

San Francisco Giants - 1979

San Francisco Giants @ Cincinnati Reds

Riverfront Stadium, Cincinnati, OH

Wed Apr 04 1979, 3:33 AM EST
Att: 52,115 - Unknown

AB	37
R	11
H	11
RBI	8
BB	5
SO	3
LOB	20



WP	1	PA	46
PB	0		
SB	0		
CS	0		

AB R H RBI BB SO LOB

6 0 0 1 0 1 2

5 1 4 2 0 0 0

4 1 1 1 1 0 3

3 3 1 0 2 0 2

4 1 2 2 0 0 2

4 2 2 1 1 0 3

4 1 1 1 1 0 1

4 2 0 0 0 0 4

3 0 0 0 0 2 3

1B: 8 SF: 1
2B: 2 SAC: 3
3B: 0 DP: 0
HR: 1 HBP: 0

Batter	1	2	3	4	5	6	7	8	9
Bill North, S (1, 8)	0-0 F7	0-0 4-3	0-0 L6		0-0 F8		0-3 K		0-0 F7
Terry Whitfield, L (1, 7)	0-0	0-0 WP 1B	0-0		0-0 1-3		0-0		0-0
Bill Madlock, R (1, 4)	0-0 F9	0-0 E 1B	0-0 F8			4-0 1B BB FC6-2 BB	0-0 FC5-6-4		0-0
Jack Clark, R (1, 9)	4-0 BB	0-0 E5 1B E		0-0 E7 SF9 2B		4-0 FC6-2 1B BB	0-0 F8		0-0
Darrell Evans, L (1, 5)	0-0 4-3	0-0 E 1B		0-0 SF9		0-0 BB FC6-2 FC5-2 1B		0-0 L3	
Mike Ivie, R (1, 3)		SH 1B E		4-0 BB		0-0 FC6-2 FC5-2 BB		0-0 5-3	
Marc Hill, R (1, 2)		SH 1B E		0-0 F8		4-0 FC5-2 BB		0-0 P6	
Roger Metzger, S (1, 6)		SH 1B SH5-4	0-0 E4 1B SH5-4	0-0 F7		0-0 FC5-2		0-0 F7	
Vida Blue, S (1, 1)		SH5-4	0-0 SH5-4		0-0 1-3	0-3 K		0-3 K	

Inning Stats	R: 0	H: 1	E: 0	K: 0	S: 4	P: 8	R: 8	H: 6	E: 3	K: 0	S: 11	P: 11	R: 1	H: 1	E: 1	K: 0	S: 5	R: 1	H: 1	E: 0	K: 0	S: 3	P: 3	R: 0	H: 0	E: 0	K: 1	S: 6	P: 18	R: 0	H: 1	E: 0	K: 1	S: 6	P: 6	R: 0	H: 0	E: 0	K: 0	S: 3	P: 3	R: 0	H: 0	E: 0	K: 1	S: 5	P: 5
--------------	------	------	------	------	------	------	------	------	------	------	-------	-------	------	------	------	------	------	------	------	------	------	------	------	------	------	------	------	------	-------	------	------	------	------	------	------	------	------	------	------	------	------	------	------	------	------	------	------

PITCHER	IP	WLS	BF	H	R	ER	SO	BB	IBB	HBP	BLK	WP	HR	S	P	ERA	WHIP
Tom Seaver, R (1, 1)	1.2	L	14	6	7	5	0	1	0	0	0	1	0	13	17	27.00	4.200
Paul Moskau, R (2, 1)	2.1		12	3	3	0	0	1	0	0	0	0	1	11	15	0.00	1.714
Doug Capilla, L (5, 1)	1.1		8	1	1	1	0	3	0	0	0	0	0	5	17	6.75	3.000
Dave Tomlin, L (6, 1)	0.2		2	0	0	0	1	0	0	0	0	0	0	4	4	0.00	0.000
Frank Pastore, R (7, 1)	3.0		10	1	0	0	2	0	0	0	0	0	0	14	14	0.00	0.333

WP: 1 PA: 46

PB: 0

SB: 0

CS: 0

Batter	1	2	3	4	5	6	7	8	9	AB R H RBI BB SO LOB	TOP											
Bill North, S (1, 8) Larry Herndon, R (9, 8)	0-0 6-3			4-0 SH5-4 1B BB	0-0 FC5-4		4-0 G4-6-3 BB		4-0 FC6-4 BB	2 1 0 0 3 0 1 0 0 0 0 0 0 0												
Terry Whitfield, L (1, 7) OBP: 0.444, SLG: 0.556	0-0 4-3			0-0 SH5-4 1-2	0-0 F7		0-0 G4-6-3		0-0 FC6-4 3B	4 1 0 1 0 0 4												
Bill Madlock, R (1, 4) OBP: 0.400, SLG: 0.556	0-0 F4			0-0 6-3 2B 1B		0-0 E6 1B		0-0 F9	0-0 FC6-4 1B 3B	5 3 2 3 0 0 0												
Jack Clark, R (1, 9) OBP: 0.400, SLG: 0.375		0-0 F9		0-0 6-3 1-2		0-3 K		0-0 F9	0-0 1B	5 0 1 1 0 1 2												
Darrell Evans, L (1, 5) OBP: 0.500, SLG: 0.667		0-0 F6		0-0 WP 2B		0-0 1B		0-0 FC6-4 1B	0-0 F7	5 0 3 2 0 0 1												
Mike Ivie, R (1, 3) OBP: 0.556, SLG: 0.833		0-0 6-3		4-0 2-3 BB		4-0 IBB		0-0 FC6-4		2 0 0 0 2 0 1												
Marc Hill, R (1, 2) OBP: 0.333, SLG: 0.143			0-0 F8	0-3 K		0-3 K			4-0 BB SH3-4 FC6-4 BB	3 1 0 0 1 2 4												
Roger Metzger, S (1, 6) OBP: 0.143, SLG: 0.143 Gary Lavelle, S (6, 1)			0-0 1-3		0-0 FC5-6 1B	0-0 F8			0-0 SH3-4	3 0 1 0 0 0 2 0 0 0 0 0 0 0												
John Montefusco, R (1, 1) Johnnie LeMaster, R (6, 6)			0-0 P4		0-0 FC5-6 FC5-4		0-0 5-3		4-0 FC6-4 3B BB	2 0 0 0 0 0 1 1 1 0 0 1 0 0												
Inning Stats	R: 0 E: 0 K: 0 S: 3	H: 0 LOB: 0 BB: 0 P: 3	R: 0 E: 0 K: 0 S: 3	H: 0 LOB: 0 BB: 0 P: 3	R: 0 E: 0 K: 0 S: 3	H: 0 LOB: 0 BB: 0 P: 3	R: 2 E: 0 K: 1 S: 7	H: 2 LOB: 2 BB: 2 P: 15	R: 0 E: 0 K: 0 S: 4	H: 1 LOB: 1 BB: 0 P: 4	R: 1 E: 1 K: 2 S: 9	H: 1 LOB: 2 BB: 1 P: 13	R: 0 E: 0 K: 0 S: 2	H: 0 LOB: 0 BB: 1 P: 6	R: 0 E: 0 K: 0 S: 4	H: 1 LOB: 1 BB: 0 P: 4	R: 4 E: 0 K: 0 S: 5	H: 2 LOB: 1 BB: 3 P: 17	1B: 5 2B: 1 3B: 1 HR: 0	SF: 0 SAC: 2 DP: 1 HBP: 0	WP: 1 PB: 0 SB: 1 CS: 0	PA: 41
PITCHER	IP WLS BF H R ER SO BB IBB HBP BLK WP HR S P ERA WHIP																				PITCHER	IP WLS BF H R ER SO BB IBB HBP BLK WP HR S P ERA WHIP
Tom Hume, R (1, 1) ERA: 3.0	6.0 L 26 4 3 2 3 2 1 0 0 1 0 29 41 3.00 1.000																					
Fred Norman, L (7, 1) ERA:	2.0 7 1 0 0 0 0 1 0 0 0 0 0 6 10 0.00 1.000																					
Doug Bair, R (9, 1) ERA: 81.0	0.1 4 0 3 3 0 3 0 0 0 0 0 0 1 13 81.00 9.000																					
Dave Tomlin, L (9, 1) ERA:	0.1 1 0 0 0 0 0 0 0 0 0 0 0 1 1 0.00 0.000																					
Pedro Borbon, R (9, 1) ERA: 27.0	0.0 0 0 0 0 0 0 0 0 0 0 0 0 0 0 ∞ ∞																					

San Francisco Giants @ Cincinnati Reds
 Riverfront Stadium, Cincinnati, OH
 Fri Apr 06 1979, 6:05 PM EST
 Att. 15,343 - Unknown

AB	32
R	7
H	7
RBI	7
BB	7
SO	3
LOB	16



livebaseballscorecards.com

BOTTOM

San Francisco Giants @ Cincinnati Reds
Riverfront Stadium, Cincinnati, OH

livebaseballscorecards.com

AB	36
R	2
H	10
RBI	2
BB	0
SO	8
LOB	13



WP:	0	PA:	36
PB:	0	SB:	1
CS:	0		

Fri Apr 06 1979, 6:05 PM EST
Att. 15,343 - Unknown

AB R H RBI BB SO LOB

4	0	1	0	0	0	0
4	1	2	0	0	0	1
4	0	2	0	0	0	1
4	0	2	1	0	2	2
4	1	1	1	0	2	3
4	0	1	0	0	1	1
4	0	1	0	0	0	1
4	0	0	0	0	1	2
1	0	0	0	0	0	0
1	0	0	0	0	1	0
0	0	0	0	0	0	0
1	0	0	0	0	0	0
0	0	0	0	0	0	0
0	0	0	0	0	0	0
0	0	0	0	0	0	0
1	0	0	0	0	1	2

1B:	7	SF:	0
2B:	3	SAC:	0
3B:	0	DP:	1
HR:	1	HBP:	0

WP:	0	PA:	36
PB:	0	SB:	1
CS:	0		

1B:	7	SF:	0
2B:	3	SAC:	0
3B:	0	DP:	1
HR:	1	HBP:	0

WP:	0	PA:	36
PB:	0	SB:	1
CS:	0		

Batter	1	2	3	4	5	6	7	8	9
Ken Griffey, L (1, 9) OBP: 0.444, SLG: 0.625	0-0 4-3 ①		0-0 4-3 ③			0-0 1-3 ②		0-0 1B S 1B	
Dave Concepcion, R (1, 6) OBP: 0.444, SLG: 0.429	0-0 4-3 ②			0-0 L3 1B		0-0 1B 2B 1B		0-0 L4 1-2	
Joe Morgan, L (1, 4) OBP: 0.444, SLG: 0.375	0-0 4-3 ③			0-0 L3 1-2		0-0 2B 1B		0-0 1B	
George Foster, R (1, 7) OBP: 0.375, SLG: 0.625		0-0 2B		0-3 K ③		0-0 2B 1-3 2-H		0-3 K ③	
Dan Driessen, L (1, 3) OBP: 0.250, SLG: 0.625		0-3 K ①			0-0 HR	0-3 K ③		0-0 4-3 ①	
Johnny Bench, R (1, 2) OBP: 0.375, SLG: 0.286		0-3 K ②			0-0 F8		0-0 5-3 ①	0-0 E9 1B	
Rick Auerbach, R (1, 5) OBP: 0.125, SLG: 0.125		0-0 F7			0-0 5-3 ②		0-0 F7	0-0 1B	
Cesar Geronimo, L (1, 8) OBP: 0.250, SLG: 0.500			0-0 F8 ①		0-0 6-3 ③		0-0 4-3 ③	0-3 K ②	
Tom Hume, R (1, 1)			0-0 F3 ②			0-3 K ①		0-0 5-3 ①	0-3 K ③

Inning Stats	R: 0 H: 0 E: 0 K: 3 S: 3	H: 0 LOB: 0 BB: 0 P: 3	R: 0 H: 1 E: 0 K: 2 S: 8	H: 1 LOB: 1 BB: 0 P: 8	R: 0 H: 0 E: 0 K: 3 S: 3	H: 0 LOB: 0 BB: 0 P: 3	R: 0 H: 1 E: 0 K: 1 S: 5	H: 1 LOB: 0 BB: 0 P: 5	R: 1 H: 1 E: 0 K: 4 S: 4	H: 1 LOB: 0 BB: 0 P: 4	R: 1 H: 3 E: 0 K: 2 S: 10	H: 2 LOB: 2 BB: 0 P: 10	R: 0 H: 0 E: 0 K: 3 S: 3	H: 0 LOB: 0 BB: 0 P: 3	R: 0 H: 2 E: 0 K: 1 S: 7	H: 2 LOB: 2 BB: 0 P: 7	R: 0 H: 2 E: 1 K: 2 S: 9	H: 2 LOB: 2 BB: 0 P: 9
--------------	--------------------------	------------------------	--------------------------	------------------------	--------------------------	------------------------	--------------------------	------------------------	--------------------------	------------------------	---------------------------	-------------------------	--------------------------	------------------------	--------------------------	------------------------	--------------------------	------------------------

PITCHER	IP	WLS	BF	H	R	ER	SO	BB	IBB	HBP	BLK	WP	HR	S	P	ERA	WHIP
John Montefusco, R (1, 1) ERA: 3.18	5.2	W	22	6	2	2	4	0	0	0	0	0	1	30	30	3.18	1.059
Gary Lavelle, L (6, 1) ERA:	3.1	S	14	4	0	0	4	0	0	0	0	0	0	22	22	0.00	1.200

PITCHER	IP	WLS	BF	H	R	ER	SO	BB	IBB	HBP	BLK	WP	HR	S	P	ERA	WHIP
---------	----	-----	----	---	---	----	----	----	-----	-----	-----	----	----	---	---	-----	------

San Francisco Giants @ Cincinnati Reds
 Riverfront Stadium, Cincinnati, OH

Sat Apr 07 1979, 3:33 AM EST
 Att. 15,763 - Unknown

AB	33
R	4
H	7
RBI	4
BB	4
SO	3
LOB	14



Batter	1	2	3	4	5	6	7	8	9	AB R H RBI BB SO LOB	TOP
Bill North, S (1, 8) x OBP: 0.333, SLG: 0.167 Dave Roberts, L (8, 1)	0-0 6-3 		0-0 G4-6-3 1B 			0-0 CS 1B 		0-0 4-3 	0-3 K 	4 0 2 0 0 0 1 1 0 0 0 0 1 3	
Terry Whitfield, L (1, 7) x OBP: 0.385, SLG: 0.462	0-0 F3 		0-0 G4-6-3 1-2f 			0-0 G3 1-2 		0-0 		4 0 1 1 0 0 3	
Bill Madlock, R (1, 4) x OBP: 0.286, SLG: 0.385	0-0 E5 FC6-4 			0-0 6-3 			0-0 F8 	0-0 F9 		4 0 0 0 0 0 2	
Jack Clark, R (1, 9) x OBP: 0.357, SLG: 0.417	0-0 FC6-4 1-2f 			0-0 4-3 			0-3 K 		0-0 F8 1B 2B 	4 1 1 0 0 1 1	
Darrell Evans, L (1, 5) OBP: 0.429, SLG: 0.500		0-0 3-1 		0-0 4-3 			4-0 HR BB 	0-0 F8 	0-0 F8 	3 1 0 0 1 0 1	
Mike Ivie, R (1, 3) OBP: 0.538, SLG: 1.000		0-0 F8 			0-0 P6 		0-0 HR 	4-0 1B F8 IBB 	4-0 1B F8 IBB 	3 1 1 2 1 0 0	
Marc Hill, R (1, 2) OBP: 0.231, SLG: 0.091		0-0 P4 			0-0 6-3 		0-0 F2 		0-0 F8 1-2 2-3 	4 0 0 0 0 0 2	
Roger Metzger, S (1, 6) OBP: 0.273, SLG: 0.200			4-0 1B 1-3 BB 		0-0 P6 			0-0 F7 	0-0 S 1B 	3 0 1 1 1 0 0	
Bob Knepper, L (1, 1) Tom Griffin, R (7, 1) Willie McCovey, L (8, PH) OBP: 1.000, SLG: 2.000 Larry Herndon, R (8, PR) (8, 8)			0-0 1-3 1-2 			0-3 K2-3 		0-0 4-3 1B 2B 	4-0 1-2 IBB 	2 0 0 0 0 1 1 0 0 0 0 0 0 0 1 0 1 0 0 0 0 0 1 0 0 1 0 0	
Inning Stats	R: 0 H: 0 E: 1 LOB: 1 K: 0 BB: 0 S: 4 P: 4	R: 0 H: 0 E: 0 LOB: 0 K: 0 BB: 0 S: 3 P: 3	R: 0 H: 1 E: 0 LOB: 1 K: 0 BB: 1 S: 3 P: 7	R: 0 H: 0 E: 0 LOB: 0 K: 0 BB: 0 S: 3 P: 3	R: 0 H: 0 E: 0 LOB: 0 K: 0 BB: 0 S: 3 P: 3	R: 0 H: 1 E: 0 LOB: 0 K: 1 BB: 0 S: 5 P: 5	R: 2 H: 1 E: 0 LOB: 0 K: 1 BB: 1 S: 6 P: 10	R: 1 H: 2 E: 0 LOB: 2 K: 0 BB: 0 S: 5 P: 5	R: 1 H: 2 E: 0 LOB: 3 K: 1 BB: 2 S: 7 P: 15	1B: 4 SF: 0 2B: 2 SAC: 0 3B: 0 DP: 1 HR: 1 HBP: 0	WP: 0 PA: 37 PB: 0 SB: 1 CS: 1
PITCHER Bill Bonham, R (1, 1) ERA: 2.57 Frank Pastore, R (8, 1) ERA: 3.86 Dave Tomlin, L (9, 1) ERA:	IP WLS BF H R ER SO BB IBB HBP BLK WP HR S P ERA WHIP 7.0 0 25 3 2 2 2 2 2 0 0 0 0 1 27 35 2.57 0.714 1.2 L 11 4 2 2 0 0 0 2 0 0 0 0 0 9 17 10.80 2.400 0.1 1 0 0 0 0 1 0 0 0 0 0 0 0 3 3 0.00 0.000	PITCHER IP WLS BF H R ER SO BB IBB HBP BLK WP HR S P ERA WHIP									

BOTTOM

San Francisco Giants @ Cincinnati Reds
Riverfront Stadium, Cincinnati, OH

livebaseballscorecards.com

AB	33
R	2
H	8
RBI	2
BB	3
SO	6
LOB	15



WP:	0	PA:	36
PB:	0		
SB:	1		
CS:	0		

Sat Apr 07 1979, 3:33 AM EST
Att. 15,763 - Unknown

AB R H RBI BB SO LOB

4 0 1 1 0 2 0

4 0 0 0 0 0 2

4 0 2 0 0 0 0

3 1 0 0 1 0 2

2 0 1 0 2 0 0

4 0 1 1 0 1 3

3 0 2 0 0 0 0
0 1 0 0 0 0 0
0 0 0 0 0 0 0
1 0 1 0 0 0 0

4 0 0 0 0 2 4

2 0 0 0 0 1 2
2 0 0 0 0 0 2

1B: 6 SF: 0
2B: 2 SAC: 0
3B: 0 DP: 1
HR: 0 HBP: 0

Batter	1	2	3	4	5	6	7	8	9
Ken Griffey, L (1, 9) OBP: 0.385, SLG: 0.583	0-0 F8		0-3 K		0-3 K		0-0 2B		
Dave Concepcion, R (1, 6) OBP: 0.308, SLG: 0.273	0-0 L9		0-0 F7			0-0 P3	0-0 F8		
Joe Morgan, L (1, 4) OBP: 0.462, SLG: 0.500	0-0 F8		0-0 1B			0-0 2B		0-0 P6	
George Foster, R (1, 7) OBP: 0.333, SLG: 0.455		4-0 1B BB	0-0 5-3			0-0 F9		0-0 F3	
Johnny Bench, R (1, 2) OBP: 0.500, SLG: 0.333		0-0 1B 1B		0-0 B2		4-0 IBB		4-0 BB	
Dan Driessen, L (1, 3) OBP: 0.250, SLG: 0.500		0-0 1B 1B		0-3 K		0-0 P6		0-0 F9	
Ray Knight, R (1, 5) OBP: 0.500, SLG: 0.500		0-0 1B		0-0 F8			0-0 2B 1B		0-0 G1-6-3 1B
Dave Collins, S (7, PR)									
Frank Pastore, R (8, 1)									
Dave Tomlin, L (9, 1)									
Arturo DeFreitas, R (9, PH) OBP: 0.333, SLG: 0.500		1-3 2-H 1B							
Cesar Geronimo, L (1, 8) OBP: 0.167, SLG: 0.333		0-3 K			0-0 F8		0-0 F8		0-3 K
Bill Bonham, R (1, 1)		0-0 F9			0-3 K		0-0 P6		0-0 G1-6-3
Rick Auerbach, R (7, PH) OBP: 0.100, SLG: 0.100									1-2

Inning Stats	R: 0	H: 0	E: 0	K: 0	S: 3	H: 0	LOB: 0	BB: 0	P: 3	R: 1	H: 3	E: 0	K: 1	S: 7	H: 1	LOB: 1	BB: 0	P: 6	R: 0	H: 0	E: 0	K: 1	S: 5	H: 0	LOB: 0	BB: 0	P: 5	R: 0	H: 1	E: 0	K: 0	S: 4	H: 1	LOB: 2	BB: 1	P: 8	R: 1	H: 2	E: 0	K: 0	S: 5	H: 0	LOB: 2	BB: 0	P: 5	R: 0	H: 0	E: 0	K: 0	S: 3	H: 0	LOB: 1	BB: 1	P: 7	R: 0	H: 1	E: 0	K: 1	S: 5	H: 1	LOB: 0	BB: 0	P: 5	1B: 6	SF: 0	2B: 2	SAC: 0	3B: 0	DP: 1	HR: 0	HBP: 0	WP: 0	PA: 36
--------------	------	------	------	------	------	------	--------	-------	------	------	------	------	------	------	------	--------	-------	------	------	------	------	------	------	------	--------	-------	------	------	------	------	------	------	------	--------	-------	------	------	------	------	------	------	------	--------	-------	------	------	------	------	------	------	------	--------	-------	------	------	------	------	------	------	------	--------	-------	------	-------	-------	-------	--------	-------	-------	-------	--------	-------	--------

PITCHER	IP	WLS	BF	H	R	ER	SO	BB	IBB	HBP	BLK	WP	HR	S	P	ERA	WHIP
Bob Knepper, L (1, 1) ERA: 2.7	6.2		28	7	2	2	5	1	1	0	0	0	0	36	44	2.70	1.200
Tom Griffin, R (7, 1) ERA:	0.1	W	1	0	0	0	0	0	0	0	0	0	0	1	1	0.00	0.000
Dave Roberts, L (8, 1) ERA:	2.0	S	7	1	0	0	1	1	0	0	0	0	0	8	12	0.00	1.000

TOP

San Francisco Giants @ Cincinnati Reds
Riverfront Stadium, Cincinnati, OH

Sun Apr 08 1979, 3:33 AM EST
Att. 30,196 - Unknown

livebaseballscorecards.com

AB	39
R	6
H	11
RBI	6
BB	3
SO	4
LOB	14



WP:	0	PA:	43
PB:	0		
SB:	0		
CS:	1		

AB R H RBI BB SO LOB

5	1	0	0	0	2	1
0	0	0	0	0	0	0

4	1	0	0	1	0	0
---	---	---	---	---	---	---

5	0	0	0	0	0	2
---	---	---	---	---	---	---

3	1	2	1	1	1	0
0	0	0	0	0	0	0
0	0	0	0	0	0	0
0	0	0	0	0	0	0
1	0	1	0	0	0	0
0	0	0	0	0	0	0
0	0	0	0	0	0	0

4	0	1	0	1	0	4
---	---	---	---	---	---	---

5	2	4	1	0	0	1
---	---	---	---	---	---	---

4	1	1	1	0	0	4
---	---	---	---	---	---	---

4	0	2	3	0	0	0
---	---	---	---	---	---	---

2	0	0	0	0	0	1
1	0	0	0	0	0	1
0	0	0	0	0	0	0
1	0	0	0	0	1	0

R:	0	H:	2	1B:	9	SF:	0
E:	0	LOB:	3	2B:	1	SAC:	1
K:	0	BB:	1	3B:	1	DP:	0
S:	5	P:	9	HR:	0	HBP:	0

Batter 1 2 3 4 5 6 7 8 9 10

Bill North, S (1, 8) x 0-0 E1 BB 1B
Larry Herndon, R (9, 8) x 4-3

Terry Whitfield, L (1, 7) B 4-0 1B BB 1B
Terry Whitfield, L (7, 7) B 1-2 1B BB

Bill Madlock, R (1, 4) x 0-0 F2
Bill Madlock, R (8, 4) x 0-0 G3

Jack Clark, R (1, 9) x 0-0 1B
Gary Lavelle, S (7, 1) 1B
Tom Griffin, R (8, 1) 1B
Dave Roberts, L (9, 1) 1B
Willie McCovey, L (10, PH) 1-2 2-H 1B
Max Venable, L (10, PR) 1B
John Curtis, L (10, 1) 1B

Darrell Evans, L (1, 5) x 0-0 F7
Darrell Evans, L (7, 5) x 0-0 P4

Mike Ivie, R (1, 3) x 0-0 1B 3B 1B
Mike Ivie, R (8, 3) x 1-2 2-H 1B

Marc Hill, R (1, 2) x 0-0 1B 3B 1B
Marc Hill, R (7, 2) x 1-3 2-H 1B

Roger Metzger, S (1, 6) x 0-0 1B 3B
Roger Metzger, S (7, 6) x 1-H 3-H 3B

Ed Halicki, R (1, 1) x 0-0 F9
John Tamargo, S (6, PH) F9
Joe Coleman, R (6, 1) F9
Hector Cruz, R (7, 9) F9

0-0 1-3 K
0-0 6-3
0-0 5-3 F8
0-0 0-0 F8

0-0 6-3
0-0 5-3
0-0 0-0 F7

0-0 1B BB
0-0 1B
0-0 1B
0-0 0-0 K
0-0 0-0 1B 2B

0-0 4-3
0-0 4-3
0-0 0-0 CS 1B
0-0 1B IBB

0-0 1B 3B 1B
0-0 1-H 1B
0-0 SH1-4 E 1B
0-0 0-0 F9 1-2

0-0 1B 3B 1B
0-0 F7
0-0 SH1-4 1-2
0-0 0-0 F8

0-0 1-3
0-0 E8 1B
0-0 0-0 F2
0-0 0-0 K

0-0 P3
0-0 6-3
0-0 0-0 K

R:	5	H:	4	R:	0	H:	0	R:	0	H:	1	R:	0	H:	0	R:	0	H:	1	R:	0	H:	0	R:	0	H:	1	R:	0	H:	2	R:	0	H:	0	R:	0	H:	2	R:	0	H:	2
E:	1	LOB:	1	E:	0	LOB:	0	E:	0	LOB:	1	E:	0	LOB:	0	E:	1	LOB:	1	E:	0	LOB:	0	E:	0	LOB:	0	E:	0	LOB:	0	E:	1	LOB:	1	E:	0	LOB:	0	E:	0	LOB:	3
K:	0	BB:	1	K:	0	BB:	0	K:	0	BB:	1	K:	0	BB:	0	K:	1	BB:	0	K:	0	BB:	0	K:	0	BB:	0	K:	0	BB:	0	K:	1	BB:	0	K:	2	BB:	0	K:	0	BB:	1
S:	8	P:	12	S:	3	P:	3	S:	3	P:	7	S:	3	P:	3	S:	4	P:	4	S:	5	P:	5	S:	3	P:	3	S:	7	P:	7	S:	5	P:	5	S:	7	P:	7	S:	5	P:	9

PITCHER	IP	WLS	BF	H	R	ER	SO	BB	IBB	HBP	BLK	WP	HR	S	P	ERA	WHIP												
Michael LaCoss, R (1, 1) ERA: 0.2	0.2		8	4	5	0	0	1	0	0	0	0	0	7	11	0.00	7.500												
Paul Moskau, R (1, 1) ERA: 1.59	3.1		11	1	0	0	0	1	0	0	0	0	0	10	14	0.00	0.600												
Doug Capilla, L (5, 1) ERA: 3.86	1.0		4	1	0	0	0	0	0	0	0	0	0	4	4	0.00	1.000												
Pedro Borbon, R (6, 1) ERA: 13.5	0.0		0	0	0	0	0	0	0	0	0	0	0	0	0	∞	∞												
Doug Bair, R (7, 1) ERA: 6.23	4.0	W	15	3	0	0	3	0	1	0	0	0	0	20	24	0.00	0.750												

BOTTOM

San Francisco Giants @ Cincinnati Reds
Riverfront Stadium, Cincinnati, OH

Sun Apr 08 1979, 3:33 AM EST
Att. 30,196 - Unknown

livebaseballscorecards.com

AB	40
R	7
H	12
RBI	7
BB	7
SO	4
LOB	28



WP	0	PA	49
PB	0		
SB	1		
CS	0		

AB R H RBI BB SO LOB

6 0 1 0 0 0 4

6 2 1 0 0 0 3

6 1 4 1 0 0 3

4 1 2 4 1 0 3

4 1 2 2 1 1 2

4 0 0 0 1 2 4

2 0 0 0 3 1 3

2 0 1 0 1 0 0

1 0 0 0 0 0 3

0 0 0 0 0 0 0

1 0 0 0 0 0 0

0 0 0 0 0 0 0

1 1 0 0 0 0 1

0 0 0 0 0 0 0

1 0 0 0 0 0 1

1 0 0 0 0 0 1

1 1 1 0 0 0 0

1 1 1 0 0 0 0

1 1 1 0 0 0 0

1 1 1 0 0 0 0

1 1 1 0 0 0 0

1 1 1 0 0 0 0

1 1 1 0 0 0 0

1 1 1 0 0 0 0

1 1 1 0 0 0 0

1 1 1 0 0 0 0

1 1 1 0 0 0 0

1 1 1 0 0 0 0

1 1 1 0 0 0 0

1 1 1 0 0 0 0

1 1 1 0 0 0 0

1 1 1 0 0 0 0

1 1 1 0 0 0 0

1 1 1 0 0 0 0

1 1 1 0 0 0 0

1 1 1 0 0 0 0

1 1 1 0 0 0 0

1 1 1 0 0 0 0

1 1 1 0 0 0 0

1 1 1 0 0 0 0

1 1 1 0 0 0 0

1 1 1 0 0 0 0

1 1 1 0 0 0 0

1 1 1 0 0 0 0

1 1 1 0 0 0 0

1 1 1 0 0 0 0

1 1 1 0 0 0 0

1 1 1 0 0 0 0

1 1 1 0 0 0 0

1 1 1 0 0 0 0

1 1 1 0 0 0 0

1 1 1 0 0 0 0

1 1 1 0 0 0 0

1 1 1 0 0 0 0

1 1 1 0 0 0 0

1 1 1 0 0 0 0

1 1 1 0 0 0 0

1 1 1 0 0 0 0

1 1 1 0 0 0 0

1 1 1 0 0 0 0

1 1 1 0 0 0 0

1 1 1 0 0 0 0

1 1 1 0 0 0 0

1 1 1 0 0 0 0

1 1 1 0 0 0 0

1 1 1 0 0 0 0

1 1 1 0 0 0 0

1 1 1 0 0 0 0

1 1 1 0 0 0 0

1 1 1 0 0 0 0

1 1 1 0 0 0 0

1 1 1 0 0 0 0

1 1 1 0 0 0 0

1 1 1 0 0 0 0

1 1 1 0 0 0 0

1 1 1 0 0 0 0

1 1 1 0 0 0 0

1 1 1 0 0 0 0

1 1 1 0 0 0 0

1 1 1 0 0 0 0

1 1 1 0 0 0 0

1 1 1 0 0 0 0

1 1 1 0 0 0 0

1 1 1 0 0 0 0

1 1 1 0 0 0 0

1 1 1 0 0 0 0

1 1 1 0 0 0 0

1 1 1 0 0 0 0

1 1 1 0 0 0 0

1 1 1 0 0 0 0

1 1 1 0 0 0 0

1 1 1 0 0 0 0

1 1 1 0 0 0 0

1 1 1 0 0 0 0

1 1 1 0 0 0 0

1 1 1 0 0 0 0

1 1 1 0 0 0 0

1 1 1 0 0 0 0

1 1 1 0 0 0 0

1 1 1 0 0 0 0

1 1 1 0 0 0 0

1 1 1 0 0 0 0

1 1 1 0 0 0 0

1 1 1 0 0 0 0

1 1 1 0 0 0 0

1 1 1 0 0 0 0

1 1 1 0 0 0 0

1 1 1 0 0 0 0

1 1 1 0 0 0 0

1 1 1 0 0 0 0

1 1 1 0 0 0 0

1 1 1 0 0 0 0

1 1 1 0 0 0 0

1 1 1 0 0 0 0

1 1 1 0 0 0 0

1 1 1 0 0 0 0

1 1 1 0 0 0 0

1 1 1 0 0 0 0

1 1 1 0 0 0 0

1 1 1 0 0 0 0

1 1 1 0 0 0 0

1 1 1 0 0 0 0

1 1 1 0 0 0 0

1 1 1 0 0 0 0

1 1 1 0 0 0 0

1 1 1 0 0 0 0

1 1 1 0 0 0 0

1 1 1 0 0 0 0

1 1 1 0 0 0 0

1 1 1 0 0 0 0

1 1 1 0 0 0 0

1 1 1 0 0 0 0

1 1 1 0 0 0 0

1 1 1 0 0 0 0

1 1 1 0 0 0 0

1 1 1 0 0 0 0

1 1 1 0 0 0 0

1 1 1 0 0 0 0

1 1 1 0 0 0 0

1 1 1 0 0 0 0

1 1 1 0 0 0 0

1 1 1 0 0 0 0

1 1 1 0 0 0 0

1 1 1 0 0 0 0

1 1 1 0 0 0 0

1 1 1 0 0 0 0

1 1 1 0 0 0 0

1 1 1 0 0 0 0

1 1 1 0 0 0 0

1 1 1 0 0 0 0

1 1 1 0 0 0 0

1 1 1 0 0 0 0

1 1 1 0 0 0 0

1 1 1 0 0 0 0

1 1 1 0 0 0 0

1 1 1 0 0 0 0

1 1 1 0 0 0 0

1 1 1 0 0 0 0

1 1 1 0 0 0 0

1 1 1 0 0 0 0

1 1 1 0 0 0 0

1 1 1 0 0 0 0

1 1 1 0 0 0 0

1 1 1 0 0 0 0

1 1 1 0 0 0 0

1 1 1 0 0 0 0

1 1 1 0 0 0 0

1 1 1 0 0 0 0

1 1 1 0 0 0 0

1 1 1 0 0 0 0

1 1 1 0 0 0 0

1 1 1 0 0 0 0

1 1 1 0 0 0 0

1 1 1 0 0 0 0

1 1 1 0 0 0 0

1 1 1 0 0 0 0

1 1 1 0 0 0 0

1 1 1 0 0 0 0

1 1 1 0 0 0 0

1 1 1 0 0 0 0

1 1 1 0 0 0 0

1 1 1 0 0 0 0

1 1 1 0 0 0 0

1 1 1 0 0 0 0

1 1 1 0 0 0 0

1 1 1 0 0 0 0

1 1 1 0 0 0 0

1 1 1 0 0 0 0

1 1 1 0 0 0 0

1 1 1 0 0 0 0

1 1 1 0 0 0 0

1 1 1 0 0 0 0

1 1 1 0 0 0 0

1 1 1 0 0 0 0

1 1 1 0 0 0 0

1 1 1 0 0 0 0

1 1 1 0 0 0 0

1 1 1 0 0 0 0

1 1 1 0 0 0 0

1 1 1 0 0 0 0

1 1 1 0 0 0 0

1 1 1 0 0 0 0

1 1 1 0 0 0 0

1 1 1 0 0 0 0

1 1 1 0 0 0 0

1 1 1 0 0 0 0

1 1 1 0 0 0 0

1 1 1 0 0 0 0

1 1 1 0 0 0 0

1 1 1 0 0 0 0

1 1 1 0 0 0 0

1 1 1 0 0 0 0

1 1 1 0 0 0 0

1 1 1 0 0 0 0

1 1 1 0 0 0 0

1 1 1 0 0 0 0

1 1 1 0 0 0 0

1 1 1 0 0 0 0

1 1 1 0 0 0 0

1 1 1 0 0 0 0

1 1 1 0 0 0 0

1 1 1 0 0 0 0

1 1 1 0 0 0 0

1 1 1 0 0 0 0

1 1 1 0 0 0 0

1 1 1 0 0 0 0

1 1 1 0 0 0 0

1 1 1 0 0 0 0

1 1 1 0 0 0 0

1 1 1 0 0 0 0

1 1 1 0 0 0 0

1 1 1 0 0 0 0

1 1 1 0 0 0 0

1 1 1 0 0 0 0

1 1 1 0 0 0 0

1 1 1 0 0 0 0

1 1 1 0 0 0 0

1 1 1 0 0 0 0

1 1 1 0 0 0 0

1 1 1 0 0 0 0

1 1 1 0 0 0 0

Batter	1	2	3	4	5	6	7	8	9	AB R H RBI BB SO LOB	TOP											
Gene Richards, L (1, 8) OBP: 0.292, SLG: 0.273	0-3 K	0-0 5-3			0-0 F7			0-0 F6		4 0 0 0 0 1 2	San Diego Padres @ San Francisco Giants Candlestick Park, San Francisco, CA Tue Apr 10 1979, 6:33 AM EST Att: 56,196 - Unknown livebaseballscorecards.com											
Ozzie Smith, S (1, 6)	0-0 F3		0-0 F7		0-0 F9		0-0 F9		4 0 0 0 0 0 0													
Mike Hargrove, L (1, 3) OBP: 0.409, SLG: 0.421	4-0 1B 1B BB		0-0 F7		0-0 FC4-6 1B		0-0 1B		3 1 2 0 1 0 0													
Dave Winfield, R (1, 9) OBP: 0.545, SLG: 0.667	0-0 1B 1-3 1B		0-0 HR		0-3 K		0-0 1-3		4 1 2 1 0 1 2													
Jerry Turner, L (1, 7) OBP: 0.364, SLG: 0.350	0-0 1B 1-H 3-H		0-0 F9		0-3 K		4-0 1B BB		3 0 1 1 1 1 1													
Barry Evans, R (1, 5) OBP: 0.227, SLG: 0.250		4-0 1B BB		0-0 F8		0-0 FC4-6 1-2f		0-0 B1	3 0 0 0 1 0 2													
Gene Tenace, R (1, 2) OBP: 0.389, SLG: 0.214		0-0 SH2-4 1B		0-3 K		0-0 4-3		0-0 1B	4 0 2 0 0 1 0													
Fernando Gonzalez, R (1, 4) OBP: 0.190, SLG: 0.300		0-0 F8		0-0 F8		0-0 F8		0-3 K	4 0 0 0 0 1 4													
Gaylord Perry, R (1, 1) OBP: 0.250, SLG: 0.500 Kurt Bevacqua, R (9, PH) John D'Acquisto, R (9, 1)		0-0 SH2-4		0-0 G3		0-0 F4		0-3 K	2 0 0 0 0 0 0 1 0 0 0 0 1 2 0 0 0 0 0 0 0													
Inning Stats	R: 1 E: 0 K: 1 S: 6	H: 2 LOB: 2 BB: 1 P: 10	R: 0 E: 0 K: 0 S: 4	H: 1 LOB: 2 BB: 1 P: 8	R: 1 E: 0 K: 0 S: 4	H: 1 LOB: 0 BB: 0 P: 4	R: 0 E: 0 K: 1 S: 5	H: 0 LOB: 0 BB: 0 P: 5	R: 0 E: 0 K: 2 S: 8	H: 1 LOB: 1 BB: 0 P: 8	R: 0 E: 0 K: 0 S: 3	H: 0 LOB: 0 BB: 0 P: 3	R: 0 E: 0 K: 2 S: 8	H: 1 LOB: 1 BB: 0 P: 8	R: 0 E: 0 K: 0 S: 4	H: 1 LOB: 1 BB: 0 P: 4	R: 0 E: 0 K: 2 S: 8	H: 1 LOB: 2 BB: 1 P: 12	1B: 6 2B: 0 3B: 0 HR: 1	SF: 0 SAC: 1 DP: 0 HBP: 0	WP: 0 PB: 0 SB: 0 CS: 0	PA: 36
PITCHER Vida Blue, L (1, 1) ERA: 3.5	IP: 9.0 WLS: W BF: 36 H: 7 R: 2 ER: 2 SO: 6 BB: 3 IBB: 0 HBP: 0 BLK: 0 WP: 0 HR: 1 S: 45 P: 57 ERA: 2.00 WHIP: 1.111											PITCHER	IP: WLS: BF: H: R: ER: SO: BB: IBB: HBP: BLK: WP: HR: S: P: ERA: WHIP:									



Batter	1	2	3	4	5	6	7	8	9	AB R H RBI BB SO LOB	TOP											
Gene Richards, L (1, 8) OBP: 0.276, SLG: 0.296	0-0 4-3	0-0 CS	0-0 G3			0-0 4-3		0-0 2B	0-3 K	5 0 1 0 0 1 1	San Diego Padres @ San Francisco Giants Candlestick Park, San Francisco, CA Wed Apr 11 1979, 9:05 PM EST Att: 17,778 - Unknown livebaseballscorecards.com											
Ozzie Smith, S (1, 6) OBP: 0.407, SLG: 0.364	0-0 6-3		0-0 4-3			0-0 6-3		0-0 F7	0-0 4-3	5 0 0 0 0 0 2												
Mike Hargrove, L (1, 3) OBP: 0.577, SLG: 0.727	4-0 BB		4-0 2B BB			0-0 4-3		0-0 5-3	0-0 F1	3 1 0 0 2 0 2												
Dave Winfield, R (1, 9) OBP: 0.385, SLG: 0.375	0-0 6-3		0-0 2B			0-0 1B SF8 1B		0-0 CS 1B		4 1 3 1 0 0 1												
Jerry Turner, L (1, 7) OBP: 0.455, SLG: 0.400		0-0 2B BB 1B	0-0 G3			0-0 SF8 1B		0-0 F8		4 1 2 0 0 0 2												
Gene Tenace, R (1, 2) OBP: 0.240, SLG: 0.375		4-0 2B CS BB		4-0 FC4-6 BB		0-0 SF8		0-0 1B		1 1 1 1 2 0 0												
Rollie Fingers, R (8, 1)		1-2 CS BB		1-2 BB		1-2 3-H		1-2 1B		0 0 0 0 0 0 0												
Fernando Gonzalez, R (1, 4) OBP: 0.192, SLG: 0.208		0-0 2B		0-0 FC4-6 6-3		0-0 F2		0-0 1B		4 0 2 2 0 0 2												
Barry Evans, R (1, 5) OBP: 0.667, SLG: 1.000		0-0 P4		0-0 6-3		0-0 F9		0-0 F4		4 0 0 0 0 0 5												
Randy Jones, R (1, 1) OBP: 0.276, SLG: 0.296		0-3 K		0-0 F6		0-0 G3		0-0 2B		3 0 0 0 0 1 3												
Bill Fahey, L (8, 2)									0-0 4-3 2B	1 0 1 0 0 0 0												
Inning Stats	R: 0 E: 0 K: 0 S: 3	H: 0 LOB: 1 BB: 1 P: 7	R: 1 E: 0 K: 1 S: 6	H: 2 LOB: 1 BB: 1 P: 10	R: 1 E: 0 K: 0 S: 4	H: 1 LOB: 1 BB: 1 P: 8	R: 0 E: 0 K: 0 S: 3	H: 0 LOB: 1 BB: 1 P: 7	R: 0 E: 0 K: 0 S: 3	H: 0 LOB: 0 BB: 0 P: 3	R: 1 E: 0 K: 0 S: 5	H: 2 LOB: 1 BB: 0 P: 5	R: 0 E: 0 K: 0 S: 4	H: 1 LOB: 1 BB: 0 P: 4	R: 1 E: 0 K: 0 S: 5	H: 3 LOB: 1 BB: 0 P: 5	R: 0 E: 0 K: 1 S: 6	H: 1 LOB: 1 BB: 0 P: 6	1B: 5 2B: 4 3B: 1 HR: 0	SF: 1 SAC: 0 DP: 0 HBP: 0	WP: 0 PB: 0 SB: 0 CS: 2	PA: 40
PITCHER	IP WLS BF H R ER SO BB IBB HBP BLK WP HR S P ERA WHIP																					
John Montefusco, R (1, 1) ERA: 3.55	7.0 L 30 6 3 3 1 4 0 0 0 0 0 0 28 44 3.86 1.429																					
Tom Griffin, R (8, 1) ERA: 2.7	2.0 9 4 1 1 1 0 0 0 0 0 0 0 11 11 4.50 2.000																					



Batter	1	2	3	4	5	6	7	8	9	AB R H RBI BB SO LOB	TOP											
Gene Richards, L (1, 8) OBP: 0.265, SLG: 0.281	0-3 K		0-0 4-3		0-0 FC1 E 1B		0-0 F8	0-0 P6		5 1 1 0 0 1 2	San Diego Padres @ San Francisco Giants Candlestick Park, San Francisco, CA Thu Apr 12 1979, 6:33 AM EST Att: 14,082 - Unknown livebaseballscorecards.com											
Ozzie Smith, S (1, 6) Broderick Perkins, L (9, PH) OBP: 0.333, SLG: 0.333	0-0 5-3		0-0 F7		0-0 FC1 1-H		0-0 5-3		0-0 6-3	4 0 0 0 0 0 0 1 0 0 0 0 0 0												
Mike Hargrove, L (1, 3) OBP: 0.406, SLG: 0.385	0-3 K		0-0 1B 2B		0-0 F7		4-0 BB HR		0-0 5-3	4 1 1 0 1 1 1												
Dave Winfield, R (1, 9) OBP: 0.613, SLG: 0.840		4-0 SH BB	0-0 2-3 1B		0-0 F7		0-0 1-H HR		4-0 BB	3 1 2 2 2 0 1												
Jerry Turner, L (1, 7) OBP: 0.333, SLG: 0.321		0-0 SH 5-3 1-2	0-0 1-3			0-3 K	0-3 K		0-0 F8	4 0 0 0 0 2 3												
Gene Tenace, R (1, 2) OBP: 0.500, SLG: 0.412		0-0 P4		0-0 G6-4-3 1B		4-0 1B BB		4-0 BB BB		2 0 1 0 2 0 2												
Fernando Gonzalez, R (1, 4) OBP: 0.241, SLG: 0.357		0-0 5-3 1-2 2-3		0-0 P5		0-0 1-2 1B		0-3 K		4 0 1 0 0 1 4												
Barry Evans, R (1, 5) OBP: 0.200, SLG: 0.185		4-0 BB		0-0 G6-4-3 1-2f		0-3 K		0-3 K		3 0 0 0 1 2 4												
Eric Rasmussen, R (1, 1) Mark Lee, R (4, 1) Bill Almon, R (5, PH) Steve Mura, R (5, 1) Don Reynolds, R (6, PH) Mickey Lolich, S (6, 1) Kurt Bevacqua, R (8, PH) John D'Acquisto, R (8, 1)		0-0 1-3		0-0 5-3		0-0 F7		4-0 1-2 BB		1 0 0 0 0 0 3 0 0 0 0 0 0 0 1 0 0 0 0 0 0 0 0 0 0 0 0 0 1 0 0 0 0 0 2 0 0 0 0 0 0 0 0 0 0 0 1 0 0 0 0 0 0 0 0 0												
Inning Stats	R: 0 E: 0 K: 2 S: 7	H: 0 LOB: 0 BB: 0 P: 7	R: 0 E: 1 K: 0 S: 4	H: 0 LOB: 3 BB: 2 P: 12	R: 0 E: 0 K: 0 S: 5	H: 1 LOB: 0 BB: 0 P: 3	R: 1 E: 1 K: 0 S: 5	H: 1 LOB: 1 BB: 0 P: 5	R: 0 E: 0 K: 2 S: 8	H: 1 LOB: 2 BB: 1 P: 12		R: 2 E: 0 K: 1 S: 6	H: 1 LOB: 0 BB: 1 P: 10	R: 0 E: 0 K: 2 S: 7	H: 0 LOB: 2 BB: 2 P: 15	R: 0 E: 0 K: 0 S: 3	H: 0 LOB: 1 BB: 1 P: 7	1B: 4 2B: 1 3B: 0 HR: 1	SF: 0 SAC: 1 DP: 1 HBP: 0	WP: 0 PB: 0 SB: 0 CS: 0	PA: 41	
PITCHER	IP WLS BF H R ER SO BB IBB HBP BLK WP HR S P ERA WHIP	IP WLS BF H R ER SO BB IBB HBP BLK WP HR S P ERA WHIP	IP WLS BF H R ER SO BB IBB HBP BLK WP HR S P ERA WHIP	IP WLS BF H R ER SO BB IBB HBP BLK WP HR S P ERA WHIP	IP WLS BF H R ER SO BB IBB HBP BLK WP HR S P ERA WHIP	IP WLS BF H R ER SO BB IBB HBP BLK WP HR S P ERA WHIP	IP WLS BF H R ER SO BB IBB HBP BLK WP HR S P ERA WHIP	IP WLS BF H R ER SO BB IBB HBP BLK WP HR S P ERA WHIP	IP WLS BF H R ER SO BB IBB HBP BLK WP HR S P ERA WHIP	IP WLS BF H R ER SO BB IBB HBP BLK WP HR S P ERA WHIP	IP WLS BF H R ER SO BB IBB HBP BLK WP HR S P ERA WHIP	IP WLS BF H R ER SO BB IBB HBP BLK WP HR S P ERA WHIP	IP WLS BF H R ER SO BB IBB HBP BLK WP HR S P ERA WHIP	IP WLS BF H R ER SO BB IBB HBP BLK WP HR S P ERA WHIP	IP WLS BF H R ER SO BB IBB HBP BLK WP HR S P ERA WHIP	IP WLS BF H R ER SO BB IBB HBP BLK WP HR S P ERA WHIP	IP WLS BF H R ER SO BB IBB HBP BLK WP HR S P ERA WHIP	IP WLS BF H R ER SO BB IBB HBP BLK WP HR S P ERA WHIP	IP WLS BF H R ER SO BB IBB HBP BLK WP HR S P ERA WHIP	IP WLS BF H R ER SO BB IBB HBP BLK WP HR S P ERA WHIP		
Bob Knepper, L (1, 1) ERA: 2.51	7.2 W 36 6 3 2 7 6 0 0 0 0 1 44 68 2.35 1.565																					
Dave Roberts, L (8, 1) ERA:	1.1 S 5 0 0 0 0 1 0 0 0 0 0 4 8 0.00 0.750																					



Batter	1	2	3	4	5	6	7	8	9	AB	R	H	RBI	BB	SO	LOB
Bill North, S OBP: 0.281, SLG: 0.179 Larry Herndon, R (9, 8)	0-3 K		0-0 BB 2-H 1B	0-3 K			0-0 6-3			4	0	1	1	0	2	1
Terry Whitfield, L OBP: 0.333, SLG: 0.333 (1, 7)	0-0 G3		4-0 BB 1-2		0-0 G3		0-0 2B			3	0	1	0	1	0	0
Bill Madlock, R OBP: 0.161, SLG: 0.172 (1, 4)	0-3 K		0-0 F8		0-0 6-3			0-0 L7		4	0	0	0	0	1	2
Jack Clark, R OBP: 0.433, SLG: 0.375 (1, 9)		0-0 5-3		0-0 HR 1B		0-0 1-3		0-0 F8		4	1	1	0	0	0	0
Darrell Evans, L OBP: 0.355, SLG: 0.464 (1, 5)		0-0 P5		0-0 HR 1-H		0-0 4-3		0-3 K		4	1	1	2	0	1	0
Mike Ivie, R OBP: 0.483, SLG: 0.680 (1, 3)		0-0 F9		0-0 S 1B 1B		0-0 L6				3	1	1	0	0	0	0
Marc Hill, R OBP: 0.231, SLG: 0.130 (1, 2)			0-0 5-3	0-0 4-3		0-0 1B				3	0	1	0	0	0	1
Roger Metzger, S OBP: 0.318, SLG: 0.381 (1, 6)			0-0 SH3-4 1B	0-0 SH3-4 1B 2-H		0-3 K				3	1	2	1	0	1	1
Bob Knepper, L Dave Roberts, L (8, 1)			0-0 SH3-4 1-2	0-0 SH3-4 1-2			0-3 K2-3			1	0	0	0	0	1	0
										0	0	0	0	0	0	0

Inning Stats	R: 0	H: 0	E: 0	K: 2	S: 7	LOB: 0	BB: 0	P: 7	R: 0	H: 0	E: 0	K: 0	S: 3	LOB: 0	BB: 0	P: 3	R: 1	H: 2	E: 0	K: 0	S: 5	LOB: 2	BB: 1	P: 9	R: 3	H: 4	E: 0	K: 1	S: 9	LOB: 1	BB: 0	P: 9	R: 0	H: 0	E: 0	K: 0	S: 3	LOB: 0	BB: 0	P: 3	R: 0	H: 1	E: 0	K: 1	S: 6	LOB: 1	BB: 0	P: 6	R: 0	H: 1	E: 0	K: 1	S: 5	LOB: 1	BB: 0	P: 5	R: 0	H: 0	E: 0	K: 1	S: 5	LOB: 0	BB: 0	P: 5
--------------	------	------	------	------	------	--------	-------	------	------	------	------	------	------	--------	-------	------	------	------	------	------	------	--------	-------	------	------	------	------	------	------	--------	-------	------	------	------	------	------	------	--------	-------	------	------	------	------	------	------	--------	-------	------	------	------	------	------	------	--------	-------	------	------	------	------	------	------	--------	-------	------

PITCHER	IP	WLS	BF	H	R	ER	SO	BB	IBB	HBP	BLK	WP	HR	S	P	ERA	WHIP
Eric Rasmussen, R ERA: 7.45 (1, 1)	3.1	L	17	6	4	4	2	1	0	0	0	0	1	20	24	10.80	2.100
Mark Lee, R ERA: 2.45 (4, 1)	0.2		2	0	0	0	1	0	0	0	0	0	0	4	4	0.00	0.000
Steve Mura, R ERA: (5, 1)	1.0		3	0	0	0	0	0	0	0	0	0	0	3	3	0.00	0.000
Mickey Lolich, L ERA: 1.42 (6, 1)	2.0		7	2	0	0	2	0	0	0	0	0	0	11	11	0.00	1.000
John D'Acquisto, R ERA: 16.2 (8, 1)	1.0		3	0	0	0	1	0	0	0	0	0	0	5	5	0.00	0.000

BOTTOM

San Diego Padres @ San Francisco Giants
Candlestick Park, San Francisco, CA

Thu Apr 12 1979, 6:33 AM EST
Att. 14,082 - Unknown

AB	29
R	4
H	8
RBI	4
BB	1
SO	6
LOB	5

livebaseballscorecards.com

GIANTS

WP: 0	PA: 32
PB: 0	
SB: 1	
CS: 0	

Batter	1	2	3	4	5	6	7	8	9	AB	R	H	RBI	BB	SO	LOB	TOP								
Terry Puhl, L (1, 9) OBP: 0.267, SLG: 0.241	0-0 F9		0-0 5-3		0-0 F2		0-0 1B	0-0 1B		5	0	2	0	0	0	0									
Craig Reynolds, L (1, 6) OBP: 0.111, SLG: 0.148	0-0 F9		0-0			0-0 FC4-6 FC5-4 2B	0-0 F9	0-0 F6		4	1	2	0	0	0	1									
Tom Dixon, R (7, 1)										0	0	0	0	0	0	0									
Jesus Alou, R (8, PH)										1	0	0	0	0	0	2									
Joe Sambito, L (8, 1)										0	0	0	0	0	0	0									
Cesar Cedeno, R (1, 8) OBP: 0.360, SLG: 0.640	0-3 K		0-0 F9			4-0 FC4-6 BB		0-0 BB E 1B	0-3 K	2	0	0	0	0	1	1									
Jeffrey Leonard, R (5, 8) OBP: 0.667, SLG: 0.500										2	1	1	0	1	1	0									
Jose Cruz, L (1, 7) OBP: 0.462, SLG: 0.500		0-0 5-3 2B 1B		0-0 F9		0-0 FC4-6 FC5-4		4-0 E 1B BB	0-3 K	4	2	1	0	1	1	2									
Enos Cabell, R (1, 5) OBP: 0.333, SLG: 0.385		0-0 5-3 1-2		0-0 F9		0-0 FC5-4		0-0 E6 BB 1B	0-0 6-3	5	1	0	1	0	0	3									
Bob Watson, R (1, 3) OBP: 0.208, SLG: 0.190		0-0 2-H 2B		0-0 1B		0-0 F4		4-0 1B 6-3 BB		3	1	2	1	1	0	1									
Art Howe, R (1, 4) OBP: 0.208, SLG: 0.318		0-0 6-3		0-0 F9			0-0 HR	0-0 1B 6-3 1B		4	1	2	3	0	0	2									
Alan Ashby, S (1, 2) OBP: 0.350, SLG: 0.421		0-3 K		0-3 K		0-3 K		0-0 F8		3	0	0	0	0	3	1									
Bruce Bochy, R (8, PH) OBP: 0.500, SLG: 0.333										1	0	0	0	0	0	2									
Joe Niekro, R (1, 1)			0-0 5-3		0-0 F8		0-0 6-3	0-0 6-3		1	0	0	0	0	0	0									
Gary Wilson, R (4, 1)										0	0	0	0	0	0	0									
Jimmy Sexton, R (5, PH)										0	0	0	0	0	0	0									
Frank Riccelli, L (5, 1)										0	0	0	0	0	0	0									
Rafael Landestoy, S (7, PH) (7, 8)										2	0	0	1	0	0	1									
Inning Stats	R: 0 E: 0 K: 1 S: 5	H: 0 LOB: 0 BB: 0 P: 5	R: 1 E: 0 K: 1 S: 7	H: 2 LOB: 1 BB: 0 P: 7	R: 0 E: 0 K: 0 S: 4	H: 1 LOB: 1 BB: 0 P: 4	R: 0 E: 0 K: 0 S: 4	H: 1 LOB: 1 BB: 0 P: 4	R: 0 E: 0 K: 1 S: 5	H: 0 LOB: 0 BB: 0 P: 5	R: 1 E: 0 K: 0 S: 4	H: 1 LOB: 1 BB: 1 P: 8	R: 1 E: 0 K: 1 S: 7	H: 2 LOB: 1 BB: 0 P: 7	R: 4 E: 1 K: 0 S: 7	H: 3 LOB: 2 BB: 2 P: 15	R: 0 E: 0 K: 2 S: 7	H: 0 LOB: 0 BB: 0 P: 7	1B: 7 2B: 2 3B: 0 HR: 1	SF: 0 SAC: 0 DP: 0 HBP: 0	WP: 0 PB: 0 SB: 1 CS: 0	PA: 41			
PITCHER	IP	WLS	BF	H	R	ER	SO	BB	IBB	HBP	BLK	WP	HR	S	P	ERA	WHIP								
Ed Halicki, R (1, 1) ERA: 2.25	7.0	W	29	7	3	3	4	1	0	0	0	0	1	36	40	3.86	1.143								
John Curtis, L (8, 1) ERA: 40.5	0.0		3	1	3	2	0	1	0	0	0	0	0	2	6	∞	∞								
Joe Coleman, R (8, 1) ERA:	0.0		2	1	0	0	0	1	0	0	0	0	0	1	5	∞	∞								
Gary Lavelle, L (8, 1) ERA:	2.0	S	7	1	1	0	2	0	0	0	0	0	0	11	11	0.00	0.500								

Houston Astros @ San Francisco Giants
Candlestick Park, San Francisco, CA

AB	38
R	7
H	10
RBI	6
BB	3
SO	6
LOB	16



Fri Apr 13 1979, 9:05 PM EST
Att. 16,822 - Unknown

WP: 0	PA: 41
PB: 0	
SB: 1	
CS: 0	

1B: 7	SF: 0
2B: 2	SAC: 0
3B: 0	DP: 0
HR: 1	HBP: 0

Batter	1	2	3	4	5	6	7	8	9
Bill North, S (1, 8) <small>OBP: 0.306, SLG: 0.167</small> Larry Herndon, R (7, 8)	4-0 BB	0-3 K		4-0 1-2 BB		0-3 K		0-3 K	
Terry Whitfield, L (1, 7) <small>OBP: 0.353, SLG: 0.387</small>	0-0 1-3 2B		0-0 G3	0-0 1-2 2-3 BB		0-3 K			
Bill Madlock, R (1, 4) <small>OBP: 0.200, SLG: 0.194</small>	0-0 2-H 3-H 1B		0-0 F8	0-0 SF8		4-0 BB			
Jack Clark, R (1, 9) <small>OBP: 0.441, SLG: 0.571</small>	0-0 1-2f FC6-4 BB		0-0 1B 3B	0-0 1-H 2-H HR		0-0 F8			
Darrell Evans, L (1, 5) <small>OBP: 0.371, SLG: 0.433</small>	4-0 1-2 BB		4-0 E 1B WP BB	0-0 F4		0-0 G3			
Mike Ivie, R (1, 3) <small>OBP: 0.455, SLG: 0.621</small>	0-3 K		0-0 E7 1-3 3-H 1B		0-0 F8	0-0 L5			
Marc Hill, R (1, 2) <small>OBP: 0.233, SLG: 0.148</small> John Curtis, L (8, 1) Joe Coleman, R (8, 1) Gary Lavelle, S (8, 1)	0-0 FC6-4 1-2f		0-0 4-3		0-0 1B	0-0 5-3			
Roger Metzger, S (1, 6) <small>OBP: 0.269, SLG: 0.320</small>		0-0 G3		0-0 G3	0-0 F9	0-0 F9			
Ed Halicki, R (1, 1) <small>OBP: 0.200, SLG: 0.200</small> Mike Sadek, R (8, 2)		0-3 K		0-0 1B BB SF8 1B	0-3 K	0-3 K			

Inning Stats	R: 2	H: 2	E: 0	K: 1	S: 7	LOB: 2	BB: 2	P: 15	R: 0	H: 0	E: 0	K: 2	S: 7	LOB: 0	BB: 0	P: 7	R: 2	H: 2	E: 1	K: 0	S: 5	LOB: 1	BB: 1	P: 9	R: 4	H: 3	E: 0	K: 0	S: 6	LOB: 0	BB: 1	P: 10	R: 0	H: 1	E: 0	K: 1	S: 6	LOB: 1	BB: 0	P: 6	R: 0	H: 0	E: 0	K: 2	S: 7	LOB: 1	BB: 1	P: 11	R: 0	H: 0	E: 0	K: 0	S: 3	LOB: 0	BB: 0	P: 3	R: 0	H: 0	E: 0	K: 2	S: 7	LOB: 0	BB: 0	P: 7
--------------	------	------	------	------	------	--------	-------	-------	------	------	------	------	------	--------	-------	------	------	------	------	------	------	--------	-------	------	------	------	------	------	------	--------	-------	-------	------	------	------	------	------	--------	-------	------	------	------	------	------	------	--------	-------	-------	------	------	------	------	------	--------	-------	------	------	------	------	------	------	--------	-------	------

AB	R	H	RBI	BB	SO	LOB
2	2	0	0	2	2	0
1	0	0	0	0	1	0
4	2	2	0	0	1	0
2	0	1	3	1	0	0
4	2	2	3	0	0	2
2	1	0	0	2	0	0
4	0	1	1	0	1	2
4	0	1	0	0	0	3
0	0	0	0	0	0	0
0	0	0	0	0	0	0
0	0	0	0	0	0	0
4	0	0	0	0	0	1
3	1	1	0	0	2	1
1	0	0	0	0	1	0
1B: 5	SF: 1					
2B: 1	SAC: 0					
3B: 1	DP: 0					
HR: 1	HBP: 0					

BOTTOM

Houston Astros @ San Francisco Giants
 Candlestick Park, San Francisco, CA

Fri Apr 13 1979, 9:05 PM EST
 Att. 16,822 - Unknown

AB	31
R	8
H	8
RBI	7
BB	5
SO	8
LOB	9

WP: 2 PA: 37
 PB: 0
 SB: 0
 CS: 0

PITCHER	IP	WLS	BF	H	R	ER	SO	BB	IBB	HBP	BLK	WP	HR	S	P	ERA	WHIP
Joe Niekro, R (1, 1) <small>ERA: 4.38</small>	3.1	L	20	6	7	6	3	4	0	0	0	1	0	22	38	16.20	3.000
Gary Wilson, R (4, 1) <small>ERA: 13.5</small>	0.2		3	1	1	1	0	0	0	0	0	1	1	3	3	13.50	1.500
Frank Riccelli, L (5, 1) <small>ERA:</small>	2.0		8	1	0	0	3	1	0	0	0	0	0	13	17	0.00	1.000
Tom Dixon, R (7, 1) <small>ERA:</small>	1.0		3	0	0	0	0	0	0	0	0	0	0	3	3	0.00	0.000
Joe Sambito, L (8, 1) <small>ERA:</small>	1.0		3	0	0	0	2	0	0	0	0	0	0	7	7	0.00	0.000

Batter	1	2	3	4	5	6	7	8	9	AB R H RBI BB SO LOB	TOP
Terry Puhl, L (1, 9) OBP: 0.265, SLG: 0.242	0-3 K		0-0 4-3			0-0 F9		0-0 1B SF8 1B		4 1 1 0 0 1 0	Houston Astros @ San Francisco Giants Candlestick Park, San Francisco, CA Sat Apr 14 1979, 6:33 AM EST Att. 15,931 - Unknown - 62 F
Craig Reynolds, L (1, 6) OBP: 0.161, SLG: 0.258	0-0 4-3		0-0 3B			0-0 F9		0-0 1-3 1B FC5-4		4 0 2 0 0 0 0	
Jeffrey Leonard, R (1, 8) OBP: 0.571, SLG: 0.800	0-0 2B		0-0 5-3			0-0 1B		0-0 SF8		3 0 2 1 0 0 1	
Bob Watson, R (1, 3) OBP: 0.250, SLG: 0.240 Rafael Landestoy, S (8, PR)	0-0 6-3			0-0 1B FC1-6		0-0 1B		0-0 3-H 1B FC5-4		4 0 2 0 0 0 2 0 0 0 0 0 0 0	
Enos Cabell, R (1, 5) OBP: 0.290, SLG: 0.333		0-0 6-3		0-0 1B FC1-6		0-0 1-3		0-3 K		4 0 0 0 0 1 4	
Art Howe, R (1, 4) OBP: 0.250, SLG: 0.385		0-0 2B		0-0 1B G4-6-3			0-0 1B FC5-4		0-0 F4	4 0 2 0 0 0 1	
Jose Cruz, L (1, 7) OBP: 0.400, SLG: 0.417		0-0 F5			0-0 G3		0-3 K		0-0 1-3	4 0 0 0 0 1 2	
Alan Ashby, S (1, 2) OBP: 0.304, SLG: 0.364 Jesus Alou, R (9, PH)		0-3 K			0-3 K		0-3 K		0-3 K	3 0 0 0 0 3 2 1 0 0 0 0 1 0	
Vern Ruhle, R (1, 1) Cesar Cedeno, R (7, PH) Joe Sambito, L (7, 1)			0-3 K		0-0 L6		0-0 1B FC5-4			2 0 0 0 0 1 0 1 0 0 0 0 0 1 0 0 0 0 0 0 0	
Inning Stats	R: 0 H: 1 E: 0 LOB: 1 K: 1 BB: 0 S: 6 P: 6	R: 0 H: 1 E: 0 LOB: 1 K: 1 BB: 0 S: 6 P: 6	R: 0 H: 1 E: 0 LOB: 1 K: 1 BB: 0 S: 6 P: 6	R: 0 H: 1 E: 0 LOB: 0 K: 0 BB: 0 S: 3 P: 3	R: 0 H: 0 E: 0 LOB: 0 K: 1 BB: 0 S: 5 P: 5	R: 0 H: 2 E: 0 LOB: 2 K: 0 BB: 0 S: 5 P: 5	R: 0 H: 1 E: 0 LOB: 1 K: 2 BB: 0 S: 8 P: 8	R: 1 H: 2 E: 0 LOB: 1 K: 1 BB: 0 S: 7 P: 7	R: 0 H: 0 E: 0 LOB: 0 K: 1 BB: 0 S: 5 P: 5	1B: 6 SF: 1 2B: 2 SAC: 0 3B: 1 DP: 1 HR: 0 HBP: 0	WP: 0 PA: 35 PB: 0 SB: 0 CS: 0
PITCHER Vida Blue, L (1, 1) ERA: 2.67	IP WLS BF H R ER SO BB IBB HBP BLK WP HR S P ERA WHIP										
	9.0 W 35 9 1 1 8 0 0 0 0 0 0 0 51 51 1.00 1.000										

livebaseballscorecards.com

AB	34
R	1
H	9
RBI	1
BB	0
SO	8
LOB	13



Batter	1	2	3	4	5	6	7	8	9
Bill North, S (1, 8) <small>OBP: 0.300, SLG: 0.152</small> Larry Herndon, R (9, 8)	0-0 4-3		0-0 4-3		0-0 FC3-6			4-0 SH1-3 BB	
Terry Whitfield, L (1, 7) <small>OBP: 0.351, SLG: 0.382</small>	0-0 F7			0-0 PB 1B FC3-6 1B	0-0 4-3			0-0 SH1-3	
Bill Madlock, R (1, 4) Rob Andrews, R (9, 4) <small>OBP: 1.000, SLG: 1.000</small>	0-0 F3			0-0 F7		0-0 4-3		0-0 F9	
Jack Clark, R (1, 9) <small>OBP: 0.459, SLG: 0.567</small>		4-0 BB 1B		0-0 1-2 FC3-6 1B		0-3 K			
Darrell Evans, L (1, 5) <small>OBP: 0.368, SLG: 0.424</small>		0-0 1-2 G6-4-3 1B		0-0 1-2 FC3-6 3B		0-0 F6			
Mike Ivie, R (1, 3) <small>OBP: 0.444, SLG: 0.656</small>		0-0 F8		0-0 3-H 3B		0-0 5-3			
Marc Hill, R (1, 2) <small>OBP: 0.212, SLG: 0.133</small>		0-0 1-2 G6-4-3		0-0 F8		0-0 4-3			
Roger Metzger, S (1, 6) <small>OBP: 0.241, SLG: 0.286</small>			0-0 4-3		0-0 L3		0-0 F9		
Vida Blue, S (1, 1)			0-3 K		4-0 FC3-6 BB			0-0 6-3	

AB	R	H	RBI	BB	SO	LOB
3	0	0	0	1	0	1
0	0	0	0	0	0	0
3	1	1	0	0	0	1
4	0	0	0	0	0	2
0	0	0	0	0	0	0
2	0	1	0	1	1	0
3	1	1	1	0	0	1
3	0	1	1	0	0	2
3	0	0	0	0	0	3
3	0	0	0	0	0	0
2	0	0	0	1	1	0


BOTTOM

Houston Astros @ San Francisco Giants
 Candlestick Park, San Francisco, CA

Sat Apr 14 1979, 6:33 AM EST
 Att: 15,931 - Unknown - 62 F

livebaseballscorecards.com

AB	26
R	2
H	4
RBI	2
BB	3
SO	2
LOB	10



Inning Stats	R: 0	H: 0	E: 0	K: 0	S: 3	R: 0	H: 1	E: 0	K: 0	S: 3	R: 0	H: 0	E: 0	K: 1	S: 5	R: 2	H: 3	E: 1	K: 0	S: 6	R: 0	H: 0	E: 0	K: 0	S: 3	R: 0	H: 0	E: 0	K: 1	S: 5	R: 0	H: 0	E: 0	K: 0	S: 3	R: 0	H: 0	E: 0	K: 0	S: 3	R: 0	H: 0	E: 0	K: 0	S: 3	
	0	0	0	0	3	0	1	0	0	3	0	0	0	0	5	1	3	1	0	6	0	0	0	0	0	3	0	0	0	0	5	0	0	0	0	3	0	0	0	0	3	0	0	0	0	3
	0	0	0	0	3	0	1	0	0	3	0	0	0	0	5	1	3	1	0	6	0	0	0	0	0	3	0	0	0	0	5	0	0	0	0	3	0	0	0	0	3	0	0	0	0	3

PITCHER	IP	WLS	BF	H	R	ER	SO	BB	IBB	HBP	BLK	WP	HR	S	P	ERA	WHIP
Vern Ruhle, R (1, 1) <small>ERA: 2.57</small>	6.0	L	23	4	2	2	2	2	0	0	0	0	0	25	33	3.00	1.000
Joe Sambito, L (7, 1) <small>ERA:</small>	2.0		7	0	0	0	0	1	0	0	0	0	0	6	10	0.00	0.500

WP	HR	S	P	ERA	WHIP
0	0	1	30		
0	0	1			
0	0	1			
0	0	1			

Batter	1	2	3	4	5	6	7	8	9	AB R H RBI BB SO LOB	TOP											
Terry Puhl, L OBP: 0.289, SLG: 0.270 (1, 8) (9, 9)	2-1 B1-3			2-2 1-3-1 1B		1-2 G3 S FC 1B		2-2 F3		4 2 2 0 0 0 0	Houston Astros @ San Francisco Giants Candlestick Park, San Francisco, CA Sun Apr 15 1979, 6:33 AM EST Cloudy - 62 F											
Craig Reynolds, L OBP: 0.171, SLG: 0.286 (1, 6) (9, 9)	0-2 4-3			1-1 1-3-1 HR 2B		0-2 G3 1-3		0-0 F7		4 1 1 0 0 0 1												
Denny Walling, L Jeffrey Leonard, R OBP: 0.625, SLG: 0.800 (1, 9) (9, PH) (9, 8)	1-2 F7			1-0 1-3-1 2-3 3-H		0-2 FC E		4-2 BB 1-3 BB		3 0 0 2 0 0 1 0 0 0 0 1 0 0												
Jose Cruz, L OBP: 0.382, SLG: 0.500 (1, 7)		0-0 F2		0-0 HR		2-1 E4 9-6-4 S 1-3		0-1 1-3		4 1 1 2 0 0 2												
Enos Cabell, R OBP: 0.314, SLG: 0.333 (1, 5) (7, 3)		1-0 1-3 CS 1B		0-0 F8		0-0 9-6-4 1-3f		4-0 BB IBB		3 0 1 0 1 0 2												
Bob Watson, R Joe Sambito, L OBP: 0.226, SLG: 0.214 (1, 3) (7, 1)		3-1 1-3		0-3 K		0-2 F2		4-2 BB 1-2 2-3 BB		3 0 0 0 0 1 1 0 0 0 0 1 0 0												
Art Howe, R OBP: 0.219, SLG: 0.333 (1, 4) (7, 5)		2-0 CS 3-H	1-1 6-3		3-2 5-3		3-2 6-3		0-3 K			4 0 0 0 0 1 3										
Alan Ashby, S OBP: 0.296, SLG: 0.346 (1, 2)			2-1 G3-6-3 1B		2-2 L4		1-1 5-3		0-3 K			4 0 1 0 0 1 3										
J.R. Richard, R Rafael Landestoy, S (1, 1) (7, 4)			1-0 G3-6-3 1-2f		1-3 K		2-3 K					2 0 0 0 0 1 1 1 0 0 0 0 1 0										
Inning Stats	R: 0 E: 0 K: 0 S: 8	H: 0 LOB: 0 BB: 0 P: 11	R: 0 E: 0 K: 0 S: 4	H: 1 LOB: 0 BB: 0 P: 10	R: 0 E: 0 K: 0 S: 5	H: 1 LOB: 0 BB: 0 P: 9	R: 3 E: 0 K: 1 S: 11	H: 3 LOB: 0 BB: 0 P: 15	R: 0 E: 0 K: 1 S: 13	H: 0 LOB: 0 BB: 0 P: 19	R: 1 E: 1 K: 0 S: 12	H: 1 LOB: 1 BB: 0 P: 15	R: 0 E: 0 K: 0 S: 9	H: 0 LOB: 0 BB: 0 P: 13	R: 0 E: 0 K: 1 S: 8	H: 0 LOB: 0 BB: 0 P: 12	R: 0 E: 0 K: 2 S: 12	H: 0 LOB: 3 BB: 3 P: 24	1B: 4 2B: 2 3B: 0 HR: 1	SF: 0 SAC: 0 DP: 2 HBP: 0	WP: 0 PB: 0 SB: 3 CS: 1	PA: 36
PITCHER John Montefusco, R ERA: 4.12 Dave Roberts, L ERA:	IP 7.0 2.0	WLS L	BF 26 9	H 6 0	R 4 0	ER 4 0	SO 2 3	BB 0 2	IBB 0 1	HBP 0 0	BLK 0 0	WP 0 0	HR 1 0	S 62 20	P 92 36	ERA 5.14 0.00	WHIP 0.857 1.000					

livebaseballscorecards.com

AB	32
R	4
H	6
RBI	4
BB	3
SO	5
LOB	14



Batter	1	2	3	4	5	6	7	8	9	AB	R	H	RBI	BB	SO	LOB
Bill North, S OBP: 0.341, SLG: 0.171 Dave Roberts, L (8, 1)	1-3 K		4-2 1B SF8 BB		4-2 2B 1B BB		0-1 S 1B			2	2	1	0	2	1	0
Terry Whitfield, L OBP: 0.390, SLG: 0.447 (1, 7)	2-0 CS 1B		0-0 1B 1B		0-0 1B WP 2B		1-2 F7 1-2			4	1	3	0	0	0	1
Bill Madlock, R OBP: 0.186, SLG: 0.184 (1, 4)	0-0 F7		2-1 SF8		0-0 WP 1B		0-0 6-3			3	0	1	2	0	0	2
Jack Clark, R OBP: 0.439, SLG: 0.529 (1, 9)	0-0 CS 1-2	0-3 K	0-2 1B		3-2 5-3 1-2		1-0 F2			4	0	1	0	0	1	1
Darrell Evans, L OBP: 0.357, SLG: 0.405 (1, 5)		0-0 1B 1B	3-1 F8		3-0 F9		3-2 F4			4	0	1	0	0	0	3
Mike Ivie, R OBP: 0.425, SLG: 0.611 (1, 3)		0-2 1B		1-0 5-3		3-2 F3		1-3 K		4	0	1	0	0	1	0
Marc Hill, R OBP: 0.189, SLG: 0.118 (1, 2)		1-3 K		2-3 K		0-0 F8		0-0 4-3		4	0	0	0	0	2	2
Roger Metzger, S OBP: 0.219, SLG: 0.258 Hector Cruz, R (9, PH)		0-0 F5		0-0 1-3		2-0 4-3		0-3 K		3	0	0	0	0	0	2
John Montefusco, R Larry Herndon, R (7, PH) (8, 8)			0-0 5-3		1-3 K		2-3 K		0-0 L1		2	0	0	0	0	1
Willie McCovey, L OBP: 0.750, SLG: 1.250 (9, PH)										1	0	0	0	0	0	0

Inning Stats	R: 0	H: 1	E: 0	K: 1	S: 5	LOB: 0	BB: 0	P: 8	R: 0	H: 2	E: 0	K: 2	S: 12	LOB: 2	BB: 0	P: 13	R: 1	H: 2	E: 0	K: 0	S: 13	LOB: 2	BB: 1	P: 22	R: 0	H: 0	E: 0	K: 1	S: 6	LOB: 0	BB: 0	P: 9	R: 2	H: 2	E: 0	K: 1	S: 11	LOB: 1	BB: 1	P: 22	R: 0	H: 0	E: 0	K: 0	S: 8	LOB: 0	BB: 0	P: 13	R: 0	H: 1	E: 0	K: 1	S: 9	LOB: 1	BB: 0	P: 12	R: 0	H: 0	E: 0	K: 1	S: 8	LOB: 0	BB: 0	P: 13	R: 0	H: 0	E: 0	K: 1	S: 5	LOB: 0	BB: 0	P: 5	1B: 7	SF: 1	2B: 1	SAC: 0	3B: 0	DP: 0	HR: 0	HBP: 0	WP: 1	PA: 37
--------------	------	------	------	------	------	--------	-------	------	------	------	------	------	-------	--------	-------	-------	------	------	------	------	-------	--------	-------	-------	------	------	------	------	------	--------	-------	------	------	------	------	------	-------	--------	-------	-------	------	------	------	------	------	--------	-------	-------	------	------	------	------	------	--------	-------	-------	------	------	------	------	------	--------	-------	-------	------	------	------	------	------	--------	-------	------	-------	-------	-------	--------	-------	-------	-------	--------	-------	--------

PITCHER	IP	WLS	BF	H	R	ER	SO	BB	IBB	HBP	BLK	WP	HR	S	P	ERA	WHIP
J.R. Richard, R ERA: 2.21 (1, 1)	6.0	W	26	7	3	3	5	2	0	0	0	1	0	55	87	4.50	1.500
Joe Sambito, L ERA: (7, 1)	3.0	S	10	1	0	0	3	0	0	0	0	0	0	22	30	0.00	0.333

BOTTOM

Houston Astros @ San Francisco Giants
Candlestick Park, San Francisco, CA

Sun Apr 15 1979, 6:33 AM EST
Cloudy - 62 F

AB	33
R	3
H	8
RBI	2
BB	2
SO	8
LOB	11

livebaseballscorecards.com



Batter	1	2	3	4	5	6	7	8	9	AB R H RBI BB SO LOB	TOP		
Terry Puhl, L (1, 9) OBP: 0.349, SLG: 0.317	0-0 SH1-3 1B	0-0 F8			0-0 WP SH5-3 HR 1B		4-0 CS BB	0-0 WP 1B 1B		4 3 3 0 1 0 1	Houston Astros @ San Francisco Giants Candlestick Park, San Francisco, CA Sun Apr 15 1979, 6:38 AM EST Att. 37,384 - Unknown		
Craig Reynolds, L (1, 6) OBP: 0.184, SLG: 0.289	0-0 SH1-3 1-2			0-0 WP 1B	0-0 SH5-3 1-2		0-0 E4 1B 1-2	0-3 K 1-2 2-3	3 1 1 0 0 1 3				
Jeffrey Leonard, R (1, 8) OBP: 0.692, SLG: 0.714	1-0 S 1B HBP 2-3			0-3 K 1-3	4-0 HR BB 2-3		0-0 1B SF8 1B 1-2	4-0 PB 1B BB	2 3 1 0 2 1 1				
Jose Cruz, L (1, 7) OBP: 0.436, SLG: 0.625	0-3 K 1-2			4-0 S IBB	0-0 HR 1-H 3-H		0-0 E 1B 1-3 2-H	0-0 PB 1B 1-2 2-H 3-H	4 1 3 6 1 1 2				
Enos Cabell, R (1, 5) OBP: 0.316, SLG: 0.333 Rafael Landestoy, S (6, 4)	0-0 S 1B 2-H 3-H			0-3 K 1-2	0-0 E5 F7		0-0 SF8 3-H	0-0 4-3 1-2 2-3	3 0 1 2 0 1 2 1 0 0 1 0 0 2				
Bob Watson, R (1, 3) OBP: 0.222, SLG: 0.212	0-3 K 1-2			0-3 K 1-2	0-0 F7 1-2		0-0 E6 1-2	0-0 1-3 1B	5 0 1 0 0 2 5				
Art Howe, R (1, 4) OBP: 0.189, SLG: 0.286 (6, 5)		0-0 4-3		0-0 F3		0-0 6-3	0-0 F7	0-0 1-3 1-2	5 0 0 0 0 0 3				
Bruce Bochy, R (1, 2) OBP: 0.333, SLG: 0.250		0-3 K		0-0 6-3		0-0 F7		0-0 WP 1B 1B 5-3	5 1 1 0 0 1 1				
Joaquin Andujar, S (1, 1)		4-0 BB		0-0 F3		0-0 F2		0-3 K K K 5-3	4 0 0 0 1 2 2				
Inning Stats	R: 2 E: 0 K: 2 S: 9 H: 2 LOB: 1 BB: 0 P: 10	R: 0 E: 0 K: 1 S: 5 H: 0 LOB: 1 BB: 1 P: 9	R: 0 E: 0 K: 3 S: 10 H: 1 LOB: 2 BB: 1 P: 14	R: 0 E: 0 K: 0 S: 3 H: 0 LOB: 0 BB: 0 P: 3	R: 3 E: 1 K: 0 S: 5 H: 2 LOB: 1 BB: 1 P: 9	R: 0 E: 0 K: 0 S: 3 H: 0 LOB: 0 BB: 0 P: 3	R: 2 E: 2 K: 0 S: 6 H: 2 LOB: 2 BB: 1 P: 10	R: 2 E: 0 K: 2 S: 10 H: 3 LOB: 2 BB: 1 P: 14	R: 0 E: 0 K: 1 S: 6 H: 1 LOB: 1 BB: 0 P: 6	1B: 10 2B: 0 3B: 0 HR: 1 SF: 1 SAC: 2 DP: 0 HBP: 1		WP: 4 PB: 1 SB: 4 CS: 1 PA: 45	
PITCHER	IP WLS BF H R ER SO BB IBB HBP BLK WP HR S P ERA WHIP											PITCHER	IP WLS BF H R ER SO BB IBB HBP BLK WP HR S P ERA WHIP
Tom Griffin, R (1, 1) ERA: 6.48	5.0 L 24 5 5 5 6 2 1 1 0 2 1 32 45 9.00 1.400												
Joe Coleman, R (6, 1) ERA:	2.0 10 2 2 0 0 1 0 0 0 0 0 9 13 0.00 1.500												
John Curtis, L (8, 1) ERA: 16.88	2.0 11 4 2 2 3 1 0 0 0 1 0 16 20 9.00 2.500												

livebaseballscorecards.com



Batter	1	2	3	4	5	6	7	8	9	AB	R	H	RBI	BB	SO	LOB
Larry Herndon, R (1, 8) X	0-0 1-3 ①		X 0-0 6-3 ①		B B B B 4-0 1B BB		X 0-0 5-3 ①		3 0 0 0 1 0 0							
Terry Whitfield, L (1, 7) H	1-0 HBP		X 0-0 6-3 ②		X 0-0 1-2 2-H 1B		X 0-0 6-3 ②		3 0 1 1 0 0 0							
Bill Madlock, R (1, 4) X	0-0 F3 ②		X 0-0 1-3 ③		S S S S 0-3 K ③		X 0-0 1B 1B		4 0 1 0 0 1 3							
Jack Clark, R (1, 9) S S S	0-3 K ③		X 0-0 5-3 ①		X 0-0 F6 ①		X 0-0 1-2 1B		4 0 1 0 0 1 1							
Darrell Evans, L (1, 5) X		0-0 6-3 1B	X 0-0 F9 ②		X 0-0 3-1 ②		X 0-0 1-2 1B ③		4 0 1 0 0 0 2							
Mike Ivie, R (1, 3) S S S		0-3 K ①	X 0-0 F7 ③		X 0-0 6-3 ③		X 0-0 1-3 ①		4 0 0 0 0 1 1							
Johnnie LeMaster, R (1, 6) X		0-0 6-3 ②	B B B B 4-0 FC5-4 BB		X 0-0 G5-4-3 1B		X 0-0 F3 ②		3 0 1 0 1 0 1							
Mike Sadek, R (1, 2) B B B B		4-0 BB	X 0-0 FC5-4 BB 1-2f 1B		X 0-0 G5-4-3 ① ② 1-2f		X 0-0 4-3 ③		3 1 0 0 1 0 2							
Tom Griffin, R (1, 1)		0-0 F8 ③	X 0-0 F2 ②		X 0-0 F9 ③				1 0 0 0 0 0 2							
Max Venable, L (5, PH)									1 0 0 0 0 0 1							
Joe Coleman, R (6, 1)									0 0 0 0 0 0 0							
John Tamargo, S (7, PH)									1 0 0 0 0 0 0							
John Curtis, L (8, 1)									0 0 0 0 0 0 0							

Inning Stats	R: 0	H: 0	E: 0	K: 1	S: 5	H: 0	LOB: 1	BB: 0	P: 6	R: 0	H: 1	E: 0	K: 1	S: 6	H: 1	LOB: 2	BB: 1	P: 10	R: 0	H: 0	E: 0	K: 0	S: 3	H: 0	LOB: 0	BB: 0	P: 3	R: 0	H: 0	E: 0	K: 0	S: 3	R: 1	H: 1	E: 0	K: 1	S: 6	H: 1	LOB: 2	BB: 2	P: 14	R: 0	H: 0	E: 0	K: 0	S: 3	R: 0	H: 2	E: 0	K: 0	S: 5	H: 2	LOB: 2	BB: 0	P: 5	R: 0	H: 0	E: 0	K: 0	S: 3	H: 0	LOB: 0	BB: 0	P: 3	R: 0	H: 0	E: 0	K: 0	S: 3	H: 0	LOB: 0	BB: 0	P: 3	R: 0	H: 0	E: 0	K: 0	S: 3	H: 0	LOB: 0	BB: 0	P: 3
1B: 5	SF: 0	2B: 0	SAC: 0	3B: 0	DP: 1	HR: 0	HBP: 1	WP: 0	PA: 35																																																																									

PITCHER	IP	WLS	BF	H	R	ER	SO	BB	IBB	HBP	BLK	WP	HR	S	P	ERA	WHIP
Joaquin Andujar, R (1, 1) ERA: 0.66	9.0	W	35	5	1	1	3	3	0	1	0	0	0	37	50	1.00	0.889


BOTTOM

Houston Astros @ San Francisco Giants
 Candlestick Park, San Francisco, CA

Sun Apr 15 1979, 6:38 AM EST
 Att. 37,384 - Unknown

livebaseballscorecards.com

AB	31
R	1
H	5
RBI	1
BB	3
SO	3
LOB	13



Batter	1	2	3	4	5	6	7	8	9	AB R H RBI BB SO LOB	TOP
Bill North, S (1, 8) OBP: 0.375, SLG: 0.211 Larry Herndon, R (7, 8)	0-0 CS 1B		4-0 BLK BB		0-0 3-1		0-0 S 1B			3 0 2 1 1 0 1 0 0 0 0 0 0 0	San Francisco Giants @ San Diego Padres San Diego Stadium, San Diego, CA Tue Apr 17 1979, 9:05 PM EST Att. 16,734 - Unknown livebaseballscorecards.com
Terry Whitfield, L (1, 7) OBP: 0.429, SLG: 0.477	0-0 1-2 2B		0-0 4-3		0-0 HR 1B		4-0 1-2 BB			3 1 2 0 1 0 1	
Bill Madlock, R (1, 4) OBP: 0.216, SLG: 0.267	4-0 BB		0-0 5-3		0-0 1-H HR		0-0 G3			3 1 1 2 1 0 3	
Jack Clark, R (1, 9) OBP: 0.408, SLG: 0.476	0-0 L6		0-0 G3-6-3 1B		0-0 5-3		0-0 F7			4 0 1 0 0 0 2	
Darrell Evans, L (1, 5) OBP: 0.320, SLG: 0.356	0-0 F8		0-0 G3-6-3 1-2f		0-0 F3		0-0 F9			4 0 0 0 0 0 3	
Mike Ivie, R (1, 3) OBP: 0.354, SLG: 0.500 Gary Lavelle, S (8, 1)		0-3 K	0-0 F8		0-0 F5		0-3 K			4 0 0 0 0 2 0 0 0 0 0 0 0 0	
Marc Hill, R (1, 2) OBP: 0.195, SLG: 0.132		0-0 F8		0-0 FC4-6 1B		0-0 F9		0-0 F8		4 0 1 0 0 0 0	
Roger Metzger, S (1, 6) OBP: 0.222, SLG: 0.257		0-0 4-3		0-0 FC4-6 SH1-4 1-2f		0-0 SH1-4 1B		0-0 1-3		4 1 1 0 0 0 1	
Bob Knepper, L (1, 1) Joe Coleman, R (8, 1) Willie McCovey, L (8, 3) OBP: 0.600, SLG: 1.000		0-3 K	0-0 SH1-4		0-0 SH1-4		0-0 F9			1 0 0 0 0 1 0 0 0 0 0 0 0 0 1 0 0 0 0 0 0	
Inning Stats	R: 0 H: 2 E: 0 LOB: 2 K: 0 BB: 1 S: 4 P: 8	R: 0 H: 0 E: 0 LOB: 0 K: 1 BB: 0 S: 5 P: 5	R: 0 H: 0 E: 0 LOB: 1 K: 1 BB: 1 S: 5 P: 9	R: 0 H: 1 E: 0 LOB: 0 K: 0 BB: 0 S: 3 P: 3	R: 0 H: 1 E: 0 LOB: 1 K: 0 BB: 0 S: 4 P: 4	R: 2 H: 2 E: 0 LOB: 0 K: 0 BB: 0 S: 5 P: 5	R: 1 H: 2 E: 0 LOB: 2 K: 0 BB: 1 S: 5 P: 9	R: 0 H: 0 E: 0 LOB: 0 K: 1 BB: 0 S: 5 P: 5	R: 0 H: 0 E: 0 LOB: 0 K: 0 BB: 0 S: 3 P: 3	1B: 6 SF: 0 2B: 1 SAC: 2 3B: 0 DP: 1 HR: 1 HBP: 0	WP: 0 PA: 36 PB: 0 SB: 1 CS: 1
PITCHER Eric Rasmussen, R (1, 1) ERA: 5.94 Rollie Fingers, R (8, 1) ERA: 0.79	IP WLS BF H R ER SO BB IBB HBP BLK WP HR S P ERA WHIP	7.0 30 8 3 3 2 3 0 0 1 0 1 31 43 3.86 1.571	2.0 W 6 0 0 0 1 0 0 0 0 0 0 0 8 8 0.00 0.000								



Batter	1	2	3	4	5	6	7	8	9	AB	R	H	RBI	BB	SO	LOB
Gene Richards, L (1, 8) OBP: 0.236, SLG: 0.283	0-0 E6 CS		0-3 K		0-0 4-3		0-0 F6			4	0	0	0	0	1	2
Ozzie Smith, S (1, 6) OBP: 0.157, SLG: 0.184	0-0 F8 1-2		0-0 F4			0-0 F6		0-0 E 1B		4	1	1	0	0	0	2
Jerry Turner, L (1, 7) OBP: 0.340, SLG: 0.302	0-3 K		0-0 1B			0-0 FC6-4 1B		0-0 E4 HBP FC5-2 1B		4	0	2	0	0	1	1
Dave Winfield, R (1, 9) OBP: 0.490, SLG: 0.689		0-0 HR 3B	0-0 1-3			0-0 FC6-4 1-2f		0-0 FC5-2 HBP FC2 1B		4	1	2	1	0	0	3
Gene Tenace, R (1, 2) OBP: 0.429, SLG: 0.419		0-0 HR		0-0 5-3		0-3 K		1-0 FC2 FC5-2 HBP		3	1	1	2	0	1	1
Mike Hargrove, L (1, 3) OBP: 0.409, SLG: 0.343 Bill Almon, R (7, PR) Rollie Fingers, R (8, 1)		0-3 K		0-0 G3			0-0 SH1-4 1B	0-0 FC5-2 FC2		3	0	1	0	0	1	0
Barry Evans, R (1, 5) OBP: 0.182, SLG: 0.171 Broderick Perkins, L (8, PH) OBP: 0.357, SLG: 0.308		0-3 K		0-3 K			0-0 SH1-4 1B	0-0 FC2		2	0	0	0	0	2	0
Fernando Gonzalez, R (1, 4) OBP: 0.292, SLG: 0.370		0-0 F7			0-0 K 1B		0-3 K	0-3 K		4	0	1	0	0	2	5
Eric Rasmussen, R (1, 1) OBP: 0.167, SLG: 0.167 Kurt Bevacqua, R (7, PH) OBP: 0.625, SLG: 0.800			0-0 1B		0-0 6-3		0-0 1B			2	0	1	0	0	0	0
			0-0 1B				0-0 1B			1	0	1	1	0	0	0

Inning Stats	R: 0	H: 0	E: 1	K: 1	S: 5	LOB: 0	BB: 0	P: 5	R: 2	H: 2	E: 0	K: 2	S: 9	LOB: 0	BB: 0	P: 9	R: 0	H: 2	E: 0	K: 1	S: 7	LOB: 2	BB: 0	P: 7	R: 0	H: 0	E: 0	K: 1	S: 5	LOB: 0	BB: 0	P: 5	R: 0	H: 1	E: 0	K: 0	S: 3	LOB: 0	BB: 0	P: 3	R: 0	H: 1	E: 0	K: 1	S: 6	LOB: 1	BB: 0	P: 6	R: 1	H: 2	E: 0	K: 1	S: 7	LOB: 1	BB: 0	P: 7	R: 1	H: 2	E: 1	K: 1	S: 8	LOB: 3	BB: 0	P: 9
PITCHER	IP	WLS	BF	H	R	ER	SO	BB	IBB	HBP	BLK	WP	HR	S	P	ERA	WHIP																																															
Bob Knepper, L (1, 1) ERA: 3.38	7.0	L	31	10	4	4	7	0	0	0	0	0	0	45	45	5.14	1.429																																															
Joe Coleman, R (8, 1) ERA:	0.1		2	0	0	0	0	0	0	1	0	0	0	1	2	0.00	0.000																																															
Gary Lavelle, L (8, 1) ERA:	0.2		2	0	0	0	1	0	0	0	0	0	0	4	4	0.00	0.000																																															


BOTTOM

San Francisco Giants @ San Diego Padres
 San Diego Stadium, San Diego, CA

Tue Apr 17 1979, 9:05 PM EST
 Att. 16,734 - Unknown

livebaseballscorecards.com

AB	33
R	4
H	10
RBI	4
BB	0
SO	8
LOB	20



1B	8	SF	0	WP	0	PA	35
2B	0	SAC	1	PB	0		
3B	1	DP	0	SB	0		
HR	1	HBP	1	CS	1		

Batter	1	2	3	4	5	6	7	8	9	AB R H RBI BB SO LOB
Gene Richards, L (1, 8) OBP: 0.250, SLG: 0.293	0-0 BB 3B 1B	0-0 1B		0-0 F8			0-3 K		0-0 E6 HBP BB BB	5 2 2 0 0 1 1
Ozzie Smith, S (1, 6) OBP: 0.164, SLG: 0.173 Gene Tenace, R (9, PH) OBP: 0.442, SLG: 0.419 Bill Almon, R (9, PR)	4-0 BB 3B BB	0-0 G3		0-0 4-3			0-0 F8		4-0 BB HBP BB BB BB	3 1 0 0 1 0 1 0 0 0 0 1 0 0 0 1 0 0 0 0 0
Jerry Turner, L (1, 7) OBP: 0.327, SLG: 0.277	0-0 F5		0-0 1-3			0-0 F4		0-0 G3	1-0 BB BB HBP	4 0 0 1 0 0 2
Dave Winfield, R (1, 9) OBP: 0.500, SLG: 0.735	0-0 2B 3B		0-0 B5-3			0-0 B3-1 2B		0-0 F3	4-0 BB BB BB	4 1 2 3 1 0 0
Mike Hargrove, L (1, 3) OBP: 0.429, SLG: 0.342	4-0 2B IBB		0-0 1B 1B			0-0 B3-1		0-0 F8	4-0 BB BB BB	3 1 1 1 2 0 1
Barry Evans, R (1, 5) OBP: 0.208, SLG: 0.222	0-0 2B		0-0 1B 1B			0-0 F7		0-0 F3		4 0 2 1 0 0 1
Bill Fahey, L (1, 2) OBP: 0.333, SLG: 0.444	0-0 8-2		0-0 1B			0-0 G3			0-0 F8	4 0 1 1 0 0 2
Fernando Gonzalez, R (1, 4) OBP: 0.275, SLG: 0.347 Broderick Perkins, L (9, PH) OBP: 0.333, SLG: 0.266			0-0 F8			0-0 5-3			0-0 G3	3 0 0 0 0 0 2 1 0 0 0 0 0 0
Bob Shirley, R (1, 1) John D'Acquisto, R (7, 1) OBP: 0.500, SLG: 1.000 Steve Mura, R (7, 1) Dan Briggs, L (9, PH) OBP: 0.143, SLG: 0.143			0-0 5-3			0-0 F8			0-0 BB HBP 1B	3 0 0 0 0 1 0 0 0 0 0 0 0 0 0 0 0 0 0 0 0 1 1 1 0 0 0 0

Inning Stats	R: 3 E: 0 K: 0 S: 5	H: 3 LOB: 1 BB: 2 P: 13	R: 0 E: 0 K: 0 S: 4	H: 1 LOB: 1 BB: 0 P: 4	R: 1 E: 0 K: 0 S: 6	H: 3 LOB: 2 BB: 0 P: 6	R: 0 E: 0 K: 0 S: 3	H: 0 LOB: 0 BB: 0 P: 3	R: 0 E: 0 K: 0 S: 4	H: 1 LOB: 1 BB: 0 P: 4	R: 0 E: 0 K: 1 S: 5	H: 0 LOB: 0 BB: 0 P: 5	R: 0 E: 0 K: 1 S: 5	H: 0 LOB: 0 BB: 0 P: 5	R: 0 E: 0 K: 0 S: 3	H: 0 LOB: 0 BB: 0 P: 3	R: 3 E: 1 K: 0 S: 4	H: 1 LOB: 3 BB: 3 P: 17	1B: 6 2B: 3 3B: 1 HR: 0	SF: 0 SAC: 0 DP: 1 HBP: 1
--------------	------------------------------	----------------------------------	------------------------------	---------------------------------	------------------------------	---------------------------------	------------------------------	---------------------------------	------------------------------	---------------------------------	------------------------------	---------------------------------	------------------------------	---------------------------------	------------------------------	---------------------------------	------------------------------	----------------------------------	----------------------------------	------------------------------------


PITCHER	IP	WLS	BF	H	R	ER	SO	BB	IBB	HBP	BLK	WP	HR	S	P	ERA	WHIP
Ed Halicki, R (1, 1) ERA: 3.94	4.0		20	7	4	4	0	0	1	0	0	0	0	18	26	9.00	2.000
Dave Roberts, L (5, 1) ERA:	2.0		7	1	0	0	1	0	0	0	0	0	0	9	9	0.00	0.500
Tom Griffin, R (7, 1) ERA: 4.91	2.2	L	11	1	3	0	1	1	0	0	0	0	0	12	16	0.00	0.750
Gary Lavelle, L (9, 1) ERA:	0.0		2	0	0	0	0	1	0	1	0	0	0	0	5	∞	∞
Joe Coleman, R (9, 1) ERA:	0.0		1	0	0	0	0	1	0	0	0	0	0	0	4	∞	∞

BOTTOM


San Francisco Giants @ San Diego Padres
San Diego Stadium, San Diego, CA

Wed Apr 18 1979, 9:05 PM EST
Att. 18,811 - Unknown

AB	35
R	7
H	9
RBI	7
BB	5
SO	2
LOB	10



WP	PA	ERA	WHIP
0	41		
0			
0			

Batter	1	2	3	4	5	6	7	8	9	AB R H RBI BB SO LOB	TOP		
Bill North, S (1, 8) <small>OBP: 0.414, SLG: 0.289</small> Gary Lavelle, S (9, 1)	0-0 F7		4-0 PB E BB	0-0 5-3		0-0 1B 2B	0-0 3B 2B		0-3 K	5 3 2 2 1 1 1 0 0 0 0 0 0 0			
Terry Whitfield, L (1, 7) <small>OBP: 0.417, SLG: 0.519</small>	0-0 6-3		0-3 K 1-2	0-0 4-3		0-0 1-3 2B 1B	0-0 3B		0-3 K2-3	6 1 2 4 0 2 2			
Bill Madlock, R (1, 4) <small>OBP: 0.213, SLG: 0.226</small>	0-0 F7		4-0 E 1B BB		0-0 6-3	0-0 1-3 1-2	0-0 F9			4 1 0 0 1 0 2			
Jack Clark, R (1, 9) <small>OBP: 0.390, SLG: 0.440</small>		4-0 1B FC6-4 BB	0-0 F8		0-3 K	0-0 2B		0-0 6-3		4 1 1 1 1 1 2			
Darrell Evans, L (1, 5) <small>OBP: 0.322, SLG: 0.358</small>		0-0 FC6-4 BB 1B	0-0 E7 1B HR		4-0 BB	0-0 F5		0-0 G3		4 2 1 0 1 0 2			
Mike Ivie, R (1, 3) <small>OBP: 0.358, SLG: 0.479</small> Willie McCovey, L (2, 3) <small>OBP: 0.556, SLG: 0.889</small>		4-0 FC6-4 BB 1B	0-0 HR 1B		0-0 L3		0-3 K			0 0 0 0 1 0 0 4 1 2 1 0 1 1			
Marc Hill, R (1, 2) <small>OBP: 0.220, SLG: 0.217</small>		0-0 FC6-4 FC6-4	0-0 HR			0-0 E 2B 1B	4-0 1B 2B BB	0-3 K		4 3 2 4 1 1 3	AB 41 R 14 H 12 RBI 13 BB 6 SO 11 LOB 19		
Johnnie LeMaster, R (1, 6) <small>OBP: 0.444, SLG: 0.333</small>		0-0 FC6-4	0-0 F7			0-3 K	0-0 2B 3B 1B		0-3 K	5 1 1 1 0 2 2			
Vida Blue, S (1, 1) Larry Herndon, R (9, PH) <small>OBP: 0.500, SLG: 0.750</small> (9, 8)		0-3 K		0-3 K		0-0 FC 2B 1B	0-3 K		0-0 2B	4 1 0 0 0 3 4 1 0 1 0 0 0 0			
Inning Stats	R: 0 H: 0 E: 0 LOB: 0 K: 0 BB: 0 S: 3 P: 3	R: 2 H: 1 E: 0 LOB: 1 K: 1 BB: 2 S: 6 P: 14	R: 5 H: 2 E: 1 LOB: 0 K: 1 BB: 2 S: 8 P: 16	R: 0 H: 0 E: 0 LOB: 0 K: 1 BB: 0 S: 5 P: 5	R: 0 H: 0 E: 0 LOB: 1 K: 1 BB: 1 S: 5 P: 9	R: 4 H: 4 E: 1 LOB: 1 K: 1 BB: 0 S: 10 P: 10	R: 3 H: 3 E: 0 LOB: 1 K: 2 BB: 1 S: 10 P: 14	R: 0 H: 1 E: 0 LOB: 1 K: 1 BB: 0 S: 6 P: 6	R: 0 H: 1 E: 0 LOB: 1 K: 3 BB: 0 S: 10 P: 10	1B: 5 SF: 0 2B: 5 SAC: 0 3B: 1 DP: 0 HR: 1 HBP: 0	WP: 0 PA: 47 PB: 1 SB: 0 CS: 0		
PITCHER	IP WLS BF H R ER SO BB IBB HBP BLK WP HR S P ERA WHIP											PITCHER	IP WLS BF H R ER SO BB IBB HBP BLK WP HR S P ERA WHIP
Mickey Lolich, L (1, 1) <small>ERA: 3.86</small>	2.2 L 16 3 7 2 2 4 0 0 0 0 0 1 16 32 6.75 2.625												
Mark Lee, R (3, 1) <small>ERA: 6.23</small>	2.2 13 3 4 2 3 1 0 0 0 0 0 0 18 22 6.75 1.500												
John D'Acquisto, R (6, 1) <small>ERA: 13.5</small>	1.2 10 4 3 3 2 1 0 0 0 0 0 0 13 17 16.20 3.000												
Bob Owchinko, L (8, 1) <small>ERA: 13.5</small>	2.0 8 2 0 0 0 4 0 0 0 0 0 0 16 16 0.00 1.000												

San Francisco Giants @ San Diego Padres
 San Diego Stadium, San Diego, CA
 Thu Apr 19 1979, 6:33 AM EST
 Att. 27,366 - Unknown

AB	41
R	14
H	12
RBI	13
BB	6
SO	11
LOB	19



Batter	1	2	3	4	5	6	7	8	9	AB	R	H	RBI	BB	SO	LOB
Gene Richards, L (1, 8) OBP: 0.262, SLG: 0.317	0-0 1-3		0-0 5-3		0-0 1-3	0-0 E6 2B		0-0 3B 1B		5	1	2	3	0	0	0
Ozzie Smith, S (1, 6) OBP: 0.172, SLG: 0.167 Don Reynolds, R (6, PH) OBP: 0.250, SLG: 0.750	4-0 L1-3 BB		0-0 L4		0-0 F8	0-3 K		0-0 3B		2	0	0	0	1	0	0
Jerry Turner, L (1, 7) OBP: 0.309, SLG: 0.260 John D'Acquisto, R (6, 1) OBP: 0.900, SLG: 1.000 Broderick Perkins, L (7, PH) OBP: 0.375, SLG: 0.333 Kurt Bevacqua, R (8, 5) OBP: 0.556, SLG: 0.667	0-0 L1-3		0-3 K2-3		0-3 K		0-0 FC4-6 1B	0-0 4-3		3	0	0	0	0	2	1
Dave Winfield, R (1, 9) OBP: 0.492, SLG: 0.722		0-0 4-3		0-0 FC6-4 HR 1B		0-0 1-3 1B 2B	0-0 F2		0-0 5-3	5	2	2	0	0	0	1
Gene Tenace, R (1, 2) OBP: 0.457, SLG: 0.406 Fred Kendall, R (7, 2)		4-0 1B E BB		4-0 FC6-4 1-2 BB		0-0 F7	0-0 FC4-6		4-0 1B BB	1	1	0	0	2	0	1
Mike Hargrove, L (1, 3) OBP: 0.404, SLG: 0.317 Bill Almon, R (7, 6) Bob Owchinko, L (8, 1) Bill Fahey, L (9, PH) OBP: 0.300, SLG: 0.400		0-0 F8		0-0 FC6-4 HR		0-0 1-3	0-0 4-3		0-0 F8	3	1	0	0	0	0	4
Barry Evans, R (1, 5) OBP: 0.245, SLG: 0.260		0-0 E 1-2 1B		0-0 L4		0-0 1B E 1B		0-0 E5 G1-6-3	0-0 FC6-4 1B	5	1	3	1	0	0	2
Fernando Gonzalez, R (1, 4) OBP: 0.286, SLG: 0.407		0-0 E5		0-0 HR		0-0 E 1B		0-0 G1-6-3	0-0 FC6-4	5	2	2	3	0	0	4
Mickey Lolich, S (1, 1) Mark Lee, R (3, 1) Dan Briggs, L (6, 7) OBP: 0.333, SLG: 0.250		0-0 F9		0-3 K		4-0 E BB		0-0 3B 1B		1	0	0	0	0	0	2

Inning Stats	R: 0	H: 0	E: 0	K: 0	S: 2	R: 1	H: 1	E: 1	K: 0	S: 5	R: 0	H: 0	E: 0	K: 1	S: 5	R: 3	H: 2	E: 0	K: 1	S: 7	R: 0	H: 0	E: 0	K: 1	S: 5	R: 4	H: 4	E: 1	K: 1	S: 9	R: 0	H: 1	E: 0	K: 0	S: 4	R: 2	H: 3	E: 1	K: 0	S: 6	R: 0	H: 1	E: 0	K: 0	S: 4	R: 0	H: 1	E: 0	K: 0	S: 4	1B: 8	2B: 3	3B: 1	HR: 1	SF: 0	SAC: 0	DP: 2	HBP: 0	WP: 0	PA: 44
--------------	------	------	------	------	------	------	------	------	------	------	------	------	------	------	------	------	------	------	------	------	------	------	------	------	------	------	------	------	------	------	------	------	------	------	------	------	------	------	------	------	------	------	------	------	------	------	------	------	------	------	-------	-------	-------	-------	-------	--------	-------	--------	-------	--------

PITCHER	IP	WLS	BF	H	R	ER	SO	BB	IBB	HBP	BLK	WP	HR	S	P	ERA	WHIP
Vida Blue, L (1, 1) ERA: 4.37	8.0		39	11	10	9	4	4	0	0	0	0	1	43	59	10.12	1.875
Gary Lavelle, L (9, 1) ERA:	1.0		5	1	0	0	0	1	0	0	0	0	0	4	8	0.00	2.000

BOTTOM

San Francisco Giants @ San Diego Padres
San Diego Stadium, San Diego, CA
Thu Apr 19 1979, 6:33 AM EST
Att. 27,366 - Unknown

AB	39
R	10
H	12
RBI	9
BB	5
SO	4
LOB	20



WP	HR	S	P	ERA	WHIP
0	0	0	0	0	0

Batter	1	2	3	4	5	6	7	8	9	AB R H RBI BB SO LOB	TOP																
Davey Lopes, R (1, 4) OBP: 0.294, SLG: 0.305	0-0 6-3		0-0 6-3		0-0 F8			0-0 F7		4 0 0 0 0 0 0																	
Bill Russell, R (1, 6) OBP: 0.385, SLG: 0.433	0-0 WP 1B		0-0 F4			0-0 5-3		0-0 F9 BB 1B		4 1 2 0 0 0 0																	
Gary Thomasson, L (1, 8) OBP: 0.421, SLG: 0.387	0-0 G6-4-3 1B			0-0 1B		4-0 G5-3 1B BB		4-0 1-2 BB		2 0 2 1 2 0 0																	
Steve Garvey, R (1, 3) OBP: 0.302, SLG: 0.459	0-0 G6-4-3 1-2f			0-0 1-3 1B		0-0 1-2 1B		0-0 F9 2-3		4 0 2 0 0 0 3																	
Ron Cey, R (1, 5) OBP: 0.313, SLG: 0.291		0-0 6-3		0-3 K		0-0 G5-3 2-3f		0-0 F7		4 0 0 0 0 1 6																	
Dusty Baker Jr., R (1, 7) OBP: 0.356, SLG: 0.407		0-3 K		0-3 K			0-0 1B		0-0 SH3-4 SF8 2B	4 1 2 0 0 2 2																	
Rick Monday, L (1, 9) OBP: 0.361, SLG: 0.281		4-0 BB		0-0 F7			0-0 F6		0-0 SH3-4 2-3	2 0 0 0 1 0 3																	
Rick Sutcliffe, L (7, 1) OBP: 0.333, SLG: 0.667										0 0 0 0 0 0 0																	
Manny Mota, R (9, PH)										0 0 0 0 0 0 0																	
Jerry Reuss, L (9, 1)										0 0 0 0 0 0 0																	
Joe Ferguson, R (1, 2) OBP: 0.300, SLG: 0.353		0-0 F9			0-3 K		0-0 F7		0-0 SF8	3 0 0 1 0 1 2																	
Bob Welch, R (1, 1) OBP: 0.400, SLG: 0.250			0-0 4-3		0-0 5-3		0-0 1-3		0-0 F9 3-H	2 0 0 0 0 0 0																	
Von Joshua, L (7, PH) OBP: 0.222, SLG: 0.222										1 0 0 0 0 0 1																	
Derrel Thomas, S (9, PH) OBP: 0.211, SLG: 0.167										1 0 0 0 0 0 0																	
Inning Stats	R: 1 E: 0 K: 0 S: 4	H: 2 LOB: 0 BB: 0 P: 4	R: 0 E: 0 K: 1 S: 5	H: 0 LOB: 1 BB: 1 P: 9	R: 0 E: 0 K: 0 S: 3	H: 0 LOB: 0 BB: 0 P: 3	R: 0 E: 0 K: 2 S: 9	H: 2 LOB: 2 BB: 0 P: 9	R: 0 E: 0 K: 1 S: 5	H: 0 LOB: 0 BB: 0 P: 5	R: 0 E: 0 K: 0 S: 3	H: 1 LOB: 1 BB: 1 P: 7	R: 0 E: 0 K: 0 S: 4	H: 1 LOB: 1 BB: 0 P: 4	R: 0 E: 0 K: 0 S: 4	H: 1 LOB: 2 BB: 1 P: 8	R: 1 E: 0 K: 0 S: 4	H: 1 LOB: 0 BB: 0 P: 4	1B: 7 2B: 1 3B: 0 HR: 0	SF: 1 SAC: 1 DP: 2 HBP: 0	WP: 1 PB: 0 SB: 0 CS: 0	PA: 36					
PITCHER	IP WLS BF H R ER SO BB IBB HBP BLK WP HR S P ERA WHIP																										
John Montefusco, R (1, 1) ERA: 3.38	7.0		27	6	1	1	4	2	0	0	0	1	0	33	41	1.29	1.143										
Gary Lavelle, L (8, 1) ERA: 0.87	2.0	W	9	2	1	1	0	1	0	0	0	0	0	8	12	4.50	1.500										

Los Angeles Dodgers @ San Francisco Giants
 Candlestick Park, San Francisco, CA
 Fri Apr 20 1979, 9:05 PM EST
 Att: 39,906 - Unknown

livebaseballscorecards.com

AB	31
R	2
H	8
RBI	2
BB	3
SO	4
LOB	17



Batter	1	2	3	4	5	6	7	8	9	AB	R	H	RBI	BB	SO	LOB
Bill North, S (1, 8) Larry Herndon, R (9, 8) OBP: 0.387, SLG: 0.265 OBP: 0.500, SLG: 0.750	0-0 5-3		0-3 K		0-3 K			0-0 4-3		4	0	0	0	0	2	0
Terry Whitfield, L (1, 7) OBP: 0.406, SLG: 0.517	0-0 1B 2B		0-0 E6		0-0 F3			0-0 1-3		4	1	1	0	0	0	0
Bill Madlock, R (1, 4) OBP: 0.215, SLG: 0.214	4-0 1B S BB		0-0 4-3		0-0 F4			0-0 6-3		3	1	0	0	1	0	1
Jack Clark, R (1, 9) OBP: 0.381, SLG: 0.426	0-0 1-3 2-H S 1B		0-0 F2		0-3 K			0-0 E6 1B		4	1	1	1	0	1	1
Willie McCovey, L (1, 3) OBP: 0.538, SLG: 0.769	0-3 K			0-0 E9 1B				0-0 F8		4	0	2	1	0	1	2
Darrell Evans, L (1, 5) OBP: 0.306, SLG: 0.339	0-0 F6 1-2 3-H			0-0 F6				0-0 F4		3	0	0	0	0	0	2
Marc Hill, R (1, 2) OBP: 0.226, SLG: 0.224		0-0 FC1-6 1B		0-0 L6				0-0 F3		3	0	1	0	0	0	1
Roger Metzger, S (1, 6) OBP: 0.231, SLG: 0.243		0-0 FC1-6 G1-6-3 1-2f		4-0 IBB				0-0 4-3		2	0	0	0	1	0	1
John Montefusco, R (1, 1) Max Venable, L (7, PH) Gary Lavelle, S (8, 1)		0-0 G1-6-3 1-2f		0-0 F5				0-0 F5		2	0	0	0	0	0	3
										1	0	0	0	0	0	0
										0	0	0	0	0	0	0

Inning Stats	R: 2	H: 2	E: 0	K: 1	S: 7	H: 2	LOB: 1	BB: 1	P: 11	R: 0	H: 1	E: 0	K: 0	S: 3	R: 0	H: 0	E: 1	K: 1	S: 6	H: 0	LOB: 1	BB: 0	P: 6	R: 0	H: 1	E: 1	K: 0	S: 4	R: 0	H: 0	E: 0	K: 1	S: 5	H: 0	LOB: 0	BB: 0	P: 5	R: 0	H: 0	E: 0	K: 1	S: 5	H: 0	LOB: 0	BB: 0	P: 5	R: 0	H: 0	E: 0	K: 0	S: 3	R: 0	H: 0	E: 1	K: 0	S: 2	H: 1	LOB: 1	BB: 0	P: 2	1B: 4	SF: 0	2B: 1	SAC: 0	3B: 0	DP: 1	HR: 0	HBP: 0	WP: 0	PA: 32
PITCHER	IP	WLS	BF	H	R	ER	SO	BB	IBB	HBP	BLK	WP	HR	S	P	ERA	WHIP																																																					
Bob Welch, R (1, 1) ERA: 2.37	6.0		24	4	2	2	4	1	1	0	0	0	0	30	38	3.00	0.833																																																					
Rick Sutcliffe, R (7, 1) ERA: 0.75	2.0		6	0	0	0	0	0	0	0	0	0	0	6	6	0.00	0.000																																																					
Jerry Reuss, L (9, 1) ERA: 3.6	0.0	L	2	1	1	0	0	0	0	0	0	0	0	2	2	∞	∞																																																					

BOTTOM

Los Angeles Dodgers @ San Francisco Giants
Candlestick Park, San Francisco, CA
 Fri Apr 20 1979, 9:05 PM EST
 Att. 39,906 - Unknown

livebaseballscorecards.com

AB	30
R	3
H	5
RBI	2
BB	2
SO	4
LOB	11



Batter	1	2	3	4	5	6	7	8	9	10	AB R H RBI BB SO LOB	TOP													
Davey Lopes, R OBP: 0.288, SLG: 0.297 (1, 4)	0-0 5-3	0-0 F9		0-3 K			0-0 FC5-4		0-0 ES 1B		5 0 1 0 0 1 5	<p>Los Angeles Dodgers @ San Francisco Giants</p> <p>Candlestick Park, San Francisco, CA</p> <p>Sat Apr 21 1979, 6:33 AM EST</p> <p>Att. 37,775 - Unknown</p>													
Bill Russell, R OBP: 0.371, SLG: 0.415 (1, 6)	0-0 6-3		0-0 CS 1B		0-0 5-3		0-3 K		0-0 L5		5 0 1 0 0 1 2														
Dusty Baker Jr., R OBP: 0.344, SLG: 0.390 (1, 7)	0-0 F9		0-0 F2		0-0 4-3			0-0 SH1-3 1B		0-3 K	5 0 1 0 0 1 1														
Steve Garvey, R OBP: 0.338, SLG: 0.477 (1, 3)		4-0 WP BB 1B	0-0 1B 1B		0-0 L4			0-0 SH1-3 1B		0-0 BB 1B	4 2 3 0 1 0 0														
Joe Ferguson, R OBP: 0.341, SLG: 0.378 (1, 9)		0-0 BB WP 1B	0-0 1-3 1B			0-0 1-3		0-0 SH1-3		4-0 1B BB	3 0 2 0 1 0 0														
Gary Thomasson, L OBP: 0.381, SLG: 0.343 (1, 8)		0-0 F7	0-0 F8			0-0 4-3		0-0 G3		0-0 BB 1B	4 0 0 0 0 0 6														
Manny Mota, R OBP: 0.500, SLG: 0.333 (10, PH)		1-2 2-3								1-3 2-H	1 0 1 1 0 0 0														
Ted Martinez, R (10, PR)											0 0 0 0 0 0 0														
Derrel Thomas, S OBP: 0.167, SLG: 0.130 (1, 5)	0-0 P6		0-0 F7		0-0 F8		0-0 F8		0-0 6-3	0-0 5-3	5 0 0 0 0 0 5														
Steve Yeager, R OBP: 0.238, SLG: 0.368 (1, 2)		4-0 BB BB	0-0 F7 2B				0-0 F8		0-0 5-3		3 0 1 0 1 0 0														
Burt Hooton, R OBP: 0.273, SLG: 0.300 (1, 1)		4-0 BB BB	0-0 F7				0-0 FC5-4 1B		0-0 6-3		3 0 1 1 1 0 1														
Inning Stats	R: 0 E: 0 K: 0 S: 3	H: 0 LOB: 0 BB: 0 P: 3	R: 1 E: 0 K: 0 S: 4	H: 1 LOB: 3 BB: 3 P: 16	R: 0 E: 0 K: 0 S: 5	H: 3 LOB: 2 BB: 0 P: 5	R: 0 E: 0 K: 1 S: 6	H: 1 LOB: 1 BB: 0 P: 6	R: 0 E: 0 K: 0 S: 3	H: 0 LOB: 0 BB: 0 P: 3	R: 0 E: 0 K: 1 S: 6	H: 1 LOB: 1 BB: 0 P: 6	R: 0 E: 0 K: 0 S: 5	H: 2 LOB: 2 BB: 0 P: 5	R: 0 E: 0 K: 0 S: 4	H: 1 LOB: 1 BB: 0 P: 4	R: 1 E: 0 K: 1 S: 6	H: 2 LOB: 1 BB: 1 P: 10	1B: 10 2B: 1 3B: 0 HR: 0	SF: 0 SAC: 1 DP: 0 HBP: 0	WP: 1 PB: 0 SB: 1 CS: 1	PA: 43			
PITCHER	IP WLS BF H R ER SO BB IBB HBP BLK WP HR S P ERA WHIP	IP WLS BF H R ER SO BB IBB HBP BLK WP HR S P ERA WHIP	IP WLS BF H R ER SO BB IBB HBP BLK WP HR S P ERA WHIP	IP WLS BF H R ER SO BB IBB HBP BLK WP HR S P ERA WHIP	IP WLS BF H R ER SO BB IBB HBP BLK WP HR S P ERA WHIP	IP WLS BF H R ER SO BB IBB HBP BLK WP HR S P ERA WHIP	IP WLS BF H R ER SO BB IBB HBP BLK WP HR S P ERA WHIP	IP WLS BF H R ER SO BB IBB HBP BLK WP HR S P ERA WHIP	IP WLS BF H R ER SO BB IBB HBP BLK WP HR S P ERA WHIP	IP WLS BF H R ER SO BB IBB HBP BLK WP HR S P ERA WHIP	IP WLS BF H R ER SO BB IBB HBP BLK WP HR S P ERA WHIP	IP WLS BF H R ER SO BB IBB HBP BLK WP HR S P ERA WHIP	IP WLS BF H R ER SO BB IBB HBP BLK WP HR S P ERA WHIP	IP WLS BF H R ER SO BB IBB HBP BLK WP HR S P ERA WHIP	IP WLS BF H R ER SO BB IBB HBP BLK WP HR S P ERA WHIP	IP WLS BF H R ER SO BB IBB HBP BLK WP HR S P ERA WHIP	IP WLS BF H R ER SO BB IBB HBP BLK WP HR S P ERA WHIP	IP WLS BF H R ER SO BB IBB HBP BLK WP HR S P ERA WHIP	IP WLS BF H R ER SO BB IBB HBP BLK WP HR S P ERA WHIP	IP WLS BF H R ER SO BB IBB HBP BLK WP HR S P ERA WHIP	IP WLS BF H R ER SO BB IBB HBP BLK WP HR S P ERA WHIP	IP WLS BF H R ER SO BB IBB HBP BLK WP HR S P ERA WHIP	IP WLS BF H R ER SO BB IBB HBP BLK WP HR S P ERA WHIP	IP WLS BF H R ER SO BB IBB HBP BLK WP HR S P ERA WHIP	IP WLS BF H R ER SO BB IBB HBP BLK WP HR S P ERA WHIP
Bob Knepper, L ERA: 2.76 (1, 1)	8.0	L	7	2	1	1	1	1	1	1	1	1.12	1.375												
Tom Griffin, R ERA: 5.11 (9, 1)	1.1		7	2	1	1	1	1	1	1	1	6.75	2.250												
Dave Roberts, L ERA: (10, 1)	0.2		2	1	0	0	0	0	0	0	0	0.00	1.500												

livebaseballscorecards.com

AB	38
R	2
H	11
RBI	2
BB	4
SO	3
LOB	20



BOTTOM

Los Angeles Dodgers @ San Francisco Giants
 Candlestick Park, San Francisco, CA
 Sat Apr 21 1979, 6:33 AM EST
 Att: 37,775 - Unknown

livebaseballscorecards.com

AB	32
R	1
H	5
RBI	1
BB	3
SO	7
LOB	12



WP	1	PA	38
PB	0		
SB	0		
CS	0		

4	0	0	0	0	0	0	1
0	0	0	0	0	0	0	0
0	0	0	0	0	0	0	0
1	0	0	0	0	0	0	1

5	0	2	0	0	2	1	
---	---	---	---	---	---	---	--

3	1	1	0	0	1	1	
---	---	---	---	---	---	---	--

3	0	1	0	1	1	1	
---	---	---	---	---	---	---	--

3	0	0	1	0	0	2	
---	---	---	---	---	---	---	--

2	0	0	0	2	0	0	
---	---	---	---	---	---	---	--

3	0	0	0	0	0	2	
1	0	0	0	0	1	3	
0	0	0	0	0	0	0	

4	0	0	0	0	0	0	
---	---	---	---	---	---	---	--

2	0	0	0	0	2	0	
1	0	1	0	0	0	0	
0	0	0	0	0	0	0	

1B:	4	SF:	1
2B:	2	SAC:	1
3B:	0	DP:	1
HR:	0	HBP:	1

Batter	1	2	3	4	5	6	7	8	9	10
Bill North, S (1, 8) OBP: 0.364, SLG: 0.245 Tom Griffin, R (9, 1) Dave Roberts, L (10, 1) Hector Cruz, R (10, PH)	0-0 1-3			0-0 P3		0-0 4-3		0-0 5-3-5-1-5		0-0 P3
Terry Whitfield, L (1, 7) OBP: 0.406, SLG: 0.508	0-3 K			0-0 SH1-3 1B			0-3 K		0-0 FC1-6 1B	0-0 FC6-4
Bill Madlock, R (1, 4) OBP: 0.221, SLG: 0.220	0-3 K			0-0 SH1-3			0-0 WP BB SF9 1B		0-0 FC1-6 G3 1B	
Jack Clark, R (1, 9) OBP: 0.388, SLG: 0.421		0-3 K		0-0 P4			4-0 WP BB		0-0 G3 1B	
Willie McCovey, L (1, 3) OBP: 0.412, SLG: 0.625		0-0 P5			0-0 4-3		0-0 SF9		0-0 G3	
Darrell Evans, L (1, 5) OBP: 0.318, SLG: 0.328		0-0 P4			0-0 F8		4-0 FC6-4 IBB		4-0 IBB	
Marc Hill, R (1, 2) OBP: 0.214, SLG: 0.212 Mike Ivie, R (9, PH) Mike Sadek, R (10, 2)			0-0 F9		0-0 F8		0-0 FC6-4		0-3 K	
Roger Metzger, S (1, 6) OBP: 0.209, SLG: 0.220			0-0 F8			0-0 G3		0-0 F5		0-0 F8
Bob Knepper, L (1, 1) John Tamargo, S (8, PH) Larry Herndon, R (8, PR)			0-3 K			0-3 K		0-0 5-3-5-1-5 2B		1-0 FC6-4 HBP

Inning Stats	R: 0	H: 0	R: 0	H: 0	R: 0	H: 0	R: 0	H: 0	R: 0	H: 1	R: 0	H: 0	R: 0	H: 1	R: 0	H: 1	R: 0	H: 1	R: 0	H: 2	R: 0	H: 0	R: 0	H: 0	R: 0	H: 0	1B:	SF:	WP:	PA:
	E: 0	LOB: 0	E: 0	LOB: 0	E: 0	LOB: 0	E: 0	LOB: 0	E: 0	LOB: 1	E: 0	LOB: 0	E: 0	LOB: 2	E: 0	LOB: 1	E: 0	LOB: 3	E: 0	LOB: 1	E: 0	LOB: 1	E: 0	LOB: 0	E: 0	LOB: 0	2B:	SAC:	PB:	PA:
	K: 2	BB: 0	K: 1	BB: 0	K: 1	BB: 0	K: 0	BB: 0	K: 1	BB: 2	K: 1	BB: 0	K: 0	BB: 2	K: 0	BB: 0	K: 1	BB: 1	K: 0	BB: 0	K: 1	BB: 3	K: 0	BB: 0	K: 0	BB: 0	3B:	DP:	SB:	PA:
	S: 7	P: 7	S: 5	P: 5	S: 5	P: 5	S: 4	P: 4	S: 3	P: 3	S: 5	P: 5	S: 6	P: 14	S: 3	P: 3	S: 7	P: 11	S: 3	P: 4	S: 3	P: 4	S: 3	P: 4	S: 3	P: 4	HR:	HBP:	CS:	PA:

PITCHER	IP	WLS	BF	H	R	ER	SO	BB	IBB	HBP	BLK	WP	HR	S	P	ERA	WHIP
Burt Hooton, R (1, 1) ERA: 2.97	10.0	W	38	5	1	1	7	1	2	1	0	1	0	48	61	0.90	0.600

Batter	1	2	3	4	5	6	7	8	9	AB R H RBI BB SO LOB	TOP											
Davey Lopes, R (1, 4) OBP: 0.291, SLG: 0.329	0-3 K		0-0 SF8 3B	0-0 6-3	0-3 K		0-0 F9		0-0 1B	6 1 2 0 0 2 0	Los Angeles Dodgers @ San Francisco Giants Candlestick Park, San Francisco, CA Sun Apr 22 1979, 6:33 AM EST Att: 51,711 - Unknown livebaseballscorecards.com											
Bill Russell, R (1, 6) OBP: 0.382, SLG: 0.429	0-0 2B 1B		0-0 SF8	0-0 PB 1B 1B	0-0 5-3 BB 1B		0-0 L5		0-0 5-3	5 2 3 1 0 0 1												
Gary Thomasson, L (1, 8) OBP: 0.426, SLG: 0.351	0-0 F9		4-0 3-H 1B S BB	4-0 1B HR BB	4-0 5-3 BB			0-0 G3 1B		2 1 1 0 3 0 1												
Steve Garvey, R (1, 3) OBP: 0.342, SLG: 0.486	0-0 1-H 2B		0-3 K	0-0 HR 1B	0-0 5-3			0-0 P3		5 1 2 2 0 1 4												
Von Joshua, L (1, 7) OBP: 0.286, SLG: 0.500	0-3 K		0-0 1B	0-0 1-H HR	0-0 F5			0-0 G3		5 1 2 3 0 1 4												
Joe Ferguson, R (1, 9) OBP: 0.347, SLG: 0.366		0-0 P6	0-0 P6	0-0 2B 1B	0-0 5-3			4-0 BB		4 1 1 0 1 0 2												
Derrel Thomas, S (1, 5) OBP: 0.241, SLG: 0.250		0-0 S 1B		0-0 HR 1B	0-3 K			0-0 F9		5 1 3 1 0 1 2												
Steve Yeager, R (1, 2) OBP: 0.289, SLG: 0.478		0-3 K		0-0 HR	0-0 1-3			0-0 6-3		4 1 1 2 1 1 1												
Don Sutton, R (1, 1) OBP: 0.083, SLG: 0.083		0-3 K		0-0 6-3	0-3 K			0-0 L4		5 0 0 0 0 2 3												
Inning Stats	R: 1 E: 0 K: 2 S: 9	H: 2 LOB: 1 BB: 0 P: 9	R: 0 E: 0 K: 2 S: 8	H: 1 LOB: 1 BB: 0 P: 8	R: 1 E: 0 K: 1 S: 7	H: 2 LOB: 2 BB: 1 P: 11	R: 7 E: 0 K: 0 S: 10	H: 7 LOB: 2 BB: 2 P: 18	R: 0 E: 0 K: 1 S: 6	H: 1 LOB: 2 BB: 1 P: 10	R: 0 E: 0 K: 1 S: 5	H: 0 LOB: 0 BB: 0 P: 5	R: 0 E: 0 K: 1 S: 5	H: 0 LOB: 0 BB: 0 P: 5	R: 0 E: 0 K: 0 S: 4	H: 1 LOB: 2 BB: 1 P: 8	R: 0 E: 0 K: 0 S: 4	H: 1 LOB: 1 BB: 0 P: 4	1B: 10 2B: 2 3B: 1 HR: 2	SF: 1 SAC: 0 DP: 0 HBP: 0	WP: 0 PB: 1 SB: 3 CS: 0	PA: 47
PITCHER	IP WLS BF H R ER SO BB IBB HBP BLK WP HR S P ERA WHIP																					
Ed Halicki, R (1, 1) ERA: 5.49	3.2 L 20 8 5 5 5 1 0 0 0 0 1 29 33 12.27 2.455																					
John Curtis, L (4, 1) ERA: 24.3	0.2 10 5 4 4 1 2 1 0 0 0 1 9 21 54.00 10.500																					
Randy Moffitt, R (5, 1) ERA:	1.2 5 0 0 0 1 0 0 0 0 0 0 7 7 0.00 0.000																					
Tom Griffin, R (7, 1) ERA: 4.4	2.0 8 1 0 0 1 1 0 0 0 0 0 9 13 0.00 1.000																					
Dave Roberts, L (9, 1) ERA:	1.0 4 1 0 0 0 0 0 0 0 0 0 4 4 0.00 1.000																					



Batter	1	2	3	4	5	6	7	8	9	AB R H RBI BB SO LOB	TOP											
Bill North, S (1, 8) OBP: 0.356, SLG: 0.250	1-2 F5-4-3 1B		1-1 6-3		0-2 F5-4-3			0-3 K		4 1 1 0 0 1 1												
Terry Whitfield, L (1, 7) OBP: 0.390, SLG: 0.478	0-0 F5-4-3 1B			4-1 1B BB	1-0 F9			0-3 K		3 1 1 0 1 1 0												
Bill Madlock, R (1, 4) OBP: 0.203, SLG: 0.200	0-1 F5-4-3			2-0 L5		0-2 1-3		0-0 1-3		4 0 0 0 0 0 2												
Jack Clark, R (1, 9) OBP: 0.387, SLG: 0.462	0-0 6-3			1-1 1B 1B		0-2 1B		0-0 F8		4 1 2 0 0 0 0												
Darrell Evans, L (1, 5) OBP: 0.311, SLG: 0.318		2-2 F4-3		1-2 E9 1B		1-1 F9		0-0 F2		4 0 1 1 0 0 1												
Mike Ivie, R (1, 3) OBP: 0.323, SLG: 0.421		1-0 F3		3-1 1B		1-0 F3		0-3 K		4 0 1 1 0 1 1												
Marc Hill, R (1, 2) OBP: 0.194, SLG: 0.190		2-2 5-3		1-2 F3			0-0 1-3			3 0 0 0 0 0 2												
Roger Metzger, S (1, 6) OBP: 0.184, SLG: 0.191			3-2 6-3		0-0 L9			0-0 6-3		3 0 0 0 0 0 2												
Vida Blue, S (1, 1) Gary Lavelle, S (7, 1)			1-1 F4-3		4-0 F5-4-3 BB			0-3 K		2 0 0 0 1 1 0 0 0 0 0 0 0 0												
Inning Stats	R: 1 E: 1 K: 0 S: 7	H: 2 LOB: 0 BB: 0 P: 8	R: 0 E: 0 K: 0 S: 8	H: 0 LOB: 0 BB: 0 P: 13	R: 0 E: 0 K: 0 S: 7	H: 0 LOB: 0 BB: 0 P: 12	R: 2 E: 1 K: 0 S: 13	H: 3 LOB: 2 BB: 1 P: 25	R: 0 E: 0 K: 0 S: 4	H: 0 LOB: 0 BB: 1 P: 9	R: 0 E: 0 K: 0 S: 9	H: 1 LOB: 1 BB: 0 P: 11	R: 0 E: 0 K: 1 S: 5	H: 0 LOB: 0 BB: 0 P: 5	R: 0 E: 0 K: 2 S: 7	H: 0 LOB: 0 BB: 0 P: 7	R: 0 E: 0 K: 1 S: 5	H: 0 LOB: 0 BB: 0 P: 5	1B: 6 2B: 0 3B: 0 HR: 0	SF: 0 SAC: 0 DP: 2 HBP: 0	WP: 0 PB: 0 SB: 0 CS: 0	PA: 33
PITCHER	IP WLS BF H R ER SO BB IBB HBP BLK WP HR S P ERA WHIP																					
Mike Scott, R (1, 1) ERA: 2.57	5.0 W 20 5 3 1 0 2 0 0 0 0 0 0 39 67 1.80 1.400																					
Dwight Bernard, R (6, 1) ERA: 3.24	2.0 7 1 0 0 1 0 0 0 0 0 0 0 14 16 0.00 0.500																					
Skip Lockwood, R (8, 1) ERA: 1.42	2.0 6 0 0 0 3 0 0 0 0 0 0 0 12 12 0.00 0.000																					

San Francisco Giants @ New York Mets
 Shea Stadium, Flushing, NY
 Tue Apr 24 1979, 6:05 PM EST
 Att: 10,170 - Unknown

AB	31
R	3
H	6
RBI	2
BB	2
SO	4
LOB	9



San Francisco Giants @ New York Mets
 Shea Stadium, Flushing, NY
 Wed Apr 25 1979, 6:05 PM EST
 Att. 5,665 - Unknown

livebaseballscorecards.com

AB	28
R	0
H	2
RBI	0
BB	1
SO	4
LOB	7



AB	R	H	RBI	BB	SO	LOB
4	0	0	0	0	0	2
4	0	0	0	0	0	2
3	0	0	0	0	1	0
3	0	0	0	0	1	0
3	0	0	0	0	1	0
3	0	0	0	0	0	0
2	0	1	0	1	0	0
0	0	0	0	0	0	0
0	0	0	0	0	0	0
3	0	1	0	0	0	1
1	0	0	0	0	1	2
1	0	0	0	0	0	0
0	0	0	0	0	0	0
1	0	0	0	0	0	0

Batter	1	2	3	4	5	6	7	8	9	
Bill North, S (1, 8) OBP: 0.338, SLG: 0.234	1-2 ① 1-3		1-2 ② L5			0-0 ② F4-3			0-0 ② F7	
Terry Whitfield, L (1, 7) OBP: 0.370, SLG: 0.452	2-1 ② F6		0-0 ③ F6			0-0 ③ 5-3			0-0 ③ F2	
Bill Madlock, R (1, 4) OBP: 0.195, SLG: 0.191	1-3 ③ K			2-2 ① F3			0-0 ① F6			
Jack Clark, R (1, 9) OBP: 0.372, SLG: 0.441		2-0 ① F4		0-0 ② L6			0-3 ② K			
Darrell Evans, L (1, 5) OBP: 0.299, SLG: 0.304		2-3 ② K		1-0 ③ F8			0-0 ③ F5			
Mike Ivie, R (1, 3) OBP: 0.308, SLG: 0.400		0-1 ③ F3			0-0 ① 5-3			0-0 ① F9		
Marc Hill, R (1, 2) OBP: 0.215, SLG: 0.200 Max Venable, L (8, PR) Mike Sadek, R (8, 2)			4-0 2B BB		2-2 ② 1-3			0-0 F4-6-3 1B		
Roger Metzger, S (1, 6) OBP: 0.192, SLG: 0.220			0-0 1-3 2B		0-0 ③ F9			0-0 ② ⑤ F4-6-3 1-2		
Tom Griffin, R (1, 1) John Tamargo, S (6, PH) Dave Roberts, L (6, 1) Willie McCovey, L (9, PH) OBP: 0.389, SLG: 0.588			2-3 ① K			0-0 ① F5			0-0 ① F8	
Inning Stats	R: 0 H: 0 E: 0 LOB: 0 K: 1 BB: 0 S: 9 P: 13	R: 0 H: 0 E: 0 LOB: 0 K: 1 BB: 0 S: 6 P: 10	R: 0 H: 1 E: 0 LOB: 2 K: 1 BB: 1 S: 9 P: 16	R: 0 H: 0 E: 0 LOB: 0 K: 0 BB: 0 S: 6 P: 9	R: 0 H: 0 E: 0 LOB: 0 K: 0 BB: 0 S: 6 P: 8	R: 0 H: 0 E: 0 LOB: 0 K: 0 BB: 0 S: 3 P: 3	R: 0 H: 0 E: 0 LOB: 0 K: 1 BB: 0 S: 5 P: 5	R: 0 H: 1 E: 0 LOB: 1 K: 0 BB: 0 S: 3 P: 3	R: 0 H: 0 E: 0 LOB: 0 K: 0 BB: 0 S: 3 P: 3	
PITCHER Craig Swan, R (1, 1) ERA: 2.19	IP 9.0 WLS W BF 29 H 2 R 0 ER 0 SO 4 BB 1 IBB 0 HBP 0 BLK 0 WP 0 HR 0 S 50 P 70 ERA 0.00 WHIP 0.333									PITCHER IP WLS BF H R ER SO BB IBB HBP BLK WP HR S P ERA WHIP

San Francisco Giants @ Montreal Expos
 Olympic Stadium, Montreal, QB
 Fri Apr 27 1979, 3:33 AM EST
 Att. 7,210 - Unknown

AB	42
R	8
H	14
RBI	8
BB	2
SO	4
LOB	18



WP	1	PA	44
PB	0		
SB	0		
CS	0		

Batter	1	2	3	4	5	6	7	8	9	AB R H RBI BB SO LOB
Bill Madlock, R (1, 4) OBP: 0.207, SLG: 0.205	1-0 F2		0-0 F3		0-0 F7		0-0 1B HR 1B	0-0 1B		5 1 2 2 0 0 0
Terry Whitfield, L (1, 7) OBP: 0.372, SLG: 0.449	2-1 1B		2-0 1B		0-0 F8		0-0 F8	0-0 F8		5 0 2 0 0 0 3
Jack Clark, R (1, 9) OBP: 0.361, SLG: 0.425	0-1 F9		2-2 5-3		0-0 F7		0-0 HR 1B		0-3 K	5 1 1 1 0 1 2
Mike Ivie, R (1, 3) OBP: 0.314, SLG: 0.492	1-2 5-3			1-2 F9		0-0 6-3	0-0 HR		0-0 HR	5 2 2 4 0 0 1
Darrell Evans, L (1, 5) OBP: 0.317, SLG: 0.356		0-1 3-1		1-1 HR		0-0 1B	0-0 F5		4-0 WP 1B BB	4 1 2 1 1 0 0
Larry Herndon, R (1, 8) OBP: 0.438, SLG: 0.538		2-1 F7		0-1 E 1-3 1B		0-0 F8	0-3 K		0-0 WP 1B	4 0 1 0 0 1 1
Dave Roberts, L (7, 1)										0 0 0 0 0 0 0
Gary Lavelle, S (8, 1)										0 0 0 0 0 0 0
Max Venable, L (9, PH) OBP: 0.250, SLG: 0.250									1-2 1B	1 0 1 0 0 0 0
Marc Hill, R (1, 2) OBP: 0.214, SLG: 0.200		0-0 1B		3-1 1-3		0-0 F2		0-0 1-4-3	0-3 K	5 0 1 0 0 1 4
Johnnie LeMaster, R (1, 6) OBP: 0.435, SLG: 0.368		2-1 5-3		0-0 E6			0-0 1B 2B	4-0 1B 1-3 BB	0-0 F6	4 2 1 0 1 0 4
Bob Knepper, L (1, 1)			1-3 K		1-2 F7		0-0 1B 1B		0-0 1-3	1 0 0 0 0 1 0
Hector Cruz, R (4, PH)										1 0 0 0 0 0 2
Randy Moffitt, R (4, 1)										0 0 0 0 0 0 0
John Tamargo, S (7, PH) OBP: 0.375, SLG: 0.875										1 1 1 0 0 0 0
Bill North, S (7, 8) OBP: 0.333, SLG: 0.231										1 0 0 0 0 0 1

Inning Stats	R: 0	H: 1	E: 0	LOB: 1	K: 0	BB: 0	S: 10	P: 14	R: 0	H: 1	E: 0	LOB: 1	K: 0	BB: 0	S: 7	P: 11	R: 0	H: 1	E: 0	LOB: 1	K: 1	BB: 0	S: 10	P: 15	R: 1	H: 2	E: 1	LOB: 2	K: 0	BB: 0	S: 13	P: 19	R: 0	H: 0	E: 0	LOB: 0	K: 0	BB: 0	S: 3	P: 3	R: 0	H: 1	E: 0	LOB: 1	K: 0	BB: 0	S: 4	P: 4	R: 5	H: 5	E: 0	LOB: 0	K: 1	BB: 0	S: 10	P: 10	R: 1	H: 1	E: 0	LOB: 1	K: 0	BB: 1	S: 4	P: 8	R: 1	H: 2	E: 0	LOB: 2	K: 2	BB: 1	S: 9	P: 13	1B: 10	SF: 0	2B: 1	SAC: 0	3B: 0	DP: 0	HR: 3	HBP: 0	WP: 1	PA: 44
--------------	------	------	------	--------	------	-------	-------	-------	------	------	------	--------	------	-------	------	-------	------	------	------	--------	------	-------	-------	-------	------	------	------	--------	------	-------	-------	-------	------	------	------	--------	------	-------	------	------	------	------	------	--------	------	-------	------	------	------	------	------	--------	------	-------	-------	-------	------	------	------	--------	------	-------	------	------	------	------	------	--------	------	-------	------	-------	--------	-------	-------	--------	-------	-------	-------	--------	-------	--------

PITCHER	IP	WLS	BF	H	R	ER	SO	BB	IBB	HBP	BLK	WP	HR	S	P	ERA	WHIP
Bill Lee, L (1, 1) ERA: 2.7	6.1	W	30	10	5	5	1	0	0	0	0	0	1	52	71	7.11	1.579
Stan Bahnsen, R (7, 1) ERA: 3.46	2.2		14	4	3	3	3	2	0	0	0	1	2	18	26	10.12	2.250

Batter	1	2	3	4	5	6	7	8	9	AB R H RBI BB SO LOB	TOP																
Bill North, S (1, 8) OBP: 0.357, SLG: 0.257	0-0 FC6-4 1B		0-0 3B 1B		0-0 L7		0-0 FC1-6 1B		4-0 BB	4 2 3 0 1 0 0																	
Larry Herndon, R (1, 7) Willie McCovey, L (9, PH) OBP: 0.391, SLG: 0.700 OBP: 0.350, SLG: 0.526	0-0 1-3		0-0 SF8 3B		0-0 HR		0-0 FC1-6 CS		0-0 F5	4 2 2 3 0 0 2 1 0 0 0 0 0 1																	
Jack Clark, R (1, 9) OBP: 0.385, SLG: 0.500	4-0 FC6-4 BB		0-0 SF8		0-0 G3		4-0 BB			1 0 0 1 2 0 0																	
Mike Ivie, R (1, 3) OBP: 0.282, SLG: 0.438	0-0 FC6-4		0-0 F7		0-0 K		0-3 K			4 0 0 1 0 2 2																	
Bill Madlock, R (1, 4) OBP: 0.211, SLG: 0.235	0-0 F7		0-0 2B		0-0 F7		0-0 1-3			4 0 1 0 0 0 1																	
Darrell Evans, L (1, 5)		0-0 G6-4-3 1B	0-0 6-3		0-0 G3		0-0 4-6-3			4 0 1 0 0 0 1																	
Marc Hill, R (1, 2) OBP: 0.227, SLG: 0.203		0-0 F8		4-0 G4-6-3 BB		0-0 2B 1B		0-3 K		3 0 1 0 1 1 1																	
Johnnie LeMaster, R (1, 6) John Tamargo, S (6, PH) Roger Metzger, S (6, PR) OBP: 0.400, SLG: 0.333 OBP: 0.385, SLG: 0.750 OBP: 0.193, SLG: 0.204		0-0 G6-4-3		0-0 G4-6-3		0-0 2B		0-3 K		2 0 0 0 0 0 2 1 0 1 0 0 0 0 1 0 0 0 0 1 0																	
Vida Blue, S (1, 1) Terry Whitfield, L (6, PH) Tom Griffin, R (6, 1) Rob Andrews, R (9, PH) OBP: 0.167, SLG: 0.125 OBP: 0.367, SLG: 0.439			0-0 1B 3B 2B		0-0 G3		0-0 4-3		0-0 4-3	2 1 1 0 0 0 0 1 0 0 0 0 0 2 0 0 0 0 0 0 0 1 0 0 0 0 0 0																	
Inning Stats	R: 1 E: 1 K: 0 S: 4	H: 1 LOB: 1 BB: 1 P: 8	R: 0 E: 0 K: 0 S: 3	H: 1 LOB: 0 BB: 0 P: 3	R: 3 E: 0 K: 0 S: 7	H: 4 LOB: 1 BB: 0 P: 7	R: 0 E: 0 K: 0 S: 2	H: 0 LOB: 0 BB: 1 P: 6	R: 1 E: 0 K: 1 S: 6	H: 1 LOB: 0 BB: 0 P: 6	R: 0 E: 0 K: 0 S: 5	H: 2 LOB: 2 BB: 0 P: 5	R: 0 E: 0 K: 1 S: 5	H: 1 LOB: 1 BB: 1 P: 9	R: 0 E: 0 K: 1 S: 5	H: 0 LOB: 0 BB: 0 P: 5	R: 0 E: 0 K: 1 S: 5	H: 0 LOB: 1 BB: 1 P: 9	1B: 5 2B: 3 3B: 1 HR: 1	SF: 1 SAC: 0 DP: 2 HBP: 0	WP: 0 PB: 0 SB: 1 CS: 1	PA: 38					
PITCHER	IP WLS BF H R ER SO BB IBB HBP BLK WP HR S P ERA WHIP																										
Ross Grimsley, L (1, 1) ERA: 3.9	4.0		18	6	4	4	0	2	0	0	0	0	0	16	24	9.00	2.000										
Stan Bahnsen, R (5, 1) ERA: 3.68	1.2		8	3	1	1	1	0	0	0	0	0	1	10	10	5.40	1.800										
Dan Schatzeder, L (6, 1) ERA: 2.38	3.1	W	12	1	0	0	3	2	0	0	0	0	0	16	24	0.00	0.900										

San Francisco Giants @ Montreal Expos
Olympic Stadium, Montreal, QB
Sun Apr 29 1979, 3:33 AM EDT
Att: 25,710 - Unknown

AB	33
R	5
H	10
RBI	5
BB	4
SO	4
LOB	12



Batter	1	2	3	4	5	6	7	8	9
Andre Dawson, R OBP: 0.353, SLG: 0.628 (1, 8)	0-3 K	0-0 1-3		0-0 F7		1-0 F7		0-0 F7	
Rodney Scott, S OBP: 0.381, SLG: 0.338 (1, 4)	0-0 6-3	0-3 K		0-0 L6		0-0 F8		0-0 F7	
Warren Cromartie, L OBP: 0.378, SLG: 0.538 (1, 7)	0-0 BB IHR 1B		0-3 K		0-0 F8		0-0 CS 2B		
Tony Perez, R OBP: 0.271, SLG: 0.379 (1, 3)	4-0 BB IHR BB		0-0 F9		0-0 4-3		0-0 F9		
Gary Carter, R OBP: 0.397, SLG: 0.627 (1, 2)	0-0 IHR		0-0 F7		0-0 F7		0-0 HR		
Jerry White, S OBP: 0.280, SLG: 0.542 (1, 9)	0-0 6-3		0-0 F8		0-0 F9		0-0 F7		
Larry Parrish, R OBP: 0.317, SLG: 0.373 (1, 5)		0-0 1-3 BB 1B		0-0 WP HR 2B		4-0 HBP 1B BB		0-3 K	
Chris Speier, R OBP: 0.420, SLG: 0.393 (1, 6)		4-0 1-3 BB		4-0 HR BB		0-0 HBP 1B		0-0 1B 1B	
Ross Grimsley, L Ellis Valentine, R (4, PH) Stan Bahnsen, R (5, 1) Dan Schatzeder, L (6, 1)		0-3 K		0-0 HR		0-3 K		0-0 1-2 1B	

Inning Stats	R: 3	H: 2	E: 0	K: 1	S: 7	LOB: 0	BB: 1	P: 11
	R: 0	H: 1	E: 0	K: 2	S: 8	LOB: 2	BB: 1	P: 12
	R: 0	H: 0	E: 0	K: 1	S: 5	LOB: 0	BB: 0	P: 5
	R: 3	H: 2	E: 0	K: 0	S: 5	LOB: 0	BB: 1	P: 9
	R: 0	H: 0	E: 0	K: 0	S: 3	LOB: 0	BB: 0	P: 3
	R: 0	H: 1	E: 0	K: 1	S: 6	LOB: 3	BB: 1	P: 11
	R: 1	H: 2	E: 0	K: 0	S: 4	LOB: 0	BB: 0	P: 4
	R: 0	H: 2	E: 0	K: 1	S: 7	LOB: 2	BB: 0	P: 7

PITCHER	IP	WLS	BF	H	R	ER	SO	BB	IBB	HBP	BLK	WP	HR	S	P	ERA	WHIP
Vida Blue, L (1, 1)	5.0	L	23	5	6	6	4	3	0	0	0	1	1	28	40	10.80	1.600
Tom Griffin, R (6, 1)	3.0		15	5	1	1	2	1	0	1	0	0	1	17	22	3.00	2.000

AB R H RBI BB SO LOB

4	0	0	0	0	1	4
5	0	0	0	0	1	7
4	1	2	0	0	1	0
3	1	0	0	1	0	1
4	2	2	4	0	0	0
4	0	0	0	0	0	0
3	1	2	0	1	1	0
2	1	2	0	2	0	0
1	0	0	0	0	1	2
1	1	1	3	0	0	0
0	0	0	0	0	0	0
2	0	1	0	0	1	2

AB	33
R	7
H	10
RBI	7
BB	4
SO	6
LOB	16



1B: 5	SF: 0	WP: 1	PA: 38
2B: 2	SAC: 0	PB: 0	
3B: 0	DP: 0	SB: 0	
HR: 3	HBP: 1	CS: 1	

PITCHER	IP	WLS	BF	H	R	ER	SO	BB	IBB	HBP	BLK	WP	HR	S	P	ERA	WHIP
---------	----	-----	----	---	---	----	----	----	-----	-----	-----	----	----	---	---	-----	------

San Francisco Giants @ Montreal Expos
Olympic Stadium, Montreal, QB
Sun Apr 29 1979, 3:33 AM EDT
Att. 25,710 - Unknown

Batter	1	2	3	4	5	6	7	8	9	AB R H RBI BB SO LOB	TOP											
Bill North, S OBP: 0.371, SLG: 0.270 (1, 8) X	0-0 4-3 1B		4-0 1B SF8 BB		0-0 FC3-6 1B		0-3 K		0-0 F8	4 1 2 0 1 1 0	<p>San Francisco Giants @ Philadelphia Phillies</p> <p>Veterans Stadium, Philadelphia, PA</p> <p>Mon Apr 30 1979, 7:05 PM EDT</p> <p>Att: 29,169 - Unknown</p>											
Terry Whitfield, L OBP: 0.372, SLG: 0.442 (1, 7) X	0-0 4-3 1-2 1B		0-0 1-3 1B		0-0 FC3-6 1-2f 1B		0-0 BB 1B			4 0 2 0 0 0 2												
Jack Clark, R OBP: 0.389, SLG: 0.500 (1, 9) X	0-0 F8		0-0 SF8		0-0 FC3-6 1-2 1B		4-0 BB 1B			2 0 1 1 1 0 1												
Darrell Evans, L OBP: 0.330, SLG: 0.341 (1, 5) B B B B	4-0 BB		0-0 F8		0-0 FC3-6 1-2f 2-3		0-0 G3			3 0 0 0 1 0 5												
Mike Ivie, R OBP: 0.268, SLG: 0.416 (1, 3) X	0-0 5-3		0-3 K		0-3 K		0-3 K			4 0 0 0 0 3 5												
Bill Madlock, R OBP: 0.213, SLG: 0.235 (1, 4)		0-0 5-3		0-0 FC3-6 1B		0-0 F9		0-0 F5		4 0 1 0 0 0 0												
John Tamargo, S OBP: 0.294, SLG: 0.563 (1, 2) X		0-0 F9		0-0 FC3-6 FC4-6 1-2f		0-0 L3		0-0 F3		4 0 0 0 0 0 1												
Roger Metzger, S OBP: 0.197, SLG: 0.207 (1, 6) X		0-0 1B		0-0 FC4-6 1-2f		0-0 4-3		0-0 F8		4 0 1 0 0 0 1												
Philip Nastu, L (1, 1) X	0-0 F8		0-3 K		0-0 F8		0-0 P4			2 0 0 0 0 1 2												
Randy Moffitt, R (5, 1)										0 0 0 0 0 0 0												
Rob Andrews, R OBP: 0.600, SLG: 0.600 (7, PH)										1 0 0 0 0 0 0												
Gary Lavelle, S (7, 1)										0 0 0 0 0 0 0												
Larry Herndon, R OBP: 0.375, SLG: 0.667 (9, PH)										1 0 0 0 0 0 0												
Inning Stats	R: 0 E: 0 K: 0 S: 4	H: 1 LOB: 2 BB: 1 P: 8	R: 0 E: 0 K: 0 S: 4	H: 1 LOB: 1 BB: 0 P: 4	R: 1 E: 0 K: 1 S: 6	H: 1 LOB: 1 BB: 1 P: 10	R: 0 E: 0 K: 1 S: 6	H: 1 LOB: 1 BB: 0 P: 6	R: 0 E: 0 K: 1 S: 7	H: 2 LOB: 2 BB: 0 P: 7	R: 0 E: 0 K: 0 S: 3	H: 0 LOB: 0 BB: 0 P: 3	R: 0 E: 0 K: 1 S: 6	H: 1 LOB: 2 BB: 1 P: 10	R: 0 E: 0 K: 0 S: 5	H: 0 LOB: 0 BB: 0 P: 5	R: 0 E: 0 K: 0 S: 3	H: 0 LOB: 0 BB: 0 P: 3	1B: 7 2B: 0 3B: 0 HR: 0	SF: 1 SAC: 0 DP: 0 HBP: 0	WP: 0 PB: 0 SB: 0 CS: 0	PA: 37
PITCHER	IP WLS BF H R ER SO BB IBB HBP BLK WP HR S P ERA WHIP																					
Dick Ruthven, R ERA: 2.33 (1, 1)	6.0 W 26 6 1 1 3 2 0 0 0 0 0 0 30 38 1.50 1.333																					
Tug McGraw, L ERA: (7, 1)	3.0 S 11 1 0 0 2 1 0 0 0 0 0 0 14 18 0.00 0.667																					


livebaseballscorecards.com

AB	33
R	1
H	7
RBI	1
BB	3
SO	5
LOB	17



Batter	1	2	3	4	5	6	7	8	9
Bake McBride, L OBP: 0.293, SLG: 0.368 (1, 9) X	0-0 CS 1B		0-0 4-3		0-0 E5 1-2 FC		0-3 K		
Larry Bowa, S OBP: 0.400, SLG: 0.343 (1, 6) X	0-0 F2		0-0 F9		0-0 FC 1-2 2-3 IBB		0-0 G6-4-3 1-2f		
Pete Rose, S OBP: 0.471, SLG: 0.435 (1, 3) X	0-0 S 1-2 1B		0-0 S HR 1B		4-0 1-2 IBB		0-0 CS 1B		
Greg Luzinski, R OBP: 0.423, SLG: 0.548 (1, 7) X Mike Anderson, R OBP: 1.000, SLG: 2.000 (9, 7)	0-0 1-H 1B		0-0 1-H HR		0-0 P3		0-3 K 1-2		
Mike Schmidt, R OBP: 0.351, SLG: 0.477 (1, 5) X	0-0 F7		0-3 K		0-3 K		0-0 5-3		
Garry Maddox, R OBP: 0.395, SLG: 0.614 (1, 8) X		0-0 HR		0-0 F8		0-0 1-3			
Manny Trillo, R OBP: 0.329, SLG: 0.338 (1, 4) X		0-0 1-4-3		0-3 K		0-0 6-3			
Bob Boone, R OBP: 0.246, SLG: 0.302 (1, 2) X		0-3 K		0-0 F4		0-0 F9			
Dick Ruthven, R OBP: 0.188, SLG: 0.188 (1, 1) X Tug McGraw, R OBP: 1.000, SLG: 1.000 (7, 1) X	0-0 F9				0-0 FC E 1B		0-0 G6-4-3 1B		

AB	R	H	RBI	BB	SO	LOB
4	0	1	0	0	1	2
4	0	0	0	0	0	4
3	2	3	0	1	0	0
4	1	2	3	0	1	4
0	0	0	0	0	0	0
4	0	0	0	0	2	4
3	1	1	1	0	0	0
3	0	0	0	0	1	0
3	0	0	0	0	1	0
2	0	1	0	0	0	0
1	0	1	0	0	0	0

BOTTOM	
San Francisco Giants @ Philadelphia Phillies Veterans Stadium, Philadelphia, PA	
Mon Apr 30 1979, 7:05 PM EDT Att. 29,169 - Unknown	
AB 31	
R 4	
H 9	
RBI 4	
BB 1	
SO 6	
LOB 14	
	
WP: 0 PA: 32 PB: 0 SB: 2 CS: 2	

Inning Stats		R: 1	H: 3	R: 1	H: 1	R: 2	H: 2	R: 0	H: 0	R: 0	H: 1	R: 0	H: 0	R: 0	H: 1	R: 0	H: 1																
Philip Nastu, L ERA: 8.31 (1, 1)	IP	4.1	WLS	L	21	H	7	R	4	ER	4	SO	3	BB	0	IBB	1	HBP	0	BLK	0	WP	0	HR	2	S	26	P	30	ERA	8.31	WHIP	1.615
Randy Moffitt, R ERA: 8.53 (5, 1)	IP	1.2	WLS	L	5	H	0	R	0	ER	0	SO	1	BB	0	IBB	0	HBP	0	BLK	0	WP	0	HR	0	S	7	P	7	ERA	0.00	WHIP	0.000
Gary Lavelle, L ERA: 1.06 (7, 1)	IP	2.0	WLS	L	6	H	2	R	0	ER	0	SO	2	BB	0	IBB	0	HBP	0	BLK	0	WP	0	HR	0	S	10	P	10	ERA	0.00	WHIP	1.000

PITCHER		IP	WLS	BF	H	R	ER	SO	BB	IBB	HBP	BLK	WP	HR	S	P	ERA	WHIP															
Philip Nastu, L ERA: 8.31 (1, 1)	IP	4.1	WLS	L	21	H	7	R	4	ER	4	SO	3	BB	0	IBB	1	HBP	0	BLK	0	WP	0	HR	2	S	26	P	30	ERA	8.31	WHIP	1.615
Randy Moffitt, R ERA: 8.53 (5, 1)	IP	1.2	WLS	L	5	H	0	R	0	ER	0	SO	1	BB	0	IBB	0	HBP	0	BLK	0	WP	0	HR	0	S	7	P	7	ERA	0.00	WHIP	0.000
Gary Lavelle, L ERA: 1.06 (7, 1)	IP	2.0	WLS	L	6	H	2	R	0	ER	0	SO	2	BB	0	IBB	0	HBP	0	BLK	0	WP	0	HR	0	S	10	P	10	ERA	0.00	WHIP	1.000

Batter	1	2	3	4	5	6	7	8	9	AB R H RBI BB SO LOB	TOP											
Bill North, S OBP: 0.366, SLG: 0.273 (1, 8)	2-2 4-3		3-3 K			0-0 1B	0-0 SF8			3 1 1 1 0 1 1												
Terry Whitfield, L OBP: 0.378, SLG: 0.478 (1, 7)	1-1 4-3		1-2 IHR			0-0 1B	0-0 FC5-4			4 1 2 3 0 0 1												
Jack Clark, R OBP: 0.374, SLG: 0.476 (1, 9)	2-3 K		2-3 K			0-0 P4		0-0 6-3		4 0 0 0 0 2 1												
Willie McCovey, L OBP: 0.333, SLG: 0.478 (1, 3)		2-3 K		0-0 1-3		0-0 G4-6-3		0-0 1B		4 0 1 0 0 1 1												
Darrell Evans, L OBP: 0.327, SLG: 0.329 (1, 5)		0-3 K		3-1 F8			4-0 1B	0-0 F7		3 1 0 0 1 1 1												
Bill Madlock, R OBP: 0.214, SLG: 0.227 (1, 4)		1-1 6-3		1-0 6-3			4-0 1B	0-0 F9		3 1 0 0 1 0 1												
John Tamargo, S OBP: 0.286, SLG: 0.500 (1, 2)			1-0 E3		3-2 F8		0-0 F9		0-0 G6-4-3	4 1 1 0 0 0 2	AB 32											
Roger Metzger, S OBP: 0.215, SLG: 0.246 (1, 6)			1-0 IHR		1-2 4-3		4-0 1B	0-0 G6-4-3	0-0 G6-4-3	3 2 1 1 1 0 1	R 7											
Bob Knepper, L OBP: 0.091, SLG: 0.091 (1, 1)			3-1 P5		1-3 K		0-0 FC5-4		0-0 1-3	4 0 1 2 0 1 1	H 7											
Inning Stats	R: 0 E: 0 K: 1 S: 8	H: 0 LOB: 0 BB: 0 P: 13	R: 0 E: 0 K: 2 S: 10	H: 0 LOB: 0 BB: 0 P: 13	R: 3 E: 1 K: 2 S: 15	H: 2 LOB: 0 BB: 0 P: 26	R: 0 E: 0 K: 0 S: 4	H: 0 LOB: 0 BB: 0 P: 8	R: 0 E: 0 K: 1 S: 10	H: 0 LOB: 0 BB: 0 P: 15	R: 1 E: 0 K: 0 S: 4	H: 2 LOB: 0 BB: 0 P: 4	R: 3 E: 0 K: 0 S: 4	H: 1 LOB: 1 BB: 3 P: 16	R: 0 E: 0 K: 0 S: 4	H: 1 LOB: 1 BB: 0 P: 4	R: 0 E: 0 K: 0 S: 3	H: 1 LOB: 0 BB: 0 P: 3	1B: 5 2B: 0 3B: 1 HR: 1	SF: 1 SAC: 0 DP: 2 HBP: 0	WP: 0 PB: 0 SB: 1 CS: 0	PA: 36
PITCHER	IP WLS BF H R ER SO BB IBB HBP BLK WP HR S P ERA WHIP												PITCHER	IP WLS BF H R ER SO BB IBB HBP BLK WP HR S P ERA WHIP								
Nino Espinosa, R ERA: 1.32 (1, 1)	5.0 L 18 2 3 0 6 0 0 0 0 0 0 0 0 47 75 0.00 0.400																					
Rawly Eastwick, R ERA: 6.75 (6, 1)	1.1 8 2 4 4 0 3 0 0 0 0 0 0 5 17 27.00 3.750																					
Doug Bird, R ERA: 5.23 (7, 1)	0.2 3 1 0 0 0 0 0 0 0 0 0 0 3 3 0.00 1.500																					
Jim Kaat, L ERA: 6.23 (8, 1)	2.0 7 2 0 0 0 0 0 0 0 0 0 0 7 7 0.00 1.000																					

San Francisco Giants @ Philadelphia Phillies
Veterans Stadium, Philadelphia, PA
Tue May 01 1979, 7:05 PM EDT
Att: 29,048 - Unknown

livebaseballscorecards.com


AB 32
R 7
H 7
RBI 7
BB 3
SO 6
LOB 10



Batter	1	2	3	4	5	6	7	8	9	AB	R	H	RBI	BB	SO	LOB
Garry Maddox, R OBP: 0.375, SLG: 0.581 (1, 8)	1-2 1-3		0-0 F9		1-2 F8		2-1 1-3			4	0	0	0	0	0	3
Larry Bowa, S OBP: 0.393, SLG: 0.338 (1, 6)	1-2 P3		2-1 L5		0-0 5-3			3-2 FC6-4 1B		4	0	1	0	0	0	1
Pete Rose, S OBP: 0.451, SLG: 0.411 (1, 3)	2-1 4-3		1-0 F9		0-0 F9			1-1 L4		4	0	0	0	0	0	1
Greg Luzinski, R OBP: 0.402, SLG: 0.515 (1, 7)		1-1 5-3		1-0 F7		1-1 6-3		1-2 P4		4	0	0	0	0	0	1
Mike Schmidt, R OBP: 0.346, SLG: 0.456 (1, 5)		3-2 6-3		4-1 BB		0-1 5-3		0-0 FC6-4 1-2f		3	0	0	0	1	0	1
Mike Anderson, R OBP: 0.667, SLG: 0.800 (1, 9)		2-1 2B 1B		1-3 K		3-1 BB 1B			1-3 K	4	0	2	0	0	2	1
Manny Trillo, R OBP: 0.325, SLG: 0.347 (1, 4)		0-0 1-3 2B		1-1 B1-3		0-0 F7			1-0 F8	4	0	1	0	0	0	2
Bob Boone, R OBP: 0.262, SLG: 0.321 (1, 2)		4-0 IBB		2-1 2B		1-2 F8			2-2 F7	3	0	1	0	1	0	1
Nino Espinosa, R OBP: 0.250, SLG: 0.182 (5, PH) Jose Cardenal, R Rawly Eastwick, R Doug Bird, R Greg Gross, L OBP: 0.222, SLG: 0.125 Jim Kaat, L (8, 1)		0-2 1-3		2-3 K		4-2 BB				1	0	0	0	0	0	3

BOTTOM	
San Francisco Giants @ Philadelphia Phillies Veterans Stadium, Philadelphia, PA Tue May 01 1979, 7:05 PM EDT Att. 29,048 - Unknown	
AB 32 R 0 H 5 RBI 0 BB 3 SO 3 LOB 15	
livebaseballscorecards.com	
Phillies	

Inning Stats	R	H	E	K	S	P	BB	IBB	HBP	BLK	WP	HR	S	P	ERA	WHIP	1B	2B	3B	HR	SF	SAC	DP	HBP	WP	PA	ERA	WHIP
Bob Knepper, L ERA: 3.05 (1, 1)	0	0	0	0	9	0	0	0	0	0	0	0	13	0	0.00	0.778	3	2	0	0	0	0	0	0	0	35	0.00	0.778

Batter	1	2	3	4	5	6	7	8	9	AB R H RBI BB SO LOB	TOP														
Frank Taveras, R (1, 6) OBP: 0.270, SLG: 0.286	0-2 4-3		1-2 F5	2-2 FC6-4		4-0 BB			0-0 1-3	4 0 0 0 1 0 1	<p>New York Mets @ San Francisco Giants Candlestick Park, San Francisco, CA</p> <p>Thu May 03 1979, 6:33 AM EDT Att. 5,123 - Unknown</p> <p>livebaseballscorecards.com</p> <table border="1"> <tr><td>AB</td><td>35</td></tr> <tr><td>R</td><td>5</td></tr> <tr><td>H</td><td>9</td></tr> <tr><td>RBI</td><td>5</td></tr> <tr><td>BB</td><td>3</td></tr> <tr><td>SO</td><td>6</td></tr> <tr><td>LOB</td><td>12</td></tr> </table> 	AB	35	R	5	H	9	RBI	5	BB	3	SO	6	LOB	12
AB	35																								
R	5																								
H	9																								
RBI	5																								
BB	3																								
SO	6																								
LOB	12																								
Joel Youngblood, R (1, 5) OBP: 0.426, SLG: 0.640 (7, 9)	1-2 F3		2-2 F8		0-2 5-3	2-3 K			0-3 K	5 0 0 0 0 2 1															
Lee Mazzilli, S (1, 8) OBP: 0.370, SLG: 0.420	0-1 4-3		2-3 K		0-0 BB 1B				0-0 G3	5 1 1 0 0 1 0															
Willie Montanez, L (1, 3) OBP: 0.253, SLG: 0.260		1-1 F8		1-2 2B SF8 1B	4-1 1B BB			0-0 1B		3 1 2 0 1 0 0															
John Stearns, R (1, 2) OBP: 0.329, SLG: 0.388		0-1 2B 1B		2-1 SF8 2B 2B	0-1 P6			0-3 K		4 2 2 0 0 1 3															
Ed Kranepool, L (1, 9) OBP: 0.400, SLG: 0.429 Alex Trevino, R (7, PH) OBP: 0.333, SLG: 0.333 (7, 5)		2-0 2B		0-0 SF8	2-2 1B			0-0 4-3		2 0 2 3 0 0 0 1 0 0 0 0 0 1															
Steve Henderson, R (1, 7) OBP: 0.353, SLG: 0.364		1-0 L9		0-1 F6-3 1B 2B	1-0 4-3			0-3 K		4 1 1 1 0 1 3															
Doug Flynn, R (1, 4) OBP: 0.233, SLG: 0.235		4-2 BB		1-0 F6-3		1-2 F6-3		0-0 F4-3		3 0 0 0 1 0 1															
Pete Falcone, L (1, 1) OBP: 0.100, SLG: 0.100 Mike Scott, R (4, 1) Bruce Boisclair, L (6, PH) OBP: 0.316, SLG: 0.500 Jesse Orosco, R (6, 1) Kelvin Chapman, R (8, PH) OBP: 0.217, SLG: 0.220 Dale Murray, R (8, 1)		0-0 1-3		0-2 FC6-4 1B		2-3 K		0-0 5-3		2 0 1 1 0 0 2 0 0 0 0 0 0 0 1 0 0 0 0 1 0 0 0 0 0 0 0 0 1 0 0 0 0 0 0 0 0 0 0 0 0 0															
Inning Stats	R: 0 H: 0 E: 0 LOB: 0 K: 0 BB: 0 S: 10 P: 11	R: 1 H: 2 E: 0 LOB: 2 K: 0 BB: 1 S: 10 P: 18	R: 0 H: 0 E: 0 LOB: 0 K: 1 BB: 0 S: 9 P: 14	R: 3 H: 4 E: 0 LOB: 1 K: 0 BB: 0 S: 16 P: 22	R: 1 H: 2 E: 0 LOB: 2 K: 0 BB: 1 S: 11 P: 18	R: 0 H: 0 E: 0 LOB: 1 K: 2 BB: 1 S: 9 P: 18	R: 0 H: 1 E: 0 LOB: 1 K: 1 BB: 0 S: 6 P: 6	R: 0 H: 0 E: 0 LOB: 0 K: 1 BB: 0 S: 5 P: 5	R: 0 H: 0 E: 0 LOB: 0 K: 1 BB: 0 S: 5 P: 5	1B: 6 SF: 1 2B: 3 SAC: 0 3B: 0 DP: 0 HR: 0 HBP: 0	WP: 0 PA: 39 PB: 0 SB: 2 CS: 0														
PITCHER	IP WLS BF H R ER SO BB IBB HBP BLK WP HR S P ERA WHIP																								
Ed Halicki, R (1, 1) ERA: 6.25	6.0 W 29 8 5 5 3 3 0 0 0 0 0 0 65 101 7.50 1.833																								
Gary Lavelle, L (7, 1) ERA: 0.9	3.0 S 10 1 0 0 3 0 0 0 0 0 0 0 16 16 0.00 0.333																								

Batter	1	2	3	4	5	6	7	8	9	AB	R	H	RBI	BB	SO	LOB
Bill North, S OBP: 0.378, SLG: 0.321 (1, 8)	2-1 5-3 S 1B		4-0 CS BB	1-1 HR	0-0 F4			0-0 1-3		4	2	2	1	1	0	0
Terry Whitfield, L OBP: 0.379, SLG: 0.468 (1, 7)	2-3 K		4-2 1B BB	0-0 S 2B 1B	0-0 L8			0-0 F4-3		4	1	1	0	1	1	2
Jack Clark, R OBP: 0.375, SLG: 0.466 (1, 9)	2-0 5-3 1-3		1-2 1B	0-3 K				0-0 5-3		4	0	1	0	1	1	2
Willie McCovey, L OBP: 0.321, SLG: 0.444 (1, 3)	1-2 1B		2-1 F5	0-0 E5 2B				0-3 K		4	0	1	1	0	1	4
Bill Madlock, R OBP: 0.225, SLG: 0.250 Gary Lavelle, S (7, 1)	0-1 1-3		2-0 5-3	0-0 1-3 2-H 2B				0-0 1B		4	0	2	1	0	0	3
Darrell Evans, L OBP: 0.343, SLG: 0.375 (1, 5)								0-0 F5		3	2	2	1	1	0	2
Marc Hill, R OBP: 0.234, SLG: 0.211 Mike Sadek, R (4, PH) (5, 2)								0-0 CS		2	1	1	0	0	1	1
Johnnie LeMaster, R OBP: 0.379, SLG: 0.458 (1, 6)								0-0 F8		2	0	0	0	0	1	3
Ed Halicki, R OBP: 0.250, SLG: 0.333 Rob Andrews, R OBP: 0.500, SLG: 0.500 (7, 4)								0-0 1-3		3	1	1	3	0	1	0

Inning Stats	R: 1	H: 2	E: 0	K: 1	S: 11	LOB: 1	BB: 0	P: 18	R: 1	H: 1	E: 0	K: 2	S: 10	LOB: 0	BB: 0	P: 16	R: 0	H: 1	E: 0	K: 0	S: 8	LOB: 2	BB: 2	P: 21	R: 5	H: 6	E: 1	K: 1	S: 16	LOB: 3	BB: 1	P: 25	R: 0	H: 0	E: 1	K: 2	S: 8	LOB: 1	BB: 0	P: 8	R: 0	H: 1	E: 0	K: 1	S: 5	LOB: 1	BB: 1	P: 9	R: 0	H: 0	E: 0	K: 1	S: 5	LOB: 0	BB: 0	P: 5	R: 0	H: 0	E: 0	K: 0	S: 3	LOB: 0	BB: 0	P: 3
--------------	------	------	------	------	-------	--------	-------	-------	------	------	------	------	-------	--------	-------	-------	------	------	------	------	------	--------	-------	-------	------	------	------	------	-------	--------	-------	-------	------	------	------	------	------	--------	-------	------	------	------	------	------	------	--------	-------	------	------	------	------	------	------	--------	-------	------	------	------	------	------	------	--------	-------	------

PITCHER	IP	WLS	BF	H	R	ER	SO	BB	IBB	HBP	BLK	WP	HR	S	P	ERA	WHIP
Pete Falcone, L ERA: 4.45 (1, 1)	3.1	L	19	8	6	6	3	2	0	0	0	0	3	38	69	16.20	3.000
Mike Scott, R ERA: 3.46 (4, 1)	1.2		10	2	1	0	3	0	1	0	0	0	0	15	19	0.00	1.200
Jesse Orosco, L ERA: 1.13 (6, 1)	2.0		7	1	0	0	2	1	0	0	0	0	0	10	14	0.00	1.000
Dale Murray, R ERA: 3.72 (8, 1)	1.0		3	0	0	0	0	0	0	0	0	0	0	3	3	0.00	0.000


BOTTOM

New York Mets @ San Francisco Giants
Candlestick Park, San Francisco, CA

Thu May 03 1979, 6:33 AM EDT
Att. 5,123 - Unknown

AB	34
R	7
H	11
RBI	7
BB	4
SO	8
LOB	17

livebaseballscorecards.com



WP: 0	PA: 40
PB: 0	SB: 4
CS: 2	

Batter	1	2	3	4	5	6	7	8	9	AB R H RBI BB SO LOB	TOP	
Frank Taveras, R (1, 6) OBP: 0.280, SLG: 0.299	0-2 F9		0-2 1B 2B		4-2 CS BB			1-3 K		3 1 1 0 1 1 1		
Alex Trevino, R (1, 5) OBP: 0.429, SLG: 0.429	3-2 F4		0-0 G6-4-3 1B		0-1 CS	0-2 1B		0-0 G1-6-3		4 0 2 2 0 0 1		
Lee Mazzilli, S (1, 8) OBP: 0.365, SLG: 0.405	4-0 CS BB		1-2 G6-4-3		0-0 F4			0-0 5-3		3 0 0 0 1 0 2		
John Stearns, R (1, 2) OBP: 0.313, SLG: 0.366	2-2 CS	0-1 4-3		0-2 F8	1-1 F8			1-3 K		4 0 0 0 0 1 1		
Willie Montanez, L (1, 3) OBP: 0.242, SLG: 0.247		0-0 G3		3-1 3-1	1-0 4-1			1-1 F5		4 0 0 0 0 0 1		
Joel Youngblood, R (1, 9) OBP: 0.422, SLG: 0.623		1-1 L7		0-2 S 1B			1-1 5-3			3 0 1 0 0 0 0		
Steve Henderson, R (1, 7) OBP: 0.352, SLG: 0.354			4-2 WP 1B BB	1-1 F8			3-2 F9			2 1 0 0 1 0 1		
Doug Flynn, R (1, 4) OBP: 0.237, SLG: 0.239			3-2 2B 1B		1-1 F6-3		1-0 F6-3			3 1 1 1 0 0 0		
Neil Allen, R (1, 1) Dwight Bernard, R (6, 1) Kelvin Chapman, R (8, PH) Skip Lockwood, R (8, 1)			0-3 K		0-0 6-3			0-0 G1-6-3 1B		2 0 0 0 0 1 1 0 0 0 0 0 0 0 1 0 1 0 0 0 0 0 0 0 0 0 0 0		
Inning Stats	R: 0 H: 0 E: 0 LOB: 0 K: 0 BB: 1 S: 9 P: 18	R: 0 H: 0 E: 0 LOB: 0 K: 0 BB: 0 S: 5 P: 6	R: 3 H: 3 E: 0 LOB: 0 K: 1 BB: 1 S: 21 P: 29	R: 0 H: 1 E: 0 LOB: 1 K: 0 BB: 0 S: 11 P: 15	R: 0 H: 0 E: 0 LOB: 0 K: 0 BB: 1 S: 6 P: 11	R: 0 H: 1 E: 0 LOB: 1 K: 0 BB: 0 S: 7 P: 9	R: 0 H: 0 E: 0 LOB: 0 K: 0 BB: 0 S: 6 P: 11	R: 0 H: 1 E: 0 LOB: 0 K: 1 BB: 0 S: 5 P: 6	R: 0 H: 0 E: 0 LOB: 0 K: 1 BB: 0 S: 6 P: 8	1B: 5 SF: 0 2B: 1 SAC: 0 3B: 0 DP: 2 HR: 0 HBP: 0	WP: 1 PA: 34 PB: 0 SB: 1 CS: 2	
PITCHER Vida Blue, L (1, 1) ERA: 5.2	IP WLS BF H R ER SO BB IBB HBP BLK WP HR S P ERA WHIP	9.0 W 32 6 3 3 3 3 3 0 0 0 1 0 76 113 3.00 1.000										

New York Mets @ San Francisco Giants
 Candlestick Park, San Francisco, CA
 Fri May 04 1979, 10:05 PM EDT
 Att: 19,275 - Unknown

AB	29
R	3
H	6
RBI	3
BB	3
SO	3
LOB	8



Batter	1	2	3	4	5	6	7	8	9
Bill North, S <small>OBP: 0.398, SLG: 0.333</small> (1, 8)	4-2 1B BB	4-1 HR BB		0-0 WP S 1B		2-0 FC3-6 1B		0-0 L8	
Terry Whitfield, L <small>OBP: 0.389, SLG: 0.500</small> (1, 7)	1-0 BB SF 1B	0-0 HR		4-2 BB		0-0 FC3-6		0-3 K	
Jack Clark, R <small>OBP: 0.361, SLG: 0.451</small> (1, 9)	2-0 SF BB	3-1 P3		1-3 K		0-0 F9			
Willie McCovey, L <small>OBP: 0.344, SLG: 0.433</small> Max Venable, L <small>OBP: 0.250, SLG: 0.250</small> (7, PR) Rob Andrews, R <small>OBP: 0.500, SLG: 0.500</small> (8, 4)	1-2 F5		2-1 F4-3		0-0 1-3 1B		4-0 FC6-4 BB		
Bill Madlock, R <small>OBP: 0.217, SLG: 0.240</small> (1, 4) Mike Ivie, R <small>OBP: 0.268, SLG: 0.416</small> (9, 3)	0-1 F9		2-1 F8		3-2 F2		0-0 FC6-4 CS		
Darrell Evans, L <small>OBP: 0.349, SLG: 0.374</small> (1, 5)	4-2 FC4-6 BB		2-2 1B		0-2 1-3		0-0 F4		
John Tamargo, S <small>OBP: 0.240, SLG: 0.417</small> (1, 2)	1-0 FC4-6		0-1 F5		2-1 F7		0-0 CS	0-3 K	
Roger Metzger, S <small>OBP: 0.232, SLG: 0.292</small> (1, 6)		1-2 F8		0-0 F8		3-1 FC3-6 1B		0-0 E1 3B	
Vida Blue, S <small>OBP: 0.182, SLG: 0.150</small> (1, 1)		1-3 K		1-1 F8		1-3 K		0-0 1B	

AB	R	H	RBI	BB	SO	LOB
3	2	2	0	2	0	1
4	1	2	2	1	1	3
3	0	0	1	0	1	4
3	0	1	0	1	0	2
0	0	0	0	0	0	0
0	0	0	0	0	0	0
4	0	0	0	0	0	4
0	0	0	0	0	0	0
3	0	1	0	1	0	2
4	0	0	0	0	1	5
4	1	2	0	0	0	0
4	0	1	0	0	2	1

BOTTOM	
AB	32
R	4
H	9
RBI	3
BB	5
SO	5
LOB	22
WP	1
PA	39

Inning Stats	
R : 1 E : 1 K : 0 S : 12	H : 1 LOB : 3 BB : 2 P : 25
R : 2 E : 0 K : 1 S : 10	H : 1 LOB : 0 BB : 1 P : 19
R : 0 E : 0 K : 0 S : 11	H : 1 LOB : 1 BB : 0 P : 17
R : 0 E : 0 K : 1 S : 10	H : 1 LOB : 2 BB : 1 P : 16
R : 0 E : 0 K : 0 S : 9	H : 1 LOB : 1 BB : 0 P : 14
R : 0 E : 0 K : 1 S : 8	H : 2 LOB : 2 BB : 0 P : 14
R : 0 E : 0 K : 0 S : 2	H : 0 LOB : 1 BB : 1 P : 6
R : 1 E : 1 K : 2 S : 9	H : 2 LOB : 1 BB : 0 P : 9

PITCHER																
Neil Allen, R <small>ERA: 6.41</small> (1, 1)	IP : 5.1 WLS : 1 BF : 28 H : 7 R : 3 ER : 3 SO : 3 BB : 4 IBB : 0 HBP : 0 BLK : 0 WP : 1 HR : 1 S : 58 P : 103 ERA : 5.06 WHIP : 2.062															
Dwight Bernard, R <small>ERA: 3.65</small> (6, 1)	IP : 1.2 WLS : 0 BF : 5 H : 0 R : 0 ER : 0 SO : 0 BB : 1 IBB : 0 HBP : 0 BLK : 0 WP : 0 HR : 0 S : 4 P : 8 ERA : 0.00 WHIP : 0.600															
Skip Lockwood, R <small>ERA: 1.8</small> (8, 1)	IP : 1.0 WLS : L BF : 5 H : 2 R : 1 ER : 1 SO : 2 BB : 0 IBB : 0 HBP : 0 BLK : 0 WP : 0 HR : 0 S : 9 P : 9 ERA : 9.00 WHIP : 2.000															

New York Mets @ San Francisco Giants
 Candlestick Park, San Francisco, CA
 Fri May 04 1979, 10:05 PM EDT
 Att. 19,275 - Unknown

Batter	1	2	3	4	5	6	7	8	9	AB R H RBI BB SO LOB	TOP																
Frank Taveras, R (1, 6) OBP: 0.265, SLG: 0.283	3-2 5-3		1-1 L4		0-0 E4		0-0 1-3		0-0 F8	5 0 0 0 0 0 3																	
Alex Trevino, R (1, 5) OBP: 0.500, SLG: 0.667	1-0 G5-4-3 1B		1-0 FC6-4		2-1 3B		0-0 HR 1B		0-3 K	5 1 3 1 0 1 2																	
Lee Mazzilli, S (1, 8) OBP: 0.360, SLG: 0.432	0-1 G5-4-3			3-2 F6	1-0 5-3		0-0 HR			4 1 1 2 0 0 2																	
Steve Henderson, R (1, 7) OBP: 0.359, SLG: 0.361		1-2 4-3		1-1 F3		0-0 FC3-6 1B	0-0 1B			4 0 2 0 0 0 0																	
Willie Montanez, L (1, 3) OBP: 0.242, SLG: 0.247		2-1 F3		0-0 1B 2B 1B		0-1 FC3-6	0-0 5-3			4 1 1 0 0 0 2																	
Joel Youngblood, R (1, 9) OBP: 0.412, SLG: 0.596		1-2 F8		2-2 2B 1B		0-0 F8		0-0 5-3		4 0 1 0 0 0 1																	
John Stearns, R (1, 2) OBP: 0.321, SLG: 0.387			2-2 F9 1B 1B	0-0 2B		0-0 G3		0-0 F3		4 0 2 1 0 0 1																	
Doug Flynn, R (1, 4) OBP: 0.238, SLG: 0.240			1-0 FC6-4 1B	3-2 F6-3			0-0 F8	0-0 F3-1		4 0 1 0 0 0 2																	
Craig Swan, R (1, 1) OBP: 0.211, SLG: 0.222			0-0 F9		2-2 F1		0-0 1B 1B		0-0 5-3	2 0 0 0 0 0 2																	
Bruce Boisclair, L (7, PH) OBP: 0.348, SLG: 0.522										1 1 1 0 0 0 0																	
Jesse Orosco, R (7, 1)										0 0 0 0 0 0 0																	
Dwight Bernard, R (8, 1)										0 0 0 0 0 0 0																	
Kelvin Chapman, R (9, PH) OBP: 0.229, SLG: 0.233			2-3							1 0 0 0 0 0 0																	
Inning Stats	R: 0 E: 0 K: 0 S: 6	H: 1 LOB: 0 BB: 0 P: 10	R: 0 E: 0 K: 0 S: 8	H: 0 LOB: 0 BB: 0 P: 12	R: 0 E: 0 K: 0 S: 8	H: 2 LOB: 2 BB: 0 P: 13	R: 1 E: 0 K: 0 S: 15	H: 3 LOB: 2 BB: 0 P: 24	R: 0 E: 1 K: 0 S: 7	H: 1 LOB: 1 BB: 0 P: 12	R: 0 E: 0 K: 0 S: 5	H: 1 LOB: 1 BB: 0 P: 5	R: 3 E: 0 K: 0 S: 7	H: 4 LOB: 1 BB: 0 P: 7	R: 0 E: 0 K: 0 S: 3	H: 0 LOB: 0 BB: 0 P: 3	R: 0 E: 0 K: 1 S: 5	H: 0 LOB: 0 BB: 0 P: 5	1B: 9 2B: 1 3B: 1 HR: 1	SF: 0 SAC: 0 DP: 1 HBP: 0	WP: 0 PB: 0 SB: 0 CS: 0	PA: 38					
PITCHER	IP WLS BF H R ER SO BB IBB HBP BLK WP HR S P ERA WHIP																										
Philip Nastu, L (1, 1) ERA: 4.66	5.1		23	8	1	1	0	0	0	0	0	0	0	47	74	1.69	1.500										
Tom Griffin, R (6, 1) ERA: 4.56	1.1		6	2	2	2	0	0	0	0	0	0	0	6	6	13.50	1.500										
Gary Lavelle, L (7, 1) ERA: 1.21	2.1	W	9	2	1	1	1	0	0	0	0	0	1	11	11	3.86	0.857										

New York Mets @ San Francisco Giants
 Candlestick Park, San Francisco, CA
 Sat May 05 1979, 6:33 AM EDT
 Att. 6,960 - Unknown

livebaseballscorecards.com

AB	38
R	4
H	12
RBI	4
BB	0
SO	1
LOB	15



Batter	1	2	3	4	5	6	7	8	9
Bill North, S (1, 8) OBP: 0.398, SLG: 0.322 Larry Herndon, R (9, 8) OBP: 0.375, SLG: 0.667	4-1 BB	0-0 6-3 BB		4-2 BB		2-3 BB		0-0 6-3 BB	
Terry Whitfield, L (1, 7) OBP: 0.407, SLG: 0.505	0-0 1-2 E	1-0 1B		2-2 F7 1-2			1-0 HR	4-0 BB	
Jack Clark, R (1, 9) OBP: 0.363, SLG: 0.490	2-1 1-3 2-H 1B	1-1 F8 1-2		2-2 F8 1-2			0-0 HR	0-0 1-3 BB	
Darrell Evans, L (1, 5) OBP: 0.355, SLG: 0.379	3-1 2-3 3-H 1B		0-0 3-1 5-3 E 1B		1-1 F9 1-2		0-0 FC4-6 1B		
Mike Ivie, R (1, 3) OBP: 0.256, SLG: 0.395	1-3 1-3		1-2 5-3 1-2		1-1 F3 1-2		0-3 1-2		
John Tamargo, S (1, 2) OBP: 0.207, SLG: 0.357 Mike Sadek, R (8, 2)	1-0 P3		2-2 3-1 2-3		2-2 F8 2-3		0-0 F8		
Roger Metzger, S (1, 6) OBP: 0.247, SLG: 0.294	1-2 1-3 3-H 1B		4-0 E IBB			1-0 3-1 S E3	0-0 1-2f FC4-6		
Rob Andrews, R (1, 4) OBP: 0.400, SLG: 0.333	0-0 F9		0-1 E6 1-2 3-H			0-2 3-1		4-0 6-3 SH3-4 BB	
Philip Nastu, L (1, 1) Tom Griffin, R (6, 1) Gary Lavelle, S (7, 1)		0-3 K	0-0 F5			0-3 K		0-0 SH3-4	

AB	R	H	RBI	BB	SO	LOB
3	1	0	0	2	1	2
0	0	0	0	0	0	0
3	2	2	0	1	0	1
5	2	2	3	0	0	3
4	1	2	1	0	0	1
4	0	0	0	0	2	4
4	0	0	0	0	0	4
0	0	0	0	0	0	0
3	0	1	1	1	0	1
3	0	0	0	1	0	4
2	0	0	0	0	1	2
1	0	0	0	0	1	1
0	0	0	0	0	0	0

BOTTOM

New York Mets @ San Francisco Giants
 Candlestick Park, San Francisco, CA

Sat May 05 1979, 6:33 AM EDT
 Att. 6,960 - Unknown

AB	32
R	6
H	7
RBI	5
BB	5
SO	5
LOB	23

livebaseballscorecards.com

WP : 0	PA : 39
PB : 0	
SB : 2	
CS : 1	

Inning Stats	R	H	E	K	S	LOB	BB	IBB	HBP	BLK	WP	HR	S	P	ERA	WHIP
	3	3	1	16	28	2	1	0	0	0	0	0	61	97	3.00	1.167
	0	1	0	1	8	0	0	0	0	0	0	0	9	18	10.80	2.400
	0	0	0	0	0	0	0	0	0	0	0	0	1	1	0.00	0.000

PITCHER	IP	WLS	BF	H	R	ER	SO	BB	IBB	HBP	BLK	WP	HR	S	P	ERA	WHIP
Craig Swan, R (1, 1) ERA: 2.47	6.0		28	5	4	2	4	2	1	0	0	0	0	61	97	3.00	1.167
Jesse Orosco, L (7, 1) ERA: 2.79	1.2	L	10	2	2	2	1	2	0	1	0	0	1	9	18	10.80	2.400
Dwight Bernard, R (8, 1) ERA: 3.55	0.1		1	0	0	0	0	0	0	0	0	0	0	1	1	0.00	0.000

AB	36
R	5
H	8
RBI	5
BB	4
SO	3
LOB	17



WP: 0	PA: 40
PB: 0	
SB: 1	
CS: 0	

AB R H RBI BB SO LOB

5	0	1	0	0	2	1
3	1	1	0	2	0	0
4	1	2	0	1	0	3
5	1	1	2	0	1	3
0	0	0	0	0	0	0
4	1	0	0	0	0	3
4	0	0	0	0	0	2
3	1	1	1	1	0	1
4	0	1	1	0	0	2
2	0	1	1	0	0	0
1	0	0	0	0	0	1
1	0	0	0	0	0	1
0	0	0	0	0	0	0

1B: 7	SF: 0
2B: 1	SAC: 0
3B: 0	DP: 0
HR: 0	HBP: 0

Batter	1	2	3	4	5	6	7	8	9										
Frank Taveras, R OBP: 0.262, SLG: 0.278 (1, 6)	1-3 		2-3 		1-1 		0-0 		0-0 										
Alex Trevino, R OBP: 0.529, SLG: 0.600 (1, 5)	2-1 		2-0 		4-1 			4-2 	0-0 										
Lee Mazzilli, S OBP: 0.371, SLG: 0.435 (1, 8)	4-2 			2-2 	1-1 			0-0 	0-0 										
Steve Henderson, R OBP: 0.351, SLG: 0.364 (1, 7)	1-3 			2-0 		1-1 		0-1 	0-0 										
Gil Flores, R OBP: 0.556, SLG: 0.556 (9, 9)								1-H 2-H 											
John Stearns, R OBP: 0.307, SLG: 0.367 (1, 2)	2-0 			2-0 		2-1 		0-0 											
Willie Montanez, L OBP: 0.232, SLG: 0.236 (1, 3)						1-0 		0-0 											
Joel Youngblood, R OBP: 0.417, SLG: 0.583 (1, 9)					4-1 		3-2 	0-0 											
Doug Flynn, R OBP: 0.238, SLG: 0.241 (1, 4)					1-0 		0-0 	0-0 											
Kevin Kobel, R OBP: 0.333, SLG: 0.333 (1, 1)					2-2 		3-1 	0-0 											
Kelvin Chapman, R OBP: 0.224, SLG: 0.227 (7, PH)																			
Dale Murray, R (7, 1)																			
Skip Lockwood, R (8, 1)																			
Inning Stats	R: 0 E: 0 K: 2 S: 13	H: 1 LOB: 2 BB: 1 P: 23	R: 0 E: 0 K: 0 S: 6	H: 0 LOB: 0 BB: 0 P: 8	R: 0 E: 0 K: 1 S: 7	H: 0 LOB: 0 BB: 0 P: 12	R: 0 E: 0 K: 0 S: 5	H: 0 LOB: 0 BB: 0 P: 11	R: 1 E: 0 K: 0 S: 14	H: 2 LOB: 3 BB: 2 P: 28	R: 0 E: 0 K: 0 S: 5	H: 0 LOB: 0 BB: 0 P: 9	R: 0 E: 0 K: 0 S: 7	H: 1 LOB: 1 BB: 0 P: 13	R: 4 E: 1 K: 0 S: 10	H: 3 LOB: 1 BB: 1 P: 14	R: 0 E: 0 K: 0 S: 4	H: 1 LOB: 1 BB: 0 P: 4	
PITCHER	IP	WLS	BF	H	R	ER	SO	BB	IBB	HBP	BLK	WP	HR	S	P	ERA	WHIP		
Bob Knepper, L ERA: 3.17 (1, 1)	7.0		31	6	4	3	3	4	0	0	0	0	0	62	113	3.86	1.429		
Randy Moffitt, R ERA: 7.36 (8, 1)	1.0	L	5	1	1	0	0	0	0	0	0	0	0	5	5	0.00	1.000		
Dave Roberts, L ERA: 1.88 (9, 1)	1.0		4	1	0	0	0	0	0	0	0	0	0	4	4	0.00	1.000		

BOTTOM

New York Mets @ San Francisco Giants
Candlestick Park, San Francisco, CA

Sun May 06 1979, 6:33 AM EDT
Att. 19,818 - Unknown

livebaseballscores.com

AB 29
R 4
H 5
RBI 3
BB 8
SO 1
LOB 14



AB	R	H	RBI	BB	SO	LOB
3	1	0	0	2	0	3
0	0	0	0	0	0	0
3	1	0	0	0	1	0
2	0	0	0	3	0	2
5	0	2	2	0	0	2
3	1	0	0	1	0	3
4	0	0	0	0	0	1
2	0	1	0	1	0	0
1	0	0	0	0	0	0
2	0	0	1	0	0	1
0	0	0	0	1	0	0
3	1	1	0	0	0	2
0	0	0	0	0	0	0
1	0	1	0	0	0	0
0	0	0	0	0	0	0

Batter	1	2	3	4	5	6	7	8	9
Bill North, S OBP: 0.398, SLG: 0.311 Dave Roberts, L (1, 8) (9, 1)	4-1 SH2-3 E5 BB		1-0 5-3		2-0 L7		4-0 SH2-3 1B BB	0-0 1-3	
Terry Whitfield, L OBP: 0.397, SLG: 0.490 (1, 7)	1-0 SH2-3 1-2		1-3 K		3-2 E3 WP 1B 2-H		0-0 SH2-3 1-2	0-0 E6 F5-4-3	
Jack Clark, R OBP: 0.373, SLG: 0.480 (1, 9)	2-2 E5 2-H		4-1 BB		4-0 1B BB 2-3		4-0 1B IBB	0-0 F5-4-3 1-2	
Mike Ivie, R OBP: 0.264, SLG: 0.395 (1, 3)	0-0 L7		1-2 F9		1-1 1B 1-2 3-H		0-0 1B 1-3 2-H	0-0 F7	
Bill Madlock, R OBP: 0.218, SLG: 0.232 (1, 4)		4-0 SF7 BB		0-0 F7	1-1 6-3		0-0 1-3		
Darrell Evans, L OBP: 0.342, SLG: 0.364 (1, 5)		2-2 L3 1-2		0-1 F4		1-0 F9		0-0 3-1	
Johnnie LeMaster, R OBP: 0.406, SLG: 0.462 John Tamargo, S OBP: 0.200, SLG: 0.345 (1, 6) (8, PH) (9, 2)		4-1 BB 2-3		2-2 F9		0-1 1-3 1B		0-0 F7	
Mike Sadek, R Roger Metzger, S OBP: 0.257, SLG: 0.294 (1, 2) (8, PH) (9, 6)		0-0 SF7 3-H		0-0 F9		0-1 1-3		4-0 1B BB	
Bob Knepper, L OBP: 0.143, SLG: 0.214 Randy Moffitt, R (1, 1) (8, 1)		0-0 F8		3-2 E 2B		1-0 F1		0-0 1B	
Willie McCovey, L OBP: 0.364, SLG: 0.452 Larry Herndon, R OBP: 0.375, SLG: 0.667 (8, PH) (8, PR) (9, 8)								1-3 1B	

Inning Stats	R: 0	H: 0	E: 1	K: 0	S: 6	LOB: 1	BB: 1	P: 13
	R: 1	H: 0	E: 0	K: 0	S: 7	LOB: 1	BB: 2	P: 17
	R: 0	H: 0	E: 0	K: 1	S: 8	LOB: 1	BB: 1	P: 15
	R: 0	H: 0	E: 0	K: 0	S: 6	LOB: 0	BB: 0	P: 8
	R: 2	H: 2	E: 1	K: 0	S: 12	LOB: 2	BB: 1	P: 26
	R: 0	H: 1	E: 0	K: 0	S: 6	LOB: 1	BB: 0	P: 8
	R: 1	H: 1	E: 0	K: 0	S: 3	LOB: 1	BB: 2	P: 11
	R: 0	H: 1	E: 0	K: 0	S: 4	LOB: 2	BB: 1	P: 8
	R: 0	H: 0	E: 1	K: 0	S: 3	LOB: 0	BB: 0	P: 3

1B	2B	3B	HR	SF	SAC	DP	HBP
4	1	0	0	1	2	1	0
0	0	0	0	0	0	0	0
0	0	0	0	0	0	0	0
0	0	0	0	0	0	0	0

WP	PA
1	40
0	
2	
0	

PITCHER	IP	WLS	BF	H	R	ER	SO	BB	IBB	HBP	BLK	WP	HR	S	P	ERA	WHIP
Kevin Kobel, L ERA: 2.31 (1, 1)	6.0		27	3	3	1	1	5	0	0	0	1	0	45	87	1.50	1.333
Dale Murray, R ERA: 3.86 (7, 1)	1.2	W	9	2	1	1	0	2	1	0	0	0	0	6	18	5.40	2.400
Skip Lockwood, R ERA: 1.65 (8, 1)	1.1	S	4	0	0	0	0	0	0	0	0	0	0	4	4	0.00	0.000

Batter	1	2	3	4	5	6	7	8	9	AB R H RBI BB SO LOB	TOP
Andre Dawson, R (1, 8) OBP: 0.379, SLG: 0.673	1-0 5-3		1-1 FC6-4 1-2f		1-1 1B			0-0 F9		4 0 1 1 0 0 1	
Rodney Scott, S (1, 4) OBP: 0.336, SLG: 0.286	2-2 L7			2-2 4-1	1-2 F8			0-1 4-3		4 0 0 0 0 0 2	
Warren Cromartie, L (1, 7) OBP: 0.384, SLG: 0.509	1-3 K			0-1 3B	1-1 F8			0-0 G3		4 0 1 0 0 1 0	
Tony Perez, R (1, 3) OBP: 0.306, SLG: 0.391		1-3 K		1-1 5-3	1-0 3-1			4-0 1B HR BB		3 1 0 0 1 1 1	
Gary Carter, R (1, 2) OBP: 0.412, SLG: 0.698		0-1 3-1		3-2 F6	1-1 F2			0-0 1B		4 0 1 0 0 0 1	
Ellis Valentine, R (1, 9) OBP: 0.308, SLG: 0.369		2-3 K			0-0 1B S			4-0 HR IBB		3 2 1 0 1 1 0	
Larry Parrish, R (1, 5) OBP: 0.348, SLG: 0.471			3-2 F8		3-3 K			0-0 HR		4 1 2 3 0 1 1	
Chris Speier, R (1, 6) OBP: 0.406, SLG: 0.418			0-1 5-3		4-0 1B IBB			0-0 5-3		3 0 0 0 1 0 1	
Scott Sanderson, R (1, 1) OBP: 0.154, SLG: 0.154			0-0 FC6-4 1B		0-0 F2			0-3 K		4 0 1 0 0 1 3	
Inning Stats	R: 0 E: 0 K: 1 S: 7 H: 0 LOB: 0 BB: 0 P: 11	R: 0 E: 0 K: 2 S: 8 H: 0 LOB: 0 BB: 0 P: 11	R: 0 E: 0 K: 0 S: 8 H: 1 LOB: 1 BB: 0 P: 12	R: 0 E: 0 K: 0 S: 10 H: 1 LOB: 1 BB: 0 P: 16	R: 1 E: 1 K: 1 S: 10 H: 2 LOB: 2 BB: 1 P: 19	R: 0 E: 0 K: 0 S: 5 H: 0 LOB: 0 BB: 0 P: 8	R: 0 E: 0 K: 0 S: 8 H: 1 LOB: 1 BB: 0 P: 12	R: 0 E: 0 K: 0 S: 4 H: 0 LOB: 0 BB: 0 P: 4	R: 3 E: 0 K: 1 S: 6 H: 2 LOB: 0 BB: 2 P: 14	1B: 4 2B: 1 3B: 1 HR: 1 SF: 0 SAC: 0 DP: 0 HBP: 0	WP: 0 PB: 0 SB: 1 CS: 0 PA: 36
PITCHER	IP WLS BF H R ER SO BB IBB HBP BLK WP HR S P ERA WHIP										
Ed Halicki, R (1, 1) ERA: 5.5	6.0 L 23 4 1 1 4 0 1 0 0 0 0 48 77 1.50 0.667										
Randy Moffitt, R (7, 1) ERA: 7.84	3.0 13 3 3 3 1 1 1 0 0 0 1 18 30 9.00 1.333										

Montreal Expos @ San Francisco Giants
 Candlestick Park, San Francisco, CA
 Tue May 08 1979, 10:05 PM EDT
 Att. 7,513 - Unknown

AB	33
R	4
H	7
RBI	4
BB	3
SO	5
LOB	10



Batter	1	2	3	4	5	6	7	8	9	AB R H RBI BB SO LOB
Bill North, S OBP: 0.385, SLG: 0.298 (1, 8)	1-0 F3		3-1 6-3			1-0 F7			3-2 4-3	4 0 0 0 0 0 0
Terry Whitfield, L OBP: 0.392, SLG: 0.481 (1, 7)	1-1 1B			3-3 K		0-0 F3			0-0 F9	4 0 1 0 0 1 0
Jack Clark, R OBP: 0.364, SLG: 0.465 (1, 9)	0-3 K			0-0 F8			1-3 K			3 0 0 0 0 2 1
Willie McCovey, L OBP: 0.333, SLG: 0.412 (1, 3)	3-3 K			0-0 F6			1-3 K			3 0 0 0 0 2 1
Bill Madlock, R OBP: 0.212, SLG: 0.225 (1, 4)		1-0 F4			1-1 F8			0-1 F9		3 0 0 0 0 0 0
Darrell Evans, L OBP: 0.342, SLG: 0.356 (1, 5)		3-3 K			4-1 BB			3-1 F8		2 0 0 0 1 1 0
John Tamargo, S OBP: 0.182, SLG: 0.313 (1, 2)		3-3 K			3-3 K			0-0 F9		3 0 0 0 0 2 1
Roger Metzger, S OBP: 0.247, SLG: 0.282 (1, 6)			2-3 K		2-2 F8			0-2 4-3		3 0 0 0 0 1 1
Ed Halicki, R OBP: 0.231, SLG: 0.308 (1, 1)			0-0 4-3			1-2 F7			1-2 F8	1 0 0 0 0 0 0
Rob Andrews, R OBP: 0.364, SLG: 0.300 (6, PH)										1 0 0 0 0 0 0
Randy Moffitt, R (7, 1)										0 0 0 0 0 0 0
Mike Ivie, R OBP: 0.261, SLG: 0.391 (9, PH)										1 0 0 0 0 0 0

Inning Stats	R: 0	H: 1	E: 0	K: 2	S: 9	LOB: 1	BB: 0	P: 14	R: 0	H: 0	E: 0	K: 2	S: 7	LOB: 0	BB: 0	P: 14	R: 0	H: 0	E: 0	K: 1	S: 6	LOB: 0	BB: 0	P: 11	R: 0	H: 0	E: 0	K: 1	S: 6	LOB: 1	BB: 1	P: 19	R: 0	H: 0	E: 0	K: 0	S: 5	LOB: 0	BB: 0	P: 7	R: 0	H: 0	E: 0	K: 2	S: 9	LOB: 0	BB: 0	P: 11	R: 0	H: 0	E: 0	K: 0	S: 6	LOB: 0	BB: 0	P: 9	R: 0	H: 0	E: 0	K: 0	S: 9	LOB: 0	BB: 0	P: 13	1B: 1	2B: 0	3B: 0	HR: 0	SF: 0	SAC: 0	DP: 0	HBP: 0
PITCHER Scott Anderson, R ERA: 3.52 (1, 1)	IP	WLS	BF	H	R	ER	SO	BB	IBB	HBP	BLK	WP	HR	S	P	ERA	WHIP	IP	WLS	BF	H	R	ER	SO	BB	IBB	HBP	BLK	WP	HR	S	P	ERA	WHIP	IP	WLS	BF	H	R	ER	SO	BB	IBB	HBP	BLK	WP	HR	S	P	ERA	WHIP																					

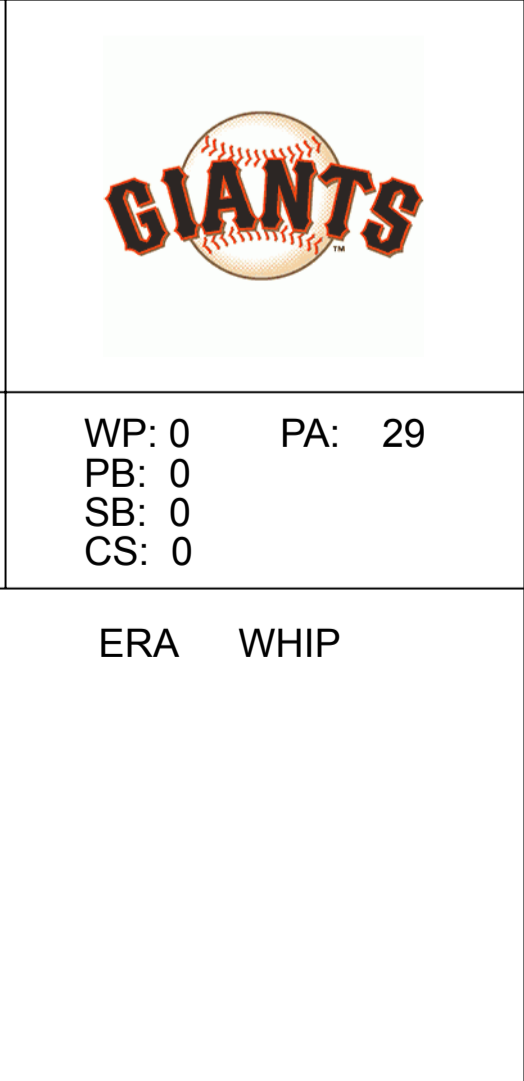
BOTTOM

Montreal Expos @ San Francisco Giants
Candlestick Park, San Francisco, CA

Tue May 08 1979, 10:05 PM EDT
Att. 7,513 - Unknown

livebaseballscorecards.com

AB	28
R	0
H	1
RBI	0
BB	1
SO	9
LOB	4



Batter	1	2	3	4	5	6	7	8	9	AB R H RBI BB SO LOB	TOP	
Andre Dawson, R (1, 8) OBP: 0.364, SLG: 0.643	0-0 6-3		2-0 F9		2-2 F3		0-3 K		0-3 K	5 0 0 0 0 2 1		
Rodney Scott, S (1, 4) OBP: 0.333, SLG: 0.284	0-1 G3		1-1 6-3		2-1 1B		0-0 FC5-6			4 0 1 0 0 0 1		
Warren Cromartie, L (1, 7) OBP: 0.379, SLG: 0.500	0-3 K		0-1 1B		1-3 K		2-2 6-3			4 0 1 0 0 2 2		
Tony Perez, R (1, 3) OBP: 0.314, SLG: 0.389		4-2 SF9	2-1 F7		0-0 1B			2-2 F8		3 1 1 0 1 0 1		
Gary Carter, R (1, 2) OBP: 0.406, SLG: 0.689		2-2 E4		0-1 1B		1-3 K		0-0 F9		4 1 1 0 0 1 1		
Ellis Valentine, R (1, 9) OBP: 0.316, SLG: 0.379		2-0 SF9		0-0 1B		0-1 1-3		1-0 1B		3 0 2 2 0 0 0		
Larry Parrish, R (1, 5) OBP: 0.354, SLG: 0.483		2-2 F6		2-2 2B		1-0 1B		0-0 F9		4 0 2 0 0 0 2		
Chris Speier, R (1, 6) OBP: 0.410, SLG: 0.415		4-2 BB		1-0 4-3		0-1 F9			0-0 G4-6-3	3 0 1 0 1 0 2		
Ross Grimsley, L (1, 1) OBP: 0.071, SLG: 0.071 Stan Bahnsen, R (5, 1) Dave Cash, R (7, PH) Dan Schatzeder, L (7, 1) David Palmer, R (8, 1) Ken Macha, R (9, PH)		0-3 K		0-1 F7			2-1 FC5-6		0-0 G4-6-3	2 0 0 0 0 1 3 0 0 0 0 0 0 0 1 0 1 0 0 0 0 0 0 0 0 0 0 0 0 0 0 0 0 0 0 1 0 0 0 0 0 1		
Inning Stats	R: 0 H: 0 E: 0 LOB: 0 K: 1 BB: 0 S: 6 P: 6	R: 1 H: 0 E: 1 LOB: 2 K: 1 BB: 2 S: 18 P: 32	R: 0 H: 1 E: 0 LOB: 1 K: 0 BB: 0 S: 7 P: 12	R: 1 H: 3 E: 0 LOB: 1 K: 0 BB: 0 S: 9 P: 12	R: 0 H: 2 E: 0 LOB: 2 K: 1 BB: 0 S: 10 P: 15	R: 0 H: 1 E: 0 LOB: 1 K: 1 BB: 0 S: 8 P: 10	R: 0 H: 1 E: 0 LOB: 1 K: 1 BB: 0 S: 9 P: 13	R: 0 H: 1 E: 0 LOB: 1 K: 0 BB: 0 S: 6 P: 9	R: 0 H: 1 E: 0 LOB: 0 K: 1 BB: 0 S: 5 P: 5	1B: 8 SF: 1 2B: 2 SAC: 0 3B: 0 DP: 1 HR: 0 HBP: 0	WP: 0 PA: 37 PB: 0 SB: 1 CS: 1	
PITCHER Vida Blue, L (1, 1) ERA: 4.62	IP WLS BF H R ER SO BB IBB HBP BLK WP HR S P ERA WHIP	9.0 W 37 10 2 1 6 2 0 0 0 0 0 0 78 114 1.00 1.333										

Montreal Expos @ San Francisco Giants
 Candlestick Park, San Francisco, CA
 Wed May 09 1979, 6:33 AM EDT
 Att. 6,811 - Unknown

livebaseballscorecards.com

AB	34
R	2
H	10
RBI	2
BB	2
SO	6
LOB	14



Batter	1	2	3	4	5	6	7	8	9	AB	R	H	RBI	BB	SO	LOB	BOTTOM
Bill North, S (1, 8) OBP: 0.402, SLG: 0.295 Larry Herndon, R (9, 8) OBP: 0.375, SLG: 0.667	4-1 		4-0 		4-2 	4-0 		0-3 		1	1	0	0	4	1	2	Montreal Expos @ San Francisco Giants Candlestick Park, San Francisco, CA Wed May 09 1979, 6:33 AM EDT Att: 6,811 - Unknown
Terry Whitfield, L (1, 7) OBP: 0.395, SLG: 0.477	2-2 		0-0 		1-1 	0-0 	0-0 	4-0 		3	1	1	1	1	0	1	
Jack Clark, R (1, 9) OBP: 0.365, SLG: 0.467	0-0 		4-1 		1-0 		0-0 	0-0 		4	1	1	3	1	0	3	
Mike Ivie, R (1, 3) OBP: 0.258, SLG: 0.380	1-1 	2-2 	2-1 		0-0 		0-3 	0-0 		5	1	1	1	0	1	4	
Bill Madlock, R (1, 4) OBP: 0.222, SLG: 0.236		1-0 		0-0 	0-0 			0-0 		4	1	2	2	0	0	0	
Darrell Evans, L (1, 5) OBP: 0.355, SLG: 0.371		2-1 		0-1 	0-0 			0-0 		4	1	3	0	0	0	0	
Marc Hill, R (1, 2) OBP: 0.235, SLG: 0.203			4-0 	0-0 	0-0 			0-0 		3	2	0	0	1	0	4	
Johnnie LeMaster, R (1, 6) OBP: 0.361, SLG: 0.400			3-2 	2-0 		0-0 		0-0 		4	0	0	0	0	0	4	
Vida Blue, S (1, 1) OBP: 0.240, SLG: 0.217			0-1 		3-1 	0-1 		0-0 		3	1	2	1	0	0	0	
Inning Stats	R: 0 H: 0 E: 0 LOB: 0 K: 0 BB: 1 S: 6 P: 13	R: 0 H: 0 E: 0 LOB: 0 K: 0 BB: 0 S: 6 P: 11	R: 1 H: 1 E: 0 LOB: 3 K: 0 BB: 3 S: 11 P: 28	R: 0 H: 1 E: 0 LOB: 1 K: 0 BB: 0 S: 5 P: 7	R: 3 H: 4 E: 0 LOB: 2 K: 0 BB: 1 S: 12 P: 21	R: 0 H: 0 E: 0 LOB: 0 K: 0 BB: 1 S: 3 P: 7	R: 0 H: 0 E: 0 LOB: 0 K: 1 BB: 0 S: 5 P: 5	R: 5 H: 4 E: 3 LOB: 1 K: 1 BB: 1 S: 10 P: 14	1B: 9 SF: 0 2B: 1 SAC: 2 3B: 0 DP: 0 HR: 0 HBP: 0	WP: 0 PA: 42 PB: 0 SB: 0 CS: 1							
PITCHER	IP WLS BF H R ER SO BB IBB HBP BLK WP HR S P ERA WHIP																
Ross Grimsley, L (1, 1) ERA: 3.7	4.2 L 24 6 4 4 0 0 5 0 0 0 0 0 39 79 7.71 2.357																
Stan Bahnsen, R (5, 1) ERA: 3.12	1.1 4 0 0 0 0 1 0 0 0 0 0 4 8 0.00 0.750																
Dan Schatzeder, L (7, 1) ERA: 2.92	1.0 5 2 2 1 1 0 0 0 0 0 0 7 7 9.00 2.000																
David Palmer, R (8, 1) ERA: 5.25	1.0 7 2 3 0 1 0 1 0 0 0 0 8 12 0.00 2.000																

AB	31
R	9
H	10
RBI	8
BB	7
SO	2
LOB	18



Batter	1	2	3	4	5	6	7	8	9	AB R H RBI BB SO LOB	TOP																	
Andre Dawson, R (1, 8) OBP: 0.352, SLG: 0.621	2-2 E5 HR		1-2 G6-4-3 1-2f		1-2 E6			0-3 K		4 1 0 0 0 1 1																		
Rodney Scott, S (1, 4) OBP: 0.339, SLG: 0.321	0-0 HR		2-2 2B 1B		1-0 F7			0-0 F8		4 2 2 2 0 0 1																		
Warren Cromartie, L (1, 7) OBP: 0.383, SLG: 0.509	2-1 F8		1-0 2B		2-1 G5-4-3 1B			0-0 4-3		4 0 2 1 0 0 0																		
Tony Perez, R (1, 3) OBP: 0.302, SLG: 0.374	2-3 K		0-0 F3		0-0 G5-4-3 1-2f			0-3 K		4 0 0 0 0 2 2																		
Gary Carter, R (1, 2) OBP: 0.390, SLG: 0.660	2-1 6-3			3-1 F8		1-0 F7		0-3 K		4 0 0 0 0 1 0																		
Ellis Valentine, R (1, 9) OBP: 0.316, SLG: 0.378		3-2 G1-4-3 1B		1-1 F2			0-0 5-3			3 0 1 0 0 0 0																		
Larry Parrish, R (1, 5) Ken Macha, R (7, 5)		0-3 K		1-0 6-3			0-3 K			3 0 0 0 0 2 1																		
Chris Speier, R (1, 6) OBP: 0.398, SLG: 0.400		0-0 G1-4-3 1-2f			1-1 5-3		0-3 K			0 0 0 0 0 0 0																		
Steve Rogers, R (1, 1) OBP: 0.368, SLG: 0.444			0-2 G6-4-3 1B		1-1 6-3			0-0 1-4-3		3 0 0 0 0 1 1																		
										3 0 1 0 0 0 0																		
Inning Stats	R: 2 E: 1 K: 1 S: 11	H: 1 LOB: 0 BB: 0 P: 19	R: 0 E: 0 K: 1 S: 7	H: 1 LOB: 0 BB: 0 P: 10	R: 1 E: 0 K: 0 S: 12	H: 3 LOB: 1 BB: 0 P: 16	R: 0 E: 0 K: 0 S: 5	H: 0 LOB: 0 BB: 0 P: 10	R: 0 E: 1 K: 0 S: 8	H: 0 LOB: 1 BB: 0 P: 12	R: 0 E: 0 K: 2 S: 7	H: 0 LOB: 0 BB: 0 P: 7	R: 0 E: 0 K: 1 S: 5	H: 0 LOB: 0 BB: 0 P: 5	R: 0 E: 0 K: 2 S: 7	H: 0 LOB: 0 BB: 0 P: 7	R: 0 E: 0 K: 1 S: 5	H: 0 LOB: 0 BB: 0 P: 7	R: 0 E: 0 K: 2 S: 7	H: 0 LOB: 0 BB: 0 P: 7	1B: 4 2B: 1 3B: 0 HR: 1	SF: 0 SAC: 0 DP: 3 HBP: 0	WP: 0 PB: 0 SB: 0 CS: 0	PA: 32				
PITCHER	IP	WLS	BF	H	R	ER	SO	BB	IBB	HBP	BLK	WP	HR	S	P	ERA	WHIP											
Philip Nastu, L (1, 1) ERA: 4.02	6.0	L	23	6	3	2	2	0	0	0	0	0	1	47	74	3.00	1.000											
Tom Griffin, R (7, 1) ERA: 4.05	3.0		9	0	0	0	5	0	0	0	0	0	0	19	19	0.00	0.000											

Montreal Expos @ San Francisco Giants
Candlestick Park, San Francisco, CA
Thu May 10 1979, 6:33 AM EDT
Att. 6,379 - Unknown

livebaseballscorecards.com

AB	32
R	3
H	6
RBI	3
BB	0
SO	7
LOB	6



Batter	1	2	3	4	5	6	7	8	9	AB R H RBI BB SO LOB
--------	---	---	---	---	---	---	---	---	---	----------------------

Bill North, S <small>(1, 8)</small> <small>OBP: 0.389, SLG: 0.283</small>	2-1 		1-0 			0-0 			0-0 	4 0 0 0 0 0 2
Terry Whitfield, L <small>(1, 7)</small> <small>OBP: 0.383, SLG: 0.461</small>	0-1 			0-0 		0-0 			0-3 	4 0 0 0 0 1 1
Jack Clark, R <small>(1, 9)</small> <small>OBP: 0.362, SLG: 0.459</small>	0-3 			0-0 			0-0 		0-0 	4 0 1 0 0 1 1
Willie McCovey, L <small>(1, 3)</small> <small>OBP: 0.308, SLG: 0.378</small>		0-2 		2-0 			0-3 			3 0 0 0 0 1 1
Bill Madlock, R <small>(1, 4)</small> <small>OBP: 0.217, SLG: 0.229</small>		1-0 			3-3 			0-0 		3 0 0 0 0 1 0
Darrell Evans, L <small>(1, 5)</small> <small>OBP: 0.355, SLG: 0.380</small>		0-0 			1-0 			0-0 		3 0 1 0 0 0 0
John Tamargo, S <small>(1, 2)</small> <small>OBP: 0.167, SLG: 0.286</small>			1-0 		0-0 			0-3 		3 0 0 0 0 1 1
Roger Metzger, S <small>(1, 6)</small> <small>OBP: 0.236, SLG: 0.270</small>			1-1 		1-1 			0-0 		3 0 0 0 0 0 1
Philip Nastu, L <small>(1, 1)</small> Rob Andrews, R <small>(6, PH)</small> <small>OBP: 0.333, SLG: 0.273</small> Tom Griffin, R <small>(7, 1)</small> Max Venable, L <small>(9, PH)</small> <small>OBP: 0.400, SLG: 0.400</small>			4-1 			0-0 		0-0 		0 0 0 0 1 0 0 1 0 0 0 0 0 0 0 0 0 0 0 0 0 1 0 1 0 0 0 0

Inning Stats	R: 0	H: 0	E: 0	K: 1	S: 7	R: 0	H: 0	E: 0	K: 0	S: 5	R: 0	H: 0	E: 0	K: 0	S: 5	R: 0	H: 1	E: 0	K: 0	S: 3	R: 0	H: 1	E: 0	K: 1	S: 7	R: 0	H: 0	E: 0	K: 0	S: 3	R: 0	H: 0	E: 0	K: 1	S: 5	R: 0	H: 0	E: 1	K: 1	S: 6	1B: 2	2B: 1	3B: 0	HR: 0	SF: 0	SAC: 0	DP: 1	HBP: 0	WP: 0	PB: 0	SB: 0	CS: 0	PA: 30
--------------	------	------	------	------	------	------	------	------	------	------	------	------	------	------	------	------	------	------	------	------	------	------	------	------	------	------	------	------	------	------	------	------	------	------	------	------	------	------	------	------	-------	-------	-------	-------	-------	--------	-------	--------	-------	-------	-------	-------	--------

PITCHER	IP	WLS	BF	H	R	ER	SO	BB	IBB	HBP	BLK	WP	HR	S	P	ERA	WHIP	PITCHER	IP	WLS	BF	H	R	ER	SO	BB	IBB	HBP	BLK	WP	HR	S	P	ERA	WHIP																
Steve Rogers, R <small>(1, 1)</small> <small>ERA: 3.35</small>	9.0	W	30	3	0	0	5	1	0	0	0	0	0	46	63	0.00	0.444																																		

BOTTOM

Montreal Expos @ San Francisco Giants
 Candlestick Park, San Francisco, CA
 Thu May 10 1979, 6:33 AM EDT
 Att. 6,379 - Unknown

livebaseballscorecards.com

AB	29
R	0
H	3
RBI	0
BB	1
SO	5
LOB	7



Batter	1	2	3	4	5	6	7	8	9	AB R H RBI BB SO LOB	TOP					
Mike Schmidt, R (1, 5) OBP: 0.355, SLG: 0.567	1-2 L7		3-1 2B			2-1 1B		0-0 1B		4 0 3 1 0 0 0						
Larry Bowa, S (1, 6) OBP: 0.374, SLG: 0.342	1-0 F8		0-0 5-3			1-1 4-3		1-1 FC5-2-5		4 0 0 0 0 0 4						
Pete Rose, S (1, 3) OBP: 0.462, SLG: 0.463	2-2 6-3					0-0 1B		4-1 1B		3 0 2 0 1 0 0						
Greg Luzinski, R (1, 7) OBP: 0.390, SLG: 0.461		3-1 6-3				2-0 F9		0-3 K		4 0 0 0 0 1 4						
Ron Reed, R (8, 1) OBP: 0.333, SLG: 0.667										0 0 0 0 0 0 0						
Mike Anderson, R (1, 9) OBP: 0.455, SLG: 0.444		0-0 6-3				2-1 G6-4-3				3 0 0 0 0 0 1						
Del Unser, L (9, PH) OBP: 0.357, SLG: 0.462						1-2f				1 0 1 0 0 0 0						
Garry Maddox, R (1, 8) OBP: 0.328, SLG: 0.482		1-0 1B				1-0 F7				4 0 2 0 0 0 0						
Bob Boone, R (1, 2) OBP: 0.326, SLG: 0.370		2-2 F3				0-1 5-3				3 1 1 0 0 0 1						
Ramon Aviles, R (1, 4) OBP: 0.563, SLG: 0.643						1-1 1B				3 0 1 0 1 1 1						
Steve Carlton, L (1, 1) OBP: 0.182, SLG: 0.100						0-0 3-1				2 0 0 0 0 0 1						
Jose Cardenal, R (8, PH) OBP: 0.308, SLG: 0.100						0-0 4-3				1 0 1 0 0 0 0						
Bake McBride, L (8, 9) OBP: 0.287, SLG: 0.346										1 0 0 0 0 0 3						
Inning Stats	R: 0 H: 0 E: 0 K: 9 S: 9	H: 0 LOB: 0 BB: 0 P: 13	R: 0 H: 1 E: 0 K: 0 S: 7	H: 1 LOB: 1 BB: 0 P: 13	R: 0 H: 1 E: 0 K: 1 S: 7	H: 1 LOB: 0 BB: 0 P: 10	R: 0 H: 1 E: 0 K: 0 S: 6	H: 1 LOB: 1 BB: 0 P: 8	R: 0 H: 2 E: 0 K: 0 S: 5	H: 0 LOB: 0 BB: 0 P: 10	R: 1 H: 3 E: 0 K: 1 S: 11	H: 3 LOB: 3 BB: 1 P: 18	R: 0 H: 2 E: 0 K: 0 S: 4	H: 2 LOB: 2 BB: 1 P: 8	1B: 10 SF: 0 2B: 1 SAC: 1 3B: 0 DP: 2 HR: 0 HBP: 0	WP: 0 PA: 36 PB: 0 SB: 0 CS: 1
PITCHER	IP WLS BF H R ER SO BB IBB HBP BLK WP HR S P ERA WHIP															
Bob Knepper, L (1, 1) ERA: 2.89	7.2 W 30 9 1 1 1 1 1 0 0 0 0 0 0 53 90 1.17 1.304															
Randy Moffitt, R (8, 1) ERA: 7.59	0.1 1 0 0 0 1 0 0 0 0 0 0 0 0 3 3 0.00 0.000															
Gary Lavelle, L (9, 1) ERA: 1.16	1.0 S 5 2 0 0 0 0 0 1 0 0 0 0 0 4 8 0.00 2.000															

Philadelphia Phillies @ San Francisco Giants
 Candlestick Park, San Francisco, CA
 Fri May 11 1979, 10:05 PM EDT
 Att. 22,860 - Unknown

livebaseballscores.com

AB	33
R	1
H	11
RBI	1
BB	2
SO	2
LOB	15



Batter	1	2	3	4	5	6	7	8	9
Bill North, S (1, 8) OBP: 0.385, SLG: 0.275 Larry Herndon, R (9, 8) OBP: 0.375, SLG: 0.667	4-2 		1-1 6-3 	1-1 F8 			1-3 K 		
Terry Whitfield, L (1, 7) OBP: 0.379, SLG: 0.454	0-0 F8 		0-0 		2-2 1-6-3 		0-0 1-3 		
Jack Clark, R (1, 9) OBP: 0.358, SLG: 0.446	4-2 		1-2 E5 		0-3 K 		0-0 P4 		
Willie McCovey, L (1, 3) OBP: 0.279, SLG: 0.341	1-1 G6-4-3 		2-0 F5 		0-0 F7 		0-0 6-3 		
Bill Madlock, R (1, 4) OBP: 0.218, SLG: 0.230 Gary Lavelle, S (9, 1)		0-1 	1-1 F2 			0-1 P6 		0-0 1-3 	
Darrell Evans, L (1, 5) OBP: 0.354, SLG: 0.405		0-0 F3 		3-3 K 		0-0 			
Marc Hill, R (1, 2) OBP: 0.226, SLG: 0.195		0-2 F3 		2-3 K 		2-3 			
Johnnie LeMaster, R (1, 6) OBP: 0.385, SLG: 0.424		0-1 		0-1 		1-3 K2-3 			
Bob Knepper, L (1, 1) OBP: 0.176, SLG: 0.294 Randy Moffitt, R (8, 1) Rob Andrews, R (9, 4) OBP: 0.333, SLG: 0.273		2-1 G3 		0-2 			1-1 4-3 		

AB	R	H	RBI	BB	SO	LOB
3	0	0	0	1	1	1
0	0	0	0	0	0	0
4	0	1	0	0	0	1
3	0	0	0	1	1	1
4	0	0	0	0	0	4
4	0	1	0	0	0	2
0	0	0	0	0	0	0
3	1	1	1	0	1	1
3	0	0	0	0	2	1
3	1	2	0	0	1	0
3	0	1	1	0	0	2
0	0	0	0	0	0	0
0	0	0	0	0	0	0

BOTTOM

Philadelphia Phillies @ San Francisco Giants
 Candlestick Park, San Francisco, CA

Fri May 11 1979, 10:05 PM EDT
 Att. 22,860 - Unknown

livebaseballscorecards.com

AB	30
R	2
H	6
RBI	2
BB	2
SO	6
LOB	13

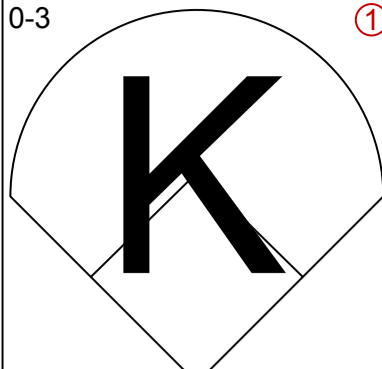
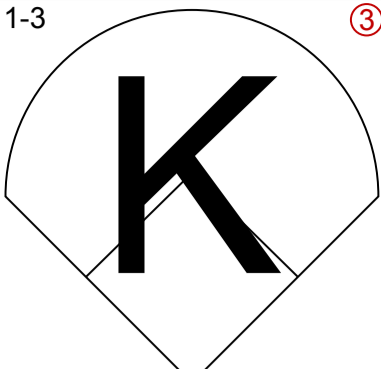
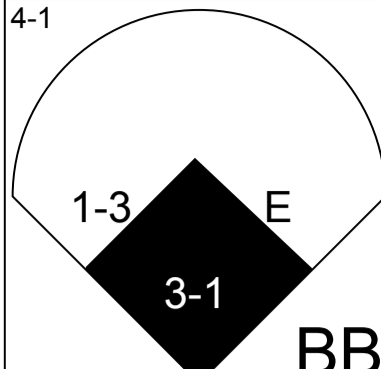
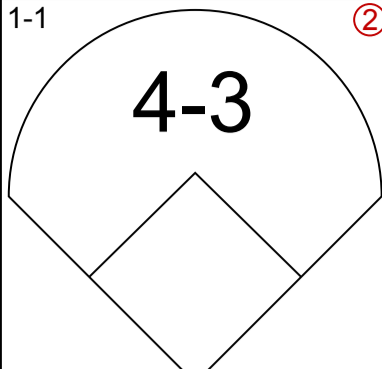
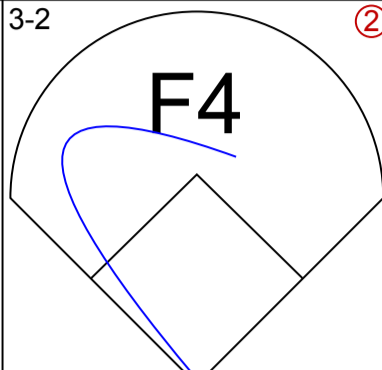
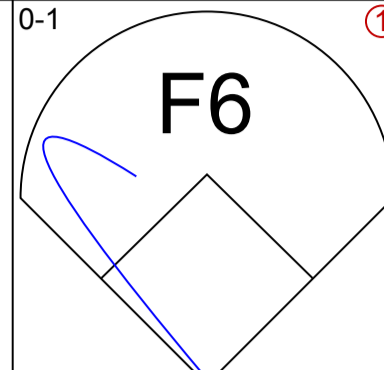
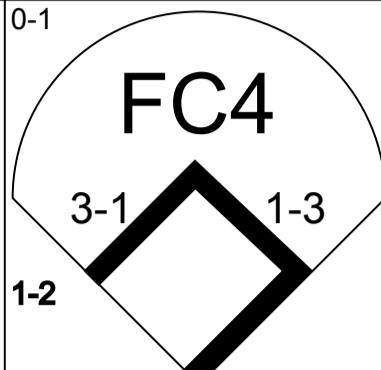
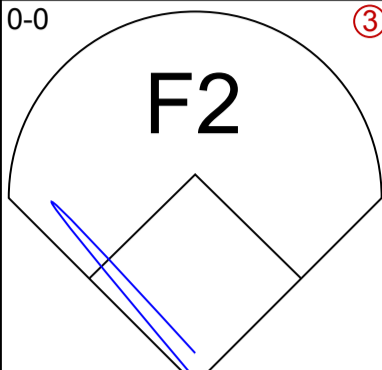
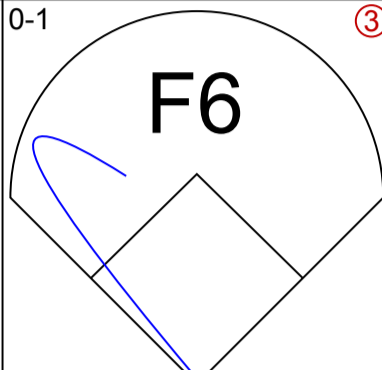
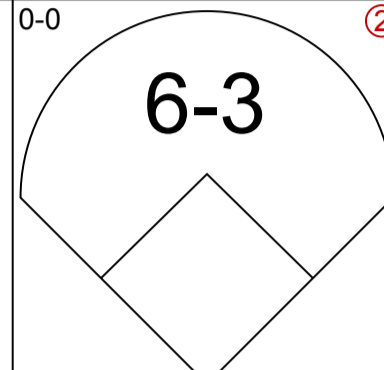
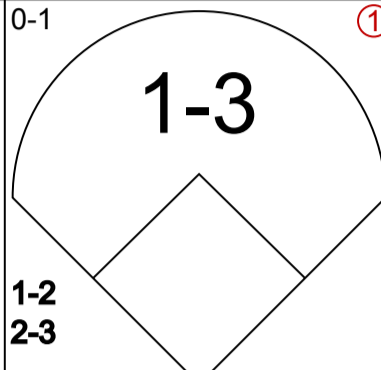
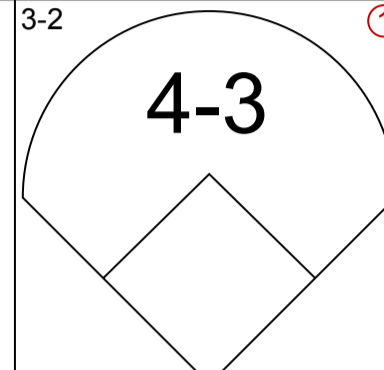
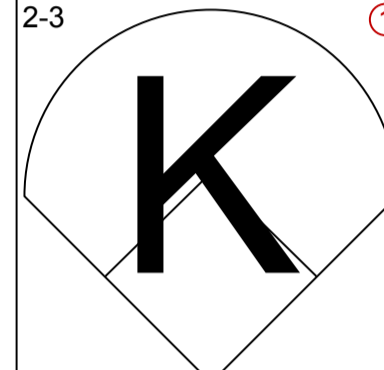
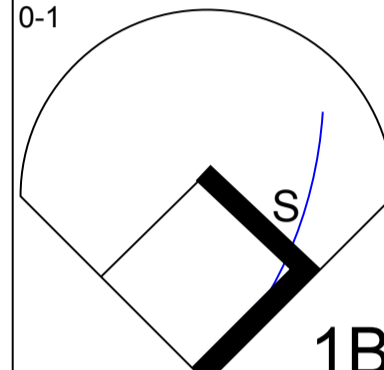
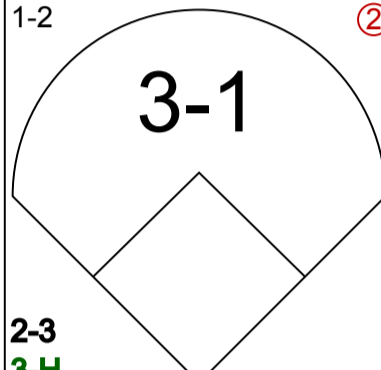
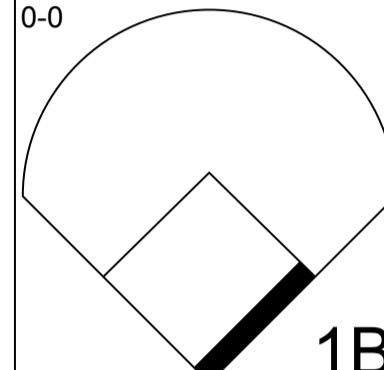
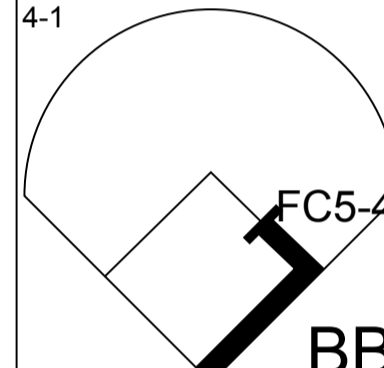
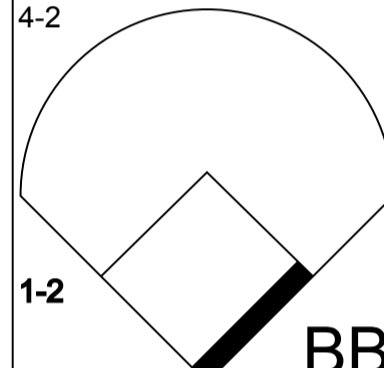
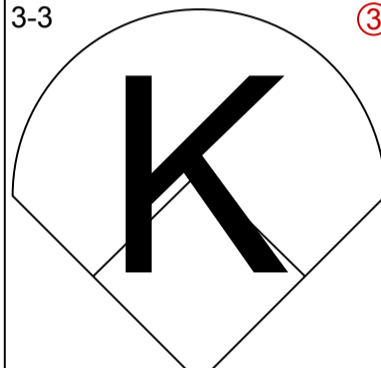
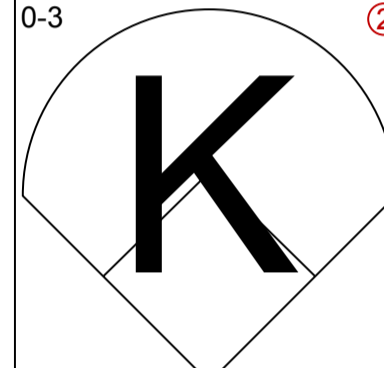
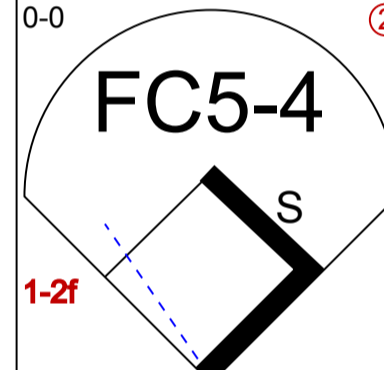
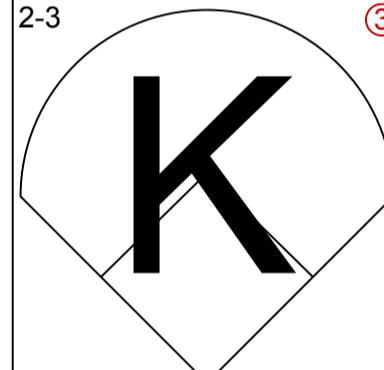
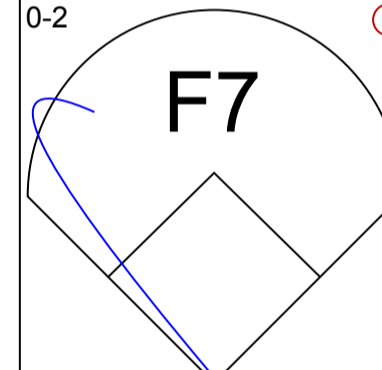
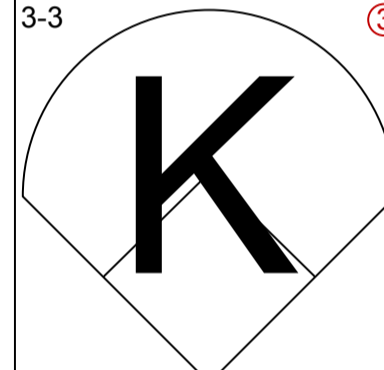
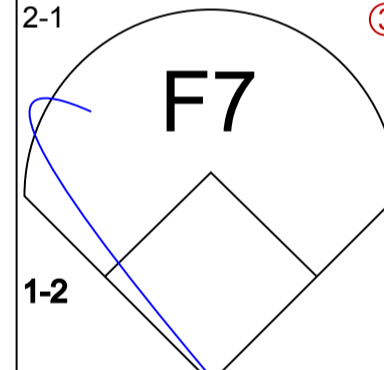
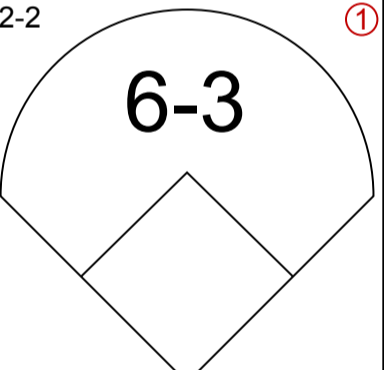
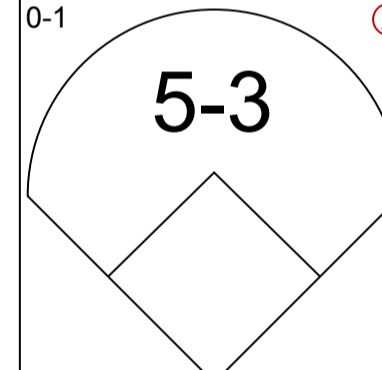
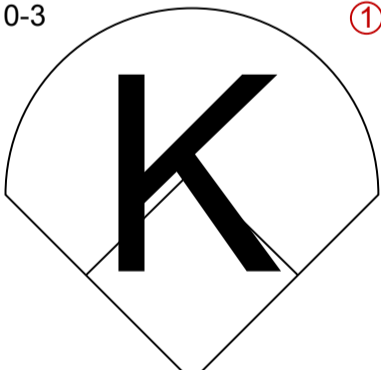
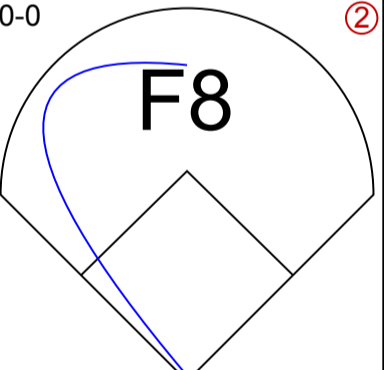
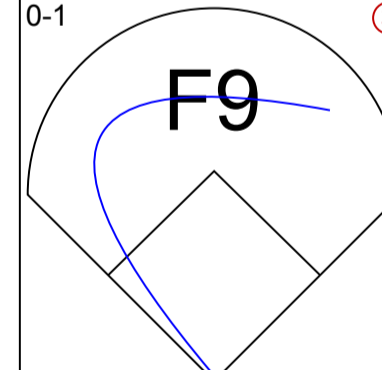
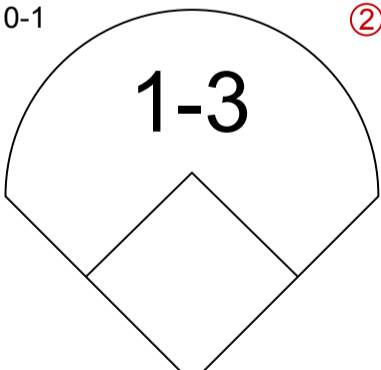
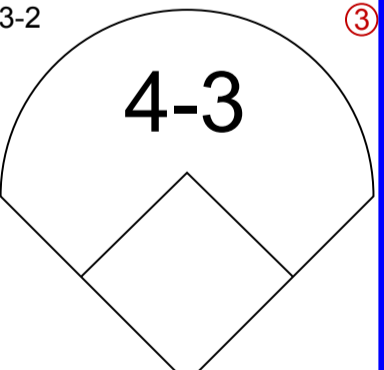
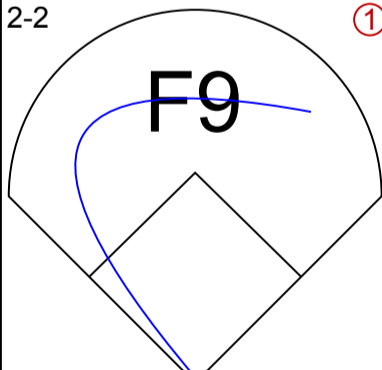

Inning Stats	R	H	E	K	S	H	LOB	BB	P
	0	0	0	0	9	2	2	0	18
	0	2	0	0	10	2	0	0	12
	0	1	1	0	14	2	2	0	14
	1	2	0	2	13	1	1	0	19
	0	0	0	0	9	0	0	0	9
	1	1	0	2	10	1	0	0	13
	0	0	0	0	8	0	0	0	8
	0	0	0	0	3	0	0	0	3

1B	2B	3B	SF	SAC	DP	HBP
4	1	0	0	0	1	0

WP	HR	S	P	ERA	WHIP
0	0	64	93	2.57	1.143
0	0	3	3	0.00	0.000

PITCHER	IP	WLS	BF	H	R	ER	SO	BB	IBB	HBP	BLK	WP	HR	S	P	ERA	WHIP
Steve Carlton, L	7.0	L	29	6	2	2	6	2	0	0	0	0	0	64	93	2.57	1.143
Ron Reed, R	1.0		3	0	0	0	0	0	0	0	0	0	0	3	3	0.00	0.000

WP	PA
0	32

Batter	1	2	3	4	5	6	7	8	9	AB R H RBI BB SO LOB	TOP																				
Bake McBride, L (1, 9) OBP: 0.286, SLG: 0.336	0-3 		1-3 			4-1 		1-1 		3 1 0 0 1 2 0	Philadelphia Phillies @ San Francisco Giants Candlestick Park, San Francisco, CA Sat May 12 1979, 6:33 AM EDT Att. 23,836 - Unknown																				
Larry Bowa, S (1, 6) OBP: 0.363, SLG: 0.331	3-2 			0-1 		0-1 		0-0 		4 0 0 0 0 0 1																					
Pete Rose, S (1, 3) OBP: 0.449, SLG: 0.446	0-1 			0-0 		0-1 		3-2 		4 0 0 0 0 0 2																					
Del Unser, L (1, 7) OBP: 0.389, SLG: 0.471		2-3 		0-1 		1-2 		0-0 		4 0 2 1 0 1 1																					
Mike Schmidt, R (1, 5) OBP: 0.360, SLG: 0.557		4-1 		4-2 		3-3 		0-3 		2 0 0 0 2 2 2																					
Garry Maddox, R (1, 8) OBP: 0.317, SLG: 0.466		0-0 		2-3 			0-2 		3-3 			4 0 0 0 0 2 4																			
Bob Boone, R (1, 2) OBP: 0.316, SLG: 0.357		2-1 			2-2 		0-1 					3 0 0 0 0 0 1																			
Rudy Meoli, L (1, 4) OBP: 0.227, SLG: 0.200			0-3 		0-0 		0-1 					3 0 0 0 0 1 0																			
Randy Lerch, L (1, 1) OBP: 0.100, SLG: 0.100			0-1 		3-2 			2-2 																							
Doug Bird, R (5, 1)										2 0 0 0 0 0 0																					
Tug McGraw, R (7, 1) OBP: 1.000, SLG: 1.000										0 0 0 0 0 0 0																					
Greg Gross, L (8, PH) OBP: 0.200, SLG: 0.111										0 0 0 0 0 0 0																					
Larry Christenson, R (8, 1)										1 0 0 0 0 0 0																					
Inning Stats	R: 0 E: 0 K: 1 S: 10	H: 0 LOB: 0 BB: 0 P: 13	R: 0 E: 0 K: 1 S: 7	H: 0 LOB: 1 BB: 1 P: 15	R: 0 E: 0 K: 2 S: 9	H: 0 LOB: 0 BB: 0 P: 10	R: 0 E: 0 K: 1 S: 10	H: 1 LOB: 2 BB: 1 P: 16	R: 0 E: 0 K: 0 S: 8	H: 0 LOB: 0 BB: 0 P: 13	R: 1 E: 1 K: 1 S: 11	H: 0 LOB: 1 BB: 1 P: 19	R: 0 E: 0 K: 0 S: 7	H: 0 LOB: 0 BB: 0 P: 7	R: 0 E: 0 K: 0 S: 7	H: 0 LOB: 0 BB: 0 P: 10	R: 0 E: 0 K: 2 S: 11	H: 1 LOB: 1 BB: 0 P: 17	1B: 2 2B: 0 3B: 0 HR: 0	SF: 0 SAC: 0 DP: 0 HBP: 0	WP: 0 PB: 0 SB: 2 CS: 0	PA: 33									
PITCHER Ed Halicki, R (1, 1) ERA: 4.44	IP 9.0	WLS W	BF 33	H 2	R 1	ER 0	SO 8	BB 3	IBB 0	HBP 0	BLK 0	WP 0	HR 0	S 80	P 120	ERA 0.00	WHIP 0.556														
											PITCHER	IP	WLS	BF	H	R	ER	SO	BB	IBB	HBP	BLK	WP	HR	S	P	ERA	WHIP			

livebaseballscorecards.com

Batter	1	2	3	4	5	6	7	8	9	AB R H RBI BB SO LOB	TOP											
Garry Maddox, R (1, 8) OBP: 0.318, SLG: 0.467	0-3 K		0-0 L5		3-2 6-3	0-0 2B		0-0 1B 1B	0-0 5-3	6 1 2 1 0 1 1												
Larry Bowa, S (1, 6) OBP: 0.362, SLG: 0.331	0-0 5-3			1-1 L4	0-0 F8	0-0 5-3		0-0 1B 1B	0-0 1B	6 1 2 0 0 0 2												
Pete Rose, S (1, 3) OBP: 0.444, SLG: 0.449	0-2 1-3			0-1 1B 2B	1-0 F8		0-0 L3	0-0 E8 1B	0-0 L8	6 2 2 1 0 0 2												
Mike Schmidt, R (1, 5) OBP: 0.385, SLG: 0.593		3-2 HR		4-1 1B BB		0-0 2B 1B	4-0 E BB	4-0 2B BB		2 4 2 1 3 0 0												
Jose Cardenal, R (1, 7) OBP: 0.353, SLG: 0.231		4-1 BB		1-3 K		0-0 G3 SH1-3 2B	0-0 L8	0-0 1B 2B		3 1 1 1 1 1 3												
Del Unser, L (8, PH) OBP: 0.421, SLG: 0.556		0-3 BB				1-H SH1-3 2B		1-H 2B		1 1 1 2 0 0 0												
Mike Anderson, R (1, 9) OBP: 0.500, SLG: 0.462		1-0 L9		3-2 1B 1B		4-0 SH1-3 G3 2B BB	0-0 E6	0-0 1B		4 2 2 1 1 0 2												
Bob Boone, R (1, 2) OBP: 0.310, SLG: 0.348		2-1 9-3		0-1 1B 1B		0-0 G3	0-0 F3	0-0 P5		5 0 1 2 0 0 6												
Ramon Aviles, R (1, 4) OBP: 0.550, SLG: 0.611			0-0 6-3		0-0 1B	0-0 SH1-3		0-0 F7	0-0 1B SH3-4 1B	4 0 2 2 0 0 0												
Dick Ruthven, R (1, 1) OBP: 0.208, SLG: 0.174			2-2 F8		1-3 K	4-0 2B		0-3 K	0-0 SH3-4	2 0 0 0 0 1 2												
Tug McGraw, R (5, 1) OBP: 1.000, SLG: 1.000										0 0 0 0 0 0 0												
Tim McCarver, L (6, PH) OBP: 0.261, SLG: 0.222										0 0 0 0 1 0 0												
Ron Reed, R (6, 1) OBP: 0.250, SLG: 0.500										1 0 0 0 0 1 0												
Inning Stats	R: 0 E: 0 K: 1 S: 7	H: 0 LOB: 0 BB: 0 P: 7	R: 1 E: 0 K: 0 S: 8	H: 1 LOB: 0 BB: 1 P: 18	R: 0 E: 0 K: 0 S: 6	H: 0 LOB: 0 BB: 0 P: 8	R: 3 E: 0 K: 2 S: 18	H: 4 LOB: 2 BB: 1 P: 28	R: 0 E: 0 K: 0 S: 8	H: 0 LOB: 0 BB: 0 P: 12	R: 3 E: 0 K: 0 S: 6	H: 3 LOB: 2 BB: 2 P: 14	R: 0 E: 1 K: 0 S: 4	H: 0 LOB: 2 BB: 1 P: 8	R: 5 E: 1 K: 1 S: 10	H: 5 LOB: 1 BB: 1 P: 14	R: 0 E: 0 K: 0 S: 5	H: 2 LOB: 2 BB: 0 P: 5	1B: 10 2B: 5 3B: 0 HR: 1	SF: 0 SAC: 2 DP: 1 HBP: 0	WP: 0 PB: 0 SB: 0 CS: 0	PA: 48
PITCHER	IP WLS BF H R ER SO BB IBB HBP BLK WP HR S P ERA WHIP																					
Vida Blue, L (1, 1) ERA: 4.8	5.0 L 21 5 4 4 3 2 0 0 0 0 0 1 47 73 7.20 1.400																					
Tom Griffin, R (6, 1) ERA: 4.94	0.2 7 3 3 3 0 1 1 0 0 0 0 0 5 13 40.50 6.000																					
Dave Roberts, L (6, 1) ERA: 1.72	1.1 6 0 0 0 0 1 0 0 0 0 0 0 5 9 0.00 0.750																					
Randy Moffitt, R (8, 1) ERA: 10.8	1.0 9 5 5 5 1 1 0 0 0 0 0 0 10 14 45.00 6.000																					
John Curtis, L (9, 1) ERA: 18.69	1.0 5 2 0 0 0 0 0 0 0 0 0 0 5 5 0.00 2.000																					

Philadelphia Phillies @ San Francisco Giants
 Candlestick Park, San Francisco, CA
 Sun May 13 1979, 6:33 AM EDT
 Att: 32,585 - Unknown

livebaseballscorecards.com

AB	40
R	12
H	15
RBI	11
BB	6
SO	4
LOB	18



Batter	1	2	3	4	5	6	7	8	9	AB	R	H	RBI	BB	SO	LOB
Bill Madlock, R OBP: 0.218, SLG: 0.238 (1, 4)	1-1 6-3		0-0 6-3		3-1 1B 1B		0-0 4-3		0-3 K	5	1	1	0	0	1	1
Terry Whitfield, L OBP: 0.379, SLG: 0.452 (1, 7)	0-0 B5-3			1-0 FC3-6 1B	1-1 1B 1B		0-0 1B			4	1	3	0	0	0	0
Jack Clark, R OBP: 0.359, SLG: 0.437 (1, 9)	2-3 K			1-2 FC3-6 1B	3-3 K		0-0 F9			4	0	1	0	0	2	4
Willie McCovey, L OBP: 0.255, SLG: 0.306 (1, 3)		2-2 F8		0-0 FC3-6 1B	1-0 1B		0-0 F8			4	0	1	2	0	0	2
Darrell Evans, L OBP: 0.356, SLG: 0.415 (1, 5)		2-2 F9		1-2 F5	0-0 F8		0-0 1B			4	0	1	0	0	0	4
Larry Herndon, R OBP: 0.367, SLG: 0.577 (1, 8)		1-3 K		0-0 1B		0-0 F3		0-3 K		4	0	1	1	0	2	1
Marc Hill, R OBP: 0.231, SLG: 0.205 (1, 2)		2-1 SH1-3 1B		2-0 5-3		0-3 K		0-3 K		4	0	1	0	0	2	3
Roger Metzger, S OBP: 0.226, SLG: 0.256 (1, 6)		1-0 F5		1-1 F7		0-0 F7		0-0 L7		4	0	0	0	0	0	1
Vida Blue, S OBP: 0.240, SLG: 0.217 (1, 1)		1-1 SH1-3		4-2 1B 1B BB		0-3 K		0-0 F8		0	0	0	0	0	0	0
Max Venable, L OBP: 0.500, SLG: 0.400 (5, PH)										0	1	0	0	1	0	0
Tom Griffin, R (6, 1)										0	0	0	0	0	0	0
Dave Roberts, L (6, 1)										0	0	0	0	0	0	0
Rob Andrews, R (7, PH)										1	0	0	0	0	1	0
Randy Moffitt, R (8, 1)										0	0	0	0	0	0	0
John Curtis, L (9, 1)										0	0	0	0	0	0	0
John Tamargo, S (9, PH)										1	0	0	0	0	0	0

Inning Stats	R: 0	H: 0	E: 0	K: 1	S: 7	R: 0	H: 0	E: 0	K: 1	S: 12	R: 0	H: 1	E: 0	K: 0	S: 6	R: 1	H: 3	E: 0	K: 0	S: 11	R: 2	H: 3	E: 0	K: 1	S: 15	R: 0	H: 0	E: 0	K: 1	S: 5	R: 0	H: 1	E: 0	K: 2	S: 8	R: 0	H: 1	E: 0	K: 1	S: 5	R: 0	H: 0	E: 0	K: 1	S: 5	1B: 9	SF: 0	2B: 0	3B: 0	HR: 0	SAC: 1	DP: 0	HBP: 0	WP: 0	PA: 37
--------------	------	------	------	------	------	------	------	------	------	-------	------	------	------	------	------	------	------	------	------	-------	------	------	------	------	-------	------	------	------	------	------	------	------	------	------	------	------	------	------	------	------	------	------	------	------	------	-------	-------	-------	-------	-------	--------	-------	--------	-------	--------

PITCHER	IP	WLS	BF	H	R	ER	SO	BB	IBB	HBP	BLK	WP	HR	S	P	ERA	WHIP
Dick Ruthven, R (1, 1) ERA: 1.97	4.2		22	7	3	3	3	1	0	0	0	0	0	50	80	5.79	1.714
Tug McGraw, L (5, 1) ERA: 1.59	0.1		1	0	0	0	0	0	0	0	0	0	0	1	1	0.00	0.000
Ron Reed, R (6, 1) ERA: 0.42	4.0	W	14	2	0	0	5	0	0	0	0	0	0	24	24	0.00	0.500

BOTTOM

Philadelphia Phillies @ San Francisco Giants
Candlestick Park, San Francisco, CA
Sun May 13 1979, 6:33 AM EDT
Att. 32,585 - Unknown

livebaseballscorecards.com

AB	35
R	3
H	9
RBI	3
BB	1
SO	8
LOB	16



Batter	1	2	3	4	5	6	7	8	9	AB R H RBI BB SO LOB	TOP
Bill Madlock, R (1, 4) OBP: 0.226, SLG: 0.240 Rob Andrews, R (6, 4) OBP: 0.286, SLG: 0.231	1-1 	4-1 	0-0 		0-0 			0-0 		3 0 1 0 1 0 2 1 0 0 0 0 0 0	
Terry Whitfield, L (1, 7) OBP: 0.375, SLG: 0.454 Max Venable, L (7, 7) OBP: 0.429, SLG: 0.333	0-0 	1-1 		0-0 	0-0 			0-0 		4 2 1 1 0 0 3 1 0 0 0 0 0 0	
Jack Clark, R (1, 9) OBP: 0.354, SLG: 0.435	0-3 	2-2 		0-0 		0-0 		0-0 		5 0 1 2 0 1 1	
Willie McCovey, L (1, 3) OBP: 0.286, SLG: 0.365	4-2 	0-1 		4-0 		0-0 		0-0 		3 2 1 1 2 0 1	
Darrell Evans, L (1, 5) OBP: 0.364, SLG: 0.418	1-0 		2-2 	4-0 		0-0 		0-0 		4 2 2 0 1 0 0	
Larry Herndon, R (1, 8) OBP: 0.353, SLG: 0.567	2-3 		0-1 	0-0 		0-0 		0-0 		4 0 1 2 0 1 2	
Marc Hill, R (1, 2) OBP: 0.232, SLG: 0.198		1-3 	4-1 	0-0 		0-0 				3 0 0 0 1 1 1	
Roger Metzger, S (1, 6) OBP: 0.227, SLG: 0.256		1-2 	1-0 		0-0 		0-3 			4 1 1 0 0 1 2	
Philip Nastu, L (1, 1) OBP: 0.250, SLG: 0.143		0-0 	2-1 		0-0 		0-0 			3 1 1 1 0 0 0	
Inning Stats	R: 1 H: 2 E: 0 LOB: 2 K: 2 BB: 1 S: 12 P: 20	R: 3 H: 2 E: 0 LOB: 1 K: 1 BB: 1 S: 15 P: 24	R: 1 H: 2 E: 0 LOB: 2 K: 0 BB: 1 S: 10 P: 19	R: 2 H: 1 E: 0 LOB: 1 K: 0 BB: 2 S: 4 P: 12	R: 0 H: 1 E: 0 LOB: 1 K: 0 BB: 0 S: 4 P: 4	R: 1 H: 1 E: 0 LOB: 0 K: 0 BB: 0 S: 4 P: 4	R: 0 H: 0 E: 0 LOB: 0 K: 1 BB: 0 S: 5 P: 5	R: 0 H: 0 E: 0 LOB: 0 K: 0 BB: 0 S: 3 P: 3	R: 0 H: 0 E: 0 LOB: 0 K: 0 BB: 0 S: 3 P: 3	1B: 5 SF: 0 2B: 3 SAC: 2 3B: 0 DP: 0 HR: 1 HBP: 0	WP: 0 PA: 42 PB: 2 SB: 0 CS: 0
PITCHER J.R. Richard, R (1, 1) ERA: 3.98 Tom Dixon, R (3, 1) ERA: 9.64 Bo McLaughlin, R (6, 1) ERA: 5.4 Joaquin Andujar, R (8, 1) ERA: 2.67	IP WLS BF H R ER SO BB IBB HBP BLK WP HR S P ERA WHIP 2.2 L 18 6 5 5 3 3 0 0 0 0 0 0 36 62 16.88 3.375 2.1 11 2 2 2 0 2 0 0 0 0 0 0 9 17 7.71 1.714 2.0 7 1 1 1 1 0 0 0 0 0 0 1 9 9 4.50 0.500 2.0 6 0 0 0 0 0 0 0 0 0 0 0 6 6 0.00 0.000	PITCHER IP WLS BF H R ER SO BB IBB HBP BLK WP HR S P ERA WHIP									

San Francisco Giants @ Houston Astros
 Astrodome, Houston, TX
 Tue May 15 1979, 8:05 PM EDT
 Att. 13,196 - Unknown

AB	35
R	8
H	9
RBI	7
BB	5
SO	4
LOB	12



livebaseballscorecards.com

Batter	1	2	3	4	5	6	7	8	9	AB R H RBI BB SO LOB
Jimmy Sexton, R (1, 6) OBP: 0.214, SLG: 0.154	1-2 F3		0-1 5-3		0-0 6-3			0-1 F8		4 0 0 0 0 0 0
Jeffrey Leonard, R (1, 9) OBP: 0.424, SLG: 0.455	4-2 CS BB		0-1 F8		0-2 F9			0-0 L5		3 0 0 0 1 0 0
Cesar Cedeno, R (1, 8) OBP: 0.395, SLG: 0.468	4-2 BB		4-1 BB			3-2 F6		0-0 2B		2 0 1 0 2 0 0
Bob Watson, R (1, 3) OBP: 0.326, SLG: 0.348	2-3 K		1-0 F7			3-1 F8		0-0 4-3		4 0 0 0 0 1 3
Enos Cabell, R (1, 5) OBP: 0.349, SLG: 0.441		0-0 6-3		2-1 2B		1-2 2B		2-1 5-3		4 0 2 0 0 0 0
Jose Cruz, L (1, 7) OBP: 0.405, SLG: 0.488		3-1 F7		0-3 K		0-0 F9		1-0 G3		4 0 0 0 0 1 2
Art Howe, R (1, 4) OBP: 0.278, SLG: 0.311		3-2 E 1B		2-2 F9			0-0 F5		1-3 K	4 1 1 0 0 1 1
Alan Ashby, S (1, 2) OBP: 0.302, SLG: 0.330		0-0 E7 2B		0-0 G3			1-1 4-3			3 0 1 1 0 0 1
J.R. Richard, R (1, 1) Tom Dixon, R (3, 1) Rafael Landestoy, S (5, PH) Bo McLaughlin, R (6, 1) Terry Puhl, L (7, PH) Joaquin Andujar, S (8, 1)		0-3 K			1-1 F4		1-2 F9			1 0 0 0 0 0 1 1 0 0 0 0 0 0 0 0 1 0 0 0 0 0 0 0 0 0 0 0 0 0 0 0 1 0 0 0 0 0 0 0 0 0 0 0 0 0 0 0

Inning Stats	R: 0 E: 0 K: 1 S: 10	H: 0 LOB: 1 BB: 2 P: 21	R: 1 E: 1 K: 1 S: 11	H: 2 LOB: 1 BB: 0 P: 17	R: 0 E: 0 K: 0 S: 6	H: 0 LOB: 1 BB: 1 P: 11	R: 0 E: 0 K: 1 S: 10	H: 1 LOB: 1 BB: 0 P: 14	R: 0 E: 0 K: 0 S: 6	H: 0 LOB: 0 BB: 0 P: 7	R: 0 E: 0 K: 0 S: 10	H: 1 LOB: 1 BB: 0 P: 17	R: 0 E: 0 K: 0 S: 8	H: 0 LOB: 0 BB: 0 P: 10	R: 0 E: 0 K: 0 S: 5	H: 1 LOB: 1 BB: 0 P: 5	R: 0 E: 0 K: 1 S: 6	H: 0 LOB: 0 BB: 0 P: 10	1B: 1 2B: 4 3B: 0 HR: 0	SF: 0 SAC: 0 DP: 0 HBP: 0	WP: 0 PB: 0 SB: 0 CS: 1	PA: 34
--------------	-------------------------------	----------------------------------	-------------------------------	----------------------------------	------------------------------	----------------------------------	-------------------------------	----------------------------------	------------------------------	---------------------------------	-------------------------------	----------------------------------	------------------------------	----------------------------------	------------------------------	---------------------------------	------------------------------	----------------------------------	----------------------------------	------------------------------------	----------------------------------	--------

PITCHER	IP	WLS	BF	H	R	ER	SO	BB	IBB	HBP	BLK	WP	HR	S	P	ERA	WHIP	PITCHER	IP	WLS	BF	H	R	ER	SO	BB	IBB	HBP	BLK	WP	HR	S	P	ERA	WHIP		
Philip Nastu, L (1, 1) ERA: 2.92	9.0		34	5	1	1	4	3	0	0	0	0	0	72	112	1.00	0.889																				

BOTTOM

San Francisco Giants @ Houston Astros
Astrodome, Houston, TX
Tue May 15 1979, 8:05 PM EDT
Att. 13,196 - Unknown

livebaseballscorecards.com

AB	31
R	1
H	5
RBI	1
BB	3
SO	4
LOB	8



TOP

San Francisco Giants @ Houston Astros
Astrodome, Houston, TX
Wed May 16 1979, 8:05 PM EDT
Att. 10,094 - Unknown

livebaseballscorecards.com

AB	40
R	8
H	11
RBI	8
BB	7
SO	3
LOB	19



WP:	0	PA:	49
PB:	0		
SB:	0		
CS:	0		

AB R H RBI BB SO LOB

6	1	1	2	0	1	0
6	1	2	1	0	0	0
6	0	4	1	0	0	1
2	1	0	0	2	0	2
2	1	0	0	0	1	3
4	1	2	1	1	0	0
4	1	1	0	0	0	3
3	0	0	0	2	0	2
2	0	1	2	1	0	0
1	1	0	1	0	0	2
2	0	0	0	0	0	1
1	0	0	0	0	0	1
1	0	0	0	0	0	0
1	0	0	0	0	0	2
0	0	0	0	0	0	0
0	1	0	0	1	0	0
0	0	0	0	0	0	0

Bill Madlock, R OBP: 0.224, SLG: 0.237 (8, 3)	1-0 6-3		2-1 5-3		2-0 F8		0-3 K		0-0 F9	0-0 1B	
Terry Whitfield, L OBP: 0.373, SLG: 0.456 (1, 7)	0-0 F8		1-2 F6		2-2 4-3 1B 2B		0-0 4-3		0-0 1-3	0-0 1B 1B	
Jack Clark, R OBP: 0.366, SLG: 0.446 (1, 9)	2-0 1B		0-1 1B		1-0 4-3 2-3		0-0 1-3		0-0 1B	0-0 1B	
Willie McCovey, L OBP: 0.300, SLG: 0.352 Johnnie LeMaster, R OBP: 0.409, SLG: 0.447 (8, PR) (8, 6)	1-1 4-3		0-0 F7		4-0 4-3 1B BB BB		4-0 SH5-4 BB SF7 BB		0-0 F7	0-3 K	
Darrell Evans, L OBP: 0.372, SLG: 0.429 (1, 5)		3-2 2B 2B		0-0 L3		0-0 BB 4-3 1B		4-0 SF7 SH5-4 BB		0-0 F3	
Larry Herndon, R OBP: 0.342, SLG: 0.529 (1, 8)		2-0 F9		1-2 G3		0-0 4-3		0-0 SH5-4		0-0 FC6-4 1B	
Marc Hill, R OBP: 0.240, SLG: 0.191 (1, 2)		0-1 5-3		0-2 6-3		4-0 BB BB		4-0 IBB		0-0 E6 FC6-4	
Roger Metzger, S OBP: 0.242, SLG: 0.274 Rob Andrews, R OBP: 0.250, SLG: 0.214 (8, PH) (8, 4)		2-2 2B		0-1 L3		4-0 1-2 2-3 BB		0-0 SF7		0-0 FC6-4 1B	
Bob Knepper, L OBP: 0.158, SLG: 0.263 John Tamaro, S OBP: 0.195, SLG: 0.270 Tom Griffin, R OBP: 0.195, SLG: 0.270 Hector Cruz, R OBP: 0.195, SLG: 0.270 Gary Lavelle, S OBP: 0.195, SLG: 0.270 Bill North, S OBP: 0.353, SLG: 0.269 Randy Moffitt, R OBP: 0.353, SLG: 0.269 (10, PH) (10, 1)		1-1 4-3		0-0 4-3		0-0 K		0-0 F3		4-0 1B 1B BB	

Inning Stats	R: 0 E: 0 K: 0 S: 5	H: 1 LOB: 1 BB: 0 P: 9	R: 1 E: 0 K: 0 S: 12	H: 2 LOB: 1 BB: 0 P: 20	R: 0 E: 0 K: 0 S: 8	H: 1 LOB: 1 BB: 0 P: 11	R: 0 E: 0 K: 0 S: 8	H: 0 LOB: 0 BB: 0 P: 9	R: 0 E: 0 K: 1 S: 9	H: 2 LOB: 3 BB: 3 P: 24	R: 0 E: 0 K: 1 S: 5	H: 0 LOB: 0 BB: 0 P: 5	R: 1 E: 0 K: 0 S: 3	H: 0 LOB: 2 BB: 3 P: 15	R: 0 E: 0 K: 0 S: 4	H: 1 LOB: 1 BB: 0 P: 4	R: 4 E: 1 K: 1 S: 10	H: 4 LOB: 2 BB: 1 P: 14	1B: 8 2B: 3 3B: 0 HR: 0	SF: 1 SAC: 1 DP: 0 HBP: 0
--------------	------------------------------	---------------------------------	-------------------------------	----------------------------------	------------------------------	----------------------------------	------------------------------	---------------------------------	------------------------------	----------------------------------	------------------------------	---------------------------------	------------------------------	----------------------------------	------------------------------	---------------------------------	-------------------------------	----------------------------------	----------------------------------	------------------------------------

PITCHER	IP	WLS	BF	H	R	ER	SO	BB	IBB	HBP	BLK	WP	HR	S	P	ERA	WHIP
Rick Williams, R ERA: 1.89	5.1		23	6	3	3	0	1	0	0	0	0	0	42	67	5.06	1.312
Joaquin Andujar, R ERA: 2.8	1.2		9	0	1	1	2	4	0	0	0	0	0	9	25	5.40	2.400
Joe Sambito, L ERA: 2.05	2.0		8	1	0	0	0	0	1	0	0	0	0	7	11	0.00	0.500
Bo McLaughlin, R ERA: 5.02	1.0	L	9	4	4	0	1	1	0	0	0	0	0	10	14	0.00	5.000

PITCHER	IP	WLS	BF	H	R	ER	SO	BB	IBB	HBP	BLK	WP	HR	S	P	ERA	WHIP
---------	----	-----	----	---	---	----	----	----	-----	-----	-----	----	----	---	---	-----	------

Batter	1	2	3	4	5	6	7	8	9	10	AB	R	H	RBI	BB	SO	LOB
Terry Puhl, L OBP: 0.343, SLG: 0.344 (1, 9)	F2	1B BB		5-3 BB		CS HBP			F5		2	0	0	0	2	0	0
Craig Reynolds, L OBP: 0.286, SLG: 0.336 (1, 6)	FC6-4 S 1B	1B		5-3		CS	1-3 1B		2B BB		4	0	3	2	1	0	2
Cesar Cedeño, R OBP: 0.395, SLG: 0.469 (1, 8)	FC6-4 BB	G3		K			1-3		1-3 2B		4	0	1	0	1	1	5
Bob Watson, R OBP: 0.322, SLG: 0.365 (1, 3)	FC6-4		HR		F8		6-3		6-3		5	1	1	1	0	0	5
Enos Cabell, R OBP: 0.338, SLG: 0.426 (1, 5)	6-3		6-3		6-3		1-3			K	5	0	0	0	0	1	3
Jose Cruz, L OBP: 0.395, SLG: 0.473 (1, 7)		F6	F8		5-3			4-3			4	0	0	0	0	0	0
Jeffrey Leonard, R OBP: 0.433, SLG: 0.487 (9, 7)									G4-3 1B		1	0	1	0	0	0	0
Art Howe, R OBP: 0.277, SLG: 0.303 (1, 4)		6-3	6-3			K				G4-3	3	0	0	0	1	1	0
Rafael Landestoy, S OBP: 0.263, SLG: 0.235 (8, PR) (9, 4)								G6-4-3 BB	1-2f		1	0	0	0	0	0	1
Bruce Bochy, R OBP: 0.282, SLG: 0.333 (1, 2)		2B 1B 1B		L6		HR		G6-4-3			4	2	2	1	0	0	1
Rick Williams, R OBP: 0.750, SLG: 1.000 (1, 1)		1B				F9			6-3		2	1	2	0	0	0	0
Joaquin Andujar, S OBP: 0.500, SLG: 0.667 (8, 1)				5-3 BB							1	0	0	0	0	0	0
Jesus Alou, R OBP: 0.500, SLG: 0.667 (9, PH)		1B									0	0	0	0	0	0	0
Bo McLaughlin, R OBP: 0.500, SLG: 0.667 (10, 1)		2B									1	0	0	0	0	0	0


Inning Stats	R: 0	H: 1	E: 0	K: 0	S: 11	R: 2	H: 3	E: 0	K: 0	S: 14	R: 1	H: 1	E: 0	K: 0	S: 7	R: 0	H: 1	E: 0	K: 1	S: 14	R: 1	H: 1	E: 0	K: 1	S: 5	R: 0	H: 1	E: 0	K: 0	S: 4	R: 0	H: 0	E: 0	K: 0	S: 2	R: 0	H: 1	E: 0	K: 0	S: 4	R: 0	H: 1	E: 0	K: 1	S: 5	R: 0	H: 1	E: 0	K: 0	S: 5
	LOB: 2	BB: 1	P: 20	LOB: 2	BB: 1	LOB: 0	BB: 0	LOB: 2	BB: 1	P: 25	LOB: 0	BB: 0	LOB: 2	BB: 1	P: 11	LOB: 0	BB: 0	LOB: 0	BB: 0	P: 6	LOB: 0	BB: 0	LOB: 1	BB: 0	P: 6	LOB: 1	BB: 1	P: 4	LOB: 0	BB: 1	P: 6	LOB: 2	BB: 1	P: 8	LOB: 0	BB: 0	P: 5	LOB: 0	BB: 0	P: 5	LOB: 0	BB: 0	P: 5							

PITCHER	IP	WLS	BF	H	R	ER	SO	BB	IBB	HBP	BLK	WP	HR	S	P	ERA	WHIP
Bob Knepper, L ERA: 3.1 (1, 1)	5.0		24	6	3	3	1	3	0	0	0	0	1	51	83	5.40	1.800
Tom Griffin, R ERA: 4.91 (6, 1)	2.0		8	2	1	1	1	0	0	1	0	0	1	9	10	4.50	1.000
Gary Lavelle, L ERA: 1.07 (8, 1)	2.0	W	8	1	0	0	0	2	0	0	0	0	0	6	14	0.00	1.500
Randy Moffitt, R ERA: 9.95 (10, 1)	1.0		3	1	0	0	1	0	0	0	0	0	0	5	5	0.00	1.000

BOTTOM

San Francisco Giants @ Houston Astros
Astrodome, Houston, TX
Wed May 16 1979, 8:05 PM EDT
Att: 10,094 - Unknown

AB	37
R	4
H	10
RBI	4
BB	5
SO	3
LOB	17



WP: 0	PA: 44
PB: 0	
SB: 1	
CS: 1	

Batter	1	2	3	4	5	6	7	8	9	AB R H RBI BB SO LOB	TOP
Rob Andrews, R (1, 4) OBP: 0.250, SLG: 0.176	0-0 6-3			2-1 5-3		1-0 6-3	4-1 BB BB		0-0 SH3-2-4 1-2	3 0 0 0 1 0 0	
Terry Whitfield, L (1, 7) OBP: 0.370, SLG: 0.446 Hector Cruz, R (9, PH) (9, 7)	0-0 1-3			2-1 6-3		0-0 4-3	4-0 BB BB		4-0 BB BB	3 0 0 1 1 0 0 0 0 0 0 1 0 0	
Jack Clark, R (1, 9) OBP: 0.361, SLG: 0.437	0-2 L7			1-0 1B		0-0 F8	0-3 K		0-0 F9	5 0 1 0 0 1 5	
Willie McCovey, L (1, 3) OBP: 0.297, SLG: 0.345 Max Venable, L (8, PR) OBP: 0.429, SLG: 0.333 Mike Ivie, R (8, 3) OBP: 0.255, SLG: 0.376		0-2 4-3		2-2 F8		2-0 F5	0-0 HBP 1B		0-3 K	4 0 1 0 0 0 1 0 0 0 0 0 0 0 1 0 0 0 0 1 2	
Darrell Evans, L (1, 5) OBP: 0.376, SLG: 0.426		0-2 4-3			2-3 K		0-0 3B 1B	1-0 FC6-4 HBP		3 1 1 0 0 1 0	
Larry Herndon, R (1, 8) OBP: 0.357, SLG: 0.579		1-2 6-3			1-1 S 1B		1-1 1B 3B	0-0 F4		4 1 2 1 0 0 2	
Marc Hill, R (1, 2) OBP: 0.250, SLG: 0.196			2-1 G1-6-3 1B		1-2 F9		4-0 SH1-4 BB BB	0-0 F6		3 1 1 0 1 0 3	
Roger Metzger, S (1, 6) OBP: 0.253, SLG: 0.276			1-1 F8		4-1 BB		0-0 BB SH1-4 1B	0-0 FC6-4 1-2f		3 0 1 1 1 0 3	
Ed Halicki, R (1, 1) OBP: 0.263, SLG: 0.316			1-2 G1-6-3 1-2f		2-3 K		0-0 SH1-4		0-0 SH3-2-4 1B	3 0 1 0 0 1 3	
Inning Stats	R: 0 E: 0 K: 0 S: 5 H: 0 LOB: 0 BB: 0 P: 5	R: 0 E: 0 K: 0 S: 10 H: 0 LOB: 0 BB: 0 P: 11	R: 0 E: 0 K: 0 S: 7 H: 1 LOB: 0 BB: 0 P: 11	R: 0 E: 0 K: 0 S: 8 H: 1 LOB: 1 BB: 0 P: 15	R: 0 E: 0 K: 2 S: 13 H: 1 LOB: 2 BB: 1 P: 23	R: 0 E: 0 K: 0 S: 3 H: 0 LOB: 0 BB: 0 P: 4	R: 3 E: 0 K: 1 S: 10 H: 3 LOB: 3 BB: 3 P: 25	R: 0 E: 0 K: 0 S: 4 H: 1 LOB: 2 BB: 0 P: 5	R: 0 E: 0 K: 1 S: 6 H: 1 LOB: 2 BB: 1 P: 10	1B: 7 2B: 0 3B: 1 HR: 0 SF: 0 SAC: 2 DP: 1 HBP: 1	WP: 0 PB: 0 SB: 1 CS: 0 PA: 40
PITCHER	IP WLS BF H R ER SO BB IBB HBP BLK WP HR S P ERA WHIP	IP WLS BF H R ER SO BB IBB HBP BLK WP HR S P ERA WHIP	IP WLS BF H R ER SO BB IBB HBP BLK WP HR S P ERA WHIP	IP WLS BF H R ER SO BB IBB HBP BLK WP HR S P ERA WHIP	IP WLS BF H R ER SO BB IBB HBP BLK WP HR S P ERA WHIP	IP WLS BF H R ER SO BB IBB HBP BLK WP HR S P ERA WHIP	IP WLS BF H R ER SO BB IBB HBP BLK WP HR S P ERA WHIP	IP WLS BF H R ER SO BB IBB HBP BLK WP HR S P ERA WHIP	IP WLS BF H R ER SO BB IBB HBP BLK WP HR S P ERA WHIP	IP WLS BF H R ER SO BB IBB HBP BLK WP HR S P ERA WHIP	IP WLS BF H R ER SO BB IBB HBP BLK WP HR S P ERA WHIP
Ken Forsch, R (1, 1) ERA: 2.71	6.2 L 27 6 3 3 2 2 0 0 0 0 0 52 82 4.05 1.200										
Joe Sambito, L (7, 1) ERA: 1.95	1.1 8 1 0 0 1 2 0 0 1 0 0 0 8 17 0.00 2.250										
Tom Dixon, R (9, 1) ERA: 7.94	1.0 5 1 0 0 1 1 0 0 0 0 0 0 6 10 0.00 2.000										

San Francisco Giants @ Houston Astros
 Astrodome, Houston, TX
 Thu May 17 1979, 8:05 PM EDT
 Att. 10,626 - Unknown

AB	32
R	3
H	8
RBI	3
BB	5
SO	4
LOB	19



Batter	1	2	3	4	5	6	7	8	9	AB	R	H	RBI	BB	SO	LOB
Terry Puhl, L OBP: 0.337, SLG: 0.338 (1, 9) C X	0-1 L9 ①		1-1 F9 ③			X 0-0 SH SH2-4 1-2		X 0-0 F6 ②		3	0	0	0	0	0	0
Craig Reynolds, L OBP: 0.280, SLG: 0.329 (1, 6) B F X C X	2-1 F7 ②			B X 1-0 F5 ①		F X 0-1 SH2-4 ① 1-2 2-3		C B X 1-1 F3 ③		3	0	0	0	0	0	0
Cesar Cedeno, R OBP: 0.398, SLG: 0.465 (1, 8) B B C B	4-1 S BB			F S X 0-2 S 1B		X 0-0 F4 ②		B S X 1-1 F4 ①		3	0	1	0	1	0	2
Jose Cruz, L OBP: 0.397, SLG: 0.466 (1, 7) S F B B B B F F F F F	4-2 B 1-2 CS BB			B B X 2-0 L7 ② 1-2		I 4-0 IBB		B X 1-0 G3 ②		2	0	0	0	2	0	1
Enos Cabell, R OBP: 0.335, SLG: 0.421 (1, 5) B	1-0 CS ③ 1-2	2-0 4-3 ①		B B C X 2-1 6-3 ③		X 0-0 4-3 ③		X 0-0 DI 1B		4	0	1	0	0	0	4
Bob Watson, R OBP: 0.320, SLG: 0.357 (1, 3) C B B B X		3-1 F8 ②		X 0-0 F9 ①		X 0-0 5-3 ①		F F B B B B 4-2 FC5-4 BB		3	0	0	0	1	0	0
Art Howe, R OBP: 0.268, SLG: 0.292 (1, 4) B C X C		1-1 5-3 ③		B F X 1-1 5-3 ②		X 0-0 P1-4 ②		F F X 1-1 FC5-4 ③ 1-2f		4	0	0	0	0	0	2
Alan Ashby, S OBP: 0.294, SLG: 0.320 (1, 2) B X			1-0 F7 ①		B C X 1-1 6-3 ③		B X 1-0 4-3 ③			3	0	0	0	0	0	0
Ken Forsch, R OBP: 0.148, SLG: 0.154 (1, 1) B F X B			2-1 F4 ②			B C B B 4-1 SH2-4 SH BB		C X 0-1 F9 ①		1	0	0	0	1	0	0
Joe Sambito, L OBP: 0.500, SLG: 0.667 (7, 1) Rafael Landestoy, S OBP: 0.250, SLG: 0.222 (8, PH) Tom Dixon, R (9, 1)										0	0	0	0	0	0	0
										1	0	0	0	0	0	0
										0	0	0	0	0	0	0
										1	0	0	0	0	0	0
										0	0	0	0	0	0	0

Inning Stats	R: 0 E: 0 K: 0 S: 11	H: 0 LOB: 1 BB: 2 P: 22	R: 0 E: 0 K: 0 S: 5	H: 0 LOB: 0 BB: 0 P: 11	R: 0 E: 0 K: 0 S: 5	H: 0 LOB: 0 BB: 0 P: 9	R: 0 E: 0 K: 0 S: 7	H: 1 LOB: 1 BB: 0 P: 12	R: 0 E: 0 K: 0 S: 5	H: 0 LOB: 0 BB: 0 P: 7	R: 0 E: 0 K: 0 S: 6	H: 0 LOB: 3 BB: 2 P: 14	R: 0 E: 0 K: 0 S: 3	H: 0 LOB: 0 BB: 0 P: 4	R: 0 E: 0 K: 0 S: 5	H: 0 LOB: 0 BB: 0 P: 6	R: 0 E: 0 K: 0 S: 9	H: 1 LOB: 2 BB: 1 P: 16	1B: 2 2B: 0 3B: 0 HR: 0	SF: 0 SAC: 2 DP: 0 HBP: 0	WP: 0 PB: 0 SB: 2 CS: 1	PA: 35
---------------------	-------------------------------	----------------------------------	------------------------------	----------------------------------	------------------------------	---------------------------------	------------------------------	----------------------------------	------------------------------	---------------------------------	------------------------------	----------------------------------	------------------------------	---------------------------------	------------------------------	---------------------------------	------------------------------	----------------------------------	----------------------------------	------------------------------------	----------------------------------	--------


PITCHER Ed Halicki, R ERA: 3.72 (1, 1)	IP 9.0	WLS W	BF 34	H 2	R 0	ER 0	SO 0	BB 4	IBB 1	HBP 0	BLK 0	WP 0	HR 0	S 56	P 101	ERA 0.00	WHIP 0.667
PITCHER	IP	WLS	BF	H	R	ER	SO	BB	IBB	HBP	BLK	WP	HR	S	P	ERA	WHIP

BOTTOM

San Francisco Giants @ Houston Astros
Astrodome, Houston, TX

Thu May 17 1979, 8:05 PM EDT
Att. 10,626 - Unknown

AB	27
R	0
H	2
RBI	0
BB	5
SO	0
LOB	9



Batter	1	2	3	4	5	6	7	8	9	AB R H RBI BB SO LOB	TOP											
Bill Madlock, R (1, 4) OBP: 0.230, SLG: 0.243	1-0 P6		0-1 5-3			0-0 F8 BB SF9 1B		0-0 1-2 1B 4-3 1B	0-0 F7	5 2 2 0 0 0 1	San Francisco Giants @ Atlanta Braves Atlanta-Fulton County Stadium, Atlanta, GA Fri May 18 1979, 7:05 PM EDT Att. 13,896 - Unknown - 80 F											
Hector Cruz, R (1, 7) C B B F S	2-3 K		1-2 6-3			4-0 1-2 SF9 BB		0-0 1-2 2-3 4-3		3 0 0 0 1 1 2												
Jack Clark, R (1, 9) OBP: 0.358, SLG: 0.428	2-1 F8		0-0 4-3			2-0 2-3 F8		4-0 1B BB		3 0 0 0 1 0 2												
Mike Ivie, R (1, 3) OBP: 0.255, SLG: 0.375		1-1 1B SF9 1B		1-3 K		0-0 1-2 3-H SF9		0-3 2 K		3 1 1 1 0 2 3												
Darrell Evans, L (1, 5) OBP: 0.373, SLG: 0.421		1-0 F9		0-0 P6		0-1 F X 3-1		0-0 1-3 2-H 3-H 1B		4 0 1 2 0 0 2												
Larry Herndon, R (1, 8) OBP: 0.356, SLG: 0.561		3-2 1B 1B		0-0 F9			1-2 1 F9		0-0 3 F9	3 0 1 0 0 0 0												
Willie McCovey, L (8, PH) OBP: 0.292, SLG: 0.339		1-3 1B 1B								1 0 0 0 0 0 2												
Randy Moffitt, R (8, 1)										0 0 0 0 0 0 0												
Marc Hill, R (1, 2) OBP: 0.243, SLG: 0.191		1-2 SF9			0-0 6-3				0-0 4-3	2 0 0 1 0 0 0												
Roger Metzger, S (9, PH) OBP: 0.250, SLG: 0.273		3-H								1 0 0 0 0 0 0												
Johnnie LeMaster, R (1, 6) OBP: 0.404, SLG: 0.439		0-0 1-3 1B			0-0 5-3				0-0 4-3	3 0 1 0 0 0 0												
Terry Whitfield, L (9, PH) OBP: 0.374, SLG: 0.450										1 0 1 0 0 0 0												
Vida Blue, S (1, 1) OBP: 0.222, SLG: 0.200		1-3 K			2-1 F6			0-0 4-3 1B 1B	0-3 2 K	2 0 0 0 0 1 2												
Tom Griffin, R (5, 1)										0 0 0 0 0 0 0												
Rob Andrews, R (8, PH) OBP: 0.286, SLG: 0.222										1 1 1 0 0 0 0												
Bill North, S (8, 8) OBP: 0.381, SLG: 0.267										1 0 0 0 0 1 1												
Inning Stats	R: 0 E: 0 K: 1 S: 6	H: 0 LOB: 0 BB: 0 P: 11	R: 1 E: 0 K: 1 S: 13	H: 3 LOB: 2 BB: 0 P: 20	R: 0 E: 0 K: 0 S: 6	H: 0 LOB: 0 BB: 0 P: 7	R: 0 E: 0 K: 1 S: 5	H: 0 LOB: 0 BB: 0 P: 6	R: 0 E: 0 K: 0 S: 4	H: 0 LOB: 0 BB: 0 P: 6	R: 1 E: 0 K: 0 S: 5	H: 1 LOB: 1 BB: 1 P: 11	R: 0 E: 0 K: 0 S: 7	H: 0 LOB: 0 BB: 0 P: 10	R: 2 E: 0 K: 1 S: 8	H: 3 LOB: 2 BB: 1 P: 12	R: 0 E: 0 K: 1 S: 6	H: 1 LOB: 1 BB: 0 P: 6	1B: 8 2B: 0 3B: 0 HR: 0	SF: 2 SAC: 0 DP: 0 HBP: 0	WP: 0 PB: 0 SB: 0 CS: 0	PA: 37
PITCHER	IP WLS BF H R ER SO BB IBB HBP BLK WP HR S P ERA WHIP																					
Mickey Mahler, L (1, 1) ERA: 5.72	7.1 W 30 6 4 4 3 2 0 0 0 0 0 0 49 78 4.91 1.091																					
Gene Garber, R (8, 1) ERA: 4.94	1.2 S 7 2 0 0 2 0 0 0 0 0 0 0 11 11 0.00 1.200																					

AB	33
R	4
H	8
RBI	4
BB	2
SO	5
LOB	15



Batter	1	2	3	4	5	6	7	8	9
Jerry Royster, R OBP: 0.386, SLG: 0.383 (1, 5)	1-1 S HR 1B	1-0 F9		3-1 F7		0-0 F7		0-0 4-3	
Gary Matthews, R OBP: 0.335, SLG: 0.539 (1, 9)	1-3 K 1-2		1-0 F9		2-1 P4		0-0 6-3		
Jeff Burroughs, R OBP: 0.356, SLG: 0.352 (1, 7)	2-2 E5 HR		3-2 F8		1-0 BB BB 1B		0-0 5-3		
Dale Murphy, R OBP: 0.411, SLG: 0.693 (1, 2)	1-1 HR 1-H 2-H		0-1 HR		4-2 BB 1-2 BB		0-0 HR		
Bob Horner, R OBP: 0.455, SLG: 0.700 (1, 3)	1-1 HR		4-0 BB		0-0 F8		0-0 1B		
Mike Lum, L OBP: 0.303, SLG: 0.337 (7, PR) (8, 3)	HR		BB						
Barry Bonnell, R OBP: 0.331, SLG: 0.483 (1, 8)	1-3 K		1-0 G3		4-0 1-2 2-3 BB		0-0 6-3		
Glenn Hubbard, R OBP: 0.309, SLG: 0.280 (1, 4)	2-2 F6			2-2 5-3		0-3 K		0-0 G6-3 1B	
Pepe Frias, R OBP: 0.303, SLG: 0.355 (1, 6)		1-0 F8		4-1 FC1-6 BB		0-0 F3		0-0 G6-3 1-2f	
Mickey Mahler, S OBP: 0.083, SLG: 0.167 (1, 1)		2-2 F3		0-0 FC1-6 1-2f		0-0 F8		0-0 1B	
Gene Garber, R OBP: 0.667, SLG: 0.500 (8, 1)									

Inning Stats	R: 4	H: 3	E: 1	K: 2	S: 18	LOB: 0	BB: 0	P: 27
	R: 0	H: 0	E: 0	K: 0	S: 6	LOB: 0	BB: 0	P: 10
	R: 1	H: 1	E: 0	K: 0	S: 8	LOB: 1	BB: 1	P: 17
	R: 0	H: 0	E: 0	K: 0	S: 7	LOB: 1	BB: 1	P: 16
	R: 0	H: 1	E: 0	K: 1	S: 9	LOB: 3	BB: 2	P: 20
	R: 0	H: 0	E: 0	K: 0	S: 3	LOB: 0	BB: 0	P: 3
	R: 1	H: 2	E: 0	K: 0	S: 5	LOB: 1	BB: 0	P: 5
	R: 0	H: 2	E: 0	K: 0	S: 4	LOB: 1	BB: 0	P: 4

PITCHER	IP	WLS	BF	H	R	ER	SO	BB	IBB	HBP	BLK	WP	HR	S	P	ERA	WHIP
Vida Blue, L ERA: 4.99 (1, 1)	4.2	L	24	5	5	4	2	4	0	0	0	0	3	45	87	7.71	1.929
Tom Griffin, R ERA: 4.83 (5, 1)	2.1		9	2	1	1	1	0	0	0	0	0	1	11	11	3.86	0.857
Randy Moffitt, R ERA: 9.22 (8, 1)	1.0		4	2	0	0	0	0	0	0	0	0	0	4	4	0.00	2.000

BOTTOM

San Francisco Giants @ Atlanta Braves
Atlanta-Fulton County Stadium, Atlanta, GA

Fri May 18 1979, 7:05 PM EDT
Att: 13,896 - Unknown - 80 F

AB	33
R	6
H	9
RBI	6
BB	4
SO	3
LOB	13

livebaseballscorecards.com

1B:	5	SF:	0	WP:	0	PA:	37
2B:	0	SAC:	0	PB:	0		
3B:	0	DP:	1	SB:	1		
HR:	4	HBP:	0	CS:	0		



Batter	1	2	3	4	5	6	7	8	9	AB R H RBI BB SO LOB	TOP
Bill North, S (1, 8) OBP: 0.388, SLG: 0.284 Larry Herndon, R (9, 8) OBP: 0.356, SLG: 0.561	4-1 WP S FC BB	2-1 FC6 1-2f			1-0 FC3-6 1B		0-0 E9 SF7 2B		0-0 4-3	4 2 2 0 1 0 1 0 0 0 0 0 0 0	San Francisco Giants @ Atlanta Braves Atlanta-Fulton County Stadium, Atlanta, GA Sat May 19 1979, 7:05 PM EDT Unknown - 80 F
Terry Whitfield, L (1, 7) OBP: 0.369, SLG: 0.444	2-0 5-3		2-2 G6-4-3 1B		1-0 FC3-6 1B 1B		0-0 SF7		0-0 B1-3	4 1 1 1 0 0 2	
Jack Clark, R (1, 9) OBP: 0.359, SLG: 0.423	4-0 FC6-4 FC BB		0-0 G6-4-3 1-2f		3-2 1B 1B		0-0 F9		0-0 F9	4 0 1 0 1 0 1	
Willie McCovey, L (1, 3) OBP: 0.304, SLG: 0.349	1-2 FC FC6-4		2-2 1B		3-1 FC6-4 1B		0-0 F8			4 0 2 2 0 0 1	
Bill Madlock, R (1, 4) OBP: 0.230, SLG: 0.264	2-1 FC6-4 1-2f 2-3		0-1 L6		1-1 FC6-4 1-2f			0-0 HR		4 1 1 1 0 0 5	
Darrell Evans, L (1, 5) OBP: 0.363, SLG: 0.409	1-1 F8			3-2 F8		3-1 F9		0-3 K		4 0 0 0 0 1 2	
John Tamargo, S (1, 2) OBP: 0.171, SLG: 0.275 Max Venable, L (6, PR) OBP: 0.429, SLG: 0.333 Mike Sadek, R (6, 2)		1-2 4-3		0-0 F5		1-2 S 1B		0-0 6-3		3 0 1 0 0 0 0 0 0 0 0 0 0 0 1 0 0 0 0 0 0	
Roger Metzger, S (1, 6) OBP: 0.250, SLG: 0.272		3-3 K		1-0 L6		1-3 K		0-0 1B		4 0 1 0 0 2 1	
Philip Nastu, L (1, 1) OBP: 0.273, SLG: 0.111 Tom Griffin, R (6, 1) Gary Lavelle, S (9, 1)		4-0 FC6 BB			1-2 F7		2-3 K		0-0 4-3	2 0 0 0 1 1 1 1 0 0 0 0 0 1 0 0 0 0 0 0 0	
Inning Stats	R: 1 H: 0 E: 0 LOB: 2 K: 0 BB: 2 S: 9 P: 23	R: 0 H: 0 E: 0 LOB: 1 K: 1 BB: 1 S: 8 P: 18	R: 0 H: 2 E: 0 LOB: 1 K: 0 BB: 0 S: 10 P: 14	R: 0 H: 0 E: 0 LOB: 0 K: 0 BB: 0 S: 6 P: 10	R: 1 H: 3 E: 0 LOB: 2 K: 0 BB: 0 S: 13 P: 23	R: 0 H: 1 E: 0 LOB: 2 K: 2 BB: 0 S: 11 P: 18	R: 1 H: 1 E: 1 LOB: 0 K: 0 BB: 0 S: 4 P: 4	R: 1 H: 2 E: 0 LOB: 1 K: 1 BB: 0 S: 7 P: 7	R: 0 H: 0 E: 0 LOB: 0 K: 0 BB: 0 S: 3 P: 3	1B: 7 SF: 1 2B: 1 SAC: 0 3B: 0 DP: 1 HR: 1 HBP: 0	WP: 1 PA: 39 PB: 0 SB: 2 CS: 0
PITCHER Tony Brizzolara, R (1, 1) ERA: 3.0 Craig Skok, L (7, 1) ERA: 4.44	IP WLS BF H R ER SO BB IBB HBP BLK WP HR S P ERA WHIP 6.0 0 27 6 2 2 3 3 0 0 0 1 0 57 106 3.00 1.500 3.0 L 12 3 2 1 1 0 0 0 0 0 0 1 14 14 3.00 1.000										

livebaseballscorecards.com

AB	35
R	4
H	9
RBI	4
BB	3
SO	4
LOB	15



Batter	1	2	3	4	5	6	7	8	9	AB R H RBI BB SO LOB
Jerry Royster, R OBP: 0.380, SLG: 0.376 (1, 5)	2-1 5-3		1-2 4-3 1B	2-2 F8		0-3 K			0-0 FC5-4 1B	5 1 1 0 0 1 2
Gary Matthews, R OBP: 0.338, SLG: 0.534 (1, 9)	1-0 F7		3-2 4-3		1-2 2B 1B		0-3 K		0-0 1B	5 0 2 0 0 1 1
Jeff Burroughs, R OBP: 0.358, SLG: 0.357 (1, 7)	4-2 BB 1B BB		1-0 6-3		1-0 2B		0-0 6-3		0-3 K	4 0 1 0 1 1 3
Dale Murphy, R OBP: 0.413, SLG: 0.685 (1, 2)	2-1 1B BB		4-1 1B BB		2-3 K		0-0 L7			3 1 1 0 1 1 2
Bob Horner, R OBP: 0.467, SLG: 0.615 (1, 3)	4-2 FC6-4 BB		2-0 1B		2-1 L5		0-0 5-3			3 0 1 1 1 0 2
Barry Bonnell, R OBP: 0.328, SLG: 0.475 (1, 8)	1-0 FC6-4		1-0 1B		3-1 F8		0-3 K		0-3 K	4 0 1 1 0 1 5
Glenn Hubbard, R OBP: 0.307, SLG: 0.274 (1, 4)			3-1 F8		4-0 G4-6-3 BB		0-3 K		0-3 K	3 0 0 0 1 1 2
Pepe Frias, R OBP: 0.291, SLG: 0.340 (1, 6)			3-1 F7		0-0 5-3		0-0 E3		0-0 5-3	4 0 0 0 0 0 1
Tony Brizzolara, R (1, 1)			1-2 6-3		1-1 4-3		0-0 G4-6-3		0-0 FC5-4 1B	2 0 0 0 0 0 0
Mike Lum, L (6, PH)										1 0 0 0 0 0 2
Craig Skok, R (7, 1)										0 0 0 0 0 0 0
Rowland Office, L (9, PH)										0 0 0 0 0 0 0
Charlie Spikes, R (9, PH)										1 0 1 0 0 0 0

Inning Stats	R: 0 E: 0 K: 11 S: 11	H: 1 LOB: 3 BB: 2 P: 25	R: 0 E: 0 K: 9 S: 9	H: 0 LOB: 0 BB: 0 P: 16	R: 2 E: 0 K: 13 S: 13	H: 3 LOB: 2 BB: 1 P: 28	R: 0 E: 0 K: 6 S: 6	H: 0 LOB: 0 BB: 0 P: 9	R: 0 E: 0 K: 12 S: 12	H: 2 LOB: 2 BB: 0 P: 21	R: 0 E: 1 K: 5 S: 5	H: 0 LOB: 1 BB: 1 P: 9	R: 0 E: 0 K: 5 S: 5	H: 0 LOB: 0 BB: 0 P: 5	R: 0 E: 0 K: 7 S: 7	H: 0 LOB: 0 BB: 0 P: 7	R: 0 E: 0 K: 1 S: 7	H: 2 LOB: 2 BB: 0 P: 7	1B: 7 2B: 1 3B: 0 HR: 0	SF: 0 SAC: 0 DP: 1 HBP: 0
--------------	--------------------------------	----------------------------------	------------------------------	----------------------------------	--------------------------------	----------------------------------	------------------------------	---------------------------------	--------------------------------	----------------------------------	------------------------------	---------------------------------	------------------------------	---------------------------------	------------------------------	---------------------------------	------------------------------	---------------------------------	----------------------------------	------------------------------------

PITCHER	IP	WLS	BF	H	R	ER	SO	BB	IBB	HBP	BLK	WP	HR	S	P	ERA	WHIP
Philip Nastu, L (1, 1) ERA: 3.03	5.0		25	6	2	2	1	4	0	0	0	0	0	51	103	3.60	2.000
Tom Griffin, R (6, 1) ERA: 4.37	3.1	W	10	0	0	0	4	0	0	0	0	0	0	18	18	0.00	0.000
Gary Lavelle, L (9, 1) ERA: 1.04	0.2	S	4	2	0	0	1	0	0	0	0	0	0	6	6	0.00	3.000

BOTTOM

San Francisco Giants @ Atlanta Braves
Atlanta-Fulton County Stadium, Atlanta, GA

Sat May 19 1979, 7:05 PM EDT
Unknown - 80 F

AB	35
R	2
H	8
RBI	2
BB	4
SO	6
LOB	20

WP: 0 PA: 39
PB: 0
SB: 0
CS: 0



PITCHER	IP	WLS	BF	H	R	ER	SO	BB	IBB	HBP	BLK	WP	HR	S	P	ERA	WHIP
---------	----	-----	----	---	---	----	----	----	-----	-----	-----	----	----	---	---	-----	------

Batter	1	2	3	4	5	6	7	8	9	10	11	AB R H RBI BB SO LOB	TOP					
Rob Andrews, R (1.4) OBP: 0.269, SLG: 0.182	L5		E6		F9		F9			F8		4 0 0 0 1 0 0	San Francisco Giants @ Atlanta Braves Atlanta-Fulton County Stadium, Atlanta, GA Sat. May 19 1979, 7:05 PM EDT Att: 24,799 - Cloudy - 75 F					
Terry Whitfield, L (1.7) OBP: 0.358, SLG: 0.430	G3		G1-6-3		F9		G3			2-3		5 0 0 0 0 0 2						
Jack Clark, R (1.9) OBP: 0.355, SLG: 0.415	K		K									5 0 1 0 0 2 0						
Darrell Evans, L (1.5) OBP: 0.358, SLG: 0.401			3-1		3-1							5 1 1 0 0 0 1						
Mike Ivie, R (1.3) OBP: 0.262, SLG: 0.400												4 2 1 1 1 0 2						
John Tamargo, S (1.2) OBP: 0.205, SLG: 0.302												3 0 2 0 0 0 0						
Max Venable, L (7, PR) OBP: 0.429, SLG: 0.333												0 1 0 0 0 0 0						
Mike Sadek, R (7, 2)												1 0 0 0 0 0 0						
Willie McCovey, L (11, PH) OBP: 0.314, SLG: 0.406												1 1 1 2 0 0 0						
Marc Hill, R (11, 2) OBP: 0.243, SLG: 0.191												0 0 0 0 0 0 0						
Larry Herndon, R (1.8) OBP: 0.360, SLG: 0.622												4 2 2 2 0 0 0						
Johnnie LeMaster, R (1.6) OBP: 0.392, SLG: 0.422												4 0 1 0 0 1 3						
Dave Roberts, L (1.1) Randy Moffitt, R (6.1) Gary Lavelle, S (8.1) Bill North, S (10, PH) John Curtis, L (10.1) Tom Griffin, R (11.1)												2 0 0 0 0 0 1 1 0 0 0 0 0 2 0 0 0 0 0 0 0 1 0						
Inning Stats	R: 0 H: 0 E: 0 LOB: 0 K: 1 BB: 0 S: 5 P: 5	R: 2 H: 3 E: 0 LOB: 1 K: 0 BB: 0 S: 6 P: 6	R: 0 H: 0 E: 1 LOB: 0 K: 1 BB: 0 S: 5 P: 5	R: 1 H: 1 E: 0 LOB: 1 K: 0 BB: 1 S: 4 P: 8	R: 0 H: 0 E: 0 LOB: 0 K: 0 BB: 0 S: 3 P: 3	R: 0 H: 1 E: 0 LOB: 0 K: 0 BB: 0 S: 3 P: 3	R: 2 H: 2 E: 0 LOB: 1 K: 2 BB: 1 S: 9 P: 13	R: 0 H: 0 E: 0 LOB: 0 K: 0 BB: 0 S: 3 P: 3	R: 0 H: 0 E: 0 LOB: 0 K: 0 BB: 0 S: 3 P: 3	R: 0 H: 0 E: 0 LOB: 0 K: 0 BB: 0 S: 3 P: 3	R: 2 H: 2 E: 0 LOB: 0 K: 0 BB: 0 S: 5 P: 5	1B: 6 SF: 1 2B: 0 SAC: 0 3B: 0 DP: 2 HR: 3 HBP: 0	WP: 0 PA: 43 PB: 0 SB: 2 CS: 0					
PITCHER	IP WLS BF H R ER SO BB IBB HBP BLK WP HR S P ERA WHIP																	
Rick Matula, R (1.1) ERA: 4.09	7.0	29	7	5	3	4	2	0	0	0	0	0	0	2	35	43	3.86	1.286
Adrian Devine, R (8.1) ERA: 2.45	2.0		6	0	0	0	0	0	0	0	0	0	0	0	6	6	0.00	0.000
Gene Garber, R (10.1) ERA: 5.18	2.0	L	8	2	2	2	0	0	0	0	0	0	0	1	8	8	9.00	1.000

livebaseballscorecards.com

AB	40
R	7
H	9
RBI	5
BB	2
SO	4
LOB	11



Batter	1	2	3	4	5	6	7	8	9	10	11	AB R H RBI BB SO LOB
Barry Bonnell, R (1, 8) OBP: 0.328, SLG: 0.469 (10, 7)	2-0 5-3		0-2 5-3 1B		X 0-0 5-3		X 0-0 G4-6-3 1B		X 0-0 5-3		S 0-3 K	6 0 2 0 0 1 1
Gary Matthews, R (1, 9) OBP: 0.343, SLG: 0.543	4-1 E BB		2-1 5-3 1-2		X 0-0 F5		X 0-0 G4-6-3 1-2		X 0-0 2B 2B		X 0-0 1B 2B	5 1 2 0 1 0 2
Jeff Burroughs, R (1, 7) OBP: 0.359, SLG: 0.366 Rowland Office, L (9, PR) OBP: 0.333, SLG: 0.448 (10, 8)	0-1 E5		3-1 F7		X 0-0 1B SF7 1B		X 0-0 F7		X 0-0 2B		X 0-3 K	5 1 2 1 0 0 2 1 0 0 0 0 1 2
Dale Murphy, R (1, 3) OBP: 0.423, SLG: 0.681	2-0 F9		1-1 4-3		X 0-0 1B 1B		X 0-0 HR 1B		X 4-0 IBB		X 0-0 1B	5 1 3 1 1 0 3
Bob Homer, R (1, 5) OBP: 0.381, SLG: 0.667	1-0 F7			2-2 L5		X 0-0 SF7		X 0-0 HR		X 0-3 K	X 0-3 K	5 1 1 3 0 2 6
Glenn Hubbard, R (1, 4) OBP: 0.316, SLG: 0.286		1-0 E7 1B		3-1 1B		X 0-0 1-2 1B		X 0-0 F8		X 0-0 4-3		5 0 3 0 0 0 0
Bruce Benedict, R (1, 2) OBP: 0.289, SLG: 0.212		1-0 1-3		2-0 F8		X 0-0 F7		X 0-0 F9		X 0-0 4-3		5 0 0 0 0 0 4
Darrel Chaney, S (1, 6) OBP: 0.172, SLG: 0.154		1-3 K		1-1 L5		X 0-0 4-3		X 0-0 5-3		X 0-3 K		5 0 0 0 0 2 4
Rick Matula, R (1, 1) OBP: 0.071, SLG: 0.071 Mike Lum, L (7, PH) OBP: 0.297, SLG: 0.330 Adrian Devine, R (8, 1) Charlie Spikes, R (9, PH) OBP: 0.421, SLG: 0.750 Gene Garber, R (10, 1) OBP: 0.067, SLG: 0.500 Pepe Frias, R (11, PH) OBP: 0.288, SLG: 0.347		1-1 5-3		2-1 F8		X 0-0 6-3		X 0-0 HR		X 0-0 2B 1B 1B		2 0 0 0 0 0 0 1 1 0 0 0 0 0 0 0 0 0 0 0 0 0 0 0 1 1 1 1 0 0 0 0 0 0 0 0 0 0 0 0 1 1 1 0 0 0 0 0

Inning Stats	R: 0	H: 0	R: 0	H: 1	R: 0	H: 1	R: 0	H: 0	R: 1	H: 3	R: 0	H: 1	R: 2	H: 2	R: 2	H: 3	R: 0	H: 0	R: 1	H: 3	1B: 10	SF: 1	WP: 0	PA: 50
	E: 1	LOB: 2	E: 1	LOB: 1	E: 0	LOB: 1	E: 0	LOB: 0	E: 0	LOB: 0	E: 0	LOB: 0	E: 0	LOB: 0	E: 0	LOB: 2	E: 0	LOB: 0	E: 0	LOB: 2	2B: 3 <td>SAC: 0 <td>PB: 0 <td></td> </td></td>	SAC: 0 <td>PB: 0 <td></td> </td>	PB: 0 <td></td>	
	K: 0	BB: 1	K: 1	BB: 0	K: 0	BB: 0	K: 0	BB: 0	K: 0	BB: 0	K: 0	BB: 0	K: 0	BB: 0	K: 1	BB: 1	K: 3	BB: 0	K: 3	BB: 0	3B: 0	DP: 1 <td>SB: 0</td> <td></td>	SB: 0	
	S: 6	P: 15	S: 7	P: 11	S: 10	P: 16	S: 8	P: 16	S: 4	P: 6	S: 3	P: 3	S: 5	P: 5	S: 8	P: 12	S: 5	P: 5	S: 12	P: 12	HR: 2 <td>HBP: 0</td> <td>CS: 0</td> <td></td>	HBP: 0	CS: 0	

PITCHER	IP	WLS	BF	H	R	ER	SO	BB	IBB	HBP	BLK	WP	HR	S	P	ERA	WHIP
Dave Roberts, L (1, 1) ERA: 1.74	5.0		22	5	1	1	1	1	0	0	0	0	0	37	66	1.80	1.200
Randy Moffitt, R (6, 1) ERA: 9.0	2.1		10	4	2	2	0	0	0	0	0	0	1	10	10	7.71	1.714
Gary Lavelle, L (8, 1) ERA: 1.63	1.2		9	3	2	2	1	0	1	0	0	0	1	10	14	10.80	1.800
John Curtis, L (10, 1) ERA: 15.0	1.2	W	7	2	1	1	3	0	0	0	0	0	0	13	13	5.40	1.200
Tom Griffin, R (11, 1) ERA: 4.33	0.1	S	2	1	0	0	1	0	0	0	0	0	0	4	4	0.00	3.000

PITCHER	IP	WLS	BF	H	R	ER	SO	BB	IBB	HBP	BLK	WP	HR	S	P	ERA	WHIP

BOTTOM

San Francisco Giants @ Atlanta Braves
Atlanta-Fulton County Stadium, Atlanta, GA
Sat May 19 1979, 7:05 PM EDT
Att: 24,799 - Cloudy - 75 F

livebaseballscores.com

AB	47
R	6
H	15
RBI	6
BB	2
SO	6
LOB	25



Batter	1	2	3	4	5	6	7	8	9	AB R H RBI BB SO LOB	TOP											
Bill North, S (1, 8) OBP: 0.386, SLG: 0.281 Max Venable, L (8, 9) OBP: 0.500, SLG: 0.429	0-1 1-3	2-2 L5		1-2 1B HBP	4-0 BB		0-0 4-3		0-0 1B	4 1 1 1 1 0 3 1 0 1 0 0 0 0												
Terry Whitfield, L (1, 7) OBP: 0.357, SLG: 0.422	2-1 1B		2-2 F7	1-0 1B HBP	0-0 4-3		0-0 P3		0-0 3-1	5 0 1 0 0 0 4												
Bill Madlock, R (1, 4) OBP: 0.242, SLG: 0.297 (8, 3)	1-2 F9		0-0 HR	2-0 1B BB		0-0 CS 1B	0-0 F9			5 1 3 3 0 0 2												
Willie McCovey, L (1, 3) OBP: 0.307, SLG: 0.382 Rob Andrews, R (8, 4) OBP: 0.269, SLG: 0.182	0-1 F8		1-2 G3	4-1 BB	1-2 2-3 BB	0-0 F7		0-0 4-3		4 0 0 0 1 0 2 0 0 0 0 0 0 0												
Darrell Evans, L (1, 5) OBP: 0.359, SLG: 0.422		3-3 K	1-1 1B	0-3 K	0-0 HR		0-3 K			5 1 2 1 0 3 3												
John Tamargo, S (1, 2) OBP: 0.245, SLG: 0.370 Mike Sadek, R (8, 2)		4-2 1B BB	4-2 BB	0-3 K	0-0 HR		0-0 F8			3 2 1 1 2 1 3 0 0 0 0 0 0 0												
Larry Herndon, R (1, 9) OBP: 0.345, SLG: 0.580 (8, 8)		1-2 1B 1B	0-0 P6	0-0 F9	0-0 F8		0-0 6-3			5 0 1 0 0 0 5												
Roger Metzger, S (1, 6) OBP: 0.267, SLG: 0.299		3-2 1B		2-1 1B SH	0-0 3-1		0-0 E 2B		0-0 3-1	5 2 3 1 0 0 0												
Bob Knepper, L (1, 1) OBP: 0.217, SLG: 0.304		2-2 P6		0-0 SH 1B	0-0 F8		0-0 E1 1B		0-0 1B	4 1 2 0 0 0 2												
Inning Stats	R: 0 E: 0 K: 0 S: 9	H: 1 LOB: 1 BB: 0 P: 12	R: 1 E: 0 K: 1 S: 18	H: 2 LOB: 2 BB: 1 P: 33	R: 1 E: 0 K: 0 S: 13	H: 2 LOB: 2 BB: 1 P: 21	R: 3 E: 0 K: 2 S: 16	H: 3 LOB: 3 BB: 1 P: 26	R: 0 E: 0 K: 0 S: 3	H: 0 LOB: 1 BB: 1 P: 7	R: 2 E: 0 K: 0 S: 5	H: 3 LOB: 0 BB: 0 P: 5	R: 1 E: 1 K: 0 S: 5	H: 2 LOB: 1 BB: 0 P: 5	R: 0 E: 0 K: 1 S: 5	H: 0 LOB: 0 BB: 0 P: 5	R: 0 E: 0 K: 0 S: 5	H: 2 LOB: 2 BB: 0 P: 5	1B: 11 2B: 1 3B: 0 HR: 3	SF: 0 SAC: 1 DP: 0 HBP: 1	WP: 0 PB: 0 SB: 2 CS: 1	PA: 47
PITCHER	IP WLS BF H R ER SO BB IBB HBP BLK WP HR S P ERA WHIP																			PITCHER	IP WLS BF H R ER SO BB IBB HBP BLK WP HR S P ERA WHIP	
Eddie Solomon, R (1, 1) ERA: 4.5 Rick Mahler, R (4, 1) ERA: 5.73 Frank LaCorte, R (7, 1) ERA: 7.56 Adrian Devine, R (9, 1) ERA: 2.33	3.0 L 21 8 5 5 1 2 0 1 0 0 1 48 80 15.00 3.333																					

San Francisco Giants @ Atlanta Braves
 Atlanta-Fulton County Stadium, Atlanta, GA
 Sun May 20 1979, 3:33 AM EDT
 Att. 10,716 - Cloudy - 80 F

livebaseballscorecards.com

AB	41
R	8
H	15
RBI	7
BB	4
SO	4
LOB	24



Batter	1	2	3	4	5	6	7	8	9	AB	R	H	RBI	BB	SO	LOB
Barry Bonnell, R OBP: 0.319, SLG: 0.455 (1, 8)	0-0 6-3		3-1 6-3			2-1 F8		1-1 F7		4	0	0	0	0	0	0
Gary Matthews, R OBP: 0.341, SLG: 0.535 (1, 9)	1-0 E 1B		1-1 F7			1-0 P4		1-0 6-3		4	0	1	0	0	0	0
Jeff Burroughs, R OBP: 0.356, SLG: 0.363 (1, 7)	2-3 K				3-2 F9		1-0 BB SF8 1B		1-0 F9	4	1	1	0	0	1	1
Dale Murphy, R OBP: 0.419, SLG: 0.669 (1, 3)	1-1 E1 1-2				3-2 5-3		1-2 BB 1B		2-2 F3	4	0	1	0	0	0	1
Bob Horner, R OBP: 0.360, SLG: 0.571 (1, 5)	0-0 F5				1-0 5-3		4-2 1-2 2-3 BB		2-1 F7	3	0	0	0	1	0	2
Glenn Hubbard, R OBP: 0.311, SLG: 0.280 (1, 4)		1-0 6-3			3-2 5-3		2-3 K			3	0	0	0	0	1	3
Bruce Benedict, R OBP: 0.268, SLG: 0.200 (1, 2)		0-0 5-3			1-0 6-3		2-1 SF8			2	0	0	1	0	0	0
Pepe Frias, R OBP: 0.290, SLG: 0.337 (1, 6)		1-0 F7			0-0 6-3		3-H 0-0 F9			3	0	0	0	0	0	2
Eddie Solomon, R (1, 1) Rick Mahler, R (4, 1) Jerry Royster, R (6, PH) Frank LaCorte, R (7, 1) Charlie Spikes, R (8, PH) Adrian Devine, R (9, 1)			1-3 K			1-0 5-3		2-3 K		1	0	0	0	0	1	0

Inning Stats	R: 0	H: 1	E: 1	K: 1	S: 8	R: 0	H: 0	E: 0	K: 0	S: 3	R: 0	H: 0	E: 0	K: 1	S: 7	R: 0	H: 0	E: 0	K: 0	S: 7	R: 0	H: 0	E: 0	K: 0	S: 6	R: 0	H: 0	E: 0	K: 0	S: 4	R: 1	H: 2	E: 0	K: 1	S: 12	R: 0	H: 0	E: 0	K: 1	S: 6	R: 0	H: 0	E: 0	K: 0	S: 6	R: 0	H: 0	E: 0	K: 0	S: 11	1B: 3	2B: 0	3B: 0	HR: 0	SF: 1	SAC: 0	DP: 0	HBP: 0	WP: 0	PA: 32
PITCHER Bob Knepper, L ERA: 2.83 (1, 1)	IP	WLS	BF	H	R	ER	SO	BB	IBB	HBP	BLK	WP	HR	S	P	ERA	WHIP	IP	WLS	BF	H	R	ER	SO	BB	IBB	HBP	BLK	WP	HR	S	P	ERA	WHIP	IP	WLS	BF	H	R	ER	SO	BB	IBB	HBP	BLK	WP	HR	S	P	ERA	WHIP									

BOTTOM

San Francisco Giants @ Atlanta Braves
Atlanta-Fulton County Stadium, Atlanta, GA

Sun May 20 1979, 3:33 AM EDT
Att. 10,716 - Cloudy - 80 F

livebaseballscorecards.com

AB 30
R 1
H 3
RBI 1
BB 1
SO 4
LOB 9



Batter	1	2	3	4	5	6	7	8	9	AB R H RBI BB SO LOB	TOP										
Ken Griffey, L (1, 9) OBP: 0.358, SLG: 0.421	2-2 F8		3-2 P5			3-1 2B 1B	0-1 1B		4-1 FC6-4 BB	4 1 2 0 1 0 1											
Dave Concepcion, R (1, 6) OBP: 0.391, SLG: 0.509	2-3 K			0-0 6-3		1-0 2B		1-1 6-3	0-1 FC6-4	5 0 1 1 0 1 2											
Joe Morgan, L (1, 4) OBP: 0.438, SLG: 0.543	1-3 K			0-0 F9		4-2 BB		4-2 S BB		2 0 0 0 2 1 0											
Dan Driessen, L (1, 3) OBP: 0.350, SLG: 0.492		3-2 L4		1-0 F8		2-1 F2		3-1 F8		4 0 0 0 0 0 3											
Johnny Bench, R (1, 2) OBP: 0.348, SLG: 0.296		0-0 L3 1B			2-2 G3	1-0 F2		3-3 K		4 0 1 0 0 1 3											
Champ Summers, L (1, 7) OBP: 0.356, SLG: 0.322		1-2 L3			3-2 P4		1-2 E1		0-3 K	4 0 0 0 0 1 1											
Ray Knight, R (1, 5) OBP: 0.384, SLG: 0.390			1-2 BLK 1B		1-2 1B		0-0 F8		0-0 4-3 1B 2B	4 1 3 0 0 0 1											
Cesar Geronimo, L (1, 8) OBP: 0.250, SLG: 0.313			1-3 K		0-0 L3		2-2 F8		2-0 4-3	4 0 0 0 0 1 4											
Bill Bonham, R (1, 1) OBP: 0.091, SLG: 0.182			0-0 6-3			2-1 1B 2B		3-2 E3	2-2 BB	1 0 0 0 0 0 0 1 0 0 0 0 0 0 0 0 1 0 0 1 0 0 0 0 0 0 0 0 0 0 0 0 1 0 0 0 0 0 0 1 0 0 0 0 0 0 0 0 0 0 0 0 0 0 0 0 1 0 0 1 1 0 0 0											
Fred Norman, S (5, 1) OBP: 0.273, SLG: 0.111																					
Junior Kennedy, R (6, PH) OBP: 0.385, SLG: 0.390																					
Frank Pastore, R (6, 1)																					
Arturo DeFreitas, R (7, PH) OBP: 0.211, SLG: 0.333																					
Dave Tomlin, L (7, 1)																					
Doug Bair, R (8, 1)																					
Dave Collins, S (9, PH) OBP: 0.462, SLG: 0.417																					
Inning Stats	R: 0 E: 0 K: 2 S: 10	H: 0 LOB: 0 BB: 0 P: 15	R: 0 E: 0 K: 0 S: 7	H: 1 LOB: 0 BB: 0 P: 11	R: 0 E: 0 K: 1 S: 10	H: 1 LOB: 1 BB: 0 P: 15	R: 0 E: 0 K: 0 S: 3	H: 0 LOB: 0 BB: 0 P: 4	R: 0 E: 0 K: 0 S: 12	H: 1 LOB: 1 BB: 0 P: 18	R: 1 E: 0 K: 0 S: 10	H: 3 LOB: 2 BB: 1 P: 23	R: 0 E: 2 K: 0 S: 13	H: 1 LOB: 2 BB: 0 P: 19	R: 0 E: 0 K: 1 S: 9	H: 0 LOB: 1 BB: 1 P: 20	R: 1 E: 0 K: 1 S: 11	H: 2 LOB: 2 BB: 1 P: 19	1B: 6 2B: 4 3B: 0 HR: 0	SF: 0 SAC: 0 DP: 1 HBP: 0	WP: 0 PA: 38
PITCHER Ed Halicki, R (1, 1) ERA: 3.48	IP: 9.0 WLS: W BF: 38 H: 9 R: 2 ER: 2 SO: 5 BB: 3 IBB: 0 HBP: 0 BLK: 1 WP: 0 HR: 0 S: 85 P: 144 ERA: 2.00 WHIP: 1.333																				

Cincinnati Reds @ San Francisco Giants
Candlestick Park, San Francisco, CA

Tue May 22 1979, 10:05 PM EDT
Att: 20,058 - Unknown

AB	35
R	2
H	9
RBI	2
BB	3
SO	5
LOB	17



Batter	1	2	3	4	5	6	7	8	9	AB	R	H	RBI	BB	SO	LOB
Bill North, S (1, 8) OBP: 0.400, SLG: 0.291 Larry Herndon, R (9, 8) OBP: 0.345, SLG: 0.580	0-0 WP SH3 1-3 1B	1-0 FC6-4 1-2f		4-1 BB 1-2 2-3 BB		4-0 1B S 1-4-3 BB		0-0 1B 1B		3	3	2	0	2	0	1
Terry Whitfield, L (1, 7) OBP: 0.354, SLG: 0.418	0-0 SH3 1-2		1-3 K	0-0 F9		0-0 1-4-3 1B		0-0 F7		4	0	1	0	0	1	4
Jack Clark, R (1, 9) OBP: 0.356, SLG: 0.414	1-0 1-3 2-H		1-1 F5		0-0 2B 1B	0-0 1-4-3		0-0 E 1B BB 1B		5	2	2	2	0	0	1
Willie McCovey, L (1, 3) OBP: 0.313, SLG: 0.397 Rob Andrews, R (8, PR) OBP: 0.269, SLG: 0.182 (9, 4)	3-1 E7 1B		2-1 F8		1-0 1B 2B	0-3 K		0-0 BB 3B 1-3 2-H 1B		5	2	2	1	0	1	1
Bill Madlock, R (1, 4) OBP: 0.253, SLG: 0.309 (9, 3)	3-2 BLK 1B 2-H			0-2 1-3	1-1 5-3		0-0 2B	4-0 BB 3B IBB		4	2	2	1	1	0	1
Darrell Evans, L (1, 5) OBP: 0.372, SLG: 0.430	0-0 1-H 1B			0-2 G1 1B 1B	0-0 CS 1B 2-H		0-0 F8	4-0 3B BB 1-2 2-3 3-H		4	2	3	3	1	0	1
Roger Metzger, S (1, 6) OBP: 0.273, SLG: 0.317		1-2 1-3		0-1 G1 1-2	4-0 BB 2-3		0-0 F3	0-0 1-H 2-H 3-H 3B		4	0	1	3	1	0	2
Mike Sadek, R (1, 2) OBP: 0.167, SLG: 0.067		4-2 FC1-6 BB		0-1 BB E 1B 2-H	0-0 P4		0-0 6-3	0-0 P6		4	0	1	1	1	0	4
Ed Halicki, R (1, 1) OBP: 0.217, SLG: 0.261		0-2 FC1-6 FC6-4 1-2f		0-0 E6 BB 1-2		0-0 F8		0-0 F9		4	0	0	0	0	0	2

Inning Stats	R: 3	H: 3	E: 1	K: 0	S: 9	LOB: 1	BB: 0	P: 16	R: 0	H: 0	E: 0	K: 0	S: 10	LOB: 1	BB: 1	P: 16	R: 0	H: 0	E: 0	K: 1	S: 7	LOB: 0	BB: 0	P: 11	R: 1	H: 2	E: 1	K: 0	S: 13	LOB: 3	BB: 1	P: 17	R: 2	H: 3	E: 0	K: 0	S: 6	LOB: 1	BB: 1	P: 12	R: 1	H: 1	E: 0	K: 1	S: 6	LOB: 1	BB: 1	P: 10	R: 0	H: 1	E: 0	K: 0	S: 4	LOB: 1	BB: 0	P: 4	R: 5	H: 4	E: 1	K: 0	S: 7	LOB: 2	BB: 2	P: 15
--------------	------	------	------	------	------	--------	-------	-------	------	------	------	------	-------	--------	-------	-------	------	------	------	------	------	--------	-------	-------	------	------	------	------	-------	--------	-------	-------	------	------	------	------	------	--------	-------	-------	------	------	------	------	------	--------	-------	-------	------	------	------	------	------	--------	-------	------	------	------	------	------	------	--------	-------	-------

PITCHER	IP	WLS	BF	H	R	ER	SO	BB	IBB	HBP	BLK	WP	HR	S	P	ERA	WHIP
Bill Bonham, R (1, 1) ERA: 4.32	4.1	L	23	7	6	4	1	2	0	0	1	1	0	43	66	8.31	2.077
Fred Norman, L (5, 1) ERA: 3.68	0.2		3	1	0	0	0	1	0	0	0	0	0	2	6	0.00	3.000
Frank Pastore, R (6, 1) ERA: 4.68	1.0		5	1	1	1	1	1	0	0	0	0	0	6	10	9.00	2.000
Dave Tomlin, L (7, 1) ERA: 2.66	1.2		11	4	5	1	0	1	1	0	0	0	0	9	17	5.40	3.000
Doug Bair, R (8, 1) ERA: 2.96	0.1		2	1	0	0	0	0	0	0	0	0	0	2	2	0.00	3.000

BOTTOM

Cincinnati Reds @ San Francisco Giants
 Candlestick Park, San Francisco, CA

Tue May 22 1979, 10:05 PM EDT
 Att. 20,058 - Unknown

AB	37
R	12
H	14
RBI	11
BB	6
SO	2
LOB	17

livebaseballscorecards.com



1B:	11	SF:	0	WP:	1	PA:	44
2B:	2	SAC:	1	PB:	0		
3B:	1	DP:	0	SB:	1		
HR:	0	HBP:	0	CS:	1		

Batter	1	2	3	4	5	6	7	8	9	AB	R	H	RBI	BB	SO	LOB	TOP
--------	---	---	---	---	---	---	---	---	---	----	---	---	-----	----	----	-----	-----

Ken Griffey, L OBP: 0.356, SLG: 0.423 (1, 9)	0-3 K 1		1-1 6-3 2		1-2 L5 2		1-1 2B 2			4	0	1	1	0	1	0	
Dave Concepcion, R OBP: 0.383, SLG: 0.497 (1, 6)	0-2 F9 2		0-0 6-3 2		2-2 6-3 3		0-2 4-3 3			4	0	0	0	0	0	0	
Joe Morgan, L OBP: 0.432, SLG: 0.532 (1, 4)	1-2 G3 3		3-2 1B 3			1-0 4-3 1		1-1 G3 1		4	0	1	0	0	0	0	

Johnny Bench, R OBP: 0.352, SLG: 0.322 (1, 2)		0-0 HR X	3-2 F7 3			4-1 1B BB B X		1-0 F8 2		3	1	1	1	1	0	1	
Dan Driessen, L OBP: 0.355, SLG: 0.492 (1, 3)		2-2 WP HR 1B C B B B B B B B X		2-3 K 1 S C C S S S		0-3 K 2		0-0 S 1B X		4	1	2	0	0	2	1	
Ray Knight, R OBP: 0.387, SLG: 0.413 (1, 5)		2-2 6-3 1-3 B B B B B B B B X		1-1 HR F B B X		0-0 FC5-4 1B X		2-1 F5 3 B C B B X		4	1	2	1	0	0	2	

Dave Collins, S OBP: 0.433, SLG: 0.500 Cesar Geronimo, L OBP: 0.250, SLG: 0.313 (9, 8)		1-0 HR B X		0-0 5-3 X		1-2 FC5-4 3 F B F X			0-0 F8 1 X	4	1	1	2	0	0	2	
Paul Blair, R OBP: 0.176, SLG: 0.313 (1, 8) (9, 7)		1-2 6-3 3-H L B B B B B B X		1-0 F7 3 B X			0-0 5-3 1 X			4	0	0	0	0	1	0	
Michael LaCoss, R OBP: 0.174, SLG: 0.174 (1, 1)		0-3 K 3 C C C C C C C C X		0-3 K 1 C C C C C C C C X			1-0 2B 1B B X		0-3 K 3 C C C C C C C C X	4	1	1	0	0	3	0	

Inning Stats	R: 0 E: 0 K: 1 S: 11	H: 0 LOB: 0 BB: 0 P: 12	R: 3 E: 0 K: 1 S: 16	H: 3 LOB: 0 BB: 0 P: 22	R: 0 E: 0 K: 0 S: 9	H: 1 LOB: 1 BB: 0 P: 16	R: 1 E: 0 K: 1 S: 8	H: 1 LOB: 0 BB: 0 P: 12	R: 0 E: 0 K: 1 S: 10	H: 0 LOB: 0 BB: 0 P: 13	R: 0 E: 0 K: 1 S: 9	H: 1 LOB: 2 BB: 1 P: 15	R: 1 E: 0 K: 0 S: 7	H: 2 LOB: 0 BB: 0 P: 9	R: 0 E: 0 K: 0 S: 6	H: 1 LOB: 1 BB: 0 P: 10	R: 0 E: 0 K: 2 S: 7	H: 0 LOB: 0 BB: 0 P: 7	1B: 5 2B: 1 3B: 0 HR: 3	SF: 0 SAC: 0 DP: 0 HBP: 0	WP: 2 PB: 0 SB: 1 CS: 0	PA: 36
---------------------	-------------------------------	----------------------------------	-------------------------------	----------------------------------	------------------------------	----------------------------------	------------------------------	----------------------------------	-------------------------------	----------------------------------	------------------------------	----------------------------------	------------------------------	---------------------------------	------------------------------	----------------------------------	------------------------------	---------------------------------	----------------------------------	------------------------------------	----------------------------------	--------

PITCHER Vida Blue, L ERA: 5.06 Dave Roberts, L ERA: 1.99 Gary Lavelle, L ERA: 1.57	IP WLS BF H R ER SO BB IBB HBP BLK WP HR S P ERA WHIP	(1, 1) (7, 1) (9, 1)	6.0 2.0 1.0	L 8 3	25 3 0	6 3 0	4 1 0	4 1 0	5 0 2	1 0 0	0 0 0	0 0 0	1 0 0	3 13 7	63 19 7	90 4.50 0.00	1.167 1.500 0.000	PITCHER 	IP WLS BF H R ER SO BB IBB HBP BLK WP HR S P ERA WHIP													
--	---	----------------------------	-------------------	-------------	--------------	-------------	-------------	-------------	-------------	-------------	-------------	-------------	-------------	--------------	---------------	--------------------	-------------------------	------------------------	---	--	--	--	--	--	--	--	--	--	--	--	--	--

Cincinnati Reds @ San Francisco Giants
Candlestick Park, San Francisco, CA
Wed May 23 1979, 10:05 PM EDT
Att. 21,080 - Unknown

AB	35
R	5
H	9
RBI	5
BB	1
SO	7
LOB	6



Batter	1	2	3	4	5	6	7	8	9	AB R H RBI BB SO LOB
--------	---	---	---	---	---	---	---	---	---	----------------------

Bill North, S <small>OBP: 0.396, SLG: 0.289</small> (1, 8)	1-3 			2-2 			1-2 		0-0 	4 0 1 0 0 1 0
Terry Whitfield, L <small>OBP: 0.352, SLG: 0.410</small> (1, 7)	0-2 			2-1 			4-2 		0-0 	3 0 0 0 1 0 1
Jack Clark, R <small>OBP: 0.354, SLG: 0.410</small> (1, 9)	0-0 			2-3 			0-0 		0-0 	4 0 1 0 0 1 1
Willie McCovey, L <small>OBP: 0.301, SLG: 0.382</small> (1, 3)				1-1 		1-2 		0-0 		3 0 0 0 0 0 2
Bill Madlock, R <small>OBP: 0.248, SLG: 0.303</small> (1, 4)				0-1 		3-1 		1-2 		3 0 0 0 0 0 2
Darrell Evans, L <small>OBP: 0.366, SLG: 0.422</small> (1, 5)				0-1 		1-1 		1-0 		3 0 0 0 0 0 0
Roger Metzger, S <small>OBP: 0.265, SLG: 0.308</small> (1, 6)				2-1 		0-3 		0-0 		3 0 0 0 0 1 0
Mike Sadek, R <small>OBP: 0.158, SLG: 0.063</small> Max Venable, L <small>OBP: 0.444, SLG: 0.375</small> (6, PH) Dave Roberts, L (7, 1) Rob Andrews, R <small>OBP: 0.296, SLG: 0.217</small> (8, PH) Gary Lavelle, S (9, 1)				0-0 		0-0 		1-1 		1 0 0 0 0 0 0 1 0 0 0 0 0 0 0 0 0 0 0 0 0 1 0 1 0 0 0 0 0 0 0 0 0 0 0
Vida Blue, S <small>OBP: 0.214, SLG: 0.192</small> (1, 1) John Tamargo, S <small>OBP: 0.235, SLG: 0.354</small> (6, PH) (7, 2)				0-0 		2-0 		0-0 		1 0 0 0 0 0 0 2 0 0 0 0 0 1

Inning Stats	R: 0	H: 0	E: 0	K: 1	S: 7	R: 0	H: 0	E: 0	K: 0	S: 6	R: 0	H: 0	E: 0	K: 0	S: 4	R: 0	H: 1	E: 0	K: 1	S: 8	R: 0	H: 0	E: 0	K: 0	S: 7	R: 0	H: 0	E: 0	K: 1	S: 5	R: 0	H: 1	E: 0	K: 0	S: 11	R: 0	H: 1	E: 0	K: 0	S: 5	R: 0	H: 0	E: 0	K: 0	S: 3	1B: 3	SF: 0	2B: 0	SAC: 0	3B: 0	DP: 0	HR: 0	HBP: 0	WP: 0	PA: 30
--------------	------	------	------	------	------	------	------	------	------	------	------	------	------	------	------	------	------	------	------	------	------	------	------	------	------	------	------	------	------	------	------	------	------	------	-------	------	------	------	------	------	------	------	------	------	------	-------	-------	-------	--------	-------	-------	-------	--------	-------	--------

PITCHER	IP	WLS	BF	H	R	ER	SO	BB	IBB	HBP	BLK	WP	HR	S	P	ERA	WHIP
Michael LaCoss, R <small>OBP: 0.264</small> (1, 1)	9.0	W	30	3	0	0	3	1	0	0	0	0	0	56	81	0.00	0.444

BOTTOM

Cincinnati Reds @ San Francisco Giants
 Candlestick Park, San Francisco, CA
 Wed May 23 1979, 10:05 PM EDT
 Att. 21,080 - Unknown

livebaseballscorecards.com

AB	29
R	0
H	3
RBI	0
BB	1
SO	3
LOB	7



Batter	1	2	3	4	5	6	7	8	9	AB R H RBI BB SO LOB	TOP											
Ken Griffey, L (1, 9) OBP: 0.347, SLG: 0.411	1-1 F7		1-2 3-1		0-0 G3		0-0 6-3		0-0 6-3	5 0 0 0 0 0 1												
Dave Concepcion, R (1, 6) OBP: 0.385, SLG: 0.494	1-1 L6		1-1 FC5-6 1B		4-2 BB		2-2 F8			3 0 1 0 1 0 1												
Joe Morgan, L (1, 4) OBP: 0.434, SLG: 0.536	2-1 2B		2-2 FC5-6 1-2f		1-0 F8 1-2			4-0 BB G1-4-3		3 0 1 0 1 0 2												
Johnny Bench, R (1, 2) OBP: 0.349, SLG: 0.314	4-0 BB		2-1 5-3			2-3 K		0-0 BB G1-4-3 1-2f		3 0 0 0 1 1 2												
Dan Driessen, L (1, 3) OBP: 0.352, SLG: 0.484	2-0 G3			1-1 4-3		2-1 F9		2-2 BB 1B		4 0 1 0 0 0 2												
Ray Knight, R (1, 5) OBP: 0.395, SLG: 0.425		2-1 F7 1B 1B		2-0 F8		2-0 1B 2B		4-0 BB 1-2		3 1 2 0 1 0 0												
Dave Collins, S (1, 7) OBP: 0.471, SLG: 0.563		2-0 G4-6-3 1B		1-0 2B		1-0 CS 1B 2-H		0-3 K		4 0 3 1 0 1 2												
Paul Blair, R (1, 8) OBP: 0.150, SLG: 0.263 Junior Kennedy, R (9, PH) OBP: 0.359, SLG: 0.383		1-2 F7 2-3		0-0 F8		1-0 CS 1-2	0-1 E6 6-3 SH1-4		0-0 F8	3 0 0 0 0 0 3 1 0 0 0 0 0 0												
Paul Moskau, R (1, 1) OBP: 0.056, SLG: 0.059 Dave Tomlin, L (7, 1) Pedro Borbon, R (7, 1) OBP: 0.333, SLG: 0.333 Champ Summers, L (9, PH) OBP: 0.351, SLG: 0.317		2-1 G4-6-3 1-2f			1-3 K		0-2 SH1-4 1-2		0-0 P6	2 0 0 0 0 1 2 0 0 0 0 0 0 0 0 0 0 0 0 0 0 1 0 0 0 0 0 0												
Inning Stats	R: 0 E: 0 K: 0 S: 7	H: 1 LOB: 2 BB: 1 P: 17	R: 0 E: 0 K: 0 S: 11	H: 2 LOB: 1 BB: 0 P: 18	R: 0 E: 0 K: 0 S: 12	H: 1 LOB: 1 BB: 0 P: 18	R: 0 E: 0 K: 1 S: 5	H: 1 LOB: 1 BB: 1 P: 9	R: 0 E: 0 K: 1 S: 7	H: 0 LOB: 1 BB: 1 P: 13	R: 1 E: 0 K: 1 S: 7	H: 2 LOB: 0 BB: 0 P: 15	R: 0 E: 1 K: 0 S: 9	H: 0 LOB: 1 BB: 0 P: 11	R: 0 E: 0 K: 1 S: 7	H: 1 LOB: 2 BB: 2 P: 17	R: 0 E: 0 K: 0 S: 3	H: 0 LOB: 0 BB: 0 P: 3	1B: 5 2B: 3 3B: 0 HR: 0	SF: 0 SAC: 1 DP: 2 HBP: 0	WP: 0 PB: 0 SB: 1 CS: 1	PA: 38
PITCHER	IP WLS BF H R ER SO BB IBB HBP BLK WP HR S P ERA WHIP																					
Philip Nastu, L (1, 1) ERA: 2.65	7.2 W 32 8 1 1 2 3 0 0 0 0 0 0 62 111 1.17 1.435																					
Randy Moffitt, R (8, 1) ERA: 8.31	1.1 S 5 0 0 0 1 1 0 0 0 0 0 0 6 10 0.00 0.750																					

Cincinnati Reds @ San Francisco Giants
 Candlestick Park, San Francisco, CA
 Thu May 24 1979, 10:05 PM EDT
 Att. 21,337 - Unknown

AB	32
R	1
H	8
RBI	1
BB	4
SO	3
LOB	15



Batter	1	2	3	4	5	6	7	8	9	AB	R	H	RBI	BB	SO	LOB
Bill North, S OBP: 0.392, SLG: 0.282 (1, 8)	3-3 K		2-2 4-3		1-2 FC6 1B		4-0 E BB			3	1	0	0	1	1	1
Terry Whitfield, L OBP: 0.350, SLG: 0.406 (1, 7)	0-0 6-3		1-0 L9		0-0 1B		0-0 F5			4	0	1	1	0	0	2
Jack Clark, R OBP: 0.357, SLG: 0.413 (1, 9)	2-2 1B			1-2 CI 1B	2-2 F2		0-0 E4			4	0	2	0	0	0	2
Darrell Evans, L OBP: 0.358, SLG: 0.411 (1, 5)	1-0 F9			2-1 F7		0-1 F9	0-0 F5			4	0	0	0	0	0	4
Bill Madlock, R OBP: 0.254, SLG: 0.303 (1, 4)		0-0 6-3		2-2 F8		4-2 F8 BB		0-0 G6-4-3 1B		3	0	1	0	1	0	1
Mike Ivie, R OBP: 0.264, SLG: 0.392 (1, 3)		4-1 FC3-6 BB		2-1 CI FC6-4		0-2 F8		0-0 G6-4-3		2	0	0	0	1	0	2
Roger Metzger, S OBP: 0.256, SLG: 0.296 (1, 6)		1-0 FC3-6 1-2f		2-0 FC6-4 1-2f		3-2 F8		0-3 K		4	0	0	0	0	1	4
Mike Sadek, R OBP: 0.182, SLG: 0.158 (1, 2)		3-1 G3		1-2 E5 FC1-5		0-0 SH1-4 E 2B				3	1	1	0	0	0	1
Philip Nastu, L OBP: 0.231, SLG: 0.091 (1, 1)			0-0 1-3		0-0 FC1-5 FC6		0-0 SH1-4			2	0	0	0	0	0	1
Randy Moffitt, R (8, 1)										0	0	0	0	0	0	0

Inning Stats		R: 0	H: 1	E: 0	K: 1	S: 10	R: 0	H: 0	E: 0	K: 0	S: 5	R: 0	H: 0	E: 0	K: 0	S: 5	R: 0	H: 1	E: 1	K: 0	S: 11	R: 1	H: 1	E: 2	K: 0	S: 15	R: 0	H: 0	E: 0	K: 0	S: 10	R: 1	H: 1	E: 1	K: 0	S: 5	R: 0	H: 1	E: 0	K: 1	S: 5													
IP	WLS	BF	H	R	ER	SO	BB	IBB	HBP	BLK	WP	HR	S	P	ERA	WHIP	IP	WLS	BF	H	R	ER	SO	BB	IBB	HBP	BLK	WP	HR	S	P	ERA	WHIP	IP	WLS	BF	H	R	ER	SO	BB	IBB	HBP	BLK	WP	HR	S	P	ERA	WHIP				
Paul Moskau, R (1, 1) ERA: 2.66	6.1	L	28	4	2	0	1	3	0	0	0	0	0	0	0.00	1.105																																						
Dave Tomlin, L (7, 1) ERA: 2.61	0.1		1	0	0	0	0	0	0	0	0	0	0	0	0.00	0.000																																						
Pedro Borbon, R (7, 1) ERA: 2.27	1.1		5	1	0	0	1	0	0	0	0	0	0	0	0.00	0.750																																						

BOTTOM


Cincinnati Reds @ San Francisco Giants
Candlestick Park, San Francisco, CA
Thu May 24 1979, 10:05 PM EDT
Att. 21,337 - Unknown

livebaseballscorecards.com

AB	29
R	2
H	5
RBI	1
BB	3
SO	2
LOB	18



WP: 0	PA: 34
PB: 0	
SB: 1	
CS: 0	

Batter	1	2	3	4	5	6	7	8	9	AB R H RBI BB SO LOB	TOP														
Jerry Royster, R OBP: 0.357, SLG: 0.358 (1, 5)	1-0 5-3		0-2 5-3		2-1 F8			0-0 4-3		4 0 0 0 0 0 0	<p>Atlanta Braves @ San Francisco Giants Candlestick Park, San Francisco, CA</p> <p>Fri May 25 1979, 10:05 PM EDT Att. 11,117 - Unknown</p> <p>livebaseballscorecards.com</p> <table border="1"> <tr><td>AB</td><td>31</td></tr> <tr><td>R</td><td>4</td></tr> <tr><td>H</td><td>7</td></tr> <tr><td>RBI</td><td>4</td></tr> <tr><td>BB</td><td>5</td></tr> <tr><td>SO</td><td>6</td></tr> <tr><td>LOB</td><td>11</td></tr> </table> 	AB	31	R	4	H	7	RBI	4	BB	5	SO	6	LOB	11
AB	31																								
R	4																								
H	7																								
RBI	4																								
BB	5																								
SO	6																								
LOB	11																								
Pepe Frias, R OBP: 0.298, SLG: 0.342 (1, 6)	1-3 K			0-1 HR 1B	2-2 6-3			4-0 FC5-4 BB		3 1 1 0 1 1 0															
Gary Matthews, R OBP: 0.342, SLG: 0.538 (1, 9)	3-3 K			4-0 HR BB	1-2 HR BB	4-2 G4-6-3 BB		0-0 FC5-4	1-2f	2 1 0 0 2 1 1															
Jeff Burroughs, R OBP: 0.345, SLG: 0.364 (1, 7)		4-2 1B BB		3-2 HR	1-H 2-H	2-1 G4-6-3		0-0 F7		3 1 1 3 1 0 2															
Bob Homer, R OBP: 0.378, SLG: 0.688 (1, 3)		0-1 F2		0-0 HR		1-1 1B		4-0 1B BB		3 1 2 1 1 0 1															
Barry Bonnell, R OBP: 0.319, SLG: 0.452 (1, 8)		1-0 1B		1-3 K2-3		0-0 4-3		0-0 E 1B 1B		3 0 1 0 0 1 1 1 0 1 0 0 0 0															
Rowland Office, L OBP: 0.356, SLG: 0.475 (9, PH)		1-2 1B						1-2 E 1B 1B																	
Bruce Benedict, R OBP: 0.277, SLG: 0.200 (1, 2)		2-0 G6-3		0-0 6-3			2-1 L4	0-0 E 1B	1-2 2-H	3 0 0 0 0 0 2 0 0 0 0 0 0 0 1 0 1 0 0 0 0															
Mike Lum, L OBP: 0.302, SLG: 0.344 (9, PH)																									
Charlie Spikes, R OBP: 0.455, SLG: 0.722 (9, PH)																									
Darrel Chaney, S OBP: 0.167, SLG: 0.125 (1, 4)			2-3 K	0-0 F7			0-0 5-3	0-0 F4	1-2 2-3	4 0 0 0 0 1 2															
Phil Niekro, R OBP: 0.171, SLG: 0.147 (1, 1)			0-3 K		0-0 1-3		0-2 2-3	0-3 K		3 0 0 0 0 1 0 1 0 0 0 0 1 2															
Glenn Hubbard, R OBP: 0.312, SLG: 0.289 (9, PH)																									
Inning Stats	R: 0 E: 0 K: 2 S: 8	H: 0 LOB: 0 BB: 0 P: 13	R: 0 E: 0 K: 0 S: 6	H: 1 LOB: 1 BB: 1 P: 13	R: 0 E: 0 K: 2 S: 10	H: 0 LOB: 0 BB: 0 P: 12	R: 4 E: 0 K: 1 S: 11	H: 3 LOB: 0 BB: 1 P: 19	R: 0 E: 0 K: 0 S: 6	H: 0 LOB: 0 BB: 0 P: 10	R: 0 E: 0 K: 0 S: 9	H: 1 LOB: 1 BB: 1 P: 16	R: 0 E: 0 K: 0 S: 6	H: 0 LOB: 0 BB: 0 P: 8	R: 0 E: 0 K: 0 S: 3	H: 0 LOB: 1 BB: 1 P: 7	R: 0 E: 1 K: 1 S: 6	H: 2 LOB: 2 BB: 1 P: 10	1B: 5 2B: 0 3B: 0 HR: 2	SF: 0 SAC: 0 DP: 2 HBP: 0	WP: 0 PB: 0 SB: 1 CS: 0	PA: 36			
PITCHER	IP WLS BF H R ER SO BB IBB HBP BLK WP HR S P ERA WHIP											PITCHER	IP WLS BF H R ER SO BB IBB HBP BLK WP HR S P ERA WHIP												
Bob Knepper, L ERA: 3.03 (1, 1)	7.1 W 29 5 4 4 5 4 0 0 0 0 2 57 96 4.91 1.227																								
Tom Griffin, R ERA: 4.25 (8, 1)	0.2 S 4 1 0 0 0 1 0 0 0 0 0 3 7 0.00 3.000																								
Gary Lavelle, L ERA: 1.52 (9, 1)	1.0 S 3 1 0 0 1 0 0 0 0 0 0 5 5 0.00 1.000																								

Batter	1	2	3	4	5	6	7	8	9
Bill North, S (1, 8) OBP: 0.383, SLG: 0.273 Larry Herndon, R (8, 8) OBP: 0.345, SLG: 0.580	0-1 5-3		2-2 F5	0-0 1-3			0-3 K		
Terry Whitfield, L (1, 7) OBP: 0.348, SLG: 0.402	3-3 K		2-0 E1 1B		0-0 F7		0-0 F8		
Jack Clark, R (1, 9) OBP: 0.360, SLG: 0.429	4-2 BB		0-3 K2-3		0-3 K		0-0 HR		
Willie McCovey, L (1, 3) OBP: 0.310, SLG: 0.418 Rob Andrews, R (8, PR) OBP: 0.296, SLG: 0.217 (9, 4)	3-1 F8		0-0 HR		0-3 K		1-0 L5-3 HBP		
Bill Madlock, R (1, 4) OBP: 0.266, SLG: 0.316 (9, 3)		4-2 CS BB		0-0 G3 HR 1B		0-0 2B	0-0 L5-3 1-2		
Darrell Evans, L (1, 5) OBP: 0.350, SLG: 0.401		2-2 F5		0-0 G3 1-2		0-0 F2	0-0 F9		
Johnnie LeMaster, R (1, 6) OBP: 0.370, SLG: 0.396		1-0 F7 1-2		0-0 6-3		0-0 F5			
Mike Sadek, R (1, 2) OBP: 0.200, SLG: 0.318			0-0 F3		0-0 HR 2-H	0-3 K			
Bob Knepper, L (1, 1) OBP: 0.269, SLG: 0.462 Tom Griffin, R (8, 1) Gary Lavelle, S (9, 1)			1-2 1B E 1B		0-0 HR		0-3 K		

Inning Stats	R: 0	H: 0	E: 0	K: 1	S: 9	LOB: 1	BB: 1	P: 19
	R: 0	H: 0	E: 0	K: 0	S: 6	LOB: 0	BB: 1	P: 13
	R: 1	H: 2	E: 1	K: 1	S: 11	LOB: 1	BB: 0	P: 16
	R: 4	H: 4	E: 0	K: 0	S: 7	LOB: 0	BB: 0	P: 7
	R: 0	H: 0	E: 0	K: 2	S: 7	LOB: 0	BB: 0	P: 7
	R: 0	H: 1	E: 0	K: 1	S: 6	LOB: 1	BB: 0	P: 6
	R: 0	H: 0	E: 0	K: 2	S: 7	LOB: 0	BB: 0	P: 7
	R: 1	H: 1	E: 0	K: 0	S: 3	LOB: 1	BB: 0	P: 4

PITCHER	IP	WLS	BF	H	R	ER	SO	BB	IBB	HBP	BLK	WP	HR	S	P	ERA	WHIP
Phil Niekro, R (1, 1) ERA: 4.04	8.0	L	33	8	6	5	7	2	0	1	0	0	4	56	79	5.62	1.250

AB R H RBI BB SO LOB

4	0	0	0	0	1	1
0	0	0	0	0	0	0
4	0	1	0	0	1	0
3	1	1	1	1	2	1
3	1	1	1	0	1	1
0	0	0	0	0	0	0
3	1	2	0	1	0	1
4	0	0	0	0	0	4
3	0	0	0	0	0	3
3	1	1	2	0	1	1
3	2	2	1	0	1	0
0	0	0	0	0	0	0
0	0	0	0	0	0	0

1B: 3	SF: 0	WP: 0	PA: 33
2B: 2	SAC: 0	PB: 0	
3B: 0	DP: 1	SB: 0	
HR: 4	HBP: 1	CS: 1	

Atlanta Braves @ San Francisco Giants
 Candlestick Park, San Francisco, CA
 Fri May 25 1979, 10:05 PM EDT
 Att. 11,117 - Unknown

AB	30
R	6
H	8
RBI	5
BB	2
SO	7
LOB	12



Batter	1	2	3	4	5	6	7	8	9	AB R H RBI BB SO LOB	TOP																									
Jerry Royster, R (1, 4) OBP: 0.353, SLG: 0.359	1-2 F4		3-2 6-3 HR 2B		3-1 F8		0-0 4-3		0-0 E1 SH5-4 1B	5 2 1 0 0 0 1																										
Mike Lum, L (1, 3) OBP: 0.300, SLG: 0.340	1-2 F4		0-0 6-3		0-0 FC5-4 1B		0-0 F8		0-0 SH5-4	4 0 1 0 0 0 1																										
Gary Matthews, R (1, 9) OBP: 0.349, SLG: 0.557	2-2 5-3		3-2 HR		1-2 FC5-4		0-0 1B		0-0 1-3 BB 1B	5 1 3 4 0 0 1																										
Jeff Burroughs, R (1, 7) OBP: 0.352, SLG: 0.368		1-2 4-3 1B	0-1 1B		0-0 F8		0-0 4-3		4-0 1-3 BB	4 0 2 0 1 0 2																										
Bob Homer, R (1, 5) OBP: 0.357, SLG: 0.622		1-1 F2	1-1 F6			0-0 1B G1-2-3 1B		0-3 K	0-0 1-3	5 0 1 0 0 1 4																										
Rowland Office, L (1, 8) OBP: 0.367, SLG: 0.477		1-2 4-3		0-0 S E 1B		0-0 G1-2-3 1B		0-0 1-3	0-0 F3	4 1 2 0 0 0 1																										
Barry Bonnell, R (9, PH) OBP: 0.317, SLG: 0.449		1-2				1-2 1B				1 0 0 0 0 0 2																										
Joe Nolan, L (1, 2) OBP: 0.429, SLG: 0.500		4-2 FC5-4 BB		2-3 K		1-0 G1-2-3 1B		0-0 FC6-4 1B		3 0 2 0 1 1 1																										
Pepe Frias, R (1, 6) OBP: 0.296, SLG: 0.339		0-1 FC5-4		1-1 E9 CS 1B		2-2 G1-2-3		0-0 FC6-4		4 0 1 1 0 0 6																										
Rick Matula, R (1, 1) OBP: 0.059, SLG: 0.059			0-2 5-3		1-3 K		0-3 K		0-0 SH5-4 1B 2B	3 0 0 0 0 0 2 3																										
Jamie Easterly, L (7, 1) OBP: 0.000, SLG: 0.000										0 0 0 0 0 0 0 0																										
Adrian Devine, R (7, 1) OBP: 0.000, SLG: 0.000										0 0 0 0 0 0 0 0																										
Gene Garber, R (7, 1) OBP: 0.000, SLG: 0.000										0 0 0 0 0 0 0 0																										
Charlie Spikes, R (9, PH) OBP: 0.478, SLG: 0.789										1 1 1 0 0 0 0 0																										
Craig Skok, R (9, 1) OBP: 0.000, SLG: 0.000										0 0 0 0 0 0 0 0																										
Inning Stats	R: 0 E: 0 K: 0 S: 11	H: 0 LOB: 0 BB: 0 P: 15	R: 0 E: 0 K: 0 S: 12	H: 1 LOB: 2 BB: 1 P: 19	R: 2 E: 0 K: 0 S: 16	H: 3 LOB: 1 BB: 0 P: 23	R: 1 E: 1 K: 2 S: 9	H: 2 LOB: 1 BB: 0 P: 13	R: 0 E: 0 K: 1 S: 9	H: 3 LOB: 2 BB: 0 P: 12	R: 0 E: 0 K: 0 S: 4	H: 1 LOB: 1 BB: 0 P: 4	R: 0 E: 0 K: 1 S: 6	H: 1 LOB: 1 BB: 0 P: 6	R: 2 E: 1 K: 0 S: 6	H: 2 LOB: 2 BB: 1 P: 10	1B: 11 2B: 3 3B: 0 HR: 1	SF: 0 SAC: 1 DP: 2 HBP: 0	WP: 0 PB: 0 SB: 1 CS: 1	PA: 42																
PITCHER	IP WLS BF H R ER SO BB IBB HBP BLK WP HR S P ERA WHIP																																			
Ed Halicki, R (1, 1) ERA: 3.57	6.0		27	10	3	3	3	1	0	0	0	0	1	64	93	4.50	1.833																			
Randy Moffitt, R (7, 1) ERA: 7.85	1.0		4	1	0	0	0	0	0	0	0	0	0	4	4	0.00	1.000																			
Dave Roberts, L (8, 1) ERA: 2.25	1.1	L	7	2	2	1	1	0	0	0	0	0	0	9	9	6.75	1.500																			
Tom Griffin, R (9, 1) ERA: 4.21	0.1		3	1	0	0	0	1	0	0	0	0	0	2	6	0.00	6.000																			
Gary Lavelle, L (9, 1) ERA: 1.5	0.1		1	0	0	0	0	0	0	0	0	0	0	1	1	0.00	0.000																			

Atlanta Braves @ San Francisco Giants
Candlestick Park, San Francisco, CA
Sat May 26 1979, 6:33 AM EDT
Att: 11,958 - Unknown

AB	39
R	5
H	14
RBI	5
BB	2
SO	4
LOB	22



Batter	1	2	3	4	5	6	7	8	9	AB R H RBI BB SO LOB
Bill North, S OBP: 0.383, SLG: 0.273 (1, 8)	1-1 G3		4-2 BB 1-2 BB		2-1 G3		0-0 S BB 1B		0-3 K	4 1 1 0 1 1 0
Terry Whitfield, L OBP: 0.349, SLG: 0.395 (1, 7)	0-0 G3		4-1 FC6-4 1-2 2-3 BB		0-0 G3		4-0 1B 1-2 BB		0-3 K	3 0 0 0 2 1 0
Jack Clark, R OBP: 0.361, SLG: 0.435 (1, 9)	0-0 E6		1-1 FC6-4 1-2f			1-2 1B 2B	0-0 1B 1-2 2-H		0-0 F7	5 1 2 1 0 0 3
Darrell Evans, L OBP: 0.348, SLG: 0.404 (1, 5)		1-1 L3		0-0 1B SF9 2B		0-1 F8	0-0 G3			4 1 1 0 0 0 3
Bill Madlock, R OBP: 0.271, SLG: 0.340 (1, 4)		0-1 4-3		0-0 SF9 BB 2-3 1B		0-0 6-3		0-0 HR		4 1 2 1 0 0 1
Mike Ivie, R OBP: 0.281, SLG: 0.400 (1, 3)		3-1 5-3		4-2 G4-6-3 1-2 BB		1-0 2-H 1B		0-0 4-3 S 1B		3 0 2 1 1 0 0
John Tamargo, S OBP: 0.218, SLG: 0.333 (1, 2)			1-2 F8	2-2 SF9		0-1 G3		0-3 K		3 0 0 1 0 1 2
Roger Metzger, S OBP: 0.248, SLG: 0.286 (1, 6)			1-0 1-3	0-0 G4-6-3			0-3 K	0-0 4-3		4 0 0 0 0 1 3
Ed Halicki, R OBP: 0.240, SLG: 0.250 Randy Moffitt, R ERA: 4.09 Max Venable, L OBP: 0.400, SLG: 0.333 Dave Roberts, L Tom Griffin, R Gary Lavelle, S			4-2 BB BB BB		0-3 K		0-0 F3	0-0 F9		1 0 0 0 0 1 1 0 0 0 0 0 0 0 0 0 1 0 0 0 0 0 0 0 1 0 0 0 0 0 0 1 0 0 0 0 0 0 0 0 0 0 0 0 0 0 0 0

Inning Stats	R: 0	H: 0	E: 1	LOB: 1	K: 0	BB: 0	S: 4	P: 5	R: 0	H: 0	E: 0	LOB: 0	K: 0	BB: 0	S: 6	P: 10	R: 0	H: 0	E: 0	LOB: 3	K: 0	BB: 3	S: 11	P: 26	R: 1	H: 2	E: 0	LOB: 1	K: 0	BB: 1	S: 8	P: 14	R: 0	H: 0	E: 0	LOB: 0	K: 1	BB: 0	S: 6	P: 8	R: 1	H: 2	E: 0	LOB: 1	K: 0	BB: 0	S: 9	P: 11	R: 1	H: 2	E: 0	LOB: 2	K: 1	BB: 1	S: 7	P: 11	R: 1	H: 2	E: 0	LOB: 1	K: 1	BB: 0	S: 7	P: 7	R: 0	H: 0	E: 0	LOB: 0	K: 2	BB: 0	S: 7	P: 7	1B: 5	SF: 1	2B: 2	SAC: 0	3B: 0	DP: 1	HR: 1	HBP: 0
--------------	------	------	------	--------	------	-------	------	------	------	------	------	--------	------	-------	------	-------	------	------	------	--------	------	-------	-------	-------	------	------	------	--------	------	-------	------	-------	------	------	------	--------	------	-------	------	------	------	------	------	--------	------	-------	------	-------	------	------	------	--------	------	-------	------	-------	------	------	------	--------	------	-------	------	------	------	------	------	--------	------	-------	------	------	-------	-------	-------	--------	-------	-------	-------	--------

PITCHER	IP	WLS	BF	H	R	ER	SO	BB	IBB	HBP	BLK	WP	HR	S	P	ERA	WHIP
Rick Matula, R ERA: 4.09	(1, 1)	6.2	28	5	3	3	2	4	0	0	0	0	0	49	79	4.05	1.350
Jamie Easterly, L ERA:	(7, 1)	0.0	1	0	0	0	0	1	0	0	0	0	0	4	4	∞	∞
Adrian Devine, R ERA: 2.21	(7, 1)	0.0	1	1	0	0	0	0	0	0	0	0	0	1	1	∞	∞
Gene Garber, R ERA: 5.06	(7, 1)	1.1	W 6	2	1	1	1	0	0	0	0	0	1	8	8	6.75	1.500
Craig Skok, L ERA: 4.23	(9, 1)	1.0	S 3	0	0	0	2	0	0	0	0	0	0	7	7	0.00	0.000

BOTTOM

Atlanta Braves @ San Francisco Giants
Candlestick Park, San Francisco, CA

Sat May 26 1979, 6:33 AM EDT
Att. 11,958 - Unknown

AB	33
R	4
H	8
RBI	4
BB	5
SO	5
LOB	13

WP: 0 PA: 39
PB: 0
SB: 2
CS: 0



PITCHER	IP	WLS	BF	H	R	ER	SO	BB	IBB	HBP	BLK	WP	HR	S	P	ERA	WHIP
---------	----	-----	----	---	---	----	----	----	-----	-----	-----	----	----	---	---	-----	------

Batter	1	2	3	4	5	6	7	8	9	AB R H RBI BB SO LOB	TOP																									
Jerry Royster, R OBP: 0.365, SLG: 0.367 (1, 4) BB BB (7, 5)	4-0 2B SF9 BB		X 0-0 4-3 HR 2B		BB BB BB BB 4-1 BB BB FC5-4 BB	4-0 FC6-4 BB	0-3 K			2 3 1 0 3 1 2																										
Pepe Frias, R OBP: 0.292, SLG: 0.328 (1, 6) C B F X	1-2 F9		F X 0-1 4-3		BB BB BB BB 4-2 FC5-4 BB WP BB	0-3 K		X 0-0 4-3		4 1 0 0 1 1 3																										
Gary Matthews, R OBP: 0.360, SLG: 0.582 (1, 9) X	0-0 1-3 2B		F X 0-1 HR		BB BB BB BB 4-1 FC5-4 BB 1-2 2-3	0-0 FC6-4 1-2f		BB BB BB BB 4-0 CS BB		3 1 2 2 2 0 1																										
Jeff Burroughs, R OBP: 0.348, SLG: 0.361 Rowland Office, L OBP: 0.367, SLG: 0.477 (1, 7) (9, 8) X	0-0 SF9		B X 1-0 6-3		F X 0-1 FC5-4 CS WP 1-2f 2-3 3-H		BB BB BB BB 4-0 SH1-4 HBP 1B BB	X 0-0 5-3 1-2		3 1 0 2 1 0 3 0 0 0 0 0 0 0																										
Bob Homer, R OBP: 0.362, SLG: 0.575 (1, 5) (7, 3) BB BB BB BB	4-2 BB BB		B X 2-0 5-3		BB BB BB BB 1-3 K 1-3 3-H		H BB BB BB 1-0 SH1-4 1B HBP		X 0-3 K	3 1 0 0 1 2 1																										
Barry Bonnell, R OBP: 0.315, SLG: 0.450 (1, 8) (9, 7) C B F X	0-2 4-3		B BB BB BB 2-3 K		X 0-0 SH2-4 HR 2B		X 0-0 SH1-4	X 0-0 F4		4 1 1 0 0 1 2																										
Bruce Benedict, R OBP: 0.308, SLG: 0.233 (1, 2)		C BB BB BB 1-1 4-3	X 0-0 3-1 2B		BB BB BB BB 4-0 SH2-4 HR BB		BB BB BB BB 4-0 1B BB	X 0-0 6-3		3 1 1 0 2 0 0																										
Mike Lum, L OBP: 0.295, SLG: 0.333 Glenn Hubbard, R OBP: 0.310, SLG: 0.288 (1, 3) (7, PH) (7, 4)		C BB BB BB 2-2 F7	F X 1-2 3-1		X 0-0 SH2-4		BB BB BB BB 0-3 K			2 0 0 0 0 0 1 1 0 0 0 0 1 3																										
Eddie Solomon, R Jamie Easterly, L Charlie Spikes, R Adrian Devine, R Craig Skok, R Darrel Chaney, S Gene Garber, R (1, 1) (4, 1) (6, PH) (6, 1) (6, 1) (7, PH) (7, 1)		C BB BB BB 1-3 K	X 0-0 6-3		X 0-0 HR		X 0-0 1B			2 0 0 0 0 0 1 0 0 0 0 0 0 0 1 1 1 3 0 0 0 0 0 0 0 0 0 0 0 0 0 0 0 0 0 1 0 1 2 0 0 0 0 0 0 0 0 0 0																										
Inning Stats	R: 1 E: 0 K: 0 S: 10	H: 1 LOB: 2 BB: 2 P: 19	R: 0 E: 0 K: 1 S: 8	H: 0 LOB: 0 BB: 0 P: 12	R: 2 E: 0 K: 0 S: 7	H: 2 LOB: 0 BB: 0 P: 10	R: 0 E: 0 K: 1 S: 8	H: 1 LOB: 1 BB: 0 P: 11	R: 2 E: 0 K: 1 S: 9	H: 0 LOB: 0 BB: 3 P: 22	R: 3 E: 0 K: 1 S: 7	H: 2 LOB: 1 BB: 2 P: 15	R: 2 E: 0 K: 2 S: 8	H: 1 LOB: 2 BB: 2 P: 17	R: 0 E: 0 K: 0 S: 2	H: 0 LOB: 0 BB: 1 P: 6	R: 0 E: 0 K: 1 S: 5	H: 0 LOB: 0 BB: 0 P: 5	1B: 1 2B: 4 3B: 0 HR: 2	SF: 1 SAC: 2 DP: 0 HBP: 1	WP: 1 PB: 0 SB: 0 CS: 2	PA: 43														
PITCHER	IP	WLS	BF	H	R	ER	SO	BB	IBB	HBP	BLK	WP	HR	S	P	ERA	WHIP	PITCHER	IP	WLS	BF	H	R	ER	SO	BB	IBB	HBP	BLK	WP	HR	S	P	ERA	WHIP	
Vida Blue, L ERA: 5.36 (1, 1)	4.0		20	4	5	5	2	4	0	0	0	0	1	36	63	11.25	2.000	John Curtis, L ERA: 12.86 (9, 1)	1.0		3	0	0	0	1	0	0	0	0	0	5	5	0.00	0.000		
Tom Griffin, R ERA: 4.58 (5, 1)	1.0		5	1	2	2	1	2	0	0	0	1	0	7	16	18.00	3.000																			
Dave Roberts, L ERA: 2.52 (6, 1)	1.0		5	1	1	1	1	1	0	0	0	0	1	6	10	9.00	2.000																			
Randy Moffitt, R ERA: 8.68 (7, 1)	0.1	L	4	0	2	2	0	2	0	1	0	0	0	1	10	54.00	6.000																			
Gary Lavelle, L ERA: 1.42 (7, 1)	1.2		6	1	0	0	2	1	0	0	0	0	0	9	13	0.00	1.200																			

Atlanta Braves @ San Francisco Giants
Candlestick Park, San Francisco, CA
Sun May 27 1979, 6:33 AM EDT
Att. 18,936 - Unknown

AB	29
R	10
H	7
RBI	9
BB	10
SO	7
LOB	17



livebaseballscorecards.com

Batter	1	2	3	4	5	6	7	8	9	AB	R	H	RBI	BB	SO	LOB
Bill North, S OBP: 0.378, SLG: 0.265 (1, 8)	K		K	S BB		FC5-4 CS		1-3		4	0	0	1	1	2	4
Terry Whitfield, L OBP: 0.340, SLG: 0.384 (1, 7)	4-3			F6		CS	4-3		4-3	5	0	0	0	0	1	1
Jack Clark, R OBP: 0.362, SLG: 0.434 (1, 9)	G3			HR 1B	5-3		1-3		1B	5	1	2	0	0	0	0
Willie McCovey, L OBP: 0.315, SLG: 0.452 (1, 3)		F8		HR	4-3		1B		F5	5	1	2	2	0	0	1
Bill Madlock, R OBP: 0.269, SLG: 0.335 (1, 4)		5-3		1B S 1B	K		K		F7	5	1	1	0	0	2	2
Darrell Evans, L OBP: 0.351, SLG: 0.402 (1, 5)		K		1B		1B BB SF8			F7	3	2	1	0	1	1	0
Roger Metzger, S OBP: 0.264, SLG: 0.296 (1, 6)			4-3	1B		SF8 1B FC5-4 BB		1B		3	2	2	2	1	0	0
Mike Sadek, R OBP: 0.241, SLG: 0.346 (1, 2)		E5		PB 1B		FC5-4 1B		K		4	1	2	1	0	1	1
Vida Blue, S OBP: 0.200, SLG: 0.179 (1, 1)			K			SF8		1B		2	0	0	0	0	2	2
Tom Griffin, R (5, 1)										0	0	0	0	0	0	0
Dave Roberts, L (6, 1)										0	0	0	0	0	0	0
John Tamargo, S (6, PH)										0	0	0	1	0	0	0
Randy Moffitt, R (7, 1)										0	0	0	0	0	0	0
Gary Lavelle, S (7, 1)										0	0	0	0	0	0	0
Mike Ivie, R (8, PH)										1	0	1	0	0	0	0
John Curtis, L (9, 1)										0	0	0	0	0	0	0

Inning Stats	R: 0	H: 0	E: 0	K: 1	S: 7	H: 0	LOB: 0	BB: 0	P: 11	R: 0	H: 0	E: 0	K: 2	S: 9	H: 0	LOB: 0	BB: 0	P: 13	R: 0	H: 0	E: 1	K: 2	S: 12	R: 6	H: 6	E: 0	K: 2	S: 24	R: 0	H: 0	E: 0	K: 1	S: 5	R: 2	H: 1	E: 0	K: 0	S: 3	R: 0	H: 1	E: 0	K: 1	S: 6	R: 0	H: 2	E: 0	K: 1	S: 7	R: 0	H: 1	E: 0	K: 0	S: 4	1B: 10	SF: 1	2B: 0	SAC: 0	3B: 0	DP: 0	HR: 1	HBP: 0	WP: 0	PA: 42
PITCHER	IP	WLS	BF	H	R	ER	SO	BB	IBB	HBP	BLK	WP	HR	S	P	ERA	WHIP																																														
Eddie Solomon, R (1, 1) ERA: 5.26	3.1		17	6	6	5	4	0	0	0	0	0	1	44	63	13.50	1.800																																														
Jamie Easterly, L (4, 1) ERA:	1.2		6	0	0	0	3	1	0	0	0	0	0	13	19	0.00	0.600																																														
Adrian Devine, R (6, 1) ERA: 3.05	0.1		4	1	2	2	0	2	0	0	0	0	0	2	10	54.00	9.000																																														
Craig Skok, L (6, 1) ERA: 4.13	0.2	W	1	0	0	0	0	0	0	0	0	0	0	1	1	0.00	0.000																																														
Gene Garber, R (7, 1) ERA: 4.69	3.0	S	13	4	0	0	2	0	0	0	0	0	0	17	17	0.00	1.333																																														

BOTTOM

Atlanta Braves @ San Francisco Giants
Candlestick Park, San Francisco, CA

Sun May 27 1979, 6:33 AM EDT
Att. 18,936 - Unknown

livebaseballscorecards.com

AB	37
R	8
H	11
RBI	7
BB	3
SO	9
LOB	11



Batter	1	2	3	4	5	6	7	8	9	AB R H RBI BB SO LOB	TOP													
Jerry Royster, R OBP: 0.368, SLG: 0.370 (1, 5)	1-2 F8		1-0 FC6-4 1B		0-0 1B		3-1 F3			4 0 2 0 0 0 0	<p>Atlanta Braves @ San Francisco Giants Candlestick Park, San Francisco, CA</p> <p>Mon May 28 1979, 6:33 AM EDT Att: 25,316 - Unknown</p> <p>livebaseballscorecards.com</p>													
Barry Bonnell, R OBP: 0.314, SLG: 0.451 (1, 8) (8, 7)	1-1 F7		1-0 FC6-4		2-0 CS	0-1 WP HR 2B		1-2 6-3		4 1 1 0 0 0 2														
Gary Matthews, R OBP: 0.358, SLG: 0.572 (1, 9)	2-3 K			4-2 E S 1-3 BB		1-0 6-3		0-0 6-3		3 1 0 0 1 1 1														
Jeff Burroughs, R OBP: 0.351, SLG: 0.360 Rowland Office, L OBP: 0.367, SLG: 0.477 (1, 7) (8, PR) (8, 8)		3-3 K		2-1 F2		4-0 HR IBB		1-1 1B		3 1 1 0 1 1 1 0 0 0 0 0 0 0														
Bob Homer, R OBP: 0.333, SLG: 0.523 (1, 3)		0-0 5-3		2-2 1-3		1-3 K		0-0 F8		4 0 0 1 0 1 3														
Glenn Hubbard, R OBP: 0.309, SLG: 0.306 (1, 4)		2-3 K		0-1 F4		0-0 HR		0-0 4-3		4 1 1 3 0 1 0														
Bruce Benedict, R OBP: 0.304, SLG: 0.234 (1, 2)			1-2 G6-4-3 1B		0-0 F7	1-2 6-3		0-0 F8		4 0 1 0 0 0 0														
Pepe Frias, R OBP: 0.284, SLG: 0.317 (1, 6)			1-1 G6-4-3		1-1 E6 1B CS 1-6-3		1-0 F8		0-0 6-3	4 0 0 0 0 0 1														
Mickey Mahler, S OBP: 0.176, SLG: 0.188 (1, 1)			4-1 1B BB		0-0 1-6-3		1-1 6-3			2 0 0 0 1 0 1														
Inning Stats	R: 0 E: 0 K: 1 S: 8	H: 0 LOB: 0 BB: 0 P: 12	R: 0 E: 0 K: 2 S: 8	H: 0 LOB: 0 BB: 0 P: 13	R: 0 E: 0 K: 0 S: 9	H: 2 LOB: 2 BB: 1 P: 17	R: 1 E: 0 K: 0 S: 9	H: 0 LOB: 0 BB: 1 P: 17	R: 0 E: 1 K: 0 S: 5	H: 1 LOB: 1 BB: 0 P: 8		R: 3 E: 0 K: 1 S: 11	H: 2 LOB: 0 BB: 1 P: 18	R: 0 E: 0 K: 0 S: 5	H: 0 LOB: 0 BB: 0 P: 10	R: 0 E: 0 K: 0 S: 8	H: 1 LOB: 1 BB: 0 P: 10	R: 0 E: 0 K: 0 S: 3	H: 0 LOB: 0 BB: 0 P: 3	1B: 4 2B: 1 3B: 0 HR: 1	SF: 0 SAC: 0 DP: 1 HBP: 0	WP: 1 PB: 0 SB: 1 CS: 1	PA: 36	
PITCHER	IP WLS BF H R ER SO BB IBB HBP BLK WP HR S P ERA WHIP	IP WLS BF H R ER SO BB IBB HBP BLK WP HR S P ERA WHIP	Philip Nastu, L ERA: 2.78 (1, 1)	John Curtis, L ERA: 11.25 (9, 1)																				

AB	32
R	4
H	6
RBI	4
BB	3
SO	4
LOB	9



Batter	1	2	3	4	5	6	7	8	9	AB	R	H	RBI	BB	SO	LOB
Bill Madlock, R OBP: 0.263, SLG: 0.327 (1, 4)	F7		K		3-1			F8		4	0	0	0	0	1	2
Larry Herndon, R OBP: 0.390, SLG: 0.648 (1, 8)	2B		1B			WP		1B		4	0	4	0	0	0	0
Jack Clark, R OBP: 0.355, SLG: 0.424 (1, 9)	F7		5-3					F6		4	0	0	0	0	0	5
Mike Ivie, R OBP: 0.286, SLG: 0.400 (1, 3)	K				F7			1B		4	0	1	1	0	2	2
Darrell Evans, L OBP: 0.344, SLG: 0.393 (1, 5)		F9			K			F3		4	0	0	0	0	2	3
Hector Cruz, R OBP: 0.188, SLG: 0.071 (1, 7)		L7			5-3					4	0	1	0	0	0	0
Johnnie LeMaster, R OBP: 0.379, SLG: 0.412 (1, 6)		S				F8				3	0	1	0	1	0	1
Mike Sadek, R OBP: 0.212, SLG: 0.300 (1, 2)		K				F8				4	0	0	0	0	1	3
Philip Nastu, L OBP: 0.200, SLG: 0.077 (1, 1)					F5					2	0	0	0	0	1	1
Bill North, S OBP: 0.382, SLG: 0.270 (8, PH)						K				1	1	1	0	0	0	0
John Curtis, L (9, 1)								1B		0	0	0	0	0	0	0

Inning Stats	R: 0	H: 1	E: 0	LOB: 1	K: 1	S: 14	R: 0	H: 0	E: 0	LOB: 1	K: 1	S: 9	R: 0	H: 1	E: 0	LOB: 1	K: 1	S: 7	R: 0	H: 0	E: 0	LOB: 0	K: 1	S: 9	R: 0	H: 1	E: 0	LOB: 1	K: 1	S: 10	R: 0	H: 1	E: 0	LOB: 1	K: 2	S: 12	R: 0	H: 0	E: 0	LOB: 0	K: 0	S: 3	R: 1	H: 3	E: 0	LOB: 2	K: 0	S: 11	R: 0	H: 1	E: 0	LOB: 0	K: 0	S: 3	1B: 5	SF: 0	2B: 3	SAC: 0	3B: 0	DP: 1	HR: 0	HBP: 0	WP: 1	PA: 35
Mickey Mahler, L ERA: 4.47 (1, 1)	IP	WLS	BF	H	R	ER	SO	BB	IBB	HBP	BLK	WP	HR	S	P	ERA	WHIP	IP	WLS	BF	H	R	ER	SO	BB	IBB	HBP	BLK	WP	HR	S	P	ERA	WHIP	IP	WLS	BF	H	R	ER	SO	BB	IBB	HBP	BLK	WP	HR	S	P	ERA	WHIP													

BOTTOM

Atlanta Braves @ San Francisco Giants
Candlestick Park, San Francisco, CA

Mon May 28 1979, 6:33 AM EDT
Att. 25,316 - Unknown

AB	34
R	1
H	8
RBI	1
BB	1
SO	7
LOB	17



Batter	1	2	3	4	5	6	7	8	9	AB R H RBI BB SO LOB
Bill North, S (1, 8) OBP: 0.388, SLG: 0.291	0-0 1B 3B		4-2 E BB		2-3 K	0-1 P6		3-2 BB 1-2 2-H 1B		4 1 2 1 1 1 2
Larry Herndon, R (1, 7) OBP: 0.406, SLG: 0.638	0-0 G6-4-3 1B		0-3 K		0-2 F9		0-1 1B	4-0 1-2 2-3 BB		4 0 2 1 1 1 2
Jack Clark, R (1, 9) OBP: 0.351, SLG: 0.418	0-0 G6-4-3 1-2f		0-1 E5			1-0 1B 1B	0-0 F7	0-3 K		5 1 1 0 0 1 7
Willie McCovey, L (1, 3) OBP: 0.320, SLG: 0.449	3-3 K		0-0 3-1			1-2 1B 1B	1-3 K	0-0 P5-3 1B		5 1 2 0 0 2 4
Darrell Evans, L (1, 5) OBP: 0.340, SLG: 0.388		2-3 K		0-0 F9		2-2 1B 1B	0-0 F9	0-0 P5-3 1-2f		5 1 1 0 0 1 2
Roger Metzger, S (1, 6) OBP: 0.260, SLG: 0.291		1-0 5-3		1-3 K		0-0 1B 1B		4-0 1B BB		2 0 0 0 0 1 0
Mike Ivie, R (6, PH) OBP: 0.292, SLG: 0.405						1-2 2-3 3-H				1 0 1 1 0 0 0
Marc Hill, R (6, 2) OBP: 0.248, SLG: 0.189						2-0 P6				1 1 0 0 1 0 0
Rob Andrews, R (1, 4) OBP: 0.323, SLG: 0.259		2-0 F9		0-0 1B		2-0 P6		0-1 BB 1-2 1B		4 0 2 0 0 0 3
Mike Sadek, R (1, 2) OBP: 0.229, SLG: 0.313			0-1 E SH2-4 1B		0-0 L9	3-3 K		0-3 K		2 0 1 0 0 0 1
Terry Whitfield, L (6, PH) OBP: 0.339, SLG: 0.382										1 0 0 0 0 1 3
Randy Moffitt, R (6, 1) OBP: 0.339, SLG: 0.382										1 0 0 0 0 0 1 2
Gary Lavelle, S (9, 1) OBP: 0.339, SLG: 0.382										0 0 0 0 0 0 0 0
Tom Griffin, R (9, 1) OBP: 0.339, SLG: 0.382										0 0 0 0 0 0 0 0
Dave Roberts, L (9, 1) OBP: 0.339, SLG: 0.382										0 0 0 0 0 0 0 0
Bob Knepper, L (1, 1) OBP: 0.259, SLG: 0.444			1-0 SH2-4		0-3 K	0-2 1B		2-1 F8		1 0 0 0 0 1 0
Bill Madlock, R (6, PH) OBP: 0.267, SLG: 0.331										1 0 1 2 0 0 0
Johnnie LeMaster, R (6, PR) OBP: 0.373, SLG: 0.404										1 0 0 0 0 0 2

Inning Stats	R: 1 E: 0 K: 1 S: 7	H: 2 LOB: 0 BB: 0 P: 10	R: 0 E: 0 K: 1 S: 5	H: 0 LOB: 0 BB: 0 P: 10	R: 0 E: 1 K: 1 S: 11	H: 1 LOB: 3 BB: 1 P: 16	R: 0 E: 0 K: 1 S: 6	H: 1 LOB: 1 BB: 0 P: 7	R: 0 E: 0 K: 2 S: 11	H: 0 LOB: 0 BB: 0 P: 13	R: 3 E: 0 K: 1 S: 17	H: 5 LOB: 2 BB: 0 P: 26	R: 0 E: 0 K: 1 S: 7	H: 1 LOB: 1 BB: 0 P: 8	R: 1 E: 0 K: 2 S: 14	H: 2 LOB: 3 BB: 2 P: 27	R: 0 E: 0 K: 0 S: 3	H: 1 LOB: 0 BB: 0 P: 3	1B: 12 2B: 1 3B: 1 HR: 0	SF: 0 SAC: 1 DP: 2 HBP: 0	WP: 0 PB: 0 SB: 0 CS: 0	PA: 42
--------------	------------------------------	----------------------------------	------------------------------	----------------------------------	-------------------------------	----------------------------------	------------------------------	---------------------------------	-------------------------------	----------------------------------	-------------------------------	----------------------------------	------------------------------	---------------------------------	-------------------------------	----------------------------------	------------------------------	---------------------------------	-----------------------------------	------------------------------------	----------------------------------	--------

PITCHER	IP	WLS	BF	H	R	ER	SO	BB	IBB	HBP	BLK	WP	HR	S	P	ERA	WHIP
Burt Hooton, R (1, 1) ERA: 3.08	7.2		37	12	5	5	9	2	0	0	0	0	0	75	110	5.87	1.826
Terry Forster, L (8, 1) ERA:	1.1	W	5	1	0	0	1	1	0	0	0	0	0	6	10	0.00	1.500

TOP

San Francisco Giants @ Los Angeles Dodgers
Dodger Stadium, Los Angeles, CA
 Tue May 29 1979, 7:05 PM PDT
 Att: 35,845 - Unknown

AB	38
R	5
H	13
RBI	5
BB	3
SO	10
LOB	28

GIANTS

Batter	1	2	3	4	5	6	7	8	9	AB	R	H	RBI	BB	SO	LOB
Davey Lopes, R OBP: 0.317, SLG: 0.451 (1, 4)	3-1 1B	2-1 F2			0-3 K		0-0 F8		4-0 S 1B BB	4	1	1	0	1	1	1
Bill Russell, R OBP: 0.329, SLG: 0.405 (1, 6)	1-1 F8		1-1 5-3		4-0 BB		0-0 5-3		0-0 BB 1B 1B	4	1	1	0	1	0	1
Reggie Smith, S OBP: 0.398, SLG: 0.395 (1, 9)	1-2 F8		1-2 F9 HR 2B		0-0 F9		4-0 BB		0-0 1B BB 1B	4	2	2	1	1	0	2
Steve Garvey, R OBP: 0.335, SLG: 0.478 (1, 3)	2-1 1B		0-0 F9		1-2 L1		0-0 F4		4-0 1B 1B BB	4	0	1	0	1	0	3
Ron Cey, R OBP: 0.388, SLG: 0.515 (1, 5)	1-3 K		2-2 HR		0-0 3-1		0-0 1B		0-0 1B 1B	3	1	1	2	0	1	2
Gary Thomasson, L OBP: 0.379, SLG: 0.432 (7, 8)									1-2 2-3 3-H	1	0	1	0	0	0	0
Steve Yeager, R OBP: 0.252, SLG: 0.348 (9, PH)									1-2 2-3 3-H	1	0	1	1	0	0	0
Dusty Baker Jr., R OBP: 0.369, SLG: 0.484 (1, 7)		3-0 HR	0-0 F8		0-0 BB 1B		0-3 K		0-0 1B	5	1	3	2	0	1	1
Joe Ferguson, R OBP: 0.340, SLG: 0.387 (1, 2)		3-3 K		0-2 1-3		4-0 FC6 BB		0-0 L6		3	0	0	0	1	1	1
Derrel Thomas, S OBP: 0.367, SLG: 0.406 (1, 8) (7, 5)		2-2 5-3		0-0 1B		0-3 K		0-0 F9		4	0	1	0	0	1	3
Burt Hooton, R OBP: 0.185, SLG: 0.192 (1, 1)		2-2 1B		2-1 6-3		0-0 FC6			0-0 F9	3	0	1	0	0	0	2
Terry Forster, L (8, 1)										0	0	0	0	0	0	0
Von Joshua, L OBP: 0.362, SLG: 0.617 (9, PH)										0	0	0	0	0	0	0
Manny Mota, R OBP: 0.462, SLG: 0.364 (9, PH)										1	0	0	0	0	0	0

Inning Stats	R: 0	H: 2	E: 0	K: 13	S: 13	R: 1	H: 2	E: 0	K: 1	S: 12	R: 2	H: 2	E: 0	K: 0	S: 11	R: 0	H: 1	E: 0	K: 0	S: 6	R: 0	H: 0	E: 0	K: 1	S: 7	R: 0	H: 1	E: 0	K: 1	S: 6	R: 0	H: 0	E: 0	K: 0	S: 3	R: 0	H: 1	E: 0	K: 1	S: 6	R: 3	H: 4	E: 0	K: 0	S: 5	1B: 10	2B: 1	3B: 0	HR: 2	SF: 0	SAC: 0	DP: 0	HBP: 0	WP: 0	PB: 0	SB: 1	CS: 0	PA: 42
--------------	------	------	------	-------	-------	------	------	------	------	-------	------	------	------	------	-------	------	------	------	------	------	------	------	------	------	------	------	------	------	------	------	------	------	------	------	------	------	------	------	------	------	------	------	------	------	------	--------	-------	-------	-------	-------	--------	-------	--------	-------	-------	-------	-------	--------

PITCHER	IP	WLS	BF	H	R	ER	SO	BB	IBB	HBP	BLK	WP	HR	S	P	ERA	WHIP
Bob Knepper, L ERA: 3.17 (1, 1)	5.0		22	7	3	3	3	1	0	0	0	0	2	49	80	5.40	1.600
Randy Moffitt, R ERA: 7.48 (6, 1)	3.0		13	2	0	0	2	2	0	0	0	0	0	15	23	0.00	1.333
Gary Lavelle, L ERA: 2.25 (9, 1)	0.1	L	4	2	3	3	0	1	0	0	0	0	0	3	7	81.00	9.000
Tom Griffin, R ERA: 4.58 (9, 1)	0.0		1	0	0	0	0	1	0	0	0	0	0	0	4	∞	∞
Dave Roberts, L ERA: 2.49 (9, 1)	0.1		2	2	0	0	0	0	0	0	0	0	0	2	2	0.00	6.000

BOTTOM

San Francisco Giants @ Los Angeles Dodgers
Dodger Stadium, Los Angeles, CA

Tue May 29 1979, 7:05 PM PDT
Att. 35,845 - Unknown

AB	37
R	6
H	13
RBI	6
BB	5
SO	5
LOB	16



PITCHER	IP	WLS	BF	H	R	ER	SO	BB	IBB	HBP	BLK	WP	HR	S	P	ERA	WHIP
---------	----	-----	----	---	---	----	----	----	-----	-----	-----	----	----	---	---	-----	------

Batter	1	2	3	4	5	6	7	8	9	AB R H RBI BB SO LOB	TOP											
Bill North, S OBP: 0.383, SLG: 0.288 (1, 8)	0-0 L5	2-2 1B 1B 1-2 2-H 3-H		2-0 P5			0-1 4-3		0-3 K	5 0 1 2 0 1 3												
Larry Herndon, R OBP: 0.397, SLG: 0.613 (1, 7)	1-2 5-3	0-1 1B 1-1 2-H			1-0 6-3		0-0 F9			4 0 1 1 0 0 0												
Jack Clark, R OBP: 0.349, SLG: 0.414 (1, 9)	2-2 P3				0-0 6-3		0-1 G4-6-3 1B			4 0 1 0 0 0 0												
Darrell Evans, L OBP: 0.338, SLG: 0.385 (1, 5)		2-2 1B 1B		1-0 F9		0-1 G4-6-3 1-2f		0-3 K		4 1 1 0 0 1 1												
Bill Madlock, R OBP: 0.277, SLG: 0.354 (1, 4)		1-0 BB 1B 1B		4-2 BB		1-0 HR		0-0 5-3		3 2 2 1 1 0 0												
Gary Lavelle, S (8, 1)		1-3 1B 1B								0 0 0 0 0 0 0												
Mike Ivie, R OBP: 0.282, SLG: 0.391 (1, 3)		1-3 K		0-0 F3			1-1 4-3		0-0 F4	4 0 0 0 0 1 3												
Roger Metzger, S OBP: 0.262, SLG: 0.292 (1, 6)		1-0 BB 1B		3-3 K			1-2 F8		0-0 FC1-6 1B	3 1 1 1 0 1 0												
Willie McCovey, L OBP: 0.327, SLG: 0.456 (9, PH)		1-2 3-H 1B 1B								1 0 1 0 0 0 0												
Johnnie LeMaster, R OBP: 0.373, SLG: 0.404 (9, PR)		4-2 1B BB		1-2 1B			0-0 1B		0-0 FC1-6 CS 1B	0 0 0 0 0 0 0												
Marc Hill, R OBP: 0.265, SLG: 0.204 (1, 2)		1-2 2-3 1B BB		1-2 1B			0-1 1B			3 1 2 0 1 0 1												
Max Venable, L OBP: 0.400, SLG: 0.333 (9, PR)										0 0 0 0 0 0 0												
John Curtis, L (1, 1)		1-3 K		1-2 F3			0-1 1-3		0-0 1B	3 0 0 0 0 1 5												
Rob Andrews, R OBP: 0.344, SLG: 0.286 (8, 4)										1 0 1 0 0 0 0												
Inning Stats	R: 0 E: 0 K: 0 S: 7	H: 0 LOB: 0 BB: 0 P: 10	R: 4 E: 0 K: 2 S: 18	H: 5 LOB: 2 BB: 1 P: 30	R: 0 E: 0 K: 0 S: 5	H: 0 LOB: 1 BB: 1 P: 10	R: 0 E: 0 K: 1 S: 10	H: 1 LOB: 1 BB: 0 P: 17	R: 0 E: 0 K: 0 S: 5	H: 1 LOB: 0 BB: 0 P: 6	R: 1 E: 0 K: 0 S: 9	H: 2 LOB: 1 BB: 0 P: 12	R: 0 E: 0 K: 0 S: 5	H: 0 LOB: 0 BB: 0 P: 8	R: 0 E: 0 K: 1 S: 5	H: 0 LOB: 0 BB: 0 P: 5	R: 0 E: 0 K: 1 S: 6	H: 2 LOB: 2 BB: 0 P: 6	1B: 10 2B: 1 3B: 0 HR: 1	SF: 0 SAC: 0 DP: 2 HBP: 0	WP: 0 PB: 0 SB: 0 CS: 1	PA: 37
PITCHER	IP WLS BF H R ER SO BB IBB HBP BLK WP HR S P ERA WHIP																				PITCHER	IP WLS BF H R ER SO BB IBB HBP BLK WP HR S P ERA WHIP
Rick Sutcliffe, R ERA: 4.04 (1, 1)	7.0 W 30 9 5 5 3 2 0 0 0 0 1 59 93 6.43 1.571																					
Jerry Reuss, L ERA: 4.15 (8, 1)	1.1 S 6 2 0 0 1 0 0 0 0 0 0 8 8 0.00 1.500																					
Lerrin LaCrow, R ERA: 7.01 (9, 1)	0.2 S 1 0 0 0 1 0 0 0 0 0 0 3 3 0.00 0.000																					

San Francisco Giants @ Los Angeles Dodgers
 Dodger Stadium, Los Angeles, CA
 Wed May 30 1979, 7:05 PM PDT
 Att: 42,819 - Unknown

livebaseballscorecards.com

AB	35
R	5
H	11
RBI	5
BB	2
SO	5
LOB	13



Batter	1	2	3	4	5	6	7	8	9	AB R H RBI BB SO LOB
Davey Lopes, R OBP: 0.321, SLG: 0.471 (1, 4)	1-3 K		0-1 F9 SF8 2B		2-2 F8		0-0 HR			4 2 2 1 0 1 0
Bill Russell, R OBP: 0.328, SLG: 0.402 (1, 6)	1-0 1B HR 1B		1-2 F9 2-3		1-2 F7		1-2 E7			4 1 1 0 0 0 1
Reggie Smith, S OBP: 0.381, SLG: 0.380 (1, 9)	2-3 K		1-2 SF8 3-H		3-2 F9		1-3 K			3 0 0 1 0 2 2
Steve Garvey, R OBP: 0.333, SLG: 0.473 (1, 3)	2-2 1-2 HR 1B		0-0 4-3		1-0 F8		0-0 F8			4 1 1 0 0 0 0
Ron Cey, R OBP: 0.393, SLG: 0.540 (1, 5)	0-1 1-H 2-H HR		0-0 5-3		1-2 FC4-6 1B		0-0 2B 1B			3 1 2 3 0 0 0 1 1 1 0 0 0 0
Ted Martinez, R OBP: 0.471, SLG: 0.588 (6, PR) (7, 5)			3-2 E6 1B		0-2 FC4-6 WP 1-2f		0-0 1-H 2B			4 0 1 1 0 1 1
Dusty Baker Jr., R OBP: 0.367, SLG: 0.484 (1, 7)	1-3 K		1-3 K		0-2 F9		0-0 F7			4 0 1 0 0 0 2
Joe Ferguson, R OBP: 0.338, SLG: 0.383 (1, 2)		2-1 5-3		0-0 1-2 1B		2-2 F9		0-0 F8		3 0 0 0 1 0 2
Derrel Thomas, S OBP: 0.363, SLG: 0.394 (1, 8)		1-2 F9		0-1 F9		0-0 F8		4-0 IBB		2 0 0 0 0 1 2 1 0 0 0 0 1 0 1 0 0 0 0 0 2 0 0 0 0 0 0 0
Rick Sutcliffe, L OBP: 0.150, SLG: 0.350 (1, 1)		0-3 K		0-2 6-3		2-3 K		0-0 1-3		
Pedro Guerrero, R OBP: 0.250, SLG: 0.250 (7, PH)										
Jerry Reuss, L (8, 1)										
Lerrin LaGrow, R (9, 1)										

Inning Stats	R: 3 E: 0 K: 3 S: 15	H: 3 LOB: 0 BB: 0 P: 22	R: 0 E: 0 K: 1 S: 8	H: 0 LOB: 0 BB: 0 P: 11	R: 1 E: 0 K: 0 S: 10	H: 1 LOB: 0 BB: 0 P: 12	R: 0 E: 1 K: 0 S: 10	H: 1 LOB: 2 BB: 0 P: 13	R: 0 E: 0 K: 0 S: 9	H: 0 LOB: 0 BB: 0 P: 15	R: 0 E: 0 K: 0 S: 11	H: 1 LOB: 2 BB: 0 P: 15	R: 1 E: 1 K: 2 S: 13	H: 1 LOB: 1 BB: 0 P: 17	R: 1 E: 0 K: 0 S: 5	H: 2 LOB: 2 BB: 1 P: 9	1B: 5 2B: 2 3B: 0 HR: 2	SF: 1 SAC: 0 DP: 0 HBP: 0
--------------	-------------------------------	----------------------------------	------------------------------	----------------------------------	-------------------------------	----------------------------------	-------------------------------	----------------------------------	------------------------------	----------------------------------	-------------------------------	----------------------------------	-------------------------------	----------------------------------	------------------------------	---------------------------------	----------------------------------	------------------------------------

PITCHER	IP	WLS	BF	H	R	ER	SO	BB	IBB	HBP	BLK	WP	HR	S	P	ERA	WHIP
John Curtis, L ERA: 9.0 (1, 1)	7.0		30	7	5	5	6	0	0	0	0	1	2	76	105	6.43	1.000
Gary Lavelle, L ERA: 2.45 (8, 1)	1.0	L	6	2	1	1	0	0	1	0	0	0	5	9	9.00	2.000	

BOTTOM

San Francisco Giants @ Los Angeles Dodgers
Dodger Stadium, Los Angeles, CA
 Wed May 30 1979, 7:05 PM PDT
 Att. 42,819 - Unknown

AB	34
R	6
H	9
RBI	6
BB	1
SO	6
LOB	12



WP	1	PA	36
PB	0	CS	0

Batter	1	2	3	4	5	6	7	8	9	AB R H RBI BB SO LOB	TOP												
Bill Madlock, R (1, 4) OBP: 0.284, SLG: 0.359	1-0 F2	1-0 BB 1B		0-0 F9		0-0 FC6-4	0-0 1B		0-0 1B	6 1 3 3 0 0 1													
Terry Whitfield, L (1, 7) OBP: 0.348, SLG: 0.388	1-2 4-3	4-1 1B BB		1-2 1B			1-2 2-H 1B		0-0 F7	5 1 3 0 1 0 1													
Jack Clark, R (1, 9) OBP: 0.353, SLG: 0.417	2-2 S 1B	0-0 1-3 2-H 1B		0-0 F9			0-0 F7	0-0 5-3 1B	0-3 K	6 0 3 1 0 1 3													
Willie McCovey, L (1, 3) OBP: 0.320, SLG: 0.442	3-3 K	0-0 P3			0-0 L9		0-0 BB 1B 1B	0-3 K		5 1 1 0 0 2 4													
Darrell Evans, L (1, 5) OBP: 0.340, SLG: 0.385		2-2 E 1B	2-1 L3		0-0 4-3		0-0 1B 1B	0-0 5-3		5 2 2 0 0 0 1													
Larry Herndon, R (1, 8) OBP: 0.425, SLG: 0.609		0-1 E 1B	4-0 S BB		0-0 F7		4-0 1B SF8 BB	4-0 BB		2 2 1 2 3 0 0													
Johnnie LeMaster, R (1, 6) OBP: 0.391, SLG: 0.421		1-2 F9 S 1B 1B	1-3 K			0-0 FC6-4 1B	0-0 1-3 2-H 3-H 1B 1B	0-3 K		5 2 3 3 0 2 3													
Mike Sadek, R (1, 2) OBP: 0.211, SLG: 0.286		1-3 K	0-0 P3			0-3 K	0-0 SF8		4-0 E S 1B BB	3 0 0 0 0 2 3													
John Tamargo, S (6, 2) OBP: 0.211, SLG: 0.333										0 0 0 1 0 0 0													
Bill North, S (9, PH) OBP: 0.386, SLG: 0.288		1-2 K								0 1 0 0 1 0 0													
Vida Blue, S (1, 1) OBP: 0.188, SLG: 0.167		0-0 F9		0-1 G3		0-3 K	0-0 3-H 1B 1B		0-3 K	2 0 0 0 0 0 1													
Dave Roberts, L (4, 1)										1 0 0 0 0 1 1													
Mike Ivie, R (7, PH) OBP: 0.288, SLG: 0.397										1 0 1 0 0 0 0													
Randy Moffitt, R (7, 1)										0 0 0 0 0 0 0													
Max Venable, L (9, PH) OBP: 0.364, SLG: 0.300		2-3 F9								1 0 0 0 0 1 1													
Inning Stats	R: 0 E: 0 K: 1 S: 12	H: 1 LOB: 1 BB: 0 P: 19	R: 4 E: 2 K: 1 S: 17	H: 5 LOB: 2 BB: 1 P: 26	R: 0 E: 0 K: 1 S: 6	H: 0 LOB: 1 BB: 1 P: 13	R: 0 E: 0 K: 0 S: 7	H: 1 LOB: 1 BB: 0 P: 8	R: 0 E: 0 K: 2 S: 8	H: 1 LOB: 1 BB: 0 P: 8	R: 5 E: 0 K: 0 S: 9	H: 7 LOB: 2 BB: 1 P: 13	R: 0 E: 0 K: 2 S: 8	H: 1 LOB: 2 BB: 1 P: 12	R: 1 E: 1 K: 2 S: 8	H: 1 LOB: 1 BB: 1 P: 12	1B: 17 2B: 0 3B: 0 HR: 0	SF: 1 SAC: 0 DP: 0 HBP: 0	WP: 0 PB: 0 SB: 4 CS: 0	PA: 48			
PITCHER	IP WLS BF H R ER SO BB IBB HBP BLK WP HR S P ERA WHIP	IP WLS BF H R ER SO BB IBB HBP BLK WP HR S P ERA WHIP	IP WLS BF H R ER SO BB IBB HBP BLK WP HR S P ERA WHIP	IP WLS BF H R ER SO BB IBB HBP BLK WP HR S P ERA WHIP	IP WLS BF H R ER SO BB IBB HBP BLK WP HR S P ERA WHIP	IP WLS BF H R ER SO BB IBB HBP BLK WP HR S P ERA WHIP	IP WLS BF H R ER SO BB IBB HBP BLK WP HR S P ERA WHIP	IP WLS BF H R ER SO BB IBB HBP BLK WP HR S P ERA WHIP	IP WLS BF H R ER SO BB IBB HBP BLK WP HR S P ERA WHIP	IP WLS BF H R ER SO BB IBB HBP BLK WP HR S P ERA WHIP	IP WLS BF H R ER SO BB IBB HBP BLK WP HR S P ERA WHIP	IP WLS BF H R ER SO BB IBB HBP BLK WP HR S P ERA WHIP	IP WLS BF H R ER SO BB IBB HBP BLK WP HR S P ERA WHIP	IP WLS BF H R ER SO BB IBB HBP BLK WP HR S P ERA WHIP	IP WLS BF H R ER SO BB IBB HBP BLK WP HR S P ERA WHIP	IP WLS BF H R ER SO BB IBB HBP BLK WP HR S P ERA WHIP	IP WLS BF H R ER SO BB IBB HBP BLK WP HR S P ERA WHIP	IP WLS BF H R ER SO BB IBB HBP BLK WP HR S P ERA WHIP	IP WLS BF H R ER SO BB IBB HBP BLK WP HR S P ERA WHIP	IP WLS BF H R ER SO BB IBB HBP BLK WP HR S P ERA WHIP	IP WLS BF H R ER SO BB IBB HBP BLK WP HR S P ERA WHIP		
Don Sutton, R (1, 1) ERA: 3.54	6.2 W	36 L	13 9	9 9	5 5	3 3	0 0	0 0	0 0	0 0	0 0	0 0	60 18	88 26	12.15 3.86	2.400 2.571							
Bob Welch, R (7, 1) ERA: 2.76	2.1 S	12 L	4 1	1 1	4 4	2 2	0 0	0 0	0 0	0 0	0 0	0 0	18 18	26 26	3.86 3.86	2.571 2.571							

San Francisco Giants @ Los Angeles Dodgers
Dodger Stadium, Los Angeles, CA
Thu May 31 1979, 3:33 AM PDT
Att: 36,288 - Unknown

livebaseballscorecards.com

AB	42
R	10
H	17
RBI	10
BB	5
SO	9
LOB	19



Batter	1	2	3	4	5	6	7	8	9
Davey Lopes, R OBP: 0.331, SLG: 0.491 (1, 4)	1-1 6-3 2B	3-1 2-H 2B		3-2 1-3 2-H 3-H E 2B	4-0 BB		0-0 F7		
Bill Russell, R OBP: 0.323, SLG: 0.396 (1, 6)	2-2 6-3	1-2 6-3		1-3 K	0-0 F9		0-0 6-3		
Ted Martinez, R OBP: 0.421, SLG: 0.526 (5, 6)	2-3								
Reggie Smith, S OBP: 0.376, SLG: 0.366 (1, 9)	0-0 F8		1-0 F8	4-0 E FC6-4 IBB	0-3 K		0-0 2B		
Von Joshua, L OBP: 0.375, SLG: 0.667 (6, 9)							3B		
Steve Garvey, R OBP: 0.339, SLG: 0.495 (1, 3)	1-0 L9		1-2 4-3	0-1 E7 FC6-4 1B		0-0 HR	0-0 2B		
Ron Cey, R OBP: 0.398, SLG: 0.536 (1, 5)		0-0 P3	4-1	4-0 FC6-4 IBB		0-0 F8	0-0 G3		
Gary Thomasson, L OBP: 0.374, SLG: 0.425 (6, PH) (7, 8)									
Dusty Baker Jr., R OBP: 0.373, SLG: 0.490 (1, 7)		0-1 E6 1B	0-1 F8	0-0 FC6-4 1B		4-0 1B BB	0-0 1B FC5-4-2 2B		
Joe Ferguson, R OBP: 0.347, SLG: 0.387 (1, 2)		2-0 1B SH2-4 1B		0-0 1B BB		0-0 F8	0-0 5-3		
Derrel Thomas, S OBP: 0.388, SLG: 0.416 (1, 8) (7, 5)		0-0 SH2-4 2B		0-0 1B BB		0-0 1B	0-0 1B FC5-4-2		
Don Sutton, R OBP: 0.121, SLG: 0.121 (1, 1)		1-3 3-H 2B		1-0 2B E 1B		0-3 K	0-0 F9		
Bob Welch, R OBP: 0.200, SLG: 0.111 (7, 1)		0-0 SH2-4					0-0 FC5-4-2		

AB	R	H	RBI	BB	SO	LOB
4	1	3	3	1	0	0
3	0	0	0	0	1	4
2	0	0	0	0	0	1
3	1	0	0	1	1	2
1	1	1	0	0	0	0
5	2	3	4	0	0	1
1	0	0	0	2	0	0
2	0	0	0	0	0	1
4	2	2	1	1	0	3
4	2	2	1	1	0	2
4	2	4	2	1	0	0
3	1	1	1	0	1	2
1	0	0	0	0	0	2

WP	PA
45	45

AB	37
R	12
H	16
RBI	12
BB	7
SO	3
LOB	18



Inning Stats	R	H	E	K	S	R	H	E	K	S	R	H	E	K	S	R	H	E	K	S	R	H	E	K	S	R	H	E	K	S	R	H	E	K	S		
	0	1	0	0	7	0	0	0	0	15	0	0	0	0	7	0	0	0	0	15	0	0	0	0	15	0	0	0	0	15	0	0	0	15	0	0	15

PITCHER	IP	WLS	BF	H	R	ER	SO	BB	IBB	HBP	BLK	WP	HR	S	P	ERA	WHIP
Vida Blue, L ERA: 6.08 (1, 1)	3.1	L	22	8	9	9	1	3	1	0	0	0	0	39	72	24.30	3.300
Dave Roberts, L ERA: 2.89 (4, 1)	2.2		14	4	2	2	2	2	1	0	0	0	1	15	27	6.75	2.250
Randy Moffitt, R ERA: 7.23 (7, 1)	2.0		9	4	1	1	0	0	0	0	0	0	0	9	9	4.50	2.000

BOTTOM

San Francisco Giants @ Los Angeles Dodgers
Dodger Stadium, Los Angeles, CA
 Thu May 31 1979, 3:33 AM PDT
 Att. 36,288 - Unknown

livebaseballscores.com

Batter	1	2	3	4	5	6	7	8	9	AB R H RBI BB SO LOB	TOP											
Bill Madlock, R (1, 4) <small>OBP: 0.284, SLG: 0.362</small> Rob Andrews, R (8, 4) <small>OBP: 0.333, SLG: 0.276</small>	1-0 F8			0-0 G3 1B 2B	1-1 5-3			0-0 5-3	0-0 6-3	4 1 1 0 0 0 1 1 0 0 0 0 0 1	San Francisco Giants @ Chicago Cubs Wrigley Field, Chicago, IL Fri Jun 01 1979, 3:33 AM CDT Att: 9,688 - Sunny - 57 F											
Terry Whitfield, L (1, 7) <small>OBP: 0.351, SLG: 0.390</small>	0-0 4-3			2-2 G3			0-0 1B 1B	0-0 1B 1B	4 1 2 0 0 0 1													
Jack Clark, R (1, 9) <small>OBP: 0.351, SLG: 0.413</small>	2-2 5-3			1-0 BB 1B			0-0 F8	0-0 F8	4 0 1 1 0 0 2													
Darrell Evans, L (1, 5) <small>OBP: 0.343, SLG: 0.384</small>		3-2 4-3		1-0 F8			0-0 1B 1B	4-0 1B BB	3 0 1 0 1 0 1													
Mike Ivie, R (1, 3) <small>OBP: 0.295, SLG: 0.395</small>		2-0 1-3		4-2 1-2 BB			0-0 F9	0-0 1-2 2-H 1B	3 0 1 1 1 0 2													
Larry Herndon, R (1, 8) <small>OBP: 0.403, SLG: 0.574</small>		0-0 L8		1-3 K			0-0 F8	0-0 6-3	4 0 0 0 0 1 6													
Roger Metzger, S (1, 6) <small>OBP: 0.261, SLG: 0.290</small>			1-0 1-3		2-1 F7		0-0 FC4-6 1B	0-0 F7	4 0 1 0 0 0 0													
Mike Sadek, R (1, 2) <small>OBP: 0.214, SLG: 0.282</small>			1-1 L4		0-0 3-1		0-0 FC4-6 G4-6-3	0-0 1B	4 0 1 0 0 0 1													
Philip Nastu, L (1, 1) <small>OBP: 0.188, SLG: 0.071</small> Max Venable, L (5, PH) <small>OBP: 0.417, SLG: 0.545</small> Greg Minton, S (5, 1) <small>OBP: 0.384, SLG: 0.286</small> Bill North, S (7, PH) <small>OBP: 0.384, SLG: 0.286</small> Dave Roberts, L (7, 1) <small>OBP: 0.207, SLG: 0.327</small> John Tamargo, S (9, PH)			2-1 1-3		3-2 3B		0-0 G4-6-3	0-3 K	1 0 0 0 0 0 0 1 0 1 0 0 0 0 0 0 0 0 0 0 0 1 0 0 0 0 0 1 0 0 0 0 0 0 0 1 0 0 0 0 1 1													
Inning Stats	R: 0 E: 0 K: 0 S: 5	H: 0 LOB: 0 BB: 0 P: 8	R: 0 E: 0 K: 0 S: 5	H: 0 LOB: 0 BB: 0 P: 10	R: 0 E: 0 K: 0 S: 5	H: 0 LOB: 0 BB: 0 P: 9	R: 1 E: 0 K: 1 S: 12	H: 2 LOB: 2 BB: 1 P: 21	R: 0 E: 0 K: 0 S: 8	H: 1 LOB: 1 BB: 0 P: 14	R: 0 E: 0 K: 0 S: 5	H: 2 LOB: 2 BB: 0 P: 5	R: 0 E: 0 K: 0 S: 3	H: 1 LOB: 0 BB: 0 P: 3	R: 1 E: 0 K: 0 S: 5	H: 2 LOB: 2 BB: 1 P: 9	R: 0 E: 0 K: 1 S: 6	H: 1 LOB: 1 BB: 0 P: 6	1B: 7 2B: 1 3B: 1 HR: 0	SF: 0 SAC: 0 DP: 1 HBP: 0	WP: 0 PB: 0 SB: 0 CS: 0	PA: 37
PITCHER Rick Reuschel, R (1, 1) <small>ERA: 5.31</small> Dick Tidrow, R (9, 1) <small>ERA: 5.15</small>	IP 8.0	WLS W	BF 33	H 8	R 2	ER 2	SO 1	BB 2	IBB 0	HBP 0	BLK 0	WP 0	HR 0	S 48	P 79	ERA 2.25	WHIP 1.250					
											PITCHER IP 1.0 WLS 4 BF 1 H 0 R 0 ER 0 SO 1 BB 0 IBB 0 HBP 0 BLK 0 WP 0 HR 0 S 6 P 6 ERA 0.00 WHIP 1.000											

livebaseballscorecards.com

AB	35
R	2
H	9
RBI	2
BB	2
SO	2
LOB	17



Batter	1	2	3	4	5	6	7	8	9
Ivan De Jesus, R OBP: 0.318, SLG: 0.343 (1, 6)	4-1 BB 1-2f		0-0 S 2B 1B	1-2 6-3			0-3 K	0-0 FC6-2 1B	
Ted Sizemore, R OBP: 0.331, SLG: 0.354 (1, 4)	2-2 G1-6-4-3 1-2f		3-1 HR 2B		0-0 1B 6-3-5 2B		0-0 E6 HR	0-0 FC6-2 G6-4-3 1B	
Bill Buckner, L OBP: 0.299, SLG: 0.453 (1, 3)	2-1 F8		2-1 HR HBP		0-0 6-3-5 1B		0-3 K	0-0 G6-4-3 1B	
Dave Kingman, R OBP: 0.378, SLG: 0.629 (1, 7)		2-2 6-3 FC4-6 2B	0-1 HR		0-0 6-3-5		0-0 HR		
Jerry Martin, R OBP: 0.306, SLG: 0.426 (1, 8)		0-0 6-3	0-0 5-3		0-0 6-3		1-0 1B HBP		
Bobby Murcer, L OBP: 0.374, SLG: 0.457 (1, 9)		4-1 FC4-6 BB	2-1 G3			0-0 F7 1B	0-0 1B		
Steve Ontiveros, S OBP: 0.385, SLG: 0.396 (1, 5)		1-2 FC4-6 1-2f 3-H		0-0 5-3		0-0 F7 1B	0-0 5-3		
Barry Foote, R OBP: 0.247, SLG: 0.363 (1, 2)		0-0 F7		4-1 SH2-4 BB		0-0 5-3		4-0 1B FC6-2 BB	
Rick Reuschel, R (1, 1)			3-3 K		0-0 SH2-4		0-0 F7		0-0 FC6-2 1B
Mike Vail, R OBP: 0.395, SLG: 0.553 (8, PH)					1-2 SH2-4				1-2 FC6-2 1B
Dick Tidrow, R (9, 1)									

Inning Stats	R: 0	H: 0	E: 0	K: 0	S: 8	LOB: 0	BB: 1	P: 16
	R: 1	H: 1	E: 0	K: 0	S: 11	LOB: 1	BB: 1	P: 18
	R: 4	H: 3	E: 0	K: 1	S: 12	LOB: 0	BB: 0	P: 22
	R: 0	H: 0	E: 0	K: 0	S: 7	LOB: 1	BB: 1	P: 12
	R: 1	H: 2	E: 0	K: 0	S: 4	LOB: 0	BB: 0	P: 4
	R: 0	H: 1	E: 0	K: 0	S: 4	LOB: 1	BB: 0	P: 4
	R: 2	H: 2	E: 1	K: 2	S: 10	LOB: 2	BB: 0	P: 11
	R: 0	H: 2	E: 0	K: 0	S: 4	LOB: 2	BB: 1	P: 8


PITCHER															PITCHER																		
IP	WLS	BF	H	R	ER	SO	BB	IBB	HBP	BLK	WP	HR	S	P	ERA	WHIP	IP	WLS	BF	H	R	ER	SO	BB	IBB	HBP	BLK	WP	HR	S	P	ERA	WHIP
Philip Nastu, L ERA: 3.47 (1, 1)	4.0	L	19	4	5	5	1	3	0	0	0	1	38	68	11.25	1.750																	
Greg Minton, R ERA: 4.5 (5, 1)	2.0		8	3	1	0	0	0	0	0	0	0	8	8	4.50	1.500																	
Dave Roberts, L ERA: 2.7 (7, 1)	2.0		12	4	2	0	2	1	0	1	0	0	1	14	0.00	2.500																	

BOTTOM

San Francisco Giants @ Chicago Cubs
 Wrigley Field, Chicago, IL
 Fri Jun 01 1979, 3:33 AM CDT
 Att. 9,688 - Sunny - 57 F

AB	R	H	RBI	BB	SO	LOB
4	1	2	0	1	1	1
5	3	2	1	0	0	4
4	1	1	0	0	1	4
4	3	3	6	0	0	1
3	0	0	0	0	0	1
3	0	2	0	1	0	0
4	0	0	1	0	0	4
2	0	0	0	2	0	2
2	0	0	0	0	1	1
1	0	1	0	0	0	0
0	0	0	0	0	0	0

AB	32
R	8
H	11
RBI	8
BB	4
SO	3
LOB	18



1B	6	SF	0
2B	4	SAC	1
3B	0	DP	3
HR	2	HBP	2
WP	0	PA	39
PB	0		
SB	1		
CS	0		

livebaseballscorecards.com

Batter	1	2	3	4	5	6	7	8	9	AB R H RBI BB SO LOB	TOP																									
Bill North, S OBP: 0.400, SLG: 0.300 (1, 8)	2-1 S 1B	4-0 S BB		0-0 S 1B		0-0 S 1B		4-0 CS BB		3 1 3 0 2 0 0	<p>San Francisco Giants @ Chicago Cubs</p> <p>Wrigley Field, Chicago, IL</p> <p>Sat Jun 02 1979, 3:33 AM CDT</p> <p>Att. 32,721 - Sunny - 73 F</p>																									
Larry Herndon, R OBP: 0.378, SLG: 0.534 (1, 7)	1-0 F3	1-0 5-3		0-3 K		0-0 F8		0-3 K		5 0 0 0 0 2 5																										
Jack Clark, R OBP: 0.352, SLG: 0.425 (1, 9)	0-2 5-3		0-0 E4 1B 1B		0-0 HR		4-0 1B BB	0-0 F9		4 2 1 1 1 0 1																										
Willie McCovey, L OBP: 0.333, SLG: 0.480 (1, 3)	0-1 1B		1-2 G5-3 1B		0-0 HR		0-0 F4	0-0 F4		5 1 3 2 0 0 1																										
Bill Madlock, R OBP: 0.286, SLG: 0.363 Rob Andrews, R OBP: 0.333, SLG: 0.276 (1, 4) (9, 4)	3-3 K		1-1 1B		0-0 F9		0-0 BB 1B	0-0 5-3		5 1 2 0 0 1 1 0 0 0 0 0 0 0																										
Mike Ivie, R OBP: 0.301, SLG: 0.418 Roger Metzger, S OBP: 0.267, SLG: 0.296 (1, 5) (7, 6)		1-1 HR	2-0 F4		0-0 6-3		4-0 1B BB	0-0 BB 1B		3 1 1 1 1 0 3 1 1 1 0 0 0 0																										
Johnnie LeMaster, R OBP: 0.388, SLG: 0.417 Darrell Evans, L OBP: 0.344, SLG: 0.382 (1, 6) (7, PH) (7, 5)		1-0 F9 S 1B	1-2 G5-3		0-0 5-3		0-0 F2	4-0 1B BB		3 1 1 0 0 0 3 1 0 0 0 1 0 3																										
Marc Hill, R OBP: 0.259, SLG: 0.198 Terry Whitfield, L OBP: 0.354, SLG: 0.394 Mike Sadek, R OBP: 0.233, SLG: 0.300 (1, 2) (7, PH) (7, 2)		1-1 6-3		3-1 F4		0-3 K	0-0 1B	0-0 1B		3 0 0 0 0 1 1 1 0 1 2 0 0 0 1 0 1 1 0 0 0																										
Bob Knepper, L OBP: 0.233, SLG: 0.400 Randy Moffitt, R Gary Lavelle, S (1, 1) (6, 1) (8, 1)	1-0 F9		0-1 G3		0-3 K		0-0 B2			3 0 0 0 0 1 1 1 0 0 0 0 0 2 0 0 0 0 0 0 0																										
Inning Stats	R: 1 E: 0 K: 1 S: 11	H: 2 LOB: 1 BB: 0 P: 17	R: 2 E: 0 K: 0 S: 7	H: 2 LOB: 1 BB: 1 P: 16	R: 0 E: 1 K: 0 S: 10	H: 2 LOB: 2 BB: 0 P: 15	R: 0 E: 0 K: 1 S: 8	H: 1 LOB: 1 BB: 0 P: 11	R: 2 E: 0 K: 0 S: 5	H: 2 LOB: 0 BB: 0 P: 5		R: 0 E: 0 K: 2 S: 8	H: 1 LOB: 1 BB: 0 P: 8	R: 2 E: 0 K: 0 S: 5	H: 2 LOB: 2 BB: 2 P: 13	R: 0 E: 0 K: 1 S: 4	H: 0 LOB: 0 BB: 1 P: 8	R: 1 E: 0 K: 0 S: 4	H: 2 LOB: 2 BB: 1 P: 8	1B: 11 2B: 0 3B: 0 HR: 3	SF: 0 SAC: 0 DP: 1 HBP: 0	WP: 1 PB: 0 SB: 4 CS: 1	PA: 44													
PITCHER	IP WLS BF H R ER SO BB IBB HBP BLK WP HR S P ERA WHIP																																			
Ken Holtzman, L ERA: 4.66 (1, 1)	3.2		19	7	3	3	1	1	0	0	0	1	1	33	56	7.36	2.182																			
Lynn McGlothen, R ERA: 4.9 (4, 1)	2.1		10	3	2	2	3	0	0	0	0	0	2	16	16	7.71	1.286																			
Dick Tidrow, R ERA: 5.45 (7, 1)	3.0	L	15	4	3	3	1	4	0	0	0	0	0	13	29	9.00	2.667																			

livebaseballscorecards.com

AB	39
R	8
H	14
RBI	7
BB	5
SO	5
LOB	21



BOTTOM

San Francisco Giants @ Chicago Cubs

Wrigley Field, Chicago, IL

Sat Jun 02 1979, 3:33 AM CDT

Att. 32,721 - Sunny - 73 F

livebaseballscorecards.com

AB	37
R	6
H	11
RBI	5
BB	3
SO	7
LOB	14



WP:	0	PA:	40
PB:	1	SB:	0
CS:	0		

AB R H RBI BB SO LOB

5	1	2	0	0	1	2
3	0	1	0	0	0	0
1	0	0	0	0	0	3
0	0	0	0	0	0	0
1	0	0	0	0	1	0
5	1	2	0	0	0	2
5	1	1	1	0	2	3
4	2	2	3	0	0	0
3	1	1	0	1	0	0
4	0	0	0	0	1	2
3	0	1	0	1	1	1
0	0	0	0	0	0	0
0	0	0	0	0	0	0
1	0	1	0	0	0	0
1	0	0	0	0	1	0
0	0	0	0	1	0	0
1	0	0	1	0	0	1
0	0	0	0	0	0	0

1B: 7 SF: 0
2B: 2 SAC: 0
3B: 0 DP: 2
HR: 3 HBP: 0

Batter	1	2	3	4	5	6	7	8	9
Ivan De Jesus, R (1, 6) OBP: 0.320, SLG: 0.344	1-2 1B G4-6-3 1B	1-0 FC5-4 1-2f			1-0 6-3	0-0 1-2 2-3 1B			0-3 K
Ted Sizemore, R (1, 4) OBP: 0.331, SLG: 0.354	1-0 G4-6-3 1B		2-1 6-3		0-0 F6	0-0 F9			0-3 K 4-3
Larry Bittner, L (6, PH) OBP: 0.391, SLG: 0.450									
Dick Tidrow, R (7, 1)									
Mike Vail, R (9, PH) OBP: 0.386, SLG: 0.538									
Bill Buckner, L (1, 3) OBP: 0.301, SLG: 0.456	0-0 G4-6-3 1-2f 3-H		3-1 HR 1B		0-0 2B				0-0 4-3 1-2
Dave Kingman, R (1, 7) OBP: 0.374, SLG: 0.634	1-0 HR		1-3 K		2-2 L5				0-3 K
Jerry Martin, R (1, 8) OBP: 0.311, SLG: 0.464	0-0 F5		0-1 HR			2-2 HR			0-1 6-3
Bobby Murcer, L (1, 9) OBP: 0.377, SLG: 0.454		4-0 1B BB	0-0 G3		1-1 F8				0-0 1B 4-3-6-3-5 1B
Steve Ontiveros, S (1, 5) OBP: 0.376, SLG: 0.386		0-1 F4		1-0 6-3		2-1 F9			0-3 K
Barry Foote, R (1, 2) OBP: 0.253, SLG: 0.362		0-3 K		2-2 F9		4-2 1B BB BB			0-0 1B 4-3-6-3-5 1B
Sam Mejias, R (8, PR) OBP: 0.250, SLG: 0.143									1-3 1B
Tim Blackwell, S (9, 2) OBP: 0.394, SLG: 0.261									0-0 4-3-6-3-5
Ken Holtzman, R (1, 1) OBP: 0.381, SLG: 0.381		0-0 FC5-4 1B		1-3 K		4-1 1B BB			0-0 1-2f 3-H
Lynn McClothen, L (4, 1) OBP: 0.182, SLG: 0.227									
Steve Dillard, R (6, PH) OBP: 0.385, SLG: 0.111									
Scot Thompson, L (8, PH) OBP: 0.387, SLG: 0.407									
Mick Kelleher, R (9, 4) OBP: 0.303, SLG: 0.323									

Inning Stats	R: 2	H: 3	E: 0	K: 0	S: 7	R: 0	H: 1	E: 0	K: 1	S: 7	R: 0	H: 2	E: 0	K: 1	S: 10	R: 0	H: 0	E: 0	K: 1	S: 7	R: 0	H: 1	E: 0	K: 0	S: 6	R: 1	H: 2	E: 0	K: 0	S: 12	R: 0	H: 0	E: 0	K: 0	S: 4	R: 1	H: 2	E: 0	K: 1	S: 6	R: 0	H: 0	E: 0	K: 3	S: 10	1B: 7	2B: 2	3B: 0	HR: 3	SF: 0	SAC: 0	DP: 2	HBP: 0	WP: 0	PA: 40
--------------	------	------	------	------	------	------	------	------	------	------	------	------	------	------	-------	------	------	------	------	------	------	------	------	------	------	------	------	------	------	-------	------	------	------	------	------	------	------	------	------	------	------	------	------	------	-------	-------	-------	-------	-------	-------	--------	-------	--------	-------	--------

PITCHER	IP	WLS	BF	H	R	ER	SO	BB	IBB	HBP	BLK	WP	HR	S	P	ERA	WHIP
Bob Knepper, L (1, 1) ERA: 3.48	5.2		27	8	5	5	3	3	0	0	0	0	3	47	81	7.94	1.941
Randy Moffitt, R (6, 1) ERA: 7.11	1.2	W	8	3	1	1	1	0	0	0	0	0	0	11	11	5.40	1.800
Gary Lavelle, L (8, 1) ERA: 2.34	1.2	S	5	0	0	0	3	0	0	0	0	0	0	11	11	0.00	0.000

Batter	1	2	3	4	5	6	7	8	9	AB R H RBI BB SO LOB	TOP
Bill North, S (1, 8) OBP: 0.397, SLG: 0.294 	4-0 		3-2 4-3 		1-1 L8 			0-0 4-3 		3 0 0 0 1 0 0	San Francisco Giants @ Chicago Cubs Wrigley Field, Chicago, IL Sun Jun 03 1979, 3:33 AM CDT Att. 29,665 - Sunny - 76 F
Larry Herndon, R (1, 7) OBP: 0.372, SLG: 0.532 	1-1 G3 1-2 2B 		1-2 5-3 			3-2 5-3 		0-3 		4 0 1 0 0 1 0	
Jack Clark, R (1, 9) OBP: 0.351, SLG: 0.422 	1-1 G3 2-3 			1-0 CS BB 1B 		3-3 K 		0-3 K 		4 0 1 0 0 2 1	
Willie McCovey, L (1, 3) OBP: 0.321, SLG: 0.462 	2-1 4-3 			1-1 F7 		3-3 K 		0-3 K 		4 0 0 0 0 2 2	
Bill Madlock, R (1, 4) OBP: 0.286, SLG: 0.358 		0-0 5-3 		4-1 BB 1-2 BB 		0-0 F8 		0-0 5-3 		3 0 0 0 1 0 0	
Darrell Evans, L (1, 5) OBP: 0.344, SLG: 0.378 		0-0 F8 		4-2 BB 1-2 2-3 BB 		1-0 F9 				2 0 0 0 1 0 0	
Roger Metzger, S (1, 6) OBP: 0.266, SLG: 0.297 		0-1 F9 		2-0 4-3 		1-2 				3 0 1 0 0 0 2	
Marc Hill, R (1, 2) OBP: 0.261, SLG: 0.231 Tom Griffin, R (7, 1) 			3-1 HR 		2-3 K 		3-2 6-3 			3 1 1 1 0 1 1 0 0 0 0 0 0 0	
John Curtis, L (1, 1) John Tamargo, S (7, 2) OBP: 0.203, SLG: 0.321 	1-1 G3 			1-3 K 		0-0 F9 				2 0 0 0 0 1 0 1 0 0 0 0 0 0	
Inning Stats	R: 0 H: 1 E: 0 LOB: 1 K: 0 BB: 1 S: 6 P: 14	R: 0 H: 0 E: 0 LOB: 0 K: 0 BB: 0 S: 4 P: 4	R: 1 H: 1 E: 0 LOB: 0 K: 0 BB: 0 S: 10 P: 18	R: 0 H: 1 E: 0 LOB: 2 K: 0 BB: 2 S: 7 P: 19	R: 0 H: 0 E: 0 LOB: 0 K: 2 BB: 0 S: 8 P: 12	R: 0 H: 0 E: 0 LOB: 0 K: 2 BB: 0 S: 10 P: 19	R: 0 H: 1 E: 0 LOB: 1 K: 0 BB: 0 S: 10 P: 15	R: 0 H: 0 E: 0 LOB: 0 K: 1 BB: 0 S: 5 P: 5	R: 0 H: 0 E: 0 LOB: 0 K: 2 BB: 0 S: 7 P: 7	1B: 2 SF: 0 2B: 1 SAC: 0 3B: 0 DP: 0 HR: 1 HBP: 0	
PITCHER Mike Krukow, R (1, 1) ERA: 3.47 Bruce Sutter, R (8, 1) ERA: 1.55	IP WLS BF H R ER SO BB IBB HBP BLK WP HR S P ERA WHIP 7.0 W 26 4 1 1 4 3 0 0 0 0 0 1 55 101 1.29 1.000 2.0 S 6 0 0 0 3 0 0 0 0 0 0 0 12 12 0.00 0.000	PITCHER IP WLS BF H R ER SO BB IBB HBP BLK WP HR S P ERA WHIP									

livebaseballscorecards.com

AB	29
R	1
H	4
RBI	1
BB	3
SO	7
LOB	6




Batter	1	2	3	4	5	6	7	8	9	AB	R	H	RBI	BB	SO	LOB
Ivan De Jesus, R OBP: 0.314, SLG: 0.337 (1, 6)	2-1 F9		1-1 F3		1-1 6-3		0-3 K			4	0	0	0	0	1	0
Ted Sizemore, R OBP: 0.330, SLG: 0.352 (1, 4)	1-0 5-3		0-2 L7		0-0 1B		0-0 F9			4	0	1	0	0	0	0
Bill Buckner, L OBP: 0.295, SLG: 0.448 (1, 3)	3-2 F8		0-1 P4		0-1 F9		0-0 G3			4	0	0	0	0	0	1
Dave Kingman, R OBP: 0.381, SLG: 0.654 (1, 7)		0-1 SH1-3 1B		2-2 S 1B		1-1 HR		0-0 6-3		4	2	3	1	0	0	0
Jerry Martin, R OBP: 0.315, SLG: 0.465 (1, 8)		0-1 SH1-3 1B		1-3 K		1-2 CS 1B		0-0 6-3		4	0	2	0	0	1	1
Bobby Murcer, L OBP: 0.371, SLG: 0.444 (1, 9)		0-0 SH1-3		2-3 K		0-1 F8		0-0 G3		3	0	0	0	0	1	2
Steve Ontiveros, S OBP: 0.381, SLG: 0.391 (1, 5)		2-3 K		2-2 2-H 1B		2-2 WP 1B				3	0	2	1	0	1	2
Barry Foote, R OBP: 0.261, SLG: 0.360 (1, 2)		4-0 FC6-4 IBB		2-1 F6		4-0 IBB				1	0	0	0	2	0	1
Mike Krukow, R OBP: 0.188, SLG: 0.250 Bruce Sutter, R (8, 1)		1-1 FC6-4		0-2 1-3		1-1 B1-3				3	0	0	0	0	0	5
										0	0	0	0	0	0	0

Inning Stats	R: 0	H: 0	E: 0	K: 0	S: 9	P: 15	R: 0	H: 2	E: 0	K: 1	S: 12	P: 19	R: 0	H: 0	E: 0	K: 0	S: 7	R: 1	H: 2	E: 0	K: 2	S: 16	R: 0	H: 1	E: 0	K: 0	S: 8	R: 1	H: 3	E: 0	K: 0	S: 12	R: 0	H: 0	E: 0	K: 1	S: 5	R: 0	H: 0	E: 0	K: 0	S: 3		
	LOB: 0	BB: 0	LOB: 3	BB: 1		LOB: 0	BB: 0	LOB: 1	BB: 0	LOB: 1	BB: 0		LOB: 0	BB: 0	LOB: 2	BB: 1		LOB: 0	BB: 0	LOB: 0	BB: 0		LOB: 1	BB: 0	LOB: 2	BB: 1		LOB: 0	BB: 0	LOB: 0	BB: 0		LOB: 0	BB: 0	LOB: 0	BB: 0		LOB: 0	BB: 0	LOB: 0	BB: 0			
	IP: 6.0	WLS: L	BF: 27	H: 8	R: 2	ER: 2	SO: 3	BB: 0	IBB: 2	HBP: 0	BLK: 0	WP: 1	HR: 1	S: 64	P: 97	ERA: 3.00	WHIP: 1.333																											
	IP: 2.0	WLS: L	BF: 6	H: 0	R: 0	ER: 0	SO: 1	BB: 0	IBB: 0	HBP: 0	BLK: 0	WP: 0	HR: 0	S: 8	P: 8	ERA: 0.00	WHIP: 0.000																											

BOTTOM

San Francisco Giants @ Chicago Cubs
 Wrigley Field, Chicago, IL
 Sun Jun 03 1979, 3:33 AM CDT
 Att. 29,665 - Sunny - 76 F

AB	30
R	2
H	8
RBI	2
BB	2
SO	4
LOB	12



WP: 1	PA: 33
PB: 0	
SB: 1	
CS: 1	

Batter	1	2	3	4	5	6	7	8	9	AB R H RBI BB SO LOB	TOP											
Bill North, S (1, 8) OBP: 0.399, SLG: 0.299 Hector Cruz, R (7, 7) OBP: 0.176, SLG: 0.067	0-3 K		3-2 S E 1B		0-0 FC1-6-4 9-2 1B		2-1 F8		0-0 FC6-4-5-2 1-2 3-H 0-0	4 1 2 0 0 1 0 1 0 0 0 0 0 2												
Larry Herndon, R (1, 7) OBP: 0.374, SLG: 0.519 (7, 8)	0-0 F8		4-0 S 2B BB		0-1 FC1-6-4 1-2 2-3 1B		1-0 6-3		0-0 6-3	4 1 1 0 1 0 1												
Jack Clark, R (1, 9) OBP: 0.349, SLG: 0.423	0-0 F3		3-2 1-H 3-H 2B		1-2 FC1-6-4 1-2F 2-3 3-H		1-0 F7			4 0 1 2 0 0 2												
Willie McCovey, L (1, 3) OBP: 0.310, SLG: 0.444		3-3 K	1-2 F5		2-1 9-2			0-3 K		4 0 0 0 0 2 3												
Bill Madlock, R (1, 4) OBP: 0.294, SLG: 0.381		0-1 S 1B		1-1 HR		1-0 6-3		0-0 1B		4 1 3 1 0 0 0												
Darrell Evans, L (1, 5) OBP: 0.342, SLG: 0.376		3-1 F8		1-0 F5		1-2 S 1B		0-0 F5		4 0 1 0 0 0 2												
Roger Metzger, S (1, 6) OBP: 0.262, SLG: 0.290 Mike Ivie, R (8, PH) OBP: 0.299, SLG: 0.415 Johnnie LeMaster, R (8, 6) OBP: 0.388, SLG: 0.417		2-3 K		3-2 6-3		1-2 F8		0-3 K		3 0 0 0 0 1 2 1 0 0 0 0 1 1 0 0 0 0 0 0 0												
Marc Hill, R (1, 2) OBP: 0.262, SLG: 0.226 Terry Whitfield, L (9, PH) OBP: 0.357, SLG: 0.394 Randy Moffitt, R (9, 1)			0-0 F7		3-3 K		4-0 IBB		4-0 SH FC6-4-5-2 BB	2 0 0 0 1 1 0 0 0 0 0 1 0 0 0 0 0 0 0 0 0												
Vida Blue, S (1, 1) OBP: 0.200, SLG: 0.182 Gary Lavelle, S (7, 1) Mike Sadek, R (9, PH) OBP: 0.233, SLG: 0.300 (9, 2)			2-3 K		0-0 1B FC1-6-4 1B		1-1 F7		0-0 SH FC6-4-5-2	3 1 1 0 0 1 2 0 0 0 0 0 0 0 0 0 0 0 0 0 0												
Inning Stats	R: 0 E: 0 K: 1 S: 5	H: 0 LOB: 0 BB: 0 P: 5	R: 0 E: 0 K: 2 S: 10	H: 1 LOB: 1 BB: 0 P: 18	R: 2 E: 0 K: 1 S: 13	H: 2 LOB: 1 BB: 1 P: 26	R: 1 E: 0 K: 1 S: 9	H: 1 LOB: 0 BB: 0 P: 17	R: 1 E: 0 K: 0 S: 9	H: 3 LOB: 1 BB: 0 P: 12	R: 0 E: 0 K: 0 S: 11	H: 1 LOB: 2 BB: 1 P: 19	R: 0 E: 0 K: 2 S: 4	H: 0 LOB: 0 BB: 0 P: 8	R: 0 E: 0 K: 2 S: 8	H: 1 LOB: 1 BB: 0 P: 8	R: 0 E: 1 K: 0 S: 3	H: 0 LOB: 1 BB: 1 P: 7	1B: 7 2B: 3 3B: 0 HR: 1	SF: 0 SAC: 1 DP: 2 HBP: 0	WP: 0 PB: 0 SB: 5 CS: 0	PA: 38
PITCHER	IP WLS BF H R ER SO BB IBB HBP BLK WP HR S P ERA WHIP																					
Silvio Martinez, R (1, 1) ERA: 2.88 Buddy Schultz, L (8, 1) ERA: 4.03 Mark Littell, R (9, 1) ERA: 3.0	7.0 4 0 4	30 1 0 4	8 1 0 0	4 0 0 0	4 2 0 0	5 0 0 0	1 0 1 0	1 0 0 0	0 0 0 0	0 0 0 0	0 0 0 0	0 0 0 0	1 8 3	105 8 7	5.14 0.00 0.00	1.286 1.000 1.000						

San Francisco Giants @ St. Louis Cardinals
 Busch Stadium, St. Louis, MO
 Tue Jun 05 1979, 7:05 PM CDT
 Att. 25,561 - Unknown

livebaseballscorecards.com

AB	34
R	4
H	9
RBI	3
BB	3
SO	7
LOB	15



BOTTOM

San Francisco Giants @ St. Louis Cardinals
Busch Stadium, St. Louis, MO
Tue Jun 05 1979, 7:05 PM CDT
Att. 25,561 - Unknown

livebaseballscorecards.com

AB 34
R 5
H 13
RBI 4
BB 6
SO 4
LOB 21



WP: 0 PA: 41
PB: 1
SB: 0
CS: 2

AB R H RBI BB SO LOB

5 1 2 0 0 0 2

5 1 3 2 0 0 0

4 0 1 0 1 1 1

4 2 2 1 1 0 2

4 0 1 0 1 0 3

3 0 1 0 1 0 4

3 0 2 1 1 0 2

0 0 0 0 0 0 0

3 0 1 0 0 1 3

2 0 0 0 0 1 2
0 0 0 0 1 0 0
0 1 0 0 0 0 0
0 0 0 0 0 0 0
1 0 0 0 0 1 2
0 0 0 0 0 0 0

1B: 8 SF: 0
2B: 3 SAC: 1
3B: 1 DP: 2
HR: 1 HBP: 0

Batter	1	2	3	4	5	6	7	8	9
Garry Templeton, S (1, 6) OBP: 0.342, SLG: 0.426	0-0 5-3		0-1 4-3		0-2 CS 1B		2-1 1-3 2B 2B	0-0 F3	
Jerry Mumphrey, S (1, 7) OBP: 0.321, SLG: 0.360	0-2 G3		0-0 5-3		1-1 1-2 1B		0-0 1B 2B 2-H 3-H	0-0 PB 3B	
Keith Hernandez, L (1, 3) OBP: 0.367, SLG: 0.517	2-3 K		1-1 6-3		1-2 F7		0-0 G5-4-3 1B	4-0 IBB IBB	
Ted Simmons, S (1, 2) OBP: 0.417, SLG: 0.601		1-1 HR		0-0 G5-4-3 2B 1B		2-2 F5	0-0 G5-4-3 1-2f	4-0 1-2 IBB	
George Hendrick, R (1, 9) OBP: 0.391, SLG: 0.518		0-0 P4		0-2 E4 G5-4-3		0-2 1B 1B	4-0 IBB	1-0 PB	
Tony Scott, S (1, 8) OBP: 0.327, SLG: 0.391		4-2 CS BB		0-0 G5-4-3 1-2f 2-3		2-0 1-2 1B	0-0 L6		
Ken Reitz, R (1, 5) OBP: 0.299, SLG: 0.379		2-2 1B 1-2		0-0 2B 3-H		0-2 F7		4-0 SH2-4 BB	
Ken Oberkfell, L (8, PR) OBP: 0.371, SLG: 0.453									
Mike Tyson, R (1, 4) OBP: 0.277, SLG: 0.385		0-0 1-2 1B		0-0 5-3		2-3 K		0-0 SH2-4 1-2	
Silvio Martinez, R (1, 1) OBP: 0.066, SLG: 0.100		0-0 F9				1-3 K		0-3 K	
Roger Freed, R (7, PH) OBP: 0.357, SLG: 0.400									
Lou Brock, L (7, PR) OBP: 0.395, SLG: 0.488									
Buddy Schultz, R (8, 1) OBP: 0.267, SLG: 0.300									
Steve Swisher, R (8, PH) OBP: 0.267, SLG: 0.300									
Mark Littell, L (9, 1)									

Inning Stats	R: 0	H: 0	E: 0	K: 1	S: 7	R: 1	H: 3	E: 0	K: 0	S: 11	R: 0	H: 0	E: 0	K: 0	S: 5	R: 1	H: 2	E: 1	K: 0	S: 7	R: 0	H: 2	E: 0	K: 1	S: 11	R: 0	H: 2	E: 0	K: 1	S: 16	R: 2	H: 3	E: 0	K: 0	S: 6	R: 0	H: 0	E: 0	K: 1	S: 5	R: 1	H: 1	E: 0	K: 0	S: 1	1B: 8	2B: 3	3B: 1	HR: 1	SF: 0	SAC: 1	DP: 2	HBP: 0	WP: 0	PA: 41
--------------	------	------	------	------	------	------	------	------	------	-------	------	------	------	------	------	------	------	------	------	------	------	------	------	------	-------	------	------	------	------	-------	------	------	------	------	------	------	------	------	------	------	------	------	------	------	------	-------	-------	-------	-------	-------	--------	-------	--------	-------	--------

PITCHER	IP	WLS	BF	H	R	ER	SO	BB	IBB	HBP	BLK	WP	HR	S	P	ERA	WHIP
Vida Blue, L (1, 1) ERA: 5.98	6.0		28	10	4	3	3	2	0	0	0	0	1	59	84	4.50	2.000
Gary Lavelle, L (7, 1) ERA: 2.21	2.0		9	2	0	0	1	1	1	0	0	0	0	9	17	0.00	1.500
Randy Moffitt, R (9, 1) ERA: 7.11	0.0	L	4	1	1	0	0	0	2	0	0	0	0	1	10	∞	∞

Batter	1	2	3	4	5	6	7	8	9	AB R H RBI BB SO LOB	TOP																
Bill North, S (1, 8) OBP: 0.404, SLG: 0.304	0-3 K		0-0 5-3	2-2 FC6-4 1B		4-0 PO BB		0-0 S 1B		4 0 2 1 1 1 0	San Francisco Giants @ St. Louis Cardinals Busch Stadium, St. Louis, MO Wed Jun 06 1979, 7:05 PM CDT Att: 19,003 - Unknown																
Larry Herndon, R (1, 7) OBP: 0.375, SLG: 0.541	2-2 F8		4-0 1B SF9 BB	1-0 FC6-4 1-2f		1 SAFE 0-0 PO 1-2	0-0 HR	0-3 K		4 2 1 1 1 1 3																	
Jack Clark, R (1, 9) OBP: 0.354, SLG: 0.455	1-1 HR		1-1 FC6-4 1B		3-2 HR		0-0 F7		0-0 6-3	5 2 3 2 0 0 0																	
Mike Ivie, R (1, 3) OBP: 0.295, SLG: 0.417	1-2 F8		1-0 SF9		3-2 F8		0-0 2B		0-0 5-3	4 0 1 1 0 0 0																	
Bill Madlock, R (1, 4) OBP: 0.297, SLG: 0.381		1-0 6-3	0-0 FC6-4 1-2f		3-2 S 1B		0-0 F3		0-0 1B	5 0 2 0 0 0 2																	
Darrell Evans, L (1, 5) OBP: 0.344, SLG: 0.370		4-2 BB BB		0-1 F8	1-3 K		4-0 IBB		0-3 K	3 0 0 0 2 2 2																	
Johnnie LeMaster, R (1, 6) OBP: 0.388, SLG: 0.403		4-1 FC4-6 BB		0-3 K	1-0 F9		0-0 G3			2 0 0 0 1 1 1																	
Willie McCovey, L (7, PH) OBP: 0.308, SLG: 0.440										1 0 0 0 0 0 2																	
Roger Metzger, S (7, 6) OBP: 0.262, SLG: 0.290										0 0 0 0 0 0 0																	
Marc Hill, R (1, 2) OBP: 0.262, SLG: 0.236		1-1 F9		0-0 PB 1B 2B		0-0 F8		0-3 K		4 1 1 0 0 1 2																	
Philip Nastu, L (1, 1) OBP: 0.211, SLG: 0.063		1-1 FC4-6		4-1 1B		0-0 4-3		0-0 P4		2 0 0 0 1 0 2																	
Tom Griffin, R (6, 1)										0 0 0 0 0 0 0																	
Dave Roberts, L (7, 1)										0 0 0 0 0 0 0																	
Randy Moffitt, R (7, 1)										1 0 0 0 0 0 0																	
Gary Lavelle, S (8, 1)										0 0 0 0 0 0 0																	
Inning Stats	R: 1 E: 0 K: 1 S: 12	H: 1 LOB: 0 BB: 0 P: 16	R: 0 E: 0 K: 0 S: 9	H: 0 LOB: 2 BB: 2 P: 20	R: 1 E: 0 K: 0 S: 5	H: 1 LOB: 1 BB: 1 P: 11	R: 1 E: 0 K: 1 S: 12	H: 2 LOB: 2 BB: 1 P: 19	R: 1 E: 0 K: 1 S: 15	H: 2 LOB: 1 BB: 0 P: 26	R: 0 E: 0 K: 0 S: 2	H: 0 LOB: 0 BB: 1 P: 6	R: 1 E: 0 K: 0 S: 5	H: 2 LOB: 2 BB: 1 P: 9	R: 0 E: 0 K: 2 S: 8	H: 1 LOB: 1 BB: 0 P: 8	R: 0 E: 0 K: 1 S: 6	H: 1 LOB: 1 BB: 0 P: 6	1B: 5 2B: 2 3B: 0 HR: 3	SF: 1 SAC: 0 DP: 0 HBP: 0	WP: 0 PB: 1 SB: 2 CS: 0	PA: 43					
PITCHER	IP WLS BF H R ER SO BB IBB HBP BLK WP HR S P ERA WHIP																										
Bob Sykes, L (1, 1) ERA: 5.06	5.0		25	6	4	3	3	4	0	0	0	0	2	53	92	5.40	2.000										
Tom Bruno, R (6, 1) ERA: 3.28	1.2		8	2	1	1	0	1	1	0	0	0	1	6	14	5.40	1.800										
Will McEnaney, L (7, 1) ERA: 2.84	0.1		1	0	0	0	0	0	0	0	0	0	0	1	1	0.00	0.000										
Buddy Schultz, L (8, 1) ERA: 3.9	1.0	W	4	1	0	0	2	0	0	0	0	0	0	8	8	0.00	1.000										
Mark Littell, R (9, 1) ERA: 2.89	1.0	S	4	1	0	0	1	0	0	0	0	0	0	6	6	0.00	1.000										

AB	35
R	5
H	10
RBI	5
BB	6
SO	6
LOB	14



Batter	1	2	3	4	5	6	7	8	9	AB	R	H	RBI	BB	SO	LOB
Garry Templeton, S OBP: 0.353, SLG: 0.442 (1, 6)	4-0 CS BB	0-0 F7			1-0 3B		0-0 WP 1B	0-0 FC6-4 1B		4	1	3	1	1	0	0
Jerry Mumphy, S OBP: 0.328, SLG: 0.400 (1, 7)	2-1 FC5-2 3B		0-2 F9		1-0 5-3		1-0 1B 1B	0-0 FC6-4 1B		5	1	2	1	0	0	3
Keith Hernandez, L OBP: 0.364, SLG: 0.512 (1, 3)	1-0 FC5-2		1-1 F8			1-0 F7	0-0 1B 1B			4	0	1	0	0	0	1
Ted Simmons, S OBP: 0.414, SLG: 0.593 (1, 2)	2-2 F8		3-2 4-3			1-0 F4	0-0 1B			4	0	1	1	0	0	1
George Hendrick, R OBP: 0.394, SLG: 0.536 (1, 9)		2-0 HR			2-1 F8	0-0 2B 1B	0-0 F4			4	1	2	1	0	0	2
Tony Scott, S OBP: 0.330, SLG: 0.398 (1, 8)		2-1 F7			0-2 6-3			0-0 SH3-4 1B		4	1	2	0	0	0	0
Ken Reitz, R OBP: 0.300, SLG: 0.378 (1, 5)		1-0 HR 1B			2-3 K			0-0 SH3-4		3	1	1	0	0	2	2
Mike Tyson, R OBP: 0.281, SLG: 0.415 Ken Oberkfell, L OBP: 0.375, SLG: 0.446 (7, PH) (8, 4)		2-2 HR			3-2 4-3			4-0 1B IBB		2	1	1	2	0	0	0
Bob Sykes, S OBP: 0.186, SLG: 0.059 Roger Freed, R OBP: 0.333, SLG: 0.364 Tom Bruno, R Will McEnaney, L Dane Iorg, L OBP: 0.229, SLG: 0.371 Buddy Schultz, R Lou Brock, L OBP: 0.392, SLG: 0.484 Mark Littell, L (5, PH) (6, 1) (7, 1) (7, PH) (8, 1) (8, PH) (9, 1)		0-3 K			0-0 5-3			0-0 F6		1	0	0	0	0	1	0
Inning Stats	R: 0 E: 0 K: 0 S: 6	H: 1 LOB: 1 BB: 1 P: 15	R: 3 E: 0 K: 1 S: 13	H: 3 LOB: 0 BB: 0 P: 20	R: 0 E: 0 K: 0 S: 8	H: 0 LOB: 0 BB: 0 P: 12	R: 0 E: 0 K: 1 S: 8	H: 1 LOB: 1 BB: 0 P: 11	R: 2 E: 0 K: 0 S: 7	H: 4 LOB: 2 BB: 0 P: 8	R: 1 E: 0 K: 0 S: 5	H: 2 LOB: 2 BB: 1 P: 9	1B: 8 2B: 1 3B: 2 HR: 2	SF: 0 SAC: 1 DP: 0 HBP: 0	WP: 1 PB: 0 SB: 0 CS: 1	PA: 38

BOTTOM

San Francisco Giants @ St. Louis Cardinals
 Busch Stadium, St. Louis, MO
 Wed Jun 06 1979, 7:05 PM CDT
 Att. 19,003 - Unknown

livebaseballscorecards.com

AB	35
R	6
H	13
RBI	6
BB	2
SO	3
LOB	11



	PITCHER	IP	WLS	BF	H	R	ER	SO	BB	IBB	HBP	BLK	WP	HR	S	P	ERA	WHIP
Philip NASTU, L ERA: 3.6 (1, 1)		5.2		24	7	3	3	2	1	0	0	0	0	2	47	80	4.76	1.412
Tom Griffin, R ERA: 4.69 (6, 1)		1.0		5	2	2	2	1	0	0	0	0	1	0	7	8	18.00	2.000
Dave Roberts, L ERA: 2.7 (7, 1)		0.0	L	2	2	0	0	0	0	0	0	0	0	0	2	2	∞	∞
Randy Moffitt, R ERA: 7.27 (7, 1)		0.2		4	1	1	1	0	0	1	0	0	0	0	3	7	13.50	1.500
Gary Lavelle, L ERA: 2.17 (8, 1)		0.2		3	1	0	0	0	0	0	0	0	0	0	3	3	0.00	1.500

Batter	1	2	3	4	5	6	7	8	9	AB	R	H	RBI	BB	SO	LOB	TOP					
Bill North, S (1, 8) <small>OBP: 0.401, SLG: 0.299</small> Dave Roberts, L (6, 1) Mike Ivie, R (8, PH) <small>OBP: 0.298, SLG: 0.442</small>	4-0 FC4 1B BB	2-3 K		0-0 FC4-6 1-2f 2-H		0-0 5-3		0-0 G3 1-2 3-H	0-0 HR 1-H 3-H	3	1	0	0	1	1	3						
Terry Whitfield, L (1, 7) <small>OBP: 0.361, SLG: 0.423</small>	1-1 FC4 1B 1-2 1B		2-2 HR	0-0 1-3			0-0 G3	0-0 1B 2-H	0-0 3B	6	2	3	2	0	0	2						
Jack Clark, R (1, 9) <small>OBP: 0.354, SLG: 0.450</small>	2-1 G3-6-1 1-3 2-H 1B 1B		2-0 F7		0-0 5-3		4-0 1-3 1B BB	0-3 K	0-0 F8	5	0	1	1	1	1	2						
Willie McCovey, L (1, 3) <small>OBP: 0.317, SLG: 0.473</small> Larry Herndon, R (6, 8) <small>OBP: 0.388, SLG: 0.552</small>	0-0 G3-6-1 1-2 3-H 1B		1-0 HR		0-3 K		0-0 1-3 1B	0-0 BB 1B FC6-4 1B	3	1	2	2	0	1	0							
Darrell Evans, L (1, 5) <small>OBP: 0.345, SLG: 0.368</small>	0-0 G3-6-1 1-2f 2-3		4-1 G6-4-3 BB		0-0 F9		0-0 1-3	0-0 FC6-4 BB 1-2 FC4-6 1B	4	1	1	0	1	0	4							
Marc Hill, R (1, 2) <small>OBP: 0.262, SLG: 0.230</small> Tom Griffin, R (8, 1) Bill Madlock, R (9, PH) <small>OBP: 0.300, SLG: 0.381</small> Randy Moffitt, R (9, 1)	4-2 BB		1-1 G6-4-3		0-3 K		0-0 6-3	4-0 FC6-4 1-2 2-3 BB	3	0	0	0	1	1	3							
Johnnie LeMaster, R (1, 6) <small>OBP: 0.387, SLG: 0.394</small>	0-0 L7		1-3 K		1-0 1B HBP			0-0 1B G3 1B	0-0 FC6-4 1-2f 2-3 3-H	4	1	1	1	0	1	4						
Rob Andrews, R (1, 4) <small>OBP: 0.342, SLG: 0.294</small>		1-0 F9		1-0 1B E 1B		0-0 1B		0-0 L8	0-0 FC4-6 1-2f HR	5	2	2	1	0	0	2						
Bob Knepper, L (1, 1) <small>OBP: 0.226, SLG: 0.387</small> Max Venable, L (4, PH) <small>OBP: 0.462, SLG: 0.583</small> Greg Minton, S (4, 1) John Tamargo, S (6, PH) <small>OBP: 0.226, SLG: 0.327</small>		0-0 4-3		0-0 FC4-6 1-2 1B		0-0 F8		0-0 1B G3 1B	4-0 HR 1-3 BB	1	0	0	0	0	0	0						
Inning Stats	R: 2 E: 0 K: 0 S: 9	H: 2 LOB: 2 BB: 2 P: 20	R: 0 E: 0 K: 1 S: 5	H: 0 LOB: 0 BB: 0 P: 8	R: 2 E: 0 K: 0 S: 8	H: 2 LOB: 0 BB: 1 P: 18	R: 1 E: 1 K: 1 S: 7	H: 2 LOB: 1 BB: 0 P: 9	R: 0 E: 0 K: 1 S: 5	H: 0 LOB: 0 BB: 0 P: 5	R: 0 E: 0 K: 1 S: 6	H: 1 LOB: 2 BB: 0 P: 7	R: 0 E: 0 K: 0 S: 4	H: 1 LOB: 2 BB: 1 P: 8	R: 2 E: 0 K: 1 S: 8	H: 3 LOB: 1 BB: 0 P: 8	R: 5 E: 0 K: 0 S: 7	H: 4 LOB: 1 BB: 2 P: 15	1B: 11 2B: 0 3B: 1 HR: 3	SF: 0 SAC: 0 DP: 2 HBP: 1	WP: 0 PB: 0 SB: 1 CS: 0	PA: 48
PITCHER	IP	WLS	BF	H	R	ER	SO	BB	IBB	HBP	BLK	WP	HR	S	P	ERA	WHIP					
John Denny, R (1, 1) ERA: 4.18	7.1		36	10	7	6	4	4	0	1	0	0	2	47	78	7.36	1.909					
Tom Bruno, R (8, 1) ERA: 3.55	0.2		4	2	1	1	1	0	0	0	0	0	0	6	6	13.50	3.000					
Darold Knowles, L (9, 1) ERA: 3.68	0.0		1	1	0	0	0	0	0	0	0	0	0	1	1	∞	∞					
Mark Littell, R (9, 1) ERA: 3.77	0.2	L	6	2	4	4	0	2	0	0	0	0	1	4	12	54.00	6.000					
Buddy Schultz, L (9, 1) ERA: 3.86	0.1		1	0	0	0	0	0	0	0	0	0	0	1	1	0.00	0.000					

San Francisco Giants @ St. Louis Cardinals
Busch Stadium, St. Louis, MO
 Thu Jun 07 1979, 7:05 PM CDT
 Att. 20,058 - Unknown

AB	41
R	12
H	15
RBI	11
BB	6
SO	5
LOB	23



BOTTOM

San Francisco Giants @ St. Louis Cardinals
Busch Stadium, St. Louis, MO
Thu Jun 07 1979, 7:05 PM CDT
Att. 20,058 - Unknown

livebaseballscorecards.com

AB 38
R 10
H 15
RBI 10
BB 5
SO 9
LOB 17



WP: 1 PA: 45
PB: 0
SB: 1
CS: 1

AB R H RBI BB SO LOB

4 2 3 1 1 0 1

4 1 3 2 1 0 1

5 1 1 3 0 2 5

4 3 2 0 1 0 0

5 1 2 0 0 2 1

5 1 3 4 0 0 1

3 0 0 0 1 2 3
1 0 0 0 0 0 1

3 1 1 0 1 0 1
1 0 0 0 0 1 1

2 0 0 0 0 1 2
1 0 0 0 0 1 0

0 0 0 0 0 0 0
0 0 0 0 0 0 0

0 0 0 0 0 0 0

1B: 9 SF: 0
2B: 4 SAC: 1
3B: 1 DP: 2
HR: 1 HBP: 0

Batter	1	2	3	4	5	6	7	8	9
Garry Templeton, S (1, 6) OBP: 0.363, SLG: 0.453									
Jerry Mumphrey, S (1, 7) OBP: 0.365, SLG: 0.424									
Keith Hernandez, L (1, 3) OBP: 0.361, SLG: 0.519									
George Hendrick, R (1, 9) OBP: 0.399, SLG: 0.541									
Tony Scott, S (1, 8) OBP: 0.332, SLG: 0.403									
Ken Reitz, R (1, 5) OBP: 0.307, SLG: 0.394									
Steve Swisher, R (1, 2) OBP: 0.259, SLG: 0.261									
Ted Simmons, S (9, PH)									
Mike Tyson, R (1, 4) OBP: 0.288, SLG: 0.422									
Dane Iorg, L (9, PH) OBP: 0.325, SLG: 0.366									
John Denny, R (1, 1) OBP: 0.129, SLG: 0.200									
Tom Bruno, R (8, 1)									
Darold Knowles, L (9, 1)									
Mark Littell, L (9, 1)									
Buddy Schultz, R (9, 1)									

Inning Stats	R: 6	H: 6	E: 0	K: 2	S: 19	LOB: 3	BB: 3	P: 38	R: 0	H: 1	E: 0	K: 2	S: 8	LOB: 1	BB: 0	P: 10	R: 1	H: 2	E: 0	K: 1	S: 10	LOB: 1	BB: 0	P: 14	R: 1	H: 1	E: 0	K: 0	S: 3	LOB: 0	BB: 1	P: 7	R: 1	H: 2	E: 0	K: 0	S: 4	LOB: 0	BB: 0	P: 4	R: 0	H: 0	E: 0	K: 2	S: 7	LOB: 0	BB: 0	P: 7	R: 0	H: 0	E: 0	K: 0	S: 2	LOB: 0	BB: 1	P: 6	R: 0	H: 1	E: 0	K: 1	S: 6	LOB: 1	BB: 0	P: 6	R: 1	H: 2	E: 0	K: 1	S: 7	LOB: 1	BB: 0	P: 7	1B: 9	SF: 0	2B: 4	SAC: 1	3B: 1	DP: 2	HR: 1	HBP: 0	WP: 1	PA: 45
--------------	------	------	------	------	-------	--------	-------	-------	------	------	------	------	------	--------	-------	-------	------	------	------	------	-------	--------	-------	-------	------	------	------	------	------	--------	-------	------	------	------	------	------	------	--------	-------	------	------	------	------	------	------	--------	-------	------	------	------	------	------	------	--------	-------	------	------	------	------	------	------	--------	-------	------	------	------	------	------	------	--------	-------	------	-------	-------	-------	--------	-------	-------	-------	--------	-------	--------

PITCHER	IP	WLS	BF	H	R	ER	SO	BB	IBB	HBP	BLK	WP	HR	S	P	ERA	WHIP
Bob Knepper, L (1, 1) ERA: 4.05	3.0		21	9	7	7	5	2	1	0	0	0	1	37	62	21.00	3.667
Greg Minton, R (4, 1) ERA: 6.75	2.0		8	3	2	2	0	1	0	0	0	1	0	7	11	9.00	2.000
Dave Roberts, L (6, 1) ERA: 2.53	2.0		6	0	0	0	2	1	0	0	0	0	0	9	13	0.00	0.500
Tom Griffin, R (8, 1) ERA: 4.57	1.0	W	4	1	0	0	1	0	0	0	0	0	0	6	6	0.00	1.000
Randy Moffitt, R (9, 1) ERA: 7.33	1.0	S	5	2	1	1	1	0	0	0	0	0	0	7	7	9.00	2.000

Batter	1	2	3	4	5	6	7	8	9	AB R H RBI BB SO LOB	TOP						
Bill North, S OBP: 0.398, SLG: 0.299 (1, 8) C X	0-1 E S 2B 1B		2-1 G3		1-0 F7			2-2 SF8		3 1 1 1 0 0 0							
Terry Whitfield, L OBP: 0.359, SLG: 0.424 (1, 7) X	0-0 F7		2-2 2B			1-0 4-3		2-2 K		4 0 1 0 0 1 2							
Jack Clark, R OBP: 0.348, SLG: 0.441 (1, 9) B B 2 SAFE S F F F C	3-3 K		2-2 5-3			2-1 F8		1-3 K		4 0 0 0 0 2 3							
Willie McCovey, L OBP: 0.315, SLG: 0.474 (1, 3) F B X	1-1 2B		0-0 1-3			3-2 F5			0-0 F8	4 0 1 1 0 0 1							
Darrell Evans, L OBP: 0.339, SLG: 0.361 (1, 5) B C S F B X	2-2 F8		1-2 3-1			3-3 K			0-0 F4	4 0 0 0 0 1 1							
Marc Hill, R OBP: 0.283, SLG: 0.233 (1, 2) Bill Madlock, R OBP: 0.299, SLG: 0.379 (9, PH)		1-2 G6-4-3 1B	2-2 5-3			0-1 G1			0-0 F3	3 0 1 0 0 0 0 1 0 0 0 0 0 0							
Johnnie LeMaster, R OBP: 0.385, SLG: 0.391 (1, 6) X C F		0-2 G6-4-3 1B	1-1 F8			1-0 6-3				3 0 1 0 0 0 0							
Rob Andrews, R OBP: 0.341, SLG: 0.297 (1, 4) X T B B T B		2-2 G6-4-3			0-2 6-3			2-0 SH SF8 1B		3 1 1 0 0 0 2							
John Curtis, L Randy Moffitt, R (8, 1)		2-3 K			0-0 F7			1-1 SH		2 0 0 0 0 1 1 0 0 0 0 0 0 0							
Inning Stats	R: 1 H: 2 E: 1 LOB: 1 K: 1 BB: 0 S: 13 P: 19	R: 0 H: 2 E: 0 LOB: 1 K: 1 BB: 0 S: 13 P: 18	R: 0 H: 1 E: 0 LOB: 1 K: 0 BB: 0 S: 9 P: 15	R: 0 H: 0 E: 0 LOB: 0 K: 0 BB: 0 S: 9 P: 13	R: 0 H: 0 E: 0 LOB: 0 K: 0 BB: 0 S: 6 P: 7	R: 0 H: 0 E: 0 LOB: 0 K: 0 BB: 0 S: 7 P: 13	R: 0 H: 0 E: 0 LOB: 0 K: 1 BB: 0 S: 7 P: 11	R: 1 H: 1 E: 1 LOB: 1 K: 2 BB: 0 S: 13 P: 20	R: 0 H: 0 E: 0 LOB: 0 K: 0 BB: 0 S: 3 P: 3	1B: 4 SF: 1 2B: 2 SAC: 1 3B: 0 DP: 1 HR: 0 HBP: 0	WP: 0 PA: 33 PB: 0 SB: 1 CS: 0						
PITCHER	IP WLS BF H R ER SO BB IBB HBP BLK WP HR S P ERA WHIP																
Don Robinson, R ERA: 2.99 (1, 1)	6.0	22	5	1	1	2	0	0	0	0	0	0	0	57	85	1.50	0.833
Enrique Romo, R ERA: 2.78 (7, 1)	2.0	W	8	1	1	0	3	0	0	0	0	0	0	20	31	0.00	0.500
Grant Jackson, L ERA: 2.55 (9, 1)	1.0	S	3	0	0	0	0	0	0	0	0	0	0	3	3	0.00	0.000

San Francisco Giants @ Pittsburgh Pirates
 Three Rivers Stadium, Pittsburgh, PA
 Fri Jun 08 1979, 7:05 PM EDT
 Att. 18,227 - Unknown

AB	31
R	2
H	6
RBI	2
BB	0
SO	5
LOB	10



Batter	1	2	3	4	5	6	7	8	9
Omar Moreno, L OBP: 0.363, SLG: 0.440 (1, 8) B F B B X	3-1 WP S 1B		0-0 FC4-6 1-2f			2-2 G6-3 1-2f		3-1 HR 1B	
Tim Foli, R OBP: 0.331, SLG: 0.347 (1, 6) B B S X	2-1 F8		0-0 FC4-6 1-2f			0-1 F4		3-1 HR 1B	
Dale Berra, R OBP: 0.261, SLG: 0.268 (1, 6) B B S X									
Willie Stargell, L OBP: 0.378, SLG: 0.643 (8, PH) (9, 3)									
Dave Parker, L OBP: 0.361, SLG: 0.586 (1, 9) B C B B	4-1 CS 1-3 BB			1-1 G3			1-0 4-3 1B	0-1 HR	
Bill Robinson, R OBP: 0.315, SLG: 0.621 (1, 3) (9, 5) S F S	0-3 K 1-2			1-1 F4			0-1 F8	0-0 FC6-4 1B	
Lee Lacy, R OBP: 0.333, SLG: 0.386 (1, 7) C B S X		1-1 F9		2-1 F8			2-2 4-3 1B	0-0 FC6-4	
Grant Jackson, S (9, 1)									
Phil Garner, R OBP: 0.339, SLG: 0.427 (1, 5) (9, 6) X		0-0 F8		1-3 K			1-1 4-3		
Rennie Stennett, R OBP: 0.278, SLG: 0.289 (1, 4) B S X		1-1 3-1		0-1 F8			1-0 L6		
Steve Nicosia, R OBP: 0.341, SLG: 0.467 (1, 2) F B B B			4-1 FC4-6 BB	1-3 K			1-0 6-3		
Don Robinson, R OBP: 0.273, SLG: 0.273 (1, 1) F F C			0-3 K			4-1 G6-3 BB		1-1 F8	
Mike Easter, L OBP: 0.500, SLG: 0.750 (6, PH)									
Enrique Romo, R (7, 1)									
Manny Sanguillen, R OBP: 0.238, SLG: 0.333 (8, PH)									
Matt Alexander, S OBP: 0.667, SLG: 1.333 (9, 7)									


AB	R	H	RBI	BB	SO	LOB
4	1	2	0	0	0	2
0	0	0	0	0	0	0
3	0	0	0	0	0	2
1	1	1	2	0	0	0
3	1	2	1	1	0	0
4	0	1	0	0	1	3
4	0	1	0	0	0	1
0	0	0	0	0	0	0
3	0	0	0	0	1	2
3	0	0	0	0	0	2
2	0	0	0	1	1	0
1	0	0	0	0	1	1
0	0	0	0	1	0	0
0	0	0	0	0	0	0
1	0	0	0	0	0	0
0	0	0	0	0	0	0
1B: 5	SF: 0					
2B: 0	SAC: 0					
3B: 0	DP: 1					
HR: 2	HBP: 0					

BOTTOM

San Francisco Giants @ Pittsburgh Pirates
Three Rivers Stadium, Pittsburgh, PA

livebaseballscorecards.com

AB	29
R	3
H	7
RBI	3
BB	3
SO	4
LOB	13



WP: 1 PA: 32
PB: 0
SB: 1
CS: 1

Inning Stats	R: 0	H: 1	E: 0	K: 1	S: 8	LOB: 1	BB: 1	P: 17									
John Curtis, L ERA: 6.28 (1, 1)	7.2	WLS: 1	BF: 31	H: 7	R: 3	ER: 3	SO: 4	BB: 3	IBB: 0	HBP: 0	BLK: 0	WP: 1	HR: 2	S: 60	P: 100	ERA: 3.52	WHIP: 1.304
Randy Moffitt, R ERA: 7.24 (8, 1)	0.1		1	0	0	0	0	0	0	0	0	0	0	1	1	0.00	0.000

AB	R	H	RBI	BB	SO	LOB
4	1	2	0	0	0	2
0	0	0	0	0	0	0
3	0	0	0	0	0	2
1	1	1	2	0	0	0
3	1	2	1	1	0	0
4	0	1	0	0	1	3
4	0	1	0	0	0	1
0	0	0	0	0	0	0
3	0	0	0	0	1	2
3	0	0	0	0	0	2
2	0	0	0	1	1	0
1	0	0	0	0	1	1
0	0	0	0	1	0	0
0	0	0	0	0	0	0
1	0	0	0	0	0	0
0	0	0	0	0	0	0
1B: 5	SF: 0					
2B: 0	SAC: 0					
3B: 0	DP: 1					
HR: 2	HBP: 0					

Fri Jun 08 1979, 7:05 PM EDT
Att. 18,227 - Unknown

Batter	1	2	3	4	5	6	7	8	9	AB R H RBI BB SO LOB	TOP	
Bill North, S (1, 8) <small>OBP: 0.394, SLG: 0.302</small>	0-0 		3-1 		3-2 		1-0 		0-0 	5 0 1 0 0 0 2		
Larry Herndon, R (1, 7) <small>OBP: 0.386, SLG: 0.544</small> Terry Whitfield, L (8, PH) <small>OBP: 0.365, SLG: 0.430</small>	3-2 		1-0 			0-2 		0-0 	0-0 	3 1 1 0 0 0 1 2 1 2 0 0 0 0		
Jack Clark, R (1, 9) <small>OBP: 0.350, SLG: 0.444</small>	1-2 		2-2 			3-1 		0-0 	4-0 	3 0 1 1 1 0 1		
Mike Ivie, R (1, 3) <small>OBP: 0.295, SLG: 0.440</small>	0-0 			0-1 		0-1 		0-3 	0-0 	5 0 1 0 0 1 4		
Bill Madlock, R (1, 4) <small>OBP: 0.307, SLG: 0.403</small>	0-0 			2-0 		4-0 		0-0 		3 2 2 2 1 0 1		
Darrell Evans, L (1, 5) <small>OBP: 0.338, SLG: 0.355</small>		1-0 		1-3 		2-3 		4-0 		3 1 0 0 1 2 2		
Johnnie LeMaster, R (1, 6) <small>OBP: 0.370, SLG: 0.375</small> Willie McCovey, L (8, PH) <small>OBP: 0.320, SLG: 0.504</small> Roger Metzger, S (8, 6) <small>OBP: 0.262, SLG: 0.290</small>		0-0 		1-3 			2-1 	0-0 		3 0 0 0 0 1 0 1 1 1 3 0 0 0 0 0 0 0 0 0 0		
Marc Hill, R (1, 2) <small>OBP: 0.263, SLG: 0.233</small>		0-1 			2-1 		1-1 	0-0 		4 0 1 0 0 0 0		
Vida Blue, S (1, 1) <small>OBP: 0.205, SLG: 0.167</small>			1-2 		0-3 		0-0 		4-0 	3 0 0 0 1 1 1		
Inning Stats	R: 1 H: 2 E: 0 LOB: 1 K: 0 BB: 0 S: 11 P: 15	R: 0 H: 0 E: 0 LOB: 0 K: 0 BB: 0 S: 4 P: 5	R: 0 H: 1 E: 0 LOB: 1 K: 0 BB: 0 S: 11 P: 18	R: 1 H: 1 E: 0 LOB: 0 K: 2 BB: 0 S: 9 P: 13	R: 0 H: 0 E: 0 LOB: 0 K: 1 BB: 0 S: 8 P: 13	R: 0 H: 1 E: 0 LOB: 2 K: 1 BB: 1 S: 11 P: 20	R: 0 H: 1 E: 0 LOB: 1 K: 0 BB: 0 S: 6 P: 10	R: 4 H: 3 E: 0 LOB: 0 K: 1 BB: 1 S: 8 P: 12	R: 0 H: 1 E: 0 LOB: 2 K: 0 BB: 2 S: 3 P: 11	1B: 4 SF: 0 2B: 4 SAC: 1 3B: 0 DP: 1 HR: 2 HBP: 0	WP: 0 PA: 40 PB: 0 SB: 1 CS: 0	
PITCHER Jim Rooker, L (1, 1) <small>ERA: 1.98</small> Bruce Kison, R (8, 1) <small>ERA: 3.1</small> Grant Jackson, L (8, 1) <small>ERA: 2.81</small> Kent Tekulve, R (9, 1) <small>ERA: 4.5</small>	IP WLS BF H R ER SO BB IBB HBP BLK WP HR S P ERA WHIP											PITCHER IP WLS BF H R ER SO BB IBB HBP BLK WP HR S P ERA WHIP
Jim Rooker, L (1, 1) Bruce Kison, R (8, 1) Grant Jackson, L (8, 1) Kent Tekulve, R (9, 1)	7.0 28 6 2 2 4 0 1 0 0 0 1 60 94 2.57 0.857 0.2 L 5 2 3 3 1 0 1 0 0 0 0 6 10 40.50 3.000 1.0 6 2 1 1 0 2 0 0 0 0 1 4 12 9.00 4.000 0.1 1 0 0 0 0 0 0 0 0 0 0 1 1 0.00 0.000											ERA WHIP 2.57 0.857 40.50 3.000 9.00 4.000 0.00 0.000

San Francisco Giants @ Pittsburgh Pirates
 Three Rivers Stadium, Pittsburgh, PA
 Sat Jun 09 1979, 7:05 PM EDT
 Att. 25,814 - Unknown

AB	35
R	6
H	10
RBI	6
BB	4
SO	5
LOB	12



San Francisco Giants @ Pittsburgh Pirates

Three Rivers Stadium, Pittsburgh, PA

Sat Jun 09 1979, 7:05 PM EDT
Att. 25,814 - Unknown

livebaseballscorecards.com

AB 30
R 2
H 5
RBI 2
BB 5
SO 6
LOB 16



WP: 0 PA: 35
PB: 0
SB: 0
CS: 0

Batter	1	2	3	4	5	6	7	8	9	AB R H RBI BB SO LOB
Omar Moreno, L (1, 8) <small>OBP: 0.361, SLG: 0.437</small>	2-0 BB 2B 1B		0-2 F4		0-2 L3		0-0 FC6-4			4 1 1 0 0 0 3
Phil Garner, R (1, 5) <small>OBP: 0.337, SLG: 0.420</small>	4-1 2B BB		1-1 F3			1-3 K2-3		1-1 6-3		3 1 0 0 0 1 1 0
Dave Parker, L (1, 9) <small>OBP: 0.387, SLG: 0.590</small>	3-2 2B		0-0 F3			4-2 BB		4-1 BB		2 0 1 2 2 0 0
Bill Robinson, R (1, 7) <small>OBP: 0.307, SLG: 0.605</small>	0-0 5-3			0-3 K		1-3 K		0-3 K		4 0 0 0 0 3 3
Willie Stargell, L (1, 3) <small>OBP: 0.374, SLG: 0.629</small>	1-0 F9			4-2 FC6-4 BB		0-0 F5		0-3 K		3 0 0 0 1 1 3
Steve Nicosia, R (1, 2) <small>OBP: 0.337, SLG: 0.449</small>	3-1 6-3			0-0 FC6-4			3-2 F8			3 0 0 0 1 0 2
Rennie Stennett, R (1, 4) <small>OBP: 0.277, SLG: 0.288</small>		0-0 5-3		1-0 F8			1-1 1B 1B			4 0 1 0 0 0 2
Dale Berra, R (1, 6) <small>OBP: 0.260, SLG: 0.267</small>		0-0 6-3			2-1 F8		1-0 FC6-4 1B			4 0 1 0 0 0 1
Jim Rooker, R (1, 1) <small>OBP: 0.083, SLG: 0.083</small>		2-3 K			0-2 L3 1B		1-0 F9			2 0 1 0 0 0 1 0
Lee Lacy, R (7, PH) <small>OBP: 0.329, SLG: 0.379</small>										1 0 0 0 0 0 2
Bruce Kison, R (8, 1) <small>OBP: 0.154, SLG: 0.167</small>										0 0 0 0 0 0 0
Grant Jackson, S (8, 1)										0 0 0 0 0 0 0
Kent Tekulve, R (9, 1) <small>OBP: 0.500, SLG: 0.500</small>										0 0 0 0 0 0 0

Inning Stats	R: 2 E: 0 K: 10 S: 10	H: 2 LOB: 1 BB: 1 P: 23	R: 0 E: 0 K: 1 S: 5	H: 0 LOB: 0 BB: 0 P: 7	R: 0 E: 0 K: 1 S: 6	H: 0 LOB: 1 BB: 1 P: 12	R: 0 E: 0 K: 0 S: 8	H: 1 LOB: 0 BB: 0 P: 10	R: 0 E: 0 K: 2 S: 9	H: 0 LOB: 1 BB: 1 P: 15	R: 0 E: 0 K: 0 S: 9	H: 2 LOB: 2 BB: 0 P: 15	R: 0 E: 0 K: 2 S: 9	H: 0 LOB: 1 BB: 1 P: 14	R: 0 E: 0 K: 0 S: 6	H: 0 LOB: 0 BB: 1 P: 14	1B: 4 2B: 2 3B: 0 HR: 0	SF: 0 SAC: 0 DP: 2 HBP: 0
--------------	--------------------------------	----------------------------------	------------------------------	---------------------------------	------------------------------	----------------------------------	------------------------------	----------------------------------	------------------------------	----------------------------------	------------------------------	----------------------------------	------------------------------	----------------------------------	------------------------------	----------------------------------	----------------------------------	------------------------------------

PITCHER	IP	WLS	BF	H	R	ER	SO	BB	IBB	HBP	BLK	WP	HR	S	P	ERA	WHIP
Vida Blue, L (1, 1) <small>ERA: 5.63</small>	9.0	W	35	5	2	2	6	5	0	0	0	0	0	69	117	2.00	1.111

PITCHER	IP	WLS	BF	H	R	ER	SO	BB	IBB	HBP	BLK	WP	HR	S	P	ERA	WHIP
---------	----	-----	----	---	---	----	----	----	-----	-----	-----	----	----	---	---	-----	------

Batter	1	2	3	4	5	6	7	8	9	AB R H RBI BB SO LOB
Omar Moreno, L OBP: 0.362, SLG: 0.436 (1, 8)	F7		F8 1B		K	4-3				5 1 2 0 0 1 1
Phil Garner, R OBP: 0.343, SLG: 0.427 (1, 5)	3B 1B		1B CS BB		G3 2B		L6		F9	4 1 2 0 1 0 1
Dave Parker, L OBP: 0.381, SLG: 0.579 (1, 9)	F8		F8		G3		K			4 0 0 0 0 1 4
Bill Robinson, R OBP: 0.312, SLG: 0.615 (1, 3) (7, 7)	3B		1B		F8		6-3			4 0 2 2 0 0 1
Lee Lacy, R OBP: 0.342, SLG: 0.410 John Milner, L OBP: 0.350, SLG: 0.495 (1, 7) (7, 3)	F3		CS		E S 1B			F4		3 1 2 0 0 0 1 1 0 0 0 0 0 0
Steve Nicosia, R OBP: 0.333, SLG: 0.439 (1, 2)		F8			F7		FC1-6 1B	K		4 0 1 1 0 1 1
Rennie Stennett, R OBP: 0.270, SLG: 0.280 (1, 4)		K			F6		FC1-6 2B	F8		4 1 0 0 0 1 2
Dale Berra, R OBP: 0.270, SLG: 0.281 (1, 6)		F8			IBB		2B	F9		3 0 1 1 1 0 0
Bert Blyleven, R OBP: 0.167, SLG: 0.200 Enrique Romo, R Grant Jackson, S Manny Sanguillen, R OBP: 0.227, SLG: 0.318 (1, 1) (6, 1) (7, 1) (9, PH)			K		K		1-3		6-3	2 0 0 0 0 2 2 1 0 0 0 0 0 1 0 0 0 0 0 0 0 1 0 0 0 0 0 0

Inning Stats	R: 1	H: 2	E: 0	K: 9	S: 9	LOB: 1	BB: 0	P: 13	R: 0	H: 0	E: 0	K: 1	S: 7	LOB: 0	BB: 0	P: 11	R: 1	H: 2	E: 0	K: 1	S: 11	LOB: 1	BB: 1	P: 21	R: 0	H: 1	E: 0	K: 1	S: 6	LOB: 2	BB: 1	P: 10	R: 0	H: 1	E: 0	K: 1	S: 7	LOB: 1	BB: 0	P: 10	R: 2	H: 3	E: 0	K: 0	S: 6	LOB: 1	BB: 0	P: 6	R: 0	H: 0	E: 0	K: 1	S: 5	LOB: 0	BB: 0	P: 5	R: 0	H: 0	E: 0	K: 1	S: 5	LOB: 0	BB: 0	P: 5	R: 0	H: 1	E: 0	K: 0	S: 4	LOB: 1	BB: 0	P: 4	1B: 6	2B: 3	3B: 1	HR: 0	SF: 0	SAC: 0	DP: 0	HBP: 0	WP: 0	PB: 0	SB: 2	CS: 1	PA: 39
--------------	------	------	------	------	------	--------	-------	-------	------	------	------	------	------	--------	-------	-------	------	------	------	------	-------	--------	-------	-------	------	------	------	------	------	--------	-------	-------	------	------	------	------	------	--------	-------	-------	------	------	------	------	------	--------	-------	------	------	------	------	------	------	--------	-------	------	------	------	------	------	------	--------	-------	------	------	------	------	------	------	--------	-------	------	-------	-------	-------	-------	-------	--------	-------	--------	-------	-------	-------	-------	--------

PITCHER	IP	WLS	BF	H	R	ER	SO	BB	IBB	HBP	BLK	WP	HR	S	P	ERA	WHIP
Philip Nastu, L ERA: 3.62 (1, 1)	4.2		21	6	2	2	4	1	1	0	0	0	0	39	64	3.86	1.500
Tom Griffin, R ERA: 4.54 (5, 1)	0.1		1	0	0	0	0	0	0	0	0	0	0	1	1	0.00	0.000
Dave Roberts, L ERA: 3.0 (6, 1)	1.0		6	3	2	2	0	0	0	0	0	0	0	6	6	18.00	3.000
Gary Lavelle, L ERA: 2.01 (7, 1)	3.0	W	10	1	0	0	2	0	0	0	0	0	0	14	14	0.00	0.333

BOTTOM

San Francisco Giants @ Pittsburgh Pirates
Three Rivers Stadium, Pittsburgh, PA

Sun Jun 10 1979, 3:33 AM EDT
Att. 25,536 - Unknown

livebaseballscores.com

AB	36
R	4
H	10
RBI	4
BB	2
SO	6
LOB	14



Batter	1	2	3	4	5	6	7	8	9	AB R H RBI BB SO LOB	TOP																						
Ivan De Jesus, R OBP: 0.309, SLG: 0.330 (1, 6)	2-3 K		2-1 FC6-4 1B	0-1 F9		1-2 FC6-4 HBP 1-2f 2-3		1-2 F8		5 0 1 0 0 1 4																							
Ted Sizemore, R OBP: 0.338, SLG: 0.351 (1, 4)	3-2 5-3		1-2 FC6-4 1B 1-2f	0-0 1B		1-2 HBP		0-0 1B		4 1 2 0 0 0 1																							
Bill Buckner, L OBP: 0.313, SLG: 0.479 (1, 3)	3-2 1B		2-0 1B 1-2	0-1 G3		0-1 F5		0-2 4-3		5 0 2 0 0 0 7																							
Dave Kingman, R OBP: 0.383, SLG: 0.639 (1, 7)	1-2 1-3		0-3 K		1-3 K		0-1 F7		0-0 F7	5 0 0 0 0 2 3																							
Jerry Martin, R OBP: 0.349, SLG: 0.500 (1, 8)		4-2 1B BLK BB	0-1 BB 1-3 2-H 1B		0-1 F8		4-0 FC4-6 BB		2-2 HR	3 1 2 2 2 0 0																							
Bobby Murcer, L OBP: 0.374, SLG: 0.416 (1, 9)		1-1 F3	4-2 1-2 BB		0-0 4-3		0-0 FC4-6 FC6-4 1-2f		4-2 FC6-4 BB	3 0 0 0 2 0 2																							
Steve Ontiveros, S OBP: 0.364, SLG: 0.376 (1, 5)		3-2 1-3 1B	0-0 F8			4-2 FC6-4 BB		1-2 FC6-4 1-2f		4 0 1 0 1 0 5																							
Barry Foote, R OBP: 0.272, SLG: 0.376 (1, 2)		0-1 F6		1-2 F9		2-3 K		4-2 FC6-4 BB		2 0 0 0 0 0 2																							
Tim Blackwell, S OBP: 0.389, SLG: 0.240 (4, 2)									2-3 K	2 0 0 0 1 2 2																							
Ken Holtzman, R OBP: 0.375, SLG: 0.364 (1, 1)		2-3 K		1-0 1B		4-0 FC6-4 BB		1-2 FC6-4 1B 1-2f		0 0 0 0 0 0 0 2 0 1 0 0 1 2 0 0 0 0 1 0 0 0 0 0 0 0 0 0 1 0 0 0 0 0 1 0 0 0 0 0 0 0																							
Donnie Moore, L OBP: 0.222, SLG: 0.444 (1, 1)																																	
Steve Dillard, R OBP: 0.590, SLG: 0.364 (6, PH)																																	
Bill Caudill, R (6, 1)																																	
Mike Vail, R OBP: 0.370, SLG: 0.625 (8, PH)																																	
Willie Hernandez, L OBP: 0.500, SLG: 0.500 (8, 1)																																	
Inning Stats	R: 0 E: 0 K: 1 S: 12	H: 1 LOB: 1 BB: 0 P: 21	R: 0 E: 0 K: 1 S: 12	H: 1 LOB: 2 BB: 1 P: 22	R: 1 E: 0 K: 1 S: 14	H: 3 LOB: 3 BB: 1 P: 23	R: 0 E: 0 K: 0 S: 9	H: 2 LOB: 2 BB: 0 P: 11	R: 0 E: 0 K: 1 S: 8	H: 0 LOB: 0 BB: 0 P: 9	R: 0 E: 0 K: 1 S: 13	H: 0 LOB: 3 BB: 2 P: 25	R: 0 E: 0 K: 0 S: 7	H: 0 LOB: 1 BB: 1 P: 12	R: 0 E: 0 K: 0 S: 13	H: 1 LOB: 2 BB: 1 P: 19	R: 1 E: 0 K: 1 S: 13	H: 1 LOB: 1 BB: 1 P: 21	1B: 8 2B: 0 3B: 0 HR: 1	SF: 0 SAC: 0 DP: 0 HBP: 1	WP: 0 PB: 0 SB: 0 CS: 0	PA: 44											
PITCHER Bob Knepper, L ERA: 3.87 (1, 1)	IP 9.0	WLS W	BF 44	H 9	R 2	ER 2	SO 6	BB 7	IBB 0	HBP 1	BLK 1	WP 0	HR 1	S 101	P 163	ERA 2.00	WHIP 1.778																
											PITCHER	IP	WLS	BF	H	R	ER	SO	BB	IBB	HBP	BLK	WP	HR	S	P	ERA	WHIP					

Chicago Cubs @ San Francisco Giants
Candlestick Park, San Francisco, CA
Tue Jun 12 1979, 10:05 PM EDT
Att. 28,210 - Unknown

livebaseballscorecards.com

AB 36
R 2
H 9
RBI 2
BB 7
SO 6
LOB 29



Batter	1	2	3	4	5	6	7	8	9	AB	R	H	RBI	BB	SO	LOB
Bill North, S OBP: 0.403, SLG: 0.330 (1, 8)	1-0 HR	2-3 K		0-0 1-3	4-0 1-2 BB			4-0 BB		3	1	1	1	2	1	0
Larry Herndon, R OBP: 0.383, SLG: 0.542 (1, 7)	0-1 1B HR	1-2 3B 2B		3-1 3-1	3-3 K			0-0 F9		5	2	2	0	0	1	4
Jack Clark, R OBP: 0.364, SLG: 0.491 (1, 9)	0-0 1-2 HR 1B	0-2 2-H 3B		1-1 HR				0-0 F4 BB		4	2	3	2	1	0	1
Mike Ivie, R OBP: 0.296, SLG: 0.453 (1, 3)	2-0 1-H 2-H HR	0-0 F4		1-0 1-3				0-0 F6		5	1	1	3	0	1	3
Bill Madlock, R OBP: 0.308, SLG: 0.414 (1, 4)	1-2 4-3 F4-2 2B			0-1 4-3				0-3 F3 1-3 K		4	0	1	0	0	1	1
Rob Andrews, R OBP: 0.341, SLG: 0.297 (7, 4)										0	0	0	0	0	0	0
Darrell Evans, L OBP: 0.341, SLG: 0.361 (1, 5)	0-0 4-3			4-0 FC1-4-6 BB				2-0 E7 E		3	1	0	0	1	0	2
Johnnie LeMaster, R OBP: 0.365, SLG: 0.360 (1, 6)	4-1 BB			1-1 FC1-4-6 1B 1-2f				1-2 5-3		3	0	0	0	1	0	2
Marc Hill, R OBP: 0.270, SLG: 0.236 (1, 2)	2-2 F4-2 3-H			0-0 1-2 1B				4-0 E IBB		3	0	1	0	1	1	2
Bob Knepper, L OBP: 0.200, SLG: 0.343 (1, 1)				0-0 F7				2-0 E3 1-3 2-H BB		4	0	0	0	0	2	3

Inning Stats	R: 4	H: 5	E: 0	K: 0	S: 14	LOB: 1	BB: 1	P: 24	R: 1	H: 2	E: 0	K: 1	S: 16	LOB: 1	BB: 0	P: 19	R: 0	H: 1	E: 0	K: 1	S: 8	LOB: 2	BB: 1	P: 13	R: 1	H: 1	E: 0	K: 0	S: 6	LOB: 0	BB: 0	P: 11	R: 1	H: 0	E: 2	K: 1	S: 11	LOB: 3	BB: 2	P: 27	R: 0	H: 0	E: 0	K: 2	S: 7	LOB: 1	BB: 1	P: 11	R: 0	H: 0	E: 0	K: 2	S: 7	LOB: 0	BB: 0	P: 7	R: 0	H: 0	E: 0	K: 0	S: 3	LOB: 1	BB: 1	P: 7
--------------	------	------	------	------	-------	--------	-------	-------	------	------	------	------	-------	--------	-------	-------	------	------	------	------	------	--------	-------	-------	------	------	------	------	------	--------	-------	-------	------	------	------	------	-------	--------	-------	-------	------	------	------	------	------	--------	-------	-------	------	------	------	------	------	--------	-------	------	------	------	------	------	------	--------	-------	------

PITCHER	IP	WLS	BF	H	R	ER	SO	BB	IBB	HBP	BLK	WP	HR	S	P	ERA	WHIP
Ken Holtzman, L ERA: 5.2 (1, 1)	0.1	L	7	5	4	4	0	1	0	0	0	0	2	11	19	108.00	18.000
Donnie Moore, R ERA: 6.57 (1, 1)	4.2		22	4	3	2	3	2	1	0	0	0	1	44	75	3.86	1.286
Bill Caudill, R ERA: 5.87 (6, 1)	2.0		7	0	0	0	4	1	0	0	0	0	0	14	18	0.00	0.500
Willie Hernandez, L ERA: 5.46 (8, 1)	1.0		4	0	0	0	0	1	0	0	0	0	0	3	7	0.00	1.000

BOTTOM


Chicago Cubs @ San Francisco Giants
Candlestick Park, San Francisco, CA

Tue Jun 12 1979, 10:05 PM EDT
Att. 28,210 - Unknown

AB	34
R	7
H	9
RBI	6
BB	6
SO	7
LOB	18

livebaseballscorecards.com

1B	3	SF	0	WP	0	PA	40
2B	3	SAC	0	PB	0		
3B	1	DP	1	SB	1		
HR	3	HBP	0	CS	0		



Batter	1	2	3	4	5	6	7	8	9	10	AB R H RBI BB SO LOB	TOP										
Ivan De Jesus, R OBP: 0.320, SLG: 0.338	2-3 K		0-1 1B 1-2 2-3 1B		0-0 S 1B		0-0 PO 1B		4-0 G6-4-3 BB		4 0 3 0 1 1 0	<p>Chicago Cubs @ San Francisco Giants</p> <p>Candlestick Park, San Francisco, CA</p> <p>Wed Jun 13 1979, 10:05 PM EDT</p> <p>Att: 9,284 - Unknown</p>										
Ted Sizemore, R OBP: 0.339, SLG: 0.349	1-2 F2		0-1 1B 1-2 2-3 3-H 1B		1-2 F7		0-0 PO 1-2	4-0 CS BB	0-0 G6-4-3		4 0 1 1 1 0 2											
Bill Buckner, L OBP: 0.311, SLG: 0.473	1-1 L7		0-0 F6		0-0 5-3			0-0 6-3 1-2		0-0 2B 1B	5 1 1 0 0 0 5											
Dave Kingman, R OBP: 0.363, SLG: 0.631		4-1 CS BB	0-0 F9			0-3 K		0-0 1B S 1B		0-0 F2	4 1 1 0 1 1 4											
Bobby Murcer, L OBP: 0.374, SLG: 0.421		3-3 K 1-2		1-1 4-3		0-3 K		0-0 1B 1B 1-3		0-0 1B 2B 1-3	5 0 2 0 0 2 1											
Jerry Martin, R OBP: 0.355, SLG: 0.497		1-1 F6		0-2 6-3		4-0 WP BB		0-0 1B 1B 1-2 3-H		4-0 1B IBB	3 0 1 1 2 0 0											
Steve Ontiveros, S OBP: 0.368, SLG: 0.381			1-2 1B 1B 1B		1-1 1B		1-3 K 1-2		0-0 1B 1-2 2-3		3 1 2 0 0 1 1											
Mick Kelleher, R OBP: 0.303, SLG: 0.323											0 0 0 0 0 0 0											
Mike Vail, R OBP: 0.383, SLG: 0.537											1 0 1 0 0 0 0											
Steve Dillard, R OBP: 0.529, SLG: 0.417											1 0 1 1 0 0 0											
Tim Blackwell, S OBP: 0.341, SLG: 0.200			3-2 F7		1-1 L8			0-0 F9		0-0 1-3	5 0 0 0 0 0 8											
Mike Krukow, R OBP: 0.263, SLG: 0.316			0-2 1B 1B			0-1 5-3		0-0 1-3		0-3 K	2 0 1 0 0 0 0											
Scott Thompson, L OBP: 0.339, SLG: 0.386										0-3 K	1 0 0 0 0 0 0											
Dick Tidrow, R											0 0 0 0 0 0 0											
Sam Mejias, R OBP: 0.222, SLG: 0.125											1 0 0 0 0 1 0											
Bruce Sutter, R											1 0 0 0 0 1 3											
Inning Stats	R: 0 E: 0 K: 1 S: 9	H: 0 LOB: 0 BB: 0 P: 13	R: 0 E: 0 K: 1 S: 8	H: 0 LOB: 0 BB: 1 P: 16	R: 1 E: 0 K: 0 S: 15	H: 4 LOB: 3 BB: 0 P: 19	R: 0 E: 0 K: 0 S: 9	H: 1 LOB: 1 BB: 0 P: 12	R: 0 E: 0 K: 3 S: 9	H: 1 LOB: 1 BB: 1 P: 14	R: 0 E: 0 K: 0 S: 3	H: 1 LOB: 0 BB: 0 P: 3	R: 1 E: 0 K: 0 S: 6	H: 4 LOB: 3 BB: 1 P: 10	R: 0 E: 0 K: 1 S: 4	H: 0 LOB: 0 BB: 1 P: 8	R: 1 E: 0 K: 1 S: 8	H: 3 LOB: 3 BB: 1 P: 12	1B: 13 2B: 2 3B: 0 HR: 0	SF: 0 SAC: 0 DP: 2 HBP: 0	WP: 1 PB: 0 SB: 2 CS: 2	PA: 46
PITCHER	IP WLS BF H R ER SO BB IBB HBP BLK WP HR S P ERA WHIP																					
John Montefusco, R ERA: 3.13	(1, 1) 5.0																					
Tom Griffin, R ERA: 4.33	(6, 1) 2.0																					
Gary Lavelle, L ERA: 2.13	(8, 1) 2.0	L																				
Randy Moffitt, R ERA: 7.31	(10, 1) 1.0																					

AB	40
R	3
H	14
RBI	3
BB	5
SO	7
LOB	24




Batter	1	2	3	4	5	6	7	8	9	10	AB R H RBI BB SO LOB
Bill North, S OBP: 0.398, SLG: 0.332 (1, 8)	F8		E 2B		4-3		K		F9		5 1 1 0 0 1 0
Terry Whitfield, L OBP: 0.362, SLG: 0.421 (1, 7)	4-3		E8 2B 1B		4-1 S BB		4-3		K		4 1 1 1 1 1 0
Jack Clark, R OBP: 0.368, SLG: 0.494 (1, 9)	BB		F9 2B		2-3 K 1-2		4-0 WP BB		F8		3 0 1 1 2 1 1
Willie McCovey, L OBP: 0.311, SLG: 0.472 (1, 3)	F7		F9 2-3		2-3 K		1-0 F1 1-3		K		5 0 0 0 0 2 4
Bill Madlock, R OBP: 0.305, SLG: 0.409 (1, 4)			F9 S 1B		4-3		F9		L9		5 0 1 0 0 0 1
Darrell Evans, L OBP: 0.340, SLG: 0.356 (1, 5)			F9 1-3		F2		3-1		SH5-3 BB		3 0 0 0 1 0 2
Roger Metzger, S OBP: 0.269, SLG: 0.299 (1, 6)			G3		4-3		3B		SH5-3 1-2		3 0 1 0 0 0 1
Marc Hill, R OBP: 0.276, SLG: 0.232 (1, 2)			IBB		5-3		IBB		L8		2 0 0 0 2 0 1
John Montefusco, R (1, 1)			F7		F8		5-3		K		2 0 0 0 0 0 2
Tom Griffin, R (6, 1)											1 0 0 0 0 0 2
Gary Lavelle, S (8, 1)											0 0 0 0 0 0 0
Mike Ivie, R (9, PH)											1 0 0 0 0 1 0
Randy Moffitt, R (10, 1)											0 0 0 0 0 0 0

Inning Stats	R: 0	H: 0	E: 0	K: 0	S: 8	H: 1	LOB: 1	BB: 1	P: 17	R: 0	H: 1	E: 0	K: 0	S: 8	R: 2	H: 3	E: 1	K: 0	S: 10	R: 0	H: 0	E: 0	K: 2	S: 8	R: 0	H: 1	E: 0	K: 1	S: 5	R: 0	H: 0	E: 0	K: 0	S: 3	R: 0	H: 0	E: 0	K: 2	S: 7	R: 0	H: 0	E: 0	K: 1	S: 5	R: 0	H: 0	E: 0	K: 1	S: 5	1B: 2	SF: 0	2B: 2	SAC: 1	3B: 1	DP: 0	HR: 0	HBP: 0	WP: 2	PA: 41
--------------	------	------	------	------	------	------	--------	-------	-------	------	------	------	------	------	------	------	------	------	-------	------	------	------	------	------	------	------	------	------	------	------	------	------	------	------	------	------	------	------	------	------	------	------	------	------	------	------	------	------	------	-------	-------	-------	--------	-------	-------	-------	--------	-------	--------

PITCHER	IP	WLS	BF	H	R	ER	SO	BB	IBB	HBP	BLK	WP	HR	S	P	ERA	WHIP
Mike Krukow, R (1, 1) ERA: 4.28	6.0		27	5	2	2	2	2	2	0	0	0	0	44	96	3.00	1.167
Dick Tidrow, R (7, 1) ERA: 4.86	2.0		8	0	0	0	1	2	0	0	0	1	0	8	17	0.00	1.000
Bruce Sutter, R (9, 1) ERA: 1.32	2.0	W	6	0	0	0	3	0	0	0	0	0	0	12	12	0.00	0.000

Chicago Cubs @ San Francisco Giants
Candlestick Park, San Francisco, CA
 Wed Jun 13 1979, 10:05 PM EDT
 Att. 9,284 - Unknown

AB	34
R	2
H	5
RBI	2
BB	6
SO	6
LOB	14



Batter	1	2	3	4	5	6	7	8	9	AB	R	H	RBI	BB	SO	LOB	TOP										
Ivan De Jesus, R (1, 6) OBP: 0.325, SLG: 0.345 Bruce Sutter, R (9, 1)	2-2 6-3 BB SF 1B	1-2 6-3		0-2 CS 1B		0-0 SF9		0-0 1-3 3-H 1B		4	1	3	2	0	0	0											
Ted Sizemore, R (1, 4) OBP: 0.341, SLG: 0.343	4-0 6-3 1-2 SF BB		4-0 1-3 BB 1B	0-2 6-3 1-2		0-0 F5		0-0 5-3		3	2	0	0	2	0	4											
Bill Buckner, L (1, 3) OBP: 0.313, SLG: 0.470	2-1 6-3 1-2 2-3		4-0 1B 1-3 1-2 BB		0-1 E SF7-6-3 1B		0-0 4-3		0-0 1-3	4	1	1	0	1	0	2											
Dave Kingman, R (1, 7) OBP: 0.377, SLG: 0.622 Scot Thompson, L (7, 7) OBP: 0.350, SLG: 0.397	0-0 SF BB 2-H 3-H		0-3 K 1		2-0 E6 SF7-6-3		0-3 K 2		0-0 FC4-6 1B	3	0	0	1	0	2	3											
Jerry Martin, R (1, 8) OBP: 0.352, SLG: 0.488	4-1 BB BB		1-1 1-3 1-2 2-3		1-3 K 1		0-0 L4 3		0-0 FC4-6 WP BB 1B 1-2f	4	1	0	0	1	1	5											
Bobby Murcer, L (1, 9) OBP: 0.380, SLG: 0.419	4-1 G6-4-3 1-2 2-3 BB		4-0 1B BB		2-0 SF7-6-3 1-2 3-H		0-0 F5 1		4-0 WP 1B BB 1-2	1	1	0	1	3	0	0											
Mick Kelleher, R (1, 5) OBP: 0.342, SLG: 0.361 (9, 6)	1-1 G6-4-3 1-2f		2-1 1-2 2-3 3-H 1B		1-0 SH1-4 SF9 1B		0-0 F9 2		1-0 E 1B 1B 1-H 2-H	5	1	3	3	0	0	3											
Tim Blackwell, S (1, 2)		3-2 6-3 1		0-0 4-3 3		0-0 SH1-4 1-2 1B		0-0 1B 1B 1B		0-0 E8 1-3 1B	5	1	3	0	0	3											
Dennis Lamp, R (1, 1) OBP: 0.190, SLG: 0.238 Sam Mejias, R (8, PH) OBP: 0.222, SLG: 0.125 Willie Hernandez, L (6, 1) OBP: 0.590, SLG: 0.500 Mike Vail, R (8, PH) OBP: 0.298, SLG: 0.548 Dick Tidrow, R (8, 1) Steve Dillard, R (8, PH) OBP: 0.500, SLG: 0.385 (9, 5)		0-1 1-3 2		1-2 6-3 1		0-0 SH1-4 1-2 2-3		0-0 1B 1B 1-3 1B		0-0 4-3 3	2	0	0	0	0	0											
Inning Stats	R: 2 E: 1 K: 0 S: 10	H: 1 LOB: 2 BB: 3 P: 27	R: 0 E: 0 K: 0 S: 9	H: 0 LOB: 0 BB: 0 P: 13	R: 1 E: 0 K: 1 S: 8	H: 1 LOB: 3 BB: 3 P: 23	R: 0 E: 0 K: 0 S: 9	H: 1 LOB: 0 BB: 0 P: 10	R: 1 E: 1 K: 1 S: 8	H: 1 LOB: 0 BB: 0 P: 13	R: 1 E: 0 K: 0 S: 5	H: 2 LOB: 1 BB: 0 P: 6	R: 0 E: 0 K: 1 S: 5	H: 0 LOB: 0 BB: 0 P: 5	R: 1 E: 0 K: 0 S: 6	H: 3 LOB: 2 BB: 0 P: 6	R: 2 E: 1 K: 0 S: 6	H: 3 LOB: 2 BB: 1 P: 11	1B: 12 2B: 1 3B: 0 HR: 0	SF: 3 SAC: 1 DP: 2 HBP: 0	WP: 1 PB: 0 SB: 0 CS: 1	PA: 45					
PITCHER	IP	WLS	BF	H	R	ER	SO	BB	IBB	HBP	BLK	WP	HR	S	P	ERA	WHIP										
Vida Blue, L (1, 1) ERA: 5.55	8.0		38	9	6	4	3	6	0	0	0	0	0	60	103	4.50	1.875										
Gary Lavelle, L (9, 1) ERA: 2.51	0.2	L	6	3	2	2	0	1	0	0	0	1	0	5	10	27.00	6.000										
Randy Moffitt, R (9, 1) ERA: 7.22	0.1		1	0	0	0	0	0	0	0	0	0	0	1	1	0.00	0.000										

Chicago Cubs @ San Francisco Giants
 Candlestick Park, San Francisco, CA
 Thu Jun 14 1979, 10:05 PM EDT
 Att. 9,005 - Unknown

AB	34
R	8
H	12
RBI	7
BB	7
SO	3
LOB	22



Batter	1	2	3	4	5	6	7	8	9
Bill North, S (1, 8) OBP: 0.399, SLG: 0.333 Larry Herndon, R (3, 8) OBP: 0.382, SLG: 0.535	2-1 1B	1-3 1B	0-0 1B			0-3 1B		0-0 1B	
Terry Whitfield, L (1, 7) OBP: 0.360, SLG: 0.423	1-0 1B 2B	2-2 1B 2B		0-0 1B		0-0 1B		0-0 1B	
Jack Clark, R (1, 9) OBP: 0.365, SLG: 0.490	0-0 1B	2-0 1B		0-0 1B		0-0 1B		0-0 1B	
Willie McCovey, L (1, 3) OBP: 0.329, SLG: 0.500 Gary Lavelle, S (9, 1) Randy Moffitt, R (9, 1)	0-0 1B		0-0 1B	4-0 1B		4-0 1B		0-0 1B	
Bill Madlock, R (1, 4) OBP: 0.303, SLG: 0.404	2-2 1B		0-0 1B	0-0 1B		0-0 1B		0-0 1B	
Hector Cruz, R (1, 5) OBP: 0.227, SLG: 0.150	3-1 1B		0-0 1B		0-0 1B		0-0 1B	0-3 1B	
Roger Metzger, S (1, 6) OBP: 0.267, SLG: 0.302 Johnnie LeMaster, R (6, 6) OBP: 0.356, SLG: 0.351	4-2 1B		0-0 1B		0-0 1B		0-0 1B	0-0 1B	
Marc Hill, R (1, 2) OBP: 0.289, SLG: 0.242	0-2 1B		0-0 1B		0-0 1B		4-0 1B		
Vida Blue, S (1, 1) OBP: 0.209, SLG: 0.175 Mike Ivie, R (9, 3) OBP: 0.294, SLG: 0.450		2-2 1B	0-0 1B		0-3 1B		0-3 1B		

AB	R	H	RBI	BB	SO	LOB
2	1	1	0	0	1	1
3	0	1	0	0	1	1
4	1	1	0	0	0	1
4	0	1	1	0	0	2
3	1	2	2	2	0	1
0	0	0	0	0	0	0
0	0	0	0	0	0	0
5	0	1	0	0	0	4
5	1	2	0	0	1	1
2	1	1	0	1	0	1
2	0	0	0	0	0	0
3	1	2	1	1	0	3
4	0	1	0	0	2	2
0	0	0	0	0	0	0

BOTTOM

Chicago Cubs @ San Francisco Giants
 Candlestick Park, San Francisco, CA
 Thu Jun 14 1979, 10:05 PM EDT
 Att. 9,005 - Unknown

livebaseballscores.com

AB	37
R	6
H	13
RBI	4
BB	4
SO	5
LOB	17



1B: 11	SF: 1
2B: 2	SAC: 1
3B: 0	DP: 2
HR: 1	HBP: 0

WP	HR	S	P	ERA	WHIP
0	0	43	66	7.20	2.600
0	0	11	19	0.00	1.500
0	0	4	4	0.00	1.000
0	0	5	5	0.00	0.000

Inning Stats	R	H	E	K	S	LOB	BB	P	ER	SO	BB	IBB	HBP	BLK	WP	HR	S	P	ERA	WHIP
	2	4	0	16	28	3	0	7	0	2	2	0	0	0	0	1	43	66	7.20	2.600
	0	1	0	11	18	0	1	7	0	2	0	0	0	0	0	0	11	19	0.00	1.500
	0	0	0	2	1	0	0	0	0	0	0	0	0	0	0	0	4	4	0.00	1.000
	0	0	0	2	1	0	0	0	0	1	0	0	0	0	0	0	5	5	0.00	0.000

PITCHER	IP	WLS	BF	H	R	ER	SO	BB	IBB	HBP	BLK	WP	HR	S	P	ERA	WHIP
Dennis Lamp, R (1, 1) ERA: 4.79	5.0		27	11	6	4	2	2	0	0	0	0	0	11	19	7.20	2.600
Willie Hernandez, L (6, 1) ERA: 5.12	2.0		9	1	0	0	2	2	0	0	0	0	0	4	4	0.00	1.000
Dick Tidrow, R (8, 1) ERA: 4.75	1.0	W	4	1	0	0	0	0	0	0	0	0	0	5	5	0.00	0.000
Bruce Sutter, R (9, 1) ERA: 1.29	1.0	S	3	0	0	0	1	0	0	0	0	0	0	5	5	0.00	0.000

Batter	1	2	3	4	5	6	7	8	9	10	11	12	13	AB R H RBI BB SO LOB	TOP																					
Garry Templeton, S OBP: 0.348, SLG: 0.426	1-3 K			0-3 K		1-2 F3	0-0 FC4-6 E		0-3 K		4-0 IBB			5 1 0 0 1 3 1																						
Lou Brock, L OBP: 0.365, SLG: 0.493 Buddy Schultz, R OBP: 0.303, SLG: 0.571 Mark Littell, L OBP: 0.250, SLG: 0.250 Roger Freed, R OBP: 0.250, SLG: 0.111 Tom Bruno, R OBP: 0.250, SLG: 0.111 Will McEnaney, L OBP: 0.250, SLG: 0.111 Bernie Carbo, L OBP: 0.250, SLG: 0.111 Darold Knowles, L OBP: 0.250, SLG: 0.111	1-0 5-3			1-0 2B 1B		2-2 1B 2B 1B	0-0 E6 9-2		0-3 K		0-3 K			4 2 2 0 0 0 0 0 0 0 0 0 0 0 0 0 0 0 0 0 0 1 0 1 0 0 0 0 1 0 0 0 0 0 0 0 0 0 0 0 0 0 0 0																						
Keith Hernandez, L OBP: 0.381, SLG: 0.513	1-3 K2-3			0-1 WP 2B		1-1 2B 1B	0-0 9-2			0-0 4-3		0-0 G6-4-3 1B		6 1 3 1 0 1 1																						
Ted Simmons, S OBP: 0.411, SLG: 0.628		0-1 F9		1-3 K		0-0 E 2B		0-0 E5 FC4 G3		0-0 4-3		0-0 F8		6 2 1 2 0 1 2																						
George Hendrick, R OBP: 0.398, SLG: 0.522		0-2 6-3		0-1 G3		1-2 E5 1B		4-0 FC4 BB		0-0 FC6-4 1B		0-0 G6-4-3		5 0 1 0 1 0 2																						
Tony Scott, S OBP: 0.328, SLG: 0.397		2-2 CS 1B		1-1 5-3		1-1 F7		0-0 FC4 G3 S		0-0 FC6-4			0-3 K	6 0 1 0 0 1 4																						
Ken Reitz, R OBP: 0.317, SLG: 0.410 Ken Oberkell, L OBP: 0.384, SLG: 0.468		0-0 CS	2-3 K	2-0 6-3		1-0 FC6 1B		0-0 G3			1-0 SH3-4 HBP		0-0 CS 1B	4 0 1 1 0 1 1 1 0 1 0 0 0 0	AB 48 R 6 H 10 RBI 4 BB 3 SO 12 LOB 20																					
Mike Tyson, R OBP: 0.284, SLG: 0.390 Dane Iorg, L OBP: 0.317, SLG: 0.368 Mike Phillips, L OBP: 0.314, SLG: 0.294		1-0 F8		4-2 FC6 BB		0-0 FC6 1-2f		0-3 K			0-0 SH3-4		0-3 K	2 0 0 0 1 0 2 1 0 0 0 0 1 1 1 0 0 0 0 1 1																						
Pete Vuckovich, R OBP: 0.171, SLG: 0.171 Jerry Mumphrey, S OBP: 0.360, SLG: 0.391		2-3 K		1-1 F7		0-0 E4 FC4-6		0-0 4-3			0-0 P6			2 0 0 0 0 1 1 3 0 0 0 0 0 2																						
Inning Stats	R: 0 E: 0 K: 2 S: 7	H: 0 LOB: 0 BB: 0 P: 10	R: 0 E: 0 K: 0 S: 10	H: 1 LOB: 0 BB: 0 P: 12	R: 0 E: 0 K: 2 S: 10	H: 0 LOB: 0 BB: 0 P: 15	R: 1 E: 0 K: 2 S: 11	H: 2 LOB: 1 BB: 0 P: 13	R: 0 E: 0 K: 0 S: 12	H: 0 LOB: 1 BB: 1 P: 20	R: 3 E: 1 K: 1 S: 16	H: 4 LOB: 2 BB: 0 P: 23	R: 1 E: 2 K: 1 S: 6	H: 0 LOB: 0 BB: 0 P: 4	R: 1 E: 1 K: 1 S: 6	H: 0 LOB: 1 BB: 1 P: 10	R: 0 E: 0 K: 2 S: 7	H: 0 LOB: 0 BB: 0 P: 7	R: 0 E: 0 K: 0 S: 4	H: 1 LOB: 1 BB: 0 P: 4	R: 0 E: 0 K: 1 S: 5	H: 0 LOB: 2 BB: 1 P: 10	R: 0 E: 0 K: 0 S: 3	H: 1 LOB: 0 BB: 0 P: 3	R: 0 E: 0 K: 2 S: 7	H: 1 LOB: 1 BB: 0 P: 7	1B: 8 2B: 4 3B: 0 HR: 0	SF: 0 SAC: 1 DP: 3 HBP: 1	WP: 1 PB: 0 SB: 1 CS: 2	PA: 54						
PITCHER	IP WLS BF H R ER SO BB IBB HBP BLK WP HR S P ERA WHIP															PITCHER	IP WLS BF H R ER SO BB IBB HBP BLK WP HR S P ERA WHIP																			
Philip Nastu, L ERA: 3.72	(1, 1) 5.2																																			
Tom Griffin, R ERA: 4.11	(6, 1) 2.1																																			
Dave Roberts, L ERA: 2.83	(9, 1) 2.0																																			
Randy Moffitt, R ERA: 7.06	(11, 1) 0.2																																			
Gary Lavelle, L ERA: 2.38	(11, 1) 2.1	W																																		

St. Louis Cardinals @ San Francisco Giants
Candlestick Park, San Francisco, CA

Fri Jun 15 1979, 10:05 PM EDT
Att. 12,770 - Unknown

livebaseballscorecards.com



Batter	1	2	3	4	5	6	7	8	9	10	11	12	13	AB R H RBI BB SO LOB
Bill North, S (1, 8) OBP: 0.409, SLG: 0.337 Larry Herndon, R (8, 8) OBP: 0.381, SLG: 0.529	4-1 		2-2 		4-2 		4-0 		0-0 		0-0 		0-0 	1 2 1 1 3 0 0 3 1 1 0 0 0 0
Rob Andrews, R (1, 4) OBP: 0.354, SLG: 0.318	0-0 		2-2 		2-0 		0-0 		0-0 		0-0 		0-0 	7 0 3 0 0 0 4
Jack Clark, R (1, 9) OBP: 0.370, SLG: 0.488	3-3 		3-2 		0-0 		0-0 		4-0 		4-0 		4-0 	3 1 1 2 3 1 2
Willie McCovey, L (1, 3) OBP: 0.333, SLG: 0.537	2-3 			3-0 		4-1 		0-0 	0-0 		0-0 		0-0 	6 3 2 4 1 1 5
Darrell Evans, L (1, 5) OBP: 0.332, SLG: 0.346		0-0 		1-3 		2-3 		0-3 	0-0 			0-3 		6 0 0 0 0 4 3
Terry Whitfield, L (1, 7) OBP: 0.364, SLG: 0.429		2-1 		0-3 		0-0 		0-0 		0-0 		0-0 		6 1 3 0 0 1 0
Johnnie LeMaster, R (1, 6) OBP: 0.366, SLG: 0.354		0-0 		0-3 		1-3 		4-0 		0-0 		0-0 		5 0 2 1 1 1 1
Marc Hill, R (1, 2) OBP: 0.289, SLG: 0.254 Mike Ivie, R (8, PH) OBP: 0.292, SLG: 0.447 Mike Sadek, R (9, 2) OBP: 0.222, SLG: 0.286			0-0 		0-2 		0-0 		0-0 		0-0 		0-0 	2 1 1 1 0 0 0 1 0 0 0 0 0 2 2 0 0 0 0 0 2
Philip Nastu, L (1, 1) OBP: 0.182, SLG: 0.053 Tom Griffin, R (8, PH) OBP: 0.302, SLG: 0.403 Bill Madlock, R (8, PH) OBP: 0.217, SLG: 0.143 Hector Cruz, R (10, PH) OBP: 0.151, SLG: 0.151 Randy Moffitt, R (11, 1) OBP: 0.151, SLG: 0.151 Gary Lavelle, S (11, 1) OBP: 0.151, SLG: 0.151 Max Venable, L (13, PH) OBP: 0.429, SLG: 0.538			0-0 		3-3 		0-0 		0-0 		0-0 		0-0 	1 0 0 0 0 0 1 0 1 0 0 0 0 0 0 1 1 0 0 0 0 0 0 2 0 0 0 0 0 0 0 0 1 0 0 0 0 0 0 2 0 0 0 0 0 0 0 0 0 0 0 0 0 0 0 0 1 0 0 0 0 0 0 0

Inning Stats	R: 0	H: 0	R: 0	H: 0	R: 1	H: 2	R: 1	H: 2	R: 2	H: 2	R: 1	H: 0	R: 0	H: 1	R: 0	H: 1	R: 0	H: 1	R: 0	H: 1	R: 3	H: 2	1B: 10	SF: 2	WP: 2	PA: 58
	E: 0	LOB: 1	E: 0	LOB: 0	E: 1	LOB: 1	E: 0	LOB: 0	E: 0	LOB: 1	E: 0	LOB: 0	E: 0	LOB: 2	E: 0	LOB: 1	E: 0	LOB: 1	E: 0	LOB: 1	E: 0	LOB: 0	2B: 3 <td>SAC: 1 <td>PB: 1 <td></td> </td></td>	SAC: 1 <td>PB: 1 <td></td> </td>	PB: 1 <td></td>	
	K: 2	BB: 1	K: 0	BB: 0	K: 0	BB: 0	K: 3	BB: 0	K: 1	BB: 1	K: 0	BB: 1	K: 0	BB: 1	K: 0	BB: 0	K: 0	BB: 0	K: 0	BB: 1	K: 0	BB: 1	3B: 0 <td>DP: 2 <td>SB: 1</td> <td></td> </td>	DP: 2 <td>SB: 1</td> <td></td>	SB: 1	
	S: 9	P: 18	S: 4	P: 6	S: 11	P: 18	S: 11	P: 15	S: 11	P: 17	S: 3	P: 7	S: 6	P: 10	S: 4	P: 8	S: 4	P: 4	S: 3	P: 7	S: 6	P: 6	HR: 2 <td>HBP: 0 <td>CS: 1</td> <td></td> </td>	HBP: 0 <td>CS: 1</td> <td></td>	CS: 1	

BOTTOM

St. Louis Cardinals @ San Francisco Giants
 Candlestick Park, San Francisco, CA

Fri Jun 15 1979, 10:05 PM EDT
 Att: 12,770 - Unknown

livebaseballscorecards.com

AB 47
R 9
H 14
RBI 9
BB 8
SO 9
LOB 24

Batter	1	2	3	4	5	6	7	8	9	AB R H RBI BB SO LOB	TOP									
Garry Templeton, S (1, 6) OBP: 0.347, SLG: 0.423	0-0 6-3		1-2 FC4 1B			0-0 G1-4-6-3 1-2f		1-1 G5-4-3 1-2f		4 0 1 0 0 0 2										
Jerry Mumphrey, S (1, 7) OBP: 0.354, SLG: 0.384	1-2 FC6-4 1B		0-0 FC4 1-2f			1-0 5-3			1-2 G3	4 0 1 0 0 0 1										
Keith Hernandez, L (1, 3) OBP: 0.383, SLG: 0.510	1-1 FC6-4 FC5-4 1-2f			1-3 K			4-1 1B FC5-4 BB		0-0 E E 1B	3 1 1 0 0 1 1										
George Hendrick, R (1, 9) OBP: 0.396, SLG: 0.517	0-0 FC5-4 1-2f			2-0 F2			0-2 FC5-4 1B		1-2 E5 1-2	4 0 1 0 0 0 2										
Tony Scott, S (1, 8) OBP: 0.323, SLG: 0.390		1-2 5-3		2-3 K			1-3 K		2-2 F3 2-3	4 0 0 0 0 2 4										
Ken Reitz, R (1, 5) OBP: 0.312, SLG: 0.403			2-3 K		0-0 5-3		1-2 FC5-4 WP 1-2f 3-H		0-0 F8	4 0 0 1 0 1 3										
Steve Swisher, R (1, 2) OBP: 0.226, SLG: 0.222			1-3 K		0-1 4-3		1-2 5-3			3 0 0 0 0 1 1										
Mike Tyson, R (1, 4) OBP: 0.279, SLG: 0.384			2-2 F8		2-2 6-3			1-0 G5-4-3 1B		2 0 0 0 0 0 0										
Will McEnaney, L (5, 1)										0 0 0 0 0 0 0										
Tom Bruno, R (6, 1) OBP: 0.250, SLG: 0.250										0 0 0 0 0 0 0										
Roger Freed, R (8, PH) OBP: 0.388, SLG: 0.600										1 0 1 0 0 0 0										
Mark Littell, L (8, 1)										0 0 0 0 0 0 0										
Silvio Martinez, R (1, 1) OBP: 0.083, SLG: 0.087			0-3 K			1-0 E4 3-1-4-6-3		1-1 F5		1 0 0 0 0 1 0										
Ken Oberkfell, L (5, 4) OBP: 0.375, SLG: 0.456										2 0 0 0 0 0 1										
Inning Stats	R: 0 E: 0 K: 0 S: 7	H: 1 LOB: 1 BB: 0 P: 9	R: 0 E: 0 K: 2 S: 9	H: 0 LOB: 0 BB: 0 P: 13	R: 0 E: 0 K: 1 S: 11	H: 1 LOB: 1 BB: 0 P: 14	R: 0 E: 0 K: 2 S: 7	H: 0 LOB: 0 BB: 0 P: 12	R: 0 E: 0 K: 0 S: 7	H: 0 LOB: 0 BB: 0 P: 9	R: 1 E: 0 K: 1 S: 13	H: 1 LOB: 1 BB: 1 P: 20	R: 0 E: 0 K: 0 S: 5	H: 1 LOB: 0 BB: 0 P: 8	R: 0 E: 2 K: 0 S: 11	H: 1 LOB: 2 BB: 0 P: 15	1B: 5 2B: 0 3B: 0 HR: 0	SF: 0 SAC: 0 DP: 2 HBP: 0	WP: 1 PB: 0 SB: 0 CS: 0	PA: 33
PITCHER John Curtis, L (1, 1) ERA: 5.02	IP: 9.0 WLS: W BF: 33 H: 5 R: 1 ER: 1 SO: 6 BB: 1 IBB: 0 HBP: 0 BLK: 0 WP: 1 HR: 0 S: 73 P: 105 ERA: 1.00 WHIP: 0.667																			
PITCHER	IP	WLS	BF	H	R	ER	SO	BB	IBB	HBP	BLK	WP	HR	S	P	ERA	WHIP			

St. Louis Cardinals @ San Francisco Giants
 Candlestick Park, San Francisco, CA
 Sat Jun 16 1979, 6:33 AM EDT
 Att. 23,118 - Unknown

livebaseballscorecards.com

AB	32
R	1
H	5
RBI	1
BB	1
SO	6
LOB	15



Batter	1	2	3	4	5	6	7	8	9
Bill North, S OBP: 0.409, SLG: 0.335 (1, 8)	1-2 E S SF9 1B		1-3 K		1-0 4-3	4-0 FC5-4 IBB		0-0 4-3	
Rob Andrews, R OBP: 0.327, SLG: 0.304 (1, 4)	2-1 SF9 1-H		0-0 4-3		0-2 L4	0-0 SF8			
Jack Clark, R OBP: 0.372, SLG: 0.490 (1, 9)	0-0 F8		4-1 HR BB		0-0 1B 2B	0-0 FC5-4 1-2f			
Willie McCovey, L OBP: 0.338, SLG: 0.555 (1, 3)	2-2 F7		3-1 HR		4-0 1B BB		0-3 K		
Mike Ivie, R OBP: 0.292, SLG: 0.447 (8, 3)									
Darrell Evans, L OBP: 0.335, SLG: 0.353 (1, 5)		0-0 4-3 2B	2-3 K		0-0 1-2 2-H 1B		0-0 F9		
Terry Whitfield, L OBP: 0.366, SLG: 0.448 (1, 7)		0-2 L3		1-0 HR	0-0 5-3		0-0 2B		
Johnnie LeMaster, R OBP: 0.351, SLG: 0.337 (1, 6)		0-1 4-3 2-3		1-1 F9		0-0 E6 SF8	0-3 K		
Marc Hill, R OBP: 0.288, SLG: 0.248 (1, 2)		4-0 BB		0-0 L7		0-0 E6 SH1	0-3 K		
John Curtis, L (1, 1)		2-2 F7		0-0 F7		0-0 SH1	0-0 1-3		

Inning Stats	R: 1	H: 1	E: 0	K: 0	S: 10	R: 0	H: 1	E: 0	K: 0	S: 11	R: 2	H: 1	E: 0	K: 2	S: 10	R: 1	H: 1	E: 0	K: 0	S: 5	R: 1	H: 2	E: 0	K: 0	S: 7	R: 1	H: 0	E: 2	K: 0	S: 5	R: 0	H: 1	E: 0	K: 2	S: 8	R: 0	H: 0	E: 0	K: 1	S: 5	R: 0	H: 0	E: 0	K: 1	S: 5
	LOB: 0	BB: 0	LOB: 2	BB: 1	P: 15	LOB: 0	BB: 1	LOB: 0	BB: 1	P: 17	LOB: 0	BB: 1	LOB: 0	BB: 0	P: 20	LOB: 0	BB: 0	LOB: 0	BB: 0	P: 7	LOB: 2	BB: 1	LOB: 2	BB: 1	P: 12	LOB: 2	BB: 1	LOB: 2	BB: 1	P: 9	LOB: 1	BB: 0	LOB: 0	BB: 0	P: 8	LOB: 0	BB: 0	LOB: 0	BB: 0	P: 5	LOB: 0	BB: 0	LOB: 0	BB: 0	P: 5

AB	R	H	RBI	BB	SO	LOB
4	1	1	0	1	1	0
2	0	0	2	0	0	0
3	2	1	0	1	0	2
3	1	1	2	1	1	0
0	0	0	0	0	0	0
4	0	2	1	0	1	0
4	1	2	1	0	0	3
4	1	0	0	0	1	2
3	0	0	0	1	1	1
3	0	0	0	0	0	2

WP	HR	S	P	ERA	WHIP
0	0	41	65	9.64	1.500
0	0	5	13	0.00	3.000
0	0	10	10	0.00	0.600
0	0	5	5	0.00	0.000

BOTTOM

St. Louis Cardinals @ San Francisco Giants
Candlestick Park, San Francisco, CA

Sat Jun 16 1979, 6:33 AM EDT
Att. 23,118 - Unknown

livebaseballscorecards.com

AB	30
R	6
H	7
RBI	6
BB	4
SO	5
LOB	10

GIANTS

1B: 2	SF: 2	WP: 0	PA: 37
2B: 3	SAC: 1	PB: 0	
3B: 0	DP: 0	SB: 1	
HR: 2	HBP: 0	CS: 0	

Batter	1	2	3	4	5	6	7	8	9	AB R H RBI BB SO LOB	TOP															
Garry Templeton, S (1, 6) OBP: 0.344, SLG: 0.427	0-1 6-3 3B		0-3 K		0-0 5-3	2-3 K		0-0 F6		5 1 1 0 0 2 5																
Lou Brock, L (1, 7) OBP: 0.383, SLG: 0.477	1-2 6-3		2-3 K		0-2 G3		0-1 6-3		0-3 K	5 0 0 1 0 2 0																
Keith Hernandez, L (1, 3) OBP: 0.383, SLG: 0.512	2-1 FC6-4 1B		3-2 E7 2B		0-3 K		1-3 K		0-3 K	5 0 2 0 0 3 0																
Ted Simmons, S (1, 2) OBP: 0.411, SLG: 0.622	1-2 F6		0-0 F3			0-2 WP 1B	2-1 5-3		0-0 1B	5 1 2 0 0 0 2																
George Hendrick, R (1, 9) OBP: 0.400, SLG: 0.517	2-2 FC6-4			4-1 HBP BB		3-2 FC3-5 1B		3-2 FC1-4 1B	0-0 L7	4 0 2 1 1 0 2																
Tony Scott, S (1, 8) OBP: 0.330, SLG: 0.406		0-0 HR		2-2 FC6-4 HBP		0-1 S FC3-5 1B		2-2 FC1-4 2B		3 2 2 1 0 0 1																
Ken Reitz, R (1, 5) OBP: 0.311, SLG: 0.404		1-3 K		2-2 F2		0-0 FC3-5 BB		2-1 1B		4 0 1 1 0 1 4																
Mike Tyson, R (1, 4) OBP: 0.281, SLG: 0.378		1-1 6-3		1-3 K		4-0 BB		0-0 BB		2 0 0 0 1 1 2																
Ken Oberkfell, L (8, PH) OBP: 0.382, SLG: 0.463						1-2 2-3 BB		2-3 1B		1 0 1 0 0 0 0																
John Denny, R (1, 1) OBP: 0.114, SLG: 0.176		2-3 K		0-1 FC6-4		0-3 K		0-3 K		3 0 0 0 0 2 5																
Darold Knowles, L (7, 1)										0 0 0 0 0 0 0																
Dane Iorg, L (8, PH) OBP: 0.313, SLG: 0.364										1 0 0 0 0 1 2																
Buddy Schultz, R (8, 1)										0 0 0 0 0 0 0																
Mark Littell, L (8, 1)										0 0 0 0 0 0 0																
Inning Stats	R: 1 E: 0 K: 0 S: 13	H: 2 LOB: 1 BB: 0 P: 19	R: 1 E: 0 K: 2 S: 9	H: 1 LOB: 0 BB: 0 P: 13	R: 0 E: 1 K: 2 S: 11	H: 1 LOB: 1 BB: 1 P: 16	R: 0 E: 0 K: 1 S: 12	H: 0 LOB: 2 BB: 1 P: 21	R: 0 E: 0 K: 1 S: 7	H: 0 LOB: 0 BB: 0 P: 7	R: 1 E: 0 K: 2 S: 17	H: 3 LOB: 3 BB: 1 P: 26	R: 0 E: 0 K: 1 S: 7	H: 0 LOB: 0 BB: 0 P: 10	R: 1 E: 0 K: 1 S: 13	H: 3 LOB: 2 BB: 0 P: 20	R: 0 E: 0 K: 2 S: 8	H: 1 LOB: 1 BB: 0 P: 8	1B: 7 2B: 2 3B: 1 HR: 1	SF: 0 SAC: 0 DP: 0 HBP: 1	WP: 1 PB: 0 SB: 2 CS: 0	PA: 41				
PITCHER	IP WLS BF H R ER SO BB IBB HBP BLK WP HR S P ERA WHIP																									
Bob Knepper, L (1, 1) ERA: 3.94	7.1		34	9	4	4	9	2	0	1	0	1	84	127	4.91	1.500										
Randy Moffitt, R (8, 1) ERA: 6.9	0.2	W	3	1	0	0	1	0	0	0	0	0	5	5	0.00	1.500										
Gary Lavelle, L (9, 1) ERA: 2.33	1.0	S	4	1	0	0	2	0	0	0	0	0	8	8	0.00	1.000										

St. Louis Cardinals @ San Francisco Giants
 Candlestick Park, San Francisco, CA
 Sun Jun 17 1979, 6:33 AM EDT
 Att: 39,073 - Sunny

livebaseballscorecards.com

AB 38
 R 4
 H 11
 RBI 4
 BB 2
 SO 12
 LOB 23



Batter	1	2	3	4	5	6	7	8	9
Bill North, S <small>(1, 8) OBP: 0.413, SLG: 0.344</small>	4-1 3-1 HR BB	1-0 E1 PO			1-1 L7-6-3 1B	2-1 S 2B		0-0 FC6-4 1B 1-2f	
Rob Andrews, R <small>(1, 4) OBP: 0.316, SLG: 0.294</small>	0-0 3-1 1-2	0-0 PO 1-2	2-3 K		1-0 L7-6-3 1-2	1-2 6-3 2-3		0-0 BB 1-2 1B	
Jack Clark, R <small>(1, 9) OBP: 0.379, SLG: 0.504</small>	2-2 HR 2-H		3-0 F6		0-0 1B 2B 1B		4-1 1B BB	4-0 1B 1-2 2-3 BB	
Willie McCovey, L <small>(1, 3) OBP: 0.353, SLG: 0.560</small> Max Venable, L <small>(8, PR) OBP: 0.429, SLG: 0.538</small> Gary Lavelle, S <small>(9, 1)</small>	2-1 G3		4-2 BB		0-1 2B 1-2 1B		0-0 G4-6-3 1-3 1B	0-0 1B 1-2 2-H 3-H	
Darrell Evans, L <small>(1, 5) OBP: 0.336, SLG: 0.356</small>	4-1 1B BB		3-0 F9		1-0 2B 1-H 2-H		0-0 P4	0-3 K	
Terry Whitfield, L <small>(1, 7) OBP: 0.372, SLG: 0.449</small>	0-0 1-2 1B			4-2 SH3 BB	4-0 IBB		0-0 G4-6-3 1-2f		
Johnnie LeMaster, R <small>(1, 6) OBP: 0.350, SLG: 0.337</small>	2-3 K			0-0 SH3 1-2	1-3 K			0-0 SH2-4 1B 1B	
Marc Hill, R <small>(1, 2) OBP: 0.283, SLG: 0.243</small>			0-1 5-3		2-1 4-3 2-3		0-1 6-3	0-0 SH2-4 1-2	
Bob Knepper, L <small>(1, 1) OBP: 0.184, SLG: 0.316</small> Randy Moffitt, R <small>(8, 1)</small> Bill Madlock, R <small>(8, PH) OBP: 0.305, SLG: 0.405</small> Mike Ivie, R <small>(9, 3) OBP: 0.292, SLG: 0.447</small>			0-3 K		0-0 F7		3-2 F9	0-0 FC6-4 2-H 1B	

AB	R	H	RBI	BB	SO	LOB	
4	2	2	0	1	0	1	
5	1	1	0	0	1	3	
3	2	2	2	2	0	0	
4	1	3	2	1	0	0	
0	0	0	0	0	0	0	
0	0	0	0	0	0	0	
4	0	1	2	1	1	5	
2	0	1	0	2	0	2	
3	1	1	0	0	2	4	
3	0	0	0	0	0	1	
3	0	0	0	0	1	1	
0	0	0	0	0	0	0	
1	0	1	1	0	0	0	
0	0	0	0	0	0	0	
1B: 9	SF: 0	2B: 3	SAC: 2	3B: 0	DP: 2	HR: 1	HBP: 0

BOTTOM

St. Louis Cardinals @ San Francisco Giants
Candlestick Park, San Francisco, CA

Sun Jun 17 1979, 6:33 AM EDT
 Att. 39,073 - Sunny

AB	32
R	7
H	12
RBI	7
BB	7
SO	5
LOB	17

WP: 0 PA: 42
 PB: 0
 SB: 1
 CS: 0

Inning Stats		R: 2	H: 2	E: 0	K: 1	S: 15	R: 0	H: 0	E: 1	K: 1	S: 6	R: 0	H: 0	E: 0	K: 1	S: 7	R: 0	H: 0	E: 0	K: 0	S: 6	R: 2	H: 4	E: 0	K: 1	S: 10	R: 0	H: 1	E: 0	K: 0	S: 10	R: 0	H: 1	E: 0	K: 0	S: 4	R: 3	H: 4	E: 1	K: 1	S: 9
PITCHER		IP	WLS	BF	H	R	ER	SO	BB	IBB	HBP	BLK	WP	HR	S	P	ERA	WHIP	PITCHER		IP	WLS	BF	H	R	ER	SO	BB	IBB	HBP	BLK	WP	HR	S	P	ERA	WHIP				
John Denny, R <small>(1, 1) ERA: 4.77</small>		6.0		31	8	4	4	4	5	1	0	0	0	1	56	107	6.00	2.167	John Denny, R <small>(1, 1) ERA: 4.77</small>		6.0		31	8	4	4	5	1	0	0	0	0	1	56	107	6.00	2.167				
Darold Knowles, L <small>(7, 1) ERA: 3.57</small>		1.0		2	0	0	0	0	0	0	0	0	0	0	2	2	0.00	0.000	Darold Knowles, L <small>(7, 1) ERA: 3.57</small>		1.0		2	0	0	0	0	0	0	0	0	0	0	2	2	0.00	0.000				
Buddy Schultz, L <small>(8, 1) ERA: 4.79</small>		0.2	L	5	3	3	3	0	0	0	0	0	0	0	5	5	40.50	4.500	Buddy Schultz, L <small>(8, 1) ERA: 4.79</small>		0.2	L	5	3	3	3	0	0	0	0	0	5	5	40.50	4.500						
Mark Littell, R <small>(8, 1) ERA: 3.31</small>		0.1		3	1	0	0	1	1	0	0	0	0	0	4	8	0.00	6.000	Mark Littell, R <small>(8, 1) ERA: 3.31</small>		0.1		3	1	0	0	1	1	0	0	0	4	8	0.00	6.000						

Batter	1	2	3	4	5	6	7	8	9	AB R H RBI BB SO LOB	TOP																
Omar Moreno, L (1, 8) OBP: 0.358, SLG: 0.425	2-3 K	1-2 F7	4-0 BB			0-0 CS 1B		0-0 5-3 1B	0-0 4-3	5 0 2 0 1 1 3	Pittsburgh Pirates @ San Francisco Giants Candlestick Park, San Francisco, CA Tue Jun 19 1979, 10:05 PM EDT Att. 39,861 - Unknown																
Tim Foli, R (1, 6) OBP: 0.328, SLG: 0.341	1-2 F8		F3 1-3			4-0 FC1-6 BB		0-0 5-3		4 0 0 0 1 0 3																	
Dave Parker, L (1, 9) OBP: 0.372, SLG: 0.561	1-0 2B		1-6-3		0-0 F7	0-0 FC1-6		0-0 5-3		5 1 1 0 0 0 2																	
Willie Stargell, L (1, 3) OBP: 0.364, SLG: 0.605	1-1 2B		4-2 1B E BB		0-0 F4	0-0 F7			0-0 HR	4 2 2 2 1 0 1																	
Bill Robinson, R (1, 7) OBP: 0.296, SLG: 0.570	1-2 F2		0-1 E 1B		0-0 F8		0-3 K		0-0 E8 1B	5 2 1 0 0 1 1																	
Ed Ott, L (1, 2) OBP: 0.292, SLG: 0.401		3-1 FC5-6 1B	1-2 E8 3B 2B		0-0 4-3		0-0 6-3		0-0 1B SF9 1B	5 2 3 3 0 0 0																	
Phil Garner, R (1, 5) OBP: 0.358, SLG: 0.444		1-0 FC5-6 1B	1-2 2B 3B		0-0 FC5-4 1B		0-0 E S 1B		0-0 SH1-4 1B	5 1 5 1 0 0 0																	
Rennie Stennett, R (1, 4) OBP: 0.270, SLG: 0.267		1-3 K	4-0 2B IBB		0-0 FC5-4		0-3 K		0-0 SF9	3 1 0 1 1 2 4																	
John Candelaria, L (1, 1) OBP: 0.138, SLG: 0.179		1-1 FC5-6	1-1 WP 2B		0-0 4-3		0-3 K		0-0 SH1-4	3 0 1 2 0 0 3																	
Enrique Romo, R (7, 1)		1-2 2-3f							1-2	1 0 0 0 0 1 0																	
Inning Stats	R: 1 E: 0 K: 1 S: 12	H: 2 LOB: 1 BB: 0 P: 18	R: 0 E: 0 K: 1 S: 12	H: 2 LOB: 2 BB: 0 P: 19	R: 5 E: 1 K: 0 S: 18	H: 4 LOB: 2 BB: 3 P: 33	R: 0 E: 0 K: 0 S: 3	H: 0 LOB: 0 BB: 0 P: 3	R: 0 E: 0 K: 0 S: 4	H: 1 LOB: 1 BB: 0 P: 4	R: 0 E: 0 K: 0 S: 3	H: 1 LOB: 1 BB: 1 P: 7	R: 0 E: 0 K: 2 S: 8	H: 1 LOB: 1 BB: 0 P: 8	R: 0 E: 0 K: 1 S: 6	H: 1 LOB: 1 BB: 0 P: 6	R: 3 E: 1 K: 0 S: 7	H: 3 LOB: 1 BB: 0 P: 7	1B: 9 2B: 4 3B: 1 HR: 1	SF: 1 SAC: 1 DP: 0 HBP: 0	WP: 1 PB: 0 SB: 1 CS: 1	PA: 46					
PITCHER	IP	WLS	BF	H	R	ER	SO	BB	IBB	HBP	BLK	WP	HR	S	P	ERA	WHIP										
John Montefusco, R (1, 1) ERA: 4.46	2.2	L	18	8	6	6	2	1	1	0	0	0	0	41	65	20.25	3.375										
Dave Roberts, L (3, 1) ERA: 2.65	2.1		9	1	0	0	0	1	0	0	0	1	0	8	12	0.00	0.857										
Tom Griffin, R (6, 1) ERA: 3.94	2.0		8	2	0	0	2	1	0	0	0	0	0	11	15	0.00	1.500										
Randy Moffitt, R (8, 1) ERA: 7.26	1.0		7	3	3	2	1	0	0	0	0	0	1	9	9	18.00	3.000										
Greg Minton, R (9, 1) ERA: 5.4	1.0		4	1	0	0	0	0	0	0	0	0	0	4	4	0.00	1.000										

AB	40
R	9
H	15
RBI	9
BB	4
SO	5
LOB	17



PITCHER	IP	WLS	BF	H	R	ER	SO	BB	IBB	HBP	BLK	WP	HR	S	P	ERA	WHIP
----------------	----	-----	----	---	---	----	----	----	-----	-----	-----	----	----	---	---	-----	------

Batter	1	2	3	4	5	6	7	8	9	AB	R	H	RBI	BB	SO	LOB
Bill North, S OBP: 0.414, SLG: 0.362 (1, 8)	1-0 HR	0-2 1B 1-2 2-H 3-H			0-3 K		0-0 F8			4	1	2	2	0	1	1
Rob Andrews, R OBP: 0.311, SLG: 0.309 Randy Moffitt, R Greg Minton, S (1, 4) (8, 1) (9, 1)	2-1 F8		2-1 4-3 2B		0-0 6-3		0-0 FC6-4			4	0	1	0	0	0	1
Jack Clark, R OBP: 0.378, SLG: 0.512 (1, 9)	0-2 F8		0-0 F6		0-0 HR		0-0 5-3			4	1	1	1	0	0	1
Willie McCovey, L OBP: 0.344, SLG: 0.545 (1, 3)	1-1 4-3		1-1 4-3		0-0 F8		0-3 K			4	0	0	0	0	1	1
Larry Herndon, R OBP: 0.385, SLG: 0.557 (1, 7)		0-1 1B FC6-2 1B	0-0 6-3		0-0 HR		0-3 K			4	1	2	1	0	1	1
Darrell Evans, L OBP: 0.338, SLG: 0.358 (1, 5)		3-2 BB FC6-2 FC5-2 1B		0-0 6-3		0-0 F6		0-0 G1-6-3 1B		4	0	2	0	0	0	0
Johnnie LeMaster, R OBP: 0.340, SLG: 0.326 Terry Whitfield, L OBP: 0.371, SLG: 0.447 (1, 6) (9, PH)		0-0 FC6-2 FC5-2 BB 1B		0-0 F7		0-0 1-3		0-0 G1-6-3		3	1	0	0	0	0	2
Marc Hill, R OBP: 0.290, SLG: 0.241 Mike Sadek, R OBP: 0.217, SLG: 0.279 (1, 2) (7, PR) (8, 2)		4-2 FC5-2 1B BB		0-0 5-3		4-0 FC6-4 BB		0-0 4-3		1	0	0	0	2	0	0
John Montefusco, R Dave Roberts, L Hector Cruz, R OBP: 0.208, SLG: 0.136 Tom Griffin, R Bill Madlock, R OBP: 0.304, SLG: 0.404 (1, 1) (3, 1) (5, PH) (6, 1) (7, PH) (8, 4)		1-2 FC5-2 1B		0-0 6-3		0-3 K				1	0	0	0	0	0	3

Inning Stats	R: 1	H: 1	E: 0	K: 0	S: 8	LOB: 0	BB: 0	P: 12	R: 1	H: 3	E: 0	K: 0	S: 14	LOB: 2	BB: 1	P: 22	R: 0	H: 1	E: 0	K: 0	S: 6	LOB: 1	BB: 0	P: 9	R: 0	H: 0	E: 0	K: 0	S: 3	LOB: 0	BB: 0	P: 3	R: 0	H: 0	E: 0	K: 1	S: 5	LOB: 0	BB: 0	P: 5	R: 2	H: 2	E: 0	K: 0	S: 5	LOB: 0	BB: 0	P: 5	R: 0	H: 0	E: 0	K: 1	S: 5	LOB: 1	BB: 1	P: 9	R: 0	H: 0	E: 0	K: 2	S: 7	LOB: 0	BB: 0	P: 7	R: 0	H: 1	E: 0	K: 0	S: 3	LOB: 0	BB: 0	P: 3	1B: 4	SF: 0	2B: 1	SAC: 0	3B: 0	DP: 1	HR: 3	HBP: 0	WP: 0	PA: 35
--------------	------	------	------	------	------	--------	-------	-------	------	------	------	------	-------	--------	-------	-------	------	------	------	------	------	--------	-------	------	------	------	------	------	------	--------	-------	------	------	------	------	------	------	--------	-------	------	------	------	------	------	------	--------	-------	------	------	------	------	------	------	--------	-------	------	------	------	------	------	------	--------	-------	------	------	------	------	------	------	--------	-------	------	-------	-------	-------	--------	-------	-------	-------	--------	-------	--------


PITCHER	IP	WLS	BF	H	R	ER	SO	BB	IBB	HBP	BLK	WP	HR	S	P	ERA	WHIP
John Candelaria, L ERA: 3.95 (1, 1)	6.0	W	26	7	4	4	1	2	0	0	0	0	3	41	60	6.00	1.500
Enrique Romo, R ERA: 2.45 (7, 1)	3.0	S	9	1	0	0	3	0	0	0	0	0	0	15	15	0.00	0.333

BOTTOM

Pittsburgh Pirates @ San Francisco Giants
Candlestick Park, San Francisco, CA

Tue Jun 19 1979, 10:05 PM EDT
Att. 39,861 - Unknown

AB	33
R	4
H	8
RBI	4
BB	2
SO	4
LOB	12



Batter	1	2	3	4	5	6	7	8	9	AB R H RBI BB SO LOB	TOP													
Omar Moreno, L (1, 8) OBP: 0.355, SLG: 0.421	0-0 1B S HR 1B	2-0 F7		0-0 4-3		0-0 F7		0-3 K		5 1 1 0 0 1 1														
Tim Foli, R (1, 6) OBP: 0.330, SLG: 0.342	2-2 1-3 HR 1B	1-1 F8		0-0 4-3		0-0 FC6-4 1-2f		0-0 2B SF8 1B		5 2 2 0 0 0 1														
Dave Parker, L (1, 9) OBP: 0.369, SLG: 0.558	0-1 L6		0-0 G3	0-0 2-3			0-3 K	0-0 SF8 1-3 BLK 2B		5 1 1 0 0 1 2														
Bill Robinson, R (1, 3) OBP: 0.308, SLG: 0.587	1-2 1-H 3-H HR		0-0 1B 1B 3-1 1B		0-0 6-3		4-0 FC4-6 BB	4-0 S BLK IBB		3 2 2 3 2 0 0														
Lee Lacy, R (1, 7) OBP: 0.386, SLG: 0.534 John Milner, L (9, 3) OBP: 0.364, SLG: 0.486	3-1 HR		0-0 3-1 1B		0-0 E4 S		0-0 F7	0-0 SF8		4 1 2 2 0 0 1 0 0 0 0 0 0 0														
Phil Garner, R (1, 5) OBP: 0.354, SLG: 0.439	3-1 1-3		1-1 3-1 1B		0-0 F9		0-0 FC4-6 1-2f	0-0 F8		5 0 1 0 0 0 3														
Rennie Stennett, R (1, 4) OBP: 0.278, SLG: 0.289	0-0 2B		0-0 3-1 1B		0-0 5-3			0-0 SF8 3B		4 1 2 1 1 0 3														
Manny Sanguillen, R (1, 2) OBP: 0.303, SLG: 0.367 Ed Ott, L (8, 2) OBP: 0.290, SLG: 0.399	4-0 PO IBB		0-0 IBB		0-0 F7			0-0 SF8		1 0 0 1 2 0 0 1 0 0 0 0 1 2														
Jim Rooker, R (1, 1) OBP: 0.118, SLG: 0.118 Enrique Romo, R (7, 1) Grant Jackson, S (7, 1) Steve Nicosia, R (8, PH) OBP: 0.326, SLG: 0.429 Kent Tekulve, R (8, 1) OBP: 0.750, SLG: 0.667	2-2 PO IBB	2-3 K	0-3 K		0-0 F7		0-0 FC6-4 1B	0-0 P3		3 0 1 0 0 2 3 0 0 0 0 0 0 0 0 0 0 0 0 0 0 1 0 0 0 0 0 0 0 0 0 0 0 0 0														
Inning Stats	R: 4 E: 0 K: 0 S: 16	H: 5 LOB: 1 BB: 1 P: 31	R: 0 E: 0 K: 1 S: 6	H: 0 LOB: 0 BB: 0 P: 11	R: 1 E: 0 K: 1 S: 9	H: 3 LOB: 3 BB: 1 P: 14	R: 0 E: 0 K: 0 S: 3	H: 0 LOB: 0 BB: 0 P: 3	R: 0 E: 1 K: 0 S: 4	H: 0 LOB: 1 BB: 0 P: 4	R: 0 E: 0 K: 0 S: 4	H: 1 LOB: 1 BB: 0 P: 4	R: 0 E: 0 K: 1 S: 5	H: 0 LOB: 1 BB: 1 P: 9	R: 1 E: 0 K: 1 S: 6	H: 1 LOB: 0 BB: 0 P: 6	R: 2 E: 0 K: 1 S: 7	H: 2 LOB: 2 BB: 2 P: 15	1B: 7 2B: 2 3B: 1 HR: 2	SF: 2 SAC: 0 DP: 0 HBP: 0	WP: 0 PB: 0 SB: 3 CS: 0	PA: 45		
PITCHER	IP WLS BF H R ER SO BB IBB HBP BLK WP HR S P ERA WHIP																							
Vida Blue, L (1, 1) ERA: 5.8	3.0		18	8	5	5	2	0	2	0	0	0	2	31	56	15.00	2.667							
Greg Minton, R (4, 1) ERA: 3.86	2.0		7	0	0	0	0	0	0	0	0	0	7	7	0.00	0.000								
Dave Roberts, L (6, 1) ERA: 2.52	2.0		8	1	0	0	1	1	0	0	0	0	9	13	0.00	1.000								
Gary Lavelle, L (8, 1) ERA: 2.79	2.0	L	11	3	3	3	2	0	2	0	1	0	0	13	21	13.50	1.500							

Pittsburgh Pirates @ San Francisco Giants
Candlestick Park, San Francisco, CA

AB	37
R	8
H	12
RBI	7
BB	5
SO	5
LOB	16



Wed Jun 20 1979, 6:33 AM EDT
Att: 19,637 - Unknown

livebaseballscorecards.com

BOTTOM

Pittsburgh Pirates @ San Francisco Giants
Candlestick Park, San Francisco, CA
Wed Jun 20 1979, 6:33 AM EDT
Att. 19,637 - Unknown

livebaseballscorecards.com

AB	33
R	5
H	8
RBI	3
BB	2
SO	9
LOB	11



WP:	1	PA:	36
PB:	0		
SB:	1		
CS:	0		

AB R H RBI BB SO LOB

3 1 1 0 1 2 0

3 0 0 1 0 0 0

1 0 0 0 0 0 2

4 1 1 0 0 2 0

4 2 2 0 0 0 0

4 1 3 2 0 1 0

3 0 0 0 1 1 2

4 0 0 0 0 1 3

3 0 1 0 0 0 2

0 0 0 0 0 0 0

0 0 0 0 0 0 0

0 0 0 0 0 0 0

1 0 0 0 0 1 1

0 0 0 0 0 0 0

1 0 0 0 0 0 0

1 0 0 0 0 0 0

0 0 0 0 0 0 0

1 0 0 0 0 1 1

0 0 0 0 0 0 0

1 0 0 0 0 0 0

0 0 0 0 0 0 0

1 0 0 0 0 1 1

1B: 6 SF: 0

2B: 2 SAC: 1

3B: 0 DP: 0

HR: 0 HBP: 0

Batter	1	2	3	4	5	6	7	8	9
Bill North, S OBP: 0.416, SLG: 0.361 (1, 8)	4-1 BB 4-3		0-3 K		0-3 K		0-0 2-H 1B		
Larry Herndon, R OBP: 0.375, SLG: 0.541 Terry Whitfield, L OBP: 0.369, SLG: 0.445 (7, PH) (8, 7)	1-1 4-3 1-H		0-0 6-3		0-0 F9		0-0 6-3		
Jack Clark, R OBP: 0.376, SLG: 0.508 (1, 9)	0-0 F8		0-0 2B 1B		0-3 K		0-3 K		
Mike Ivie, R OBP: 0.297, SLG: 0.462 (1, 3)	1-1 4-3		0-0 1B 1-3 WP 2B		0-0 1B 2B		0-0 P4		
Bill Madlock, R OBP: 0.311, SLG: 0.409 (1, 4)		1-2 FC6-4 1B		0-0 WP 1B		0-0 E2 1B		0-3 K	
Darrell Evans, L OBP: 0.337, SLG: 0.354 (1, 5)		0-0 F8		1-3 K		0-0 1-3		4-0 FC6-4 BB	
Johnnie LeMaster, R OBP: 0.327, SLG: 0.313 (1, 6)		1-2 FC6-4 1-2f		0-0 6-3		0-3 K		0-0 FC6-4 1-2f	
Marc Hill, R OBP: 0.291, SLG: 0.243 Max Venable, L OBP: 0.429, SLG: 0.538 Gary Lavelle, S Roger Metzger, S OBP: 0.265, SLG: 0.300 (7, PR) (8, 1) (9, PH)		0-0 FC6-4 1-2f		0-0 F8			0-0 SH5-3 1B 1B		0-3 K
Vida Blue, S OBP: 0.209, SLG: 0.175 Hector Cruz, R OBP: 0.200, SLG: 0.130 Greg Minton, S Rob Andrews, R OBP: 0.306, SLG: 0.304 Dave Roberts, L Mike Sadek, R OBP: 0.213, SLG: 0.273 (1, 1) (3, PH) (4, 1) (5, PH) (6, 1) (7, PH) (8, 2)			1-0 P4		0-0 F7			0-3 K	

Inning Stats	R: 1	H: 0	E: 0	K: 0	S: 6	LOB: 0	BB: 1	P: 12	R: 0	H: 1	E: 0	K: 0	S: 8	LOB: 1	BB: 0	P: 10	R: 0	H: 0	E: 0	K: 1	S: 5	LOB: 0	BB: 0	P: 6	R: 2	H: 3	E: 0	K: 1	S: 8	LOB: 1	BB: 0	P: 9	R: 0	H: 0	E: 0	K: 1	S: 5	LOB: 0	BB: 0	P: 5	R: 2	H: 2	E: 1	K: 2	S: 9	LOB: 0	BB: 0	P: 9	R: 0	H: 2	E: 0	K: 0	S: 4	LOB: 2	BB: 0	P: 4	R: 0	H: 0	E: 0	K: 2	S: 7	LOB: 0	BB: 0	P: 7	R: 0	H: 0	E: 0	K: 2	S: 7	LOB: 1	BB: 1	P: 11	1B: 6	SF: 0	2B: 2	SAC: 1	3B: 0	DP: 0	HR: 0	HBP: 0
--------------	------	------	------	------	------	--------	-------	-------	------	------	------	------	------	--------	-------	-------	------	------	------	------	------	--------	-------	------	------	------	------	------	------	--------	-------	------	------	------	------	------	------	--------	-------	------	------	------	------	------	------	--------	-------	------	------	------	------	------	------	--------	-------	------	------	------	------	------	------	--------	-------	------	------	------	------	------	------	--------	-------	-------	-------	-------	-------	--------	-------	-------	-------	--------

PITCHER	IP	WLS	BF	H	R	ER	SO	BB	IBB	HBP	BLK	WP	HR	S	P	ERA	WHIP
Jim Rooker, L ERA: 2.36 (1, 1)	6.1		27	7	5	4	5	1	0	0	0	1	0	43	53	5.68	1.263
Enrique Romo, R ERA: 2.43 (7, 1)	0.1		1	1	0	0	0	0	0	0	0	0	0	1	1	0.00	3.000
Grant Jackson, L ERA: 2.61 (7, 1)	0.1	W	1	0	0	0	0	0	0	0	0	0	0	1	1	0.00	0.000
Kent Tekulve, R ERA: 4.22 (8, 1)	2.0	S	7	0	0	0	4	1	0	0	0	0	0	14	18	0.00	0.500

Batter	1	2	3	4	5	6	7	8	9	AB R H RBI BB SO LOB	TOP
Bill North, S (1, 8) OBP: 0.419, SLG: 0.367 Larry Herndon, R (9, 8) OBP: 0.375, SLG: 0.541	2-1 FC6-4 1B	3-3 K		0-2 1-3			3-2 S 1B		1-0 2B 1B	5 1 3 0 0 1 1 0 0 0 0 0 0 0	
Terry Whitfield, L (1, 7) OBP: 0.370, SLG: 0.446	2-1 FC6-4 2B 1-2f 1B	4-1 BB			1-1 F7		0-1 L9		0-0 1-H 2B	4 1 1 1 1 0 2	
Jack Clark, R (1, 9) OBP: 0.373, SLG: 0.506	1-2 1-3 1B 2B	0-1 P6			0-0 P5		1-3 K 1-2		0-0 L3	5 1 1 0 0 1 4	
Willie McCovey, L (1, 3) OBP: 0.348, SLG: 0.537	4-0 WP 1B IBB		3-3 K		4-1 FC5-4 BB			0-0 F8		2 0 0 0 2 1 0	
Bill Madlock, R (1, 4) OBP: 0.314, SLG: 0.411	0-0 WP 1-2 2-H 3-H 1B		2-0 4-3		0-0 FC5-4 1-2f			0-1 S 1B		4 0 2 2 0 0 1	
Darrell Evans, L (1, 5) OBP: 0.336, SLG: 0.352	1-0 F8		2-2 FC6-4 1B		1-0 F8		2-3 K		2-3 K	4 0 1 0 0 1 3	
Roger Metzger, S (1, 6) OBP: 0.256, SLG: 0.292	2-2 6-3 1-2 2-3		0-1 FC6-4 1-2f		0-0 F9		1-2 F7		1-2 F7	4 0 0 0 0 0 4	
Mike Sadek, R (1, 2) OBP: 0.216, SLG: 0.255		4-1 SH2-4 BB		2-1 5-3		2-2 F9			0-0 P6	3 0 0 0 1 0 0	
Philip Nastu, L (1, 1) OBP: 0.160, SLG: 0.045 Tom Griffin, R (9, 1)		0-0 SH2-4 1-2		0-0 F7		1-2 F8		0-3 K		3 0 0 0 0 1 0 0 0 0 0 0 0 0	
Inning Stats	R: 2 H: 3 E: 0 LOB: 2 K: 0 BB: 1 S: 14 P: 26	R: 0 H: 0 E: 0 LOB: 2 K: 1 BB: 2 S: 8 P: 19	R: 0 H: 1 E: 0 LOB: 1 K: 1 BB: 0 S: 11 P: 18	R: 0 H: 0 E: 0 LOB: 0 K: 0 BB: 0 S: 6 P: 8	R: 0 H: 0 E: 0 LOB: 1 K: 0 BB: 1 S: 5 P: 10	R: 0 H: 0 E: 0 LOB: 0 K: 0 BB: 0 S: 5 P: 8	R: 0 H: 1 E: 0 LOB: 1 K: 1 BB: 0 S: 15 P: 20	R: 0 H: 1 E: 0 LOB: 1 K: 1 BB: 0 S: 9 P: 12	R: 1 H: 2 E: 0 LOB: 1 K: 1 BB: 0 S: 7 P: 8	1B: 6 SF: 0 2B: 2 SAC: 1 3B: 0 DP: 0 HR: 0 HBP: 0	WP: 1 PA: 39 PB: 0 SB: 2 CS: 0
PITCHER Paul Moskau, R (1, 1) ERA: 3.25 Manny Sarmiento, R (2, 1) ERA: 4.63 Doug Bair, R (8, 1) ERA: 3.89	IP WLS BF H R ER SO BB IBB HBP BLK WP HR S P ERA WHIP 1.2 L 11 3 2 2 1 2 2 1 0 0 1 0 20 43 10.80 3.000 5.2 21 3 0 0 2 1 0 0 0 0 0 0 47 69 0.00 0.706 1.2 7 2 1 1 2 0 0 0 0 0 0 0 13 17 5.40 1.200	PITCHER IP WLS BF H R ER SO BB IBB HBP BLK WP HR S P ERA WHIP									

San Francisco Giants @ Cincinnati Reds
 Riverfront Stadium, Cincinnati, OH
 Fri Jun 22 1979, 7:05 PM EDT
 Att. 36,184 - Unknown

AB	34
R	3
H	8
RBI	3
BB	4
SO	5
LOB	15



Batter	1	2	3	4	5	6	7	8	9	AB	R	H	RBI	BB	SO	LOB
Dave Collins, S OBP: 0.375, SLG: 0.418 (1, 9)	0-0 5-3 ①		1-2 E8 1B		1-1 P6 ③			0-0 F8 ①		4	1	1	0	0	0	1
Dave Concepcion, R OBP: 0.348, SLG: 0.443 (1, 6)	3-2 G4-6-3 1B		2-0 2-H 1B			2-3 K ①		0-0 F8 ②		4	0	2	1	0	1	1
Joe Morgan, L OBP: 0.382, SLG: 0.408 (1, 4)	3-1 G4-6-3 1-2f ② ③		1-3 K ③			1-3 K ②		2-0 F8 ③ 1-3		4	0	0	0	0	2	3
George Foster, R OBP: 0.400, SLG: 0.583 (1, 7)		1-0 FC3-6 1B		1-2 L3 ①		1-1 1B		0-3 K ①		4	0	2	0	0	1	0
Johnny Bench, R OBP: 0.366, SLG: 0.403 (1, 2)		2-1 F7 ①		3-2 HR		3-0 F7 ③		0-0 L5 ②		4	1	1	1	0	0	2
Dan Driessen, L OBP: 0.327, SLG: 0.466 (1, 3)		2-0 FC3-6 1-2f ②		2-3 K ②			0-3 K ①		0-3 K ③	4	0	0	0	0	3	1
Ray Knight, R OBP: 0.377, SLG: 0.401 (1, 5)		2-1 F7 1-2 ③		1-1 6-3 ③			0-0 P3 ②			3	0	0	0	0	0	1
Paul Blair, R OBP: 0.257, SLG: 0.379 (1, 8)			1-1 F8 ①		2-2 L6 ①		0-0 F7 ③			3	0	0	0	0	0	0
Fred Norman, S OBP: 0.208, SLG: 0.095 (1, 1)			3-3 K ②		0-3 K ②			4-0 WP PB BB		0	0	0	0	0	0	0
Arturo DeFreitas, R OBP: 0.172, SLG: 0.250 (3, PH)										1	0	0	0	0	1	0
Tom Hume, R OBP: 0.200, SLG: 0.207 (4, 1)										1	0	0	0	0	1	0
Junior Kennedy, R OBP: 0.350, SLG: 0.310 (8, PH)										0	0	0	0	1	0	0
Pedro Borbon, R OBP: 0.333, SLG: 0.333 (9, 1)										0	0	0	0	0	0	0

Inning Stats	R: 0	H: 1	E: 0	LOB: 0	K: 0	BB: 0	S: 6	P: 12	R: 0	H: 1	E: 0	LOB: 1	K: 0	BB: 0	S: 6	P: 13	R: 1	H: 2	E: 1	LOB: 1	K: 2	BB: 0	S: 14	P: 22	R: 1	H: 1	E: 0	LOB: 0	K: 1	BB: 0	S: 11	P: 18	R: 0	H: 0	E: 0	LOB: 0	K: 1	BB: 0	S: 8	P: 11	R: 0	H: 1	E: 0	LOB: 1	K: 2	BB: 0	S: 9	P: 16	R: 0	H: 0	E: 0	LOB: 0	K: 1	BB: 0	S: 5	P: 5	R: 0	H: 0	E: 0	LOB: 1	K: 0	BB: 1	S: 3	P: 9	R: 0	H: 0	E: 0	LOB: 0	K: 2	BB: 0	S: 7	P: 7	1B: 5	SF: 0	2B: 0	SAC: 0	3B: 0	DP: 1	HR: 1	HBP: 0	WP: 1	PA: 33
PITCHER	IP	WLS	BF	H	R	ER	SO	BB	IBB	HBP	BLK	WP	HR	S	P	ERA	WHIP																																																																	
John Curtis, L ERA: 4.53 (1, 1)	6.0	W	23	6	2	1	6	0	0	0	0	0	1	54	92	1.50	1.000																																																																	
Gary Lavelle, L ERA: 2.63 (7, 1)	3.0	S	10	0	0	0	3	1	0	0	0	1	0	15	21	0.00	0.333																																																																	

BOTTOM

San Francisco Giants @ Cincinnati Reds
Riverfront Stadium, Cincinnati, OH

livebaseballscorecards.com

AB	32
R	2
H	6
RBI	2
BB	1
SO	9
LOB	9



Sat Jun 23 1979, 3:33 AM EDT
Att. 35,293 - Unknown

Batter	1	2	3	4	5	6	7	8	9
Dave Concepcion, R (1, 6) OBP: 0.349, SLG: 0.446	1-1 5-3		1-1 5-3		0-1 G6-4-3		1-0 1B 2B	0-0 E8 1B	
Joe Morgan, L (1, 4) OBP: 0.388, SLG: 0.410	3-1 3-1			1-1 4-3		1-0 HR 1B	1-1 HBP 1B 1B	4-0 IBB	
Ken Griffey, L (1, 9) OBP: 0.349, SLG: 0.453	1-3 K			1-0 1B 2B		2-1 F8	1-0 1B HBP	0-0 SF7	
George Foster, R (1, 7) OBP: 0.400, SLG: 0.591		3-3 K		0-0 F8 WP 1B		0-2 HR	0-3 K	0-0 P4	
Johnny Bench, R (1, 2) OBP: 0.364, SLG: 0.400		3-3 K		2-2 F8		2-0 F7	0-0 1B 1B		
Dan Driessen, L (1, 3) OBP: 0.333, SLG: 0.468 Doug Bair, R (8, 1)		1-3 K		4-2 FC6-4 BB		0-0 FC5 1B 1B	0-0 G6-4-3 1B		
Ray Knight, R (1, 5) OBP: 0.379, SLG: 0.402			2-1 5-3 1B	1-1 FC6-4		1-2 1B	0-0 G6-4-3		
Paul Blair, R (1, 8) OBP: 0.257, SLG: 0.371			0-1 5-3		1-2 G6-4-3 1B	0-1 FC5		0-0 5-3	
Bill Bonham, R (1, 1) OBP: 0.180, SLG: 0.180 Dave Tomlin, L (5, 1) Arturo DeFreitas, R (5, PH) OBP: 0.167, SLG: 0.241 Pedro Borbon, R (6, 1) OBP: 0.333, SLG: 0.333 Dave Collins, S (7, PH) OBP: 0.366, SLG: 0.452 (8, 3)			1-0 L9		2-3 K		2-2 2B 3B	0-0 E SF7 1B	

Inning Stats	R: 0	H: 0	E: 0	K: 1	S: 7	R: 0	H: 0	E: 0	K: 3	S: 10	R: 0	H: 1	E: 0	K: 0	S: 7	R: 1	H: 2	E: 0	K: 0	S: 15	R: 0	H: 1	E: 0	K: 1	S: 9	R: 2	H: 4	E: 0	K: 0	S: 13	R: 4	H: 5	E: 0	K: 1	S: 12	R: 1	H: 2	E: 1	K: 0	S: 5
	LOB: 0	BB: 0	P: 12	LOB: 0	BB: 0	P: 17	LOB: 1	BB: 0	P: 11	LOB: 2	BB: 1	LOB: 0	BB: 0	P: 12	LOB: 2	BB: 0	LOB: 1	BB: 0	P: 19	LOB: 1	BB: 0	LOB: 2	BB: 0	LOB: 2	BB: 1	LOB: 1	BB: 0	LOB: 2	BB: 0	LOB: 1	BB: 0	LOB: 2	BB: 1	LOB: 2	BB: 1	LOB: 2	BB: 1	LOB: 2	BB: 1	LOB: 2

PITCHER															PITCHER																																		
IP	WLS	BF	H	R	ER	SO	BB	IBB	HBP	BLK	WP	HR	S	P	ERA	WHIP	IP	WLS	BF	H	R	ER	SO	BB	IBB	HBP	BLK	WP	HR	S	P	ERA	WHIP																
6.0		29	11	6	6	5	1	0	0	0	1	1	67	105	9.00	2.000	0.1		3	1	0	0	1	0	0	0	0	0	0	4	5	0.00	3.000	1.2	L	8	3	2	2	0	0	1	0	0	0	7	11	10.80	1.800


BOTTOM

San Francisco Giants @ Cincinnati Reds
Riverfront Stadium, Cincinnati, OH

Sun Jun 24 1979, 3:33 AM EDT
Att. 32,829 - Unknown

AB	36
R	8
H	15
RBI	8
BB	2
SO	6
LOB	18

WP: 1 PA: 40
PB: 0
SB: 0
CS: 0



AB	R	H	RBI	BB	SO	LOB
5	1	2	1	0	0	2
4	2	2	0	1	0	0
3	2	1	1	0	1	1
5	1	2	3	0	2	5
4	0	1	2	0	1	1
3	0	2	1	1	1	0
0	0	0	0	0	0	0
4	0	2	0	0	0	4
4	0	1	0	0	0	3
1	0	0	0	0	0	1
0	0	0	0	0	1	1
0	0	0	0	0	0	0
2	2	2	0	0	0	0

1B	2B	3B	SF	SAC	DP	HBP	WP	HR	S	P	ERA	WHIP
11	2	1	1	0	2	1	1	1	40			

Atlanta Braves @ San Francisco Giants

Candlestick Park, San Francisco, CA

Mon Jun 25 1979, 10:05 PM EDT
Att. 5,813 - Unknown

livebaseballscorecards.com



AB	35
R	6
H	7
RBI	5
BB	3
SO	8
LOB	9

WP:	1	PA:	38
PB:	1		
SB:	1		
CS:	0		

Batter	1	2	3	4	5	6	7	8	9	AB R H RBI BB SO LOB	TOP	
Jerry Royster, R (1, 5) OBP: 0.338, SLG: 0.324	2-0 1-3 ①		4-0 2B BB		3-2 5-3 ②		4-0 WP BB		0-0 E3 1-2 3-H	3 1 0 0 2 0 1		
Gary Matthews, R (1, 9) OBP: 0.382, SLG: 0.579	0-0 F9 ②		1-1 E 1-H 2B		3-2 F9 ③		1-3 K 1-2 ③		0-3 K ③	5 1 1 1 0 2 3		
Rowland Office, L (1, 8) OBP: 0.339, SLG: 0.394	2-1 F8 ③		0-1 E1 1B 2-H		3-2 HR 1B		0-0 L5 ①		0-0 L5 ①	4 1 2 1 0 0 0		
Bob Homer, R (1, 3) OBP: 0.340, SLG: 0.553		0-1 6-3 ①	1-1 F6 ③		2-2 6-3 ①		0-0 F4 ②		0-0 F4 ②	4 0 0 0 0 0 2		
Jeff Burroughs, R (1, 7) OBP: 0.337, SLG: 0.351		2-2 5-3 ②		1-3 K ①		3-2 HR 2-H		0-0 F8 ③		4 1 1 2 0 1 0		
Barry Bonnell, R (8, 7) OBP: 0.300, SLG: 0.436										0 0 0 0 0 0 0		
Joe Nolan, L (1, 2) OBP: 0.361, SLG: 0.410		1-1 HR		2-3 K ②		0-0 F5 ②		0-0 3-1 ①		4 1 1 1 0 1 0		
Glenn Hubbard, R (1, 4) OBP: 0.281, SLG: 0.277		1-3 K ③		0-2 2B		1-0 4-3 ③		4-0 1B PB E BB		3 1 1 0 1 1 0		
Pepe Frias, R (1, 6) OBP: 0.305, SLG: 0.349			1-2 4-3 ①	0-1 6-3 ③			0-3 K ①		1-0 E 1B	4 0 1 0 0 1 1		
Eddie Solomon, R (1, 1) OBP: 0.200, SLG: 0.208			2-3 K ②		0-2 3-1 ①		0-0 5-3 ②		0-3 K ②	2 0 0 0 0 1 0		
Mike Lum, L (7, PH) OBP: 0.292, SLG: 0.321										1 0 0 0 0 0 0		
Craig Skok, R (7, 1) OBP: 0.292, SLG: 0.321										1 0 0 0 0 1 2		
Inning Stats	R: 0 E: 0 K: 0 S: 4 H: 0 LOB: 0 BB: 0 P: 8	R: 1 E: 0 K: 1 S: 10 H: 1 LOB: 0 BB: 0 P: 14	R: 2 E: 1 K: 1 S: 12 H: 2 LOB: 1 BB: 1 P: 21	R: 0 E: 0 K: 2 S: 13 H: 1 LOB: 1 BB: 0 P: 16	R: 0 E: 0 K: 0 S: 10 H: 0 LOB: 0 BB: 0 P: 16	R: 2 E: 0 K: 0 S: 15 H: 2 LOB: 0 BB: 0 P: 24	R: 0 E: 0 K: 2 S: 7 H: 0 LOB: 1 BB: 1 P: 12	R: 0 E: 0 K: 0 S: 3 H: 0 LOB: 0 BB: 0 P: 3	R: 1 E: 1 K: 2 S: 9 H: 1 LOB: 2 BB: 1 P: 14	1B: 3 2B: 2 3B: 0 HR: 2 SF: 0 SAC: 0 DP: 0 HBP: 0	WP: 1 PB: 1 SB: 1 CS: 0	
PITCHER John Montefusco, R (1, 1) ERA: 4.91 Greg Minton, R (7, 1) ERA: 2.7	IP WLS BF H R ER SO BB IBB HBP BLK WP HR S P ERA WHIP	6.0 L 25 6 5 5 4 1 0 0 0 0 2 64 99 7.50 1.167	3.0 13 1 1 0 4 2 0 0 0 1 0 19 29 0.00 1.000	PITCHER IP WLS BF H R ER SO BB IBB HBP BLK WP HR S P ERA WHIP								ERA WHIP

Batter	1	2	3	4	5	6	7	8	9	AB R H RBI BB SO LOB
Larry Herndon, R (1, 8) OBP: 0.364, SLG: 0.534	2-1 5-3		0-0 G6-4-3			2-0 1B			0-0 3B	4 0 2 0 0 0 2
Darrell Evans, L (1, 5) OBP: 0.341, SLG: 0.357	0-1 G3			0-1 F9		0-0 F6			0-0 F4	4 0 0 0 0 0 2
Jack Clark, R (1, 9) OBP: 0.367, SLG: 0.502	1-0 L7			3-3 K			0-3 K		0-0 F3	4 0 0 0 0 2 1
Willie McCovey, L (1, 3) OBP: 0.341, SLG: 0.516				1-1 G3			0-0 4-3		0-0 4-3	4 0 0 0 0 1 1
Bill Madlock, R (1, 4) OBP: 0.308, SLG: 0.401					0-0 5-3				0-0 F9	3 0 0 0 0 0 0
Terry Whitfield, L (1, 7) OBP: 0.367, SLG: 0.443					1-0 1-3				0-0 6-3	3 0 0 0 0 0 0
Roger Metzger, S (1, 6) OBP: 0.259, SLG: 0.288					1-1 3-1				0-3 K	2 0 0 0 1 1 0
Mike Sadek, R (1, 2) OBP: 0.213, SLG: 0.246						0-2 6-3			0-3 K	3 0 1 0 0 1 0
John Montefusco, R (1, 1) Bill North, S (6, PH) Greg Minton, S (7, 1) Mike Ivie, R (9, PH)						3-3 K			0-0 HR	1 0 0 0 0 0 2 1 0 0 0 0 1 0 0 0 0 0 0 0 0 1 1 1 1 0 0 0

BOTTOM

Atlanta Braves @ San Francisco Giants
Candlestick Park, San Francisco, CA
 Mon Jun 25 1979, 10:05 PM EDT
 Att. 5,813 - Unknown


livebaseballscorecards.com

AB	30
R	1
H	4
RBI	1
BB	1
SO	6
LOB	8



Inning Stats	R: 0	H: 0	E: 0	LOB: 0	K: 0	S: 5	P: 8	R: 0	H: 0	E: 0	LOB: 0	K: 1	S: 9	R: 0	H: 1	E: 0	LOB: 1	K: 0	S: 4	R: 0	H: 0	E: 0	LOB: 0	K: 1	S: 8	R: 0	H: 0	E: 0	LOB: 0	K: 0	S: 4	R: 0	H: 1	E: 0	LOB: 1	K: 1	S: 9	R: 0	H: 0	E: 0	LOB: 0	K: 1	S: 7	R: 1	H: 2	E: 0	LOB: 1	K: 0	S: 5	1B: 2	SF: 0	2B: 0	SAC: 0	3B: 1	DP: 1	HR: 1	HBP: 0	WP: 0	PA: 31
--------------	------	------	------	--------	------	------	------	------	------	------	--------	------	------	------	------	------	--------	------	------	------	------	------	--------	------	------	------	------	------	--------	------	------	------	------	------	--------	------	------	------	------	------	--------	------	------	------	------	------	--------	------	------	-------	-------	-------	--------	-------	-------	-------	--------	-------	--------

PITCHER	IP	WLS	BF	H	R	ER	SO	BB	IBB	HBP	BLK	WP	HR	S	P	ERA	WHIP
Eddie Solomon, R (1, 1) ERA: 4.7	6.0	W	20	2	0	0	3	1	0	0	0	0	0	39	64	0.00	0.500
Craig Skok, L (7, 1) ERA: 3.43	3.0	S	11	2	1	1	3	0	0	0	0	0	1	17	17	3.00	0.667

Batter	1	2	3	4	5	6	7	8	9	AB R H RBI BB SO LOB	TOP																	
Jerry Royster, R OBP: 0.339, SLG: 0.329 (1, 5) (8, 4)	3-2 CS 1B		1-0 6-3			1-1 F9	0-0 6-3		0-0 6-3 2B	5 0 2 1 0 0 2																		
Gary Matthews, R OBP: 0.380, SLG: 0.572 (1, 9) (8, 8)	3-1 F6			2-0 G4-6-3 1B		3-3 K	0-3 K		0-0 6-3 2B	5 0 1 0 0 2 4																		
Bob Horner, R OBP: 0.344, SLG: 0.549 Rowland Office, L OBP: 0.336, SLG: 0.390 (1, 3) (8, PR) (8, 8)	0-1 F9			1-1 F2		1-1 2B 1-2 WP 1B		4-0 1B FC4-6 BB	0-3 K	3 1 1 0 1 0 2 1 1 0 0 0 1 1																		
Jeff Burroughs, R OBP: 0.341, SLG: 0.357 (1, 7) (8, 8)	1-1 CS 1-2	2-1 E5 4-3		1-2 G4-6-3 1-2f		2-0 WP 1-3 2-H 1B 2B		0-0 FC4-6 1-2 1B 1B	4-0 IBB IBB	4 1 2 1 1 0 1																		
Barry Bonnell, R OBP: 0.307, SLG: 0.437 (1, 8) (8, 5)			0-1 4-3			1-0 F9		0-0 FC4-6 1-2 2-3 1B	4-0 IBB IBB	4 0 2 1 1 0 1																		
Glenn Hubbard, R OBP: 0.281, SLG: 0.278 Joe Nolan, L OBP: 0.361, SLG: 0.410 Charlie Spikes, R OBP: 0.298, SLG: 0.475 Gene Garber, R OBP: 0.444, SLG: 0.286 (1, 4) (8, PH) (8, PH) (8, 1)			3-3 K			0-1 1B	0-0 F9		0-3 K K	3 0 1 0 0 1 2 0 0 0 0 0 0 0 1 0 0 0 0 1 3 1 0 0 0 0 1 3																		
Pepe Frias, R OBP: 0.304, SLG: 0.344 (1, 6) (8, 8)			1-2 F2			0-0 F4		4-0 SH3-4 6-3 BB BB	0-0 FC4-6 1-2f 2-3 3-H BB	3 1 0 1 1 0 4	AB 34 R 5 H 9 RBI 4 BB 7 SO 8 LOB 27																	
Bruce Benedict, R OBP: 0.300, SLG: 0.224 (1, 2) (8, 8)			1-1 F5			1-0 F8		4-1 6-3 SH3-4 BB BB	4-0 BB BB	2 0 0 0 2 0 1																		
Mickey Mahler, S OBP: 0.143, SLG: 0.150 Adrian Devine, R OBP: 0.224, SLG: 0.143 Bo McLaughlin, R OBP: 0.440, SLG: 0.545 Biff Pocaroba, S OBP: 0.280, SLG: 0.319 Joey McLaughlin, R (1, 1) (1, 1) (6, PH) (6, 1) (7, PH) (7, 1) (8, PH) (8, 3)			0-3 K				4-2 1B 2B BB	0-0 SH3-4 1-2 2-3 BB	0-3 K	0 0 0 0 0 0 0 1 0 0 0 0 1 0 0 1 0 0 1 0 1 0 0 0 0 1 3																		
Inning Stats	R: 0 E: 0 K: 0 S: 8	H: 1 LOB: 0 BB: 0 P: 15	R: 0 E: 1 K: 1 S: 10	H: 0 LOB: 1 BB: 0 P: 16	R: 0 E: 0 K: 1 S: 6	H: 0 LOB: 0 BB: 0 P: 8	R: 0 E: 0 K: 0 S: 7	H: 1 LOB: 0 BB: 0 P: 11	R: 0 E: 0 K: 0 S: 5	H: 1 LOB: 1 BB: 0 P: 7	R: 3 E: 0 K: 1 S: 15	H: 3 LOB: 1 BB: 1 P: 28	R: 1 E: 0 K: 1 S: 6	H: 0 LOB: 1 BB: 2 P: 14	R: 1 E: 0 K: 2 S: 9	H: 2 LOB: 3 BB: 2 P: 17	R: 0 E: 0 K: 2 S: 8	H: 1 LOB: 3 BB: 2 P: 16	1B: 7 2B: 2 3B: 0 HR: 0	SF: 0 SAC: 1 DP: 1 HBP: 0	WP: 1 PB: 0 SB: 0 CS: 1	PA: 43						
PITCHER	IP WLS BF H R ER SO BB IBB HBP BLK WP HR S P ERA WHIP												PITCHER	IP WLS BF H R ER SO BB IBB HBP BLK WP HR S P ERA WHIP														
Vida Blue, L ERA: 5.79 (1, 1)	6.1		27	6	4	4	3	3	0	0	0	1	0	53	95	5.68	1.421											
Tom Griffin, R ERA: 4.2 (7, 1)	0.2		5	2	1	1	1	1	0	0	0	0	0	6	10	13.50	4.500											
Gary Lavelle, L ERA: 2.53 (8, 1)	2.0	W	10	1	0	0	4	1	2	0	0	0	0	15	27	0.00	1.000											

Atlanta Braves @ San Francisco Giants
Candlestick Park, San Francisco, CA
Tue Jun 26 1979, 10:05 PM EDT
Att. 20,430 - Unknown

AB	34
R	5
H	9
RBI	4
BB	7
SO	8
LOB	27



BOTTOM

Atlanta Braves @ San Francisco Giants
Candlestick Park, San Francisco, CA

Tue Jun 26 1979, 10:05 PM EDT
Att. 20,430 - Unknown

livebaseballscorecards.com

AB 29
R 6
H 6
RBI 6
BB 3
SO 5
LOB 10



WP: 0 PA: 33
PB: 0
SB: 0
CS: 0

AB	R	H	RBI	BB	SO	LOB
4	1	1	1	0	1	2
3	0	1	0	0	0	0
1	0	0	0	0	0	2
4	1	1	0	0	0	1
4	1	1	0	0	1	2
2	1	0	0	1	0	0
1	0	0	0	0	1	0
2	1	0	1	1	1	0
1	1	1	1	0	0	0
3	0	0	1	0	1	2
2	0	1	2	1	0	0
0	0	0	0	0	0	0
0	0	0	0	0	0	0
2	0	0	0	0	0	1
0	0	0	0	0	0	0
0	0	0	0	0	0	0
1B: 4	SF: 0					
2B: 0	SAC: 1					
3B: 0	DP: 1					
HR: 2	HBP: 0					

Batter	1	2	3	4	5	6	7	8	9
Bill North, S OBP: 0.415, SLG: 0.385 (1, 8)	0-0 HR	0-0 1-3		0-0 4-3			0-3 K		
Larry Herndon, R OBP: 0.364, SLG: 0.529 (1, 7) Terry Whitfield, L OBP: 0.366, SLG: 0.441 (7, PH) (8, 7)	1-2 5-3	0-0 E 1B			0-0 6-3		0-0 F5		
Jack Clark, R OBP: 0.366, SLG: 0.498 (1, 9)	2-0 1B BB 1B	0-0 E5 G6-4-3			0-0 6-3			0-0 L5	
Mike Ivie, R OBP: 0.304, SLG: 0.481 (1, 3)	0-0 BB 5-3 1B	0-0 G6-4-3			0-3 K			0-0 6-3	
Bill Madlock, R OBP: 0.309, SLG: 0.398 (1, 4) Roger Metzger, S OBP: 0.258, SLG: 0.286 (7, 4)	4-0 5-3 BB 1B IBB		0-0 1-3			0-0 F3		0-3 K	
Hector Cruz, R OBP: 0.214, SLG: 0.120 (1, 5) Darrell Evans, L OBP: 0.344, SLG: 0.371 (9, PH)	4-1 1B BB		0-0 5-3			0-3 K		0-0 HR	
Johnnie LeMaster, R OBP: 0.316, SLG: 0.311 (1, 6)	0-0 5-3		0-0 F6			0-3 K			
Marc Hill, R OBP: 0.298, SLG: 0.246 (1, 2) Max Venable, L OBP: 0.400, SLG: 0.500 (7, PR) Mike Sadek, R OBP: 0.213, SLG: 0.246 (8, 2)	0-0 1B			0-0 5-3			4-0 SH2-4 BB		
Vida Blue, S OBP: 0.200, SLG: 0.167 (1, 1) Tom Griffin, R (7, 1) Gary Lavelle, S (8, 1)	0-0 F5			0-0 F2			0-0 SH2-4		

Inning	R	H	E	K	S	H	LOB	BB	P	R	H	E	K	S	H	LOB	BB	P	R	H	E	K	S	H	LOB	BB	P
1	5	4	0	10	21	1	1	0	4	0	0	0	3	3	0	0	0	5	0	0	0	0	0	0	0	0	1
2	0	1	1	4	4	0	1	0	4	0	0	0	0	0	0	0	0	4	0	0	0	0	0	0	0	0	1
3	0	0	0	3	3	0	0	0	3	0	0	0	0	0	0	0	0	3	0	0	0	0	0	0	0	0	3
4	0	0	0	3	3	0	0	0	3	0	0	0	0	0	0	0	0	3	0	0	0	0	0	0	0	0	3
5	0	0	0	5	5	0	0	0	5	0	0	0	0	0	0	0	0	5	0	0	0	0	0	0	0	0	5
6	0	0	0	2	7	0	0	0	7	0	0	0	0	0	0	0	0	7	0	0	0	0	0	0	0	0	7
7	0	0	0	1	9	0	0	0	9	0	0	0	0	0	0	0	0	9	0	0	0	0	0	0	0	0	9
8	0	0	0	5	5	0	0	0	5	0	0	0	0	0	0	0	0	5	0	0	0	0	0	0	0	0	5
9	1	1	0	1	1	0	0	0	1	0	1	0	0	0	0	0	0	1	0	1	0	0	0	0	0	0	1

PITCHER	IP	WLS	BF	H	R	ER	SO	BB	IBB	HBP	BLK	WP	HR	S	P	ERA	WHIP
Mickey Mahler, L ERA: 6.23 (1, 1)	0.1		6	3	5	5	0	0	1	0	0	0	1	7	18	135.00	12.000
Adrian Devine, R ERA: 2.7 (1, 1)	4.2		16	2	0	0	1	0	0	0	0	0	0	18	18	0.00	0.429
Bo McLaughlin, R ERA: 5.09 (6, 1)	1.0		3	0	0	0	2	0	0	0	0	0	0	7	7	0.00	0.000
Joey McLaughlin, R ERA: 1.38 (7, 1)	1.0		4	0	0	0	1	1	0	0	0	0	0	5	9	0.00	1.000
Gene Garber, R ERA: 3.52 (8, 1)	1.0	L	4	1	1	1	1	0	0	0	0	0	1	6	6	9.00	1.000

TOP

Houston Astros @ San Francisco Giants
 Candlestick Park, San Francisco, CA

Wed Jun 27 1979, 10:05 PM EDT
 Att. 11,563 - Unknown



AB 30
 R 3
 H 6
 RBI 3
 BB 5
 SO 4
 LOB 13

WP: 1 PA: 36
 PB: 1
 SB: 1
 CS: 1

Batter	1	2	3	4	5	6	7	8	9	AB R H RBI BB SO LOB
Terry Puhl, L (1, 8) OBP: 0.348, SLG: 0.367	3-1 4-3		0-0 1-3		1-2 F9		4-0 IBB			3 0 0 0 1 0 0
Julio Gonzalez, R (1, 6) OBP: 0.308, SLG: 0.264	1-0 1B HBP		0-0 L7		3-1 F1		0-0 5-3			3 1 0 0 0 0 2
Cesar Cedeno, R (1, 3) OBP: 0.376, SLG: 0.368	0-0 F9		4-2 E S 8-2 BB		4-2 CS BB		4-0 5-3 BB			1 0 0 0 3 0 1
Jeffrey Leonard, R (1, 9) OBP: 0.363, SLG: 0.363	0-0 1B 1-3 1B		2-2 8-2 1-H	0-0 6-3	1-3 K 1-2		0-0 5-3 1-2			4 0 1 0 0 1 2
Enos Cabell, R (1, 5) OBP: 0.295, SLG: 0.369	2-1 1-3 3-H 1B			2-0 HR	0-2 5-3		0-0 4-3			4 1 2 2 0 0 0
Jose Cruz, L (1, 7) OBP: 0.362, SLG: 0.410	0-2 5-3		0-1 F7		4-0 3B BB		0-0 WP PB 1B			3 1 1 0 1 0 2
Bruce Bochy, R (1, 2) OBP: 0.247, SLG: 0.264		0-0 F7		3-0 FC5-4 1B		0-3 K		2-3 K 1-3		4 0 1 0 0 2 2
Rafael Landestoy, S (1, 4) OBP: 0.308, SLG: 0.258		1-2 F9		0-1 FC5-4 1-2f		0-0 1-H FC1-2-5 3B		0-0 1-3		4 0 1 1 0 0 2
Ken Forsch, R (1, 1) OBP: 0.133, SLG: 0.138		3-3 K		2-2 F9		0-0 FC1-2-5 3-H		0-0 F9		3 0 0 0 0 1 1
Tom Dixon, R (8, 1) OBP: 1.000, SLG: 1.000										0 0 0 0 0 0 0
Joe Sambito, L (8, 1) OBP: 0.571, SLG: 0.500										0 0 0 0 0 0 0
Reggie Baldwin, R (9, PH) OBP: 0.333, SLG: 0.333										1 0 0 0 0 0 1

Inning Stats	R: 1	H: 2	E: 0	K: 0	S: 9	P: 15	R: 0	H: 0	E: 0	K: 1	S: 7	P: 11	R: 0	H: 0	E: 1	K: 0	S: 6	P: 12	R: 1	H: 2	E: 0	K: 1	S: 7	P: 12	R: 0	H: 0	E: 0	K: 0	S: 9	P: 15	R: 0	H: 0	E: 0	K: 1	S: 8	P: 13	R: 1	H: 1	E: 0	K: 1	S: 6	P: 14	R: 0	H: 0	E: 0	K: 0	S: 2	P: 6	R: 0	H: 1	E: 0	K: 1	S: 6	P: 8	1B: 4	2B: 0	3B: 1	HR: 1	SF: 0	SAC: 0	DP: 0	HBP: 1	WP: 1	PA: 36
--------------	------	------	------	------	------	-------	------	------	------	------	------	-------	------	------	------	------	------	-------	------	------	------	------	------	-------	------	------	------	------	------	-------	------	------	------	------	------	-------	------	------	------	------	------	-------	------	------	------	------	------	------	------	------	------	------	------	------	-------	-------	-------	-------	-------	--------	-------	--------	-------	--------

PITCHER	IP	WLS	BF	H	R	ER	SO	BB	IBB	HBP	BLK	WP	HR	S	P	ERA	WHIP
Philip Nastu, L (1, 1) ERA: 3.49	6.0		24	4	2	2	2	2	0	1	0	0	1	46	78	3.00	1.000
Greg Minton, R (7, 1) ERA: 3.0	2.0	W	9	1	1	1	1	2	1	0	0	0	0	8	20	4.50	1.500
Dave Roberts, L (9, 1) ERA: 2.57	1.0	S	4	1	0	0	1	0	0	0	0	1	0	6	8	0.00	1.000

PITCHER	IP	WLS	BF	H	R	ER	SO	BB	IBB	HBP	BLK	WP	HR	S	P	ERA	WHIP
---------	----	-----	----	---	---	----	----	----	-----	-----	-----	----	----	---	---	-----	------

Batter	1	2	3	4	5	6	7	8	9
Bill North, S OBP: 0.412, SLG: 0.382 (1, 8) C B X	1-1 1-3 ①		1-1 6-3 ③			2-3 K ③		0-0 1B ③	
Terry Whitfield, L OBP: 0.372, SLG: 0.444 (1, 7) X	0-0 4-3 ②			0-0 L3 1B ①			1-1 1B ①	4-0 1B FC 1B BB ③	
Jack Clark, R OBP: 0.361, SLG: 0.491 (1, 9) S F B X	1-2 6-3 ③			2-3 K ①			0-0 F8 ①	0-0 FC 1B 1B ①	
Willie McCovey, L OBP: 0.339, SLG: 0.509 Dave Roberts, L (8, PR) (9, 1)		1-3 K ①		0-0 L3 ② ③			3-1 F8 ②	0-0 1B 1B ②	
Darrell Evans, L OBP: 0.342, SLG: 0.369 (1, 5)		3-2 3-1 ②			1-1 F5 ①		0-0 G3 ③	0-0 1B ②	
Roger Metzger, S OBP: 0.252, SLG: 0.278 (1, 4)		0-0 4-3 ③			1-2 4-3 ②			F6 ③	
Johnnie LeMaster, R OBP: 0.317, SLG: 0.312 (1, 6)			1-1 5-3 ①		0-2 F7 ③			0-0 1B 2B 1B ①	
Marc Hill, R OBP: 0.304, SLG: 0.262 (1, 2)			0-0 6-3 2B ①			1-0 5-3 ①		0-0 2B 1B 1B ①	
Philip Nastu, L OBP: 0.154, SLG: 0.043 Larry Herndon, R OBP: 0.361, SLG: 0.525 Greg Minton, S (6, PH) (7, 1) Mike Ivie, R OBP: 0.308, SLG: 0.490 (8, PH) (9, 3)			1-2 6-3 ②			2-1 5-3 ②		0-0 1B 2B ①	

AB	R	H	RBI	BB	SO	LOB
4	1	1	2	0	1	1
3	1	2	0	1	0	0
4	1	0	0	0	1	4
4	0	1	1	0	1	2
0	0	0	0	0	0	0
4	0	1	2	0	0	1
4	0	0	0	0	1	2
3	1	1	0	0	0	0
3	1	2	0	0	0	0
1	0	0	0	0	0	1
1	0	0	0	0	0	0
0	0	0	0	0	0	0
1	1	1	1	0	0	0


BOTTOM

Houston Astros @ San Francisco Giants
Candlestick Park, San Francisco, CA

Wed Jun 27 1979, 10:05 PM EDT
Att. 11,563 - Unknown

AB	32
R	6
H	9
RBI	6
BB	1
SO	4
LOB	11

livebaseballscorecards.com



Inning Stats	R: 0	H: 0	E: 0	K: 0	S: 6	LOB: 0	BB: 0	P: 8	R: 0	H: 0	E: 0	K: 1	S: 8	LOB: 0	BB: 0	P: 12	R: 0	H: 1	E: 0	K: 0	S: 8	LOB: 1	BB: 0	P: 11	R: 0	H: 1	E: 0	K: 1	S: 5	LOB: 0	BB: 0	P: 7	R: 0	H: 0	E: 0	K: 0	S: 9	LOB: 0	BB: 0	P: 11	R: 0	H: 0	E: 0	K: 1	S: 6	LOB: 0	BB: 0	P: 11	R: 0	H: 1	E: 0	K: 0	S: 6	LOB: 1	BB: 0	P: 10	R: 6	H: 6	E: 0	K: 1	S: 11	LOB: 2	BB: 1	P: 15
PITCHER	IP	WLS	BF	H	R	ER	SO	BB	IBB	HBP	BLK	WP	HR	S	P	ERA	WHIP																																															
Ken Forsch, R ERA: 2.8 (1, 1)	7.1		27	6	3	3	3	0	0	0	0	0	0	52	74	3.68	0.818																																															
Tom Dixon, R ERA: 5.21 (8, 1)	0.0	L	3	1	0	0	0	1	0	0	0	0	0	2	6	∞	∞																																															
Joe Sambito, L ERA: 1.13 (8, 1)	0.2		3	2	3	3	1	0	0	0	0	0	0	5	5	40.50	3.000																																															

WP	PA	ERA	WHIP
0	33		

Batter	1	2	3	4	5	6	7	8	9	AB R H RBI BB SO LOB	TOP										
Terry Puhl, L (1, 8) OBP: 0.351, SLG: 0.369	F6		4-3 WP S BB	E9 1-H 1B	1-3			FC5-4 1B		4 2 2 0 1 0 0	Houston Astros @ San Francisco Giants Candlestick Park, San Francisco, CA Thu Jun 28 1979, 10:05 PM EDT Att. 15,624 - Unknown livebaseballscorecards.com										
Craig Reynolds, L (1, 6) OBP: 0.310, SLG: 0.361	2B		4-3 1-H	1B BB	1-3		FC5-4 1-2f S		5 1 2 2 0 0 1												
Cesar Cedeno, R (1, 3) OBP: 0.380, SLG: 0.370	F5		2-1 S 2B 1B	BB S 1-3 1B	4-3		1-2 IBB		4 1 2 0 1 0 1												
Jose Cruz, L (1, 7) OBP: 0.360, SLG: 0.409	L4		1-2 F5	F5	2B		6-3		5 0 1 0 0 0 6												
Enos Cabell, R (1, 5) OBP: 0.296, SLG: 0.371		5-3	2-2 2B	4-0 BB IBB	4-3		0-3 K		4 0 1 1 1 1 1												
Denny Walling, L (1, 9) Jeffrey Leonard, R (9, PH) OBP: 0.361, SLG: 0.361		4-1 BB BB	3-2 6-3	4-0 FC4-6 BB		0-3 K	0-0 6-3		2 0 0 1 2 1 1 1 0 0 0 0 0 0												
Alan Ashby, S (1, 2) OBP: 0.289, SLG: 0.322		3-3 K		HR FC4-6		0-0 6-3	0-3 K		5 1 1 1 0 2 4												
Rafael Landestoy, S (1, 4) OBP: 0.317, SLG: 0.250		4-1 1-2 BB		4-1 FC1-6 BB	0-3 K		0-0 1-3		2 0 0 0 2 1 0												
Rick Williams, R (1, 1) Randy Niemann, L (8, 1) OBP: 0.214, SLG: 0.154		2-2 1-3		2-2 FC1-6 1B E	0-3 K		0-3 K		4 1 0 0 0 2 3 0 0 0 0 0 0 0												
Inning Stats	R: 0 E: 0 K: 0 S: 11	H: 1 LOB: 1 BB: 0 P: 16	R: 0 E: 0 K: 1 S: 10	H: 0 LOB: 2 BB: 2 P: 23	R: 2 E: 0 K: 0 S: 17	H: 2 LOB: 1 BB: 1 P: 31	R: 4 E: 1 K: 0 S: 12	H: 4 LOB: 3 BB: 3 P: 28	R: 0 E: 0 K: 2 S: 7	H: 0 LOB: 0 BB: 0 P: 7	R: 0 E: 0 K: 1 S: 5	H: 0 LOB: 0 BB: 0 P: 5	R: 0 E: 0 K: 1 S: 6	H: 1 LOB: 2 BB: 1 P: 10	R: 0 E: 0 K: 2 S: 7	H: 0 LOB: 0 BB: 0 P: 7	1B: 5 2B: 3 3B: 0 HR: 1	SF: 0 SAC: 0 DP: 0 HBP: 0	WP: 1 PB: 0 SB: 4 CS: 0	PA: 43	
PITCHER	IP WLS BF H R ER SO BB IBB HBP BLK WP HR S P ERA WHIP																				
Ed Halicki, R (1, 1) ERA: 3.89	3.1		4	4	4	1	4	0	0	0	1	1	45	85	10.80	2.400					
John Curtis, L (4, 1) ERA: 4.87	0.2	L	7	3	2	0	1	1	0	0	0	0	5	13	27.00	6.000					
Greg Minton, R (5, 1) ERA: 2.4	3.0		10	1	0	0	3	0	0	0	0	0	16	16	0.00	0.333					
Gary Lavelle, L (8, 1) ERA: 2.44	2.0		8	1	0	0	3	0	1	0	0	0	13	17	0.00	0.500					



Batter	1	2	3	4	5	6	7	8	9	AB R H RBI BB SO LOB	TOP																
Dave Concepcion, R (1, 6) OBP: 0.344, SLG: 0.426	4-2 FC3-6 BB		2-1 1B	4-0 G4-6-3 IBB		1-2 CS 1B		0-0 6-3		3 0 2 1 2 0 0																	
Joe Morgan, L (1, 4) OBP: 0.393, SLG: 0.424	1-2 FC3-6 BB 1-2f		0-0 FC6-4 1B	2-2 G4-6-3 1-2f		1-1 CS 1-2	0-0 E 1B	0-0 1B S 1B		5 1 3 0 0 0 4																	
Ken Griffey, L (1, 9) OBP: 0.356, SLG: 0.449	4-1 FC4-6 BB		0-3 K		1-0 4-3		1-2 FC6-4 1B	0-0 1B		4 0 2 0 1 1 2																	
George Foster, R (1, 7) OBP: 0.409, SLG: 0.625	1-3 K		0-1 FC6-4 1-2f		1-2 6-3 2B		0-3 K	0-3 K		5 0 1 0 0 3 8																	
Johnny Bench, R (1, 2) OBP: 0.364, SLG: 0.388	1-1 FC4-6 1-2f			0-0 SH BB SF9 1B	2-0 6-3		0-0 FC6-4 BB 1-2f 2-H		0-0 FC1-6 1B	5 1 2 0 0 0 4																	
Dan Driessen, L (1, 3) OBP: 0.330, SLG: 0.444		0-0 F9		4-2 SF9 SH 2B BB	3-1 4-3		4-0 BB IBB	0-0 FC1-6 1-2f		3 1 0 0 2 0 2																	
Rick Auerbach, R (1, 5) OBP: 0.259, SLG: 0.320		0-2 3-1		0-0 SH 2B		2-2 SH3-4 1B	4-0 BB 1-2 2-3	0-0 F8		3 1 1 0 1 0 1																	
Paul Blair, R (1, 8) OBP: 0.235, SLG: 0.329		0-3 K		0-0 SF9		2-1 P4	0-3 K	0-3 K		2 0 0 1 0 1 1																	
Cesar Geronimo, L (7, PH) OBP: 0.304, SLG: 0.369				2-3 3-H						2 0 0 0 0 2 4																	
Bill Bonham, R (1, 1) OBP: 0.148, SLG: 0.222			0-1 F7		0-0	1-1 SH3-4		0-0 5-3		2 0 1 1 0 0 0																	
Mario Soto, R (7, 1)										0 0 0 0 0 0 0																	
Dave Tomlin, L (7, 1)										0 0 0 0 0 0 0																	
Dave Collins, S (8, PH) OBP: 0.379, SLG: 0.439				1-3 3-H		1-2				1 0 0 0 0 0 0																	
Manny Sarmiento, R (8, 1)										0 0 0 0 0 0 0																	
Inning Stats	R: 0 E: 0 K: 1 S: 12	H: 0 LOB: 2 BB: 2 P: 23	R: 0 E: 0 K: 1 S: 7	H: 0 LOB: 0 BB: 0 P: 7	R: 0 E: 0 K: 1 S: 10	H: 2 LOB: 2 BB: 0 P: 12	R: 2 E: 1 K: 0 S: 13	H: 2 LOB: 2 BB: 2 P: 23	R: 0 E: 0 K: 0 S: 7	H: 1 LOB: 1 BB: 0 P: 14	R: 1 E: 0 K: 0 S: 13	H: 2 LOB: 0 BB: 0 P: 20	R: 1 E: 1 K: 2 S: 11	H: 2 LOB: 3 BB: 2 P: 20	R: 0 E: 0 K: 1 S: 7	H: 2 LOB: 2 BB: 0 P: 7	R: 0 E: 0 K: 1 S: 6	H: 1 LOB: 1 BB: 0 P: 6	1B: 10 2B: 2 3B: 0 HR: 0	SF: 1 SAC: 2 DP: 1 HBP: 0	WP: 0 PB: 0 SB: 1 CS: 1	PA: 45					
PITCHER	IP WLS BF H R ER SO BB IBB HBP BLK WP HR S P ERA WHIP																										
Bob Knepper, L (1, 1) ERA: 4.3	6.0		30	9	4	4	3	3	1	0	0	0	0	66	104	6.00	2.000										
Tom Griffin, R (7, 1) ERA: 4.11	1.0		5	0	0	0	2	1	1	0	0	0	0	7	15	0.00	1.000										
Pedro Borbon, R (8, 1) ERA: 3.35	0.0	W	0	0	0	0	0	0	0	0	0	0	0	0	0	∞	∞										
Gary Lavelle, L (9, 1) ERA: 2.4	1.0	S	4	1	0	0	1	0	0	0	0	0	0	6	6	0.00	1.000										

Cincinnati Reds @ San Francisco Giants
Candlestick Park, San Francisco, CA

Fri Jun 29 1979, 10:05 PM EDT
Att: 18,870 - Unknown

AB	35
R	4
H	12
RBI	3
BB	6
SO	7
LOB	26



Batter	1	2	3	4	5	6	7	8	9
Bill North, S OBP: 0.408, SLG: 0.385 (1, 8)	0-1 1-3		1-1 B5-3		0-0 4-3		4-0 1B 1-2 2-3 BB	0-0 FC6-4 1B 1-2f 2-3	
Joe Strain, R OBP: 0.500, SLG: 0.600 Mike Ivie, R OBP: 0.314, SLG: 0.490 (7, PH) (8, 3)	0-1 2B		1-2 BLK 1B HBP		0-0 1B		0-0 P6	0-0 1B 1-3 3-H	
Jack Clark, R OBP: 0.359, SLG: 0.483 (1, 9)	0-0 1-3		2-3 K		0-0 G3		0-3 K	0-0 1B 1-2 3-H	
Willie McCovey, L OBP: 0.351, SLG: 0.530 Rob Andrews, R OBP: 0.297, SLG: 0.293 (7, PR) (8, 4)	3-2 3-1		2-2 1B 1-H		1-1 F9		0-0 1B 1-3 2-H 3-H	0-0 F8	
Darrell Evans, L OBP: 0.341, SLG: 0.364 (1, 5)			1-3 K		1-1 G3		0-0 1B 1-2 3-H		
Terry Whitfield, L OBP: 0.372, SLG: 0.440 (1, 7)			4-2 1B BB		0-1 E6 1B		0-0 E7 1B	0-0 F8	
Johnnie LeMaster, R OBP: 0.320, SLG: 0.316 (1, 6)			1-0 FC6-4 1B		1-2 G6-4-3 1B		0-1 1-3	0-0 F3	
Marc Hill, R OBP: 0.294, SLG: 0.252 Mike Sadek, R OBP: 0.238, SLG: 0.259 (7, 2)			2-3 K		0-0 G6-4-3 1-2f		4-0 BB 1B BB	0-0 FC6-4 1B 1B	
Bob Knepper, L OBP: 0.186, SLG: 0.326 Tom Griffin, R OBP: 0.412, SLG: 0.500 Max Venable, L OBP: 0.353, SLG: 0.333 Pedro Borbon, R OBP: 0.263, SLG: 0.524 Larry Herndon, R OBP: 0.263, SLG: 0.524 Gary Lavelle, S (7, PH) (8, PH) (9, 1)			0-0 FC6-4		1-3 K		0-0 BB 1B	0-0 FC6-4 1B	

AB	R	H	RBI	BB	SO	LOB
4	2	0	0	1	0	2
2	1	2	0	0	0	0
2	0	1	1	0	0	3
5	0	1	1	0	2	6
4	0	2	3	0	0	1
1	0	0	0	0	0	2
4	0	1	1	0	2	1
3	0	1	0	1	0	2
4	0	2	0	0	0	1
2	0	0	0	0	1	3
1	2	1	0	1	0	0
2	0	0	0	0	1	2
0	0	0	0	0	0	0
0	0	0	0	0	0	0
0	0	0	0	0	0	0
0	0	0	0	0	0	0
0	0	0	0	0	0	0
0	0	0	0	0	0	0

BOTTOM

Cincinnati Reds @ San Francisco Giants
Candlestick Park, San Francisco, CA

Fri Jun 29 1979, 10:05 PM EDT
Att. 18,870 - Unknown

AB	36
R	6
H	13
RBI	6
BB	3
SO	6
LOB	23

livebaseballscorecards.com

GIANTS

1B:	12	SF:	0	WP:	0	PA:	40
2B:	1	SAC:	0	PB:	0		
3B:	0	DP:	1	SB:	0		
HR:	0	HBP:	1	CS:	0		

Inning Stats		R: 0	H: 1	E: 0	LOB: 1	K: 0	BB: 0	S: 8	P: 11
Inning Stats		R: 0	H: 1	E: 0	LOB: 2	K: 2	BB: 1	S: 12	P: 20
Inning Stats		R: 1	H: 1	E: 0	LOB: 1	K: 2	BB: 0	S: 13	P: 20
Inning Stats		R: 0	H: 1	E: 1	LOB: 0	K: 0	BB: 0	S: 6	P: 7
Inning Stats		R: 0	H: 1	E: 0	LOB: 1	K: 1	BB: 0	S: 6	P: 7
Inning Stats		R: 0	H: 1	E: 1	LOB: 1	K: 0	BB: 0	S: 7	P: 9
Inning Stats		R: 3	H: 3	E: 0	LOB: 2	K: 1	BB: 2	S: 8	P: 16
Inning Stats		R: 2	H: 4	E: 0	LOB: 2	K: 0	BB: 0	S: 7	P: 7

PITCHER		IP	WLS	BF	H	R	ER	SO	BB	IBB	HBP	BLK	WP	HR	S	P	ERA	WHIP
Bill Bonham, R	(1, 1)	6.0		25	6	1	1	5	1	0	1	1	0	0	52	74	1.50	1.167
Mario Soto, R	(7, 1)	0.2		5	1	3	3	1	2	0	0	0	0	0	5	13	40.50	4.500
Dave Tomlin, L	(7, 1)	0.1		3	2	0	0	0	0	0	0	0	0	0	3	3	0.00	6.000
Manny Sarmiento, R	(8, 1)	1.0	L	7	4	2	2	0	0	0	0	0	0	0	7	7	18.00	4.000

Batter	1	2	3	4	5	6	7	8	9	AB R H RBI BB SO LOB	TOP														
Dave Concepcion, R (1, 6) OBP: 0.342, SLG: 0.423	0-1 4-3		1-0 F8 1B		1-1 5-3			0-0 F8	0-0 6-3	5 0 1 0 0 0 4															
Joe Morgan, L (1, 4) OBP: 0.390, SLG: 0.420	2-0 G6-3 1B		2-2 F8			0-1 L4		0-0 1-4-3		4 0 1 0 0 0 1															
Ken Griffey, L (1, 9) OBP: 0.354, SLG: 0.446	1-2 G6-3 1-2f			0-0 P6		0-2 F8			0-0 HBP WP FC4 1B	4 1 1 0 0 0 1															
George Foster, R (1, 7) OBP: 0.403, SLG: 0.615		3-3 K		1-2 F2		3-2 F8			1-0 6-3 1-2	4 0 0 0 0 1 1															
Dan Driessen, L (1, 3) OBP: 0.336, SLG: 0.451		0-1 4-3		1-2 2B			0-0 FC6-4 1B		4-0 FC4 HBP BB IBB	3 1 2 0 1 0 0															
Harry Spilman, L (1, 5) Junior Kennedy, R (9, PR) OBP: 0.357, SLG: 0.318		4-2 BB		1-2 F8			0-0 FC6-4 1B		1-0 BB FC4 HBP	2 0 1 0 1 0 1 0 0 0 0 0 0 0															
Cesar Geronimo, L (1, 8) OBP: 0.303, SLG: 0.364		1-3 K			4-2 SH1-4 BB		0-0 FC6-4 1-2f 2-3		0-0 FC4 BB	3 0 0 1 1 1 5															
Vic Correll, R (1, 2) OBP: 0.333, SLG: 0.390			1-3 K		1-3 K		0-0 G4-6-3 1-2f		4-0 1-2 2-3 3-H BB	3 0 0 1 1 2 3															
Tom Seaver, R (1, 1) OBP: 0.152, SLG: 0.364			1-3 K		0-0 SH1-4 1-2			0-0 B1-3	0-3 K	3 0 0 0 0 2 3															
Inning Stats	R: 0 E: 0 K: 0 S: 6	H: 1 LOB: 0 BB: 0 P: 9	R: 0 E: 0 K: 2 S: 14	H: 0 LOB: 1 BB: 1 P: 22	R: 0 E: 0 K: 2 S: 10	H: 1 LOB: 1 BB: 0 P: 15	R: 0 E: 0 K: 0 S: 11	H: 1 LOB: 1 BB: 0 P: 14	R: 0 E: 0 K: 1 S: 9	H: 0 LOB: 1 BB: 1 P: 15	R: 0 E: 0 K: 0 S: 8	H: 0 LOB: 0 BB: 0 P: 11	R: 0 E: 0 K: 0 S: 4	H: 2 LOB: 1 BB: 0 P: 4	R: 0 E: 0 K: 0 S: 3	H: 0 LOB: 0 BB: 0 P: 3	R: 2 E: 0 K: 1 S: 7	H: 1 LOB: 3 BB: 2 P: 17	1B: 5 2B: 1 3B: 0 HR: 0	SF: 0 SAC: 1 DP: 2 HBP: 1	WP: 1 PB: 0 SB: 0 CS: 0	PA: 37			
PITCHER	IP	WLS	BF	H	R	ER	SO	BB	IBB	HBP	BLK	WP	HR	S	P	ERA	WHIP								
John Montefusco, R (1, 1) ERA: 4.27	6.0		22	3	0	0	5	2	0	0	0	0	0	58	86	0.00	0.833								
Greg Minton, R (7, 1) ERA: 2.12	2.0		7	2	0	0	0	0	0	0	0	0	0	7	7	0.00	1.000								
Ed Whitson, R (9, 1) ERA: 4.6	1.0	L	8	1	2	2	1	1	1	1	0	1	0	7	17	18.00	2.000								

Cincinnati Reds @ San Francisco Giants
 Candlestick Park, San Francisco, CA
 Sat Jun 30 1979, 6:33 AM EDT
 Att. 28,512 - Unknown

AB	31
R	2
H	6
RBI	2
BB	4
SO	6
LOB	19



Batter	1	2	3	4	5	6	7	8	9	AB	R	H	RBI	BB	SO	LOB
--------	---	---	---	---	---	---	---	---	---	----	---	---	-----	----	----	-----

Bill North, S <small>(1, 8)</small> <small>OBP: 0.406, SLG: 0.382</small>	3-2 6-3 		0-0 		2-2 4-3 			3-2 L7 		4	0	1	0	0	0	0
Joe Strain, R <small>(1, 4)</small> <small>OBP: 0.400, SLG: 0.444</small>	1-0 		0-0 F3 			2-2 P6 			0-0 5-3 	4	0	1	0	0	0	2
Jack Clark, R <small>(1, 9)</small> <small>OBP: 0.358, SLG: 0.478</small>	4-2 		0-3 K 			2-0 5-3 			0-3 K 	3	0	0	0	1	2	2
Willie McCovey, L <small>(1, 3)</small> <small>OBP: 0.344, SLG: 0.518</small>	3-3 K 		0-1 F8 			3-2 G3 			0-0 F8 	4	0	0	0	0	1	4
Darrell Evans, L <small>(1, 5)</small> <small>OBP: 0.338, SLG: 0.360</small>	2-1 2-3 			3-2 P4 			0-0 F8 			3	0	0	0	0	0	2
Terry Whitfield, L <small>(1, 7)</small> <small>OBP: 0.368, SLG: 0.434</small>		2-2 F8 		0-1 P6 			1-1 F7 			3	0	0	0	0	0	0
Roger Metzger, S <small>(1, 6)</small> <small>OBP: 0.251, SLG: 0.272</small>		0-3 K 		0-0 G3 			0-1 L4 			3	0	0	0	0	1	0
Mike Sadek, R <small>(1, 2)</small> <small>OBP: 0.227, SLG: 0.246</small>		0-0 6-3 			1-0 F7 			0-0 P4 		3	0	0	0	0	0	0
John Montefusco, R <small>(1, 1)</small> <small>OBP: 0.077, SLG: 0.154</small> Greg Minton, S <small>(7, 1)</small> Max Venable, L <small>(8, PH)</small> <small>OBP: 0.389, SLG: 0.471</small> Ed Whitson, R <small>(9, 1)</small>			0-0 		2-3 K 			3-2 F9 		2	0	1	0	0	1	0
										0	0	0	0	0	0	0
										1	0	0	0	0	0	0
										0	0	0	0	0	0	0

Inning Stats	R: 0	H: 1	E: 0	K: 1	S: 12	R: 0	H: 0	E: 0	K: 1	S: 7	R: 0	H: 2	E: 0	K: 1	S: 8	R: 0	H: 0	E: 0	K: 0	S: 7	R: 0	H: 0	E: 0	K: 1	S: 7	R: 0	H: 0	E: 0	K: 0	S: 5	R: 0	H: 0	E: 0	K: 1	S: 9	R: 0	H: 0	E: 0	K: 1	S: 5	R: 0	H: 0	E: 0	K: 1	S: 5	1B: 2	2B: 1	3B: 0	HR: 0	SF: 0	SAC: 0	DP: 0	HBP: 0	WP: 0	PB: 0	SB: 4	CS: 0	PA: 31
--------------	------	------	------	------	-------	------	------	------	------	------	------	------	------	------	------	------	------	------	------	------	------	------	------	------	------	------	------	------	------	------	------	------	------	------	------	------	------	------	------	------	------	------	------	------	------	-------	-------	-------	-------	-------	--------	-------	--------	-------	-------	-------	-------	--------

PITCHER	IP	WLS	BF	H	R	ER	SO	BB	IBB	HBP	BLK	WP	HR	S	P	ERA	WHIP
Tom Seaver, R <small>(1, 1)</small> <small>ERA: 3.77</small>	9.0	W	31	3	0	0	5	1	0	0	0	0	0	67	104	0.00	0.444

BOTTOM

Cincinnati Reds @ San Francisco Giants
 Candlestick Park, San Francisco, CA
 Sat Jun 30 1979, 6:33 AM EDT
 Att. 28,512 - Unknown

AB	30
R	0
H	3
RBI	0
BB	1
SO	5
LOB	10



Batter	1	2	3	4	5	6	7	8	9	AB R H RBI BB SO LOB	TOP											
Dave Concepcion, R (1, 6) OBP: 0.344, SLG: 0.427	1-1 SH1-3 4-3 2B		0-0 F8		0-0 5-3			0-2 E 1-2 1B		4 1 2 0 0 0 0	<p>Cincinnati Reds @ San Francisco Giants</p> <p>Candlestick Park, San Francisco, CA</p> <p>Sun Jul 01 1979, 6:33 AM EDT Unknown</p>											
Joe Morgan, L (1, 4) OBP: 0.394, SLG: 0.421	0-0 SH1-3		2-0 1B		1-1 F9			4-1 SAFE 1-2 2-3 BB	2 0 1 0 1 0 0													
Ken Griffey, L (1, 9) OBP: 0.350, SLG: 0.440	1-1 4-3		2-2 F6			0-0 4-3		0-3 K	4 0 0 1 0 1 4													
George Foster, R (1, 7) OBP: 0.401, SLG: 0.610	3-H 2-3 K2-3		3-1 FC6-4 1-2 1B			0-3 K		0-0 P3	4 0 1 0 0 2 3													
Johnny Bench, R (1, 2) OBP: 0.362, SLG: 0.383			0-0 FC6-4 1-2f			0-0 4-3		0-0 F8	3 0 0 0 1 0 5													
Dan Driessen, L (1, 3) OBP: 0.338, SLG: 0.452			3-1 FC1-6 1-2 1B		2-0 4-3		3-2 FC1-6 1-2f 1B	0-3 K	4 0 2 0 0 1 0													
Rick Auerbach, R (1, 5) OBP: 0.246, SLG: 0.302			0-1 FC1-6 1-2f 2-3		2-3 K		0-1 FC1-6 1-2f G6-4-3	0-0 F7	3 0 0 0 0 1 3													
Harry Spilman, L (9, PH) OBP: 0.556, SLG: 0.571									1 0 0 0 0 0 0													
Paul Blair, R (1, 8) OBP: 0.227, SLG: 0.317			0-3 K		0-0 F6		0-1 G6-4-3 1-2f	0-0 1B	3 0 0 0 0 1 3													
Cesar Geronimo, L (9, PH) OBP: 0.306, SLG: 0.367									1 0 1 0 0 0 0													
Michael LaCoss, R (1, 1) OBP: 0.100, SLG: 0.100			2-0 1-3		0-0 F3			3-2 E 1B	2 0 0 0 0 0 2													
Dave Collins, S (8, PH) OBP: 0.375, SLG: 0.434								0-0 6-3	1 0 0 0 0 0 0													
Doug Bair, R (8, 1)									0 0 0 0 0 0 0													
Hector Cruz, R (9, PH) OBP: 0.207, SLG: 0.115									1 0 0 0 0 0 1													
Inning Stats	R: 1 E: 0 K: 1 S: 8	H: 1 LOB: 0 BB: 0 P: 12	R: 0 E: 0 K: 1 S: 9	H: 1 LOB: 2 BB: 1 P: 18	R: 0 E: 0 K: 0 S: 10	H: 2 LOB: 2 BB: 0 P: 17	R: 0 E: 0 K: 1 S: 5	H: 0 LOB: 0 BB: 0 P: 9	R: 0 E: 0 K: 0 S: 4	H: 0 LOB: 0 BB: 0 P: 5	R: 0 E: 0 K: 1 S: 5	H: 0 LOB: 0 BB: 0 P: 5	R: 0 E: 0 K: 0 S: 7	H: 1 LOB: 0 BB: 0 P: 10	R: 0 E: 2 K: 1 S: 15	H: 1 LOB: 3 BB: 1 P: 22	R: 0 E: 0 K: 1 S: 6	H: 1 LOB: 1 BB: 0 P: 6	1B: 6 2B: 1 3B: 0 HR: 0	SF: 0 SAC: 1 DP: 1 HBP: 0	WP: 0 PB: 0 SB: 0 CS: 0	PA: 36
PITCHER	IP WLS BF H R ER SO BB IBB HBP BLK WP HR S P ERA WHIP												IP WLS BF H R ER SO BB IBB HBP BLK WP HR S P ERA WHIP									
John Curtis, L (1, 1) ERA: 4.38	7.0 W 29 6 1 1 4 2 0 0 0 0 0 0 58 93 1.29 1.143																					
Gary Lavelle, L (8, 1) ERA: 2.38	0.1 1 0 0 0 1 0 0 0 0 0 0 0 3 3 0.00 0.000																					
Pedro Borbon, R (8, 1) ERA: 3.23	0.0 S 0 0 0 0 0 0 0 0 0 0 0 0 0 0 ∞ ∞																					

livebaseballscorecards.com

AB	33
R	1
H	7
RBI	1
BB	2
SO	6
LOB	21



Batter	1	2	3	4	5	6	7	8	9	AB R H RBI BB SO LOB	TOP																										
Dave Concepcion, R (1, 6) OBP: 0.347, SLG: 0.428	1-2 2-3 1B 1B	X 0-0 1B BB 1B		X 0-0 6-3			0-3 K		4-0 BB BB BB BB BB BB BB BB	4 0 2 1 1 1 0																											
Junior Kennedy, R (1, 4) OBP: 0.351, SLG: 0.308	0-3 K	1-2 2-3 3-H 1B BB		X 0-0 4-3			0-0 F8		0-0 5-3	4 0 0 1 1 1 2																											
Ken Griffey, L (1, 9) OBP: 0.358, SLG: 0.446	2-1 1-2 1B	X 0-0 1-2 2-3 3-H 1B				4-0 SH5-3 BB		0-0 1B		3 0 3 1 1 0 0																											
George Foster, R (1, 7) OBP: 0.399, SLG: 0.605	1-0 2-3	0-0 F3				0-0 SH5-3		0-3 K		2 0 0 0 0 0 5																											
Cesar Geronimo, L (2, 8) OBP: 0.305, SLG: 0.365	1-2 2-3					1-2				1 0 0 0 0 1 1																											
Dan Driessen, L (1, 3) OBP: 0.333, SLG: 0.445	2-3 K	0-0 1-3				0-0 F7		0-0 6-3		4 0 0 0 0 1 6																											
Hector Cruz, R (1, 8) OBP: 0.212, SLG: 0.103		4-0 BB 1B BB BB	X 0-0 L7			0-0 P3		0-3 K		3 1 0 0 1 1 1																											
Rick Auerbach, R (1, 5) OBP: 0.246, SLG: 0.298		1-0 1B BB BB 1B	X 0-0 F8			0-3 K		0-0 5-3		4 1 1 0 0 1 0																											
Vic Correll, R (1, 2) OBP: 0.329, SLG: 0.371		4-0 BB 1B BB 1B BB	X 0-3 K			0-0 B1-3		0-0 F8		3 1 0 0 1 1 0																											
Paul Moskau, R (1, 1) OBP: 0.065, SLG: 0.100		0-3 K		X 0-0 5-3			0-0 G3		0-0 3-1	2 0 0 0 0 0 1 3																											
Manny Sarmiento, R (5, 1) OBP: 0.500, SLG: 0.500										0 0 0 0 0 0 0 0																											
Harry Spilman, L (6, PH) OBP: 0.500, SLG: 0.500										1 0 0 0 0 0 0 0																											
Mario Soto, R (6, 1)										0 0 0 0 0 0 0 0																											
Tom Hume, R (7, 1) OBP: 0.242, SLG: 0.250										0 0 0 0 0 0 0 0																											
Dave Collins, S (8, PH) OBP: 0.371, SLG: 0.430										1 0 0 0 0 0 0 0																											
Inning Stats	R: 0 E: 0 K: 2 S: 13	H: 2 LOB: 2 BB: 0 P: 19	R: 3 E: 0 K: 1 S: 8	H: 3 LOB: 3 BB: 3 P: 21	R: 0 E: 0 K: 1 S: 5	H: 0 LOB: 0 BB: 0 P: 5	R: 0 E: 0 K: 0 S: 3	H: 0 LOB: 0 BB: 0 P: 3	R: 0 E: 0 K: 0 S: 3	H: 0 LOB: 1 BB: 1 P: 7	R: 0 E: 0 K: 1 S: 5	H: 0 LOB: 0 BB: 0 P: 5	R: 0 E: 0 K: 2 S: 8	H: 1 LOB: 1 BB: 0 P: 8	R: 0 E: 0 K: 1 S: 5	H: 0 LOB: 0 BB: 0 P: 5	R: 0 E: 0 K: 0 S: 3	H: 0 LOB: 1 BB: 1 P: 7	1B: 6 2B: 0 3B: 0 HR: 0	SF: 0 SAC: 1 DP: 0 HBP: 0	WP: 0 PB: 0 SB: 0 CS: 0	PA: 38															
PITCHER	IP WLS BF H R ER SO BB IBB HBP BLK WP HR S P ERA WHIP																																				
Philip Nastu, L (1, 1) ERA: 3.78	1.0		7	3	2	2	2	1	0	0	0	0	0	14	25	18.00	4.000																				
Tom Griffin, R (2, 1) ERA: 4.03	1.0		7	2	1	1	1	2	0	0	0	0	0	7	15	9.00	4.000																				
Greg Minton, R (3, 1) ERA: 1.74	3.2		12	0	0	0	2	1	0	0	0	0	0	15	19	0.00	0.273																				
Gary Lavelle, L (6, 1) ERA: 2.25	3.1	W	12	1	0	0	3	1	0	0	0	0	0	17	21	0.00	0.600																				

Cincinnati Reds @ San Francisco Giants
 Candlestick Park, San Francisco, CA
 Sun Jul 01 1979, 6:38 AM EDT
 Att: 50,924 - Unknown

livebaseballscorecards.com

AB	32
R	3
H	6
RBI	3
BB	5
SO	8
LOB	18



Batter	1	2	3	4	5	6	7	8	9	AB	R	H	RBI	BB	SO	LOB
Larry Herndon, R OBP: 0.357, SLG: 0.512 (1, 8)	0-3 K	0-0 1-3		0-0 F9		0-0 5-3	0-0 1B			5	0	1	2	0	1	4
Rob Andrews, R OBP: 0.304, SLG: 0.290 (1, 4)	4-0 2B SF9 BB		0-3 K		0-0 F2	0-0 5-3	0-0 1B			4	1	1	0	1	1	1
Jack Clark, R OBP: 0.357, SLG: 0.485 (1, 9)	0-0 1-3 2B		0-0 HR		4-0 3B BB	0-3 K	0-0 L6			4	2	2	1	1	1	4
Darrell Evans, L OBP: 0.345, SLG: 0.383 (1, 5)	0-0 SF9		0-0 1B		0-0 3B		4-0 1B CS BB	0-3 K		3	0	2	2	1	1	0
Mike Ivie, R OBP: 0.305, SLG: 0.475 (1, 3)	0-3 K		0-3 K		0-3 K		0-3 K	0-0 6-3		5	0	0	0	0	4	4
Terry Whitfield, L OBP: 0.368, SLG: 0.426 (1, 7)		0-0 3-1	0-3 K		4-0 IBB		4-0 CS 1B 2B IBB	0-0 1-3		3	1	0	0	2	1	1
Johnnie LeMaster, R OBP: 0.320, SLG: 0.310 Gary Lavelle, S OBP: 0.500, SLG: 0.500 (1, 6) (6, 1)		4-0 1B BB		0-3 K	0-0 F9		0-0 CS 2B 1B			2	0	0	0	1	1	2
Mike Sadek, R OBP: 0.274, SLG: 0.313 (1, 2)		0-0 1-2 1B		0-0 L6		0-0 1B 5-3 2B	0-0 1B	0-0 1B 2B		4	2	3	2	0	0	0
Philip Nastu, L OBP: 0.154, SLG: 0.043 Tom Griffin, R (2, 1) Max Venable, L OBP: 0.368, SLG: 0.444 Greg Minton, S (3, 1) Roger Metzger, S OBP: 0.261, SLG: 0.273 (6, 6)		0-0 F6		4-0 BB		0-0 S 5-3 1B	4-0 1B 1B BB			0	0	0	0	0	0	0

Inning Stats	R: 1	H: 1	E: 0	K: 2	S: 8	LOB: 1	BB: 1	P: 12	R: 0	H: 1	E: 0	K: 0	S: 4	LOB: 2	BB: 1	P: 8	R: 1	H: 2	E: 1	K: 3	S: 11	LOB: 1	BB: 0	P: 11	R: 0	H: 0	E: 0	K: 1	S: 5	LOB: 1	BB: 1	P: 9	R: 1	H: 1	E: 0	K: 1	S: 7	LOB: 1	BB: 0	P: 7	R: 3	H: 4	E: 0	K: 1	S: 8	LOB: 3	BB: 3	P: 20	R: 0	H: 0	E: 0	K: 1	S: 5	LOB: 0	BB: 0	P: 5
--------------	------	------	------	------	------	--------	-------	-------	------	------	------	------	------	--------	-------	------	------	------	------	------	-------	--------	-------	-------	------	------	------	------	------	--------	-------	------	------	------	------	------	------	--------	-------	------	------	------	------	------	------	--------	-------	-------	------	------	------	------	------	--------	-------	------

PITCHER	IP	WLS	BF	H	R	ER	SO	BB	IBB	HBP	BLK	WP	HR	S	P	ERA	WHIP
Paul Moskau, R ERA: 3.54 (1, 1)	4.1		22	5	3	3	6	4	0	0	0	0	1	30	46	6.23	2.077
Manny Sarmiento, R ERA: 5.65 (5, 1)	0.2		3	0	0	0	1	0	1	0	0	0	0	4	8	0.00	0.000
Mario Soto, R ERA: 27.0 (6, 1)	1.2	L	12	5	4	4	2	2	1	0	0	0	0	13	25	21.60	4.200
Tom Hume, R ERA: 3.29 (7, 1)	1.1		5	1	0	0	1	0	0	0	0	0	0	7	7	0.00	0.750


BOTTOM

Cincinnati Reds @ San Francisco Giants
Candlestick Park, San Francisco, CA

Sun Jul 01 1979, 6:38 AM EDT
Att. 50,924 - Unknown

AB	33
R	7
H	11
RBI	7
BB	8
SO	10
LOB	18

WP: 0 PA: 42
PB: 0
SB: 2
CS: 3



livebaseballscorecards.com

Batter	1	2	3	4	5	6	7	8	9	AB R H RBI BB SO LOB	TOP											
Bill North, S (1, 8) OBP: 0.401, SLG: 0.374	4-2 BB		0-0 1B			0-3 K		0-0 F7	0-3 K	4 0 1 0 1 2 2												
Joe Strain, R (1, 4) OBP: 0.316, SLG: 0.294	1-2 F7			4-0 FC3-6 BB		0-0 F5		0-0 1B BB 1B	0-0 FC5	4 1 1 0 1 0 3												
Jack Clark, R (1, 9) OBP: 0.359, SLG: 0.484	4-1 G4-6-3 BB			0-0 F4		0-0 5-3		0-0 BB 1B 1-2 1B		3 0 1 0 1 0 1												
Willie McCovey, L (1, 3) OBP: 0.352, SLG: 0.537	0-1 G4-6-3 1-2f			0-0 FC3-6 1-2f		0-0 FC3-6 1B		0-0 BB 1-2 2-3 1B		4 0 2 0 0 0 3												
Darrell Evans, L (1, 5) OBP: 0.344, SLG: 0.379		1-0 F9		0-0 5-3		0-0 FC3-6 1B PB 1-2f 1B		4-0 G4-6-3 BB 1-2 2-3 3-H		3 1 0 1 1 0 2												
Terry Whitfield, L (1, 7) OBP: 0.363, SLG: 0.419		2-1 4-3			0-0 F8		0-0 F8	0-0 G4-6-3		4 0 0 0 0 0 4												
Johnnie LeMaster, R (1, 6) OBP: 0.318, SLG: 0.308		1-1 5-3			0-0 5-3		0-0 1B 2-3 1B		0-0 5-3	4 0 1 0 0 0 0												
Mike Sadek, R (1, 2) OBP: 0.299, SLG: 0.338			1-1 6-3		0-0 1B		0-0 1B 1-2 3-H 1B		0-0 FC5 BB 1B	4 0 3 1 0 0 0												
Ed Halicki, R (1, 1) OBP: 0.231, SLG: 0.240			0-3 K		0-3 K		0-3 K		4-0 BB BB BB BB	0 0 0 0 0 0 0												
Tom Griffin, R (2, 1)										2 0 0 0 0 2 1												
Mike Ivie, R (7, PH) OBP: 0.303, SLG: 0.472										1 0 0 0 0 1 2												
Greg Minton, S (7, 1)										0 0 0 0 0 0 0												
Larry Herndon, R (9, PH) OBP: 0.362, SLG: 0.512										0 0 0 0 1 0 0												
Inning Stats	R: 0 E: 0 K: 0 S: 8	H: 0 LOB: 1 BB: 2 P: 17	R: 0 E: 0 K: 0 S: 5	H: 0 LOB: 0 BB: 0 P: 9	R: 0 E: 0 K: 1 S: 6	H: 1 LOB: 1 BB: 0 P: 7	R: 0 E: 0 K: 0 S: 3	H: 0 LOB: 1 BB: 1 P: 7	R: 0 E: 0 K: 0 S: 6	H: 1 LOB: 1 BB: 0 P: 6	R: 0 E: 0 K: 1 S: 5	H: 0 LOB: 0 BB: 0 P: 5	R: 1 E: 0 K: 1 S: 8	H: 3 LOB: 2 BB: 0 P: 8	R: 1 E: 0 K: 0 S: 5	H: 3 LOB: 2 BB: 1 P: 9	R: 0 E: 0 K: 1 S: 6	H: 1 LOB: 2 BB: 1 P: 10	1B: 9 2B: 0 3B: 0 HR: 0	SF: 0 SAC: 0 DP: 2 HBP: 0	WP: 0 PB: 1 SB: 1 CS: 0	PA: 38
PITCHER	IP WLS BF H R ER SO BB IBB HBP BLK WP HR S P ERA WHIP																					
Tony Brizzolara, R (1, 1) ERA: 4.88	7.1 W 30 7 2 2 4 3 0 0 0 0 0 0 44 62 2.46 1.364																					
Craig Skok, L (8, 1) ERA: 3.3	0.2 3 1 0 0 0 1 0 0 0 0 0 0 2 6 0.00 3.000																					
Gene Garber, R (9, 1) ERA: 3.56	1.0 S 5 1 0 0 1 1 0 0 0 0 0 0 6 10 0.00 2.000																					

San Francisco Giants @ Atlanta Braves
Atlanta-Fulton County Stadium, Atlanta, GA

livebaseballscorecards.com

AB	33
R	2
H	9
RBI	2
BB	5
SO	5
LOB	18



Tue Jul 03 1979, 7:05 PM EDT
Att. 10,651 - Unknown - 85 F

Batter	1	2	3	4	5	6	7	8	9
Jerry Royster, R OBP: 0.347, SLG: 0.330 (1, 4)	2-2 F2	1-1 SF8 1B		0-0 6-3		0-0 1B			
Gary Matthews, R OBP: 0.370, SLG: 0.542 (1, 9)	2-1 F8	0-1 F7 1-3		0-0 F8		0-0 L6			
Rowland Office, L OBP: 0.326, SLG: 0.373 (1, 8)	2-2 HR 2B	1-0 E1 1B		0-0 G3		0-0 3-1			
Bob Horner, R OBP: 0.360, SLG: 0.580 (1, 5)	1-1 HR 2-H	1-0 SF8 3-H		0-0 F7		0-0 FC6-4 1B			
Jeff Burroughs, R OBP: 0.348, SLG: 0.366 (1, 7)	4-1 HBP 1B	1 SAFE 3-1 1B		0-0 F6		0-0 FC6-4 1-2f			
Barry Bonnell, R OBP: 0.310, SLG: 0.431 (3, 7)	BB	1B		BB		G3			
Joe Nolan, L OBP: 0.386, SLG: 0.472 (1, 2)	4-2 1B 1-2 HBP	0-0 1B 1-2		4-0 BB		G3			
Mike Lum, L OBP: 0.286, SLG: 0.313 (1, 3)	1-0 1B 1-3 2-H		0-0 5-3		0-3 K		0-0 4-3		
Pepe Frias, R OBP: 0.327, SLG: 0.357 (1, 6)	4-1 IBB		0-0 6-3		0-0 F8		0-3 K		
Tony Brizzolara, R (1, 1)	3-3 K		0-0 6-3		0-0 4-3		0-0 G3		
Craig Skok, R (8, 1)									
Biff Pocaroba, S (8, PH)									
Gene Garber, R (9, 1)									

Inning Stats	R: 3 E: 0 K: 1 S: 18	H: 3 LOB: 3 BB: 2 P: 41	R: 2 E: 3 K: 0 S: 9	H: 3 LOB: 1 BB: 0 P: 15	R: 0 E: 0 K: 0 S: 3	H: 0 LOB: 0 BB: 0 P: 3	R: 0 E: 0 K: 1 S: 5	H: 0 LOB: 1 BB: 1 P: 9	R: 0 E: 0 K: 0 S: 4	H: 1 LOB: 1 BB: 0 P: 4	R: 0 E: 0 K: 0 S: 4	H: 1 LOB: 1 BB: 0 P: 4	R: 0 E: 0 K: 1 S: 5	H: 0 LOB: 0 BB: 0 P: 5
--------------	-------------------------------	----------------------------------	------------------------------	----------------------------------	------------------------------	---------------------------------	------------------------------	---------------------------------	------------------------------	---------------------------------	------------------------------	---------------------------------	------------------------------	---------------------------------

PITCHER	IP	WLS	BF	H	R	ER	SO	BB	IBB	HBP	BLK	WP	HR	S	P	ERA	WHIP
Ed Halicki, R ERA: 4.16 (1, 1)	1.2	L	14	5	5	3	1	1	1	1	0	0	1	26	55	16.20	3.600
Tom Griffin, R ERA: 3.72 (2, 1)	4.1		15	2	0	0	1	1	0	0	0	0	0	16	20	0.00	0.692
Greg Minton, R ERA: 1.59 (7, 1)	2.0		7	1	0	0	1	0	0	0	0	0	0	9	9	0.00	0.500

BOTTOM

San Francisco Giants @ Atlanta Braves
Atlanta-Fulton County Stadium, Atlanta, GA


Tue Jul 03 1979, 7:05 PM EDT
Att: 10,651 - Unknown - 85 F

AB	R	H	RBI	BB	SO	LOB
4	1	2	0	0	0	0
4	0	0	0	0	0	2
4	2	1	0	0	0	1
3	1	2	3	0	0	0
1	1	1	1	1	0	0
2	0	0	0	0	0	1
2	0	1	0	1	0	1
4	0	1	1	0	1	1
3	0	0	0	1	1	0
3	0	0	0	0	1	3
0	0	0	0	0	0	0
1	0	0	0	0	0	0
0	0	0	0	0	0	0

1B:	6	SF:	1
2B:	1	SAC:	0
3B:	0	DP:	0
HR:	1	HBP:	1

WP:	0	PA:	36
PB:	0		
SB:	0		
CS:	0		

livebaseballscorecards.com



Batter	1	2	3	4	5	6	7	8	9	AB R H RBI BB SO LOB	TOP											
Larry Herndon, R (1, 8) OBP: 0.370, SLG: 0.534	2-0 HR	0-3 K		4-1 BB			0-0 PB WP 1B		1-0 6-3	4 1 2 1 1 1 2												
Joe Strain, R (1, 4) OBP: 0.207, SLG: 0.185	1-3 K		3-2 F4	1-1 FC5			1-2 F6		0-0 F5	5 0 0 0 0 1 4												
Jack Clark, R (1, 9) OBP: 0.355, SLG: 0.483	1-1 5-3		0-0 F5		2-3 K		3-2 F4		4-0 BB BB	4 0 0 0 1 1 1												
Willie McCovey, L (1, 3) OBP: 0.354, SLG: 0.522	0-0 1B		3-2 F7		2-0 4-3			2-3 K	4-0 BB 1-2 BB	4 0 1 0 1 1 0												
Darrell Evans, L (1, 5) OBP: 0.345, SLG: 0.394 Roger Metzger, S (9, 5) OBP: 0.261, SLG: 0.273		1-2 1B 2B		3-2 4-3 3B 2B	2-3 K			2-0 HR	0-3 K	5 3 3 1 0 2 2 0 0 0 0 0 0 0												
Terry Whitfield, L (1, 7) OBP: 0.363, SLG: 0.418		1-2 2-H 1B		0-0 4-3		0-0 4-3		3-2 3-1		4 0 1 1 0 0 1												
Johnnie LeMaster, R (1, 6) OBP: 0.329, SLG: 0.346		0-0 F3		1-2 3B		2-3 K		4-1 S BB		3 0 1 1 1 1 1												
Mike Sadek, R (1, 2) OBP: 0.329, SLG: 0.333		1-1 HBP		4-2 FC5 BB BB		1-0 F6		4-0 FC6-4 IBB		1 0 0 0 2 0 0												
Ed Whitson, R (1, 1) Greg Minton, S (8, 1)		0-3 K		0-3 K			1-3 K	0-2 FC6-4		4 0 0 0 0 3 6 0 0 0 0 0 0 0												
Inning Stats	R: 1 E: 0 K: 1 S: 8	H: 2 LOB: 1 BB: 0 P: 12	R: 1 E: 0 K: 2 S: 16	H: 2 LOB: 2 BB: 0 P: 19	R: 0 E: 0 K: 0 S: 7	H: 0 LOB: 0 BB: 0 P: 13	R: 1 E: 0 K: 1 S: 16	H: 2 LOB: 3 BB: 2 P: 29	R: 0 E: 0 K: 2 S: 10	H: 0 LOB: 0 BB: 0 P: 16	R: 0 E: 0 K: 1 S: 5	H: 0 LOB: 0 BB: 0 P: 8	R: 0 E: 0 K: 1 S: 10	H: 1 LOB: 1 BB: 0 P: 15	R: 1 E: 0 K: 1 S: 12	H: 1 LOB: 2 BB: 2 P: 27	R: 0 E: 0 K: 1 S: 5	H: 0 LOB: 2 BB: 2 P: 14	1B: 3 2B: 2 3B: 1 HR: 2	SF: 0 SAC: 0 DP: 0 HBP: 1	WP: 1 PB: 1 SB: 1 CS: 0	PA: 41
PITCHER Phil Niekro, R (1, 1) ERA: 3.86	IP: 9.0 WLS: W BF: 41 H: 8 R: 4 ER: 4 SO: 10 BB: 5 IBB: 1 HBP: 1 BLK: 0 WP: 1 HR: 2 S: 89 P: 153 ERA: 4.00 WHIP: 1.444											PITCHER	IP: 9.0 WLS: W BF: 41 H: 8 R: 4 ER: 4 SO: 10 BB: 5 IBB: 1 HBP: 1 BLK: 0 WP: 1 HR: 2 S: 89 P: 153 ERA: 4.00 WHIP: 1.444									

San Francisco Giants @ Atlanta Braves
Atlanta-Fulton County Stadium, Atlanta, GA

AB	34
R	4
H	8
RBI	4
BB	6
SO	10
LOB	17



Thu Jul 05 1979, 7:05 PM EDT
Att. 12,409 - Unknown - 85 F

livebaseballscorecards.com

Batter	1	2	3	4	5	6	7	8	9	AB	R	H	RBI	BB	SO	LOB
Jerry Royster, R OBP: 0.346, SLG: 0.325 (1, 4)	2-3 K		2-1 L7		0-2 G6-4-3		1-1 F7		0-0 F8	5	0	0	0	0	1	6
Gary Matthews, R OBP: 0.365, SLG: 0.544 (1, 9)	1-3 K			0-0 F7		0-0 F7		2-3 K	0-0 FC 1B	5	0	0	0	0	2	2
Rowland Office, L OBP: 0.321, SLG: 0.366 (1, 8)	3-2 F7			2-1 4-3		1-1 4-3		0-0 6-3	0-0 1B	5	0	1	1	0	0	0
Bob Horner, R OBP: 0.360, SLG: 0.593 (1, 5)			1-2 5-3		2-3 K		1-0 WP 1B	1-2 HR		4	1	2	1	0	1	0
Jeff Burroughs, R OBP: 0.351, SLG: 0.369 (1, 7)			3-3 K		1-1 1B 1B 1B		4-1 BB	0-0 F8		3	1	1	0	1	1	0
Mike Lum, L OBP: 0.289, SLG: 0.316 (1, 3)			3-1 L3		1-0 F6		0-2 6-3	1-0 SH3-4 1B		4	0	1	0	0	0	3
Glenn Hubbard, R OBP: 0.281, SLG: 0.283 (9, PR)										0	1	0	0	0	0	0
Pepe Frias, R OBP: 0.330, SLG: 0.359 (1, 6)					0-0 6-3		0-0 1B 1B	0-0 SH3-4		3	1	1	0	0	0	0
Bruce Benedict, R OBP: 0.307, SLG: 0.255 (1, 2)			3-1 1B		1-0 1B		2-1 F8	0-0 FC 1B		3	0	2	0	0	0	0
Biff Pocaroba, S OBP: 0.412, SLG: 0.467 (9, PH)					1-2 2-3 1B			2-H 1B		1	0	1	1	0	0	0
Barry Bonnell, R OBP: 0.305, SLG: 0.423 (9, PR)										0	1	0	0	0	0	0
Phil Niekro, R OBP: 0.238, SLG: 0.267 (1, 1)			0-2 F7		0-0 G6-4-3 1B		0-0 1B	4-0 1B FC IBB		3	0	2	2	0	0	1
Joe Nolan, L OBP: 0.393, SLG: 0.472 (9, PH)										0	0	0	0	1	0	0

BOTTOM

San Francisco Giants @ Atlanta Braves
 Atlanta-Fulton County Stadium, Atlanta, GA
 Thu Jul 05 1979, 7:05 PM EDT
 Att: 12,409 - Unknown - 85 F

livebaseballscorecards.com

AB	36
R	5
H	11
RBI	5
BB	2
SO	5
LOB	12



Inning Stats		R: 0	H: 0	R: 0	H: 0	R: 0	H: 1	R: 0	H: 0	R: 2	H: 4	R: 0	H: 1	R: 1	H: 1	R: 2	H: 3	1B: 10	SF: 0	WP: 1	PA: 39		
		E: 0	LOB: 0	E: 0	LOB: 0	E: 0	LOB: 1	E: 0	LOB: 0	E: 0	LOB: 1	E: 0	LOB: 2	E: 0	LOB: 1	E: 0	LOB: 3	2B: 0	SAC: 1	PB: 0			
		K: 2	BB: 0	K: 1	BB: 0	K: 0	BB: 0	K: 1	BB: 0	K: 0	BB: 0	K: 0	BB: 1	K: 1	BB: 0	K: 0	BB: 1	3B: 0	DP: 1	SB: 0			
		S: 10	P: 16	S: 8	P: 15	S: 8	P: 13	S: 7	P: 11	S: 9	P: 12	S: 8	P: 14	S: 7	P: 10	S: 6	P: 11	HR: 1	HBP: 0	CS: 0			
PITCHER	IP	WLS	BF	H	R	ER	SO	BB	IBB	HBP	BLK	WP	HR	S	P	ERA	WHIP					ERA	WHIP
Ed Whitson, R ERA: 4.48 (1, 1)	7.2		31	8	3	3	5	1	0	0	0	1	1	64	101	3.52	1.174						
Greg Minton, R ERA: 2.28 (8, 1)	1.0	L	8	3	2	2	0	0	1	0	0	0	0	7	12	18.00	3.000						

Batter	1	2	3	4	5	6	7	8	9	AB R H RBI BB SO LOB	TOP																						
Bill North, S OBP: 0.404, SLG: 0.372 (1, 8)	0-1 CS 1B		3-2 4-3		1-3 K		0-0 FC6-4 1-2f		4-0 BB	4 0 1 0 1 1 3																							
Joe Strain, R OBP: 0.206, SLG: 0.188 (1, 4)	2-3 1-2 K		2-3 K		0-1 1-3 2-H K		0-0 FC6-4 1-2f		0-0 FC5 2-3f	5 0 1 1 0 2 4																							
Jack Clark, R OBP: 0.353, SLG: 0.480 (1, 9)	3-2 1B			1-1 F8	1-0 G6-4-3 1-2f			0-0 F8		4 0 1 0 0 0 2																							
Willie McCovey, L OBP: 0.352, SLG: 0.516 (1, 3)	3-0 F8			0-1 4-3 BB 1B		0-0 F8		0-0 L4		4 0 1 0 0 0 1																							
Darrell Evans, L OBP: 0.350, SLG: 0.395 (1, 5)			1-3 K	4-0 4-3 1-2 BB		4-0 BB		0-0 1B		2 0 1 0 2 1 0																							
Terry Whitfield, L OBP: 0.362, SLG: 0.415 (1, 7)			3-1 S 1B	1-0 4-3 1-2 2-3		0-0 F5		0-0 F7		4 0 1 0 0 0 4																							
Johnnie LeMaster, R OBP: 0.319, SLG: 0.336 (1, 6)			3-3 K 1-2	2-2 L7		0-3 K			0-0 F2	4 0 0 0 0 2 4																							
Mike Sadek, R OBP: 0.337, SLG: 0.342 (1, 2)			1-2 F8		1-0 1B 1B		0-0 FC6-4 1B		0-0 F9	4 1 2 0 0 0 1																							
John Curtis, L OBP: 0.133, SLG: 0.200 Tom Griffin, R OBP: 0.374, SLG: 0.537 Larry Herndon, R OBP: 0.292, SLG: 0.250 Greg Minton, S OBP: 0.500, SLG: 0.500 Marc Hill, R OBP: 0.307, SLG: 0.482 (1, 1) (4, 1) (5, PH) (5, 1) (7, PH) (7, 1) (9, PH)			0-0 2B		2-2 1B 1B		0-0 F8		0-0 FC5 2B	1 0 1 0 0 0 0 0 0 0 0 0 0 0 1 0 1 0 0 0 0 0 0 0 0 0 0 0 1 0 0 0 0 0 1 0 0 0 0 0 0 0 1 0 1 0 0 0 0																							
Inning Stats	R: 0 E: 0 K: 1 S: 10	H: 2 LOB: 1 BB: 0 P: 18	R: 0 E: 0 K: 2 S: 12	H: 1 LOB: 1 BB: 0 P: 20	R: 0 E: 0 K: 1 S: 7	H: 1 LOB: 0 BB: 0 P: 12	R: 0 E: 0 K: 0 S: 8	H: 1 LOB: 2 BB: 1 P: 16	R: 1 E: 0 K: 1 S: 12	H: 3 LOB: 1 BB: 0 P: 17	R: 0 E: 0 K: 1 S: 5	H: 0 LOB: 1 BB: 1 P: 9	R: 0 E: 0 K: 0 S: 4	H: 1 LOB: 1 BB: 0 P: 4	R: 0 E: 0 K: 0 S: 4	H: 1 LOB: 1 BB: 0 P: 4	R: 0 E: 0 K: 0 S: 4	H: 1 LOB: 2 BB: 1 P: 8	1B: 9 2B: 3 3B: 0 HR: 0	SF: 0 SAC: 0 DP: 2 HBP: 0	WP: 0 PB: 0 SB: 1 CS: 1	PA: 38											
PITCHER Nino Espinosa, R ERA: 3.23 (1, 1)	IP 9.0	WLS W	BF 38	H 11	R 1	ER 1	SO 6	BB 3	IBB 0	HBP 0	BLK 0	WP 0	HR 0	S 66	P 108	ERA 1.00	WHIP 1.556																
											PITCHER	IP	WLS	BF	H	R	ER	SO	BB	IBB	HBP	BLK	WP	HR	S	P	ERA	WHIP					

San Francisco Giants @ Philadelphia Phillies
Veterans Stadium, Philadelphia, PA
Fri Jul 06 1979, 7:05 PM EDT
Att: 36,097 - Unknown

livebaseballscorecards.com

AB	35
R	1
H	11
RBI	1
BB	3
SO	6
LOB	20



Batter	1	2	3	4	5	6	7	8	9	AB	R	H	RBI	BB	SO	LOB
Bake McBride, L OBP: 0.323, SLG: 0.420 (1, 9)	0-1 CS 1B	2-3 K		4-1 1B BB	0-0 FC6-4			0-0 4-3		4	0	1	0	1	1	3
Larry Bowa, S OBP: 0.339, SLG: 0.344 (1, 6)	4-2 FC5-4 BB	0-0 F8		0-0 1B			0-0 4-3	0-0 F9		4	0	1	0	1	0	1
Pete Rose, S OBP: 0.399, SLG: 0.425 (1, 3)	0-1 FC5-4 BB 1B		4-1 1B SF9 BB	0-0 F7			0-0 1-3	0-0 6-3		4	2	0	0	1	0	4
Greg Luzinski, R OBP: 0.364, SLG: 0.429 Mike Anderson, R OBP: 0.367, SLG: 0.280 (1, 7) (7, 7)	4-2 1B E BB		1-2 1B	0-3 K			0-0 F9			3	1	1	0	1	1	3
Mike Schmidt, R OBP: 0.386, SLG: 0.557 (1, 5)	1-0 E 1B		3-1 SF9	0-3 K			0-0 HR			3	2	2	3	0	1	3
Garry Maddox, R OBP: 0.302, SLG: 0.447 (1, 8)	0-0 E6		0-0 1B		0-3 K		0-0 5-3			4	0	1	0	0	1	0
Manny Trillo, R OBP: 0.331, SLG: 0.355 (1, 4)	0-1 F6		0-1 F9		0-0 4-3		0-0 5-3			4	0	0	0	0	0	3
Bob Boone, R OBP: 0.371, SLG: 0.455 (1, 2)		0-2 6-3	2-1 F9		0-0 1B		0-0 HR			4	1	2	1	0	0	2
Nino Espinosa, R OBP: 0.238, SLG: 0.205 (1, 1)		4-1 BB		4-0 1B BB	0-0 FC6-4 1B		0-3 K			2	0	1	0	2	1	0

Inning Stats	R: 3	H: 2	E: 1	K: 0	S: 12	LOB: 1	BB: 2	P: 21	R: 0	H: 0	E: 0	K: 1	S: 9	LOB: 1	BB: 1	P: 15	R: 1	H: 2	E: 0	K: 0	S: 11	LOB: 2	BB: 1	P: 21	R: 0	H: 1	E: 0	K: 2	S: 9	LOB: 3	BB: 2	P: 17	R: 0	H: 2	E: 0	K: 1	S: 7	LOB: 2	BB: 0	P: 7	R: 0	H: 0	E: 0	K: 0	S: 3	LOB: 0	BB: 0	P: 3	R: 2	H: 2	E: 0	K: 1	S: 7	LOB: 0	BB: 0	P: 7	R: 0	H: 0	E: 0	K: 0	S: 3	LOB: 0	BB: 0	P: 3
--------------	------	------	------	------	-------	--------	-------	-------	------	------	------	------	------	--------	-------	-------	------	------	------	------	-------	--------	-------	-------	------	------	------	------	------	--------	-------	-------	------	------	------	------	------	--------	-------	------	------	------	------	------	------	--------	-------	------	------	------	------	------	------	--------	-------	------	------	------	------	------	------	--------	-------	------

PITCHER	IP	WLS	BF	H	R	ER	SO	BB	IBB	HBP	BLK	WP	HR	S	P	ERA	WHIP
John Curtis, L ERA: 4.47 (1, 1)	3.0	L	19	4	4	2	1	6	0	0	0	0	0	33	66	6.00	3.333
Tom Griffin, R ERA: 3.65 (4, 1)	1.0		4	1	0	0	2	0	0	0	0	0	0	8	8	0.00	1.000
Greg Minton, R ERA: 2.1 (5, 1)	2.0		8	2	0	0	1	0	0	0	0	0	0	10	10	0.00	1.000
Gary Lavelle, L ERA: 2.57 (7, 1)	2.0		8	2	2	2	1	0	0	0	0	0	2	10	10	9.00	1.000

BOTTOM

San Francisco Giants @ Philadelphia Phillies
Veterans Stadium, Philadelphia, PA
Fri Jul 06 1979, 7:05 PM EDT
Att. 36,097 - Unknown

AB	32
R	6
H	9
RBI	4
BB	6
SO	5
LOB	19



WP	PA	ERA	WHIP
0	39		

Batter	1	2	3	4	5	6	7	8	9	AB R H RBI BB SO LOB	TOP		
Bill North, S (1, 8) OBP: 0.404, SLG: 0.370	2-1 L7		0-0 6-3		4-2 G6-4-3 1B 1-2 BB		0-0 4-3 S HR 1B	0-0 L6		4 1 1 0 1 0 1			
Joe Strain, R (1, 4) OBP: 0.256, SLG: 0.270	0-1 1B 2B		0-1 HR 1B		0-0 G6-4-3 1B 1-2 2-3 1B		0-0 4-3 1B	0-0 5-3		5 2 3 0 0 0 2			
Jack Clark, R (1, 9) OBP: 0.357, SLG: 0.489	4-1 1B BB		1-0 F8		0-0 G6-4-3 1B 1-2f 2-3 3-H		0-0 HR		0-0 5-3 1B	4 2 2 2 1 0 3			
Mike Ivie, R (1, 3) OBP: 0.315, SLG: 0.521	3-2 FC5-4 1B 1-3 2-H		1-0 HR		0-0 5-3		0-0 HR		0-0 5-3	5 2 3 4 0 0 2			
Darrell Evans, L (1, 5) OBP: 0.351, SLG: 0.393	0-0 F9		0-0 F9			0-0 4-3 1B	0-0 F8		4-0 1B IBB	4 0 1 0 1 0 2			
Larry Herndon, R (1, 7) OBP: 0.375, SLG: 0.532	1-2 FC5-4 1-2f			1-0 F9		0-0 4-3 1B	0-0 1B		0-0 1B	5 0 2 1 0 0 3			
Johnnie LeMaster, R (1, 6) OBP: 0.309, SLG: 0.324		2-2 F6		0-0 F9		0-0 5-3	0-0 G3		0-3 K	5 0 0 0 0 1 4			
Mike Sadek, R (1, 2) OBP: 0.330, SLG: 0.325		0-1 4-3		2-1 L5		4-0 BB		0-0 F9	0-3 K	4 0 0 0 1 1 2			
John Montefusco, R (1, 1) OBP: 0.133, SLG: 0.200 Willie McCovey, L (6, PH) OBP: 0.351, SLG: 0.513 Pedro Borbon, R (6, 1) OBP: 0.375, SLG: 0.375		2-3 K			0-2 1B BB G6-4-3 1B	0-0 F8		0-0 1B		2 1 1 0 0 1 0 1 0 0 0 0 0 2 1 0 1 0 0 0 0			
Inning Stats	R: 1 H: 2 E: 0 LOB: 2 K: 0 BB: 1 S: 12 P: 22	R: 0 H: 0 E: 0 LOB: 0 K: 1 BB: 0 P: 15	R: 2 H: 2 E: 0 LOB: 0 K: 0 BB: 0 P: 8	R: 0 H: 0 E: 0 LOB: 0 K: 0 BB: 0 P: 7	R: 1 H: 2 E: 0 LOB: 1 K: 0 BB: 1 P: 14	R: 0 H: 1 E: 0 LOB: 2 K: 0 BB: 1 P: 8	R: 3 H: 4 E: 0 LOB: 1 K: 0 BB: 0 P: 7	R: 0 H: 1 E: 0 LOB: 1 K: 0 BB: 0 P: 4	R: 1 H: 2 E: 0 LOB: 2 K: 2 BB: 1 P: 13	1B: 10 SF: 0 2B: 1 SAC: 0 3B: 0 DP: 1 HR: 3 HBP: 0	WP: 0 PA: 44 PB: 0 SB: 1 CS: 0		
PITCHER	IP WLS BF H R ER SO BB IBB HBP BLK WP HR S P ERA WHIP											PITCHER	IP WLS BF H R ER SO BB IBB HBP BLK WP HR S P ERA WHIP
Tug McGraw, L (1, 1) ERA: 3.91	4.0												
Ron Reed, R (5, 1) ERA: 4.61	2.1 L												
Kevin Saucier, L (7, 1) ERA: 2.25	1.2												
Warren Brusstar, R (9, 1) ERA: 8.44	1.0												

San Francisco Giants @ Philadelphia Phillies
Veterans Stadium, Philadelphia, PA
Sat Jul 07 1979, 7:05 PM EDT
Att. 42,047 - Unknown

livebaseballscorecards.com

AB	40
R	8
H	14
RBI	7
BB	4
SO	3
LOB	21



Batter	1	2	3	4	5	6	7	8	9	AB R H RBI BB SO LOB
Bake McBride, L OBP: 0.324, SLG: 0.418 (1, 9)	2-1 4-3 ①		2-2 4-3 ①		0-0 4-3 4-3 1B		4-0 FC5-6 BB		0-0 G3 ③	4 0 1 0 1 0 0
Larry Bowa, S OBP: 0.338, SLG: 0.340 (1, 6)	0-0 6-3 ②		4-0 HR BB		1-0 4-3 ①		0-0 FC5-6 S 1-2f			3 1 0 0 1 0 2
Pete Rose, S OBP: 0.400, SLG: 0.422 (1, 3)	4-1 S BB		4-2 HR BB		1-0 4-3 ②		0-0 L5 1-2			2 1 0 0 2 0 2
Greg Luzinski, R OBP: 0.359, SLG: 0.422 (1, 7)	3-2 6-3 ③		1-3 K ②		2-3 K ③		0-3 K ③			4 0 0 0 0 3 5
Mike Anderson, R OBP: 0.367, SLG: 0.280 (8, 7)	1-2 6-3									0 0 0 0 0 0 0
Mike Schmidt, R OBP: 0.390, SLG: 0.592 (1, 5)		2-2 HR	0-0 1-H 2-H HR		0-0 HR		0-0 F7			4 3 3 5 0 0 0
Garry Maddox, R OBP: 0.304, SLG: 0.458 (1, 8)		0-0 HR	0-0 F1 ③		0-0 G5-4-3 1B		0-3 K ②			4 1 2 1 0 1 0
Manny Trillo, R OBP: 0.323, SLG: 0.346 (1, 4)		1-0 F8 ①		2-1 5-3 ①		0-0 G5-4-3 ① ②		0-0 5-3 ③		4 0 0 0 0 0 1
Bud Harrelson, S OBP: 0.377, SLG: 0.308 (9, 4)										0 0 0 0 0 0 0
Bob Boone, R OBP: 0.369, SLG: 0.460 (1, 2)		2-3 K ②		1-0 F9 ②		0-0 3B		0-0 6-3 ①		4 0 1 0 0 1 0
Tug McGraw, R OBP: 0.167, SLG: 0.167 (1, 1)		1-1 4-3 ③		3-2 F9 ③		0-3 K ③		0-0 6-3 ②		2 0 0 0 0 0 0
Ron Reed, R OBP: 0.333, SLG: 0.400 (5, 1)										1 0 0 0 0 1 1
Kevin Saucier, L OBP: 0.500, SLG: 0.500 (7, 1)										0 0 0 0 0 0 0
Warren Brusstar, R (9, 1)										0 0 0 0 0 0 0
Greg Gross, L OBP: 0.352, SLG: 0.451 (9, PH)										1 0 0 0 0 0 0

Inning Stats	R: 0	H: 0	E: 0	K: 0	S: 7	H: 0	LOB: 1	BB: 1	P: 16	R: 2	H: 2	E: 0	K: 1	S: 10	R: 3	H: 1	E: 0	K: 1	S: 11	R: 0	H: 0	E: 0	K: 0	S: 6	R: 0	H: 1	E: 0	K: 1	S: 6	R: 1	H: 3	E: 0	K: 1	S: 7	R: 0	H: 0	E: 0	K: 1	S: 5	R: 0	H: 0	E: 0	K: 1	S: 5	R: 0	H: 0	E: 0	K: 0	S: 3	R: 0	H: 0	E: 0	K: 0	S: 3
	0	0	0	0	7	0	1	1	16	2	2	0	1	10	3	1	0	0	11	0	0	0	0	6	0	0	1	3	0	1	0	6	0	0	0	7	0	0	0	5	0	0	0	0	5	0	0	0	3	0	0	0	3	


PITCHER	IP	WLS	BF	H	R	ER	SO	BB	IBB	HBP	BLK	WP	HR	S	P	ERA	WHIP
John Montefusco, R ERA: 4.73 (1, 1)	5.0		22	4	5	5	3	3	0	0	0	0	3	40	76	9.00	1.400
Pedro Borbon, R ERA: 3.64 (6, 1)	4.0	W	15	3	1	1	3	1	0	0	0	0	1	20	24	2.25	1.000

BOTTOM

San Francisco Giants @ Philadelphia Phillies
Veterans Stadium, Philadelphia, PA

Sat Jul 07 1979, 7:05 PM EDT
Att. 42,047 - Unknown

AB	33
R	6
H	7
RBI	6
BB	4
SO	6
LOB	11




WP	PA	ERA	WHIP
0	37		

Batter	1	2	3	4	5	6	7	8	9	AB R H RBI BB SO LOB	TOP
Bill North, S (1, 8) OBP: 0.404, SLG: 0.368	3-3 		1-1 	2-1 			1-0 		4-0 	4 1 1 0 1 1 1	
Joe Strain, R (1, 4) OBP: 0.295, SLG: 0.317	0-0 		1-2 			1-2 		4-0 	3-3 	4 1 2 0 1 1 1	
Jack Clark, R (1, 9) OBP: 0.356, SLG: 0.491	2-2 		2-1 			1-3 		2-1 		3 0 1 1 0 1 1	
Mike Ivie, R (1, 3) OBP: 0.314, SLG: 0.512	4-0 		1-3 			1-2 		2-3 		3 0 0 0 1 2 1	
Darrell Evans, L (1, 5) OBP: 0.353, SLG: 0.405	0-3 		0-0 			1-1 		1-3 		4 1 2 2 0 2 3	
Larry Herndon, R (1, 7) OBP: 0.372, SLG: 0.524	0-1 		0-3 			3-2 		0-0 		4 0 1 0 0 1 4	
Johnnie LeMaster, R (1, 6) OBP: 0.316, SLG: 0.345 Willie McCovey, L (8, PH) OBP: 0.349, SLG: 0.511 Roger Metzger, S (8, 6) OBP: 0.261, SLG: 0.273		2-2 		0-1 		1-0 		3-3 		3 0 2 0 0 0 1 1 0 0 0 0 1 1 0 0 0 0 0 0 0	AB 34 R 3 H 9 RBI 3 BB 3 SO 14 LOB 17
Mike Sadek, R (1, 2) OBP: 0.316, SLG: 0.310		3-3 		1-3 		3-2 		0-0 		4 0 0 0 0 2 3	
Bob Knepper, L (1, 1) OBP: 0.188, SLG: 0.313 Tom Griffin, R (7, 1) Gary Lavelle, S (8, 1) OBP: 0.500, SLG: 0.500 Rob Andrews, R (9, PH) OBP: 0.296, SLG: 0.281		3-3 		3-3 		2-3 		1-2 		3 0 0 0 0 3 1 0 0 0 0 0 0 0 0 0 0 0 0 0 0 1 0 0 0 0 0 0	
Inning Stats	R: 0 H: 2 E: 0 LOB: 3 K: 2 BB: 1 S: 12 P: 21	R: 0 H: 1 E: 0 LOB: 0 K: 2 BB: 0 S: 13 P: 21	R: 3 H: 3 E: 0 LOB: 0 K: 2 BB: 0 S: 16 P: 21	R: 0 H: 1 E: 0 LOB: 1 K: 2 BB: 0 S: 10 P: 16	R: 0 H: 0 E: 0 LOB: 0 K: 1 BB: 0 S: 12 P: 15	R: 0 H: 1 E: 0 LOB: 1 K: 0 BB: 0 S: 9 P: 17	R: 0 H: 0 E: 0 LOB: 1 K: 1 BB: 1 S: 6 P: 15	R: 0 H: 1 E: 0 LOB: 1 K: 3 BB: 0 S: 12 P: 18	R: 0 H: 0 E: 0 LOB: 1 K: 1 BB: 1 S: 7 P: 15	1B: 5 SF: 1 2B: 3 SAC: 0 3B: 1 DP: 1 HR: 1 HBP: 0	WP: 0 PA: 38 PB: 0 SB: 0 CS: 1
PITCHER Steve Carlton, L (1, 1) ERA: 3.51	IP WLS BF H R ER SO BB IBB HBP BLK WP HR S P ERA WHIP 9.0 W 38 9 3 3 14 2 1 0 0 0 1 97 159 3.00 1.222										

San Francisco Giants @ Philadelphia Phillies
Veterans Stadium, Philadelphia, PA
 Sun Jul 08 1979, 3:33 AM EDT
 Att: 41,387 - Unknown

livebaseballscorecards.com

Batter	1	2	3	4	5	6	7	8	9	AB R H RBI BB SO LOB	TOP
Bill North, S (1, 8) OBP: 0.402, SLG: 0.364 Larry Herndon, R (7, 8) OBP: 0.369, SLG: 0.521	2-2 4-3		1-0 FC4-6 S 1-2f		4-0 4-3 S BB		3-1 F8		0-0 F8	3 0 0 0 1 0 2 1 0 0 0 0 0 2	
Joe Strain, R (1, 4) OBP: 0.306, SLG: 0.311	3-2 CS 1B		4-2 FC6-4 BB 1-2		2-1 4-3		0-0 F7		0-0 FC6-4 1-2f	4 0 1 0 1 0 4	
Jack Clark, R (1, 9) OBP: 0.357, SLG: 0.488	4-2 1-2 HBP		1-0 FC6-4 1-2f		4-1 BB			0-3 K		2 0 0 0 1 1 2	
Willie McCovey, L (1, 3) OBP: 0.347, SLG: 0.503	0-0 F7			4-2 G1-6-3 BB BB	1-1 F9			0-3 K		3 0 0 0 1 1 3	
Darrell Evans, L (1, 5) OBP: 0.352, SLG: 0.401		0-1 F7		4-1 G1-6-3 BB 1-2		2-3 K		1-3 K		3 0 0 0 1 2 0	
Terry Whitfield, L (1, 7) OBP: 0.360, SLG: 0.413		0-0 1-3 1B		0-0 G1-6-3 1-2f 2-3		1-3 K2-3		0-0 4-3		4 0 1 0 0 1 2	
Johnnie LeMaster, R (1, 6) OBP: 0.314, SLG: 0.338		1 SAFE 1-2 1-3		0-0 5-3		0-1 F9			4-0 BB 1B BB	3 1 0 0 1 0 2	AB 27 R 2 H 4 RBI 2 BB 9 SO 6 LOB 17
Mike Sadek, R (1, 2) OBP: 0.324, SLG: 0.303			1-3 K		2-1 6-3		4-2 SH1-4 BB		4-0 1B BB 1-2	2 0 0 0 2 1 0	
Vida Blue, S (1, 1) OBP: 0.234, SLG: 0.256 Mike Ivie, R (9, PH) OBP: 0.317, SLG: 0.514			4-2 FC4-6 BB		2-1 HR		1-0 SH1-4		0-0 FC6-4 1B 1-2 2-H	1 1 1 1 1 0 0 1 0 1 1 0 0 0	
Inning Stats	R: 0 H: 1 E: 0 LOB: 1 K: 0 BB: 0 S: 9 P: 18	R: 0 H: 1 E: 0 LOB: 0 K: 0 BB: 0 S: 7 P: 8	R: 0 H: 0 E: 0 LOB: 2 K: 1 BB: 2 S: 10 P: 21	R: 0 H: 0 E: 0 LOB: 1 K: 0 BB: 2 S: 5 P: 13	R: 1 H: 1 E: 0 LOB: 2 K: 0 BB: 2 S: 9 P: 24	R: 0 H: 0 E: 0 LOB: 0 K: 2 BB: 0 S: 8 P: 11	R: 0 H: 0 E: 0 LOB: 1 K: 0 BB: 1 S: 7 P: 15	R: 0 H: 0 E: 0 LOB: 0 K: 3 BB: 0 S: 9 P: 10	R: 1 H: 1 E: 0 LOB: 2 K: 0 BB: 2 S: 4 P: 12	1B: 3 SF: 0 2B: 0 SAC: 1 3B: 0 DP: 1 HR: 1 HBP: 1	WP: 0 PA: 38 PB: 0 SB: 2 CS: 1
PITCHER Dickie Noles, R (1, 1) ERA: 3.38 Warren Brusstar, R (9, 1) ERA: 7.5	IP WLS BF H R ER SO BB IBB HBP BLK WP HR S P ERA WHIP 8.1 W 35 3 2 2 6 9 0 1 0 0 0 1 65 129 2.16 1.440 0.2 S 3 1 0 0 0 0 0 0 0 0 0 0 3 3 0.00 1.500										

San Francisco Giants @ Philadelphia Phillies
Veterans Stadium, Philadelphia, PA
 Mon Jul 09 1979, 7:05 PM EDT
 Att: 38,353 - Unknown

livebaseballscorecards.com

Batter	1	2	3	4	5	6	7	8	9	AB R H RBI BB SO LOB
--------	---	---	---	---	---	---	---	---	---	----------------------

Bake McBride, L <small>OBP: 0.322, SLG: 0.411</small> <small>(1, 9)</small> 										3 1 0 0 1 1 0
Larry Bowa, S <small>OBP: 0.339, SLG: 0.342</small> <small>(1, 6)</small> 										4 0 2 0 0 1 1
Pete Rose, S <small>OBP: 0.402, SLG: 0.421</small> <small>(1, 3)</small> 										2 1 1 0 2 0 1
Mike Schmidt, R <small>OBP: 0.392, SLG: 0.608</small> <small>(1, 5)</small> 										3 1 1 3 1 0 4
Garry Maddox, R <small>OBP: 0.300, SLG: 0.450</small> <small>(1, 8)</small> 										4 0 0 0 0 2 4
Jose Cardenal, R <small>OBP: 0.319, SLG: 0.256</small> Mike Anderson, R <small>OBP: 0.343, SLG: 0.241</small> <small>(1, 7)</small> <small>(7, 7)</small> 										2 0 0 0 1 0 0
Manny Trillo, R <small>OBP: 0.320, SLG: 0.344</small> <small>(1, 4)</small> 										4 1 0 0 0 1 1
Bob Boone, R <small>OBP: 0.376, SLG: 0.478</small> <small>(1, 2)</small> 										3 0 1 1 1 0 0
Dickie Noles, R <small>(1, 1)</small> Warren Brusstar, R <small>(9, 1)</small> 										3 0 0 0 0 1 2
										0 0 0 0 0 0 0

Inning Stats	R: 0 H: 1 E: 0 K: 0 S: 6	H: 1 LOB: 1 BB: 1 P: 16	R: 1 H: 1 E: 0 K: 0 S: 11	H: 1 LOB: 1 BB: 1 P: 17	R: 0 H: 0 E: 1 K: 1 S: 13	H: 0 LOB: 2 BB: 1 P: 21	R: 0 H: 0 E: 0 K: 1 S: 8	H: 0 LOB: 0 BB: 0 P: 13	R: 1 H: 1 E: 0 K: 1 S: 13	H: 1 LOB: 2 BB: 2 P: 24	R: 0 H: 0 E: 0 K: 1 S: 11	H: 0 LOB: 1 BB: 1 P: 16	R: 2 H: 2 E: 0 K: 2 S: 15	H: 2 LOB: 0 BB: 0 P: 21	R: 0 H: 0 E: 0 K: 0 S: 5	H: 0 LOB: 0 BB: 0 P: 5	1B: 2 SF: 0 2B: 3 SAC: 0 3B: 0 DP: 1 HR: 1 HBP: 0
--------------	--------------------------	-------------------------	---------------------------	-------------------------	---------------------------	-------------------------	--------------------------	-------------------------	---------------------------	-------------------------	---------------------------	-------------------------	---------------------------	-------------------------	--------------------------	------------------------	--

PITCHER	IP	WLS	BF	H	R	ER	SO	BB	IBB	HBP	BLK	WP	HR	S	P	ERA	WHIP
Vida Blue, L <small>ERA: 5.71</small> <small>(1, 1)</small>	8.0	L	35	5	4	4	6	5	1	0	0	0	1	82	133	4.50	1.250

BOTTOM

San Francisco Giants @ Philadelphia Phillies
 Veterans Stadium, Philadelphia, PA
 Mon Jul 09 1979, 7:05 PM EDT
 Att. 38,353 - Unknown

AB	29
R	4
H	5
RBI	4
BB	6
SO	6
LOB	13



WP: 0	PA: 35
PB: 0	SB: 2
CS: 0	

Batter	1	2	3	4	5	6	7	8	9	10	11	12	13	AB R H RBI BB SO LOB	TOP		
Bill North, S <small>OBP: 0.405, SLG: 0.370</small> Phil Nasti, L <small>OBP: 0.154, SLG: 0.043</small> Rob Andrews, R <small>OBP: 0.308, SLG: 0.292</small> Greg Minton, S <small>OBP: 0.328, SLG: 0.517</small>	(1, 8) BB 4-2 		(0, 0) S E 2B		(1, 0) 1B 2B 1B	6-3			(4, 0) HR BB	(4, 0) FC6-4 IBB		(0, 0) FC6-4 1B	1 1 1 0 1 0 0 0 0 0 0 0 0 0 1 1 1 0 0 0 0 1 0 0 0 0 0 0 1 1 1 0 2 0 0				
Joe Strain, R <small>OBP: 0.304, SLG: 0.365</small>	(1, 4) F5		(2, 3) K		(0, 0) 2B HR 1B		(0, 0) 5-3		(0, 0) HR BB	(0, 0) FC6-4		(0, 0) FC6-4	7 2 2 2 0 1 5				
Jack Clark, R <small>OBP: 0.356, SLG: 0.487</small>	(1, 9) F5		(1, 2) E3		(2, 2) HR 2B		(0, 0) S 1B		(0, 0) E5 FC3-6 1B		(0, 0) F9		(0, 0) FC6-4 HBP	7 2 2 1 0 0 2			
Willie McCovey, L <small>OBP: 0.348, SLG: 0.515</small> Bob Knepper, L <small>OBP: 0.188, SLG: 0.313</small> Pedro Scaroni, R <small>OBP: 0.375, SLG: 0.375</small> Gary Lavelle, S <small>OBP: 0.500, SLG: 0.500</small> Vida Blue, S <small>OBP: 0.220, SLG: 0.250</small> Tom Griffin, R <small>OBP: 0.100, SLG: 0.100</small>	(1, 3) K 1-2		(1, 3) K		(0, 1) HR		(0, 3) K		(0, 0) FC3-6 1B		(0, 3) K		(0, 0) HBP BB 1B	5 1 2 3 0 3 3 0 1 0 0 0 0 1 0 1 1 1 0 0 0 0			
Darrell Evans, L <small>OBP: 0.350, SLG: 0.394</small>		(2, 3) K		(2, 2) 9-3 BB		(0, 3) K 1-2		(0, 0) FC3-6		(0, 0) 4-3		(4, 0) HBP 1B BB	5 1 0 0 2 2 3				
Terry Whitfield, L <small>OBP: 0.359, SLG: 0.411</small>		(2, 1) F3		(1, 0) G3 2B	(0, 3) K		(0, 0) 5-3		(0, 3) K		(0, 0) 4-3		(1, 0) 1B E HBP	6 1 1 1 0 2 3			
Roger Metzger, S <small>OBP: 0.268, SLG: 0.280</small>		(0, 2) S 1B		(0, 1) G3	(0, 3) K		(0, 0) G5-4-3 1B		(0, 0) 6-3		(0, 3) K		(0, 0) E7 1B	7 0 3 2 0 2 2			
Dennis Littlejohn, R <small>OBP: 0.294, SLG: 0.248</small> Marc Hill, R <small>OBP: 0.314, SLG: 0.338</small> Johnnie LeMaster, R <small>OBP: 0.327, SLG: 0.308</small>	(1, 2) K 1-2		(1, 3) K		(0, 3) K		(0, 0) G5-4-3 1B		(4, 0) 5-3 BB		(0, 0) 5-3		(0, 0) 5-3	3 0 0 0 0 3 2 1 0 0 0 1 0 1 0 0 0 0 0 0 0 2 0 1 0 0 0 1			
Ed Whitson, R <small>OBP: 0.356, SLG: 0.500</small>			(3, 3) K		(0, 0) 6-3		(0, 0) F8		(0, 0) G3		(0, 0) 5-3		(0, 3) K	0 0 0 0 0 0 0 6 0 0 0 0 2 2			
Inning Stats	R: 0 E: 0 K: 1 S: 8 H: 0 LOB: 1 BB: 1 P: 15	R: 0 E: 0 K: 2 S: 12 H: 1 LOB: 1 BB: 0 P: 19	R: 1 E: 1 K: 3 S: 14 H: 1 LOB: 1 BB: 0 P: 21	R: 0 E: 0 K: 1 S: 10 H: 1 LOB: 1 BB: 0 P: 14	R: 4 E: 0 K: 2 S: 15 H: 4 LOB: 1 BB: 1 P: 22	R: 0 E: 0 K: 1 S: 5 H: 0 LOB: 0 BB: 0 P: 5	R: 0 E: 0 K: 2 S: 8 H: 1 LOB: 1 BB: 0 P: 8	R: 0 E: 0 K: 0 S: 3 H: 1 LOB: 0 BB: 0 P: 3	R: 2 E: 1 K: 1 S: 8 H: 2 LOB: 2 BB: 1 P: 12	R: 0 E: 0 K: 0 S: 3 H: 0 LOB: 2 BB: 2 P: 11	R: 0 E: 0 K: 1 S: 5 H: 0 LOB: 0 BB: 0 P: 5	R: 0 E: 0 K: 2 S: 8 H: 1 LOB: 1 BB: 0 P: 8	R: 4 E: 1 K: 0 S: 6 H: 3 LOB: 1 BB: 1 P: 11 1B: 10 2B: 3 3B: 0 HR: 2 SF: 0 SAC: 0 DP: 1 HBP: 1	WP: 0 PA: 62 PB: 0 SB: 4 CS: 0			
PITCHER Scott Sanderson, R <small>ERA: 3.44</small> Rudy May, L <small>ERA: 3.55</small> Elias Sosa, R <small>ERA: 1.8</small> Woodie Fryman, L <small>ERA: 1.91</small>	IP 4.1 4.2 2.0 2.0	WLS 22 20 8 L 12	BF 7 4 0 4	H 5 2 0 4	R 5 2 0 4	ER 4 2 0 3	SO 7 6 1 2	BB 1 2 1 0	IBB 0 0 1 0	HBP 0 0 0 1	BLK 0 0 0 0	WP 0 0 0 0	HR 1 30 8 14	S 53 38 16 19	P 81 38 16 19	ERA 8.31 3.86 0.00 13.50	WHIP 1.846 1.286 0.500 2.500
PITCHER	IP 13.0	WLS 13	BF 53	H 13	R 13	ER 13	SO 13	BB 13	IBB 13	HBP 13	BLK 13	WP 13	HR 13	S 13	P 13	ERA 13.50	WHIP 13.50

San Francisco Giants @ Montreal Expos
 Olympic Stadium, Montreal, QB
 Tue Jul 10 1979, 7:05 PM EDT
 Att. 21,055 - Unknown

AB	55
R	11
H	15
RBI	9
BB	6
SO	16
LOB	24



Batter	1	2	3	4	5	6	7	8	9	AB R H RBI BB SO LOB	TOP														
Bill North, S OBP: 0.402, SLG: 0.366 (1, 8)	1-2 6-3		1-0 F8			0-0 SH5-4		0-1 F9		3 0 0 0 0 0 1															
Joe Strain, R OBP: 0.300, SLG: 0.357 (1, 4)	0-1 FC5-4 1B		0-1 5-3			0-1 5-3		0-0 L6		4 0 1 0 0 0 2															
Jack Clark, R OBP: 0.352, SLG: 0.481 (1, 9)	2-2 FC5-4 1-2f		1-2 5-3			0-0 F3		0-0 5-3		4 0 0 0 0 0 2															
Mike Ivie, R OBP: 0.327, SLG: 0.528 (1, 3)	2-3 K		1-1 F3			0-0 HR		0-3 K		4 1 1 1 0 2 1															
Darrell Evans, L OBP: 0.347, SLG: 0.390 (1, 5)		2-0 G3		1-2 G3		3-1 F4				3 0 0 0 0 0 0															
Larry Herndon, R OBP: 0.349, SLG: 0.490 (1, 7)		2-3 K			3-2 F7		2-3 K			3 0 0 0 0 2 0															
Johnnie LeMaster, R OBP: 0.308, SLG: 0.331 (1, 6)		3-1 F3			0-0 F9		0-2 4-3			3 0 0 0 0 0 0															
Dennis Littlejohn, R OBP: 0.167, SLG: 0.167 (1, 2)			1-1 SH3-4 1B			1-0 5-3		2-1 F8		3 0 1 0 0 0 0															
John Curtis, L OBP: 0.176, SLG: 0.188 (1, 1)			0-0 SH3-4			4-0 SH5-4 BB		0-1 4-3		1 0 0 0 1 0 0															
Inning Stats	R: 0 E: 0 K: 1 S: 15	H: 1 LOB: 1 BB: 0 P: 20	R: 0 E: 0 K: 1 S: 7	H: 0 LOB: 0 BB: 0 P: 14	R: 0 E: 0 K: 0 S: 6	H: 1 LOB: 1 BB: 0 P: 8	R: 0 E: 0 K: 0 S: 8	H: 0 LOB: 0 BB: 0 P: 11	R: 0 E: 0 K: 0 S: 6	H: 0 LOB: 0 BB: 0 P: 10	R: 0 E: 0 K: 0 S: 4	H: 0 LOB: 1 BB: 1 P: 8	R: 1 E: 0 K: 1 S: 9	H: 1 LOB: 0 BB: 0 P: 14	R: 0 E: 0 K: 0 S: 6	H: 0 LOB: 0 BB: 0 P: 8	R: 0 E: 0 K: 1 S: 5	H: 0 LOB: 0 BB: 0 P: 5	1B: 2 2B: 0 3B: 0 HR: 1	SF: 0 SAC: 2 DP: 0 HBP: 0	WP: 0 PB: 0 SB: 1 CS: 0	PA: 31			
PITCHER Dan Schatzeder, L ERA: 2.55 Stan Bahnsen, R ERA: 2.79	IP 8.0	WLS L	BF 28	H 3	R 1	ER 1	SO 3	BB 1	IBB 0	HBP 0	BLK 0	WP 0	HR 1	S 61	P 93	ERA 1.12	WHIP 0.500								
	IP 1.0	WLS L	BF 3	H 0	R 0	ER 0	SO 1	BB 0	IBB 0	HBP 0	BLK 0	WP 0	HR 0	S 5	P 5	ERA 0.00	WHIP 0.000								

San Francisco Giants @ Montreal Expos
Olympic Stadium, Montreal, QB
Wed Jul 11 1979, 7:05 PM EDT
Att: 15,012 - Unknown

AB	28
R	1
H	3
RBI	1
BB	1
SO	4
LOB	6



Batter	1	2	3	4	5	6	7	8	9	AB	R	H	RBI	BB	SO	LOB
Warren Cromartie, L (1, 7) OBP: 0.315, SLG: 0.413	0-0 F8		0-0 BB 1-3 1B			0-3 K		0-0 E 1B		4	0	2	0	0	1	0
Rodney Scott, S (1, 4) OBP: 0.306, SLG: 0.269 (8, 6)	0-1 5-3		4-1 BB 1-2			0-3 K		0-0 E6 1-3 S		3	0	0	0	1	1	1
Andre Dawson, R (1, 8) OBP: 0.301, SLG: 0.469	1-0 6-3		1-0 F8			0-0 F7		1-2 F9 1-2		4	0	0	0	0	0	5
Tony Perez, R (1, 3) OBP: 0.334, SLG: 0.440		2-3 K2-3		1-0 L9			0-0 6-3	0-0 5-3		4	0	0	0	0	1	2
Gary Carter, R (1, 2) OBP: 0.347, SLG: 0.493		1-2 F8		0-0 F8			2-2 1B 1B		0-0 5-3	4	0	1	0	0	0	0
Ellis Valentine, R (1, 9) OBP: 0.299, SLG: 0.431		0-1 F3		0-1 F6			0-3 K		0-2 6-3	4	0	0	0	0	1	1
Larry Parrish, R (1, 5) OBP: 0.344, SLG: 0.465			2-3 K		1-2 F5		0-0 1-3 1B		3-3 K	4	0	1	0	0	2	0
Jim Mason, L (1, 6) OBP: 0.250, SLG: 0.260 Dave Cash, R (7, PH) OBP: 0.522, SLG: 0.619 (8, 4)			4-1 1B BB		2-0 4-3		0-1 5-3			1	0	0	0	1	0	0
Dan Schatzeder, L (1, 1) OBP: 0.321, SLG: 0.375 Ken Macha, R (8, PH) OBP: 0.258, SLG: 0.207 Stan Bahnsen, R (9, 1)			1-3 K		0-1 1-3			1-1 4-3		1	0	0	0	0	0	0

Inning Stats	R: 0	H: 0	R: 0	H: 0	R: 0	H: 1	R: 0	H: 0	R: 0	H: 0	R: 0	H: 2	R: 0	H: 1	R: 0	H: 0
	E: 0	LOB: 0	E: 0	LOB: 0	E: 0	LOB: 3	E: 0	LOB: 0	E: 0	LOB: 0	E: 0	LOB: 2	E: 1	LOB: 2	E: 0	LOB: 0
	K: 0	BB: 0	K: 1	BB: 0	K: 2	BB: 2	K: 0	BB: 0	K: 0	BB: 0	K: 1	BB: 0	K: 0	BB: 0	K: 1	BB: 0
	S: 4	P: 5	S: 8	P: 11	S: 10	P: 22	S: 4	P: 5	S: 9	P: 12	S: 10	P: 12	S: 8	P: 10	S: 7	P: 10

PITCHER	IP	WLS	BF	H	R	ER	SO	BB	IBB	HBP	BLK	WP	HR	S	P	ERA	WHIP
John Curtis, L (1, 1) ERA: 3.84	9.0	W	34	4	0	0	7	2	0	0	0	0	0	68	95	0.00	0.667


BOTTOM

San Francisco Giants @ Montreal Expos
Olympic Stadium, Montreal, QB

Wed Jul 11 1979, 7:05 PM EDT
Att. 15,012 - Unknown

AB	32
R	0
H	4
RBI	0
BB	2
SO	7
LOB	12

livebaseballscores.com



WP	PA	ERA	WHIP
0	34		

BOTTOM

San Francisco Giants @ Montreal Expos
Olympic Stadium, Montreal, QB
Thu Jul 12 1979, 7:05 PM EDT
Att. 21,094 - Unknown

livebaseballscorecards.com

AB 36
R 3
H 11
RBI 3
BB 4
SO 6
LOB 21



WP: 0 PA: 40
PB: 0
SB: 2
CS: 0

AB R H RBI BB SO LOB

5 0 1 0 0 1 1

4 1 1 0 1 0 2

5 0 2 2 0 1 2

4 0 0 0 1 1 3

3 1 1 1 1 1 2

4 0 3 0 0 0 0

0 0 0 0 0 0 0

4 0 2 0 0 1 3

4 0 1 0 0 1 4

2 0 0 0 0 0 4

0 0 0 0 0 0 0

1 0 0 0 0 0 0

0 0 0 0 0 0 0

0 1 0 0 1 0 0

1B: 8 SF: 0
2B: 2 SAC: 0
3B: 0 DP: 1
HR: 1 HBP: 0

Batter	1	2	3	4	5	6	7	8	9
Warren Cromartie, L (1, 7) OBP: 0.314, SLG: 0.413	2-2 4-3 1B		0-0 2B		0-3 K		1-2 4-3		0-0 3-1
Rodney Scott, S (1, 4) OBP: 0.307, SLG: 0.269	0-0 2B 1B		0-2 F5		0-1 4-3		4-1 S BB		0-0 L4
Andre Dawson, R (1, 8) OBP: 0.303, SLG: 0.471	2-0 1-H 2B		2-2 F4		2-3 K		2-2 F4		0-0 S 1B
Tony Perez, R (1, 3) OBP: 0.332, SLG: 0.433	1-0 F9		3-2 5-3		4-2 1B 1B BB		0-3 K		0-0 6-3
Gary Carter, R (1, 2) OBP: 0.349, SLG: 0.502	2-3 K		4-2 1B 1B G1-2-3 BB		0-1 F5		0-1 HR		
Ellis Valentine, R (1, 9) OBP: 0.305, SLG: 0.436 Ken Macha, R (8, PR) OBP: 0.258, SLG: 0.207 (9, 9)		3-2 4-3	0-2 1B 1-2 1B		0-0 1B 1-2 1B		0-2 1B		
Larry Parrish, R (1, 5) OBP: 0.346, SLG: 0.465		1-1 1B	2-2 F4		0-0 1-2 2-H 1B		1-3 K		
Jim Mason, L (1, 6) OBP: 0.250, SLG: 0.259		2-3 K	0-0 1-2 2-3 1B		1-0 F8		1-1 L6		
Steve Rogers, R (1, 1) OBP: 0.212, SLG: 0.204 Rudy May, L (7, 1) Jerry White, S (7, PH) OBP: 0.333, SLG: 0.434 Stan Bahnsen, R (8, 1) Tom Hutton, L (9, PH) OBP: 0.381, SLG: 0.486		0-1 G3	3-0 G1-2-3		0-0 F5		4-2 1B BB		

Inning Stats	R: 1	H: 2	E: 0	K: 1	S: 10	LOB: 1	BB: 0	P: 17	R: 0	H: 1	E: 0	K: 1	S: 11	LOB: 1	BB: 0	P: 17	R: 0	H: 1	E: 0	K: 0	S: 14	LOB: 2	BB: 1	P: 23	R: 0	H: 0	E: 0	K: 2	S: 8	LOB: 0	BB: 0	P: 10	R: 0	H: 2	E: 0	K: 0	S: 7	LOB: 2	BB: 1	P: 12	R: 0	H: 0	E: 0	K: 0	S: 8	LOB: 1	BB: 1	P: 15	R: 1	H: 2	E: 0	K: 2	S: 13	LOB: 1	BB: 0	P: 15	R: 1	H: 1	E: 0	K: 0	S: 6	LOB: 1	BB: 1	P: 10	1B: 8	SF: 0	2B: 2	SAC: 0	3B: 0	DP: 1	HR: 1	HBP: 0	WP: 0	PA: 40	PB: 0	SB: 2	CS: 0	ERA	WHIP
--------------	------	------	------	------	-------	--------	-------	-------	------	------	------	------	-------	--------	-------	-------	------	------	------	------	-------	--------	-------	-------	------	------	------	------	------	--------	-------	-------	------	------	------	------	------	--------	-------	-------	------	------	------	------	------	--------	-------	-------	------	------	------	------	-------	--------	-------	-------	------	------	------	------	------	--------	-------	-------	-------	-------	-------	--------	-------	-------	-------	--------	-------	--------	-------	-------	-------	-----	------

PITCHER	IP	WLS	BF	H	R	ER	SO	BB	IBB	HBP	BLK	WP	HR	S	P	ERA	WHIP
John Montefusco, R (1, 1) ERA: 4.55	8.0	W	36	10	3	3	6	4	0	0	0	0	1	87	134	3.38	1.750
Gary Lavelle, L (9, 1) ERA: 2.44	1.0	S	4	1	0	0	0	0	0	0	0	0	0	4	4	0.00	1.000

PITCHER	IP	WLS	BF	H	R	ER	SO	BB	IBB	HBP	BLK	WP	HR	S	P	ERA	WHIP
---------	----	-----	----	---	---	----	----	----	-----	-----	-----	----	----	---	---	-----	------

TOP

San Francisco Giants @ New York Mets
Shea Stadium, Flushing, NY
Fri Jul 13 1979, 7:05 PM EDT
Unknown

livebaseballscorecards.com

AB	42
R	6
H	17
RBI	6
BB	0
SO	7
LOB	21



WP	0	PA	42
PB	0		
SB	1		
CS	1		

AB R H RBI BB SO LOB

5	2	2	0	0	1	2
4	1	3	1	0	0	0
0	0	0	0	0	0	0
1	0	0	0	0	0	2
5	0	2	1	0	1	3
5	1	3	2	0	0	1
5	0	1	1	0	2	5
5	0	1	0	0	1	2
4	1	2	0	0	0	0
4	1	2	1	0	1	2
1	0	0	0	0	0	2
0	0	0	0	0	0	0
1	0	0	0	0	0	1
0	0	0	0	0	0	0
0	0	0	0	0	0	0
1	0	0	0	0	1	1
0	0	0	0	0	0	0

1B	13	SF	0
2B	3	SAC	0
3B	1	DP	1
HR	0	HBP	0

Batter	1	2	3	4	5	6	7	8	9
Bill North, S OBP: 0.402, SLG: 0.370 (1, 8)	0-0 F9		1-2 1B 2B		0-3 K		0-0 FC6-4 1B	0-0 1B	
Joe Strain, R OBP: 0.348, SLG: 0.400 (1, 4)	0-1 4-3		0-1 G5-4-3 1B		0-0 1B 1B		0-0 1B 1B	0-0 F4-3	
Roger Metzger, S OBP: 0.274, SLG: 0.292 (7, PR)									
Willie McCovey, L OBP: 0.345, SLG: 0.505 (8, PH)									
Jack Clark, R OBP: 0.353, SLG: 0.489 (1, 9)	0-2 F8		1-1 G5-4-3 1B		0-0 1B 1B		0-3 K		0-0 F9 2B
Mike Ivie, R OBP: 0.333, SLG: 0.541 (1, 3)		0-0 1B 3B	2-2 5-3		0-0 1B 1B		0-0 1B 1B		0-0 F9
Darrell Evans, L OBP: 0.347, SLG: 0.389 (1, 5)				0-0 3-1			0-0 F8		0-3 K
Larry Herndon, R OBP: 0.341, SLG: 0.472 (1, 7)					0-0 F2		0-0 F3		0-3 K
Johnnie LeMaster, R OBP: 0.313, SLG: 0.342 (1, 6)					0-0 L1		0-0 F7		0-0 1B 2B
Dennis Littlejohn, R OBP: 0.357, SLG: 0.385 (1, 2)						0-0 1B 1B	0-0 F3		0-0 1B 1B
Bob Knepper, L OBP: 0.184, SLG: 0.306 (1, 1)									0-3 K
Greg Minton, S OBP: 0.391, SLG: 0.288 (5, PH)									
Rob Andrews, R OBP: 0.190, SLG: 0.100 (5, PH)									
Tom Griffin, R OBP: 0.383, SLG: 0.413 (7, PH)									
Terry Whitfield, L OBP: 0.375, SLG: 0.375 (7, PH)									
Pedro Borbon, R OBP: 0.293, SLG: 0.247 (8, PH)									
Marc Hill, R OBP: 0.500, SLG: 0.500 (8, PH)									
Gary Lavelle, S (8, 1)									

Inning Stats	R	H	E	K	S	IP	WLS	BF	H	R	ER	SO	BB	IBB	HBP	BLK	WP	HR	S	P	ERA	WHIP
	0	0	0	0	6	5.0	W	23	9	4	4	2	0	0	0	0	0	0	44	58	7.20	1.800
	1	3	0	1	16	1.2		8	3	1	1	1	0	0	0	0	0	0	10	10	5.40	1.800
	0	0	0	0	0	1.1		7	4	1	1	2	0	0	0	0	0	0	11	11	6.75	3.000
	0	0	0	0	0	1.0	S	4	1	0	0	2	0	0	0	0	0	8	8	0.00	1.000	

PITCHER	IP	WLS	BF	H	R	ER	SO	BB	IBB	HBP	BLK	WP	HR	S	P	ERA	WHIP
Kevin Kobel, L ERA: 3.39 (1, 1)	5.0	W	23	9	4	4	2	0	0	0	0	0	0	44	58	7.20	1.800
Neil Allen, R ERA: 4.79 (6, 1)	1.2		8	3	1	1	1	0	0	0	0	0	0	10	10	5.40	1.800
Ed Glynn, L ERA: 2.01 (7, 1)	1.1		7	4	1	1	2	0	0	0	0	0	0	11	11	6.75	3.000
Dale Murray, R ERA: 4.06 (9, 1)	1.0	S	4	1	0	0	2	0	0	0	0	0	0	8	8	0.00	1.000

BOTTOM

San Francisco Giants @ New York Mets
Shea Stadium, Flushing, NY
Fri Jul 13 1979, 7:05 PM EDT
Unknown

livebaseballscorecards.com

AB 33
R 7
H 10
RBI 7
BB 2
SO 4
LOB 11



WP: 1 PA: 37
PB: 1
SB: 3
CS: 1

AB	R	H	RBI	BB	SO	LOB
4	2	1	0	0	1	1
4	0	1	2	0	1	1
4	0	1	0	0	0	2
4	2	3	2	0	0	1
0	0	0	0	0	0	0
4	1	1	1	0	0	1
4	1	2	0	0	0	0
4	0	0	1	0	0	2
2	1	1	1	2	0	0
1	0	0	0	0	1	2
1	0	0	0	0	1	0
0	0	0	0	0	0	0
1	0	0	0	0	0	1
0	0	0	0	0	0	0

Batter	1	2	3	4	5	6	7	8	9
Joel Youngblood, R OBP: 0.364, SLG: 0.478 (1, 4) (8, 7)	0-0 HR 1B	0-3 K 3B		0-0 4-3		0-0 F8			
Frank Taveras, R OBP: 0.288, SLG: 0.326 (1, 6)	1-1 F3	2-2 3B		0-0 4-3			0-3 K		
Lee Mazzilli, S OBP: 0.418, SLG: 0.489 (1, 8)	1-0 F9	0-0 F9		0-0 1B			0-0 F8		
Steve Henderson, R OBP: 0.373, SLG: 0.420 Doug Flynn, R OBP: 0.260, SLG: 0.320 (1, 7) (8, 4)	0-2 HR		2-1 FC4-6 1B	0-0 1-3			0-0 1B 3B		
John Stearns, R OBP: 0.325, SLG: 0.366 (1, 2)	1-1 5-3		0-1 FC4-6 1B FC6-4		0-0 3-1		0-0 CS 1B		
Willie Montanez, L OBP: 0.269, SLG: 0.309 (1, 3)		1-0 WP 1B 1B	2-1 FC6-4 1B		0-0 F9		0-0 CS	0-0 4-3	
Elliott Maddox, R OBP: 0.337, SLG: 0.322 (1, 9)		1-2 F9	0-0 FC6-4 S		0-0 F7			0-0 F8	
Alex Trevino, R OBP: 0.436, SLG: 0.485 (1, 5)		2-1 PB SH1-4 3B 1B		1-2 IBB		0-0 4-3		4-0 BB	
Kevin Kobel, R OBP: 0.192, SLG: 0.192 Neil Allen, R Ed Glynn, R Gil Flores, R Dale Murray, R (1, 1) (6, 1) (7, 1) (8, PH) (9, 1)		1-1 SH1-4	0-3 K			0-3 K		0-0 F8	

Inning Stats	R: 2	H: 2	E: 0	K: 0	S: 9	LOB: 0	BB: 0	P: 12
	R: 3	H: 3	E: 0	K: 1	S: 15	LOB: 1	BB: 0	P: 22
	R: 1	H: 2	E: 0	K: 1	S: 10	LOB: 2	BB: 1	P: 18
	R: 0	H: 1	E: 0	K: 0	S: 4	LOB: 1	BB: 0	P: 4
	R: 0	H: 0	E: 0	K: 0	S: 3	LOB: 0	BB: 0	P: 3
	R: 0	H: 0	E: 0	K: 1	S: 5	LOB: 0	BB: 0	P: 5
	R: 1	H: 2	E: 0	K: 1	S: 6	LOB: 0	BB: 0	P: 6
	R: 0	H: 0	E: 0	K: 0	S: 3	LOB: 1	BB: 1	P: 7

PITCHER	IP	WLS	BF	H	R	ER	SO	BB	IBB	HBP	BLK	WP	HR	S	P	ERA	WHIP
Bob Knepper, L ERA: 4.49 (1, 1)	2.1	L	15	7	6	4	1	0	0	0	0	1	1	30	44	15.43	3.000
Greg Minton, R ERA: 1.72 (3, 1)	1.2		7	1	0	0	1	0	1	0	0	0	0	8	12	0.00	0.600
Tom Griffin, R ERA: 3.45 (5, 1)	2.0		6	0	0	0	1	0	0	0	0	0	0	8	8	0.00	0.000
Pedro Borbon, R ERA: 4.07 (7, 1)	1.0		4	2	1	1	1	0	0	0	0	0	0	6	6	9.00	2.000
Gary Lavelle, L ERA: 2.41 (8, 1)	1.0		4	0	0	0	0	1	0	0	0	0	0	3	7	0.00	1.000

1B	2B	3B	HR	SF	SAC	DP	HBP
7	0	2	1	0	0	0	0
0	0	0	0	0	0	0	0
0	0	0	0	0	0	0	0
1	0	0	0	0	0	0	0
0	0	0	0	0	0	0	0

WP	PA	ERA	WHIP
1	37		
1			
3			
1			

Batter	1	2	3	4	5	6	7	8	9	AB R H RBI BB SO LOB	TOP													
Bill North, S (1, 8) OBP: 0.400, SLG: 0.366 Greg Minton, S (7, 1)	0-0 6-3		4-0 BB		0-0 L9		0-0 6-3			3 0 0 0 1 0 1 0 0 0 0 0 0 0														
Terry Whitfield, L (1, 7) OBP: 0.361, SLG: 0.408	0-0 4-3		0-3 K		4-0 BB		0-0 6-3			3 0 0 0 1 1 2														
Jack Clark, R (1, 9) OBP: 0.355, SLG: 0.496	0-3 K			0-0 HR	4-0 BB			0-0 F2		3 1 1 1 1 1 0														
Willie McCovey, L (1, 3) OBP: 0.339, SLG: 0.495		0-3 K		0-3 K	0-0 F9			0-0 1-3		4 0 0 0 0 2 2														
Mike Ivie, R (1, 5) OBP: 0.332, SLG: 0.535		0-0 E5		0-0 G3 1B		0-0 6-3		0-0 F9		4 1 1 0 0 0 0														
Marc Hill, R (1, 2) OBP: 0.292, SLG: 0.247		0-3 K		0-0 G3		0-0 FC6-4 1B		0-0 G3		4 0 1 0 0 1 2														
Johnnie LeMaster, R (1, 6) OBP: 0.317, SLG: 0.346		0-0 4-3		0-0 1B CS 1B		0-0 FC6-4 CS		0-0 FC4-6 1B		4 0 2 1 0 0 2														
Roger Metzger, S (1, 4) OBP: 0.274, SLG: 0.291			0-0 G3	0-0 1B		0-0 CS	0-0 5-3		0-0 FC4-6	4 0 1 0 0 0 1														
Ed Halick, R (1, 1) OBP: 0.214, SLG: 0.222 Philip Nastu, L (5, 1) OBP: 0.154, SLG: 0.043 Larry Herndon, R (7, PH) OBP: 0.343, SLG: 0.479 (7, 8)			0-0 6-3	0-0 CS	0-3 K		0-0 2B		0-0 F9	2 0 0 0 0 1 0 0 0 0 0 0 0 0 2 0 1 0 0 0 1														
Inning Stats	R: 0 E: 0 K: 1 S: 5	H: 0 LOB: 0 BB: 0 P: 5	R: 0 E: 2 K: 2 S: 8	H: 0 LOB: 1 BB: 0 P: 8	R: 0 E: 0 K: 1 S: 5	H: 0 LOB: 1 BB: 1 P: 9	R: 2 E: 0 K: 1 S: 8	H: 4 LOB: 1 BB: 0 P: 8	R: 0 E: 0 K: 1 S: 5	H: 0 LOB: 2 BB: 2 P: 13	R: 0 E: 0 K: 0 S: 3	H: 1 LOB: 0 BB: 0 P: 3	R: 0 E: 0 K: 0 S: 4	H: 1 LOB: 1 BB: 0 P: 4	R: 0 E: 0 K: 0 S: 3	H: 0 LOB: 0 BB: 0 P: 3	R: 0 E: 0 K: 0 S: 4	H: 1 LOB: 1 BB: 0 P: 4	R: 0 E: 0 K: 0 S: 4	H: 1 LOB: 1 BB: 0 P: 4	1B: 5 2B: 1 3B: 0 HR: 1	SF: 0 SAC: 0 DP: 0 HBP: 0	WP: 0 PB: 0 SB: 0 CS: 2	PA: 38
PITCHER	IP WLS BF H R ER SO BB IBB HBP BLK WP HR S P ERA WHIP																							
Andy Hassler, L (1, 1) ERA: 4.36 Dale Murray, R (8, 1) ERA: 3.95	7.0 W 29 6 2 2 6 3 0 0 0 0 1 38 50 2.57 1.286																							

San Francisco Giants @ New York Mets
 Shea Stadium, Flushing, NY
 Fri Jul 13 1979, 7:05 PM EDT
 Att. 16,110 - Unknown

livebaseballscorecards.com

AB	33
R	2
H	7
RBI	2
BB	3
SO	6
LOB	11



BOTTOM

San Francisco Giants @ New York Mets
Shea Stadium, Flushing, NY
Fri Jul 13 1979, 7:05 PM EDT
Att. 16,110 - Unknown

livebaseballscores.com

AB	28
R	5
H	8
RBI	4
BB	3
SO	5
LOB	10



WP:	0	PA:	34
PB:	0	SB:	2
CS:	3		

AB	R	H	RBI	BB	SO	LOB
4	2	1	0	0	1	1
3	1	3	1	0	0	0
2	0	0	1	1	1	2
4	1	1	0	0	0	2
4	1	2	1	0	1	0
0	0	0	0	0	0	0
3	0	0	0	1	0	1
3	0	1	1	0	0	1
2	0	0	0	1	1	2
2	0	0	0	0	1	0
1	0	0	0	0	0	1
0	0	0	0	0	0	0
0	0	0	0	0	0	0

Batter	1	2	3	4	5	6	7	8	9							
Joel Youngblood, R OBP: 0.362, SLG: 0.479 (1, 4) (9, 7)	2-3 K			1-2 SH1-3 SF8 2B	0-1 F4		0-0 FC5-4 E CS									
Frank Taveras, R OBP: 0.293, SLG: 0.337 (1, 6)	0-0 CS S 1B			1-0 SH1-3 2-3	0-0 S 1B		0-0 E8 1-H 3B									
Lee Mazzilli, S OBP: 0.416, SLG: 0.486 (1, 8)	1-3 K			0-0 SF8 3-H	4-0 BB 1-2		0-0 F8									
Richie Hebner, L OBP: 0.370, SLG: 0.401 (1, 5)	3-1 CS 2-3			0-0 3B 1B	0-0 F8		0-0 3-1									
Steve Henderson, R OBP: 0.375, SLG: 0.428 Doug Flynn, R OBP: 0.260, SLG: 0.320 (1, 7) (9, 4)				2-1 1B 3B 1-H			0-0 CS 1B									
Willie Montanez, L OBP: 0.268, SLG: 0.306 (1, 3)				4-0 1B IBB			0-0 F8									
Elliott Maddox, R OBP: 0.337, SLG: 0.322 (1, 9)				0-0 5-3			0-0 F3 1-2									
Alex Trevino, R OBP: 0.432, SLG: 0.471 (1, 2)				2-3 K 1-2	1-2 1-3		4-0 FC6-4 BB									
Andy Hassler, L Ed Kranepool, L Sergio Ferrer, S Dale Murray, R (1, 1) (7, PH) (7, PR) (8, 1)				1-3 K			0-0 FC6-4 FC5-4 1-2f									
Inning Stats	R: 0 E: 0 K: 2 S: 9	H: 1 LOB: 0 BB: 0 P: 15	R: 0 E: 0 K: 0 S: 6	H: 0 LOB: 0 BB: 0 P: 7	R: 0 E: 0 K: 2 S: 7	H: 0 LOB: 0 BB: 0 P: 10	R: 3 E: 0 K: 0 S: 12	H: 4 LOB: 2 BB: 1 P: 21	R: 0 E: 0 K: 0 S: 5	H: 1 LOB: 2 BB: 1 P: 10	R: 0 E: 0 K: 0 S: 3	H: 1 LOB: 0 BB: 0 P: 3	R: 2 E: 1 K: 0 S: 4	H: 1 LOB: 1 BB: 1 P: 8	R: 0 E: 0 K: 1 S: 5	H: 0 LOB: 0 BB: 0 P: 5

PITCHER	IP	WLS	BF	H	R	ER	SO	BB	IBB	HBP	BLK	WP	HR	S	P	ERA	WHIP
Ed Halicki, R ERA: 4.26 (1, 1)	4.2	L	21	6	3	3	4	1	1	0	0	0	0	38	62	5.79	1.500
Philip Nastu, L ERA: 3.74 (5, 1)	1.1		4	1	0	0	0	0	0	0	0	0	0	4	4	0.00	0.750
Greg Minton, R ERA: 1.62 (7, 1)	2.0		8	1	2	0	1	1	0	0	0	0	0	9	13	0.00	1.000

San Francisco Giants @ New York Mets
 Shea Stadium, Flushing, NY
 Sat Jul 14 1979, 3:33 AM EDT
 Att. 28,254 - Unknown

AB	30
R	2
H	6
RBI	1
BB	3
SO	2
LOB	13



WP:	0	PA:	34
PB:	0		
SB:	1		
CS:	1		

AB	R	H	RBI	BB	SO	LOB
4	1	0	0	0	0	2
0	0	0	0	0	0	0
4	0	2	1	0	0	0
4	0	0	0	0	0	2
4	0	1	0	0	1	1
1	0	0	0	3	0	1
3	0	1	0	0	0	2
1	0	0	0	0	0	1
3	1	1	0	0	0	1
3	0	1	0	0	0	1
2	0	0	0	0	1	2
1	0	0	0	0	0	0

Batter	1	2	3	4	5	6	7	8	9
Bill North, S (1, 8) OBP: 0.395, SLG: 0.361 Tom Griffin, R (8, 1) OBP: 0.100, SLG: 0.100	2-1 F4-3		2-1 FC6-4 E			3-1 L6		1-1 3-1	
Terry Whitfield, L (1, 7) OBP: 0.363, SLG: 0.413	0-0 G3		3-2 E4 1B			0-0 2B		1-2 F7	
Jack Clark, R (1, 9) OBP: 0.351, SLG: 0.490	2-2 F7		1-0 F8			2-2 6-3			0-0 F8
Willie McCovey, L (1, 3) OBP: 0.338, SLG: 0.490		0-0 G3-6 1B			2-1 F7				1-3 K
Darrell Evans, L (1, 5) OBP: 0.351, SLG: 0.388		0-1 G3-6			4-1 F4-6-3 BB		4-2 5-3 BB		4-2 BB
Roger Metzger, S (1, 4) OBP: 0.275, SLG: 0.292 Mike Ivie, R (9, PH) OBP: 0.330, SLG: 0.532		0-0 CS 1B			0-1 F4-6-3		1-1 F8		0-0 F9
Johnnie LeMaster, R (1, 6) OBP: 0.318, SLG: 0.346		1-1 CS	2-2 FC6-4 1B 1B		0-0 6-3		1-2 5-3		
Dennis Littlejohn, R (1, 2) OBP: 0.353, SLG: 0.375			0-0 FC6-4 1B		3-2 6-3		0-0 F9		
Vida Blue, S (1, 1) OBP: 0.220, SLG: 0.239 Larry Herndon, R (8, PH) OBP: 0.341, SLG: 0.476 (8, 8)			0-3 K		1-0 F8			3-2 F9	
Inning Stats	R: 0 E: 0 K: 0 S: 6 H: 0 LOB: 0 BB: 0 P: 10	R: 0 E: 0 K: 0 S: 5 H: 2 LOB: 0 BB: 0 P: 6	R: 2 E: 1 K: 1 S: 13 H: 3 LOB: 1 BB: 0 P: 21	R: 0 E: 0 K: 0 S: 5 H: 0 LOB: 0 BB: 1 P: 11	R: 0 E: 0 K: 0 S: 5 H: 0 LOB: 0 BB: 0 P: 9	R: 0 E: 0 K: 0 S: 9 H: 1 LOB: 1 BB: 0 P: 15	R: 0 E: 0 K: 0 S: 8 H: 0 LOB: 1 BB: 1 P: 14	R: 0 E: 0 K: 0 S: 8 H: 0 LOB: 0 BB: 0 P: 13	R: 0 E: 0 K: 1 S: 7 H: 0 LOB: 1 BB: 1 P: 12
PITCHER Tom Hausman, R (1, 1) ERA: 2.13	IP: 9.0 WLS: W BF: 33 H: 6 R: 2 ER: 1 SO: 2 BB: 3 IBB: 0 HBP: 0 BLK: 0 WP: 0 HR: 0 S: 66 P: 111 ERA: 1.00 WHIP: 1.000					PITCHER	IP: 0 WLS: 0 BF: 0 H: 0 R: 0 ER: 0 SO: 0 BB: 0 IBB: 0 HBP: 0 BLK: 0 WP: 0 HR: 0 S: 0 P: 0 ERA: 0.00 WHIP: 0.000		

livebaseballscorecards.com

Batter	1	2	3	4	5	6	7	8	9	AB R H RBI BB SO LOB	TOP
Bill North, S (1, 8) OBP: 0.397, SLG: 0.360 Larry Herndon, R (8, 8) OBP: 0.344, SLG: 0.479	2-2 SF7 1B	2-3 K		4-2 1-2 BB			0-0 4-3 ①		0-0 1B 1B	3 1 1 0 1 1 2 1 0 1 0 0 0 0	
Roger Metzger, S (1, 4) OBP: 0.278, SLG: 0.291	0-0 F7 ①		1-1 G3 ①	3-2 F8 ③			4-0 FC5-4 BB		0-0 1-2 1B	4 0 1 0 1 0 3	
Jack Clark, R (1, 9) OBP: 0.350, SLG: 0.485	4-2 SF7 BB 1-3		3-1 F6 ②		1-3 K ①		0-0 FC5-4 ② 1-2f		0-0 F7 ②	4 0 0 0 1 1 3	
Darrell Evans, L (1, 5) OBP: 0.349, SLG: 0.384	1-2 SF7 ② 1-2 3-H		4-1 2B BB		1-0 4-3 ②		0-3 K ③		0-0 F8 ③	3 1 0 1 1 1 3	
Mike Ivie, R (1, 3) OBP: 0.333, SLG: 0.552	0-3 K ③		0-0 1-H 2B		0-1 F2 ③			0-0 HR		4 1 2 2 0 1 1	
Terry Whitfield, L (1, 7) OBP: 0.361, SLG: 0.411		1-1 2B 1B	0-0 6-3 ③			0-2 6-3 ①		0-0 3-1 ①		4 0 1 0 0 0 1	
Johnnie LeMaster, R (1, 6) OBP: 0.316, SLG: 0.350		0-0 1-3 2B		0-0 F7 ①		0-2 F9 ②		0-0 3-1 ②		4 0 1 0 0 0 0	
Marc Hill, R (1, 2) OBP: 0.291, SLG: 0.265		3-2 F4 ①		1-3 K ②		1-1 HR		0-0 F9 ③		4 1 1 1 0 1 2	
Ed Whitson, R (1, 1) Philip Nastu, L (6, 1) OBP: 0.154, SLG: 0.043 Pedro Borbon, R (6, 1) OBP: 0.333, SLG: 0.333		1-3 K ②		0-1 E6 BB		2-2 5-3 ③		0-0 F4 ①		3 0 0 0 0 1 2 0 0 0 0 0 0 0 1 0 0 0 0 0 0	
Inning Stats	R: 1 H: 1 E: 0 LOB: 1 K: 1 BB: 1 S: 13 P: 20	R: 0 H: 2 E: 0 LOB: 2 K: 2 BB: 0 S: 13 P: 20	R: 1 H: 1 E: 0 LOB: 1 K: 0 BB: 1 S: 7 P: 15	R: 0 H: 0 E: 1 LOB: 2 K: 1 BB: 1 S: 12 P: 20	R: 0 H: 0 E: 0 LOB: 0 K: 1 BB: 0 S: 8 P: 10	R: 1 H: 1 E: 0 LOB: 0 K: 0 BB: 0 S: 11 P: 14	R: 0 H: 0 E: 0 LOB: 1 K: 1 BB: 1 S: 5 P: 9	R: 1 H: 1 E: 0 LOB: 0 K: 0 BB: 0 S: 4 P: 4	R: 0 H: 2 E: 0 LOB: 2 K: 0 BB: 0 S: 5 P: 5	1B: 4 SF: 1 2B: 2 SAC: 0 3B: 0 DP: 0 HR: 2 HBP: 0	WP: 0 PA: 40 PB: 0 SB: 1 CS: 0
PITCHER Craig Swan, R (1, 1) ERA: 3.29 Neil Allen, R (7, 1) ERA: 4.69 Ed Glynn, L (8, 1) ERA: 2.28 Dock Ellis, R (9, 1) ERA: 5.91	IP WLS BF H R ER SO BB IBB HBP BLK WP HR S P ERA WHIP 6.0 L 27 5 3 2 5 3 0 0 0 0 0 1 64 99 3.00 1.333 1.0 4 0 0 0 1 1 0 0 0 0 0 0 5 9 0.00 1.000 1.1 7 3 1 1 0 0 0 0 0 0 0 1 7 7 6.75 2.250 0.2 2 0 0 0 0 0 0 0 0 0 0 0 2 2 0.00 0.000	PITCHER IP WLS BF H R ER SO BB IBB HBP BLK WP HR S P ERA WHIP									

San Francisco Giants @ New York Mets
 Shea Stadium, Flushing, NY
 Sun Jul 15 1979, 3:33 AM EDT
 Att: 14,319 - Unknown

AB	35
R	4
H	8
RBI	4
BB	4
SO	6
LOB	17



BOTTOM

San Francisco Giants @ New York Mets
Shea Stadium, Flushing, NY
Sun Jul 15 1979, 3:33 AM EDT
Att. 14,319 - Unknown

livebaseballscorecards.com

AB 35
R 0
H 8
RBI 0
BB 4
SO 5
LOB 25



WP: 0 PA: 39
PB: 0
SB: 0
CS: 1

AB R H RBI BB SO LOB

4 0 1 0 1 0 3

5 0 1 0 0 0 5

4 0 0 0 1 1 4

3 0 0 0 1 1 1

4 0 3 0 0 0 1

4 0 0 0 0 1 5

4 0 0 0 0 1 4

2 0 1 0 0 0 0

2 0 1 0 0 0 0

1 0 0 0 0 1 1 1
0 0 0 0 0 0 0 0
1 0 1 0 0 0 0 0
0 0 0 0 0 0 0 0
0 0 0 0 0 0 0 0
1 0 0 0 0 0 0 1

1B: 5 SF: 0
2B: 3 SAC: 0
3B: 0 DP: 0
HR: 0 HBP: 0

Batter	1	2	3	4	5	6	7	8	9
Joel Youngblood, R (1, 4) OBP: 0.367, SLG: 0.478	2-2 CS 1B		1-0 F7		4-1 FC4-6 BB		0-0 FC6-4 E 1-2f		0-0 F4
Frank Taveras, R (1, 6) OBP: 0.291, SLG: 0.337	2-2 G3 1-2		0-0 F9		0-1 FC4-6 1-2f		0-0 E1 1-2		0-0 2B
Lee Mazzilli, S (1, 8) OBP: 0.415, SLG: 0.479	2-1 F9			0-1 4-3		4-1 1B BB			0-0 4-3
Richie Hebner, L (1, 5) OBP: 0.369, SLG: 0.396		4-0 FC5-4 BB		2-2 F7		0-0 F8		0-3 K	
Steve Henderson, R (1, 7) OBP: 0.381, SLG: 0.439		0-2 F9		3-2 2B		0-0 1B		0-0 3-1 1B	
Willie Montanez, L (1, 3) OBP: 0.269, SLG: 0.306		2-1 F6		2-2 6-3		0-3 K		0-0 3-1	
John Stearns, R (1, 2) OBP: 0.320, SLG: 0.357		2-1 FC5-4 1-2f		2-0 6-3		0-3 K		0-0 F9	
Elliott Maddox, R (1, 9) OBP: 0.330, SLG: 0.326			0-1 F8		1-0 2B		0-0 F2		0-0 2B 1B
Dan Norman, R (7, PH) OBP: 0.500, SLG: 0.500 (8, 9)					3-3 K		0-0 FC6-4 1B		0-0 F9
Craig Swan, R (1, 1) OBP: 0.133, SLG: 0.102									
Neil Alietti, R (7, PH)									
Ed Kranepool, L (7, PH) OBP: 0.280, SLG: 0.279									
Ed Glynn, R (8, 1)									
Dock Ellis, S (9, 1) OBP: 0.162, SLG: 0.100									
Ron Hodges, L (9, PH) OBP: 0.293, SLG: 0.206									

Inning Stats	R: 0	H: 1	E: 0	LOB: 0	K: 0	S: 8	P: 14	R: 0	H: 0	E: 0	LOB: 1	K: 0	S: 7	P: 15	R: 0	H: 0	E: 0	LOB: 1	K: 0	S: 5	P: 10	R: 0	H: 1	E: 0	LOB: 1	K: 0	S: 11	P: 18	R: 0	H: 1	E: 0	LOB: 2	K: 1	S: 8	P: 18	R: 0	H: 1	E: 1	LOB: 2	K: 1	S: 7	P: 7	R: 0	H: 1	E: 0	LOB: 1	K: 1	S: 6	P: 6	R: 0	H: 2	E: 0	LOB: 2	K: 0	S: 5	P: 5
--------------	------	------	------	--------	------	------	-------	------	------	------	--------	------	------	-------	------	------	------	--------	------	------	-------	------	------	------	--------	------	-------	-------	------	------	------	--------	------	------	-------	------	------	------	--------	------	------	------	------	------	------	--------	------	------	------	------	------	------	--------	------	------	------

PITCHER	IP	WLS	BF	H	R	ER	SO	BB	IBB	HBP	BLK	WP	HR	S	P	ERA	WHIP
Ed Whitton, R (1, 1) ERA: 4.54	5.0	W	21	3	0	0	1	4	0	0	0	0	0	40	80	0.00	1.400
Philip Nastu, L (6, 1) ERA: 3.71	0.2		3	1	0	0	1	0	0	0	0	0	0	5	5	0.00	1.500
Pedro Borbon, R (6, 1) ERA: 3.84	3.1	S	15	4	0	0	3	0	0	0	0	0	0	21	21	0.00	1.200

Batter	1	2	3	4	5	6	7	8	9	AB R H RBI BB SO LOB	TOP											
Bake McBride, L (1, 9) OBP: 0.317, SLG: 0.415	0-1 F9		0-0 1B			0-0 3B		0-0 F9		4 0 2 0 0 0 1												
Larry Bowa, S (1, 6) OBP: 0.334, SLG: 0.339	2-2 P6		1-2 F9			1-0 L6		1-2 6-3		3 0 0 0 0 0 3												
Greg Luzinski, R (8, PH) OBP: 0.355, SLG: 0.416										1 0 0 0 0 0 1												
Tug McGraw, R (8, 1) OBP: 0.167, SLG: 0.167										0 0 0 0 0 0 0												
Pete Rose, S (1, 3) OBP: 0.394, SLG: 0.410	2-1 4-3		0-2 F9			2-3 K			0-0 6-3	4 0 0 0 0 1 3												
Mike Schmidt, R (1, 5) OBP: 0.398, SLG: 0.618		1-0 6-3		3-1 1B		3-2 L6			0-1 1B	4 0 2 0 0 0 1												
Bob Boone, R (1, 2) OBP: 0.397, SLG: 0.492		1-1 6-3		0-1 L5			0-0 L7		1-1 L8	4 0 0 0 0 0 2												
Garry Maddox, R (1, 8) OBP: 0.297, SLG: 0.452		1-2 1B		1-2 9-3			0-0 L9		0-0 F9	4 0 1 0 0 0 2												
Manny Trillo, R (1, 4) OBP: 0.318, SLG: 0.349		1-1 1-3			0-3 K		1-3 K			3 0 0 0 0 2 1												
Mike Anderson, R (1, 7) OBP: 0.381, SLG: 0.314			2-1 1B		1-0 L7			2-0 1B		3 0 2 0 0 0 0												
Dickie Noles, R (1, 1)			1-3 K		0-3 K			2-1 F8		2 0 0 0 0 2 1												
Jose Cardenal, R (8, PH) OBP: 0.302, SLG: 0.244										1 0 0 0 0 0 1												
Bud Harrelson, S (8, 6) OBP: 0.377, SLG: 0.308										0 0 0 0 0 0 0												
Inning Stats	R: 0 E: 0 K: 0 S: 9	H: 0 LOB: 0 BB: 0 P: 13	R: 0 E: 0 K: 0 S: 8	H: 1 LOB: 1 BB: 0 P: 12	R: 0 E: 0 K: 1 S: 12	H: 2 LOB: 2 BB: 0 P: 16	R: 0 E: 0 K: 0 S: 7	H: 1 LOB: 0 BB: 0 P: 11	R: 0 E: 0 K: 2 S: 10	H: 0 LOB: 0 BB: 0 P: 11	R: 0 E: 0 K: 1 S: 8	H: 1 LOB: 1 BB: 0 P: 14	R: 0 E: 0 K: 1 S: 5	H: 0 LOB: 0 BB: 0 P: 6	R: 0 E: 0 K: 0 S: 7	H: 1 LOB: 1 BB: 0 P: 12	R: 0 E: 0 K: 0 S: 6	H: 1 LOB: 1 BB: 0 P: 7	1B: 6 2B: 1 3B: 1 HR: 0	SF: 0 SAC: 0 DP: 1 HBP: 0	WP: 0 PB: 0 SB: 0 CS: 0	PA: 33
PITCHER John Curtis, L (1, 1) ERA: 3.36	IP: 9.0 WLS: W BF: 33 H: 7 R: 0 ER: 0 SO: 5 BB: 0 IBB: 0 HBP: 0 BLK: 0 WP: 0 HR: 0 S: 72 P: 102 ERA: 0.00 WHIP: 0.778											PITCHER IP: WLS: BF: H: R: ER: SO: BB: IBB: HBP: BLK: WP: HR: S: P: ERA: WHIP:										

Philadelphia Phillies @ San Francisco Giants
Candlestick Park, San Francisco, CA

Thu Jul 19 1979, 10:05 PM EDT
Att: 20,732 - Unknown

AB	33
R	0
H	7
RBI	0
BB	0
SO	5
LOB	16



Batter	1	2	3	4	5	6	7	8	9
Bill North, S OBP: 0.392, SLG: 0.355 (1, 8)	F7		1-3		6-3			5-3	
Joe Strain, R OBP: 0.356, SLG: 0.406 (1, 4)	1B			F8 5-3 2B 1B		P6		F8	
Jack Clark, R OBP: 0.346, SLG: 0.479 (1, 9)	K			5-3		6-3		6-3	
Willie McCovey, L OBP: 0.338, SLG: 0.493 (1, 3)	6-3			F8		2B			
Darrell Evans, L OBP: 0.352, SLG: 0.388 (1, 5)		G3		2B		IBB			
Terry Whitfield, L OBP: 0.358, SLG: 0.407 (1, 7)		F7		K		F8			
Johnnie LeMaster, R OBP: 0.316, SLG: 0.350 (1, 6)		K			4-3 SH3-4 1B			K	
Dennis Littlejohn, R OBP: 0.316, SLG: 0.333 (1, 2)			F3		SH3-4			K	
John Curtis, L OBP: 0.150, SLG: 0.158 (1, 1)			G3		4-3			K	

AB	R	H	RBI	BB	SO	LOB
4	0	0	0	0	0	1
4	1	2	0	0	0	0
4	0	0	0	0	1	2
3	0	1	0	0	0	2
2	0	1	1	1	0	0
3	0	0	0	0	1	3
3	0	1	0	0	2	0
2	0	0	0	0	1	0
3	0	0	0	0	1	1


BOTTOM

Philadelphia Phillies @ San Francisco Giants
Candlestick Park, San Francisco, CA

Thu Jul 19 1979, 10:05 PM EDT
Att. 20,732 - Unknown

livebaseballscorecards.com

AB	28
R	1
H	5
RBI	1
BB	1
SO	6
LOB	9



Inning Stats	R	H	E	K	S	R	H	E	K	S	R	H	E	K	S	R	H	E	K	S	R	H	E	K	S								
	0	1	0	1	13	0	0	0	1	7	1	2	0	1	14	0	1	0	0	10	0	1	0	0	12	0	0	0	6	0	0	0	6

PITCHER	IP	WLS	BF	H	R	ER	SO	BB	IBB	HBP	BLK	WP	HR	S	P	ERA	WHIP
Dickie Notes, R ERA: 1.98 (1, 1)	7.0	L	27	5	1	1	6	0	1	0	0	0	0	55	76	1.29	0.714
Tug McGraw, L ERA: 3.71 (8, 1)	1.0		3	0	0	0	0	0	0	0	0	0	0	5	6	0.00	0.000

WP	PA	ERA	WHIP
0	30		

Batter	1	2	3	4	5	6	7	8	9	AB R H RBI BB SO LOB	TOP														
Bake McBride, L (1, 9) OBP: 0.319, SLG: 0.415	1-2 4-3		0-0 FC5-4 1B	0-1 3-1			0-0 2B 1-3 WP 1B	0-3 K		5 1 2 0 0 1 3															
Larry Bowa, S (1, 6) OBP: 0.332, SLG: 0.340	2-3 K		1-0 FC5-4 CS 1-2f		1-1 F7		0-0 1-3 3-H WP 2B	0-0 L5		5 1 1 1 0 1 3															
Pete Rose, S (1, 3) OBP: 0.396, SLG: 0.411	0-0 BB 1B		4-2 CS BB 1-2		0-0 8-4 1B		1-0 F5 2-H 3-H		0-0 L6	4 0 2 0 1 0 0															
Mike Schmidt, R (1, 5) OBP: 0.401, SLG: 0.625	4-0 FC5-4 BB 1-2		2-2 CS 1-2	0-1 HR	1-0 8-4		0-0 E6 WP		4-0 S BB	3 1 1 1 2 0 1															
Bob Boone, R (1, 2) OBP: 0.401, SLG: 0.504	1-0 FC5-4 1-2f			0-0 HR		2-0 FC6-4 1B	1-3 K 1-3		4-0 BB 1-2	4 1 2 1 1 1 3															
Garry Maddox, R (1, 8) OBP: 0.295, SLG: 0.448		0-0 4-3		0-0 1B S SF8 1B		0-1 FC6-4 CS 1-2f	0-0 F3		0-3 K	5 1 1 0 0 1 4															
Greg Gross, L (1, 7) OBP: 0.416, SLG: 0.463		0-2 1B		1-2 SF8 1-3 1B		4-1 BB 1-2		4-0 FC6-4 BB	0-0 1-3	3 0 2 0 2 0 2															
Manny Trillo, R (1, 4) OBP: 0.312, SLG: 0.344		0-0 F4		0-2 SF8 1-2 3-H		1-1 F9		0-0 FC6-4 1B 1-2f		3 0 0 1 0 0 3															
Randy Lerch, L (1, 1) OBP: 0.149, SLG: 0.222		2-2 3-1		1-2 6-3			0-0 1B 2B 1B		0-0 1B	2 0 0 0 0 0 2															
Tim McCarver, L (7, PH) OBP: 0.391, SLG: 0.366										1 1 1 0 0 0 0															
Ron Reed, R (7, 1) OBP: 0.429, SLG: 0.500										1 0 1 0 0 0 0															
Inning Stats	R: 0 E: 0 K: 1 S: 11	H: 1 LOB: 2 BB: 1 P: 19	R: 0 E: 0 K: 0 S: 8	H: 1 LOB: 1 BB: 0 P: 10	R: 0 E: 0 K: 0 S: 7	H: 1 LOB: 0 BB: 1 P: 14	R: 3 E: 0 K: 0 S: 15	H: 4 LOB: 1 BB: 0 P: 17	R: 0 E: 0 K: 0 S: 4	H: 1 LOB: 0 BB: 0 P: 6	R: 0 E: 0 K: 0 S: 6	H: 1 LOB: 1 BB: 1 P: 13	R: 3 E: 1 K: 1 S: 9	H: 3 LOB: 1 BB: 0 P: 11	R: 0 E: 0 K: 1 S: 6	H: 1 LOB: 2 BB: 1 P: 10	R: 0 E: 0 K: 1 S: 5	H: 0 LOB: 2 BB: 2 P: 13	1B: 10 2B: 2 3B: 0 HR: 2	SF: 1 SAC: 0 DP: 1 HBP: 0	WP: 4 PB: 0 SB: 2 CS: 3	PA: 44			
PITCHER	IP	WLS	BF	H	R	ER	SO	BB	IBB	HBP	BLK	WP	HR	S	P	ERA	WHIP								
John Montefusco, R (1, 1) ERA: 4.55	6.0		26	9	3	3	1	3	0	0	0	0	2	51	79	4.50	2.000								
Tom Griffin, R (7, 1) ERA: 3.82	0.0	L	3	3	3	3	0	0	0	0	0	0	0	3	3	∞	∞								
Greg Minton, R (7, 1) ERA: 1.57	1.0		4	0	0	0	1	0	0	0	0	2	0	6	8	0.00	0.000								
Gary Lavelle, L (8, 1) ERA: 2.34	2.0		10	1	0	0	2	3	0	0	0	0	0	11	23	0.00	2.000								

Philadelphia Phillies @ San Francisco Giants
Candlestick Park, San Francisco, CA

Fri Jul 20 1979, 10:05 PM EDT
Att: 21,110 - Unknown

livebaseballscorecards.com

AB 36
R 6
H 13
RBI 4
BB 6
SO 4
LOB 21



Batter	1	2	3	4	5	6	7	8	9	AB	R	H	RBI	BB	SO	LOB
Bill North, S OBP: 0.393, SLG: 0.362 (1, 8)	1-1 5-3			1-2 3B		4-2 SH1-4 BB		0-3 K		3	1	1	0	1	1	0
Joe Strain, R OBP: 0.342, SLG: 0.389 (1, 4)	1-2 F7			0-0 F5		0-0 SH1-4		0-0 5-3		3	0	0	0	0	0	1
Jack Clark, R OBP: 0.345, SLG: 0.477 (1, 9)	3-2 F9			1-2 P3		0-2 E5 SF		0-0 FC5-4 1B		4	1	1	1	0	0	2
Mike Ivie, R OBP: 0.327, SLG: 0.541 (1, 3)			3-2 L5	0-0 4-3		1-1 E5		0-0 FC5-4		4	0	0	0	0	0	3
Darrell Evans, L OBP: 0.353, SLG: 0.396 (1, 5)			2-3 K		1-1 HR	4-0 IBB		0-3 K		3	1	1	1	1	2	0
Larry Herndon, R OBP: 0.337, SLG: 0.471 (1, 7)			2-1 L8		0-0 4-3	1-1 SF		0-0 P4		3	0	0	1	0	0	0
Johnnie LeMaster, R OBP: 0.309, SLG: 0.341 (1, 6)			0-3 K		1-0 5-3			0-3 K		4	0	0	0	0	2	0
Dennis Littlejohn, R OBP: 0.273, SLG: 0.286 (1, 2)			0-1 L5		2-3 K			0-3 K		3	0	0	0	0	2	0
John Montefusco, R OBP: 0.100, SLG: 0.150 (6, PH) Rob Andrews, R OBP: 0.311, SLG: 0.299 (7, 1) Tom Griffin, R OBP: 0.100, SLG: 0.100 (7, 1) Greg Minton, S OBP: 0.387, SLG: 0.405 (7, PH) Terry Whitfield, L OBP: 0.500, SLG: 0.500 (8, 1) Gary Lavelle, S			0-0 4-3		1-0 SH1-4 BB E 1B			0-0 L7		1	0	0	0	0	0	0

Inning Stats	R: 0	H: 0	E: 0	K: 0	S: 8	WLS	BF	H	R	ER	SO	BB	IBB	HBP	BLK	WP	HR	S	P	ERA	WHIP
Randy Lerch, L ERA: 3.74 (1, 1)	0	0	0	0	8	W	24	3	4	2	3	1	1	0	0	0	1	50	79	3.00	0.667
Ron Reed, R ERA: 4.62 (7, 1)	0	0	0	0	8	S	10	1	0	0	4	0	0	0	0	0	0	18	18	0.00	0.333

BOTTOM

Philadelphia Phillies @ San Francisco Giants
Candlestick Park, San Francisco, CA

Fri Jul 20 1979, 10:05 PM EDT
Att. 21,110 - Unknown

livebaseballscorecards.com

AB	30
R	4
H	4
RBI	3
BB	2
SO	7
LOB	6

GIANTS

WP: 0	PA: 34
PB: 0	
SB: 0	
CS: 0	

Batter	1	2	3	4	5	6	7	8	9	AB R H RBI BB SO LOB	TOP	
Jerry White, S (1, 7) OBP: 0.340, SLG: 0.400	3-3 K		4-1 BB	3-1 L5			0-0 F7		0-1 FC3-6 1B	4 0 1 0 1 1 3		
Rodney Scott, S (1, 6) OBP: 0.312, SLG: 0.272	1-1 6-3		4-2 BB		3-2 G5-4-3 1B		1-1 F8		0-2 FC3-6 2B	4 1 1 1 1 0 1		
Andre Dawson, R (1, 8) OBP: 0.303, SLG: 0.486	0-0 E 3B		2-0 F8		0-1 F3			1-3 K	0-0 2B	5 1 2 1 0 1 3		
Tony Perez, R (1, 3) OBP: 0.325, SLG: 0.413	2-1 E6 FC6-4		0-1 F8		2-1 G5-4-3			3-2 HR 1B	0-0 5-3	5 1 1 0 0 0 4		
Gary Carter, R (1, 2) OBP: 0.346, SLG: 0.498	0-0 FC6-4			2-3 K		0-0 2B		2-3 K	0-3 K	5 0 1 0 0 3 3		
Ellis Valentine, R (1, 9) OBP: 0.305, SLG: 0.462		0-2 1-3		2-2 6-3		2-3 K		2-2 HR		4 1 1 2 0 1 1		
Larry Parrish, R (1, 5) OBP: 0.346, SLG: 0.471		2-3 K		2-2 1B BB 1B		2-3 K		1-1 6-3		3 0 1 0 0 2 1		
Stan Bahnsen, R (6, 1)										0 0 0 0 0 0 0		
Dave Cash, R (8, PH) OBP: 0.517, SLG: 0.593										1 0 0 0 0 0 0		
David Palmer, R (8, 1)										0 0 0 0 0 0 0		
Tony Bernazard, S (1, 4) OBP: 0.500, SLG: 0.450		3-1 F9		4-2 1B BB		0-0 F9			4-0 2B BB	2 1 0 0 2 0 1		
Ross Grimsley, L (1, 1) OBP: 0.244, SLG: 0.289			0-1 F8		1-2 1B				1-2 1B FC3-6 2B	2 0 1 0 0 0 0		
Ken Macha, R (6, 5) OBP: 0.297, SLG: 0.324				1-2 2-3 1B			3-3 K			2 1 1 1 0 1 0		
Inning Stats	R: 1 H: 1 E: 1 LOB: 1 K: 1 BB: 0 S: 9 P: 15	R: 0 H: 0 E: 0 LOB: 0 K: 1 BB: 0 S: 10 P: 15	R: 0 H: 0 E: 0 LOB: 2 K: 0 BB: 2 S: 9 P: 19	R: 0 H: 2 E: 0 LOB: 3 K: 1 BB: 1 S: 16 P: 30	R: 0 H: 1 E: 0 LOB: 0 K: 0 BB: 0 S: 7 P: 12	R: 0 H: 1 E: 0 LOB: 1 K: 2 BB: 0 S: 9 P: 13	R: 0 H: 0 E: 0 LOB: 0 K: 1 BB: 0 S: 6 P: 10	R: 2 H: 2 E: 0 LOB: 0 K: 2 BB: 0 S: 17 P: 26	R: 3 H: 3 E: 0 LOB: 1 K: 1 BB: 1 S: 13 P: 18	1B: 5 SF: 0 2B: 3 SAC: 0 3B: 1 DP: 1 HR: 1 HBP: 0	WP: 0 PA: 41 PB: 0 SB: 0 CS: 0	
PITCHER	IP WLS BF H R ER SO BB IBB HBP BLK WP HR S P ERA WHIP											
Vida Blue, L (1, 1) ERA: 5.6	8.1 W 38 9 6 5 8 4 0 0 0 0 1 91 153 5.40 1.560											
Pedro Borbon, R (9, 1) ERA: 3.79	0.2 S 3 1 0 0 1 0 0 0 0 0 0 5 5 0.00 1.500											

Montreal Expos @ San Francisco Giants
 Candlestick Park, San Francisco, CA
 Sun Jul 22 1979, 6:33 AM EDT
 Unknown

livebaseballscorecards.com

AB	37
R	6
H	10
RBI	5
BB	4
SO	9
LOB	17



Batter	1	2	3	4	5	6	7	8	9	AB R H RBI BB SO LOB	TOP	
Warren Cromartie, L OBP: 0.313, SLG: 0.416 (1, 7)	F9 1-0		K 1-3	IBB 4-0	SF7 0-0	1B 1-2		G3 0-0		4 0 1 1 1 1 1		
Rodney Scott, S OBP: 0.317, SLG: 0.277 (1, 6)	F8 0-1			K 1-2	FC 4-0	1B 1-2		FC5-4 0-0	1B 1-2	5 1 3 1 1 1 2		
Andre Dawson, R OBP: 0.301, SLG: 0.481 (1, 8)	6-3 3-2			F8 2-1	FC 0-0	F8 0-0		FC5-4 0-0	1B 1-2	6 2 1 0 0 0 7		
Ellis Valentine, R OBP: 0.312, SLG: 0.474 (1, 9)		6-3 2-2		1B 0-1	K 0-3	2B 4-0		1B 0-0	BB 1-3	5 3 3 1 1 1 1		
Tom Hutton, L OBP: 0.396, SLG: 0.468 (1, 3)		F5 0-0		1B 1-2	1B 4-0	L4 0-0		BB 0-0	1B 1-2	5 2 2 2 1 0 1		
Larry Parrish, R OBP: 0.346, SLG: 0.471 (1, 5)		K 0-3		1B 0-0	1B 0-0	K 0-3		K 0-3		6 2 2 2 0 4 3		
Tony Bernazard, S OBP: 0.528, SLG: 0.458 (1, 4)			F9 2-2	1B 0-1	HBP 0-0	2B 4-0		F8 0-0		4 3 2 2 2 0 0		
Duffy Dyer, R OBP: 0.382, SLG: 0.414 (1, 2)			F9 0-1	SH1-3 0-0	BB 4-0	1B 0-0		F8 0-0	K 0-3	5 1 2 2 1 1 3		
Scott Sanderson, R OBP: 0.167, SLG: 0.222 Rudy May, L OBP: 0.400, SLG: 0.250 (1, 1) (4, 1)			1B 1-0	SH1-3 0-0	BB 1-0	1B 0-0		K 0-3		1 0 1 1 0 0 0 2 1 1 3 0 1 0		
Inning Stats	R: 0 E: 0 K: 0 S: 6 H: 0 LOB: 0 BB: 0 P: 10	R: 0 E: 0 K: 1 S: 10 H: 0 LOB: 0 BB: 0 P: 12	R: 0 E: 0 K: 1 S: 10 H: 1 LOB: 1 BB: 0 P: 14	R: 5 E: 0 K: 1 S: 16 H: 6 LOB: 2 BB: 1 P: 24	R: 4 E: 0 K: 1 S: 8 H: 3 LOB: 3 BB: 3 P: 21	R: 4 E: 1 K: 1 S: 9 H: 4 LOB: 2 BB: 2 P: 17	R: 1 E: 0 K: 1 S: 6 H: 1 LOB: 0 BB: 0 P: 6	R: 0 E: 0 K: 1 S: 5 H: 0 LOB: 0 BB: 0 P: 5	R: 1 E: 0 K: 2 S: 10 H: 3 LOB: 3 BB: 1 P: 14	1B: 15 2B: 2 3B: 0 HR: 1 SF: 1 SAC: 1 DP: 0 HBP: 1	WP: 0 PB: 0 SB: 3 CS: 0 PA: 53	
PITCHER	IP WLS BF H R ER SO BB IBB HBP BLK WP HR S P ERA WHIP											
Ed Whitson, R ERA: 4.93 (1, 1)	3.1 L 17 7 5 5 2 0 0 0 0 0 0 0 38 52 13.50 2.100											
Greg Minton, R ERA: 1.54 (4, 1)	0.2 3 0 0 0 1 0 1 0 0 0 0 0 4 8 0.00 0.000											
Ed Halicki, R ERA: 4.69 (5, 1)	0.1 7 3 4 4 1 1 1 1 0 0 0 0 6 15 108.00 12.000											
Philip Nastu, L ERA: 4.07 (5, 1)	1.1 10 3 4 4 1 3 0 0 0 0 0 0 9 21 27.00 4.500											
Tom Griffin, R ERA: 3.9 (6, 1)	3.1 16 5 2 2 4 1 0 0 0 0 0 1 23 27 5.40 1.800											

Montreal Expos @ San Francisco Giants
Candlestick Park, San Francisco, CA

Sun Jul 22 1979, 6:38 AM EDT
Att: 39,800 - Unknown

AB	43
R	15
H	18
RBI	15
BB	7
SO	9
LOB	18



livebaseballscorecards.com

BOTTOM

Montreal Expos @ San Francisco Giants
Candlestick Park, San Francisco, CA
Sun Jul 22 1979, 6:38 AM EDT
Att. 39,800 - Unknown

livebaseballscores.com

AB	38
R	5
H	13
RBI	5
BB	5
SO	5
LOB	19



WP	0	PA	44
PB	0		
SB	1		
CS	1		

AB R H RBI BB SO LOB

4	0	1	2	1	0	1
5	1	2	0	0	0	3
4	0	1	0	0	3	2
1	1	1	0	0	0	0
3	0	0	0	1	2	2
1	0	0	0	0	0	1
3	0	1	1	2	0	0
5	1	3	1	0	0	2
5	1	1	0	0	0	7
3	1	1	1	1	0	0
1	0	1	0	0	0	0
0	0	0	0	0	0	0
1	0	1	0	0	0	0
0	0	0	0	0	0	0
0	0	0	0	0	0	0
0	0	0	0	0	0	0
0	0	0	0	0	0	0
2	0	0	0	0	0	1

Batter	1	2	3	4	5	6	7	8	9
Larry Herndon, R OBP: 0.330, SLG: 0.451 (1, 8)	4-0 BB G4-6-3		0-2 F3	0-0 1B			0-0 F9	0-0 6-3	
Joe Strain, R OBP: 0.356, SLG: 0.381 (1, 4) (8, 5)	2-1 G4-6-3 1-2f		1-1 1B	0-0 L5			0-0 BB 1B 1B	0-0 F3	
Jack Clark, R OBP: 0.344, SLG: 0.476 Mike Sadek, R OBP: 0.333, SLG: 0.315 (1, 9) (8, 9)	0-3 K		2-3 K		0-3 K		0-0 1B BB 1B	0-0 S 1B	
Darrell Evans, L OBP: 0.354, SLG: 0.398 Rob Andrews, R OBP: 0.307, SLG: 0.294 (1, 5) (8, 4)		4-2 FC4-6 BB CS BB		0-0 F8	0-3 K		0-3 K	0-0 F3	
Mike Ivie, R OBP: 0.338, SLG: 0.546 (1, 3)		4-0 FC4-6 BB		0-0 6-3	0-0 F3		4-0 1B BB	0-0 1B 1B	
Terry Whitfield, L OBP: 0.362, SLG: 0.412 (1, 7)		0-1 F7		0-0 1B 1B		0-0 L4	0-0 1B	0-0 1B	
Roger Metzger, S OBP: 0.276, SLG: 0.289 (1, 6)		0-0 FC4-6 1-2f 2-3		0-0 1B 1B 1B		0-0 F9	0-0 F8	0-0 4-3	
Dennis Littlejohn, R OBP: 0.308, SLG: 0.292 (1, 2)		3-2 CS 3-H	0-1 F2	0-0 1B 1B		4-0 BB	0-0 F2		
Ed Whitson, R OBP: 0.091, SLG: 0.048 Greg Minton, S OBP: 0.310, SLG: 0.280 John Montefusco, R OBP: 0.169, SLG: 0.150 Ed Halicki, R OBP: 0.214, SLG: 0.222 Philip Nastu, L OBP: 0.154, SLG: 0.043 Tom Griffin, R OBP: 0.083, SLG: 0.083 (1, 1) (4, 1) (4, PH) (4, PR) (5, 1) (5, 1) (6, 1)		2-2 1B 1B	2-2 1B 1B	0-0 1B 1B		0-0 5-3	0-0 F8		

Inning Stats	R: 0	H: 0	E: 0	K: 5	S: 5	LOB: 0	BB: 1	P: 11
	R: 0	H: 0	E: 0	K: 0	S: 7	LOB: 1	BB: 2	P: 18
	R: 0	H: 2	E: 0	K: 1	S: 13	LOB: 2	BB: 0	P: 18
	R: 3	H: 5	E: 0	K: 0	S: 8	LOB: 2	BB: 0	P: 8
	R: 0	H: 0	E: 0	K: 2	S: 7	LOB: 0	BB: 0	P: 7
	R: 0	H: 0	E: 0	K: 0	S: 3	LOB: 1	BB: 1	P: 7
	R: 1	H: 3	E: 0	K: 1	S: 8	LOB: 3	BB: 1	P: 12
	R: 0	H: 0	E: 0	K: 0	S: 3	LOB: 0	BB: 0	P: 3
	R: 1	H: 3	E: 0	K: 0	S: 6	LOB: 2	BB: 0	P: 6

PITCHER	IP	WLS	BF	H	R	ER	SO	BB	IBB	HBP	BLK	WP	HR	S	P	ERA	WHIP
Scott Sanderson, R ERA: 3.42 (1, 1)	3.2		19	7	3	3	2	3	0	0	0	0	0	32	54	7.36	2.727
Rudy May, L ERA: 3.38 (4, 1)	5.1	W	24	6	2	2	3	2	0	0	0	0	0	28	36	3.38	1.500

Batter	1	2	3	4	5	6	7	8	9	AB R H RBI BB SO LOB	TOP											
Warren Cromartie, L OBP: 0.309, SLG: 0.410 (1, 7)	0-0 F8	0-3 K		0-0 F8			0-0 5-3		0-0 F9	5 0 0 0 0 1 3												
Rodney Scott, S OBP: 0.321, SLG: 0.280 (1, 6)	0-1 F9 1B	0-0 HR 1B		0-0 F8			0-0 F9		4-0 F8 BB	4 1 2 2 1 0 0												
Andre Dawson, R OBP: 0.303, SLG: 0.488 (1, 8)	3-2 1B	0-0 HR			0-0 6-3		0-0 L6		0-0 F8	5 1 2 3 0 0 1												
Tony Perez, R OBP: 0.323, SLG: 0.419 (1, 3)	0-1 F9	0-0 HR			0-0 6-3			0-0 F8	0-0 G3	5 1 1 1 0 0 3												
Gary Carter, R OBP: 0.345, SLG: 0.493 (1, 2)	0-1 F7	0-1 4-3			4-0 BB			0-3 K		3 0 0 0 1 1 2												
Ellis Valentine, R OBP: 0.311, SLG: 0.471 (1, 9)		0-2 SH5-3 1B	0-1 F8		0-0 F8			0-0 E5		4 2 1 0 0 0 1												
Larry Parrish, R OBP: 0.351, SLG: 0.485 (1, 5)		2-2 SH5-3 1B	3-1 G6-4-3 1B			0-0 E5		0-0 HR		4 2 3 2 0 0 0												
Tony Bernazard, S OBP: 0.538, SLG: 0.462 (1, 4)		1-1 SH5-3	1-2 G6-4-3			0-0 G4-6-3 1B		4-0 BB		2 0 1 0 1 0 1												
Dan Schatzeder, L OBP: 0.303, SLG: 0.345 (1, 1)		1-2 HR 1B		0-0 L5		0-0 G4-6-3		0-0 4-3		4 1 1 0 0 0 2												
Inning Stats	R: 0 E: 0 K: 0 S: 10	H: 2 LOB: 2 BB: 0 P: 13	R: 6 E: 0 K: 1 S: 20	H: 6 LOB: 0 BB: 0 P: 24	R: 0 E: 0 K: 0 S: 7	H: 1 LOB: 0 BB: 0 P: 11	R: 0 E: 0 K: 0 S: 3	H: 0 LOB: 0 BB: 0 P: 3	R: 0 E: 0 K: 0 S: 3	H: 0 LOB: 1 BB: 1 P: 7	R: 0 E: 1 K: 0 S: 3	H: 1 LOB: 0 BB: 0 P: 3	R: 0 E: 0 K: 0 S: 3	H: 0 LOB: 0 BB: 0 P: 3	R: 2 E: 1 K: 1 S: 7	H: 1 LOB: 1 BB: 1 P: 11	R: 0 E: 0 K: 0 S: 3	H: 0 LOB: 1 BB: 1 P: 7	1B: 8 2B: 0 3B: 0 HR: 3	SF: 0 SAC: 1 DP: 2 HBP: 0	WP: 0 PB: 0 SB: 0 CS: 0	PA: 40
PITCHER	IP WLS BF H R ER SO BB IBB HBP BLK WP HR S P ERA WHIP																					
John Curtis, L ERA: 3.94 (1, 1)	3.0 L 17 9 6 6 1 0 0 0 0 0 0 2 37 48 18.00 3.000																					
Greg Minton, R ERA: 1.42 (4, 1)	3.0 10 1 0 0 0 1 0 0 0 0 0 0 9 13 0.00 0.667																					
Ed Halicki, R ERA: 4.57 (7, 1)	2.0 9 1 2 0 1 1 0 0 0 0 1 10 14 0.00 1.000																					
Pedro Borbon, R ERA: 3.73 (9, 1)	1.0 4 0 0 0 0 1 0 0 0 0 0 0 3 7 0.00 1.000																					

Montreal Expos @ San Francisco Giants
 Candlestick Park, San Francisco, CA
 Mon Jul 23 1979, 10:05 PM EDT
 Att. 15,179 - Unknown

AB	36
R	8
H	11
RBI	8
BB	3
SO	2
LOB	13



WP: 0	PA: 40
PB: 0	
SB: 0	
CS: 0	

Batter	1	2	3	4	5	6	7	8	9	AB	R	H	RBI	BB	SO	LOB						
Bill North, S OBP: 0.395, SLG: 0.379 (1, 8)	1-3 K		0-0 1B			0-0 F7		0-0 FC5 1-3 1B		4	0	2	0	0	1	0						
Joe Strain, R OBP: 0.348, SLG: 0.372 Greg Minton, S Mike Sadek, R OBP: 0.349, SLG: 0.315 Ed Hvalicki, R OBP: 0.214, SLG: 0.222 Marc Hill, R OBP: 0.308, SLG: 0.278 Pedro Borbon, R OBP: 0.333, SLG: 0.333	1-3 K		1-0 F9			4-0 BB HR BB		0-0 F7		2	0	0	0	0	1	1						
Jack Clark, R OBP: 0.346, SLG: 0.475 (1, 9)	3-2 6-3			1-1 G3 1B		4-0 HR BB		0-0 1-3		3	1	1	0	1	0	1						
Mike Ivie, R OBP: 0.341, SLG: 0.557 (1, 3)		2-2 F7		0-0 L8		0-0 HR		4-0 BB		3	1	1	3	1	0	1						
Darrell Evans, L OBP: 0.351, SLG: 0.393 (1, 5)		2-1 F8		0-0 G3		0-0 F5		0-0 FC5		4	0	0	0	0	0	3						
Larry Herndon, R OBP: 0.328, SLG: 0.443 (1, 7)		4-1 BB		0-0 F3		0-0 F8			0-3 K	3	0	0	0	1	1	1						
Johnnie LeMaster, R OBP: 0.313, SLG: 0.343 (1, 6)		3-1 F5			0-0 F7				0-0 G5-4-3 1B	4	0	1	0	0	1	1						
Dennis Littlejohn, R OBP: 0.267, SLG: 0.250 (1, 2)			2-3 K		0-0 5-3				0-0 G5-4-3	4	0	0	0	0	2	1						
John Curtis, L OBP: 0.150, SLG: 0.158 Rob Andrews, R OBP: 0.295, SLG: 0.282			0-1 F8		0-0 F4				0-0 F8	0	0	0	0	0	0	0						
										3	0	0	0	0	0	0						
Inning Stats	R: 0 E: 0 K: 2 S: 10	H: 0 LOB: 0 BB: 0 P: 15	R: 0 E: 0 K: 0 S: 8	H: 0 LOB: 1 BB: 1 P: 19	R: 0 E: 0 K: 1 S: 7	H: 1 LOB: 1 BB: 0 P: 10	R: 0 E: 0 K: 0 S: 5	H: 1 LOB: 1 BB: 0 P: 6	R: 0 E: 0 K: 0 S: 3	H: 0 LOB: 0 BB: 0 P: 3	R: 3 E: 0 K: 0 S: 4	H: 1 LOB: 0 BB: 2 P: 12	R: 0 E: 0 K: 2 S: 7	H: 0 LOB: 0 BB: 0 P: 7	R: 0 E: 0 K: 0 S: 4	H: 1 LOB: 2 BB: 1 P: 8	R: 0 E: 0 K: 1 S: 5	H: 1 LOB: 0 BB: 0 P: 5	1B: 4 2B: 0 3B: 0 HR: 1	SF: 0 SAC: 0 DP: 1 HBP: 0	WP: 0 PB: 0 SB: 0 CS: 0	PA: 35
PITCHER Dan Schatzeder, L ERA: 3.12 (1, 1)	IP 9.0	WLS W	BF 35	H 5	R 3	ER 3	SO 6	BB 4	IBB 0	HBP 0	BLK 0	WP 0	HR 1	S 53	P 85	ERA 3.00	WHIP 1.000					

BOTTOM

Montreal Expos @ San Francisco Giants
Candlestick Park, San Francisco, CA
Mon Jul 23 1979, 10:05 PM EDT
Att. 15,179 - Unknown

livebaseballscorecards.com

AB	31
R	3
H	5
RBI	3
BB	4
SO	6
LOB	10



Batter	1	2	3	4	5	6	7	8	9	10	11	12	AB	R	H	RBI	BB	SO	LOB	TOP						
Joel Youngblood, R OBP: 0.364, SLG: 0.477	2-1 6-3	2-0 F8			1-1 5-3		2-3 K		0-0 E9 2B			0-0 5-3 SH1 1B	6	1	2	0	0	1	3							
Frank Taveras, R OBP: 0.285, SLG: 0.331	2-3 K		3-1 1-3		0-0 4-3		0-1 E4		0-0 1-3			0-0 SH1	5	0	0	0	0	1	2							
Steve Henderson, R OBP: 0.373, SLG: 0.436	2-2 6-3		4-2 WP BB		2-3 K		2-3 K			0-0 3-1		0-0 5-3	5	0	0	0	1	2	3							
Richie Hebner, L OBP: 0.356, SLG: 0.380		1-2 4-3			1-3 K		0-3 K			0-3 K		0-0 1B 1B	3	0	0	0	0	2	1							
Alex Trevino, R OBP: 0.411, SLG: 0.443			1-2 K									0-0 1B 1B	3	1	1	1	0	2	0							
Willie Montanez, L OBP: 0.277, SLG: 0.314		1-1 2B 1B		4-0 IBB		2-2 F7		0-0 FC6-4 1B		0-0 1-3		0-0 E 1B 1B	5	1	3	0	1	0	0							
John Stearns, R OBP: 0.323, SLG: 0.366		1-2 E 2B		3-1 F3		1-1 4-3		0-0 F7			0-0 E5 F6-3 BLK	6	1	2	2	0	0	3								
Elliott Maddox, R OBP: 0.331, SLG: 0.318		2-3 K		0-0 F9			0-0 1B E 1B		0-0 FC6-4		0-0 6-3	5	1	1	0	1	1	3								
Doug Flynn, R OBP: 0.259, SLG: 0.318		0-2 E2 1B		2-0 F4-3			1-1 E 1B		0-0 B5-6-4 1B		0-0 F6-3	6	1	3	0	0	0	4								
Kevin Kotel, R Ed Glavin, R Ed Kravoski, L Neil Allen, R Andy Hassler, L Dale Murray, R Gil Flores, R Wayne Twitchell, R Tom Hoenes, R		0-2 2-H 1B		0-3 K			0-1 F2		0-0 B5-6-4 1B		0-0 F8	2	0	1	1	0	1	0								
Inning Stats	R: 0 E: 0 K: 1 S: 8	H: 0 LOB: 0 BB: 0 P: 14	R: 3 E: 1 K: 1 S: 20	H: 4 LOB: 1 BB: 0 P: 27	R: 0 E: 0 K: 1 S: 9	H: 0 LOB: 2 BB: 2 P: 25	R: 0 E: 0 K: 1 S: 5	H: 0 LOB: 0 BB: 0 P: 7	R: 0 E: 0 K: 1 S: 6	H: 0 LOB: 0 BB: 0 P: 12	R: 1 E: 1 K: 2 S: 14	H: 2 LOB: 2 BB: 0 P: 19	R: 0 E: 0 K: 1 S: 6	H: 1 LOB: 1 BB: 0 P: 6	R: 0 E: 1 K: 0 S: 4	H: 2 LOB: 1 BB: 0 P: 4	R: 0 E: 0 K: 1 S: 5	H: 0 LOB: 0 BB: 0 P: 5	R: 0 E: 1 K: 0 S: 4	H: 0 LOB: 1 BB: 0 P: 4	R: 2 E: 1 K: 0 S: 7	H: 4 LOB: 3 BB: 1 P: 11	1B: 11 2B: 2 3B: 0 HR: 0	SF: 0 SAC: 1 DP: 1 HBP: 0	WP: 1 PB: 0 SB: 0 CS: 0	PA: 53
PITCHER	IP	WLS	BF	H	R	ER	SO	BB	IBB	HBP	BLK	WP	HR	S	P	ERA	WHIP									
John Montefusco, R ERA: 4.23	(1, 1)	7.0		30	6	4	1	8	1	0	0	1	0	0	113	1.29	1.000									
Gary Lavelle, L ERA: 2.21	(8, 1)	4.0		15	3	0	2	0	0	0	1	0	0	19	19	0.00	0.750									
Pedro Borbon, R ERA: 3.96	(12, 1)	1.0	L	8	4	2	2	0	1	0	0	0	0	7	11	18.00	5.000									

New York Mets @ San Francisco Giants
 Candlestick Park, San Francisco, CA
 Tue Jul 24 1979, 10:05 PM EDT
 Att. 24,821 - Unknown

AB	49
R	6
H	13
RBI	4
BB	3
SO	10
LOB	23



Batter	1	2	3	4	5	6	7	8	9	10	11	12	AB	R	H	RBI	BB	SO	LOB
Bill North, S OBP: 0.396, SLG: 0.380 Dennis Littlejohn, R OBP: 0.290, SLG: 0.241	(1, 8) 0-3 K		(3, 8) 3-1 1B		(4, 8) 4-1 BB		(7, 8) 0-0 SF7		(9, 8) 0-0 SF8-4		(11, 8) 0-0 F4		2 0 1 2 1 1 0						
Joe Strain, R OBP: 0.344, SLG: 0.367 Gary Lavelle, S OBP: 0.333, SLG: 0.333 Pedro Borbon, R OBP: 0.333, SLG: 0.333 Vida Blue, S OBP: 0.236, SLG: 0.224	(1, 4) 1-1 5-3		(1, 4) 0-1 G5-3		(1, 4) 0-1 CS		(1, 4) 0-0 6-3		(1, 4) 0-3 K			(1, 4) 4-0 5-3 BB	4 0 1 0 0 0 3						
Jack Clark, R OBP: 0.343, SLG: 0.469	(1, 9) 3-2 F8												5 0 0 0 1 0 1						
Mike Ivie, R OBP: 0.349, SLG: 0.560													6 0 4 0 0 0 2						
Darrell Evans, L OBP: 0.351, SLG: 0.392													6 0 2 1 0 0 3						
Larry Herndon, R OBP: 0.324, SLG: 0.435													6 0 1 0 0 0 4						
Johnnie LeMaster, R OBP: 0.323, SLG: 0.359 Willie McCovey, L OBP: 0.336, SLG: 0.491 Roger Metzger, S OBP: 0.275, SLG: 0.287													3 3 3 0 0 0 0						
Marc Hill, R OBP: 0.308, SLG: 0.278 Mike Sadek, R OBP: 0.333, SLG: 0.309 Terry Whitfield, L OBP: 0.367, SLG: 0.414													0 0 0 0 0 0 0						
John Montefusco, R OBP: 0.182, SLG: 0.227 Rob Andrews, R OBP: 0.313, SLG: 0.292													2 0 2 1 0 0 0						

Inning Stats	R: 0	H: 0	E: 0	K: 1	S: 9	R: 0	H: 1	E: 0	K: 0	S: 7	R: 1	H: 3	E: 0	K: 0	S: 10	R: 0	H: 1	E: 0	K: 0	S: 3	R: 1	H: 2	E: 1	K: 1	S: 12	R: 0	H: 3	E: 0	K: 0	S: 9	R: 1	H: 1	E: 0	K: 0	S: 4	R: 0	H: 2	E: 0	K: 0	S: 5	R: 1	H: 2	E: 0	K: 1	S: 6	R: 0	H: 1	E: 0	K: 0	S: 5	R: 0	H: 0	E: 0	K: 0	S: 2	R: 1	H: 0	E: 0	K: 0	S: 3	R: 1	H: 0	E: 0	K: 0	S: 11	1B: 15	2B: 3	3B: 0	HR: 0	SF: 2	SAC: 1	DP: 3	HBP: 0	WP: 1	PB: 0	SB: 0	CS: 2	PA: 52
--------------	------	------	------	------	------	------	------	------	------	------	------	------	------	------	-------	------	------	------	------	------	------	------	------	------	-------	------	------	------	------	------	------	------	------	------	------	------	------	------	------	------	------	------	------	------	------	------	------	------	------	------	------	------	------	------	------	------	------	------	------	------	------	------	------	------	-------	--------	-------	-------	-------	-------	--------	-------	--------	-------	-------	-------	-------	--------


PITCHER	IP	WLS	BF	H	R	ER	SO	BB	IBB	HBP	BLK	WP	HR	S	P	ERA	WHIP
Kevin Kobel, L ERA: 3.38	(1, 1)	5.2	23	10	2	2	2	1	0	0	0	0	0	49	78	3.18	1.941
Ed Glynn, L ERA: 2.59	(6, 1)	0.1	1	0	0	0	0	0	0	0	0	0	0	1	1	0.00	0.000
Neil Allen, R ERA: 4.58	(7, 1)	1.2	9	3	1	1	0	1	0	0	0	0	0	8	12	5.40	2.400
Andy Hassler, L ERA: 4.39	(8, 1)	0.1	3	2	1	1	0	0	0	0	0	1	0	3	4	27.00	6.000
Dale Murray, R ERA: 3.74	(9, 1)	2.0	6	1	0	0	1	0	0	0	0	0	0	9	9	0.00	0.500

San Francisco Giants
Candlestick Park, San Francisco, CA

Tue Jul 24 1979, 10:05 PM EDT
Att: 24,821 - Unknown

livebaseballscorecards.com

AB	42
R	5
H	16
RBI	5
BB	6
SO	3
LOB	18



PITCHER	IP	WLS	BF	H	R	ER	SO	BB	IBB	HBP	BLK	WP	HR	S	P	ERA	WHIP
Wayne Twitchell, R ERA: 4.96	(11, 1)	1.0	6	0	1	1	0	4	0	0	0	0	0	2	18	9.00	4.000
Tom Hausman, R ERA: 2.0	(12, 1)	1.0	3	0	0	0	0	0	0	0	0	0	0	3	3	0.00	0.000

Batter	1	2	3	4	5	6	7	8	9	AB R H RBI BB SO LOB	TOP		
Frank Taveras, R (1, 6) OBP: 0.285, SLG: 0.330	0-1 1B		0-0 L4		2-0 F8		0-3 K			4 0 1 0 0 1 1			
Elliott Maddox, R (1, 5) OBP: 0.328, SLG: 0.316	1-0 F7		2-0 5-3		0-0 E2 1B		0-0 1-3			4 0 1 1 0 0 1			
Steve Henderson, R (1, 7) OBP: 0.372, SLG: 0.434	1-0 F8		3-1 1B		1-1 F3			0-0 5-3		4 0 1 0 0 0 2			
Willie Montanez, L (1, 3) OBP: 0.274, SLG: 0.310	0-0 4-3			2-2 6-3		2-0 F8		0-0 4-3		4 0 0 0 0 0 1			
John Stearns, R (1, 2) OBP: 0.325, SLG: 0.366		3-2 FC6-4 1B		3-1 5-3		3-1 E1 1B S		4-0 PO BB		3 0 1 0 1 0 0			
Joel Youngblood, R (1, 8) OBP: 0.368, SLG: 0.493		2-1 FC6-4 E S 1-2f PB		1-0 HR		0-1 1B		0-0 PO 1-2	0-0 F7-4 2B	4 2 3 1 0 0 1			
Dan Norman, R (1, 9) OBP: 0.333, SLG: 0.333		0-3 K		1-3 K		0-3 K			0-0 F5	4 0 0 0 0 3 4	AB 33 R 3 H 8 RBI 2 BB 2 SO 7 LOB 15		
Doug Flynn, R (1, 4) OBP: 0.262, SLG: 0.318		4-2 PB BB			0-0 6-3 E 1B		0-3 K2-3		0-0 F7-4 2-3	3 1 1 0 1 1 3			
Craig Swan, R (1, 1) OBP: 0.153, SLG: 0.093		1-3 K			0-0 6-3		0-3 K			3 0 0 0 0 2 2			
Inning Stats	R: 0 E: 0 K: 0 S: 5 H: 1 LOB: 1 BB: 0 P: 7	R: 1 E: 0 K: 2 S: 14 H: 1 LOB: 1 BB: 1 P: 24	R: 0 E: 0 K: 0 S: 4 H: 1 LOB: 1 BB: 0 P: 9	R: 1 E: 0 K: 1 S: 9 H: 1 LOB: 0 BB: 0 P: 16	R: 1 E: 1 K: 0 S: 6 H: 2 LOB: 1 BB: 0 P: 9	R: 0 E: 1 K: 2 S: 12 H: 1 LOB: 2 BB: 0 P: 17	R: 0 E: 0 K: 2 S: 7 H: 0 LOB: 0 BB: 0 P: 7	R: 0 E: 0 K: 0 S: 2 H: 0 LOB: 0 BB: 1 P: 6	R: 0 E: 0 K: 0 S: 3 H: 1 LOB: 0 BB: 0 P: 3	1B: 6 2B: 2 3B: 0 HR: 1 SF: 0 SAC: 0 DP: 1 HBP: 0	WP: 0 PB: 1 SB: 2 CS: 0 PA: 36		
PITCHER	IP WLS BF H R ER SO BB IBB HBP BLK WP HR S P ERA WHIP											PITCHER	IP WLS BF H R ER SO BB IBB HBP BLK WP HR S P ERA WHIP
Bob Knepper, L (1, 1) ERA: 4.21	6.0 L 26 7 3 2 5 1 0 0 0 0 0 1 50 82 3.00 1.333												
Tom Griffin, R (7, 1) ERA: 3.78	2.0 6 0 0 0 2 1 0 0 0 0 0 0 9 13 0.00 0.500												
Ed Halicki, R (9, 1) ERA: 4.52	1.0 3 1 0 0 0 0 0 0 0 0 0 0 3 3 0.00 1.000												

New York Mets @ San Francisco Giants
Candlestick Park, San Francisco, CA
Wed Jul 25 1979, 6:33 AM EDT
Att: 11,497 - Unknown

livebaseballscorecards.com



Batter	1	2	3	4	5	6	7	8	9	AB	R	H	RBI	BB	SO	LOB
Larry Herndon, R OBP: 0.322, SLG: 0.431 (1, 8)	2-3 K		0-3 K			0-0 1B		0-0 F8		4	0	1	0	0	2	2
Joe Strain, R OBP: 0.330, SLG: 0.351 (1, 4)	2-2 F3			0-0 6-3		0-0 F6			0-0 1-3	4	0	0	0	0	0	1
Jack Clark, R OBP: 0.340, SLG: 0.464 (1, 9)	3-2 5-3			2-2 F4-3			1-1 F6		0-0 5-3	4	0	0	0	0	0	0
Willie McCovey, L OBP: 0.335, SLG: 0.486 (1, 3)		0-0 F4-6-3 1B		1-2 F4-3			2-2 F4-3		0-0 F4-3	4	0	1	0	0	0	0
Darrell Evans, L OBP: 0.353, SLG: 0.397 (1, 5)		1-3 K			1-2 F6-4-3 1B		0-0 2B			3	0	2	0	0	1	1
Terry Whitfield, L OBP: 0.364, SLG: 0.410 (1, 7)		0-1 F4-6-3 1-2			0-0 F6-4-3 1-2		0-0 F8			3	0	0	0	0	0	3
Roger Metzger, S OBP: 0.271, SLG: 0.283 (1, 6)			0-3 K		1-1 F8			0-0 F8		3	0	0	0	0	1	0
Dennis Littlejohn, R OBP: 0.257, SLG: 0.281 (1, 2)			3-3 K			2-3 K		0-0 2B		3	0	1	0	0	2	0
Bob Knepper, L OBP: 0.192, SLG: 0.308 Rob Andrews, R OBP: 0.309, SLG: 0.288 (6, PH)			1-2 1B			1-1 F4-3		0-3 K		1	0	1	0	0	0	0
Tom Griffin, R OBP: 0.083, SLG: 0.083 (7, 1)										1	0	0	0	0	0	0
Bill North, S OBP: 0.395, SLG: 0.378 (8, PH)										0	0	0	0	0	0	0
Ed Halicki, R OBP: 0.214, SLG: 0.222 (9, 1)										1	0	0	0	0	1	1
										0	0	0	0	0	0	0

Inning Stats	R: 0	H: 0	E: 0	K: 1	S: 10	R: 0	H: 1	E: 0	K: 1	S: 6	R: 0	H: 1	E: 0	K: 3	S: 12	R: 0	H: 0	E: 0	K: 0	S: 8	R: 0	H: 1	E: 0	K: 0	S: 6	R: 0	H: 1	E: 0	K: 1	S: 7	R: 0	H: 1	E: 0	K: 0	S: 7	R: 0	H: 1	E: 0	K: 1	S: 6	R: 0	H: 1	E: 0	K: 1	S: 6	R: 0	H: 0	E: 0	K: 0	S: 3
	LOB: 0	BB: 0	LOB: 0	BB: 0	P: 17	LOB: 0	BB: 0	LOB: 0	BB: 0	P: 7	LOB: 1	BB: 0	LOB: 0	BB: 0	P: 16	LOB: 0	BB: 0	LOB: 0	BB: 0	P: 11	LOB: 1	BB: 0	LOB: 0	BB: 0	P: 8	LOB: 1	BB: 0	LOB: 1	BB: 0	P: 10	LOB: 1	BB: 0	LOB: 1	BB: 0	P: 6	LOB: 0	BB: 0	LOB: 0	BB: 0	P: 3	1B: 4	SF: 0	2B: 2	SAC: 0	3B: 0	DP: 2	HR: 0	HBP: 0		


PITCHER	IP	WLS	BF	H	R	ER	SO	BB	IBB	HBP	BLK	WP	HR	S	P	ERA	WHIP
Craig Swan, R ERA: 3.06 (1, 1)	9.0	W	31	6	0	0	7	0	0	0	0	0	0	65	88	0.00	0.667

BOTTOM

New York Mets @ San Francisco Giants
Candlestick Park, San Francisco, CA

Wed Jul 25 1979, 6:33 AM EDT
Att. 11,497 - Unknown

AB	31
R	0
H	6
RBI	0
BB	0
SO	7
LOB	8



WP: 0	PA: 31
PB: 0	SB: 0
CS: 0	

livebaseballscorecards.com

Batter	1	2	3	4	5	6	7	8	9	AB R H RBI BB SO LOB	TOP																																	
Bill North, S OBP: 0.395, SLG: 0.379 (1, 8)	2-2 E S SF8-4 1B		2-2 5-3		1-0 S 1B 1B		3-2 4-3		0-0 FC4-2 E 1B SF9	5 3 2 0 0 0 3																																		
Joe Strain, R OBP: 0.337, SLG: 0.361 Mike Ivie, R OBP: 0.351, SLG: 0.562 (9, PH) (9, 3)	2-2 E3 SF8-4		0-0		4-2 1B 1B 1B BB		2-3 K		0-0 E 1B	3 0 1 0 1 1 1 1 0 1 1 0 0 0																																		
Jack Clark, R OBP: 0.341, SLG: 0.463 (1, 9)	1-3 K		1-1 F9		1-1 1B 1B			1-0 4-3 S 1B	0-0 E5	5 0 2 3 0 1 5																																		
Willie McCovey, L OBP: 0.332, SLG: 0.484 Rob Andrews, R OBP: 0.309, SLG: 0.288 (1, 3) (9, 4)	0-0 SF8-4 1-2 3-H			1-3 K	2-2 1B 1B			3-3 K 1-2	0-0 SF9 3-H	3 0 1 2 0 2 1 0 0 0 0 0 0 0																																		
Darrell Evans, L OBP: 0.349, SLG: 0.392 (1, 5)		1-0 L9		2-2 F8	1-1 F5			0-0 4-3 2-3	0-0 L6	5 0 0 0 0 0 6																																		
Terry Whitfield, L OBP: 0.363, SLG: 0.406 (1, 7)		4-2 1B BB		0-0 4-3		3-2 5-3		1-3 K		3 0 0 0 1 1 1																																		
Roger Metzger, S OBP: 0.275, SLG: 0.287 (1, 6)		1-0 CS 1B			2-0 6-3	0-0 1-3			0-0 E S FC4-2 1B	4 0 2 0 0 0 0																																		
Mike Sadek, R OBP: 0.330, SLG: 0.299 (1, 2)		3-3 K 1-2			2-3 K	1-2 F7			4-0 FC4-2 E 1B BB	3 1 0 0 1 2 2																																		
Ed Whitson, R OBP: 0.120, SLG: 0.083 Gary Lavelle, S OBP: 0.250, SLG: 0.250 (1, 1) (8, 1)			1-0 4-3		3-1 E6 1B 1B 1B		1-0 F9		0-0 E5 1B FC4-2 E	3 1 1 0 0 0 0 1 1 0 0 0 0 2																																		
Inning Stats	R: 1 E: 1 K: 1 S: 11	H: 1 LOB: 0 BB: 0 P: 16	R: 0 E: 0 K: 1 S: 8	H: 1 LOB: 2 BB: 1 P: 17	R: 0 E: 0 K: 0 S: 7	H: 1 LOB: 1 BB: 0 P: 11	R: 0 E: 0 K: 1 S: 7	H: 0 LOB: 0 BB: 0 P: 10	R: 2 E: 1 K: 1 S: 17	H: 4 LOB: 3 BB: 1 P: 33	R: 0 E: 0 K: 0 S: 7	H: 0 LOB: 0 BB: 0 P: 11	R: 0 E: 0 K: 1 S: 7	H: 0 LOB: 0 BB: 0 P: 13	R: 0 E: 0 K: 2 S: 9	H: 1 LOB: 1 BB: 0 P: 14	R: 3 E: 2 K: 0 S: 7	H: 2 LOB: 2 BB: 1 P: 11	1B: 9 2B: 3 3B: 0 HR: 0	SF: 2 SAC: 0 DP: 2 HBP: 0	WP: 0 PB: 0 SB: 4 CS: 1	PA: 41																						
PITCHER John D'Acquisto, R ERA: 4.61 Rollie Fingers, R ERA: 3.53	IP 8.0	WLS L	BF 33	H 8	R 3	ER 2	SO 7	BB 2	IBB 0	HBP 0	BLK 0	WP 0	HR 0	S 73	P 125	ERA 2.25	WHIP 1.250						PITCHER IP 1.0	WLS L	BF 8	H 2	R 3	ER 1	SO 0	BB 1	IBB 0	HBP 0	BLK 0	WP 0	HR 0	S 7	P 11	ERA 9.00	WHIP 3.000					

San Francisco Giants @ San Diego Padres
San Diego Stadium, San Diego, CA
Thu Jul 26 1979, 10:05 PM EDT
Att. 15,883 - Unknown

livebaseballscorecards.com

AB	36
R	6
H	10
RBI	6
BB	3
SO	7
LOB	21



Batter	1	2	3	4	5	6	7	8	9	10	11	AB R H RBI BB SO LOB	TOP					
Bill North, S (1, 8) OBP: 0.395, SLG: 0.379	1-0 SH2-3 1B		1-2 1-3 1B		1-3 K			3-2 4-3		0-1 FC5-4		5 0 2 0 0 1 1	San Francisco Giants @ San Diego Padres San Diego Stadium, San Diego, CA Fri Jul 27 1979, 10:05 PM EDT Att. 20,577 - Unknown					
Joe Strain, R (1, 4) OBP: 0.324, SLG: 0.347	0-0 SH2-3		0-0 1-3		2-1 5-3			0-0 5-3			0-0 4-3	4 0 0 0 0 0 2						
Jack Clark, R (1, 9) OBP: 0.339, SLG: 0.468	0-1 5-3		0-0 F8					1-0 6-3			0-0 HR	5 1 1 1 0 0 3						
Mike Ivie, R (1, 3) OBP: 0.352, SLG: 0.559	2-0 6-3				1-0 HR 1B			3-0 5-3		0-0 F7	0-0 1B	5 1 2 0 0 0 1						
Darrell Evans, L (1, 5) OBP: 0.347, SLG: 0.397		1-2 F8		3-1 HR			1-1 F8		3-2 G3		0-0 F7	5 1 1 2 0 0 1						
Larry Herndon, R (1, 7) OBP: 0.324, SLG: 0.445		3-2 G6-4-3 1B		0-1 5-3			2-2 HR		3-1 4-3		0-3 K	5 1 2 1 0 1 1						
Johnnie LeMaster, R (1, 6) OBP: 0.317, SLG: 0.351		1-0 G6-4-3		1-2 F8			0-0 5-3			2-2 F7		4 0 0 0 0 0 1						
Dennis Littlejohn, R (1, 2) OBP: 0.256, SLG: 0.278			1-2 FC1-6 1B		0-1 6-3		1-1 6-3			0-0 5-3		4 0 1 0 0 0 0						
Vida Blue, S (1, 1) OBP: 0.224, SLG: 0.212			1-0 FC1-6 1B		0-0 B1		1-3 K			4-0 FC5-4 BB		3 0 0 0 0 1 1						
Greg Minton, S (8, 1)												0 0 0 0 0 0 0						
Willie McCovey, L (10, PH) OBP: 0.335, SLG: 0.484												0 0 0 0 1 0 0						
Greg Johnston, L (10, PR)												0 0 0 0 0 0 0						
Pedro Borbon, R (10, 1) OBP: 0.333, SLG: 0.333												0 0 0 0 0 0 0						
Inning Stats	R: 0 H: 1 E: 0 LOB: 1 K: 0 BB: 0 S: 5 P: 8	R: 0 H: 1 E: 0 LOB: 0 K: 0 BB: 0 S: 7 P: 12	R: 0 H: 2 E: 0 LOB: 2 K: 0 BB: 0 S: 9 P: 12	R: 2 H: 2 E: 0 LOB: 0 K: 0 BB: 0 S: 10 P: 15	R: 0 H: 0 E: 0 LOB: 0 K: 1 BB: 0 S: 6 P: 9	R: 0 H: 0 E: 0 LOB: 0 K: 0 BB: 0 S: 7 P: 13	R: 1 H: 1 E: 0 LOB: 0 K: 1 BB: 0 S: 12 P: 16	R: 0 H: 0 E: 0 LOB: 0 K: 0 BB: 0 S: 7 P: 11	R: 0 H: 0 E: 0 LOB: 0 K: 0 BB: 0 S: 6 P: 12	R: 0 H: 0 E: 0 LOB: 1 K: 0 BB: 1 S: 7 P: 13	R: 1 H: 2 E: 0 LOB: 1 K: 1 BB: 0 S: 7 P: 7	1B: 6 SF: 0 2B: 0 SAC: 1 3B: 0 DP: 1 HR: 3 HBP: 0	WP: 0 PA: 42 PB: 0 SB: 1 CS: 0					
PITCHER	IP WLS BF H R ER SO BB IBB HBP BLK WP HR S P ERA WHIP																	
Randy Jones, L (1, 1) ERA: 3.61	10.0	37	7	3	3	2	1	0	0	0	0	0	0	2	76	121	2.70	0.800
Mark Lee, R (11, 1) ERA: 4.96	1.0	L	5	2	1	1	1	0	0	0	0	0	0	1	7	7	9.00	2.000

AB	40
R	4
H	9
RBI	4
BB	1
SO	3
LOB	11



Batter	1	2	3	4	5	6	7	8	9	10	11	AB R H RBI BB SO LOB
Paul Dade, R (1, 5) OBP: 0.333, SLG: 0.378	2-2 SH 1B	4-2 BB		3-2 6-3		0-2 E3		0-0 2B			0-0 F9	5 1 2 0 1 0 1
Ozzie Smith, S (1, 6) OBP: 0.249, SLG: 0.237	0-1 SH 1B S FC4-6	1-0 G3			1-1 SF7 3B	0-0 G3		0-0 4-3			0-0 L6	5 2 1 0 0 0 3
Kurt Bevacqua, R (1, 4) OBP: 0.348, SLG: 0.292	0-1 FC4-6 BB 1B		1-2		1-0 SF7		0-0 F7		0-0 5-3		0-0	5 0 3 2 0 0 0
Dave Winfield, R (1, 9) OBP: 0.414, SLG: 0.621	0-0 F3		1-0 F4		0-0 2B		2-2 FC6-4 S 1B		0-0 1-4-3		0-0 1-3	6 0 2 0 0 0 4
Gene Tenace, R (1, 3) (9, 2) OBP: 0.401, SLG: 0.414	4-2 FC4-6 BB		2-1 F3		4-0 IBB		4-1 FC6-4 IBB		1-0 HBP			1 0 0 0 3 0 1
Jerry Turner, L (1, 7) OBP: 0.301, SLG: 0.385	0-1 FC4-6		2-2 F3		2-3 K		1-1 FC6-4		0-0 1-3			5 0 0 1 0 1 8
Jim Wilhelm, R (1, 8) OBP: 0.150, SLG: 0.150	1-3 K			0-3 K	1-0 F8		0-0 L4				0-0 F8	4 0 0 0 0 2 6
Gene Richards, L (10, PH) (11, 8) OBP: 0.341, SLG: 0.350												1 0 0 0 0 0 0
Fred Kendall, R (1, 2) OBP: 0.282, SLG: 0.246		2-1 F8		4-1 BB		3-1 F4		0-0 F8			0-0 4-3	2 0 0 0 1 0 0
Jay Johnstone, L (8, PH) (9, 3) OBP: 0.323, SLG: 0.342												2 0 0 0 0 0 0
Randy Jones, R (1, 1) OBP: 0.179, SLG: 0.214		1-2 F9		0-0 BB		0-1 6-3		0-0 F8			0-3 K	4 0 0 0 0 0 1
Dan Briggs, L (10, PH) (11, 1) OBP: 0.290, SLG: 0.384												1 0 0 0 0 1 0
Mark Lee, R (11, 1) OBP: 0.400, SLG: 0.400												0 0 0 0 0 0 0


Inning Stats	R: 2	H: 2	E: 1	K: 1	S: 16	P: 23	R: 0	H: 0	E: 0	K: 0	S: 8	R: 0	H: 1	E: 0	K: 0	S: 9	R: 0	H: 0	E: 0	K: 1	S: 10	R: 1	H: 2	E: 0	K: 1	S: 8	R: 0	H: 1	E: 0	K: 0	S: 8	R: 0	H: 0	E: 1	K: 0	S: 4	R: 0	H: 1	E: 0	K: 0	S: 3	R: 0	H: 0	E: 0	K: 1	S: 5	R: 0	H: 1	E: 0	K: 0	S: 4
	LOB: 2	BB: 1	LOB: 1	BB: 1	LOB: 1	BB: 0	LOB: 1	BB: 1	LOB: 1	BB: 0	LOB: 1	LOB: 2	BB: 1	LOB: 2	BB: 1	LOB: 1	LOB: 2	BB: 0	LOB: 1	BB: 0	LOB: 1	LOB: 2	BB: 1	LOB: 1	LOB: 2	BB: 1	LOB: 2	BB: 1	LOB: 1	LOB: 1	BB: 0	LOB: 1	LOB: 2	BB: 0	LOB: 1	LOB: 1	BB: 0	LOB: 1	LOB: 0	BB: 0	LOB: 0	BB: 0	LOB: 0	BB: 0	LOB: 0	BB: 0	LOB: 0	BB: 0	LOB: 0		

BOTTOM

San Francisco Giants @ San Diego Padres
San Diego Stadium, San Diego, CA

Fri Jul 27 1979, 10:05 PM EDT
Att. 20,577 - Unknown

AB	41
R	3
H	8
RBI	3
BB	5
SO	4
LOB	24



WP	PA
0	49
0	0
2	0
0	0

Batter	1	2	3	4	5	6	7	8	9	AB R H RBI BB SO LOB	TOP						
Bill North, S (1, 8) OBP: 0.393, SLG: 0.376	3-2 SH2-3 1B		0-0 4-3		2-2 6-3			0-0 6-3	0-3 K	5 0 1 0 0 1 1							
Joe Strain, R (1, 4) OBP: 0.333, SLG: 0.356	0-0 SH2-3		0-1 BB 1B		2-2 4-3			0-0 1B E 1B	0-3 K	3 0 2 0 0 0 0 1 1 0 0 0 1 1							
Rob Andrews, R (8, PR) OBP: 0.305, SLG: 0.284	1-2																
Jack Clark, R (1, 9) OBP: 0.343, SLG: 0.469	0-1 F8		4-2 1-2 BB		2-2 1B			0-0 E 1-2 1B		3 0 2 0 1 0 1							
Willie McCovey, L (1, 3) OBP: 0.329, SLG: 0.476	1-1 4-3		0-0 F5		0-1 F8			0-0 F8		4 0 0 0 0 0 6							
Darrell Evans, L (1, 5) OBP: 0.348, SLG: 0.407		3-2 HR		2-3 K		0-0 F8		0-0 E5 1-3 2-H 1B		4 1 2 1 0 1 1							
Terry Whitfield, L (1, 7) OBP: 0.359, SLG: 0.401		1-2 F6		2-1 4-3		0-1 F3		0-0 6-3		4 0 0 0 0 0 3							
Roger Metzger, S (1, 6) OBP: 0.274, SLG: 0.286		0-1 F6		3-3 K		0-0 CS 1B			0-0 3-1	4 0 1 0 0 1 0							
Dennis Littlejohn, R (1, 2) OBP: 0.279, SLG: 0.282		1-1 1-3		1-3 K		1-1 1-2 1B			4-0 2B BB	3 1 1 0 1 1 0							
John Curtis, L (1, 1) OBP: 0.136, SLG: 0.143			1-0 4-3		0-3 K		0-3 K		0-0 2B	2 0 0 0 0 0 1 0 1 0 0 0 0 0 1 1 0 0 0 0 0 0 0 0 0 0 0 0 0 0 0 0 1 0 1 1 0 0 0 0 0 0 0 0 0 0 0 0							
Greg Johnston, L (7, PH)																	
Greg Minton, S (7, 1)																	
Gary Lavelle, S (8, 1) OBP: 0.250, SLG: 0.250																	
Mike Ivie, R (9, PH) OBP: 0.355, SLG: 0.565																	
Pedro Borbon, R (9, 1) OBP: 0.333, SLG: 0.333																	
Inning Stats	R: 0 H: 1 E: 0 LOB: 1 K: 0 BB: 0 S: 8 P: 12	R: 1 H: 1 E: 0 LOB: 0 K: 0 BB: 0 S: 10 P: 15	R: 0 H: 1 E: 0 LOB: 2 K: 0 BB: 1 S: 7 P: 12	R: 0 H: 0 E: 0 LOB: 0 K: 2 BB: 0 S: 9 P: 16	R: 0 H: 0 E: 0 LOB: 0 K: 2 BB: 0 S: 10 P: 13	R: 0 H: 1 E: 0 LOB: 1 K: 0 BB: 0 S: 9 P: 13	R: 0 H: 2 E: 0 LOB: 1 K: 1 BB: 0 S: 8 P: 9	R: 1 H: 3 E: 1 LOB: 3 K: 0 BB: 0 S: 6 P: 6	R: 1 H: 1 E: 0 LOB: 1 K: 2 BB: 1 S: 8 P: 12	1B: 8 SF: 0 2B: 1 SAC: 1 3B: 0 DP: 0 HR: 1 HBP: 0	WP: 0 PA: 38 PB: 0 SB: 0 CS: 1						
PITCHER	IP WLS BF H R ER SO BB IBB HBP BLK WP HR S P ERA WHIP																
Gaylord Perry, R (1, 1) ERA: 2.59	7.0	27	6	1	1	5	1	0	0	0	0	0	1	61	90	1.29	1.000
Rollie Fingers, R (8, 1) ERA: 3.56	2.0	W	11	4	2	1	2	1	0	0	0	0	0	14	18	4.50	2.500

San Francisco Giants @ San Diego Padres
San Diego Stadium, San Diego, CA
Sat Jul 28 1979, 10:05 PM EDT
Att: 22,815 - Unknown

AB	35
R	3
H	10
RBI	2
BB	2
SO	7
LOB	14



BOTTOM

San Francisco Giants @ San Diego Padres
San Diego Stadium, San Diego, CA

livebaseballscorecards.com

AB 37
R 4
H 10
RBI 3
BB 4
SO 5
LOB 14



WP: 2 PA: 41
PB: 0
SB: 2
CS: 0

ERA WHIP

ERA 3.87
WHIP 1.167
0.00 0.750
0.00 0.000
27.00 6.000

AB R H RBI BB SO LOB

5	2	2	0	0	0	0
3	1	0	0	1	0	0
1	0	1	1	0	0	0
0	0	0	0	0	0	0
5	0	2	1	0	2	2
3	0	1	0	2	1	1
5	0	2	1	0	0	5
2	0	0	0	1	0	0
1	0	0	0	0	0	1
4	0	1	0	0	0	3
3	0	0	0	0	0	1
1	0	0	0	0	0	0
1	1	1	0	0	0	0
1B: 7	SF: 0					
2B: 2	SAC: 0					
3B: 1	DP: 0					
HR: 0	HBP: 0					

Batter	1	2	3	4	5	6	7	8	9										
Paul Dade, R OBP: 0.334, SLG: 0.386 (1, 5)	2-1 6-3 ①		0-0 L9 ②		1-0 1B 3B		0-0 1-3 ①		0-0 1B 1B										
Ozzie Smith, S OBP: 0.249, SLG: 0.235 (1, 6)	2-1 F7 ②		2-1 L5 ③		4-0 1B S WP BB		0-0 6-3 ②		0-0 1B IBB 1B										
Bobby Tolan, L OBP: 0.200, SLG: 0.400 (9, PH)																			
Bill Almon, R OBP: 0.280, SLG: 0.234 (9, PR)																			
Gene Tenace, R OBP: 0.401, SLG: 0.418 (1, 3)	2-1 WP 2B			3-3 K ①	3-2 WP 1B		0-0 1-3 ③		0-3 K ②										
Dave Winfield, R OBP: 0.416, SLG: 0.619 (1, 9)	4-0 IBB			2-2 5-3 ②	2-3 K 1-2 3-H			0-0 BLK 1B	4-0 1B IBB										
Kurt Bevacqua, R OBP: 0.350, SLG: 0.301 (1, 4)	2-2 F8 2-3 ③			0-1 2B	1-1 L9 ③		0-0 6-3 1-2	0-0 1B 1-2 2-3 3-H											
Jim Wilhelm, R OBP: 0.174, SLG: 0.136 (1, 8)		0-1 6-3 ①		4-2 BB		0-1 F9 ①		0-0 4-3 ②											
Gene Richards, L OBP: 0.340, SLG: 0.349 (8, PH)																			
Jay Johnstone, L OBP: 0.322, SLG: 0.340 (1, 7)		0-1 4-3 ②		1-1 F6 ③		2-1 S 1B		0-0 5-3 ③											
Fred Kendall, R OBP: 0.272, SLG: 0.236 (1, 2)																			
Jerry Turner, L OBP: 0.300, SLG: 0.384 (9, PH)		1-1 4-3 ③			0-2 4-3 ①	1-2 F8 ②			0-0 F6 ①										
Gaylord Perry, R OBP: 0.138, SLG: 0.196 (1, 1)																			
Rollie Fingers, R OBP: 0.083, SLG: 0.083 (8, 1)																			
Dan Briggs, L OBP: 0.294, SLG: 0.387 (9, PH)			0-3 K ①		2-2 F3 ②	1-3 K ③			0-0 1B 1B										
Inning Stats	R: 0 E: 0 K: 10 S: 10	H: 1 LOB: 2 BB: 1 P: 22	R: 0 E: 0 K: 0 S: 6	H: 0 LOB: 0 BB: 0 P: 7	R: 0 E: 0 K: 1 S: 6	H: 1 LOB: 2 BB: 1 P: 8	R: 2 E: 0 K: 1 S: 13	H: 2 LOB: 2 BB: 1 P: 29	R: 0 E: 0 K: 1 S: 11	H: 1 LOB: 1 BB: 0 P: 15	R: 0 E: 0 K: 0 S: 3	H: 0 LOB: 0 BB: 0 P: 3	R: 0 E: 0 K: 0 S: 4	H: 1 LOB: 1 BB: 0 P: 4	R: 2 E: 0 K: 1 S: 8	H: 4 LOB: 3 BB: 1 P: 12	1B: 7 2B: 2 3B: 1 HR: 0	SF: 0 SAC: 0 DP: 0 HBP: 0	
PITCHER	IP WLS BF H R ER SO	WLS BF H R ER SO	WLS BF H R ER SO	WLS BF H R ER SO	WLS BF H R ER SO	WLS BF H R ER SO	WLS BF H R ER SO	WLS BF H R ER SO	WLS BF H R ER SO	WLS BF H R ER SO	WLS BF H R ER SO	WLS BF H R ER SO	WLS BF H R ER SO	WLS BF H R ER SO	WLS BF H R ER SO	WLS BF H R ER SO	WLS BF H R ER SO	WLS BF H R ER SO	
John Curtis, L ERA: 3.87 (1, 1)	6.0																		
Greg Minton, R ERA: 1.31 (7, 1)	1.1	5	1	0	0	0	0	0	0	0	0	0	0	0	0	0	0	0	0
Gary Lavelle, L ERA: 2.15 (8, 1)	0.2	2	0	0	0	0	0	0	0	0	0	0	0	0	0	0	0	0	0
Pedro Borbon, R ERA: 4.08 (9, 1)	0.2	L	7	4	2	2	1	0	1	0	0	0	0	0	0	0	0	0	0

Sat Jul 28 1979, 10:05 PM EDT
Att. 22,815 - Unknown

Batter	1	2	3	4	5	6	7	8	9	AB R H RBI BB SO LOB	TOP	
Bill North, S (1, 8) OBP: 0.391, SLG: 0.375	1-1 6-3		3-1 6-3		0-2 G3			0-0 4-3 SH1-4 1B		4 1 1 0 0 0 1	San Francisco Giants @ San Diego Padres San Diego Stadium, San Diego, CA Sun Jul 29 1979, 6:33 AM EDT Att. 15,878 - Unknown livebaseballscorecards.com	
Joe Strain, R (1, 4) OBP: 0.333, SLG: 0.355	3-2 6-3		1-1 HR 1B		0-0 F7			0-0 SH1-4		3 1 1 1 0 0 0		
Jack Clark, R (1, 9) OBP: 0.342, SLG: 0.474	0-0 F9		2-1 HR		0-1 F8			0-0 4-3		4 1 1 2 0 0 1		
Mike Ivie, R (1, 3) OBP: 0.361, SLG: 0.566		1-0 BB HBP	1-2 1B		3-3 K			0-0 1B		3 0 2 1 0 1 0		
Darrell Evans, L (1, 5) OBP: 0.347, SLG: 0.403		4-0 BB	2-3 K		1-2 F5			0-0 F8		3 0 0 0 1 1 2		
Larry Herndon, R (1, 7) OBP: 0.318, SLG: 0.436		3-2 F9	0-0 L5		1-2 F9			0-3 K		4 0 0 0 0 1 3		
Johnnie LeMaster, R (1, 6) OBP: 0.310, SLG: 0.344		0-0 F9		0-0 5-3			0-0 6-3		0-0 6-3	4 0 0 0 0 0 2		
Dennis Littlejohn, R (1, 2) OBP: 0.255, SLG: 0.256		2-3 K		2-3 K			0-0 F9		0-3 K	4 0 0 0 0 3 2		
John Montefusco, R (1, 1) OBP: 0.200, SLG: 0.320 Gary Lavelle, S (9, 1) OBP: 0.250, SLG: 0.250			1-0 1B 3B		0-1 6-3		0-0 6-3			3 1 1 0 0 0 0 0 0 0 0 0 0 0		
Inning Stats	R: 0 E: 0 K: 0 S: 6 H: 0 LOB: 0 BB: 0 P: 10	R: 0 E: 0 K: 1 S: 7 H: 0 LOB: 2 BB: 1 P: 17	R: 3 E: 0 K: 1 S: 14 H: 4 LOB: 1 BB: 0 P: 24	R: 0 E: 0 K: 1 S: 6 H: 0 LOB: 0 BB: 0 P: 8	R: 0 E: 0 K: 0 S: 6 H: 0 LOB: 0 BB: 0 P: 6	R: 0 E: 0 K: 1 S: 9 H: 0 LOB: 0 BB: 0 P: 14	R: 0 E: 0 K: 0 S: 3 H: 0 LOB: 0 BB: 0 P: 3	R: 1 E: 0 K: 0 S: 5 H: 2 LOB: 1 BB: 0 P: 5	R: 0 E: 0 K: 2 S: 7 H: 0 LOB: 0 BB: 0 P: 7	1B: 4 2B: 0 3B: 1 HR: 1 SF: 0 SAC: 1 DP: 0 HBP: 1	WP: 0 PB: 0 SB: 0 CS: 0 PA: 35	
PITCHER	IP WLS BF H R ER SO BB IBB HBP BLK WP HR S P ERA WHIP											
Bob Shirley, L (1, 1) ERA: 2.83	6.0 L 24 4 3 3 4 1 0 1 0 0 0 1 48 79 4.50 0.833											
Eric Rasmussen, R (7, 1) ERA: 4.2	2.0 8 2 1 1 0 0 0 0 0 0 0 0 8 8 4.50 1.000											
Mark Lee, R (9, 1) ERA: 4.81	1.0 3 0 0 0 0 2 0 0 0 0 0 0 0 7 7 0.00 0.000											



Batter	1	2	3	4	5	6	7	8	9	AB	R	H	RBI	BB	SO	LOB
Gene Richards, L (1, 8) OBP: 0.341, SLG: 0.349 Mark Lee, R (9, 1) OBP: 0.400, SLG: 0.400	4-0 BB 4-3		0-1 L9 C			1-1 4-3 C		1-0 1B B		3	0	1	0	1	0	1
Paul Dade, R (1, 5) OBP: 0.333, SLG: 0.387	3-2 4-3 1-2		0-0 FC6-4 X			0-0 2B X		1-1 1-3 F		4	0	1	0	0	0	3
Kurt Bevacqua, R (1, 4) OBP: 0.343, SLG: 0.294	0-0 F6 X				1-1 6-3 B				0-1 5-3 C	4	0	0	0	0	0	2
Dave Winfield, R (1, 9) OBP: 0.419, SLG: 0.621	2-2 F3 F				0-1 G3-6-3 1B F			1-1 1B B		4	1	3	0	0	0	1
Jay Johnstone, L (1, 7) OBP: 0.320, SLG: 0.333 (9, 8)		2-2 4-3 F			0-0 G3-6-3 1-2f X			0-0 F5 B		3	1	0	0	1	0	2
Gene Tenace, R (1, 2) OBP: 0.399, SLG: 0.415		3-1 5-3 F			1-0 F8 B			2-3 K C		4	0	1	0	0	1	1
Dan Briggs, L (1, 3) OBP: 0.289, SLG: 0.381 Fernando Gonzalez, R (9, PH) OBP: 0.260, SLG: 0.371 Bill Almon, R (9, PR) OBP: 0.280, SLG: 0.234		0-1 4-3 S			1-0 F8 B			1-2 F8 C		3	0	0	0	0	0	1
Ozzie Smith, S (1, 6) OBP: 0.248, SLG: 0.233 Jim Wilhelm, R (9, PH) OBP: 0.167, SLG: 0.130			0-1 F7 S			1-2 F8 S			0-0 F5 B		3	0	0	0	0	0
Bob Shirley, R (1, 1) OBP: 0.121, SLG: 0.097 Bobby Tolan, L (6, PH) OBP: 0.182, SLG: 0.364 Eric Rasmussen, R (7, 1) OBP: 0.111, SLG: 0.040 Jerry Turner, L (8, PH) OBP: 0.299, SLG: 0.383 (9, 7)			4-0 FC6-4 BB B			0-1 F9 F			1-1 6-3 C		0	0	0	0	1	0

Inning Stats	R: 0	H: 0	R: 0	H: 0	R: 0	H: 1	R: 0	H: 0	R: 0	H: 1	R: 0	H: 1	R: 0	H: 3	R: 2	H: 3	1B: 6	SF: 0
	E: 0	LOB: 1	E: 0	LOB: 0	E: 0	LOB: 0	E: 0	LOB: 0	E: 0	LOB: 1	E: 0	LOB: 1	E: 0	LOB: 2	E: 0	LOB: 2	2B: 2	SAC: 0
	K: 0	BB: 1	K: 0	BB: 0	K: 0	BB: 0	K: 1	BB: 0	K: 1	BB: 0	K: 0	BB: 0	K: 1	BB: 1	K: 1	BB: 1	3B: 0	DP: 2
	S: 7	P: 16	S: 7	P: 12	S: 5	P: 6	S: 6	P: 9	S: 8	P: 12	S: 11	P: 15	S: 6	P: 9	S: 11	P: 18	HR: 0	HBP: 0

PITCHER	IP	WLS	BF	H	R	ER	SO	BB	IBB	HBP	BLK	WP	HR	S	P	ERA	WHIP
John Montefusco, R (1, 1) ERA: 4.02	8.1	W	33	6	2	2	1	3	0	0	0	0	0	62	102	2.16	1.080
Gary Lavelle, L (9, 1) ERA: 2.13	0.2	S	2	1	0	0	1	0	0	0	0	0	0	4	4	0.00	1.500

BOTTOM

San Francisco Giants @ San Diego Padres
San Diego Stadium, San Diego, CA
 Sun Jul 29 1979, 6:33 AM EDT
 Att. 15,878 - Unknown

AB	32
R	2
H	7
RBI	2
BB	3
SO	2
LOB	13



WP	PA	ERA	WHIP
0	35		
0			
0			
1			

Batter	1	2	3	4	5	6	7	8	9	AB R H RBI BB SO LOB	TOP									
Bill North, S (1, 8) <small>OBP: 0.394, SLG: 0.379</small> Larry Herndon, R (7, 8) <small>OBP: 0.318, SLG: 0.436</small>	0-3 K		0-0 F6		4-0 1B S BB	0-0 S E 2B	0-0 2-3 1B			4 2 2 0 1 1 0 0 0 0 0 0 0 0	San Francisco Giants @ Houston Astros Astrodome, Houston, TX Mon Jul 30 1979, 8:05 PM EDT Att: 18,995 - Unknown									
Joe Strain, R (1, 4) <small>OBP: 0.336, SLG: 0.351</small> Rob Andrews, R (7, 4) <small>OBP: 0.305, SLG: 0.284</small>	4-0 1B BB		0-0 F7		0-0 FC4-6 1B 1-H	0-0 E6 2-H	0-0 5-3			4 0 1 1 1 0 2 0 0 0 0 0 0 0										
Jack Clark, R (1, 9) <small>OBP: 0.341, SLG: 0.472</small> Greg Johnston, L (8, PH) <small>(8, 9)</small>	0-0 G4-6-3 1B 1-2		0-0 E3 1B		0-0 FC4-6 1B 1-2f	0-3 K		0-0 4-3		4 1 1 0 0 1 2 1 0 0 0 0 0 0										
Willie McCovey, L (1, 3) <small>OBP: 0.331, SLG: 0.474</small>	0-0 G4-6-3 1-2f		0-0 1B 2-H		0-0 1B 2-H		0-0 5-3	0-0 F7		5 0 2 1 0 0 2										
Darrell Evans, L (1, 5) <small>OBP: 0.348, SLG: 0.402</small>		0-0 F8		0-3 K	0-0 G4-6-3 1B 1-3		4-0 2B BB	0-0 G3		4 1 1 0 1 1 0										
Terry Whitfield, L (1, 7) <small>OBP: 0.356, SLG: 0.401</small>		0-0 E3 2B S		0-0 G3	0-0 G4-6-3 1-2f		0-0 2B 2B	0-0 F8		5 2 1 0 0 0 2										
Roger Metzger, S (1, 6) <small>OBP: 0.282, SLG: 0.299</small>		0-0 F8 1-H 2B		0-0 S 1B		0-0 E4 4-3 SH3-4 1B	0-3 K	0-0 L6		5 1 3 1 0 1 2										
Dennis Littlejohn, R (1, 2) <small>OBP: 0.269, SLG: 0.239</small>		0-0 F8 2-3		4-0 S BB	4-0 1-2 BB	0-0 4-3	4-0 2B IBB	0-0 6-3		3 1 0 0 2 0 2										
Bob Knepper, L (1, 1) <small>OBP: 0.200, SLG: 0.327</small>		0-0 F8		0-0 F9	0-0 SH3-4 3-H	0-0 SH3-4	0-0 1B 1-H 2-H 3-H 2B			3 0 1 4 0 0 3										
Inning Stats	R: 0 E: 0 K: 1 S: 5	H: 1 LOB: 1 BB: 1 P: 9	R: 1 E: 1 K: 0 S: 5	H: 1 LOB: 1 BB: 0 P: 5	R: 0 E: 1 K: 0 S: 4	H: 1 LOB: 2 BB: 1 P: 10	R: 2 E: 1 K: 1 S: 5	H: 3 LOB: 1 BB: 1 P: 9	R: 2 E: 2 K: 1 S: 8	H: 2 LOB: 1 BB: 0 P: 8		R: 3 E: 0 K: 1 S: 8	H: 3 LOB: 2 BB: 2 P: 16	R: 0 E: 0 K: 0 S: 3	H: 0 LOB: 0 BB: 0 P: 3	R: 0 E: 0 K: 0 S: 3	H: 0 LOB: 0 BB: 0 P: 3	1B: 8 2B: 4 3B: 0 HR: 0	SF: 0 SAC: 1 DP: 2 HBP: 0	WP: 0 PB: 0 SB: 4 CS: 0
PITCHER	IP WLS BF H R ER SO BB IBB HBP BLK WP HR S P ERA WHIP																			
Joaquin Andujar, R (1, 1) <small>ERA: 2.85</small>	4.1 L 23 7 3 2 2 3 0 0 0 0 0 0 24 36 4.15 2.308																			
Randy Niemann, L (5, 1) <small>ERA: 3.98</small>	2.1 14 5 5 4 2 1 1 0 0 0 0 16 24 15.43 2.571																			
Bert Roberge, R (7, 1) <small>ERA: 1.25</small>	1.1 4 0 0 0 0 0 0 0 0 0 0 4 4 0.00 0.000																			
George Throop, R (9, 1) <small>ERA: 5.06</small>	1.0 3 0 0 0 0 0 0 0 0 0 0 3 3 0.00 0.000																			

livebaseballscorecards.com

AB	38
R	8
H	12
RBI	7
BB	5
SO	4
LOB	15



Batter	1	2	3	4	5	6	7	8	9	AB	R	H	RBI	BB	SO	LOB
Cesar Cedeño, R OBP: 0.374, SLG: 0.397 Rafael Landestoy, S OBP: 0.274, SLG: 0.239	2-1 1B 1B		1-2 F4			1-0 F8		0-2 F9		2	0	1	0	0	0	0
Julio Gonzalez, R OBP: 0.285, SLG: 0.292	0-1 F8		2-0 F8			2-2 L6		0-0 4-3		4	0	0	0	0	0	3
Terry Puhl, L OBP: 0.347, SLG: 0.381	2-2 G6-4-3 1B				2-1 G3				0-0 F9	4	0	1	0	0	1	0
Jeffrey Leonard, R OBP: 0.343, SLG: 0.329	1-1 G6-4-3 1-2f				2-1 S 1B				0-0 F7	4	0	1	0	0	0	2
Enos Cabell, R OBP: 0.298, SLG: 0.359		1-2 5-3			0-0 F2				0-1 F8	4	0	0	0	0	0	1
Jose Cruz, L OBP: 0.392, SLG: 0.449 Jesus Alou, R OBP: 0.303, SLG: 0.276		0-0 3-1			3-2 6-3 1-2					2	0	0	0	0	0	1
Art Howe, R OBP: 0.312, SLG: 0.371		4-1 S BB			2-3 K				2-1 E6 1B 1B	2	0	0	0	1	1	0
Bruce Bochy, R OBP: 0.263, SLG: 0.273		1-2 F9			3-2 5-3				0-0 1B 1B	3	0	1	0	0	0	1
Joaquin Andujar, S OBP: 0.047, SLG: 0.024 Randy Niemann, L OBP: 0.188, SLG: 0.133 Bert Roberge, R OBP: 0.222, SLG: 0.278 Reggie Baldwin, R OBP: 0.222, SLG: 0.278 George Throop, R			1-0 4-3		2-3 K				2-0 1B 1B	1	0	0	0	0	0	0

Inning Stats	R: 0	H: 2	E: 0	K: 0	S: 11	R: 0	H: 0	E: 0	K: 0	S: 10	R: 0	H: 0	E: 0	K: 0	S: 5	R: 0	H: 1	E: 0	K: 0	S: 10	R: 0	H: 0	E: 0	K: 2	S: 10	R: 0	H: 0	E: 0	K: 1	S: 7	R: 0	H: 0	E: 0	K: 0	S: 7	R: 0	H: 2	E: 1	K: 0	S: 8	R: 0	H: 0	E: 0	K: 0	S: 4	1B: 5	2B: 0	3B: 0	HR: 0	SF: 0	SAC: 0	DP: 1	HBP: 0	WP: 0	PA: 32
PITCHER Bob Knepper, L ERA: 3.97	IP: 9.0	WLS: W	BF: 32	H: 5	R: 0	ER: 0	SO: 3	BB: 1	IBB: 0	HBP: 0	BLK: 0	WP: 0	HR: 0	S: 72	P: 112	ERA: 0.00	WHIP: 0.667																																						


BOTTOM

San Francisco Giants @ Houston Astros
Astrodome, Houston, TX
Mon Jul 30 1979, 8:05 PM EDT
Att. 18,995 - Unknown

livebaseballscorecards.com

AB	31
R	0
H	5
RBI	0
BB	1
SO	3
LOB	10



Batter	1	2	3	4	5	6	7	8	9	AB R H RBI BB SO LOB	TOP											
Bill North, S (1, 8) OBP: 0.394, SLG: 0.378	0-3 K2-3		0-0 L6		4-0 FC6-4 BB		0-0 1B 1B	0-3 K		4 1 1 0 1 2 2												
Joe Strain, R (1, 4) OBP: 0.339, SLG: 0.371	0-0 6-3		0-0 2B		0-0 FC6-4 G6-4-3		0-0 L7		0-0 1B 2B	5 1 2 0 0 0 3												
Jack Clark, R (1, 9) OBP: 0.344, SLG: 0.472 (7, 5)	4-0 BB		0-0 5-3		0-0 G6-4-3		0-0 1B 1B		0-0 WP 1B 1B	4 0 2 2 1 0 2												
Willie McCovey, L (1, 3) John Montefusco, R (9, PR) OBP: 0.332, SLG: 0.472 OBP: 0.200, SLG: 0.320	0-0 G3		0-3 K			0-0 F8	0-0 1B		0-0 WP 1B	5 0 2 1 0 1 2 0 0 0 0 0 0 0												
Darrell Evans, L (1, 5) Tom Griffin, R (7, 1) Mike Ivie, R (9, PH) OBP: 0.349, SLG: 0.399 OBP: 0.083, SLG: 0.083 OBP: 0.360, SLG: 0.564		4-0 BB BB		4-0 FC4-6 1B BB		0-0 F9	0-3 K		0-0 F5	2 0 0 0 2 1 2 0 0 0 0 0 0 0 1 0 0 0 0 0 2												
Terry Whitfield, L (1, 7) OBP: 0.360, SLG: 0.402		4-0 1-2 BB		0-0 FC4-6 1B		0-3 K		0-0 BB 1B	0-3 K2-3	4 0 2 0 1 2 3												
Roger Metzger, S (1, 6) Johnnie LeMaster, R (8, PH) OBP: 0.283, SLG: 0.300 OBP: 0.307, SLG: 0.340		0-3 K		0-0 FC4-6 WP		0-0 FC4-6 1B		0-0 F9	0-0 6-3	3 1 1 0 0 1 4 2 0 0 0 0 0 4	AB 37 R 4 H 10 RBI 4 BB 6 SO 11 LOB 35											
Dennis Littlejohn, R (1, 2) OBP: 0.250, SLG: 0.220		0-3 K		0-3 K		0-0 E6 FC4-6		0-3 K		4 0 0 0 0 3 6												
Ed Whitson, R (1, 1) Philip Nastu, L (2, 1) Greg Johnston, L (4, PH) Ed Halicki, R (4, 1) Larry Herndon, R (7, PH) OBP: 0.115, SLG: 0.080 OBP: 0.154, SLG: 0.043	0-0 F3		0-3 K		0-3 K		0-0 FC4-6 1B		4-0 BB	1 0 0 0 0 0 2 0 0 0 0 0 0 0 1 0 0 0 0 1 2 0 0 0 0 0 0 0 1 1 0 1 1 0 1												
Inning Stats	R: 0 E: 0 K: 1 S: 5	H: 0 LOB: 1 BB: 1 P: 9	R: 0 E: 0 K: 2 S: 7	H: 0 LOB: 2 BB: 2 P: 15	R: 0 E: 0 K: 1 S: 6	H: 1 LOB: 1 BB: 0 P: 6	R: 0 E: 0 K: 2 S: 8	H: 1 LOB: 2 BB: 1 P: 12	R: 0 E: 0 K: 0 S: 2	H: 0 LOB: 0 BB: 1 P: 6	R: 0 E: 0 K: 1 S: 5	H: 0 LOB: 0 BB: 0 P: 5	R: 3 E: 1 K: 1 S: 10	H: 4 LOB: 2 BB: 0 P: 10	R: 0 E: 0 K: 2 S: 8	H: 1 LOB: 2 BB: 1 P: 12	R: 1 E: 0 K: 1 S: 8	H: 3 LOB: 3 BB: 0 P: 8	1B: 8 2B: 2 3B: 0 HR: 0	SF: 0 SAC: 0 DP: 1 HBP: 0	WP: 2 PB: 0 SB: 0 CS: 0	PA: 43
PITCHER	IP WLS BF H R ER SO BB IBB HBP BLK WP HR S P ERA WHIP																					
Joe Niekro, R (1, 1) ERA: 3.25	6.2 W 30 5 3 0 7 5 0 0 0 1 0 39 59 0.00 1.500																					
Joe Sambito, L (7, 1) ERA: 1.29	1.1 10 5 1 1 3 1 0 0 0 0 0 15 19 6.75 4.500																					
Bert Roberge, R (9, 1) ERA: 1.19	1.0 S 3 0 0 0 1 0 0 0 0 1 0 5 5 0.00 0.000																					

San Francisco Giants @ Houston Astros
Astrodome, Houston, TX
Tue Jul 31 1979, 8:05 PM EDT
Att: 18,047 - Unknown

livebaseballscorecards.com

Batter	1	2	3	4	5	6	7	8	9	AB	R	H	RBI	BB	SO	LOB
Cesar Cedeno, R OBP: 0.372, SLG: 0.393 (1, 3)	2-2 F7	4-2 3B BB		0-3 K			0-3 K			3	1	0	0	1	2	0
Craig Reynolds, L OBP: 0.301, SLG: 0.355 (1, 6)	0-2 2B	0-0 6-3 3B		0-0 F6			0-3 K			4	2	2	2	0	1	0
Terry Puhl, L OBP: 0.346, SLG: 0.382 (1, 8)	0-0 6-3 1B	0-0 6-3			0-0 F9		0-0 F5			4	1	1	2	0	0	0
Jose Cruz, L OBP: 0.391, SLG: 0.445 (1, 7)	1-0 6-3	0-3 K			0-3 K			4-0 4-3 S BB		3	0	0	0	1	2	1
Enos Cabell, R OBP: 0.298, SLG: 0.358 (1, 5)	0-0 E 1B			0-0 F9		0-0 F8		0-0 4-3		4	1	1	1	0	0	1
Jeffrey Leonard, R OBP: 0.345, SLG: 0.336 (1, 9)	1-1 E2 1B			0-3 K		0-0 2B		0-3 K		4	0	2	1	0	2	1
Art Howe, R OBP: 0.312, SLG: 0.374 Rafael Landestoy, S OBP: 0.272, SLG: 0.236 (1, 4) (7, 4)	2-0 F3			0-0 2B		0-0 5-3		0-0 F8		3	0	1	0	0	0	2
Alan Ashby, S OBP: 0.271, SLG: 0.296 (1, 2)		4-2 SH1-4 3B BB		0-0 4-3		0-3 K		0-3 K		2	1	0	0	1	1	2
Joe Niekro, R OBP: 0.119, SLG: 0.123 Joe Sambito, L OBP: 0.500, SLG: 0.400 Bert Roberge, R (1, 1) (7, 1) (9, 1)		0-2 SH1-4		0-0 F6		0-0 F4				2	0	0	0	0	0	1

Inning Stats	R: 3	H: 4	E: 1	LOB: 1	K: 0	BB: 0	S: 13	P: 19	R: 3	H: 1	E: 0	LOB: 0	K: 1	BB: 2	S: 16	P: 24	R: 0	H: 1	E: 0	LOB: 1	K: 1	BB: 0	S: 6	P: 6	R: 0	H: 0	E: 0	LOB: 0	K: 1	BB: 0	S: 5	P: 5	R: 0	H: 1	E: 0	LOB: 1	K: 1	BB: 0	S: 6	P: 6	R: 0	H: 0	E: 0	LOB: 0	K: 2	BB: 0	S: 7	P: 7	R: 0	H: 0	E: 0	LOB: 0	K: 1	BB: 1	S: 5	P: 9
--------------	------	------	------	--------	------	-------	-------	-------	------	------	------	--------	------	-------	-------	-------	------	------	------	--------	------	-------	------	------	------	------	------	--------	------	-------	------	------	------	------	------	--------	------	-------	------	------	------	------	------	--------	------	-------	------	------	------	------	------	--------	------	-------	------	------

PITCHER	IP	WLS	BF	H	R	ER	SO	BB	IBB	HBP	BLK	WP	HR	S	P	ERA	WHIP
Ed Whitson, R ERA: 5.25 (1, 1)	1.1	L	11	5	6	6	0	2	0	0	0	0	0	25	39	40.50	5.250
Philip Nastu, L ERA: 3.99 (2, 1)	1.2		6	1	0	0	2	0	0	0	0	0	0	10	10	0.00	0.600
Ed Halicki, R ERA: 4.36 (4, 1)	3.0		10	1	0	0	3	0	0	0	0	0	0	16	16	0.00	0.333
Tom Griffin, R ERA: 3.68 (7, 1)	2.0		7	0	0	0	3	1	0	0	0	0	0	12	16	0.00	0.500


BOTTOM

San Francisco Giants @ Houston Astros
Astrodome, Houston, TX

Tue Jul 31 1979, 8:05 PM EDT
Att. 18,047 - Unknown

livebaseballscorecards.com

AB	30
R	6
H	7
RBI	6
BB	3
SO	8
LOB	9



1B: 2	SF: 0	WP: 0	PA: 34
2B: 4	SAC: 1	PB: 0	
3B: 1	DP: 0	SB: 2	
HR: 0	HBP: 0	CS: 0	

Batter	1	2	3	4	5	6	7	8	9	AB	R	H	RBI	BB	SO	LOB	TOP										
Bill North, S (1, 8) OBP: 0.389, SLG: 0.372 Tom Griffin, R (8, 1) OBP: 0.083, SLG: 0.083	0-0 F7	0-3 K			0-0 4-3	0-0 F8		0-0 4-3		5	0	0	0	0	1	0											
Joe Strain, R (1, 4) OBP: 0.341, SLG: 0.372	0-0 2B	0-0 5-3			0-0 F5		0-0 BB	0-0 6-3		5	2	2	0	0	0	0											
Jack Clark, R (1, 9) OBP: 0.349, SLG: 0.481	0-0 E		0-0 G1-6-3		0-0 1B		0-0 BB	0-0 6-3		5	2	4	1	0	0	0											
Willie McCovey, L (1, 3) OBP: 0.337, SLG: 0.471	4-0 2B		0-0 G1-6-3		0-0 2B		4-0 BB	0-0 3-1		3	0	1	0	2	0	1											
Darrell Evans, L (1, 5) OBP: 0.350, SLG: 0.406	0-0 2B		0-0 F7		0-0 2B		0-0 SF7	0-0 F7		4	0	2	3	0	0	0											
Mike Ivie, R (1, 7) OBP: 0.362, SLG: 0.559	4-0 IBB		0-3 K		4-0 BB		0-0 F7			2	0	0	0	2	1	2											
Roger Metzger, S (1, 6) OBP: 0.282, SLG: 0.295	0-3 K		0-3 K		0-0 4-3		4-0 BB			3	0	0	0	1	2	6											
Dennis Littlejohn, R (1, 2) OBP: 0.254, SLG: 0.212 Terry Whitfield, L (7, PH) OBP: 0.359, SLG: 0.401 Mike Sadek, R (7, 2) OBP: 0.330, SLG: 0.299	0-0 FC6-4		4-0 BB		0-0 5-3		0-0 G3			2	0	0	0	1	0	3											
Vida Blue, S (1, 1) OBP: 0.217, SLG: 0.204 Pedro Borbon, R (4, 1) OBP: 0.333, SLG: 0.333 Greg Johnston, L (6, PH) OBP: 0.194, SLG: 0.043 Philip Nastu, L (6, 1) OBP: 0.318, SLG: 0.432 Larry Herndon, R (8, PH) OBP: 0.318, SLG: 0.432		0-0 F3		0-0 G3		0-0 F9		0-0 F9		2	0	0	0	0	0	1											
Inning Stats	R: 2 E: 1 K: 1 S: 8	H: 3 LOB: 3 BB: 2 P: 16	R: 0 E: 0 K: 1 S: 5	H: 0 LOB: 0 BB: 0 P: 5	R: 0 E: 0 K: 2 S: 7	H: 1 LOB: 0 BB: 1 P: 3	R: 0 E: 0 K: 2 S: 7	H: 0 LOB: 1 BB: 1 P: 11	R: 1 E: 0 K: 0 S: 6	H: 3 LOB: 3 BB: 1 P: 10	R: 0 E: 0 K: 0 S: 3	H: 0 LOB: 0 BB: 0 P: 3	R: 1 E: 0 K: 0 S: 5	H: 2 LOB: 3 BB: 2 P: 13	R: 0 E: 0 K: 0 S: 3	H: 0 LOB: 0 BB: 0 P: 3	R: 0 E: 0 K: 0 S: 3	H: 0 LOB: 0 BB: 0 P: 3	1B: 5 2B: 4 3B: 0 HR: 0	SF: 1 SAC: 0 DP: 1 HBP: 0	WP: 0 PB: 0 SB: 0 CS: 0	PA: 41					
PITCHER	IP	WLS	BF	H	R	ER	SO	BB	IBB	HBP	BLK	WP	HR	S	P	ERA	WHIP										
Ken Forsch, R (1, 1) ERA: 3.18	5.0	W	25	7	3	3	4	3	1	0	0	0	0	29	45	5.40	2.000										
Rick Williams, R (6, 1) ERA: 3.21	1.0		5	2	1	1	0	0	0	0	0	0	0	5	5	9.00	2.000										
Randy Niemann, L (7, 1) ERA: 3.95	0.1		2	0	0	0	0	1	0	0	0	0	0	1	5	0.00	3.000										
Bert Roberge, R (7, 1) ERA: 1.07	2.2	S	9	0	0	0	0	1	0	0	0	0	0	8	12	0.00	0.375										

San Francisco Giants @ Houston Astros
 Astrodome, Houston, TX
 Wed Aug 01 1979, 8:05 PM EDT
 Att: 21,207 - Unknown

AB	34
R	4
H	9
RBI	4
BB	6
SO	4
LOB	16



Batter	1	2	3	4	5	6	7	8	9
Cesar Cedeno, R OBP: 0.373, SLG: 0.389 (1, 3)	4-0 1B 4-3 1B BB		0-3 K	0-0 F9		4-0 1-2 BB		0-3 K	
Craig Reynolds, L OBP: 0.298, SLG: 0.351 (1, 6)	0-0 4-3 1-2		0-0 F5	0-0 FC6-4		0-0 F4			
Terry Puhl, L OBP: 0.348, SLG: 0.382 (1, 8)	0-0 1-3 2-3 1B 1B		4-0 CS BB		0-0 6-3		0-0 4-3		
Jeffrey Leonard, R OBP: 0.351, SLG: 0.349 (1, 9)	0-0 1-2 3-H 1B		0-0 CS	0-0 1B 3B	0-0 G3		4-0 5-3 BB		
Enos Cabell, R OBP: 0.297, SLG: 0.357 (1, 5)	0-0 1-3 1-2 2-3			0-0 S 3B 1B	0-0 6-3		0-0 5-3		
Art Howe, R OBP: 0.315, SLG: 0.372 Rafael Landestoy, S OBP: 0.272, SLG: 0.236 (7, PR) (8, 4)	0-0 F4			4-0 1-3 3B BB		0-3 K	4-0 IBB		
Denny Walling, L OBP: 0.383, SLG: 0.490 (1, 7)		0-3 K		0-0 1-H 3-H 1B 3B		0-0 1B 1B	0-0 F4		
Alan Ashby, S OBP: 0.267, SLG: 0.292 (1, 2)		0-0 F4		0-0 F5		0-3 K	0-0 3-1		
Ken Forsch, R OBP: 0.213, SLG: 0.200 Rick Williams, R OBP: 0.292, SLG: 0.238 Randy Niemann, L OBP: 0.188, SLG: 0.133 Bert Roberge, R (7, 1)		0-3 K		0-0 FC6-4 1B		0-0 BB 1B	0-3 K		

AB	R	H	RBI	BB	SO	LOB
3	1	0	0	2	2	1
4	0	0	0	0	0	5
3	0	1	0	1	0	0
3	1	2	1	1	0	0
4	1	1	1	0	0	3
2	1	0	0	2	1	2
0	0	0	0	0	0	0
4	1	2	2	0	1	2
4	0	0	0	0	1	2
2	0	1	1	0	1	0
1	0	1	0	0	0	0
0	0	0	0	0	0	0
1	0	0	0	0	1	0

AB	R	H	RBI	BB	SO	LOB
31	5	8	5	6	7	15

1B	2B	3B	HR	SF	SAC	DP	HBP
6	0	2	0	0	0	0	0

Inning	1	2	3	4	5	6	7	8	9
R	1	0	0	4	0	0	0	0	0
E	0	0	0	0	0	0	0	0	0
K	0	2	1	0	0	2	0	2	0
S	5	7	4	7	3	9	3	7	7
H	2	0	0	4	0	2	0	0	0
LOB	2	0	0	1	0	3	0	0	0
BB	1	0	1	1	0	1	2	0	0
P	9	7	8	11	3	13	11	7	7

PITCHER	IP	WLS	BF	H	R	ER	SO	BB	IBB	HBP	BLK	WP	HR	S	P	ERA	WHIP
Vida Blue, L ERA: 5.58 (1, 1)	3.1	L	18	6	5	5	3	3	0	0	0	0	0	21	33	13.50	2.700
Pedro Borbon, R ERA: 3.97 (4, 1)	1.2		5	0	0	0	0	0	0	0	0	0	0	5	5	0.00	0.000
Philip Nastu, L ERA: 3.9 (6, 1)	2.0		11	2	0	0	2	2	1	0	0	0	0	12	24	0.00	2.000
Tom Griffin, R ERA: 3.63 (8, 1)	1.0		3	0	0	0	2	0	0	0	0	0	0	7	7	0.00	0.000

San Francisco Giants @ Houston Astros
Astrodome, Houston, TX

Wed Aug 01 1979, 8:05 PM EDT
Att. 21,207 - Unknown

livebaseballscorecards.com

AB	31
R	5
H	8
RBI	5
BB	6
SO	7
LOB	15



WP	0	PA	38
PB	0		
SB	2		
CS	1		

Batter	1	2	3	4	5	6	7	8	9	AB R H RBI BB SO LOB	TOP
Bill North, S (1, 8) OBP: 0.385, SLG: 0.368 Philip Nastu, L (7, 1) OBP: 0.154, SLG: 0.043 Pedro Borbon, R (7, 1) OBP: 0.333, SLG: 0.333	2-1 		0-3 			0-0 	0-0 			4 0 0 0 0 1 2 0 0 0 0 0 0 0 0 0 0 0 0 0 0	San Francisco Giants @ Los Angeles Dodgers Dodger Stadium, Los Angeles, CA Fri Aug 03 1979, 7:05 PM PDT Att: 44,275 - Unknown livebaseballscorecards.com
Joe Strain, R (1, 4) OBP: 0.331, SLG: 0.360	2-1 		0-0 			0-0 		0-0 		4 0 0 0 0 0 0	
Jack Clark, R (1, 9) OBP: 0.348, SLG: 0.479	2-2 		0-0 			0-0 		0-0 		4 0 1 0 0 0 0	
Willie McCovey, L (1, 3) OBP: 0.336, SLG: 0.467	3-1 			0-3 			0-0 	0-3 		4 1 1 0 0 2 1	
Darrell Evans, L (1, 5) OBP: 0.351, SLG: 0.415		2-3 		0-0 			0-0 	0-0 		4 2 2 1 0 1 0	
Mike Ivie, R (1, 7) OBP: 0.364, SLG: 0.558		1-1 		0-3 			1-0 	0-0 		4 0 2 1 0 1 0	
Roger Metzger, S (1, 6) OBP: 0.286, SLG: 0.297		4-2 			0-0 		0-0 	0-0 		2 0 1 1 1 0 0	
Mike Sadek, R (1, 2) OBP: 0.319, SLG: 0.287		0-3 			0-0 		0-0 	0-0 		4 0 0 0 0 1 4	
John Curtis, L (1, 1) OBP: 0.136, SLG: 0.143 Greg Johnston, L (2, PH) Ed Halicki, R (2, 1) OBP: 0.207, SLG: 0.214 Tom Griffin, R (6, 1) OBP: 0.082, SLG: 0.083 Terry Whitfield, L (7, PH) OBP: 0.360, SLG: 0.403 (7, 8)	1-0 				0-0 		0-0 			0 0 0 0 0 0 0 1 0 0 0 0 0 2 1 0 0 0 0 0 0 0 0 0 0 0 0 0 1 0 1 0 0 0 0	
Inning Stats	R: 0 H: 1 E: 0 LOB: 1 K: 0 BB: 0 S: 10 P: 19	R: 0 H: 1 E: 0 LOB: 2 K: 2 BB: 1 S: 11 P: 19	R: 0 H: 0 E: 0 LOB: 0 K: 1 BB: 0 S: 5 P: 5	R: 0 H: 0 E: 0 LOB: 0 K: 2 BB: 0 S: 7 P: 7	R: 0 H: 1 E: 0 LOB: 0 K: 0 BB: 0 S: 3 P: 3	R: 0 H: 0 E: 0 LOB: 0 K: 0 BB: 0 S: 3 P: 3	R: 2 H: 4 E: 0 LOB: 2 K: 0 BB: 0 S: 7 P: 8	R: 0 H: 0 E: 0 LOB: 0 K: 1 BB: 0 S: 5 P: 5	R: 1 H: 1 E: 0 LOB: 0 K: 0 BB: 0 S: 4 P: 4	1B: 7 SF: 1 2B: 0 SAC: 0 3B: 0 DP: 1 HR: 1 HBP: 0	WP: 1 PA: 35 PB: 0 SB: 0 CS: 0
PITCHER Burt Hooton, R (1, 1) ERA: 3.07	IP WLS BF H R ER SO BB IBB HBP BLK WP HR S P ERA WHIP 9.0 W 35 8 3 3 6 1 0 0 0 1 1 55 73 3.00 1.000										

Batter	1	2	3	4	5	6	7	8	9	AB	R	H	RBI	BB	SO	LOB
Davey Lopes, R OBP: 0.361, SLG: 0.493 Gary Thomasson, L OBP: 0.345, SLG: 0.369	1-0 HR	0-0 FC5-4 1-2f		0-3 K	0-0 L5		4-0 BB SH3 1-2 1B BB	0-0 3-1		4	2	1	1	1	1	4
Bill Russell, R OBP: 0.296, SLG: 0.369	1-0 6-3	0-0 L7		0-0 6-3		4-0 1B 1B BB	0-0 SH3 1-2 2-3			3	1	0	0	1	0	1
Steve Garvey, R OBP: 0.360, SLG: 0.491	3-1 1B HR 1B		0-0 5-3		0-0 F8	0-0 1B 1B	4-0 BB 1B IBB			4	3	2	0	1	0	0
Ron Cey, R OBP: 0.392, SLG: 0.505 Mickey Hatcher, R OBP: 0.321, SLG: 0.352	3-1 1-2 HR 1B		4-0 BB 1B BB		0-0 HR	0-0 1-2 1B 1B	4-0 1B BB			3	2	3	2	1	0	0
Dusty Baker Jr., R OBP: 0.342, SLG: 0.468 Ted Martinez, R OBP: 0.321, SLG: 0.352	0-1 1-H 2-H HR		0-0 1-2 BB 1B		4-0 BB FC BB	0-0 1-2 2-H 1B	0-0 1-3 2-H 3-H 1B			4	2	4	6	1	0	0
Joe Ferguson, R OBP: 0.380, SLG: 0.424	2-2 F8		4-0 1-2 2-3 BB		1-0 FC BB HBP	0-3 K	0-0 P3			3	0	0	0	1	1	4
Steve Yeager, R OBP: 0.285, SLG: 0.375	3-1 F9		0-3 K		0-3 K	0-0 F8	0-0 F7			5	0	0	0	0	2	9
Derrel Thomas, S OBP: 0.343, SLG: 0.352		0-3 K	0-0 F9		4-0 FC BB	0-3 K		0-0 4-3		4	0	0	0	1	2	5
Burt Hooton, R OBP: 0.188, SLG: 0.222		0-0 E5 FC5-4		0-0 F8	0-0 FC		0-0 SH3 BB BB 1B	0-3 K		5	1	1	1	0	1	2

Inning Stats	R: 4	H: 4	E: 0	K: 0	S: 13	LOB: 0	BB: 0	P: 26	R: 0	H: 0	E: 1	K: 1	S: 6	LOB: 1	BB: 0	P: 6	R: 0	H: 1	E: 0	K: 1	S: 6	LOB: 3	BB: 2	P: 14	R: 0	H: 0	E: 0	K: 1	S: 5	LOB: 0	BB: 0	P: 5	R: 2	H: 3	E: 0	K: 2	S: 10	LOB: 2	BB: 1	P: 14	R: 3	H: 2	E: 0	K: 0	S: 5	LOB: 2	BB: 3	P: 17	R: 0	H: 0	E: 0	K: 1	S: 5	LOB: 0	BB: 0	P: 5
--------------	------	------	------	------	-------	--------	-------	-------	------	------	------	------	------	--------	-------	------	------	------	------	------	------	--------	-------	-------	------	------	------	------	------	--------	-------	------	------	------	------	------	-------	--------	-------	-------	------	------	------	------	------	--------	-------	-------	------	------	------	------	------	--------	-------	------

PITCHER	IP	WLS	BF	H	R	ER	SO	BB	IBB	HBP	BLK	WP	HR	S	P	ERA	WHIP
John Curtis, L ERA: 4.26	1.0	L	7	4	4	4	0	0	0	0	0	0	2	13	26	36.00	4.000
Ed Halicki, R ERA: 4.57	4.0		24	4	4	4	4	5	0	1	0	0	1	26	47	9.00	2.250
Tom Griffin, R ERA: 3.58	1.0		4	1	0	0	2	0	0	0	0	0	0	8	8	0.00	1.000
Philip Nastu, L ERA: 4.18	0.1		6	2	3	3	0	2	1	0	0	0	0	3	15	81.00	12.000
Pedro Borbon, R ERA: 3.88	1.2		5	0	0	0	1	0	0	0	0	0	0	7	7	0.00	0.000

BOTTOM

San Francisco Giants @ Los Angeles Dodgers
 Dodger Stadium, Los Angeles, CA
 Fri Aug 03 1979, 7:05 PM PDT
 Att. 44,275 - Unknown

AB	36
R	11
H	11
RBI	11
BB	8
SO	7
LOB	25

livebaseballscorecards.com



WP	PA	ERA	WHIP
0	46		

Batter	1	2	3	4	5	6	7	8	9	10	11	AB R H RBI BB SO LOB	TOP				
Bill North, S OBP: 0.392, SLG: 0.370 (1, 8)	3-2 S 5-3 1B		4-2 CS BB	1-3 K			4-0 4-3 BB		0-0 BLK S 1B		4-0 IBB	3 1 2 0 3 1 2					
Joe Strain, R OBP: 0.324, SLG: 0.346 (1, 4)	2-2 5-3 1-H		4-0 SAFE 1-2 BB		1-1 L7		1-1 4-3 1-2f		0-0 5-3		0-0 3-1	5 0 0 1 1 0 5					
Jack Clark, R OBP: 0.352, SLG: 0.488 (1, 9)	0-0 HR		4-2 1-2 BB		0-0 1B			0-0 G3 6-3 1B		0-0 3-1		4 1 3 1 1 0 0					
Willie McCovey, L OBP: 0.333, SLG: 0.459 (1, 3)	4-1 G1-4-3 BB		3-1 G3		0-0 F8			0-0 6-3 1-2		0-0 3-1		4 0 0 0 1 0 4					
Mike Ivie, R OBP: 0.365, SLG: 0.565 (1, 7) (11, 5)	1-0 G1-4-3 1-2f		2-2 HR		1-0 F7			4-0 G3 IBB		0-3 K		4 1 1 1 1 1 2					
Darrell Evans, L OBP: 0.350, SLG: 0.412 Greg Johnston, L (11, PR) Gary Lavelle, S OBP: 0.250, SLG: 0.250 (11, 1)		1-1 F8	1-2 F9		2-0 F9			0-0 G3 1-2 2-3		0-0 SH1-4 SH 1B		5 0 1 0 0 0 2 0 0 0 0 0 0 0 0 0 0 0 0 0 0					
Roger Metzger, S OBP: 0.286, SLG: 0.298 Johnnie LeMaster, R OBP: 0.306, SLG: 0.339 (6, 6)		0-3 K	1-0 S 1B		2-0 F7			0-0 F8		0-0 SH SH1-4		3 0 1 0 0 1 0 1 0 0 0 0 0 2					
Dennis Littlejohn, R OBP: 0.254, SLG: 0.200 (1, 2)		1-3 K	4-1 1-2 BB		1-1 F3			0-0 4-3		0-0 SH1-4		3 0 0 0 1 1 0					
John Montefusco, R OBP: 0.179, SLG: 0.286 Terry Whitfield, L OBP: 0.359, SLG: 0.402 Greg Minton, S Larry Herndon, R OBP: 0.317, SLG: 0.430 (11, 7)		0-0 5-3	0-1 F3		0-0 F8			0-3 K		0-3 K		3 0 0 0 0 0 2 1 0 0 0 0 1 0 0 0 0 0 0 0 0 1 0 0 0 0 1 3					
Inning Stats	R: 2 H: 2 E: 0 LOB: 0 K: 0 BB: 1 S: 9 P: 19	R: 0 H: 0 E: 0 LOB: 0 K: 2 BB: 0 S: 8 P: 10	R: 0 H: 0 E: 0 LOB: 2 K: 0 BB: 3 S: 8 P: 23	R: 1 H: 2 E: 0 LOB: 2 K: 1 BB: 1 S: 13 P: 22	R: 0 H: 1 E: 0 LOB: 1 K: 0 BB: 0 S: 5 P: 7	R: 0 H: 0 E: 0 LOB: 0 K: 0 BB: 0 S: 4 P: 9	R: 0 H: 0 E: 0 LOB: 0 K: 0 BB: 1 S: 3 P: 8	R: 0 H: 1 E: 0 LOB: 2 K: 0 BB: 1 S: 4 P: 8	R: 0 H: 1 E: 0 LOB: 1 K: 1 BB: 0 S: 6 P: 6	R: 0 H: 0 E: 0 LOB: 0 K: 1 BB: 0 S: 5 P: 5	R: 0 H: 1 E: 1 LOB: 3 K: 1 BB: 1 S: 7 P: 11	1B: 6 SF: 0 2B: 1 SAC: 2 3B: 0 DP: 2 HR: 2 HBP: 0	WP: 0 PA: 47 PB: 0 SB: 4 CS: 1				
PITCHER	IP WLS BF H R ER SO BB IBB HBP BLK WP HR S P ERA WHIP																
Rick Sutcliffe, R ERA: 4.02 (1, 1)	7.0	29	5	3	3	3	6	0	0	0	0	0	2	50	98	3.86	1.571
Terry Forster, L ERA: 5.51 (8, 1)	1.0	5	1	0	0	0	0	1	0	0	0	0	0	4	8	0.00	1.000
Joe Beckwith, R ERA: 3.38 (9, 1)	2.1	10	2	0	0	2	0	0	0	1	0	0	0	14	14	0.00	0.857
Dave Patterson, R ERA: 5.65 (11, 1)	0.2	W 3	0	0	0	1	0	1	0	0	0	0	0	4	8	0.00	0.000

San Francisco Giants @ Los Angeles Dodgers
 Dodger Stadium, Los Angeles, CA
 Sat Aug 04 1979, 7:05 PM PDT
 Att. 44,818 - Unknown

livebaseballscorecards.com

AB	37
R	3
H	8
RBI	3
BB	8
SO	6
LOB	22



Batter	1	2	3	4	5	6	7	8	9	10	11	AB R H RBI BB SO LOB	BOTTOM									
Davey Lopes, R OBP: 0.362, SLG: 0.492 (1, 4)	F3		K		1B		1B		6-3			5 1 2 0 0 1 0	San Francisco Giants @ Los Angeles Dodgers Dodger Stadium, Los Angeles, CA Sat Aug 04 1979, 7:05 PM PDT Att. 44,818 - Unknown									
Bill Russell, R OBP: 0.297, SLG: 0.369 (1, 6)	6-3		4-3		1B		1B		F8			5 1 2 0 0 0 0										
Steve Garvey, R OBP: 0.360, SLG: 0.490 (1, 3)	1-3		K			4-3	1B			G4-3		5 0 2 1 0 1 0										
Ron Cey, R OBP: 0.392, SLG: 0.503 (1, 5)		6-3		P4		1B	1B			K		5 0 2 1 0 1 1										
Dusty Baker Jr., R OBP: 0.343, SLG: 0.466 Dave Patterson, R (11, 1)		BB	1B	1-3		1B	F8			G4-3		4 1 1 0 1 0 3										
Mickey Hatcher, R OBP: 0.800, SLG: 0.667 Joe Beckwith, L (9, 1)		BB	BB	1-2		1B	BB					0 0 0 0 0 0 0										
Joe Ferguson, R OBP: 0.382, SLG: 0.426 (11, 7)		1B	BB									1 1 1 0 0 0 0										
Steve Yeager, R OBP: 0.285, SLG: 0.370 (1, 2)		1-2	BB									3 0 0 0 1 0 3										
Derrel Thomas, S OBP: 0.344, SLG: 0.351 (1, 8)		1-2	BB									4 0 1 1 0 0 0										
Rick Sutcliffe, L OBP: 0.228, SLG: 0.316 Von Joshua, L OBP: 0.317, SLG: 0.440 Terry Forster, L (8, 1)		1-2	G6-3									2 0 0 0 0 0 3										
Gary Thomasson, L OBP: 0.344, SLG: 0.367 Manny Mota, R OBP: 0.406, SLG: 0.367 (11, PH)		1-2	1B									1 0 1 1 0 0 0										
Inning Stats	R: 0 H: 0 E: 0 K: 0 S: 8	H: 0 LOB: 0 BB: 0 P: 11	R: 1 H: 2 E: 0 K: 0 S: 11	H: 2 LOB: 2 BB: 2 P: 25	R: 0 H: 0 E: 0 K: 2 S: 7	H: 0 LOB: 0 BB: 0 P: 10	R: 0 H: 1 E: 0 K: 0 S: 8	H: 1 LOB: 1 BB: 0 P: 10	R: 0 H: 2 E: 0 K: 0 S: 9	H: 2 LOB: 2 BB: 1 P: 15	R: 2 H: 4 E: 0 K: 0 S: 16	H: 4 LOB: 2 BB: 0 P: 21	R: 0 H: 0 E: 0 K: 0 S: 8	H: 0 LOB: 0 BB: 0 P: 15	R: 0 H: 0 E: 0 K: 1 S: 5	H: 0 LOB: 0 BB: 0 P: 5	R: 0 H: 1 E: 0 K: 1 S: 5	H: 1 LOB: 0 BB: 0 P: 5	R: 1 H: 2 E: 0 K: 0 S: 3	H: 2 LOB: 2 BB: 0 P: 4	1B: 14 SF: 0 2B: 0 SAC: 1 3B: 0 DP: 2 HR: 0 HBP: 1	WP: 0 PA: 45 PB: 0 SB: 0 CS: 0
PITCHER	IP WLS BF H R ER SO BB IBB HBP BLK WP HR S P ERA WHIP																					
John Montefusco, R ERA: 3.96 (1, 1)	8.0 35 11 3 3 2 3 0 0 0 0 0 73 115 3.38 1.750																					
Greg Minton, R ERA: 1.25 (9, 1)	2.0 6 1 0 0 1 0 0 0 0 0 0 8 8 0.00 0.500																					
Gary Lavelle, L ERA: 2.24 (11, 1)	0.1 L 4 2 1 1 0 0 0 0 1 0 0 3 4 27.00 6.000																					

livebaseballscores.com

AB	40
R	4
H	14
RBI	4
BB	3
SO	3
LOB	10



Batter	1	2	3	4	5	6	7	8	9	AB R H RBI BB SO LOB	TOP
Bill North, S (1, 8) OBP: 0.393, SLG: 0.370 Gary Lavelle, S (8, 1) OBP: 0.250, SLG: 0.250 Larry Herndon, R (9, PH) OBP: 0.320, SLG: 0.433	0-1 6-3		4-1 4-3 BB		0-0 1-3 1B		0-0 L4		0-0 1B	3 0 1 0 1 0 0 0 0 0 0 0 0 0 1 0 1 0 0 0 0	San Francisco Giants @ Los Angeles Dodgers Dodger Stadium, Los Angeles, CA Sun Aug 05 1979, 3:33 AM PDT Att: 38,962 - Unknown
Joe Strain, R (1, 4) OBP: 0.319, SLG: 0.336	3-2 5-3		0-1 4-3		0-0 F2		4-0 BB		0-0 5-3	4 0 0 0 1 0 4	
Jack Clark, R (1, 9) OBP: 0.352, SLG: 0.485 (6, 5) (8, 9)	4-1 BB		1-3 K		0-0 F3		0-0 F3			3 0 0 0 1 1 4	
Willie McCovey, L (1, 3) OBP: 0.330, SLG: 0.454 Philip Nastu, L (6, 1) OBP: 0.154, SLG: 0.043 Rob Andrews, R (8, PH) OBP: 0.301, SLG: 0.280 (8, 5)	3-2 G3		1-3 K		0-0 F9		0-0 F8			3 0 0 0 0 1 2 0 0 0 0 0 0 0 1 0 0 0 0 0 0	
Mike Ivie, R (1, 7) OBP: 0.367, SLG: 0.577 (4, 5) (6, 3)		2-0 6-3		0-0 5-3		0-0 1B 1B		0-0 HR		4 1 2 1 0 0 0	
Darrell Evans, L (1, 5) OBP: 0.350, SLG: 0.411		4-1 1B BB		3-2 F2		0-3 K		0-3 K		1 0 0 0 1 0 0	
Johnnie LeMaster, R (1, 6) OBP: 0.310, SLG: 0.342		0-0 1-2 1B		0-0 1-3		0-0 1-3 1B		0-0 F4		4 0 2 0 0 0 0	
Dennis Littlejohn, R (1, 2) OBP: 0.254, SLG: 0.203		2-3 K		0-0 1B 1B		0-3 K		0-3 K		4 0 1 0 0 3 4	
Bob Knepper, L (1, 1) OBP: 0.196, SLG: 0.321 Tom Griffin, R (4, 1) OBP: 0.083, SLG: 0.083 Terry Whitfield, L (4, 7) OBP: 0.397, SLG: 0.398 Greg Johnston, L (6, PH) (6, 9) (8, 8)	1-1 F8				0-0 F8		0-0 F9		0-0 4-3	1 0 0 0 0 0 2 0 0 0 0 0 0 0 3 0 0 0 0 0 1 2 0 0 0 0 2 1	
Inning Stats	R: 0 H: 0 E: 0 LOB: 1 K: 0 BB: 1 S: 10 P: 20	R: 0 H: 1 E: 0 LOB: 2 K: 1 BB: 1 S: 8 P: 17	R: 0 H: 0 E: 0 LOB: 1 K: 2 BB: 1 S: 11 P: 17	R: 0 H: 0 E: 0 LOB: 0 K: 0 BB: 0 S: 5 P: 8	R: 0 H: 2 E: 0 LOB: 2 K: 0 BB: 0 S: 5 P: 5	R: 0 H: 2 E: 0 LOB: 2 K: 2 BB: 0 S: 9 P: 9	R: 0 H: 0 E: 0 LOB: 1 K: 0 BB: 1 S: 3 P: 7	R: 1 H: 1 E: 0 LOB: 0 K: 1 BB: 0 S: 6 P: 6	R: 0 H: 1 E: 0 LOB: 1 K: 1 BB: 0 S: 6 P: 6	1B: 6 SF: 0 2B: 0 SAC: 0 3B: 0 DP: 0 HR: 1 HBP: 0	
PITCHER Don Sutton, R (1, 1) ERA: 4.36 Bobby Castillo, R (9, 1) ERA:	IP WLS BF H R ER SO BB IBB HBP BLK WP HR S P ERA WHIP 8.0 W 34 6 1 1 6 4 0 0 0 0 0 1 57 89 1.12 1.250 1.0 4 1 0 0 1 0 0 0 0 0 0 0 6 6 0.00 1.000	PITCHER IP WLS BF H R ER SO BB IBB HBP BLK WP HR S P ERA WHIP									

livebaseballscorecards.com

AB	34
R	1
H	7
RBI	1
BB	4
SO	7
LOB	18



BOTTOM

San Francisco Giants @ Los Angeles Dodgers
Dodger Stadium, Los Angeles, CA
Sun Aug 05 1979, 3:33 AM PDT
Att. 38,962 - Unknown

livebaseballscorecards.com

AB 32
R 8
H 12
RBI 8
BB 4
SO 6
LOB 18



WP: 0 PA: 39
PB: 0
SB: 1
CS: 0

AB R H RBI BB SO LOB

5 2 3 3 0 1 1
2 1 1 0 1 0 1
1 0 0 0 0 1 0

4 1 1 3 1 1 1

2 1 1 1 1 0 0

4 0 1 0 0 1 4
0 0 0 0 0 0 0

2 0 1 0 0 0 1
2 0 1 0 0 0 1

3 1 1 1 1 1 1

4 1 1 0 0 1 5

3 1 1 0 0 0 3
0 0 0 0 0 0 0

1B: 10 SF: 1
2B: 0 SAC: 2
3B: 0 DP: 3
HR: 2 HBP: 0

Batter	1	2	3	4	5	6	7	8	9
Davey Lopes, R OBP: 0.364, SLG: 0.500 (1, 4)	1-2 1B HR 1B	3-3 K		3-1 SH2-4 1B 1-2 2-H 2-H 3-H		0-0 HR		0-0 6-3	
Bill Russell, R OBP: 0.299, SLG: 0.370 Ted Martinez, R OBP: 0.316, SLG: 0.345 (1, 6) (7, 6)	0-0 HR 1B	0-0 G6-4-3		0-0 SH2-4 1B 1-2 2-3		4-0 BB		0-3 K	
Steve Garvey, R OBP: 0.360, SLG: 0.494 (1, 3)	0-0 HR		3-2 F8	4-0 IBB		0-0 G6-4-3		0-3 K	
Ron Cey, R OBP: 0.393, SLG: 0.503 (1, 5)	4-1 1B 4-3 1B BB		3-2 FC6-4 1B	0-0 SF7		0-0 F9			
Dusty Baker Jr., R OBP: 0.342, SLG: 0.464 Gary Thomasson, L OBP: 0.344, SLG: 0.367 (1, 7) (8, 7)	0-1 4-3		0-0 F9	0-3 K			0-0 BB 1B		
Joe Ferguson, R OBP: 0.383, SLG: 0.427 Derrel Thomas, S OBP: 0.345, SLG: 0.352 (1, 9) (5, 8)	0-0 1B 2-3 1B		1-1 FC6-4		0-0 F8 S 1B		0-0 F9		
Mickey Hatcher, R OBP: 0.667, SLG: 0.500 (1, 8) (5, 9)	1-0 G6-3 1B			0-0 E5 SH 1B 1B		0-3 K		4-0 BB	
Steve Yeager, R OBP: 0.284, SLG: 0.368 (1, 2)	0-0 G6-3			1-0 SH 1B 1B		0-0 F8		0-3 K	
Don Sutton, R OBP: 0.183, SLG: 0.169 Bobby Castillo, R (1, 1) (9, 1)		0-0 G6-4-3 1B		0-0 SH SH2-4 1B SF7		0-0 6-3			

Inning Stats	R: 4	H: 5	E: 0	K: 0	S: 11	LOB: 1	BB: 1	P: 17	R: 0	H: 1	E: 0	K: 1	S: 5	LOB: 0	BB: 0	P: 8	R: 0	H: 1	E: 0	K: 0	S: 9	LOB: 1	BB: 0	P: 16	R: 3	H: 2	E: 1	K: 1	S: 10	LOB: 2	BB: 1	P: 18	R: 0	H: 1	E: 0	K: 1	S: 6	LOB: 1	BB: 0	P: 6	R: 1	H: 1	E: 0	K: 0	S: 3	LOB: 0	BB: 1	P: 7	R: 0	H: 1	E: 0	K: 1	S: 6	LOB: 2	BB: 1	P: 10	R: 0	H: 0	E: 0	K: 2	S: 7	LOB: 0	BB: 0	P: 7
--------------	------	------	------	------	-------	--------	-------	-------	------	------	------	------	------	--------	-------	------	------	------	------	------	------	--------	-------	-------	------	------	------	------	-------	--------	-------	-------	------	------	------	------	------	--------	-------	------	------	------	------	------	------	--------	-------	------	------	------	------	------	------	--------	-------	-------	------	------	------	------	------	--------	-------	------

PITCHER	IP	WLS	BF	H	R	ER	SO	BB	IBB	HBP	BLK	WP	HR	S	P	ERA	WHIP
Bob Knepper, L ERA: 4.18 (1, 1)	3.0	L	19	9	7	5	1	1	0	0	0	0	1	30	50	15.00	3.333
Tom Griffin, R ERA: 3.48 (4, 1)	2.0		8	1	0	0	2	0	1	0	0	0	0	11	15	0.00	0.500
Philip Nastu, L ERA: 4.19 (6, 1)	2.0		9	2	1	1	1	2	0	0	0	0	1	9	17	4.50	2.000
Gary Lavelle, L ERA: 2.21 (8, 1)	1.0		3	0	0	0	2	0	0	0	0	0	0	7	7	0.00	0.000

Batter	1	2	3	4	5	6	7	8	9	AB R H RBI BB SO LOB	TOP
Larry Herndon, R (1, 8) OBP: 0.317, SLG: 0.427	0-0 6-3		0-3 K		0-0 SH1-4 1B		0-0 6-3	0-3 K		5 1 1 0 0 2 2	San Francisco Giants @ Los Angeles Dodgers Dodger Stadium, Los Angeles, CA Mon Aug 06 1979, 3:33 AM PDT Att: 30,453 - Unknown
Joe Strain, R (1, 4) OBP: 0.331, SLG: 0.355	0-0 6-3			0-0 4-3 1B 2B	0-0 SH1-4		0-0 BB BB 1B	0-0 E 1B	4 2 3 0 0 0 0		
Jack Clark, R (1, 9) OBP: 0.352, SLG: 0.483	0-3 K			0-0 F8	0-0 PB 1B		4-0 BB BB	0-0 E6 1B E	4 1 1 1 1 1 2		
Darrell Evans, L (1, 5) OBP: 0.353, SLG: 0.412		0-0 CS 1B		0-0 4-3	0-0 F9		4-0 BB BB	0-0 E 1B	4 0 2 1 1 0 2		
Mike Ivie, R (1, 3) OBP: 0.364, SLG: 0.567	0-3 K			4-0 BB 1B 1B BB	0-0 F2		0-3 K	0-0 6-3	4 1 0 0 1 2 6		
Terry Whitfield, L (1, 7) OBP: 0.357, SLG: 0.396	0-0 1-3			0-0 BB 1B 1B		0-0 6-3		0-0 F5	4-0 E IBB	4 1 1 1 1 0 1	
Johnnie LeMaster, R (1, 6) OBP: 0.312, SLG: 0.340			0-0 F5	4-0 1B BB BB	0-0 F7		0-0 E6 3-1 1B 1B	0-0 E5	4 1 1 0 1 0 1		
Dennis Littlejohn, R (1, 2) OBP: 0.264, SLG: 0.219			0-0 SH1-4 1B	0-0 K BB 1B 1B	0-3 K		0-0 3-1	0-0 F9	5 0 2 2 0 1 3		
Ed Whitson, R (1, 1) OBP: 0.138, SLG: 0.107			0-0 SH1-4	0-0 F8		0-0 5-3	0-0 3-H 1B		3 0 1 1 0 0 2		
Inning Stats	R: 0 H: 0 E: 0 LOB: 0 K: 1 BB: 0 S: 5 P: 5	R: 0 H: 1 E: 0 LOB: 0 K: 1 BB: 0 S: 5 P: 5	R: 0 H: 1 E: 0 LOB: 1 K: 1 BB: 0 S: 6 P: 6	R: 3 H: 3 E: 0 LOB: 2 K: 0 BB: 2 S: 6 P: 14	R: 1 H: 2 E: 0 LOB: 1 K: 0 BB: 0 S: 5 P: 5	R: 0 H: 0 E: 0 LOB: 0 K: 1 BB: 0 S: 5 P: 5	R: 0 H: 1 E: 0 LOB: 3 K: 1 BB: 2 S: 6 P: 14	R: 1 H: 2 E: 1 LOB: 1 K: 1 BB: 0 S: 7 P: 7	R: 2 H: 2 E: 2 LOB: 2 K: 0 BB: 1 S: 6 P: 10	1B: 11 SF: 0 2B: 1 SAC: 2 3B: 0 DP: 0 HR: 0 HBP: 0	WP: 0 PA: 44 PB: 1 SB: 0 CS: 1
PITCHER	IP WLS BF H R ER SO BB IBB HBP BLK WP HR S P ERA WHIP										
Charlie Hough, R (1, 1) ERA: 5.22	6.2 L 30 8 4 4 4 3 0 0 0 0 0 0 35 47 5.40 1.650										
Bobby Castillo, R (7, 1) ERA:	0.1 2 0 0 0 1 1 0 0 0 0 0 0 3 7 0.00 3.000										
Dave Patterson, R (8, 1) ERA: 5.58	2.0 12 4 3 1 1 0 1 0 0 0 0 0 13 17 4.50 2.000										

livebaseballscorecards.com

AB	37
R	7
H	12
RBI	6
BB	5
SO	6
LOB	19



Batter	1	2	3	4	5	6	7	8	9	AB	R	H	RBI	BB	SO	LOB
Davey Lopes, R OBP: 0.363, SLG: 0.496 (1, 4)	4-0 S 5-3 BB	0-0 FC6-4 1-2f			0-0 6-3		0-3 K			3	0	0	0	1	1	2
Bill Russell, R OBP: 0.297, SLG: 0.367 (1, 6)	0-0 5-3 1-2		0-3 K		0-3 K			0-0 F7		4	0	0	0	0	2	1
Steve Garvey, R OBP: 0.362, SLG: 0.494 (1, 3)	0-0 F7		0-0 1B 1B		0-0 F8			0-0 2B 1B		4	1	2	0	0	0	1
Ron Cey, R OBP: 0.392, SLG: 0.498 (1, 5)	4-0 2-3 BB		0-0 F4		0-0 F7			0-0 F8		3	0	0	0	1	0	2
Dusty Baker Jr., R OBP: 0.346, SLG: 0.468 (1, 7)	0-3 K		0-0 1-2 1B		4-0 FC6-4 BB			0-0 1-H 2B		3	0	2	1	1	1	2
Mickey Hatcher, R OBP: 0.462, SLG: 0.300 (1, 9)		0-0 G3	0-0 F9		0-0 FC6-4 1-2f			0-0 G3		4	0	0	0	0	0	4
Derrel Thomas, S OBP: 0.344, SLG: 0.350 (1, 8)		0-0 CS 1B		0-0 F5		0-0 F7			0-0 1-3	4	0	1	0	0	0	1
Johnny Oates, L OBP: 0.160, SLG: 0.087 (1, 2)		0-0 1B 1-2 1B		0-0 1-3			0-0 F5		0-0 1-3	4	0	1	0	0	0	0
Charlie Hough, R OBP: 0.250, SLG: 0.313 Bobby Castillo, R (7, 1)		0-0 1B FC6-4 1B		0-0 1-3			0-0 F4		0-0 G3	2	0	1	0	0	0	0
Von Joshua, L OBP: 0.314, SLG: 0.436 Dave Patterson, R (8, 1)										0	0	0	0	0	0	0
Manny Mota, R OBP: 0.394, SLG: 0.355 (9, PH)										1	0	0	0	0	0	0


Inning Stats	R: 0	H: 0	E: 0	K: 1	S: 5	R: 0	H: 3	E: 0	K: 0	S: 5	R: 0	H: 2	E: 0	K: 1	S: 7	R: 0	H: 0	E: 0	K: 0	S: 3	R: 0	H: 0	E: 0	K: 1	S: 5	R: 0	H: 0	E: 0	K: 0	S: 3	R: 0	H: 0	E: 0	K: 1	S: 5	R: 1	H: 2	E: 0	K: 0	S: 5	R: 0	H: 0	E: 0	K: 0	S: 3	1B: 6	SF: 0	2B: 1	SAC: 0	3B: 0	DP: 0	HR: 0	HBP: 0	WP: 0	PA: 36
--------------	------	------	------	------	------	------	------	------	------	------	------	------	------	------	------	------	------	------	------	------	------	------	------	------	------	------	------	------	------	------	------	------	------	------	------	------	------	------	------	------	------	------	------	------	------	-------	-------	-------	--------	-------	-------	-------	--------	-------	--------


PITCHER	IP	WLS	BF	H	R	ER	SO	BB	IBB	HBP	BLK	WP	HR	S	P	ERA	WHIP
Ed Whitson, R ERA: 4.85 (1, 1)	9.0	W	36	7	1	1	4	3	0	0	0	0	0	41	53	1.00	1.111

BOTTOM

San Francisco Giants @ Los Angeles Dodgers
Dodger Stadium, Los Angeles, CA
 Mon Aug 06 1979, 3:33 AM PDT
 Att. 30,453 - Unknown

AB 33
R 1
H 7
RBI 1
BB 3
SO 4
LOB 13



Batter	1	2	3	4	5	6	7	8	9	AB R H RBI BB SO LOB	TOP											
Paul Dade, R (1, 5) OBP: 0.318, SLG: 0.369	1-3 K			0-0 F8		2-1 6-3		1-3 K		4 0 0 0 0 2 0	San Diego Padres @ San Francisco Giants Candlestick Park, San Francisco, CA Tue Aug 07 1979, 10:05 PM EDT Att: 24,473 - Unknown livebaseballscorecards.com											
Ozzie Smith, S (1, 6) OBP: 0.257, SLG: 0.248	0-0 L1			1-0 F5		2-2 FC6-4 1B		3-2 6-3		4 0 1 0 0 0 0												
Kurt Bevacqua, R (1, 7) OBP: 0.335, SLG: 0.312	2-1 F8			2-1 5-3		1-1 FC6-4 1-2f			0-0 F9	4 0 0 0 0 0 1												
Dave Winfield, R (1, 9) OBP: 0.420, SLG: 0.615		2-2 F7			0-1 FC1-5 E 1B		4-2 2B BB		0-0 BB 1B	3 2 2 0 1 0 0												
Gene Tenace, R (1, 3) OBP: 0.394, SLG: 0.419		0-0 F3			2-2 E5 FC1-5		1-0 1-H 2B		4-1 1B BB	3 0 1 1 1 0 1												
Bill Almon, R (9, PR) OBP: 0.277, SLG: 0.227					1-2				1-2 BB	0 0 0 0 0 0 0												
Jim Wilhelm, R (1, 8) OBP: 0.200, SLG: 0.172		1-1 F9			0-0 FC1-5 1-2 2-3f		0-1 F7		1-2 FC5-4 1B 1-2 2-H	4 0 1 1 0 0 3												
Fernando Gonzalez, R (1, 4) OBP: 0.255, SLG: 0.365			1-2 F9		0-2 F4		0-2 F9		0-0 F7	3 0 0 0 0 0 3												
Jay Johnstone, L (9, PH) OBP: 0.321, SLG: 0.329										1 0 0 0 0 0 2												
Fred Kendall, R (1, 2) OBP: 0.256, SLG: 0.221			0-0 F9		0-1		0-0 1-3		0-0 FC5-4 1-2f	2 0 0 0 0 0 2												
Jerry Turner, L (7, PH) OBP: 0.300, SLG: 0.384										2 0 0 0 0 0 3												
Gaylord Perry, R (1, 1) OBP: 0.131, SLG: 0.186			1-3 K			0-0 F6		0-0 F4		1 0 0 0 0 1 0												
Bobby Tolan, L (6, PH) OBP: 0.143, SLG: 0.286										1 0 0 0 0 0 0												
Bob Owchinko, L (6, 1) OBP: 0.182, SLG: 0.100										0 0 0 0 0 0 0												
Gene Richards, L (8, PH) OBP: 0.345, SLG: 0.351										1 0 0 0 0 0 0												
Mark Lee, R (8, 1) OBP: 0.333, SLG: 0.333										0 0 0 0 0 0 0												
Inning Stats	R: 0 E: 0 K: 1 S: 7	H: 0 LOB: 0 BB: 0 P: 10	R: 0 E: 0 K: 0 S: 8	H: 0 LOB: 0 BB: 0 P: 11	R: 0 E: 0 K: 1 S: 8	H: 0 LOB: 0 BB: 0 P: 10	R: 0 E: 0 K: 0 S: 4	H: 0 LOB: 0 BB: 0 P: 7	R: 0 E: 1 K: 0 S: 15	H: 1 LOB: 2 BB: 0 P: 17	R: 0 E: 0 K: 0 S: 8	H: 1 LOB: 1 BB: 0 P: 13	R: 1 E: 0 K: 0 S: 9	H: 1 LOB: 1 BB: 1 P: 14	R: 0 E: 0 K: 1 S: 7	H: 0 LOB: 0 BB: 0 P: 11	R: 1 E: 0 K: 0 S: 8	H: 2 LOB: 2 BB: 1 P: 13	1B: 4 2B: 1 3B: 0 HR: 0	SF: 0 SAC: 0 DP: 0 HBP: 0	WP: 0 PB: 0 SB: 0 CS: 0	PA: 35
PITCHER	IP WLS BF H R ER SO BB IBB HBP BLK WP HR S P ERA WHIP																					
Vida Blue, L (1, 1) ERA: 5.4	8.1 W 33 5 2 2 3 2 0 0 0 0 0 0 72 104 2.16 0.840																					
Pedro Borbon, R (9, 1) ERA: 3.86	0.1 1 0 0 0 0 0 0 0 0 0 0 0 1 1 0.00 0.000																					
Gary Lavelle, L (9, 1) ERA: 2.2	0.1 S 1 0 0 0 0 0 0 0 0 0 0 0 1 1 0.00 0.000																					

Batter	1	2	3	4	5	6	7	8	9
Bill North, S OBP: 0.395, SLG: 0.374 (1, 8)	3-1 CS 1B		0-1 4-3	4-0 BB		0-0 FC1-6 2B		0-0 F7	
Joe Strain, R OBP: 0.327, SLG: 0.350 (1, 4)	1-3 K		1-2 E5 HR	3-2 5-3		0-0 FC1-6 2-3		0-0 FC6-4 1B	
Jack Clark, R OBP: 0.357, SLG: 0.492 (1, 9)	3-1 WP BB 1-2 1B		2-1 1-H HR		1-1 E S 1B	4-0 IBB		0-0 FC6-4 1-2f	
Willie McCovey, L OBP: 0.329, SLG: 0.448 Terry Whitfield, L OBP: 0.357, SLG: 0.396 (1, 3) (7, 7)	4-2 BB 1-3 BB		1-1 F9		1-2 F2	0-0 F8			
Mike Ivie, R OBP: 0.373, SLG: 0.569 (1, 7) (7, 3)	4-1 FC4-6 BB		4-0 BB		1-0 E S 3-H 1B		4-0 BB		
Darrell Evans, L OBP: 0.350, SLG: 0.408 (1, 5)	3-1 FC4-6 1-2f		1-0 F8		1-1 F9		0-3 K		
Johnnie LeMaster, R OBP: 0.315, SLG: 0.337 (1, 6)		1-3 K		4-2 SH2-3 BB	4-1 BB	0-0 F7			
Dennis Littlejohn, R OBP: 0.253, SLG: 0.209 (1, 2)		2-0 F8		1-1 SH2-3 1-2	1-3 K	0-0 6-3			
Vida Blue, S OBP: 0.203, SLG: 0.190 Pedro Borbon, R OBP: 0.333, SLG: 0.333 Gary Lavelle, S OBP: 0.250, SLG: 0.250 (1, 1) (9, 1) (9, 1)		1-3 K		2-3 K		0-0 4-3		0-0 F8	

Inning Stats	R: 0 E: 0 K: 1 S: 13	H: 2 LOB: 3 BB: 2 P: 31	R: 0 E: 0 K: 2 S: 7	H: 0 LOB: 0 BB: 0 P: 11	R: 2 E: 1 K: 0 S: 10	H: 1 LOB: 1 BB: 1 P: 19	R: 0 E: 0 K: 1 S: 12	H: 0 LOB: 2 BB: 2 P: 26	R: 1 E: 0 K: 1 S: 13	H: 2 LOB: 2 BB: 1 P: 22	R: 0 E: 0 K: 0 S: 4	H: 1 LOB: 2 BB: 1 P: 8	R: 0 E: 0 K: 1 S: 5	H: 0 LOB: 1 BB: 1 P: 9	R: 0 E: 0 K: 0 S: 4	H: 1 LOB: 1 BB: 0 P: 4
1B: 5 2B: 1 3B: 0 HR: 1	SF: 0 SAC: 1 DP: 0 HBP: 0	WP: 1 PB: 0 SB: 2 CS: 1	PA: 39	ERA	WHIP											

PITCHER	IP	WLS	BF	H	R	ER	SO	BB	IBB	HBP	BLK	WP	HR	S	P	ERA	WHIP
Gaylord Perry, R ERA: 2.83 (1, 1)	5.0	L	26	5	3	2	5	6	0	0	0	1	1	55	109	3.60	2.200
Bob Owchinko, L ERA: 4.27 (6, 1)	2.0		9	1	0	0	1	1	1	0	0	0	0	9	17	0.00	1.000
Mark Lee, R ERA: 4.66 (8, 1)	1.0		4	1	0	0	0	0	0	0	0	0	0	4	4	0.00	1.000

BOTTOM

San Diego Padres @ San Francisco Giants
Candlestick Park, San Francisco, CA
Tue Aug 07 1979, 10:05 PM EDT
Att. 24,473 - Unknown

AB	30
R	3
H	7
RBI	3
BB	8
SO	6
LOB	19



WP: 1 PB: 0 SB: 2 CS: 1	PA: 39	ERA	WHIP
----------------------------------	--------	-----	------

Batter	1	2	3	4	5	6	7	8	9	AB R H RBI BB SO LOB	TOP											
Gene Richards, L (1, 8) OBP: 0.344, SLG: 0.347	0-0 G3		0-0 L6		0-1 5-3		0-1 F5		4-1 2B FC6-4 BB	4 1 0 0 1 0 1	San Diego Padres @ San Francisco Giants Candlestick Park, San Francisco, CA Wed Aug 08 1979, 6:33 AM EDT Att. 8,894 - Unknown											
Ozzie Smith, S (1, 6) OBP: 0.259, SLG: 0.252	1-1 6-3		2-2 F7			0-2 BB HR 1B	1-1 1-3		0-0 FC6-4 1B 2B	5 2 2 0 0 0 1												
Paul Dade, R (1, 5) OBP: 0.323, SLG: 0.369	1-0 E3 FC4-6		0-0 5-3			4-1 1-2 HR BB		1-2 FC6-4 1B	4-0 FC6-4 BB	3 1 1 0 2 0 0												
Dave Winfield, R (1, 9) OBP: 0.418, SLG: 0.617	0-0 FC4-6 1-2f			1-0 F9		2-1 1-H 2-H HR		1-1 FC6-4 2B	0-0 FC6-4 1B	5 2 1 4 0 0 4												
Gene Tenace, R (1, 3) (6, 2) OBP: 0.400, SLG: 0.421		2-0 F4		4-0 1B BB		0-0 G4-6-3 1B		4-2 2B SF9 BB	0-0 FC6-4 1B	3 1 2 1 2 0 0												
Jerry Turner, L (1, 7) OBP: 0.304, SLG: 0.390		0-0 S 1B		0-0 G6-4-3 1B		1-0 G4-6-3 1-2f		0-0 SF9 2B	0-0 FC6-4 1-2f	5 0 3 1 0 0 3												
Fred Kendall, R (1, 2) OBP: 0.247, SLG: 0.213		2-3 K		0-1 G6-4-3 1-2f		2-1 F8		2-1 SF9		3 0 0 0 0 1 3												
Bill Almon, R (1, 4) OBP: 0.278, SLG: 0.224		4-0 IBB			2-3 K		0-1 6-3		0-0 F7	2 0 0 0 1 1 0												
Fernando Gonzalez, R (8, PH) OBP: 0.254, SLG: 0.364		3-3 K			2-2 F8				0-0 6-3	1 0 0 0 0 0 1 2												
Mickey Lolich, S (8, 1)										1 0 0 0 0 0 0 0												
Bob Shirley, R (1, 1) OBP: 0.159, SLG: 0.118										1 0 0 0 0 0 0 0												
Jim Wilhelm, R (5, PH) OBP: 0.194, SLG: 0.167										0 0 0 0 0 0 0 0												
Rollie Fingers, R (5, 1) OBP: 0.093, SLG: 0.083										0 0 0 0 0 0 0 0												
Mark Lee, R (5, 1) OBP: 0.333, SLG: 0.333										0 0 0 0 0 0 0 0												
Bob Owchinko, L (6, 1) OBP: 0.182, SLG: 0.100										0 0 0 0 0 0 0 0												
Jay Johnston, L (6, 3) OBP: 0.323, SLG: 0.328										1 0 0 0 1 0 0 0												
Kurt Bevacqua, R (8, PH) OBP: 0.333, SLG: 0.312										0 0 0 1 0 0 0 0												
Inning Stats	R: 0 E: 1 K: 0 S: 5	H: 0 LOB: 1 BB: 0 P: 7	R: 0 E: 0 K: 2 S: 9	H: 1 LOB: 2 BB: 1 P: 20	R: 0 E: 0 K: 0 S: 5	H: 0 LOB: 0 BB: 0 P: 7	R: 0 E: 0 K: 0 S: 4	H: 1 LOB: 1 BB: 1 P: 9	R: 0 E: 0 K: 1 S: 8	H: 0 LOB: 0 BB: 0 P: 12	R: 3 E: 0 K: 0 S: 10	H: 3 LOB: 0 BB: 1 P: 19	R: 0 E: 0 K: 0 S: 9	H: 0 LOB: 1 BB: 1 P: 14	R: 2 E: 0 K: 0 S: 11	H: 2 LOB: 1 BB: 1 P: 19	R: 2 E: 0 K: 0 S: 6	H: 2 LOB: 2 BB: 2 P: 14	1B: 6 2B: 2 3B: 0 HR: 1	SF: 1 SAC: 0 DP: 2 HBP: 0	WP: 0 PB: 0 SB: 1 CS: 0	PA: 42
PITCHER	IP WLS BF H R ER SO BB IBB HBP BLK WP HR S P ERA WHIP																					
John Curtis, L (1, 1) ERA: 4.57	8.1 W 38 8 7 7 3 5 1 0 0 0 1 64 114 7.56 1.560																					
Greg Minton, R (9, 1) ERA: 1.24	0.1 3 1 0 0 0 1 0 0 0 0 0 2 6 0.00 6.000																					
Gary Lavelle, L (9, 1) ERA: 2.19	0.1 S 1 0 0 0 0 0 0 0 0 0 0 1 1 0.00 0.000																					

AB	34
R	7
H	9
RBI	7
BB	7
SO	3
LOB	15



Batter	1	2	3	4	5	6	7	8	9
Bill North, S (1, 8) OBP: 0.396, SLG: 0.376 Larry Herndon, R (6, 8) OBP: 0.320, SLG: 0.427	3-3 		1-0 	0-0 FC6-4 	0-0 		4-0 		
Joe Strain, R (1, 4) OBP: 0.329, SLG: 0.358	1-1 		1-1 4-3 		F3 		0-0 G5-4-3 		
Jack Clark, R (1, 9) OBP: 0.355, SLG: 0.488 Greg Johnston, L (8, 9)	0-3 K 		1-2 F7 		F8 		0-0 F8 		
Willie McCovey, L (1, 3) OBP: 0.332, SLG: 0.447 Terry Whitfield, L (5, PR) OBP: 0.358, SLG: 0.397 (6, 7)	1-2 4-3 			4-0 	4-0 	0-0 		0-3 K 	
Mike Ivie, R (1, 7) OBP: 0.381, SLG: 0.594 (6, 3)		1-1 		3-3 K 	4-0 	4-0 		0-0 	
Darrell Evans, L (1, 5) OBP: 0.351, SLG: 0.414		0-1 G3 		0-0 	4-0 	0-0 FC4-6 		0-0 F2 	
Johnnie LeMaster, R (1, 6) OBP: 0.326, SLG: 0.345		3-1 F8 		0-0 	0-0 	0-0 		4-0 	
Dennis Littlejohn, R (1, 2) OBP: 0.263, SLG: 0.211		1-1 6-3 		4-0 	0-3 K 	0-0 FC6-4 		0-0 	
John Curtis, L (1, 1) OBP: 0.185, SLG: 0.192 Greg Minton, S (9, 1) Gary Lavelle, S (9, 1) OBP: 0.250, SLG: 0.250			1-0 F1 	0-0 	0-0 	0-0 		0-3 K 	

Inning Stats	R: 0	H: 1	E: 0	K: 2	S: 11	R: 1	H: 1	E: 0	K: 0	S: 8	R: 0	H: 1	E: 0	K: 0	S: 8	R: 2	H: 3	E: 0	K: 1	S: 8	R: 5	H: 4	E: 0	K: 1	S: 9	R: 1	H: 2	E: 0	K: 0	S: 5	R: 0	H: 0	E: 0	K: 0	S: 2	R: 1	H: 2	E: 0	K: 2	S: 9
	LOB: 1	BB: 0	P: 16	LOB: 0	BB: 0	P: 13	LOB: 1	BB: 0	P: 12	LOB: 2	BB: 2	P: 19	LOB: 3	BB: 4	P: 25	LOB: 2	BB: 1	P: 9	LOB: 0	BB: 1	P: 6	LOB: 0	BB: 1	P: 13	LOB: 2	BB: 1	P: 13	LOB: 0	BB: 1	P: 6	SF: 0	SAC: 0	DP: 2	HBP: 0	WP: 0	PA: 45				

PITCHER	IP	WLS	BF	H	R	ER	SO	BB	IBB	HBP	BLK	WP	HR	S	P	ERA	WHIP
Bob Shirley, L (1, 1) ERA: 2.96	4.0	L	19	6	3	3	3	1	1	0	0	0	2	35	60	6.75	1.750
Rollie Fingers, R (5, 1) ERA: 4.58	0.1		6	1	5	5	0	4	0	0	0	0	0	2	18	135.00	15.000
Mark Lee, R (5, 1) ERA: 4.81	0.2		7	4	1	1	1	1	0	0	0	0	0	8	12	13.50	7.500
Bob Owchinko, L (6, 1) ERA: 4.18	2.0		7	1	0	0	0	1	0	0	0	0	0	6	10	0.00	1.000
Mickey Lolich, L (8, 1) ERA: 4.35	1.0		6	2	1	1	2	1	0	0	0	0	1	9	13	9.00	3.000

BOTTOM

AB	R	H	RBI	BB	SO	LOB
4	0	2	1	0	1	2
0	0	0	0	1	0	0
5	0	2	0	0	0	2
4	1	0	0	1	1	5
0	0	0	0	0	0	0
1	0	0	0	2	0	1
2	2	1	0	0	1	0
3	3	2	2	2	1	1
4	2	1	2	1	0	2
4	2	3	2	1	0	0
4	0	1	0	1	1	5
5	0	2	3	0	1	4
0	0	0	0	0	0	0
0	0	0	0	0	0	0

San Diego Padres @ San Francisco Giants
 Candlestick Park, San Francisco, CA

Wed Aug 08 1979, 6:33 AM EDT
 Att. 8,894 - Unknown

AB	36
R	10
H	14
RBI	10
BB	9
SO	6
LOB	22

GIANTS

Batter	1	2	3	4	5	6	7	8	9	AB R H RBI BB SO LOB
--------	---	---	---	---	---	---	---	---	---	----------------------

Gene Richards, L (1, 8) OBP: 0.342, SLG: 0.346 	0-3 K		3-1 L6			1-0 4-3		0-0 6-3 1B	0-0 FC6-2 BLK	5 0 1 0 0 1 3
Ozzie Smith, S (1, 6) OBP: 0.258, SLG: 0.251 	0-0 F9		2-0 F5			0-1 SH1-3 1B		0-0 6-3 1-2	0-3 K 1-2 3-H	5 0 1 0 0 1 3
Paul Dade, R (1, 5) OBP: 0.320, SLG: 0.366 	2-1 F7				1-3 K	0-0 SH1-3 1-2		0-3 K		3 0 0 0 0 2 1
Dave Winfield, R (1, 9) OBP: 0.414, SLG: 0.611 		1-1 6-3			2-3 K	0-0 F9			0-0 E6 BB 1B	4 1 0 0 0 1 1
Jerry Turner, L (1, 7) OBP: 0.303, SLG: 0.387 		0-0 F8			1-0 F9		2-1 5-3		4-0 BB 1B E BB	3 1 0 0 1 0 0
Gene Tenace, R (1, 2) OBP: 0.403, SLG: 0.422 		4-1 BB			3-3 K		4-2 BB		0-0 BB E 1B	2 1 1 1 2 1 0
Dan Briggs, L (1, 3) OBP: 0.286, SLG: 0.380 		2-3 K			0-0 4-3 1B		2-2 F8		4-0 SH5-4 E FC6-2 BB	3 0 1 0 1 1 2
Fernando Gonzalez, R (1, 4) OBP: 0.252, SLG: 0.360 Kurt Bevacqua, R (9, PH) OBP: 0.332, SLG: 0.311 			1-3 K		1-2 4-3		2-2 1-3		0-0 E6 FC6-2 SH5-4 BLK	3 0 0 0 0 1 2 1 1 0 0 0 0 1
John D'Acquisto, R (1, 1) OBP: 0.258, SLG: 0.222 			4-2 BB		3-3 K			0-0 F4	0-0 SH5-4 1-2 2-3	2 0 0 0 1 1 1

San Diego Padres @ San Francisco Giants
 Candlestick Park, San Francisco, CA
 Thu Aug 09 1979, 6:33 AM EDT
 Att. 8,556 - Unknown

AB	31
R	4
H	4
RBI	1
BB	5
SO	9
LOB	14



Inning Stats	R: 0	H: 0	R: 0	H: 0	R: 0	H: 0	R: 0	H: 1	R: 0	H: 1	R: 0	H: 0	R: 0	H: 1	R: 4	H: 1	1B: 4	SF: 0	
E: 0	LOB: 0	E: 0	LOB: 1	E: 0	LOB: 1	E: 0	LOB: 0	E: 0	LOB: 1	E: 0	LOB: 1	E: 0	LOB: 1	E: 0	LOB: 1	E: 2	LOB: 1	2B: 0	SAC: 2
K: 1	BB: 0	K: 1	BB: 1	K: 1	BB: 1	K: 2	BB: 0	K: 2	BB: 0	K: 0	BB: 0	K: 0	BB: 1	K: 1	BB: 0	K: 1	BB: 2	3B: 0	DP: 0
S: 6	P: 8	S: 8	P: 15	S: 8	P: 18	S: 8	P: 12	S: 10	P: 17	S: 5	P: 6	S: 11	P: 21	S: 6	P: 6	S: 8	P: 16	HR: 0	HBP: 0

PITCHER	IP	WLS	BF	H	R	ER	SO	BB	IBB	HBP	BLK	WP	HR	S	P	ERA	WHIP
John Montefusco, R (1, 1) ERA: 3.67	7.0		26	2	0	0	7	3	0	0	0	0	0	56	97	0.00	0.714
Greg Minton, R (8, 1) ERA: 1.21	1.0	L	8	2	4	0	1	2	0	0	0	0	0	8	16	0.00	4.000
Gary Lavelle, L (9, 1) ERA: 2.16	1.0		4	0	0	0	1	0	0	0	1	0	0	6	6	0.00	0.000

WP: 0	PA: 38
PB: 0	
SB: 0	
CS: 0	

Batter	1	2	3	4	5	6	7	8	9	AB	R	H	RBI	BB	SO	LOB
Bill North, S OBP: 0.400, SLG: 0.376 (1, 8) C X	0-1 G3 ①		2-2 CS 1B		4-1 BB			4-0 SH1-4 BB		2	0	1	0	2	0	0
Joe Strain, R OBP: 0.329, SLG: 0.353 (1, 4) B X	1-0 F3 ②		2-2 CS 1-2	1-0 2B HBP	0-1 F7 ③			0-0 SH1-4 1-2		2	0	0	0	0	0	1
Jack Clark, R OBP: 0.356, SLG: 0.489 (1, 9) C B B X	2-1 F9 ③			2-0 2B				0-0 F2 ②		3	0	1	0	1	0	1
Willie McCovey, L OBP: 0.328, SLG: 0.440 Larry Herndon, R OBP: 0.320, SLG: 0.427 (1, 3) (9, 7)			0-1 F8 ①	0-3 K ①				0-0 F7 ③		4	0	0	0	0	2	4
Mike Ivie, R OBP: 0.379, SLG: 0.587 (1, 7) (9, 3)			3-2 6-3 ②	4-0 BB					0-0 5-3 ①	3	0	0	0	1	1	1
Darrell Evans, L OBP: 0.354, SLG: 0.414 (1, 5)			4-2 BB ②	0-2 F5 ②					0-0 HBP 1B ②	2	0	1	0	2	0	3
Johnnie LeMaster, R OBP: 0.325, SLG: 0.340 (1, 6)			0-3 K ③	3-2 5-3 ③					1-0 HBP G6-4-3 ①	3	0	0	0	0	1	5
Dennis Littlejohn, R OBP: 0.262, SLG: 0.213 (1, 2)			2-2 F9 ①		3-2 6-3 ①				0-0 HBP G6-4-3 ② ③	4	0	1	0	0	0	2
John Montefusco, R OBP: 0.167, SLG: 0.267 Terry Whitfield, L OBP: 0.357, SLG: 0.396 Greg Minton, S Gary Lavelle, S OBP: 0.250, SLG: 0.250 (1, 1) (7, PH) (8, 1) (9, 1)			2-3 K ②		1-3 K ②				0-1 HBP G5-4-3 1B ② ③	2	0	0	0	0	2	0

Inning Stats	R: 0	H: 0	E: 0	K: 0	S: 5	R: 0	H: 0	E: 0	K: 1	S: 11	R: 0	H: 1	E: 0	K: 1	S: 10	R: 0	H: 0	E: 0	K: 2	S: 10	R: 0	H: 1	E: 0	K: 0	S: 8	R: 0	H: 0	E: 0	K: 0	S: 3	R: 0	H: 1	E: 0	K: 0	S: 3	
	0	0	0	0	8	0	0	0	1	18	0	1	0	1	21	0	0	0	1	1	17	0	1	0	1	13	0	0	0	1	7	0	1	0	1	4

PITCHER	IP	WLS	BF	H	R	ER	SO	BB	IBB	HBP	BLK	WP	HR	S	P	ERA	WHIP	PITCHER	IP	WLS	BF	H	R	ER	SO	BB	IBB	HBP	BLK	WP	HR	S	P	ERA	WHIP	
John D'Acquisto, R ERA: 4.46 (1, 1)	9.0	W	35	4	0	0	6	6	0	2	0	0	0	74	127	0.00	1.111																			


BOTTOM

San Diego Padres @ San Francisco Giants
Candlestick Park, San Francisco, CA

Thu Aug 09 1979, 6:33 AM EDT
Att. 8,556 - Unknown

AB	26
R	0
H	4
RBI	0
BB	6
SO	6
LOB	19

WP: 0 PA: 37
PB: 0 SB: 0 CS: 2
1B: 3 SF: 0
2B: 1 SAC: 1
3B: 0 DP: 2
HR: 0 HBP: 2



Batter	1	2	3	4	5	6	7	8	9	AB R H RBI BB SO LOB	TOP		
Davey Lopes, R (1, 4) OBP: 0.369, SLG: 0.499 Gary Thomasson, L (8, 7) OBP: 0.341, SLG: 0.364	1-0 6-3	3-2 HR		4-0 2B BB	0-3 K			4-0 1B BB	0-0 F6	3 2 1 1 2 1 1 1 0 0 0 0 0 0			
Bill Russell, R (1, 6) OBP: 0.296, SLG: 0.366	2-1 G3	0-0 F8		0-0 2B	0-0 6-3			0-0 1B 1B	0-0 4-3	6 1 2 0 0 0 1			
Steve Garvey, R (1, 3) OBP: 0.363, SLG: 0.498	1-3 K2-3	0-0 FC5 E 1B		0-3 K			0-0 FC5-4 1B	0-0 1B 1B		5 0 3 1 0 2 2			
Ron Cey, R (1, 5) OBP: 0.388, SLG: 0.497		HR E6		0-3 K			0-0 F3	0-0 F7		5 1 1 1 0 1 6			
Dusty Baker Jr., R (1, 7) OBP: 0.349, SLG: 0.465 Ted Martinez, R (8, 4) OBP: 0.311, SLG: 0.339		HR 1B FC5		4-0 BB			0-0 F8	0-0 F8		4 1 1 0 1 0 5 0 0 0 0 0 0 0			
Joe Ferguson, R (1, 2) OBP: 0.382, SLG: 0.443		1-1 E5 BB HR		0-3 K			0-0 FC5-4	0-0 BB 1B		5 1 1 1 0 1 5			
Mickey Hatcher, R (1, 9) OBP: 0.611, SLG: 0.769		4-2 HR BB		0-0 CS 2B			0-0 HR	4-0 G6-4-3 1B	1-2 BB	3 2 3 1 2 0 0			
Derrel Thomas, S (1, 8) OBP: 0.351, SLG: 0.364		0-1 HR 1-H 2-H 3-H		4-0 CS BB			0-0 SH1-4 1B	0-0 G6-4-3 F8	0-0 F8	4 1 2 4 1 0 4			
Don Sutton, R (1, 1) OBP: 0.172, SLG: 0.159		1-2 1-3		0-3 K			0-0 SH1-4	0-0 5-3	0-3 K	4 0 0 0 0 2 2			
Inning Stats	R: 0 E: 0 K: 1 S: 6 H: 0 LOB: 0 BB: 0 P: 10	R: 6 E: 2 K: 0 S: 21 H: 5 LOB: 2 BB: 1 P: 35	R: 0 E: 0 K: 2 S: 7 H: 1 LOB: 1 BB: 1 P: 11	R: 0 E: 0 K: 2 S: 8 H: 1 LOB: 3 BB: 2 P: 16	R: 1 E: 0 K: 1 S: 7 H: 2 LOB: 1 BB: 0 P: 7	R: 0 E: 0 K: 0 S: 4 H: 1 LOB: 1 BB: 0 P: 4	R: 0 E: 0 K: 0 S: 3 H: 1 LOB: 0 BB: 0 P: 3	R: 2 E: 0 K: 0 S: 6 H: 3 LOB: 3 BB: 2 P: 14	R: 0 E: 0 K: 1 S: 5 H: 0 LOB: 0 BB: 0 P: 5	1B: 8 2B: 2 3B: 0 HR: 4 SF: 0 SAC: 1 DP: 1 HBP: 0	WP: 0 PB: 0 SB: 0 CS: 2 PA: 47		
PITCHER	IP WLS BF H R ER SO BB IBB HBP BLK WP HR S P ERA WHIP											PITCHER	IP WLS BF H R ER SO BB IBB HBP BLK WP HR S P ERA WHIP
Bob Knepper, L (1, 1) ERA: 4.43	1.1 L 10 4 6 5 1 1 0 0 0 0 0 3 23 41 33.75 3.750												
Ed Halicki, R (2, 1) ERA: 4.48	1.2 8 2 0 0 2 1 0 0 0 0 0 0 11 15 0.00 1.800												
Tom Griffin, R (4, 1) ERA: 3.51	2.0 11 3 1 1 3 2 0 0 0 0 0 1 15 23 4.50 2.500												
Pedro Borbon, R (6, 1) ERA: 3.75	2.0 7 2 0 0 0 0 0 0 0 0 0 0 7 7 0.00 1.000												
Philip Nastu, L (8, 1) ERA: 4.29	2.0 11 3 2 2 1 2 0 0 0 0 0 0 11 19 9.00 2.500												

Los Angeles Dodgers @ San Francisco Giants
Candlestick Park, San Francisco, CA
Fri Aug 10 1979, 10:05 PM EDT
Att. 31,530 - Unknown

livebaseballscorecards.com

AB 40
R 9
H 14
RBI 9
BB 6
SO 7
LOB 26



Batter	1	2	3	4	5	6	7	8	9	AB	R	H	RBI	BB	SO	LOB
Bill North, S OBP: 0.398, SLG: 0.378 (1, 8)	2-2 4-3		0-3 K			0-0 L9		0-0 FC5 2B		4	0	1	0	0	1	0
Joe Strain, R OBP: 0.327, SLG: 0.351 (1, 4)	1-0 F7			0-3 K		0-0 1B		0-0 F5		4	0	1	0	0	1	1
Jack Clark, R OBP: 0.355, SLG: 0.489 (1, 9)	3-2 6-3			0-0 2B		0-0 F3		0-0 FC5 CS		4	0	1	0	0	0	2
Willie McCovey, L OBP: 0.323, SLG: 0.433 (1, 3)		0-0 F8		0-0 F6		0-0 3-4-1		0-0 CS	0-3 K	4	0	0	0	0	1	2
Mike Ivie, R OBP: 0.381, SLG: 0.584 (1, 7)		4-0 BB		0-3 K			0-0 WP BB 1B		0-0 F3	3	0	1	0	1	1	1
Darrell Evans, L OBP: 0.353, SLG: 0.411 (1, 5)		0-0 F7			0-0 L9		0-0 F8		4-0 BB	3	0	0	0	1	0	2
Johnnie LeMaster, R OBP: 0.319, SLG: 0.333 (1, 6)		0-0 F8			0-0 F9		0-3 K		0-3 K	4	0	0	0	0	2	3
Dennis Littlejohn, R OBP: 0.276, SLG: 0.221 (1, 2)			0-0 F9		0-0 1B		4-0 BB			2	0	1	0	1	0	0
Bob Knepper, L (1, 1)			0-3 K		0-0 5-3		0-0 F7			0	0	0	0	0	0	0
Ed Halicki, R (2, 1)										0	0	0	0	0	0	0
Greg Johnston, L (3, PH)										1	0	0	0	0	1	0
Tom Griffin, R (4, 1)										0	0	0	0	0	0	0
Rob Andrews, R (5, PH)										1	0	0	0	0	0	1
Pedro Borbon, R (6, 1)										0	0	0	0	0	0	0
Terry Whitfield, L (7, PH)										1	0	0	0	0	0	2
Philip Nastuj, L (8, 1)										0	0	0	0	0	0	0

Inning Stats	R: 0	H: 0	E: 0	LOB: 0	K: 0	BB: 0	S: 8	P: 14	R: 0	H: 0	E: 0	LOB: 1	K: 0	BB: 1	S: 3	P: 7	R: 0	H: 0	E: 0	LOB: 0	K: 2	BB: 0	S: 7	P: 7	R: 0	H: 1	E: 0	LOB: 1	K: 0	BB: 0	S: 4	P: 4	R: 0	H: 1	E: 0	LOB: 1	K: 0	BB: 0	S: 4	P: 4	R: 0	H: 1	E: 0	LOB: 2	K: 1	BB: 1	S: 6	P: 10	R: 0	H: 1	E: 0	LOB: 0	K: 0	BB: 0	S: 3	P: 3	R: 0	H: 0	E: 0	LOB: 1	K: 2	BB: 1	S: 7	P: 11	1B: 3	SF: 0	2B: 2	SAC: 0	3B: 0	DP: 0	HR: 0	HBP: 0	WP: 1	PA: 35
PITCHER Don Sutton, R (1, 1) ERA: 4.14	IP	WLS	BF	H	R	ER	SO	BB	IBB	HBP	BLK	WP	HR	S	P	ERA	WHIP	IP	WLS	BF	H	R	ER	SO	BB	IBB	HBP	BLK	WP	HR	S	P	ERA	WHIP																																								

Los Angeles Dodgers @ San Francisco Giants
Candlestick Park, San Francisco, CA

Fri Aug 10 1979, 10:05 PM EDT
Att. 31,530 - Unknown

AB	31
R	0
H	5
RBI	0
BB	3
SO	7
LOB	14

Batter	1	2	3	4	5	6	7	8	9	AB R H RBI BB SO LOB	TOP											
Davey Lopes, R OBP: 0.367, SLG: 0.495 (1, 4)	2-3 K		0-2 E4		1-2 F9		2-0 1B		0-0 4-3	5 0 1 2 0 1 1												
Bill Russell, R OBP: 0.293, SLG: 0.362 (1, 6)	1-3 K		1-1 1-3		1-1 6-3		0-0 G5-3		0-0 F9	5 0 0 0 0 1 4												
Steve Garvey, R OBP: 0.360, SLG: 0.494 (1, 3)	3-2 E4			0-0 4-3		2-2 4-3		0-0 F8		4 0 0 0 0 0 0												
Ron Cey, R OBP: 0.387, SLG: 0.503 (1, 5)	0-2 FC6-4			3-2 HR		3-1 5-3		0-0 F7		4 1 1 1 0 0 1												
Dusty Baker Jr., R OBP: 0.345, SLG: 0.461 (1, 7)		1-2 5-3		1-1 F7		3-2 F3		0-0 E5		4 1 0 0 0 0 0												
Joe Ferguson, R OBP: 0.380, SLG: 0.444 (1, 2)		3-1 6-3		0-1 6-3		0-2 F8		0-0 E6		4 1 1 1 0 0 0												
Gary Thomasson, L OBP: 0.348, SLG: 0.389 (1, 9) (7, 8)		1-1 L3			0-0 2B		3-2 E 1B		0-0 HR	4 3 3 1 0 0 0												
Derrel Thomas, S OBP: 0.354, SLG: 0.371 Von Joshua, L OBP: 0.306, SLG: 0.423 (1, 8) (7, 9)			0-0 F9		2-2 2B		1-1 E 1B		0-0 4-3	3 1 2 1 0 0 0 1 0 0 0 0 0 0												
Charlie Hough, R OBP: 0.211, SLG: 0.263 Joe Beckwith, L Dave Patterson, R (1, 1) (7, 1) (8, 1)			2-2 P4		1-3 K		0-0 FC1		0-0 L5	3 0 0 0 0 1 3 0 0 0 0 0 0 0 1 0 0 0 0 0 0												
Inning Stats	R: 0 E: 1 K: 2 S: 12	H: 0 LOB: 1 BB: 0 P: 18	R: 0 E: 0 K: 0 S: 7	H: 0 LOB: 0 BB: 0 P: 12	R: 0 E: 1 K: 0 S: 10	H: 0 LOB: 1 BB: 0 P: 13	R: 1 E: 0 K: 0 S: 8	H: 1 LOB: 0 BB: 0 P: 12	R: 1 E: 0 K: 1 S: 13	H: 2 LOB: 1 BB: 0 P: 18	R: 0 E: 0 K: 0 S: 9	H: 0 LOB: 0 BB: 0 P: 17	R: 2 E: 1 K: 0 S: 12	H: 3 LOB: 1 BB: 0 P: 18	R: 3 E: 2 K: 0 S: 6	H: 2 LOB: 0 BB: 0 P: 6	R: 0 E: 0 K: 0 S: 3	H: 0 LOB: 0 BB: 0 P: 3	1B: 3 2B: 3 3B: 0 HR: 2	SF: 0 SAC: 0 DP: 1 HBP: 0	WP: 0 PB: 0 SB: 1 CS: 0	PA: 38
PITCHER	IP WLS BF H R ER SO BB IBB HBP BLK WP HR S P ERA WHIP																					
Ed Whitson, R ERA: 4.81 Greg Minton, R ERA: 1.19 Pedro Borbon, R ERA: 3.64	(1, 1) (7, 1) (8, 1)	6.1 0.2 2.0	L	28 1 9	6 0 2	4 0 3	3 0 0	3 0 0	0 0 0	0 0 0	0 0 0	0 0 0	0 1 1	70 1 9	107 1 9	4.26 0.00 0.00	0.947 0.000 1.000					

Los Angeles Dodgers @ San Francisco Giants
 Candlestick Park, San Francisco, CA
 Sat Aug 11 1979, 10:05 PM EDT
 Att: 42,477 - Unknown

livebaseballscorecards.com

AB	38
R	7
H	8
RBI	6
BB	0
SO	3
LOB	9



Batter	1	2	3	4	5	6	7	8	9	AB R H RBI BB SO LOB
--------	---	---	---	---	---	---	---	---	---	----------------------

<p>Larry Herndon, R (1, 8) OBP: 0.315, SLG: 0.419</p> <p>Pedro Borbon, R (8, 1) OBP: 0.333, SLG: 0.333</p> <p>Greg Johnston, L (9, PH)</p>	<p>2-3</p>		<p>0-0</p>			<p>0-0</p>	<p>0-0</p>		<p>0-3</p>	<p>4 0 0 0 0 1 2</p> <p>0 0 0 0 0 0 0</p> <p>1 0 0 0 0 1 0</p>
<p>Joe Strain, R (1, 4) OBP: 0.325, SLG: 0.348</p>	<p>1-2</p>			<p>2-2</p>		<p>1-1</p>		<p>0-0</p>		<p>4 1 1 0 0 0 0</p>
<p>Jack Clark, R (1, 9) OBP: 0.358, SLG: 0.490</p>	<p>1-3</p>			<p>0-0</p>		<p>4-1</p>		<p>0-0</p>		<p>3 1 2 0 1 1 0</p>
<p>Darrell Evans, L (1, 5) OBP: 0.354, SLG: 0.414</p>		<p>1-1</p>		<p>0-0</p>		<p>0-1</p>		<p>0-0</p>		<p>4 0 2 2 0 0 1</p>
<p>Mike Ivie, R (1, 3) OBP: 0.379, SLG: 0.578</p>		<p>0-1</p>		<p>1-2</p>		<p>4-1</p>		<p>0-0</p>		<p>3 1 0 0 1 0 3</p>
<p>Terry Whitfield, L (1, 7) OBP: 0.355, SLG: 0.393</p>		<p>0-0</p>		<p>1-2</p>		<p>0-0</p>		<p>0-0</p>		<p>4 1 1 0 0 0 3</p>
<p>Roger Metzger, S (1, 6) OBP: 0.286, SLG: 0.301</p>			<p>1-1</p>		<p>0-3</p>		<p>0-0</p>	<p>0-0</p>		<p>4 0 1 0 0 1 3</p>
<p>Dennis Littlejohn, R (1, 2) OBP: 0.270, SLG: 0.215</p> <p>Bill North, S (7, PH) OBP: 0.396, SLG: 0.376</p>			<p>1-3</p>		<p>0-0</p>		<p>0-3</p>		<p>0-0</p>	<p>2 0 0 0 0 1 1</p> <p>2 0 0 0 0 1 2</p>
<p>Ed Whitson, R (1, 1) OBP: 0.129, SLG: 0.100</p> <p>Greg Minton, S (7, 1)</p> <p>Willie McCovey, L (7, PH) OBP: 0.325, SLG: 0.435</p> <p>Mike Sadek, R (7, PR) OBP: 0.316, SLG: 0.284</p>			<p>1-3</p>		<p>0-0</p>		<p>0-0</p>		<p>0-3</p>	<p>2 0 0 0 0 1 1</p> <p>0 0 0 0 0 0 0</p> <p>1 0 1 2 0 0 0</p> <p>1 0 0 0 0 1 0</p>

Inning Stats	R: 0	H: 0	E: 0	K: 2	S: 10	R: 0	H: 0	E: 0	K: 0	S: 5	R: 0	H: 1	E: 0	K: 2	S: 12	R: 0	H: 2	E: 0	K: 0	S: 12	R: 0	H: 0	E: 0	K: 1	S: 5	R: 0	H: 0	E: 0	K: 0	S: 6	R: 2	H: 2	E: 0	K: 1	S: 8	R: 2	H: 3	E: 0	K: 0	S: 6	R: 0	H: 0	E: 0	K: 2	S: 7	1B: 6	SF: 0	2B: 2	SAC: 0	3B: 0	DP: 0	HR: 0	HBP: 0	WP: 0	PA: 37
--------------	------	------	------	------	-------	------	------	------	------	------	------	------	------	------	-------	------	------	------	------	-------	------	------	------	------	------	------	------	------	------	------	------	------	------	------	------	------	------	------	------	------	------	------	------	------	------	-------	-------	-------	--------	-------	-------	-------	--------	-------	--------

PITCHER	IP	WLS	BF	H	R	ER	SO	BB	IBB	HBP	BLK	WP	HR	S	P	ERA	WHIP
Charlie Hough, R (1, 1) ERA: 5.04	6.2	W	27	5	2	2	6	2	0	0	0	0	0	57	78	2.70	1.050
Joe Beckwith, R (7, 1) ERA: 5.93	0.1		4	3	2	2	0	0	0	0	0	0	0	4	4	54.00	9.000
Dave Patterson, R (8, 1) ERA: 4.75	2.0	S	6	0	0	0	2	0	0	0	0	0	0	10	10	0.00	0.000

BOTTOM

Los Angeles Dodgers @ San Francisco Giants
Candlestick Park, San Francisco, CA
 Sat Aug 11 1979, 10:05 PM EDT
 Att. 42,477 - Unknown

livebaseballscorecards.com

AB	35
R	4
H	8
RBI	4
BB	2
SO	8
LOB	16



Batter	1	2	3	4	5	6	7	8	9	AB R H RBI BB SO LOB	TOP											
Davey Lopes, R (1, 4) OBP: 0.366, SLG: 0.493	1-0 6-3		1-2 6-3 2-H 1B			0-1 6-3		1-3 K		4 0 1 1 0 1 0	Los Angeles Dodgers @ San Francisco Giants Candlestick Park, San Francisco, CA Sun Aug 12 1979, 6:33 AM EDT Att: 39,914 - Unknown livebaseballscorecards.com											
Bill Russell, R (1, 6) OBP: 0.292, SLG: 0.361	1-2 F9		1-1 6-3 1-2			1-1 6-3 CS 1B		3-2 6-3		4 0 1 0 0 0 1												
Steve Garvey, R (1, 3) OBP: 0.358, SLG: 0.490	2-1 F9		0-1 F8			0-0 F8		2-1 4-3		4 0 0 0 0 0 2												
Ron Cey, R (1, 5) OBP: 0.385, SLG: 0.499		4-2 BB		2-2 F8		3-1 P3 1-2		1-1 E6 FC6-4		3 0 0 0 1 0 1												
Dusty Baker Jr., R (1, 7) OBP: 0.342, SLG: 0.456		2-1 F3		0-0 F5			3-1 F9	0-1 P3		4 0 0 0 0 0 2												
Joe Ferguson, R (1, 2) OBP: 0.377, SLG: 0.439		1-0 F9		1-3 K			0-0 F9	0-2 FC6-4 1-2f		3 0 0 0 0 1 1												
Ted Martinez, R (9, PH) OBP: 0.306, SLG: 0.333										1 0 0 0 0 0 1												
Mickey Hatcher, R (1, 9) OBP: 0.571, SLG: 0.813		0-0 5-3			0-0 6-3		1-1 3B			3 0 1 0 0 0 1												
Gary Thomasson, L (1, 8) OBP: 0.344, SLG: 0.384			0-0 1-3		1-0 4-3		2-3 K			3 0 0 0 0 1 1												
Jerry Reuss, L (1, 1) OBP: 0.167, SLG: 0.136			1-1 1B 2B		3-3 K			2-2 5-3		2 1 1 0 0 1 0												
Manny Mota, R (8, PH) OBP: 0.389, SLG: 0.353										1 0 0 0 0 0 0												
Bobby Castillo, R (8, 1)										0 0 0 0 0 0 0												
Inning Stats	R: 0 E: 0 K: 0 S: 8	H: 0 LOB: 0 BB: 0 P: 12	R: 0 E: 0 K: 0 S: 6	H: 0 LOB: 1 BB: 1 P: 13	R: 1 E: 0 K: 0 S: 10	H: 2 LOB: 1 BB: 0 P: 13	R: 0 E: 0 K: 1 S: 8	H: 0 LOB: 0 BB: 0 P: 11	R: 0 E: 0 K: 1 S: 5	H: 0 LOB: 0 BB: 0 P: 9	R: 0 E: 0 K: 0 S: 7	H: 1 LOB: 1 BB: 0 P: 11	R: 0 E: 0 K: 1 S: 8	H: 1 LOB: 1 BB: 0 P: 14	R: 0 E: 0 K: 1 S: 9	H: 0 LOB: 0 BB: 0 P: 15	R: 0 E: 1 K: 0 S: 10	H: 0 LOB: 1 BB: 0 P: 13	1B: 2 2B: 1 3B: 1 HR: 0	SF: 0 SAC: 0 DP: 0 HBP: 0	WP: 0 PB: 0 SB: 0 CS: 1	PA: 33
PITCHER Vida Blue, L (1, 1) ERA: 5.17	IP: 9.0 WLS: W BF: 33 H: 4 R: 1 ER: 1 SO: 4 BB: 1 IBB: 0 HBP: 0 BLK: 0 WP: 0 HR: 0 S: 71 P: 111 ERA: 1.00 WHIP: 0.556											PITCHER	IP: 9.0 WLS: W BF: 33 H: 4 R: 1 ER: 1 SO: 4 BB: 1 IBB: 0 HBP: 0 BLK: 0 WP: 0 HR: 0 S: 71 P: 111 ERA: 1.00 WHIP: 0.556									



Batter	1	2	3	4	5	6	7	8	9	AB R H RBI BB SO LOB
--------	---	---	---	---	---	---	---	---	---	----------------------

Bill North, S <small>OBP: 0.395, SLG: 0.373</small> <small>(1, 8)</small> 										3 1 0 0 1 0 1
Rob Andrews, R <small>OBP: 0.318, SLG: 0.291</small> <small>(1, 4)</small> 										3 2 2 0 1 0 0
Jack Clark, R <small>OBP: 0.361, SLG: 0.491</small> <small>(1, 9)</small> 										3 0 2 1 1 0 1
Mike Ivie, R <small>OBP: 0.377, SLG: 0.573</small> <small>(1, 3)</small> 										4 0 1 1 0 1 3
Darrell Evans, L <small>OBP: 0.353, SLG: 0.411</small> <small>(1, 5)</small> 										3 0 0 0 0 0 2
Larry Herndon, R <small>OBP: 0.310, SLG: 0.412</small> <small>(1, 7)</small> 										4 0 0 0 0 1 3
Johnnie LeMaster, R <small>OBP: 0.318, SLG: 0.332</small> <small>(1, 6)</small> 										4 1 1 0 0 0 0
Mike Sadek, R <small>OBP: 0.319, SLG: 0.288</small> <small>(1, 2)</small> 										2 0 1 0 0 0 0
Vida Blue, S <small>OBP: 0.197, SLG: 0.183</small> <small>(1, 1)</small> 										2 0 0 0 0 1 1

Inning Stats	R: 1	H: 2	E: 0	LOB: 1	K: 0	S: 9	R: 0	H: 0	E: 0	LOB: 0	K: 0	S: 6	R: 0	H: 0	E: 0	LOB: 0	K: 0	S: 4	R: 0	H: 1	E: 0	LOB: 1	K: 2	S: 8	R: 0	H: 1	E: 0	LOB: 1	K: 0	S: 6	R: 0	H: 1	E: 0	LOB: 2	K: 1	S: 10	R: 3	H: 2	E: 1	LOB: 1	K: 1	S: 8	R: 0	H: 0	E: 0	LOB: 0	K: 0	S: 3	1B: 7	SF: 0	2B: 0	SAC: 2	3B: 0	DP: 0	HR: 0	HBP: 1	WP: 0	PA: 35
--------------	------	------	------	--------	------	------	------	------	------	--------	------	------	------	------	------	--------	------	------	------	------	------	--------	------	------	------	------	------	--------	------	------	------	------	------	--------	------	-------	------	------	------	--------	------	------	------	------	------	--------	------	------	-------	-------	-------	--------	-------	-------	-------	--------	-------	--------

PITCHER	IP	WLS	BF	H	R	ER	SO	BB	IBB	HBP	BLK	WP	HR	S	P	ERA	WHIP
Jerry Reuss, L <small>ERA: 4.67</small>	(1, 1)	7.0	L	31	7	4	1	3	3	0	0	0	0	51	79	1.29	1.429
Bobby Castillo, R <small>ERA:</small>	(8, 1)	1.0		3	0	0	0	0	0	0	0	0	0	3	3	0.00	0.000

BOTTOM

Los Angeles Dodgers @ San Francisco Giants
Candlestick Park, San Francisco, CA
 Sun Aug 12 1979, 6:33 AM EDT
 Att. 39,914 - Unknown

livebaseballscorecards.com

AB	28
R	4
H	7
RBI	2
BB	3
SO	3
LOB	11



Batter	1	2	3	4	5	6	7	8	9	AB R H RBI BB SO LOB	TOP	
Bill North, S (1, 8) <small>OBP: 0.398, SLG: 0.376</small> Greg Johnston, L (3, 7) <small>OBP: 0.231, SLG: 0.250</small>	1-1 		0-1 				4-0 		0-3 	2 0 2 0 0 0 0 3 1 2 2 1 1 2		
Rob Andrews, R (1, 4) <small>OBP: 0.312, SLG: 0.298</small>	1-0 		2-1 				0-0 			5 1 1 1 0 0 7		
Jack Clark, R (1, 9) <small>OBP: 0.360, SLG: 0.490</small>	3-3 			2-2 	0-0 		0-0 		0-3 	5 1 1 1 0 2 1		
Darrell Evans, L (1, 5) <small>OBP: 0.352, SLG: 0.407</small>	4-2 			0-0 	0-3 		0-0 		0-0 	4 0 0 0 1 1 1		
Mike Ivie, R (1, 3) <small>OBP: 0.377, SLG: 0.581</small>	0-3 			2-2 	0-0 		0-0 		0-0 	5 2 2 1 0 1 2		
Terry Whitfield, L (1, 7) Larry Herndon, R (3, 8) <small>OBP: 0.357, SLG: 0.395</small> <small>OBP: 0.313, SLG: 0.415</small>		1-0 		4-0 	0-0 		0-0 		0-0 	1 0 1 0 0 0 0 3 1 1 0 1 0 0		
Johnnie LeMaster, R (1, 6) <small>OBP: 0.320, SLG: 0.330</small>		0-1 		1-2 	4-0 		0-0 		0-3 	4 1 1 1 1 1 2		
Mike Sadek, R (1, 2) <small>OBP: 0.323, SLG: 0.287</small>		3-2 		0-0 	0-0 		0-0 		4-0 	4 0 1 1 1 0 3		
John Curtis, L (1, 1) <small>OBP: 0.233, SLG: 0.214</small> Greg Minton, S (8, 1)			1-0 				4-0 		0-0 	2 1 1 0 1 0 0 0 0 0 0 0 0 0		
Inning Stats	R: 0 H: 1 E: 0 LOB: 2 K: 2 BB: 1 S: 12 P: 21	R: 0 H: 1 E: 0 LOB: 0 K: 0 BB: 0 S: 6 P: 10	R: 0 H: 1 E: 0 LOB: 0 K: 0 BB: 0 S: 5 P: 8	R: 1 H: 2 E: 0 LOB: 2 K: 0 BB: 1 S: 13 P: 22	R: 7 H: 7 E: 1 LOB: 2 K: 1 BB: 1 S: 13 P: 17	R: 0 H: 0 E: 0 LOB: 0 K: 0 BB: 0 S: 3 P: 3	R: 0 H: 0 E: 1 LOB: 3 K: 0 BB: 2 S: 4 P: 12	R: 0 H: 0 E: 0 LOB: 0 K: 1 BB: 0 S: 5 P: 5	R: 0 H: 1 E: 0 LOB: 2 K: 2 BB: 1 S: 8 P: 12	1B: 7 SF: 0 2B: 5 SAC: 2 3B: 1 DP: 0 HR: 0 HBP: 0	WP: 0 PA: 46 PB: 0 SB: 0 CS: 2	
PITCHER	IP WLS BF H R ER SO BB IBB HBP BLK WP HR S P ERA WHIP Mike Krukow, R (1, 1) <small>ERA: 4.31</small> Dick Tidrow, R (5, 1) <small>ERA: 3.84</small> Doug Capilla, L (6, 1) <small>ERA: 4.38</small> Willie Hernandez, L (8, 1) <small>ERA: 5.31</small>											IP WLS BF H R ER SO BB IBB HBP BLK WP HR S P ERA WHIP PITCHER

San Francisco Giants @ Chicago Cubs
 Wrigley Field, Chicago, IL
 Tue Aug 14 1979, 3:33 AM CDT
 Att. 21,742 - Sunny

AB	38
R	8
H	13
RBI	7
BB	6
SO	6
LOB	18



livebaseballscorecards.com

Batter	1	2	3	4	5	6	7	8	9	AB R H RBI BB SO LOB	TOP											
Bill North, S (1, 8) OBP: 0.398, SLG: 0.373	0-0 3-1		4-0 L5-3 BB		0-0 G3	0-3 K		4-0 S BB		3 0 0 0 2 1 5	San Francisco Giants @ Chicago Cubs Wrigley Field, Chicago, IL Wed Aug 15 1979, 3:33 AM CDT Att. 31,358 - Sunny - 65 F											
Rob Andrews, R (1, 4) OBP: 0.296, SLG: 0.281	0-0 F8		0-0 L5-3		0-0 3-1	0-0 F3		0-0 5-3		5 0 0 1 0 0 6												
Jack Clark, R (1, 9) OBP: 0.356, SLG: 0.485	0-0 F6				0-0 F8	0-3 K		0-0 F7	0-0 4-3	5 0 0 0 0 1 2												
Willie McCovey, L (1, 3) OBP: 0.333, SLG: 0.438		0-0 1B G1-2-3 1B		0-0 BB 1B		4-0 HR BB	4-0 HR BB		0-3 K	3 2 2 0 2 1 0												
Mike Ivie, R (1, 7) OBP: 0.384, SLG: 0.605		0-0 G1-2-3 BB 1-3 1B		4-0 BB 1-2 BB		0-0 HR 1-H	0-0 HR 1-H		0-0 F8	4 2 3 4 1 0 0												
Darrell Evans, L (1, 5) OBP: 0.352, SLG: 0.404		4-0 G1-2-3 BB 1-2 BB		0-3 K		4-0 BB 1B BB	0-0 F8		0-0 3-1	3 0 0 0 2 1 2												
Johnnie LeMaster, R (1, 6) OBP: 0.318, SLG: 0.329		0-0 G1-2-3		0-3 K		0-3 K	0-0 1B			4 0 1 0 0 2 6												
Gary Lavelle, S (7, 1) OBP: 0.250, SLG: 0.250		1-2 2-3 3-H								0 0 0 0 0 0 0												
Mike Sadek, R (1, 2) OBP: 0.328, SLG: 0.295	0-0 F3				0-0 E6 1B 3-1 1B	0-0 BB 1-2 1B	0-0 F9			4 1 2 0 0 0 3												
John Montefusco, R (1, 1) OBP: 0.161, SLG: 0.258			0-0 6-3		0-0 3-1 G3 1B	4-0 BB 1-2 2-3 BB		0-3 K		1 0 0 0 0 0 0												
Greg Johnston, L (5, PH) OBP: 0.286, SLG: 0.308										1 0 1 0 0 0 0												
Ed Halicki, R (5, 1) OBP: 0.207, SLG: 0.214										0 0 0 0 0 0 0												
Terry Whitfield, L (6, PH) OBP: 0.356, SLG: 0.395										0 0 0 0 0 1 0 0												
John Curtis, L (6, PR) OBP: 0.233, SLG: 0.214										0 0 0 0 0 0 0 0												
Pedro Borbon, R (6, 1) OBP: 0.333, SLG: 0.333										0 0 0 0 0 0 0 0												
Roger Metzger, S (7, 6) OBP: 0.265, SLG: 0.300										1 0 0 0 0 0 1 0												
Inning Stats	R: 0 E: 0 K: 0 S: 3	H: 0 LOB: 0 BB: 0 P: 3	R: 0 E: 0 K: 0 S: 4	H: 2 LOB: 2 BB: 1 P: 8	R: 0 E: 0 K: 0 S: 2	H: 0 LOB: 0 BB: 1 P: 6	R: 0 E: 0 K: 2 S: 8	H: 1 LOB: 2 BB: 1 P: 12	R: 1 E: 1 K: 1 S: 7	H: 2 LOB: 1 BB: 0 P: 7	R: 2 E: 0 K: 2 S: 9	H: 2 LOB: 3 BB: 3 P: 21	R: 2 E: 0 K: 0 S: 5	H: 2 LOB: 1 BB: 1 P: 9	R: 0 E: 0 K: 1 S: 5	H: 0 LOB: 1 BB: 1 P: 9	R: 0 E: 0 K: 1 S: 5	H: 0 LOB: 0 BB: 0 P: 5	1B: 7 2B: 1 3B: 0 HR: 2	SF: 0 SAC: 0 DP: 2 HBP: 0	WP: 0 PB: 0 SB: 1 CS: 0	PA: 42
PITCHER	IP WLS BF H R ER SO BB IBB HBP BLK WP HR S P ERA WHIP																					
Rick Reuschel, R (1, 1) ERA: 3.74	7.0 W 35 9 5 5 5 7 0 0 0 0 0 2 38 66 6.43 2.286																					
Bruce Sutter, R (8, 1) ERA: 1.37	2.0 S 7 0 0 0 2 1 0 0 0 0 0 0 10 14 0.00 0.500																					

livebaseballscorecards.com

AB	34
R	5
H	9
RBI	5
BB	8
SO	7
LOB	24



BOTTOM

San Francisco Giants @ Chicago Cubs

Wrigley Field, Chicago, IL

Wed Aug 15 1979, 3:33 AM CDT

Att. 31,358 - Sunny - 65 F

livebaseballscorecards.com

AB	36
R	6
H	15
RBI	6
BB	1
SO	1
LOB	17



WP:	0	PA:	38
PB:	0		
SB:	2		
CS:	1		

AB	R	H	RBI	BB	SO	LOB
4	0	2	2	0	0	1
5	0	1	1	0	0	3
4	1	2	1	0	0	2
4	0	1	0	0	1	1
0	0	0	0	0	0	0
4	1	3	0	0	0	1
0	0	0	0	0	0	0
0	0	0	0	0	0	0
3	2	3	1	1	0	0
4	0	0	0	0	0	6
4	0	1	0	0	0	2
3	2	2	1	0	0	0
1	0	0	0	0	0	1
1B:	9	SF:	0			
2B:	4	SAC:	0			
3B:	1	DP:	3			
HR:	1	HBP:	1			

Batter	1	2	3	4	5	6	7	8	9
Ivan De Jesus, R OBP: 0.350, SLG: 0.386 (1, 6)	1-2 G6-4-3 HBP 1B	1-0 2B 1-3 2-H 1B		0-1 L9		0-0 2-H 1B		0-0 G3 2-3	
Scot Thompson, L OBP: 0.360, SLG: 0.425 (1, 8) (8, 9)	0-2 G6-4-3 1-2f	0-0 1-3 3-H 2B			0-0 4-3	0-0 6-3		0-0 4-3	
Bill Buckner, L OBP: 0.318, SLG: 0.459 (1, 3)	2-2 1B	1-0 F9			0-0 E3 CS S		0-0 HR		
Dave Kingman, R OBP: 0.365, SLG: 0.662 Ken Henderson, S OBP: 0.438, SLG: 0.397 (1, 7) (8, 7)	0-0 F8		1-2 5-3		0-0 1-3 1B		0-3 K		
Larry Bittner, L OBP: 0.377, SLG: 0.456 Miguel Dilone, S OBP: 0.255, SLG: 0.282 Bruce Sutter, R OBP: 0.375, SLG: 0.286 (1, 9) (7, PR) (8, 1)		2-2 1B 2B	1-2 3B		0-0 F8		0-0 S 1B 1B		
Steve Ontiveros, S OBP: 0.362, SLG: 0.366 (1, 5)		1-1 1B 1B 2-H	4-0 IBB			0-0 4-3 2B 2B	0-0 G5-4-3 1-2 1B		
Barry Foote, R OBP: 0.294, SLG: 0.378 (1, 2)		1-2 F7	0-0 G5-4-3			0-0 4-3 2-3	0-0 G5-4-3 1-2f 2-3		
Steve Dillard, R OBP: 0.436, SLG: 0.570 (1, 4)		0-0 F5		2-2 L5		0-0 F8		0-0 G3 5-3 1B	
Rick Reuschel, R OBP: 0.237, SLG: 0.208 Jerry Martin, R OBP: 0.334, SLG: 0.466 (1, 1) (8, 8)		1-2 1B 2B 1B		2-2 L8		0-0 1B 2B 3-H		0-0 5-3 1-2	

Inning	R	H	E	K	S	P	IP	WLS	BF	H	R	ER	SO	BB	IBB	HBP	BLK	WP	HR	S	P	ERA	WHIP
1	0	1	0	11	14		4.0		19	7	3	0	0	0	0	0	0	0	0	45	65	6.75	1.750
2	3	5	0	15	22		1.0		4	1	0	0	0	0	0	0	0	0	4	4		0.00	1.000
3	0	1	0	9	15		1.1	L	9	5	3	3	1	0	0	0	0	0	1	11	11	20.25	3.750
4	0	0	0	11	14		1.2		6	2	0	0	0	0	0	0	0	0	6	6		0.00	1.200

PITCHER	IP	WLS	BF	H	R	ER	SO	BB	IBB	HBP	BLK	WP	HR	S	P	ERA	WHIP
John Montefusco, R ERA: 3.79 (1, 1)	4.0		19	7	3	0	0	0	0	0	0	0	0	45	65	6.75	1.750
Ed Halicki, R ERA: 4.44 (5, 1)	1.0		4	1	0	0	0	0	0	0	0	0	0	4	4	0.00	1.000
Pedro Borbon, R ERA: 3.95 (6, 1)	1.1	L	9	5	3	3	1	0	0	0	0	0	1	11	11	20.25	3.750
Gary Lavelle, L ERA: 2.12 (7, 1)	1.2		6	2	0	0	0	0	0	0	0	0	0	6	6	0.00	1.200

Batter	1	2	3	4	5	6	7	8	9	AB R H RBI BB SO LOB	TOP
Bill North, S (1, 8) OBP: 0.400, SLG: 0.379	0-0 		0-0 4-3 		0-0 2-3 G6-4-3 1B 		0-0 L8 		0-0 1-3 1B 2B 	5 1 3 0 0 0 1	San Francisco Giants @ Chicago Cubs Wrigley Field, Chicago, IL Thu Aug 16 1979, 3:33 AM CDT Att. 19,730 - Sunny
Rob Andrews, R (1, 4) OBP: 0.294, SLG: 0.280	2-2 G6-4-3 1-2f 		0-0 5-3 		0-0 G6-4-3 1-2f 		0-0 	0-0 1-3 	4 0 1 0 0 0 4		
Jack Clark, R (1, 9) OBP: 0.357, SLG: 0.484	1-3 			0-3 K 		0-0 1B 1B 	0-3 K 	0-0 FC6-4 1B 	5 1 2 1 0 3 1		
Willie McCovey, L (1, 3) OBP: 0.334, SLG: 0.437		0-0 		0-3 K 		0-0 1B 1B 	0-0 L9 	0-3 K 	5 1 2 0 0 2 2		
Mike Ivie, R (1, 7) OBP: 0.385, SLG: 0.604 Tom Griffin, R (4, 1) OBP: 0.083, SLG: 0.083 Terry Whitfield, L (6, PH) OBP: 0.357, SLG: 0.394 Ed Hickey, R (6, 1) OBP: 0.207, SLG: 0.214 Joe Strain, R (7, 4) OBP: 0.327, SLG: 0.346 Greg Minton, S (7, 1) Randy Moffitt, R (7, 1) Larry Herndon, R (9, PH) OBP: 0.311, SLG: 0.413	0-0 F3 		0-0 FC5 1B 1B 		0-3 K 		4-0 FC6-4 BB 	0-0 FC6-4 1-2f 	2 0 1 0 0 0 1 0 0 0 0 0 0 0 1 0 0 0 0 0 1 2 0 0 0 0 0 0 0 0 1 0 0 0 0 1 0 1 0 0 0 0 0 0 0 0 0 0 0 0 0 0 0 0 1 0 0 0 0 0 0 1		
Darrell Evans, L (1, 5) OBP: 0.354, SLG: 0.405	0-0 F7 		0-0 1-2 1B 		0-0 1B 1B 		0-0 L9 		4 0 2 1 0 0 2		
Johnnie LeMaster, R (1, 6) OBP: 0.317, SLG: 0.328	0-3 K 		0-0 FC5 2-3f 		0-0 FC6-4 1B 		0-0 FC6-4 1-2f 		4 0 1 1 0 1 4		
Mike Sadek, R (1, 2) OBP: 0.333, SLG: 0.304		4-0 SH3-4 BB 		0-0 1B 2B 		0-0 FC6-4 1-2f 		0-0 F7 	3 0 1 0 1 0 3		
Bob Knepper, L (1, 1) OBP: 0.196, SLG: 0.321 Greg Johnston, L (4, 7) OBP: 0.294, SLG: 0.500	0-0 SH3-4 1-2 		0-0 SH3-4 		0-0 F8 		0-0 4-3 	0-0 HR 	0 0 0 0 0 0 0 3 1 1 1 0 0 3		
Inning Stats	R: 0 H: 1 E: 0 LOB: 0 K: 1 BB: 0 S: 7 P: 10	R: 0 H: 1 E: 0 LOB: 1 K: 1 BB: 0 S: 6 P: 6	R: 0 H: 0 E: 0 LOB: 1 K: 0 BB: 1 S: 3 P: 7	R: 0 H: 2 E: 0 LOB: 2 K: 2 BB: 0 S: 9 P: 9	R: 0 H: 2 E: 0 LOB: 1 K: 0 BB: 0 S: 4 P: 4	R: 2 H: 4 E: 0 LOB: 2 K: 1 BB: 0 S: 9 P: 9	R: 0 H: 1 E: 0 LOB: 1 K: 1 BB: 1 S: 6 P: 6	R: 0 H: 0 E: 0 LOB: 1 K: 0 BB: 1 S: 3 P: 7	R: 2 H: 3 E: 0 LOB: 1 K: 1 BB: 0 S: 8 P: 8	1B: 11 SF: 0 2B: 2 SAC: 1 3B: 0 DP: 2 HR: 1 HBP: 0	
PITCHER Lynn McGlothen, R (1, 1) ERA: 4.16 Doug Capilla, L (9, 1) ERA: 5.4	IP WLS BF H R ER SO BB IBB HBP BLK WP HR S P ERA WHIP 8.0 W 35 11 2 2 6 2 0 0 0 0 0 0 47 58 2.25 1.625 1.0 6 3 2 2 1 0 0 0 0 0 0 1 8 8 18.00 3.000					PITCHER IP WLS BF H R ER SO BB IBB HBP BLK WP HR S P ERA WHIP					

AB	38
R	4
H	14
RBI	4
BB	2
SO	7
LOB	25



BOTTOM

San Francisco Giants @ Chicago Cubs
Wrigley Field, Chicago, IL
Thu Aug 16 1979, 3:33 AM CDT
Att. 19,730 - Sunny

livebaseballscorecards.com

AB	39
R	14
H	17
RBI	14
BB	4
SO	2
LOB	19



WP	1	PA	43
PB	0		
SB	0		
CS	0		

AB	R	H	RBI	BB	SO	LOB
5	2	2	0	0	0	4
3	0	0	0	0	0	3
2	1	1	0	0	0	2
4	1	1	1	1	0	2
0	0	0	0	0	0	0
4	2	2	2	1	1	0
0	0	0	0	0	0	0
5	3	3	2	0	0	2
4	3	3	4	1	0	0
4	1	2	2	1	0	0
4	0	2	2	0	1	2
0	1	0	0	0	0	0
4	0	1	1	0	0	4
0	0	0	0	0	0	0
1B	6	SF	0			
2B	9	SAC	0			
3B	1	DP	2			
HR	1	HBP	0			

Batter	1	2	3	4	5	6	7	8	9
Ivan De Jesus, R OBP: 0.351, SLG: 0.388 (1, 6)	1-1 5-3		1-2 2B	0-0 P4			0-0 1B		
Mike Vail, R OBP: 0.379, SLG: 0.533 Scot Thompson, L OBP: 0.361, SLG: 0.430 (1, 9) (7, 9)	2-0 6-3		0-1 F8	0-0 5-3			0-0 2B	0-0 6-3	
Bill Buckner, L OBP: 0.319, SLG: 0.459 Larry Bittner, L OBP: 0.377, SLG: 0.456 (1, 3) (8, 3)	1-1 G3		0-0 2B		0-0 G3		0-0 1B	0-0 6-3	
Dave Kingman, R OBP: 0.368, SLG: 0.663 Miguel Dilone, S OBP: 0.255, SLG: 0.282 (1, 7) (9, 7)		3-2 3B	4-0 IBB		0-0 P6		0-0 1B	0-3 K	
Steve Ontiveros, S OBP: 0.364, SLG: 0.377 (1, 5)		1-2 2B	0-0 G6-5-4-3		0-0 F9		0-0 1B	0-0 WP	
Jerry Martin, R OBP: 0.339, SLG: 0.478 (1, 8)		0-0 2B		4-0 2B		0-0 HR	0-0 2B	0-0 4-3	
Barry Foote, R OBP: 0.298, SLG: 0.385 (1, 2)		4-2 FC5-4		1-0 1B		0-0 F5	0-0 1B	0-0 F8	
Steve Dillard, R OBP: 0.438, SLG: 0.567 Mick Kelleher, R OBP: 0.297, SLG: 0.296 (1, 4) (7, PR) (8, 4)		0-0 FC5-4		2-2 1B		0-3 K	0-0 2B		
Lynn McGlothen, L OBP: 0.191, SLG: 0.217 Doug Capilla, L OBP: 1.000, SLG: 1.000 (1, 1) (9, 1)		1-1 G6-3		0-1 FC1-6		0-0 4-3	0-0 2B		

Inning	R	H	E	K	S	H	LOB	BB	P	R	H	E	K	S	H	LOB	BB	P
1	0	0	0	5	9	3	0	0	0	2	0	0	0	14	23	0	0	0
2	0	0	0	0	0	0	0	0	0	0	0	0	0	0	0	0	0	0
3	1	2	0	0	7	2	1	0	0	1	0	0	0	0	12	0	0	0
4	1	2	0	0	8	2	2	0	0	1	0	0	0	15	0	0	0	0
5	0	0	0	0	3	0	0	0	0	0	0	0	0	0	0	0	0	0
6	1	1	0	0	6	1	0	0	0	0	0	0	0	6	0	0	0	0
7	8	8	1	0	11	8	2	0	0	0	0	0	0	15	0	0	0	0
8	1	1	0	0	6	1	0	0	0	0	0	0	0	6	0	0	0	0
9	0	0	0	0	0	0	0	0	0	0	0	0	0	0	0	0	0	0

PITCHER	IP	WLS	BF	H	R	ER	SO	BB	IBB	HBP	BLK	WP	HR	S	P	ERA	WHIP
Bob Knepper, L ERA: 4.55 (1, 1)	3.1	L	18	7	4	4	0	2	1	0	0	0	0	32	57	10.80	2.700
Tom Griffin, R ERA: 3.43 (4, 1)	1.2		5	0	0	0	0	0	0	0	0	0	0	5	5	0.00	0.000
Ed Halicki, R ERA: 4.67 (6, 1)	1.0		6	3	3	3	1	0	0	0	0	0	1	8	8	27.00	3.000
Greg Minton, R ERA: 2.09 (7, 1)	0.0		5	4	4	4	0	0	1	0	0	0	0	4	8	∞	∞
Randy Moffitt, R ERA: 7.36 (7, 1)	2.0		9	3	3	3	1	0	0	0	0	1	0	11	11	13.50	1.500

Batter	1	2	3	4	5	6	7	8	9	AB R H RBI BB SO LOB	TOP																													
Bill North, S (1, 8) OBP: 0.397, SLG: 0.375	0-0 F7			0-0 F8		0-3 K			0-0 6-3	4 0 0 0 0 1 1	San Francisco Giants @ St. Louis Cardinals Busch Stadium, St. Louis, MO Fri Aug 17 1979, 7:05 PM CDT Att. 22,327 - Unknown livebaseballscorecards.com																													
Rob Andrews, R (1, 4) OBP: 0.283, SLG: 0.268	0-0 F7			0-0 1-3			0-0 F9		0-0 F8	4 0 0 0 0 0 0																														
Jack Clark, R (1, 9) OBP: 0.355, SLG: 0.481	0-0 1-3			0-0 F8			0-0 L6			3 0 0 0 0 0 0																														
Willie McCovey, L (1, 3) OBP: 0.334, SLG: 0.436		0-0 6-3			0-3 K		0-0 1B			3 0 1 0 0 1 0																														
Darrell Evans, L (1, 5) OBP: 0.351, SLG: 0.402		0-0 G3			0-3 K		0-3 K			3 0 0 0 0 2 1																														
Larry Herndon, R (1, 7) OBP: 0.308, SLG: 0.408		0-0 6-3			0-0 4-3			0-0 5-3		3 0 0 0 0 0 0																														
Johnnie LeMaster, R (1, 6) OBP: 0.313, SLG: 0.323			0-0 F5			0-0 F7		0-0 6-3		3 0 0 0 0 0 0																														
Mike Sadek, R (1, 2) OBP: 0.333, SLG: 0.314			0-0 F9			0-0 4-3 2B		0-0 6-3		3 0 1 0 0 0 0																														
Ed Whitson, R (1, 1) OBP: 0.125, SLG: 0.097			0-3 K			0-0 4-3 2-3		0-0 F8		1 0 0 0 0 1 0																														
Terry Whitfield, L (6, PH) OBP: 0.356, SLG: 0.393										1 0 0 0 0 0 1																														
Greg Minton, S (6, 1)										0 0 0 0 0 0 0																														
Greg Johnston, L (9, PH) OBP: 0.278, SLG: 0.471										1 0 0 0 0 0 0																														
Inning Stats	R: 0 E: 0 K: 0 S: 3	H: 0 LOB: 0 BB: 0 P: 3	R: 0 E: 0 K: 0 S: 3	H: 0 LOB: 0 BB: 0 P: 3	R: 0 E: 0 K: 1 S: 5	H: 0 LOB: 0 BB: 0 P: 5	R: 0 E: 0 K: 0 S: 3	H: 0 LOB: 0 BB: 0 P: 3	R: 0 E: 0 K: 1 S: 7	H: 0 LOB: 0 BB: 0 P: 7	R: 0 E: 0 K: 1 S: 6	H: 1 LOB: 1 BB: 0 P: 6	R: 0 E: 0 K: 1 S: 6	H: 1 LOB: 1 BB: 0 P: 6	R: 0 E: 0 K: 0 S: 3	H: 0 LOB: 0 BB: 0 P: 3	R: 0 E: 0 K: 0 S: 3	H: 0 LOB: 0 BB: 0 P: 3	1B: 1 2B: 1 3B: 0 HR: 0	SF: 0 SAC: 0 DP: 0 HBP: 0	WP: 0 PB: 0 SB: 0 CS: 0	PA: 29																		
PITCHER John Fulgham, R (1, 1) ERA: 2.76	IP 9.0	WLS W	BF 29	H 2	R 0	ER 0	SO 5	BB 0	IBB 0	HBP 0	BLK 0	WP 0	HR 0	S 39	P 39	ERA 0.00	WHIP 0.222						PITCHER	IP 9.0	WLS W	BF 29	H 2	R 0	ER 0	SO 5	BB 0	IBB 0	HBP 0	BLK 0	WP 0	HR 0	S 39	P 39	ERA 0.00	WHIP 0.222



Batter	1	2	3	4	5	6	7	8	9	AB	R	H	RBI	BB	SO	LOB
Garry Templeton, S OBP: 0.350, SLG: 0.473 (1, 6)	1-0 L9 PB 1B		1-0 4-3 SF7 2B	0-0 2-H 1B		4-0 1-2 BB				3	1	3	1	1	0	0
Jerry Mumphrey, S OBP: 0.350, SLG: 0.391 (1, 9)	1-0 L7 1-2		0-1 4-3 2-3		0-0 F7	0-0 4-3				4	0	0	0	0	0	4
Keith Hernandez, L OBP: 0.414, SLG: 0.502 (1, 3)	4-1 BB		4-1 BB		0-1 F8 2B		0-3 K			2	0	1	0	2	1	0
Ted Simmons, S OBP: 0.390, SLG: 0.557 (1, 2)	0-1 L9 2-3		3-2 SF7 3-H		1-1 HBP		0-0 FC4-6 1B			2	0	1	1	0	0	2
Dane Iorg, L OBP: 0.324, SLG: 0.366 (1, 7)	1-2 F7		0-3 K		0-2 F8 2-3		0-0 FC4-6 1-2			4	0	0	0	0	1	6
Tony Scott, S OBP: 0.310, SLG: 0.387 (1, 8)		3-2 S 1B		0-1 1B S SF8 1B	1-2 4-3		0-0 F8			4	1	2	0	0	0	3
Ken Reitz, R OBP: 0.292, SLG: 0.374 (1, 5)		0-3 K		2-2 SH1-4 1B 1B		0-0 F7		0-0 F7		4	1	1	0	0	1	1
Ken Oberkfell, L OBP: 0.382, SLG: 0.400 (1, 4)		1-1 6-3		2-1 SF8 3-H		0-0 5-3		0-0 4-3		3	0	0	1	0	0	1
John Fulgham, R OBP: 0.308, SLG: 0.190 (1, 1)		0-3 K		0-1 SH1-4 1-2		0-0 WP 1B		0-0 5-3		3	0	1	0	0	1	1

Inning Stats		R: 0	H: 1	R: 0	H: 1	R: 1	H: 1	R: 2	H: 3	R: 0	H: 1	R: 0	H: 1	R: 0	H: 1	R: 0	H: 0
		E: 0	LOB: 2	E: 0	LOB: 1	E: 0	LOB: 1	E: 0	LOB: 1	E: 0	LOB: 2	E: 0	LOB: 2	E: 0	LOB: 1	E: 0	LOB: 0
		K: 0	BB: 1	K: 2	BB: 0	K: 1	BB: 1	K: 0	BB: 0	K: 0	BB: 1	K: 1	BB: 0	K: 0	BB: 0	K: 0	BB: 0
		S: 9	P: 16	S: 13	P: 17	S: 11	P: 19	S: 11	P: 15	S: 11	P: 13	S: 4	P: 8	S: 6	P: 6	S: 3	P: 3

PITCHER		IP	WLS	BF	H	R	ER	SO	BB	IBB	HBP	BLK	WP	HR	S	P	ERA	WHIP
Ed Whitson, R ERA: 4.84 (1, 1)		5.0	L	24	7	3	3	3	2	0	1	0	0	0	55	80	5.40	1.800
Greg Minton, R ERA: 1.97 (6, 1)		3.0		12	2	0	0	1	1	0	0	0	1	0	13	17	0.00	1.000

BOTTOM

San Francisco Giants @ St. Louis Cardinals
Busch Stadium, St. Louis, MO
 Fri Aug 17 1979, 7:05 PM CDT
 Att. 22,327 - Unknown

AB	29
R	3
H	9
RBI	3
BB	3
SO	4
LOB	18



1B: 7	SF: 2	WP: 1	PA: 36
2B: 2	SAC: 1	PB: 1	
3B: 0	DP: 0	SB: 2	
HR: 0	HBP: 1	CS: 0	

Batter	1	2	3	4	5	6	7	8	9	AB R H RBI BB SO LOB	TOP		
Bill North, S OBP: 0.393, SLG: 0.371 (1, 8) X	0-0 F8		0-0 F7		0-0 4-3		0-0 4-3			4 0 0 0 0 0 2	<p>San Francisco Giants @ St. Louis Cardinals</p> <p>Busch Stadium, St. Louis, MO</p> <p>Sat Aug 18 1979, 7:05 PM CDT</p> <p>Att: 32,848 - Unknown</p>		
Joe Strain, R OBP: 0.326, SLG: 0.344 (1, 4) C X	0-1 E 1B		0-0 6-3		0-0 6-3		0-0 6-3			4 1 1 0 0 0 0			
Jack Clark, R OBP: 0.358, SLG: 0.482 (1, 9) B B X	2-0 E6 1B			4-0 1B BB		0-0 1B CS		0-0 L7		3 1 2 0 1 0 0			
Willie McCovey, L OBP: 0.337, SLG: 0.435 (1, 3) C C B S	1-3 K 1-2			0-0 1B		4-0 1B HR		0-3 K		3 1 1 0 1 2 1			
Darrell Evans, L OBP: 0.353, SLG: 0.410 (1, 5) X	0-0 G3			0-0 1B G4-6-3		0-0 1B HR		0-3 K		4 1 2 3 0 1 1			
Larry Herndon, R OBP: 0.303, SLG: 0.401 (1, 7) C C B B S		2-3 K		0-0 1B G4-6-3		0-0 P4		0-0 4-3		4 0 0 0 0 1 1			
Roger Metzger, S OBP: 0.286, SLG: 0.304 (1, 6) X		0-0 1B G5-4-3			0-0 F7		0-0 SH1-4 1B		0-0 6-3	4 0 2 0 0 0 0			
Mike Sadek, R OBP: 0.328, SLG: 0.308 (1, 2) X		0-0 1B G5-4-3			0-0 F8		0-0 SH1-4			2 0 0 0 0 0 1			
Vida Blue, S OBP: 0.203, SLG: 0.190 (1, 1) S S			0-3 K		0-0 1B		0-3 K			3 0 1 0 0 2 1			
Inning Stats	R: 1 H: 2 E: 1 LOB: 1 K: 1 BB: 0 S: 8 P: 11	R: 0 H: 1 E: 0 LOB: 0 K: 1 BB: 0 S: 5 P: 7	R: 0 H: 0 E: 0 LOB: 0 K: 1 BB: 0 S: 5 P: 5	R: 1 H: 2 E: 0 LOB: 0 K: 0 BB: 1 S: 3 P: 7	R: 0 H: 1 E: 0 LOB: 1 K: 0 BB: 0 S: 4 P: 4	R: 2 H: 2 E: 0 LOB: 0 K: 0 BB: 1 S: 4 P: 8	R: 0 H: 1 E: 0 LOB: 1 K: 1 BB: 0 S: 6 P: 6	R: 0 H: 0 E: 0 LOB: 0 K: 1 BB: 0 S: 5 P: 5	R: 0 H: 0 E: 0 LOB: 0 K: 1 BB: 0 S: 5 P: 5	1B: 8 SF: 0 2B: 0 SAC: 1 3B: 0 DP: 2 HR: 1 HBP: 0	WP: 0 PA: 34 PB: 0 SB: 2 CS: 1		
PITCHER	IP WLS BF H R ER SO BB IBB HBP BLK WP HR S P ERA WHIP											PITCHER	IP WLS BF H R ER SO BB IBB HBP BLK WP HR S P ERA WHIP
Pete Vuckovich, R ERA: 3.76 (1, 1)	7.0 28 9 4 3 4 2 0 0 0 0 0 1 35 48 3.86 1.571												
Roy Thomas, R ERA: 3.12 (8, 1)	2.0 6 0 0 0 2 0 0 0 0 0 0 0 10 10 0.00 0.000												

livebaseballscorecards.com

AB	31
R	4
H	9
RBI	3
BB	2
SO	6
LOB	7



Batter	1	2	3	4	5	6	7	8	9	AB	R	H	RBI	BB	SO	LOB
Garry Templeton, S OBP: 0.350, SLG: 0.471 (1, 6)	1-0 2B 1B	1-3 K			0-0 F8			0-0 L8		4	1	1	0	0	1	0
Jerry Mumphy, S OBP: 0.353, SLG: 0.394 (1, 7)	0-0 2B 2B	0-0 G3			4-2 CS BB			1-2 6-3		3	1	1	1	1	0	0
Keith Hernandez, L OBP: 0.414, SLG: 0.502 (1, 3)	2-1 2B 1B				3-1 F7 K			0-0 1B		4	1	2	0	0	1	1
Ted Simmons, S OBP: 0.389, SLG: 0.553 (1, 2)	1-0 L7				0-1 FC6-4 1B			0-2 F9		4	0	1	0	0	1	3
George Hendrick, R OBP: 0.362, SLG: 0.435 (1, 9)	2-2 6-3 2B				1-1 L8			2-2 FC3-6 1B		4	0	2	2	0	1	1
Tony Scott, S OBP: 0.308, SLG: 0.383 (1, 8)	1-0 6-3				1-0 FC6-4			0-0 FC3-6 1B		4	1	0	0	0	1	3
Ken Reitz, R OBP: 0.294, SLG: 0.374 Tom Herr, S (9, PR)	4-0 IBB				2-2 P5			1-1 BB 1B		3	0	1	0	1	0	0
Ken Oberkfell, L OBP: 0.384, SLG: 0.399 (1, 4)	1-0 F8				0-1 F8			4-2 G6-4-3 1B		3	0	1	0	1	0	2
Pete Vuckovich, R OBP: 0.145, SLG: 0.148 Lou Brock, L OBP: 0.353, SLG: 0.431 Roy Thomas, R OBP: 0.091, SLG: 0.182 Dane Iorg, L OBP: 0.329, SLG: 0.370 (9, PH)		2-3 K			0-0 6-3			0-2 G6-4-3 1B		2	0	0	0	0	1	0

Inning Stats	R: 3	H: 4	E: 0	LOB: 2	K: 0	S: 10	P: 22	R: 0	H: 0	E: 0	LOB: 0	K: 2	S: 7	R: 0	H: 1	E: 0	LOB: 1	K: 0	S: 7	R: 0	H: 0	E: 0	LOB: 0	K: 0	S: 6	R: 0	H: 0	E: 0	LOB: 0	K: 1	S: 8	R: 0	H: 0	E: 0	LOB: 0	K: 3	S: 9	R: 0	H: 1	E: 0	LOB: 1	K: 0	S: 9	R: 2	H: 3	E: 0	LOB: 2	K: 0	S: 14	1B: 8	2B: 2	3B: 0	HR: 0	SF: 0	SAC: 0	DP: 1	HBP: 0	WP: 0	PA: 36
PITCHER Vida Blue, L ERA: 5.18 (1, 1)	IP	WLS	BF	H	R	ER	SO	BB	IBB	HBP	BLK	WP	HR	S	P	ERA	WHIP																																										

BOTTOM

San Francisco Giants @ St. Louis Cardinals
 Busch Stadium, St. Louis, MO
 Sat Aug 18 1979, 7:05 PM CDT
 Att. 32,848 - Unknown

AB	33
R	5
H	10
RBI	5
BB	3
SO	6
LOB	11



PITCHER	IP	WLS	BF	H	R	ER	SO	BB	IBB	HBP	BLK	WP	HR	S	P	ERA	WHIP
Vida Blue, L ERA: 5.18 (1, 1)	8.1	L	36	10	5	5	6	2	1	0	0	0	0	82	126	5.40	1.440

Batter	1	2	3	4	5	6	7	8	9	AB R H RBI BB SO LOB	TOP											
Bill North, S (1, 8) OBP: 0.392, SLG: 0.368	2-2 G3			0-0 F8		0-0 3-1	4-0 BB			3 0 0 0 1 0 0	San Francisco Giants @ St. Louis Cardinals Busch Stadium, St. Louis, MO Sun Aug 19 1979, 3:33 AM CDT Att: 42,622 - Unknown											
Joe Strain, R (1, 4) OBP: 0.324, SLG: 0.341	0-1 6-3			0-0 4-3		0-0 FC4-6 BB 1B	0-3 K			4 0 1 0 0 1 2												
Jack Clark, R (1, 9) OBP: 0.359, SLG: 0.481	2-3 K			0-0 1B		4-0 FC4-6 BB 1-2	0-3 K			3 0 1 0 1 2 0												
Willie McCovey, L (1, 3) OBP: 0.332, SLG: 0.429		0-1 P6		0-0 F7		0-0 FC4-6 BB 1-2f 2-3	0-0 P4			4 0 0 0 0 0 3												
Darrell Evans, L (1, 5) OBP: 0.356, SLG: 0.412		1-1 F8			0-0 SH1-4 1B 1B	4-0 1-2 BB	0-0 1B			3 0 2 0 1 0 0												
Larry Herndon, R (1, 7) OBP: 0.302, SLG: 0.398		2-2 F7			0-0 SH1-4 1B 1-2	0-0 F8	0-3 K			4 0 1 0 0 1 4												
Roger Metzger, S (1, 6) OBP: 0.289, SLG: 0.304			0-0 G3		0-0 SH1-4 1-2 2-3		0-0 BB 1B		0-0 F8	3 0 1 0 0 0 0												
Dennis Littlejohn, R (1, 2) OBP: 0.261, SLG: 0.207			0-0 F7		0-3 K		0-0 F8		0-0 F2	3 0 0 0 0 1 3												
Greg Johnston, L (9, PH) OBP: 0.263, SLG: 0.444					0-3 K		0-3 K		0-0 P5	1 0 0 0 0 0 0												
John Curtis, L (1, 1) OBP: 0.226, SLG: 0.207										1 0 0 0 0 0 0												
Terry Whitfield, L (5, PH) OBP: 0.355, SLG: 0.391										1 0 0 0 0 1 2												
Greg Minton, S (5, 1)										0 0 0 0 0 0 0												
Mike Ivie, R (7, PH) OBP: 0.284, SLG: 0.602										1 0 0 0 0 1 1												
Pedro Borbon, R (7, 1) OBP: 0.333, SLG: 0.333										0 0 0 0 0 0 0												
Rob Andrews, R (9, PH) OBP: 0.280, SLG: 0.265										1 0 0 0 0 0 0												
Inning Stats	R: 0 E: 0 K: 1 S: 10	H: 0 LOB: 0 BB: 0 P: 14	R: 0 E: 0 K: 0 S: 8	H: 0 LOB: 0 BB: 0 P: 11	R: 0 E: 0 K: 0 S: 3	H: 0 LOB: 0 BB: 0 P: 3	R: 0 E: 0 K: 0 S: 4	H: 1 LOB: 1 BB: 0 P: 4	R: 0 E: 0 K: 2 S: 9	H: 2 LOB: 2 BB: 0 P: 9	R: 0 E: 0 K: 0 S: 4	H: 1 LOB: 3 BB: 2 P: 12	R: 0 E: 0 K: 2 S: 8	H: 1 LOB: 2 BB: 1 P: 12	R: 0 E: 0 K: 2 S: 8	H: 1 LOB: 1 BB: 0 P: 8	R: 0 E: 0 K: 0 S: 3	H: 0 LOB: 0 BB: 0 P: 3	1B: 6 2B: 0 3B: 0 HR: 0	SF: 0 SAC: 1 DP: 0 HBP: 0	WP: 0 PB: 0 SB: 0 CS: 0	PA: 36
PITCHER	IP WLS BF H R ER SO BB IBB HBP BLK WP HR S P ERA WHIP																					
John Denny, R (1, 1) ERA: 4.63	6.1 W 26 5 0 0 3 2 0 0 0 0 0 0 40 55 0.00 1.105																					
Mark Littell, R (7, 1) ERA: 2.73	2.2 S 10 1 0 0 4 1 0 0 0 0 0 0 17 21 0.00 0.750																					

livebaseballscorecards.com

AB	32
R	0
H	6
RBI	0
BB	3
SO	7
LOB	15



Batter	1	2	3	4	5	6	7	8	9	AB	R	H	RBI	BB	SO	LOB
Garry Templeton, S (1, 6) OBP: 0.349, SLG: 0.468	0-0 F9		0-1 5-3		4-0 BB		0-0 3-1			3	0	0	0	1	0	1
Jerry Mumphrey, S (1, 7) OBP: 0.347, SLG: 0.387	2-2 4-3		3-2 4-3		0-0 G4-6-3			0-0 4-3		4	0	0	0	0	0	2
Keith Hernandez, L (1, 3) OBP: 0.415, SLG: 0.504	2-1 4-3		2-1 4-3			0-0 E		0-0 HR		4	2	2	0	0	0	0
George Hendrick, R (1, 9) OBP: 0.363, SLG: 0.451		2-1 6-3		0-0 HR		0-3 K		0-0 HR		4	2	2	3	0	1	1
Tony Scott, S (1, 8) OBP: 0.307, SLG: 0.382		0-0 1B		0-0 L4		0-0 E3		0-0 F9		4	0	1	0	0	0	0
Ken Reitz, R (1, 5) OBP: 0.291, SLG: 0.371		1-0 F7		0-0 6-3		0-0 F7		0-3 K		4	0	0	0	0	1	2
Steve Swisher, R (1, 2) OBP: 0.191, SLG: 0.206		0-0 BB		1-2 5-3			0-0 L8			3	0	1	0	0	0	0
Ken Oberkfell, L (1, 4) OBP: 0.391, SLG: 0.408		4-2 BB			0-0 SH5-4		0-0 2B			2	0	2	0	1	0	0
John Denny, R (1, 1) OBP: 0.169, SLG: 0.228		1-3 K			0-0 SH5-4		0-3 K			1	0	0	0	0	1	3
Mark Littell, L (7, 1)					1-2					1	0	0	0	0	1	1

Inning Stats	R: 0	H: 0	E: 0	K: 0	S: 6	R: 0	H: 2	E: 0	K: 1	S: 12	R: 0	H: 0	E: 0	K: 0	S: 7	R: 1	H: 1	E: 0	K: 0	S: 6	R: 0	H: 1	E: 0	K: 0	S: 3	R: 1	H: 1	E: 1	K: 1	S: 6	R: 0	H: 1	E: 0	K: 1	S: 6	R: 2	H: 2	E: 0	K: 1	S: 7	1B: 4	SF: 0	2B: 2	SAC: 1	3B: 0	DP: 1	HR: 2	HBP: 0	WP: 0	PA: 33		
	0	0	0	0	10	0	2	0	1	20	0	0	0	0	12	1	1	0	0	6	0	0	0	1	0	3	1	1	0	0	6	0	0	0	6	2	2	0	0	7	4	0	2	0	2	0	0	0	0	0	0	33

PITCHER	IP	WLS	BF	H	R	ER	SO	BB	IBB	HBP	BLK	WP	HR	S	P	ERA	WHIP
John Curtis, L (1, 1) ERA: 4.34	4.0	L	16	3	1	1	1	1	0	0	0	0	1	31	49	2.25	1.000
Greg Minton, R (5, 1) ERA: 1.89	2.0		8	2	1	0	1	1	0	0	0	0	0	9	13	0.00	1.500
Pedro Borbon, R (7, 1) ERA: 4.08	2.0		9	3	2	2	2	0	0	0	0	0	1	13	13	9.00	1.500

BOTTOM

San Francisco Giants @ St. Louis Cardinals
Busch Stadium, St. Louis, MO
 Sun Aug 19 1979, 3:33 AM CDT
 Att. 42,622 - Unknown

AB	30
R	4
H	8
RBI	3
BB	2
SO	4
LOB	10



Batter	1	2	3	4	5	6	7	8	9	AB	R	H	RBI	BB	SO	LOB	TOP										
Larry Herndon, R (1, 8) OBP: 0.300, SLG: 0.398	0-0 F8	0-3 K		0-0 FC6-5		0-0 2B		0-3 K		5	0	1	0	0	2	2											
Joe Strain, R (1, 4) OBP: 0.321, SLG: 0.337	0-0 5-3		0-0 1B	0-0 6-3		0-0 F3		0-0 F7		5	1	1	0	0	0	2											
Jack Clark, R (1, 9) OBP: 0.357, SLG: 0.485	0-0 6-3		0-3 K		0-0 HR			0-3 K		5	1	1	1	0	3	2											
Willie McCovey, L (1, 3) OBP: 0.340, SLG: 0.437		0-0 1B	0-0 1B		0-0 6-3		4-0 2B		0-0 BB	4	1	3	0	1	0	0											
Vida Blue, S (9, PR) OBP: 0.203, SLG: 0.190		6-3 1B	1-3 1B				BBB BB		0-0 BB	0	0	0	0	0	0	0											
Darrell Evans, L (1, 5) OBP: 0.358, SLG: 0.415		0-3 K	0-0 1B		0-0 F7		BBB BB		4-0 BB	4	0	2	1	1	1	1											
Greg Johnston, L (1, 7) OBP: 0.250, SLG: 0.364		0-0 6-3	0-3 K		4-0 BB		BBB BB		0-0 K	4	0	0	0	1	2	7											
Roger Metzger, S (1, 6) OBP: 0.289, SLG: 0.304		0-0 1B	0-0 F7		0-0 E4		BBB BB		0-0 IBB	3	1	1	1	0	0	3											
Bill North, S (7, PH) OBP: 0.393, SLG: 0.368		0-0 2B	0-0 F7		1-2 K		BBB BB		0-0 G6-4-3	0	0	0	0	1	0	0											
Mike Sadek, R (7, 2) OBP: 0.326, SLG: 0.306		1B 2B	0-0 F7		1-2 K		BBB BB		0-0 G6-4-3	1	0	0	0	0	0	2											
Dennis Littlejohn, R (1, 2) OBP: 0.274, SLG: 0.235		0-0 2B		0-0 FC6-5		0-3 K		0-3 K		3	1	2	0	0	1	2											
Terry Whitfield, L (7, PH) OBP: 0.355, SLG: 0.390		1-3 2B		0-0 FC6-5		0-0 K		0-3 K		1	0	0	0	0	1	3											
Gary Lavelle, S (7, 1) OBP: 0.250, SLG: 0.250		0-0 2B		0-0 K		0-3 K		0-0 F7		0	0	0	0	0	0	0											
John Montefusco, R (1, 1) OBP: 0.176, SLG: 0.294		0-0 2B		0-3 K		0-3 K		0-0 F7		1	0	0	0	0	0	3											
Tom Griffin, R (6, 1) OBP: 0.083, SLG: 0.083		1-H 3-H								3	0	1	2	0	2	1											
Johnnie LeMaster, R (7, PH) OBP: 0.312, SLG: 0.322										0	0	0	0	0	0	0											
										1	0	0	0	0	0	3											
Inning Stats	R: 0 E: 0 K: 0 S: 3	H: 0 LOB: 0 BB: 0 P: 3	R: 3 E: 0 K: 2 S: 11	H: 4 LOB: 1 BB: 0 P: 11	R: 1 E: 0 K: 2 S: 10	H: 3 LOB: 2 BB: 0 P: 10	R: 0 E: 0 K: 1 S: 6	H: 1 LOB: 1 BB: 0 P: 6	R: 1 E: 1 K: 1 S: 7	H: 1 LOB: 2 BB: 1 P: 11	R: 0 E: 0 K: 2 S: 8	H: 1 LOB: 1 BB: 0 P: 8	R: 0 E: 0 K: 1 S: 6	H: 1 LOB: 3 BB: 2 P: 14	R: 0 E: 0 K: 2 S: 7	H: 0 LOB: 0 BB: 0 P: 7	R: 0 E: 0 K: 1 S: 5	H: 1 LOB: 2 BB: 1 P: 9	1B: 6 2B: 5 3B: 0 HR: 1	SF: 0 SAC: 0 DP: 1 HBP: 0	WP: 0 PB: 0 SB: 0 CS: 0	PA: 43					
PITCHER	IP	WLS	BF	H	R	ER	SO	BB	IBB	HBP	BLK	WP	HR	S	P	ERA	WHIP										
Bert Blyleven, R (1, 1) ERA: 3.71	6.0		30	10	5	5	8	1	0	0	0	0	1	45	49	7.50	1.833										
Grant Jackson, L (7, 1) ERA: 3.49	0.1		4	1	0	0	0	1	1	0	0	0	0	2	10	0.00	6.000										
Enrique Romo, R (7, 1) ERA: 2.38	1.2	W	5	0	0	0	3	0	0	0	0	0	0	11	11	0.00	0.000										
Kent Tekulve, R (9, 1) ERA: 2.93	1.0	S	4	1	0	0	1	1	0	0	0	0	0	5	9	0.00	2.000										

San Francisco Giants @ Pittsburgh Pirates
 Three Rivers Stadium, Pittsburgh, PA
 Mon Aug 20 1979, 7:05 PM EDT
 Att: 18,714 - Unknown

AB	39
R	5
H	12
RBI	5
BB	4
SO	12
LOB	28



Batter	1	2	3	4	5	6	7	8	9	AB	R	H	RBI	BB	SO	LOB
Omar Moreno, L (1, 8) OBP: 0.338, SLG: 0.405	2-0 SH1-3 SF7 1B	0-1 2-H 3-H 1B		3-0 4-3 1-2			0-0 4-3			4	1	2	2	0	0	1
Tim Foli, R (1, 6) OBP: 0.327, SLG: 0.347	1-0 SH1-3 1-3	1-0 F7			2-1 2B SF8 1B		0-0 4-3			3	1	1	0	0	0	1
Dave Parker, L (1, 9) OBP: 0.372, SLG: 0.528	1-0 SF7 3-H		3-1 6-3		3-1 SF8 1-3 2B		0-0 F9			3	0	1	1	0	0	0
Willie Stargell, L (1, 3) OBP: 0.383, SLG: 0.584	4-1		2-2		4-0 SF8 IBB			0-0 BB PB 1-3 1B		2	1	2	1	2	0	0
Alberto Lois, R (8, PR) Steve Nicosia, R (9, 2) OBP: 0.338, SLG: 0.449										0	1	0	0	0	0	0
John Milner, L (1, 7) OBP: 0.403, SLG: 0.559	3-0 F7		0-0 4-1		0-0 SF8 1-2 2-3 3-H			0-0 1-3 1-2		3	0	0	1	0	0	2
Bill Madlock, R (1, 5) OBP: 0.333, SLG: 0.420		0-1 5-3	1-0 5-3		1-3 K			4-0 PB BB IBB		3	0	0	0	1	1	1
Ed Ott, L (1, 2) OBP: 0.312, SLG: 0.397		2-2 SH1-4 1B 1B		1-1 3-1		0-0 F5		0-3 K		3	1	1	0	0	0	0
Bill Robinson, R (8, PH) OBP: 0.308, SLG: 0.545										1	0	0	0	0	1	2
Phil Garner, R (1, 4) OBP: 0.357, SLG: 0.460		2-2 SH1-4 1B 1B		2-2 S 1B		0-3 K		4-0 PB BB		3	1	2	0	1	1	0
Bert Blyleven, R (1, 1) OBP: 0.156, SLG: 0.175		0-0 SH1-4		0-3 K		0-0 1-3		0-3 K		1	0	0	0	0	1	1
Manny Sanguillen, R (6, PH) OBP: 0.284, SLG: 0.321										1	0	0	0	0	0	0
Grant Jackson, S (7, 1)										0	0	0	0	0	0	0
Enrique Romo, R (7, 1) OBP: 0.111, SLG: 0.111										0	0	0	0	0	0	0
Lee Lacy, R (8, PH) OBP: 0.284, SLG: 0.490										1	0	0	0	0	1	2
Kent Tekulve, R (9, 1) OBP: 0.273, SLG: 0.200		1-2 2-3						1-2 2-3 3-H		0	0	0	0	0	0	0

Inning Stats	R: 1	H: 1	E: 0	LOB: 1	K: 0	S: 5	P: 16	R: 2	H: 3	E: 0	LOB: 1	K: 0	S: 13	P: 18	R: 1	H: 1	E: 0	LOB: 0	K: 0	S: 7	P: 13	R: 0	H: 1	E: 0	LOB: 1	K: 1	S: 9	P: 15	R: 1	H: 2	E: 0	LOB: 1	K: 1	S: 8	P: 18	R: 0	H: 0	E: 0	LOB: 0	K: 1	S: 5	P: 5	R: 0	H: 0	E: 0	LOB: 0	K: 0	S: 3	P: 3	R: 1	H: 1	E: 0	LOB: 3	K: 2	S: 8	P: 16
--------------	------	------	------	--------	------	------	-------	------	------	------	--------	------	-------	-------	------	------	------	--------	------	------	-------	------	------	------	--------	------	------	-------	------	------	------	--------	------	------	-------	------	------	------	--------	------	------	------	------	------	------	--------	------	------	------	------	------	------	--------	------	------	-------


PITCHER	IP	WLS	BF	H	R	ER	SO	BB	IBB	HBP	BLK	WP	HR	S	P	ERA	WHIP
John Montefusco, R (1, 1) ERA: 4.04	5.0		24	8	5	5	2	1	1	0	0	0	0	42	80	9.00	1.800
Tom Griffin, R (6, 1) ERA: 3.39	1.0		3	0	0	0	1	0	0	0	0	0	0	5	5	0.00	0.000
Gary Lavelle, L (7, 1) ERA: 2.07	2.0	L	9	1	1	0	2	1	1	0	0	0	0	11	19	0.00	1.000

BOTTOM

San Francisco Giants @ Pittsburgh Pirates
Three Rivers Stadium, Pittsburgh, PA

Mon Aug 20 1979, 7:05 PM EDT
Att. 18,714 - Unknown

AB	28
R	6
H	9
RBI	5
BB	4
SO	5
LOB	10



WP	PA	CS
36		

Batter	1	2	3	4	5	6	7	8	9	AB R H RBI BB SO LOB
Omar Moreno, L OBP: 0.339, SLG: 0.406 (1, 8)	0-0 4-3		0-3 SAFE 2-3			2-2 1B			3-2 FC6-4 1B	4 0 2 0 0 1 1
Tim Foli, R OBP: 0.324, SLG: 0.344 (1, 6)	2-1 5-3		0-1 F8			0-1 L4			1-2 FC6-4 BB E 1-2f	4 0 0 0 0 0 2
Dave Parker, L OBP: 0.371, SLG: 0.532 (1, 9)	0-0 HR					0-0 F8			1-0 E3 BB 1-2	4 1 1 1 0 0 2
Bill Robinson, R OBP: 0.310, SLG: 0.544 (1, 3)	4-2 BB					0-0 G5-4-3 1B			2-2 F2	3 0 1 0 1 0 2
Lee Lacy, R OBP: 0.351, SLG: 0.469 (1, 7)	1-2 5-3					1-1 G5-4-3 1-2f			4-1 BB 1-2 2-3	3 0 0 0 1 0 2
Bill Madlock, R OBP: 0.330, SLG: 0.416 (1, 5)						0-1 5-3			3-2 5-3	4 0 0 0 0 1 3
Phil Garner, R OBP: 0.360, SLG: 0.460 (1, 4)						0-0 P6			0-0 G4-6-3 1B	2 0 1 0 1 0 0
Steve Nicosia, R OBP: 0.333, SLG: 0.442 (1, 2)						3-1 L7			0-0 G4-6-3 1-2f	2 0 0 0 0 0 1
Enrique Romo, R OBP: 0.111, SLG: 0.111 (6, 1)										0 0 0 0 0 0 0
Rennie Stennett, R OBP: 0.287, SLG: 0.290 (8, PH)										1 0 0 0 0 0 1
Grant Jackson, S (9, 1)										0 0 0 0 0 0 0
Bruce Kison, R OBP: 0.162, SLG: 0.194 (1, 1)						0-1 P4			1-0 4-3	1 0 1 0 0 0 0
Manny Sanguillen, R OBP: 0.246, SLG: 0.310 (6, 2)										2 0 0 0 0 0 0

BOTTOM

San Francisco Giants @ Pittsburgh Pirates
Three Rivers Stadium, Pittsburgh, PA

Tue Aug 21 1979, 7:05 PM EDT
Att. 20,999 - Unknown

livebaseballscorecards.com

AB	30
R	1
H	6
RBI	1
BB	3
SO	2
LOB	14



Inning Stats	R: 1 H: 1 E: 0 K: 0 S: 9	H: 1 LOB: 1 BB: 1 P: 16	R: 0 H: 0 E: 0 K: 0 S: 3	H: 0 LOB: 0 BB: 1 P: 8	R: 0 H: 1 E: 0 K: 1 S: 6	H: 1 LOB: 0 BB: 0 P: 6	R: 0 H: 0 E: 0 K: 0 S: 5	H: 0 LOB: 0 BB: 0 P: 8	R: 0 H: 1 E: 0 K: 0 S: 8	H: 1 LOB: 1 BB: 0 P: 10	R: 0 H: 0 E: 0 K: 1 S: 6	H: 0 LOB: 0 BB: 0 P: 9	R: 0 H: 1 E: 0 K: 0 S: 3	H: 1 LOB: 0 BB: 0 P: 4	R: 0 H: 1 E: 1 K: 0 S: 14	H: 1 LOB: 3 BB: 1 P: 28	1B: 4 SF: 0 2B: 1 SAC: 0 3B: 0 DP: 3 HR: 1 HBP: 0
--------------	--------------------------	-------------------------	--------------------------	------------------------	--------------------------	------------------------	--------------------------	------------------------	--------------------------	-------------------------	--------------------------	------------------------	--------------------------	------------------------	---------------------------	-------------------------	--

PITCHER	Bob Knepper, L ERA: 4.37 (1, 1)	IP 9.0 WLS W BF 33 H 6 R 1 ER 1 SO 2 BB 3 IBB 0 HBP 0 BLK 0 WP 0 HR 1 S 58 P 95 ERA 1.00 WHIP 1.000	PITCHER		IP WLS BF H R ER SO BB IBB HBP BLK WP HR S P ERA WHIP
---------	---	---	---------	--	---

Batter	1	2	3	4	5	6	7	8	9	AB R H RBI BB SO LOB	TOP																		
Bill North, S (1, 8) <small>OBP: 0.392, SLG: 0.369</small> Larry Herndon, R (2, 8) <small>OBP: 0.300, SLG: 0.395</small>	0-3 K	0-0 F7			0-3 K	4-0 IBB			0-3 K	2 0 0 0 0 1 1 2 0 0 0 1 2 0	San Francisco Giants @ Pittsburgh Pirates Three Rivers Stadium, Pittsburgh, PA Wed Aug 22 1979, 3:33 AM EDT Att: 19,768 - Unknown livebaseballscorecards.com																		
Joe Strain, R (1, 4) <small>OBP: 0.309, SLG: 0.324</small>	0-0 1B		0-0 F8		0-0 6-3	0-0 F7		0-0 6-3	5 0 1 0 0 0 2																				
Jack Clark, R (1, 9) <small>OBP: 0.355, SLG: 0.492</small>	0-3 K		0-0 F7		0-0 E6 1B		0-0 HR	0-0 5-3	5 1 1 1 0 1 1																				
Willie McCovey, L (1, 3) <small>OBP: 0.334, SLG: 0.428</small>	0-0 F8 1-2		0-3 K		0-0 FC6 1B		0-0 4-3		4 0 1 0 0 1 1																				
Mike Ivie, R (1, 7) <small>OBP: 0.387, SLG: 0.601</small>		0-0 F8		0-0 HR 1B	0-0 FC6 1-2f		0-0 5-3		4 1 1 0 0 0 2																				
Darrell Evans, L (1, 5) <small>OBP: 0.358, SLG: 0.420</small>		0-0 E5 FC6-4		0-0 HR 1-H		0-0 2B 1B	0-0 F9		4 2 2 2 0 0 0																				
Johnnie LeMaster, R (1, 6) <small>OBP: 0.314, SLG: 0.328</small>		0-0 FC6-4 2B 1-2f		0-0 L6		0-0 F8		0-0 FC1-6 1B	4 1 1 0 0 0 2																				
Dennis Littlejohn, R (1, 2) <small>OBP: 0.282, SLG: 0.301</small>		0-0 1B 2B 1-H		0-0 L5		0-0 2B 1-H	0-0 FC1-6 G4-6-3		4 1 2 2 0 0 1																				
Ed Whitson, R (1, 1) <small>OBP: 0.147, SLG: 0.121</small> Tom Griffin, R (5, 1) <small>OBP: 0.083, SLG: 0.083</small> Terry Whitfield, L (6, PH) <small>OBP: 0.354, SLG: 0.389</small> Greg Minton, S (6, 1) <small>OBP: 0.240, SLG: 0.348</small> Greg Johnston, L (8, PH) <small>OBP: 0.240, SLG: 0.348</small> Gary Lavelle, S (8, 1) <small>OBP: 0.250, SLG: 0.250</small>		0-0 1B 2-H		0-3 K		0-3 K		0-0 G4-6-3	0 0 0 0 0 0 0 0 0 0 0 0 0 0 1 0 0 0 0 1 1 0 0 0 0 0 0 0 1 0 0 0 0 0 1 0 0 0 0 0 0 0																				
Inning Stats	R: 0 E: 0 K: 2 S: 8	H: 1 LOB: 1 BB: 0 P: 8	R: 2 E: 1 K: 0 S: 6	H: 2 LOB: 1 BB: 0 P: 6	R: 0 E: 0 K: 1 S: 5	H: 0 LOB: 0 BB: 0 P: 5	R: 2 E: 0 K: 1 S: 7	H: 2 LOB: 0 BB: 0 P: 7	R: 0 E: 1 K: 1 S: 7	H: 1 LOB: 2 BB: 0 P: 7	R: 1 E: 0 K: 1 S: 7	H: 2 LOB: 2 BB: 1 P: 11	R: 1 E: 0 K: 0 S: 4	H: 1 LOB: 0 BB: 0 P: 4	R: 0 E: 0 K: 0 S: 3	H: 1 LOB: 0 BB: 0 P: 3	R: 0 E: 0 K: 1 S: 5	H: 0 LOB: 0 BB: 0 P: 5	1B: 6 2B: 2 3B: 0 HR: 2	SF: 0 SAC: 0 DP: 1 HBP: 0	WP: 0 PB: 0 SB: 1 CS: 0	PA: 39							
PITCHER	IP WLS BF H R ER SO BB IBB HBP BLK WP HR S P ERA WHIP																												
Jim Bibby, R (1, 1) <small>ERA: 2.94</small> Don Robinson, R (5, 1) <small>ERA: 4.08</small> Enrique Romo, R (7, 1) <small>ERA: 2.39</small> Kent Tekulve, R (8, 1) <small>ERA: 2.87</small>	4.0		18	5	4	2	4	0	0	0	0	0	0	1	26	26	4.50	1.250											
	2.0		11	3	1	1	2	0	1	0	0	0	0	0	14	18	4.50	1.500											
	1.0		4	1	1	1	0	0	0	0	0	0	0	1	4	4	9.00	1.000											
	2.0	W	6	1	0	0	1	0	0	0	0	0	0	0	8	8	0.00	0.500											



BOTTOM

San Francisco Giants @ Pittsburgh Pirates
Three Rivers Stadium, Pittsburgh, PA
Wed Aug 22 1979, 3:33 AM EDT
Att. 19,768 - Unknown

livebaseballscorecards.com

AB 28
R 8
H 9
RBI 8
BB 7
SO 3
LOB 16



WP: 0 PA: 38
PB: 0
SB: 1
CS: 2

AB R H RBI BB SO LOB

4 0 1 0 1 1 3

4 1 2 4 0 0 2

4 1 2 0 0 1 3

3 1 1 2 1 0 1
0 0 0 0 0 0 0
0 0 0 0 0 0 0

4 0 0 0 0 0 3

2 1 1 1 2 0 1

3 2 1 1 1 0 3

2 1 0 0 1 1 0
0 0 0 0 0 0 0

0 0 0 0 0 0 0
1 0 1 0 0 0 0
0 0 0 0 0 0 0
1 0 0 0 0 0 0
0 0 0 0 0 0 0
0 1 0 0 1 0 0

1B: 6 SF: 0
2B: 3 SAC: 2
3B: 1 DP: 1
HR: 0 HBP: 1

Batter	1	2	3	4	5	6	7	8	9
Omar Moreno, L (1, 8) OBP: 0.340, SLG: 0.407	0-1 CS 2B	4-0 1B IBB		2-3 K		0-0 L6		0-0 G3 1-2 2-3	
Tim Foli, R (1, 6) OBP: 0.327, SLG: 0.345	0-2 F4	1-0 1B 1-2 2-H 3-H		0-2 FC5-4 1-2f			1-0 1B HBP	0-0 1B 2-H 3-H	
Dave Parker, L (1, 9) OBP: 0.372, SLG: 0.531	1-3 K 2-3	1-1 4-3			2-2 1B 3-1 1-6-3		0-0 1B 1-3		
Willie Stargell, L (1, 3) OBP: 0.384, SLG: 0.581 Matt Alexander, S (7, PR) OBP: 0.625, SLG: 0.875 Kent Tekulve, R (8, 1) OBP: 0.273, SLG: 0.200		4-0 3B BB	0-0 P6		0-0 1-6-3 1-2		0-0 CS 1B 2-H 3-H		
John Milner, L (1, 7) OBP: 0.397, SLG: 0.550 (8, 3)		0-0 F7	1-2 F8		0-0 3-1 2-3		0-0 4-3 1-2		
Bill Madlock, R (1, 5) OBP: 0.334, SLG: 0.421		0-0 2B 3B 1-H	4-2 S BB		4-0 BB BB BB		0-0 1-3		
Ed Ott, L (1, 2) OBP: 0.314, SLG: 0.399		0-0 SH5-4 1B 2B 3-H	3-2 4-3 1-2		0-0 F8		4-0 G3 SH2-4 1B BB		
Phil Garner, R (1, 4) OBP: 0.359, SLG: 0.458 Rennie Stennett, R (9, 4) OBP: 0.287, SLG: 0.290		4-1 SH5-4 1B BB		1-0 6-3		0-3 K		0-0 SH2-4 1-2	
Jim Bibby, R (1, 1) OBP: 0.133, SLG: 0.261 Manny Sanguillen, R (4, PH) OBP: 0.258, SLG: 0.322 Don Robinson, R (5, 1) OBP: 0.225, SLG: 0.205 Lee Lacy, R (6, PH) OBP: 0.349, SLG: 0.466 Enrique Romo, R (7, 1) OBP: 0.111, SLG: 0.111 Bill Robinson, R (8, 7) OBP: 0.312, SLG: 0.544		1-0 SH5-4		1-1 FC5-4 1B		0-0 4-3		4-0 1B IBB	

Inning Stats	R: 0	H: 1	E: 0	LOB: 1	K: 1	BB: 0	S: 8	P: 9
	R: 4	H: 3	E: 0	LOB: 2	K: 0	BB: 3	S: 8	P: 23
	R: 0	H: 0	E: 0	LOB: 1	K: 0	BB: 1	S: 10	P: 18
	R: 4	H: 1	E: 0	LOB: 1	K: 1	BB: 0	S: 12	P: 16
	R: 0	H: 1	E: 0	LOB: 2	K: 0	BB: 1	S: 6	P: 12
	R: 0	H: 0	E: 0	LOB: 0	K: 1	BB: 0	S: 5	P: 5
	R: 2	H: 2	E: 0	LOB: 1	K: 0	BB: 0	S: 4	P: 5
	R: 2	H: 1	E: 0	LOB: 1	K: 0	BB: 2	S: 3	P: 11

PITCHER	IP	WLS	BF	H	R	ER	SO	BB	IBB	HBP	BLK	WP	HR	S	P	ERA	WHIP
Ed Whitson, R (1, 1) ERA: 4.98	4.1		22	6	4	4	2	3	1	0	0	0	0	42	72	8.31	2.077
Tom Griffin, R (5, 1) ERA: 3.36	0.2		3	0	0	0	0	1	0	0	0	0	0	2	6	0.00	1.500
Greg Minton, R (6, 1) ERA: 2.15	2.0		8	2	2	2	1	0	0	1	0	0	0	9	10	9.00	1.000
Gary Lavelle, L (8, 1) ERA: 2.26	1.0	L	5	1	2	2	0	1	1	0	0	0	0	3	11	18.00	2.000

Batter	1	2	3	4	5	6	7	8	9	AB R H RBI BB SO LOB	TOP											
Ivan De Jesus, R OBP: 0.345, SLG: 0.382 (1, 6)	2-3 K		1-0 2B		3-1 1B		0-0 E5		0-3 K	5 0 2 0 0 2 0												
Mike Vail, R OBP: 0.381, SLG: 0.511 Scott Thompson, L OBP: 0.355, SLG: 0.427 (1, 9) (6, 9)	2-2 5-3		1-2 4-3		2-2 CS	0-0 1B BB	0-0 4-3			3 1 1 0 0 0 2 1 0 0 0 0 0 1												
Bill Buckner, L OBP: 0.317, SLG: 0.447 (1, 3)	0-2 F9		1-0 4-3			4-0 1B BB	0-0 F9			3 1 0 0 1 0 3												
Dave Kingman, R OBP: 0.355, SLG: 0.645 (1, 7)		0-0 HR		1-1 6-3		1-3 K	0-3 K			4 1 1 1 0 2 3												
Steve Ontiveros, S OBP: 0.368, SLG: 0.374 (1, 5)		3-3 K		3-3 K		0-0 1B WP		0-0 F8		4 1 1 0 0 2 0												
Jerry Martin, R OBP: 0.337, SLG: 0.474 (1, 8)		1-1 4-3		0-0 1B FC6-4		2-1 F6		0-0 6-3		4 0 1 0 0 0 3												
Barry Foote, R OBP: 0.307, SLG: 0.402 (1, 2)		4-2 BB CS		0-1 1B FC6-4		4-0 BB WP		0-0 5-3		2 0 0 1 2 0 1												
Steve Dillard, R OBP: 0.425, SLG: 0.550 (1, 4)		1-0 CS	2-2 F4		0-0 F6	4-2 BB WP		0-0 4-3		3 0 0 1 1 0 0												
Rick Reuschel, R OBP: 0.262, SLG: 0.224 (1, 1)			0-0 1B 2B		3-3 K	1-0 F5		0-3 K		4 0 1 0 0 2 2												
Inning Stats	R: 0 E: 0 K: 1 S: 13	H: 0 LOB: 0 BB: 0 P: 17	R: 1 E: 0 K: 1 S: 8	H: 1 LOB: 0 BB: 1 P: 17	R: 0 E: 0 K: 0 S: 11	H: 2 LOB: 2 BB: 0 P: 16	R: 0 E: 0 K: 1 S: 9	H: 1 LOB: 1 BB: 0 P: 13	R: 0 E: 0 K: 1 S: 8	H: 1 LOB: 0 BB: 0 P: 16	R: 3 E: 0 K: 1 S: 11	H: 2 LOB: 2 BB: 3 P: 27	R: 0 E: 1 K: 1 S: 6	H: 0 LOB: 1 BB: 0 P: 6	R: 0 E: 0 K: 0 S: 3	H: 0 LOB: 0 BB: 0 P: 3	R: 0 E: 0 K: 2 S: 7	H: 0 LOB: 0 BB: 0 P: 7	1B: 5 2B: 1 3B: 0 HR: 1	SF: 0 SAC: 0 DP: 0 HBP: 0	WP: 1 PB: 0 SB: 0 CS: 2	PA: 39
PITCHER	IP WLS BF H R ER SO BB IBB HBP BLK WP HR S P ERA WHIP																					
Vida Blue, L ERA: 5.21 (1, 1)	5.2 L 26 7 4 4 5 4 0 0 0 0 0 1 59 104 6.35 1.941																					
Ed Halicki, R ERA: 4.61 (6, 1)	1.1 5 0 0 0 1 0 0 0 0 1 0 7 8 0.00 0.000																					
Pedro Borbon, R ERA: 3.97 (8, 1)	2.0 6 0 0 0 2 0 0 0 0 0 0 0 10 10 0.00 0.000																					

Chicago Cubs @ San Francisco Giants
Candlestick Park, San Francisco, CA

Fri Aug 24 1979, 10:05 PM EDT
Att. 9,352 - Unknown

livebaseballscorecards.com

AB	33
R	4
H	7
RBI	3
BB	4
SO	8
LOB	15



Batter	1	2	3	4	5	6	7	8	9	AB	R	H	RBI	BB	SO	LOB
Larry Herndon, R (1, 8) OBP: 0.301, SLG: 0.394	0-0 4-3 ①		0-0 6-3 ②		0-0 SH5-4 ① 1-2 2-3			0-0 G5-4-3 1B		3	0	1	0	0	0	0
Joe Strain, R (1, 4) OBP: 0.303, SLG: 0.317	2-1 5-3 ②		0-0 5-3 ③		0-0 5-3 ②			0-0 F8		4	0	0	0	0	0	3
Jack Clark, R (1, 9) OBP: 0.353, SLG: 0.488	0-0 4-3 ③			0-0 E6 CS	0-3 K ③			0-0 G5-4-3 ② ③ 1-2f		4	0	0	0	0	1	3
Willie McCovey, L (1, 3) OBP: 0.337, SLG: 0.431 Randy Moffitt, R (9, PR)		0-0 G6-4-3 1B		0-3 K ② 1-2		0-0 CI G4-6-3		0-0 1B	0-0 1B	3	0	2	0	0	1	1
Mike Ivie, R (1, 7) OBP: 0.388, SLG: 0.599		0-0 G6-4-3 ① ② 1-2f		4-0 BB		0-0 G4-6-3 ① ② 1-2f		0-0 1B ① ③ 1-3	0-0 1B	3	0	1	0	1	0	2
Darrell Evans, L (1, 5) OBP: 0.358, SLG: 0.418		0-0 1B		0-0 F7 ③		0-0 4-3 ③		0-3 K ②	0-3 K ②	4	0	1	0	0	1	3
Johnnie LeMaster, R (1, 6) OBP: 0.317, SLG: 0.331		0-0 1B ① ② 1-2			0-0 SH 1B		0-0 6-3 ①	0-3 K ③	0-3 K ③	4	1	2	0	0	1	2
Dennis Littlejohn, R (1, 2) OBP: 0.276, SLG: 0.295		0-3 K ③			0-0 SH SH5-4 1B		0-3 K ②			2	0	0	0	0	2	2
Vida Blue, S (1, 1) OBP: 0.211, SLG: 0.200 Ed Halicki, R (6, 1) OBP: 0.207, SLG: 0.214 Rob Andrews, R (7, PH) OBP: 0.278, SLG: 0.263 Pedro Borbon, R (8, 1) OBP: 0.333, SLG: 0.333			0-0 F8 ①		0-0 SH5-4 1B ① ② 3-H		0-0 4-3 ③			2	0	1	1	0	0	0


Inning Stats	R: 0	H: 0	R: 0	H: 3	R: 0	H: 0	R: 0	H: 0	R: 1	H: 2	R: 0	H: 0	R: 0	H: 1	R: 0	H: 2	R: 0	H: 0	R: 0	H: 0	R: 0	H: 1	R: 0	H: 2	1B: 8	SF: 0	WP: 0	PA: 34																	
	E: 0	LOB: 0	E: 0	LOB: 2	E: 0	LOB: 0	E: 1	LOB: 1	E: 1	LOB: 2	E: 0	LOB: 0	E: 0	LOB: 0	E: 0	LOB: 2	E: 0	LOB: 0	E: 0	LOB: 0	E: 0	LOB: 0	E: 0	LOB: 2	2B: 1	SAC: 2	PB: 0																		
	K: 0	BB: 0	K: 1	BB: 0	K: 0	BB: 0	K: 1	BB: 1	K: 1	BB: 0	K: 1	BB: 0	K: 0	BB: 0	K: 2	BB: 0	K: 0	BB: 0	K: 0	BB: 0	K: 0	BB: 0	K: 0	BB: 0	3B: 0	DP: 4	SB: 0																		
	S: 4	P: 6	S: 7	P: 7	S: 3	P: 3	S: 5	P: 9	S: 8	P: 8	S: 5	P: 3	S: 3	P: 3	S: 5	P: 5	S: 3	P: 3	S: 3	P: 3	S: 5	P: 5	S: 3	P: 8	HR: 0	HBP: 0	CS: 1																		
PITCHER	IP	WLS	BF	H	R	ER	SO	BB	IBB	HBP	BLK	WP	HR	S	P	ERA	WHIP											IP	WLS	BF	H	R	ER	SO	BB	IBB	HBP	BLK	WP	HR	S	P	ERA	WHIP	
Rick Reuschel, R (1, 1) ERA: 3.4	9.0	W	34	8	1	0	6	1	0	0	0	0	0	46	52	0.00	1.000																												

BOTTOM

Chicago Cubs @ San Francisco Giants
Candlestick Park, San Francisco, CA

Fri Aug 24 1979, 10:05 PM EDT
Att. 9,352 - Unknown

AB	30
R	1
H	8
RBI	1
BB	1
SO	6
LOB	16



WP	PA
0	34

Batter	1	2	3	4	5	6	7	8	9	AB R H RBI BB SO LOB	TOP											
Ivan De Jesus, R (1, 6) OBP: 0.342, SLG: 0.379	2-3 K		1-2 FC6-4		0-1 F9		0-0 L6			4 0 0 0 0 1 3												
Ken Henderson, S (1, 9) OBP: 0.413, SLG: 0.415	2-1 F8		1-3 K			1-0 HR		0-0 4-3		4 1 1 1 0 1 1												
Bill Buckner, L (1, 3) OBP: 0.314, SLG: 0.444	3-1 F7			2-3 K		1-2 6-3		0-0 6-3		4 0 0 0 0 1 0												
Dave Kingman, R (1, 7) OBP: 0.354, SLG: 0.641		2-1 6-3		1-3 K		3-3 K		0-0 1B		4 0 1 0 0 2 0												
Steve Ontiveros, S (1, 5) OBP: 0.371, SLG: 0.380		1-3 K		1-0 WP		3-2 2B		0-0 FC6-4		4 0 3 0 0 1 0												
Jerry Martin, R (1, 8) OBP: 0.334, SLG: 0.469		1-3 K		1-2 6-3		2-0 F5		0-0 FC6-4		4 0 0 0 0 1 4												
Barry Foote, R (1, 2) OBP: 0.308, SLG: 0.414			3-1 HR		0-2 F9		1-2 F9		0-3 K	4 1 2 1 0 1 0	AB 36											
Steve Dillard, R (1, 4) OBP: 0.415, SLG: 0.536			0-3 K		1-1 F9		0-0 5-3		0-0 G4-6-3	3 0 0 0 0 1 1	R 2											
Scot Thompson, L (9, PH) OBP: 0.358, SLG: 0.430					2-3 K				1B	1 0 1 0 0 0 0	H 10											
Lynn McGlothen, L (1, 1) OBP: 0.245, SLG: 0.288			1-2 FC6-4		0-3 K		0-0 1B		0-0 G4-6-3	3 0 2 0 0 1 1	RBI 2											
Willie Hernandez, L (7, 1) OBP: 0.250, SLG: 0.250									1-2f	0 0 0 0 0 0 0	BB 0											
Dick Tidrow, R (7, 1) OBP: 0.222, SLG: 0.222										0 0 0 0 0 0 0	SO 10											
Larry Bittner, L (9, PH) OBP: 0.377, SLG: 0.451										1 0 0 0 0 0 1	LOB 11											
Inning Stats	R: 0 E: 0 K: 1 S: 7	H: 0 LOB: 0 BB: 0 P: 14	R: 0 E: 0 K: 2 S: 8	H: 0 LOB: 0 BB: 0 P: 12	R: 1 E: 0 K: 2 S: 15	H: 2 LOB: 1 BB: 0 P: 21	R: 0 E: 0 K: 2 S: 10	H: 1 LOB: 1 BB: 0 P: 15	R: 0 E: 0 K: 1 S: 11	H: 1 LOB: 1 BB: 0 P: 12	R: 1 E: 0 K: 1 S: 12	H: 2 LOB: 1 BB: 0 P: 22	R: 0 E: 0 K: 0 S: 6	H: 1 LOB: 1 BB: 0 P: 7	R: 0 E: 0 K: 0 S: 5	H: 2 LOB: 2 BB: 0 P: 5	R: 0 E: 0 K: 1 S: 5	H: 1 LOB: 0 BB: 0 P: 5	1B: 6 2B: 2 3B: 0 HR: 2	SF: 0 SAC: 0 DP: 1 HBP: 0	WP: 1 PB: 0 SB: 0 CS: 0	PA: 36
PITCHER	IP WLS BF H R ER SO BB IBB HBP BLK WP HR S P ERA WHIP																					
John Curtis, L (1, 1) ERA: 4.22	7.0 W 28 7 2 2 9 0 0 0 0 1 2 69 103 2.57 1.000																					
Greg Minton, R (8, 1) ERA: 2.08	2.0 S 8 3 0 0 1 0 0 0 0 0 0 0 10 10 0.00 1.500																					

Chicago Cubs @ San Francisco Giants
 Candlestick Park, San Francisco, CA
 Sat Aug 25 1979, 6:33 AM EDT
 Att: 17,584 - Unknown

livebaseballscorecards.com



BOTTOM

Chicago Cubs @ San Francisco Giants
Candlestick Park, San Francisco, CA

Sat Aug 25 1979, 6:33 AM EDT
Att. 17,584 - Unknown

livebaseballscorecards.com

AB 33
R 5
H 9
RBI 4
BB 4
SO 13
LOB 16



WP: 0 PA: 37
PB: 0
SB: 1
CS: 0

AB R H RBI BB SO LOB

5 1 2 0 0 2 0

3 1 1 0 1 2 1

3 2 1 0 1 2 1

4 1 2 1 0 1 4
0 0 0 0 0 0 0

4 0 1 3 0 2 2

3 0 0 0 1 1 2

3 0 1 0 1 1 2

4 0 1 0 0 0 2

2 0 0 0 0 2 2
2 0 0 0 0 0 0

1B: 6 SF: 0
2B: 2 SAC: 0
3B: 0 DP: 0
HR: 1 HBP: 0

Batter	1	2	3	4	5	6	7	8	9
Larry Herndon, R OBP: 0.303, SLG: 0.398 (1, 8)	0-0 4-3 K		0-3 K		0-0 1B K		0-0 1B 2B K	0-3 K	
Joe Strain, R OBP: 0.307, SLG: 0.317 (1, 4)	4-0 BB K		0-3 K		0-3 K		0-0 2-3 2B 1B		
Jack Clark, R OBP: 0.354, SLG: 0.487 (1, 9)	0-3 K		0-3 K			0-0 1B S 1B	4-0 2B IBB		
Willie McCovey, L OBP: 0.339, SLG: 0.441 (1, 3) Greg Minton, S (8, 1)	0-0 4-3 K			0-0 HR		0-0 1-3 E 1B	0-3 K		
Mike Ivie, R OBP: 0.387, SLG: 0.597 (1, 7) (8, 3)		0-3 K		0-0 F9		0-3 K	0-0 2B		
Darrell Evans, L OBP: 0.357, SLG: 0.416 (1, 5)		0-0 F6		0-3 K		0-0 F9	4-0 IBB		
Johnnie LeMaster, R OBP: 0.320, SLG: 0.331 (1, 6)		0-0 1B 1B		0-0 6-3		4-0 1-2 3-H BB	0-3 K		
Dennis Littlejohn, R OBP: 0.275, SLG: 0.293 (1, 2)		0-0 1-3 1B			0-0 L6	0-0 F4		0-0 F8	
John Curtis, L OBP: 0.212, SLG: 0.194 (1, 1) Greg Johnston, L (7, PH) OBP: 0.222, SLG: 0.320 (8, 7)		0-3 K			0-3 K		0-0 4-3	0-0 G3	

Inning Stats	R: 0 E: 0 K: 1 S: 5	H: 0 LOB: 1 BB: 1 P: 9	R: 0 E: 0 K: 2 S: 9	H: 2 LOB: 2 BB: 0 P: 9	R: 0 E: 0 K: 3 S: 9	H: 0 LOB: 0 BB: 0 P: 9	R: 1 E: 0 K: 1 S: 6	H: 1 LOB: 0 BB: 0 P: 6	R: 0 E: 0 K: 2 S: 8	H: 1 LOB: 1 BB: 0 P: 8	R: 1 E: 0 K: 1 S: 7	H: 2 LOB: 2 BB: 1 P: 11	R: 3 E: 0 K: 2 S: 10	H: 3 LOB: 2 BB: 2 P: 18	R: 0 E: 0 K: 1 S: 5	H: 0 LOB: 0 BB: 0 P: 5
--------------	------------------------------	---------------------------------	------------------------------	---------------------------------	------------------------------	---------------------------------	------------------------------	---------------------------------	------------------------------	---------------------------------	------------------------------	----------------------------------	-------------------------------	----------------------------------	------------------------------	---------------------------------

PITCHER	IP	WLS	BF	H	R	ER	SO	BB	IBB	HBP	BLK	WP	HR	S	P	ERA	WHIP
Lynn McGlothen, R ERA: 4.08 (1, 1)	6.1	L	29	8	4	4	10	2	0	0	0	0	1	47	55	5.68	1.579
Willie Hernandez, L ERA: 5.16 (7, 1)	0.1		2	0	0	0	1	0	1	0	0	0	0	3	7	0.00	0.000
Dick Tidrow, R ERA: 3.72 (7, 1)	1.1		6	1	1	1	2	0	1	0	0	0	0	9	13	6.75	0.750

Batter	1	2	3	4	5	6	7	8	9	AB	R	H	RBI	BB	SO	LOB	TOP						
Steve Dillard, R (1, 4) OBP: 0.400, SLG: 0.513	1-3 K	1-2 G6-4-3		0-3 K		2-3 K		0-0 F7		5	0	0	0	0	3	4							
Scot Thompson, L (1, 9) OBP: 0.359, SLG: 0.429	2-0 6-3		1-0 SF7 1B	2-3 K			0-0 L3		0-0 SH FC6-2 1B	5	1	2	0	0	1	0							
Bill Buckner, L (1, 3) OBP: 0.317, SLG: 0.446	1-1 WP 1B		0-0 SF7 1B		0-0 S 1B		0-0 F5		0-0 SH FC6-2 S	4	1	3	0	0	0	0							
Larry Bittner, L (1, 7) OBP: 0.371, SLG: 0.441	4-1 1B BB		0-0 SF7		3-2 F7 1B		1-1 6-3		0-0 FC6-2 CS	3	0	0	1	1	0	3							
Steve Ontiveros, S (1, 5) OBP: 0.374, SLG: 0.383 Ivan De Jesus, R (9, PH) OBP: 0.342, SLG: 0.379	2-2 1-2 2-H 1B		4-0 BB IBB		3-3 K 1-2		0-0 E 1B		0-3 K	3	1	2	1	1	1	1							
Jerry Martin, R (1, 8) OBP: 0.333, SLG: 0.470	0-3 K		1-0 F8		0-0 L5		0-0 E8 1B 2B		0-0 CS	4	1	1	1	0	1	5							
Barry Foote, R (1, 2) OBP: 0.310, SLG: 0.414		0-0 5-3	4-2 BB		1-2 F8		0-0 SH5-3 1B			3	0	1	1	1	0	0							
Mick Kelleher, R (1, 6) OBP: 0.317, SLG: 0.312		4-2 1B BB	0-0 F5		1-1 SH5-4 1B		0-0 SH5-3			2	0	1	0	1	0	3							
Dennis Lamp, R (1, 1) OBP: 0.227, SLG: 0.214 Bruce Sutter, R (7, 1) OBP: 0.333, SLG: 0.250		1-0 G6-4-3 1B		0-0 5-3		0-0 SH5-4		0-3 K		2	0	1	0	0	0	0							
Inning Stats	R: 1 E: 0 K: 2 S: 14	H: 2 LOB: 2 BB: 1 P: 24	R: 0 E: 0 K: 0 S: 8	H: 1 LOB: 1 BB: 1 P: 14	R: 1 E: 1 K: 0 S: 7	H: 2 LOB: 3 BB: 2 P: 17	R: 0 E: 0 K: 2 S: 8	H: 0 LOB: 0 BB: 0 P: 10	R: 0 E: 0 K: 1 S: 13	H: 1 LOB: 1 BB: 0 P: 19	R: 0 E: 0 K: 1 S: 9	H: 1 LOB: 1 BB: 0 P: 13	R: 0 E: 0 K: 0 S: 4	H: 0 LOB: 0 BB: 0 P: 5	R: 2 E: 1 K: 1 S: 8	H: 3 LOB: 1 BB: 0 P: 8	R: 0 E: 1 K: 1 S: 6	H: 1 LOB: 1 BB: 0 P: 6	1B: 10 2B: 1 3B: 0 HR: 0	SF: 1 SAC: 3 DP: 1 HBP: 0	WP: 1 PB: 0 SB: 2 CS: 1	PA: 42	
PITCHER John Montefusco, R (1, 1) ERA: 3.95 Pedro Borbon, R (8, 1) ERA: 4.15 Gary Lavelle, L (9, 1) ERA: 2.23	IP WLS BF H R ER SO BB IBB HBP BLK WP HR S P ERA WHIP	7.0 L 31 7 2 2 6 3 1 0 0 1 0 63 102 2.57 1.429	1.0 6 3 2 2 1 0 0 0 0 0 0 0 8 8 18.00 3.000	1.0 4 1 0 0 1 0 0 0 0 0 0 0 6 6 0.00 1.000	PITCHER IP WLS BF H R ER SO BB IBB HBP BLK WP HR S P ERA WHIP																		

Chicago Cubs @ San Francisco Giants
Candlestick Park, San Francisco, CA

Sun Aug 26 1979, 6:33 AM EDT
Att: 17,742 - Unknown

AB	33
R	4
H	11
RBI	4
BB	4
SO	8
LOB	19



Batter	1	2	3	4	5	6	7	8	9	AB R H RBI BB SO LOB
Larry Herndon, R (1, 8) OBP: 0.298, SLG: 0.392	0-3 K		0-0 F9		0-0 F5			0-3 K		4 0 0 0 0 2 2
Joe Strain, R (1, 4) OBP: 0.301, SLG: 0.311	0-3 K		0-0 6-3		0-0 FC5-4			0-0 5-3		4 0 0 1 0 1 1
Jack Clark, R (1, 9) OBP: 0.353, SLG: 0.485	0-0 1B		0-0 E6			0-3 K		0-0 F3		4 0 1 0 0 1 0
Willie McCovey, L (1, 3) OBP: 0.335, SLG: 0.436	0-0 4-3		0-0 G3			0-3 K		0-0 L4		4 0 0 0 0 1 2
Mike Ivie, R (1, 7) OBP: 0.382, SLG: 0.589		0-0 L1		0-0 F7		0-0 F3		0-0 1-3		4 0 0 0 0 0 0
Darrell Evans, L (1, 5) OBP: 0.360, SLG: 0.419		0-0 FC5-4 1B		0-0 4-3			0-0 SH3 1B	0-0 1B		4 0 3 0 0 0 0
Johnnie LeMaster, R (1, 6) OBP: 0.316, SLG: 0.327		0-0 FC5-4 1-2f		0-0 F7			0-0 SH3 1-2	0-0 L1		3 0 0 0 0 0 2
Dennis Littlejohn, R (1, 2) OBP: 0.277, SLG: 0.294		0-0 F8			0-0 FC5-4 1B		0-3 K			3 0 1 0 0 1 2
John Montefusco, R (1, 1) OBP: 0.194, SLG: 0.333			0-0 F9 6-3 2B		0-3 K		0-0 G3			2 1 1 0 0 1 1
Terry Whitfield, L (7, PH) OBP: 0.353, SLG: 0.388										1 0 0 0 0 0 1
Pedro Borbon, R (8, 1) OBP: 0.333, SLG: 0.333										0 0 0 0 0 0 0
Gary Lavelle, S (9, 1) OBP: 0.250, SLG: 0.250										0 0 0 0 0 0 0

Inning Stats	R: 0	H: 1	E: 0	K: 2	S: 8	LOB: 1	BB: 0	P: 8	R: 0	H: 1	E: 0	K: 0	S: 4	LOB: 1	BB: 0	P: 4	R: 1	H: 1	E: 1	K: 0	S: 5	LOB: 1	BB: 0	P: 5	R: 0	H: 0	E: 0	K: 0	S: 3	LOB: 0	BB: 0	P: 3	R: 0	H: 1	E: 0	K: 1	S: 6	LOB: 1	BB: 0	P: 6	R: 0	H: 0	E: 0	K: 2	S: 7	LOB: 0	BB: 0	P: 7	R: 0	H: 1	E: 0	K: 1	S: 6	LOB: 1	BB: 0	P: 6	R: 0	H: 0	E: 0	K: 1	S: 5	LOB: 0	BB: 0	P: 5	R: 0	H: 1	E: 0	K: 0	S: 4	LOB: 1	BB: 0	P: 4	1B: 5	SF: 0	2B: 1	SAC: 1	3B: 0	DP: 0	HR: 0	HBP: 0	WP: 0	PA: 34
PITCHER	IP	WLS	BF	H	R	ER	SO	BB	IBB	HBP	BLK	WP	HR	S	P	ERA	WHIP																																																																	
Dennis Lamp, R (1, 1) ERA: 4.03	6.1	W	25	5	1	1	5	0	0	0	0	0	0	35	35	1.42	0.789																																																																	
Bruce Sutter, R (7, 1) ERA: 1.38	2.2	S	9	1	0	0	2	0	0	0	0	0	0	13	13	0.00	0.375																																																																	

BOTTOM

Chicago Cubs @ San Francisco Giants
Candlestick Park, San Francisco, CA

livebaseballscorecards.com

AB	33
R	1
H	6
RBI	1
BB	0
SO	7
LOB	11



WP: 0	PA: 34
PB: 0	SB: 0
CS: 0	

Sun Aug 26 1979, 6:33 AM EDT
Att. 17,742 - Unknown

Batter	1	2	3	4	5	6	7	8	9	AB R H RBI BB SO LOB	TOP									
Garry Templeton, S (1, 6) OBP: 0.347, SLG: 0.469	1-3 K		0-0 5-3			0-1 6-3	0-2 1B		0-0 G3	5 0 1 1 0 1 2										
Jerry Mumphrey, S (1, 7) OBP: 0.340, SLG: 0.383	0-0 5-3		1-2 5-3			0-0 2B	2-2 1-3			4 0 1 0 0 0 3										
Keith Hernandez, L (1, 3) OBP: 0.415, SLG: 0.504	3-2 1B			1-0 3-1		1-0 F8		0-0 F8		4 0 1 0 0 0 1										
Ted Simmons, S (1, 2) OBP: 0.385, SLG: 0.538	0-0 F4			1-3 K		0-0 6-3		4-0 BB		3 0 0 0 1 1 2										
George Hendrick, R (1, 9) OBP: 0.362, SLG: 0.452		2-1 4-3		1-1 5-3			1-1 HR	0-0 E4	1-2 G1-6-3	4 1 1 1 0 0 1										
Tony Scott, S (1, 8) OBP: 0.303, SLG: 0.379		3-1 5-3			2-0 6-3		0-3 K	0-0 G1-6-3	1-2f	4 0 0 0 0 1 2										
Ken Reitz, R (1, 5) OBP: 0.298, SLG: 0.375		2-2 F9			2-1 FC4 1B		1-2 2B 1B 1B		0-0 E3	4 1 2 0 0 0 0										
Ken Oberkfell, L (1, 4) OBP: 0.403, SLG: 0.420			0-3 K		0-0 FC4 FC6-4		1-0 1B 2B		0-0 4-3	4 0 1 0 0 1 2										
Bob Forsch, R (1, 1) OBP: 0.210, SLG: 0.255			0-0 2B		0-0 FC6-4		0-3 K		0-3 K	3 0 1 0 0 1 3										
Mark Littell, L (7, 1)										1 0 0 0 0 1 1										
Inning Stats	R: 0 E: 0 K: 1 S: 12	H: 1 LOB: 1 BB: 0 P: 16	R: 0 E: 0 K: 0 S: 7	H: 0 LOB: 0 BB: 0 P: 14	R: 0 E: 0 K: 1 S: 8	H: 1 LOB: 1 BB: 0 P: 9	R: 0 E: 0 K: 1 S: 6	H: 0 LOB: 0 BB: 0 P: 9	R: 0 E: 0 K: 0 S: 5	H: 1 LOB: 1 BB: 0 P: 6	R: 2 E: 0 K: 2 S: 18	H: 4 LOB: 2 BB: 0 P: 23	R: 0 E: 1 K: 0 S: 3	H: 0 LOB: 1 BB: 1 P: 7	R: 0 E: 1 K: 1 S: 6	H: 0 LOB: 1 BB: 0 P: 6	1B: 4 2B: 3 3B: 0 HR: 1	SF: 0 SAC: 0 DP: 1 HBP: 0	WP: 0 PB: 0 SB: 0 CS: 0	PA: 37
PITCHER	IP WLS BF H R ER SO BB IBB HBP BLK WP HR S P ERA WHIP																			
Bob Knepper, L (1, 1) ERA: 4.3	7.0 L 29 8 2 2 5 0 0 0 0 0 0 1 61 86 2.57 1.143																			
Greg Minton, R (8, 1) ERA: 2.01	2.0 8 0 0 0 1 1 0 0 0 0 0 0 9 13 0.00 0.500																			

St. Louis Cardinals @ San Francisco Giants
Candlestick Park, San Francisco, CA

Tue Aug 28 1979, 10:05 PM EDT
Att. 18,836 - Unknown - 60 F

livebaseballscorecards.com

AB 36
R 2
H 8
RBI 2
BB 1
SO 6
LOB 17



Batter	1	2	3	4	5	6	7	8	9	AB R H RBI BB SO LOB	TOP
Garry Templeton, S (1, 6) OBP: 0.345, SLG: 0.470	0-1 4-3		0-0 F8		0-0 4-3		2-3 K	0-0 3B		5 0 1 2 0 1 0	St. Louis Cardinals @ San Francisco Giants Candlestick Park, San Francisco, CA Wed Aug 29 1979, 6:33 AM EDT Att: 6,099 - Cloudy - 65 F
Jerry Mumphrey, S (1, 7) OBP: 0.345, SLG: 0.387	2-2 1B		1-2 1B		1-0 F7		2-0 1B	1-0 F9		5 0 3 0 0 0 1	
Keith Hernandez, L (1, 3) OBP: 0.415, SLG: 0.507	2-0 F7		1-2 4-1		2-1 F2		0-2 2B		0-0 2B	5 0 2 0 0 0 2	
Ted Simmons, S (1, 2) OBP: 0.382, SLG: 0.533	2-3 K				0-0 6-3		0-2 1B		0-0 2B	5 0 1 0 0 1 4	
George Hendrick, R (1, 9) OBP: 0.361, SLG: 0.456			1-3 K		0-1 HR		0-3 K		0-0 F7	5 1 1 1 0 2 1	
Tony Scott, S (1, 8) OBP: 0.309, SLG: 0.387			0-0 1B		1-0 2B		0-0 1B			4 2 4 0 0 0 0	
Ken Reitz, R (1, 5) OBP: 0.300, SLG: 0.375			2-1 1B		0-1 BB		4-0 IBB		1-1 F9	3 0 1 0 1 0 2	
Ken Oberkfell, L (1, 4) OBP: 0.404, SLG: 0.419			0-0 BB		4-1 BB		2-1 1B		2-1 1B	3 1 1 1 1 0 3	
John Fulgham, R (1, 1) OBP: 0.303, SLG: 0.250			0-3 K		1-3 K		1-3 K		0-2 1B	4 1 1 1 0 3 3	
Inning Stats	R: 0 H: 1 E: 0 LOB: 1 K: 1 BB: 0 S: 9 P: 15	R: 1 H: 2 E: 1 LOB: 1 K: 2 BB: 0 S: 10 P: 13	R: 0 H: 1 E: 0 LOB: 0 K: 0 BB: 0 S: 8 P: 10	R: 1 H: 2 E: 0 LOB: 2 K: 1 BB: 1 S: 10 P: 16	R: 0 H: 0 E: 0 LOB: 0 K: 0 BB: 0 S: 4 P: 7	R: 0 H: 2 E: 0 LOB: 2 K: 1 BB: 1 S: 9 P: 15	R: 0 H: 2 E: 0 LOB: 2 K: 2 BB: 0 S: 13 P: 20	R: 3 H: 4 E: 0 LOB: 1 K: 0 BB: 0 S: 13 P: 17	R: 0 H: 1 E: 0 LOB: 0 K: 0 BB: 0 S: 3 P: 3	1B: 10 SF: 0 2B: 4 SAC: 0 3B: 1 DP: 1 HR: 1 HBP: 0	WP: 0 PA: 41 PB: 0 SB: 0 CS: 1
PITCHER	IP WLS BF H R ER SO BB IBB HBP BLK WP HR S P ERA WHIP										
Vida Blue, L (1, 1) ERA: 5.19	8.0 L 38 14 5 4 7 1 1 0 0 0 1 76 113 4.50 1.875										
Ed Halicki, R (9, 1) ERA: 4.56	1.0 3 1 0 0 0 0 0 0 0 0 0 3 3 0.00 1.000										

livebaseballscorecards.com

AB	39
R	5
H	15
RBI	5
BB	2
SO	7
LOB	16



Batter	1	2	3	4	5	6	7	8	9	AB	R	H	RBI	BB	SO	LOB
Bill North, S OBP: 0.390, SLG: 0.366 Ed Halicki, R OBP: 0.207, SLG: 0.214	1-3 K		1-1 FC3-2-5			4-2 BB		0-0 4-3		3	0	0	0	1	1	3
Joe Strain, R OBP: 0.304, SLG: 0.320	0-1 F5		2-3 3-H L6			1-0 9-3		0-0 3B		4	0	1	1	0	0	3
Jack Clark, R OBP: 0.350, SLG: 0.480	2-1 F8			0-0 6-3			0-0 6-3	0-0 F9		4	0	0	0	0	0	1
Willie McCovey, L OBP: 0.330, SLG: 0.428 John Curtis, L OBP: 0.212, SLG: 0.194		0-1 L6		1-2 1-3			0-0 F8		0-0 G5-4-3 1B	4	0	1	0	0	0	0
Darrell Evans, L OBP: 0.358, SLG: 0.418		1-3 K		1-2 F3			0-0 1B		0-0 F8	4	0	1	0	0	1	1
Larry Herndon, R OBP: 0.300, SLG: 0.389		0-3 K			0-0 4-3		0-0 1B		0-0 G5-4-3	4	0	1	0	0	1	1
Roger Metzger, S OBP: 0.290, SLG: 0.302 Mike Ivie, R OBP: 0.380, SLG: 0.585 Johnnie LeMaster, R OBP: 0.316, SLG: 0.327			4-2 2B FC3-2-5 BB		2-2 6-3		0-0 F4			1	0	0	0	1	0	0
Dennis Littlejohn, R OBP: 0.274, SLG: 0.299			0-1 FC3-2-5 2B		1-1 F7			0-0 F6		3	0	1	0	0	0	0
Vida Blue, S OBP: 0.205, SLG: 0.194 Greg Johnston, L OBP: 0.219, SLG: 0.300			0-3 K			0-0 F6		0-0 E4 4-3 3B		2	0	0	0	0	1	2
										1	1	0	0	0	0	0


Inning Stats	R: 0	H: 0	E: 0	LOB: 0	K: 1	BB: 0	S: 8	P: 11	R: 0	H: 0	E: 0	LOB: 0	K: 2	BB: 0	S: 8	P: 9	R: 0	H: 1	E: 0	LOB: 2	K: 1	BB: 1	S: 13	P: 20	R: 0	H: 0	E: 0	LOB: 0	K: 0	BB: 0	S: 10	P: 12	R: 0	H: 0	E: 0	LOB: 0	K: 0	BB: 0	S: 6	P: 9	R: 0	H: 2	E: 0	LOB: 2	K: 0	BB: 0	S: 5	P: 5	R: 1	H: 1	E: 1	LOB: 1	K: 0	BB: 0	S: 5	P: 5	R: 0	H: 1	E: 0	LOB: 1	K: 0	BB: 0	S: 3	P: 3	1B: 3	SF: 0	2B: 2	SAC: 0	3B: 1	DP: 2	HR: 0	HBP: 0	WP: 0	PA: 33
PITCHER John Fulgham, R ERA: 2.72	IP	WLS	BF	H	R	ER	SO	BB	IBB	HBP	BLK	WP	HR	S	P	ERA	WHIP	IP	WLS	BF	H	R	ER	SO	BB	IBB	HBP	BLK	WP	HR	S	P	ERA	WHIP	IP	WLS	BF	H	R	ER	SO	BB	IBB	HBP	BLK	WP	HR	S	P	ERA	WHIP																							

BOTTOM

St. Louis Cardinals @ San Francisco Giants
Candlestick Park, San Francisco, CA

Wed Aug 29 1979, 6:33 AM EDT
Att. 6,099 - Cloudy - 65 F

AB	31
R	1
H	5
RBI	1
BB	2
SO	4
LOB	13



WP	PA
0	33

Batter	1	2	3	4	5	6	7	8	9	AB R H RBI BB SO LOB	TOP	
Garry Templeton, S (1, 6) OBP: 0.343, SLG: 0.467	0-3 K	0-3 K			0-3 K			0-3 K		4 0 0 0 0 4 2		
Lou Brock, L (1, 7) OBP: 0.348, SLG: 0.416	1-2 6-3		0-0 1-3			1-0 F7			0-2 G3	4 0 0 0 0 0 0		
Keith Hernandez, L (1, 3) OBP: 0.412, SLG: 0.503	3-2 F7		2-1 G3			1-1 4-3			3-2 F8	4 0 0 0 0 0 0		
Ted Simmons, S (1, 2) OBP: 0.381, SLG: 0.530 Tom Herr, S (9, PR)		0-1 BB 1B FC5-2 1B	0-0 F7			1-1 4-3			1-0 E6	4 0 1 0 0 0 0 0 0 0 0 0 0 0		
George Hendrick, R (1, 9) OBP: 0.362, SLG: 0.456		0-0 FC5-2 BB 1-2 1B		0-0 G6-3 1B			3-2 4-3		2-0 F3	4 1 2 0 0 0 1		
Tony Scott, S (1, 8) OBP: 0.309, SLG: 0.385		4-0 FC5-2 1-2 1B 2-3 BB		2-2 F9			1-0 6-3			2 1 0 0 1 0 1		
Ken Reitz, R (1, 5) OBP: 0.298, SLG: 0.372		0-1 FC5-2 1-2 1B 2-3 3-H		0-0 G6-3			2-1 1-3			3 0 0 0 0 0 4		
Ken Oberkfell, L (1, 4) OBP: 0.403, SLG: 0.419		1-1 4-3 1-2 2-H 3-H 1B		0-0 4-3			1-0 4-3			3 0 1 2 0 0 0		
Pete Vuckovich, R (1, 1) OBP: 0.147, SLG: 0.152 Bernie Carbo, L (8, PH) OBP: 0.397, SLG: 0.429 Will McEnaney, L (8, 1)		1-1 4-3		0-3 K			1-3 K			2 0 0 0 0 1 2 1 0 0 0 0 1 0 0 0 0 0 0 0 0		
Inning Stats	R: 0 H: 0 E: 0 LOB: 0 K: 1 BB: 0 S: 11 P: 15	R: 2 H: 3 E: 0 LOB: 2 K: 1 BB: 1 S: 12 P: 18	R: 0 H: 0 E: 0 LOB: 0 K: 0 BB: 0 S: 4 P: 6	R: 0 H: 1 E: 0 LOB: 0 K: 0 BB: 0 S: 5 P: 7	R: 0 H: 0 E: 0 LOB: 0 K: 2 BB: 0 S: 7 P: 7	R: 0 H: 0 E: 0 LOB: 0 K: 0 BB: 0 S: 5 P: 8	R: 0 H: 0 E: 0 LOB: 0 K: 0 BB: 0 S: 6 P: 12	R: 0 H: 0 E: 0 LOB: 0 K: 2 BB: 0 S: 7 P: 9	R: 0 H: 0 E: 1 LOB: 2 K: 0 BB: 0 S: 11 P: 17	1B: 4 SF: 0 2B: 0 SAC: 0 3B: 0 DP: 1 HR: 0 HBP: 0	WP: 0 PA: 32 PB: 0 SB: 1 CS: 0	
PITCHER Ed Whitson, R (1, 1) ERA: 4.75	IP WLS BF H R ER SO BB IBB HBP BLK WP HR S P ERA WHIP	9.0 W 32 4 2 2 6 1 0 0 0 0 0 0 68 99 2.00 0.556										

St. Louis Cardinals @ San Francisco Giants
 Candlestick Park, San Francisco, CA
 Thu Aug 30 1979, 6:33 AM EDT
 Att. 5,136 - Sunny - 75 F

livebaseballscorecards.com

AB 31
 R 2
 H 4
 RBI 2
 BB 1
 SO 6
 LOB 10



Batter	1	2	3	4	5	6	7	8	9	AB R H RBI BB SO LOB	TOP											
Omar Moreno, L (1, 8) OBP: 0.340, SLG: 0.399	1-3 K	1-2 L4-3 1B			4-0 S SH1-4 BB	0-3 K			0-0 FC6-4 6-3 BLK WP	4 1 1 2 1 2 2	Pittsburgh Pirates @ San Francisco Giants Candlestick Park, San Francisco, CA Fri Aug 31 1979, 10:05 PM EDT Att: 19,377 - Unknown											
Tim Foli, R (1, 6) OBP: 0.322, SLG: 0.336 Rennie Stennett, R (5, PH) OBP: 0.287, SLG: 0.291	2-2 6-3	0-0 L4-3			0-0 SH1-4		0-0 CS BB 1B	0-0 6-3	2 0 0 0 0 0 2 2 0 1 0 0 0 1													
Lee Lacy, R (1, 7) OBP: 0.339, SLG: 0.432	0-1 F8		3-3 K		4-0 BB IBB		4-0 CS BB	1-0 1-3	3 0 0 0 2 1 0													
Bill Robinson, R (1, 9) OBP: 0.304, SLG: 0.522		1-0 F7	0-0 5-3		0-0 SF7		0-0 5-3	3-0 3-H	3 0 0 1 0 0 2													
Bill Madlock, R (1, 5) OBP: 0.343, SLG: 0.430		4-2 1B E BB	1-0 5-3		4-0 BB BB BB 1-2 2-3 BB		0-3 K		2 1 0 0 2 1 1													
John Milner, L (1, 3) OBP: 0.391, SLG: 0.531		0-0 1B E 1B	3-2 3-1		0-3 K		0-0 F7		4 1 1 0 0 1 3													
Phil Garner, R (1, 4) OBP: 0.358, SLG: 0.452		1-1 E3 1B 1B	0-0 6-3		0-0 2B		0-0 P4		4 1 1 1 0 0 1													
Steve Nicosia, R (1, 2) OBP: 0.349, SLG: 0.440		1-2 3-H 1B 1B	0-3 K		0-3 K		0-0 5-3		4 1 1 1 0 2 1													
Don Robinson, R (1, 1) OBP: 0.256, SLG: 0.200 Enrique Romo, R (6, 1) OBP: 0.182, SLG: 0.182 Kent Tekulve, R (9, 1) OBP: 0.273, SLG: 0.200 Grant Jackson, S (9, 1)		4-1 1B BB			4-0 SH1-4 BB SF7 BB	0-3 K		0-0 FC6-4 1B	1 1 0 0 2 1 1 1 0 1 0 0 0 0 0 0 0 0 0 0 0 0 0 0 0 0 0 0													
Inning Stats	R: 0 E: 0 K: 1 S: 10	H: 0 LOB: 0 BB: 0 P: 13	R: 4 E: 1 K: 0 S: 14	H: 3 LOB: 1 BB: 2 P: 26	R: 0 E: 0 K: 1 S: 5	H: 0 LOB: 0 BB: 0 P: 9	R: 0 E: 1 K: 1 S: 7	H: 0 LOB: 0 BB: 0 P: 10	R: 1 E: 0 K: 1 S: 5	H: 0 LOB: 3 BB: 4 P: 21		R: 0 E: 0 K: 3 S: 10	H: 1 LOB: 1 BB: 0 P: 10	R: 0 E: 0 K: 1 S: 5	H: 1 LOB: 1 BB: 1 P: 9	R: 0 E: 0 K: 0 S: 3	H: 0 LOB: 0 BB: 0 P: 3	R: 1 E: 0 K: 0 S: 4	H: 1 LOB: 0 BB: 0 P: 5	1B: 5 2B: 2 3B: 0 HR: 0	SF: 1 SAC: 1 DP: 1 HBP: 0	WP: 1 PB: 0 SB: 1 CS: 2
PITCHER	IP WLS BF H R ER SO BB IBB HBP BLK WP HR S P ERA WHIP																					
John Curtis, L (1, 1) ERA: 4.39	4.0 L 19 3 5 4 3 4 0 0 0 0 0 0 36 66 9.00 1.750																					
Pedro Borbon, R (5, 1) ERA: 4.1	1.0 5 0 0 0 1 1 1 0 0 0 0 0 5 13 0.00 1.000																					
Ed Halicki, R (6, 1) ERA: 4.52	1.0 4 1 0 0 3 0 0 0 0 0 0 0 10 10 0.00 1.000																					
Greg Minton, R (7, 1) ERA: 2.05	3.0 11 2 1 1 1 1 0 0 1 1 0 12 17 3.00 1.000																					

AB	30
R	6
H	6
RBI	5
BB	7
SO	8
LOB	14



Batter	1	2	3	4	5	6	7	8	9	AB	R	H	RBI	BB	SO	LOB
Bill North, S OBP: 0.389, SLG: 0.362 (1, 8)	4-0 BB G4-3-6		3-3 K		0-0 4-3	0-0 F9			0-0 4-1	2	0	0	0	1	1	2
Ed Halick, R OBP: 0.207, SLG: 0.214 (6, 1)										0	0	0	0	0	0	0
Willie McCovey, L OBP: 0.331, SLG: 0.428 (6, PH)										1	0	0	0	0	0	2
Greg Minton, S (7, 1)										0	0	0	0	0	0	0
Jack Clark, R OBP: 0.349, SLG: 0.479 (9, PH)										1	0	0	0	0	0	1
Joe Strain, R OBP: 0.297, SLG: 0.313 (1, 4)	1-1 G4-3-6 1-2f		1-0 F9		0-0 F8			0-0 CS 1B	0-0 4-3	5	0	1	0	0	0	4
Mike Ivie, R OBP: 0.384, SLG: 0.599 (1, 3)	2-2 3-1				0-0 1B 2B	0-0 HR		0-0 F8	0-0 2B	5	1	3	2	0	0	1
Darrell Evans, L OBP: 0.358, SLG: 0.414 (1, 5)		0-1 F5		0-0 F4		4-0 1B 3B BB		0-3 1-2 BB	4-0 BB	3	1	0	0	2	1	2
Terry Whitfield, L OBP: 0.354, SLG: 0.391 (1, 7)		3-3 K		1-0 1B		0-0 1-2 3B 1B		0-0 F4	0-0 F8	5	1	2	0	0	1	2
Larry Herndon, R OBP: 0.303, SLG: 0.386 (1, 9) (6, 8)		4-1 FC4-6 BB		4-2 BB		0-3 K		0-3 K		2	0	0	0	2	2	2
Roger Metzger, S OBP: 0.298, SLG: 0.313 (1, 6)		0-1 FC4-6 1-2f		1-2 4-3		0-0 1-H 2-H 3B		4-0 BB		3	0	1	2	1	0	3
Dennis Littlejohn, R OBP: 0.282, SLG: 0.295 (1, 2)			4-2 SH1-4 BB		0-0 4-3 1B	4-0 BB		0-3 K		2	0	1	0	2	1	1
John Curtis, L OBP: 0.212, SLG: 0.194 (1, 1)			1-2 SH1-4		0-0 4-3	0-3 K			0-0 4-3 2B 1B	0	0	0	0	0	0	0
Pedro Borbon, R OBP: 0.333, SLG: 0.333 (5, 1)										0	0	0	0	0	0	0
Greg Johnston, L OBP: 0.229, SLG: 0.303 (5, PH) (6, 9)										3	1	1	0	0	1	3

Inning Stats	R: 0	H: 0	E: 0	K: 5	S: 5	R: 0	H: 0	E: 0	K: 9	S: 9	R: 0	H: 0	E: 0	K: 1	S: 10	R: 0	H: 2	E: 0	K: 8	S: 8	R: 0	H: 1	E: 0	K: 4	S: 4	R: 3	H: 3	E: 0	K: 10	S: 10	R: 0	H: 1	E: 0	K: 5	S: 5	R: 0	H: 0	E: 0	K: 7	S: 7	R: 1	H: 2	E: 0	K: 5	S: 5	1B: 5	2B: 3	3B: 1	HR: 1	SF: 0	SAC: 1	DP: 2	HBP: 0	WP: 0	PA: 41
--------------	------	------	------	------	------	------	------	------	------	------	------	------	------	------	-------	------	------	------	------	------	------	------	------	------	------	------	------	------	-------	-------	------	------	------	------	------	------	------	------	------	------	------	------	------	------	------	-------	-------	-------	-------	-------	--------	-------	--------	-------	--------

PITCHER	IP	WLS	BF	H	R	ER	SO	BB	IBB	HBP	BLK	WP	HR	S	P	ERA	WHIP
Don Robinson, R ERA: 4.12 (1, 1)	5.1	W	25	6	3	3	3	5	0	0	0	0	1	42	75	5.06	2.062
Enrique Romo, R ERA: 2.57 (6, 1)	3.0		12	2	1	1	4	2	0	0	0	0	0	18	26	3.00	1.333
Kent Tekulve, R ERA: 2.87 (9, 1)	0.1		2	1	0	0	0	0	0	0	0	0	0	2	2	0.00	3.000
Grant Jackson, L ERA: 3.52 (9, 1)	0.1	S	2	0	0	0	0	1	0	0	0	0	0	1	5	0.00	3.000

BOTTOM

Pittsburgh Pirates @ San Francisco Giants
 Candlestick Park, San Francisco, CA

livebaseballscorecards.com

AB	32
R	4
H	9
RBI	4
BB	8
SO	7
LOB	23



WP: 0	PA: 41
PB: 0	
SB: 0	
CS: 1	

Fri Aug 31 1979, 10:05 PM EDT
 Att. 19,377 - Unknown

Batter	1	2	3	4	5	6	7	8	9	AB R H RBI BB SO LOB	TOP											
Omar Moreno, L (1, 8) OBP: 0.339, SLG: 0.397	1-2 1B		0-1 F4		0-0 F9		0-0 6-3		0-0 F7	5 0 1 0 0 0 1												
Phil Garner, R (1, 4) OBP: 0.355, SLG: 0.448	2-2 1-3			1-1 F8	0-0 F9		0-0 5-3			4 0 0 0 0 0 2												
John Milner, L (1, 7) OBP: 0.390, SLG: 0.527 Grant Jackson, S (9, 1)	2-3 K			2-2 1B	0-0 F9		0-0 F4			4 1 1 0 0 1 2 0 0 0 0 0 0 0												
Willie Stargell, L (1, 3) OBP: 0.364, SLG: 0.593	1-3 K			3-1 1B		2-2 HR		0-0 HR		4 2 3 2 0 1 1												
Bill Madlock, R (1, 5) OBP: 0.340, SLG: 0.427		2-2 F5		1-0 F4		0-0 F8		0-0 6-3		4 0 0 0 0 0 2												
Mike Easler, L (1, 9) OBP: 0.420, SLG: 0.524 Matt Alexander, S (6, PR) OBP: 0.538, SLG: 0.692 Bill Robinson, R (6, 9) OBP: 0.303, SLG: 0.521		2-1 B5-3		2-2 1B		3-2 1B		0-0 5-3		3 0 2 1 0 0 0 0 1 0 0 0 0 0 1 0 0 0 0 0 0												
Ed Ott, L (1, 2) OBP: 0.308, SLG: 0.390		2-2 L4		3-3 K		0-0 1B		0-0 G3		4 0 1 0 0 1 2												
Dale Berra, R (1, 6) OBP: 0.271, SLG: 0.316			2-1 6-3		1-0 HR		0-0 SF8		0-0 F6	3 1 1 2 0 0 0												
Bruce Kison, R (1, 1) OBP: 0.182, SLG: 0.279 Kent Tekulve, R (8, 1) OBP: 0.250, SLG: 0.182 (9, 7)			0-1 5-3		1-1 1B		0-0 4-3		0-0 F6	3 0 1 0 0 0 1 1 0 0 0 0 0 0												
Inning Stats	R: 0 E: 0 K: 2 S: 13	H: 1 LOB: 1 BB: 0 P: 19	R: 0 E: 0 K: 0 S: 12	H: 0 LOB: 0 BB: 0 P: 18	R: 0 E: 0 K: 0 S: 6	H: 0 LOB: 0 BB: 0 P: 8	R: 1 E: 0 K: 1 S: 14	H: 3 LOB: 2 BB: 0 P: 26	R: 1 E: 0 K: 0 S: 6	H: 2 LOB: 1 BB: 0 P: 8	R: 2 E: 0 K: 0 S: 10	H: 3 LOB: 1 BB: 0 P: 15	R: 0 E: 0 K: 0 S: 3	H: 0 LOB: 0 BB: 0 P: 3	R: 1 E: 0 K: 0 S: 4	H: 1 LOB: 0 BB: 0 P: 4	R: 0 E: 0 K: 0 S: 3	H: 0 LOB: 0 BB: 0 P: 3	1B: 7 2B: 0 3B: 0 HR: 3	SF: 1 SAC: 0 DP: 0 HBP: 0	WP: 0 PB: 0 SB: 1 CS: 0	PA: 37
PITCHER	IP WLS BF H R ER SO BB IBB HBP BLK WP HR S P ERA WHIP																					
John Montefusco, R (1, 1) ERA: 4.08	5.1 L 24 8 4 4 3 0 0 0 0 0 0 2 58 91 6.75 1.500																					
Gary Lavelle, L (6, 1) ERA: 2.21	0.2 3 1 0 0 0 0 0 0 0 0 0 0 3 3 0.00 1.500																					
Philip Nastu, L (7, 1) ERA: 4.3	2.0 7 1 1 1 0 0 0 0 0 0 1 7 7 4.50 0.500																					
Ed Halicki, R (9, 1) ERA: 4.47	1.0 3 0 0 0 0 0 0 0 0 0 0 0 3 3 0.00 0.000																					

Pittsburgh Pirates @ San Francisco Giants
 Candlestick Park, San Francisco, CA
 Sat Sep 01 1979, 6:33 AM EDT
 Att: 25,551 - Unknown

AB	36
R	5
H	10
RBI	5
BB	0
SO	3
LOB	11



WP	0	PA	37
PB	0		
SB	1		
CS	0		

BOTTOM

Pittsburgh Pirates @ San Francisco Giants
Candlestick Park, San Francisco, CA

livebaseballscorecards.com

AB 33
R 3
H 8
RBI 3
BB 5
SO 3
LOB 16



WP: 1 PA: 41
PB: 0
SB: 0
CS: 1

Sat Sep 01 1979, 6:33 AM EDT
Att. 25,551 - Unknown

AB R H RBI BB SO LOB


3	0	1	0	2	0	0
3	1	0	0	0	0	0
5	1	2	0	0	1	2
4	0	0	0	1	0	4
4	1	1	2	0	0	2
4	0	2	1	0	0	0
4	0	2	0	0	1	2
2	0	0	0	2	0	1
2	0	0	0	0	0	2
0	0	0	0	0	0	0
1	0	0	0	0	1	1
0	0	0	0	0	0	0
1	0	0	0	0	0	2
0	0	0	0	0	0	0

1B: 6 SF: 0
2B: 2 SAC: 2
3B: 0 DP: 0
HR: 0 HBP: 0

Batter	1	2	3	4	5	6	7	8	9
Bill North, S OBP: 0.391, SLG: 0.361 (1, 8)	0-0 F7 1B	2-2 CS 1B			4-2 SH2-4 BB		4-0 SH1-4 BB		0-0 4-3
Joe Strain, R OBP: 0.293, SLG: 0.308 (1, 4)	1-1 E4 WP 1B 1B	1-2 CS 1-2	0-1 5-3		0-0 SH2-4 1-2		0-0 SH1-4 1-2		0-0 6-3
Jack Clark, R OBP: 0.350, SLG: 0.478 (1, 9)	1-0 WP 1-2 1B 1B		1-0 F5		0-3 K		0-0 F6		0-0 1B
Darrell Evans, L OBP: 0.356, SLG: 0.410 (1, 5)	0-0 F3		1-1 2-3		4-2 BB		0-0 F7		0-0 F7
Mike Ivie, R OBP: 0.383, SLG: 0.595 (1, 3)	1-2 1B 1-H 2-H 2B 1B			0-0 F7	0-2 P6			0-0 F8	
Terry Whitfield, L OBP: 0.355, SLG: 0.395 (1, 7)	0-0 2B 1-H		0-1 6-3		1-1 F4		0-0 BB 1B		
Roger Metzger, S OBP: 0.301, SLG: 0.320 (1, 6)	1-0 F5		0-0 BB 1B		2-0 2B		0-3 K		
Dennis Littlejohn, R OBP: 0.289, SLG: 0.289 (1, 2)		1-1 5-3		4-1 BB 1-2 BB	0-0 6-3		4-0 BB 1-2 BB		
John Montefusco, R OBP: 0.184, SLG: 0.316 (1, 1)		1-2 5-3		0-0 F8	0-3 K		0-0 4-3		
Gary Lavelle, S OBP: 0.250, SLG: 0.250 (6, 1)									
Willie McCovey, L OBP: 0.330, SLG: 0.427 (6, PH)									
Philip Nastu, L OBP: 0.154, SLG: 0.043 (7, 1)									
Greg Johnston, L OBP: 0.222, SLG: 0.294 (8, PH)									
Ed Halicki, R OBP: 0.207, SLG: 0.214 (9, 1)									

R: 3 H: 3 E: 1 LOB: 1 K: 0 BB: 0 S: 10 P: 14	R: 0 H: 1 E: 0 LOB: 0 K: 0 BB: 0 S: 10 P: 15	R: 0 H: 0 E: 0 LOB: 0 K: 0 BB: 0 S: 5 P: 7	R: 0 H: 1 E: 0 LOB: 2 K: 0 BB: 1 S: 6 P: 10	R: 0 H: 0 E: 0 LOB: 2 K: 1 BB: 2 S: 14 P: 22	R: 0 H: 1 E: 0 LOB: 1 K: 1 BB: 0 S: 7 P: 10	R: 0 H: 0 E: 0 LOB: 1 K: 0 BB: 1 S: 3 P: 7	R: 0 H: 1 E: 0 LOB: 2 K: 1 BB: 1 S: 6 P: 10	R: 0 H: 1 E: 0 LOB: 1 K: 0 BB: 0 S: 4 P: 4
---	---	---	--	---	--	---	--	---

PITCHER	IP	WLS	BF	H	R	ER	SO	BB	IBB	HBP	BLK	WP	HR	S	P	ERA	WHIP
Bruce Kison, R ERA: 3.35 (1, 1)	7.0	W	31	6	3	0	2	4	0	0	0	1	0	55	85	0.00	1.429
Kent Tekulve, R ERA: 2.83 (8, 1)	1.2		8	2	0	0	1	1	0	0	0	0	0	9	13	0.00	1.800
Grant Jackson, L ERA: 3.5 (9, 1)	0.1	S	1	0	0	0	0	0	0	0	0	0	0	1	1	0.00	0.000

Batter	1	2	3	4	5	6	7	8	9	AB R H RBI BB SO LOB	TOP											
Omar Moreno, L (1, 8) OBP: 0.339, SLG: 0.400	1-3 K		2-1 9-2 3B		0-3 K		0-3 K		0-0 1B	5 1 2 0 0 3 0	Pittsburgh Pirates @ San Francisco Giants Candlestick Park, San Francisco, CA Sat Sep 01 1979, 6:38 AM EDT Att: 27,382 - Unknown livebaseballscorecards.com AB 37 R 7 H 13 RBI 6 BB 1 SO 7 LOB 12 											
Phil Garner, R (1, 4) OBP: 0.356, SLG: 0.448	1-0 F6		1-0 9-2		0-3 K		0-0 HR 1B		0-0 1B	5 2 2 1 0 1 1												
Lee Lacy, R (1, 7) OBP: 0.347, SLG: 0.458	1-1 F3		1-0 5-3			0-0 1B FC5-4 1B	0-0 HR 1B		0-0 1B	5 2 3 3 0 0 0												
Bill Robinson, R (1, 9) OBP: 0.304, SLG: 0.522		2-2 SH1-3 2B		2-3 K		0-0 1B FC5-4 1B	0-0 6-3		0-0 F6	5 0 2 0 0 1 1												
Bill Madlock, R (1, 5) OBP: 0.341, SLG: 0.427		1-2 SH1-3 1B		0-0 WP S 2B 1B		0-0 FC5-4 S WP E 1-2f 3-H		0-0 6-3		4 2 2 1 0 0 1												
Manny Sanguillen, R (1, 3) OBP: 0.262, SLG: 0.339		0-0 SH1-3		2-2 1-H 2B		0-0 G3		0-0 F5		2 0 1 1 0 0 1												
Willie Stargell, L (6, 3) OBP: 0.363, SLG: 0.591		1-2 2-3		2-2 4-3		0-0 E5		0-0 4-3		1 0 0 0 0 0 0												
Dale Berra, R (1, 6) OBP: 0.261, SLG: 0.303		1-3 K		1-0 F3		0-0 F9			0-0 SH1-4 1B 1B	4 0 0 0 0 1 3												
Steve Nicosia, R (1, 2) OBP: 0.353, SLG: 0.438		4-0 IBB		0-0 K		0-0 4-3			0-0 SH1-4	3 0 1 0 1 0 2												
Jim Bibby, R (1, 1) OBP: 0.167, SLG: 0.343		0-3 K		0-0 4-3		0-0 5-3			0-0 SH1-4	3 0 0 0 0 1 3												
Inning Stats	R: 0 E: 0 K: 1 S: 6	H: 0 LOB: 0 BB: 0 P: 9	R: 0 E: 0 K: 2 S: 17	H: 2 LOB: 3 BB: 1 P: 25	R: 0 E: 0 K: 0 S: 4	H: 1 LOB: 0 BB: 0 P: 8	R: 1 E: 0 K: 1 S: 15	H: 2 LOB: 1 BB: 0 P: 22	R: 0 E: 0 K: 2 S: 7	H: 0 LOB: 0 BB: 0 P: 7	R: 2 E: 1 K: 0 S: 6	H: 2 LOB: 1 BB: 0 P: 6	R: 2 E: 0 K: 1 S: 7	H: 2 LOB: 0 BB: 0 P: 7	R: 0 E: 0 K: 0 S: 3	H: 0 LOB: 0 BB: 0 P: 3	R: 2 E: 0 K: 0 S: 6	H: 4 LOB: 1 BB: 0 P: 6	1B: 9 2B: 3 3B: 1 HR: 1	SF: 0 SAC: 2 DP: 1 HBP: 0	WP: 2 PB: 1 SB: 2 CS: 0	PA: 40
PITCHER	IP WLS BF H R ER SO BB IBB HBP BLK WP HR S P ERA WHIP																					
Bob Knepper, L (1, 1) ERA: 4.31	8.0 L 34 9 5 4 7 0 1 0 0 2 1 65 87 4.50 1.125																					
Randy Moffitt, R (9, 1) ERA: 7.68	1.0 6 4 2 2 0 0 0 0 0 0 0 6 6 18.00 4.000																					

Batter	1	2	3	4	5	6	7	8	9	AB R H RBI BB SO LOB
--------	---	---	---	---	---	---	---	---	---	----------------------

Larry Herndon, R OBP: 0.299, SLG: 0.380 (1, 8)	0-3 K			0-0 6-3		0-3 K			0-0 F8	4 0 0 0 0 2 0
Rob Andrews, R OBP: 0.277, SLG: 0.262 (1, 4)	0-3 K			0-0 2B SF8 1B		0-0 4-3			0-0 F7	4 1 1 0 0 1 0
Jack Clark, R OBP: 0.351, SLG: 0.480 (1, 9)	0-0 6-3			0-0 SF8 1-3 2B					0-0 F5	4 1 2 0 0 0 0
Darrell Evans, L OBP: 0.356, SLG: 0.411 (1, 5)		0-0 G6-4-3 1B		0-0 SF8					0-0 F9	2 0 1 1 0 0 1
Mike Ivie, R OBP: 0.382, SLG: 0.592 (1, 3)		0-0 G6-4-3 1-2f		0-0 2-3 3-H 5-3					0-0 2-H 1B	3 0 1 1 0 0 2
Terry Whitfield, L OBP: 0.353, SLG: 0.392 (1, 7)		0-3 K			0-0 4-3				0-0 4-3	3 0 0 0 0 1 0
Johnnie LeMaster, R OBP: 0.313, SLG: 0.323 (1, 6)			0-0 1-3		0-0 6-3				0-0 G3	3 0 0 0 0 0 0
Mike Sadek, R OBP: 0.319, SLG: 0.298 (1, 2)			0-3 K		0-3 K				0-0 G3	3 0 0 0 0 2 0
Bob Knepper, L OBP: 0.203, SLG: 0.302 (1, 1)			0-3 K			0-0 B1			0-3 K	2 0 0 0 0 1 0
Greg Johnston, L OBP: 0.216, SLG: 0.286 (8, PH)										1 0 0 0 0 1 0
Randy Moffitt, R (9, 1)										0 0 0 0 0 0 0

Inning Stats	R: 0	H: 0	E: 0	K: 2	S: 7	R: 0	H: 1	E: 0	K: 1	S: 5	R: 0	H: 0	E: 0	K: 2	S: 7	R: 1	H: 2	E: 0	K: 0	S: 5	R: 0	H: 0	E: 0	K: 1	S: 5	R: 1	H: 2	E: 1	K: 0	S: 4	R: 0	H: 0	E: 0	K: 1	S: 5	R: 0	H: 0	E: 0	K: 0	S: 3	1B: 4	SF: 1	2B: 1	3B: 0	HR: 0
--------------	------	------	------	------	------	------	------	------	------	------	------	------	------	------	------	------	------	------	------	------	------	------	------	------	------	------	------	------	------	------	------	------	------	------	------	------	------	------	------	------	-------	-------	-------	-------	-------

PITCHER	IP	WLS	BF	H	R	ER	SO	BB	IBB	HBP	BLK	WP	HR	S	P	ERA	WHIP	PITCHER	IP	WLS	BF	H	R	ER	SO	BB	IBB	HBP	BLK	WP	HR	S	P	ERA	WHIP													
Jim Bibby, R ERA: 2.69 (1, 1)	9.0	W	30	5	2	1	8	0	0	0	0	0	0	46	46	1.00	0.556																															

BOTTOM

Pittsburgh Pirates @ San Francisco Giants
 Candlestick Park, San Francisco, CA
 Sat Sep 01 1979, 6:38 AM EDT
 Att. 27,382 - Unknown

livebaseballscorecards.com

AB	29
R	2
H	5
RBI	2
BB	0
SO	8
LOB	3



WP: 0	PA: 30
PB: 0	
SB: 0	
CS: 0	

Batter	1	2	3	4	5	6	7	8	9	AB R H RBI BB SO LOB	TOP											
Omar Moreno, L (1, 8) OBP: 0.340, SLG: 0.402	0-3 K		0-0 F8 1B S		0-1 4-3		2-2 2B		0-3 K	5 1 2 1 0 2 2	Pittsburgh Pirates @ San Francisco Giants Candlestick Park, San Francisco, CA Sun Sep 02 1979, 6:33 AM EDT Att: 15,663 - Unknown livebaseballscorecards.com											
Phil Garner, R (1, 4) OBP: 0.354, SLG: 0.449	2-0 F8		1-2 F8		1-0 F5		0-0 1-3		0-0 3B	5 0 1 1 0 0 2												
Lee Lacy, R (1, 7) OBP: 0.343, SLG: 0.446	2-3 K		0-3 K		1-0 F7			4-0 BB	0-3 K	4 0 0 0 1 3 3												
Bill Robinson, R (1, 9) OBP: 0.303, SLG: 0.519		0-0 5-3	0-0 S 1B		0-0 F7			0-3 K		4 0 1 1 0 1 1												
Bill Madlock, R (1, 5) OBP: 0.343, SLG: 0.425		4-1 E 4-3 BB	4-1 1-2 BB		0-3 K			0-0 F8		2 1 0 0 2 1 1												
Manny Sanguillen, R (1, 3) OBP: 0.250, SLG: 0.323		1-0 4-3	0-0 F9		0-0 F3			4-0 IBB		3 0 0 0 0 0 3												
Willie Stargell, L (6, 3) OBP: 0.365, SLG: 0.591		1-2 4-3								0 0 0 0 1 0 0												
Dale Berra, R (1, 6) OBP: 0.270, SLG: 0.304		4-2 E BB		0-1 G6-4-3 1B			1-1 L3	0-3 K		3 1 1 0 1 1 2												
Steve Nicosia, R (1, 2) OBP: 0.362, SLG: 0.455		0-1 E6		0-0 G6-4-3			4-0 SH1-4 2B BB		0-0 SH5-4 3B 2B	3 1 2 2 1 0 1												
Matt Alexander, S (9, PR) OBP: 0.538, SLG: 0.692		1-H 2-H 2B		1-2 1-2						0 1 0 0 0 0 0												
Ed Ott, L (9, 2) OBP: 0.308, SLG: 0.390										0 0 0 0 0 0 0												
John Candelaria, L (1, 1) OBP: 0.156, SLG: 0.206		0-0 6-3		0-3 K			0-0 SH1-4		0-0 SH5-4	2 0 0 0 0 1 1												
Inning Stats	R: 0 E: 0 K: 2 S: 8	H: 0 LOB: 0 BB: 0 P: 12	R: 2 E: 1 K: 0 S: 9	H: 1 LOB: 1 BB: 2 P: 18	R: 1 E: 0 K: 1 S: 10	H: 2 LOB: 2 BB: 1 P: 15	R: 0 E: 0 K: 1 S: 6	H: 1 LOB: 0 BB: 0 P: 6	R: 0 E: 0 K: 0 S: 4	H: 0 LOB: 0 BB: 0 P: 6	R: 0 E: 0 K: 1 S: 7	H: 0 LOB: 0 BB: 0 P: 7	R: 1 E: 0 K: 0 S: 7	H: 1 LOB: 1 BB: 1 P: 14	R: 0 E: 0 K: 2 S: 7	H: 0 LOB: 2 BB: 2 P: 15	R: 1 E: 0 K: 2 S: 9	H: 2 LOB: 2 BB: 0 P: 9	1B: 3 2B: 3 3B: 1 HR: 0	SF: 0 SAC: 2 DP: 1 HBP: 0	WP: 0 PB: 0 SB: 3 CS: 0	PA: 39
PITCHER	IP WLS BF H R ER SO BB IBB HBP BLK WP HR S P ERA WHIP																					
Vida Blue, L (1, 1) ERA: 5.18	7.0 L 29 5 4 4 5 4 0 0 0 0 0 0 51 78 5.14 1.286																					
Ed Halicki, R (8, 1) ERA: 4.5	1.1 7 1 1 1 2 1 1 0 0 0 0 9 17 6.75 1.500																					
Gary Lavelle, L (9, 1) ERA: 2.2	0.2 3 1 0 0 2 0 0 0 0 0 0 7 7 0.00 1.500																					

AB	31
R	5
H	7
RBI	5
BB	6
SO	9
LOB	16



BOTTOM

Pittsburgh Pirates @ San Francisco Giants
 Candlestick Park, San Francisco, CA

AB	35
R	3
H	9
RBI	3
BB	1
SO	10
LOB	9



WP	0	PA	37
PB	0	SB	0
CS	0		

Sun Sep 02 1979, 6:33 AM EDT
 Att. 15,663 - Unknown

AB R H RBI BB SO LOB

5	0	1	1	0	1	1
4	0	0	0	0	1	1
4	1	1	1	0	1	0
4	0	1	0	0	1	0
3	1	3	0	1	0	0
3	0	1	1	0	1	3
0	0	0	0	0	0	0
4	1	1	0	0	0	2
4	0	0	0	0	2	1
2	0	0	0	0	2	0
1	0	0	0	0	1	1
0	0	0	0	0	0	0
1	0	1	0	0	0	0

1B	5	SF	1
2B	2	SAC	0
3B	1	DP	0
HR	1	HBP	0

WP	0	PA	37
PB	0	SB	0
CS	0		

Batter	1	2	3	4	5	6	7	8	9
Bill North, S (1, 8) OBP: 0.389, SLG: 0.359	0-3 K		0-0 F9		0-0 6-3		0-0 2-H 1B		0-0 1-3
Joe Strain, R (1, 4) OBP: 0.288, SLG: 0.302	0-3 K			0-0 F9		0-0 6-3	0-0 F8		
Larry Herndon, R (1, 9) OBP: 0.299, SLG: 0.389	0-3 K			0-0 HR		0-0 F9		0-0 F9	
Mike Ivie, R (1, 3) OBP: 0.381, SLG: 0.591		0-0 F7		0-0 F8		0-0 2B		0-3 K	
Terry Whitfield, L (1, 7) OBP: 0.359, SLG: 0.402		0-0 SF8 3B		0-0 1B		4-0 BB		0-0 1B	
Rob Andrews, R (1, 5) OBP: 0.276, SLG: 0.264 Gary Lavelle, S (9, 1) OBP: 0.250, SLG: 0.250		0-0 SF8		0-0 1B		0-0 F9		0-3 K	
Johnnie LeMaster, R (1, 6) OBP: 0.312, SLG: 0.326		0-0 P5		0-0 4-3		0-0 1B 2B		0-0 F2	
Dennis Littlejohn, R (1, 2) OBP: 0.280, SLG: 0.280			0-3 K		0-0 F8		0-0 F7		0-3 K
Vida Blue, S (1, 1) OBP: 0.200, SLG: 0.188 Mike Sadek, R (7, PH) OBP: 0.317, SLG: 0.296 Ed Halicki, R (8, 1) OBP: 0.207, SLG: 0.214 Darrell Evans, L (9, 5) OBP: 0.357, SLG: 0.412			0-3 K		0-3 K		0-3 K		0-0 1B

Inning Stats	R: 0	H: 0	E: 0	K: 3	S: 9	R: 1	H: 1	E: 0	K: 0	S: 4	R: 0	H: 0	E: 0	K: 2	S: 7	R: 1	H: 3	E: 0	K: 0	S: 6	R: 0	H: 0	E: 0	K: 1	S: 5	R: 0	H: 1	E: 0	K: 0	S: 4	R: 1	H: 2	E: 0	K: 1	S: 7	R: 0	H: 1	E: 0	K: 2	S: 8	R: 0	H: 1	E: 0	K: 1	S: 6	R: 0	H: 1	E: 0	K: 1	S: 6	1B: 5	2B: 2	3B: 1	HR: 1	SF: 1	SAC: 0	DP: 0	HBP: 0	WP: 0	PA: 37
--------------	------	------	------	------	------	------	------	------	------	------	------	------	------	------	------	------	------	------	------	------	------	------	------	------	------	------	------	------	------	------	------	------	------	------	------	------	------	------	------	------	------	------	------	------	------	------	------	------	------	------	-------	-------	-------	-------	-------	--------	-------	--------	-------	--------

PITCHER	IP	WLS	BF	H	R	ER	SO	BB	IBB	HBP	BLK	WP	HR	S	P	ERA	WHIP
John Candelaria, L (1, 1) ERA: 3.22	9.0	W	37	9	3	3	10	1	0	0	0	0	1	56	60	3.00	1.111

Batter	1	2	3	4	5	6	7	8	9	AB R H RBI BB SO LOB	TOP
Bill North, S (1, 8) OBP: 0.390, SLG: 0.358 Max Venable, L (7, PR) OBP: 0.350, SLG: 0.421 (7, 8)	4-1 		0-1 E1 		3-2 F9 		1-0 	0-0 F4 	2 0 0 0 1 0 0 1 0 0 0 0 0 1	San Francisco Giants @ San Diego Padres San Diego Stadium, San Diego, CA Mon Sep 03 1979, 10:05 PM EDT Att. 7,333 - Unknown livebaseballscorecards.com	
Joe Strain, R (1, 4) OBP: 0.289, SLG: 0.303	0-0 SH1-3 		0-1 		0-0 5-3 		1-2 F6 		3 0 1 0 0 0 3		
Mike Ivie, R (1, 3) OBP: 0.379, SLG: 0.587	2-3 K 		1-1 		1-2 1-3 		0-0 L7 		4 0 1 0 0 1 4		
Darrell Evans, L (1, 5) OBP: 0.357, SLG: 0.410	2-2 6-3 		2-3 K 		3-2 F9 		0-0 G1-6-3 		4 0 1 0 0 1 3		
Terry Whitfield, L (1, 7) OBP: 0.358, SLG: 0.401		1-1 3-1 		1-2 		0-0 5-3 		0-0 G1-6-3 	4 0 1 0 0 0 1		
Larry Herndon, R (1, 9) OBP: 0.298, SLG: 0.391		1-1 		1-0 F5 		1-2 1-3 		0-0 F9 	4 0 1 0 0 0 1		
Johnnie LeMaster, R (1, 6) OBP: 0.314, SLG: 0.328		1-1 6-3 		0-0 		1-1 		0-0 F7 	4 0 2 0 0 0 1		
Dennis Littlejohn, R (1, 2) OBP: 0.279, SLG: 0.279		0-0 F7 		3-1 F7 		1-0 		0-3 K 	4 0 1 0 0 1 3		
Ed Whitson, R (1, 1) OBP: 0.135, SLG: 0.111 Jack Clark, R (7, PH) OBP: 0.350, SLG: 0.479 Greg Minton, S (7, 1) Greg Johnston, L (9, PH) OBP: 0.237, SLG: 0.306			0-1 6-3 		2-2 L6 		0-3 K 	0-0 	2 0 0 0 0 0 2 1 0 0 0 0 1 2 0 0 0 0 0 0 0 1 0 1 0 0 0 0		
Inning Stats	R: 0 H: 0 E: 0 LOB: 1 K: 1 BB: 1 S: 10 P: 18	R: 0 H: 1 E: 0 LOB: 1 K: 0 BB: 0 S: 7 P: 10	R: 0 H: 2 E: 1 LOB: 2 K: 1 BB: 0 S: 11 P: 14	R: 0 H: 2 E: 0 LOB: 2 K: 0 BB: 0 S: 10 P: 17	R: 0 H: 0 E: 0 LOB: 0 K: 0 BB: 0 S: 7 P: 11	R: 0 H: 2 E: 0 LOB: 3 K: 1 BB: 0 S: 10 P: 14	R: 0 H: 1 E: 0 LOB: 0 K: 0 BB: 0 S: 3 P: 3	R: 0 H: 1 E: 0 LOB: 1 K: 1 BB: 0 S: 6 P: 6	1B: 8 SF: 0 2B: 1 SAC: 1 3B: 0 DP: 1 HR: 0 HBP: 1		WP: 0 PA: 37 PB: 0 SB: 1 CS: 0
PITCHER Gaylord Perry, R (1, 1) ERA: 3.06 Eric Rasmussen, R (8, 1) ERA: 4.0	IP WLS BF H R ER SO BB IBB HBP BLK WP HR S P ERA WHIP 7.0 W 30 7 0 0 3 1 0 1 0 0 0 0 62 95 0.00 1.143										



Batter	1	2	3	4	5	6	7	8	9	AB R H RBI BB SO LOB
--------	---	---	---	---	---	---	---	---	---	----------------------

Tim Flannery, L <small>OBP: 0.500, SLG: 0.333</small> (1, 4)										3 0 1 1 0 0 1
Paul Dade, R <small>OBP: 0.311, SLG: 0.369</small> (1, 5)										3 1 1 0 1 0 1
Gene Tenace, R <small>OBP: 0.410, SLG: 0.427</small> (1, 3)										4 0 0 0 0 1 3
Dave Winfield, R <small>OBP: 0.398, SLG: 0.557</small> (1, 9)										4 0 1 1 0 0 2
Bill Fahey, L <small>OBP: 0.367, SLG: 0.425</small> (1, 2)										2 0 0 0 2 0 0
Jim Wilhelm, R <small>OBP: 0.250, SLG: 0.344</small> (1, 8)										4 0 0 0 0 2 5
Dan Briggs, L <small>OBP: 0.278, SLG: 0.364</small> (1, 7)										4 2 2 0 0 0 0
Bill Almon, R <small>OBP: 0.289, SLG: 0.246</small> (1, 6)										2 0 0 0 1 2 1
Gaylord Perry, R <small>OBP: 0.110, SLG: 0.155</small> (1, 1)										3 0 0 0 0 2 2
Eric Rasmussen, R <small>OBP: 0.111, SLG: 0.040</small> (8, 1)										0 0 0 0 0 0 0

Inning Stats	R: 1	H: 1	E: 0	K: 0	S: 12	LOB: 2	BB: 2	P: 25	R: 0	H: 0	E: 0	K: 2	S: 8	LOB: 0	BB: 0	P: 13	R: 0	H: 1	E: 0	K: 1	S: 10	LOB: 3	BB: 1	P: 18	R: 1	H: 2	E: 0	K: 2	S: 10	LOB: 1	BB: 0	P: 12	R: 0	H: 0	E: 0	K: 1	S: 7	LOB: 0	BB: 0	P: 12	R: 1	H: 1	E: 0	K: 1	S: 8	LOB: 1	BB: 1	P: 18	R: 0	H: 0	E: 0	K: 0	S: 3	LOB: 0	BB: 0	P: 3	R: 0	H: 0	E: 0	K: 0	S: 3	LOB: 0	BB: 0	P: 3
--------------	------	------	------	------	-------	--------	-------	-------	------	------	------	------	------	--------	-------	-------	------	------	------	------	-------	--------	-------	-------	------	------	------	------	-------	--------	-------	-------	------	------	------	------	------	--------	-------	-------	------	------	------	------	------	--------	-------	-------	------	------	------	------	------	--------	-------	------	------	------	------	------	------	--------	-------	------

PITCHER	IP	WLS	BF	H	R	ER	SO	BB	IBB	HBP	BLK	WP	HR	S	P	ERA	WHIP
Ed Whitson, R <small>ERA: 4.67</small>	(1, 1)	6.0	L	28	5	3	2	7	2	2	1	0	0	55	98	3.00	1.167
Greg Minton, R <small>ERA: 1.99</small>	(7, 1)	2.0		6	0	0	0	0	0	0	0	0	0	6	6	0.00	0.000

BOTTOM

San Francisco Giants @ San Diego Padres
 San Diego Stadium, San Diego, CA
 Mon Sep 03 1979, 10:05 PM EDT
 Att. 7,333 - Unknown

AB	29
R	3
H	5
RBI	2
BB	4
SO	7
LOB	15



WP	HR	S	P	ERA	WHIP
0	0	0	0	0	0

Batter	1	2	3	4	5	6	7	8	9	AB R H RBI BB SO LOB	TOP		
Max Venable, L (1, 9) OBP: 0.375, SLG: 0.409	2-2 G6-4-3 1B		3-2 3-1		0-3 K		4-2 1B BB			3 0 1 0 1 1 1			
Rob Andrews, R (1, 4) OBP: 0.283, SLG: 0.273	1-0 G6-4-3 1-2f			1-1 F8		0-0 FC5-4 1B	3-1 1B			4 0 2 2 0 0 1			
Darrell Evans, L (1, 5) OBP: 0.354, SLG: 0.407	2-1 F9			1-0 1-3		3-2 L9	0-0 F8			4 0 0 0 0 0 3			
Mike Ivie, R (1, 3) OBP: 0.381, SLG: 0.589		0-0 1-4-3 E 1B		0-0 2B		0-0 F2		0-0 L1		4 1 2 0 0 0 1			
Larry Herndon, R (1, 8) OBP: 0.297, SLG: 0.387		1-2 F7		4-0 IBB		1-1 FC5-4 1-2f		0-0 F9		3 0 0 0 1 0 2			
Terry Whitfield, L (1, 7) OBP: 0.355, SLG: 0.396		1-1 1-4-3 1-2		0-0 F9		1-0 6-3	0-3 K			4 0 0 0 0 1 3			
Johnnie LeMaster, R (1, 6) OBP: 0.314, SLG: 0.327		0-0 E3 CS 2-H			0-0 SH1-3 1B		1-1 E5 BB HBP 1B		0-0 4-3	4 1 1 0 0 0 0	AB 32 R 3 H 6 RBI 2 BB 2 SO 3 LOB 13		
Dennis Littlejohn, R (1, 2) OBP: 0.273, SLG: 0.272		2-1 SAFE CS 1-2	2-1 5-3		0-1 SH1-3 1-2		0-0 F9		0-0 3-1	3 0 0 0 0 0 1			
John Curtis, L (1, 1) OBP: 0.216, SLG: 0.176			2-2 1-3		1-1 G3		1-2 BB 1B HBP		0-3 K	3 1 0 0 0 1 1			
Ed Halicki, R (9, 1) OBP: 0.207, SLG: 0.214										0 0 0 0 0 0 0	GIANTS		
Gary Lavelle, S (9, 1) OBP: 0.250, SLG: 0.250										0 0 0 0 0 0 0			
Inning Stats	R: 0 E: 0 K: 0 S: 7 H: 1 LOB: 0 BB: 0 P: 12	R: 1 E: 1 K: 0 S: 8 H: 1 LOB: 0 BB: 0 P: 12	R: 0 E: 0 K: 0 S: 8 H: 0 LOB: 0 BB: 0 P: 15	R: 0 E: 0 K: 0 S: 5 H: 1 LOB: 2 BB: 1 P: 11	R: 0 E: 0 K: 1 S: 8 H: 1 LOB: 1 BB: 0 P: 9	R: 0 E: 0 K: 0 S: 8 H: 1 LOB: 1 BB: 0 P: 12	R: 2 E: 1 K: 0 S: 11 H: 1 LOB: 2 BB: 1 P: 21	R: 0 E: 0 K: 1 S: 5 H: 0 LOB: 0 BB: 0 P: 5	R: 0 E: 0 K: 1 S: 5 H: 0 LOB: 0 BB: 0 P: 5	1B: 5 2B: 1 3B: 0 HR: 0 SF: 0 SAC: 1 DP: 1 HBP: 1	WP: 0 PB: 0 SB: 0 CS: 1 PA: 37		
PITCHER	IP WLS BF H R ER SO BB IBB HBP BLK WP HR S P ERA WHIP											PITCHER	IP WLS BF H R ER SO BB IBB HBP BLK WP HR S P ERA WHIP
Bob Shirley, L (1, 1) ERA: 3.48	6.2 L 29 6 3 0 1 1 1 1 0 0 0 54 91 0.00 1.050												
Mickey Lolich, L (7, 1) ERA: 4.03	0.1 1 0 0 0 0 0 0 0 0 0 0 0 1 1 0.00 0.000												
Steve Mura, R (8, 1) ERA: 2.86	2.0 6 0 0 0 0 2 0 0 0 0 0 0 0 10 10 0.00 0.000												

San Francisco Giants @ San Diego Padres
San Diego Stadium, San Diego, CA
Tue Sep 04 1979, 6:33 AM EDT
Att. 7,128 - Unknown

livebaseballscorecards.com



Batter	1	2	3	4	5	6	7	8	9	AB R H RBI BB SO LOB
Paul Dade, R (1, 5) OBP: 0.311, SLG: 0.368	1-1 4-3	0-0 CS 1B			1-3 K			0-0 F9		4 0 1 0 0 1 0
Tim Flannery, L (1, 4) OBP: 0.375, SLG: 0.167	4-2 2B SF8 BB	1-2 CS	0-3 K		0-0 4-3			0-1 F8		3 1 0 0 1 1 0
Gene Tenace, R (1, 3) OBP: 0.410, SLG: 0.430	0-0 SF8 1-3 2B		1-3 K		0-3 K			1-0 FC6-4 1B		4 0 2 0 0 2 0
Dave Winfield, R (1, 9) OBP: 0.398, SLG: 0.554	4-0 SF8 IBB		4-2 FC6-4 BB		1-2 4-3			0-0 FC6-4 BB		2 0 0 0 2 0 1
Kurt Bevacqua, R (1, 7) OBP: 0.344, SLG: 0.337	2-0 SF8		0-0 FC6-4		1-1 F3			0-0 F8		3 0 0 1 0 0 2
Bill Fahey, L (1, 2) OBP: 0.364, SLG: 0.416	3-3 K		1-3 K		1-1 F7			4-0 BB		3 0 0 0 1 2 2
Gene Richards, L (9, PR) OBP: 0.331, SLG: 0.338								1-2 BB		0 0 0 0 0 0 0
Brian Greer, R (1, 8) Dan Briggs, L (9, PH) Fernando Gonzalez, R (9, PH) OBP: 0.278, SLG: 0.364 OBP: 0.254, SLG: 0.357		0-1 1-3	3-3 K		3-2 5-3			0-0 F3		3 0 0 0 0 1 0
Bill Almon, R (1, 6) OBP: 0.285, SLG: 0.242		1-3 K	1-0 1-3		1-1 5-3					0 0 0 0 0 0 0
Steve Mura, R (8, 1)										3 0 0 0 0 1 0
Bob Shirley, R (1, 1) OBP: 0.149, SLG: 0.114		1-2 1B			0-0 F8			2-1 F8		2 0 1 0 0 0 0
Mickey Lolich, S (7, 1)										0 0 0 0 0 0 0
Ozzie Smith, S (8, 6) OBP: 0.260, SLG: 0.262										1 0 0 0 0 0 0


Inning Stats	R: 1	H: 1	E: 0	K: 1	S: 12	LOB: 2	BB: 2	P: 26	R: 0	H: 2	E: 0	K: 1	S: 11	LOB: 1	BB: 0	P: 14	R: 0	H: 0	E: 0	K: 2	S: 9	LOB: 1	BB: 1	P: 14	R: 0	H: 0	E: 0	K: 2	S: 7	LOB: 0	BB: 0	P: 12	R: 0	H: 0	E: 0	K: 1	S: 5	LOB: 0	BB: 0	P: 6	R: 0	H: 0	E: 0	K: 1	S: 8	LOB: 0	BB: 0	P: 10	R: 0	H: 0	E: 0	K: 0	S: 8	LOB: 0	BB: 0	P: 13	R: 0	H: 0	E: 0	K: 0	S: 5	LOB: 0	BB: 0	P: 7	R: 0	H: 1	E: 0	K: 0	S: 4	LOB: 2	BB: 1	P: 9	1B: 3	2B: 1	3B: 0	HR: 0	SF: 1	SAC: 0	DP: 0	HBP: 0	WP: 0	PB: 0	SB: 0	CS: 1	PA: 35
PITCHER	IP	WLS	BF	H	R	ER	SO	BB	IBB	HBP	BLK	WP	HR	S	P	ERA	WHIP																																																																				
John Curtis, L (1, 1) ERA: 4.18	8.0		30	4	1	1	8	2	1	0	0	0	0	66	104	1.12	0.750																																																																				
Ed Halicki, R (9, 1) ERA: 4.47	0.2		3	0	0	0	0	1	0	0	0	0	0	2	6	0.00	1.500																																																																				
Gary Lavelle, L (9, 1) ERA: 2.19	0.1	S	1	0	0	0	0	0	0	0	0	0	0	1	1	0.00	0.000																																																																				

BOTTOM

San Francisco Giants @ San Diego Padres
San Diego Stadium, San Diego, CA

Tue Sep 04 1979, 6:33 AM EDT
Att. 7,128 - Unknown

AB	29
R	1
H	4
RBI	1
BB	4
SO	8
LOB	7



livebaseballscorecards.com

San Francisco Giants @ Cincinnati Reds
Riverfront Stadium, Cincinnati, OH

Wed Sep 05 1979, 7:05 PM EDT
Att: 20,867 - Unknown

AB	35
R	5
H	7
RBI	5
BB	4
SO	5
LOB	17



WP:	0	PA:	39
PB:	0		
SB:	0		
CS:	2		

AB	R	H	RBI	BB	SO	LOB
2	1	0	0	3	0	0
5	1	1	0	0	0	2
5	1	2	1	0	1	2
4	1	1	2	0	2	3
4	1	2	1	0	0	1
4	0	1	1	0	1	3
4	0	0	0	0	0	3
3	0	0	0	1	0	1
2	0	0	0	0	0	0
1	0	0	0	0	1	1
0	0	0	0	0	0	0
0	0	0	0	0	0	0
1	0	0	0	0	0	1
0	0	0	0	0	0	0

Batter	1	2	3	4	5	6	7	8	9													
Max Venable, L (1, 9) OBP: 0.414, SLG: 0.375	4-1 2B 1B BB	4-1 BB			0-0 B1-3		4-0 CS E BB		0-0 F8													
Rob Andrews, R (1, 4) OBP: 0.280, SLG: 0.278	1-2 1B 1-3 E 2B	3-1 6-3			1-0 6-3		0-0 E9 CS		0-0 5-3													
Darrell Evans, L (1, 5) OBP: 0.354, SLG: 0.407	2-2 FC3-6 E 2-3 3-H 1B				1-0 HR 1B		0-3 K 1-2 2-3		0-0 4-3													
Mike Ivie, R (1, 3) OBP: 0.379, SLG: 0.594	1-3 K				1-1 HR 1-H		0-3 K															
Larry Herndon, R (1, 8) OBP: 0.300, SLG: 0.392	1-2 E1 FC3-6 1-2 3-H				0-0 2B			0-0 2B 1B														
Greg Johnston, L (1, 7) OBP: 0.238, SLG: 0.325	0-1 FC3-6 1-2 2-3				2-2 4-3		2-3 K		0-0 2B 1-H													
Johnnie LeMaster, R (1, 6) OBP: 0.309, SLG: 0.322	2-0 F9				0-0 E5		0-0 5-3		0-0 L3													
Dennis Littlejohn, R (1, 2) OBP: 0.273, SLG: 0.266					0-0 5-3		4-0 BB		0-0 6-3													
John Montefusco, R (1, 1) OBP: 0.175, SLG: 0.300					0-1 F8		0-3 K		0-0 6-3													
Terry Whitfield, L (8, PH) OBP: 0.354, SLG: 0.395																						
Pedro Borbon, R (6, 1) OBP: 0.353, SLG: 0.333																						
Tom Griffin, R (7, 1) OBP: 0.093, SLG: 0.083																						
Bill North, S (8, PH) OBP: 0.389, SLG: 0.357																						
Gary Lavelle, S (8, 1) OBP: 0.250, SLG: 0.250																						
Inning Stats	R: 2 E: 1 K: 1 S: 18	H: 2 LOB: 2 BB: 1 P: 29	R: 0 E: 0 K: 0 S: 8	H: 0 LOB: 1 BB: 1 P: 19	R: 0 E: 0 K: 0 S: 9	H: 1 LOB: 1 BB: 0 P: 11	R: 0 E: 1 K: 0 S: 4	H: 0 LOB: 0 BB: 0 P: 4	R: 2 E: 0 K: 0 S: 7	H: 2 LOB: 0 BB: 0 P: 11	R: 0 E: 0 K: 2 S: 7	H: 0 LOB: 1 BB: 1 P: 13	R: 0 E: 1 K: 2 S: 7	H: 0 LOB: 1 BB: 1 P: 11	R: 1 E: 0 K: 0 S: 5	H: 2 LOB: 1 BB: 0 P: 5	R: 0 E: 0 K: 0 S: 3	H: 0 LOB: 0 BB: 0 P: 3	1B: 3 2B: 4 3B: 0 HR: 1	SF: 0 SAC: 0 DP: 1 HBP: 0	WP: 0 PB: 0 SB: 0 CS: 2	PA: 39
PITCHER	IP	WLS	BF	H	R	ER	SO	BB	IBB	HBP	BLK	WP	HR	S	P	ERA	WHIP					
Fred Norman, L (1, 1) ERA: 3.67	5.0	W	23	5	4	4	1	2	0	0	0	0	1	46	74	7.20	1.400					
Mario Soto, R (6, 1) ERA: 5.22	2.0		10	2	1	1	4	2	0	0	0	0	0	16	26	4.50	2.000					
Tom Hume, R (8, 1) ERA: 2.77	2.0	S	6	0	0	0	0	0	0	0	0	0	0	6	6	0.00	0.000					

Batter	1	2	3	4	5	6	7	8	9
Dave Collins, S (1, 9) OBP: 0.372, SLG: 0.412 Paul Blair, R (9, 8) OBP: 0.212, SLG: 0.243	1-0 L7		4-2 FC3-6 BB	4-2 BB		0-3 K		0-0 SH3-4	
Joe Morgan, L (1, 4) OBP: 0.393, SLG: 0.392	1-2 F7		0-0 FC3-6 BB 1-2f 1B	1-1 4-3		0-0 P4		0-3 K	
Dave Concepcion, R (1, 6) OBP: 0.351, SLG: 0.416	1-2 L3		4-0 1B BB 1-2 BB		4-2 HR BB		4-0 2B BB 2-H 1B	0-0	
George Foster, R (1, 7) OBP: 0.397, SLG: 0.581		3-3 K	0-2 F9		3-2 HR		0-3 K		
Johnny Bench, R (1, 2) OBP: 0.365, SLG: 0.444		2-3 K	0-0 1B 1-3 2-H		1-0 F3		4-0 2B BB		
Dan Driessen, L (1, 3) OBP: 0.328, SLG: 0.403		0-0 E 2B	2-0 4-3		1-1 8-6-3 1B		0-0 2B 1-3 2-H		
Ray Knight, R (1, 5) OBP: 0.357, SLG: 0.447		2-2 E9 1B 2-H		0-0 HR	2-2 8-6-3 1-2f		0-0 P5		
Cesar Geronimo, L (1, 8) OBP: 0.323, SLG: 0.346		4-2 BB	4-1 B1-6-4 BB		0-0 F8		0-0 L9		
Fred Norman, S (1, 1) OBP: 0.233, SLG: 0.164 Mario Soto, R (6, 1) OBP: 0.667, SLG: 0.667 Tom Hume, R (8, 1) OBP: 0.182, SLG: 0.186 Hector Cruz, R (8, 8) OBP: 0.339, SLG: 0.378 (9, 9)		2-1 F5	0-0 B1-6-4 1-2f		0-0 1B		4-0 SH3-4 1B BB		

Inning Stats	R: 0	H: 0	E: 0	K: 0	S: 7	LOB: 0	BB: 0	P: 10
	R: 1	H: 2	E: 1	K: 2	S: 19 <td>LOB: 2</td> <td>BB: 1</td> <td>P: 32</td>	LOB: 2	BB: 1	P: 32
	R: 1	H: 1	E: 0	K: 0	S: 9 <td>LOB: 2</td> <td>BB: 2</td> <td>P: 19</td>	LOB: 2	BB: 2	P: 19
	R: 1	H: 1	E: 0	K: 0	S: 8 <td>LOB: 1</td> <td>BB: 2</td> <td>P: 17</td>	LOB: 1	BB: 2	P: 17
	R: 2	H: 2	E: 0	K: 0	S: 11 <td>LOB: 0</td> <td>BB: 1</td> <td>P: 22</td>	LOB: 0	BB: 1	P: 22
	R: 0	H: 1	E: 0	K: 1	S: 6 <td>LOB: 1</td> <td>BB: 0</td> <td>P: 6</td>	LOB: 1	BB: 0	P: 6
	R: 1	H: 1	E: 0	K: 1	S: 6 <td>LOB: 2</td> <td>BB: 2</td> <td>P: 14</td>	LOB: 2	BB: 2	P: 14
	R: 0	H: 1	E: 0	K: 1	S: 5 <td>LOB: 2</td> <td>BB: 1</td> <td>P: 9</td>	LOB: 2	BB: 1	P: 9

PITCHER	IP	WLS	BF	H	R	ER	SO	BB	IBB	HBP	BLK	WP	HR	S	P	ERA	WHIP
John Montefusco, R (1, 1) ERA: 4.28	5.0	L	25	6	5	5	2	6	0	0	0	0	2	54	100	9.00	2.400
Pedro Borbon, R (6, 1) ERA: 4.15	1.1		8	2	1	1	2	2	0	0	0	0	0	10	18	6.75	3.000
Tom Griffin, R (7, 1) ERA: 3.33	0.2		2	0	0	0	0	0	0	0	0	0	0	2	2	0.00	0.000
Gary Lavelle, L (8, 1) ERA: 2.16	1.0		4	1	0	0	1	1	0	0	0	0	0	5	9	0.00	2.000

AB R H RBI BB SO LOB

2	0	0	0	2	1	1
0	0	0	0	0	0	0
5	1	0	0	0	1	4
2	2	1	0	3	0	0
4	1	1	2	0	2	3
3	0	1	1	1	1	0
4	1	3	1	0	0	2
4	1	2	2	0	0	3
2	0	0	0	2	0	2
2	0	0	0	0	0	3
1	0	1	0	0	0	0
0	0	0	0	0	0	0
0	0	0	0	1	0	0

1B: 5	SF: 0	WP: 0	PA: 39
2B: 3	SAC: 1	PB: 0	
3B: 0	DP: 2	SB: 1	
HR: 2	HBP: 0	CS: 0	

San Francisco Giants @ Cincinnati Reds
 Riverfront Stadium, Cincinnati, OH
 Wed Sep 05 1979, 7:05 PM EDT
 Att. 20,867 - Unknown

livebaseballscorecards.com

AB	29
R	6
H	9
RBI	6
BB	9
SO	5
LOB	18



BOTTOM

San Francisco Giants @ Cincinnati Reds
Riverfront Stadium, Cincinnati, OH

AB	36
R	12
H	13
RBI	12
BB	7
SO	6
LOB	15



WP	0	PA	43
PB	2		
SB	0		
CS	0		

Thu Sep 06 1979, 7:05 PM EDT
Att. 20,935 - Unknown

livebaseballscorecards.com

AB	R	H	RBI	BB	SO	LOB
4	1	0	0	1	1	0
4	2	1	0	1	0	2
0	0	0	0	0	0	0
4	3	3	4	1	1	0
4	2	2	2	1	1	2
2	1	2	3	0	0	0
2	0	1	0	1	0	1
1	1	1	0	0	0	0
3	0	0	0	1	0	3
4	1	2	3	1	0	2
4	1	1	0	0	1	2
4	0	0	0	0	2	3
0	0	0	0	0	0	0

1B	5	SF	0
2B	4	SAC	0
3B	0	DP	0
HR	4	HBP	0

WP	HR	S	P	ERA	WHIP
0	0	0	0	0.00	1.500
0	0	11	23	0.00	1.000
0	0	9	17	4.50	2.000

Batter	1	2	3	4	5	6	7	8	9
Dave Collins, S (1, 9) OBP: 0.370, SLG: 0.407	0-0 5-3 BB	0-0 L3	4-0 4-3 2B BB		0-0 L4		0-3 K		
Joe Morgan, L (1, 4) OBP: 0.393, SLG: 0.390 Manny Sarmiento, R (9, 1)	4-1 1B 2B BB	0-0 HR 1B	0-0 4-3		0-0 F3			0-0 F7	
Dave Concepcion, R (1, 6) OBP: 0.355, SLG: 0.426	2-1 2B HR 1B	0-0 HR	0-0 PB 2B		0-3 K			4-0 2B 1B BB	
George Foster, R (1, 7) OBP: 0.399, SLG: 0.591	2-2 HR 2B	0-0 HR	0-3 K		4-0 PB BB			0-0 F8	
Johnny Bench, R (1, 2) OBP: 0.368, SLG: 0.454 Vic Correll, R (3, 2) OBP: 0.324, SLG: 0.371	0-0 HR	0-0 FC5-4 1B		4-0 FC5-4 BB		0-0 F6		0-0 1B 2B	
Ray Knight, R (1, 5) OBP: 0.359, SLG: 0.450 Rick Auerbach, R (2, 5) OBP: 0.317, SLG: 0.310	3-2 HR 2B	0-0 FC5-4		0-0 FC5-4 BB		0-0 F7		4-0 1B BB	
Dan Driessen, L (1, 3) OBP: 0.331, SLG: 0.411	2-2 HR	0-0 F7		4-0 1-2 BB		0-0 6-3		0-0 1-2 2-H 3-H 1B	
Hector Cruz, R (1, 8) OBP: 0.337, SLG: 0.375	0-3 K		0-0 4-3 2B 1B BB		0-0 F7		0-0 F7		
Tom Seaver, R (1, 1) OBP: 0.169, SLG: 0.308 Junior Kennedy, R (9, 4) OBP: 0.348, SLG: 0.312	0-3 K		0-3 K		0-0 F4		0-0 5-3		

Inning	R	H	E	K	S	H	LOB	BB	P
1	6	5	0	21	34	3	4	0	7
2	3	4	0	7	7	0	1	0	7
3	2	2	0	9	13	0	1	1	13
4	0	0	0	3	11	0	2	0	11
5	0	0	0	5	5	0	0	0	5
6	0	0	0	3	7	0	1	0	7
7	0	0	0	5	5	0	0	0	5
8	1	2	0	4	12	0	2	0	12
9	0	0	0	0	0	0	0	0	0

PITCHER	IP	WLS	BF	H	R	ER	SO	BB	IBB	HBP	BLK	WP	HR	S	P	ERA	WHIP
Bob Knepper, L ERA: 4.59	0.1	L	7	5	6	6	0	1	0	0	0	0	2	15	28	162.00	18.000
Tom Griffin, R ERA: 3.8	2.0		12	5	5	5	3	1	0	0	0	0	2	17	21	22.50	3.000
Ed Plank, R ERA:	0.2		3	1	0	0	1	0	0	0	0	0	0	5	5	0.00	1.500
Al Holland, L ERA:	3.0		12	0	0	0	1	3	0	0	0	0	0	11	23	0.00	1.000
Pedro Borbon, R ERA: 4.15	2.0		9	2	1	1	1	2	0	0	0	0	0	9	17	4.50	2.000

Batter	1	2	3	4	5	6	7	8	9	AB R H RBI BB SO LOB	TOP											
Max Venable, L (1, 9) OBP: 0.385, SLG: 0.313	2-3 1B		2-2 1B	0-0 FC 1B	0-3 K		4-0 BB		0-0 F9	5 2 1 1 1 2 2												
Rob Andrews, R (1, 4) OBP: 0.308, SLG: 0.352	3-2 1B		0-2 1B	4-0 1B		0-0 2B			0-0 F8	4 3 3 1 1 0 1												
Mike Ivie, R (1, 3) OBP: 0.373, SLG: 0.581	0-0 F6		3-3 1B	0-0 1B		0-3 K			0-0 F7	5 1 1 2 0 2 3												
Darrell Evans, L (1, 5) OBP: 0.356, SLG: 0.406	0-0 2B		4-2 1B	0-3 K		0-3 K			0-0 F8	4 0 1 0 1 2 3												
Larry Herndon, R (1, 8) OBP: 0.310, SLG: 0.401	2-2 5-3		0-0 1B	0-0 1B		0-0 1B			4-0 BB	4 1 3 3 1 0 2												
Greg Johnston, L (1, 7) OBP: 0.235, SLG: 0.306		0-0 4-3	1-1 4-3	0-0 1B		0-0 1B			0-0 6-3	5 0 2 2 0 0 3												
Johnnie LeMaster, R (1, 6) OBP: 0.307, SLG: 0.317		2-2 5-3		0-0 FC 1B		0-0 6-3			0-0 6-3	4 1 0 0 1 0 3												
Dennis Littlejohn, R (1, 2) OBP: 0.270, SLG: 0.265		2-1 6-3		0-1 FC 1B		0-0 F8			0-0 F7	5 1 2 0 0 0 0												
Vida Blue, S (1, 1) OBP: 0.190, SLG: 0.178			0-1 F7	0-0 SH1-4		0-3 K			0-0 F4	4 0 0 0 0 2 1												
Inning Stats	R: 0 E: 0 K: 1 S: 13	H: 2 LOB: 2 BB: 0 P: 20	R: 0 E: 0 K: 0 S: 7	H: 0 LOB: 0 BB: 0 P: 11	R: 2 E: 1 K: 1 S: 17	H: 3 LOB: 2 BB: 1 P: 27	R: 5 E: 0 K: 1 S: 11	H: 4 LOB: 2 BB: 2 P: 19	R: 0 E: 0 K: 2 S: 7	H: 0 LOB: 0 BB: 0 P: 7	R: 2 E: 0 K: 2 S: 10	H: 3 LOB: 1 BB: 0 P: 10	R: 0 E: 0 K: 0 S: 3	H: 0 LOB: 1 BB: 1 P: 7	R: 0 E: 0 K: 0 S: 3	H: 0 LOB: 1 BB: 1 P: 7	R: 0 E: 0 K: 1 S: 6	H: 1 LOB: 1 BB: 0 P: 6	1B: 11 2B: 2 3B: 0 HR: 0	SF: 0 SAC: 1 DP: 0 HBP: 0	WP: 0 PB: 0 SB: 2 CS: 0	PA: 46
PITCHER	IP WLS BF H R ER SO BB IBB HBP BLK WP HR S P ERA WHIP	IP WLS BF H R ER SO BB IBB HBP BLK WP HR S P ERA WHIP																			ERA WHIP	
Joaquin Andujar, R (1, 1) ERA: 3.23	3.1 L 18 6 4 4 2 2 0 0 0 0 0 40 65 10.80 2.400																					
Randy Niemann, L (4, 1) ERA: 3.78	0.0 L 2 0 0 0 0 1 0 0 0 0 0 1 5 ∞ ∞																					
Rick Williams, R (4, 1) ERA: 3.21	0.2 L 5 3 3 3 1 0 0 0 0 0 0 7 7 40.50 4.500																					
Frank LaCorte, R (5, 1) ERA: 6.52	2.0 L 9 3 2 2 4 0 0 0 0 0 0 17 17 9.00 1.500																					
Bobby Sprowl, L (7, 1) ERA:	2.0 L 8 0 0 0 0 2 0 0 0 0 0 6 14 0.00 1.000																					
PITCHER	IP WLS BF H R ER SO BB IBB HBP BLK WP HR S P ERA WHIP	IP WLS BF H R ER SO BB IBB HBP BLK WP HR S P ERA WHIP																			ERA WHIP	
Gordie Pladson, R (9, 1) ERA:	1.0 L 4 1 0 0 1 0 0 0 0 0 0 6 6 0.00 1.000																					

San Francisco Giants @ Houston Astros
Astrodome, Houston, TX

Fri Sep 07 1979, 8:05 PM EDT
Att. 23,723 - Unknown

AB	40
R	9
H	13
RBI	9
BB	5
SO	8
LOB	18



BOTTOM

San Francisco Giants @ Houston Astros
 Astrodome, Houston, TX
 Fri Sep 07 1979, 8:05 PM EDT
 Att. 23,723 - Unknown

AB 32
 R 2
 H 7
 RBI 2
 BB 4
 SO 4
 LOB 17



WP: 0 PA: 38
 PB: 0
 SB: 0
 CS: 1

AB	R	H	RBI	BB	SO	LOB
4	1	1	0	1	0	3
2	0	0	1	0	0	2
2	0	0	0	0	1	0
4	0	1	0	0	0	3
4	0	1	1	0	0	1
3	0	0	0	0	0	3
1	0	0	0	0	1	0
3	0	0	0	0	1	2
0	0	0	0	0	0	0
0	0	0	0	1	0	0
0	0	0	0	0	0	0
0	0	0	0	0	0	0
4	1	2	0	0	0	0
4	0	2	0	0	0	3
0	0	0	0	0	0	0
0	0	0	0	0	0	0
0	0	0	0	1	0	0
0	0	0	0	0	0	0
1	0	0	0	1	1	0

Batter	1	2	3	4	5	6	7	8	9
Cesar Cedeno, R OBP: 0.366, SLG: 0.390 (1, 3)	2-2 SH1-3 1B	4-0 FC4-6 IBB		0-1 FC6-4 1-2f		0-0 FC6-4 1-2f			2-1 F8
Craig Reynolds, L OBP: 0.284, SLG: 0.333 Jimmy Sexton, R OBP: 0.237, SLG: 0.171 (1, 6) (7, 6)	0-0 SH1-3 1-2	0-0 FC4-6 1-2f 2-3 3-H			1-0 F7				1-3 K
Terry Puhl, L OBP: 0.355, SLG: 0.379 (1, 8)	2-0 E4 1B 2-3	0-0 F3			0-0 1B				0-0 F9
Jeffrey Leonard, R OBP: 0.364, SLG: 0.359 (1, 9)	1-1 CS 1B 1-3 3-H		2-2 F7		1-1 F8				3-2 6-3
Enos Cabell, R OBP: 0.295, SLG: 0.359 Danny Heep, L (1, 5) (7, 7)	2-2 FC1-5-2 1-2 3-H		1-2 F8		0-2 6-3				1-3 K
Jose Cruz, L OBP: 0.373, SLG: 0.424 Bobby Sprowl, L (1, 7) (7, 1) Art Howe, R OBP: 0.320, SLG: 0.363 (8, PH) Mike Mendoza, R (8, PR) Gordie Pladson, R (9, 1)	0-0 6-3		1-1 F5			1-3 K		4-2 2B BB	
Luis Pujols, R OBP: 0.333, SLG: 0.500 (1, 2)		0-2 SH3-4 FC4-6 1B		3-2 6-3		1-0 6-3		3-1 L1-6 2B	1-3 2B
Rafael Landestoy, S OBP: 0.313, SLG: 0.294 (1, 4)		0-0 FC4-6 SH3-4 1B		3-2 6-3		2-0 2B		0-0 L1-6 2-3	
Joaquin Andujar, S OBP: 0.117, SLG: 0.211 Randy Niermann, L OBP: 0.188, SLG: 0.133 Rick Williams, R OBP: 0.323, SLG: 0.286 Julio Gonzalez, R OBP: 0.279, SLG: 0.280 Frank LaCorte, R Alan Knicely, R (1, 1) (4, 1) (4, 1) (4, PH) (5, 1) (6, PH) (7, 5)		1-1 SH3-4		4-0 FC6-4 BB		4-0 FC6-4 BB			3-3 K

Inning	R	H	E	K	S	R	H	E	K	S	R	H	E	K	S	R	H	E	K	S	R	H	E	K	S
1	1	2	1	0	19	1	2	0	0	13	0	0	0	0	12	0	0	0	0	9	0	1	0	0	15
2	1	2	0	0	13	1	2	0	0	13	0	0	0	0	12	0	0	0	0	9	0	0	0	0	16
3	0	0	0	0	12	0	0	0	0	12	0	0	0	0	9	0	0	0	0	9	0	0	0	0	16
4	0	0	0	0	18	0	0	0	0	18	0	0	0	0	9	0	0	0	0	9	0	0	0	0	16
5	0	1	0	0	9	0	1	0	0	9	0	0	0	0	9	0	0	0	0	9	0	0	0	0	16
6	0	1	0	0	9	0	1	0	0	9	0	0	0	0	9	0	0	0	0	9	0	0	0	0	16
7	0	0	0	0	9	0	0	0	0	9	0	0	0	0	9	0	0	0	0	9	0	0	0	0	16
8	0	1	0	0	16	0	1	0	0	16	0	0	0	0	16	0	0	0	0	16	0	0	0	0	16
9	0	0	0	0	16	0	0	0	0	16	0	0	0	0	16	0	0	0	0	16	0	0	0	0	16

PITCHER	IP	WLS	BF	H	R	ER	SO	BB	IBB	HBP	BLK	WP	HR	S	P	ERA	WHIP
Vida Blue, L ERA: 5.05 (1, 1)	9.0	W	38	7	2	2	4	3	1	0	0	0	0	73	127	2.00	1.111

WP: 0 PA: 38
 PB: 0
 SB: 0
 CS: 1

Batter	1	2	3	4	5	6	7	8	9	AB R H RBI BB SO LOB	TOP
Max Venable, L OBP: 0.364, SLG: 0.278 (1, 9) BB FC X	3-1 F6 ①		4-2 BB E BB	2-3 K ③			2-3 K ②		X 0-0 F8 ②	4 0 0 0 1 2 2	San Francisco Giants @ Houston Astros Astrodome, Houston, TX Sat Sep 08 1979, 8:05 PM EDT Att: 32,300 - Unknown livebaseballscorecards.com
Rob Andrews, R OBP: 0.319, SLG: 0.357 (1, 4) B F S X	2-2 FC1-4 1B		2-1 E5 BB 1-2		4-1 G3 BB		1-0 S 1B	X 0-0 F8 ③	4 0 2 0 1 0 1		
Mike Ivie, R OBP: 0.369, SLG: 0.574 (1, 3) B X	1-0 FC1-4 S 1-2f		3-1 F7 ②		1-0 F9 ①		3-1 F5 ③		4 0 0 0 0 0 5		
Darrell Evans, L OBP: 0.355, SLG: 0.404 (1, 5) C X	0-1 4-3 ③		4-1 BB 1-2 2-3		2-1 G3 ②		3-2 F8 ①		3 0 0 0 1 0 2		
Larry Herndon, R OBP: 0.313, SLG: 0.401 (1, 8)		4-2 CS S BB	1-2 6-3 ③		1-0 6-3 ③		0-0 IHR 1B		3 1 1 0 1 0 4		
Greg Johnston, L OBP: 0.222, SLG: 0.288 (1, 7) Willie McCovey, L OBP: 0.330, SLG: 0.425 (8, PH) Jack Clark, R OBP: 0.350, SLG: 0.479 (8, 9)		3-3 K ①		0-2 F3 ①		0-3 K ①	S S S ②	0-3 K ②	3 0 0 0 0 2 1 1 0 0 0 0 1 1 0 0 0 0 0 0 0		
Johnnie LeMaster, R OBP: 0.313, SLG: 0.333 (1, 6)		2-1 WP 1B 2-3		1-3 K ②		2-1 G6-4-3 1B	X 0-0 IHR	0-0 IHR	4 1 3 2 0 1 0		
Dennis Littlejohn, R OBP: 0.269, SLG: 0.259 (1, 2)		3-2 6-3 ③		4-2 1B BB		1-1 G6-4-3 ③ ③ 1-2f	S S S ③	0-3 K ③	3 0 0 0 1 1 2		
Ed Whitson, R OBP: 0.154, SLG: 0.132 (1, 1) Bill North, S OBP: 0.388, SLG: 0.356 (7, PH) Greg Minton, S (7, 1) Gary Lavelle, S OBP: 0.250, SLG: 0.250 (9, 1)			2-3 K ①	0-0 1B			2-3 K ①	C C C 0-3 K ①	2 0 1 0 0 1 0 1 0 0 0 0 1 0 1 0 0 0 0 1 0 0 0 0 0 0 0 0		
Inning Stats	R: 0 E: 0 K: 0 S: 8 H: 1 LOB: 1 BB: 0 P: 14	R: 0 E: 0 K: 1 S: 15 H: 1 LOB: 1 BB: 1 P: 27	R: 0 E: 1 K: 1 S: 13 H: 0 LOB: 3 BB: 2 P: 29	R: 0 E: 0 K: 2 S: 16 H: 1 LOB: 2 BB: 1 P: 23	R: 0 E: 0 K: 0 S: 5 H: 0 LOB: 1 BB: 1 P: 13	R: 0 E: 0 K: 1 S: 7 H: 1 LOB: 0 BB: 0 P: 10	R: 0 E: 0 K: 2 S: 12 H: 1 LOB: 1 BB: 0 P: 20	R: 2 E: 0 K: 2 S: 11 H: 2 LOB: 0 BB: 0 P: 14	R: 0 E: 0 K: 1 S: 5 H: 0 LOB: 0 BB: 0 P: 5	1B: 6 2B: 0 3B: 0 HR: 1 SF: 0 SAC: 0 DP: 1 HBP: 0	
PITCHER	IP WLS BF H R ER SO BB IBB HBP BLK WP HR S P ERA WHIP	IP WLS BF H R ER SO BB IBB HBP BLK WP HR S P ERA WHIP	IP WLS BF H R ER SO BB IBB HBP BLK WP HR S P ERA WHIP	IP WLS BF H R ER SO BB IBB HBP BLK WP HR S P ERA WHIP	IP WLS BF H R ER SO BB IBB HBP BLK WP HR S P ERA WHIP	IP WLS BF H R ER SO BB IBB HBP BLK WP HR S P ERA WHIP	IP WLS BF H R ER SO BB IBB HBP BLK WP HR S P ERA WHIP	IP WLS BF H R ER SO BB IBB HBP BLK WP HR S P ERA WHIP	IP WLS BF H R ER SO BB IBB HBP BLK WP HR S P ERA WHIP	IP WLS BF H R ER SO BB IBB HBP BLK WP HR S P ERA WHIP	IP WLS BF H R ER SO BB IBB HBP BLK WP HR S P ERA WHIP
Joe Niekro, R ERA: 2.92 (1, 1)	7.1										
Joe Sambito, L ERA: 1.47 (8, 1)	1.2	L									



Batter	1	2	3	4	5	6	7	8	9	AB	R	H	RBI	BB	SO	LOB
Cesar Cedeno, R OBP: 0.367, SLG: 0.391 (1, 3)	0-1 F9		0-0 1B		0-0 1B			0-3 K		4	0	2	1	0	1	0
Craig Reynolds, L OBP: 0.282, SLG: 0.330 (1, 6)	0-1 4-3		0-1 F4		1-0 6-3			0-0 4-3		4	0	0	0	0	0	3
Terry Puhl, L OBP: 0.356, SLG: 0.379 (1, 8)	2-2 F8			0-1 FC4-6 1B	2-0 F8			4-0 BB		3	0	1	0	1	0	1
Jose Cruz, L OBP: 0.372, SLG: 0.424 Denny Walling, L OBP: 0.368, SLG: 0.484 (8, PH) (9, 7)		2-1 CS 1B		2-2 F9		1-0 F9		0-0 4-3		3	0	1	0	0	0	1
Enos Cabell, R OBP: 0.297, SLG: 0.360 (1, 5)		2-3 K		1-2 FC4-6 1B		2-2 F8		0-0 1B SH2-4 1B		4	0	2	0	0	1	1
Jeffrey Leonard, R OBP: 0.361, SLG: 0.356 (1, 9)		0-0 6-3		0-0 FC4-6		2-0 5-3		0-0 SH2-4		3	0	0	0	0	0	2
Luis Pujols, R OBP: 0.292, SLG: 0.435 Danny Heep, L OBP: 0.250, SLG: 0.250 Jimmy Sexton, R OBP: 0.237, SLG: 0.171 (1, 2) (9, PH) (9, PR)			0-1 F6	0-1 F9			0-0 F8	0-0 2-3 1B		3	0	0	0	0	0	2
Rafael Landestoy, S OBP: 0.312, SLG: 0.298 (1, 4)			1-0 F8		0-2 SH1-4 1B 2B		0-0 4-3	0-0 F7		4	1	1	0	0	0	2
Joe Niekro, R OBP: 0.158, SLG: 0.164 Joe Sambito, L OBP: 0.583, SLG: 0.429 Art Howe, R OBP: 0.319, SLG: 0.362 (1, 1) (8, 1) (9, PH)			0-0 1B		0-1 SH1-4		0-0 F5	0-0 5-3		2	0	1	0	0	0	0

Inning Stats	R: 0	H: 0	R: 0	H: 1	R: 0	H: 2	R: 1	H: 2	R: 0	H: 0	R: 0	H: 0	R: 0	H: 0	R: 0	H: 2	R: 0	H: 2
	E: 0	LOB: 0	E: 0	LOB: 0	E: 0	LOB: 2	E: 0	LOB: 1	E: 0	LOB: 0	E: 0	LOB: 0	E: 0	LOB: 1	E: 0	LOB: 2	E: 0	LOB: 2
	K: 0	BB: 0	K: 1	BB: 0	K: 0	BB: 0	K: 0	BB: 0	K: 0	BB: 0	K: 0	BB: 0	K: 1	BB: 1	K: 0	BB: 0	K: 0	BB: 0
	S: 7	P: 9	S: 6	P: 10	S: 7	P: 8	S: 8	P: 11	S: 5	P: 10	S: 3	P: 3	S: 5	P: 9	S: 5	P: 5	S: 5	P: 10

PITCHER	IP	WLS	BF	H	R	ER	SO	BB	IBB	HBP	BLK	WP	HR	S	P	ERA	WHIP
Ed Whitson, R ERA: 4.52 (1, 1)	6.0		24	7	1	1	1	0	0	0	0	0	0	47	65	1.50	1.167
Greg Minton, R ERA: 1.92 (7, 1)	2.1	W	10	2	0	0	1	1	0	0	0	0	0	11	15	0.00	1.286
Gary Lavelle, L ERA: 2.15 (9, 1)	0.2	S	2	0	0	0	0	0	0	0	0	0	0	2	2	0.00	0.000

BOTTOM

San Francisco Giants @ Houston Astros
Astrodome, Houston, TX

Sat Sep 08 1979, 8:05 PM EDT
Att. 32,300 - Unknown

AB	33
R	1
H	9
RBI	1
BB	1
SO	2
LOB	15



WP	HR	S	P	ERA	WHIP
0	0	0	0	0.00	1.167
0	0	0	0	0.00	1.286
0	0	0	0	0.00	0.000

TOP

San Francisco Giants @ Houston Astros
Astrodome, Houston, TX

Sun Sep 09 1979, 4:33 AM EDT
Att. 11,570 - Dome

livebaseballscorecards.com

AB	34
R	1
H	8
RBI	1
BB	1
SO	5
LOB	13



WP:	0	PA:	35
PB:	0		
SB:	0		
CS:	0		

Batter	1	2	3	4	5	6	7	8	9	AB	R	H	RBI	BB	SO	LOB
Max Venable, L OBP: 0.354, SLG: 0.300 (1, 9)	0-0 2B		0-0 F8			0-0 F9	0-0 F9			4	0	1	0	0	0	3
Rob Andrews, R OBP: 0.324, SLG: 0.362 (1, 4) (8, 5)	0-3 K		0-0 1-3			0-0 FC4-6 1B		0-0 G5-4-3 1B		4	0	2	0	0	1	1
Mike Ivie, R OBP: 0.367, SLG: 0.570 (1, 3)	0-0 5-3			0-0 6-3		0-0 FC4-6 1B		0-0 G5-4-3 1B		4	0	1	0	0	0	2
Darrell Evans, L OBP: 0.354, SLG: 0.401 Tom Griffin, R OBP: 0.077, SLG: 0.077 (1, 5) (8, 1)	4-0 BB			0-0 G3		0-0 FC4-6 1B		0-0 F8		3	0	0	1	1	0	2
Larry Herndon, R OBP: 0.309, SLG: 0.395 (1, 8)	0-0 L5			0-0 F8		0-0 F7			0-3 K	4	0	0	0	0	1	4
Greg Johnston, L OBP: 0.211, SLG: 0.273 Bill North, S OBP: 0.388, SLG: 0.355 (1, 7) (9, PH)		0-0 G3			0-0 6-3		0-0 F7		0-0 F8	3	0	0	0	0	0	0
Johnnie LeMaster, R OBP: 0.312, SLG: 0.336 (1, 6)		0-0 F7			0-3 K		0-0 F8		0-0 2B	4	0	1	0	0	1	0
Dennis Littlejohn, R OBP: 0.269, SLG: 0.259 (1, 2)		0-0 F3			0-3 K		0-0 1B		0-0 5-3	4	0	1	0	0	1	1
Ed Halicki, R OBP: 0.250, SLG: 0.258 Greg Minton, S (7, 1) Gary Lavelle, S OBP: 0.250, SLG: 0.250 Joe Strain, R OBP: 0.289, SLG: 0.303 (8, 1) (8, 4)		0-3 K				0-0 FC4-6 1B	0-0 1B			3	1	2	0	0	1	0

Inning Stats	R: 0	H: 1	E: 0	K: 1	S: 6	P: 10	R: 0	H: 0	E: 0	K: 0	S: 3	P: 3	R: 0	H: 0	E: 0	K: 1	S: 5	P: 5	R: 0	H: 0	E: 0	K: 0	S: 3	P: 3	R: 0	H: 0	E: 0	K: 0	S: 7	P: 7	R: 1	H: 3	E: 0	K: 0	S: 6	P: 6	R: 0	H: 2	E: 0	K: 0	S: 5	P: 5	R: 0	H: 1	E: 0	K: 1	S: 6	P: 6	R: 0	H: 1	E: 0	K: 1	S: 6	P: 6	1B: 6	2B: 2	3B: 0	HR: 0	SF: 0	SAC: 0	DP: 1	HBP: 0	WP: 0	PA: 35
--------------	------	------	------	------	------	-------	------	------	------	------	------	------	------	------	------	------	------	------	------	------	------	------	------	------	------	------	------	------	------	------	------	------	------	------	------	------	------	------	------	------	------	------	------	------	------	------	------	------	------	------	------	------	------	------	-------	-------	-------	-------	-------	--------	-------	--------	-------	--------

PITCHER	IP	WLS	BF	H	R	ER	SO	BB	IBB	HBP	BLK	WP	HR	S	P	ERA	WHIP
Vern Ruhle, R ERA: 3.02 (1, 1)	6.0		23	4	1	1	4	1	0	0	0	0	0	30	34	1.50	0.833
Ken Forsch, R ERA: 3.18 (7, 1)	2.0	W	8	3	0	0	0	0	0	0	0	0	0	8	8	0.00	1.500
Joe Sambito, L ERA: 1.46 (9, 1)	1.0	S	4	1	0	0	1	0	0	0	0	0	0	6	6	0.00	1.000

PITCHER	IP	WLS	BF	H	R	ER	SO	BB	IBB	HBP	BLK	WP	HR	S	P	ERA	WHIP
---------	----	-----	----	---	---	----	----	----	-----	-----	-----	----	----	---	---	-----	------

Batter	1	2	3	4	5	6	7	8	9
Cesar Cedeno, R OBP: 0.366, SLG: 0.389 (1, 3) (9, 8)	0-3 K		0-0 F7			0-0 F5		0-0 2B 1B	
Craig Reynolds, L OBP: 0.282, SLG: 0.330 (1, 6) Jesus Alou, R OBP: 0.317, SLG: 0.324 (8, PH) Julio Gonzalez, R OBP: 0.279, SLG: 0.280 (8, PR) (9, 6)	0-0 L3 1B		0-0 F8			0-0 3-1		0-0 1B 2B	
Terry Puhl, L OBP: 0.353, SLG: 0.376 (1, 8) (9, 7)	0-0 L3 1-2				0-0 L4		0-0 4-3	0-3 K	
Denny Walling, L OBP: 0.371, SLG: 0.492 (1, 7) Joe Sambito, L OBP: 0.583, SLG: 0.429 (9, 1)		0-3 K			0-0 G3		0-0 2B	0-0 2B 1B	
Enos Cabell, R OBP: 0.297, SLG: 0.361 (1, 5)		0-3 K			0-3 K		0-3 K	0-0 2B	
Jeffrey Leonard, R OBP: 0.360, SLG: 0.353 (1, 9)		0-0 F9			0-0 6-3		0-0 L4	4-0 IBB	
Luis Pujols, R OBP: 0.308, SLG: 0.440 (1, 2) Danny Heep, L OBP: 0.200, SLG: 0.200 (7, PH) Bruce Bochy, R OBP: 0.271, SLG: 0.269 (8, 2)			0-0 PB 1B		0-0 F6		0-0 4-3	0-3 K	
Rafael Landestoy, S OBP: 0.316, SLG: 0.300 (1, 4)		4-0 BB	4-0 BB		0-0 1B		0-0 6-3	0-0 6-3	
Vern Ruhle, R OBP: 0.143, SLG: 0.154 (1, 1) Ken Forsch, R OBP: 0.240, SLG: 0.196 (7, 1) Dave Bergman, L OBP: 0.500, SLG: 0.500 (8, PH) (9, 3)			0-3 K		0-0 1-3			0-0 2B 1B	

AB	R	H	RBI	BB	SO	LOB
4	1	1	0	0	1	2
3	0	1	0	0	0	2
1	0	1	2	0	0	0
0	1	0	0	0	0	0
4	0	0	0	0	1	2
4	1	2	1	0	1	0
0	0	0	0	0	0	0
4	0	1	1	0	3	1
3	0	0	0	1	0	1
2	0	1	0	0	0	0
1	0	0	0	0	0	1
1	0	0	0	0	1	2
2	0	1	0	1	0	0
2	0	0	0	0	1	3
0	0	0	0	0	0	0
1	1	1	0	0	0	0

BOTTOM	
San Francisco Giants @ Houston Astros Astrodome, Houston, TX	
Sun Sep 09 1979, 4:33 AM EDT Att. 11,570 - Dome	
AB	32
R	4
H	9
RBI	4
BB	2
SO	8
LOB	14
WP: 0	PA: 34
PB: 1	SB: 0
CS: 0	

Inning Stats		R: 0	H: 1	E: 0	LOB: 0	K: 1	S: 5	R: 0	H: 0	E: 0	LOB: 0	K: 2	S: 7	R: 0	H: 1	E: 0	LOB: 2	K: 1	S: 6	R: 0	H: 0	E: 0	LOB: 0	K: 1	S: 5	R: 0	H: 1	E: 0	LOB: 1	K: 0	S: 4	R: 0	H: 0	E: 0	LOB: 0	K: 0	S: 3	R: 0	H: 1	E: 0	LOB: 1	K: 1	S: 6	R: 4	H: 5	E: 0	LOB: 2	K: 2	S: 12				
Ed Halicki, R ERA: 4.22 (1, 1)	IP	6.0	WLS	22	H	4	R	0	ER	0	SO	5	BB	1	IBB	0	HBP	0	BLK	0	WP	0	HR	0	S	31	P	35	ERA	0.00	WHIP	0.833																					
Greg Minton, R ERA: 2.15 (7, 1)	IP	1.1	L	6	H	2	R	2	ER	2	SO	1	BB	0	IBB	0	HBP	0	BLK	0	WP	0	HR	0	S	8	P	8	ERA	13.50	WHIP	1.500																					
Gary Lavelle, L ERA: 2.34 (8, 1)	IP	0.1		3	H	2	R	1	ER	1	SO	1	BB	0	IBB	0	HBP	0	BLK	0	WP	0	HR	0	S	5	P	5	ERA	27.00	WHIP	6.000																					
Tom Griffin, R ERA: 3.78 (8, 1)	IP	0.1		3	H	1	R	1	ER	1	SO	1	BB	0	IBB	1	HBP	0	BLK	0	WP	0	HR	0	S	4	P	8	ERA	27.00	WHIP	3.000																					



Batter	1	2	3	4	5	6	7	8	9	AB R H RBI BB SO LOB	TOP
Eddie Miller, S OBP: 0.317, SLG: 0.300 (1, 8) X	0-0 G3		1-1 4-3		0-1 4-3		0-1 3-1			4 0 0 0 0 0 2	
Jerry Royster, R OBP: 0.331, SLG: 0.339 (1, 4) C B B B B	4-2 S BB		0-0 CS 1B			2-3 K		1-1 6-3		3 0 1 0 1 1 0	
Gary Matthews, R OBP: 0.372, SLG: 0.517 (1, 9) B B B C C X	3-2 5-3 1-2		3-2 CS 1-2	0-1 1B 2B		2-2 L4		0-0 1B		4 1 2 0 0 0 1	
Bob Homer, R OBP: 0.343, SLG: 0.537 (1, 5) X	0-0 F2			0-0 F4		2-3 K		0-0 F7		4 0 0 0 0 1 3	
Dale Murphy, R OBP: 0.350, SLG: 0.473 (1, 3) B X		1-0 F7		0-0 F8		4-2 SH SF7 BB		2-1 F2		3 1 0 0 1 0 2	
Larry Whisenton, L OBP: 0.333, SLG: 0.333 (1, 7) B X		1-0 F8		0-1 2-H 1B		0-0 SH		0-0 6-3		3 0 1 1 0 0 0	
Joe Nolan, L OBP: 0.332, SLG: 0.372 (1, 2) C B B B B X		1-2 2B		0-0 4-3		4-2 BB		0-0 CS 3B		3 0 2 0 1 0 1	
Pepe Frias, R OBP: 0.295, SLG: 0.330 (1, 6) X T C	0-2 F3				1-0 F8		0-0 SF7	4-0 BB		2 0 0 1 1 0 1	
Larry McWilliams, L OBP: 0.158, SLG: 0.176 (1, 1) S T F C			1-3 K		1-3 K		1-2 3-H F7	0-0 3-H 3-1		2 0 0 0 0 2 0 1 0 0 0 0 0 2 1 0 0 0 0 0 1	
Mike Lum, L OBP: 0.297, SLG: 0.354 (7, PH)											
Joey McLaughlin, R OBP: 0.182, SLG: 0.273 (7, 1) S											
Inning Stats	R: 0 E: 0 K: 0 S: 7 H: 0 LOB: 1 BB: 1 P: 14	R: 0 E: 0 K: 0 S: 9 H: 1 LOB: 1 BB: 0 P: 12	R: 0 E: 0 K: 1 S: 9 H: 1 LOB: 0 BB: 0 P: 14	R: 1 E: 0 K: 0 S: 7 H: 2 LOB: 1 BB: 0 P: 7	R: 0 E: 0 K: 1 S: 6 H: 0 LOB: 0 BB: 0 P: 8	R: 0 E: 0 K: 2 S: 9 H: 0 LOB: 0 BB: 0 P: 15	R: 1 E: 1 K: 0 S: 11 H: 0 LOB: 2 BB: 2 P: 20	R: 0 E: 0 K: 0 S: 6 H: 1 LOB: 1 BB: 0 P: 9	R: 0 E: 0 K: 0 S: 3 H: 1 LOB: 1 BB: 1 P: 7	1B: 3 2B: 2 3B: 1 HR: 0 SF: 1 SAC: 1 DP: 0 HBP: 0	WP: 0 PA: 37 PB: 0 SB: 1 CS: 2
PITCHER John Montefusco, R ERA: 4.08 (1, 1)	IP: 8.0 WLS: L BF: 32 H: 5 R: 2 ER: 1 SO: 4 BB: 3 IBB: 0 HBP: 0 BLK: 0 WP: 0 HR: 0 S: 64 P: 99 ERA: 1.12 WHIP: 1.000					PITCHER Greg Minton, R ERA: 2.12 (9, 1)	IP: 1.0 WLS: 4 BF: 1 H: 0 R: 0 ER: 0 SO: 0 BB: 1 IBB: 0 HBP: 0 BLK: 0 WP: 0 HR: 0 S: 3 P: 7 ERA: 0.00 WHIP: 2.000				

Atlanta Braves @ San Francisco Giants
Candlestick Park, San Francisco, CA
Tue Sep 11 1979, 10:05 PM EDT
Att. 5,128 - Unknown

livebaseballscorecards.com

AB	30
R	2
H	6
RBI	2
BB	4
SO	4
LOB	13



Batter	1	2	3	4	5	6	7	8	9	AB	R	H	RBI	BB	SO	LOB					
Max Venable, L (1, 9) OBP: 0.365, SLG: 0.302	1-3 K		1-1 HBP		0-0 2-H 1B			0-0 3-1		3	0	1	1	0	1	1					
Rob Andrews, R (1, 4) OBP: 0.322, SLG: 0.358	2-2 F9		1-0 F8			0-0 F8		0-0 1B		4	0	1	0	0	0	2					
Darrell Evans, L (1, 5) OBP: 0.352, SLG: 0.398	1-3 K		1-0 G3			0-0 4-3			0-3 K	4	0	0	0	0	2	2					
Mike Ivie, R (1, 3) OBP: 0.369, SLG: 0.571		2-1 F8 2B		0-3 K		0-0 F6			4-0 BB	3	0	1	0	1	1	0					
Larry Herndon, R (1, 8) OBP: 0.305, SLG: 0.390		2-3 K		0-0 6-3			0-3 K		0-0 F6	4	0	0	0	0	2	2					
Greg Johnston, L (1, 7) OBP: 0.197, SLG: 0.254		1-2 F8		0-0 4-3			0-3 K		0-0 4-3	4	0	0	0	0	1	2					
Johnnie LeMaster, R (1, 6) OBP: 0.309, SLG: 0.332		1-0 F7			0-0 F2		0-3 K			3	0	0	0	0	1	1					
Dennis Littlejohn, R (1, 2) OBP: 0.270, SLG: 0.260			1-0 5-3		0-0 SH1-4 1B			0-0 5-3		3	1	1	0	0	0	0					
John Montefusco, R (1, 1) OBP: 0.195, SLG: 0.300			4-2 HBP		0-0 SH1-4			0-0 3-1 1B		0	0	0	0	1	0	0					
Willie McCovey, L (8, PH) OBP: 0.331, SLG: 0.427										1	0	1	0	0	0	0					
Jack Clark, R (8, PR) OBP: 0.350, SLG: 0.479										0	0	0	0	0	0	0					
Greg Minton, S (9, 1)										0	0	0	0	0	0	0					
Inning Stats	R: 0 E: 0 K: 2 S: 10	H: 0 LOB: 0 BB: 0 P: 14	R: 0 E: 0 K: 1 S: 9	H: 1 LOB: 1 BB: 0 P: 15	R: 0 E: 0 K: 0 S: 6	H: 0 LOB: 2 BB: 1 P: 14	R: 0 E: 0 K: 1 S: 5	H: 0 LOB: 0 BB: 0 P: 5	R: 1 E: 0 K: 0 S: 4	H: 2 LOB: 1 BB: 0 P: 4	R: 0 E: 0 K: 3 S: 9	H: 0 LOB: 0 BB: 0 P: 9	R: 0 E: 0 K: 0 S: 4	H: 2 LOB: 2 BB: 0 P: 4	R: 0 E: 0 K: 1 S: 5	H: 0 LOB: 1 BB: 1 P: 9	1B: 4 2B: 1 3B: 0 HR: 0	SF: 0 SAC: 1 DP: 0 HBP: 1	WP: 0 PB: 0 SB: 0 CS: 0	PA: 33	
PITCHER	IP	WLS	BF	H	R	ER	SO	BB	IBB	HBP	BLK	WP	HR	S	P	ERA	WHIP				
Larry McWilliams, L (1, 1) ERA: 6.7	6.0	W	22	3	1	1	4	1	0	1	0	0	0	37	55	1.50	0.667				
Joey McLaughlin, R (7, 1) ERA: 2.23	3.0	S	11	2	0	0	4	1	0	0	0	0	0	18	22	0.00	1.000				

BOTTOM

Atlanta Braves @ San Francisco Giants
Candlestick Park, San Francisco, CA

Tue Sep 11 1979, 10:05 PM EDT
Att. 5,128 - Unknown

AB	29
R	1
H	5
RBI	1
BB	2
SO	8
LOB	10



WP: 0	PA: 33
PB: 0	
SB: 0	
CS: 0	

ERA	WHIP
-----	------

livebaseballscorecards.com

Batter	1	2	3	4	5	6	7	8	9	AB R H RBI BB SO LOB	TOP											
Eddie Miller, S (1, 8) OBP: 0.304, SLG: 0.289	0-2 F6		2-2 6-3		1-0 G5-4-3 1B			1-1 6-3	0-0 F7	5 0 1 1 0 0 2												
Jerry Royster, R (1, 4) OBP: 0.330, SLG: 0.339	1-2 1B S 1B		1-2 4-3		1-1 G5-4-3 1-2f			0-1 F9		4 0 1 0 0 0 2												
Gary Matthews, R (1, 9) OBP: 0.371, SLG: 0.515	3-2 1-3 1B		0-0 F9			2-2 6-3		1-0 1-3		4 0 1 0 0 0 0												
Bob Homer, R (1, 5) OBP: 0.342, SLG: 0.535	1-1 L5			0-0 F5		3-1 6-3		1-0 WP 2B 1B		4 1 1 0 0 0 2												
Dale Murphy, R (1, 3) OBP: 0.346, SLG: 0.467	1-3 K			1-0 6-3		2-2 F2		1-3 K		4 0 0 0 0 2 3												
Barry Bonnell, R (1, 7) OBP: 0.305, SLG: 0.428		2-3 K		0-0 F8			0-0 5-3	1-1 1B SF8 2B		4 1 1 1 0 1 0												
Pepe Frias, R (1, 6) OBP: 0.299, SLG: 0.333		0-1 6-3			4-0 SH1-4 1B BB		2-2 1B	1-0 1B 1B		3 1 2 0 1 0 0												
Bruce Benedict, R (1, 2) OBP: 0.328, SLG: 0.280		1-1 1B			4-1 SH1-4 1-2 BB		0-3 K	0-0 SF8		2 0 1 0 1 1 1												
Bob Beall, S (9, PH)										0 0 0 1 0 0 0												
Eddie Solomon, R (1, 1) OBP: 0.228, SLG: 0.268		0-3 K			1-1 SH1-4		0-3 K	0-0 3-H 1B		1 0 0 0 0 1 1												
Charlie Spikes, R (7, PH) OBP: 0.316, SLG: 0.473										1 0 0 0 0 1 1												
Larry Bradford, R (7, 1)										0 0 0 0 0 0 0												
Glenn Hubbard, R (9, PH) OBP: 0.281, SLG: 0.281					1-2 2-3					1 0 1 0 0 0 0												
Inning Stats	R: 0 E: 0 K: 1 S: 18	H: 2 LOB: 2 BB: 0 P: 24	R: 0 E: 0 K: 2 S: 10	H: 1 LOB: 1 BB: 0 P: 13	R: 0 E: 0 K: 0 S: 7	H: 0 LOB: 0 BB: 0 P: 10	R: 0 E: 0 K: 0 S: 3	H: 0 LOB: 0 BB: 0 P: 4	R: 1 E: 0 K: 0 S: 6	H: 1 LOB: 1 BB: 2 P: 17	R: 0 E: 0 K: 2 S: 10	H: 0 LOB: 0 BB: 0 P: 15	R: 0 E: 0 K: 2 S: 10	H: 1 LOB: 1 BB: 0 P: 12	R: 0 E: 0 K: 0 S: 5	H: 0 LOB: 0 BB: 0 P: 7	R: 2 E: 0 K: 1 S: 10	H: 4 LOB: 2 BB: 0 P: 14	1B: 8 2B: 1 3B: 0 HR: 0	SF: 1 SAC: 1 DP: 1 HBP: 0	WP: 1 PB: 0 SB: 1 CS: 0	PA: 37
PITCHER	IP WLS BF H R ER SO BB IBB HBP BLK WP HR S P ERA WHIP																					
Vida Blue, L (1, 1) ERA: 4.98	8.1 W 34 8 3 3 6 2 0 0 0 1 0 74 113 3.24 1.200																					
Gary Lavelle, L (9, 1) ERA: 2.33	0.2 S 3 1 0 0 0 0 0 0 0 0 0 0 3 3 0.00 1.500																					

Atlanta Braves @ San Francisco Giants
 Candlestick Park, San Francisco, CA
 Wed Sep 12 1979, 6:33 AM EDT
 Att. 1,878 - Unknown

AB	33
R	3
H	9
RBI	3
BB	2
SO	6
LOB	12



Batter	1	2	3	4	5	6	7	8	9	AB	R	H	RBI	BB	SO	LOB
Max Venable, L OBP: 0.357, SLG: 0.298 (1, 9) C F B X	1-2 F4 ①		X 0-0 FC5 1B 1-2 2-3	X 0-0 E3 2-H			X 0-0 F6 ①			4	1	1	0	0	0	0
Rob Andrews, R OBP: 0.313, SLG: 0.348 (1, 4) X	0-0 6-3 ②		X 0-0 FC5 BB 1B 1-2 2-3f 3-H	X 0-0 1-3 ③			X 0-0 5-3 ②			4	0	0	1	0	0	3
Mike Ivie, R OBP: 0.368, SLG: 0.576 (1, 7) (9, 3) B S C F C	1-3 K ③		X 0-0 F2		X 0-0 HR		X 0-0 F8 ③			4	1	1	1	0	1	2
Willie McCovey, L OBP: 0.339, SLG: 0.436 Jack Clark, R OBP: 0.350, SLG: 0.479 (1, 3) (8, PR) (9, 7)		X 0-0 2B	X 0-0 BB 1B 1-2 2-H		B B B B 4-0 G5-4-3 BB		X 0-0 5-3 CS 1B			3	0	3	1	1	0	0
Darrell Evans, L OBP: 0.351, SLG: 0.396 (1, 5)		X 0-0 F4 ①	B B B B 4-0 FC6 BB 1-2 2-3		X 0-0 G5-4-3 ②		X 0-0 5-3 ①			3	0	0	0	1	0	3
Larry Herndon, R OBP: 0.301, SLG: 0.385 (1, 8)		X 0-0 F3 ②	X 0-0 FC6 ③		X 0-0 F4 ③		X 0-0 4-3 ②			4	0	0	0	0	0	6
Johnnie LeMaster, R OBP: 0.305, SLG: 0.328 (1, 6)		X 0-0 F7 ③		X 0-0 E5 SH5-3 E		X 0-0 F2 ①		X 0-0 4-3 ③		4	1	0	0	0	0	3
Dennis Littlejohn, R OBP: 0.271, SLG: 0.257 (1, 2)			B B B B 4-0 1B 1B FC5 BB	X 0-0 F3 ①		X 0-0 1-4-3 ②				2	1	0	0	1	0	1
Vida Blue, S OBP: 0.198, SLG: 0.187 Gary Lavelle, S OBP: 0.250, SLG: 0.250 (1, 1) (9, 1)			X 0-0 FC5 1B 1-2	X 0-0 SH5-3 ②		S S S S 0-3 K ③				2	0	1	0	0	1	0
			X 0-0 1B 1-2							0	0	0	0	0	0	0

Inning Stats	R: 0	H: 0	E: 0	K: 1	S: 8	LOB: 0	BB: 0	P: 10	R: 0	H: 1	E: 0	K: 0	S: 4	LOB: 1	BB: 0	P: 4	R: 2	H: 3	E: 0	K: 0	S: 6	LOB: 3	BB: 2	P: 14	R: 1	H: 0	E: 2	K: 0	S: 5	LOB: 1	BB: 0	P: 5	R: 1	H: 1	E: 0	K: 0	S: 3	LOB: 0	BB: 1	P: 7	R: 0	H: 0	E: 0	K: 1	S: 5	LOB: 0	BB: 0	P: 5	R: 0	H: 0	E: 0	K: 0	S: 3	LOB: 0	BB: 0	P: 3	R: 0	H: 1	E: 0	K: 0	S: 4	LOB: 2	BB: 0	P: 4
1B: 4	SF: 0	2B: 1	SAC: 1	3B: 0	DP: 1	HR: 1	HBP: 0	WP: 0	PA: 34																																																							

PITCHER	IP	WLS	BF	H	R	ER	SO	BB	IBB	HBP	BLK	WP	HR	S	P	ERA	WHIP
Eddie Solomon, R ERA: 4.33 (1, 1)	6.0	L	27	5	4	3	2	3	0	0	0	0	1	31	45	4.50	1.333
Larry Bradford, L ERA: (7, 1)	2.0		7	1	0	0	0	0	0	0	0	0	0	7	7	0.00	0.500

BOTTOM

Atlanta Braves @ San Francisco Giants
Candlestick Park, San Francisco, CA
Wed Sep 12 1979, 6:33 AM EDT
Att. 1,878 - Unknown

livebaseballscorecards.com

AB	30
R	4
H	6
RBI	3
BB	3
SO	2
LOB	18



Batter	1	2	3	4	5	6	7	8	9	AB R H RBI BB SO LOB	TOP											
Eddie Miller, S OBP: 0.320, SLG: 0.292 (1, 8)	2-3 K	4-2 S BB		1-1 S FC6-4 1B		0-3 K			0-0 SH3-4	3 1 1 1 1 2 0												
Jerry Royster, R OBP: 0.332, SLG: 0.340 (1, 4)	4-0 S 1B BB	1-2 F5		0-0 FC6-4 1B		0-0 CS 1B			0-0 E4	4 1 2 0 1 0 2												
Gary Matthews, R OBP: 0.370, SLG: 0.512 (1, 9)	1-3 K		2-1 F2	0-2 FC6-4		0-0 CS	0-0 L6		0-0 1B	5 0 1 2 0 1 2												
Bob Homer, R OBP: 0.343, SLG: 0.533 (1, 5)	0-1 BB 1B		0-0 1B	1-1 5-3			0-0 L6		0-0 5-3	5 0 2 1 0 0 2												
Dale Murphy, R OBP: 0.345, SLG: 0.465 (1, 3)	0-0 BB 1B		0-0 F9		1-3 K		0-3 K			4 0 1 0 0 2 1												
Larry Whitenton, L OBP: 0.571, SLG: 0.400 (1, 7)	4-2 BB		1-1 1B		4-1 S BB			0-0 F7		2 0 1 0 2 0 0												
Darrel Chaney, S OBP: 0.225, SLG: 0.146 (1, 6)	2-3 K		3-3 K		0-3 K			0-0 F5		4 0 0 0 0 3 6												
Bruce Benedict, R OBP: 0.327, SLG: 0.275 (1, 2)		3-2 F4		4-0 S SH3-4 1B BB		1-0 5-3		0-0 F6		3 1 0 0 1 0 1												
Phil Niekro, R OBP: 0.214, SLG: 0.241 (1, 1)		1-2 4-3		0-0 SH3-4		0-0 F9		0-0 E SH3-4 1B		3 1 1 0 0 0 0												
Inning Stats	R: 1 E: 0 K: 3 S: 16	H: 2 LOB: 3 BB: 2 P: 29	R: 0 E: 0 K: 0 S: 12	H: 0 LOB: 1 BB: 1 P: 21	R: 0 E: 0 K: 1 S: 9	H: 2 LOB: 2 BB: 0 P: 15	R: 2 E: 1 K: 0 S: 9	H: 2 LOB: 1 BB: 1 P: 15	R: 0 E: 0 K: 2 S: 8	H: 0 LOB: 1 BB: 1 P: 14	R: 0 E: 0 K: 1 S: 5	H: 1 LOB: 0 BB: 0 P: 5	R: 0 E: 0 K: 1 S: 5	H: 0 LOB: 0 BB: 0 P: 5	R: 0 E: 0 K: 0 S: 3	H: 0 LOB: 0 BB: 0 P: 3	R: 1 E: 1 K: 0 S: 5	H: 2 LOB: 1 BB: 0 P: 5	1B: 9 2B: 0 3B: 0 HR: 0	SF: 0 SAC: 2 DP: 0 HBP: 0	WP: 0 PB: 0 SB: 4 CS: 1	PA: 41
PITCHER	IP WLS BF H R ER SO BB IBB HBP BLK WP HR S P ERA WHIP																					
Ed Whitson, R ERA: 4.56 (1, 1)	5.0 L 26 6 3 3 6 5 0 0 0 0 0 0 54 94 5.40 2.200																					
Tom Griffin, R ERA: 3.69 (6, 1)	2.0 6 1 0 0 2 0 0 0 0 0 0 0 10 10 0.00 0.500																					
Pedro Borbon, R ERA: 4.21 (8, 1)	1.0 4 1 1 1 0 0 0 0 0 0 0 0 4 4 9.00 1.000																					
Greg Minton, R ERA: 2.09 (9, 1)	1.0 4 1 0 0 0 0 0 0 0 0 0 0 4 4 0.00 1.000																					

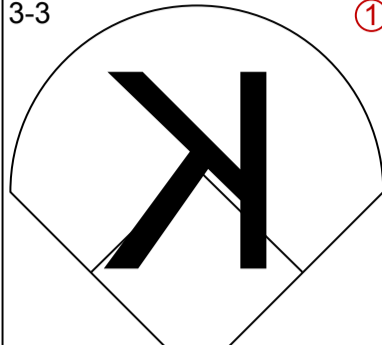
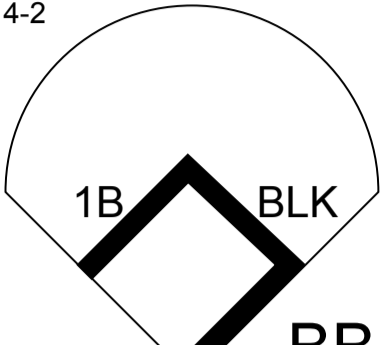
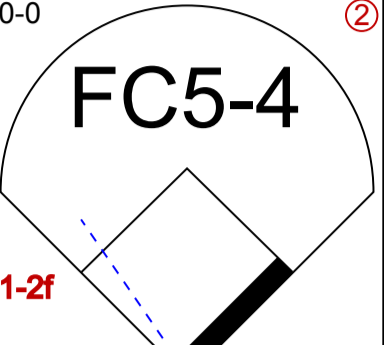
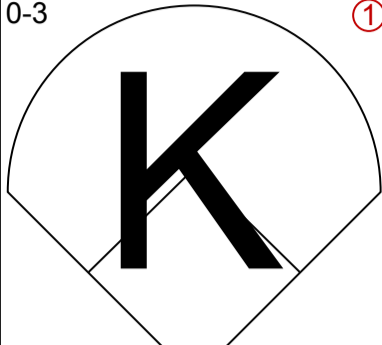
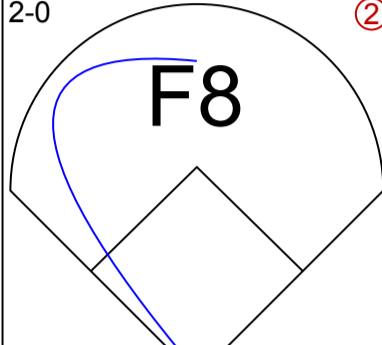
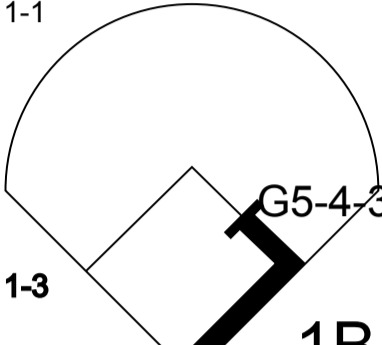
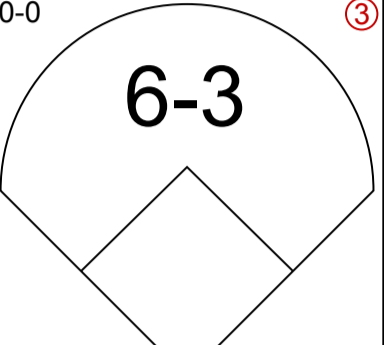
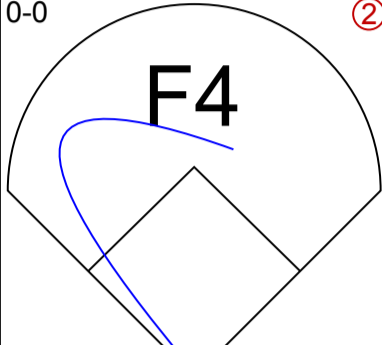
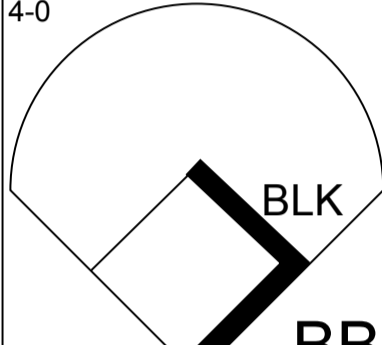
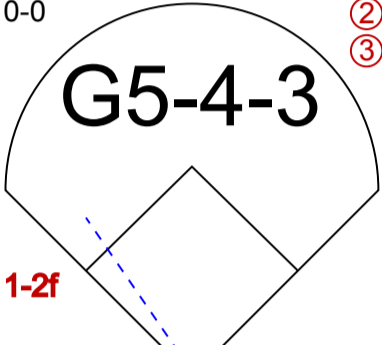
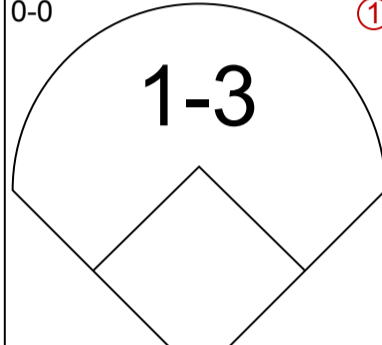
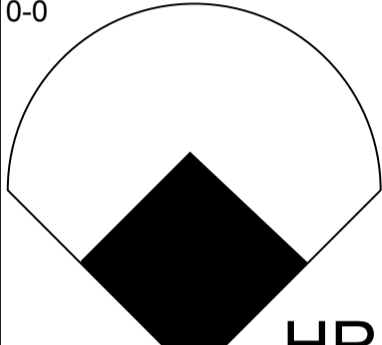
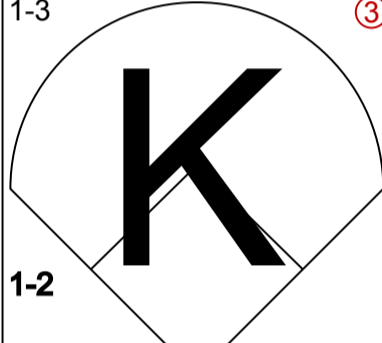
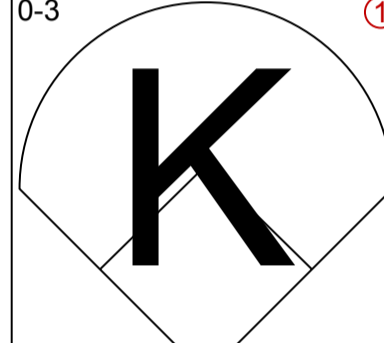
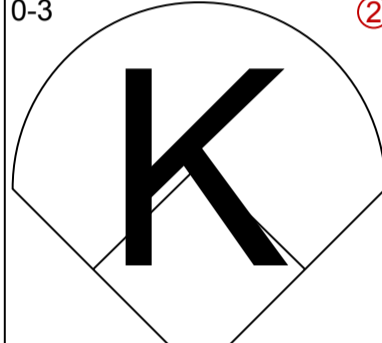
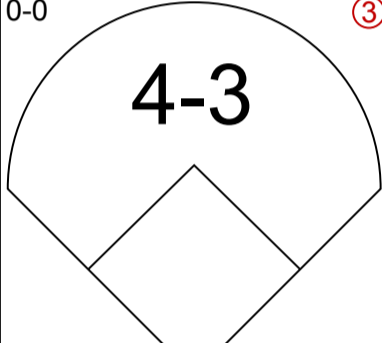
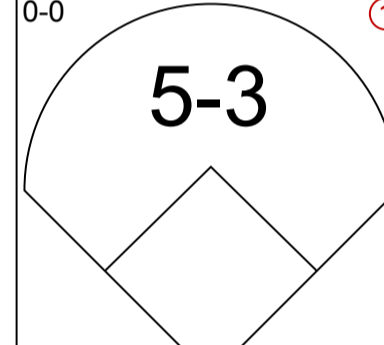
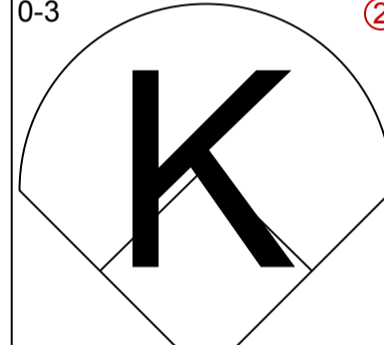
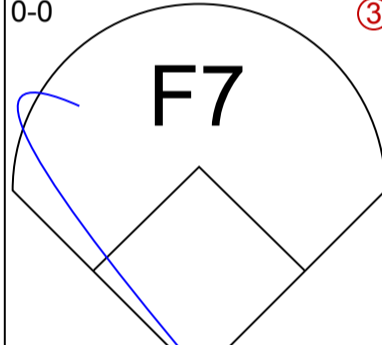
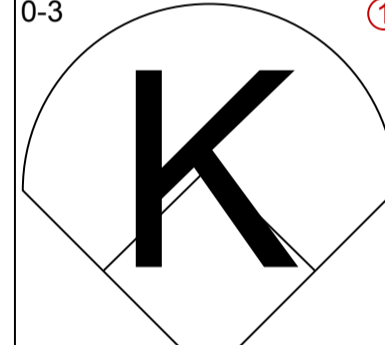
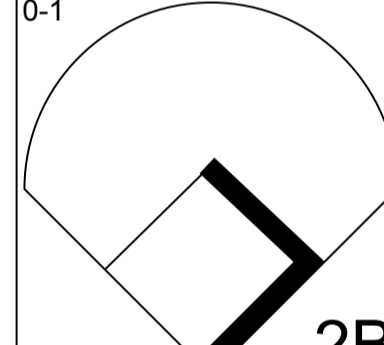
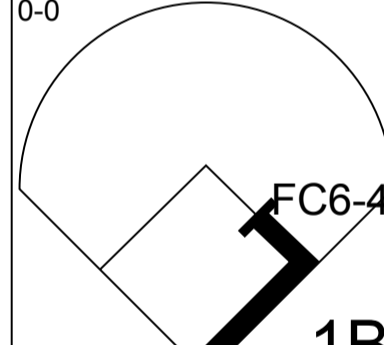
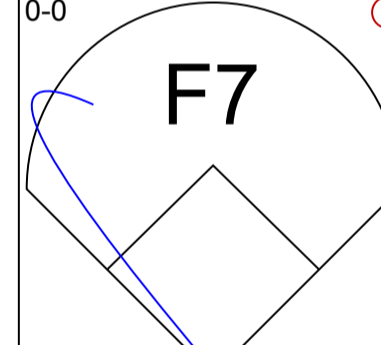
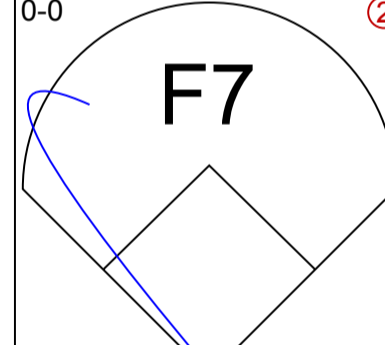
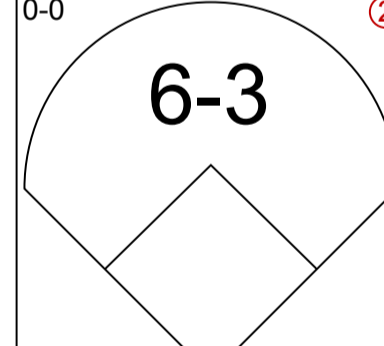
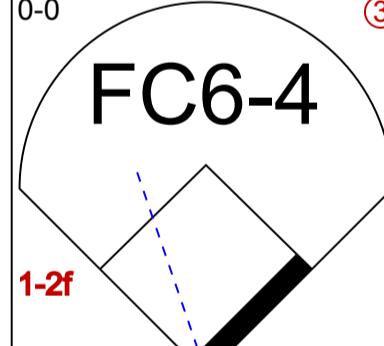
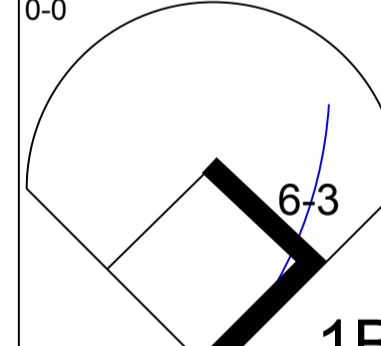
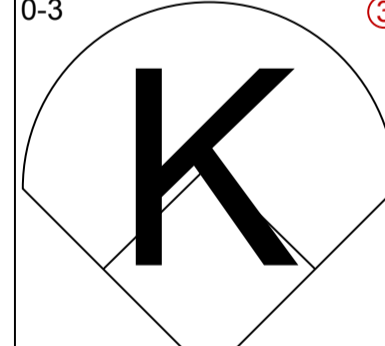
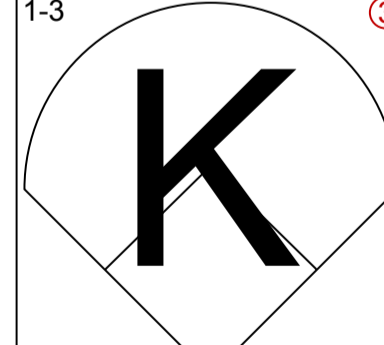
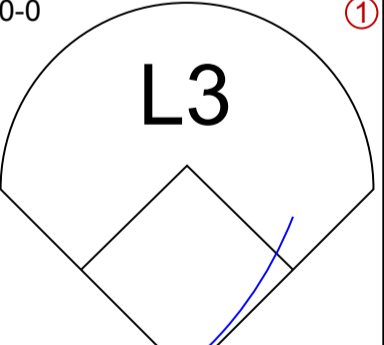
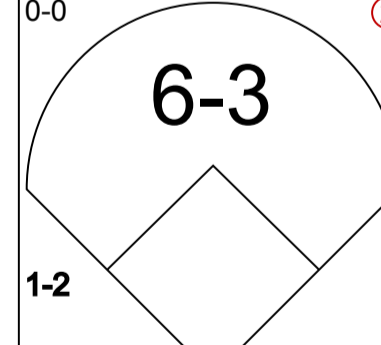
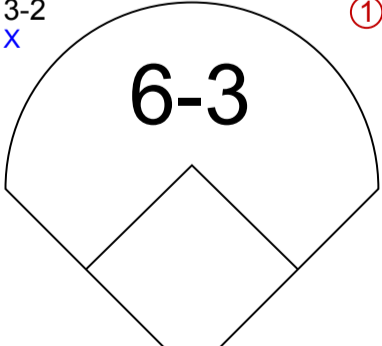
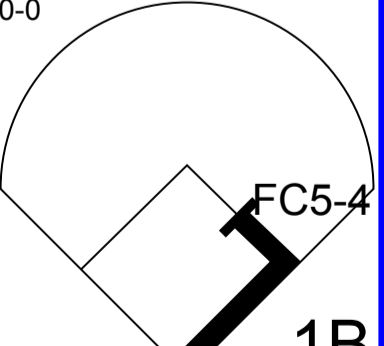
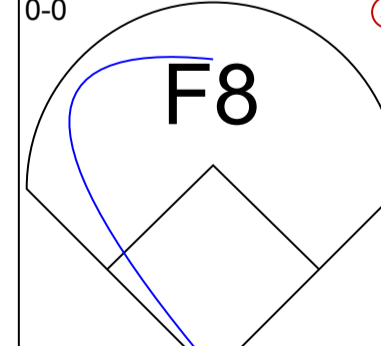
Atlanta Braves @ San Francisco Giants
Candlestick Park, San Francisco, CA

AB	33
R	4
H	9
RBI	4
BB	5
SO	8
LOB	14



Thu Sep 13 1979, 6:33 AM EDT
Att. 1,934 - Unknown

livebaseballscorecards.com

Batter	1	2	3	4	5	6	7	8	9	AB	R	H	RBI	BB	SO	LOB
Bill North, S OBP: 0.387, SLG: 0.353 (1, 8)	3-3 		4-2 1B BLK BB 		0-0 FC5-4 1-2f 			0-3 K 		3	0	0	0	1	2	1
Rob Andrews, R OBP: 0.312, SLG: 0.345 (1, 4)	2-0 F8 		1-1 G5-4-3 1B 		0-0 6-3 			0-0 F4 		4	0	1	0	0	0	1
Mike Ivie, R OBP: 0.369, SLG: 0.582 (1, 7) (9, 3)	4-0 BLK BB 		0-0 G5-4-3 1-2f 				0-0 1-3 		0-0 HR 	3	1	1	1	1	0	2
Willie McCovey, L OBP: 0.335, SLG: 0.430 (1, 3)	1-3 K 1-2 			0-3 K 			0-3 K 		0-0 4-3 	4	0	0	0	0	3	1
Jack Clark, R OBP: 0.349, SLG: 0.477 Max Venable, L OBP: 0.345, SLG: 0.286 (1, 9) (5, 9)		0-0 5-3 		0-3 K 			0-0 F7 		0-3 K 	2	0	0	0	0	1	0
Darrell Evans, L OBP: 0.352, SLG: 0.398 (1, 5)		0-1 2B 		0-0 FC6-4 1B 			0-0 F7 		0-0 F7 	4	0	2	0	0	0	0
Johnnie LeMaster, R OBP: 0.304, SLG: 0.327 (1, 6)		0-0 6-3 		0-0 FC6-4 1-2f 			0-0 6-3 1B 		0-3 K 	4	0	1	0	0	1	2
Dennis Littlejohn, R OBP: 0.266, SLG: 0.252 (1, 2)		1-3 K 					0-0 L3 		0-0 6-3 1-2 	3	0	0	0	0	1	2
Ed Whitson, R OBP: 0.150, SLG: 0.128 Greg Johnston, L OBP: 0.210, SLG: 0.267 Tom Griffin, R OBP: 0.077, SLG: 0.077 Roger Metzger, S OBP: 0.260, SLG: 0.317 Pedro Borbon, R OBP: 0.333, SLG: 0.333 Greg Minton, S Terry Whitfield, L OBP: 0.353, SLG: 0.394 (1, 1) (5, PH) (6, 1) (7, PH) (8, 1) (9, 1) (9, 7)			3-2 6-3 				0-0 FC5-4 1B 		0-0 F8 	1	0	0	0	0	0	0

Inning Stats	R: 0	H: 0	E: 0	K: 2	S: 7	H: 0	LOB: 1	BB: 1	P: 17	R: 0	H: 1	E: 0	K: 1	S: 7	H: 1	LOB: 1	BB: 0	P: 8	R: 0	H: 1	E: 0	K: 0	S: 12	H: 1	LOB: 1	BB: 1	P: 20	R: 0	H: 1	E: 0	K: 2	S: 8	H: 1	LOB: 1	BB: 0	P: 8	R: 0	H: 1	E: 0	K: 0	S: 4	H: 1	LOB: 1	BB: 0	P: 4	R: 0	H: 0	E: 0	K: 1	S: 5	H: 0	LOB: 0	BB: 0	P: 5	R: 0	H: 1	E: 0	K: 0	S: 4	H: 1	LOB: 1	BB: 0	P: 4	R: 1	H: 1	E: 0	K: 1	S: 6	H: 1	LOB: 0	BB: 0	P: 6	R: 0	H: 0	E: 0	K: 2	S: 7	H: 0	LOB: 0	BB: 0	P: 7	1B: 4	SF: 0	2B: 1	SAC: 0	3B: 0	DP: 1	HR: 1	HBP: 0	WP: 0	PA: 34
PITCHER Phil Niekro, R ERA: 3.48 (1, 1)	IP	WLS	BF	H	R	ER	SO	BB	IBB	HBP	BLK	WP	HR	S	P	ERA	WHIP																																																																										
																	PITCHER	IP	WLS	BF	H	R	ER	SO	BB	IBB	HBP	BLK	WP	HR	S	P	ERA	WHIP																																																									

BOTTOM

Atlanta Braves @ San Francisco Giants
Candlestick Park, San Francisco, CA

Thu Sep 13 1979, 6:33 AM EDT
Att. 1,934 - Unknown

AB	32
R	1
H	6
RBI	1
BB	2
SO	9
LOB	10



Batter	1	2	3	4	5	6	7	8	9	AB R H RBI BB SO LOB	TOP	
Cesar Cedeno, R (1, 3) OBP: 0.365, SLG: 0.386	0-0 F2		4-1 E 1B BB	1-1 E5		1-1 F8			0-0 G3 2B 1B	4 1 1 0 1 0 1		
Craig Reynolds, L (1, 6) OBP: 0.282, SLG: 0.326	2-2 6-3		1-0 F5	1-0 4-3			0-0 4-3		0-0 G3	5 0 0 0 0 0 5		
Terry Puhl, L (1, 8) (7, 7) OBP: 0.352, SLG: 0.374	2-2 F2		2-0 E9 1B		0-0 L4		0-0 6-3		4-0 2B IBB	4 0 1 1 1 0 0		
Jose Cruz, L (1, 7) Tom Wiedenbauer, R (7, 8) OBP: 0.371, SLG: 0.423 OBP: 1.000, SLG: 2.000		1-2 4-3	0-1 F9		0-1 G3		0-0 1-3		0-0 2B	4 0 0 0 0 0 2 1 0 1 2 0 0 0		
Enos Cabell, R (1, 5) OBP: 0.296, SLG: 0.363		1-2 L6		0-1 5-3	1-1 F6			0-0 L5	0-0 5-3	5 0 0 0 0 0 2		
Jeffrey Leonard, R (1, 9) OBP: 0.365, SLG: 0.361		4-2 BB		0-0 2B 2B		3-1 4-3 FC 1B		0-3 K		3 2 2 0 1 1 0		
Luis Pujols, R (1, 2) OBP: 0.306, SLG: 0.400		0-0 F4		0-1 2B 1B		2-2 4-3		0-0 F7		4 1 1 0 0 0 2		
Rafael Landestoy, S (1, 4) OBP: 0.336, SLG: 0.329			0-1 S 1B 1B	0-0 E 2B		1-0 FC S		0-0 E1 FC2-6		4 2 2 2 0 0 0		
Vern Ruhle, R (1, 1) OBP: 0.111, SLG: 0.118			0-3 K	2-3 K		3-3 K		0-0 FC2-6 G3 1B 2B		4 1 0 0 0 3 5		
Inning Stats	R: 0 E: 0 K: 0 S: 9 H: 0 LOB: 0 BB: 0 P: 13	R: 0 E: 0 K: 0 S: 10 H: 0 LOB: 1 BB: 1 P: 16	R: 1 E: 1 K: 1 S: 10 H: 2 LOB: 2 BB: 1 P: 17	R: 3 E: 1 K: 1 S: 12 H: 3 LOB: 1 BB: 0 P: 16	R: 0 E: 0 K: 0 S: 5 H: 0 LOB: 0 BB: 0 P: 6	R: 1 E: 0 K: 1 S: 11 H: 1 LOB: 1 BB: 0 P: 21	R: 0 E: 0 K: 0 S: 3 H: 0 LOB: 0 BB: 0 P: 3	R: 0 E: 0 K: 1 S: 5 H: 0 LOB: 0 BB: 0 P: 5	R: 2 E: 1 K: 0 S: 6 H: 2 LOB: 2 BB: 1 P: 10	1B: 5 2B: 3 3B: 0 HR: 0 SF: 0 SAC: 0 DP: 0 HBP: 0	WP: 0 PB: 0 SB: 3 CS: 0 PA: 41	
PITCHER	IP WLS BF H R ER SO BB IBB HBP BLK WP HR S P ERA WHIP											
Ed Halicki, R (1, 1) ERA: 4.23	6.0 L 28 6 5 3 3 2 0 0 0 0 0 0 57 89 4.50 1.333											
Pedro Borbon, R (7, 1) ERA: 4.11	2.0 6 0 0 0 1 0 0 0 0 0 0 0 8 8 0.00 0.000											
Ed Plank, R (9, 1) ERA:	1.0 7 2 2 0 0 0 1 0 0 0 0 0 6 10 0.00 2.000											

Houston Astros @ San Francisco Giants
Candlestick Park, San Francisco, CA

livebaseballscorecards.com

AB	38
R	7
H	8
RBI	5
BB	3
SO	4
LOB	17



Fri Sep 14 1979, 10:05 PM EDT
Att. 7,817 - Unknown

Batter	1	2	3	4	5	6	7	8	9	AB R H RBI BB SO LOB
Bill North, S OBP: 0.386, SLG: 0.352 (1, 8)	2-2 G6-3 1B		0-1 4-3			3-1 G4-6-3 1-2f		0-0 4-3		4 0 1 0 0 0 2
Rob Andrews, R OBP: 0.304, SLG: 0.336 (1, 4)	0-2 G6-3 1-2f			0-0 F8		1-2 F7		0-0 6-3		4 0 0 0 0 0 1
Mike Ivie, R OBP: 0.368, SLG: 0.577 (1, 7)	0-0 5-3			0-0 F7			4-1 E BB		0-0 F5	3 0 0 0 1 0 0
Willie McCovey, L OBP: 0.332, SLG: 0.425 (1, 3)			1-3 K		0-1 6-3		0-0 F7		0-0 2-3	4 0 0 0 0 1 1
Darrell Evans, L OBP: 0.352, SLG: 0.400 (1, 5)			0-2 F8		1-2 2B		0-0 F6			3 0 1 0 0 0 1
Max Venable, L OBP: 0.328, SLG: 0.269 (1, 9)			0-1 F4		2-2 F9		0-0 E4 1-2			3 0 0 0 0 0 2
Johnnie LeMaster, R OBP: 0.301, SLG: 0.323 (1, 6)			0-1 5-3		0-1 6-3		0-0 F6			3 0 0 0 0 0 3
Dennis Littlejohn, R OBP: 0.267, SLG: 0.260 (1, 2)			0-0 2B		0-1 5-3			0-3 K		3 0 1 0 0 1 1
Ed Halicki, R OBP: 0.242, SLG: 0.250 (1, 1)			0-0 5-3			0-0 G4-6-3 1B		0-0 4-3		1 0 0 0 0 0 1
Greg Johnston, L OBP: 0.222, SLG: 0.279 (6, PH)										1 0 1 0 0 0 0
Pedro Borbon, R OBP: 0.333, SLG: 0.333 (7, 1)										0 0 0 0 0 0 0
Terry Whitfield, L OBP: 0.352, SLG: 0.393 (8, PH)										1 0 0 0 0 0 0
Ed Plank, R (9, 1)										0 0 0 0 0 0 0

BOTTOM

Houston Astros @ San Francisco Giants
Candlestick Park, San Francisco, CA

AB	30
R	0
H	4
RBI	0
BB	1
SO	2
LOB	12



WP: 0	PA: 31
PB: 0	
SB: 0	
CS: 0	

livebaseballscorecards.com

PITCHER	IP	WLS	BF	H	R	ER	SO	BB	IBB	HBP	BLK	WP	HR	S	P	ERA	WHIP
Vern Ruhle, R ERA: 2.56 (1, 1)	9.0	W	31	4	0	0	2	1	0	0	0	0	0	56	70	0.00	0.556

Fri Sep 14 1979, 10:05 PM EDT
Att. 7,817 - Unknown

Batter	1	2	3	4	5	6	7	8	9	AB R H RBI BB SO LOB	TOP																										
Rafael Landestoy, S OBP: 0.337, SLG: 0.330 (1, 4)	1-2 F9		1-2 S 1B		2-1 5-3	0-0 F5			0-0 1B	5 1 2 0 0 0 3																											
Cesar Cedeno, R OBP: 0.361, SLG: 0.381 (1, 8)	0-0 6-3		2-3 K		1-2 5-3			0-0 F8	0-0 4-3	5 0 0 0 0 1 2																											
Jose Cruz, L OBP: 0.372, SLG: 0.423 (1, 7)	0-0		1-3 K			0-0 2B BB 1B		0-0 F8		4 1 2 0 0 1 1																											
Tom Wiedenbauer, R OBP: 1.000, SLG: 2.000 (8, 7)	1B		1-2			1B				0 0 0 0 0 0 0																											
Jeffrey Leonard, R OBP: 0.364, SLG: 0.360 (1, 9)	1-3 K		1-1 1B			0-0 F9		0-0 6-3		4 0 1 1 0 1 2																											
Enos Cabell, R OBP: 0.298, SLG: 0.366 (1, 3)		1-2 6-3	1-0 F9			2-1 BB BB 2B		0-0 CS 1B		4 1 2 0 0 0 1																											
Art Howe, R OBP: 0.317, SLG: 0.358 (1, 5)		2-0 6-3		2-2 F9		4-0 BB BB IBB		0-0 F1		3 0 0 0 1 0 1																											
Bruce Bochy, R OBP: 0.275, SLG: 0.267 (1, 2)		4-1		2-3 K		4-1 BB BB		0-3 K		1 0 0 0 1 1 0																											
Jesus Alou, R OBP: 0.349, SLG: 0.368 (6, PH)		BB BB				1-2 2-3 3-H BB		1-2 K		0 0 0 1 1 0 0																											
Luis Pujols, R OBP: 0.297, SLG: 0.389 (6, 2)				2-2 F4		4-2 BB				1 0 0 0 0 1 1																											
Jimmy Sexton, R OBP: 0.262, SLG: 0.162 (1, 6)		4-2				1-2 2-3 3-H BB			0-0 4-3	1 0 0 1 2 0 0																											
Danny Heep, L OBP: 0.125, SLG: 0.143 (9, PH)		1-2 BB								1 0 0 0 0 0 0																											
Ken Forsch, R OBP: 0.226, SLG: 0.184 (1, 1)		1-3 K							0-3 K	3 0 0 0 0 3 5																											
Joaquin Andujar, S OBP: 0.117, SLG: 0.211 (8, 1)					1-3 K					0 0 0 0 0 0 0																											
Joe Sambito, L OBP: 0.583, SLG: 0.429 (8, 1)										0 0 0 0 0 0 0																											
Denny Walling, L OBP: 0.371, SLG: 0.496 (9, PH)										1 0 0 0 0 1 0																											
Inning Stats	R: 0 E: 0 K: 1 S: 9	H: 1 LOB: 1 BB: 0 P: 11	R: 0 E: 0 K: 1 S: 14	H: 0 LOB: 2 BB: 2 P: 26	R: 1 E: 0 K: 2 S: 13	H: 2 LOB: 1 BB: 0 P: 19	R: 0 E: 0 K: 1 S: 11	H: 0 LOB: 0 BB: 0 P: 17	R: 0 E: 0 K: 1 S: 9	H: 0 LOB: 0 BB: 0 P: 13	R: 2 E: 0 K: 1 S: 12	H: 2 LOB: 3 BB: 3 P: 26	R: 0 E: 0 K: 0 S: 3	H: 0 LOB: 0 BB: 0 P: 3	R: 0 E: 0 K: 1 S: 5	H: 1 LOB: 0 BB: 0 P: 5	R: 0 E: 0 K: 1 S: 6	H: 1 LOB: 1 BB: 0 P: 6	1B: 6 2B: 1 3B: 0 HR: 0	SF: 0 SAC: 0 DP: 0 HBP: 0	WP: 0 PB: 0 SB: 1 CS: 1	PA: 38															
PITCHER	IP WLS BF H R ER SO BB IBB HBP BLK WP HR S P ERA WHIP																					PITCHER	IP WLS BF H R ER SO BB IBB HBP BLK WP HR S P ERA WHIP														
Bob Knepper, L ERA: 4.6 (1, 1)	5.1		26	5	3	3	6	4	1	0	0	0	0	64	108	5.06	1.688																				
Tom Griffin, R ERA: 3.66 (6, 1)	0.2		2	0	0	0	1	0	0	0	0	0	0	4	4	0.00	0.000																				
Pedro Borbon, R ERA: 4.02 (7, 1)	2.0	W	6	1	0	0	1	0	0	0	0	0	0	8	8	0.00	0.500																				
Greg Minton, R ERA: 2.06 (9, 1)	1.0	S	4	1	0	0	1	0	0	0	0	0	0	6	6	0.00	1.000																				

Houston Astros @ San Francisco Giants
 Candlestick Park, San Francisco, CA
 Sat Sep 15 1979, 6:33 AM EDT
 Att. 9,795 - Unknown

livebaseballscorecards.com

AB	33
R	3
H	7
RBI	3
BB	5
SO	9
LOB	16



Batter	1	2	3	4	5	6	7	8	9	AB R H RBI BB SO LOB
Bill North, S OBP: 0.386, SLG: 0.351 (1, 8)	F5		G3-6-3			E S 1B		WP SH3-4 1B BB		3 1 1 0 1 0 1
Rob Andrews, R OBP: 0.298, SLG: 0.329 (1, 4)	L4			5-3		L7		SH3-4		3 0 0 0 0 0 1
Mike Ivie, R OBP: 0.369, SLG: 0.574 (1, 7) (9, 3)	5-3			K		BB		1B 3B BB		2 1 0 0 2 1 0
Willie McCovey, L OBP: 0.328, SLG: 0.420 Greg Minton, S (9, 1)		1-3		L1		F5		F5		4 0 0 0 0 0 4 0 0 0 0 0 0 0
Darrell Evans, L OBP: 0.353, SLG: 0.401 (1, 5)		F4			3-1		G4-6-3 1B	3B 1B		4 1 2 1 0 0 0
Max Venable, L OBP: 0.328, SLG: 0.259 Larry Herndon, R OBP: 0.304, SLG: 0.394 (8, PH) (9, 7)		E6			CS S BB	F4		3B		2 0 0 0 1 0 1 1 0 1 2 0 0 0
Johnnie LeMaster, R OBP: 0.301, SLG: 0.320 (1, 6)		K			CS BB	G4-6-3		K		3 0 0 0 1 2 4
Dennis Littlejohn, R OBP: 0.274, SLG: 0.280 (1, 2)			FC1-6 1B		6-3			1B 3B		3 1 2 0 0 0 2
Bob Knepper, L OBP: 0.206, SLG: 0.297 Tom Griffin, R OBP: 0.077, SLG: 0.077 Greg Johnston, L OBP: 0.219, SLG: 0.274 Pedro Borbon, R OBP: 0.333, SLG: 0.333 Terry Whitfield, L OBP: 0.354, SLG: 0.395 Jack Clark, R OBP: 0.349, SLG: 0.477 (8, PR) (9, 9)			FC1-6 G3-6-3			F9		SH3-4 BB WP 1B		1 0 0 0 0 0 1 0 0 0 0 0 0 0 1 0 0 0 0 0 0 0 0 0 0 0 0 0 1 0 1 1 0 0 0 0 1 0 0 0 0 0

Inning Stats	R: 0 E: 0 K: 0 S: 7	H: 0 LOB: 0 BB: 0 P: 10	R: 0 E: 1 K: 1 S: 8	H: 0 LOB: 1 BB: 0 P: 11	R: 0 E: 0 K: 0 S: 8	H: 1 LOB: 0 BB: 0 P: 10	R: 0 E: 0 K: 1 S: 7	H: 0 LOB: 0 BB: 0 P: 9	R: 0 E: 0 K: 0 S: 12	H: 0 LOB: 1 BB: 2 P: 24	R: 0 E: 0 K: 0 S: 4	H: 1 LOB: 2 BB: 1 P: 8	R: 0 E: 0 K: 0 S: 3	H: 1 LOB: 0 BB: 0 P: 3	R: 5 E: 0 K: 1 S: 9	H: 4 LOB: 2 BB: 2 P: 17
--------------	------------------------------	----------------------------------	------------------------------	----------------------------------	------------------------------	----------------------------------	------------------------------	---------------------------------	-------------------------------	----------------------------------	------------------------------	---------------------------------	------------------------------	---------------------------------	------------------------------	----------------------------------

PITCHER	IP	WLS	BF	H	R	ER	SO	BB	IBB	HBP	BLK	WP	HR	S	P	ERA	WHIP
Ken Forscher, R ERA: 3.2 (1, 1)	7.1		29	5	4	4	2	4	0	0	0	0	0	52	82	4.91	1.227
Joaquin Andujar, R ERA: 3.25 (8, 1)	0.0	L	1	0	0	0	0	1	0	0	0	1	0	0	4	∞	∞
Joe Sambito, L ERA: 1.85 (8, 1)	0.2		4	2	1	1	1	0	0	0	0	0	0	6	6	13.50	3.000

BOTTOM

Houston Astros @ San Francisco Giants
Candlestick Park, San Francisco, CA

Sat Sep 15 1979, 6:33 AM EDT
Att. 9,795 - Unknown

AB	28
R	5
H	7
RBI	4
BB	5
SO	3
LOB	14

livebaseballscorecards.com



1B: 5	SF: 0	WP: 1	PA: 34
2B: 0	SAC: 1	PB: 0	
3B: 2	DP: 2	SB: 3	
HR: 0	HBP: 0	CS: 2	

Batter	1	2	3	4	5	6	7	8	9	AB R H RBI BB SO LOB	TOP																							
Cesar Cedeno, R (1, 3) OBP: 0.362, SLG: 0.381	0-0 4-3		2-2 L6-3 1-H 1B		1-0 1B HBP		0-0 SH1-4		0-0 6-3	3 0 1 1 0 0 0																								
Craig Reynolds, L (1, 6) OBP: 0.283, SLG: 0.327	3-2 6-3		1-2 L6-3		2-1 FC4-6 1B		0-1 1B 2-H 1B		0-0 F8	5 0 2 0 0 0 1																								
Terry Puhl, L (1, 8) OBP: 0.352, SLG: 0.375	0-0 G3			2-1 2B	2-1 FC4-6 1-2f		4-0 1B IBB		0-0 6-3	4 0 1 0 1 0 2																								
Jose Cruz, L (1, 7) OBP: 0.371, SLG: 0.422		1-3 K		2-0 F4		2-3 K	1-2 1B 2-H			4 0 1 0 0 2 1																								
Enos Cabell, R (1, 5) OBP: 0.299, SLG: 0.367		0-2 1B		0-1 F8		0-0 1B 1B		0-0 6-3		4 0 2 0 0 0 1																								
Jeffrey Leonard, R (1, 9) OBP: 0.366, SLG: 0.360		2-3 K 1-2		4-0 IBB		0-0 F8		0-0 FC4-6 1B		3 0 1 0 1 1 2																								
Luis Pujols, R (1, 2) OBP: 0.300, SLG: 0.385		2-3 K		2-3 K		0-0 1B		0-0 FC4-6 WP 1-2f		3 0 1 0 0 2 3																								
Danny Heep, L (8, PH) OBP: 0.111, SLG: 0.125						1-2 1B				1 0 0 0 0 0 1																								
Bruce Bochy, R (8, 2) OBP: 0.275, SLG: 0.267										0 0 0 0 0 0 0																								
Rafael Landestoy, S (1, 4) OBP: 0.340, SLG: 0.330			3-1 1B 1B		0-0 F9	2-2 F8		4-0 FC6-4 1-2 IBB		3 1 1 0 1 0 2																								
J.R. Richard, R (1, 1) OBP: 0.128, SLG: 0.214			1-3 K		1-3 K		0-0 E9 1B SH1-4		0-0 FC6-4 1-2f	4 0 0 0 0 2 3																								
Inning Stats	R: 0 E: 0 K: 0 S: 5 H: 0 LOB: 0 BB: 0 P: 8	R: 0 E: 0 K: 3 S: 12 H: 1 LOB: 1 BB: 0 P: 17	R: 1 E: 0 K: 1 S: 12 H: 2 LOB: 0 BB: 0 P: 19	R: 0 E: 0 K: 1 S: 8 H: 1 LOB: 2 BB: 1 P: 18	R: 0 E: 0 K: 1 S: 8 H: 1 LOB: 2 BB: 0 P: 14	R: 0 E: 0 K: 1 S: 9 H: 2 LOB: 2 BB: 0 P: 13	R: 0 E: 1 K: 0 S: 7 H: 2 LOB: 2 BB: 1 P: 12	R: 0 E: 0 K: 0 S: 4 H: 1 LOB: 2 BB: 1 P: 8	R: 0 E: 0 K: 0 S: 3 H: 0 LOB: 0 BB: 0 P: 3	1B: 9 2B: 2 3B: 0 HR: 0 SF: 0 SAC: 1 DP: 1 HBP: 1	WP: 1 PB: 0 SB: 2 CS: 0 PA: 39																							
PITCHER John Montefusco, R (1, 1) ERA: 3.94 Greg Minton, R (8, 1) ERA: 2.0	IP 7.0	WLS 31	BF 9	H 1	R 1	ER 1	SO 7	BB 0	IBB 2	HBP 1	BLK 0	WP 0	HR 0	S 61	P 101	ERA 1.29	WHIP 1.286	PITCHER IP 2.0	WLS W	BF 8	H 1	R 0	ER 0	SO 0	BB 0	IBB 1	HBP 0	BLK 0	WP 1	HR 0	S 7	P 11	ERA 0.00	WHIP 0.500

Houston Astros @ San Francisco Giants
Candlestick Park, San Francisco, CA
Sun Sep 16 1979, 6:33 AM EDT
Att: 12,077 - Unknown

livebaseballscorecards.com

AB 34
R 1
H 10
RBI 1
BB 3
SO 7
LOB 16



Batter	1	2	3	4	5	6	7	8	9	AB R H RBI BB SO LOB
Bill North, S OBP: 0.387, SLG: 0.351 (1, 8)	1-1 4-3	0-1 1B			1-3 K			4-2 L6-4 S BB		3 0 1 1 1 1 0
Joe Strain, R OBP: 0.288, SLG: 0.302 (1, 4)	3-2 FC5-4 1B	0-0 F4			2-3 K			1-2 L6-4 1-3		4 0 1 0 0 1 4
Mike Ivie, R OBP: 0.368, SLG: 0.571 (1, 3)	1-2 FC5-4 1-2f				1-3 K			0-1 2B 1B		4 1 1 0 0 2 1
Darrell Evans, L OBP: 0.352, SLG: 0.402 (1, 5)	3-3 K				0-2 F9			1-0 1B 1-3 2B		4 0 1 0 0 1 1
Max Venable, L OBP: 0.324, SLG: 0.246 (1, 9)					2-3 K			4-0 1B IBB		3 0 0 0 1 2 0
Larry Herndon, R OBP: 0.306, SLG: 0.393 (1, 7)					3-3 K			0-0 1-2 2-3 3-H 1B		3 1 1 1 1 1 0
Roger Metzger, S OBP: 0.299, SLG: 0.315 (1, 6)					0-1 4-3			2-2 5-3		2 0 0 0 1 0 0
Greg Minton, S (8, 1)					1-2 1B BB			2-2 4-3		0 0 0 0 0 0 0
Dennis Littlejohn, R OBP: 0.275, SLG: 0.277 (1, 2)					2-3 K			1-2 F7		2 0 0 0 1 1 0
John Montefusco, R OBP: 0.186, SLG: 0.286 (1, 1)					3-3 K			1-2 F8		2 0 0 0 0 2 3
Johnnie LeMaster, R OBP: 0.300, SLG: 0.319 (8, 6)										1 0 0 0 0 0 0

Inning Stats	R: 0	H: 1	E: 0	K: 1	S: 13	LOB: 1	BB: 0	P: 21	R: 1	H: 1	E: 0	K: 2	S: 11	LOB: 3	BB: 3	P: 24	R: 0	H: 0	E: 0	K: 2	S: 10	LOB: 0	BB: 0	P: 13	R: 0	H: 0	E: 0	K: 3	S: 10	LOB: 0	BB: 0	P: 16	R: 0	H: 0	E: 0	K: 1	S: 7	LOB: 0	BB: 0	P: 12	R: 0	H: 0	E: 0	K: 0	S: 9	LOB: 0	BB: 0	P: 14	R: 0	H: 0	E: 0	K: 0	S: 9	LOB: 0	BB: 1	P: 15	R: 1	H: 3	E: 0	K: 0	S: 4	LOB: 3	BB: 1	P: 9	1B: 4	2B: 2	3B: 0	HR: 0	SF: 0	SAC: 0	DP: 1	HBP: 0	WP: 0	PB: 0	SB: 2	CS: 0	PA: 33
PITCHER J.R. Richard, R ERA: 2.92 (1, 1)	IP	WLS	BF	H	R	ER	SO	BB	IBB	HBP	BLK	WP	HR	S	P	ERA	WHIP	IP	WLS	BF	H	R	ER	SO	BB	IBB	HBP	BLK	WP	HR	S	P	ERA	WHIP	IP	WLS	BF	H	R	ER	SO	BB	IBB	HBP	BLK	WP	HR	S	P	ERA	WHIP																										

BOTTOM

Houston Astros @ San Francisco Giants
Candlestick Park, San Francisco, CA

Sun Sep 16 1979, 6:33 AM EDT
Att. 12,077 - Unknown

livebaseballscores.com

AB 28
R 2
H 5
RBI 2
BB 5
SO 11
LOB 9



Batter	1	2	3	4	5	6	7	8	9	AB R H RBI BB SO LOB	TOP											
Dave Collins, S (1, 9) OBP: 0.367, SLG: 0.410	0-2 F9		1-0 F3			3-1 WP 1B	2-1 1B		0-0 1B	5 0 3 0 0 0 0												
Joe Morgan, L (1, 4) OBP: 0.380, SLG: 0.377	0-1 4-3		1-2 6-3			3-2 F7 1-2	1-3 K		0-0 F7	5 0 0 0 0 1 4												
Dave Concepcion, R (1, 6) OBP: 0.356, SLG: 0.426	1-1 CS 1B			2-0 4-3		0-0 5-3		1-1 1B 1B	0-3 K	5 1 2 0 0 1 2												
George Foster, R (1, 7) OBP: 0.397, SLG: 0.576	0-1 CS 1-2	2-0 6-3		1-1 P3		1-0 F9		2-2 FC4-6 1-2 1B 1B		4 0 1 0 0 0 1												
Johnny Bench, R (1, 2) OBP: 0.368, SLG: 0.452		1-0 HR		4-1 BB			0-1 1B FC4-6 1B	0-0 F6		3 2 2 1 1 0 2												
Ray Knight, R (1, 5) OBP: 0.361, SLG: 0.453		0-2 4-3		0-0 F9			0-0 FC4-6 1B	0-0 FC4-6 1-2 2-H 1B		4 0 2 1 0 0 1												
Dan Driessen, L (1, 3) OBP: 0.333, SLG: 0.423		2-2 1B			2-1 WP 7-2 2B		2-2 FC4-6 1-2 6-3 2B	0-0 FC4-6 1-2 2-3 1B		4 1 2 1 0 0 3												
Hector Cruz, R (1, 8) OBP: 0.340, SLG: 0.365		3-2 5-3			3-1 7-2		0-0 1B 2B	0-0 F7		4 0 1 0 0 0 4												
Michael LaCoss, R Manny Sarmiento, R Rafael Santo Domingo, S Charlie Leibrandt, R Pauli Briar, R Dave Tompkins, L Rick Ausbrock, R Doug Blair, R Junior Kennedy, R			2-3 K		0-3 K		0-0 6-3	0-0 6-3		0 0 0 0 0 0 0 0 0 0 0 0 0 0 0 1 1 0 0 0 0 0 0 0 1 0 1 0 0 0 1 0 0 0 0 0 0 0 0 0 0 0 1 0 0 0 0 0 0 0												
Inning Stats	R: 0 E: 0 K: 0 S: 8	H: 1 LOB: 0 BB: 0 P: 9	R: 1 E: 0 K: 0 S: 11	H: 2 LOB: 1 BB: 0 P: 19	R: 0 E: 0 K: 1 S: 7	H: 0 LOB: 0 BB: 0 P: 11	R: 0 E: 0 K: 0 S: 5	H: 0 LOB: 1 BB: 1 P: 12	R: 0 E: 0 K: 1 S: 7	H: 1 LOB: 0 BB: 0 P: 12	R: 0 E: 0 K: 0 S: 8	H: 1 LOB: 1 BB: 0 P: 15	R: 2 E: 0 K: 1 S: 13	H: 4 LOB: 2 BB: 0 P: 18	R: 1 E: 0 K: 0 S: 10	H: 3 LOB: 2 BB: 0 P: 13	R: 0 E: 0 K: 1 S: 6	H: 1 LOB: 1 BB: 0 P: 6	1B: 10 2B: 3 3B: 0 HR: 1	SF: 0 SAC: 0 DP: 1 HBP: 0	WP: 2 PB: 0 SB: 0 CS: 1	PA: 40
PITCHER	IP WLS BF H R ER SO BB IBB HBP BLK WP HR S P ERA WHIP																					
Vida Blue, L (1, 1) ERA: 4.98	7.0 W 31 11 4 4 3 1 0 0 0 2 1 65 105 5.14 1.714																					
Greg Minton, R (8, 1) ERA: 1.99	0.1 2 1 0 0 0 0 0 0 0 0 0 2 2 0.00 3.000																					
Gary Lavelle, L (8, 1) ERA: 2.28	1.2 S 6 1 0 0 1 0 0 0 0 0 0 8 8 0.00 0.600																					

Cincinnati Reds @ San Francisco Giants
 Candlestick Park, San Francisco, CA
 Mon Sep 17 1979, 10:05 PM EDT
 Att. 4,880 - Unknown

livebaseballscorecards.com

AB	38
R	4
H	13
RBI	4
BB	1
SO	4
LOB	18



Batter	1	2	3	4	5	6	7	8	9	AB	R	H	RBI	BB	SO	LOB
Bill North, S OBP: 0.389, SLG: 0.354 (1, 8)	0-1 E BLK 1B	0-0 CS 1B	0-0 P6			0-0 1B		0-3 K		5	1	3	0	0	1	1
Joe Strain, R OBP: 0.295, SLG: 0.308 (1, 4)	0-2 1B 1-3 1B	0-0 F3 1-2				0-0 G3-6-1 1B		0-0 1B S 1B	0-0 L4	5	2	3	0	0	0	1
Mike Ivie, R OBP: 0.372, SLG: 0.571 (1, 3)	0-1 F8 1-3 WP 1B	0-0 1B				0-0 L4		4-0 1B 1-2 BB		3	1	2	1	1	0	1
Darrell Evans, L OBP: 0.355, SLG: 0.404 (1, 5)	0-0 WP 1-2 3B 1B	0-0 1B				0-0 G3-6-1 1-2f		0-0 1-2 2-3 1B		4	1	3	1	0	0	1
Max Venable, L OBP: 0.319, SLG: 0.246 (1, 9)	0-0 F8 1-2 2-3	0-3 K				0-3 K		0-0 1-2 2-3 3-H 1B		4	0	1	1	0	2	4
Larry Herndon, R OBP: 0.311, SLG: 0.392 (1, 7)	4-0 WP 3B IBB					4-0 E BB		0-3 K		1	2	0	0	3	1	3
Roger Metzger, S OBP: 0.302, SLG: 0.323 (1, 6)	1-1 3B					4-0 FC5-4 BB		0-0 F7		3	0	1	2	1	0	4
Gary Lavelle, S OBP: 0.250, SLG: 0.250 (8, 1)	1-H 2-H 3-H 3B					1-2 BB		0-0 G5-4-3 1-2f		0	0	0	0	0	0	0
Dennis Littlejohn, R OBP: 0.269, SLG: 0.270 (1, 2)	0-0 5-3					0-0 FC5-4 FC5-6 1-2f 2-H		0-3 K2-3	0-3 K	4	0	0	0	0	2	5
Vida Blue, S OBP: 0.190, SLG: 0.179 (1, 1)	0-3 K					0-0 FC5-6 1-2f		0-0 F2		3	0	0	0	0	1	2
Greg Minton, S OBP: 0.299, SLG: 0.318 (8, 1)									0-0 F8	0	0	0	0	0	0	0
Johnnie LeMaster, R OBP: 0.299, SLG: 0.318 (8, 6)										1	0	0	0	0	0	0

Inning Stats	R: 5	H: 5	LOB: 1	K: 1	S: 15	P: 20	R: 0	H: 3	LOB: 2	K: 1	S: 7	P: 7	R: 1	H: 0	LOB: 1	K: 0	S: 3	P: 11	R: 0	H: 1	LOB: 0	K: 0	S: 3	P: 3	R: 0	H: 0	LOB: 0	K: 1	S: 4	P: 8	R: 0	H: 1	LOB: 1	K: 1	S: 5	P: 5	R: 1	H: 3	LOB: 3	K: 2	S: 10	P: 14	R: 0	H: 0	LOB: 0	K: 1	S: 5	P: 5
PITCHER	IP	WLS	BF	H	R	ER	SO	BB	IBB	HBP	BLK	WP	HR	S	P	ERA	WHIP																															
Michael LaCoss, R ERA: 3.54 (1, 1)	0.1	L	7	5	5	5	0	0	0	0	1	1	0	11	16	135.00	15.000																															
Manny Sarmiento, R ERA: 5.19 (1, 1)	1.2		7	3	0	0	2	0	0	0	0	0	0	11	11	0.00	1.800																															
Charlie Leibrandt, L ERA: (3, 1)	2.0		8	1	1	0	0	2	0	0	0	0	0	6	14	0.00	1.500																															
Dave Tomlin, L ERA: 2.87 (5, 1)	2.0		6	1	0	0	2	1	0	0	0	0	0	9	13	0.00	1.000																															
Doug Bair, R ERA: 4.15 (7, 1)	2.0		10	3	1	1	3	1	0	0	0	0	0	15	19	4.50	2.000																															

BOTTOM

Cincinnati Reds @ San Francisco Giants
Candlestick Park, San Francisco, CA

Mon Sep 17 1979, 10:05 PM EDT
Att. 4,880 - Unknown

AB	33
R	7
H	13
RBI	5
BB	5
SO	7
LOB	22

livebaseballscorecards.com

GIANTS

1B: 12	SF: 0	WP: 1	PA: 38
2B: 0	SAC: 0	PB: 0	
3B: 1	DP: 2	SB: 1	
HR: 0	HBP: 0	CS: 1	

Batter	1	2	3	4	5	6	7	8	9	AB R H RBI BB SO LOB	TOP											
Dave Collins, S (1, 9) OBP: 0.363, SLG: 0.405	1-3 F8		1-1 F7			2-2 G3		0-0 F8		4 0 0 0 0 1 0	Cincinnati Reds @ San Francisco Giants Candlestick Park, San Francisco, CA Tue Sep 18 1979, 10:05 PM EDT Att. 7,183 - Unknown livebaseballscorecards.com											
Joe Morgan, L (1, 4) OBP: 0.380, SLG: 0.381	1-2 F8 2B		3-2 F2			1-2 F7		1-0 FC6-4 1B		4 0 2 0 0 0 0												
Dave Concepcion, R (1, 6) OBP: 0.355, SLG: 0.424	2-2 F8 2-3			3-3 K		4-2 BB		1-1 FC6-4 1-2f		3 0 0 0 1 1 2												
George Foster, R (1, 7) OBP: 0.394, SLG: 0.570	1-1 F8			0-1 4-3		0-0 5-3		0-3 K		4 0 0 0 0 1 2												
Johnny Bench, R (1, 2) OBP: 0.373, SLG: 0.465		4-1 WP BB		3-1 1B		2-0 4-3 2B		3-1 HR		3 1 3 1 1 0 0												
Dan Driessen, L (1, 3) OBP: 0.333, SLG: 0.421		2-2 F7 1-2		2-2 F7		3-2 4-3 2-3		0-2 G5-4-3 1B		4 0 1 0 0 0 3												
Ray Knight, R (1, 5) OBP: 0.358, SLG: 0.449		3-1 F9			0-1 5-3		0-1 F6	0-0 G5-4-3 1-2f		4 0 0 0 0 0 3												
Hector Cruz, R (1, 8) OBP: 0.335, SLG: 0.359		0-3 K			1-3 K		1-1 5-3			3 0 0 0 0 2 2												
Frank Pastore, R (1, 1) OBP: 0.167, SLG: 0.167 Mario Soto, R (7, 1) OBP: 0.667, SLG: 0.667 Rafael Santo Domingo, S (8, PH) Doug Bair, R (8, 1)			0-0 6-3		1-3 K		2-2 F8			2 0 0 0 0 1 0 0 0 0 0 0 0 0 1 0 0 0 0 0 0 0 0 0 0 0 0 0												
Inning Stats	R: 0 E: 0 K: 1 S: 11	H: 1 LOB: 1 BB: 0 P: 16	R: 0 E: 0 K: 1 S: 9	H: 0 LOB: 1 BB: 1 P: 18	R: 0 E: 0 K: 0 S: 6	H: 0 LOB: 0 BB: 0 P: 10	R: 0 E: 0 K: 1 S: 12	H: 1 LOB: 1 BB: 0 P: 20	R: 0 E: 0 K: 2 S: 8	H: 0 LOB: 0 BB: 0 P: 10	R: 0 E: 0 K: 0 S: 9	H: 0 LOB: 1 BB: 1 P: 16	R: 0 E: 0 K: 0 S: 8	H: 1 LOB: 1 BB: 0 P: 14	R: 0 E: 0 K: 0 S: 8	H: 1 LOB: 1 BB: 0 P: 12	R: 1 E: 0 K: 1 S: 10	H: 2 LOB: 0 BB: 0 P: 13	1B: 3 2B: 2 3B: 0 HR: 1	SF: 0 SAC: 0 DP: 1 HBP: 0	WP: 1 PB: 0 SB: 0 CS: 0	PA: 34
PITCHER	IP WLS BF H R ER SO BB IBB HBP BLK WP HR S P ERA WHIP																					
Ed Whitson, R (1, 1) ERA: 4.35	8.1 W 33 6 1 1 6 2 0 0 0 1 1 80 128 1.08 0.960																					
Greg Minton, R (9, 1) ERA: 1.97	0.2 S 1 0 0 0 0 0 0 0 0 0 0 0 1 1 0.00 0.000																					



Batter	1	2	3	4	5	6	7	8	9	AB	R	H	RBI	BB	SO	LOB
Bill North, S OBP: 0.392, SLG: 0.355 (1, 8)	4-1 SH1-3 1B BB		2-2 6-3 1B		0-0 4-3		4-0 S BB			2	2	1	0	2	0	0
Joe Strain, R OBP: 0.291, SLG: 0.304 (1, 4)	0-0 SH1-3 1-2		0-2 6-3 1-3		0-0 F7		0-0 F5			3	0	0	0	0	0	2
Mike Ivie, R OBP: 0.370, SLG: 0.568 (1, 3)	0-1 5-3		1-0 1B 1B		0-3 K		0-3 K			4	0	1	1	0	2	2
Darrell Evans, L OBP: 0.358, SLG: 0.407 (1, 5)	1-1 1B 2-H		0-0 1B 1-2		0-0 SH1-4 1B		0-0 4-3			4	1	3	1	0	0	1
Max Venable, L OBP: 0.307, SLG: 0.234 (1, 9)	0-0 6-3		1-1 F2		0-0 SH1-4 1-2		0-0 F9			3	0	0	0	0	0	3
Larry Herndon, R OBP: 0.310, SLG: 0.390 (1, 7)		3-1 G3	1-3 K		0-0 F2		0-0 5-3 1B			4	0	1	0	0	1	3
Johnnie LeMaster, R OBP: 0.301, SLG: 0.320 (1, 6)		1-0 5-3 1B		0-0 L3		0-0 2-H 1B		0-0 5-3		4	0	2	1	0	0	1
Dennis Littlejohn, R OBP: 0.274, SLG: 0.267 (1, 2)		1-1 5-3 1-2		3-0 4-3		4-0 IBB		4-0 IBB		2	0	0	0	2	0	1
Ed Whitson, R OBP: 0.136, SLG: 0.116 (1, 1)		2-1 3-1		0-0 L6		0-3 K		0-0 F3		4	0	0	0	0	1	5
Greg Minton, S (9, 1)										0	0	0	0	0	0	0

Inning Stats	R: 1	H: 1	E: 0	LOB: 1	K: 0	S: 7	R: 0	H: 1	E: 0	LOB: 1	K: 0	S: 7	R: 1	H: 3	E: 0	LOB: 2	K: 1	S: 14	R: 0	H: 0	E: 0	LOB: 0	K: 0	S: 3	R: 0	H: 0	E: 0	LOB: 0	K: 1	S: 5	R: 1	H: 2	E: 0	LOB: 2	K: 1	S: 7	R: 0	H: 0	E: 0	LOB: 1	K: 1	S: 5	R: 0	H: 1	E: 0	LOB: 2	K: 0	S: 4	1B: 8	SF: 0	2B: 0	SAC: 2	3B: 0	DP: 0	HR: 0	HBP: 0
--------------	------	------	------	--------	------	------	------	------	------	--------	------	------	------	------	------	--------	------	-------	------	------	------	--------	------	------	------	------	------	--------	------	------	------	------	------	--------	------	------	------	------	------	--------	------	------	------	------	------	--------	------	------	-------	-------	-------	--------	-------	-------	-------	--------

PITCHER	IP	WLS	BF	H	R	ER	SO	BB	IBB	HBP	BLK	WP	HR	S	P	ERA	WHIP
Frank Pastore, R ERA: 5.12 (1, 1)	6.1	L	29	7	3	3	3	2	1	0	0	0	0	44	72	4.26	1.421
Mario Soto, R ERA: 4.78 (7, 1)	0.2		2	0	0	0	1	0	0	0	0	0	0	4	4	0.00	0.000
Doug Bair, R ERA: 4.1 (8, 1)	1.0		5	1	0	0	0	0	1	0	0	0	0	4	8	0.00	1.000

BOTTOM

Cincinnati Reds @ San Francisco Giants
Candlestick Park, San Francisco, CA

Tue Sep 18 1979, 10:05 PM EDT
Att. 7,183 - Unknown

livebaseballscorecards.com

AB	30
R	3
H	8
RBI	3
BB	4
SO	4
LOB	18



WP: 0	PA: 36
PB: 0	SB: 2
CS: 0	

Batter	1	2	3	4	5	6	7	8	9	AB R H RBI BB SO LOB	TOP
Bill North, S (1, 8) OBP: 0.391, SLG: 0.352 Ed Plank, R (8, 1)	1-0 			1-3 		1-2 		4-0 		3 0 0 0 1 1 0 0 0 0 0 0 0 0	San Francisco Giants @ Los Angeles Dodgers Dodger Stadium, Los Angeles, CA Wed Sep 19 1979, 7:05 PM PDT Att: 20,827 - Unknown
Joe Strain, R (1, 4) OBP: 0.291, SLG: 0.305 Willie McCovey, L (8, PH) OBP: 0.330, SLG: 0.422 Rob Andrews, R (8, PR) OBP: 0.298, SLG: 0.329 (8, 4)	3-2 		2-1 		1-1 		0-0 		3 0 1 0 0 0 0 1 0 1 2 0 0 0 0 0 0 0 0 0 0		
Mike Ivie, R (1, 3) OBP: 0.367, SLG: 0.562	0-3 		1-3 		2-3 		0-0 		4 0 0 0 0 3 3		
Darrell Evans, L (1, 5) OBP: 0.359, SLG: 0.406		0-0 		4-0 		1-2 		0-0 	3 0 1 0 1 0 0		
Max Venable, L (1, 9) OBP: 0.291, SLG: 0.221		2-3 		1-3 		2-1 		0-0 	4 0 0 0 0 2 3		
Larry Herndon, R (1, 7) OBP: 0.310, SLG: 0.388 (8, 8)		0-1 			1-2 		0-1 	0-0 	4 0 1 0 0 0 0		
Johnnie LeMaster, R (1, 6) OBP: 0.304, SLG: 0.321			0-0 		0-0 		1-0 	4-0 	3 1 1 0 1 0 0		
Dennis Littlejohn, R (1, 2) OBP: 0.274, SLG: 0.262			2-2 		1-3 		4-0 	0-0 	3 1 0 0 1 1 3		
Ed Halicki, R (1, 1) OBP: 0.235, SLG: 0.242 Pedro Borbon, R (5, 1) OBP: 0.333, SLG: 0.333 Greg Johnston, L (6, PH) OBP: 0.215, SLG: 0.270 Tom Griffin, R (6, 1) OBP: 0.077, SLG: 0.077 Terry Whitfield, L (8, PH) OBP: 0.353, SLG: 0.394 (8, 7)			1-3 		2-1 		0-3 		1 0 0 0 0 1 0 0 0 0 0 0 0 0 1 0 0 0 0 0 0 0 0 0 0 0 0 0 1 0 0 0 0 1 2		
Inning Stats	R: 0 H: 0 E: 0 LOB: 0 K: 1 BB: 0 S: 11 P: 15	R: 0 H: 0 E: 0 LOB: 0 K: 1 BB: 0 S: 6 P: 8	R: 0 H: 0 E: 0 LOB: 0 K: 1 BB: 0 S: 7 P: 10	R: 0 H: 1 E: 0 LOB: 2 K: 3 BB: 1 S: 11 P: 20	R: 0 H: 0 E: 0 LOB: 0 K: 1 BB: 0 S: 9 P: 11	R: 0 H: 0 E: 0 LOB: 0 K: 0 BB: 0 S: 7 P: 11	R: 0 H: 0 E: 0 LOB: 0 K: 1 BB: 0 S: 9 P: 14	R: 2 H: 2 E: 0 LOB: 2 K: 1 BB: 2 S: 8 P: 17	R: 0 H: 2 E: 0 LOB: 2 K: 0 BB: 1 S: 4 P: 8	1B: 5 SF: 0 2B: 0 SAC: 0 3B: 0 DP: 1 HR: 0 HBP: 0	WP: 0 PA: 35 PB: 0 SB: 1 CS: 0
PITCHER Rick Sutcliffe, R (1, 1) ERA: 3.55 Lerrin LaGrow, R (8, 1) ERA: 5.65	IP WLS BF H R ER SO BB IBB HBP BLK WP HR S P ERA WHIP 7.2 W 29 3 2 2 9 2 1 0 0 0 0 67 105 2.35 0.652										

AB	31
R	2
H	5
RBI	2
BB	4
SO	9
LOB	11



Batter	1	2	3	4	5	6	7	8	9	AB R H RBI BB SO LOB	TOP											
Larry Herndon, R (1, 8) OBP: 0.315, SLG: 0.393	0-0 4-3 1B		0-0 SH5-4 1B		0-3 K			0-0 E6 1B		4 0 3 0 0 1 0	San Francisco Giants @ Los Angeles Dodgers Dodger Stadium, Los Angeles, CA Thu Sep 20 1979, 7:05 PM PDT Att. 24,522 - Unknown											
Joe Strain, R (1, 4) OBP: 0.288, SLG: 0.301	0-0 F8		0-0 SH5-4			0-0 F3		0-3 K		3 0 0 0 0 1 2												
Mike Ivie, R (1, 7) OBP: 0.363, SLG: 0.556	0-0 4-3		0-0 F3			0-0 F8		0-0 F8		4 0 0 0 0 0 4												
Willie McCovey, L (1, 3) OBP: 0.326, SLG: 0.417	0-0 4-3		0-0 G3			0-0 F8		0-0 F7		4 0 0 0 0 0 3												
Darrell Evans, L (1, 5) OBP: 0.358, SLG: 0.407		0-0 4-3 2B		0-0 F8			0-0 G3		0-0 F3	4 0 1 0 0 0 0												
Greg Johnston, L (1, 9) OBP: 0.217, SLG: 0.269		0-3 K		0-0 F7			0-0 3-1		0-0 1B	4 0 1 0 0 1 1												
Johnnie LeMaster, R (1, 6) OBP: 0.306, SLG: 0.323		0-0 4-3		0-0 PO 1B			0-0 1B		0-3 K	4 0 2 0 0 1 2												
Dennis Littlejohn, R (1, 2) OBP: 0.269, SLG: 0.257		0-0 F9		0-0 PO	0-0 5-3		0-0 F9			3 0 0 0 0 0 2												
Bob Knepper, L (1, 1) OBP: 0.209, SLG: 0.292			1-0 SH5-4 1B HBP		0-0 G3			0-0 F7		1 0 0 0 0 0 0												
Bill North, S (8, PH) OBP: 0.390, SLG: 0.352										1 0 0 0 0 0 0												
Tom Griffin, R (8, 1) OBP: 0.077, SLG: 0.077										0 0 0 0 0 0 0												
Inning Stats	R: 0 E: 0 K: 0 S: 4	H: 1 LOB: 1 BB: 0 P: 4	R: 0 E: 0 K: 1 S: 6	H: 1 LOB: 1 BB: 0 P: 6	R: 0 E: 0 K: 0 S: 4	H: 1 LOB: 2 BB: 0 P: 5	R: 0 E: 0 K: 0 S: 3	H: 0 LOB: 0 BB: 0 P: 3	R: 0 E: 0 K: 1 S: 5	H: 0 LOB: 0 BB: 0 P: 5	R: 0 E: 0 K: 0 S: 3	H: 0 LOB: 0 BB: 0 P: 3	R: 0 E: 0 K: 0 S: 4	H: 1 LOB: 1 BB: 0 P: 4	R: 0 E: 1 K: 1 S: 6	H: 1 LOB: 1 BB: 0 P: 6	R: 0 E: 0 K: 1 S: 6	H: 1 LOB: 1 BB: 0 P: 6	1B: 6 2B: 1 3B: 0 HR: 0	SF: 0 SAC: 1 DP: 0 HBP: 1	WP: 0 PB: 0 SB: 0 CS: 0	PA: 35
PITCHER	IP WLS BF H R ER SO BB IBB HBP BLK WP HR S P ERA WHIP																					
Bob Welch, R (1, 1) ERA: 3.79	5.0 W 19 4 0 0 2 0 0 1 0 0 0 0 22 23 0.00 0.800																					
Joe Beckwith, R (6, 1) ERA: 4.86	4.0 S 15 3 0 0 2 0 0 0 0 0 0 0 19 19 0.00 0.750																					

livebaseballscorecards.com

AB	32
R	0
H	7
RBI	0
BB	0
SO	4
LOB	14



Batter	1	2	3	4	5	6	7	8	9	AB R H RBI BB SO LOB
--------	---	---	---	---	---	---	---	---	---	----------------------

<p>Davey Lopes, R (1, 4) OBP: 0.373, SLG: 0.469</p>			<p>2B</p>		<p>5-3</p>		<p>BB</p>			3 1 1 0 1 0 0
<p>Pedro Guerrero, R (1, 8) (4, 9) OBP: 0.231, SLG: 0.289</p>			<p>1B SF9</p>		<p>K</p>		<p>F8</p>			4 1 2 1 0 1 1
<p>Steve Garvey, R (1, 3) OBP: 0.349, SLG: 0.490</p>			<p>BB 1B</p>		<p>F9</p>		<p>F7</p>			4 0 1 0 0 0 2
<p>Ron Cey, R (1, 5) Derrel Thomas, S (4, 8) OBP: 0.389, SLG: 0.492 OBP: 0.333, SLG: 0.352</p>			<p>SF9</p>		<p>F7</p>		<p>BB</p>			0 0 0 1 1 0 0 1 0 0 0 1 0 0
<p>Dusty Baker Jr., R (1, 7) OBP: 0.336, SLG: 0.462</p>			<p>BB</p>		<p>F8</p>		<p>P6</p>			3 0 0 0 1 0 3
<p>Mickey Hatcher, R (1, 9) (4, 5) OBP: 0.360, SLG: 0.426</p>			<p>K</p>		<p>1B 2B</p>		<p>F7</p>			4 1 1 0 0 1 3
<p>Steve Yeager, R (1, 2) OBP: 0.280, SLG: 0.368</p>				<p>F8</p>		<p>1B</p>		<p>K</p>		4 0 1 1 0 1 1
<p>Ted Martinez, R (1, 6) OBP: 0.333, SLG: 0.358</p>				<p>P4</p>		<p>4-3</p>				3 0 0 0 0 0 1
<p>Bob Welch, R (1, 1) Joe Beckwith, L (6, 1) OBP: 0.158, SLG: 0.111</p>				<p>4-3</p>			<p>K</p>			2 0 0 0 0 0 0 1 0 0 0 0 1 0

<p>Inning Stats</p> <p>R: 0 H: 1 E: 0 K: 0 S: 8</p> <p>H: 1 LOB: 2 BB: 1 P: 16</p>	<p>R: 0 H: 0 E: 0 K: 0 S: 4</p> <p>H: 0 LOB: 0 BB: 0 P: 4</p>	<p>R: 2 H: 3 E: 0 K: 1 S: 15</p> <p>H: 3 LOB: 2 BB: 1 P: 26</p>	<p>R: 0 H: 0 E: 0 K: 0 S: 5</p> <p>H: 0 LOB: 0 BB: 0 P: 6</p>	<p>R: 0 H: 0 E: 0 K: 1 S: 8</p> <p>H: 0 LOB: 0 BB: 0 P: 12</p>	<p>R: 1 H: 2 E: 0 K: 0 S: 9</p> <p>H: 2 LOB: 1 BB: 0 P: 10</p>	<p>R: 0 H: 0 E: 0 K: 1 S: 9</p> <p>H: 0 LOB: 1 BB: 1 P: 15</p>	<p>R: 0 H: 0 E: 0 K: 1 S: 5</p> <p>H: 0 LOB: 1 BB: 1 P: 9</p>	<p>1B: 3 SF: 1 2B: 3 SAC: 0 3B: 0 DP: 0 HR: 0 HBP: 0</p>
<p>PITCHER</p> <p>Bob Knepper, L (1, 1) ERA: 4.57</p> <p>Tom Griffin, R (8, 1) ERA: 3.54</p> <p>IP WLS BF H R ER SO BB IBB HBP BLK WP HR S P ERA WHIP</p> <p>7.0 L 30 6 3 3 3 3 3 0 0 0 0 0 0 3.86 1.286</p> <p>1.0 4 0 0 0 1 1 0 0 0 0 0 0 0 0.00 1.000</p>	<p>PITCHER</p> <p>IP WLS BF H R ER SO BB IBB HBP BLK WP HR S P ERA WHIP</p>							

BOTTOM

San Francisco Giants @ Los Angeles Dodgers
Dodger Stadium, Los Angeles, CA
 Thu Sep 20 1979, 7:05 PM PDT
 Att. 24,522 - Unknown

livebaseballscorecards.com

AB	29
R	3
H	6
RBI	3
BB	4
SO	4
LOB	11



WP: 0	PA: 34
PB: 0	
SB: 3	
CS: 0	

Batter	1	2	3	4	5	6	7	8	9	AB R H RBI BB SO LOB	TOP
Bill North, S (1, 8) OBP: 0.387, SLG: 0.348 Ed Plank, R (8, 1)	3-2 			0-3 		0-0 		0-3 		4 0 0 0 0 2 2 0 0 0 0 0 0 0	San Francisco Giants @ Atlanta Braves Atlanta-Fulton County Stadium, Atlanta, GA Sat Sep 22 1979, 7:05 PM EDT Att: 7,767 - Unknown - 72 F livebaseballscorecards.com AB 29 R 2 H 2 RBI 2 BB 2 SO 5 LOB 7
Rob Andrews, R (1, 4) OBP: 0.291, SLG: 0.320	2-1 			0-3 		0-0 		0-0 	4 0 0 0 0 1 1		
Mike Ivie, R (1, 7) OBP: 0.360, SLG: 0.550	0-0 			0-0 			0-0 	0-3 	4 0 0 0 0 1 0		
Willie McCovey, L (1, 3) OBP: 0.325, SLG: 0.413		0-0 			0-0 		0-0 	4-0 	3 0 0 0 1 0 0		
Darrell Evans, L (1, 5) OBP: 0.356, SLG: 0.404		0-0 			0-0 		0-0 	0-0 	4 0 0 0 0 0 1		
Larry Herndon, R (1, 9) OBP: 0.315, SLG: 0.390 (8, 8)		0-3 			0-0 			4-0 	2 1 0 0 1 1 0		
Johnnie LeMaster, R (1, 6) OBP: 0.306, SLG: 0.323			0-0 			0-0 		0-0 	3 1 1 0 0 0 0		
Dennis Littlejohn, R (1, 2) OBP: 0.267, SLG: 0.254 Max Venable, L (8, PH) OBP: 0.288, SLG: 0.217 (8, 9)			0-0 			0-0 		0-0 	2 0 0 0 0 0 1 1 0 0 0 0 0 2		
Vida Blue, S (1, 1) OBP: 0.188, SLG: 0.177 Tom Griffin, R (5, 1) OBP: 0.077, SLG: 0.077 Greg Johnston, L (6, PH) OBP: 0.239, SLG: 0.279 Pedro Borbon, R (6, 1) OBP: 0.332, SLG: 0.333 Terry Whitfield, L (8, PH) OBP: 0.352, SLG: 0.394 Mike Sadek, R (8, 2) OBP: 0.317, SLG: 0.296			0-0 			0-0 		0-0 	1 0 0 0 0 0 0 0 0 0 0 0 0 0 1 0 1 1 0 0 0 0 0 0 0 0 0 0 0 0 0 1 0 0 0 0 0 0 0 0 0 0		
Inning Stats	R: 0 H: 0 E: 0 LOB: 0 K: 0 BB: 0 S: 6 P: 11	R: 0 H: 0 E: 0 LOB: 0 K: 1 BB: 0 S: 5 P: 5	R: 0 H: 0 E: 0 LOB: 0 K: 0 BB: 0 S: 3 P: 3	R: 0 H: 0 E: 0 LOB: 0 K: 2 BB: 0 S: 7 P: 7	R: 0 H: 0 E: 0 LOB: 0 K: 0 BB: 0 S: 3 P: 3	R: 1 H: 1 E: 1 LOB: 1 K: 0 BB: 0 S: 5 P: 5	R: 0 H: 0 E: 0 LOB: 0 K: 0 BB: 0 S: 3 P: 3	R: 1 H: 1 E: 0 LOB: 1 K: 1 BB: 1 S: 6 P: 10	R: 0 H: 0 E: 0 LOB: 1 K: 1 BB: 1 S: 5 P: 9	1B: 2 SF: 1 2B: 0 SAC: 0 3B: 0 DP: 0 HR: 0 HBP: 0	
PITCHER Phil Niekro, R (1, 1) ERA: 3.44	IP WLS BF H R ER SO BB IBB HBP BLK WP HR S P ERA WHIP 9.0 W 32 2 2 1 5 2 0 0 0 0 0 0 43 56 1.00 0.444										

Batter	1	2	3	4	5	6	7	8	9	AB	R	H	RBI	BB	SO	LOB
Eddie Miller, S OBP: 0.337, SLG: 0.304 (1, 8)	1-2 5-3 C H	1-1 FC6-4 HBP		1-1 1-2 2-3 1B		0-0 F7		0-0 F8		4	0	1	0	0	0	0
Jerry Royster, R OBP: 0.333, SLG: 0.339 (1, 4)	4-2 S HR BB	1-1 FC6-4 1-2f		0-0 F2		0-0 6-3		0-0 BB 1B 1B		4	2	1	0	1	0	4
Gary Matthews, R OBP: 0.367, SLG: 0.508 (1, 9)	4-1 HR BB		1-0 F2		2-1 BB 1B 2B		0-0 HR	4-0 1B 1B BB		3	4	2	1	2	0	0
Bob Horner, R OBP: 0.346, SLG: 0.552 (1, 5)	2-0 HR		2-3 K		1-3 K		0-0 1B 2B	0-0 1B 1B 1-2 2-H		5	3	3	4	0	2	1
Dale Murphy, R OBP: 0.358, SLG: 0.499 (1, 3)	2-1 S 1B		0-1 F8		4-0 BB 1B IBB		4-0 1B IBB	0-0 1-3 2-H 1B		3	1	2	1	2	0	0
Barry Bonnell, R OBP: 0.304, SLG: 0.422 (1, 7)	0-0 F7			4-1 1B 1B BB		1-0 F9		0-0 1-3 2-H 1B		4	0	2	2	1	0	3
Darrel Chaney, S OBP: 0.250, SLG: 0.178 (1, 6)	1-1 F8			1-2 1B 1B		4-2 1B BB		4-0 G5-4-3 BB F7		3	0	1	0	2	0	2
Bruce Benedict, R OBP: 0.327, SLG: 0.277 (1, 2)		2-1 F6		0-3 K		0-0 1-2 2-3 1B		0-0 G5-4-3 1-2f		4	0	1	2	0	1	3
Phil Niekro, R OBP: 0.210, SLG: 0.235 (1, 1)		0-0 F8		0-0 F4		0-0 6-3		0-3 K		4	0	0	0	0	1	4

Inning Stats	R: 3	H: 2	E: 0	K: 0	S: 13	LOB: 1	BB: 2	P: 27	R: 0	H: 0	E: 0	K: 0	S: 6	LOB: 1	BB: 0	P: 10	R: 0	H: 0	E: 0	K: 1	S: 6	LOB: 0	BB: 0	P: 9	R: 0	H: 2	E: 0	K: 1	S: 12	LOB: 3	BB: 1	P: 18	R: 2	H: 2	E: 0	K: 1	S: 12	LOB: 2	BB: 2	P: 24	R: 2	H: 3	E: 0	K: 0	S: 5	LOB: 2	BB: 1	P: 9	R: 0	H: 0	E: 0	K: 1	S: 4	LOB: 0	BB: 1	P: 8	R: 3	H: 4	E: 0	K: 0	S: 6	LOB: 1	BB: 1	P: 10
--------------	------	------	------	------	-------	--------	-------	-------	------	------	------	------	------	--------	-------	-------	------	------	------	------	------	--------	-------	------	------	------	------	------	-------	--------	-------	-------	------	------	------	------	-------	--------	-------	-------	------	------	------	------	------	--------	-------	------	------	------	------	------	------	--------	-------	------	------	------	------	------	------	--------	-------	-------

PITCHER	IP	WLS	BF	H	R	ER	SO	BB	IBB	HBP	BLK	WP	HR	S	P	ERA	WHIP
Vida Blue, L ERA: 5.08 (1, 1)	4.2	L	26	6	5	5	3	4	1	1	0	0	1	48	87	9.64	2.143
Tom Griffin, R ERA: 3.53 (5, 1)	0.1		1	0	0	0	0	0	0	0	0	0	0	1	1	0.00	0.000
Pedro Borbon, R ERA: 4.2 (6, 1)	2.0		9	3	2	2	1	1	1	0	0	0	1	9	17	9.00	2.000
Ed Plank, R ERA: 7.36 (8, 1)	1.0		7	4	3	3	0	1	0	0	0	0	0	6	10	27.00	5.000

BOTTOM

San Francisco Giants @ Atlanta Braves
Atlanta-Fulton County Stadium, Atlanta, GA

Sat Sep 22 1979, 7:05 PM EDT
Att. 7,767 - Unknown - 72 F

livebaseballscores.com

AB	34
R	10
H	13
RBI	10
BB	8
SO	4
LOB	17

WP: 0 PA: 43
PB: 0
SB: 2
CS: 0



San Francisco Giants @ Atlanta Braves
 Atlanta-Fulton County Stadium, Atlanta, GA

Sun Sep 23 1979, 3:33 AM EDT
 Att. 13,487 - Unknown - 75 F

livebaseballscorecards.com



WP: 0 PA: 41
 PB: 0
 SB: 3
 CS: 0

AB 33
 R 2
 H 7
 RBI 2
 BB 5
 SO 5
 LOB 15

AB R H RBI BB SO LOB

3	0	0	0	2	1	3
3	0	1	0	0	1	2
1	0	0	0	0	0	0
4	0	0	0	1	0	2
4	0	0	0	0	0	2
1	0	0	0	0	0	0
2	1	1	1	2	0	0
4	0	1	0	0	2	3
4	1	1	0	0	1	2
2	0	1	0	0	0	0
1	0	0	0	0	0	0
1	0	1	1	0	0	0
1	0	0	0	0	0	1
1	0	0	0	0	0	0
1	0	1	0	0	0	0

Batter	1	2	3	4	5	6	7	8	9
Bill North, S OBP: 0.387, SLG: 0.346 (1, 8) X	0-0 4-3 BB	4-0 1-2 BB		0-0 FC6-5-4 PO			4-0 S BB	0-3 K	
Joe Strain, R OBP: 0.291, SLG: 0.301 Greg Minton, S (7, 1)	0-0 4-3 S 1B	0-0 L6		0-0 PO	0-3 K		1-0 1-2 HBP		0-0 1-3
Darrell Evans, L OBP: 0.354, SLG: 0.401 (1, 5) B B B	4-0 1-2 4-3 BB		0-0 F8		0-0 4-3		0-0 4-3		0-0 F5
Willie McCovey, L OBP: 0.322, SLG: 0.408 Jack Clark, R OBP: 0.348, SLG: 0.476 (1, 3) X (8, 9)	0-0 4-3 1-2 2-3		0-0 F7		0-0 F7			0-0 F5	0-0 F2
Mike Ivie, R OBP: 0.364, SLG: 0.558 (1, 7) S (8, 3)	4-0 IBB		4-0 FC5 1B BB			0-0 F8		0-0 HR	
Larry Herndon, R OBP: 0.314, SLG: 0.389 (1, 9) S S (8, 7)	0-3 K		0-0 1-2 1B		0-0 5-3			0-3 K	
Johnnie LeMaster, R OBP: 0.305, SLG: 0.322 (1, 6)			0-0 FC5 2-3f		0-0 F9			0-0 S 1B 1B	
Dennis Littlejohn, R OBP: 0.269, SLG: 0.257 Max Venable, L OBP: 0.284, SLG: 0.214 Roger Metzger, S OBP: 0.304, SLG: 0.325 (1, 2) X (7, PH) (7, 4)		0-0 FC1-6 1B		0-0 FC6-5-4 SH1-4			0-0 L6	0-0 1B 1B	
Ed Whitson, R OBP: 0.133, SLG: 0.114 Terry Whitfield, L OBP: 0.351, SLG: 0.393 Mike Sadek, R OBP: 0.322, SLG: 0.302 (1, 1) X (7, PH) (7, 2)		0-0 FC1-6 BB 1-2f		0-0 SH1-4			0-0 F8	0-0 1B	

Inning Stats	R: 0 E: 0 K: 1 S: 6	H: 1 LOB: 3 BB: 2 P: 14	R: 0 E: 0 K: 1 S: 6	H: 1 LOB: 2 BB: 1 P: 10	R: 0 E: 0 K: 0 S: 4	H: 1 LOB: 2 BB: 1 P: 8	R: 0 E: 1 K: 0 S: 3	H: 0 LOB: 0 BB: 0 P: 3	R: 0 E: 0 K: 1 S: 5	H: 0 LOB: 0 BB: 0 P: 5	R: 0 E: 0 K: 0 S: 3	H: 0 LOB: 0 BB: 0 P: 3	R: 0 E: 0 K: 0 S: 3	H: 0 LOB: 2 BB: 1 P: 8	R: 2 E: 0 K: 2 S: 11	H: 4 LOB: 2 BB: 0 P: 11	R: 0 E: 0 K: 0 S: 3	H: 0 LOB: 0 BB: 0 P: 3
1B: 6 2B: 0 3B: 0 HR: 1	SF: 0 SAC: 1 DP: 0 HBP: 1	WP: 0 PA: 41 PB: 0 SB: 3 CS: 0																

PITCHER	IP	WLS	BF	H	R	ER	SO	BB	IBB	HBP	BLK	WP	HR	S	P	ERA	WHIP
Rick Matula, R ERA: 4.15 (1, 1)	7.2	L	36	7	2	2	4	4	1	1	0	0	1	38	59	2.35	1.435
Gene Garber, R ERA: 4.31 (8, 1)	1.1		4	0	0	0	1	0	0	0	0	0	0	6	6	0.00	0.000

Batter	1	2	3	4	5	6	7	8	9	AB	R	H	RBI	BB	SO	LOB
Eddie Miller, S OBP: 0.345, SLG: 0.325 (1, 8)	0-3 K	2-0 1B			0-1 2B		0-3 K			4	0	2	1	0	2	1
Jerry Royster, R OBP: 0.334, SLG: 0.340 (1, 4)	1-0 1B	2-0 F8			1-0 4-3			0-0 1B		4	0	2	0	0	0	3
Gary Matthews, R OBP: 0.366, SLG: 0.506 (1, 9)	4-1 BB		2-1 5-3		1-0 F9			0-0 G5-4-3		3	0	0	0	1	0	2
Bob Horner, R OBP: 0.343, SLG: 0.547 (1, 5)	0-0 F4		0-1 F6		3-3 K			0-0 6-3		4	0	0	0	0	1	2
Dale Murphy, R OBP: 0.354, SLG: 0.493 (1, 3)	1-2 F9		0-3 K		0-0 G1			0-0 F5		4	0	0	0	0	1	2
Larry Whisenton, L OBP: 0.286, SLG: 0.320 (1, 7)		1-1 4-3		1-0 6-3		2-0 F8		0-0 1B		4	0	1	0	0	0	0
Joe Nolan, L OBP: 0.329, SLG: 0.371 (1, 2)		0-0 1B		2-3 K		0-0 5-3		0-0 G1-6-3		4	1	1	0	0	1	1
Darrel Chaney, S OBP: 0.244, SLG: 0.173 (1, 6)		1-3 K		0-3 K		0-3 K				3	0	0	0	0	3	1
Rick Matula, R OBP: 0.111, SLG: 0.094 (1, 1)		0-0 E1			2-3 K			0-0 1B		3	0	1	0	0	1	1
Gene Garber, R OBP: 0.462, SLG: 0.300 (8, 1)										0	0	0	0	0	0	0

Inning Stats	R: 0	H: 1	E: 0	K: 1	S: 12	R: 1	H: 2	E: 1	K: 1	S: 9	R: 0	H: 0	E: 0	K: 1	S: 7	R: 0	H: 0	E: 0	K: 2	S: 7	R: 0	H: 1	E: 0	K: 1	S: 8	R: 0	H: 0	E: 0	K: 1	S: 5	R: 0	H: 1	E: 0	K: 2	S: 8	R: 0	H: 1	E: 0	K: 0	S: 3	R: 0	H: 1	E: 0	K: 0	S: 3	R: 0	H: 1	E: 0	K: 0	S: 3	1B: 5	SF: 0	2B: 2	SAC: 0	3B: 0	DP: 2	HR: 0	HBP: 0	WP: 0	PA: 34
--------------	------	------	------	------	-------	------	------	------	------	------	------	------	------	------	------	------	------	------	------	------	------	------	------	------	------	------	------	------	------	------	------	------	------	------	------	------	------	------	------	------	------	------	------	------	------	------	------	------	------	------	-------	-------	-------	--------	-------	-------	-------	--------	-------	--------

PITCHER	IP	WLS	BF	H	R	ER	SO	BB	IBB	HBP	BLK	WP	HR	S	P	ERA	WHIP
Ed Whitson, R ERA: 4.18 (1, 1)	6.0		24	4	1	0	7	1	0	0	0	0	0	48	74	0.00	0.833
Greg Minton, R ERA: 1.89 (7, 1)	3.0	W	10	3	0	0	2	0	0	0	0	0	0	14	14	0.00	1.000

BOTTOM

San Francisco Giants @ Atlanta Braves
Atlanta-Fulton County Stadium, Atlanta, GA

livebaseballscores.com

AB	33
R	1
H	7
RBI	1
BB	1
SO	9
LOB	13



Sun Sep 23 1979, 3:33 AM EDT
Att: 13,487 - Unknown - 75 F

Batter	1	2	3	4	5	6	7	8	9	AB R H RBI BB SO LOB	TOP									
Davey Lopes, R OBP: 0.371, SLG: 0.467 (1, 4)	2-2 5-3	0-0 E1 HR	0-0 F7			0-0 2B 1B		0-0 F3		5 2 1 0 0 0 1	<p>Los Angeles Dodgers @ San Francisco Giants</p> <p>Candlestick Park, San Francisco, CA</p> <p>Tue Sep 25 1979, 10:05 PM EDT</p> <p>Att. 8,694 - Unknown</p>									
Ted Martinez, R OBP: 0.307, SLG: 0.347 (1, 6)	1-0 2B 1B	1-0 F8		0-3 K		0-3 K		0-3 K		5 1 1 0 0 3 3										
Steve Garvey, R OBP: 0.352, SLG: 0.496 Pedro Guerrero, R OBP: 0.229, SLG: 0.340 (1, 3) (6, PR) (6, 3)	3-2 2B	2-1 E6 HR		0-0 5-3		0-0 2B		0-0 F7		4 1 2 2 0 0 2 1 0 0 0 0 0 0										
Ron Cey, R OBP: 0.389, SLG: 0.503 Mickey Hatcher, R OBP: 0.345, SLG: 0.400 (1, 5) (4, PH) (4, 5)	2-3 K	0-0 HR		0-0 P4		0-0 F2		0-0 6-3 1B		2 1 1 4 0 1 1 3 1 1 0 0 0 1										
Dusty Baker Jr., R OBP: 0.339, SLG: 0.459 (1, 7)	0-0 L5	2-2 HR 1B			4-0 2B BB	4-0 BB		0-0 6-3		3 1 1 0 2 0 2										
Gary Thomasson, L OBP: 0.341, SLG: 0.428 (1, 8)					0-0 F8	0-0 F9		0-0 F7		5 2 2 2 0 0 4										
Von Joshua, L OBP: 0.323, SLG: 0.425 (1, 9)					0-0 F8		0-3 K	0-0 2B 1B		5 1 2 2 0 2 1										
Steve Yeager, R OBP: 0.285, SLG: 0.387 (1, 2)		1-3 K	0-3 K		0-0 2B		0-0 F7	0-0 2B		5 0 2 0 0 2 1										
Rick Sutcliffe, L OBP: 0.238, SLG: 0.305 Bobby Castillo, R (8, 1)		0-0 E HR 1B	0-0 6-3		0-0 4-3		0-3 K	0-0 L5		4 1 1 1 0 1 2 1 0 0 0 0 0 2										
Inning Stats	R: 1 E: 0 K: 1 S: 12	H: 2 LOB: 1 BB: 0 P: 20	R: 8 E: 2 K: 2 S: 21	H: 6 LOB: 0 BB: 0 P: 28	R: 0 E: 0 K: 1 S: 5	H: 0 LOB: 0 BB: 0 P: 5	R: 0 E: 0 K: 1 S: 5	H: 1 LOB: 2 BB: 1 P: 8	R: 1 E: 0 K: 1 S: 7	H: 2 LOB: 2 BB: 1 P: 11	R: 0 E: 0 K: 2 S: 7	H: 0 LOB: 0 BB: 0 P: 7	R: 0 E: 0 K: 1 S: 5	H: 0 LOB: 0 BB: 0 P: 5	R: 1 E: 0 K: 0 S: 6	H: 3 LOB: 2 BB: 0 P: 6	1B: 6 2B: 6 3B: 0 HR: 2	SF: 0 SAC: 0 DP: 0 HBP: 0	WP: 0 PB: 0 SB: 1 CS: 0	PA: 45
PITCHER	IP WLS BF H R ER SO BB IBB HBP BLK WP HR S P ERA WHIP																			
Ed Halicki, R ERA: 4.7 (1, 1)	1.2 L 14 7 8 4 2 0 0 0 0 0 0 1 29 44 21.60 4.200																			
Philip Nastu, L ERA: 4.32 (2, 1)	3.2 16 4 2 1 4 1 0 0 0 0 0 1 23 27 2.46 1.364																			
Pedro Borbon, R ERA: 4.17 (6, 1)	0.2 3 0 0 0 0 1 0 0 0 0 0 0 2 6 0.00 1.500																			
Al Holland, L ERA: (7, 1)	2.0 6 0 0 0 3 0 0 0 0 0 0 0 12 12 0.00 0.000																			
Randy Moffitt, R ERA: 7.71 (9, 1)	1.0 6 3 1 1 0 0 0 0 0 0 0 0 6 6 9.00 3.000																			

livebaseballscorecards.com

AB	43
R	11
H	14
RBI	11
BB	2
SO	9
LOB	20



Batter	1	2	3	4	5	6	7	8	9	AB	R	H	RBI	BB	SO	LOB
Bill North, S (1, 8) OBP: 0.385, SLG: 0.344 Al Holland, R (7, 1) Greg Johnston, L (8, PH) OBP: 0.239, SLG: 0.290 Randy Moffitt, R (9, 1)	1-1 6-3		0-0 3-1			0-0 4-3		0-0 BB 1B 1B		3	0	0	0	0	0	1
Joe Strain, R (1, 4) OBP: 0.295, SLG: 0.305	1-0 S 1B			0-0 F7		0-0 5-3		0-0 1-2 BB 1B		4	0	2	0	0	0	1
Mike Ivie, R (1, 3) OBP: 0.363, SLG: 0.553	1-2 F5			0-0 P3			0-3 K	4-0 1-2 BB 2-3 BB		3	0	0	0	1	1	1
Darrell Evans, L (1, 5) OBP: 0.352, SLG: 0.398	2-2 F2			0-0 F9			0-0 F9	0-0 F9		4	0	0	0	0	0	4
Larry Herndon, R (1, 7) OBP: 0.311, SLG: 0.384 (7, 8)		0-3 K			0-0 5-3		0-0 P6		0-3 K	4	0	0	0	0	2	0
Max Venable, L (1, 9) OBP: 0.282, SLG: 0.216		0-0 L9			0-0 4-3			0-0 HR 1B	0-3 K	4	1	1	0	0	1	0
Johnnie LeMaster, R (1, 6) OBP: 0.302, SLG: 0.318		0-0 6-3			0-0 F7			0-0 F2	0-0 F9	4	0	0	0	0	0	1
Dennis Littlejohn, R (1, 2) OBP: 0.270, SLG: 0.254 Bob Kearney, R (9, 2)			0-0 3-1			4-0 BB BB 4-3 G3 BB		0-3 K		2	0	0	0	1	1	1
Ed Halicki, R (1, 1) OBP: 0.235, SLG: 0.242 Philip Nastu, L (2, 1) OBP: 0.148, SLG: 0.042 Pedro Borbon, R (6, 1) OBP: 0.333, SLG: 0.333 Terry Whitfield, L (6, PH) OBP: 0.352, SLG: 0.401 (7, 7)			0-0 F5			0-0 G3		0-0 1-2 HR		0	0	0	0	0	0	0

Inning Stats	R: 0	H: 1	E: 0	LOB: 1	K: 0	BB: 0	S: 10	R: 0	H: 0	E: 0	LOB: 0	K: 1	BB: 0	S: 5	R: 0	H: 0	E: 0	LOB: 0	K: 0	BB: 0	S: 3	R: 0	H: 0	E: 0	LOB: 0	K: 0	BB: 0	S: 3	R: 0	H: 0	E: 0	LOB: 1	K: 0	BB: 1	S: 3	R: 0	H: 0	E: 0	LOB: 0	K: 1	BB: 0	S: 5	R: 2	H: 4	E: 0	LOB: 3	K: 1	BB: 1	S: 9	R: 0	H: 0	E: 0	LOB: 0	K: 2	BB: 0	S: 7	1B: 4	SF: 0	2B: 0	SAC: 0	3B: 0	DP: 0	HR: 1	HBP: 0	WP: 0	PA: 34
--------------	------	------	------	--------	------	-------	-------	------	------	------	--------	------	-------	------	------	------	------	--------	------	-------	------	------	------	------	--------	------	-------	------	------	------	------	--------	------	-------	------	------	------	------	--------	------	-------	------	------	------	------	--------	------	-------	------	------	------	------	--------	------	-------	------	-------	-------	-------	--------	-------	-------	-------	--------	-------	--------

PITCHER	IP	WLS	BF	H	R	ER	SO	BB	IBB	HBP	BLK	WP	HR	S	P	ERA	WHIP
Rick Sutcliffe, R (1, 1) ERA: 3.52	7.2	W	28	4	2	2	3	1	0	0	0	0	0	39	48	2.35	0.652
Bobby Castillo, R (8, 1) ERA: 1.16	1.1		6	1	0	0	2	1	0	0	0	0	0	9	13	0.00	1.500

BOTTOM

Los Angeles Dodgers @ San Francisco Giants
 Candlestick Park, San Francisco, CA
 Tue Sep 25 1979, 10:05 PM EDT
 Att. 8,694 - Unknown

livebaseballscorecards.com

AB	32
R	2
H	5
RBI	2
BB	2
SO	5
LOB	10



Batter	1	2	3	4	5	6	7	8	9	AB	R	H	RBI	BB	SO	LOB	TOP					
Davey Lopes, R (1, 4) OBP: 0.374, SLG: 0.468	2-2 F9	0-1 1B		0-0 1B	0-0 BB		0-0 F7		4-0 1B IBB	5	1	3	2	1	0	0						
Bill Russell, R (1, 6) OBP: 0.295, SLG: 0.358	0-2 5-3	0-0 1B		0-0 1B	4-0 BB		0-0 6-3		0-0 1-3	3	0	2	2	1	0	0						
Ted Martinez, R (5, 6) OBP: 0.301, SLG: 0.340		1-2 2-H 1B		1-3 3-H 1B	1-2 2-3 BB				1-2 2-3	2	0	0	0	0	0	2						
Steve Garvey, R (1, 3) OBP: 0.352, SLG: 0.496	2-2 BB	0-0 L5		4-0 1B	0-3 K		0-3 K		0-0 1B	2	0	1	0	0	0	2						
Pedro Guerrero, R (2, 3) OBP: 0.250, SLG: 0.340									2-H 3-H	3	0	1	2	1	2	3						
Ron Cey, R (1, 5) OBP: 0.391, SLG: 0.503	4-2 1-2 BB		4-0 BB	0-0 F5	0-0 F8			0-0 1-3	0-0 F2	0	0	0	0	2	0	0						
Mickey Hatcher, R (3, PR) OBP: 0.330, SLG: 0.381			G1-6-3 BB							4	0	0	0	0	0	7						
Dusty Baker Jr., R (1, 7) OBP: 0.340, SLG: 0.458	3-3 K		1-0 G1-6-3	0-0 5-3		0-0 BB		0-0 1B		5	0	2	0	0	1	6						
Gary Thomasson, L (1, 8) OBP: 0.345, SLG: 0.430		2-1 G3 1B	0-3 K		4-0 2B	1-2 BB		0-3 K		3	2	1	0	2	2	2						
Von Joshua, L (1, 9) OBP: 0.326, SLG: 0.432		2-2 G3		0-0 1B	0-0 1B	0-0 2B	0-0 F7		0-3 K	5	2	2	1	0	1	4						
Lerrin LaGrow, R (8, 1) OBP: 0.333, SLG: 0.333		2-3		0-0 1B	1-H 1B	2B				0	0	0	0	0	0	0						
Steve Yeager, R (1, 2) OBP: 0.281, SLG: 0.381		0-3 K		0-0 F7	0-0 F9	0-3 K			0-0 F8	5	0	0	0	0	2	5						
Bob Welch, R (1, 1) OBP: 0.200, SLG: 0.158		2-0 1B		0-0 1B	0-0 1B	0-3 K			0-0 1B	1	1	1	1	0	0	0						
Vic Davalillo, L (4, PH) OBP: 0.280, SLG: 0.261				0-0 1B	BB 1B	1B				1	1	1	0	0	0	0						
Dave Patterson, R (4, 1) OBP: 0.143, SLG: 0.143				0-0 1B	BB 1B	1B				2	0	1	0	0	1	2						
Joe Ferguson, R (8, 9) OBP: 0.381, SLG: 0.468		3-H 1B		0-0 1B	2-3 1B	1B			1-3 1B	1	1	1	0	0	0	0						
Inning Stats	R: 0 E: 0 K: 1 S: 16	H: 1 LOB: 2 BB: 1 P: 27	R: 2 E: 0 K: 1 S: 13	H: 4 LOB: 2 BB: 0 P: 19	R: 0 E: 0 K: 1 S: 4	H: 0 LOB: 1 BB: 1 P: 9	R: 2 E: 0 K: 0 S: 7	H: 4 LOB: 3 BB: 1 P: 11	R: 2 E: 0 K: 1 S: 8	H: 3 LOB: 3 BB: 2 P: 16	R: 0 E: 0 K: 2 S: 8	H: 1 LOB: 2 BB: 1 P: 12	R: 0 E: 0 K: 1 S: 5	H: 0 LOB: 0 BB: 0 P: 5	R: 0 E: 0 K: 2 S: 8	H: 1 LOB: 1 BB: 0 P: 8	R: 2 E: 0 K: 0 S: 5	H: 2 LOB: 1 BB: 1 P: 9	1B: 13 2B: 3 3B: 0 HR: 0	SF: 0 SAC: 0 DP: 1 HBP: 0	WP: 0 PB: 0 SB: 1 CS: 0	PA: 49
PITCHER	IP	WLS	BF	H	R	ER	SO	BB	IBB	HBP	BLK	WP	HR	S	P	ERA	WHIP					
Tom Griffin, R (1, 1) ERA: 3.95	4.0	L	25	10	6	6	3	3	1	0	0	0	0	41	71	13.50	3.250					
Al Holland, L (5, 1) ERA:	2.0		11	3	0	0	3	2	0	0	0	0	0	15	23	0.00	2.500					
Gary Lavelle, L (7, 1) ERA: 2.4	3.0		13	3	2	2	3	0	1	0	0	0	0	18	22	6.00	1.000					

Los Angeles Dodgers @ San Francisco Giants
 Candlestick Park, San Francisco, CA
 Wed Sep 26 1979, 10:05 PM EDT
 Att: 10,791 - Unknown

livebaseballscorecards.com

AB 42
 R 8
 H 16
 RBI 8
 BB 7
 SO 9
 LOB 33



Batter	1	2	3	4	5	6	7	8	9	AB	R	H	RBI	BB	SO	LOB
Bill North, S (1, 8) OBP: 0.386, SLG: 0.344	0-0 G6-4-3 1B		0-0 F7		0-0 4-3			4-0 S E BB		3	1	1	0	1	0	0
Joe Strain, R (1, 4) OBP: 0.290, SLG: 0.300	0-0 G6-4-3 1-2f		0-0 F8		0-0 6-3			0-3 S S K 1-H		4	0	0	0	0	1	1
Mike Ivie, R (1, 3) OBP: 0.362, SLG: 0.550	0-0 5-3		0-0 1B					0-0 F2		4	0	1	0	0	0	0
Darrell Evans, L (1, 5) OBP: 0.351, SLG: 0.396		4-0 BB BB 1B HR BB	0-0 2-3					0-0 3-1		3	1	0	0	1	0	1
Larry Herndon, R (1, 9) OBP: 0.318, SLG: 0.391		0-0 1-2 HR 1B		0-0 CS 1B				0-0 1B		4	1	4	0	0	0	0
Terry Whitfield, L (1, 7) OBP: 0.353, SLG: 0.400		0-3 K		4-0 1-2 FC6-4 BB				0-0 6-3		1	0	0	0	1	1	2
Gary Lavelle, S (7, 1) OBP: 0.250, SLG: 0.250										0	0	0	0	0	0	0
Roger Metzger, S (9, PH) OBP: 0.307, SLG: 0.328								1-2 1B		1	0	1	0	0	0	0
Johnnie LeMaster, R (1, 6) OBP: 0.302, SLG: 0.327		0-0 1-H 2-H HR		0-3 K				0-0 F7		3	1	1	3	0	1	1
Willie McCovey, L (9, PH) OBP: 0.321, SLG: 0.407										1	0	0	0	0	1	2
Dennis Littlejohn, R (1, 2) OBP: 0.266, SLG: 0.250		0-0 6-3		0-0 FC6-4 1-2f				0-0 5-3		3	0	0	0	0	0	1
Rob Andrews, R (9, PH) OBP: 0.289, SLG: 0.318										1	0	0	0	0	1	2
Tom Griffin, R (1, 1) OBP: 0.071, SLG: 0.071		0-0 6-3		0-3 K				0-0 F8		1	0	0	0	0	0	0
Al Holland, R (5, 1)										0	0	0	0	0	0	0
Max Venable, L (5, 7) OBP: 0.273, SLG: 0.208										3	0	0	0	0	1	2
Greg Johnston, L (6, PH) OBP: 0.236, SLG: 0.286										1	0	0	0	0	0	1

Inning Stats	R: 0	H: 1	E: 0	K: 0	S: 3	H: 1	LOB: 0	BB: 0	P: 3	R: 3	H: 2	E: 0	K: 1	S: 7	R: 0	H: 1	E: 0	K: 0	S: 4	R: 0	H: 1	E: 0	K: 1	S: 5	R: 0	H: 0	E: 0	K: 1	S: 5	R: 0	H: 1	E: 0	K: 0	S: 4	R: 0	H: 0	E: 0	K: 0	S: 3	R: 1	H: 0	E: 0	K: 1	S: 5	R: 0	H: 2	E: 0	K: 2	S: 9	1B: 7	2B: 0	3B: 0	HR: 1	SF: 0	SAC: 0	DP: 1	HBP: 0	WP: 0	PB: 0	SB: 1	CS: 1	PA: 36
--------------	------	------	------	------	------	------	--------	-------	------	------	------	------	------	------	------	------	------	------	------	------	------	------	------	------	------	------	------	------	------	------	------	------	------	------	------	------	------	------	------	------	------	------	------	------	------	------	------	------	------	-------	-------	-------	-------	-------	--------	-------	--------	-------	-------	-------	-------	--------

PITCHER	IP	WLS	BF	H	R	ER	SO	BB	IBB	HBP	BLK	WP	HR	S	P	ERA	WHIP
Bob Welch, R (1, 1) ERA: 3.98	3.0		13	4	3	3	1	1	0	0	0	0	1	14	18	9.00	1.667
Dave Patterson, R (4, 1) ERA: 5.26	4.0	W	14	2	0	0	2	1	0	0	0	0	0	17	21	0.00	0.750
Lerrin LaGrow, R (8, 1) ERA: 5.37	2.0	S	9	2	1	0	3	1	0	0	0	0	0	14	18	0.00	1.500


BOTTOM

Los Angeles Dodgers @ San Francisco Giants
Candlestick Park, San Francisco, CA
 Wed Sep 26 1979, 10:05 PM EDT
 Att. 10,791 - Unknown

livebaseballscorecards.com

AB	33
R	4
H	8
RBI	3
BB	3
SO	6
LOB	13



Batter	1	2	3	4	5	6	7	8	9	AB R H RBI BB SO LOB	TOP											
Davey Lopes, R OBP: 0.373, SLG: 0.466 (1, 4)	1-3 K		1-0 SH2-4 1B		2-0 F7		3-3 K		0-3 K	5 0 1 0 0 3 2												
Ted Martinez, R OBP: 0.311, SLG: 0.343 (1, 6)	0-0 G6-4-3 1B		0-0 SH2-4		4-0 BB 1B BB		1-0 L1			2 1 1 0 1 0 0												
Steve Garvey, R OBP: 0.352, SLG: 0.496 Von Joshua, L OBP: 0.324, SLG: 0.429 (1, 3) (5, 9)	1-0 G6-4-3 1-2f		1-1 SF8		0-1 BB 1B		0-0 5-3			2 0 1 1 0 0 1 1 0 0 0 0 0 0												
Ron Cey, R OBP: 0.391, SLG: 0.503 Mickey Hatcher, R OBP: 0.333, SLG: 0.376 (1, 5) (3, 5)		1-0 BB 1B	0-0 F3		4-0 1B BB		0-2 L9			2 0 1 0 0 0 1 1 0 0 0 1 0 0												
Dusty Baker Jr., R OBP: 0.342, SLG: 0.458 Vic Davalillo, L OBP: 0.269, SLG: 0.250 (1, 7) (7, 7)		4-2 BB		0-0 1-3	0-0 1B		0-0 F7			2 0 1 1 1 0 0 1 0 0 0 0 0 0												
Pedro Guerrero, R OBP: 0.250, SLG: 0.389 (1, 9) (5, 3)		1-3 K		2-1 6-3		0-0 HR		1-0 1-3		4 1 1 1 0 1 2												
Steve Yeager, R OBP: 0.284, SLG: 0.378 (1, 2)		0-0 F9		4-0 BB		4-1 FC4-6 BB			0-0 F3	2 0 0 0 2 0 2	AB 29 R 3 H 8 RBI 3 BB 6 SO 6 LOB 13											
Gary Thomasson, L OBP: 0.344, SLG: 0.431 (1, 8)		0-0 F5		1-0 4-3		1-1 FC4-6 CS			0-0 2B	4 0 1 0 0 0 4												
Gerry Hannahs, L OBP: 0.250, SLG: 0.250 Joe Ferguson, R OBP: 0.380, SLG: 0.467 Joe Beckwith, L (6, PH) Bill Russell, R OBP: 0.296, SLG: 0.358 Dave Patterson, R OBP: 0.143, SLG: 0.143 (6, 1) (9, PH) (9, PR)			1-2 SH2-4 1B SF8 1B		2-3 K	1-3 K			4-0 CS BB	2 1 1 0 0 1 0 1 0 0 0 0 1 1 0 0 0 0 0 0 0 0 0 0 0 1 0 0 0 0 0 0 0 0 0												
Inning Stats	R: 0 E: 0 K: 1 S: 5	H: 1 LOB: 0 BB: 0 P: 7	R: 0 E: 0 K: 1 S: 9	H: 1 LOB: 2 BB: 1 P: 15	R: 1 E: 0 K: 0 S: 8	H: 2 LOB: 1 BB: 0 P: 11	R: 0 E: 0 K: 0 S: 4	H: 0 LOB: 1 BB: 1 P: 11	R: 1 E: 0 K: 1 S: 7	H: 2 LOB: 2 BB: 2 P: 19	R: 1 E: 0 K: 1 S: 7	H: 1 LOB: 1 BB: 1 P: 13	R: 0 E: 0 K: 1 S: 5	H: 0 LOB: 0 BB: 0 P: 9	R: 0 E: 0 K: 0 S: 5	H: 0 LOB: 0 BB: 0 P: 6	R: 0 E: 0 K: 1 S: 5	H: 1 LOB: 2 BB: 1 P: 9	1B: 6 2B: 3 3B: 0 HR: 1	SF: 1 SAC: 1 DP: 3 HBP: 0	WP: 0 PB: 0 SB: 0 CS: 2	PA: 37
PITCHER	IP WLS BF H R ER SO BB IBB HBP BLK WP HR S P ERA WHIP																					
Vida Blue, L ERA: 5.01 Greg Minton, R ERA: 1.88 (1, 1) (9, 1)	8.1 W 35 8 3 3 5 5 0 0 0 0 0 1 52 93 3.24 1.560																					

Los Angeles Dodgers @ San Francisco Giants
Candlestick Park, San Francisco, CA
Thu Sep 27 1979, 10:05 PM EDT
Att. 8,381 - Unknown

livebaseballscorecards.com

Batter	1	2	3	4	5	6	7	8	9	AB R H RBI BB SO LOB	TOP											
Gene Richards, L (1, 8) OBP: 0.344, SLG: 0.363	1-3 		1-0 		2-1 			3-2 		4 0 2 0 0 1 0	San Diego Padres @ San Francisco Giants Candlestick Park, San Francisco, CA Fri Sep 28 1979, 10:05 PM EDT Att. 2,861 - Unknown											
Ozzie Smith, S (1, 6) OBP: 0.261, SLG: 0.265	2-1 		3-2 		0-0 			0-0 		3 0 0 0 0 0 2												
Broderick Perkins, L (1, 3) OBP: 0.323, SLG: 0.264	1-2 		0-0 		2-2 			4-1 		3 0 0 0 1 0 2												
Dave Winfield, R (1, 9) OBP: 0.395, SLG: 0.560		0-2 		0-1 		2-0 		0-0 		4 2 2 1 0 0 2												
Jerry Turner, L (1, 7) OBP: 0.300, SLG: 0.369		2-2 		2-2 		1-0 		0-0 		4 0 1 0 0 0 2												
Dan Briggs, L (8, 7) OBP: 0.277, SLG: 0.357			1-3 							0 0 0 0 0 0 0												
Kurt Bevacqua, R (1, 5) OBP: 0.332, SLG: 0.328		0-1 		0-0 		2-2 			0-0 	3 0 0 1 0 0 0												
Bill Fahey, L (1, 2) OBP: 0.351, SLG: 0.382		0-1 		0-0 		0-0 																
Tim Flannery, L (1, 4) OBP: 0.222, SLG: 0.185			1-0 		4-0 		2-2 		0-0 	4 0 0 0 0 0 1												
Eric Rasmussen, R (1, 1) OBP: 0.128, SLG: 0.056			0-0 		0-0 		1-3 		0-0 	2 0 0 0 1 1 0												
			1-2 				0-0 			2 0 0 0 0 0 2												
Inning Stats	R: 0 E: 0 K: 1 S: 11	H: 0 LOB: 0 BB: 0 P: 15	R: 1 E: 0 K: 0 S: 10	H: 1 LOB: 0 BB: 0 P: 12	R: 0 E: 0 K: 0 S: 6	H: 1 LOB: 2 BB: 0 P: 11	R: 1 E: 0 K: 0 S: 8	H: 2 LOB: 2 BB: 1 P: 14	R: 0 E: 0 K: 0 S: 9	H: 0 LOB: 0 BB: 0 P: 13	R: 0 E: 0 K: 1 S: 8	H: 0 LOB: 0 BB: 0 P: 11	R: 0 E: 0 K: 1 S: 8	H: 0 LOB: 0 BB: 0 P: 11	R: 0 E: 0 K: 0 S: 8	H: 1 LOB: 2 BB: 1 P: 15	R: 0 E: 0 K: 0 S: 3	H: 0 LOB: 0 BB: 0 P: 3	1B: 4 2B: 0 3B: 0 HR: 1	SF: 1 SAC: 2 DP: 0 HBP: 1	WP: 0 PB: 0 SB: 1 CS: 0	PA: 35
PITCHER	IP WLS BF H R ER SO BB IBB HBP BLK WP HR S P ERA WHIP																					
Ed Whitson, R (1, 1) ERA: 4.1	7.1 L 30 5 2 2 2 1 1 1 0 0 1 63 99 2.46 0.818																					
Greg Minton, R (8, 1) ERA: 1.86	0.2 2 0 0 0 0 0 0 0 0 0 0 2 2 0.00 0.000																					
Gary Lavelle, L (9, 1) ERA: 2.38	1.0 3 0 0 0 0 0 0 0 0 0 0 3 3 0.00 0.000																					

AB	29
R	2
H	5
RBI	2
BB	2
SO	2
LOB	11



Batter	1	2	3	4	5	6	7	8	9	AB	R	H	RBI	BB	SO	LOB
--------	---	---	---	---	---	---	---	---	---	----	---	---	-----	----	----	-----

Bill North, S (1, 8) OBP: 0.386, SLG: 0.343 Max Venable, L (7, 9) OBP: 0.270, SLG: 0.205	0-0 F7		0-3 K			0-0 G3		0-0 F8		3	0	0	0	0	1	1
Joe Strain, R (1, 4) OBP: 0.284, SLG: 0.294	0-0 F8			0-0 6-3		0-0 6-3			0-0 4-3	4	0	0	0	0	0	0
Mike Ivie, R (1, 3) OBP: 0.364, SLG: 0.553	0-0 F8			4-0 BB			0-0 L6		0-0 F3	3	0	0	0	1	0	0
Darrell Evans, L (1, 5) OBP: 0.353, SLG: 0.394		0-0 FC1-6 1B		0-0 F6		4-0 BB		0-0 F4	3	0	1	0	1	0	1	
Larry Herndon, R (1, 9) OBP: 0.312, SLG: 0.383 (7, 8)		0-0 FC1-6 G4-6-3 1-2f		0-0 1-3		0-0 F4			3	0	0	0	0	0	0	3
Terry Whitfield, L (1, 7) OBP: 0.350, SLG: 0.397		0-0 G4-6-3 1-2f			0-0 F5		0-0 F5			3	0	0	0	0	0	2
Johnnie LeMaster, R (1, 6) OBP: 0.305, SLG: 0.325			0-0 5-3		0-0 E5 L5-4		4-0 BB			2	0	0	0	1	0	0
Dennis Littlejohn, R (1, 2) OBP: 0.268, SLG: 0.249 Willie McCovey, L (8, PH) OBP: 0.320, SLG: 0.402 Mike Sadek, R (9, 2) OBP: 0.322, SLG: 0.302			0-0 E6 SH1-4		0-0 L5-4 1-2		0-0 F8			2	0	0	0	0	0	1
Ed Whitson, R (1, 1) OBP: 0.130, SLG: 0.111 Greg Minton, S (8, 1) Greg Johnston, L (8, PH) OBP: 0.233, SLG: 0.282 Gary Lavelle, S (9, 1) OBP: 0.250, SLG: 0.250			0-0 SH1-4 1-2			0-0 6-3		0-0 F6		1	0	0	0	0	0	0
										0	0	0	0	0	0	0
										1	0	0	0	0	0	1
										0	0	0	0	0	0	0

Inning Stats	R: 0	H: 0	R: 0	H: 1	R: 0	H: 0	R: 0	H: 0	R: 0	H: 0	R: 0	H: 0	R: 0	H: 0	R: 0	H: 0	R: 0	H: 0	R: 0	H: 0	1B: 1	SF: 0	WP: 0	PA: 31
	E: 0	LOB: 0	E: 0	LOB: 0	E: 1	LOB: 1	E: 0	LOB: 1	E: 1	LOB: 0	E: 0	LOB: 0	E: 0	LOB: 1	E: 0	LOB: 0	E: 0	LOB: 0	E: 0	LOB: 0	2B: 1	SAC: 1	PB: 0	
	K: 0	BB: 0	K: 0	BB: 0	K: 1	BB: 0	K: 0	BB: 1	K: 0	BB: 0	K: 0	BB: 0	K: 0	BB: 1	K: 0	BB: 0	K: 0	BB: 0	K: 0	BB: 0	3B: 0	DP: 2	SB: 0	
	S: 3	P: 3	S: 3	P: 3	S: 6	P: 6	S: 3	P: 7	S: 3	P: 3	S: 3	P: 3	S: 3	P: 7	S: 3	P: 3	S: 3	P: 3	S: 3	P: 3	HR: 0	HBP: 0	CS: 0	

PITCHER	IP	WLS	BF	H	R	ER	SO	BB	IBB	HBP	BLK	WP	HR	S	P	ERA	WHIP
Eric Rasmussen, R (1, 1) ERA: 3.27	9.0	W	31	1	0	0	1	3	0	0	0	0	0	30	42	0.00	0.444

BOTTOM

San Diego Padres @ San Francisco Giants
 Candlestick Park, San Francisco, CA
 Fri Sep 28 1979, 10:05 PM EDT
 Att. 2,861 - Unknown

AB	27
R	0
H	1
RBI	0
BB	3
SO	1
LOB	11



WP	PA	ERA	WHIP
0	31		

Batter	1	2	3	4	5	6	7	8	9	AB R H RBI BB SO LOB	TOP																
Gene Richards, L (1, 8) OBP: 0.344, SLG: 0.367	1-1 6-3 3B		0-0 4-3		2-1 4-3		1-1 1B		0-3 K	5 2 2 1 0 1 2	San Diego Padres @ San Francisco Giants Candlestick Park, San Francisco, CA Sat Sep 29 1979, 6:33 AM EDT Att. 4,721 - Unknown livebaseballscorecards.com																
Ozzie Smith, S (1, 6) OBP: 0.260, SLG: 0.264	2-2 6-3			0-0 1-3		2-1 F7	2-2 1B	0-0 F9	5 0 1 2 0 0 1																		
Gene Tenace, R (1, 3) OBP: 0.402, SLG: 0.439	1-0 F2			3-2 HR		2-1 5-3	4-1 1B	0-0 E6	4 1 2 1 1 0 0																		
Dave Winfield, R (1, 9) OBP: 0.396, SLG: 0.560	1-0 F6			2-1 CS 1B		4-1 BB	0-0 FC6-4 1B	0-0 5-3	4 0 2 0 1 0 2																		
Kurt Bevacqua, R (1, 5) OBP: 0.331, SLG: 0.330		1-2 F2		3-1 2B		1-0 F8	0-0 FC6-4		4 0 1 0 0 0 4																		
Don Reynolds, R (1, 7) OBP: 0.294, SLG: 0.273		0-0 F8		0-2 F8		1-1 L7	0-0 1-3		4 0 0 0 0 0 1																		
Dan Briggs, L (8, 7) OBP: 0.277, SLG: 0.357									0 0 0 0 0 0 0																		
Fred Kendall, R (1, 2) OBP: 0.250, SLG: 0.218		1-1 F5			2-1 5-3		0-2 F8	0-3 K	4 0 0 0 0 1 0																		
Bill Almon, R (1, 4) OBP: 0.300, SLG: 0.258			0-0 F8		1-0 SH1-4 1B		1-0 2B	0-0 CS 1B	4 1 3 0 0 0 0																		
Mark Lee, R (8, 1) OBP: 0.333, SLG: 0.333									0 0 0 0 0 0 0																		
Juan Eichelberger, R (1, 1) OBP: 0.500, SLG: 0.600			1-3 K		0-1 SH1-4		0-0 1B	0-0 CS	2 1 1 1 0 1 0																		
Steve Mura, R (8, 1)									0 0 0 0 0 0 0																		
Bob Owchinko, L (8, 1) OBP: 0.194, SLG: 0.121									0 0 0 0 0 0 0																		
Tim Flannery, L (8, 4) OBP: 0.222, SLG: 0.185									0 0 0 0 0 0 0																		
Jim Wilhelm, R (9, PH) OBP: 0.252, SLG: 0.340					1-2 1B		1-2 1B	0-0 E 1B	1 0 1 0 0 0 0																		
Inning Stats	R: 1 E: 0 K: 0 S: 7	H: 1 LOB: 0 BB: 0 P: 12	R: 0 E: 0 K: 0 S: 6	H: 0 LOB: 0 BB: 0 P: 8	R: 0 E: 0 K: 1 S: 5	H: 0 LOB: 0 BB: 0 P: 6	R: 1 E: 0 K: 0 S: 11	H: 3 LOB: 1 BB: 0 P: 19	R: 0 E: 0 K: 0 S: 7	H: 1 LOB: 1 BB: 0 P: 12	R: 0 E: 0 K: 0 S: 6	H: 0 LOB: 1 BB: 1 P: 15	R: 3 E: 0 K: 0 S: 17	H: 5 LOB: 3 BB: 1 P: 26	R: 0 E: 0 K: 1 S: 5	H: 1 LOB: 0 BB: 0 P: 5	R: 0 E: 1 K: 1 S: 7	H: 2 LOB: 2 BB: 0 P: 7	1B: 9 2B: 2 3B: 1 HR: 1	SF: 0 SAC: 1 DP: 0 HBP: 0	WP: 0 PB: 0 SB: 0 CS: 2	PA: 41					
PITCHER	IP WLS BF H R ER SO BB IBB HBP BLK WP HR S P ERA WHIP																										
Bob Knepper, L (1, 1) ERA: 4.64	6.2		30	9	5	5	1	2	0	0	0	0	1	57	96	6.75	1.650										
Greg Minton, R (7, 1) ERA: 1.85	0.1		2	1	0	0	0	0	0	0	0	0	0	2	2	0.00	3.000										
Tom Griffin, R (8, 1) ERA: 3.91	1.0	W	3	1	0	0	1	0	0	0	0	0	0	5	5	0.00	1.000										
Gary Lavelle, L (9, 1) ERA: 2.35	1.0	S	5	2	0	0	1	0	0	0	0	0	0	7	7	0.00	2.000										

AB	37
R	5
H	13
RBI	5
BB	2
SO	3
LOB	10



Batter	1	2	3	4	5	6	7	8	9
Max Venable, L (1, 9) OBP: 0.269, SLG: 0.207	0-0 F4		0-0 5-3			0-3 K		0-0 E 1B 1B	
Joe Strain, R (1, 4) OBP: 0.285, SLG: 0.292 Roger Metzger, S (6, PR) OBP: 0.309, SLG: 0.331	0-0 4-3			0-0 1-3		4-0 2B BB		0-0 E 6-3 1B	
Mike Ivie, R (1, 7) OBP: 0.361, SLG: 0.548	0-3 K			0-0 F9		0-0 F9		0-0 E7 6-3 1B	
Willie McCovey, L (1, 3) OBP: 0.319, SLG: 0.403 Jack Clark, R (9, 9) OBP: 0.348, SLG: 0.476		0-0 F5		0-0 5-3		0-0 2B		0-0 6-3	
Darrell Evans, L (1, 5) OBP: 0.356, SLG: 0.394		4-0 WP BLK BB			4-0 2B BB	4-0 IBB		0-0 G3	
Larry Herndon, R (1, 8) OBP: 0.314, SLG: 0.387		0-0 F3			0-0 FC6-5 1-H 2B	0-0 F9		0-0 1B 1B	
Johnnie LeMaster, R (1, 6) OBP: 0.304, SLG: 0.324		1-0 F5			0-0 FC6-5 1B SF7-5-4-3		0-3 K	1-0 E S 1B	
Dennis Littlejohn, R (1, 2) OBP: 0.268, SLG: 0.249			0-0 F9		0-0 1B		0-0 F8	0-0 E6 FC4-6	
Bob Knepper, L (1, 1) OBP: 0.203, SLG: 0.288 Greg Minton, S (7, 1) Terry Whitfield, L (7, PH) OBP: 0.349, SLG: 0.396 Tom Griffin, R (8, 1) OBP: 0.071, SLG: 0.071 Greg Johnston, L (8, PH) OBP: 0.230, SLG: 0.278 Gary Lavelle, S (9, 1) OBP: 0.250, SLG: 0.250			0-3 K		0-0 SF7-5-4-3	0-0 1-2 3-H	0-0 1-3	0-0 FC4-6	

AB	R	H	RBI	BB	SO	LOB
4	1	1	0	0	1	0
2	0	0	0	1	0	0
1	1	1	0	0	0	0
4	1	0	0	0	1	2
4	0	1	1	0	0	1
0	0	0	0	0	0	0
1	1	0	0	3	0	1
4	1	2	2	0	0	4
4	1	1	1	0	1	2
4	0	1	0	0	0	1
1	0	0	1	0	1	0
0	0	0	0	0	0	0
1	0	0	0	0	0	0
1	0	0	0	0	0	2
0	0	0	0	0	0	0

AB	R	H	RBI	BB	SO	LOB
31	6	7	5	4	4	13


Inning Stats	R: 0	H: 0	E: 0	K: 1	S: 5	LOB: 0	BB: 0	P: 5
R: 0 H: 0 E: 0 K: 0 S: 3	R: 0 H: 0 E: 0 K: 1 S: 5	R: 0 H: 0 E: 0 K: 1 S: 3	R: 2 H: 2 E: 0 K: 0 S: 4	R: 0 H: 1 E: 0 K: 1 S: 6	R: 0 H: 0 E: 0 K: 1 S: 5	R: 4 H: 4 E: 2 K: 0 S: 9	1B: 5 2B: 3 3B: 0 HR: 0	SF: 1 SAC: 0 DP: 1 HBP: 0

San Diego Padres @ San Francisco Giants
Candlestick Park, San Francisco, CA

Sat Sep 29 1979, 6:33 AM EDT
Att. 4,721 - Unknown

livebaseballscorecards.com

AB 31
R 6
H 7
RBI 5
BB 4
SO 4
LOB 13



PITCHER	IP	WLS	BF	H	R	ER	SO	BB	IBB	HBP	BLK	WP	HR	S	P	ERA	WHIP
Juan Eichelberger, R ERA: 3.43	(1, 1)	7.0	29	5	4	3	4	3	1	0	1	1	0	33	50	3.86	1.143
Steve Mura, R ERA: 3.1	(8, 1)	0.0	1	0	0	0	0	0	0	0	0	0	0	1	1	∞	∞
Bob Owcchinko, L ERA: 3.78	(8, 1)	0.2	L 4	2	2	0	0	0	0	0	0	1	0	4	5	0.00	3.000
Mark Lee, R ERA: 4.36	(8, 1)	0.1	2	0	0	0	0	0	0	0	0	0	0	2	2	0.00	0.000

BOTTOM

San Diego Padres @ San Francisco Giants
Candlestick Park, San Francisco, CA
Sun Sep 30 1979, 6:33 AM EDT
Att: 19,340 - Unknown

livebaseballscorecards.com

AB 33
R 3
H 6
RBI 3
BB 5
SO 3
LOB 14



WP: 0 PA: 41
PB: 0
SB: 1
CS: 2

AB R H RBI BB SO LOB
2 0 0 0 1 0 2
2 0 0 0 0 0 2

5 1 2 2 0 0 1

4 0 1 1 0 2 1

3 0 0 0 2 0 1

3 0 0 0 1 0 1

3 0 0 0 0 0 0

1 0 0 0 0 0 3

0 0 0 0 0 0 0

4 0 1 0 0 1 3

4 1 2 0 0 0 0

1 1 0 0 0 0 0

0 0 0 0 1 0 0

1 0 0 0 0 0 0

0 0 0 0 0 0 0

1B: 4 SF: 1
2B: 1 SAC: 1
3B: 1 DP: 0
HR: 0 HBP: 0

Batter	1	2	3	4	5	6	7	8	9	10
Bill North, S OBP: 0.386, SLG: 0.341 Greg Johnston, L OBP: 0.224, SLG: 0.270	4-0 CS BB		0-0 F4		0-0 F9		0-0 F9		0-0 5-3	
Roger Metzger, S OBP: 0.311, SLG: 0.340	0-0 F9		0-0 SF8 1-H 2-H 3B			0-0 F2		0-0 BB S 1B		0-0 5-3
Mike Ivie, R OBP: 0.359, SLG: 0.547	1 SAFE 0-0 1-2 2B		0-0 SF8 3-H			0-0 F8		0-3 K 1-2		0-3 K
Darrell Evans, L OBP: 0.356, SLG: 0.391	0-0 4-3		0-0 4-3			4-0 BB BB		4-0 BB IBB		0-0 F8
Larry Herndon, R OBP: 0.313, SLG: 0.384		0-0 6-3			0-0 F9		0-0 F9		4-0 1-2 2-3 BB	
Max Venable, L OBP: 0.260, SLG: 0.200		0-0 F9			0-0 4-3		0-0 3-1		0-0 F2	
Willie McCovey, L (8, PH) OBP: 0.318, SLG: 0.402 Jack Clark, R OBP: 0.348, SLG: 0.476		0-0 F9			0-3 K		0-0 3-1		0-0 F6	
Johnnie LeMaster, R OBP: 0.304, SLG: 0.324		0-0 CS 1B			0-0 F4		0-0 E7 1B		0-0 6-3	
Dennis Littlejohn, R OBP: 0.272, SLG: 0.254		0-0 CS 1-2	0-0 SH 3B 1B		0-0 F4		0-0 6-3		0-0 G3	
Ed Halicki, R OBP: 0.229, SLG: 0.235 Bob Kearney, R (7, PH) Greg Minton, S Gary Lavelle, S OBP: 0.250, SLG: 0.250			0-0 SH 3B		0-0 6-3		4-0 BB		0-0 G3	

Inning Stats	R: 0	H: 1	E: 0	K: 0	S: 3	P: 7	R: 0	H: 1	E: 0	K: 0	S: 3	P: 3	R: 3	H: 2	E: 1	K: 0	S: 6	R: 0	H: 0	E: 0	K: 1	S: 5	R: 0	H: 0	E: 0	K: 0	S: 3	R: 0	H: 0	E: 0	K: 0	S: 3	R: 0	H: 1	E: 1	K: 0	S: 4	R: 0	H: 1	E: 0	K: 1	S: 6	R: 0	H: 0	E: 0	K: 0	S: 3	R: 0	H: 0	E: 0	K: 1	S: 5	R: 0	H: 0	E: 0	K: 1	S: 5	R: 0	H: 0	E: 0	K: 1	S: 5	R: 0	H: 0	E: 0	K: 1	S: 5	R: 0	H: 0	E: 0	K: 1	S: 5	R: 0	H: 0	E: 0	K: 1	S: 5	R: 0	H: 0	E: 0	K: 1	S: 5	R: 0	H: 0	E: 0	K: 1	S: 5	R: 0	H: 0	E: 0	K: 1	S: 5	R: 0	H: 0	E: 0	K: 1	S: 5
--------------	------	------	------	------	------	------	------	------	------	------	------	------	------	------	------	------	------	------	------	------	------	------	------	------	------	------	------	------	------	------	------	------	------	------	------	------	------	------	------	------	------	------	------	------	------	------	------	------	------	------	------	------	------	------	------	------	------	------	------	------	------	------	------	------	------	------	------	------	------	------	------	------	------	------	------	------	------	------	------	------	------	------	------	------	------	------	------	------	------	------	------	------	------	------	------	------	------

PITCHER	IP	WLS	BF	H	R	ER	SO	BB	IBB	HBP	BLK	WP	HR	S	P	ERA	WHIP
Bob Shirley, L ERA: 3.38	(1, 1)	7.0	28	5	3	1	1	3	0	0	0	0	0	27	39	1.29	1.143
Steve Mura, R ERA: 3.08	(8, 1)	0.1	4	1	0	0	1	1	1	0	0	0	0	4	12	0.00	6.000
Bob Owchinko, L ERA: 3.74	(8, 1)	1.2	5	0	0	0	0	0	0	0	0	0	0	5	5	0.00	0.000
Mark Lee, R ERA: 4.29	(10, 1)	1.0	3	0	0	0	1	0	0	0	0	0	0	5	5	0.00	0.000