

San Francisco Giants - 1979

Batter	1	2	3	4	5	6	7	8	9	AB	R	H	RBI	BB	SO	LOB	TOP										
Bill North, S (1, 8)	F7	4-3	L6		F8		K		F7	6	0	0	1	0	1	2	San Francisco Giants @ Cincinnati Reds Riverfront Stadium, Cincinnati, OH Wed Apr 04 1979, 3:33 AM EST Att: 52,115 - Unknown										
Terry Whitfield, L OBP: 0.800, SLG: 1.000 (1, 7)		WP 2B 1B			1-3					5	1	4	2	0	0												
Bill Madlock, R OBP: 0.400, SLG: 0.250 (1, 4)	F9	E 1B	F8			1B BB FC6-2 BB	FC5-6-4			4	1	1	1	1	0	3											
Jack Clark, R OBP: 0.600, SLG: 0.667 (1, 9)		E5 1B E		E7 SF9 2B		FC6-2 1B BB	F8			3	3	1	0	2	0	2											
Darrell Evans, L OBP: 0.400, SLG: 0.500 (1, 5)	4-3		SF9			BB FC6-2 FC5-2 1B		L3		4	1	2	2	0	0	2											
Mike Ivie, R OBP: 0.600, SLG: 1.250 (1, 3)						FC6-2 FC5-2 BB		5-3		4	2	2	1	1	0	3											
Marc Hill, R OBP: 0.400, SLG: 0.250 (1, 2)								P6		4	1	1	1	1	0	1											
Roger Metzger, S (1, 6)		SH 1B SH5-4	E4 1B SH5-4	F7		FC5-2			F7	4	2	0	0	0	0	4											
Vida Blue, S (1, 1)		SH5-4	SH5-4		1-3		K		K	3	0	0	0	0	2	3											
Inning Stats	R: 0 E: 0 K: 0 S: 4	H: 1 LOB: 2 BB: 1 P: 8	R: 8 E: 3 K: 0 S: 11	H: 6 LOB: 0 BB: 0 P: 11	R: 1 E: 1 K: 0 S: 5	H: 1 LOB: 1 BB: 0 P: 5	R: 1 E: 1 K: 0 S: 4	H: 1 LOB: 1 BB: 1 P: 8	R: 0 E: 0 K: 0 S: 3	H: 0 LOB: 0 BB: 0 P: 3	R: 1 E: 0 K: 1 S: 6	H: 1 LOB: 3 BB: 3 P: 18	R: 0 E: 0 K: 1 S: 6	H: 1 LOB: 1 BB: 0 P: 6	R: 0 E: 0 K: 0 S: 3	H: 0 LOB: 0 BB: 0 P: 3		R: 0 E: 0 K: 1 S: 5	H: 0 LOB: 0 BB: 0 P: 5	1B: 8 2B: 2 3B: 0 HR: 1	SF: 1 SAC: 3 DP: 0 HBP: 0	WP: 1 PB: 0 SB: 0 CS: 0	PA: 46				
PITCHER	IP	WLS	BF	H	R	ER	SO	BB	IBB	HBP	BLK	WP	HR	S	P	ERA	WHIP										
Tom Seaver, R ERA: 21.6 (1, 1)	1.2	L	14	6	7	5	0	1	0	0	0	1	0	13	17	27.00	4.200										
Paul Moskau, R ERA: 3.95 (2, 1)	2.1		12	3	3	0	0	1	0	0	0	0	1	11	15	0.00	1.714										
Doug Capilla, L ERA: 6.75 (5, 1)	1.1		8	1	1	1	0	3	0	0	0	0	0	5	17	6.75	3.000										
Dave Tomlin, L ERA: (6, 1)	0.2		2	0	0	0	1	0	0	0	0	0	0	4	4	0.00	0.000										
Frank Pastore, R ERA: (7, 1)	3.0		10	1	0	0	2	0	0	0	0	0	0	14	14	0.00	0.333										
Batter	1	2	3	4	5	6	7	8	9	AB	R	H	RBI	BB	SO	LOB	BOTTOM										
Ken Griffey, L OBP: 0.600, SLG: 1.000 (1, 9)	1-3					G3				4	0	2	0	1	0	0	San Francisco Giants @ Cincinnati Reds Riverfront Stadium, Cincinnati, OH Wed Apr 04 1979, 3:33 AM EST Att: 52,115 - Unknown										
Dave Concepcion, R OBP: 0.400, SLG: 0.333 (1, 6)			SF8	P4			F8			3	0	1	1	1	0	1											
Joe Morgan, L OBP: 0.400, SLG: 0.250 (1, 4)	G1-6-3				1B G3 1B		P3			4	1	1	0	1	0	3											
George Foster, R OBP: 0.250, SLG: 0.250 (1, 7)		P4	5-3				5-3			4	0	1	0	0	0	2											
Johnny Bench, R OBP: 0.500, SLG: 0.333 (1, 2)					L5		F7			3	1	1	0	1	0	2											
Dan Driessen, L OBP: 0.250, SLG: 0.250 (1, 3)		FC4-6 BB			G3		F8			4	1	1	1	0	0	2											
Rick Auerbach, R (1, 5)							F8			4	0	0	0	0	0	4											
Cesar Geronimo, L OBP: 0.500, SLG: 1.000 (1, 8)									F8	4	2	2	2	0	0	0											
Tom Seaver, R Paul Moskau, R Arturo DeFreitas, R Doug Capilla, L Dave Tomlin, L Dave Collins, S Frank Pastore, R Junior Kennedy, R (1, 1) (2, 1) (4, PH) (5, 1) (6, 1) (6, PH) (7, 1) (9, PH)										0	0	0	0	0	0	0											
Inning Stats	R: 0 E: 0 K: 0 S: 2	H: 0 LOB: 1 BB: 1 P: 6	R: 0 E: 0 K: 0 S: 3	H: 0 LOB: 1 BB: 1 P: 7	R: 1 E: 0 K: 1 S: 7	H: 2 LOB: 2 BB: 1 P: 11	R: 3 E: 0 K: 0 S: 7	H: 4 LOB: 1 BB: 0 P: 7	R: 1 E: 0 K: 0 S: 5	H: 2 LOB: 1 BB: 0 P: 5	R: 0 E: 0 K: 1 S: 5	H: 0 LOB: 0 BB: 0 P: 5	R: 0 E: 0 K: 0 S: 3	H: 0 LOB: 0 BB: 0 P: 3	R: 0 E: 0 K: 0 S: 3	H: 0 LOB: 0 BB: 0 P: 3		R: 0 E: 0 K: 0 S: 4	H: 1 LOB: 2 BB: 1 P: 8	1B: 6 2B: 2 3B: 1 HR: 0	SF: 2 SAC: 0 DP: 1 HBP: 0	WP: 0 PB: 0 SB: 0 CS: 0	PA: 39				
PITCHER	IP	WLS	BF	H	R	ER	SO	BB	IBB	HBP	BLK	WP	HR	S	P	ERA	WHIP										
Vida Blue, L ERA: 5.0 (1, 1)	9.0	W	39	9	5	5	2	4	0	0	0	0	0	39	55	5.00	1.444										



Batter	1	2	3	4	5	6	7	8	9	AB	R	H	RBI	BB	SO	LOB	TOP					
Bill North, S OBP: 0.333, SLG: 0.167 Dave Roberts, L (8, 1)	6-3		G4-6-3 1B			CS 1B		4-3	K	4	0	2	0	0	0	1						
Terry Whitfield, L OBP: 0.385, SLG: 0.462 (1, 7)	F3		G4-6-3 1-2			G3 1-2				4	0	1	1	1	0	3						
Bill Madlock, R OBP: 0.286, SLG: 0.385 (1, 4)	E5 FC6-4			6-3			F8	F9		4	0	0	0	0	0	2						
Jack Clark, R OBP: 0.357, SLG: 0.417 (1, 9)	FC6-4 1-2			4-3			K		F8 1B 2B	4	1	1	0	0	1	1						
Darrell Evans, L OBP: 0.429, SLG: 0.500 (1, 5)		3-1		4-3			HR BB		F8	3	1	0	0	1	0	1						
Mike Ivie, R OBP: 0.538, SLG: 1.000 (1, 3)	F8				P6				1B F8 IBB	3	1	1	2	1	0	0						
Marc Hill, R OBP: 0.231, SLG: 0.091 (1, 2)				6-3			HR F2		F8 1-2 2-3	4	0	0	0	0	0	2						
Roger Metzger, S OBP: 0.273, SLG: 0.200 (1, 6)			1B 1-3 BB		P6			F7	S 1B	3	0	1	1	1	0	0						
Bob Knepper, L (1, 1) Tom Griffin, R (7, 1) Willie McCovey, L OBP: 1.000, SLG: 2.000 Larry Herndon, R (8, PR) (8, PR) (8, 8)			1-3			K2-3			4-3 1B 2B 1-2 IBB	2	0	0	0	0	1	1						
Inning Stats	R: 0 E: 1 K: 0 S: 4	H: 0 LOB: 1 BB: 0 P: 4	R: 0 E: 0 K: 0 S: 3	H: 0 LOB: 0 BB: 0 P: 3	R: 0 E: 0 K: 0 S: 3	H: 1 LOB: 1 BB: 1 P: 7	R: 0 E: 0 K: 0 S: 3	H: 0 LOB: 0 BB: 0 P: 3	R: 0 E: 0 K: 0 S: 3	H: 0 LOB: 0 BB: 0 P: 3	R: 0 E: 0 K: 1 S: 5	H: 1 LOB: 0 BB: 0 P: 5	R: 2 E: 0 K: 1 S: 6	H: 1 LOB: 0 BB: 1 P: 10	R: 1 E: 0 K: 0 S: 5	H: 2 LOB: 2 BB: 0 P: 5	R: 1 E: 0 K: 1 S: 7	H: 2 LOB: 3 BB: 2 P: 15	1B: 4 2B: 2 3B: 0 HR: 1	SF: 0 SAC: 0 DP: 1 HBP: 0	WP: 0 PB: 0 SB: 1 CS: 1	PA: 37
PITCHER	IP	WLS	BF	H	R	ER	SO	BB	IBB	HBP	BLK	WP	HR	S	P	ERA	WHIP					
Bill Bonham, R ERA: 2.57 Frank Pastore, R ERA: 3.86 Dave Tomlin, L ERA:	(1, 1) (8, 1) (9, 1)	7.0 1.2 0.1	25 L 11 1	3 4 0	2 2 0	2 2 0	2 0 1	2 0 0	0 2 0	0 0 0	0 0 0	0 0 0	1 9 3	27 17 3	35 17 3	2.57 10.80 0.00	0.714 2.400 0.000					

San Francisco Giants @ Cincinnati Reds
Riverfront Stadium, Cincinnati, OH
Sat Apr 07 1979, 3:33 AM EST
Att: 15,763 - Unknown

AB	33
R	4
H	7
RBI	4
BB	4
SO	3
LOB	14



Batter	1	2	3	4	5	6	7	8	9	AB	R	H	RBI	BB	SO	LOB	BOTTOM					
Ken Griffey, L OBP: 0.385, SLG: 0.583 (1, 9)	F8		K		K		1-H 2B			4	0	1	1	0	2	0						
Dave Concepcion, R OBP: 0.308, SLG: 0.273 (1, 6)	L9		F7			P3	F8			4	0	0	0	0	0	2						
Joe Morgan, L OBP: 0.462, SLG: 0.500 (1, 4)	F8		S 1B			2B		P6		4	0	2	0	0	0	0						
George Foster, R OBP: 0.333, SLG: 0.455 (1, 7)		1B BB	5-3 1-2			F9		F3		3	1	0	0	1	0	2						
Johnny Bench, R OBP: 0.500, SLG: 0.333 (1, 2)		1B 1B		B2		IBB		BB		2	0	1	0	2	0	0						
Dan Driessen, L OBP: 0.250, SLG: 0.500 (1, 3)		1B 1B		K		P6		F9		4	0	1	1	0	1	3						
Ray Knight, R OBP: 0.500, SLG: 0.500 Dave Collins, S (7, PR) Frank Pastore, R (8, 1) Dave Tomlin, L (9, 1) Arturo DeFreitas, R OBP: 0.333, SLG: 0.500 (9, PH)		1-2 3-H 1B		F8				2B 1B	G1-6-3 1B	3	0	2	0	0	0	0						
Cesar Geronimo, L OBP: 0.167, SLG: 0.333 (1, 8)		K			F8			F8	K	4	0	0	0	0	2	4						
Bill Bonham, R (1, 1) Rick Auerbach, R OBP: 0.100, SLG: 0.100 (7, PH) (8, 5)		F9			K			P6	G1-6-3 1-2	2	0	0	0	0	1	2						
Inning Stats	R: 0 E: 0 K: 0 S: 3	H: 3 LOB: 2 BB: 1 P: 11	R: 1 E: 0 K: 1 S: 7	H: 3 LOB: 2 BB: 1 P: 11	R: 0 E: 0 K: 1 S: 6	H: 1 LOB: 1 BB: 0 P: 6	R: 0 E: 0 K: 1 S: 5	H: 0 LOB: 0 BB: 0 P: 5	R: 0 E: 0 K: 2 S: 7	H: 0 LOB: 0 BB: 0 P: 7	R: 0 E: 0 K: 0 S: 4	H: 1 LOB: 2 BB: 1 P: 8	R: 1 E: 0 K: 0 S: 5	H: 2 LOB: 2 BB: 0 P: 5	R: 0 E: 0 K: 0 S: 3	H: 0 LOB: 1 BB: 1 P: 7	R: 0 E: 0 K: 1 S: 5	H: 1 LOB: 0 BB: 0 P: 5	1B: 6 2B: 2 3B: 0 HR: 0	SF: 0 SAC: 0 DP: 1 HBP: 0	WP: 0 PB: 0 SB: 1 CS: 0	PA: 36
PITCHER	IP	WLS	BF	H	R	ER	SO	BB	IBB	HBP	BLK	WP	HR	S	P	ERA	WHIP					
Bob Knepper, L ERA: 2.7 Tom Griffin, R ERA: Dave Roberts, L ERA:	(1, 1) (7, 1) (8, 1)	6.2 0.1 2.0	28 W 1 S 7	7 0 1	2 0 0	2 0 0	5 0 1	1 0 0	0 0 0	0 0 0	0 0 0	0 0 0	0 0 0	1 1 8	36 1 12	2.70 0.00 0.00	1.200 0.000 1.000					

San Francisco Giants @ Cincinnati Reds
Riverfront Stadium, Cincinnati, OH
Sat Apr 07 1979, 3:33 AM EST
Att: 15,763 - Unknown

AB	33
R	2
H	8
RBI	2
BB	3
SO	6
LOB	15



Batter	1	2	3	4	5	6	7	8	9	10	AB	R	H	RBI	BB	SO	LOB						
Bill North, S OBP: 0.250, SLG: 0.118 Larry Herndon, R (1, 8) (9, 8)	E1 1B BB	4-3	1-3	1-3	K	K			K		5	1	0	0	0	2	1						
Terry Whitfield, L OBP: 0.333, SLG: 0.353 (1, 7) (10, 9)	4-0 1B BB	5-3			6-3		F8		F8		4	1	0	0	1	0	0						
Bill Madlock, R OBP: 0.211, SLG: 0.278 (1, 4) (10, 9)	F2	G3			6-3		5-3		F7		5	0	0	0	0	0	2						
Jack Clark, R OBP: 0.343, SLG: 0.487 Gary Lavelle, S (7, 1) (8, 1) Tom Griffin, R (8, 1) Dave Roberts, L (10, 9) Willie McCovey, L (10, 9) Max Venable, L (10, 1) John Curtis, L (10, 1)	1B 1B 1-2 2-H			1B BB	1B		K		1B 2B		3	1	2	1	1	1	0						
Darrell Evans, L OBP: 0.421, SLG: 0.438 (1, 5) (10, 9)	F7			P4	4-3				1B CS		4	0	1	0	1	0	4						
Mike Iole, R OBP: 0.611, SLG: 0.929 (1, 3) (10, 9)	1B 1-2 2-H			1B			SH1-4 E		F9		5	2	4	1	0	0	1						
Marc Hill, R OBP: 0.235, SLG: 0.133 (1, 2) (10, 9)	1B 1-3 2-H			F7			SH1-4		F8		4	1	1	1	0	0	4						
Roger Metzger, S OBP: 0.333, SLG: 0.429 (1, 6) (10, 9)	1B 1-H			1-3			E8		F2		4	0	2	3	0	0	0						
Ed Halicki, R John Tamargo, S Joe Coleman, R Hector Cruz, R (1, 1) (6, PH) (6, 1) (7, 9)	1B 3-H			P3			6-3		K		2	0	0	0	0	0	1						
Inning Stats	R: 5 E: 1 K: 0 S: 8	H: 4 LOB: 1 BB: 1 P: 12	R: 0 E: 0 K: 0 S: 3	H: 0 LOB: 0 BB: 0 P: 3	R: 0 E: 0 K: 0 S: 3	H: 1 LOB: 1 BB: 1 P: 7	R: 0 E: 0 K: 0 S: 3	H: 0 LOB: 0 BB: 0 P: 3	R: 0 E: 0 K: 1 S: 5	H: 1 LOB: 1 BB: 0 P: 4	R: 1 E: 1 K: 1 S: 7	H: 2 LOB: 1 BB: 0 P: 7	R: 0 E: 0 K: 1 S: 5	H: 0 LOB: 0 BB: 0 P: 5	R: 0 E: 0 K: 0 S: 3	H: 1 LOB: 0 BB: 0 P: 3	R: 0 E: 0 K: 2 S: 7	H: 0 LOB: 0 BB: 0 P: 7	R: 0 E: 0 K: 0 S: 5	H: 2 LOB: 3 BB: 1 P: 9	1B: 9 2B: 1 3B: 1 HR: 0	SF: 0 SAC: 1 DP: 0 HBP: 0	WP: 0 PA: 43
PITCHER	IP WLS BF H R ER SO BB IBB HBP BLK WP HR S P ERA WHIP	PITCHER																					
Michael LaCoss, R ERA: 1.59	(1, 1) 0.2	11	1	0	0	0	1	0	0	0	0	0	0	0	0	10	14	0.00	0.600				
Paul Moskau, R ERA: 3.86	(5, 1) 1.0	4	1	0	0	0	0	0	0	0	0	0	0	4	4	0.00	1.000						
Doug Capilla, L ERA: 13.5	(6, 1) 0.0	0	0	0	0	0	0	0	0	0	0	0	0	0	0	∞	∞						
Pedro Borbon, R ERA: 6.23	(7, 1) 4.0	W	15	3	0	0	3	0	1	0	0	0	0	0	20	24	0.00	0.750					

San Francisco Giants @ Cincinnati Reds
Riverfront Stadium, Cincinnati, OH
Sun Apr 08 1979, 3:33 AM EST
Att: 30,196 - Unknown

AB 39
R 6
H 11
RBI 6
BB 3
SO 4
LOB 14

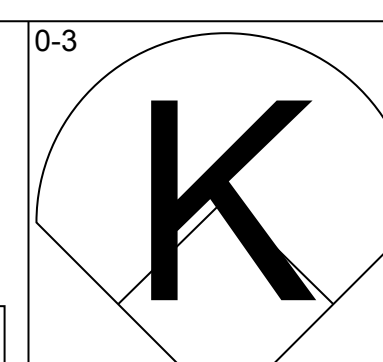
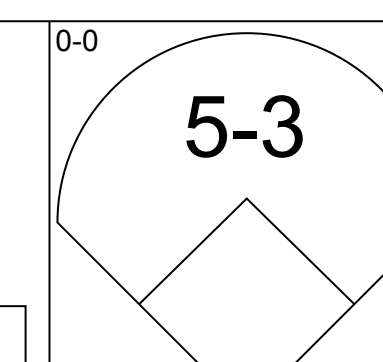
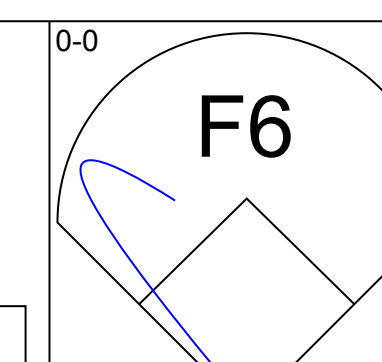

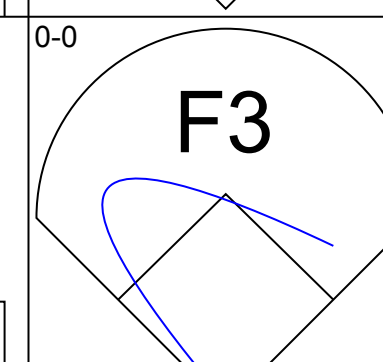
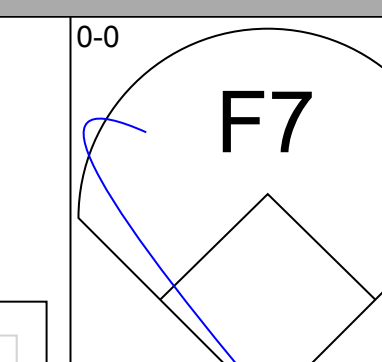
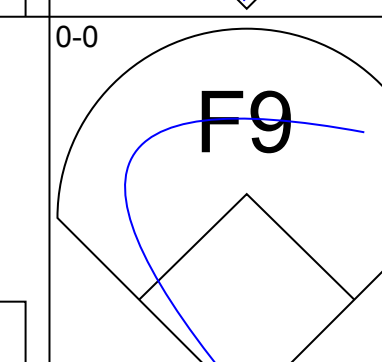
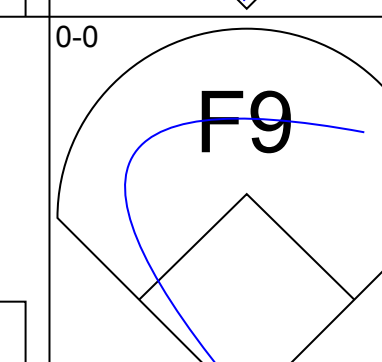
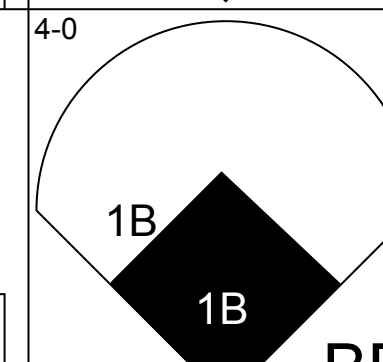
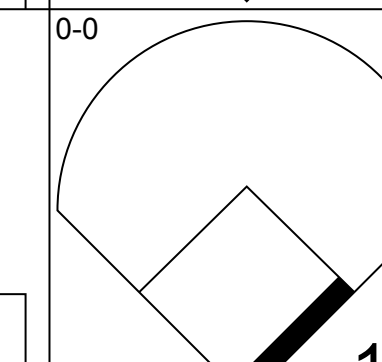
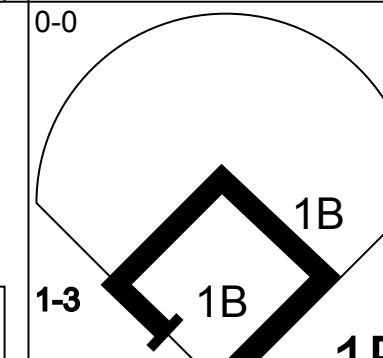
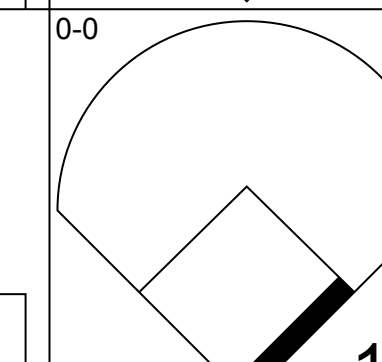
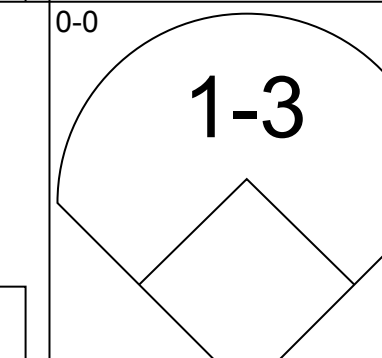
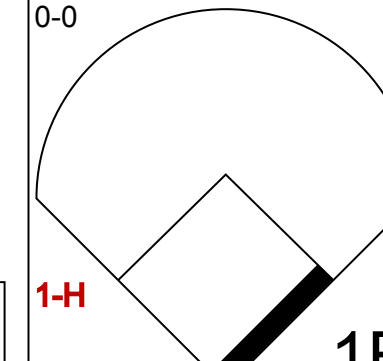
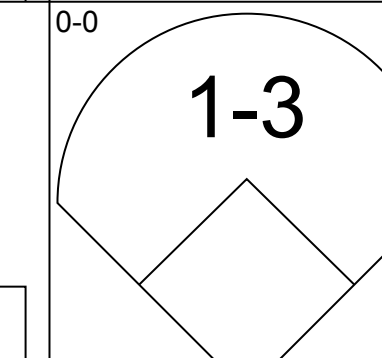

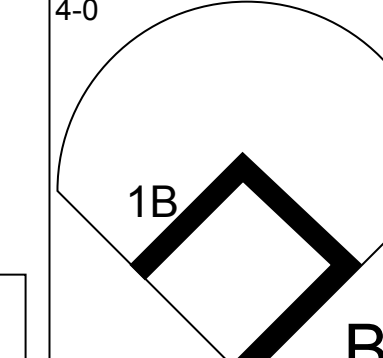

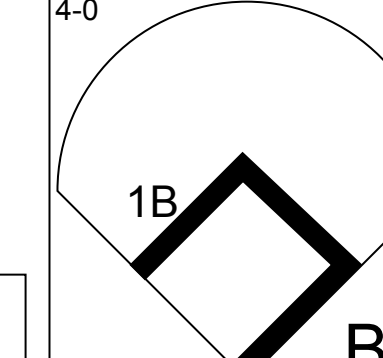

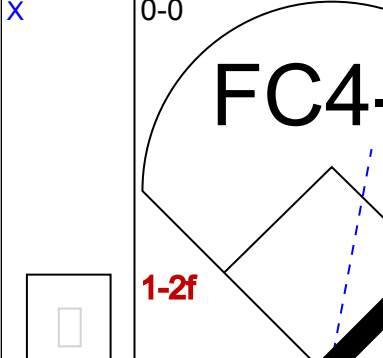


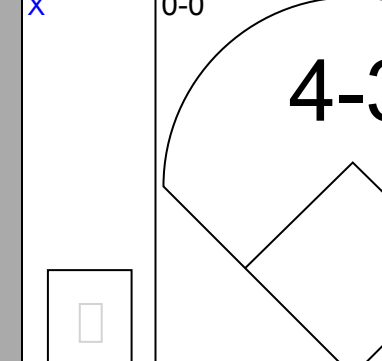
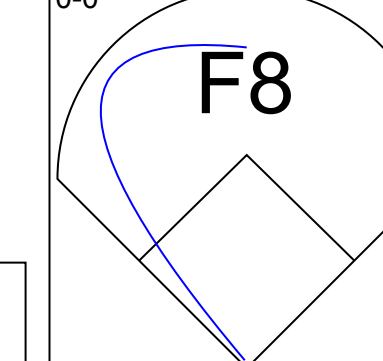
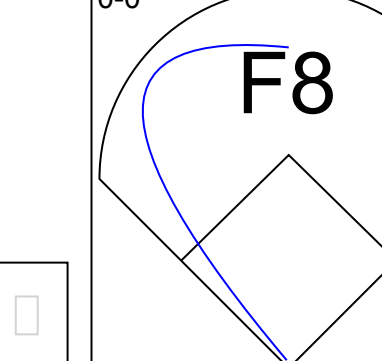
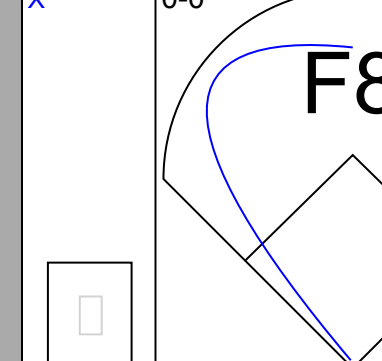
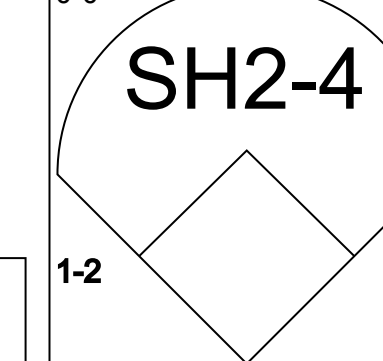
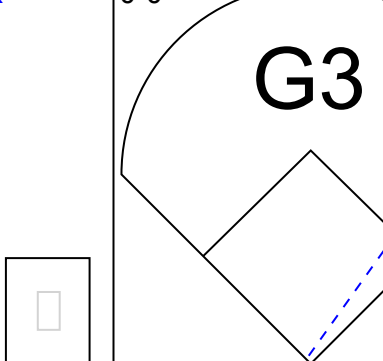
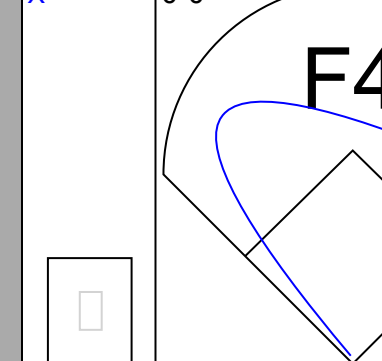
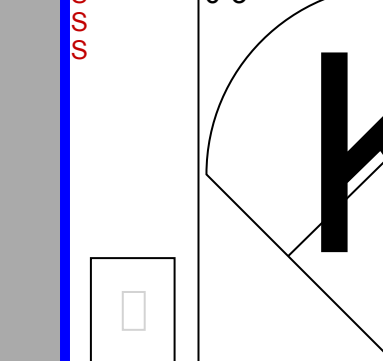
GIANTS

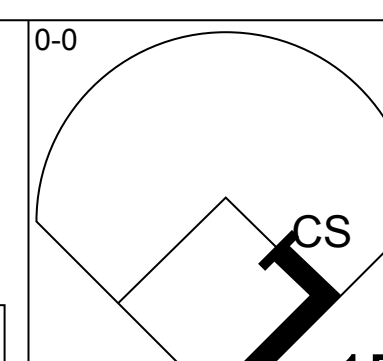
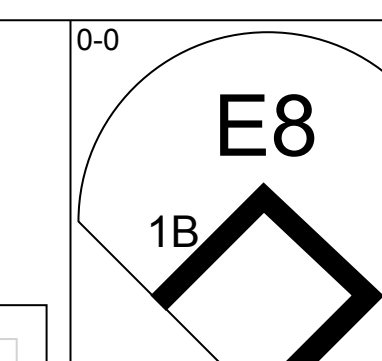

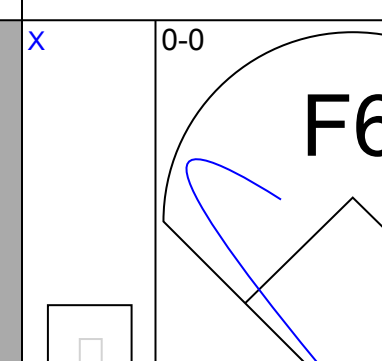

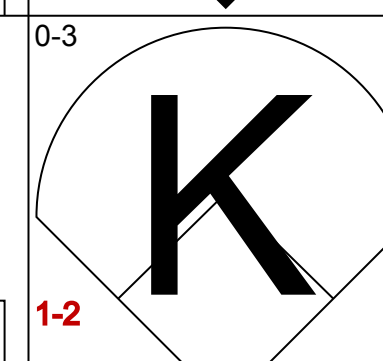
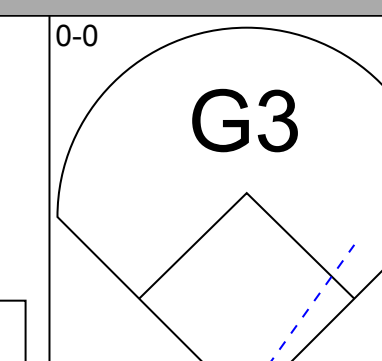
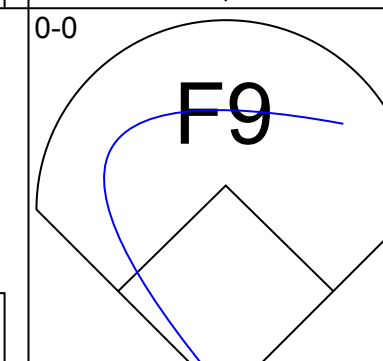
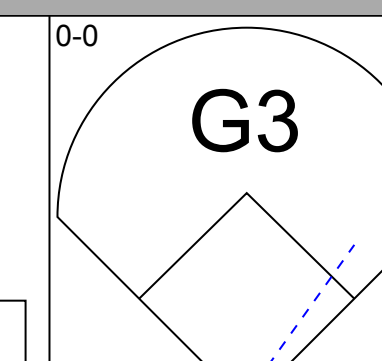
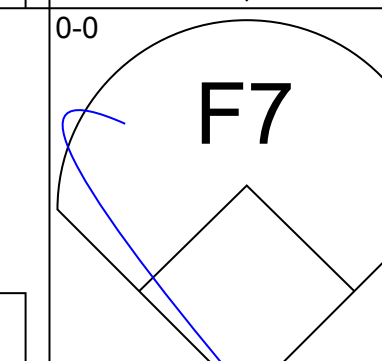
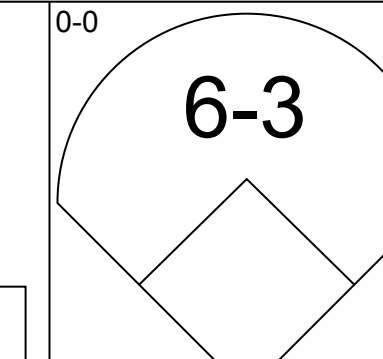
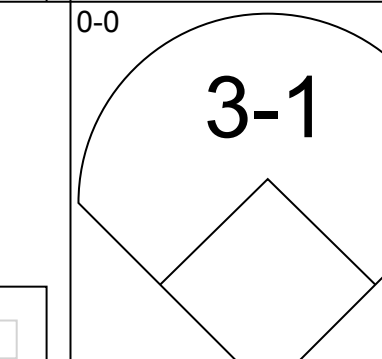
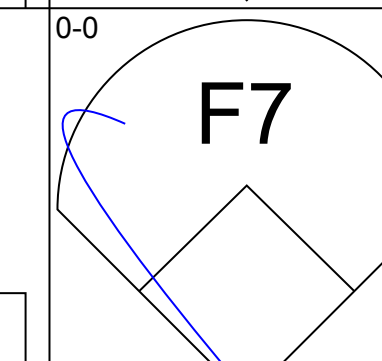

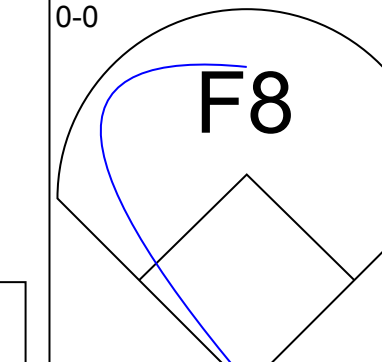
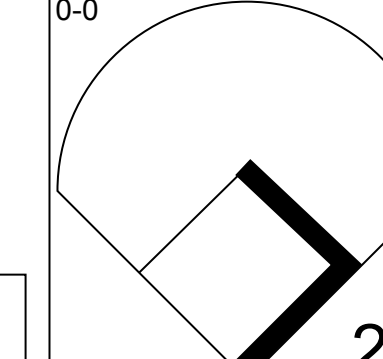
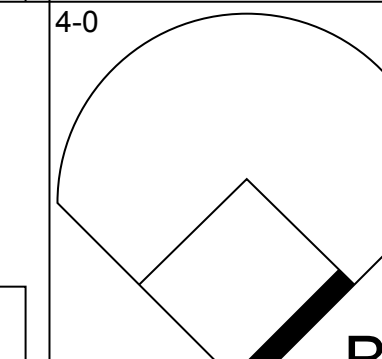


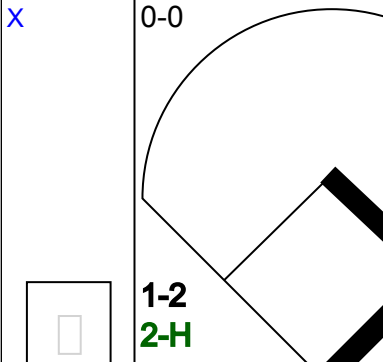
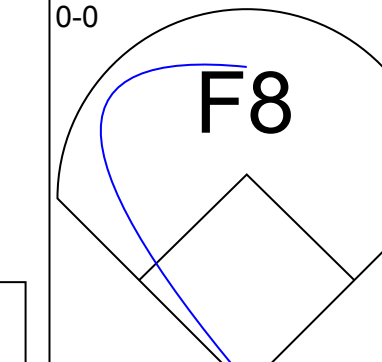
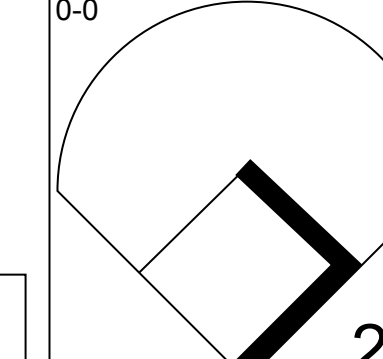

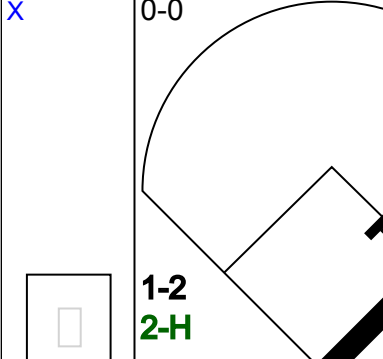
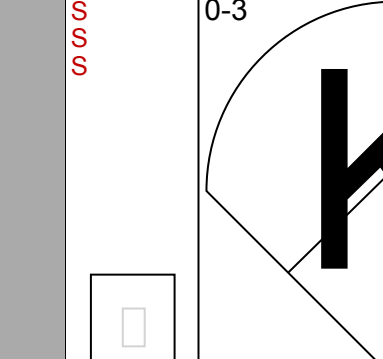
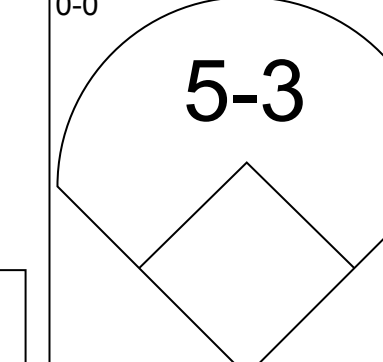
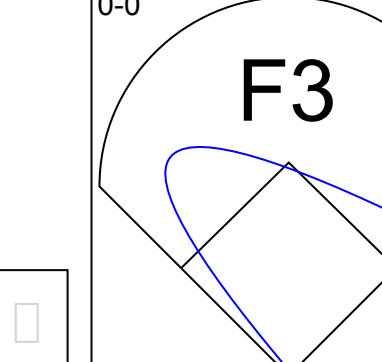
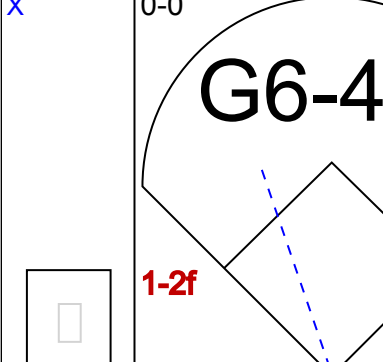
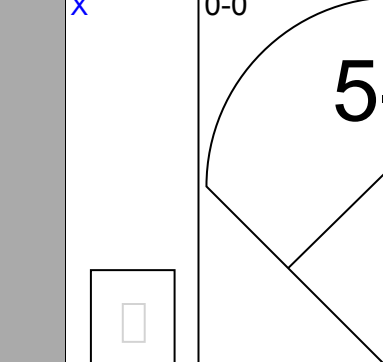
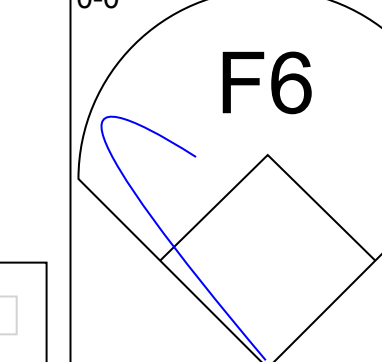
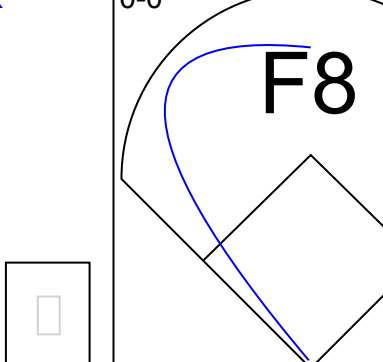
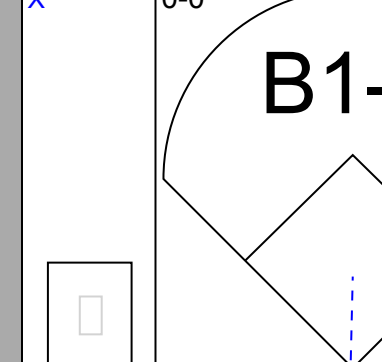
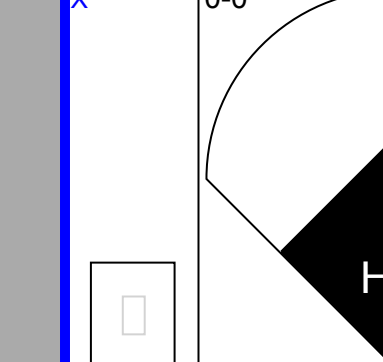
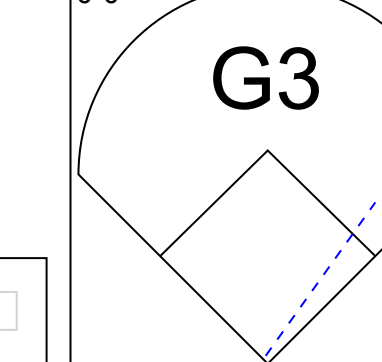
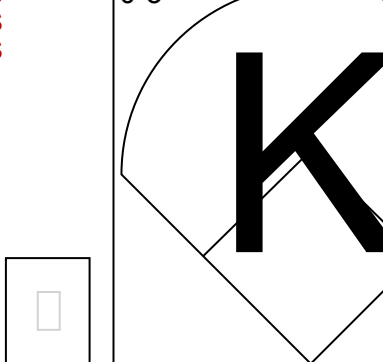
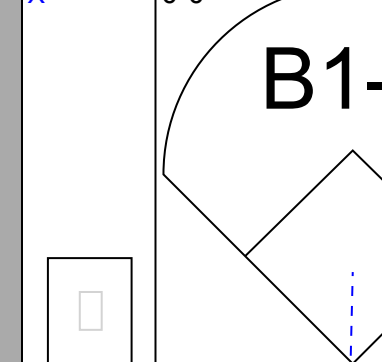
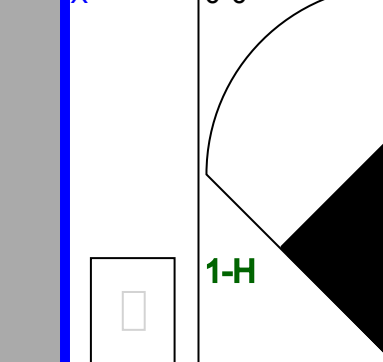
Batter	1	2	3	4	5	6	7	8	9	10	AB	R	H	RBI	BB	SO	LOB						
Ken Griffey, L OBP: 0.316, SLG: 0.500 (1, 9) (9, 8)	1B 2B		F9		F9	L3		P6		B2	6	0	1	0	0	0	4						
Dave Concepcion, R OBP: 0.263, SLG: 0.235 (1, 6) (10, 9)	6-3			E6 1B	E HR 1B		6-3	F9		4-3	6	2	1	0	0	0	3						
Joe Morgan, L OBP: 0.526, SLG: 0.611 (1, 4) (10, 9)	G5-4-3 2-3 1B		F8	F8	E5 HR		E S 1B		BB 2B		6	1	4	1	0	0	3						
George Foster, R OBP: 0.412, SLG: 0.667 (1, 7) (10, 9)	G5-4-3 1-2			1B 1B	1-2 2-3 3-H HR		1-3 IBB		F8		4	1	2	4	1	0	3						
Dan Driessen, L OBP: 0.353, SLG: 0.688 (1, 3) (10, 9)		G3		1-3 2-H 1B	1B HR		K		BB IBB		4	1	2	2	1	1	2						
Johnny Bench, R OBP: 0.412, SLG: 0.231 (1, 2) (10, 9)	F9			F7	K		1-2 BB		K		4	0	0	0	1	2	4						
Ray Knight, R OBP: 0.556, SLG: 0.333 (1, 5) (10, 9)	6-3			PO BB		G3 SH3-4 BB	K		1-2 BB		2	0	0	0	3	1	3						
Cesar Geronimo, L OBP: 0.267, SLG: 0.357 Arturo DeFreitas, R OBP: 0.260, SLG: 0.333 (9, 9)		G3		PO	FC6-4 BB	SH3-4		FC5-6 1B	F9		2	0	1	0	1	0	0						
Michael LaCoss, R Paul Moskau, R Doug Capilla, L Dave Collins, S Pedro Borbon, R Champ Summers, L Doug Bair, R Rick Auerbach, R (1, 1) (1, 1) (5, 1) (5, PH) (8, 1) (8, PH) (7, 1) (10, 9)	4-3			FC6-4 1B HR		G3		FC5-6 1B	4-3 1B 2B		0	0	0	0	0	0	0						
Inning Stats	R: 0 E: 0 K: 0 S: 4	H: 2 LOB: 1 BB: 0 P: 4	R: 0 E: 0 K: 0 S: 3	H: 0 LOB: 0 BB: 0 P: 3	R: 0 E: 0 K: 0 S: 3	H: 0 LOB: 0 BB: 0 P: 3	R: 1 E: 1 K: 1 S: 9	H: 2 LOB: 2 BB: 1 P: 9	R: 5 E: 1 K: 1 S: 9	H: 3 LOB: 0 BB: 1 P: 13	R: 0 E: 0 K: 0 S: 3	H: 0 LOB: 1 BB: 0 P: 7	R: 0 E: 0 K: 2 S: 8	H: 1 LOB: 3 BB: 2 P: 16	R: 0 E: 0 K: 0 S: 4	H: 1 LOB: 1 BB: 0 P: 4	R: 0 E: 0 K: 1 S: 6	H: 1 LOB: 3 BB: 2 P: 14	R: 1 E: 0 K: 0 S: 4	H: 2 LOB: 1 BB: 0 P: 4	1B: 7 2B: 3 3B: 0 HR: 2	SF: 0 SAC: 1 DP: 1 HBP: 0	WP: 0 PA: 49
PITCHER	IP WLS BF H R ER SO BB IBB HBP BLK WP HR S P ERA WHIP	PITCHER																					
Ed Halicki, R ERA: 1.59	(1, 1) 5.0	7	6	0	0	0	2	0	0	0	0	0	0	0	0	24	8	0.00	0.750				
Joe Coleman, R ERA: 1.00	(6, 1) 1.1	5	0	0	0	0	0	0	0	0	0	0	0	0	0	8	0.00	2.250					
Gary Lavelle, L ERA: 1.00	(7, 1) 1.1	8	2	0	0	2	1	1	0	0	0	0	0	6	14	0.00	2.000						
Tom Griffin, R ERA: 0.00	(8, 1) 1.0	6	1	0	0	1	1	1	0	0	0	0	0	6	14	0.00	0.000						
Dave Roberts, L ERA: 0.00	(9, 1) 0.1	1	0	0	0	0	0	0	0	0	0	0	0	1	1	0.00	0.000						

San Francisco Giants @ Cincinnati Reds
Riverfront Stadium, Cincinnati, OH
Sun Apr 08 1979, 3:33 AM EST
Att: 30,196 - Unknown

AB 40
R 7
H 12
RBI 7
BB 7
SO 4
LOB 28

REDS

Batter	1	2	3	4	5	6	7	8	9	AB	R	H	RBI	BB	SO	LOB	TOP			
Gene Richards, L (1, 8) OBP: 0.292, SLG: 0.273										4	0	0	0	0	1	2	<p>San Diego Padres @ San Francisco Giants Candlestick Park, San Francisco, CA Tue Apr 10 1979, 6:33 AM EST Att: 56,196 - Unknown</p> <p>livebaseballscorecards.com</p> <p>AB 32 R 2 H 7 RBI 2 BB 3 SO 6 LOB 13</p> 			
Ozzie Smith, S (1, 6)										4	0	0	0	0	0	0				
Mike Hargrove, L (1, 3) OBP: 0.409, SLG: 0.421										3	1	2	0	1	0	0				
Dave Winfield, R (1, 9) OBP: 0.545, SLG: 0.667										4	1	2	1	0	1	2				
Jerry Turner, L (1, 7) OBP: 0.364, SLG: 0.350										3	0	1	1	1	1	1				
Barry Evans, R (1, 5) OBP: 0.227, SLG: 0.250										3	0	0	0	1	0	2				
Gene Tenace, R (1, 2) OBP: 0.389, SLG: 0.214										4	0	2	0	0	1	0				
Fernando Gonzalez, R (1, 4) OBP: 0.190, SLG: 0.300										4	0	0	0	0	1	4				
Gaylord Perry, R (1, 1) OBP: 0.250, SLG: 0.500 Kurt Bevacqua, R (9, PH) John D'Acquisto, R (9, 1)										2	0	0	0	0	0	0				
										1	0	0	0	0	1	2				
										0	0	0	0	0	0	0				
Inning Stats	R: 1 E: 0 K: 1 S: 6	H: 2 LOB: 2 BB: 1 P: 10	R: 0 E: 0 K: 0 S: 4	H: 1 LOB: 2 BB: 1 P: 8	R: 1 E: 0 K: 0 S: 4	H: 1 LOB: 0 BB: 0 P: 4	R: 0 E: 0 K: 1 S: 5	H: 0 LOB: 0 BB: 0 P: 5	R: 0 E: 0 K: 0 S: 3	H: 1 LOB: 1 BB: 0 P: 8	R: 0 E: 0 K: 0 S: 3	H: 0 LOB: 0 BB: 0 P: 3	R: 0 E: 0 K: 0 S: 4	H: 1 LOB: 1 BB: 1 P: 4	R: 0 E: 0 K: 2 S: 8	H: 1 LOB: 2 BB: 1 P: 12	1B: 6 2B: 0 3B: 0 HR: 1	SF: 0 SAC: 1 DP: 0 HBP: 0	WP: 0 PB: 0 SB: 0 CS: 0	PA: 36
PITCHER Vida Blue, L (1, 1) ERA: 3.5	IP: 9.0 WLS: W BF: 36 H: 7 R: 2 ER: 2 SO: 6 BB: 3 IBB: 0 HBP: 0 BLK: 0 WP: 0 HR: 1 S: 45 P: 57 ERA: 2.00 WHIP: 1.111															PITCHER				

Batter	1	2	3	4	5	6	7	8	9	AB	R	H	RBI	BB	SO	LOB	BOTTOM					
Bill North, S (1, 8) OBP: 0.292, SLG: 0.190 Larry Hemdon, R (8, 8)										4	0	2	0	0	0	0	<p>San Diego Padres @ San Francisco Giants Candlestick Park, San Francisco, CA Tue Apr 10 1979, 6:33 AM EST Att: 56,196 - Unknown</p> <p>livebaseballscorecards.com</p> <p>AB 32 R 4 H 8 RBI 4 BB 4 SO 4 LOB 9</p> 					
Terry Whitfield, L (1, 7) OBP: 0.364, SLG: 0.350										3	1	1	0	1	1	1						
Bill Madlock, R (1, 4) OBP: 0.217, SLG: 0.238										3	0	0	0	1	0	1						
Jack Clark, R (1, 9) OBP: 0.455, SLG: 0.412										2	1	0	0	2	0	3						
Darrell Evans, L (1, 5) OBP: 0.391, SLG: 0.400										4	0	1	1	0	1	1						
Mike Ivie, R (1, 3) OBP: 0.591, SLG: 0.889										4	0	2	1	0	1	0						
Marc Hill, R (1, 2) OBP: 0.190, SLG: 0.105										4	0	0	0	0	0	3						
Roger Metzger, S (1, 6) OBP: 0.278, SLG: 0.353 Willie McCovey, L (9, PH) Max Venable, L (9, FR)										3	0	0	0	0	0	0						
										1	0	1	0	0	0	0						
										3	0	0	0	0	1	0						
										1	1	1	2	0	0	0						
Inning Stats	R: 0 E: 0 K: 1 S: 5	H: 1 LOB: 0 BB: 0 P: 5	R: 0 E: 0 K: 1 S: 6	H: 1 LOB: 0 BB: 0 P: 6	R: 0 E: 1 K: 0 S: 5	H: 2 LOB: 3 BB: 1 P: 9	R: 0 E: 0 K: 0 S: 3	H: 0 LOB: 0 BB: 0 P: 3	R: 0 E: 0 K: 1 S: 5	H: 0 LOB: 0 BB: 0 P: 5	R: 2 E: 0 K: 0 S: 4	H: 2 LOB: 1 BB: 2 P: 12	R: 0 E: 0 K: 0 S: 3	H: 0 LOB: 0 BB: 0 P: 3	R: 0 E: 0 K: 0 S: 3	H: 0 LOB: 1 BB: 1 P: 7	R: 2 E: 0 K: 1 S: 6	H: 2 LOB: 1 BB: 0 P: 6	1B: 6 2B: 1 3B: 0 HR: 1	SF: 0 SAC: 0 DP: 1 HBP: 0	WP: 0 PB: 0 SB: 0 CS: 1	PA: 36
PITCHER Gaylord Perry, R (1, 1) ERA: 2.81 John D'Acquisto, R (9, 1) ERA: 40.5	IP: 8.0 WLS: L BF: 4 H: 2 R: 2 ER: 2 SO: 1 BB: 0 IBB: 0 HBP: 0 BLK: 0 WP: 0 HR: 1 S: 34 P: 6 ERA: 2.25 WHIP: 1.250															PITCHER						

Batter	1	2	3	4	5	6	7	8	9	AB	R	H	RBI	BB	SO	LOB	TOP				
Gene Richards, L OBP: 0.276, SLG: 0.296 (1, 8)	4-3	CS	G3		4-3		2B		K	5	0	1	0	0	1	1	San Diego Padres @ San Francisco Giants Candlestick Park, San Francisco, CA Wed Apr 11 1979, 9:05 PM EST Att: 17,778 - Unknown livebaseballscorecards.com				
Ozzie Smith, S (1, 6)	6-3		4-3		6-3		F7		4-3	5	0	0	0	0	2						
Mike Hargrove, L OBP: 0.307, SLG: 0.364 (1, 3)	BB		2B		4-3				F1	3	1	0	0	2	2						
Dave Winfield, R OBP: 0.577, SLG: 0.727 (1, 9)	6-3		2B							4	1	3	1	0	0						
Jerry Turner, L OBP: 0.385, SLG: 0.375 (1, 7)		BB	G3							4	1	2	0	0	2						
Gene Tenace, R OBP: 0.455, SLG: 0.400 Rolie Fingers, R (8, 1)		2B			FC4-6		SF8		1B	1	1	1	1	2	0						
Fernando Gonzalez, R OBP: 0.240, SLG: 0.375 (1, 4)		BB			BB				3B	0	0	0	0	0	0						
Barry Evans, R OBP: 0.192, SLG: 0.208 (1, 5)		2B			FC4-6		F2			4	0	2	2	0	2						
Randy Jones, R (1, 1)		P4			6-3		F9		F4	4	0	0	0	0	5						
Bill Fahey, L OBP: 0.667, SLG: 1.000 (8, 2)	K				F6		G3		2B	3	0	0	0	0	1						
Inning Stats	R: 0 E: 0 K: 0 S: 3	H: 0 LOB: 1 BB: 1 P: 7	R: 1 E: 0 K: 1 S: 6	H: 2 LOB: 1 BB: 1 P: 10	R: 1 E: 0 K: 0 S: 4	H: 1 LOB: 1 BB: 1 P: 8	R: 0 E: 0 K: 0 S: 3	H: 0 LOB: 1 BB: 0 P: 7	R: 0 E: 0 K: 0 S: 5	H: 2 LOB: 1 BB: 0 P: 5	R: 0 E: 0 K: 0 S: 4	H: 1 LOB: 1 BB: 0 P: 4	R: 1 E: 0 K: 0 S: 5	H: 3 LOB: 1 BB: 0 P: 5	R: 0 E: 0 K: 1 S: 6	H: 1 LOB: 1 BB: 0 P: 6	1B: 5 2B: 4 3B: 1 HR: 0	SF: 1 SAC: 0 DP: 0 HBP: 0	WP: 0 PB: 0 CS: 2	PA: 40	
PITCHER	IP	WLS	BF	H	R	ER	SO	BB	IBB	HBP	BLK	WP	HR	S	P	ERA	WHIP				
John Montefusco, R ERA: 3.55 Tom Griffin, R ERA: 2.7	7.0	L	30	6	3	3	1	4	0	0	0	0	0	28	44	3.86	1.429				
John Montefusco, R ERA: 3.55 Tom Griffin, R ERA: 2.7	2.0	S	9	4	1	1	1	0	0	0	0	0	0	11	11	4.50	2.000				

Batter	1	2	3	4	5	6	7	8	9	AB	R	H	RBI	BB	SO	LOB	BOTTOM					
Bill North, S OBP: 0.286, SLG: 0.167 (1, 8)	BB		F7		6-3		FC5-4			3	0	0	1	1	0	3	San Diego Padres @ San Francisco Giants Candlestick Park, San Francisco, CA Wed Apr 11 1979, 9:05 PM EST Att: 17,778 - Unknown livebaseballscorecards.com					
Terry Whitfield, L OBP: 0.308, SLG: 0.292 (1, 7)	K		3-1		G3				1-3	4	0	0	0	0	1	3						
Bill Madlock, R OBP: 0.185, SLG: 0.200 (1, 4)	F8		F4						K	4	0	0	0	0	1	1						
Jack Clark, R OBP: 0.462, SLG: 0.400 (1, 9)	FC6-4		F9						2-3	3	0	1	0	1	0	0						
Mike Ivie, R OBP: 0.500, SLG: 0.727 (1, 3)	FC6-4		K		K		FC5-4		K	4	0	0	0	0	2	3						
Darrell Evans, L OBP: 0.370, SLG: 0.375 (1, 5)		4-3			F8		G3		5-3	4	0	1	0	0	0	1						
Marc Hill, R OBP: 0.217, SLG: 0.100 Max Venable, L (5, PR)		F3							5-3	1	0	0	0	0	0	0						
Mike Sadek, R (6, 2)					SH5-4					1	0	0	0	0	1	0						
John Tamargo, S OBP: 0.333, SLG: 1.333 (9, PH)					BB				1-2	1	0	0	0	0	0	1						
Johnnie LeMaster, R OBP: 0.650, SLG: 0.500 Roger Metzger, S OBP: 0.263, SLG: 0.333 (9, PH)									F8	3	0	2	0	0	0	0						
John Montefusco, R (1, 1) Rob Andrews, R (7, PH) Tom Griffin, R (8, 1)		F4			SH5-4				FC5-4	1	0	0	0	0	0	0						
Inning Stats	R: 0 E: 0 K: 1 S: 5	H: 0 LOB: 2 BB: 2 P: 13	R: 0 E: 0 K: 0 S: 4	H: 1 LOB: 0 BB: 0 P: 4	R: 0 E: 0 K: 0 S: 3	H: 0 LOB: 0 BB: 0 P: 3	R: 0 E: 0 K: 1 S: 5	H: 0 LOB: 0 BB: 0 P: 5	R: 1 E: 0 K: 0 S: 4	H: 1 LOB: 2 BB: 1 P: 8	R: 0 E: 0 K: 0 S: 4	H: 1 LOB: 1 BB: 0 P: 4	R: 0 E: 0 K: 1 S: 6	H: 1 LOB: 1 BB: 0 P: 6	R: 0 E: 0 K: 1 S: 5	H: 0 LOB: 0 BB: 0 P: 5	R: 0 E: 0 K: 1 S: 6	H: 1 LOB: 1 BB: 0 P: 6	1B: 5 2B: 0 3B: 0 HR: 0	SF: 0 SAC: 1 DP: 0 HBP: 0	WP: 0 PB: 0 CS: 0	PA: 35
PITCHER	IP	WLS	BF	H	R	ER	SO	BB	IBB	HBP	BLK	WP	HR	S	P	ERA	WHIP					
Randy Jones, L ERA: 7.84 Rolie Fingers, R ERA:	7.0	W	28	4	1	1	3	3	0	0	0	0	0	31	43	1.29	1.000					
Randy Jones, L ERA: 7.84 Rolie Fingers, R ERA:	2.0	S	7	1	0	0	2	0	0	0	0	0	0	11	11	0.00	0.500					

Batter	1	2	3	4	5	6	7	8	9	AB	R	H	RBI	BB	SO	LOB	TOP					
Gene Richards, L OBP: 0.265, SLG: 0.281 (1, 8)	K		4-3		FC1 E 1B		F8	P6		5	1	1	0	0	1	2	San Diego Padres @ San Francisco Giants Candlestick Park, San Francisco, CA Thu Apr 12 1979, 6:33 AM EST Att: 14,082 - Unknown livebaseballscorecards.com					
Ozzie Smith, S Broderick Perkins, L OBP: 0.333, SLG: 0.333 (1, 6) (9, PH)	5-3		F7		FC1 1-H		5-3		6-3	4	0	0	0	0	0	0						
Mike Hargrove, L OBP: 0.306, SLG: 0.385 (1, 3)	K		1B	2B	F7		HR	BB	5-3	4	1	1	0	1	1							
Dave Winfield, R OBP: 0.613, SLG: 0.840 (1, 9)		5-3 SH BB	2-3 1B		F7		1-H HR		BB	3	1	2	2	2	0	1						
Jerry Turner, L OBP: 0.333, SLG: 0.321 (1, 7)	SH	5-3 1-2	1-3			K	K		F8	4	0	0	0	0	2	3						
Gene Tenace, R OBP: 0.500, SLG: 0.412 (1, 2)		P4		G6-4-3 1B		1B BB		BB BB		2	0	1	0	2	0	2						
Fernando Gonzalez, R OBP: 0.241, SLG: 0.357 (1, 4)	5-3		P5			1-2 1B		K		4	0	1	0	0	1	4						
Barry Evans, R OBP: 0.200, SLG: 0.185 (1, 5)		4-0 BB	G6-4-3 1-2			K		K		3	0	0	0	1	2	4						
Eric Rasmussen, R Mark Lee, R Bill Almon, R Steve Mura, R Don Reynolds, R Mickey Lolich, S Kurt Bevacqua, R John D'Acquisto, R (1, 1) (4, 1) (5, PH) (5, 1) (6, PH) (6, 1) (8, PH) (8, 1)	1-3				5-3	F7		1-2 BB		1	0	0	0	0	0	3						
Inning Stats	R: 0 E: 0 K: 2 S: 7	H: 0 LOB: 0 BB: 0 P: 7	R: 0 E: 1 K: 0 S: 4	H: 0 LOB: 3 BB: 2 P: 12	R: 0 E: 0 K: 0 S: 5	H: 2 LOB: 2 BB: 0 P: 5	R: 0 E: 0 K: 0 S: 3	H: 1 LOB: 0 BB: 0 P: 3	R: 1 E: 1 K: 0 S: 5	H: 1 LOB: 1 BB: 0 P: 5	R: 0 E: 0 K: 2 S: 8	H: 1 LOB: 2 BB: 1 P: 12	R: 2 E: 0 K: 1 S: 6	H: 1 LOB: 0 BB: 1 P: 10	R: 0 E: 0 K: 2 S: 7	H: 0 LOB: 2 BB: 2 P: 15		R: 0 E: 0 K: 0 S: 3	H: 0 LOB: 1 BB: 1 P: 7	1B: 4 2B: 1 3B: 0 HR: 1	SF: 0 SAC: 1 DP: 1 HBP: 0	WP: 0 PB: 0 SB: 0 CS: 0
PITCHER	IP WLS BF H R ER SO BB IBB HBP BLK WP HR S P ERA WHIP	7.2 W 36 6 3 2 7 6 0 0 0 0 1 44 68 2.35 1.565	1.1 S 5 0 0 0 0 1 0 0 0 0 0 4 8 0.00 0.750	PITCHER										IP WLS BF H R ER SO BB IBB HBP BLK WP HR S P ERA WHIP								
Bob Knepper, L ERA: 2.51 Dave Roberts, L ERA:																						

Batter	1	2	3	4	5	6	7	8	9	AB	R	H	RBI	BB	SO	LOB	BOTTOM			
Bill North, S OBP: 0.281, SLG: 0.179 Larry Hemdon, R (1, 8) (9, 8)	K		BB	K			6-3			4	0	1	1	0	2	1	San Diego Padres @ San Francisco Giants Candlestick Park, San Francisco, CA Thu Apr 12 1979, 6:33 AM EST Att: 14,082 - Unknown livebaseballscorecards.com			
Terry Whitfield, L OBP: 0.333, SLG: 0.333 (1, 7)	G3		2-H 1B		G3			2B		3	0	1	0	1	0	0				
Bill Madlock, R OBP: 0.161, SLG: 0.172 (1, 4)	K		F8		6-3		L7		4	0	0	0	0	0	1	2				
Jack Clark, R OBP: 0.433, SLG: 0.375 (1, 9)	5-3			HR 1B	1-3		F8		4	1	1	0	0	0	0	0				
Darrell Evans, L OBP: 0.355, SLG: 0.464 (1, 5)	P5			1-H HR		4-3		K	4	1	1	2	0	1	0	0				
Mike Ivie, R OBP: 0.483, SLG: 0.680 (1, 3)	F9			S 1B	1B	L6			3	1	1	0	0	0	0	0				
Marc Hill, R OBP: 0.231, SLG: 0.130 (1, 2)			5-3	4-3					3	0	1	0	0	0	0	1				
Roger Metzger, S OBP: 0.318, SLG: 0.381 (1, 6)			SH3-4 1B	SH3-4 1B	2-H 1B				3	1	2	1	0	1	1	1				
Bob Knepper, L Dave Roberts, L (1, 1) (8, 1)	SH3-4		SH3-4	SH3-4		K2-3			1	0	0	0	0	1	0	0				
Inning Stats	R: 0 E: 0 K: 2 S: 7	H: 0 LOB: 0 BB: 0 P: 7	R: 0 E: 0 K: 0 S: 3	H: 0 LOB: 0 BB: 0 P: 3	R: 1 E: 0 K: 0 S: 5	H: 2 LOB: 1 BB: 1 P: 9	R: 3 E: 0 K: 1 S: 9	H: 4 LOB: 1 BB: 0 P: 9	R: 0 E: 0 K: 0 S: 3	H: 0 LOB: 0 BB: 0 P: 3	R: 0 E: 0 K: 1 S: 6	H: 1 LOB: 1 BB: 0 P: 6	R: 0 E: 0 K: 1 S: 5	H: 1 LOB: 0 BB: 0 P: 5	R: 0 E: 0 K: 1 S: 5	H: 0 LOB: 0 BB: 0 P: 5		1B: 6 2B: 1 3B: 0 HR: 1	SF: 0 SAC: 2 DP: 0 HBP: 0	WP: 0 PB: 0 SB: 1 CS: 0
PITCHER	IP WLS BF H R ER SO BB IBB HBP BLK WP HR S P ERA WHIP	3.1 L 17 6 4 4 2 0 0 0 0 0 0 4 4 0.00 0.000	1.0 3 0 0 0 0 0 0 0 0 0 0 0 3 3 0.00 0.000	2.0 7 2 0 0 2 0 0 0 0 0 0 0 11 11 0.00 1.000	1.0 3 0 0 0 1 0 0 0 0 0 0 0 5 5 0.00 0.000	PITCHER										IP WLS BF H R ER SO BB IBB HBP BLK WP HR S P ERA WHIP				
Eric Rasmussen, R ERA: 7.45 Mark Lee, R ERA: 2.45 Steve Mura, R ERA: Mickey Lolich, L ERA: 1.42 John D'Acquisto, R ERA: 16.2																				



Batter	1	2	3	4	5	6	7	8	9	AB	R	H	RBI	BB	SO	LOB	TOP																	
Terry Puhl, L OBP: 0.267, SLG: 0.241 (1, 9)										5	0	2	0	0	0	0	Houston Astros @ San Francisco Giants Candlestick Park, San Francisco, CA Fri Apr 13 1979, 9:05 PM EST Att: 16,822 - Unknown																	
Craig Reynolds, L OBP: 0.111, SLG: 0.148 Tom Dixon, R Jesus Alou, R Joe Sambito, L (1, 6) (7, 1) (8, PH) (8, 1)										4	1	2	0	0	0	1																		
Cesar Cedeno, R OBP: 0.360, SLG: 0.640 Jeffrey Leonard, R OBP: 0.667, SLG: 0.500 (1, 8) (5, 8)										2	0	0	0	0	1	1																		
Jose Cruz, L OBP: 0.462, SLG: 0.500 (1, 7)										4	2	1	0	1	1	2																		
Enos Cabell, R OBP: 0.333, SLG: 0.385 (1, 5)										5	1	0	1	0	0	3																		
Bob Watson, R OBP: 0.206, SLG: 0.190 (1, 3)										3	1	2	1	1	0	1																		
Art Howe, R OBP: 0.208, SLG: 0.318 (1, 4)										4	1	2	3	0	0	2																		
Alan Ashby, S OBP: 0.350, SLG: 0.421 Bruce Bochy, R OBP: 0.500, SLG: 0.333 (1, 2) (8, PH) (8, 2)										3	0	0	0	0	3	1																		
Joe Niekro, R Gary Wilson, R Jimmy Sexton, R Frank Riccelli, L Rafael Landestoy, S (1, 1) (4, 1) (5, PH) (5, 1) (7, PH) (7, 6)										1	0	0	0	0	0	0																		
Inning Stats	R: 0 E: 0 K: 1 S: 5	H: 0 LOB: 0 BB: 0 P: 5	R: 1 E: 0 K: 1 S: 7	H: 2 LOB: 1 BB: 0 P: 7	R: 0 E: 0 K: 0 S: 4	H: 1 LOB: 1 BB: 0 P: 4	R: 0 E: 0 K: 0 S: 4	H: 1 LOB: 0 BB: 0 P: 4	R: 0 E: 0 K: 1 S: 5	H: 0 LOB: 0 BB: 0 P: 5	R: 1 E: 0 K: 0 S: 4	H: 1 LOB: 1 BB: 1 P: 8	R: 1 E: 0 K: 1 S: 7	H: 2 LOB: 1 BB: 0 P: 7	R: 4 E: 1 K: 0 S: 7	H: 3 LOB: 2 BB: 2 P: 15		R: 0 E: 0 K: 2 S: 7	H: 0 LOB: 0 BB: 0 P: 7	1B: 7 2B: 2 3B: 0 HR: 1	SF: 0 SAC: 0 DP: 0 HBP: 0	WP: 0 PB: 0 SB: 1 CS: 0	PA: 41											
PITCHER	IP WLS BF H R ER SO BB IBB HBP BLK WP HR S P ERA WHIP																																	
Ed Halicki, R ERA: 2.25 John Curtis, L ERA: 40.5 Joe Coleman, R ERA: Gary Lavelle, L ERA:	(1, 1) (8, 1) (8, 1) (8, 1)	7.0 0.0 0.0 2.0	W 3 1 S	29 3 1 7	H 7 1 1	R 3 3 1	ER 3 2 0	SO 4 0 0 2	BB 1 0 0 0	IBB 0 0 0 0	HBP 0 0 0 0	BLK 0 0 0 0	WP 0 0 0 0	HR 1 0 1 11	S 36 2 5 11	P 40 6 5 11	ERA 3.86 ∞ ∞ 0.00	WHIP 1.143 ∞ ∞ 0.500																

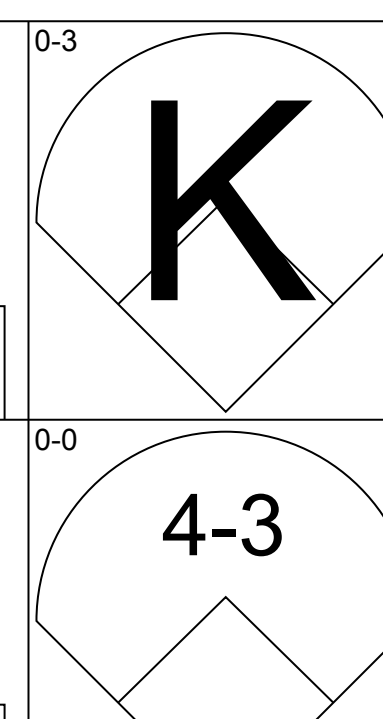
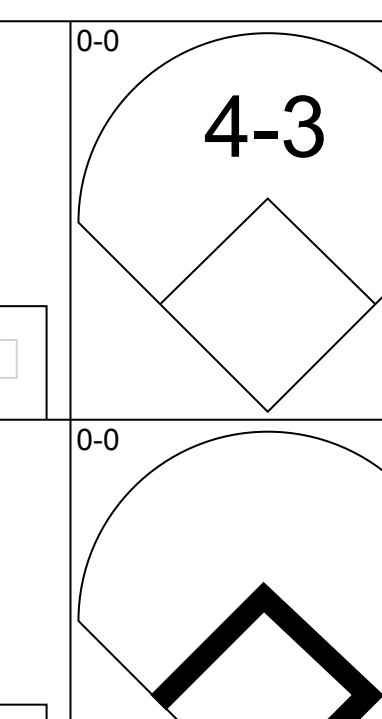
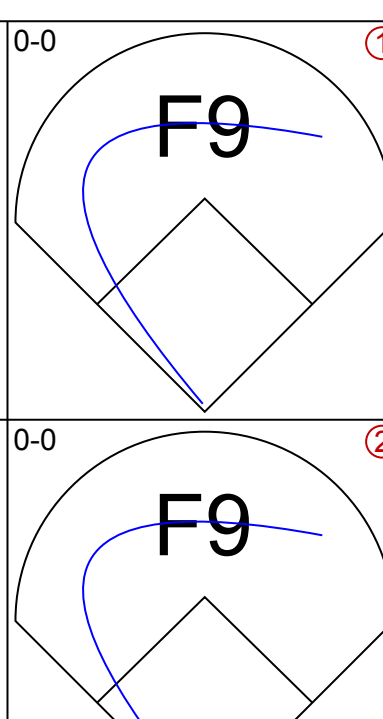
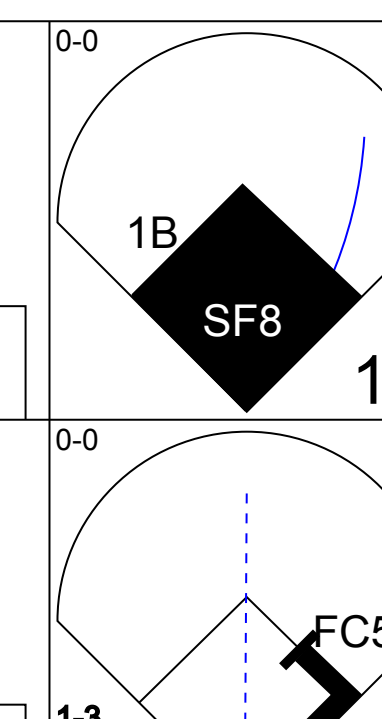
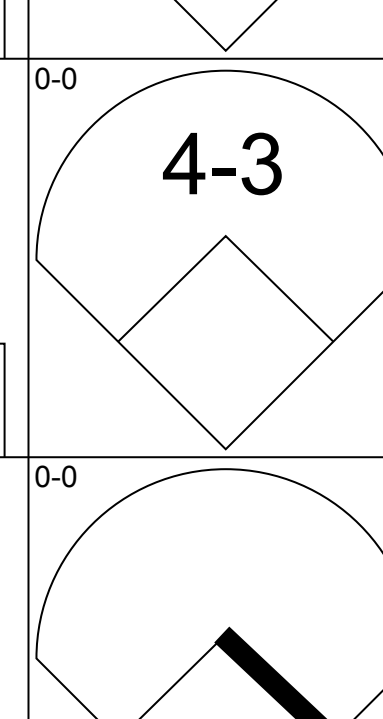
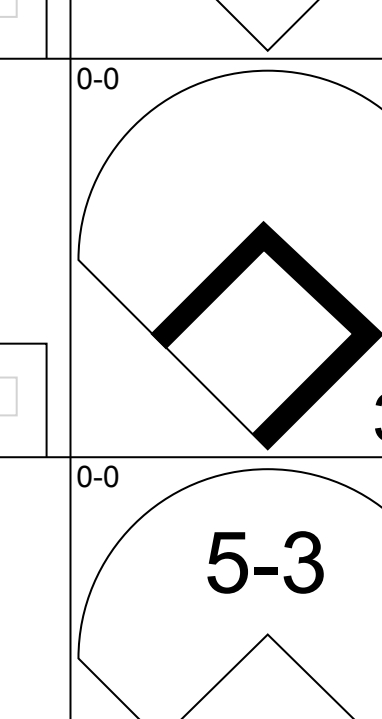
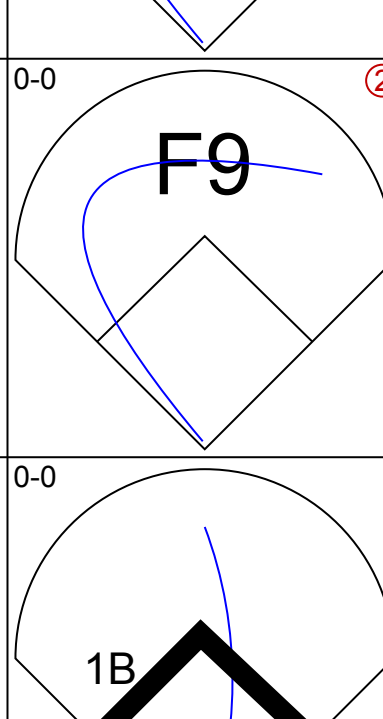
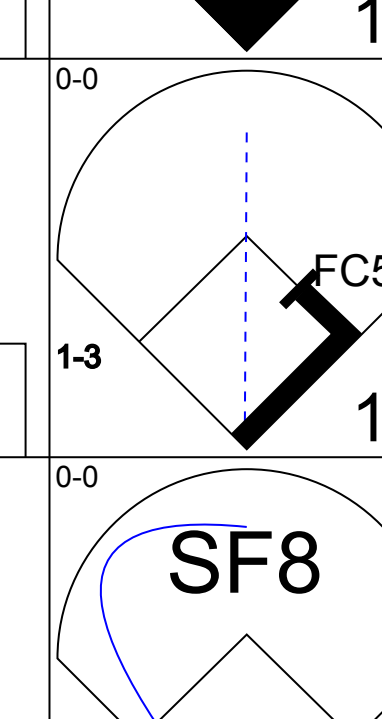
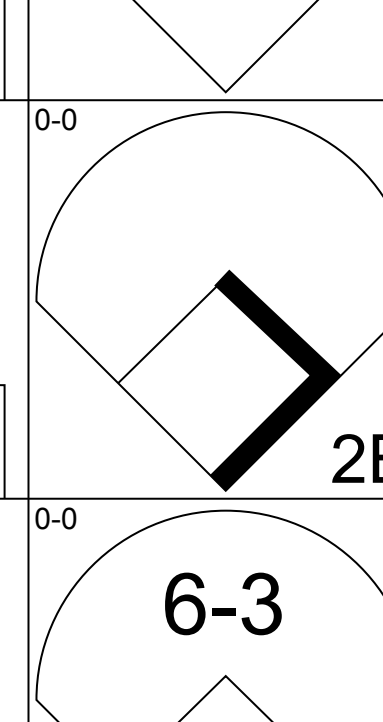
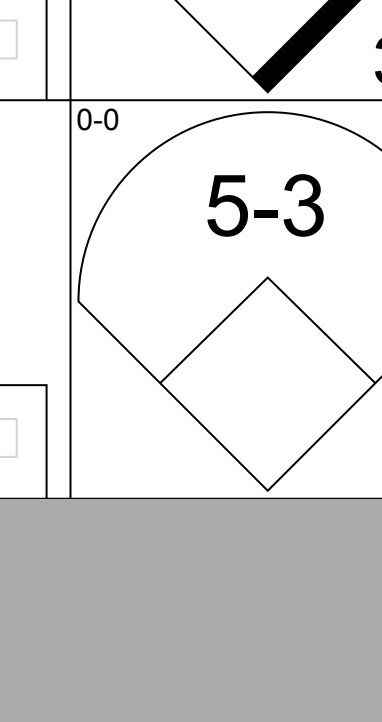
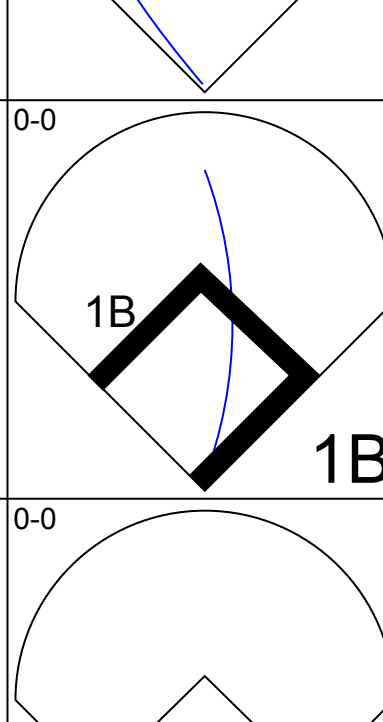
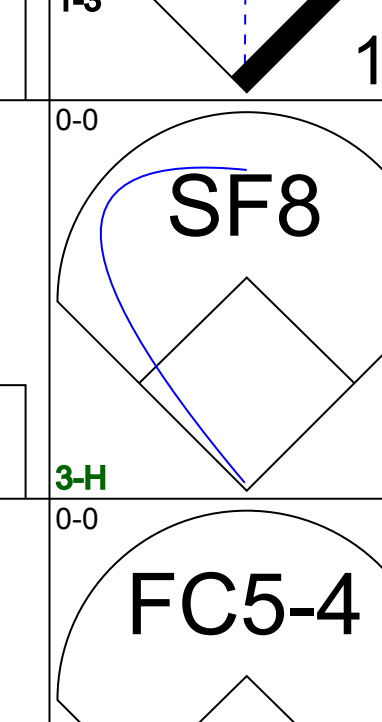
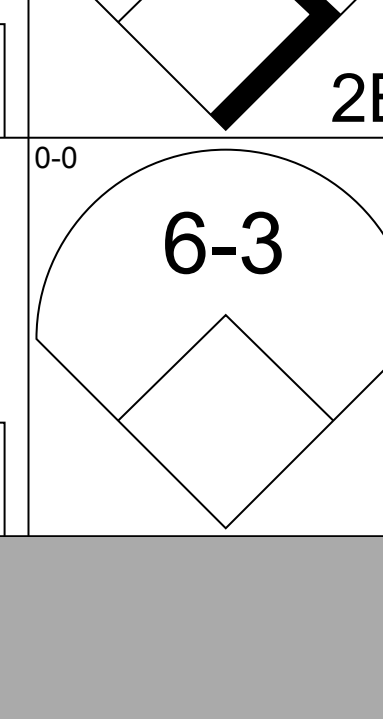

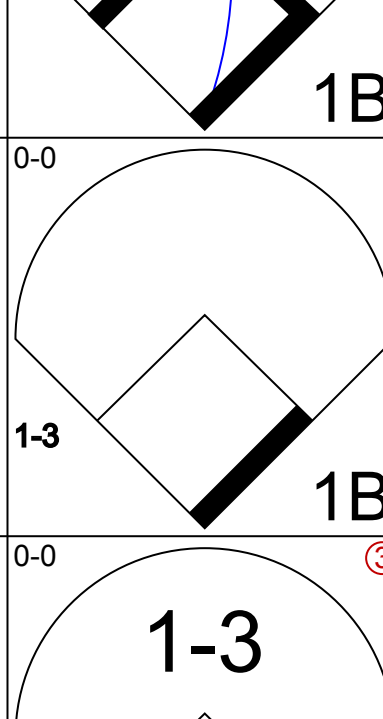
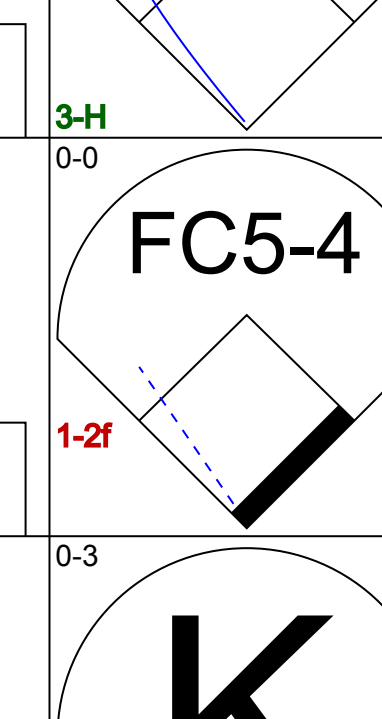


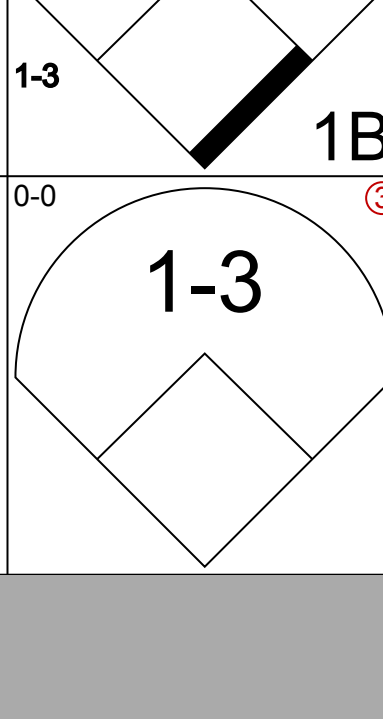
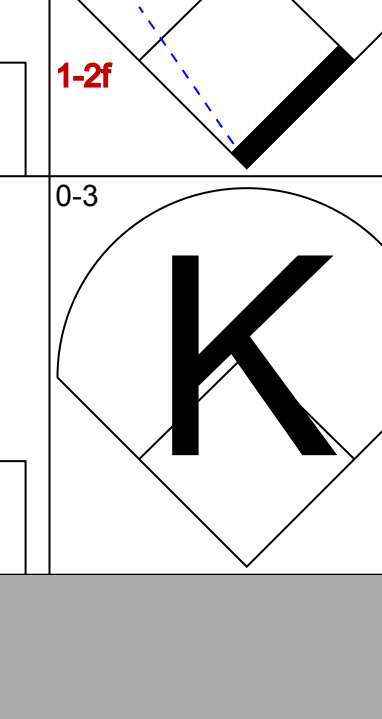


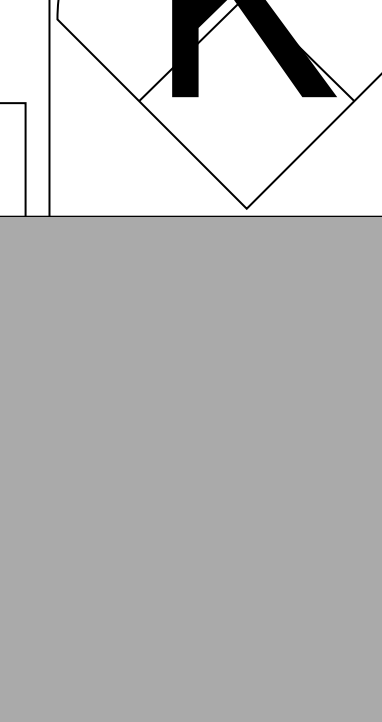

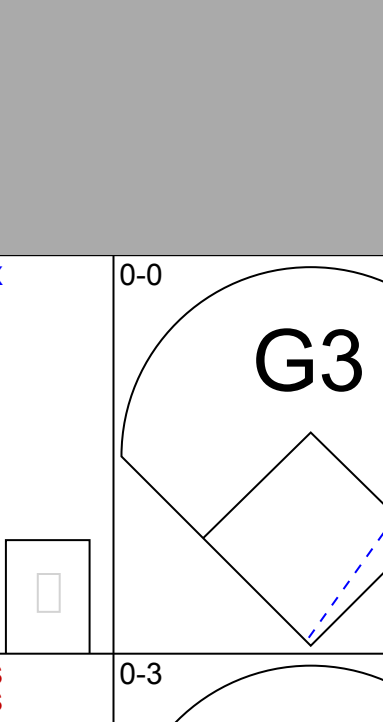
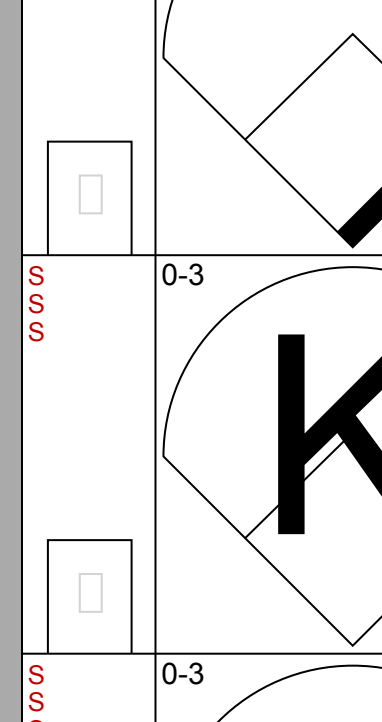
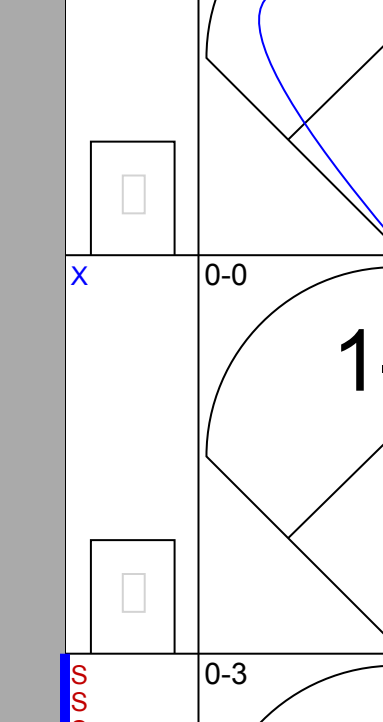

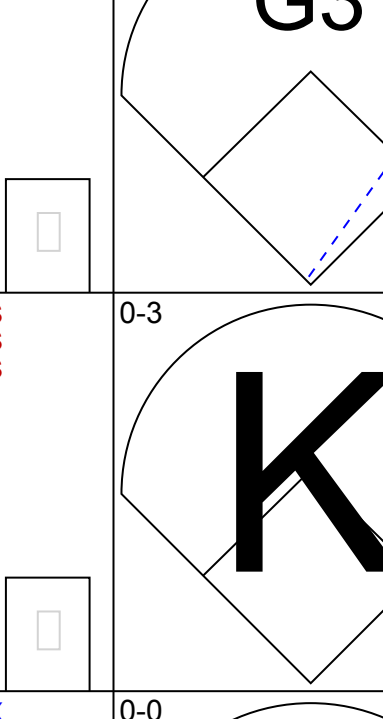
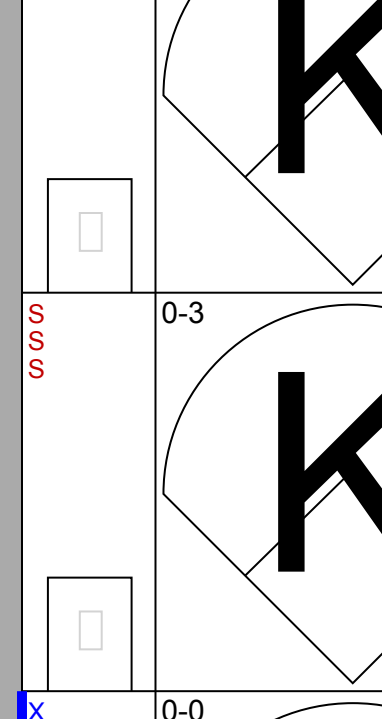
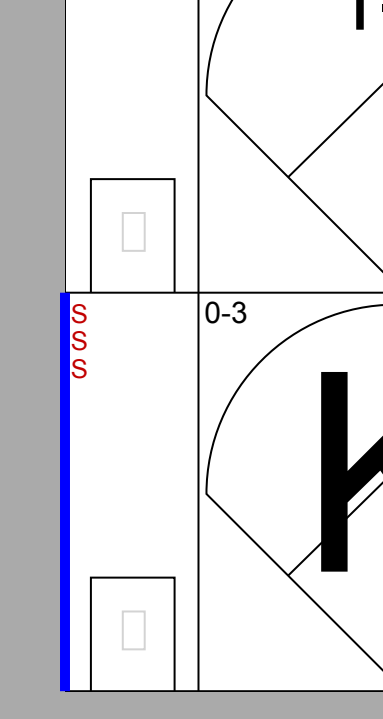

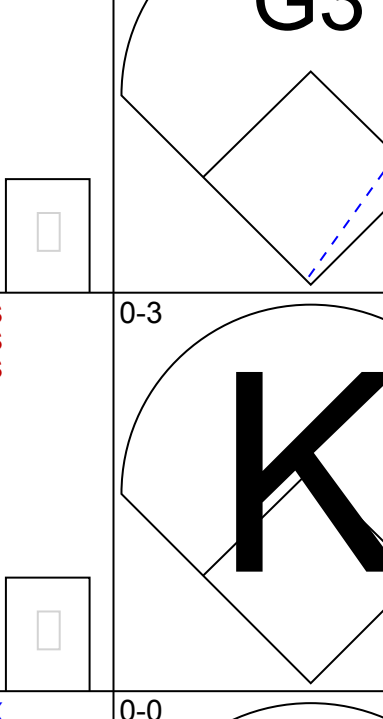
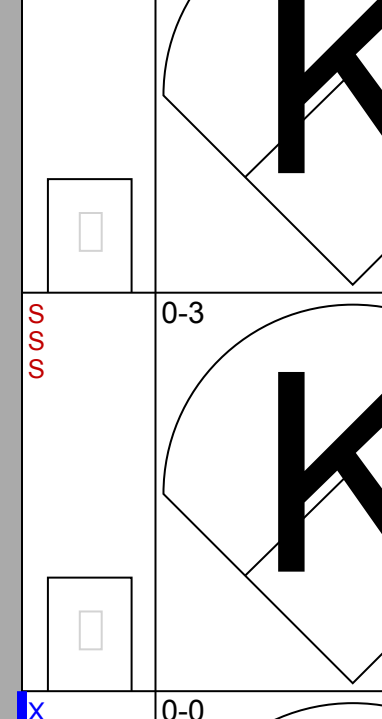
Batter	1	2	3	4	5	6	7	8	9	AB	R	H	RBI	BB	SO	LOB	BOTTOM																		
Bill North, S OBP: 0.306, SLG: 0.167 Larry Hemdon, R (1, 8) (7, 8)										2	2	0	0	2	2	0	Houston Astros @ San Francisco Giants Candlestick Park, San Francisco, CA Fri Apr 13 1979, 9:05 PM EST Att: 16,822 - Unknown																		
Terry Whitfield, L OBP: 0.353, SLG: 0.387 (1, 7)										4	2	2	0	0	1	0																			
Bill Madlock, R OBP: 0.200, SLG: 0.194 (1, 4)										2	0	1	3	1	0	0																			
Jack Clark, R OBP: 0.441, SLG: 0.571 (1, 9)										4	2	2	3	0	0	2																			
Darrell Evans, L OBP: 0.371, SLG: 0.433 (1, 5)										2	1	0	0	2	0	0																			
Mike Ivie, R OBP: 0.455, SLG: 0.621 (1, 3)										4	0	1	1	0	1	2																			
Marc Hill, R OBP: 0.233, SLG: 0.148 John Curtis, L Joe Coleman, R Gary Lavelle, S (1, 2) (8, 1) (8, 1) (8, 1)										4	0	1	0	0	0	3																			
Roger Metzger, S OBP: 0.269, SLG: 0.320 (1, 6)										4	0	0	0	0	0	1																			
Ed Halicki, R OBP: 0.200, SLG: 0.200 Mike Sadek, R (1, 1) (8, 2)										3	1	1	0	0	2	1																			
Inning Stats	R: 2 E: 0 K: 1 S: 7	H: 2 LOB: 2 BB: 2 P: 15	R: 0 E: 0 K: 2 S: 7	H: 0 LOB: 0 BB: 0 P: 7	R: 2 E: 1 K: 0 S: 5	H: 2 LOB: 1 BB: 1 P: 9	R: 4 E: 0 K: 0 S: 6	H: 3 LOB: 0 BB: 1 P: 10	R: 0 E: 0 K: 1 S: 6	H: 1 LOB: 1 BB: 0 P: 6	R: 0 E: 0 K: 2 S: 7	H: 0 LOB: 1 BB: 1 P: 11	R: 0 E: 0 K: 0 S: 3	H: 0 LOB: 0 BB: 0 P: 3	R: 0 E: 0 K: 2 S: 7	H: 0 LOB: 0 BB: 0 P: 7		R: 0 E: 0 K: 2 S: 7	H: 0 LOB: 0 BB: 0 P: 7	1B: 5 2B: 1 3B: 1 HR: 1	SF: 1 SAC: 0 DP: 0 HBP: 0	WP: 2 PB: 0 SB: 0 CS: 0	PA: 37												
PITCHER	IP WLS BF H R ER SO BB IBB HBP BLK WP HR S P ERA WHIP																																		
Joe Niekro, R ERA: 4.38 Gary Wilson, R ERA: 13.5 Frank Riccelli, L ERA: Tom Dixon, R ERA: Joe Sambito, L ERA:	(1, 1) (4, 1) (5, 1) (7, 1) (8, 1)	3.1 0.2 2.0 1.0 1.0	L 3 8 3 3	W 1 1 0 0	BF 20 3 8 3 3	H 6 1 0 0	R 7 1 0 0	ER 6 1 0 0	SO 3 0 3 0	BB 4 0 1 0	IBB 0 0 0 0	HBP 0 0 0 0	BLK 0 0 0 0	WP 1 1 0 0	HR 1 3 13 3	S 22 3 17 3	P 38 3 17 3	ERA 16.20 13.50 0.00 0.00	WHIP 3.000 1.500 1.000 0.000																

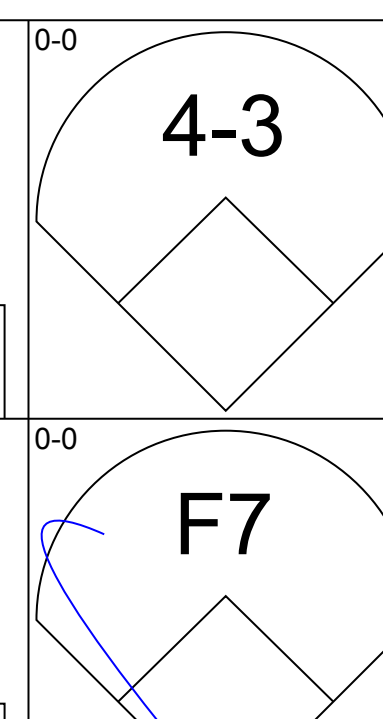
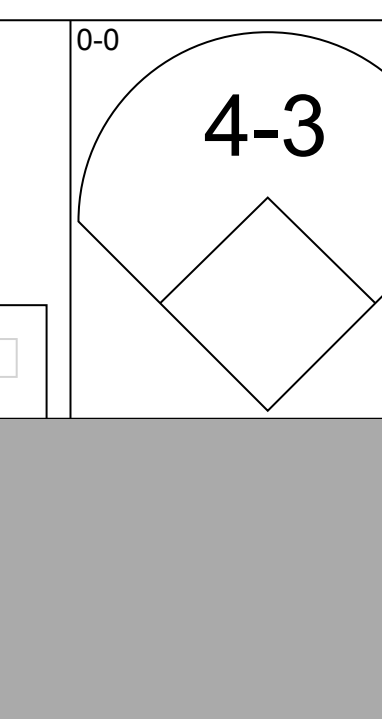
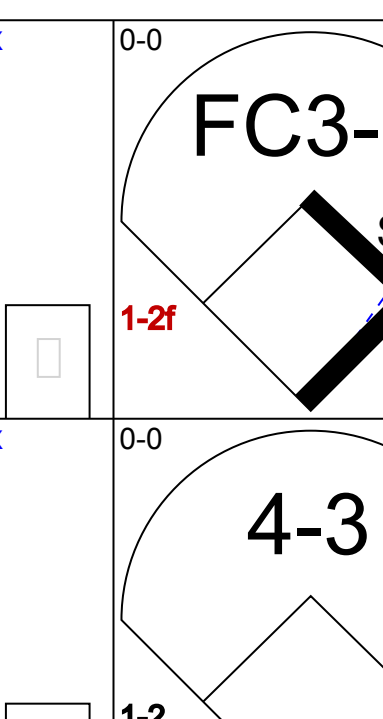
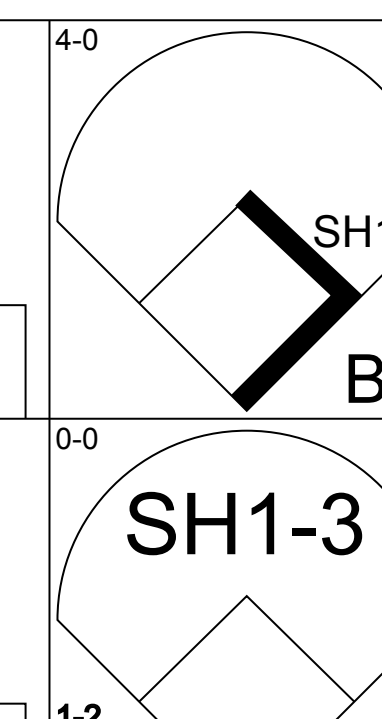
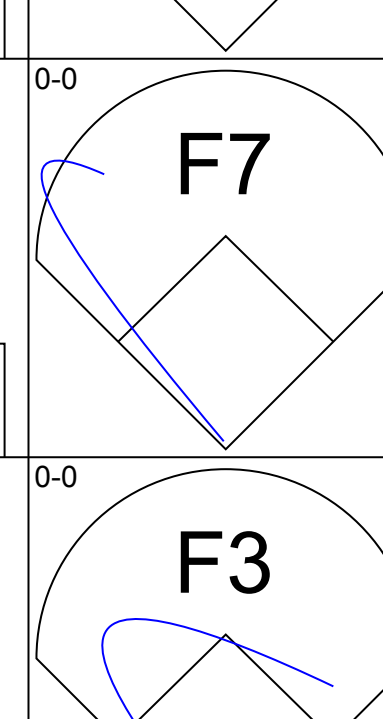
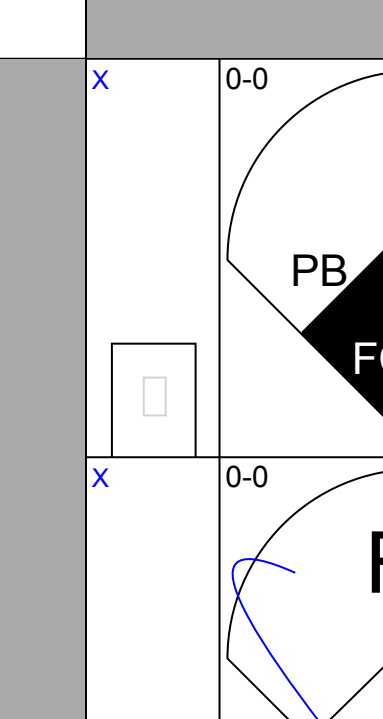
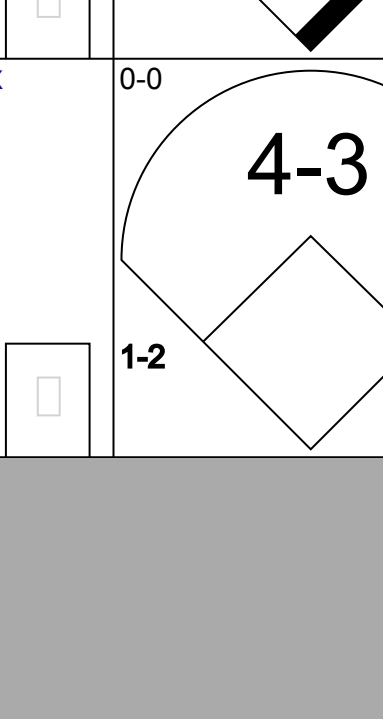
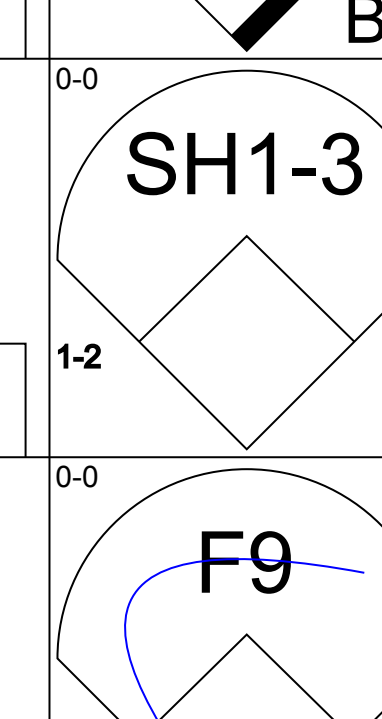
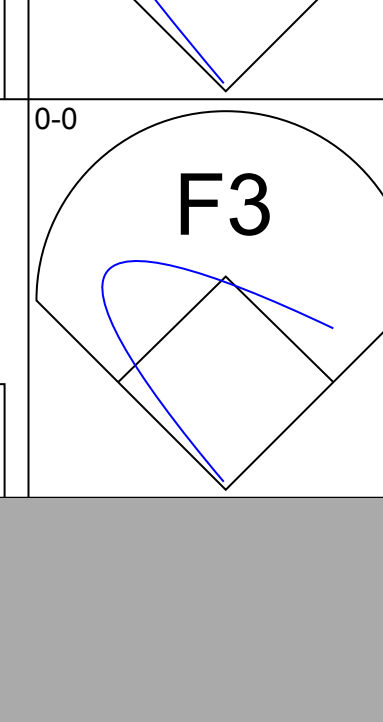
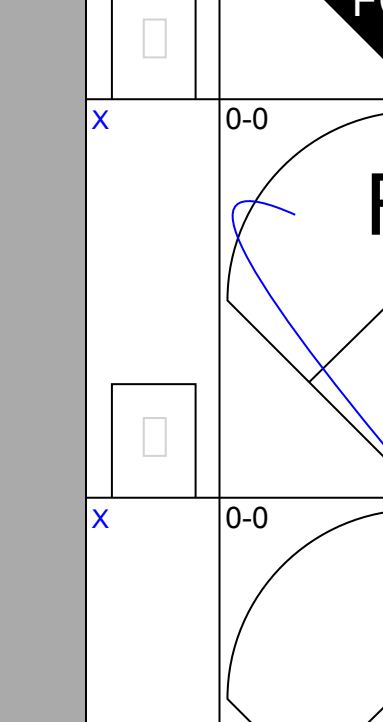
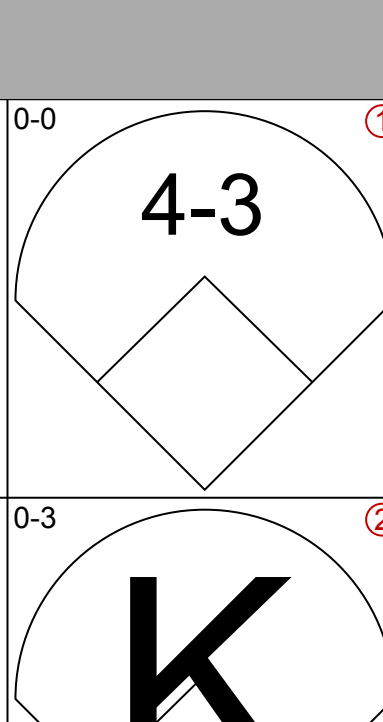
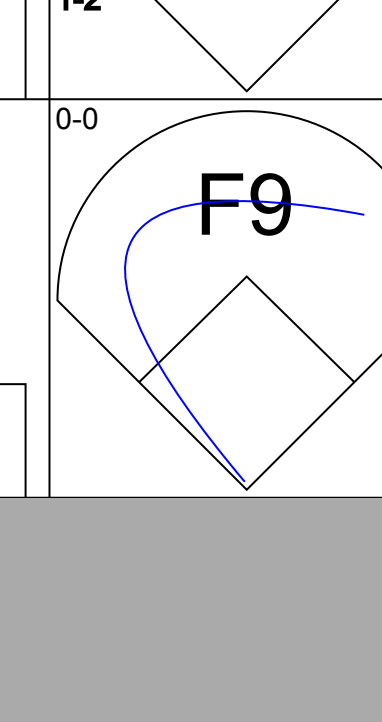
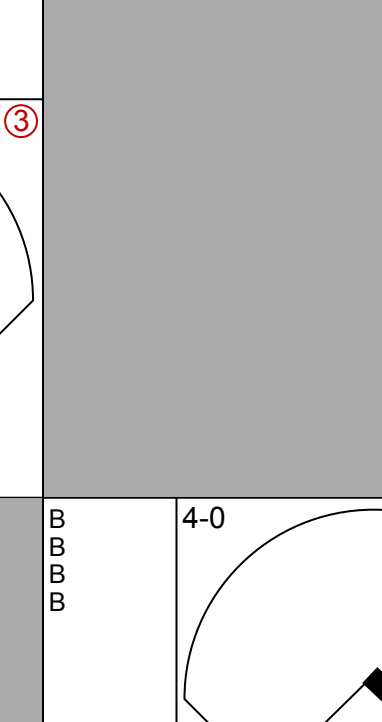
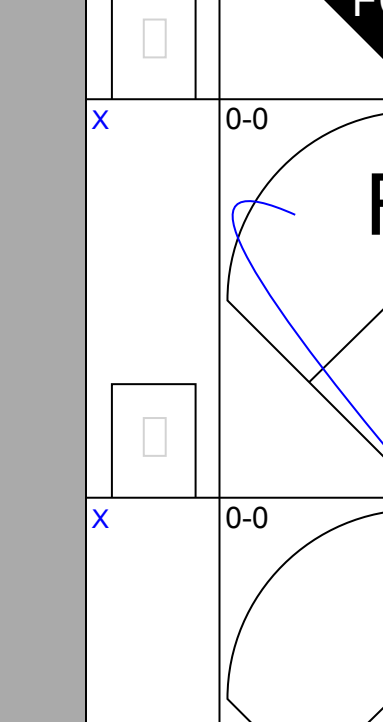
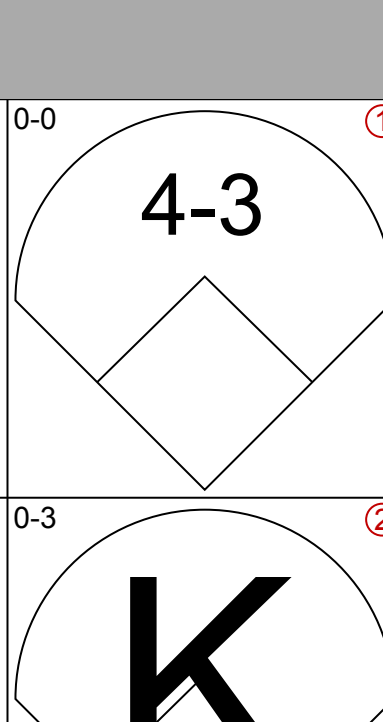
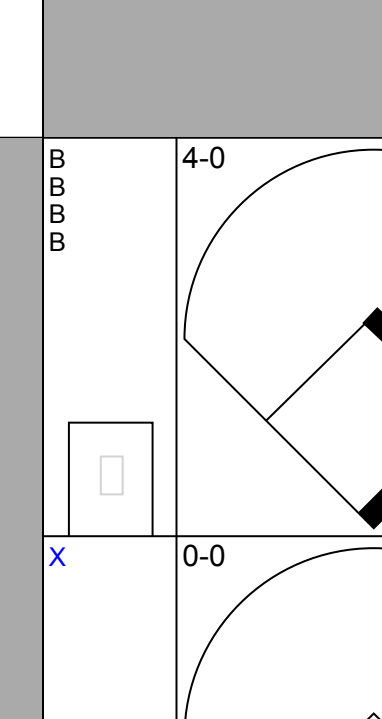
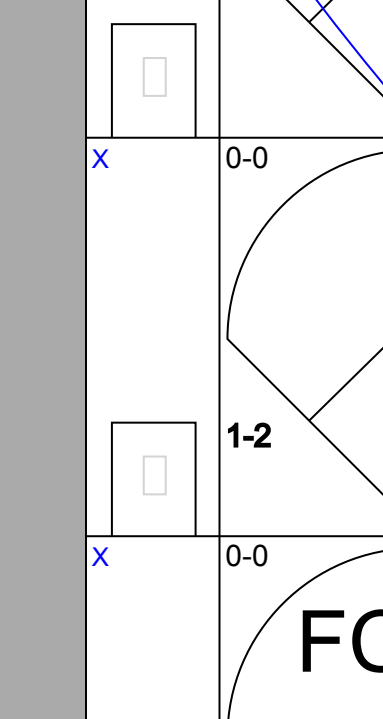
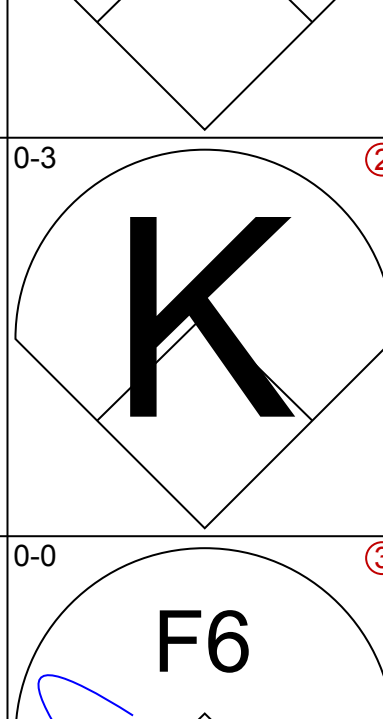
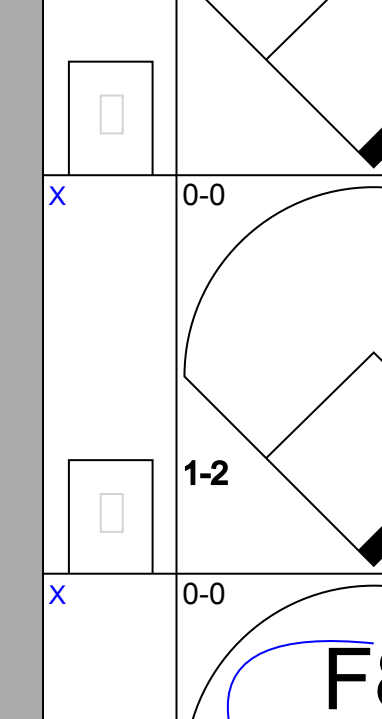
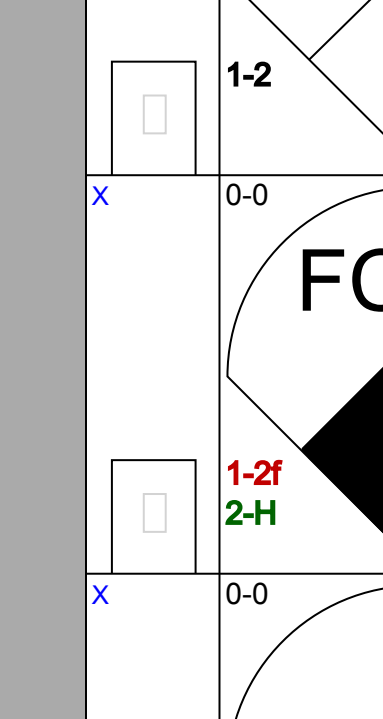

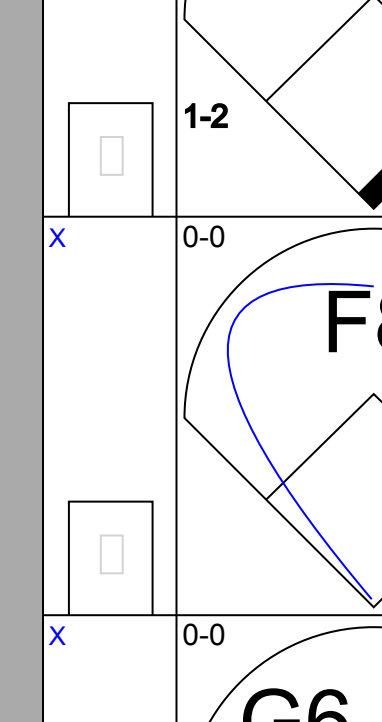
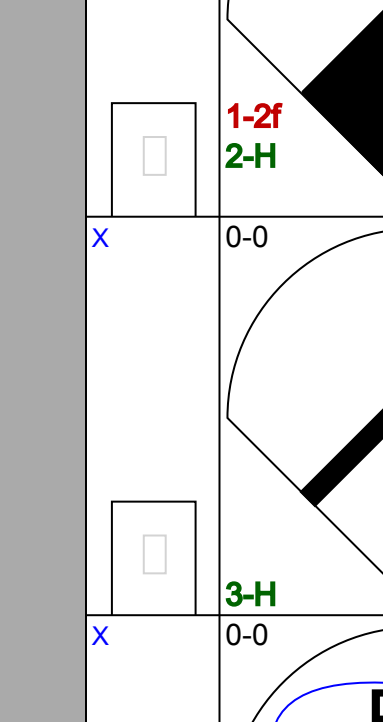
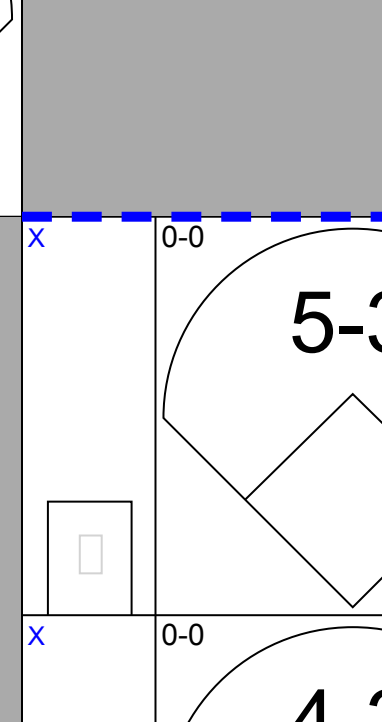


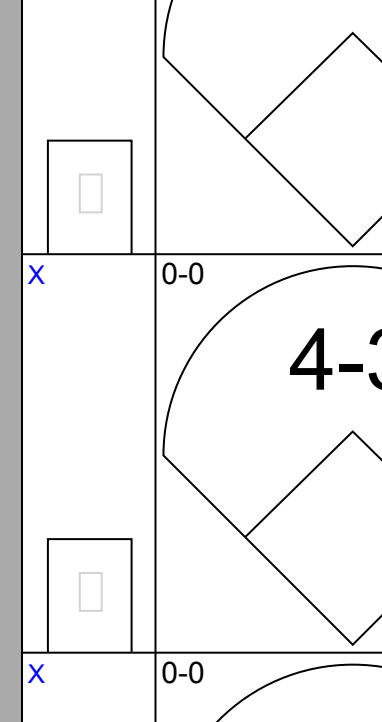
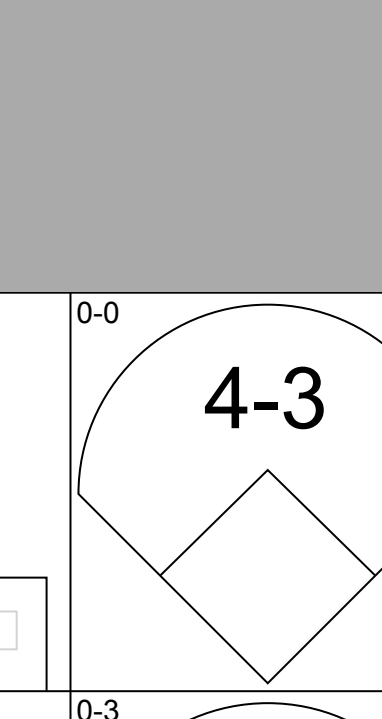
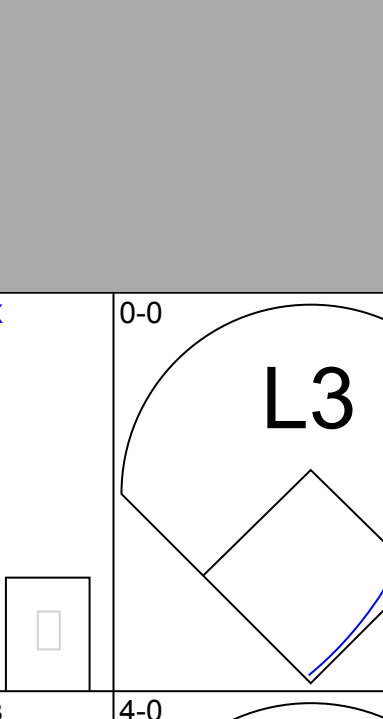

AB	38
R	7
H	10
RBI	6
BB	3
SO	6
LOB	16



AB	31
R	8
H	8
RBI	7
BB	5
SO	8
LOB	9



Batter	1	2	3	4	5	6	7	8	9	AB	R	H	RBI	BB	SO	LOB	TOP			
Terry Puhl, L OBP: 0.285, SLG: 0.242 (1, 9)										4	1	1	0	0	1	0	Houston Astros @ San Francisco Giants Candlestick Park, San Francisco, CA Sat Apr 14 1979, 6:33 AM EST Att: 15,931 - Unknown - 62 F			
Craig Reynolds, L OBP: 0.161, SLG: 0.258 (1, 6)										4	0	2	0	0	0	0				
Jeffrey Leonard, R OBP: 0.571, SLG: 0.800 (1, 8)										3	0	2	1	0	0	1				
Bob Watson, R OBP: 0.250, SLG: 0.240 Rafael Landestoy, S (8, PR) (8, 4)										4	0	2	0	0	0	2				
Enos Cabell, R OBP: 0.290, SLG: 0.333 (8, 3)										4	0	0	0	0	1	4				
Art Howe, R OBP: 0.250, SLG: 0.385 (8, 5)										4	0	2	0	0	0	1				
Jose Cruz, L OBP: 0.400, SLG: 0.417 (1, 7)										4	0	0	0	0	1	2				
Alan Ashby, S OBP: 0.304, SLG: 0.364 Jesus Alou, R (9, PH)										3	0	0	0	0	3	2				
Vern Ruhle, R (1, 1) Cesar Cedeno, R OBP: 0.346, SLG: 0.615 Joe Sambito, L (7, 1)										2	0	0	0	0	1	0				
Inning Stats	R: 0 E: 0 K: 1 S: 6	H: 1 LOB: 1 BB: 0 P: 6	R: 0 E: 0 K: 1 S: 6	H: 1 LOB: 1 BB: 0 P: 6	R: 0 E: 0 K: 0 S: 3	H: 1 LOB: 0 BB: 0 P: 3	R: 0 E: 0 K: 0 S: 5	H: 0 LOB: 0 BB: 0 P: 5	R: 0 E: 0 K: 0 S: 5	H: 2 LOB: 2 BB: 0 P: 5	R: 0 E: 0 K: 2 S: 8	H: 1 LOB: 1 BB: 0 P: 8	R: 1 E: 0 K: 1 S: 7	H: 2 LOB: 1 BB: 0 P: 7	R: 0 E: 0 K: 1 S: 5	H: 0 LOB: 0 BB: 0 P: 5		1B: 6 2B: 2 3B: 1 HR: 0	SF: 1 SAC: 0 DP: 1 HBP: 0	WP: 0 PB: 0 SB: 0 CS: 0
PITCHER Vida Blue, L ERA: 2.67 (1, 1)	IP: 9.0 WLS: W BF: 35 H: 9 R: 1 ER: 1 SO: 8 BB: 0 IBB: 0 HBP: 0 BLK: 0 WP: 0 HR: 0 S: 51 P: 51 ERA: 1.00 WHIP: 1.000															PITCHER				

Batter	1	2	3	4	5	6	7	8	9	AB	R	H	RBI	BB	SO	LOB	BOTTOM			
Bill North, S OBP: 0.300, SLG: 0.152 Larry Hemdon, R (9, 8)										3	0	0	0	1	0	1	Houston Astros @ San Francisco Giants Candlestick Park, San Francisco, CA Sat Apr 14 1979, 6:33 AM EST Att: 15,931 - Unknown - 62 F			
Terry Whitfield, L OBP: 0.351, SLG: 0.382 (1, 7)										3	1	1	0	0	0	1				
Bill Madlock, R OBP: 0.179, SLG: 0.171 Rob Andrews, R OBP: 1.000, SLG: 1.000 (1, 4) (9, 4)										4	0	0	0	0	0	2				
Jack Clark, R OBP: 0.459, SLG: 0.567 (1, 9)										2	0	1	0	1	1	0				
Darrell Evans, L OBP: 0.368, SLG: 0.424 (1, 5)										3	1	1	1	0	0	1				
Mike Ivie, R OBP: 0.444, SLG: 0.656 (1, 3)										3	0	1	1	0	0	2				
Marc Hill, R OBP: 0.212, SLG: 0.133 (1, 2)										3	0	0	0	0	0	3				
Roger Metzger, S OBP: 0.241, SLG: 0.286 (1, 6)										3	0	0	0	0	0	0				
Vida Blue, S (1, 1)										2	0	0	0	1	1	0				
Inning Stats	R: 0 E: 0 K: 0 S: 3	H: 0 LOB: 0 BB: 0 P: 3	R: 0 E: 0 K: 0 S: 3	H: 1 LOB: 1 BB: 1 P: 7	R: 0 E: 0 K: 1 S: 5	H: 0 LOB: 0 BB: 0 P: 5	R: 2 E: 1 K: 0 S: 6	H: 3 LOB: 1 BB: 0 P: 6	R: 0 E: 0 K: 0 S: 3	H: 0 LOB: 0 BB: 1 P: 7	R: 0 E: 0 K: 1 S: 5	H: 0 LOB: 0 BB: 0 P: 5	R: 0 E: 0 K: 0 S: 3	H: 0 LOB: 1 BB: 1 P: 7	R: 0 E: 0 K: 0 S: 3	H: 0 LOB: 1 BB: 1 P: 7		1B: 3 2B: 0 3B: 1 HR: 0	SF: 0 SAC: 1 DP: 1 HBP: 0	WP: 0 PB: 1 SB: 1 CS: 0
PITCHER Vern Ruhle, R ERA: 2.57 Joe Sambito, L ERA: (7, 1)	IP: 6.0 WLS: L BF: 23 H: 4 R: 2 ER: 2 SO: 2 BB: 2 IBB: 0 HBP: 0 BLK: 0 WP: 0 HR: 0 S: 25 P: 33 ERA: 3.00 WHIP: 1.000															PITCHER				

Batter	1	2	3	4	5	6	7	8	9	AB	R	H	RBI	BB	SO	LOB	TOP								
Terry Puhl, L OBP: 0.289, SLG: 0.270 (1, 8)	B1-3 (1, 8)			2B 1-3-1 1B		G3 FC 1B		F3		4	2	2	0	0	0	0									
Craig Reynolds, L OBP: 0.171, SLG: 0.286 (1, 6)	4-3 (2, 6)			1-3-1 HR 2B		G3		F7		4	1	1	0	0	0	1									
Denny Walling, L Jeffrey Leonard, R OBP: 0.625, SLG: 0.800 (9, PH) (9, 8)	F7 (3, 8)			1-3-1		FC E			BB 1-3 BB	3	0	0	2	0	0	1									
Jose Cruz, L OBP: 0.382, SLG: 0.500 (1, 7)		F2 (1, 7)		HR		E4 9-6-4 1-3			1-3	4	1	1	2	0	0	2									
Enos Cabell, R OBP: 0.314, SLG: 0.333 (7, 3)		1-3 CS 1B		F8		9-6-4			BB IBB	3	0	1	0	1	0	2									
Bob Watson, R Joe Sambito, L OBP: 0.226, SLG: 0.214 (7, 1) (7, 1)	1-3 (2, 1)			K						3	0	0	0	0	1	1									
Art Howe, R OBP: 0.219, SLG: 0.333 (7, 5)		CS (3, 5)	6-3 (1, 5)		5-3 (1, 5)		6-3 (2, 5)		K	4	0	0	0	0	1	3									
Alan Ashby, S OBP: 0.296, SLG: 0.346 (1, 2)				L4 (2, 2)		5-3 (3, 2)			K	4	0	1	0	0	1	3									
J.R. Richard, R Rafael Landestoy, S (1, 1) (7, 4)			G3-6-3 1B (2, 3)		K (3, 3)			K (1, 1)		2	0	0	0	0	1	1									
Inning Stats	R: 0 E: 0 K: 0 S: 8	H: 0 LOB: 0 BB: 0 P: 11	R: 0 E: 0 K: 0 S: 4	H: 1 LOB: 0 BB: 0 P: 10	R: 0 E: 0 K: 0 S: 5	H: 1 LOB: 0 BB: 0 P: 9	R: 3 E: 0 K: 1 S: 11	H: 3 LOB: 0 BB: 0 P: 15	R: 0 E: 0 K: 1 S: 13	H: 0 LOB: 0 BB: 0 P: 19	R: 1 E: 1 K: 0 S: 12	H: 1 LOB: 1 BB: 0 P: 15	R: 0 E: 0 K: 0 S: 9	H: 0 LOB: 0 BB: 0 P: 13	R: 0 E: 0 K: 1 S: 8	H: 0 LOB: 0 BB: 0 P: 12	R: 0 E: 0 K: 2 S: 12	H: 0 LOB: 3 BB: 3 P: 24	1B: 4 2B: 2 3B: 0 HR: 1	SF: 0 SAC: 0 DP: 2 HBP: 0	WP: 0 PB: 0 SB: 3 CS: 1	PA: 36			
PITCHER	IP WLS BF H R ER SO BB IBB HBP BLK WP HR S P ERA WHIP	7.0 L 26 6 4 4 2 0 0 0 0 1 62 92 5.14 0.857	2.0 S 9 0 0 0 3 2 1 0 0 0 0 20 36 0.00 1.000																						

Houston Astros @ San Francisco Giants
Candlestick Park, San Francisco, CA
Sun Apr 15 1979, 6:33 AM EST
Cloudy - 62 F

AB	32
R	4
H	6
RBI	4
BB	3
SO	5
LOB	14



Batter	1	2	3	4	5	6	7	8	9	AB	R	H	RBI	BB	SO	LOB	BOTTOM							
Bill North, S Dave Roberts, L OBP: 0.341, SLG: 0.171 (8, 1) (8, 1)	K (1, 8)		1B SF8 BB		2B 1B BB		S 1B			2	2	1	0	2	1	0								
Terry Whitfield, L OBP: 0.390, SLG: 0.447 (1, 7)	CS 1B		1B		1B WP 2B		F7 1-2			4	1	3	0	0	0	1								
Bill Madlock, R OBP: 0.186, SLG: 0.184 (1, 4)	F7 (2, 4)		SF8 (2, 4)		WP 1B		6-3 (3, 4)			3	0	1	2	0	0	2								
Jack Clark, R OBP: 0.439, SLG: 0.529 (1, 9)	CS (3, 9)	K		5-3 (2, 9)		F2				4	0	1	0	0	1	1								
Darrell Evans, L OBP: 0.357, SLG: 0.405 (1, 5)		1B	F8 (3, 5)		F9 (3, 5)		F4 (2, 5)			4	0	1	0	0	0	3								
Mike Ivie, R OBP: 0.425, SLG: 0.611 (1, 3)		1B		5-3 (1, 3)		F3		K		4	0	1	0	0	1	0								
Marc Hill, R OBP: 0.189, SLG: 0.118 (1, 2)		K		K		F8			4-3 (1, 2)	4	0	0	0	0	2	2								
Roger Metzger, S Hector Cruz, R OBP: 0.219, SLG: 0.258 (9, PH) (9, PH)	F5 (3, 2)			1-3 (3, 2)		4-3 (3, 2)			K	3	0	0	0	0	0	2								
John Montefusco, R Larry Hemdon, R (1, 1) (7, PH) (8, 8)			5-3 (1, 1)		K (1, 1)				L1 (3, 1)	2	0	0	0	0	1	0								
Willie McCovey, L OBP: 0.750, SLG: 1.250 (9, PH)										1	0	0	0	0	0	0								
Inning Stats	R: 0 E: 0 K: 1 S: 5	H: 1 LOB: 0 BB: 0 P: 8	R: 0 E: 0 K: 2 S: 12	H: 2 LOB: 2 BB: 0 P: 13	R: 1 E: 0 K: 0 S: 13	H: 2 LOB: 1 BB: 1 P: 22	R: 0 E: 0 K: 1 S: 6	H: 0 LOB: 0 BB: 0 P: 9	R: 2 E: 0 K: 1 S: 11	H: 2 LOB: 1 BB: 1 P: 22	R: 0 E: 0 K: 0 S: 8	H: 0 LOB: 0 BB: 0 P: 13	R: 0 E: 0 K: 1 S: 9	H: 1 LOB: 1 BB: 0 P: 12	R: 0 E: 0 K: 1 S: 8	H: 0 LOB: 0 BB: 0 P: 13	R: 0 E: 0 K: 1 S: 5	H: 0 LOB: 0 BB: 0 P: 5	1B: 7 2B: 1 3B: 0 HR: 0	SF: 1 SAC: 0 DP: 0 HBP: 0	WP: 1 PB: 0 SB: 1 CS: 1	PA: 37		
PITCHER	IP WLS BF H R ER SO BB IBB HBP BLK WP HR S P ERA WHIP	6.0 W 26 7 3 3 5 2 0 0 0 0 1 55 87 4.50 1.500	3.0 S 10 1 0 0 3 0 0 0 0 0 0 22 30 0.00 0.333																					

Houston Astros @ San Francisco Giants
Candlestick Park, San Francisco, CA
Sun Apr 15 1979, 6:33 AM EST
Cloudy - 62 F

AB	33
R	3
H	8
RBI	2
BB	2
SO	8
LOB	11



Batter	1	2	3	4	5	6	7	8	9	AB	R	H	RBI	BB	SO	LOB	TOP										
Terry Puhl, L OBP: 0.349, SLG: 0.317 (1, 9)										4	3	0	1	0	1		Houston Astros @ San Francisco Giants Candlestick Park, San Francisco, CA Sun Apr 15 1979, 6:38 AM EST Att: 37,384 - Unknown										
Craig Reynolds, L OBP: 0.194, SLG: 0.289 (1, 6)										3	1	1	0	0	1	3											
Jeffrey Leonard, R OBP: 0.692, SLG: 0.714 (1, 8)										2	3	1	0	2	1	1											
Jose Cruz, L OBP: 0.436, SLG: 0.625 (1, 7)										4	1	3	6	1	1	2											
Enos Cabell, R OBP: 0.316, SLG: 0.333 Rafael Landestoy, S (6, 4)										3	0	1	2	0	1	2											
Bob Watson, R OBP: 0.222, SLG: 0.212 (1, 3)										5	0	1	0	0	2	5											
Art Howe, R OBP: 0.189, SLG: 0.286 (6, 5)										5	0	0	0	0	0	3											
Bruce Bochy, R OBP: 0.333, SLG: 0.250 (1, 2)										5	1	1	0	0	1	1											
Joaquin Andujar, S (1, 1)										4	0	0	0	1	2	2											
Inning Stats	R: 2 E: 0 K: 2 S: 9	H: 2 LOB: 1 BB: 0 P: 10	R: 0 E: 0 K: 1 S: 5	H: 0 LOB: 1 BB: 1 P: 9	R: 0 E: 0 K: 3 S: 10	H: 1 LOB: 2 BB: 1 P: 14	R: 0 E: 0 K: 0 S: 3	H: 0 LOB: 0 BB: 0 P: 3	R: 3 E: 1 K: 0 S: 5	H: 2 LOB: 1 BB: 1 P: 9	R: 0 E: 0 K: 0 S: 3	H: 0 LOB: 0 BB: 0 P: 3	R: 2 E: 2 K: 0 S: 6	H: 2 LOB: 2 BB: 1 P: 10	R: 2 E: 0 K: 2 S: 10	H: 3 LOB: 2 BB: 1 P: 14		R: 0 E: 0 K: 1 S: 6	H: 1 LOB: 1 BB: 0 P: 6	1B: 10 2B: 0 3B: 0 HR: 1	SF: 1 SAC: 2 DP: 0 HBP: 1	WP: 4 PB: 1 SB: 4 CS: 1	PA: 45				
PITCHER	IP WLS BF H R ER SO BB IBB HBP BLK WP HR S P ERA WHIP	5.0 L 24 5 5 5 6 2 1 1 0 2 1 32 45 9.00 1.400	2.0 10 2 2 0 0 1 0 0 0 0 0 9 13 0.00 1.500	2.0 11 4 2 2 3 1 0 0 0 1 0 16 20 9.00 2.500	PITCHER										IP WLS BF H R ER SO BB IBB HBP BLK WP HR S P ERA WHIP												
Tom Griffin, R ERA: 6.48 (1, 1)											5.0	L	24	5	5	5	6	2	1	1	0	2	1	32	45	9.00	1.400
Joe Coleman, R ERA: (6, 1)											2.0	10	2	2	0	0	1	0	0	0	0	0	9	13	0.00	1.500	
John Curtis, L ERA: 16.88 (8, 1)											2.0	11	4	2	2	3	1	0	0	0	1	0	16	20	9.00	2.500	
Larry Herndon, R (1, 8)										3	0	0	0	1	0	0	Houston Astros @ San Francisco Giants Candlestick Park, San Francisco, CA Sun Apr 15 1979, 6:38 AM EST Att: 37,384 - Unknown										
Terry Whitfield, L OBP: 0.400, SLG: 0.439 (1, 7)										3	0	1	1	0	0	0											
Bill Madlock, R OBP: 0.191, SLG: 0.190 (1, 4)										4	0	1	0	0	1	3											
Jack Clark, R OBP: 0.422, SLG: 0.500 (1, 9)										4	0	1	0	0	1	1											
Darrell Evans, L OBP: 0.348, SLG: 0.390 (1, 5)										4	0	1	0	0	0	2											
Mike Ivie, R OBP: 0.386, SLG: 0.550 (1, 3)										4	0	0	0	0	1	1											
Johnnie LeMaster, R OBP: 0.550, SLG: 0.429 (1, 6)										3	0	1	0	1	0	1											
Mike Sadek, R (1, 2)										3	1	0	0	1	0	2											
Tom Griffin, R (1, 1)										1	0	0	0	0	0	2											
Max Venable, L (5, PH)										1	0	0	0	0	0	1											
Joe Coleman, R (6, 1)										0	0	0	0	0	0	0											
John Tamargo, S (7, PH)										1	0	0	0	0	0	0											
John Curtis, L (8, 1)										0	0	0	0	0	0	0											
Inning Stats	R: 0 E: 0 K: 1 S: 5	H: 0 LOB: 1 BB: 0 P: 6	R: 0 E: 0 K: 1 S: 6	H: 1 LOB: 2 BB: 1 P: 10	R: 0 E: 0 K: 0 S: 3	H: 0 LOB: 0 BB: 0 P: 3	R: 0 E: 0 K: 0 S: 3	H: 0 LOB: 0 BB: 0 P: 3	R: 1 E: 0 K: 1 S: 6	H: 1 LOB: 2 BB: 2 P: 14	R: 0 E: 0 K: 0 S: 3	H: 0 LOB: 0 BB: 0 P: 3	R: 0 E: 0 K: 0 S: 3	H: 1 LOB: 0 BB: 0 P: 3	R: 0 E: 0 K: 0 S: 5	H: 2 LOB: 2 BB: 0 P: 5	R: 0 E: 0 K: 0 S: 3	H: 0 LOB: 0 BB: 0 P: 3	1B: 5 2B: 0 3B: 0 HR: 0	SF: 0 SAC: 0 DP: 1 HBP: 1	WP: 0 PB: 0 SB: 0 CS: 0	PA: 35					
PITCHER	IP WLS BF H R ER SO BB IBB HBP BLK WP HR S P ERA WHIP	9.0 W 35 5 1 1 3 3 0 1 0 0 0 37 50 1.00 0.889	PITCHER										IP WLS BF H R ER SO BB IBB HBP BLK WP HR S P ERA WHIP														
Joaquin Andujar, R ERA: 0.66 (1, 1)											9.0	W	35	5	1	1	3	3	0	1	0	0	0	37	50	1.00	0.889

AB	36
R	9
H	11
RBI	9
BB	5
SO	9
LOB	22



AB	31
R	1
H	5
RBI	1
BB	3
SO	3
LOB	13



Batter	1	2	3	4	5	6	7	8	9	AB	R	H	RBI	BB	SO	LOB	TOP										
Bill North, S OBP: 0.375, SLG: 0.211 Larry Hemdon, R (7, 8)	0-0 CS 1B		4-0 BLK BB		0-0 3-1		0-0 S 1B			3	0	2	1	1	0	1	San Francisco Giants @ San Diego Padres San Diego Stadium, San Diego, CA Tue Apr 17 1979, 9:05 PM EST Att: 16,734 - Unknown livebaseballscorecards.com										
Terry Whitfield, L OBP: 0.426, SLG: 0.477	0-0 1-2 2B		0-0 4-3			0-0 HR 1B	4-0 1-2 BB			3	1	2	0	1	0	1											
Bill Madlock, R OBP: 0.216, SLG: 0.267	4-0 BB		0-0 5-3			0-0 1-H HR	0-0 G3			3	1	1	2	1	0	3											
Jack Clark, R OBP: 0.408, SLG: 0.476	0-0 L6			0-0 G3-6-3 1B		0-0 5-3		0-0 F7		4	0	1	0	0	0	2											
Darrell Evans, L OBP: 0.320, SLG: 0.356	0-0 F8			0-0 G3-6-3 1-2		0-0 F3		0-0 F9		4	0	0	0	0	0	3											
Mike Ivie, R OBP: 0.354, SLG: 0.500 Gary Lavelle, S (8, 1)		0-3 K		0-0 F8		0-0 F5		0-3 K		4	0	0	0	0	2	0											
Marc Hill, R OBP: 0.195, SLG: 0.132		0-0 F8			0-0 FC4-6 1B		0-0 F9		0-0 F8	4	0	1	0	0	0	0											
Roger Metzger, S OBP: 0.222, SLG: 0.257		0-0 4-3			0-0 FC4-6 SH1-4 1-2		0-0 SH1-4 1B		0-0 1-3	4	1	1	0	0	0	1											
Bob Knepper, L Joe Coleman, R Willie McCovey, L OBP: 0.600, SLG: 1.000			0-3 K		0-0 SH1-4		0-0 SH1-4		0-0 F9	1	0	0	0	0	1	0											
Inning Stats	R: 0 E: 0 K: 0 S: 4	H: 2 LOB: 2 BB: 1 P: 8	R: 0 E: 0 K: 1 S: 5	H: 0 LOB: 0 BB: 0 P: 5	R: 0 E: 0 K: 1 S: 5	H: 0 LOB: 1 BB: 1 P: 9	R: 0 E: 0 K: 0 S: 3	H: 1 LOB: 0 BB: 0 P: 3	R: 0 E: 0 K: 0 S: 4	H: 1 LOB: 1 BB: 0 P: 4	R: 2 E: 0 K: 0 S: 5	H: 2 LOB: 0 BB: 0 P: 5	R: 1 E: 0 K: 0 S: 5	H: 2 LOB: 2 BB: 1 P: 9	R: 0 E: 0 K: 0 S: 5	H: 0 LOB: 0 BB: 0 P: 5	R: 0 E: 0 K: 0 S: 3	H: 0 LOB: 0 BB: 0 P: 3	1B: 6 2B: 1 3B: 0 HR: 1	SF: 0 SAC: 2 DP: 1 HBP: 0	WP: 0 PB: 0 SB: 1 CS: 1	PA: 36					
PITCHER	IP	WLS	BF	H	R	ER	SO	BB	IBB	HBP	BLK	WP	HR	S	P	ERA	WHIP										
Eric Rasmussen, R ERA: 5.94	(1, 1)	7.0	30	8	3	3	2	3	0	0	1	0	1	31	43	3.86	1.571										
Rollie Fingers, R ERA: 0.79	(8, 1)	2.0	W	6	0	0	0	1	0	0	0	0	0	8	8	0.00	0.000										

Batter	1	2	3	4	5	6	7	8	9	AB	R	H	RBI	BB	SO	LOB	BOTTOM											
Gene Richards, L OBP: 0.236, SLG: 0.283	0-0 CS E6		0-3 K		0-0 4-3		0-0 F6			4	0	0	0	0	1	2	San Francisco Giants @ San Diego Padres San Diego Stadium, San Diego, CA Tue Apr 17 1979, 9:05 PM EST Att: 16,734 - Unknown livebaseballscorecards.com											
Ozzie Smith, S OBP: 0.197, SLG: 0.184	0-0 F8 1-2		0-0 F4			0-0 F6		0-0 E 1B		4	1	1	0	0	0	2												
Jerry Turner, L OBP: 0.340, SLG: 0.302	0-3 K		0-0 1-2 1B			0-0 FC6-4 1B		0-0 E4 HBP 1B FC5-2		4	0	2	0	0	1	1												
Dave Winfield, R OBP: 0.490, SLG: 0.689		0-0 HR 3B		0-0 1-3		0-0 FC6-4 1-2		0-0 FC5-2 HBP 1-2 2H FC2 1B		4	1	2	1	0	0	3												
Gene Tenace, R OBP: 0.429, SLG: 0.419		0-0 HR		0-0 5-3		0-3 K		1-0 FC2 FC5-2 HBP 1-2 2-3		3	1	1	2	0	1	1												
Mike Hargrove, L OBP: 0.309, SLG: 0.343 Bill Almon, R (7, PR)		0-3 K		0-0 G3			0-0 SH1-4 1B		0-0 FC5-2 FC2	3	0	1	0	0	1	0												
Rollie Fingers, R Bary Evans, R Broderick Perkins, L OBP: 0.357, SLG: 0.308		0-3 K		0-3 K			0-0 SH1-4 1B		1-2 2-3 3-H FC2	1	0	0	0	0	0	3												
Fernando Gonzalez, R OBP: 0.292, SLG: 0.370		0-0 F7			0-0 1B		0-3 K		0-3 K	4	0	1	0	0	2	5												
Eric Rasmussen, R Kurt Bevacqua, R OBP: 0.625, SLG: 0.800			0-0 1B		0-0 6-3		0-0 2H 1B			2	0	1	0	0	0	0												
Inning Stats	R: 0 E: 1 K: 1 S: 5	H: 0 LOB: 0 BB: 0 P: 5	R: 2 E: 0 K: 2 S: 9	H: 2 LOB: 0 BB: 0 P: 9	R: 0 E: 0 K: 1 S: 7	H: 2 LOB: 2 BB: 0 P: 7	R: 0 E: 0 K: 1 S: 5	H: 0 LOB: 0 BB: 0 P: 5	R: 0 E: 0 K: 1 S: 6	H: 1 LOB: 1 BB: 0 P: 6	R: 1 E: 0 K: 1 S: 7	H: 2 LOB: 1 BB: 0 P: 7	R: 1 E: 1 K: 1 S: 8	H: 2 LOB: 2 BB: 0 P: 9	1B: 8 2B: 0 3B: 1 HR: 1	SF: 0 SAC: 1 DP: 0 HBP: 1	WP: 0 PB: 0 SB: 0 CS: 1	PA: 35										
PITCHER	IP	WLS	BF	H	R	ER	SO	BB	IBB	HBP	BLK	WP	HR	S	P	ERA	WHIP											
Bob Knepper, L ERA: 3.38	(1, 1)	7.0	L	31	10	4	4	7	0	0	0	0	0	45	45	5.14	1.429											
Joe Coleman, R ERA:	(8, 1)	0.1		2	0	0	0	0	0	0	1	0	0	0	1	2	0.00	0.000										
Gary Lavelle, L ERA:	(8, 1)	0.2		2	0	0	0	1	0	0	0	0	0	4	4	0.00	0.000											

Batter	1	2	3	4	5	6	7	8	9	AB	R	H	RBI	BB	SO	LOB	TOP										
Bill North, S OBP: 0.404, SLG: 0.225 Tom Griffin, R (7, 1) Gary Lavelle, S (9, 1) Joe Coleman, R (9, 1)	0-0 L9			0-0 3B 1B	4-0 FC6 BB		4-0 BB FC5 BB	0-3 K		2	2	1	0	2	0	0											
Terry Whitfield, L OBP: 0.426, SLG: 0.500	0-0 5-3			0-0 1-H 3B	0-0 FC6		4-0 FC5 BB		0-0 F8	4	0	1	1	1	0	2											
Bill Maclock, R OBP: 0.214, SLG: 0.245 Rob Andrews, R OBP: 1.000, SLG: 1.000	0-0 2-3			0-0 L5		0-0 F7	4-0 FC5 1B BB		0-3 K	4	1	0	1	1	1	1											
Jack Clark, R OBP: 0.389, SLG: 0.435		0-0 F9		4-0 BB		0-0 6-3	4-0 FC5 1B 2-3 3-H		0-3 K	4	0	0	1	1	1	2											
Mike Ivie, R OBP: 0.346, SLG: 0.479		0-0 F8		0-0 F9		0-0 F7	0-0 1B			4	0	1	1	0	0	2											
Darrell Evans, L OBP: 0.315, SLG: 0.367		0-0 G3		0-3 K			0-0 F9			4	1	1	0	0	1	4											
Marc Hill, R OBP: 0.178, SLG: 0.119			0-0 F9		0-0 5-3		0-0 F9	0-0 5-3		4	0	0	0	0	0	1											
Johnnie LeMaster, R OBP: 0.538, SLG: 0.400			0-0 5-3		4-0 BB BB		0-0 3B 1B	0-3 K		3	1	1	1	1	1	0											
Ed Halicki, R OBP: 0.167, SLG: 0.167 Hector Cruz, R (5, PH) Dave Roberts, L (5, 1) Larry Herndon, R OBP: 0.444, SLG: 0.571 (7, PH) (7, 8)			0-0 F8		0-3 K		0-0 1-H BB 3B	0-0 BLK 1B		1	0	0	0	0	0	0											
Inning Stats	R: 0 E: 0 K: 0 S: 3	H: 0 LOB: 0 BB: 0 P: 3	R: 0 E: 0 K: 0 S: 3	H: 0 LOB: 0 BB: 0 P: 3	R: 0 E: 0 K: 0 S: 3	H: 0 LOB: 0 BB: 0 P: 3	R: 1 E: 0 K: 1 S: 7	H: 2 LOB: 2 BB: 1 P: 11	R: 0 E: 0 K: 0 S: 5	H: 0 LOB: 2 BB: 2 P: 13	R: 0 E: 0 K: 0 S: 3	H: 0 LOB: 0 BB: 0 P: 3	R: 5 E: 0 K: 0 S: 7	H: 4 LOB: 2 BB: 3 P: 19	R: 0 E: 0 K: 2 S: 8	H: 1 LOB: 1 BB: 0 P: 8	R: 0 E: 0 K: 2 S: 7	H: 0 LOB: 0 BB: 0 P: 7	1B: 4 2B: 1 3B: 2 HR: 0	SF: 0 SAC: 0 DP: 0 HBP: 0	WP: 0 PB: 0 SB: 0 CS: 0	PA: 40					
PITCHER	IP	WLS	BF	H	R	ER	SO	BB	IBB	HBP	BLK	WP	HR	S	P	ERA	WHIP										
Bob Shirley, L ERA: 4.96	6.1		27	5	4	4	2	3	0	0	0	0	0	28	40	5.68	1.263										
John D'Acquisto, R ERA: 12.5	0.0		3	0	0	0	0	3	0	0	0	0	0	0	12	∞	∞										
Steve Mura, R ERA:	2.2	W	10	2	2	2	4	0	0	0	1	0	0	18	18	6.75	0.750										

San Francisco Giants @ San Diego Padres
San Diego Stadium, San Diego, CA
Wed Apr 18 1979, 9:05 PM EST
Att: 18,811 - Unknown

AB 34
R 6
H 7
RBI 6
BB 6
SO 6
LOB 14



Batter	1	2	3	4	5	6	7	8	9	AB	R	H	RBI	BB	SO	LOB	BOTTOM										
Gene Richards, L OBP: 0.250, SLG: 0.293	0-0 BB 3B 1B			0-0 F8			0-3 K		0-0 E6 HBP BB BB	5	2	2	0	0	1	1											
Ozzie Smith, S OBP: 0.184, SLG: 0.173 Gene Tenace, R OBP: 0.442, SLG: 0.419 Bill Almon, R (9, PR)	4-0 BB BB BB	0-0 G3		0-0 4-3			0-0 F8		4-0 BB HBP BB BB	3	1	0	0	1	0	1											
Jerry Turner, L OBP: 0.327, SLG: 0.277	0-0 F5		0-0 1-3		0-0 F4		0-0 G3		0-0 BB BB HBP	4	0	0	1	0	0	2											
Dave Winfield, R OBP: 0.500, SLG: 0.735	0-0 1-H 2-H 2B 3B		0-0 B5-3		0-0 B3-1 2B		0-0 F3		4-0 1-2 2-3 3-H BB	4	1	2	3	1	0	0											
Mike Hargrove, L OBP: 0.329, SLG: 0.342	4-0 2B 8-2 1BB		0-0 1B 1B		0-0 B3-1		0-0 F8		0-0 1-2 2-3 3-H BB	3	1	1	1	2	0	1											
Barry Evans, R OBP: 0.208, SLG: 0.222	0-0 1-3 3-H 2B		0-0 1B 1B		0-0 F7		0-0 F3			4	0	2	1	0	0	1											
Bill Fahey, L OBP: 0.333, SLG: 0.444	0-0 8-2		0-0 1-3 2-H 1B		0-0 G3		0-0 F8			4	0	1	1	0	0	2											
Fernando Gonzalez, R OBP: 0.275, SLG: 0.347 Broderick Perkins, L OBP: 0.333, SLG: 0.286		0-0 F8	0-0 F3		0-0 5-3				0-0 G3	3	0	0	0	0	0	2											
Bob Shirley, R John D'Acquisto, R OBP: 0.500, SLG: 1.000 Steve Mura, R (7, 1) Dan Briggs, L OBP: 0.143, SLG: 0.143 (9, PH)		0-0 5-3		0-0 F8		0-0 K			0-0 BB E HBP 1B	3	0	0	0	0	1	0											
Inning Stats	R: 3 E: 0 K: 0 S: 5	H: 3 LOB: 1 BB: 2 P: 13	R: 0 E: 0 K: 0 S: 4	H: 1 LOB: 1 BB: 0 P: 4	R: 1 E: 0 K: 0 S: 6	H: 3 LOB: 2 BB: 0 P: 6	R: 0 E: 0 K: 0 S: 3	H: 0 LOB: 0 BB: 0 P: 3	R: 0 E: 0 K: 0 S: 4	H: 1 LOB: 1 BB: 0 P: 4	R: 0 E: 0 K: 1 S: 5	H: 0 LOB: 0 BB: 0 P: 5	R: 0 E: 0 K: 1 S: 5	H: 0 LOB: 0 BB: 0 P: 5	R: 0 E: 0 K: 0 S: 3	H: 0 LOB: 0 BB: 0 P: 3	R: 3 E: 1 K: 0 S: 4	H: 1 LOB: 3 BB: 3 P: 17	1B: 6 2B: 3 3B: 1 HR: 0	SF: 0 SAC: 0 DP: 1 HBP: 1	WP: 0 PB: 0 SB: 0 CS: 0	PA: 41					
PITCHER	IP	WLS	BF	H	R	ER	SO	BB	IBB	HBP	BLK	WP	HR	S	P	ERA	WHIP										
Ed Halicki, R ERA: 3.94	4.0		20	7	4	4	0	1	0	0	0	0	0	9	9	0.00	0.500										
Dave Roberts, L ERA:	2.0		7	1	0	0	1	0	0	0	0	0	0	9	9	0.00	0.500										
Tom Griffin, R ERA: 4.91	2.2	L	11	1	3	0	1	1	0	0	0	0	0	12	16	0.00	0.750										
Gary Lavelle, L ERA:	0.0		2	0	0	0	0	1	0	1	0	0	0	0	5	∞	∞										
Joe Coleman, R ERA:	0.0		1	0	0	0	0	1	0	0	0	0	0	0	4	∞	∞										

San Francisco Giants @ San Diego Padres
San Diego Stadium, San Diego, CA
Wed Apr 18 1979, 9:05 PM EST
Att: 18,811 - Unknown

AB 35
R 7
H 9
RBI 7
BB 5
SO 2
LOB 10



Batter	1	2	3	4	5	6	7	8	9	AB	R	H	RBI	BB	SO	LOB	TOP								
Bill North, S OBP: 0.414, SLG: 0.289 Gary Lavelle, S (9, 1)	F7			5-3		1B	3B		K	5	3	2	2	1	1	1	San Francisco Giants @ San Diego Padres San Diego Stadium, San Diego, CA Thu Apr 19 1979, 6:33 AM EST Att: 27,366 - Unknown livebaseballscorecards.com								
Terry Whitfield, L OBP: 0.417, SLG: 0.519 (1, 7)	6-3		K	4-3		2B	2B		K2-3	6	1	2	4	0	2	2									
Bill Madlock, R OBP: 0.213, SLG: 0.226 (1, 4)	F7		1B		6-3	1-3	F9			4	1	0	0	1	0	2									
Jack Clark, R OBP: 0.390, SLG: 0.440 (1, 9)		1B	F8		K			6-3		4	1	1	1	1	1	2									
Darrell Evans, L OBP: 0.322, SLG: 0.358 (1, 5)		1B	E7			F5		G3		4	2	1	0	1	0	2									
Mike Ivie, R OBP: 0.358, SLG: 0.479 Willie McCovey, L OBP: 0.556, SLG: 0.889 (2, 3)		1B	HR		L3					0	0	0	0	1	0	0									
Marc Hill, R OBP: 0.220, SLG: 0.217 (1, 2)		1B	HR							4	1	2	1	0	1	1									
Johnnie LeMaster, R OBP: 0.444, SLG: 0.333 (1, 6)		1B	F7			K				5	1	1	1	0	2	2									
Vida Blue, S Larry Herndon, R OBP: 0.500, SLG: 0.750 (9, PH) (9, 8)	K				K	FC	K			4	1	0	0	0	3	4									
										1	0	1	0	0	0	0									
Inning Stats	R: 0 E: 0 K: 0 S: 3	H: 0 LOB: 0 BB: 0 P: 3	R: 2 E: 0 K: 1 S: 6	H: 1 LOB: 1 BB: 2 P: 14	R: 5 E: 1 K: 1 S: 8	H: 2 LOB: 0 BB: 2 P: 16	R: 0 E: 0 K: 1 S: 5	H: 0 LOB: 0 BB: 1 P: 9	R: 0 E: 0 K: 1 S: 5	H: 0 LOB: 1 BB: 1 P: 9	R: 4 E: 1 K: 1 S: 10	H: 4 LOB: 1 BB: 0 P: 10	R: 3 E: 0 K: 2 S: 10	H: 3 LOB: 1 BB: 1 P: 14	R: 0 E: 0 K: 1 S: 6	H: 1 LOB: 1 BB: 0 P: 6	R: 0 E: 0 K: 3 S: 10	H: 1 LOB: 1 BB: 0 P: 10	1B: 5 2B: 5 3B: 1 HR: 1	SF: 0 SAC: 0 DP: 0 HBP: 0	WP: 0 PB: 1 SB: 0 CS: 0	PA: 47			
PITCHER	IP	WLS	BF	H	R	ER	SO	BB	IBB	HBP	BLK	WP	HR	S	P	ERA	WHIP								
Mickey Lolich, L ERA: 3.86 Mark Lee, R ERA: 6.23 John D'Acquisto, R ERA: 13.5 Bob Owchinko, L ERA: 13.5	2.2	L	16	3	7	2	2	4	0	0	0	0	1	16	32	6.75	2.625								

Batter	1	2	3	4	5	6	7	8	9	AB	R	H	RBI	BB	SO	LOB	BOTTOM								
Gene Richards, L OBP: 0.262, SLG: 0.317 (1, 8)	1-3		5-3		1-3	E6				5	1	2	3	0	0	0	San Francisco Giants @ San Diego Padres San Diego Stadium, San Diego, CA Thu Apr 19 1979, 6:33 AM EST Att: 27,366 - Unknown livebaseballscorecards.com								
Ozzie Smith, S OBP: 0.172, SLG: 0.167 Don Reynolds, R OBP: 0.250, SLG: 0.750 (6, PH) (7, 7)			L4		F8	K				2	0	0	0	1	0	0									
Jerry Turner, L OBP: 0.260, SLG: 0.260 John D'Acquisto, R OBP: 0.550, SLG: 1.000 Brodieck Perkins, L OBP: 0.375, SLG: 0.333 Kurt Bevacqua, R OBP: 0.550, SLG: 0.667 (1, 7) (6, 1) (7, PH) (8, 5)			K2-3		K					3	0	0	0	0	2	1									
Dave Winfield, R OBP: 0.492, SLG: 0.722 (1, 9)		4-3		FC6-4	HR	1B				5	2	2	0	0	0	1									
Gene Tenace, R OBP: 0.457, SLG: 0.406 Fred Kendall, R (7, 2)		1B			F7	FC4-6				1	1	0	0	2	0	1									
Mike Hargrove, L OBP: 0.304, SLG: 0.317 Bill Almon, R (7, 6) Bob Owchinko, L (8, 1) Bill Fahey, L OBP: 0.300, SLG: 0.400 (9, PH)						1-3	4-3			3	1	0	0	0	0	4									
Barry Evans, R OBP: 0.245, SLG: 0.260 (8, 6)					L4					1	0	0	0	0	0	1									
Fernando Gonzalez, R OBP: 0.286, SLG: 0.407 (1, 4)										5	1	3	1	0	0	2									
Mickey Lolich, S Mark Lee, R Dan Briggs, L OBP: 0.333, SLG: 0.250 (1, 1) (3, 1) (6, 7) (7, 3)										1	0	0	0	0	0	2									
										1	0	0	0	0	1	0									
										1	2	1	0	1	0	0									
Inning Stats	R: 0 E: 0 K: 0 S: 2	H: 0 LOB: 0 BB: 1 P: 6	R: 1 E: 1 K: 0 S: 5	H: 1 LOB: 2 BB: 1 P: 9	R: 0 E: 0 K: 1 S: 5	H: 0 LOB: 0 BB: 0 P: 5	R: 3 E: 0 K: 1 S: 7	H: 2 LOB: 0 BB: 1 P: 11	R: 0 E: 0 K: 1 S: 5	H: 0 LOB: 0 BB: 0 P: 5	R: 4 E: 1 K: 1 S: 9	H: 4 LOB: 1 BB: 1 P: 13	R: 0 E: 0 K: 0 S: 4	H: 1 LOB: 1 BB: 0 P: 4	R: 2 E: 1 K: 0 S: 6	H: 3 LOB: 1 BB: 0 P: 6	R: 0 E: 0 K: 0 S: 4	H: 1 LOB: 2 BB: 1 P: 8	1B: 8 2B: 3 3B: 1 HR: 1	SF: 0 SAC: 0 DP: 2 HBP: 0	WP: 0 PB: 0 SB: 0 CS: 0	PA: 44			
PITCHER	IP	WLS	BF	H	R	ER	SO	BB	IBB	HBP	BLK	WP	HR	S	P	ERA	WHIP								
Vida Blue, L ERA: 4.37 Gary Lavelle, L ERA:	8.0	W	39	11	10	9	4	4	0	0	0	0	1	43	59	10.12	1.875								


Batter	1	2	3	4	5	6	7	8	9	AB	R	H	RBI	BB	SO	LOB	TOP																	
Davey Lopes, R OBP: 0.294, SLG: 0.305 (1, 4)	0-0 6-3		0-0 6-3		0-0 F8			0-0 F7		4	0	0	0	0	0	0	Los Angeles Dodgers @ San Francisco Giants Candlestick Park, San Francisco, CA Fri Apr 20 1979, 9:05 PM EST Att: 39,906 - Unknown																	
Bill Russell, R OBP: 0.385, SLG: 0.433 (1, 6)	0-0 WP 1B		0-0 F4			0-0 5-3		0-0 F9 BB 1B		4	1	2	0	0	0	0																		
Gary Thomasson, L OBP: 0.421, SLG: 0.387 (1, 8) (9, 9)	0-0 G6-4-3 1H 1B			0-0 1B 1B		4-0 G5-3 1B BB		4-0 1-2 BB		2	0	2	1	2	0	0																		
Steve Garvey, R OBP: 0.302, SLG: 0.459 (1, 3)	0-0 G6-4-3 1-2			0-0 1B		0-0 1-2 1B		0-0 F9 2-3		4	0	2	0	0	0	3																		
Ron Cey, R OBP: 0.313, SLG: 0.291 (1, 5)		0-0 6-3		0-3 K		0-0 G5-3 2-3		0-0 F7		4	0	0	0	0	1	6																		
Dusty Baker Jr., R OBP: 0.356, SLG: 0.407 (1, 7)		0-3 K		0-3 K					0-0 SH3-4 SF8 2B	4	1	2	0	0	2	2																		
Rick Monday, L OBP: 0.351, SLG: 0.281 (1, 9)									0-0 SH3-4	2	0	0	0	1	0	3																		
Rick Sutcliffe, L OBP: 0.333, SLG: 0.667 (7, 1)									0-0 2-3	0	0	0	0	0	0	0																		
Manny Mota, R (9, PH)									0-0 SF8	0	0	0	0	0	0	0																		
Jerry Reuss, L (9, 1)									0-0 3H F9	0	0	0	0	0	0	0																		
Joe Ferguson, R OBP: 0.300, SLG: 0.353 (1, 2)					0-3 K				0-0 F9	3	0	0	1	0	1	2																		
Bob Welch, R OBP: 0.400, SLG: 0.250 (1, 1)					0-0 4-3				0-0 F9	2	0	0	0	0	0	0																		
Von Joshua, L OBP: 0.222, SLG: 0.222 (7, PH)					0-0 5-3					1	0	0	0	0	0	1																		
Derrel Thomas, S OBP: 0.211, SLG: 0.167 (9, 8)										1	0	0	0	0	0	0																		
Inning Stats	R: 1 E: 0 K: 0 S: 4	H: 2 LOB: 0 BB: 0 P: 4	R: 0 E: 0 K: 1 S: 5	H: 0 LOB: 1 BB: 1 P: 9	R: 0 E: 0 K: 2 S: 9	H: 2 LOB: 2 BB: 0 P: 9	R: 0 E: 0 K: 1 S: 5	H: 0 LOB: 0 BB: 0 P: 5	R: 0 E: 0 K: 0 S: 3	H: 1 LOB: 1 BB: 1 P: 7	R: 0 E: 0 K: 0 S: 4	H: 1 LOB: 1 BB: 0 P: 4	R: 0 E: 0 K: 0 S: 4	H: 1 LOB: 2 BB: 1 P: 8	R: 1 E: 0 K: 0 S: 4	H: 1 LOB: 0 BB: 0 P: 4	1B: 7 2B: 1 3B: 0 HR: 0	SF: 1 SAC: 1 DP: 2 HBP: 0	WP: 1 PB: 0 SB: 0 CS: 0	PA: 36														
PITCHER	IP WLS BF H R ER SO BB IBB HBP BLK WP HR S P ERA WHIP	IP WLS BF H R ER SO BB IBB HBP BLK WP HR S P ERA WHIP																																
John Montefusco, R ERA: 3.38 (1, 1)	7.0	27	6	1	1	4	2	0	0	0	0	1	0	33	41	1.29	1.143																	
Gary Lavelle, L ERA: 0.87 (8, 1)	2.0	9	2	1	1	0	1	0	0	0	0	0	0	8	12	4.50	1.500																	


AB	31
R	2
H	8
RBI	2
BB	3
SO	4
LOB	17

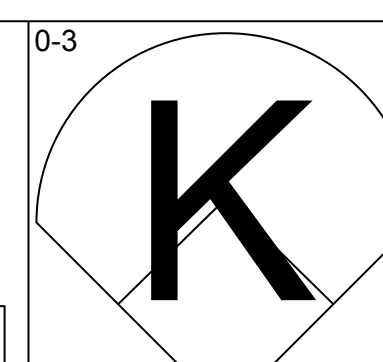
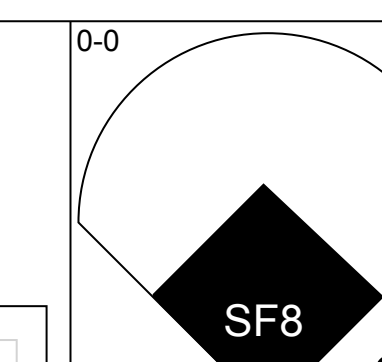
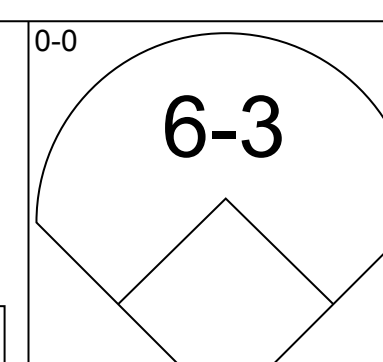
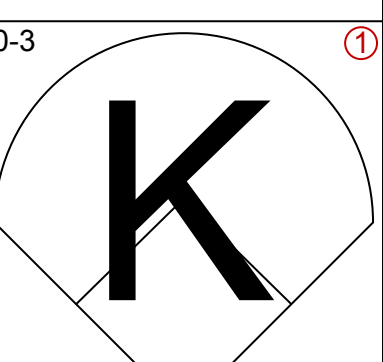
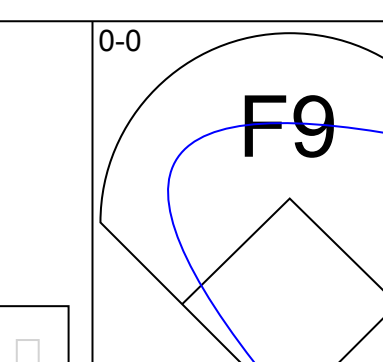
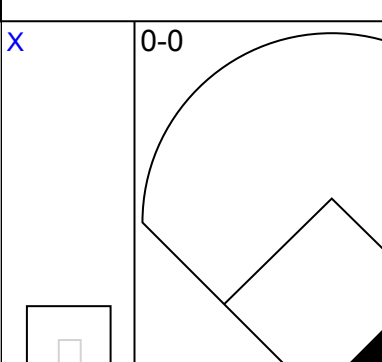
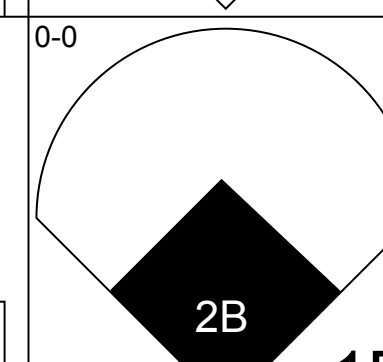
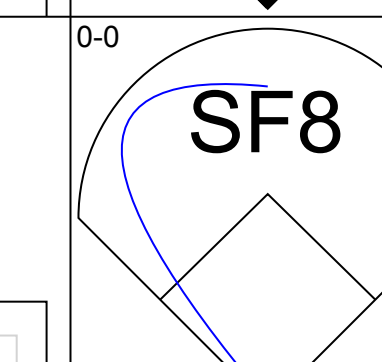
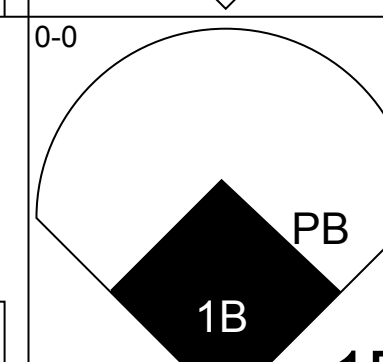
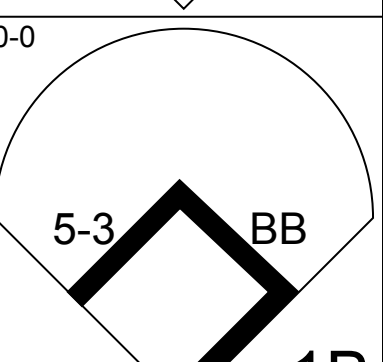
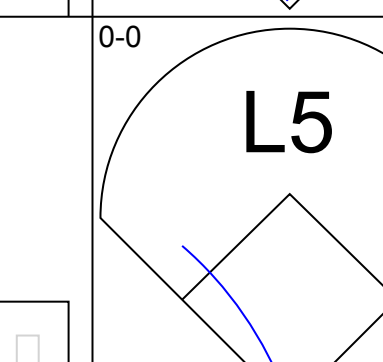
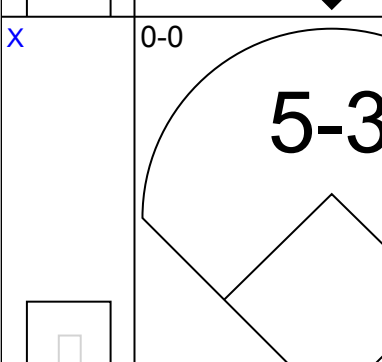
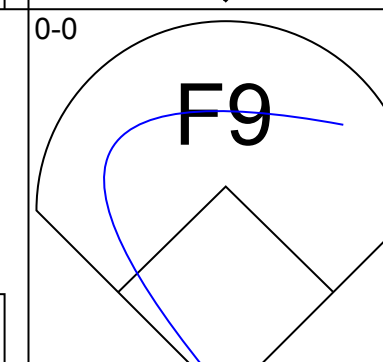
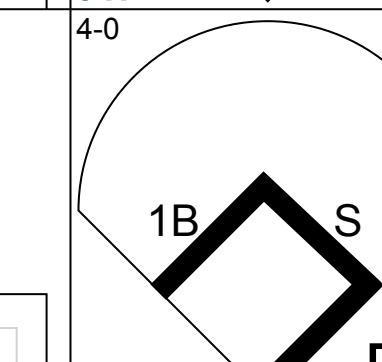
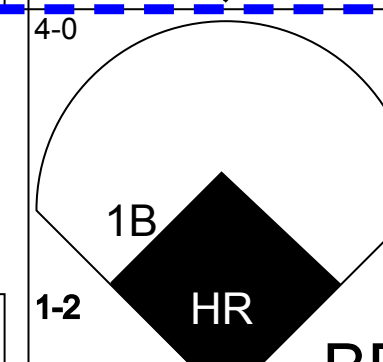
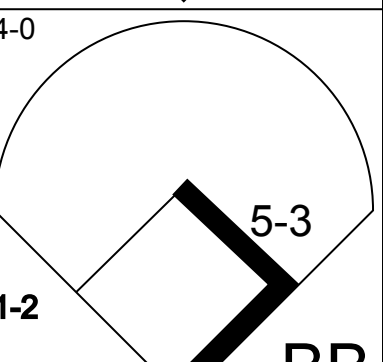
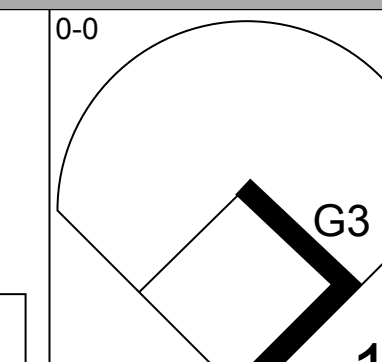
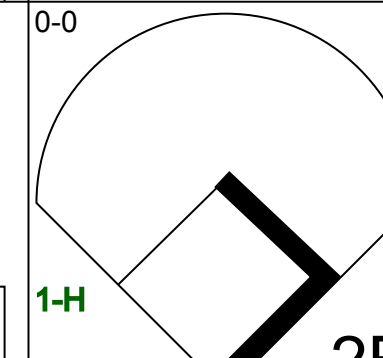
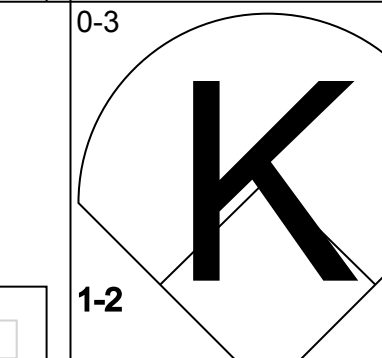
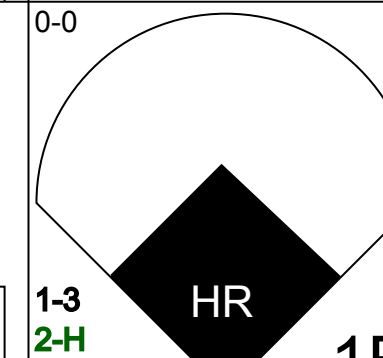
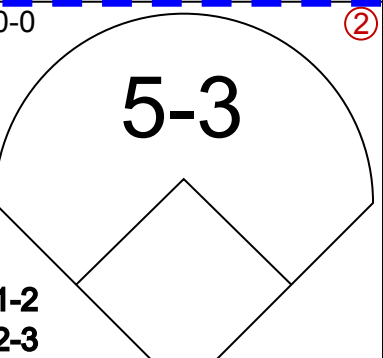
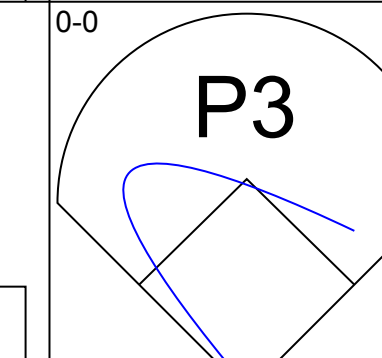
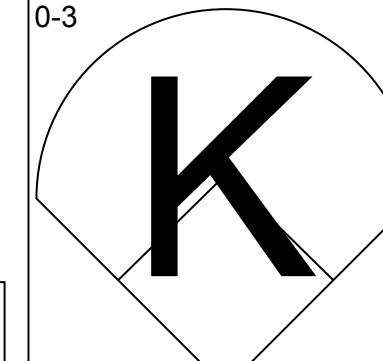
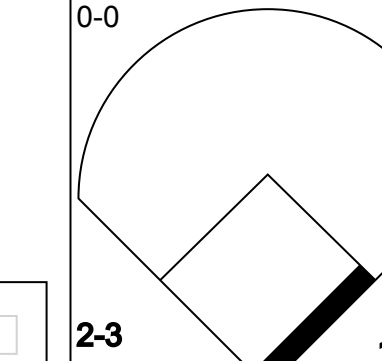
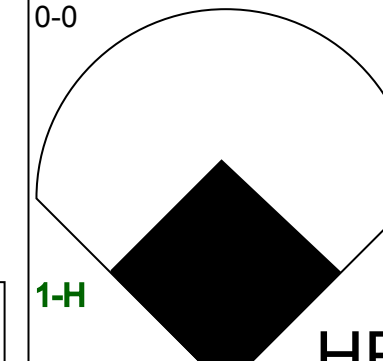
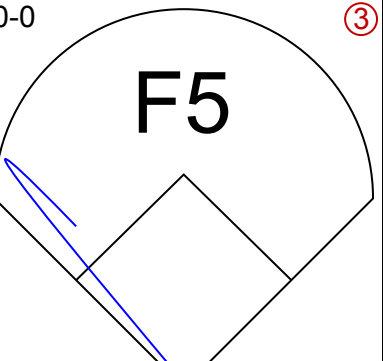
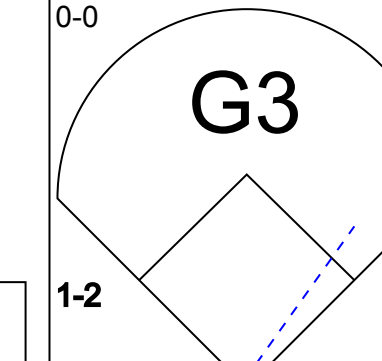
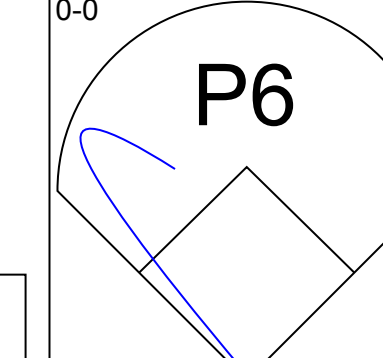
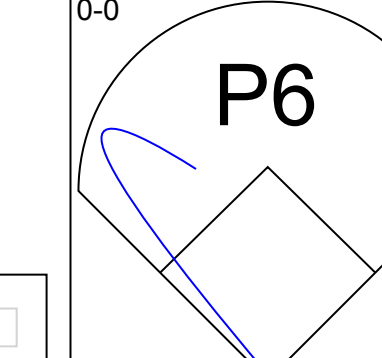
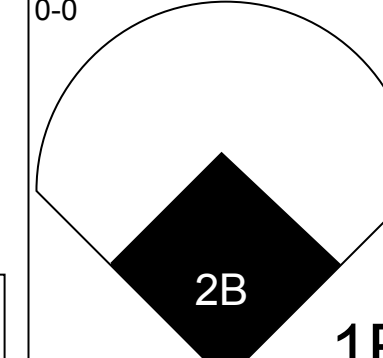
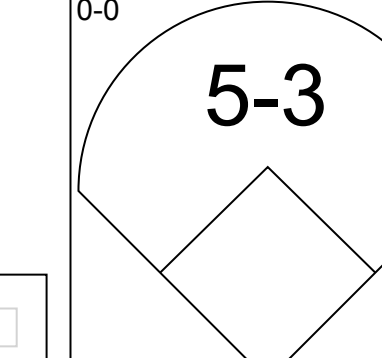
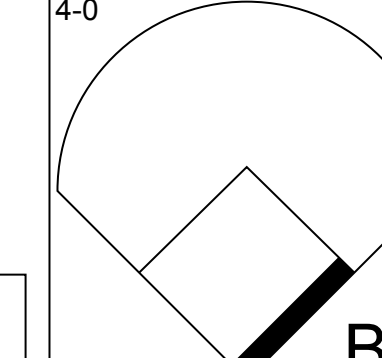

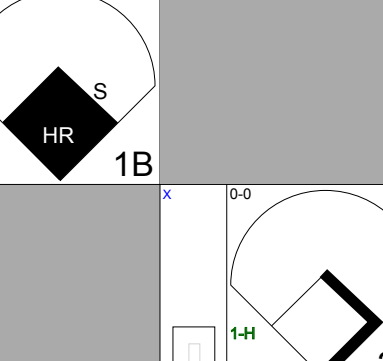

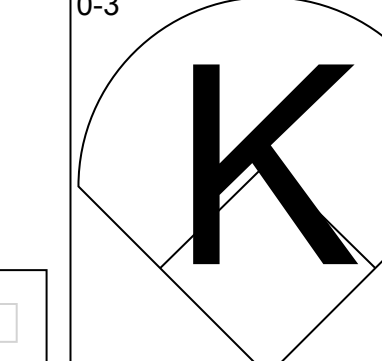
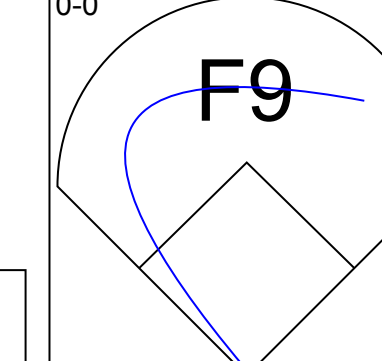

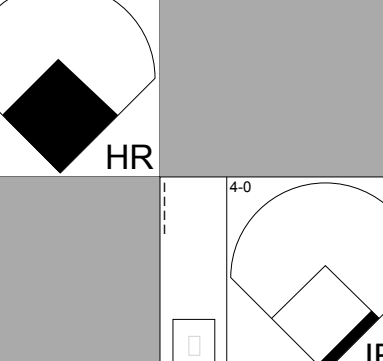

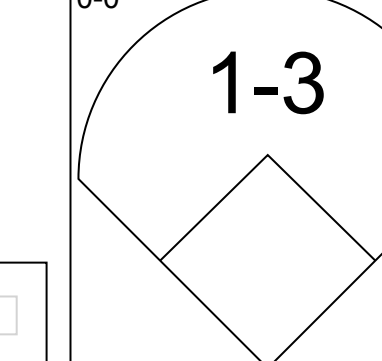
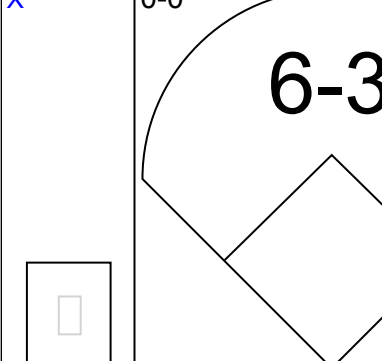

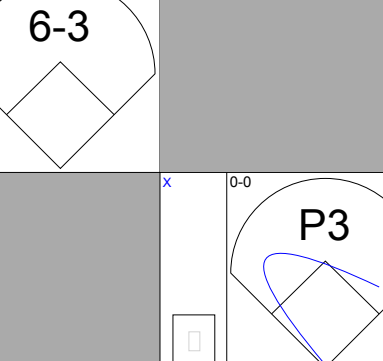

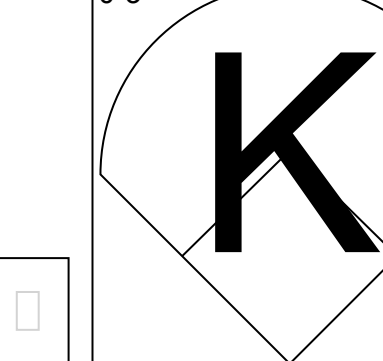
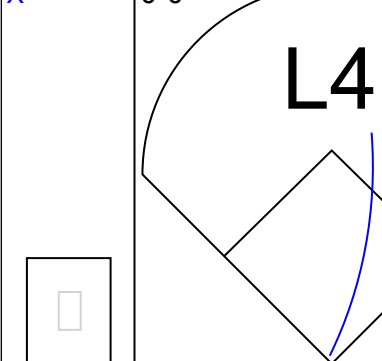


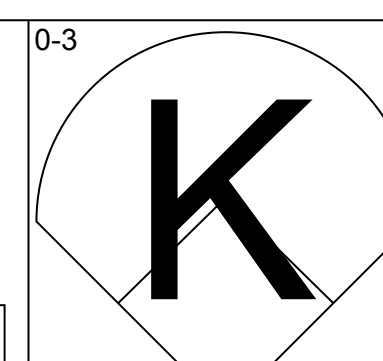
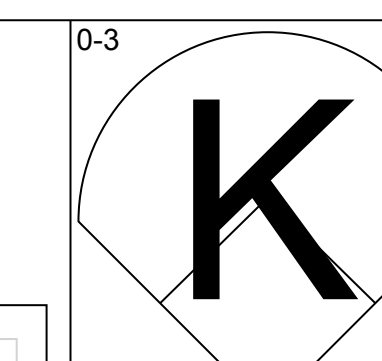
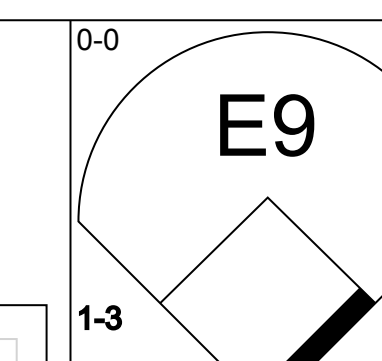
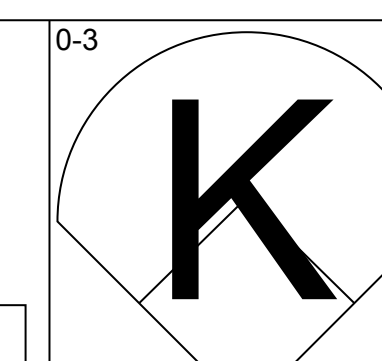
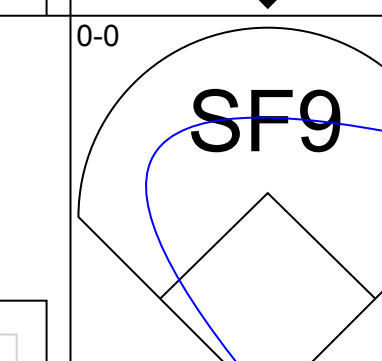
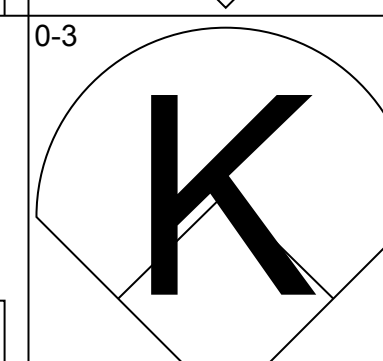
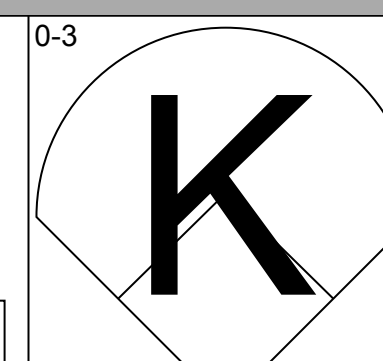
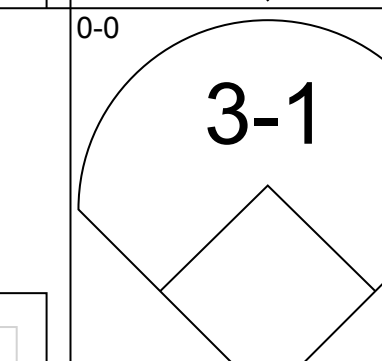

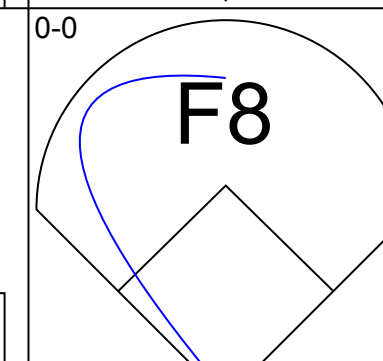

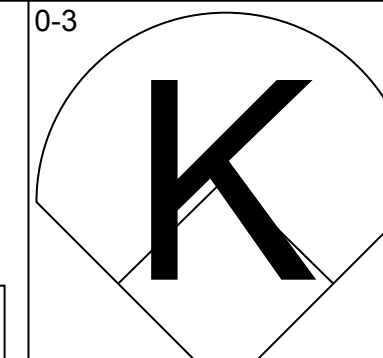

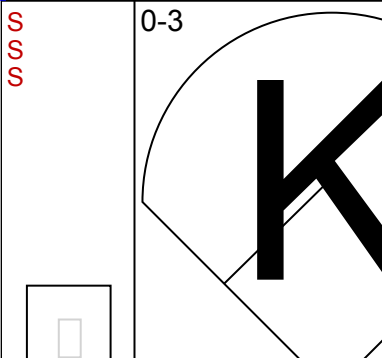
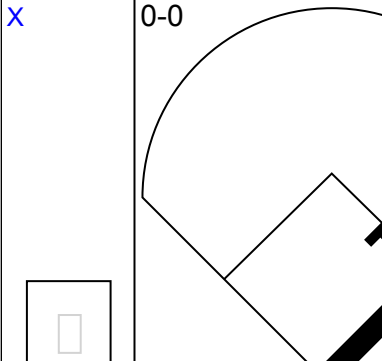
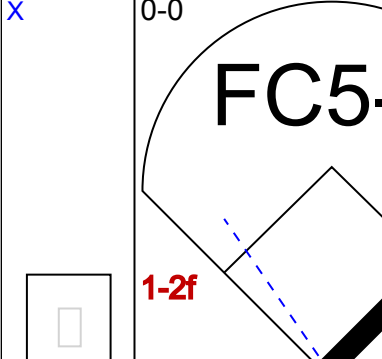
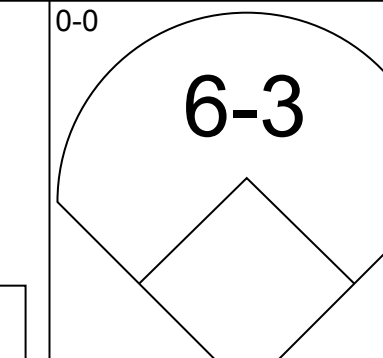
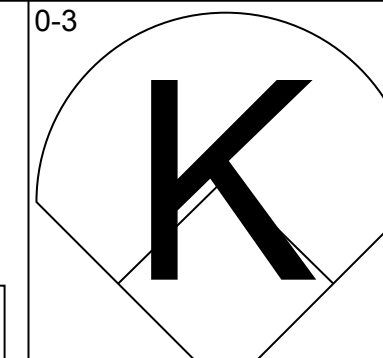
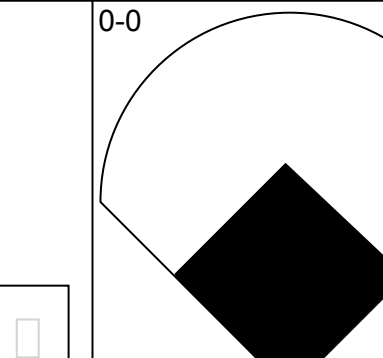

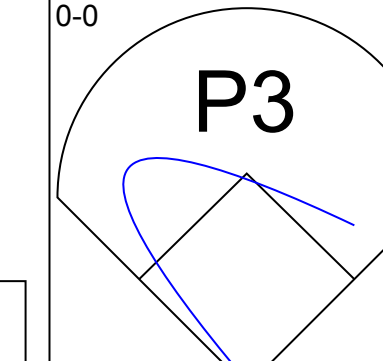
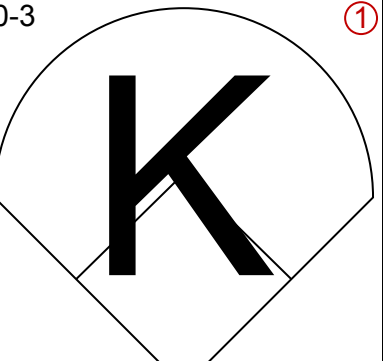
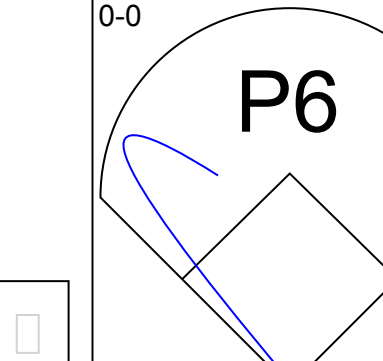


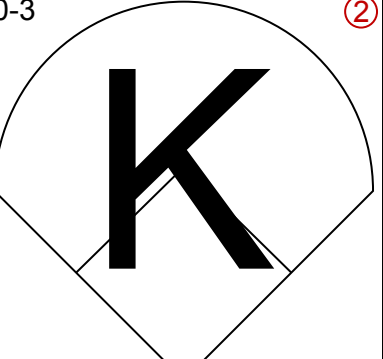
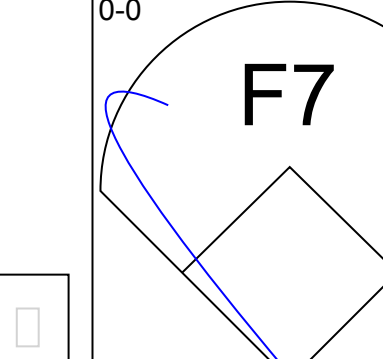

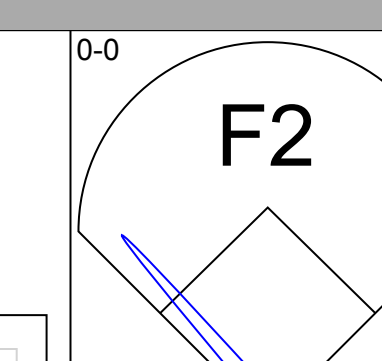
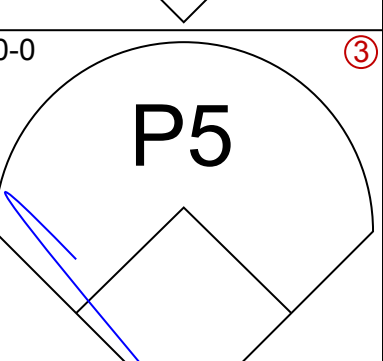
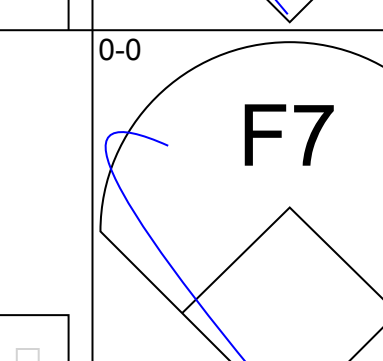
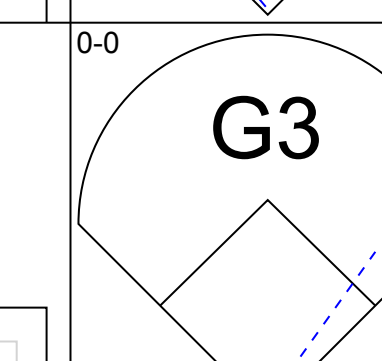
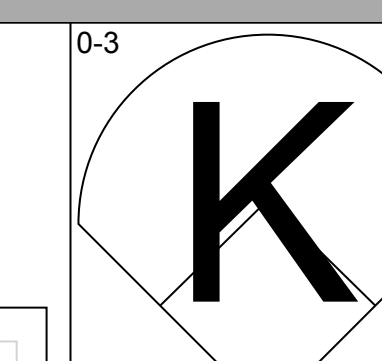
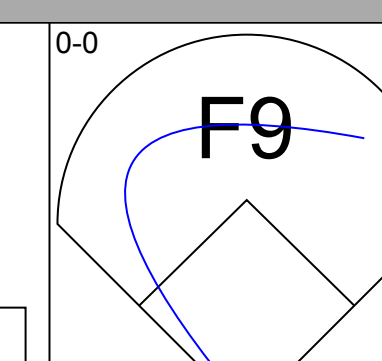
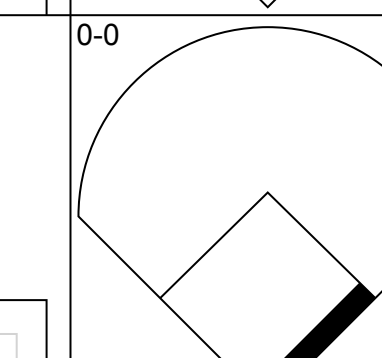
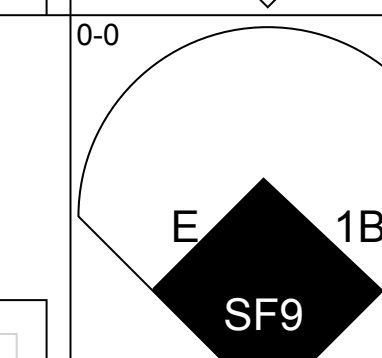
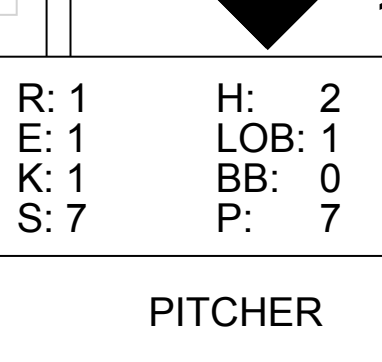
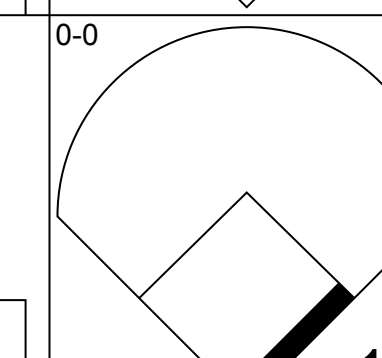
Batter	1	2	3	4	5	6	7	8	9	AB	R	H	RBI	BB	SO	LOB	BOTTOM															
Bill North, S OBP: 0.387, SLG: 0.265 (1, 8)	0-0 5-3		0-3 K		0-3 K			0-0 4-3		4	0	0	0	0	2	0	Los Angeles Dodgers @ San Francisco Giants Candlestick Park, San Francisco, CA Fri Apr 20 1979, 9:05 PM EST Att: 39,906 - Unknown															
Larry Hemdon, R OBP: 0.500, SLG: 0.750 (9, 8)										0	0	0	0	0	0	0																
Terry Whitfield, L OBP: 0.406, SLG: 0.517 (1, 7)	0-0 1B 2B		0-0 E6 4-3		0-0 F3			0-0 1-3		4	1	1	0	0	0	0																
Bill Madlock, R OBP: 0.215, SLG: 0.214 (1, 4)	4-0 1B S BB		0-0 4-3 2-3		0-0 F4			0-0 6-3		3	1	0	0	1	0	1																
Jack Clark, R OBP: 0.381, SLG: 0.426 (1, 9)	0-0 S 1B		0-0 F2		0-3 K			0-0 E6 1B		4	1	1	1	0	1	1																
Willie McCovey, L OBP: 0.538, SLG: 0.769 (1, 3)	0-3 K			0-0 E9 1B		0-0 F8		0-0 2H 1B		4	0	2	1	0	1	2																
Darrell Evans, L OBP: 0.306, SLG: 0.339 (1, 5)	0-0 F6 1-2 3H			0-0 F6		0-0 F4				3	0	0	0	0	0	2																
Marc Hill, R OBP: 0.226, SLG: 0.224 (1, 2)					0-0 L6			0-0 F3		3	0	1	0	0	0	1																
Roger Metzger, S OBP: 0.231, SLG: 0.243 (1, 6)		0-0 FC1-6 G1-6-3 1-2		4-0 IBB				0-0 4-3		2	0	0	0	1	0	1																
John Montefusco, R (1, 1)		0-0 G1-6-3 1-2		0-0 F5				0-0 F5		2	0	0	0	0	0	3																
Max Venable, L (7, PH)										1	0	0	0	0	0	0																
Gary Lavelle, S (8, 1)										0	0	0	0	0	0	0																
Inning Stats	R: 2 E: 0 K: 1 S: 7	H: 2 LOB: 1 BB: 1 P: 11	R: 0 E: 0 K: 0 S: 3	H: 1 LOB: 0 BB: 0 P: 3	R: 0 E: 1 K: 1 S: 6	H: 0 LOB: 1 BB: 0 P: 6	R: 0 E: 1 K: 0 S: 4	H: 1 LOB: 2 BB: 1 P: 8	R: 0 E: 0 K: 1 S: 5	H: 0 LOB: 0 BB: 0 P: 5	R: 0 E: 0 K: 0 S: 3	H: 0 LOB: 0 BB: 0 P: 3	R: 0 E: 0 K: 0 S: 3	H: 0 LOB: 0 BB: 0 P: 3	R: 1 E: 1 K: 0 S: 2	H: 1 LOB: 1 BB: 0 P: 2	1B: 4 2B: 1 3B: 0 HR: 0	SF: 0 SAC: 0 DP: 1 HBP: 0	WP: 0 PB: 0 SB: 2 CS: 0	PA: 32												
PITCHER	IP WLS BF H R ER SO BB IBB HBP BLK WP HR S P ERA WHIP	IP WLS BF H R ER SO BB IBB HBP BLK WP HR S P ERA WHIP																														
Bob Welch, R ERA: 2.37 (1, 1)	6.0	24	4	2	2	4	1	0	0	0	0	30	38	3.00	0.833																	
Rick Sutcliffe, R ERA: 0.75 (7, 1)	2.0	6	0	0	0	0	0	0	0	0	0	6	6	0.00	0.000																	
Jerry Reuss, L ERA: 3.6 (9, 1)	0.0	L	2	1	1	0	0	0	0	0	0	2	2	∞	∞																	



Batter	1	2	3	4	5	6	7	8	9	10	AB	R	H	RBI	BB	SO	LOB	TOP				
Davey Lopes, R OBP: 0.288, SLG: 0.297 (1, 4)	5-3	F9		K			FC5-4		E S 1B		5	0	1	0	0	1	5	Los Angeles Dodgers @ San Francisco Giants Candlestick Park, San Francisco, CA Sat Apr 21 1979, 6:33 AM EST Att: 37,775 - Unknown AB 38 R 2 H 11 RBI 2 BB 4 SO 3 LOB 20 				
Bill Russell, R OBP: 0.371, SLG: 0.415 (1, 6)	6-3		CS 1B		5-3		K		L5		5	0	1	0	0	1	2					
Dusty Baker Jr., R OBP: 0.344, SLG: 0.390 (1, 7)	F9		F2		4-3			SH1-3 1B		K	5	0	1	0	0	1	1					
Steve Garvey, R OBP: 0.338, SLG: 0.477 (1, 3)		WP BB 1B	1B		L4			SH1-3 1B		BB 1B	4	2	3	0	1	0	0					
Joe Ferguson, R OBP: 0.341, SLG: 0.376 (1, 9)		BB WP 1B	1B			1-3		SH1-3		1B BB	3	0	2	0	1	0	0					
Gary Thomasson, L OBP: 0.381, SLG: 0.343 (1, 8)											4	0	0	0	0	0	6					
Manny Mota, R OBP: 0.500, SLG: 0.333 (10, PH)											1	0	1	1	0	0	0					
Ted Martinez, R (10, PR)											0	0	0	0	0	0	0					
Derrel Thomas, S OBP: 0.167, SLG: 0.130 (10, 8)											5	0	0	0	0	0	5					
Steve Yeager, R OBP: 0.238, SLG: 0.368 (1, 2)		BB BB									3	0	1	0	1	0	0					
Burt Hooton, R OBP: 0.273, SLG: 0.300 (1, 1)		BB BB						FC5-4 1B			3	0	1	1	1	0	1					
Inning Stats	R: 0 E: 0 K: 0 S: 3	H: 0 LOB: 0 BB: 0 P: 3	R: 1 E: 0 K: 0 S: 4	H: 1 LOB: 3 BB: 3 P: 16	R: 0 E: 0 K: 1 S: 5	H: 3 LOB: 2 BB: 0 P: 5	R: 0 E: 0 K: 1 S: 6	H: 1 LOB: 1 BB: 0 P: 6	R: 0 E: 0 K: 0 S: 3	H: 0 LOB: 0 BB: 0 P: 3	R: 0 E: 0 K: 1 S: 5	H: 1 LOB: 1 BB: 0 P: 6	R: 0 E: 0 K: 0 S: 5	H: 2 LOB: 2 BB: 0 P: 5	R: 0 E: 0 K: 0 S: 4	H: 1 LOB: 1 BB: 0 P: 4	R: 1 E: 0 K: 1 S: 6	H: 2 LOB: 1 BB: 1 P: 10	1B: 10 2B: 1 3B: 0 HR: 0	SF: 0 SAC: 1 DP: 0 HBP: 0	WP: 1 PB: 0 SB: 1 CS: 1	PA: 43
PITCHER	IP WLS BF H R ER SO BB IBB HBP BLK WP HR S P ERA WHIP	8.0 L 7 2 1 1 1 0 0 0 0 0 0 0 0 1.12 1.375	9.1 L 7 2 1 1 1 0 0 0 0 0 0 0 0 6.75 2.250	10.1 L 2 1 0 0 0 0 0 0 0 0 0 0 0 0.00 1.500																		

Batter	1	2	3	4	5	6	7	8	9	10	AB	R	H	RBI	BB	SO	LOB	BOTTOM		
Bill North, S OBP: 0.364, SLG: 0.245 (1, 8)	1-3			P3						P3	4	0	0	0	0	0	1	Los Angeles Dodgers @ San Francisco Giants Candlestick Park, San Francisco, CA Sat Apr 21 1979, 6:33 AM EST Att: 37,775 - Unknown AB 32 R 1 H 5 RBI 1 BB 3 SO 7 LOB 12 		
Tom Griffin, R (9, 1)						4-3		5-3-5-1-5			0	0	0	0	0	0	0			
Dave Roberts, L (10, 1)								2-3f			0	0	0	0	0	0	0			
Hector Cruz, R (10, PH)											1	0	0	0	0	0	1			
Terry Whitfield, L OBP: 0.408, SLG: 0.508 (1, 7)	K			E SH1-3 1B						FC6-4	5	0	2	0	0	2	1			
Bill Madlock, R OBP: 0.221, SLG: 0.220 (1, 4)	K			SH1-3				WP BB SF9 1B		FC1-6 G3 1B	3	1	1	0	0	1	1			
Jack Clark, R OBP: 0.388, SLG: 0.421 (1, 9)		K		P4				WP BB		G3 1B	3	0	1	0	1	1	1			
Willie McCovey, L OBP: 0.412, SLG: 0.625 (1, 3)		P5			4-3			SF9		G3	3	0	0	1	0	0	2			
Darrell Evans, L OBP: 0.318, SLG: 0.328 (1, 5)		P4			F8			FC6-4 IBB		IBB	2	0	0	0	2	0	0			
Marc Hill, R OBP: 0.214, SLG: 0.212 (1, 2)					F9						3	0	0	0	0	0	2			
Mike Ivie, R OBP: 0.352, SLG: 0.469 (10, 2)					F8			FC6-4		K	1	0	0	0	0	1	3			
Roger Metzger, S OBP: 0.208, SLG: 0.220 (1, 6)					F8						0	0	0	0	0	0	0			
Bob Knepper, L (1, 1)											4	0	0	0	0	0	0			
John Tamargo, S OBP: 0.400, SLG: 1.200 (8, PH)											2	0	0	0	0	2	0			
Larry Hemdon, R OBP: 0.545, SLG: 0.750 (8, PR)										FC6-4 HBP	1	0	1	0	0	0	0			
Inning Stats	R: 0 E: 0 K: 2 S: 7	H: 0 LOB: 0 BB: 0 P: 7	R: 0 E: 0 K: 1 S: 5	H: 0 LOB: 0 BB: 0 P: 5	R: 0 E: 0 K: 1 S: 5	H: 0 LOB: 0 BB: 0 P: 5	R: 0 E: 0 K: 0 S: 3	H: 0 LOB: 0 BB: 0 P: 3	R: 0 E: 0 K: 1 S: 5	H: 0 LOB: 1 BB: 2 P: 14	R: 0 E: 0 K: 0 S: 3	H: 1 LOB: 1 BB: 0 P: 3	R: 0 E: 0 K: 1 S: 7	H: 2 LOB: 3 BB: 1 P: 11	R: 0 E: 0 K: 0 S: 3	H: 0 LOB: 1 BB: 0 P: 4	1B: 4 2B: 2 3B: 0 HR: 0	SF: 1 SAC: 1 DP: 1 HBP: 1	WP: 1 PB: 0 SB: 0 CS: 0	PA: 38
PITCHER	IP WLS BF H R ER SO BB IBB HBP BLK WP HR S P ERA WHIP	10.0 W 38 5 1 1 7 1 2 1 0 1 0 0 0 0.90 0.600																		

Batter	1	2	3	4	5	6	7	8	9	AB	R	H	RBI	BB	SO	LOB	TOP								
Davey Lopes, R OBP: 0.291, SLG: 0.329 (1, 4)										6	1	2	0	0	2	0	Los Angeles Dodgers @ San Francisco Giants Candlestick Park, San Francisco, CA Sun Apr 22 1979, 6:33 AM EST Att: 51,711 - Unknown livebaseballscorecards.com								
Bill Russell, R OBP: 0.382, SLG: 0.429 (1, 6)										5	2	3	1	0	0	1									
Gary Thomasson, L OBP: 0.426, SLG: 0.351 (1, 8)										2	1	1	0	3	0	1									
Steve Garvey, R OBP: 0.342, SLG: 0.486 (1, 3)										5	1	2	2	0	1	4									
Von Joshua, L OBP: 0.286, SLG: 0.500 (1, 7)										5	1	2	3	0	1	4									
Joe Ferguson, R OBP: 0.347, SLG: 0.366 (1, 9)										4	1	1	0	1	0	2									
Derrel Thomas, S OBP: 0.241, SLG: 0.250 (1, 5)										5	1	3	1	0	1	2									
Steve Yeager, R OBP: 0.269, SLG: 0.478 (1, 2)										4	1	1	2	1	1	1									
Don Sutton, R OBP: 0.083, SLG: 0.083 (1, 1)										5	0	0	0	0	2	3									
Inning Stats	R: 1 E: 0 K: 2 S: 9	H: 2 LOB: 1 BB: 0 P: 9	R: 0 E: 0 K: 2 S: 8	H: 1 LOB: 1 BB: 0 P: 8	R: 1 E: 0 K: 1 S: 7	H: 2 LOB: 2 BB: 1 P: 11	R: 7 E: 0 K: 0 S: 10	H: 7 LOB: 2 BB: 2 P: 18	R: 0 E: 0 K: 1 S: 6	H: 1 LOB: 2 BB: 1 P: 10	R: 0 E: 0 K: 1 S: 5	H: 0 LOB: 0 BB: 0 P: 5	R: 0 E: 0 K: 1 S: 5	H: 0 LOB: 0 BB: 0 P: 5	R: 0 E: 0 K: 0 S: 4	H: 1 LOB: 1 BB: 0 P: 8	R: 0 E: 0 K: 0 S: 4	H: 1 LOB: 1 BB: 0 P: 4	1B: 10 2B: 2 HR: 2	SF: 1 SAC: 0 DP: 0 HBP: 0	WP: 0 PB: 1 SB: 3 CS: 0	PA: 47			
PITCHER	IP	WLS	BF	H	R	ER	SO	BB	IBB	HBP	BLK	WP	HR	S	P	ERA	WHIP								
Ed Halicki, R ERA: 5.49	3.2	L	20	8	5	5	5	1	0	0	0	0	1	29	33	12.27	2.455								
John Curtis, L ERA: 24.3	0.2		10	5	4	4	1	2	1	0	0	0	1	9	21	54.00	10.500								
Randy Moffitt, R ERA:	1.2		5	0	0	0	1	0	0	0	0	0	0	7	7	0.00	0.000								
Tom Griffin, R ERA: 4.4	2.0		8	1	0	0	1	1	0	0	0	0	0	9	13	0.00	1.000								
Dave Roberts, L ERA:	1.0		4	1	0	0	0	0	0	0	0	0	0	4	4	0.00	1.000								

Batter	1	2	3	4	5	6	7	8	9	AB	R	H	RBI	BB	SO	LOB	BOTTOM								
Bill North, S OBP: 0.362, SLG: 0.250 (1, 8)										3	0	1	0	0	2	1	Los Angeles Dodgers @ San Francisco Giants Candlestick Park, San Francisco, CA Sun Apr 22 1979, 6:33 AM EST Att: 51,711 - Unknown livebaseballscorecards.com								
Max Venable, L (8, 8)										1	0	0	0	0	1	1									
Terry Whitfield, L OBP: 0.384, SLG: 0.485 (1, 7)										3	0	0	1	0	2	1									
Dave Roberts, L (9, 1)										0	0	0	0	0	0	0									
Bill Madlock, R OBP: 0.214, SLG: 0.213 (1, 4)										2	0	0	0	0	0	0									
Randy Moffitt, R (5, 1)										0	0	0	0	0	0	0									
John Tamargo, S OBP: 0.333, SLG: 1.000 (6, FH)										1	0	0	0	0	0	1									
Tom Griffin, R (7, 1)										0	0	0	0	0	0	0									
Larry Herndon, R OBP: 0.500, SLG: 0.667 (9, 8)										1	0	0	0	0	1	0									
Jack Clark, R OBP: 0.380, SLG: 0.459 (1, 9)										4	1	1	1	0	2	0									
Darrell Evans, L OBP: 0.314, SLG: 0.323 (1, 5)										4	0	1	0	0	1	0									
Mike Ivie, R OBP: 0.328, SLG: 0.434 (1, 3)										4	0	0	0	0	2	1									
Marc Hill, R OBP: 0.203, SLG: 0.200 (1, 2)										3	0	0	0	0	0	0									
Roger Metzger, S OBP: 0.196, SLG: 0.205 (1, 6)										3	0	0	0	0	1	0									
Ed Halicki, R OBP: 0.286, SLG: 0.286 (1, 1)										1	0	1	0	0	0	0									
John Curtis, L (4, 1)										0	0	0	0	0	0	0									
Rob Andrews, R OBP: 1.000, SLG: 1.000 (5, 4)										2	1	2	0	0	0	0									
Inning Stats	R: 0 E: 0 K: 2 S: 7	H: 0 LOB: 0 BB: 0 P: 7	R: 0 E: 0 K: 1 S: 5	H: 0 LOB: 0 BB: 0 P: 5	R: 0 E: 0 K: 1 S: 6	H: 1 LOB: 1 BB: 0 P: 6	R: 0 E: 0 K: 2 S: 7	H: 0 LOB: 0 BB: 0 P: 7	R: 0 E: 0 K: 2 S: 7	H: 0 LOB: 0 BB: 0 P: 7	R: 1 E: 1 K: 1 S: 7	H: 2 LOB: 1 BB: 0 P: 7	R: 1 E: 0 K: 0 S: 4	H: 1 LOB: 1 BB: 0 P: 4	R: 0 E: 0 K: 1 S: 6	H: 1 LOB: 1 BB: 0 P: 6	R: 0 E: 0 K: 2 S: 8	H: 1 LOB: 1 BB: 0 P: 8	1B: 5 2B: 0 3B: 0 HR: 1	SF: 1 SAC: 0 DP: 0 HBP: 0	WP: 0 PB: 0 SB: 0 CS: 0	PA: 33			
PITCHER	IP	WLS	BF	H	R	ER	SO	BB	IBB	HBP	BLK	WP	HR	S	P	ERA	WHIP								
Don Sutton, R ERA: 2.66	9.0	W	33	6	2	1	12	0	0	0	0	0	1	57	57	1.00	0.667								

Batter	1	2	3	4	5	6	7	8	9	AB	R	H	RBI	BB	SO	LOB	TOP					
Bill North, S OBP: 0.338, SLG: 0.234 (1, 8)	1-2 1-3		1-2 L5			0-0 F4-3			0-0 F7	4	0	0	0	0	0	2						
Terry Whitfield, L OBP: 0.370, SLG: 0.452 (1, 7)	2-1 F6		0-0 F6			0-0 5-3			0-0 F2	4	0	0	0	0	0	2						
Bill Madlock, R OBP: 0.195, SLG: 0.191 (1, 4)	1-3 K			2-2 F3					0-0 F6	3	0	0	0	0	1	0						
Jack Clark, R OBP: 0.372, SLG: 0.441 (1, 9)		2-0 F4		0-0 L6					0-3 K	3	0	0	0	0	1	0						
Darrell Evans, L OBP: 0.299, SLG: 0.304 (1, 5)		2-3 K		1-0 F8					0-0 F5	3	0	0	0	0	1	0						
Mike Ivie, R OBP: 0.308, SLG: 0.400 (1, 3)		0-1 F3			0-0 5-3				0-0 F9	3	0	0	0	0	0	0						
Marc Hill, R OBP: 0.215, SLG: 0.200 (6, PR)			4-0 2B BB		2-2 1-3				0-0 F4-6-3 1B	2	0	1	0	1	0	0						
Max Venable, L Mike Sadek, R (8, 2)										0	0	0	0	0	0	0						
Roger Metzger, S OBP: 0.192, SLG: 0.220 (1, 6)			0-0 2B		0-0 F9				0-0 F4-6-3 1-2	3	0	1	0	0	0	1						
Tom Griffin, R (1, 1)			2-3 K			0-0 F5			0-0 F8	1	0	0	0	0	1	2						
John Tamargo, S OBP: 0.286, SLG: 0.857 (6, PH)										1	0	0	0	0	0	0						
Dave Roberts, L (6, 1)										0	0	0	0	0	0	0						
Willie McCovey, L OBP: 0.389, SLG: 0.588 (9, PH)										1	0	0	0	0	0	0						
Inning Stats	R: 0 E: 0 K: 1 S: 9	H: 0 LOB: 0 BB: 0 P: 13	R: 0 E: 0 K: 1 S: 6	H: 0 LOB: 0 BB: 0 P: 10	R: 0 E: 0 K: 1 S: 9	H: 1 LOB: 2 BB: 1 P: 16	R: 0 E: 0 K: 0 S: 6	H: 0 LOB: 0 BB: 0 P: 9	R: 0 E: 0 K: 0 S: 6	H: 0 LOB: 0 BB: 0 P: 8	R: 0 E: 0 K: 0 S: 3	H: 0 LOB: 0 BB: 0 P: 3	R: 0 E: 0 K: 1 S: 5	H: 0 LOB: 0 BB: 0 P: 5	R: 0 E: 0 K: 0 S: 3	H: 1 LOB: 1 BB: 0 P: 3	R: 0 E: 0 K: 0 S: 3	H: 0 LOB: 0 BB: 0 P: 3	1B: 1 2B: 1 3B: 0 HR: 0	SF: 0 SAC: 0 DP: 1 HBP: 0	WP: 0 PB: 0 SB: 0 CS: 0	PA: 29
PITCHER Craig Swan, R ERA: 2.19 (1, 1)	IP: 9.0 WLS: W BF: 29 H: 2 R: 0 ER: 0 SO: 4 BB: 1 IBB: 0 HBP: 0 BLK: 0 WP: 0 HR: 0 S: 50 P: 70 ERA: 0.00 WHIP: 0.333															PITCHER	IP: 9.0 WLS: W BF: 29 H: 2 R: 0 ER: 0 SO: 4 BB: 1 IBB: 0 HBP: 0 BLK: 0 WP: 0 HR: 0 S: 50 P: 70 ERA: 0.00 WHIP: 0.333					

San Francisco Giants @ New York Mets
Shea Stadium, Flushing, NY
Wed Apr 25 1979, 6:05 PM EST
Att: 5,665 - Unknown

AB	28
R	0
H	2
RBI	0
BB	1
SO	4
LOB	7



Batter	1	2	3	4	5	6	7	8	9	AB	R	H	RBI	BB	SO	LOB	BOTTOM			
Frank Taveras, R OBP: 0.286, SLG: 0.344 (1, 6)	1-2 F5		1-0 F4		0-0 F7			0-0 4-3		4	0	0	0	0	0	0				
Richie Hebner, L OBP: 0.317, SLG: 0.389 (1, 5)	3-2 G3		0-1 1-3			0-0 4-3		0-3 K		4	0	0	0	0	1	0				
Lee Mazzilli, S OBP: 0.400, SLG: 0.509 (1, 8)	3-2 G3		2-0 F5			0-0 7-4 1B				3	0	1	0	0	0	0				
Steve Henderson, R OBP: 0.367, SLG: 0.370 (1, 7)		4-2 2B SF7 BB		0-1 5-3		4-0 1-2 BB				1	1	0	0	2	0	0				
Willie Montanez, L (1, 3)		2-2 1-3 2B		1-1 L3		0-0 7-4				3	0	1	0	0	2	0				
Joel Youngblood, R OBP: 0.389, SLG: 0.536 (1, 9)		1-0 SF7		1-0 F7			0-3 K			2	0	0	1	0	1	0				
John Stearns, R OBP: 0.245, SLG: 0.277 (1, 2)		3-3 K			2-2 HR		0-3 K			3	1	1	1	0	2	1				
Doug Flynn, R OBP: 0.231, SLG: 0.167 (1, 4)		4-0 BB			2-1 F4-3		0-0 F4-3			2	0	0	0	1	0	0				
Craig Swan, R OBP: 0.308, SLG: 0.333 (1, 1)		1-3 K			3-3 K		0-3 K			3	0	0	0	0	3	2				
Inning Stats	R: 0 E: 0 K: 0 S: 9	H: 0 LOB: 0 BB: 0 P: 16	R: 1 E: 0 K: 2 S: 14	H: 1 LOB: 2 BB: 2 P: 29	R: 0 E: 0 K: 0 S: 4	H: 0 LOB: 0 BB: 0 P: 7	R: 0 E: 0 K: 0 S: 5	H: 0 LOB: 0 BB: 0 P: 7	R: 1 E: 0 K: 1 S: 10	H: 1 LOB: 0 BB: 0 P: 17	R: 0 E: 0 K: 0 S: 3	H: 1 LOB: 1 BB: 1 P: 7	R: 0 E: 0 K: 2 S: 7	H: 0 LOB: 0 BB: 0 P: 7	R: 0 E: 0 K: 2 S: 7	H: 0 LOB: 0 BB: 0 P: 7	1B: 1 2B: 2 3B: 0 HR: 1	SF: 1 SAC: 0 DP: 1 HBP: 0	WP: 0 PB: 0 SB: 1 CS: 0	PA: 29
PITCHER Tom Griffin, R ERA: 4.19 (1, 1)	IP: 5.0 WLS: L BF: 19 H: 2 R: 2 ER: 2 SO: 3 BB: 2 IBB: 0 HBP: 0 BLK: 0 WP: 0 HR: 1 S: 42 P: 76 ERA: 3.60 WHIP: 0.800															PITCHER	IP: 5.0 WLS: L BF: 19 H: 2 R: 2 ER: 2 SO: 3 BB: 2 IBB: 0 HBP: 0 BLK: 0 WP: 0 HR: 1 S: 42 P: 76 ERA: 3.60 WHIP: 0.800			
Dave Roberts, L (6, 1)	IP: 3.0 WLS: 10 BF: 1 H: 0 R: 0 ER: 0 SO: 4 BB: 1 IBB: 0 HBP: 0 BLK: 0 WP: 0 HR: 0 S: 17 P: 21 ERA: 0.00 WHIP: 0.667															PITCHER	IP: 3.0 WLS: 10 BF: 1 H: 0 R: 0 ER: 0 SO: 4 BB: 1 IBB: 0 HBP: 0 BLK: 0 WP: 0 HR: 0 S: 17 P: 21 ERA: 0.00 WHIP: 0.667			

San Francisco Giants @ New York Mets
Shea Stadium, Flushing, NY
Wed Apr 25 1979, 6:05 PM EST
Att: 5,665 - Unknown

AB	25
R	2
H	3
RBI	2
BB	3
SO	7
LOB	5




Batter	1	2	3	4	5	6	7	8	9	AB	R	H	RBI	BB	SO	LOB	TOP			
Bill Madlock , R OBP: 0.207, SLG: 0.205 (1, 4)	F2		F3		F7		1B HR			5	1	2	2	0	0	0	San Francisco Giants @ Montreal Expos Olympic Stadium, Montreal, QB Fri Apr 27 1979, 3:33 AM EST Att: 7,210 - Unknown			
Terry Whitfield , L OBP: 0.372, SLG: 0.449 (1, 7)	1B		1B		F8		F8	F8		5	0	2	0	0	0	3				
Jack Clark , R OBP: 0.361, SLG: 0.425 (1, 9)	F9		5-3		F7		HR			5	1	1	1	0	1	2				
Mike Ivie , R OBP: 0.314, SLG: 0.492 (1, 3)	5-3				F9		HR			5	2	2	4	0	0	1				
Darrell Evans , L OBP: 0.317, SLG: 0.356 (1, 5)		3-1			HR		F5			4	1	2	1	1	0	0				
Larry Hemdon , R OBP: 0.438, SLG: 0.538 Dave Roberts , L (7, 1)	F7						F8			4	0	1	0	0	0	1				
Gary Lavelle , S (8, 1)					E 1-3		K			0	0	0	0	0	0	0				
Max Venable , L OBP: 0.250, SLG: 0.250 (9, PH)					1B					0	0	0	0	0	0	0				
Marc Hill , R OBP: 0.214, SLG: 0.200 (1, 2)	1B				1-3		F2			5	0	1	0	0	1	4				
Johnnie LeMaster , R OBP: 0.435, SLG: 0.368 (1, 6)	5-3				E6		1B	1B		4	2	1	0	1	0	4				
Bob Knepper , L (1, 1)					2-3		1B	2B		1	0	0	0	0	1	0				
Hector Cruz , R (4, PH)					F7		1B	1B		1	0	0	0	0	0	2				
Randy Moffitt , R (4, 1)					K		1B	1B		0	0	0	0	0	0	0				
John Tamargo , S OBP: 0.375, SLG: 0.875 (7, PH)							1B	1B		1	1	1	0	0	0	0				
Bill North , S OBP: 0.333, SLG: 0.231 (7, 8)							1B	1B		1	0	0	0	0	0	1				
Inning Stats	R: 0 E: 0 K: 0 S: 10	H: 1 LOB: 1 BB: 0 P: 14	R: 0 E: 0 K: 0 S: 7	H: 1 LOB: 1 BB: 0 P: 11	R: 0 E: 0 K: 1 S: 10	H: 1 LOB: 1 BB: 0 P: 15	R: 1 E: 1 K: 0 S: 13	H: 2 LOB: 2 BB: 0 P: 19	R: 0 E: 0 K: 0 S: 4	H: 1 LOB: 1 BB: 0 P: 4	R: 5 E: 0 K: 1 S: 10	H: 5 LOB: 0 BB: 0 P: 10	R: 1 E: 0 K: 0 S: 4	H: 1 LOB: 1 BB: 1 P: 8	R: 1 E: 0 K: 2 S: 9	H: 2 LOB: 2 BB: 1 P: 13	1B: 10 2B: 1 3B: 0 HR: 3	SF: 0 SAC: 0 DP: 0 HBP: 0	WP: 1 PB: 0 SB: 0 CS: 0	PA: 44
PITCHER	IP WLS BF H R ER SO BB IBB HBP BLK WP HR S P ERA WHIP																			
Bill Lee , L ERA: 2.7 (1, 1)	6.1 W 30 10 5 5 1 0 0 0 0 0 1 2 52 71 7.11 1.579																			
Stan Bahnsen , R ERA: 3.46 (7, 1)	2.2 14 4 3 3 3 2 0 0 0 0 1 2 18 26 10.12 2.250																			

Batter	1	2	3	4	5	6	7	8	9	AB	R	H	RBI	BB	SO	LOB	BOTTOM			
Andre Dawson , R OBP: 0.368, SLG: 0.686 Tom Hutton , L (9, 9)	F7	HR		HR		1B	1B			5	4	4	3	0	0	0	San Francisco Giants @ Montreal Expos Olympic Stadium, Montreal, QB Fri Apr 27 1979, 3:33 AM EST Att: 7,210 - Unknown			
Rodney Scott , S OBP: 0.413, SLG: 0.371 Dave Cash , R (7, PH)	1B	F8		F7		2B	1-3			4	2	2	1	0	0	0				
Warren Cromartie , L OBP: 0.365, SLG: 0.514 (1, 7)	1B	3-1		F7		1B				5	2	3	2	0	0	0				
Tony Perez , R OBP: 0.258, SLG: 0.339 Tony Solaita , L OBP: 0.455, SLG: 0.556 (7, 3)	1B	F9				HR	K			4	2	2	3	0	0	0				
Gary Carter , R OBP: 0.383, SLG: 0.490 Duffy Dyer , R OBP: 0.400, SLG: 0.400 (8, PH)	F2			HR		S	HR			3	2	2	3	1	0	2				
Jerry White , S OBP: 0.353, SLG: 0.750 (9, 8)	1B			F9		F4	F8			5	0	1	1	0	0	2				
Larry Parrish , R OBP: 0.309, SLG: 0.365 (1, 5)	1B			6-3		K				5	0	2	1	0	1	2				
Chris Speier , R OBP: 0.377, SLG: 0.385 Jim Mason , L OBP: 0.333, SLG: 0.333 (9, 6)	BB			5-3		4-3	FC5-6			2	1	0	0	2	0	0				
Bill Lee , L OBP: 0.111, SLG: 0.111 Stan Bahnsen , R (7, 1)	K			B2-3		5-3	FC5-6			3	0	0	0	0	1	3				
Inning Stats	R: 3 E: 0 K: 1 S: 23	H: 5 LOB: 3 BB: 1 P: 38	R: 1 E: 0 K: 0 S: 4	H: 1 LOB: 0 BB: 0 P: 6	R: 1 E: 0 K: 0 S: 6	H: 1 LOB: 0 BB: 0 P: 8	R: 1 E: 0 K: 0 S: 4	H: 1 LOB: 0 BB: 0 P: 4	R: 0 E: 0 K: 1 S: 5	H: 0 LOB: 1 BB: 1 P: 9	R: 5 E: 0 K: 0 S: 8	H: 5 LOB: 0 BB: 0 P: 8	R: 3 E: 0 K: 1 S: 8	H: 3 LOB: 1 BB: 1 P: 12	R: 0 E: 0 K: 0 S: 4	H: 1 LOB: 1 BB: 0 P: 4		1B: 10 2B: 3 3B: 0 HR: 4	SF: 0 SAC: 0 DP: 0 HBP: 0	WP: 0 PB: 0 SB: 1 CS: 0
PITCHER	IP WLS BF H R ER SO BB IBB HBP BLK WP HR S P ERA WHIP																			
Bob Knepper , L ERA: 3.5 (1, 1)	3.0 L 17 7 5 5 1 1 0 0 0 0 0 2 17 21 18.00 2.333																			
Randy Moffitt , R ERA: 11.57 (4, 1)	3.0 16 6 6 6 1 1 0 0 0 0 0 2 17 21 18.00 2.333																			
Dave Roberts , L ERA: 2.03 (7, 1)	1.0 7 3 3 3 1 1 0 0 0 0 0 0 8 12 27.00 4.000																			
Gary Lavelle , L ERA: 0.69 (8, 1)	1.0 4 1 0 0 0 0 0 0 0 0 0 0 4 4 0.00 1.000																			

Batter	1	2	3	4	5	6	7	8	9	AB	R	H	RBI	BB	SO	LOB	TOP					
Bill Madlock, R OBP: 0.209, SLG: 0.221 (1, 4)										4	1	1	0	0	0	2	San Francisco Giants @ Montreal Expos Olympic Stadium, Montreal, QB Sat Apr 28 1979, 3:33 AM EST Att: 14,411 - Unknown					
Terry Whitfield, L OBP: 0.371, SLG: 0.444 Hector Cruz, R (7, 7)										3	0	1	1	0	0	1						
Jack Clark, R OBP: 0.379, SLG: 0.506 (1, 9)										4	3	3	1	0	1	1						
Darrell Evans, L OBP: 0.337, SLG: 0.360 (1, 5)										2	0	1	1	2	0	1						
Mike Ivie, R OBP: 0.297, SLG: 0.464 (1, 3)										4	0	0	0	0	0	2						
Larry Hemdon, R OBP: 0.388, SLG: 0.438 Bill North, S OBP: 0.329, SLG: 0.227 (8, PH) (8, 8)										3	0	0	0	0	3	2						
John Tamargo, S OBP: 0.333, SLG: 0.636 (1, 2)										3	0	0	0	1	0	1						
Roger Metzger, S OBP: 0.196, SLG: 0.208 (1, 6)										3	0	0	0	1	0	2						
Ed Halicki, R OBP: 0.333, SLG: 0.444 Willie McCovey, L OBP: 0.369, SLG: 0.556 Gary Lavelle, S (7, PH) Marc Hill, R OBP: 0.211, SLG: 0.197 (9, PH)										2	0	1	0	0	0	0						
Inning Stats	R: 1 E: 0 K: 1 S: 5	H: 2 LOB: 0 BB: 1 P: 9	R: 0 E: 0 K: 1 S: 5	H: 0 LOB: 0 BB: 0 P: 5	R: 0 E: 0 K: 0 S: 4	H: 1 LOB: 1 BB: 0 P: 4	R: 1 E: 0 K: 1 S: 6	H: 1 LOB: 2 BB: 2 P: 14	R: 0 E: 0 K: 0 S: 3	H: 0 LOB: 0 BB: 0 P: 3	R: 1 E: 1 K: 1 S: 7	H: 1 LOB: 1 BB: 0 P: 7	R: 0 E: 0 K: 0 S: 2	H: 0 LOB: 0 BB: 1 P: 6	R: 1 E: 0 K: 1 S: 7	H: 2 LOB: 1 BB: 0 P: 7		R: 0 E: 0 K: 0 S: 3	H: 0 LOB: 0 BB: 0 P: 3	1B: 2 2B: 4 3B: 0 HR: 1	SF: 0 SAC: 0 DP: 1 HBP: 0	WP: 0 PB: 0 SB: 0 CS: 2
PITCHER	IP WLS BF H R ER SO BB IBB HBP BLK WP HR S P ERA WHIP																					
Scott Sanderson, R ERA: 3.75 Woodie Fryman, L ERA: 1.74 Elias Sosa, R ERA: 1.65	(1, 1) (7, 1) (8, 1)	6.0 1.1 1.2	W 5 S	26 2 5	5 2 0	3 1 0	2 1 0	4 1 0	4 0 0	0 0 0	0 0 0	0 0 0	0 0 0	0 7 5	30 7 5	46 7 5	3.00 6.75 0.00	1.500 1.500 0.000				

Batter	1	2	3	4	5	6	7	8	9	AB	R	H	RBI	BB	SO	LOB	BOTTOM			
Andre Dawson, R OBP: 0.363, SLG: 0.662 (1, 8)										4	1	1	0	0	2	1	San Francisco Giants @ Montreal Expos Olympic Stadium, Montreal, QB Sat Apr 28 1979, 3:33 AM EST Att: 14,411 - Unknown			
Rodney Scott, S OBP: 0.405, SLG: 0.364 (1, 4)										4	0	1	0	0	2	2				
Warren Cromartie, L OBP: 0.372, SLG: 0.526 (1, 7)										4	3	2	0	0	0	4				
Tony Perez, R OBP: 0.273, SLG: 0.397 (1, 3)										4	1	2	4	0	1	1				
Gary Carter, R OBP: 0.391, SLG: 0.527 (1, 2)										4	1	2	1	0	0	1				
Jerry White, S OBP: 0.333, SLG: 0.650 (1, 9)										4	0	1	1	0	1	1				
Larry Parrish, R OBP: 0.288, SLG: 0.339 (1, 5)										4	0	0	0	0	1	2				
Chris Speier, R OBP: 0.385, SLG: 0.370 (1, 6)										2	0	0	0	2	0	0				
Scott Sanderson, R OBP: 0.167, SLG: 0.167 Woodie Fryman, R Elias Sosa, R (8, 1)										2	0	1	0	0	0	1				
Inning Stats	R: 1 E: 0 K: 1 S: 7	H: 2 LOB: 1 BB: 0 P: 7	R: 0 E: 0 K: 1 S: 5	H: 0 LOB: 0 BB: 0 P: 5	R: 3 E: 0 K: 0 S: 6	H: 3 LOB: 0 BB: 0 P: 6	R: 0 E: 0 K: 0 S: 3	H: 0 LOB: 0 BB: 0 P: 3	R: 0 E: 0 K: 2 S: 7	H: 0 LOB: 0 BB: 0 P: 3	R: 1 E: 0 K: 0 S: 5	H: 2 LOB: 1 BB: 0 P: 5	R: 0 E: 0 K: 1 S: 6	H: 1 LOB: 2 BB: 1 P: 10	R: 1 E: 0 K: 3 S: 11	H: 2 LOB: 2 BB: 1 P: 15		1B: 6 2B: 3 3B: 0 HR: 1	SF: 0 SAC: 0 DP: 0 HBP: 0	WP: 0 PB: 0 SB: 1 CS: 0
PITCHER	IP WLS BF H R ER SO BB IBB HBP BLK WP HR S P ERA WHIP																			
Ed Halicki, R ERA: 5.96 Gary Lavelle, L ERA: 1.2	(1, 1) (7, 1)	6.0 2.0	L 11	25 3	5 1	5 1	4 4	0 1	0 1	0 0	0 0	0 0	0 0	0 17	33 25	7.50 4.50	1.167 2.000			



Batter	1	2	3	4	5	6	7	8	9	AB	R	H	RBI	BB	SO	LOB	TOP				
Bill North, S OBP: 0.371, SLG: 0.270 (1, 8)	0-0 4-3 1B		4-0 1B SF8 BB		0-0 FC3-6 1B		0-3 K		0-0 F8	4	1	2	0	1	1	0					
Terry Whitfield, L OBP: 0.372, SLG: 0.442 (1, 7)	0-0 4-3		0-0		0-0 FC3-6 1B		0-0 BB 1B			4	0	2	0	0	0	2					
Jack Clark, R OBP: 0.389, SLG: 0.500 (1, 9)	0-0 F8		0-0 SF8		0-0 FC3-6 1B		4-0 BB 1B			2	0	1	1	1	0	1					
Darrell Evans, L OBP: 0.330, SLG: 0.341 (1, 5)	4-0 BB		0-0 F8		0-0 FC3-6		0-0 BB G3			3	0	0	0	1	0	5					
Mike Ivie, R OBP: 0.268, SLG: 0.416 (1, 3)	0-0 5-3		0-3 K		0-3 K				0-3 K	4	0	0	0	0	3	5					
Bill Madlock, R OBP: 0.213, SLG: 0.235 (1, 4)		0-0 5-3		0-0 FC3-6 1B		0-0 F9		0-0 F5		4	0	1	0	0	0	0					
John Tamargo, S OBP: 0.294, SLG: 0.563 (1, 2)		0-0 F9		0-0 FC3-6 FC4-6		0-0 L3		0-0 F3		4	0	0	0	0	0	1					
Roger Metzger, S OBP: 0.197, SLG: 0.207 (1, 6)		0-0 1B		0-0 FC4-6		0-0 4-3		0-0 F8		4	0	1	0	0	0	1					
Philip Nastu, L (1, 1)	0-0 F8		0-3 K				0-0 F8		0-0 P4	2	0	0	0	0	1	2					
Randy Moffitt, R (5, 1)										0	0	0	0	0	0	0					
Rob Andrews, R OBP: 0.600, SLG: 0.600 (7, PH)										1	0	0	0	0	0	0					
Gary Lavelle, S (7, 1)										0	0	0	0	0	0	0					
Larry Hemdon, R OBP: 0.375, SLG: 0.667 (9, PH)										1	0	0	0	0	0	0					
Inning Stats	R: 0 E: 0 K: 0 S: 4	H: 1 LOB: 2 BB: 1 P: 8	R: 0 E: 0 K: 0 S: 4	H: 1 LOB: 1 BB: 0 P: 4	R: 1 E: 0 K: 1 S: 6	H: 1 LOB: 1 BB: 1 P: 10	R: 0 E: 0 K: 1 S: 6	H: 1 LOB: 2 BB: 0 P: 7	R: 0 E: 0 K: 1 S: 3	H: 0 LOB: 0 BB: 0 P: 3	R: 0 E: 0 K: 1 S: 6	H: 1 LOB: 2 BB: 1 P: 10	R: 0 E: 0 K: 1 S: 5	H: 0 LOB: 0 BB: 0 P: 5	R: 0 E: 0 K: 0 S: 3	H: 0 LOB: 0 BB: 0 P: 3	1B: 7 2B: 0 3B: 0 HR: 0	SF: 1 SAC: 0 DP: 0 HBP: 0	WP: 0 PB: 0 SB: 0 CS: 0	PA: 37	
PITCHER	IP WLS BF H R ER SO BB IBB HBP BLK WP HR S P ERA WHIP	IP WLS BF H R ER SO BB IBB HBP BLK WP HR S P ERA WHIP	IP WLS BF H R ER SO BB IBB HBP BLK WP HR S P ERA WHIP	IP WLS BF H R ER SO BB IBB HBP BLK WP HR S P ERA WHIP	IP WLS BF H R ER SO BB IBB HBP BLK WP HR S P ERA WHIP	IP WLS BF H R ER SO BB IBB HBP BLK WP HR S P ERA WHIP	IP WLS BF H R ER SO BB IBB HBP BLK WP HR S P ERA WHIP	IP WLS BF H R ER SO BB IBB HBP BLK WP HR S P ERA WHIP	IP WLS BF H R ER SO BB IBB HBP BLK WP HR S P ERA WHIP	IP WLS BF H R ER SO BB IBB HBP BLK WP HR S P ERA WHIP	IP WLS BF H R ER SO BB IBB HBP BLK WP HR S P ERA WHIP	IP WLS BF H R ER SO BB IBB HBP BLK WP HR S P ERA WHIP	IP WLS BF H R ER SO BB IBB HBP BLK WP HR S P ERA WHIP	IP WLS BF H R ER SO BB IBB HBP BLK WP HR S P ERA WHIP	IP WLS BF H R ER SO BB IBB HBP BLK WP HR S P ERA WHIP	IP WLS BF H R ER SO BB IBB HBP BLK WP HR S P ERA WHIP	IP WLS BF H R ER SO BB IBB HBP BLK WP HR S P ERA WHIP	IP WLS BF H R ER SO BB IBB HBP BLK WP HR S P ERA WHIP	IP WLS BF H R ER SO BB IBB HBP BLK WP HR S P ERA WHIP	IP WLS BF H R ER SO BB IBB HBP BLK WP HR S P ERA WHIP	IP WLS BF H R ER SO BB IBB HBP BLK WP HR S P ERA WHIP

San Francisco Giants @ Philadelphia Phillies
Veterans Stadium, Philadelphia, PA
Mon Apr 30 1979, 7:05 PM EDT
Att: 29,169 - Unknown

AB	33
R	1
H	7
RBI	1
BB	3
SO	5
LOB	17



Batter	1	2	3	4	5	6	7	8	9	AB	R	H	RBI	BB	SO	LOB	BOTTOM				
Bake McBride, L OBP: 0.293, SLG: 0.368 (1, 9)	0-0 CS 1B		0-0 4-3		0-0 E5 FC		0-3 K			4	0	1	0	0	1	2					
Larry Bowa, S OBP: 0.400, SLG: 0.343 (1, 6)	0-0 F2		0-0 F9		0-0 FC IBB		0-0 G6-4-3			4	0	0	0	0	0	4					
Pete Rose, S OBP: 0.471, SLG: 0.435 (1, 3)	0-0 1B S		0-0 HR 1B		4-0 IBB			0-0 CS 1B		3	2	3	0	1	0	0					
Greg Luzinski, R OBP: 0.423, SLG: 0.548 (1, 7)	0-0		0-0		0-0 P3			0-3 K		4	1	2	3	0	1	4					
Mike Anderson, R OBP: 1.000, SLG: 2.000 (9, 7)	0-0 1B		0-0 HR		0-0 K			0-3 K		0	0	0	0	0	0	0					
Mike Schmidt, R OBP: 0.351, SLG: 0.477 (1, 5)	0-0 F7		0-3 K		0-3 K			0-0 5-3		4	0	0	0	0	2	4					
Gary Maddox, R OBP: 0.395, SLG: 0.614 (1, 8)		0-0 HR		0-0 F8		0-0 1-3				3	1	1	1	0	0	0					
Manny Trillo, R OBP: 0.329, SLG: 0.338 (1, 4)		0-0 1-4-3		0-3 K		0-0 6-3				3	0	0	0	0	1	0					
Bob Boone, R OBP: 0.246, SLG: 0.302 (1, 2)		0-3 K		0-0 F4		0-0 F9				3	0	0	0	0	1	0					
Dick Ruthven, R OBP: 0.188, SLG: 0.188 (1, 1)		0-0 F9		0-0 FC E 1B			0-0 G6-4-3 1B			2	0	1	0	0	0	0					
Tug McGraw, R OBP: 1.000, SLG: 1.000 (7, 1)										1	0	1	0	0	0	0					
Inning Stats	R: 1 E: 0 K: 0 S: 5	H: 3 LOB: 1 BB: 0 P: 5	R: 1 E: 0 K: 1 S: 6	H: 1 LOB: 0 BB: 0 P: 6	R: 2 E: 0 K: 1 S: 7	H: 2 LOB: 0 BB: 0 P: 7	R: 0 E: 0 K: 1 S: 5	H: 0 LOB: 0 BB: 0 P: 5	R: 0 E: 0 K: 1 S: 3	H: 0 LOB: 0 BB: 0 P: 3	R: 0 E: 0 K: 1 S: 5	H: 1 LOB: 0 BB: 0 P: 5	R: 0 E: 0 K: 1 S: 5	H: 1 LOB: 0 BB: 0 P: 5	R: 0 E: 0 K: 1 S: 5	H: 1 LOB: 0 BB: 0 P: 5	1B: 7 2B: 1 3B: 0 HR: 2	SF: 0 SAC: 1 DP: 2 HBP: 0	WP: 0 PB: 0 SB: 0 CS: 2	PA: 32	
PITCHER	IP WLS BF H R ER SO BB IBB HBP BLK WP HR S P ERA WHIP	IP WLS BF H R ER SO BB IBB HBP BLK WP HR S P ERA WHIP	IP WLS BF H R ER SO BB IBB HBP BLK WP HR S P ERA WHIP	IP WLS BF H R ER SO BB IBB HBP BLK WP HR S P ERA WHIP	IP WLS BF H R ER SO BB IBB HBP BLK WP HR S P ERA WHIP	IP WLS BF H R ER SO BB IBB HBP BLK WP HR S P ERA WHIP	IP WLS BF H R ER SO BB IBB HBP BLK WP HR S P ERA WHIP	IP WLS BF H R ER SO BB IBB HBP BLK WP HR S P ERA WHIP	IP WLS BF H R ER SO BB IBB HBP BLK WP HR S P ERA WHIP	IP WLS BF H R ER SO BB IBB HBP BLK WP HR S P ERA WHIP	IP WLS BF H R ER SO BB IBB HBP BLK WP HR S P ERA WHIP	IP WLS BF H R ER SO BB IBB HBP BLK WP HR S P ERA WHIP	IP WLS BF H R ER SO BB IBB HBP BLK WP HR S P ERA WHIP	IP WLS BF H R ER SO BB IBB HBP BLK WP HR S P ERA WHIP	IP WLS BF H R ER SO BB IBB HBP BLK WP HR S P ERA WHIP	IP WLS BF H R ER SO BB IBB HBP BLK WP HR S P ERA WHIP	IP WLS BF H R ER SO BB IBB HBP BLK WP HR S P ERA WHIP	IP WLS BF H R ER SO BB IBB HBP BLK WP HR S P ERA WHIP	IP WLS BF H R ER SO BB IBB HBP BLK WP HR S P ERA WHIP	IP WLS BF H R ER SO BB IBB HBP BLK WP HR S P ERA WHIP	IP WLS BF H R ER SO BB IBB HBP BLK WP HR S P ERA WHIP


San Francisco Giants @ Philadelphia Phillies
Veterans Stadium, Philadelphia, PA
Mon Apr 30 1979, 7:05 PM EDT
Att: 29,169 - Unknown


AB	31
R	4
H	9
RBI	4
BB	1
SO	6
LOB	14



Batter	1	2	3	4	5	6	7	8	9	AB	R	H	RBI	BB	SO	LOB	TOP			
Frank Taveras, R OBP: 0.280, SLG: 0.299	F9		1B					K		3	1	1	0	1	1	1	New York Mets @ San Francisco Giants Candlestick Park, San Francisco, CA Fri May 04, 1979, 10:05 PM EDT Att: 19,275 - Unknown			
Alex Trevino, R OBP: 0.429, SLG: 0.429	F4		1B					G1-6-3		4	0	2	2	0	0	1				
Lee Mazzilli, S OBP: 0.365, SLG: 0.405			G6-4-3						5-3	3	0	0	0	1	0	2				
John Stearns, R OBP: 0.313, SLG: 0.366	CS	4-3						K		4	0	0	0	0	1	1				
Willie Montanez, L OBP: 0.242, SLG: 0.247		G3						F5		4	0	0	0	0	0	1				
Joel Youngblood, R OBP: 0.422, SLG: 0.623		L7								3	0	1	0	0	0	0				
Steve Henderson, R OBP: 0.352, SLG: 0.354										2	1	0	0	1	0	1				
Doug Flynn, R OBP: 0.237, SLG: 0.239										3	1	1	1	0	0	0				
Neil Allen, R										2	0	0	0	0	1	1				
Dwight Bernard, R										0	0	0	0	0	0	0				
Kelvin Chapman, R										1	0	1	0	0	0	0				
Skip Lockwood, R										0	0	0	0	0	0	0				
Inning Stats	R: 0 E: 0 K: 0 S: 9	H: 0 LOB: 0 BB: 1 P: 18	R: 0 E: 0 K: 0 S: 5	H: 0 LOB: 0 BB: 0 P: 6	R: 3 E: 0 K: 1 S: 21	H: 3 LOB: 0 BB: 1 P: 29	R: 0 E: 0 K: 0 S: 11	H: 1 LOB: 1 BB: 0 P: 15	R: 0 E: 0 K: 0 S: 6	H: 0 LOB: 0 BB: 1 P: 11	R: 0 E: 0 K: 0 S: 7	H: 1 LOB: 1 BB: 0 P: 9	R: 0 E: 0 K: 1 S: 5	H: 0 LOB: 0 BB: 0 P: 6	R: 0 E: 0 K: 1 S: 6	H: 0 LOB: 0 BB: 0 P: 8	1B: 5 2B: 1 3B: 0 HR: 0	SF: 0 SAC: 0 DP: 2 HBP: 0	WP: 1 PB: 0 SB: 1 CS: 2	PA: 34
PITCHER Vida Blue, L ERA: 5.2	IP: 9.0 W: 0 L: 1 BF: 32 H: 6 R: 3 ER: 3 SO: 3 BB: 3 IBB: 0 HBP: 0 BLK: 0 WP: 1 HR: 0 S: 76 P: 113 ERA: 3.00 WHIP: 1.000																			

Batter	1	2	3	4	5	6	7	8	9	AB	R	H	RBI	BB	SO	LOB	BOTTOM	
Bill North, S OBP: 0.398, SLG: 0.333	1B	HR						L8		3	2	2	0	2	0	1	New York Mets @ San Francisco Giants Candlestick Park, San Francisco, CA Fri May 04, 1979, 10:05 PM EDT Att: 19,275 - Unknown	
Terry Whitfield, L OBP: 0.385, SLG: 0.500	1B	HR						K		4	1	2	2	1	1	3		
Jack Clark, R OBP: 0.361, SLG: 0.451	SF	P3						F9		3	0	0	1	0	1	4		
Willie McCovey, L OBP: 0.344, SLG: 0.433	F5									3	0	1	0	1	0	2		
Max Venable, L										0	0	0	0	0	0	0		
Rob Andrews, R OBP: 0.500, SLG: 0.500										0	0	0	0	0	0	0		
Bill Madlock, R OBP: 0.217, SLG: 0.240	F9									4	0	0	0	0	0	4		
Mike Ivie, R OBP: 0.268, SLG: 0.416										0	0	0	0	0	0	0		
Darrell Evans, L OBP: 0.348, SLG: 0.374										3	0	1	0	1	0	2		
John Tamargo, S OBP: 0.240, SLG: 0.417	FC4-6									4	0	0	0	0	1	5		
Roger Metzger, S OBP: 0.232, SLG: 0.292										4	1	2	0	0	0	0		
Vida Blue, S OBP: 0.182, SLG: 0.150										4	0	1	0	0	2	1		
Inning Stats	R: 1 E: 1 K: 0 S: 12	H: 1 LOB: 3 BB: 2 P: 25	R: 2 E: 0 K: 1 S: 10	H: 1 LOB: 0 BB: 1 P: 19	R: 0 E: 0 K: 0 S: 11	H: 1 LOB: 1 BB: 0 P: 17	R: 0 E: 0 K: 1 S: 10	H: 1 LOB: 2 BB: 1 P: 16	R: 0 E: 0 K: 1 S: 8	H: 2 LOB: 0 BB: 0 P: 14	R: 0 E: 0 K: 0 S: 2	H: 0 LOB: 1 BB: 1 P: 6	R: 1 E: 1 K: 2 S: 9	H: 2 LOB: 1 BB: 0 P: 9	1B: 7 2B: 0 3B: 1 HR: 1	SF: 1 SAC: 0 DP: 0 HBP: 0	WP: 1 PB: 0 SB: 1 CS: 1	PA: 39
PITCHER Neil Allen, R ERA: 6.41	IP: 5.1 W: 0 L: 1 BF: 28 H: 7 R: 3 ER: 3 SO: 3 BB: 4 IBB: 0 HBP: 0 BLK: 0 WP: 1 HR: 1 S: 58 P: 103 ERA: 5.06 WHIP: 2.062																	
PITCHER Dwight Bernard, R ERA: 3.65	IP: 1.2 W: 0 L: 0 BF: 5 H: 0 R: 0 ER: 0 SO: 0 BB: 1 IBB: 0 HBP: 0 BLK: 0 WP: 0 HR: 4 S: 8 P: 8 ERA: 0.00 WHIP: 0.600																	
PITCHER Skip Lockwood, R ERA: 1.8	IP: 1.0 W: 0 L: 1 BF: 5 H: 2 R: 1 ER: 1 SO: 2 BB: 1 IBB: 0 HBP: 0 BLK: 0 WP: 0 HR: 9 S: 9 P: 9 ERA: 9.00 WHIP: 2.000																	

Batter	1	2	3	4	5	6	7	8	9	AB	R	H	RBI	BB	SO	LOB	TOP								
Frank Taveras, R OBP: 0.265, SLG: 0.283	3-2 5-3		1-1 L4		0-0 E4		0-0 1-3		0-0 F8	5	0	0	0	0	0	3	New York Mets @ San Francisco Giants Candlestick Park, San Francisco, CA Sat May 05 1979, 6:33 AM EDT Att: 6,960 - Unknown AB 38 R 4 H 12 RBI 4 BB 0 SO 1 LOB 15 								
Alex Trevino, R OBP: 0.500, SLG: 0.667	1-0 G5-4-3 1B		1-0 FC6-4		2-1 1 SAFE 1-2 3B		0-0 HR 1B		0-3 K	5	1	3	1	0	1	2									
Lee Mazzilli, S OBP: 0.360, SLG: 0.432	0-1 G5-4-3			3-2 F6	1-0 5-3		0-0 HR			4	1	1	2	0	0	2									
Steve Henderson, R OBP: 0.359, SLG: 0.361		1-2 4-3		1-1 F3		0-0 FC3-6 1B		0-0 1B		4	0	2	0	0	0	0									
Willie Montanez, L OBP: 0.242, SLG: 0.247		2-1 F3		0-0 1B 2B 1B		0-1 FC3-6 1-2		0-0 5-3		4	1	1	0	0	0	2									
Joel Youngblood, R OBP: 0.412, SLG: 0.596		1-2 F8		2-2 2B 1-2 1B		0-0 F8		0-0 5-3		4	0	1	0	0	0	1									
John Stearns, R OBP: 0.321, SLG: 0.387			2-2 F9 1B	0-0 1-3 2-H 2B		0-0 G3		0-0 F3		4	0	2	1	0	0	1									
Doug Flynn, R OBP: 0.238, SLG: 0.240			1-0 FC6-4 1B	3-2 F6-3				0-0 F8	0-0 F3-1	4	0	1	0	0	0	2									
Craig Swan, R OBP: 0.211, SLG: 0.222			0-0 F9		2-2 F1			0-0 1-3 1B 1B		2	0	0	0	0	0	2									
Bruce Boisclair, L OBP: 0.348, SLG: 0.522									0-0 5-3	1	1	1	0	0	0	0									
Jesse Orosco, R OBP: 0.228, SLG: 0.233										0	0	0	0	0	0	0									
Dwight Bernard, R OBP: 0.228, SLG: 0.233										1	0	0	0	0	0	0									
Kelvin Chapman, R OBP: 0.228, SLG: 0.233										1	0	0	0	0	0	0									
Inning Stats	R: 0 E: 0 K: 0 S: 6	H: 1 LOB: 0 BB: 0 P: 10	R: 0 E: 0 K: 0 S: 8	H: 0 LOB: 0 BB: 0 P: 12	R: 0 E: 0 K: 0 S: 8	H: 2 LOB: 2 BB: 0 P: 13	R: 1 E: 0 K: 0 S: 15	H: 3 LOB: 2 BB: 0 P: 24	R: 0 E: 1 K: 0 S: 7	H: 1 LOB: 1 BB: 0 P: 12	R: 0 E: 0 K: 0 S: 5	H: 1 LOB: 1 BB: 0 P: 5	R: 3 E: 0 K: 0 S: 7	H: 4 LOB: 1 BB: 0 P: 7	R: 0 E: 0 K: 0 S: 3	H: 0 LOB: 0 BB: 0 P: 3	R: 0 E: 0 K: 1 S: 5	H: 0 LOB: 0 BB: 0 P: 5	1B: 9 2B: 1 3B: 1 HR: 1	SF: 0 SAC: 0 DP: 1 HBP: 0	WP: 0 PB: 0 SB: 0 CS: 0	PA: 38			
PITCHER	IP	WLS	BF	H	R	ER	SO	BB	IBB	HBP	BLK	WP	HR	S	P	ERA	WHIP								
Philip Nastu, L ERA: 4.66	5.1		23	8	1	1	0	0	0	0	0	0	0	47	74	1.69	1.500								
Tom Griffin, R ERA: 4.56	1.1		6	2	2	2	0	0	0	0	0	0	0	6	6	13.50	1.500								
Gary Lavelle, L ERA: 1.21	2.1	W	9	2	1	1	1	0	0	0	0	0	1	11	11	3.86	0.857								

Batter	1	2	3	4	5	6	7	8	9	AB	R	H	RBI	BB	SO	LOB	BOTTOM									
Bill North, S OBP: 0.398, SLG: 0.322	4-1 1B 2B BB			4-2 CS BB		2-3 K		0-0 6-3		3	1	0	0	2	1	2	New York Mets @ San Francisco Giants Candlestick Park, San Francisco, CA Sat May 05 1979, 6:33 AM EDT Att: 6,960 - Unknown AB 32 R 6 H 7 RBI 5 BB 5 SO 5 LOB 23 									
Larry Hemdon, R OBP: 0.375, SLG: 0.667		6-3						2-3 BB		0	0	0	0	0	0	0										
Terry Whitfield, L OBP: 0.407, SLG: 0.505	0-0 2B 1-2 E 1B	1-0 S 1B		2-2 F7 1-2			1-0 HR HBP	4-0 BB		3	2	2	0	1	0	1										
Jack Clark, R OBP: 0.363, SLG: 0.490	2-1 E 1-3 2-H 1B 2B	1-1 F8		2-2 F8			0-0 1-H HR	0-0 1-3		5	2	2	3	0	0	3										
Darrell Evans, L OBP: 0.355, SLG: 0.379	3-1 E6 1B		0-0 3-1 E 5-3 1B		1-1 F9		0-0 FC4-6 1B			4	1	2	1	0	0	1										
Mike Ivie, R OBP: 0.256, SLG: 0.395	2-3 3-H K		1-2 5-3		1-1 F3		0-3 K			4	0	0	0	0	2	4										
John Tamargo, S OBP: 0.207, SLG: 0.357	1-0 P3		2-2 3-1		2-2 F8		0-0 F8			4	0	0	0	0	0	4										
Mike Sadek, R OBP: 0.207, SLG: 0.357										0	0	0	0	0	0	0										
Roger Metzger, S OBP: 0.247, SLG: 0.294	1-2 1-3 3-H 1B		4-0 E IBB		1-0 E3 3-1 S		0-0 FC4-6 1-2			3	0	1	1	1	0	1										
Rob Andrews, R OBP: 0.400, SLG: 0.333	0-0 F9		0-1 E6		0-2 3-1			4-0 6-3 SH3-4 BB		3	0	0	0	1	0	4										
Philip Nastu, L ERA: 2.47			0-3 K		0-0 F5			0-0 SH3-4		2	0	0	0	0	1	2										
Tom Griffin, R ERA: 2.79										1	0	0	0	0	1	1										
Gary Lavelle, S ERA: 3.55										0	0	0	0	0	0	0										
Inning Stats	R: 3 E: 1 K: 1 S: 16	H: 3 LOB: 2 BB: 1 P: 28	R: 0 E: 0 K: 1 S: 8	H: 1 LOB: 1 BB: 0 P: 10	R: 1 E: 1 K: 0 S: 10	H: 1 LOB: 2 BB: 1 P: 17	R: 0 E: 0 K: 0 S: 8	H: 0 LOB: 0 BB: 1 P: 16	R: 0 E: 1 K: 2 S: 10	H: 0 LOB: 1 BB: 0 P: 13	R: 2 E: 0 K: 1 S: 7	H: 2 LOB: 1 BB: 0 P: 8	R: 0 E: 0 K: 0 S: 3	H: 0 LOB: 2 BB: 2 P: 11	R: 0 E: 0 K: 0 S: 3	H: 0 LOB: 2 BB: 2 P: 11	1B: 5 2B: 1 3B: 0 HR: 1	SF: 0 SAC: 1 DP: 0 HBP: 1	WP: 0 PB: 0 SB: 0 CS: 1	PA: 39						
PITCHER	IP	WLS	BF	H	R	ER	SO	BB	IBB	HBP	BLK	WP	HR	S	P	ERA	WHIP									
Craig Swan, R ERA: 2.47	6.0		28	5	4	2	4	2	0	0	0	0	0	9	18	10.80	2.400									
Jesse Orosco, L ERA: 2.79	1.2	L	10	2	2	2	1	2	0	1	0	0	0	1	9	18	10.80	2.400								
Dwight Bernard, R ERA: 3.55	0.1		1	0	0	0	0	0	0	0	0	0	0	1	1	0.00	0.000									

Batter	1	2	3	4	5	6	7	8	9	AB	R	H	RBI	BB	SO	LOB	TOP								
Frank Taveras, R (1, 6) OBP: 0.262, SLG: 0.278										5	0	1	0	0	2	1	New York Mets @ San Francisco Giants Candlestick Park, San Francisco, CA Sun May 06 1979, 6:33 AM EDT Att: 19,818 - Unknown								
Alex Trevino, R (1, 5) OBP: 0.529, SLG: 0.600										3	1	1	0	2	0	0									
Lee Mazzilli, S (1, 8) OBP: 0.371, SLG: 0.435										4	1	2	0	1	0	3									
Steve Henderson, R (1, 7) OBP: 0.351, SLG: 0.364										5	1	1	2	0	1	3									
Gil Flores, R (9, 9) OBP: 0.556, SLG: 0.556										0	0	0	0	0	0	0									
John Stearns, R (1, 2) OBP: 0.307, SLG: 0.367										4	1	0	0	0	0	3									
Willie Montanez, L (1, 3) OBP: 0.232, SLG: 0.236										4	0	0	0	0	0	2									
Joel Youngblood, R (1, 9) OBP: 0.417, SLG: 0.583										3	1	1	1	1	0	1									
Doug Flynn, R (1, 4) OBP: 0.236, SLG: 0.241										4	0	1	1	0	0	2									
Kevin Kobel, R (1, 1) OBP: 0.333, SLG: 0.333										2	0	1	1	0	0	0									
Kelvin Chapman, R (7, PH) OBP: 0.224, SLG: 0.227										1	0	0	0	0	0	1									
Dale Murray, R (7, 1)										1	0	0	0	0	0	1									
Skip Lockwood, R (8, 1)										0	0	0	0	0	0	0									
Inning Stats	R: 0 E: 0 K: 2 S: 13	H: 1 LOB: 2 BB: 1 P: 23	R: 0 E: 0 K: 0 S: 6	H: 0 LOB: 0 BB: 0 P: 8	R: 0 E: 0 K: 1 S: 7	H: 0 LOB: 0 BB: 0 P: 12	R: 0 E: 0 K: 0 S: 5	H: 0 LOB: 0 BB: 0 P: 11	R: 1 E: 0 K: 0 S: 14	H: 2 LOB: 2 BB: 2 P: 28	R: 0 E: 0 K: 0 S: 5	H: 0 LOB: 0 BB: 0 P: 9	R: 0 E: 0 K: 0 S: 7	H: 1 LOB: 1 BB: 0 P: 13	R: 4 E: 1 K: 0 S: 10	H: 3 LOB: 1 BB: 1 P: 14	R: 0 E: 0 K: 0 S: 4	H: 1 LOB: 1 BB: 0 P: 4	1B: 7 2B: 1 3B: 0 HR: 0	SF: 0 SAC: 0 DP: 0 HBP: 0	WP: 0 PB: 0 SB: 1 CS: 0	PA: 40			
PITCHER	IP	WLS	BF	H	R	ER	SO	BB	IBB	HBP	BLK	WP	HR	S	P	ERA	WHIP								
Bob Knepper, L (1, 1) ERA: 3.17	7.0		31	6	4	3	3	4	0	0	0	0	0	62	113	3.86	1.429								
Randy Moffitt, R (8, 1) ERA: 7.39	1.0	L	5	1	1	0	0	0	0	0	0	0	0	5	5	0.00	1.000								
Dave Roberts, L (9, 1) ERA: 1.88	1.0		4	1	0	0	0	0	0	0	0	0	0	4	4	0.00	1.000								

Batter	1	2	3	4	5	6	7	8	9	AB	R	H	RBI	BB	SO	LOB	BOTTOM								
Bill North, S (1, 8) OBP: 0.398, SLG: 0.311										3	1	0	0	2	0	3	New York Mets @ San Francisco Giants Candlestick Park, San Francisco, CA Sun May 06 1979, 6:33 AM EDT Att: 19,818 - Unknown								
Dave Roberts, L (9, 1)										3	1	0	0	0	1	0									
Terry Whitfield, L (1, 7) OBP: 0.397, SLG: 0.490										2	0	0	0	3	0	2									
Jack Clark, R (1, 9) OBP: 0.373, SLG: 0.480										2	0	0	0	3	0	2									
Mike Ivie, R (1, 3) OBP: 0.264, SLG: 0.395										5	0	2	2	0	0	2									
Bill Madlock, R (1, 4) OBP: 0.218, SLG: 0.232										3	1	0	0	1	0	3									
Darrell Evans, L (1, 5) OBP: 0.342, SLG: 0.364										4	0	0	0	0	0	1									
Johnnie LeMaster, R (1, 6) OBP: 0.493, SLG: 0.462										2	0	1	0	1	0	0									
John Tamargo, S (8, PH) OBP: 0.207, SLG: 0.345										1	0	0	0	0	0	0									
Mike Sadek, R (1, 2)										2	0	0	1	0	0	1									
Roger Metzger, S (8, PH) OBP: 0.257, SLG: 0.294										0	0	0	0	1	0	0									
Bob Knepper, L (1, 1) OBP: 0.143, SLG: 0.214										3	1	1	0	0	0	2									
Randy Moffitt, R (8, 1)										0	0	0	0	0	0	0									
Willie McCovey, L (8, PH) OBP: 0.364, SLG: 0.452										1	0	1	0	0	0	0									
Larry Hemdon, R (8, PR) OBP: 0.375, SLG: 0.667										0	0	0	0	0	0	0									
Inning Stats	R: 0 E: 1 K: 0 S: 6	H: 0 LOB: 1 BB: 1 P: 13	R: 1 E: 0 K: 0 S: 7	H: 0 LOB: 1 BB: 2 P: 17	R: 0 E: 0 K: 1 S: 8	H: 0 LOB: 0 BB: 1 P: 15	R: 0 E: 0 K: 0 S: 6	H: 0 LOB: 0 BB: 0 P: 8	R: 2 E: 1 K: 0 S: 12	H: 2 LOB: 2 BB: 1 P: 26	R: 0 E: 0 K: 0 S: 6	H: 1 LOB: 1 BB: 0 P: 8	R: 1 E: 0 K: 0 S: 3	H: 1 LOB: 1 BB: 2 P: 11	R: 0 E: 0 K: 0 S: 4	H: 1 LOB: 2 BB: 1 P: 8	R: 0 E: 1 K: 0 S: 3	H: 0 LOB: 0 BB: 0 P: 3	1B: 4 2B: 1 3B: 0 HR: 0	SF: 1 SAC: 2 DP: 1 HBP: 0	WP: 1 PB: 0 SB: 2 CS: 0	PA: 40			
PITCHER	IP	WLS	BF	H	R	ER	SO	BB	IBB	HBP	BLK	WP	HR	S	P	ERA	WHIP								
Kevin Kobel, L (1, 1) ERA: 2.31	6.0		27	3	3	1	1	5	0	0	0	0	0	45	87	1.50	1.333								
Dale Murray, R (7, 1) ERA: 3.89	1.2	W	9	2	1	1	0	2	1	0	0	0	0	6	18	5.40	2.400								
Skip Lockwood, R (8, 1) ERA: 1.65	1.1	S	4	0	0	0	0	0	0	0	0	0	0	4	4	0.00	0.000								

Batter	1	2	3	4	5	6	7	8	9	AB	R	H	RBI	BB	SO	LOB	TOP					
Andre Dawson, R OBP: 0.378, SLG: 0.673 (1, 8)	5-3		FC6-4					F9		4	0	1	1	0	0	1						
Rodney Scott, S OBP: 0.336, SLG: 0.286 (1, 4)	L7			4-1				4-3		4	0	0	0	0	0	2						
Warren Cromartie, L OBP: 0.384, SLG: 0.599 (1, 7)	K							G3		4	0	1	0	0	1	0						
Tony Perez, R OBP: 0.306, SLG: 0.391 (1, 3)		K		5-3				3-1		3	1	0	0	1	1	1						
Gary Carter, R OBP: 0.412, SLG: 0.698 (1, 2)	3-1			F6				F2		4	0	1	0	0	0	1						
Ellis Valentine, R OBP: 0.308, SLG: 0.369 (1, 9)	K							F8		3	2	1	0	1	1	0						
Larry Parrish, R OBP: 0.348, SLG: 0.471 (1, 5)				F8				F8		4	1	2	3	0	1	1						
Chris Speier, R OBP: 0.406, SLG: 0.418 (1, 6)				5-3				F8		3	0	0	0	1	0	1						
Scott Sanderson, R OBP: 0.154, SLG: 0.154 (1, 1)								F2		4	0	1	0	0	1	3						
Inning Stats	R: 0 E: 0 K: 1 S: 7	H: 0 LOB: 0 BB: 0 P: 11	R: 0 E: 0 K: 2 S: 8	H: 0 LOB: 0 BB: 0 P: 11	R: 0 E: 0 K: 0 S: 8	H: 1 LOB: 1 BB: 0 P: 12	R: 0 E: 0 K: 0 S: 10	H: 1 LOB: 1 BB: 0 P: 16	R: 1 E: 1 K: 1 S: 10	H: 2 LOB: 2 BB: 1 P: 19	R: 0 E: 0 K: 0 S: 5	H: 0 LOB: 0 BB: 0 P: 8	R: 0 E: 0 K: 0 S: 8	H: 1 LOB: 1 BB: 0 P: 12	R: 0 E: 0 K: 0 S: 4	H: 0 LOB: 0 BB: 0 P: 4	R: 3 E: 0 K: 1 S: 6	H: 2 LOB: 2 BB: 2 P: 14	1B: 4 2B: 1 3B: 1 HR: 1	SF: 0 SAC: 0 DP: 0 HBP: 0	WP: 0 PB: 0 CS: 1	PA: 36
PITCHER	IP	WLS	BF	H	R	ER	SO	BB	IBB	HBP	BLK	WP	HR	S	P	ERA	WHIP					
Ed Halicki, R ERA: 5.5 (1, 1)	6.0	L	23	4	1	1	4	0	1	0	0	0	0	48	77	1.50	0.667					
Randy Moffitt, R ERA: 7.84 (7, 1)	3.0		13	3	3	3	1	1	1	0	0	0	1	18	30	9.00	1.333					

Montreal Expos @ San Francisco Giants
Candlestick Park, San Francisco, CA
Tue May 08 1979, 10:05 PM EDT
Att: 7,513 - Unknown

AB	33
R	4
H	7
RBI	4
BB	3
SO	5
LOB	10



Batter	1	2	3	4	5	6	7	8	9	AB	R	H	RBI	BB	SO	LOB	BOTTOM					
Bill North, S OBP: 0.385, SLG: 0.298 (1, 8)	F3		6-3					F7		4	0	0	0	0	0	0						
Terry Whitfield, L OBP: 0.392, SLG: 0.481 (1, 7)				K				F3		4	0	1	0	0	1	0						
Jack Clark, R OBP: 0.364, SLG: 0.465 (1, 9)				F8				K		3	0	0	0	0	2	1						
Willie McCovey, L OBP: 0.333, SLG: 0.412 (1, 3)				F6				K		3	0	0	0	0	2	1						
Bill Madlock, R OBP: 0.212, SLG: 0.225 (1, 4)				F4				F8		3	0	0	0	0	0	0						
Darrell Evans, L OBP: 0.342, SLG: 0.356 (1, 5)				K				F8		2	0	0	0	1	1	0						
John Tamargo, S OBP: 0.182, SLG: 0.313 (1, 2)				K				F9		3	0	0	0	0	2	1						
Roger Metzger, S OBP: 0.247, SLG: 0.282 (1, 6)				K				F8		3	0	0	0	0	1	1						
Ed Halicki, R OBP: 0.231, SLG: 0.308 (1, 1)								F7		1	0	0	0	0	0	0						
Rob Andrews, R (6, PH)										1	0	0	0	0	0	0						
Randy Moffitt, R (7, 1)										0	0	0	0	0	0	0						
Mike Ivie, R (8, PH)										1	0	0	0	0	0	0						
Inning Stats	R: 0 E: 0 K: 2 S: 9	H: 1 LOB: 1 BB: 0 P: 14	R: 0 E: 0 K: 2 S: 7	H: 0 LOB: 0 BB: 0 P: 14	R: 0 E: 0 K: 1 S: 6	H: 0 LOB: 0 BB: 0 P: 11	R: 0 E: 0 K: 1 S: 6	H: 0 LOB: 0 BB: 0 P: 9	R: 0 E: 0 K: 0 S: 5	H: 0 LOB: 0 BB: 0 P: 7	R: 0 E: 0 K: 2 S: 9	H: 0 LOB: 0 BB: 0 P: 11	R: 0 E: 0 K: 0 S: 6	H: 0 LOB: 0 BB: 0 P: 9	R: 0 E: 0 K: 0 S: 6	H: 0 LOB: 0 BB: 0 P: 9	R: 0 E: 0 K: 0 S: 9	H: 0 LOB: 0 BB: 0 P: 13	1B: 1 2B: 0 3B: 0 HR: 0	SF: 0 SAC: 0 DP: 0 HBP: 0	WP: 0 PB: 0 CS: 0	PA: 29
PITCHER	IP	WLS	BF	H	R	ER	SO	BB	IBB	HBP	BLK	WP	HR	S	P	ERA	WHIP					
Scott Sanderson, R ERA: 3.52 (1, 1)	9.0	W	29	1	0	0	9	1	0	0	0	0	0	66	107	0.00	0.222					

Montreal Expos @ San Francisco Giants
Candlestick Park, San Francisco, CA
Tue May 08 1979, 10:05 PM EDT
Att: 7,513 - Unknown

AB	28
R	0
H	1
RBI	0
BB	1
SO	9
LOB	4



Batter	1	2	3	4	5	6	7	8	9	AB	R	H	RBI	BB	SO	LOB	TOP					
Andre Dawson, R (1, 8) OBP: 0.364, SLG: 0.643	0-0 6-3		2-0 F9		2-2 F3		0-3 K		0-3 K	5	0	0	0	0	2	1						
Rodney Scott, S (1, 4) OBP: 0.333, SLG: 0.284	0-1 G3		1-1 6-3		2-1 1B		0-0 FC5-6			4	0	1	0	0	0	1						
Warren Cromartie, L (1, 7) OBP: 0.379, SLG: 0.950	0-3 K		0-1 1B		1-3 K		2-2 6-3			4	0	1	0	0	2	2						
Tony Perez, R (1, 3)		4-2 SF9	2-1 F7		0-0 1B			2-2 F8		3	1	1	0	1	0	1						
Gary Carter, R (1, 2) OBP: 0.406, SLG: 0.689		2-2 E4		0-1 1B		1-3 K		0-0 F9		4	1	1	0	0	1	1						
Ellis Valentine, R (1, 9) OBP: 0.316, SLG: 0.379		2-0 SF9		0-0 CS		0-1 1-3		1-0 1B		3	0	2	2	0	0	0						
Larry Parrish, R (1, 5) OBP: 0.354, SLG: 0.483		2-2 F6		2-2 4-3		1-0 1B		0-0 F9		4	0	2	0	0	0	2						
Chris Speier, R (1, 6) OBP: 0.410, SLG: 0.415		4-2 BB		1-0 4-3		0-1 F9			0-0 G4-6-3	3	0	1	0	1	0	2						
Ross Grimsley, L (1, 1) Stan Bahnsen, R (5, 1) Dave Cash, R (7, 7) Dan Schatzeder, L (7, 1) David Palmer, R (8, 1) Ken Macha, R (8, 7)		0-3 K		0-1 F7			2-1 FC5-6		0-0 G4-6-3	2	0	0	0	0	1	3						
Inning Stats	R: 0 E: 0 K: 1 S: 6	H: 0 LOB: 0 BB: 0 P: 6	R: 1 E: 1 K: 1 S: 18	H: 0 LOB: 2 BB: 2 P: 32	R: 0 E: 0 K: 0 S: 7	H: 1 LOB: 1 BB: 0 P: 12	R: 1 E: 0 K: 0 S: 9	H: 3 LOB: 1 BB: 0 P: 12	R: 0 E: 0 K: 1 S: 10	H: 2 LOB: 2 BB: 0 P: 15	R: 0 E: 0 K: 1 S: 8	H: 1 LOB: 1 BB: 0 P: 10	R: 0 E: 0 K: 1 S: 9	H: 1 LOB: 1 BB: 0 P: 13	R: 0 E: 0 K: 0 S: 6	H: 1 LOB: 1 BB: 0 P: 9	R: 0 E: 0 K: 1 S: 5	H: 1 LOB: 0 BB: 0 P: 5	1B: 8 2B: 2 3B: 0 HR: 0	SF: 1 SAC: 0 DP: 1 HBP: 0	WP: 0 PB: 0 SB: 1 CS: 1	PA: 37
PITCHER Vida Blue, L (1, 1) ERA: 4.62	IP: 9.0 WLS: W BF: 37 H: 10 R: 2 ER: 1 SO: 6 BB: 2 IBB: 0 HBP: 0 BLK: 0 WP: 0 HR: 0 S: 78 P: 114 ERA: 1.00 WHIP: 1.333											PITCHER	IP: 9.0 WLS: W BF: 37 H: 10 R: 2 ER: 1 SO: 6 BB: 2 IBB: 0 HBP: 0 BLK: 0 WP: 0 HR: 0 S: 78 P: 114 ERA: 1.00 WHIP: 1.333									

Montreal Expos @ San Francisco Giants
Candlestick Park, San Francisco, CA

AB 34
R 2
H 10
RBI 2
BB 2
SO 6
LOB 14



Wed May 09 1979, 6:33 AM EDT
Att: 6,811 - Unknown


Batter	1	2	3	4	5	6	7	8	9	AB	R	H	RBI	BB	SO	LOB	BOTTOM			
Bill North, S (1, 8) OBP: 0.402, SLG: 0.295	4-1 FC4-6		4-0 1B		4-2 FC6-2		4-0 CS		0-3 K	1	1	0	0	4	1	2				
Larry Hemdon, R (9, 8) OBP: 0.375, SLG: 0.667					1-2 1B					0	0	0	0	0	0	0				
Terry Whitfield, L (1, 7) OBP: 0.395, SLG: 0.477	2-2 FC4-6		0-0 BB		1-1 SH1-4		0-0 CS		4-0 2B	3	1	1	1	1	0	1				
Jack Clark, R (1, 9) OBP: 0.365, SLG: 0.467	0-0 F7		4-1 1B		1-0 FC6-2		0-0 F8		0-0 2B	4	1	1	3	1	0	3				
Mike Ivie, R (1, 3) OBP: 0.258, SLG: 0.380	1-1 PO		2-1 F9		0-0 1B		0-3 K		0-0 6-3	5	1	1	1	0	1	4				
Bill Madlock, R (1, 4) OBP: 0.222, SLG: 0.236		1-0 6-3		0-0 5-3		0-0 1B		0-0 E		4	1	2	2	0	0	0				
Darrell Evans, L (1, 5) OBP: 0.395, SLG: 0.371		2-1 F9		0-1 1B		0-0 FC6-4		0-0 E2		4	1	3	0	0	0	0				
Marc Hill, R (1, 2) OBP: 0.235, SLG: 0.203			4-0 SH1-4		0-0 F2		0-0 FC6-4		0-0 E5	3	2	0	0	1	0	4				
Johnnie LeMaster, R (1, 6) OBP: 0.361, SLG: 0.400			3-2 F8		2-0 F7		0-0 L6		0-0 F2	4	0	0	0	0	0	4				
Vida Blue, S (1, 1) OBP: 0.240, SLG: 0.217			0-1 SH1-4		3-1 SH1-4		0-1 B1-3		0-0 E9	3	1	2	1	0	0	0				
Inning Stats	R: 0 E: 0 K: 0 S: 6	H: 0 LOB: 0 BB: 1 P: 13	R: 0 E: 0 K: 0 S: 6	H: 0 LOB: 0 BB: 0 P: 11	R: 1 E: 0 K: 0 S: 11	H: 1 LOB: 3 BB: 3 P: 28	R: 0 E: 0 K: 0 S: 5	H: 1 LOB: 1 BB: 0 P: 7	R: 3 E: 0 K: 0 S: 12	H: 4 LOB: 2 BB: 1 P: 21	R: 0 E: 0 K: 0 S: 3	H: 0 LOB: 0 BB: 1 P: 7	R: 0 E: 0 K: 1 S: 5	H: 0 LOB: 0 BB: 0 P: 5	R: 5 E: 3 K: 1 S: 10	H: 4 LOB: 1 BB: 1 P: 14	1B: 9 2B: 1 3B: 0 HR: 0	SF: 0 SAC: 2 DP: 0 HBP: 0	WP: 0 PB: 0 SB: 0 CS: 1	PA: 42
PITCHER Ross Grimsley, L (1, 1) ERA: 3.7	IP: 1.1 WLS: L BF: 4 H: 0 R: 0 ER: 0 SO: 0 BB: 1 IBB: 0 HBP: 0 BLK: 0 WP: 0 HR: 0 S: 39 P: 79 ERA: 0.00 WHIP: 0.750											PITCHER	IP: 1.1 WLS: L BF: 4 H: 0 R: 0 ER: 0 SO: 0 BB: 1 IBB: 0 HBP: 0 BLK: 0 WP: 0 HR: 0 S: 39 P: 79 ERA: 0.00 WHIP: 0.750							
Stan Bahnsen, R (5, 1) ERA: 3.12	1.0 5 2 2 1 1											1.0 5 2 2 1 1								
Dan Schatzeder, L (7, 1) ERA: 2.92	1.0 7 2 3 0 1											1.0 7 2 3 0 1								
David Palmer, R (8, 1) ERA: 5.25	1.0 7 2 3 0 1											1.0 7 2 3 0 1								


Montreal Expos @ San Francisco Giants
Candlestick Park, San Francisco, CA

AB 31
R 9
H 10
RBI 8
BB 7
SO 2
LOB 18



Wed May 09 1979, 6:33 AM EDT
Att: 6,811 - Unknown

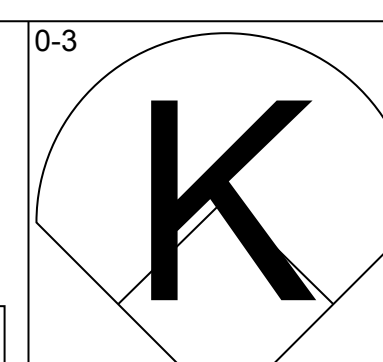
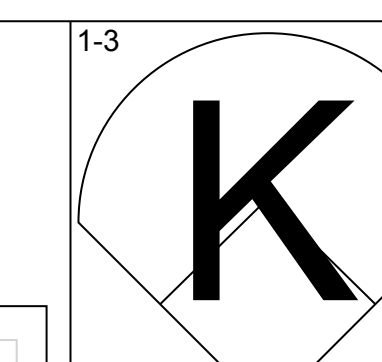
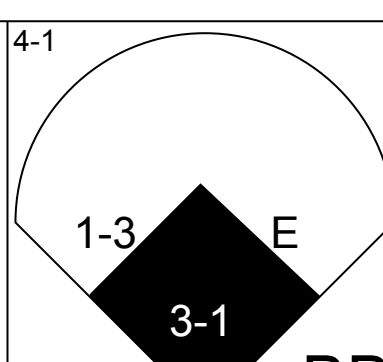
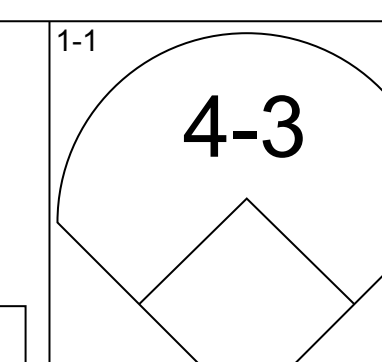
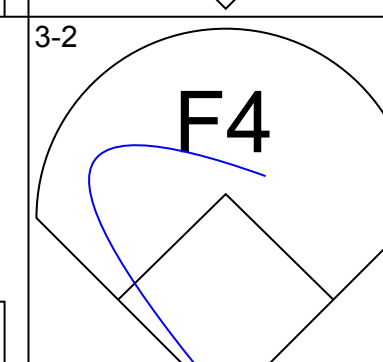
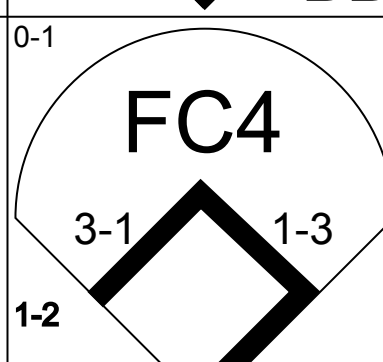
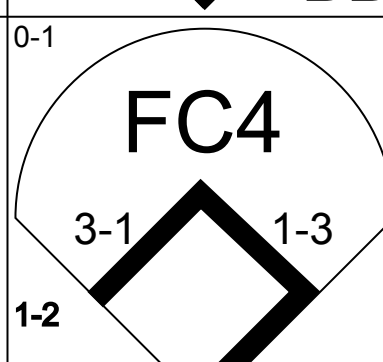
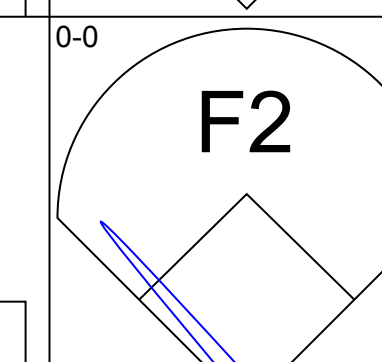
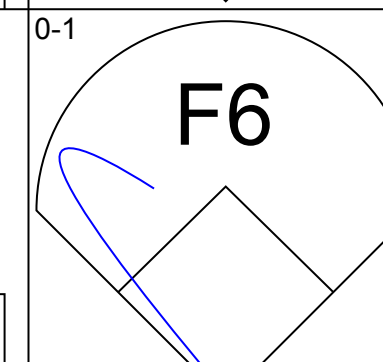
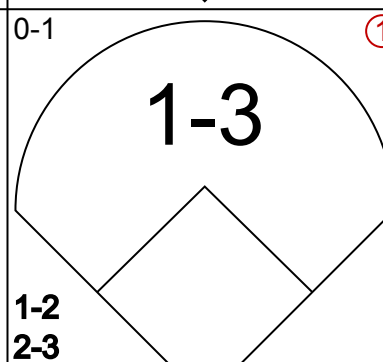
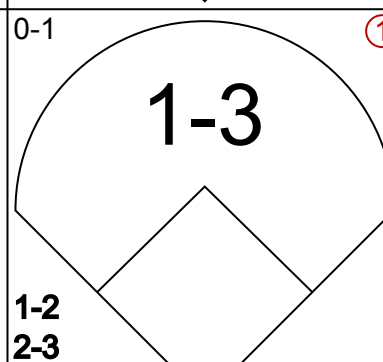
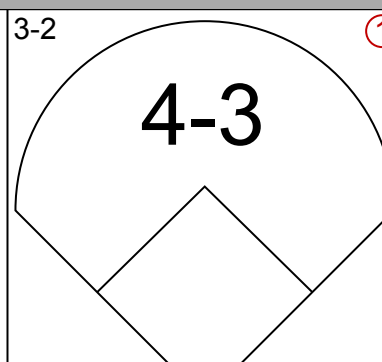
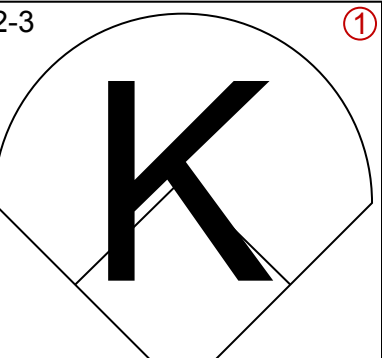
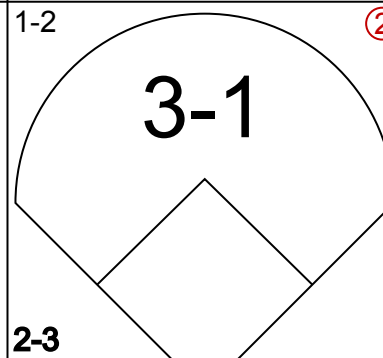
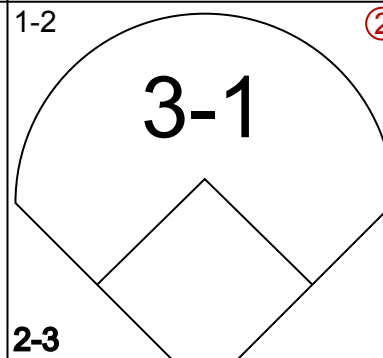
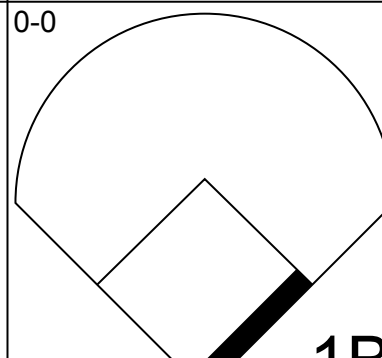
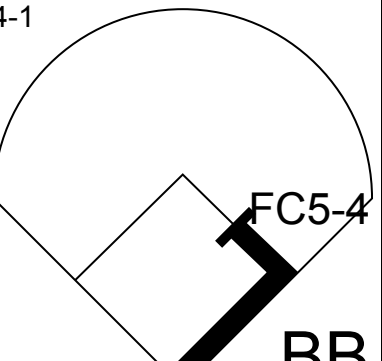
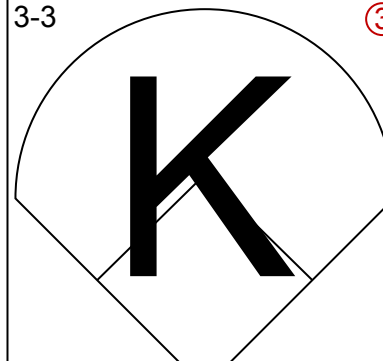
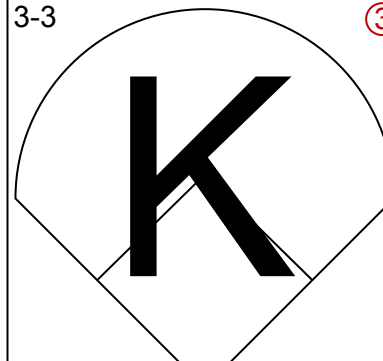
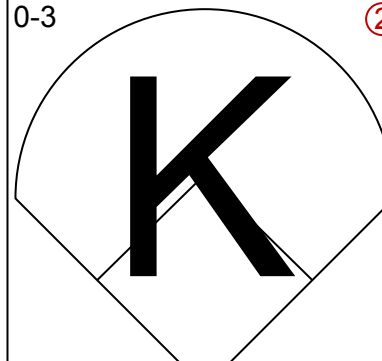
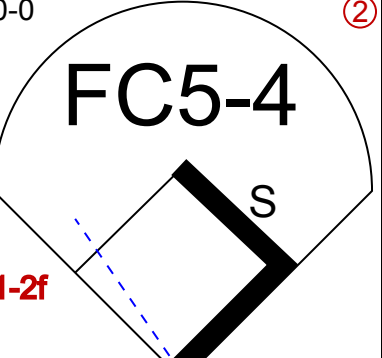
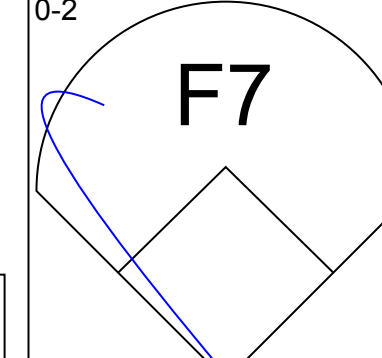
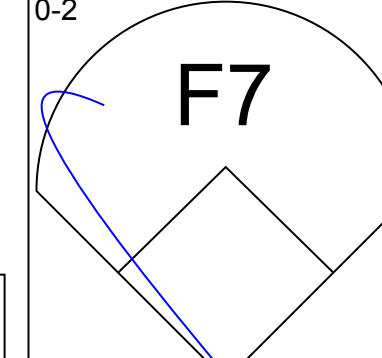
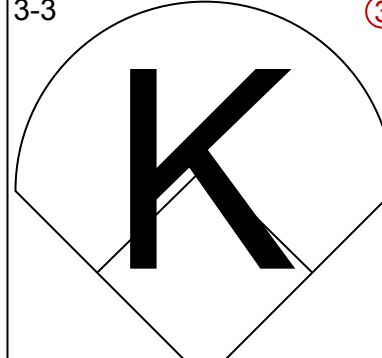
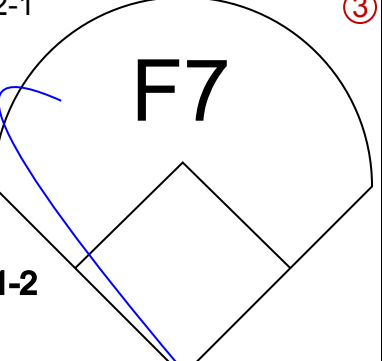
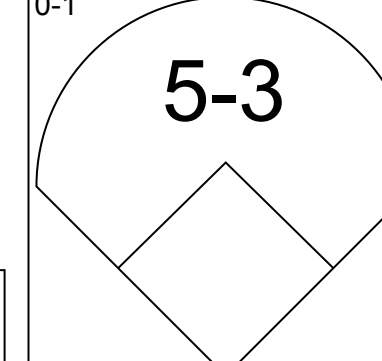
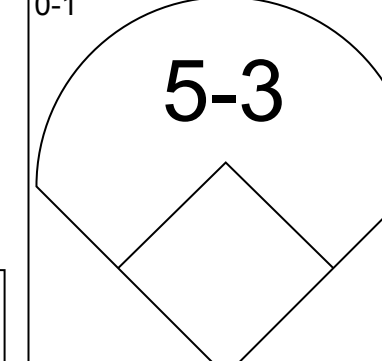
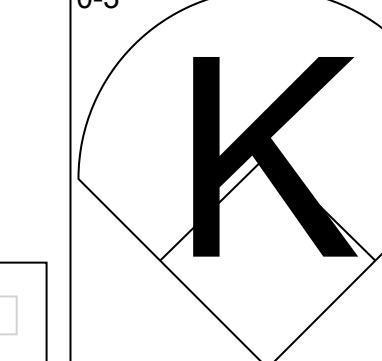
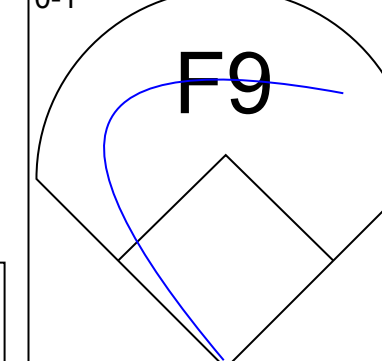
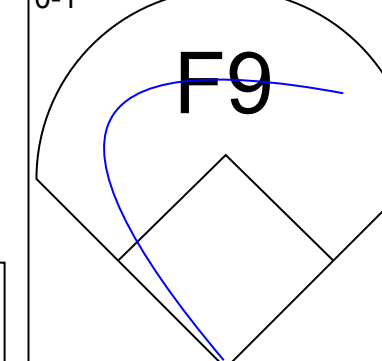
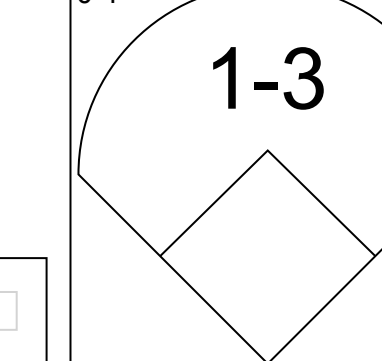
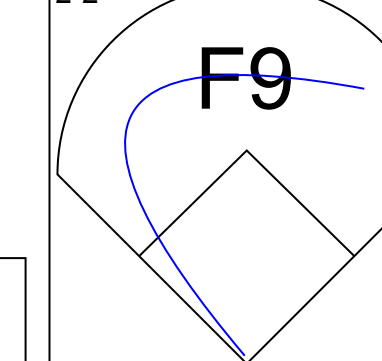
Batter	1	2	3	4	5	6	7	8	9	AB	R	H	RBI	BB	SO	LOB	TOP										
Andre Dawson, R (1, 8) OBP: 0.352, SLG: 0.621	E5 HR		G6-4-3 1-2		E6			K		4	1	0	0	0	1	1	<p>Montreal Expos @ San Francisco Giants Candlestick Park, San Francisco, CA Thu May 10 1979, 6:33 AM EDT Att: 6,379 - Unknown</p> <p>livebaseballscorecards.com</p> <p>AB 32 R 3 H 6 RBI 3 BB 0 SO 7 LOB 6</p> 										
Rodney Scott, S (1, 4) OBP: 0.339, SLG: 0.321					F7			F8		4	2	2	2	0	0	1											
Warren Cromartie, L (1, 7) OBP: 0.383, SLG: 0.599	F8								4-3	4	0	2	1	0	0	0											
Tony Perez, R (1, 3) OBP: 0.302, SLG: 0.374	K								K	4	0	0	0	0	2	2											
Gary Carter, R (1, 2) OBP: 0.390, SLG: 0.660	6-3								K	4	0	0	0	0	1	0											
Ellis Valentine, R (1, 9) OBP: 0.316, SLG: 0.378										3	0	1	0	0	0	0											
Larry Parrish, R (1, 5) Ken Macha, R (7, 5)										3	0	0	0	0	2	1											
Chris Speier, R (1, 6) OBP: 0.398, SLG: 0.400										3	0	0	0	0	1	1											
Steve Rogers, R (1, 1) OBP: 0.368, SLG: 0.444										3	0	1	0	0	0	0											
Inning Stats	R: 2 E: 1 K: 1 S: 11	H: 1 LOB: 0 BB: 0 P: 19	R: 0 E: 0 K: 1 S: 7	H: 1 LOB: 0 BB: 0 P: 10	R: 1 E: 0 K: 0 S: 12	H: 3 LOB: 1 BB: 0 P: 16	R: 0 E: 0 K: 0 S: 5	H: 0 LOB: 0 BB: 0 P: 10	R: 0 E: 1 K: 0 S: 8	H: 0 LOB: 1 BB: 0 P: 12	R: 0 E: 0 K: 2 S: 4	H: 1 LOB: 0 BB: 0 P: 7	R: 0 E: 0 K: 2 S: 7	H: 0 LOB: 0 BB: 0 P: 7	R: 0 E: 0 K: 1 S: 5	H: 0 LOB: 0 BB: 0 P: 5	R: 0 E: 0 K: 2 S: 7	H: 0 LOB: 0 BB: 0 P: 7	1B: 4 2B: 1 3B: 0 HR: 1	SF: 0 SAC: 0 DP: 3 HBP: 0	WP: 0 PB: 0 CS: 0	PA: 32					
PITCHER	IP	WLS	BF	H	R	ER	SO	BB	IBB	HBP	BLK	WP	HR	S	P	ERA	WHIP										
Philip Nastu, L (1, 1) ERA: 4.02	6.0	L	23	6	3	2	2	0	0	0	0	0	1	47	74	3.00	1.000										
Tom Griffin, R (7, 1) ERA: 4.05	3.0		9	0	0	0	5	0	0	0	0	0	0	19	19	0.00	0.000										

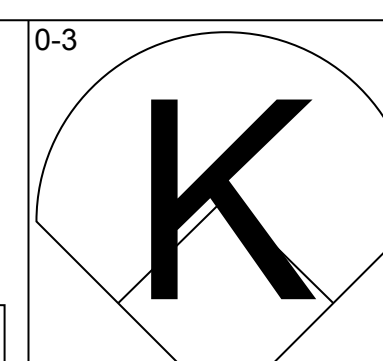
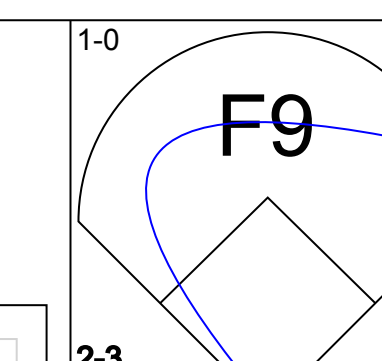
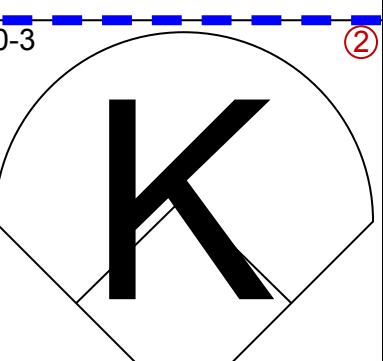
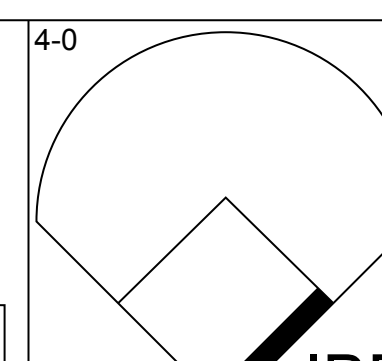

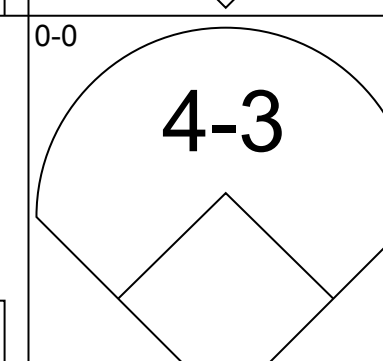
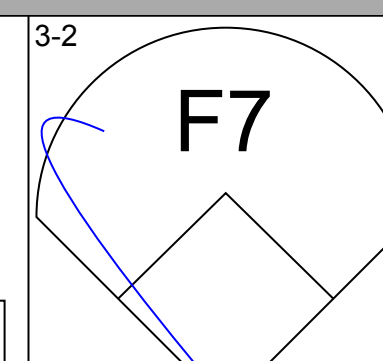
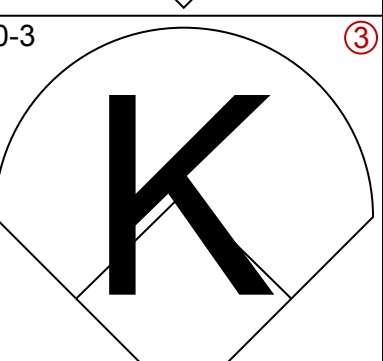
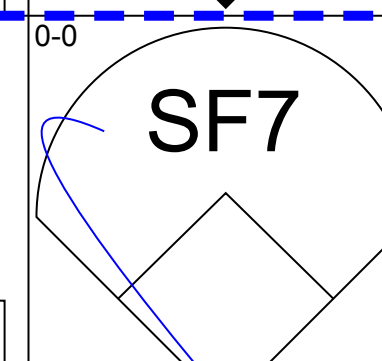
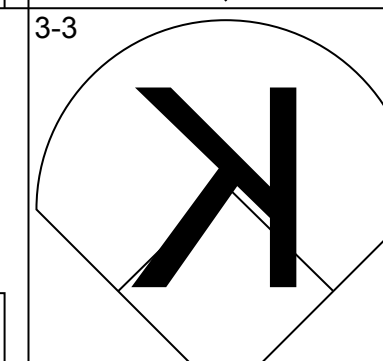
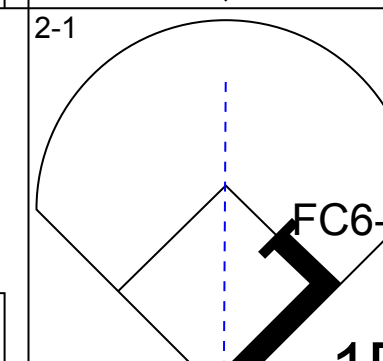

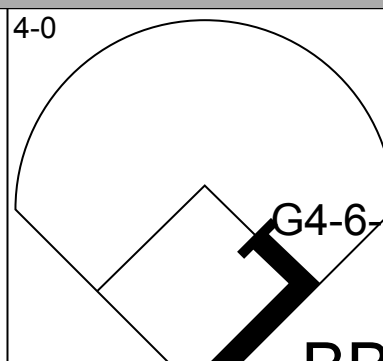
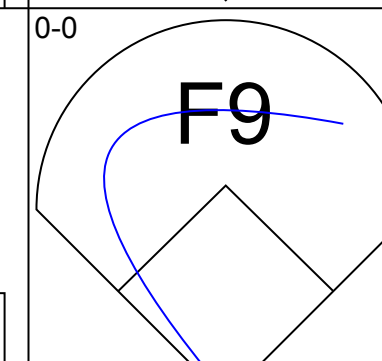
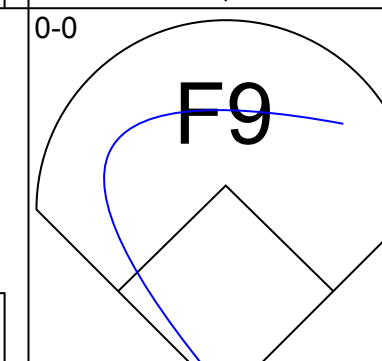
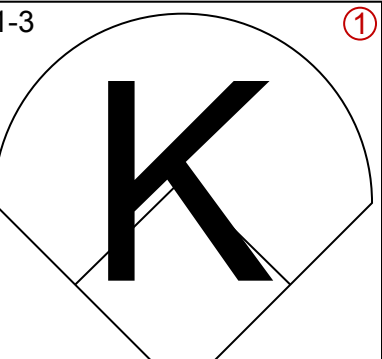
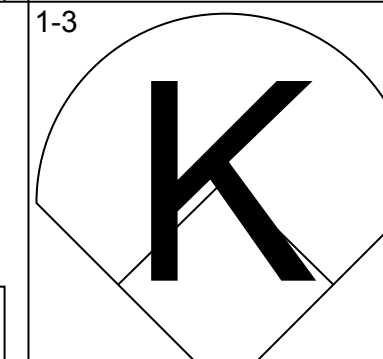
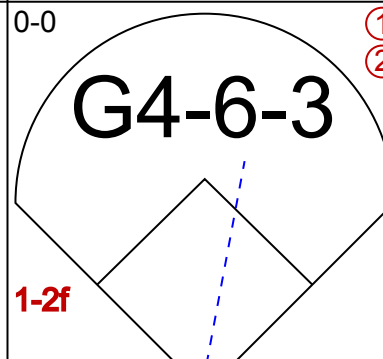
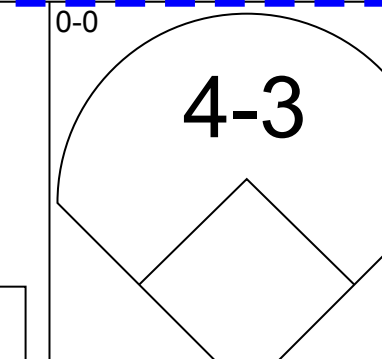
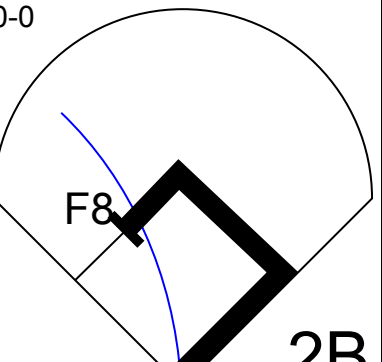
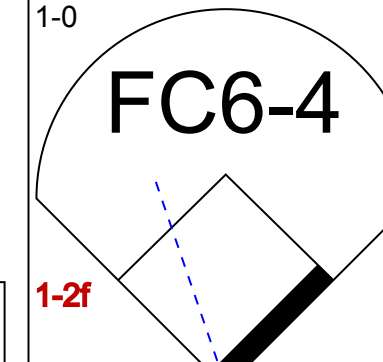
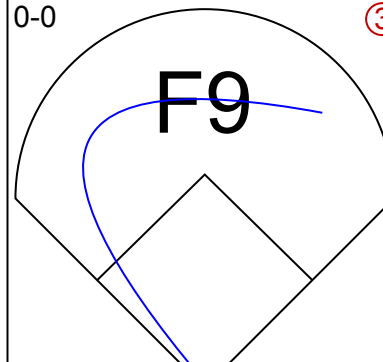
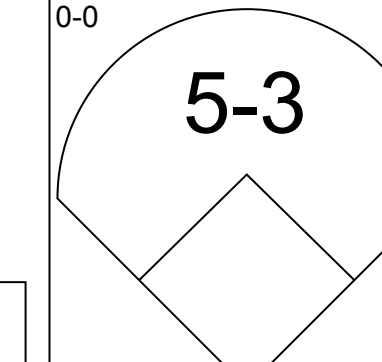
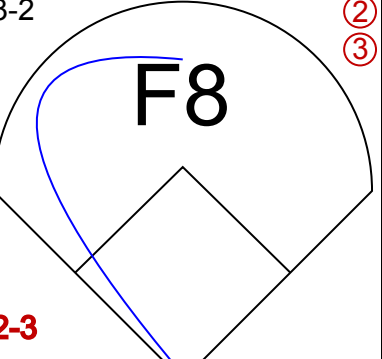
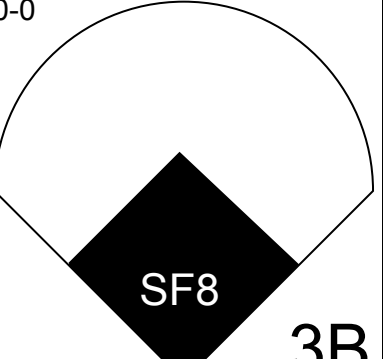
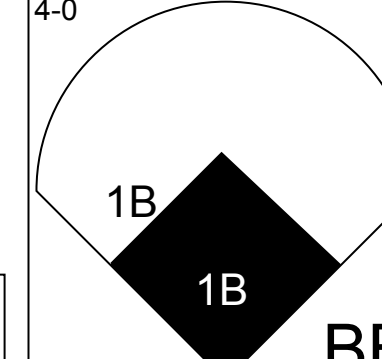
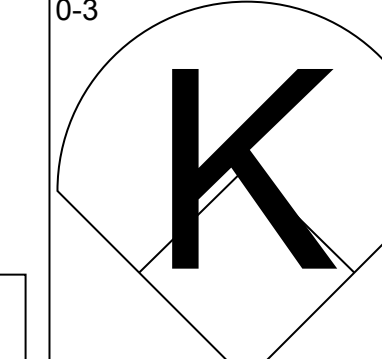
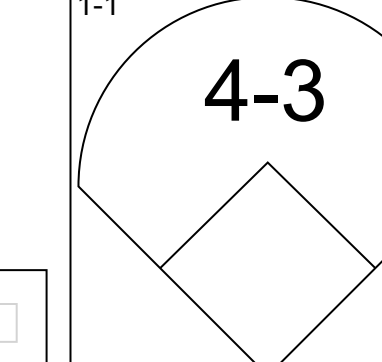
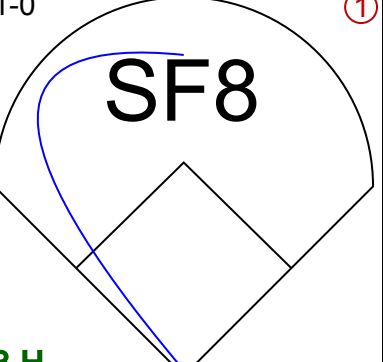
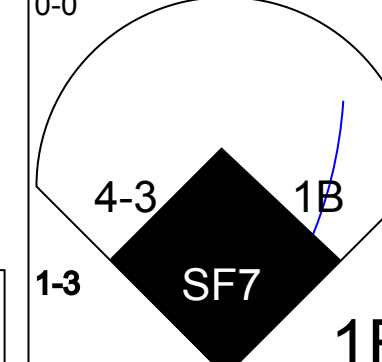
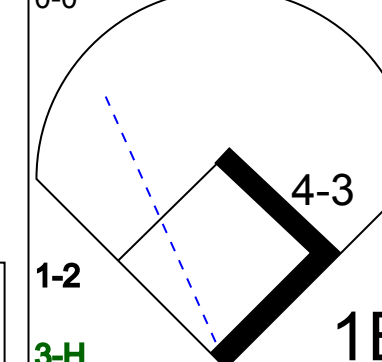
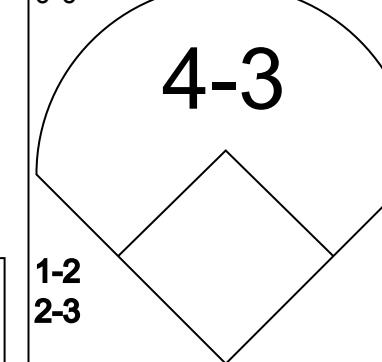
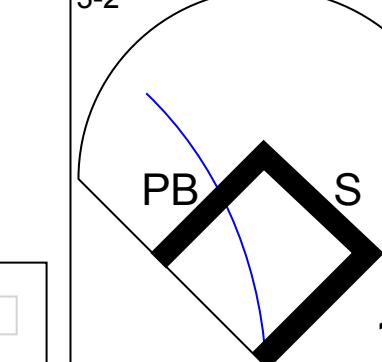
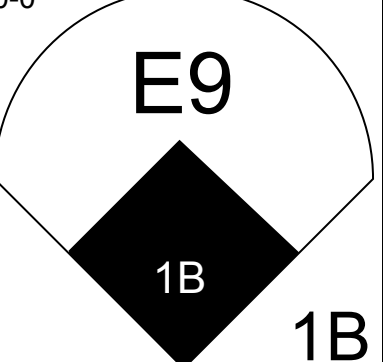
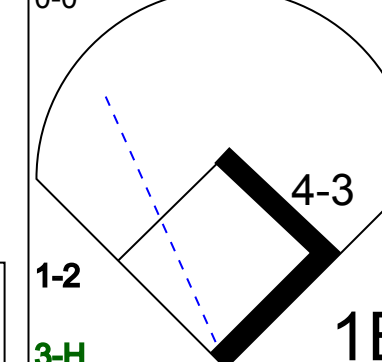
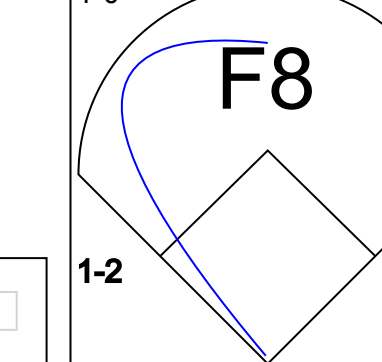
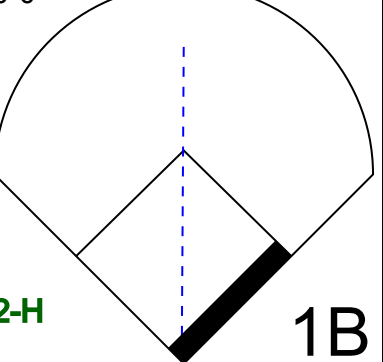
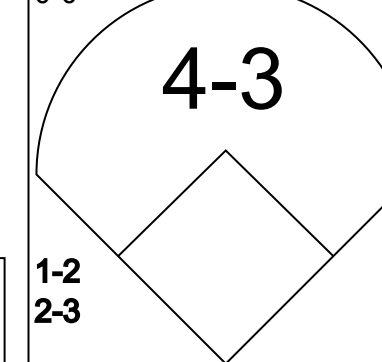
Batter	1	2	3	4	5	6	7	8	9	AB	R	H	RBI	BB	SO	LOB	BOTTOM										
Bill North, S (1, 8) OBP: 0.389, SLG: 0.283	F8								5-3	4	0	0	0	0	0	2	<p>Montreal Expos @ San Francisco Giants Candlestick Park, San Francisco, CA Thu May 10 1979, 6:33 AM EDT Att: 6,379 - Unknown</p> <p>livebaseballscorecards.com</p> <p>AB 29 R 0 H 3 RBI 0 BB 1 SO 5 LOB 7</p> 										
Terry Whitfield, L (1, 7) OBP: 0.383, SLG: 0.461	F7								K	4	0	0	0	0	1	1											
Jack Clark, R (1, 9) OBP: 0.362, SLG: 0.459	K								F8	4	0	1	0	0	1	1											
Willie McCovey, L (1, 3) OBP: 0.308, SLG: 0.378										3	0	0	0	0	1	1											
Bill Madlock, R (1, 4) OBP: 0.217, SLG: 0.229										3	0	0	0	0	1	0											
Darrell Evans, L (1, 5) OBP: 0.395, SLG: 0.380										3	0	1	0	0	0	0											
John Tamargo, S (1, 2) OBP: 0.167, SLG: 0.286										3	0	0	0	0	1	1											
Roger Metzger, S (1, 6) OBP: 0.238, SLG: 0.270										3	0	0	0	0	0	1											
Philip Nastu, L (1, 1) Rob Andrews, R (6, PH) Tom Griffin, R (7, 1) Max Venable, L (8, PH)										0	0	0	0	1	0	0											
Inning Stats	R: 0 E: 0 K: 1 S: 7	H: 0 LOB: 0 BB: 0 P: 9	R: 0 E: 0 K: 0 S: 5	H: 0 LOB: 0 BB: 0 P: 6	R: 0 E: 0 K: 0 S: 5	H: 0 LOB: 1 BB: 1 P: 12	R: 0 E: 0 K: 0 S: 3	H: 1 LOB: 0 BB: 0 P: 5	R: 0 E: 0 K: 1 S: 7	H: 1 LOB: 1 BB: 0 P: 12	R: 0 E: 0 K: 0 S: 3	H: 0 LOB: 0 BB: 0 P: 3	R: 0 E: 0 K: 1 S: 5	H: 0 LOB: 0 BB: 0 P: 5	R: 0 E: 0 K: 1 S: 5	H: 0 LOB: 0 BB: 0 P: 5	R: 0 E: 1 K: 1 S: 6	H: 1 LOB: 1 BB: 0 P: 6	1B: 2 2B: 1 3B: 0 HR: 0	SF: 0 SAC: 0 DP: 1 HBP: 0	WP: 0 PB: 0 CS: 0	PA: 30					
PITCHER	IP	WLS	BF	H	R	ER	SO	BB	IBB	HBP	BLK	WP	HR	S	P	ERA	WHIP										
Steve Rogers, R (1, 1) ERA: 3.35	9.0	W	30	3	0	0	5	1	0	0	0	0	0	46	63	0.00	0.444										

Batter	1	2	3	4	5	6	7	8	9	AB	R	H	RBI	BB	SO	LOB	TOP			
Mike Schmidt, R (1, 5) OBP: 0.355, SLG: 0.567	L7		2B			CS 1B		BB FC5-2-6 1B		4	0	3	1	0	0	0	Philadelphia Phillies @ San Francisco Giants Candlestick Park, San Francisco, CA Fri May 11 1979, 10:05 PM EDT Att: 22,860 - Unknown			
Larry Bowa, S (1, 6) OBP: 0.374, SLG: 0.342	F8		5-3			4-3		FC5-2-5 BB		4	0	0	0	0	0	4				
Pete Rose, S (1, 3) OBP: 0.462, SLG: 0.463	6-3					1B		1-2 2-3 BB		3	0	2	0	1	0	0				
Greg Luzinski, R (1, 7) OBP: 0.390, SLG: 0.461			6-3							4	0	0	0	0	1	4				
Ron Reed, R (8, 1) OBP: 0.333, SLG: 0.667										0	0	0	0	0	0	0				
Mike Anderson, R (1, 9) OBP: 0.455, SLG: 0.444			6-3							3	0	0	0	0	0	1				
Del Unser, L (9, PH) OBP: 0.357, SLG: 0.462										1	0	1	0	0	0	0				
Gary Maddox, R (1, 8) OBP: 0.328, SLG: 0.482										4	0	2	0	0	0	0				
Bob Boone, R (1, 2) OBP: 0.326, SLG: 0.370										3	1	1	0	0	0	1				
Ramon Aviles, R (1, 4) OBP: 0.563, SLG: 0.643										3	0	1	0	1	1	1				
Steve Carlton, L (1, 1) OBP: 0.182, SLG: 0.100										2	0	0	0	0	0	1				
Jose Cardenal, R (8, PH) OBP: 0.308, SLG: 0.100			3-1							1	0	1	0	0	0	0				
Bake McBride, L (8, 9) OBP: 0.287, SLG: 0.346										1	0	0	0	0	0	3				
Inning Stats	R: 0 E: 0 K: 0 S: 9	H: 0 LOB: 0 BB: 0 P: 13	R: 0 E: 0 K: 0 S: 7	H: 1 LOB: 1 BB: 0 P: 13	R: 0 E: 0 K: 1 S: 7	H: 1 LOB: 0 BB: 0 P: 13	R: 0 E: 0 K: 0 S: 5	H: 1 LOB: 0 BB: 0 P: 10	R: 0 E: 0 K: 0 S: 6	H: 2 LOB: 1 BB: 0 P: 8	R: 0 E: 0 K: 0 S: 6	H: 0 LOB: 0 BB: 0 P: 10	R: 1 E: 0 K: 1 S: 11	H: 3 LOB: 3 BB: 1 P: 18	R: 0 E: 0 K: 0 S: 4	H: 2 LOB: 2 BB: 1 P: 8	1B: 10 2B: 1 3B: 0 HR: 0	SF: 0 SAC: 1 DP: 2 HBP: 0	WP: 0 PB: 0 SB: 0 CS: 1	PA: 36
PITCHER	IP WLS BF H R ER SO BB IBB HBP BLK WP HR S P ERA WHIP																			
Bob Knepper, L (1, 1) ERA: 2.89	7.2 W 30 9 1 1 1 1 1 0 0 0 0 0 0 0 0 1.17 1.304																			
Randy Moffitt, R (8, 1) ERA: 7.59	0.1 1 0 0 0 1 0 0 0 0 0 0 0 3 3 0.00 0.000																			
Gary Lavelle, L (9, 1) ERA: 1.16	1.0 S 5 2 0 0 0 0 0 1 0 0 0 0 0 4 8 0.00 2.000																			

Batter	1	2	3	4	5	6	7	8	9	AB	R	H	RBI	BB	SO	LOB	BOTTOM			
Bill North, S (1, 8) OBP: 0.385, SLG: 0.275	BB		6-3							3	0	0	0	1	1	1	Philadelphia Phillies @ San Francisco Giants Candlestick Park, San Francisco, CA Fri May 11 1979, 10:05 PM EDT Att: 22,860 - Unknown			
Larry Hemdon, R (9, 8) OBP: 0.375, SLG: 0.667	BB									0	0	0	0	0	0	0				
Terry Whitfield, L (1, 7) OBP: 0.379, SLG: 0.454	F8									4	0	1	0	0	0	1				
Jack Clark, R (1, 9) OBP: 0.358, SLG: 0.446	BB		E5 1B							3	0	0	0	1	1	1				
Willie McCovey, L (1, 3) OBP: 0.279, SLG: 0.341	G6-4-3		F5							4	0	0	0	0	0	4				
Bill Madlock, R (1, 4) OBP: 0.218, SLG: 0.230										4	0	1	0	0	0	2				
Gary Lavelle, S (9, 1) ERA: 1.16	1B		F2							0	0	0	0	0	0	0				
Darrell Evans, L (1, 5) OBP: 0.354, SLG: 0.405	F3									3	1	1	1	0	1	1				
Marc Hill, R (1, 2) OBP: 0.226, SLG: 0.195	F3									3	0	0	0	0	2	1				
Johnnie LeMaster, R (1, 6) OBP: 0.385, SLG: 0.424										3	1	2	0	0	1	0				
Bob Knepper, L (1, 1) OBP: 0.176, SLG: 0.294										3	0	1	1	0	0	2				
Randy Moffitt, R (8, 1) ERA: 7.59	G3									0	0	0	0	0	0	0				
Rob Andrews, R (9, 4) OBP: 0.333, SLG: 0.273										0	0	0	0	0	0	0				
Inning Stats	R: 0 E: 0 K: 0 S: 9	H: 0 LOB: 1 BB: 2 P: 18	R: 0 E: 0 K: 0 S: 10	H: 2 LOB: 2 BB: 0 P: 12	R: 0 E: 1 K: 0 S: 9	H: 1 LOB: 2 BB: 0 P: 14	R: 1 E: 0 K: 2 S: 13	H: 2 LOB: 1 BB: 0 P: 19	R: 0 E: 0 K: 1 S: 7	H: 0 LOB: 0 BB: 0 P: 9	R: 1 E: 0 K: 2 S: 10	H: 1 LOB: 0 BB: 0 P: 13	R: 0 E: 0 K: 1 S: 6	H: 0 LOB: 0 BB: 0 P: 8	R: 0 E: 0 K: 0 S: 3	H: 0 LOB: 0 BB: 0 P: 3	1B: 4 2B: 1 3B: 0 HR: 1	SF: 0 SAC: 0 DP: 1 HBP: 0	WP: 0 PB: 0 SB: 0 CS: 0	PA: 32
PITCHER	IP WLS BF H R ER SO BB IBB HBP BLK WP HR S P ERA WHIP																			
Steve Carlton, L (1, 1) ERA: 4.25	7.0 L 29 6 2 2 2 6 2 0 0 0 0 0 0 0 0 2.57 1.143																			
Ron Reed, R (8, 1) ERA: 0.52	1.0 3 0 0 0 0 0 0 0 0 0 0 0 0 3 3 0.00 0.000																			



Batter	1	2	3	4	5	6	7	8	9	AB	R	H	RBI	BB	SO	LOB	TOP			
Bake McBride, L OBP: 0.286, SLG: 0.336 (1, 9)										3	1	0	0	1	2	0	Philadelphia Phillies @ San Francisco Giants Candlestick Park, San Francisco, CA Sat May 12 1979, 6:33 AM EDT Att: 23,836 - Unknown			
Larry Bowa, S OBP: 0.383, SLG: 0.331 (1, 6)										4	0	0	0	0	0	1				
Pete Rose, S OBP: 0.449, SLG: 0.446 (1, 3)										4	0	0	0	0	0	2				
Del Unser, L OBP: 0.389, SLG: 0.471 (1, 7)										4	0	2	1	0	1	1				
Mike Schmidt, R OBP: 0.360, SLG: 0.557 (1, 5)										2	0	0	0	2	2	2				
Gary Maddox, R OBP: 0.317, SLG: 0.466 (1, 8)										4	0	0	0	0	2	4				
Bob Boone, R OBP: 0.316, SLG: 0.357 (1, 2)										3	0	0	0	0	0	1				
Rudy Meoli, L OBP: 0.227, SLG: 0.200 (1, 4)										3	0	0	0	0	1	0				
Randy Lerch, L OBP: 0.100, SLG: 0.100 (5, 1)										2	0	0	0	0	0	0				
Doug Bird, R OBP: 1.000, SLG: 1.000 (7, 1)										0	0	0	0	0	0	0				
Greg Gross, L OBP: 0.200, SLG: 0.111 (8, PH)										1	0	0	0	0	0	0				
Larry Christenson, R (8, 1)										0	0	0	0	0	0	0				
Inning Stats	R: 0 E: 0 K: 1 S: 10	H: 0 LOB: 0 BB: 0 P: 13	R: 0 E: 0 K: 1 S: 7	H: 0 LOB: 1 BB: 1 P: 15	R: 0 E: 0 K: 2 S: 9	H: 0 LOB: 0 BB: 0 P: 10	R: 0 E: 0 K: 1 S: 10	H: 1 LOB: 2 BB: 1 P: 16	R: 0 E: 0 K: 0 S: 8	H: 0 LOB: 0 BB: 0 P: 13	R: 1 E: 1 K: 1 S: 11	H: 0 LOB: 1 BB: 1 P: 19	R: 0 E: 0 K: 0 S: 7	H: 0 LOB: 0 BB: 0 P: 10	R: 0 E: 0 K: 2 S: 11	H: 1 LOB: 1 BB: 0 P: 17	1B: 2 2B: 0 3B: 0 HR: 0	SF: 0 SAC: 0 DP: 0 HBP: 0	WP: 0 PB: 0 SB: 2 CS: 0	PA: 33
PITCHER Ed Halicki, R ERA: 4.44 (1, 1)	IP: 9.0 WLS: W BF: 33 H: 2 R: 1 ER: 0 SO: 8 BB: 3 IBB: 0 HBP: 0 BLK: 0 WP: 0 HR: 0 S: 80 P: 120 ERA: 0.00 WHIP: 0.556																			

Batter	1	2	3	4	5	6	7	8	9	AB	R	H	RBI	BB	SO	LOB	BOTTOM			
Bill North, S OBP: 0.379, SLG: 0.269 (1, 8)										2	0	0	0	0	1	1	Philadelphia Phillies @ San Francisco Giants Candlestick Park, San Francisco, CA Sat May 12 1979, 6:33 AM EDT Att: 23,836 - Unknown			
Larry Hemdon, R OBP: 0.385, SLG: 0.636 (5, 8)										1	0	0	0	1	1					
Terry Whitfield, L OBP: 0.368, SLG: 0.443 (1, 7)										3	0	0	1	0	1	1				
Jack Clark, R OBP: 0.362, SLG: 0.443 (1, 9)										3	0	1	0	1	1	2				
Willie McCovey, L OBP: 0.255, SLG: 0.311 (1, 3)										4	0	0	0	0	2	2				
Bill Madlock, R OBP: 0.219, SLG: 0.239 (1, 4)										4	0	1	0	0	0	1				
Darrell Evans, L OBP: 0.359, SLG: 0.421 (1, 5)										3	2	1	0	1	1	1				
Marc Hill, R OBP: 0.230, SLG: 0.203 (1, 2)										2	0	1	1	0	0	0				
Max Venable, L OBP: 0.400, SLG: 0.400 (7, PR)										0	1	0	0	0	0	0				
Mike Sadek, R (8, 2)										0	0	0	0	0	0	0				
Johnnie LeMaster, R OBP: 0.429, SLG: 0.472 (1, 6)										3	1	3	1	0	0	0				
Ed Halicki, R OBP: 0.250, SLG: 0.313 (1, 1)										3	0	1	1	0	0	3				
Inning Stats	R: 0 E: 0 K: 2 S: 8	H: 0 LOB: 0 BB: 0 P: 11	R: 0 E: 0 K: 1 S: 7	H: 1 LOB: 0 BB: 0 P: 11	R: 0 E: 0 K: 1 S: 10	H: 1 LOB: 1 BB: 0 P: 14	R: 2 E: 1 K: 2 S: 10	H: 3 LOB: 1 BB: 0 P: 11	R: 0 E: 0 K: 0 S: 2	H: 0 LOB: 1 BB: 1 P: 6	R: 2 E: 0 K: 0 S: 5	H: 2 LOB: 2 BB: 2 P: 13	R: 0 E: 0 K: 1 S: 5	H: 0 LOB: 0 BB: 0 P: 5	1B: 6 2B: 1 3B: 1 HR: 0	SF: 2 SAC: 0 DP: 1 HBP: 0	WP: 0 PB: 1 SB: 1 CS: 0	PA: 33		
PITCHER Randy Lerch, L ERA: 3.15 (1, 1)	IP: 4.1 WLS: L BF: 18 H: 6 R: 2 ER: 1 SO: 4 BB: 0 IBB: 0 HBP: 0 BLK: 0 WP: 0 HR: 0 S: 37 P: 58 ERA: 2.08 WHIP: 1.385																			
Doug Bird, R ERA: 6.28 (5, 1)	IP: 2.0 WLS: W BF: 10 H: 2 R: 2 ER: 2 SO: 2 BB: 1 IBB: 0 HBP: 0 BLK: 0 WP: 0 HR: 0 S: 11 P: 23 ERA: 9.00 WHIP: 2.000																			
Tug McGraw, L ERA: 1.54 (7, 1)	IP: 0.2 WLS: W BF: 2 H: 0 R: 0 ER: 0 SO: 0 BB: 0 IBB: 0 HBP: 0 BLK: 0 WP: 0 HR: 0 S: 2 P: 2 ERA: 0.00 WHIP: 0.000																			
Larry Christenson, R ERA: (8, 1)	IP: 1.0 WLS: W BF: 3 H: 0 R: 0 ER: 0 SO: 1 BB: 0 IBB: 0 HBP: 0 BLK: 0 WP: 0 HR: 0 S: 5 P: 5 ERA: 0.00 WHIP: 0.000																			



Batter	1	2	3	4	5	6	7	8	9	AB	R	H	RBI	BB	SO	LOB	TOP								
Garry Maddox, R OBP: 0.318, SLG: 0.467 (1, 8)	0-3 K		0-0 L5		3-2 6-3	0-0 2B		0-0 1B	0-0 5-3	6	1	2	1	0	1	1	Philadelphia Phillies @ San Francisco Giants Candlestick Park, San Francisco, CA Sun May 13 1979, 6:33 AM EDT Att: 32,585 - Unknown								
Larry Bowa, S OBP: 0.382, SLG: 0.331 (1, 6)	0-0 5-3			1-1 L4	0-0 F8	0-0 5-3		0-0 1B	0-0 1B	6	1	2	0	0	0	2									
Pete Rose, S OBP: 0.444, SLG: 0.449 (1, 3)	0-2 1-3			0-1 1B	1-0 F8		0-0 L3	0-0 E8	0-0 L8	6	2	2	1	0	0	2									
Mike Schmidt, R OBP: 0.385, SLG: 0.593 (1, 5)		3-2 HR		4-1 1B		0-0 2B	4-0 E	4-0 2B		2	4	2	1	3	0	0									
Jose Cardenal, R OBP: 0.353, SLG: 0.231 (8, PH)		4-1 BB		1-3 K		0-0 SH1-3	0-0 L8	0-0 1B		3	1	1	1	1	1	3									
Del Unser, L OBP: 0.421, SLG: 0.556 (8, 7)		0-3 BB				1-1 2B		1-1 2B		1	1	1	2	0	0	0									
Mike Anderson, R OBP: 0.500, SLG: 0.462 (1, 9)		1-0 L9		3-2 1B		4-0 SH1-3	0-0 E6	0-0 1B		4	2	2	1	1	0	2									
Bob Boone, R OBP: 0.310, SLG: 0.348 (1, 2)		2-1 9-3		0-1 1B		0-0 G3	0-0 F3	0-0 P5		5	0	1	2	0	0	6									
Ramon Aviles, R OBP: 0.550, SLG: 0.611 (1, 4)			0-0 6-3	0-0 1B		0-0 SH1-3		0-0 F7	0-0 SH3-4	4	0	2	2	0	0	0									
Dick Ruthven, R OBP: 0.208, SLG: 0.174 (1, 1)			2-2 F8	1-3 K		4-0 2B		0-3 K	0-0 SH3-4	2	0	0	0	0	1	2									
Tug McGraw, R OBP: 1.000, SLG: 1.000 (6, PH)										0	0	0	0	0	0	0									
Tim McCarver, L OBP: 0.261, SLG: 0.222 (6, 1)										0	0	0	0	1	0	0									
Ron Reed, R OBP: 0.250, SLG: 0.500 (6, 1)										1	0	0	0	0	1	0									
Inning Stats	R: 0 E: 0 K: 1 S: 7	H: 0 LOB: 0 BB: 0 P: 7	R: 1 E: 0 K: 0 S: 8	H: 1 LOB: 0 BB: 1 P: 18	R: 0 E: 0 K: 0 S: 6	H: 0 LOB: 0 BB: 0 P: 8	R: 3 E: 0 K: 2 S: 18	H: 4 LOB: 2 BB: 1 P: 28	R: 0 E: 0 K: 0 S: 8	H: 0 LOB: 0 BB: 0 P: 12	R: 3 E: 0 K: 0 S: 6	H: 3 LOB: 2 BB: 2 P: 14	R: 0 E: 1 K: 0 S: 4	H: 0 LOB: 2 BB: 1 P: 8	R: 5 E: 1 K: 1 S: 10	H: 5 LOB: 1 BB: 0 P: 14	R: 0 E: 0 K: 0 S: 5	H: 2 LOB: 2 BB: 0 P: 5	1B: 10 2B: 5 3B: 0 HR: 1	SF: 0 SAC: 2 DP: 1 HBP: 0	WP: 0 PB: 0 SB: 0 CS: 0	PA: 48			
PITCHER	IP	WLS	BF	H	R	ER	SO	BB	IBB	HBP	BLK	WP	HR	S	P	ERA	WHIP								
Vida Blue, L ERA: 4.8	5.0	L	21	5	4	4	3	2	0	0	0	0	1	47	73	7.20	1.400								
Tom Griffin, R ERA: 4.94	0.2		7	3	3	3	0	1	1	0	0	0	0	5	13	40.50	6.000								
Dave Roberts, L ERA: 1.72	1.1		6	0	0	0	0	1	0	0	0	0	0	5	9	0.00	0.750								
Randy Moffitt, R ERA: 10.8	1.0		9	5	5	5	1	1	0	0	0	0	0	10	14	45.00	6.000								
John Curtis, L ERA: 18.69	1.0		5	2	0	0	0	0	0	0	0	0	0	5	5	0.00	2.000								

Batter	1	2	3	4	5	6	7	8	9	AB	R	H	RBI	BB	SO	LOB	BOTTOM								
Bill Madlock, R OBP: 0.218, SLG: 0.238 (1, 4)	1-1 6-3		0-0 6-3		3-1 1B		0-0 4-3		0-3 K	5	1	1	0	0	1	1	Philadelphia Phillies @ San Francisco Giants Candlestick Park, San Francisco, CA Sun May 13 1979, 6:33 AM EDT Att: 32,585 - Unknown								
Terry Whitfield, L OBP: 0.378, SLG: 0.452 (1, 7)	0-0 B5-3			1-0 FC3-6	1-1 1B		0-0 1B			4	1	3	0	0	0	0									
Jack Clark, R OBP: 0.359, SLG: 0.437 (1, 9)	2-3 K			1-2 FC3-6	3-3 K		0-0 F9			4	0	1	0	0	2	4									
Willie McCovey, L OBP: 0.255, SLG: 0.306 (1, 3)		2-2 F8		0-0 FC3-6	1-0 1B		0-0 F8			4	0	1	2	0	0	2									
Darrell Evans, L OBP: 0.356, SLG: 0.415 (1, 5)		2-2 F9		1-2 F5	0-0 F8		0-0 1B			4	0	1	0	0	0	4									
Larry Hemdon, R OBP: 0.367, SLG: 0.577 (1, 8)		1-3 K		0-0 1B		0-0 F3		0-3 K		4	0	1	1	0	2	1									
Marc Hill, R OBP: 0.231, SLG: 0.205 (1, 2)			2-1 SH1-3	5-3		0-3 K		0-3 K		4	0	1	0	0	2	3									
Roger Metzger, S OBP: 0.226, SLG: 0.256 (1, 6)			1-0 F5		1-1 F7		0-0 F7		0-0 L7	4	0	0	0	0	0	1									
Vida Blue, S OBP: 0.240, SLG: 0.217 (5, PH)			1-1 SH1-3		4-2 1B		0-3 K			0	0	0	0	0	0	0									
Max Vetro, L OBP: 0.209, SLG: 0.400 (8, 1)										0	1	0	0	0	0	0									
Tom Griffin, R OBP: 0.209, SLG: 0.400 (8, 1)										0	0	0	0	0	0	0									
Dave Roberts, L OBP: 0.209, SLG: 0.400 (8, 1)										0	0	0	0	0	0	0									
Rob Andrews, R OBP: 0.250, SLG: 0.250 (8, 1)										0	0	0	0	0	0	0									
Randy Moffitt, R OBP: 0.250, SLG: 0.250 (8, 1)										0	0	0	0	0	0	0									
John Curtis, L OBP: 0.250, SLG: 0.250 (8, 1)										0	0	0	0	0	0	0									
John Tamargo, S OBP: 0.162, SLG: 0.278 (8, PH)										1	0	0	0	0	0	0									
Inning Stats	R: 0 E: 0 K: 1 S: 7	H: 0 LOB: 0 BB: 0 P: 10	R: 0 E: 0 K: 1 S: 12	H: 0 LOB: 0 BB: 0 P: 17	R: 0 E: 0 K: 0 S: 6	H: 1 LOB: 1 BB: 0 P: 10	R: 1 E: 0 K: 0 S: 11	H: 3 LOB: 2 BB: 0 P: 16	R: 2 E: 0 K: 1 S: 15	H: 3 LOB: 2 BB: 1 P: 28	R: 0 E: 0 K: 1 S: 5	H: 0 LOB: 0 BB: 0 P: 5	R: 0 E: 0 K: 1 S: 6	H: 1 LOB: 1 BB: 0 P: 6	R: 0 E: 0 K: 2 S: 8	H: 1 LOB: 1 BB: 0 P: 8	R: 0 E: 0 K: 1 S: 5	H: 0 LOB: 0 BB: 0 P: 5	1B: 9 2B: 0 3B: 0 HR: 0	SF: 0 SAC: 1 DP: 0 HBP: 0	WP: 0 PB: 0 SB: 0 CS: 0	PA: 37			
PITCHER	IP	WLS	BF	H	R	ER	SO	BB	IBB	HBP	BLK	WP	HR	S	P	ERA	WHIP								
Dick Ruthven, R ERA: 1.97	4.2		22	7	3	3	3	1	0	0	0	0	0	50	80	5.79	1.714								
Tug McGraw, L ERA: 1.59	0.1		1	0	0	0	0	0	0	0	0	0	0	1	1	0.00	0.000								
Ron Reed, R ERA: 0.42	4.0	W	14	2	0	0	5	0	0	0	0	0	0	24	24	0.00	0.500								



Batter	1	2	3	4	5	6	7	8	9	AB	R	H	RBI	BB	SO	LOB	TOP			
Bill Madlock, R OBP: 0.226, SLG: 0.240 Rob Andrews, R OBP: 0.286, SLG: 0.231	1-1 F8	4-1 FC4-6 BB	0-0 F8		0-0 1B			0-0 F3		3	0	1	0	1	0	2	San Francisco Giants @ Houston Astros Astrodome, Houston, TX Tue May 15 1979, 8:05 PM EDT Att: 13,196 - Unknown			
Terry Whitfield, L OBP: 0.375, SLG: 0.454 Max Venable, L OBP: 0.429, SLG: 0.333	0-0 PB 2B	1-1 FC4-6 2B		0-0 1-3	0-0 F8			0-0 3-1		4	2	1	1	0	0	3				
Jack Clark, R OBP: 0.354, SLG: 0.435	0-3 K	0-1 1-H 3-H 2B		0-0 1-3		0-0 6-3		0-0 6-3		5	0	1	2	0	1	1				
Willie McCovey, L OBP: 0.286, SLG: 0.365	4-2 1B 2H	0-1 4-3		4-0 BB 2B		0-0 HR		0-0 F5		3	2	1	1	2	0	1				
Darrell Evans, L OBP: 0.364, SLG: 0.418	1-0 1-2 1B		2-2 SH1-4 1B	4-0 BB 2B		0-0 4-1		0-0 F9		4	2	2	0	1	0	0				
Larry Hemdon, R OBP: 0.353, SLG: 0.567	2-3 K		0-1 SH1-4 1-2	0-0 1-H 2-H 2B		0-0 L5		0-0 5-3		4	0	1	2	0	1	2				
Marc Hill, R OBP: 0.232, SLG: 0.198		1-3 K	4-1 1B BB	0-0 1-3		0-0 6-3				3	0	0	0	1	1	1				
Roger Metzger, S OBP: 0.227, SLG: 0.256		1-2 BB SH FC4-6 1B	1-0 F7		0-0 3-1		0-3 K			4	1	1	0	0	1	2				
Philip Nastu, L OBP: 0.250, SLG: 0.143		0-0 SH FC4-6 BB 2B	2-1 1-2 2-H 1B		0-0 F8		0-0 6-3			3	1	1	1	0	0	0				
Inning Stats	R: 1 E: 0 K: 2 S: 12	H: 2 LOB: 2 BB: 1 P: 20	R: 3 E: 0 K: 1 S: 15	H: 2 LOB: 1 BB: 2 P: 24	R: 1 E: 0 K: 0 S: 10	H: 2 LOB: 2 BB: 1 P: 19	R: 2 E: 0 K: 0 S: 4	H: 1 LOB: 1 BB: 2 P: 12	R: 0 E: 0 K: 0 S: 4	H: 1 LOB: 0 BB: 0 P: 4	R: 1 E: 0 K: 0 S: 4	H: 1 LOB: 0 BB: 0 P: 4	R: 0 E: 0 K: 1 S: 5	H: 0 LOB: 0 BB: 0 P: 5	R: 0 E: 0 K: 0 S: 3	H: 0 LOB: 0 BB: 0 P: 3	1B: 5 2B: 3 3B: 0 HR: 1	SF: 0 SAC: 2 DP: 0 HBP: 0	WP: 0 PB: 2 SB: 0 CS: 0	PA: 42
PITCHER	IP WLS BF H R ER SO BB IBB HBP BLK WP HR S P ERA WHIP	IP WLS BF H R ER SO BB IBB HBP BLK WP HR S P ERA WHIP	IP WLS BF H R ER SO BB IBB HBP BLK WP HR S P ERA WHIP	IP WLS BF H R ER SO BB IBB HBP BLK WP HR S P ERA WHIP	IP WLS BF H R ER SO BB IBB HBP BLK WP HR S P ERA WHIP	IP WLS BF H R ER SO BB IBB HBP BLK WP HR S P ERA WHIP	IP WLS BF H R ER SO BB IBB HBP BLK WP HR S P ERA WHIP	IP WLS BF H R ER SO BB IBB HBP BLK WP HR S P ERA WHIP	IP WLS BF H R ER SO BB IBB HBP BLK WP HR S P ERA WHIP	IP WLS BF H R ER SO BB IBB HBP BLK WP HR S P ERA WHIP	IP WLS BF H R ER SO BB IBB HBP BLK WP HR S P ERA WHIP	IP WLS BF H R ER SO BB IBB HBP BLK WP HR S P ERA WHIP	IP WLS BF H R ER SO BB IBB HBP BLK WP HR S P ERA WHIP	IP WLS BF H R ER SO BB IBB HBP BLK WP HR S P ERA WHIP	IP WLS BF H R ER SO BB IBB HBP BLK WP HR S P ERA WHIP	IP WLS BF H R ER SO BB IBB HBP BLK WP HR S P ERA WHIP	IP WLS BF H R ER SO BB IBB HBP BLK WP HR S P ERA WHIP			
J.R. Richard, R ERA: 3.98	2.2	2.2	2.2	2.2	2.2	2.2	2.2	2.2	2.2	2.2	2.2	2.2	2.2	2.2	2.2	2.2	16.88	3.375		
Tom Dixon, R ERA: 9.54	2.1	2.1	2.1	2.1	2.1	2.1	2.1	2.1	2.1	2.1	2.1	2.1	2.1	2.1	2.1	2.1	7.71	1.714		
Bo McLaughlin, R ERA: 5.4	2.0	2.0	2.0	2.0	2.0	2.0	2.0	2.0	2.0	2.0	2.0	2.0	2.0	2.0	2.0	2.0	4.50	0.500		
Joaquin Andujar, R ERA: 2.67	2.0	2.0	2.0	2.0	2.0	2.0	2.0	2.0	2.0	2.0	2.0	2.0	2.0	2.0	2.0	2.0	0.00	0.000		

AB	35
R	8
H	9
RBI	7
BB	5
SO	4
LOB	12



Batter	1	2	3	4	5	6	7	8	9	AB	R	H	RBI	BB	SO	LOB	BOTTOM					
Jimmy Sexton, R OBP: 0.214, SLG: 0.154	1-2 F3		0-1 5-3		0-0 6-3			0-1 F8		4	0	0	0	0	0	0	San Francisco Giants @ Houston Astros Astrodome, Houston, TX Tue May 15 1979, 8:05 PM EDT Att: 13,196 - Unknown					
Jeffrey Leonard, R OBP: 0.424, SLG: 0.455	4-2 CS BB		0-1 F8		0-2 F9			0-0 L5		3	0	0	0	1	0	0						
Cesar Cedeno, R OBP: 0.395, SLG: 0.468	4-2 1-2 BB		4-1 BB		3-2 F6			0-0 2B		2	0	1	0	2	0	0						
Bob Watson, R OBP: 0.326, SLG: 0.348	2-3 K		1-0 F7		3-1 F8			0-0 4-3		4	0	0	0	1	3	0						
Enos Cabell, R OBP: 0.349, SLG: 0.441		0-0 6-3		2-1 2B		1-2 2B		2-1 5-3		4	0	2	0	0	0	0						
Jose Cruz, L OBP: 0.405, SLG: 0.488		3-1 F7		0-3 K		0-0 F9		1-0 G3		4	0	0	0	1	2	0						
Art Howe, R OBP: 0.278, SLG: 0.311		3-2 E 1B		2-2 F9		0-0 F5		1-3 K		4	1	1	0	0	1	1						
Alan Ashby, S OBP: 0.302, SLG: 0.330		0-0 E7 1-H 2B		0-0 G3		1-1 4-3				3	0	1	1	0	0	1						
J.R. Richard, R ERA: 3.98 Tom Dixon, R ERA: 9.54 Bo McLaughlin, R ERA: 5.4 Terry Puhl, L OBP: 0.335, SLG: 0.349 Joaquin Andujar, S ERA: 2.67	1.1 0.1 0.1 0.1 0.1 0.1 0.1	0.3 0.3 0.3 0.3 0.3 0.3 0.3	0.3 0.3 0.3 0.3 0.3 0.3 0.3	0.3 0.3 0.3 0.3 0.3 0.3 0.3	1.1 0.1 0.1 0.1 0.1 0.1 0.1	1.1 0.1 0.1 0.1 0.1 0.1 0.1	1.2 0.1 0.1 0.1 0.1 0.1 0.1	1.2 0.1 0.1 0.1 0.1 0.1 0.1	1.1 0.1 0.1 0.1 0.1 0.1 0.1	1.1 0.1 0.1 0.1 0.1 0.1 0.1	1.1 0.1 0.1 0.1 0.1 0.1 0.1	1.1 0.1 0.1 0.1 0.1 0.1 0.1	1.1 0.1 0.1 0.1 0.1 0.1 0.1	1.1 0.1 0.1 0.1 0.1 0.1 0.1	1.1 0.1 0.1 0.1 0.1 0.1 0.1	1.1 0.1 0.1 0.1 0.1 0.1 0.1	1.1 0.1 0.1 0.1 0.1 0.1 0.1	1.00	0.889			
Inning Stats	R: 0 E: 0 K: 1 S: 10	H: 0 LOB: 1 BB: 2 P: 21	R: 1 E: 1 K: 1 S: 11	H: 2 LOB: 0 BB: 0 P: 17	R: 0 E: 0 K: 0 S: 6	H: 0 LOB: 1 BB: 1 P: 11	R: 0 E: 0 K: 1 S: 10	H: 1 LOB: 1 BB: 0 P: 14	R: 0 E: 0 K: 0 S: 6	H: 0 LOB: 0 BB: 0 P: 7	R: 0 E: 0 K: 0 S: 10	H: 1 LOB: 1 BB: 0 P: 17	R: 0 E: 0 K: 0 S: 8	H: 0 LOB: 0 BB: 0 P: 10	R: 0 E: 0 K: 0 S: 5	H: 1 LOB: 1 BB: 0 P: 5	R: 0 E: 0 K: 1 S: 6	H: 0 LOB: 0 BB: 0 P: 10	1B: 1 2B: 4 3B: 0 HR: 0	SF: 0 SAC: 0 DP: 0 HBP: 0	WP: 0 PB: 0 SB: 0 CS: 1	PA: 34
PITCHER	IP WLS BF H R ER SO BB IBB HBP BLK WP HR S P ERA WHIP	IP WLS BF H R ER SO BB IBB HBP BLK WP HR S P ERA WHIP	IP WLS BF H R ER SO BB IBB HBP BLK WP HR S P ERA WHIP	IP WLS BF H R ER SO BB IBB HBP BLK WP HR S P ERA WHIP	IP WLS BF H R ER SO BB IBB HBP BLK WP HR S P ERA WHIP	IP WLS BF H R ER SO BB IBB HBP BLK WP HR S P ERA WHIP	IP WLS BF H R ER SO BB IBB HBP BLK WP HR S P ERA WHIP	IP WLS BF H R ER SO BB IBB HBP BLK WP HR S P ERA WHIP	IP WLS BF H R ER SO BB IBB HBP BLK WP HR S P ERA WHIP	IP WLS BF H R ER SO BB IBB HBP BLK WP HR S P ERA WHIP	IP WLS BF H R ER SO BB IBB HBP BLK WP HR S P ERA WHIP	IP WLS BF H R ER SO BB IBB HBP BLK WP HR S P ERA WHIP	IP WLS BF H R ER SO BB IBB HBP BLK WP HR S P ERA WHIP	IP WLS BF H R ER SO BB IBB HBP BLK WP HR S P ERA WHIP	IP WLS BF H R ER SO BB IBB HBP BLK WP HR S P ERA WHIP	IP WLS BF H R ER SO BB IBB HBP BLK WP HR S P ERA WHIP						
Philip Nastu, L ERA: 2.92	9.0	9.0	9.0	9.0	9.0	9.0	9.0	9.0	9.0	9.0	9.0	9.0	9.0	9.0	9.0	9.0	1.00	0.889				



Batter	1	2	3	4	5	6	7	8	9	10	AB	R	H	RBI	BB	SO	LOB	TOP	
Bill Madlock, R OBP: 0.224, SLG: 0.237 (1.4) (8, 3)	6-3		5-3		F8		K		F9	1B	6	1	1	2	0	1	0	San Francisco Giants @ Houston Astros Astrodome, Houston, TX Wed May 16 1979, 8:05 PM EDT Att: 10,094 - Unknown	
Terry Whitfield, L OBP: 0.373, SLG: 0.456 (1, 7)	F8		F6			4-3 1B	4-3		1-3	1B	6	1	2	1	0	0	0		
Jack Clark, R OBP: 0.366, SLG: 0.446 (1, 9)	1B		1B			4-3	1-3			1B	6	0	4	1	0	0	1		
Willie McCovey, L OBP: 0.309, SLG: 0.352 Johnnie LeMaster, R OBP: 0.409, SLG: 0.447 (1, 3) (8, PR) (8, 6)	4-3		F7			4-3 1B BB		SH5-4 BB SF7 BB	F7	K	2	1	0	0	2	0	2		
Darrell Evans, L OBP: 0.372, SLG: 0.429 (1, 5)		2B			L3					F3	4	1	2	1	1	0	0		
Larry Hemdon, R OBP: 0.342, SLG: 0.529 (1, 8)		F9			G3						4	1	1	0	0	0	3		
Marc Hill, R OBP: 0.240, SLG: 0.191 (1, 2)		5-3			6-3						3	0	0	0	2	0	2		
Roger Metzger, S OBP: 0.242, SLG: 0.274 Rob Andrews, R OBP: 0.250, SLG: 0.214 (1, 6) (8, PH) (8, 4)					L3					FC6-4 1B	2	0	1	2	1	0	0		
Bob Knepper, L OBP: 0.168, SLG: 0.263 John Sartorius, S OBP: 0.279, SLG: 0.270 Tom Griffin, R Hector Cruz, R Gary Lavelle, S Bill North, S Randy Moffitt, R (1, 1) (8, PH) (8, 1) (8, PH) (10, PH) (10, 1)		4-3			4-3		K			1B	2	0	0	0	0	0	1		
Inning Stats	R: 0 E: 0 K: 0 S: 5	H: 1 LOB: 1 BB: 0 P: 9	R: 1 E: 0 K: 0 S: 12	H: 2 LOB: 1 BB: 0 P: 20	R: 0 E: 0 K: 0 S: 8	H: 1 LOB: 1 BB: 0 P: 11	R: 0 E: 0 K: 0 S: 8	H: 0 LOB: 0 BB: 0 P: 9	R: 0 E: 0 K: 1 S: 9	H: 0 LOB: 0 BB: 0 P: 5	R: 1 E: 0 K: 0 S: 3	H: 0 LOB: 2 BB: 3 P: 15	R: 0 E: 0 K: 0 S: 4	H: 1 LOB: 1 BB: 0 P: 4	R: 4 E: 1 K: 1 S: 10	H: 4 LOB: 2 BB: 2 P: 14	1B: 8 2B: 3 3B: 0 HR: 0		SF: 1 SAC: 1 DP: 0 HBP: 0
PITCHER	IP WLS BF H R ER SO	IP WLS BF H R ER SO	IP WLS BF H R ER SO	IP WLS BF H R ER SO	IP WLS BF H R ER SO	IP WLS BF H R ER SO	IP WLS BF H R ER SO	IP WLS BF H R ER SO	IP WLS BF H R ER SO	IP WLS BF H R ER SO	IP WLS BF H R ER SO	IP WLS BF H R ER SO	IP WLS BF H R ER SO	IP WLS BF H R ER SO	IP WLS BF H R ER SO	IP WLS BF H R ER SO	ERA WHIP	ERA WHIP	
Rick Williams, R ERA: 1.89 (1, 1)	5.1	23	6	3	3	0	0	0	0	0	0	0	0	0	0	0	0	5.06	1.312
Joaquin Andujar, R ERA: 2.8 (6, 1)	1.2	9	0	1	1	2	4	0	0	0	0	0	0	0	0	0	0	5.40	2.400
Joe Sambito, L ERA: 2.05 (8, 1)	2.0	8	1	0	0	0	0	1	0	0	0	0	0	0	0	0	0	0.00	0.500
Bo McLaughlin, R ERA: 5.02 (10, 1)	1.0	L	9	4	4	0	1	1	0	0	0	0	0	0	0	0	0	0.00	5.000


Batter	1	2	3	4	5	6	7	8	9	10	AB	R	H	RBI	BB	SO	LOB	BOTTOM			
Terry Puhl, L OBP: 0.343, SLG: 0.344 (1, 9)	F2	1B				5-3 BB			F5		2	0	0	0	2	0	0	San Francisco Giants @ Houston Astros Astrodome, Houston, TX Wed May 16 1979, 8:05 PM EDT Att: 10,094 - Unknown			
Craig Reynolds, L OBP: 0.286, SLG: 0.336 (1, 6)	FC6-4 1B	1B			5-3		CS		1-3 1B	2B	4	0	3	2	1	0	2				
Cesar Cedeño, R OBP: 0.395, SLG: 0.469 (1, 8)	FC6-4 BB	G3			K				1-3	2B	4	0	1	0	1	1	5				
Bob Watson, R OBP: 0.322, SLG: 0.365 (1, 3)	FC6-4				F8				6-3	6-3	5	1	1	1	0	0	5				
Enos Cabell, R OBP: 0.338, SLG: 0.426 (1, 5)	6-3				6-3				1-3		5	0	0	0	0	1	3				
Jose Cruz, L OBP: 0.395, SLG: 0.473 Jeffrey Leonard, R OBP: 0.433, SLG: 0.467 (1, 7) (9, 7)		F6			F8				4-3		4	0	0	0	0	0	0				
Art Howe, R OBP: 0.277, SLG: 0.303 Rafael Landestoy, S OBP: 0.293, SLG: 0.235 (1, 4) (8, PR) (9, 4)		6-3			6-3				K	G6-4-3 BB	3	0	0	0	0	1	1				
Bruce Bochy, R OBP: 0.282, SLG: 0.333 (1, 2)		1B			L6				G6-4-3		4	2	2	1	0	0	1				
Rick Williams, R OBP: 0.750, SLG: 1.000 Joaquin Andujar, S (1, 1) (6, 1)		1B							6-3		2	1	2	0	0	0	0				
Joe Sambito, L OBP: 0.500, SLG: 0.667 Jesus Alou, R Bo McLaughlin, R (8, 1) (9, PH) (10, 1)		1B			5-3 BB				F9		1	0	0	0	0	0	0				
Inning Stats	R: 0 E: 0 K: 0 S: 11	H: 1 LOB: 2 BB: 1 P: 20	R: 2 E: 0 K: 0 S: 14	H: 3 LOB: 3 BB: 1 P: 25	R: 1 E: 0 K: 0 S: 7	H: 1 LOB: 0 BB: 0 P: 11	R: 0 E: 0 K: 1 S: 14	H: 1 LOB: 2 BB: 1 P: 21	R: 0 E: 0 K: 0 S: 5	H: 0 LOB: 0 BB: 0 P: 6	R: 1 E: 0 K: 1 S: 5	H: 1 LOB: 1 BB: 0 P: 6	R: 0 E: 0 K: 0 S: 2	H: 1 LOB: 1 BB: 1 P: 6	R: 0 E: 0 K: 0 S: 4	H: 1 LOB: 2 BB: 1 P: 8	R: 0 E: 0 K: 1 S: 5	H: 1 LOB: 0 BB: 0 P: 5	1B: 6 2B: 2 3B: 0 HR: 2	SF: 0 SAC: 0 DP: 2 HBP: 1	WP: 0 PA: 44 PB: 0 SB: 1 CS: 1
PITCHER	IP WLS BF H R ER SO	IP WLS BF H R ER SO	IP WLS BF H R ER SO	IP WLS BF H R ER SO	IP WLS BF H R ER SO	IP WLS BF H R ER SO	IP WLS BF H R ER SO	IP WLS BF H R ER SO	IP WLS BF H R ER SO	IP WLS BF H R ER SO	IP WLS BF H R ER SO	IP WLS BF H R ER SO	IP WLS BF H R ER SO	IP WLS BF H R ER SO	IP WLS BF H R ER SO	IP WLS BF H R ER SO	ERA WHIP	ERA WHIP			
Bob Knepper, L ERA: 3.1 (1, 1)	5.0	24	6	3	3	1	0	0	0	0	0	0	0	0	0	0	0	4.50	1.800		
Tom Griffin, R ERA: 4.91 (6, 1)	2.0	8	2	1	1	1	0	0	0	0	0	0	0	0	0	0	0	5.40	1.000		
Gary Lavelle, L ERA: 1.07 (8, 1)	2.0	W	8	1	0	0	0	2	0	0	0	0	0	0	0	0	0	0.00	1.500		
Randy Moffitt, R ERA: 9.95 (10, 1)	1.0	3	1	0	0	1	0	0	0	0	0	0	0	0	0	0	0	0.00	1.000		



Batter	1	2	3	4	5	6	7	8	9	AB	R	H	RBI	BB	SO	LOB	TOP				
Rob Andrews, R (1,4) OBP: 0.250, SLG: 0.176	0-0 6-3			2-1 5-3		1-0 6-3	4-1 BB BB		0-0 SH3-2-4	3	0	0	0	1	0	0					
Terry Whitfield, L (1,7) OBP: 0.370, SLG: 0.446 Hector Cruz, R (9,PH) (9,7)	0-0 1-3			2-1 6-3		0-0 4-3	4-0 BB BB		4-0 BB	3	0	0	1	1	0	0					
Jack Clark, R (1,9) OBP: 0.361, SLG: 0.437	0-2 L7			1-0 1B		0-0 F8	0-3 K		0-0 F9	5	0	1	0	0	1	5					
Willie McCovey, L (1,3) OBP: 0.297, SLG: 0.345 Max Venable, L (8,PR) OBP: 0.229, SLG: 0.333 Mike Ivie, R (8,3) OBP: 0.255, SLG: 0.376		0-2 4-3		2-2 F8			2-0 F5	0-0 HBP 1B	0-3 K	4	0	1	0	0	0	1					
Darrell Evans, L (1,5) OBP: 0.376, SLG: 0.426		0-2 4-3			2-3 K		0-0 3B 1B	1-0 FC6-4 HBP		3	1	1	0	0	1	0					
Larry Hemdon, R (1,8) OBP: 0.357, SLG: 0.579		1-2 6-3			1-1 S 1B		1-1 1B 3B	0-0 F4		4	1	2	1	0	0	2					
Marc Hill, R (1,2) OBP: 0.250, SLG: 0.196			2-1 G1-6-3 1B		1-2 F9		4-0 SH1-4 BB 1B	0-0 F6		3	1	1	0	1	0	3					
Roger Metzger, S (1,6) OBP: 0.253, SLG: 0.276			1-1 F8		4-1 BB		0-0 BB SH1-4 1B	0-0 FC6-4		3	0	1	1	1	0	3					
Ed Halicki, R (1,1) OBP: 0.263, SLG: 0.316			1-2 G1-6-3		2-3 K		0-0 SH1-4		0-0 SH3-2-4 1B	3	0	1	0	0	1	3					
Inning Stats	R: 0 E: 0 K: 0 S: 5	H: 0 LOB: 0 BB: 0 P: 5	R: 0 E: 0 K: 0 S: 10	H: 0 LOB: 0 BB: 0 P: 11	R: 0 E: 0 K: 0 S: 7	H: 1 LOB: 0 BB: 0 P: 11	R: 0 E: 0 K: 0 S: 8	H: 1 LOB: 1 BB: 0 P: 15	R: 0 E: 0 K: 2 S: 13	H: 1 LOB: 2 BB: 1 P: 23	R: 0 E: 0 K: 0 S: 3	H: 0 LOB: 0 BB: 0 P: 4	R: 3 E: 0 K: 1 S: 10	H: 3 LOB: 3 BB: 3 P: 25	R: 0 E: 0 K: 0 S: 4	H: 1 LOB: 2 BB: 0 P: 5	R: 0 E: 0 K: 1 S: 6	H: 1 LOB: 2 BB: 1 P: 10	1B: 7 2B: 0 3B: 1 HR: 0	SF: 0 SAC: 2 DP: 1 HBP: 1	WP: 0 PA: 40 PB: 0 CS: 1
PITCHER	IP	WLS	BF	H	R	ER	SO	BB	IBB	HBP	BLK	WP	HR	S	P	ERA	WHIP				
Ken Forsch, R (1,1) ERA: 2.71	6.2	L	27	6	3	3	2	2	0	0	0	0	0	52	82	4.05	1.200				
Joe Sambito, L (7,1) ERA: 1.95	1.1		8	1	0	0	1	2	0	1	0	0	0	8	17	0.00	2.250				
Tom Dixon, R (9,1) ERA: 7.94	1.0		5	1	0	0	1	1	0	0	0	0	0	6	10	0.00	2.000				

San Francisco Giants @ Houston Astros
Astrodome, Houston, TX
Thu May 17 1979, 8:05 PM EDT
Att: 10,626 - Unknown


AB 32
R 3
H 8
RBI 3
BB 5
SO 4
LOB 19



Batter	1	2	3	4	5	6	7	8	9	AB	R	H	RBI	BB	SO	LOB	BOTTOM				
Terry Puhl, L (1,9) OBP: 0.337, SLG: 0.338	0-1 L9		1-1 F9			0-0 SH SH2-4		0-0 F6		3	0	0	0	0	0	0					
Craig Reynolds, L (1,6) OBP: 0.280, SLG: 0.329	2-1 F7			1-0 F5		0-1 SH2-4		1-1 F3		3	0	0	0	0	0	0					
Cesar Cedeno, R (1,8) OBP: 0.398, SLG: 0.465	4-1 S BB			0-2 S 1B		0-0 F4		1-1 F4		3	0	1	0	1	0	2					
Jose Cruz, L (1,7) OBP: 0.397, SLG: 0.466	4-2 CS BB			2-0 L7		4-0 IBB		1-0 G3		2	0	0	0	2	0	1					
Enos Cabell, R (1,5) OBP: 0.335, SLG: 0.421	1-0 CS	2-0 4-3		2-1 6-3		0-0 4-3		0-0 DI 1B		4	0	1	0	0	0	4					
Bob Watson, R (1,3) OBP: 0.320, SLG: 0.357		3-1 F8			0-0 F9		0-0 5-3	4-2 FC5-4 BB		3	0	0	0	1	0	0					
Art Howe, R (1,4) OBP: 0.268, SLG: 0.292		1-1 5-3			1-1 5-3		0-0 P1-4	1-1 FC5-4		4	0	0	0	0	0	2					
Alan Ashby, S (1,2) OBP: 0.284, SLG: 0.320			1-0 F7		1-1 6-3		1-0 4-3			3	0	0	0	0	0	0					
Ken Forsch, R (1,1) OBP: 0.148, SLG: 0.154 Joe Sambito, L (7,1) OBP: 0.500, SLG: 0.667 Rafael Landestoy, S (8,PH) OBP: 0.250, SLG: 0.222 Tom Dixon, R (9,1)			2-1 F4			4-1 SH2-4 SH BB		0-1 F9		1	0	0	0	1	0	0					
Inning Stats	R: 0 E: 0 K: 0 S: 11	H: 0 LOB: 1 BB: 2 P: 22	R: 0 E: 0 K: 0 S: 5	H: 0 LOB: 0 BB: 0 P: 11	R: 0 E: 0 K: 0 S: 5	H: 0 LOB: 0 BB: 0 P: 9	R: 0 E: 0 K: 0 S: 7	H: 1 LOB: 1 BB: 0 P: 12	R: 0 E: 0 K: 0 S: 5	H: 0 LOB: 0 BB: 0 P: 7	R: 0 E: 0 K: 0 S: 6	H: 0 LOB: 3 BB: 2 P: 14	R: 0 E: 0 K: 0 S: 3	H: 0 LOB: 0 BB: 0 P: 4	R: 0 E: 0 K: 0 S: 5	H: 0 LOB: 0 BB: 0 P: 6	R: 0 E: 0 K: 0 S: 9	H: 1 LOB: 2 BB: 1 P: 16	1B: 2 2B: 0 3B: 0 HR: 0	SF: 0 SAC: 2 DP: 0 HBP: 0	WP: 0 PA: 35 PB: 0 CS: 1
PITCHER	IP	WLS	BF	H	R	ER	SO	BB	IBB	HBP	BLK	WP	HR	S	P	ERA	WHIP				
Ed Halicki, R (1,1) ERA: 3.72	9.0	W	34	2	0	0	0	4	1	0	0	0	0	56	101	0.00	0.667				


San Francisco Giants @ Houston Astros
Astrodome, Houston, TX
Thu May 17 1979, 8:05 PM EDT
Att: 10,626 - Unknown


AB 27
R 0
H 2
RBI 0
BB 5
SO 0
LOB 9



Batter	1	2	3	4	5	6	7	8	9	AB	R	H	RBI	BB	SO	LOB	TOP					
Bill Madlock, R OBP: 0.230, SLG: 0.243	P6		5-3			F8 BB SF9 1B		F7		5	2	2	0	0	0	1	San Francisco Giants @ Atlanta Braves Atlanta-Fulton County Stadium, Atlanta, GA Fri May 18 1979, 7:05 PM EDT Att: 13,896 - Unknown - 80 F livebaseballscorecards.com					
Hector Cruz, R (1,7)	K		6-3			SF9 BB		4-3		3	0	0	0	1	1	2						
Jack Clark, R OBP: 0.358, SLG: 0.428	F8		4-3			F8		1B BB		3	0	0	0	1	0	2						
Mike Ivie, R OBP: 0.255, SLG: 0.375		1B SF9 1B		K		SF9		K		3	1	1	1	0	2	3						
Darrell Evans, L OBP: 0.373, SLG: 0.421	F9			P6		3-1				4	0	1	2	0	0	2						
Larry Hemdon, R OBP: 0.356, SLG: 0.561 Willie McCovey, L (8, PH) Randy Moffitt, R (8, 1)	1B BB 1B			F9			F9	F9		3	0	1	0	0	0	0						
Marc Hill, R OBP: 0.404, SLG: 0.439 Roger Metzger, S OBP: 0.250, SLG: 0.273	SF9				6-3		4-3			2	0	0	1	0	0	0						
Johnnie LeMaster, R OBP: 0.404, SLG: 0.439 Terry Whitfield, L OBP: 0.374, SLG: 0.450	3-H 1B				5-3		F8			3	0	1	0	0	0	0						
Vida Blue, S OBP: 0.222, SLG: 0.200 Tom Griffin, R Rob Andrews, R OBP: 0.286, SLG: 0.222 Bill North, S OBP: 0.381, SLG: 0.267	K				F6			K		2	0	0	0	0	1	2						
								4-3 1B 1B		1	0	0	0	0	0	0						
										0	0	0	0	0	0	0						
										1	1	1	0	0	0	0						
										1	0	0	0	0	1	1						
Inning Stats	R: 0 E: 0 K: 1 S: 6	H: 0 LOB: 0 BB: 0 P: 11	R: 1 E: 0 K: 1 S: 13	H: 3 LOB: 2 BB: 0 P: 20	R: 0 E: 0 K: 0 S: 6	H: 0 LOB: 0 BB: 0 P: 7	R: 0 E: 0 K: 1 S: 5	H: 0 LOB: 0 BB: 0 P: 6	R: 0 E: 0 K: 0 S: 4	H: 0 LOB: 0 BB: 0 P: 6	R: 1 E: 0 K: 0 S: 5	H: 1 LOB: 1 BB: 1 P: 11	R: 0 E: 0 K: 0 S: 7	H: 0 LOB: 0 BB: 0 P: 10	R: 2 E: 0 K: 1 S: 8	H: 3 LOB: 2 BB: 1 P: 12	R: 0 E: 0 K: 1 S: 6	H: 1 LOB: 1 BB: 0 P: 6	1B: 8 2B: 0 3B: 0 HR: 0	SF: 2 SAC: 0 DP: 0 HBP: 0	WP: 0 PB: 0 SB: 0 CS: 0	PA: 37
PITCHER	IP WLS BF H R ER SO BB IBB HBP BLK WP HR S P ERA WHIP																					
Mickey Mahler, L ERA: 5.72	(1, 1) 7.1 W 30 6 4 4 3 2 0 0 0 0 0 0 49 78 4.91 1.091																					
Gene Garber, R ERA: 4.94	(8, 1) 1.2 S 7 2 0 0 2 0 0 0 0 0 0 0 11 11 0.00 1.200																					

Batter	1	2	3	4	5	6	7	8	9	AB	R	H	RBI	BB	SO	LOB	BOTTOM			
Jerry Royster, R OBP: 0.386, SLG: 0.383	S HR 1B	F9		F7		F7		4-3		5	1	1	0	0	0	2	San Francisco Giants @ Atlanta Braves Atlanta-Fulton County Stadium, Atlanta, GA Fri May 18 1979, 7:05 PM EDT Att: 13,896 - Unknown - 80 F livebaseballscorecards.com			
Gary Matthews, R OBP: 0.335, SLG: 0.539	K		F9		P4		6-3			4	0	0	0	0	1	1				
Jeff Burroughs, R OBP: 0.356, SLG: 0.352	E5 HR		F8		BB BB 1B		5-3			4	1	1	0	0	0	1				
Dale Murphy, R OBP: 0.411, SLG: 0.693	HR		HR		BB BB		HR			3	3	3	5	1	0	0				
Bob Horner, R OBP: 0.455, SLG: 0.700 Mike Lum, L OBP: 0.303, SLG: 0.337	HR		BB		F8		1B			3	1	2	1	1	0	2				
Barry Bonnell, R OBP: 0.331, SLG: 0.483	K		G3		BB		6-3			0	0	0	0	0	0	0				
Glenn Hubbard, R OBP: 0.309, SLG: 0.280	F6			5-3		K		G6-3 1B		4	0	1	0	0	1	3				
Pepe Frias, R OBP: 0.303, SLG: 0.355	F8			FC1-6 BB		F3		G6-3 1B		3	0	0	0	1	0	1				
Mickey Mahler, S OBP: 0.083, SLG: 0.167 Gene Garber, R OBP: 0.667, SLG: 0.500	F3			FC1-6 1-2		F8		1B		3	0	0	0	0	0	1				
										1	0	1	0	0	0	0				
										1B: 5 2B: 0 3B: 0 HR: 4	SF: 0 SAC: 0 DP: 1 HBP: 0	WP: 0 PB: 0 SB: 1 CS: 0	PA: 37							
Inning Stats	R: 4 E: 1 K: 2 S: 18	H: 3 LOB: 0 BB: 0 P: 27	R: 0 E: 0 K: 0 S: 6	H: 0 LOB: 0 BB: 0 P: 10	R: 1 E: 0 K: 0 S: 8	H: 1 LOB: 1 BB: 1 P: 17	R: 0 E: 0 K: 0 S: 7	H: 0 LOB: 1 BB: 1 P: 16	R: 0 E: 0 K: 1 S: 9	H: 1 LOB: 3 BB: 2 P: 20	R: 0 E: 0 K: 0 S: 3	H: 0 LOB: 0 BB: 0 P: 3	R: 1 E: 0 K: 0 S: 5	H: 2 LOB: 1 BB: 0 P: 5	R: 0 E: 0 K: 0 S: 4	H: 2 LOB: 1 BB: 0 P: 4		1B: 5 2B: 0 3B: 0 HR: 4	SF: 0 SAC: 0 DP: 1 HBP: 0	WP: 0 PB: 0 SB: 1 CS: 0
PITCHER	IP WLS BF H R ER SO BB IBB HBP BLK WP HR S P ERA WHIP																			
Vida Blue, L ERA: 4.99	(1, 1) 4.2 L 24 5 4 2 4 0 0 0 0 0 0 1 11 11 3.86 0.857																			
Tom Griffin, R ERA: 4.63	(5, 1) 2.1 9 2 1 1 1 0 0 0 0 0 0 1 11 11 3.86 0.857																			
Randy Moffitt, R ERA: 9.22	(8, 1) 1.0 4 2 0 0 0 0 0 0 0 0 0 0 4 4 0.00 2.000																			

Batter	1	2	3	4	5	6	7	8	9	AB	R	H	RBI	BB	SO	LOB	TOP				
Ken Griffey, L OBP: 0.358, SLG: 0.421 (1, 9)	F8		P5							4	1	2	0	1	0	1	<p>Cincinnati Reds @ San Francisco Giants Candlestick Park, San Francisco, CA Tue May 22 1979, 10:05 PM EDT Att: 20,058 - Unknown</p> <p>AB 35 R 2 H 9 RBI 2 BB 3 SO 5 LOB 17</p> 				
Dave Concepcion, R OBP: 0.391, SLG: 0.509 (1, 6)	K			6-3						5	0	1	1	0	1	2					
Joe Morgan, L OBP: 0.438, SLG: 0.543 (1, 4)	K			F9						2	0	0	0	2	1	0					
Dan Driessen, L OBP: 0.350, SLG: 0.492 (1, 3)		L4		F8						4	0	0	0	0	0	3					
Johnny Bench, R OBP: 0.348, SLG: 0.296 (1, 2)					G3					4	0	1	0	0	1	3					
Cham Summers, L OBP: 0.356, SLG: 0.322 (1, 7)										4	0	0	0	0	1	1					
Ray Knight, R OBP: 0.384, SLG: 0.390 (1, 5)										4	1	3	0	0	0	1					
Cesar Geronimo, L OBP: 0.250, SLG: 0.313 (1, 8)										4	0	0	0	0	1	4					
Bill Bonham, R Fred Norman, S Junior Keenan, R Frank Pastore, R Arturo DeFreitas, R Dave Tomlin, L Doug Bair, R Dave Collins, S OBP: 0.081, SLG: 0.182 OBP: 0.275, SLG: 0.111 OBP: 0.362, SLG: 0.390 OBP: 0.362, SLG: 0.390 OBP: 0.311, SLG: 0.333 OBP: 0.311, SLG: 0.333 OBP: 0.462, SLG: 0.417 (1, 1) (5, 1) (6, PH) (6, 1) (7, PH) (7, 1) (8, 1) (9, PH)										1	0	0	0	0	0	1					
Inning Stats	R: 0 H: 0 E: 0 K: 2 S: 10	H: 0 LOB: 0 BB: 0 P: 15	R: 0 H: 1 E: 0 K: 0 S: 7	LOB: 1 BB: 0 P: 11	R: 0 H: 1 E: 0 K: 1 S: 10	LOB: 1 BB: 0 P: 15	R: 0 H: 0 E: 0 K: 0 S: 3	H: 0 LOB: 0 BB: 0 P: 4	R: 0 H: 1 E: 0 K: 0 S: 12	LOB: 1 BB: 0 P: 18	R: 1 H: 3 E: 0 K: 0 S: 10	H: 3 LOB: 2 BB: 1 P: 23	R: 0 H: 1 E: 2 K: 0 S: 13	LOB: 2 BB: 0 P: 19	R: 0 H: 0 E: 0 K: 1 S: 9	H: 0 LOB: 1 BB: 1 P: 20	R: 1 H: 2 E: 0 K: 1 S: 11	LOB: 2 BB: 1 P: 19	1B: 6 2B: 4 3B: 0 HR: 0	SF: 0 SAC: 0 DP: 1 HBP: 0	WP: 0 PA: 38 PB: 0 SB: 1 CS: 0
PITCHER Ed Halicki, R ERA: 3.48 (1, 1)	IP: 9.0 WLS: W BF: 38 H: 9 R: 2 ER: 2 SO: 5 BB: 3 IBB: 0 HBP: 0 BLK: 1 WP: 0 HR: 0 S: 85 P: 144 ERA: 2.00 WHIP: 1.333															PITCHER					

Batter	1	2	3	4	5	6	7	8	9	AB	R	H	RBI	BB	SO	LOB	BOTTOM		
Bill North, S OBP: 0.400, SLG: 0.291 (1, 8)	WP SH3 1-3 1B									3	3	2	0	2	0	1	<p>Cincinnati Reds @ San Francisco Giants Candlestick Park, San Francisco, CA Tue May 22 1979, 10:05 PM EDT Att: 20,058 - Unknown</p> <p>AB 37 R 12 H 14 RBI 11 BB 6 SO 2 LOB 17</p> 		
Larry Hemdon, R OBP: 0.345, SLG: 0.580 (9, 8)	FC6-4 1-2									0	0	0	0	0	0	0			
Terry Whitfield, L OBP: 0.354, SLG: 0.418 (1, 7)	SH3 1-2									4	0	1	0	0	1	4			
Jack Clark, R OBP: 0.356, SLG: 0.414 (1, 9)	1-3 2-H									5	2	2	2	0	0	1			
Willie McCovey, L OBP: 0.313, SLG: 0.397 Rob Andrews, R OBP: 0.209, SLG: 0.182 (1, 3) (6, PR) (9, 4)	E7 1B									5	2	2	1	0	1	1			
Bill Madlock, R OBP: 0.253, SLG: 0.309 (1, 4) (9, 3)	BLK 1B 2-H									4	2	2	1	1	0	1			
Darrell Evans, L OBP: 0.372, SLG: 0.430 (1, 5)										4	2	3	3	1	0	1			
Roger Metzger, S OBP: 0.273, SLG: 0.317 (1, 6)										4	0	1	3	1	0	2			
Mike Sadek, R OBP: 0.167, SLG: 0.067 (1, 2)										4	0	1	1	1	0	4			
Ed Halicki, R OBP: 0.217, SLG: 0.261 (1, 1)										4	0	0	0	0	0	2			
Inning Stats	R: 3 H: 3 E: 1 K: 0 S: 9	H: 3 LOB: 1 BB: 0 P: 16	R: 0 H: 0 E: 0 K: 0 S: 10	LOB: 0 BB: 1 P: 16	R: 0 H: 0 E: 0 K: 1 S: 7	LOB: 0 BB: 0 P: 11	R: 1 H: 2 E: 1 K: 0 S: 13	H: 2 LOB: 3 BB: 1 P: 17	R: 2 H: 3 E: 0 K: 0 S: 6	LOB: 3 BB: 1 P: 12	R: 1 H: 1 E: 0 K: 1 S: 6	H: 1 LOB: 1 BB: 1 P: 10	R: 0 H: 1 E: 0 K: 0 S: 4	H: 1 LOB: 1 BB: 0 P: 4	R: 5 H: 4 E: 1 K: 0 S: 7	LOB: 2 BB: 2 P: 15	1B: 11 2B: 2 3B: 1 HR: 0	SF: 0 SAC: 1 DP: 0 HBP: 0	WP: 1 PA: 44 PB: 0 SB: 1 CS: 1
PITCHER Bill Bonham, R ERA: 4.32 Fred Norman, L ERA: 3.69 Frank Pastore, R ERA: 4.68 Dave Tomlin, L ERA: 2.86 Doug Bair, R ERA: 2.96 (1, 1) (5, 1) (6, 1) (7, 1) (8, 1)	IP: 4.1 WLS: L BF: 23 H: 7 R: 6 ER: 4 SO: 1 BB: 2 IBB: 0 HBP: 0 BLK: 1 WP: 0 HR: 0 S: 43 P: 66 ERA: 8.31 WHIP: 2.077															PITCHER			

Batter	1	2	3	4	5	6	7	8	9	AB	R	H	RBI	BB	SO	LOB	TOP				
Ken Griffey, L (1, 9) OBP: 0.347, SLG: 0.411	1-1 F7		1-2 3-1		0-0 G3		0-0 6-3		0-0 6-3	5	0	0	0	0	0	1	Cincinnati Reds @ San Francisco Giants Candlestick Park, San Francisco, CA Thu May 24 1979, 10:05 PM EDT Att: 21,337 - Unknown				
Dave Concepcion, R (1, 6) OBP: 0.385, SLG: 0.494	1-1 L6		1-1 FC5-6 1B		4-2 S BB		2-2 F8			3	0	1	0	1	0	1					
Joe Morgan, L (1, 4) OBP: 0.434, SLG: 0.536	2-1 2B		2-2 FC5-6 1-2		1-0 F8			4-0 G1-4-3 BB		3	0	1	0	1	0	2					
Johnny Bench, R (1, 2) OBP: 0.349, SLG: 0.314	4-0 BB		2-1 5-3			2-3 K		0-0 G1-4-3 1-2		3	0	0	0	1	1	2					
Dan Driessen, L (1, 3) OBP: 0.352, SLG: 0.484	2-0 G3			1-1 4-3		2-1 F9		2-2 BB 1B		4	0	1	0	0	0	2					
Ray Knight, R (1, 5)		2-1 F7 1B		2-0 F8		2-0 1B 2B		4-0 1-2 BB		3	1	2	0	1	0	0					
Dave Collins, S (1, 7) OBP: 0.471, SLG: 0.563		2-0 G4-6-3 1B		1-0 2B		1-0 CS 1B		0-3 K		4	0	3	1	0	1	2					
Paul Blair, R (1, 8) OBP: 0.150, SLG: 0.263 Junior Kennedy, R (9, PH) OBP: 0.359, SLG: 0.383	1-2 F7		1-2 F8		0-0 F8		0-1 E6 SH1-4		0-0 F8	3	0	0	0	0	0	3					
Paul Moskau, R (1, 1) OBP: 0.056, SLG: 0.059 Dave Tomlin, L (7, 1) Pedro Borbon, R (7, 1) OBP: 0.333, SLG: 0.333 Champ Summers, L (9, PH) OBP: 0.351, SLG: 0.317	2-1 G4-6-3 1-2				1-3 K		0-2 SH1-4		0-0 P6	2	0	0	0	0	1	2					
Inning Stats	R: 0 E: 0 K: 0 S: 7	H: 1 LOB: 2 BB: 1 P: 17	R: 0 E: 0 K: 0 S: 11	H: 2 LOB: 1 BB: 0 P: 18	R: 0 E: 0 K: 0 S: 12	H: 1 LOB: 1 BB: 0 P: 18	R: 0 E: 0 K: 0 S: 5	H: 1 LOB: 1 BB: 0 P: 9	R: 0 E: 0 K: 1 S: 7	H: 0 LOB: 0 BB: 0 P: 15	R: 0 E: 1 K: 0 S: 9	H: 0 LOB: 1 BB: 0 P: 11	R: 0 E: 0 K: 1 S: 7	H: 1 LOB: 2 BB: 2 P: 17	R: 0 E: 0 K: 0 S: 3	H: 0 LOB: 0 BB: 0 P: 3		1B: 5 2B: 3 3B: 0 HR: 0	SF: 0 SAC: 1 DP: 2 HBP: 0	WP: 0 PB: 0 SB: 1 CS: 1	PA: 38
PITCHER	IP WLS BF H R ER SO BB IBB HBP BLK WP HR S P ERA WHIP	7.2 W 32 8 1 1 2 3 0 0 0 0 0 62 111 1.17 1.435	1.1 S 5 0 0 0 1 1 0 0 0 0 0 6 10 0.00 0.750																		

AB 32
R 1
H 8
RBI 1
BB 4
SO 3
LOB 15



Batter	1	2	3	4	5	6	7	8	9	AB	R	H	RBI	BB	SO	LOB	BOTTOM				
Bill North, S (1, 8) OBP: 0.392, SLG: 0.282	3-3 K		2-2 4-3		1-2 FC6 1B		4-0 E BB			3	1	0	0	1	1	1	Cincinnati Reds @ San Francisco Giants Candlestick Park, San Francisco, CA Thu May 24 1979, 10:05 PM EDT Att: 21,337 - Unknown				
Terry Whitfield, L (1, 7) OBP: 0.350, SLG: 0.406	0-0 6-3		1-0 L9		0-0 2-H 1B		0-0 F5			4	0	1	1	0	0	2					
Jack Clark, R (1, 9) OBP: 0.357, SLG: 0.413	2-2 1B			1-2 CI 1B		2-2 F2		0-0 E4 1-2 3-H		4	0	2	0	0	0	2					
Darrell Evans, L (1, 5) OBP: 0.358, SLG: 0.411	1-0 F9			2-1 F7		0-1 F9		0-0 F5		4	0	0	0	0	0	4					
Bill Madlock, R (1, 4) OBP: 0.254, SLG: 0.303		0-0 6-3		2-2 F8		4-2 F8 BB		0-0 G6-4-3 1B		3	0	1	0	1	0	1					
Mike Ivie, R (1, 3) OBP: 0.264, SLG: 0.392		4-1 FC3-6 BB		2-1 CI FC6-4		0-2 F8		0-0 G6-4-3 1-2		2	0	0	0	1	0	2					
Roger Metzger, S (1, 6) OBP: 0.256, SLG: 0.296		1-0 FC3-6 1-2		2-0 FC6-4 1-2		3-2 F8		0-3 K		4	0	0	0	0	1	4					
Mike Sadek, R (1, 2) OBP: 0.182, SLG: 0.158		3-1 G3			1-2 E5 FC1-5		0-0 SH1-4 E 2B			3	1	1	0	0	0	1					
Philip Nastu, L (1, 1) OBP: 0.231, SLG: 0.091 Randy Moffitt, R (8, 1)			0-0 1-3		0-0 FC1-5 FC6		0-0 SH1-4			2	0	0	0	0	0	0					
Inning Stats	R: 0 E: 0 K: 1 S: 10	H: 1 LOB: 0 BB: 0 P: 16	R: 0 E: 0 K: 0 S: 5	H: 0 LOB: 1 BB: 1 P: 13	R: 0 E: 0 K: 0 S: 5	H: 0 LOB: 0 BB: 0 P: 8	R: 0 E: 1 K: 0 S: 11	H: 1 LOB: 2 BB: 0 P: 20	R: 1 E: 2 K: 0 S: 15	H: 1 LOB: 1 BB: 0 P: 19	R: 0 E: 0 K: 0 S: 10	H: 0 LOB: 1 BB: 1 P: 17	R: 1 E: 1 K: 0 S: 5	H: 1 LOB: 2 BB: 1 P: 9	R: 0 E: 0 K: 1 S: 5	H: 1 LOB: 0 BB: 0 P: 5		1B: 4 2B: 1 3B: 0 HR: 0	SF: 0 SAC: 1 DP: 1 HBP: 0	WP: 0 PB: 0 SB: 1 CS: 0	PA: 34
PITCHER	IP WLS BF H R ER SO BB IBB HBP BLK WP HR S P ERA WHIP	6.1 L 28 4 2 0 0 0 0 0 0 0 0 1 1 0.00 0.000	0.1 1 0 0 0 0 0 0 0 0 0 0 0 1 1 0.00 0.000	1.1 5 1 0 0 0 1 0 0 0 0 0 0 7 7 0.00 0.750																	

AB 29
R 2
H 5
RBI 1
BB 3
SO 2
LOB 18



Batter	1	2	3	4	5	6	7	8	9	AB	R	H	RBI	BB	SO	LOB	TOP									
Jerry Royster, R OBP: 0.397, SLG: 0.358	5-3		5-3		F8			4-3		4	0	0	0	0	0	0	Atlanta Braves @ San Francisco Giants Candlestick Park, San Francisco, CA Fri May 25 1979, 10:05 PM EDT Att: 11,117 - Unknown									
Pepe Frias, R OBP: 0.298, SLG: 0.342	K			HR	6-3			FC5-4 BB		3	1	1	0	1	1	0										
Gary Matthews, R OBP: 0.342, SLG: 0.538	K			HR	BB			FC5-4		2	1	0	0	2	1	1										
Jeff Burroughs, R OBP: 0.345, SLG: 0.364		1B BB		HR	G4-6-3 BB			F7		3	1	1	3	1	0	2										
Bob Horner, R OBP: 0.378, SLG: 0.688	F2			HR	1B			1B BB		3	1	2	1	1	0	1										
Barry Bonnell, R OBP: 0.319, SLG: 0.452				HR	1B			1B		3	0	1	0	0	1	1										
Rowland Office, L OBP: 0.356, SLG: 0.475	G6-3 1B			K2-3	4-3			E 1B		1	0	1	0	0	0	0										
Bruce Benedict, R OBP: 0.277, SLG: 0.200	G6-3			6-3				1B		3	0	0	0	0	0	2										
Mike Lum, L OBP: 0.302, SLG: 0.344								1-2 2-H		0	0	0	0	0	0	0										
Charlie Spikes, R OBP: 0.455, SLG: 0.722								1-2 2-H		1	0	1	0	0	0	0										
Darrel Chaney, S OBP: 0.167, SLG: 0.125			K		F7			F4		4	0	0	0	0	1	2										
Phil Niekro, R OBP: 0.171, SLG: 0.147			K		1-3			K		3	0	0	0	0	1	0										
Glenn Hubbard, R OBP: 0.312, SLG: 0.289										1	0	0	0	0	1	2										
Inning Stats	R: 0 E: 0 K: 2 S: 8	H: 0 LOB: 0 BB: 0 P: 13	R: 0 E: 0 K: 0 S: 6	H: 1 LOB: 1 BB: 1 P: 13	R: 0 E: 0 K: 2 S: 10	H: 0 LOB: 0 BB: 0 P: 12	R: 4 E: 0 K: 1 S: 11	H: 3 LOB: 0 BB: 1 P: 19	R: 0 E: 0 K: 0 S: 6	H: 0 LOB: 0 BB: 0 P: 10	R: 0 E: 0 K: 0 S: 9	H: 1 LOB: 1 BB: 1 P: 16	R: 0 E: 0 K: 2 S: 6	H: 0 LOB: 0 BB: 0 P: 8	R: 0 E: 0 K: 0 S: 3	H: 0 LOB: 1 BB: 1 P: 7	R: 0 E: 1 K: 1 S: 6	H: 2 LOB: 2 BB: 1 P: 10	1B: 5 2B: 0 3B: 0 HR: 2	SF: 0 SAC: 0 DP: 2 HBP: 0	WP: 0 PB: 0 SB: 1 CS: 0	PA: 36				
PITCHER	IP	WLS	BF	H	R	ER	SO	BB	IBB	HBP	BLK	WP	HR	S	P	ERA	WHIP									
Bob Knepper, L ERA: 3.03	(1, 1)	7.1	W	29	5	4	4	5	4	0	0	0	0	2	57	96	4.91	1.227								
Tom Griffin, R ERA: 4.25	(8, 1)	0.2		4	1	0	0	0	1	0	0	0	0	0	3	7	0.00	3.000								
Gary Lavelle, L ERA: 1.52	(9, 1)	1.0	S	3	1	0	0	1	0	0	0	0	0	5	5	0.00	1.000									

Batter	1	2	3	4	5	6	7	8	9	AB	R	H	RBI	BB	SO	LOB	BOTTOM									
Bill North, S OBP: 0.383, SLG: 0.273	5-3		F5	1-3				K		4	0	0	0	0	1	1	Atlanta Braves @ San Francisco Giants Candlestick Park, San Francisco, CA Fri May 25 1979, 10:05 PM EDT Att: 11,117 - Unknown									
Larry Hemdon, R OBP: 0.345, SLG: 0.580										0	0	0	0	0	0	0										
Terry Whitfield, L OBP: 0.348, SLG: 0.402	K		E1 1-H 1B		F7			F8		4	0	1	0	0	1	0										
Jack Clark, R OBP: 0.360, SLG: 0.429			K2-3		K			HR		3	1	1	1	1	2	1										
Willie McCovey, L OBP: 0.310, SLG: 0.418	F8			HR	K			L5-3 HBP		3	1	1	1	0	1	1										
Rob Andrews, R OBP: 0.296, SLG: 0.217										0	0	0	0	0	0	0										
Bill Madlock, R OBP: 0.266, SLG: 0.316		CS BB		G3 HR 1B				L5-3 1-2		3	1	2	0	1	0	1										
Darrell Evans, L OBP: 0.350, SLG: 0.401	F5		G3		F2			F9		4	0	0	0	0	0	4										
Johnnie LeMaster, R OBP: 0.370, SLG: 0.396	F7			6-3				F5		3	0	0	0	0	0	3										
Mike Sadek, R OBP: 0.200, SLG: 0.318			F3		HR			K		3	1	1	2	0	1	1										
Bob Knepper, L OBP: 0.269, SLG: 0.462				1B E 1B				K		3	2	2	1	0	1	0										
Tom Griffin, R	(8, 1)									0	0	0	0	0	0	0										
Gary Lavelle, S	(9, 1)									0	0	0	0	0	0	0										
Inning Stats	R: 0 E: 0 K: 1 S: 9	H: 0 LOB: 1 BB: 1 P: 19	R: 0 E: 0 K: 0 S: 6	H: 0 LOB: 0 BB: 1 P: 13	R: 1 E: 1 K: 1 S: 11	H: 2 LOB: 1 BB: 0 P: 16	R: 4 E: 0 K: 0 S: 7	H: 4 LOB: 0 BB: 0 P: 7	R: 0 E: 0 K: 2 S: 7	H: 0 LOB: 0 BB: 0 P: 7	R: 0 E: 0 K: 1 S: 6	H: 1 LOB: 1 BB: 0 P: 6	R: 0 E: 0 K: 2 S: 7	H: 0 LOB: 0 BB: 0 P: 7	R: 1 E: 0 K: 0 S: 3	H: 1 LOB: 1 BB: 0 P: 4	R: 0 E: 0 K: 0 S: 3	H: 0 LOB: 0 BB: 0 P: 4	1B: 3 2B: 2 3B: 0 HR: 4	SF: 0 SAC: 0 DP: 1 HBP: 1	WP: 0 PB: 0 SB: 0 CS: 1	PA: 33				
PITCHER	IP	WLS	BF	H	R	ER	SO	BB	IBB	HBP	BLK	WP	HR	S	P	ERA	WHIP									
Phil Niekro, R ERA: 4.04	(1, 1)	8.0	L	33	8	6	5	7	2	0	1	0	0	4	56	79	5.62	1.250								



Batter	1	2	3	4	5	6	7	8	9	AB	R	H	RBI	BB	SO	LOB	TOP				
Jerry Royster, R OBP: 0.353, SLG: 0.359	F4		HR		F8		4-3		E1	5	2	1	0	0	0	1	Atlanta Braves @ San Francisco Giants Candlestick Park, San Francisco, CA Sat May 26 1979, 6:33 AM EDT Att: 11,958 - Unknown				
Mike Lum, L OBP: 0.300, SLG: 0.340	F4		6-3				F8		SH5-4	4	0	1	0	0	0	1					
Gary Matthews, R OBP: 0.349, SLG: 0.557	5-3		HR		FC5-4				1-3	5	1	3	4	0	0	1					
Jeff Burroughs, R OBP: 0.352, SLG: 0.368		4-3			F8		4-3		1-3	4	0	2	0	1	0	2					
Bob Horner, R OBP: 0.357, SLG: 0.622		F2		F6					1-3	5	0	1	0	0	1	4					
Rowland Office, L OBP: 0.367, SLG: 0.477	4-3								F3	4	1	2	0	0	0	1					
Barry Bonnell, R OBP: 0.317, SLG: 0.449										1	0	0	0	0	0	2					
Joe Nolan, L OBP: 0.429, SLG: 0.500										3	0	2	0	1	1	1					
Pepe Frias, R OBP: 0.296, SLG: 0.339										4	0	1	1	0	0	6					
Rick Matula, R OBP: 0.295, SLG: 0.059										3	0	0	0	0	0	2					
Jamie Easterly, L OBP: 0.295, SLG: 0.059										0	0	0	0	0	0	0					
Adrian Devine, R OBP: 0.295, SLG: 0.059										0	0	0	0	0	0	0					
Gene Garber, R OBP: 0.295, SLG: 0.059										0	0	0	0	0	0	0					
Charlie Spikes, R OBP: 0.295, SLG: 0.059										1	1	1	0	0	0	0					
Craig Skok, R OBP: 0.295, SLG: 0.059										0	0	0	0	0	0	0					
Inning Stats	R: 0 E: 0 K: 0 S: 11	H: 0 LOB: 0 BB: 0 P: 15	R: 0 E: 0 K: 0 S: 12	H: 1 LOB: 2 BB: 1 P: 19	R: 2 E: 0 K: 0 S: 16	H: 3 LOB: 1 BB: 0 P: 23	R: 1 E: 1 K: 2 S: 9	H: 2 LOB: 1 BB: 0 P: 13	R: 0 E: 0 K: 1 S: 7	H: 1 LOB: 1 BB: 0 P: 11	R: 0 E: 0 K: 1 S: 9	H: 3 LOB: 2 BB: 0 P: 12	R: 0 E: 0 K: 0 S: 4	H: 1 LOB: 1 BB: 0 P: 4	R: 0 E: 0 K: 1 S: 6	H: 1 LOB: 1 BB: 1 P: 6	R: 2 E: 1 K: 0 S: 6	H: 2 LOB: 2 BB: 1 P: 10	1B: 11 2B: 3 3B: 0 HR: 1	SF: 0 SAC: 1 DP: 2 HBP: 0	WP: 0 PA: 42 CS: 1
PITCHER	IP WLS BF H R ER SO BB IBB HBP BLK WP HR S P ERA WHIP																				
Ed Halicki, R ERA: 3.57	(1, 1) 6.0 27 10 3 3 3 1 0 0 0 0 0 1 64 93 4.50 1.833																				
Randy Moffitt, R ERA: 7.85	(7, 1) 1.0 4 1 0 0 0 0 0 0 0 0 0 0 4 4 0.00 1.000																				
Dave Roberts, L ERA: 2.25	(8, 1) 1.1 L 7 2 2 1 1 0 0 0 0 0 0 0 9 9 6.75 1.500																				
Tom Griffin, R ERA: 4.21	(9, 1) 0.1 3 1 0 0 0 1 0 0 0 0 0 0 2 6 0.00 6.000																				
Gary Lavelle, L ERA: 1.5	(9, 1) 0.1 1 0 0 0 0 0 0 0 0 0 0 0 1 1 0.00 0.000																				

Batter	1	2	3	4	5	6	7	8	9	AB	R	H	RBI	BB	SO	LOB	BOTTOM				
Bill North, S OBP: 0.383, SLG: 0.273	G3				G3				K	4	1	1	0	1	1	0	Atlanta Braves @ San Francisco Giants Candlestick Park, San Francisco, CA Sat May 26 1979, 6:33 AM EDT Att: 11,958 - Unknown				
Terry Whitfield, L OBP: 0.345, SLG: 0.395	G3				G3				K	3	0	0	0	2	1	0					
Jack Clark, R OBP: 0.361, SLG: 0.435	E6				FC6-4				F7	5	1	2	1	0	0	3					
Darrell Evans, L OBP: 0.348, SLG: 0.404		L3								4	1	1	0	0	0	3					
Bill Madlock, R OBP: 0.271, SLG: 0.340		4-3								4	1	2	1	0	0	1					
Mike Ivie, R OBP: 0.281, SLG: 0.400										3	0	2	1	1	0	0					
John Tamargo, S OBP: 0.216, SLG: 0.333										3	0	0	1	0	1	2					
Roger Metzger, S OBP: 0.248, SLG: 0.286										4	0	0	0	0	1	3					
Ed Halicki, R OBP: 0.248, SLG: 0.286										1	0	0	0	1	1	0					
Randy Moffitt, R ERA: 4.09	(7, 1) 0.0 1 0 0 0 0 1 0 0 0 0 0 0 4 4 0.00 1.000																				
Max Venable, L ERA: 5.06	(7, 1) 0.0 1 1 0 0 0 0 0 0 0 0 0 0 1 1 0.00 1.000																				
Dave Roberts, L ERA: 2.25	(8, 1) 1.1 W 6 2 1 1 1 0 0 0 0 0 0 1 8 8 6.75 1.500																				
Tom Griffin, R ERA: 4.21	(9, 1) 0.1 3 0 0 0 0 2 0 0 0 0 0 0 7 7 0.00 0.000																				
Gary Lavelle, S ERA: 1.5	(9, 1) 1.0 S 3 0 0 0 0 2 0 0 0 0 0 0 7 7 0.00 0.000																				
Inning Stats	R: 0 E: 1 K: 0 S: 4	H: 0 LOB: 1 BB: 0 P: 5	R: 0 E: 0 K: 0 S: 6	H: 0 LOB: 0 BB: 0 P: 10	R: 0 E: 0 K: 0 S: 11	H: 0 LOB: 3 BB: 3 P: 26	R: 1 E: 0 K: 0 S: 8	H: 2 LOB: 1 BB: 1 P: 14	R: 0 E: 0 K: 1 S: 6	H: 0 LOB: 0 BB: 0 P: 8	R: 1 E: 0 K: 0 S: 9	H: 2 LOB: 1 BB: 0 P: 11	R: 1 E: 0 K: 1 S: 7	H: 2 LOB: 2 BB: 1 P: 11	R: 1 E: 0 K: 1 S: 7	H: 2 LOB: 1 BB: 0 P: 7	R: 0 E: 0 K: 2 S: 7	H: 0 LOB: 0 BB: 0 P: 7	1B: 5 2B: 2 3B: 0 HR: 1	SF: 1 SAC: 0 DP: 1 HBP: 0	WP: 0 PA: 39 CS: 0
PITCHER	IP WLS BF H R ER SO BB IBB HBP BLK WP HR S P ERA WHIP																				
Rick Matula, R ERA: 4.09	(1, 1) 6.2 28 4 0 0 3 4 0 0 0 0 0 0 49 79 4.05 1.350																				
Jamie Easterly, L ERA: 2.21	(7, 1) 0.0 1 1 0 0 0 0 0 0 0 0 0 0 1 1 0.00 1.000																				
Adrian Devine, R ERA: 2.21	(7, 1) 0.0 1 1 0 0 0 0 0 0 0 0 0 0 1 1 0.00 1.000																				
Gene Garber, R ERA: 5.06	(7, 1) 1.1 W 6 2 1 1 1 0 0 0 0 0 0 1 8 8 6.75 1.500																				
Craig Skok, L ERA: 4.23	(9, 1) 1.0 S 3 0 0 0 0 2 0 0 0 0 0 0 7 7 0.00 0.000																				

AB	39
R	5
H	14
RBI	5
BB	2
SO	4
LOB	22



AB	33
R	4
H	8
RBI	4
BB	5
SO	5
LOB	13



Batter	1	2	3	4	5	6	7	8	9	AB	R	H	RBI	BB	SO	LOB	TOP							
Jerry Royster, R OBP: 0.365, SLG: 0.367 (1, 4)	4-0 2B SF9 BB		0-0 4-3 HR 2B		4-1 BB FC5-4 BB	4-0 FC6-4 BB	0-3 K			2	3	1	0	3	1	2	Atlanta Braves @ San Francisco Giants Candlestick Park, San Francisco, CA Sun May 27 1979, 6:33 AM EDT Att: 18,936 - Unknown							
Pepe Frias, R OBP: 0.292, SLG: 0.328 (1, 6)	1-2 F9		0-1 4-3		4-2 FC5-4 BB WP	0-3 K		0-0 4-3		4	1	0	0	1	1	3								
Gary Matthews, R OBP: 0.360, SLG: 0.582 (1, 9)	0-0 2B		0-1 HR		4-1 FC5-4 BB	0-0 FC6-4		4-0 CS BB		3	1	2	2	2	0	1								
Jeff Burroughs, R OBP: 0.348, SLG: 0.361 Rowland Office, L OBP: 0.367, SLG: 0.477 (1, 7)	0-0 SF9		6-3		0-1 FC5-4 CS WP		4-0 SH1-4 HBP 1B BB		0-0 5-3		3	1	0	2	1	0		3						
Bob Horner, R OBP: 0.362, SLG: 0.575 (1, 5)	4-2 BB		5-3		1-3 K		1-0 SH1-4 1B HBP		0-3 K		3	1	0	0	1	2		1						
Barry Bonnell, R OBP: 0.315, SLG: 0.450 (1, 8)	0-2 4-3			2-3 K		0-0 SH2-4 HR 2B		0-0 SH1-4		4	1	1	0	0	1	2								
Bruce Benedict, R OBP: 0.308, SLG: 0.233 (1, 2)		1-1 4-3		0-0 3-1 2B		4-0 SH2-4 HR BB		4-0 1B BB		3	1	1	0	2	0	0								
Mike Lum, L OBP: 0.295, SLG: 0.333 Glenn Hubbard, R OBP: 0.310, SLG: 0.288 (1, 3)		2-2 F7		1-2 3-1		0-0 SH2-4		0-3 K		2	0	0	0	0	0	1								
Eddie Solomon, R Jamie Easterly, L Charlie Spikes, R Adrian Devine, R Craig Skok, R Darrel Chaney, S Gene Garber, R (1, 1)		1-3 K		0-0 6-3		0-0 HR		1-3 2H 3H 1B		2	0	0	0	0	0	1								
Inning Stats	R: 1 E: 0 K: 0 S: 10	H: 1 LOB: 2 BB: 2 P: 19	R: 0 E: 0 K: 1 S: 8	H: 0 LOB: 0 BB: 0 P: 12	R: 2 E: 0 K: 0 S: 7	H: 2 LOB: 1 BB: 0 P: 10	R: 0 E: 0 K: 1 S: 8	H: 1 LOB: 1 BB: 3 P: 11	R: 2 E: 0 K: 1 S: 9	H: 0 LOB: 0 BB: 3 P: 22	R: 3 E: 0 K: 1 S: 7	H: 2 LOB: 1 BB: 2 P: 15	R: 2 E: 0 K: 2 S: 8	H: 1 LOB: 2 BB: 2 P: 17	R: 0 E: 0 K: 0 S: 2	H: 0 LOB: 0 BB: 1 P: 6		R: 0 E: 0 K: 1 S: 5	H: 0 LOB: 0 BB: 0 P: 5	1B: 1 2B: 4 3B: 0 HR: 2	SF: 1 SAC: 2 DP: 0 HBP: 1	WP: 1 PB: 0 SB: 0 CS: 2	PA: 43	
PITCHER	IP WLS BF H R ER SO BB IBB HBP BLK WP HR S P ERA WHIP	4.0 20 4 5 5 2 4 0 0 0 0 1 36 63 11.25 2.000	1.0 5 1 2 2 1 2 0 0 0 0 1 0 7 16 18.00 3.000	1.0 5 1 1 1 1 1 0 0 0 0 1 6 10 9.00 2.000	0.1 L 4 0 2 2 0 2 0 1 0 0 0 1 10 54.00 6.000	1.2 6 1 0 0 2 1 0 0 0 0 0 9 13 0.00 1.200	1.0 3 0 0 0 1 0 0 0 0 5 5 0.00 0.000																	

AB	29
R	10
H	7
RBI	9
BB	10
SO	7
LOB	17



Batter	1	2	3	4	5	6	7	8	9	AB	R	H	RBI	BB	SO	LOB	BOTTOM						
Bill North, S OBP: 0.378, SLG: 0.265 (1, 8)	1-3 K		2-3 K	4-2 S BB		0-0 FC5-4 CS		0-0 1-3		4	0	0	1	1	2	4	Atlanta Braves @ San Francisco Giants Candlestick Park, San Francisco, CA Sun May 27 1979, 6:33 AM EDT Att: 18,936 - Unknown						
Terry Whitfield, L OBP: 0.340, SLG: 0.384 (1, 7)	1-0 4-3			2H F6		0-0 CS		0-0 4-3		5	0	0	0	0	1	1							
Jack Clark, R OBP: 0.362, SLG: 0.434 (1, 9)	2-2 G3			1-2 HR 1B	0-0 5-3		0-0 1-3		0-0 1B		5	1	2	0	0	0							
Willie McCovey, L OBP: 0.315, SLG: 0.452 (1, 3)		1-2 F8		0-0 HR	0-0 4-3		0-0 1B		0-0 F5		5	1	2	2	0	1							
Bill Madlock, R OBP: 0.269, SLG: 0.335 (1, 4)		1-2 5-3		1-1 1B S 1B	0-3 K		0-3 K		0-0 F7		5	1	1	0	0	2							
Darrell Evans, L OBP: 0.351, SLG: 0.402 (1, 5)		2-3 K		0-1 1B		4-0 1B BB SF8 BB		0-0 F7		3	2	1	0	1	1	0							
Roger Metzger, S OBP: 0.264, SLG: 0.296 (1, 6)			1-2 4-3	1-1 1B		4-0 SF8 1B FC5-4 BB		0-0 1B		3	2	2	2	1	0	0							
Mike Sadek, R OBP: 0.241, SLG: 0.346 (1, 2)			2-2 E5	2H 3H 1B		0-0 FC5-4 1B		0-3 K		4	1	2	1	0	1	1							
Vida Blue, S Tom Griffin, R Dave Roberts, L John Tamargo, S Randy Moffitt, R Gary Lavelle, S Mike Lyle, R John Curtis, L (1, 1)			2-3 K	2-3 K		0-0 SF8		0-0 1B		2	0	0	0	0	2	2							
Inning Stats	R: 0 E: 0 K: 1 S: 7	H: 0 LOB: 0 BB: 0 P: 11	R: 0 E: 0 K: 1 S: 9	H: 0 LOB: 0 BB: 0 P: 13	R: 0 E: 1 K: 2 S: 12	H: 0 LOB: 1 BB: 0 P: 19	R: 6 E: 0 K: 2 S: 24	H: 6 LOB: 1 BB: 1 P: 34	R: 0 E: 0 K: 1 S: 5	H: 0 LOB: 0 BB: 0 P: 5	R: 2 E: 0 K: 0 S: 3	H: 1 LOB: 1 BB: 2 P: 11	R: 0 E: 0 K: 1 S: 6	H: 1 LOB: 1 BB: 0 P: 6	R: 0 E: 0 K: 1 S: 7	H: 2 LOB: 2 BB: 0 P: 7		R: 0 E: 0 K: 0 S: 4	H: 1 LOB: 1 BB: 0 P: 4	1B: 10 2B: 0 3B: 0 HR: 1	SF: 1 SAC: 0 DP: 0 HBP: 0	WP: 0 PB: 2 SB: 2 CS: 1	PA: 42
PITCHER	IP WLS BF H R ER SO BB IBB HBP BLK WP HR S P ERA WHIP	3.1 17 6 6 5 4 0 0 0 0 0 0 13 19 0.00 0.600	0.1 4 1 2 2 0 2 0 0 0 0 0 2 10 54.00 9.000	3.0 S 13 4 0 0 2 0 0 0 0 0 17 17 0.00 1.333																			

AB	37
R	8
H	11
RBI	7
BB	3
SO	9
LOB	11



Batter	1	2	3	4	5	6	7	8	9	AB	R	H	RBI	BB	SO	LOB	TOP								
Jerry Royster, R OBP: 0.368, SLG: 0.370 (1, 5)	F8		FC6-4 1B				F3										4 0 2 0 0 0 0								
Barry Bonnell, R OBP: 0.314, SLG: 0.451 (8, 7)	F7		FC6-4		CS		WP HR 2B	6-3									4 1 1 0 0 0 2								
Gary Matthews, R OBP: 0.358, SLG: 0.572 (1, 9)	K			E S 1-3 BB			6-3	6-3									3 1 0 0 1 1 1								
Jeff Burroughs, R OBP: 0.351, SLG: 0.360 Rowland Office, L OBP: 0.367, SLG: 0.477 (8, 8)	K			F2			HR IBB										3 1 1 0 1 1 1 0 0 0 0 0 0 0								
Bob Horner, R OBP: 0.333, SLG: 0.523 (1, 3)	5-3			1-3			K										4 0 0 1 0 1 3								
Glenn Hubbard, R OBP: 0.309, SLG: 0.306 (1, 4)	K			3-H 0-1 F4			1-H 3-H HR										4 1 1 3 0 1 0								
Bruce Benedict, R OBP: 0.304, SLG: 0.234 (1, 2)							F7	6-3									4 0 1 0 0 0 0								
Pepe Frias, R OBP: 0.284, SLG: 0.317 (1, 6)				G6-4-3 1B			E6 1B CS 1-6-3	F8									4 0 0 0 0 0 1								
Mickey Mahler, S OBP: 0.176, SLG: 0.188 (1, 1)				1B BB			1-6-3	6-3									2 0 0 0 1 0 1								
Inning Stats	R: 0 E: 0 K: 1 S: 8	H: 0 LOB: 0 BB: 0 P: 12	R: 0 E: 0 K: 2 S: 8	H: 0 LOB: 0 BB: 0 P: 13	R: 0 E: 0 K: 0 S: 9	H: 2 LOB: 2 BB: 1 P: 17	R: 1 E: 0 K: 0 S: 9	H: 0 LOB: 0 BB: 1 P: 17	R: 0 E: 1 K: 0 S: 5	H: 1 LOB: 1 BB: 0 P: 8	R: 3 E: 0 K: 1 S: 11	H: 2 LOB: 1 BB: 1 P: 18	R: 0 E: 0 K: 0 S: 5	H: 0 LOB: 0 BB: 0 P: 10	R: 0 E: 0 K: 0 S: 8	H: 1 LOB: 1 BB: 0 P: 0	R: 0 E: 0 K: 0 S: 3	H: 0 LOB: 0 BB: 0 P: 3	1B: 4 2B: 1 3B: 0 HR: 1	SF: 0 SAC: 0 DP: 1 HBP: 0	WP: 1 PB: 0 SB: 1 CS: 1	PA: 36			
PITCHER	IP WLS BF H R ER SO BB IBB HBP BLK WP HR S P ERA WHIP	8.0 L 32 6 4 3 4 2 1 0 0 1 1 63 105 3.38 1.000	1.0 3 0 0 0 0 0 0 0 0 0 0 0 3 3 0.00 0.000																						

Atlanta Braves @ San Francisco Giants
Candlestick Park, San Francisco, CA
Mon May 28 1979, 6:33 AM EDT
Att: 25,316 - Unknown

AB 32
R 4
H 6
RBI 4
BB 3
SO 4
LOB 9



Batter	1	2	3	4	5	6	7	8	9	AB	R	H	RBI	BB	SO	LOB	BOTTOM								
Bill Madlock, R OBP: 0.263, SLG: 0.327 (1, 4)	F7		K				3-1										4 0 0 0 0 1 2								
Larry Hemdon, R OBP: 0.390, SLG: 0.648 (1, 8)							WP 2B										4 0 4 0 0 0 0								
Jack Clark, R OBP: 0.355, SLG: 0.424 (1, 9)	F7		5-3				5-3										4 0 0 0 0 0 5								
Mike Ivie, R OBP: 0.286, SLG: 0.400 (1, 3)	K						F7										4 0 1 1 0 2 2								
Darrell Evans, L OBP: 0.344, SLG: 0.393 (1, 5)							F7										4 0 0 0 0 2 3								
Hector Cruz, R OBP: 0.188, SLG: 0.071 (1, 7)	L7						5-3										4 0 1 0 0 0 0								
Johnnie LeMaster, R OBP: 0.379, SLG: 0.412 (1, 6)																	4 0 0 0 0 0 0								
Mike Sadek, R OBP: 0.212, SLG: 0.300 (1, 2)																	4 0 0 0 0 1 3								
Philip Nastu, L OBP: 0.200, SLG: 0.077 Bill North, S OBP: 0.382, SLG: 0.270 John Curtis, L (9, 1)																	2 0 0 0 0 1 1 1 1 1 0 0 0 0 0 0 0 0 0 0 0								
Inning Stats	R: 0 E: 0 K: 1 S: 14	H: 1 LOB: 1 BB: 0 P: 23	R: 0 E: 0 K: 1 S: 9	H: 0 LOB: 1 BB: 1 P: 19	R: 0 E: 0 K: 1 S: 7	H: 1 LOB: 1 BB: 0 P: 12	R: 0 E: 0 K: 1 S: 9	H: 0 LOB: 0 BB: 0 P: 13	R: 0 E: 0 K: 1 S: 10	H: 1 LOB: 1 BB: 0 P: 16	R: 0 E: 0 K: 2 S: 12	H: 1 LOB: 1 BB: 0 P: 20	R: 0 E: 0 K: 0 S: 3	H: 0 LOB: 0 BB: 0 P: 4	R: 1 E: 0 K: 0 S: 11	H: 3 LOB: 2 BB: 0 P: 17	R: 0 E: 0 K: 0 S: 3	H: 1 LOB: 0 BB: 0 P: 3	1B: 5 2B: 3 3B: 0 HR: 0	SF: 0 SAC: 0 DP: 1 HBP: 0	WP: 1 PB: 0 SB: 1 CS: 0	PA: 35			
PITCHER	IP WLS BF H R ER SO BB IBB HBP BLK WP HR S P ERA WHIP	9.0 W 35 8 1 1 7 1 0 0 0 1 0 78 127 1.00 1.000																							

Atlanta Braves @ San Francisco Giants
Candlestick Park, San Francisco, CA
Mon May 28 1979, 6:33 AM EDT
Att: 25,316 - Unknown

AB 34
R 1
H 8
RBI 1
BB 1
SO 7
LOB 17



Batter	1	2	3	4	5	6	7	8	9	AB	R	H	RBI	BB	SO	LOB	TOP											
Bill North, S OBP: 0.388, SLG: 0.291 (1, 8)	0-0 1B 3B		4-2 E BB		2-3 K	0-1 P6		3-2 BB 1B		4	1	2	1	1	1	2	San Francisco Giants @ Los Angeles Dodgers Dodger Stadium, Los Angeles, CA Tue May 29 1979, 7:05 PM PDT Att: 35,845 - Unknown											
Larry Herndon, R OBP: 0.406, SLG: 0.638 (1, 7)	0-0 G6-4-3 1B		0-3 K		0-2 F9		0-1 1B	4-0 1B BB		4	0	2	1	1	1	2												
Jack Clark, R OBP: 0.351, SLG: 0.418 (1, 9)	0-0 G6-4-3 1-2 1B		0-1 E5		1-0 1B 1B		0-0 F7	0-3 K		5	1	1	0	0	1	7												
Willie McCovey, L OBP: 0.320, SLG: 0.449 (1, 3)	3-3 K		0-0 3-1		1-2 1B 1B		1-3 K		0-0 P5-3 1B	5	1	2	0	0	2	4												
Darrell Evans, L OBP: 0.340, SLG: 0.388 (1, 5)		2-3 K		0-0 F9		2-2 1B 1B		0-0 F9	0-0 P5-3	5	1	1	0	0	1	2												
Roger Metzger, S OBP: 0.280, SLG: 0.291 (6, PH)		1-0 5-3		1-3 K		0-0 1B 1B		4-0 1B BB	0-0 F9	2	0	0	0	0	1	0												
Mike Ivie, R OBP: 0.292, SLG: 0.405 (6, PH)										1	0	1	1	0	0	0												
Marc Hill, R OBP: 0.248, SLG: 0.189 (6, 2)										1	1	0	0	1	0	0												
Rob Andrews, R OBP: 0.323, SLG: 0.259 (1, 4)		2-0 F9		0-0 1B		1-2 2-3 3-H 2-0 P6		0-1 BB 1B		4	0	2	0	0	0	3												
Mike Sadek, R OBP: 0.259, SLG: 0.319 (6, PH)			0-1 E SH2-4 1B		0-0 L9		3-3 K		0-3 K	2	0	1	0	0	0	1												
Terry Whitfield, L OBP: 0.297, SLG: 0.392 (6, 1)										1	0	0	0	0	1	3												
Randy Moffitt, R OBP: 0.292, SLG: 0.331 (6, PH)										1	0	0	0	0	1	2												
Gary Lavelle, S OBP: 0.252, SLG: 0.348 (9, PH)										0	0	0	0	0	0	0												
Tom Griffin, R OBP: 0.252, SLG: 0.348 (9, PH)										0	0	0	0	0	0	0												
Dave Roberts, L OBP: 0.252, SLG: 0.348 (9, PH)										0	0	0	0	0	0	0												
Bob Knepper, L OBP: 0.259, SLG: 0.444 (6, PH)			1-0 SH2-4		0-3 K		0-2 1B		2-1 F8	1	0	0	0	0	1	0												
Bill Madlock, R OBP: 0.297, SLG: 0.331 (6, PH)										1	0	1	2	0	0	0												
Johnnie LeMaster, R OBP: 0.373, SLG: 0.404 (6, 6)										1	0	0	0	0	0	2												
Inning Stats	R: 1 E: 0 K: 1 S: 7	H: 2 LOB: 0 BB: 0 P: 10	R: 0 E: 0 K: 1 S: 5	H: 0 LOB: 0 BB: 0 P: 10	R: 0 E: 1 K: 1 S: 11	H: 1 LOB: 3 BB: 1 P: 16	R: 0 E: 0 K: 1 S: 6	H: 1 LOB: 1 BB: 0 P: 7	R: 0 E: 0 K: 2 S: 11	H: 0 LOB: 0 BB: 0 P: 13	R: 3 E: 0 K: 1 S: 17	H: 5 LOB: 2 BB: 0 P: 26	R: 0 E: 0 K: 1 S: 7	H: 1 LOB: 1 BB: 0 P: 8	R: 1 E: 0 K: 2 S: 14	H: 2 LOB: 3 BB: 2 P: 27	R: 0 E: 0 K: 0 S: 3	H: 1 LOB: 0 BB: 0 P: 3	1B: 12 2B: 1 3B: 1 HR: 0	SF: 0 SAC: 1 DP: 2 HBP: 0	WP: 0 PB: 0 SB: 0 CS: 0	PA: 42						
PITCHER	IP WLS BF	H R ER SO	BB IBB HBP BLK	WP HR S P	ERA WHIP	PITCHER										IP WLS BF	H R ER SO	BB IBB HBP BLK	WP HR S P	ERA WHIP								
Burt Hooton, R ERA: 3.08 (1, 1)	7.2	37	12	5	5	9	2	0	0	0	0	0	0	0	75	110	5.87	1.826										
Terry Forster, L ERA: (8, 1)	1.1	W	5	1	0	0	1	1	0	0	0	0	0	0	6	10	0.00	1.500										

AB	38
R	5
H	13
RBI	5
BB	3
SO	10
LOB	28



Batter	1	2	3	4	5	6	7	8	9	AB	R	H	RBI	BB	SO	LOB	BOTTOM										
Davey Lopes, R OBP: 0.317, SLG: 0.451 (1, 4)	3-1 1B 1B	2-1 F2			0-3 K		0-0 F8		4-0 S 1B BB	4	1	1	0	1	1	1	San Francisco Giants @ Los Angeles Dodgers Dodger Stadium, Los Angeles, CA Tue May 29 1979, 7:05 PM PDT Att: 35,845 - Unknown										
Bill Russell, R OBP: 0.329, SLG: 0.405 (1, 6)	1-1 F8		1-1 5-3		4-0 BB		0-0 5-3		0-0 BB 1B	4	1	1	0	1	0	1											
Reggie Smith, S OBP: 0.398, SLG: 0.395 (1, 9)	1-2 F8		1-2 F9 HR		0-0 F9		4-0 BB		0-0 1B BB	4	2	2	1	1	0	2											
Steve Garvey, R OBP: 0.335, SLG: 0.478 (1, 3)	2-1 1B		0-0 F9		1-2 L1		0-0 F4		4-0 1B BB	4	0	1	0	1	0	3											
Ron Cey, R OBP: 0.388, SLG: 0.515 (7, 8)	1-3 K		2-2 HR		0-0 3-1				0-0 1B	3	1	1	2	0	1	2											
Gary Thomasson, L OBP: 0.379, SLG: 0.432 (9, PH)									1-2 2-3 3-H 1B	1	0	1	0	0	0	0											
Steve Yeager, R OBP: 0.252, SLG: 0.348 (9, PH)									1-2 2-3 3-H 1B	1	0	1	1	0	0	0											
Dusty Baker Jr., R OBP: 0.369, SLG: 0.484 (1, 7)		3-0 HR	0-0 F8		0-0 BB 1B				0-0 1B	5	1	3	2	0	1	1											
Joe Ferguson, R OBP: 0.340, SLG: 0.387 (1, 2)		3-3 K		0-2 1-3		4-0 FC6 BB		0-0 L6		3	0	0	0	1	1	1											
Derrel Thomas, S OBP: 0.367, SLG: 0.406 (7, 5)		2-2 5-3		0-0 1B		0-3 K		0-0 F9		4	0	1	0	0	1	3											
Burt Hooton, R OBP: 0.185, SLG: 0.192 (8, 1)		2-2 1B		2-1 6-3		0-0 FC6			0-0 F9	3	0	1	0	0	0	2											
Von Joshua, L OBP: 0.362, SLG: 0.617 (9, PH)										0	0	0	0	0	0	0											
Manny Mota, R OBP: 0.462, SLG: 0.364 (9, PH)										1	0	0	0	0	0	0											
Inning Stats	R: 0 E: 0 K: 1 S: 13	H: 2 LOB: 2 BB: 0 P: 21	R: 1 E: 0 K: 1 S: 12	H: 2 LOB: 1 BB: 0 P: 24	R: 2 E: 0 K: 0 S: 11	H: 2 LOB: 0 BB: 0 P: 15	R: 0 E: 0 K: 0 S: 6	H: 1 LOB: 0 BB: 0 P: 8	R: 0 E: 0 K: 1 S: 7	H: 0 LOB: 1 BB: 1 P: 12	R: 0 E: 0 K: 1 S: 6	H: 1 LOB: 2 BB: 1 P: 10	R: 0 E: 0 K: 0 S: 3	H: 0 LOB: 1 BB: 1 P: 7	R: 0 E: 0 K: 1 S: 6	H: 1 LOB: 1 BB: 0 P: 6	R: 3 E: 0 K: 0 S: 5	H: 4 LOB: 3 BB: 2 P: 13	1B: 10 2B: 1 3B: 0 HR: 2	SF: 0 SAC: 0 DP: 0 HBP: 0	WP: 0 PB: 0 SB: 1 CS: 0	PA: 42					
PITCHER	IP WLS BF	H R ER SO	BB IBB HBP BLK	WP HR S P	ERA WHIP	PITCHER										IP WLS BF	H R ER SO	BB IBB HBP BLK	WP HR S P	ERA WHIP							
Bob Knepper, L ERA: 3.17 (6, 1)	3.0	13	2	0	0	2	2	0	0	0	0	0	15	23	0.00	1.333											
Randy Moffitt, R ERA: 7.49 (9, 1)	0.1	L	4	2	3	3	0	1	0	0	0	0	0	3	7	81.00	9.000										
Gary Lavelle, L ERA: 2.25 (9, 1)	0.0	1	0	0	0	0	1	0	0	0	0	0	0	4	∞	∞											
Tom Griffin, R ERA: 4.58 (9, 1)	0.1	2	2	0	0	0	0	0	0	0	0	0	2	2	0.00	6.000											
Dave Roberts, L ERA: 2.49 (9, 1)																											



Batter	1	2	3	4	5	6	7	8	9	AB	R	H	RBI	BB	SO	LOB	TOP				
Bill North, S OBP: 0.383, SLG: 0.288 (1, 8)	L5	1B		P5			4-3		K	5	0	1	2	0	1	3					
Larry Hemdon, R OBP: 0.397, SLG: 0.613 (1, 7)	5-3	1B			6-3		F9			4	0	1	1	0	0	0					
Jack Clark, R OBP: 0.349, SLG: 0.414 (1, 9)	P3			6-3			6-3			4	0	1	0	0	0	0					
Darrell Evans, L OBP: 0.338, SLG: 0.385 (1, 5)		1B		F9			6-3		K	4	1	1	0	0	1	1					
Bill Madlock, R OBP: 0.277, SLG: 0.354 (8, 1)		1B							5-3	3	2	2	1	1	0	0					
Mike Ivie, R OBP: 0.282, SLG: 0.391 (1, 3)		1B		F3			4-3		F4	4	0	0	0	0	1	3					
Roger Metzger, S OBP: 0.262, SLG: 0.292 (9, PH)		1B		K			F8			3	1	1	1	0	1	0					
Willie McCovey, L OBP: 0.327, SLG: 0.456 (9, PR)		1B							FC1-6	1	0	1	0	0	0	0					
Johnnie LeMaster, R OBP: 0.373, SLG: 0.404 (9, PR)		1B								0	0	0	0	0	0	0					
Marc Hill, R OBP: 0.265, SLG: 0.204 (9, PR)		1B							FC1-6	3	1	2	0	1	0	1					
Max Venable, L OBP: 0.400, SLG: 0.333 (9, PR)		1B								0	0	0	0	0	0	0					
John Curtis, L OBP: 0.344, SLG: 0.286 (8, 4)		1B		F3			1-3			3	0	0	0	0	1	5					
Inning Stats	R: 0 E: 0 K: 0 S: 7	H: 0 LOB: 0 BB: 0 P: 10	R: 4 E: 0 K: 2 S: 18	H: 5 LOB: 2 BB: 1 P: 30	R: 0 E: 0 K: 0 S: 5	H: 0 LOB: 1 BB: 1 P: 10	R: 0 E: 0 K: 1 S: 10	H: 1 LOB: 1 BB: 0 P: 17	R: 0 E: 0 K: 0 S: 5	H: 1 LOB: 0 BB: 0 P: 6	R: 1 E: 0 K: 0 S: 9	H: 2 LOB: 1 BB: 0 P: 12	R: 0 E: 0 K: 0 S: 5	H: 0 LOB: 0 BB: 0 P: 8	R: 0 E: 0 K: 1 S: 5	H: 0 LOB: 0 BB: 0 P: 5	R: 0 E: 0 K: 1 S: 6	H: 2 LOB: 2 BB: 0 P: 6	1B: 10 2B: 1 3B: 0 HR: 1	SF: 0 SAC: 0 DP: 2 HBP: 0	WP: 0 PA: 37 CS: 1
PITCHER	IP	WLS	BF	H	R	ER	SO	BB	IBB	HBP	BLK	WP	HR	S	P	ERA	WHIP				
Rick Sutcliffe, R ERA: 4.04 (1, 1)	7.0		30	9	5	5	3	2	0	0	0	0	1	59	93	6.43	1.571				
Jerry Reuss, L ERA: 4.15 (8, 1)	1.1	W	6	2	0	0	1	0	0	0	0	0	0	8	8	0.00	1.500				
Lerrin LaGrow, R ERA: 7.01 (9, 1)	0.2	S	1	0	0	0	1	0	0	0	0	0	0	3	3	0.00	0.000				

San Francisco Giants @ Los Angeles Dodgers
Dodger Stadium, Los Angeles, CA
Wed May 30 1979, 7:05 PM PDT
Att: 42,819 - Unknown

AB 35
R 5
H 11
RBI 5
BB 2
SO 5
LOB 13



Batter	1	2	3	4	5	6	7	8	9	AB	R	H	RBI	BB	SO	LOB	BOTTOM				
Davey Lopes, R OBP: 0.321, SLG: 0.471 (1, 4)	K				F8					4	2	2	1	0	1	0					
Bill Russell, R OBP: 0.328, SLG: 0.402 (1, 6)	HR			F9			F7		E7	4	1	1	0	0	0	1					
Reggie Smith, S OBP: 0.381, SLG: 0.380 (1, 9)	K			SF8			F9		K	3	0	0	1	0	2	2					
Steve Garvey, R OBP: 0.333, SLG: 0.473 (1, 3)	HR			4-3			F8		F8	4	1	1	0	0	0	0					
Ron Cey, R OBP: 0.393, SLG: 0.540 (6, PR)				5-3						3	1	2	3	0	0	0					
Ted Martinez, R OBP: 0.471, SLG: 0.588 (7, 5)	HR						FC4-6		2B	1	1	1	0	0	0	0					
Dusty Baker Jr., R OBP: 0.367, SLG: 0.484 (1, 7)	K			E6			FC4-6		2B	4	0	1	1	0	1	1					
Joe Ferguson, R OBP: 0.338, SLG: 0.383 (1, 2)							F9		F7	4	0	1	0	0	0	2					
Derrel Thomas, S OBP: 0.363, SLG: 0.394 (1, 8)				F9			F9			3	0	0	0	1	0	2					
Rick Sutcliffe, L OBP: 0.150, SLG: 0.350 (7, PH)										2	0	0	0	0	1	2					
Pedro Guerrero, R OBP: 0.250, SLG: 0.250 (8, 1)							K		1-3	1	0	0	0	0	0	2					
Jerry Reuss, L ERA: 2.45 (9, 1)										0	0	0	0	0	0	0					
Inning Stats	R: 3 E: 0 K: 3 S: 15	H: 3 LOB: 0 BB: 0 P: 22	R: 0 E: 0 K: 1 S: 8	H: 0 LOB: 0 BB: 0 P: 11	R: 1 E: 0 K: 0 S: 10	H: 1 LOB: 0 BB: 0 P: 12	R: 0 E: 0 K: 0 S: 10	H: 1 LOB: 2 BB: 0 P: 13	R: 0 E: 0 K: 0 S: 9	H: 0 LOB: 0 BB: 0 P: 15	R: 0 E: 0 K: 0 S: 11	H: 1 LOB: 1 BB: 0 P: 15	R: 1 E: 1 K: 2 S: 13	H: 1 LOB: 1 BB: 0 P: 17	R: 1 E: 0 K: 0 S: 5	H: 2 LOB: 2 BB: 1 P: 9	1B: 5 2B: 2 3B: 0 HR: 2	SF: 1 SAC: 0 DP: 0 HBP: 0	WP: 1 PA: 36 CS: 0		
PITCHER	IP	WLS	BF	H	R	ER	SO	BB	IBB	HBP	BLK	WP	HR	S	P	ERA	WHIP				
John Curtis, L ERA: 9.0 (1, 1)	7.0		30	7	5	5	6	1	0	0	0	0	2	76	105	6.43	1.000				
Gary Lavelle, L ERA: 2.45 (8, 1)	1.0	L	6	2	1	1	0	0	1	0	0	0	0	5	9	9.00	2.000				

San Francisco Giants @ Los Angeles Dodgers
Dodger Stadium, Los Angeles, CA
Wed May 30 1979, 7:05 PM PDT
Att: 42,819 - Unknown

AB 34
R 6
H 9
RBI 6
BB 1
SO 6
LOB 12



Batter	1	2	3	4	5	6	7	8	9	AB	R	H	RBI	BB	SO	LOB	TOP										
Bill North, S OBP: 0.397, SLG: 0.294 (1, 8)			4-3 (2)		L8 (3)			4-3 (2)		3	0	0	0	1	0	0	San Francisco Giants @ Chicago Cubs Wrigley Field, Chicago, IL Sun Jun 03 1979, 3:33 AM CDT Att: 29,665 - Sunny - 76 F										
Larry Herndon, R OBP: 0.372, SLG: 0.532 (1, 7)	1-1 (1) 		5-3 (3)				5-3 (1)	K (3)		4	0	1	0	0	1	0											
Jack Clark, R OBP: 0.351, SLG: 0.422 (1, 9)	1-1 (2) 			1-0 (1) 			K (2)		K (1)	4	0	1	0	0	2	1											
Willie McCovey, L OBP: 0.321, SLG: 0.462 (1, 3)	2-1 (3) 			1-1 (1) 			K (3)		K (2)	4	0	0	0	0	2	2											
Bill Madlock, R OBP: 0.286, SLG: 0.358 (1, 4)		0-0 (1) 		4-1 (2) 			F8 (1)		5-3 (3)	3	0	0	0	1	0	0											
Darrell Evans, L OBP: 0.344, SLG: 0.378 (1, 5)		0-0 (2) 		4-2 (2) 			F9 (2)			2	0	0	0	1	0	0											
Roger Metzger, S OBP: 0.266, SLG: 0.297 (1, 6)		0-1 (3) 		2-0 (3) 			F9 (1)			3	0	1	0	0	0	2											
Marc Hill, R OBP: 0.261, SLG: 0.231 (1, 2)			3-1 (1) 		2-3 (1) 			6-3 (3)		3	1	1	1	0	1	1											
Tom Griffin, R (7, 1)										0	0	0	0	0	0	0											
John Curtis, L (1, 1)			1-1 (1) 		1-3 (2) 					2	0	0	0	0	1	0											
John Tamargo, S OBP: 0.203, SLG: 0.321 (7, 2)										1	0	0	0	0	0	0											
Inning Stats	R: 0 E: 0 K: 0 S: 6	H: 1 LOB: 1 BB: 1 P: 14	R: 0 E: 0 K: 0 S: 4	H: 0 LOB: 0 BB: 0 P: 4	R: 1 E: 0 K: 0 S: 10	H: 1 LOB: 0 BB: 0 P: 18	R: 0 E: 0 K: 0 S: 7	H: 1 LOB: 2 BB: 2 P: 19	R: 0 E: 0 K: 2 S: 10	H: 0 LOB: 0 BB: 0 P: 12	R: 0 E: 0 K: 0 S: 10	H: 1 LOB: 1 BB: 0 P: 15	R: 0 E: 0 K: 1 S: 5	H: 0 LOB: 0 BB: 0 P: 5	R: 0 E: 0 K: 2 S: 7	H: 0 LOB: 0 BB: 0 P: 7	1B: 2 2B: 1 3B: 0 HR: 1	SF: 0 SAC: 0 DP: 0 HBP: 0	WP: 0 PB: 0 SB: 0 CS: 2	PA: 32							
PITCHER	IP	WLS	BF	H	R	ER	SO	BB	IBB	HBP	BLK	WP	HR	S	P	ERA	WHIP										
Mike Krukow, R ERA: 3.47 (1, 1)	7.0	W	26	4	1	1	4	3	0	0	0	0	1	55	101	1.29	1.000										
Bruce Sutter, R ERA: 1.55 (8, 1)	2.0	S	6	0	0	0	3	0	0	0	0	0	0	12	12	0.00	0.000										

Batter	1	2	3	4	5	6	7	8	9	AB	R	H	RBI	BB	SO	LOB	BOTTOM										
Ivan De Jesus, R OBP: 0.314, SLG: 0.337 (1, 6)	2-1 (1) 		1-1 (1) 		1-1 (2) 		0-3 (1) 			4	0	0	0	0	1	0	San Francisco Giants @ Chicago Cubs Wrigley Field, Chicago, IL Sun Jun 03 1979, 3:33 AM CDT Att: 29,665 - Sunny - 76 F										
Ted Sizemore, R OBP: 0.330, SLG: 0.352 (1, 4)	1-0 (2) 		0-2 (2) 		0-0 (1) 		0-0 (2) 			4	0	1	0	0	0	0											
Bill Buckner, L OBP: 0.295, SLG: 0.448 (1, 3)	3-2 (3) 		0-1 (3) 		0-1 (3) 		0-0 (3) 			4	0	0	0	0	0	1											
Dave Kingman, R OBP: 0.381, SLG: 0.654 (1, 7)		0-1 (1) 		2-2 (1) 		1-1 (1) 		0-0 (1) 		4	2	3	1	0	0	0											
Jerry Martin, R OBP: 0.315, SLG: 0.465 (1, 8)		0-1 (1) 		1-3 (1) 		1-2 (1) 		0-0 (2) 		4	0	2	0	0	1	1											
Bobby Murcer, L OBP: 0.371, SLG: 0.444 (1, 9)		0-0 (1) 		2-3 (2) 		0-1 (1) 		0-0 (3) 		3	0	0	0	0	1	2											
Steve Ontiveros, S OBP: 0.381, SLG: 0.391 (1, 5)		2-3 (2) 		2-2 (2) 		2-2 (2) 				3	0	2	1	0	1	2											
Barry Foote, R OBP: 0.261, SLG: 0.360 (1, 2)		4-0 (1) 		2-1 (3) 		4-0 (1) 				1	0	0	0	2	0	1											
Mike Krukow, R OBP: 0.188, SLG: 0.250 (1, 1)		1-1 (3) 		0-2 (1) 		1-1 (3) 				3	0	0	0	0	0	5											
Bruce Sutter, R (8, 1)										0	0	0	0	0	0	0											
Inning Stats	R: 0 E: 0 K: 0 S: 9	H: 2 LOB: 3 BB: 1 P: 15	R: 0 E: 0 K: 1 S: 12	H: 2 LOB: 1 BB: 1 P: 19	R: 0 E: 0 K: 0 S: 7	H: 0 LOB: 0 BB: 0 P: 8	R: 1 E: 0 K: 2 S: 16	H: 2 LOB: 1 BB: 0 P: 25	R: 0 E: 0 K: 0 S: 8	H: 1 LOB: 1 BB: 0 P: 9	R: 1 E: 0 K: 0 S: 12	H: 3 LOB: 2 BB: 1 P: 21	R: 0 E: 0 K: 1 S: 5	H: 0 LOB: 0 BB: 0 P: 5	R: 0 E: 0 K: 0 S: 3	H: 0 LOB: 0 BB: 0 P: 3	1B: 7 2B: 0 3B: 0 HR: 1	SF: 0 SAC: 1 DP: 0 HBP: 0	WP: 1 PB: 0 SB: 1 CS: 1	PA: 33							
PITCHER	IP	WLS	BF	H	R	ER	SO	BB	IBB	HBP	BLK	WP	HR	S	P	ERA	WHIP										
John Curtis, L ERA: 7.29 (1, 1)	6.0	L	27	8	2	2	3	8	2	0	0	0	1	64	97	3.00	1.333										
Tom Griffin, R ERA: 4.35 (7, 1)	2.0		6	0	0	0	1	0	0	0	0	0	0	8	8	0.00	0.000										

AB	29
R	1
H	4
RBI	1
BB	3
SO	7
LOB	6



Batter	1	2	3	4	5	6	7	8	9	AB	R	H	RBI	BB	SO	LOB	TOP										
Bill North, S OBP: 0.399, SLG: 0.299 Hector Cruz, R OBP: 0.176, SLG: 0.067										4	1	2	0	0	1	0	San Francisco Giants @ St. Louis Cardinals Busch Stadium, St. Louis, MO Tue Jun 05 1979, 7:05 PM CDT Att: 25,561 - Unknown										
Larry Herndon, R OBP: 0.374, SLG: 0.519										4	1	1	0	1	0												
Jack Clark, R OBP: 0.349, SLG: 0.423										4	0	1	2	0	0												
Willie McCovey, L OBP: 0.310, SLG: 0.444										4	0	0	0	0	2												
Bill Madlock, R OBP: 0.294, SLG: 0.381										4	1	3	1	0	0												
Darrell Evans, L OBP: 0.342, SLG: 0.376										4	0	1	0	0	0												
Roger Metzger, S OBP: 0.262, SLG: 0.290 Mike Ivie, R OBP: 0.299, SLG: 0.415 Johnnie LeMaster, R OBP: 0.388, SLG: 0.417										3	0	0	0	0	1	2											
Marc Hill, R OBP: 0.262, SLG: 0.226 Terry Whitfield, L OBP: 0.357, SLG: 0.394 Randy Moffitt, R OBP: 0.357, SLG: 0.394										2	0	0	0	1	1												
Vida Blue, S OBP: 0.200, SLG: 0.182 Gary Lavelle, S OBP: 0.233, SLG: 0.300 Mike Sadek, R OBP: 0.233, SLG: 0.300										3	1	1	0	0	1	2											
Inning Stats	R: 0 E: 0 K: 1 S: 5	H: 0 LOB: 0 BB: 0 P: 5	R: 0 E: 0 K: 2 S: 10	H: 1 LOB: 1 BB: 0 P: 18	R: 2 E: 0 K: 1 S: 13	H: 2 LOB: 1 BB: 1 P: 26	R: 1 E: 0 K: 1 S: 9	H: 1 LOB: 0 BB: 0 P: 17	R: 1 E: 0 K: 0 S: 9	H: 3 LOB: 1 BB: 0 P: 12	R: 0 E: 0 K: 0 S: 11	H: 1 LOB: 2 BB: 1 P: 19	R: 0 E: 0 K: 0 S: 4	H: 0 LOB: 0 BB: 0 P: 8	R: 0 E: 0 K: 2 S: 8	H: 1 LOB: 1 BB: 0 P: 8		R: 0 E: 1 K: 0 S: 3	H: 0 LOB: 1 BB: 1 P: 7	1B: 7 2B: 3 3B: 0 HR: 1	SF: 0 SAC: 1 DP: 2 HBP: 0	WP: 0 PB: 0 SB: 5 CS: 0	PA: 38				
PITCHER	IP	WLS	BF	H	R	ER	SO	BB	IBB	HBP	BLK	WP	HR	S	P	ERA	WHIP										
Silvio Martinez, R ERA: 2.88	7.0		30	8	4	4	5	1	1	0	0	0	1	61	105	5.14	1.286										
Buddy Schultz, L ERA: 4.03	1.0		4	1	0	0	2	0	0	0	0	0	0	8	8	0.00	1.000										
Mark Littell, R ERA: 3.0	1.0	W	4	0	0	0	0	1	0	0	0	0	0	3	7	0.00	1.000										


Batter	1	2	3	4	5	6	7	8	9	AB	R	H	RBI	BB	SO	LOB	BOTTOM										
Garry Templeton, S OBP: 0.342, SLG: 0.426										5	1	2	0	0	0	2	San Francisco Giants @ St. Louis Cardinals Busch Stadium, St. Louis, MO Tue Jun 05 1979, 7:05 PM CDT Att: 25,561 - Unknown										
Jerry Mumphrey, S OBP: 0.321, SLG: 0.360										5	1	3	2	0	0	0											
Keith Hernandez, L OBP: 0.367, SLG: 0.517										4	0	1	0	1	1	1											
Ted Simmons, S OBP: 0.417, SLG: 0.601										4	2	2	1	1	0	2											
George Hendrick, R OBP: 0.391, SLG: 0.518										4	0	1	0	1	0	3											
Tony Scott, S OBP: 0.327, SLG: 0.391										3	0	1	0	1	0	4											
Ken Reitz, R OBP: 0.299, SLG: 0.379 Ken Oberkfell, L OBP: 0.371, SLG: 0.453										3	0	2	1	1	0	2											
Mike Tyson, R OBP: 0.277, SLG: 0.385										3	0	1	0	0	1	3											
Silvio Martinez, R ERA: 2.88 Randy Moffitt, R ERA: 7.11										2	0	0	0	0	1	2											
Inning Stats	R: 0 E: 0 K: 1 S: 7	H: 0 LOB: 0 BB: 0 P: 9	R: 1 E: 0 K: 0 S: 11	H: 3 LOB: 2 BB: 1 P: 18	R: 0 E: 0 K: 0 S: 5	H: 0 LOB: 0 BB: 0 P: 6	R: 1 E: 1 K: 0 S: 7	H: 2 LOB: 1 BB: 0 P: 7	R: 0 E: 0 K: 1 S: 11	H: 2 LOB: 1 BB: 0 P: 14	R: 0 E: 0 K: 1 S: 16	H: 2 LOB: 2 BB: 0 P: 22	R: 2 E: 0 K: 0 S: 6	H: 3 LOB: 2 BB: 2 P: 16	R: 0 E: 0 K: 1 S: 5	H: 0 LOB: 2 BB: 1 P: 9		R: 1 E: 0 K: 0 S: 1	H: 1 LOB: 2 BB: 2 P: 10	1B: 8 2B: 3 3B: 1 HR: 1	SF: 0 SAC: 1 DP: 2 HBP: 0	WP: 0 PB: 1 SB: 0 CS: 2	PA: 41				
PITCHER	IP	WLS	BF	H	R	ER	SO	BB	IBB	HBP	BLK	WP	HR	S	P	ERA	WHIP										
Vida Blue, L ERA: 5.98	6.0		28	10	4	3	3	2	0	0	0	0	0	59	84	4.50	2.000										
Gary Lavelle, L ERA: 2.21	2.0		9	2	0	0	1	1	1	0	0	0	0	9	17	0.00	1.500										
Randy Moffitt, R ERA: 7.11	0.0	L	4	1	1	0	0	0	2	0	0	0	0	1	10	∞	∞										




Batter	1	2	3	4	5	6	7	8	9	AB	R	H	RBI	BB	SO	LOB	TOP										
Bill North, S OBP: 0.404, SLG: 0.304 (1, 8)										4	0	2	1	1	1	0	San Francisco Giants @ St. Louis Cardinals Busch Stadium, St. Louis, MO Wed Jun 06 1979, 7:05 PM CDT Att: 19,003 - Unknown										
Larry Herndon, R OBP: 0.375, SLG: 0.541 (1, 7)										4	2	1	1	1	1	3											
Jack Clark, R OBP: 0.354, SLG: 0.455 (1, 9)										5	2	3	2	0	0	0											
Mike Ivie, R OBP: 0.295, SLG: 0.417 (1, 3)										4	0	1	1	0	0	0											
Bill Madlock, R OBP: 0.297, SLG: 0.381 (1, 4)										5	0	2	0	0	0	2											
Darrell Evans, L OBP: 0.344, SLG: 0.370 (1, 5)										3	0	0	0	2	2	2											
Johnnie LetMaster, R OBP: 0.309, SLG: 0.403 (7, PH)										2	0	0	0	1	1	1											
Willie McCovey, L OBP: 0.308, SLG: 0.440 (7, 6)										1	0	0	0	0	2	2											
Roger Metzger, S OBP: 0.262, SLG: 0.290 (7, 6)										0	0	0	0	0	0	0											
Marc Hill, R OBP: 0.262, SLG: 0.236 (1, 2)										4	1	1	0	0	1	2											
Philip Nastu, L OBP: 0.211, SLG: 0.063 (6, 1)										2	0	0	0	1	0	2											
Tom Griffin, R (6, 1)										0	0	0	0	0	0	0											
Dave Roberts, L (7, 1)										0	0	0	0	0	0	0											
Randy Moffitt, R (7, 1)										1	0	0	0	0	0	0											
Gary Lavelle, S (8, 1)										0	0	0	0	0	0	0											
Inning Stats	R: 1 E: 0 K: 1 S: 12	H: 1 LOB: 0 BB: 0 P: 16	R: 0 E: 0 K: 0 S: 9	H: 0 LOB: 2 BB: 2 P: 20	R: 1 E: 0 K: 0 S: 5	H: 1 LOB: 1 BB: 1 P: 11	R: 1 E: 0 K: 1 S: 12	H: 2 LOB: 2 BB: 1 P: 19	R: 1 E: 0 K: 1 S: 15	H: 2 LOB: 1 BB: 0 P: 26	R: 0 E: 0 K: 0 S: 2	H: 0 LOB: 0 BB: 1 P: 6	R: 1 E: 0 K: 0 S: 5	H: 2 LOB: 2 BB: 1 P: 9	R: 0 E: 0 K: 2 S: 8	H: 1 LOB: 1 BB: 0 P: 8	R: 0 E: 0 K: 1 S: 6	H: 1 LOB: 1 BB: 0 P: 6	1B: 5 2B: 2 3B: 0 HR: 3	SF: 1 SAC: 0 DP: 0 HBP: 0	WP: 0 PB: 1 SB: 2 CS: 0	PA: 43					
PITCHER	IP	WLS	BF	H	R	ER	SO	BB	IBB	HBP	BLK	WP	HR	S	P	ERA	WHIP	PITCHER									
Bob Sykes, L ERA: 5.06 (1, 1)	5.0		25	6	4	3	3	4	0	0	0	0	2	53	92	5.40	2.000										
Tom Bruno, R ERA: 3.29 (6, 1)	1.2		8	2	1	1	0	1	1	0	0	0	1	6	14	5.40	1.800										
Willi McEnaney, L ERA: 2.84 (7, 1)	0.1		1	0	0	0	0	0	0	0	0	0	0	1	1	0.00	0.000										
Buddy Schultz, L ERA: 3.9 (8, 1)	1.0	W	4	1	0	0	2	0	0	0	0	0	0	8	8	0.00	1.000										
Mark Littell, R ERA: 2.89 (9, 1)	1.0	S	4	1	0	0	1	0	0	0	0	0	0	6	6	0.00	1.000										
Batter	1	2	3	4	5	6	7	8	9	AB	R	H	RBI	BB	SO	LOB	BOTTOM										
Garry Templeton, S OBP: 0.353, SLG: 0.442 (1, 6)										4	1	3	1	1	0	0	San Francisco Giants @ St. Louis Cardinals Busch Stadium, St. Louis, MO Wed Jun 06 1979, 7:05 PM CDT Att: 19,003 - Unknown										
Jerry Mumphrey, S OBP: 0.326, SLG: 0.400 (1, 7)										5	1	2	1	0	0	3											
Keith Hernandez, L OBP: 0.364, SLG: 0.512 (1, 3)										4	0	1	0	0	0	1											
Ted Simmons, S OBP: 0.414, SLG: 0.593 (1, 2)										4	0	1	1	0	0	1											
George Hendrick, R OBP: 0.394, SLG: 0.536 (1, 9)										4	1	2	1	0	0	2											
Tony Scott, S OBP: 0.330, SLG: 0.398 (1, 8)										4	1	2	0	0	0	0											
Ken Reitz, R OBP: 0.300, SLG: 0.378 (1, 5)										3	1	1	0	0	2	2											
Mike Tyson, R OBP: 0.281, SLG: 0.415 (7, PH)										2	1	1	2	0	0	0											
Ken Oberkell, L OBP: 0.375, SLG: 0.446 (8, 4)										1	0	0	0	0	0	0											
Bob Sykes, S OBP: 0.156, SLG: 0.059 (5, PH)										1	0	0	0	0	1	0											
Roger Frick, R OBP: 0.237, SLG: 0.304 (5, 1)										0	0	0	0	0	0	0											
Tom Bruno, R ERA: 4.69 (5, 1)										0	0	0	0	0	0	0											
Willi McEnaney, L (7, 1)										0	0	0	0	0	0	0											
Dane Iorg, L OBP: 0.262, SLG: 0.371 (7, PH)										1	0	0	0	0	0	0											
Buddy Schultz, R (8, 1)										0	0	0	0	0	0	0											
Lou Brock, L OBP: 0.262, SLG: 0.454 (5, PH)										1	0	0	0	0	2	0											
Mark Littell, L (9, 1)										0	0	0	0	0	0	0											
Inning Stats	R: 0 E: 0 K: 0 S: 6	H: 1 LOB: 1 BB: 1 P: 15	R: 3 E: 0 K: 1 S: 13	H: 3 LOB: 0 BB: 0 P: 20	R: 0 E: 0 K: 1 S: 8	H: 0 LOB: 0 BB: 0 P: 12	R: 0 E: 0 K: 1 S: 8	H: 0 LOB: 0 BB: 0 P: 12	R: 0 E: 0 K: 0 S: 6	H: 1 LOB: 1 BB: 0 P: 11	R: 0 E: 0 K: 1 S: 9	H: 2 LOB: 2 BB: 0 P: 13	R: 2 E: 0 K: 0 S: 7	H: 4 LOB: 2 BB: 0 P: 8	R: 1 E: 0 K: 0 S: 5	H: 2 LOB: 2 BB: 1 P: 9	1B: 8 2B: 1 3B: 2 HR: 2	SF: 0 SAC: 1 DP: 0 HBP: 0	WP: 1 PB: 0 SB: 0 CS: 1	PA: 38							
PITCHER	IP	WLS	BF	H	R	ER	SO	BB	IBB	HBP	BLK	WP	HR	S	P	ERA	WHIP	PITCHER									
Philip Nastu, L ERA: 3.6 (1, 1)	5.2		24	7	3	3	2	1	0	0	0	0	0	7	8	18.00	2.000										
Tom Griffin, R ERA: 4.69 (6, 1)	1.0		5	2	2	2	1	0	0	0	0	1	0	7	8	18.00	2.000										
Dave Roberts, L ERA: 2.7 (7, 1)	0.0		2	2	0	0	0	0	0	0	0	0	0	2	2	∞	∞										
Randy Moffitt, R ERA: 7.2 (7, 1)	0.2	L	4	1	1	1	0	0	1	0	0	0	0	3	7	13.50	1.500										
Gary Lavelle, L ERA: 2.17 (8, 1)	0.2		3	1	0	0	0	0	0	0	0	0	0	3	3	0.00	1.500										

Batter	1	2	3	4	5	6	7	8	9	AB	R	H	RBI	BB	SO	LOB	TOP								
Bill North, S OBP: 0.398, SLG: 0.313 (1, 8)										4	1	2	0	1	0	3	San Francisco Giants @ Pittsburgh Pirates Three Rivers Stadium, Pittsburgh, PA Sun Jun 10 1979, 3:33 AM EDT Att: 25,536 - Unknown								
Terry Whitfield, L OBP: 0.361, SLG: 0.424 (1, 7)										5	0	1	0	0	1	5									
Jack Clark, R OBP: 0.355, SLG: 0.465 (1, 9)										5	2	3	2	0	1	1									
Willie McCovey, L OBP: 0.323, SLG: 0.492 (1, 3)										3	1	0	0	2	2	3									
Bill Madlock, R OBP: 0.309, SLG: 0.412 (1, 4)										5	2	2	1	0	1	3									
Darrell Evans, L OBP: 0.343, SLG: 0.366 (1, 5)										5	1	3	2	0	1	0									
John Tamargo, S OBP: 0.297, SLG: 0.350 (1, 2)										5	0	2	0	0	0	3									
Roger Metzger, S OBP: 0.257, SLG: 0.284 (1, 6)										3	0	0	1	0	0	4									
Philip Nastu, L Tom Griffin, R Mike Ivie, R Dave Roberts, L Larry Hemdon, R Gary Lavelle, S (1, 1) (5, 1) (6, PH) (6, 1) (7, PH) (7, 1)										2	0	0	0	0	1	1									
Inning Stats	R: 0 E: 0 K: 0 S: 10	H: 1 LOB: 1 BB: 1 P: 17	R: 0 E: 0 K: 0 S: 8	H: 1 LOB: 1 BB: 0 P: 12	R: 1 E: 0 K: 1 S: 11	H: 3 LOB: 2 BB: 1 P: 20	R: 0 E: 0 K: 1 S: 10	H: 1 LOB: 1 BB: 0 P: 10	R: 0 E: 0 K: 2 S: 10	H: 1 LOB: 1 BB: 0 P: 14	R: 2 E: 1 K: 0 S: 7	H: 3 LOB: 2 BB: 1 P: 14	R: 3 E: 1 K: 1 S: 8	H: 2 LOB: 1 BB: 1 P: 12	R: 1 E: 0 K: 2 S: 8	H: 1 LOB: 0 BB: 0 P: 8		R: 0 E: 0 K: 1 S: 5	H: 0 LOB: 0 BB: 0 P: 5	1B: 7 2B: 4 3B: 1 HR: 1	SF: 0 SAC: 1 DP: 2 HBP: 0	WP: 0 PB: 0 SB: 1 CS: 1	PA: 43		
PITCHER	IP	WLS	BF	H	R	ER	SO	BB	IBB	HBP	BLK	WP	HR	S	P	ERA	WHIP								
Bert Blyleven, R ERA: 4.55	5.0		25	10	3	2	4	1	1	0	0	0	0	53	82	3.60	2.200								
Enrique Romo, R ERA: 2.97	1.0	L	7	1	3	1	0	2	0	0	0	0	0	5	13	9.00	3.000								
Grant Jackson, L ERA: 2.83	3.0		11	2	1	1	4	0	0	0	0	0	1	19	19	3.00	0.667								

Batter	1	2	3	4	5	6	7	8	9	AB	R	H	RBI	BB	SO	LOB	BOTTOM								
Omar Moreno, L OBP: 0.362, SLG: 0.436 (1, 8)										5	1	2	0	0	1	1	San Francisco Giants @ Pittsburgh Pirates Three Rivers Stadium, Pittsburgh, PA Sun Jun 10 1979, 3:33 AM EDT Att: 25,536 - Unknown								
Phil Garner, R OBP: 0.343, SLG: 0.427 (1, 5)										4	1	2	0	1	0	1									
Dave Parker, L OBP: 0.381, SLG: 0.579 (1, 9)										4	0	0	0	0	1	4									
Bill Robinson, R OBP: 0.312, SLG: 0.615 (7, 7)										4	0	2	2	0	0	1									
Lee Lacy, R OBP: 0.342, SLG: 0.410 John Milner, L OBP: 0.350, SLG: 0.495 (1, 7) (7, 3)										3	1	2	0	0	0	1									
Steve Nicosia, R OBP: 0.333, SLG: 0.439 (1, 2)										4	0	1	1	0	1	1									
Rennie Stennett, R OBP: 0.270, SLG: 0.280 (1, 4)										4	1	0	0	0	1	2									
Dale Berra, R OBP: 0.270, SLG: 0.281 (1, 6)										3	0	1	1	1	0	0									
Bert Blyleven, R OBP: 0.167, SLG: 0.200 Enrique Romo, R Grant Jackson, S Manny Sanguillen, R OBP: 0.227, SLG: 0.318 (1, 1) (6, 1) (7, 1) (9, PH)										2	0	0	0	0	2	2									
Inning Stats	R: 1 E: 0 K: 0 S: 9	H: 2 LOB: 1 BB: 0 P: 13	R: 0 E: 0 K: 1 S: 7	H: 0 LOB: 0 BB: 0 P: 11	R: 1 E: 0 K: 1 S: 11	H: 2 LOB: 1 BB: 1 P: 21	R: 0 E: 0 K: 1 S: 6	H: 1 LOB: 2 BB: 1 P: 10	R: 0 E: 0 K: 1 S: 7	H: 1 LOB: 1 BB: 0 P: 10	R: 2 E: 0 K: 0 S: 6	H: 3 LOB: 1 BB: 0 P: 6	R: 0 E: 0 K: 1 S: 5	H: 0 LOB: 0 BB: 0 P: 5	R: 0 E: 0 K: 1 S: 5	H: 0 LOB: 0 BB: 0 P: 5		R: 0 E: 0 K: 0 S: 4	H: 1 LOB: 1 BB: 0 P: 4	1B: 6 2B: 3 3B: 1 HR: 0	SF: 0 SAC: 0 DP: 0 HBP: 0	WP: 0 PB: 0 SB: 2 CS: 1	PA: 39		
PITCHER	IP	WLS	BF	H	R	ER	SO	BB	IBB	HBP	BLK	WP	HR	S	P	ERA	WHIP								
Philip Nastu, L ERA: 3.62	4.2		21	6	2	2	4	1	1	0	0	0	0	39	64	3.86	1.500								
Tom Griffin, R ERA: 4.54	0.1		1	0	0	0	0	0	0	0	0	0	0	1	1	0.00	0.000								
Dave Roberts, L ERA: 3.0	1.0		6	3	2	2	0	0	0	0	0	0	0	6	6	18.00	3.000								
Gary Lavelle, L ERA: 2.01	3.0	W	10	1	0	0	2	0	0	0	0	0	0	14	14	0.00	0.333								


Batter	1	2	3	4	5	6	7	8	9	AB	R	H	RBI	BB	SO	LOB	TOP								
Ivan De Jesus, R OBP: 0.309, SLG: 0.330	2-3 K		2-1 FC6-4 1B	0-1 F9		1-2 FC6-4 HBP		1-2 F8		5	0	1	0	0	1	4	<p>Chicago Cubs @ San Francisco Giants Candlestick Park, San Francisco, CA</p> <p>Tue Jun 12 1979, 10:05 PM EDT Att: 28,210 - Unknown</p> <p>livebaseballscorecards.com</p> <p>AB 36 R 2 H 9 RBI 2 BB 7 SO 6 LOB 29</p> 								
Ted Sizemore, R OBP: 0.338, SLG: 0.351	3-2 5-3		1-2 FC6-4 1B	0-0		1-2		0-0		4	1	2	0	0	0	1									
Bill Buckner, L OBP: 0.313, SLG: 0.479	3-2 1B		2-0 1B 1-2	0-1 G3		0-1 F5		0-2 4-3		5	0	2	0	0	0	7									
Dave Kingman, R OBP: 0.383, SLG: 0.639	1-2 1-3		0-3 K		1-3 K		0-1 F7		0-0 F7	5	0	0	0	0	2	3									
Jerry Martin, R OBP: 0.349, SLG: 0.500		4-2 1B BLK BB	0-1 1-3 2-H 1B		0-1 F8		4-0 FC4-6 BB		2-2 HR	3	1	2	2	2	0	0									
Bobby Murcer, L OBP: 0.374, SLG: 0.416		1-1 F3	4-2 1-2 BB		0-0 4-3		0-0 FC4-6 FC6-4		4-2 FC6-4 BB	3	0	0	0	2	0	2									
Steve Ontiveros, S OBP: 0.364, SLG: 0.376		3-2 1-3 1B	0-0 F8			4-2 FC6-4 BB		1-2 FC6-4		4	0	1	0	1	0	5									
Barry Foote, R OBP: 0.272, SLG: 0.376		0-1 F6		1-2 F9		2-3 K		4-2 FC6-4 BB		2	0	0	0	0	0	2									
Tim Blackwell, S OBP: 0.339, SLG: 0.240									2-3 K	2	0	0	0	1	2	2									
Ken Holtzman, R Donnie Moore, L Steve Lindard, R Bill Caudill, R Mike Vail, R Willie Hernandez, L	1-1 1-1 (6, PH) (6, PH) (8, PH) (8, PH)	2-3 K		1-0 1B 1B		4-0 FC6-4 BB		1-2 FC6-4 1B		0 0 0 0 1 0 0 0 0 0	0	0	0	0	0	0		0							
Inning Stats	R: 0 E: 0 K: 1 S: 12	H: 1 LOB: 1 BB: 0 P: 21	R: 0 E: 0 K: 1 S: 12	H: 1 LOB: 2 BB: 1 P: 22	R: 1 E: 0 K: 1 S: 14	H: 3 LOB: 3 BB: 1 P: 23	R: 0 E: 0 K: 0 S: 9	H: 2 LOB: 2 BB: 0 P: 11	R: 0 E: 0 K: 1 S: 8	H: 0 LOB: 0 BB: 0 P: 9	R: 0 E: 0 K: 1 S: 13	H: 0 LOB: 3 BB: 2 P: 25	R: 0 E: 0 K: 0 S: 7	H: 0 LOB: 1 BB: 1 P: 12	R: 0 E: 0 K: 0 S: 13	H: 1 LOB: 2 BB: 1 P: 19	R: 1 E: 0 K: 1 S: 13	H: 1 LOB: 1 BB: 1 P: 21	1B: 8 2B: 0 3B: 0 HR: 1	SF: 0 SAC: 0 DP: 0 HBP: 1	WP: 0 PB: 0 SB: 0 CS: 0	PA: 44			
PITCHER Bob Knepper, L ERA: 3.87	IP: 9.0 WLS: W BF: 44	H: 9 R: 2 ER: 2 SO: 6	BB: 7 IBB: 0 HBP: 1 BLK: 1	WP: 0 HR: 1 S: 101 P: 163	ERA: 2.00 WHIP: 1.778																				

Batter	1	2	3	4	5	6	7	8	9	AB	R	H	RBI	BB	SO	LOB	BOTTOM								
Bill North, S OBP: 0.403, SLG: 0.330	1-0 HR	2-3 K		0-0 1-3	4-0 1-2 BB			4-0 BB		3	1	1	1	2	1	0	<p>Chicago Cubs @ San Francisco Giants Candlestick Park, San Francisco, CA</p> <p>Tue Jun 12 1979, 10:05 PM EDT Att: 28,210 - Unknown</p> <p>livebaseballscorecards.com</p> <p>AB 34 R 7 H 9 RBI 6 BB 6 SO 7 LOB 18</p> 								
Larry Hemdon, R OBP: 0.383, SLG: 0.542	0-1 HR 1B	1-2 3B 2B		3-1 3-1	3-3 K			0-0 F9		5	2	2	0	0	1	4									
Jack Clark, R OBP: 0.364, SLG: 0.491	0-0 1-2 HR 1B	0-2 2-H 3B		1-1 HR	1-0 1-3		4-0 E S BB	0-0 F4		4	2	3	2	1	0	1									
Mike Ivie, R OBP: 0.296, SLG: 0.453	2-0 1-H 2-H HR	0-0 F4		1-0 1-3		0-3 K		0-0 F6		5	1	1	3	0	1	3									
Bill Madlock, R Rob Andrews, R	1-2 4-3 F4-2 2B		0-1 4-3		0-0 F3		0-3 K		1-3	4	0	1	0	0	1	1									
Darrell Evans, L OBP: 0.341, SLG: 0.361	0-0 4-3		4-0 BB		2-0 E7 E		0-0 G3			3	1	0	0	1	0	2									
Johnnie LeMaster, R OBP: 0.363, SLG: 0.360	4-1 BB		1-1 FC1-4-6 1B		1-2 5-3		0-0 1-3			3	0	0	0	1	0	2									
Marc Hill, R OBP: 0.270, SLG: 0.236	2-2 F4-2 3-H		2-2 1-2 1B		4-0 E IBB		0-3 K			3	0	1	0	1	1	2									
Bob Knepper, L OBP: 0.200, SLG: 0.343		0-0 F7		0-3 K		2-0 E3 BB		0-3 K		4	0	0	0	0	2	3									
Inning Stats	R: 4 E: 0 K: 0 S: 14	H: 5 LOB: 1 BB: 1 P: 24	R: 1 E: 0 K: 1 S: 16	H: 2 LOB: 1 BB: 0 P: 19	R: 0 E: 0 K: 1 S: 8	H: 1 LOB: 2 BB: 1 P: 13	R: 1 E: 0 K: 0 S: 6	H: 1 LOB: 0 BB: 0 P: 11	R: 1 E: 2 K: 1 S: 11	H: 0 LOB: 3 BB: 2 P: 27	R: 0 E: 0 K: 2 S: 7	H: 0 LOB: 1 BB: 1 P: 11	R: 0 E: 0 K: 2 S: 7	H: 0 LOB: 0 BB: 0 P: 7	R: 0 E: 0 K: 0 S: 3	H: 0 LOB: 1 BB: 1 P: 7		R: 0 E: 0 K: 0 S: 3	H: 0 LOB: 1 BB: 1 P: 7	1B: 3 2B: 3 3B: 1 HR: 3	SF: 0 SAC: 0 DP: 1 HBP: 0	WP: 0 PB: 0 SB: 1 CS: 0	PA: 40		
PITCHER Ken Holtzman, L Donnie Moore, R Bill Caudill, R Willie Hernandez, L	IP: 0.1 WLS: L BF: 7	H: 4 R: 4 ER: 4 SO: 4	BB: 1 IBB: 0 HBP: 0 BLK: 0	WP: 0 HR: 0 S: 44 P: 75	ERA: 3.86 WHIP: 1.286																				

Batter	1	2	3	4	5	6	7	8	9	10	AB	R	H	RBI	BB	SO	LOB	
Ivan De Jesus, R OBP: 0.320, SLG: 0.338	K		1B				1B		G6-4-3 BB		4	0	3	0	1	1	0	
Ted Sizemore, R OBP: 0.339, SLG: 0.349	F2		1B				PO		G6-4-3 BB		4	0	1	1	1	0	2	
Bill Buckner, L OBP: 0.311, SLG: 0.473	L7		F6				5-3		6-3		5	1	1	0	0	0	5	
Dave Kingman, R OBP: 0.353, SLG: 0.631			F9				K		F2		4	1	1	0	1	1	4	
Bobby Murcer, L OBP: 0.374, SLG: 0.421	K		4-3				K		1B		5	0	2	0	0	2	1	
Jerry Martin, R OBP: 0.355, SLG: 0.497	F6		6-3				WP BB		1B		3	0	1	1	2	0	0	
Steve Ontiveros, S OBP: 0.368, SLG: 0.381			1B				K		1B		3	1	2	0	0	1	1	
Mick Kelleher, R OBP: 0.303, SLG: 0.323			1B				1-2 2-3 3-H		1B		0	0	0	0	0	0	0	
Mike Vail, R OBP: 0.383, SLG: 0.537			1B				1-2		1B		1	0	1	0	0	0	0	
Steve Dillard, R OBP: 0.529, SLG: 0.417			1B				1-2		1B		1	0	1	1	0	0	0	
Tim Blackwell, S OBP: 0.341, SLG: 0.200			F7				L8		F9		5	0	0	0	0	0	8	
Mike Krukow, R OBP: 0.263, SLG: 0.316			5-3				5-3		1-3		2	0	1	0	0	0	0	
Scot Thompson, L OBP: 0.359, SLG: 0.386			1B				1-3		K		1	0	0	0	0	0	0	
Dick Tidrow, R OBP: 0.222, SLG: 0.125			1B				1-2		K		0	0	0	0	0	0	0	
Sam Mejias, R OBP: 0.222, SLG: 0.125			1B				1-2		K		1	0	0	0	0	1	0	
Bruce Sutter, R OBP: 0.222, SLG: 0.125			1B				1-2		K		1	0	0	0	1	3	0	
Inning Stats	R: 0 E: 0 K: 1 S: 9	H: 0 LOB: 0 BB: 13	R: 0 E: 0 K: 1 S: 8	H: 0 LOB: 0 BB: 16	R: 1 E: 0 K: 0 S: 15	H: 4 LOB: 3 BB: 0 P: 19	R: 0 E: 0 K: 0 S: 9	H: 1 LOB: 1 BB: 0 P: 12	R: 0 E: 0 K: 3 S: 9	H: 0 LOB: 1 BB: 1 P: 14	R: 0 E: 0 K: 0 S: 3	H: 1 LOB: 3 BB: 1 P: 10	R: 0 E: 0 K: 1 S: 4	H: 0 LOB: 0 BB: 1 P: 8	R: 1 E: 0 K: 1 S: 8	H: 3 LOB: 3 BB: 1 P: 12	1B: 13 2B: 2 3B: 0 HR: 0	SF: 0 SAC: 0 DP: 2 HBP: 0
PITCHER	IP 5.0	WLS 21	BF 6	H 1	R 1	ER 2	SO 2	BB 1	IBB 0	HBP 0	BLK 0	WP 0	HR 0	S 48	P 68	ERA 1.80	WHIP 1.400	
John Montefusco, R ERA: 3.13	2.0	8	1	1	1	3	2	0	0	0	1	0	12	21	4.50	1.500		
Tom Griffin, R ERA: 4.33	2.0	9	4	0	0	1	1	0	0	0	0	0	10	14	0.00	2.500		
Gary Lavelle, L ERA: 2.13	1.0	L	7	3	1	1	1	0	1	0	0	0	0	8	12	9.00	3.000	

Chicago Cubs @ San Francisco Giants
Candlestick Park, San Francisco, CA
Wed Jun 13 1979, 10:05 PM EDT
Att: 9,284 - Unknown

AB 40
R 3
H 14
RBI 3
BB 5
SO 7
LOB 24




WP: 1 PA: 46
PB: 0
SB: 2
CS: 2

Batter	1	2	3	4	5	6	7	8	9	10	AB	R	H	RBI	BB	SO	LOB			
Bill North, S OBP: 0.398, SLG: 0.332	F8		E				4-3		F9		5	1	1	0	0	1	0			
Terry Whitfield, L OBP: 0.362, SLG: 0.421	4-3		E8 2B				4-3		K		4	1	1	1	1	1	0			
Jack Clark, R OBP: 0.368, SLG: 0.494	BB		F9 2B				WP BB		F8		3	0	1	1	2	1	1			
Wille McCovey, L OBP: 0.311, SLG: 0.472	F7		F9				F1		K		5	0	0	0	0	2	4			
Bill Madlock, R OBP: 0.305, SLG: 0.409			4-3				F9		L9		5	0	1	0	0	0	1			
Darrell Evans, L OBP: 0.340, SLG: 0.356			F9				3-1		F8		3	0	0	0	1	0	2			
Roger Metzger, S OBP: 0.259, SLG: 0.299	G3		4-3				3B		SH5-3 BB		3	0	1	0	0	0	1			
Marc Hill, R OBP: 0.276, SLG: 0.232			5-3				L8		F8		2	0	0	0	2	0	1			
John Montefusco, R ERA: 4.28			F7				5-3		K		2	0	0	0	0	0	2			
Tom Griffin, R ERA: 4.86			F8				5-3				1	0	0	0	0	0	2			
Gary Lavelle, S OBP: 0.294, SLG: 0.450											0	0	0	0	0	0	0			
Mike Ivey, R OBP: 0.294, SLG: 0.450											1	0	0	0	0	1	0			
Randy Moffitt, R ERA: 1.32											0	0	0	0	0	0	0			
Inning Stats	R: 0 E: 0 K: 0 S: 8	H: 0 LOB: 1 BB: 17	R: 0 E: 0 K: 0 S: 8	H: 1 LOB: 2 BB: 18	R: 2 E: 1 K: 0 S: 10	H: 3 LOB: 1 BB: 21	R: 0 E: 0 K: 0 S: 5	H: 0 LOB: 0 BB: 8	R: 0 E: 0 K: 2 S: 8	H: 1 LOB: 2 BB: 1	R: 0 E: 0 K: 1 S: 5	H: 0 LOB: 1 BB: 10	R: 0 E: 0 K: 0 S: 3	H: 0 LOB: 1 BB: 7	R: 0 E: 0 K: 1 S: 5	H: 0 LOB: 0 BB: 7	R: 0 E: 0 K: 1 S: 5	H: 0 LOB: 0 BB: 5	1B: 2 2B: 2 3B: 1 HR: 0	SF: 0 SAC: 1 DP: 0 HBP: 0
PITCHER	IP 6.0	WLS 5	BF 27	H 2	R 2	ER 2	SO 2	BB 2	IBB 2	HBP 0	BLK 0	WP 0	HR 0	S 44	P 96	ERA 3.00	WHIP 1.167			
Mike Krukow, R ERA: 4.28	2.0	8	0	0	0	1	2	0	0	0	1	0	8	17	0.00	1.000				
Dick Tidrow, R ERA: 4.86	2.0	W	6	0	0	0	3	0	0	0	0	0	12	12	0.00	0.000				

Chicago Cubs @ San Francisco Giants
Candlestick Park, San Francisco, CA
Wed Jun 13 1979, 10:05 PM EDT
Att: 9,284 - Unknown

AB 34
R 2
H 5
RBI 2
BB 6
SO 6
LOB 14



WP: 2 PA: 41
PB: 0
SB: 2
CS: 0

Batter	1	2	3	4	5	6	7	8	9	10	11	12	13	AB	R	H	RBI	BB	SO	LOB	TOP									
Gary Templeton, S OBP: 0.345, SLG: 0.426	K			K		F3	FC4-6		K					5	1	0	0	1	3	1										
Lou Brock, L OBP: 0.333, SLG: 0.493	5-3													4	2	2	0	0	0	0										
Mark Littell, L OBP: 0.331, SLG: 0.250				2B	1B	1B	2B	1B	E6					0	0	0	0	0	0	0										
Roger Freed, R OBP: 0.250, SLG: 0.250														1	0	0	0	0	0	0										
Tom Bruno, R OBP: 0.250, SLG: 0.250														0	0	0	0	0	0	0										
Will McEnaney, L OBP: 0.250, SLG: 0.250														1	0	0	0	0	0	0										
Benji Cantello, R OBP: 0.250, SLG: 0.250														0	0	0	0	0	0	0										
Darold Knowles, L OBP: 0.250, SLG: 0.250														0	0	0	0	0	0	0										
Keith Hernandez, L OBP: 0.381, SLG: 0.513	K2-3													6	1	3	1	0	1	1										
Ted Simmons, S OBP: 0.411, SLG: 0.628														6	2	1	2	0	1	2										
George Hendrick, R OBP: 0.398, SLG: 0.522														5	0	1	0	1	0	2										
Tony Scott, S OBP: 0.326, SLG: 0.397														6	0	1	0	0	1	4										
Ken Reitz, R OBP: 0.317, SLG: 0.410														4	0	1	1	0	1	1										
Ken Cisler, L OBP: 0.354, SLG: 0.465														1	0	1	0	0	0	0										
Mike Tyson, R OBP: 0.254, SLG: 0.390														2	0	0	0	1	0	2										
Dane Long, L OBP: 0.317, SLG: 0.368														1	0	0	0	0	1	1										
Mike Phillips, L OBP: 0.314, SLG: 0.294														1	0	0	0	0	1	1										
Pete Vuckovich, R OBP: 0.171, SLG: 0.171														2	0	0	0	0	1	1										
Jerry Mumphy, S OBP: 0.260, SLG: 0.291														3	0	0	0	0	0	2										
Inning Stats	R: 0 E: 0 K: 2 S: 7	H: 0 LOB: 0 BB: 0 P: 10	R: 0 E: 0 K: 0 S: 10	H: 1 LOB: 0 BB: 0 P: 12	R: 0 E: 1 K: 2 S: 10	H: 0 LOB: 0 BB: 0 P: 15	R: 1 E: 0 K: 2 S: 11	H: 2 LOB: 1 BB: 0 P: 13	R: 0 E: 0 K: 0 S: 12	H: 0 LOB: 1 BB: 1 P: 20	R: 3 E: 1 K: 0 S: 16	H: 4 LOB: 2 BB: 0 P: 23	R: 1 E: 2 K: 0 S: 4	H: 0 LOB: 0 BB: 0 P: 4	R: 1 E: 0 K: 1 S: 6	H: 0 LOB: 1 BB: 1 P: 10	R: 0 E: 0 K: 2 S: 7	H: 0 LOB: 0 BB: 0 P: 7	R: 0 E: 0 K: 0 S: 4	H: 1 LOB: 1 BB: 0 P: 4	R: 0 E: 0 K: 1 S: 5	H: 0 LOB: 2 BB: 1 P: 10	R: 0 E: 0 K: 0 S: 3	H: 1 LOB: 0 BB: 0 P: 3	R: 0 E: 0 K: 2 S: 7	H: 1 LOB: 1 BB: 0 P: 7	1B: 8 2B: 4 3B: 0 HR: 0	SF: 0 SAC: 1 DP: 3 HBP: 1	WP: 1 PB: 0 SB: 1 CS: 2	PA: 54
PITCHER	IP 5.2	WLS 7	BF 25	H 7	R 4	ER 3	SO 6	BB 1	IBB 0	HBP 0	BLK 0	WP 1	HR 0	S 65	P 92	ERA 4.76	WHIP 1.412													
Philip Nastu, L ERA: 3.72	2.1	10	0	2	0	1	1	0	0	0	0	0	0	11	15	0.00	0.429													
Tom Griffin, R ERA: 4.11	2.0	7	1	0	0	2	0	0	0	0	0	0	0	11	11	0.00	0.500													
Dave Roberts, L ERA: 2.83	0.2	4	0	0	0	0	0	1	1	0	0	0	0	2	7	0.00	0.000													
Randy Moffitt, R ERA: 7.06	2.1	W	7	2	0	0	3	0	0	0	0	0	0	13	13	0.00	0.857													
Gary Lavelle, L ERA: 2.38																														

St. Louis Cardinals @ San Francisco Giants
Candlestick Park, San Francisco, CA
Fri Jun 15 1979, 10:05 PM EDT
Att. 12,770 - Unknown

AB 48
R 6
H 10
RBI 4
BB 3
SO 12
LOB 20



Batter	1	2	3	4	5	6	7	8	9	10	11	12	13	AB	R	H	RBI	BB	SO	LOB	BOTTOM						
Bill North, S OBP: 0.409, SLG: 0.337														1	2	1	1	3	0	0							
Larry Herndon, R OBP: 0.381, SLG: 0.529														3	1	1	0	0	0	0							
Rob Andrews, R OBP: 0.354, SLG: 0.318														7	0	3	0	0	0	4							
Jack Clark, R OBP: 0.370, SLG: 0.488														3	1	1	2	3	1	2							
Willie McCovey, L OBP: 0.333, SLG: 0.537														6	3	2	4	1	1	5							
Darrell Evans, L OBP: 0.332, SLG: 0.346														6	0	0	0	0	4	3							
Terry Whitfield, L OBP: 0.364, SLG: 0.429														6	1	3	0	0	1	0							
Johnnie LeMaster, R OBP: 0.366, SLG: 0.354														5	0	2	1	1	1	1							
Marc Hill, R OBP: 0.289, SLG: 0.254														2	1	1	1	0	0	0							
Mike Ivey, R OBP: 0.252, SLG: 0.447														1	0	0	0	0	0	2							
Mike Sadek, R OBP: 0.222, SLG: 0.286														2	0	0	0	0	0	2							
Philip Nietu, L OBP: 0.250, SLG: 0.053														1	0	0	0	0	1	0							
Tom Griffin, R ERA: 4.11														1	0	0	0	0	0	1							
Bill Mastlock, R OBP: 0.250, SLG: 0.403														1	0	0	0	0	0	2							
Dave Roberts, L ERA: 2.83														0	0	0	0	0	0	0							
Heider Cruz, R OBP: 0.250, SLG: 0.143														1	0	0	0	0	0	2							
Randy Moffitt, R ERA: 7.06														0	0	0	0	0	0	0							
Gary Lavelle, S ERA: 2.38														0	0	0	0	0	0	0							
Max Venable, L OBP: 0.260, SLG: 0.038														1	0	0	0	0	0	0							
Inning Stats	R: 0 E: 0 K: 2 S: 9	H: 0 LOB: 1 BB: 1 P: 18	R: 0 E: 0 K: 0 S: 4	H: 0 LOB: 0 BB: 0 P: 6	R: 1 E: 1 K: 0 S: 11	H: 2 LOB: 1 BB: 0 P: 18	R: 1 E: 0 K: 3 S: 11	H: 1 LOB: 0 BB: 0 P: 15	R: 1 E: 0 K: 1 S: 11	H: 0 LOB: 0 BB: 1 P: 7	R: 0 E: 0 K: 1 S: 6	H: 1 LOB: 2 BB: 1 P: 10	R: 0 E: 0 K: 0 S: 4	H: 1 LOB: 1 BB: 0 P: 8	R: 0 E: 0 K: 0 S: 4	H: 1 LOB: 1 BB: 0 P: 4	R: 0 E: 0 K: 1 S: 6	H: 1 LOB: 1 BB: 0 P: 6	R: 0 E: 0 K: 0 S: 4	H: 2 LOB: 1 BB: 1 P: 8	1B: 10 2B: 3 3B: 0 HR: 2	SF: 2 SAC: 1 DP: 2 HBP: 0	WP: 2 PB: 1 SB: 1 CS: 1	PA: 58			
PITCHER	IP 6.0	WLS 7	BF 27	H 7	R 5	ER 5	SO 7	BB 3	IBB 0	HBP 0	BLK 0	WP 2	HR 1	S 57	P 94	ERA 7.50	WHIP 1.667										
Pete Vuckovich, R ERA: 3.25	1.2	8	1	1	1	1	1	1	1	0	0	0	0	8	16	5.40	1.200										
Buddy Schultz, L ERA: 4.11	0.1	1	0	0	0	0	0	0	0	0	0	0	0	1	1	0.00	0.000										
Mark Littell, R ERA: 3.46	0.1	3	1	0	0	0	0	1	0	0	0	0	0	2	6	0.00	6.000										
Tom Bruno, R ERA: 4.03	1.2	6	1	0	0	0	0	0	0	0	0	0	0	6	6	0.00	0.600										
Will McEnaney, L ERA: 2.45																											
PITCHER	IP 2.2	WLS L	BF 13	H 4	R 3	ER 3	SO 1	BB 0	IBB 2	HBP 0	BLK 0	WP 0	HR 1	S 13	P 21	ERA 10.12	WHIP 1.500										
Darold Knowles, L ERA: 3.74	2.2	L	13	4	3	3	1	0	2	0	0	0	1	13	21	10.12	1.500										

St. Louis Cardinals @ San Francisco Giants
Candlestick Park, San Francisco, CA
Fri Jun 15 1979, 10:05 PM EDT
Att. 12,770 - Unknown

AB 47
R 9
H 14
RBI 9
BB 8
SO 9
LOB 24



Batter	1	2	3	4	5	6	7	8	9	AB	R	H	RBI	BB	SO	LOB	TOP
Garry Templeton, S OBP: 0.347, SLG: 0.423	6-3		FC4 1B			G1-4-6-3		G5-4-3		4	0	1	0	0	0	2	
Jerryumphrey, S OBP: 0.354, SLG: 0.384	FC6-4 1B		FC4			5-3			G3	4	0	1	0	0	0	1	
Keith Hernandez, L OBP: 0.383, SLG: 0.510	FC6-4 FC5-4			K			1B FC5-4 BB		E E 1B	3	1	1	0	1	1	1	
George Hendrick, R OBP: 0.396, SLG: 0.517	FC5-4			F2			FC5-4 1B		E5	4	0	1	0	0	0	2	
Tony Scott, S OBP: 0.323, SLG: 0.390		5-3		K			K		F3	4	0	0	0	0	2	4	
Ken Reitz, R OBP: 0.312, SLG: 0.403		K			5-3		FC5-4 WP		F8	4	0	0	1	0	1	3	
Steve Swisher, R OBP: 0.226, SLG: 0.222		K			4-3		5-3			3	0	0	0	0	1	1	
Mike Tyson, R OBP: 0.279, SLG: 0.384			F8		6-3					2	0	0	0	0	0	0	
Willi McEnaney, L OBP: 0.250, SLG: 0.250										0	0	0	0	0	0	0	
Tom Bruno, R OBP: 0.366, SLG: 0.600										0	0	0	0	0	0	0	
Roger Freed, R OBP: 0.375, SLG: 0.456										1	0	1	0	0	0	0	
Mark Littell, L OBP: 0.083, SLG: 0.087										0	0	0	0	0	0	0	
Silvio Martinez, R OBP: 0.375, SLG: 0.456										1	0	0	0	0	1	0	
Ken Oberkfell, L										2	0	0	0	0	0	1	
Inning Stats	R: 0 H: 1 E: 0 LOB: 1 K: 0 BB: 0 S: 7	H: 1 R: 0 ER: 0 LOB: 0 BB: 0 P: 9	H: 0 R: 0 ER: 0 LOB: 0 BB: 0 P: 13	H: 1 R: 0 ER: 0 LOB: 1 BB: 0 P: 14	H: 0 R: 0 ER: 0 LOB: 0 BB: 0 P: 12	H: 0 R: 0 ER: 0 LOB: 0 BB: 0 P: 9	H: 0 R: 0 ER: 1 LOB: 0 BB: 0 P: 5	H: 1 R: 0 ER: 0 LOB: 1 BB: 0 P: 20	H: 1 R: 0 ER: 0 LOB: 0 BB: 0 P: 8	H: 1 R: 0 ER: 2 LOB: 2 BB: 0 P: 15	1B: 5 2B: 0 3B: 0 HR: 0	SF: 0 SAC: 0 DP: 2 HBP: 0	WP: 1 PB: 0 SB: 0 CS: 0	PA: 33			
PITCHER John Curtis, L ERA: 5.02	IP: 9.0 WLS: W BF: 33 H: 5 R: 1 ER: 1 SO: 6 BB: 1 IBB: 0 HBP: 0 BLK: 0 WP: 1 HR: 0 S: 73 P: 105 ERA: 1.00 WHIP: 0.667																

St. Louis Cardinals @ San Francisco Giants
Candlestick Park, San Francisco, CA
Sat Jun 16 1979, 6:33 AM EDT
Att: 23,118 - Unknown

AB 32
R 1
H 5
RBI 1
BB 1
SO 6
LOB 15



Batter	1	2	3	4	5	6	7	8	9	AB	R	H	RBI	BB	SO	LOB	BOTTOM
Bill North, S OBP: 0.409, SLG: 0.335	E SF9 1B		K		4-3	FC5-4 IBB		4-3		4	1	1	0	1	1	0	
Rob Andrews, R OBP: 0.327, SLG: 0.304	SF9 1-H		4-3		L4	SF8				2	0	0	2	0	0	0	
Jack Clark, R OBP: 0.372, SLG: 0.490	F8		HR BB		1B 2B	FC5-4				3	2	1	0	1	0	2	
Willie McCovey, L OBP: 0.338, SLG: 0.555	F7		HR		1B BB					3	1	1	2	1	1	0	
Mike Ivie, R OBP: 0.292, SLG: 0.447			HR		1B BB					0	0	0	0	0	0	0	
Darrell Evans, L OBP: 0.335, SLG: 0.353		4-3 2B	K		1-2 2-H 1B			F9		4	0	2	1	0	1	0	
Terry Whitfield, L OBP: 0.396, SLG: 0.448	L3			HR	5-3					4	1	2	1	0	0	3	
Johnnie LeMaster, R OBP: 0.351, SLG: 0.337	4-3		F9			E6 SF8		K		4	1	0	0	0	1	2	
Marc Hill, R OBP: 0.288, SLG: 0.248					L7	E6 SH1		K		3	0	0	0	1	1	1	
John Curtis, L	F7				F7	SH1		1-3		3	0	0	0	0	0	2	
Inning Stats	R: 1 H: 1 E: 0 LOB: 0 K: 0 BB: 0 S: 10	H: 1 R: 0 ER: 0 LOB: 2 BB: 1 P: 17	H: 1 R: 2 ER: 0 LOB: 0 BB: 1 P: 20	H: 1 R: 0 ER: 0 LOB: 0 BB: 0 P: 7	H: 1 R: 1 ER: 0 LOB: 0 BB: 0 P: 12	H: 2 R: 0 ER: 2 LOB: 2 BB: 1 P: 9	H: 1 R: 0 ER: 0 LOB: 1 BB: 0 P: 8	H: 0 R: 0 ER: 0 LOB: 0 BB: 0 P: 5	H: 0 R: 0 ER: 0 LOB: 0 BB: 0 P: 5	1B: 2 2B: 3 3B: 0 HR: 2	SF: 2 SAC: 1 DP: 0 HBP: 0	WP: 0 PB: 0 SB: 1 CS: 0	PA: 37				
PITCHER Silvio Martinez, R ERA: 3.1	IP: 4.2 WLS: L BF: 21 H: 5 R: 1 ER: 5 SO: 2 BB: 2 IBB: 0 HBP: 0 BLK: 0 WP: 0 HR: 2 S: 41 P: 65 ERA: 9.64 WHIP: 1.500																
Willi McEnaney, L ERA: 2.35	0.2	7	1	1	0	0	1	1	0	0	0	5	13	0.00	3.000		
Tom Bruno, R ERA: 3.82	1.2	6	1	0	0	2	0	0	0	0	0	10	10	0.00	0.600		
Mark Littell, R ERA: 3.34	1.0	3	0	0	0	1	0	0	0	0	0	5	5	0.00	0.000		

St. Louis Cardinals @ San Francisco Giants
Candlestick Park, San Francisco, CA
Sat Jun 16 1979, 6:33 AM EDT
Att: 23,118 - Unknown


AB 30
R 6
H 7
RBI 6
BB 4
SO 5
LOB 10



Batter	1	2	3	4	5	6	7	8	9	AB	R	H	RBI	BB	SO	LOB	TOP				
Gary Templeton, S OBP: 0.344, SLG: 0.427	0-1 6-3 3B		0-3 K		0-0 5-3	2-3 K		0-0 F6		5	1	1	0	0	2	5					
Lou Brock, L OBP: 0.383, SLG: 0.477	1-2 6-3		2-3 K		0-2 G3		0-1 6-3		0-3 K	5	0	0	1	0	2	0					
Keith Hernandez, L OBP: 0.383, SLG: 0.512	2-1 FC6-4 1B		3-2 E7 2B		0-3 K		1-3 K		0-3 K	5	0	2	0	0	3	0					
Ted Simmons, S OBP: 0.411, SLG: 0.622	1-2 F6		0-0 F3		0-2 WP 1B		2-1 5-3		0-0 1B	5	1	2	0	0	0	2					
George Hendrick, R OBP: 0.400, SLG: 0.517	2-2 FC6-4			4-1 HBP BB		3-2 FC3-5 1B		3-2 FC1-4 1B	4	0	2	1	1	0	2						
Tony Scott, S OBP: 0.330, SLG: 0.406		0-0 HR		2-2 FC6-4 HBP		0-1 S FC3-5 1B		2-2 FC1-4 2B	3	2	2	1	0	0	1						
Ken Reitz, R OBP: 0.311, SLG: 0.404		1-3 K		2-2 F2		0-0 FC3-5 BB		2-1 1B 1-H	4	0	1	1	0	1	4						
Mike Tyson, R OBP: 0.281, SLG: 0.378		1-1 6-3		1-3 K		4-0 BB		0-0 2-3 1B	2	0	0	0	0	1	1	2					
Ken Oberkell, L OBP: 0.382, SLG: 0.463						1-2 2-3 BB		2-3 1B	1	0	1	0	0	0	0	0					
John Denny, R OBP: 0.114, SLG: 0.176		2-3 K		0-1 FC6-4		0-3 K		0-3 K	3	0	0	0	0	0	2	5					
Darold Knowles, L										0	0	0	0	0	0	0					
Dane Iorg, L OBP: 0.313, SLG: 0.364										1	0	0	0	0	1	2					
Buddy Schultz, R										0	0	0	0	0	0	0					
Mark Littell, L										0	0	0	0	0	0	0					
Inning Stats	R: 1 E: 0 K: 0 S: 13	H: 2 LOB: 1 BB: 0 P: 19	R: 1 E: 0 K: 2 S: 9	H: 1 LOB: 0 BB: 0 P: 13	R: 0 E: 1 K: 2 S: 11	H: 1 LOB: 1 BB: 0 P: 16	R: 0 E: 0 K: 1 S: 12	H: 0 LOB: 2 BB: 1 P: 21	R: 0 E: 0 K: 1 S: 7	H: 3 LOB: 3 BB: 1 P: 26	R: 0 E: 0 K: 1 S: 7	H: 0 LOB: 0 BB: 0 P: 10	R: 1 E: 0 K: 1 S: 13	H: 3 LOB: 2 BB: 0 P: 20	R: 0 E: 0 K: 2 S: 8	H: 1 LOB: 1 BB: 0 P: 8	1B: 7 2B: 2 3B: 1 HR: 1	SF: 0 SAC: 0 DP: 0 HBP: 1	WP: 1 PB: 0 SB: 2 CS: 0	PA: 41	
PITCHER	IP WLS BF H R ER SO BB IBB HBP BLK WP HR S P ERA WHIP	IP WLS BF H R ER SO BB IBB HBP BLK WP HR S P ERA WHIP	IP WLS BF H R ER SO BB IBB HBP BLK WP HR S P ERA WHIP	IP WLS BF H R ER SO BB IBB HBP BLK WP HR S P ERA WHIP	IP WLS BF H R ER SO BB IBB HBP BLK WP HR S P ERA WHIP	IP WLS BF H R ER SO BB IBB HBP BLK WP HR S P ERA WHIP	IP WLS BF H R ER SO BB IBB HBP BLK WP HR S P ERA WHIP	IP WLS BF H R ER SO BB IBB HBP BLK WP HR S P ERA WHIP	IP WLS BF H R ER SO BB IBB HBP BLK WP HR S P ERA WHIP	IP WLS BF H R ER SO BB IBB HBP BLK WP HR S P ERA WHIP	IP WLS BF H R ER SO BB IBB HBP BLK WP HR S P ERA WHIP	IP WLS BF H R ER SO BB IBB HBP BLK WP HR S P ERA WHIP	IP WLS BF H R ER SO BB IBB HBP BLK WP HR S P ERA WHIP	IP WLS BF H R ER SO BB IBB HBP BLK WP HR S P ERA WHIP	IP WLS BF H R ER SO BB IBB HBP BLK WP HR S P ERA WHIP	IP WLS BF H R ER SO BB IBB HBP BLK WP HR S P ERA WHIP	IP WLS BF H R ER SO BB IBB HBP BLK WP HR S P ERA WHIP	IP WLS BF H R ER SO BB IBB HBP BLK WP HR S P ERA WHIP	IP WLS BF H R ER SO BB IBB HBP BLK WP HR S P ERA WHIP	IP WLS BF H R ER SO BB IBB HBP BLK WP HR S P ERA WHIP	IP WLS BF H R ER SO BB IBB HBP BLK WP HR S P ERA WHIP

St. Louis Cardinals @ San Francisco Giants
Candlestick Park, San Francisco, CA
Sun Jun 17 1979, 6:33 AM EDT
Att: 39,073 - Sunny


AB 38
R 4
H 11
RBI 4
BB 2
SO 12
LOB 23



Batter	1	2	3	4	5	6	7	8	9	AB	R	H	RBI	BB	SO	LOB	BOTTOM				
Bill North, S OBP: 0.413, SLG: 0.344	4-1 HR BB	1-0 E1 PO			1-1 L7-6-3 1B	2-1 S 2B		0-0 FC6-4 1B		4	2	2	0	1	0	1					
Rob Andrews, R OBP: 0.316, SLG: 0.294	0-0 3-1	0-0 PO	2-3 K		1-0 L7-6-3 1B	1-2 6-3 2B		0-0 BB 1B		5	1	1	0	0	1	3					
Jack Clark, R OBP: 0.379, SLG: 0.504	2-2 HR		3-0 F6		0-0 1B 2B		4-1 1B BB	4-0 BB		3	2	2	2	2	0	0					
Willie McCovey, L OBP: 0.353, SLG: 0.560	2-1 G3		4-2 BB		0-1 2B 1B		0-0 G4-6-3 1B	0-0 1B		4	1	3	2	1	0	0					
Max Venable, L OBP: 0.429, SLG: 0.538					1-2 2B 1B		1-3 1B	1-2 2H 3H 1B		0	0	0	0	0	0	0					
Gary Lavelle, S										0	0	0	0	0	0	0					
Darrell Evans, L OBP: 0.336, SLG: 0.356	4-1 1B BB		3-0 F9		1-0 1-H 2H 2B		0-0 P4	0-3 K		4	0	1	2	1	1	5					
Terry Whitfield, L OBP: 0.372, SLG: 0.449				4-2 SH3 BB	4-0 IBB		0-0 G4-6-3			2	0	1	0	2	0	2					
Johnnie LeMaster, R OBP: 0.350, SLG: 0.337	2-3 K			0-0 SH3	1-3 K		0-0 SH2-4 1B			3	1	1	0	0	2	4					
Marc Hill, R OBP: 0.283, SLG: 0.243		0-1 5-3		2-1 4-3		0-1 6-3		0-0 SH2-4		3	0	0	0	0	0	1					
Bob Knepper, L OBP: 0.184, SLG: 0.316		0-3 K		0-0 F7		3-2 F9		0-0 FC6-4 1B		3	0	0	0	0	1	1					
Randy Moffitt, R										0	0	0	0	0	0	0					
Bill Madlock, R OBP: 0.305, SLG: 0.405										1	0	1	1	0	0	0					
Mike Ivie, R OBP: 0.292, SLG: 0.447										0	0	0	0	0	0	0					
Inning Stats	R: 2 E: 0 K: 1 S: 15	H: 2 LOB: 2 BB: 2 P: 29	R: 0 E: 1 K: 1 S: 6	H: 0 LOB: 0 BB: 0 P: 7	R: 0 E: 0 K: 1 S: 7	H: 0 LOB: 1 BB: 1 P: 19	R: 0 E: 0 K: 0 S: 6	H: 0 LOB: 1 BB: 1 P: 12	R: 2 E: 0 K: 1 S: 10	H: 4 LOB: 2 BB: 1 P: 18	R: 0 E: 0 K: 0 S: 4	H: 1 LOB: 1 BB: 1 P: 8	R: 3 E: 1 K: 1 S: 9	H: 4 LOB: 2 BB: 1 P: 13	R: 0 E: 0 K: 1 S: 8	H: 1 LOB: 1 BB: 1 P: 8	1B: 9 2B: 3 3B: 0 HR: 1	SF: 0 SAC: 2 DP: 2 HBP: 0	WP: 0 PB: 0 SB: 1 CS: 0	PA: 42	
PITCHER	IP WLS BF H R ER SO BB IBB HBP BLK WP HR S P ERA WHIP	IP WLS BF H R ER SO BB IBB HBP BLK WP HR S P ERA WHIP	IP WLS BF H R ER SO BB IBB HBP BLK WP HR S P ERA WHIP	IP WLS BF H R ER SO BB IBB HBP BLK WP HR S P ERA WHIP	IP WLS BF H R ER SO BB IBB HBP BLK WP HR S P ERA WHIP	IP WLS BF H R ER SO BB IBB HBP BLK WP HR S P ERA WHIP	IP WLS BF H R ER SO BB IBB HBP BLK WP HR S P ERA WHIP	IP WLS BF H R ER SO BB IBB HBP BLK WP HR S P ERA WHIP	IP WLS BF H R ER SO BB IBB HBP BLK WP HR S P ERA WHIP	IP WLS BF H R ER SO BB IBB HBP BLK WP HR S P ERA WHIP	IP WLS BF H R ER SO BB IBB HBP BLK WP HR S P ERA WHIP	IP WLS BF H R ER SO BB IBB HBP BLK WP HR S P ERA WHIP	IP WLS BF H R ER SO BB IBB HBP BLK WP HR S P ERA WHIP	IP WLS BF H R ER SO BB IBB HBP BLK WP HR S P ERA WHIP	IP WLS BF H R ER SO BB IBB HBP BLK WP HR S P ERA WHIP	IP WLS BF H R ER SO BB IBB HBP BLK WP HR S P ERA WHIP	IP WLS BF H R ER SO BB IBB HBP BLK WP HR S P ERA WHIP	IP WLS BF H R ER SO BB IBB HBP BLK WP HR S P ERA WHIP	IP WLS BF H R ER SO BB IBB HBP BLK WP HR S P ERA WHIP	IP WLS BF H R ER SO BB IBB HBP BLK WP HR S P ERA WHIP	IP WLS BF H R ER SO BB IBB HBP BLK WP HR S P ERA WHIP

St. Louis Cardinals @ San Francisco Giants
Candlestick Park, San Francisco, CA
Sun Jun 17 1979, 6:33 AM EDT
Att: 39,073 - Sunny

AB 32
R 7
H 12
RBI 7
BB 7
SO 5
LOB 17



Batter	1	2	3	4	5	6	7	8	9	AB	R	H	RBI	BB	SO	LOB	TOP										
Omar Moreno, L (1, 8) OBP: 0.358, SLG: 0.425										5	0	2	0	1	1	3	Pittsburgh Pirates @ San Francisco Giants Candlestick Park, San Francisco, CA Tue Jun 19 1979, 10:05 PM EDT Att: 39,861 - Unknown										
Tim Foli, R (1, 6) OBP: 0.328, SLG: 0.341										4	0	0	0	1	0	3											
Dave Parker, L (1, 9) OBP: 0.372, SLG: 0.561										5	1	1	0	0	0	2											
Willie Stargell, L (1, 3) OBP: 0.364, SLG: 0.605										4	2	2	2	1	0	1											
Bill Robinson, R (1, 7) OBP: 0.296, SLG: 0.570										5	2	1	0	0	1	1											
Ed Ott, L (1, 2) OBP: 0.292, SLG: 0.401										5	2	3	3	0	0	0											
Phil Garner, R (1, 5) OBP: 0.358, SLG: 0.444									5	1	5	1	0	0	0												
Rennie Stennett, R (1, 4) OBP: 0.270, SLG: 0.267									3	1	0	1	1	2	4												
John Candelaria, L (1, 1) OBP: 0.138, SLG: 0.179									3	0	1	2	0	0	3												
Enrique Romo, R (7, 1)									1	0	0	0	0	1	0												
Inning Stats	R: 1 E: 0 K: 1 S: 12	H: 2 LOB: 1 BB: 0 P: 18	R: 0 E: 0 K: 1 S: 12	H: 2 LOB: 2 BB: 0 P: 19	R: 5 E: 1 K: 0 S: 18	H: 4 LOB: 3 BB: 3 P: 33	R: 0 E: 0 K: 0 S: 3	H: 0 LOB: 0 BB: 0 P: 3	R: 0 E: 0 K: 0 S: 4	H: 1 LOB: 0 BB: 0 P: 4	R: 0 E: 0 K: 0 S: 3	H: 1 LOB: 1 BB: 1 P: 7	R: 0 E: 0 K: 2 S: 8	H: 1 LOB: 1 BB: 0 P: 8	R: 0 E: 0 K: 1 S: 6		H: 1 LOB: 1 BB: 0 P: 6	R: 3 E: 1 K: 0 S: 7	H: 3 LOB: 1 BB: 0 P: 7	1B: 9 2B: 4 3B: 1 HR: 1	SF: 1 SAC: 1 DP: 0 HBP: 0	WP: 1 PB: 0 SB: 1 CS: 1	PA: 46				
PITCHER	IP	WLS	BF	H	R	ER	SO	BB	IBB	HBP	BLK	WP	HR	S	P	ERA	WHIP										
John Montefusco, R (1, 1) ERA: 4.46	2.2	L	18	8	6	6	2	1	1	0	0	0	0	41	65	20.25	3.375										
Dave Roberts, L (3, 1) ERA: 2.55	2.1		9	1	0	0	0	1	0	0	0	1	0	8	12	0.00	0.857										
Tom Griffin, R (6, 1) ERA: 3.94	2.0		8	2	0	0	2	1	0	0	0	0	0	11	15	0.00	1.500										
Randy Moffitt, R (8, 1) ERA: 7.26	1.0		7	3	3	2	1	0	0	0	0	0	1	9	9	18.00	3.000										
Greg Minton, R (9, 1) ERA: 5.4	1.0		4	1	0	0	0	0	0	0	0	0	0	4	4	0.00	1.000										

Batter	1	2	3	4	5	6	7	8	9	AB	R	H	RBI	BB	SO	LOB	BOTTOM										
Bill North, S (1, 8) OBP: 0.414, SLG: 0.362										4	1	2	2	0	1	1	Pittsburgh Pirates @ San Francisco Giants Candlestick Park, San Francisco, CA Tue Jun 19 1979, 10:05 PM EDT Att: 39,861 - Unknown										
Rob Andrews, R (1, 4) OBP: 0.311, SLG: 0.309										4	0	1	0	0	0	1											
Randy Moffitt, R (8, 1) ERA: 3.94										0	0	0	0	0	0	0											
Greg Minton, S (9, 1)										0	0	0	0	0	0	0											
Jack Clark, R (1, 9) OBP: 0.378, SLG: 0.512										4	1	1	1	0	0	1											
Willie McCovey, L (1, 3) OBP: 0.344, SLG: 0.545										4	0	0	0	0	1	1											
Larry Herndon, R (1, 7) OBP: 0.385, SLG: 0.557										4	1	2	1	0	1	1											
Darrell Evans, L (1, 5) OBP: 0.338, SLG: 0.358									4	0	2	0	0	0	0	0											
Johnnie LeMaster, R (1, 6) OBP: 0.340, SLG: 0.326									3	1	0	0	0	0	0	2											
Terry Whitfield, L (9, PH) OBP: 0.371, SLG: 0.447										1	0	0	0	0	0	1											
Marc Hill, R (1, 2) OBP: 0.290, SLG: 0.241									1	0	0	0	2	0	0	0											
Mike Sadek, R (7, PR) OBP: 0.217, SLG: 0.279										1	0	0	0	0	0	0											
John Montefusco, R (1, 1) ERA: 3.95										1	0	0	0	0	0	3											
Hector Cruz, R (5, PH) OBP: 0.286, SLG: 0.136										0	0	0	0	0	0	0											
Tom Griffin, R (8, 1) ERA: 3.94										0	0	0	0	0	0	0											
Bill Madlock, R (7, PH) OBP: 0.304, SLG: 0.494										0	0	0	0	0	0	0											
Inning Stats	R: 1 E: 0 K: 0 S: 8	H: 1 LOB: 0 BB: 0 P: 12	R: 1 E: 0 K: 0 S: 14	H: 3 LOB: 2 BB: 1 P: 22	R: 0 E: 0 K: 0 S: 6	H: 1 LOB: 1 BB: 0 P: 9	R: 0 E: 0 K: 0 S: 3	H: 0 LOB: 0 BB: 0 P: 3	R: 0 E: 0 K: 1 S: 5	H: 0 LOB: 0 BB: 0 P: 5	R: 2 E: 0 K: 0 S: 5	H: 2 LOB: 0 BB: 0 P: 5	R: 0 E: 0 K: 1 S: 5	H: 0 LOB: 1 BB: 1 P: 9	R: 0 E: 0 K: 2 S: 7	H: 0 LOB: 0 BB: 0 P: 7	R: 0 E: 0 K: 0 S: 3	H: 1 LOB: 0 BB: 0 P: 3	1B: 4 2B: 1 3B: 0 HR: 3	SF: 0 SAC: 0 DP: 1 HBP: 0	WP: 0 PB: 0 SB: 0 CS: 0	PA: 35					
PITCHER	IP	WLS	BF	H	R	ER	SO	BB	IBB	HBP	BLK	WP	HR	S	P	ERA	WHIP										
John Candelaria, L (1, 1) ERA: 3.95	6.0	W	26	7	4	4	1	2	0	0	0	0	0	3	41	6.00	1.500										
Enrique Romo, R (7, 1) ERA: 2.45	3.0	S	9	1	0	0	3	0	0	0	0	0	0	15	15	0.00	0.333										

Batter	1	2	3	4	5	6	7	8	9	AB	R	H	RBI	BB	SO	LOB	TOP			
Omar Moreno, L OBP: 0.355, SLG: 0.421										5	1	1	0	0	1	1	Pittsburgh Pirates @ San Francisco Giants Candlestick Park, San Francisco, CA Wed Jun 20 1979, 6:33 AM EDT Att: 19,637 - Unknown			
Tim Foli, R OBP: 0.330, SLG: 0.342										5	2	2	0	0	0	1				
Dave Parker, L OBP: 0.369, SLG: 0.558										5	1	1	0	0	1	2				
Bill Robinson, R OBP: 0.308, SLG: 0.587										3	2	2	3	2	0	0				
Lee Lacy, R OBP: 0.386, SLG: 0.534 John Miner, L OBP: 0.364, SLG: 0.486										4	1	2	2	0	0	1				
Phil Garner, R OBP: 0.354, SLG: 0.439										5	0	1	0	0	0	3				
Rennie Stennett, R OBP: 0.278, SLG: 0.289										4	1	2	1	1	0	3				
Manny Sanguillen, R OBP: 0.303, SLG: 0.367 Ed Ott, R OBP: 0.290, SLG: 0.399										1	0	0	1	2	0	0				
Jim Rooker, R OBP: 0.118, SLG: 0.118 Enrique Romo, R										1	0	0	0	1	2	0				
Grant Jackson, S Steve Nicosia, R OBP: 0.326, SLG: 0.429 Kent Tekulve, R OBP: 0.150, SLG: 0.667										3	0	1	0	0	2	3				
Inning Stats	R: 4 E: 0 K: 0 S: 16	H: 5 LOB: 1 BB: 1 P: 31	R: 0 E: 0 K: 1 S: 6	H: 0 LOB: 0 BB: 0 P: 11	R: 1 E: 0 K: 1 S: 9	H: 3 LOB: 3 BB: 1 P: 14	R: 0 E: 0 K: 0 S: 3	H: 0 LOB: 0 BB: 0 P: 3	R: 0 E: 1 K: 0 S: 4	H: 1 LOB: 1 BB: 0 P: 4	R: 0 E: 0 K: 1 S: 5	H: 0 LOB: 1 BB: 1 P: 9	R: 1 E: 0 K: 1 S: 6	H: 1 LOB: 0 BB: 2 P: 6	R: 2 E: 0 K: 1 S: 7	H: 2 LOB: 2 BB: 2 P: 15	1B: 7 2B: 2 3B: 1 HR: 2	SF: 2 SAC: 0 DP: 0 HBP: 0	WP: 0 PB: 0 SB: 3 CS: 0	PA: 45
PITCHER	IP WLS BF H R ER SO BB IBB HBP BLK WP HR S P ERA WHIP																			
Vida Blue, L ERA: 5.8	(1, 1) 3.0 18 8 5 5 2 0 2 0 0 0 0 2 31 56 15.00 2.667																			
Greg Minton, R ERA: 3.95	(4, 1) 2.0 7 0 0 0 0 0 0 0 0 0 0 0 7 9 0.00 0.000																			
Dave Roberts, L ERA: 2.52	(6, 1) 2.0 8 1 0 0 1 1 0 0 0 0 0 0 9 13 0.00 1.000																			
Gary Lavelle, L ERA: 2.79	(8, 1) 2.0 L 11 3 3 3 2 0 2 0 0 1 0 0 13 21 13.50 1.500																			
Batter	1	2	3	4	5	6	7	8	9	AB	R	H	RBI	BB	SO	LOB	BOTTOM			
Bill North, S OBP: 0.416, SLG: 0.361										3	1	1	0	1	2	0	Pittsburgh Pirates @ San Francisco Giants Candlestick Park, San Francisco, CA Wed Jun 20 1979, 6:33 AM EDT Att: 19,637 - Unknown			
Larry Hemdon, R OBP: 0.375, SLG: 0.541 Terry Whitfield, L OBP: 0.369, SLG: 0.445										3	0	0	1	0	0	0				
Jack Clark, R OBP: 0.376, SLG: 0.508										4	1	1	0	0	2	0				
Mike Ivie, R OBP: 0.297, SLG: 0.462										4	2	2	0	0	0	0				
Bill Madlock, R OBP: 0.311, SLG: 0.409										4	1	3	2	0	1	0				
Darrell Evans, L OBP: 0.337, SLG: 0.354										3	0	0	0	1	1	2				
Johnnie LeMaster, R OBP: 0.327, SLG: 0.313										4	0	0	0	0	1	3				
Marc Hill, R OBP: 0.291, SLG: 0.243 Max Venable, L OBP: 0.429, SLG: 0.538 Gary Lavelle, S										3	0	1	0	0	0	2				
Roger Metzger, S OBP: 0.265, SLG: 0.300										0	0	0	0	0	0	0				
Vida Blue, S OBP: 0.209, SLG: 0.175 Hector Cruz, R OBP: 0.207, SLG: 0.130 Greg Minton, S Rob Andrews, R OBP: 0.306, SLG: 0.304 Dave Roberts, L Mike Sadek, R OBP: 0.213, SLG: 0.273										0	0	0	0	0	0	0				
Inning Stats	R: 1 E: 0 K: 0 S: 6	H: 0 LOB: 0 BB: 1 P: 12	R: 0 E: 0 K: 0 S: 8	H: 1 LOB: 1 BB: 0 P: 10	R: 0 E: 0 K: 1 S: 5	H: 0 LOB: 0 BB: 0 P: 6	R: 2 E: 0 K: 1 S: 8	H: 3 LOB: 1 BB: 0 P: 9	R: 0 E: 0 K: 1 S: 5	H: 0 LOB: 0 BB: 0 P: 5	R: 2 E: 1 K: 2 S: 9	H: 2 LOB: 2 BB: 0 P: 9	R: 0 E: 0 K: 2 S: 7	H: 0 LOB: 0 BB: 0 P: 7	R: 0 E: 0 K: 2 S: 7	H: 0 LOB: 1 BB: 1 P: 11	1B: 6 2B: 2 3B: 0 HR: 0	SF: 0 SAC: 1 DP: 0 HBP: 0	WP: 1 PB: 0 SB: 1 CS: 0	PA: 36
PITCHER	IP WLS BF H R ER SO BB IBB HBP BLK WP HR S P ERA WHIP																			
Jim Rooker, L ERA: 2.36	(1, 1) 6.1 27 7 5 4 4 1 0 0 0 0 0 0 43 53 5.68 1.263																			
Enrique Romo, R ERA: 2.43	(7, 1) 0.1 1 1 0 0 0 0 0 0 0 0 0 0 1 1 0.00 3.000																			
Grant Jackson, L ERA: 2.61	(7, 1) 0.1 W 1 0 0 0 0 0 0 0 0 0 0 0 1 1 0.00 0.000																			
Kent Tekulve, R ERA: 4.22	(8, 1) 2.0 S 7 0 0 0 4 1 0 0 0 0 0 0 14 18 0.00 0.500																			

Batter	1	2	3	4	5	6	7	8	9	AB	R	H	RBI	BB	SO	LOB	TOP				
Bill North, S OBP: 0.419, SLG: 0.367 Larry Hemdon, R OBP: 0.375, SLG: 0.541	2-1 FC6-4 1B	3-3 K	0-2 1-3	0-2 1-3			3-2 S 1B		1-0 2B 1B	5	1	3	0	0	1	1					
Terry Whitfield, L OBP: 0.370, SLG: 0.446	2-1 FC6-4 2B 1-2f 1B	4-1 BB			1-1 F7		0-1 L9		0-0 1-H 2B	4	1	1	1	1	0	2					
Jack Clark, R OBP: 0.373, SLG: 0.506	1-2 1B 2B	0-1 P6			0-0 P5		1-3 K		0-0 L3	5	1	1	0	0	1	4					
Willie McCovey, L OBP: 0.348, SLG: 0.537	4-0 WP 1B IBB		3-3 K		4-1 FC5-4 BB			0-0 F8		2	0	0	0	2	1	0					
Bill Madlock, R OBP: 0.314, SLG: 0.411	0-0 WP 1B		2-0 4-3		0-0 FC5-4 1-2f			0-1 S 1B		4	0	2	2	0	0	1					
Darrell Evans, L OBP: 0.336, SLG: 0.352	1-0 F8		2-2 FC6-4 1B		1-0 F8			2-3 K		4	0	1	0	0	1	3					
Roger Metzger, S OBP: 0.258, SLG: 0.292	2-2 6-3 1-2 2-3		0-1 FC6-4		0-0 F9			1-2 F7		4	0	0	0	0	0	4					
Mike Sadek, R OBP: 0.216, SLG: 0.255		4-1 SH2-4 BB		2-1 5-3		2-2 F9			0-0 P6	3	0	0	0	1	0	0					
Philip Nastu, L OBP: 0.160, SLG: 0.045 Tom Griffin, R (9, 1)		0-0 SH2-4		0-0 F7			1-2 F8		0-3 K	3	0	0	0	0	1	0					
Inning Stats	R: 2 E: 0 K: 0 S: 14	H: 3 LOB: 2 BB: 1 P: 26	R: 0 E: 0 K: 1 S: 8	H: 0 LOB: 2 BB: 2 P: 19	R: 0 E: 0 K: 1 S: 11	H: 1 LOB: 1 BB: 0 P: 18	R: 0 E: 0 K: 0 S: 6	H: 0 LOB: 0 BB: 0 P: 8	R: 0 E: 0 K: 0 S: 5	H: 0 LOB: 1 BB: 1 P: 10	R: 0 E: 0 K: 1 S: 15	H: 1 LOB: 1 BB: 0 P: 20	R: 0 E: 0 K: 1 S: 9	H: 1 LOB: 1 BB: 0 P: 12	R: 1 E: 0 K: 1 S: 7	H: 2 LOB: 1 BB: 0 P: 8	1B: 6 2B: 2 3B: 0 HR: 0	SF: 0 SAC: 1 DP: 0 HBP: 0	WP: 1 PB: 0 CS: 2 SB: 0	PA: 39	
PITCHER	IP WLS BF H R ER SO BB IBB HBP BLK WP HR S P ERA WHIP	IP WLS BF H R ER SO BB IBB HBP BLK WP HR S P ERA WHIP	IP WLS BF H R ER SO BB IBB HBP BLK WP HR S P ERA WHIP	IP WLS BF H R ER SO BB IBB HBP BLK WP HR S P ERA WHIP	IP WLS BF H R ER SO BB IBB HBP BLK WP HR S P ERA WHIP	IP WLS BF H R ER SO BB IBB HBP BLK WP HR S P ERA WHIP	IP WLS BF H R ER SO BB IBB HBP BLK WP HR S P ERA WHIP	IP WLS BF H R ER SO BB IBB HBP BLK WP HR S P ERA WHIP	IP WLS BF H R ER SO BB IBB HBP BLK WP HR S P ERA WHIP	IP WLS BF H R ER SO BB IBB HBP BLK WP HR S P ERA WHIP	IP WLS BF H R ER SO BB IBB HBP BLK WP HR S P ERA WHIP	IP WLS BF H R ER SO BB IBB HBP BLK WP HR S P ERA WHIP	IP WLS BF H R ER SO BB IBB HBP BLK WP HR S P ERA WHIP	IP WLS BF H R ER SO BB IBB HBP BLK WP HR S P ERA WHIP	IP WLS BF H R ER SO BB IBB HBP BLK WP HR S P ERA WHIP	IP WLS BF H R ER SO BB IBB HBP BLK WP HR S P ERA WHIP	IP WLS BF H R ER SO BB IBB HBP BLK WP HR S P ERA WHIP	IP WLS BF H R ER SO BB IBB HBP BLK WP HR S P ERA WHIP	IP WLS BF H R ER SO BB IBB HBP BLK WP HR S P ERA WHIP	IP WLS BF H R ER SO BB IBB HBP BLK WP HR S P ERA WHIP	IP WLS BF H R ER SO BB IBB HBP BLK WP HR S P ERA WHIP
Paul Moskau, R ERA: 3.25	1.2	3	11	3	2	2	1	2	2	1	0	0	0	0	0	0	10.80	3.000			
Manny Sarmiento, R ERA: 4.53	5.2	21	3	0	0	2	1	0	0	0	0	0	0	0	0	47	0.00	0.706			
Doug Bair, R ERA: 3.89	1.2	7	2	1	1	2	0	0	0	0	0	0	0	0	13	17	5.40	1.200			

San Francisco Giants @ Cincinnati Reds
Riverfront Stadium, Cincinnati, OH
Fri Jun 22 1979, 7:05 PM EDT
Att: 36,184 - Unknown

AB 34
R 3
H 8
RBI 3
BB 4
SO 5
LOB 15



Batter	1	2	3	4	5	6	7	8	9	AB	R	H	RBI	BB	SO	LOB	BOTTOM					
Dave Collins, S OBP: 0.380, SLG: 0.425	1-2 E5 G1-6-3		1-0 G3			1-1 5-3		0-0 5-3		4	0	0	0	0	0	1						
Dave Concepcion, R OBP: 0.348, SLG: 0.442	2-1 G1-6-3 1-2f		3-2 FC6-4 1B			1-3 K		2-0 F8		4	0	1	0	0	1	2						
Joe Morgan, L OBP: 0.390, SLG: 0.418	1-2 4-1		1-0 FC6-4 1-2f			1-2 3-1			1-1 F4	4	0	0	0	0	0	1						
George Foster, R OBP: 0.398, SLG: 0.584		1-0 HR		2-0 6-3			2-0 6-3		0-0 L7	4	1	1	1	0	0	0						
Dan Driessen, L OBP: 0.332, SLG: 0.474		2-0 F8		0-0 4-3			3-3 K		2-0 HR	4	1	1	1	0	1	0						
Ray Knight, R OBP: 0.381, SLG: 0.406		1-1 5-3		0-0 F9			1-1 1B		0-0 PB 1B	4	0	2	0	0	0	0						
Paul Blair, R OBP: 0.269, SLG: 0.397 Doug Bair, R		4-1 BB			1-0 5-3		0-0 P4		1-1 PB 1B	2	0	0	0	1	0	1						
Junior Kennedy, R OBP: 0.345, SLG: 0.310									1-2 1B	1	0	1	0	0	0	0						
Vic Correll, R OBP: 0.356, SLG: 0.434 Johnny Bench, R OBP: 0.368, SLG: 0.391		2-2 6-3			0-0 F8			2-1 P6	2-2 F3	2	0	0	0	0	0	1						
Paul Moskau, R OBP: 0.074, SLG: 0.115 Manny Sarmiento, R					0-1 P6				1-2 2-3	2	0	0	0	0	0	0						
Ken Henderson, S OBP: 0.313, SLG: 0.333 Cesar Geronimo, L OBP: 0.308, SLG: 0.386									0-0 2B	0	0	0	0	0	0	0						
Inning Stats	R: 0 E: 1 K: 0 S: 8	H: 0 LOB: 0 BB: 0 P: 12	R: 1 E: 0 K: 0 S: 8	H: 1 LOB: 1 BB: 1 P: 18	R: 0 E: 0 K: 0 S: 9	H: 1 LOB: 1 BB: 0 P: 14	R: 0 E: 0 K: 0 S: 3	H: 0 LOB: 0 BB: 0 P: 5	R: 0 E: 0 K: 0 S: 5	H: 0 LOB: 0 BB: 0 P: 8	R: 0 E: 0 K: 1 S: 8	H: 0 LOB: 0 BB: 0 P: 11	R: 0 E: 0 K: 1 S: 7	H: 1 LOB: 1 BB: 0 P: 13	R: 0 E: 0 K: 0 S: 5	H: 1 LOB: 1 BB: 0 P: 9	R: 1 E: 0 K: 0 S: 11	H: 3 LOB: 2 BB: 0 P: 17	1B: 4 2B: 1 3B: 0 HR: 2	SF: 0 SAC: 0 DP: 1 HBP: 0	WP: 0 PB: 1 CS: 0	PA: 35
PITCHER	IP WLS BF H R ER SO BB IBB HBP BLK WP HR S P ERA WHIP	IP WLS BF H R ER SO BB IBB HBP BLK WP HR S P ERA WHIP	IP WLS BF H R ER SO BB IBB HBP BLK WP HR S P ERA WHIP	IP WLS BF H R ER SO BB IBB HBP BLK WP HR S P ERA WHIP	IP WLS BF H R ER SO BB IBB HBP BLK WP HR S P ERA WHIP	IP WLS BF H R ER SO BB IBB HBP BLK WP HR S P ERA WHIP	IP WLS BF H R ER SO BB IBB HBP BLK WP HR S P ERA WHIP	IP WLS BF H R ER SO BB IBB HBP BLK WP HR S P ERA WHIP	IP WLS BF H R ER SO BB IBB HBP BLK WP HR S P ERA WHIP	IP WLS BF H R ER SO BB IBB HBP BLK WP HR S P ERA WHIP	IP WLS BF H R ER SO BB IBB HBP BLK WP HR S P ERA WHIP	IP WLS BF H R ER SO BB IBB HBP BLK WP HR S P ERA WHIP	IP WLS BF H R ER SO BB IBB HBP BLK WP HR S P ERA WHIP	IP WLS BF H R ER SO BB IBB HBP BLK WP HR S P ERA WHIP	IP WLS BF H R ER SO BB IBB HBP BLK WP HR S P ERA WHIP	IP WLS BF H R ER SO BB IBB HBP BLK WP HR S P ERA WHIP	IP WLS BF H R ER SO BB IBB HBP BLK WP HR S P ERA WHIP	IP WLS BF H R ER SO BB IBB HBP BLK WP HR S P ERA WHIP	IP WLS BF H R ER SO BB IBB HBP BLK WP HR S P ERA WHIP	IP WLS BF H R ER SO BB IBB HBP BLK WP HR S P ERA WHIP	IP WLS BF H R ER SO BB IBB HBP BLK WP HR S P ERA WHIP	
Philip Nastu, L ERA: 3.53	8.2	34	7	2	2	2	0	1	0	0	0	0	0	0	0	60	2.08	0.923				
Tom Griffin, R ERA: 3.91	0.1	1	0	0	0	0	0	0	0	0	0	0	0	0	4	6	0.00	0.000				

San Francisco Giants @ Cincinnati Reds
Riverfront Stadium, Cincinnati, OH
Fri Jun 22 1979, 7:05 PM EDT
Att: 36,184 - Unknown

AB 34
R 2
H 7
RBI 2
BB 1
SO 2
LOB 8



Batter	1	2	3	4	5	6	7	8	9	AB R H RBI BB SO LOB	TOP									
Bill North, S OBP: 0.419, SLG: 0.368 (1, 8)										5 2 2 0 0 1 0	San Francisco Giants @ Cincinnati Reds Riverfront Stadium, Cincinnati, OH Sat Jun 23 1979, 3:33 AM EDT Att: 35,293 - Unknown									
Larry Herndon, R OBP: 0.363, SLG: 0.522 (1, 7)										4 0 0 0 0 0 3										
Jack Clark, R OBP: 0.371, SLG: 0.502 (1, 9)										4 1 1 1 0 1 1										
Mike Ivie, R OBP: 0.302, SLG: 0.466 (1, 3)										3 1 2 2 0 0 0										
Bill Madlock, R OBP: 0.317, SLG: 0.413 (1, 4)										4 0 2 1 0 1 2										
Darrell Evans, L OBP: 0.338, SLG: 0.352 (1, 5)										3 0 1 0 1 0 1										
Johnnie LetMaster, R OBP: 0.327, SLG: 0.323 (8, PH)										3 0 1 1 0 2 0										
Willie McCovey, L OBP: 0.345, SLG: 0.534 (8, PH)										1 0 0 0 0 0 2										
Roger Metzger, S OBP: 0.258, SLG: 0.292 (8, 6)										0 0 0 0 0 0 0										
Mike Sadek, R OBP: 0.200, SLG: 0.235 (1, 2)										4 0 0 0 0 1 2										
John Curtis, L OBP: 0.083, SLG: 0.083 (1, 1)										2 1 1 0 0 0 0										
Max Venable, L OBP: 0.400, SLG: 0.500 (7, PH)										1 0 0 0 0 0 0										
Gary Lavelle, S (7, 1)										1 0 0 0 0 1 0										
Inning Stats	R: 1 E: 0 K: 1 S: 14	H: 2 LOB: 1 BB: 0 P: 21	R: 0 E: 0 K: 1 S: 7	H: 0 LOB: 0 BB: 0 P: 11	R: 3 E: 0 K: 0 S: 13	H: 4 LOB: 1 BB: 0 P: 19	R: 0 E: 0 K: 1 S: 5	H: 0 LOB: 0 BB: 0 P: 5	R: 0 E: 0 K: 0 S: 3	H: 3 LOB: 1 BB: 0 P: 5	R: 0 E: 0 K: 0 S: 3	H: 0 LOB: 0 BB: 0 P: 3	R: 0 E: 0 K: 1 S: 6	H: 1 LOB: 2 BB: 0 P: 10	R: 0 E: 0 K: 3 S: 9	H: 0 LOB: 0 BB: 0 P: 9	1B: 9 2B: 2 3B: 0 HR: 0	SF: 1 SAC: 0 DP: 1 HBP: 0	WP: 0 PB: 0 SB: 3 CS: 0	PA: 37
PITCHER	IP WLS BF H R ER SO BB IBB HBP BLK WP HR S P ERA WHIP																			
Fred Norman, L ERA: 3.76 (1, 1)	3.0 L 15 6 4 4 2 0 0 0 0 0 0 0 34 51 12.00 2.000																			
Tom Hume, R ERA: 3.51 (4, 1)	5.0 19 4 1 1 2 0 1 0 0 0 0 0 22 26 1.80 0.800																			
Pedro Borbon, R ERA: 3.46 (9, 1)	0.0 0 0 0 0 0 0 0 0 0 0 0 0 0 0 0 ∞ ∞																			

AB 35
R 5
H 10
RBI 5
BB 1
SO 7
LOB 11



Batter	1	2	3	4	5	6	7	8	9	AB R H RBI BB SO LOB	BOTTOM											
Dave Collins, S OBP: 0.375, SLG: 0.418 (1, 9)										4 1 1 0 0 0 1	San Francisco Giants @ Cincinnati Reds Riverfront Stadium, Cincinnati, OH Sat Jun 23 1979, 3:33 AM EDT Att: 35,293 - Unknown											
Dave Concepcion, R OBP: 0.348, SLG: 0.443 (1, 6)										4 0 2 1 0 1 1												
Joe Morgan, L OBP: 0.382, SLG: 0.408 (1, 4)										4 0 0 0 0 2 3												
George Foster, R OBP: 0.400, SLG: 0.583 (1, 7)										4 0 2 0 0 1 0												
Johnny Bench, R OBP: 0.366, SLG: 0.403 (1, 2)										4 1 1 1 0 0 2												
Dan Driessen, L OBP: 0.327, SLG: 0.466 (1, 3)										4 0 0 0 0 3 1												
Ray Knight, R OBP: 0.377, SLG: 0.401 (1, 5)										3 0 0 0 0 0 1												
Paul Blair, R OBP: 0.257, SLG: 0.379 (1, 8)										3 0 0 0 0 0 0												
Fred Norman, S OBP: 0.208, SLG: 0.095 (1, 1)										0 0 0 0 0 0 0												
Arturo DeFrenas, R OBP: 0.172, SLG: 0.250 (3, PH)										1 0 0 0 0 1 0												
Tom Hume, R OBP: 0.230, SLG: 0.297 (4, 1)										1 0 0 0 0 1 0												
Junior Kennedy, R OBP: 0.350, SLG: 0.310 (8, PH)										0 0 0 0 1 0 0												
Pedro Borbon, R OBP: 0.353, SLG: 0.333 (9, 1)										0 0 0 0 0 0 0												
Inning Stats	R: 0 E: 0 K: 0 S: 6	H: 1 LOB: 0 BB: 0 P: 12	R: 0 E: 0 K: 0 S: 6	H: 1 LOB: 1 BB: 0 P: 13	R: 1 E: 1 K: 2 S: 14	H: 2 LOB: 1 BB: 0 P: 22	R: 1 E: 0 K: 1 S: 11	H: 1 LOB: 0 BB: 0 P: 18	R: 0 E: 0 K: 1 S: 8	H: 0 LOB: 0 BB: 0 P: 11	R: 0 E: 0 K: 2 S: 9	H: 1 LOB: 1 BB: 0 P: 16	R: 0 E: 0 K: 1 S: 5	H: 0 LOB: 0 BB: 0 P: 5	R: 0 E: 0 K: 0 S: 3	H: 0 LOB: 1 BB: 1 P: 9	R: 0 E: 0 K: 2 S: 7	H: 0 LOB: 0 BB: 0 P: 7	1B: 5 2B: 0 3B: 0 HR: 1	SF: 0 SAC: 0 DP: 1 HBP: 0	WP: 1 PB: 1 SB: 1 CS: 0	PA: 33
PITCHER	IP WLS BF H R ER SO BB IBB HBP BLK WP HR S P ERA WHIP																					
John Curtis, L ERA: 4.53 (1, 1)	6.0 W 23 6 2 1 6 0 0 0 0 0 1 0 15 21 0.00 0.333																					
Gary Lavelle, L ERA: 2.63 (7, 1)	3.0 S 10 0 0 0 3 1 0 0 0 0 1 0 15 21 0.00 0.333																					

AB 32
R 2
H 6
RBI 2
BB 1
SO 9
LOB 9




Batter	1	2	3	4	5	6	7	8	9	AB	R	H	RBI	BB	SO	LOB	TOP												
Bill North, S OBP: 0.419, SLG: 0.375 (1,8)	L7			4-3	2B HR BB		F8		3B	4	1	1	0	1	0	1	San Francisco Giants @ Cincinnati Reds Riverfront Stadium, Cincinnati, OH Sun Jun 24 1979, 3:33 AM EDT Att: 32,829 - Unknown												
Darrell Evans, L OBP: 0.346, SLG: 0.362 (1,5)	G6-4-3 1B			BB 1B BB	HR 2B		1B		P5	4	2	3	2	1	0	1													
Jack Clark, R OBP: 0.372, SLG: 0.509 (1,9)	G6-4-3 1-2			1B WP BB	HR		K		K	4	2	1	3	1	2	3													
Willie McCovey, L OBP: 0.349, SLG: 0.530 (1,3)		F8		WP 1B	CS BB		P5			3	0	1	1	1	0	1													
Bill Madlock, R OBP: 0.312, SLG: 0.406 (1,4)	6-3			L6	F8				K	4	0	0	0	0	1	3													
Terry Whitfield, L OBP: 0.372, SLG: 0.449 (1,7)	P5			1-2 IBB	CS 5-3				2B	3	0	1	0	1	0	0													
Johnnie LetMaster, R OBP: 0.325, SLG: 0.320 (1,6)			5-3	F2	G4-6-3 1B				K	4	0	1	0	0	1	3													
Mike Sadek, R OBP: 0.207, SLG: 0.241 (8, PH)			P4		BB 1B		G4-6-3		4-3	3	1	1	0	0	0	1													
Larry Herndon, R OBP: 0.360, SLG: 0.518 (8, PH)					2B 1B		1-2			1	0	0	0	0	0	1													
Marc Hill, R OBP: 0.291, SLG: 0.243 (8,2)										0	0	0	0	0	0	0													
Bob Knepper, L OBP: 0.195, SLG: 0.341 (7,1)										0	0	0	0	0	0	0													
Tom Griffin, R OBP: 0.301, SLG: 0.463 (9, PH)										1	0	0	0	0	0	0													
Inning Stats	R: 0 E: 0 K: 0 S: 4	H: 1 LOB: 0 BB: 0 P: 5	R: 0 E: 0 K: 0 S: 5	H: 0 LOB: 0 BB: 0 P: 7	R: 0 E: 0 K: 0 S: 5	H: 0 LOB: 0 BB: 0 P: 7	R: 2 E: 0 K: 0 S: 14	H: 1 LOB: 2 BB: 3 P: 32	R: 4 E: 0 K: 0 S: 13	H: 3 LOB: 0 BB: 2 P: 22	R: 0 E: 0 K: 0 S: 3	H: 1 LOB: 1 BB: 0 P: 3	R: 1 E: 0 K: 1 S: 7	H: 2 LOB: 1 BB: 0 P: 7	R: 0 E: 0 K: 2 S: 8	H: 1 LOB: 1 BB: 0 P: 8	R: 0 E: 0 K: 1 S: 6	H: 1 LOB: 1 BB: 0 P: 6	1B: 5 2B: 3 3B: 1 HR: 1	SF: 0 SAC: 0 DP: 2 HBP: 0	WP: 1 PB: 0 SB: 0 CS: 1	PA: 40							
PITCHER	IP WLS BF H R ER SO BB IBB HBP BLK WP HR S P ERA WHIP																												
Bill Bonham, R ERA: 4.61 (1,1)	4.1	22	5	6	6	0	0	4	1	0	0	0	0	1	1	40	72	12.46	2.077										
Dave Tomlin, L ERA: 2.05 (5,1)	0.2	1	0	0	0	0	0	0	0	0	0	0	0	1	1	0.00	0.000												
Pedro Borbon, R ERA: 3.5 (6,1)	0.0	0	0	0	0	0	0	0	0	0	0	0	0	0	0	∞	∞												
Doug Bair, R ERA: 3.7 (8,1)	2.0	W 8	2	0	0	3	0	0	0	0	0	0	0	14	14	0.00	1.000												

AB	34
R	7
H	10
RBI	6
BB	5
SO	4
LOB	15



Batter	1	2	3	4	5	6	7	8	9	AB	R	H	RBI	BB	SO	LOB	BOTTOM									
Dave Concepcion, R OBP: 0.349, SLG: 0.446 (1,6)	5-3		5-3		G6-4-3 1-2		1B 2B		E8 1B	5	1	2	1	0	0	2	San Francisco Giants @ Cincinnati Reds Riverfront Stadium, Cincinnati, OH Sun Jun 24 1979, 3:33 AM EDT Att: 32,829 - Unknown									
Joe Morgan, L OBP: 0.388, SLG: 0.410 (1,4)	3-1			4-3		HR 1B	HBP 1B		IBB	4	2	2	0	1	0	0										
Ken Griffey, L OBP: 0.349, SLG: 0.453 (1,9)	K			1B 2B		F8 1B	HBP 1B		SF7	3	2	1	1	0	1	1										
George Foster, R OBP: 0.400, SLG: 0.591 (1,7)		K		F8 WP 1B		HR			P4	5	1	2	3	0	2	5										
Johnny Bench, R OBP: 0.364, SLG: 0.400 (1,2)		K		F8		F7			1B	4	0	1	2	0	1	1										
Dan Driessen, L OBP: 0.333, SLG: 0.468 (1,3)		K		1-3 FC6-4 BB		FC5 1B			G6-4-3 1B	3	0	2	1	1	1	0										
Doug Bair, R OBP: 0.379, SLG: 0.402 (8,1)						1B				0	0	0	0	0	0	0										
Ray Knight, R OBP: 0.379, SLG: 0.402 (1,5)				5-3 1B		1B			G6-4-3	4	0	2	0	0	0	4										
Paul Blair, R OBP: 0.257, SLG: 0.371 (1,8)				5-3		FC5			5-3	4	0	1	0	0	0	3										
Bill Bonham, R ERA: 4.61 (1,1)	6.0	29	11	6	6	5	1	0	0	0	0	0	0	0	0	1		San Francisco Giants @ Cincinnati Reds Riverfront Stadium, Cincinnati, OH Sun Jun 24 1979, 3:33 AM EDT Att: 32,829 - Unknown								
Arturo DeFreitas, R OBP: 0.197, SLG: 0.241 (5, PH)	0.1	3	1	0	0	1	0	0	1	0	0	0	0	0	1	1										
Pedro Borbon, R ERA: 3.5 (6,1)	0.0	0	0	0	0	0	0	0	0	0	0	0	0	0	0	0										
Dave Collins, S OBP: 0.388, SLG: 0.452 (8,3)	1.2	L 8	3	2	2	0	0	1	0	0	0	0	0	0	0	0										
Inning Stats	R: 0 E: 0 K: 1 S: 7	H: 0 LOB: 0 BB: 0 P: 12	R: 0 E: 0 K: 3 S: 10	H: 0 LOB: 0 BB: 0 P: 17	R: 0 E: 0 K: 0 S: 7	H: 1 LOB: 1 BB: 0 P: 11	R: 1 E: 0 K: 0 S: 15	H: 2 LOB: 2 BB: 1 P: 24	R: 0 E: 0 K: 1 S: 9	H: 1 LOB: 0 BB: 0 P: 12	R: 2 E: 0 K: 0 S: 13	H: 4 LOB: 2 BB: 0 P: 19	R: 4 E: 0 K: 1 S: 12	H: 5 LOB: 1 BB: 0 P: 17	R: 1 E: 1 K: 0 S: 5	H: 2 LOB: 2 BB: 1 P: 9	1B: 11 2B: 2 3B: 1 HR: 1		SF: 1 SAC: 0 DP: 2 HBP: 1	WP: 1 PB: 0 SB: 0 CS: 0	PA: 40					
PITCHER	IP WLS BF H R ER SO BB IBB HBP BLK WP HR S P ERA WHIP																									
Bob Knepper, L ERA: 4.21 (1,1)	1.1	3	1	0	0	1	0	0	1	0	0	4	5	0.00	3.000											
Tom Griffin, R ERA: 4.07 (7,1)	0.1	3	1	0	0	1	0	0	0	0	0	4	5	0.00	3.000											
Dave Roberts, L ERA: 2.63 (7,1)	1.2	L 8	3	2	2	0	0	1	0	0	0	7	11	10.80	1.800											




Batter	1	2	3	4	5	6	7	8	9	AB	R	H	RBI	BB	SO	LOB	TOP								
Jerry Royster, R (1, 5) OBP: 0.338, SLG: 0.324	2-0 1-3		4-0 2B BB		3-2 5-3		4-0 WP BB		0-0 E3	3	1	0	0	2	0	1									
Gary Matthews, R (1, 9) OBP: 0.382, SLG: 0.579	0-0 F9		1-1 E 2B		3-2 F9		1-3 K		0-3 K	5	1	1	1	0	2	3									
Rowland Office, L (1, 8) OBP: 0.339, SLG: 0.394	2-1 F8		0-1 E1 1B			3-2 HR 1B		0-0 L5		4	1	2	1	0	0	0									
Bob Horner, R (1, 3)		0-1 6-3	1-1 F6			2-2 6-3		0-0 F4		4	0	0	0	0	0	2									
Jeff Burroughs, R (1, 7) OBP: 0.337, SLG: 0.351		2-2 5-3		1-3 K		3-2 HR		0-0 F8		4	1	1	2	0	1	0									
Barry Bonnell, R (8, 7) OBP: 0.300, SLG: 0.436										0	0	0	0	0	0	0									
Joe Nolan, L (1, 2) OBP: 0.361, SLG: 0.410		1-1 HR		2-3 K		0-0 F5			0-0 3-1	4	1	1	1	0	1	0									
Glenn Hubbard, R (1, 4) OBP: 0.281, SLG: 0.277		1-3 K		0-2 2B		1-0 4-3			4-0 1B PB BB	3	1	1	0	1	1	0									
Pepe Frias, R (1, 6) OBP: 0.305, SLG: 0.349			1-2 4-3	0-1 6-3				0-3 K	1-0 E 1B	4	0	1	0	0	1	1									
Eddie Solomon, R (1, 1) OBP: 0.200, SLG: 0.208			2-3 K		0-2 3-1			0-0 5-3	0-3 K	2	0	0	0	0	1	0									
Mike Lum, L (7, PH) OBP: 0.292, SLG: 0.321										1	0	0	0	0	0	0									
Craig Skok, R (7, 1)										1	0	0	0	0	1	2									
Inning Stats	R: 0 E: 0 K: 0 S: 4	H: 0 LOB: 0 BB: 0 P: 8	R: 1 E: 0 K: 1 S: 10	H: 1 LOB: 0 BB: 0 P: 14	R: 2 E: 1 K: 1 S: 12	H: 2 LOB: 1 BB: 1 P: 21	R: 0 E: 0 K: 2 S: 13	H: 1 LOB: 1 BB: 0 P: 16	R: 0 E: 0 K: 0 S: 10	H: 0 LOB: 0 BB: 0 P: 16	R: 2 E: 0 K: 0 S: 15	H: 2 LOB: 0 BB: 0 P: 24	R: 0 E: 0 K: 2 S: 7	H: 0 LOB: 1 BB: 1 P: 12	R: 0 E: 0 K: 0 S: 3	H: 0 LOB: 0 BB: 0 P: 3	R: 1 E: 1 K: 2 S: 9	H: 1 LOB: 2 BB: 1 P: 14	1B: 3 2B: 2 3B: 0 HR: 2	SF: 0 SAC: 0 DP: 0 HBP: 0	WP: 1 PB: 1 CS: 1 SB: 0	PA: 38			
PITCHER	IP	WLS	BF	H	R	ER	SO	BB	IBB	HBP	BLK	WP	HR	S	P	ERA	WHIP								
John Montefusco, R (1, 1) ERA: 4.91	6.0	L	25	6	5	5	4	1	0	0	0	0	2	64	99	7.50	1.167								
Greg Minton, R (7, 1) ERA: 2.7	3.0	S	13	1	1	0	4	2	0	0	0	1	0	19	29	0.00	1.000								

Atlanta Braves @ San Francisco Giants
Candlestick Park, San Francisco, CA
Mon Jun 25 1979, 10:05 PM EDT
Att: 5,813 - Unknown

AB 35
R 6
H 7
RBI 5
BB 3
SO 8
LOB 9



Batter	1	2	3	4	5	6	7	8	9	AB	R	H	RBI	BB	SO	LOB	BOTTOM								
Larry Herndon, R (1, 8) OBP: 0.364, SLG: 0.534	2-1 5-3		0-0 G6-4-3 1-2F			2-0 1B			0-0 3B	4	0	2	0	0	0	2									
Darrell Evans, L (1, 5) OBP: 0.341, SLG: 0.357	0-1 G3			0-1 F9		0-0 F6			0-0 F4	4	0	0	0	0	0	2									
Jack Clark, R (1, 9) OBP: 0.367, SLG: 0.502	1-0 L7			3-3 K		0-3 K			0-0 F3	4	0	0	0	0	2	1									
Willie McCovey, L (1, 3) OBP: 0.341, SLG: 0.516		3-3 K		1-1 G3		0-0 4-3			0-0 4-3	4	0	0	0	0	1	1									
Bill Madlock, R (1, 4) OBP: 0.308, SLG: 0.401		0-1 F4			0-0 5-3				0-0 F9	3	0	0	0	0	0	0									
Terry Whitfield, L (1, 7) OBP: 0.367, SLG: 0.443		3-1 G3			1-0 1-3				0-0 6-3	3	0	0	0	0	0	0									
Roger Metzger, S (1, 6) OBP: 0.259, SLG: 0.288			4-0 FC1-5 1B BB			1-1 3-1			0-3 K	2	0	0	0	1	1	0									
Mike Sadek, R (1, 2) OBP: 0.213, SLG: 0.246			1-1 FC1-5 1B			0-2 6-3			0-3 K	3	0	1	0	0	1	0									
John Montefusco, R (1, 1) OBP: 0.417, SLG: 0.373			0-0 FC1-5 1B			3-3 K			0-0 HR	1	0	0	0	0	0	2									
Bill North, S (6, PH) OBP: 0.417, SLG: 0.373										1	0	0	0	0	1	0									
Greg Minton, S (7, 1) OBP: 0.367, SLG: 0.443										0	0	0	0	0	0	0									
Mike Ivie, R (8, PH) OBP: 0.305, SLG: 0.487			1-2 2-3F							1	1	1	1	0	0	0									
Inning Stats	R: 0 E: 0 K: 0 S: 5	H: 0 LOB: 0 BB: 0 P: 8	R: 0 E: 0 K: 1 S: 9	H: 0 LOB: 0 BB: 0 P: 15	R: 0 E: 0 K: 0 S: 4	H: 1 LOB: 1 BB: 1 P: 9	R: 0 E: 0 K: 1 S: 8	H: 0 LOB: 0 BB: 0 P: 12	R: 0 E: 0 K: 0 S: 4	H: 0 LOB: 0 BB: 0 P: 6	R: 0 E: 0 K: 1 S: 9	H: 1 LOB: 1 BB: 0 P: 14	R: 0 E: 0 K: 1 S: 5	H: 0 LOB: 0 BB: 0 P: 5	R: 0 E: 0 K: 2 S: 7	H: 0 LOB: 0 BB: 0 P: 7	R: 1 E: 0 K: 0 S: 5	H: 2 LOB: 1 BB: 0 P: 5	1B: 2 2B: 0 3B: 1 HR: 1	SF: 0 SAC: 0 DP: 1 HBP: 0	WP: 0 PB: 0 CS: 0 SB: 0	PA: 31			
PITCHER	IP	WLS	BF	H	R	ER	SO	BB	IBB	HBP	BLK	WP	HR	S	P	ERA	WHIP								
Eddie Solomon, R (1, 1) ERA: 4.7	6.0	W	20	2	0	0	3	1	0	0	0	0	0	39	64	0.00	0.500								
Craig Skok, L (7, 1) ERA: 3.43	3.0	S	11	2	1	1	3	0	0	0	0	0	1	17	17	3.00	0.667								

Atlanta Braves @ San Francisco Giants
Candlestick Park, San Francisco, CA
Mon Jun 25 1979, 10:05 PM EDT
Att: 5,813 - Unknown

AB 30
R 1
H 4
RBI 1
BB 1
SO 6
LOB 8



Batter	1	2	3	4	5	6	7	8	9	AB	R	H	RBI	BB	SO	LOB	TOP				
Terry Puhl, L (1, 8) OBP: 0.348, SLG: 0.367	3-1 4-3		0-0 1-3		1-2 F9		4-0 IBB			3	0	0	0	1	0	0					
Julio Gonzalez, R (1, 6) OBP: 0.308, SLG: 0.264	1-0 1B HBP		0-0 L7		3-1 F1		0-0 5-3			3	1	0	0	0	0	2					
Cesar Cedeno, R (1, 3) OBP: 0.376, SLG: 0.368	0-0 F9		4-2 E S 8-2 BB		4-2 CS BB		4-0 5-3 BB			1	0	0	0	3	0	1					
Jeffrey Leonard, R (1, 9) OBP: 0.363, SLG: 0.363	0-0 1B		2-2 8-2	0-0 6-3		1-3 SAFE K		0-0 SAFE 5-3		4	0	1	0	0	1	2					
Enos Cabell, R (1, 5) OBP: 0.295, SLG: 0.369	2-1 1B			2-0 HR		0-2 5-3		0-0 4-3		4	1	2	2	0	0	0					
Jose Cruz, L (1, 7) OBP: 0.362, SLG: 0.410	0-2 5-3			0-1 F7		4-0 3B BB		0-0 WP PB 1B		3	1	1	0	1	0	2					
Bruce Bochy, R (1, 2) OBP: 0.247, SLG: 0.264			0-0 F7		3-0 FC5-4 1B		0-3 K		2-3 K	4	0	1	0	0	2	2					
Rafael Landestoy, S (1, 4) OBP: 0.308, SLG: 0.258			1-2 F9		0-1 FC5-4		0-0 1-H FC1-2-3 3B		0-0 1-3	4	0	1	1	0	0	2					
Ken Forsch, R (1, 1) OBP: 0.133, SLG: 0.138			3-3 K		2-2 F9		0-0 FC1-2-5		0-0 F9	3	0	0	0	0	1	1					
Tom Dixon, R (8, 1) OBP: 1.000, SLG: 1.000										0	0	0	0	0	0	0					
Joe Sambito, L (8, 1) OBP: 0.571, SLG: 0.500										0	0	0	0	0	0	0					
Reggie Baldwin, R (9, PH) OBP: 0.333, SLG: 0.333										1	0	0	0	0	0	1					
Inning Stats	R: 1 E: 0 K: 0 S: 9	H: 2 LOB: 2 BB: 0 P: 15	R: 0 E: 0 K: 1 S: 7	H: 0 LOB: 0 BB: 0 P: 11	R: 0 E: 1 K: 0 S: 6	H: 0 LOB: 1 BB: 1 P: 12	R: 1 E: 0 K: 0 S: 7	H: 2 LOB: 0 BB: 0 P: 10	R: 0 E: 0 K: 1 S: 8	H: 0 LOB: 0 BB: 1 P: 13	R: 1 E: 0 K: 1 S: 6	H: 1 LOB: 2 BB: 2 P: 14	R: 0 E: 0 K: 0 S: 2	H: 0 LOB: 0 BB: 1 P: 6	R: 0 E: 0 K: 1 S: 6	H: 1 LOB: 1 BB: 0 P: 8	1B: 4 2B: 0 3B: 1 HR: 1	SF: 0 SAC: 0 DP: 0 HBP: 1	WP: 1 PB: 1 CS: 1	PA: 36	
PITCHER	IP WLS BF H R ER SO BB IBB HBP BLK WP HR S P ERA WHIP	IP WLS BF H R ER SO BB IBB HBP BLK WP HR S P ERA WHIP	IP WLS BF H R ER SO BB IBB HBP BLK WP HR S P ERA WHIP	IP WLS BF H R ER SO BB IBB HBP BLK WP HR S P ERA WHIP	IP WLS BF H R ER SO BB IBB HBP BLK WP HR S P ERA WHIP	IP WLS BF H R ER SO BB IBB HBP BLK WP HR S P ERA WHIP	IP WLS BF H R ER SO BB IBB HBP BLK WP HR S P ERA WHIP	IP WLS BF H R ER SO BB IBB HBP BLK WP HR S P ERA WHIP	IP WLS BF H R ER SO BB IBB HBP BLK WP HR S P ERA WHIP	IP WLS BF H R ER SO BB IBB HBP BLK WP HR S P ERA WHIP	IP WLS BF H R ER SO BB IBB HBP BLK WP HR S P ERA WHIP	IP WLS BF H R ER SO BB IBB HBP BLK WP HR S P ERA WHIP	IP WLS BF H R ER SO BB IBB HBP BLK WP HR S P ERA WHIP	IP WLS BF H R ER SO BB IBB HBP BLK WP HR S P ERA WHIP	IP WLS BF H R ER SO BB IBB HBP BLK WP HR S P ERA WHIP	IP WLS BF H R ER SO BB IBB HBP BLK WP HR S P ERA WHIP	IP WLS BF H R ER SO BB IBB HBP BLK WP HR S P ERA WHIP	IP WLS BF H R ER SO BB IBB HBP BLK WP HR S P ERA WHIP	IP WLS BF H R ER SO BB IBB HBP BLK WP HR S P ERA WHIP	IP WLS BF H R ER SO BB IBB HBP BLK WP HR S P ERA WHIP	IP WLS BF H R ER SO BB IBB HBP BLK WP HR S P ERA WHIP

Houston Astros @ San Francisco Giants
 Candlestick Park, San Francisco, CA
 Wed Jun 27 1979, 10:05 PM EDT
 Att: 11,563 - Unknown


AB	30
R	3
H	6
RBI	3
BB	5
SO	4
LOB	13



Batter	1	2	3	4	5	6	7	8	9	AB	R	H	RBI	BB	SO	LOB	BOTTOM			
Bill North, S (1, 8) OBP: 0.412, SLG: 0.382	1-1 1-3		1-1 6-3			2-3 K		0-0 E S 1B		4	1	1	2	0	1	1				
Terry Whitfield, L (1, 7) OBP: 0.372, SLG: 0.444	0-0 4-3			0-0 L3 1B			1-1 1B	4-0 1B FC BB		3	1	2	0	1	0	0				
Jack Clark, R (1, 9) OBP: 0.361, SLG: 0.491	1-2 6-3			2-3 K			0-0 F8	0-0 FC 1B		4	1	0	0	0	1	4				
Willie McCovey, L (1, 3) OBP: 0.339, SLG: 0.509			1-3 K		0-0 L3		3-1 F8	0-0 1B K		4	0	1	1	0	1	2				
Dave Roberts, L (8, PR) (9, 1)					1-2 1B			1-2 2-3 3-H 1B		0	0	0	0	0	0	0				
Darrell Evans, L (1, 5) OBP: 0.342, SLG: 0.369		3-2 3-1			1-1 F5		0-0 G3	0-0 1-3 2-H 3-H 1B		4	0	1	2	0	0	1				
Roger Metzger, S (1, 4) OBP: 0.252, SLG: 0.278		0-0 4-3			1-2 4-3			0-0 F6 K		4	0	0	0	0	1	2				
Johnnie LetMaster, R (1, 6) OBP: 0.317, SLG: 0.312			1-1 5-3		0-2 F7			0-0 1B 2B 1B		3	1	1	0	0	0	0				
Marc Hill, R (1, 2) OBP: 0.304, SLG: 0.262			0-0 6-3 2B			1-0 5-3		0-0 2B 1B 1B		3	1	2	0	0	0	0				
Philip Nastu, L (1, 1) OBP: 0.154, SLG: 0.043			1-2 6-3			2-1 5-3		0-0 1B 2B		1	0	0	0	0	0	1				
Larry Herndon, R (6, PH)										1	0	0	0	0	0	0				
Greg Minton, S (7, 1)										0	0	0	0	0	0	0				
Mike Ivie, R (8, PH) (9, 3)								1-3 2-H 1B 2B		1	1	1	1	0	0	0				
Inning Stats	R: 0 E: 0 K: 0 S: 6	H: 0 LOB: 0 BB: 0 P: 8	R: 0 E: 0 K: 1 S: 8	H: 0 LOB: 0 BB: 0 P: 12	R: 0 E: 0 K: 0 S: 8	H: 1 LOB: 1 BB: 0 P: 11	R: 0 E: 0 K: 1 S: 5	H: 1 LOB: 0 BB: 0 P: 7	R: 0 E: 0 K: 0 S: 9	H: 0 LOB: 0 BB: 0 P: 11	R: 0 E: 0 K: 1 S: 6	H: 0 LOB: 0 BB: 0 P: 10	R: 6 E: 0 K: 1 S: 11	H: 6 LOB: 2 BB: 1 P: 15	1B: 7 2B: 3 3B: 0 HR: 0	SF: 0 SAC: 0 DP: 1 HBP: 0	WP: 0 PB: 0 CS: 0	PA: 33		
PITCHER	IP WLS BF H R ER SO BB IBB HBP BLK WP HR S P ERA WHIP	IP WLS BF H R ER SO BB IBB HBP BLK WP HR S P ERA WHIP	IP WLS BF H R ER SO BB IBB HBP BLK WP HR S P ERA WHIP	IP WLS BF H R ER SO BB IBB HBP BLK WP HR S P ERA WHIP	IP WLS BF H R ER SO BB IBB HBP BLK WP HR S P ERA WHIP	IP WLS BF H R ER SO BB IBB HBP BLK WP HR S P ERA WHIP	IP WLS BF H R ER SO BB IBB HBP BLK WP HR S P ERA WHIP	IP WLS BF H R ER SO BB IBB HBP BLK WP HR S P ERA WHIP	IP WLS BF H R ER SO BB IBB HBP BLK WP HR S P ERA WHIP	IP WLS BF H R ER SO BB IBB HBP BLK WP HR S P ERA WHIP	IP WLS BF H R ER SO BB IBB HBP BLK WP HR S P ERA WHIP	IP WLS BF H R ER SO BB IBB HBP BLK WP HR S P ERA WHIP	IP WLS BF H R ER SO BB IBB HBP BLK WP HR S P ERA WHIP	IP WLS BF H R ER SO BB IBB HBP BLK WP HR S P ERA WHIP	IP WLS BF H R ER SO BB IBB HBP BLK WP HR S P ERA WHIP	IP WLS BF H R ER SO BB IBB HBP BLK WP HR S P ERA WHIP	IP WLS BF H R ER SO BB IBB HBP BLK WP HR S P ERA WHIP	IP WLS BF H R ER SO BB IBB HBP BLK WP HR S P ERA WHIP	IP WLS BF H R ER SO BB IBB HBP BLK WP HR S P ERA WHIP	IP WLS BF H R ER SO BB IBB HBP BLK WP HR S P ERA WHIP

Houston Astros @ San Francisco Giants
 Candlestick Park, San Francisco, CA
 Wed Jun 27 1979, 10:05 PM EDT
 Att: 11,563 - Unknown

AB	32
R	6
H	9
RBI	6
BB	1
SO	4
LOB	11



Batter	1	2	3	4	5	6	7	8	9	AB	R	H	RBI	BB	SO	LOB	TOP																
Terry Puhl, L OBP: 0.351, SLG: 0.369 (1, 8)	F6		4-2 WP 4-3 BB	0-0 E9 1B 1B	1-3			0-0 FC5-4 1B		4	2	2	0	1	0	0	Houston Astros @ San Francisco Giants Candlestick Park, San Francisco, CA Thu Jun 28 1979, 10:05 PM EDT Att: 15,624 - Unknown																
Craig Reynolds, L OBP: 0.310, SLG: 0.361 (1, 6)			2-2 4-3	0-0 1B BB 1B			0-0 1-3	0-0 FC5-4 1B		5	1	2	2	0	0	1																	
Cesar Cedeno, R OBP: 0.380, SLG: 0.370 (1, 3)	F5		2-1 2B 1B	0-0 BB S 1B			0-0 4-3	4-0 1-2 IBB		4	1	2	0	1	0	1																	
Jose Cruz, L OBP: 0.360, SLG: 0.409 (1, 7)	L4		1-2 1-2	0-0 F5 1B			0-0 2B	0-0 6-3		5	0	1	0	0	0	6																	
Enos Cabell, R OBP: 0.296, SLG: 0.371 (1, 5)		0-1 5-3	2-2 2B	4-0 BB IBB			0-0 4-3		0-3 K	4	0	1	1	1	1	1																	
Denny Walling, L OBP: 0.488, SLG: 0.654 (9, PH)		4-1 BB BB	3-2 6-3	4-0 FC4-6 BB			0-3 K		0-0 6-3	2	0	0	1	2	1	1																	
Jeffrey Leonard, R OBP: 0.361, SLG: 0.361 (9, 9)				1-2 2-3 3-H BB						1	0	0	0	0	0	0																	
Alan Ashby, S OBP: 0.289, SLG: 0.322 (1, 2)				3-3 K HR					0-3 K	5	1	1	1	0	2	4																	
Rafael Landestoy, S OBP: 0.317, SLG: 0.250 (1, 4)		4-1 BB		4-1 FC1-6 BB			0-0 1-3			2	0	0	0	2	1	0																	
Rick Williams, R OBP: 0.250, SLG: 0.222 (8, 1)		2-2 1-3		2-2 FC1-6 1B E					0-3 K	4	1	0	0	0	2	3																	
Randy Niemann, L OBP: 0.214, SLG: 0.154 (8, 1)										0	0	0	0	0	0	0																	
Inning Stats	R: 0 E: 0 K: 0 S: 11	H: 1 LOB: 1 BB: 0 P: 16	R: 0 E: 0 K: 1 S: 10	H: 0 LOB: 2 BB: 2 P: 23	R: 2 E: 0 K: 0 S: 17	H: 2 LOB: 1 BB: 1 P: 31	R: 4 E: 1 K: 0 S: 12	H: 4 LOB: 3 BB: 3 P: 28	R: 0 E: 0 K: 2 S: 7	H: 0 LOB: 0 BB: 0 P: 7	R: 0 E: 0 K: 0 S: 4	H: 1 LOB: 1 BB: 0 P: 4	R: 0 E: 0 K: 1 S: 5	H: 0 LOB: 0 BB: 0 P: 5	R: 0 E: 0 K: 1 S: 6	H: 1 LOB: 2 BB: 1 P: 10	R: 0 E: 0 K: 2 S: 7	H: 0 LOB: 0 BB: 0 P: 7	1B: 5 2B: 3 3B: 0 HR: 1	SF: 0 SAC: 0 DP: 0 HBP: 0	WP: 1 PB: 0 SB: 4 CS: 0	PA: 43											
PITCHER	IP WLS BF H R ER SO BB IBB HBP BLK WP HR S P ERA WHIP																																
Ed Halicki, R ERA: 3.89 (1, 1)	3.1	18	4	4	4	1	4	0	0	0	0	1	1	45	85	10.80	2.400																
John Curtis, L ERA: 4.87 (4, 1)	0.2	L 7	3	2	2	0	1	1	0	0	0	0	0	5	13	27.00	6.000																
Greg Minton, R ERA: 2.4 (5, 1)	3.0	10	1	0	0	3	0	0	0	0	0	0	0	16	16	0.00	0.333																
Gary Lavelle, L ERA: 2.44 (8, 1)	2.0	8	1	0	0	3	0	1	0	0	0	0	0	13	17	0.00	0.500																

Batter	1	2	3	4	5	6	7	8	9	AB	R	H	RBI	BB	SO	LOB	BOTTOM																
Bill North, S OBP: 0.412, SLG: 0.391 (1, 8)	E 3B	L3		6-3				F9	S 1B	5	1	2	0	0	0	0	Houston Astros @ San Francisco Giants Candlestick Park, San Francisco, CA Thu Jun 28 1979, 10:05 PM EDT Att: 15,624 - Unknown																
Roger Metzger, S OBP: 0.256, SLG: 0.277 (1, 6)	HR BB						G3	F5	F9	4	1	1	0	1	0	1																	
Jack Clark, R OBP: 0.362, SLG: 0.488 (1, 9)	FC1 HR	F8					K	SH3-4 1B	1B IBB	4	2	1	1	1	1	2																	
Willie McCovey, L OBP: 0.348, SLG: 0.531 (8, PH)	HR			4-1 FC9-6 BB			F5	6-3 SH3-4 1B	F7	3	1	2	3	1	0	0																	
Johnnie LeMaster, R OBP: 0.314, SLG: 0.309 (9, 6)										1	0	0	0	0	0	2																	
Darrell Evans, L OBP: 0.342, SLG: 0.366 (1, 5)	5-3 BB			2-0 FC9-6 FC1-6			G3	SH3-4		2	0	0	0	1	0	1																	
Terry Whitfield, L OBP: 0.370, SLG: 0.441 (1, 7)	5-3			FC1-6 E				6-3		4	0	1	1	0	0	4																	
Joe Strain, R OBP: 0.312, SLG: 0.490 (8, PH)	F9			1-3			F9	S BB		3	0	0	0	0	0	3																	
Marc Hill, R OBP: 0.297, SLG: 0.255 (1, 2)	1-3						F9	F7	K	4	0	0	0	0	1	4																	
Ed Halicki, R ERA: 2.31, SLG: 0.240 (4, 1)										1	0	0	0	0	0	0																	
John Curtis, L ERA: 4.87 (4, PH)										0	0	0	0	0	0	0																	
Max Venable, L OBP: 0.375, SLG: 0.457 (5, 1)										0	0	0	0	0	0	0																	
Greg Minton, R ERA: 2.4 (7, PH)										0	0	0	0	0	0	0																	
Larry Hemdon, R OBP: 0.306, SLG: 0.320 (8, 1)										0	0	0	0	0	0	0																	
Gary Lavelle, S OBP: 0.300, SLG: 0.298 (9, PH)										1	0	0	0	0	0	0																	
Rob Andrews, R OBP: 0.300, SLG: 0.298 (9, PH)										0	0	0	0	0	0	0																	
Inning Stats	R: 4 E: 1 K: 0 S: 12	H: 2 LOB: 1 BB: 2 P: 24	R: 0 E: 0 K: 0 S: 5	H: 1 LOB: 1 BB: 0 P: 9	R: 0 E: 1 K: 0 S: 4	H: 0 LOB: 1 BB: 1 P: 10	R: 0 E: 0 K: 0 S: 3	H: 0 LOB: 0 BB: 0 P: 3	R: 0 E: 0 K: 0 S: 4	H: 1 LOB: 1 BB: 0 P: 4	R: 0 E: 0 K: 0 S: 3	H: 0 LOB: 0 BB: 0 P: 3	R: 0 E: 0 K: 1 S: 7	H: 2 LOB: 3 BB: 1 P: 11	R: 0 E: 0 K: 0 S: 4	H: 1 LOB: 2 BB: 1 P: 8	1B: 5 2B: 0 3B: 1 HR: 1	SF: 0 SAC: 1 DP: 0 HBP: 0	WP: 0 PB: 0 SB: 2 CS: 0	PA: 40													
PITCHER	IP WLS BF H R ER SO BB IBB HBP BLK WP HR S P ERA WHIP																																
Rick Williams, R ERA: 2.75 (1, 1)	7.0	31	6	5	4	1	3	0	0	0	0	0	0	38	60	5.14	1.286																
Randy Niemann, L ERA: 1.62 (8, 1)	2.0	S 9	1	0	0	1	1	1	0	0	0	0	0	9	17	0.00	1.000																



Batter	1	2	3	4	5	6	7	8	9	AB	R	H	RBI	BB	SO	LOB	TOP					
Dave Concepcion, R (1, 6) OBP: 0.344, SLG: 0.426	4-2 FC3-6 BB		2-1 1B	4-0 G4-6-3 1BB		1-2 CS 2H 1B		0-0 6-3		3	0	2	1	2	0	0						
Joe Morgan, L (1, 4) OBP: 0.393, SLG: 0.424	1-2 FC3-6 BB 1-2f		0-0 FC6-4 1B	2-2 G4-6-3 1-2f		1-1 CS 1-2		0-0 1B S 1B		5	1	3	0	0	0	4						
Ken Griffey, L (1, 9) OBP: 0.356, SLG: 0.449	4-1 FC4-6 BB 1-2		0-3 K		1-0 4-3		1-2 FC6-4 1B		0-0 1B	4	0	2	0	1	1	2						
George Foster, R (1, 7) OBP: 0.409, SLG: 0.625	1-3 K		0-1 FC6-4 1-2f		1-2 6-3 2B		0-3 K		0-3 K	5	0	1	0	0	3	8						
Johnny Bench, R (1, 2) OBP: 0.364, SLG: 0.388	1-1 FC4-6 1-2f			0-0 SH BB SF9 1B	2-0 6-3		0-0 FC6-4 BB 1-2f 2H 1B		0-0 FC1-6 1B	5	1	2	0	0	0	4						
Dan Driessen, L (1, 3) OBP: 0.330, SLG: 0.444		0-0 F9		4-2 SF9 SH 2B BB	3-1 4-3		4-0 BB IBB		0-0 FC1-6 1-2f	3	1	0	0	2	0	2						
Rick Auerbach, R (1, 5) OBP: 0.259, SLG: 0.320		0-2 3-1		0-0 SH 2B 1-2 2-3 BB		2-2 SH3-4 1B		4-0 1-2 2-3 BB		0-0 F8	3	1	1	0	1	0	1					
Paul Blair, R (1, 8) OBP: 0.235, SLG: 0.329		0-3 K		0-0 SF9		2-1 P4		0-3 K		2	0	0	1	0	1	1						
Cesar Geronimo, L (7, PH) OBP: 0.304, SLG: 0.359				2-3 3-H						2	0	0	0	0	2	4						
Bill Bonham, R (1, 1) OBP: 0.148, SLG: 0.222			0-1 F7		0-0					2	0	1	1	0	0	0						
Mario Soto, R (7, 1)										0	0	0	0	0	0	0						
Dave Tomlin, L (7, 1)										0	0	0	0	0	0	0						
Dave Collins, S (8, PH)										1	0	0	0	0	0	0						
Manny Sarmiento, R (8, 1)				1-3 3-H		1-2				0	0	0	0	0	0	0						
Inning Stats	R: 0 E: 0 K: 1 S: 12	H: 0 LOB: 2 BB: 2 P: 23	R: 0 E: 0 K: 1 S: 7	H: 0 LOB: 0 BB: 0 P: 7	R: 0 E: 0 K: 1 S: 10	H: 2 LOB: 2 BB: 0 P: 12	R: 2 E: 1 K: 0 S: 13	H: 2 LOB: 2 BB: 2 P: 23	R: 0 E: 0 K: 0 S: 7	H: 1 LOB: 1 BB: 0 P: 14	R: 1 E: 0 K: 0 S: 13	H: 2 LOB: 0 BB: 2 P: 20	R: 1 E: 1 K: 2 S: 11	H: 2 LOB: 2 BB: 2 P: 20	R: 0 E: 0 K: 1 S: 7	H: 2 LOB: 2 BB: 0 P: 7	R: 0 E: 0 K: 1 S: 6	H: 1 LOB: 1 BB: 0 P: 6	1B: 10 2B: 2 3B: 0 HR: 0	SF: 1 SAC: 2 DP: 1 HBP: 0	WP: 0 PB: 0 SB: 1 CS: 1	PA: 45
PITCHER	IP WLS BF H R ER SO BB IBB HBP BLK WP HR S P ERA WHIP	6.0 30 9 4 4 3 3 1 0 0 0 0 66 104 6.00 2.000	1.0 5 0 0 0 2 1 1 0 0 0 0 7 15 0.00 1.000	0.0 W 0 0 0 0 0 0 0 0 0 0 0 0 ∞ ∞	1.0 S 4 1 0 0 1 0 0 0 0 0 6 6 0.00 1.000	PITCHER										IP WLS BF H R ER SO BB IBB HBP BLK WP HR S P ERA WHIP						

Cincinnati Reds @ San Francisco Giants
Candlestick Park, San Francisco, CA
Fri Jun 29 1979, 10:05 PM EDT
Att: 18,870 - Unknown

AB	35
R	4
H	12
RBI	3
BB	6
SO	7
LOB	26



Batter	1	2	3	4	5	6	7	8	9	AB	R	H	RBI	BB	SO	LOB	BOTTOM			
Bill North, S (1, 8) OBP: 0.408, SLG: 0.385	0-1 1-3		1-1 B5-3		0-0 4-3		4-0 1B 1-2 2-3 BB	0-0 FC6-4 1B 1-2f 2-3		4	2	0	0	1	0	2				
Joe Strain, R (1, 4) OBP: 0.500, SLG: 0.600	0-1		1-2 BLK 1B HBP		0-0		0-0 P6	0-0 1B		2	1	2	0	0	0	0				
Mike Ivie, R (7, PH) OBP: 0.314, SLG: 0.490								1-3 3-H 1B		2	0	1	1	0	0	3				
Jack Clark, R (1, 9) OBP: 0.359, SLG: 0.483	0-0 1-3		2-3 K		0-0 G3		0-3 K	0-0 1B		5	0	1	1	0	2	6				
Willie McCovey, L (1, 3) OBP: 0.351, SLG: 0.530	3-2 3-1		2-2 1B			1-1 F9	0-0 1B	0-0 F8		4	0	2	3	0	0	1				
Rob Andrews, R (7, PR) OBP: 0.297, SLG: 0.293			1-H 1B			1-1 G3	1-3 2-H 3-H 1B	0-0 F8		1	0	0	0	0	0	2				
Darrell Evans, L (1, 5) OBP: 0.341, SLG: 0.364		1-3 K	1-3 K			1-1 G3	1-2 3-H 1B			4	0	1	1	0	2	1				
Terry Whitfield, L (1, 7) OBP: 0.372, SLG: 0.440		4-2 1B BB		0-1 E6 1B		0-0 E7 1B	0-0 F8			3	0	1	0	1	0	2				
Johnnie LetMaster, R (1, 6) OBP: 0.320, SLG: 0.316		1-0 FC6-4 1B		1-2 G6-4-3 1B		0-1 1-3		0-0 F3		4	0	2	0	0	0	1				
Marc Hill, R (1, 2) OBP: 0.294, SLG: 0.252		2-3 K		0-0 G6-4-3 1-2f			4-0 BB 1B BB	0-0 FC6-4 1B 1B		2	0	0	0	0	1	3				
Mike Sadek, R (7, 2) OBP: 0.238, SLG: 0.259							0-0 BB 1B BB	0-0 FC6-4 1B 1B		1	2	1	0	1	0	0				
Bob Knepper, L (1, 1) OBP: 0.148, SLG: 0.222		0-0 FC6-4			1-3 K		0-0 1B	0-0 FC6-4 1B		2	0	0	0	0	1	2				
Tom Griffin, R (7, 1)										0	0	0	0	0	0	0				
Max Venable, L (7, PH)										1	1	1	0	0	0	0				
Pedro Borbon, R (8, 1)										0	0	0	0	0	0	0				
Larry Herndon, R (8, PH)										1	0	1	0	0	0	0				
Gary Lavelle, S (8, 1)										0	0	0	0	0	0	0				
Inning Stats	R: 0 E: 0 K: 0 S: 8	H: 1 LOB: 1 BB: 0 P: 11	R: 0 E: 0 K: 2 S: 12	H: 1 LOB: 2 BB: 1 P: 20	R: 1 E: 0 K: 2 S: 13	H: 1 LOB: 1 BB: 0 P: 20	R: 0 E: 1 K: 0 S: 6	H: 1 LOB: 1 BB: 0 P: 7	R: 0 E: 0 K: 1 S: 6	H: 1 LOB: 1 BB: 0 P: 7	R: 0 E: 1 K: 0 S: 7	H: 1 LOB: 1 BB: 0 P: 9	R: 3 E: 0 K: 1 S: 8	H: 3 LOB: 2 BB: 2 P: 16	R: 2 E: 0 K: 0 S: 7	H: 4 LOB: 2 BB: 0 P: 7	1B: 12 2B: 1 3B: 0 HR: 0	SF: 0 SAC: 0 DP: 1 HBP: 1	WP: 0 PB: 0 SB: 0 CS: 0	PA: 40
PITCHER	IP WLS BF H R ER SO BB IBB HBP BLK WP HR S P ERA WHIP	6.0 25 6 1 3 3 1 2 0 0 0 0 5 13 40.50 4.500	0.2 5 1 3 3 1 2 0 0 0 0 0 5 13 40.50 4.500	0.1 3 2 0 0 0 0 0 0 0 0 0 3 3 0.00 6.000	1.0 L 7 4 2 2 0 0 0 0 0 0 7 7 18.00 4.000	PITCHER										IP WLS BF H R ER SO BB IBB HBP BLK WP HR S P ERA WHIP				

Cincinnati Reds @ San Francisco Giants
Candlestick Park, San Francisco, CA
Fri Jun 29 1979, 10:05 PM EDT
Att: 18,870 - Unknown

AB	36
R	6
H	13
RBI	6
BB	3
SO	6
LOB	23



Batter	1	2	3	4	5	6	7	8	9	AB	R	H	RBI	BB	SO	LOB	TOP					
Dave Concepcion, R (1,6) OBP: 0.342, SLG: 0.423	0-1 4-3		1-0 1B		1-1 5-3			0-0 F8	0-0 6-3	5	0	1	0	0	0	4	<p>Cincinnati Reds @ San Francisco Giants</p> <p>Candlestick Park, San Francisco, CA</p> <p>Sat Jun 30 1979, 6:33 AM EDT</p> <p>Att: 28,512 - Unknown</p> <p>livebaseballscores.com</p>					
Joe Morgan, L (1,4) OBP: 0.390, SLG: 0.420	2-0 G6-3 1B		2-2 F8			0-1 L4		0-0 1-4-3		4	0	1	0	0	0	1						
Ken Griffey, L (1,9) OBP: 0.354, SLG: 0.446	1-2 G6-3 1-2			0-0 P6		0-2 F8			0-0 HBP WP FC4 1B	4	1	1	0	0	0	1						
George Foster, R (1,7) OBP: 0.403, SLG: 0.615		3-3 K		1-2 F2		3-2 F8			1-0 6-3 1-2	4	0	0	0	0	1	1						
Dan Driessen, L (1,3) OBP: 0.336, SLG: 0.451	0-1 4-3			1-2 2B			0-0 FC6-4 1B		4-0 FC4 HBP BB IBB	3	1	2	0	1	0	0						
Harry Scillman, L (1,5) OBP: 0.625, SLG: 0.667	4-2 BB			1-2 F8			0-0 FC6-4 1B		1-0 BB FC4 HBP	2	0	1	0	1	0	1						
Junior Kennedy, R (9, PR) OBP: 0.357, SLG: 0.318							1-2 FC6-4 1B		1-2 2-3 HBP	0	0	0	0	0	0	0						
Cesar Geronimo, L (1,8) OBP: 0.303, SLG: 0.364	1-3 K				4-2 SH1-4 BB		0-0 FC6-4 G4-6-3 1-2 2-3		0-0 FC4 BB	3	0	0	1	1	1	5						
Vic Correll, R (1,2) OBP: 0.333, SLG: 0.390			1-3 K		1-3 K		0-0 G4-6-3 1-2		4-0 1-2 2-3 3-H BB	3	0	0	1	1	2	3						
Tom Seaver, R (1,1) OBP: 0.152, SLG: 0.364			1-3 K		0-0 SH1-4 1-2			0-0 B1-3	0-3 K	3	0	0	0	0	2	3						
Inning Stats	R: 0 E: 0 K: 0 S: 6	H: 1 LOB: 0 BB: 0 P: 9	R: 0 E: 0 K: 2 S: 14	H: 0 LOB: 1 BB: 1 P: 22	R: 0 E: 0 K: 2 S: 10	H: 1 LOB: 1 BB: 0 P: 15	R: 0 E: 0 K: 0 S: 11	H: 1 LOB: 1 BB: 0 P: 14	R: 0 E: 0 K: 1 S: 9	H: 0 LOB: 1 BB: 1 P: 15	R: 0 E: 0 K: 0 S: 8	H: 2 LOB: 1 BB: 0 P: 4	R: 0 E: 0 K: 0 S: 4	H: 0 LOB: 0 BB: 0 P: 3	R: 2 E: 0 K: 1 S: 7	H: 1 LOB: 3 BB: 2 P: 17	1B: 5 2B: 1 3B: 0 HR: 0	SF: 0 SAC: 1 DP: 2 HBP: 1	WP: 1 PB: 0 CS: 0	PA: 37		
PITCHER	IP WLS BF H R ER SO BB IBB HBP BLK WP HR S P ERA WHIP	6.0 2.0 1.0	22 7 8	3 2 1	0 0 2	5 0 1	2 0 1	0 0 1	0 0 0	0 0 0	58 7 17	86 7 17	0.00 0.00 18.00	0.833 1.000 2.000								

Batter	1	2	3	4	5	6	7	8	9	AB	R	H	RBI	BB	SO	LOB	BOTTOM					
Bill North, S (1,8) OBP: 0.406, SLG: 0.382	3-2 6-3		0-0 S 2-3 1B		2-2 4-3			3-2 L7		4	0	1	0	0	0	0	<p>Cincinnati Reds @ San Francisco Giants</p> <p>Candlestick Park, San Francisco, CA</p> <p>Sat Jun 30 1979, 6:33 AM EDT</p> <p>Att: 28,512 - Unknown</p> <p>livebaseballscores.com</p>					
Joe Strain, R (1,4) OBP: 0.400, SLG: 0.444	1-0 S 1B		0-0 F3			2-2 P6		0-0 5-3		4	0	1	0	0	0	2						
Jack Clark, R (1,9) OBP: 0.358, SLG: 0.478	4-2 S 1-2 BB		0-3 K			2-0 5-3		0-3 K		3	0	0	0	1	2	2						
Willie McCovey, L (1,3) OBP: 0.344, SLG: 0.518	3-3 K		0-1 F8			3-2 G3		0-0 F8		4	0	0	0	0	1	4						
Darrell Evans, L (1,5) OBP: 0.338, SLG: 0.360	2-1 2-3			3-2 P4			0-0 F8			3	0	0	0	0	0	2						
Terry Whitfield, L (1,7) OBP: 0.368, SLG: 0.434		2-2 F8		0-1 P6			1-1 F7			3	0	0	0	0	0	0						
Roger Metzger, S (1,6) OBP: 0.251, SLG: 0.272		0-3 K		0-0 G3			0-1 L4			3	0	0	0	0	1	0						
Mike Sadek, R (1,2) OBP: 0.227, SLG: 0.246		0-0 6-3			1-0 F7			0-0 P4		3	0	0	0	0	0	0						
John Montefusco, R (1,1) OBP: 0.077, SLG: 0.154			0-0 1B		2-3 K			3-2 F9		2	0	1	0	0	1	0						
Greg Minton, S (7,1) OBP: 0.389, SLG: 0.471										0	0	0	0	0	0	0						
Ed Whitson, R (9,1) OBP: 0.389, SLG: 0.471										1	0	0	0	0	0	0						
Inning Stats	R: 0 E: 0 K: 1 S: 12	H: 1 LOB: 2 BB: 1 P: 25	R: 0 E: 0 K: 1 S: 7	H: 0 LOB: 0 BB: 0 P: 9	R: 0 E: 0 K: 1 S: 8	H: 2 LOB: 2 BB: 0 P: 8	R: 0 E: 0 K: 0 S: 7	H: 0 LOB: 0 BB: 0 P: 10	R: 0 E: 0 K: 0 S: 7	H: 0 LOB: 0 BB: 0 P: 12	R: 0 E: 0 K: 0 S: 7	H: 0 LOB: 0 BB: 0 P: 14	R: 0 E: 0 K: 0 S: 5	H: 0 LOB: 0 BB: 0 P: 6	R: 0 E: 0 K: 0 S: 9	H: 0 LOB: 0 BB: 0 P: 15	R: 0 E: 0 K: 1 S: 5	H: 0 LOB: 0 BB: 0 P: 5	1B: 2 2B: 1 3B: 0 HR: 0	SF: 0 SAC: 0 DP: 0 HBP: 0	WP: 0 PB: 0 CS: 0	PA: 31
PITCHER	IP WLS BF H R ER SO BB IBB HBP BLK WP HR S P ERA WHIP	9.0 W 31	3 0 0 5	3 0 0 5	1 0 0 0	0 0 0 0	0 0 0 0	0 0 0 0	0 0 0 0	67 104	104 104	0.00 0.00	0.444									

AB	31
R	2
H	6
RBI	2
BB	4
SO	6
LOB	19



Batter	1	2	3	4	5	6	7	8	9	AB	R	H	RBI	BB	SO	LOB	TOP				
Dave Concepcion, R (1, 6) OBP: 0.344, SLG: 0.427	1-1 SH1-3 4-3 2B		0-0 F8		0-0 5-3			0-2 E 1B		4	1	2	0	0	0	0	Cincinnati Reds @ San Francisco Giants Candlestick Park, San Francisco, CA Sun Jul 01 1979, 6:33 AM EDT Unknown				
Joe Morgan, L (1, 4) OBP: 0.394, SLG: 0.421	0-0 SH1-3 2-3		2-0 1B		1-1 F9			4-1 1B		2	0	1	0	1	0	0					
Ken Griffey, L (1, 9) OBP: 0.350, SLG: 0.440	1-1 4-3		2-2 F6		0-0 4-3			0-3 K		4	0	0	1	0	1	4					
George Foster, R (1, 7) OBP: 0.401, SLG: 0.610	2-3 K2-3		3-1 FC6-4 1B		0-3 K			0-0 P3		4	0	1	0	0	2	3					
Johnny Bench, R (1, 2)		4-1 FC1-6 1B	0-0 FC6-4 1B		0-0 4-3			0-0 F8		3	0	0	0	1	0	5					
Dan Driessen, L (1, 3) OBP: 0.338, SLG: 0.452		3-1 FC1-6 1B		2-0 4-3			3-2 FC1-6 1B	0-3 K		4	0	2	0	0	1	0					
Rick Auerbach, R (1, 5) Harry Spilman, L (9, PH) OBP: 0.556, SLG: 0.571		0-1 FC1-6		2-3 K			0-1 FC1-6 G6-4-3	0-0 F7		3	0	0	0	0	1	3					
Paul Blair, R (1, 8) Cesar Geronimo, L (9, PH) OBP: 0.356, SLG: 0.367		0-3 K		0-0 F6			0-1 G6-4-3	0-0 1B		3	0	0	0	0	1	3					
Michael LaCoss, R (1, 1) Dave Collins, S (8, PH) Doug Bair, R (9, PH) Hector Cruz, R (9, PH) OBP: 0.207, SLG: 0.115		2-0 1-3		0-0 F3			3-2 E 1B	0-0 6-3		2	0	0	0	0	0	2					
Inning Stats	R: 1 E: 0 K: 1 S: 8	H: 1 LOB: 0 BB: 0 P: 12	R: 0 E: 0 K: 1 S: 9	H: 1 LOB: 2 BB: 1 P: 18	R: 0 E: 0 K: 0 S: 10	H: 2 LOB: 0 BB: 0 P: 17	R: 0 E: 0 K: 1 S: 5	H: 0 LOB: 0 BB: 0 P: 9	R: 0 E: 0 K: 0 S: 4	H: 0 LOB: 0 BB: 0 P: 5	R: 0 E: 0 K: 0 S: 7	H: 1 LOB: 0 BB: 0 P: 10	R: 0 E: 2 K: 1 S: 15	H: 1 LOB: 3 BB: 1 P: 22	R: 0 E: 0 K: 1 S: 6	H: 1 LOB: 1 BB: 0 P: 6		1B: 6 2B: 1 3B: 0 HR: 0	SF: 0 SAC: 1 DP: 1 HBP: 0	WP: 0 PB: 0 SB: 0 CS: 0	PA: 36
PITCHER	IP WLS BF H R ER SO BB IBB HBP BLK WP HR S P ERA WHIP	IP WLS BF H R ER SO BB IBB HBP BLK WP HR S P ERA WHIP	IP WLS BF H R ER SO BB IBB HBP BLK WP HR S P ERA WHIP	IP WLS BF H R ER SO BB IBB HBP BLK WP HR S P ERA WHIP	IP WLS BF H R ER SO BB IBB HBP BLK WP HR S P ERA WHIP	IP WLS BF H R ER SO BB IBB HBP BLK WP HR S P ERA WHIP	IP WLS BF H R ER SO BB IBB HBP BLK WP HR S P ERA WHIP	IP WLS BF H R ER SO BB IBB HBP BLK WP HR S P ERA WHIP	IP WLS BF H R ER SO BB IBB HBP BLK WP HR S P ERA WHIP	IP WLS BF H R ER SO BB IBB HBP BLK WP HR S P ERA WHIP	IP WLS BF H R ER SO BB IBB HBP BLK WP HR S P ERA WHIP	IP WLS BF H R ER SO BB IBB HBP BLK WP HR S P ERA WHIP	IP WLS BF H R ER SO BB IBB HBP BLK WP HR S P ERA WHIP	IP WLS BF H R ER SO BB IBB HBP BLK WP HR S P ERA WHIP	IP WLS BF H R ER SO BB IBB HBP BLK WP HR S P ERA WHIP	IP WLS BF H R ER SO BB IBB HBP BLK WP HR S P ERA WHIP	IP WLS BF H R ER SO BB IBB HBP BLK WP HR S P ERA WHIP	IP WLS BF H R ER SO BB IBB HBP BLK WP HR S P ERA WHIP	IP WLS BF H R ER SO BB IBB HBP BLK WP HR S P ERA WHIP	IP WLS BF H R ER SO BB IBB HBP BLK WP HR S P ERA WHIP	IP WLS BF H R ER SO BB IBB HBP BLK WP HR S P ERA WHIP

AB	33
R	1
H	7
RBI	1
BB	2
SO	6
LOB	21



Batter	1	2	3	4	5	6	7	8	9	AB	R	H	RBI	BB	SO	LOB	BOTTOM				
Bill North, S (1, 8) OBP: 0.401, SLG: 0.376	1-1 4-3		3-2 F9		0-0 G1			0-0 5-3		4	0	0	0	0	0	1	Cincinnati Reds @ San Francisco Giants Candlestick Park, San Francisco, CA Sun Jul 01 1979, 6:33 AM EDT Unknown				
Joe Strain, R (1, 4) OBP: 0.286, SLG: 0.308	1-0 1-3		0-0 4-3		0-1 1-3			0-0 F7		4	0	0	0	0	0	1					
Jack Clark, R (1, 9) OBP: 0.354, SLG: 0.472	3-3 K		1-2 F8		3-2 5-3			0-0 F9		4	0	0	0	0	1	0					
Willie McCovey, L (1, 3) OBP: 0.349, SLG: 0.538		1-1 HR		0-2 G4-6-3 1B		1-0 F9		1-0 F9		3	1	2	1	0	0	0					
Darrell Evans, L (1, 5) OBP: 0.341, SLG: 0.372		3-2 HR		4-1 G4-6-3 1B		1-3 K				2	1	1	1	1	1	0					
Terry Whitfield, L (1, 7) OBP: 0.367, SLG: 0.431		4-2 CS BB		0-0 G4-6-3		1-0 4-3				2	0	0	0	1	0	2					
Roger Metzger, S (1, 6) OBP: 0.253, SLG: 0.269		1-2 F9		0-0 G3		4-2 BLK BB				2	0	0	0	1	0	2					
Mike Sadek, R (1, 2) OBP: 0.246, SLG: 0.254		3-1 FC5-4 1B		4-2 G1 SH3-4 BB		0-0 F7				2	0	1	0	1	0	1					
John Curtis, L (1, 1) Gary Lavelle, S (8, 1) Pedro Borbon, R (8, 1) OBP: 0.333, SLG: 0.333		2-1 FC5-4		2-0 SH3-4		0-1 F9				2	0	0	0	0	0	0					
Inning Stats	R: 0 E: 0 K: 1 S: 6	H: 0 LOB: 0 BB: 0 P: 11	R: 2 E: 0 K: 0 S: 15	H: 3 LOB: 1 BB: 1 P: 29	R: 0 E: 0 K: 0 S: 7	H: 0 LOB: 0 BB: 0 P: 11	R: 0 E: 0 K: 0 S: 6	H: 1 LOB: 1 BB: 1 P: 10	R: 0 E: 0 K: 0 S: 8	H: 0 LOB: 1 BB: 1 P: 14	R: 0 E: 0 K: 1 S: 7	H: 0 LOB: 0 BB: 0 P: 12	R: 0 E: 0 K: 0 S: 6	H: 0 LOB: 1 BB: 1 P: 11	R: 0 E: 0 K: 0 S: 3	H: 0 LOB: 0 BB: 0 P: 3		1B: 2 2B: 0 3B: 0 HR: 2	SF: 0 SAC: 1 DP: 1 HBP: 0	WP: 0 PB: 0 SB: 0 CS: 1	PA: 30
PITCHER	IP WLS BF H R ER SO BB IBB HBP BLK WP HR S P ERA WHIP	IP WLS BF H R ER SO BB IBB HBP BLK WP HR S P ERA WHIP	IP WLS BF H R ER SO BB IBB HBP BLK WP HR S P ERA WHIP	IP WLS BF H R ER SO BB IBB HBP BLK WP HR S P ERA WHIP	IP WLS BF H R ER SO BB IBB HBP BLK WP HR S P ERA WHIP	IP WLS BF H R ER SO BB IBB HBP BLK WP HR S P ERA WHIP	IP WLS BF H R ER SO BB IBB HBP BLK WP HR S P ERA WHIP	IP WLS BF H R ER SO BB IBB HBP BLK WP HR S P ERA WHIP	IP WLS BF H R ER SO BB IBB HBP BLK WP HR S P ERA WHIP	IP WLS BF H R ER SO BB IBB HBP BLK WP HR S P ERA WHIP	IP WLS BF H R ER SO BB IBB HBP BLK WP HR S P ERA WHIP	IP WLS BF H R ER SO BB IBB HBP BLK WP HR S P ERA WHIP	IP WLS BF H R ER SO BB IBB HBP BLK WP HR S P ERA WHIP	IP WLS BF H R ER SO BB IBB HBP BLK WP HR S P ERA WHIP	IP WLS BF H R ER SO BB IBB HBP BLK WP HR S P ERA WHIP	IP WLS BF H R ER SO BB IBB HBP BLK WP HR S P ERA WHIP	IP WLS BF H R ER SO BB IBB HBP BLK WP HR S P ERA WHIP	IP WLS BF H R ER SO BB IBB HBP BLK WP HR S P ERA WHIP	IP WLS BF H R ER SO BB IBB HBP BLK WP HR S P ERA WHIP	IP WLS BF H R ER SO BB IBB HBP BLK WP HR S P ERA WHIP	IP WLS BF H R ER SO BB IBB HBP BLK WP HR S P ERA WHIP



Batter	1	2	3	4	5	6	7	8	9	AB	R	H	RBI	BB	SO	LOB	TOP					
Dave Concepcion, R OBP: 0.347, SLG: 0.428 (1, 6)	1-2 2-3 1B 1B	0-0 1B BB		0-0 6-3			0-3 K		4-0 BB	4	0	2	1	1	1	0	Cincinnati Reds @ San Francisco Giants Candlestick Park, San Francisco, CA Sun Jul 01 1979, 6:38 AM EDT Att: 50,924 - Unknown livebaseballscorecards.com					
Junior Kennedy, R OBP: 0.351, SLG: 0.308 (1, 4)	0-3 K	4-0 1B BB		0-0 4-3			0-0 F8		0-0 5-3	4	0	0	1	1	1	2						
Ken Griffey, L OBP: 0.358, SLG: 0.446 (1, 9)	2-1 1B	0-0 1B BB					0-0 1B			3	0	3	1	1	0	0						
George Foster, R OBP: 0.399, SLG: 0.605 Cesar Geronimo, L OBP: 0.305, SLG: 0.365 (1, 7) (2, 8)	1-0 2-3	0-0 F3		0-0 SH5-3 BB			0-3 K			2	0	0	0	0	0	5						
Dan Driessen, L OBP: 0.333, SLG: 0.445 (1, 3)	2-3 K	0-0 1-3		0-0 F7			0-0 6-3			4	0	0	0	0	1	6						
Hector Cruz, R OBP: 0.212, SLG: 0.103 (2, 7)		4-0 BB 1B BB		0-0 L7			0-3 K			3	1	0	0	1	1	1						
Rick Auerbach, R OBP: 0.246, SLG: 0.298 (1, 5)		1-0 1B BB 1B		0-0 F8			0-3 K			4	1	1	0	0	1	0						
Vic Correll, R OBP: 0.329, SLG: 0.371 (1, 2)		4-0 BB 1B BB		0-3 K			0-0 B1-3			3	1	0	0	1	1	0						
Paul Moskau, R OBP: 0.265, SLG: 0.192 Manny Sarmiento, R OBP: 0.240, SLG: 0.500 Harry Spilman, L OBP: 0.240, SLG: 0.500 Mario Soto, R OBP: 0.240, SLG: 0.500 Tom Hume, R OBP: 0.240, SLG: 0.500 Dave Collins, S OBP: 0.240, SLG: 0.500 (1, 1) (5, 1) (6, PH) (6, 1) (7, 1) (8, PH)		0-3 K		0-0 5-3			0-0 G3			2	0	0	0	0	1	3						
Inning Stats	R: 0 E: 0 K: 2 S: 13	H: 2 LOB: 2 BB: 0 P: 19	R: 3 E: 0 K: 1 S: 8	H: 3 LOB: 3 BB: 3 P: 21	R: 0 E: 0 K: 1 S: 5	H: 0 LOB: 0 BB: 0 P: 5	R: 0 E: 0 K: 0 S: 3	H: 0 LOB: 1 BB: 1 P: 7	R: 0 E: 0 K: 1 S: 5	H: 0 LOB: 0 BB: 0 P: 5	R: 0 E: 0 K: 1 S: 8	H: 1 LOB: 1 BB: 0 P: 8	R: 0 E: 0 K: 1 S: 5	H: 0 LOB: 0 BB: 0 P: 5	R: 0 E: 0 K: 0 S: 3	H: 0 LOB: 1 BB: 1 P: 7		1B: 6 2B: 3 3B: 0 HR: 0	SF: 0 SAC: 1 DP: 0 HBP: 0	WP: 0 PB: 0 SB: 0 CS: 0	PA: 38	
PITCHER	IP WLS BF H R ER SO BB IBB HBP BLK WP HR S P ERA WHIP	IP WLS BF H R ER SO BB IBB HBP BLK WP HR S P ERA WHIP	IP WLS BF H R ER SO BB IBB HBP BLK WP HR S P ERA WHIP	IP WLS BF H R ER SO BB IBB HBP BLK WP HR S P ERA WHIP	IP WLS BF H R ER SO BB IBB HBP BLK WP HR S P ERA WHIP	IP WLS BF H R ER SO BB IBB HBP BLK WP HR S P ERA WHIP	IP WLS BF H R ER SO BB IBB HBP BLK WP HR S P ERA WHIP	IP WLS BF H R ER SO BB IBB HBP BLK WP HR S P ERA WHIP	IP WLS BF H R ER SO BB IBB HBP BLK WP HR S P ERA WHIP	IP WLS BF H R ER SO BB IBB HBP BLK WP HR S P ERA WHIP	IP WLS BF H R ER SO BB IBB HBP BLK WP HR S P ERA WHIP	IP WLS BF H R ER SO BB IBB HBP BLK WP HR S P ERA WHIP	IP WLS BF H R ER SO BB IBB HBP BLK WP HR S P ERA WHIP	IP WLS BF H R ER SO BB IBB HBP BLK WP HR S P ERA WHIP	IP WLS BF H R ER SO BB IBB HBP BLK WP HR S P ERA WHIP	IP WLS BF H R ER SO BB IBB HBP BLK WP HR S P ERA WHIP	IP WLS BF H R ER SO BB IBB HBP BLK WP HR S P ERA WHIP	IP WLS BF H R ER SO BB IBB HBP BLK WP HR S P ERA WHIP	IP WLS BF H R ER SO BB IBB HBP BLK WP HR S P ERA WHIP	IP WLS BF H R ER SO BB IBB HBP BLK WP HR S P ERA WHIP	IP WLS BF H R ER SO BB IBB HBP BLK WP HR S P ERA WHIP	IP WLS BF H R ER SO BB IBB HBP BLK WP HR S P ERA WHIP



Batter	1	2	3	4	5	6	7	8	9	AB	R	H	RBI	BB	SO	LOB	BOTTOM					
Larry Herndon, R OBP: 0.357, SLG: 0.512 (1, 8)	0-3 K	0-0 1-3		0-0 F9			0-0 5-3			5	0	1	2	0	1	4	Cincinnati Reds @ San Francisco Giants Candlestick Park, San Francisco, CA Sun Jul 01 1979, 6:38 AM EDT Att: 50,924 - Unknown livebaseballscorecards.com					
Rob Andrews, R OBP: 0.304, SLG: 0.290 (1, 4)	4-0 2B SF9 BB			0-3 K			0-0 F2		0-0 5-3	4	1	1	0	1	1	1						
Jack Clark, R OBP: 0.357, SLG: 0.485 (1, 9)	0-0 1-3 2B			0-0 HR			4-0 3B BB		0-3 K	4	2	2	1	1	1	4						
Darrell Evans, L OBP: 0.345, SLG: 0.383 (1, 5)	0-0 SF9			0-0 1B			0-0 1-H 3B		4-0 1B CS BB	3	0	2	2	1	1	0						
Mike Ivie, R OBP: 0.305, SLG: 0.475 (1, 3)	0-3 K			0-3 K			0-3 K		0-0 6-3	5	0	0	0	0	4	4						
Terry Whitfield, L OBP: 0.368, SLG: 0.426 (1, 7)		0-0 3-1		0-3 K			4-0 IBB		4-0 CS 1B	3	1	0	0	2	1	1						
Johnnie LetMaster, R OBP: 0.320, SLG: 0.310 Gary Lavelle, S OBP: 0.500, SLG: 0.500 (1, 6) (6, 1)		4-0 1B BB		0-3 K			0-0 F9		0-0 CS 2B 1B	2	0	0	0	1	1	2						
Mike Sadek, R OBP: 0.274, SLG: 0.313 (1, 2)		0-0 1-2 1B		0-0 L6			0-0 1B 5-3 2B		0-0 1B 2B	4	2	3	2	0	0	0						
Philip Nastu, L OBP: 0.154, SLG: 0.043 Tom Griffin, R OBP: 0.368, SLG: 0.444 Greg Minton, S OBP: 0.291, SLG: 0.273 (1, 1) (2, 1) (3, 1) (6, 6)		0-0 F6		4-0 BB			0-0 S 5-3 1B		4-0 1B 1B BB	0	0	0	0	0	0	0						
Inning Stats	R: 1 E: 0 K: 2 S: 8	H: 1 LOB: 1 BB: 1 P: 12	R: 0 E: 0 K: 0 S: 4	H: 1 LOB: 2 BB: 1 P: 8	R: 1 E: 1 K: 3 S: 11	H: 2 LOB: 1 BB: 0 P: 11	R: 0 E: 0 K: 1 S: 5	H: 0 LOB: 1 BB: 1 P: 9	R: 1 E: 0 K: 1 S: 6	H: 1 LOB: 2 BB: 2 P: 14	R: 1 E: 0 K: 1 S: 7	H: 2 LOB: 1 BB: 0 P: 7	R: 3 E: 0 K: 1 S: 8	H: 4 LOB: 3 BB: 3 P: 20	R: 0 E: 0 K: 1 S: 5	H: 0 LOB: 0 BB: 0 P: 5		1B: 6 2B: 3 3B: 1 HR: 1	SF: 1 SAC: 0 DP: 0 HBP: 0	WP: 0 PB: 0 SB: 2 CS: 3	PA: 42	
PITCHER	IP WLS BF H R ER SO BB IBB HBP BLK WP HR S P ERA WHIP	IP WLS BF H R ER SO BB IBB HBP BLK WP HR S P ERA WHIP	IP WLS BF H R ER SO BB IBB HBP BLK WP HR S P ERA WHIP	IP WLS BF H R ER SO BB IBB HBP BLK WP HR S P ERA WHIP	IP WLS BF H R ER SO BB IBB HBP BLK WP HR S P ERA WHIP	IP WLS BF H R ER SO BB IBB HBP BLK WP HR S P ERA WHIP	IP WLS BF H R ER SO BB IBB HBP BLK WP HR S P ERA WHIP	IP WLS BF H R ER SO BB IBB HBP BLK WP HR S P ERA WHIP	IP WLS BF H R ER SO BB IBB HBP BLK WP HR S P ERA WHIP	IP WLS BF H R ER SO BB IBB HBP BLK WP HR S P ERA WHIP	IP WLS BF H R ER SO BB IBB HBP BLK WP HR S P ERA WHIP	IP WLS BF H R ER SO BB IBB HBP BLK WP HR S P ERA WHIP	IP WLS BF H R ER SO BB IBB HBP BLK WP HR S P ERA WHIP	IP WLS BF H R ER SO BB IBB HBP BLK WP HR S P ERA WHIP	IP WLS BF H R ER SO BB IBB HBP BLK WP HR S P ERA WHIP	IP WLS BF H R ER SO BB IBB HBP BLK WP HR S P ERA WHIP	IP WLS BF H R ER SO BB IBB HBP BLK WP HR S P ERA WHIP	IP WLS BF H R ER SO BB IBB HBP BLK WP HR S P ERA WHIP	IP WLS BF H R ER SO BB IBB HBP BLK WP HR S P ERA WHIP	IP WLS BF H R ER SO BB IBB HBP BLK WP HR S P ERA WHIP	IP WLS BF H R ER SO BB IBB HBP BLK WP HR S P ERA WHIP	IP WLS BF H R ER SO BB IBB HBP BLK WP HR S P ERA WHIP



Batter	1	2	3	4	5	6	7	8	9	AB	R	H	RBI	BB	SO	LOB	TOP											
Bill North, S OBP: 0.404, SLG: 0.373 (1, 8)										3	1	1	0	2	0	2	San Francisco Giants @ Atlanta Braves Atlanta-Fulton County Stadium, Atlanta, GA Wed Jul 04 1979, 7:05 PM EDT Att: 47,647 - Unknown - 85 F											
Joe Strain, R OBP: 0.250, SLG: 0.227 (1, 4)										5	0	0	0	0	0	4												
Jack Clark, R OBP: 0.357, SLG: 0.489 (1, 9)										5	1	1	1	0	0	1												
Willie McCovey, L OBP: 0.353, SLG: 0.528 (1, 3)										3	2	0	0	2	2	1												
Darrell Evans, L OBP: 0.342, SLG: 0.373 (1, 5)									4	0	0	0	1	0	2													
Terry Whitfield, L OBP: 0.365, SLG: 0.420 (1, 7)									4	1	2	0	0	0	1													
Johnnie LetMaster, R OBP: 0.324, SLG: 0.331 (1, 6)									4	1	2	2	0	0	1													
Mike Sadek, R OBP: 0.309, SLG: 0.338 (1, 2)									3	0	1	1	1	1	1													
Bob Knepper, L OBP: 0.200, SLG: 0.333 (1, 1)									2	0	1	0	0	1	3													
Pedro Borbon, R OBP: 0.286, SLG: 0.286 (6, PH)									1	0	0	0	0	1	0													
Rob Andrews, R OBP: 0.300, SLG: 0.286 (6, PH)									1	0	0	0	0	0	0													
Gary Lavelle, S OBP: 0.500, SLG: 0.500 (8, 1)									0	0	0	0	0	0	0													
Inning Stats	R: 0 E: 0 K: 0 S: 5	H: 1 LOB: 0 BB: 0 P: 6	R: 0 E: 0 K: 2 S: 9	H: 1 LOB: 3 BB: 2 P: 18	R: 0 E: 0 K: 0 S: 5	H: 0 LOB: 0 BB: 0 P: 9	R: 3 E: 1 K: 0 S: 10	H: 4 LOB: 2 BB: 1 P: 14	R: 2 E: 1 K: 1 S: 7	H: 2 LOB: 1 BB: 1 P: 11	R: 1 E: 1 K: 2 S: 8	H: 0 LOB: 1 BB: 1 P: 12	R: 0 E: 0 K: 0 S: 3	H: 0 LOB: 0 BB: 0 P: 3	R: 0 E: 0 K: 0 S: 3	H: 0 LOB: 1 BB: 0 P: 7	R: 0 E: 0 K: 0 S: 3	H: 0 LOB: 0 BB: 0 P: 3	1B: 5 2B: 2 3B: 0 HR: 1	SF: 0 SAC: 0 DP: 0 HBP: 0	WP: 0 PB: 0 CS: 2 SB: 1	PA: 41						
PITCHER	IP	WLS	BF	H	R	ER	SO	BB	IBB	HBP	BLK	WP	HR	S	P	ERA	WHIP											
Rick Matula, R ERA: 3.82 (1, 1)	4.0		21	7	4	4	2	2	1	0	0	0	0	1	30	48	9.00	2.250										
Craig Skok, L ERA: 3.22 (5, 1)	1.0		5	1	1	0	1	1	0	0	0	0	0	6	10	0.00	2.000											
Bo McLaughlin, R ERA: 4.82 (6, 1)	2.0		8	0	1	0	2	1	0	0	0	0	0	11	15	0.00	0.500											
Joey McLaughlin, R ERA: 0.98 (8, 1)	1.0	W	4	0	0	0	0	1	0	0	0	0	0	3	7	0.00	1.000											
Gene Garber, R ERA: 3.5 (9, 1)	1.0	S	3	0	0	0	0	0	0	0	0	0	0	3	3	0.00	0.000											
Batter	1	2	3	4	5	6	7	8	9	AB	R	H	RBI	BB	SO	LOB	BOTTOM											
Jerry Royster, R OBP: 0.391, SLG: 0.330 (1, 5)										3	1	1	0	2	0	0	San Francisco Giants @ Atlanta Braves Atlanta-Fulton County Stadium, Atlanta, GA Wed Jul 04 1979, 7:05 PM EDT Att: 47,647 - Unknown - 85 F											
Gary Matthews, R OBP: 0.370, SLG: 0.552 (1, 9)										5	1	2	1	0	1	3												
Bob Homer, R OBP: 0.358, SLG: 0.579 (1, 3)										4	1	1	0	0	0	3												
Jeff Burroughs, R OBP: 0.349, SLG: 0.369 (1, 7)										3	0	1	1	1	0	2												
Barry Bonnell, R OBP: 0.305, SLG: 0.423 (1, 8)										4	0	0	0	0	1	2												
Rowland Office, L OBP: 0.326, SLG: 0.373 (9, 8)										0	0	0	0	0	0	0												
Glenn Hubbard, R OBP: 0.281, SLG: 0.283 (1, 4)										4	0	1	0	0	0	1												
Pepe Frias, R OBP: 0.329, SLG: 0.360 (1, 6)										4	2	2	0	0	0	2												
Bruce Benedict, R OBP: 0.297, SLG: 0.242 (1, 2)										2	1	1	0	1	0	0												
Rick Matula, R OBP: 0.271, SLG: 0.271 (5, 1)										1	0	0	0	0	0	3												
Charlie Spikes, R OBP: 0.225, SLG: 0.335 (6, PH)										0	0	0	0	0	0	0												
Bo McLaughlin, R OBP: 0.225, SLG: 0.335 (8, 1)										0	0	0	0	0	0	0												
Mike Lum, L OBP: 0.225, SLG: 0.335 (7, PH)										0	0	0	0	0	0	0												
Joey McLaughlin, R OBP: 0.225, SLG: 0.335 (8, 1)										0	0	0	0	0	0	0												
Darrell Chaney, S OBP: 0.225, SLG: 0.335 (6, PH)										0	0	0	0	0	0	0												
Gene Garber, R OBP: 0.225, SLG: 0.335 (9, 1)										0	0	0	0	0	0	0												
Inning Stats	R: 0 E: 0 K: 0 S: 6	H: 1 LOB: 0 BB: 0 P: 10	R: 0 E: 0 K: 0 S: 11	H: 1 LOB: 2 BB: 2 P: 21	R: 0 E: 0 K: 1 S: 5	H: 0 LOB: 0 BB: 0 P: 7	R: 0 E: 0 K: 1 S: 12	H: 0 LOB: 0 BB: 0 P: 18	R: 2 E: 0 K: 0 S: 9	H: 3 LOB: 2 BB: 1 P: 16	R: 0 E: 0 K: 0 S: 3	H: 0 LOB: 0 BB: 0 P: 3	R: 4 E: 1 K: 0 S: 8	H: 5 LOB: 1 BB: 0 P: 8	R: 1 E: 0 K: 0 S: 4	H: 1 LOB: 1 BB: 1 P: 8	R: 1 E: 0 K: 0 S: 4	H: 1 LOB: 1 BB: 1 P: 8	1B: 5 2B: 6 3B: 0 HR: 1	SF: 0 SAC: 1 DP: 1 HBP: 0	WP: 0 PB: 1 CS: 0	PA: 38						
PITCHER	IP	WLS	BF	H	R	ER	SO	BB	IBB	HBP	BLK	WP	HR	S	P	ERA	WHIP											
Bob Knepper, L ERA: 4.31 (1, 1)	4.0		19	5	2	2	2	2	1	0	0	0	0	1	14	14	12.00	1.667										
Pedro Borbon, R ERA: 3.75 (5, 1)	3.0		14	5	4	4	0	0	0	0	0	0	1	14	14	12.00	1.667											
Gary Lavelle, L ERA: 2.36 (8, 1)	1.0	L	5	1	1	1	0	1	0	0	1	0	0	4	8	9.00	2.000											

Batter	1	2	3	4	5	6	7	8	9	AB	R	H	RBI	BB	SO	LOB	TOP					
Larry Herndon, R OBP: 0.370, SLG: 0.534 (1, 8)										4	1	2	1	1	1	2	San Francisco Giants @ Atlanta Braves Atlanta-Fulton County Stadium, Atlanta, GA Thu Jul 05 1979, 7:05 PM EDT Att: 12,409 - Unknown - 85 F livebaseballscores.com AB 34 R 4 H 8 RBI 4 BB 6 SO 10 LOB 17 					
Joe Strain, R OBP: 0.207, SLG: 0.185 (1, 4)										5	0	0	0	0	1	4						
Jack Clark, R OBP: 0.355, SLG: 0.483 (1, 9)										4	0	0	0	1	1	1						
Willie McCovey, L OBP: 0.354, SLG: 0.522 (1, 3)										4	0	1	0	1	1	0						
Darrell Evans, L OBP: 0.345, SLG: 0.394 Roger Metzger, S OBP: 0.261, SLG: 0.273 (9, 5)										5	3	3	1	0	2	2						
Terry Whitfield, L OBP: 0.363, SLG: 0.418 (1, 7)										4	0	1	1	0	0	1						
Johnnie LetMaster, R OBP: 0.329, SLG: 0.346 (1, 6)										3	0	1	1	1	1	1						
Mike Sadek, R OBP: 0.329, SLG: 0.333 (1, 2)										1	0	0	0	2	0	0						
Ed Whitson, R Greg Minton, S (8, 1)										4	0	0	0	0	3	6						
										0	0	0	0	0	0	0						
Inning Stats	R: 1 E: 0 K: 1 S: 8	H: 2 LOB: 1 BB: 0 P: 12	R: 1 E: 0 K: 2 S: 16	H: 2 LOB: 2 BB: 0 P: 19	R: 0 E: 0 K: 0 S: 7	H: 0 LOB: 0 BB: 0 P: 13	R: 1 E: 0 K: 1 S: 16	H: 2 LOB: 3 BB: 2 P: 29	R: 0 E: 0 K: 1 S: 10	H: 0 LOB: 0 BB: 0 P: 16	R: 0 E: 0 K: 1 S: 5	H: 1 LOB: 1 BB: 0 P: 8	R: 0 E: 0 K: 1 S: 10	H: 1 LOB: 1 BB: 0 P: 15	R: 1 E: 0 K: 1 S: 12	H: 1 LOB: 2 BB: 2 P: 27	R: 0 E: 0 K: 1 S: 5	H: 0 LOB: 2 BB: 2 P: 14	1B: 3 2B: 2 3B: 1 HR: 2	SF: 0 SAC: 0 DP: 0 HBP: 1	WP: 1 PB: 1 CS: 1 SB: 0	PA: 41
PITCHER Phil Niekro, R ERA: 3.86 (1, 1)	IP: 9.0 WLS: W BF: 41 H: 8 R: 4 ER: 4 SO: 10 BB: 5 IBB: 1 HBP: 1 BLK: 0 WP: 1 HR: 2 S: 89 P: 153 ERA: 4.00 WHIP: 1.444															PITCHER	IP: 9.0 WLS: W BF: 41 H: 8 R: 4 ER: 4 SO: 10 BB: 5 IBB: 1 HBP: 1 BLK: 0 WP: 1 HR: 2 S: 89 P: 153 ERA: 4.00 WHIP: 1.444					

Batter	1	2	3	4	5	6	7	8	9	AB	R	H	RBI	BB	SO	LOB	BOTTOM					
Jerry Royster, R OBP: 0.346, SLG: 0.325 (1, 4)										5	0	0	0	0	1	6	San Francisco Giants @ Atlanta Braves Atlanta-Fulton County Stadium, Atlanta, GA Thu Jul 05 1979, 7:05 PM EDT Att: 12,409 - Unknown - 85 F livebaseballscores.com AB 36 R 5 H 11 RBI 5 BB 2 SO 5 LOB 12 					
Gary Matthews, R OBP: 0.385, SLG: 0.544 (1, 9)										5	0	0	0	0	2	2						
Rowland Office, L OBP: 0.321, SLG: 0.366 (1, 8)										5	0	1	1	0	0	0						
Bob Horner, R OBP: 0.360, SLG: 0.593 (1, 5)										4	1	2	1	0	1	0						
Jeff Burroughs, R OBP: 0.351, SLG: 0.369 (1, 7)										3	1	1	0	1	1	0						
Mike Lum, L OBP: 0.289, SLG: 0.316 Glenn Hubbard, R OBP: 0.281, SLG: 0.283 (9, FR)										4	0	1	0	0	0	3						
										0	1	0	0	0	0	0						
Pepe Frias, R OBP: 0.330, SLG: 0.359 (1, 6)										3	1	1	0	0	0	0						
Bruce Benedict, R OBP: 0.307, SLG: 0.255 Biff Pocoroba, S OBP: 0.412, SLG: 0.467 Barry Bonnell, R OBP: 0.305, SLG: 0.423 (9, PH)										3	0	2	0	0	0	0						
										1	0	1	1	0	0	0						
										0	1	0	0	0	0	0						
Phil Niekro, R OBP: 0.238, SLG: 0.267 Joe Nolan, L OBP: 0.393, SLG: 0.472 (9, PH)										3	0	2	2	0	0	1						
										0	0	0	0	1	0	0						
Inning Stats	R: 0 E: 0 K: 2 S: 10	H: 0 LOB: 0 BB: 0 P: 16	R: 0 E: 0 K: 1 S: 8	H: 0 LOB: 0 BB: 0 P: 15	R: 0 E: 0 K: 0 S: 8	H: 1 LOB: 1 BB: 0 P: 13	R: 0 E: 0 K: 1 S: 7	H: 0 LOB: 0 BB: 0 P: 11	R: 2 E: 0 K: 0 S: 9	H: 4 LOB: 1 BB: 0 P: 12	R: 0 E: 0 K: 0 S: 8	H: 1 LOB: 2 BB: 1 P: 14	R: 0 E: 0 K: 0 S: 7	H: 1 LOB: 1 BB: 0 P: 10	R: 1 E: 0 K: 1 S: 8	H: 1 LOB: 0 BB: 0 P: 11	R: 2 E: 0 K: 0 S: 6	H: 3 LOB: 3 BB: 1 P: 11	1B: 10 2B: 0 3B: 0 HR: 1	SF: 0 SAC: 1 DP: 1 HBP: 0	WP: 1 PB: 0 CS: 0	PA: 39
PITCHER Ed Whitson, R ERA: 4.48 Greg Minton, R ERA: 2.29 (8, 1)	IP: 7.2 WLS: L BF: 8 H: 3 R: 2 ER: 2 SO: 0 BB: 0 IBB: 1 HBP: 0 BLK: 0 WP: 0 HR: 0 S: 64 P: 101 ERA: 18.00 WHIP: 3.000															PITCHER	IP: 7.2 WLS: L BF: 8 H: 3 R: 2 ER: 2 SO: 0 BB: 0 IBB: 1 HBP: 0 BLK: 0 WP: 0 HR: 0 S: 64 P: 101 ERA: 18.00 WHIP: 3.000					

Batter	1	2	3	4	5	6	7	8	9	AB	R	H	RBI	BB	SO	LOB	TOP					
Bill North, S OBP: 0.404, SLG: 0.372 (1, 8)										4	0	1	0	1	1	3	San Francisco Giants @ Philadelphia Phillies Veterans Stadium, Philadelphia, PA Fri Jul 06 1979, 7:05 PM EDT Att: 36,097 - Unknown					
Joe Strain, R OBP: 0.206, SLG: 0.188 (1, 4)										5	0	1	1	1	0	2		4				
Jack Clark, R OBP: 0.353, SLG: 0.480 (1, 9)										4	0	1	0	0	0	2						
Willie McCovey, L OBP: 0.352, SLG: 0.516 (1, 3)										4	0	1	0	0	0	1						
Darrell Evans, L OBP: 0.350, SLG: 0.395 (1, 5)										2	0	1	0	2	1	0						
Terry Whitfield, L OBP: 0.362, SLG: 0.415 (1, 7)										4	0	1	0	0	0	4						
Johnnie LeMaster, R OBP: 0.319, SLG: 0.336 (1, 6)										4	0	0	0	0	2	4						
Mike Sadek, R OBP: 0.337, SLG: 0.342 (1, 2)										4	1	2	0	0	0	1						
John Curtis, L Tom Griffin, R Larry Herndon, R Greg Minton, S Marc Hill, R Gary Lavelle, L Mike Lvie, R										1	0	1	0	0	0	0						
Inning Stats	R: 0 E: 0 K: 1 S: 10	H: 2 LOB: 1 BB: 0 P: 18	R: 0 E: 0 K: 2 S: 12	H: 1 LOB: 1 BB: 0 P: 20	R: 0 E: 0 K: 1 S: 7	H: 1 LOB: 0 BB: 0 P: 12	R: 0 E: 0 K: 0 S: 8	H: 1 LOB: 2 BB: 1 P: 16	R: 1 E: 0 K: 1 S: 12	H: 3 LOB: 1 BB: 0 P: 17	R: 0 E: 0 K: 1 S: 5	H: 0 LOB: 1 BB: 1 P: 9	R: 0 E: 0 K: 0 S: 4	H: 1 LOB: 1 BB: 0 P: 4	R: 0 E: 0 K: 0 S: 4	H: 1 LOB: 1 BB: 0 P: 4		R: 0 E: 0 K: 0 S: 4	H: 1 LOB: 2 BB: 1 P: 8	1B: 9 2B: 3 3B: 0 HR: 0	SF: 0 SAC: 0 DP: 2 HBP: 0	WP: 0 PB: 0 SB: 1 CS: 1
PITCHER Nino Espinosa, R ERA: 3.23 (1, 1)	IP: 9.0 WLS: W BF: 38 H: 11 R: 1 ER: 1 SO: 6 BB: 3 IBB: 0 HBP: 0 BLK: 0 WP: 0 HR: 0 S: 66 P: 108 ERA: 1.00 WHIP: 1.556															PITCHER						

AB 35
R 1
H 11
RBI 1
BB 3
SO 6
LOB 20



Batter	1	2	3	4	5	6	7	8	9	AB	R	H	RBI	BB	SO	LOB	BOTTOM				
Bake McBride, L OBP: 0.323, SLG: 0.420 (1, 9)										4	0	1	0	1	1	3	San Francisco Giants @ Philadelphia Phillies Veterans Stadium, Philadelphia, PA Fri Jul 06 1979, 7:05 PM EDT Att: 36,097 - Unknown				
Larry Bowa, S OBP: 0.339, SLG: 0.344 (1, 6)										4	0	1	0	1	0	1					
Pete Rose, S OBP: 0.399, SLG: 0.425 (1, 3)										4	2	0	0	1	0	4					
Greg Luzinski, R Mike Anderson, R										3	1	1	0	1	1	3					
Mike Schmidt, R Gary Maddox, R										3	2	2	3	0	1	3					
Manny Trillo, R Bob Boone, R										4	0	1	0	0	1	0					
Nino Espinosa, R John Curtis, L										2	0	1	0	2	1	0					
Inning Stats	R: 3 E: 1 K: 0 S: 12	H: 2 LOB: 1 BB: 2 P: 21	R: 0 E: 0 K: 1 S: 9	H: 0 LOB: 1 BB: 1 P: 15	R: 1 E: 0 K: 0 S: 11	H: 2 LOB: 2 BB: 1 P: 21	R: 0 E: 0 K: 2 S: 9	H: 1 LOB: 3 BB: 2 P: 17	R: 0 E: 0 K: 1 S: 7	H: 2 LOB: 2 BB: 0 P: 7	R: 0 E: 0 K: 0 S: 3	H: 0 LOB: 0 BB: 0 P: 3	R: 2 E: 0 K: 1 S: 7	H: 2 LOB: 0 BB: 0 P: 7	R: 0 E: 0 K: 0 S: 3	H: 0 LOB: 0 BB: 0 P: 3		1B: 7 2B: 0 3B: 0 HR: 2	SF: 1 SAC: 0 DP: 0 HBP: 0	WP: 0 PB: 0 SB: 0 CS: 1	PA: 39
PITCHER John Curtis, L Tom Griffin, R Greg Minton, R Gary Lavelle, L	IP: 3.0 WLS: L BF: 19 H: 4 R: 4 ER: 4 SO: 2 BB: 0 IBB: 0 HBP: 0 BLK: 0 WP: 0 HR: 0 S: 8 P: 66 ERA: 6.00 WHIP: 3.333															PITCHER					

AB 32
R 6
H 9
RBI 4
BB 6
SO 5
LOB 19

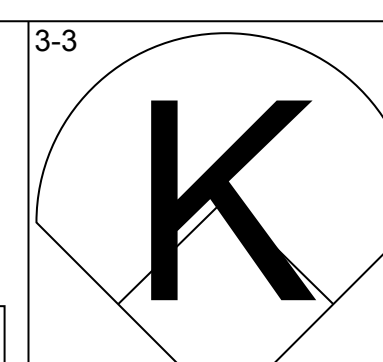
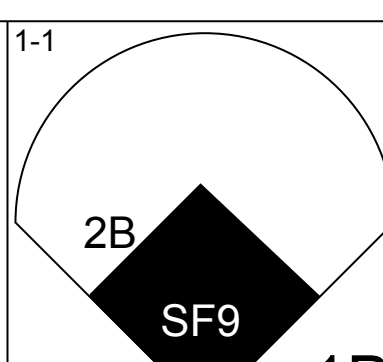
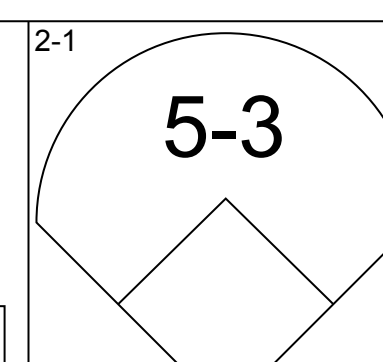
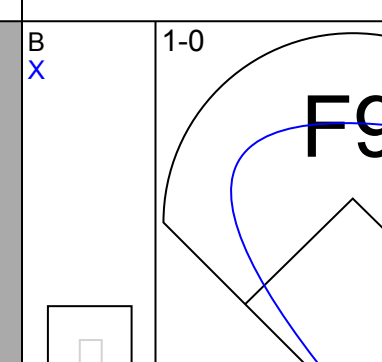
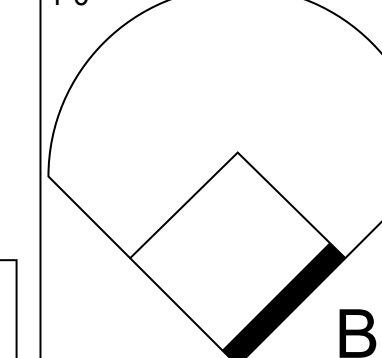
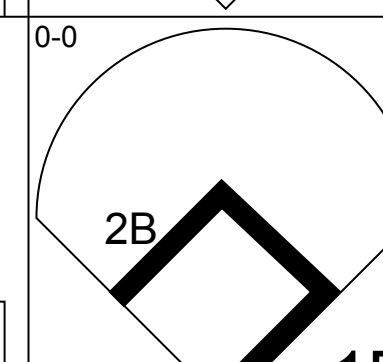
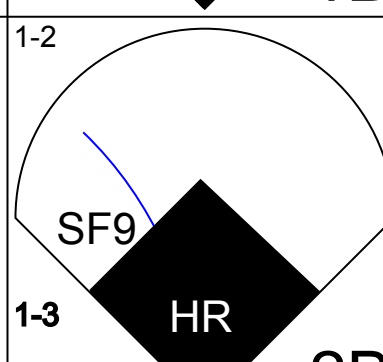
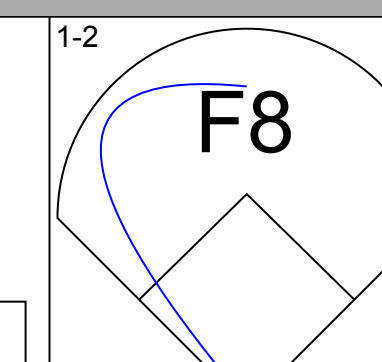
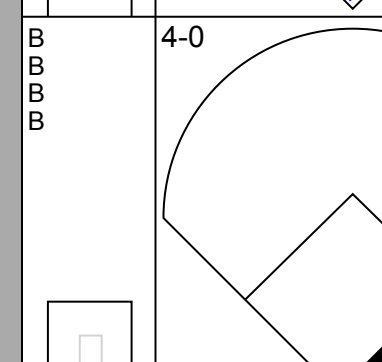
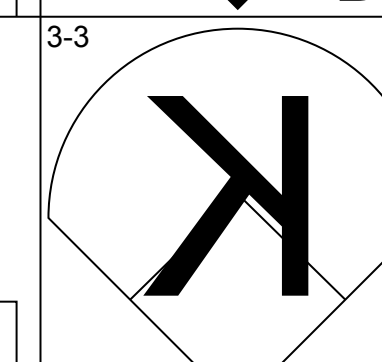
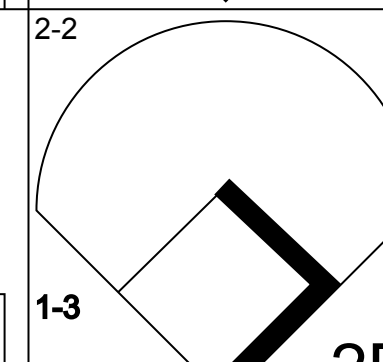
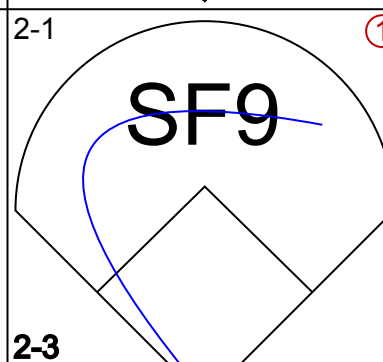
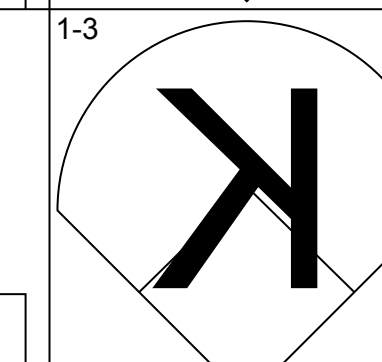
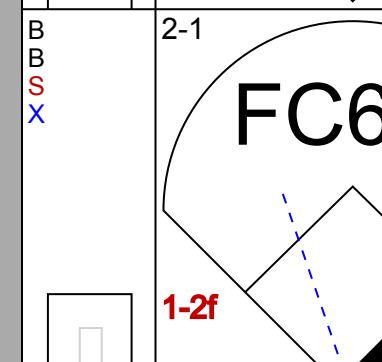
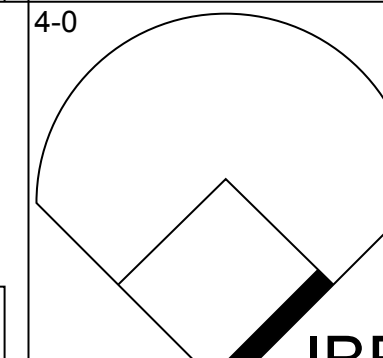
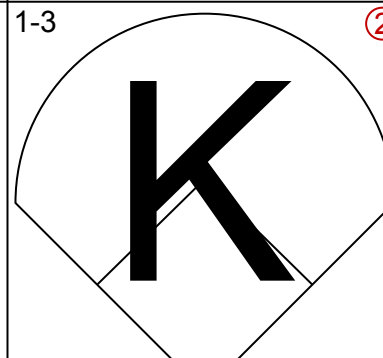
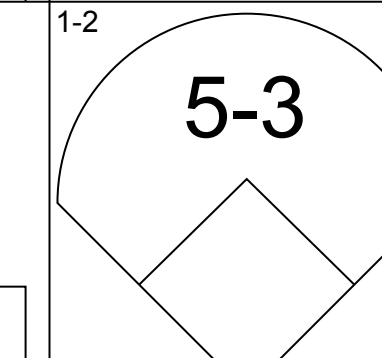
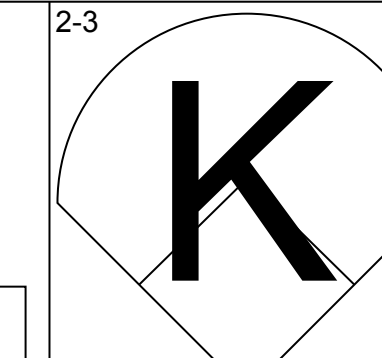
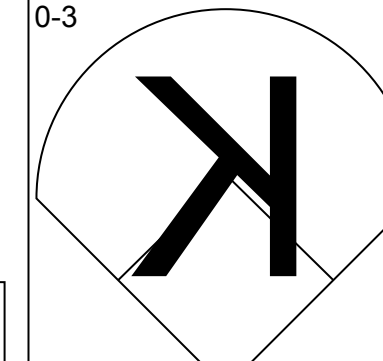
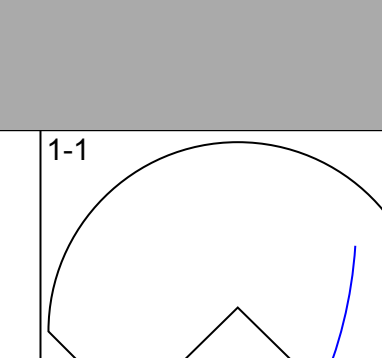
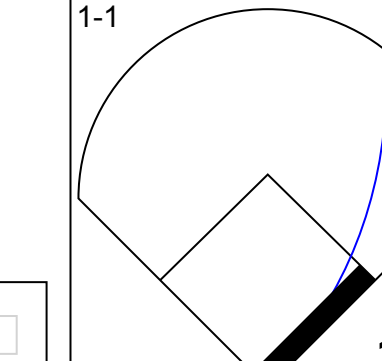
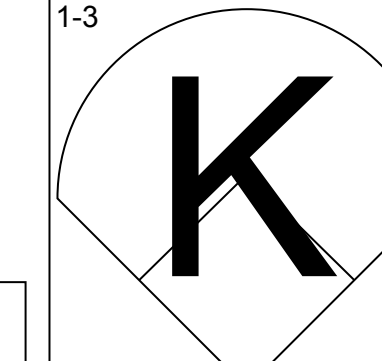
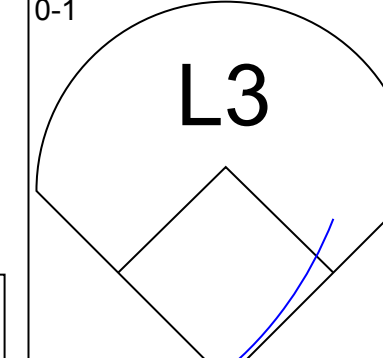
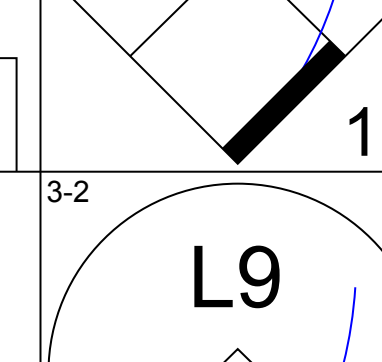
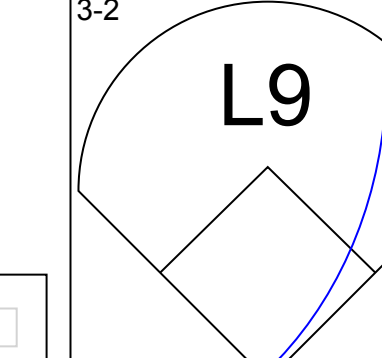
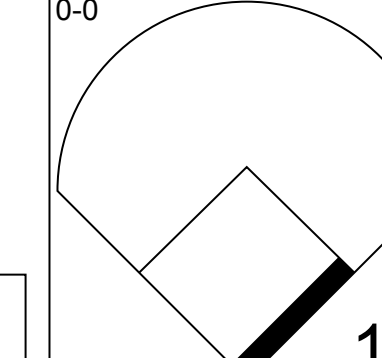
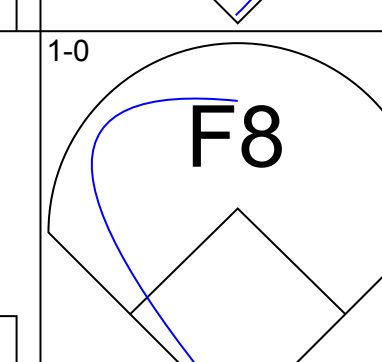
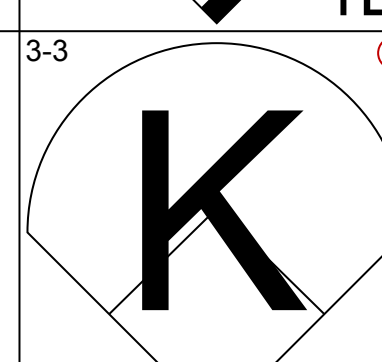
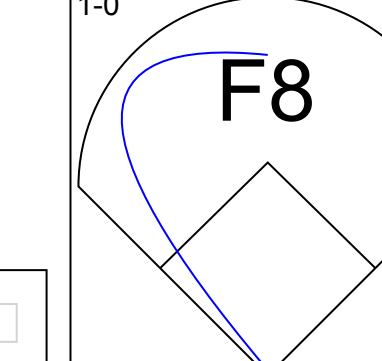
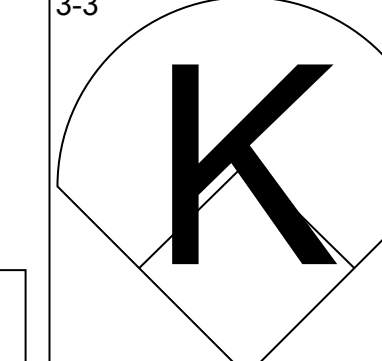
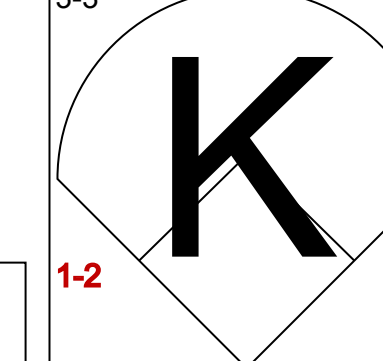
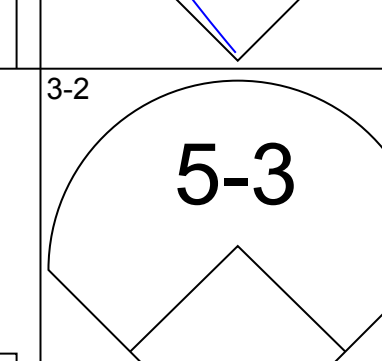
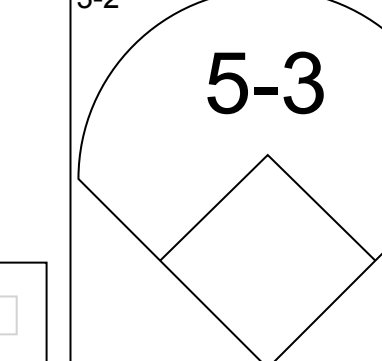
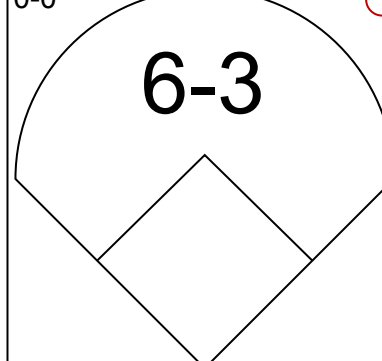
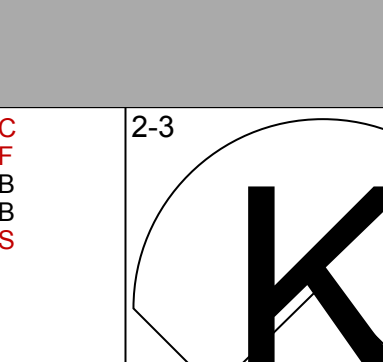
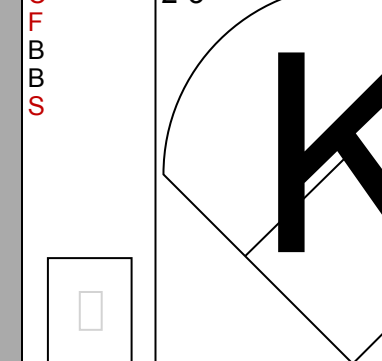
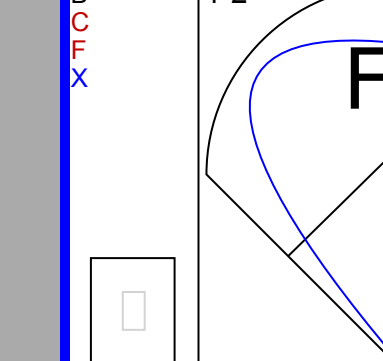


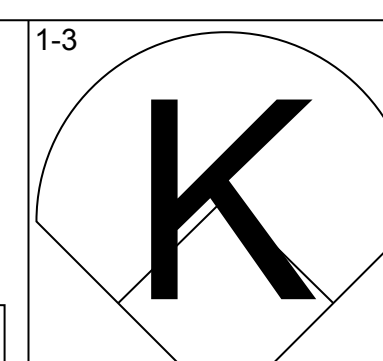
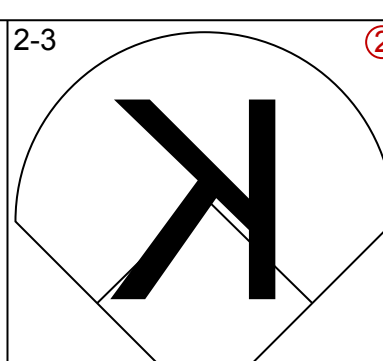
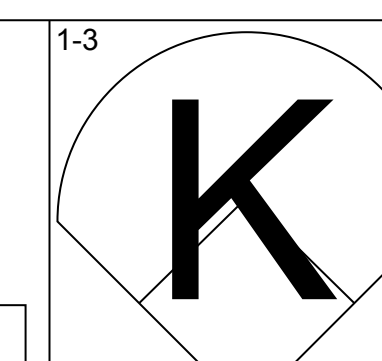
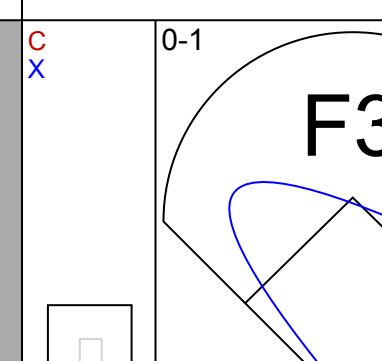
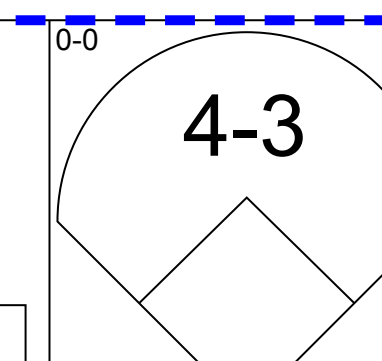
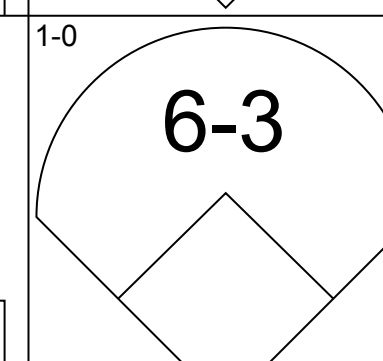
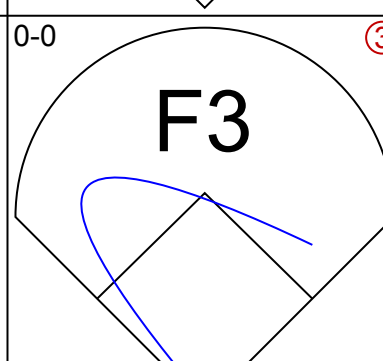
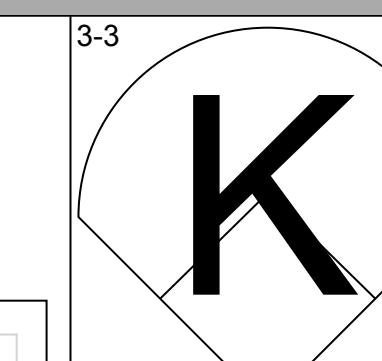
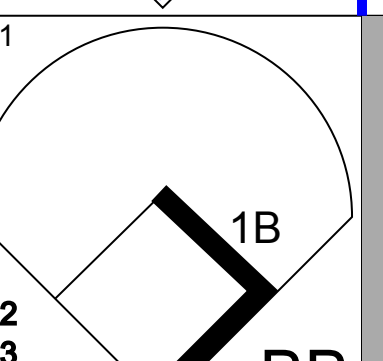
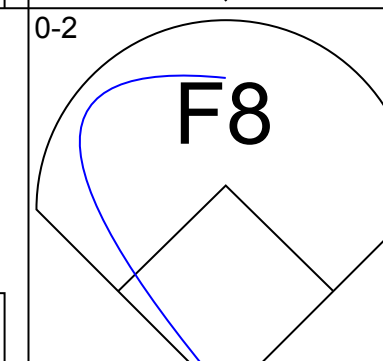
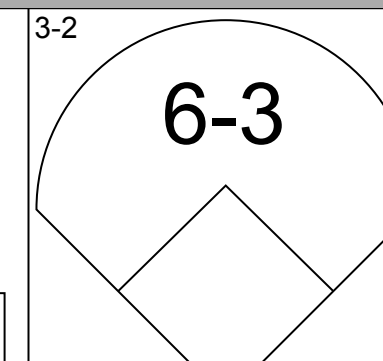
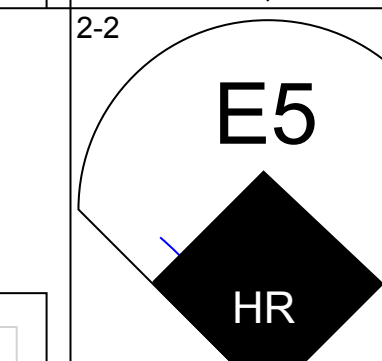
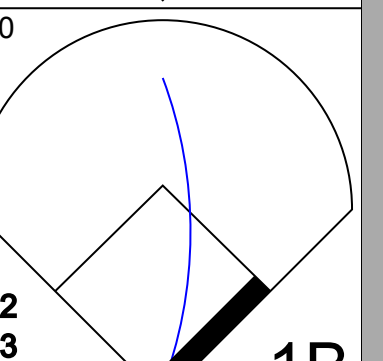
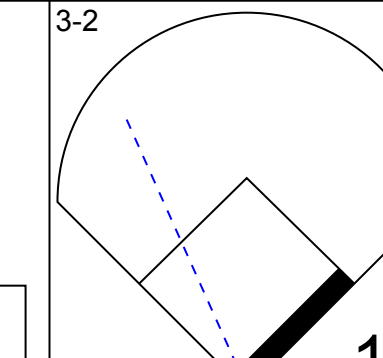
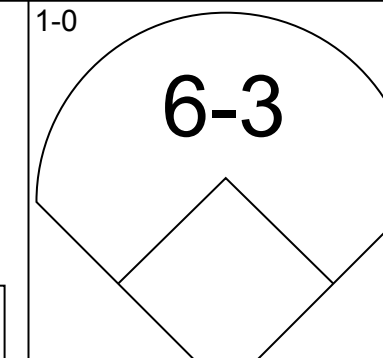
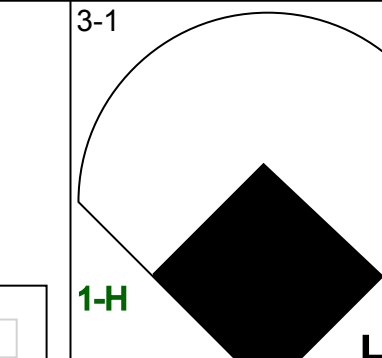
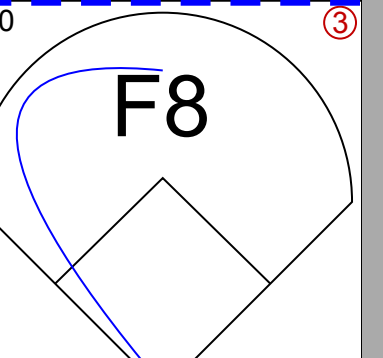
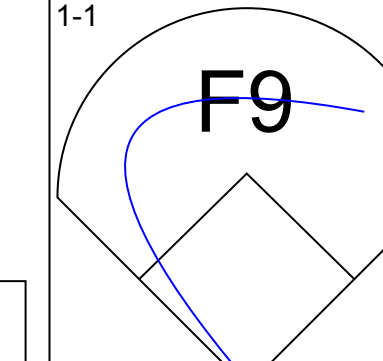
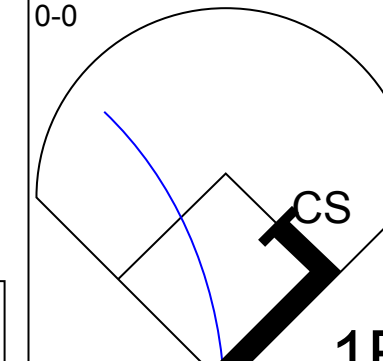
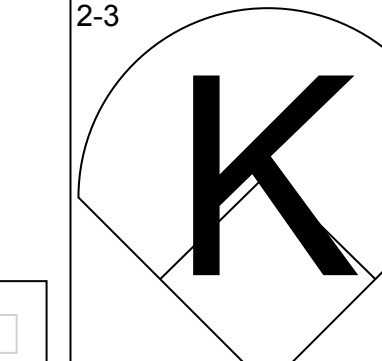
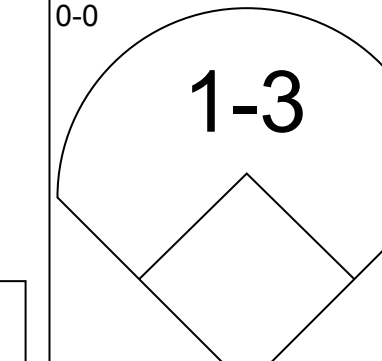
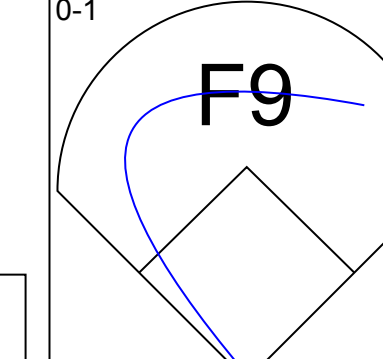
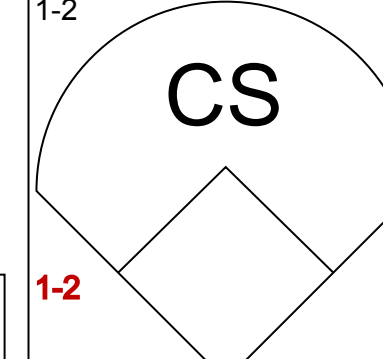
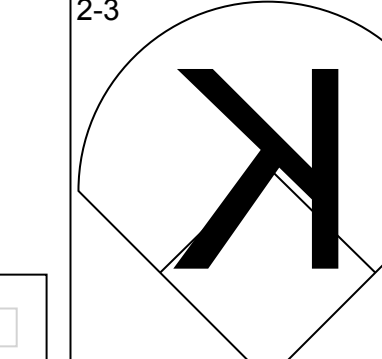
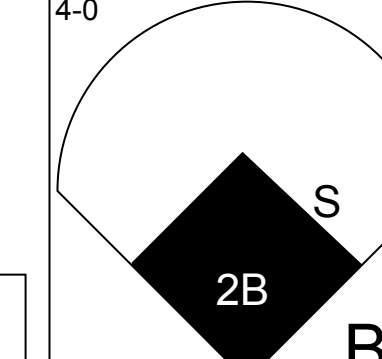
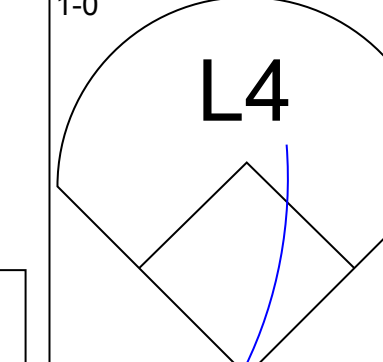
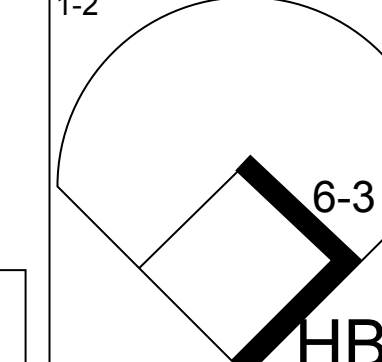
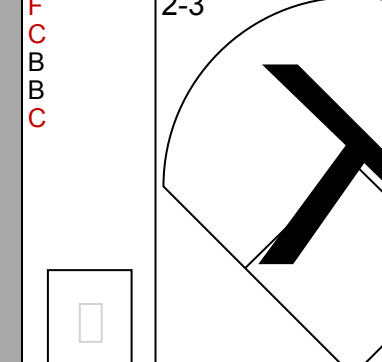
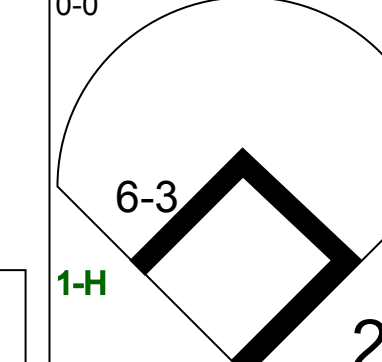
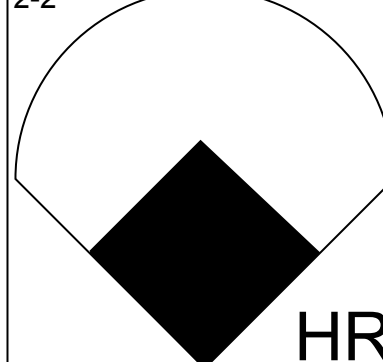
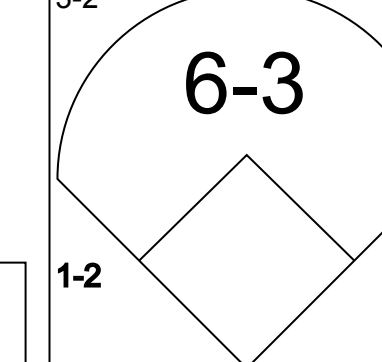
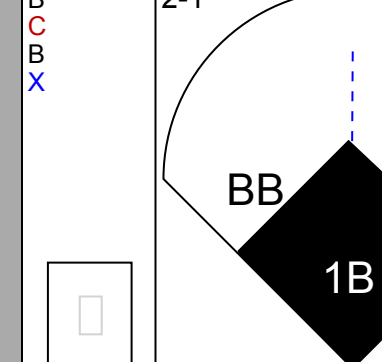
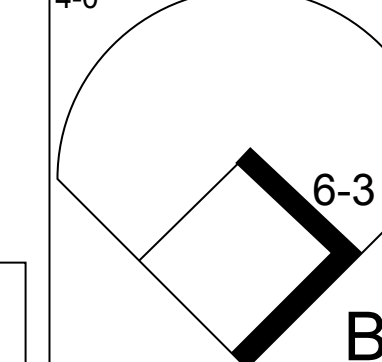
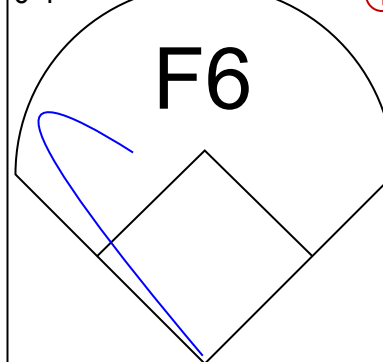
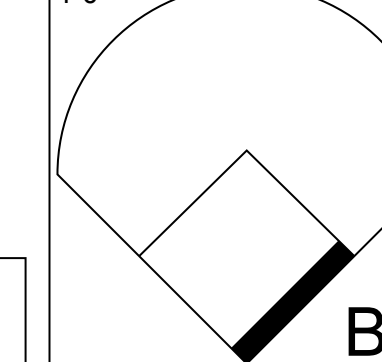
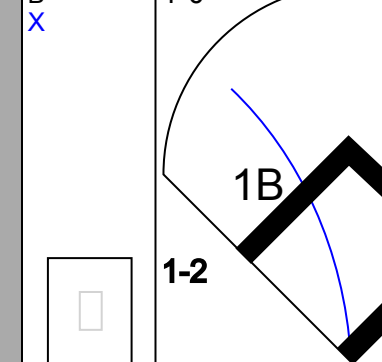
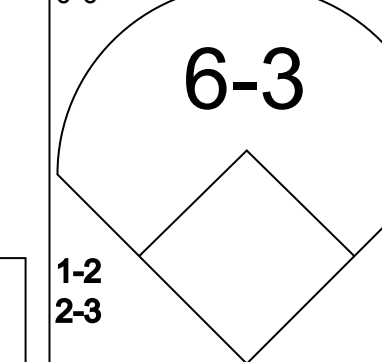
Batter	1	2	3	4	5	6	7	8	9	AB	R	H	RBI	BB	SO	LOB	TOP								
Bill North, S OBP: 0.404, SLG: 0.370 (1, 8)	L7		6-3					L6		4	1	1	0	1	0	1	San Francisco Giants @ Philadelphia Phillies Veterans Stadium, Philadelphia, PA Sat Jul 07 1979, 7:05 PM EDT Att: 42,047 - Unknown								
Joe Strain, R OBP: 0.256, SLG: 0.270 (1, 4)	1B		HR				4-3	5-3		5	2	3	0	0	0	2									
Jack Clark, R OBP: 0.357, SLG: 0.489 (1, 9)	1B		1B							4	2	2	2	1	0	3									
Mike Ivie, R OBP: 0.315, SLG: 0.521 (1, 3)	1B		HR							5	2	3	4	0	0	2									
Darrell Evans, L OBP: 0.351, SLG: 0.393 (1, 5)	F9		HR							4	0	1	0	1	0	2									
Larry Hemdon, R OBP: 0.375, SLG: 0.532 (1, 7)	FC5-4									5	0	2	1	0	0	3									
Johnnie LetMaster, R OBP: 0.309, SLG: 0.324 (1, 6)			F6							5	0	0	0	0	1	4									
Mike Sadek, R OBP: 0.330, SLG: 0.325 (1, 2)			4-3							4	0	0	0	1	1	2									
John Montefusco, R OBP: 0.133, SLG: 0.200 (1, 1)										2	1	1	0	0	1	0									
Willie McCovey, L OBP: 0.351, SLG: 0.513 (6, PH)										1	0	0	0	0	0	2									
Pedro Borbon, R OBP: 0.375, SLG: 0.375 (6, 1)										1	0	1	0	0	0	0									
Inning Stats	R: 1 E: 0 K: 0 S: 12	H: 2 LOB: 2 BB: 1 P: 22	R: 0 E: 0 K: 1 S: 11	H: 0 LOB: 0 BB: 0 P: 15	R: 2 E: 0 K: 0 S: 6	H: 2 LOB: 0 BB: 0 P: 8	R: 0 E: 0 K: 0 S: 4	H: 0 LOB: 0 BB: 0 P: 7	R: 1 E: 0 K: 0 S: 10	H: 2 LOB: 1 BB: 1 P: 14	R: 0 E: 0 K: 0 S: 4	H: 1 LOB: 2 BB: 1 P: 8	R: 3 E: 0 K: 0 S: 7	H: 4 LOB: 1 BB: 0 P: 7	R: 0 E: 0 K: 0 S: 4	H: 1 LOB: 1 BB: 0 P: 4	R: 1 E: 0 K: 2 S: 9	H: 2 LOB: 2 BB: 1 P: 13	1B: 10 2B: 1 3B: 0 HR: 3	SF: 0 SAC: 0 DP: 1 HBP: 0	WP: 0 PB: 0 SB: 1 CS: 0	PA: 44			
PITCHER	IP	WLS	BF	H	R	ER	SO	BB	IBB	HBP	BLK	WP	HR	S	P	ERA	WHIP								
Tug McGraw, L ERA: 3.91 (1, 1)	4.0		19	5	4	4	1	2	0	0	0	0	1	40	63	9.00	1.750								
Ron Reed, R ERA: 4.51 (5, 1)	2.1	L	12	5	3	3	0	1	0	0	0	0	2	11	15	11.57	2.571								
Kevin Saucier, L ERA: 2.25 (7, 1)	1.2		7	2	0	0	0	0	0	0	0	0	0	7	7	0.00	1.200								
Warren Brusstar, R ERA: 8.44 (9, 1)	1.0		6	2	1	1	2	0	1	0	0	0	0	9	13	9.00	2.000								

Batter	1	2	3	4	5	6	7	8	9	AB	R	H	RBI	BB	SO	LOB	BOTTOM								
Bake McBride, L OBP: 0.324, SLG: 0.418 (1, 9)	4-3		4-3						G3	4	0	1	0	1	0	0	San Francisco Giants @ Philadelphia Phillies Veterans Stadium, Philadelphia, PA Sat Jul 07 1979, 7:05 PM EDT Att: 42,047 - Unknown								
Larry Bowa, S OBP: 0.338, SLG: 0.340 (1, 6)	6-3		HR							3	1	0	0	1	0	2									
Pete Rose, S OBP: 0.400, SLG: 0.422 (1, 3)	BB		HR							2	1	0	0	2	0	2									
Greg Luzinski, R OBP: 0.359, SLG: 0.422 (1, 7)	6-3		K							4	0	0	0	0	3	5									
Mike Anderson, R OBP: 0.307, SLG: 0.280 (8, 7)	6-3		K							0	0	0	0	0	0	0									
Mike Schmidt, R OBP: 0.390, SLG: 0.592 (1, 5)			HR							4	3	3	5	0	0	0									
Gary Maddox, R OBP: 0.304, SLG: 0.458 (1, 8)			HR							4	1	2	1	0	1	0									
Manny Trillo, R OBP: 0.333, SLG: 0.346 (1, 4)										4	0	0	0	0	0	1									
Bud Harrelson, S OBP: 0.377, SLG: 0.308 (9, 4)										0	0	0	0	0	0	0									
Bob Boone, R OBP: 0.369, SLG: 0.460 (1, 2)			K							4	0	1	0	0	1	0									
Tug McGraw, R OBP: 0.167, SLG: 0.167 (1, 1)										2	0	0	0	0	0	0									
Ron Reed, R OBP: 0.333, SLG: 0.400 (5, 1)										1	0	0	0	0	1	1									
Kevin Saucier, L OBP: 0.500, SLG: 0.500 (7, 1)										0	0	0	0	0	0	0									
Warren Brusstar, R OBP: 0.375, SLG: 0.375 (9, 1)										0	0	0	0	0	0	0									
Greg Gross, L OBP: 0.352, SLG: 0.451 (9, PH)										1	0	0	0	0	0	0									
Inning Stats	R: 0 E: 0 K: 0 S: 7	H: 0 LOB: 1 BB: 1 P: 16	R: 2 E: 0 K: 1 S: 10	H: 2 LOB: 0 BB: 0 P: 16	R: 3 E: 0 K: 1 S: 11	H: 1 LOB: 0 BB: 2 P: 22	R: 0 E: 0 K: 0 S: 6	H: 0 LOB: 0 BB: 0 P: 12	R: 0 E: 0 K: 1 S: 6	H: 1 LOB: 1 BB: 0 P: 10	R: 1 E: 0 K: 1 S: 7	H: 3 LOB: 1 BB: 0 P: 7	R: 0 E: 0 K: 1 S: 5	H: 0 LOB: 1 BB: 1 P: 9	R: 0 E: 0 K: 1 S: 5	H: 0 LOB: 0 BB: 0 P: 5	R: 0 E: 0 K: 0 S: 3	H: 0 LOB: 0 BB: 0 P: 3	1B: 2 2B: 0 3B: 1 HR: 4	SF: 0 SAC: 0 DP: 1 HBP: 0	WP: 0 PB: 0 SB: 3 CS: 0	PA: 37			
PITCHER	IP	WLS	BF	H	R	ER	SO	BB	IBB	HBP	BLK	WP	HR	S	P	ERA	WHIP								
John Montefusco, R ERA: 4.73 (1, 1)	5.0		22	4	5	5	3	3	0	0	0	0	3	40	76	9.00	1.400								
Pedro Borbon, R ERA: 3.64 (6, 1)	4.0	W	15	3	1	1	3	1	0	0	0	0	1	20	24	2.25	1.000								

AB	40
R	8
H	14
RBI	7
BB	4
SO	3
LOB	21



Batter	1	2	3	4	5	6	7	8	9	AB	R	H	RBI	BB	SO	LOB	TOP			
Bill North, S OBP: 0.404, SLG: 0.368 (1, 8)										4	1	1	0	1	1	1	San Francisco Giants @ Philadelphia Phillies Veterans Stadium, Philadelphia, PA Sun Jul 08 1979, 3:33 AM EDT Att: 41,387 - Unknown			
Joe Strain, R OBP: 0.295, SLG: 0.317 (1, 4)										4	1	2	0	1	1	1				
Jack Clark, R OBP: 0.356, SLG: 0.491 (1, 9)										3	0	1	1	0	1	1				
Mike Ivie, R OBP: 0.314, SLG: 0.512 (1, 3)										3	0	0	0	1	2	1				
Darrell Evans, L OBP: 0.353, SLG: 0.405 (1, 5)										4	1	2	2	0	2	3				
Lary Hemdon, R OBP: 0.372, SLG: 0.524 (1, 7)										4	0	1	0	0	1	4				
Johnnie LeMaster, R OBP: 0.310, SLG: 0.345 (8, PH)										3	0	2	0	0	0	1				
Willie McCovey, L OBP: 0.349, SLG: 0.511 (8, PH)										1	0	0	0	1	1	1				
Roger Metzger, S OBP: 0.261, SLG: 0.273 (8, 6)										0	0	0	0	0	0	0				
Mike Sadek, R OBP: 0.316, SLG: 0.310 (1, 2)										4	0	0	0	0	2	3				
Bob Knepper, L OBP: 0.188, SLG: 0.313 (1, 1)										3	0	0	0	0	3	1				
Tom Griffin, R OBP: 0.500, SLG: 0.500 (7, 1)										0	0	0	0	0	0	0				
Gary Lavelle, S OBP: 0.500, SLG: 0.500 (8, PH)										0	0	0	0	0	0	0				
Rob Andrews, R OBP: 0.296, SLG: 0.281 (8, PH)										1	0	0	0	0	0	0				
Inning Stats	R: 0 H: 2 E: 0 K: 2 S: 12	H: 2 LOB: 3 BB: 1 P: 21	R: 0 H: 1 E: 0 K: 2 S: 13	H: 1 LOB: 0 BB: 0 P: 21	R: 3 H: 3 E: 0 K: 2 S: 16	H: 3 LOB: 0 BB: 0 P: 21	R: 0 H: 1 E: 0 K: 1 S: 10	H: 1 LOB: 1 BB: 0 P: 16	R: 0 H: 0 E: 0 K: 0 S: 9	H: 0 LOB: 0 BB: 0 P: 17	R: 0 H: 0 E: 0 K: 3 S: 12	H: 0 LOB: 1 BB: 1 P: 15	R: 0 H: 1 E: 0 K: 3 S: 12	H: 1 LOB: 1 BB: 0 P: 18	R: 0 H: 0 E: 0 K: 1 S: 7	H: 0 LOB: 1 BB: 1 P: 15	1B: 5 2B: 3 3B: 1 HR: 1	SF: 1 SAC: 0 DP: 1 HBP: 0	WP: 0 PB: 0 SB: 0 CS: 1	PA: 38
PITCHER Steve Carlton, L ERA: 3.51 (1, 1)	IP: 9.0 WLS: W BF: 38	H: 9 R: 3 ER: 3 SO: 14	BB: 2 IBB: 1 HBP: 0 BLK: 0	WP: 0 HR: 1 S: 97 P: 159	ERA: 3.00 WHIP: 1.222	PITCHER														

Batter	1	2	3	4	5	6	7	8	9	AB	R	H	RBI	BB	SO	LOB	BOTTOM			
Bake McBride, L OBP: 0.323, SLG: 0.415 (1, 9)										2	0	0	0	0	2	0	San Francisco Giants @ Philadelphia Phillies Veterans Stadium, Philadelphia, PA Sun Jul 08 1979, 3:33 AM EDT Att: 41,387 - Unknown			
Greg Luzinski, R OBP: 0.357, SLG: 0.419 (5, PH)										2	0	0	0	0	1	4				
Greg Gross, L OBP: 0.345, SLG: 0.442 (8, 7)										1	0	0	0	0	2					
Lary Bowa, S OBP: 0.337, SLG: 0.336 (1, 6)										3	0	0	0	1	1	0				
Pete Rose, S OBP: 0.398, SLG: 0.420 (1, 3)										4	1	1	1	0	0	0				
Mike Schmidt, R OBP: 0.391, SLG: 0.601 (1, 5)										4	1	2	2	0	0	3				
Garry Maddox, R OBP: 0.304, SLG: 0.455 (1, 8)										4	0	1	0	0	1	1				
Mike Anderson, R OBP: 0.353, SLG: 0.250 (1, 7)										3	1	0	0	1	1	1				
Manny Trillo, R OBP: 0.327, SLG: 0.352 (1, 4)										3	0	1	1	0	1	1				
Bob Boone, R OBP: 0.375, SLG: 0.476 (1, 2)										3	2	2	1	1	0	1				
Steve Carlton, L OBP: 0.276, SLG: 0.273 (1, 1)										3	0	1	0	1	0	2				
Inning Stats	R: 0 H: 0 E: 0 K: 1 S: 8	H: 0 LOB: 0 BB: 0 P: 10	R: 0 H: 1 E: 0 K: 0 S: 8	H: 1 LOB: 0 BB: 0 P: 13	R: 1 H: 1 E: 0 K: 1 S: 11	H: 1 LOB: 0 BB: 0 P: 15	R: 0 H: 1 E: 0 K: 0 S: 7	H: 1 LOB: 0 BB: 0 P: 12	R: 0 H: 0 E: 0 K: 1 S: 14	H: 0 LOB: 2 BB: 1 P: 23	R: 2 H: 1 E: 1 K: 3 S: 16	H: 1 LOB: 0 BB: 0 P: 28	R: 1 H: 3 E: 0 K: 1 S: 11	H: 3 LOB: 3 BB: 1 P: 20	R: 1 H: 1 E: 0 K: 0 S: 4	H: 1 LOB: 2 BB: 2 P: 12	1B: 5 2B: 1 3B: 0 HR: 2	SF: 0 SAC: 0 DP: 0 HBP: 1	WP: 0 PB: 0 SB: 1 CS: 1	PA: 38
PITCHER Bob Knepper, L ERA: 4.29 (1, 1)	IP: 6.2 WLS: L BF: 30	H: 7 R: 4 ER: 3 SO: 7	BB: 2 IBB: 0 HBP: 1 BLK: 0	WP: 0 HR: 2 S: 74 P: 120	ERA: 4.05 WHIP: 1.350	PITCHER														
Tom Griffin, R ERA: 3.75 (7, 1)	IP: 1.0 WLS: 6 BF: 1	H: 1 R: 1 ER: 1 SO: 0	BB: 2 IBB: 0 HBP: 0 BLK: 0	WP: 0 HR: 0 S: 4 P: 12	ERA: 9.00 WHIP: 3.000	PITCHER														
Gary Lavelle, L ERA: 2.56 (8, 1)	IP: 0.1 WLS: 1 BF: 0	H: 0 R: 0 ER: 0 SO: 0	BB: 0 IBB: 0 HBP: 0 BLK: 0	WP: 0 HR: 0 S: 1 P: 1	ERA: 0.00 WHIP: 0.000	PITCHER														

Batter	1	2	3	4	5	6	7	8	9	AB	R	H	RBI	BB	SO	LOB	TOP							
Bill North, S OBP: 0.402, SLG: 0.364 Larry Hemdon, R OBP: 0.369, SLG: 0.521	2-2 4-3		1-0 FC4-6		4-0 4-3 S BB		3-1 F8		0-0 F8	3	0	0	0	1	0	2	San Francisco Giants @ Philadelphia Phillies Veterans Stadium, Philadelphia, PA Mon Jul 09 1979, 7:05 PM EDT Att: 38,353 - Unknown							
Joe Strain, R OBP: 0.306, SLG: 0.311	3-2 CS 1B		4-2 FC6-4 BB		2-1 4-3 1-3		0-0 F7		0-0 FC6-4	4	0	1	0	1	0	4								
Jack Clark, R OBP: 0.357, SLG: 0.488	4-2 HBP		1-0 FC6-4		4-1 BB				0-3 K	2	0	0	0	1	1	2								
Willie McCovey, L OBP: 0.347, SLG: 0.503	0-0 F7				4-2 G1-6-3 BB				0-3 K	3	0	0	0	1	1	3								
Darrell Evans, L OBP: 0.352, SLG: 0.401					4-1 G1-6-3 BB				1-3 K	3	0	0	0	1	2	0								
Terry Whitfield, L OBP: 0.360, SLG: 0.413	0-0 1-3 1B				0-0 G1-6-3				0-0 4-3	4	0	1	0	0	1	2								
Johnnie LeMaster, R OBP: 0.314, SLG: 0.338	1-2 SAFE 1-3				0-0 5-3				4-0 BB 1B	3	1	0	0	1	0	2								
Mike Sadek, R OBP: 0.324, SLG: 0.303					2-1 6-3				4-0 BB 1B	2	0	0	0	2	1	0								
Vida Blue, S OBP: 0.234, SLG: 0.256 Mike Ivie, R OBP: 0.317, SLG: 0.514					4-2 FC4-6 BB				0-0 FC6-4 1B	1	1	1	1	1	0	0								
					2-1 HR				1-2 2-H	1	0	1	1	0	0	0								
Inning Stats	R: 0 E: 0 K: 0 S: 9	H: 1 LOB: 1 BB: 0 P: 18	R: 0 E: 0 K: 0 S: 7	H: 1 LOB: 0 BB: 0 P: 8	R: 0 E: 0 K: 1 S: 10	H: 0 LOB: 2 BB: 2 P: 21	R: 0 E: 0 K: 0 S: 5	H: 0 LOB: 1 BB: 2 P: 13	R: 1 E: 0 K: 2 S: 9	H: 1 LOB: 2 BB: 0 P: 24	R: 0 E: 0 K: 2 S: 8	H: 0 LOB: 0 BB: 0 P: 11	R: 0 E: 0 K: 0 S: 7	H: 0 LOB: 1 BB: 1 P: 15	R: 0 E: 0 K: 3 S: 9	H: 0 LOB: 0 BB: 0 P: 10	R: 1 E: 0 K: 0 S: 4	H: 1 LOB: 2 BB: 2 P: 12	1B: 3 2B: 0 3B: 0 HR: 1	SF: 0 SAC: 1 DP: 1 HBP: 1	WP: 0 PB: 0 SB: 2 CS: 1	PA: 38		
PITCHER	IP WLS BF H R ER SO BB IBB HBP BLK WP HR S P ERA WHIP	8.1 W 35 3 2 2 6 9 0 1 0 0 1 65 129 2.16 1.440	0.2 S 3 1 0 0 0 0 0 0 0 0 0 3 3 0.00 1.500																					

AB	27
R	2
H	4
RBI	2
BB	9
SO	6
LOB	17



Batter	1	2	3	4	5	6	7	8	9	AB	R	H	RBI	BB	SO	LOB	BOTTOM						
Bake McBride, L OBP: 0.322, SLG: 0.411	1-2 F7		2-2 E5 F9 S		4-2 BB 1B 6-3 BB		0-3 K			3	1	0	0	1	1	0	San Francisco Giants @ Philadelphia Phillies Veterans Stadium, Philadelphia, PA Mon Jul 09 1979, 7:05 PM EDT Att: 38,353 - Unknown						
Larry Bowa, S OBP: 0.339, SLG: 0.342	3-1 L5-4 2B		2-3 K		1-0 6-3 BB 1-2 1B		2-1 F7			4	0	2	0	0	1	1							
Pete Rose, S OBP: 0.402, SLG: 0.421	4-0 BB		0-2 F9		4-2 1-3 2-3 BB		1-2 HR 1B			2	1	1	0	2	0	1							
Mike Schmidt, R OBP: 0.392, SLG: 0.608	2-0 L5-4		4-0 FC6-4 IBB		0-0 6-3		3-1 HR			3	1	1	3	1	0	4							
Garry Maddox, R OBP: 0.300, SLG: 0.450			0-1 F6 FC6-4		1-3 K		0-3 K			4	0	0	0	0	2	4							
Jose Cardenal, R OBP: 0.319, SLG: 0.256 Mike Anderson, R OBP: 0.343, SLG: 0.241			4-2 FC5-4 BB		2-1 4-3		1-1 F9		0-0 F9	2	0	0	0	1	0	0							
Manny Trillo, R OBP: 0.320, SLG: 0.344	0-2 FC5-4 2B		0-2 K		2-3 K		0-0 F8		0-1 F8	4	1	0	0	0	1	1							
Bob Boone, R OBP: 0.376, SLG: 0.478	0-1 2B		0-1 F4		1-1 F4		4-2 BB		0-1 F8	3	0	1	1	1	0	0							
Dickie Noles, R Warren Brusstar, R	2-0 6-3		2-0 5-3		1-2 K		0-3 K			3	0	0	0	0	1	2							
										0	0	0	0	0	0	0							
Inning Stats	R: 0 E: 0 K: 0 S: 6	H: 1 LOB: 1 BB: 1 P: 16	R: 1 E: 0 K: 0 S: 11	H: 1 LOB: 1 BB: 1 P: 17	R: 0 E: 1 K: 1 S: 13	H: 0 LOB: 2 BB: 1 P: 21	R: 0 E: 0 K: 1 S: 8	H: 0 LOB: 0 BB: 0 P: 13	R: 1 E: 0 K: 1 S: 13	H: 1 LOB: 2 BB: 2 P: 24	R: 0 E: 0 K: 1 S: 11	H: 0 LOB: 1 BB: 1 P: 16	R: 2 E: 0 K: 2 S: 15	H: 2 LOB: 0 BB: 0 P: 21	R: 0 E: 0 K: 0 S: 5	H: 0 LOB: 0 BB: 0 P: 5	1B: 2 2B: 3 3B: 0 HR: 1	SF: 0 SAC: 0 DP: 1 HBP: 0	WP: 0 PB: 0 SB: 2 CS: 0	PA: 35			
PITCHER	IP WLS BF H R ER SO BB IBB HBP BLK WP HR S P ERA WHIP	8.0 L 35 5 4 4 6 5 1 0 0 0 1 82 133 4.50 1.250																					

AB	29
R	4
H	5
RBI	4
BB	6
SO	6
LOB	13



Batter	1	2	3	4	5	6	7	8	9	10	11	12	13	AB	R	H	RBI	BB	SO	LOB	TOP						
Bill North, SS ERA: 3.70 LOB: 0.370 RBI: 0.343 Greg Minton, R ERA: 2.92 LOB: 0.292 Mike Jay, LF ERA: 0.97 LOB: 0.97	4-2 S BB		0-0 S E 2B		1-0 2B 1B	0-0 6-3			4-0 HR BB	4-0 FC6-4 IBB			0-0 FC6-4 1B	1 1 1 0 0 1 0 0 0 0 0 0 0 0 0 0 1 1 1 0 0 0 0 0 1 0 0 0 0 0 0 0 1 1 1 0 0 2 0 0													
Joe Strain, R OBP: 0.364, SLG: 0.365	0-1 F5		2-3 K		0-0 2B HR 1B		0-0 5-3		0-0 HR 1B	0-0 FC6-4			0-0 FC6-4 FC6-4	7 2 2 2 0 1 5													
Jack Clark, R OBP: 0.356, SLG: 0.487	0-0 F5		1-2 E3		2-2 HR 2B		0-0 S 1B		0-0 E5 FC3-6 1B				0-0 FC6-4 BB 1B HBP	7 2 2 1 0 0 2													
Willie McCovey, LF ERA: 3.65 Bob Knepper, LF ERA: 3.33 Gary Lavarre, SS ERA: 3.75 Vada Pinson, RF ERA: 0.90 Tom Griffin, RF ERA: 0.90	3-3 K		3-3 K		0-1 HR		0-3 K		0-0 FC3-6 1B				0-0 K	5 1 2 3 0 0 3 3 0 0 0 0 0 0 0 0 0 0 0 0 0 0 0 0 1 0 0 0 0 0 1 0 1 1 1 0 0 0 0 0													
Darrell Evans, LF OBP: 0.350, SLG: 0.394		2-3 K		2-2 9-3		0-0 BB		0-3 K		0-0 FC3-6			0-0 4-3	5 1 0 0 2 2 3													
Terry Whitfield, LF OBP: 0.359, SLG: 0.411		2-1 F3		1-0 G3 2B		0-3 K		0-0 5-3		0-0 K			0-0 4-3	6 1 1 1 0 2 3													
Roger Metzger, SS OBP: 0.268, SLG: 0.280		0-2 S 1B		0-1 G3		0-3 K		0-0 G5-4-3 1B		0-0 6-3			0-0 K	7 0 3 2 0 2 2													
Dennis Littlejohn, R Marc Hill, RF OBP: 0.294, SLG: 0.248 Johnnie LeMaster, R ERA: 3.55 Mike Sadek, R OBP: 0.327, SLG: 0.308		3-3 K		1-3 K		0-3 K		0-0 G5-4-3 1B		4-0 5-3 BB			0-0 5-3	3 0 0 0 0 0 3 2 1 0 0 0 0 1 0 1 0 0 0 0 0 0 0 0 2 0 1 0 0 0 0 1													
Ed Whitson, R Larry Herndon, R OBP: 0.356, SLG: 0.500			3-3 K		0-0 6-3		0-0 F8		0-0 G3		0-0 5-3		0-0 K	0 0 0 0 0 0 0 0 6 0 0 0 0 2 2													
Inning Stats	R: 0 E: 0 K: 1 S: 8	H: 0 LOB: 1 BB: 1 P: 15	R: 0 E: 0 K: 2 S: 12	H: 1 LOB: 1 BB: 0 P: 19	R: 1 E: 1 K: 3 S: 14	H: 1 LOB: 1 BB: 0 P: 21	R: 0 E: 0 K: 1 S: 10	H: 1 LOB: 1 BB: 0 P: 14	R: 0 E: 0 K: 2 S: 15	H: 1 LOB: 1 BB: 0 P: 8	R: 0 E: 0 K: 0 S: 3	H: 1 LOB: 0 BB: 0 P: 3	R: 2 E: 1 K: 1 S: 8	H: 2 LOB: 2 BB: 1 P: 12	R: 0 E: 0 K: 0 S: 3	H: 0 LOB: 2 BB: 2 P: 11	R: 0 E: 0 K: 2 S: 8	H: 1 LOB: 1 BB: 0 P: 8	R: 4 E: 1 K: 0 S: 6	H: 3 LOB: 1 BB: 1 P: 11	1B: 10 2B: 3 3B: 0 HR: 2	SF: 0 SAC: 0 DP: 1 HBP: 1	W/P: 0 PB: 0 SB: 4 CS: 0	PA: 62			
PITCHER	IP 4.1	WLS 22	BF 7	H 5	R 4	ER 4	SO 7	BB 1	IBB 0	HBP 0	BLK 0	WP 0	HR 1	S 53	P 81	ERA 8.31	WHIP 1.846										
Scott Sanderson, R ERA: 3.44 Rudy May, L ERA: 3.55 Elias Sosa, R ERA: 1.8 Woodie Fryman, L ERA: 1.91	(1, 1) (5, 1) (10, 1) (12, 1)	4.1 2.0 2.0	22 8 12	7 4 4	5 0 4	4 0 3	7 6 2	1 2 1	0 0 0	0 0 1	0 0 0	0 0 0	1 0 0	53 30 16	81 38 19	8.31 3.86 0.00	1.846 1.286 0.500										

San Francisco Giants @ Montreal Expos
Olympic Stadium, Montreal, QB
Tue Jul 10 1979, 7:05 PM EDT
Att. 21,055 - Unknown

AB 55
R 11
H 15
RBI 9
BB 6
SO 16
LOB 24



Batter	1	2	3	4	5	6	7	8	9	10	11	12	13	AB	R	H	RBI	BB	SO	LOB	BOTTOM							
Warren Cromartie, LF OBP: 0.313, SLG: 0.412	1-1 3B 1B		4-0 IBB		0-0 F7				0-0 5-3				0-0 4-3	5 1 1 0 2 0 3														
Rodney Scott, SS OBP: 0.306, SLG: 0.272	1-2 1H 3B		0-0 F8		0-0 F7				0-0 1-3				4-0 BB IBB	4 0 1 2 1 0 3														
Andre Dawson, R OBP: 0.305, SLG: 0.475	4-2 S 3B BB		0-3 K		0-0 1-3				0-0 6-3				0-0 6-3	5 1 0 0 1 2 6														
Tony Perez, RF OBP: 0.339, SLG: 0.446	2-0 FC5-2-5 3B		0-0 F4		0-3 K				0-0 G5-4-3 1B				0-3 K	6 1 1 0 0 3 2														
Gary Carter, R OBP: 0.348, SLG: 0.496	1-3 3H 3B		0-0 HR		0-0 L7				0-0 G5-4-3 1B				4-0 BB	5 1 2 3 1 0 1														
Ellis Valentine, R OBP: 0.303, SLG: 0.438	0-0 9-2		0-0 F7		0-0 F7				0-0 6-3				0-3 K	6 0 1 0 0 1 2														
Larry Parrish, R OBP: 0.346, SLG: 0.468		1-2 HR		0-0 F7					0-0 FC6-4 1B				0-0 F8	6 2 2 1 0 0 2														
Jim Mason, LF ERA: 4.87 Philip Nastu, L ERA: 3.8 Greg Minton, R ERA: 1.82 Pedro Borbon, R ERA: 3.98 Gary Lavelle, L ERA: 2.48	(1, 6) (5, 1) (5, 1) (8, 1) (8, 1) (8, 1)	0-0 L8		4-0 SH3-4 BB		0-0 K			0-0 2B SF9 1B				0-0 G3	2 0 0 0 0 1 1 1 1 1 1 0 0 0 0 0 0 0 0 0 0 0 0 0 1 0 0 0 0 0 0 0 1 0 0 0 0 1 0 0														
Scott Sanderson, R OBP: 0.147, SLG: 0.206 Rudy May, L OBP: 0.545, SLG: 0.650	(1, 1) (5, 1)	0-0 E7		0-0 SH3-4		0-0 1-6-3			0-0 SF9 1B				0-0 5-3	1 0 1 0 0 0 0 0 1 0 0 0 0 0 0 1 3 0 2 1 0 0 0 0														
Inning Stats	R: 3 E: 0 K: 0 S: 14	H: 3 LOB: 0 BB: 1 P: 25	R: 1 E: 1 K: 1 S: 11	H: 2 LOB: 2 BB: 1 P: 16	R: 1 E: 0 K: 0 S: 4	H: 1 LOB: 0 BB: 0 P: 4	R: 0 E: 0 K: 0 S: 3	H: 0 LOB: 1 BB: 1 P: 7	R: 0 E: 0 K: 1 S: 5	H: 1 LOB: 1 BB: 0 P: 6	R: 0 E: 0 K: 0 S: 3	H: 0 LOB: 0 BB: 0 P: 3	R: 0 E: 0 K: 0 S: 3	H: 1 LOB: 3 BB: 2 P: 12	R: 0 E: 0 K: 2 S: 7	H: 0 LOB: 1 BB: 1 P: 11	R: 0 E: 0 K: 1 S: 5	H: 0 LOB: 0 BB: 0 P: 5	R: 0 E: 0 K: 0 S: 5	H: 0 LOB: 1 BB: 0 P: 5	1B: 6 2B: 3 3B: 2 HR: 2	SF: 1 SAC: 0 DP: 2 HBP: 0	W/P: 0 PB: 0 SB: 2 CS: 0	PA: 55				
PITCHER	IP 2.0	WLS 12	BF 5	H 4	R 4	ER 4	SO 1	BB 1	IBB 1	HBP 0	BLK 0	WP 0	HR 1	S 25	P 41	ERA 18.00	WHIP 3.000											
Ed Whitson, R ERA: 4.87 Philip Nastu, L ERA: 3.8 Greg Minton, R ERA: 1.82 Pedro Borbon, R ERA: 3.98 Gary Lavelle, L ERA: 2.48	(1, 1) (3, 1) (5, 1) (8, 1) (8, 1)	2.0 2.0 4.0 0.0 2.0	12 8 13 3 6	5 1 4 3 0	4 1 0 2 0	4 1 0 2 0	1 0 0 0 2	1 0 0 0 2	1 0 0 0 2	0 0 0 0 2	0 0 0 0 2	0 0 0 0 2	0 0 0 0 2	1 0 0 0 2	25 17 17 3 10	41 11 17 3 10	18.00 4.50 0.00 =	3.000 1.000 0.500 =										

San Francisco Giants @ Montreal Expos
Olympic Stadium, Montreal, QB
Tue Jul 10 1979, 7:05 PM EDT
Att. 21,055 - Unknown

AB 47
R 7
H 12
RBI 7
BB 6
SO 8
LOB 21



Batter	1	2	3	4	5	6	7	8	9	AB	R	H	RBI	BB	SO	LOB	TOP					
Bill North, S OBP: 0.402, SLG: 0.366 (1, 8)	1-2 6-3		1-0 F8			0-0 SH5-4		0-1 F9		3	0	0	0	0	0	1						
Joe Strain, R OBP: 0.300, SLG: 0.357 (1, 4)	0-1 FC5-4 1B		0-1 5-3			0-1 5-3		0-0 L6		4	0	1	0	0	0	2						
Jack Clark, R OBP: 0.352, SLG: 0.481 (1, 9)	2-2 FC5-4 1-2			1-2 5-3		0-0 F3		0-0 5-3		4	0	0	0	0	0	2						
Mike Ivie, R OBP: 0.327, SLG: 0.528 (1, 3)	2-3 K			1-1 F3				0-0 K		4	1	1	1	0	2	1						
Darrell Evans, L OBP: 0.347, SLG: 0.390 (1, 5)		2-0 G3		1-2 G3		3-1 F4				3	0	0	0	0	0	0						
Larry Hemdon, R OBP: 0.348, SLG: 0.490 (1, 7)		2-3 K			3-2 F7		2-3 K			3	0	0	0	0	2	0						
Johnnie LetMaster, R OBP: 0.309, SLG: 0.331 (1, 6)				3-1 F3		0-0 F9		0-2 4-3		3	0	0	0	0	0	0						
Dennis Littlejohn, R OBP: 0.167, SLG: 0.167 (1, 2)			1-1 SH3-4 1B		1-0 5-3			2-1 F8		3	0	1	0	0	0	0						
John Curtis, L OBP: 0.176, SLG: 0.188 (1, 1)			0-0 SH3-4			4-0 SH5-4 BB		0-1 4-3		1	0	0	0	1	0	0						
Inning Stats	R: 0 E: 0 K: 1 S: 15	H: 1 LOB: 1 BB: 0 P: 20	R: 0 E: 0 K: 1 S: 7	H: 0 LOB: 0 BB: 0 P: 14	R: 0 E: 0 K: 0 S: 6	H: 1 LOB: 1 BB: 0 P: 8	R: 0 E: 0 K: 0 S: 8	H: 0 LOB: 0 BB: 0 P: 11	R: 0 E: 0 K: 0 S: 6	H: 0 LOB: 0 BB: 0 P: 10	R: 0 E: 0 K: 0 S: 4	H: 0 LOB: 1 BB: 1 P: 8	R: 1 E: 0 K: 1 S: 9	H: 1 LOB: 0 BB: 0 P: 14	R: 0 E: 0 K: 0 S: 6	H: 0 LOB: 0 BB: 0 P: 8	R: 0 E: 0 K: 1 S: 5	H: 0 LOB: 0 BB: 0 P: 5	1B: 2 2B: 0 3B: 0 HR: 1	SF: 0 SAC: 0 DP: 0 HBP: 0	WP: 0 PB: 0 SB: 1 CS: 1	PA: 31
PITCHER	IP	WLS	BF	H	R	ER	SO	BB	IBB	HBP	BLK	WP	HR	S	P	ERA	WHIP					
Dan Schatzeder, L ERA: 2.55 (1, 1)	8.0	L	28	3	1	1	3	1	0	0	0	0	1	61	93	1.12	0.500					
Stan Bahnsen, R ERA: 2.73 (9, 1)	1.0		3	0	0	0	1	0	0	0	0	0	0	5	5	0.00	0.000					

San Francisco Giants @ Montreal Expos
Olympic Stadium, Montreal, QB
Wed Jul 11 1979, 7:05 PM EDT
Att: 15,012 - Unknown

AB 28
R 1
H 3
RBI 1
BB 1
SO 4
LOB 6



Batter	1	2	3	4	5	6	7	8	9	AB	R	H	RBI	BB	SO	LOB	BOTTOM					
Warren Cromartie, L OBP: 0.315, SLG: 0.413 (1, 7)	0-0 F8		0-0 BB 1B			0-3 K		0-0 E 1B		4	0	2	0	0	1	0						
Rodney Scott, S OBP: 0.308, SLG: 0.269 (1, 4) (8, 6)	0-1 5-3		4-1 BB			0-3 K		0-0 E6 S 1-3		3	0	0	0	1	1	1						
Andre Dawson, R OBP: 0.301, SLG: 0.469 (1, 8)	1-0 6-3		1-0 F8			0-0 F7		1-2 F9 1-2		4	0	0	0	0	0	5						
Tony Perez, R OBP: 0.334, SLG: 0.440 (1, 3)		2-3 K2-3		1-0 L9		0-0 6-3		0-0 5-3		4	0	0	0	0	1	2						
Gary Carter, R OBP: 0.347, SLG: 0.493 (1, 2)		1-2 F8		0-0 F8		2-2 1B 1B		0-0 5-3		4	0	1	0	0	0	0						
Ellis Valentine, R OBP: 0.299, SLG: 0.431 (1, 9)		0-1 F3		0-1 F6		0-3 K		0-2 6-3		4	0	0	0	0	1	1						
Larry Parrish, R OBP: 0.344, SLG: 0.465 (1, 5)			2-3 K		1-2 F5		0-0 1-3 1B		3-3 K	4	0	1	0	0	2	0						
Jim Mason, L OBP: 0.250, SLG: 0.260 (1, 6)			4-1 1B		2-0 4-3		0-1 5-3			1	0	0	0	1	0	0						
Dave Cash, R OBP: 0.258, SLG: 0.619 (7, PH) (8, 4)			1B BB		4-3					1	0	0	0	0	0	2						
Dan Schatzeder, L OBP: 0.321, SLG: 0.375 (1, 1)			1-3 K		0-1 1-3			1-1 4-3		2	0	0	0	0	1	1						
Ken Macha, R OBP: 0.258, SLG: 0.207 (8, PH)										1	0	0	0	0	0	0						
Stan Bahnsen, R (9, 1)										0	0	0	0	0	0	0						
Inning Stats	R: 0 E: 0 K: 0 S: 4	H: 0 LOB: 0 BB: 0 P: 5	R: 0 E: 0 K: 1 S: 8	H: 0 LOB: 0 BB: 0 P: 11	R: 0 E: 0 K: 2 S: 10	H: 1 LOB: 3 BB: 2 P: 22	R: 0 E: 0 K: 0 S: 4	H: 0 LOB: 0 BB: 0 P: 5	R: 0 E: 0 K: 0 S: 9	H: 0 LOB: 0 BB: 0 P: 12	R: 0 E: 0 K: 2 S: 8	H: 2 LOB: 2 BB: 0 P: 8	R: 0 E: 1 K: 0 S: 8	H: 1 LOB: 2 BB: 0 P: 10	R: 0 E: 0 K: 1 S: 7	H: 0 LOB: 0 BB: 0 P: 10	1B: 4 2B: 0 3B: 0 HR: 0	SF: 0 SAC: 0 DP: 0 HBP: 0	WP: 0 PB: 0 SB: 1 CS: 0	PA: 34		
PITCHER	IP	WLS	BF	H	R	ER	SO	BB	IBB	HBP	BLK	WP	HR	S	P	ERA	WHIP					
John Curtis, L ERA: 3.84 (1, 1)	9.0	W	34	4	0	0	7	2	0	0	0	0	0	68	95	0.00	0.667					

San Francisco Giants @ Montreal Expos
Olympic Stadium, Montreal, QB
Wed Jul 11 1979, 7:05 PM EDT
Att: 15,012 - Unknown

AB 32
R 0
H 4
RBI 0
BB 2
SO 7
LOB 12




Batter	1	2	3	4	5	6	7	8	9	AB R H RBI BB SO LOB	TOP									
Larry Herndon, R (1,8) OBP: 0.345, SLG: 0.481	F9		1B		F6		5-3		K	5 0 1 0 0 1 0	San Francisco Giants @ Montreal Expos Olympic Stadium, Montreal, QB Thu Jul 12 1979, 7:05 PM EDT Att: 21,094 - Unknown livebaseballscorecards.com									
Joe Strain, R (1,4) OBP: 0.323, SLG: 0.377	F7		FC6-4 1B		4-3		1-3 1B	CS 1B	5 0 3 0 0 0 0											
Jack Clark, R (1,9) OBP: 0.353, SLG: 0.487	BB		FC6-4 1-2		HR		1-3	F2	4 1 1 1 1 0 4											
Willie McCovey, L (1,3) OBP: 0.347, SLG: 0.507	F9			4-3	F8		BB		3 0 0 0 1 0 1											
Darrell Evans, L (1,5) OBP: 0.349, SLG: 0.392		K2-6 1B		CS 1B		K	F5		4 0 2 0 0 1 2											
Terry Whitfield, L (1,7) OBP: 0.361, SLG: 0.411	F7		2B	1B	F8		SH3-4 SF8 BB		3 2 1 0 1 0 1											
Roger Metzger, S (1,6) OBP: 0.274, SLG: 0.292	K2-6 1-2		1B	2B	S 1B		SH3-4		3 2 2 1 0 1 1											
Dennis Littlejohn, R (1,2) OBP: 0.300, SLG: 0.333			F3	1B			SF8		3 0 2 3 0 0 0											
John Montefusco, R (1,1) OBP: 0.105, SLG: 0.158	F7		F7	F4	F2		K		4 0 0 0 0 1 2											
Gary Lavelle, S (9,1) OBP: 0.500, SLG: 0.500									0 0 0 0 0 0 0											
Inning Stats	R: 0 E: 0 K: 0 S: 6	H: 0 LOB: 1 BB: 1 P: 12	R: 0 E: 0 K: 1 S: 7	H: 1 LOB: 1 BB: 0 P: 8	R: 0 E: 0 K: 0 S: 13	H: 2 LOB: 2 BB: 0 P: 18	R: 2 E: 0 K: 0 S: 6	H: 4 LOB: 1 BB: 0 P: 6	R: 1 E: 0 K: 1 S: 4	H: 1 LOB: 1 BB: 0 P: 7	R: 0 E: 0 K: 0 S: 4	H: 1 LOB: 2 BB: 1 P: 8	R: 1 E: 0 K: 1 S: 5	H: 0 LOB: 0 BB: 1 P: 9	R: 0 E: 0 K: 1 S: 5	H: 1 LOB: 0 BB: 0 P: 5	1B: 10 2B: 2 3B: 0 HR: 1	SF: 1 SAC: 1 DP: 1 HBP: 0	WP: 0 PB: 0 SB: 2 CS: 2	PA: 39
PITCHER	IP WLS BF H R ER SO BB IBB HBP BLK WP HR S P ERA WHIP											IP WLS BF H R ER SO BB IBB HBP BLK WP HR S P ERA WHIP								
Steve Rogers, R (1,1) ERA: 2.52	6.2 L 31 11 4 4 2 2 2 0 0 0 0 1 46 62 5.40 1.950																			
Rudy May, L (7,1) ERA: 3.51	0.1 1 0 0 0 0 0 0 0 0 0 0 0 1 1 0.00 0.000																			
Stan Bahnsen, R (8,1) ERA: 2.86	2.0 7 1 1 1 2 1 0 0 0 0 0 0 10 14 4.50 1.000																			

Batter	1	2	3	4	5	6	7	8	9	AB R H RBI BB SO LOB	BOTTOM											
Warren Cromartie, L (1,7) OBP: 0.314, SLG: 0.413	4-3		2B		K		4-3		3-1	5 0 1 0 0 1 1	San Francisco Giants @ Montreal Expos Olympic Stadium, Montreal, QB Thu Jul 12 1979, 7:05 PM EDT Att: 21,094 - Unknown livebaseballscorecards.com											
Rodney Scott, S (1,4) OBP: 0.307, SLG: 0.269	2B 1B		F5		4-3		S BB	L4	4 1 1 0 1 0 2													
Andre Dawson, R (1,8) OBP: 0.303, SLG: 0.471	1-H 2B		F4		K		F4	S 1B	5 0 2 2 0 1 2													
Tony Perez, R (1,3) OBP: 0.332, SLG: 0.433	F9		5-3				1B BB	K	4 0 0 0 1 1 3													
Gary Carter, R (1,2) OBP: 0.349, SLG: 0.502	K		G1-2-3 BB		F5		F5	HR	3 1 1 1 1 1 2													
Ellis Valentine, R (1,9) OBP: 0.305, SLG: 0.436		4-3		1B			1B		4 0 3 0 0 0 0													
Ken Macha, R (8,FR) OBP: 0.258, SLG: 0.207			1B	1B			1B		0 0 0 0 0 0 0													
Larry Parrish, R (1,5) OBP: 0.346, SLG: 0.465	1B		F4		1-2 2-H		1B	K	4 0 2 0 0 1 3													
Jim Mason, L (1,6) OBP: 0.250, SLG: 0.259	K		1B		F8		F8	L6	4 0 1 0 0 1 4													
Steve Rogers, R (1,1) OBP: 0.212, SLG: 0.204	G3		G1-2-3		F5		F5	3-1 1B BB	2 0 0 0 0 0 4													
Rudy May, L (7,1) ERA: 3.51									0 0 0 0 0 0 0													
Jerry White, S (7,PH) OBP: 0.333, SLG: 0.434									1 0 0 0 0 0 0													
Stan Bahnsen, R (8,1) ERA: 2.86									0 0 0 0 0 0 0													
Tom Hutton, L (9,PH) OBP: 0.381, SLG: 0.486									0 1 0 0 1 0 0													
Inning Stats	R: 1 E: 0 K: 1 S: 10	H: 2 LOB: 1 BB: 0 P: 17	R: 0 E: 0 K: 1 S: 11	H: 1 LOB: 0 BB: 0 P: 17	R: 0 E: 0 K: 0 S: 14	H: 1 LOB: 1 BB: 0 P: 19	R: 0 E: 0 K: 0 S: 14	H: 2 LOB: 2 BB: 1 P: 23	R: 0 E: 0 K: 2 S: 8	H: 0 LOB: 0 BB: 0 P: 10	R: 0 E: 0 K: 0 S: 7	H: 2 LOB: 2 BB: 1 P: 12	R: 0 E: 0 K: 0 S: 8	H: 0 LOB: 1 BB: 1 P: 15	R: 1 E: 0 K: 2 S: 13	H: 2 LOB: 1 BB: 0 P: 15	R: 1 E: 0 K: 0 S: 6	H: 1 LOB: 1 BB: 1 P: 10	1B: 8 2B: 2 3B: 0 HR: 1	SF: 0 SAC: 0 DP: 1 HBP: 0	WP: 0 PB: 0 SB: 2 CS: 0	PA: 40
PITCHER	IP WLS BF H R ER SO BB IBB HBP BLK WP HR S P ERA WHIP											IP WLS BF H R ER SO BB IBB HBP BLK WP HR S P ERA WHIP										
John Montefusco, R (1,1) ERA: 4.55	8.0 W 36 10 3 3 6 4 0 0 0 0 0 0 0 4 4 3.38 1.750																					
Gary Lavelle, L (9,1) ERA: 2.44	1.0 S 4 1 0 0 0 0 0 0 0 0 0 0 0 4 4 0.00 1.000																					

Batter	1	2	3	4	5	6	7	8	9	AB	R	H	RBI	BB	SO	LOB	TOP				
Bill North, S OBP: 0.400, SLG: 0.366 Greg Minton, S (7, 1)	0-0 6-3		4-0 BB		0-0 L9		0-0 6-3			3	0	0	0	1	0	1					
Terry Whitfield, L OBP: 0.361, SLG: 0.408	0-0 4-3		0-3 K		4-0 BB		0-0 6-3			3	0	0	0	1	1	2					
Jack Clark, R OBP: 0.355, SLG: 0.496	0-3 K			0-0 HR	4-0 BB		0-0 F2			3	1	1	1	1	1	0					
Willie McCovey, L OBP: 0.339, SLG: 0.495		0-3 K		0-3 K	0-0 F9			0-0 1-3		4	0	0	0	0	2	2					
Mike Ivie, R OBP: 0.332, SLG: 0.535		0-0 E5		0-0 G3 1B		0-0 6-3		0-0 F9		4	1	1	0	0	0	0					
Marc Hill, R OBP: 0.292, SLG: 0.247		0-3 K		0-0 G3	0-0 FC6-4 1B			0-0 G3		4	0	1	0	0	1	2					
Johnnie LetMaster, R OBP: 0.317, SLG: 0.346		0-0 4-3		0-0 1B CS	0-0 FC6-4 1B			0-0 FC4-6 1B		4	0	2	1	0	0	2					
Roger Metzger, S OBP: 0.274, SLG: 0.291			0-0 G3	0-0 1B	0-0 CS	0-0 5-3		0-0 FC4-6		4	0	1	0	0	0	1					
Ed Halicki, R OBP: 0.214, SLG: 0.222 Philip Nastu, L OBP: 0.154, SLG: 0.043 Larry Herndon, R OBP: 0.343, SLG: 0.479 (7, 8)			0-0 6-3	0-0 CS	0-3 K			0-0 F9		2	0	0	0	0	1	0					
Inning Stats	R: 0 E: 0 K: 1 S: 5	H: 0 LOB: 0 BB: 0 P: 5	R: 0 E: 2 K: 2 S: 8	H: 0 LOB: 1 BB: 0 P: 8	R: 0 E: 0 K: 1 S: 5	H: 4 LOB: 1 BB: 1 P: 9	R: 0 E: 0 K: 1 S: 5	H: 0 LOB: 2 BB: 2 P: 13	R: 0 E: 0 K: 0 S: 3	H: 1 LOB: 0 BB: 0 P: 3	R: 0 E: 0 K: 0 S: 4	H: 1 LOB: 1 BB: 0 P: 4	R: 0 E: 0 K: 0 S: 3	H: 0 LOB: 0 BB: 0 P: 3	R: 0 E: 0 K: 0 S: 4	H: 1 LOB: 1 BB: 0 P: 4	1B: 5 2B: 1 3B: 0 HR: 1	SF: 0 SAC: 0 DP: 0 HBP: 0	WP: 0 PB: 0 SB: 0 CS: 2	PA: 38	
PITCHER	IP	WLS	BF	H	R	ER	SO	BB	IBB	HBP	BLK	WP	HR	S	P	ERA	WHIP				
Andy Hassler, L ERA: 4.36	7.0	W	29	6	2	2	6	3	0	0	0	0	1	38	50	2.57	1.286				
Dale Murray, R ERA: 3.95	2.0	S	7	1	0	0	0	0	0	0	0	0	0	7	7	0.00	0.500				

San Francisco Giants @ New York Mets
Shea Stadium, Flushing, NY
Fri Jul 13 1979, 7:05 PM EDT
Att. 16,110 - Unknown


AB 33
R 2
H 7
RBI 2
BB 3
SO 6
LOB 11



Batter	1	2	3	4	5	6	7	8	9	AB	R	H	RBI	BB	SO	LOB	BOTTOM				
Joel Youngblood, R OBP: 0.362, SLG: 0.479	2-3 K			1-2 SH1-3 SF8 2B	0-1 F4		0-0 FC5-4 CS E			4	2	1	0	0	1	1					
Frank Taveras, R OBP: 0.293, SLG: 0.337	0-0 CS S 1B			1-0 SH1-3	0-0 S 1B		0-0 E8 3B			3	1	3	1	0	0	0					
Lee Mazzilli, S OBP: 0.416, SLG: 0.486	1-3 K			0-0 SF8	4-0 BB		0-0 F8			2	0	0	1	1	1	2					
Richie Hebner, L OBP: 0.370, SLG: 0.401	3-1 CS			0-0 F8	0-0 F8			0-0 3-1		4	1	1	0	0	0	2					
Steve Henderson, R OBP: 0.375, SLG: 0.428 Doug Flynn, R OBP: 0.260, SLG: 0.320		0-0 6-3		2-1 1B 3B		0-0 CS 1B		0-3 K		4	1	2	1	0	1	0					
Willie Montanez, L OBP: 0.288, SLG: 0.306	1-2 F6			4-0 1B IBB		0-0 F8		0-0 3-4-1		3	0	0	0	1	0	1					
Elliott Maddox, R OBP: 0.337, SLG: 0.322			0-0 5-3		1-2 1B		0-0 F3			3	0	1	1	0	0	1					
Alex Trevino, R OBP: 0.432, SLG: 0.471			2-3 K		1-3 1B		4-0 FC6-4 BB			2	0	0	0	1	1	2					
Andy Hassler, L Ed Kranepool, L OBP: 0.265, SLG: 0.262 Sergio Ferrer, S Dale Murray, R (8, 1)		1-3 K		1-0 G3		0-0 FC6-4 FC5-4				2	0	0	0	0	1	0					
Inning Stats	R: 0 E: 0 K: 2 S: 9	H: 1 LOB: 0 BB: 0 P: 15	R: 0 E: 0 K: 0 S: 6	H: 0 LOB: 0 BB: 0 P: 7	R: 0 E: 0 K: 2 S: 7	H: 0 LOB: 0 BB: 0 P: 10	R: 3 E: 0 K: 0 S: 12	H: 4 LOB: 2 BB: 1 P: 21	R: 0 E: 0 K: 0 S: 3	H: 1 LOB: 0 BB: 0 P: 3	R: 2 E: 1 K: 0 S: 4	H: 1 LOB: 1 BB: 1 P: 8	R: 0 E: 0 K: 1 S: 5	H: 0 LOB: 0 BB: 0 P: 5	1B: 5 2B: 1 3B: 2 HR: 0	SF: 1 SAC: 1 DP: 0 HBP: 0	WP: 0 PB: 0 SB: 2 CS: 3	PA: 34			
PITCHER	IP	WLS	BF	H	R	ER	SO	BB	IBB	HBP	BLK	WP	HR	S	P	ERA	WHIP				
Ed Halicki, R ERA: 4.26	4.2	L	21	6	3	3	4	1	0	0	0	0	0	4	4	0.00	0.750				
Philip Nastu, L ERA: 3.74	1.1		4	1	0	0	0	0	0	0	0	0	0	4	4	0.00	1.000				
Greg Minton, R ERA: 1.62	2.0		8	1	2	0	1	1	0	0	0	0	0	9	13	0.00	1.000				

San Francisco Giants @ New York Mets
Shea Stadium, Flushing, NY
Fri Jul 13 1979, 7:05 PM EDT
Att. 16,110 - Unknown

AB 28
R 5
H 8
RBI 4
BB 3
SO 5
LOB 10



Batter	1	2	3	4	5	6	7	8	9	AB	R	H	RBI	BB	SO	LOB	TOP					
Bill North, S OBP: 0.395, SLG: 0.361 Tom Griffin, R OBP: 0.100, SLG: 0.100	F4-3		FC6-4 E			L6		3-1		4	1	0	0	0	0	2	San Francisco Giants @ New York Mets Shea Stadium, Flushing, NY Sat Jul 14 1979, 3:33 AM EDT Att: 28,254 - Unknown livebaseballscorecards.com					
Terry Whitfield, L OBP: 0.363, SLG: 0.413	G3		E4					F7		4	0	2	1	0	0	0						
Jack Clark, R OBP: 0.351, SLG: 0.490	F7		F8			6-3			F8	4	0	0	0	0	0	2						
Willie McCovey, L OBP: 0.338, SLG: 0.490		G3-6 1B				G3			K	4	0	1	0	0	1	1						
Darrell Evans, L OBP: 0.351, SLG: 0.388		G3-6								1	0	0	0	3	0	1						
Roger Metzger, S OBP: 0.275, SLG: 0.292 Mike Ivie, R OBP: 0.330, SLG: 0.532																						
Johnnie LetMaster, R OBP: 0.310, SLG: 0.346																						
Dennis Littlejohn, R OBP: 0.353, SLG: 0.375																						
Vida Blue, S OBP: 0.220, SLG: 0.239 Larry Herndon, R OBP: 0.341, SLG: 0.476																						
Inning Stats	R: 0 E: 0 K: 0 S: 6	H: 0 LOB: 0 BB: 0 P: 10	R: 0 E: 0 K: 0 S: 5	H: 2 LOB: 0 BB: 0 P: 6	R: 2 E: 1 K: 1 S: 13	H: 3 LOB: 1 BB: 0 P: 21	R: 0 E: 0 K: 0 S: 5	H: 0 LOB: 0 BB: 1 P: 11	R: 0 E: 0 K: 0 S: 5	H: 0 LOB: 0 BB: 0 P: 9	R: 0 E: 0 K: 0 S: 9	H: 1 LOB: 1 BB: 0 P: 15	R: 0 E: 0 K: 0 S: 8	H: 0 LOB: 1 BB: 1 P: 14	R: 0 E: 0 K: 0 S: 8	H: 0 LOB: 0 BB: 0 P: 13		R: 0 E: 0 K: 1 S: 7	H: 0 LOB: 1 BB: 1 P: 12	1B: 5 2B: 1 3B: 0 HR: 0	SF: 0 SAC: 0 DP: 2 HBP: 0	WP: 0 PB: 0 SB: 1 CS: 1
PITCHER Tom Hausman, R ERA: 2.13	IP: 9.0 WLS: W BF: 33 H: 6 R: 2 ER: 1 SO: 2 BB: 3 IBB: 0 HBP: 0 BLK: 0 WP: 0 HR: 0 S: 66 P: 111 ERA: 1.00 WHIP: 1.000															PITCHER						

Batter	1	2	3	4	5	6	7	8	9	AB	R	H	RBI	BB	SO	LOB	BOTTOM			
Joel Youngblood, R OBP: 0.367, SLG: 0.481	G4-6-3 BB		F9							3	0	2	0	1	0	0	San Francisco Giants @ New York Mets Shea Stadium, Flushing, NY Sat Jul 14 1979, 3:33 AM EDT Att: 28,254 - Unknown livebaseballscorecards.com			
Frank Taveras, R OBP: 0.293, SLG: 0.336	G4-6-3		E6							4	1	1	0	0	0	3				
Lee Mazzilli, S OBP: 0.417, SLG: 0.485	F8		F9							3	0	1	0	1	0	1				
Steve Henderson, R OBP: 0.376, SLG: 0.432 Sergio Ferrer, S																				
John Stearns, R OBP: 0.324, SLG: 0.362																				
Willie Montanez, L OBP: 0.272, SLG: 0.310																				
Elliott Maddox, R OBP: 0.327, SLG: 0.312																				
Doug Flynn, R OBP: 0.268, SLG: 0.318																				
Tom Hausman, R OBP: 0.071, SLG: 0.071																				
Inning Stats	R: 0 E: 0 K: 0 S: 6	H: 0 LOB: 0 BB: 1 P: 14	R: 2 E: 0 K: 1 S: 9	H: 2 LOB: 1 BB: 1 P: 16	R: 1 E: 1 K: 0 S: 13	H: 2 LOB: 1 BB: 0 P: 19	R: 0 E: 0 K: 0 S: 5	H: 1 LOB: 0 BB: 0 P: 6	R: 0 E: 0 K: 0 S: 7	H: 1 LOB: 2 BB: 1 P: 13	R: 0 E: 0 K: 1 S: 6	H: 0 LOB: 0 BB: 0 P: 9	R: 0 E: 0 K: 0 S: 7	H: 1 LOB: 1 BB: 0 P: 7	R: 0 E: 1 K: 0 S: 3	H: 1 LOB: 0 BB: 0 P: 3		1B: 7 2B: 2 3B: 0 HR: 0	SF: 1 SAC: 0 DP: 2 HBP: 0	WP: 0 PB: 0 SB: 1 CS: 1
PITCHER Vida Blue, L ERA: 5.61 Tom Griffin, R ERA: 3.39	IP: 7.0 WLS: L BF: 29 H: 7 R: 3 ER: 3 SO: 2 BB: 3 IBB: 0 HBP: 0 BLK: 0 WP: 0 HR: 0 S: 53 P: 84 ERA: 3.86 WHIP: 1.429															PITCHER				

Batter	1	2	3	4	5	6	7	8	9	AB	R	H	RBI	BB	SO	LOB	TOP					
Bake McBride, L (1,9) OBP: 0.317, SLG: 0.415	0-1 F9		0-0 1B			0-0 3B		0-0 F9		4	0	2	0	0	0	1	Philadelphia Phillies @ San Francisco Giants Candlestick Park, San Francisco, CA Thu Jul 19 1979, 10:05 PM EDT Att: 20,732 - Unknown					
Larry Bowa, S (1,6) OBP: 0.334, SLG: 0.339	2-2 P6		1-2 F9			1-0 L6		1-2 6-3		3	0	0	0	0	0	3						
Greg Luzinski, R (8,PH) OBP: 0.355, SLG: 0.416										1	0	0	0	0	0	1						
Tug McGraw, R (8,1) OBP: 0.167, SLG: 0.167										0	0	0	0	0	0	0						
Pete Rose, S (1,3) OBP: 0.394, SLG: 0.410	2-1 4-3		0-2 F9			2-3 K			0-0 6-3	4	0	0	0	0	1	3						
Mike Schmidt, R (1,5) OBP: 0.398, SLG: 0.618		1-0 6-3		3-1 1B		3-2 L6			0-1 1B	4	0	2	0	0	0	1						
Bob Boone, R (1,2) OBP: 0.397, SLG: 0.492		1-1 6-3		0-1 L5			0-0 L7		1-1 L8	4	0	0	0	0	0	2						
Gary Maddox, R (1,8) OBP: 0.297, SLG: 0.452		1-2 1B		1-2 9-3			0-0 L9		0-0 F9	4	0	1	0	0	0	2						
Manny Trillo, R (1,4) OBP: 0.318, SLG: 0.349		1-1 1-3			0-3 K			1-3 K		3	0	0	0	0	2	1						
Mike Anderson, R (1,7) OBP: 0.381, SLG: 0.314			2-1 1B		1-0 L7			2-0 1B		3	0	2	0	0	0	0						
Dickie Noles, R (1,1) OBP: 0.302, SLG: 0.244			1-3 K		0-3 K			2-1 F8		2	0	0	0	0	2	1						
Jose Cardenal, R (8,PH) OBP: 0.377, SLG: 0.308										1	0	0	0	0	0	1						
Bud Harrelson, S (8,6)										0	0	0	0	0	0	0						
Inning Stats	R: 0 E: 0 K: 0 S: 9	H: 0 LOB: 0 BB: 0 P: 13	R: 0 E: 0 K: 0 S: 8	H: 1 LOB: 1 BB: 0 P: 12	R: 0 E: 0 K: 1 S: 12	H: 2 LOB: 2 BB: 0 P: 16	R: 0 E: 0 K: 0 S: 7	H: 1 LOB: 0 BB: 0 P: 11	R: 0 E: 0 K: 2 S: 10	H: 0 LOB: 0 BB: 0 P: 11	R: 0 E: 0 K: 1 S: 8	H: 1 LOB: 1 BB: 0 P: 14	R: 0 E: 0 K: 1 S: 5	H: 0 LOB: 0 BB: 0 P: 6	R: 0 E: 0 K: 0 S: 7	H: 1 LOB: 1 BB: 0 P: 12	R: 0 E: 0 K: 0 S: 6	H: 1 LOB: 1 BB: 0 P: 7	1B: 6 2B: 1 3B: 1 HR: 0	SF: 0 SAC: 0 DP: 1 HBP: 0	WP: 0 PB: 0 SB: 0 CS: 0	PA: 33
PITCHER John Curtis, L (1,1) ERA: 3.36	IP: 9.0 WLS: W BF: 33 H: 7 R: 0 ER: 0 SO: 5 BB: 0 IBB: 0 HBP: 0 BLK: 0 WP: 0 HR: 0 S: 72 P: 102 ERA: 0.00 WHIP: 0.778																					

AB	33
R	0
H	7
RBI	0
BB	0
SO	5
LOB	16



Batter	1	2	3	4	5	6	7	8	9	AB	R	H	RBI	BB	SO	LOB	BOTTOM			
Bill North, S (1,8) OBP: 0.392, SLG: 0.355	1-2 F7		0-0 1-3		1-0 6-3			0-0 5-3		4	0	0	0	0	0	1	Philadelphia Phillies @ San Francisco Giants Candlestick Park, San Francisco, CA Thu Jul 19 1979, 10:05 PM EDT Att: 20,732 - Unknown			
Joe Strain, R (1,4) OBP: 0.356, SLG: 0.406	1-1 1B			0-0 F8	5-3 2B		0-1 P6	0-1 F8		4	1	2	0	0	0	0				
Jack Clark, R (1,9) OBP: 0.346, SLG: 0.479	0-3 K			2-2 5-3	1-2 1B		0-1 6-3	1-1 6-3		4	0	0	0	0	1	2				
Willie McCovey, L (1,3) OBP: 0.338, SLG: 0.493	1-1 6-3			0-1 F8	2-3 2B		0-0 2B			3	0	1	0	0	0	2				
Darrell Evans, L (1,5) OBP: 0.352, SLG: 0.388		0-1 G3		0-1 2B	3-H 2B		4-0 IBB			2	0	1	1	1	0	0				
Terry Whitfield, L (1,7) OBP: 0.358, SLG: 0.407		0-0 F7		1-3 K			1-1 F8			3	0	0	0	0	1	3				
Johnnie LeMaster, R (1,6) OBP: 0.316, SLG: 0.350			1-3 K		2-1 4-3	SH3-4 1B		0-3 K		3	0	1	0	0	2	0				
Dennis Littlejohn, R (1,2) OBP: 0.316, SLG: 0.333			1-0 F3		0-0 SH3-4		2-3 K			2	0	0	0	0	1	0				
John Curtis, L (1,1) OBP: 0.150, SLG: 0.158			2-1 G3		0-2 4-3		0-3 K			3	0	0	0	0	1	1				
Inning Stats	R: 0 E: 0 K: 1 S: 10	H: 1 LOB: 1 BB: 0 P: 13	R: 0 E: 0 K: 1 S: 6	H: 0 LOB: 0 BB: 0 P: 7	R: 0 E: 0 K: 0 S: 4	H: 0 LOB: 0 BB: 0 P: 7	R: 1 E: 0 K: 1 S: 11	H: 2 LOB: 1 BB: 0 P: 14	R: 0 E: 0 K: 0 S: 7	H: 1 LOB: 1 BB: 0 P: 10	R: 0 E: 0 K: 0 S: 7	H: 1 LOB: 2 BB: 1 P: 13	R: 0 E: 0 K: 3 S: 10	H: 0 LOB: 0 BB: 0 P: 12	R: 0 E: 0 K: 0 S: 5	H: 0 LOB: 0 BB: 0 P: 6		1B: 3 2B: 2 3B: 0 HR: 0	SF: 0 SAC: 1 DP: 0 HBP: 0	WP: 0 PB: 0 SB: 0 CS: 0
PITCHER Dickie Noles, R (1,1) ERA: 1.98	IP: 7.0 WLS: L BF: 27 H: 5 R: 1 ER: 1 SO: 6 BB: 0 IBB: 0 HBP: 0 BLK: 0 WP: 0 HR: 0 S: 55 P: 76 ERA: 1.29 WHIP: 0.714																			
Tug McGraw, L (8,1) ERA: 3.71	IP: 1.0 WLS: L BF: 3 H: 0 R: 0 ER: 0 SO: 0 BB: 0 IBB: 0 HBP: 0 BLK: 0 WP: 0 HR: 0 S: 5 P: 6 ERA: 0.00 WHIP: 0.000																			



Batter	1	2	3	4	5	6	7	8	9	AB	R	H	RBI	BB	SO	LOB	TOP								
Bake McBride, L OBP: 0.319, SLG: 0.415 (1, 9)	1-2 4-3		0-0 FC5-4 1B	0-1 3-1			0-0 2B WP 1B	0-3 K		5	1	2	0	0	1	3									
Larry Bowa, S OBP: 0.332, SLG: 0.340 (1, 6)	2-3 K		1-0 FC5-4 CS		1-1 F7		0-0 WP 2B	0-0 L5		5	1	1	1	0	1	3									
Pete Rose, S OBP: 0.396, SLG: 0.411 (1, 3)	0-0 BB 1B		4-2 CS BB		0-0 8-4 1B		1-3 F5 2-H 3-H		0-0 L6	4	0	2	0	1	0	0									
Mike Schmidt, R OBP: 0.401, SLG: 0.625 (1, 5)	4-0 FC5-4 BB		2-2 CS	0-1 HR	1-0 8-4		0-0 WP E6		4-0 S BB	3	1	1	1	2	0	1									
Bob Boone, R OBP: 0.401, SLG: 0.504 (1, 2)	1-0 FC5-4			0-0 HR		2-0 FC6-4 1B	1-3 K		4-0 BB	4	1	2	1	1	1	3									
Gary Maddox, R OBP: 0.295, SLG: 0.448 (1, 8)		0-0 4-3		0-0 1B SF8 1B		0-1 FC6-4 CS	0-0 F3		0-3 K	5	1	1	0	0	1	4									
Greg Gross, L OBP: 0.416, SLG: 0.463 (1, 7)		0-2 1B		1-2 SF8 1B		4-1 BB		4-0 FC6-4 BB	0-0 1-3	3	0	2	0	2	0	2									
Manny Trillo, R OBP: 0.312, SLG: 0.344 (1, 4)		0-0 F4		0-2 SF8		1-1 F9		0-0 FC6-4 1B		3	0	0	1	0	0	3									
Randy Lerch, L OBP: 0.149, SLG: 0.222 (1, 1)		2-2 3-1		1-2 6-3			0-0 1B 2B 1B		0-0 1B	2	0	0	0	0	0	2									
Tim McCarver, L OBP: 0.391, SLG: 0.366 (7, PH)										1	1	1	0	0	0	0									
Ron Reed, R OBP: 0.429, SLG: 0.500 (7, 1)										1	0	1	0	0	0	0									
Inning Stats	R: 0 E: 0 K: 1 S: 11	H: 1 LOB: 2 BB: 1 P: 19	R: 0 E: 0 K: 0 S: 8	H: 1 LOB: 1 BB: 0 P: 10	R: 0 E: 0 K: 0 S: 7	H: 1 LOB: 0 BB: 1 P: 14	R: 3 E: 0 K: 0 S: 15	H: 4 LOB: 1 BB: 0 P: 17	R: 0 E: 0 K: 0 S: 4	H: 1 LOB: 0 BB: 0 P: 6	R: 0 E: 0 K: 0 S: 6	H: 1 LOB: 1 BB: 0 P: 13	R: 3 E: 1 K: 1 S: 9	H: 3 LOB: 1 BB: 0 P: 11	R: 0 E: 0 K: 1 S: 6	H: 1 LOB: 2 BB: 2 P: 10	R: 0 E: 0 K: 1 S: 5	H: 0 LOB: 2 BB: 2 P: 13	1B: 10 2B: 2 3B: 0 HR: 2	SF: 1 SAC: 0 DP: 1 HBP: 0	WP: 4 PB: 0 SB: 2 CS: 3	PA: 44			
PITCHER	IP	WLS	BF	H	R	ER	SO	BB	IBB	HBP	BLK	WP	HR	S	P	ERA	WHIP								
John Montefusco, R ERA: 4.55 (1, 1)	6.0		26	9	3	3	1	3	0	0	0	0	2	51	79	4.50	2.000								
Tom Griffin, R ERA: 3.82 (7, 1)	0.0	L	3	3	3	3	0	0	0	0	0	0	0	3	3	∞	∞								
Greg Minton, R ERA: 1.57 (7, 1)	1.0		4	0	0	0	1	0	0	0	0	2	0	6	8	0.00	0.000								
Gary Lavelle, L ERA: 2.34 (8, 1)	2.0		10	1	0	0	2	3	0	0	0	0	0	11	23	0.00	2.000								

Philadelphia Phillies @ San Francisco Giants
Candlestick Park, San Francisco, CA
Fri Jul 20 1979, 10:05 PM EDT
Att: 21,110 - Unknown

AB	36
R	6
H	13
RBI	4
BB	6
SO	4
LOB	21



Batter	1	2	3	4	5	6	7	8	9	AB	R	H	RBI	BB	SO	LOB	BOTTOM								
Bill North, S OBP: 0.393, SLG: 0.362 (1, 8)	1-1 5-3			1-2 3B		4-2 SH1-4 E BB		0-3 K		3	1	1	0	1	1	0									
Joe Strain, R OBP: 0.342, SLG: 0.389 (1, 4)	1-2 F7			0-0 F5		0-0 SH1-4		0-0 5-3		3	0	0	0	0	0	1									
Jack Clark, R OBP: 0.345, SLG: 0.477 (1, 9)	3-2 F9			1-2 P3		0-2 E5 SF		0-0 FC5-4 1B		4	1	1	1	0	0	2									
Mike Ivie, R OBP: 0.327, SLG: 0.541 (1, 3)		3-2 L5		0-0 4-3		2-3 3-H E5		0-0 FC5-4		4	0	0	0	0	0	3									
Darrell Evans, L OBP: 0.353, SLG: 0.396 (1, 5)		2-3 K			1-1 HR	4-0 SF IBB		0-3 K		3	1	1	1	1	2	0									
Larry Hemdon, R OBP: 0.337, SLG: 0.471 (1, 7)		2-1 L8			0-0 4-3	1-1 SF		0-0 P4		3	0	0	1	0	0	0									
Johnnie LeMaster, R OBP: 0.309, SLG: 0.341 (1, 6)			0-3 K		1-0 5-3		0-3 K		0-0 F8	4	0	0	0	0	2	0									
Dennis Littlejohn, R OBP: 0.273, SLG: 0.286 (1, 2)			0-1 L5		2-3 K		0-3 K			3	0	0	0	0	2	0									
John Montefusco, R OBP: 0.106, SLG: 0.150 (6, PH)										1	0	0	0	0	0	0									
Rob Andrews, R OBP: 0.311, SLG: 0.299 (7, 1)										1	1	0	0	0	0	0									
Tom Griffin, L OBP: 0.106, SLG: 0.100 (7, 1)										0	0	0	0	0	0	0									
Greg Minton, S OBP: 0.106, SLG: 0.100 (7, 1)										0	0	0	0	0	0	0									
Terry Whitfield, L OBP: 0.067, SLG: 0.405 (7, PH)										1	0	0	0	0	0	0									
Gary Lavelle, S OBP: 0.500, SLG: 0.500 (8, 1)										0	0	0	0	0	0	0									
Inning Stats	R: 0 E: 0 K: 0 S: 8	H: 0 LOB: 0 BB: 0 P: 13	R: 0 E: 0 K: 1 S: 9	H: 0 LOB: 0 BB: 0 P: 16	R: 0 E: 0 K: 1 S: 7	H: 0 LOB: 0 BB: 0 P: 7	R: 0 E: 0 K: 0 S: 8	H: 1 LOB: 1 BB: 0 P: 10	R: 1 E: 0 K: 1 S: 7	H: 1 LOB: 0 BB: 0 P: 11	R: 3 E: 2 K: 0 S: 11	H: 1 LOB: 1 BB: 2 P: 22	R: 0 E: 0 K: 2 S: 7	H: 0 LOB: 0 BB: 0 P: 7	R: 0 E: 0 K: 1 S: 6	H: 1 LOB: 1 BB: 0 P: 6	R: 0 E: 0 K: 1 S: 5	H: 0 LOB: 0 BB: 0 P: 5	1B: 2 2B: 0 3B: 1 HR: 1	SF: 1 SAC: 1 DP: 0 HBP: 0	WP: 0 PB: 0 SB: 0 CS: 0	PA: 34			
PITCHER	IP	WLS	BF	H	R	ER	SO	BB	IBB	HBP	BLK	WP	HR	S	P	ERA	WHIP								
Randy Lerch, L ERA: 3.74 (1, 1)	6.0	W	24	3	4	2	3	1	0	0	0	0	0	18	18	3.00	0.667								
Ron Reed, R ERA: 4.62 (7, 1)	3.0	S	10	1	0	0	4	0	0	0	0	0	0	18	18	0.00	0.333								

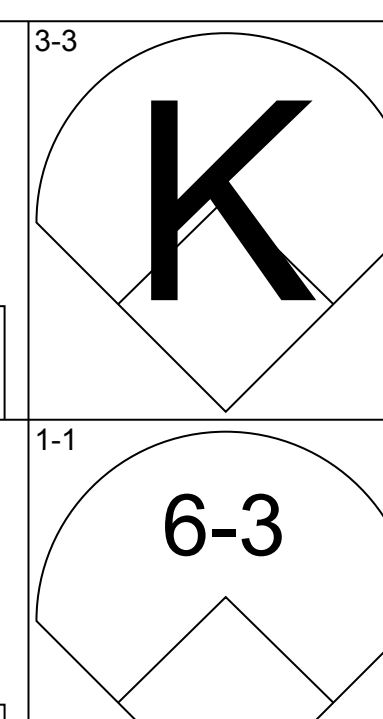
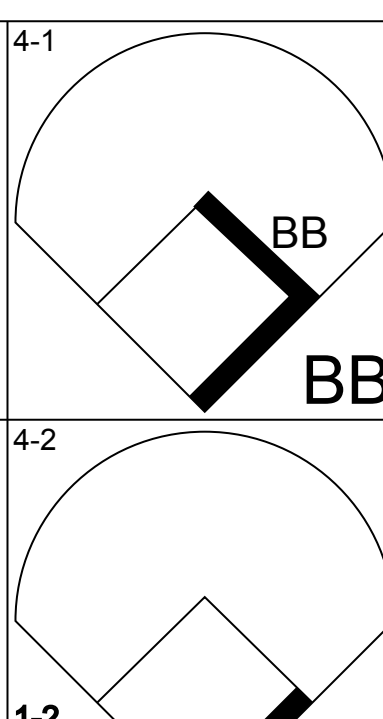
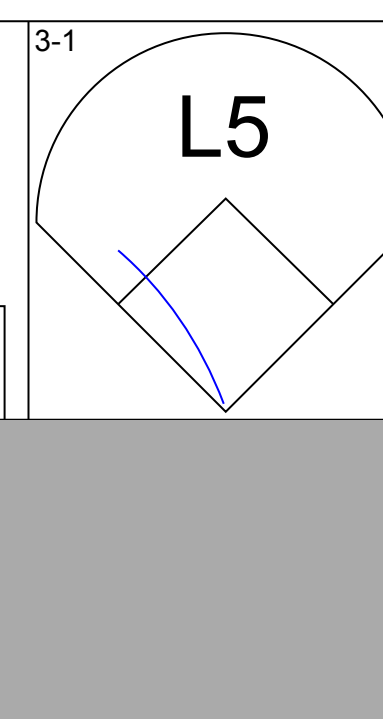
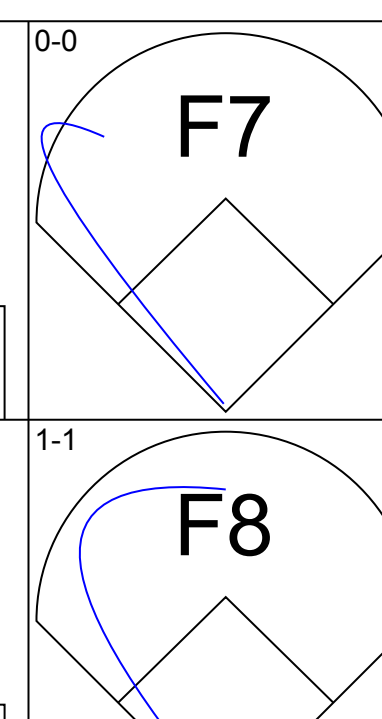
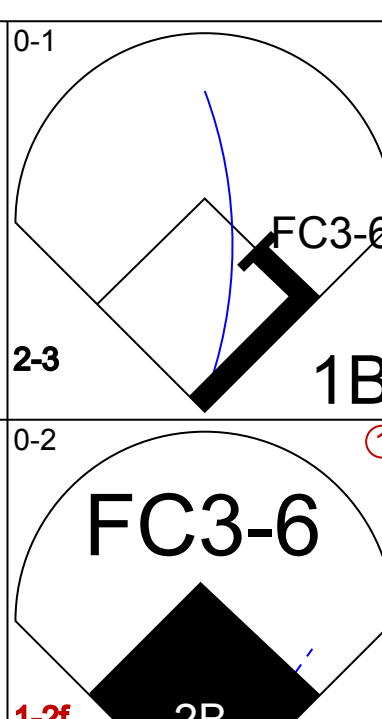
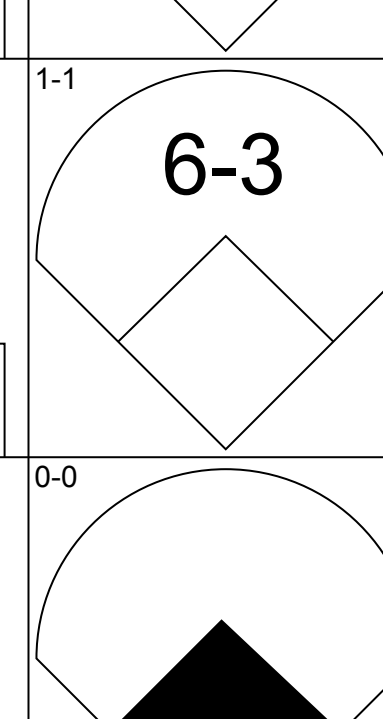
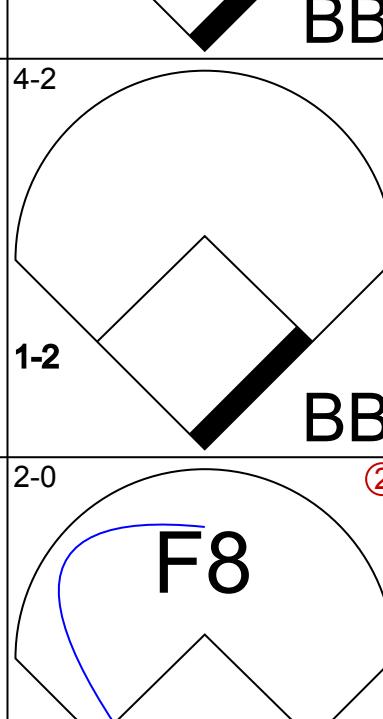
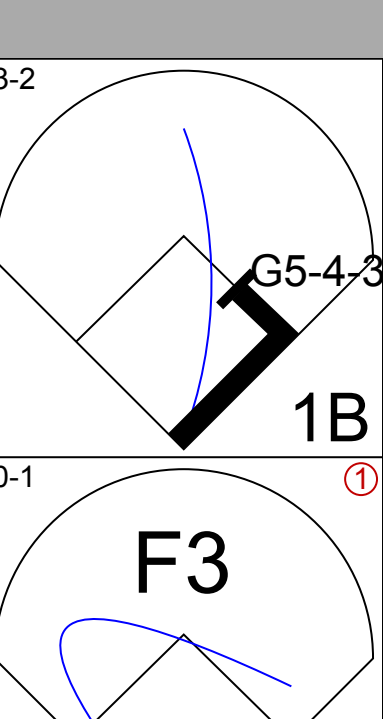
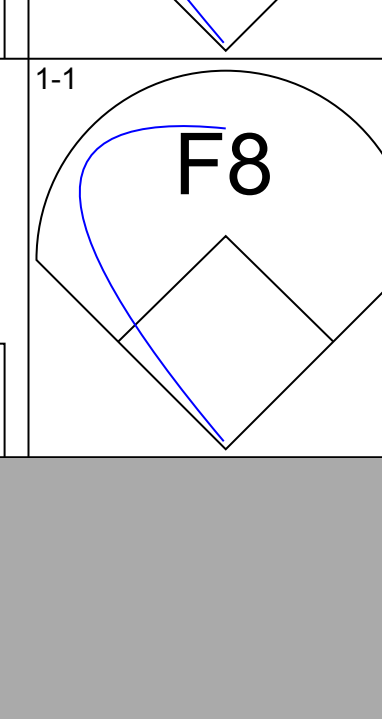
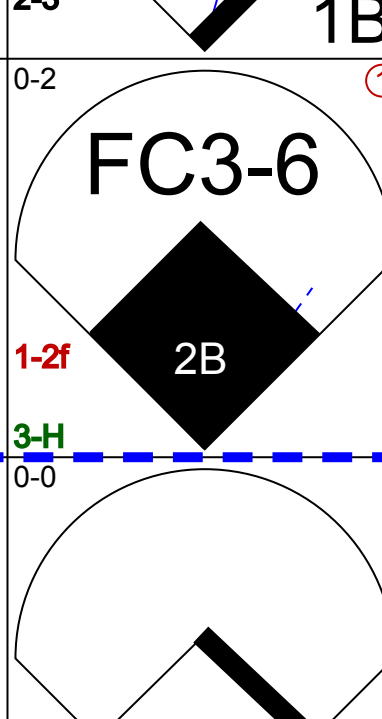
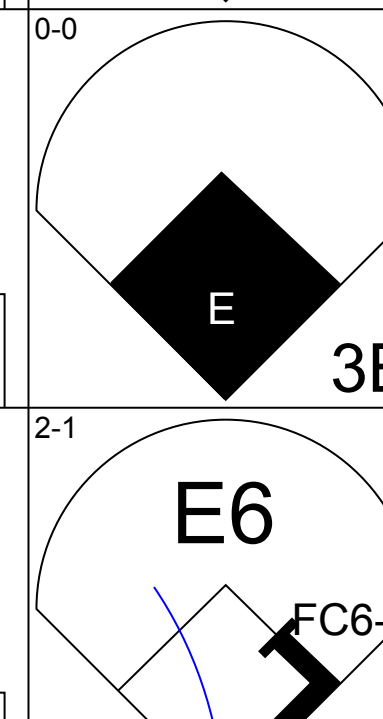
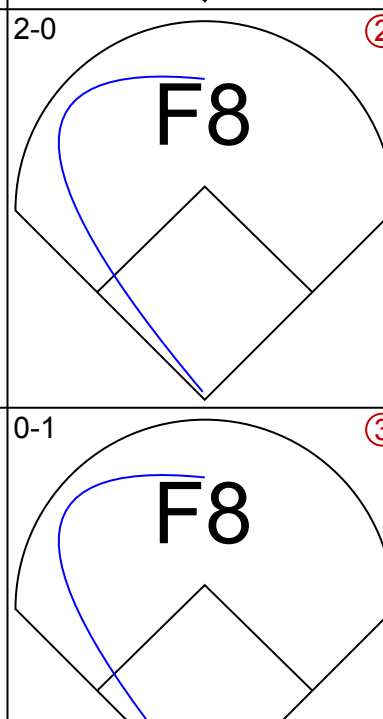
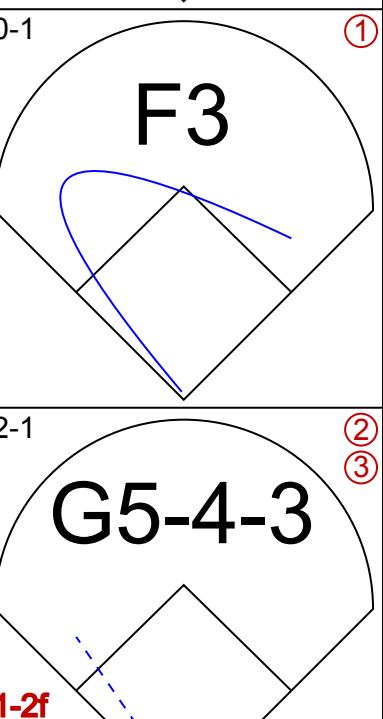
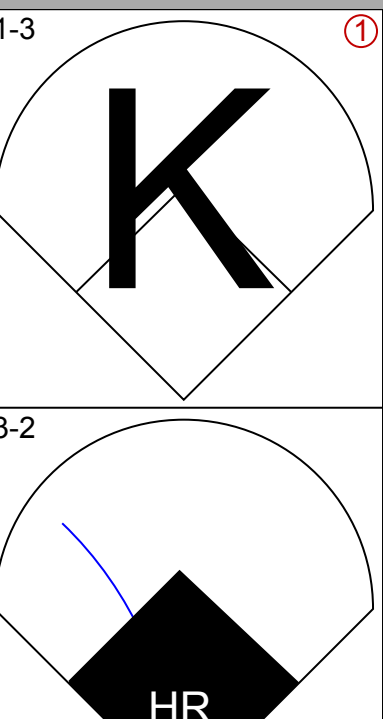
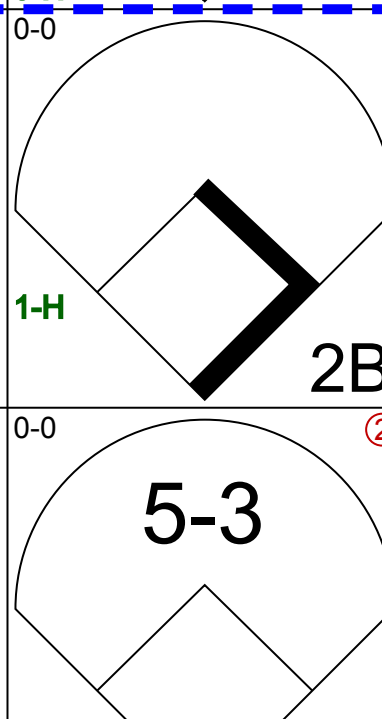
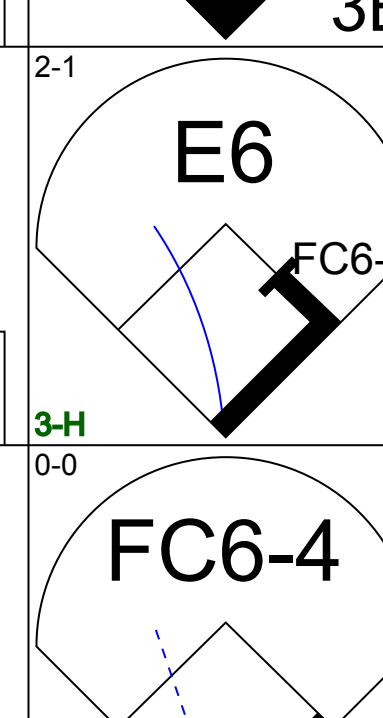
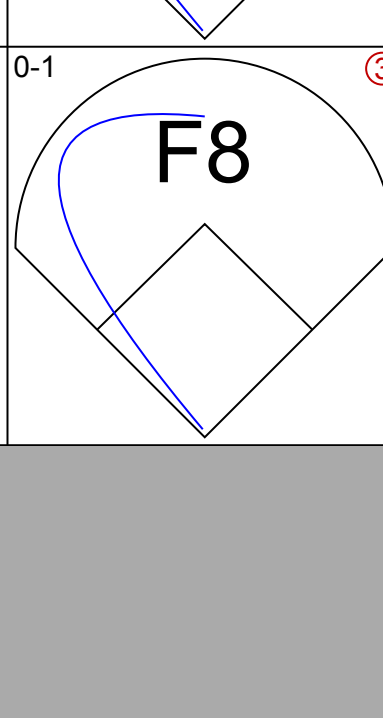
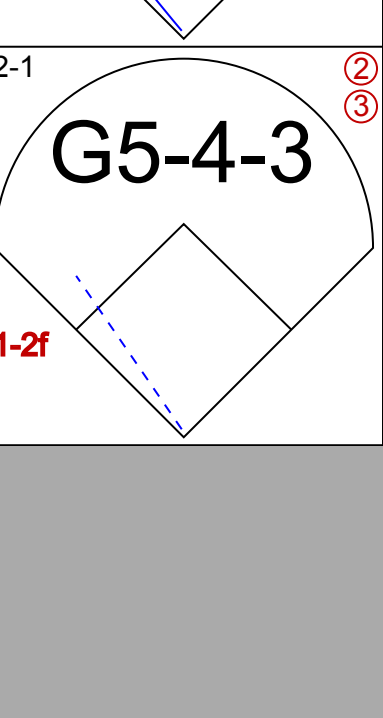
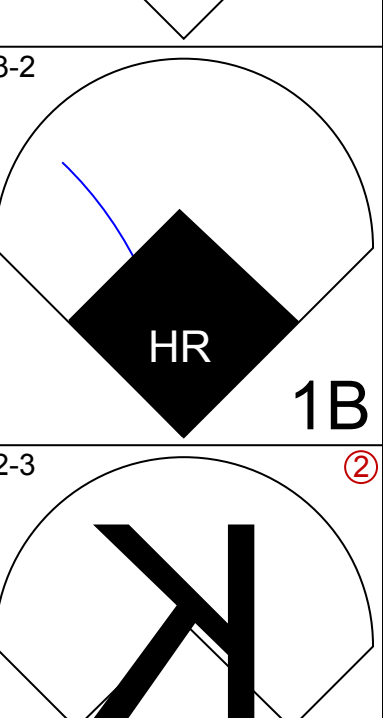
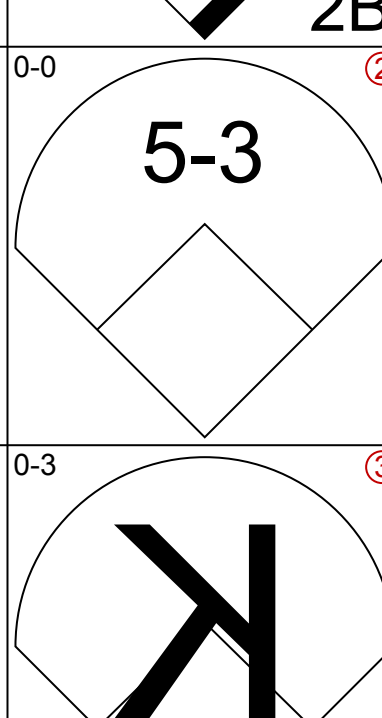
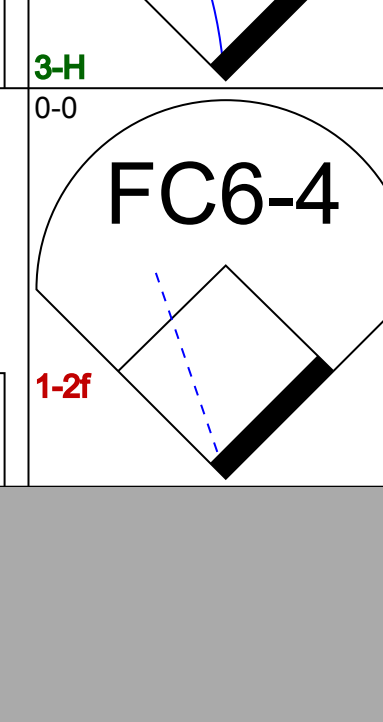
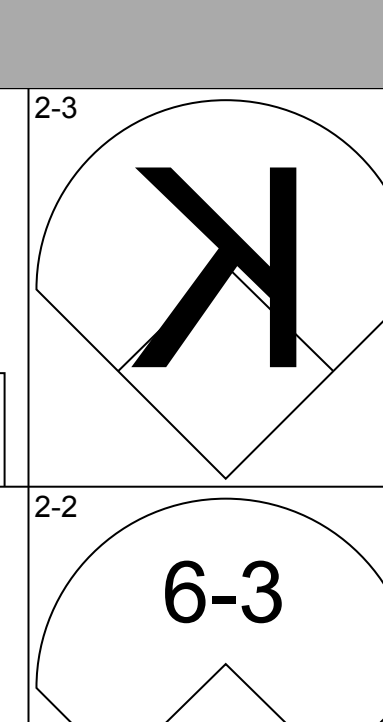
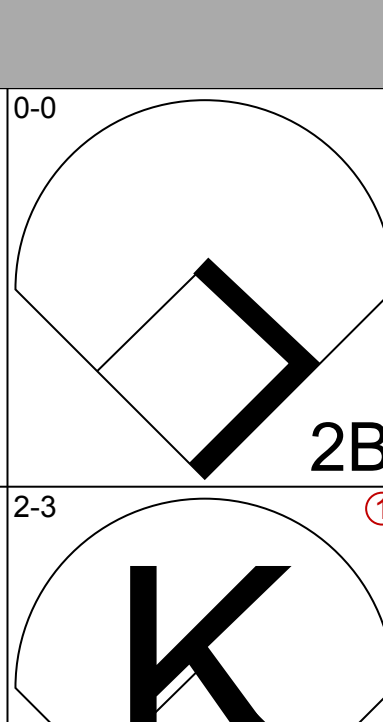
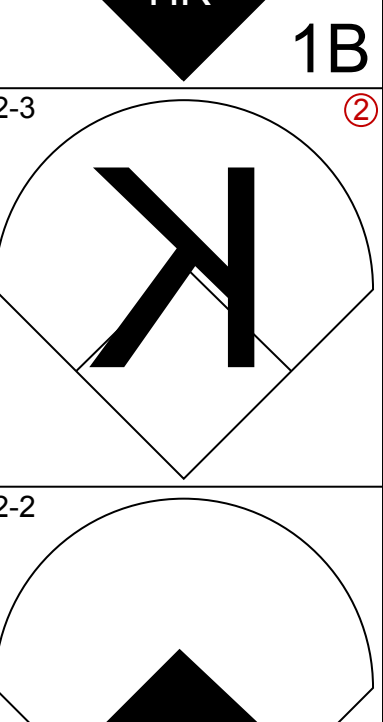

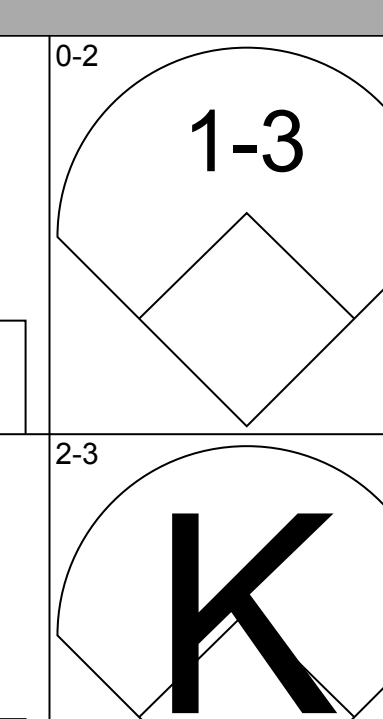
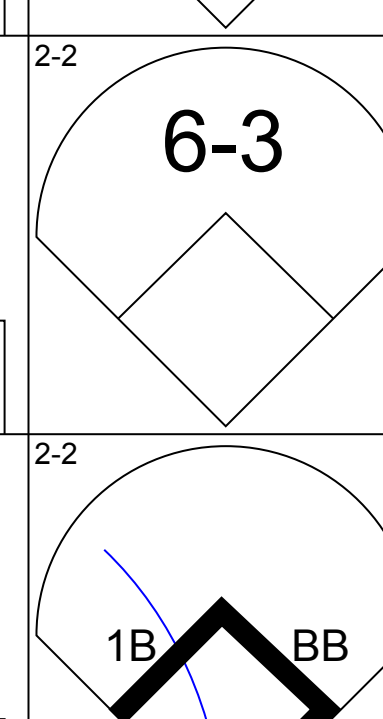
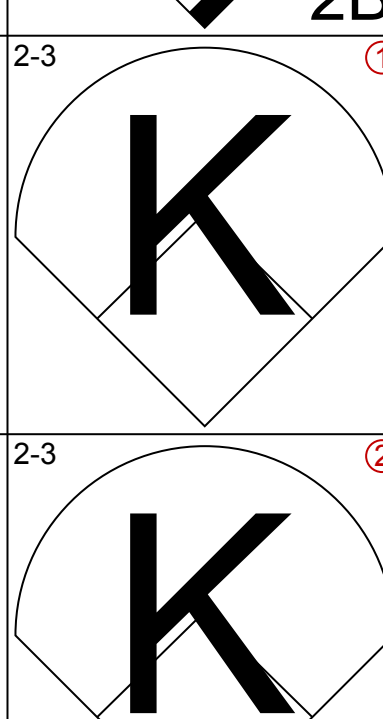
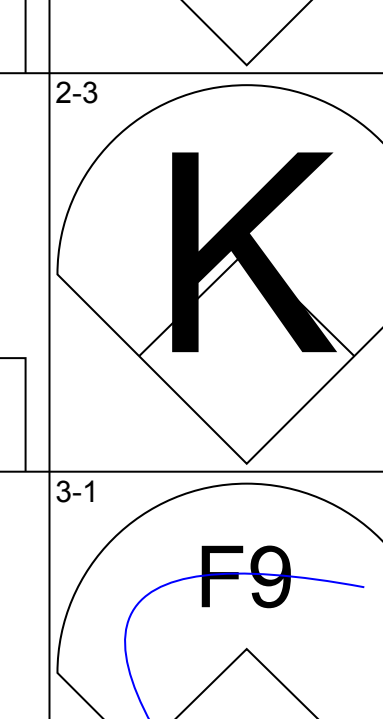
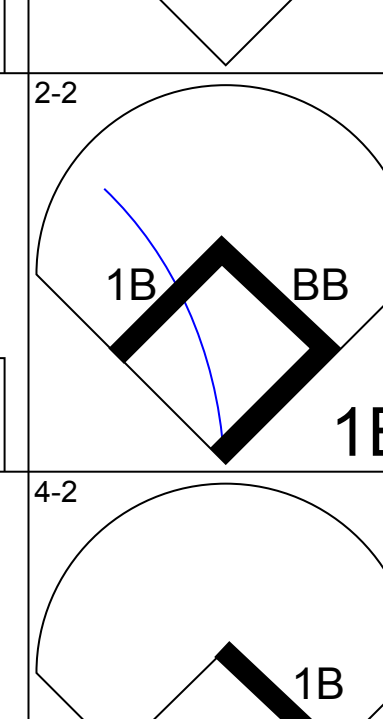
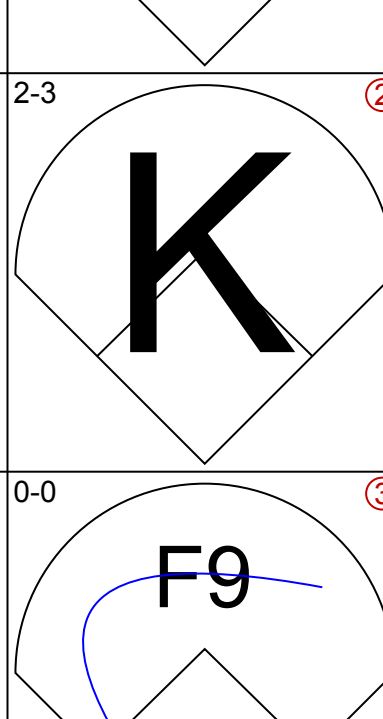
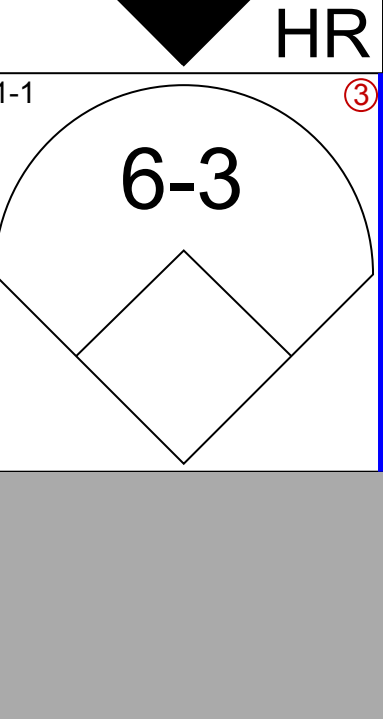
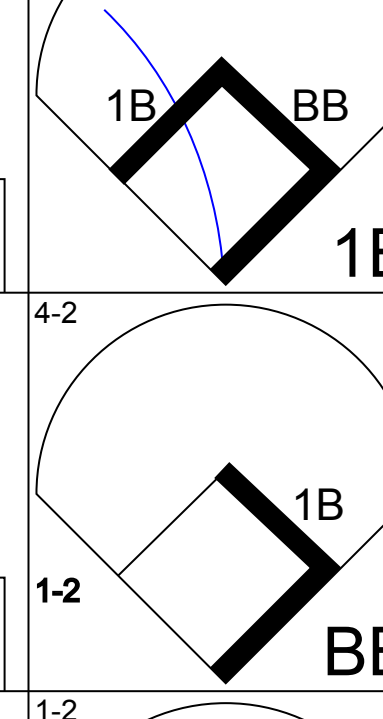
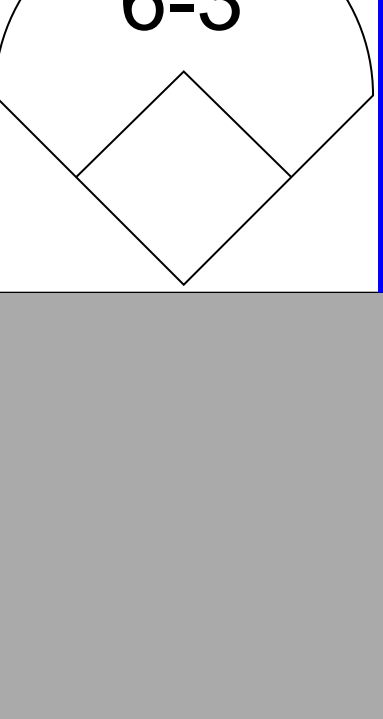
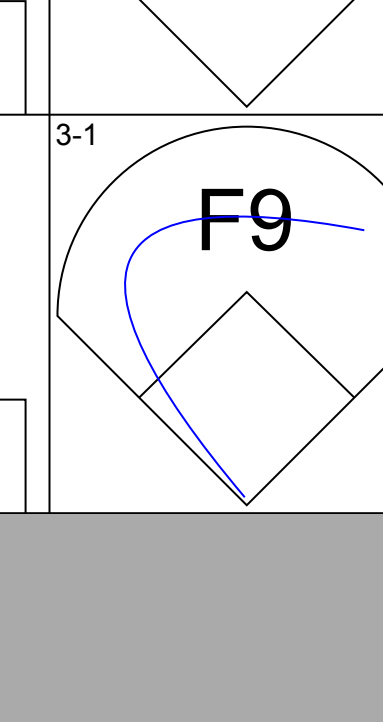
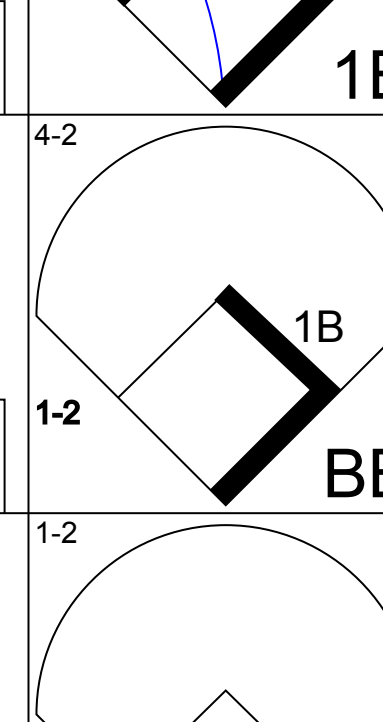
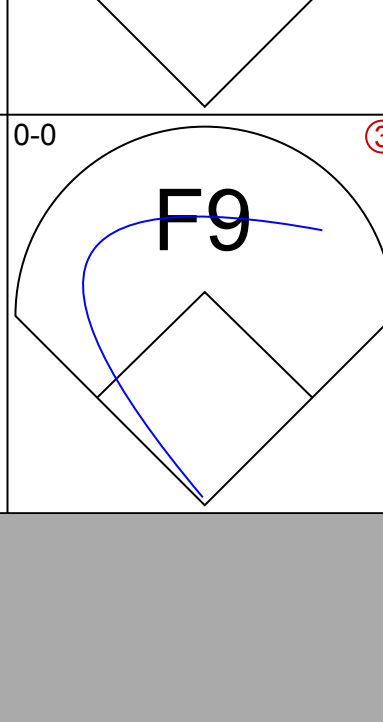
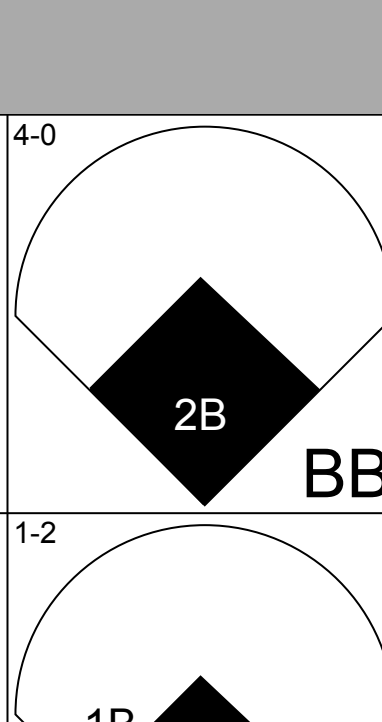
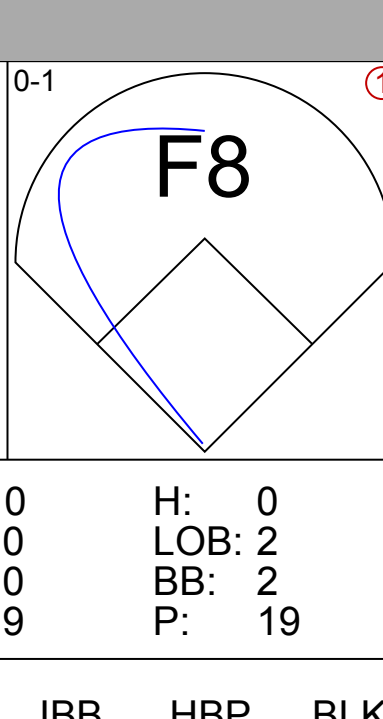
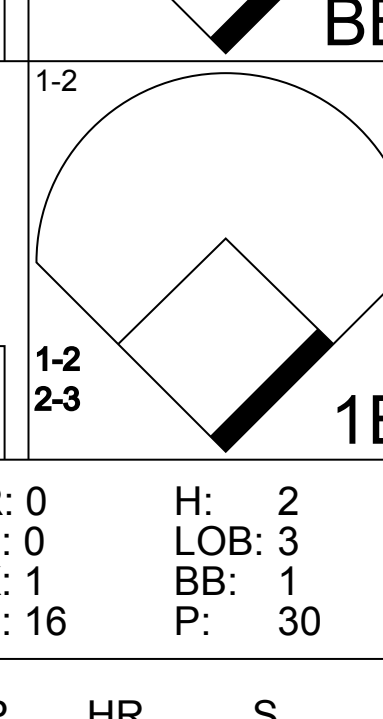
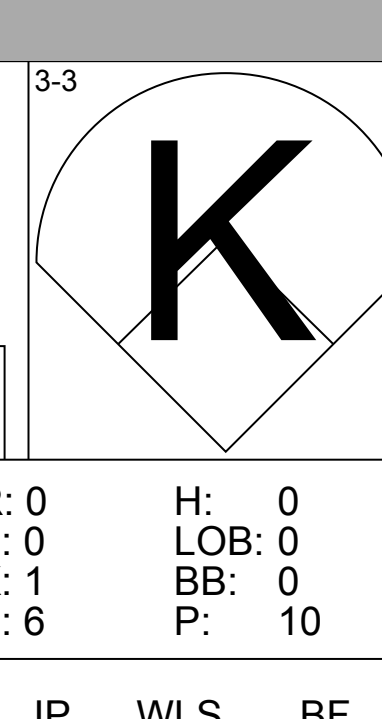
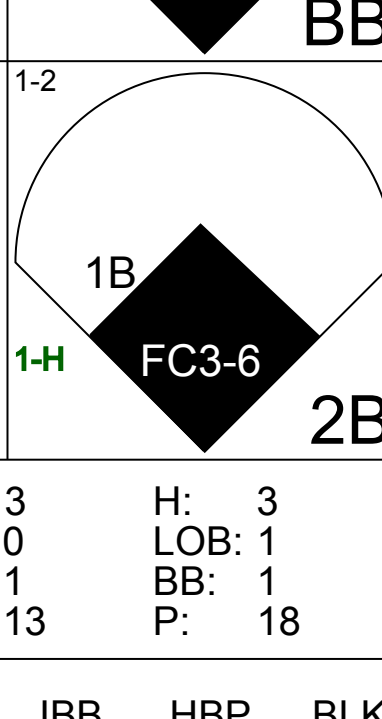
Philadelphia Phillies @ San Francisco Giants
Candlestick Park, San Francisco, CA
Fri Jul 20 1979, 10:05 PM EDT
Att: 21,110 - Unknown

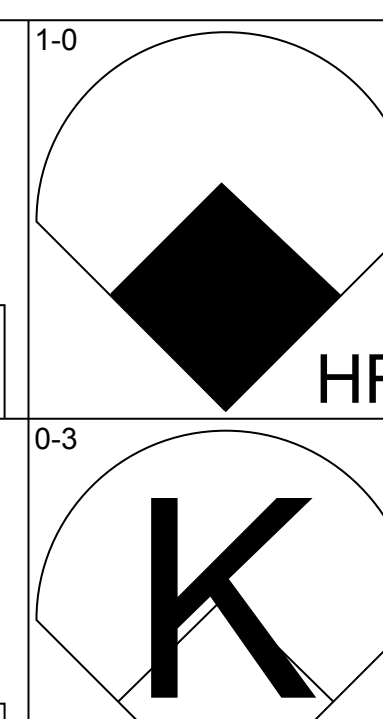
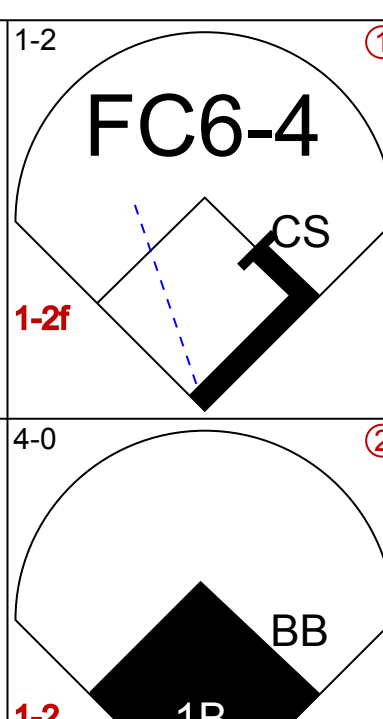
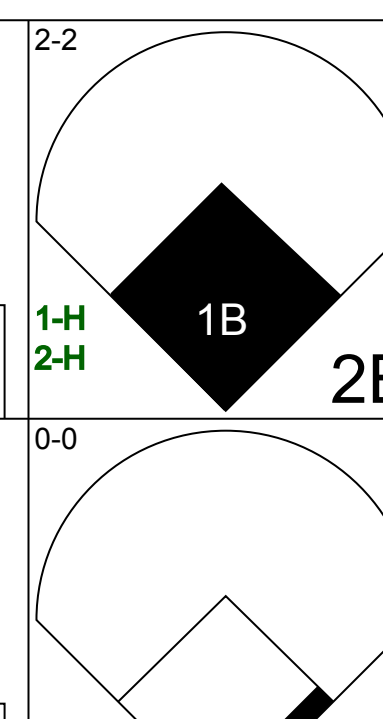
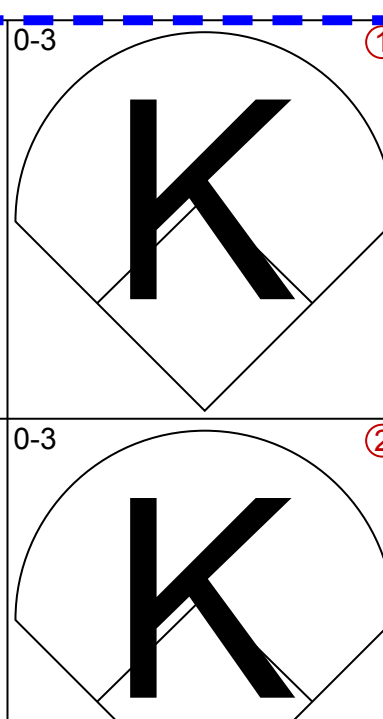

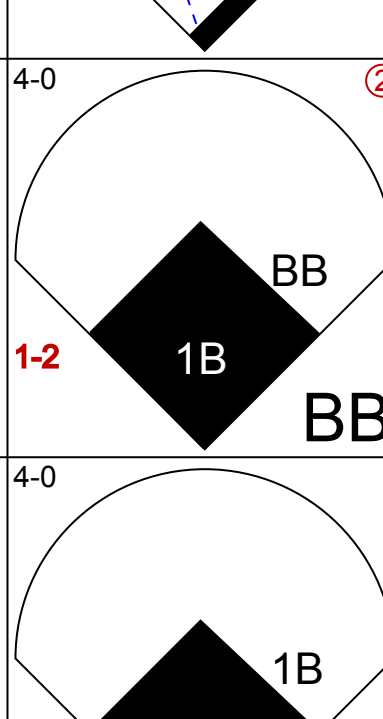
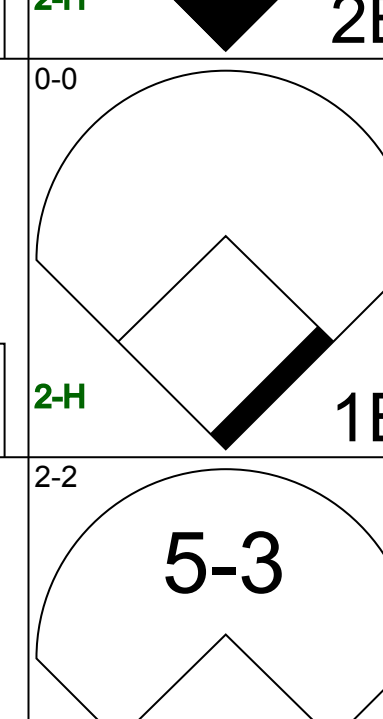
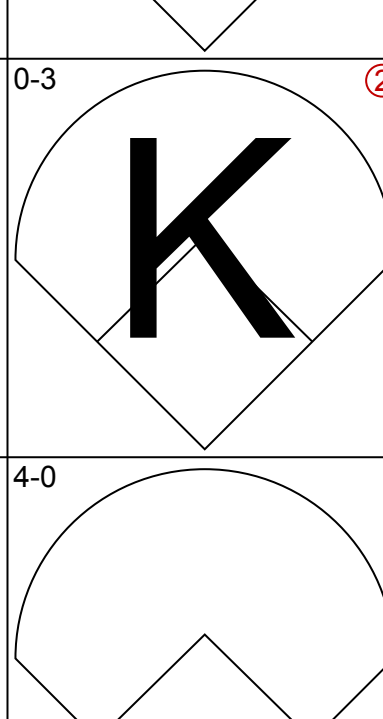
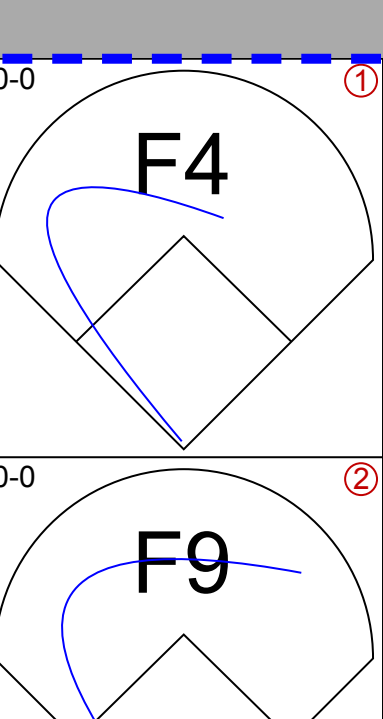
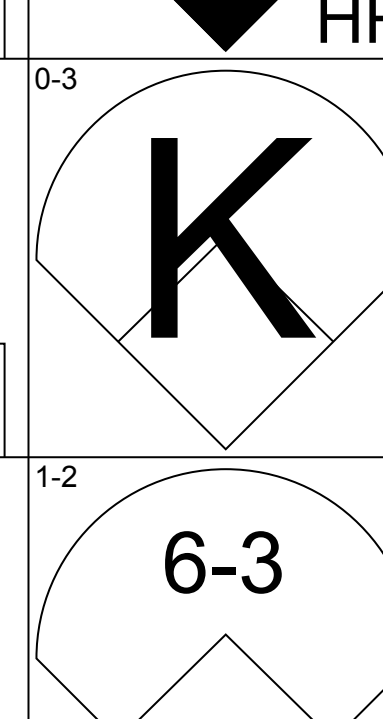
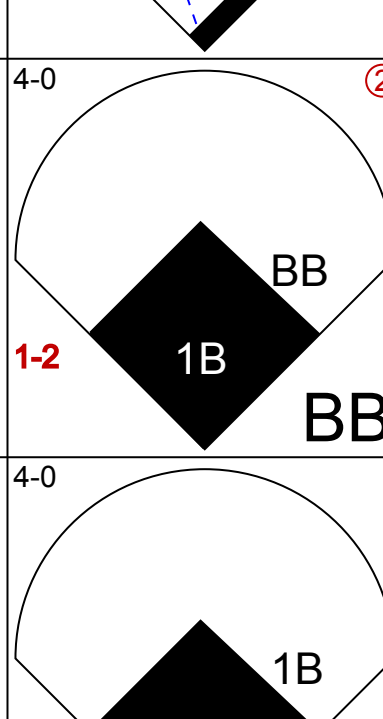
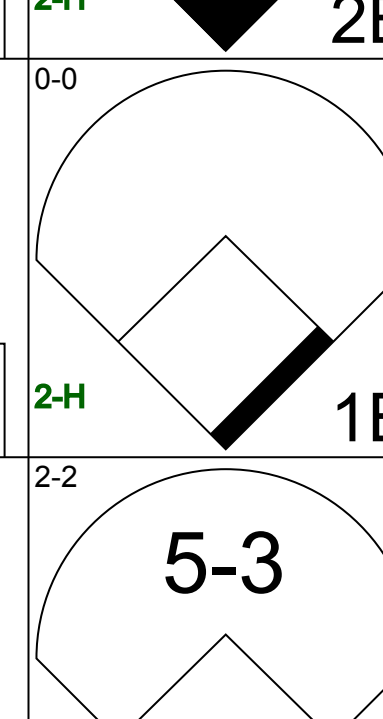
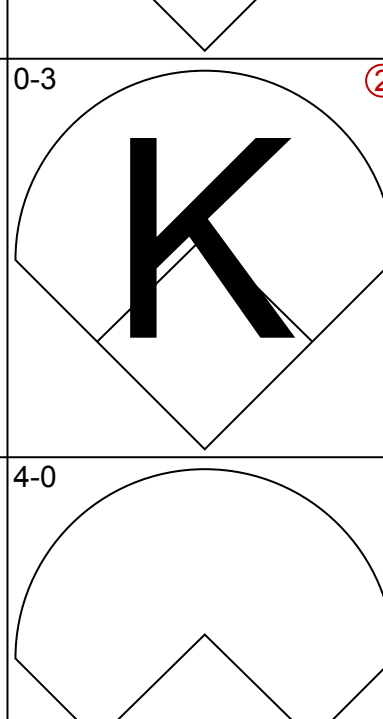
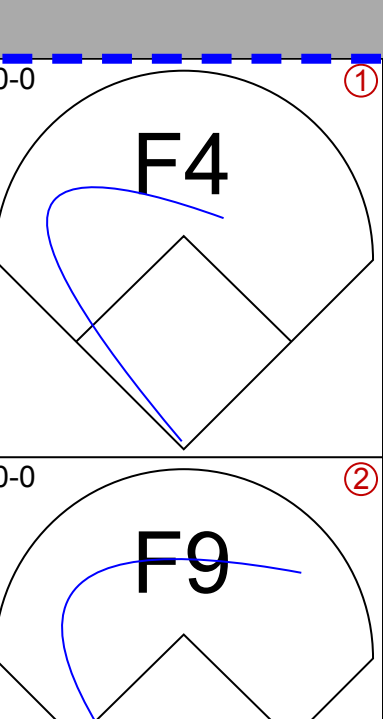
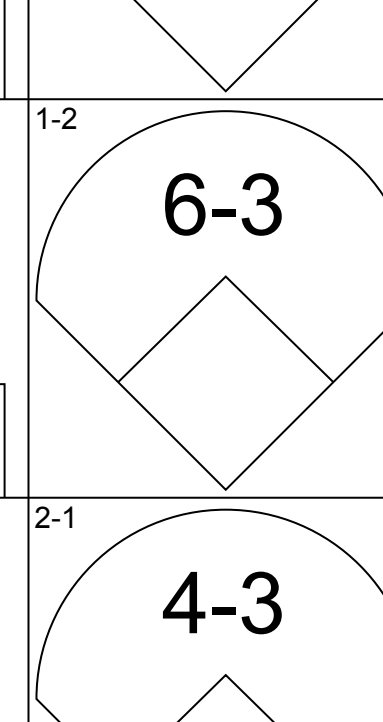
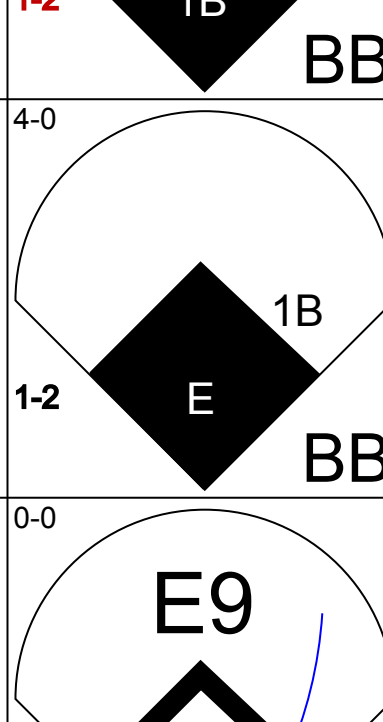
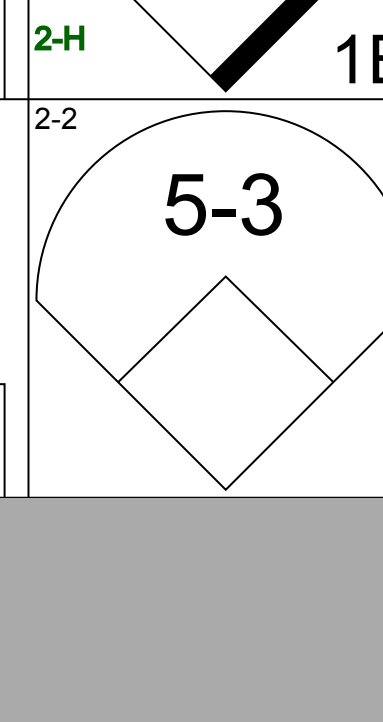
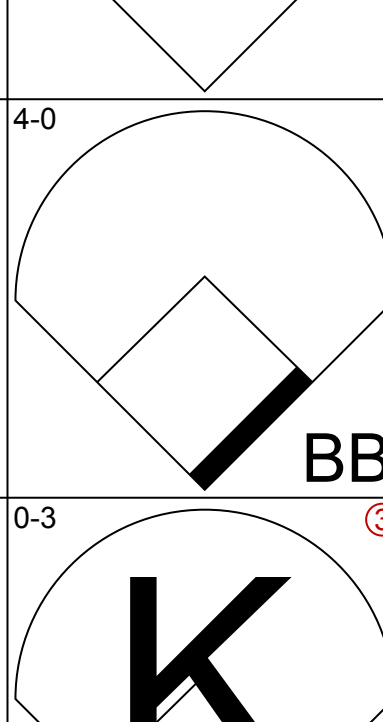
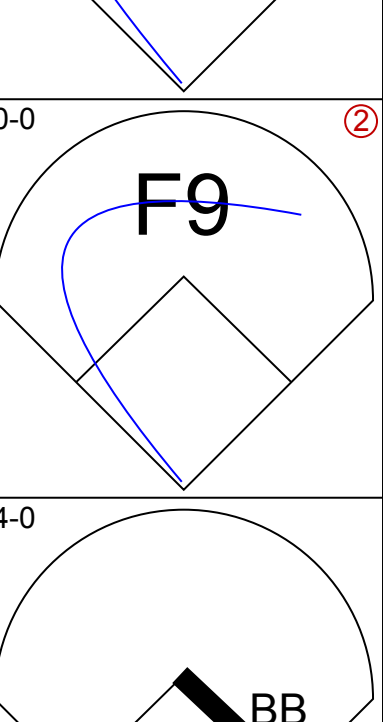
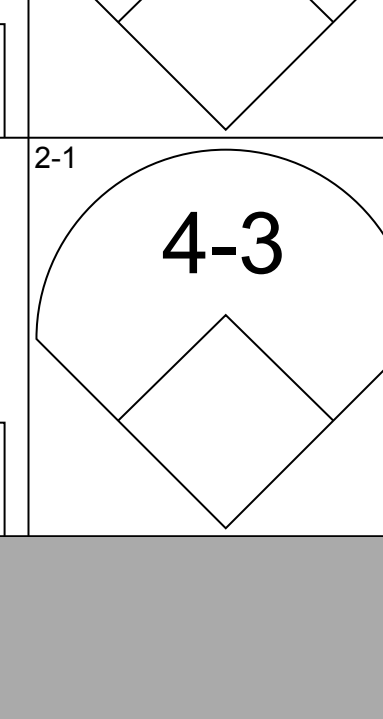
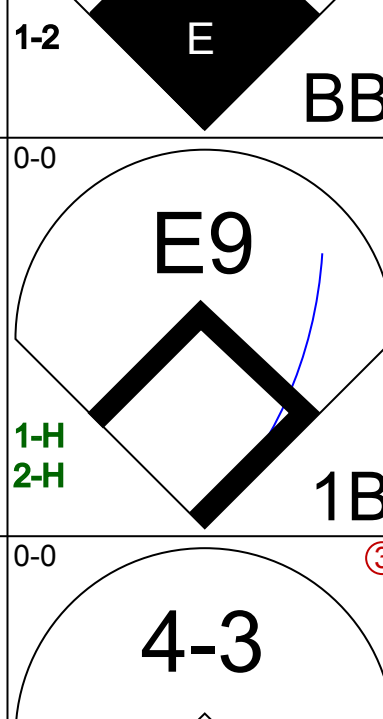
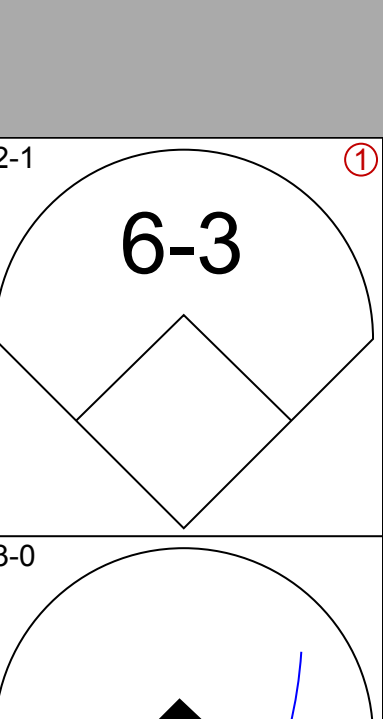

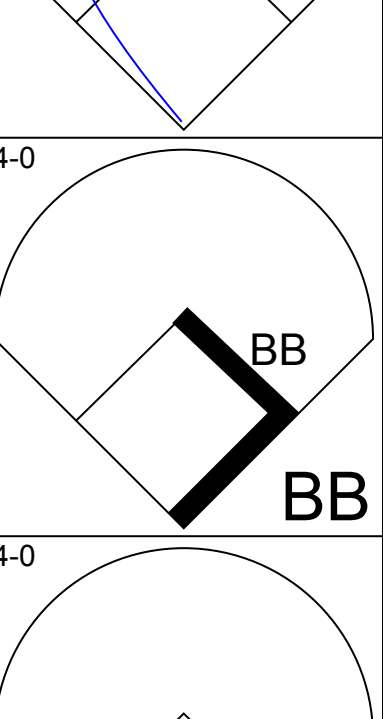
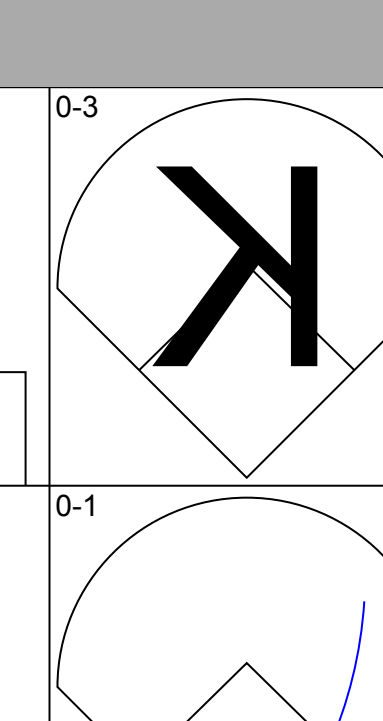
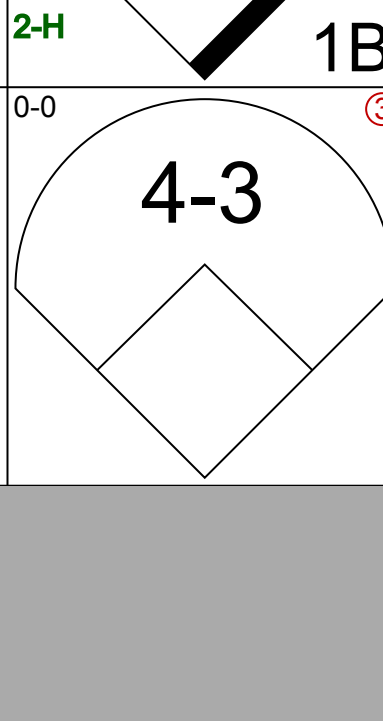
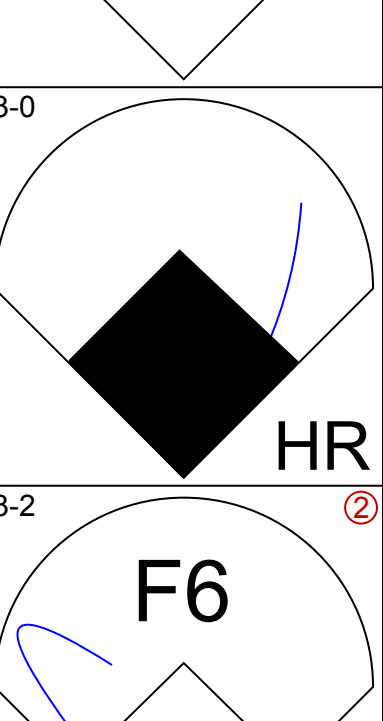
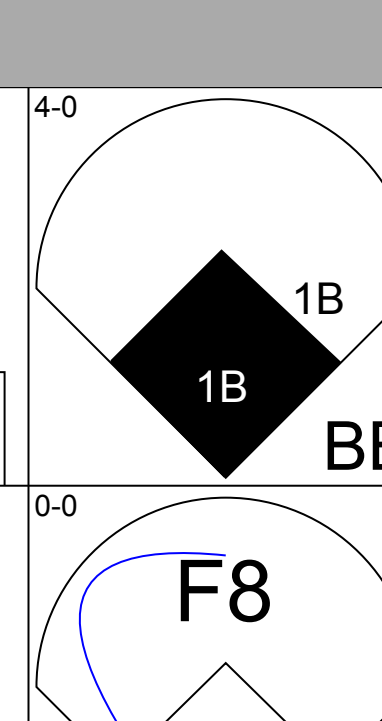

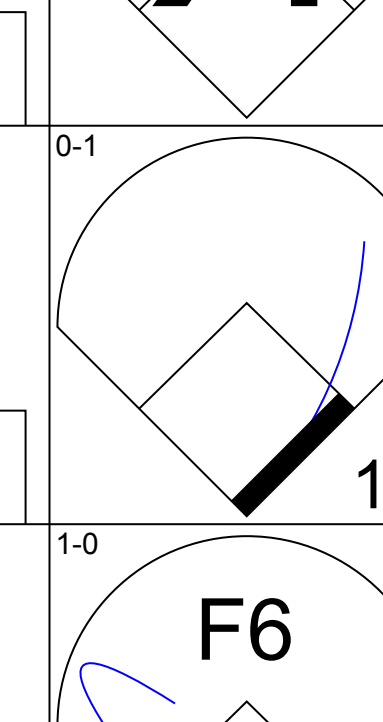
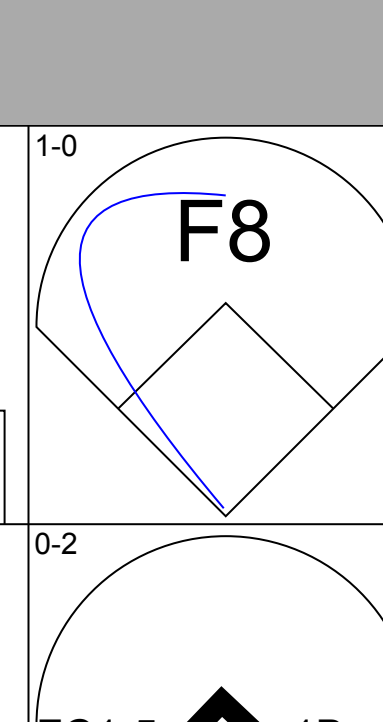
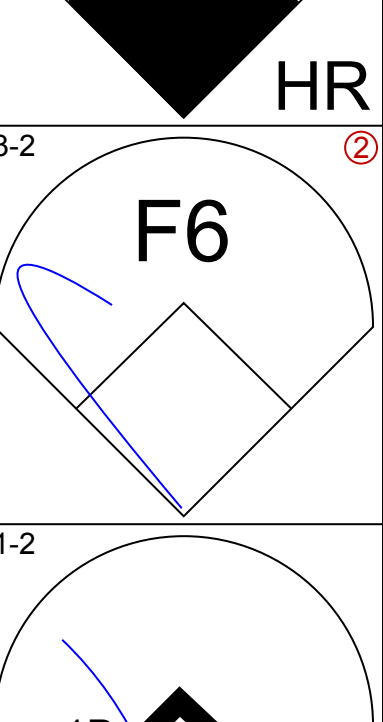
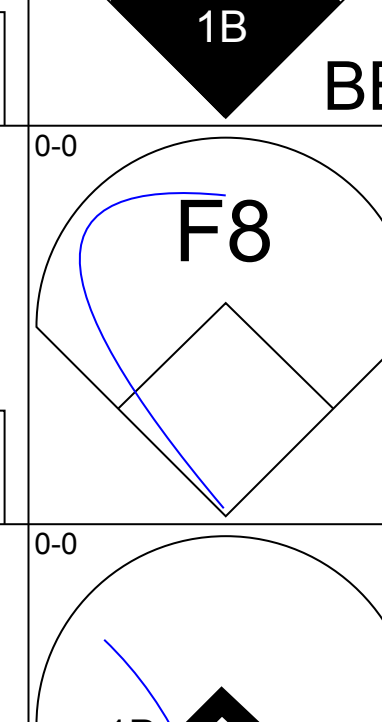

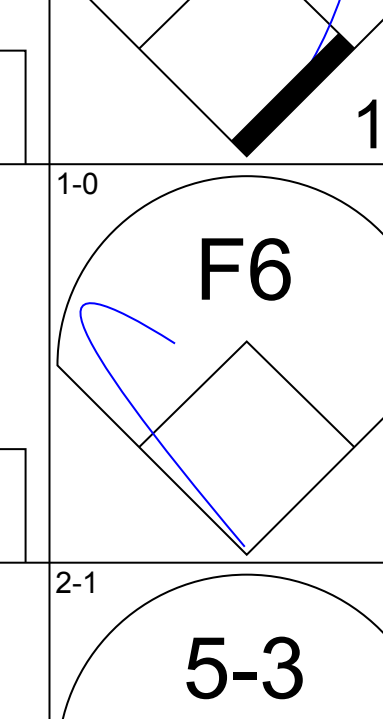
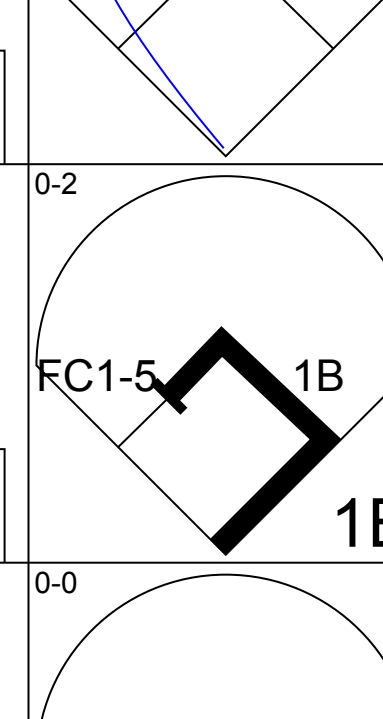
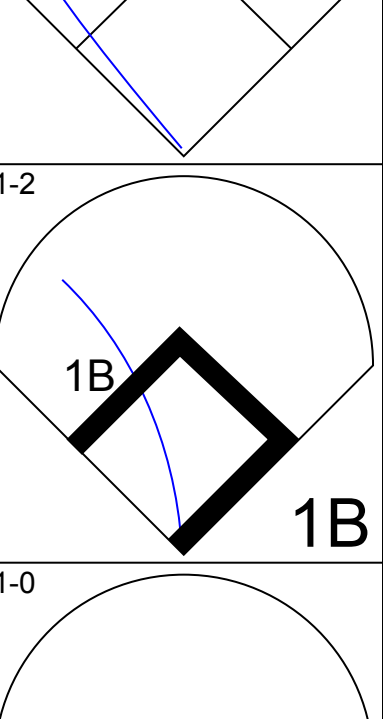
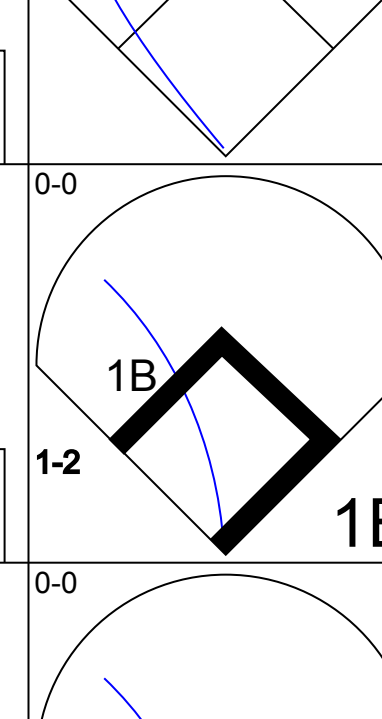
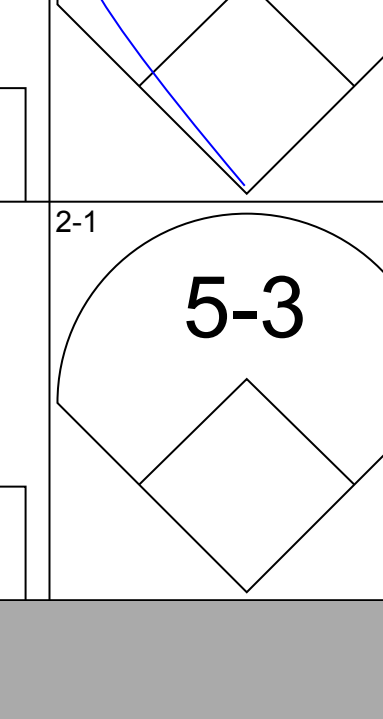
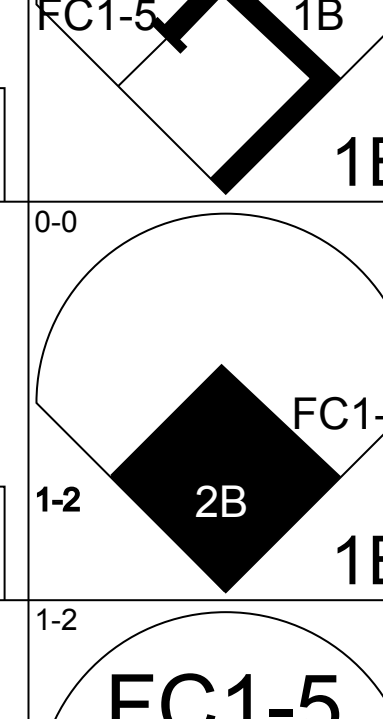
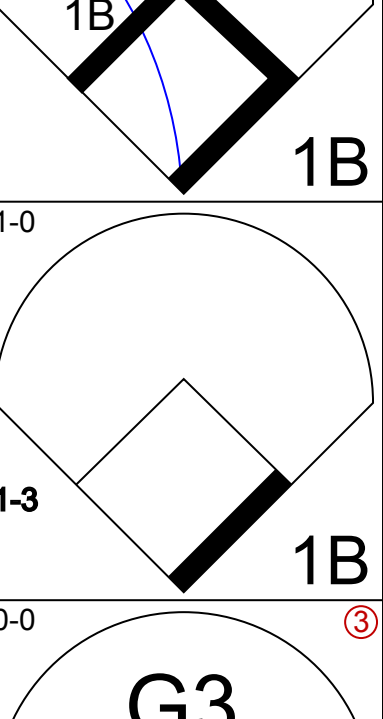
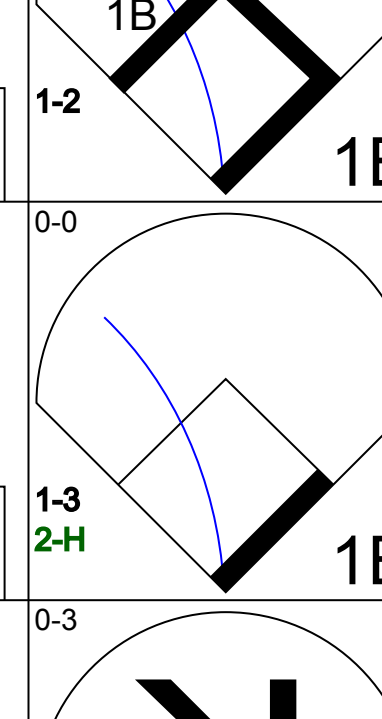
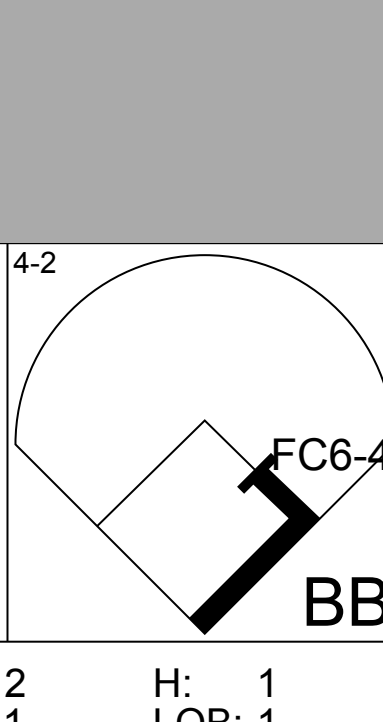
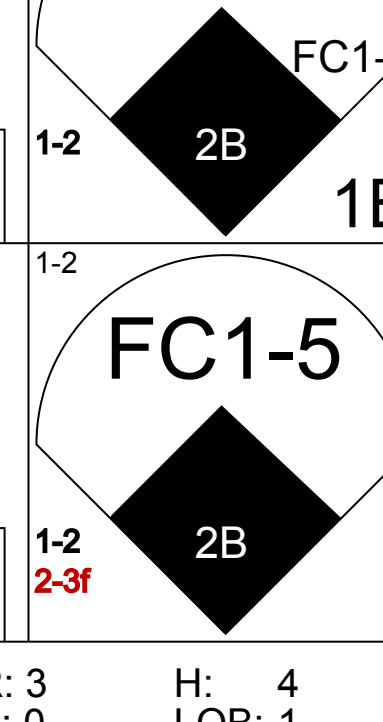
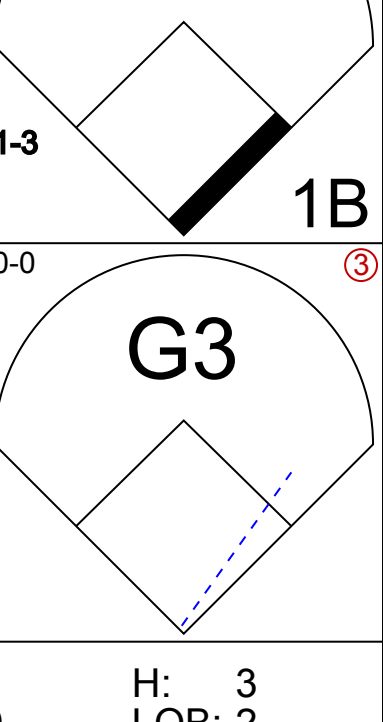
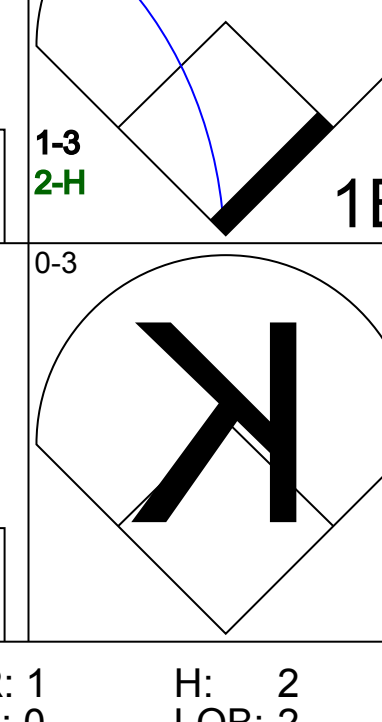
AB	30
R	4
H	4
RBI	3
BB	2
SO	7
LOB	6



Batter	1	2	3	4	5	6	7	8	9	AB	R	H	RBI	BB	SO	LOB	TOP					
Bake McBride, L (1,9) OBP: 0.318, SLG: 0.413										4	1	1	0	0	2	0	Philadelphia Phillies @ San Francisco Giants Candlestick Park, San Francisco, CA Sat Jul 21 1979, 6:33 AM EDT Att: 25,386 - Unknown					
Larry Bowa, S (1,6) OBP: 0.331, SLG: 0.339										4	0	1	0	0	0	1						
Pete Rose, S (1,3) OBP: 0.397, SLG: 0.415										4	0	2	0	0	0	2						
Mike Schmidt, R (1,5) OBP: 0.401, SLG: 0.623										4	0	2	0	0	1	2						
Bob Boone, R (1,2) OBP: 0.399, SLG: 0.504										4	0	1	1	0	0	1						
Gary Maddox, R (1,8) OBP: 0.292, SLG: 0.442										4	0	0	0	0	0	2						
Manny Trillo, R (1,4) OBP: 0.311, SLG: 0.342										4	0	1	0	0	2	0						
Mike Anderson, R (1,7) OBP: 0.378, SLG: 0.297										2	0	0	0	1	0	1						
Steve Carlton, L (1,1) OBP: 0.258, SLG: 0.254										1	0	0	0	0	0	0						
Greg Luzinski, R (5, PH) OBP: 0.354, SLG: 0.414										1	0	0	0	0	1	1						
Rawly Eastwick, R (5, 1) OBP: 0.296, SLG: 0.239										0	0	0	0	0	0	0						
Jose Cardenal, R (7, PH) OBP: 0.296, SLG: 0.239										1	0	0	0	0	0	1						
Warren Brusstar, R (7, 1) OBP: 0.296, SLG: 0.239										0	0	0	0	0	0	0						
Inning Stats	R: 0 E: 0 K: 2 S: 8	H: 1 LOB: 1 BB: 0 P: 8	R: 0 E: 0 K: 1 S: 5	H: 0 LOB: 0 BB: 0 P: 5	R: 0 E: 0 K: 0 S: 3	H: 0 LOB: 0 BB: 0 P: 3	R: 0 E: 0 K: 0 S: 4	H: 2 LOB: 1 BB: 0 P: 4	R: 0 E: 0 K: 1 S: 6	H: 1 LOB: 1 BB: 0 P: 6	R: 1 E: 0 K: 0 S: 6	H: 3 LOB: 2 BB: 0 P: 6	R: 0 E: 0 K: 0 S: 2	H: 0 LOB: 0 BB: 1 P: 6	R: 0 E: 0 K: 1 S: 6	H: 1 LOB: 1 BB: 0 P: 6	R: 0 E: 0 K: 1 S: 5	H: 0 LOB: 0 BB: 0 P: 5	1B: 6 2B: 2 3B: 0 HR: 0	SF: 0 SAC: 0 DP: 2 HBP: 0	WP: 0 PB: 0 SB: 0 CS: 0	PA: 34
PITCHER Bob Knepper, L (1,1) ERA: 4.27	IP: 9.0 WLS: W BF: 34 H: 8 R: 1 ER: 1 SO: 6 BB: 1 IBB: 0 HBP: 0 BLK: 0 WP: 0 HR: 0 S: 45 P: 49 ERA: 1.00 WHIP: 1.000															PITCHER						

Batter	1	2	3	4	5	6	7	8	9	AB	R	H	RBI	BB	SO	LOB	BOTTOM			
Bill North, S (1,8) OBP: 0.393, SLG: 0.362										3	0	1	0	0	1	1	Philadelphia Phillies @ San Francisco Giants Candlestick Park, San Francisco, CA Sat Jul 21 1979, 6:33 AM EDT Att: 25,386 - Unknown			
Terry Whitfield, L (7, PH) OBP: 0.359, SLG: 0.411										1	0	1	0	0	0	0				
Joe Strain, R (1,4) OBP: 0.350, SLG: 0.387										3	1	1	1	1	0	2				
Jack Clark, R (1,9) OBP: 0.344, SLG: 0.482										4	1	1	2	0	0	1				
Mike Ivie, R (1,3) OBP: 0.330, SLG: 0.555										4	1	2	1	0	0	2				
Darrell Evans, L (1,5) OBP: 0.352, SLG: 0.393										3	0	0	0	1	0	0				
Larry Hemdon, R (1,7) OBP: 0.332, SLG: 0.462										3	0	0	0	0	1	1				
Johnnie LetMaster, R (1,6) OBP: 0.304, SLG: 0.335										3	0	0	0	0	0	1				
Marc Hill, R (1,2) OBP: 0.297, SLG: 0.264										1	1	0	0	2	0	0				
Bob Knepper, L (1,1) OBP: 0.176, SLG: 0.294										2	0	0	0	0	1	1				
Inning Stats	R: 0 E: 0 K: 0 S: 3	H: 1 LOB: 0 BB: 0 P: 3	R: 0 E: 0 K: 0 S: 3	H: 1 LOB: 1 BB: 1 P: 7	R: 4 E: 0 K: 1 S: 8	H: 3 LOB: 0 BB: 1 P: 12	R: 0 E: 0 K: 1 S: 5	H: 0 LOB: 1 BB: 1 P: 9	R: 0 E: 0 K: 0 S: 3	H: 0 LOB: 1 BB: 1 P: 7	R: 0 E: 0 K: 1 S: 5	H: 0 LOB: 0 BB: 0 P: 5	R: 0 E: 0 K: 0 S: 4	H: 1 LOB: 0 BB: 0 P: 4	R: 0 E: 1 K: 0 S: 3	H: 0 LOB: 0 BB: 0 P: 3	1B: 3 2B: 1 3B: 0 HR: 2	SF: 0 SAC: 1 DP: 1 HBP: 0	WP: 0 PB: 0 SB: 0 CS: 2	PA: 32
PITCHER Steve Carlton, L (1,1) ERA: 3.64	IP: 4.0 WLS: L BF: 18 H: 5 R: 4 ER: 4 SO: 2 BB: 3 IBB: 0 HBP: 0 BLK: 1 WP: 0 HR: 2 S: 19 P: 31 ERA: 9.00 WHIP: 2.000															PITCHER				
Rawly Eastwick, R (5, 1) ERA: 5.49	IP: 2.0 WLS: 7 BF: 7 H: 0 R: 0 ER: 0 SO: 1 BB: 1 IBB: 0 HBP: 0 BLK: 0 WP: 0 HR: 0 S: 8 P: 12 ERA: 0.00 WHIP: 0.500															PITCHER				
Warren Brusstar, R (7, 1) ERA: 4.85	IP: 2.0 WLS: 7 BF: 1 H: 1 R: 0 ER: 0 SO: 0 BB: 0 IBB: 0 HBP: 0 BLK: 0 WP: 0 HR: 0 S: 7 P: 7 ERA: 0.00 WHIP: 0.500															PITCHER				

Batter	1	2	3	4	5	6	7	8	9	AB	R	H	RBI	BB	SO	LOB	TOP			
Jerry White, S OBP: 0.340, SLG: 0.400 (1,7)										4	0	1	0	1	1	3	<p>Montreal Expos @ San Francisco Giants Candlestick Park, San Francisco, CA</p> <p>Sun Jul 22 1979, 6:33 AM EDT Unknown</p> <p>livebaseballscores.com</p>			
Rodney Scott, S OBP: 0.312, SLG: 0.272 (1,6)										4	1	1	1	1	0	1				
Andre Dawson, R OBP: 0.303, SLG: 0.486 (1,8)										5	1	2	1	0	1	3				
Tony Perez, R OBP: 0.325, SLG: 0.413 (1,3)										5	1	1	0	0	0	4				
Gary Carter, R OBP: 0.346, SLG: 0.498 (1,2)										5	0	1	0	0	3	3				
Ellis Valentine, R OBP: 0.305, SLG: 0.462 (1,9)										4	1	1	2	0	1	1				
Larry Parrish, R OBP: 0.346, SLG: 0.471 (1,5)										3	0	1	0	0	2	1				
Dave Cash, R OBP: 0.517, SLG: 0.593 (8, PH)										0	0	0	0	0	0	0				
David Palmer, R OBP: 0.297, SLG: 0.324 (8, 1)										0	0	0	0	0	0	0				
Tony Bernazard, S OBP: 0.500, SLG: 0.450 (1,4)										2	1	0	0	2	0	1				
Ross Grimsley, L OBP: 0.244, SLG: 0.289 (1,1)										2	0	1	0	0	0	0				
Ken Macha, R OBP: 0.297, SLG: 0.324 (6,5)										2	1	1	1	0	1	0				
Inning Stats	R: 1 E: 1 K: 1 S: 9	H: 1 LOB: 1 BB: 0 P: 15	R: 0 E: 0 K: 1 S: 10	H: 0 LOB: 0 BB: 0 P: 15	R: 0 E: 0 K: 0 S: 9	H: 0 LOB: 2 BB: 2 P: 19	R: 0 E: 0 K: 1 S: 16	H: 2 LOB: 3 BB: 1 P: 30	R: 0 E: 0 K: 2 S: 7	H: 1 LOB: 1 BB: 0 P: 13	R: 0 E: 0 K: 1 S: 6	H: 0 LOB: 0 BB: 0 P: 10	R: 2 E: 0 K: 2 S: 17	H: 2 LOB: 0 BB: 0 P: 26	R: 3 E: 0 K: 1 S: 13	H: 3 LOB: 1 BB: 1 P: 18	1B: 5 2B: 3 3B: 1 HR: 1	SF: 0 SAC: 0 DP: 1 HBP: 0	WP: 0 PB: 0 SB: 0 CS: 0	PA: 41
PITCHER	IP WLS BF H R ER SO BB IBB HBP BLK WP HR S P ERA WHIP	8.1 W 38 9 6 5 8 4 0 0 0 0 0 0 5 5 5.40 1.560	0.2 S 3 1 0 0 1 0 0 0 0 0 0 0 5 5 0.00 1.500																	

Batter	1	2	3	4	5	6	7	8	9	AB	R	H	RBI	BB	SO	LOB	BOTTOM				
Bill North, S OBP: 0.394, SLG: 0.377 (1,8)										4	2	2	3	0	1	1	<p>Montreal Expos @ San Francisco Giants Candlestick Park, San Francisco, CA</p> <p>Sun Jul 22 1979, 6:33 AM EDT Unknown</p> <p>livebaseballscores.com</p>				
Terry Whitfield, L OBP: 0.358, SLG: 0.409 (7, PH)										4	1	1	1	1	2	0					
Joe Strain, R OBP: 0.353, SLG: 0.380 (1,4)										3	1	0	0	2	0	1					
Jack Clark, R OBP: 0.345, SLG: 0.479 (1,9)										4	0	1	1	1	1	1					
Mike Ivie, R OBP: 0.332, SLG: 0.549 (1,3)										3	2	1	1	2	1	1					
Darrell Evans, L OBP: 0.355, SLG: 0.401 (1,5)										5	0	1	0	0	0	3					
Larry Hemdon, R OBP: 0.328, SLG: 0.455 (8,8)										4	0	3	0	0	0	1					
Johnnie LetMaster, R OBP: 0.314, SLG: 0.345 (1,6)										4	1	3	1	0	0	1					
Marc Hill, R OBP: 0.306, SLG: 0.275 (1,2)										4	1	3	1	0	0	1					
Vida Blue, S OBP: 0.222, SLG: 0.224 (1,1)										3	1	0	0	1	1	6					
Pedro Borbon, R OBP: 0.333, SLG: 0.333 (9,1)										0	0	0	0	0	0	0					
Inning Stats	R: 1 E: 0 K: 1 S: 13	H: 1 LOB: 1 BB: 0 P: 17	R: 0 E: 0 K: 1 S: 9	H: 1 LOB: 1 BB: 0 P: 12	R: 2 E: 1 K: 0 S: 7	H: 1 LOB: 3 BB: 3 P: 20	R: 3 E: 0 K: 0 S: 15	H: 4 LOB: 1 BB: 0 P: 21	R: 1 E: 0 K: 3 S: 9	H: 3 LOB: 2 BB: 1 P: 13	R: 1 E: 0 K: 2 S: 9	H: 2 LOB: 2 BB: 1 P: 13	R: 0 E: 0 K: 0 S: 3	H: 0 LOB: 2 BB: 2 P: 11	1B: 9 2B: 1 3B: 0 HR: 2	SF: 0 SAC: 0 DP: 0 HBP: 0	WP: 0 PB: 0 SB: 0 CS: 1	PA: 42			
PITCHER	IP WLS BF H R ER SO BB IBB HBP BLK WP HR S P ERA WHIP	5.0 L 27 10 7 6 2 3 0 0 0 0 0 0 18 26 4.50 2.000	2.0 10 2 1 1 5 2 0 0 0 0 0 0 3 11 0.00 2.000	1.0 5 0 0 0 0 2 0 0 0 0 0 0 3 11 0.00 2.000																	

Batter	1	2	3	4	5	6	7	8	9	AB	R	H	RBI	BB	SO	LOB	TOP										
Warren Cromartie, L OBP: 0.313, SLG: 0.416 (1.7)	F9		K	IBB	SF7	1B		G3		4	0	1	1	1	1	1											
Rodney Scott, S OBP: 0.317, SLG: 0.277 (1.6)	F8					FC		FC5-4		5	1	3	1	1	1	2											
Andre Dawson, R OBP: 0.301, SLG: 0.481 (1.8)	6-3					FC		FC5-4		6	2	1	0	0	0	7											
Ellis Valentine, R OBP: 0.312, SLG: 0.474 (1.9)	6-3							BB		5	3	3	1	1	1	1											
Tom Hutton, L OBP: 0.396, SLG: 0.468 (1.3)	F5					L4		BB		5	2	2	2	1	0	1											
Larry Parrish, R OBP: 0.346, SLG: 0.471 (1.5)	K					K		K		6	2	2	2	0	4	3											
Tony Bernazard, S OBP: 0.528, SLG: 0.458 (1.4)										4	3	2	2	2	0	0											
Duffy Dyer, R OBP: 0.382, SLG: 0.414 (1.2)	F9							F8		5	1	2	2	1	1	3											
Scott Sanderson, R OBP: 0.167, SLG: 0.222 (1.1)										1	0	1	1	0	0	0											
Rudy May, L OBP: 0.400, SLG: 0.250 (4.1)								K		2	1	1	3	0	1	0											
Inning Stats	R: 0 E: 0 K: 0 S: 6	H: 0 LOB: 0 BB: 0 P: 10	R: 0 E: 0 K: 1 S: 10	H: 0 LOB: 0 BB: 0 P: 12	R: 0 E: 0 K: 1 S: 10	H: 1 LOB: 1 BB: 0 P: 14	R: 5 E: 0 K: 1 S: 16	H: 6 LOB: 2 BB: 1 P: 24	R: 4 E: 0 K: 1 S: 8	H: 3 LOB: 3 BB: 2 P: 21	R: 1 E: 0 K: 1 S: 6	H: 1 LOB: 0 BB: 0 P: 6	R: 0 E: 0 K: 1 S: 5	H: 0 LOB: 0 BB: 0 P: 5	R: 1 E: 0 K: 2 S: 10	H: 3 LOB: 3 BB: 1 P: 14	1B: 15 2B: 2 3B: 0 HR: 1	SF: 1 SAC: 1 DP: 0 HBP: 1	WP: 0 PB: 0 SB: 3 CS: 0	PA: 53							
PITCHER	IP	WLS	BF	H	R	ER	SO	BB	IBB	HBP	BLK	WP	HR	S	P	ERA	WHIP										
Ed Whitson, R ERA: 4.93 (1.1)	3.1	L	17	7	5	5	2	0	0	0	0	0	0	38	52	13.50	2.100										
Greg Minton, R ERA: 1.54 (4.1)	0.2		3	0	0	0	1	0	1	0	0	0	0	4	8	0.00	0.000										
Ed Halicki, R ERA: 4.69 (5.1)	0.1		7	3	4	4	1	1	1	1	0	0	0	6	15	108.00	12.000										
Philip Nastu, L ERA: 4.07 (5.1)	1.1		10	3	4	4	1	3	0	0	0	0	0	9	21	27.00	4.500										
Tom Griffin, R ERA: 3.9 (6.1)	3.1		16	5	2	2	4	1	0	0	0	0	1	23	27	5.40	1.800										

Montreal Expos @ San Francisco Giants
Candlestick Park, San Francisco, CA
Sun Jul 22 1979, 6:38 AM EDT
Att: 39,800 - Unknown


AB	43
R	15
H	18
RBI	15
BB	7
SO	9
LOB	18



Batter	1	2	3	4	5	6	7	8	9	AB	R	H	RBI	BB	SO	LOB	BOTTOM										
Larry Herndon, R OBP: 0.330, SLG: 0.451 (1.8)	G4-6-3		F3	1B			F9	6-3		4	0	1	2	1	0	1											
Joe Strain, R OBP: 0.356, SLG: 0.381 (1.4)	G4-6-3			L5			BB			5	1	2	0	0	0	3											
Jack Clark, R OBP: 0.344, SLG: 0.476 (1.9)										4	0	1	0	0	3	2											
Mike Sadek, R OBP: 0.333, SLG: 0.315 (8.9)										1	1	1	0	0	0	0											
Darrell Evans, L OBP: 0.354, SLG: 0.398 (1.5)										3	0	0	0	1	2	2											
Rob Andrews, R OBP: 0.307, SLG: 0.294 (8.4)										1	0	0	0	0	0	1											
Mike Ivie, R OBP: 0.338, SLG: 0.546 (1.3)										3	0	1	1	2	0	0											
Terry Whitfield, L OBP: 0.362, SLG: 0.412 (1.7)										5	1	3	1	0	0	2											
Roger Metzger, S OBP: 0.276, SLG: 0.289 (1.6)										5	1	1	0	0	0	7											
Dennis Littlejohn, R OBP: 0.308, SLG: 0.292 (1.2)										3	1	1	1	1	0	0											
Ed Whitson, R OBP: 0.091, SLG: 0.048 (1.1)										1	0	1	0	0	0	0											
Greg Minton, S OBP: 0.115, SLG: 0.136 (4.1)										0	0	0	0	0	0	0											
Marc Hill, R OBP: 0.115, SLG: 0.136 (4.1)										0	0	0	0	0	0	0											
John Montefusco, R OBP: 0.115, SLG: 0.136 (4.1)										0	0	0	0	0	0	0											
Ed Halicki, R OBP: 0.167, SLG: 0.222 (5.1)										0	0	0	0	0	0	0											
Philip Nastu, L OBP: 0.167, SLG: 0.222 (5.1)										0	0	0	0	0	0	0											
Tom Griffin, R OBP: 0.400, SLG: 0.250 (4.1)										2	0	0	0	0	0	1											
Inning Stats	R: 0 E: 0 K: 1 S: 5	H: 0 LOB: 1 BB: 2 P: 11	R: 0 E: 0 K: 0 S: 7	H: 0 LOB: 2 BB: 2 P: 18	R: 0 E: 0 K: 1 S: 13	H: 2 LOB: 0 BB: 0 P: 18	R: 3 E: 0 K: 0 S: 8	H: 5 LOB: 2 BB: 0 P: 8	R: 0 E: 0 K: 2 S: 7	H: 0 LOB: 0 BB: 0 P: 7	R: 0 E: 0 K: 0 S: 3	H: 0 LOB: 1 BB: 1 P: 7	R: 1 E: 0 K: 1 S: 8	H: 3 LOB: 3 BB: 1 P: 12	R: 0 E: 0 K: 0 S: 3	H: 0 LOB: 0 BB: 0 P: 3	R: 1 E: 0 K: 0 S: 6	H: 3 LOB: 2 BB: 0 P: 6	1B: 13 2B: 0 3B: 0 HR: 0	SF: 0 SAC: 0 DP: 1 HBP: 0	WP: 0 PB: 0 SB: 1 CS: 1	PA: 44					
PITCHER	IP	WLS	BF	H	R	ER	SO	BB	IBB	HBP	BLK	WP	HR	S	P	ERA	WHIP										
Scott Sanderson, R ERA: 3.42 (1.1)	3.2		19	6	2	2	3	2	0	0	0	0	0	28	36	3.38	1.500										
Rudy May, L ERA: 3.39 (4.1)	5.1	W	24	6	2	2	3	2	0	0	0	0	0	28	36	3.38	1.500										

Montreal Expos @ San Francisco Giants
Candlestick Park, San Francisco, CA
Sun Jul 22 1979, 6:38 AM EDT
Att: 39,800 - Unknown

AB	38
R	5
H	13
RBI	5
BB	5
SO	5
LOB	19



Batter	1	2	3	4	5	6	7	8	9	10	11	12	AB	R	H	RBI	BB	SO	LOB	TOP						
Joel Youngblood, R OBP: 0.384, SLG: 0.477	6-3	F8			5-3		K		E9			SH1 1B	6	1	2	0	0	1	3							
Frank Taveras, R OBP: 0.285, SLG: 0.331	K		1-3		4-3		E4		1-3			SH1	5	0	0	0	0	1	2							
Steve Henderson, R OBP: 0.373, SLG: 0.436	6-3				K		K				3-1	5-3	5	0	0	0	1	2	3							
Richie Hebner, L OBP: 0.356, SLG: 0.380		4-3			K		K					1B 1B	3	0	0	0	0	2	1							
Alex Trevino, R OBP: 0.411, SLG: 0.443												1B 1B	3	1	1	1	0	2	0							
Willie Montanez, L OBP: 0.277, SLG: 0.314		2B 1B					F7		FC6-4 1B		1-3	E 1B 1B	5	1	3	0	1	0	0							
John Stearns, R OBP: 0.323, SLG: 0.366		1B E 2B			F3		4-3		F7			E5 F6-3 BLK	6	1	2	2	0	0	3							
Elliott Maddox, R OBP: 0.331, SLG: 0.318	K						F9		1B E 1B		FC6-4	6-3	5	1	1	0	1	1	3							
Doug Flynn, R OBP: 0.259, SLG: 0.318	E2 1B 1B				F4-3				E 1B 1B			F6-3	6	1	3	0	0	0	4							
Kevin Stiger, R Ed Kiang, R Ed Kiang, L Neil Allen, R Andy Hassler, L Dale Murray, R GJ Pineda, R Wally Pizarro, L Tommy Hoffmann, R		1B 2H			K				F2		B5-6-4 1B	F8														
Inning Stats	R: 0 E: 0 K: 1 S: 8	H: 0 LOB: 0 BB: 0 P: 14	R: 3 E: 1 K: 1 S: 20	H: 4 LOB: 1 BB: 0 P: 27	R: 0 E: 0 K: 1 S: 9	H: 0 LOB: 2 BB: 2 P: 25	R: 0 E: 0 K: 1 S: 5	H: 0 LOB: 0 BB: 0 P: 7	R: 0 E: 0 K: 1 S: 6	H: 0 LOB: 0 BB: 0 P: 12	R: 1 E: 1 K: 2 S: 14	H: 2 LOB: 2 BB: 0 P: 19	R: 0 E: 0 K: 1 S: 6	H: 1 LOB: 1 BB: 0 P: 6	R: 0 E: 0 K: 1 S: 5	H: 0 LOB: 0 BB: 0 P: 5	R: 0 E: 1 K: 0 S: 4	H: 0 LOB: 1 BB: 0 P: 4	R: 0 E: 1 K: 0 S: 4	H: 0 LOB: 1 BB: 0 P: 4	R: 2 E: 1 K: 0 S: 7	H: 4 LOB: 3 BB: 1 P: 11	1B: 11 2B: 2 3B: 0 HR: 0	SF: 0 SAC: 1 DP: 1 HBP: 0	WP: 1 PB: 0 SB: 0 CS: 0	PA: 53
PITCHER	IP WLS BF H R ER SO BB IBB HBP BLK WP HR S P ERA WHIP	John Montefusco, R ERA: 4.23	Gary Lavelle, L ERA: 2.21	Pedro Borbon, R ERA: 3.96	PITCHER												IP WLS BF H R ER SO BB IBB HBP BLK WP HR S P ERA WHIP									

New York Mets @ San Francisco Giants
Candlestick Park, San Francisco, CA

Tue Jul 24 1979, 10:05 PM EDT
Alt. 24.821 - Unknown

AB 49
R 6
H 13
RBI 4
BB 3
SO 10
LOB 23



Batter	1	2	3	4	5	6	7	8	9	10	11	12	AB	R	H	RBI	BB	SO	LOB	BOTTOM						
Bill North, S OBP: 0.306, SLG: 0.380	K						SF7		SF8-4		F4		2	0	1	2	1	1	0							
Dennis Littlejohn, R OBP: 0.250, SLG: 0.241			1B			BB			3H				1	0	0	1	0	0	1							
Joe Strain, R OBP: 0.344, SLG: 0.367	5-3						6-3						4	0	1	0	0	0	3							
Gary Lavelle, S OBP: 0.333, SLG: 0.333			G5-3		CS		1B		K			5-3 BB G3	1	0	0	0	0	0	0							
Pedro Borbon, R OBP: 0.333, SLG: 0.333						1B 1B						BB BB	5	0	0	0	1	0	1							
Vida Blue, S OBP: 0.236, SLG: 0.224	F8				F7		F2		1-3		6-3	G3 5-3 BB	6	0	4	0	0	2								
Jack Clark, R OBP: 0.343, SLG: 0.469											6-3	BB BB	6	0	4	0	0	2								
Mike Ivie, R OBP: 0.349, SLG: 0.560											6-3	5-3	6	0	4	0	0	2								
Darrell Evans, L OBP: 0.351, SLG: 0.392												G3	6	0	2	1	0	0	3							
Larry Herndon, R OBP: 0.324, SLG: 0.435												F8	6	0	1	0	0	4								
Johnnie LeMaster, R OBP: 0.323, SLG: 0.359													3	3	3	0	0	0	0							
Willie McCovey, L OBP: 0.336, SLG: 0.491													1	0	0	0	0	0	2							
Roger Metzger, S OBP: 0.275, SLG: 0.287													1	0	0	0	0	0	0							
Marc Hill, R OBP: 0.308, SLG: 0.278													0	0	0	0	0	0	0							
Mike Sadek, R OBP: 0.333, SLG: 0.309													2	0	0	0	0	1	2							
Terry Whitfield, L OBP: 0.367, SLG: 0.414													1	1	1	0	2	0	0							
John Montefusco, R OBP: 0.162, SLG: 0.227													2	0	2	1	0	0	0							
Rob Andrews, R OBP: 0.313, SLG: 0.292													1	0	1	0	1	0	0							
Inning Stats	R: 0 E: 0 K: 1 S: 9	H: 0 LOB: 0 BB: 0 P: 13	R: 0 E: 0 K: 0 S: 7	H: 1 LOB: 0 BB: 0 P: 10	R: 1 E: 0 K: 0 S: 10	H: 3 LOB: 1 BB: 0 P: 17	R: 0 E: 0 K: 0 S: 3	H: 1 LOB: 0 BB: 0 P: 4	R: 1 E: 1 K: 1 S: 12	H: 2 LOB: 1 BB: 1 P: 19	R: 0 E: 0 K: 0 S: 9	H: 3 LOB: 2 BB: 1 P: 16	R: 1 E: 0 K: 0 S: 4	H: 1 LOB: 1 BB: 1 P: 8	R: 0 E: 0 K: 0 S: 5	H: 2 LOB: 0 BB: 0 P: 5	R: 0 E: 0 K: 1 S: 6	H: 1 LOB: 1 BB: 0 P: 5	R: 0 E: 0 K: 0 S: 2	H: 0 LOB: 1 BB: 2 P: 10	R: 1 E: 0 K: 0 S: 3	H: 0 LOB: 1 BB: 2 P: 11	1B: 15 2B: 3 3B: 0 HR: 0	SF: 2 SAC: 1 DP: 3 HBP: 0	WP: 1 PB: 0 SB: 0 CS: 2	PA: 52
PITCHER	IP WLS BF H R ER SO BB IBB HBP BLK WP HR S P ERA WHIP	Kevin Kobel, L ERA: 2.59	Ed Glynn, L ERA: 2.59	Neil Allen, R ERA: 4.58	Andy Hassler, L ERA: 4.39	Dale Murray, R ERA: 3.74	PITCHER												IP WLS BF H R ER SO BB IBB HBP BLK WP HR S P ERA WHIP							

New York Mets @ San Francisco Giants
Candlestick Park, San Francisco, CA

Tue Jul 24 1979, 10:05 PM EDT
Alt. 24.821 - Unknown

AB 42
R 5
H 16
RBI 5
BB 6
SO 3
LOB 18



Batter	1	2	3	4	5	6	7	8	9	AB	R	H	RBI	BB	SO	LOB	TOP								
Bill North, S OBP: 0.395, SLG: 0.379 (1, 8)										5	3	2	0	0	0	3	San Francisco Giants @ San Diego Padres San Diego Stadium, San Diego, CA Thu Jul 26 1979, 10:05 PM EDT Att: 15,863 - Unknown livebaseballscorecards.com								
Joe Strain, R OBP: 0.337, SLG: 0.361 (1, 4) Mike Ivie, R OBP: 0.351, SLG: 0.562 (9, PH) (9, 3)										3	0	1	0	1	1	1									
Jack Clark, R OBP: 0.341, SLG: 0.463 (1, 9)										5	0	2	3	0	1	5									
Willie McCovey, L OBP: 0.332, SLG: 0.484 Rob Andrews, R OBP: 0.309, SLG: 0.288 (1, 3) (9, 4)										3	0	1	2	0	2	1									
Darrell Evans, L OBP: 0.349, SLG: 0.392 (1, 5)										5	0	0	0	0	0	6									
Terry Whitfield, L OBP: 0.363, SLG: 0.406 (1, 7)										3	0	0	0	1	1	1									
Roger Metzger, S OBP: 0.275, SLG: 0.287 (1, 6)										4	0	2	0	0	0	0									
Mike Sadek, R OBP: 0.330, SLG: 0.299 (1, 2)										3	1	0	0	1	2	2									
Ed Whitson, R OBP: 0.120, SLG: 0.083 Gary Lavelle, S OBP: 0.250, SLG: 0.250 (1, 1) (8, 1)										3	1	1	0	0	0	0									
Inning Stats	R: 1 E: 1 K: 1 S: 11	H: 1 LOB: 0 BB: 0 P: 16	R: 0 E: 0 K: 1 S: 8	H: 1 LOB: 2 BB: 1 P: 17	R: 0 E: 0 K: 0 S: 7	H: 1 LOB: 1 BB: 0 P: 11	R: 0 E: 0 K: 1 S: 7	H: 0 LOB: 0 BB: 0 P: 10	R: 2 E: 1 K: 1 S: 17	H: 4 LOB: 3 BB: 1 P: 33	R: 0 E: 0 K: 0 S: 7	H: 0 LOB: 0 BB: 0 P: 11	R: 0 E: 0 K: 1 S: 7	H: 0 LOB: 0 BB: 0 P: 13	R: 0 E: 0 K: 2 S: 9	H: 1 LOB: 1 BB: 0 P: 14		R: 3 E: 2 K: 0 S: 7	H: 2 LOB: 2 BB: 1 P: 11	1B: 9 2B: 3 3B: 0 HR: 0	SF: 2 SAC: 0 DP: 2 HBP: 0	WP: 0 PB: 0 SB: 4 CS: 1	PA: 41		
PITCHER	IP	WLS	BF	H	R	ER	SO	BB	IBB	HBP	BLK	WP	HR	S	P	ERA	WHIP								
John D'Acquisto, R ERA: 4.61 Rollie Fingers, R ERA: 3.53	(1, 1) (9, 1)	8.0 1.0	L 8	33 2	3 3	2 1	7 0	2 1	0 0	0 0	0 0	0 0	0 0	73 7	125 11	2.25 9.00	1.250 3.000								

Batter	1	2	3	4	5	6	7	8	9	AB	R	H	RBI	BB	SO	LOB	BOTTOM								
Gene Richards, L OBP: 0.341, SLG: 0.351 (1, 8)										4	1	0	0	1	1	1	San Francisco Giants @ San Diego Padres San Diego Stadium, San Diego, CA Thu Jul 26 1979, 10:05 PM EDT Att: 15,863 - Unknown livebaseballscorecards.com								
Ozzie Smith, S OBP: 0.250, SLG: 0.232 Jerry Turner, L OBP: 0.305, SLG: 0.391 (1, 6) (8, PH) (9, 7)										3	0	1	0	0	0	0									
Paul Dade, R OBP: 0.330, SLG: 0.374 (1, 5)										4	0	1	0	0	1	3									
Dave Winfield, R OBP: 0.415, SLG: 0.623 (1, 9)										2	0	1	0	2	0	0									
Jay Johnstone, L OBP: 0.327, SLG: 0.346 Bill Almon, R OBP: 0.280, SLG: 0.234 (1, 7) (8, PR) (9, 6)										3	0	1	2	1	0	1									
Dan Briggs, L OBP: 0.292, SLG: 0.386 Gene Tenace, R OBP: 0.395, SLG: 0.416 (1, 3) (8, PH) (9, 2)										3	0	0	0	0	1	3									
Bill Fahey, L OBP: 0.292, SLG: 0.333 Kurt Bevacqua, R OBP: 0.344, SLG: 0.276 Rollie Fingers, R OBP: 0.083, SLG: 0.083 (1, 2) (6, PH) (9, 1)										3	0	0	0	0	0	0									
Fernando Gonzalez, R OBP: 0.258, SLG: 0.369 (1, 4)										4	0	0	0	0	2	0									
John D'Acquisto, R OBP: 0.167, SLG: 0.217 Bobby Tolan, L OBP: 0.111, SLG: 0.333 (1, 1) (8, PH) (9, 3)										2	0	1	0	0	1	0									
Inning Stats	R: 0 E: 0 K: 1 S: 14	H: 1 LOB: 3 BB: 2 P: 26	R: 0 E: 0 K: 0 S: 14	H: 1 LOB: 0 BB: 0 P: 22	R: 0 E: 0 K: 0 S: 5	H: 0 LOB: 0 BB: 0 P: 8	R: 0 E: 0 K: 1 S: 8	H: 0 LOB: 0 BB: 0 P: 13	R: 0 E: 0 K: 2 S: 7	H: 0 LOB: 0 BB: 0 P: 11	R: 0 E: 0 K: 0 S: 6	H: 1 LOB: 1 BB: 0 P: 10	R: 0 E: 0 K: 0 S: 9	H: 0 LOB: 0 BB: 0 P: 14	R: 2 E: 0 K: 1 S: 15	H: 2 LOB: 3 BB: 3 P: 29		R: 0 E: 0 K: 1 S: 5	H: 0 LOB: 0 BB: 0 P: 5	1B: 2 2B: 4 3B: 1 HR: 0	SF: 0 SAC: 0 DP: 1 HBP: 0	WP: 0 PB: 0 SB: 0 CS: 0	PA: 37		
PITCHER	IP	WLS	BF	H	R	ER	SO	BB	IBB	HBP	BLK	WP	HR	S	P	ERA	WHIP								
Ed Whitson, R ERA: 4.7 Gary Lavelle, L ERA: 2.17	(1, 1) (8, 1)	7.2 1.1	S 5	32 0	6 0	2 0	5 1	4 1	0 0	0 0	0 0	0 0	0 0	77 6	128 10	2.35 0.00	1.304 0.750								

Batter	1	2	3	4	5	6	7	8	9	10	11	AB	R	H	RBI	BB	SO	LOB	TOP							
Bill North, S OBP: 0.395, SLG: 0.379	1-0 SH2-3 1B		1-2 1-3 1B		1-3 K			3-2 4-3		0-1 FC5-4		5	0	2	0	0	1	1								
Joe Strain, R OBP: 0.324, SLG: 0.347	0-0 SH2-3		0-0 1-3		2-1 5-3			0-0 5-3		0-0 4-3		4	0	0	0	0	0	2								
Jack Clark, R OBP: 0.339, SLG: 0.468	0-1 5-3		0-0 F8		2-2 5-3			1-0 6-3		0-0 HR		5	1	1	1	0	0	3								
Mike Ivie, R OBP: 0.352, SLG: 0.559	2-0 6-3			1-0 HR 1B		3-0 5-3			0-0 F7		0-0 1B	5	1	2	0	0	0	1								
Darrell Evans, L OBP: 0.347, SLG: 0.397		1-2 F8		3-1 HR		1-1 F8		3-2 G3		0-0 F7		5	1	1	2	0	0	1								
Larry Hemdon, R OBP: 0.324, SLG: 0.445		3-2 G6-4-3 1B		0-1 5-3		2-2 HR		3-1 4-3		0-3 K		5	1	2	1	0	1	1								
Johnnie LeMaster, R OBP: 0.317, SLG: 0.351		1-0 G6-4-3		1-2 F8		0-0 5-3		0-0 5-3		2-2 F7		4	0	0	0	0	0	1								
Dennis Littlejohn, R OBP: 0.256, SLG: 0.278			1-2 FC1-6 1B		0-1 6-3		1-1 6-3		0-0 5-3			4	0	1	0	0	0	0								
Vida Blue, S OBP: 0.224, SLG: 0.212			1-0 FC1-6		0-0 B1		1-3 K		4-0 FC5-4 BB			3	0	0	0	0	1	1								
Greg Minton, S OBP: 0.335, SLG: 0.484			1-3 1B									0	0	0	0	0	0	0								
Willie McCovey, L OBP: 0.335, SLG: 0.484			1-3 1B									0	0	0	0	1	0	0								
Greg Johnston, L OBP: 0.333, SLG: 0.333			1-3 1B									0	0	0	0	0	0	0								
Pedro Borbon, R OBP: 0.333, SLG: 0.333			1-3 1B									0	0	0	0	0	0	0								
Inning Stats	R: 0 E: 0 K: 0 S: 5	H: 1 LOB: 1 BB: 0 P: 8	R: 0 E: 0 K: 0 S: 7	H: 1 LOB: 0 BB: 0 P: 12	R: 0 E: 0 K: 0 S: 9	H: 2 LOB: 2 BB: 0 P: 12	R: 2 E: 0 K: 0 S: 10	H: 2 LOB: 0 BB: 0 P: 15	R: 0 E: 0 K: 1 S: 6	H: 0 LOB: 0 BB: 0 P: 9	R: 0 E: 0 K: 0 S: 7	H: 0 LOB: 0 BB: 0 P: 13	R: 1 E: 0 K: 1 S: 12	H: 1 LOB: 0 BB: 0 P: 16	R: 0 E: 0 K: 0 S: 7	H: 0 LOB: 0 BB: 0 P: 11	R: 0 E: 0 K: 0 S: 6	H: 0 LOB: 1 BB: 1 P: 13	R: 0 E: 0 K: 0 S: 7	H: 2 LOB: 1 BB: 0 P: 7	R: 1 E: 0 K: 1 S: 7	H: 2 LOB: 1 BB: 0 P: 7	1B: 6 2B: 0 3B: 0 HR: 3	SF: 0 SAC: 1 DP: 1 HBP: 0	WP: 0 PB: 0 SB: 1 CS: 0	PA: 42
PITCHER	IP 10.0	WLS L	BF 5	H 2	R 1	ER 1	SO 1	BB 0	IBB 0	HBP 0	BLK 0	WP 0	HR 1	S 7	P 7	ERA 9.00	WHIP 2.000									
Randy Jones, L ERA: 3.61																										
Mark Lee, R ERA: 4.96																										

San Francisco Giants @ San Diego Padres
San Diego Stadium, San Diego, CA
Fri Jul 27 1979, 10:05 PM EDT
Att: 20,577 - Unknown

livebaseballscorecards.com

AB 40
R 4
H 9
RBI 4
BB 1
SO 3
LOB 11



Batter	1	2	3	4	5	6	7	8	9	10	11	AB	R	H	RBI	BB	SO	LOB	BOTTOM							
Paul Dade, R OBP: 0.333, SLG: 0.378	2-2 SH 1B	4-2 BB		3-2 6-3		0-2 E3		0-0 2B			0-0 F9	5	1	2	0	1	0	1								
Ozzie Smith, S OBP: 0.249, SLG: 0.237	0-1 SH 1B	1-0 G3			1-1 SF7 3B		0-0 G3		0-0 4-3		0-0 L6	5	2	1	0	0	0	3								
Kurt Bevacqua, R OBP: 0.348, SLG: 0.292	0-1 FC4-6 1B		1-2 2B		1-0 SF7		0-0 F7		0-0 5-3		0-0 1B	5	0	3	2	0	0	0								
Dave Winfield, R OBP: 0.414, SLG: 0.621	0-0 F3		1-0 F4		0-0 2B		2-2 FC6-4 1B		0-0 1-4-3		0-0 1-3	6	0	2	0	0	0	4								
Gene Tenace, R OBP: 0.401, SLG: 0.414	4-2 FC4-6 BB		2-1 F3		4-0 IBB		4-1 FC6-4 1B		1-0 HBP			1	0	0	0	3	0	1								
Jerry Turner, L OBP: 0.381, SLG: 0.385	0-1 FC4-6		2-2 F3		2-3 K		1-1 FC6-4		0-0 1-3			5	0	0	1	0	1	8								
Jim Wilhelm, R OBP: 0.150, SLG: 0.150	1-3 K			0-3 K	1-0 F8		0-0 L4			0-0 F8		4	0	0	0	0	2	6								
Gene Richards, L OBP: 0.341, SLG: 0.350												1	0	0	0	0	0	0								
Fred Kendall, R OBP: 0.282, SLG: 0.246		2-1 F8		4-1 BB		3-1 F4		0-0 F8		0-0 4-3		2	0	0	0	1	0	0								
Jay Johnstone, L OBP: 0.323, SLG: 0.342												2	0	0	0	0	0	0								
Randy Jones, R OBP: 0.179, SLG: 0.214		1-2 F9		0-0 F5		0-1 6-3		0-0 F8		0-3 K		4	0	0	0	0	0	1								
Dan Briggs, L OBP: 0.290, SLG: 0.384												1	0	0	0	0	1	0								
Mark Lee, R ERA: 4.00												0	0	0	0	0	0	0								
Inning Stats	R: 2 E: 1 K: 1 S: 16	H: 2 LOB: 2 BB: 1 P: 23	R: 0 E: 0 K: 0 S: 8	H: 0 LOB: 1 BB: 1 P: 16	R: 0 E: 0 K: 0 S: 9	H: 1 LOB: 1 BB: 0 P: 15	R: 0 E: 0 K: 1 S: 10	H: 0 LOB: 1 BB: 1 P: 17	R: 1 E: 0 K: 1 S: 8	H: 2 LOB: 2 BB: 1 P: 17	R: 0 E: 0 K: 0 S: 8	H: 0 LOB: 0 BB: 0 P: 11	R: 0 E: 0 K: 0 S: 8	H: 1 LOB: 2 BB: 1 P: 15	R: 0 E: 0 K: 0 S: 4	H: 1 LOB: 1 BB: 0 P: 4	R: 0 E: 0 K: 0 S: 3	H: 0 LOB: 0 BB: 0 P: 4	R: 0 E: 0 K: 1 S: 5	H: 1 LOB: 1 BB: 0 P: 5	R: 0 E: 0 K: 0 S: 4	H: 1 LOB: 1 BB: 0 P: 4	1B: 4 2B: 3 3B: 1 HR: 0	SF: 1 SAC: 1 DP: 0 HBP: 1	WP: 0 PB: 0 SB: 2 CS: 0	PA: 49
PITCHER	IP 7.0	WLS 8	BF 34	H 6	R 1	ER 1	SO 0	BB 3	IBB 2	HBP 0	BLK 0	WP 0	HR 0	S 67	P 114	ERA 1.29	WHIP 1.286									
Vida Blue, L ERA: 5.4																										
Greg Minton, R ERA: 1.35																										
Pedro Borbon, R ERA: 3.84																										

San Francisco Giants @ San Diego Padres
San Diego Stadium, San Diego, CA
Fri Jul 27 1979, 10:05 PM EDT
Att: 20,577 - Unknown

livebaseballscorecards.com

AB 41
R 3
H 8
RBI 3
BB 5
SO 4
LOB 24



Batter	1	2	3	4	5	6	7	8	9	AB R H RBI BB SO LOB	TOP								
Bill North, S OBP: 0.393, SLG: 0.376 (1, 8)	3-2 SH2-3 1B		0-0 4-3		2-2 6-3			0-0 6-3	0-3 K	5 0 1 0 0 1 1	San Francisco Giants @ San Diego Padres San Diego Stadium, San Diego, CA Sat Jul 28 1979, 10:05 PM EDT Att: 22,815 - Unknown livebaseballscorecards.com								
Joe Strain, R OBP: 0.333, SLG: 0.356 (1, 4)	0-0 SH2-3		0-1 BB		2-2 4-3			0-0 1B 1B E	0-3 K	3 0 2 0 0 0 0 1 1 0 0 0 1 1									
Rob Andrews, R OBP: 0.305, SLG: 0.284 (8, 4)	1-2		4-2 1B		2-2			0-0 E		3 0 2 0 1 0 1									
Jack Clark, R OBP: 0.343, SLG: 0.469 (1, 9)	0-1 F8		1-2 BB		2-2			0-0 E		3 0 2 0 1 0 1									
Willie McCovey, L OBP: 0.329, SLG: 0.476 (1, 3)	1-1 4-3		0-0 F5		0-1 F8			0-0 F8		4 0 0 0 0 0 6									
Darrell Evans, L OBP: 0.348, SLG: 0.407 (1, 5)		3-2 HR		2-3 K				0-0 F8	0-0 E5 1B	4 1 2 1 0 1 1									
Terry Whitfield, L OBP: 0.395, SLG: 0.401 (1, 7)	1-2 F6		2-1 4-3		0-1 F3			0-0 6-3		4 0 0 0 0 0 3									
Roger Metzger, S OBP: 0.274, SLG: 0.286 (1, 6)	0-1 F6		3-3 K		0-0 CS 1B			0-0 3-1		4 0 1 0 0 1 0									
Dennis Littlejohn, R OBP: 0.279, SLG: 0.282 (1, 2)	1-1 1-3		1-3 K		1-1 1-2 1B			4-0 2B BB		3 1 1 0 1 1 0									
John Curtis, L OBP: 0.138, SLG: 0.143 (7, PH)			1-0 4-3		0-3 K			0-0 1-H 2B		2 0 0 0 0 1 0 1 0 0 0 0 1 1 0 0 0 0 0 0 0 0 0 0 0 0 0 0 1 0 1 1 0 0 0 0 0 0 0 0 0 0									
Greg Johnston, L OBP: 0.295, SLG: 0.250 (7, 1)																			
Greg Minton, S OBP: 0.295, SLG: 0.250 (8, 1)																			
Gary Lavelle, S OBP: 0.295, SLG: 0.250 (9, PH)																			
Mike Ivie, R OBP: 0.295, SLG: 0.250 (9, PH)																			
Pedro Borbon, R OBP: 0.295, SLG: 0.250 (9, 1)																			
Inning Stats	R: 0 E: 0 K: 0 S: 8	H: 1 LOB: 1 BB: 0 P: 12	R: 1 E: 0 K: 0 S: 10	H: 1 LOB: 0 BB: 0 P: 15	R: 0 E: 0 K: 0 S: 7	H: 1 LOB: 2 BB: 1 P: 12	R: 0 E: 0 K: 2 S: 9	H: 0 LOB: 0 BB: 0 P: 16	R: 0 E: 0 K: 2 S: 10	H: 0 LOB: 0 BB: 0 P: 13	R: 0 E: 0 K: 1 S: 8	H: 2 LOB: 1 BB: 0 P: 9	R: 1 E: 1 K: 0 S: 6	H: 3 LOB: 3 BB: 0 P: 6	R: 1 E: 0 K: 2 S: 8	H: 1 LOB: 1 BB: 1 P: 12	1B: 8 2B: 1 3B: 0 HR: 1	SF: 0 SAC: 1 DP: 0 HBP: 0	WP: 0 PA: 38 PB: 0 SB: 0 CS: 1
PITCHER	IP WLS BF H R ER SO BB IBB HBP BLK WP HR S P ERA WHIP											IP WLS BF H R ER SO BB IBB HBP BLK WP HR S P ERA WHIP							
Gaylord Perry, R ERA: 2.59 (1, 1)	7.0 27 6 1 1 5 1 0 0 0 0 1 61 90 1.29 1.000																		
Rollie Fingers, R ERA: 3.56 (8, 1)	2.0 W 11 4 2 1 2 1 0 0 0 0 0 14 18 4.50 2.500																		

Batter	1	2	3	4	5	6	7	8	9	AB R H RBI BB SO LOB	BOTTOM										
Paul Dade, R OBP: 0.334, SLG: 0.386 (1, 5)	2-1 6-3		0-0 L9		1-0 1B 3B		0-0 1-3		0-0 1B 1B 1B	5 2 2 0 0 0 0	San Francisco Giants @ San Diego Padres San Diego Stadium, San Diego, CA Sat Jul 28 1979, 10:05 PM EDT Att: 22,815 - Unknown livebaseballscorecards.com										
Ozzie Smith, S OBP: 0.249, SLG: 0.235 (1, 6)	2-1 F7		2-1 L5		4-0 1B S BB		0-0 6-3		0-0 1B IBB 1B	3 1 0 0 1 0 0 1 0 1 1 0 0 0 0 0 0 0 0 0 0											
Bobby Tolan, L OBP: 0.200, SLG: 0.400 (9, PH)																					
Bill Almon, R OBP: 0.280, SLG: 0.234 (9, PR)																					
Gene Tenace, R OBP: 0.401, SLG: 0.418 (1, 3)	2-1 WP 2B		3-3 K		3-2 WP 1B		0-0 1-3 3-H 2-3		0-0 K	5 0 2 1 0 2 2											
Dave Winfield, R OBP: 0.416, SLG: 0.619 (1, 9)	4-0 IBB		2-2 5-3		1-2 K 3-H		0-0 BLK 1B		4-0 1B IBB	3 0 1 0 2 1 1											
Kurt Bevacqua, R OBP: 0.350, SLG: 0.301 (1, 4)	2-2 F8		0-1 2B		1-1 L9		0-0 6-3		0-0 1-2 2-3 3-H 1B	5 0 2 1 0 0 5											
Jim Wilhelm, R OBP: 0.174, SLG: 0.136 (1, 8)		0-1 6-3		4-2 BB		0-1 F9		0-0 4-3		2 0 0 0 1 0 0 1 0 0 0 0 0 1											
Gene Richards, L OBP: 0.340, SLG: 0.349 (8, PH)																					
Jay Johnstone, L OBP: 0.322, SLG: 0.340 (1, 7)	0-1 4-3		1-1 F6		2-1 S 1B		0-0 5-3			4 0 1 0 0 0 3											
Fred Kendall, R OBP: 0.272, SLG: 0.236 (1, 2)		1-1 4-3		0-2 4-3		1-2 F8		0-0 F6		3 0 0 0 0 0 1 1 0 0 0 0 0 0											
Jerry Turner, L OBP: 0.300, SLG: 0.384 (9, PH)																					
Gaylord Perry, R OBP: 0.138, SLG: 0.196 (1, 1)			0-3 K		2-2 F3		1-3 K		0-0 1B 1B	3 0 0 0 0 2 1 0 0 0 0 0 0 0 1 1 1 0 0 0 0											
Rollie Fingers, R OBP: 0.083, SLG: 0.083 (8, 1)																					
Dan Briggs, L OBP: 0.294, SLG: 0.387 (9, PH)																					
Inning Stats	R: 0 E: 0 K: 0 S: 10	H: 1 LOB: 2 BB: 1 P: 22	R: 0 E: 0 K: 0 S: 6	H: 0 LOB: 0 BB: 0 P: 7	R: 0 E: 0 K: 1 S: 6	H: 0 LOB: 0 BB: 0 P: 8	R: 0 E: 0 K: 1 S: 13	H: 1 LOB: 2 BB: 1 P: 23	R: 2 E: 0 K: 1 S: 16	H: 2 LOB: 2 BB: 1 P: 29	R: 0 E: 0 K: 1 S: 11	H: 1 LOB: 1 BB: 0 P: 15	R: 0 E: 0 K: 0 S: 3	H: 0 LOB: 0 BB: 0 P: 3	R: 0 E: 0 K: 0 S: 4	H: 1 LOB: 1 BB: 0 P: 4	R: 2 E: 0 K: 1 S: 8	H: 4 LOB: 3 BB: 1 P: 12	1B: 7 2B: 2 3B: 1 HR: 0	SF: 0 SAC: 0 DP: 0 HBP: 0	WP: 2 PA: 41 PB: 0 SB: 2 CS: 0
PITCHER	IP WLS BF H R ER SO BB IBB HBP BLK WP HR S P ERA WHIP											IP WLS BF H R ER SO BB IBB HBP BLK WP HR S P ERA WHIP									
John Curtis, L ERA: 3.87 (1, 1)	6.0 27 6 1 1 5 1 0 0 0 0 1 61 90 1.29 1.000																				
Greg Minton, R ERA: 1.31 (7, 1)	1.1 5 1 0 0 0 0 0 0 0 1 0 0 5 5 0.00 0.750																				
Gary Lavelle, L ERA: 2.15 (8, 1)	0.2 2 0 0 0 0 0 0 0 0 0 0 0 2 2 0.00 0.000																				
Pedro Borbon, R ERA: 4.08 (9, 1)	0.2 L 7 4 2 2 1 0 1 0 0 0 0 0 8 12 27.00 6.000																				

Batter	1	2	3	4	5	6	7	8	9	AB	R	H	RBI	BB	SO	LOB	TOP										
Bill North, S OBP: 0.391, SLG: 0.375 (1, 8)	1-1 6-3		3-1 6-3		0-2 G3			0-0 4-3 SH1-4 1B		4	1	1	0	0	0	1	San Francisco Giants @ San Diego Padres San Diego Stadium, San Diego, CA Sun Jul 29 1979, 6:33 AM EDT Att: 15,878 - Unknown livebaseballscores.com										
Joe Strain, R OBP: 0.333, SLG: 0.355 (1, 4)	3-2 6-3		1-1 HR		0-0 F7			0-0 SH1-4		3	1	1	1	0	0	0											
Jack Clark, R OBP: 0.342, SLG: 0.474 (1, 9)	0-0 F9		3-H 2-1 HR		0-1 F8			0-0 4-3		4	1	1	2	0	0	1											
Mike Ivie, R OBP: 0.361, SLG: 0.566 (1, 3)		1-0 BB HBP	1-2 1B		3-3 K			0-0 1B		3	0	2	1	0	1	0											
Darrell Evans, L OBP: 0.347, SLG: 0.403 (1, 5)		4-0 BB	2-3 K		1-2 F5			3-H 0-0 F8		3	0	0	0	1	1	2											
Larry Hemdon, R OBP: 0.318, SLG: 0.436 (1, 7)		3-2 F9	0-0 L5		1-2 F9				0-3 K	4	0	0	0	0	1	3											
Johnnie LetMaster, R OBP: 0.310, SLG: 0.344 (1, 6)		0-0 F9		0-0 5-3				0-0 6-3		4	0	0	0	0	0	2											
Dennis Littlejohn, R OBP: 0.255, SLG: 0.256 (1, 2)		2-3 K		2-3 K				0-0 F9		4	0	0	0	0	3	2											
John Montefusco, R OBP: 0.200, SLG: 0.320 (1, 1)			1-0 1B	0-1 6-3						3	1	1	0	0	0	0											
Gary Lavelle, S OBP: 0.250, SLG: 0.250 (9, 1)			1B 3B	6-3						0	0	0	0	0	0	0											
Inning Stats	R: 0 E: 0 K: 0 S: 6	H: 0 LOB: 0 BB: 0 P: 10	R: 0 E: 0 K: 1 S: 7	H: 0 LOB: 2 BB: 1 P: 17	R: 3 E: 0 K: 1 S: 14	H: 4 LOB: 1 BB: 0 P: 24	R: 0 E: 0 K: 1 S: 6	H: 0 LOB: 0 BB: 0 P: 8	R: 0 E: 0 K: 0 S: 9	H: 0 LOB: 0 BB: 0 P: 14	R: 0 E: 0 K: 0 S: 3	H: 0 LOB: 1 BB: 0 P: 3	R: 1 E: 0 K: 0 S: 5	H: 2 LOB: 1 BB: 0 P: 5	R: 0 E: 0 K: 2 S: 7	H: 0 LOB: 0 BB: 0 P: 7	1B: 4 2B: 0 3B: 1 HR: 1	SF: 0 SAC: 1 DP: 0 HBP: 1	WP: 0 PB: 0 SB: 0 CS: 0	PA: 35							
PITCHER	IP	WLS	BF	H	R	ER	SO	BB	IBB	HBP	BLK	WP	HR	S	P	ERA	WHIP										
Bob Shirley, L ERA: 2.83 (1, 1)	6.0	L	24	4	3	3	4	1	0	1	0	0	1	48	79	4.50	0.833										
Eric Rasmussen, R ERA: 4.2 (7, 1)	2.0		8	2	1	1	0	0	0	0	0	0	0	8	8	4.50	1.000										
Mark Lee, R ERA: 4.81 (9, 1)	1.0		3	0	0	0	2	0	0	0	0	0	0	7	7	0.00	0.000										

Batter	1	2	3	4	5	6	7	8	9	AB	R	H	RBI	BB	SO	LOB	BOTTOM										
Gene Richards, L OBP: 0.341, SLG: 0.349 (1, 8)	4-0 BB		0-1 L9			1-1 4-3		1-0 1B		3	0	1	0	1	0	1	San Francisco Giants @ San Diego Padres San Diego Stadium, San Diego, CA Sun Jul 29 1979, 6:33 AM EDT Att: 15,878 - Unknown livebaseballscores.com										
Mark Lee, R OBP: 0.400, SLG: 0.400 (9, 1)										0	0	0	0	0	0	0											
Paul Dade, R OBP: 0.333, SLG: 0.387 (1, 5)	3-2 4-3		0-0 FC6-4			0-0 2B		1-1 1-3		4	0	1	0	0	0	3											
Kurt Bevacqua, R OBP: 0.343, SLG: 0.294 (1, 4)	0-0 F6			1-1 6-3		3-2 6-3			0-1 5-3	4	0	0	0	0	0	2											
Dave Winfield, R OBP: 0.419, SLG: 0.621 (1, 9)	2-2 F3			0-1 G3-6-3 1B			1-1 1B		1-1 1B BB	4	1	3	0	0	0	1											
Jay Johnstone, L OBP: 0.320, SLG: 0.333 (1, 7)		2-2 4-3		0-0 G3-6-3			0-0 F5		4-0 1B BB	3	1	0	0	1	0	2											
Gene Tenace, R OBP: 0.399, SLG: 0.415 (1, 2)		3-1 5-3			1-0 F8		2-3 K		2-2 1B BB	4	0	1	0	0	1	1											
Dan Briggs, L OBP: 0.299, SLG: 0.391 (1, 3)			0-1 4-3		1-0 F8		1-2 F8		0-0 1B CS	3	0	0	0	0	0	1											
Fernando Gonzalez, R OBP: 0.260, SLG: 0.371 (9, PH)									1-3 2-H 3-H 1B	1	0	1	2	0	0	0											
Bill Almon, R OBP: 0.280, SLG: 0.234 (9, PH)										0	0	0	0	0	0	0											
Ozzie Smith, S OBP: 0.248, SLG: 0.233 (1, 6)			0-1 F7		1-2 F8			0-0 F5		3	0	0	0	0	0	0											
Jim Wilhelm, R OBP: 0.167, SLG: 0.130 (9, PH)									0-3 K	1	0	0	0	0	1	2											
Bob Shirley, R OBP: 0.121, SLG: 0.097 (1, 1)			4-0 BB			0-1 F9		1-1 6-3		0	0	0	0	1	0	0											
Bobby Tolan, L OBP: 0.162, SLG: 0.364 (6, PH)										1	0	0	0	0	0	0											
Eric Rasmussen, R OBP: 0.111, SLG: 0.040 (7, 1)										0	0	0	0	0	0	0											
Jerry Turner, L OBP: 0.299, SLG: 0.383 (8, PH)										1	0	0	0	0	0	0											
Inning Stats	R: 0 E: 0 K: 0 S: 7	H: 0 LOB: 1 BB: 1 P: 16	R: 0 E: 0 K: 0 S: 7	H: 0 LOB: 0 BB: 0 P: 12	R: 0 E: 0 K: 0 S: 5	H: 0 LOB: 1 BB: 1 P: 9	R: 0 E: 0 K: 0 S: 5	H: 1 LOB: 0 BB: 0 P: 6	R: 0 E: 0 K: 0 S: 8	H: 1 LOB: 1 BB: 0 P: 12	R: 0 E: 0 K: 1 S: 11	H: 1 LOB: 1 BB: 0 P: 15	R: 0 E: 0 K: 0 S: 6	H: 1 LOB: 1 BB: 0 P: 9	R: 2 E: 0 K: 1 S: 11	H: 3 LOB: 2 BB: 1 P: 18	1B: 6 2B: 2 3B: 0 HR: 0	SF: 0 SAC: 0 DP: 2 HBP: 0	WP: 0 PB: 0 SB: 0 CS: 1	PA: 35							
PITCHER	IP	WLS	BF	H	R	ER	SO	BB	IBB	HBP	BLK	WP	HR	S	P	ERA	WHIP										
John Montefusco, R ERA: 4.02 (1, 1)	8.1	W	33	6	2	2	1	3	0	0	0	0	0	4	4	0.00	1.500										
Gary Lavelle, L ERA: 2.13 (9, 1)	0.2	S	2	1	0	0	1	0	0	0	0	0	0	4	4	0.00	1.500										

Batter	1	2	3	4	5	6	7	8	9	AB	R	H	RBI	BB	SO	LOB	TOP		
Bill North, S OBP: 0.394, SLG: 0.379 Larry Hemdon, R OBP: 0.318, SLG: 0.436	0-3 K		0-0 F6		4-0 1B BB	0-0 S E 2B	0-0 2-3 1B			4	2	2	0	1	1	0			
Joe Strain, R OBP: 0.341, SLG: 0.351 Rob Andrews, R OBP: 0.305, SLG: 0.284	4-0 1B BB		0-0 F7		0-0 FC4-6 1B 1-H	0-0 E6 2-H	0-0 5-3			4	0	1	1	1	1	0	2		
Jack Clark, R OBP: 0.472, SLG: 0.472 Greg Johnston, L (8, PH)	0-0 G4-6-3 1B 1-2		0-0 E3 1B		0-0 FC4-6 1B 1-2	0-3 K		0-0 4-3		4	1	1	0	0	1	2			
Willie McCovey, L OBP: 0.331, SLG: 0.474	0-0 G4-6-3 1-2		0-0 1B 2-H		0-0 1B 2-H		0-0 5-3	0-0 F7		5	0	2	1	0	0	2			
Darrell Evans, L OBP: 0.348, SLG: 0.402		0-0 F8		0-3 K	0-0 G4-6-3 1B 1-3	4-0 2B BB		0-0 G3		4	1	1	0	1	1	0			
Terry Whitfield, L OBP: 0.356, SLG: 0.401		0-0 E3 2B S		0-0 G3	0-0 G4-6-3 1B 1-2		0-0 2B		0-0 F8	5	2	1	0	0	0	2			
Roger Metzger, S OBP: 0.282, SLG: 0.299		0-0 F8 1-H 2B		0-0 S 1B		0-0 E4 4-3 SH3-4 1B	0-3 K		0-0 L6	5	1	3	1	0	1	2			
Dennis Littlejohn, R OBP: 0.269, SLG: 0.239		0-0 F8 2-3		4-0 1B 1-2 BB		0-0 4-3	4-0 2B IBB		0-0 6-3	3	1	0	0	2	0	2			
Bob Knepper, L OBP: 0.200, SLG: 0.327		0-0 F8		0-0 F9		0-0 SH3-4	0-0 1B 1-H 2-H 3-H 2B			3	0	1	4	0	0	3			
Inning Stats	R: 0 E: 0 K: 1 S: 5	H: 1 LOB: 1 BB: 1 P: 9	R: 1 E: 1 K: 0 S: 5	H: 1 LOB: 1 BB: 0 P: 5	R: 0 E: 1 K: 0 S: 4	H: 1 LOB: 2 BB: 1 P: 10	R: 2 E: 1 K: 0 S: 6	H: 3 LOB: 1 BB: 1 P: 9	R: 2 E: 2 K: 1 S: 8	H: 2 LOB: 1 BB: 0 P: 8	R: 3 E: 0 K: 1 S: 8	H: 3 LOB: 2 BB: 2 P: 16	R: 0 E: 0 K: 0 S: 3	H: 0 LOB: 0 BB: 0 P: 3	R: 0 E: 0 K: 0 S: 3	H: 0 LOB: 0 BB: 0 P: 3	1B: 8 2B: 4 3B: 0 HR: 0	SF: 0 SAC: 1 DP: 2 HBP: 0	WP: 0 PA: 44 PB: 0 CS: 4
PITCHER	IP WLS BF H R ER SO BB IBB HBP BLK WP HR S P ERA WHIP	IP WLS BF H R ER SO BB IBB HBP BLK WP HR S P ERA WHIP	IP WLS BF H R ER SO BB IBB HBP BLK WP HR S P ERA WHIP	IP WLS BF H R ER SO BB IBB HBP BLK WP HR S P ERA WHIP	IP WLS BF H R ER SO BB IBB HBP BLK WP HR S P ERA WHIP	IP WLS BF H R ER SO BB IBB HBP BLK WP HR S P ERA WHIP	IP WLS BF H R ER SO BB IBB HBP BLK WP HR S P ERA WHIP	IP WLS BF H R ER SO BB IBB HBP BLK WP HR S P ERA WHIP	IP WLS BF H R ER SO BB IBB HBP BLK WP HR S P ERA WHIP	IP WLS BF H R ER SO BB IBB HBP BLK WP HR S P ERA WHIP	IP WLS BF H R ER SO BB IBB HBP BLK WP HR S P ERA WHIP	IP WLS BF H R ER SO BB IBB HBP BLK WP HR S P ERA WHIP	IP WLS BF H R ER SO BB IBB HBP BLK WP HR S P ERA WHIP	IP WLS BF H R ER SO BB IBB HBP BLK WP HR S P ERA WHIP	IP WLS BF H R ER SO BB IBB HBP BLK WP HR S P ERA WHIP	IP WLS BF H R ER SO BB IBB HBP BLK WP HR S P ERA WHIP	IP WLS BF H R ER SO BB IBB HBP BLK WP HR S P ERA WHIP	IP WLS BF H R ER SO BB IBB HBP BLK WP HR S P ERA WHIP	IP WLS BF H R ER SO BB IBB HBP BLK WP HR S P ERA WHIP

San Francisco Giants @ Houston Astros
Astrodome, Houston, TX
Mon Jul 30 1979, 8:05 PM EDT
Att: 18,995 - Unknown

AB 38
R 8
H 12
RBI 7
BB 5
SO 4
LOB 15



Batter	1	2	3	4	5	6	7	8	9	AB	R	H	RBI	BB	SO	LOB	BOTTOM		
Cesar Cedeno, R OBP: 0.374, SLG: 0.397 Rafael Landestoy, S OBP: 0.274, SLG: 0.239	2-1 1B		1-2 F4			1-0 F8		0-2 F9		2	0	1	0	0	0	0			
Julio Gonzalez, R OBP: 0.285, SLG: 0.292	0-1 F8		2-0 F8			2-2 L6		0-0 4-3		4	0	0	0	0	0	3			
Terry Puhl, L OBP: 0.347, SLG: 0.381	2-2 G6-4-3 1B 1-3			2-1 G3		3-3 K		0-0 F9		4	0	1	0	0	1	0			
Jeffrey Leonard, R OBP: 0.343, SLG: 0.329	1-1 G6-4-3 1-2			2-1 S 1B		1-2 F4		0-0 F7		4	0	1	0	0	0	2			
Enos Cabell, R OBP: 0.298, SLG: 0.359		1-2 5-3		0-0 F2		0-0 F8		0-1 F8		4	0	0	0	0	0	1			
Jose Cruz, L OBP: 0.392, SLG: 0.449 Jesus Alou, R OBP: 0.303, SLG: 0.276		0-0 3-1		3-2 6-3 1-2		0-2 1-3				2	0	0	0	0	0	1			
Art Howe, R OBP: 0.312, SLG: 0.371		4-1 S BB			2-3 K		2-1 E6 1B 1B			2	0	0	0	1	1	0			
Bruce Bochy, R OBP: 0.263, SLG: 0.273		1-2 F9 1-2			3-2 5-3		0-0 1B 1-2 1B			3	0	1	0	0	0	1			
Joaquin Andujar, S OBP: 0.047, SLG: 0.024 Randy Niemann, L OBP: 0.188, SLG: 0.133 Bert Roberge, R			1-0 4-3		2-3 K		2-0 1B 1-3 2-3			1	0	0	0	0	0	0			
Reggie Baldwin, R OBP: 0.222, SLG: 0.278 George Throop, R										1	0	1	0	0	0	0			
Inning Stats	R: 0 E: 0 K: 0 S: 11	H: 2 LOB: 1 BB: 0 P: 16	R: 0 E: 0 K: 0 S: 10	H: 0 LOB: 1 BB: 1 P: 16	R: 0 E: 0 K: 0 S: 5	H: 0 LOB: 0 BB: 0 P: 9	R: 0 E: 0 K: 2 S: 10	H: 0 LOB: 0 BB: 0 P: 17	R: 0 E: 0 K: 1 S: 7	H: 0 LOB: 0 BB: 0 P: 13	R: 0 E: 0 K: 0 S: 7	H: 0 LOB: 0 BB: 0 P: 8	R: 0 E: 1 K: 0 S: 8	H: 2 LOB: 2 BB: 0 P: 12	R: 0 E: 0 K: 0 S: 4	H: 0 LOB: 0 BB: 0 P: 4	1B: 5 2B: 0 3B: 0 HR: 0	SF: 0 SAC: 0 DP: 1 HBP: 0	WP: 0 PA: 32 PB: 0 CS: 0
PITCHER	IP WLS BF H R ER SO BB IBB HBP BLK WP HR S P ERA WHIP	IP WLS BF H R ER SO BB IBB HBP BLK WP HR S P ERA WHIP	IP WLS BF H R ER SO BB IBB HBP BLK WP HR S P ERA WHIP	IP WLS BF H R ER SO BB IBB HBP BLK WP HR S P ERA WHIP	IP WLS BF H R ER SO BB IBB HBP BLK WP HR S P ERA WHIP	IP WLS BF H R ER SO BB IBB HBP BLK WP HR S P ERA WHIP	IP WLS BF H R ER SO BB IBB HBP BLK WP HR S P ERA WHIP	IP WLS BF H R ER SO BB IBB HBP BLK WP HR S P ERA WHIP	IP WLS BF H R ER SO BB IBB HBP BLK WP HR S P ERA WHIP	IP WLS BF H R ER SO BB IBB HBP BLK WP HR S P ERA WHIP	IP WLS BF H R ER SO BB IBB HBP BLK WP HR S P ERA WHIP	IP WLS BF H R ER SO BB IBB HBP BLK WP HR S P ERA WHIP	IP WLS BF H R ER SO BB IBB HBP BLK WP HR S P ERA WHIP	IP WLS BF H R ER SO BB IBB HBP BLK WP HR S P ERA WHIP	IP WLS BF H R ER SO BB IBB HBP BLK WP HR S P ERA WHIP	IP WLS BF H R ER SO BB IBB HBP BLK WP HR S P ERA WHIP	IP WLS BF H R ER SO BB IBB HBP BLK WP HR S P ERA WHIP	IP WLS BF H R ER SO BB IBB HBP BLK WP HR S P ERA WHIP	IP WLS BF H R ER SO BB IBB HBP BLK WP HR S P ERA WHIP

San Francisco Giants @ Houston Astros
Astrodome, Houston, TX
Mon Jul 30 1979, 8:05 PM EDT
Att: 18,995 - Unknown

AB 31
R 0
H 5
RBI 0
BB 1
SO 3
LOB 10



Batter	1	2	3	4	5	6	7	8	9	AB	R	H	RBI	BB	SO	LOB	TOP																			
Bill North, S OBP: 0.394, SLG: 0.378 (1, 8)	K2-3		L6					K		4	1	1	0	1	2	2	San Francisco Giants @ Houston Astros Astrodome, Houston, TX Tue Jul 31 1979, 8:05 PM EDT Att: 18,047 - Unknown																			
Joe Strain, R OBP: 0.335, SLG: 0.371 (1, 4)	6-3		2B		FC6-4 BB		L7		1B	5	1	2	0	0	0	3																				
Jack Clark, R OBP: 0.344, SLG: 0.472 (1, 9) (7, 5)			5-3		G6-4-3		1B		1B	4	0	2	2	1	0	2																				
Willie McCovey, L OBP: 0.332, SLG: 0.472 John Montefusco, R OBP: 0.200, SLG: 0.320 (9, PR)	G3		K				1B		1B	5	0	2	1	0	1	2																				
Darrell Evans, L OBP: 0.349, SLG: 0.399 Tom Griffin, R OBP: 0.083, SLG: 0.083 Mike Ivey, R OBP: 0.360, SLG: 0.564 (9, PH)					FC4-6 1B		K		1B	2	0	0	0	2	1	2																				
Terry Whitfield, L OBP: 0.360, SLG: 0.402 (1, 7)					1B				1B	4	0	2	0	1	2	3																				
Roger Metzger, S OBP: 0.253, SLG: 0.300 Johnnie LeMaster, R OBP: 0.307, SLG: 0.340 (8, PH)					FC4-6 WP		1B		6-3	3	1	1	0	0	1	4																				
Dennis Littlejohn, R OBP: 0.250, SLG: 0.220 (1, 2)										4	0	0	0	0	3	6																				
Ed Whitson, R OBP: 0.115, SLG: 0.080 Philip Nastu, L OBP: 0.154, SLG: 0.043 Greg Johnston, L OBP: 0.154, SLG: 0.043 Ed Halicki, R OBP: 0.220, SLG: 0.222 Larry Herndon, R OBP: 0.220, SLG: 0.434 (7, PH)	F3						1B			1	0	0	0	0	0	2																				
Inning Stats	R: 0 E: 0 K: 1 S: 5	H: 0 LOB: 1 BB: 1 P: 9	R: 0 E: 0 K: 2 S: 7	H: 0 LOB: 2 BB: 2 P: 15	R: 0 E: 0 K: 1 S: 6	H: 1 LOB: 1 BB: 0 P: 6	R: 0 E: 0 K: 2 S: 8	H: 0 LOB: 0 BB: 1 P: 12	R: 0 E: 0 K: 1 S: 5	H: 0 LOB: 0 BB: 0 P: 5	R: 3 E: 1 K: 10 S: 10	H: 4 LOB: 2 BB: 0 P: 10	R: 0 E: 0 K: 2 S: 8	H: 1 LOB: 2 BB: 1 P: 12	R: 1 E: 0 K: 1 S: 8	H: 3 LOB: 3 BB: 0 P: 8		1B: 8 2B: 2 3B: 0 HR: 0	SF: 0 SAC: 0 DP: 1 HBP: 0	WP: 2 PA: 43 PB: 0 SB: 0 CS: 0																
PITCHER	IP	WLS	BF	H	R	ER	SO	BB	IBB	HBP	BLK	WP	HR	S	P	ERA	WHIP	PITCHER		IP	WLS	BF	H	R	ER	SO	BB	IBB	HBP	BLK	WP	HR	S	P	ERA	WHIP
Joe Niekro, R ERA: 3.25 (1, 1)	6.2	W	30	5	3	0	7	5	0	0	0	1	0	39	59	0.00	1.500																			
Joe Sambito, L ERA: 1.29 (7, 1)	1.1		10	5	1	1	3	1	0	0	0	0	0	15	19	6.75	4.500																			
Bert Roberge, R ERA: 1.19 (9, 1)	1.0	S	3	0	0	0	1	0	0	0	0	1	0	5	5	0.00	0.000																			

AB	37
R	4
H	10
RBI	4
BB	6
SO	11
LOB	35



Batter	1	2	3	4	5	6	7	8	9	AB	R	H	RBI	BB	SO	LOB	BOTTOM																			
Cesar Cedeno, R OBP: 0.372, SLG: 0.393 (1, 3)	F7			K			K			3	1	0	0	1	2	0	San Francisco Giants @ Houston Astros Astrodome, Houston, TX Tue Jul 31 1979, 8:05 PM EDT Att: 18,047 - Unknown																			
Craig Reynolds, L OBP: 0.301, SLG: 0.355 (1, 6)	2B			F6			K			4	2	2	2	0	1	0																				
Terry Puhl, L OBP: 0.346, SLG: 0.382 (1, 8)	6-3						F9			4	1	1	2	0	0	0																				
Jose Cruz, L OBP: 0.391, SLG: 0.445 (1, 7)	6-3						F5			3	0	0	0	1	2	1																				
Enos Cabell, R OBP: 0.298, SLG: 0.358 (1, 5)										4	1	1	1	0	0	1																				
Jeffrey Leonard, R OBP: 0.345, SLG: 0.336 (1, 9)	E2			K						4	0	2	1	0	2	1																				
Art Howe, R OBP: 0.372, SLG: 0.374 Rafael Landestoy, S OBP: 0.272, SLG: 0.236 (7, 4)	F3									3	0	1	0	0	0	2																				
Alan Ashby, S OBP: 0.271, SLG: 0.296 (1, 2)										2	1	0	0	1	1	2																				
Joe Niekro, R OBP: 0.119, SLG: 0.123 Joe Sambito, L OBP: 0.500, SLG: 0.400 Bert Roberge, R (9, 1)										2	0	0	0	0	0	1																				
Inning Stats	R: 3 E: 1 K: 0 S: 13	H: 4 LOB: 1 BB: 0 P: 19	R: 3 E: 0 K: 1 S: 16	H: 1 LOB: 2 BB: 2 P: 24	R: 0 E: 0 K: 1 S: 6	H: 1 LOB: 0 BB: 0 P: 6	R: 0 E: 0 K: 1 S: 5	H: 0 LOB: 0 BB: 0 P: 5	R: 0 E: 0 K: 1 S: 6	H: 1 LOB: 1 BB: 0 P: 6	R: 0 E: 0 K: 2 S: 7	H: 0 LOB: 0 BB: 0 P: 7	R: 0 E: 0 K: 1 S: 5	H: 0 LOB: 1 BB: 1 P: 9	1B: 2 2B: 4 3B: 1 HR: 0	SF: 0 SAC: 1 DP: 0 HBP: 0		WP: 0 PA: 34 PB: 0 SB: 2 CS: 0																		
PITCHER	IP	WLS	BF	H	R	ER	SO	BB	IBB	HBP	BLK	WP	HR	S	P	ERA	WHIP	PITCHER		IP	WLS	BF	H	R	ER	SO	BB	IBB	HBP	BLK	WP	HR	S	P	ERA	WHIP
Ed Whitson, R ERA: 5.25 (1, 1)	1.1	L	11	5	6	6	0	2	0	0	0	0	0	25	39	40.50	5.250																			
Philip Nastu, L ERA: 3.99 (2, 1)	1.2		6	1	0	0	2	0	0	0	0	0	0	10	10	0.00	0.600																			
Ed Halicki, R ERA: 4.36 (4, 1)	3.0		10	1	0	0	3	0	0	0	0	0	0	16	16	0.00	0.333																			
Tom Griffin, R ERA: 3.88 (7, 1)	2.0		7	0	0	0	3	1	0	0	0	0	0	12	16	0.00	0.500																			

AB	30
R	6
H	7
RBI	6
BB	3
SO	8
LOB	9



Batter	1	2	3	4	5	6	7	8	9	AB	R	H	RBI	BB	SO	LOB	TOP										
Bill North, S OBP: 0.389, SLG: 0.372 Tom Griffin, R OBP: 0.083, SLG: 0.083	F7	K			4-3	F8		4-3		5	0	0	0	0	1	0	San Francisco Giants @ Houston Astros Astrodome, Houston, TX Wed Aug 01 1979, 8:05 PM EDT Att: 21,207 - Unknown										
Joe Strain, R OBP: 0.341, SLG: 0.372	2B	5-3			F5		BB	6-3		5	2	2	0	0	0	0											
Jack Clark, R OBP: 0.349, SLG: 0.481	E				G1-6-3	1B	BB	6-3		5	2	4	1	0	0	0											
Willie McCovey, L OBP: 0.337, SLG: 0.471	2B				G1-6-3	2B		3-1		3	0	1	0	2	0	1											
Darrell Evans, L OBP: 0.350, SLG: 0.406	1-3				F7		SF7	F7		4	0	2	3	0	0	0											
Mike Ivie, R OBP: 0.362, SLG: 0.559	FC6-4				K			F7		2	0	0	0	2	1	2											
Roger Metzger, S OBP: 0.282, SLG: 0.295	K				K			BB		3	0	0	0	1	2	6											
Dennis Littlejohn, R OBP: 0.254, SLG: 0.212 Terry Whitfield, L OBP: 0.359, SLG: 0.401 Mike Sadek, R OBP: 0.330, SLG: 0.299	FC6-4					5-3		G3		2	0	0	0	1	0	3											
Vida Blue, S OBP: 0.217, SLG: 0.204 Pedro Borbon, R OBP: 0.333, SLG: 0.333 Greg Johnston, L OBP: 0.152, SLG: 0.043 Philip Nastu, L OBP: 0.116, SLG: 0.432	F3				G3			F9		2	0	0	0	0	0	1											
Inning Stats	R: 2 E: 1 K: 1 S: 8	H: 3 LOB: 3 BB: 2 P: 16	R: 0 E: 0 K: 1 S: 5	H: 0 LOB: 0 BB: 0 P: 5	R: 0 E: 0 K: 0 S: 3	H: 1 LOB: 1 BB: 0 P: 3	R: 0 E: 0 K: 2 S: 7	H: 0 LOB: 1 BB: 1 P: 11	R: 1 E: 0 K: 0 S: 6	H: 3 LOB: 3 BB: 1 P: 10	R: 0 E: 0 K: 0 S: 3	H: 0 LOB: 0 BB: 0 P: 3	R: 1 E: 0 K: 0 S: 5	H: 2 LOB: 3 BB: 2 P: 13	R: 0 E: 0 K: 0 S: 3	H: 0 LOB: 0 BB: 0 P: 3		R: 0 E: 0 K: 0 S: 3	H: 0 LOB: 0 BB: 0 P: 3	1B: 5 2B: 4 3B: 0 HR: 0	SF: 1 SAC: 0 DP: 1 HBP: 0	WP: 0 PB: 0 SB: 0 CS: 0	PA: 41				
PITCHER	IP	WLS	BF	H	R	ER	SO	BB	IBB	HBP	BLK	WP	HR	S	P	ERA	WHIP										
Ken Forsch, R ERA: 3.18	5.0	W	25	7	3	3	4	3	1	0	0	0	0	29	45	5.40	2.000										
Rick Williams, R ERA: 3.21	1.0	5	2	1	1	0	0	0	0	0	0	0	0	5	5	9.00	2.000										
Randy Niemann, L ERA: 3.95	0.1	2	0	0	0	0	0	1	0	0	0	0	0	1	5	0.00	3.000										
Bert Roberge, R ERA: 1.07	2.2	S	9	0	0	0	0	1	0	0	0	0	0	8	12	0.00	0.375										

Batter	1	2	3	4	5	6	7	8	9	AB	R	H	RBI	BB	SO	LOB	BOTTOM										
Cesar Cedeno, R OBP: 0.373, SLG: 0.389	1B		K	F9				K		3	1	0	0	2	2	1	San Francisco Giants @ Houston Astros Astrodome, Houston, TX Wed Aug 01 1979, 8:05 PM EDT Att: 21,207 - Unknown										
Craig Reynolds, L OBP: 0.296, SLG: 0.351	4-3		F5	FC6-4			F4			4	0	0	0	0	5												
Terry Puhl, L OBP: 0.348, SLG: 0.382	1-3						6-3			3	0	1	0	1	0	0											
Jeffrey Leonard, R OBP: 0.351, SLG: 0.349	1-3		CS				G3			3	1	2	1	1	0	0											
Enos Cabell, R OBP: 0.297, SLG: 0.357	1-3						6-3			4	1	1	1	0	0	3											
Art Howe, R OBP: 0.315, SLG: 0.372 Rafael Landestoy, S OBP: 0.272, SLG: 0.236	F4						K			2	1	0	0	2	1	2											
Denny Walling, L OBP: 0.383, SLG: 0.490			K					F4		4	1	2	2	0	1	2											
Alan Ashby, S OBP: 0.267, SLG: 0.292			F4					3-1		4	0	0	0	0	1	2											
Ken Forsch, R OBP: 0.213, SLG: 0.200 Rick Williams, R OBP: 0.292, SLG: 0.238 Randy Niemann, L OBP: 0.188, SLG: 0.133 Bert Roberge, R			K					K		2	0	1	1	0	1	0											
Inning Stats	R: 1 E: 0 K: 0 S: 5	H: 2 LOB: 2 BB: 1 P: 9	R: 0 E: 0 K: 2 S: 7	H: 0 LOB: 0 BB: 0 P: 7	R: 0 E: 0 K: 1 S: 4	H: 0 LOB: 1 BB: 1 P: 8	R: 4 E: 0 K: 0 S: 7	H: 4 LOB: 1 BB: 1 P: 11	R: 0 E: 0 K: 0 S: 3	H: 0 LOB: 0 BB: 0 P: 3	R: 0 E: 0 K: 2 S: 9	H: 2 LOB: 3 BB: 1 P: 13	R: 0 E: 0 K: 0 S: 3	H: 0 LOB: 2 BB: 2 P: 11	R: 0 E: 0 K: 2 S: 7	H: 0 LOB: 0 BB: 0 P: 7		R: 0 E: 0 K: 2 S: 7	H: 0 LOB: 0 BB: 0 P: 7	1B: 6 2B: 0 3B: 2 HR: 0	SF: 0 SAC: 0 DP: 0 HBP: 0	WP: 0 PB: 0 SB: 2 CS: 1	PA: 38				
PITCHER	IP	WLS	BF	H	R	ER	SO	BB	IBB	HBP	BLK	WP	HR	S	P	ERA	WHIP										
Vida Blue, L ERA: 5.58	3.1	L	18	6	5	5	3	3	0	0	0	0	0	5	5	0.00	0.000										
Pedro Borbon, R ERA: 3.97	1.2	5	0	0	0	0	0	0	0	0	0	0	0	5	5	0.00	0.000										
Philip Nastu, L ERA: 3.9	2.0	11	2	0	0	2	2	1	0	0	0	0	0	12	24	0.00	2.000										
Tom Griffin, R ERA: 3.63	1.0	3	0	0	0	2	0	0	0	0	0	0	0	7	7	0.00	0.000										



Batter	1	2	3	4	5	6	7	8	9	AB	R	H	RBI	BB	SO	LOB	TOP					
Bill North, S OBP: 0.385, SLG: 0.368 Philip Nastu, L OBP: 0.154, SLG: 0.043 Pedro Borbon, R OBP: 0.333, SLG: 0.333	2-1 F7		0-3 K			0-0 F7	0-0 1-3			4	0	0	0	0	1	2	San Francisco Giants @ Los Angeles Dodgers Dodger Stadium, Los Angeles, CA Fri Aug 03 1979, 7:05 PM PDT Att: 44,275 - Unknown					
Joe Strain, R OBP: 0.331, SLG: 0.360	2-1 F3		0-0 F7			0-0 F9		0-0 F7		4	0	0	0	0	0	0						
Jack Clark, R OBP: 0.348, SLG: 0.479	2-2 1B		0-0 F7			0-0 5-3		0-0 6-3		4	0	1	0	0	0	0						
Willie McCovey, L OBP: 0.336, SLG: 0.467	3-1 4-3			0-3 K				0-0 1B 1B	0-3 K	4	1	1	0	0	2	1						
Darrell Evans, L OBP: 0.351, SLG: 0.415		2-3 K		0-0 F9				0-0 1B WP SF8 1B		4	2	2	1	0	1	0						
Mike Ivie, R OBP: 0.364, SLG: 0.558		1-1 BB 1B		0-3 K				1-0 1B 1-3 1B	0-0 F3	4	0	2	1	0	1	0						
Roger Metzger, S OBP: 0.286, SLG: 0.297		4-2 BB 1B			0-0 1B			0-0 SF8	0-0 4-3	2	0	1	1	1	0	0						
Mike Sadek, R OBP: 0.319, SLG: 0.287		0-3 K			0-0 G1-4-6-3 1B			0-0 F2	0-0 4-3	4	0	0	0	0	1	4						
John Curtis, L OBP: 0.138, SLG: 0.143 Greg Johnson, L OBP: 0.207, SLG: 0.214 Ed Halicki, R OBP: 0.307, SLG: 0.303 Tom Griffin, R OBP: 0.336, SLG: 0.403	1-0 4-3				0-0 5-3			0-0 1B		0	0	0	0	0	0	0						
Inning Stats	R: 0 E: 0 K: 0 S: 10	H: 1 LOB: 1 BB: 0 P: 19	R: 0 E: 0 K: 2 S: 11	H: 1 LOB: 2 BB: 1 P: 19	R: 0 E: 0 K: 1 S: 5	H: 0 LOB: 0 BB: 0 P: 5	R: 0 E: 0 K: 2 S: 7	H: 0 LOB: 0 BB: 0 P: 7	R: 0 E: 0 K: 0 S: 3	H: 1 LOB: 0 BB: 0 P: 3	R: 0 E: 0 K: 0 S: 3	H: 0 LOB: 0 BB: 0 P: 3	R: 2 E: 0 K: 0 S: 7	H: 4 LOB: 2 BB: 0 P: 8	R: 0 E: 0 K: 1 S: 5	H: 0 LOB: 0 BB: 0 P: 5		R: 1 E: 0 K: 0 S: 4	H: 1 LOB: 0 BB: 0 P: 4	1B: 7 2B: 0 3B: 0 HR: 1	SF: 1 SAC: 0 DP: 1 HBP: 0	WP: 1 PB: 0 SB: 0 CS: 0
PITCHER Burt Hooton, R ERA: 3.07	IP: 9.0 WLS: W BF: 35 H: 8 R: 3 ER: 3 SO: 6 BB: 1 IBB: 0 HBP: 0 BLK: 0 WP: 1 HR: 1 S: 55 P: 73 ERA: 3.00 WHIP: 1.000											PITCHER	IP: 9.0 WLS: W BF: 35 H: 8 R: 3 ER: 3 SO: 6 BB: 1 IBB: 0 HBP: 0 BLK: 0 WP: 1 HR: 1 S: 55 P: 73 ERA: 3.00 WHIP: 1.000									

AB 33
R 3
H 8
RBI 3
BB 1
SO 6
LOB 9



Batter	1	2	3	4	5	6	7	8	9	AB	R	H	RBI	BB	SO	LOB	BOTTOM			
Davey Lopes, R OBP: 0.361, SLG: 0.493 Gary Thomasson, L OBP: 0.345, SLG: 0.369	1-0 HR	0-0 FC5-4 1-2		0-3 K	0-0 L5		4-0 BB SH3 1B BB	0-0 3-1		4	2	1	1	1	1	4	San Francisco Giants @ Los Angeles Dodgers Dodger Stadium, Los Angeles, CA Fri Aug 03 1979, 7:05 PM PDT Att: 44,275 - Unknown			
Bill Russell, R OBP: 0.286, SLG: 0.369	1-0 6-3	0-0 L7		0-0 6-3		4-0 1B BB	0-0 SH3			3	1	0	0	1	0	1				
Steve Garvey, R OBP: 0.360, SLG: 0.491	3-1 1B HR		0-0 5-3		0-0 F8	0-0 1B 1B	4-0 BB IBB			4	3	2	0	1	0	0				
Ron Cey, R OBP: 0.392, SLG: 0.505 Mickey Hatcher, R	3-1 HR 1B		4-0 BB 1B BB		0-0 HR	0-0 1B 1B	4-0 1B BB			3	2	3	2	1	0	0				
Dusty Baker Jr., R OBP: 0.342, SLG: 0.468 Ted Martinez, R OBP: 0.321, SLG: 0.352	0-1 HR		0-0 BB 1B		4-0 BB FC BB	0-0 HR	0-0 BB BB			4	2	4	6	1	0	0				
Joe Ferguson, R OBP: 0.380, SLG: 0.424	2-2 F8		4-0 BB BB		1-0 FC BB HBP	0-3 K	0-0 P3			3	0	0	0	1	1	4				
Steve Yeager, R OBP: 0.285, SLG: 0.375	3-1 F9		0-3 K		0-3 K	0-0 F8	0-0 F7			5	0	0	0	0	2	9				
Derrel Thomas, S OBP: 0.343, SLG: 0.352		0-3 K	0-0 F9		4-0 FC BB	0-3 K		0-0 4-3		4	0	0	0	1	2	5				
Burt Hooton, R OBP: 0.188, SLG: 0.222		0-0 E5 FC5-4		0-0 F8	0-0 FC		0-0 SH3 BB 1B	0-3 K		5	1	1	1	0	1	2				
Inning Stats	R: 4 E: 0 K: 0 S: 13	H: 4 LOB: 0 BB: 0 P: 26	R: 0 E: 1 K: 1 S: 6	H: 0 LOB: 1 BB: 0 P: 6	R: 0 E: 0 K: 1 S: 6	H: 1 LOB: 2 BB: 2 P: 14	R: 0 E: 0 K: 1 S: 5	H: 0 LOB: 0 BB: 0 P: 5	R: 2 E: 0 K: 1 S: 7	H: 1 LOB: 3 BB: 2 P: 16	R: 2 E: 0 K: 2 S: 10	H: 3 LOB: 2 BB: 1 P: 14	R: 3 E: 0 K: 0 S: 5	H: 2 LOB: 3 BB: 3 P: 17	R: 0 E: 0 K: 1 S: 5	H: 0 LOB: 0 BB: 0 P: 5		1B: 8 2B: 0 3B: 0 HR: 3	SF: 0 SAC: 1 DP: 0 HBP: 1	WP: 0 PB: 0 SB: 1 CS: 0
PITCHER John Curtis, L ERA: 4.26 Ed Halicki, R ERA: 4.57 Tom Griffin, R ERA: 3.58 Philip Nastu, L ERA: 4.18 Pedro Borbon, R ERA: 3.89	IP: 1.0 WLS: L BF: 7 H: 4 R: 4 ER: 4 SO: 4 BB: 0 IBB: 0 HBP: 1 BLK: 0 WP: 0 HR: 2 S: 13 P: 26 ERA: 36.00 WHIP: 4.000											PITCHER	IP: 1.0 WLS: L BF: 7 H: 4 R: 4 ER: 4 SO: 4 BB: 0 IBB: 0 HBP: 1 BLK: 0 WP: 0 HR: 2 S: 13 P: 26 ERA: 36.00 WHIP: 4.000							

AB 36
R 11
H 11
RBI 11
BB 8
SO 7
LOB 25



Batter	1	2	3	4	5	6	7	8	9	10	11	AB	R	H	RBI	BB	SO	LOB	TOP										
Bill North, S OBP: 0.392, SLG: 0.370 (1, 8)	3-2 S 5-3 1B		4-2 CS BB	1-3 K			4-0 BB		0-0 BLK S 1B		4-0 IBB	3	1	2	0	3	1	2											
Joe Strain, R OBP: 0.324, SLG: 0.346 (1, 4)	2-2 5-3 1-H		4-0 BB		1-1 L7		1-1 4-3		0-0 5-3		0-0 3-1	5	0	0	1	1	0	5											
Jack Clark, R OBP: 0.352, SLG: 0.488 (1, 9)	0-0 HR		4-2 BB		0-0 1B			0-0 G3 6-3 1B		0-0 3-1		4	1	3	1	1	0	0											
Willie McCovey, L OBP: 0.333, SLG: 0.459 (1, 3)	4-1 G1-4-3 BB		3-1 G3		0-0 F8			0-0 6-3		0-0 3-1		4	0	0	0	1	0	4											
Mike Ivie, R OBP: 0.365, SLG: 0.565 (1, 7) (11, 5)	1-0 G1-4-3 1-2f		2-2 HR		1-0 F7			4-0 G3 IBB		0-3 K		4	1	1	1	1	1	2											
Darrell Evans, L OBP: 0.350, SLG: 0.412 (1, 5) (11, PR)	1-1 F8		1-2 F9		2-0 F9			0-0 G3		0-0 SH1-4 SH 1B		5	0	1	0	0	0	2											
Gary Lavelle, S OBP: 0.250, SLG: 0.250 (1, 1)								1-2 2-3 F8				0	0	0	0	0	0	0											
Roger Metzger, S OBP: 0.268, SLG: 0.298 Johnnie LeMaster, R OBP: 0.306, SLG: 0.339 (6, 6)	0-3 K		1-0 S 1B		2-0 F7			0-0 F8				3	0	1	0	0	1	0											
Dennis Littlejohn, R OBP: 0.254, SLG: 0.200 (1, 2)	1-3 K		4-1 BB		1-1 F3			0-0 4-3				3	0	0	0	1	1	0											
John Montefusco, R OBP: 0.179, SLG: 0.286 Terry Whitfield, L OBP: 0.359, SLG: 0.402 Greg Minton, S (9, 1) Larry Herndon, R OBP: 0.317, SLG: 0.430 (11, 7)	0-0 5-3		0-1 F3		0-0 F8			0-3 K				3	0	0	0	0	0	2											
Inning Stats	R: 2 E: 0 K: 0 S: 9	H: 2 LOB: 0 BB: 1 P: 19	R: 0 E: 0 K: 2 S: 8	H: 0 LOB: 0 BB: 0 P: 10	R: 0 E: 0 K: 2 S: 8	H: 0 LOB: 2 BB: 3 P: 23	R: 1 E: 0 K: 1 S: 13	H: 2 LOB: 2 BB: 1 P: 22	R: 0 E: 0 K: 0 S: 5	H: 0 LOB: 0 BB: 0 P: 9	R: 0 E: 0 K: 0 S: 3	H: 0 LOB: 1 BB: 1 P: 8	R: 0 E: 0 K: 0 S: 4	H: 1 LOB: 2 BB: 1 P: 8	R: 0 E: 0 K: 1 S: 6	H: 1 LOB: 1 BB: 0 P: 6	R: 0 E: 0 K: 1 S: 5	H: 0 LOB: 0 BB: 0 P: 5	R: 0 E: 1 K: 1 S: 7	H: 1 LOB: 3 BB: 1 P: 11	1B: 6 2B: 1 3B: 0 HR: 2	SF: 0 SAC: 2 DP: 2 HBP: 0	WP: 0 PB: 0 SB: 4 CS: 1	PA: 47					
PITCHER	IP 7.0	WLS 1.0	BF 29	H 5	R 3	ER 3	SO 3	BB 6	IBB 0	HBP 0	BLK 0	WP 0	HR 0	S 50	P 98	ERA 3.86	WHIP 1.571												
Rick Sutcliffe, R ERA: 4.02 Terry Forster, L ERA: 5.51 Joe Beckwith, R ERA: 3.35 Dave Patterson, R ERA: 5.65	(1, 1)	(8, 1)	(9, 1)	(11, 1)	(1, 1)	(8, 1)	(9, 1)	(11, 1)	(1, 1)	(9, PH)	(9, 1)	(11, PH)	(11, 1)	(1, 1)	(8, 1)	(9, 1)	(11, 1)	(1, 1)	(9, PH)	(9, 1)	(11, PH)	(11, 1)	(1, 1)	(8, 1)	(9, 1)	(11, PH)	(9, 1)	(11, PH)	(11, 1)

San Francisco Giants @ Los Angeles Dodgers
Dodger Stadium, Los Angeles, CA
Sat Aug 04 1979, 7:05 PM PDT
Att: 44,818 - Unknown

AB 37
R 3
H 8
RBI 3
BB 8
SO 6
LOB 22



Batter	1	2	3	4	5	6	7	8	9	10	11	AB	R	H	RBI	BB	SO	LOB	BOTTOM												
Davey Lopes, R OBP: 0.362, SLG: 0.492 (1, 4)	2-0 F3		1-3 K		1-0 1B 1B		0-1 1B 1B		0-0 6-3			5	1	2	0	0	1	0													
Bill Russell, R OBP: 0.297, SLG: 0.369 (1, 6)	1-2 6-3		0-0 4-3		0-0 1B		0-1 1B 1B		0-0 F8			5	1	2	0	0	0	0													
Steve Garvey, R OBP: 0.380, SLG: 0.490 (1, 3)	0-2 1-3		2-3 K		0-0 4-3		1-2 1B 1B		0-0 G4-3 1B			5	0	2	1	0	1	0													
Ron Cey, R OBP: 0.392, SLG: 0.503 (1, 5)		3-1 6-3		0-1 P4		0-0 1B 1B	1-2 3-H 1B	1-0 1B 1B	0-3 K			5	0	2	1	0	1	1													
Dusty Baker Jr., R OBP: 0.343, SLG: 0.466 Dave Patterson, R (11, 1)		3-1 BB 1B		1-0 1-3		4-1 1B BB	1-2 F8	1-2 1B BB	0-0 G4-3			4	1	1	0	1	0	3													
Mickey Hatcher, R OBP: 0.800, SLG: 0.667 Joe Beckwith, L (9, 1)		4-2 1B BB		1-2 1B		2-2 1B BB	3-2 F3		0-0 SH2-4 1B			3	0	2	0	1	0	0													
Joe Ferguson, R OBP: 0.382, SLG: 0.426 (11, 7)		1-2 BB		0-1 F3		1-3 2-H 1B	0-2 1B		1-1 6-3			3	0	0	0	1	0	3													
Siege Yeager, R OBP: 0.285, SLG: 0.370 (1, 2)		4-0 1B BB		1-2 2-3 BB		0-1 F3	0-2 1-3		0-0 3-1			4	0	1	1	0	0	0													
Derrel Thomas, S OBP: 0.344, SLG: 0.351 (1, 8)		0-2 G6-3 1B		0-0 3-1		0-0 6-3	1-1 F8	3-2 4-3		1-0 1B HBP		4	0	1	1	0	0	0													
Rick Sutcliffe, L ERA: 3.96 Von Joshua, L OBP: 0.317, SLG: 0.440 Terry Forster, L (8, 1) Gary Thomasson, L OBP: 0.344, SLG: 0.367 Manny Mota, R OBP: 0.460, SLG: 0.367 (11, PH)	(1, 1)	(9, 1)	(11, 1)	(1, 1)	(8, 1)	(9, 9)	(11, PH)	(1, 1)	(8, 1)	(9, 1)	(11, PH)	(1, 1)	(8, 1)	(9, 1)	(11, PH)	(1, 1)	(8, 1)	(9, 1)	(11, PH)	(1, 1)	(8, 1)	(9, 1)	(11, PH)	(1, 1)	(8, 1)	(9, 1)	(11, PH)	(1, 1)	(8, 1)	(9, 1)	(11, PH)
Inning Stats	R: 0 E: 0 K: 0 S: 8	H: 0 LOB: 0 BB: 0 P: 11	R: 1 E: 0 K: 0 S: 11	H: 2 LOB: 2 BB: 2 P: 25	R: 0 E: 0 K: 2 S: 7	H: 0 LOB: 0 BB: 0 P: 10	R: 0 E: 0 K: 0 S: 8	H: 1 LOB: 1 BB: 0 P: 10	R: 0 E: 0 K: 0 S: 6	H: 2 LOB: 2 BB: 0 P: 8	R: 0 E: 0 K: 0 S: 9	H: 0 LOB: 2 BB: 1 P: 15	R: 2 E: 0 K: 0 S: 16	H: 4 LOB: 2 BB: 0 P: 21	R: 0 E: 0 K: 0 S: 8	H: 0 LOB: 0 BB: 0 P: 15	R: 0 E: 0 K: 0 S: 3	H: 0 LOB: 0 BB: 0 P: 3	R: 0 E: 0 K: 1 S: 5	H: 1 LOB: 0 BB: 0 P: 5	R: 1 E: 0 K: 0 S: 3	H: 2 LOB: 2 BB: 0 P: 4	1B: 14 2B: 0 3B: 0 HR: 0	SF: 0 SAC: 1 DP: 2 HBP: 1	WP: 0 PB: 0 SB: 0 CS: 0	PA: 45					
PITCHER	IP 8.0	WLS 2.0	BF 35	H 11	R 3	ER 3	SO 2	BB 3	IBB 0	HBP 0	BLK 0	WP 0	HR 0	S 73	P 115	ERA 3.38	WHIP 1.750														
John Montefusco, R ERA: 1.25 Greg Minton, R ERA: 2.24 Gary Lavelle, L ERA: 2.24	(1, 1)	(9, 1)	(11, 1)	(1, 1)	(8, 1)	(9, 9)	(11, PH)	(1, 1)	(8, 1)	(9, 1)	(11, PH)	(1, 1)	(8, 1)	(9, 1)	(11, PH)	(1, 1)	(8, 1)	(9, 1)	(11, PH)	(1, 1)	(8, 1)	(9, 1)	(11, PH)	(1, 1)	(8, 1)	(9, 1)	(11, PH)	(1, 1)	(8, 1)	(9, 1)	(11, PH)

San Francisco Giants @ Los Angeles Dodgers
Dodger Stadium, Los Angeles, CA
Sat Aug 04 1979, 7:05 PM PDT
Att: 44,818 - Unknown

AB 40
R 4
H 14
RBI 4
BB 3
SO 3
LOB 10



Batter	1	2	3	4	5	6	7	8	9	AB	R	H	RBI	BB	SO	LOB	TOP
Bill North, S <small>OBP: 0.393, SLG: 0.370</small> Gary Lavelle, S <small>OBP: 0.250, SLG: 0.250</small> Larry Herndon, R <small>OBP: 0.320, SLG: 0.433</small>	0-1 6-3		4-1 BB		0-0 1B		0-0 L4		0-0 1B	3	0	1	0	1	0	0	San Francisco Giants @ Los Angeles Dodgers Dodger Stadium, Los Angeles, CA <small>Sun Aug 05 1979, 3:33 AM PDT</small> <small>Att: 38,962 - Unknown</small>
Joe Strain, R <small>OBP: 0.319, SLG: 0.336</small>	3-2 5-3		0-1 4-3		0-0 F2		4-0 BB		0-0 5-3	4	0	0	0	1	0	4	
Jack Clark, R <small>OBP: 0.352, SLG: 0.485</small>	4-1 BB		1-3 K		0-0 F3		0-0 F3			3	0	0	0	1	1	4	
Willie McCovey, L <small>OBP: 0.330, SLG: 0.454</small> Philip Nastu, L <small>OBP: 0.154, SLG: 0.043</small> Rob Andrews, R <small>OBP: 0.301, SLG: 0.280</small>	3-2 G3		1-3 K			0-0 F9		0-0 F8		3	0	0	0	0	1	2	
Mike Ivie, R <small>OBP: 0.367, SLG: 0.577</small>	2-0 6-3			0-0 5-3		0-0 1B		0-0 HR		4	1	2	1	0	0	0	
Darrell Evans, L <small>OBP: 0.350, SLG: 0.411</small>	4-1 1B			3-2 F2		0-3 K		0-3 K		1	0	0	0	1	0	0	
Johnnie LetMaster, R <small>OBP: 0.310, SLG: 0.342</small>	0-0 1B			0-0 1-3		0-0 1B		0-0 F4		4	0	2	0	0	0	0	
Dennis Littlejohn, R <small>OBP: 0.254, SLG: 0.203</small>	2-3 K			0-0 1B		0-3 K		0-3 K		4	0	1	0	0	3	4	
Bob Knepper, L <small>OBP: 0.199, SLG: 0.321</small> Tom Griffin, R <small>OBP: 0.283, SLG: 0.083</small> Terry Whitfield, R <small>OBP: 0.257, SLG: 0.398</small> Greg Johnston, L <small>OBP: 0.257, SLG: 0.398</small>	1-1 F8			0-0 F8			0-0 F9		0-0 4-3	1	0	0	0	0	0	2	
Inning Stats	R: 0 H: 0 E: 0 K: 0 S: 10	H: 0 R: 1 ER: 0 LOB: 1 P: 20	R: 0 H: 1 E: 0 K: 1 S: 8	H: 1 R: 1 ER: 0 LOB: 2 P: 17	R: 0 H: 0 E: 0 K: 2 S: 11	H: 0 R: 0 ER: 0 LOB: 1 P: 17	R: 0 H: 0 E: 0 K: 0 S: 5	H: 2 R: 0 ER: 0 LOB: 2 P: 9	R: 0 H: 2 E: 0 K: 0 S: 9	H: 0 R: 0 ER: 0 LOB: 1 P: 7	R: 1 H: 1 E: 0 K: 1 S: 6	H: 1 R: 0 ER: 0 LOB: 1 P: 6	R: 0 H: 1 E: 0 K: 1 S: 6	H: 1 R: 0 ER: 0 LOB: 1 P: 6	1B: 6 2B: 0 3B: 0 HR: 1	SF: 0 SAC: 0 DP: 0 HBP: 0	WP: 0 PA: 38 PB: 0 SB: 0 CS: 0
PITCHER	IP WLS BF H R ER SO BB IBB HBP BLK WP HR S P ERA WHIP	IP WLS BF H R ER SO BB IBB HBP BLK WP HR S P ERA WHIP															
Don Sutton, R <small>ERA: 4.36</small> Bobby Castillo, R <small>ERA:</small>	(1, 1) 8.0 W 34 6 1 1 6 4 0 0 0 0 0 1 57 89 1.12 1.250	(9, 1) 1.0 4 1 0 0 1 0 0 0 0 0 0 0 6 6 0.00 1.000															

AB 34
R 1
H 7
RBI 1
BB 4
SO 7
LOB 18





Batter	1	2	3	4	5	6	7	8	9	AB	R	H	RBI	BB	SO	LOB	BOTTOM	
Davey Lopes, R <small>OBP: 0.364, SLG: 0.500</small>	1-2 1B			3-1 SH2-4		0-0 HR		0-0 6-3		5	2	3	3	0	1	1	San Francisco Giants @ Los Angeles Dodgers Dodger Stadium, Los Angeles, CA <small>Sun Aug 05 1979, 3:33 AM PDT</small> <small>Att: 38,962 - Unknown</small>	
Bill Russell, R <small>OBP: 0.299, SLG: 0.370</small> Ted Martinez, R <small>OBP: 0.316, SLG: 0.345</small>	0-0 HR		0-0 G6-4-3		0-0 SH2-4		4-0 G6-4-3		0-3 K	2	1	1	0	1	0	1		
Steve Garvey, R <small>OBP: 0.360, SLG: 0.494</small>	0-0 HR			4-0 IBB		0-0 G6-4-3		0-3 K		4	1	1	3	1	1	1		
Ron Cey, R <small>OBP: 0.393, SLG: 0.503</small>	4-1 1B			0-0 SF7		0-0 F9				2	1	1	1	1	0	0		
Dusty Baker Jr., R <small>OBP: 0.342, SLG: 0.464</small> Gary Thomasson, L <small>OBP: 0.344, SLG: 0.367</small>	0-1 4-3			0-0 F9		0-3 K				4	0	1	0	0	1	4		
Joe Ferguson, R <small>OBP: 0.383, SLG: 0.427</small> Derrel Thomas, S <small>OBP: 0.345, SLG: 0.352</small>	1-2 1B			0-0 FC6-4		0-0 F9				2	0	1	0	0	0	1		
Mickey Hatcher, R <small>OBP: 0.667, SLG: 0.500</small>	1-0 1B			0-0 E5		0-3 K				3	1	1	1	1	1	1		
Steve Yeager, R <small>OBP: 0.284, SLG: 0.368</small>	0-0 G6-3			1-0 SH		0-0 F8		0-3 K		4	1	1	0	0	1	5		
Don Sutton, R <small>OBP: 0.183, SLG: 0.169</small> Bobby Castillo, R <small>ERA:</small>	0-0 G6-4-3			0-0 SH		0-0 6-3				3	1	1	0	0	0	3		
Inning Stats	R: 4 H: 5 E: 0 K: 0 S: 11	H: 1 R: 0 ER: 0 LOB: 0 P: 17	R: 0 H: 1 E: 0 K: 1 S: 5	H: 1 R: 0 ER: 0 LOB: 1 P: 8	R: 0 H: 1 E: 0 K: 0 S: 9	H: 1 R: 0 ER: 0 LOB: 0 P: 16	R: 3 H: 2 E: 1 K: 1 S: 10	H: 1 R: 0 ER: 0 LOB: 2 P: 18	R: 0 H: 1 E: 0 K: 0 S: 6	H: 1 R: 0 ER: 0 LOB: 1 P: 6	R: 1 H: 1 E: 0 K: 0 S: 3	H: 1 R: 0 ER: 0 LOB: 0 P: 7	R: 0 H: 1 E: 0 K: 1 S: 6	H: 0 R: 0 ER: 0 LOB: 0 P: 10	R: 0 H: 0 ER: 0 LOB: 0 P: 7	1B: 10 2B: 0 3B: 0 HR: 2	SF: 1 SAC: 2 DP: 3 HBP: 0	WP: 0 PA: 39 PB: 0 SB: 1 CS: 0
PITCHER	IP WLS BF H R ER SO BB IBB HBP BLK WP HR S P ERA WHIP	IP WLS BF H R ER SO BB IBB HBP BLK WP HR S P ERA WHIP																
Bob Knepper, L <small>ERA: 4.18</small> Tom Griffin, R <small>ERA: 3.49</small> Philip Nastu, L <small>ERA: 4.19</small> Gary Lavelle, L <small>ERA: 2.21</small>	(1, 1) 3.0 L 19 9 7 5 1 0 0 0 0 0 0 11 15 0.00 0.500	(4, 1) 2.0 8 1 0 0 2 0 1 0 0 0 0 1 9 17 4.50 2.000	(6, 1) 2.0 9 2 1 1 1 2 0 0 0 0 1 9 17 4.50 2.000	(8, 1) 1.0 3 0 0 0 2 0 0 0 0 0 0 7 7 0.00 0.000														

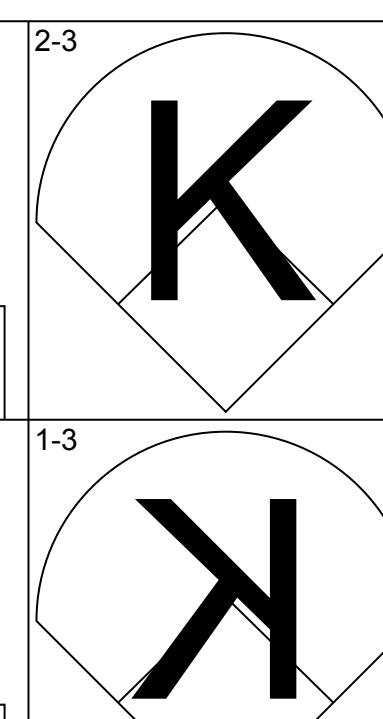
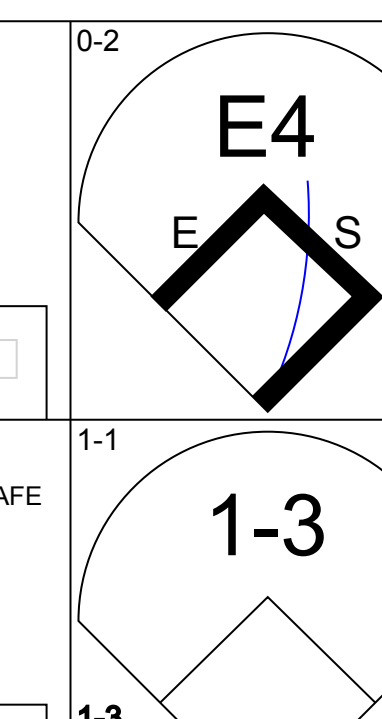
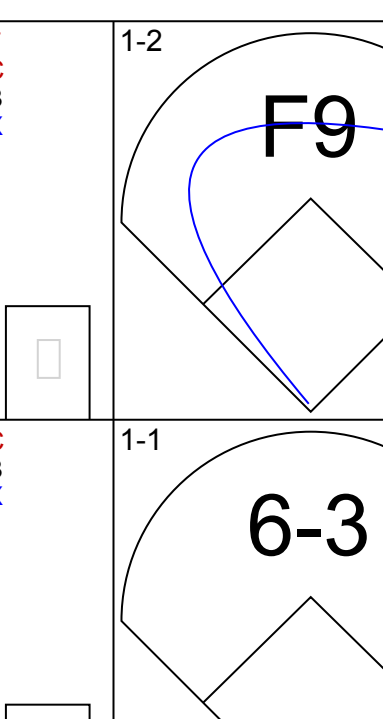
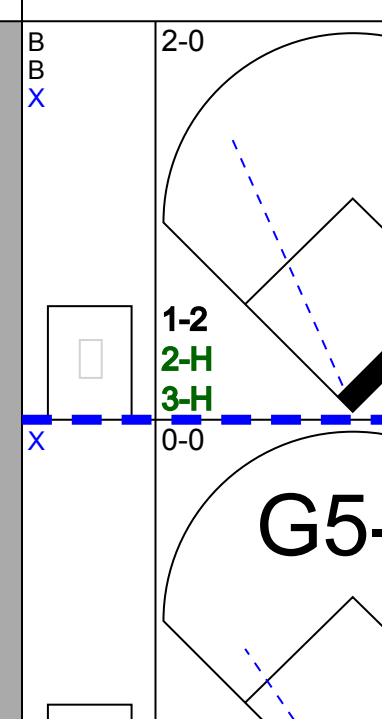
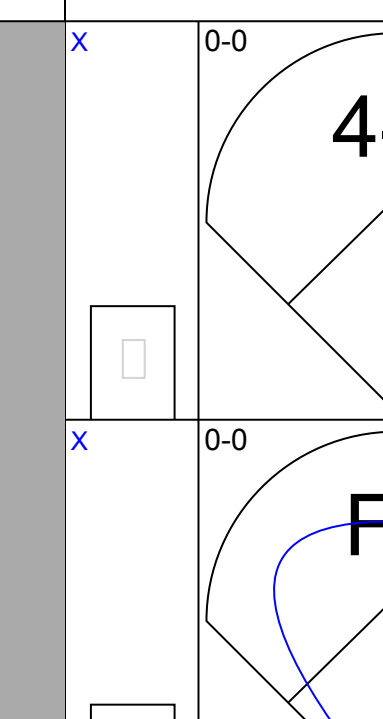
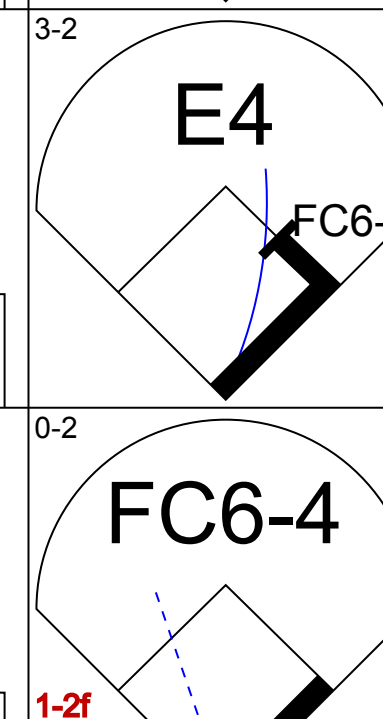



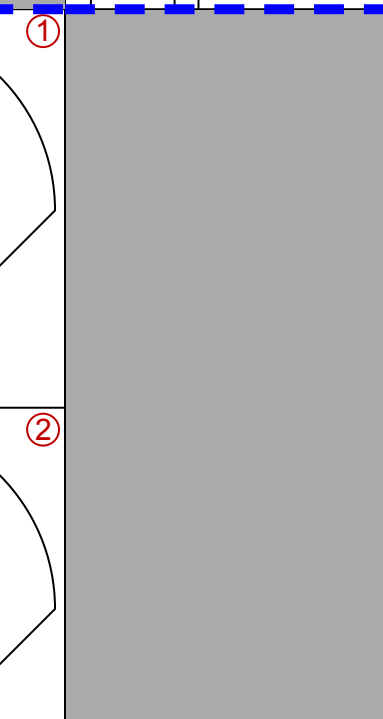

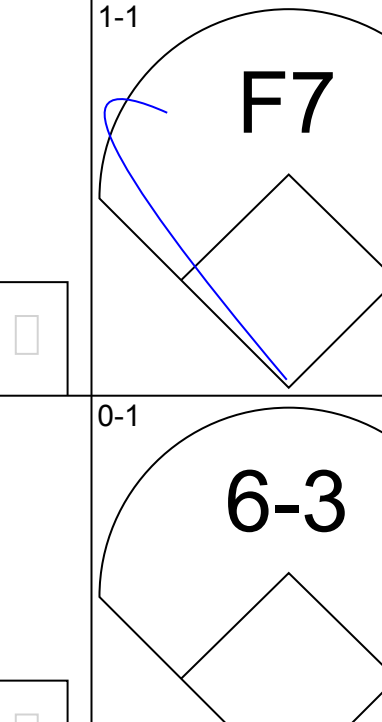
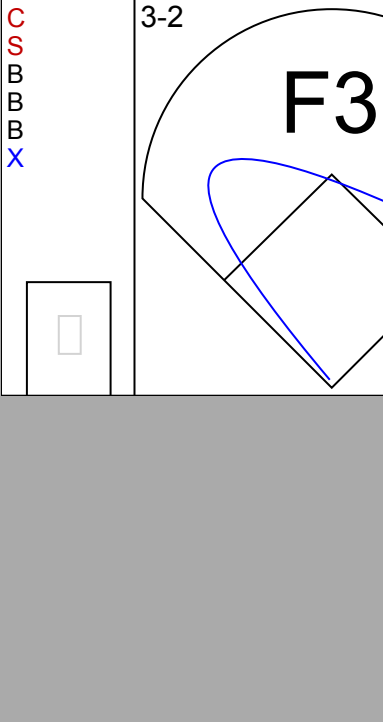
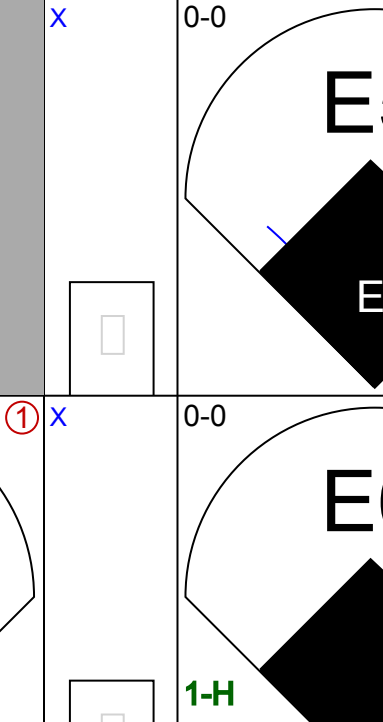



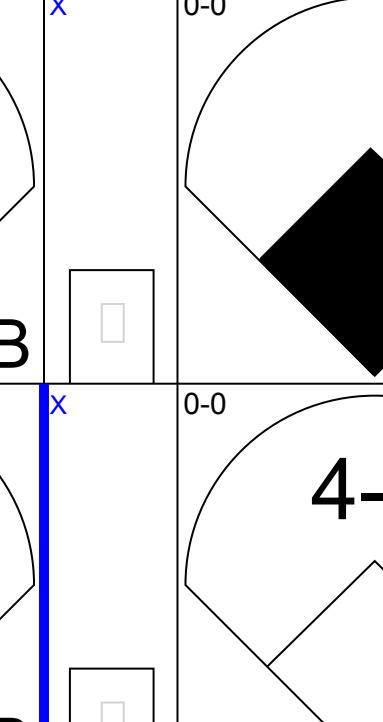
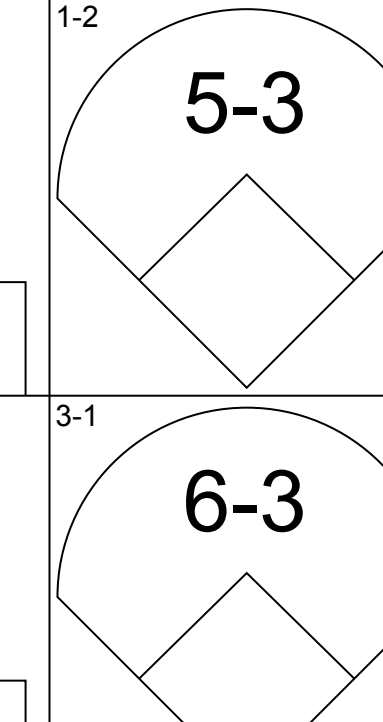
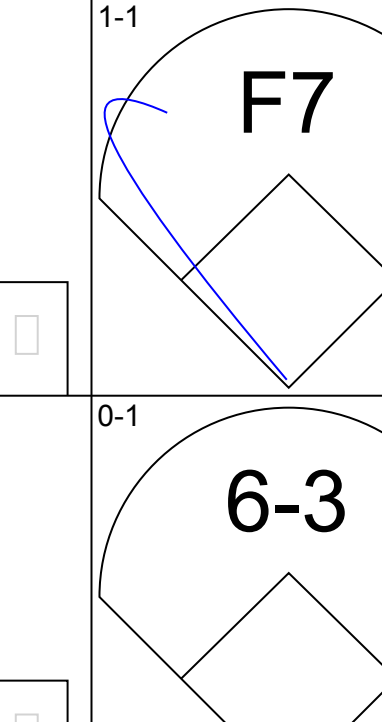
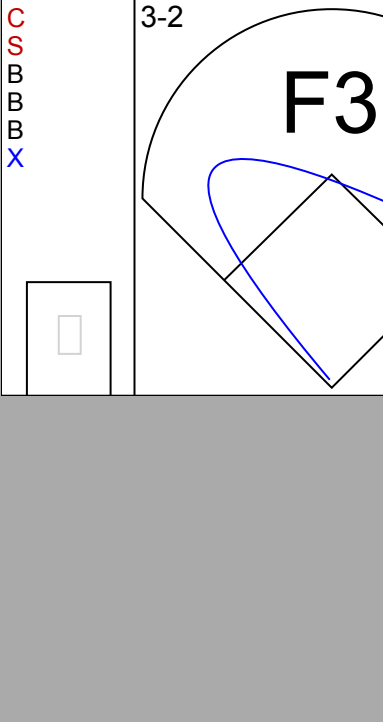
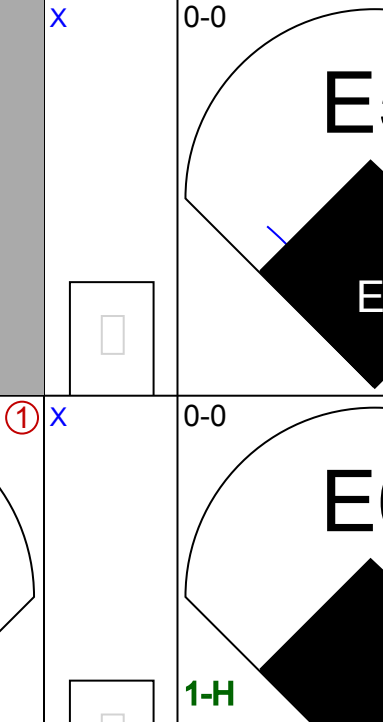
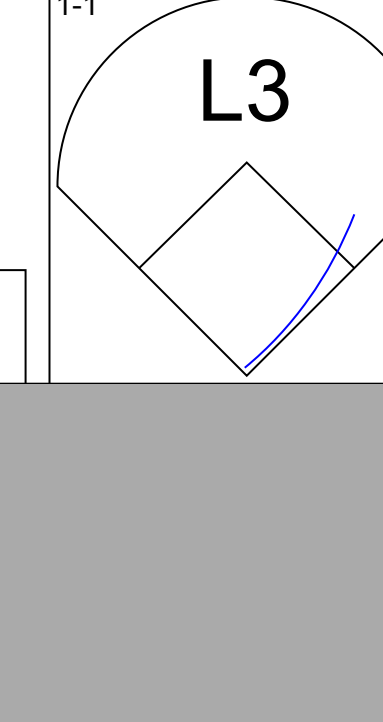

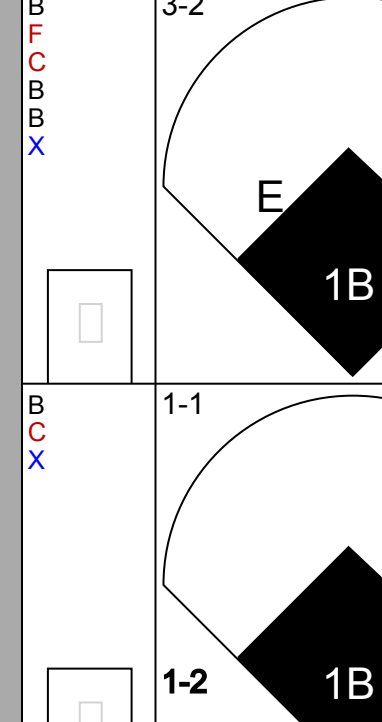
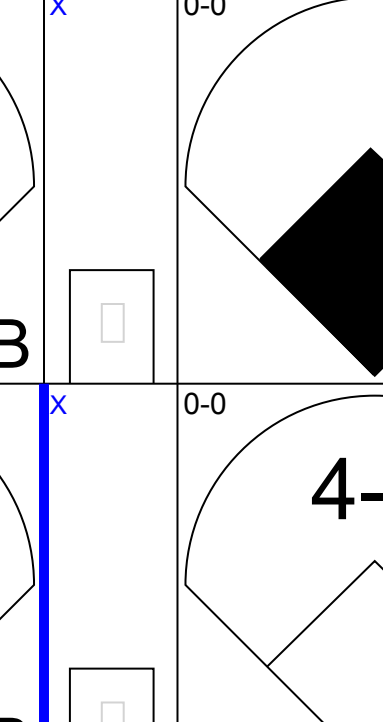

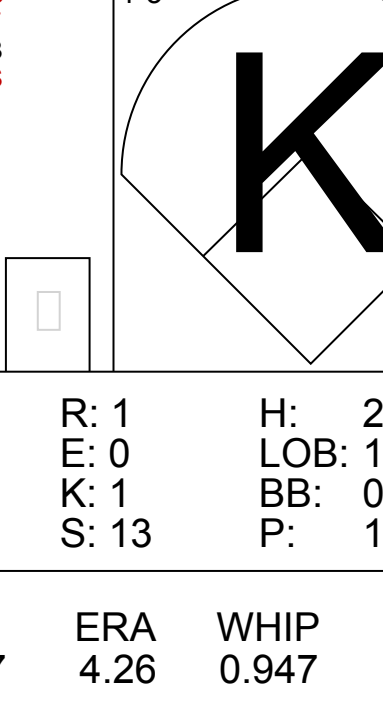
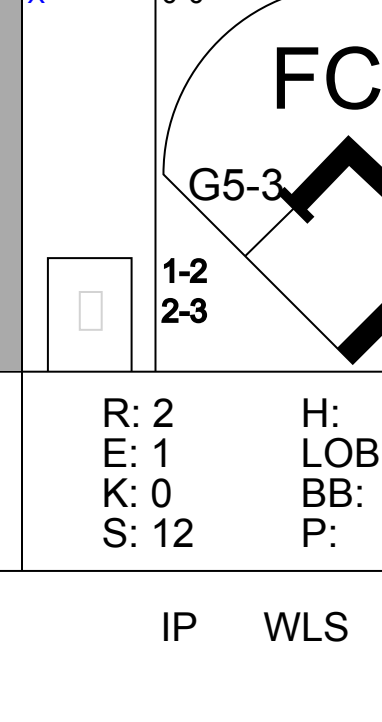
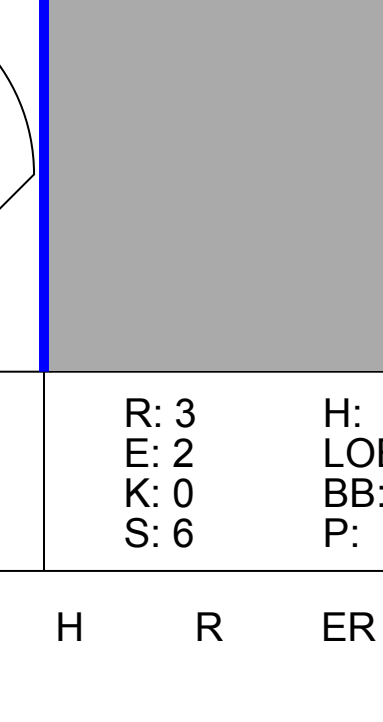
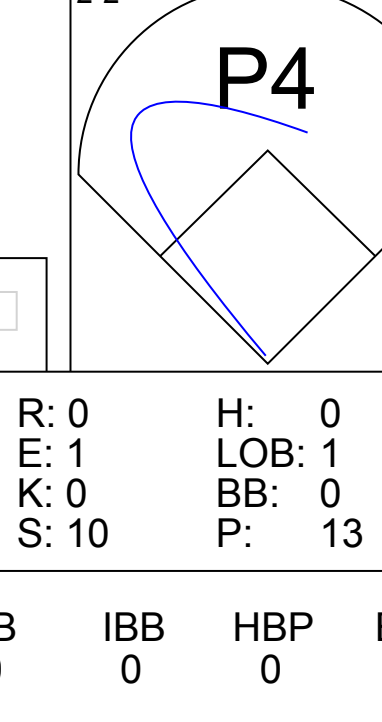
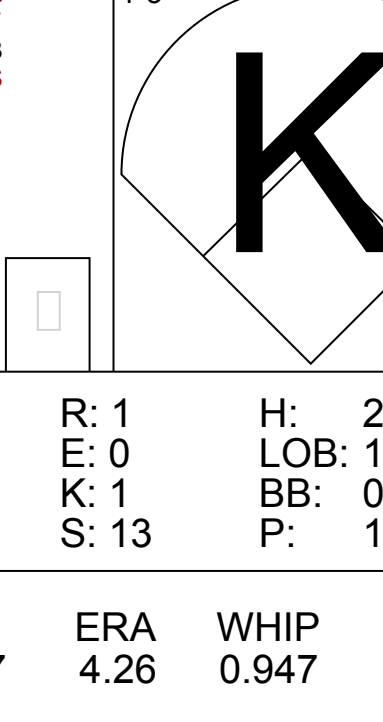
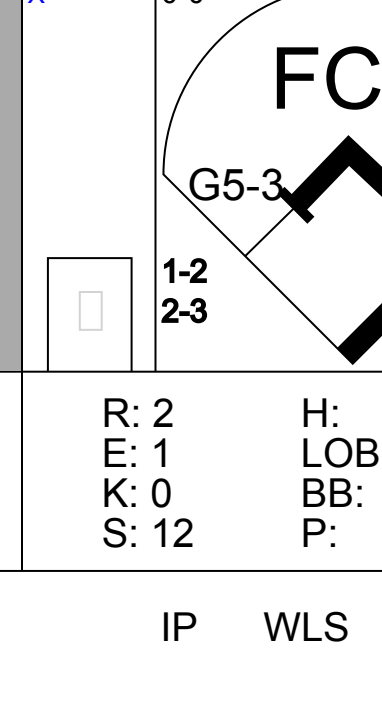
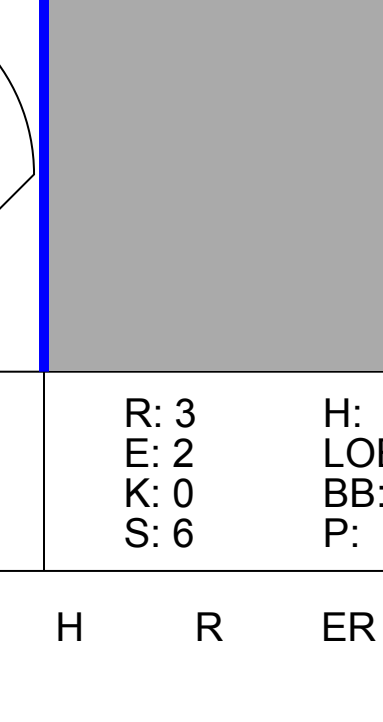
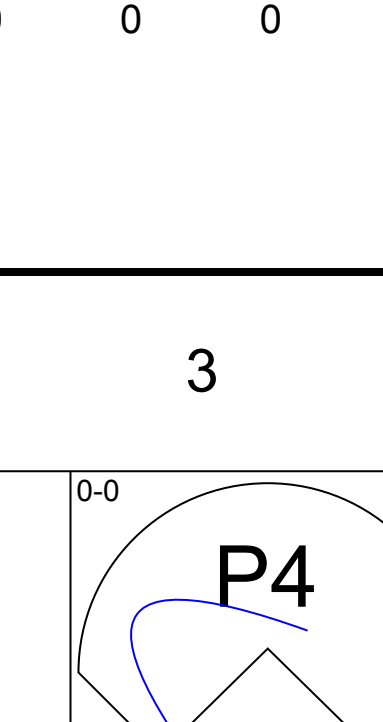
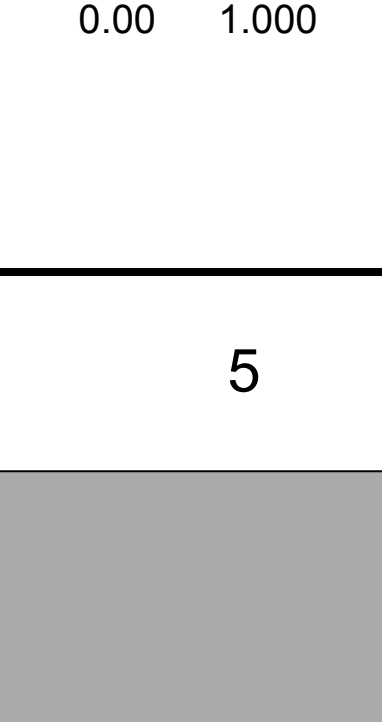
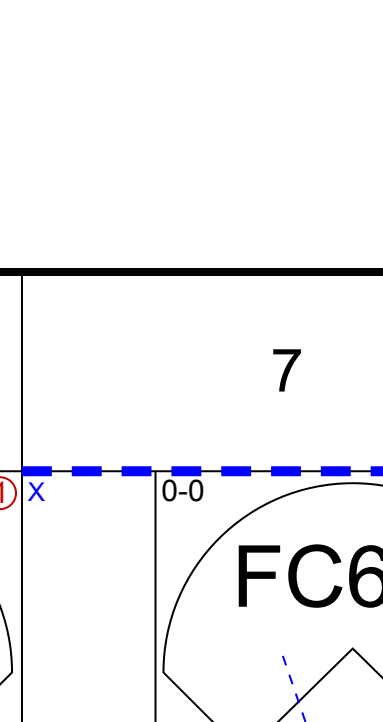
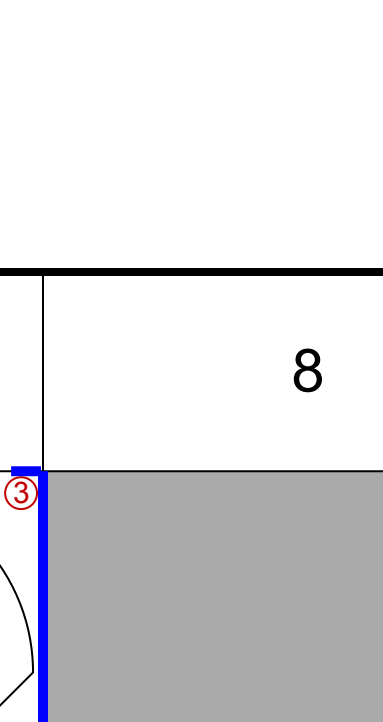


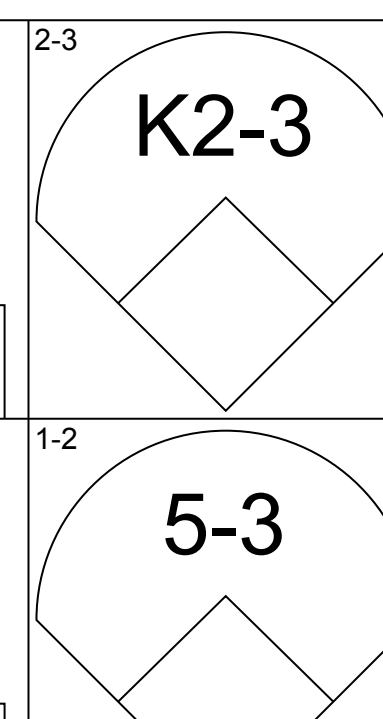
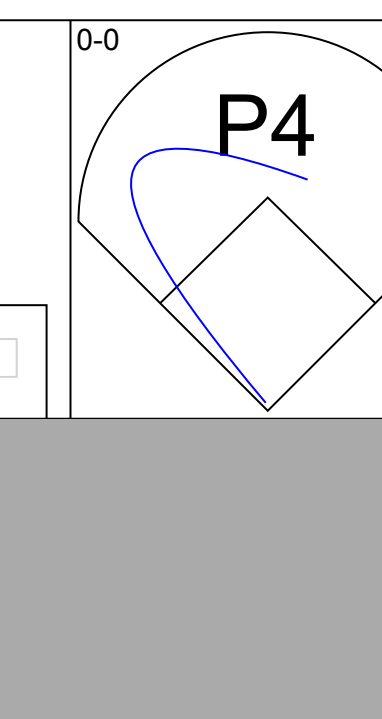
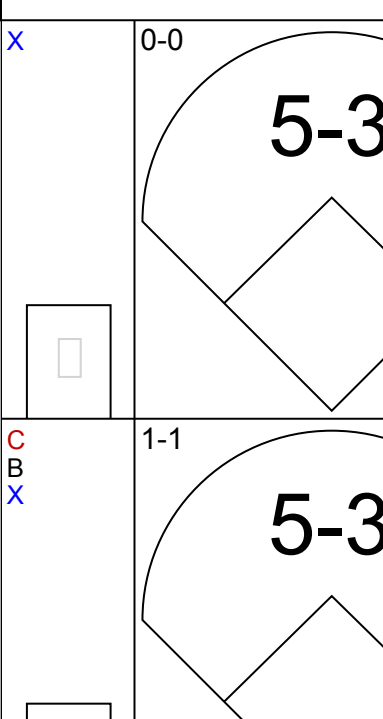
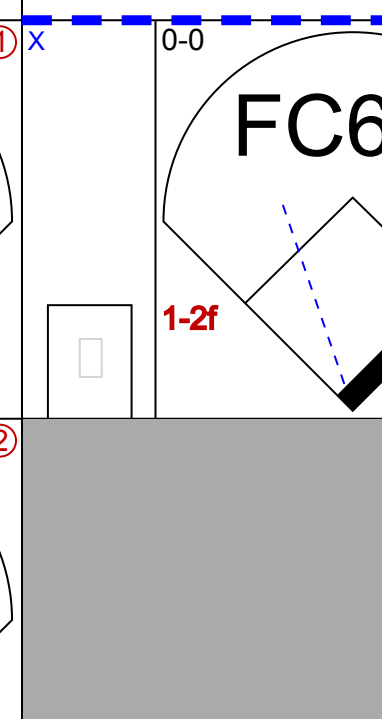
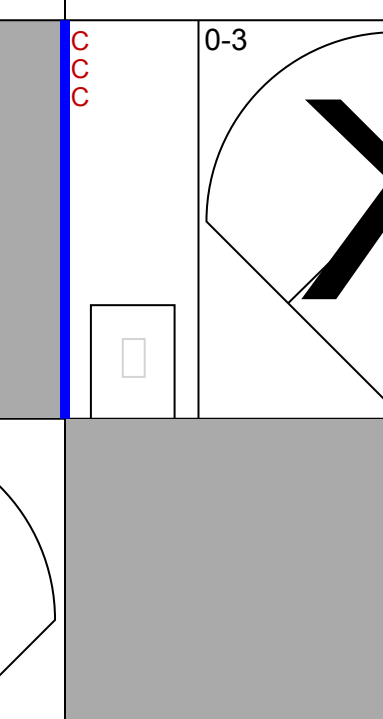
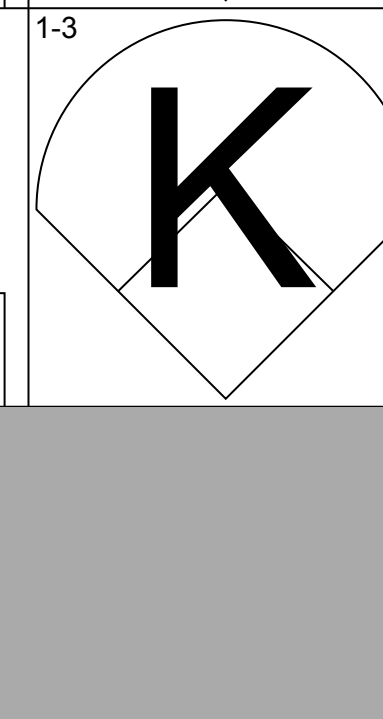
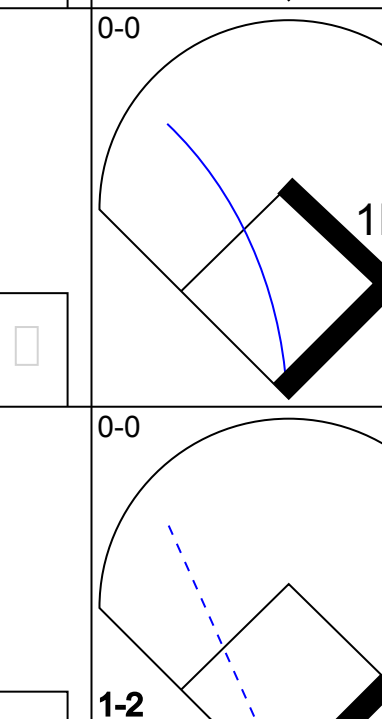
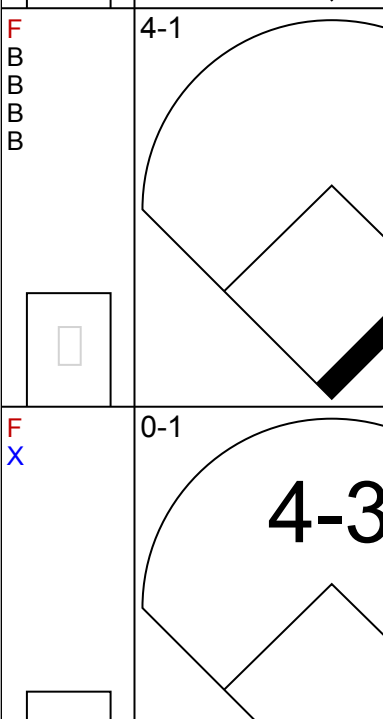
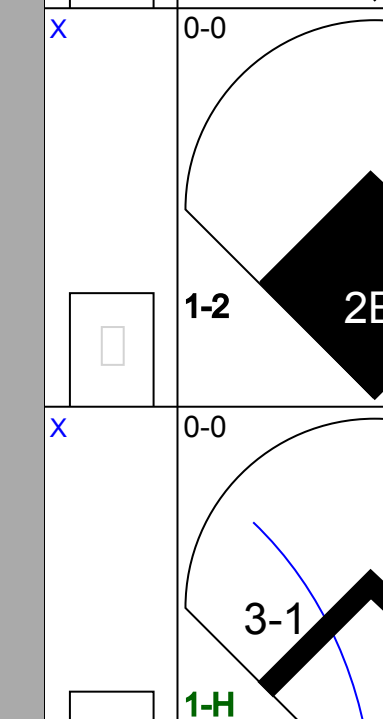

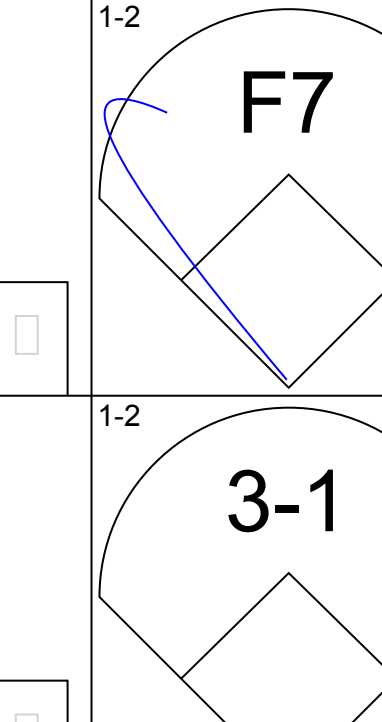

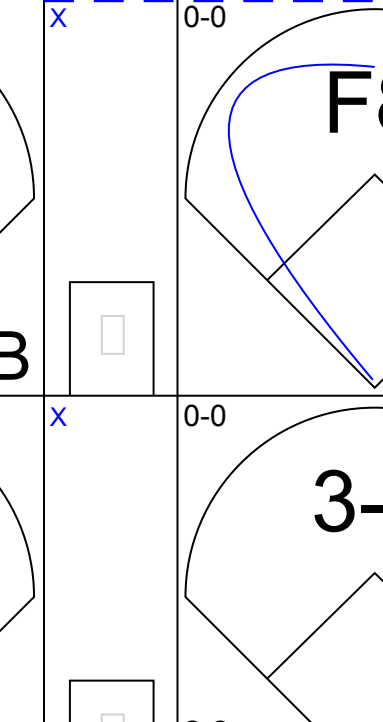
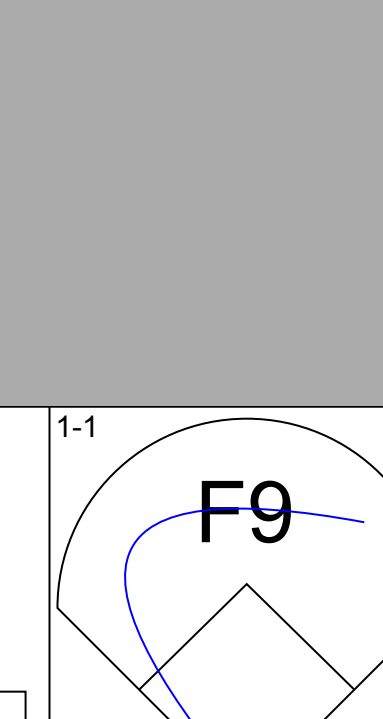
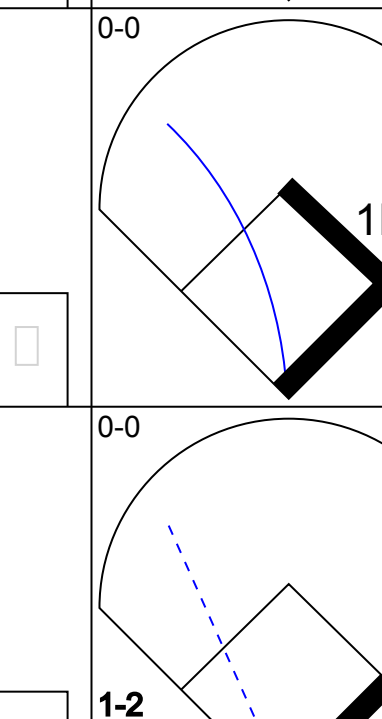
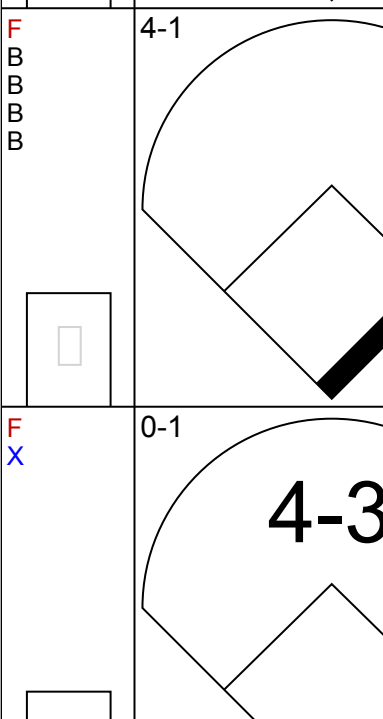
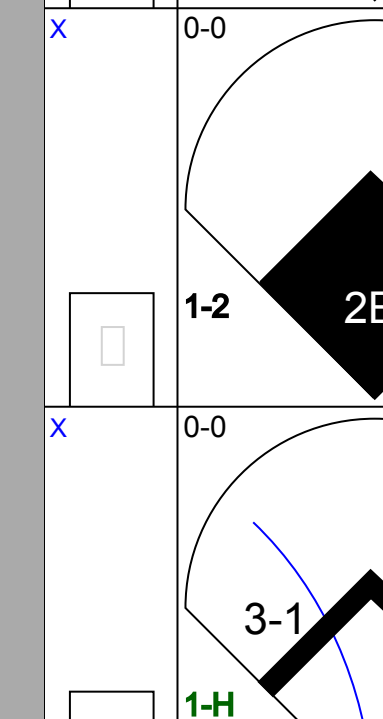
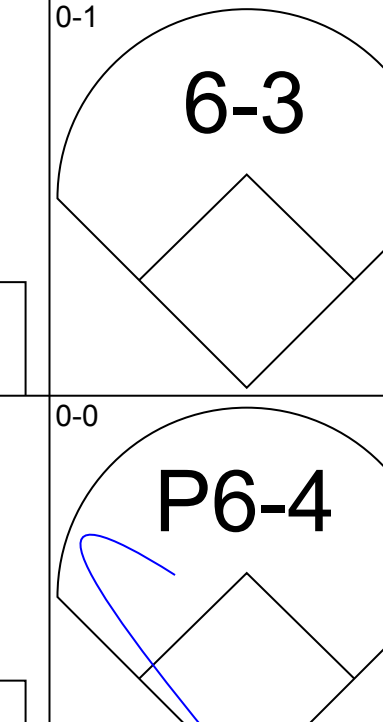
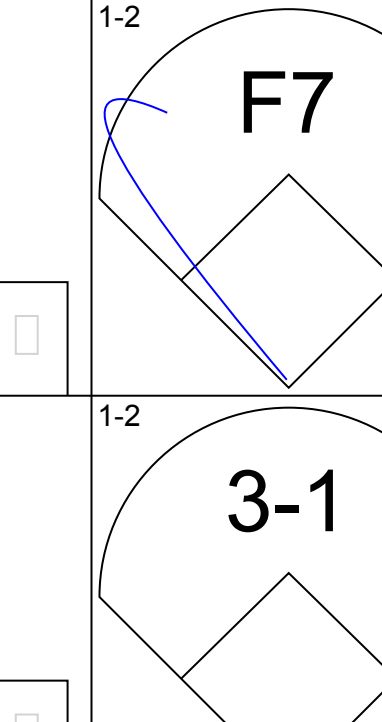
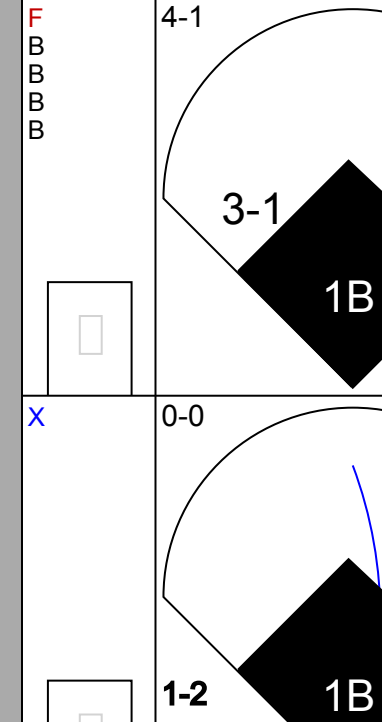
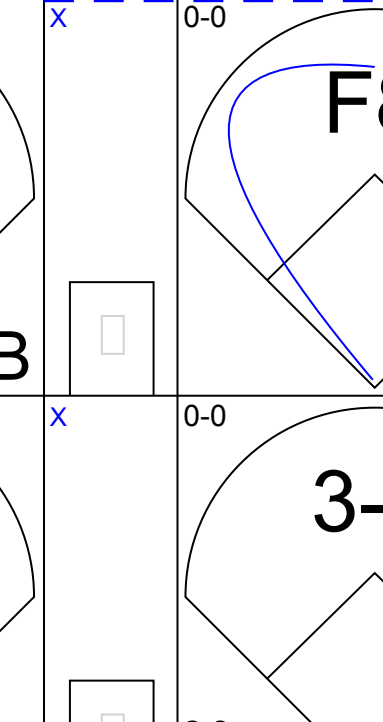


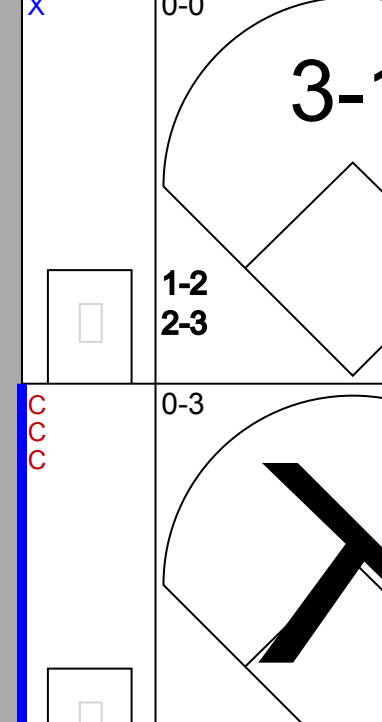
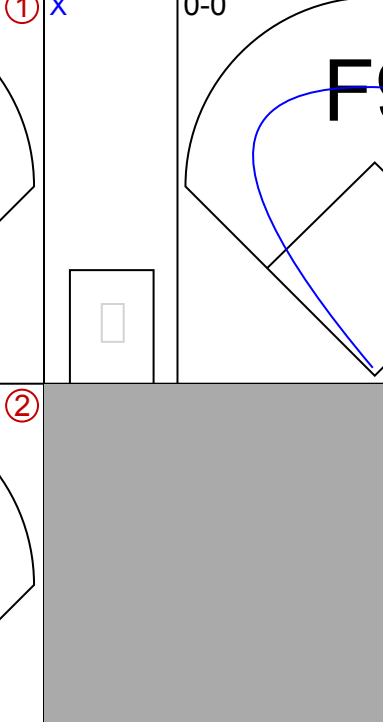
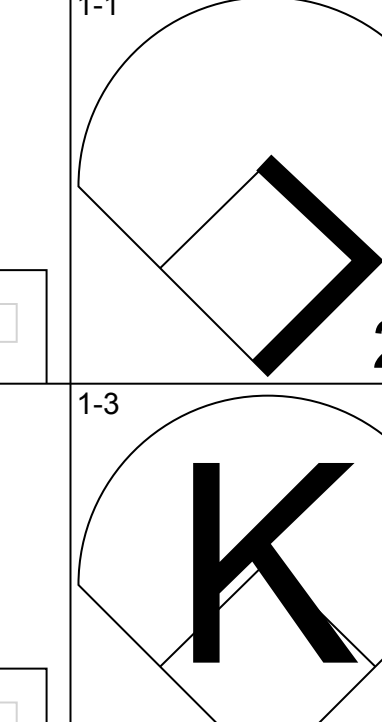
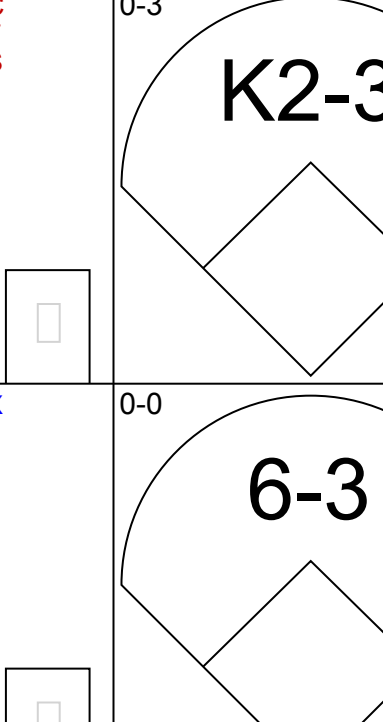
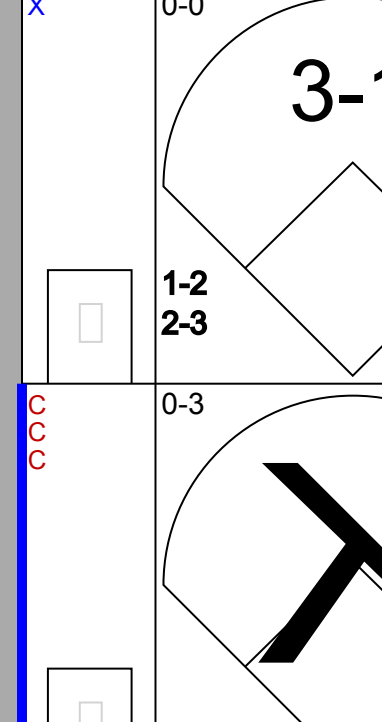
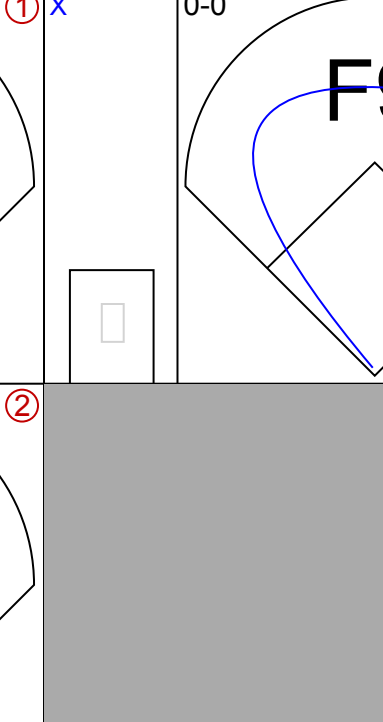
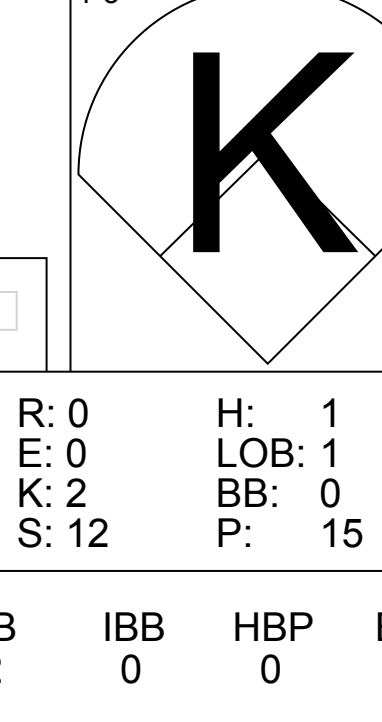
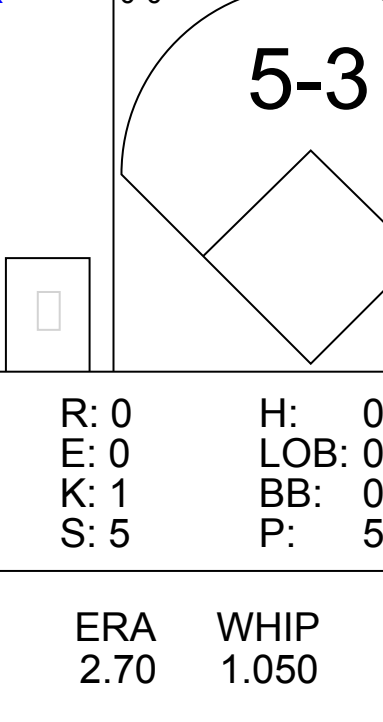
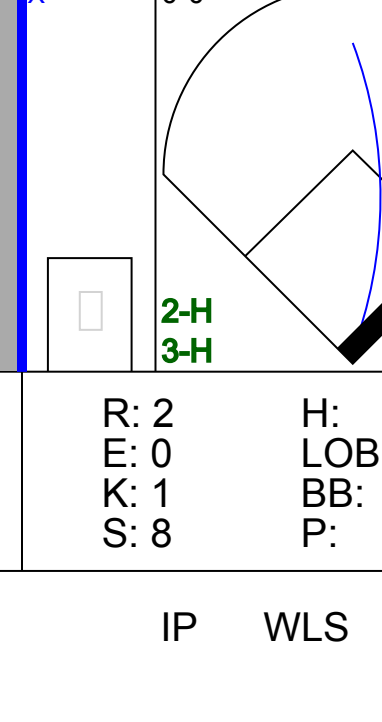
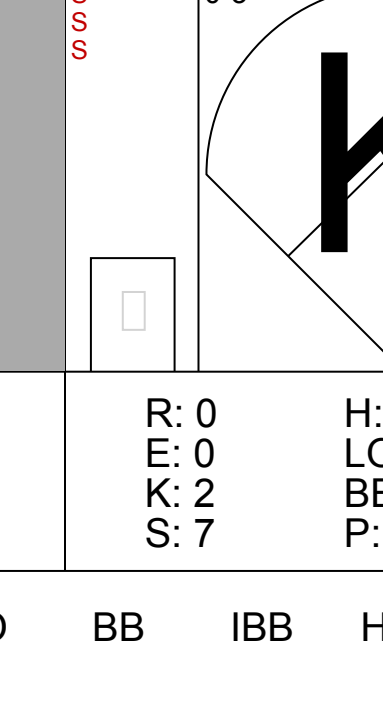




Batter	1	2	3	4	5	6	7	8	9	AB	R	H	RBI	BB	SO	LOB	TOP										
Paul Dade, R (1, 5) OBP: 0.318, SLG: 0.369	1-3 K			0-0 F8		2-1 6-3		1-3 K		4	0	0	0	0	2	0	San Diego Padres @ San Francisco Giants Candlestick Park, San Francisco, CA Tue Aug 07 1979, 10:05 PM EDT Att: 24,473 - Unknown livebaseballscorecards.com										
Ozzie Smith, S (1, 6) OBP: 0.297, SLG: 0.248	0-0 L1			1-0 F5		2-2 FC6-4 1B		3-2 6-3		4	0	1	0	0	0	0											
Kurt Bevacqua, R (1, 7) (7, 3) OBP: 0.335, SLG: 0.312	2-1 F8			2-1 5-3		1-1 FC6-4 1-2f			0-0 F9	4	0	0	0	0	0	1											
Dave Winfield, R (1, 9) OBP: 0.420, SLG: 0.615		2-2 F7			0-1 FC1-5 1B		4-2 2B BB		0-0 BB 1B	3	2	2	0	1	0	0											
Gene Tenace, R (1, 3) (7, 2) OBP: 0.394, SLG: 0.419		0-0 F3			2-2 E5 FC1-5		1-0 1-H 2B		4-1 1B BB	3	0	1	1	1	0	1											
Bill Almon, R (9, PR) OBP: 0.277, SLG: 0.227					1-2 FC1-5				1-2 BB	0	0	0	0	0	0	0											
Jim Wilhelm, R (1, 8) OBP: 0.200, SLG: 0.172		1-1 F9			0-0 FC1-5 1-2 2-3f		0-1 F7		1-2 FC5-4 1B	4	0	1	1	0	0	3											
Fernando Gonzalez, R (1, 4) OBP: 0.259, SLG: 0.365 Jay Johnstone, L (9, PH) OBP: 0.321, SLG: 0.329			1-2 F9		0-2 F4		0-2 F9		0-0 F7	3	0	0	0	0	0	3											
Fred Kendall, R (1, 2) OBP: 0.256, SLG: 0.221 Jerry Turner, L (7, PH) OBP: 0.300, SLG: 0.384			0-0 F9		0-1 FC5-4		0-0 1-3		0-0 FC5-4 1-2f	2	0	0	0	0	0	2											
Jerry Turner, L (7, PH) OBP: 0.300, SLG: 0.384										2	0	0	0	0	0	3											
Gaylord Perry, R (1, 1) OBP: 0.131, SLG: 0.186 Bobby Tolan, L (6, PH) OBP: 0.143, SLG: 0.286 Bob Ovwchinko, L (6, PH) OBP: 0.182, SLG: 0.100 Gene Richards, L (8, PH) OBP: 0.345, SLG: 0.351 Mark Lee, R (8, 1) OBP: 0.333, SLG: 0.333						0-0 F6		0-0 F4		1	0	0	0	0	1	0	SD										
Inning Stats	R: 0 E: 0 K: 1 S: 7	H: 0 LOB: 0 BB: 0 P: 10	R: 0 E: 0 K: 0 S: 8	H: 0 LOB: 0 BB: 0 P: 11	R: 0 E: 0 K: 1 S: 8	H: 0 LOB: 0 BB: 0 P: 10	R: 0 E: 0 K: 0 S: 4	H: 0 LOB: 0 BB: 0 P: 7	R: 0 E: 1 K: 0 S: 15	H: 1 LOB: 2 BB: 0 P: 17	R: 0 E: 0 K: 0 S: 8	H: 1 LOB: 1 BB: 0 P: 13	R: 1 E: 0 K: 1 S: 9	H: 1 LOB: 1 BB: 1 P: 14	R: 0 E: 0 K: 1 S: 7	H: 0 LOB: 0 BB: 0 P: 11	R: 1 E: 0 K: 0 S: 8	H: 2 LOB: 2 BB: 1 P: 13	1B: 4 2B: 1 3B: 0 HR: 0	SF: 0 SAC: 0 DP: 0 HBP: 0	WP: 0 PB: 0 SB: 0 CS: 0	PA: 35					
PITCHER	IP	WLS	BF	H	R	ER	SO	BB	IBB	HBP	BLK	WP	HR	S	P	ERA	WHIP										
Vida Blue, L (1, 1) ERA: 5.4	8.1	W	33	5	2	2	3	2	0	0	0	0	0	72	104	2.16	0.840										
Pedro Borbon, R (9, 1) ERA: 3.99	0.1		1	0	0	0	0	0	0	0	0	0	0	1	1	0.00	0.000										
Gary Lavelle, L (9, 1) ERA: 2.2	0.1	S	1	0	0	0	0	0	0	0	0	0	0	1	1	0.00	0.000										

Batter	1	2	3	4	5	6	7	8	9	AB	R	H	RBI	BB	SO	LOB	BOTTOM										
Bill North, S (1, 8) OBP: 0.395, SLG: 0.374	3-1 CS 1B		0-1 4-3	4-0 BB		0-0 FC1-6 2B		0-0 F7		4	0	2	0	1	0	0	San Diego Padres @ San Francisco Giants Candlestick Park, San Francisco, CA Tue Aug 07 1979, 10:05 PM EDT Att: 24,473 - Unknown livebaseballscorecards.com										
Joe Strain, R (1, 4) OBP: 0.327, SLG: 0.350	1-3 K		1-2 E5 HR	3-2 5-3		0-0 FC1-6 2-3		0-0 FC6-4 1B		5	1	1	0	0	1	4											
Jack Clark, R (1, 9) OBP: 0.357, SLG: 0.492	3-1 WP 1-2 1B		2-1 1-H HR		1-1 E S 1B	4-0 IBB		0-0 FC6-4 1-2f		4	2	3	2	1	0	1											
Willie McCovey, L (1, 3) OBP: 0.329, SLG: 0.448 Terry Whitfield, L (7, 7) OBP: 0.337, SLG: 0.396	4-2 BB BB		1-1 F9		1-2 F2	0-0 F8				3	0	0	0	1	0	3											
Mike Ivie, R (1, 7) (7, 3) OBP: 0.373, SLG: 0.569	4-1 FC4-6 1-2 BB		4-0 BB		1-0 E S 1B		4-0 BB			1	0	1	1	3	0	0											
Darrell Evans, L (1, 5) OBP: 0.350, SLG: 0.408	3-1 FC4-6 1-2f		1-0 F8		1-1 F9		0-3 K			4	0	0	0	0	1	6											
Johnnie LeMaster, R (1, 6) OBP: 0.315, SLG: 0.337		1-3 K		4-2 SH2-3 BB	4-1 1-3 BB		0-0 F7			2	0	0	0	2	1	1											
Dennis Littlejohn, R (1, 2) OBP: 0.253, SLG: 0.209		2-0 F8		1-1 SH2-3	1-3 K		0-0 6-3			3	0	0	0	0	1	3											
Vida Blue, S (1, 1) OBP: 0.203, SLG: 0.190 Pedro Borbon, R (9, 1) OBP: 0.333, SLG: 0.333 Gary Lavelle, S (9, 1) OBP: 0.250, SLG: 0.250		1-3 K		2-3 K		0-0 4-3		0-0 F8		4	0	0	0	0	2	1		GIANTS									
Inning Stats	R: 0 E: 0 K: 1 S: 13	H: 2 LOB: 3 BB: 2 P: 31	R: 0 E: 0 K: 2 S: 7	H: 0 LOB: 0 BB: 0 P: 11	R: 2 E: 1 K: 0 S: 10	H: 1 LOB: 1 BB: 1 P: 19	R: 0 E: 0 K: 1 S: 12	H: 0 LOB: 2 BB: 2 P: 26	R: 1 E: 0 K: 1 S: 13	H: 2 LOB: 2 BB: 1 P: 22	R: 0 E: 0 K: 0 S: 4	H: 1 LOB: 1 BB: 1 P: 8	R: 0 E: 0 K: 1 S: 5	H: 0 LOB: 1 BB: 1 P: 9	R: 0 E: 0 K: 0 S: 4	H: 1 LOB: 1 BB: 0 P: 4		1B: 5 2B: 1 3B: 0 HR: 1	SF: 0 SAC: 1 DP: 0 HBP: 0	WP: 1 PB: 0 SB: 2 CS: 1	PA: 39						
PITCHER	IP	WLS	BF	H	R	ER	SO	BB	IBB	HBP	BLK	WP	HR	S	P	ERA	WHIP										
Gaylord Perry, R (1, 1) ERA: 2.83	5.0	L	26	5	3	2	5	6	0	0	0	0	0	55	109	3.60	2.200										
Bob Ovwchinko, L (6, 1) ERA: 4.27	2.0		9	1	0	0	1	1	1	0	0	0	0	9	17	0.00	1.000										
Mark Lee, R (8, 1) ERA: 4.66	1.0		4	1	0	0	0	0	0	0	0	0	0	4	4	0.00	1.000										

Batter	1	2	3	4	5	6	7	8	9	AB	R	H	RBI	BB	SO	LOB	TOP																
Gene Richards, L (1, 8) OBP: 0.342, SLG: 0.346										5	0	1	0	0	1	3	San Diego Padres @ San Francisco Giants Candlestick Park, San Francisco, CA Thu Aug 09 1979, 6:33 AM EDT Att: 8,556 - Unknown San Diego Padres @ San Francisco Giants Candlestick Park, San Francisco, CA livebaseballscores.com AB 31 R 4 H 4 RBI 1 BB 5 SO 9 LOB 14 																
Ozzie Smith, S (1, 6) OBP: 0.258, SLG: 0.251										5	0	1	0	0	1	3																	
Paul Dade, R (1, 5) OBP: 0.320, SLG: 0.366										3	0	0	0	0	2	1																	
Dave Winfield, R (1, 9) OBP: 0.414, SLG: 0.611										4	1	0	0	0	1	1																	
Jerry Turner, L (1, 7) OBP: 0.303, SLG: 0.387										3	1	0	0	1	0	0																	
Gene Tenace, R (1, 2) OBP: 0.403, SLG: 0.422										2	1	1	1	2	1	0																	
Dan Briggs, L (1, 3) OBP: 0.288, SLG: 0.380										3	0	1	0	1	1	2																	
Fernando Gonzalez, R (1, 4) OBP: 0.252, SLG: 0.360										3	0	0	0	0	1	2																	
Kurt Bevacqua, R (9, PH) OBP: 0.332, SLG: 0.311										1	1	0	0	0	0	1																	
John D'Acquisto, R (1, 1) OBP: 0.258, SLG: 0.222										2	0	0	0	1	1	1																	
Inning Stats	R: 0 E: 0 K: 1 S: 6	H: 0 LOB: 0 BB: 0 P: 8	R: 0 E: 0 K: 1 S: 8	H: 0 LOB: 1 BB: 1 P: 15	R: 0 E: 0 K: 1 S: 8	H: 0 LOB: 1 BB: 1 P: 18	R: 0 E: 0 K: 2 S: 8	H: 0 LOB: 0 BB: 0 P: 12	R: 0 E: 0 K: 2 S: 10	H: 1 LOB: 1 BB: 0 P: 17	R: 0 E: 0 K: 0 S: 5	H: 1 LOB: 1 BB: 0 P: 6	R: 0 E: 0 K: 0 S: 11	H: 0 LOB: 1 BB: 1 P: 21	R: 0 E: 0 K: 1 S: 6	H: 1 LOB: 1 BB: 2 P: 6	R: 4 E: 2 K: 1 S: 8	H: 1 LOB: 1 BB: 2 P: 16	1B: 4 2B: 0 3B: 0 HR: 0	SF: 0 SAC: 2 DP: 0 HBP: 0	WP: 0 PB: 0 SB: 0 CS: 0	PA: 38											
PITCHER	IP WLS BF H R ER SO BB IBB HBP BLK WP HR S P ERA WHIP																																
John Montefusco, R (1, 1) ERA: 3.67	7.0	26	2	0	0	7	3	0	0	0	0	0	0	56	97	0.00	0.714																
Greg Minton, R (8, 1) ERA: 1.21	1.0	L 8	2	4	0	1	2	0	0	0	0	0	0	8	16	0.00	4.000																
Gary Lavelle, L (9, 1) ERA: 2.16	1.0	4	0	0	0	1	0	0	0	1	0	0	0	6	6	0.00	0.000																

Batter	1	2	3	4	5	6	7	8	9	AB	R	H	RBI	BB	SO	LOB	BOTTOM																
Bill North, S (1, 8) OBP: 0.400, SLG: 0.376										2	0	1	0	2	0	0	San Diego Padres @ San Francisco Giants Candlestick Park, San Francisco, CA Thu Aug 09 1979, 6:33 AM EDT Att: 8,556 - Unknown San Diego Padres @ San Francisco Giants Candlestick Park, San Francisco, CA livebaseballscores.com AB 26 R 0 H 4 RBI 0 BB 6 SO 6 LOB 19 																
Joe Strain, R (1, 4) OBP: 0.325, SLG: 0.353										2	0	0	0	0	0	1																	
Jack Clark, R (1, 9) OBP: 0.356, SLG: 0.489										3	0	1	0	1	0	1																	
Willie McCovey, L (1, 3) OBP: 0.328, SLG: 0.440										4	0	0	0	0	2	4																	
Larry Herndon, R (9, 7) OBP: 0.320, SLG: 0.427										0	0	0	0	0	0	0																	
Mike Ivie, R (1, 7) OBP: 0.379, SLG: 0.587										3	0	0	0	1	1	1																	
Darrell Evans, L (1, 5) OBP: 0.354, SLG: 0.414										2	0	1	0	2	0	3																	
Johnnie LeMaster, R (1, 6) OBP: 0.325, SLG: 0.340										3	0	0	0	0	1	5																	
Dennis Littlejohn, R (1, 2) OBP: 0.262, SLG: 0.213										4	0	1	0	0	0	2																	
John Montefusco, R (1, 1) OBP: 0.167, SLG: 0.267										2	0	0	0	0	2	0																	
Terry Whitfield, L (7, PH) OBP: 0.357, SLG: 0.396										1	0	0	0	0	0	2																	
Greg Minton, S (8, 1) OBP: 0.250, SLG: 0.250										0	0	0	0	0	0	0																	
Inning Stats	R: 0 E: 0 K: 0 S: 5	H: 0 LOB: 0 BB: 0 P: 8	R: 0 E: 0 K: 1 S: 11	H: 0 LOB: 1 BB: 1 P: 18	R: 0 E: 0 K: 1 S: 13	H: 1 LOB: 0 BB: 0 P: 21	R: 0 E: 0 K: 1 S: 10	H: 1 LOB: 3 BB: 1 P: 20	R: 0 E: 0 K: 2 S: 10	H: 0 LOB: 1 BB: 1 P: 17	R: 0 E: 0 K: 0 S: 8	H: 1 LOB: 1 BB: 1 P: 13	R: 0 E: 0 K: 0 S: 3	H: 0 LOB: 1 BB: 1 P: 7	R: 0 E: 0 K: 0 S: 3	H: 1 LOB: 1 BB: 0 P: 4	1B: 3 2B: 1 3B: 0 HR: 0	SF: 0 SAC: 1 DP: 2 HBP: 2	WP: 0 PB: 0 SB: 0 CS: 2	PA: 37													
PITCHER	IP WLS BF H R ER SO BB IBB HBP BLK WP HR S P ERA WHIP																																
John D'Acquisto, R (1, 1) ERA: 4.46	9.0	W 35	4	0	0	6	6	0	2	0	0	0	0	74	127	0.00	1.111																

Batter	1	2	3	4	5	6	7	8	9	AB	R	H	RBI	BB	SO	LOB	TOP					
Davey Lopes, R OBP: 0.367, SLG: 0.495 (1, 4)										5	0	1	2	0	1	1	Los Angeles Dodgers @ San Francisco Giants Candlestick Park, San Francisco, CA Sat Aug 11 1979, 10:05 PM EDT Att: 42,477 - Unknown					
Bill Russell, R OBP: 0.293, SLG: 0.362 (1, 6)										5	0	0	0	0	1	4						
Steve Garvey, R OBP: 0.360, SLG: 0.494 (1, 3)										4	0	0	0	0	0	0						
Ron Cey, R OBP: 0.387, SLG: 0.503 (1, 5)										4	1	1	1	0	0	1						
Dusty Baker Jr., R OBP: 0.345, SLG: 0.461 (1, 7)										4	1	0	0	0	0	0						
Joe Ferguson, R OBP: 0.380, SLG: 0.444 (1, 2)										4	1	1	1	0	0	0						
Gary Thomasson, L OBP: 0.348, SLG: 0.389 (7, 8)										4	3	3	1	0	0	0						
Derrel Thomas, S OBP: 0.354, SLG: 0.371 Von Joshua, L OBP: 0.306, SLG: 0.423 (7, 9)										3	1	2	1	0	0	0						
Charlie Hough, R OBP: 0.211, SLG: 0.263 Joe Beckwith, L (7, 1) Dave Patterson, R (8, 1)										3	0	0	0	0	1	3						
Inning Stats	R: 0 E: 1 K: 2 S: 12	H: 0 LOB: 1 BB: 0 P: 18	R: 0 E: 0 K: 0 S: 7	H: 0 LOB: 0 BB: 12	R: 0 E: 1 K: 0 S: 10	H: 0 LOB: 1 BB: 0 P: 13	R: 1 E: 0 K: 0 S: 8	H: 1 LOB: 0 BB: 0 P: 12	R: 1 E: 0 K: 1 S: 13	H: 2 LOB: 1 BB: 0 P: 18	R: 0 E: 0 K: 0 S: 9	H: 0 LOB: 1 BB: 0 P: 17	R: 2 E: 1 K: 0 S: 12	H: 3 LOB: 1 BB: 0 P: 18	R: 3 E: 2 K: 0 S: 6	H: 2 LOB: 0 BB: 0 P: 6		R: 0 E: 0 K: 0 S: 3	H: 0 LOB: 0 BB: 0 P: 3	1B: 3 2B: 3 3B: 0 HR: 2	SF: 0 SAC: 0 DP: 1 HBP: 0	WP: 0 PB: 0 SB: 1 CS: 0
PITCHER	IP WLS BF H R ER SO BB IBB HBP BLK WP HR S P ERA WHIP	6.1 L 28 6 4 3 3 0 0 0 0 0 1 70 107 4.26 0.947	0.2 1 0 0 0 0 0 0 0 0 0 0 0 1 1 0.00 0.000	2.0 9 2 3 0 0 0 0 0 0 0 0 0 1 9 0.00 1.000	PITCHER										IP WLS BF H R ER SO BB IBB HBP BLK WP HR S P ERA WHIP							

Batter	1	2	3	4	5	6	7	8	9	AB	R	H	RBI	BB	SO	LOB	BOTTOM					
Larry Herndon, R OBP: 0.315, SLG: 0.419 Pedro Borbon, R OBP: 0.333, SLG: 0.333 Greg Johnston, L (9, PH)										4	0	0	0	0	1	2	Los Angeles Dodgers @ San Francisco Giants Candlestick Park, San Francisco, CA Sat Aug 11 1979, 10:05 PM EDT Att: 42,477 - Unknown					
Joe Strain, R OBP: 0.325, SLG: 0.348 (1, 4)										4	1	1	0	0	0	0						
Jack Clark, R OBP: 0.358, SLG: 0.490 (1, 9)										3	1	2	0	1	1	0						
Darrell Evans, L OBP: 0.354, SLG: 0.414 (1, 5)										4	0	2	2	0	0	1						
Mike Ivie, R OBP: 0.379, SLG: 0.578 (1, 3)										3	1	0	0	1	0	3						
Terry Whitfield, L OBP: 0.395, SLG: 0.393 (1, 7)										4	1	1	0	0	0	3						
Roger Metzger, S OBP: 0.286, SLG: 0.301 (1, 6)										4	0	1	0	0	1	3						
Dennis Littlejohn, R OBP: 0.270, SLG: 0.215 Bill North, S OBP: 0.396, SLG: 0.376 (7, PH) (8, 8)										2	0	0	0	0	1	1						
Ed Whitson, R OBP: 0.129, SLG: 0.100 Greg Minton, S (7, 1) Willie McCovey, L OBP: 0.325, SLG: 0.435 Mike Sadek, R OBP: 0.316, SLG: 0.284 (7, FR) (8, 2)										2	0	0	0	0	1	1						
Inning Stats	R: 0 E: 0 K: 2 S: 10	H: 0 LOB: 0 BB: 0 P: 14	R: 0 E: 0 K: 0 S: 5	H: 0 LOB: 0 BB: 6	R: 0 E: 0 K: 2 S: 12	H: 1 LOB: 1 BB: 0 P: 15	R: 0 E: 0 K: 0 S: 12	H: 2 LOB: 2 BB: 0 P: 16	R: 0 E: 0 K: 1 S: 5	H: 0 LOB: 0 BB: 0 P: 5	R: 0 E: 0 K: 0 S: 6	H: 0 LOB: 1 BB: 1 P: 11	R: 2 E: 0 K: 1 S: 8	H: 2 LOB: 1 BB: 1 P: 12	R: 2 E: 0 K: 0 S: 6	H: 3 LOB: 1 BB: 0 P: 6		R: 0 E: 0 K: 2 S: 7	H: 0 LOB: 0 BB: 0 P: 7	1B: 6 2B: 2 3B: 0 HR: 0	SF: 0 SAC: 0 DP: 0 HBP: 0	WP: 0 PB: 0 SB: 0 CS: 0
PITCHER	IP WLS BF H R ER SO BB IBB HBP BLK WP HR S P ERA WHIP	6.2 W 27 5 2 2 0 2 0 0 0 0 0 4 4 54.00 9.000	0.1 4 3 2 2 0 0 0 0 0 0 0 0 4 4 0.00 0.000	2.0 S 6 0 0 0 2 0 0 0 0 0 0 10 10 0.00 0.000	PITCHER										IP WLS BF H R ER SO BB IBB HBP BLK WP HR S P ERA WHIP							

AB 38
R 7
H 8
RBI 6
BB 0
SO 3
LOB 9



AB 35
R 4
H 8
RBI 4
BB 2
SO 8
LOB 16



Batter	1	2	3	4	5	6	7	8	9	AB	R	H	RBI	BB	SO	LOB	TOP					
Davey Lopes, R OBP: 0.366, SLG: 0.493	1-0 6-3		1-2 6-3 2H 1B			0-1 6-3		1-3 K		4	0	1	1	0	1	0	Los Angeles Dodgers @ San Francisco Giants Candlestick Park, San Francisco, CA Sun Aug 12 1979, 6:33 AM EDT Att: 39,914 - Unknown					
Bill Russell, R OBP: 0.292, SLG: 0.361	1-2 F9		1-1 6-3			1-1 CS 1B		3-2 6-3		4	0	1	0	0	0	1						
Steve Garvey, R OBP: 0.358, SLG: 0.490	2-1 F9		0-1 F8			0-0 F8			2-1 4-3	4	0	0	0	0	0	2						
Ron Cey, R OBP: 0.385, SLG: 0.499		4-2 BB		2-2 F8		3-1 P3			1-1 E6 FC6-4	3	0	0	0	1	0	1						
Dusty Baker Jr., R OBP: 0.342, SLG: 0.456		2-1 F3		0-0 F5			3-1 F9		0-1 P3	4	0	0	0	0	0	2						
Joe Ferguson, R OBP: 0.377, SLG: 0.439		1-0 F9		1-3 K			0-0 F9		0-2 FC6-4	3	0	0	0	0	1	1						
Ted Martinez, R OBP: 0.306, SLG: 0.333									1-2	1	0	0	0	0	0	1						
Mickey Hatcher, R OBP: 0.571, SLG: 0.813		0-0 5-3					1-1 K 3B			3	0	1	0	0	0	1						
Gary Thomasson, L OBP: 0.344, SLG: 0.384			0-0 1-3		1-0 4-3		2-3 K			3	0	0	0	0	1	1						
Jerry Reuss, L OBP: 0.167, SLG: 0.136			1-1 K 1B 2B		3-3 K			2-2 5-3		2	1	1	0	0	1	0						
Manny Mota, R OBP: 0.369, SLG: 0.353										1	0	0	0	0	0	0						
Bobby Castillo, R OBP: 0.306, SLG: 0.333										0	0	0	0	0	0	0						
Inning Stats	R: 0 E: 0 K: 0 S: 8	H: 0 LOB: 0 BB: 0 P: 12	R: 0 E: 0 K: 0 S: 6	H: 0 LOB: 1 BB: 1 P: 13	R: 1 E: 0 K: 0 S: 10	H: 2 LOB: 1 BB: 0 P: 13	R: 0 E: 0 K: 1 S: 8	H: 0 LOB: 0 BB: 0 P: 11	R: 0 E: 0 K: 1 S: 5	H: 1 LOB: 0 BB: 0 P: 9	R: 0 E: 0 K: 1 S: 7	H: 1 LOB: 0 BB: 0 P: 11	R: 0 E: 0 K: 1 S: 8	H: 1 LOB: 0 BB: 0 P: 14	R: 0 E: 0 K: 1 S: 9	H: 0 LOB: 0 BB: 0 P: 15	R: 0 E: 1 K: 0 S: 10	H: 0 LOB: 1 BB: 0 P: 13	1B: 2 2B: 1 3B: 1 HR: 0	SF: 0 SAC: 0 DP: 0 HBP: 0	WP: 0 PB: 0 SB: 0 CS: 1	PA: 33
PITCHER Vida Blue, L ERA: 5.17	IP: 9.0 WLS: W BF: 33 H: 4 R: 1 ER: 1 SO: 4 BB: 1 IBB: 0 HBP: 0 BLK: 0 WP: 0 HR: 0 S: 71 P: 111 ERA: 1.00 WHIP: 0.556															PITCHER						

Batter	1	2	3	4	5	6	7	8	9	AB	R	H	RBI	BB	SO	LOB	BOTTOM					
Bill North, S OBP: 0.395, SLG: 0.373	0-2 F9		0-1 5-3		0-2 F9		4-0 E BB			3	1	0	0	1	0	1	Los Angeles Dodgers @ San Francisco Giants Candlestick Park, San Francisco, CA Sun Aug 12 1979, 6:33 AM EDT Att: 39,914 - Unknown					
Rob Andrews, R OBP: 0.318, SLG: 0.291	1-1 BB 1B		4-0 CS BB			1-2 FC4-6 1B	0-0 E9 1B			3	2	2	0	1	0	0						
Jack Clark, R OBP: 0.361, SLG: 0.491	4-0 1B 1B BB		1-1 CS 1-2		1-0 1B	2-1 F8	0-0 2H 1B			3	0	2	1	1	0	1						
Mike Ivie, R OBP: 0.377, SLG: 0.573	2-1 1B		0-3 K		0-3 K	3-1 FC4-6 HBP	0-0 F9			4	0	1	1	0	1	3						
Darrell Evans, L OBP: 0.353, SLG: 0.411	0-0 G3		1-0 F8		1-0 F8	1-0 HBP		0-0 F8		3	0	0	0	0	0	2						
Larry Hemdon, R OBP: 0.310, SLG: 0.412		1-2 5-3		1-3 K		0-2 F9		0-0 F8		4	0	0	0	0	1	3						
Johnnie LeMaster, R OBP: 0.319, SLG: 0.332		0-0 6-3			0-0 F6		0-0 SH3-4 E 1B	0-0 P4		4	1	1	0	0	0	0						
Mike Sadek, R OBP: 0.319, SLG: 0.288		1-1 F8			0-0 SH1-4 1B		0-0 SH3-4			2	0	1	0	0	0	0						
Vida Blue, S OBP: 0.197, SLG: 0.183			0-0 1-3		0-0 SH1-4		0-3 K			2	0	0	0	0	1	1						
Inning Stats	R: 1 E: 0 K: 0 S: 9	H: 2 LOB: 1 BB: 1 P: 16	R: 0 E: 0 K: 0 S: 6	H: 0 LOB: 0 BB: 0 P: 8	R: 0 E: 0 K: 0 S: 4	H: 0 LOB: 0 BB: 1 P: 9	R: 0 E: 0 K: 2 S: 8	H: 1 LOB: 0 BB: 0 P: 11	R: 0 E: 0 K: 0 S: 6	H: 1 LOB: 1 BB: 0 P: 6	R: 0 E: 0 K: 0 S: 10	H: 1 LOB: 2 BB: 0 P: 17	R: 3 E: 1 K: 1 S: 8	H: 2 LOB: 1 BB: 1 P: 12	R: 0 E: 0 K: 0 S: 3	H: 0 LOB: 0 BB: 0 P: 3		R: 0 E: 0 K: 0 S: 3	H: 0 LOB: 0 BB: 0 P: 3	1B: 7 2B: 0 3B: 0 HR: 0	SF: 0 SAC: 2 DP: 0 HBP: 1	WP: 0 PB: 0 SB: 0 CS: 1
PITCHER Jerry Reuss, L ERA: 4.67	IP: 7.0 WLS: L BF: 31 H: 7 R: 4 ER: 1 SO: 3 BB: 3 IBB: 0 HBP: 1 BLK: 0 WP: 0 HR: 0 S: 51 P: 79 ERA: 1.29 WHIP: 1.429															PITCHER						
Bobby Castillo, R ERA:	IP: 1.0 WLS: 3 BF: 0 H: 0 R: 0 ER: 0 SO: 0 BB: 0 IBB: 0 HBP: 0 BLK: 0 WP: 0 HR: 3 S: 3 P: 3 ERA: 0.00 WHIP: 0.000															PITCHER						

AB	32
R	1
H	4
RBI	1
BB	1
SO	4
LOB	10



AB	28
R	4
H	7
RBI	2
BB	3
SO	3
LOB	11



Batter	1	2	3	4	5	6	7	8	9	AB	R	H	RBI	BB	SO	LOB	TOP										
Bill North, S OBP: 0.398, SLG: 0.373 (1, 8)	0-0 3-1		4-0 L5-3 BB		0-0 G3	0-3 K		4-0 S BB		3	0	0	0	2	1	5	San Francisco Giants @ Chicago Cubs Wrigley Field, Chicago, IL Wed Aug 15 1979, 3:33 AM CDT Att: 31,358 - Sunny - 65 F										
Rob Andrews, R OBP: 0.296, SLG: 0.281 (1, 4)	0-0 F8		0-0 L5-3		0-0 3-1	0-0 F3		0-0 5-3		5	0	0	1	0	0	6											
Jack Clark, R OBP: 0.356, SLG: 0.485 (1, 9)	0-0 F6			0-0 F8	0-0 K		0-0 F7	0-0 4-3		5	0	0	0	0	1	2											
Willie McCovey, L OBP: 0.333, SLG: 0.438 (1, 3)		0-0 1B G1-2-3		0-0 1B BB		4-0 HR BB	4-0 HR BB		0-3 K	3	2	2	0	2	1	0											
Mike Ivie, R OBP: 0.384, SLG: 0.605 (1, 7)		0-0 1B G1-2-3 BB		4-0 1B BB		0-0 HR BB	0-0 HR BB		0-0 F8	4	2	3	4	1	0	0											
Darrell Evans, L OBP: 0.352, SLG: 0.404 (1, 5)		4-0 1B G1-2-3 BB		0-3 K		4-0 BB 1B BB	0-0 F8		0-0 3-1	3	0	0	0	2	1	2											
Johnnie LetMaster, R OBP: 0.310, SLG: 0.329 (1, 6)		0-0 G1-2-3		0-3 K		0-3 K	0-0 1B			4	0	1	0	0	2	6											
Gary Lavelle, S OBP: 0.250, SLG: 0.250 (7, 1)		1-2 2-3 3-HF								0	0	0	0	0	0	0											
Mike Sadek, R OBP: 0.328, SLG: 0.295 (1, 2)		0-0 F3			0-0 E6 1B 3-1	0-0 1B BB	0-0 F9			4	1	2	0	0	0	3											
John Montefusco, R OBP: 0.181, SLG: 0.259 (5, PH)			0-0 6-3		0-0 3-1 G3	4-0 1B BB		0-3 K		1	0	0	0	0	0	0											
Greg Johnston, L OBP: 0.289, SLG: 0.309 (5, PH)										0	0	0	0	0	0	0											
Ed Hickey, R OBP: 0.207, SLG: 0.214 (5, PH)										0	0	0	0	0	0	0											
Terry Whitfield, L OBP: 0.253, SLG: 0.396 (5, PH)										0	0	0	0	0	0	0											
John Curtis, L OBP: 0.253, SLG: 0.214 (5, PH)										0	0	0	0	0	0	0											
Pedro Borbon, R OBP: 0.333, SLG: 0.333 (5, PH)										0	0	0	0	0	0	0											
Roger Metzger, L OBP: 0.288, SLG: 0.300 (7, 6)										1	0	0	0	0	1	0											
Inning Stats	R: 0 E: 0 K: 0 S: 3	H: 0 LOB: 0 BB: 0 P: 3	R: 0 E: 0 K: 0 S: 4	H: 2 LOB: 2 BB: 1 P: 8	R: 0 E: 0 K: 0 S: 2	H: 0 LOB: 0 BB: 1 P: 6	R: 0 E: 0 K: 2 S: 8	H: 1 LOB: 2 BB: 1 P: 12	R: 1 E: 1 K: 1 S: 7	H: 2 LOB: 1 BB: 0 P: 7	R: 2 E: 0 K: 2 S: 9	H: 2 LOB: 3 BB: 3 P: 21	R: 2 E: 0 K: 0 S: 5	H: 2 LOB: 1 BB: 1 P: 9	R: 0 E: 0 K: 1 S: 5	H: 0 LOB: 0 BB: 0 P: 9	R: 0 E: 0 K: 1 S: 5	H: 0 LOB: 0 BB: 0 P: 5	R: 0 E: 0 K: 1 S: 5	H: 0 LOB: 0 BB: 0 P: 5	1B: 7 2B: 1 3B: 0 HR: 2	SF: 0 SAC: 0 DP: 2 HBP: 0	WP: 0 PB: 0 SB: 1 CS: 0	PA: 42			
PITCHER	IP	WLS	BF	H	R	ER	SO	BB	IBB	HBP	BLK	WP	HR	S	P	ERA	WHIP										
Rick Reuschel, R ERA: 3.74 (1, 1)	7.0	W	35	9	5	5	5	7	0	0	0	0	2	38	66	6.43	2.286										
Bruce Sutter, R ERA: 1.37 (8, 1)	2.0	S	7	0	0	0	2	1	0	0	0	0	0	10	14	0.00	0.500										

Batter	1	2	3	4	5	6	7	8	9	AB	R	H	RBI	BB	SO	LOB	BOTTOM										
Ivan De Jesus, R OBP: 0.350, SLG: 0.386 (1, 6)	1-2 G6-4-3 HBP	1-0 2B		0-1 L9		0-0 2H		0-0 G3		4	0	2	2	0	0	1	San Francisco Giants @ Chicago Cubs Wrigley Field, Chicago, IL Wed Aug 15 1979, 3:33 AM CDT Att: 31,358 - Sunny - 65 F										
Scott Thompson, L OBP: 0.360, SLG: 0.425 (1, 8)	0-2 G6-4-3	0-0 1B			0-0 4-3	0-0 6-3		0-0 4-3		5	0	1	1	0	0	3											
Bill Buckner, L OBP: 0.318, SLG: 0.459 (1, 3)	2-2 1B	1-0 F9			0-0 E3		0-0 HR			4	1	2	1	0	0	2											
Dave Kingman, R OBP: 0.365, SLG: 0.662 (1, 7)	0-0 F8		1-2 5-3		0-0 1B		0-3 K			4	0	1	0	0	1	1											
Ken Henderson, S OBP: 0.436, SLG: 0.397 (8, 7)					1-3 1B		0-0 K			0	0	0	0	0	0	0											
Larry Bittner, L OBP: 0.377, SLG: 0.456 (1, 9)		2-2 1B		1-2 3B		0-0 F8		0-0 1B		4	1	3	0	0	0	1											
Miguel Dilone, S OBP: 0.255, SLG: 0.282 (7, PR)										0	0	0	0	0	0	0											
Bruce Sutter, R OBP: 0.375, SLG: 0.286 (8, 1)										0	0	0	0	0	0	0											
Steve Ontiveros, S OBP: 0.382, SLG: 0.366 (1, 5)	1-1 1B	1-1 1B	4-0 G5-4-3		0-0 4-3	0-0 2B	0-0 1B			3	2	3	1	1	0	0											
Barry Foote, R OBP: 0.294, SLG: 0.378 (1, 2)	1-2 F7	1-2 G5-4-3			0-0 4-3	0-0 G5-4-3				4	0	0	0	0	0	6											
Steve Dillard, R OBP: 0.436, SLG: 0.570 (1, 4)	0-0 F5			2-2 L5		0-0 F8		0-0 G3		4	0	1	0	0	0	2											
Rick Reuschel, R OBP: 0.237, SLG: 0.208 (1, 1)	1-2 1B			2-2 L8		0-0 1B		0-0 5-3		3	2	2	1	0	0	0											
Jerry Martin, R OBP: 0.334, SLG: 0.466 (8, 8)	1-2 2B					3-H 1B		0-0 5-3		1	0	0	0	0	0	1											
Inning Stats	R: 0 E: 0 K: 0 S: 11	H: 1 LOB: 1 BB: 0 P: 14	R: 3 E: 0 K: 0 S: 15	H: 5 LOB: 0 BB: 0 P: 22	R: 0 E: 0 K: 0 S: 9	H: 1 LOB: 1 BB: 1 P: 15	R: 0 E: 0 K: 0 S: 10	H: 0 LOB: 0 BB: 0 P: 14	R: 0 E: 0 K: 0 S: 4	H: 1 LOB: 1 BB: 0 P: 4	R: 2 E: 0 K: 1 S: 7	H: 3 LOB: 2 BB: 0 P: 7	R: 1 E: 0 K: 0 S: 4	H: 3 LOB: 2 BB: 0 P: 4	R: 0 E: 0 K: 0 S: 4	H: 1 LOB: 1 BB: 0 P: 4	1B: 9 2B: 4 3B: 1 HR: 1	SF: 0 SAC: 0 DP: 3 HBP: 1	WP: 0 PB: 0 SB: 2 CS: 1	PA: 38							
PITCHER	IP	WLS	BF	H	R	ER	SO	BB	IBB	HBP	BLK	WP	HR	S	P	ERA	WHIP										
John Montefusco, R ERA: 3.79 (1, 1)	4.0		19	7	3	3	0	0	0	0	0	0	0	4	4	0.00	1.000										
Ed Hickey, R ERA: 4.44 (5, 1)	1.0	4	1	0	0	0	0	0	0	0	0	0	0	4	4	0.00	1.000										
Pedro Borbon, R ERA: 3.95 (6, 1)	1.1	L	9	5	3	3	1	0	0	0	0	0	1	11	11	20.25	3.750										
Gary Lavelle, L ERA: 2.12 (7, 1)	1.2	6	2	0	0	0	0	0	0	0	0	0	0	6	6	0.00	1.200										



Batter	1	2	3	4	5	6	7	8	9	AB	R	H	RBI	BB	SO	LOB	TOP					
Bill North, S OBP: 0.400, SLG: 0.379 (1, 8)										5	1	3	0	0	0	1	San Francisco Giants @ Chicago Cubs Wrigley Field, Chicago, IL Thu Aug 16 1979, 3:33 AM CDT Att: 19,730 - Sunny					
Rob Andrews, R OBP: 0.294, SLG: 0.280 (1, 4)										4	0	1	0	0	0	4						
Jack Clark, R OBP: 0.357, SLG: 0.484 (1, 9)										5	1	2	1	0	3	1						
Willie McCovey, L OBP: 0.334, SLG: 0.437 (1, 3)										5	1	2	0	0	2	2						
Mike Irie, R OBP: 0.285, SLG: 0.804 (1, 7)										2	0	1	0	0	0	1						
Tom Griffin, R OBP: 0.283, SLG: 0.093 (4, 1)										0	0	0	0	0	0	0						
Terry Whitely, L OBP: 0.277, SLG: 0.394 (6, PR)										1	0	0	0	0	1	2						
Ed Halicki, R OBP: 0.277, SLG: 0.214 (8, 1)										0	0	0	0	0	0	0						
Joe Strain, R OBP: 0.277, SLG: 0.348 (7, 4)										1	0	0	0	1	0	1						
Greg Minton, S OBP: 0.277, SLG: 0.348 (7, 1)										0	0	0	0	0	0	0						
Randy Moffitt, R OBP: 0.277, SLG: 0.413 (7, 1)										0	0	0	0	0	0	0						
Larry Herndon, R OBP: 0.277, SLG: 0.413 (9, PR)										1	0	0	0	0	0	1						
Darrell Evans, L OBP: 0.354, SLG: 0.405 (1, 5)										4	0	2	1	0	0	2						
Johnnie LetMaster, R OBP: 0.317, SLG: 0.328 (1, 6)										4	0	1	1	0	1	4						
Mike Sadek, R OBP: 0.333, SLG: 0.304 (1, 2)										3	0	1	0	1	0	3						
Bob Knepper, L OBP: 0.196, SLG: 0.321 (1, 1)										0	0	0	0	0	0	0						
Greg Johnston, L OBP: 0.294, SLG: 0.500 (4, 7)										3	1	1	1	0	0	3						
Inning Stats	R: 0 E: 0 K: 1 S: 7	H: 1 LOB: 0 BB: 0 P: 10	R: 0 E: 0 K: 1 S: 6	H: 1 LOB: 1 BB: 0 P: 6	R: 0 E: 0 K: 0 S: 3	H: 0 LOB: 1 BB: 1 P: 7	R: 0 E: 0 K: 2 S: 9	H: 2 LOB: 2 BB: 0 P: 9	R: 0 E: 0 K: 0 S: 4	H: 2 LOB: 1 BB: 0 P: 4	R: 2 E: 0 K: 1 S: 9	H: 4 LOB: 2 BB: 0 P: 9	R: 0 E: 0 K: 1 S: 6	H: 1 LOB: 1 BB: 0 P: 6	R: 0 E: 0 K: 0 S: 3	H: 0 LOB: 1 BB: 1 P: 7	R: 2 E: 0 K: 1 S: 8	H: 3 LOB: 1 BB: 0 P: 8	1B: 11 2B: 2 3B: 0 HR: 1	SF: 0 SAC: 1 DP: 2 HBP: 0	WP: 0 PB: 0 SB: 0 CS: 0	PA: 41
PITCHER	IP	WLS	BF	H	R	ER	SO	BB	IBB	HBP	BLK	WP	HR	S	P	ERA	WHIP					
Lynn McClothen, R ERA: 4.16 (1, 1)	8.0	W	35	11	2	2	6	2	0	0	0	0	0	47	58	2.25	1.625					
Doug Capilla, L ERA: 5.4 (9, 1)	1.0		6	3	2	2	1	0	0	0	0	0	1	8	8	18.00	3.000					

AB	38
R	4
H	14
RBI	4
BB	2
SO	7
LOB	25



Batter	1	2	3	4	5	6	7	8	9	AB	R	H	RBI	BB	SO	LOB	BOTTOM				
Ivan De Jesus, R OBP: 0.351, SLG: 0.388 (1, 6)										5	2	2	0	0	0	4	San Francisco Giants @ Chicago Cubs Wrigley Field, Chicago, IL Thu Aug 16 1979, 3:33 AM CDT Att: 19,730 - Sunny				
Mike Vail, R OBP: 0.379, SLG: 0.533 (1, 9)										3	0	0	0	0	0	3					
Scot Thompson, L OBP: 0.361, SLG: 0.430 (7, 9)										2	1	1	0	0	0	2					
Bill Buckner, L OBP: 0.319, SLG: 0.459 (1, 3)										4	1	1	1	1	0	2					
Larry Bittner, L OBP: 0.377, SLG: 0.456 (8, 3)										0	0	0	0	0	0	0					
Dave Kingman, R OBP: 0.368, SLG: 0.663 (1, 7)										4	2	2	2	1	1	0					
Miguel Dilone, S OBP: 0.295, SLG: 0.282 (9, 7)										0	0	0	0	0	0	0					
Steve Ontiveros, S OBP: 0.364, SLG: 0.377 (1, 5)										5	3	3	2	0	0	2					
Jerry Martin, R OBP: 0.339, SLG: 0.478 (1, 8)										4	3	3	4	1	0	0					
Barry Foote, R OBP: 0.298, SLG: 0.385 (1, 2)										4	1	2	2	1	0	0					
Steve Dillard, R OBP: 0.438, SLG: 0.567 (1, 4)										4	0	2	2	0	1	2					
Mick Kelleher, R OBP: 0.297, SLG: 0.296 (7, PR)										0	1	0	0	0	0	0					
Lynn McClothen, L OBP: 0.191, SLG: 0.217 (1, 1)										4	0	1	1	0	0	4					
Doug Capilla, L OBP: 1.000, SLG: 1.000 (9, 1)										0	0	0	0	0	0	0					
Inning Stats	R: 0 E: 0 K: 0 S: 5	H: 0 LOB: 0 BB: 0 P: 9	R: 2 E: 0 K: 0 S: 14	H: 3 LOB: 1 BB: 1 P: 23	R: 1 E: 0 K: 0 S: 7	H: 2 LOB: 1 BB: 1 P: 12	R: 1 E: 0 K: 0 S: 8	H: 2 LOB: 2 BB: 1 P: 15	R: 0 E: 0 K: 0 S: 3	H: 0 LOB: 0 BB: 0 P: 3	R: 1 E: 0 K: 1 S: 6	H: 1 LOB: 0 BB: 0 P: 6	R: 8 E: 1 K: 0 S: 11	H: 8 LOB: 2 BB: 1 P: 15	R: 1 E: 0 K: 1 S: 6	H: 1 LOB: 0 BB: 0 P: 6	1B: 6 2B: 9 3B: 1 HR: 1	SF: 0 SAC: 0 DP: 2 HBP: 0	WP: 1 PB: 0 SB: 0 CS: 0	PA: 43	
PITCHER	IP	WLS	BF	H	R	ER	SO	BB	IBB	HBP	BLK	WP	HR	S	P	ERA	WHIP				
Bob Knepper, L ERA: 4.55 (1, 1)	3.1	L	18	7	4	4	0	2	0	0	0	0	0	5	5	0.00	0.000				
Tom Griffin, R ERA: 3.43 (4, 1)	1.2		5	0	0	0	0	0	0	0	0	0	0	5	5	0.00	0.000				
Ed Halicki, R ERA: 4.67 (6, 1)	1.0		6	3	3	3	1	0	0	0	0	0	1	8	8	27.00	3.000				
Greg Minton, R ERA: 2.09 (7, 1)	0.0		5	4	4	4	0	0	1	0	0	0	0	4	8	∞	∞				
Randy Moffitt, R ERA: 7.36 (7, 1)	2.0		9	3	3	3	1	0	0	0	0	1	0	11	11	13.50	1.500				

AB	39
R	14
H	17
RBI	14
BB	4
SO	2
LOB	19



Batter	1	2	3	4	5	6	7	8	9	AB	R	H	RBI	BB	SO	LOB	TOP					
Bill North, S (1, 8) OBP: 0.397, SLG: 0.375	F7			F8		K			6-3	4	0	0	0	0	1	1						
Rob Andrews, R (1, 4) OBP: 0.263, SLG: 0.268	F7			1-3			F9		F8	4	0	0	0	0	0	0						
Jack Clark, R (1, 9) OBP: 0.355, SLG: 0.481	1-3			F8			L6			3	0	0	0	0	0	0						
Willie McCovey, L (1, 3) OBP: 0.334, SLG: 0.436		6-3			K			1B		3	0	1	0	0	1	0						
Darrell Evans, L (1, 5) OBP: 0.351, SLG: 0.402		G3			K			K		3	0	0	0	0	2	1						
Larry Hemdon, R (1, 7) OBP: 0.308, SLG: 0.408		6-3			4-3				5-3	3	0	0	0	0	0	0						
Johnnie LetMaster, R (1, 6) OBP: 0.313, SLG: 0.323			F5			F7			6-3	3	0	0	0	0	0	0						
Mike Sadek, R (1, 2) OBP: 0.333, SLG: 0.314			F9			4-3			6-3	3	0	1	0	0	0	0						
Ed Whitson, R (1, 1) OBP: 0.125, SLG: 0.097						4-3				1	0	0	0	0	1	0						
Terry Whitfield, L (6, PH) OBP: 0.356, SLG: 0.393				K		4-3			F8	1	0	0	0	0	0	1						
Greg Minton, S (6, PH)										0	0	0	0	0	0	0						
Greg Johnston, L (9, PH) OBP: 0.278, SLG: 0.471						2-3				1	0	0	0	0	0	0						
Inning Stats	R: 0 E: 0 K: 0 S: 3	H: 0 LOB: 0 BB: 0 P: 3	R: 0 E: 0 K: 0 S: 3	H: 0 LOB: 0 BB: 0 P: 3	R: 0 E: 0 K: 1 S: 5	H: 0 LOB: 0 BB: 0 P: 5	R: 0 E: 0 K: 0 S: 3	H: 0 LOB: 0 BB: 0 P: 3	R: 0 E: 0 K: 2 S: 7	H: 0 LOB: 0 BB: 0 P: 7	R: 0 E: 0 K: 1 S: 6	H: 1 LOB: 1 BB: 0 P: 6	R: 0 E: 0 K: 1 S: 6	H: 1 LOB: 1 BB: 0 P: 6	R: 0 E: 0 K: 0 S: 3	H: 0 LOB: 0 BB: 0 P: 3	R: 0 E: 0 K: 0 S: 3	H: 0 LOB: 0 BB: 0 P: 3	1B: 1 2B: 1 3B: 0 HR: 0	SF: 0 SAC: 0 DP: 0 HBP: 0	WP: 0 PB: 0 SB: 0 CS: 0	PA: 29
PITCHER John Fulgham, R (1, 1) ERA: 2.76	IP: 9.0 WLS: W BF: 29 H: 2 R: 0 ER: 0 SO: 5 BB: 0 IBB: 0 HBP: 0 BLK: 0 WP: 0 HR: 0 S: 39 P: 39 ERA: 0.00 WHIP: 0.222															PITCHER						

San Francisco Giants @ St. Louis Cardinals
 Busch Stadium, St. Louis, MO
 Fri Aug 17 1979, 7:05 PM CDT
 Att: 22,327 - Unknown

AB 29
 R 0
 H 2
 RBI 0
 BB 0
 SO 5
 LOB 3




Batter	1	2	3	4	5	6	7	8	9	AB	R	H	RBI	BB	SO	LOB	BOTTOM			
Garry Templeton, S (1, 6) OBP: 0.350, SLG: 0.473	L9 PB 1B		4-3 SF7 2B	2H 1B		4-0 BB				3	1	3	1	1	0	0				
Jerry Mumphrey, S (1, 9) OBP: 0.350, SLG: 0.391	L7 1-2		4-3 2-3		F7	4-3				4	0	0	0	0	0	4				
Keith Hernandez, L (1, 3) OBP: 0.414, SLG: 0.502	4-1 BB		4-1 BB		F8 2B		K			2	0	1	0	2	1	0				
Ted Simmons, S (1, 2) OBP: 0.390, SLG: 0.557	0-1 L9 2-3		3-2 SF7 3H		1-1 HBP		FC4-8 1B			2	0	1	1	0	0	2				
Dane Iorg, L (1, 7) OBP: 0.324, SLG: 0.366	1-2 F7		0-3 K		0-2 F8 2-3		FC4-6 1-2F			4	0	0	0	0	1	6				
Tony Scott, S (1, 8) OBP: 0.310, SLG: 0.387		3-2 S 1B		0-1 1B S SF8 1B	1-2 4-3		F8			4	1	2	0	0	0	3				
Ken Reitz, R (1, 5) OBP: 0.292, SLG: 0.374		0-3 K		2-2 SH1-4 1B 1B		F7		F7		4	1	1	0	0	1	1				
Ken Oberkfell, L (1, 4) OBP: 0.382, SLG: 0.400		1-1 6-3		2-1 SF8		5-3		4-3		3	0	0	1	0	0	1				
John Fulgham, R (1, 1) OBP: 0.308, SLG: 0.190		0-3 K		3H SH1-4 1-2		WP 1B		5-3		3	0	1	0	0	1	1				
Inning Stats	R: 0 E: 0 K: 0 S: 9	H: 1 LOB: 2 BB: 1 P: 16	R: 0 E: 0 K: 2 S: 13	H: 1 LOB: 1 BB: 0 P: 17	R: 1 E: 0 K: 1 S: 11	H: 1 LOB: 1 BB: 1 P: 19	R: 2 E: 0 K: 0 S: 11	H: 3 LOB: 1 BB: 0 P: 15	R: 0 E: 0 K: 0 S: 11	H: 1 LOB: 2 BB: 0 P: 13	R: 0 E: 0 K: 0 S: 4	H: 1 LOB: 1 BB: 1 P: 8	R: 0 E: 0 K: 1 S: 6	H: 1 LOB: 1 BB: 0 P: 6	R: 0 E: 0 K: 0 S: 3	H: 0 LOB: 0 BB: 0 P: 3	1B: 7 2B: 2 3B: 0 HR: 0	SF: 2 SAC: 1 DP: 0 HBP: 1	WP: 1 PB: 1 SB: 2 CS: 0	PA: 36
PITCHER Ed Whitson, R (1, 1) ERA: 4.84 Greg Minton, R (6, 1) ERA: 1.97	IP: 5.0 WLS: L BF: 24 H: 7 R: 3 ER: 3 SO: 3 BB: 2 IBB: 0 HBP: 1 BLK: 0 WP: 0 HR: 0 S: 55 P: 80 ERA: 5.40 WHIP: 1.800															PITCHER				

San Francisco Giants @ St. Louis Cardinals
 Busch Stadium, St. Louis, MO
 Fri Aug 17 1979, 7:05 PM CDT
 Att: 22,327 - Unknown

AB 29
 R 3
 H 9
 RBI 3
 BB 3
 SO 4
 LOB 18



Batter	1	2	3	4	5	6	7	8	9	AB	R	H	RBI	BB	SO	LOB	TOP										
Bill North, S OBP: 0.393, SLG: 0.371 (1, 8)	F8		F7		4-3		4-3			4	0	0	0	0	0	2	San Francisco Giants @ St. Louis Cardinals Busch Stadium, St. Louis, MO Sat Aug 18 1979, 7:05 PM CDT Att: 32,848 - Unknown										
Joe Strain, R OBP: 0.326, SLG: 0.344 (1, 4)	E		6-3			6-3		6-3		4	1	1	0	0	0	0											
Jack Clark, R OBP: 0.358, SLG: 0.482 (1, 9)	E6			1B		1B		L7		3	1	2	0	1	0	0											
Willie McCovey, L OBP: 0.337, SLG: 0.435 (1, 3)	K			1B		1B		K		3	1	1	0	1	2	1											
Darrell Evans, L OBP: 0.353, SLG: 0.410 (1, 5)	G3			1B		1B			K	4	1	2	3	0	1	1											
Larry Hemdon, R OBP: 0.303, SLG: 0.401 (1, 7)	K			1B		1B		4-3		4	0	0	0	0	1	1											
Roger Metzger, S OBP: 0.288, SLG: 0.304 (1, 6)					F7			6-3		4	0	2	0	0	0	0											
Mike Sadek, R OBP: 0.328, SLG: 0.308 (1, 2)	G5-4-3				F8		SH1-4			2	0	0	0	0	0	1											
Vida Blue, S OBP: 0.203, SLG: 0.190 (1, 1)			K					K		3	0	1	0	0	2	1											
Inning Stats	R: 1 E: 1 K: 1 S: 8	H: 2 LOB: 1 BB: 0 P: 11	R: 0 E: 0 K: 1 S: 5	H: 1 LOB: 0 BB: 0 P: 7	R: 0 E: 0 K: 0 S: 5	H: 0 LOB: 0 BB: 0 P: 5	R: 1 E: 0 K: 0 S: 3	H: 2 LOB: 0 BB: 1 P: 7	R: 0 E: 0 K: 0 S: 4	H: 1 LOB: 0 BB: 0 P: 4	R: 2 E: 0 K: 0 S: 4	H: 2 LOB: 0 BB: 1 P: 8	R: 0 E: 0 K: 1 S: 6	H: 1 LOB: 1 BB: 0 P: 6	R: 0 E: 0 K: 1 S: 5	H: 0 LOB: 0 BB: 0 P: 5	R: 0 E: 0 K: 1 S: 5	H: 0 LOB: 0 BB: 0 P: 5	1B: 8 2B: 0 3B: 0 HR: 1	SF: 0 SAC: 1 DP: 2 HBP: 0	WP: 0 PB: 0 SB: 2 CS: 1	PA: 34					
PITCHER	IP	WLS	BF	H	R	ER	SO	BB	IBB	HBP	BLK	WP	HR	S	P	ERA	WHIP										
Pete Vuckovich, R ERA: 3.76 (1, 1)	7.0		28	9	4	3	4	2	0	0	0	0	1	35	48	3.86	1.571										
Roy Thomas, R ERA: 3.12 (8, 1)	2.0	W	6	0	0	0	2	0	0	0	0	0	0	10	10	0.00	0.000										

Batter	1	2	3	4	5	6	7	8	9	AB	R	H	RBI	BB	SO	LOB	BOTTOM										
Garry Templeton, S OBP: 0.350, SLG: 0.471 (1, 6)	2B	K			F8			L8		4	1	1	0	0	1	0	San Francisco Giants @ St. Louis Cardinals Busch Stadium, St. Louis, MO Sat Aug 18 1979, 7:05 PM CDT Att: 32,848 - Unknown										
Jerry Mumphrey, S OBP: 0.353, SLG: 0.394 (1, 7)	2B	G3			CS			6-3		3	1	1	1	1	0	0											
Keith Hernandez, L OBP: 0.414, SLG: 0.502 (1, 3)	2B		F7		K					4	1	2	0	0	1	1											
Ted Simmons, S OBP: 0.389, SLG: 0.553 (1, 2)	L7		FC6-4			K		F9		4	0	1	0	0	1	3											
George Hendrick, R OBP: 0.362, SLG: 0.435 (1, 9)	2B		L8			K		FC3-6		4	0	2	2	0	1	1											
Tony Scott, S OBP: 0.308, SLG: 0.383 (1, 8)	6-3		FC6-4			K		FC3-6		4	1	0	0	0	1	3											
Ken Reitz, R OBP: 0.374 (9, PR)				P5			6-3			3	0	1	0	1	0	0											
Ken Oberkfell, L OBP: 0.384, SLG: 0.399 (1, 4)	F8			F8			6-3			0	1	0	0	0	0	0											
Pete Vuckovich, R OBP: 0.145, SLG: 0.148 (1, 1)										2	0	0	0	0	1	0											
Lou Brock, L OBP: 0.353, SLG: 0.431 (7, PH)										1	0	0	0	0	0	1											
Roy Thomas, R OBP: 0.091, SLG: 0.182 (8, 1)										0	0	0	0	0	0	0											
Dane Iorg, L OBP: 0.329, SLG: 0.370 (9, PH)										1	0	1	2	0	0	0											
Inning Stats	R: 3 E: 0 K: 0 S: 10	H: 4 LOB: 2 BB: 1 P: 22	R: 0 E: 0 K: 2 S: 7	H: 0 LOB: 0 BB: 0 P: 10	R: 0 E: 0 K: 0 S: 7	H: 1 LOB: 1 BB: 0 P: 12	R: 0 E: 0 K: 0 S: 6	H: 0 LOB: 0 BB: 0 P: 8	R: 0 E: 0 K: 1 S: 8	H: 0 LOB: 0 BB: 1 P: 13	R: 0 E: 0 K: 3 S: 9	H: 0 LOB: 0 BB: 0 P: 14	R: 0 E: 0 K: 0 S: 12	H: 1 LOB: 0 BB: 0 P: 16	R: 0 E: 0 K: 0 S: 9	H: 1 LOB: 1 BB: 0 P: 10	R: 2 E: 0 K: 0 S: 14	H: 3 LOB: 2 BB: 1 P: 21	1B: 8 2B: 2 3B: 0 HR: 0	SF: 0 SAC: 0 DP: 1 HBP: 0	WP: 0 PB: 0 SB: 0 CS: 1	PA: 36					
PITCHER	IP	WLS	BF	H	R	ER	SO	BB	IBB	HBP	BLK	WP	HR	S	P	ERA	WHIP										
Vida Blue, L ERA: 5.18 (1, 1)	8.1	L	36	10	5	5	6	2	1	0	0	0	0	82	126	5.40	1.440										





Batter	1	2	3	4	5	6	7	8	9	AB	R	H	RBI	BB	SO	LOB	TOP					
Bill North, S OBP: 0.392, SLG: 0.368 (1, 8)	G3			F8		3-1				3	0	0	0	1	0	0	San Francisco Giants @ St. Louis Cardinals Busch Stadium, St. Louis, MO Sun Aug 19 1979, 3:33 AM CDT Att: 42,622 - Unknown					
Joe Strain, R OBP: 0.324, SLG: 0.341 (1, 4)	6-3			4-3		FC4-6 BB				4	0	1	0	0	1	2						
Jack Clark, R OBP: 0.359, SLG: 0.481 (1, 9)	K			1B		FC4-6 BB				3	0	1	0	1	2	0						
Willie McCovey, L OBP: 0.332, SLG: 0.429 (1, 3)		P6		F7		FC4-6 BB				4	0	0	0	0	0	3						
Darrell Evans, L OBP: 0.356, SLG: 0.412 (1, 5)	F8				SH1-4 1B					3	0	2	0	1	0	0						
Lary Hemdon, R OBP: 0.302, SLG: 0.398 (1, 7)	F7				1B					4	0	1	0	0	1	4						
Roger Metzger, S OBP: 0.289, SLG: 0.304 (1, 6)			G3		SH1-4					3	0	1	0	0	0	0						
Dennis Littlejohn, R OBP: 0.261, SLG: 0.207 (1, 2)			F7		K					3	0	0	0	0	1	3						
Greg Johnston, L OBP: 0.263, SLG: 0.444 (9, PH)					K					1	0	0	0	0	0	0						
John Curtis, L OBP: 0.226, SLG: 0.207 (5, PH)										1	0	0	0	0	0	0						
Terry Whitfield, L OBP: 0.325, SLG: 0.391 (5, 1)										0	0	0	0	0	1	2						
Greg Minton, S OBP: 0.322, SLG: 0.602 (7, PH)										0	0	0	0	0	0	0						
Mike Ivie, R OBP: 0.322, SLG: 0.333 (7, 1)										1	0	0	0	0	1	1						
Pedro Borbon, R OBP: 0.291, SLG: 0.295 (9, PH)										0	0	0	0	0	0	0						
Rob Andrews, R OBP: 0.291, SLG: 0.295 (9, PH)										1	0	0	0	0	0	0						
Inning Stats	R: 0 E: 0 K: 1 S: 10	H: 0 LOB: 0 BB: 0 P: 14	R: 0 E: 0 K: 0 S: 8	H: 0 LOB: 0 BB: 0 P: 11	R: 0 E: 0 K: 0 S: 3	H: 0 LOB: 0 BB: 0 P: 3	R: 0 E: 0 K: 0 S: 4	H: 1 LOB: 1 BB: 0 P: 4	R: 0 E: 0 K: 2 S: 9	H: 2 LOB: 2 BB: 0 P: 9	R: 0 E: 0 K: 0 S: 4	H: 1 LOB: 3 BB: 2 P: 12	R: 0 E: 0 K: 2 S: 8	H: 1 LOB: 2 BB: 1 P: 12	R: 0 E: 0 K: 2 S: 8	H: 1 LOB: 1 BB: 0 P: 8	R: 0 E: 0 K: 0 S: 3	H: 0 LOB: 0 BB: 0 P: 3	1B: 6 2B: 0 3B: 0 HR: 0	SF: 0 SAC: 1 DP: 0 HBP: 0	WP: 0 PB: 0 SB: 0 CS: 0	PA: 36
PITCHER	IP WLS BF H R ER SO BB IBB HBP BLK WP HR S P ERA WHIP																					
John Denny, R ERA: 4.63 (1, 1)	6.1 W 26 5 0 0 3 2 0 0 0 0 0 0 40 55 0.00 1.105																					
Mark Littell, R ERA: 2.73 (7, 1)	2.2 S 10 1 0 0 4 1 0 0 0 0 0 0 17 21 0.00 0.750																					

Batter	1	2	3	4	5	6	7	8	9	AB	R	H	RBI	BB	SO	LOB	BOTTOM			
Garry Templeton, S OBP: 0.349, SLG: 0.468 (1, 6)	F9		5-3							3	0	0	0	1	0	1	San Francisco Giants @ St. Louis Cardinals Busch Stadium, St. Louis, MO Sun Aug 19 1979, 3:33 AM CDT Att: 42,622 - Unknown			
Jerry Mumphrey, S OBP: 0.347, SLG: 0.387 (1, 7)	4-3		4-3							4	0	0	0	0	0	2				
Keith Hernandez, L OBP: 0.415, SLG: 0.504 (1, 3)	4-3		4-3							4	2	2	0	0	0	0				
George Hendrick, R OBP: 0.363, SLG: 0.451 (1, 9)	6-3									4	2	2	3	0	1	1				
Tony Scott, S OBP: 0.307, SLG: 0.382 (1, 8)	1B									4	0	1	0	0	0	0				
Ken Reitz, R OBP: 0.291, SLG: 0.371 (1, 5)	F7									4	0	0	0	0	1	2				
Steve Swisher, R OBP: 0.191, SLG: 0.206 (1, 2)										3	0	1	0	0	0	0				
Ken Oberkfell, L OBP: 0.391, SLG: 0.408 (1, 4)										2	0	2	0	1	0	0				
John Denny, R OBP: 0.169, SLG: 0.228 (1, 1)										1	0	0	0	0	1	3				
Mark Littell, L ERA: 4.08 (7, 1)										1	0	0	0	0	1	1				
Inning Stats	R: 0 E: 0 K: 0 S: 6	H: 0 LOB: 0 BB: 0 P: 10	R: 0 E: 0 K: 1 S: 12	H: 2 LOB: 3 BB: 1 P: 20	R: 0 E: 0 K: 0 S: 7	H: 0 LOB: 0 BB: 0 P: 12	R: 1 E: 0 K: 0 S: 6	H: 1 LOB: 0 BB: 0 P: 7	R: 0 E: 0 K: 0 S: 3	H: 1 LOB: 1 BB: 1 P: 7	R: 1 E: 1 K: 1 S: 6	H: 1 LOB: 0 BB: 0 P: 6	R: 0 E: 0 K: 1 S: 6	H: 1 LOB: 1 BB: 0 P: 6	R: 2 E: 0 K: 1 S: 7	H: 2 LOB: 0 BB: 0 P: 7	1B: 4 2B: 2 3B: 0 HR: 2	SF: 0 SAC: 1 DP: 1 HBP: 0	WP: 0 PB: 0 SB: 0 CS: 1	PA: 33
PITCHER	IP WLS BF H R ER SO BB IBB HBP BLK WP HR S P ERA WHIP																			
John Curtis, L ERA: 4.34 (5, 1)	2.0 L 8 2 1 0 1 1 0 0 0 0 0 0 9 13 0.00 1.500																			
Greg Minton, R ERA: 1.69 (7, 1)	2.0 9 3 2 2 2 0 0 0 0 0 0 1 13 13 9.00 1.500																			

Batter	1	2	3	4	5	6	7	8	9	AB	R	H	RBI	BB	SO	LOB	TOP									
Larry Herndon, R OBP: 0.300, SLG: 0.398 (1, 8)	F8	K		FC6-5				K		5	0	1	0	0	2	2	San Francisco Giants @ Pittsburgh Pirates Three Rivers Stadium, Pittsburgh, PA Mon Aug 20 1979, 7:05 PM EDT Att: 18,714 - Unknown livebaseballscorecards.com									
Joe Strain, R OBP: 0.321, SLG: 0.337 (1, 4)	5-3		1B	6-3		F3		F7		5	1	1	0	0	0	2										
Jack Clark, R OBP: 0.357, SLG: 0.485 (1, 9)	6-3		K					K		5	1	1	1	0	3	2										
Willie McCovey, L OBP: 0.289, SLG: 0.304 Vida Blue, S OBP: 0.203, SLG: 0.190 (9, PR)		6-3	1B	1B	6-3			BB		4	1	3	0	1	0	0										
Darrell Evans, L OBP: 0.358, SLG: 0.415 (1, 5)	K		1B			F7		BB		4	0	2	1	1	1	1										
Greg Johnston, L OBP: 0.250, SLG: 0.364 (1, 7)	6-3		K					BB		4	0	0	0	1	2	7										
Roger Metzger, S OBP: 0.274, SLG: 0.304 Bill North, S OBP: 0.393, SLG: 0.368 Mike Sadek, R OBP: 0.326, SLG: 0.306 (7, PH)		6-3	1B	F7		E4		BB		3	1	1	1	0	0	3										
Dennis Littlejohn, R OBP: 0.274, SLG: 0.235 Terry Whitfield, L OBP: 0.355, SLG: 0.390 Gary Lavelle, S OBP: 0.250, SLG: 0.250 (7, PH)										3	1	2	0	0	1	2										
John Montefusco, R OBP: 0.176, SLG: 0.294 Tom Griffin, R OBP: 0.053, SLG: 0.083 Johnnie LeMaster, R OBP: 0.312, SLG: 0.322 (7, PH)				FC6-5		K		K		0	0	0	0	0	0	0										
Inning Stats	R: 0 E: 0 K: 0 S: 3	H: 0 LOB: 0 BB: 0 P: 3	R: 3 E: 0 K: 2 S: 11	H: 4 LOB: 1 BB: 0 P: 11	R: 1 E: 0 K: 2 S: 10	H: 3 LOB: 2 BB: 0 P: 10	R: 0 E: 0 K: 1 S: 6	H: 1 LOB: 1 BB: 0 P: 6	R: 1 E: 1 K: 1 S: 7	H: 1 LOB: 2 BB: 1 P: 11	R: 0 E: 0 K: 2 S: 8	H: 1 LOB: 1 BB: 0 P: 8	R: 0 E: 0 K: 1 S: 6	H: 1 LOB: 3 BB: 2 P: 14	R: 0 E: 0 K: 2 S: 7	H: 0 LOB: 0 BB: 0 P: 7		R: 0 E: 0 K: 1 S: 5	H: 1 LOB: 2 BB: 1 P: 9	1B: 6 2B: 5 3B: 0 HR: 1	SF: 0 SAC: 0 DP: 1 HBP: 0	WP: 0 PB: 0 SB: 0 CS: 0	PA: 43			
PITCHER	IP	WLS	BF	H	R	ER	SO	BB	IBB	HBP	BLK	WP	HR	S	P	ERA		WHIP								
Bert Blyleven, R ERA: 3.71 Grant Jackson, L ERA: 3.49 Enrique Romo, R ERA: 2.38 Kent Tekulve, R ERA: 2.93	6.0		30	10	5	5	8	1	0	0	0	0	1	45	49	7.50		1.833								

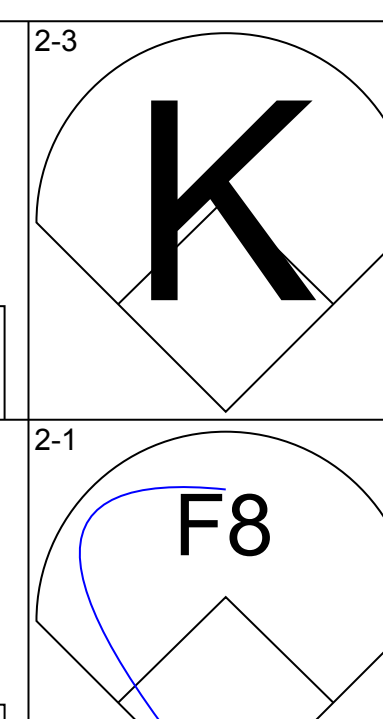
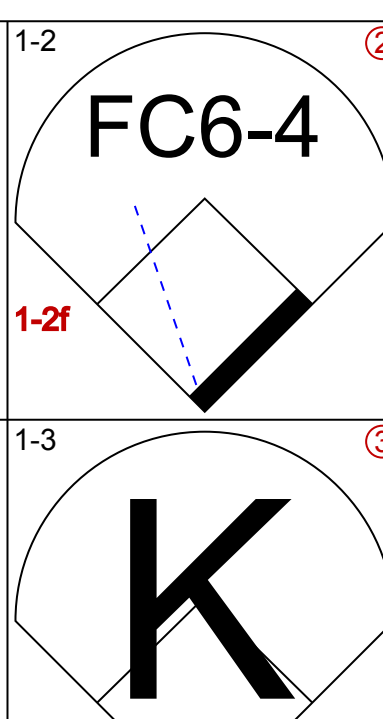
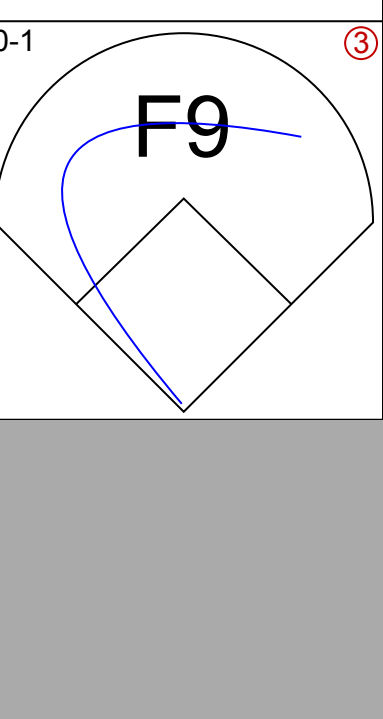
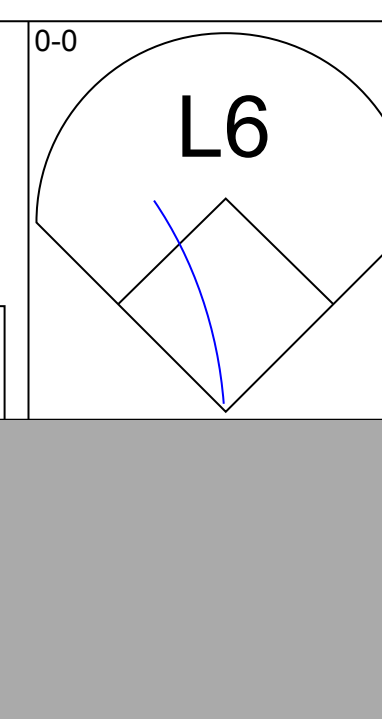
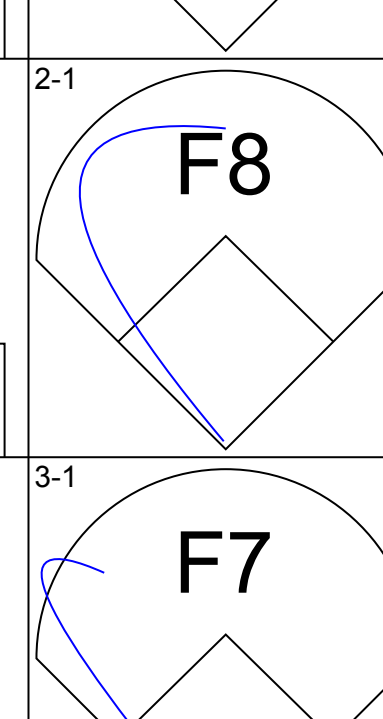

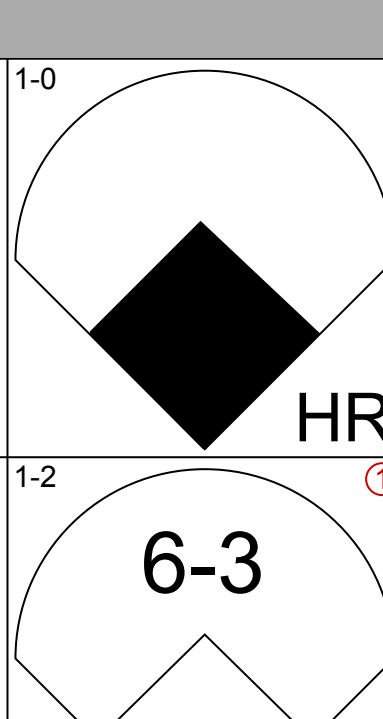
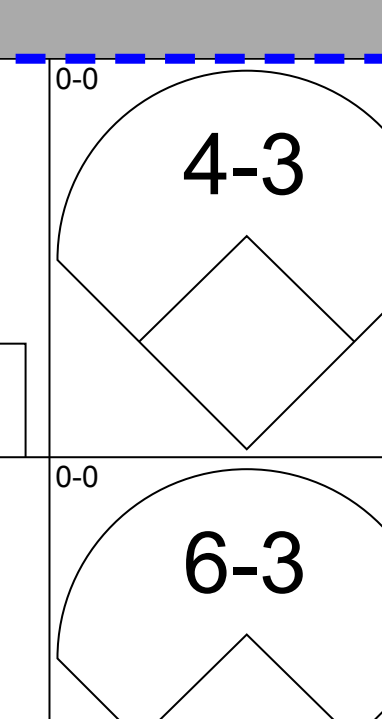
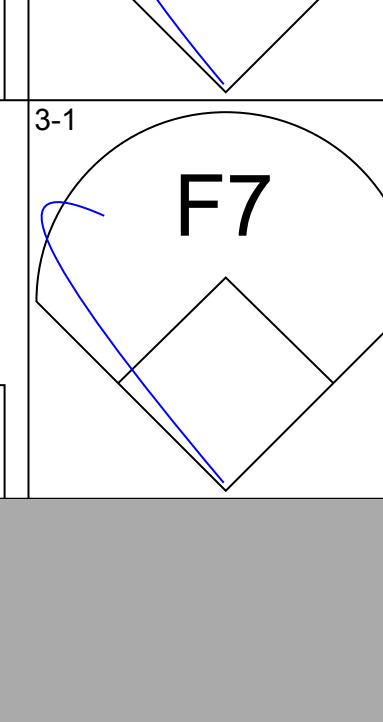
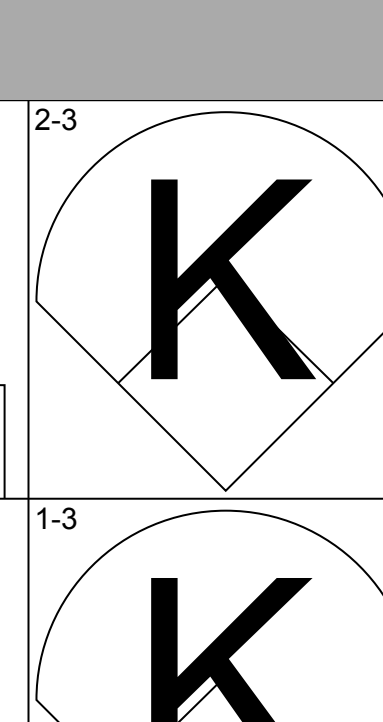
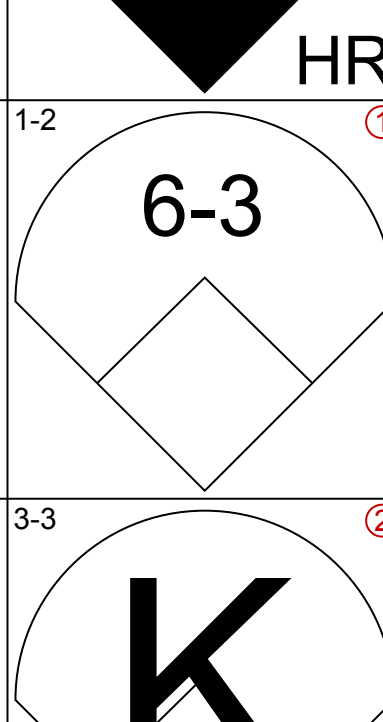
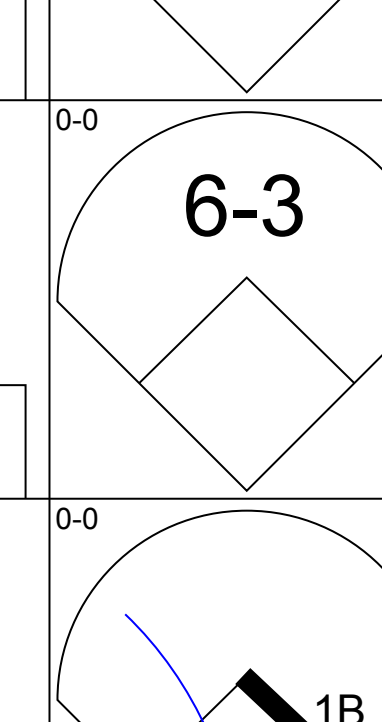
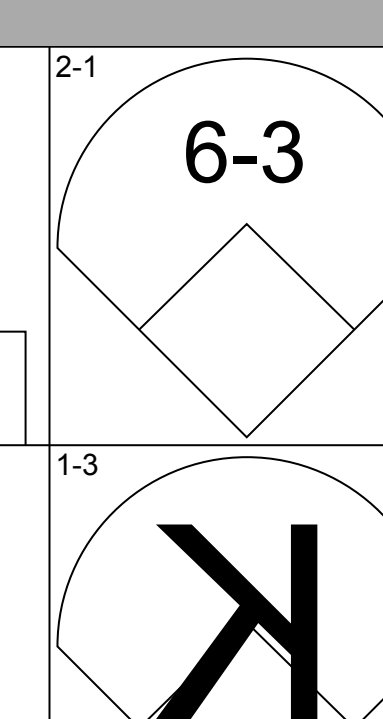
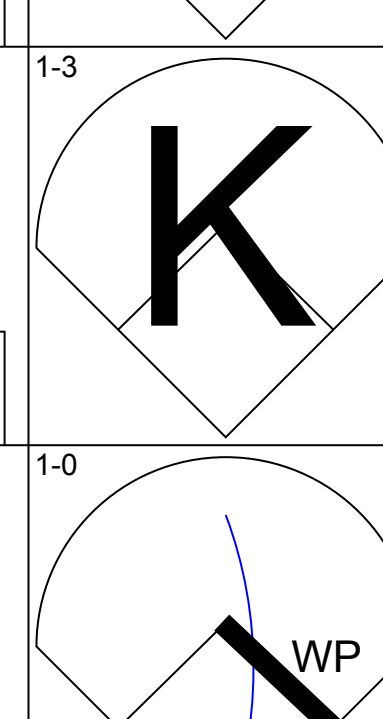
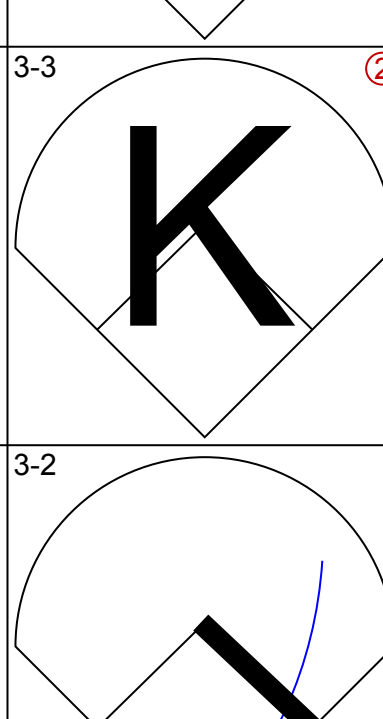
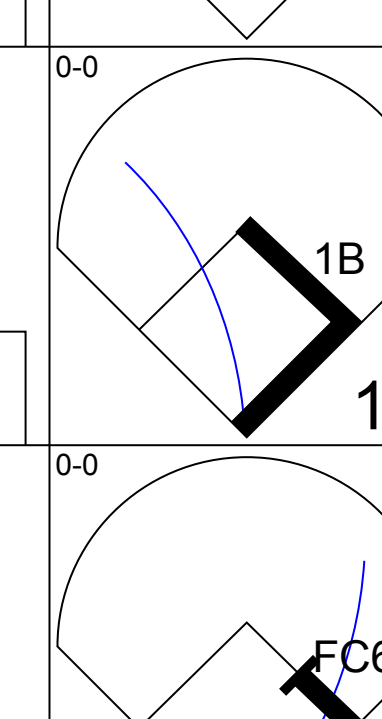
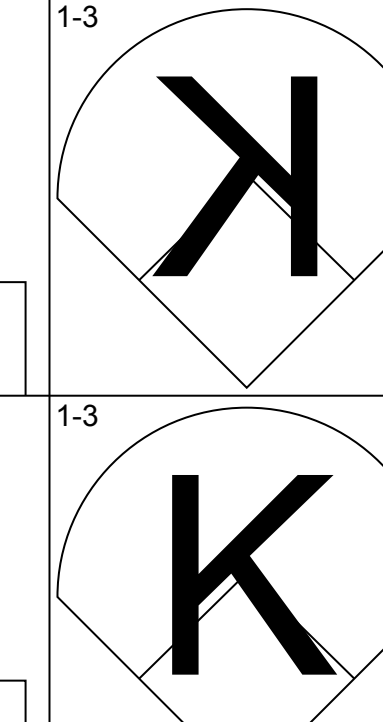
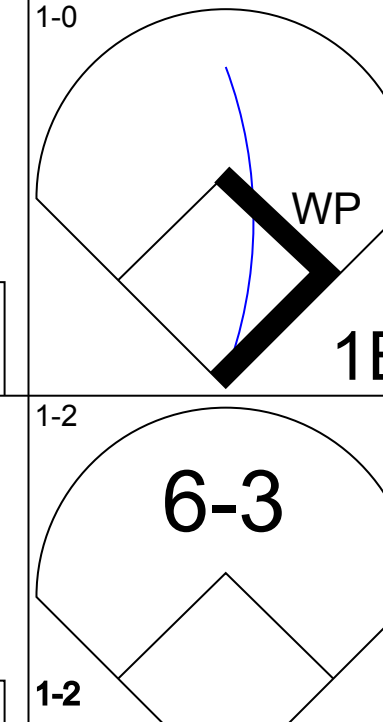
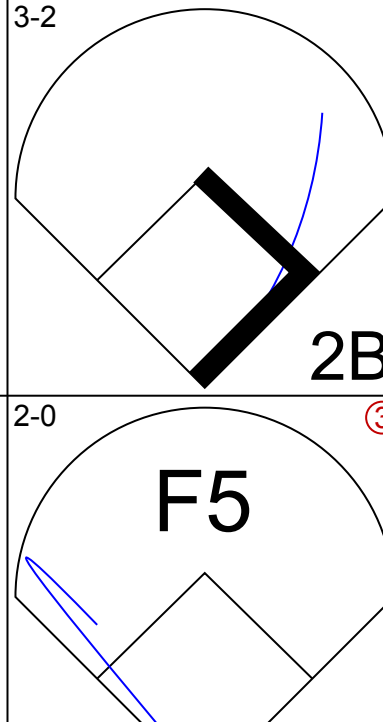
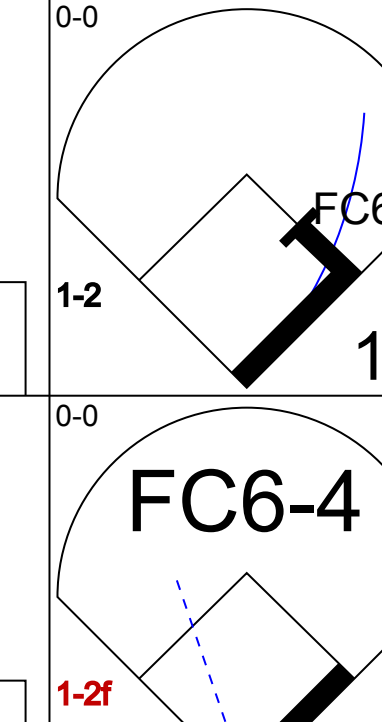
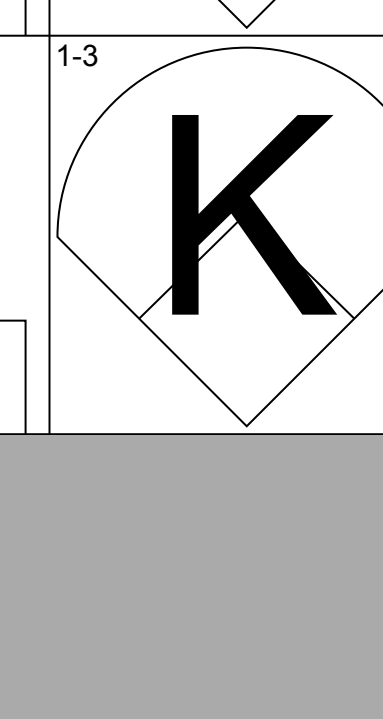
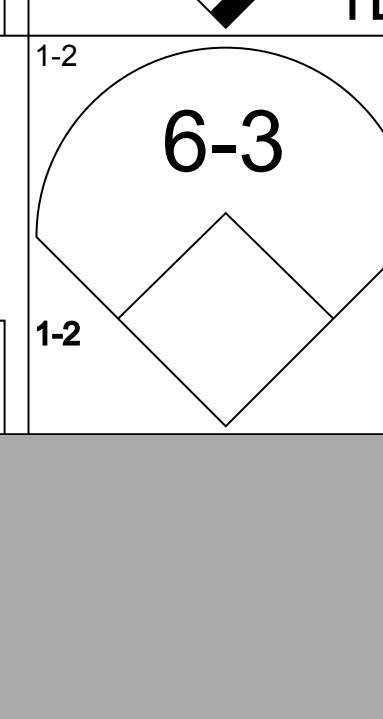
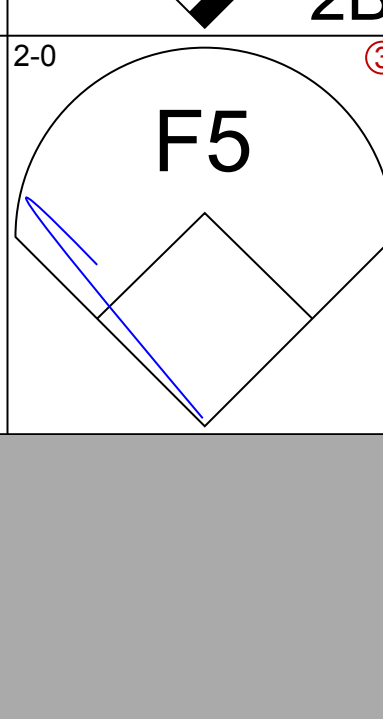
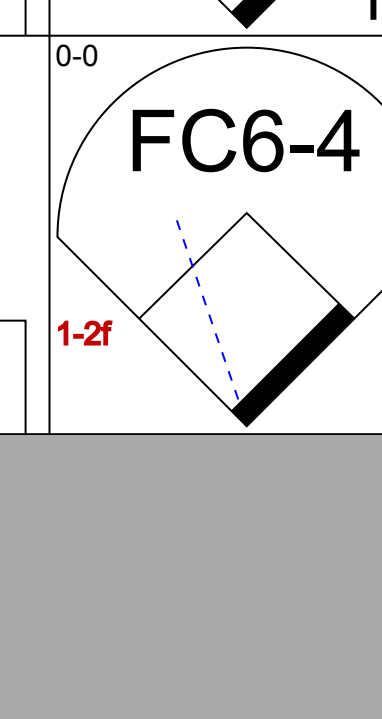
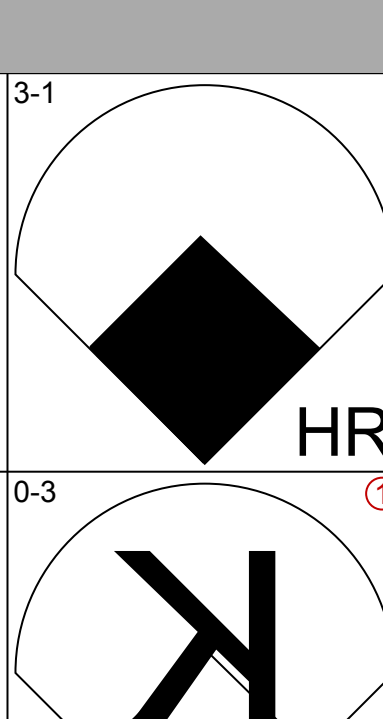
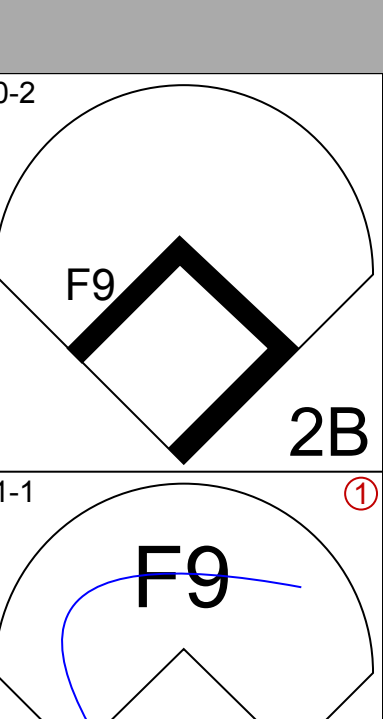
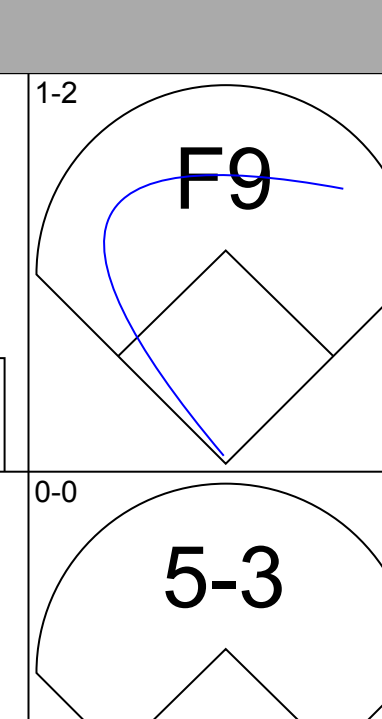
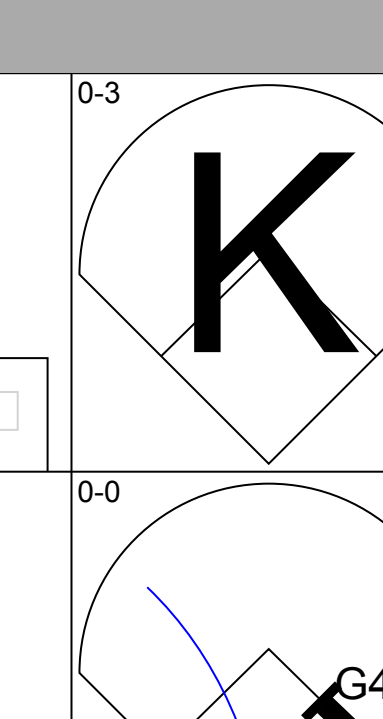
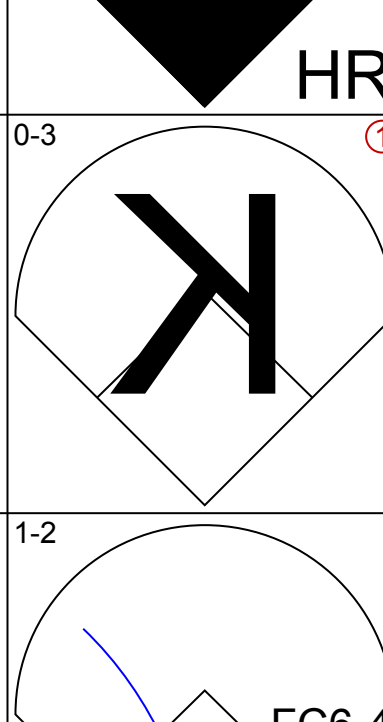
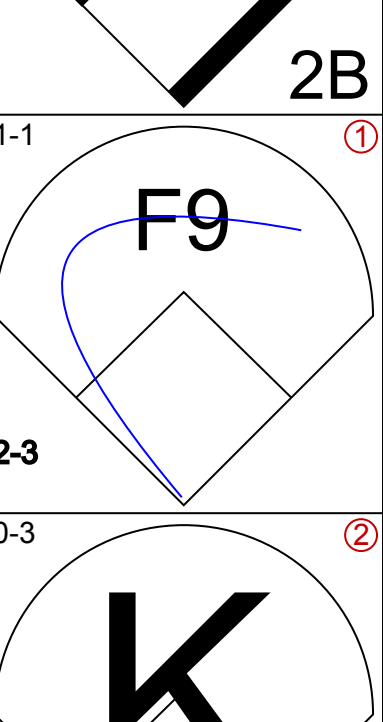
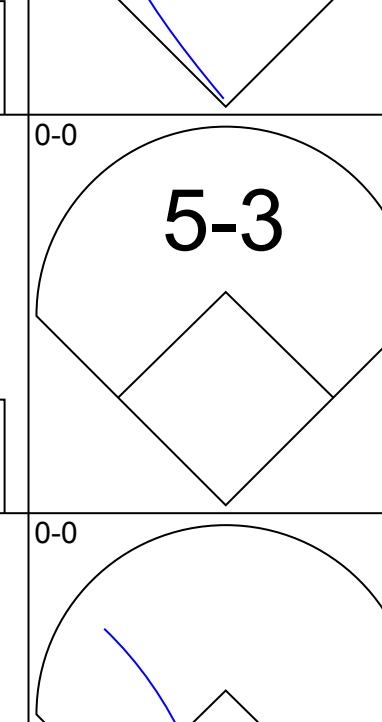
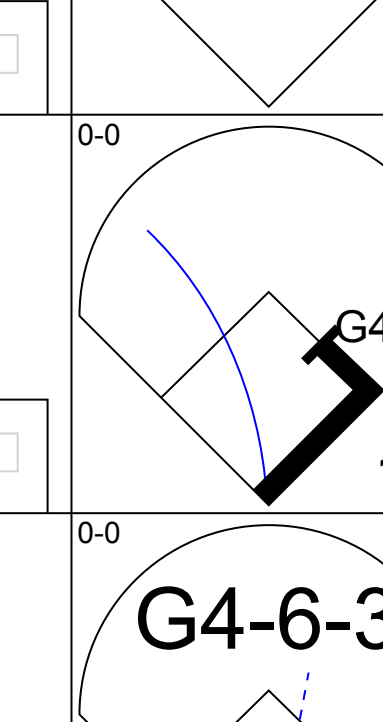
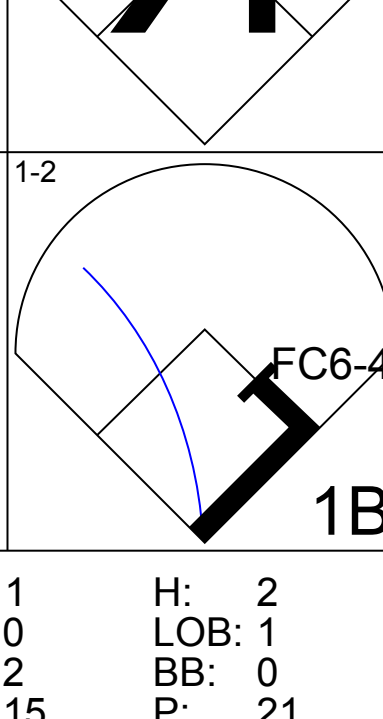
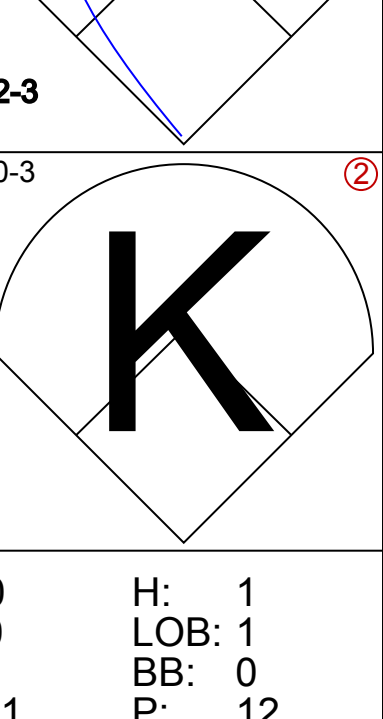
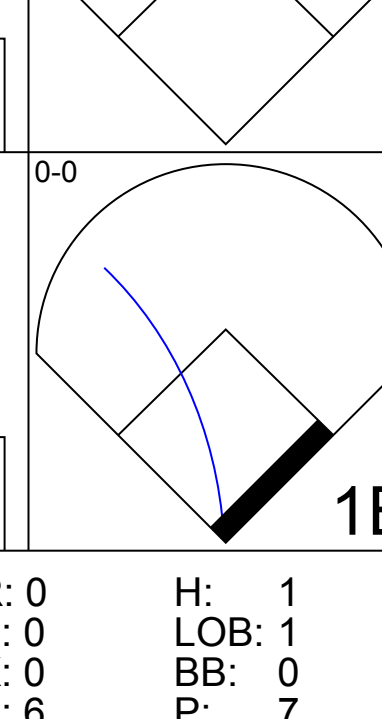
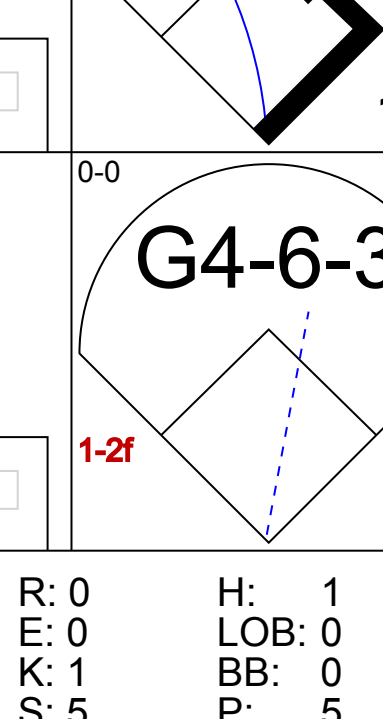
Batter	1	2	3	4	5	6	7	8	9	AB	R	H	RBI	BB	SO	LOB	BOTTOM									
Omar Moreno, L OBP: 0.338, SLG: 0.405 (1, 8)	SH1-3			4-3						4	1	2	2	0	0	1	San Francisco Giants @ Pittsburgh Pirates Three Rivers Stadium, Pittsburgh, PA Mon Aug 20 1979, 7:05 PM EDT Att: 18,714 - Unknown livebaseballscorecards.com									
Tim Foli, R OBP: 0.327, SLG: 0.347 (1, 6)	SH1-3	F7			2B			4-3		3	1	1	0	0	0	1										
Dave Parker, L OBP: 0.372, SLG: 0.528 (1, 9)	SF7		6-3					F9		3	0	1	1	0	0	0										
Willie Stargell, L OBP: 0.363, SLG: 0.584 Alberto Lois, R OBP: 0.338, SLG: 0.449 (8, PR)										2	1	2	1	2	0	0										
Steve Nicosia, R OBP: 0.338, SLG: 0.449 (9, 2)								BB		0	1	0	0	0	0	0										
John Milner, L OBP: 0.403, SLG: 0.559 (9, 3)	F7		4-1					1-3		3	0	0	1	0	0	2										
Bill Madlock, R OBP: 0.333, SLG: 0.420 (1, 5)		5-3	5-3					BB		3	0	0	0	1	1	1										
Ed Ott, L OBP: 0.312, SLG: 0.397 Bill Robinson, R OBP: 0.308, SLG: 0.545 (6, PH)				3-1				K		3	1	1	0	0	0	0										
Phil Garner, R OBP: 0.357, SLG: 0.460 (1, 4)								BB		3	1	2	0	1	1	0										
Bert Blyleven, R OBP: 0.186, SLG: 0.175 Manny Sanguillen, R OBP: 0.248, SLG: 0.321 Grant Jackson, S OBP: 0.350, SLG: 0.411 Enrique Romo, R OBP: 0.354, SLG: 0.480 Lee Lacy, R OBP: 0.275, SLG: 0.290 (9, 1)										1	0	0	0	0	1	1										
Inning Stats	R: 1 E: 0 K: 0 S: 5	H: 1 LOB: 1 BB: 1 P: 16	R: 2 E: 0 K: 0 S: 13	H: 3 LOB: 0 BB: 0 P: 18	R: 1 E: 0 K: 0 S: 7	H: 1 LOB: 0 BB: 0 P: 13	R: 0 E: 0 K: 1 S: 9	H: 1 LOB: 1 BB: 0 P: 15	R: 1 E: 0 K: 1 S: 8	H: 2 LOB: 1 BB: 1 P: 18	R: 0 E: 0 K: 1 S: 5	H: 0 LOB: 0 BB: 0 P: 5	R: 0 E: 0 K: 0 S: 3	H: 0 LOB: 0 BB: 0 P: 3	R: 1 E: 0 K: 2 S: 8	H: 1 LOB: 3 BB: 2 P: 16		1B: 7 2B: 1 3B: 0 HR: 1	SF: 2 SAC: 2 DP: 0 HBP: 0	WP: 0 PB: 1 SB: 2 CS: 0	PA: 36					
PITCHER	IP	WLS	BF	H	R	ER	SO	BB	IBB	HBP	BLK	WP	HR	S	P	ERA		WHIP								
John Montefusco, R ERA: 4.04 Tom Griffin, R ERA: 3.59 Gary Lavelle, L ERA: 2.07	5.0		24	8	5	5	2	1	0	0	0	0	0	5	5	9.00		1.800								

Batter	1	2	3	4	5	6	7	8	9	AB	R	H	RBI	BB	SO	LOB	TOP
Bill North, S OBP: 0.393, SLG: 0.371 (1, 8)	0-0 4-3		0-0 FC4-6			0-0 HR	0-0 L5-3		0-3 K	5	1	2	0	0	1	1	San Francisco Giants @ Pittsburgh Pirates Three Rivers Stadium, Pittsburgh, PA Tue Aug 21 1979, 7:05 PM EDT Att: 20,999 - Unknown AB 35 R 6 H 9 RBI 5 BB 3 SO 6 LOB 9 
Joe Strain, R OBP: 0.312, SLG: 0.328 (1, 4)	0-0 6-3		0-0 CS	0-0 4-3		0-0 HR	0-0 L5-3		0-0 6-3	5	1	0	0	0	0	2	
Jack Clark, R OBP: 0.357, SLG: 0.489 (1, 9)	0-0 F9			0-0 F9		0-0 HR			0-0 F3	4	1	1	3	0	0	0	
Willie McCovey, L OBP: 0.335, SLG: 0.431 Larry Herndon, R OBP: 0.300, SLG: 0.398 (1, 3) (8, 7)		0-0 F7		0-0 3-1		0-3 K			0-0 6-3	4	0	0	0	0	1	0	
Mike Ivie, R OBP: 0.389, SLG: 0.606 (1, 7) (8, 3)		0-0 2B			0-0 L6	0-0 1B	0-0 1B		4-0 BB	3	0	2	0	1	0	0	
Darrell Evans, L OBP: 0.357, SLG: 0.412 (1, 5)		0-0 F6			0-0 6-3	4-0 1B	1-2 BB		0-0 F7	3	0	0	0	1	0	2	
Johnnie LeMaster, R OBP: 0.315, SLG: 0.329 (1, 6)					0-0 6-3	0-0 1B	1-2 2-3		0-0 HR	4	1	2	0	0	1	1	
Dennis Littlejohn, R OBP: 0.273, SLG: 0.270 (1, 2)			0-0 5-3			0-0 K			0-0 HR	4	1	1	2	0	1	3	
Bob Knepper, L OBP: 0.217, SLG: 0.322 (1, 1)			4-0 FC4-6			0-0 2B	0-3 K		0-3 K	3	1	1	0	1	2	0	
Inning Stats	R: 0 E: 0 K: 0 S: 3	H: 0 LOB: 0 BB: 0 P: 3	R: 0 E: 0 K: 1 S: 6	H: 1 LOB: 1 BB: 0 P: 6	R: 0 E: 0 K: 0 S: 2	H: 0 LOB: 0 BB: 1 P: 6	R: 0 E: 0 K: 0 S: 3	H: 0 LOB: 0 BB: 0 P: 3	R: 0 E: 0 K: 1 S: 5	H: 1 LOB: 0 BB: 0 P: 5	R: 0 E: 0 K: 0 S: 3	H: 0 LOB: 1 BB: 1 P: 7	R: 2 E: 0 K: 2 S: 9	H: 2 LOB: 0 BB: 0 P: 9	1B: 4 2B: 4 3B: 0 HR: 2	SF: 0 SAC: 0 DP: 1 HBP: 0	WP: 0 PA: 39 PB: 0 CS: 1
PITCHER	IP WLS BF H R ER SO BB IBB HBP BLK WP HR S P ERA WHIP	IP WLS BF H R ER SO BB IBB HBP BLK WP HR S P ERA WHIP	IP WLS BF H R ER SO BB IBB HBP BLK WP HR S P ERA WHIP	IP WLS BF H R ER SO BB IBB HBP BLK WP HR S P ERA WHIP	IP WLS BF H R ER SO BB IBB HBP BLK WP HR S P ERA WHIP	IP WLS BF H R ER SO BB IBB HBP BLK WP HR S P ERA WHIP	IP WLS BF H R ER SO BB IBB HBP BLK WP HR S P ERA WHIP	IP WLS BF H R ER SO BB IBB HBP BLK WP HR S P ERA WHIP	IP WLS BF H R ER SO BB IBB HBP BLK WP HR S P ERA WHIP	IP WLS BF H R ER SO BB IBB HBP BLK WP HR S P ERA WHIP	IP WLS BF H R ER SO BB IBB HBP BLK WP HR S P ERA WHIP	IP WLS BF H R ER SO BB IBB HBP BLK WP HR S P ERA WHIP	IP WLS BF H R ER SO BB IBB HBP BLK WP HR S P ERA WHIP	IP WLS BF H R ER SO BB IBB HBP BLK WP HR S P ERA WHIP	IP WLS BF H R ER SO BB IBB HBP BLK WP HR S P ERA WHIP	IP WLS BF H R ER SO BB IBB HBP BLK WP HR S P ERA WHIP	IP WLS BF H R ER SO BB IBB HBP BLK WP HR S P ERA WHIP
Bruce Kison, R ERA: 3.72 (1, 1)	5.2 L	24 5	4 4	3 3	3 3	2 2	0 0	0 0	0 0	0 0	0 0	1 1	28 36	4.76 1.235			
Enrique Romo, R ERA: 2.32 (6, 1)	2.1 9	2 0	0 0	1 1	0 0	0 0	0 0	0 0	0 0	10 14	0.00 1.286						
Grant Jackson, L ERA: 3.73 (9, 1)	1.0 5	2 2	2 2	2 2	0 0	0 0	0 0	0 0	0 0	1 9	18.00 2.000						

Batter	1	2	3	4	5	6	7	8	9	AB	R	H	RBI	BB	SO	LOB	BOTTOM					
Omar Moreno, L OBP: 0.339, SLG: 0.406 (1, 8)	0-0 4-3		0-3 K			2-2 1B			3-2 FC6-4	4	0	2	0	0	1	1	San Francisco Giants @ Pittsburgh Pirates Three Rivers Stadium, Pittsburgh, PA Tue Aug 21 1979, 7:05 PM EDT Att: 20,999 - Unknown AB 30 R 1 H 6 RBI 1 BB 3 SO 2 LOB 14 					
Tim Foli, R OBP: 0.324, SLG: 0.344 (1, 6)	2-1 5-3		0-1 F8			0-1 L4			1-2 FC6-4	4	0	0	0	0	0	2						
Dave Parker, L OBP: 0.371, SLG: 0.532 (1, 9)	0-0 HR			1-0 F8		0-0 4-3			1-0 E3	4	1	1	1	0	0	2						
Bill Robinson, R OBP: 0.310, SLG: 0.544 (1, 3)	4-2 BB			0-0 G5-4-3		2-1 5-3			2-2 F2	3	0	1	0	1	0	2						
Lee Lacy, R OBP: 0.351, SLG: 0.469 (1, 7)	1-2 5-3			1-1 G5-4-3		0-0 6-3			4-1 BB	3	0	0	0	1	0	2						
Bill Madlock, R OBP: 0.330, SLG: 0.416 (1, 5)		0-0 F2			0-1 5-3				3-2 5-3	4	0	0	0	0	1	3						
Phil Garner, R OBP: 0.360, SLG: 0.460 (1, 4)		4-1 BB			0-0 P6				0-0 G4-6-3	2	0	1	0	1	0	0						
Steve Nicosia, R OBP: 0.333, SLG: 0.442 Enrique Romo, R OBP: 0.111, SLG: 0.111 Rennie Stennett, R OBP: 0.287, SLG: 0.290 Grant Jackson, S (1, 2) (6, 1) (8, PH) (9, 1)		1-0 G6-4-3			3-1 L7				0-0 G4-6-3	2	0	0	0	0	0	1						
Bruce Kison, R OBP: 0.162, SLG: 0.194 Manny Sanguillen, R OBP: 0.246, SLG: 0.310 (1, 1) (6, 2)					0-0 2B				1-0 4-3	1	0	1	0	0	0	0						
Inning Stats	R: 1 E: 0 K: 0 S: 9	H: 1 LOB: 1 BB: 1 P: 16	R: 0 E: 0 K: 0 S: 3	H: 0 LOB: 0 BB: 1 P: 8	R: 0 E: 0 K: 1 S: 6	H: 1 LOB: 0 BB: 0 P: 6	R: 0 E: 0 K: 0 S: 4	H: 1 LOB: 0 BB: 0 P: 6	R: 0 E: 0 K: 0 S: 5	H: 0 LOB: 0 BB: 0 P: 8	R: 0 E: 0 K: 0 S: 8	H: 1 LOB: 1 BB: 0 P: 10	R: 0 E: 0 K: 1 S: 6	H: 0 LOB: 0 BB: 0 P: 9	R: 0 E: 0 K: 0 S: 3	H: 1 LOB: 0 BB: 0 P: 4		R: 0 E: 1 K: 0 S: 14	H: 1 LOB: 3 BB: 1 P: 28	1B: 4 2B: 1 3B: 0 HR: 1	SF: 0 SAC: 0 DP: 3 HBP: 0	WP: 0 PA: 33 PB: 0 CS: 0
PITCHER	IP WLS BF H R ER SO BB IBB HBP BLK WP HR S P ERA WHIP	IP WLS BF H R ER SO BB IBB HBP BLK WP HR S P ERA WHIP	IP WLS BF H R ER SO BB IBB HBP BLK WP HR S P ERA WHIP	IP WLS BF H R ER SO BB IBB HBP BLK WP HR S P ERA WHIP	IP WLS BF H R ER SO BB IBB HBP BLK WP HR S P ERA WHIP	IP WLS BF H R ER SO BB IBB HBP BLK WP HR S P ERA WHIP	IP WLS BF H R ER SO BB IBB HBP BLK WP HR S P ERA WHIP	IP WLS BF H R ER SO BB IBB HBP BLK WP HR S P ERA WHIP	IP WLS BF H R ER SO BB IBB HBP BLK WP HR S P ERA WHIP	IP WLS BF H R ER SO BB IBB HBP BLK WP HR S P ERA WHIP	IP WLS BF H R ER SO BB IBB HBP BLK WP HR S P ERA WHIP	IP WLS BF H R ER SO BB IBB HBP BLK WP HR S P ERA WHIP	IP WLS BF H R ER SO BB IBB HBP BLK WP HR S P ERA WHIP	IP WLS BF H R ER SO BB IBB HBP BLK WP HR S P ERA WHIP	IP WLS BF H R ER SO BB IBB HBP BLK WP HR S P ERA WHIP	IP WLS BF H R ER SO BB IBB HBP BLK WP HR S P ERA WHIP						
Bob Knepper, L ERA: 4.37 (1, 1)	9.0 W	33 6	1 1	1 1	2 2	3 3	0 0	0 0	0 0	0 0	1 1	58 95	1.00 1.000									

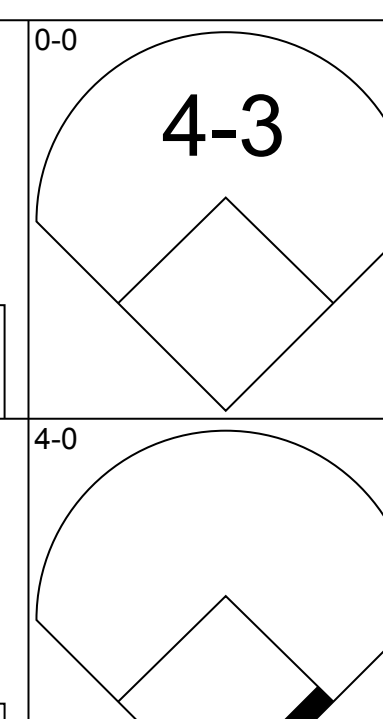
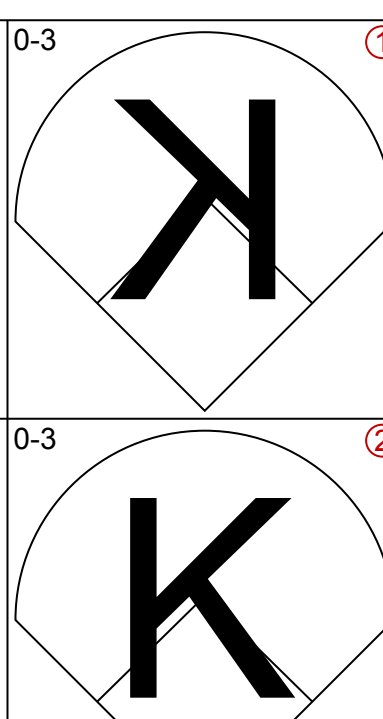
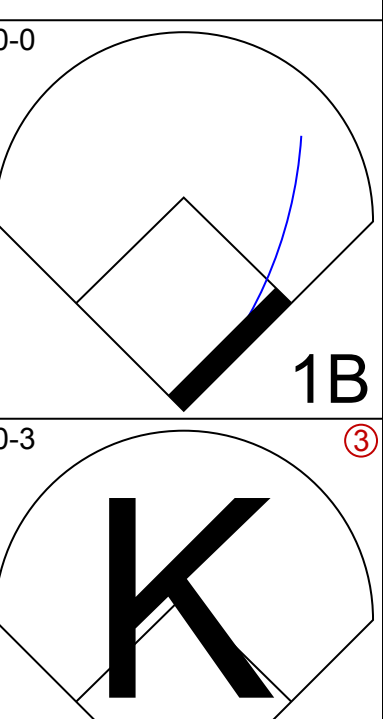
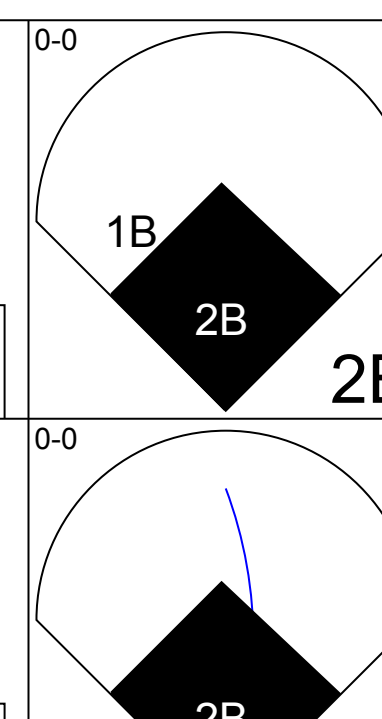
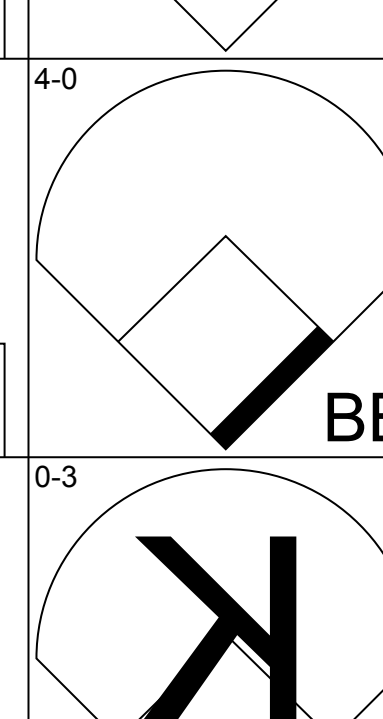
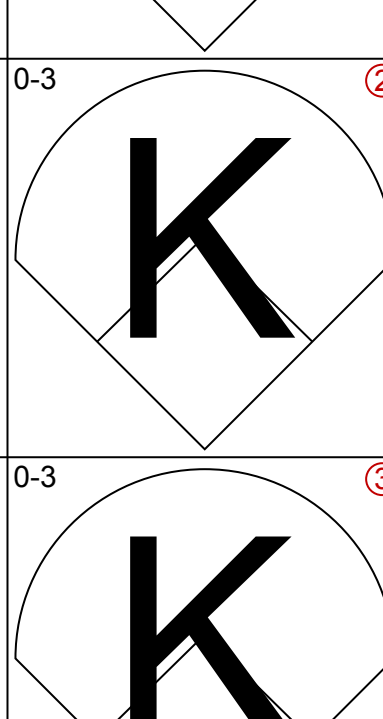
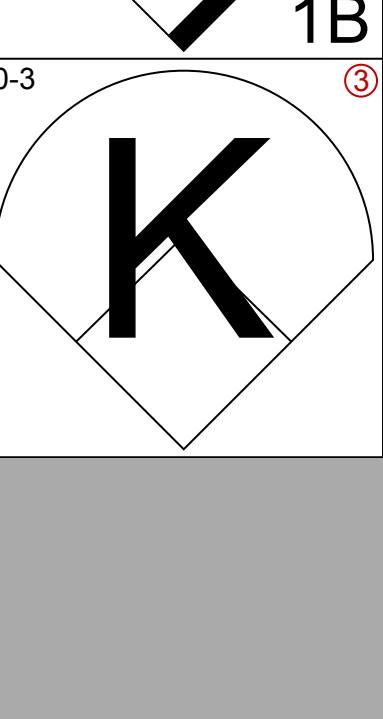
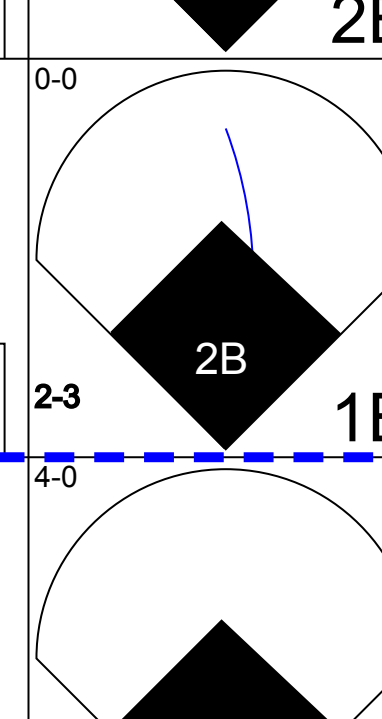
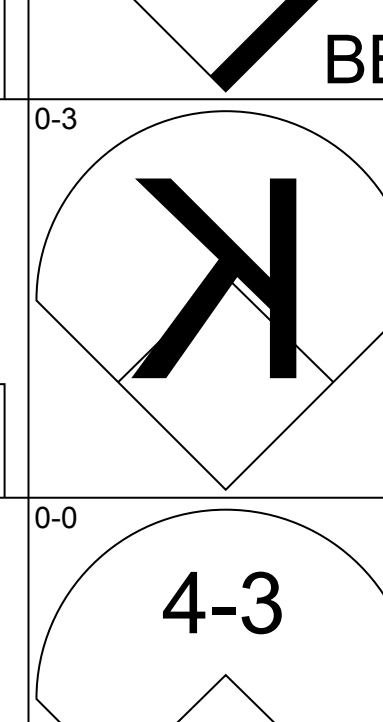
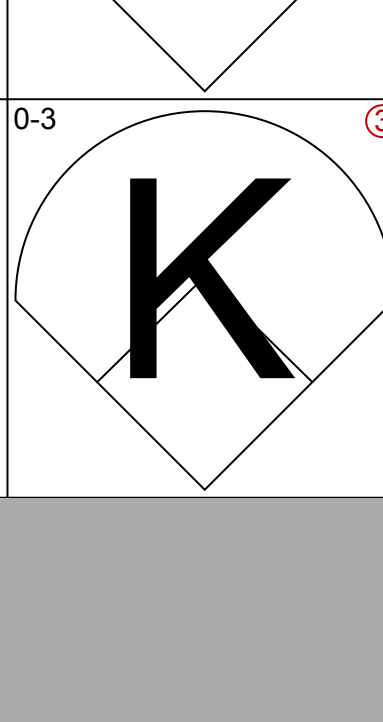
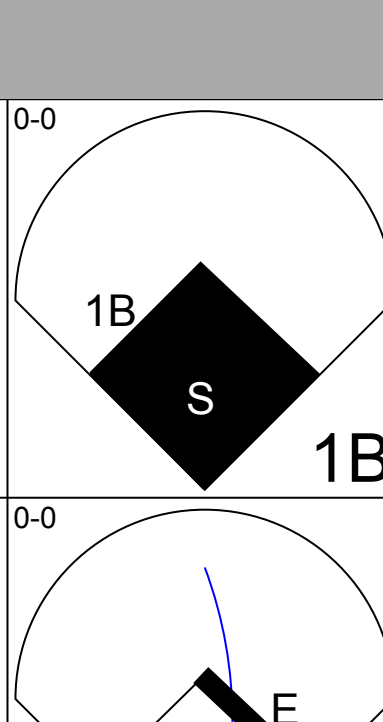

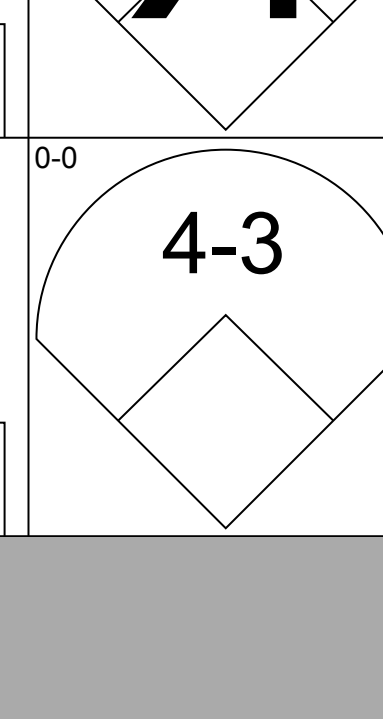
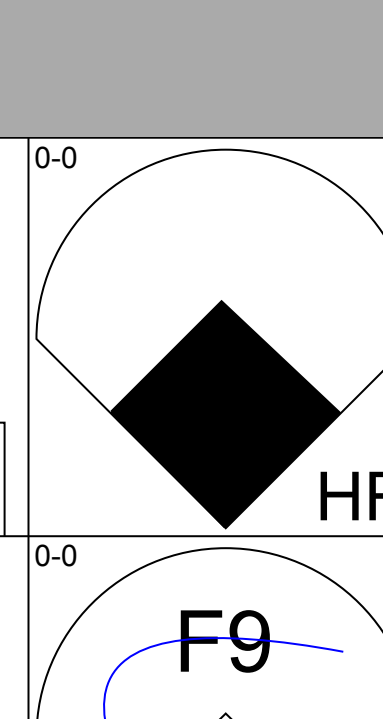
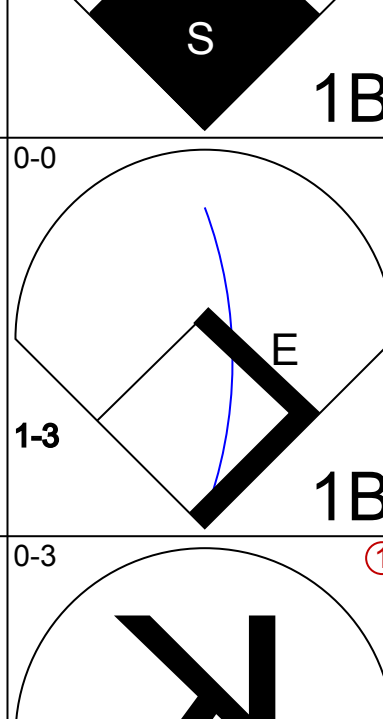

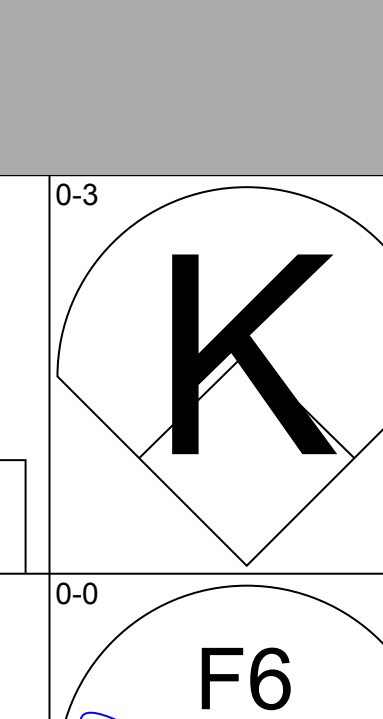
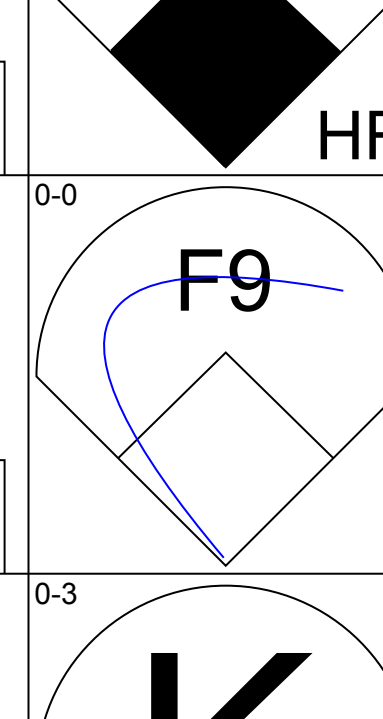
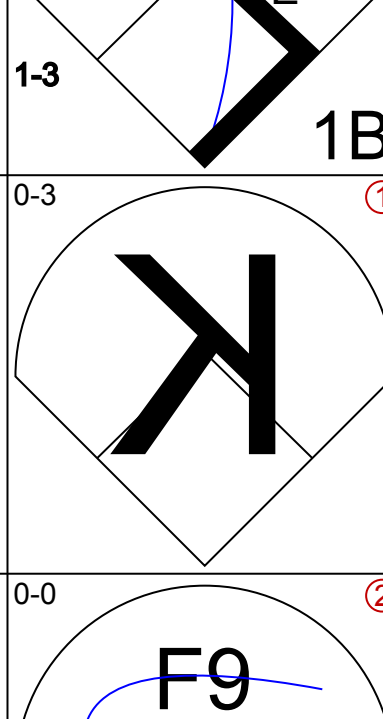

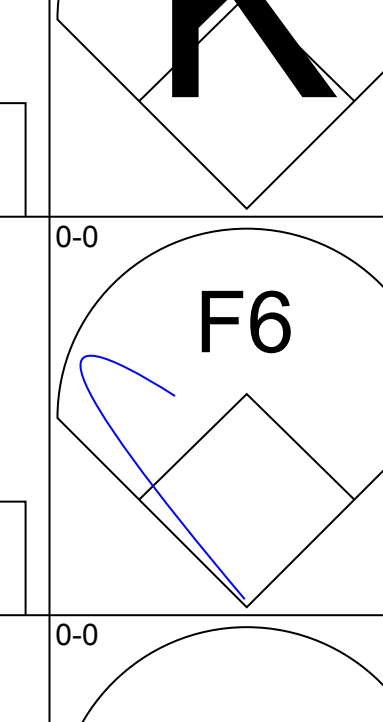
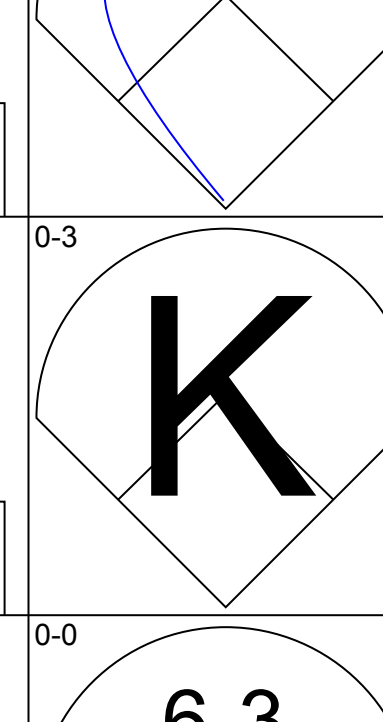
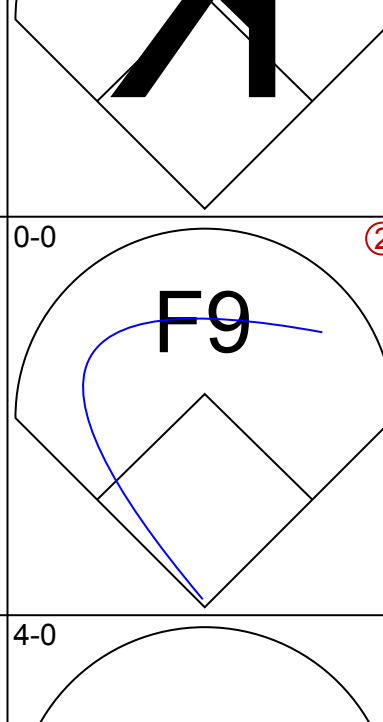

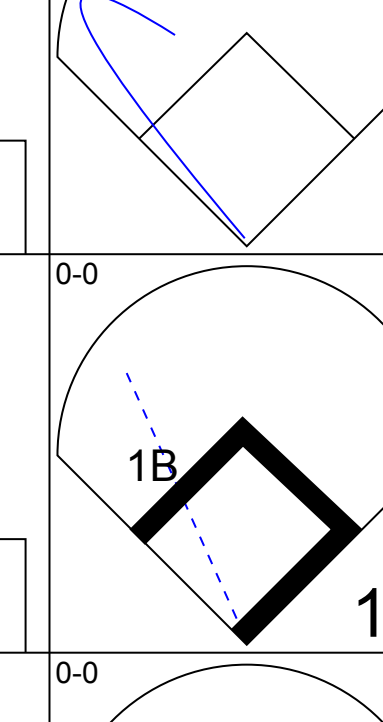
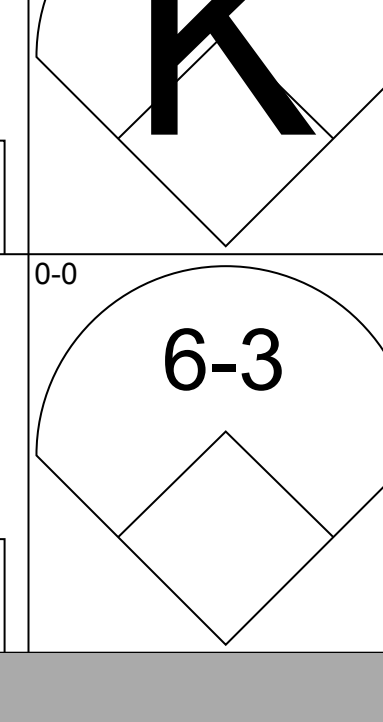
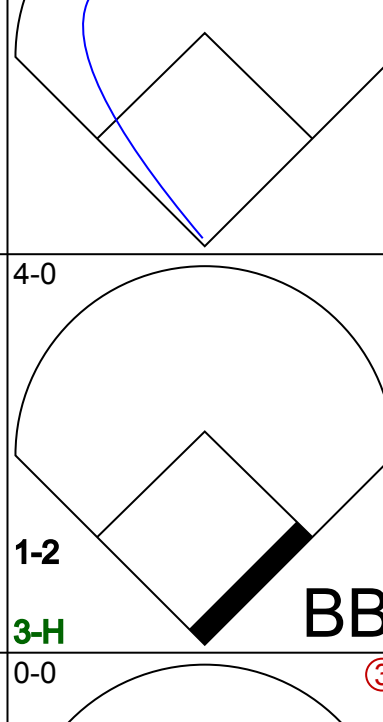

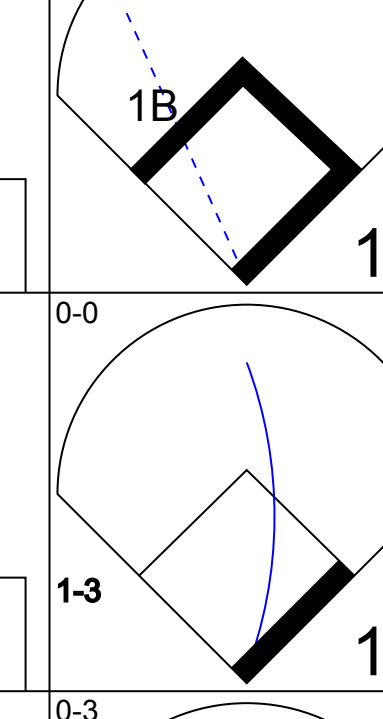
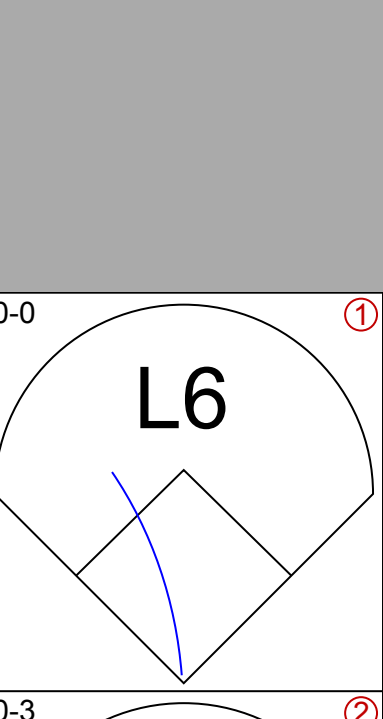
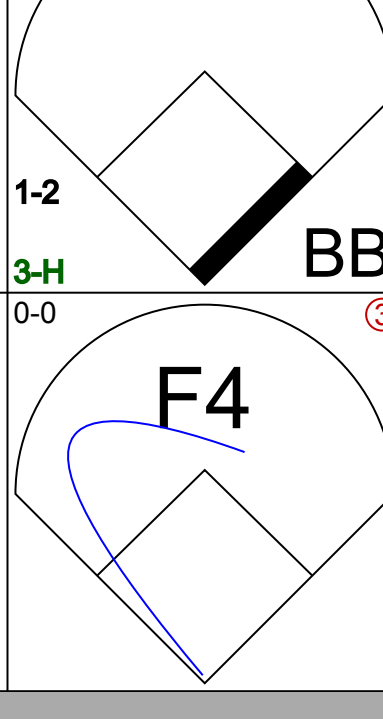
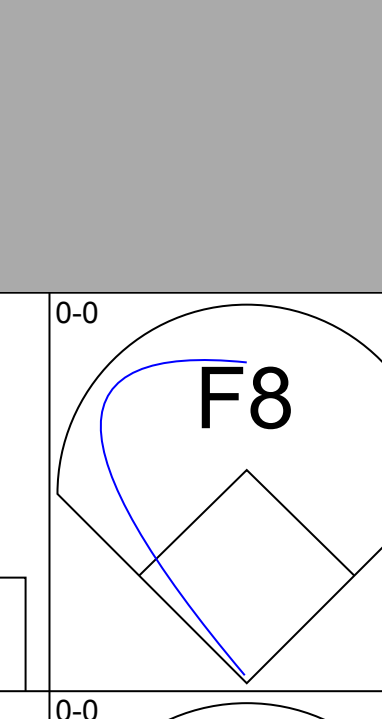
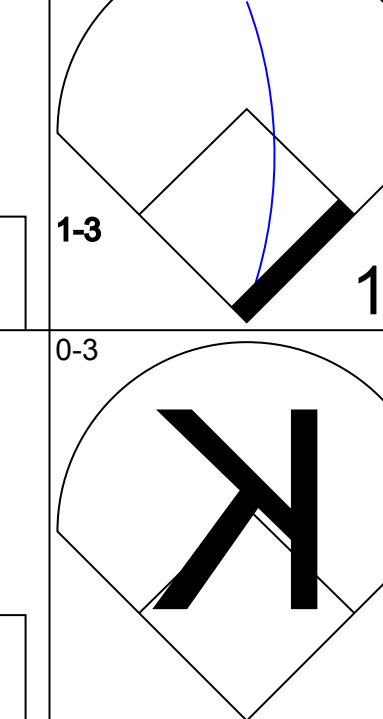
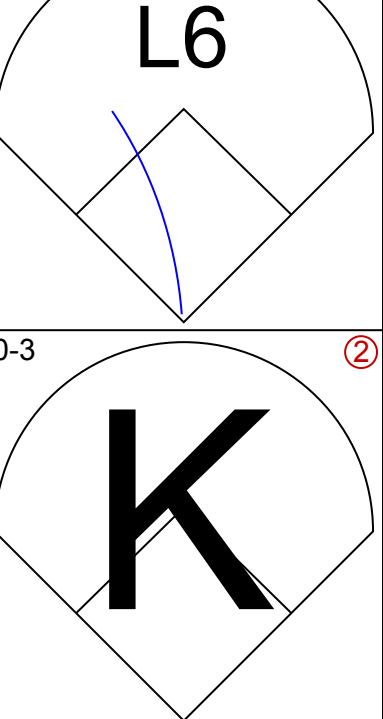
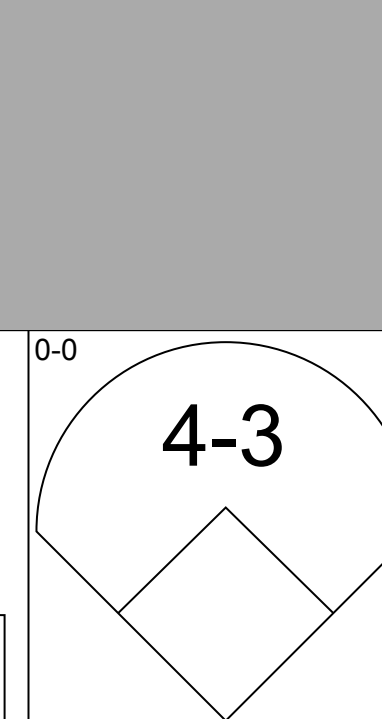
Batter	1	2	3	4	5	6	7	8	9	AB	R	H	RBI	BB	SO	LOB	TOP										
Bill North, S OBP: 0.392, SLG: 0.369 Larry Hemdon, R OBP: 0.300, SLG: 0.395	K	F7			K	IBB			K	2	0	0	0	0	1	1	San Francisco Giants @ Pittsburgh Pirates Three Rivers Stadium, Pittsburgh, PA Wed Aug 22 1979, 3:33 AM EDT Att: 19,768 - Unknown livebaseballscorecards.com										
Joe Strain, R OBP: 0.309, SLG: 0.324	1B		F8		6-3	F7			6-3	5	0	1	0	0	2												
Jack Clark, R OBP: 0.355, SLG: 0.492	K		F7		E6	1B			5-3	5	1	1	1	0	1												
Willie McCovey, L OBP: 0.334, SLG: 0.428	F8		K		FC6	1B			4-3	4	0	1	0	0	1												
Mike Ivie, R OBP: 0.387, SLG: 0.601	F8				HR	1B			5-3	4	1	1	0	0	2												
Darrell Evans, L OBP: 0.358, SLG: 0.420	E5				HR	1B			F9	4	2	2	2	0	0												
Johnnie LeMaster, R OBP: 0.314, SLG: 0.328	FC6-4				L6				F8	4	1	1	0	0	2												
Dennis Littlejohn, R OBP: 0.282, SLG: 0.301	1B				L5				FC1-6	4	1	2	2	0	1												
Ed Whitson, R OBP: 0.147, SLG: 0.121 Tom Griffin, R OBP: 0.083, SLG: 0.083 Terry Mitchell, S OBP: 0.254, SLG: 0.389 Greg Minton, S OBP: 0.225, SLG: 0.225 Greg Johnston, L OBP: 0.348, SLG: 0.348 Gary Lavelle, S OBP: 0.290, SLG: 0.290					K				G4-6-3	0	0	0	0	0	0	GIANTS											
Inning Stats	R: 0 E: 0 K: 2 S: 8	H: 1 LOB: 1 BB: 0 P: 8	R: 2 E: 1 K: 0 S: 6	H: 2 LOB: 1 BB: 0 P: 6	R: 0 E: 0 K: 1 S: 5	H: 0 LOB: 0 BB: 0 P: 5	R: 2 E: 0 K: 1 S: 7	H: 2 LOB: 0 BB: 0 P: 7	R: 0 E: 1 K: 1 S: 7	H: 1 LOB: 2 BB: 1 P: 7	R: 1 E: 0 K: 0 S: 4	H: 1 LOB: 0 BB: 0 P: 4	R: 0 E: 0 K: 0 S: 3	H: 1 LOB: 0 BB: 0 P: 3	R: 0 E: 0 K: 1 S: 5		H: 0 LOB: 0 BB: 0 P: 5	1B: 6 2B: 2 3B: 0 HR: 2	SF: 0 SAC: 0 DP: 1 HBP: 0	WP: 0 PA: 39 PB: 0 SB: 1 CS: 0							
PITCHER	IP	WLS	BF	H	R	ER	SO	BB	IBB	HBP	BLK	WP	HR	S	P	ERA	WHIP	PITCHER									
Jim Bibby, R ERA: 2.94	4.0		18	5	4	2	4	0	0	0	0	0	1	26	26	4.50	1.250										
Don Robinson, R ERA: 4.08	2.0		11	3	1	1	2	0	1	0	0	0	0	14	18	4.50	1.500										
Enrique Romo, R ERA: 2.39	1.0		4	1	1	1	0	0	0	0	0	0	1	4	4	9.00	1.000										
Kent Tekulve, R ERA: 2.87	2.0	W	6	1	0	0	1	0	0	0	0	0	0	8	8	0.00	0.500										

Batter	1	2	3	4	5	6	7	8	9	AB	R	H	RBI	BB	SO	LOB	BOTTOM										
Omar Moreno, L OBP: 0.340, SLG: 0.407	CS	1B		K		L6			G3	4	0	1	0	1	1	3	San Francisco Giants @ Pittsburgh Pirates Three Rivers Stadium, Pittsburgh, PA Wed Aug 22 1979, 3:33 AM EDT Att: 19,768 - Unknown livebaseballscorecards.com										
Tim Foli, R OBP: 0.327, SLG: 0.345	F4	1B		FC5-4					1B	4	1	2	4	0	2												
Dave Parker, L OBP: 0.372, SLG: 0.531	K	4-3							1B	4	1	2	0	0	1												
Willie Stargell, L OBP: 0.364, SLG: 0.581									1B	3	1	1	2	1	0												
Matt Alexander, S OBP: 0.625, SLG: 0.875 Kent Tekulve, R OBP: 0.273, SLG: 0.200		3B		P6		1-6-3			CS	0	0	0	0	0	0												
John Milner, L OBP: 0.397, SLG: 0.550		F7		F8		3-1			1B	4	0	0	0	0	3												
Bill Madlock, R OBP: 0.334, SLG: 0.421		2B		S					1-3	2	1	1	1	2	0												
Ed Ott, L OBP: 0.314, SLG: 0.399		SH5-4		4-3		F8			G3	3	2	1	1	1	0												
Phil Garner, R OBP: 0.359, SLG: 0.458 Rennie Stennett, R OBP: 0.297, SLG: 0.290		SH5-4		6-3					SH2-4	2	1	0	0	1	1												
Jim Bibby, R OBP: 0.133, SLG: 0.241 Manny Sanguillen, S OBP: 0.298, SLG: 0.302 Don Robinson, R OBP: 0.225, SLG: 0.225 Lee Lacy, S OBP: 0.111, SLG: 0.111 Enrique Romo, R OBP: 0.111, SLG: 0.111 Bill Robinson, R OBP: 0.312, SLG: 0.544		SH5-4		FC5-4					G3	0	0	0	0	0	0	P											
Inning Stats	R: 0 E: 0 K: 1 S: 8	H: 1 LOB: 1 BB: 0 P: 9	R: 4 E: 0 K: 0 S: 8	H: 3 LOB: 3 BB: 3 P: 23	R: 0 E: 0 K: 0 S: 10	H: 0 LOB: 1 BB: 1 P: 18	R: 0 E: 0 K: 1 S: 12	H: 1 LOB: 1 BB: 0 P: 16	R: 0 E: 0 K: 0 S: 5	H: 0 LOB: 0 BB: 0 P: 5	R: 2 E: 0 K: 0 S: 4	H: 2 LOB: 1 BB: 0 P: 5	R: 2 E: 0 K: 0 S: 3	H: 1 LOB: 2 BB: 2 P: 11	R: 2 E: 0 K: 0 S: 3		H: 1 LOB: 1 BB: 2 P: 11	1B: 6 2B: 3 3B: 1 HR: 0	SF: 0 SAC: 2 DP: 1 HBP: 1	WP: 0 PA: 38 PB: 0 SB: 1 CS: 2							
PITCHER	IP	WLS	BF	H	R	ER	SO	BB	IBB	HBP	BLK	WP	HR	S	P	ERA	WHIP	PITCHER									
Ed Whitson, R ERA: 4.98	4.1		22	6	4	4	2	3	1	0	0	0	0	42	7	8.31	2.077										
Tom Griffin, R ERA: 3.59	0.2		3	0	0	0	0	1	0	0	0	0	0	2	6	0.00	1.500										
Greg Minton, R ERA: 2.15	2.0		8	2	2	2	1	0	0	1	0	0	0	9	10	9.00	1.000										
Gary Lavelle, L ERA: 2.26	1.0	L	5	1	2	2	0	1	1	0	0	0	0	3	11	18.00	2.000										


Batter	1	2	3	4	5	6	7	8	9	AB	R	H	RBI	BB	SO	LOB	TOP					
Ivan De Jesus, R OBP: 0.342, SLG: 0.379 (1, 6)										4	0	0	0	0	1	3	Chicago Cubs @ San Francisco Giants Candlestick Park, San Francisco, CA Sat Aug 25 1979, 6:33 AM EDT Att: 17,584 - Unknown					
Ken Henderson, S OBP: 0.413, SLG: 0.415 (1, 9)										4	1	1	1	0	1	1						
Bill Buckner, L OBP: 0.314, SLG: 0.444 (1, 3)										4	0	0	0	0	1	0						
Dave Kingman, R OBP: 0.354, SLG: 0.641 (1, 7)										4	0	1	0	0	2	0						
Steve Ontiveros, S OBP: 0.371, SLG: 0.380 (1, 5)										4	0	3	0	0	1	0						
Jerry Martin, R OBP: 0.334, SLG: 0.469 (1, 8)										4	0	0	0	0	1	4						
Barry Foote, R OBP: 0.308, SLG: 0.414 (1, 2)											4	1	2	1	0	1						
Steve Dillard, R OBP: 0.415, SLG: 0.536 Scott Thompson, L OBP: 0.356, SLG: 0.430 (9, PH)											3	0	0	0	0	1						
Lynn McGlothen, L OBP: 0.245, SLG: 0.288 Willie Hernandez, L OBP: 0.250, SLG: 0.250 Dick Tidrow, R OBP: 0.222, SLG: 0.222 Larry Bittner, L OBP: 0.377, SLG: 0.451 (9, PH)											3	0	2	0	0	1						
Inning Stats	R: 0 E: 0 K: 1 S: 7	H: 0 LOB: 0 BB: 0 P: 14	R: 0 E: 0 K: 2 S: 8	H: 0 LOB: 0 BB: 0 P: 12	R: 1 E: 0 K: 2 S: 15	H: 2 LOB: 1 BB: 0 P: 21	R: 0 E: 0 K: 2 S: 10	H: 1 LOB: 1 BB: 0 P: 15	R: 0 E: 0 K: 1 S: 11	H: 1 LOB: 1 BB: 0 P: 12	R: 1 E: 0 K: 1 S: 12	H: 2 LOB: 1 BB: 0 P: 22	R: 0 E: 0 K: 0 S: 6	H: 1 LOB: 1 BB: 0 P: 7	R: 0 E: 0 K: 0 S: 5	H: 2 LOB: 2 BB: 0 P: 5		R: 0 E: 0 K: 1 S: 5	H: 1 LOB: 0 BB: 0 P: 5	1B: 6 2B: 2 3B: 0 HR: 2	SF: 0 SAC: 0 DP: 1 HBP: 0	WP: 1 PB: 0 SB: 0 CS: 0
PITCHER	IP	WLS	BF	H	R	ER	SO	BB	IBB	HBP	BLK	WP	HR	S	P	ERA	WHIP					
John Curtis, L ERA: 4.22 Greg Minton, R ERA: 2.08	(1, 1)	7.0	W	28	7	2	2	9	0	0	0	0	0	0	103	2.57	1.000					
	(8, 1)	2.0	S	8	3	0	0	1	0	0	0	0	0	10	10	0.00	1.500					

AB	36
R	2
H	10
RBI	2
BB	0
SO	10
LOB	11



Batter	1	2	3	4	5	6	7	8	9	AB	R	H	RBI	BB	SO	LOB	BOTTOM				
Larry Herndon, R OBP: 0.303, SLG: 0.398 (1, 8)										5	1	2	0	0	2	0	Chicago Cubs @ San Francisco Giants Candlestick Park, San Francisco, CA Sat Aug 25 1979, 6:33 AM EDT Att: 17,584 - Unknown				
Joe Strain, R OBP: 0.307, SLG: 0.317 (1, 4)										3	1	1	0	1	2	1					
Jack Clark, R OBP: 0.354, SLG: 0.487 (1, 9)										3	2	1	0	1	2	1					
Willie McCovey, L OBP: 0.339, SLG: 0.441 Greg Minton, S (8, 1)										4	1	2	1	0	1	4					
Mike Ivie, R OBP: 0.387, SLG: 0.597 (8, 3)										4	0	1	3	0	2	2					
Darrell Evans, L OBP: 0.357, SLG: 0.416 (1, 5)										3	0	0	0	1	1	2					
Johnnie LetMaster, R OBP: 0.320, SLG: 0.351 (1, 6)										3	0	1	0	1	1	2					
Dennis Littlejohn, R OBP: 0.275, SLG: 0.293 (1, 2)											4	0	1	0	0	2					
John Curtis, L OBP: 0.212, SLG: 0.194 Greg Johnston, L OBP: 0.222, SLG: 0.320 (7, PH)										2	0	0	0	0	2	2					
Inning Stats	R: 0 E: 0 K: 1 S: 5	H: 0 LOB: 1 BB: 1 P: 9	R: 0 E: 0 K: 2 S: 9	H: 2 LOB: 0 BB: 0 P: 9	R: 0 E: 0 K: 3 S: 9	H: 0 LOB: 0 BB: 0 P: 9	R: 1 E: 0 K: 1 S: 6	H: 1 LOB: 0 BB: 0 P: 6	R: 0 E: 0 K: 2 S: 8	H: 1 LOB: 1 BB: 0 P: 8	R: 1 E: 0 K: 1 S: 7	H: 2 LOB: 2 BB: 1 P: 11	R: 3 E: 0 K: 2 S: 10	H: 3 LOB: 2 BB: 2 P: 18	R: 0 E: 0 K: 1 S: 5	H: 0 LOB: 0 BB: 0 P: 5		1B: 6 2B: 2 3B: 0 HR: 1	SF: 0 SAC: 0 DP: 0 HBP: 0	WP: 0 PB: 0 SB: 1 CS: 0	PA: 37
PITCHER	IP	WLS	BF	H	R	ER	SO	BB	IBB	HBP	BLK	WP	HR	S	P	ERA	WHIP				
Lynn McGlothen, R ERA: 4.88 Willie Hernandez, L ERA: 5.16 Dick Tidrow, R ERA: 3.72	(1, 1)	6.1	L	29	4	4	4	10	2	0	0	0	0	0	47	5.68	1.579				
	(7, 1)	0.1		2	0	0	0	1	0	1	0	0	0	3	7	0.00	0.000				
	(7, 1)	1.1		6	1	1	1	2	0	1	0	0	0	9	13	6.75	0.750				

AB	33
R	5
H	9
RBI	4
BB	4
SO	13
LOB	16



Batter	1	2	3	4	5	6	7	8	9	AB	R	H	RBI	BB	SO	LOB	TOP				
Steve Dillard, R OBP: 0.400, SLG: 0.513 (1, 4)	1-3 K	1-2 G6-4-3		0-3 K		2-3 K		0-0 F7		5	0	0	0	0	3	4					
Scott Thompson, L OBP: 0.355, SLG: 0.429 (1, 9)	2-0 6-3		1-0 SF7	2-3 K			0-0 L3		0-0 SH FC6-2	5	1	2	0	0	1	0					
Bill Buckner, L OBP: 0.317, SLG: 0.446 (1, 3)	1-1 WP 1B		0-0 SF7		0-0 S 1B		0-0 F5		0-0 SH FC6-2	4	1	3	0	0	0	0					
Larry Bittner, L OBP: 0.371, SLG: 0.441 (1, 7)	4-1 1B BB		0-0 SF7		3-2 F7		1-1 6-3		0-0 FC6-2	3	0	0	1	1	0	3					
Steve Ontiveros, S OBP: 0.374, SLG: 0.383 Ivan De Jesus, R OBP: 0.342, SLG: 0.379 (9, PH) (9, 6)	2-2 1B		2-3 3-H 4-0 BB IBB		3-3 K		0-0 E 1B		0-3 K	3	1	2	1	1	1	1					
Jerry Martin, R OBP: 0.333, SLG: 0.470 (1, 8)	0-3 K		1-0 F8		0-0 L5		0-0 E8 1B		0-0 CS	4	1	1	1	0	1	5					
Barry Foote, R OBP: 0.310, SLG: 0.414 (1, 2)		0-0 5-3	4-2 BB		1-2 F8		0-0 SH5-3 1B			3	0	1	1	1	0	0					
Mick Kelleher, R OBP: 0.317, SLG: 0.312 (9, 5)		4-2 1B BB	0-0 F5		1-1 SH5-4 1B		0-0 SH5-3			2	0	1	0	1	0	3					
Dennis Lamp, R OBP: 0.227, SLG: 0.214 Bruce Sutter, R OBP: 0.333, SLG: 0.250 (7, 1)	1-0 K	1-0 G6-4-3 1B		0-0 5-3		0-0 SH5-4		0-3 K		2	0	1	0	0	0	0					
Inning Stats	R: 1 E: 0 K: 2 S: 14	H: 2 LOB: 2 BB: 1 P: 24	R: 0 E: 0 K: 0 S: 8	H: 1 LOB: 1 BB: 1 P: 14	R: 1 E: 1 K: 0 S: 7	H: 2 LOB: 2 BB: 2 P: 17	R: 0 E: 0 K: 2 S: 8	H: 0 LOB: 0 BB: 0 P: 10	R: 0 E: 0 K: 1 S: 13	H: 1 LOB: 1 BB: 0 P: 19	R: 0 E: 0 K: 0 S: 4	H: 0 LOB: 0 BB: 0 P: 5	R: 2 E: 1 K: 1 S: 8	H: 3 LOB: 1 BB: 0 P: 8	R: 0 E: 1 K: 1 S: 6	H: 1 LOB: 1 BB: 0 P: 6	1B: 10 2B: 1 3B: 0 HR: 0	SF: 1 SAC: 3 DP: 1 HBP: 0	WP: 1 PB: 0 SB: 2 CS: 1	PA: 42	
PITCHER	IP	WLS	BF	H	R	ER	SO	BB	IBB	HBP	BLK	WP	HR	S	P	ERA	WHIP				
John Montefusco, R ERA: 3.95 (1, 1)	7.0	L	31	7	2	2	6	3	1	0	0	1	0	63	102	2.57	1.429				
Pedro Borbon, R ERA: 4.15 (8, 1)	1.0		6	3	2	2	1	0	0	0	0	0	0	8	8	18.00	3.000				
Gary Lavelle, L ERA: 2.23 (9, 1)	1.0		4	1	0	0	1	0	0	0	0	0	0	6	6	0.00	1.000				

Chicago Cubs @ San Francisco Giants
Candlestick Park, San Francisco, CA
Sun Aug 26 1979, 6:33 AM EDT
Att: 17,742 - Unknown

AB	33
R	4
H	11
RBI	4
BB	4
SO	8
LOB	19

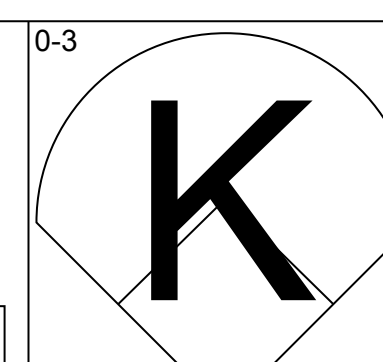
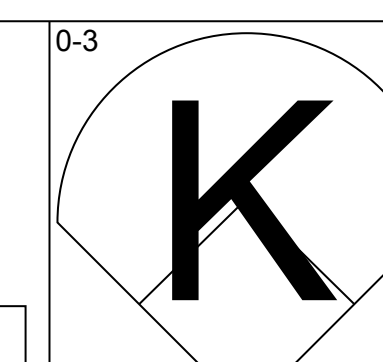
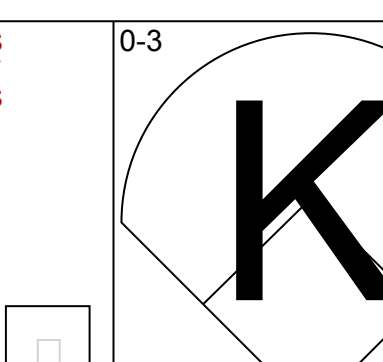
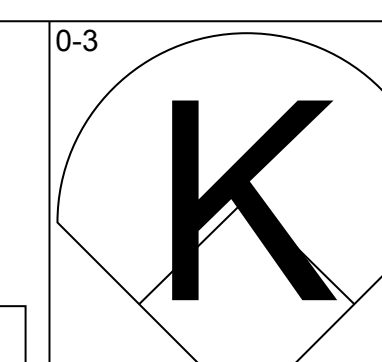
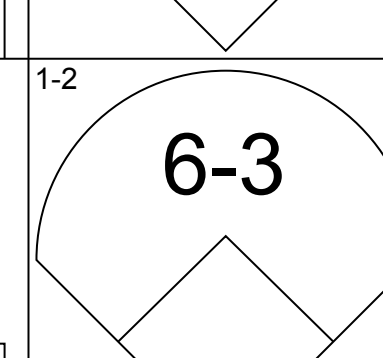
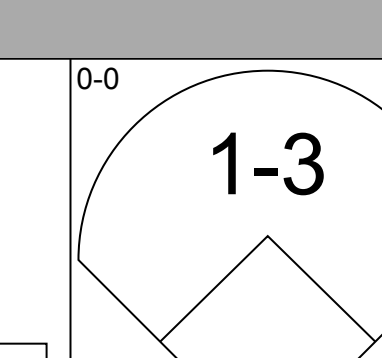
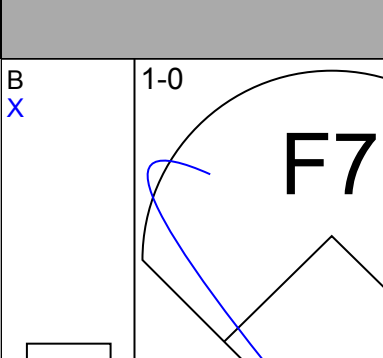
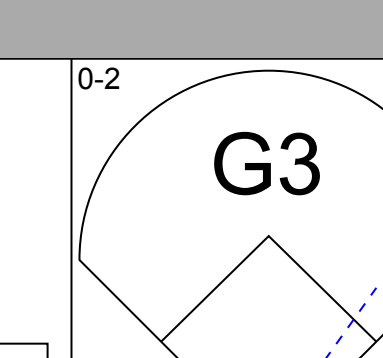
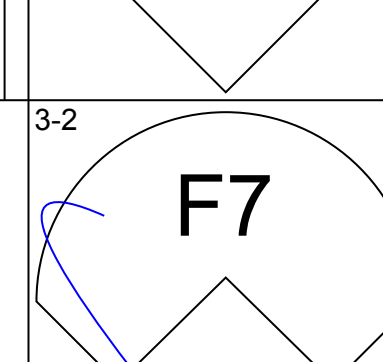
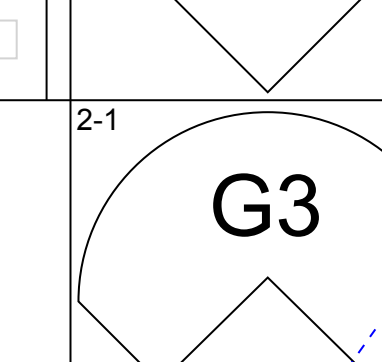
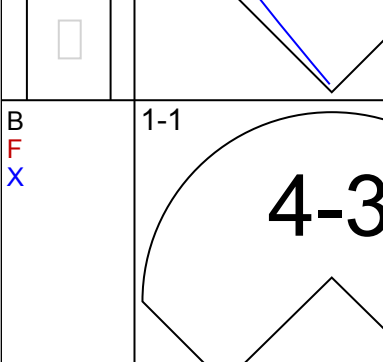
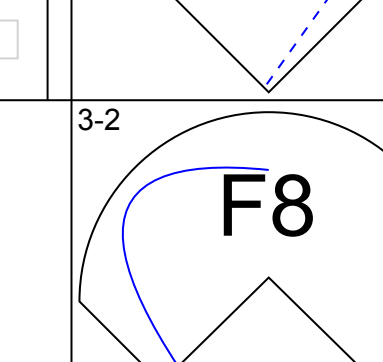
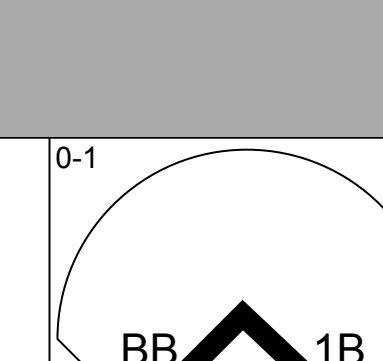
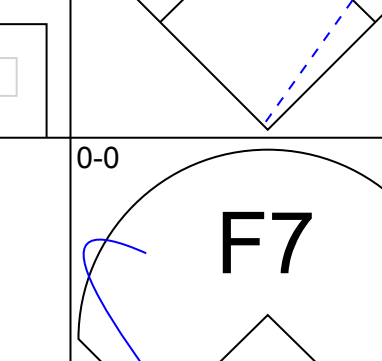
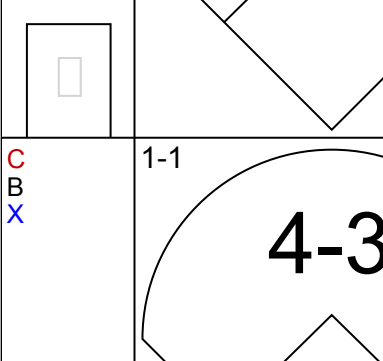
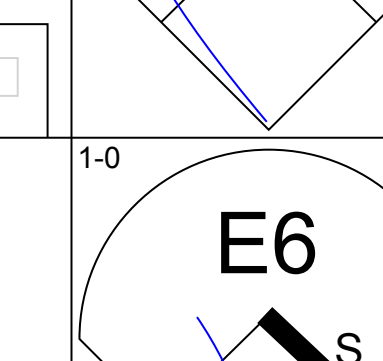
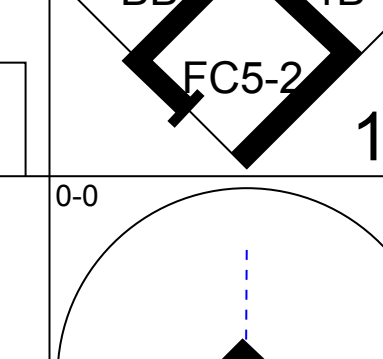
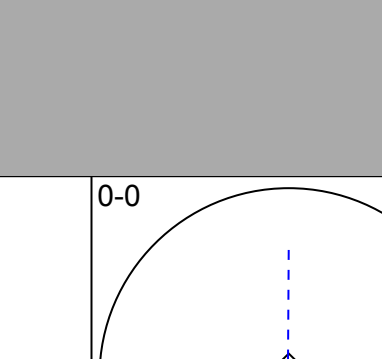
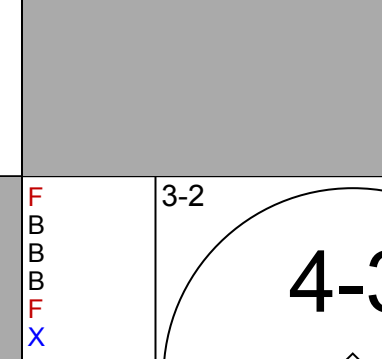
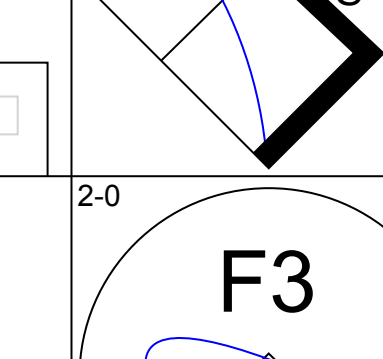
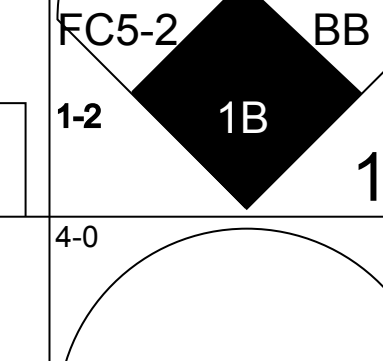
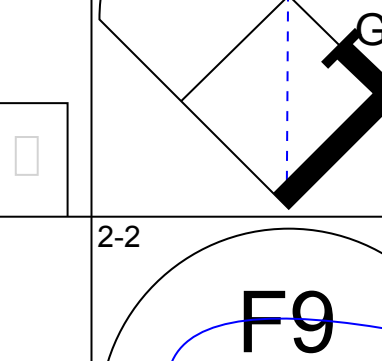
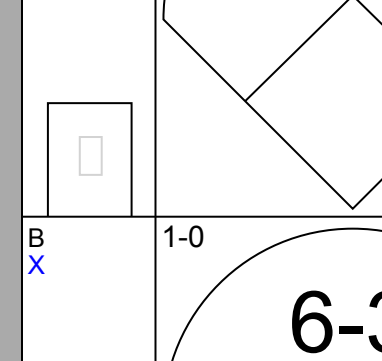
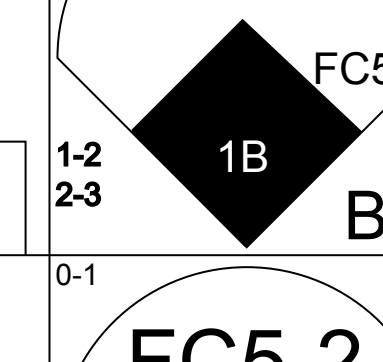
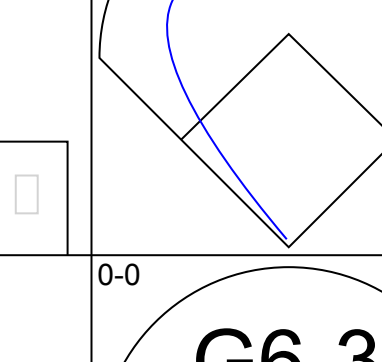
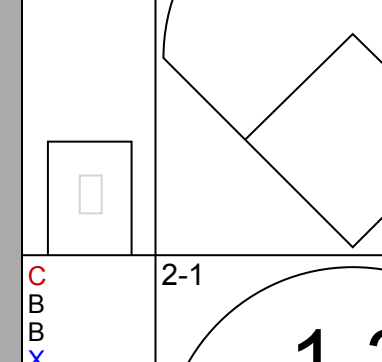
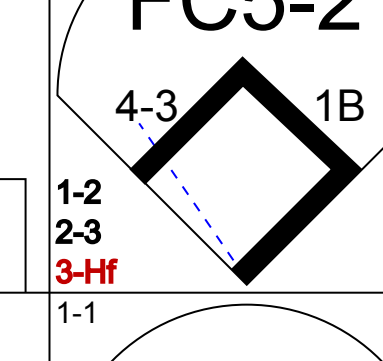
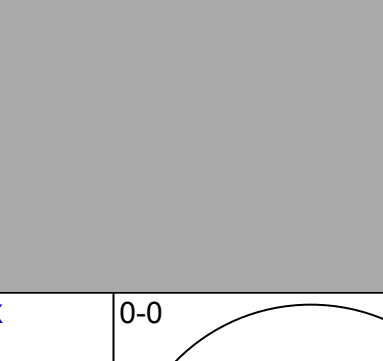
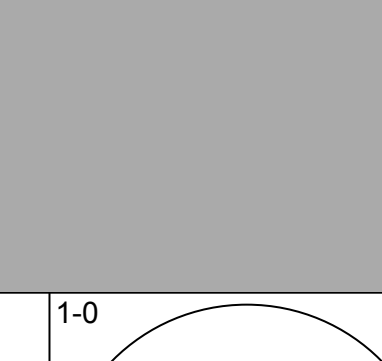
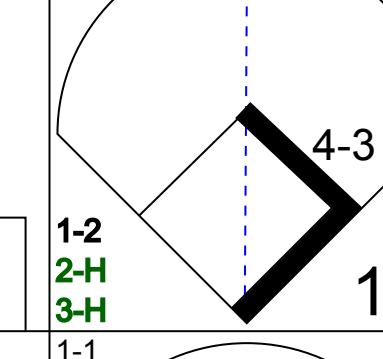
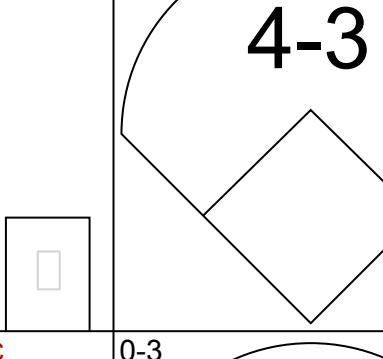
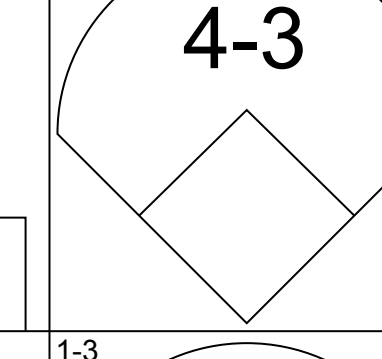


Batter	1	2	3	4	5	6	7	8	9	AB	R	H	RBI	BB	SO	LOB	BOTTOM					
Larry Herndon, R OBP: 0.298, SLG: 0.392 (1, 8)	0-3 K		0-0 F9		0-0 F5			0-3 K		4	0	0	0	0	2	2						
Joe Strain, R OBP: 0.301, SLG: 0.311 (1, 4)	0-3 K		2-3 6-3		0-0 FC5-4		0-0 5-3			4	0	0	1	0	1	1						
Jack Clark, R OBP: 0.353, SLG: 0.485 (1, 9)	0-0 1B		3-H E6		0-3 K		0-0 F3			4	0	1	0	0	1	0						
Willie McCovey, L OBP: 0.335, SLG: 0.436 (1, 3)	0-0 4-3		0-0 G3		0-3 K		0-0 K		0-0 L4	4	0	0	0	0	1	2						
Mike Ivie, R OBP: 0.382, SLG: 0.589 (1, 7)		0-0 L1		0-0 F7		0-0 F3		0-0 1-3		4	0	0	0	0	0	0						
Darrell Evans, L OBP: 0.380, SLG: 0.419 (1, 5)		0-0 FC5-4 1B		0-0 4-3		0-0 SH3 1B		0-0 1B		4	0	3	0	0	0	0						
Johnnie LeMaster, R OBP: 0.316, SLG: 0.327 (1, 6)		0-0 FC5-4		0-0 F7		0-0 SH3		0-0 L1		3	0	0	0	0	0	2						
Dennis Littlejohn, R OBP: 0.277, SLG: 0.294 (1, 2)		0-0 F8			0-0 FC5-4 1B		0-3 K			3	0	1	0	0	1	2						
John Montefusco, R OBP: 0.194, SLG: 0.333 Terry Whitfield, L OBP: 0.353, SLG: 0.388 Pedro Borbon, R OBP: 0.333, SLG: 0.333 Gary Lavelle, S OBP: 0.250, SLG: 0.250 (7, PH) (8, 1) (9, 1)			0-0 F9 6-3 2B		0-3 K		0-0 G3			2	1	1	0	0	1	1						
Inning Stats	R: 0 E: 0 K: 2 S: 8	H: 1 LOB: 1 BB: 0 P: 8	R: 0 E: 0 K: 0 S: 4	H: 1 LOB: 1 BB: 0 P: 4	R: 1 E: 1 K: 0 S: 5	H: 1 LOB: 1 BB: 0 P: 5	R: 0 E: 0 K: 0 S: 3	H: 0 LOB: 0 BB: 0 P: 3	R: 0 E: 0 K: 1 S: 6	H: 1 LOB: 1 BB: 0 P: 6	R: 0 E: 0 K: 2 S: 7	H: 0 LOB: 0 BB: 0 P: 7	R: 0 E: 0 K: 1 S: 6	H: 1 LOB: 1 BB: 0 P: 6	R: 0 E: 0 K: 1 S: 5	H: 0 LOB: 0 BB: 0 P: 5	R: 0 E: 0 K: 0 S: 4	H: 1 LOB: 1 BB: 0 P: 4	1B: 5 2B: 1 3B: 0 HR: 0	SF: 0 SAC: 1 DP: 0 HBP: 0	WP: 0 PB: 0 SB: 0 CS: 0	PA: 34
PITCHER	IP	WLS	BF	H	R	ER	SO	BB	IBB	HBP	BLK	WP	HR	S	P	ERA	WHIP					
Dennis Lamp, R ERA: 4.03 (1, 1)	6.1	W	25	5	1	1	5	0	0	0	0	0	0	35	35	1.42	0.789					
Bruce Sutter, R ERA: 1.35 (7, 1)	2.2	S	9	1	0	0	2	0	0	0	0	0	0	13	13	0.00	0.375					

Chicago Cubs @ San Francisco Giants
Candlestick Park, San Francisco, CA
Sun Aug 26 1979, 6:33 AM EDT
Att: 17,742 - Unknown

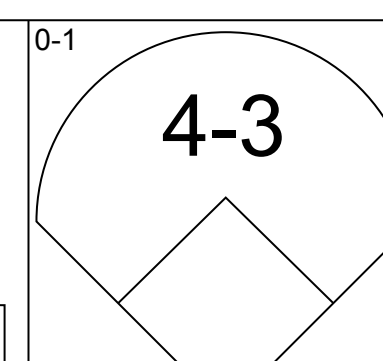
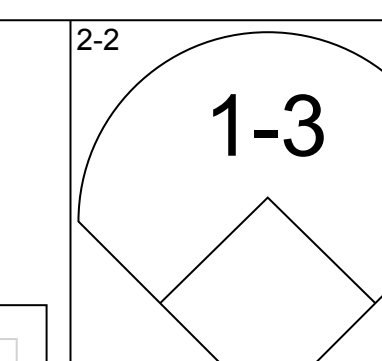
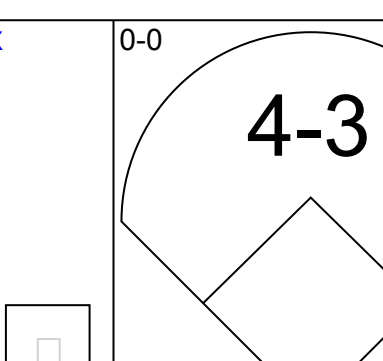
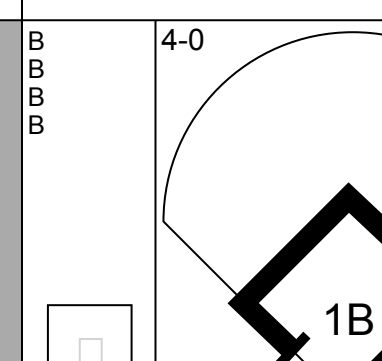
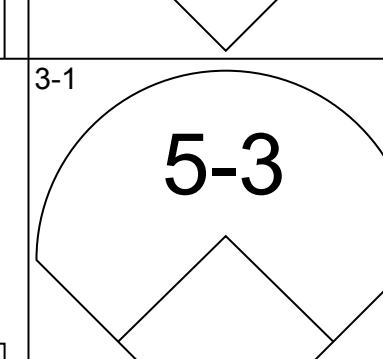
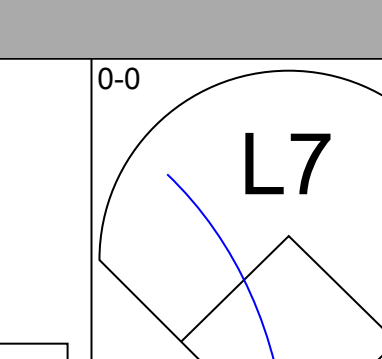
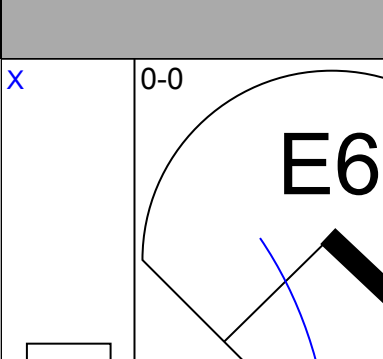
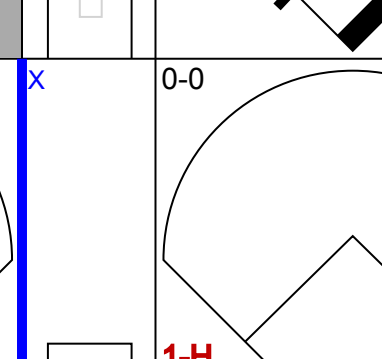

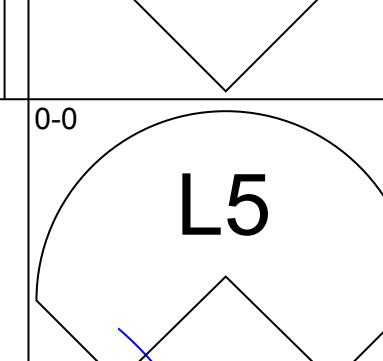
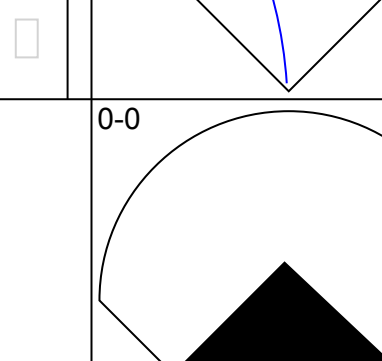
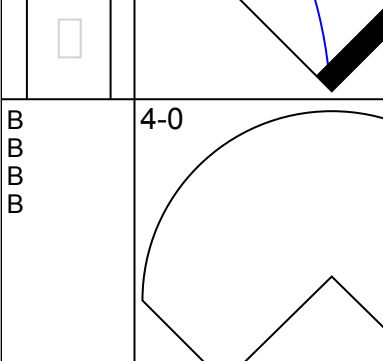
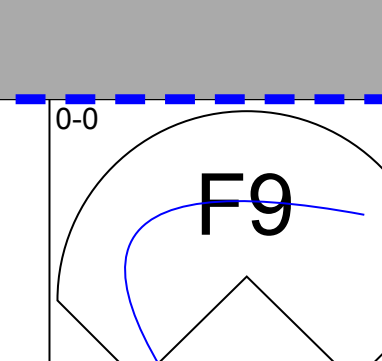
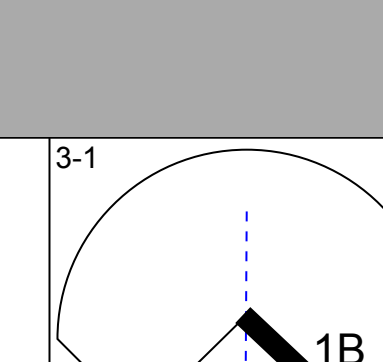
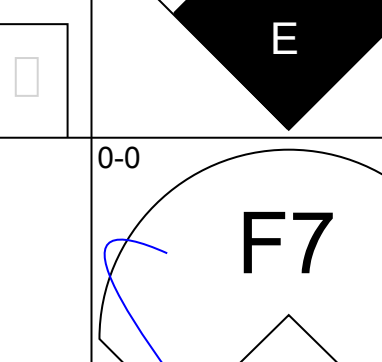
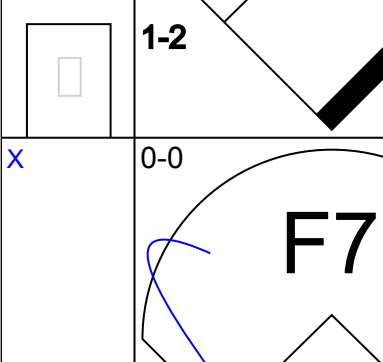
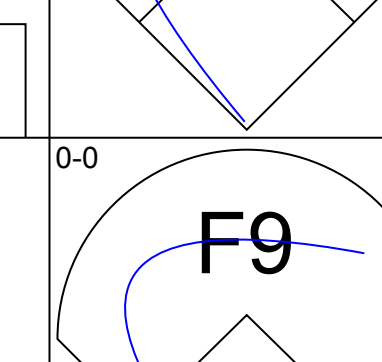
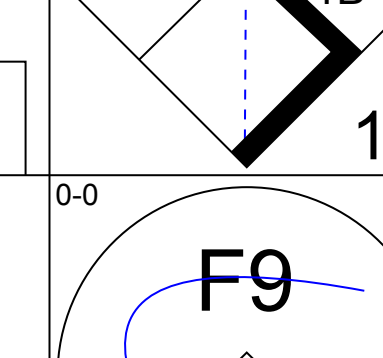
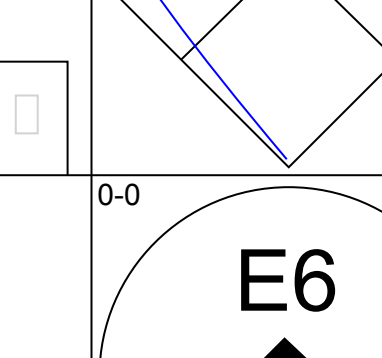
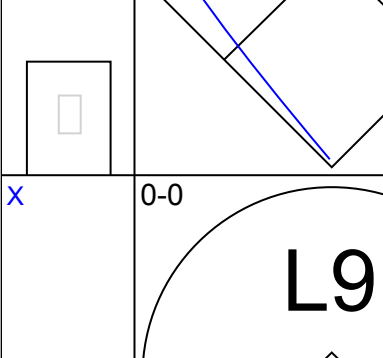
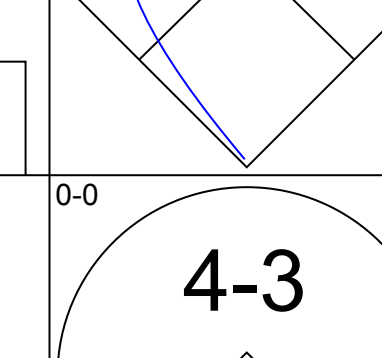
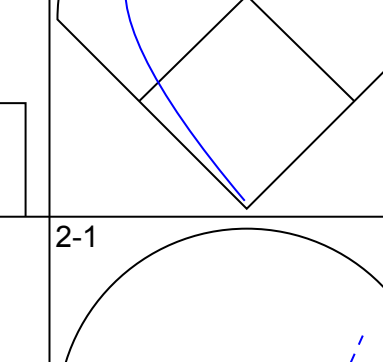
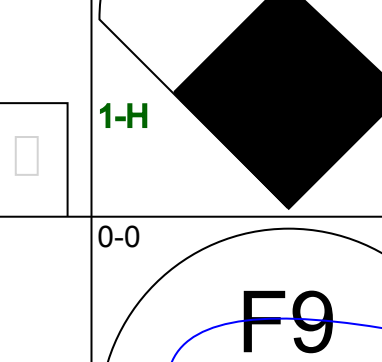
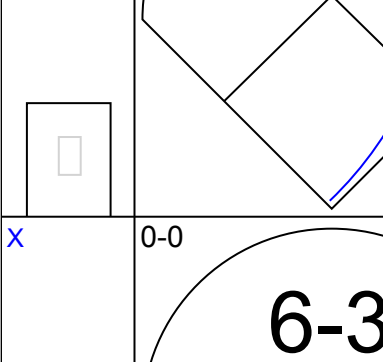
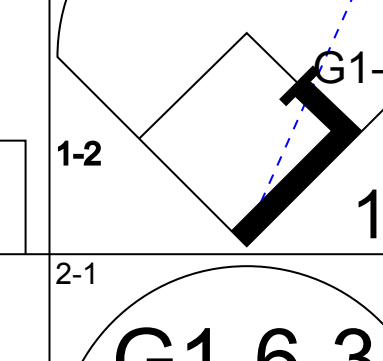
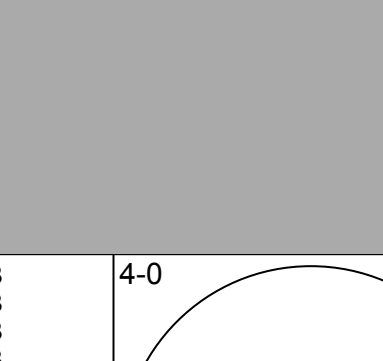
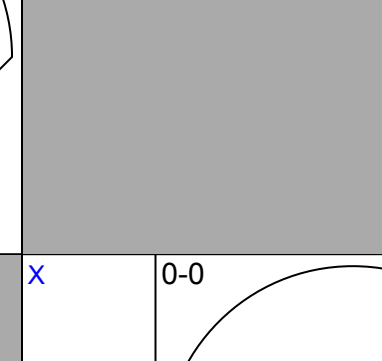
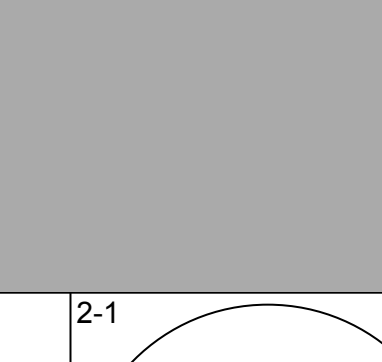
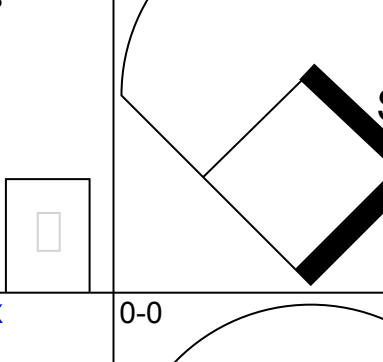
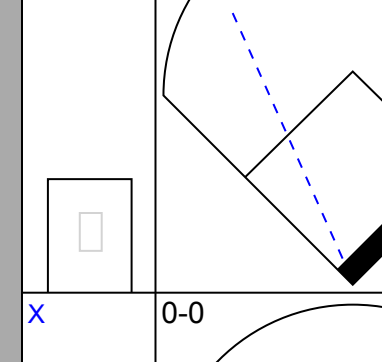
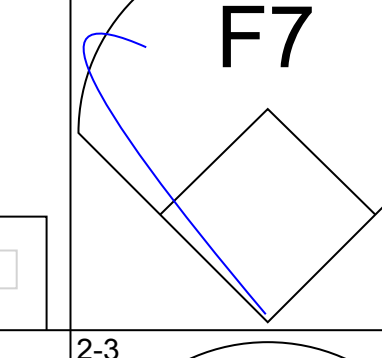
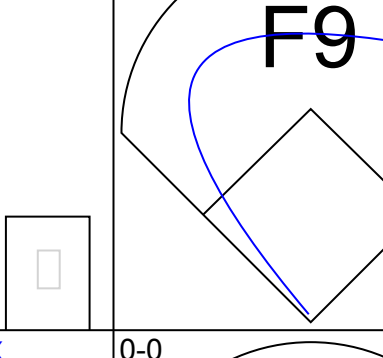
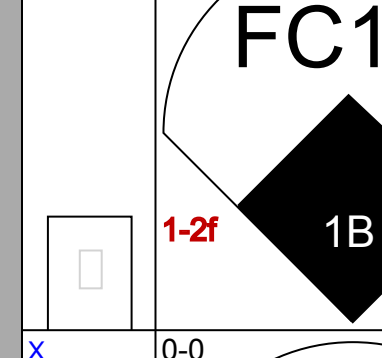
AB	33
R	1
H	6
RBI	1
BB	0
SO	7
LOB	11



Batter	1	2	3	4	5	6	7	8	9	AB	R	H	RBI	BB	SO	LOB	TOP			
Garry Templeton, S (1, 6) OBP: 0.343, SLG: 0.467										4	0	0	0	0	4	2	St. Louis Cardinals @ San Francisco Giants Candlestick Park, San Francisco, CA Thu Aug 30 1979, 6:33 AM EDT Att: 5,136 - Sunny - 75 F			
Lou Brock, L (1, 7) OBP: 0.348, SLG: 0.416										4	0	0	0	0	0	0				
Keith Hernandez, L (1, 3) OBP: 0.412, SLG: 0.503										4	0	0	0	0	0	0				
Ted Simmons, S (1, 2) OBP: 0.381, SLG: 0.530 Tom Herr, S (9, PR)										4	0	1	0	0	0	0				
George Hendrick, R (1, 9) OBP: 0.362, SLG: 0.456										4	1	2	0	0	0	1				
Tony Scott, S (1, 8) OBP: 0.309, SLG: 0.385										2	1	0	0	1	0	1				
Ken Reitz, R (1, 5) OBP: 0.298, SLG: 0.372										3	0	0	0	0	0	4				
Ken Oberkfell, L (1, 4) OBP: 0.403, SLG: 0.419										3	0	1	2	0	0	0				
Pete Vuckovich, R (1, 1) OBP: 0.147, SLG: 0.152 Bernie Carbo, L (8, PH) Will McEnaney, L (8, 1)										2	0	0	0	0	1	2				
Inning Stats	R: 0 E: 0 K: 1 S: 11	H: 0 LOB: 0 BB: 0 P: 15	R: 2 E: 0 K: 1 S: 12	H: 3 LOB: 2 BB: 1 P: 18	R: 0 E: 0 K: 0 S: 4	H: 0 LOB: 0 BB: 0 P: 6	R: 0 E: 0 K: 0 S: 5	H: 1 LOB: 0 BB: 0 P: 7	R: 0 E: 0 K: 2 S: 7	H: 0 LOB: 0 BB: 0 P: 7	R: 0 E: 0 K: 0 S: 6	H: 0 LOB: 2 BB: 0 P: 12	R: 0 E: 0 K: 2 S: 7	H: 0 LOB: 0 BB: 0 P: 9	R: 0 E: 1 K: 0 S: 11	H: 0 LOB: 2 BB: 0 P: 17		1B: 4 2B: 0 3B: 0 HR: 0	SF: 0 SAC: 0 DP: 1 HBP: 0	WP: 0 PB: 0 SB: 1 CS: 0
PITCHER Ed Whitson, R (1, 1) ERA: 4.75	IP: 9.0 WLS: W BF: 32 H: 4 R: 2 ER: 2 SO: 6 BB: 1 IBB: 0 HBP: 0 BLK: 0 WP: 0 HR: 0 S: 68 P: 99 ERA: 2.00 WHIP: 0.556															PITCHER				

AB	31
R	2
H	4
RBI	2
BB	1
SO	6
LOB	10



Batter	1	2	3	4	5	6	7	8	9	AB	R	H	RBI	BB	SO	LOB	BOTTOM			
Bill North, S (1, 8) OBP: 0.389, SLG: 0.363										3	0	0	0	1	0	1	St. Louis Cardinals @ San Francisco Giants Candlestick Park, San Francisco, CA Thu Aug 30 1979, 6:33 AM EDT Att: 5,136 - Sunny - 75 F			
Joe Strain, R (1, 4) OBP: 0.300, SLG: 0.315 Willie McCovey, L (7, PH) Rob Andrews, R (8, 4) OBP: 0.332, SLG: 0.429 OBP: 0.276, SLG: 0.263										3	0	0	0	0	0	0				
Mike Ivie, R (1, 3) OBP: 0.381, SLG: 0.582										3	1	1	0	1	0	0				
Darrell Evans, L (1, 5) OBP: 0.357, SLG: 0.416										4	0	1	0	0	0	3				
Terry Whitfield, L (1, 7) OBP: 0.353, SLG: 0.391										4	1	1	1	0	0	3				
Larry Hemdon, R (1, 9) OBP: 0.301, SLG: 0.389										3	0	1	0	0	0	2				
Roger Metzger, S (1, 6) OBP: 0.295, SLG: 0.304										2	0	1	0	1	0	2				
Dennis Littlejohn, R (1, 2) OBP: 0.267, SLG: 0.291										3	1	0	0	0	0	2				
Ed Whitson, R (1, 1) OBP: 0.143, SLG: 0.118										1	0	0	0	0	1	0				
Inning Stats	R: 0 E: 0 K: 0 S: 5	H: 0 LOB: 0 BB: 0 P: 8	R: 0 E: 0 K: 0 S: 7	H: 2 LOB: 1 BB: 0 P: 14	R: 0 E: 0 K: 1 S: 8	H: 0 LOB: 0 BB: 0 P: 14	R: 2 E: 1 K: 0 S: 5	H: 2 LOB: 0 BB: 0 P: 5	R: 0 E: 0 K: 0 S: 3	H: 0 LOB: 1 BB: 1 P: 7	R: 0 E: 1 K: 0 S: 4	H: 0 LOB: 2 BB: 1 P: 8	R: 1 E: 0 K: 0 S: 4	H: 2 LOB: 2 BB: 1 P: 8	R: 0 E: 0 K: 0 S: 3	H: 0 LOB: 0 BB: 0 P: 3		1B: 5 2B: 1 3B: 0 HR: 0	SF: 0 SAC: 2 DP: 1 HBP: 0	WP: 0 PB: 0 SB: 0 CS: 0
PITCHER Pete Vuckovich, R (1, 1) ERA: 3.72 Will McEnaney, L (8, 1) ERA: 3.09	IP: 7.0 WLS: L BF: 29 H: 6 R: 3 ER: 2 SO: 6 BB: 3 IBB: 0 HBP: 0 BLK: 0 WP: 0 HR: 0 S: 36 P: 64 ERA: 2.57 WHIP: 1.286															PITCHER				

AB	27
R	3
H	6
RBI	2
BB	3
SO	1
LOB	13



Batter	1	2	3	4	5	6	7	8	9	AB	R	H	RBI	BB	SO	LOB	TOP								
Omar Moreno, L (1, 8) OBP: 0.340, SLG: 0.399	1-3 K	1-2 L4-3 1B				4-0 S SH1-4 BB	0-3 K		0-0 FC6-4 6-3 BLK WP	4	1	1	2	1	2	2	Pittsburgh Pirates @ San Francisco Giants Candlestick Park, San Francisco, CA Fri Aug 31 1979, 10:05 PM EDT Att: 19,377 - Unknown livebaseballscorecards.com								
Tim Foli, R (1, 6) OBP: 0.322, SLG: 0.336 Rennie Stennett, R (5, PH) OBP: 0.287, SLG: 0.291	2-2 6-3	0-0 L4-3			0-0 SH1-4		0-0 CS BB 1B	0-0 6-3	2	0	0	0	0	0	2	2									
Lee Lacy, R (1, 7) OBP: 0.339, SLG: 0.432	0-1 F8				4-0 BB IBB		1-2 CS BB	1-0 1-3	3	0	0	0	2	1	0	0									
Bill Robinson, R (1, 9) OBP: 0.304, SLG: 0.522		1-0 F7	0-0 5-3		0-0 SF7		0-0 5-3		3	0	0	1	0	0	2	2									
Bill Madlock, R (1, 5) OBP: 0.343, SLG: 0.430		4-2 1B E BB	1-0 5-3		3-H 4-0 1-2 2-3 BB		0-3 K		2	1	0	0	2	1	1	1									
John Milner, L (1, 3) OBP: 0.391, SLG: 0.531		0-0 1B E 1B			0-3 K			0-0 F7	4	1	1	0	0	1	3	3									
Phil Garner, R (1, 4) OBP: 0.358, SLG: 0.452		1-1 E3 1B 1B			0-0 6-3			0-0 P4	4	1	1	1	0	0	1	1									
Steve Nicosia, R (1, 2) OBP: 0.349, SLG: 0.440		3-H 1-2 1B 1B			0-3 K			0-0 5-3	4	1	1	1	0	2	2	2									
Don Robinson, R (1, 1) OBP: 0.256, SLG: 0.200 Enrique Romo, R (6, 1) OBP: 0.162, SLG: 0.162 Kent Tekulve, R (9, 1) OBP: 0.273, SLG: 0.200 Grant Jackson, S (9, 1)		4-1 1B BB			4-0 SH1-4 BB SF7 BB		0-3 K		0-0 FC6-4 1B	1	1	0	0	2	1	1									
Inning Stats	R: 0 E: 0 K: 1 S: 10	H: 0 LOB: 0 BB: 0 P: 13	R: 4 E: 1 K: 0 S: 14	H: 3 LOB: 1 BB: 2 P: 26	R: 0 E: 0 K: 1 S: 5	H: 0 LOB: 0 BB: 0 P: 9	R: 0 E: 0 K: 1 S: 7	H: 0 LOB: 0 BB: 0 P: 10	R: 1 E: 0 K: 3 S: 5	H: 0 LOB: 3 BB: 4 P: 21	R: 0 E: 0 K: 3 S: 10	H: 1 LOB: 1 BB: 0 P: 10	R: 0 E: 0 K: 1 S: 5	H: 1 LOB: 1 BB: 1 P: 9	R: 0 E: 0 K: 0 S: 3	H: 0 LOB: 0 BB: 0 P: 3		R: 1 E: 0 K: 0 S: 4	H: 1 LOB: 0 BB: 0 P: 5	1B: 5 2B: 2 3B: 0 HR: 0	SF: 1 SAC: 1 DP: 1 HBP: 0	WP: 1 PB: 0 SB: 1 CS: 2	PA: 39		
PITCHER	IP	WLS	BF	H	R	ER	SO	BB	IBB	HBP	BLK	WP	HR	S	P	ERA	WHIP								
John Curtis, L (1, 1) ERA: 4.39	4.0	L	19	3	5	4	3	4	0	0	0	0	0	36	66	9.00	1.750								
Pedro Borbon, R (5, 1) ERA: 4.1	1.0		5	0	0	0	1	1	1	0	0	0	0	5	13	0.00	1.000								
Ed Halicki, R (6, 1) ERA: 4.52	1.0		4	1	0	0	3	0	0	0	0	0	0	10	10	0.00	1.000								
Greg Minton, R (7, 1) ERA: 2.05	3.0		11	2	1	1	1	1	0	0	1	1	0	12	17	3.00	1.000								

Batter	1	2	3	4	5	6	7	8	9	AB	R	H	RBI	BB	SO	LOB	BOTTOM								
Bill North, S (1, 8) OBP: 0.389, SLG: 0.362	4-0 G4-3-6 BB					0-0 4-3			0-0 F9	2	0	0	0	1	1	2	Pittsburgh Pirates @ San Francisco Giants Candlestick Park, San Francisco, CA Fri Aug 31 1979, 10:05 PM EDT Att: 19,377 - Unknown livebaseballscorecards.com								
Ed Halicki, R (6, 1) OBP: 0.207, SLG: 0.214 Willie McCovey, L (6, PH) OBP: 0.331, SLG: 0.428 Greg Minton, S (7, 1)					2-3 F8				1-2 4-1	0	0	0	0	0	0	0									
Jack Clark, R (9, PH) OBP: 0.349, SLG: 0.479					0-0 F8				0-0 4-3	5	0	1	0	0	0	4									
Joe Strain, R (1, 4) OBP: 0.297, SLG: 0.313	1-1 G4-3-6 1-2				0-0 F9				0-0 4-3	5	1	2	0	0	0	4									
Mike Ivie, R (1, 3) OBP: 0.384, SLG: 0.599	2-2 3-1				0-0 1B 2B				0-0 F8	5	1	3	2	0	0	1									
Darrell Evans, L (1, 5) OBP: 0.358, SLG: 0.414		0-1 F5			0-0 F4				4-0 1B 3B BB	3	1	0	0	2	1	2									
Terry Whitfield, L (1, 7) OBP: 0.354, SLG: 0.391		3-3 K			1-0 1B				0-0 F4	5	1	2	0	0	1	2									
Larry Hemdon, R (1, 9) OBP: 0.303, SLG: 0.386		4-1 FC4-6 BB			4-2 BB				0-3 K	2	0	0	0	2	2	2									
Roger Metzger, S (1, 6) OBP: 0.298, SLG: 0.313		0-1 FC4-6			1-2 4-3				0-0 K	3	0	1	2	1	0	3									
Dennis Littlejohn, R (1, 2) OBP: 0.282, SLG: 0.295					4-2 SH1-4 BB				0-3 K	2	0	1	0	2	1	1									
John Curtis, L (1, 1) OBP: 0.212, SLG: 0.194 Pedro Borbon, R (5, 1) OBP: 0.333, SLG: 0.333 Greg Johnston, L (5, PH) OBP: 0.229, SLG: 0.303					1-2 SH1-4				0-0 4-3	0	0	0	0	0	0	0									
Inning Stats	R: 0 E: 0 K: 0 S: 5	H: 0 LOB: 1 BB: 1 P: 12	R: 0 E: 0 K: 1 S: 9	H: 0 LOB: 1 BB: 1 P: 16	R: 0 E: 0 K: 1 S: 10	H: 0 LOB: 1 BB: 1 P: 19	R: 0 E: 0 K: 0 S: 8	H: 2 LOB: 2 BB: 1 P: 14	R: 0 E: 0 K: 0 S: 4	H: 1 LOB: 1 BB: 0 P: 4	R: 3 E: 0 K: 2 S: 10	H: 3 LOB: 2 BB: 2 P: 18	R: 0 E: 0 K: 1 S: 5	H: 1 LOB: 0 BB: 0 P: 5	R: 0 E: 0 K: 2 S: 7	H: 0 LOB: 1 BB: 1 P: 11	R: 1 E: 0 K: 0 S: 5	H: 2 LOB: 2 BB: 1 P: 9	1B: 5 2B: 3 3B: 1 HR: 1	SF: 0 SAC: 1 DP: 2 HBP: 0	WP: 0 PB: 0 SB: 0 CS: 1	PA: 41			
PITCHER	IP	WLS	BF	H	R	ER	SO	BB	IBB	HBP	BLK	WP	HR	S	P	ERA	WHIP								
Don Robinson, R (1, 1) ERA: 4.12	5.1	W	25	6	3	3	3	5	0	0	0	0	0	42	75	5.06	2.062								
Enrique Romo, R (6, 1) ERA: 2.87	3.0		12	2	1	1	4	2	0	0	0	0	0	18	26	3.00	1.333								
Kent Tekulve, R (9, 1) ERA: 2.87	0.1	S	2	1	0	0	0	0	0	0	0	0	0	2	2	0.00	3.000								
Grant Jackson, L (9, 1) ERA: 3.52	0.1	S	2	0	0	0	0	1	0	0	0	0	0	1	5	0.00	3.000								



Batter	1	2	3	4	5	6	7	8	9	AB R H RBI BB SO LOB	TOP											
Omar Moreno, L (1, 8) OBP: 0.339, SLG: 0.400	1-3 K		2-1 9-2 3B		0-3 K		0-3 K		0-0 1B 2H	5 1 2 0 0 3 0	Pittsburgh Pirates @ San Francisco Giants Candlestick Park, San Francisco, CA Sat Sep 01 1979, 6:38 AM EDT Att: 27,382 - Unknown livebaseballscorecards.com											
Phil Garner, R (1, 4) OBP: 0.356, SLG: 0.448	1-0 F6		1-0 9-2		0-3 K		0-0 HR 1B		0-0 1B 2H	5 2 2 1 0 1 1												
Lee Lacy, R (1, 7) OBP: 0.347, SLG: 0.458	1-1 F3		3-H 1-0 5-3			0-0 1B FC5-4 1B	0-0 HR 1B		0-0 1B 1-H	5 2 3 3 0 0 0												
Bill Robinson, R (1, 9) OBP: 0.304, SLG: 0.522		2-2 SH1-3 2B		2-3 K		0-0 1B FC5-4	0-0 6-3		0-0 F6	5 0 2 0 0 1 1												
Bill Madlock, R (1, 5) OBP: 0.341, SLG: 0.427		1-2 SH1-3 1B		0-0 WP S 2B 1B		0-0 1B FC5-4 S WP E 1-2 3-H		0-0 6-3		4 2 2 1 0 0 1												
Manny Sanguillen, R (1, 3) OBP: 0.292, SLG: 0.339		0-0 SH1-3		2-2 1-H 2B		0-0 G3		0-0 F5		2 0 1 1 0 0 1 1 0 0 0 0 0 0												
Willie Stargell, L (6, 3) OBP: 0.383, SLG: 0.591		1-2 2-3		2-2 1-H 2B		0-0 E5		0-0 4-3		4 0 0 0 0 1 3												
Dale Berra, R (1, 6) OBP: 0.261, SLG: 0.303		1-3 K		2-2 4-3		0-0 E5		0-0 4-3		4 0 0 0 0 1 3												
Steve Nicosia, R (1, 2) OBP: 0.353, SLG: 0.438		4-0 IBB		1-0 F3		0-0 F9		0-0 SH1-4 1B 1B		3 0 1 0 1 0 2												
Jim Bibby, R (1, 1) OBP: 0.167, SLG: 0.343		0-3 K		0-0 4-3		0-0 4-3		0-0 5-3		3 0 0 0 0 1 3												
Inning Stats	R: 0 E: 0 K: 1 S: 6	H: 0 LOB: 0 BB: 0 P: 9	R: 0 E: 0 K: 2 S: 17	H: 2 LOB: 3 BB: 1 P: 25	R: 0 E: 0 K: 0 S: 4	H: 1 LOB: 0 BB: 0 P: 8	R: 1 E: 0 K: 1 S: 15	H: 2 LOB: 1 BB: 0 P: 22	R: 0 E: 0 K: 2 S: 7	H: 0 LOB: 0 BB: 0 P: 7	R: 2 E: 1 K: 0 S: 6	H: 2 LOB: 1 BB: 0 P: 6	R: 2 E: 0 K: 1 S: 7	H: 2 LOB: 0 BB: 0 P: 7	R: 0 E: 0 K: 0 S: 3	H: 0 LOB: 0 BB: 0 P: 3	R: 2 E: 0 K: 0 S: 6	H: 4 LOB: 1 BB: 0 P: 6	1B: 9 2B: 3 3B: 1 HR: 1	SF: 0 SAC: 2 DP: 1 HBP: 0	WP: 2 PB: 1 SB: 2 CS: 0	PA: 40
PITCHER	IP WLS BF H R ER SO BB IBB HBP BLK WP HR S P ERA WHIP											PITCHER	IP WLS BF H R ER SO BB IBB HBP BLK WP HR S P ERA WHIP									
Bob Knepper, L (1, 1) ERA: 4.31	8.0 L 34 9 5 4 7 0 0 0 0 0 2 1 65 87 4.50 1.125																					
Randy Moffitt, R (9, 1) ERA: 7.68	1.0 6 4 2 2 0 0 0 0 0 0 0 0 6 6 18.00 4.000																					

Batter	1	2	3	4	5	6	7	8	9	AB R H RBI BB SO LOB	BOTTOM							
Larry Herndon, R (1, 8) OBP: 0.299, SLG: 0.380	0-3 K			0-0 6-3		0-3 K			0-0 F8	4 0 0 0 0 2 0	Pittsburgh Pirates @ San Francisco Giants Candlestick Park, San Francisco, CA Sat Sep 01 1979, 6:38 AM EDT Att: 27,382 - Unknown livebaseballscorecards.com							
Rob Andrews, R (1, 4) OBP: 0.277, SLG: 0.262	0-3 K			0-0 2B SF8 1B		0-0 4-3			0-0 F7	4 1 1 0 0 1 0								
Jack Clark, R (1, 9) OBP: 0.351, SLG: 0.480	0-0 6-3			0-0 SF8 1-3 2B			0-0 E6 1B 1B		0-0 F5	4 1 2 0 0 0 0								
Darrell Evans, L (1, 5) OBP: 0.356, SLG: 0.411		0-0 G6-4-3 1B		0-0 SF8		0-0 F9				2 0 1 1 0 0 1								
Mike Ivie, R (1, 3) OBP: 0.382, SLG: 0.592		0-0 G6-4-3 1-2		2-3 3-H 5-3		0-0 1B 2H				3 0 1 1 0 0 2								
Terry Whitfield, L (1, 7) OBP: 0.353, SLG: 0.392		0-3 K		0-0 4-3		0-0 4-3				3 0 0 0 0 1 0								
Johnnie LeMaster, R (1, 6) OBP: 0.313, SLG: 0.323			0-0 1-3		0-0 6-3			0-0 G3		3 0 0 0 0 0 0								
Mike Sadek, R (1, 2) OBP: 0.319, SLG: 0.298			0-3 K		0-3 K			0-0 G3		3 0 0 0 0 2 0								
Bob Knepper, L (1, 1) OBP: 0.203, SLG: 0.302			0-3 K		0-0 B1			0-3 K		2 0 0 0 0 1 0 1 0 0 0 0 1 0 0 0 0 0 0 0 0								
Greg Johnston, L (8, PH) OBP: 0.216, SLG: 0.286																		
Randy Moffitt, R (9, 1) ERA: 2.69																		
Inning Stats	R: 0 E: 0 K: 2 S: 7	H: 1 LOB: 0 BB: 0 P: 5	R: 0 E: 0 K: 2 S: 7	H: 0 LOB: 0 BB: 0 P: 7	R: 1 E: 0 K: 0 S: 5	H: 2 LOB: 1 BB: 0 P: 5	R: 0 E: 0 K: 1 S: 5	H: 0 LOB: 0 BB: 0 P: 5	R: 1 E: 1 K: 0 S: 4	H: 2 LOB: 0 BB: 0 P: 4	R: 0 E: 0 K: 1 S: 5	H: 0 LOB: 0 BB: 0 P: 5	R: 0 E: 0 K: 1 S: 3	H: 0 LOB: 0 BB: 0 P: 3	1B: 4 2B: 1 3B: 0 HR: 0	SF: 1 SAC: 0 DP: 1 HBP: 0	WP: 0 PB: 0 SB: 0 CS: 0	PA: 30
PITCHER	IP WLS BF H R ER SO BB IBB HBP BLK WP HR S P ERA WHIP											PITCHER	IP WLS BF H R ER SO BB IBB HBP BLK WP HR S P ERA WHIP					
Jim Bibby, R (1, 1) ERA: 2.69	9.0 W 30 5 2 1 8 0 0 0 0 0 0 0 46 46 1.00 0.556																	

Batter	1	2	3	4	5	6	7	8	9	AB	R	H	RBI	BB	SO	LOB	TOP										
Bill North, S OBP: 0.390, SLG: 0.358 Max Venable, L (7, PR) OBP: 0.350, SLG: 0.421	4-1 SH1-3 BB		0-1 E1 1B		3-2 F9		1-0 HBP		0-0 F4	2	0	0	0	1	0	0											
Joe Strain, R OBP: 0.289, SLG: 0.303	0-0 SH1-3		0-1 1B		0-0 5-3		1-2 F6			3	0	1	0	0	0	3											
Mike Ivie, R OBP: 0.379, SLG: 0.587	2-3 K		1-1 1B		1-2 1-3		0-0 L7			4	0	1	0	0	1	4											
Darrell Evans, L OBP: 0.357, SLG: 0.410	2-2 6-3		2-3 K		3-2 F9		0-0 G1-6-3 1B			4	0	1	0	0	1	3											
Terry Whitfield, L OBP: 0.358, SLG: 0.401		1-1 3-1		1-2 1B		0-0 5-3		0-0 G1-6-3 1B		4	0	1	0	0	0	1											
Larry Hemdon, R OBP: 0.298, SLG: 0.391		1-1 6-3 2B		1-0 F5		1-2 1-3		0-0 F9		4	0	1	0	0	0	1											
Johnnie LetMaster, R OBP: 0.314, SLG: 0.328		1-1 6-3		0-0 1B		1-1 1B		0-0 F7		4	0	2	0	0	0	1											
Dennis Littlejohn, R OBP: 0.279, SLG: 0.279		0-0 F7		3-1 F7		1-0 HBP 1B		0-3 K		4	0	1	0	0	1	3											
Ed Whitson, R OBP: 0.135, SLG: 0.111 Jack Clark, R (7, PH) OBP: 0.350, SLG: 0.479 Greg Minton, S (7, 1) Greg Johnston, L (8, PH) OBP: 0.237, SLG: 0.306			0-1 6-3		2-2 L6		0-3 K		0-0 1B	2	0	0	0	0	0	2											
Inning Stats	R: 0 E: 0 K: 1 S: 10	H: 0 LOB: 1 BB: 1 P: 18	R: 0 E: 0 K: 0 S: 7	H: 1 LOB: 1 BB: 0 P: 10	R: 0 E: 1 K: 1 S: 11	H: 2 LOB: 2 BB: 0 P: 14	R: 0 E: 0 K: 0 S: 10	H: 2 LOB: 0 BB: 0 P: 17	R: 0 E: 0 K: 0 S: 7	H: 0 LOB: 0 BB: 0 P: 11	R: 0 E: 0 K: 0 S: 7	H: 0 LOB: 0 BB: 0 P: 11	R: 0 E: 0 K: 1 S: 10	H: 2 LOB: 2 BB: 0 P: 14	R: 0 E: 0 K: 0 S: 3	H: 1 LOB: 0 BB: 0 P: 3	R: 0 E: 0 K: 1 S: 6	H: 1 LOB: 1 BB: 0 P: 6	1B: 8 2B: 1 3B: 0 HR: 0	SF: 0 SAC: 1 DP: 1 HBP: 1	WP: 0 PB: 0 SB: 1 CS: 0	PA: 37					
PITCHER	IP	WLS	BF	H	R	ER	SO	BB	IBB	HBP	BLK	WP	HR	S	P	ERA	WHIP										
Gaylord Perry, R ERA: 3.06 Eric Rasmussen, R ERA: 4.0	(1, 1) (8, 1)	7.0 S	30 7	7 2	0 0	0 0	3 1	1 0	0 0	1 0	0 0	0 0	0 0	62 9	95	0.00	1.143										

San Francisco Giants @ San Diego Padres
San Diego Stadium, San Diego, CA
Mon Sep 03 1979, 10:05 PM EDT
Att: 7,333 - Unknown

livebaseballscorecards.com

AB 34
R 0
H 9
RBI 0
BB 1
SO 4
LOB 21




Batter	1	2	3	4	5	6	7	8	9	AB	R	H	RBI	BB	SO	LOB	BOTTOM										
Tim Flannery, L OBP: 0.500, SLG: 0.333	0-0 F8		1-0 1B HBP		0-0 1B		3-1 6-3			3	0	1	1	0	0	1											
Paul Dade, R OBP: 0.311, SLG: 0.369	4-1 G3 S 2B BB		0-2 1-3 1B		0-0 F8		0-0 1-3			3	1	1	0	1	0	1											
Gene Tenace, R OBP: 0.410, SLG: 0.427	3-1 G3		1-1 F7		1-3 K		0-0 F8			4	0	0	0	0	1	3											
Dave Winfield, R OBP: 0.398, SLG: 0.557	1-1 2B		1-1 1-3		3-1 4-3		0-0 6-3			4	0	1	1	0	0	2											
Bill Fahey, L OBP: 0.367, SLG: 0.425	4-2 BB		4-0 IBB		1-1 F5		0-0 4-3			2	0	0	0	2	0	0											
Jim Wilhelm, R OBP: 0.250, SLG: 0.344	1-0 L1		1-3 K		1-3 K		1-3 K		0-0 5-3	4	0	0	0	0	2	5											
Dan Briggs, L OBP: 0.278, SLG: 0.364		3-1 F7		0-0 PB 1B		0-0 BLK 3B		0-0 F7		4	2	2	0	0	0	0											
Bill Almon, R OBP: 0.289, SLG: 0.246		0-3 K		1-3 K		4-0 BLK S IBB				2	0	0	0	1	2	1											
Gaylord Perry, R OBP: 0.110, SLG: 0.155 Eric Rasmussen, R OBP: 0.111, SLG: 0.040		2-3 K		1-3 K		2-1 6-3				3	0	0	0	0	2	2											
Inning Stats	R: 1 E: 0 K: 0 S: 12	H: 1 LOB: 2 BB: 2 P: 25	R: 0 E: 0 K: 2 S: 8	H: 0 LOB: 0 BB: 0 P: 13	R: 0 E: 0 K: 1 S: 10	H: 1 LOB: 3 BB: 1 P: 18	R: 1 E: 0 K: 2 S: 10	H: 2 LOB: 1 BB: 0 P: 12	R: 0 E: 0 K: 1 S: 7	H: 0 LOB: 0 BB: 0 P: 12	R: 1 E: 0 K: 1 S: 8	H: 1 LOB: 1 BB: 1 P: 18	R: 0 E: 0 K: 0 S: 3	H: 0 LOB: 0 BB: 0 P: 3	R: 0 E: 0 K: 0 S: 3	H: 0 LOB: 0 BB: 0 P: 3	R: 0 E: 0 K: 0 S: 3	H: 0 LOB: 0 BB: 0 P: 3	1B: 3 2B: 1 3B: 1 HR: 0	SF: 0 SAC: 0 DP: 0 HBP: 1	WP: 0 PB: 1 SB: 2 CS: 0	PA: 34					
PITCHER	IP	WLS	BF	H	R	ER	SO	BB	IBB	HBP	BLK	WP	HR	S	P	ERA	WHIP										
Ed Whitson, R ERA: 4.67 Greg Minton, R ERA: 1.99	(1, 1) (7, 1)	6.0 L	28 6	5 0	3 0	2 0	7 0	2 0	2 0	1 0	1 0	0 0	0 6	55 6	98	3.00	1.167										

San Francisco Giants @ San Diego Padres
San Diego Stadium, San Diego, CA
Mon Sep 03 1979, 10:05 PM EDT
Att: 7,333 - Unknown

livebaseballscorecards.com

AB 29
R 3
H 5
RBI 2
BB 4
SO 7
LOB 15



Batter	1	2	3	4	5	6	7	8	9	AB	R	H	RBI	BB	SO	LOB	TOP				
Max Venable, L (1,9) OBP: 0.375, SLG: 0.409										3	0	1	0	1	1	1					
Rob Andrews, R (1,4) OBP: 0.293, SLG: 0.273										4	0	2	2	0	0	1					
Darrell Evans, L (1,5) OBP: 0.354, SLG: 0.407										4	0	0	0	0	0	3					
Mike Ivie, R (1,3) OBP: 0.381, SLG: 0.589										4	1	2	0	0	0	1					
Larry Herndon, R (1,8) OBP: 0.297, SLG: 0.387										3	0	0	0	1	0	2					
Terry Whitfield, L (1,7) OBP: 0.355, SLG: 0.396										4	0	0	0	0	1	3					
Johnnie LetMaster, R (1,6) OBP: 0.314, SLG: 0.327										4	1	1	0	0	0	0					
Dennis Littlejohn, R (1,2) OBP: 0.273, SLG: 0.272										3	0	0	0	0	0	1					
John Curtis, L (1,1) OBP: 0.216, SLG: 0.176										3	1	0	0	0	1	1					
Ed Halicki, R (9,1) OBP: 0.207, SLG: 0.214										0	0	0	0	0	0	0					
Gary Lavelle, S (9,1) OBP: 0.250, SLG: 0.250										0	0	0	0	0	0	0					
Inning Stats	R: 0 E: 0 K: 0 S: 7	H: 1 LOB: 0 BB: 0 P: 12	R: 1 E: 1 K: 0 S: 8	H: 1 LOB: 0 BB: 0 P: 12	R: 0 E: 0 K: 0 S: 8	H: 0 LOB: 0 BB: 0 P: 15	R: 0 E: 0 K: 0 S: 5	H: 1 LOB: 2 BB: 1 P: 11	R: 0 E: 0 K: 1 S: 8	H: 1 LOB: 1 BB: 0 P: 12	R: 2 E: 1 K: 0 S: 11	H: 1 LOB: 2 BB: 1 P: 21	R: 0 E: 0 K: 1 S: 5	H: 0 LOB: 0 BB: 0 P: 5	R: 0 E: 0 K: 1 S: 5	H: 0 LOB: 0 BB: 0 P: 5	1B: 5 2B: 1 3B: 0 HR: 0	SF: 0 SAC: 1 DP: 1 HBP: 1	WP: 0 PB: 0 SB: 0 CS: 1	PA: 37	
PITCHER	IP	WLS	BF	H	R	ER	SO	BB	IBB	HBP	BLK	WP	HR	S	P	ERA	WHIP				
Bob Shirley, L (1,1) ERA: 3.48	6.2	L	29	6	3	0	1	1	1	1	0	0	0	54	91	0.00	1.050				
Mickey Lolich, L (7,1) ERA: 4.03	0.1		1	0	0	0	0	0	0	0	0	0	0	1	1	0.00	0.000				
Steve Mura, R (8,1) ERA: 2.86	2.0		6	0	0	0	2	0	0	0	0	0	0	10	10	0.00	0.000				

San Francisco Giants @ San Diego Padres
San Diego Stadium, San Diego, CA
Tue Sep 04 1979, 6:33 AM EDT
Att: 7,128 - Unknown

livebaseballscorecards.com

AB 32
R 3
H 6
RBI 2
BB 2
SO 3
LOB 13

Batter	1	2	3	4	5	6	7	8	9	AB	R	H	RBI	BB	SO	LOB	BOTTOM					
Paul Dade, R (1,5) OBP: 0.311, SLG: 0.368										4	0	1	0	0	1	0						
Tim Flannery, L (1,4) OBP: 0.375, SLG: 0.167										3	1	0	0	1	1	0						
Gene Tenace, R (1,3) OBP: 0.410, SLG: 0.430										4	0	2	0	0	2	0						
Dave Winfield, R (1,9) OBP: 0.398, SLG: 0.554										2	0	0	0	2	0	1						
Kurt Bevacqua, R (1,7) OBP: 0.344, SLG: 0.337										3	0	0	1	0	0	2						
Bill Fahey, L (1,2) OBP: 0.364, SLG: 0.416										3	0	0	0	1	2	2						
Gene Richards, L (9, FR) OBP: 0.331, SLG: 0.338										0	0	0	0	0	0	0						
Brian Greer, R (1,8)										3	0	0	0	0	1	0						
Dan Briggs, L (9, PH) OBP: 0.278, SLG: 0.364										0	0	0	0	0	0	0						
Fernando Gonzalez, R (9, PH) OBP: 0.254, SLG: 0.357										1	0	0	0	0	0	2						
Bill Almon, R (1,6) OBP: 0.285, SLG: 0.242										3	0	0	0	0	1	0						
Steve Mura, R (8,1) ERA: 2.86										0	0	0	0	0	0	0						
Bob Shirley, R (1,1) OBP: 0.149, SLG: 0.114										2	0	1	0	0	0	0						
Mickey Lolich, S (7,1)										0	0	0	0	0	0	0						
Ozzie Smith, S (8,6) OBP: 0.280, SLG: 0.262										1	0	0	0	0	0	0						
Inning Stats	R: 1 E: 0 K: 1 S: 12	H: 1 LOB: 2 BB: 2 P: 26	R: 0 E: 0 K: 1 S: 11	H: 2 LOB: 1 BB: 0 P: 14	R: 0 E: 0 K: 2 S: 9	H: 0 LOB: 1 BB: 1 P: 14	R: 0 E: 0 K: 2 S: 7	H: 0 LOB: 0 BB: 0 P: 12	R: 0 E: 0 K: 1 S: 5	H: 0 LOB: 0 BB: 0 P: 6	R: 0 E: 0 K: 1 S: 8	H: 0 LOB: 0 BB: 0 P: 10	R: 0 E: 0 K: 0 S: 8	H: 0 LOB: 0 BB: 0 P: 13	R: 0 E: 0 K: 0 S: 5	H: 0 LOB: 0 BB: 0 P: 7	R: 0 E: 0 K: 0 S: 4	H: 1 LOB: 2 BB: 1 P: 9	1B: 3 2B: 1 3B: 0 HR: 0	SF: 1 SAC: 0 DP: 0 HBP: 0	WP: 0 PB: 0 SB: 0 CS: 1	PA: 35
PITCHER	IP	WLS	BF	H	R	ER	SO	BB	IBB	HBP	BLK	WP	HR	S	P	ERA	WHIP					
John Curtis, L (1,1) ERA: 4.18	8.0	W	30	4	1	1	8	2	1	0	0	0	0	66	104	1.12	0.750					
Ed Halicki, R (9,1) ERA: 4.47	0.2		3	0	0	0	0	1	0	0	0	0	0	2	6	0.00	1.500					
Gary Lavelle, L (9,1) ERA: 2.19	0.1	S	1	0	0	0	0	0	0	0	0	0	0	1	1	0.00	0.000					

San Francisco Giants @ San Diego Padres
San Diego Stadium, San Diego, CA
Tue Sep 04 1979, 6:33 AM EDT
Att: 7,128 - Unknown

livebaseballscorecards.com

AB 29
R 1
H 4
RBI 1
BB 4
SO 8
LOB 7

Batter	1	2	3	4	5	6	7	8	9	AB	R	H	RBI	BB	SO	LOB	TOP		
Max Venable, L OBP: 0.414, SLG: 0.375 (1, 9)	4-1 2B 1B BB	4-1 BB			0-0 B1-3		4-0 CS E BB		0-0 F8	2	1	0	0	3	0	0	San Francisco Giants @ Cincinnati Reds Riverfront Stadium, Cincinnati, OH Wed Sep 05 1979, 7:05 PM EDT Att: 20,867 - Unknown		
Rob Andrews, R OBP: 0.280, SLG: 0.278 (1, 4)	1-2 1B E BB	3-1 6-3			1-0 6-3		0-0 E9 CS		0-0 5-3	5	1	1	0	0	0	2			
Darrell Evans, L OBP: 0.354, SLG: 0.407 (1, 5)	2-2 FC3-6 E 2-3 3-H 1-3 1B		0-1 L9		1-0 HR 1B		0-3 K 1-2 2-3		0-0 4-3	5	1	2	1	0	1	2			
Mike Ivie, R OBP: 0.379, SLG: 0.594 (1, 3)	K		0-2 F8		1-1 HR		0-3 K			4	1	1	2	0	2	3			
Larry Herndon, R OBP: 0.300, SLG: 0.392 (1, 8)	1-2 E1 FC3-6 1-2 3-H		0-0 2B		1-1 F7			0-0 2B 1B		4	1	2	1	0	0	1			
Greg Johnston, L OBP: 0.238, SLG: 0.325 (1, 7)	FC3-6 1-2 2-3		0-1 4-3			2-3 K		0-0 1-H 2B		4	0	1	1	0	1	3			
Johnnie LetMaster, R OBP: 0.309, SLG: 0.322 (1, 6)	F9		0-0 E5		0-0 5-3			0-0 L3		4	0	0	0	0	0	3			
Dennis Littlejohn, R OBP: 0.273, SLG: 0.266 (1, 2)		1-1 F8		0-0 5-3		4-0 BB		0-0 6-3		3	0	0	0	1	0	1			
John Montefusco, R OBP: 0.175, SLG: 0.500 (5, PH) Terry Whitfield, L OBP: 0.354, SLG: 0.396 (6, 1) Pedro Borbon, R OBP: 0.303, SLG: 0.333 (7, 1) Tom Griffin, R OBP: 0.305, SLG: 0.600 (8, PH) Bill North, S OBP: 0.285, SLG: 0.357 (8, 1) Gary Lavelle, S OBP: 0.291, SLG: 0.290 (8, 1)	6-3	3-2 6-3	0-1 F8	0-1 F8	0-3 K	0-3 K	0-0 6-3	0-0 6-3		2	0	0	0	0	0	0			
Inning Stats	R: 2 E: 1 K: 1 S: 18	H: 2 LOB: 2 BB: 1 P: 29	R: 0 E: 0 K: 0 S: 8	H: 0 LOB: 1 BB: 1 P: 19	R: 0 E: 0 K: 0 S: 9	H: 1 LOB: 0 BB: 0 P: 11	R: 0 E: 1 K: 0 S: 4	H: 0 LOB: 0 BB: 0 P: 4	R: 2 E: 0 K: 2 S: 7	H: 2 LOB: 1 BB: 1 P: 13	R: 0 E: 1 K: 2 S: 7	H: 0 LOB: 1 BB: 1 P: 11	R: 1 E: 0 K: 0 S: 5	H: 2 LOB: 1 BB: 0 P: 5	R: 0 E: 0 K: 0 S: 3	H: 0 LOB: 0 BB: 0 P: 3		1B: 3 2B: 4 3B: 0 HR: 1	SF: 0 SAC: 0 DP: 1 HBP: 0
PITCHER	IP WLS BF H R ER SO BB IBB HBP BLK WP HR S P ERA WHIP	5.0 W 23 5 4 4 1 2 0 0 0 0 1 46 74 7.20 1.400	2.0 S 10 2 1 1 4 2 0 0 0 0 0 16 26 4.50 2.000	2.0 S 6 0 0 0 0 0 0 0 0 0 0 6 6 0.00 0.000															

AB	35
R	5
H	7
RBI	5
BB	4
SO	5
LOB	17



Batter	1	2	3	4	5	6	7	8	9	AB	R	H	RBI	BB	SO	LOB	BOTTOM		
Dave Collins, S OBP: 0.372, SLG: 0.412 (1, 9)	1-0 L7		4-2 FC3-6 BB	4-2 BB		0-3 K		0-0 SH3-4		2	0	0	0	2	1	1	San Francisco Giants @ Cincinnati Reds Riverfront Stadium, Cincinnati, OH Wed Sep 05 1979, 7:05 PM EDT Att: 20,867 - Unknown		
Paul Blair, R OBP: 0.212, SLG: 0.243 (9, 8)								1-2 K		0	0	0	0	0	0	0			
Joe Morgan, L OBP: 0.393, SLG: 0.392 (1, 4)	1-2 F7		0-0 FC3-6 1B 1-2	1-1 4-3		0-0 P4		0-3 K		5	1	0	0	0	1	4			
Dave Concepcion, R OBP: 0.351, SLG: 0.416 (1, 6)	1-2 L3		4-0 1B 1-2 BB		4-2 HR BB		4-0 2B S BB	0-0 1B 2-H		2	2	1	0	3	0	0			
George Foster, R OBP: 0.397, SLG: 0.581 (1, 7)		3-3 K	0-2 F9		3-2 1-H HR		0-3 K		1-2 K	4	1	1	2	0	2	3			
Johnny Bench, R OBP: 0.365, SLG: 0.444 (1, 2)		2-3 K	0-0 K		1-0 F3		4-0 2B BB		4-0 2B BB	3	0	1	1	1	1	0			
Dan Driessen, L OBP: 0.328, SLG: 0.403 (1, 3)		0-0 E 2B	2-0 4-3		1-1 1B 8-6-3		0-0 1B 1-3 2-H		0-0 2B	4	1	3	1	0	0	2			
Ray Knight, R OBP: 0.357, SLG: 0.447 (1, 5)		2-2 E9 2-H 1B		0-0 HR	2-2 8-6-3		0-0 P5		0-0 P5	4	1	2	2	0	0	3			
Cesar Geronimo, L OBP: 0.323, SLG: 0.346 (1, 8)		4-2 BB		4-1 B1-6-4 BB		0-0 F8		0-0 L9		2	0	0	0	2	0	2			
Fred Norman, S OBP: 0.233, SLG: 0.164 (1, 1) Mario Soto, R OBP: 0.087, SLG: 0.667 (6, 1) Tom Hume, R OBP: 0.182, SLG: 0.186 (8, 1) Hector Cruz, R OBP: 0.339, SLG: 0.378 (8, 8) (9, 9)	F5	2-1 BB	0-0 B1-6-4		0-0 1B		0-0 1B	4-0 SH3-4 1B BB		2	0	0	0	0	0	3			
Inning Stats	R: 0 E: 0 K: 0 S: 7	H: 0 LOB: 0 BB: 0 P: 10	R: 1 E: 1 K: 2 S: 19	H: 2 LOB: 2 BB: 1 P: 32	R: 1 E: 0 K: 0 S: 9	H: 1 LOB: 1 BB: 2 P: 19	R: 1 E: 0 K: 0 S: 8	H: 1 LOB: 1 BB: 2 P: 17	R: 2 E: 0 K: 1 S: 6	H: 2 LOB: 0 BB: 1 P: 22	R: 0 E: 0 K: 1 S: 6	H: 1 LOB: 1 BB: 0 P: 6	R: 1 E: 0 K: 1 S: 6	H: 1 LOB: 2 BB: 2 P: 14	R: 0 E: 0 K: 1 S: 5	H: 1 LOB: 2 BB: 1 P: 9	1B: 5 2B: 3 3B: 0 HR: 2	SF: 0 SAC: 1 DP: 2 HBP: 0	WP: 0 PA: 39 PB: 0 SB: 1 CS: 0
PITCHER	IP WLS BF H R ER SO BB IBB HBP BLK WP HR S P ERA WHIP	5.0 L 25 6 5 5 2 6 0 0 0 0 2 54 100 9.00 2.400	1.1 L 8 2 1 1 2 2 0 0 0 0 0 10 18 6.75 3.000	0.2 L 2 0 0 0 0 0 0 0 0 0 0 2 2 0.00 0.000															



Batter	1	2	3	4	5	6	7	8	9	AB	R	H	RBI	BB	SO	LOB	TOP										
Max Venable, L OBP: 0.394, SLG: 0.333 (1, 9)	4-2 SH1 BB		0-0 L9		0-0 G3		0-0 F9			3	0	0	0	1	0	0	San Francisco Giants @ Cincinnati Reds Riverfront Stadium, Cincinnati, OH Thu Sep 06 1979, 7:05 PM EDT Att: 20,935 - Unknown livebaseballscorecards.com										
Rob Andrews, R OBP: 0.289, SLG: 0.339 (1, 4)	1-1 SH1		0-0		0-0		0-0 F8			3	2	2	2	0	0	0											
Mike Ivie, R OBP: 0.375, SLG: 0.587 (1, 3)	2-3 K		0-3 K		0-0 5-3			0-0 F7		4	0	0	0	0	2	1											
Darrell Evans, L OBP: 0.355, SLG: 0.405 (1, 5)	4-0 BB			4-0 1B SF8 BB	0-3 K			0-0 F8		2	1	0	0	2	1	0											
Larry Herndon, R OBP: 0.303, SLG: 0.393 (1, 8)	3-2 F7			0-0 SF8 1B 1-2 1B		0-0 PB 1B		0-0 F7		4	0	2	0	0	0	2											
Greg Johnston, L OBP: 0.217, SLG: 0.295 (1, 7)		0-0 F9		0-3 K		0-0 F5		0-0 4-3		4	0	0	0	0	1	3											
Johnnie LetMaster, R OBP: 0.309, SLG: 0.321 (1, 6)		0-0 4-3		0-0 1-2 2-3 1B		0-0 F9		0-3 K		4	0	1	0	0	1	1											
Dennis Littlejohn, R OBP: 0.265, SLG: 0.260 (1, 2)		0-0 F8		0-0 SF8		0-3 K		0-0 F9		3	0	0	1	0	1	1											
Bob Knepper, L OBP: 0.203, SLG: 0.302 Tom Griffin, R OBP: 0.077, SLG: 0.077 Ed Plank, R ERA: 3.5 Terry Whitfield, L OBP: 0.343, SLG: 0.544 Al Holland, L ERA: 4.1 Roger Metzger, S OBP: 0.067, SLG: 0.313 Pedro Borbon, R OBP: 0.333, SLG: 0.333 (1, 1) (1, 1) (3, 1) (4, PH) (4, 1) (7, PH) (7, 1)			0-3 K		0-0 F7		0-0 1-3			0	0	0	0	0	0	0											
Inning Stats	R: 0 E: 0 K: 1 S: 11	H: 0 LOB: 2 BB: 2 P: 25	R: 0 E: 0 K: 0 S: 3	H: 0 LOB: 0 BB: 0 P: 3	R: 1 E: 0 K: 2 S: 8	H: 1 LOB: 0 BB: 0 P: 8	R: 1 E: 0 K: 1 S: 7	H: 2 LOB: 2 BB: 1 P: 11	R: 1 E: 0 K: 1 S: 6	H: 1 LOB: 1 BB: 0 P: 6	R: 0 E: 0 K: 0 S: 3	H: 0 LOB: 0 BB: 0 P: 3	R: 0 E: 0 K: 1 S: 5	H: 0 LOB: 0 BB: 0 P: 5	R: 0 E: 0 K: 1 S: 5	H: 0 LOB: 0 BB: 0 P: 5		1B: 3 2B: 0 3B: 0 HR: 2	SF: 1 SAC: 1 DP: 0 HBP: 0	WP: 0 PB: 1 SB: 0 CS: 0	PA: 35						
PITCHER	IP	WLS	BF	H	R	ER	SO	BB	IBB	HBP	BLK	WP	HR	S	P	ERA	WHIP										
Tom Seaver, R ERA: 3.34 Manny Sarmiento, R ERA: 5.81	(1, 1) (9, 1)	8.0 3	W 32	5 0	3 0	3 0	6 1	3 0	0 0	0 0	0 0	0 0	2 5	47 5	65 5	3.38 0.00	1.000 0.000										

Batter	1	2	3	4	5	6	7	8	9	AB	R	H	RBI	BB	SO	LOB	BOTTOM										
Dave Collins, S OBP: 0.370, SLG: 0.407 (1, 9)	0-0 5-3		0-0 L3		0-0 L4		0-3 K			4	1	0	0	1	1	0	San Francisco Giants @ Cincinnati Reds Riverfront Stadium, Cincinnati, OH Thu Sep 06 1979, 7:05 PM EDT Att: 20,935 - Unknown livebaseballscorecards.com										
Joe Morgan, L OBP: 0.393, SLG: 0.390 Manny Sarmiento, R (9, 1)	4-1 1B 2B BB	0-0 HR	0-0 4-3		0-0 F3		0-0 F7			4	2	1	0	1	0	2											
Dave Concepcion, R OBP: 0.355, SLG: 0.426 (1, 6)	2-1 2B HR	0-0 HR	0-0 PB		0-3 K		4-0 2B 1B BB			4	3	3	4	1	1	0											
George Foster, R OBP: 0.399, SLG: 0.591 (1, 7)	2-2 HR	0-0 HR	0-3 K		4-0 PB BB		0-0 F8			4	2	2	2	1	1	2											
Johnny Bench, R OBP: 0.368, SLG: 0.454 Vic Correll, R OBP: 0.324, SLG: 0.371 (3, 2)	0-0 HR	0-0 FC5-4		4-0 FC5-4		0-0 F6		0-0 1B 2B		2	1	2	3	0	0	0											
Ray Knight, R OBP: 0.359, SLG: 0.450 Rick Auerbach, R OBP: 0.317, SLG: 0.310 (2, 5) (2, 5)	3-2 HR	0-0 FC5-4		0-0 FC5-4		0-0 F7		4-0 1B BB		1	1	1	0	0	0	0											
Dan Driessen, L OBP: 0.331, SLG: 0.411 (1, 3)	2-2 HR	0-0 F7		4-0 1-2 BB		0-0 6-3		0-0 1-2 2H 3H 1B		4	1	2	3	1	0	2											
Hector Cruz, R OBP: 0.337, SLG: 0.375 (1, 8)	0-3 K		0-0 4-3 2B 1B		0-0 F7		0-0 F7			4	1	1	0	0	1	2											
Tom Seaver, R OBP: 0.169, SLG: 0.308 Junior Kennedy, R OBP: 0.348, SLG: 0.312 (9, 4) (9, 4)	0-3 K		0-3 K		0-0 F4		0-0 5-3			4	0	0	0	0	2	3											
Inning Stats	R: 6 E: 0 K: 2 S: 21	H: 5 LOB: 0 BB: 1 P: 34	R: 3 E: 0 K: 0 S: 7	H: 4 LOB: 1 BB: 0 P: 7	R: 2 E: 0 K: 2 S: 9	H: 2 LOB: 1 BB: 1 P: 13	R: 0 E: 0 K: 0 S: 3	H: 0 LOB: 2 BB: 2 P: 11	R: 0 E: 0 K: 1 S: 5	H: 0 LOB: 1 BB: 1 P: 7	R: 0 E: 0 K: 1 S: 5	H: 0 LOB: 2 BB: 2 P: 5	R: 1 E: 0 K: 0 S: 4	H: 2 LOB: 2 BB: 2 P: 12	R: 1 E: 0 K: 0 S: 4	H: 2 LOB: 2 BB: 2 P: 12		1B: 5 2B: 4 3B: 0 HR: 4	SF: 0 SAC: 0 DP: 0 HBP: 0	WP: 0 PB: 2 SB: 0 CS: 0	PA: 43						
PITCHER	IP	WLS	BF	H	R	ER	SO	BB	IBB	HBP	BLK	WP	HR	S	P	ERA	WHIP										
Bob Knepper, L ERA: 4.59 Tom Griffin, R ERA: 3.5 Ed Plank, R ERA: Al Holland, L ERA: Pedro Borbon, R ERA: 4.15	(1, 1) (1, 1) (3, 1) (4, 1) (7, 1)	0.1 2.0 0.2 3.0 2.0	L 12	5 5	5 5	6 5	6 3	0 1	0 0	0 0	0 0	0 0	2 17	15 21	28 21	162.00 22.50	18.000 3.000										

Batter	1	2	3	4	5	6	7	8	9	AB	R	H	RBI	BB	SO	LOB	TOP				
Max Venable, L OBP: 0.385, SLG: 0.313										5	2	1	1	1	2	2					
Rob Andrews, R OBP: 0.308, SLG: 0.352										4	3	3	1	1	0	1					
Mike Ivie, R OBP: 0.373, SLG: 0.581										5	1	1	2	0	2	3					
Darrell Evans, L OBP: 0.356, SLG: 0.406										4	0	1	0	1	2	3					
Larry Herndon, R OBP: 0.310, SLG: 0.401										4	1	3	3	1	0	2					
Greg Johnston, L OBP: 0.235, SLG: 0.306										5	0	2	2	0	0	3					
Johnnie LetMaster, R OBP: 0.307, SLG: 0.317										4	1	0	0	1	0	3					
Dennis Littlejohn, R OBP: 0.270, SLG: 0.265										5	1	2	0	0	0	0					
Vida Blue, S OBP: 0.190, SLG: 0.178										4	0	0	0	0	2	1					
Inning Stats	R: 0 E: 0 K: 1 S: 13	H: 2 LOB: 2 BB: 0 P: 20	R: 0 E: 0 K: 0 S: 7	H: 0 LOB: 0 BB: 0 P: 11	R: 2 E: 1 K: 1 S: 17	H: 3 LOB: 2 BB: 1 P: 27	R: 5 E: 0 K: 1 S: 11	H: 4 LOB: 2 BB: 2 P: 19	R: 0 E: 0 K: 2 S: 7	H: 0 LOB: 0 BB: 0 P: 7	R: 2 E: 0 K: 2 S: 10	H: 3 LOB: 1 BB: 0 P: 10	R: 0 E: 0 K: 0 S: 3	H: 0 LOB: 1 BB: 1 P: 7	R: 0 E: 0 K: 0 S: 3	H: 1 LOB: 1 BB: 0 P: 6	1B: 11 2B: 2 3B: 0 HR: 0	SF: 0 SAC: 1 DP: 0 HBP: 0	WP: 0 PB: 0 SB: 2 CS: 0	PA: 46	
PITCHER	IP	WLS	BF	H	R	ER	SO	BB	IBB	HBP	BLK	WP	HR	S	P	ERA	WHIP				
Joaquin Andujar, R ERA: 3.23	3.1	L	18	6	4	4	2	2	0	0	0	0	0	40	65	10.80	2.400				
Randy Niemann, L ERA: 3.79	0.0		2	0	0	0	0	1	0	0	0	0	0	1	5	∞	∞				
Rick Williams, R ERA: 3.21	0.2		3	3	3	1	0	0	0	0	0	0	0	7	7	40.50	4.500				
Frank LaCorte, R ERA: 6.52	2.0		9	3	2	2	4	0	0	0	0	0	0	17	17	9.00	1.500				
Bobby Sprowl, L ERA:	2.0		8	0	0	0	0	2	0	0	0	0	0	6	14	0.00	1.000				

San Francisco Giants @ Houston Astros
 Astrodome, Houston, TX
 Fri Sep 07 1979, 8:05 PM EDT
 Att: 23,723 - Unknown

AB	40
R	9
H	13
RBI	9
BB	5
SO	8
LOB	18



Batter	1	2	3	4	5	6	7	8	9	AB	R	H	RBI	BB	SO	LOB	BOTTOM				
Cesar Cedeno, R OBP: 0.366, SLG: 0.390										4	1	1	0	1	0	3					
Craig Reynolds, L OBP: 0.284, SLG: 0.333										2	0	0	1	0	0	2					
Jimmy Sexton, R OBP: 0.237, SLG: 0.171										2	0	0	0	0	1	0					
Terry Puhl, L OBP: 0.355, SLG: 0.379										4	0	1	0	0	0	3					
Jeffrey Leonard, R OBP: 0.364, SLG: 0.359										4	0	1	1	0	0	1					
Enos Cabell, R OBP: 0.295, SLG: 0.359										3	0	0	0	0	0	3					
Danny Heep, L OBP:										1	0	0	0	0	1	0					
Jose Cruz, L OBP: 0.373, SLG: 0.424										3	0	0	0	0	1	2					
Bobby Sprowl, L OBP:										0	0	0	0	0	0	0					
Art Howe, R OBP: 0.320, SLG: 0.363										0	0	0	0	1	0	0					
Mike Mendoza, R OBP:										0	0	0	0	0	0	0					
Gordie Pladson, R ERA:										0	0	0	0	0	0	0					
Luis Pujols, R OBP: 0.333, SLG: 0.500										4	1	2	0	0	0	0					
Rafael Landestoy, S OBP: 0.313, SLG: 0.294										4	0	2	0	0	0	3					
Joaquin Andujar, S OBP: 0.117, SLG: 0.211										0	0	0	0	0	0	0					
Randy Niemann, L OBP: 0.188, SLG: 0.133										0	0	0	0	0	0	0					
Rick Williams, R OBP: 0.225, SLG: 0.296										0	0	0	0	0	0	0					
Julio Gonzales, R OBP: 0.282, SLG: 0.280										0	0	0	0	1	0	0					
Frank LaCorte, R OBP:										0	0	0	0	0	0	0					
Alan Kniceley, R OBP:										1	0	0	0	1	1	0					
Inning Stats	R: 1 E: 1 K: 0 S: 12	H: 2 LOB: 2 BB: 1 P: 13	R: 0 E: 0 K: 0 S: 8	H: 0 LOB: 0 BB: 0 P: 12	R: 0 E: 0 K: 0 S: 8	H: 0 LOB: 1 BB: 1 P: 18	R: 0 E: 0 K: 1 S: 7	H: 1 LOB: 2 BB: 1 P: 15	R: 0 E: 0 K: 0 S: 5	H: 0 LOB: 0 BB: 0 P: 9	R: 0 E: 0 K: 1 S: 8	H: 1 LOB: 2 BB: 1 P: 16	R: 0 E: 0 K: 2 S: 10	H: 0 LOB: 0 BB: 0 P: 16	1B: 5 2B: 3 3B: 0 HR: 0	SF: 0 SAC: 2 DP: 1 HBP: 0	WP: 0 PB: 0 SB: 0 CS: 1	PA: 38			
PITCHER	IP	WLS	BF	H	R	ER	SO	BB	IBB	HBP	BLK	WP	HR	S	P	ERA	WHIP				
Vida Blue, L ERA: 5.05	9.0	W	38	7	2	2	4	3	1	0	0	0	0	73	127	2.00	1.111				

San Francisco Giants @ Houston Astros
 Astrodome, Houston, TX
 Fri Sep 07 1979, 8:05 PM EDT
 Att: 23,723 - Unknown

AB	32
R	2
H	7
RBI	2
BB	4
SO	4
LOB	17



Batter	1	2	3	4	5	6	7	8	9	AB	R	H	RBI	BB	SO	LOB	TOP										
Max Venable, L OBP: 0.364, SLG: 0.278 (1, 9)	F6		BB E BB	K			K		F8	4	0	0	0	1	2	2	San Francisco Giants @ Houston Astros Astrodome, Houston, TX Sat Sep 08 1979, 8:05 PM EDT Att: 32,300 - Unknown livebaseballscorecards.com										
Rob Andrews, R OBP: 0.319, SLG: 0.357 (1, 4)	FC1-4 1B		E5 BB		G3 BB		S 1B		F8	4	0	2	0	1	0	1											
Mike Ivie, R OBP: 0.369, SLG: 0.574 (1, 3)	FC1-4 S 1-2		F7		F9		F5			4	0	0	0	0	0	5											
Darrell Evans, L OBP: 0.355, SLG: 0.404 (1, 5)	4-3				G3			F8		3	0	0	0	1	0	2											
Larry Herndon, R OBP: 0.313, SLG: 0.401 (1, 8)		CS S BB	6-3		6-3			IHR 1B		3	1	1	0	1	0	4											
Greg Johnston, L OBP: 0.222, SLG: 0.288 (8, PH)		K			F3		K		K	3	0	0	0	0	2	1											
Willie McCovey, L OBP: 0.330, SLG: 0.425 (8, 9)									K	1	0	0	0	0	1	1											
Jack Clark, R OBP: 0.350, SLG: 0.479 (1, 6)										0	0	0	0	0	0	0											
Johnnie LetMaster, R OBP: 0.313, SLG: 0.333 (1, 2)		WP 1B 2-3			K		G6-4-3 1B		IHR	4	1	3	2	0	1	0											
Dennis Littlejohn, R OBP: 0.269, SLG: 0.259 (1, 1)		6-3					G6-4-3 1B 1-2		K	3	0	0	0	1	1	2											
Ed Whitson, R OBP: 0.154, SLG: 0.132 (7, PH)									K	2	0	1	0	0	1	0											
Bill North, S OBP: 0.368, SLG: 0.356 (7, 1)									K	1	0	0	0	0	1	0											
Greg Minton, S OBP: 0.250, SLG: 0.250 (9, 1)									K	0	0	0	0	0	0	0											
Inning Stats	R: 0 E: 0 K: 0 S: 8	H: 1 LOB: 1 BB: 0 P: 14	R: 0 E: 0 K: 1 S: 15	H: 1 LOB: 1 BB: 1 P: 27	R: 0 E: 1 K: 1 S: 13	H: 0 LOB: 3 BB: 2 P: 29	R: 0 E: 0 K: 2 S: 16	H: 1 LOB: 2 BB: 1 P: 23	R: 0 E: 0 K: 1 S: 7	H: 1 LOB: 0 BB: 0 P: 10	R: 0 E: 0 K: 2 S: 12	H: 1 LOB: 1 BB: 0 P: 20	R: 2 E: 0 K: 2 S: 11	H: 2 LOB: 0 BB: 0 P: 14	R: 0 E: 0 K: 1 S: 5	H: 0 LOB: 0 BB: 0 P: 5	1B: 6 2B: 0 3B: 0 HR: 1	SF: 0 SAC: 0 DP: 1 HBP: 0	WP: 1 PB: 0 SB: 3 CS: 1	PA: 38							
PITCHER	IP	WLS	BF	H	R	ER	SO	BB	IBB	HBP	BLK	WP	HR	S	P	ERA	WHIP										
Joe Niekro, R ERA: 2.92	7.1		32	6	1	1	7	5	0	0	0	1	0	80	143	1.23	1.500										
Joe Sambito, L ERA: 1.47	1.2	L	6	1	1	1	3	0	0	0	0	0	0	12	12	5.40	0.600										

Batter	1	2	3	4	5	6	7	8	9	AB	R	H	RBI	BB	SO	LOB	BOTTOM										
Cesar Cedeno, R OBP: 0.367, SLG: 0.391 (1, 3)	F9							K		4	0	2	1	0	1	0	San Francisco Giants @ Houston Astros Astrodome, Houston, TX Sat Sep 08 1979, 8:05 PM EDT Att: 32,300 - Unknown livebaseballscorecards.com										
Craig Reynolds, L OBP: 0.282, SLG: 0.330 (1, 6)	4-3		F4		6-3			4-3		4	0	0	0	0	0	3											
Terry Puhl, L OBP: 0.356, SLG: 0.379 (1, 8)	F8				F8					3	0	1	0	1	0	1											
Jose Cruz, L OBP: 0.372, SLG: 0.424 (8, PH)										3	0	1	0	0	0	1											
Denny Walling, L OBP: 0.368, SLG: 0.484 (9, 7)		CS 1B			F9			4-3		1	0	0	0	0	0	1											
Enos Cabell, R OBP: 0.297, SLG: 0.360 (1, 5)										4	0	2	0	0	1	1											
Jeffrey Leonard, R OBP: 0.361, SLG: 0.356 (1, 9)										3	0	0	0	0	0	2											
Luis Pujols, R OBP: 0.435, SLG: 0.435 (9, PH)										3	0	0	0	0	0	2											
Danny Heep, L OBP: 0.250, SLG: 0.250 (9, PR)										1	0	1	0	0	0	0											
Jimmy Sexton, R OBP: 0.237, SLG: 0.171 (1, 4)										0	0	0	0	0	0	0											
Rafael Landestoy, S OBP: 0.312, SLG: 0.298 (1, 1)										4	1	1	0	0	0	2											
Joe Niekro, R OBP: 0.158, SLG: 0.164 (8, 1)										2	0	1	0	0	0	0											
Joe Sambito, L OBP: 0.593, SLG: 0.429 (9, PH)										0	0	0	0	0	0	0											
Art Howe, R OBP: 0.319, SLG: 0.362 (9, 1)										1	0	0	0	0	0	2											
Inning Stats	R: 0 E: 0 K: 0 S: 7	H: 0 LOB: 0 BB: 0 P: 9	R: 0 E: 0 K: 1 S: 6	H: 1 LOB: 0 BB: 0 P: 10	R: 0 E: 0 K: 0 S: 7	H: 2 LOB: 2 BB: 0 P: 8	R: 0 E: 0 K: 0 S: 14	H: 2 LOB: 2 BB: 0 P: 17	R: 1 E: 0 K: 0 S: 8	H: 2 LOB: 1 BB: 0 P: 11	R: 0 E: 0 K: 0 S: 5	H: 0 LOB: 0 BB: 0 P: 10	R: 0 E: 0 K: 1 S: 5	H: 0 LOB: 1 BB: 1 P: 9	R: 0 E: 0 K: 0 S: 5	H: 2 LOB: 2 BB: 0 P: 5	1B: 8 2B: 1 3B: 0 HR: 0	SF: 0 SAC: 2 DP: 0 HBP: 0	WP: 0 PB: 0 SB: 1 CS: 1	PA: 36							
PITCHER	IP	WLS	BF	H	R	ER	SO	BB	IBB	HBP	BLK	WP	HR	S	P	ERA	WHIP										
Ed Whitson, R ERA: 4.52	6.0		24	7	1	1	1	0	0	0	0	0	0	11	65	1.50	1.167										
Greg Minton, R ERA: 1.92	2.1	W	10	2	0	0	1	1	0	0	0	0	0	2	2	0.00	0.000										
Gary Lavelle, L ERA: 2.15	0.2	S	2	0	0	0	0	0	0	0	0	0	0	2	2	0.00	0.000										



Batter	1	2	3	4	5	6	7	8	9	AB	R	H	RBI	BB	SO	LOB	TOP			
Max Venable, L OBP: 0.354, SLG: 0.300 (1, 9)										4	0	1	0	0	0	3	San Francisco Giants @ Houston Astros Astrodome, Houston, TX Sun Sep 09 1979, 4:33 AM EDT Att: 11,570 - Dome			
Rob Andrews, R OBP: 0.324, SLG: 0.362 (1, 4) (8, 5)										4	0	2	0	0	1	1				
Mike Ivie, R OBP: 0.367, SLG: 0.570 (1, 3)										4	0	1	0	0	2					
Darrell Evans, L OBP: 0.354, SLG: 0.401 Tom Griffin, R OBP: 0.077, SLG: 0.077 (1, 5) (8, 1)										3	0	0	1	1	0	2				
Larry Herndon, R OBP: 0.309, SLG: 0.395 (1, 8)										4	0	0	0	1	4					
Greg Johnston, L OBP: 0.211, SLG: 0.273 Bill North, S OBP: 0.388, SLG: 0.355 (1, 7) (9, PH)										3	0	0	0	0	0	0				
Johnnie LetMaster, R OBP: 0.312, SLG: 0.336 (1, 6)										4	0	1	0	0	1	0				
Dennis Littlejohn, R OBP: 0.269, SLG: 0.259 (1, 2)										4	0	1	0	0	1	1				
Ed Halicki, R OBP: 0.250, SLG: 0.258 Greg Minton, S (7, 1)										3	1	2	0	0	1	0				
Gary Lavelle, S OBP: 0.250, SLG: 0.250 Joe Strain, R OBP: 0.289, SLG: 0.303 (8, 1) (8, 4)										0	0	0	0	0	0	0				
Inning Stats	R: 0 E: 0 K: 1 S: 6	H: 1 LOB: 2 BB: 1 P: 10	R: 0 E: 0 K: 0 S: 3	H: 0 LOB: 0 BB: 0 P: 3	R: 0 E: 0 K: 1 S: 5	H: 0 LOB: 0 BB: 0 P: 5	R: 0 E: 0 K: 0 S: 3	H: 0 LOB: 0 BB: 0 P: 3	R: 0 E: 0 K: 2 S: 7	H: 0 LOB: 0 BB: 0 P: 7	R: 1 E: 0 K: 0 S: 6	H: 3 LOB: 2 BB: 0 P: 6	R: 0 E: 0 K: 0 S: 5	H: 2 LOB: 2 BB: 0 P: 5	R: 0 E: 0 K: 0 S: 3	H: 1 LOB: 1 BB: 0 P: 3	1B: 6 2B: 2 3B: 0 HR: 0	SF: 0 SAC: 0 DP: 1 HBP: 0	WP: 0 PB: 0 SB: 0 CS: 0	PA: 35
PITCHER	IP WLS BF H R ER SO BB IBB HBP BLK WP HR S P ERA WHIP	6.0 23 4 1 1 4 1 0 0 0 0 0 30 34 1.50 0.833	2.0 W 8 3 0 0 0 0 0 0 0 0 0 8 8 0.00 1.500	1.0 S 4 1 0 0 1 0 0 0 0 0 0 6 6 0.00 1.000	PITCHER															

Batter	1	2	3	4	5	6	7	8	9	AB	R	H	RBI	BB	SO	LOB	BOTTOM				
Cesar Cedeno, R OBP: 0.366, SLG: 0.389 (1, 3) (9, 8)										4	1	1	0	0	1	2	San Francisco Giants @ Houston Astros Astrodome, Houston, TX Sun Sep 09 1979, 4:33 AM EDT Att: 11,570 - Dome				
Craig Reynolds, L OBP: 0.282, SLG: 0.330 Jesus Alou, R OBP: 0.317, SLG: 0.324 Julio Gonzalez, R OBP: 0.279, SLG: 0.280 (1, 6) (8, PH) (8, PR) (9, 6)										3	0	1	0	0	0	2					
Terry Puhl, L OBP: 0.353, SLG: 0.376 (1, 8) (9, 7)										4	0	0	0	0	1	2					
Denny Walling, L OBP: 0.371, SLG: 0.492 Joe Sambito, L OBP: 0.240, SLG: 0.429 (1, 7) (9, 1)										4	1	2	1	0	1	0					
Enos Cabell, R OBP: 0.297, SLG: 0.361 (1, 5)										4	0	1	1	0	3	1					
Jeffrey Leonard, R OBP: 0.360, SLG: 0.353 (1, 9)										3	0	0	0	1	0	1					
Luis Pujols, R OBP: 0.308, SLG: 0.440 Danny Heep, L OBP: 0.200, SLG: 0.200 Bruce Bochy, R OBP: 0.271, SLG: 0.269 (1, 2) (7, PH) (8, 2)										2	0	1	0	0	0	0					
Rafael Landestoy, S OBP: 0.316, SLG: 0.300 (1, 4)										2	0	1	0	1	0	0					
Vern Ruhle, R OBP: 0.143, SLG: 0.154 Ken Forsch, R OBP: 0.240, SLG: 0.196 Dave Bergman, L OBP: 0.500, SLG: 0.500 (1, 1) (7, 1) (8, PH) (9, 3)										2	0	0	0	0	1	3					
Inning Stats	R: 0 E: 0 K: 1 S: 5	H: 1 LOB: 0 BB: 0 P: 5	R: 0 E: 0 K: 2 S: 7	H: 0 LOB: 0 BB: 0 P: 7	R: 0 E: 0 K: 1 S: 6	H: 1 LOB: 2 BB: 1 P: 10	R: 0 E: 0 K: 1 S: 5	H: 0 LOB: 0 BB: 0 P: 5	R: 0 E: 0 K: 0 S: 4	H: 1 LOB: 1 BB: 0 P: 4	R: 0 E: 0 K: 0 S: 3	H: 0 LOB: 0 BB: 0 P: 3	R: 0 E: 0 K: 1 S: 6	H: 1 LOB: 1 BB: 0 P: 6	R: 4 E: 0 K: 2 S: 12	H: 5 LOB: 2 BB: 1 P: 16		1B: 6 2B: 4 3B: 0 HR: 0	SF: 0 SAC: 0 DP: 1 HBP: 0	WP: 0 PB: 1 SB: 0 CS: 0	PA: 34
PITCHER	IP WLS BF H R ER SO BB IBB HBP BLK WP HR S P ERA WHIP	6.0 22 4 0 0 5 1 0 0 0 0 0 31 35 0.00 0.833	1.1 L 6 2 2 2 1 0 0 0 0 0 0 8 8 13.50 1.500	0.1 3 2 1 1 1 0 0 0 0 0 0 5 5 27.00 6.000	0.1 3 1 1 1 1 0 1 0 0 0 0 4 8 27.00 3.000	PITCHER															


Batter	1	2	3	4	5	6	7	8	9	AB	R	H	RBI	BB	SO	LOB	TOP				
Eddie Miller, S OBP: 0.317, SLG: 0.300 (1, 8)	G3		4-3		4-3		3-1			4	0	0	0	0	0	2	Atlanta Braves @ San Francisco Giants Candlestick Park, San Francisco, CA Tue Sep 11 1979, 10:05 PM EDT Att: 5,128 - Unknown livebaseballscorecards.com				
Jerry Royster, R OBP: 0.331, SLG: 0.339 (1, 4)	BB		CS			K		6-3		3	0	1	0	1	1	0					
Gary Matthews, R OBP: 0.372, SLG: 0.517 (1, 9)	5-3		CS			L4				4	1	2	0	0	0	1					
Bob Horner, R OBP: 0.343, SLG: 0.537 (1, 5)	F2					K				4	0	0	0	0	1	3					
Dale Murphy, R OBP: 0.350, SLG: 0.473 (1, 3)										3	1	0	0	1	0	2					
Larry Whitenton, L OBP: 0.333, SLG: 0.333 (1, 7)										3	0	1	1	0	0	0					
Joe Nolan, L OBP: 0.332, SLG: 0.372 (1, 2)										3	0	2	0	1	0	1					
Pepe Frias, R OBP: 0.295, SLG: 0.330 (1, 6)										2	0	0	1	1	0	1					
Larry McWilliams, L OBP: 0.158, SLG: 0.176 (1, 1)										2	0	0	0	0	2	0					
Mike Lum, L OBP: 0.257, SLG: 0.354 (7, PH)										1	0	0	0	0	0	2					
Joey McLaughlin, R OBP: 0.182, SLG: 0.273 (7, 1)										1	0	0	0	0	0	1					
Inning Stats	R: 0 E: 0 K: 0 S: 7	H: 0 LOB: 1 BB: 1 P: 14	R: 0 E: 0 K: 0 S: 9	H: 1 LOB: 1 BB: 0 P: 12	R: 0 E: 0 K: 1 S: 9	H: 1 LOB: 0 BB: 0 P: 14	R: 1 E: 0 K: 0 S: 7	H: 2 LOB: 1 BB: 0 P: 7	R: 0 E: 0 K: 1 S: 6	H: 0 LOB: 0 BB: 0 P: 8	R: 0 E: 0 K: 2 S: 9	H: 0 LOB: 0 BB: 0 P: 15	R: 1 E: 1 K: 0 S: 11	H: 0 LOB: 2 BB: 2 P: 20	R: 0 E: 0 K: 0 S: 6	H: 1 LOB: 1 BB: 0 P: 9	R: 0 E: 0 K: 0 S: 3	H: 1 LOB: 1 BB: 1 P: 7	1B: 3 2B: 2 3B: 1 HR: 0	SF: 1 SAC: 1 DP: 0 HBP: 0	WP: 0 PA: 37 PB: 0 SB: 1 CS: 2
PITCHER	IP	WLS	BF	H	R	ER	SO	BB	IBB	HBP	BLK	WP	HR	S	P	ERA	WHIP				
John Montefusco, R ERA: 4.08 (1, 1)	8.0	L	32	5	2	1	4	3	0	0	0	0	0	64	99	1.12	1.000				
Greg Minton, R ERA: 2.12 (9, 1)	1.0		4	1	0	0	0	1	0	0	0	0	0	3	7	0.00	2.000				


Batter	1	2	3	4	5	6	7	8	9	AB	R	H	RBI	BB	SO	LOB	BOTTOM				
Max Venable, L OBP: 0.365, SLG: 0.302 (1, 9)	K									3	0	1	1	0	1	1	Atlanta Braves @ San Francisco Giants Candlestick Park, San Francisco, CA Tue Sep 11 1979, 10:05 PM EDT Att: 5,128 - Unknown livebaseballscorecards.com				
Rob Andrews, R OBP: 0.322, SLG: 0.358 (1, 4)	F9		HBP							4	0	1	0	0	0	2					
Darrell Evans, L OBP: 0.352, SLG: 0.398 (1, 5)	K		G3							4	0	0	0	0	2	2					
Mike Ivie, R OBP: 0.369, SLG: 0.571 (1, 3)										3	0	1	0	1	1	0					
Larry Herndon, R OBP: 0.305, SLG: 0.390 (1, 8)	K									4	0	0	0	0	2	2					
Greg Johnston, L OBP: 0.197, SLG: 0.254 (1, 7)	F8									4	0	0	0	0	1	2					
Johnnie LetMaster, R OBP: 0.309, SLG: 0.332 (1, 6)	F7									3	0	0	0	0	1	1					
Dennis Littlejohn, R OBP: 0.270, SLG: 0.260 (1, 2)										3	1	1	0	0	0	0					
John Montefusco, R OBP: 0.195, SLG: 0.300 (1, 1)										0	0	0	0	1	0	0					
Willie McCovey, L OBP: 0.331, SLG: 0.427 (8, PH)										1	0	1	0	0	0	0					
Jack Clark, R OBP: 0.350, SLG: 0.479 (6, PR)										0	0	0	0	0	0	0					
Greg Minton, S ERA: 2.23 (9, 1)										0	0	0	0	0	0	0					
Inning Stats	R: 0 E: 0 K: 2 S: 10	H: 0 LOB: 0 BB: 0 P: 14	R: 0 E: 0 K: 1 S: 9	H: 1 LOB: 1 BB: 0 P: 15	R: 0 E: 0 K: 0 S: 6	H: 0 LOB: 2 BB: 1 P: 14	R: 0 E: 0 K: 1 S: 5	H: 0 LOB: 0 BB: 0 P: 5	R: 1 E: 0 K: 0 S: 4	H: 2 LOB: 1 BB: 0 P: 4	R: 0 E: 0 K: 0 S: 3	H: 0 LOB: 0 BB: 0 P: 3	R: 0 E: 0 K: 3 S: 9	H: 0 LOB: 2 BB: 0 P: 9	R: 0 E: 0 K: 0 S: 4	H: 2 LOB: 2 BB: 0 P: 4	R: 0 E: 0 K: 1 S: 5	H: 0 LOB: 1 BB: 1 P: 9	1B: 4 2B: 1 3B: 0 HR: 0	SF: 0 SAC: 1 DP: 0 HBP: 1	WP: 0 PA: 33 PB: 0 SB: 0 CS: 0
PITCHER	IP	WLS	BF	H	R	ER	SO	BB	IBB	HBP	BLK	WP	HR	S	P	ERA	WHIP				
Larry McWilliams, L ERA: 6.7 (1, 1)	6.0	W	22	3	1	1	4	1	0	1	0	0	0	18	22	1.50	0.667				
Joey McLaughlin, R ERA: 2.23 (7, 1)	3.0	S	11	2	0	0	4	1	0	0	0	0	0	18	22	0.00	1.000				



Batter	1	2	3	4	5	6	7	8	9	AB	R	H	RBI	BB	SO	LOB	TOP									
Eddie Miller, S OBP: 0.304, SLG: 0.289 (1, 8)	F6		6-3		G5-4-3 1B			6-3	F7	5	0	1	1	0	0	2	Atlanta Braves @ San Francisco Giants Candlestick Park, San Francisco, CA Wed Sep 12 1979, 6:33 AM EDT Att: 1,878 - Unknown livebaseballscorecards.com									
Jerry Royster, R OBP: 0.330, SLG: 0.339 (1, 4)	1B		4-3		G5-4-3 1-2			F9		4	0	1	0	0	0	2										
Gary Matthews, R OBP: 0.371, SLG: 0.515 (1, 9)	1-3		F9					6-3		4	0	1	0	0	0	0										
Bob Horner, R OBP: 0.342, SLG: 0.535 (1, 5)	L5			F5				6-3		4	1	1	0	0	0	2										
Dale Murphy, R OBP: 0.346, SLG: 0.467 (1, 3)	K			6-3				F2		4	0	0	0	0	2	3										
Barry Bonnell, R OBP: 0.305, SLG: 0.428 (1, 7)		K		F8				5-3		4	1	1	1	0	1	0										
Pepe Frias, R OBP: 0.299, SLG: 0.333 (1, 6)		6-3			SH1-4 1B BB			1B		3	1	2	0	1	0	0										
Bruce Benedict, R OBP: 0.328, SLG: 0.280 Bob Beall, S (9, PH)					SH1-4 BB			K		2	0	1	0	1	1	1										
Eddie Solomon, R OBP: 0.228, SLG: 0.268 Charlie Spikes, R OBP: 0.316, SLG: 0.473 Larry Bradford, R (7, PH) Glenn Hubbard, R OBP: 0.281, SLG: 0.281 (9, PH)					SH1-4			K		1	0	0	0	0	1	1										
Inning Stats	R: 0 E: 0 K: 1 S: 18	H: 2 LOB: 2 BB: 0 P: 24	R: 0 E: 0 K: 2 S: 10	H: 1 LOB: 1 BB: 0 P: 13	R: 0 E: 0 K: 0 S: 7	H: 0 LOB: 0 BB: 0 P: 10	R: 0 E: 0 K: 0 S: 3	H: 0 LOB: 0 BB: 0 P: 4	R: 1 E: 0 K: 0 S: 6	H: 1 LOB: 1 BB: 2 P: 17	R: 0 E: 0 K: 2 S: 8	H: 0 LOB: 0 BB: 0 P: 15	R: 0 E: 0 K: 2 S: 10	H: 1 LOB: 1 BB: 0 P: 12	R: 0 E: 0 K: 0 S: 5	H: 0 LOB: 0 BB: 0 P: 7		R: 2 E: 0 K: 1 S: 10	H: 4 LOB: 2 BB: 0 P: 14	1B: 8 2B: 1 3B: 0 HR: 0	SF: 1 SAC: 1 DP: 1 HBP: 0	WP: 1 PB: 0 SB: 1 CS: 0	PA: 37			
PITCHER	IP	WLS	BF	H	R	ER	SO	BB	IBB	HBP	BLK	WP	HR	S	P	ERA	WHIP									
Vida Blue, L ERA: 4.98 Gary Lavelle, L ERA: 2.33	(1, 1)	8.1	W	34	8	3	3	6	2	0	0	0	1	0	74	113	3.24	1.200								

Batter	1	2	3	4	5	6	7	8	9	AB	R	H	RBI	BB	SO	LOB	BOTTOM									
Max Venable, L OBP: 0.357, SLG: 0.298 (1, 9)	F4		FC5 1B	E3			F6			4	1	1	0	0	0	0	Atlanta Braves @ San Francisco Giants Candlestick Park, San Francisco, CA Wed Sep 12 1979, 6:33 AM EDT Att: 1,878 - Unknown livebaseballscorecards.com									
Rob Andrews, R OBP: 0.313, SLG: 0.348 (1, 4)	6-3		FC5 BB 1B	1-3			5-3			4	0	0	1	0	0	3										
Mike Ivie, R OBP: 0.368, SLG: 0.576 (1, 7) (9, 3)	K		F2				F8			4	1	1	1	0	1	2										
Willie McCovey, L OBP: 0.339, SLG: 0.436 Jack Clark, R OBP: 0.350, SLG: 0.479 (9, PR) (9, 7)										3	0	3	1	1	0	0										
Darrell Evans, L OBP: 0.351, SLG: 0.396 (1, 5)										0	0	0	0	0	0	0										
Larry Hemdon, R OBP: 0.301, SLG: 0.385 (1, 8)										3	0	0	0	1	0	3										
Johnnie LeMaster, R OBP: 0.305, SLG: 0.328 (1, 6)										4	0	0	0	0	0	6										
Johnnie LeMaster, R OBP: 0.305, SLG: 0.328 (1, 6)										4	1	0	0	0	0	3										
Dennis Littlejohn, R OBP: 0.271, SLG: 0.257 (1, 2)										2	1	0	0	1	0	1										
Vida Blue, S OBP: 0.198, SLG: 0.187 Gary Lavelle, S OBP: 0.250, SLG: 0.250 (9, 1)										2	0	1	0	0	1	0										
Inning Stats	R: 0 E: 0 K: 1 S: 8	H: 0 LOB: 0 BB: 0 P: 10	R: 0 E: 0 K: 0 S: 4	H: 1 LOB: 1 BB: 0 P: 4	R: 2 E: 0 K: 0 S: 6	H: 3 LOB: 3 BB: 2 P: 14	R: 1 E: 2 K: 0 S: 5	H: 0 LOB: 1 BB: 0 P: 5	R: 1 E: 0 K: 1 S: 3	H: 1 LOB: 0 BB: 1 P: 7	R: 0 E: 0 K: 1 S: 5	H: 0 LOB: 0 BB: 0 P: 5	R: 0 E: 0 K: 0 S: 3	H: 0 LOB: 0 BB: 0 P: 3	R: 0 E: 0 K: 0 S: 4	H: 1 LOB: 2 BB: 0 P: 4	1B: 4 2B: 1 3B: 0 HR: 1	SF: 0 SAC: 1 DP: 1 HBP: 0	WP: 0 PB: 0 SB: 0 CS: 1	PA: 34						
PITCHER	IP	WLS	BF	H	R	ER	SO	BB	IBB	HBP	BLK	WP	HR	S	P	ERA	WHIP									
Eddie Solomon, R ERA: 4.33 Larry Bradford, L ERA:	(1, 1)	6.0	L	27	5	4	3	2	3	0	0	0	0	0	7	7	0.00	0.500								

Batter	1	2	3	4	5	6	7	8	9	AB R H RBI BB SO LOB	TOP									
Eddie Miller, S OBP: 0.320, SLG: 0.292 (1, 8)	2-3 K	4-2 S BB		1-1 S FC6-4 1B 2H		0-3 K			0-0 SH3-4 1-2	3 1 1 1 1 2 0	Atlanta Braves @ San Francisco Giants Candlestick Park, San Francisco, CA Thu Sep 13 1979, 6:33 AM EDT Att: 1,934 - Unknown AB 33 R 4 H 9 RBI 4 BB 5 SO 8 LOB 14 									
Jerry Royster, R OBP: 0.332, SLG: 0.340 (1, 4)	4-0 S 1B BB	1-2 F5		0-0 FC6-4 1B 1-2		0-0 CS 1B			0-0 E4 1B 2-3	4 1 2 0 1 0 2										
Gary Matthews, R OBP: 0.370, SLG: 0.512 (1, 9)	1-3 K		2-1 F2	0-2 FC6-4 1-2H 2H		0-0 CS	0-0 L6		0-0 1B 1-3 3H	5 0 1 2 0 1 2										
Bob Horner, R OBP: 0.343, SLG: 0.533 (1, 5)	0-1 BB 1B 2H		0-0 1B	1-1 5-3			0-0 L6		0-0 5-3	5 0 2 1 0 0 2										
Dale Murphy, R OBP: 0.345, SLG: 0.465 (1, 3)	0-0 BB 1B 1-2		0-0 F9		1-3 K		0-3 K			4 0 1 0 0 2 1										
Larry Whitenton, L OBP: 0.571, SLG: 0.400 (1, 7)	4-2 1-2 2-3 BB		1-1 1-2 1B		4-1 S BB			0-0 F7		2 0 1 0 2 0 0										
Darrel Chaney, S OBP: 0.225, SLG: 0.146 (1, 6)	2-3 K		3-3 K		0-3 K 1-2			0-0 F5		4 0 0 0 0 3 6										
Bruce Benedict, R OBP: 0.327, SLG: 0.275 (1, 2)		3-2 F4		4-0 SH3-4 1B BB	1-0 5-3			0-0 F6		3 1 0 0 1 0 1										
Phil Niekro, R OBP: 0.214, SLG: 0.241 (1, 1)		1-2 4-3		0-0 SH3-4 1-2			0-0 F9		0-0 E SH3-4 1B 1B	3 1 1 0 0 0 0										
Inning Stats	R: 1 E: 0 K: 3 S: 16	H: 2 LOB: 3 BB: 2 P: 29	R: 0 E: 0 K: 0 S: 12	H: 0 LOB: 1 BB: 1 P: 21	R: 0 E: 0 K: 1 S: 9	H: 2 LOB: 2 BB: 0 P: 15	R: 2 E: 1 K: 0 S: 9	H: 2 LOB: 1 BB: 1 P: 15	R: 0 E: 0 K: 2 S: 8	H: 1 LOB: 0 BB: 0 P: 5	R: 0 E: 0 K: 1 S: 5	H: 0 LOB: 0 BB: 0 P: 5	R: 0 E: 0 K: 0 S: 3	H: 0 LOB: 0 BB: 0 P: 3	R: 1 E: 1 K: 0 S: 5	H: 2 LOB: 1 BB: 0 P: 5	1B: 9 2B: 0 3B: 0 HR: 0	SF: 0 SAC: 2 DP: 0 HBP: 0	WP: 0 PB: 0 CS: 4 SB: 1	PA: 41
PITCHER	IP WLS BF H R ER SO BB IBB HBP BLK WP HR S P ERA WHIP																			
Ed Whitson, R ERA: 4.56 (1, 1)	5.0 L 26 6 3 3 6 5 0 0 0 0 0 0 54 94 5.40 2.200																			
Tom Griffin, R ERA: 3.69 (6, 1)	2.0 6 1 0 0 2 0 0 0 0 0 0 0 10 10 0.00 0.500																			
Pedro Borbon, R ERA: 4.21 (8, 1)	1.0 4 1 1 1 0 0 0 0 0 0 0 0 4 4 9.00 1.000																			
Greg Minton, R ERA: 2.09 (9, 1)	1.0 4 1 0 0 0 0 0 0 0 0 0 0 4 4 0.00 1.000																			

Batter	1	2	3	4	5	6	7	8	9	AB R H RBI BB SO LOB	BOTTOM									
Bill North, S OBP: 0.387, SLG: 0.353 (1, 8)	3-3 K		4-2 1B BLK BB		0-0 FC5-4 1-2H			0-3 K		3 0 0 0 1 2 1	Atlanta Braves @ San Francisco Giants Candlestick Park, San Francisco, CA Thu Sep 13 1979, 6:33 AM EDT Att: 1,934 - Unknown AB 32 R 1 H 6 RBI 1 BB 2 SO 9 LOB 10 									
Rob Andrews, R OBP: 0.312, SLG: 0.345 (1, 4)	2-0 F8		1-1 G5-4-3 1B		0-0 6-3			0-0 F4		4 0 1 0 0 0 1										
Mike Ivie, R OBP: 0.369, SLG: 0.582 (1, 7) (9, 3)	4-0 BLK BB		0-0 G5-4-3 1-2H		0-0 1-3			0-0 HR		3 1 1 1 1 0 2										
Willie McCovey, L OBP: 0.335, SLG: 0.430 (1, 3)	1-3 K		0-3 K		0-3 K			0-0 4-3		4 0 0 0 0 3 1										
Jack Clark, R OBP: 0.349, SLG: 0.477 Max Venable, L OBP: 0.345, SLG: 0.286 (5, 9)		5-3		0-3 K			0-0 F7		0-3 K	2 0 0 0 0 1 0 2 0 0 0 0 1 0										
Darrell Evans, L OBP: 0.352, SLG: 0.398 (1, 5)		0-1 2B		0-0 FC6-4 1B			0-0 F7		0-0 F7	4 0 2 0 0 0 0										
Johnnie LettMaster, R OBP: 0.304, SLG: 0.327 (1, 6) (9, 1)		0-0 6-3		0-0 FC6-4 1-2H			0-0 6-3 1B		0-3 K	4 0 1 0 0 1 2										
Dennis Littlejohn, R OBP: 0.266, SLG: 0.252 (1, 2) (9, 7)		1-3 K		0-0 L3			0-0 6-3			3 0 0 0 0 1 2										
Ed Whitson, R OBP: 0.195, SLG: 0.128 Greg Johnston, L OBP: 0.219, SLG: 0.287 Tom Griffin, R OBP: 0.277, SLG: 0.377 Roger Metzger, S OBP: 0.287, SLG: 0.317 Pedro Borbon, R OBP: 0.333, SLG: 0.333 Greg Minton, S OBP: 0.303, SLG: 0.394 (1, 1) (5, 9) (6, 1) (7, 9) (8, 1) (9, 1) (9, 7)		3-2 6-3		0-0 FC5-4 1B			0-0 F8			1 0 0 0 0 0 0 1 0 1 0 0 0 0 0 0 0 0 0 0 0 1 0 0 0 0 0 1 0										
Inning Stats	R: 0 E: 0 K: 2 S: 7	H: 0 LOB: 1 BB: 1 P: 17	R: 0 E: 0 K: 1 S: 7	H: 1 LOB: 0 BB: 0 P: 8	R: 0 E: 0 K: 2 S: 8	H: 1 LOB: 1 BB: 0 P: 8	R: 0 E: 0 K: 0 S: 4	H: 1 LOB: 1 BB: 0 P: 4	R: 0 E: 0 K: 1 S: 5	H: 0 LOB: 0 BB: 0 P: 5	R: 0 E: 0 K: 0 S: 4	H: 1 LOB: 1 BB: 0 P: 4	R: 1 E: 0 K: 1 S: 6	H: 1 LOB: 0 BB: 0 P: 6	R: 0 E: 0 K: 2 S: 7	H: 0 LOB: 0 BB: 0 P: 7	1B: 4 2B: 1 3B: 0 HR: 1	SF: 0 SAC: 0 DP: 1 HBP: 0	WP: 0 PB: 0 CS: 0	PA: 34
PITCHER	IP WLS BF H R ER SO BB IBB HBP BLK WP HR S P ERA WHIP																			
Phil Niekro, R ERA: 3.48 (1, 1)	9.0 W 34 6 1 1 9 2 0 0 0 0 0 1 60 79 1.00 0.889																			

Batter	1	2	3	4	5	6	7	8	9	AB	R	H	RBI	BB	SO	LOB	TOP										
Rafael Landestoy, S OBP: 0.337, SLG: 0.330 (1, 4)	F9		S 1B			F5				5	1	2	0	0	0	3	Houston Astros @ San Francisco Giants Candlestick Park, San Francisco, CA Sat Sep 15 1979, 6:33 AM EDT Att: 9,795 - Unknown										
Cesar Cedeno, R OBP: 0.361, SLG: 0.381 (1, 8)	6-3		K		5-3		F8		5	0	0	0	0	0	1	2											
Jose Cruz, L OBP: 0.372, SLG: 0.423 Tom Wiedenbauer, R OBP: 1.000, SLG: 2.000 (1, 7) (8, 7)			K			2B BB	F8		4	1	2	0	0	0	1	1											
Jeffrey Leonard, R OBP: 0.364, SLG: 0.360 (1, 9)	K					F9	6-3		4	0	1	1	0	1	2												
Enos Cabell, R OBP: 0.298, SLG: 0.366 (1, 3)		6-3	F9			BB BB		CS 1B	4	1	2	0	0	0	1												
Art Howe, R OBP: 0.317, SLG: 0.358 (1, 5)		6-3		F9		BB BB	IBB	F1	3	0	0	0	1	0	1												
Bruce Bochy, R OBP: 0.262, SLG: 0.267 Jesus Alou, R OBP: 0.349, SLG: 0.368 Luis Pujols, R OBP: 0.297, SLG: 0.389 (1, 2) (6, PH) (6, 2)			BB BB		K			K	1	0	0	0	1	1	0												
Jimmy Sexton, R OBP: 0.262, SLG: 0.162 Danny Heep, L OBP: 0.125, SLG: 0.143 (1, 6) (9, PH)				F4				4-3	1	0	0	1	2	0	0												
Ken Forsch, R OBP: 0.226, SLG: 0.184 Joaquin Andujar, S OBP: 0.117, SLG: 0.211 Joe Sambito, L OBP: 0.583, SLG: 0.429 Denny Walling, L OBP: 0.371, SLG: 0.496 (1, 1) (8, 1) (8, PH) (9, PH)		K			K			K	3	0	0	0	0	3	5												
Inning Stats	R: 0 E: 0 K: 1 S: 9	H: 1 LOB: 1 BB: 0 P: 11	R: 0 E: 0 K: 1 S: 14	H: 0 LOB: 2 BB: 2 P: 26	R: 1 E: 0 K: 2 S: 13	H: 2 LOB: 1 BB: 0 P: 19	R: 0 E: 0 K: 1 S: 11	H: 0 LOB: 0 BB: 0 P: 17	R: 0 E: 0 K: 1 S: 9	H: 0 LOB: 0 BB: 0 P: 13	R: 2 E: 0 K: 1 S: 12	H: 2 LOB: 3 BB: 3 P: 26	R: 0 E: 0 K: 0 S: 3	H: 0 LOB: 0 BB: 0 P: 3	R: 0 E: 0 K: 1 S: 5	H: 1 LOB: 0 BB: 0 P: 5		R: 0 E: 0 K: 1 S: 6	H: 1 LOB: 1 BB: 0 P: 6	1B: 6 2B: 1 3B: 0 HR: 0	SF: 0 SAC: 0 DP: 0 HBP: 0	WP: 0 PB: 0 SB: 1 CS: 1	PA: 38				
PITCHER	IP	WLS	BF	H	R	ER	SO	BB	IBB	HBP	BLK	WP	HR	S	P	ERA	WHIP										
Bob Knepper, L ERA: 4.6 (1, 1)	5.1		26	5	3	3	6	4	1	0	0	0	0	64	108	5.06	1.688										
Tom Griffin, R ERA: 3.69 (6, 1)	0.2		2	0	0	0	1	0	0	0	0	0	0	4	4	0.00	0.000										
Pedro Borbon, R ERA: 4.02 (7, 1)	2.0	W	6	1	0	0	1	0	0	0	0	0	0	8	8	0.00	0.500										
Greg Minton, R ERA: 2.06 (9, 1)	1.0	S	4	1	0	0	1	0	0	0	0	0	0	6	6	0.00	1.000										


Batter	1	2	3	4	5	6	7	8	9	AB	R	H	RBI	BB	SO	LOB	BOTTOM										
Bill North, S OBP: 0.386, SLG: 0.351 (1, 8)	F5		G3-6-3			E S 1B		WP SH3-4 1B BB	3	1	1	0	1	0	1												
Rob Andrews, R OBP: 0.298, SLG: 0.329 (1, 4)	L4			5-3		L7		SH3-4	3	0	0	0	0	0	1												
Mike Ivie, R OBP: 0.369, SLG: 0.574 (1, 7) (9, 3)	5-3							1B 3B BB	2	1	0	0	2	1	0												
Willie McCovey, L OBP: 0.328, SLG: 0.420 Greg Minton, S (1, 3) (9, 1)		1-3		L1		F5		F5	4	0	0	0	0	0	4												
Darrell Evans, L OBP: 0.353, SLG: 0.401 (1, 5)		F4			3-1			G4-6-3 1B	4	1	2	1	0	0	0												
Max Venable, L OBP: 0.328, SLG: 0.259 Larry Herndon, R OBP: 0.304, SLG: 0.394 (1, 9) (8, PH) (9, 7)		E6		CS S BB		F4		1H 3H 3B	2	0	0	0	1	0	1												
Johnnie LetMaster, R OBP: 0.301, SLG: 0.320 (1, 6)			K					G4-6-3	3	0	0	0	1	2	4												
Dennis Littlejohn, R OBP: 0.274, SLG: 0.280 (1, 2)					6-3			1B 3B	3	1	2	0	0	0	2												
Bob Knepper, L ERA: 2.06, SLG: 0.297 Tom Griffin, R ERA: 0.077, SLG: 0.077 Greg Minton, R ERA: 0.274, SLG: 0.333 Pedro Borbon, R ERA: 4.02, SLG: 0.325 Terry Whitefield, L OBP: 0.342, SLG: 0.395 Jack Clark, R OBP: 0.349, SLG: 0.477 (1, 1) (6, 1) (6, PH) (7, 1) (8, PH) (9, 9)			FC1-6 1B			F9		SH3-4 BB WP 1B	1	0	0	0	0	0	1												
Inning Stats	R: 0 E: 0 K: 0 S: 7	H: 0 LOB: 0 BB: 0 P: 10	R: 0 E: 1 K: 1 S: 8	H: 0 LOB: 1 BB: 0 P: 11	R: 0 E: 0 K: 0 S: 8	H: 1 LOB: 0 BB: 0 P: 10	R: 0 E: 0 K: 1 S: 7	H: 0 LOB: 0 BB: 0 P: 9	R: 0 E: 0 K: 0 S: 4	H: 1 LOB: 2 BB: 1 P: 8	R: 0 E: 0 K: 0 S: 3	H: 1 LOB: 0 BB: 0 P: 3	R: 5 E: 0 K: 1 S: 9	H: 4 LOB: 2 BB: 2 P: 17	R: 0 E: 0 K: 1 S: 3	H: 0 LOB: 0 BB: 0 P: 3	R: 0 E: 0 K: 1 S: 9	H: 4 LOB: 2 BB: 2 P: 17	1B: 5 2B: 0 3B: 2 HR: 0	SF: 0 SAC: 1 DP: 2 HBP: 0	WP: 1 PB: 0 SB: 3 CS: 2	PA: 34					
PITCHER	IP	WLS	BF	H	R	ER	SO	BB	IBB	HBP	BLK	WP	HR	S	P	ERA	WHIP										
Ken Forsch, R ERA: 3.2 (1, 1)	7.1		29	5	4	4	2	4	0	0	0	0	0	52	82	4.91	1.227										
Joaquin Andujar, R ERA: 3.25 (8, 1)	0.0	L	1	0	0	0	0	1	0	0	0	1	0	0	4	∞	∞										
Joe Sambito, L ERA: 1.85 (8, 1)	0.2		4	2	1	1	1	0	0	0	0	0	0	6	6	13.50	3.000										

livebaseballscores.com



Batter	1	2	3	4	5	6	7	8	9	AB	R	H	RBI	BB	SO	LOB	TOP										
Cesar Cedeno, R OBP: 0.362, SLG: 0.381 (1, 3)	0-0 4-3		2-2 L6-3 1B		1-0 1B HBP		0-0 SH1-4		0-0 6-3	3	0	1	1	0	0	0	Houston Astros @ San Francisco Giants Candlestick Park, San Francisco, CA Sun Sep 16 1979, 6:33 AM EDT Att: 12,077 - Unknown livebaseballscorecards.com										
Craig Reynolds, L OBP: 0.283, SLG: 0.327 (1, 6)	3-2 6-3		1-2 L6-3		2-1 FC4-6 1B		0-1 1B		0-0 F8	5	0	2	0	0	0	1											
Terry Puhl, L OBP: 0.352, SLG: 0.375 (1, 8)	0-0 G3			2-1 2B	2-1 FC4-6		4-0 1B		0-0 6-3	4	0	1	0	1	0	2											
Jose Cruz, L OBP: 0.371, SLG: 0.422 (1, 7)		1-3 K		2-0 F4		2-3 K		1-2 1B		4	0	1	0	0	2	1											
Enos Cabell, R OBP: 0.299, SLG: 0.367 (1, 5)		0-2 1B		0-1 F8		0-0 1B		0-0 6-3		4	0	2	0	0	0	1											
Jeffrey Leonard, R OBP: 0.396, SLG: 0.360 (1, 9)		2-3 K		4-0 IBB		0-0 F8		0-0 FC4-6 1B		3	0	1	0	1	1	2											
Luis Pujols, R OBP: 0.300, SLG: 0.385 (6, PH)		2-3 K		2-3 K		0-0 1B		0-0 FC4-6 1B		3	0	1	0	0	2	3											
Danny Heep, L OBP: 0.111, SLG: 0.125 (8, 2)						1-2 1B		1-2 1B		1	0	0	0	0	0	1											
Bruce Bochy, R OBP: 0.275, SLG: 0.267 (8, 2)								1-2 1B		0	0	0	0	0	0	0											
Rafael Landestoy, S OBP: 0.340, SLG: 0.330 (1, 4)			3-1 1B		0-0 F9		2-2 F8		4-0 FC6-4 IBB	3	1	1	0	1	0	2											
J.R. Richard, R OBP: 0.128, SLG: 0.214 (1, 1)			1-3 K		1-3 K		0-0 E9 1B		0-0 FC6-4	4	0	0	0	0	2	3											
Inning Stats	R: 0 E: 0 K: 0 S: 5	H: 0 LOB: 0 BB: 0 P: 8	R: 0 E: 0 K: 3 S: 12	H: 1 LOB: 1 BB: 0 P: 17	R: 1 E: 0 K: 1 S: 12	H: 2 LOB: 0 BB: 0 P: 19	R: 0 E: 0 K: 1 S: 8	H: 1 LOB: 2 BB: 1 P: 18	R: 0 E: 0 K: 1 S: 9	H: 2 LOB: 2 BB: 0 P: 13	R: 0 E: 1 K: 0 S: 7	H: 2 LOB: 2 BB: 1 P: 12	R: 0 E: 0 K: 0 S: 4	H: 1 LOB: 2 BB: 0 P: 8	R: 0 E: 0 K: 0 S: 3	H: 0 LOB: 0 BB: 0 P: 3	1B: 9 2B: 2 3B: 0 HR: 0	SF: 0 SAC: 1 DP: 1 HBP: 1	WP: 1 PB: 0 SB: 2 CS: 0	PA: 39							
PITCHER	IP	WLS	BF	H	R	ER	SO	BB	IBB	HBP	BLK	WP	HR	S	P	ERA	WHIP										
John Montefusco, R ERA: 3.94 (1, 1)	7.0		31	9	1	1	7	0	2	1	0	0	0	61	101	1.29	1.286										
Greg Minton, R ERA: 2.0 (8, 1)	2.0	W	8	1	0	0	0	0	1	0	0	1	0	7	11	0.00	0.500										

Batter	1	2	3	4	5	6	7	8	9	AB	R	H	RBI	BB	SO	LOB	BOTTOM										
Bill North, S OBP: 0.387, SLG: 0.351 (1, 8)	1-1 4-3				1-3 K			4-2 L6-4 S BB		3	0	1	1	1	1	0	Houston Astros @ San Francisco Giants Candlestick Park, San Francisco, CA Sun Sep 16 1979, 6:33 AM EDT Att: 12,077 - Unknown livebaseballscorecards.com										
Joe Strain, R OBP: 0.288, SLG: 0.302 (1, 4)	3-2 FC5-4 1B	0-0 F4		2-3 K		2-3 K		1-2 L6-4		4	0	1	0	0	1	4											
Mike Ivie, R OBP: 0.368, SLG: 0.571 (1, 3)	1-2 FC5-4 1B		1-3 K		2-3 K		0-1 2B 1B		0-1 2B 1B	4	1	1	0	0	2	1											
Darrell Evans, L OBP: 0.352, SLG: 0.402 (1, 5)	3-3 K		0-2 F9		2-1 F9		1-0 1B 2B		1-0 1B 2B	4	0	1	0	0	1	1											
Max Venable, L OBP: 0.324, SLG: 0.246 (1, 9)		1-3 K		2-3 K		1-0 4-3		4-0 1B IBB		3	0	0	0	1	2	0											
Larry Hemdon, R OBP: 0.306, SLG: 0.393 (1, 7)		4-0 BB S 1B BB		3-3 K		2-2 5-3		0-0 1B		3	1	1	1	1	1	0											
Roger Metzger, S OBP: 0.299, SLG: 0.315 (8, 1)		4-0 1B BB BB		0-1 4-3		2-2 4-3		1-2 F7		2	0	0	0	1	0	0											
Dennis Littlejohn, R OBP: 0.275, SLG: 0.277 (1, 2)		4-1 1B BB		2-3 K		1-2 F7		1-2 F8		2	0	0	0	1	1	0											
John Montefusco, R OBP: 0.186, SLG: 0.286 (8, 6)		0-3 K		3-3 K		1-2 F8				2	0	0	0	0	2	3											
Inning Stats	R: 0 E: 0 K: 1 S: 13	H: 1 LOB: 1 BB: 0 P: 21	R: 1 E: 0 K: 2 S: 11	H: 1 LOB: 3 BB: 3 P: 24	R: 0 E: 0 K: 2 S: 10	H: 0 LOB: 0 BB: 0 P: 13	R: 0 E: 0 K: 2 S: 9	H: 0 LOB: 0 BB: 0 P: 14	R: 0 E: 0 K: 3 S: 10	H: 0 LOB: 0 BB: 0 P: 16	R: 0 E: 0 K: 1 S: 7	H: 0 LOB: 0 BB: 0 P: 12	R: 0 E: 0 K: 0 S: 9	H: 0 LOB: 0 BB: 0 P: 14	R: 0 E: 0 K: 0 S: 9	H: 0 LOB: 3 BB: 1 P: 15		R: 1 E: 0 K: 0 S: 4	H: 3 LOB: 3 BB: 1 P: 9	1B: 4 2B: 2 3B: 0 HR: 0	SF: 0 SAC: 0 DP: 1 HBP: 0	WP: 0 PB: 0 SB: 2 CS: 0	PA: 33				
PITCHER	IP	WLS	BF	H	R	ER	SO	BB	IBB	HBP	BLK	WP	HR	S	P	ERA	WHIP										
J.R. Richard, R ERA: 2.92 (1, 1)	8.0	L	33	5	2	2	11	4	1	0	0	0	0	82	138	2.25	1.125										

Batter	1	2	3	4	5	6	7	8	9	AB	R	H	RBI	BB	SO	LOB	TOP											
Dave Collins, S OBP: 0.367, SLG: 0.410	F9		F3			WP 1B				5	0	3	0	0	0	0	Cincinnati Reds @ San Francisco Giants Candlestick Park, San Francisco, CA Mon Sep 17 1979, 10:05 PM EDT Att. 4,880 - Unknown											
Joe Morgan, L OBP: 0.380, SLG: 0.377	4-3		6-3			F7	K		F7	5	0	0	0	0	1	4												
Dave Concepcion, R OBP: 0.356, SLG: 0.426				4-3		5-3		1B 1B	K	5	1	2	0	0	1	2												
George Foster, R OBP: 0.397, SLG: 0.576	CS	6-3		P3		F9		FC4-6 1B 1B		4	0	1	0	0	0	1												
Johnny Bench, R OBP: 0.368, SLG: 0.452								F6		3	2	2	1	1	0	2												
Ray Knight, R OBP: 0.361, SLG: 0.453	4-3			HR	BB	F9		FC4-6 1B	FC4-6 1B	4	0	2	1	0	0	1												
Dan Driessen, L OBP: 0.333, SLG: 0.423						WP 7-2 2B		FC4-6 2B 6-3	FC4-6 1B	4	1	2	1	0	0	3												
Hector Cruz, R OBP: 0.340, SLG: 0.365			5-3			7-2		1B 2B	F7	4	0	1	0	0	0	4												
Michael LaCoss, R Manny Sarmiento, R Rafael Santo Domingo, S Charlie Leibrandt, L Paul Blair, R Dave Tomlin, L Rock Aguirre, R Doug Bair, R Arnie Kennedy, R								6-3	6-3	0	0	0	0	0	0	0												
Inning Stats	R: 0 E: 0 K: 0 S: 8	H: 1 LOB: 0 BB: 0 P: 9	R: 1 E: 0 K: 0 S: 11	H: 2 LOB: 1 BB: 0 P: 19	R: 0 E: 0 K: 1 S: 7	H: 0 LOB: 0 BB: 0 P: 11	R: 0 E: 0 K: 0 S: 5	H: 0 LOB: 1 BB: 0 P: 12	R: 0 E: 0 K: 1 S: 7	H: 1 LOB: 0 BB: 0 P: 12	R: 0 E: 0 K: 0 S: 8	H: 1 LOB: 1 BB: 0 P: 15	R: 2 E: 0 K: 1 S: 13	H: 4 LOB: 2 BB: 0 P: 18	R: 1 E: 0 K: 0 S: 10	H: 3 LOB: 2 BB: 0 P: 13		R: 0 E: 0 K: 1 S: 6	H: 1 LOB: 1 BB: 0 P: 6	1B: 10 2B: 3 3B: 0 HR: 1	SF: 0 SAC: 0 DP: 1 HBP: 0	WP: 2 PB: 0 SB: 0 CS: 1	PA: 40					
PITCHER	IP	WLS	BF	H	R	ER	SO	BB	IBB	HBP	BLK	WP	HR	S	P	ERA	WHIP											
Vida Blue, L ERA: 4.98	(1, 1)	7.0	W	31	11	4	4	3	1	0	0	0	2	1	65	105	5.14	1.714										
Greg Minton, R ERA: 1.99	(8, 1)	0.1		2	1	0	0	0	0	0	0	0	0	0	2	2	0.00	3.000										
Gary Lavelle, L ERA: 2.28	(8, 1)	1.2	S	6	1	0	0	1	0	0	0	0	0	0	8	8	0.00	0.600										

Batter	1	2	3	4	5	6	7	8	9	AB	R	H	RBI	BB	SO	LOB	BOTTOM										
Bill North, S OBP: 0.389, SLG: 0.354	E 1B	CS 1B	P6			1B				5	1	3	0	0	1	1	Cincinnati Reds @ San Francisco Giants Candlestick Park, San Francisco, CA Mon Sep 17 1979, 10:05 PM EDT Att. 4,880 - Unknown										
Joe Strain, R OBP: 0.295, SLG: 0.308	1B	F3			G3-6-1 1B		1B S	L4		5	2	3	0	0	0	1											
Mike Ivie, R OBP: 0.372, SLG: 0.571	F8 1B	WP 1B			L4		1B 1B	BB		3	1	2	1	1	0	1											
Darrell Evans, L OBP: 0.355, SLG: 0.404	WP 3B	E 1B			G3-6-1		1B	1B		4	1	3	1	0	0	1											
Max Venable, L OBP: 0.319, SLG: 0.246	F8	K			K		1B	1B		4	0	1	1	0	2	4											
Larry Hemdon, R OBP: 0.311, SLG: 0.392	WP 3B	IBB			G5-4-3 BB		K	K		1	2	0	0	3	1	3											
Roger Metzger, S ERA: 3.54										3	0	1	2	1	0	4											
Gary Lavelle, S OBP: 0.250, SLG: 0.250					G5-4-3		F7			0	0	0	0	0	0	0											
Dennis Littlejohn, R OBP: 0.269, SLG: 0.270	5-3				FC5-4 FC5-6		K2-3	K		4	0	0	0	0	2	5											
Vida Blue, S OBP: 0.190, SLG: 0.179					FC5-6		F2			3	0	0	0	0	1	2											
Greg Minton, S ERA: 2.87	(8, 1)							F8		0	0	0	0	0	0	0											
Johnnie LeMaster, R OBP: 0.299, SLG: 0.318	(8, 6)									1	0	0	0	0	0	0											
Inning Stats	R: 5 E: 2 K: 1 S: 15	H: 5 LOB: 1 BB: 1 P: 20	R: 0 E: 0 K: 1 S: 7	H: 3 LOB: 2 BB: 0 P: 7	R: 1 E: 1 K: 0 S: 3	H: 0 LOB: 1 BB: 2 P: 11	R: 0 E: 0 K: 0 S: 3	H: 1 LOB: 0 BB: 0 P: 3	R: 0 E: 0 K: 1 S: 4	H: 0 LOB: 0 BB: 1 P: 8	R: 0 E: 0 K: 1 S: 5	H: 1 LOB: 1 BB: 0 P: 5	R: 1 E: 0 K: 2 S: 10	H: 3 LOB: 3 BB: 1 P: 14	R: 0 E: 0 K: 1 S: 5	H: 0 LOB: 0 BB: 0 P: 5	1B: 12 2B: 0 3B: 1 HR: 0	SF: 0 SAC: 0 DP: 2 HBP: 0	WP: 1 PB: 0 SB: 1 CS: 1	PA: 38							
PITCHER	IP	WLS	BF	H	R	ER	SO	BB	IBB	HBP	BLK	WP	HR	S	P	ERA	WHIP										
Michael LaCoss, R ERA: 3.54	(1, 1)	0.1	L	7	5	5	0	0	1	0	1	1	1	16	135.000	15.000											
Manny Sarmiento, R ERA: 5.19	(1, 1)	1.2		7	3	0	0	2	0	0	0	0	0	11	11	0.00	1.800										
Charlie Leibrandt, L ERA: 5.19	(3, 1)	2.0		8	1	1	0	0	2	0	0	0	0	6	14	0.00	1.500										
Dave Tomlin, L ERA: 2.87	(5, 1)	2.0		6	1	0	0	2	1	0	0	0	0	9	13	0.00	1.000										
Doug Bair, R ERA: 4.15	(7, 1)	2.0		10	3	1	1	3	1	0	0	0	0	15	19	4.50	2.000										



Batter	1	2	3	4	5	6	7	8	9	AB	R	H	RBI	BB	SO	LOB	TOP					
Dave Collins, S (1,9) OBP: 0.363, SLG: 0.405										4	0	0	0	0	1	0	<p>Cincinnati Reds @ San Francisco Giants Candlestick Park, San Francisco, CA Tue Sep 18, 1979, 10:05 PM EDT Att: 7,183 - Unknown</p> <p>AB 32 R 1 H 6 RBI 1 BB 2 SO 6 LOB 12</p>					
Joe Morgan, L (1,4) OBP: 0.380, SLG: 0.381										4	0	2	0	0	0	0						
Dave Concepcion, R (1,6) OBP: 0.355, SLG: 0.424										3	0	0	0	1	1	2						
George Foster, R (1,7) OBP: 0.394, SLG: 0.570										4	0	0	0	0	1	2						
Johnny Bench, R (1,2) OBP: 0.373, SLG: 0.465										3	1	3	1	1	0	0						
Dan Driessen, L (1,3) OBP: 0.333, SLG: 0.421										4	0	1	0	0	0	3						
Ray Knight, R (1,5) OBP: 0.358, SLG: 0.449										4	0	0	0	0	0	3						
Hector Cruz, R (1,8) OBP: 0.335, SLG: 0.359										3	0	0	0	0	2	2						
Frank Pastore, R (1,1) OBP: 0.167, SLG: 0.167										2	0	0	0	0	1	0						
Mario Soto, R (7,1) OBP: 0.667, SLG: 0.667										0	0	0	0	0	0	0						
Rafael Santo Domingo, S (8, PH)										1	0	0	0	0	0	0						
Doug Bair, R (8,1) ERA: 1.97										0	0	0	0	0	0	0						
Inning Stats	R: 0 E: 0 K: 1 S: 11	H: 1 LOB: 1 BB: 0 P: 16	R: 0 E: 0 K: 1 S: 9	H: 0 LOB: 1 BB: 1 P: 18	R: 0 E: 0 K: 0 S: 6	H: 0 LOB: 0 BB: 0 P: 10	R: 0 E: 0 K: 1 S: 12	H: 1 LOB: 1 BB: 0 P: 20	R: 0 E: 0 K: 2 S: 8	H: 0 LOB: 0 BB: 0 P: 10	R: 0 E: 0 K: 0 S: 9	H: 0 LOB: 1 BB: 1 P: 16	R: 0 E: 0 K: 0 S: 8	H: 1 LOB: 1 BB: 0 P: 14	R: 0 E: 0 K: 0 S: 8	H: 1 LOB: 1 BB: 0 P: 12	R: 1 E: 0 K: 1 S: 10	H: 2 LOB: 0 BB: 0 P: 13	1B: 3 2B: 2 3B: 0 HR: 1	SF: 0 SAC: 0 DP: 1 HBP: 0	WP: 1 PB: 0 SB: 0 CS: 0	PA: 34
PITCHER	IP WLS BF H R ER SO BB IBB HBP BLK WP HR S P ERA WHIP																					
Ed Whitson, R (1,1) ERA: 4.35	8.1 W 33 6 1 1 6 2 0 0 0 1 1 80 128 1.08 0.960																					
Greg Minton, R (9,1) ERA: 1.97	0.2 S 1 0 0 0 0 0 0 0 0 0 0 0 1 1 0.00 0.000																					

Batter	1	2	3	4	5	6	7	8	9	AB	R	H	RBI	BB	SO	LOB	BOTTOM					
Bill North, S (1,8) OBP: 0.392, SLG: 0.355										2	2	1	0	2	0	0	<p>Cincinnati Reds @ San Francisco Giants Candlestick Park, San Francisco, CA Tue Sep 18, 1979, 10:05 PM EDT Att: 7,183 - Unknown</p> <p>AB 30 R 3 H 8 RBI 3 BB 4 SO 4 LOB 18</p>					
Joe Strain, R (1,4) OBP: 0.291, SLG: 0.304										3	0	0	0	0	0	2						
Mike Ivie, R (1,3) OBP: 0.370, SLG: 0.568										4	0	1	1	0	2	2						
Darrell Evans, L (1,5) OBP: 0.358, SLG: 0.407										4	1	3	1	0	0	1						
Max Venable, L (1,9) OBP: 0.307, SLG: 0.234										3	0	0	0	0	0	3						
Larry Hemdon, R (1,7) OBP: 0.310, SLG: 0.390										4	0	1	0	0	1	3						
Johnnie LeMaster, R (1,6) OBP: 0.301, SLG: 0.320										4	0	2	1	0	0	1						
Dennis Littlejohn, R (1,2) OBP: 0.274, SLG: 0.267										2	0	0	0	2	0	1						
Ed Whitson, R (1,1) OBP: 0.136, SLG: 0.116										4	0	0	0	0	1	5						
Greg Minton, S (9,1) ERA: 4.1										0	0	0	0	0	0	0						
Inning Stats	R: 1 E: 0 K: 0 S: 7	H: 1 LOB: 1 BB: 1 P: 12	R: 0 E: 0 K: 0 S: 7	H: 1 LOB: 0 BB: 0 P: 14	R: 1 E: 0 K: 1 S: 14	H: 3 LOB: 2 BB: 0 P: 19	R: 0 E: 0 K: 0 S: 3	H: 0 LOB: 0 BB: 0 P: 6	R: 0 E: 0 K: 1 S: 5	H: 0 LOB: 0 BB: 0 P: 5	R: 1 E: 0 K: 1 S: 7	H: 2 LOB: 2 BB: 1 P: 11	R: 0 E: 0 K: 1 S: 5	H: 0 LOB: 1 BB: 1 P: 9	R: 0 E: 0 K: 0 S: 4	H: 1 LOB: 2 BB: 1 P: 8	R: 0 E: 0 K: 0 S: 4	H: 1 LOB: 2 BB: 1 P: 8	1B: 8 2B: 0 3B: 0 HR: 0	SF: 0 SAC: 2 DP: 0 HBP: 0	WP: 0 PB: 0 SB: 2 CS: 0	PA: 36
PITCHER	IP WLS BF H R ER SO BB IBB HBP BLK WP HR S P ERA WHIP																					
Frank Pastore, R (1,1) ERA: 5.12	6.1 L 29 7 3 3 3 3 2 1 0 0 0 0 44 72 4.26 1.421																					
Mario Soto, R (7,1) ERA: 4.78	0.2 2 0 0 0 1 0 0 0 0 0 0 0 4 4 0.00 0.000																					
Doug Bair, R (8,1) ERA: 4.1	1.0 5 1 0 0 0 0 0 1 0 0 0 0 0 4 8 0.00 1.000																					

Batter	1	2	3	4	5	6	7	8	9	AB	R	H	RBI	BB	SO	LOB	TOP			
Bill North, S OBP: 0.391, SLG: 0.352 Ed Plank, R	1-0 B5-3			1-3 K		1-2 4-3		4-0 1B BB		3	0	0	0	1	1	0				
Joe Strain, R OBP: 0.291, SLG: 0.305 Willie McCovey, L OBP: 0.330, SLG: 0.422 Rob Andrews, R OBP: 0.296, SLG: 0.329	3-2 F7			2-1 1B		1-1 6-3		0-0 1B		3	0	1	0	0	0	0				
Mike Ivie, R OBP: 0.367, SLG: 0.562	0-3 K			1-3 K			2-3 K	0-0 F6		4	0	0	0	0	3	3				
Darrell Evans, L OBP: 0.359, SLG: 0.406		0-0 4-3		4-0 IBB			1-2 G3	0-0 BB 1B		3	0	1	0	1	0	0				
Max Venable, L OBP: 0.291, SLG: 0.221		2-3 K		1-3 K			2-1 F9	0-0 F9		4	0	0	0	0	2	3				
Larry Hemdon, R OBP: 0.310, SLG: 0.388		0-1 F8				1-2 5-3		0-1 F4		4	0	1	0	0	0	0				
Johnnie LetMaster, R OBP: 0.304, SLG: 0.321			0-0 F9			0-0 F2		1-0 BB 1B	4-0 BB G4-3	3	1	1	0	1	0	0				
Dennis Littlejohn, R OBP: 0.274, SLG: 0.262			2-2 5-3			1-3 K2-3		4-0 BB 1B	0-0 G4-3	3	1	0	0	1	1	3				
Ed Halicki, R OBP: 0.235, SLG: 0.242 Pedro Borbon, R OBP: 0.333, SLG: 0.333 Greg Louganis, L OBP: 0.274, SLG: 0.276 Tom Griffin, R OBP: 0.277, SLG: 0.277 Terry Whitfield, L OBP: 0.353, SLG: 0.394			1-3 K			2-1 4-3		0-3 K		1	0	0	0	0	1	0				
Inning Stats	R: 0 E: 0 K: 1 S: 11	H: 0 LOB: 0 BB: 0 P: 15	R: 0 E: 0 K: 1 S: 6	H: 0 LOB: 0 BB: 0 P: 8	R: 0 E: 0 K: 1 S: 7	H: 0 LOB: 0 BB: 0 P: 10	R: 0 E: 0 K: 3 S: 11	H: 1 LOB: 2 BB: 1 P: 20	R: 0 E: 0 K: 1 S: 9	H: 0 LOB: 0 BB: 0 P: 11	R: 0 E: 0 K: 1 S: 9	H: 0 LOB: 0 BB: 0 P: 14	R: 2 E: 0 K: 1 S: 8	H: 2 LOB: 2 BB: 2 P: 17	R: 0 E: 0 K: 0 S: 4	H: 2 LOB: 2 BB: 1 P: 8	1B: 5 2B: 0 3B: 0 HR: 0	SF: 0 SAC: 0 DP: 1 HBP: 0	WP: 0 PA: 35 PB: 0 SB: 1 CS: 0	
PITCHER	IP WLS BF H R ER SO BB IBB HBP BLK WP HR S P ERA WHIP	IP WLS BF H R ER SO BB IBB HBP BLK WP HR S P ERA WHIP	IP WLS BF H R ER SO BB IBB HBP BLK WP HR S P ERA WHIP	IP WLS BF H R ER SO BB IBB HBP BLK WP HR S P ERA WHIP	IP WLS BF H R ER SO BB IBB HBP BLK WP HR S P ERA WHIP	IP WLS BF H R ER SO BB IBB HBP BLK WP HR S P ERA WHIP	IP WLS BF H R ER SO BB IBB HBP BLK WP HR S P ERA WHIP	IP WLS BF H R ER SO BB IBB HBP BLK WP HR S P ERA WHIP	IP WLS BF H R ER SO BB IBB HBP BLK WP HR S P ERA WHIP	IP WLS BF H R ER SO BB IBB HBP BLK WP HR S P ERA WHIP	IP WLS BF H R ER SO BB IBB HBP BLK WP HR S P ERA WHIP	IP WLS BF H R ER SO BB IBB HBP BLK WP HR S P ERA WHIP	IP WLS BF H R ER SO BB IBB HBP BLK WP HR S P ERA WHIP	IP WLS BF H R ER SO BB IBB HBP BLK WP HR S P ERA WHIP	IP WLS BF H R ER SO BB IBB HBP BLK WP HR S P ERA WHIP	IP WLS BF H R ER SO BB IBB HBP BLK WP HR S P ERA WHIP	IP WLS BF H R ER SO BB IBB HBP BLK WP HR S P ERA WHIP	IP WLS BF H R ER SO BB IBB HBP BLK WP HR S P ERA WHIP	IP WLS BF H R ER SO BB IBB HBP BLK WP HR S P ERA WHIP	
Rick Sutcliffe, R ERA: 3.55 Lerrin LaGrow, R ERA: 5.65	7.2 W 29 3 2 2 9 2 1 0 0 0 0 0 67 105 2.35 0.652	1.1 L 6 2 0 0 0 1 0 0 0 0 0 0 5 9 0.00 2.250																		

San Francisco Giants @ Los Angeles Dodgers
 Dodger Stadium, Los Angeles, CA
 Wed Sep 19 1979, 7:05 PM PDT
 Att: 20,827 - Unknown

AB 31
 R 2
 H 5
 RBI 2
 BB 4
 SO 9
 LOB 11



Batter	1	2	3	4	5	6	7	8	9	AB	R	H	RBI	BB	SO	LOB	BOTTOM			
Davey Lopes, R OBP: 0.372, SLG: 0.468 Ted Martinez, R OBP: 0.346, SLG: 0.372	3-3 K		0-0 6-3		1-1 2B	0-0 1B		0-0 1B		4	1	2	0	0	1	1				
Bill Russell, R OBP: 0.292, SLG: 0.358	2-1 F9			1-0 1B	0-0 HR	0-0 5-3		0-0 6-3		5	2	2	2	0	0	3				
Steve Garvey, R OBP: 0.350, SLG: 0.492	1-3 K			1-1 1B	4-1 HR		4-0 BB			2	2	1	0	2	1	0				
Ron Cey, R OBP: 0.388, SLG: 0.492 Gary Thomasson, L OBP: 0.341, SLG: 0.407		2-0 CS 1B		3-2 5-3	2-0 HR		0-0 F7			3	1	2	4	0	0	1				
Mickey Hatcher, R OBP: 0.366, SLG: 0.422		2-2 6-3		1-2 3-H 1B	0-0 F9		0-3 K			4	0	1	1	0	1	2				
Pedro Guerrero, R OBP: 0.200, SLG: 0.235		1-1 3-1		1-0 F3	0-0 1B		0-0 F8			4	0	1	0	0	0	2				
Derrel Thomas, S OBP: 0.332, SLG: 0.352			2-2 4-3 1B		0-0 F7		0-0 4-3			4	0	1	0	0	0	2				
Johnny Oates, L OBP: 0.191, SLG: 0.163 Steve Yeager, R OBP: 0.281, SLG: 0.370			0-1 F6		0-0 3-1		0-0 3-4-1			3	0	0	0	0	0	1				
Rick Sutcliffe, L OBP: 0.238, SLG: 0.308 Lerrin LaGrow, R OBP: 0.333, SLG: 0.333			0-1 4-3		0-1 4-3		0-0 L6			3	1	1	0	0	0	1				
Inning Stats	R: 0 E: 0 K: 2 S: 8	H: 1 LOB: 0 BB: 0 P: 14	R: 0 E: 0 K: 0 S: 6	H: 1 LOB: 0 BB: 0 P: 11	R: 0 E: 0 K: 0 S: 8	H: 1 LOB: 1 BB: 0 P: 10	R: 2 E: 0 K: 0 S: 10	H: 3 LOB: 1 BB: 0 P: 16	R: 5 E: 0 K: 0 S: 11	H: 5 LOB: 1 BB: 1 P: 18	R: 0 E: 0 K: 0 S: 4	H: 1 LOB: 0 BB: 0 P: 4	R: 0 E: 0 K: 1 S: 5	H: 0 LOB: 1 BB: 1 P: 9	R: 0 E: 0 K: 0 S: 5	H: 2 LOB: 2 BB: 0 P: 5	1B: 11 2B: 1 3B: 0 HR: 1	SF: 0 SAC: 0 DP: 0 HBP: 0	WP: 0 PA: 38 PB: 0 SB: 0 CS: 1	
PITCHER	IP WLS BF H R ER SO BB IBB HBP BLK WP HR S P ERA WHIP	IP WLS BF H R ER SO BB IBB HBP BLK WP HR S P ERA WHIP	IP WLS BF H R ER SO BB IBB HBP BLK WP HR S P ERA WHIP	IP WLS BF H R ER SO BB IBB HBP BLK WP HR S P ERA WHIP	IP WLS BF H R ER SO BB IBB HBP BLK WP HR S P ERA WHIP	IP WLS BF H R ER SO BB IBB HBP BLK WP HR S P ERA WHIP	IP WLS BF H R ER SO BB IBB HBP BLK WP HR S P ERA WHIP	IP WLS BF H R ER SO BB IBB HBP BLK WP HR S P ERA WHIP	IP WLS BF H R ER SO BB IBB HBP BLK WP HR S P ERA WHIP	IP WLS BF H R ER SO BB IBB HBP BLK WP HR S P ERA WHIP	IP WLS BF H R ER SO BB IBB HBP BLK WP HR S P ERA WHIP	IP WLS BF H R ER SO BB IBB HBP BLK WP HR S P ERA WHIP	IP WLS BF H R ER SO BB IBB HBP BLK WP HR S P ERA WHIP	IP WLS BF H R ER SO BB IBB HBP BLK WP HR S P ERA WHIP	IP WLS BF H R ER SO BB IBB HBP BLK WP HR S P ERA WHIP	IP WLS BF H R ER SO BB IBB HBP BLK WP HR S P ERA WHIP	IP WLS BF H R ER SO BB IBB HBP BLK WP HR S P ERA WHIP	IP WLS BF H R ER SO BB IBB HBP BLK WP HR S P ERA WHIP	IP WLS BF H R ER SO BB IBB HBP BLK WP HR S P ERA WHIP	
Ed Halicki, R ERA: 4.54 Pedro Borbon, R ERA: 4.09 Tom Griffin, R ERA: 3.58 Ed Plank, R ERA:	1.1 L 5 2 0 0 0 0 0 0 0 0 0 5 5 0.00 2.000	0.2 L 4 2 1 1 0 0 0 0 0 0 1 4 6 13.50 3.000																		

San Francisco Giants @ Los Angeles Dodgers
 Dodger Stadium, Los Angeles, CA
 Wed Sep 19 1979, 7:05 PM PDT
 Att: 20,827 - Unknown

AB 36
 R 7
 H 13
 RBI 7
 BB 2
 SO 3
 LOB 14



Batter	1	2	3	4	5	6	7	8	9	AB	R	H	RBI	BB	SO	LOB	TOP					
Bill North, S OBP: 0.387, SLG: 0.348 Ed Plank, R	(1, 8) F8			(1) K		(2) FC3-6		(3) K		4	0	0	0	0	2	2	San Francisco Giants @ Atlanta Braves Atlanta-Fulton County Stadium, Atlanta, GA Sat Sep 22 1979, 7:05 PM EDT Alt. 7,767 - Unknown - 72 F					
Rob Andrews, R OBP: 0.291, SLG: 0.320	(1, 4) 4-3			(2) K		(3) F9		(1) 3-1		4	0	0	0	0	1	1						
Mike Ivie, R OBP: 0.360, SLG: 0.550	(1, 7) 1-3			(3) F7			(1) F2		(2) K	4	0	0	0	0	1	0						
Willie McCovey, L OBP: 0.325, SLG: 0.413		(1) F8			(1) F8		(2) F8		(3) BB	3	0	0	0	1	0	0						
Darrell Evans, L OBP: 0.356, SLG: 0.404		(2) F6			(2) F4		(3) 3-1		(3) 1-3	4	0	0	0	0	0	1						
Larry Hemdon, R OBP: 0.315, SLG: 0.390		(3) K			(3) F8					2	1	0	0	1	1	0						
Johnnie LetMaster, R OBP: 0.300, SLG: 0.323			(1) F8			(1) E5 1B				3	1	1	0	0	0	0						
Dennis Littlejohn, R OBP: 0.267, SLG: 0.254 Max Venable, L OBP: 0.288, SLG: 0.217	(1, 2) (8, PH) (8, 9)		(2) F2			(1) 5-3		(1) FC4-6		2	0	0	0	0	0	1						
Vida Blue, S OBP: 0.188, SLG: 0.177 Tom Griffin, R OBP: 0.077, SLG: 0.077 Greg Johnston, L OBP: 0.220, SLG: 0.279 Pedro Borbon, R OBP: 0.333, SLG: 0.333 Terry Whitfield, L OBP: 0.352, SLG: 0.354 Mike Sadek, R OBP: 0.317, SLG: 0.296	(1, 1) (5, 1) (6, PH) (6, 1) (8, PH) (8, 2)		(3) F7			(1) FC3-6 1B		(2) SF9		1	0	0	0	0	0	0						
Inning Stats	R: 0 E: 0 K: 0 S: 6	H: 0 LOB: 0 BB: 0 P: 11	R: 0 E: 0 K: 1 S: 5	H: 0 LOB: 0 BB: 0 P: 5	R: 0 E: 0 K: 0 S: 3	H: 0 LOB: 0 BB: 0 P: 3	R: 0 E: 0 K: 2 S: 7	H: 0 LOB: 0 BB: 0 P: 7	R: 0 E: 0 K: 0 S: 3	H: 0 LOB: 0 BB: 0 P: 3	R: 1 E: 1 K: 0 S: 5	H: 1 LOB: 1 BB: 0 P: 5	R: 0 E: 0 K: 0 S: 3	H: 0 LOB: 0 BB: 0 P: 3	R: 1 E: 0 K: 1 S: 6	H: 1 LOB: 1 BB: 1 P: 10		R: 0 E: 0 K: 1 S: 5	H: 0 LOB: 1 BB: 1 P: 9	1B: 2 2B: 0 3B: 0 HR: 0	SF: 1 SAC: 0 DP: 0 HBP: 0	WP: 0 PB: 0 SB: 0 CS: 0
PITCHER Phil Niekro, R ERA: 3.44	(1, 1)	IP: 9.0 WLS: W BF: 32	H: 2 R: 2 ER: 1 SO: 5	BB: 2 IBB: 0 HBP: 0 BLK: 0	WP: 0 HR: 0 S: 43 P: 56	ERA: 1.00 WHIP: 0.444	PITCHER										IP: 9.0 WLS: W BF: 32	H: 2 R: 2 ER: 1 SO: 5	BB: 2 IBB: 0 HBP: 0 BLK: 0	WP: 0 HR: 0 S: 43 P: 56	ERA: 1.00 WHIP: 0.444	

Batter	1	2	3	4	5	6	7	8	9	AB	R	H	RBI	BB	SO	LOB	BOTTOM				
Eddie Miller, S OBP: 0.337, SLG: 0.304	(1, 8) 5-3			(1) FC6-4 HBP		(1) F7		(1) F8		4	0	1	0	0	0	0	San Francisco Giants @ Atlanta Braves Atlanta-Fulton County Stadium, Atlanta, GA Sat Sep 22 1979, 7:05 PM EDT Alt. 7,767 - Unknown - 72 F				
Jerry Royster, R OBP: 0.333, SLG: 0.339	(1, 4) HR		(3) FC6-4		(3) F2		(2) 6-3		(1) BB 1B	4	2	1	0	1	0	4					
Gary Matthews, R OBP: 0.367, SLG: 0.508	(1, 9) HR		(1) F2		(2) BB 1B 2B		(1) HR		(1) BB 1B BB	3	4	2	1	2	0	0					
Bob Horner, R OBP: 0.346, SLG: 0.552	(1, 5) HR		(2) K		(1) K		(1) 1B 2B		(1) 1B 1B	5	3	3	4	0	2	1					
Dale Murphy, R OBP: 0.358, SLG: 0.499	(1, 3) 1B		(3) F8		(1) BB 1B IBB		(2) 1B IBB		(2) 1B 1B	3	1	2	1	2	0	0					
Barry Bonnell, R OBP: 0.304, SLG: 0.422	(1, 7) F7			(1) 1B 1B BB		(2) F9		(3) 1B		4	0	2	2	1	0	3					
Darrel Chaney, S OBP: 0.250, SLG: 0.178	(1, 6) F8			(1) 1B 1B		(2) 1B BB		(3) F7		3	0	1	0	2	0	2					
Bruce Benedict, R OBP: 0.327, SLG: 0.277		(1) F6		(1) K		(2) 1B		(2) G5-4-3		4	0	1	2	0	1	3					
Phil Niekro, R OBP: 0.210, SLG: 0.235	(1, 1) F8			(2) F4		(3) 6-3		(3) K		4	0	0	0	0	1	4					
Inning Stats	R: 3 E: 0 K: 0 S: 13	H: 2 LOB: 1 BB: 2 P: 27	R: 0 E: 0 K: 0 S: 6	H: 0 LOB: 0 BB: 0 P: 10	R: 0 E: 0 K: 1 S: 6	H: 0 LOB: 0 BB: 0 P: 9	R: 0 E: 0 K: 1 S: 12	H: 2 LOB: 3 BB: 1 P: 18	R: 2 E: 0 K: 0 S: 5	H: 3 LOB: 2 BB: 1 P: 9	R: 0 E: 0 K: 1 S: 4	H: 0 LOB: 1 BB: 1 P: 8	R: 3 E: 0 K: 0 S: 6	H: 4 LOB: 1 BB: 1 P: 10	R: 0 E: 0 K: 0 S: 6	H: 0 LOB: 1 BB: 1 P: 10		1B: 9 2B: 2 3B: 0 HR: 2	SF: 0 SAC: 0 DP: 1 HBP: 1	WP: 0 PB: 0 SB: 2 CS: 0	PA: 43
PITCHER Vida Blue, L ERA: 5.08 Tom Griffin, R ERA: 3.53 Pedro Borbon, R ERA: 4.2 Ed Plank, R ERA: 7.36	(1, 1) (5, 1) (6, 1) (8, 1)	IP: 4.2 WLS: L BF: 26	H: 6 R: 5 ER: 5 SO: 3	BB: 4 IBB: 1 HBP: 0 BLK: 0	WP: 0 HR: 1 S: 48 P: 87	ERA: 9.64 WHIP: 2.143	PITCHER										IP: 4.2 WLS: L BF: 26	H: 6 R: 5 ER: 5 SO: 3	BB: 4 IBB: 1 HBP: 0 BLK: 0	WP: 0 HR: 1 S: 48 P: 87	ERA: 9.64 WHIP: 2.143



Batter	1	2	3	4	5	6	7	8	9	AB	R	H	RBI	BB	SO	LOB	TOP				
Bill North, S OBP: 0.387, SLG: 0.346 (1, 8)	4-3 BB	4-0 1-2 BB		FC6-5-4 PO 2-3			4-0 S BB	0-3 K		3	0	0	0	2	1	3					
Joe Strain, R OBP: 0.291, SLG: 0.301 Greg Minton, S (7, 1)	4-3 S 1B	L6		PO 1-2	K		1-0 H BB	1-3		3	0	1	0	0	1	2					
Darrell Evans, L OBP: 0.354, SLG: 0.401 (1, 5)	4-0 1-2 BB			F8	4-3		4-0 X BB	F5		4	0	0	0	1	0	2					
Willie McCovey, L OBP: 0.322, SLG: 0.408 Jack Clark, R OBP: 0.346, SLG: 0.476 (8, 9)	4-3 1-2 2-3			F7	F7			F5		4	0	0	0	0	0	2					
Mike Ivie, R OBP: 0.364, SLG: 0.558 (8, 3)				FC5 1B BB				F8		2	1	1	1	2	0	0					
Larry Hemdon, R OBP: 0.314, SLG: 0.389 (8, 7)	K			1-2 1B	5-3			K		4	0	1	0	0	2	3					
Johnnie LetMaster, R OBP: 0.305, SLG: 0.322 (1, 6)				K	FC5 2-3F			F9		4	1	1	0	0	1	2					
Dennis Littlejohn, R OBP: 0.269, SLG: 0.257 Max Venable, L OBP: 0.284, SLG: 0.214 Roger Metzger, S OBP: 0.304, SLG: 0.325 (7, PH)				FC1-6 1B	E5 SH1-4			L6		2	0	1	0	0	0	0					
Ed Whitson, R OBP: 0.133, SLG: 0.114 Terry Whitfield, L OBP: 0.351, SLG: 0.393 Mike Sadek, R OBP: 0.322, SLG: 0.302 (7, 2)	FC1-6 BB 1-2F			SH1-4 1-2				F8		1	0	0	0	0	0	1					
Inning Stats	R: 0 E: 0 K: 1 S: 6	H: 1 LOB: 3 BB: 2 P: 14	R: 0 E: 0 K: 1 S: 6	H: 1 LOB: 2 BB: 1 P: 10	R: 0 E: 0 K: 0 S: 4	H: 1 LOB: 2 BB: 1 P: 8	R: 0 E: 1 K: 0 S: 3	H: 0 LOB: 0 BB: 0 P: 3	R: 0 E: 0 K: 0 S: 5	H: 0 LOB: 0 BB: 0 P: 5	R: 0 E: 0 K: 0 S: 3	H: 0 LOB: 2 BB: 1 P: 8	R: 2 E: 0 K: 2 S: 11	H: 4 LOB: 2 BB: 0 P: 11	R: 0 E: 0 K: 0 S: 3	H: 0 LOB: 0 BB: 0 P: 3	1B: 6 2B: 0 3B: 0 HR: 1	SF: 0 SAC: 1 DP: 0 HBP: 1	WP: 0 PB: 0 SB: 3 CS: 0	PA: 41	
PITCHER	IP WLS BF H R ER SO BB IBB HBP BLK WP HR S P ERA WHIP	7.2 L 36 7 2 2 4 4 1 1 0 0 1 38 59 2.35 1.435	1.1 4 0 0 0 1 0 0 0 0 0 0 6 6 0.00 0.000																		

San Francisco Giants @ Atlanta Braves
Atlanta-Fulton County Stadium, Atlanta, GA

Sun Sep 23 1979, 3:33 AM EDT
Att: 13,487 - Unknown - 75 F

AB 33
R 2
H 7
RBI 2
BB 5
SO 5
LOB 15




Batter	1	2	3	4	5	6	7	8	9	AB	R	H	RBI	BB	SO	LOB	BOTTOM					
Eddie Miller, S OBP: 0.345, SLG: 0.325 (1, 8)	K	2-0 1-2 3-H 1B			4-3 2B			K		4	0	2	1	0	2	1						
Jerry Royster, R OBP: 0.334, SLG: 0.340 (1, 4)	1B	F8			4-3 2-3			G5-4-3 1B		4	0	2	0	0	0	3						
Gary Matthews, R OBP: 0.366, SLG: 0.506 (1, 9)	1-2 BB			5-3	F9			G5-4-3 1-2F		3	0	0	0	1	0	2						
Bob Horner, R OBP: 0.343, SLG: 0.547 (1, 5)	F4			F6				6-3		4	0	0	0	0	1	2						
Dale Murphy, R OBP: 0.354, SLG: 0.493 (1, 3)	F9			K				G1		4	0	0	0	0	1	2						
Larry Whitenton, L OBP: 0.286, SLG: 0.320 (1, 7)	4-3			6-3				F8		4	0	1	0	0	0	0						
Joe Nolan, L OBP: 0.329, SLG: 0.371 (1, 2)		E 1B 2B		K				5-3		4	1	1	0	0	1	1						
Darrel Chaney, S OBP: 0.244, SLG: 0.173 (1, 6)	K			K				K		3	0	0	0	0	3	1						
Rick Matula, R OBP: 0.111, SLG: 0.094 Gene Garber, R OBP: 0.462, SLG: 0.300 (8, 1)	E1 1B 2-3			K						3	0	1	0	0	1	1						
Inning Stats	R: 0 E: 0 K: 1 S: 12	H: 1 LOB: 2 BB: 1 P: 18	R: 1 E: 1 K: 1 S: 9	H: 2 LOB: 0 BB: 0 P: 15	R: 0 E: 0 K: 1 S: 7	H: 0 LOB: 0 BB: 0 P: 9	R: 0 E: 0 K: 2 S: 7	H: 0 LOB: 0 BB: 0 P: 10	R: 0 E: 0 K: 1 S: 8	H: 1 LOB: 1 BB: 0 P: 12	R: 0 E: 0 K: 1 S: 5	H: 0 LOB: 0 BB: 0 P: 10	R: 0 E: 0 K: 2 S: 8	H: 1 LOB: 1 BB: 0 P: 8	R: 0 E: 0 K: 0 S: 3	H: 1 LOB: 0 BB: 0 P: 3	R: 0 E: 0 K: 0 S: 3	H: 1 LOB: 0 BB: 0 P: 3	1B: 5 2B: 2 3B: 0 HR: 0	SF: 0 SAC: 0 DP: 2 HBP: 0	WP: 0 PB: 0 SB: 1 CS: 0	PA: 34
PITCHER	IP WLS BF H R ER SO BB IBB HBP BLK WP HR S P ERA WHIP	6.0 W 24 3 0 0 2 1 0 0 0 0 14 14 0.00 1.000	3.0 W 10 3 0 0 2 0 0 0 0 0 14 14 0.00 1.000																			


San Francisco Giants @ Atlanta Braves
Atlanta-Fulton County Stadium, Atlanta, GA

Sun Sep 23 1979, 3:33 AM EDT
Att: 13,487 - Unknown - 75 F

AB 33
R 1
H 7
RBI 1
BB 1
SO 9
LOB 13



Batter	1	2	3	4	5	6	7	8	9	AB	R	H	RBI	BB	SO	LOB	TOP								
Davey Lopes, R OBP: 0.374, SLG: 0.468 (1, 4)	F9	1B		1B	BB		F7		1-3 1B	5	1	3	2	1	0	0	Los Angeles Dodgers @ San Francisco Giants Candlestick Park, San Francisco, CA Wed Sep 26 1979, 10:05 PM EDT Att: 10,791 - Unknown AB 42 R 8 H 16 RBI 8 BB 7 SO 9 LOB 33 								
Bill Russell, R OBP: 0.295, SLG: 0.358 Ted Martinez, R OBP: 0.301, SLG: 0.340 (5, 6)	5-3	1B		1B	1B		6-3		1-3	3	0	2	2	1	0	0									
Steve Garvey, R OBP: 0.352, SLG: 0.496 Pedro Guerrero, R OBP: 0.250, SLG: 0.340 (1, 3) (2, 3)	BB	L5		1B	1B		K		1-2 2-3	2	0	1	0	0	0	2									
Ron Cey, R OBP: 0.391, SLG: 0.503 Mickey Hatcher, R OBP: 0.330, SLG: 0.381 (3, PR) (3, 5)	1-2			G1-6-3	BB		F5		F8	0	0	0	0	2	0	0									
Dusty Baker Jr., R OBP: 0.340, SLG: 0.458 (1, 7)	K			G1-6-3	BB		5-3			5	0	2	0	0	1	6									
Gary Thomasson, L OBP: 0.340, SLG: 0.430 (1, 8)				K					2B	3	2	1	0	2	2	2									
Von Joshua, L OBP: 0.326, SLG: 0.432 Lerrin LaGrow, R OBP: 0.333, SLG: 0.333 (8, 1)		G3			1B		1B		1B	5	2	2	1	0	1	4									
Steve Yeager, R OBP: 0.281, SLG: 0.381 (1, 2)					1B		1B		2B	0	0	0	0	0	0	0									
Bob Welch, R OBP: 0.200, SLG: 0.158 Vic Davallilo, L OBP: 0.280, SLG: 0.261 Dave Patterson, R OBP: 0.143, SLG: 0.143 Joe Ferguson, R OBP: 0.381, SLG: 0.468 (1, 1) (4, PH) (4, 1) (8, 9)		1B			1B		1B		1B	1	1	1	1	0	0	0									
Inning Stats	R: 0 E: 0 K: 1 S: 16	H: 1 LOB: 2 BB: 1 P: 27	R: 2 E: 0 K: 1 S: 13	H: 4 LOB: 2 BB: 0 P: 19	R: 0 E: 0 K: 1 S: 4	H: 0 LOB: 1 BB: 1 P: 9	R: 2 E: 0 K: 0 S: 7	H: 4 LOB: 3 BB: 1 P: 11	R: 2 E: 0 K: 1 S: 8	H: 3 LOB: 2 BB: 2 P: 16	R: 0 E: 0 K: 2 S: 8	H: 1 LOB: 2 BB: 1 P: 12	R: 0 E: 0 K: 1 S: 5	H: 0 LOB: 0 BB: 0 P: 5	R: 0 E: 0 K: 2 S: 8	H: 1 LOB: 1 BB: 0 P: 8		R: 2 E: 0 K: 0 S: 5	H: 2 LOB: 1 BB: 1 P: 9	1B: 13 2B: 3 3B: 0 HR: 0	SF: 0 SAC: 0 DP: 1 HBP: 0	WP: 0 PB: 0 SB: 1 CS: 0	PA: 49		
PITCHER	IP	WLS	BF	H	R	ER	SO	BB	IBB	HBP	BLK	WP	HR	S	P	ERA	WHIP								
Tom Griffin, R ERA: 3.95 Al Holland, L ERA: Gary Lavelle, L ERA: 2.4	(1, 1) (5, 1) (7, 1)	4.0 2.0 3.0	L 11 13	25 3 3	10 0 2	6 0 2	6 0 2	3 3 3	3 0 0	1 0 0	0 0 0	0 0 0	0 0 0	0 15 18	41 23 22	13.50 0.00 6.00	3.250 2.500 1.000								

Batter	1	2	3	4	5	6	7	8	9	AB	R	H	RBI	BB	SO	LOB	BOTTOM								
Bill North, S OBP: 0.386, SLG: 0.344 (1, 8)	G6-4-3			F7			4-3			3	1	1	0	1	0	0	Los Angeles Dodgers @ San Francisco Giants Candlestick Park, San Francisco, CA Wed Sep 26 1979, 10:05 PM EDT Att: 10,791 - Unknown AB 33 R 4 H 8 RBI 3 BB 3 SO 6 LOB 13 								
Joe Strain, R OBP: 0.290, SLG: 0.300 (1, 4)	G6-4-3			F8			6-3			4	0	0	0	0	1	1									
Mike Ivie, R OBP: 0.362, SLG: 0.550 (1, 3)	5-3			1B			5-3			4	0	1	0	0	0	0									
Darrell Evans, L OBP: 0.351, SLG: 0.396 (1, 5)		1B		2-3			3-1			3	1	0	0	1	0	1									
Larry Herndon, R OBP: 0.318, SLG: 0.391 (1, 9)		HR								4	1	4	0	0	0	0									
Terry Whitfield, L OBP: 0.383, SLG: 0.400 Gary Lavelle, S OBP: 0.250, SLG: 0.250 Roger Metzger, S OBP: 0.307, SLG: 0.328 (1, 7) (7, 1) (8, PH)		HR								1	0	0	0	1	1	2									
Johnnie LetMaster, R OBP: 0.302, SLG: 0.327 Willie McCovey, L OBP: 0.321, SLG: 0.407 (1, 6) (9, PH)		HR								3	1	1	3	0	1	1									
Dennis Littlejohn, R OBP: 0.266, SLG: 0.250 Rob Andrews, R OBP: 0.289, SLG: 0.318 (1, 2) (8, PH)										3	0	0	0	0	0	1									
Tom Griffin, R OBP: 0.071, SLG: 0.071 Al Holland, R OBP: 0.273, SLG: 0.208 Greg Johnston, L OBP: 0.236, SLG: 0.286 (1, 1) (5, 1) (6, PH)										1	0	0	0	0	0	0									
Inning Stats	R: 0 E: 0 K: 0 S: 3	H: 1 LOB: 0 BB: 0 P: 3	R: 3 E: 0 K: 1 S: 7	H: 2 LOB: 0 BB: 1 P: 11	R: 0 E: 0 K: 0 S: 4	H: 1 LOB: 1 BB: 0 P: 4	R: 0 E: 0 K: 1 S: 5	H: 1 LOB: 1 BB: 1 P: 9	R: 0 E: 0 K: 1 S: 5	H: 0 LOB: 0 BB: 0 P: 5	R: 0 E: 0 K: 0 S: 4	H: 1 LOB: 1 BB: 0 P: 4	R: 0 E: 0 K: 0 S: 3	H: 0 LOB: 0 BB: 0 P: 3	R: 1 E: 0 K: 1 S: 5	H: 0 LOB: 0 BB: 1 P: 9		R: 0 E: 0 K: 2 S: 9	H: 2 LOB: 2 BB: 0 P: 9	1B: 7 2B: 0 3B: 0 HR: 1	SF: 0 SAC: 0 DP: 1 HBP: 0	WP: 0 PB: 0 SB: 1 CS: 1	PA: 36		
PITCHER	IP	WLS	BF	H	R	ER	SO	BB	IBB	HBP	BLK	WP	HR	S	P	ERA	WHIP								
Bob Welch, R ERA: 3.98 Dave Patterson, R ERA: 5.29 Lerrin LaGrow, R ERA: 5.37	(1, 1) (4, 1) (8, 1)	3.0 4.0 2.0	L W S	13 14 9	4 2 2	3 0 1	3 0 0	3 2 3	0 0 1	0 0 0	0 0 0	0 0 0	0 0 0	17 21 14	18 21 18	9.00 0.00 0.00	1.667 0.750 1.500								

Batter	1	2	3	4	5	6	7	8	9	AB	R	H	RBI	BB	SO	LOB	TOP					
Gene Richards, L (1.8) OBP: 0.344, SLG: 0.367	1-1 6-3 3B		0-0 4-3		2-1 4-3		1-1 1B		0-3 K	5	2	2	1	0	1	2	San Diego Padres @ San Francisco Giants Candlestick Park, San Francisco, CA Sat Sep 29 1979, 6:33 AM EDT Att: 4,721 - Unknown livebaseballscorecards.com					
Ozzie Smith, S (1.6) OBP: 0.280, SLG: 0.264	2-2 6-3			0-0 1-3		2-1 F7	2-2 1B BB		0-0 F9	5	0	1	2	0	0	1						
Gene Tenace, R (1.3) OBP: 0.402, SLG: 0.439	3-H F2			3-2 HR		2-1 5-3	4-1 1B		0-0 E6	4	1	2	1	1	0	0						
Dave Winfield, R (1.9) OBP: 0.396, SLG: 0.560	1-0 F6			2-1 CS		4-1 BB	0-0 FC6-4		0-0 5-3	4	0	2	0	1	0	2						
Kurt Bevacqua, R (1.5) OBP: 0.331, SLG: 0.330		1-2 F2		3-1 2B		1-0 F8	0-0 FC6-4			4	0	1	0	0	0	4						
Don Reynolds, R (1.7) OBP: 0.294, SLG: 0.273		0-0 F8		0-2 F8						4	0	0	0	0	0	1						
Dan Briggs, L (8.7) OBP: 0.277, SLG: 0.357										0	0	0	0	0	0	0						
Fred Kendall, R (1.2) OBP: 0.250, SLG: 0.218		1-1 F5			2-1 5-3		0-2 F8		0-3 K	4	0	0	0	0	1	0						
Bill Almon, R (1.4) OBP: 0.300, SLG: 0.258			0-0 F8		1-0 SH1-4		1-0 2B		0-0 CS	4	1	3	0	0	0	0						
Mark Lee, R (8.1) OBP: 0.333, SLG: 0.333										0	0	0	0	0	0	0						
Juan Eichelberger, R (1.1) OBP: 0.500, SLG: 0.600			1-3 K		0-1 SH1-4		0-0 1B		0-0 CS	2	1	1	1	0	1	0						
Steve Mura, R (8.1) OBP: 0.784, SLG: 0.121										0	0	0	0	0	0	0						
Bob Owchinko, L (8.1) OBP: 0.222, SLG: 0.185										0	0	0	0	0	0	0						
Tim Flannery, L (8.4) OBP: 0.222, SLG: 0.185										0	0	0	0	0	0	0						
Jim Wilhelm, R (9. PH) OBP: 0.252, SLG: 0.340					1-2 1B		1-H 1B		1-2 1B	1	0	1	0	0	0	0						
Inning Stats	R: 1 E: 0 K: 0 S: 7	H: 1 LOB: 0 BB: 0 P: 12	R: 0 E: 0 K: 0 S: 6	H: 0 LOB: 0 BB: 0 P: 8	R: 0 E: 0 K: 1 S: 5	H: 0 LOB: 0 BB: 0 P: 6	R: 1 E: 0 K: 0 S: 11	H: 3 LOB: 1 BB: 0 P: 19	R: 0 E: 0 K: 0 S: 7	H: 1 LOB: 1 BB: 0 P: 12	R: 0 E: 0 K: 0 S: 6	H: 0 LOB: 1 BB: 1 P: 15	R: 3 E: 0 K: 0 S: 17	H: 5 LOB: 3 BB: 1 P: 26	R: 0 E: 0 K: 1 S: 5	H: 1 LOB: 0 BB: 0 P: 5	R: 0 E: 1 K: 1 S: 7	H: 2 LOB: 2 BB: 0 P: 7	1B: 9 2B: 2 3B: 1 HR: 1	SF: 0 SAC: 1 DP: 0 HBP: 0	WP: 0 PB: 0 SB: 0 CS: 2	PA: 41
PITCHER	IP WLS BF H R ER SO BB IBB HBP BLK WP HR S P ERA WHIP																					
Bob Knepper, L (1.1) ERA: 4.64	6.2	30	9	5	5	1	2	0	0	0	0	0	0	0	0	2	5	6.75	1.650			
Greg Minton, R (7.1) ERA: 1.95	0.1	2	1	0	0	0	0	0	0	0	0	0	0	0	2	2	0.00	3.000				
Tom Griffin, R (8.1) ERA: 3.91	1.0	W	3	1	0	0	1	0	0	0	0	0	0	5	5	0.00	1.000					
Gary Lavelle, L (9.1) ERA: 2.35	1.0	S	5	2	0	0	1	0	0	0	0	0	0	7	7	0.00	2.000					

Batter	1	2	3	4	5	6	7	8	9	AB	R	H	RBI	BB	SO	LOB	BOTTOM			
Max Venable, L (1.9) OBP: 0.269, SLG: 0.207	0-0 F4		0-0 5-3			0-3 K		0-0 1B		4	1	1	0	0	1	0	San Diego Padres @ San Francisco Giants Candlestick Park, San Francisco, CA Sat Sep 29 1979, 6:33 AM EDT Att: 4,721 - Unknown livebaseballscorecards.com			
Joe Strain, R (1.4) OBP: 0.285, SLG: 0.292	0-0 4-3			0-0 1-3		4-0 2B		0-0 E		2	0	0	0	1	0	0				
Roger Metzger, S (6. FR) OBP: 0.309, SLG: 0.331								1-2 6-3		1	1	1	0	0	0	0				
Mike Ivie, R (1.7) OBP: 0.361, SLG: 0.548	0-3 K			0-0 F9		0-0 F9		0-0 E7		4	1	0	0	0	1	2				
Willie McCovey, L (1.3) OBP: 0.319, SLG: 0.403		0-0 F5		0-0 5-3		0-0 2B		0-0 6-3		4	0	1	1	0	0	1				
Jack Clark, R (9.9) OBP: 0.346, SLG: 0.476						1-3 2B		2-3 3-H		0	0	0	0	0	0	0				
Darrell Evans, L (1.5) OBP: 0.356, SLG: 0.394		4-0 WP BLK			4-0 2B			0-0 G3		1	1	0	0	3	0	1				
Larry Hemdon, R (1.8) OBP: 0.314, SLG: 0.387		0-0 F3			0-0 FC6-5		0-0 F9		0-0 WP	4	1	2	2	0	0	4				
Johnnie LetMaster, R (1.6) OBP: 0.304, SLG: 0.324		1-0 F5			0-0 FC6-5		0-3 K		1-0 E	4	1	1	1	0	1	2				
Dennis Littlejohn, R (1.2) OBP: 0.268, SLG: 0.249			0-0 F9		0-0 FC6-5		0-0 F8		0-0 E6	4	0	1	0	0	0	1				
Bob Knepper, L (1.1) OBP: 0.203, SLG: 0.288			0-3 K		0-0 SF7-5-4-3		0-0 1-3		0-0 FC4-6	1	0	0	1	0	1	0				
Greg Minton, S (7. PH) OBP: 0.346, SLG: 0.396										0	0	0	0	0	0	0				
Terry Whitfield, L (8.1) OBP: 0.294, SLG: 0.359										0	0	0	0	0	0	0				
Tom Griffin, R (8.1) OBP: 0.294, SLG: 0.359										0	0	0	0	0	0	0				
Greg Johnston, L (8. PH) OBP: 0.294, SLG: 0.359										0	0	0	0	0	0	0				
Gary Lavelle, S (9.1) OBP: 0.250, SLG: 0.250										0	0	0	0	0	0	0				
Inning Stats	R: 0 E: 0 K: 1 S: 5	H: 0 LOB: 0 BB: 0 P: 5	R: 0 E: 0 K: 0 S: 3	H: 0 LOB: 1 BB: 1 P: 8	R: 0 E: 0 K: 1 S: 5	H: 0 LOB: 0 BB: 0 P: 5	R: 0 E: 0 K: 0 S: 3	H: 0 LOB: 0 BB: 0 P: 3	R: 2 E: 0 K: 0 S: 4	H: 2 LOB: 0 BB: 1 P: 8	R: 0 E: 0 K: 1 S: 6	H: 1 LOB: 3 BB: 2 P: 14	R: 0 E: 0 K: 1 S: 5	H: 0 LOB: 0 BB: 0 P: 5	R: 4 E: 2 K: 0 S: 9	H: 4 LOB: 2 BB: 0 P: 10	1B: 5 2B: 3 3B: 0 HR: 0	SF: 1 SAC: 0 DP: 1 HBP: 0	WP: 2 PB: 0 SB: 1 CS: 0	PA: 36
PITCHER	IP WLS BF H R ER SO BB IBB HBP BLK WP HR S P ERA WHIP																			
Juan Eichelberger, R (1.1) ERA: 3.43	7.0	29	5	4	3	4	3	1	0	1	0	33	50	3.86	1.143					
Steve Mura, R (8.1) ERA: 3.1	0.0	1	0	0	0	0	0	0	0	1	1									
Bob Owchinko, L (8.1) ERA: 3.78	0.2	L	4	2	2	0	0	0	0	0	4	5	0.00	3.000						
Mark Lee, R (8.1) ERA: 4.36	0.1	2	0	0	0	0	0	0	0	0	2	2	0.00	0.000						




Batter	1	2	3	4	5	6	7	8	9	10	AB	R	H	RBI	BB	SO	LOB										
Gene Richards, L (1, 8) OBP: 0.343, SLG: 0.365	1-3		F9			G3		SH1-4 1-2		5-3	5	0	1	0	0	0	0										
Ozzie Smith, S (1, 6) OBP: 0.260, SLG: 0.262	K		F2			K		E1 SH1-4 1-2 2-H		HR BB	4	1	0	0	1	2	1										
Gene Tenace, R (1, 3) OBP: 0.403, SLG: 0.445	5-3		K			3B BB		SH1-4 1-2 2-3		HR	3	2	1	2	1	1	0										
Dave Winfield, R Don Reynolds, R Steve Mura, R Bob Ojchinko, L Fred Goetz, R Mark Lee, R (1, 9) (4, 9) (8, 7) (8, 7) (10, 7) (10, 1)	F2					3B 1-H		G6-4-3 IBB		F9	2	0	0	0	0	1	0										
Bill Fahey, L (1, 2) OBP: 0.348, SLG: 0.376	SH2-3 1B		F9			G3		G6-4-3 1-2		4-3	5	1	1	0	0	0	4										
Kurt Bevacqua, R (1, 5) OBP: 0.331, SLG: 0.330	SH2-3 1-2		K			F8					3	0	1	0	0	1	0										
Jim Wilhelm, R (1, 7) OBP: 0.255, SLG: 0.340	1B 2-H		4-3			6-3		SH2-4 1B			3	0	1	1	0	0	0										
Bill Almon, R (1, 4) OBP: 0.299, SLG: 0.258	1B 1-2		F2			K		4-3			4	0	1	0	0	1	1										
Bob Shirley, R Jerry Turner, L (1, 1) (8, PH) (8, 9)	K		K			K		1B E BB		F8	2	0	0	0	0	2	2										
Inning Stats	R: 0 E: 0 K: 1 S: 7	H: 0 LOB: 0 BB: 0 P: 8	R: 1 E: 0 K: 1 S: 11	H: 3 LOB: 2 BB: 0 P: 17	R: 0 E: 0 K: 1 S: 8	H: 0 LOB: 0 BB: 0 P: 12	R: 0 E: 0 K: 1 S: 7	H: 0 LOB: 0 BB: 0 P: 11	R: 1 E: 0 K: 1 S: 13	H: 1 LOB: 1 BB: 1 P: 23	R: 0 E: 0 K: 1 S: 7	H: 0 LOB: 0 BB: 0 P: 12	R: 1 E: 1 K: 0 S: 4	H: 1 LOB: 2 BB: 2 P: 12	R: 0 E: 0 K: 0 S: 4	H: 1 LOB: 1 BB: 0 P: 4	R: 2 E: 0 K: 0 S: 4	H: 1 LOB: 0 BB: 1 P: 8	1B: 5 2B: 0 3B: 1 HR: 1	SF: 0 SAC: 3 DP: 1 HBP: 0	WP: 0 PA: 41						
PITCHER	IP	WLS	BF	H	R	ER	SO	BB	IBB	HBP	BLK	WP	HR	S	P	ERA	WHIP										
Ed Halicki, R (1, 1) ERA: 4.58	7.0		26	4	2	2	8	1	0	0	0	0	0	62	93	2.57	0.714										
Greg Minton, R (8, 1) ERA: 1.81	2.0		10	2	1	0	0	1	1	0	0	0	0	8	16	0.00	1.500										
Gary Lavelle, L (10, 1) ERA: 2.51	1.0	L	5	1	2	2	0	1	0	0	0	0	1	4	8	18.00	2.000										

TOP

San Diego Padres @ San Francisco Giants
Candlestick Park, San Francisco, CA

Sun Sep 30 1979, 6:33 AM EDT
Att. 19,340 - Unknown

AB	34
R	5
H	7
RBI	4
BB	4
SO	8
LOB	9



Batter	1	2	3	4	5	6	7	8	9	10	AB	R	H	RBI	BB	SO	LOB										
Bill North, S (1, 8) OBP: 0.386, SLG: 0.341	CS BB		F4			F9		F9		5-3	2	0	0	0	1	0	2										
Greg Johnston, L (8, 7) OBP: 0.224, SLG: 0.270											2	0	0	0	0	0	2										
Roger Metzger, S (1, 4) OBP: 0.311, SLG: 0.340	F9		F9			F2		BB S 1B		5-3	5	1	2	2	0	0	1										
Mike Ivie, R (1, 3) OBP: 0.359, SLG: 0.547	1-2 2B		SF8 3B			F8		K		K	4	0	1	1	0	2	1										
Darrell Evans, L (1, 5) OBP: 0.356, SLG: 0.391	4-3		SF8 3-H			4-3		BB IBB		F8	3	0	0	0	2	0	1										
Larry Herndon, R (1, 9) OBP: 0.313, SLG: 0.384			4-3			4-3		BB IBB			3	0	0	0	1	0	1										
Max Venable, L (1, 7) OBP: 0.280, SLG: 0.200			6-3			F9		BB 1-2 2-3			3	0	0	0	0	0	0										
Willie McCovey, L (8, PH) OBP: 0.318, SLG: 0.402	F9					4-3		3-1		F2	1	0	0	0	0	0	3										
Jack Clark, R (9, 9) OBP: 0.348, SLG: 0.476								F2			0	0	0	0	0	0	0										
Johnnie LeMaster, R (1, 8) OBP: 0.304, SLG: 0.324			CS 1B			K		3-1		F6	4	0	1	0	0	1	3										
Dennis Litlejohn, R (1, 2) OBP: 0.272, SLG: 0.254			CS 1-2			F4		E7 1B		6-3	4	1	2	0	0	0	0										
Ed Halicki, R Bob Kearney, R Greg Minton, S Gary Lavelle, S (1, 1) (7, PH) (8, 1) (10, 1)			SH 3B 1B			6-3		6-3 BB		G3	1	1	0	0	0	0	0										
Inning Stats	R: 0 E: 0 K: 0 S: 3	H: 1 LOB: 1 BB: 1 P: 7	R: 0 E: 0 K: 0 S: 3	H: 1 LOB: 0 BB: 0 P: 3	R: 0 E: 0 K: 1 S: 5	H: 0 LOB: 0 BB: 0 P: 5	R: 0 E: 0 K: 0 S: 3	H: 0 LOB: 1 BB: 1 P: 7	R: 0 E: 1 K: 0 S: 4	H: 1 LOB: 2 BB: 1 P: 8	R: 0 E: 0 K: 1 S: 6	H: 1 LOB: 3 BB: 2 P: 14	R: 0 E: 0 K: 0 S: 3	H: 0 LOB: 0 BB: 0 P: 3	R: 0 E: 0 K: 1 S: 5	H: 0 LOB: 0 BB: 0 P: 5	1B: 4 2B: 1 3B: 1 HR: 0	SF: 1 SAC: 1 DP: 0 HBP: 0	WP: 0 PA: 41								
PITCHER	IP	WLS	BF	H	R	ER	SO	BB	IBB	HBP	BLK	WP	HR	S	P	ERA	WHIP										
Bob Shirley, L (1, 1) ERA: 3.38	7.0		28	5	3	1	1	3	0	0	0	0	0	27	39	1.29	1.143										
Steve Mura, R (8, 1) ERA: 3.08	0.1		4	1	0	0	1	1	1	0	0	0	0	4	12	0.00	6.000										
Bob Ojchinko, L (8, 1) ERA: 3.74	1.2	W	5	0	0	0	0	0	0	0	0	0	0	5	5	0.00	0.000										
Mark Lee, R (10, 1) ERA: 4.29	1.0	S	3	0	0	0	1	0	0	0	0	0	0	5	5	0.00	0.000										

BOTTOM

San Diego Padres @ San Francisco Giants
Candlestick Park, San Francisco, CA

Sun Sep 30 1979, 6:33 AM EDT
Att. 19,340 - Unknown

AB	33
R	3
H	6
RBI	3
BB	5
SO	3
LOB	14

