

San Francisco Giants - 1980

Batter	1	2	3	4	5	6	7	8	9	AB	R	H	RBI	BB	SO	LOB
Ozzie Smith, S OBP: 0.500, SLG: 1.000 (1, 6)	0-0 F7		0-0 SF8 3B		0-0 1B 1B	0-0 1-3				4	2	2	0	0	0	1
Dave Cash, R OBP: 0.500, SLG: 0.667 (1, 4)	0-0 E 2B 1B		0-0 SF8		0-0 1B 1B		0-0 F9			3	2	2	2	0	0	0
Gene Richards, L OBP: 0.500, SLG: 0.500 (1, 7)	0-0 E6 2B		0-0 1B		0-0 1B		0-0 F8			4	1	2	2	0	0	1
Dave Winfield, R OBP: 0.750, SLG: 1.000 (1, 9)	0-0 1-H 2-H 2B		0-0 F8		0-0 FC6 BB		0-0 CS 1B			3	0	2	2	1	0	1
Jerry Mumphrey, S (1, 8)	0-0 G3			0-0 6-3	0-3 K		0-0 CS	0-0 G3		4	0	0	0	0	1	2
Gene Tenace, R (1, 3)		0-0 6-3		0-3 K	0-0 FC6		0-0 BB	4-0 BB		3	0	0	0	1	1	2
Bill Fahey, L (1, 2)		0-0 5-3		0-0 4-3		0-0 4-3		0-0 F8		4	0	0	0	0	0	1
Aurelio Rodriguez, R OBP: 0.500, SLG: 0.500 Paul Dade, R (5, PR) Barry Evans, R (9, 5)		0-3 K			0-0 1B SH5-4 1B	0-0 E6 SH3-4		0-0 F8		2	0	1	0	0	1	0
Randy Jones, R Bob Shirley, R (8, 1)			0-0 F9		0-0 SH5-4	0-0 SH3-4				0	0	0	0	0	0	0

Inning Stats	R: 2	H: 2	E: 1	K: 0	S: 5	LOB: 0	BB: 0	P: 5	R: 0	H: 0	E: 0	K: 1	S: 5	LOB: 0	BB: 0	P: 5	R: 1	H: 2	E: 0	K: 0	S: 5	LOB: 1	BB: 0	P: 5	R: 0	H: 0	E: 0	K: 1	S: 5	LOB: 0	BB: 0	P: 5	R: 3	H: 4	E: 0	K: 1	S: 9	LOB: 2	BB: 1	P: 13	R: 0	H: 0	E: 1	K: 0	S: 4	LOB: 1	BB: 0	P: 4	R: 0	H: 1	E: 0	K: 0	S: 3	LOB: 0	BB: 0	P: 3	R: 0	H: 0	E: 0	K: 0	S: 3	LOB: 1	BB: 1	P: 7
--------------	------	------	------	------	------	--------	-------	------	------	------	------	------	------	--------	-------	------	------	------	------	------	------	--------	-------	------	------	------	------	------	------	--------	-------	------	------	------	------	------	------	--------	-------	-------	------	------	------	------	------	--------	-------	------	------	------	------	------	------	--------	-------	------	------	------	------	------	------	--------	-------	------


PITCHER	IP	WLS	BF	H	R	ER	SO	BB	IBB	HBP	BLK	WP	HR	S	P	ERA	WHIP
Bob Knepper, L ERA: 10.38 (1, 1)	4.1	L	21	8	6	5	2	0	0	0	0	0	0	25	25	10.38	1.846
Greg Minton, R ERA: (5, 1)	1.2		7	0	0	0	1	1	0	0	0	0	0	8	12	0.00	0.600
Tom Griffin, R ERA: (7, 1)	2.0		7	1	0	0	0	1	0	0	0	0	0	6	10	0.00	1.000

BOTTOM

San Francisco Giants @ San Diego Padres
San Diego Stadium, San Diego, CA

Thu Apr 10 1980, 9:05 PM EST
Att. 29,535 - Unknown

AB	30
R	6
H	9
RBI	6
BB	2
SO	3
LOB	9



WP	PA	ERA	WHIP
0	36		

Batter	1	2	3	4	5	6	7	8	9	AB R H RBI BB SO LOB	TOP		
Bill North, S OBP: 0.375, SLG: 0.286 (1, 8) X	0-0 S 1B		0-0 G3		0-0 F7		0-3 K			4 1 1 0 0 1 3			
Darrell Evans, L OBP: 0.250, SLG: 0.250 (1, 5) X	0-0 1B 1-2 1B		0-0 F7		0-0 F8		0-3 K			4 1 1 0 0 1 0			
Jack Clark, R (1, 9) X	0-0 P5		0-0 6-3		0-0 F7		0-0 6-3			4 0 0 0 0 0 2			
Willie McCovey, L OBP: 0.400, SLG: 0.400 (1, 3) X	0-0 1B 1-H 2-H		0-0 G4-3 1B		0-0 1-3		0-0 F8			4 0 2 2 0 0 0			
Terry Whitfield, L (1, 7) X	0-0 6-3		0-0 G4-3 1-2f 1B		4-0 FC3-6 2B BB		0-0 6-3		0-0 6-3	3 1 0 0 1 0 1			
Rennie Stennett, R OBP: 0.250, SLG: 0.375 (1, 4) X		0-0 F9		0-0 2B		0-0 FC3-6 1-2 1B		0-0 6-3		4 0 2 0 0 0 0			
Milt May, L (1, 2)		0-3 K		0-0 F4		0-0 FC3-6 2B 1-2f 2-3		0-0 1B		3 0 0 0 0 1 3			
Mike Sadek, R (7, PR)										0 0 0 0 0 0 0			
Larry Herndon, R OBP: 0.400, SLG: 1.000 (9, PH)										1 0 1 0 0 0 0			
Johnnie LeMaster, R OBP: 0.250, SLG: 0.375 (1, 6) X		0-0 1B		0-0 F7		0-0 1-3 3-H 2B		0-0 F6		4 0 2 1 0 0 1			
Ed Whitson, R (1, 1)		0-0 1-3		0-0 4-3						2 0 0 0 0 0 1			
Al Holland, R (6, 1)										0 0 0 0 0 0 0			
Jim Wohlford, R (7, PH)										1 0 0 0 0 1 3			
Gary Lavelle, S (7, 1)										0 0 0 0 0 0 0			
Randy Moffitt, R (8, 1)										0 0 0 0 0 0 0			
Inning Stats	R: 2 H: 3 E: 0 LOB: 0 K: 0 BB: 0 S: 5 P: 5	R: 0 H: 1 E: 0 LOB: 1 K: 1 BB: 0 S: 6 P: 6	R: 0 H: 0 E: 0 LOB: 0 K: 0 BB: 0 S: 3 P: 3	R: 0 H: 2 E: 0 LOB: 1 K: 0 BB: 0 S: 4 P: 4	R: 0 H: 0 E: 0 LOB: 0 K: 0 BB: 0 S: 3 P: 3	R: 0 H: 0 E: 0 LOB: 0 K: 0 BB: 0 S: 3 P: 3	R: 1 H: 2 E: 0 LOB: 3 K: 2 BB: 1 S: 9 P: 13	R: 0 H: 0 E: 0 LOB: 0 K: 1 BB: 0 S: 5 P: 5	R: 0 H: 1 E: 0 LOB: 1 K: 0 BB: 0 S: 4 P: 4	1B: 7 SF: 0 2B: 2 SAC: 0 3B: 0 DP: 1 HR: 0 HBP: 0	WP: 0 PA: 35 PB: 0 SB: 1 CS: 0		
PITCHER	IP WLS BF H R ER SO BB IBB HBP BLK WP HR S P ERA WHIP											PITCHER	IP WLS BF H R ER SO BB IBB HBP BLK WP HR S P ERA WHIP
Rick Wise, R ERA: 4.26 (1, 1)	6.1 26 8 3 3 1 1 0 0 0 0 0 0 27 31 4.26 1.421												
Rollie Fingers, R ERA: (7, 1)	2.2 9 1 0 0 3 0 0 0 0 0 0 0 15 15 0.00 0.375												

San Francisco Giants @ San Diego Padres
San Diego Stadium, San Diego, CA

AB 34
R 3
H 9
RBI 3
BB 1
SO 4
LOB 14



Fri Apr 11 1980, 9:05 PM EST
Att. 20,569 - Unknown

livebaseballscorecards.com

Batter	1	2	3	4	5	6	7	8	9
Ozzie Smith, S OBP: 0.556, SLG: 0.667 (1, 6)	4-0 1B G3 BB		x 0-0 F8		x 0-0 F8		B B B B 4-0 E BB	B B B B 4-0 1B 1-2 2-3 BB	
Dave Cash, R OBP: 0.333, SLG: 0.375 (1, 4)	0-0 G3 1-2		x 0-0 G3		x 0-0 1-3		x 0-0 E5 1-H FC6-4	x 0-0 1-3 2-3 3-H 1B	
Gene Richards, L OBP: 0.375, SLG: 0.375 (1, 7)	0-0 S 2-3 1B			x 0-0 F9	x 0-0 5-3		x 0-0 E5 FC6-4		
Dave Winfield, R OBP: 0.500, SLG: 0.500 (1, 9)	4-0 G4-3 1-2 BB			x 0-0 4-3		S S S 0-3 K	x 0-0 FC6-4 E S 1-2f 3-H		
Jerry Mumphrey, S OBP: 0.250, SLG: 0.143 (1, 8)	0-0 G4-3 1-2f			B B B B 4-0 3B BB		x 0-0 1B 1B	0-3 K 1-3		
Willie Montanez, L OBP: 0.750, SLG: 1.250 (1, 3)		x 0-0 3-1		x 0-0 1B 3B		x 0-0 BB 1B	x 0-0 FC1-6 BB 1B		
Gene Tenace, R (1, 2)		x 0-0 F7		B B B B 4-0 FC5 1B BB		B B B B 4-0 1-2 BB	B B B B 4-0 BB FC1-6 1B BB		
Aurelio Rodriguez, R OBP: 0.500, SLG: 0.500 (1, 5)		x 0-0 F6		x 0-0 1-2 3-H 1B		x 0-0 F8	x 0-0 FC1-6 1B BB		
Von Joshua, L (6, PH)									
Barry Evans, R (7, 5)									
Rollie Fingers, R (7, 1)									
Rick Wise, R (1, 1)			x 0-0 6-3		x 0-0 FC5 2-3f		x 0-0 F9	0-3 K	
Paul Dade, R (7, 5)									

AB	R	H	RBI	BB	SO	LOB
2	1	0	0	3	0	0
5	1	1	1	0	0	1
4	0	1	0	0	0	1
3	0	0	1	1	1	1
3	1	1	0	1	1	4
4	1	3	1	0	0	0
1	1	0	0	3	0	0
2	0	1	1	0	0	0
1	0	0	0	0	0	2
0	0	0	0	0	0	0
1	0	0	0	0	0	2
2	0	0	0	0	0	2
2	0	0	0	0	1	2

AB	30
R	5
H	7
RBI	4
BB	8
SO	3
LOB	15

Inning Stats	R: 0	H: 1	E: 0	K: 0	S: 3	H: 0	LOB: 2	BB: 2	P: 11	R: 0	H: 0	E: 0	K: 0	S: 3	R: 0	H: 0	E: 0	K: 0	S: 3	R: 2	H: 2	E: 0	K: 0	S: 5	R: 0	H: 0	E: 0	K: 0	S: 3	R: 0	H: 2	E: 0	K: 1	S: 6	R: 2	H: 0	E: 2	K: 1	S: 7	R: 1	H: 2	E: 0	K: 1	S: 6	R: 0	H: 2	E: 0	K: 1	S: 6	
Ed Whitson, R ERA: 3.18 (1, 1)	5.2																																																	
Al Holland, L ERA: (6, 1)	0.1																																																	
Gary Lavelle, L ERA: 5.4 (7, 1)	1.2	L																																																
Randy Moffitt, R ERA: (8, 1)	0.1																																																	

BOTTOM

San Francisco Giants @ San Diego Padres
San Diego Stadium, San Diego, CA

Fri Apr 11 1980, 9:05 PM EST
Att. 20,569 - Unknown

livebaseballscores.com

WP: 0 PA: 38
PB: 0
SB: 2
CS: 0



Batter	1	2	3	4	5	6	7	8	9	AB R H RBI BB SO LOB	TOP		
Bill North, S OBP: 0.417, SLG: 0.455 (1, 8) X	0-0 6-3	0-0 6-3			0-0 1B			0-0 1H 6-3 2B		4 1 2 1 0 0 3	San Francisco Giants @ San Diego Padres San Diego Stadium, San Diego, CA Sat Apr 12 1980, 9:05 PM EST Att. 22,410 - Unknown livebaseballscorecards.com		
Darrell Evans, L OBP: 0.167, SLG: 0.167 (1, 5) X	0-0 F8		0-0 F6		0-0 G3-6-3			0-0 4-3		4 0 0 0 0 0 3			
Larry Herndon, R OBP: 0.333, SLG: 0.667 (1, 9) X	0-0 1B		0-0 2-3					0-0 6-3		4 0 1 1 0 0 0			
Willie McCovey, L OBP: 0.333, SLG: 0.250 (1, 3) X	0-0 4-1		0-0 F7					0-0 3-H F7		3 0 0 0 1 0 1			
Jim Wohlford, R OBP: 0.167, SLG: 0.167 (1, 7) X		0-0 6-3		0-0 F9				0-0 FC1-5 BB 1B		4 0 1 0 0 0 1			
Rennie Stennett, R OBP: 0.250, SLG: 0.273 (1, 4) X		0-3 K HBP 1-4-3		0-0 F9				4-0 FC1-5 BB		3 0 0 0 1 1 0			
Marc Hill, R OBP: 0.250, SLG: 0.250 (1, 2) X Jack Clark, R (9, PR)		0-0 1-4-3		0-0 6-3				0-0 FC1-5 FC6-4		4 0 0 0 0 0 3 0 0 0 0 0 0 0			
Johnnie LeMaster, R OBP: 0.250, SLG: 0.273 (1, 6) X		4-0 HBP IBB		0-0 6-3				0-3 K		3 0 0 0 1 1 2			
John Montefusco, R OBP: 1.000, SLG: 1.000 (1, 1) X Joe Strain, R OBP: 1.000, SLG: 1.000 (8, PH) X Al Holland, R (8, 1) X Mike Sadek, R (9, PH) X		1-0 1-2 2-3 HBP		0-0 1B				0-0 WP 2B 1B		1 0 1 0 0 0 0 1 1 1 0 0 0 0 0 0 0 0 0 0 0 1 0 0 0 0 0 2			
Inning Stats	R: 0 E: 0 K: 0 S: 4 H: 1 LOB: 1 BB: 0 P: 4	R: 0 E: 0 K: 1 S: 6 H: 0 LOB: 3 BB: 1 P: 11	R: 0 E: 0 K: 0 S: 3 H: 0 LOB: 0 BB: 0 P: 3	R: 0 E: 0 K: 0 S: 3 H: 0 LOB: 0 BB: 0 P: 3	R: 0 E: 0 K: 0 S: 4 H: 2 LOB: 1 BB: 0 P: 4	R: 0 E: 0 K: 0 S: 2 H: 0 LOB: 0 BB: 1 P: 6	R: 0 E: 0 K: 0 S: 3 H: 0 LOB: 0 BB: 0 P: 3	R: 2 E: 0 K: 0 S: 5 H: 2 LOB: 0 BB: 0 P: 5	R: 0 E: 0 K: 1 S: 6 H: 1 LOB: 2 BB: 1 P: 10	1B: 5 2B: 1 3B: 0 HR: 0 SF: 0 SAC: 0 DP: 2 HBP: 1		WP: 2 PB: 0 SB: 0 CS: 0 PA: 36	
PITCHER	IP WLS BF H R ER SO BB IBB HBP BLK WP HR S P ERA WHIP											PITCHER	IP WLS BF H R ER SO BB IBB HBP BLK WP HR S P ERA WHIP
John Curtis, L ERA: 2.25 (1, 1)	8.0 W 31 5 2 2 1 1 1 1 0 2 0 30 39 2.25 0.750												
Bob Shirley, L ERA: (9, 1)	1.0 S 5 1 0 0 1 1 0 0 0 0 0 6 10 0.00 2.000												



Batter	1	2	3	4	5	6	7	8	9	AB	R	H	RBI	BB	SO	LOB
Ozzie Smith, S OBP: 0.462, SLG: 0.444 (1, 6)	0-0 6-3		4-0 FC4 BB 1B BB		0-0 6-3		0-0 6-3			3	1	0	0	1	0	0
Dave Cash, R OBP: 0.308, SLG: 0.273 (1, 4)	0-0 E5		4-0 FC4 BB 1-2		0-0 F9		0-0 F8			3	0	0	0	1	0	0
Gene Richards, L OBP: 0.333, SLG: 0.333 (1, 7)	0-0 F9		0-0 FC4 1B S 1-2f 2-3		0-0 HR 1B			0-0 6-3		4	2	1	0	0	0	3
Dave Winfield, R OBP: 0.500, SLG: 0.800 (1, 8) (9, 9)	0-0 L6		0-0 4-3 1B 1-H 3-H		0-0 HR			0-3 K		4	1	2	4	0	1	1
Jerry Turner, L Bob Shirley, R (9, 1)		0-3 K	0-0 4-3 1B 2-3		0-0 F7			0-0 P5		4	0	0	0	0	1	1
Willie Montanez, L OBP: 0.429, SLG: 0.714 (1, 3)		0-0 6-3	0-0 3-1			0-0 F8				3	0	0	0	0	0	1
Bill Fahey, L OBP: 0.143, SLG: 0.143 (1, 2)		0-0 E 1B		0-0 F7		0-0 3-1				3	0	1	0	0	0	0
Aurelio Rodriguez, R OBP: 0.286, SLG: 0.286 (1, 5)		0-0 E5		0-0 P3		0-0 5-3				3	0	0	0	0	0	1
John Curtis, L Jerry Mumphrey, S (9, 8)		0-3 K		0-0 3-1			0-3 K			3	0	0	0	0	2	2
										0	0	0	0	0	0	0

Inning Stats	R: 0	H: 0	E: 1	LOB: 1	K: 0	BB: 0	S: 4	P: 4	R: 0	H: 1	E: 1	LOB: 2	K: 2	BB: 0	S: 9	P: 9	R: 2	H: 1	E: 0	LOB: 1	K: 0	BB: 2	S: 4	P: 12	R: 0	H: 0	E: 0	LOB: 0	K: 0	BB: 0	S: 3	P: 3	R: 2	H: 2	E: 0	LOB: 0	K: 0	BB: 0	S: 5	P: 5	R: 0	H: 0	E: 0	LOB: 0	K: 0	BB: 0	S: 3	P: 3	R: 0	H: 0	E: 0	LOB: 0	K: 1	BB: 0	S: 5	P: 5	R: 0	H: 0	E: 0	LOB: 0	K: 1	BB: 0	S: 5	P: 5
PITCHER	IP	WLS	BF	H	R	ER	SO	BB	IBB	HBP	BLK	WP	HR	S	P	ERA	WHIP																																															
John Montefusco, R (1, 1)	7.0	L	29	4	4	4	3	2	0	0	0	0	1	33	41	5.14	0.857																																															
Al Holland, L (8, 1)	1.0		3	0	0	0	1	0	0	0	0	0	0	5	5	0.00	0.000																																															


BOTTOM

San Francisco Giants @ San Diego Padres
 San Diego Stadium, San Diego, CA

Sat Apr 12 1980, 9:05 PM EST
 Att. 22,410 - Unknown

livebaseballscorecards.com

AB	30
R	4
H	4
RBI	4
BB	2
SO	4
LOB	9



WP: 0	PA: 32
PB: 0	
SB: 1	
CS: 0	

Batter	1	2	3	4	5	6	7	8	9	AB R H RBI BB SO LOB	TOP	
Bill North, S OBP: 0.353, SLG: 0.400 (1, 8) X	0-0 F8 4-3 1B		0-0 G3		0-0 SF7		0-3 K		0-3 K	4 0 1 1 0 2 0	San Francisco Giants @ San Diego Padres San Diego Stadium, San Diego, CA Sun Apr 13 1980, 6:33 AM EST Att. 16,314 - Unknown livebaseballscorecards.com	
Darrell Evans, L OBP: 0.176, SLG: 0.176 (1, 5) X	0-0 4-3 1-2		0-0 F8		0-0 1B 1B		0-0 F6		0-0 F6	5 0 1 0 0 0 1		
Larry Herndon, R OBP: 0.308, SLG: 0.538 (1, 9) X	0-0 F8 2-3		0-0 6-3		0-0 1B 1B		0-3 K			4 0 1 0 0 1 1		
Willie McCovey, L OBP: 0.231, SLG: 0.167 (1, 3) X	0-0 F6			0-0 P5	0-0 F9			0-3 K		4 0 0 0 0 1 3		
Terry Whitfield, L OBP: 0.250, SLG: 0.286 Gary Lavelle, S (8, 1)		0-0 F9		0-0 2B		0-0 F8		0-0 3-1		4 0 1 0 0 0 0 0 0 0 0 0 0 0		
Rennie Stennett, R OBP: 0.375, SLG: 0.357 (1, 4)		4-0 FC4-6 BB		0-3 K		0-0 E 4-3 1B		0-0 2B 1B		3 2 2 0 1 1 1		
Milt May, L OBP: 0.143, SLG: 0.286 (1, 2)		0-0 FC4-6 1B 1-2f		0-0 6-3		0-0 E9 4-3 1-3		0-0 2B		4 0 1 1 0 0 3		
Johnnie LeMaster, R OBP: 0.375, SLG: 0.429 (1, 6)		0-0 1B 1-2			0-0 SH5-4 SF7 2B	0-0 4-3 1-2		4-0 PO IBB		3 1 2 1 1 0 1		
Vida Blue, S Jim Wohlford, R OBP: 0.143, SLG: 0.143 (8, PH) (8, 7)	0-3 K				0-0 SH5-4 2-3	0-3 K		0-0 PO 1-2	0-3 K	2 0 0 0 0 2 3 1 0 0 0 0 1 0		
Inning Stats	R: 0 H: 1 E: 0 LOB: 1 K: 0 BB: 0 S: 4 P: 4	R: 0 H: 1 E: 0 LOB: 2 K: 1 BB: 1 S: 6 P: 10	R: 0 H: 0 E: 0 LOB: 0 K: 0 BB: 0 S: 3 P: 3	R: 0 H: 1 E: 0 LOB: 1 K: 1 BB: 0 S: 6 P: 6	R: 1 H: 3 E: 0 LOB: 2 K: 0 BB: 0 S: 6 P: 6	R: 1 H: 1 E: 1 LOB: 1 K: 1 BB: 0 S: 7 P: 7	R: 0 H: 0 E: 0 LOB: 0 K: 2 BB: 0 S: 7 P: 7	R: 1 H: 2 E: 0 LOB: 1 K: 1 BB: 1 S: 6 P: 10	R: 0 H: 0 E: 0 LOB: 0 K: 2 BB: 0 S: 7 P: 7	1B: 6 SF: 1 2B: 3 SAC: 1 3B: 0 DP: 0 HR: 0 HBP: 0	WP: 0 PA: 39 PB: 0 SB: 0 CS: 0	
PITCHER Eric Rasmussen, R ERA: 1.29 Dennis Kinney, L ERA: 13.5 John D'Acquisto, R ERA:	IP WLS BF H R ER SO BB IBB HBP BLK WP HR S P ERA WHIP											PITCHER IP WLS BF H R ER SO BB IBB HBP BLK WP HR S P ERA WHIP
	7.0 L 30 7 2 1 5 1 0 0 0 0 0 0 39 43 1.29 1.143											
	0.2 4 2 1 1 1 0 0 0 0 0 0 6 6 13.50 3.000											
	1.1 4 0 0 0 2 0 1 0 0 0 0 7 11 0.00 0.000											



Batter	1	2	3	4	5	6	7	8	9	AB	R	H	RBI	BB	SO	LOB
Ozzie Smith, S OBP: 0.353, SLG: 0.333 (1, 6)	F8		F8		SF7		P3			3	0	0	1	0	0	0
Dave Cash, R OBP: 0.353, SLG: 0.286 (1, 4)	F9 1B		6-3		FC5-4		5-3			3	0	1	0	1	0	0
Gene Richards, L OBP: 0.313, SLG: 0.313 (1, 7)	1B			6-3	K			1-3		4	0	1	0	0	1	3
Dave Winfield, R OBP: 0.375, SLG: 0.571 (1, 9)	F9			L4	FC5-4			K		4	0	0	0	0	1	5
Gene Tenace, R (1, 2)	F8			BB				6-3		3	0	0	0	1	0	2
Jerry Mumphrey, S (1, 8)		F4		F9					1B	3	0	1	0	1	0	1
Willie Montanez, L (1, 3)		4-3			SH 1B			F6		4	1	1	0	0	1	2
Barry Evans, R (1, 5)		6-3			SF7 SH			F8		3	0	1	0	0	0	1
John D'Acquisto, R (8, 1)					1B					0	0	0	0	0	0	0
Kurt Bevacqua, R (9, PH)					1B			F3		1	0	0	0	0	0	1
Eric Rasmussen, R (1, 1)										1	0	0	0	0	0	0
Paul Dade, R (7, PH)										1	0	0	0	0	0	0
Dennis Kinney, L (8, 1)										0	0	0	0	0	0	0
Aurelio Rodriguez, R (8, 5)					BB			F8		1	0	0	0	0	0	1

Inning Stats	R: 0	H: 2	E: 0	K: 0	S: 5	R: 0	H: 0	E: 0	K: 0	S: 3	R: 0	H: 0	E: 0	K: 0	S: 3	R: 0	H: 0	E: 0	K: 1	S: 8	R: 0	H: 0	E: 0	K: 1	S: 5	R: 0	H: 0	E: 0	K: 1	S: 3	R: 0	H: 1	E: 0	K: 0	S: 4
	LOB: 2	BB: 0	P: 5			LOB: 0	BB: 0	P: 3			LOB: 1	BB: 1	P: 7			LOB: 3	BB: 1	P: 12			LOB: 0	BB: 0	P: 3			LOB: 0	BB: 0	P: 5			LOB: 1	BB: 0	P: 4		

PITCHER	IP	WLS	BF	H	R	ER	SO	BB	IBB	HBP	BLK	WP	HR	S	P	ERA	WHIP
Vida Blue, L (1, 1)	7.0	W	29	4	1	1	2	3	0	0	0	0	0	30	42	1.29	1.000
Gary Lavelle, L (8, 1)	2.0	S	7	1	0	0	1	0	0	0	0	0	0	9	9	0.00	0.500

BOTTOM

San Francisco Giants @ San Diego Padres
 San Diego Stadium, San Diego, CA
 Sun Apr 13 1980, 6:33 AM EST
 Att. 16,314 - Unknown

AB	31
R	1
H	5
RBI	1
BB	3
SO	3
LOB	16



WP	PA
0	36

Batter	1	2	3	4	5	6	7	8	9	AB R H RBI BB SO LOB	TOP
Bill North, S (1, 8) <small>OBP: 0.400, SLG: 0.375</small> Larry Herndon, R (7, PH) <small>OBP: 0.267, SLG: 0.467</small> (7, 8)	4-0 HR BB	0-0 FC4-6 1-2f			4-0 P5 BB		0-0 G3		0-0 4-3	1 1 0 0 2 0 1 2 0 0 0 0 0 2	
Darrell Evans, L (1, 5) <small>OBP: 0.238, SLG: 0.350</small>	0-0 HR 1-H		4-0 1B G3 BB		0-0 P5 1-2			0-3 K		3 2 1 2 1 1 1	
Jack Clark, R (1, 9)	0-0 F8		0-0 F9		0-3 K			0-3 K		4 0 0 0 0 2 1	
Willie McCovey, L (1, 3) <small>OBP: 0.294, SLG: 0.200</small>	4-0 BB		0-0 1B G3		0-0 L3			0-0 4-3		3 0 1 0 1 0 0	
Terry Whitfield, L (1, 7) <small>OBP: 0.167, SLG: 0.182</small>	0-3 K		0-0 G3 1-2		0-0 F8			0-0 6-3		4 0 0 1 0 1 2	
Rennie Stennett, R (1, 4) <small>OBP: 0.350, SLG: 0.389</small>	0-0 F8		0-0 F8		0-0 1-3			0-0 1B 2B		4 1 1 0 0 0 2	
Milt May, L (1, 2) <small>OBP: 0.182, SLG: 0.545</small>		0-0 3-1		0-0 F2			0-0 HR	0-0 6-3		4 1 1 1 0 0 1	
Johnnie LeMaster, R (1, 6) <small>OBP: 0.350, SLG: 0.353</small>		0-0 F7		0-0 F9			0-0 5-3	4-0 1B IBB		3 0 0 0 1 0 0	
Bob Knepper, L (1, 1) <small>OBP: 0.500, SLG: 0.667</small> Gary Lavelle, S (9, 1)		0-0 FC4-6 1B		0-0 F9			0-0 G3	0-0 1B 1-3 2-H		4 0 2 1 0 0 0 0 0 0 0 0 0 0	
Inning Stats	R: 2 H: 1 E: 0 LOB: 1 K: 1 BB: 2 S: 6 P: 14	R: 0 H: 1 E: 0 LOB: 1 K: 0 BB: 0 S: 4 P: 4	R: 1 H: 1 E: 0 LOB: 1 K: 0 BB: 1 S: 4 P: 8	R: 0 H: 0 E: 0 LOB: 0 K: 0 BB: 0 S: 3 P: 3	R: 0 H: 0 E: 0 LOB: 0 K: 1 BB: 1 S: 4 P: 8	R: 0 H: 0 E: 0 LOB: 0 K: 0 BB: 0 S: 3 P: 3	R: 1 H: 1 E: 0 LOB: 0 K: 0 BB: 0 S: 4 P: 4	R: 0 H: 0 E: 0 LOB: 0 K: 2 BB: 0 S: 7 P: 7	R: 1 H: 2 E: 0 LOB: 2 K: 0 BB: 1 S: 5 P: 9	1B: 3 SF: 0 2B: 1 SAC: 0 3B: 0 DP: 0 HR: 2 HBP: 0	WP: 0 PA: 37 PB: 0 SB: 0 CS: 0
PITCHER Paul Moskau, R (1, 1) <small>ERA: 4.5</small> Mario Soto, R (7, 1) <small>ERA: 4.5</small> Dave Tomlin, L (9, 1) <small>ERA: 18.0</small>	IP WLS BF H R ER SO BB IBB HBP BLK WP HR S P ERA WHIP 6.0 0 24 3 3 3 2 4 0 0 0 0 1 24 40 4.50 1.167 2.0 0 7 1 1 1 2 0 0 0 0 0 1 11 11 4.50 0.500 1.0 W 6 2 1 1 0 0 0 1 0 0 0 0 5 9 9.00 2.000	PITCHER IP WLS BF H R ER SO BB IBB HBP BLK WP HR S P ERA WHIP									

San Francisco Giants @ Cincinnati Reds
 Riverfront Stadium, Cincinnati, OH
 Mon Apr 14 1980, 6:05 PM EST
 Att: 10,296 - Unknown

AB	32
R	5
H	6
RBI	5
BB	5
SO	4
LOB	10



Batter	1	2	3	4	5	6	7	8	9	AB R H RBI BB SO LOB	TOP		
Larry Herndon, R (1, 8) OBP: 0.250, SLG: 0.368	0-0 1-3		0-0 F8		4-0 SF8 BB		0-0 6-3		0-3 K	4 1 0 0 1 1 0			
Darrell Evans, L (1, 5) OBP: 0.240, SLG: 0.304	0-0 4-3		4-0 1B 2B BB		0-0 5-3		0-0 F9			3 1 0 0 1 0 1			
Jack Clark, R (1, 9) OBP: 0.188, SLG: 0.077	4-0 BB		0-0 2B 1B		0-0 SF8		0-3 K			2 1 1 1 1 1 0			
Willie McCovey, L (1, 3) OBP: 0.333, SLG: 0.278	0-3 K		0-0 1B 2B		4-0 1B BB			0-0 4-3		3 0 1 2 1 1 1			
Terry Whitfield, L (1, 7) OBP: 0.313, SLG: 0.400		0-0 1B	0-0 F9		0-0 1B			0-0 1B 2B		4 0 3 0 0 0 1			
Rennie Stennett, R (1, 4) OBP: 0.375, SLG: 0.455		0-0 L5-3		0-0 2B		0-0 1-3		0-0 1B		4 0 2 0 0 0 3			
Milt May, L (1, 2) OBP: 0.200, SLG: 0.467		0-0 1B		0-0 2-3		0-0 4-3		0-0 4-3		4 0 1 0 0 0 2			
Johnnie LeMaster, R (1, 6) OBP: 0.333, SLG: 0.300		0-0 5-3		0-0 5-3		4-0 G6-4-3 BB			0-0 F8	3 0 0 0 1 0 2			
Ed Whitson, R (1, 1) Roger Metzger, S (6, PH) Tom Griffin, R (6, 1) Jim Wohlford, R (9, PH) OBP: 0.125, SLG: 0.125			0-0 6-3		0-3 K		0-0 G6-4-3		0-0 F9	2 0 0 0 0 1 1 1 0 0 0 0 0 1 0 0 0 0 0 0 0 1 0 0 0 0 0 0			
Inning Stats	R: 0 H: 0 E: 0 LOB: 1 K: 1 BB: 1 S: 5 P: 9	R: 0 H: 2 E: 0 LOB: 1 K: 0 BB: 0 S: 4 P: 4	R: 2 H: 2 E: 0 LOB: 1 K: 0 BB: 1 S: 5 P: 9	R: 0 H: 1 E: 0 LOB: 1 K: 1 BB: 0 S: 6 P: 6	R: 1 H: 1 E: 0 LOB: 2 K: 0 BB: 2 S: 4 P: 12	R: 0 H: 0 E: 0 LOB: 0 K: 0 BB: 1 S: 2 P: 6	R: 0 H: 0 E: 0 LOB: 0 K: 1 BB: 0 S: 5 P: 5	R: 0 H: 2 E: 0 LOB: 1 K: 0 BB: 0 S: 4 P: 4	R: 0 H: 0 E: 0 LOB: 0 K: 1 BB: 0 S: 5 P: 5	1B: 5 SF: 1 2B: 4 SAC: 0 3B: 0 DP: 2 HR: 0 HBP: 0	WP: 0 PA: 37 PB: 0 SB: 1 CS: 0		
PITCHER	IP WLS BF H R ER SO BB IBB HBP BLK WP HR S P ERA WHIP											PITCHER	IP WLS BF H R ER SO BB IBB HBP BLK WP HR S P ERA WHIP
Tom Seaver, R (1, 1) ERA: 4.5	6.0 W 27 6 3 3 2 5 0 0 0 0 0 0 26 46 4.50 1.833												
Tom Hume, R (7, 1) ERA:	3.0 S 10 2 0 0 2 0 0 0 0 0 0 0 14 14 0.00 0.667												

San Francisco Giants @ Cincinnati Reds
Riverfront Stadium, Cincinnati, OH
Tue Apr 15 1980, 6:05 PM EST
Att. 11,544 - Unknown

AB	31
R	3
H	8
RBI	3
BB	5
SO	4
LOB	12



San Francisco Giants @ Cincinnati Reds
 Riverfront Stadium, Cincinnati, OH
 Wed Apr 16 1980, 3:33 AM EST
 Att. 15,603 - Unknown

livebaseballscorecards.com

AB	33
R	3
H	5
RBI	3
BB	3
SO	2
LOB	15



WP:	0	PA:	36
PB:	0		
SB:	2		
CS:	0		

AB R H RBI BB SO LOB

2	0	0	0	2	0	0
4	0	0	0	0	0	3
4	0	0	0	0	0	1
4	1	1	0	0	1	1
3	1	1	0	1	0	0
4	1	1	1	0	0	1
4	0	1	2	0	0	2
4	0	1	0	0	1	3
2	0	0	0	0	0	2
1	0	0	0	0	0	0
0	0	0	0	0	0	0
1	0	0	0	0	0	2

Batter	1	2	3	4	5	6	7	8	9
Bill North, S (1, 8) OBP: 0.417, SLG: 0.333	0-0 2-3		4-0 S BB		4-0 F9 S BB		0-0 6-3		
Darrell Evans, L (1, 5) OBP: 0.207, SLG: 0.259	0-0 F7		0-0 4-3		0-0 F5			0-0 F7	
Jack Clark, R (1, 9) OBP: 0.150, SLG: 0.059	0-0 F7			0-0 6-3	0-0 F9			0-0 F8	
Willie McCovey, L (1, 3) OBP: 0.320, SLG: 0.318		0-3 K		0-0 1B 2B	0-0 4-3			0-0 F8	
Terry Whitfield, L (1, 7) OBP: 0.350, SLG: 0.389		0-0 4-3		4-0 1B 2B BB		0-0 6-3		0-0 E 1B	
Rennie Stennett, R (1, 4) OBP: 0.357, SLG: 0.423		0-0 F9		0-0 2B 1B		0-0 F8		0-0 E5	
Milt May, L (1, 2) OBP: 0.211, SLG: 0.474			0-0 5-3	0-0 2B		0-0 P6		0-0 F7	
Johnnie LeMaster, R (1, 6) OBP: 0.321, SLG: 0.333			0-0 F8 2B	0-0 F7			0-0 6-3	0-3 K	
John Montefusco, R (1, 1) OBP: 0.500, SLG: 0.333			0-0 F8 2B	0-0 6-3			0-0 P6	0-0 L5	
Jim Wohlford, R (7, PH) OBP: 0.111, SLG: 0.111			0-0 F8	0-0 6-3					
Al Holland, R (7, 1)									
Larry Herndon, R (9, PH) OBP: 0.238, SLG: 0.350			2-3						

Inning Stats	R: 0	H: 0	R: 0	H: 0	R: 0	H: 1	R: 3	H: 3	R: 0	H: 0	R: 0	H: 0	R: 0	H: 0	R: 0	H: 1	1B: 2	SF: 0	WP: 0	PA: 36	
E: 0	LOB: 0	E: 0	LOB: 0	E: 0	LOB: 2	E: 0	LOB: 1	E: 0	LOB: 0	E: 0	LOB: 1	E: 0	LOB: 0	E: 0	LOB: 0	E: 1	LOB: 2	2B: 3	SAC: 0	PB: 0	
K: 0	BB: 0	K: 1	BB: 0	K: 0	BB: 1	K: 0	BB: 1	K: 0	BB: 0	K: 0	BB: 0	K: 0	BB: 0	K: 0	BB: 0	K: 1	BB: 0	3B: 0	DP: 0	SB: 2	
S: 3	P: 3	S: 5	P: 5	S: 4	P: 8	S: 6	P: 10	S: 3	P: 7	S: 3	P: 3	S: 3	P: 3	S: 3	P: 3	S: 7	P: 7	HR: 0	HBP: 0	CS: 0	

PITCHER	IP	WLS	BF	H	R	ER	SO	BB	IBB	HBP	BLK	WP	HR	S	P	ERA	WHIP										
Michael LaCoss, R (1, 1) ERA: 1.8	9.0	W	36	5	3	3	2	3	0	0	0	0	0	37	49	3.00	0.889										

Batter	1	2	3	4	5	6	7	8	9	AB	R	H	RBI	BB	SO	LOB
--------	---	---	---	---	---	---	---	---	---	----	---	---	-----	----	----	-----

Dave Collins, S (1, 8) <small>OBP: 0.500, SLG: 0.552</small> Cesar Geronimo, L (8, 8)	0-0 <small>1-2</small>	0-0 4-3 <small>1-2</small>		0-3 <small>1-2</small>			0-0 <small>1-2</small>			4	1	1	0	0	1	2
										0	0	0	0	0	0	0

Ken Griffey, L (1, 9) <small>OBP: 0.385, SLG: 0.455</small>	0-0 <small>1-2</small>	0-0 4-3 <small>1-2</small>			0-3 <small>1-2</small>		0-0 4-3 <small>1-2</small>			4	0	0	0	0	1	2

Dave Concepcion, R (1, 6) <small>OBP: 0.379, SLG: 0.750</small>	4-0 <small>1-2</small>		0-0 <small>1-2</small>		0-0 4-3 <small>1-2</small>		0-3 <small>1-2</small>			3	2	1	1	1	1	0

George Foster, R (1, 7) <small>OBP: 0.429, SLG: 0.591</small>	0-0 <small>1-2 2-3</small>		0-3 <small>1-2</small>		4-0 <small>1-2</small>		4-0 <small>1-2</small>			2	1	1	0	2	1	0

Dan Driessen, L (1, 3) <small>OBP: 0.308, SLG: 0.409</small>	0-0 <small>1-2 2-H 3-H</small>		0-3 <small>1-2</small>		0-0 <small>1-2</small>		0-0 <small>1-2f</small>			4	1	2	4	0	1	1

Ray Knight, R (1, 5) <small>OBP: 0.296, SLG: 0.423</small>	0-0 <small>1-2</small>		0-0 6-3 <small>1-2</small>		0-3 <small>1-2</small>		0-0 <small>1-2</small>			4	0	1	0	0	1	2

Junior Kennedy, R (1, 4) <small>OBP: 0.519, SLG: 0.696</small>	0-3 <small>1-2</small>			0-0 <small>1-2</small>		4-0 <small>1-2</small>		0-0 <small>1-2</small>		3	0	1	0	1	1	2

Don Werner, R (1, 2)		4-0 <small>1-2</small>		0-3 <small>1-2</small>		0-0 <small>1-2f</small>		0-0 4-3 <small>1-2</small>		3	0	0	0	1	1	3

Michael LaCoss, R (1, 1) <small>OBP: 0.200, SLG: 0.400</small>		0-3 <small>1-3</small>		0-0 <small>1-3</small>		0-0 <small>1-3</small>				3	0	1	0	0	1	1

Inning Stats	R: 2	H: 3	LOB: 2	K: 1	P: 12	R: 0	H: 0	LOB: 1	K: 1	P: 9	R: 1	H: 1	LOB: 0	K: 2	P: 8	R: 0	H: 1	LOB: 1	K: 2	P: 8	R: 2	H: 1	LOB: 0	K: 2	P: 12	R: 0	H: 0	LOB: 0	K: 1	P: 5	R: 0	H: 2	LOB: 2	K: 0	P: 8
--------------	------	------	--------	------	-------	------	------	--------	------	------	------	------	--------	------	------	------	------	--------	------	------	------	------	--------	------	-------	------	------	--------	------	------	------	------	--------	------	------

PITCHER														PITCHER																							
IP	WLS	BF	H	R	ER	SO	BB	IBB	HBP	BLK	WP	HR	S	P	ERA	WHIP	IP	WLS	BF	H	R	ER	SO	BB	IBB	HBP	BLK	WP	HR	S	P	ERA	WHIP				
John Montefusco, R (1, 1) <small>ERA: 6.23</small>	6.0	L	27	6	5	5	8	4	0	0	1	0	2	39	55	7.50	1.667																				
Al Holland, L (7, 1) <small>ERA:</small>	2.0		8	2	0	0	1	1	0	0	0	0	0	9	13	0.00	1.500																				

BOTTOM

San Francisco Giants @ Cincinnati Reds
 Riverfront Stadium, Cincinnati, OH
 Wed Apr 16 1980, 3:33 AM EST
 Att. 15,603 - Unknown

AB	30
R	5
H	8
RBI	5
BB	5
SO	9
LOB	13



WP: 0	PA: 35
PB: 0	SB: 1
CS: 0	

Batter	1	2	3	4	5	6	7	8	9	AB R H RBI BB SO LOB	TOP																								
Ozzie Smith, S OBP: 0.382, SLG: 0.320 (1, 6) X	0-0 5-3 ①		X 0-0 S 2-3 1B			X 0-0 5-3 ①		X 0-0 2B 1B		4 0 2 0 0 0 0	San Diego Padres @ San Francisco Giants Candlestick Park, San Francisco, CA Thu Apr 17 1980, 9:05 PM EST Att: 51,123 - Unknown livebaseballscorecards.com																								
Dave Cash, R OBP: 0.324, SLG: 0.250 (1, 4) X	0-0 F8 ②		B B B B 4-0 G6-3 1-2 BB			B B B B 4-0 FC6-4 BB		X 0-0 1-3 2B		2 0 1 0 2 0 0																									
Gene Richards, L OBP: 0.313, SLG: 0.300 (1, 7) S S S	0-3 K ③		X 0-0 G6-3 1-2f			S S S S 0-3 K ②		X 0-0 5-3 ③		4 0 0 0 0 2 6																									
Dave Winfield, R OBP: 0.406, SLG: 0.400 (1, 9) B B B B		4-0 1B FC5-4-2-5 BB		X 0-0 4-3 ①		X 0-0 FC6-4 1-2f		X 0-0 1B HR 1B		3 1 1 0 1 0 1																									
Willie Montanez, L OBP: 0.444, SLG: 0.640 (1, 3) X		0-0 1-3 FC5-4-2-5 1B		X 0-0 6-3 ②		X 0-0 1-3 ①		X 0-0 1-2 HR 1B		4 1 2 0 0 0 0																									
Gene Tenace, R OBP: 0.348, SLG: 0.529 (1, 2) X		0-0 FC5-4-2-5 1-2 3-H		S S S S 0-3 K ③		X 0-0 F8 ②		X 0-0 1-H 2-H HR		4 1 1 3 0 1 2																									
Jerry Mumphrey, S OBP: 0.286, SLG: 0.167 (1, 8) S S S S		0-3 K ③		S S S S 0-3 K ①		X 0-0 F9 ③		X 0-0 1-3 ①		4 0 0 0 0 2 1																									
Aurelio Rodriguez, R OBP: 0.188, SLG: 0.188 Paul Dade, R (6, 5) S S S S			S S S S 0-3 K ①		X 0-0 F2		S S S S 0-3 K ②		X 0-0 F4 ②	2 0 0 0 0 1 0 2 0 0 0 0 1 0																									
Eric Rasmussen, R OBP: 0.333, SLG: 0.667 Bob Shirley, R Kurt Bevacqua, R Dennis Kinney, L Barry Evans, R OBP: 0.333, SLG: 0.333 (1, 1) (5, 1) (8, PH) (8, 1) (9, PH)			X 0-0 1B 2B		S S S S 0-3 K ③		X 0-0 6-3 ②	S S S S 0-3 K ③		2 0 1 0 0 1 0 0 0 0 0 0 0 0 1 0 0 0 0 0 0 0 0 0 0 0 0 0 1 0 0 0 0 1 0																									
Inning Stats	R: 0 E: 0 K: 1 S: 5	H: 0 LOB: 0 BB: 0 P: 5	R: 0 E: 0 K: 1 S: 5	H: 1 LOB: 1 BB: 1 P: 9	R: 0 E: 0 K: 1 S: 6	H: 2 LOB: 2 BB: 1 P: 10	R: 0 E: 0 K: 1 S: 5	H: 0 LOB: 0 BB: 0 P: 5	R: 0 E: 0 K: 2 S: 7	H: 0 LOB: 0 BB: 0 P: 7	R: 0 E: 0 K: 1 S: 5	H: 0 LOB: 1 BB: 1 P: 9	R: 0 E: 0 K: 0 S: 3	H: 0 LOB: 0 BB: 0 P: 3	R: 0 E: 0 K: 1 S: 7	H: 2 LOB: 2 BB: 0 P: 7	R: 3 E: 0 K: 1 S: 8	H: 3 LOB: 0 BB: 0 P: 8	1B: 5 2B: 3 3B: 0 HR: 1	SF: 0 SAC: 0 DP: 2 HBP: 0	WP: 0 PB: 0 SB: 1 CS: 0	PA: 36													
PITCHER Vida Blue, L ERA: 2.25 (1, 1)	IP 9.0	WLS W	BF 36	H 8	R 3	ER 3	SO 9	BB 3	IBB 0	HBP 0	BLK 0	WP 0	HR 1	S 51	P 63	ERA 3.00	WHIP 1.222	PITCHER	IP 9.0	WLS W	BF 36	H 8	R 3	ER 3	SO 9	BB 3	IBB 0	HBP 0	BLK 0	WP 0	HR 1	S 51	P 63	ERA 3.00	WHIP 1.222



Batter	1	2	3	4	5	6	7	8	9
Bill North, S OBP: 0.448, SLG: 0.333 (1, 8)	4-0 S SH1-3 1B BB	0-0 1-3		0-0 6-3		0-0 1B 1B		4-0 BB 1B BB	
Darrell Evans, L OBP: 0.273, SLG: 0.276 (1, 5)	0-0 SH1-3 1-2		4-0 S 2B BB		0-0 1B S 1B 1B	0-0 F8		4-0 BB 1B BB	
Jack Clark, R OBP: 0.280, SLG: 0.190 (1, 9)	4-0 1B 2-3 BB		0-3 K 1-2		0-0 1B 1-3 1B	0-0 1B		0-0 1B 1-2 2-H	
Willie McCovey, L OBP: 0.367, SLG: 0.407 (1, 3)	0-0 1-3 3-H 1B		0-0 3-1 2-H 2B		0-0 1B 1-3 1B	0-0 4-3		0-0 F7	
Terry Whitfield, L OBP: 0.318, SLG: 0.350 (1, 7)	0-0 F6		0-0 3-1		0-0 1B 1-2 1B		0-0 F9	0-0 F9	
Larry Herndon, R OBP: 0.250, SLG: 0.348 (5, PH) (6, 7)			0-0 2-3		0-0 1B 1-3 2-H 1B		0-0 F8		
Rennie Stennett, R OBP: 0.344, SLG: 0.400 (1, 4)	0-0 F5		0-0 F9		0-0 1B 1-3 2-H 1B		0-0 F8		
Milt May, L OBP: 0.304, SLG: 0.565 (1, 2)		0-0 2B		0-0 F8	0-0 FC5-4 2-H 1B		0-0 FC6-4 1B		
Johnnie LeMaster, R OBP: 0.281, SLG: 0.286 (1, 6)		0-3 K		0-0 E3 SH1-4	0-0 FC5-4 1-2f		0-0 FC6-4 1-2f		
Vida Blue, S (1, 1)		0-0 1-3		0-0 SH1-4 1-2	0-3 K		0-3 K		

Inning Stats	R: 1	H: 1	R: 0	H: 1	R: 0	H: 0	R: 4	H: 6	R: 0	H: 2	R: 0	H: 1	R: 1	H: 1
	E: 0	LOB: 2	E: 0	LOB: 1	E: 0	LOB: 1	E: 0	LOB: 1	E: 0	LOB: 1	E: 0	LOB: 1	E: 0	LOB: 2
	K: 0	BB: 2	K: 1	BB: 0	K: 1	BB: 1	K: 0	BB: 0	K: 0	BB: 0	K: 0	BB: 0	K: 1	BB: 2
	S: 4	P: 12	S: 6	P: 6	S: 6	P: 10	S: 10	P: 10	S: 4	P: 4	S: 4	P: 4	S: 6	P: 14

PITCHER	IP	WLS	BF	H	R	ER	SO	BB	IBB	HBP	BLK	WP	HR	S	P	ERA	WHIP
Eric Rasmussen, R ERA: 4.91 (1, 1)	4.0	L	22	6	5	5	2	3	0	0	0	0	0	23	35	11.25	2.250
Bob Shirley, L ERA: 1.5 (5, 1)	3.0		13	6	1	1	1	0	0	0	0	0	0	15	15	3.00	2.000
Dennis Kinney, L ERA: 10.8 (8, 1)	1.0		6	1	1	1	1	2	0	0	0	0	0	6	14	9.00	3.000

BOTTOM

AB	R	H	RBI	BB	SO	LOB
3	2	1	0	2	0	2
2	2	1	0	2	0	1
4	1	3	1	1	1	1
5	1	3	3	0	0	3
2	0	0	0	0	0	3
3	0	1	1	0	0	2
4	1	1	1	0	0	3
4	0	3	1	0	0	0
4	0	0	0	0	1	3
3	0	0	0	0	2	2

San Diego Padres @ San Francisco Giants
Candlestick Park, San Francisco, CA

Thu Apr 17 1980, 9:05 PM EST
Att. 51,123 - Unknown

AB	34
R	7
H	13
RBI	7
BB	5
SO	4
LOB	20

livebaseballscorecards.com



WP	PA
0	41
PB	0
SB	3
CS	0

Batter	1	2	3	4	5	6	7	8	9	AB R H RBI BB SO LOB	TOP	
Ozzie Smith, S (1, 6) OBP: 0.368, SLG: 0.310 Jerry Turner, L (9, PH)	0-0 F8		0-0 F8		0-0 5-3			0-0 HR 1B	0-0 4-3	4 1 1 0 0 0 1 1 0 0 0 0 0 2	San Diego Padres @ San Francisco Giants Candlestick Park, San Francisco, CA Fri Apr 18 1980, 9:05 PM EST Att. 12,241 - Unknown livebaseballscorecards.com	
Dave Cash, R (1, 4) OBP: 0.316, SLG: 0.250	0-0 1B 1B		0-0 F8		0-0 F7			0-0 F6		4 0 1 0 0 0 2		
Gene Richards, L (1, 7) OBP: 0.306, SLG: 0.294	0-0 G5-4-3 1-2 1B		0-0 F9					0-3 K		4 0 1 0 0 1 1		
Dave Winfield, R (1, 9) OBP: 0.389, SLG: 0.483	0-0 G5-4-3 1-2f			0-3 K				0-0 5-3		4 1 1 2 0 1 2		
Willie Montanez, L (1, 3) OBP: 0.419, SLG: 0.586		0-0 E3 BB		0-0 1B 1B				0-0 4-3		4 0 1 0 0 0 0		
Gene Tenace, R (1, 2) OBP: 0.370, SLG: 0.571		0-0 F4		0-0 G6-4-3 1-2 1B				0-0 2B		4 0 2 0 0 0 1		
Jerry Mumphrey, S (1, 8) OBP: 0.250, SLG: 0.143		0-3 K		0-0 G6-4-3 1-2f				0-0 F9		4 0 0 0 0 1 4		
Barry Evans, R (1, 5) OBP: 0.500, SLG: 0.375		4-0 BB 1-2 BB			4-0 SH2-4 BB			0-0 2-3		2 0 1 0 2 0 1		
Randy Jones, R (1, 1) Kurt Bevacqua, R (7, PH) Steve Mura, R (7, 1) Paul Dade, R (9, PH) OBP: 0.500, SLG: 1.000 OBP: 0.111, SLG: 0.111		0-3 K		0-0 SH2-4				0-0 F8		1 0 0 0 0 1 2 1 0 0 0 0 0 1 0 0 0 0 0 0 0 1 0 1 0 0 0 0		
Inning Stats	R: 0 H: 2 E: 0 LOB: 1 K: 0 BB: 0 S: 4 P: 4	R: 0 H: 0 E: 1 LOB: 2 K: 2 BB: 1 S: 8 P: 12	R: 0 H: 0 E: 0 LOB: 0 K: 0 BB: 0 S: 3 P: 3	R: 0 H: 2 E: 0 LOB: 1 K: 1 BB: 0 S: 6 P: 6	R: 0 H: 0 E: 0 LOB: 1 K: 0 BB: 1 S: 3 P: 7	R: 0 H: 0 E: 0 LOB: 0 K: 0 BB: 0 S: 3 P: 3	R: 0 H: 1 E: 0 LOB: 1 K: 0 BB: 0 S: 4 P: 4	R: 2 H: 2 E: 0 LOB: 0 K: 1 BB: 0 S: 7 P: 7	R: 0 H: 2 E: 0 LOB: 2 K: 0 BB: 0 S: 5 P: 5	1B: 7 SF: 0 2B: 1 SAC: 1 3B: 0 DP: 2 HR: 1 HBP: 0		WP: 0 PA: 37 PB: 0 SB: 0 CS: 0
PITCHER Bob Knepper, L (1, 1) ERA: 4.5	IP WLS BF H R ER SO BB IBB HBP BLK WP HR S P ERA WHIP	9.0 W 37 9 2 2 4 2 0 0 0 0 0 1 43 51 2.00 1.222										

AB	34
R	2
H	9
RBI	2
BB	2
SO	4
LOB	17



Batter	1	2	3	4	5	6	7	8	9
Jim Wohlford, R (1, 7) <small>OBP: 0.167, SLG: 0.167</small> Terry Whitfield, L (7, PH) <small>OBP: 0.304, SLG: 0.350</small> (8, 7)	0-3 K		0-0 6-3			0-0 2B 2B 1B	0-0 SF7		
Darrell Evans, L (1, 5) <small>OBP: 0.270, SLG: 0.250</small>	0-0 4-1		0-0 4-3			0-3 K	4-0 3-H FC4-6 1-2 2-3 BB		
Jack Clark, R (1, 9) <small>OBP: 0.276, SLG: 0.240</small>	0-0 F8		0-0 6-3			0-0 2B 2B	0-3 K		
Willie McCovey, L (1, 3) <small>OBP: 0.382, SLG: 0.379</small>		4-0 FC2-4 BB		0-3 K		4-0 2B IBB	0-0 FC4-6 1-2f		
Larry Herndon, R (1, 8) <small>OBP: 0.286, SLG: 0.407</small>		0-0 FC2-4 1B 1-2f 3B		0-0 CS 1B		0-0 2B	0-0 5-3		
Rennie Stennett, R (1, 4) <small>OBP: 0.333, SLG: 0.382</small>		0-0 1-3 3B 1B		0-0 6-3 1-2		0-0 4-3	0-0 F4		
Milt May, L (1, 2) <small>OBP: 0.333, SLG: 0.615</small>		0-0 1-H 3-H 3B			0-0 3-1		4-0 1B SF7 BB	0-0 3-1	
Johnnie LeMaster, R (1, 6) <small>OBP: 0.286, SLG: 0.290</small>		0-0 1-3			0-3 K		0-0 BB SH 1-3 1B		
Bob Knepper, L (1, 1) <small>OBP: 0.375, SLG: 0.500</small>		0-3 K			0-3 K		0-0 SH BB 1-2		

AB	R	H	RBI	BB	SO	LOB
3	1	1	0	0	1	0
0	0	0	1	0	0	0
3	0	0	0	1	1	1
4	1	1	0	0	1	3
2	0	0	0	2	1	3
4	1	2	2	0	0	1
4	1	1	0	0	0	2
3	1	1	2	1	0	0
3	0	1	0	0	1	1
2	0	0	0	0	2	1

BOTTOM

San Diego Padres @ San Francisco Giants
 Candlestick Park, San Francisco, CA

Fri Apr 18 1980, 9:05 PM EST
 Att. 12,241 - Unknown

AB	28
R	5
H	7
RBI	5
BB	4
SO	7
LOB	12

Inning Stats	R	H	E	K	S	P	BB	IBB	HBP	BLK	WP	HR	S	P	ERA	WHIP
	0	0	0	1	5											
	2	2	0	1	7											
	0	0	0	0	5											
	0	1	0	1	5											
	0	0	0	0	7											
	2	3	0	1	11											
	0	0	0	2	7											
	0	0	0	0	3											

PITCHER	IP	WLS	BF	H	R	ER	SO	BB	IBB	HBP	BLK	WP	HR	S	P	ERA	WHIP
Randy Jones, L (1, 1) <small>ERA: 3.6</small>	6.0	L	24	6	4	4	6	1	1	0	0	0	0	34	42	6.00	1.167
Steve Mura, R (7, 1) <small>ERA: 1.5</small>	2.0		10	1	1	1	1	2	0	0	0	0	0	10	18	4.50	1.500

WP	PA	ERA	WHIP
0	34		
0			
1			
1			

Batter	1	2	3	4	5	6	7	8	9	AB R H RBI BB SO LOB	TOP											
Ozzie Smith, S OBP: 0.395, SLG: 0.382 (1, 6)	0-0 E 2B	0-0 FC3-6 1-2f		0-0 1B 2-3 1B		0-3 K		0-0 1-3 1B		5 1 3 0 0 1 1												
Dave Cash, R OBP: 0.302, SLG: 0.229 (1, 4)	0-0 E1 1B 2-H	4-0 BB		0-0 SF7 3-H		0-3 K		0-0 1-3 1-2		3 1 0 1 1 1 1												
Gene Richards, L OBP: 0.293, SLG: 0.282 (1, 7)	0-3 K	0-0 1-3		0-0 1-3 1B		0-0 5-3		0-0 F8		5 0 1 0 0 1 4												
Dave Winfield, R OBP: 0.366, SLG: 0.441 (1, 8) (7, 9)	0-0 S 1B 3-H		0-0 4-3	0-0 1-3			0-0 6-3		0-3 K	5 0 1 1 0 1 2												
Willie Montanez, L OBP: 0.389, SLG: 0.515 (1, 3)	4-0 BB 1-2 BB		0-3 K		0-0 1-3		0-0 4-3		0-0 P2	4 0 0 0 1 1 0												
Jerry Turner, L OBP: 0.273, SLG: 0.200 Jerry Mumphrey, S OBP: 0.242, SLG: 0.138 (1, 9) (7, 8)	0-0 F7		0-0 1B		0-0 F7		0-0 1B 1B		0-0 F8	4 0 2 0 0 0 2 1 0 0 0 0 0 0												
Paul Dade, R OBP: 0.231, SLG: 0.231 Barry Evans, R OBP: 0.500, SLG: 0.375 (1, 5) (7, 5)	0-0 F3		0-0 G3		0-0 1B 1B		0-0 1-2 1B			4 0 2 0 0 0 3 0 0 0 0 0 0 0												
Bill Fahey, L OBP: 0.200, SLG: 0.200 (1, 2)		0-0 4-3		0-0 1B SH1-4 SF7 1B		0-0 1-3 1B		0-3 K		4 1 2 0 0 1 2												
Gary Lucas, L OBP: 0.333, SLG: 0.333 Rollie Fingers, R (1, 1) (9, 1)		0-0 FC3-6 1B		0-0 SH1-4		0-0 4-3		0-0 4-3		3 0 1 0 0 0 2 0 0 0 0 0 0 0												
Inning Stats	R: 2 E: 1 K: 1 S: 8	H: 2 LOB: 2 BB: 1 P: 12	R: 0 E: 0 K: 0 S: 4	H: 1 LOB: 2 BB: 1 P: 8	R: 0 E: 0 K: 1 S: 6	H: 1 LOB: 1 BB: 0 P: 6	R: 1 E: 0 K: 0 S: 6	H: 3 LOB: 2 BB: 0 P: 6	R: 0 E: 0 K: 0 S: 5	H: 2 LOB: 2 BB: 0 P: 5	R: 0 E: 0 K: 2 S: 7	H: 0 LOB: 0 BB: 0 P: 7	R: 0 E: 0 K: 1 S: 7	H: 2 LOB: 2 BB: 0 P: 7	R: 0 E: 0 K: 0 S: 4	H: 1 LOB: 1 BB: 0 P: 4	R: 0 E: 0 K: 1 S: 5	H: 0 LOB: 0 BB: 0 P: 5	1B: 11 2B: 1 3B: 0 HR: 0	SF: 1 SAC: 1 DP: 0 HBP: 0	WP: 0 PB: 0 SB: 2 CS: 0	PA: 42
PITCHER	IP WLS BF H R ER SO BB IBB HBP BLK WP HR S P ERA WHIP																				PITCHER	IP WLS BF H R ER SO BB IBB HBP BLK WP HR S P ERA WHIP
Ed Whitson, R ERA: 5.02 (1, 1)	3.2 L 21 7 3 1 2 2 0 0 0 0 0 0 23 31 2.46 2.455																					
Greg Minton, R ERA: (4, 1)	1.1 6 2 0 0 0 0 0 0 0 0 0 0 6 6 0.00 1.500																					
Al Holland, L ERA: (6, 1)	2.0 8 2 0 0 3 0 0 0 0 0 0 0 14 14 0.00 1.000																					
Randy Moffitt, R ERA: (8, 1)	2.0 7 1 0 0 1 0 0 0 0 0 0 0 9 9 0.00 0.500																					

San Diego Padres @ San Francisco Giants
Candlestick Park, San Francisco, CA
Sat Apr 19 1980, 6:33 AM EST
Att: 11,024 - Unknown

AB	38
R	3
H	12
RBI	2
BB	2
SO	6
LOB	17



Batter	1	2	3	4	5	6	7	8	9	AB R H RBI BB SO LOB	TOP	
Ozzie Smith, S (1, 6) OBP: 0.354, SLG: 0.333	0-3 K			0-0 P5	0-0 F4		0-0 G1-2-3		0-0 4-3	5 0 0 0 0 1 7	San Diego Padres @ San Francisco Giants Candlestick Park, San Francisco, CA Sun Apr 20 1980, 6:33 AM EST Att: 26,048 - Unknown livebaseballscorecards.com	
Dave Cash, R (1, 4) OBP: 0.298, SLG: 0.256	0-0 4-3			0-0 G3 1B 2B		0-3 K		0-0 F7		4 1 1 0 0 1 0		
Gene Richards, L (1, 7) OBP: 0.267, SLG: 0.256	0-0 4-3			0-0 G3		0-0 5-3		0-3 K		4 0 0 0 0 1 1		
Dave Winfield, R (1, 8) OBP: 0.400, SLG: 0.459		0-0 F9		0-0 1B		4-0 BB		0-0 1B		3 0 2 1 1 0 0		
Willie Montanez, L (1, 3) OBP: 0.350, SLG: 0.459		0-0 1-3		0-0 F7		0-0 F5		0-0 F7		4 0 0 0 0 0 3		
Jerry Turner, L (1, 9) OBP: 0.333, SLG: 0.286		0-0 F9			0-0 BB 1B		0-0 1B BB G1-2-3 1B		0-0 3-1	4 0 2 0 0 0 0		
Gene Tenace, R (1, 2) OBP: 0.387, SLG: 0.542			0-0 F7		0-0 F7		4-0 1B BB		0-0 2B 1B	3 0 1 0 1 0 1		
Paul Dade, R (1, 5) OBP: 0.294, SLG: 0.250			0-3 K		4-0 1B BB		0-0 1B		0-0 F9	3 0 1 0 1 1 1		
Rick Wise, R (1, 1) OBP: 0.500, SLG: 0.667 John D'Acquisto, R (1, 1) OBP: 0.250, SLG: 0.250 Von Joshua, L (5, PH) OBP: 0.600, SLG: 1.000 Steve Mura, R (5, 1) OBP: 0.235, SLG: 0.133 Jerry Mumphrey, S (7, PH) OBP: 0.200, SLG: 0.400 Bob Shirley, R (7, 1) OBP: 0.200, SLG: 0.400 Kurt Bevacqua, R (9, PH)			0-3 K		0-3 K		0-0 F6		0-0 1-3 2B	0 0 0 0 0 0 0 1 0 0 0 0 1 0 1 0 0 0 0 1 2 0 0 0 0 0 0 0 1 0 0 0 0 0 3 0 0 0 0 0 0 0 1 0 1 0 0 0 0		
Inning Stats	R: 0 H: 0 E: 0 LOB: 0 K: 1 BB: 0 S: 5 P: 5	R: 0 H: 0 E: 0 LOB: 0 K: 0 BB: 0 S: 3 P: 3	R: 0 H: 0 E: 0 LOB: 0 K: 2 BB: 0 S: 7 P: 7	R: 1 H: 2 E: 0 LOB: 1 K: 0 BB: 0 S: 5 P: 5	R: 0 H: 1 E: 0 LOB: 2 K: 1 BB: 1 S: 6 P: 10	R: 0 H: 0 E: 0 LOB: 1 K: 1 BB: 1 S: 5 P: 9	R: 0 H: 2 E: 0 LOB: 2 K: 0 BB: 1 S: 4 P: 8	R: 0 H: 1 E: 0 LOB: 1 K: 1 BB: 0 S: 6 P: 6	R: 0 H: 2 E: 0 LOB: 2 K: 0 BB: 0 S: 5 P: 5	1B: 6 SF: 0 2B: 2 SAC: 0 3B: 0 DP: 1 HR: 0 HBP: 0	WP: 0 PA: 37 PB: 0 SB: 0 CS: 0	
PITCHER John Montefusco, R (1, 1) ERA: 4.09	IP WLS BF H R ER SO BB IBB HBP BLK WP HR S P ERA WHIP	9.0 W 37 8 1 1 6 3 0 0 0 0 0 0 46 58 1.00 1.222										

AB	34
R	1
H	8
RBI	1
BB	3
SO	6
LOB	18



Batter	1	2	3	4	5	6	7	8	9	AB	R	H	RBI	BB	SO	LOB
Darrell Evans, L OBP: 0.333, SLG: 0.368 (1, 5) X	0-0 HR	4-0 1B IBB		4-0 1B BB		0-0 F8				2	2	1	1	2	0	0
Joe Strain, R OBP: 0.556, SLG: 0.556 (1, 4) S S S	0-3 K	0-0 1-2 3-H 1B		0-0 1-H 2B 1B			0-0 6-3			4	1	2	2	0	1	0
Larry Herndon, R OBP: 0.306, SLG: 0.471 (1, 8) X	0-0 SF7 3B			0-0 2-H 2B			0-0 F9			4	1	2	1	0	0	2
Willie McCovey, L OBP: 0.341, SLG: 0.343 (1, 3) X	0-0 SF7		0-0 3-1	0-0 P5			0-0 1-3			3	0	0	1	0	0	1
Jack Clark, R OBP: 0.324, SLG: 0.281 (1, 9) X	0-0 FC6-4 1B		0-0 5-3		0-0 1-3			0-0 SH5-3 1B		4	0	2	0	0	0	0
Terry Whitfield, L OBP: 0.296, SLG: 0.333 (1, 7) X	0-0 FC6-4 1-2f		0-0 S 1B		0-0 F9			0-0 SH5-3 1-2		3	0	1	0	0	0	1
Milt May, L OBP: 0.355, SLG: 0.655 (1, 2) X		0-0 1B 3B	0-0 4-3	0-0 1-2	0-0 4-3			4-0 G6-4-3 BB		3	1	1	0	1	0	1
Johnnie LeMaster, R OBP: 0.238, SLG: 0.237 (1, 6) X		0-0 P5		0-0 5-3		0-0 F8		0-0 G6-4-3 1-2f		4	0	0	0	0	0	3
John Montefusco, R OBP: 0.286, SLG: 0.167 (1, 1) S S S		0-3 K		0-0 F7		0-0 F8				3	0	0	0	0	1	1

Inning Stats	R: 2	H: 3	E: 0	K: 1	S: 8	LOB: 1	BB: 0	P: 8	R: 1	H: 2	E: 0	K: 1	S: 7	LOB: 2	BB: 1	P: 11	R: 0	H: 1	E: 0	K: 0	S: 4	LOB: 1	BB: 0	P: 4	R: 2	H: 2	E: 0	K: 0	S: 5	LOB: 1	BB: 1	P: 9	R: 0	H: 0	E: 0	K: 0	S: 3	LOB: 0	BB: 0	P: 3	R: 0	H: 0	E: 0	K: 0	S: 3	LOB: 0	BB: 0	P: 3	R: 0	H: 1	E: 0	K: 0	S: 3	LOB: 1	BB: 1	P: 7
--------------	------	------	------	------	------	--------	-------	------	------	------	------	------	------	--------	-------	-------	------	------	------	------	------	--------	-------	------	------	------	------	------	------	--------	-------	------	------	------	------	------	------	--------	-------	------	------	------	------	------	------	--------	-------	------	------	------	------	------	------	--------	-------	------

PITCHER	IP	WLS	BF	H	R	ER	SO	BB	IBB	HBP	BLK	WP	HR	S	P	ERA	WHIP
Rick Wise, R ERA: 6.94 (1, 1)	0.1	L	3	2	2	2	1	0	0	0	0	0	0	5	5	54.00	6.000
John D'Acquisto, R ERA: 5.0 (1, 1)	3.2		19	6	3	3	1	1	1	0	0	0	0	19	27	7.36	1.909
Steve Mura, R ERA: 1.13 (5, 1)	2.0		6	0	0	0	0	0	0	0	0	0	0	6	6	0.00	0.000
Bob Shirley, L ERA: 1.13 (7, 1)	2.0		7	1	0	0	0	1	0	0	0	0	0	6	10	0.00	1.000

BOTTOM

San Diego Padres @ San Francisco Giants
 Candlestick Park, San Francisco, CA

Sun Apr 20 1980, 6:33 AM EST
 Att. 26,048 - Unknown

AB	30
R	5
H	9
RBI	5
BB	3
SO	2
LOB	9

WP: 0 PA: 35
 PB: 0
 SB: 1
 CS: 0



PITCHER	IP	WLS	BF	H	R	ER	SO	BB	IBB	HBP	BLK	WP	HR	S	P	ERA	WHIP
---------	----	-----	----	---	---	----	----	----	-----	-----	-----	----	----	---	---	-----	------

Batter	1	2	3	4	5	6	7	8	9	AB	R	H	RBI	BB	SO	LOB																
Davey Lopes, R OBP: 0.286, SLG: 0.360 (1, 4)	0-0 5-3	0-0 5-3		0-0 P2		0-0 6-3				4	0	0	0	0	0	1																
Rudy Law, L OBP: 0.377, SLG: 0.404 (1, 8)	0-0 HR	4-0 BB		0-0 1B			0-0 4-3			3	1	2	0	1	0	0																
Reggie Smith, S OBP: 0.481, SLG: 0.630 (1, 9)	0-0 HR	0-3 K		0-0 F8			0-0 3-1			4	1	1	2	0	1	3																
Steve Garvey, R OBP: 0.255, SLG: 0.275 (1, 3)	0-0 4-3 HR		0-0 F2		0-0 F2		0-0 6-3			4	1	1	0	0	0	0																
Dusty Baker Jr., R OBP: 0.352, SLG: 0.553 (1, 7)	0-0 4-3		0-0 F8		0-0 1-4-3			0-0 F9		4	0	0	0	0	0	1																
Ron Cey, R OBP: 0.347, SLG: 0.429 (1, 5)	0-0 HR		4-0 BB		4-0 BB		0-0 4-3			2	1	1	2	2	0	0																
Bill Russell, R OBP: 0.190, SLG: 0.132 (1, 6)	0-0 FC4 1B		0-0 5-3		0-3 K		0-0 6-3			4	0	1	0	0	1	2																
Mike Scioscia, L OBP: 0.333, SLG: 0.500 (1, 2)	0-0 FC4			0-0 1B SH1-4 1B		0-0 F2				3	0	1	0	0	0	1																
Burt Hooton, R (1, 1)		0-0 F9		0-0 SH1-4		0-0 6-3				2	0	0	0	0	0	0																
Steve Howe, L (8, 1)				1-2						0	0	0	0	0	0	0																
Inning Stats	R: 4 E: 0 K: 0 S: 8	H: 5 LOB: 1 BB: 0 P: 8	R: 0 E: 0 K: 1 S: 5	H: 0 LOB: 1 BB: 1 P: 9	R: 0 E: 0 K: 0 S: 3	H: 0 LOB: 1 BB: 1 P: 7	R: 0 E: 0 K: 1 S: 5	H: 0 LOB: 1 BB: 1 P: 9	R: 0 E: 0 K: 0 S: 3	H: 0 LOB: 0 BB: 0 P: 3	R: 0 E: 0 K: 0 S: 3	H: 0 LOB: 0 BB: 0 P: 3	R: 0 E: 0 K: 0 S: 3	H: 0 LOB: 0 BB: 0 P: 3	1B: 4 2B: 1 3B: 0 HR: 2	SF: 0 SAC: 1 DP: 0 HBP: 0	WP: 0 PB: 1 SB: 1 CS: 0	PA: 34														
PITCHER	IP WLS ERA	WLS L ERA	H R ER	R 4 4	ER 4	SO 2	BB 3	IBB 0	HBP 0	BLK 0	WP 0	HR 2	S 29	P 41	ERA 6.00	WHIP 1.667	PITCHER	IP WLS ERA	H R ER	R 4	ER 4	SO 2	BB 3	IBB 0	HBP 0	BLK 0	WP 0	HR 2	S 29	P 41	ERA 0.00	WHIP 0.000

BOTTOM

San Francisco Giants @ Los Angeles Dodgers
Dodger Stadium, Los Angeles, CA
 Mon Apr 21 1980, 6:05 PM PST
 Att. 29,779 - Unknown

livebaseballscorecards.com

AB	30
R	4
H	7
RBI	4
BB	3
SO	2
LOB	8



Batter	1	2	3	4	5	6	7	8	9	AB R H RBI BB SO LOB	TOP														
Darrell Evans, L (1, 5) OBP: 0.321, SLG: 0.348	0-0 F5		0-3 K			0-0 F9			0-0 1-3	4 0 0 0 0 1 0	<p>San Francisco Giants @ Los Angeles Dodgers Dodger Stadium, Los Angeles, CA</p> <p>Tue Apr 22 1980, 6:05 PM PST Att. 21,691 - Unknown</p> <p>livebaseballscorecards.com</p> <table border="1"> <tr><td>AB</td><td>30</td></tr> <tr><td>R</td><td>0</td></tr> <tr><td>H</td><td>4</td></tr> <tr><td>RBI</td><td>0</td></tr> <tr><td>BB</td><td>1</td></tr> <tr><td>SO</td><td>8</td></tr> <tr><td>LOB</td><td>5</td></tr> </table>	AB	30	R	0	H	4	RBI	0	BB	1	SO	8	LOB	5
AB	30																								
R	0																								
H	4																								
RBI	0																								
BB	1																								
SO	8																								
LOB	5																								
Terry Whitfield, L (1, 7) OBP: 0.294, SLG: 0.323	0-0 6-3			0-3 K		0-0 1B		0-0 P4	4 0 1 0 0 1 0																
Larry Herndon, R (1, 8) OBP: 0.341, SLG: 0.476	0-3 K			0-0 P4		0-0 F7		0-0 FC5-4 1B	4 0 1 0 0 1 1																
Mike Ivie, R (1, 3) OBP: 0.400, SLG: 0.500		0-0 CS 1B		0-0 1B		0-0 F8		0-0 FC5-4 1-2f	4 0 2 0 0 0 1																
Jack Clark, R (1, 9) OBP: 0.318, SLG: 0.243		4-0 1-2 BB		0-3 K		0-0 F3			2 0 0 0 1 1 1																
Rennie Stennett, R (1, 4) OBP: 0.300, SLG: 0.342		0-0 F8			0-0 6-3		0-0 F8		3 0 0 0 0 0 1																
Milt May, L (1, 2) OBP: 0.324, SLG: 0.559		0-3 K			0-0 5-3		0-0 F7		3 0 0 0 0 1 1																
Johnnie LeMaster, R (1, 6) OBP: 0.234, SLG: 0.233 Roger Metzger, S (8, PH)			0-0 P4		0-3 K		0-0 4-3		2 0 0 0 0 1 0 1 0 0 0 0 0 0																
Bob Knepper, L (1, 1) OBP: 0.333, SLG: 0.444 Joe Strain, R (6, PH) Tom Griffin, R (6, 1) Willie McCovey, L (8, PH) Ed Halicki, R (8, 1)			0-0 6-3		0-3 K		0-3 K		1 0 0 0 0 0 0 1 0 0 0 0 1 0 0 0 0 0 0 0 0 1 0 0 0 0 1 0 0 0 0 0 0 0 0																
Inning Stats	R: 0 E: 0 K: 1 S: 5	H: 0 LOB: 0 BB: 0 P: 5	R: 0 E: 0 K: 1 S: 5	H: 1 LOB: 1 BB: 1 P: 9	R: 0 E: 0 K: 1 S: 5	H: 0 LOB: 0 BB: 0 P: 5	R: 0 E: 0 K: 2 S: 8	H: 1 LOB: 1 BB: 0 P: 8	R: 0 E: 0 K: 1 S: 5	H: 0 LOB: 0 BB: 0 P: 5	R: 0 E: 0 K: 1 S: 6	H: 1 LOB: 1 BB: 0 P: 6	R: 0 E: 0 K: 0 S: 3	H: 0 LOB: 0 BB: 0 P: 3	R: 0 E: 0 K: 1 S: 5	H: 0 LOB: 0 BB: 0 P: 5	R: 0 E: 0 K: 0 S: 4	H: 1 LOB: 1 BB: 0 P: 4	1B: 4 2B: 0 3B: 0 HR: 0	SF: 0 SAC: 0 DP: 0 HBP: 0	WP: 0 PB: 0 SB: 0 CS: 1	PA: 31			
PITCHER Don Sutton, R (1, 1) ERA: 3.15	IP: 9.0 WLS: W BF: 31 H: 4 R: 0 ER: 0 SO: 8 BB: 1 IBB: 0 HBP: 0 BLK: 0 WP: 0 HR: 0 S: 46 P: 50 ERA: 0.00 WHIP: 0.556											PITCHER	IP: 9.0 WLS: W BF: 31 H: 4 R: 0 ER: 0 SO: 8 BB: 1 IBB: 0 HBP: 0 BLK: 0 WP: 0 HR: 0 S: 46 P: 50 ERA: 0.00 WHIP: 0.556												

Batter	1	2	3	4	5	6	7	8	9
Davey Lopes, R OBP: 0.295, SLG: 0.352 (1, 4)	0-0 F4		0-0 1B 1B	0-0 F5		4-0 1B SF8 BB	0-3 K		
Rudy Law, L OBP: 0.397, SLG: 0.423 (1, 8)	0-0 5-3		0-0 BB 1-2 1B 1B		0-0 F8 HR 1B	0-0 S 1-3 1B		0-0 5-3	
Reggie Smith, S OBP: 0.456, SLG: 0.580 (1, 9)	0-0 F7		0-0 F7		0-0 F8	0-3 K		4-0 FC5-4 BB	
Steve Garvey, R OBP: 0.267, SLG: 0.345 (1, 3)		0-0 E6 1B	0-0 BB 1-2 2-H 1B		0-0 HR	0-0 SF8		0-0 FC5-4 1B 1-2f	
Ron Cey, R OBP: 0.377, SLG: 0.432 (1, 5)		0-0	4-0		4-0 3-H	0-3 K		0-0	
Mickey Hatcher, R OBP: 0.333, SLG: 0.333 (8, PH) (9, 5)		1-2 1B	1-2 2-3 BB		4-0 E BB			1-2 1B	
Pedro Guerrero, R OBP: 0.600, SLG: 0.333 (1, 7)		0-3 K	0-3 K		0-0 E 1-2 1B		0-3 K	0-3 K	
Gary Thomasson, L (7, PH) (8, 7)									
Bill Russell, R OBP: 0.196, SLG: 0.167 (1, 6)	0-0 P6			0-0 F7	0-0 P4		0-0 1B 2B		
Mike Scioscia, L OBP: 0.300, SLG: 0.400 (1, 2)	0-0 1-3			0-0 6-3	0-0 E1		0-0 2-H 1B		
Don Sutton, R OBP: 0.125, SLG: 0.125 (1, 1)			0-0 4-3	0-0 1B	0-3 K		0-0 F9		

Inning Stats	R: 0	H: 0	E: 0	K: 0	S: 3	LOB: 0	BB: 0	P: 3
	R: 0	H: 1	E: 1	K: 1	S: 7 <td>LOB: 2</td> <td>BB: 0</td> <td>P: 7 </td>	LOB: 2	BB: 0	P: 7
	R: 1	H: 3	E: 0	K: 1	S: 8 <td>LOB: 3</td> <td>BB: 1</td> <td>P: 12 </td>	LOB: 3	BB: 1	P: 12
	R: 0	H: 1	E: 0	K: 0	S: 4 <td>LOB: 1</td> <td>BB: 0</td> <td>P: 4 </td>	LOB: 1	BB: 0	P: 4
	R: 3	H: 3	E: 1	K: 1	S: 9 <td>LOB: 2</td> <td>BB: 1</td> <td>P: 13 </td>	LOB: 2	BB: 1	P: 13
	R: 1	H: 1	E: 0	K: 2	S: 8 <td>LOB: 1</td> <td>BB: 1</td> <td>P: 12 </td>	LOB: 1	BB: 1	P: 12
	R: 1	H: 2	E: 0	K: 2	S: 9 <td>LOB: 1</td> <td>BB: 0</td> <td>P: 9 </td>	LOB: 1	BB: 0	P: 9
	R: 0	H: 1	E: 0	K: 1	S: 6 <td>LOB: 2</td> <td>BB: 1</td> <td>P: 10 </td>	LOB: 2	BB: 1	P: 10

PITCHER	IP	WLS	BF	H	R	ER	SO	BB	IBB	HBP	BLK	WP	HR	S	P	ERA	WHIP
Bob Knepper, L ERA: 4.67 (1, 1)	5.0	L	27	8	4	3	3	2	0	0	0	0	1	31	39	5.40	2.000
Tom Griffin, R ERA: 6.43 (6, 1)	2.0		10	3	2	2	4	1	0	0	0	0	0	17	21	9.00	2.000
Ed Halicki, R ERA: (8, 1)	1.0		5	1	0	0	1	1	0	0	0	0	0	6	10	0.00	2.000

AB R H RBI BB SO LOB

4 2 1 0 1 1 2

5 1 3 0 0 0 0

4 0 0 0 1 1 5

4 1 2 4 0 0 1

2 1 1 0 2 1 1

1 0 1 0 0 0 0

3 0 1 0 0 2 5

2 0 0 0 0 2 2

4 1 1 0 0 0 4

4 0 1 1 0 0 3

4 0 1 0 0 1 3

AB 37

R 6

H 12

RBI 5

BB 4

SO 8

LOB 26

WP: 0 PA: 42

PB: 0

SB: 3

CS: 0

WP: 0 PA: 42


ERA WHIP

San Francisco Giants @ Los Angeles Dodgers

Dodger Stadium, Los Angeles, CA

Tue Apr 22 1980, 6:05 PM PST

Att. 21,691 - Unknown




livebaseballscorecards.com

Batter	1	2	3	4	5	6	7	8	9	AB R H RBI BB SO LOB	TOP																			
Darrell Evans, L (1, 5) OBP: 0.298, SLG: 0.320	0-0 F9		0-0 F8		0-0 4-3		0-0 6-3			4 0 0 0 0 0 1	San Francisco Giants @ Los Angeles Dodgers Dodger Stadium, Los Angeles, CA Wed Apr 23 1980, 6:05 PM PST Att. 24,822 - Unknown																			
Terry Whitfield, L (1, 7) OBP: 0.289, SLG: 0.314	0-0 FC5-4 1B		0-0 1-3		0-0 4-3		0-0 4-3			4 0 1 0 0 0 0																				
Larry Herndon, R (1, 8) OBP: 0.333, SLG: 0.457	0-0 FC5-4 1-2f		0-0 S 1B		0-0 4-3		0-0 F8			4 0 1 0 0 0 1																				
Mike Ivie, R (1, 3) OBP: 0.357, SLG: 0.429	0-0 FC5-4 1-2f		0-3 S S K 1-2		0-0 BB 1B		0-0 F9			4 0 1 0 0 1 2																				
Jack Clark, R (1, 9) OBP: 0.333, SLG: 0.231		0-3 S S K		4-0 BB BB BB BB G6-4-3 BB		4-0 BB BB BB BB FC6-4 BB		0-0 F2		2 0 0 0 2 1 0																				
Rennie Stennett, R (1, 4) OBP: 0.295, SLG: 0.357		0-0 6-3		0-0 X G6-4-3 1-2f		0-0 X FC6-4 1-2f		0-0 2B		4 0 1 0 0 0 3																				
Milt May, L (1, 2) OBP: 0.366, SLG: 0.556 Bill North, S (9, PR) OBP: 0.448, SLG: 0.333		4-0 BB BB BB 1B BB		0-3 S S S K		0-0 X FC5-4 1B		4-0 BB BB BB BB G6-3 BB		2 0 1 0 2 1 0 0 0 0 0 0 0 0																				
Johnnie LeMaster, R (1, 6) OBP: 0.240, SLG: 0.239 Roger Metzger, S (9, PH)		0-0 X 1-2 1B		0-0 X 5-3		0-0 X P3		0-0 X G6-3 1-2f		3 0 1 0 0 0 1 1 0 0 0 0 0 2																				
Ed Whitson, R (1, 1) Ed Halicki, R (4, 1) Joe Strain, R (7, PH) OBP: 0.385, SLG: 0.385 Gary Lavelle, S (7, 1)		0-0 X 1-3		0-3 W S K K		0-0 X FC5-4 1-2f				1 0 0 0 0 0 2 1 0 0 0 0 1 0 1 0 0 0 0 0 1 0 0 0 0 0 0 0																				
Inning Stats	R: 0 E: 0 K: 0 S: 4	H: 1 LOB: 1 BB: 0 P: 4	R: 0 E: 0 K: 1 S: 6	H: 1 LOB: 2 BB: 1 P: 10	R: 0 E: 0 K: 1 S: 6	H: 0 LOB: 0 BB: 1 P: 8	R: 0 E: 0 K: 1 S: 5	H: 0 LOB: 0 BB: 0 P: 5	R: 0 E: 0 K: 0 S: 4	H: 1 LOB: 2 BB: 1 P: 8	R: 0 E: 1 K: 0 S: 4	H: 1 LOB: 1 BB: 0 P: 4	R: 0 E: 0 K: 0 S: 3	H: 0 LOB: 0 BB: 0 P: 3	R: 0 E: 0 K: 0 S: 3	H: 1 LOB: 2 BB: 1 P: 7	1B: 5 2B: 1 3B: 0 HR: 0	SF: 0 SAC: 0 DP: 2 HBP: 0	WP: 0 PB: 0 SB: 1 CS: 0	PA: 35										
PITCHER Dave Goltz, R (1, 1) ERA: 3.22	IP 9.0	WLS W	BF 35	H 6	R 0	ER 0	SO 4	BB 4	IBB 0	HBP 0	BLK 0	WP 0	HR 0	S 39	P 55	ERA 0.00	WHIP 1.111													
											PITCHER	IP	WLS	BF	H	R	ER	SO	BB	IBB	HBP	BLK	WP	HR	S	P	ERA	WHIP		

livebaseballscorecards.com

AB	31
R	0
H	6
RBI	0
BB	4
SO	4
LOB	13



Batter	1	2	3	4	5	6	7	8	9	10	AB R H RBI BB SO LOB	TOP														
Darrell Evans, L (1, 5) OBP: 0.290, SLG: 0.309	0-0 F5		0-0 4-3		0-0 1B			0-0 4-3		0-3 K	5 0 1 0 0 1 0	<p>San Francisco Giants @ Los Angeles Dodgers Dodger Stadium, Los Angeles, CA</p> <p>Thu Apr 24 1980, 6:05 PM PST Att. 30,687 - Unknown</p> <p>livebaseballscorecards.com</p> <table border="1"> <tr><td>AB</td><td>35</td></tr> <tr><td>R</td><td>2</td></tr> <tr><td>H</td><td>6</td></tr> <tr><td>RBI</td><td>2</td></tr> <tr><td>BB</td><td>3</td></tr> <tr><td>SO</td><td>7</td></tr> <tr><td>LOB</td><td>13</td></tr> </table> <p></p>	AB	35	R	2	H	6	RBI	2	BB	3	SO	7	LOB	13
AB	35																									
R	2																									
H	6																									
RBI	2																									
BB	3																									
SO	7																									
LOB	13																									
Terry Whitfield, L (1, 7) OBP: 0.268, SLG: 0.289 Jim Wohlford, R (8, PH) OBP: 0.158, SLG: 0.158	0-0 F7		0-0 1-3		0-0 L6			0-0 L1		0-0 1B	3 0 0 0 0 0 1 2 0 1 0 0 0 0															
Larry Herndon, R (1, 8) OBP: 0.302, SLG: 0.412	0-3 K		0-3 K					0-0 6-3		0-3 K	5 0 0 0 0 4 1															
Mike Ivie, R (1, 3) OBP: 0.389, SLG: 0.444		0-0 BB 1B SF8 1B		0-0 F8				0-0 6-3		0-0 FC1-5 BB 1B	4 1 2 0 0 0 0															
Jack Clark, R (1, 9) OBP: 0.346, SLG: 0.310		0-0 F7		0-0 HR				0-0 P6		4-0 3-1 FC1-5 BB	3 1 1 1 1 0 1															
Rennie Stennett, R (1, 4) OBP: 0.292, SLG: 0.348		0-0 BB 1B		0-0 F9				0-0 1-3		0-0 FC1-5 3-1	4 0 1 0 0 0 2															
Milt May, L (1, 2) OBP: 0.386, SLG: 0.541 Mike Sadek, R (7, PR) (7, 2) Marc Hill, R (9, PH) OBP: 0.231, SLG: 0.231		4-0 BB 1B		0-0 P4				4-0 BB		0-0 3-1	1 0 0 0 2 0 0 0 0 0 0 0 0 0 1 0 0 0 0 0 2															
Johnnie LeMaster, R (1, 6) OBP: 0.222, SLG: 0.224		0-0 SF8		0-0 F7				0-0 F9		0-3 K	3 0 0 1 0 1 3															
John Montefusco, R (1, 1) OBP: 0.222, SLG: 0.125 Willie McCovey, L (7, PH) OBP: 0.298, SLG: 0.293 Al Holland, R (7, 1) Greg Minton, S (8, 1) Bill North, S (10, PH) OBP: 0.433, SLG: 0.318 Gary Lavell, S (10, 1) Randy Moffitt, R (10, 1)		0-0 F7		0-0 6-3				0-3 K		0-0 6-3	2 0 0 0 0 0 2 1 0 0 0 0 1 1 0 0 0 0 0 0 0 0 0 0 0 0 0 0 1 0															
Inning Stats	R: 0 H: 0 E: 0 LOB: 0 K: 1 BB: 0 S: 5 P: 5	R: 1 H: 2 E: 0 LOB: 2 K: 0 BB: 1 S: 5 P: 9	R: 0 H: 0 E: 0 LOB: 0 K: 1 BB: 0 S: 5 P: 5	R: 1 H: 1 E: 0 LOB: 0 K: 0 BB: 0 S: 4 P: 4	R: 0 H: 1 E: 0 LOB: 1 K: 0 BB: 0 S: 4 P: 4	R: 0 H: 0 E: 0 LOB: 0 K: 1 BB: 0 S: 5 P: 5	R: 0 H: 0 E: 0 LOB: 1 K: 1 BB: 1 S: 5 P: 9	R: 0 H: 0 E: 0 LOB: 0 K: 0 BB: 0 S: 3 P: 3	R: 0 H: 1 E: 0 LOB: 2 K: 1 BB: 1 S: 6 P: 10	R: 0 H: 1 E: 0 LOB: 1 K: 2 BB: 0 S: 8 P: 8	1B: 5 SF: 1 2B: 0 SAC: 0 3B: 0 DP: 0 HR: 1 HBP: 0	WP: 0 PA: 39 PB: 0 SB: 0 CS: 0														
PITCHER	IP WLS BF H R ER SO BB IBB HBP BLK WP HR S P ERA WHIP																									
Bob Welch, R (1, 1) ERA: 1.64	7.0	27	4	2	2	4	2	0	0	0	0	0	0	0	0	2.57	0.857									
Jerry Reuss, L (8, 1) ERA: 0.66	3.0	12	2	0	0	3	1	0	0	0	0	0	0	0	0	0.00	1.000									

Batter	1	2	3	4	5	6	7	8	9	AB R H RBI BB SO LOB	TOP	
Sam Mejias, R (1, 8) OBP: 0.571, SLG: 0.500 Cesar Geronimo, L (9, PH) OBP: 0.357, SLG: 0.308 (9, 8)	0-0 S E 1B		0-0 SH1-4 1B	0-0 P4			0-0 2-3 1B		0-0 6-3	4 1 3 0 0 0 1 1 0 0 0 0 0 1		
Junior Kennedy, R (1, 4) OBP: 0.350, SLG: 0.373 Harry Spilman, L (9, PH) OBP: 0.500, SLG: 0.667 Doug Bair, R (9, 1)	0-3 K 1-2		0-0 SH1-4 1B		0-0 4-3		0-0 P3		0-3 K	4 0 1 0 0 1 3 1 0 0 0 0 1 1 0 0 0 0 0 0 0		
Dave Concepcion, R (1, 6) OBP: 0.297, SLG: 0.468	0-0 4-3 2-H		0-0 SH1-4 1-2 2-3		4-0 BB BB BB		0-3 K			2 0 0 0 1 1 2		
George Foster, R (1, 7) OBP: 0.422, SLG: 0.547	0-0 2B 1B		4-0 IBB		0-0 G4-3 1-2f		0-0 P4			3 1 1 0 1 0 3		
Johnny Bench, R (1, 2) OBP: 0.327, SLG: 0.400	0-0 1-H 2B		0-0 F2			0-0 P6		0-0 P2		4 0 1 1 0 0 3		
Ray Knight, R (1, 5) OBP: 0.364, SLG: 0.558	0-0 4-3		0-0 L3			0-0 1B		0-0 P5		4 0 1 0 0 0 4		
Dan Driessen, L (1, 3) OBP: 0.295, SLG: 0.327		0-0 F7		0-0 5-3		0-3 K		0-0 G3		4 0 0 0 0 1 0		
Hector Cruz, R (1, 9) OBP: 0.222, SLG: 0.333 Ken Griffey, L (9, PH) OBP: 0.333, SLG: 0.370 (9, 9)		0-0 4-3		0-0 SH1-4 1B			0-0 2B		0-0 SH5-4 1B	3 1 2 0 0 0 0 1 0 1 0 0 0 0		
Tom Seaver, R (1, 1) OBP: 0.333, SLG: 0.400 Tom Hume, R (7, 1) Ron Oester, S (9, 4)		0-0 F9		0-0 SH1-4 1-2			0-0 1B 2B		0-0 SH5-4	2 0 1 1 0 0 0 0 0 0 0 0 0 0 0 0 0 0 0 0 0		
Inning Stats	R: 2 H: 3 E: 1 LOB: 1 K: 1 BB: 0 S: 8 P: 8	R: 0 H: 0 E: 0 LOB: 0 K: 0 BB: 0 S: 3 P: 3	R: 0 H: 2 E: 0 LOB: 3 K: 0 BB: 1 S: 5 P: 9	R: 0 H: 1 E: 0 LOB: 1 K: 0 BB: 0 S: 4 P: 4	R: 0 H: 0 E: 0 LOB: 0 K: 0 BB: 1 S: 2 P: 6	R: 0 H: 1 E: 0 LOB: 0 K: 1 BB: 0 S: 5 P: 5	R: 1 H: 3 E: 0 LOB: 2 K: 1 BB: 0 S: 8 P: 8	R: 0 H: 0 E: 0 LOB: 0 K: 0 BB: 0 S: 3 P: 3	R: 0 H: 1 E: 0 LOB: 1 K: 1 BB: 0 S: 6 P: 6	1B: 8 SF: 0 2B: 3 SAC: 3 3B: 0 DP: 1 HR: 0 HBP: 0	WP: 0 PA: 38 PB: 0 SB: 1 CS: 0	
PITCHER Vida Blue, L (1, 1) ERA: 3.41 Greg Minton, R (8, 1) ERA:	IP WLS BF H R ER SO BB IBB HBP BLK WP HR S P ERA WHIP											PITCHER IP WLS BF H R ER SO BB IBB HBP BLK WP HR S P ERA WHIP
	7.0 31 10 3 3 3 1 1 0 0 0 0 35 43 3.86 1.571											

Cincinnati Reds @ San Francisco Giants
Candlestick Park, San Francisco, CA

Fri Apr 25 1980, 9:05 PM EST
Att. 15,345 - Unknown

AB	33
R	3
H	11
RBI	2
BB	2
SO	4
LOB	18



livebaseballscorecards.com

BOTTOM

Cincinnati Reds @ San Francisco Giants
Candlestick Park, San Francisco, CA

Fri Apr 25 1980, 9:05 PM EST
Att. 15,345 - Unknown

livebaseballscorecards.com

AB	30
R	4
H	6
RBI	3
BB	7
SO	6
LOB	13



WP:	0	PA:	38
PB:	0		
SB:	3		
CS:	0		

AB R H RBI BB SO LOB

4 2 2 0 1 1 1

5 0 3 3 0 0 0

2 0 1 0 2 1 0
0 0 0 0 0 0 0

3 0 0 0 1 1 3

3 0 0 0 1 2 3

4 0 0 0 0 0 5

2 0 0 0 0 1 0
2 0 0 0 0 0 0

2 2 0 0 2 0 0

2 0 0 0 0 0 0
1 0 0 0 0 0 1

1B: 6 SF: 0
2B: 0 SAC: 1
3B: 0 DP: 1
HR: 0 HBP: 0

Batter	1	2	3	4	5	6	7	8	9
Bill North, S OBP: 0.457, SLG: 0.346 (1, 8)	0-0 S 1B		0-0 F7 1		0-3 K 3		0-0 E 1B 1B		4-0 1B IBB
Darrell Evans, L OBP: 0.313, SLG: 0.333 (1, 5)	0-0 BB S 1B 1-H		0-0 G3 2			0-0 F9	0-0 E6 BB 1B 1-H 3-H		0-0 1B 1-2 2-H
Larry Herndon, R OBP: 0.333, SLG: 0.415 Greg Minton, S (8, 1)	4-0 BB 1-2 BB		0-3 K 3			0-0 S 1B	4-0 1-2 BB		
Mike Ivie, R OBP: 0.364, SLG: 0.381 (1, 3)	4-0 BB 1-2 2-3 BB G6-4-3			0-0 F8 1		0-3 K 1-2 2	0-0 F8 3		
Jack Clark, R OBP: 0.339, SLG: 0.289 (1, 9)	0-3 K 1			0-3 K 2		4-0 BB		0-0 5-3 1	
Rennie Stennett, R OBP: 0.269, SLG: 0.320 (1, 4)	0-0 G6-4-3 1-2f 3			0-0 4-3 3		0-0 P6 3		0-0 5-3 2	
Marc Hill, R OBP: 0.200, SLG: 0.200 Milt May, L OBP: 0.370, SLG: 0.513 (7, PH) (8, 2)			0-0 F9 1		0-3 K 1		0-0 F7 1	0-0 L4 3	
Roger Metzger, S (1, 6)			0-0 4-3 2		0-0 F8 2		4-0 1B BB	4-0 SH1-4 1B BB	
Vida Blue, S Terry Whitfield, L OBP: 0.262, SLG: 0.282 (7, PH) (8, 7)			0-0 6-3 3		0-0 E9		0-0 F8 2	0-0 SH1-4 1-2 1	

Inning Stats	R: 1 E: 0 K: 1 S: 6	H: 2 LOB: 2 BB: 2 P: 14	R: 0 E: 0 K: 0 S: 3	H: 0 LOB: 0 BB: 0 P: 3	R: 0 E: 0 K: 1 S: 5	H: 0 LOB: 0 BB: 0 P: 5	R: 0 E: 1 K: 2 S: 8	H: 0 LOB: 1 BB: 0 P: 8	R: 0 E: 0 K: 1 S: 6	H: 1 LOB: 2 BB: 1 P: 10	R: 2 E: 1 K: 0 S: 5	H: 2 LOB: 2 BB: 2 P: 13	R: 0 E: 0 K: 0 S: 3	H: 0 LOB: 0 BB: 0 P: 3	R: 1 E: 0 K: 0 S: 2	H: 1 LOB: 2 BB: 2 P: 10	1B: 6 2B: 0 3B: 0 HR: 0	SF: 0 SAC: 1 DP: 1 HBP: 0
--------------	------------------------------	----------------------------------	------------------------------	---------------------------------	------------------------------	---------------------------------	------------------------------	---------------------------------	------------------------------	----------------------------------	------------------------------	----------------------------------	------------------------------	---------------------------------	------------------------------	----------------------------------	----------------------------------	------------------------------------

PITCHER	IP	WLS	BF	H	R	ER	SO	BB	IBB	HBP	BLK	WP	HR	S	P	ERA	WHIP
Tom Seaver, R ERA: 3.38 (1, 1)	6.2		28	4	3	2	6	4	0	0	0	0	0	36	52	2.70	1.200
Tom Hume, R ERA: (7, 1)	1.1		6	1	0	0	0	1	0	0	0	0	0	5	9	0.00	1.500
Doug Bair, R ERA: 1.8 (9, 1)	0.1	L	4	1	1	1	0	1	1	0	0	0	0	2	10	27.00	6.000

Batter	1	2	3	4	5	6	7	8	9	AB R H RBI BB SO LOB	TOP								
Sam Mejias, R (1, 8) OBP: 0.500, SLG: 0.444	0-0 F2		0-0 2B 1B		0-0 SH1-4			0-3 K		3 1 1 0 0 1 0									
Ken Griffey, L (1, 9) OBP: 0.328, SLG: 0.379	0-0 F7		0-0 1-H 2B		0-0 F7			0-3 K		4 0 1 1 0 1 1									
Dave Concepcion, R (1, 6) OBP: 0.294, SLG: 0.455	0-0 1-3		0-0 F9		0-0 6-3			0-0 1B		4 0 1 0 0 0 2									
George Foster, R (1, 7) OBP: 0.397, SLG: 0.509		0-0 F3	0-0 5-3			0-0 L5		0-0 F7		4 0 0 0 0 0 2									
Ray Knight, R (1, 5) OBP: 0.339, SLG: 0.518		0-0 6-3		0-0 L7		0-0 F9		0-0 5-3		4 0 0 0 0 0 0									
Dan Driessen, L (1, 3) OBP: 0.292, SLG: 0.309		1-0 S HBP		0-0 4-3		0-0 P5		0-3 K		3 0 0 0 0 1 0									
Junior Kennedy, R (1, 4) OBP: 0.375, SLG: 0.389		4-0 BB BB BB		0-0 S 1B		0-0 F9		0-0 1B		3 0 2 0 1 0 0									
Don Werner, R (1, 2) OBP: 0.133, SLG: 0.071		0-0 5-3		0-0 F5		0-0 F8		0-0 5-3		2 0 0 0 0 0 3									
Johnny Bench, R (7, PH) OBP: 0.314, SLG: 0.383				1-2						2 0 0 0 0 0 1									
Michael LaCoss, R (1, 1) OBP: 0.300, SLG: 0.400			0-0 P6		0-0 SH1-4 1B		0-0 F5			2 0 1 0 0 0 0									
Hector Cruz, R (7, PH) OBP: 0.200, SLG: 0.300										1 0 0 0 0 0 0									
Dave Tomlin, L (7, 1)										0 0 0 0 0 0 0									
Doug Bair, R (7, 1)										0 0 0 0 0 0 0									
Inning Stats	R: 0 E: 0 K: 0 S: 3	H: 0 LOB: 0 BB: 0 P: 3	R: 0 E: 0 K: 0 S: 3	H: 0 LOB: 2 BB: 1 P: 8	R: 1 E: 0 K: 0 S: 5	H: 2 LOB: 1 BB: 0 P: 5	R: 0 E: 0 K: 0 S: 4	H: 1 LOB: 1 BB: 0 P: 4	R: 0 E: 0 K: 0 S: 3	H: 0 LOB: 0 BB: 0 P: 3	R: 0 E: 0 K: 2 S: 8	H: 1 LOB: 1 BB: 0 P: 8	R: 0 E: 0 K: 1 S: 6	H: 1 LOB: 1 BB: 0 P: 6	1B: 5 2B: 1 3B: 0 HR: 0	SF: 0 SAC: 1 DP: 0 HBP: 1	WP: 0 PB: 0 SB: 2 CS: 0	PA: 35	
PITCHER Bob Knepper, L (1, 1) ERA: 3.75	IP: 9.0 WLS: W BF: 35 H: 6 R: 1 ER: 1 SO: 3 BB: 1 IBB: 0 HBP: 1 BLK: 0 WP: 0 HR: 0 S: 39 P: 44 ERA: 1.00 WHIP: 0.778																		
PITCHER	IP	WLS	BF	H	R	ER	SO	BB	IBB	HBP	BLK	WP	HR	S	P	ERA	WHIP		

Cincinnati Reds @ San Francisco Giants
 Candlestick Park, San Francisco, CA
 Sat Apr 26 1980, 6:33 AM EST
 Att: 13,360 - Unknown

AB	32
R	1
H	6
RBI	1
BB	1
SO	3
LOB	9



Batter	1	2	3	4	5	6	7	8	9	AB	R	H	RBI	BB	SO	LOB
Bill North, S OBP: 0.487, SLG: 0.379 (1, 8)	0-0 5-3 S 1B		4-0 E S BB		0-0 FC1-6 1B 9-2		0-0 SF7 SH2-4 1B			3	0	2	0	1	0	1
Darrell Evans, L OBP: 0.314, SLG: 0.333 (1, 5)	0-0 F8 1-2		0-0 F9 1-3		0-0 1B		0-0 SH2-4 1-2 2-3			3	0	1	0	0	0	2
Larry Herndon, R OBP: 0.311, SLG: 0.393 (1, 7)	0-0 5-3 2-3		0-0 4-3		0-0 9-2 3-H		0-0 SF7 2-3 3-H			3	0	0	1	0	0	4
Mike Ivie, R OBP: 0.346, SLG: 0.360 (1, 3)	0-0 4-3			0-0 3B 1B		0-0 E5		0-0 F6		4	1	1	0	0	0	2
Jack Clark, R OBP: 0.333, SLG: 0.327 (1, 9)		0-0 6-3		0-0 FC6-2 3B		0-0 F9		0-0 F4		4	0	1	1	0	0	1
Rennie Stennett, R OBP: 0.268, SLG: 0.333 (1, 4)		0-0 BLK G3 2B		0-0 FC6-2 4-3 3-H		0-0 4-3		0-0 1-4-3		4	1	1	0	0	0	2
Milt May, L OBP: 0.360, SLG: 0.476 (1, 2)		0-0 G3 2-H		0-0 4-3 1-2		4-0 BB		0-0 F3		3	0	0	1	1	0	1
Roger Metzger, S (1, 6) Willie McCovey, L (6, PH) Johnnie Lefmester, R (7, 6)		0-0 3-1		0-0 F8		0-0 F8				2	0	0	0	0	0	1
Bob Knepper, L (1, 1)			0-0 6-3		0-0 FC1-6 1B		0-0 SH2-4 SF7 1B			1	0	0	0	0	0	0

Inning Stats	R: 0	H: 1	E: 0	K: 0	S: 4	L: 1	LOB: 1	BB: 0	P: 4	R: 1	H: 1	E: 0	K: 0	S: 4	L: 1	LOB: 0	BB: 0	P: 4	R: 0	H: 0	E: 0	K: 0	S: 3	R: 1	H: 2	E: 0	K: 0	S: 5	R: 0	H: 2	E: 0	K: 0	S: 4	R: 1	H: 0	E: 0	K: 0	S: 5	R: 0	H: 0	E: 1	K: 0	S: 4	R: 1	H: 2	E: 0	K: 0	S: 5	R: 0	H: 0	E: 0	K: 0	S: 3	R: 0	H: 0	E: 0	K: 0	S: 3
--------------	------	------	------	------	------	------	--------	-------	------	------	------	------	------	------	------	--------	-------	------	------	------	------	------	------	------	------	------	------	------	------	------	------	------	------	------	------	------	------	------	------	------	------	------	------	------	------	------	------	------	------	------	------	------	------	------	------	------	------	------

PITCHER	IP	WLS	BF	H	R	ER	SO	BB	IBB	HBP	BLK	WP	HR	S	P	ERA	WHIP
Michael LaCoss, R ERA: 2.7 (1, 1)	6.0	L	26	6	2	2	0	2	0	0	1	0	0	24	32	3.00	1.333
Dave Tomlin, L ERA: 5.4 (7, 1)	0.1		3	2	1	1	0	0	0	0	0	0	0	3	3	27.00	6.000
Doug Bair, R ERA: 1.35 (7, 1)	1.2		5	0	0	0	0	0	0	0	0	0	0	5	5	0.00	0.000

BOTTOM

Cincinnati Reds @ San Francisco Giants
Candlestick Park, San Francisco, CA

Sat Apr 26 1980, 6:33 AM EST
Att. 13,360 - Unknown

livebaseballscores.com

AB	30
R	3
H	8
RBI	3
BB	2
SO	0
LOB	16



1B: 6	SF: 1	WP: 0	PA: 34
2B: 2	SAC: 1	PB: 0	
3B: 1	DP: 1	SB: 2	
HR: 0	HBP: 0	CS: 0	

PITCHER	IP	WLS	BF	H	R	ER	SO	BB	IBB	HBP	BLK	WP	HR	S	P	ERA	WHIP
---------	----	-----	----	---	---	----	----	----	-----	-----	-----	----	----	---	---	-----	------

Batter	1	2	3	4	5	6	7	8	9	AB R H RBI BB SO LOB	TOP											
Ken Griffey, L (1, 9) OBP: 0.324, SLG: 0.361	0-0 F8		0-0 F7		0-0 1-3		4-0 BB			3 0 0 0 1 0 0	<p>Cincinnati Reds @ San Francisco Giants</p> <p>Candlestick Park, San Francisco, CA</p> <p>Sun Apr 27 1980, 6:33 AM EDT</p> <p>Att: 32,084 - Unknown</p> <p>livebaseballscorecards.com</p>											
Ron Oester, S (1, 4)	0-0 1-3		0-0 5-3		0-0 G3		0-0 4-3			4 0 0 0 0 0 1												
Dave Concepcion, R (1, 6) OBP: 0.292, SLG: 0.471	0-0 E4 1B		0-0 6-3		0-0 1B 3B		0-0 F9			4 1 1 0 0 0 0												
George Foster, R (1, 7) OBP: 0.389, SLG: 0.492	0-0 1-3 1B		0-0 P3		0-0 5-3		0-0 6-3			4 0 1 0 0 0 1												
Harry Spilman, L (1, 3) OBP: 0.400, SLG: 0.500	0-0 F9		0-0 F8		0-0 FC6-4 1B		0-0 F9			4 0 1 1 0 0 2												
Dan Driessen, L (8, 3) OBP: 0.292, SLG: 0.309										0 0 0 0 0 0 0												
Johnny Bench, R (1, 2) OBP: 0.345, SLG: 0.412		0-0 G3 1B		0-0 HR 1B		0-0 FC6-4 S 1-2f		0-0 G1 6-3 1B		4 1 3 0 0 0 1												
Ray Knight, R (1, 5) OBP: 0.333, SLG: 0.550		0-0 G3 1-2		0-0 HR		0-3 K 1-2		0-0 6-3 1-2		4 1 1 2 0 1 3												
Cesar Geronimo, L (1, 8) OBP: 0.278, SLG: 0.235		0-3 K		0-0 6-3			0-0 F9			4 0 0 0 0 1 2												
Frank Pastore, R (1, 1) OBP: 0.273, SLG: 0.200		0-3 K		0-3 K			0-0 5-3			4 0 0 0 0 2 2												
Inning Stats	R: 0 E: 1 K: 0 S: 5	H: 1 LOB: 2 BB: 0 P: 5	R: 0 E: 0 K: 2 S: 8	H: 1 LOB: 1 BB: 0 P: 8	R: 0 E: 0 K: 0 S: 3	H: 0 LOB: 0 BB: 0 P: 3	R: 2 E: 0 K: 0 S: 5	H: 2 LOB: 0 BB: 0 P: 5	R: 0 E: 0 K: 1 S: 5	H: 0 LOB: 0 BB: 0 P: 5	R: 1 E: 0 K: 1 S: 7	H: 2 LOB: 1 BB: 0 P: 7	R: 0 E: 0 K: 0 S: 3	H: 0 LOB: 1 BB: 1 P: 7	R: 0 E: 0 K: 0 S: 3	H: 0 LOB: 0 BB: 0 P: 3	R: 0 E: 0 K: 0 S: 4	H: 1 LOB: 1 BB: 0 P: 4	1B: 5 2B: 0 3B: 1 HR: 1	SF: 0 SAC: 0 DP: 0 HBP: 0	WP: 0 PB: 0 SB: 1 CS: 0	PA: 36
PITCHER	IP WLS BF H R ER SO BB IBB HBP BLK WP HR S P ERA WHIP																					
Ed Whitson, R (1, 1) ERA: 4.5	8.0 L 32 6 3 3 4 1 0 0 0 0 1 39 43 3.38 0.875																					
Greg Minton, R (9, 1) ERA:	1.0 4 1 0 0 0 0 0 0 0 0 0 4 4 0.00 1.000																					



Batter	1	2	3	4	5	6	7	8	9	AB R H RBI BB SO LOB	TOP		
Davey Lopes, R OBP: 0.351, SLG: 0.449 (1, 4) X	0-0 1B SF8 1B	0-0 4-3			0-0 4-3			0-0 1B 1B 1B		4 1 2 0 0 0 0	<p>Los Angeles Dodgers @ San Francisco Giants</p> <p>Candlestick Park, San Francisco, CA</p> <p>Tue Apr 29 1980, 10:05 PM EDT</p> <p>Att. 16,940 - Unknown</p>		
Rudy Law, L OBP: 0.373, SLG: 0.391 (1, 8) X	0-0 1B HR 1B		0-3 K			0-0 CS 1B		0-0 P2-6 2-3f		4 1 2 0 0 1 2			
Reggie Smith, S OBP: 0.427, SLG: 0.606 (1, 9) X	0-0 SF8		0-0 5-3			0-0 F8 1-2		0-0 1B 1B		3 0 1 1 0 0 1			
Steve Garvey, R OBP: 0.259, SLG: 0.350 (1, 3) X	0-0 HR 1B		0-0 F8			0-0 F9		0-0 1B 1-2 2-H		4 1 2 0 0 0 0			
Dusty Baker Jr., R OBP: 0.316, SLG: 0.569 (1, 7) X	0-0 F8			0-0 L5			0-0 HR		0-3 K	4 1 1 1 0 1 2			
Ron Cey, R OBP: 0.408, SLG: 0.468 (1, 5) X	0-0 HR			0-0 P5			0-0 F7		0-0 G1-6-3 1B	4 1 2 3 0 0 0			
Bill Russell, R OBP: 0.279, SLG: 0.254 (1, 6) X	0-0 F8			0-0 P2			0-0 G3		0-0 G1-6-3 1-2f	4 0 0 0 0 0 1			
Mike Scioscia, L OBP: 0.261, SLG: 0.286 (1, 2) X					0-3 K			0-0 G3		3 0 0 0 0 1 0			
Dave Goltz, R OBP: 0.273, SLG: 0.111 (1, 1) X					0-3 K			4-0 P2-6 1B BB		2 0 0 0 1 2 0			
Inning Stats	R: 4 E: 0 K: 0 S: 7 H: 4 LOB: 0 BB: 0 P: 7	R: 0 E: 0 K: 1 S: 5 H: 0 LOB: 0 BB: 0 P: 5	R: 0 E: 0 K: 1 S: 5 H: 0 LOB: 0 BB: 0 P: 5	R: 0 E: 0 K: 0 S: 3 H: 0 LOB: 0 BB: 0 P: 3	R: 0 E: 0 K: 0 S: 7 H: 0 LOB: 0 BB: 0 P: 7	R: 0 E: 0 K: 0 S: 3 H: 1 LOB: 0 BB: 0 P: 3	R: 1 E: 0 K: 0 S: 4 H: 1 LOB: 0 BB: 0 P: 4	R: 0 E: 0 K: 0 S: 4 H: 3 LOB: 3 BB: 1 P: 8	R: 0 E: 0 K: 1 S: 5 H: 1 LOB: 0 BB: 0 P: 5	1B: 8 2B: 1 3B: 0 HR: 2 SF: 1 SAC: 0 DP: 2 HBP: 0		WP: 0 PB: 0 SB: 0 CS: 1 PA: 34	
PITCHER	IP WLS BF H R ER SO BB IBB HBP BLK WP HR S P ERA WHIP											PITCHER	IP WLS BF H R ER SO BB IBB HBP BLK WP HR S P ERA WHIP
John Montefusco, R ERA: 4.24 (1, 1)	6.0 L 22 5 4 4 4 0 0 0 0 0 0 1 30 30 6.00 0.833												
Ed Halicki, R ERA: 1.69 (7, 1)	2.0 9 4 1 1 0 1 0 0 0 0 0 1 8 12 4.50 2.500												
Randy Moffitt, R ERA: 5.4 (9, 1)	1.0 3 1 0 0 0 1 0 0 0 0 0 0 5 5 0.00 1.000												

livebaseballscorecards.com

AB	32
R	5
H	10
RBI	5
BB	1
SO	5
LOB	6



Batter	1	2	3	4	5	6	7	8	9	AB R H RBI BB SO LOB	TOP											
Davey Lopes, R OBP: 0.341, SLG: 0.432 (1, 4) X	0-0 5-3		0-0 E6 BB S		0-0 1B 1B		0-0 F7		0-0 E6 4-3	5 1 1 1 0 0 2	Los Angeles Dodgers @ San Francisco Giants Candlestick Park, San Francisco, CA Wed Apr 30 1980, 10:05 PM EDT Att: 19,006 - Unknown livebaseballscorecards.com											
Rudy Law, L OBP: 0.375, SLG: 0.384 (1, 8) X	0-0 1-4-3		4-0 BB 1-2 BB		0-0 1B 1B		0-0 1-3		0-0 4-3 2-3 3-H	4 1 1 1 1 0 1												
Reggie Smith, S OBP: 0.437, SLG: 0.600 (1, 9) X	0-0 1B		4-0 1-2 2-3 BB		0-0 1-3 2-H 1B		0-0 F8		0-0 6-3 3-H	4 0 2 1 1 0 2												
Steve Garvey, R OBP: 0.258, SLG: 0.345 (1, 3) X	0-0 F9		0-0 P4		0-0 3-H 1B				0-0 1-3	4 0 1 1 0 0 4												
Dusty Baker Jr., R OBP: 0.301, SLG: 0.539 (1, 7) X		0-0 P4		0-0 F8		0-0 F8			0-0 1-3	4 0 0 0 0 0 1												
Ron Cey, R OBP: 0.388, SLG: 0.439 (1, 5) X		0-0 F8		0-0 P4		0-0 F3			0-0 1-3	4 0 0 0 0 0 0												
Bill Russell, R OBP: 0.296, SLG: 0.303 Jay Johnstone, L OBP: 0.273, SLG: 0.273 Derrel Thomas, S OBP: 0.386, SLG: 0.436 (9, 6) X		0-0 F8		0-0 FC6-4 1B		0-0 3B			0-0 SH3-4 E 1B 1B	3 0 2 0 0 0 0 1 0 1 0 0 0 0 0 1 0 0 0 0 0												
Steve Yeager, R OBP: 0.384, SLG: 0.263 Gary Thomasson, L OBP: 0.444, SLG: 0.286 Mike Scioscia, L OBP: 0.261, SLG: 0.286 (9, 2) X		0-0 5-3		0-0 FC6-4 1-2f		0-3 K			0-0 E SH3-4 4-3 1B	3 0 0 0 0 0 1 2 1 1 1 0 0 0 0 0 0 0 0 0 0 0												
Bob Welch, R OBP: 0.111, SLG: 0.111 Rick Monday, L OBP: 0.250, SLG: 0.143 Mickey Hatcher, R OBP: 0.286, SLG: 0.286 Steve Howe, L (9, 1) X		0-3 K		0-3 K		0-0 F9			0-0 SH3-4 1-2 2-3	3 0 0 0 0 0 2 1 0												
Inning Stats	R: 0 E: 0 K: 0 S: 4	H: 1 LOB: 1 BB: 0 P: 4	R: 0 E: 0 K: 0 S: 3	H: 0 LOB: 0 BB: 0 P: 3	R: 0 E: 1 K: 1 S: 6	H: 0 LOB: 3 BB: 2 P: 14	R: 0 E: 0 K: 0 S: 4	H: 1 LOB: 1 BB: 0 P: 4	R: 2 E: 0 K: 1 S: 8	H: 4 LOB: 1 BB: 0 P: 8		R: 0 E: 0 K: 1 S: 6	H: 1 LOB: 1 BB: 0 P: 6	R: 0 E: 0 K: 0 S: 3	H: 0 LOB: 0 BB: 0 P: 3	R: 0 E: 0 K: 0 S: 3	H: 0 LOB: 0 BB: 0 P: 3	R: 2 E: 1 K: 0 S: 6	H: 2 LOB: 2 BB: 0 P: 6	1B: 8 2B: 0 3B: 1 HR: 0	SF: 0 SAC: 1 DP: 0 HBP: 0	WP: 0 PB: 0 SB: 1 CS: 0
PITCHER	IP WLS BF H R ER SO BB IBB HBP BLK WP HR S P ERA WHIP	(1, 1) Vida Blue, L ERA: 3.25	(8, 1) Greg Minton, R ERA: 0.82	(9, 1) Gary Lavelle, L ERA: 5.14											PITCHER	IP WLS BF H R ER SO BB IBB HBP BLK WP HR S P ERA WHIP						

AB	36
R	4
H	9
RBI	4
BB	2
SO	3
LOB	13



Batter	1	2	3	4	5	6	7	8	9	AB R H RBI BB SO LOB	TOP																		
Bill North, S OBP: 0.411, SLG: 0.333 (1, 8)	0-3 K		0-0 1-3			0-0 1-3		4-0 FC1-2 WP 1B BB	0-0 6-3	4 1 0 0 1 1 2																			
Darrell Evans, L OBP: 0.302, SLG: 0.338 (1, 5)	0-0 4-3		0-0 3-1			0-0 G3		0-0 WP FC1-2 1B		4 0 1 0 0 0 0																			
Jack Clark, R OBP: 0.306, SLG: 0.361 (1, 9)	0-0 2B				0-0 L8		0-0 F9	0-0 FC1-2 WP		4 0 1 0 0 0 3																			
Mike Ivie, R OBP: 0.268, SLG: 0.275 (1, 3)	0-0 5-3				0-0 1-3			0-0 F3		4 0 0 0 0 1 3																			
Jim Wohlford, R OBP: 0.192, SLG: 0.240 Terry Whitfield, L OBP: 0.306, SLG: 0.311 (9, PH) (9, 7)		0-0 2B			0-0 1B		0-0 F9		4-0 1B BB	3 0 2 0 0 0 0 0 1 0 0 1 0 0																			
Rennie Stennett, R OBP: 0.282, SLG: 0.333 (1, 4)		0-0 F3			0-0 F8		0-0 1B		0-0 1-2 2B 1B	4 1 2 0 0 0 2																			
Marc Hill, R OBP: 0.185, SLG: 0.222 Willie McCovey, L OBP: 0.289, SLG: 0.261 Gary Lavelle, S (9, 1)		0-0 F4			0-0 5-3		0-0 F9		0-0 F8	3 0 0 0 0 0 2 1 0 0 0 0 0 2 0 0 0 0 0 0 0	AB 34 R 3 H 8 RBI 2 BB 2 SO 2 LOB 16																		
Johnnie LeMaster, R OBP: 0.224, SLG: 0.226 Larry Herndon, R OBP: 0.286, SLG: 0.354 Milt May, L OBP: 0.365, SLG: 0.500 Mike Sadek, R (9, 2)		0-0 F7			0-0 F4			0-0 1B FC1-2 SH2-4 1B	0-0 6-3 1-H 2-H 2B	3 0 1 0 0 0 1 0 0 0 0 0 0 0 1 0 1 2 0 0 0 0 0 0 0 0 0 0																			
Bob Knepper, L OBP: 0.357, SLG: 0.429 Greg Minton, S Joe Strain, R OBP: 0.400, SLG: 0.400 (9, 6)			0-0 G3		0-0 F6			0-0 SH2-4	0-0 6-3 2-3	2 0 0 0 0 0 0 0 0 0 0 0 0 0 1 0 0 0 0 0 1																			
Inning Stats	R: 0 E: 0 K: 1 S: 6	H: 1 LOB: 1 BB: 0 P: 6	R: 0 E: 0 K: 0 S: 4	H: 1 LOB: 1 BB: 0 P: 4	R: 0 E: 0 K: 0 S: 3	H: 0 LOB: 0 BB: 0 P: 3	R: 0 E: 0 K: 0 S: 4	H: 1 LOB: 1 BB: 0 P: 4	R: 0 E: 0 K: 0 S: 3	H: 0 LOB: 0 BB: 0 P: 3	R: 0 E: 0 K: 1 S: 6	H: 1 LOB: 1 BB: 0 P: 6	R: 1 E: 0 K: 0 S: 5	H: 2 LOB: 2 BB: 1 P: 9	R: 2 E: 0 K: 0 S: 5	H: 2 LOB: 2 BB: 1 P: 9	1B: 5 2B: 3 3B: 0 HR: 0	SF: 0 SAC: 1 DP: 0 HBP: 0	WP: 1 PB: 0 SB: 0 CS: 0	PA: 37									
PITCHER	IP WLS BF H R ER SO BB IBB HBP BLK WP HR S P ERA WHIP																												
Ross Grimsley, L ERA: 3.44 (1, 1)	7.1		29	6	1	1	2	1	0	0	0	0	0	0	32	36	1.23	0.955											
Elias Sosa, R ERA: 3.12 (8, 1)	0.2		4	1	2	2	0	1	0	0	0	1	0	3	7	27.00	3.000												
Woodie Fryman, L ERA: 2.45 (9, 1)	0.1		1	0	0	0	0	0	0	0	0	0	0	1	1	0.00	0.000												
Stan Bahnsen, R ERA: 0.56 (9, 1)	0.2	W	3	1	0	0	0	0	0	0	0	0	0	3	3	0.00	1.500												

San Francisco Giants @ Montreal Expos
Olympic Stadium, Montreal, QB
Fri May 02 1980, 3:33 AM EDT
Att. 8,953 - Unknown

livebaseballscorecards.com



Batter	1	2	3	4	5	6	7	8	9	AB	R	H	RBI	BB	SO	LOB
Ron LeFlore, R (1, 7) OBP: 0.351, SLG: 0.324 Jerry White, S (9, 7) OBP: 0.400, SLG: 0.462	0-0 6-3		0-0 G1-6-3		0-0 F7			0-0 F9	0-3 K	4	0	0	0	0	0	1
Tony Bernazard, S (1, 4) OBP: 0.350, SLG: 0.389	0-0 6-3		0-0 F8			0-0 4-3 S 1B		0-0 HR 2B	4-0 1B IBB IBB	4	1	2	0	1	0	0
Andre Dawson, R (1, 8) OBP: 0.342, SLG: 0.541	0-0 2B			0-0 F7		0-0 4-3		0-0 2-H HR	4-0 1B IBB	4	1	2	2	1	0	1
Ellis Valentine, R (1, 9) OBP: 0.282, SLG: 0.493	0-0 F7			0-0 1B 1B		0-0 1-3		0-0 HR	0-0 1-2 2-3 3-H 1B	5	1	3	2	0	0	2
Larry Parrish, R (1, 5) OBP: 0.307, SLG: 0.529		0-0 F4		0-0 F3		0-3 K		0-3 K		4	0	0	0	0	2	2
Gary Carter, R (1, 2) OBP: 0.276, SLG: 0.397		0-0 FC4-6 1B		0-0 1-3 1B			0-0 K FC5-4 1B	0-0 3B		4	0	4	0	0	0	0
Warren Cromartie, L (1, 3) OBP: 0.352, SLG: 0.567		0-0 FC4-6 1-2f		0-0 G3			0-3 K	4-0 IBB		3	0	0	0	1	1	4
Bill Almon, R (1, 6) OBP: 0.214, SLG: 0.269		0-0 F8			0-0 F7		0-0 FC5-4 1-2f	0-0 F6		4	0	0	0	0	0	4
Ross Grimsley, L (1, 1) OBP: 0.167, SLG: 0.167 Elias Sosa, R (8, 1) Woodie Fryman, R (9, 1) Stan Bahnsen, R (9, 1) Rodney Scott, S (9, PH) OBP: 0.295, SLG: 0.189			0-0 G1-6-3 1B		0-3 K		0-0 6-3		0-0 S 1B 1B	3	0	1	0	0	1	1

Inning Stats	R: 0	H: 1	E: 0	LOB: 1	K: 0	BB: 0	S: 4	P: 4	R: 0	H: 1	E: 0	LOB: 1	K: 0	BB: 0	S: 4	P: 4	R: 0	H: 1	E: 0	LOB: 0	K: 0	BB: 0	S: 3	P: 3	R: 0	H: 2	E: 0	LOB: 2	K: 0	BB: 0	S: 5	P: 5	R: 0	H: 0	E: 0	LOB: 0	K: 1	BB: 0	S: 5	P: 5	R: 0	H: 1	E: 0	LOB: 1	K: 1	BB: 0	S: 6	P: 6	R: 0	H: 1	E: 0	LOB: 1	K: 1	BB: 0	S: 6	P: 6	R: 3	H: 4	E: 0	LOB: 2	K: 1	BB: 1	S: 9	P: 13	R: 1	H: 2	E: 0	LOB: 3	K: 1	BB: 2	S: 5	P: 13	1B: 8	SF: 0	2B: 2	SAC: 0	3B: 1	DP: 1	HR: 2	HBP: 0	WP: 0	PA: 40
--------------	------	------	------	--------	------	-------	------	------	------	------	------	--------	------	-------	------	------	------	------	------	--------	------	-------	------	------	------	------	------	--------	------	-------	------	------	------	------	------	--------	------	-------	------	------	------	------	------	--------	------	-------	------	------	------	------	------	--------	------	-------	------	------	------	------	------	--------	------	-------	------	-------	------	------	------	--------	------	-------	------	-------	-------	-------	-------	--------	-------	-------	-------	--------	-------	--------

PITCHER	IP	WLS	BF	H	R	ER	SO	BB	IBB	HBP	BLK	WP	HR	S	P	ERA	WHIP
Bob Knepper, L (1, 1) ERA: 3.74	7.1		31	10	3	3	3	0	0	0	0	0	2	37	37	3.68	1.364
Greg Minton, R (8, 1) ERA: 0.77	0.2		4	1	0	0	1	0	1	0	0	0	0	5	9	0.00	1.500
Gary Lavelle, L (9, 1) ERA: 6.14	0.1	L	5	2	1	1	1	0	2	0	0	0	0	5	13	27.00	6.000

BOTTOM

San Francisco Giants @ Montreal Expos
Olympic Stadium, Montreal, QB
Fri May 02 1980, 3:33 AM EDT
Att. 8,953 - Unknown

AB	37
R	4
H	13
RBI	4
BB	3
SO	5
LOB	16



WP	HR	S	P	ERA	WHIP
0	0	0	0	0	0
0	0	0	0	0	0
0	0	0	0	0	0
0	0	0	0	0	0
1	1	1	0	0	0

BOTTOM

San Francisco Giants @ Montreal Expos
Olympic Stadium, Montreal, QB

Sat May 03 1980, 3:33 AM EDT
Att. 18,622 - Unknown

livebaseballscorecards.com

AB	32
R	2
H	7
RBI	2
BB	2
SO	5
LOB	15



WP:	0	PA:	39
PB:	0		
SB:	1		
CS:	1		

AB R H RBI BB SO LOB

5 0 1 0 0 1 5

5 0 0 0 0 1 7

4 0 1 0 0 0 0

0 0 0 0 0 0 0

4 0 0 0 0 2 0

1 0 0 0 0 0 0

1 0 0 0 0 1 0

4 1 1 0 0 0 2

4 1 1 0 0 0 2

3 0 1 1 0 0 0

4 1 2 0 0 0 1

0 0 0 0 0 1 0 0

0 0 0 0 0 0 0 0

1 0 1 1 0 0 0 0

0 0 0 0 0 0 0 0

0 0 0 0 0 0 0 0

0 0 0 0 0 1 0 0

1B: 5 SF: 1

2B: 2 SAC: 1

3B: 0 DP: 0

HR: 0 HBP: 2

WP: 0 PA: 39

PB: 0

SB: 1

CS: 1

1B: 5 SF: 1

2B: 2 SAC: 1

3B: 0 DP: 0

HR: 0 HBP: 2

WP: 0 PA: 39

PB: 0

SB: 1

CS: 1

1B: 5 SF: 1

2B: 2 SAC: 1

3B: 0 DP: 0

HR: 0 HBP: 2

WP: 0 PA: 39

PB: 0

SB: 1

CS: 1

1B: 5 SF: 1

2B: 2 SAC: 1

3B: 0 DP: 0

HR: 0 HBP: 2

WP: 0 PA: 39

PB: 0

SB: 1

CS: 1

1B: 5 SF: 1

2B: 2 SAC: 1

3B: 0 DP: 0

HR: 0 HBP: 2

WP: 0 PA: 39

PB: 0

SB: 1

CS: 1

1B: 5 SF: 1

2B: 2 SAC: 1

3B: 0 DP: 0

HR: 0 HBP: 2

WP: 0 PA: 39

PB: 0

SB: 1

CS: 1

1B: 5 SF: 1

2B: 2 SAC: 1

3B: 0 DP: 0

HR: 0 HBP: 2

WP: 0 PA: 39

PB: 0

SB: 1

CS: 1

1B: 5 SF: 1

2B: 2 SAC: 1

3B: 0 DP: 0

HR: 0 HBP: 2

WP: 0 PA: 39

PB: 0

SB: 1

CS: 1

1B: 5 SF: 1

2B: 2 SAC: 1

3B: 0 DP: 0

HR: 0 HBP: 2

WP: 0 PA: 39

PB: 0

SB: 1

CS: 1

1B: 5 SF: 1

2B: 2 SAC: 1

3B: 0 DP: 0

HR: 0 HBP: 2

WP: 0 PA: 39

PB: 0

SB: 1

CS: 1

1B: 5 SF: 1

2B: 2 SAC: 1

3B: 0 DP: 0

HR: 0 HBP: 2

WP: 0 PA: 39

PB: 0

SB: 1

CS: 1

1B: 5 SF: 1

2B: 2 SAC: 1

3B: 0 DP: 0

HR: 0 HBP: 2

WP: 0 PA: 39

PB: 0

SB: 1

CS: 1

1B: 5 SF: 1

2B: 2 SAC: 1

3B: 0 DP: 0

HR: 0 HBP: 2

WP: 0 PA: 39

PB: 0

SB: 1

CS: 1

1B: 5 SF: 1

2B: 2 SAC: 1

3B: 0 DP: 0

HR: 0 HBP: 2

WP: 0 PA: 39

PB: 0

SB: 1

CS: 1

1B: 5 SF: 1

2B: 2 SAC: 1

3B: 0 DP: 0

HR: 0 HBP: 2

WP: 0 PA: 39

PB: 0

SB: 1

CS: 1

1B: 5 SF: 1

2B: 2 SAC: 1

3B: 0 DP: 0

HR: 0 HBP: 2

WP: 0 PA: 39

PB: 0

SB: 1

CS: 1

1B: 5 SF: 1

2B: 2 SAC: 1

3B: 0 DP: 0

HR: 0 HBP: 2

WP: 0 PA: 39

PB: 0

SB: 1

CS: 1

1B: 5 SF: 1

2B: 2 SAC: 1

3B: 0 DP: 0

HR: 0 HBP: 2

WP: 0 PA: 39

PB: 0

SB: 1

CS: 1

1B: 5 SF: 1

2B: 2 SAC: 1

3B: 0 DP: 0

HR: 0 HBP: 2

WP: 0 PA: 39

PB: 0

SB: 1

CS: 1

1B: 5 SF: 1

2B: 2 SAC: 1

3B: 0 DP: 0

HR: 0 HBP: 2

WP: 0 PA: 39

PB: 0

SB: 1

CS: 1

1B: 5 SF: 1

2B: 2 SAC: 1

3B: 0 DP: 0

HR: 0 HBP: 2

WP: 0 PA: 39

PB: 0

SB: 1

CS: 1

1B: 5 SF: 1

2B: 2 SAC: 1

3B: 0 DP: 0

HR: 0 HBP: 2

WP: 0 PA: 39

PB: 0

SB: 1

CS: 1

1B: 5 SF: 1

2B: 2 SAC: 1

3B: 0 DP: 0

HR: 0 HBP: 2

WP: 0 PA: 39

PB: 0

SB: 1

CS: 1

1B: 5 SF: 1

2B: 2 SAC: 1

3B: 0 DP: 0

HR: 0 HBP: 2

WP: 0 PA: 39

PB: 0

SB: 1

CS: 1

1B: 5 SF: 1

2B: 2 SAC: 1

3B: 0 DP: 0

HR: 0 HBP: 2

WP: 0 PA: 39

PB: 0

SB: 1

CS: 1

1B: 5 SF: 1

2B: 2 SAC: 1

3B: 0 DP: 0

HR: 0 HBP: 2

WP: 0 PA: 39

PB: 0

SB: 1

CS: 1

1B: 5 SF: 1

2B: 2 SAC: 1

3B: 0 DP: 0

HR: 0 HBP: 2

WP: 0 PA: 39

PB: 0

SB: 1

CS: 1

1B: 5 SF: 1

2B: 2 SAC: 1

3B: 0 DP: 0

HR: 0 HBP: 2

WP: 0 PA: 39

PB: 0

SB: 1

CS: 1

1B: 5 SF: 1

2B: 2 SAC: 1

3B: 0 DP: 0

HR: 0 HBP: 2

WP: 0 PA: 39

PB: 0

SB: 1

CS: 1

1B: 5 SF: 1

2B: 2 SAC: 1

3B: 0 DP: 0

HR: 0 HBP: 2

WP: 0 PA: 39

PB: 0

SB: 1

CS: 1

1B: 5 SF: 1

2B: 2 SAC: 1

3B: 0 DP: 0

HR: 0 HBP: 2

WP: 0 PA: 39

PB: 0

SB: 1

CS: 1

1B: 5 SF: 1

2B: 2 SAC: 1

3B: 0 DP: 0

HR: 0 HBP: 2

WP: 0 PA: 39

PB: 0

San Francisco Giants @ Montreal Expos
 Olympic Stadium, Montreal, QB
 Sun May 04 1980, 3:33 AM EDT
 Unknown

AB	36
R	8
H	9
RBI	8
BB	5
SO	9
LOB	17




WP	0	PA	44
PB	0		
SB	0		
CS	0		

Batter	1	2	3	4	5	6	7	8	9	AB R H RBI BB SO LOB
Bill North, S (1, 8) OBP: 0.394, SLG: 0.315	0-0 4-3 K		0-3 K		0-3 K		0-0 E 1B 2-H	4-0 2B HBP BB		4 2 1 1 1 2 0
Darrell Evans, L (1, 5) OBP: 0.347, SLG: 0.358	0-0 F6		0-0 1B			4-0 G3 SH2-3 BB	0-0 E3 1B 1-3	1-0 2B HBP		3 0 1 1 1 0 1
Jack Clark, R (1, 9) OBP: 0.338, SLG: 0.388	4-0 BB 2B BB		0-0 F6			0-0 SH2-3 1-2	0-0 1B 1-2	0-0 2B 1-3 2-H 3-H		3 1 2 3 1 0 1
Willie McCovey, L (1, 3) OBP: 0.262, SLG: 0.296	4-0 1-2 2B BB		0-3 K			0-0 G3 2-3	0-0 F7	0-0 4-3		4 1 0 0 1 1 6
Terry Whitfield, L (1, 7) OBP: 0.316, SLG: 0.346	0-0 1-H 2-H 2B			0-3 K		4-0 FC6-4 IBB		0-0 SH 1B 2B	0-0 G3	4 1 2 2 1 1 0
Rennie Stennett, R (1, 4) OBP: 0.278, SLG: 0.338	0-0 5-3			0-0 4-3		0-0 FC6-4 1-2f		0-0 SH BB 1B HBP 2-3	0-3 K	4 1 0 0 0 1 3
Milt May, L (1, 2) OBP: 0.356, SLG: 0.480		0-0 4-3		0-3 K			0-0 5-3	0-3 K	0-0 1B	3 0 0 0 0 1 0
Larry Herndon, R (8, PH) OBP: 0.282, SLG: 0.348										1 0 0 0 0 1 2
Mike Sadek, R (8, 2) OBP: 0.333, SLG: 0.333										1 0 1 0 0 0 0
Johnnie LeMaster, R (1, 6) OBP: 0.239, SLG: 0.258		0-0 F6			0-0 6-3		0-0 1B 2B	0-0 HBP BB 2B 1B 1-2 3-H	0-0 F2	5 2 2 1 0 0 1
John Montefusco, R (1, 1) OBP: 0.154, SLG: 0.083			0-3 K		0-0 G3		0-0 F6	0-3 K		3 0 0 0 0 1 1
Greg Minton, S (7, 1)										1 0 0 0 0 1 2

Inning Stats	R: 2	H: 1	E: 0	K: 0	S: 4	P: 12	R: 0	H: 0	E: 0	K: 1	S: 5	P: 5	R: 0	H: 1	E: 0	K: 2	S: 8	P: 8	R: 0	H: 0	E: 0	K: 1	S: 5	P: 5	R: 0	H: 0	E: 0	K: 0	S: 3	P: 11	R: 2	H: 3	E: 1	K: 0	S: 7	P: 7	R: 4	H: 3	E: 0	K: 2	S: 11	P: 16	R: 0	H: 1	E: 0	K: 1	S: 6	P: 6	1B: 5	2B: 4	3B: 0	HR: 0	SF: 0	SAC: 2	DP: 0	HBP: 1	WP: 0	PA: 44
--------------	------	------	------	------	------	-------	------	------	------	------	------	------	------	------	------	------	------	------	------	------	------	------	------	------	------	------	------	------	------	-------	------	------	------	------	------	------	------	------	------	------	-------	-------	------	------	------	------	------	------	-------	-------	-------	-------	-------	--------	-------	--------	-------	--------

PITCHER	IP	WLS	BF	H	R	ER	SO	BB	IBB	HBP	BLK	WP	HR	S	P	ERA	WHIP
Steve Rogers, R (1, 1) ERA: 4.17	7.0	L	31	5	4	3	6	3	1	0	0	0	0	39	55	3.86	1.143
Fred Norman, L (8, 1) ERA: 6.89	0.1		3	1	2	2	1	0	0	0	0	0	0	5	5	54.00	3.000
Dale Murray, R (8, 1) ERA: 6.17	0.1		3	1	0	0	1	1	0	0	0	0	0	4	8	0.00	6.000
Woodie Fryman, L (8, 1) ERA: 2.25	0.1		3	1	2	2	0	0	0	1	0	0	0	2	3	54.00	3.000
Stan Bahnsen, R (9, 1) ERA: 0.53	1.0		4	1	0	0	1	0	0	0	0	0	0	6	6	0.00	1.000

PITCHER	IP	WLS	BF	H	R	ER	SO	BB	IBB	HBP	BLK	WP	HR	S	P	ERA	WHIP
---------	----	-----	----	---	---	----	----	----	-----	-----	-----	----	----	---	---	-----	------

Batter	1	2	3	4	5	6	7	8	9	AB R H RBI BB SO LOB	TOP					
Larry Herndon, R (1, 8) OBP: 0.270, SLG: 0.333 Terry Whitfield, L (8, PH) OBP: 0.310, SLG: 0.340	0-3 K		0-0 4-3		0-0 F9			0-0 F5		3 0 0 0 0 1 1 1 0 0 0 0 0 0						
Darrell Evans, L (1, 5) OBP: 0.354, SLG: 0.365	0-0 4-3			0-0 1B 1B 1B	0-0 F8			0-0 1B		4 1 2 0 0 0 0						
Jack Clark, R (1, 9) OBP: 0.333, SLG: 0.380	0-0 6-3			0-0 1B 1B 1-2		0-0 6-3		0-0 F7		4 1 1 0 0 0 1						
Mike Ivie, R (1, 3) OBP: 0.267, SLG: 0.273		0-0 F8		0-0 G6-4-3 1B 1B 1-2 2-3		0-0 4-3		0-3 K		4 0 1 0 0 1 1						
Jim Wohlford, R (1, 7) OBP: 0.226, SLG: 0.267		0-0 CS 1B		0-0 G6-4-3 1B 1-2 2-H 3-H		0-0 5-3		0-0 F8		4 0 2 2 0 0 0						
Rennie Stennett, R (1, 4) OBP: 0.277, SLG: 0.333		0-0 F6		0-0 G6-4-3 1B 1-2 2-3			0-0 S 3B 1B		0-0 1-3	4 1 1 0 0 0 3						
Marc Hill, R (1, 2) OBP: 0.167, SLG: 0.200 Milt May, L (9, PH) OBP: 0.350, SLG: 0.471	0-0 CS 1-2	0-0 4-3	0-0 4-3	0-0 F7		0-0 L6 1-2		0-0 G3		3 0 0 0 0 0 2 1 0 0 0 0 0 0	AB 34 R 4 H 10 RBI 4 BB 0 SO 2 LOB 9					
Johnnie LeMaster, R (1, 6) OBP: 0.257, SLG: 0.354			0-0 F6		0-0 HR		0-0 9-2 3B			3 1 2 2 0 0 0						
Ed Halicki, R (1, 1) OBP: 0.250, SLG: 0.250 Randy Moffitt, R (7, 1) Gary Lavelle, S (8, 1)			0-0 1B		0-0 L4		0-0 9-2 3-H			3 0 1 0 0 0 1 0 0 0 0 0 0 0 0 0 0 0 0 0 0						
Inning Stats	R: 0 H: 0 E: 0 LOB: 0 K: 1 BB: 0 S: 5 P: 5	R: 0 H: 1 E: 0 LOB: 0 K: 0 BB: 0 S: 3 P: 3	R: 0 H: 1 E: 0 LOB: 1 K: 0 BB: 0 S: 4 P: 4	R: 2 H: 4 E: 0 LOB: 1 K: 0 BB: 0 S: 6 P: 6	R: 1 H: 1 E: 0 LOB: 0 K: 0 BB: 0 S: 4 P: 4	R: 0 H: 0 E: 0 LOB: 0 K: 0 BB: 0 S: 3 P: 3	R: 1 H: 2 E: 0 LOB: 0 K: 0 BB: 0 S: 4 P: 4	R: 0 H: 1 E: 0 LOB: 1 K: 1 BB: 0 S: 6 P: 6	R: 0 H: 0 E: 0 LOB: 0 K: 0 BB: 0 S: 3 P: 3	1B: 8 SF: 0 2B: 1 SAC: 0 3B: 1 DP: 2 HR: 1 HBP: 0	WP: 0 PA: 35 PB: 0 SB: 1 CS: 1					
PITCHER	IP WLS BF H R ER SO BB IBB HBP BLK WP HR S P ERA WHIP															
Bill Lee, L (1, 1) ERA: 5.9	6.1	26	9	4	4	1	0	0	0	0	0	1	28	28	5.68	1.421
Stan Bahnsen, R (7, 1) ERA: 0.51	0.2	W	1	0	0	0	0	0	0	0	0	0	1	1	0.00	0.000
Elias Sosa, R (8, 1) ERA: 3.0	2.0	S	7	1	0	0	1	0	0	0	0	0	9	9	0.00	0.500

San Francisco Giants @ Montreal Expos
Olympic Stadium, Montreal, QB
Sun May 04 1980, 3:38 AM EDT
Att: 33,483 - Unknown

livebaseballscorecards.com

Batter	1	2	3	4	5	6	7	8	9
Ron LeFlore, R (1, 7) OBP: 0.345, SLG: 0.351 Jerry White, S (8, 7) OBP: 0.350, SLG: 0.389	0-0 5-3		4-0 G1-2-3 BB		0-0 6-3		0-0 F9		
Rodney Scott, S (1, 6) OBP: 0.304, SLG: 0.208 Gary Carter, R (7, PH) OBP: 0.267, SLG: 0.386 Chris Speier, R (8, 6) OBP: 0.238, SLG: 0.342	0-0 1-3		0-0 G1-2-3		0-3 K		0-3 K		
Andre Dawson, R (1, 8) OBP: 0.337, SLG: 0.493 Elias Sosa, R (8, 1)	0-0 F2		0-0 F8			0-0 F7	0-0 S 1B		
Ellis Valentine, R (1, 9) OBP: 0.262, SLG: 0.444		0-3 K		4-0 1B BB		0-0 5-3	0-0 F6		
Warren Cromartie, L (1, 3) OBP: 0.313, SLG: 0.500		0-0 F9		0-0 F7		0-0 F7		0-0 4-3	
John Tamargo, S (1, 2) OBP: 0.286, SLG: 0.167		0-0 F8		0-0 F4			0-0 PB BB 2B 1B	0-3 K	
Ken Macha, R (1, 5) OBP: 0.563, SLG: 0.923			0-0 HR	1-2 1B			4-0 PB 2B BB	0-0 E 3B	
Tony Bernazard, S (1, 4) OBP: 0.396, SLG: 0.413			0-0 BB 1B G1-2-3 1B	0-3 K			0-0 1-H 2-H 2B 2B	4-0 S IBB	
Bill Lee, L (1, 1) OBP: 0.222, SLG: 0.222 Stan Bahnsen, R (7, 1) Rowland Office, L (7, PH) OBP: 0.500, SLG: 0.667			0-0 G1-2-3 BB 1B		0-0 5-3		0-0 F9 1B 2B	0-3 K	

AB	R	H	RBI	BB	SO	LOB
3	0	0	0	1	0	1
0	0	0	0	0	0	0
3	0	0	0	0	1	3
1	0	0	0	0	1	1
0	0	0	0	0	0	0
4	0	1	1	0	0	2
0	0	0	0	0	0	0
3	0	0	0	1	1	1
4	0	0	0	0	0	1
4	1	1	0	0	1	1
3	3	3	1	1	0	0
3	1	2	2	1	1	2
2	0	1	0	0	0	0
0	0	0	0	0	0	0
2	1	1	1	0	1	1
1B: 5	SF: 0	2B: 2	SAC: 0	3B: 1	DP: 1	HR: 1
	HBP: 0					

BOTTOM

San Francisco Giants @ Montreal Expos
Olympic Stadium, Montreal, QB
Sun May 04 1980, 3:38 AM EDT
Att. 33,483 - Unknown

livebaseballscores.com

AB	32
R	6
H	9
RBI	5
BB	4
SO	6
LOB	13



Inning Stats															Inning Stats																																																				
R	H	E	K	S	H	LOB	BB	P	R	H	E	K	S	H	LOB	BB	P	R	H	E	K	S	H	LOB	BB	P	R	H	E	K	S	H	LOB	BB	P																																
0	0	0	0	3	0	0	0	3	0	0	0	1	6	0	0	0	10	0	0	0	0	5	0	0	0	1	3	0	0	0	0	5	4	0	0	1	9	0	0	0	0	13	0	0	0	0	12	0	0	0	0	3	1	0	0	1	12	1	0	0	1	12					
0	0	0	0	3	0	0	0	3	0	0	0	1	6	0	0	0	10	0	0	0	0	5	0	0	0	0	3	0	0	0	0	5	4	0	0	1	9	0	0	0	0	13	0	0	0	0	12	0	0	0	0	3	1	0	0	1	12	1	0	0	1	12					
IP	WLS	BF	H	R	ER	SO	BB	IBB	HBP	BLK	WP	HR	S	P	ERA	WHIP	IP	WLS	BF	H	R	ER	SO	BB	IBB	HBP	BLK	WP	HR	S	P	ERA	WHIP																																		
6.0		25	5	3	3	3	3	3	0	0	0	1	28	40	4.50	1.333	1.0	L	6	3	2	2	1	0	0	0	0	0	8	8	18.00	3.000	1.0		5	1	1	0	2	0	1	0	0	0	0	8	12	0.00	1.000																		
PITCHER Ed Halicki, R (1, 1) ERA: 3.18															PITCHER																																																				
Randy Moffitt, R (7, 1) ERA: 6.75																																																																			
Gary Lavelle, L (8, 1) ERA: 5.0																																																																			

Batter	1	2	3	4	5	6	7	8	9	AB R H RBI BB SO LOB	TOP									
Bill North, S (1, 8) OBP: 0.380, SLG: 0.293	4-0 1B BB	0-0 4-3		0-0 5-3		0-3 K			0-0 F8	4 1 0 0 1 1 2										
Darrell Evans, L (1, 5) OBP: 0.356, SLG: 0.360	0-0 1B 1B	0-0 F9			0-0 4-3		0-0 4-3		4-0 FC3-6 1B BB	4 1 1 0 1 0 0										
Jack Clark, R (1, 9) OBP: 0.360, SLG: 0.440	0-0 1B E 1-2 2-H	0-0 HR			0-0 G3		4-0 1B BB		0-0 FC3-6 1B	4 2 3 2 1 0 0										
Willie McCovey, L (1, 3) OBP: 0.273, SLG: 0.293	0-0 E SF7 1-3 2-H	0-0 F7			4-0 BB		0-3 K		0-0 FC3-6 1-2f 2-3	4 1 1 1 1 1 3 0 0 0 0 0 0 0										
Mike Sadek, R (9, PR) OBP: 0.333, SLG: 0.333																				
Terry Whitfield, L (1, 7) OBP: 0.306, SLG: 0.333	0-0 P4		0-0 4-3		0-0 4-3		0-0 1-2 1B		0-0 5-3	4 0 1 0 0 0 3 1 0 0 0 0 0 2										
Mike Ivie, R (9, PH) OBP: 0.261, SLG: 0.267																				
Rennie Stennett, R (1, 4) OBP: 0.264, SLG: 0.318	0-0 E5 1-3 3-H		0-0 6-3		0-0 4-3		0-0 F8			4 0 0 0 0 0 3										
Milt May, L (1, 2) OBP: 0.344, SLG: 0.444	4-0 IBB		0-3 K		0-0 4-3		0-3 K		0-3 K	3 0 0 0 1 2 0										
Johnnie LeMaster, R (1, 6) OBP: 0.257, SLG: 0.353	0-0 SF7			0-0 F8		0-0 1B 1B		0-0 F8		3 0 1 1 0 0 0										
Vida Blue, S (1, 1)	0-0 F7			0-3 K		0-0 1B		0-0 4-3		1 0 0 0 0 0 2 1 0 0 0 0 0 1 0 1 0 0 1 0 0 0 0 0 0 0 0 0 0 0 0 1 0 0 0 0 0 0 0 0 0 0 0 0 0 0 0										
Tom Griffin, R (2, 1)																				
Jim Wohlford, R (6, PH) OBP: 0.290, SLG: 0.290																				
Randy Moffitt, R (6, 1)																				
Roger Metzger, S (8, PH) OBP: 0.176, SLG: 0.067																				
Al Holland, R (8, 1)																				
Inning Stats	R: 4 E: 1 K: 0 S: 7	H: 3 LOB: 2 BB: 2 P: 15	R: 1 E: 0 K: 0 S: 4	H: 1 LOB: 0 BB: 0 P: 4	R: 0 E: 0 K: 1 S: 5	H: 0 LOB: 0 BB: 0 P: 5	R: 0 E: 0 K: 1 S: 5	H: 0 LOB: 0 BB: 0 P: 5	R: 0 E: 0 K: 1 S: 7	H: 2 LOB: 2 BB: 0 P: 7	R: 0 E: 0 K: 1 S: 6	H: 1 LOB: 2 BB: 1 P: 10	R: 0 E: 0 K: 1 S: 5	H: 0 LOB: 0 BB: 0 P: 5	R: 0 E: 0 K: 0 S: 4	H: 1 LOB: 2 BB: 1 P: 8	1B: 7 2B: 0 3B: 0 HR: 1	SF: 1 SAC: 0 DP: 0 HBP: 0	WP: 0 PB: 0 SB: 0 CS: 0	PA: 41
PITCHER	IP WLS BF H R ER SO BB IBB HBP BLK WP HR S P ERA WHIP																			
Pete Vuckovich, R (1, 1) ERA: 2.36	8.1 W 39 8 5 3 5 4 1 0 0 0 1 44 64 3.24 1.440																			
Jim Kaat, L (9, 1) ERA: 3.72	0.2 S 2 0 0 0 0 0 0 0 0 0 0 0 2 2 0.00 0.000																			

San Francisco Giants @ St. Louis Cardinals
 Busch Stadium, St. Louis, MO
 Mon May 05 1980, 7:05 PM CDT
 Att: 10,366 - Unknown

livebaseballscorecards.com

AB	35
R	5
H	8
RBI	4
BB	5
SO	5
LOB	15



Batter	1	2	3	4	5	6	7	8	9
Garry Templeton, S OBP: 0.373, SLG: 0.438 (1, 6)	0-0 6-3 WP 1B	0-0 2B 1B 1-3 2-H	0-0 6-3	0-0 F8			0-0 4-3		
Tom Herr, S OBP: 0.300, SLG: 0.450 (1, 4)	0-0 6-3	0-0 1B 2B 2B	0-0 1B 3B		0-0 F7			0-0 F8	
Keith Hernandez, L OBP: 0.372, SLG: 0.483 (1, 3)	0-0 1B 1B 3-H	0-0 2B 1B 2-3 3-H	0-3 K		0-3 K			4-0 S BB	
Ted Simmons, S OBP: 0.429, SLG: 0.484 (1, 2)	0-0 P6	0-0 1B 2B 1-H 3-H	0-0 1B		0-0 P4			0-0 P6 1-2	
Bobby Bonds, R OBP: 0.254, SLG: 0.348 (1, 7)	0-0 1B 1B 1-2	0-3 K	0-3 K		0-3 K			0-3 K	
George Hendrick, R OBP: 0.404, SLG: 0.617 (1, 9)	0-0 1B 1-2 2-H	4-0 1B BB		4-0 2B BB		0-0 6-3			
Ken Reitz, R OBP: 0.430, SLG: 0.526 (1, 5)	0-3 K	0-0 FC5 1B 1-3 2-H		0-0 F9 2B 1-H		0-0 F3			
Tony Scott, S OBP: 0.259, SLG: 0.244 (1, 8)		0-0 1B BB		0-0 F9 2B 2-3		0-3 K			
Pete Vuckovich, R OBP: 0.176, SLG: 0.188 (1, 1) Jim Kaat, L (9, 1)		4-0 1B BB		0-3 K		0-0 F9			

Inning Stats	R: 2	H: 4	E: 0	K: 1	S: 9	H: 4	LOB: 2	BB: 0	P: 9	R: 5	H: 6	E: 0	K: 1	S: 10	H: 2	LOB: 1	BB: 0	P: 9	R: 1	H: 1	E: 0	K: 1	S: 6	R: 0	H: 0	E: 0	K: 1	S: 5	R: 0	H: 0	E: 0	K: 1	S: 5	R: 0	H: 0	E: 0	K: 1	S: 5	R: 0	H: 0	E: 0	K: 1	S: 5	R: 0	H: 0	E: 0	K: 1	S: 5
--------------	------	------	------	------	------	------	--------	-------	------	------	------	------	------	-------	------	--------	-------	------	------	------	------	------	------	------	------	------	------	------	------	------	------	------	------	------	------	------	------	------	------	------	------	------	------	------	------	------	------	------


PITCHER	IP	WLS	BF	H	R	ER	SO	BB	IBB	HBP	BLK	WP	HR	S	P	ERA	WHIP
Vida Blue, L ERA: 4.58 (1, 1)	1.1	L	12	8	6	6	1	1	0	0	0	1	0	13	17	40.50	6.750
Tom Griffin, R ERA: 6.75 (2, 1)	3.2		19	5	3	3	5	2	1	0	0	0	0	26	38	7.36	1.909
Randy Moffitt, R ERA: 4.91 (6, 1)	2.0		6	0	0	0	2	0	0	0	0	0	0	10	10	0.00	0.000
Al Holland, L ERA: (8, 1)	1.0		4	0	0	0	1	1	0	0	0	0	0	5	9	0.00	1.000

BOTTOM

AB	R	H	RBI	BB	SO	LOB
5	2	2	1	0	0	1
5	2	2	0	0	0	1
4	2	2	2	1	2	1
5	1	2	3	0	0	2
5	0	1	0	0	4	3
2	1	1	1	2	0	0
4	0	2	2	0	1	2
3	1	1	0	1	1	1
3	0	0	0	1	1	4
0	0	0	0	0	0	0

AB	36
R	9
H	13
RBI	9
BB	5
SO	9
LOB	15

WP: 1 PA: 41
PB: 0
SB: 1
CS: 0



San Francisco Giants @ St. Louis Cardinals
Busch Stadium, St. Louis, MO
 Mon May 05 1980, 7:05 PM CDT
 Att. 10,366 - Unknown

livebaseballscores.com

Batter	1	2	3	4	5	6	7	8	9	AB R H RBI BB SO LOB	TOP														
Bill North, S (1, 8) OBP: 0.373, SLG: 0.290 Joe Strain, R (7, 4) OBP: 0.400, SLG: 0.400 Willie McCovey, L (8, PH) OBP: 0.289, SLG: 0.288 Roger Metzger, S (8, 4) OBP: 0.176, SLG: 0.067	0-0 6-3		0-0 F8		0-0 P4		0-0 2B 1B 1B	0-0 P5		4 1 1 1 0 0 3 0 0 0 0 0 0 0 1 0 0 0 0 0 1 0 0 0 0 0 0 0	San Francisco Giants @ St. Louis Cardinals Busch Stadium, St. Louis, MO Tue May 06 1980, 7:05 PM CDT Att: 11,490 - Unknown														
Darrell Evans, L (1, 5) OBP: 0.349, SLG: 0.366	0-3 K			0-0 F7	0-0 SF9		0-0 1-3 1B 2B		0-0 F7	4 1 1 1 0 1 0															
Jack Clark, R (1, 9) OBP: 0.362, SLG: 0.430	0-0 6-3			4-0 FC6-4 BB	0-0 F9		0-0 2-3 3-H 2B 4-3 1B		0-0 6-3	4 1 1 2 1 0 2															
Mike Ivie, R (1, 3) OBP: 0.255, SLG: 0.280		0-0 1-3		0-0 L9		0-0 L8	0-0 4-3 1-3 2B		0-0 F8	5 0 1 0 0 0 1															
Jim Wohlford, R (1, 7) OBP: 0.250, SLG: 0.343 (7, 8)		0-0 L9		0-0 FC6-4 1-2f		0-0 3B	0-0 4-3 2-3 3-H 2B			4 0 1 1 0 0 2															
Rennie Stennett, R (1, 4) OBP: 0.264, SLG: 0.315 Gary Lavelle, S (7, 1)		0-0 6-3			0-0 1B 1B	0-0 F5	0-0 P3			4 1 1 0 0 0 2 0 0 0 0 0 0 0															
Marc Hill, R (1, 2) OBP: 0.188, SLG: 0.219 Milt May, L (6, PH) OBP: 0.348, SLG: 0.446 (6, 2)			0-0 F9		0-0 E 1B SF9 1B	0-0 F8		0-0 5-3 1B		2 1 1 0 0 0 0 2 0 1 0 0 0 1															
Johnnie LeMaster, R (1, 6) OBP: 0.282, SLG: 0.431			0-0 HR		0-0 SF9 E 1-2 3-H 1B		0-0 4-3 1B 2B	0-0 F8		4 2 3 2 0 0 1															
Bob Knepper, L (1, 1) OBP: 0.313, SLG: 0.375 Randy Moffitt, R (5, 1) Al Holland, R (5, 1) Terry Whitfield, L (7, PH) OBP: 0.297, SLG: 0.322 (7, 7)		0-0 6-3		0-0 E1 1-2 2-3		0-0 4-3 2-3	0-0 5-3			2 0 0 0 0 0 2 0 0 0 0 0 0 0 0 0 0 0 0 0 0 2 0 0 0 0 0 2															
Inning Stats	R: 0 E: 0 K: 1 S: 5	H: 0 LOB: 0 BB: 0 P: 5	R: 0 E: 0 K: 0 S: 3	H: 0 LOB: 0 BB: 0 P: 3	R: 1 E: 0 K: 0 S: 4	H: 1 LOB: 0 BB: 0 P: 4	R: 0 E: 0 K: 0 S: 3	H: 0 LOB: 1 BB: 1 P: 7	R: 2 E: 1 K: 0 S: 7	H: 3 LOB: 2 BB: 0 P: 7		R: 0 E: 0 K: 0 S: 4	H: 1 LOB: 1 BB: 0 P: 4	R: 4 E: 0 K: 0 S: 8	H: 5 LOB: 1 BB: 0 P: 8	R: 0 E: 0 K: 0 S: 4	H: 1 LOB: 1 BB: 0 P: 4	R: 0 E: 0 K: 0 S: 3	H: 0 LOB: 0 BB: 0 P: 3	1B: 6 2B: 3 3B: 1 HR: 1	SF: 1 SAC: 0 DP: 0 HBP: 0	WP: 0 PB: 0 SB: 0 CS: 0	PA: 40		
PITCHER Don Hood, L (1, 1) ERA: 2.65 Donnie Moore, R (5, 1) ERA: 6.14 Pedro Borbon, R (7, 1) ERA:	IP	WLS	BF	H	R	ER	SO	BB	IBB	HBP	BLK	WP	HR	S	P	ERA	WHIP								
	4.2		20	4	3	2	1	1	0	0	0	0	1	21	25	3.86	1.071								
	1.2	W	10	5	4	4	0	0	0	0	0	0	0	10	10	21.60	3.000								
	2.2	S	10	2	0	0	0	0	0	0	0	0	0	10	10	0.00	0.750								

livebaseballscorecards.com

AB	38
R	7
H	11
RBI	7
BB	1
SO	1
LOB	17



Batter	1	2	3	4	5	6	7	8	9
Garry Templeton, S OBP: 0.355, SLG: 0.416	0-0 6-3		0-0 5-3		4-3 F7			0-0 FC9-6 1B	
Tom Herr, S OBP: 0.280, SLG: 0.375	0-0 6-3		0-0 5-3		4-0 2B SF8 BB	0-0 5-3		0-3 K 1-3	
Keith Hernandez, L OBP: 0.394, SLG: 0.505	0-0 G3		4-0 BB		0-0 2B	0-0 FC5-4 1B		0-0 1B 3-H	
Ted Simmons, S OBP: 0.432, SLG: 0.492 Steve Swisher, R (7, 2)		0-0 HBP 2B	0-0 F8		4-0 2B IBB	0-3 K		0-3 K	
George Hendrick, R OBP: 0.387, SLG: 0.595		0-3 K		0-0 5-3	0-0 SF8	0-0 FC5-4			
Ken Reitz, R OBP: 0.444, SLG: 0.544		4-0 HBP 2B BB		0-0 1B	0-0 E 2B		0-0 F9		
Bobby Bonds, R OBP: 0.293, SLG: 0.368		1-0 2B HBP		0-0 1B	0-0 E8 2B 1B		4-0 CS BB		
Tony Scott, S OBP: 0.270, SLG: 0.259		0-0 2B		0-3 K	4-0 2B IBB		0-0 F8		
Don Hood, L Donnie Moore, L Pedro Borbon, R		0-0 6-3		0-3 K	0-0 2B			0-0 FC9-6 1B	

Inning Stats	R: 0	H: 0	E: 0	K: 0	S: 3	R: 3	H: 2	E: 0	K: 1	S: 6	R: 0	H: 0	E: 0	K: 0	S: 3	R: 0	H: 2	E: 0	K: 2	S: 9	R: 6	H: 4	E: 1	K: 0	S: 7	R: 0	H: 1	E: 0	K: 1	S: 6	R: 0	H: 0	E: 0	K: 0	S: 2	R: 1	H: 2	E: 0	K: 2	S: 9
	LOB: 0	BB: 0	P: 3	ER: 0	LOB: 0	BB: 1	P: 11	ER: 0	LOB: 1	BB: 1	P: 7	ER: 0	LOB: 2	BB: 0	P: 9	ER: 1	LOB: 1	BB: 3	P: 19	ER: 0	LOB: 0	BB: 1	P: 6	ER: 0	LOB: 0	BB: 1	P: 6	ER: 0	LOB: 0	BB: 0	P: 6	ER: 0	LOB: 1	BB: 0	P: 9					


PITCHER	IP	WLS	BF	H	R	ER	SO	BB	IBB	HBP	BLK	WP	HR	S	P	ERA	WHIP
Bob Knepper, L ERA: 4.69	(1, 1)	4.2	L	24	6	7	7	3	3	1	0	0	0	25	42	13.50	1.929
Randy Moffitt, R ERA: 7.36	(5, 1)	0.0		3	2	2	0	0	1	0	0	0	0	2	6	∞	∞
Al Holland, L ERA:	(5, 1)	1.1		5	1	0	1	0	0	0	0	0	0	7	7	0.00	0.750
Gary Lavelle, L ERA: 4.91	(7, 1)	2.0		8	2	1	2	1	0	0	0	0	0	11	15	4.50	1.500

BOTTOM

San Francisco Giants @ St. Louis Cardinals
 Busch Stadium, St. Louis, MO
 Tue May 06 1980, 7:05 PM CDT
 Att. 11,490 - Unknown

AB	R	H	RBI	BB	SO	LOB
5	1	0	0	0	0	2
4	1	0	0	1	1	1
4	1	3	1	1	0	0
3	2	1	0	1	1	2
1	0	0	0	0	1	1
3	0	0	1	0	1	2
3	2	2	2	1	0	0
2	2	2	1	1	0	0
3	1	1	3	1	1	3
2	0	0	0	0	1	2
1	0	1	2	0	0	0
1	0	1	0	0	0	0

AB	32
R	10
H	11
RBI	10
BB	6
SO	6
LOB	13



WP: 0	PA: 40
PB: 0	
SB: 1	
CS: 1	

PITCHER	IP	WLS	BF	H	R	ER	SO	BB	IBB	HBP	BLK	WP	HR	S	P	ERA	WHIP
Bob Knepper, L ERA: 4.69	(1, 1)	4.2	L	24	6	7	7	3	3	1	0	0	0	25	42	13.50	1.929
Randy Moffitt, R ERA: 7.36	(5, 1)	0.0		3	2	2	0	0	1	0	0	0	0	2	6	∞	∞
Al Holland, L ERA:	(5, 1)	1.1		5	1	0	1	0	0	0	0	0	0	7	7	0.00	0.750
Gary Lavelle, L ERA: 4.91	(7, 1)	2.0		8	2	1	2	1	0	0	0	0	0	11	15	4.50	1.500

Batter	1	2	3	4	5	6	7	8	9	AB R H RBI BB SO LOB	TOP											
Larry Herndon, R (1, 8) OBP: 0.269, SLG: 0.329	0-3 K		0-0 1B			0-0 F9		0-0 F9		4 0 1 0 0 1 1	San Francisco Giants @ St. Louis Cardinals Busch Stadium, St. Louis, MO Wed May 07 1980, 3:33 AM CDT Att: 12,464 - Unknown											
Darrell Evans, L (1, 5) OBP: 0.345, SLG: 0.354	0-0 3-1		0-0 F8			0-3 K		4-0 FC6-4 BB	3 0 0 0 1 1 1													
Jack Clark, R (1, 9) OBP: 0.357, SLG: 0.415	0-3 K			4-0 WP BB		0-0 F9		0-0 FC6-4 1-2f HR	3 1 0 0 1 1 1													
Mike Ivie, R (1, 3) OBP: 0.273, SLG: 0.352		0-0 1B		0-0 6-3 1-2		0-0 6-3		0-0 HR	4 1 2 2 0 0 1													
Terry Whitfield, L (1, 7) OBP: 0.279, SLG: 0.302		0-3 K		0-0 F8		0-0 F8		0-0 G3	4 0 0 0 0 1 2													
Rennie Stennett, R (1, 4) OBP: 0.258, SLG: 0.308		0-3 K		0-0 1-3		0-0 6-3		0-0 L3	2 0 0 0 0 1 2													
Joe Strain, R (5, 4) OBP: 0.353, SLG: 0.353									2 0 0 0 0 0 0													
Milt May, L (1, 2) OBP: 0.348, SLG: 0.441		0-0 G3			0-0 G4-6-3 1B			0-0 F8	3 0 1 0 0 0 1													
Johnnie LeMaster, R (1, 6) OBP: 0.272, SLG: 0.413			0-0 5-3		0-0 G4-6-3 1-2f			0-0 5-3	3 0 0 0 0 0 1													
Ed Whitson, R (1, 1)			0-3 K		0-3 K			0-0 1B	2 0 0 0 0 2 0													
Al Holland, R (6, 1)									0 0 0 0 0 0 0													
Jim Wohlford, R (8, PH) OBP: 0.270, SLG: 0.361									1 0 1 0 0 0 0													
Ed Halicki, R (8, 1) OBP: 0.250, SLG: 0.250									0 0 0 0 0 0 0													
Inning Stats	R: 0 E: 0 K: 2 S: 7	H: 0 LOB: 0 BB: 0 P: 7	R: 0 E: 0 K: 2 S: 8	H: 1 LOB: 1 BB: 0 P: 8	R: 0 E: 0 K: 1 S: 6	H: 1 LOB: 1 BB: 0 P: 6	R: 0 E: 0 K: 0 S: 3	H: 0 LOB: 1 BB: 1 P: 7	R: 0 E: 0 K: 1 S: 5	H: 1 LOB: 0 BB: 0 P: 5	R: 0 E: 0 K: 0 S: 5	H: 0 LOB: 0 BB: 0 P: 5	R: 0 E: 0 K: 0 S: 3	H: 0 LOB: 0 BB: 0 P: 3	R: 0 E: 0 K: 0 S: 4	H: 1 LOB: 1 BB: 0 P: 4	R: 2 E: 0 K: 0 S: 4	H: 1 LOB: 0 BB: 1 P: 8	1B: 4 2B: 0 3B: 0 HR: 1	SF: 0 SAC: 0 DP: 1 HBP: 0	WP: 1 PB: 0 SB: 0 CS: 0	PA: 33
PITCHER	IP WLS BF H R ER SO BB IBB HBP BLK WP HR S P ERA WHIP																					
Bob Forsch, R (1, 1) ERA: 3.11	7.0 W 24 3 0 0 7 1 0 0 0 1 0 37 41 0.00 0.571																					
Jim Kaat, L (8, 1) ERA: 4.63	2.0 9 2 2 2 0 1 0 0 0 0 1 8 12 9.00 1.500																					

livebaseballscorecards.com

AB	31
R	2
H	5
RBI	2
BB	2
SO	7
LOB	10



Batter	1	2	3	4	5	6	7	8	9
Garry Templeton, S OBP: 0.357, SLG: 0.415 (1, 6)	0-0 S 1B		0-0 G3		0-0 G3	0-0 5-3		0-0 1B 1B	
Ken Oberkfell, L OBP: 0.366, SLG: 0.358 (1, 4)	0-0 FC6-4 1B		4-0 5-3 BB		0-0 G3	0-0 G3		0-0 1B 1B	
Keith Hernandez, L OBP: 0.385, SLG: 0.490 (1, 3)	0-0 FC6-4 1B		0-0 5-3		0-0 6-3		0-0 4-3	0-0 BB 1B 1B	
Dane Iorg, L OBP: 0.355, SLG: 0.533 (1, 7)	0-0 3B 1B		0-0 F7			0-0 1B 2B 1B	0-0 FC3-6 1B	0-0 1B BB 1B	
Terry Kennedy, L OBP: 0.417, SLG: 0.571 (1, 2)	0-0 3B			0-3 K		0-0 2B 1B 1B	0-0 FC3-6 1B 1B	0-3 K	
George Hendrick, R OBP: 0.408, SLG: 0.614 (1, 9)	0-0 6-3			0-0 E S 1B		0-0 1B HR 2B	0-0 1B 1B	4-0 1B BB	
Ken Reitz, R OBP: 0.453, SLG: 0.548 (1, 5)		0-0 F3		0-0 F5		0-0 HR 1B	0-0 FC6-4 1B	0-0 1B	
Tony Scott, S OBP: 0.266, SLG: 0.247 (1, 8)		0-0 4-3		4-0 IBB		0-3 K	0-0 FC6-4 1B	0-0 F9	
Bob Forsch, R OBP: 0.375, SLG: 0.800 (1, 1)		0-3 K		0-0 F9		0-0 HR		0-0 1-3	
Jim Kaat, L (8, 1)									

AB	R	H	RBI	BB	SO	LOB
5	2	2	0	0	0	0
4	1	2	1	1	0	0
5	1	1	1	0	0	2
5	3	4	1	0	0	1
5	2	2	1	0	2	3
4	1	3	1	1	0	1
5	1	3	4	0	0	1
4	0	0	0	1	1	6
3	1	1	3	0	1	2
1	0	0	0	0	0	0

BOTTOM

San Francisco Giants @ St. Louis Cardinals
Busch Stadium, St. Louis, MO
 Wed May 07 1980, 3:33 AM CDT
 Att. 12,464 - Unknown

AB	41
R	12
H	18
RBI	12
BB	3
SO	4
LOB	16



1B: 15	SF: 0
2B: 1	SAC: 0
3B: 1	DP: 0
HR: 1	HBP: 0

WP: 0	PA: 44
PB: 0	
SB: 2	
CS: 0	

Inning Stats		R: 2	H: 4	E: 0	LOB: 1	K: 0	BB: 0	S: 6	P: 6
R: 0		H: 0	E: 0	LOB: 0	K: 1	BB: 0 <td>S: 5</td> <td>P: 5 <td></td> </td>	S: 5	P: 5 <td></td>	
R: 0		H: 0	E: 0	LOB: 1	K: 0	BB: 1 <td>S: 3</td> <td>P: 7 <td></td> </td>	S: 3	P: 7 <td></td>	
R: 0		H: 1	E: 0	LOB: 2	K: 1	BB: 1 <td>S: 6</td> <td>P: 10 <td></td> </td>	S: 6	P: 10 <td></td>	
R: 0		H: 0	E: 0	LOB: 0	K: 0	BB: 0 <td>S: 3</td> <td>P: 3 <td></td> </td>	S: 3	P: 3 <td></td>	
R: 5		H: 5	E: 0	LOB: 0	K: 1	BB: 0 <td>S: 10</td> <td>P: 10 <td></td> </td>	S: 10	P: 10 <td></td>	
R: 1		H: 3	E: 0	LOB: 2	K: 0	BB: 0 <td>S: 6</td> <td>P: 6 <td></td> </td>	S: 6	P: 6 <td></td>	
R: 4		H: 5	E: 0	LOB: 2	K: 1	BB: 1 <td>S: 10</td> <td>P: 14 <td></td> </td>	S: 10	P: 14 <td></td>	

PITCHER		IP	WLS	BF	H	R	ER	SO	BB	IBB	HBP	BLK	WP	HR	S	P	ERA	WHIP
Ed Whitson, R ERA: 5.06 (1, 1)		5.0	L	25	9	6	6	2	1	1	0	0	0	0	27	35	10.80	2.000
Al Holland, L ERA: 1.54 (6, 1)		2.0		10	4	2	2	1	0	0	0	0	0	1	12	12	9.00	2.000
Ed Halicki, R ERA: 5.84 (8, 1)		1.0		9	5	4	4	1	1	0	0	0	0	0	10	14	36.00	6.000

WP	HR	S	P	ERA	WHIP
0	0	0	0	0	0

Batter	1	2	3	4	5	6	7	8	9	AB R H RBI BB SO LOB	TOP		
Bill North, S OBP: 0.388, SLG: 0.292 (1, 8) X	0-0 3-1		0-0 E S 1B	4-0 BB BB 1-2 2-3 BB		4-0 BB BB 1B G3 BB		0-3 K		3 2 1 0 2 1 1			
Darrell Evans, L OBP: 0.364, SLG: 0.364 (1, 5) B B B	4-0 FC6-4 BB		0-0 1-H BB 1B	4-0 1-2 2-3 3-H BB		0-0 1-2 G3		0-0 1-3 E9 2B 1B		3 0 2 2 2 0 1			
Jack Clark, R OBP: 0.379, SLG: 0.435 (1, 9) X	0-0 FC6-4 1-2f		4-0 1-2 FC6-4 BB	4-0 1-2 2-3 3-H BB		0-0 2-H 1B		0-0 1-3 2B		3 0 2 3 2 0 1			
Mike Ivie, R OBP: 0.250, SLG: 0.322 (1, 3) X	0-0 F8		0-0 F7	0-0 F4		0-3 K		0-3 3-H K		5 0 0 0 0 2 9			
Jim Wohlford, R OBP: 0.286, SLG: 0.425 (1, 7) X		0-0 HR	0-0 FC6-4 1-2f		4-0 BB BB 1B SH5-4 BB		0-0 G3		0-0 F9	4 1 1 1 1 0 2			
Milt May, L OBP: 0.329, SLG: 0.413 (1, 2) X		0-0 F8		0-0 E1 BB BB 1B		0-0 1-2 SH5-4		0-0 F6	0-3 K	4 1 0 0 0 1 0			
Rennie Stennett, R OBP: 0.255, SLG: 0.302 (1, 4) X		0-0 F9		0-0 F5		0-0 2-3 G6-3 1B		0-0 F8	0-0 F4	5 0 1 0 0 0 1			
Johnnie LeMaster, R OBP: 0.259, SLG: 0.392 (1, 6) X		0-0 F4		0-0 F9		0-0 1-2f G6-3		0-0 F4		4 0 0 0 0 0 3			
Vida Blue, S OBP: 0.188, SLG: 0.071 (1, 1) X			0-0 4-3	0-0 BB BB 1-2 BB 1B		0-3 K		4-0 E 1B 2B BB		3 2 1 0 1 1 0			
Inning Stats	R: 0 H: 0 E: 0 LOB: 1 K: 0 BB: 1 S: 3 P: 7	R: 1 H: 1 E: 0 LOB: 0 K: 0 BB: 0 S: 4 P: 4	R: 1 H: 2 E: 0 LOB: 2 K: 0 BB: 1 S: 5 P: 9	R: 2 H: 1 E: 1 LOB: 3 K: 0 BB: 3 S: 5 P: 17	R: 0 H: 1 E: 0 LOB: 1 K: 0 BB: 1 S: 3 P: 7	R: 1 H: 1 E: 0 LOB: 1 K: 2 BB: 1 S: 8 P: 12	R: 0 H: 0 E: 0 LOB: 0 K: 0 BB: 0 S: 3 P: 3	R: 1 H: 2 E: 1 LOB: 2 K: 2 BB: 1 S: 9 P: 13	R: 0 H: 0 E: 0 LOB: 0 K: 1 BB: 0 S: 5 P: 5	1B: 6 SF: 0 2B: 1 SAC: 1 3B: 0 DP: 1 HR: 1 HBP: 0	WP: 0 PA: 43 PB: 0 SB: 1 CS: 0		
PITCHER	IP WLS BF H R ER SO BB IBB HBP BLK WP HR S P ERA WHIP											PITCHER	IP WLS BF H R ER SO BB IBB HBP BLK WP HR S P ERA WHIP
Dennis Lamp, R ERA: 7.26 (1, 1)	4.0 L 22 4 4 2 0 5 0 0 0 0 0 1 17 37 4.50 2.250												
Willie Hernandez, L ERA: 4.32 (5, 1)	2.0 9 2 1 1 2 2 0 0 0 0 0 0 11 19 4.50 2.000												
Dick Tidrow, R ERA: 2.12 (7, 1)	2.0 9 2 1 1 2 1 0 0 0 0 0 0 12 16 4.50 1.500												
Bill Caudill, R ERA: 2.41 (9, 1)	1.0 3 0 0 0 1 0 0 0 0 0 0 0 5 5 0.00 0.000												

San Francisco Giants @ Chicago Cubs
Wrigley Field, Chicago, IL
Fri May 09 1980, 3:33 AM CDT
Att. 8,403 - Unknown

livebaseballscorecards.com

AB	34
R	6
H	8
RBI	6
BB	8
SO	5
LOB	18



Batter	1	2	3	4	5	6	7	8	9	AB	R	H	RBI	BB	SO	LOB
Lenny Randle, S OBP: 0.361, SLG: 0.432 (1, 5) (5, 4)	0-0 6-3 1B	0-0 F8			0-0 4-3 1B	0-0 F3			0-0 F9	5	1	1	0	0	0	2
Ivan De Jesus, R OBP: 0.317, SLG: 0.394 (1, 6)	0-0 1B S 1B		0-0 F9		0-0 4-3 1B		0-0 F7		0-0 F7	5	1	2	0	0	0	0
Bill Buckner, L OBP: 0.394, SLG: 0.461 (1, 3)	0-0 F7		0-0 F4		0-0 4-3		0-0 4-3		0-0 2B	5	0	1	1	0	0	2
Jerry Martin, R OBP: 0.378, SLG: 0.604 (1, 9)	0-0 S 1B 2-3		0-0 F8		0-0 F9		0-0 5-3		0-0 F7	5	0	1	0	0	0	2
Mike Vail, R OBP: 0.381, SLG: 0.550 (1, 7)	0-0 S 1B			0-0 6-3	4-0 BB			0-0 4-3 2B		3	1	2	1	1	0	0
Tim Blackwell, S OBP: 0.280, SLG: 0.286 (1, 2)	0-3 K 1-2 2-3			0-0 2B	0-0 F7			0-0 4-3		4	0	1	0	0	1	5
Carlos Lezcano, R OBP: 0.302, SLG: 0.405 (1, 8)		0-0 F9		0-0 1B	0-3 K	0-3 K		0-0 6-3		4	0	1	1	0	1	0
Mick Kelleher, R OBP: 0.289, SLG: 0.208 Willie Hernandez, L OBP: 0.400, SLG: 0.600 Jesus Figueroa, L OBP: 0.545, SLG: 0.444 Dick Tidrow, R Steve Dillard, R OBP: 0.596, SLG: 0.714 Bill Caudill, R (1, 4) (5, 1) (6, PH) (7, 1) (8, PH) (9, 1)		0-0 SH2-4 1B		0-3 K	0-3 K	0-0 L4		4-0 BB		2	0	1	0	0	1	2
Dennis Lamp, R OBP: 0.300, SLG: 0.222 Steve Ontiveros, S OBP: 0.361, SLG: 0.310 (1, 1) (4, PH) (5, 5)		0-0 SH2-4		0-3 K	0-0 1B			0-0 1-3		0	0	0	0	0	0	0


Inning Stats	R: 1	H: 3	E: 0	K: 1	S: 8	H: 3	LOB: 2	BB: 0	P: 8	R: 0	H: 1	E: 0	K: 0	S: 4	H: 1	LOB: 1	BB: 0	P: 4	R: 0	H: 0	E: 0	K: 0	S: 3	R: 0	H: 2	E: 0	K: 2	S: 9	R: 1	H: 2	E: 0	K: 0	S: 5	R: 0	H: 1	E: 0	K: 1	S: 6	R: 0	H: 0	E: 0	K: 0	S: 3	R: 1	H: 1	E: 0	K: 0	S: 4	R: 0	H: 1	E: 0	K: 0	S: 4	R: 0	H: 1	E: 0	K: 0	S: 4
--------------	------	------	------	------	------	------	--------	-------	------	------	------	------	------	------	------	--------	-------	------	------	------	------	------	------	------	------	------	------	------	------	------	------	------	------	------	------	------	------	------	------	------	------	------	------	------	------	------	------	------	------	------	------	------	------	------	------	------	------	------

PITCHER	IP	WLS	BF	H	R	ER	SO	BB	IBB	HBP	BLK	WP	HR	S	P	ERA	WHIP
Vida Blue, L ERA: 4.27 (1, 1)	9.0	W	40	11	3	3	4	2	0	0	0	0	0	46	54	3.00	1.444

BOTTOM

San Francisco Giants @ Chicago Cubs
Wrigley Field, Chicago, IL
Fri May 09 1980, 3:33 AM CDT
Att. 8,403 - Unknown

AB	37
R	3
H	11
RBI	3
BB	2
SO	4
LOB	16



WP	HR	S	P	ERA	WHIP
0	0	46	54	3.00	1.444

Batter	1	2	3	4	5	6	7	8	9	AB R H RBI BB SO LOB	TOP	
Bill North, S (1, 8) OBP: 0.388, SLG: 0.343	0-0 L5	0-0 CS 1B			0-3 K		0-0 4-3	0-0 HR		5 1 2 2 0 1 0		
Darrell Evans, L (1, 5) OBP: 0.382, SLG: 0.417	0-0 WP 2B	0-0 1B			0-0 G3		0-0 HR	4-0 BB		4 1 3 1 1 0 0		
Jack Clark, R (1, 9) OBP: 0.370, SLG: 0.416	4-0 WP BB	0-0 CS	0-0 F8		0-0 F2		0-0 F5	0-0 F3		4 0 0 0 1 0 1		
Gary Lavelle, S (8, 1)		2-3								0 0 0 0 0 0 0		
Willie McCovey, L (1, 3) OBP: 0.250, SLG: 0.266	0-0 F5		0-3 K			0-3 K	0-0 L6		0-3 K	5 0 0 0 0 3 2		
Jim Wohlford, R (1, 7) OBP: 0.298, SLG: 0.422	0-0 6-3		0-0 1B			0-0 2B 1B		0-0 5-3	0-0 6-3	5 1 2 0 0 0 2		
Milt May, L (1, 2) OBP: 0.321, SLG: 0.412		0-0 F7	0-0 F7			0-0 1B SF8 2B		0-0 F8	0-0 G3	5 1 1 0 0 0 1		
Rennie Stennett, R (1, 4) OBP: 0.275, SLG: 0.350		0-0 3B 1B		0-0 F9		0-0 2-3 3-H 1B		0-0 HR		4 2 3 2 0 0 0		
Johnnie LeMaster, R (1, 6) OBP: 0.270, SLG: 0.439		0-0 1B 3B		0-3 K		0-0 SF8		0-0 HR		3 2 2 2 0 1 0		
Bob Knepper, L (1, 1) OBP: 0.278, SLG: 0.333		0-3 K		0-3 K		0-0 4-3		0-0 HR		2 0 0 0 0 2 1		
Tom Griffin, R (4, 1) OBP: 0.278, SLG: 0.333										0 0 0 0 0 0 0		
Terry Whitfield, L (6, PH) OBP: 0.278, SLG: 0.333										1 0 0 0 0 0 1		
Ed Halicki, R (6, 1) OBP: 0.250, SLG: 0.250										0 0 0 0 0 0 0		
Randy Moffitt, R (6, 1) OBP: 0.250, SLG: 0.250										0 0 0 0 0 0 0		
Larry Herndon, R (8, PH) OBP: 0.278, SLG: 0.378										1 1 1 2 0 0 0		
Inning Stats	R: 0 H: 1 E: 0 LOB: 2 K: 0 BB: 1 S: 4 P: 8	R: 2 H: 4 E: 0 LOB: 1 K: 1 BB: 0 S: 8 P: 8	R: 0 H: 1 E: 0 LOB: 1 K: 1 BB: 0 S: 6 P: 6	R: 0 H: 0 E: 0 LOB: 0 K: 2 BB: 0 S: 7 P: 7	R: 0 H: 0 E: 0 LOB: 0 K: 1 BB: 0 S: 5 P: 5	R: 2 H: 3 E: 0 LOB: 1 K: 1 BB: 0 S: 8 P: 8	R: 1 H: 1 E: 0 LOB: 0 K: 0 BB: 0 S: 4 P: 4	R: 4 H: 4 E: 0 LOB: 1 K: 0 BB: 1 S: 7 P: 11	R: 0 H: 0 E: 0 LOB: 0 K: 1 BB: 0 S: 5 P: 5	1B: 6 SF: 1 2B: 3 SAC: 0 3B: 1 DP: 0 HR: 4 HBP: 0	WP: 1 PA: 43 PB: 0 SB: 0 CS: 1	
PITCHER	IP WLS BF H R ER SO BB IBB HBP BLK WP HR S P ERA WHIP											
Lynn McGothen, R (1, 1) ERA: 9.27	7.2 W 37 14 9 9 6 1 0 0 0 1 4 48 52 10.56 1.957											
Bill Caudill, R (8, 1) ERA: 2.25	1.1 5 0 0 0 1 1 0 0 0 0 0 6 10 0.00 0.750											

San Francisco Giants @ Chicago Cubs
 Wrigley Field, Chicago, IL
 Sat May 10 1980, 3:33 AM CDT
 Att: 26,646 - Unknown

AB	39
R	9
H	14
RBI	9
BB	2
SO	7
LOB	8



BOTTOM

San Francisco Giants @ Chicago Cubs
Wrigley Field, Chicago, IL
Sat May 10 1980, 3:33 AM CDT
Att. 26,646 - Unknown

livebaseballscorecards.com

AB	39
R	15
H	17
RBI	15
BB	5
SO	7
LOB	15



WP	0	PA	46
PB	0		
SB	1		
CS	0		

AB R H RBI BB SO LOB

5 2 2 3 1 0 2
1 1 1 1 1 0 0
2 1 0 0 0 0 4

4 3 3 3 0 0 1

4 2 1 3 1 1 2

5 1 4 4 0 0 0
0 0 0 0 0 0 0

5 1 1 1 0 2 3
0 0 0 0 0 0 0

4 1 1 0 1 2 2

5 1 1 0 0 1 1

3 2 3 0 1 0 0
1 0 0 0 0 1 0

1B: 7 SF: 1
2B: 4 SAC: 0
3B: 2 DP: 1
HR: 4 HBP: 1

Batter	1	2	3	4	5	6	7	8	9
Lenny Randle, S OBP: 0.371, SLG: 0.468 (1, 5)	0-0 F8 1-H		0-0 3B 1-H	0-0 HR 2B 1-3 2-H 3-H	4-0 BB G5-4-3	0-0 FC3-6 1-2f 2-3		0-0 G3	
Ivan De Jesus, R OBP: 0.336, SLG: 0.421 Mick Kelleher, R OBP: 0.250, SLG: 0.192 (1, 6) (4, PR) (5, 6)	4-0 BB S		0-0 2B 3B 3-H	1-0 HR HBP SF8	0-0 BB G5-4-3 1-2f	0-0 F9			
Bill Buckner, L OBP: 0.404, SLG: 0.527 (1, 3)	0-0 F4 1-2		0-0 1B 2B 3-H	0-0 SF8 1-2 2-3 3-H		0-0 HR 2B	0-0 HR		
Jerry Martin, R OBP: 0.379, SLG: 0.621 (1, 9)	0-3 K		0-0 F3	0-0 HR 2-H 3-H		4-0 HR BB	0-0 F4		
Mike Vail, R OBP: 0.462, SLG: 0.720 Jesus Figueroa, L OBP: 0.545, SLG: 0.444 (1, 7) (8, 7)		0-0 L5	0-0 1B 2-H	0-0 1B		0-0 HR 1-H 2-H	0-0 1B		
Barry Foote, R OBP: 0.316, SLG: 0.569 Tim Blackwell, S OBP: 0.280, SLG: 0.286 (1, 2) (8, 2)		0-0 F7	0-3 K	0-3 K		0-0 HR	0-0 F8		
Carlos Lezcano, R OBP: 0.313, SLG: 0.390 (1, 8)		0-3 K		1B 2B BB K		0-0 FC3-6 1B	0-0 F6		
Steve Dillard, R OBP: 0.429, SLG: 0.500 (1, 4)			0-0 4-3	0-0 1B 2B 1B 1-2	0-0 6-3	0-3 K		0-0 5-3	
Lynn McGlothen, L OBP: 0.800, SLG: 1.000 Bill Caudill, R (1, 1) (8, 1)			4-0 3B BB	0-0 2B SF8 1B 1-2 2-3	0-0 2B	0-0 FC3-6 1B 1-2		0-3 K	

Inning Stats	R: 0	H: 0	E: 0	K: 1	S: 5	LOB: 1	BB: 1	P: 9	R: 0	H: 0	E: 0	K: 1	S: 5	LOB: 0	BB: 0	P: 5	R: 4	H: 4	E: 0	K: 1	S: 9	LOB: 1	BB: 1	P: 13	R: 6	H: 5	E: 0	K: 2	S: 12	LOB: 1	BB: 1	P: 17	R: 0	H: 1	E: 0	K: 0	S: 3	LOB: 1	BB: 1	P: 7	R: 4	H: 5	E: 0	K: 1	S: 10	LOB: 2	BB: 1	P: 14	R: 1	H: 2	E: 0	K: 0	S: 5	LOB: 1	BB: 0	P: 5	R: 0	H: 0	E: 0	K: 1	S: 5	LOB: 0	BB: 0	P: 5
--------------	------	------	------	------	------	--------	-------	------	------	------	------	------	------	--------	-------	------	------	------	------	------	------	--------	-------	-------	------	------	------	------	-------	--------	-------	-------	------	------	------	------	------	--------	-------	------	------	------	------	------	-------	--------	-------	-------	------	------	------	------	------	--------	-------	------	------	------	------	------	------	--------	-------	------

PITCHER	IP	WLS	BF	H	R	ER	SO	BB	IBB	HBP	BLK	WP	HR	S	P	ERA	WHIP
Bob Knepper, L ERA: 5.82 (1, 1)	3.0	L	19	7	8	8	3	3	0	0	0	0	0	22	34	24.00	3.333
Tom Griffin, R ERA: 7.11 (4, 1)	2.0		10	3	2	2	2	1	0	1	0	0	1	12	17	9.00	2.000
Ed Halicki, R ERA: 8.53 (6, 1)	0.1		7	5	4	4	1	1	0	0	0	0	2	8	12	108.00	18.000
Randy Moffitt, R ERA: 7.0 (6, 1)	1.2		7	2	1	1	0	0	0	0	0	0	1	7	7	5.40	1.200
Gary Lavelle, L ERA: 4.5 (8, 1)	1.0		3	0	0	0	1	0	0	0	0	0	0	5	5	0.00	0.000

Batter	1	2	3	4	5	6	7	8	9	AB R H RBI BB SO LOB	TOP									
Bill North, S (1, 8) OBP: 0.378, SLG: 0.324	0-0 4-3		0-0 4-3		4-0 1-2 2-3 BB	0-0 FC6-4			0-0 6-3	4 0 0 0 1 0 2	<p>San Francisco Giants @ Chicago Cubs</p> <p>Wrigley Field, Chicago, IL</p> <p>Sun May 11 1980, 3:33 AM CDT</p> <p>Att. 15,435 - Unknown</p>									
Jim Wohlford, R (1, 7) OBP: 0.269, SLG: 0.380	0-0 6-3		0-3 K		0-3 K			0-0 6-3	5 0 0 0 0 3 3											
Larry Herndon, R (1, 9) OBP: 0.274, SLG: 0.380	0-0 4-3			0-0 5-3		0-0 1B 2B		0-0 F7	5 1 1 0 0 1 0											
Darrell Evans, L (1, 5) OBP: 0.378, SLG: 0.411		0-0 4-3		0-0 F8		0-0 1B 1B		0-0 F9	4 1 1 1 0 0 0											
Mike Ivie, R (1, 3) OBP: 0.266, SLG: 0.311		4-0 1B BB		0-3 K		0-0 L5		4-0 1B BB	2 0 0 0 2 1 1											
Milt May, L (1, 2) OBP: 0.341, SLG: 0.431		0-0 1-2 1B			0-0 BB 1B	0-0 F6		0-0 1-2 1B	4 0 3 0 0 0 1											
Rennie Stennett, R (1, 4) OBP: 0.274, SLG: 0.346		0-0 F8		0-0 F8	0-0 1-3 1B 1B	0-0 1B 1B		0-3 K	4 1 1 0 0 1 5											
Johnnie LeMaster, R (1, 6) OBP: 0.280, SLG: 0.442		0-0 6-3		0-0 1-2 1B	0-0 BB 1B	0-0 1-2 1B 1B		0-0 F4	4 0 2 1 0 0 4											
Ed Whitson, R (1, 1) OBP: 0.067, SLG: 0.067			0-0 F2	0-0 F1	0-0 1-2 2-H FC6-4 1B		0-3 K	4 0 1 1 0 1 4												
Inning Stats	R: 0 E: 0 K: 0 S: 3	H: 0 LOB: 0 BB: 0 P: 3	R: 0 E: 0 K: 0 S: 4	H: 1 LOB: 2 BB: 1 P: 8	R: 0 E: 0 K: 1 S: 5	H: 0 LOB: 0 BB: 0 P: 5	R: 0 E: 0 K: 1 S: 7	H: 2 LOB: 3 BB: 1 P: 11	R: 3 E: 0 K: 0 S: 8	H: 5 LOB: 2 BB: 0 P: 8	R: 0 E: 0 K: 0 S: 3	H: 0 LOB: 0 BB: 0 P: 3	R: 0 E: 0 K: 2 S: 8	H: 1 LOB: 2 BB: 1 P: 12	R: 0 E: 0 K: 2 S: 7	H: 0 LOB: 0 BB: 0 P: 7	1B: 8 2B: 1 3B: 0 HR: 0	SF: 0 SAC: 0 DP: 0 HBP: 0	WP: 0 PB: 0 SB: 0 CS: 0	PA: 39
PITCHER	IP WLS BF H R ER SO BB IBB HBP BLK WP HR S P ERA WHIP																			
Mike Krukow, R (1, 1) ERA: 2.64	8.0 L 36 9 3 3 5 3 0 0 0 0 0 0 43 55 3.38 1.500																			
Dick Tidrow, R (9, 1) ERA: 2.0	1.0 3 0 0 0 2 0 0 0 0 0 0 0 7 7 0.00 0.000																			

AB	36
R	3
H	9
RBI	3
BB	3
SO	7
LOB	20



BOTTOM

San Francisco Giants @ Chicago Cubs

Wrigley Field, Chicago, IL

Sun May 11 1980, 3:33 AM CDT

Att. 15,435 - Unknown

livebaseballscorecards.com

AB	34
R	0
H	7
RBI	0
BB	0
SO	7
LOB	11



AB R H RBI BB SO LOB


4	0	1	0	0	1	1
3	0	1	0	0	1	2
1	0	0	0	0	0	1
4	0	1	0	0	0	2
0	0	0	0	0	0	0
4	0	1	0	0	1	1
4	0	0	0	0	1	2
4	0	1	0	0	1	0
0	0	0	0	0	0	0
4	0	0	0	0	1	1
3	0	1	0	0	1	0
2	0	1	0	0	0	1
1	0	0	0	0	0	0
0	0	0	0	0	0	0

Batter	1	2	3	4	5	6	7	8	9
Lenny Randle, S (1, 5) OBP: 0.366, SLG: 0.458	0-3 K		0-0 E4			0-0 6-3		0-0 4-3 1B	
Steve Dillard, R (1, 4) OBP: 0.412, SLG: 0.467 Larry Biittner, L (8, PH) OBP: 0.308, SLG: 0.371	0-0 6-3 BLK 1B		0-0 G4-6-3			0-3 K		0-0 4-3	
Bill Buckner, L (1, 3) OBP: 0.398, SLG: 0.515 Dick Tidrow, R (9, 1)	0-0 6-3				0-0 F9	0-0 1B 1B		0-0 F9	
Jerry Martin, R (1, 8) OBP: 0.374, SLG: 0.606	0-0 6-3				0-0 4-3	0-0 FC6-4 1B		0-3 K	
Mike Vail, R (1, 7) OBP: 0.400, SLG: 0.621		0-3 K			0-0 F7	0-0 FC6-4		0-0 6-3	
Barry Foote, R (1, 2) OBP: 0.313, SLG: 0.553 Ivan De Jesus, R (9, PR) OBP: 0.336, SLG: 0.421		0-3 K			0-0 F5		0-0 6-3	0-0 1B	
Scot Thompson, L (1, 9) OBP: 0.405, SLG: 0.400		0-3 K			0-0 F7		0-0 F7	0-0 F8	
Mick Kelleher, R (1, 6) OBP: 0.258, SLG: 0.207			0-0 F7				0-3 K		
Mike Krukow, R (1, 1) OBP: 0.200, SLG: 0.200 Jesus Figueroa, L (8, PH) OBP: 0.500, SLG: 0.400 Mike Tyson, R (9, 4) OBP: 0.289, SLG: 0.389			0-0 F7			0-0 1B		0-0 F7	
			0-0 E 1B			0-0 6-3			

Inning Stats	1	2	3	4	5	6	7	8	9
R: 0	H: 1	R: 0	H: 0	R: 0	H: 1	R: 0	H: 2	R: 0	H: 1
E: 0	LOB: 1	E: 0	LOB: 0	E: 1	LOB: 1	E: 0	LOB: 2	E: 0	LOB: 1
K: 1	BB: 0	K: 3	BB: 0	K: 0	BB: 0	K: 1	BB: 0	K: 0	BB: 0
S: 6	P: 6	S: 9	P: 9	S: 4	P: 4	S: 7	P: 7	S: 4	P: 4

PITCHER	IP	WLS	BF	H	R	ER	SO	BB	IBB	HBP	BLK	WP	HR	S	P	ERA	WHIP
Ed Whitson, R (1, 1) ERA: 4.08	9.0	W	34	7	0	0	7	0	0	0	1	0	0	48	48	0.00	0.778

WP: 0	PA: 34
PB: 0	
SB: 0	
CS: 0	

Batter	1	2	3	4	5	6	7	8	9	AB R H RBI BB SO LOB	TOP											
Omar Moreno, L (1, 8) OBP: 0.306, SLG: 0.375	0-0 1-3			0-3 K		0-3 K			0-3 K	4 0 0 0 0 3 2	Pittsburgh Pirates @ San Francisco Giants Candlestick Park, San Francisco, CA Tue May 13 1980, 10:05 PM EDT Att: 13,798 - Unknown livebaseballscorecards.com AB 29 R 0 H 4 RBI 0 BB 1 SO 9 LOB 11 											
Tim Foli, R (1, 6) OBP: 0.305, SLG: 0.295	0-0 6-3			0-0 G3		0-0 F3			0-0 F4	4 0 0 0 0 0 2												
Dave Parker, L (1, 9) OBP: 0.304, SLG: 0.509	0-3 K			0-0 F8			0-0 4-3		0-3 K	4 0 0 0 0 2 1												
Bill Robinson, R (1, 3) OBP: 0.365, SLG: 0.627		0-0 F9		0-3 K		0-3 K			0-3 K	3 0 0 0 0 2 0												
Bill Madlock, R (1, 5) OBP: 0.315, SLG: 0.400		0-0 CS 1B		0-0 FC6-4 1B		0-0 F7			0-0 F7	3 0 2 0 0 0 0												
Lee Lacy, R (1, 7) OBP: 0.529, SLG: 0.594		0-0 F8		0-0 F8			0-0 G4-6-3 1B			3 0 1 0 0 0 2												
Phil Garner, R (1, 4) OBP: 0.379, SLG: 0.456		0-0 CS	0-0 F9	0-0 FC6-4			0-0 F9		0-0 F9	3 0 0 0 0 0 2												
Steve Nicosia, R (1, 2) OBP: 0.208, SLG: 0.100			0-0 G3	4-0 BB			0-0 G4-6-3		0-0 G4-6-3	2 0 0 0 1 0 1												
Bert Blyleven, R (1, 1) OBP: 0.100, SLG: 0.100 Manny Sanguillen, R (9, PH) OBP: 1.000, SLG: 1.667			0-3 K	0-3 K				0-0 2B	0-0 2B	2 0 0 0 0 2 1 1 0 1 0 0 0 0												
Inning Stats	R: 0 E: 0 K: 1 S: 5	H: 0 LOB: 0 BB: 0 P: 5	R: 0 E: 0 K: 0 S: 3	H: 1 LOB: 0 BB: 0 P: 3	R: 0 E: 0 K: 1 S: 5	H: 0 LOB: 0 BB: 0 P: 5	R: 0 E: 0 K: 1 S: 5	H: 0 LOB: 0 BB: 0 P: 5	R: 0 E: 0 K: 1 S: 6	H: 1 LOB: 1 BB: 0 P: 6	R: 0 E: 0 K: 2 S: 7	H: 0 LOB: 1 BB: 1 P: 11	R: 0 E: 0 K: 1 S: 5	H: 0 LOB: 0 BB: 0 P: 5	R: 0 E: 0 K: 0 S: 3	H: 1 LOB: 0 BB: 0 P: 3	R: 0 E: 0 K: 2 S: 8	H: 1 LOB: 1 BB: 0 P: 8	1B: 3 2B: 1 3B: 0 HR: 0	SF: 0 SAC: 0 DP: 1 HBP: 0	WP: 0 PB: 0 SB: 0 CS: 1	PA: 31
PITCHER Vida Blue, L (1, 1) ERA: 3.58	IP 9.0	WLS W	BF 30	H 4	R 0	ER 0	SO 9	BB 1	IBB 0	HBP 0	BLK 0	WP 0	HR 0	S 47	P 51	ERA 0.00	WHIP 0.556					

Batter	1	2	3	4	5	6	7	8	9
Bill North, S (1, 8) <small>OBP: 0.372, SLG: 0.333</small>	0-3 		0-3 			0-0 		0-0 	
Jim Wohlford, R (1, 7) <small>OBP: 0.250, SLG: 0.352</small>	0-0 		0-0 			0-0 		0-0 	
Jack Clark, R (1, 9) <small>OBP: 0.375, SLG: 0.452</small>	0-0 		0-0 			0-0 		0-0 	
Darrell Evans, L (1, 5) <small>OBP: 0.366, SLG: 0.396</small>		0-0 		0-0 		0-0 		0-0 	
Mike Ivie, R (1, 3) <small>OBP: 0.269, SLG: 0.328</small>		0-0 		0-0 			0-0 		
Milt May, L (1, 2) <small>OBP: 0.341, SLG: 0.427</small>		0-0 		0-3 			0-0 		
Rennie Stennett, R (1, 4) <small>OBP: 0.266, SLG: 0.336</small>		0-0 			0-0 		0-0 		
Johnnie LeMaster, R (1, 6) <small>OBP: 0.281, SLG: 0.449</small>		0-0 			0-0 			0-0 	
Vida Blue, S (1, 1) <small>OBP: 0.158, SLG: 0.059</small>		0-3 			0-3 			0-3 	

AB	R	H	RBI	BB	SO	LOB
4	1	1	1	0	2	0
4	0	0	0	0	0	1
4	1	2	2	0	0	0
4	0	0	0	0	0	1
3	1	1	0	0	0	0
3	1	1	0	0	1	0
3	0	0	1	0	0	1
3	1	1	1	0	0	0
3	0	0	0	0	3	2

BOTTOM

Pittsburgh Pirates @ San Francisco Giants
 Candlestick Park, San Francisco, CA

Tue May 13 1980, 10:05 PM EDT
 Att. 13,798 - Unknown

AB	31
R	5
H	6
RBI	5
BB	0
SO	6
LOB	5



Inning Stats	R: 0	H: 0	E: 0	K: 1	S: 5	LOB: 0	BB: 0	P: 5
	R: 2	H: 3	E: 0	K: 1	S: 8	LOB: 1	BB: 0	P: 8
	R: 0	H: 0	E: 0	K: 1	S: 5	LOB: 0	BB: 0	P: 5
	R: 0	H: 0	E: 0	K: 1	S: 5	LOB: 0	BB: 0	P: 5
	R: 1	H: 1	E: 0	K: 0	S: 4	LOB: 0	BB: 0	P: 4
	R: 0	H: 0	E: 0	K: 0	S: 3	LOB: 0	BB: 0	P: 3
	R: 2	H: 2	E: 1	K: 1	S: 8	LOB: 1	BB: 0	P: 8
	R: 0	H: 0	E: 0	K: 1	S: 5	LOB: 0	BB: 0	P: 5

PITCHER	IP	WLS	BF	H	R	ER	SO	BB	IBB	HBP	BLK	WP	HR	S	P	ERA	WHIP
Bert Blyleven, R (1, 1) <small>ERA: 3.18</small>	8.0	L	31	6	5	3	6	0	0	0	0	0	1	43	43	3.38	0.750

PITCHER	IP	WLS	BF	H	R	ER	SO	BB	IBB	HBP	BLK	WP	HR	S	P	ERA	WHIP

WP: 0	PA: 31
PB: 0	SB: 0
CS: 0	

Batter	1	2	3	4	5	6	7	8	9	AB R H RBI BB SO LOB	TOP											
Omar Moreno, L (1, 8) OBP: 0.302, SLG: 0.368	0-3 K	0-3 K			0-3 K		0-3 K		0-0 1B	5 0 1 0 0 4 2	Pittsburgh Pirates @ San Francisco Giants Candlestick Park, San Francisco, CA Wed May 14 1980, 6:33 AM EDT Att. 8,734 - Unknown livebaseballscorecards.com											
Tim Foli, R (1, 6) OBP: 0.318, SLG: 0.320	0-0 E SF7 1B	0-0 F2			0-0 S 1B			0-0 1B 2B	0-0 F8	5 2 3 0 0 0 4												
Dave Parker, L (1, 9) OBP: 0.303, SLG: 0.500	0-0 E8 S 1-3	0-0 F9			0-0 F5 1-2			0-0 CS 1B 2-H		4 0 1 1 0 0 4												
Bill Robinson, R (1, 3) (8, 7) OBP: 0.343, SLG: 0.597	0-0 SF7 1-2 3-H			0-0 F8	0-3 K			0-3 K 1-2		3 0 0 1 0 2 2												
Bill Madlock, R (1, 5) OBP: 0.321, SLG: 0.392	4-0 BB			0-0 F4		0-0 6-3		4-0 FC6-4 BB		2 0 0 0 2 0 0												
Lee Lacy, R (1, 7) John Milner, L (8, 3) OBP: 0.474, SLG: 0.528 OBP: 0.250, SLG: 0.171	0-0 6-3			0-3 K		0-0 5-3		0-0 FC6-4 1-2f		4 0 0 0 0 1 3 0 0 0 0 0 0 0												
Phil Garner, R (1, 4) OBP: 0.374, SLG: 0.457		0-0 1B E 2B			0-0 F9		0-0 5-3		0-0 6-3	4 1 1 0 0 0 0												
Steve Nicosia, R (1, 2) OBP: 0.286, SLG: 0.136		1-0 E HBP			0-0 5-3		4-0 CS BB		0-0 1B 1B	2 0 1 0 1 0 0												
Jim Bibby, R (1, 1) Kent Tekulve, R (8, 1) OBP: 0.273, SLG: 0.263		0-0 E1 1-3 2-H 1B			0-0 1-3		0-0 F7 1-2		0-3 K	3 0 1 0 0 0 1 1 0 0 0 0 1 1												
Inning Stats	R: 1 E: 1 K: 1 S: 7	H: 1 LOB: 2 BB: 1 P: 11	R: 1 E: 1 K: 1 S: 7	H: 2 LOB: 2 BB: 0 P: 8	R: 0 E: 0 K: 1 S: 5	H: 0 LOB: 0 BB: 0 P: 5	R: 0 E: 0 K: 0 S: 3	H: 0 LOB: 0 BB: 0 P: 3	R: 0 E: 0 K: 2 S: 8	H: 1 LOB: 1 BB: 0 P: 8	R: 0 E: 0 K: 0 S: 3	H: 0 LOB: 0 BB: 0 P: 3	R: 0 E: 0 K: 1 S: 4	H: 0 LOB: 0 BB: 1 P: 8	R: 1 E: 0 K: 1 S: 6	H: 2 LOB: 1 BB: 1 P: 10	R: 0 E: 0 K: 1 S: 7	H: 2 LOB: 2 BB: 0 P: 7	1B: 6 2B: 2 3B: 0 HR: 0	SF: 1 SAC: 0 DP: 0 HBP: 1	WP: 0 PB: 0 SB: 2 CS: 2	PA: 38
PITCHER	IP WLS BF H R ER SO BB IBB HBP BLK WP HR S P ERA WHIP																					
Bob Knepper, L (1, 1) ERA: 5.12	7.0 L 28 4 2 0 6 2 0 1 0 0 0 0 37 46 0.00 0.857																					
Gary Lavelle, L (8, 1) ERA: 4.5	2.0 10 4 1 1 2 1 0 0 0 0 0 0 13 17 4.50 2.500																					

Batter	1	2	3	4	5	6	7	8	9	AB	R	H	RBI	BB	SO	LOB
Bill North, S OBP: 0.367, SLG: 0.341 (1, 8)	0-0 F7	0-0 1-3			0-0 4-3			0-0 F9 G3 2B		4	1	1	0	0	0	1
Jim Wohlford, R OBP: 0.233, SLG: 0.328 (1, 7)	0-0 L6	0-0 F3			0-0 1-3			0-0 F9 2-3		4	0	0	0	0	0	2
Jack Clark, R OBP: 0.379, SLG: 0.442 (1, 9)	4-0 1B BB				0-0 5-3			0-0 F8 G3 BB		2	1	0	0	2	0	0
Darrell Evans, L OBP: 0.363, SLG: 0.391 (1, 5)	0-0 BB 1B 1B				0-0 F2			0-0 L3 G3 1-2		4	0	1	1	0	0	1
Mike Ivie, R OBP: 0.268, SLG: 0.324 (1, 3)	0-0 BB 1B 3-H				0-0 5-3			0-0 F4 F8 0-0		4	0	1	1	0	0	1
Milt May, L OBP: 0.352, SLG: 0.429 (1, 2)	4-0				0-0 F4			0-0 WP 1B		2	0	1	0	1	0	0
Mike Sadek, R OBP: 0.333, SLG: 0.333 (7, PR)										0	0	0	0	0	0	0
Terry Whitfield, L OBP: 0.271, SLG: 0.292 (9, PH)	1-2 2-3 BB									1	0	0	0	0	0	0
Rennie Stennett, R OBP: 0.257, SLG: 0.324 (1, 4)	0-0 F3				0-0 F8			0-0 F9 1-2		4	0	0	0	0	0	4
Johnnie LeMaster, R OBP: 0.273, SLG: 0.435 (1, 6)					0-3 K			0-3 K		3	0	0	0	0	2	2
Larry Herndon, R OBP: 0.271, SLG: 0.375 (9, PH)										1	0	0	0	0	0	0
Bob Knepper, L OBP: 0.300, SLG: 0.350 (1, 1)					0-3 K			0-0 F8		2	0	1	0	0	1	0
Willie McCovey, L OBP: 0.247, SLG: 0.262 (7, PH)										1	0	0	0	0	0	2
Gary Lavelle, S OBP: 0.247, SLG: 0.262 (8, 1)										0	0	0	0	0	0	0

Inning Stats	R: 1	H: 2	E: 0	K: 0	S: 5	H: 2	LOB: 3	BB: 2	P: 13	R: 0	H: 1	E: 0	K: 0	S: 4	H: 0	LOB: 1	BB: 0	P: 4	R: 0	H: 0	E: 0	K: 0	S: 3	H: 0	LOB: 0	BB: 0	P: 3	R: 0	H: 0	E: 0	K: 1	S: 5	R: 0	H: 0	E: 0	K: 1	S: 5	R: 0	H: 0	E: 0	K: 0	S: 3	R: 0	H: 1	E: 0	K: 1	S: 6	R: 1	H: 1	E: 0	K: 0	S: 4	H: 1	LOB: 1	BB: 1	P: 8	R: 0	H: 0	E: 0	K: 0	S: 3	1B: 4	SF: 0	2B: 1	SAC: 0	3B: 0	DP: 0	HR: 0	HBP: 0	WP: 1	PA: 35
PITCHER	IP	WLS	BF	H	R	ER	SO	BB	IBB	HBP	BLK	WP	HR	S	P	ERA	WHIP																																																						
Jim Bibby, R ERA: 3.44 (1, 1)	7.0	W	28	5	2	2	3	2	0	0	0	1	0	32	40	2.57	1.000																																																						
Kent Tekulve, R ERA: 1.86 (8, 1)	2.0	S	7	0	0	0	0	1	0	0	0	0	0	6	10	0.00	0.500																																																						

BOTTOM

Pittsburgh Pirates @ San Francisco Giants
 Candlestick Park, San Francisco, CA
 Wed May 14 1980, 6:33 AM EDT
 Att. 8,734 - Unknown

AB	32
R	2
H	5
RBI	2
BB	3
SO	3
LOB	13



Batter	1	2	3	4	5	6	7	8	9	10	11	12	AB	R	H	RBI	BB	SO	LOB	TOP					
Omar Moreno, L (1, 8) OBP: 0.295, SLG: 0.358	0-3 K		0-0 1B		0-0 7-4		0-0 F8			0-0 6-3		0-0 G6-4-3	6	0	1	0	0	1	6						
Tim Foli, R (1, 6) Matt Alexander, S (8, PR) Kent Tekulve, R (8, 1) Grant Jackson, S (8, 1) Lee Lacy, R (10, PH) Enrique Romo, R (10, 1)	0-0 1B		0-0 6-3			0-0 4-3		4-0 1B SF9 BB		0-3 K			3	0	1	0	1	0	1	0					
Dave Parker, L (1, 9) OBP: 0.298, SLG: 0.487	0-3 K			0-3 K		0-0 F7		0-0 1-3 S 1B		0-0 F7			5	0	1	0	0	2	1						
Willie Stargell, L (1, 3) OBP: 0.394, SLG: 0.508	0-0 4-3			0-0 1-3		0-0 F5		0-3 K			0-0 4-3		5	0	0	0	0	1	3						
Mike Easter, L (1, 7) Bill Robinson, R (7, 7) OBP: 0.333, SLG: 0.587		4-0 CS BB		0-0 F6			0-0 4-3	0-0 SF9			0-0 6-3		2	0	0	0	1	0	0						
Phil Garner, R (1, 4) OBP: 0.366, SLG: 0.439	0-3 K				4-0 E S 1B BB		0-0 5-3	0-0 3-H F4			0-0 6-3		4	1	0	0	1	1	3						
Ed Ott, L (1, 2) OBP: 0.365, SLG: 0.416	0-0 F8			0-0 G3		0-0 1-3	0-0 E 2B		0-0 4-3			0-0 SH1-4 1B	5	1	2	0	0	0	1						
Dale Berra, R (1, 5) OBP: 0.368, SLG: 0.294		0-3 K		0-0 7-4 1B		0-0 3-H 1B	4-0 E IBB		0-0 4-3			0-0 SH1-4	3	0	1	1	1	1	0						
Don Robinson, R (1, 1) Bill Madlock, R (8, 5) OBP: 0.325, SLG: 0.394		0-0 1-3		0-0 1-3		0-0 1-2 1B	0-0 E 5		0-0 F9			0-0 G6-4-3 1B	3	0	1	0	0	0	2						
													2	0	1	1	0	0	0						
Inning Stats	R: 0 E: 0 K: 2 S: 8	H: 1 LOB: 1 BB: 0 P: 8	R: 0 E: 0 K: 1 S: 4	H: 0 LOB: 0 BB: 1 P: 8	R: 0 E: 0 K: 1 S: 6	H: 1 LOB: 1 BB: 0 P: 6	R: 0 E: 0 K: 1 S: 5	H: 0 LOB: 0 BB: 0 P: 5	R: 1 E: 0 K: 1 S: 3	H: 1 LOB: 2 BB: 1 P: 10	R: 0 E: 0 K: 0 S: 3	H: 0 LOB: 0 BB: 0 P: 5	R: 0 E: 0 K: 0 S: 3	H: 0 LOB: 0 BB: 0 P: 3	R: 0 E: 0 K: 0 S: 4	H: 2 LOB: 0 BB: 0 P: 4	1B: 7 2B: 2 3B: 0 HR: 0	SF: 1 SAC: 1 DP: 2 HBP: 0	WP: 0 PB: 0 SB: 2 CS: 1	PA: 46					
PITCHER	IP	WLS	BF	H	R	ER	SO	BB	IBB	HBP	BLK	WP	HR	S	P	ERA	WHIP								
Ed Whitson, R (1, 1) ERA: 3.88	7.0		29	5	2	2	5	3	1	0	0	0	0	35	51	2.57	1.143								
Al Holland, L (8, 1) ERA: 1.42	1.0		4	1	0	0	1	0	0	0	0	0	0	6	6	0.00	1.000								
Gary Lavelle, L (9, 1) ERA: 3.71	3.0		9	0	0	0	1	0	0	0	0	0	0	11	11	0.00	0.000								
Tom Griffin, R (12, 1) ERA: 7.24	1.0	L	4	2	1	1	0	0	0	0	0	0	0	4	4	9.00	2.000								

Pittsburgh Pirates @ San Francisco Giants
Candlestick Park, San Francisco, CA

Thu May 15 1980, 6:33 AM EDT
Att: 7,781 - Unknown

AB 40
R 3
H 8
RBI 3
BB 4
SO 7
LOB 17



WP: 0 PA: 46
PB: 0
SB: 2
CS: 1

livebaseballscores.com

Batter	1	2	3	4	5	6	7	8	9	10	11	12	AB	R	H	RBI	BB	SO	LOB
Bill North, S OBP: 0.379, SLG: 0.349 (1, 8)	L4			4-3			3-1 HR	4-0 1B			S 1B		4	1	2	0	1	0	0
Darrell Evans, L OBP: 0.357, SLG: 0.383 (1, 5)	F9			F8			3-1	F4			S 1B		5	0	1	0	0	0	4
Jack Clark, R OBP: 0.380, SLG: 0.465 (1, 9)	K			F8			3-H HR				1-2 2-3 IBB		4	1	1	2	1	1	0
Willie McCovey, L OBP: 0.244, SLG: 0.271 (1, 3)		1-3					F7			3-1	F7		5	0	1	0	0	0	3
Larry Herndon, R OBP: 0.267, SLG: 0.365 (1, 7)		6-3					6-3			F8	F1		5	0	1	0	0	0	3
Rennie Stennett, R OBP: 0.254, SLG: 0.319 (1, 4)		G3					F3						5	0	1	0	0	0	1
Marc Hill, R OBP: 0.167, SLG: 0.194 (1, 2)			K				F3			SH1-4 1B	F2		4	0	0	0	0	2	0
Johnnie LeMaster, R OBP: 0.262, SLG: 0.417 (1, 6)			L6				L5				K		4	0	0	0	0	1	1
Mike Ivie, R OBP: 0.264, SLG: 0.319 (12, PH)								K			F4		1	0	0	0	0	1	0
Ed Whitson, R OBP: 0.299, SLG: 0.059 (1, 1)													2	0	0	0	0	1	0
Al Holland, R OBP: 0.282, SLG: 0.292 (8, 1)													0	0	0	0	0	0	0
Terry Whitfield, L OBP: 0.282, SLG: 0.292 (8, PH)													0	0	0	0	1	0	0
Gary Lavallee, S OBP: 0.348, SLG: 0.423 (8, 1)													0	0	0	0	0	0	0
Milt May, L OBP: 0.348, SLG: 0.423 (11, PH)													1	0	0	0	0	0	0
Tom Griffin, R OBP: 0.348, SLG: 0.423 (12, 1)													0	0	0	0	0	0	0

Inning Stats	R: 0	H: 0	E: 0	K: 1	S: 5	R: 0	H: 0	E: 0	K: 0	S: 3	R: 0	H: 0	E: 0	K: 1	S: 5	R: 0	H: 0	E: 0	K: 0	S: 3	R: 0	H: 2	E: 0	K: 0	S: 3	R: 0	H: 0	E: 0	K: 1	S: 5	R: 2	H: 2	E: 0	K: 0	S: 5	R: 0	H: 1	E: 0	K: 1	S: 6	R: 0	H: 0	E: 0	K: 0	S: 3	R: 0	H: 0	E: 0	K: 1	S: 5	R: 0	H: 0	E: 0	K: 0	S: 5	R: 0	H: 2	E: 0	K: 0	S: 9	R: 0	H: 0	E: 0	K: 1	S: 5	R: 0	H: 0	E: 0	K: 1	S: 5	1B: 5	2B: 1	3B: 0	HR: 1	SF: 0	SAC: 1	DP: 0	HBP: 0	WP: 0	PA: 44
--------------	------	------	------	------	------	------	------	------	------	------	------	------	------	------	------	------	------	------	------	------	------	------	------	------	------	------	------	------	------	------	------	------	------	------	------	------	------	------	------	------	------	------	------	------	------	------	------	------	------	------	------	------	------	------	------	------	------	------	------	------	------	------	------	------	------	------	------	------	------	------	-------	-------	-------	-------	-------	--------	-------	--------	-------	--------

PITCHER	IP	WLS	BF	H	R	ER	SO	BB	IBB	HBP	BLK	WP	HR	S	P	ERA	WHIP
Don Robinson, R ERA: 3.18 (1, 1)	7.0		23	4	2	2	3	0	0	0	0	0	1	29	29	2.57	0.571
Kent Tekulve, R ERA: 1.8 (8, 1)	0.2		5	1	0	0	1	1	1	0	0	0	0	5	13	0.00	3.000
Grant Jackson, L ERA: 2.84 (8, 1)	1.1		4	0	0	0	0	0	0	0	0	0	0	4	4	0.00	0.000
Enrique Romo, R ERA: 2.18 (10, 1)	3.0	W	12	2	0	0	2	0	1	0	0	0	0	15	19	0.00	0.667

BOTTOM

Pittsburgh Pirates @ San Francisco Giants
Candlestick Park, San Francisco, CA

Thu May 15 1980, 6:33 AM EDT
Att. 7,781 - Unknown

livebaseballscorecards.com

AB	40
R	2
H	7
RBI	2
BB	3
SO	6
LOB	12



Batter	1	2	3	4	5	6	7	8	9	AB R H RBI BB SO LOB	TOP																		
Garry Templeton, S (1, 6) OBP: 0.379, SLG: 0.449	0-0 F9			0-0 CS 1B		0-3 K		0-0 F9	0-0 4-3	5 0 1 0 0 1 1	St. Louis Cardinals @ San Francisco Giants Candlestick Park, San Francisco, CA Fri May 16 1980, 10:05 PM EDT Att. 16,860 - Unknown																		
Tony Scott, S (1, 8) OBP: 0.290, SLG: 0.281	0-0 P4			0-0 S 1B			0-0 4-3	0-0 1B 1B		4 0 2 0 0 0 0																			
Keith Hernandez, L (1, 3) OBP: 0.383, SLG: 0.463	0-0 3-1			0-3 K 1-2			0-0 1B 2B	0-0 1-3 1B		4 1 2 0 0 1 1																			
Dane Iorg, L (1, 7) OBP: 0.364, SLG: 0.488		0-0 4-3		0-0 4-3			0-0 BB 1B 2B 2-H	0-3 K		4 1 1 1 0 1 3																			
Terry Kennedy, L (1, 2) OBP: 0.344, SLG: 0.448		0-0 F8			0-0 4-3		0-0 BB BB 1B 1-2	0-3 K		4 0 1 0 0 1 2																			
George Hendrick, R (1, 9) OBP: 0.397, SLG: 0.583		0-0 5-3			0-0 F7		4-0 BB BB 1-2 2-3 BB		0-0 6-3	3 0 0 0 1 0 0																			
Ken Reitz, R (1, 5) OBP: 0.423, SLG: 0.527			0-0 5-3		0-0 6-3		0-0 F7		0-0 E 2B	4 1 1 0 0 0 3																			
Mike Phillips, L (1, 4) Ted Simmons, S (7, PH) Tom Herr, S (7, PR) OBP: 0.286, SLG: 0.316			0-0 5-3			0-3 K	4-0 BB BB 1-2 2-3 3-H BB		0-0 E9 1B 2-H	2 0 0 0 0 1 0 0 0 0 1 1 0 0 1 0 1 0 0 0 0																			
Bob Forsch, R (1, 1) Mark Littell, L (9, 1) OBP: 0.286, SLG: 0.600			0-3 K			0-3 K	0-3 K		0-3 K	4 0 0 0 0 4 4 0 0 0 0 0 0 0																			
Inning Stats	R: 0 E: 0 K: 0 S: 3	H: 0 LOB: 0 BB: 0 P: 3	R: 0 E: 0 K: 1 S: 3	H: 0 LOB: 0 BB: 0 P: 3	R: 0 E: 0 K: 1 S: 6	H: 2 LOB: 1 BB: 0 P: 6	R: 0 E: 0 K: 0 S: 3	H: 0 LOB: 0 BB: 0 P: 3	R: 0 E: 0 K: 3 S: 9	H: 0 LOB: 0 BB: 0 P: 9		R: 2 E: 0 K: 1 S: 8	H: 3 LOB: 3 BB: 2 P: 16	R: 0 E: 0 K: 2 S: 9	H: 2 LOB: 2 BB: 0 P: 9	R: 1 E: 1 K: 1 S: 7	H: 2 LOB: 1 BB: 0 P: 7	1B: 7 2B: 2 3B: 0 HR: 0	SF: 0 SAC: 0 DP: 0 HBP: 0	WP: 0 PB: 0 SB: 1 CS: 1	PA: 37								
PITCHER	IP WLS BF H R ER SO BB IBB HBP BLK WP HR S P ERA WHIP																												
Ed Halicki, R (1, 1) ERA: 6.63	6.1		24	5	2	2	5	1	0	0	0	0	0	0	33	37	2.84	0.947											
Greg Minton, R (7, 1) ERA: 1.84	0.2		3	0	0	0	1	1	0	0	0	0	0	4	8	0.00	1.500												
Al Holland, L (8, 1) ERA: 1.23	2.0	W	10	4	1	0	3	0	0	0	0	0	0	16	16	0.00	2.000												

livebaseballscorecards.com

AB	35
R	3
H	9
RBI	2
BB	2
SO	9
LOB	14



Batter	1	2	3	4	5	6	7	8	9	AB	R	H	RBI	BB	SO	LOB
Larry Herndon, R (1, 8) OBP: 0.255, SLG: 0.348	0-0 5-3		0-3 K		0-0 F9		0-0 1-3			4	0	0	0	0	1	0
Darrell Evans, L (1, 5) OBP: 0.347, SLG: 0.371	0-3 K		0-0 G3		0-0 4-3			0-0 G3		4	0	0	0	0	1	0
Jack Clark, R (1, 9) OBP: 0.384, SLG: 0.485	0-0 CI 1B		0-0 6-3		0-0 F2			0-0 SF8 3B		4	1	2	0	0	0	0
Willie McCovey, L (1, 3) OBP: 0.247, SLG: 0.278	0-1 CI 1-2			0-0 FC6-4 HBP 1B		0-3 K		0-0 SF8		2	1	1	1	0	1	0
Terry Whitfield, L (1, 7) OBP: 0.280, SLG: 0.279	0-0 G3			1-0 FC6-4 HBP		0-0 F8		0-0 F7		3	0	0	0	0	0	2
Rennie Stennett, R (1, 4) OBP: 0.262, SLG: 0.325		0-0 5-3 1B		0-0 FC6-4 BB 1-2f 2-3		0-0 1B		0-0 6-3		4	0	2	0	0	0	2
Marc Hill, R (1, 2) OBP: 0.179, SLG: 0.184		0-0 F8		4-0 FC6-4 BB		0-0 F8			0-0 2B 1B 1B	2	0	0	0	1	0	2
Milt May, L (9, PH) OBP: 0.356, SLG: 0.430				1-2 BB						1	0	1	0	0	0	0
Mike Sadek, R (9, PR) OBP: 0.333, SLG: 0.333										0	1	0	0	0	0	0
Johnnie LeMaster, R (1, 6) OBP: 0.255, SLG: 0.404		0-0 5-3		0-0 FC6-4		0-3 K		0-0 1B 2B		3	0	0	1	0	1	3
Mike Ivie, R (9, PH) OBP: 0.274, SLG: 0.343		1-2		1-2f 2-3 3-H						1	0	1	0	0	0	0
Roger Metzger, S (9, PR) OBP: 0.176, SLG: 0.067										0	1	0	0	0	0	0
Ed Halicki, R (1, 1) OBP: 0.167, SLG: 0.167		0-3 K		0-0 1-3		0-0 4-3		0-0 1B		2	0	0	0	0	1	3
Greg Minton, S (7, 1)										0	0	0	0	0	0	0
Bill North, S (7, PH) OBP: 0.375, SLG: 0.345										1	0	0	0	0	0	0
Al Holland, R (8, 1)										0	0	0	0	0	0	0
Jim Wohlford, R (9, PH) OBP: 0.246, SLG: 0.339								2-H 3-H		1	0	1	2	0	0	0

Inning Stats	R: 0	H: 1	E: 1	LOB: 2	K: 1	BB: 0	S: 7	R: 0	H: 1	E: 0	LOB: 1	K: 1	BB: 0	S: 6	R: 0	H: 0	E: 0	LOB: 0	K: 1	BB: 0	S: 5	R: 1	H: 1	E: 0	LOB: 2	K: 0	BB: 1	S: 4	R: 0	H: 0	E: 0	LOB: 0	K: 0	BB: 0	S: 3	R: 0	H: 1	E: 0	LOB: 1	K: 1	BB: 0	S: 6	R: 0	H: 0	E: 0	LOB: 0	K: 1	BB: 0	S: 5	R: 1	H: 1	E: 0	LOB: 0	K: 0	BB: 0	S: 4	R: 2	H: 3	E: 0	LOB: 2	K: 0	BB: 0	S: 4	R: 0	H: 3	E: 0	LOB: 2	K: 0	BB: 0	S: 4	1B: 6	SF: 1	2B: 1	SAC: 0	3B: 1	DP: 0	HR: 0	HBP: 1	WP: 0	PA: 36
PITCHER	IP	WLS	BF	H	R	ER	SO	BB	IBB	HBP	BLK	WP	HR	S	P	ERA	WHIP																																																															
Bob Forsch, R (1, 1) ERA: 2.89	8.1	L	35	7	4	4	5	1	0	1	0	0	0	43	48	4.32	0.960																																																															
Mark Littell, R (9, 1) ERA: 6.75	0.0		1	1	0	0	0	0	0	0	0	0	0	1	1	∞	∞																																																															

BOTTOM

St. Louis Cardinals @ San Francisco Giants
Candlestick Park, San Francisco, CA
Fri May 16 1980, 10:05 PM EDT
Att. 16,860 - Unknown

livebaseballscorecards.com

AB	32
R	4
H	8
RBI	4
BB	1
SO	5
LOB	12



Batter	1	2	3	4	5	6	7	8	9	AB R H RBI BB SO LOB	TOP											
Garry Templeton, S (1, 6) OBP: 0.376, SLG: 0.444	0-0 5-3		0-0 P4			0-0 E5 FC9-6		0-0 G1-6-3 1B		4 0 1 0 0 0 0	St. Louis Cardinals @ San Francisco Giants Candlestick Park, San Francisco, CA Sat May 17 1980, 6:33 AM EDT Att: 12,134 - Unknown											
Tom Herr, S (1, 4) OBP: 0.304, SLG: 0.333	0-0 3-1 1B			0-0 CS 1B		0-0 FC9-6 1-2f		0-0 G1-6-3 1-2f		4 0 2 0 0 0 3												
Keith Hernandez, L (1, 3) OBP: 0.387, SLG: 0.468	0-0 3-1 1-2			4-0 FC5-4 BB		0-0 G3			0-0 1B FC6-4 2B	3 1 1 0 1 0 2												
Ted Simmons, S (1, 2) OBP: 0.444, SLG: 0.511	0-0 5-3			0-0 F9			0-0 G1		0-0 FC6-4 SF7 1B 1B	4 1 1 0 0 0 2												
George Hendrick, R (1, 9) OBP: 0.392, SLG: 0.571		0-0 6-3		0-0 FC5-4 1-2f			0-0 F8		0-0 FC6-4 1B 1-2 2-3	4 0 1 0 0 0 1												
Ken Reitz, R (1, 5) OBP: 0.425, SLG: 0.522		0-0 G6-4-3 1B			0-0 F8		4-0 BB BB		0-0 FC6-4 BB 1-2f 2-3 3-H	3 0 1 0 1 0 2												
Bobby Bonds, R (1, 7) OBP: 0.299, SLG: 0.368		0-0 G6-4-3 1-2f			0-3 K		0-0 F8		4-0 BB BB BB BB 1-2 BB	3 0 0 0 1 1 2												
Tony Scott, S (1, 8) OBP: 0.289, SLG: 0.282			0-0 6-3		0-0 5-3			0-0 1B 1B	0-0 SF7	3 0 1 1 0 0 0												
John Fulgham, R (1, 1) Bob Sykes, S (5, 1) Pedro Borbon, R (5, 1) Mike Ramsey, S (6, PH) Donnie Moore, L (6, 1) Dane Iorg, L (8, PH) Jim Kaat, L (8, 1) Terry Kennedy, L (9, PH)			0-3 K			0-3 K		0-0 F7	0-0 1-3	1 0 0 0 0 0 1 0 0 0 0 0 0 0 0 0 0 0 0 0 0 0 0 0 1 0 0 0 0 0 1 0 0 0 0 0 0 0 0 0 1 0 0 0 0 0 0 1 0 0 0 0 0 0 0 0 1 0 0 0 0 0 0 1 0 0 0 0 0 0 0 0 1 0 0 0 0 0 0 2												
Inning Stats	R: 0 E: 0 K: 0 S: 4	H: 1 LOB: 1 BB: 0 P: 4	R: 0 E: 0 K: 0 S: 3	H: 1 LOB: 0 BB: 0 P: 3	R: 0 E: 0 K: 1 S: 5	H: 0 LOB: 0 BB: 0 P: 5	R: 0 E: 0 K: 1 S: 5	H: 0 LOB: 0 BB: 1 P: 5	R: 0 E: 0 K: 1 S: 6	H: 0 LOB: 1 BB: 0 P: 6		R: 0 E: 0 K: 0 S: 3	H: 0 LOB: 1 BB: 1 P: 7	R: 0 E: 0 K: 0 S: 3	H: 0 LOB: 1 BB: 1 P: 7	R: 0 E: 0 K: 0 S: 4	H: 2 LOB: 1 BB: 0 P: 4	R: 2 E: 0 K: 0 S: 6	H: 3 LOB: 2 BB: 1 P: 10	1B: 7 2B: 1 3B: 0 HR: 0	SF: 1 SAC: 0 DP: 2 HBP: 0	WP: 0 PB: 0 SB: 0 CS: 1
PITCHER	IP WLS BF H R ER SO BB IBB HBP BLK WP HR S P ERA WHIP																					
Vida Blue, L (1, 1) ERA: 3.41	8.0 W 32 8 2 2 3 2 0 0 0 0 0 0 36 44 2.25 1.250																					
Greg Minton, R (9, 1) ERA: 1.8	0.1 2 0 0 0 0 1 0 0 0 0 0 0 1 5 0.00 3.000																					
Gary Lavelle, L (9, 1) ERA: 3.57	0.2 S 2 0 0 0 0 0 0 0 0 0 0 0 2 2 0.00 0.000																					

livebaseballscorecards.com

AB	32
R	2
H	8
RBI	1
BB	3
SO	3
LOB	15



Batter	1	2	3	4	5	6	7	8	9
Larry Herndon, R OBP: 0.265, SLG: 0.366 (1, 8)	0-0 2B		0-3 K		0-0 1B 1-2 2-3	0-0 F8			
Darrell Evans, L OBP: 0.345, SLG: 0.391 (1, 5)	0-0 P5		0-0 F8		0-0 HR 1-H 2-H 3-H	0-0 4-3			
Jack Clark, R OBP: 0.388, SLG: 0.486 (1, 9)	0-3 K			0-0 HBP 1B	0-0 4-3 F8 1B		0-3 K		
Willie McCovey, L OBP: 0.247, SLG: 0.267 (1, 3)	0-3 K			1-0 HBP	0-0 F8		0-3 K		
Terry Whitfield, L OBP: 0.266, SLG: 0.264 (1, 7)		0-3 K		0-3 K	0-0 4-3		0-0 F7		
Rennie Stennett, R OBP: 0.262, SLG: 0.317 (1, 4)		0-0 F2		0-0 P4	4-0 BB IBB		0-0 F3		
Milt May, L OBP: 0.351, SLG: 0.415 (1, 2)		0-0 6-3		0-0 F8	4-0 BB		0-0 F8		
Johnnie LeMaster, R OBP: 0.255, SLG: 0.398 (1, 6)			0-0 1-3		0-0 1B HR 1B	0-3 4-3	0-0 6-3		
Vida Blue, S OBP: 0.227, SLG: 0.150 (1, 1)			0-0		0-0 1B HR 1B	0-3 K			
Greg Minton, S (9, 1)									
Gary Lavelle, S (9, 1)									

Inning Stats	R: 0 E: 0 K: 2 S: 8	H: 1 LOB: 1 BB: 0 P: 8	R: 0 E: 0 K: 1 S: 5	H: 0 LOB: 0 BB: 0 P: 5	R: 0 E: 0 K: 1 S: 6	H: 1 LOB: 1 BB: 0 P: 6	R: 0 E: 0 K: 1 S: 6	H: 1 LOB: 2 BB: 0 P: 7	R: 4 E: 0 K: 0 S: 8	H: 5 LOB: 3 BB: 2 P: 16	R: 0 E: 0 K: 1 S: 5	H: 0 LOB: 0 BB: 0 P: 5	R: 0 E: 0 K: 2 S: 7	H: 0 LOB: 0 BB: 0 P: 7	R: 0 E: 0 K: 0 S: 3	H: 0 LOB: 0 BB: 0 P: 3
1B: 6 2B: 1 3B: 0 HR: 1	SF: 0 SAC: 0 DP: 0 HBP: 1	WP: 0 PA: 35	ERA WHIP	ERA WHIP	ERA WHIP	ERA WHIP	ERA WHIP	ERA WHIP	ERA WHIP	ERA WHIP	ERA WHIP	ERA WHIP	ERA WHIP	ERA WHIP	ERA WHIP	

PITCHER	IP	WLS	BF	H	R	ER	SO	BB	IBB	HBP	BLK	WP	HR	S	P	ERA	WHIP
John Fulgham, R ERA: 4.24 (1, 1)	4.0		16	3	0	0	5	0	0	1	0	0	0	25	26	0.00	0.750
Bob Sykes, L ERA: 10.5 (5, 1)	0.2	L	9	5	4	4	0	1	1	0	0	0	1	7	15	54.00	9.000
Pedro Borbon, R ERA: 1.38 (5, 1)	0.1		1	0	0	0	0	0	0	0	0	0	0	1	1	0.00	0.000
Donnie Moore, R ERA: 6.35 (6, 1)	2.0		6	0	0	0	3	0	0	0	0	0	0	12	12	0.00	0.000
Jim Kaat, L ERA: 4.3 (8, 1)	1.0		3	0	0	0	0	0	0	0	0	0	0	3	3	0.00	0.000

BOTTOM

St. Louis Cardinals @ San Francisco Giants
Candlestick Park, San Francisco, CA
Sat May 17 1980, 6:33 AM EDT
Att. 12,134 - Unknown

livebaseballscorecards.com

AB	32
R	4
H	8
RBI	4
BB	2
SO	8
LOB	16



Batter	1	2	3	4	5	6	7	8	9	AB	R	H	RBI	BB	SO	LOB	TOP										
Garry Templeton, S (1, 6) OBP: 0.377, SLG: 0.449	0-0 1-3		0-0 FC6-4			0-0 F8		0-0 1B	0-0 2B	5	1	2	2	0	0	2											
Tom Herr, S (1, 4) OBP: 0.286, SLG: 0.311 Silvio Martinez, R (6, 1) Steve Swisher, R (8, PH) Donnie Moore, L (8, 1) Terry Kennedy, L (9, PH) John Fulgham, R (9, PR)	0-0 5-3			0-0 L9		0-0 G6-4-3		0-3 K	4-0 BB	3	0	0	0	0	0	1											
Keith Hernandez, L (1, 3) OBP: 0.380, SLG: 0.457	0-0 4-3			0-0 F7			0-0 F8	0-0 1B	0-0 P5	5	0	1	0	0	0	2											
Ted Simmons, S (1, 2) OBP: 0.442, SLG: 0.516		0-0 5-3		0-0 P4			0-0 2B	0-0 1B	0-3 K	5	1	2	2	0	1	2											
George Hendrick, R (1, 9) OBP: 0.388, SLG: 0.569		0-0 F3			0-0 F7		0-0 1B	0-0 1-3		4	0	1	1	0	0	2											
Ken Reitz, R (1, 5) OBP: 0.427, SLG: 0.521		0-0 5-3			0-0 1B		0-0 2B	0-0 5-3		4	0	2	0	0	0	2											
Bobby Bonds, R (1, 7) OBP: 0.290, SLG: 0.356 Bernie Carbo, L (9, PH) OBP: 0.125, SLG: 0.125			0-3 K		0-3 K		0-3 K		0-0 G3	3	0	0	0	0	3	3											
Tony Scott, S (1, 8) OBP: 0.288, SLG: 0.275			0-0 6-3		0-0 5-3		0-0 FC4-6		4-0 BB	3	1	0	0	1	0	3											
Don Hood, L (1, 1) OBP: 0.143, SLG: 0.143 Pedro Borbon, R (5, 1) OBP: 0.250, SLG: 0.250 Mike Ramsey, S (6, PH) OBP: 0.667, SLG: 0.667 Dane Iorg, L (9, PH) OBP: 0.370, SLG: 0.476			0-0 FC6-4			0-0 G6-4-3		0-0 1B	4-0 BB	1	0	1	0	0	0	0											
Inning Stats	R: 0 E: 0 K: 0 S: 3	H: 0 LOB: 0 BB: 0 P: 3	R: 0 E: 0 K: 0 S: 3	H: 0 LOB: 0 BB: 0 P: 3	R: 0 E: 0 K: 1 S: 6	H: 1 LOB: 1 BB: 0 P: 6	R: 0 E: 0 K: 0 S: 3	H: 0 LOB: 0 BB: 0 P: 3	R: 0 E: 0 K: 1 S: 6	H: 1 LOB: 1 BB: 0 P: 6	R: 0 E: 0 K: 0 S: 3	H: 1 LOB: 0 BB: 0 P: 3	R: 1 E: 0 K: 1 S: 8	H: 3 LOB: 2 BB: 0 P: 8	R: 2 E: 0 K: 1 S: 9	H: 4 LOB: 2 BB: 0 P: 9	R: 2 E: 0 K: 1 S: 6	H: 1 LOB: 2 BB: 3 P: 18	1B: 8 2B: 3 3B: 0 HR: 0	SF: 0 SAC: 0 DP: 1 HBP: 0	WP: 0 PB: 0 SB: 0 CS: 0	PA: 40					
PITCHER	IP	WLS	BF	H	R	ER	SO	BB	IBB	HBP	BLK	WP	HR	S	P	ERA	WHIP										
Bob Knepper, L (1, 1) ERA: 4.96	7.1	W	31	10	3	3	4	0	0	0	0	0	0	39	39	3.68	1.364										
Greg Minton, R (8, 1) ERA: 2.81	1.0		4	0	1	1	0	1	0	0	0	0	0	3	7	9.00	1.000										
Gary Lavelle, L (9, 1) ERA: 3.57	0.0		3	1	1	1	0	2	0	0	0	0	0	1	9	∞	∞										
Al Holland, L (9, 1) ERA: 1.17	0.2	S	2	0	0	0	1	0	0	0	0	0	0	4	4	0.00	0.000										

St. Louis Cardinals @ San Francisco Giants
 Candlestick Park, San Francisco, CA
 Sun May 18 1980, 6:33 AM EDT
 Att: 21,351 - Unknown

livebaseballscorecards.com

AB 37
 R 5
 H 11
 RBI 5
 BB 3
 SO 5
 LOB 19



Batter	1	2	3	4	5	6	7	8	9
Bill North, S (1, 8) <small>OBP: 0.389, SLG: 0.356</small> Terry Whitfield, L (8, 7) <small>OBP: 0.263, SLG: 0.260</small>	0-0 1B	4-0 BB			0-0 1B	0-0 F8		0-0 F8	
Darrell Evans, L (1, 5) <small>OBP: 0.355, SLG: 0.392</small>	4-0 WP, 6-3, BB	0-0 L8			0-0 CS, 1B		4-0 1B, BB		
Jack Clark, R (1, 9) <small>OBP: 0.376, SLG: 0.477</small>	0-0 SF8		0-0 P3		0-0 SF9		0-0 P3		
Mike Ivie, R (1, 3) <small>OBP: 0.273, SLG: 0.329</small>	0-0 E6, 6-3, WP, 1B		0-0 F9		0-0 CS, BB		0-3 K		
Larry Herndon, R (1, 7) <small>OBP: 0.265, SLG: 0.354</small> (8, 8)	0-0 6-3		0-0 F9		0-3 K2-3		4-0 1B, BB		
Joe Strain, R (1, 4) <small>OBP: 0.429, SLG: 0.400</small>	0-0 1B			0-0 5-3		4-0 SH2-4, WP, SF7, BB		1-2 1B	
Johnnie LeMaster, R (1, 6) <small>OBP: 0.254, SLG: 0.387</small>	0-0 F7		0-0 F8		4-0 SH2-4, BB		0-0 F8		
Mike Sadek, R (1, 2) <small>OBP: 0.333, SLG: 0.333</small>		0-0 P4		0-0 1B		0-0 SH2-4		0-0 F8	
Bob Knepper, L (1, 1) <small>OBP: 0.261, SLG: 0.318</small> Greg Minton, S (8, 1) Gary Lavelle, S (9, 1) Al Holland, R (9, 1)		0-3 K		0-0 L6		0-0 SF7		0-0 L9	

AB	R	H	RBI	BB	SO	LOB
3	2	2	0	1	0	1
1	0	0	0	0	0	0
2	2	1	0	2	0	1
2	0	0	2	0	0	1
3	1	0	0	1	1	2
3	0	0	1	1	1	3
3	1	2	2	1	0	0
3	0	0	0	1	0	3
3	0	1	0	0	0	0
2	0	0	1	0	1	1
1	0	0	0	0	0	0
0	0	0	0	0	0	0
0	0	0	0	0	0	0

BOTTOM

St. Louis Cardinals @ San Francisco Giants
Candlestick Park, San Francisco, CA


Sun May 18 1980, 6:33 AM EDT
 Att. 21,351 - Unknown

AB	26
R	6
H	6
RBI	6
BB	7
SO	3
LOB	12

Inning Stats	R: 3	H: 2	E: 1	K: 0	S: 6	LOB: 1	BB: 1	P: 10
	R: 0	H: 0	E: 0	K: 1	S: 5	LOB: 1	BB: 1	P: 9
	R: 0	H: 0	E: 0	K: 0	S: 3	LOB: 0	BB: 0	P: 3
	R: 0	H: 1	E: 0	K: 0	S: 4	LOB: 1	BB: 0	P: 4
	R: 1	H: 2	E: 0	K: 1	S: 6	LOB: 1	BB: 1	P: 10
	R: 1	H: 0	E: 0	K: 0	S: 3	LOB: 1	BB: 2	P: 11
	R: 1	H: 1	E: 0	K: 1	S: 6	LOB: 2	BB: 2	P: 14
	R: 0	H: 0	E: 0	K: 0	S: 3	LOB: 0	BB: 0	P: 3

1B	2B	3B	HR	WP	SH	SF	CS	BB	IBB	HBP	BLK	WP	HR	S	P	ERA	WHIP
6	0	0	0	2	4	3	1	7	0	0	0	2	0	20	28	2.25	1.750
0	0	0	0	0	0	0	0	0	0	0	0	0	0	4	8	0.00	1.000
0	0	0	0	0	0	0	0	0	0	0	0	1	0	9	25	9.00	2.500
0	0	0	0	0	0	0	0	0	0	0	0	0	0	3	3	0.00	0.000

PITCHER	IP	WLS	BF	H	R	ER	SO	BB	IBB	HBP	BLK	WP	HR	S	P	ERA	WHIP
Don Hood, L (1, 1) <small>ERA: 2.28</small>	4.0	L	20	5	4	1	1	2	0	0	0	1	0	20	28	2.25	1.750
Pedro Borbon, R (5, 1) <small>ERA: 1.29</small>	1.0		3	0	0	0	1	0	0	0	0	0	0	4	8	0.00	1.000
Silvio Martinez, R (6, 1) <small>ERA: 3.19</small>	2.0		11	1	2	2	1	4	0	0	0	1	0	9	25	9.00	2.500
Donnie Moore, R (8, 1) <small>ERA: 6.0</small>	1.0		3	0	0	0	0	0	0	0	0	0	0	3	3	0.00	0.000

Batter	1	2	3	4	5	6	7	8	9	AB R H RBI BB SO LOB	TOP												
Lenny Randle, S (1, 5) OBP: 0.352, SLG: 0.441	0-0 CS 1B		0-0 1B		0-0 1B			0-0 F8		4 0 3 0 0 0 0	Chicago Cubs @ San Francisco Giants Candlestick Park, San Francisco, CA Tue May 20 1980, 10:05 PM EDT Att. 8,652 - Unknown livebaseballscorecards.com AB 34 R 0 H 9 RBI 0 BB 0 SO 3 LOB 12 												
Ivan De Jesus, R (1, 6) OBP: 0.313, SLG: 0.393	0-0 F6 1-2		0-0 1B		0-0 F8			0-0 E6		4 0 1 0 0 0 2													
Bill Buckner, L (1, 3) OBP: 0.346, SLG: 0.452	0-0 F7		0-0 F8					0-0 F5		4 0 0 0 0 0 3													
Jerry Martin, R (1, 8) OBP: 0.356, SLG: 0.537		0-3 K		0-0 F9				0-0 L5		2 0 0 0 0 1 0													
Jesus Figueroa, L (5, 8) OBP: 0.474, SLG: 0.412										2 0 1 0 0 0 1													
Larry Bittner, L (1, 7) OBP: 0.347, SLG: 0.386		0-0 FC5-4 1B		0-0 1B 1B				0-0 F8		4 0 3 0 0 0 0													
Scot Thompson, L (1, 9) OBP: 0.409, SLG: 0.421		0-0 F8		0-0 1B K 1B				0-0 F7		4 0 1 0 0 0 3													
Steve Dillard, R (1, 4) OBP: 0.341, SLG: 0.432		0-0 FC5-4 1-2		0-3 K 1-2				0-0 5-3		4 0 0 0 0 1 3													
Tim Blackwell, S (1, 2) OBP: 0.222, SLG: 0.219			0-0 F6		0-0 F7			0-0 4-3		3 0 0 0 0 0 0													
Mike Krukow, R (1, 1) OBP: 0.158, SLG: 0.158			0-0 4-3		0-3 K			0-0 F7		2 0 0 0 0 1 0													
Ken Henderson, S (7, PH) OBP: 0.263, SLG: 0.235										1 0 0 0 0 0 0													
Willie Hernandez, L (7, 1) OBP: 0.400, SLG: 0.600										0 0 0 0 0 0 0													
Inning Stats	R: 0 E: 0 K: 0 S: 3	H: 1 LOB: 0 BB: 0 P: 3	R: 0 E: 0 K: 1 S: 6	H: 1 LOB: 1 BB: 0 P: 6	R: 0 E: 0 K: 0 S: 5	H: 2 LOB: 2 BB: 0 P: 5	R: 0 E: 0 K: 1 S: 6	H: 2 LOB: 1 BB: 0 P: 6	R: 0 E: 0 K: 1 S: 6	H: 1 LOB: 1 BB: 0 P: 6	R: 0 E: 0 K: 0 S: 4	H: 2 LOB: 1 BB: 0 P: 4	R: 0 E: 0 K: 0 S: 3	H: 0 LOB: 0 BB: 0 P: 3	R: 0 E: 1 K: 0 S: 4	H: 0 LOB: 1 BB: 0 P: 4	R: 0 E: 0 K: 0 S: 3	H: 0 LOB: 0 BB: 0 P: 3	1B: 9 2B: 1 3B: 0 HR: 0	SF: 0 SAC: 0 DP: 1 HBP: 0	WP: 0 PB: 0 SB: 0 CS: 1	PA: 34	
PITCHER Ed Whitson, R (1, 1) ERA: 3.32	IP: 9.0 WLS: W BF: 34 H: 9 R: 0 ER: 0 SO: 3 BB: 0 IBB: 0 HBP: 0 BLK: 0 WP: 0 HR: 0 S: 40 P: 40 ERA: 0.00 WHIP: 1.000											PITCHER	IP: 9.0 WLS: W BF: 34 H: 9 R: 0 ER: 0 SO: 3 BB: 0 IBB: 0 HBP: 0 BLK: 0 WP: 0 HR: 0 S: 40 P: 40 ERA: 0.00 WHIP: 1.000										

Batter	1	2	3	4	5	6	7	8	9	AB	R	H	RBI	BB	SO	LOB
Larry Herndon, R OBP: 0.264, SLG: 0.343 (1, 8)	1-0 SH2-4 HBP		0-0 6-3		0-0 G6-3			0-3 K		3	0	0	0	0	1	1
Joe Strain, R OBP: 0.458, SLG: 0.435 (1, 4)	0-0 SH2-4			0-0 F8 1B 3B 1B		0-0 L3 1B		0-0 F8		3	1	2	0	0	0	0
Jack Clark, R OBP: 0.375, SLG: 0.473 (1, 9)	0-0 5-3			0-0 3B 1B		0-0 F7				3	1	1	0	0	0	2
Darrell Evans, L OBP: 0.348, SLG: 0.383 (1, 5)	0-0 F9			0-0 F8 2-3		0-0 L3 1-2				3	0	0	0	0	0	4
Mike Ivie, R OBP: 0.275, SLG: 0.329 (1, 3)		0-0 6-3		0-0 L5			0-0 1B			3	0	1	0	0	0	2
Terry Whitfield, L OBP: 0.265, SLG: 0.289 (1, 7)		0-0 6-3		0-0 3B 1-H 3-H			0-0 F6			3	0	1	2	0	0	1
Milt May, L OBP: 0.340, SLG: 0.400 (1, 2)		0-0 6-3		0-0 6-3			0-3 K			3	0	0	0	0	1	2
Johnnie LeMaster, R OBP: 0.256, SLG: 0.385 (1, 6)			0-0 6-3		0-0 FC6 1B		0-0 L5			3	0	1	0	0	0	1
Ed Whitson, R OBP: 0.050, SLG: 0.050 (1, 1)			0-0 4-3		0-0 FC6 G6-3			0-0 4-3		3	0	0	0	0	0	1

Inning Stats	R: 0	H: 0	E: 0	K: 3	S: 3	R: 0	H: 0	E: 0	K: 0	S: 3	R: 0	H: 0	E: 0	K: 0	S: 3	R: 2	H: 3	E: 0	K: 0	S: 6	R: 0	H: 1	E: 0	K: 0	S: 3	R: 0	H: 1	E: 0	K: 1	S: 6	R: 0	H: 0	E: 0	K: 1	S: 5
	LOB: 1	BB: 0	P: 4			LOB: 0	BB: 0	P: 3			LOB: 1	BB: 0	P: 6	LOB: 0	BB: 0	P: 3	LOB: 0	BB: 0	P: 3		LOB: 1	BB: 0	P: 3	LOB: 1	BB: 0	P: 6	LOB: 0	BB: 0	P: 5		LOB: 0	BB: 0	P: 5		


PITCHER	IP	WLS	BF	H	R	ER	SO	BB	IBB	HBP	BLK	WP	HR	S	P	ERA	WHIP
Mike Krukow, R ERA: 2.8 (1, 1)	6.0	L	22	5	2	2	0	0	0	0	0	0	0	21	22	3.00	0.833
Willie Hernandez, L ERA: 3.48 (7, 1)	2.0		7	1	0	0	2	0	0	0	0	0	0	11	11	0.00	0.500

BOTTOM

Chicago Cubs @ San Francisco Giants
Candlestick Park, San Francisco, CA

Tue May 20 1980, 10:05 PM EDT
Att. 8,652 - Unknown

AB	27
R	2
H	6
RBI	2
BB	0
SO	2
LOB	14



WP	HR	S	P	ERA	WHIP
0	0	0	0	0.00	0.500

Batter	1	2	3	4	5	6	7	8	9	AB R H RBI BB SO LOB	TOP
Lenny Randle, S OBP: 0.341, SLG: 0.426 (1, 5) X	0-0 L4		0-3 K		0-0 F8		0-0 FC6-4			4 0 0 0 0 1 4	
Ivan De Jesus, R OBP: 0.319, SLG: 0.405 (1, 6) X	0-0 1B 2B		0-0 CS 1B			0-0 4-3		0-0 L1		4 1 2 0 0 0 0	
Bill Buckner, L OBP: 0.336, SLG: 0.438 (1, 3) X	0-0 F6		0-0 CS	0-0 F8		0-0 E6		0-0 4-3		4 0 0 0 0 0 1	
Mike Vail, R OBP: 0.361, SLG: 0.543 (1, 9) X	0-0 1B			0-0 5-3		0-0 F4		0-0 F8		4 0 1 1 0 0 1	
Ken Henderson, S OBP: 0.217, SLG: 0.190 (1, 7) S S S	0-3 K			0-0 5-3		0-0 F7			0-3 K	4 0 0 0 0 2 2	
Scot Thompson, L OBP: 0.400, SLG: 0.410 (1, 8) S S S		0-3 K			0-0 1-6-3		0-0 F7		0-0 G5-3 1B	4 0 1 0 0 1 0	
Steve Dillard, R OBP: 0.378, SLG: 0.450 (1, 4) X		0-0 5-3			4-0 E BB		0-0 BB 1B		0-0 1-2 1B	3 0 2 0 1 0 0	
Tim Blackwell, S OBP: 0.231, SLG: 0.206 Jerry Martin, R OBP: 0.353, SLG: 0.532 (9, PH)		0-0 5-3			0-0 E3		4-0 FC6-4 BB		0-0 G5-3	2 0 0 0 1 0 1 1 0 0 0 0 0 2	
Rick Reuschel, R OBP: 0.105, SLG: 0.105 Steve Ontiveros, S OBP: 0.342, SLG: 0.290 Bill Caudill, R (7, 1)			0-0 L4		0-0 FC2-5-1		0-0 F3			2 0 0 0 0 0 2 1 0 0 0 0 0 2 0 0 0 0 0 0 0	
Inning Stats	R: 1 H: 2 E: 0 LOB: 1 K: 1 BB: 0 S: 7 P: 7	R: 0 H: 0 E: 0 LOB: 0 K: 1 BB: 0 S: 5 P: 5	R: 0 H: 1 E: 0 LOB: 0 K: 1 BB: 0 S: 5 P: 5	R: 0 H: 0 E: 0 LOB: 0 K: 0 BB: 0 S: 3 P: 3	R: 0 H: 0 E: 1 LOB: 2 K: 0 BB: 1 S: 4 P: 8	R: 0 H: 0 E: 2 LOB: 1 K: 0 BB: 0 S: 4 P: 4	R: 0 H: 1 E: 0 LOB: 2 K: 0 BB: 1 S: 4 P: 8	R: 0 H: 0 E: 0 LOB: 0 K: 0 BB: 0 S: 3 P: 3	R: 0 H: 2 E: 0 LOB: 1 K: 1 BB: 0 S: 6 P: 6	1B: 5 SF: 0 2B: 1 SAC: 0 3B: 0 DP: 1 HR: 0 HBP: 0	WP: 0 PA: 36 PB: 0 SB: 0 CS: 1
PITCHER Vida Blue, L ERA: 3.11 (1, 1)	IP WLS BF H R ER SO BB IBB HBP BLK WP HR S P ERA WHIP										
	9.0 W 35 6 1 1 4 2 0 0 0 0 0 0 41 49 1.00 0.889										

Chicago Cubs @ San Francisco Giants
 Candlestick Park, San Francisco, CA
 Wed May 21 1980, 10:05 PM EDT
 Att. 8,929 - Unknown

livebaseballscorecards.com

AB	33
R	1
H	6
RBI	1
BB	2
SO	4
LOB	15



Batter	1	2	3	4	5	6	7	8	9
Larry Herndon, R OBP: 0.273, SLG: 0.369 (1, 8)	0-0 6-3 3B		0-0 FC9-8 1B	0-0 G1-2-3 3-Hf		0-0 1-3			
Joe Strain, R OBP: 0.429, SLG: 0.444 (1, 4)	0-0 6-3 3-H		0-0 FC9-6 1-2f		0-0 1-3		0-0 3-1 S 2B		
Jack Clark, R OBP: 0.371, SLG: 0.466 (1, 9)	0-0 G1		0-0 5-3		0-0 E7 1-3 1B		0-0 3-1 2-3		
Darrell Evans, L OBP: 0.358, SLG: 0.393 (1, 5)	0-0 F7			0-0 2B 2B	4-0 1-3 IBB		4-0 E IBB		
Mike Ivie, R OBP: 0.274, SLG: 0.325 (1, 3)		0-0 3-1 1B		0-0 5-3	0-0 1-3 1-2 2-3		0-3 K 1-2 3-H		
Terry Whitfield, L OBP: 0.264, SLG: 0.300 (1, 7)		0-0 3-1 1-2		0-0 2B 2B	0-0 G3		0-0 4-3		
Milt May, L OBP: 0.347, SLG: 0.416 (1, 2)		0-0 1-3		0-0 1B 2B 2-H		0-0 SH1-4 1B		0-0 F8	
Johnnie LeMaster, R OBP: 0.256, SLG: 0.381 (1, 6)		0-0 3-1		0-0 1B 1B		0-0 F6		0-3 K	
Vida Blue, S OBP: 0.240, SLG: 0.174 (1, 1)			0-3 K	0-0 1B	1-2 2-3	0-0 SH1-4		0-3 K	

Inning Stats	R: 1	H: 1	R: 0	H: 1	R: 0	H: 1	R: 2	H: 5	R: 0	H: 1	R: 1	H: 1	R: 0	H: 0
	E: 0	LOB: 0	E: 0	LOB: 1	E: 0	LOB: 1	E: 0	LOB: 2	E: 1	LOB: 2	E: 0	LOB: 1	E: 0	LOB: 0
	K: 0	BB: 0	K: 0	BB: 0	K: 1	BB: 0	K: 0	BB: 0	K: 0	BB: 1	K: 1	BB: 1	K: 2	BB: 0
	S: 4	P: 4	S: 4	P: 4	S: 6	P: 6	S: 7	P: 7	S: 4	P: 8	S: 6	P: 10	S: 7	P: 7

PITCHER	IP	WLS	BF	H	R	ER	SO	BB	IBB	HBP	BLK	WP	HR	S	P	ERA	WHIP
Rick Reuschel, R ERA: 3.65 (1, 1)	6.0	L	28	10	3	3	1	0	1	0	0	0	0	29	33	4.50	1.667
Bill Caudill, R ERA: 2.55 (7, 1)	2.0		8	1	1	1	3	0	1	0	0	0	0	13	17	4.50	0.500

AB R H RBI BB SO LOB

4	1	2	0	0	0	4
4	1	1	1	0	0	1
4	0	1	0	0	0	2
2	1	1	0	2	0	0
4	0	1	0	0	1	4
4	1	1	1	0	0	4
4	0	2	1	0	0	1
4	0	1	0	0	1	2
3	0	1	0	0	2	0

WP	PA	ERA	WHIP
0	36		
0			
1			
0			

Chicago Cubs @ San Francisco Giants
 Candlestick Park, San Francisco, CA
 Wed May 21 1980, 10:05 PM EDT
 Att. 8,929 - Unknown

livebaseballscorecards.com

AB	33
R	4
H	11
RBI	3
BB	2
SO	4
LOB	18



Batter	1	2	3	4	5	6	7	8	9	10	11	12	13	AB R H RBI BB SO LOB	TOP											
Larry Herndon, R (1, 8) OBP: 0.284, SLG: 0.370	0-3 		4-0 		0-0 		0-3 		0-0 		0-0 			5 2 2 0 1 2 1												
Joe Strain, R (1, 4) OBP: 0.412, SLG: 0.406	0-0 		4-0 		0-0 		0-0 		0-0 			0-0 		5 0 1 0 1 0 2												
Jack Clark, R (1, 9) OBP: 0.384, SLG: 0.484	0-0 		0-0 		0-0 			0-0 		0-0 		0-0 		6 1 4 3 0 0 1												
Darrell Evans, L (1, 5) OBP: 0.348, SLG: 0.379		0-0 	0-3 		0-0 			0-0 		0-3 		0-3 		5 0 0 0 0 3 4												
Mike Ivie, R (1, 3) OBP: 0.287, SLG: 0.314		0-0 		0-0 		0-0 		0-0 		0-0 			0-0 	6 0 1 0 0 0 1												
Terry Whitfield, L (1, 7) OBP: 0.267, SLG: 0.301		0-3 		0-3 		0-0 		0-0 		0-0 			0-0 	3 0 1 0 0 2 0 3 0 0 1 0 0 2												
Jim Wohlford, R (8, PH) OBP: 0.234, SLG: 0.323																										
Milt May, L (1, 2) OBP: 0.336, SLG: 0.400			0-3 	0-0 		0-0 		0-0 					0-0 	6 0 1 0 0 2 2 0 0 0 0 0 0 0												
Ed Halicki, R (13, 1) OBP: 0.167, SLG: 0.167													0-0 													
Johnnie LeMaster, R (1, 6) OBP: 0.262, SLG: 0.381			0-0 	0-0 		0-3 			0-0 				0-0 	5 1 2 0 0 1 2												
Bob Knepper, L (1, 1) OBP: 0.258, SLG: 0.304					0-3 		0-0 		0-0 				0-0 	1 0 0 0 0 0 1 0 0 0 0 0 0 0 0 0 1 0 0 0 0 0 0 0 0 0 0 0 0 0 0 0 1 0												
Greg Minton, S (6, 1) OBP: 0.385, SLG: 0.352																										
Bill North, S (7, PH) OBP: 0.299, SLG: 0.315																										
Gary Lavelle, S (7, 1) OBP: 0.299, SLG: 0.315																										
Rennie Stennett, R (8, PH) OBP: 0.299, SLG: 0.315																										
AJ Holland, R (8, 1) OBP: 0.179, SLG: 0.184																										
Marc Hill, R (13, 2) OBP: 0.179, SLG: 0.184			1-2 																							
Inning Stats	R: 0 E: 0 K: 1 S: 5	H: 0 LOB: 0 BB: 0 P: 5	R: 0 E: 0 K: 1 S: 5	H: 0 LOB: 0 BB: 0 P: 5	R: 2 E: 0 K: 2 S: 9	H: 2 LOB: 2 BB: 2 P: 17	R: 0 E: 0 K: 1 S: 6	H: 1 LOB: 1 BB: 0 P: 6	R: 1 E: 0 K: 1 S: 7	H: 2 LOB: 1 BB: 0 P: 7	R: 0 E: 0 K: 1 S: 5	H: 0 LOB: 0 BB: 0 P: 5	R: 1 E: 0 K: 1 S: 7	H: 2 LOB: 1 BB: 0 P: 7	R: 0 E: 0 K: 0 S: 4	H: 1 LOB: 1 BB: 0 P: 4	R: 0 E: 0 K: 1 S: 6	H: 1 LOB: 1 BB: 0 P: 6	R: 0 E: 0 K: 1 S: 5	H: 1 LOB: 0 BB: 0 P: 5	R: 0 E: 0 K: 0 S: 3	H: 0 LOB: 0 BB: 0 P: 3	1B: 11 2B: 1 3B: 0 HR: 0	SF: 0 SAC: 3 DP: 0 HBP: 0	WP: 0 PB: 0 SB: 1 CS: 1	PA: 52
PITCHER	IP 5.0	WLS 22	BF 22	H 5	R 3	ER 3	SO 6	BB 2	IBB 0	HBP 0	BLK 1	WP 0	HR 0	S 32	P 40	ERA 5.40	WHIP 1.400									
Jim Bibby, R (1, 1) ERA: 3.38																										
Rod Scurry, L (6, 1) ERA: 2.61	4.0	16	4	1	1	3	0	0	0	0	0	0	0	22	22	2.25	1.000									
Enrique Romo, R (10, 1) ERA: 1.88	2.0	8	2	0	0	1	0	0	0	0	0	0	0	10	10	0.00	1.000									
Grant Jackson, L (12, 1) ERA: 1.93	2.0	W 6	1	0	0	1	0	0	0	0	0	0	0	8	8	0.00	0.500									

San Francisco Giants @ Pittsburgh Pirates
Three Rivers Stadium, Pittsburgh, PA

Fri May 23 1980, 7:05 PM EDT
Att: 9,619 - Unknown

livebaseballscores.com

AB	47
R	4
H	12
RBI	4
BB	2
SO	11
LOB	15



Batter	1	2	3	4	5	6	7	8	9	10	11	12	13	AB	R	H	RBI	BB	SO	LOB
Omar Moreno, L OBP: 0.289, SLG: 0.340 (1, 8)	0-0 G3		0-3 K			0-0 F2	0-3 K		0-3 K		0-0 F5		4-0 IBB	6	0	0	0	1	3	0
Tim Foli, R OBP: 0.308, SLG: 0.328 (1, 6)	0-0 1-3			0-0 4-3		0-0 2B 1B	0-0 L5		0-0 S 1B			0-0 L6	0-0 SF8	6	1	2	1	0	0	0
Lee Lacy, R OBP: 0.500, SLG: 0.632 (1, 7)	0-3 K			0-0 S 1B		0-0 F9	0-0 F9		4-0 BB			0-0 FC4-6 2B		5	0	2	0	1	1	1
Bill Robinson, R OBP: 0.344, SLG: 0.570 (1, 9) (9, 3)		0-0 1-3		0-0 F2		0-0 2B 1B		0-0 6-3	0-0 6-3			4-0 FC4-6 IBB		5	1	1	0	1	0	3
Willie Stargell, L OBP: 0.400, SLG: 0.507 Matt Alexander, S (8, PR) Dave Parker, L OBP: 0.289, SLG: 0.455 (9, 9)		0-0 1B 1B		0-3 K		0-0 1B 2B		0-0 BLK 1B		0-3 K		0-0 FC4-6	0-0 1-2F 2-3	4	1	3	2	0	1	1
Phil Garner, R OBP: 0.371, SLG: 0.421 (1, 4)		0-0 G1-6-3 1B			0-0 6-3	0-0 2B 1B		4-0 1-2 IBB		0-3 K		0-0 F7		5	1	2	1	1	1	2
Steve Nicosia, R OBP: 0.348, SLG: 0.378 (1, 2)		0-0 G1-6-3			0-0 F9	0-0 1B 2B		0-3 K		0-0 6-3				6	1	2	1	0	1	4
Dale Berra, R OBP: 0.348, SLG: 0.286 (1, 5)			0-3 K		0-0 FC4-6 1B	0-1 CI		0-0 F9		0-3 K			0-0 SH	4	0	1	0	0	2	2
Jim Bibby, R OBP: 0.250, SLG: 0.238 Manny Sanguillen, R OBP: 0.000, SLG: 1.000 Rod Scurry, L (8, PR) Bill Madlock, R OBP: 0.298, SLG: 0.386 Enrique Romo, R OBP: 0.500, SLG: 0.500 Mike Eastler, L OBP: 0.373, SLG: 0.578 Grant Jackson, S (12, 1) John Milner, L OBP: 0.220, SLG: 0.163 (13, PH)			0-0 G3		0-0 FC4-6	0-0 4-3		0-0 F5		0-0 4-3		0-0 FC5-4 IBB	1	0	0	0	0	0	0	

Inning Stats	R: 0	H: 0	E: 0	LOB: 0	K: 1	P: 5	R: 0	H: 2	E: 0	LOB: 1	K: 0	P: 4	R: 0	H: 0	E: 0	LOB: 0	K: 2	P: 7	R: 0	H: 1	E: 0	LOB: 1	K: 1	P: 6	R: 0	H: 1	E: 0	LOB: 1	K: 0	P: 4	R: 4	H: 5	E: 1	LOB: 2	K: 0	P: 9	R: 0	H: 0	E: 0	LOB: 0	K: 1	P: 5	R: 0	H: 1	E: 0	LOB: 2	K: 1	P: 10	R: 0	H: 0	E: 0	LOB: 0	K: 2	P: 7	R: 0	H: 1	E: 1	LOB: 2	K: 0	P: 8	R: 0	H: 0	E: 0	LOB: 0	K: 1	P: 5	R: 0	H: 1	E: 0	LOB: 2	K: 0	P: 8	R: 0	H: 0	E: 0	LOB: 0	K: 1	P: 5	R: 1	H: 1	E: 1	LOB: 2	K: 0	P: 8	1B: 10	SF: 1	2B: 3	SAC: 1	3B: 0	DP: 1	HR: 0	HBP: 0	WP: 0	PA: 56
--------------	------	------	------	--------	------	------	------	------	------	--------	------	------	------	------	------	--------	------	------	------	------	------	--------	------	------	------	------	------	--------	------	------	------	------	------	--------	------	------	------	------	------	--------	------	------	------	------	------	--------	------	-------	------	------	------	--------	------	------	------	------	------	--------	------	------	------	------	------	--------	------	------	------	------	------	--------	------	------	------	------	------	--------	------	------	------	------	------	--------	------	------	--------	-------	-------	--------	-------	-------	-------	--------	-------	--------

PITCHER	IP	WLS	BF	H	R	ER	SO	BB	IBB	HBP	BLK	WP	HR	S	P	ERA	WHIP
Bob Knepper, L ERA: 5.07	(1, 1)	5.2	25	9	4	4	4	0	0	0	0	0	0	33	33	6.35	1.588
Greg Minton, R ERA: 2.76	(6, 1)	0.1	2	0	0	0	0	0	0	0	0	0	0	2	2	0.00	0.000
Gary Lavelle, L ERA: 3.2	(7, 1)	2.0	8	1	0	0	2	0	1	0	1	0	0	11	15	0.00	0.500
Al Holland, L ERA: 0.92	(9, 1)	4.1	L 19	3	1	0	4	1	1	0	0	0	0	25	33	0.00	0.923
Ed Halicki, R ERA: 6.52	(13, 1)	0.1	2	0	0	0	0	0	1	0	0	0	0	1	5	0.00	0.000

BOTTOM

San Francisco Giants @ Pittsburgh Pirates
Three Rivers Stadium, Pittsburgh, PA
Fri May 23 1980, 7:05 PM EDT
Att. 9,619 - Unknown

livebaseballscorecards.com

AB	49
R	5
H	13
RBI	5
BB	4
SO	10
LOB	20



Batter	1	2	3	4	5	6	7	8	9	10	11	12	13	14	15	AB	R	H	RBI	BB	SO	LOB	TOP			
Bill North, S <small>OBP: 0.285, SLG: 0.351 (8, 1)</small> Greg Minton, S <small>(8, 1)</small> Al Holland, R <small>(10, PH)</small> John Montefusco, R <small>OBP: 0.133, SLG: 0.071 (10, 1)</small> Marc Hill, R <small>OBP: 0.179, SLG: 0.179 (14, PH)</small> Tom Griffin, R <small>(14, 1)</small>	0-0 6-3 1B		4-0 CS BB			0-3 K	4-0 1-2 6-3 1B BB	0-0 1-3		0-0 F7		0-0 F3		0-3 K		3 1 1 0 2 1 3 0 0 0 0 0 0 0 0 0 0 0 0 0 0 0 0 2 0 0 0 0 0 0 1 1 0 0 0 0 0 1 0 0 0 0 0 0 0 0 0										
Joe Strain, R <small>OBP: 0.381, SLG: 0.375 (1, 4)</small>	0-0 6-3		0-0 F8			0-0 HR 1B	0-0 6-3	0-0 4-3		0-0 1B		0-0 CS	0-3 K	0-0 F8		8 1 2 0 0 1 7										
Jack Clark, R <small>OBP: 0.390, SLG: 0.538 (1, 9)</small>	0-0 6-3		0-3 K			0-0 HR 1B	0-3 K		0-0 F8 E 2B	0-0 1B			0-0 HR		8 3 4 3 0 2 3											
Darrell Evans, L <small>OBP: 0.349, SLG: 0.374 (1, 5)</small>	0-0 L4			0-0 F7		0-0 BB 1B	0-0 1B		0-3 K	0-0 F8			0-0 4-3		7 1 2 2 1 1 4											
Mike Ivie, R <small>OBP: 0.286, SLG: 0.348 (1, 3)</small>		0-0 G3		0-0 6-3		4-0 BB 1B		0-0 2B 1B	0-0 F8		0-3 K		0-0 HR		6 2 2 1 2 1 1											
Milt May, L <small>OBP: 0.330, SLG: 0.388 (1, 2)</small>		0-0 1B		0-0 4-3		0-0 BB 1B		0-0 F8	0-0 E4 E		0-0 F7		0-0 1B		8 0 2 0 0 1 5											
Terry Whitfield, L <small>OBP: 0.272, SLG: 0.306 (6, PH)</small> Jim Wohlford, R <small>OBP: 0.271, SLG: 0.382 (6, 7)</small>		0-0 1B			0-0 F3	0-3 K		0-0 1B 2B	0-0 E4 E		0-3 K		0-0 1B		2 0 1 0 0 0 0 6 1 4 1 0 2 2											
Johnnie LeMaster, R <small>OBP: 0.264, SLG: 0.380 (8, PH)</small> Willie McCovey, L <small>OBP: 0.256, SLG: 0.267 (8, PH)</small> Roger Metzger, S <small>OBP: 0.150, SLG: 0.056 (8, 6)</small>		0-0 F5			0-0 F7	0-0 1B		4-0 1-3 1B IBB	0-0 F4			0-0 4-3	0-0 L6		3 0 1 0 0 0 0 4 0 0 0 0 0 1 0 0 3 0 0 0 0 0 0 4											
Ed Whison, R <small>OBP: 0.048, SLG: 0.048 (5, PH)</small> Rennie Strombett, R <small>OBP: 0.258, SLG: 0.312 (5, 1)</small> Ed Hilliker, R <small>OBP: 0.167, SLG: 0.167 (7, PH)</small> Mike Savelle, R <small>OBP: 0.529, SLG: 0.333 (7, 1)</small> Gary Lavallee, S <small>OBP: 0.282, SLG: 0.375 (8, 8)</small>		0-0 F8		0-3 K		0-3 6-3 BB 1B		0-0 1-3 1B		0-0 L4				0-0 5-3	1 0 0 0 0 0 0 2 1 0 0 0 0 0 1 1 0 0 0 0 0 0 0 0 0 0 1 0 0 1 0 0 0 0 0 0 0 0 0 0 0 0 0 0 0 0 0 0 4 0 2 2 0 0 0 0											
Inning Stats	R: 0 E: 0 K: 0 S: 4	H: 1 LOB: 1 BB: 0 P: 4	R: 0 E: 0 K: 0 S: 5	H: 2 LOB: 2 BB: 0 P: 5	R: 0 E: 0 K: 1 S: 4	H: 0 LOB: 0 BB: 1 P: 8	R: 0 E: 0 K: 2 S: 8	H: 1 LOB: 1 BB: 2 P: 8	R: 2 E: 0 K: 1 S: 8	H: 3 LOB: 2 BB: 1 P: 12	R: 2 E: 0 K: 1 S: 6	H: 3 LOB: 3 BB: 1 P: 10	R: 1 E: 0 K: 2 S: 8	H: 2 LOB: 2 BB: 0 P: 8	R: 0 E: 0 K: 0 S: 5	H: 0 LOB: 0 BB: 0 P: 7	R: 0 E: 0 K: 1 S: 3	H: 4 LOB: 2 BB: 0 P: 9	R: 0 E: 0 K: 1 S: 5	H: 0 LOB: 0 BB: 0 P: 5	R: 1 E: 0 K: 1 S: 5	H: 1 LOB: 2 BB: 2 P: 13	1B: 15 2B: 3 3B: 0 HR: 3	SF: 0 SAC: 0 DP: 0 HBP: 0	WP: 0 PB: 1 SB: 0 CS: 2	PA: 71
PITCHER	IP WLS BF H R ER SO	IP WLS BF H R ER SO	IP WLS BF H R ER SO	IP WLS BF H R ER SO	IP WLS BF H R ER SO	IP WLS BF H R ER SO	IP WLS BF H R ER SO	IP WLS BF H R ER SO	IP WLS BF H R ER SO	IP WLS BF H R ER SO	IP WLS BF H R ER SO	IP WLS BF H R ER SO	IP WLS BF H R ER SO	IP WLS BF H R ER SO	IP WLS BF H R ER SO	IP WLS BF H R ER SO	IP WLS BF H R ER SO	IP WLS BF H R ER SO	IP WLS BF H R ER SO	IP WLS BF H R ER SO	IP WLS BF H R ER SO	IP WLS BF H R ER SO	ERA WHIP	ERA WHIP	ERA WHIP	ERA WHIP
Eddie Solomon, R <small>ERA: 3.75 (1, 1)</small>	5.0																							3.60	1.800	
Andy Hassler, L <small>ERA: 6.35 (6, 1)</small>	1.0																							18.00	2.000	
Enrique Romo, R <small>ERA: 1.82 (7, 1)</small>	1.0																							0.00	1.000	
Bert Blyleven, R <small>ERA: 3.48 (8, 1)</small>	2.0																							9.00	2.500	
Grant Jackson, L <small>ERA: 1.74 (10, 1)</small>	2.0																							0.00	1.000	

San Francisco Giants @ Pittsburgh Pirates
 Three Rivers Stadium, Pittsburgh, PA
 Sat May 24 1980, 7:05 PM EDT
 Att: 11,591 - Unknown

livebaseballscores.com

AB	63
R	10
H	21
RBI	9
BB	7
SO	11
LOB	37



Batter	1	2	3	4	5	6	7	8	9	10	11	12	13	14	15	AB	R	H	RBI	BB	SO	LOB	BOTTOM									
Omar Moreno, L (1, 8) OBP: 0.299, SLG: 0.344	0-0 L9 1B		0-0 SH5-4 1B	0-0 3-1			0-0 4-3		0-0 1B 1B		0-0 F9		4-0 WP 2B BB		0-0 F8	7	3	3	0	1	0	0										
Phil Garner, R (1, 4) Matt Alexander, S (9, PR) Grant Jackson, S (10, 1) Manny Sanguillen, R (11, PH) Don Robinson, R (12, 1) Bill Robinson, R (13, PH) Rod Scurry, L (14, 1) Steve Nicosia, R (15, PH) OBP: 0.340, SLG: 0.388	0-0 L9		0-0 SH5-4		0-0 6-3		0-0 4-3		0-0 1B 1B		0-0 5-3		0-3 K		0-3 K	4	0	1	1	0	0	1										
Dave Parker, L (1, 9) OBP: 0.293, SLG: 0.470	0-0 F4		0-0 HR 1B		0-0 HR		0-3 K		0-0 1B 1B		0-0 E3		0-0 F4		0-0 G3	8	2	3	4	0	1	3										
Willie Stargell, L (1, 3) OBP: 0.413, SLG: 0.551	4-0 BB		0-0 HR		4-0 FC6-4 BB				0-0 F8		0-0 F9		0-0 F9		0-0 2B	5	1	2	4	2	0	2										
Mike Easler, L (1, 7) Lee Lacy, R (8, 7) OBP: 0.370, SLG: 0.553 OBP: 0.484, SLG: 0.607	0-0 F4		4-0 BB		0-0 F9				0-0 1B		0-0 F8		0-0 6-3		0-0 F8	2	0	0	0	1	0	3										
Bill Madlock, R (1, 5) OBP: 0.306, SLG: 0.383		0-0 CS 1B	0-0 F3		0-0 FC6-4				4-0 BB		0-0 F7		0-0 4-3 1B		0-0 F2	6	0	2	0	1	0	2										
Ed Ott, L (1, 2) OBP: 0.330, SLG: 0.363	0-0 F6		0-0 F7				0-0 F7		0-0 1-3		0-0 1B 1B		0-0 4-3		0-3 K	7	0	1	0	0	1	4										
Dale Berra, R (1, 6) OBP: 0.367, SLG: 0.321 (10, 4)		0-0 F3		0-0 6-3		0-3 K			0-0 FC4-6 1B		0-0 FC5-4 1B		0-3 K		0-0 1B	7	0	3	0	0	2	1										
Eddie Solomon, R (1, 1) Andy Hasler, L (6, 1) Enrique Romo, R (7, 1) Bert Strickland, R (8, 1) John Milner, L (9, PH) Tim Lincecum, R (10, 6) OBP: 0.309, SLG: 0.328			0-0 SH5-4 1B		0-0 5-3		0-0 4-3		0-0 FC4-6 1B		0-0 FC5-4		0-0 WP 2B BB		0-0 F2	2	1	0	0	0	0	0										
Inning Stats	R: 0 E: 0 K: 0 S: 4	H: 1 LOB: 2 BB: 1 P: 8	R: 0 E: 0 K: 0 S: 3	H: 1 LOB: 0 BB: 0 P: 3	R: 4 E: 1 K: 0 S: 7	H: 3 LOB: 1 BB: 1 P: 11	R: 0 E: 0 K: 0 S: 3	H: 0 LOB: 0 BB: 0 P: 3	R: 1 E: 0 K: 0 S: 4	H: 1 LOB: 1 BB: 1 P: 8	R: 0 E: 0 K: 1 S: 5	H: 0 LOB: 0 BB: 0 P: 5	R: 0 E: 0 K: 1 S: 5	H: 0 LOB: 0 BB: 0 P: 5	R: 0 E: 0 K: 0 S: 3	H: 1 LOB: 1 BB: 1 P: 7	R: 2 E: 0 K: 0 S: 6	H: 4 LOB: 1 BB: 0 P: 6	R: 0 E: 0 K: 0 S: 5	H: 2 LOB: 2 BB: 0 P: 5	R: 0 E: 0 K: 1 S: 6	H: 1 LOB: 1 BB: 0 P: 6	R: 2 E: 0 K: 1 S: 7	H: 2 LOB: 1 BB: 1 P: 11	R: 0 E: 0 K: 1 S: 6	H: 1 LOB: 1 BB: 0 P: 6	R: 0 E: 0 K: 1 S: 5	H: 0 LOB: 0 BB: 0 P: 5	1B: 14 2B: 1 3B: 0 HR: 2	SF: 0 SAC: 1 DP: 0 HBP: 0	WP: 1 PB: 0 SB: 1 CS: 1	PA: 66

San Francisco Giants @ Pittsburgh Pirates
 Three Rivers Stadium, Pittsburgh, PA
 Sat May 24 1980, 7:05 PM EDT
 Att. 11,591 - Unknown

AB	60
R	9
H	17
RBI	9
BB	5
SO	6
LOB	23



PITCHER	IP	WLS	BF	H	R	ER	SO	BB	IBB	HBP	BLK	WP	HR	S	P	ERA	WHIP
Ed Whitson, R (1, 1) ERA: 3.53	4.0		19	5	4	3	0	2	0	0	0	0	1	17	25	6.75	1.750
Ed Halicki, R (5, 1) ERA: 6.33	2.0		8	1	1	1	1	1	0	0	0	0	1	9	13	4.50	1.000
Gary Lavelle, L (7, 1) ERA: 3.05	1.0		3	0	0	0	1	0	0	0	0	0	0	5	5	0.00	0.000
Greg Minton, R (8, 1) ERA: 3.57	1.1		8	4	2	2	0	1	0	0	0	0	0	7	11	13.50	3.750
Al Holland, L (9, 1) ERA: 0.89	0.2		2	1	0	0	0	0	0	0	0	0	0	2	2	0.00	1.500
PITCHER	IP	WLS	BF	H	R	ER	SO	BB	IBB	HBP	BLK	WP	HR	S	P	ERA	WHIP
John Montefusco, R (10, 1) ERA: 4.03	4.0		19	5	2	2	2	1	0	0	0	0	1	0	26	4.50	1.500
Tom Griffin, R (14, 1) ERA: 6.32	2.0	W	7	1	0	0	2	0	0	0	0	0	0	11	11	0.00	0.500

Batter	1	2	3	4	5	6	7	8	9	AB R H RBI BB SO LOB	TOP											
Bill North, S OBP: 0.398, SLG: 0.357 (1, 8) X	0-0 4-3 1B	0-0 5-3			0-0 F8		0-0 CS 1B			4 1 2 0 0 0 0	San Francisco Giants @ Pittsburgh Pirates Three Rivers Stadium, Pittsburgh, PA Sun May 25 1980, 3:33 AM EDT Att: 42,626 - Unknown livebaseballscorecards.com											
Joe Strain, R OBP: 0.391, SLG: 0.386 (1, 4) X	0-0 4-3 1-2	0-0 F8			0-0 HR 1B		0-0 G6-4-3 1-2 1B			4 1 2 0 0 0 1												
Jack Clark, R OBP: 0.392, SLG: 0.541 (1, 9) B B B	4-0 1B 1B BB		0-0 6-3 2B		0-0 F8		0-0 G6-4-3 1-2f			3 1 1 0 1 0 2												
Darrell Evans, L OBP: 0.358, SLG: 0.404 (1, 5) X	0-0 1-3 2-H 1B		0-0 6-3 2-3		0-0 1-H HR		0-0 G3-6-3 1B			4 2 3 3 0 0 1												
Mike Ivie, R OBP: 0.286, SLG: 0.348 (1, 3) X Willie McCovey, L OBP: 0.267, SLG: 0.269 (1, PH) (1, 3)	0-0 1-3 3-H 1B		4-0 G6-4-3 BB		0-0 4-3		0-0 F7			0 0 0 0 0 0 0 3 0 1 1 1 0 1												
Larry Herndon, R OBP: 0.290, SLG: 0.371 (1, 7) X	0-0 FC5 1-3 3-H 1B		0-0 G6-4-3 1-2f		0-0 F9		0-0 G3-6-3 1-2f			4 0 1 1 0 0 3												
Johnnie LeMaster, R OBP: 0.258, SLG: 0.368 (1, 6) X	0-0 FC5-2 1-2 3-H		0-0 5-3		0-0 F8			0-0 5-3		4 0 0 0 0 0 2												
Mike Sadek, R OBP: 0.364, SLG: 0.300 (1, 2) X	0-0 FC5 2-3f		0-0 F8		0-0 1B		0-3 K			4 0 1 0 0 1 2												
Vida Blue, S OBP: 0.207, SLG: 0.148 (1, 1) X		0-0 F8		0-0 G3		0-3 K		0-0 F9		4 0 0 0 0 1 1												
Inning Stats	R: 3 E: 0 K: 0 S: 7	H: 4 LOB: 2 BB: 1 P: 11	R: 0 E: 0 K: 0 S: 3	H: 0 LOB: 0 BB: 0 P: 3	R: 0 E: 0 K: 0 S: 3	H: 1 LOB: 1 BB: 1 P: 7	R: 0 E: 0 K: 0 S: 3	H: 0 LOB: 0 BB: 0 P: 3	R: 2 E: 0 K: 0 S: 5	H: 2 LOB: 0 BB: 0 P: 5	R: 0 E: 0 K: 1 S: 6	H: 1 LOB: 1 BB: 0 P: 6	R: 0 E: 0 K: 0 S: 3	H: 2 LOB: 0 BB: 0 P: 3	R: 0 E: 0 K: 0 S: 3	H: 1 LOB: 0 BB: 0 P: 3	R: 0 E: 0 K: 1 S: 5	H: 0 LOB: 0 BB: 0 P: 5	1B: 9 2B: 1 3B: 0 HR: 1	SF: 0 SAC: 0 DP: 3 HBP: 0	WP: 0 PB: 0 SB: 0 CS: 1	PA: 36
PITCHER	IP WLS BF H R ER SO BB IBB HBP BLK WP HR S P ERA WHIP																					
John Candelaria, L ERA: 3.34 (1, 1)	5.0 L 23 7 5 5 0 2 0 0 0 0 0 1 21 29 9.00 1.800																					
Andy Hassler, L ERA: 4.15 (6, 1)	3.0 10 4 0 0 1 0 0 0 0 0 0 0 12 12 0.00 1.333																					
Enrique Romo, R ERA: 1.76 (9, 1)	1.0 3 0 0 0 0 1 0 0 0 0 0 0 5 5 0.00 0.000																					



Batter	1	2	3	4	5	6	7	8	9	AB	R	H	RBI	BB	SO	LOB
Omar Moreno, L OBP: 0.298, SLG: 0.341 (1, 8)	0-0 3-1		0-0 4-3			0-0 1B 1B		0-0 F7		4	1	1	0	0	0	1
Tim Foli, R OBP: 0.307, SLG: 0.326 (1, 6)	0-0 5-3			0-0 F4		0-0 G6-4-3 1B 1B		0-0 G1-6-3		4	0	1	0	0	0	1
Lee Lacy, R OBP: 0.471, SLG: 0.585 (1, 7)	0-0 F3			0-0 5-3		0-0 G6-4-3 1B			0-0 6-3	4	0	1	1	0	0	0
Bill Robinson, R OBP: 0.337, SLG: 0.560 (1, 9)		0-0 2B		0-3 K		0-0 G6-4-3		0-0 F4		4	0	1	0	0	1	2
Bill Madlock, R OBP: 0.304, SLG: 0.394 (1, 3)		0-0 F9			0-0 2B 3B	0-0 F3		0-0 F4		4	1	1	0	0	0	2
Phil Garner, R OBP: 0.367, SLG: 0.422 (1, 4)		0-0 6-3			0-0 2B		0-0 6-3			3	0	1	1	0	0	1
Steve Nicosia, R OBP: 0.320, SLG: 0.341 (1, 2)		0-3 K			0-0 6-3		0-0 F8			3	0	0	0	0	1	2
Dale Berra, R OBP: 0.333, SLG: 0.290 (1, 5)			0-0 6-3		0-0 F4		0-0 4-3			3	0	0	0	0	0	1
John Candelaria, L OBP: 0.227, SLG: 0.200 (1, 1)			0-0 F7		0-0 6-3			0-0 G1-6-3 1B		1	0	0	0	0	0	0
Manny Sanguillen, R OBP: 0.423, SLG: 0.714 (5, PH)										1	0	0	0	0	0	1
Andy Hassler, L (6, 1)										0	0	0	0	0	0	0
John Milner, L OBP: 0.240, SLG: 0.178 (8, PH)										1	0	1	0	0	0	0
Enrique Romo, R OBP: 0.500, SLG: 0.500 (9, 1)										0	0	0	0	0	0	0

Inning Stats	R: 0	H: 0	E: 0	K: 0	S: 3	R: 0	H: 1	E: 0	K: 1	S: 6	R: 0	H: 0	E: 0	K: 0	S: 3	R: 0	H: 0	E: 0	K: 1	S: 5	R: 1	H: 2	E: 0	K: 0	S: 5	R: 1	H: 3	E: 0	K: 0	S: 5	R: 0	H: 0	E: 0	K: 0	S: 3	R: 0	H: 1	E: 0	K: 0	S: 3	R: 0	H: 0	E: 0	K: 0	S: 3	1B: 4	SF: 0	2B: 2	SAC: 0	3B: 1	DP: 2	HR: 0	HBP: 0	WP: 0	PA: 32
	0	0	0	0	3	0	1	0	1	6	0	0	0	1	5	0	0	0	1	5	0	2	0	0	5	0	3	0	1	0	1	0	3	0	0	3	0	1	0	3	0	0	3	4	0	2	0	1	0	0	0	0	32		

PITCHER	IP	WLS	BF	H	R	ER	SO	BB	IBB	HBP	BLK	WP	HR	S	P	ERA	WHIP	PITCHER	IP	WLS	BF	H	R	ER	SO	BB	IBB	HBP	BLK	WP	HR	S	P	ERA	WHIP														
Vida Blue, L ERA: 2.99 (1, 1)	9.0	W	32	7	2	2	2	0	0	0	0	0	0	36	36	2.00	0.778																																


BOTTOM

San Francisco Giants @ Pittsburgh Pirates
 Three Rivers Stadium, Pittsburgh, PA

Sun May 25 1980, 3:33 AM EDT
 Att. 42,626 - Unknown

livebaseballscorecards.com

AB	32
R	2
H	7
RBI	2
BB	0
SO	2
LOB	11



Batter	1	2	3	4	5	6	7	8	9	AB R H RBI BB SO LOB	TOP											
Bill North, S (1, 8) OBP: 0.393, SLG: 0.347	4-0 BB S	0-3 K			0-0 F3		0-0 6-3			3 0 0 0 1 1 2	San Francisco Giants @ Atlanta Braves Atlanta-Fulton County Stadium, Atlanta, GA Mon May 26 1980, 7:05 PM EDT Att. 5,822 - Unknown livebaseballscorecards.com											
Joe Strain, R (1, 4) OBP: 0.360, SLG: 0.354	0-0 F7 1-2	0-3 K			0-0 5-3			0-0 6-3		4 0 0 0 0 1 3												
Jack Clark, R (1, 9) OBP: 0.383, SLG: 0.526	0-0 6-3				0-0 5-3			0-0 6-3		4 0 0 0 0 0 1												
Darrell Evans, L (1, 5) OBP: 0.367, SLG: 0.409	4-0 BB				0-0 F9			0-0 1B		3 0 2 0 1 0 0												
Mike Ivie, R (1, 3) OBP: 0.275, SLG: 0.333	0-0 F3				0-0 5-3			0-0 F9		4 0 0 0 0 0 4												
Terry Whitfield, L (1, 7) OBP: 0.284, SLG: 0.341					0-3 K			0-0 5-3		3 1 2 0 0 1 0												
Larry Herndon, R (9, PH) OBP: 0.288, SLG: 0.368					1-3 1B					1 0 0 0 0 0 0												
Milt May, L (1, 2) OBP: 0.331, SLG: 0.387					0-0 FC			0-0 1B		3 0 1 1 0 0 1												
Jim Wohlford, R (9, PH) OBP: 0.282, SLG: 0.391					3-H SH3-1 1B					1 0 1 0 0 0 0												
Johnnie LeMaster, R (1, 6) OBP: 0.255, SLG: 0.364					0-0 F8			0-0 F3		4 0 1 0 0 1 2												
Allen Ripley, R (1, 1) Greg Minton, S (8, 1) Rennie Stennett, R (9, PH) OBP: 0.256, SLG: 0.310					0-0 SH3-1 1B			0-0 5-3		2 0 0 0 0 1 1												
					0-3 K			0-0 P4		0 0 0 0 0 0 0												
					1-2 2-3					1 0 0 0 0 0 1												
Inning Stats	R: 0 E: 0 K: 0 S: 3	H: 0 LOB: 2 BB: 2 P: 11	R: 1 E: 0 K: 2 S: 10	H: 2 LOB: 2 BB: 0 P: 10	R: 0 E: 0 K: 0 S: 3	H: 0 LOB: 0 BB: 0 P: 3	R: 0 E: 0 K: 2 S: 8	H: 1 LOB: 1 BB: 0 P: 8	R: 0 E: 0 K: 0 S: 3	H: 0 LOB: 0 BB: 0 P: 3	R: 0 E: 0 K: 0 S: 4	H: 2 LOB: 1 BB: 0 P: 4	R: 0 E: 0 K: 0 S: 3	H: 0 LOB: 0 BB: 0 P: 3	R: 0 E: 0 K: 0 S: 4	H: 1 LOB: 1 BB: 0 P: 4	R: 0 E: 0 K: 1 S: 6	H: 1 LOB: 1 BB: 0 P: 6	1B: 6 2B: 0 3B: 1 HR: 0	SF: 0 SAC: 1 DP: 0 HBP: 0	WP: 0 PB: 0 SB: 1 CS: 0	PA: 36
PITCHER	IP WLS BF H R ER SO BB IBB HBP BLK WP HR S P ERA WHIP																					
Tommy Boggs, R (1, 1) ERA: 3.72	8.0 W 32 6 1 1 4 2 0 0 0 0 0 0 38 46 1.12 1.000																					
Larry Bradford, L (9, 1) ERA: 0.93	1.0 S 4 1 0 0 1 0 0 0 0 0 0 0 6 6 0.00 1.000																					



Batter	1	2	3	4	5	6	7	8	9
Jerry Royster, R OBP: 0.301, SLG: 0.291 (1, 4)	0-0 1B		0-0 5-3			0-0 6-3		0-0 4-3	
Larvell Blanks, R OBP: 0.240, SLG: 0.272 (1, 5) (9, 6)	0-0 F8			0-0 F4		0-0 4-3		0-0 1B	
Chris Chambliss, L OBP: 0.329, SLG: 0.448 (1, 3)	0-0 F8			0-0 1B		0-0 4-3		0-0 IBB	
Gary Matthews, R OBP: 0.324, SLG: 0.376 (1, 9)	0-0 6-3			0-3 K		0-0 4-3		0-0 P4	
Brian Aselstine, L OBP: 0.275, SLG: 0.336 (1, 8)		0-0 F9		0-0 F7		0-0 1B			
Jeff Burroughs, R OBP: 0.368, SLG: 0.360 (1, 7)		0-0 1B			0-0 F7		0-0 FC5-4		
Bruce Benedict, R OBP: 0.291, SLG: 0.316 (1, 2)		0-0 G6-4-3			0-0 6-3			0-0 1B	
Luis Gomez, R OBP: 0.252, SLG: 0.181 (1, 6)			0-0 L4		0-0 F5			0-0 1B	
Mike Lum, L OBP: 0.240, SLG: 0.227 (8, PH)								0-0 1B	
Chico Ruiz, R OBP: 0.417, SLG: 0.545 (8, PR) (9, 5)								0-0 1B	
Tommy Boggs, R OBP: 0.091, SLG: 0.100 (1, 1)			0-3 K			0-3 K		0-0 1B	
Joe Nolan, L OBP: 0.364, SLG: 0.350 (8, PH)								0-0 1B	
Larry Bradford, R (9, 1)								0-0 1B	

Inning Stats	R: 0	H: 1	E: 0	LOB: 1	K: 0	BB: 0	S: 4	P: 4																							
IP	7.0	WLS	25	H	5	R	1	ER	1	SO	3	BB	0	IBB	0	HBP	0	BLK	0	WP	0	HR	0	S	31	P	31	ERA	1.29	WHIP	0.714
IP	1.0	WLS	6	H	2	R	1	ER	1	SO	0	BB	0	IBB	1	HBP	0	BLK	0	WP	0	HR	0	S	5	P	9	ERA	9.00	WHIP	2.000

BOTTOM

San Francisco Giants @ Atlanta Braves
Atlanta-Fulton County Stadium, Atlanta, GA

Mon May 26 1980, 7:05 PM EDT
Att. 5,822 - Unknown

AB	R	H	RBI	BB	SO	LOB
4	0	1	0	0	0	2
4	0	1	2	0	0	1
3	0	1	0	1	0	1
4	0	0	0	0	1	4
3	0	1	0	0	0	1
3	0	1	0	0	0	1
3	0	1	0	0	0	1
2	0	0	0	0	0	0
1	0	1	0	0	0	0
0	1	0	0	0	0	0
2	0	0	0	0	2	0
1	1	0	0	0	0	2
0	0	0	0	0	0	0

AB	30
R	2
H	7
RBI	2
BB	1
SO	3
LOB	13

livebaseballscorecards.com

1B	6	SF	0
2B	1	SAC	0
3B	0	DP	1
HR	0	HBP	0
WP	0	PA	31
PB	0	ERA	
SB	1	WHIP	
CS	0		



San Francisco Giants @ Atlanta Braves
 Atlanta-Fulton County Stadium, Atlanta, GA

Tue May 27 1980, 7:05 PM EDT
 Att. 5,277 - Unknown

livebaseballscorecards.com

AB	36
R	3
H	12
RBI	3
BB	1
SO	7
LOB	19



AB R H RBI BB SO LOB

TOP

Batter	1	2	3	4	5	6	7	8	9
Bill North, S (1, 8) OBP: 0.394, SLG: 0.343	0-0 6-3		0-0 2-H 1B		0-0 4-3		0-0 F9		4-0 BB BB
Joe Strain, R (1, 4) OBP: 0.352, SLG: 0.346	0-0 6-3		0-0 F8		0-0		0-0 L1-5		0-0 F8
Terry Whitfield, L (9, PH) OBP: 0.284, SLG: 0.341									
Jim Wohlford, R (9, PH) OBP: 0.278, SLG: 0.386									
Jack Clark, R (1, 9) OBP: 0.383, SLG: 0.528	0-0 F9		0-0 1-2 1B		0-3 K			0-0 4-3 SF9 2B	0-0 FC5
Darrell Evans, L (1, 5) OBP: 0.364, SLG: 0.411		0-0 4-3	0-3 K		0-0 BLK 2B			0-0 4-3	
Mike Ivie, R (1, 3) OBP: 0.274, SLG: 0.333		0-0 1B		0-0 5-3		0-0 F7		0-0 SF9	
Larry Herndon, R (1, 7) OBP: 0.287, SLG: 0.388		0-0 F7		0-0 5-3		0-3 K		0-0 3-H HR	
Johnnie LeMaster, R (1, 6) OBP: 0.255, SLG: 0.368		0-0 L4		0-0 2B		0-3 K		0-3 K	
Mike Sadek, R (1, 2) OBP: 0.429, SLG: 0.385			0-0 SH1-4 1B		0-0 5-3		0-0 2B L1-5 1B		0-3 K
Milt May, L (9, PH) OBP: 0.328, SLG: 0.383									
Bob Knepper, L (1, 1) OBP: 0.250, SLG: 0.304			0-0 SH1-4		0-3 K		0-0		0-0
Rennie Stennett, R (5, PH) OBP: 0.254, SLG: 0.307									
John Montelusco, R (5, 1) OBP: 0.193, SLG: 0.071									
Marc Hill, R (7, PH) OBP: 0.195, SLG: 0.225									
Ed Halicki, R (7, 1) OBP: 0.167, SLG: 0.167									
Willie McCovey, L (9, PH) OBP: 0.275, SLG: 0.291			1-2				1-3 2B		0-0 FC5 2B
Roger Metzger, S (9, PR) OBP: 0.150, SLG: 0.056									

4	0	1	1	1	0	2
4	0	1	0	0	0	3
0	0	0	0	0	0	0
1	0	0	0	0	0	2
5	1	2	0	0	1	3
4	0	1	0	0	1	3
3	0	1	1	0	0	1
4	1	1	1	0	1	2
4	0	1	0	0	2	2
3	1	2	0	0	0	1
1	0	0	0	0	1	0
0	0	0	0	0	0	0
1	0	0	0	0	1	0
0	0	0	0	0	0	0
1	0	1	0	0	0	0
0	0	0	0	0	0	0
1	0	1	0	0	0	0
0	0	0	0	0	0	0

Inning Stats	R: 0	H: 0	E: 0	K: 0	S: 3	R: 0	H: 1	E: 0	K: 0	S: 4	R: 1	H: 3	E: 0	K: 1	S: 8	R: 0	H: 1	E: 0	K: 0	S: 4	R: 0	H: 1	E: 0	K: 2	S: 8	R: 0	H: 1	E: 0	K: 2	S: 8	R: 0	H: 2	E: 0	K: 0	S: 4	R: 2	H: 2	E: 0	K: 1	S: 7	R: 0	H: 1	E: 0	K: 1	S: 6
	0	0	0	0	3	0	1	0	0	4	1	3	0	1	8	0	1	0	0	4	0	1	0	2	8	0	1	0	2	8	0	2	0	0	4	2	2	0	1	7	0	1	0	1	10
	0	0	0	0	3	0	1	0	0	4	1	3	0	1	8	0	1	0	0	4	0	1	0	2	8	0	1	0	2	8	0	2	0	0	7	2	2	0	1	7	0	1	0	1	10
	0	0	0	0	3	0	1	0	0	4	1	3	0	1	8	0	1	0	0	4	0	1	0	2	8	0	1	0	2	8	0	2	0	0	7	2	2	0	1	7	0	1	0	1	10

PITCHER	IP	WLS	BF	H	R	ER	SO	BB	IBB	HBP	BLK	WP	HR	S	P	ERA	WHIP
Larry McWilliams, L (1, 1) ERA: 7.0	7.2	W	33	11	3	3	5	0	0	0	1	0	1	43	43	3.52	1.435
Rick Camp, R (8, 1) ERA: 2.81	0.2		4	1	0	0	2	1	0	0	0	0	0	7	11	0.00	3.000
Larry Bradford, L (9, 1) ERA: 0.92	0.1		1	0	0	0	0	0	0	0	0	0	0	1	1	0.00	0.000
Gene Garber, R (9, 1) ERA: 6.48	0.1	S	1	0	0	0	0	0	0	0	0	0	0	1	1	0.00	0.000

WP: 0	PA: 39
PB: 0	
SB: 0	
CS: 0	

Batter	1	2	3	4	5	6	7	8	9
Jerry Royster, R OBP: 0.304, SLG: 0.301 (1, 4)	0-0 6-3		0-0 F8 2B 1B	0-0 F7		0-0 1B 2B		0-0 F8	
Larvell Blanks, R OBP: 0.246, SLG: 0.271 (1, 5)	0-0 6-3		4-0 2B 2B BB	0-0 6-3		0-0 FC4-6 2-H 1B		0-0 F8	
Chris Chambliss, L OBP: 0.325, SLG: 0.440 (1, 3)	0-0 1B		0-0 F8 2-3		0-0 E7 3B	0-3 K		0-0 6-3	
Gary Matthews, R OBP: 0.330, SLG: 0.412 (1, 9)	0-0 F3		0-0 2B 2B		0-0 FC5-4 3B	0-0 FC4-6 1-2f			
Dale Murphy, R OBP: 0.350, SLG: 0.465 (1, 8)		4-0 SH5-4 BB BB	0-0 FC5 2-H 3-H 2B		0-0 6-3		0-0 5-3		
Jeff Burroughs, R OBP: 0.398, SLG: 0.368 (1, 7)		4-0 SH5-4 BB BB	4-0 FC5 IBB		4-0 FC5-4 IBB		0-0 FC6-4 1B		
Brian Asselstine, L OBP: 0.275, SLG: 0.336 (9, 7)		1-2 BB							
Bruce Benedict, R OBP: 0.293, SLG: 0.316 (1, 2)		0-0 SH5-4 1-2 2-3	0-0 FC5 1-2 2-3f		0-0 FC5-4 1-2f 3-H	0-0 FC6-4 1B		0-0 FC6-4 1B	
Luis Gomez, R OBP: 0.243, SLG: 0.173 (1, 6)		0-3 K	0-0 F9		0-0 F4	0-0 FC6-4 1-2f 2-3		0-0 FC6-4	
Larry McWilliams, L OBP: 0.357, SLG: 0.357 (1, 1)		0-0 5-3			0-0 3-1	0-3 K		0-0 F9	
Rick Camp, R (8, 1)									
Larry Bradford, R (9, 1)									
Gene Garber, R (9, 1)									

Inning Stats		R: 0	H: 1	E: 0	LOB: 1	K: 0	BB: 0	S: 4	P: 4
Inning Stats		R: 0	H: 0	E: 0	LOB: 2	K: 1	BB: 0	S: 5	P: 13
Inning Stats		R: 3	H: 3	E: 0	LOB: 2	K: 0	BB: 2	S: 6	P: 14
Inning Stats		R: 0	H: 0	E: 0	LOB: 0	K: 0	BB: 0	S: 3	P: 3
Inning Stats		R: 2	H: 1	E: 1	LOB: 1	K: 0	BB: 1	S: 5	P: 9
Inning Stats		R: 1	H: 2	E: 0	LOB: 1	K: 2	BB: 0	S: 9	P: 9
Inning Stats		R: 0	H: 2	E: 0	LOB: 2	K: 0	BB: 0	S: 5	P: 5
Inning Stats		R: 0	H: 0	E: 0	LOB: 0	K: 0	BB: 0	S: 3	P: 3

BOTTOM

San Francisco Giants @ Atlanta Braves
Atlanta-Fulton County Stadium, Atlanta, GA

Tue May 27 1980, 7:05 PM EDT
Att. 5,277 - Unknown

AB	33
R	6
H	9
RBI	6
BB	5
SO	3
LOB	20

WP: 0 PA: 39
PB: 0
SB: 1
CS: 0



PITCHER		IP	WLS	BF	H	R	ER	SO	BB	IBB	HBP	BLK	WP	HR	S	P	ERA	WHIP
Bob Knepper, L (1, 1)	ERA: 5.16	4.0	L	20	4	3	3	1	3	1	0	0	0	0	18	34	6.75	1.750
John Montefusco, R (5, 1)	ERA: 4.05	2.0		11	3	3	1	2	0	1	0	0	0	0	14	18	4.50	1.500
Ed Halicki, R (7, 1)	ERA: 5.79	2.0		8	2	0	0	0	0	0	0	0	0	0	8	8	0.00	1.000

Batter	1	2	3	4	5	6	7	8	9	10	11	12	AB R H RBI BB SO LOB	TOP
Bill North, S <small>(1, 8) OBP: 0.398, SLG: 0.333</small>	 WP SH1-3 6-3 BB		 K				 P6			 F7 SH3-4 BB		 F8	3 1 0 0 3 1 2	San Francisco Giants @ Atlanta Braves Atlanta-Fulton County Stadium, Atlanta, GA <small>Wed May 28 1980, 7:05 PM EDT Att: 5,500 - Unknown</small>
Joe Strain, R <small>(1, 4) OBP: 0.328, SLG: 0.321</small>	 SH1-3 1-2		 FC6-4 1-2f					 6-3		 SH3-4 1-2		 5-3	4 0 0 0 0 0 2	
Jack Clark, R <small>(1, 9) OBP: 0.382, SLG: 0.537</small>	 6-3 2-H			 HR				 F5		 F9		 G3	5 1 1 2 1 0 0	
Darrell Evans, L <small>(1, 5) OBP: 0.365, SLG: 0.407</small>	 P3			 4-3 S BB				 1-3 1B		 F4		 F7 1-2 2-3 IBB	4 0 1 0 1 0 2	
Mike Ivie, R <small>(1, 3) OBP: 0.279, SLG: 0.330</small>		 F9		 F3 1-2				 1-3 1-2		 FC1-6 1B IBB			4 0 1 0 1 0 2	
Terry Whitfield, L <small>(1, 7) OBP: 0.273, SLG: 0.326</small>		 K		 4-3 2-3				 4-3		 FC1-6 1B 1-2f		 F8	4 0 0 0 0 1 3 1 0 0 0 0 0 3	
Jim Wohlford, R <small>(10, PH) OBP: 0.274, SLG: 0.380</small>														
Milt May, L <small>(1, 2) OBP: 0.328, SLG: 0.382</small>			 K		 K			 FC1-6 SH3-4 1B		 F7		 K	3 0 1 0 0 2 1 2 0 0 0 0 1 1	
Mike Sadek, R <small>(7, PR) OBP: 0.375, SLG: 0.333</small>														
Johnnie LeMaster, R <small>(1, 6) OBP: 0.255, SLG: 0.365</small>			 K		 5-3			 SH3-4 1-2 1B		 F3		 F3	4 0 1 0 0 1 0	
Ed Whitson, R <small>(1, 1) OBP: 0.287, SLG: 0.045</small>			 FC6-4 BB		 F7			 FC1-6 2-3		 G3		 6-3	1 0 0 0 0 1 0 0 1 0 0 0 0 0 0 2 1 0 0 0 0 0 0 2 0 0 0 0 0 0 0 0 1 0 0 0 0 0 0 0 0 0 0 0 0 0 0 0	
Al Holland, R <small>(6, 1) OBP: 0.272, SLG: 0.288</small>														
Willie McCovey, L <small>(9, PH) OBP: 0.375, SLG: 0.385</small>														
Greg Minton, S <small>(9, 1) OBP: 0.265, SLG: 0.385</small>														
Larry Herndon, R <small>(11, PH) OBP: 0.265, SLG: 0.385</small>														
Gary Lavelle, S <small>(11, 1) OBP: 0.265, SLG: 0.385</small>														
Inning Stats	R: 1 H: 0 E: 0 LOB: 0 K: 0 BB: 1 S: 3 P: 7	R: 0 H: 0 E: 0 LOB: 0 K: 2 BB: 0 S: 7 P: 7	R: 0 H: 0 E: 0 LOB: 1 K: 2 BB: 1 S: 7 P: 11	R: 1 H: 1 E: 0 LOB: 1 K: 1 BB: 1 S: 6 P: 10	R: 0 H: 0 E: 0 LOB: 1 K: 0 BB: 1 S: 3 P: 7	R: 0 H: 1 E: 0 LOB: 1 K: 0 BB: 0 S: 4 P: 4	R: 0 H: 1 E: 0 LOB: 1 K: 0 BB: 0 S: 4 P: 4	R: 0 H: 0 E: 0 LOB: 0 K: 0 BB: 0 S: 3 P: 3	R: 0 H: 2 E: 0 LOB: 2 K: 0 BB: 0 S: 5 P: 5	R: 0 H: 0 E: 0 LOB: 3 K: 0 BB: 3 S: 3 P: 15	R: 0 H: 0 E: 0 LOB: 0 K: 1 BB: 0 S: 5 P: 5	R: 0 H: 0 E: 0 LOB: 0 K: 0 BB: 0 S: 3 P: 3	1B: 4 SF: 0 2B: 0 SAC: 3 3B: 0 DP: 0 HR: 1 HBP: 0	WP: 1 PA: 48 PB: 0 SB: 1 CS: 0
PITCHER Doyle Alexander, R <small>(1, 1) ERA: 4.05</small>	IP: 7.0 WLS: 28 BF: 28 H: 3 R: 2 ER: 2 SO: 5 BB: 4 IBB: 0 HBP: 0 BLK: 0 WP: 1 HR: 1 S: 34 P: 50 ERA: 2.57 WHIP: 1.000													
Rick Camp, R <small>(8, 1) ERA: 2.63</small>	IP: 1.2 WLS: 7 BF: 7 H: 2 R: 0 ER: 0 SO: 0 BB: 0 IBB: 0 HBP: 0 BLK: 0 WP: 0 HR: 0 S: 7 P: 7 ERA: 0.00 WHIP: 1.200													
Larry Bradford, L <small>(9, 1) ERA: 0.87</small>	IP: 1.0 WLS: 6 BF: 6 H: 0 R: 0 ER: 0 SO: 1 BB: 2 IBB: 0 HBP: 0 BLK: 0 WP: 0 HR: 0 S: 3 P: 15 ERA: 0.00 WHIP: 1.000													
Gene Garber, R <small>(10, 1) ERA: 6.0</small>	IP: 1.1 WLS: 4 BF: 4 H: 0 R: 0 ER: 1 SO: 0 BB: 0 IBB: 0 HBP: 0 BLK: 0 WP: 0 HR: 0 S: 6 P: 6 ERA: 0.00 WHIP: 0.000													
Al Hrabosky, L <small>(12, 1) ERA: 4.41</small>	IP: 1.0 WLS: 3 BF: 3 H: 0 R: 0 ER: 0 SO: 0 BB: 0 IBB: 0 HBP: 0 BLK: 0 WP: 0 HR: 0 S: 3 P: 3 ERA: 0.00 WHIP: 0.000													

livebaseballscorecards.com



Batter	1	2	3	4	5	6	7	8	9	10	11	12	AB R H RBI BB SO LOB
Jerry Royster, R <small>(1, 4) OBP: 0.299, SLG: 0.296</small>	0-0 P6		0-0 CS 1B		0-0 1-3		0-0 L5-3		0-0 F9			0-0 F8	6 0 1 0 0 0 3
Larvell Blanks, R <small>(1, 5) OBP: 0.250, SLG: 0.268 (7, 6)</small>	0-0 F8		0-0 F8			0-0 1B 1B	4-0 BB			0-0 F7		0-0 E5 1B	5 2 1 0 1 0 1
Chris Chambliss, L <small>(1, 3) OBP: 0.320, SLG: 0.429</small>	0-0 F7			0-0 F8		0-0 F9	0-0 F6			0-0 4-3		0-0 2-H 1B	6 0 1 1 0 0 2
Gary Matthews, R <small>(1, 9) OBP: 0.333, SLG: 0.412</small>		0-0 1B 1B		0-0 6-3		0-0 1B 1B		0-3 K		0-0 F7			5 1 2 0 0 1 0
Dale Murphy, R <small>(1, 8) OBP: 0.351, SLG: 0.462</small>		0-0 1-2 1B		0-0 6-3		0-0 F7		0-0 F9				SH1-4 1B	5 0 2 0 0 0 2
Brian Asselstine, L <small>(1, 7) OBP: 0.282, SLG: 0.336</small>		0-3 K			0-0 F7	0-0 1B 1-2 2-H		4-0 2B BB		0-0 SH1-4		1-2 SH1-4	3 0 1 1 1 1 2
Bruce Benedict, R <small>(1, 2) OBP: 0.302, SLG: 0.337</small>		0-3 K			0-0 F9			0-0 1-H 2B					4 0 2 1 0 1 2
Larry Bradford, R <small>(9, 1)</small>													0 0 0 0 0 0 0
Gene Garber, R <small>(10, 1)</small>													0 0 0 0 0 0 0
Bob Horner, R <small>(11, PH) OBP: 0.146, SLG: 0.174</small>						1-3 2-H 1B							0 0 0 0 1 0 0
Al Hrabosky, R <small>(12, 1)</small>													0 0 0 0 0 0 0
Luis Gomez, R <small>(1, 6) OBP: 0.248, SLG: 0.180</small>		0-0 G1			0-0 1B	0-3 K			0-0 5-3			0-3 K	2 0 1 0 0 0 2
Mike Lum, L <small>(6, PH) OBP: 0.240, SLG: 0.227</small>													0 0 0 0 0 0 0
Jeff Burroughs, R <small>(6, PH) OBP: 0.391, SLG: 0.364</small>													1 0 0 0 0 1 2
Chico Ruiz, R <small>(7, 5) OBP: 0.385, SLG: 0.500</small>													2 0 0 0 0 1 2
Doyle Alexander, R <small>(1, 1) OBP: 0.158, SLG: 0.158</small>			0-0 5-3		0-0 1-2 1B			0-0 L5-3 1B		0-0 1-3		0-3 K	2 0 1 0 0 0 0
Charlie Spikes, R <small>(7, PH) OBP: 0.500, SLG: 0.500</small>													1 0 1 0 0 0 0
Rick Camp, R <small>(8, 1)</small>													0 0 0 0 0 0 0
Bill Nahorodny, R <small>(9, 2) OBP: 0.118, SLG: 0.176</small>													2 0 0 0 0 1 2

Inning Stats	R: 0 E: 0 K: 3	H: 0 LOB: 0 BB: 0 P: 3	R: 0 E: 0 K: 2 S: 9	H: 2 LOB: 2 BB: 0 P: 9	R: 0 E: 0 K: 0 S: 3	H: 1 LOB: 0 BB: 3 P: 3	R: 0 E: 0 K: 0 S: 3	H: 0 LOB: 0 BB: 0 P: 3	R: 0 E: 0 K: 1 S: 5	H: 2 LOB: 2 BB: 0 P: 5	R: 2 E: 0 K: 1 S: 9	H: 4 LOB: 2 BB: 0 P: 9	R: 0 E: 0 K: 0 S: 3	H: 1 LOB: 1 BB: 1 P: 7	R: 0 E: 0 K: 1 S: 5	H: 1 LOB: 2 BB: 1 P: 9	R: 0 E: 0 K: 0 S: 3	H: 0 LOB: 0 BB: 0 P: 3	R: 0 E: 0 K: 2 S: 8	H: 1 LOB: 2 BB: 1 P: 12	R: 1 E: 1 K: 0 S: 3	H: 1 LOB: 1 BB: 0 P: 3	1B: 12 2B: 2 3B: 0 HR: 0	SF: 0 SAC: 1 DP: 1 HBP: 0	WP: 0 PA: 48
--------------	----------------------	---------------------------------	------------------------------	---------------------------------	------------------------------	---------------------------------	------------------------------	---------------------------------	------------------------------	---------------------------------	------------------------------	---------------------------------	------------------------------	---------------------------------	------------------------------	---------------------------------	------------------------------	---------------------------------	------------------------------	----------------------------------	------------------------------	---------------------------------	-----------------------------------	------------------------------------	-----------------

PITCHER	IP	WLS	BF	H	R	ER	SO	BB	IBB	HBP	BLK	WP	HR	S	P	ERA	WHIP
Ed Whitson, R <small>(1, 1) ERA: 3.5</small>	5.2		25	9	2	2	2	0	0	0	0	0	0	29	29	3.18	1.588
Al Holland, L <small>(6, 1) ERA: 0.79</small>	2.1		9	2	0	0	2	2	0	0	0	0	0	11	19	0.00	1.714
Greg Minton, R <small>(9, 1) ERA: 3.48</small>	2.0		6	0	0	0	0	0	0	0	0	0	0	6	6	0.00	0.000
Gary Lavelle, L <small>(11, 1) ERA: 2.86</small>	1.1	L	8	2	1	0	2	0	1	0	0	0	0	11	15	0.00	1.500

San Francisco Giants @ Atlanta Braves
Atlanta-Fulton County Stadium, Atlanta, GA

Wed May 28 1980, 7:05 PM EDT
Att. 5,500 - Unknown

AB	44
R	3
H	13
RBI	3
BB	3
SO	6
LOB	20



Batter	1	2	3	4	5	6	7	8	9	AB R H RBI BB SO LOB	TOP									
Rafael Landestoy, S (1, 4) OBP: 0.270, SLG: 0.304	4-0 BB CS		4-0 BB		0-0 5-3			0-0 CS 1B		2 0 1 0 2 0 0										
Julio Gonzalez, R (1, 6) OBP: 0.094, SLG: 0.125	0-3 K 1-2		0-0 1-3			0-3 K		0-3 K 1-2		4 0 0 0 0 3 3										
Terry Puhl, L (1, 8) OBP: 0.365, SLG: 0.469	0-0 E3			0-0 F4		0-0 F8			0-0 F6	4 0 0 0 0 0 0										
Jose Cruz, L (1, 7) OBP: 0.394, SLG: 0.429	0-0 4-3			0-0 HR		0-0 6-3			0-0 F7	4 1 1 1 0 0 1										
Enos Cabell, R (1, 5) OBP: 0.341, SLG: 0.391		0-3 K		0-0 F8		0-0 CS 1B			0-0 F3	4 0 1 0 0 1 0										
Art Howe, R (1, 3) OBP: 0.312, SLG: 0.377		0-0 6-3		0-0 HR		0-0 1-2 1B				3 1 2 1 0 0 0										
Jeffrey Leonard, R (1, 9) OBP: 0.286, SLG: 0.304		0-0 F9		0-0 L1		0-3 K				3 0 0 0 0 1 1										
Luis Pujols, R (1, 2) OBP: 0.216, SLG: 0.217			0-0 1-3		0-0 F9		0-3 K			3 0 0 0 0 1 1										
Ken Forsch, R (1, 1) OBP: 0.259, SLG: 0.296			0-0 5-3		0-3 K			0-0 F7		2 0 0 0 0 1 0										
Joe Morgan, L (8, PH) OBP: 0.338, SLG: 0.336										1 0 0 0 0 0 0										
Joe Sambito, L (8, 1)										0 0 0 0 0 0 0										
Inning Stats	R: 0 E: 1 K: 1 S: 5	H: 0 LOB: 1 BB: 1 P: 9	R: 0 E: 0 K: 1 S: 5	H: 0 LOB: 0 BB: 0 P: 5	R: 0 E: 0 K: 0 S: 3	H: 0 LOB: 1 BB: 1 P: 7	R: 2 E: 0 K: 0 S: 5	H: 2 LOB: 0 BB: 0 P: 5	R: 0 E: 0 K: 1 S: 5	H: 0 LOB: 0 BB: 0 P: 5	R: 0 E: 0 K: 2 S: 8	H: 2 LOB: 1 BB: 0 P: 8	R: 0 E: 0 K: 1 S: 5	H: 1 LOB: 1 BB: 0 P: 5	R: 0 E: 0 K: 0 S: 3	H: 0 LOB: 0 BB: 0 P: 3	1B: 3 2B: 1 3B: 0 HR: 2	SF: 0 SAC: 0 DP: 1 HBP: 0	WP: 0 PB: 0 SB: 0 CS: 3	PA: 32
PITCHER Vida Blue, L (1, 1) ERA: 2.89	IP: 9.0 WLS: W BF: 32 H: 5 R: 2 ER: 2 SO: 7 BB: 2 IBB: 0 HBP: 0 BLK: 0 WP: 0 HR: 2 S: 44 P: 52 ERA: 2.00 WHIP: 0.778																			

Houston Astros @ San Francisco Giants
Candlestick Park, San Francisco, CA

Fri May 30 1980, 10:05 PM EDT
Att: 10,511 - Unknown

livebaseballscores.com

AB 30
R 2
H 5
RBI 2
BB 2
SO 7
LOB 6



Batter	1	2	3	4	5	6	7	8	9	AB	R	H	RBI	BB	SO	LOB
--------	---	---	---	---	---	---	---	---	---	----	---	---	-----	----	----	-----

Bill North, S <small>OBP: 0.401, SLG: 0.339</small> (1, 8)										4	0	2	0	0	0	2
Joe Strain, R <small>OBP: 0.306, SLG: 0.300</small> (1, 4)										4	1	0	0	0	0	4
Jack Clark, R <small>OBP: 0.373, SLG: 0.523</small> (1, 9)										4	0	0	0	0	0	2
Willie McCovey, L <small>OBP: 0.271, SLG: 0.298</small> (1, 3)										4	1	1	1	0	0	1
Darrell Evans, L <small>OBP: 0.373, SLG: 0.409</small> (1, 5)										2	0	1	1	2	0	0
Terry Whitfield, L <small>OBP: 0.291, SLG: 0.344</small> (1, 7)										4	1	3	0	0	1	1
Milt May, L <small>OBP: 0.333, SLG: 0.386</small> (1, 2)										4	0	2	0	0	0	3
Johnnie LeMaster, R <small>OBP: 0.257, SLG: 0.364</small> (1, 6)										3	0	1	1	0	0	1
Vida Blue, S <small>OBP: 0.188, SLG: 0.133</small> (1, 1)										3	0	0	0	0	2	3

Inning Stats	R: 2	H: 4	E: 0	LOB: 2	K: 0	BB: 0	S: 6	P: 6	R: 0	H: 2	E: 0	LOB: 2	K: 0	BB: 0	S: 5	P: 5	R: 0	H: 1	E: 0	LOB: 2	K: 0	BB: 1	S: 4	P: 8	R: 0	H: 0	E: 0	LOB: 0	K: 1	BB: 0	S: 5	P: 5	R: 0	H: 0	E: 0	LOB: 0	K: 0	BB: 0	S: 3	P: 3	R: 1	H: 2	E: 0	LOB: 1	K: 1	BB: 0	S: 7	P: 7	R: 0	H: 1	E: 0	LOB: 1	K: 0	BB: 0	S: 4	P: 4	R: 0	H: 0	E: 0	LOB: 1	K: 1	BB: 1	S: 5	P: 9
--------------	------	------	------	--------	------	-------	------	------	------	------	------	--------	------	-------	------	------	------	------	------	--------	------	-------	------	------	------	------	------	--------	------	-------	------	------	------	------	------	--------	------	-------	------	------	------	------	------	--------	------	-------	------	------	------	------	------	--------	------	-------	------	------	------	------	------	--------	------	-------	------	------

PITCHER	IP	WLS	BF	H	R	ER	SO	BB	IBB	HBP	BLK	WP	HR	S	P	ERA	WHIP
Ken Forsyth, R <small>ERA: 3.24</small> (1, 1)	7.0	L	31	10	3	3	2	1	0	0	0	0	0	34	38	3.86	1.571
Joe Sambito, L <small>ERA: 2.08</small> (8, 1)	1.0		4	0	0	0	1	1	0	0	0	0	0	5	9	0.00	1.000

BOTTOM

Houston Astros @ San Francisco Giants
 Candlestick Park, San Francisco, CA
 Fri May 30 1980, 10:05 PM EDT
 Att. 10,511 - Unknown

AB 32 R 3 H 10 RBI 3 BB 2 SO 3 LOB 17
--



WP	HR	S	P	ERA	WHIP
0	0	0	0	0	0

Batter	1	2	3	4	5	6	7	8	9	AB	R	H	RBI	BB	SO	LOB	TOP										
Terry Puhl, L (1, 8) OBP: 0.359, SLG: 0.459	0-0 F7	0-0 F4		0-0 1B		0-0 F8			0-0 L4-3	5	0	1	1	0	0	4											
Craig Reynolds, L (1, 6) OBP: 0.224, SLG: 0.303	0-0 F9		0-0 F5	0-0 F7			0-0 L5			4	0	0	0	0	0	1											
Joe Morgan, L (1, 4) OBP: 0.336, SLG: 0.358	0-3 K		0-0 F2		0-0 HR		0-3 K			4	1	1	1	0	2	0											
Jose Cruz, L (1, 7) OBP: 0.391, SLG: 0.424		0-0 F7	0-0 S 1B		0-0 F6		0-0 6-3			4	0	1	0	0	0	0											
Denny Walling, L (1, 9) OBP: 0.368, SLG: 0.367		0-0 FC3-6 1B	0-0 6-3		0-0 4-3			0-0 F5		4	0	1	0	0	0	1											
Enos Cabell, R (1, 5) OBP: 0.333, SLG: 0.381		0-0 FC3-6 2B		0-0 6-3		0-3 K		0-0 F9		4	1	0	0	0	1	1											
Art Howe, R (1, 3) OBP: 0.309, SLG: 0.384		0-0 1B 2B		0-0 E5 1B		0-0 5-3		0-0 5-3		4	2	1	1	0	0	0											
Alan Ashby, S (1, 2) OBP: 0.365, SLG: 0.422		4-0 1B IBB		0-0 E9 1B		0-0 1B			4-0 L4-3 BB	2	1	2	0	2	0	0											
J.R. Richard, R (1, 1) OBP: 0.115, SLG: 0.231		0-0 1B		0-3 K		0-3 K		0-3 K		4	0	1	1	0	3	3											
Inning Stats	R: 0 E: 0 K: 1 S: 5	H: 0 LOB: 0 BB: 0 P: 5	R: 2 E: 0 K: 0 S: 6	H: 3 LOB: 2 BB: 1 P: 10	R: 0 E: 0 K: 0 S: 4	H: 1 LOB: 1 BB: 0 P: 4	R: 2 E: 2 K: 1 S: 8	H: 2 LOB: 1 BB: 0 P: 8	R: 1 E: 0 K: 1 S: 6	H: 1 LOB: 0 BB: 0 P: 6	R: 0 E: 0 K: 1 S: 6	H: 1 LOB: 1 BB: 0 P: 6	R: 0 E: 0 K: 1 S: 5	H: 0 LOB: 0 BB: 0 P: 5	R: 0 E: 0 K: 0 S: 3	H: 0 LOB: 0 BB: 0 P: 3	R: 0 E: 0 K: 1 S: 4	H: 0 LOB: 0 BB: 1 P: 8	1B: 6 2B: 2 3B: 0 HR: 1	SF: 0 SAC: 0 DP: 1 HBP: 0	WP: 0 PB: 0 SB: 1 CS: 0	PA: 37					
PITCHER	IP	WLS	BF	H	R	ER	SO	BB	IBB	HBP	BLK	WP	HR	S	P	ERA	WHIP										
John Montefusco, R (1, 1) ERA: 4.1	6.0	L	28	8	5	3	4	0	1	0	0	0	1	35	39	4.50	1.333										
Gary Lavelle, L (7, 1) ERA: 2.63	2.0		6	0	0	0	1	0	0	0	0	0	0	8	8	0.00	0.000										
Tom Griffin, R (9, 1) ERA: 5.94	1.0		3	0	0	0	1	1	0	0	0	0	0	4	8	0.00	1.000										

Houston Astros @ San Francisco Giants
 Candlestick Park, San Francisco, CA
 Sat May 31 1980, 6:33 AM EDT
 Att: 11,649 - Unknown

livebaseballscorecards.com

AB	35
R	5
H	8
RBI	4
BB	2
SO	6
LOB	10



Batter	1	2	3	4	5	6	7	8	9	AB R H RBI BB SO LOB
Bill North, S (1, 8) OBP: 0.397, SLG: 0.330	0-0 E6 CS		0-0 6-3			4-0 BB BB BB G4-6-3			0-0 4-3	3 0 0 0 1 0 0
Joe Strain, R (1, 4) OBP: 0.292, SLG: 0.286 Gary Lavelle, S (7, 1)	0-3 K			0-0 F9		0-0 G4-6-3 1-2f			0-0 6-3	3 0 0 0 0 1 2 0 0 0 0 0 0 0 0 0 0 0 0 0 0 1 0 0 0 0 0 0
Tom Griffin, R (9, 1) Jim Wohlford, R (9, PH) OBP: 0.270, SLG: 0.375	0-0 F4 1-2			0-0 5-3			0-0 G4-6-3 1B			3 0 1 0 0 0 0
Jack Clark, R (1, 9) OBP: 0.372, SLG: 0.519				0-0 G3			0-0 G4-6-3 1-2f			3 0 0 0 0 1 1
Willie McCovey, L (1, 3) OBP: 0.263, SLG: 0.287					0-0 1B		0-3 K			3 0 1 0 0 2 0
Darrell Evans, L (1, 5) OBP: 0.372, SLG: 0.407							0-0 F7 1B			2 0 1 0 1 0 1
Terry Whitfield, L (1, 7) OBP: 0.302, SLG: 0.347							0-0 F8 1B			3 0 0 0 0 1 3
Milt May, L (1, 2) OBP: 0.326, SLG: 0.376							0-0 F7			3 0 0 0 0 0 1
Johnnie LeMaster, R (1, 6) OBP: 0.252, SLG: 0.357							0-0 F8			1 0 0 0 0 1 0
John Montefusco, R (1, 1) OBP: 0.125, SLG: 0.067 Rennie Stennett, R (6, PH) OBP: 0.250, SLG: 0.302							0-0 F4			2 0 0 0 0 0 0

Inning Stats	R: 0 E: 1 K: 1 S: 5	H: 0 LOB: 0 BB: 0 P: 5	R: 0 E: 0 K: 3 S: 9	H: 0 LOB: 1 BB: 1 P: 13	R: 0 E: 0 K: 1 S: 5	H: 0 LOB: 0 BB: 0 P: 5	R: 0 E: 0 K: 0 S: 3	H: 0 LOB: 0 BB: 0 P: 3	R: 0 E: 0 K: 0 S: 4	H: 1 LOB: 1 BB: 0 P: 4	R: 0 E: 0 K: 0 S: 2	H: 0 LOB: 0 BB: 1 P: 6	R: 0 E: 0 K: 1 S: 5	H: 1 LOB: 0 BB: 0 P: 5	R: 0 E: 0 K: 0 S: 3	H: 1 LOB: 0 BB: 0 P: 3	R: 0 E: 0 K: 0 S: 3	H: 0 LOB: 0 BB: 0 P: 3	1B: 3 2B: 1 3B: 0 HR: 0	SF: 0 SAC: 0 DP: 3 HBP: 0	WP: 0 PB: 0 SB: 0 CS: 1	PA: 29
PITCHER J.R. Richard, R (1, 1) ERA: 1.85	IP 9.0 WLS W BF 29 H 3 R 0 ER 0 SO 6 BB 2 IBB 0 HBP 0 BLK 0 WP 0 HR 0 S 39 P 47 ERA 0.00 WHIP 0.556																				PITCHER	

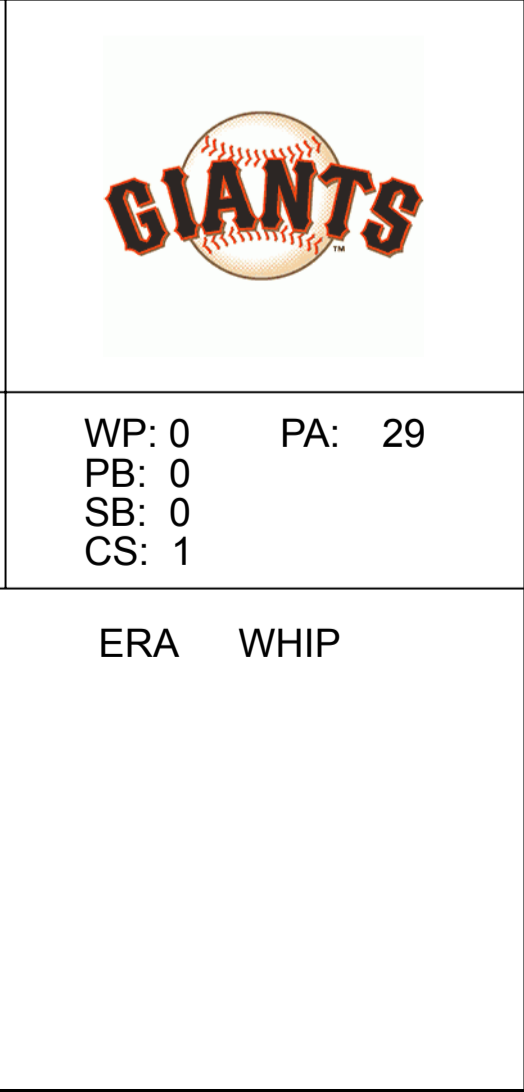
BOTTOM

Houston Astros @ San Francisco Giants
Candlestick Park, San Francisco, CA

Sat May 31 1980, 6:33 AM EDT
Att. 11,649 - Unknown

AB	27
R	0
H	3
RBI	0
BB	2
SO	6
LOB	8

livebaseballscorecards.com



Batter	1	2	3	4	5	6	7	8	9	AB R H RBI BB SO LOB	TOP											
Rafael Landestoy, S OBP: 0.286, SLG: 0.333 (1, 6)	0-0 1B 1B		0-0 SH1-3 2-3		0-0 2B			0-0 1-3		3 1 2 0 0 0 0												
Terry Puhl, L OBP: 0.357, SLG: 0.460 (1, 8)	0-0 F5 1-2		0-0 4-3 2B		0-0 F5			0-3 K		4 0 1 1 0 1 2												
Joe Morgan, L OBP: 0.327, SLG: 0.346 (1, 4)	0-0 F3		0-0 4-3 2-3			0-3 K			0-0 F8	4 0 0 0 0 1 2												
Jose Cruz, L OBP: 0.388, SLG: 0.420 (1, 7)	0-0 1B		0-0 F7			0-0 1-3			0-0 4-3	4 0 1 1 0 0 1												
Enos Cabell, R OBP: 0.326, SLG: 0.372 (1, 5)	0-3 K			0-0 F6		0-0 5-3			0-3 K	4 0 0 0 0 2 1												
Art Howe, R OBP: 0.310, SLG: 0.382 (1, 3)		0-0 G4-6-3 1B		0-0 6-3			0-0 5-3			3 0 1 0 0 0 0												
Jeffrey Leonard, R OBP: 0.278, SLG: 0.295 (1, 9)		0-0 G4-6-3 1-2		0-0 4-3			0-0 F7			3 0 0 0 0 0 1												
Luis Pujols, R OBP: 0.208, SLG: 0.208 (1, 2)		0-0 5-3			0-0 F6		0-0 F9			3 0 0 0 0 0 0 0 0 0 0 0 0 0												
Alan Ashby, S OBP: 0.365, SLG: 0.422 (7, 2)																						
Joe Niekro, R OBP: 0.296, SLG: 0.385 (1, 1)			0-0 SH1-3 2B		0-3 K			0-3 K		2 1 1 0 0 1 0 0 0 0 0 0 0 0 1 0 0 0 0 1 0 0 0 0 0 0 0 0												
Joaquin Andujar, S OBP: 0.333, SLG: 0.333 (5, 1)																						
Julio Gonzalez, R OBP: 0.091, SLG: 0.121 (8, PH)																						
Joe Sambito, L (8, 1)																						
Inning Stats	R: 1 E: 0 K: 1 S: 7	H: 2 LOB: 1 BB: 0 P: 7	R: 0 E: 0 K: 0 S: 3	H: 1 LOB: 0 BB: 0 P: 3	R: 1 E: 0 K: 0 S: 5	H: 2 LOB: 1 BB: 0 P: 5	R: 0 E: 0 K: 0 S: 3	H: 0 LOB: 0 BB: 0 P: 3	R: 0 E: 0 K: 1 S: 6	H: 1 LOB: 1 BB: 0 P: 6	R: 0 E: 0 K: 1 S: 5	H: 0 LOB: 0 BB: 0 P: 5	R: 0 E: 0 K: 0 S: 3	H: 0 LOB: 0 BB: 0 P: 3	R: 0 E: 0 K: 2 S: 7	H: 0 LOB: 0 BB: 0 P: 7	R: 0 E: 0 K: 1 S: 5	H: 0 LOB: 0 BB: 0 P: 5	1B: 3 2B: 3 3B: 0 HR: 0	SF: 0 SAC: 1 DP: 1 HBP: 0	WP: 0 PB: 0 SB: 1 CS: 0	PA: 32
PITCHER Bob Knepper, L ERA: 4.82 (1, 1)	IP: 9.0 WLS: W BF: 32 H: 6 R: 2 ER: 2 SO: 6 BB: 0 IBB: 0 HBP: 0 BLK: 0 WP: 0 HR: 0 S: 44 P: 44 ERA: 2.00 WHIP: 0.667																					
PITCHER	IP	WLS	BF	H	R	ER	SO	BB	IBB	HBP	BLK	WP	HR	S	P	ERA	WHIP					

Houston Astros @ San Francisco Giants
Candlestick Park, San Francisco, CA
Sun Jun 01 1980, 6:33 AM EDT
Att: 19,801 - Unknown

livebaseballscorecards.com

AB 31
R 2
H 6
RBI 2
BB 0
SO 6
LOB 7



Batter	1	2	3	4	5	6	7	8	9
Bill North, S OBP: 0.411, SLG: 0.339 (1, 8)	0-0 FC5-4 1B		0-0 4-3 2B 1B		4-0 S 1B SF BB		4-0 L5-3 BB	0-0 F9	
Darrell Evans, L OBP: 0.370, SLG: 0.404 (1, 5)	0-0 FC5-4 FC6-4 1-2f		0-0 4-3 1-3		0-0 K SF 1B		0-3 K		
Jack Clark, R OBP: 0.370, SLG: 0.522 (1, 9)	0-0 FC6-4 1B 1-2f		0-0 3-H 2B		0-0 SF 1-2 2-H		0-0 L5-3 1-2		
Willie McCovey, L OBP: 0.272, SLG: 0.297 (1, 3)	0-0 1-2 1B		0-0 F8		0-3 K 2-3			0-0 F9 HBP 1B	
Terry Whitfield, L OBP: 0.303, SLG: 0.340 (1, 7)	0-0 F9			4-0 4-3 2B SH5-3 BB	0-3 K		1-0 1B	1-2 2B HBP	
Jim Wohlford, R OBP: 0.280, SLG: 0.375 (8, PH)									
Larry Herndon, R OBP: 0.285, SLG: 0.385 (8, PR)									
Milt May, L OBP: 0.318, SLG: 0.367 (1, 2)		0-0 L6		0-0 SH5-3 1-2		0-0 F9		0-0 F9 2-3	
Rennie Stennett, R OBP: 0.250, SLG: 0.301 (1, 4)		0-0 6-3		0-0 4-3 2-3		0-0 6-3		0-0 1-2 2B 3-H 1B	
Johnnie LeMaster, R OBP: 0.258, SLG: 0.367 (1, 6)		0-0 F7		0-0 3-H 2B		0-0 1B		0-0 F4	
Bob Knepper, L OBP: 0.250, SLG: 0.333 (1, 1)			0-0 4-3	0-3 K		0-0 1-4-3		0-0 1-H 2-H 2B	

Inning Stats	R: 0	H: 2	E: 0	K: 0	S: 5	R: 0	H: 0	E: 0	K: 0	S: 3	R: 1	H: 2	E: 0	K: 0	S: 5	R: 1	H: 1	E: 0	K: 1	S: 6	R: 1	H: 1	E: 1	K: 2	S: 8	R: 0	H: 0	E: 0	K: 1	S: 4	R: 0	H: 0	E: 0	K: 0	S: 4	R: 3	H: 3	E: 0	K: 0	S: 6
	LOB: 2	BB: 0	P: 5			LOB: 0	BB: 0	P: 3			LOB: 1	BB: 0	P: 5			LOB: 1	BB: 1	P: 10			LOB: 1	BB: 1	P: 12			LOB: 0	BB: 1	P: 8			LOB: 2	BB: 0	P: 7							

PITCHER	IP	WLS	BF	H	R	ER	SO	BB	IBB	HBP	BLK	WP	HR	S	P	ERA	WHIP
Joe Niekro, R ERA: 3.72 (1, 1)	4.0	L	21	6	3	3	1	2	0	0	0	0	0	21	29	6.75	2.000
Joaquin Andujar, R ERA: 3.22 (5, 1)	3.0		9	1	0	0	3	1	0	0	0	0	0	14	18	0.00	0.667
Joe Sambito, L ERA: 3.18 (8, 1)	1.0		7	3	3	3	0	0	0	1	0	0	0	6	7	27.00	3.000

BOTTOM

Houston Astros @ San Francisco Giants
Candlestick Park, San Francisco, CA

Sun Jun 01 1980, 6:33 AM EDT
Att. 19,801 - Unknown

AB	R	H	RBI	BB	SO	LOB
3	2	2	0	2	0	2
4	0	1	0	0	1	3
3	0	1	2	0	0	2
4	1	2	0	0	1	3
2	1	0	0	1	1	3
0	0	0	0	0	0	0
0	1	0	0	0	0	0
3	0	0	0	0	0	2
4	1	1	1	0	0	1
4	0	2	1	0	0	2
4	0	1	2	0	1	2

AB	31
R	6
H	10
RBI	6
BB	3
SO	4
LOB	20

livebaseballscorecards.com

WP	PA
0	37

GIANTS

Batter	1	2	3	4	5	6	7	8	9	AB R H RBI BB SO LOB	TOP											
Glenn Hubbard, R (1, 4) OBP: 0.500, SLG: 0.750	0-3 K		0-0 5-3		0-0 SF9		0-0 S 1B		0-0 F9	4 1 1 1 0 1 0												
Dale Murphy, R (1, 8) OBP: 0.361, SLG: 0.457	0-0 F7		0-3 K		0-0 F8		0-0 E 1B			4 1 1 1 0 1 1												
Chris Chambliss, L (1, 3) OBP: 0.317, SLG: 0.438	0-0 6-3			0-0 F7		0-0 4-3	0-0 CS 1B			4 0 1 1 0 0 0												
Gary Matthews, R (1, 9) OBP: 0.326, SLG: 0.438		0-0 6-3		0-0 F9		0-0 1B	0-0 CS 1-2	0-0 L1		4 0 1 0 0 0 0												
Bob Horner, R (1, 5) OBP: 0.197, SLG: 0.321		0-0 5-3		0-0 5-3		0-0 F7		0-0 G5-3 WP 1B		4 0 1 0 0 0 1												
Larvell Blanks, R (8, 5) OBP: 0.247, SLG: 0.257										0 0 0 0 0 0 0												
Brian Asselstine, L (1, 7) OBP: 0.296, SLG: 0.352		0-0 1B 1B			0-0 1B 3B	4-0 FC6 IBB		4-0 1-2 IBB		2 1 2 0 2 0 0												
Bruce Benedict, R (1, 2) OBP: 0.289, SLG: 0.312		0-0 1-3 1B			0-0 F2	0-0 FC6		0-0 G5-3		4 0 1 0 0 0 5												
Luis Gomez, R (1, 6) OBP: 0.268, SLG: 0.207		0-0 G3			0-0 1B SF9 1B		0-0 F6		0-3 K	4 1 1 1 0 1 2												
Phil Niekro, R (1, 1) OBP: 0.103, SLG: 0.138			0-3 K		0-0 1-3 1B		0-0 6-3		0-0 1-3	4 0 1 0 0 1 0												
Inning Stats	R: 0 E: 0 K: 1 S: 5	H: 0 LOB: 0 BB: 0 P: 5	R: 0 E: 0 K: 0 S: 5	H: 2 LOB: 2 BB: 0 P: 5	R: 0 E: 0 K: 2 S: 7	H: 0 LOB: 0 BB: 0 P: 7	R: 0 E: 0 K: 0 S: 3	H: 0 LOB: 0 BB: 0 P: 3	R: 2 E: 0 K: 0 S: 6	H: 3 LOB: 1 BB: 0 P: 6	R: 0 E: 0 K: 0 S: 4	H: 1 LOB: 2 BB: 1 P: 8	R: 2 E: 1 K: 0 S: 5	H: 3 LOB: 0 BB: 0 P: 5	R: 0 E: 0 K: 0 S: 3	H: 1 LOB: 1 BB: 1 P: 7	R: 0 E: 0 K: 1 S: 5	H: 0 LOB: 0 BB: 0 P: 5	1B: 9 2B: 0 3B: 1 HR: 0	SF: 1 SAC: 0 DP: 1 HBP: 0	WP: 1 PB: 0 SB: 1 CS: 1	PA: 38
PITCHER	IP WLS BF H R ER SO BB IBB HBP BLK WP HR S P ERA WHIP																					
Ed Whitson, R (1, 1) ERA: 3.66	6.2 L 30 9 4 4 3 0 0 0 0 0 0 0 35 39 5.40 1.350																					
Greg Minton, R (7, 1) ERA: 3.43	0.1 0 0 0 0 0 0 0 0 0 0 0 0 0 0.00 0.000																					
Allen Ripley, R (8, 1) ERA: 1.0	2.0 7 1 0 0 1 0 0 1 0 0 1 0 8 12 0.00 0.500																					

Atlanta Braves @ San Francisco Giants
 Candlestick Park, San Francisco, CA
 Mon Jun 02 1980, 10:05 PM EDT
 Att. 3,768 - Unknown

AB	34
R	4
H	10
RBI	4
BB	2
SO	4
LOB	9



Batter 1 2 3 4 5 6 7 8 9 AB R H RBI BB SO LOB BOTTOM

<p>Bill North, S OBP: 0.407, SLG: 0.344 (1, 8) X</p>	<p>0-0</p>	<p>0-0</p>	<p>0-0</p>	<p>0-0</p>	<p>0-0</p>	<p>0-0</p>	<p>0-0</p>	<p>0-0</p>	<p>4 0 1 1 0 0 0</p>
---	------------	------------	------------	------------	------------	------------	------------	------------	----------------------

<p>Darrell Evans, L OBP: 0.373, SLG: 0.402 (1, 5) B B B B</p>	<p>4-0</p>	<p>0-3</p>	<p>0-0</p>	<p>0-0</p>	<p>0-0</p>	<p>0-0</p>	<p>0-0</p>	<p>0-0</p>	<p>3 0 1 0 1 1 1</p>
--	------------	------------	------------	------------	------------	------------	------------	------------	----------------------

<p>Jack Clark, R OBP: 0.372, SLG: 0.522 (1, 9) X</p>	<p>0-0</p>	<p>0-0</p>	<p>0-0</p>	<p>0-0</p>	<p>0-0</p>	<p>0-0</p>	<p>0-0</p>	<p>0-0</p>	<p>4 0 2 0 0 0 2</p>
---	------------	------------	------------	------------	------------	------------	------------	------------	----------------------

<p>Willie McCovey, L OBP: 0.271, SLG: 0.295 (1, 3) X</p>	<p>0-0</p>	<p>0-0</p>	<p>0-0</p>	<p>0-3</p>	<p>0-0</p>	<p>0-0</p>	<p>0-0</p>	<p>0-0</p>	<p>4 0 1 0 0 1 3</p>
---	------------	------------	------------	------------	------------	------------	------------	------------	----------------------

<p>Terry Whitfield, L OBP: 0.310, SLG: 0.346 (1, 7) X</p>	<p>0-0</p>	<p>0-0</p>	<p>0-0</p>	<p>0-0</p>	<p>0-0</p>	<p>0-0</p>	<p>0-0</p>	<p>0-0</p>	<p>4 0 2 0 0 0 4</p>
--	------------	------------	------------	------------	------------	------------	------------	------------	----------------------

<p>Rennie Stennett, R OBP: 0.257, SLG: 0.321 (1, 4) X</p>	<p>0-0</p>	<p>0-0</p>	<p>0-0</p>	<p>0-0</p>	<p>0-0</p>	<p>0-0</p>	<p>0-0</p>	<p>0-0</p>	<p>4 1 2 0 0 0 1</p>
--	------------	------------	------------	------------	------------	------------	------------	------------	----------------------

<p>Milt May, L OBP: 0.309, SLG: 0.355 (1, 2) X</p>	<p>0-0</p>	<p>0-0</p>	<p>0-0</p>	<p>0-0</p>	<p>0-0</p>	<p>0-0</p>	<p>0-0</p>	<p>0-0</p>	<p>4 0 0 1 0 0 3</p>
---	------------	------------	------------	------------	------------	------------	------------	------------	----------------------

<p>Johnnie LeMaster, R OBP: 0.264, SLG: 0.371 (1, 6) X</p>	<p>0-0</p>	<p>0-0</p>	<p>0-0</p>	<p>0-0</p>	<p>0-0</p>	<p>0-0</p>	<p>0-0</p>	<p>0-0</p>	<p>4 1 2 0 0 0 0</p>
---	------------	------------	------------	------------	------------	------------	------------	------------	----------------------

<p>Ed Whitson, R OBP: 0.083, SLG: 0.043 (1, 1)</p> <p>Greg Minton, S (7, 1)</p> <p>Jim Wohlford, R OBP: 0.276, SLG: 0.370 (7, PH)</p> <p>Allen Ripley, R (8, 1)</p> <p>Larry Herndon, R OBP: 0.282, SLG: 0.382 (9, PH)</p>	<p>0-3</p>	<p>0-3</p>	<p>0-0</p>	<p>0-0</p>	<p>0-0</p>	<p>0-0</p>	<p>0-0</p>	<p>0-0</p>	<p>1 0 0 0 0 0 1 1 0 0 0 0 0 0 0 1 0 0 0 0 0 0 0 0 0 0 0 0 0 1 0 0 0 0 0 0</p>
---	------------	------------	------------	------------	------------	------------	------------	------------	--

Inning Stats																			
R: 0	H: 1	R: 0	H: 1	R: 0	H: 1	R: 1	H: 2	R: 0	H: 2	R: 0	H: 0	R: 0	H: 2	R: 1	H: 1	1B: 9	SF: 0	WP: 0	PA: 36
E: 0	LOB: 2	E: 0	LOB: 1	E: 0	LOB: 0	E: 0	LOB: 1	E: 0	LOB: 1	E: 0	LOB: 0	E: 0	LOB: 0	E: 0	LOB: 0	2B: 1	SAC: 1	PB: 0	
K: 0	BB: 1	K: 1	BB: 0	K: 0	BB: 0	K: 0	BB: 0	K: 1	BB: 0	K: 0	BB: 0	K: 0	BB: 0	K: 0	BB: 0	3B: 1	DP: 3	SB: 0	
S: 4	P: 8	S: 6	P: 6	S: 6	P: 6	S: 5	P: 5	S: 6	P: 6	S: 3	P: 3	S: 4	P: 4	S: 4	P: 4	HR: 0	HBP: 0	CS: 0	

PITCHER																			
Phil Niekro, R ERA: 3.66 (1, 1)	IP	WLS	BF	H	R	ER	SO	BB	IBB	HBP	BLK	WP	HR	S	P	ERA	WHIP		
	9.0	W	36	11	2	2	3	1	0	0	0	0	0	41	45	2.00	1.333		

Atlanta Braves @ San Francisco Giants
Candlestick Park, San Francisco, CA
Mon Jun 02 1980, 10:05 PM EDT
Att: 3,768 - Unknown

livebaseballscorecards.com

AB	34
R	2
H	11
RBI	2
BB	1
SO	3
LOB	15



Batter	1	2	3	4	5	6	7	8	9	AB R H RBI BB SO LOB	TOP																
Glenn Hubbard, R (1, 4) OBP: 0.429, SLG: 0.583	0-3 K		0-0 L6		0-0 S 1B		0-0 6-3			4 0 1 0 0 1 1																	
Dale Murphy, R (1, 8) OBP: 0.353, SLG: 0.445	0-3 K			0-0 E6 1B	0-3 K			0-0 5-3		4 1 0 0 0 2 1																	
Chris Chambliss, L (1, 3) OBP: 0.316, SLG: 0.439	0-0 4-3			0-0 F8		0-3 K		0-0 1B K 2B		4 0 1 0 0 1 1																	
Gary Matthews, R (1, 9) OBP: 0.346, SLG: 0.472		0-0 G4-3 1B		0-0 E 1B		0-0 5-3 3B		0-0 K 1B		4 1 4 0 0 0 0																	
Bob Horner, R (1, 5) OBP: 0.185, SLG: 0.300		0-0 G4-3		0-0 E5		0-0 5-3		0-3 K		4 0 0 1 0 1 4																	
Larvell Blanks, R (8, 5) OBP: 0.247, SLG: 0.257		1-2 G4-3		1-2 2-H		3-H		1-2 3-H		0 0 0 0 0 0 0																	
Jeff Burroughs, R (1, 7) OBP: 0.383, SLG: 0.363		0-0 2B		0-0 F3		0-0 6-3			0-3 K	4 0 1 0 0 1 2																	
Brian Asselstine, L (9, 7) OBP: 0.296, SLG: 0.352										0 0 0 0 0 0 0																	
Bruce Benedict, R (1, 2) OBP: 0.277, SLG: 0.299		0-3 K		0-0 F3			0-0 F8		0-0 5-3	4 0 0 0 0 1 3																	
Luis Gomez, R (1, 6) OBP: 0.275, SLG: 0.217			0-0 F9		0-3 K		0-0 SH3-4 1B		0-0 1B	4 0 2 0 0 1 0																	
Larry McWilliams, L (1, 1) OBP: 0.294, SLG: 0.294			0-3 K		0-3 K			0-0 SH3-4	0-3 K	3 0 0 0 0 3 1																	
Larry Bradford, R (9, 1) OBP: 0.294, SLG: 0.294										0 0 0 0 0 0 0																	
Inning Stats	R: 0 E: 0 K: 2 S: 7	H: 0 LOB: 0 BB: 0 P: 7	R: 0 E: 0 K: 1 S: 6	H: 2 LOB: 1 BB: 0 P: 6	R: 0 E: 0 K: 1 S: 5	H: 0 LOB: 0 BB: 0 P: 5	R: 1 E: 2 K: 0 S: 6	H: 1 LOB: 2 BB: 0 P: 6	R: 0 E: 0 K: 3 S: 10	H: 1 LOB: 1 BB: 0 P: 10	R: 1 E: 0 K: 1 S: 6	H: 1 LOB: 0 BB: 0 P: 6	R: 0 E: 0 K: 0 S: 4	H: 1 LOB: 1 BB: 0 P: 4	R: 0 E: 0 K: 1 S: 6	H: 2 LOB: 2 BB: 0 P: 6	R: 0 E: 0 K: 2 S: 8	H: 1 LOB: 1 BB: 0 P: 8	1B: 6 2B: 2 3B: 1 HR: 0	SF: 0 SAC: 1 DP: 1 HBP: 0	WP: 0 PB: 0 SB: 1 CS: 0	PA: 36					
PITCHER	IP WLS BF H R ER SO BB IBB HBP BLK WP HR S P ERA WHIP																										
Vida Blue, L (1, 1) ERA: 2.77	7.0	28	6	2	1	8	0	0	0	0	0	0	0	44	44	1.29	0.857										
Greg Minton, R (8, 1) ERA: 3.13	2.0	W	8	3	0	0	3	0	0	0	0	0	0	14	14	0.00	1.500										

Atlanta Braves @ San Francisco Giants
Candlestick Park, San Francisco, CA
Tue Jun 03 1980, 10:05 PM EDT
Att. 9,294 - Unknown

livebaseballscorecards.com

AB	35
R	2
H	9
RBI	1
BB	0
SO	11
LOB	13



Batter	1	2	3	4	5	6	7	8	9	AB	R	H	RBI	BB	SO	LOB
Bill North, S OBP: 0.403, SLG: 0.341 (1, 8)	0-0 F8		0-0 4-3		0-0 4-3			0-0 L4-3 1B		4	0	1	0	0	0	0
Darrell Evans, L OBP: 0.365, SLG: 0.393 (1, 5)	0-3 K		0-0 F7		0-0 6-3			0-0 F8		4	0	0	0	0	1	1
Jack Clark, R OBP: 0.370, SLG: 0.512 (1, 9)	1-0 HBP			0-0 1-3		0-0 5-3		0-0 L4-3 1-2		3	0	0	0	0	0	1
Willie McCovey, L OBP: 0.279, SLG: 0.306 Roger Metzger, S OBP: 0.150, SLG: 0.056 (1, 3) (9, PR)	0-0 G3			4-0 2B BB		0-0 F8			0-0 1B 2B	3	0	1	0	1	0	1
Larry Herndon, R OBP: 0.281, SLG: 0.386 (1, 7)		0-0 F9		0-0 1-3 2B		0-0 5-3			0-0 6-3	4	0	1	0	0	0	1
Rennie Stennett, R OBP: 0.268, SLG: 0.333 Joe Strain, R OBP: 0.299, SLG: 0.292 (1, 4) (4, PR) (5, 4)		0-0 2B		1-0 HBP			0-0 FC5-4 1B		0-0 5-3	1	0	1	0	0	0	0
Johnnie LeMaster, R OBP: 0.264, SLG: 0.364 (1, 6)		0-3 K		0-0 L5			0-0 FC5-4 G3		4-0 1B 2B BB	3	1	0	0	1	1	5
Mike Sadek, R OBP: 0.350, SLG: 0.316 (1, 2)		0-0 1-3		0-0 F6			0-0 G3		0-0 2B 1B	4	1	1	1	0	0	5
Vida Blue, S OBP: 0.176, SLG: 0.125 Jim Wohlford, R OBP: 0.273, SLG: 0.365 Greg Minton, S Milt May, L OBP: 0.314, SLG: 0.368 (1, 1) (7, PH) (8, 1) (9, PH)			0-3 K		0-3 K		0-3 K		0-0 2B	2	0	0	0	0	2	0

BOTTOM	
AB	32
R	3
H	7
RBI	3
BB	2
SO	5
LOB	16
WP: 0	PA: 36
PB: 0	
SB: 0	
CS: 0	

PITCHER		IP	WLS	BF	H	R	ER	SO	BB	IBB	HBP	BLK	WP	HR	S	P	ERA	WHIP
Larry McWilliams, L ERA: 6.04 (1, 1)	8.2		34	5	2	2	5	2	2	0	0	0	0	0	2	50	2.08	0.808
Larry Bradford, L ERA: 1.99 (9, 1)	0.0	L	2	2	1	1	0	0	0	0	0	0	0	0	2	2	∞	∞

Atlanta Braves @ San Francisco Giants
Candlestick Park, San Francisco, CA
Tue Jun 03 1980, 10:05 PM EDT
Att. 9,294 - Unknown

livebaseballscores.com

Batter	1	2	3	4	5	6	7	8	9	AB R H RBI BB SO LOB	TOP											
Glenn Hubbard, R (1, 4) OBP: 0.474, SLG: 0.882	0-0 SF8 3B		0-0 CS 1B		0-0 F9		0-0 F8		0-0 HR	5 2 3 1 0 0 0												
Dale Murphy, R (1, 8) OBP: 0.354, SLG: 0.453	0-0 SF8		0-3 K 1-2			0-3 K		0-0 1B E 1B	0-0 2B	4 1 2 1 0 2 1												
Chris Chambliss, L (1, 3) OBP: 0.323, SLG: 0.459	0-0 HR			0-0 1B 1B		0-0 F8		0-0 1B E 1B	0-0 F8	5 1 3 1 0 0 1												
Gary Matthews, R (1, 9) OBP: 0.336, SLG: 0.457	0-3 K			0-0 F9		0-0 F4		0-0 F9		4 0 0 0 0 1 3												
Brian Asselstine, L (1, 7) OBP: 0.302, SLG: 0.380	0-0 F5			0-0 1B 1-2		0-0 HR		0-0 E6 1-2 3-H		4 1 2 2 0 0 1												
Larvell Blanks, R (1, 5) OBP: 0.247, SLG: 0.257		0-3 K		0-0 F7		0-0 HR 1B		0-0 F8		4 1 1 0 0 1 4												
Bill Nahorodny, R (1, 2) OBP: 0.267, SLG: 0.500		0-0 5-3		0-0 F6		0-0 HR		0-0 F9		4 1 1 2 0 0 4												
Luis Gomez, R (1, 6) OBP: 0.267, SLG: 0.210		0-3 K			0-0 F3		0-0 F7		0-0 F9	4 0 0 0 0 1 0												
Rick Matula, R (1, 1) OBP: 0.048, SLG: 0.048			0-3 K		0-3 K		0-3 K		0-0 4-3	4 0 0 0 0 3 0												
Inning Stats	R: 2 E: 0 K: 1 S: 7	H: 2 LOB: 0 BB: 0 P: 7	R: 0 E: 0 K: 2 S: 7	H: 0 LOB: 0 BB: 0 P: 7	R: 0 E: 0 K: 2 S: 7	H: 1 LOB: 1 BB: 0 P: 7	R: 0 E: 0 K: 0 S: 5	H: 2 LOB: 2 BB: 0 P: 5	R: 0 E: 0 K: 1 S: 5	H: 0 LOB: 0 BB: 0 P: 5	R: 3 E: 0 K: 1 S: 8	H: 3 LOB: 0 BB: 0 P: 8	R: 1 E: 1 K: 0 S: 6	H: 2 LOB: 2 BB: 0 P: 6	R: 1 E: 0 K: 0 S: 5	H: 2 LOB: 1 BB: 0 P: 5	1B: 6 2B: 2 3B: 1 HR: 4	SF: 1 SAC: 0 DP: 1 HBP: 0	WP: 0 PB: 0 SB: 0 CS: 1	PA: 39		
PITCHER John Montefusco, R (1, 1) ERA: 4.37 Gary Lavelle, L (8, 1) ERA: 3.12	IP 7.0	WLS L	BF 28	H 8	R 5	ER 5	SO 8	BB 0	IBB 0	HBP 0	BLK 0	WP 0	HR 3	S 44	P 44	ERA 6.43	WHIP 1.143					
	IP 2.0	WLS L	BF 11	H 4	R 2	ER 2	SO 0	BB 0	IBB 0	HBP 0	BLK 0	WP 0	HR 1	S 11	P 11	ERA 9.00	WHIP 2.000					

Atlanta Braves @ San Francisco Giants
Candlestick Park, San Francisco, CA
Wed Jun 04 1980, 6:33 AM EDT
Att. 5,593 - Unknown

livebaseballscorecards.com

AB 38
R 7
H 12
RBI 7
BB 0
SO 8
LOB 14



Batter	1	2	3	4	5	6	7	8	9	AB	R	H	RBI	BB	SO	LOB
Larry Herndon, R OBP: 0.273, SLG: 0.374 (1, 8)	0-0 F8		0-0 6-3		0-0 5-3		0-3 K			4	0	0	0	0	1	3
Darrell Evans, L OBP: 0.358, SLG: 0.385 (1, 5)	0-0 4-3		0-0 F9			0-0 F7		0-0 3-1		4	0	0	0	0	0	1
Jack Clark, R OBP: 0.362, SLG: 0.500 (1, 9)	0-0 6-3			0-0 5-3		0-3 K		0-0 P3		4	0	0	0	0	1	0
Willie McCovey, L OBP: 0.287, SLG: 0.307 (1, 3)		4-0 BB		0-0 4-3		0-3 K		0-0 1B		3	0	1	0	1	1	0
Terry Whitfield, L OBP: 0.316, SLG: 0.361 (1, 7)		0-0 G1-6-3		0-0 2B			0-0 4-3	0-0 1B		4	0	2	0	0	0	1
Joe Strain, R OBP: 0.310, SLG: 0.304 (1, 4)		0-0 1B		0-0 3-1			0-0 E	0-0 5-3		4	1	2	0	0	0	3
Milt May, L OBP: 0.319, SLG: 0.372 (1, 2)		0-0 F7			0-0 SH3-4		0-0 L4		0-0 1B	4	0	2	0	0	0	2
Johnnie LeMaster, R OBP: 0.263, SLG: 0.357 (1, 6)		4-0 BB		0-0 F7		0-0 F7		0-0 E	0-0 G5-4-3	3	1	0	0	1	0	2
John Montefusco, R OBP: 0.125, SLG: 0.067 Bill North, S (7, PH) Gary Lavelle, S (8, 1) Jim Wohlford, R (9, PH) OBP: 0.269, SLG: 0.360		0-0 SH1-4		0-0 SH1-4		0-0 SH3-4		0-0 E1	0-0 5-3	0	0	0	0	0	0	0

Inning Stats																1B:	SF:	WP:	PA:		
R: 0	H: 0	R: 0	H: 1	R: 0	H: 0	R: 0	H: 1	R: 0	H: 1	R: 0	H: 0	R: 2	H: 1	R: 0	H: 2	R: 0	H: 1	6	0	0	36
E: 0	LOB: 0	E: 0	LOB: 1	E: 0	LOB: 1	E: 0	LOB: 1	E: 0	LOB: 1	E: 0	LOB: 0	E: 2	LOB: 1	E: 0	LOB: 2	E: 0	LOB: 0	2B: 1	SAC: 2	PB: 0	
K: 0	BB: 0	K: 0	BB: 1	K: 0	BB: 1	K: 0	BB: 0	K: 2	BB: 0	K: 1	BB: 0	K: 1	BB: 0	K: 0	BB: 0	K: 0	BB: 0	3B: 0	DP: 2	SB: 0	
S: 3	P: 3	S: 3	P: 7	S: 3	P: 7	S: 4	P: 4	S: 4	P: 7	S: 8	P: 8	S: 8	P: 8	S: 5	P: 5	S: 3	P: 3	HR: 0	HBP: 0	CS: 0	

PITCHER	IP	WLS	BF	H	R	ER	SO	BB	IBB	HBP	BLK	WP	HR	S	P	ERA	WHIP
Rick Matula, R ERA: 2.3 (1, 1)	9.0	W	36	7	2	0	3	2	0	0	0	0	0	40	48	0.00	1.000

PITCHER	IP	WLS	BF	H	R	ER	SO	BB	IBB	HBP	BLK	WP	HR	S	P	ERA	WHIP

BOTTOM

Atlanta Braves @ San Francisco Giants
 Candlestick Park, San Francisco, CA
 Wed Jun 04 1980, 6:33 AM EDT
 Att. 5,593 - Unknown

livebaseballscores.com

AB	32
R	2
H	7
RBI	0
BB	2
SO	3
LOB	12



Batter	1	2	3	4	5	6	7	8	9	AB R H RBI BB SO LOB	TOP	
Bill North, S (1, 8) OBP: 0.390, SLG: 0.328	0-3 K		0-3 K			0-0 4-3			0-0 6-3	4 0 0 0 0 2 0	San Francisco Giants @ Houston Astros Astrodome, Houston, TX Fri Jun 06 1980, 8:05 PM EDT Att. 26,822 - Unknown livebaseballscorecards.com	
Joe Strain, R (1, 4) OBP: 0.307, SLG: 0.301	0-0 6-3		0-3 K			0-0 F9			0-0 1B	4 0 1 0 0 1 0		
Jack Clark, R (1, 9) OBP: 0.360, SLG: 0.494	0-0 1B				0-0 6-3				0-3 K	4 0 1 0 0 2 1		
Darrell Evans, L (1, 5) OBP: 0.353, SLG: 0.378	0-3 K				0-3 K				0-0 F5	3 0 0 0 0 2 1		
Willie McCovey, L (1, 3) OBP: 0.280, SLG: 0.298					0-3 K				0-0 4-3	3 0 0 0 0 1 0		
Milt May, L (1, 2) OBP: 0.319, SLG: 0.371									0-3 K	3 0 1 0 0 1 0		
Terry Whitfield, L (1, 7) OBP: 0.308, SLG: 0.351									0-0 L4	3 0 0 0 0 1 1		
Roger Metzger, S (1, 6) OBP: 0.130, SLG: 0.048									0-3 K	3 0 0 0 0 1 1		
Bob Knepper, L (1, 1) OBP: 0.233, SLG: 0.310 Jim Wohlford, R (9, PH) OBP: 0.266, SLG: 0.355									0-3 K	2 0 0 0 0 1 0 1 0 0 0 0 1 0		
Inning Stats	R: 0 H: 1 E: 0 LOB: 1 K: 2 BB: 0 S: 8 P: 8	R: 0 H: 1 E: 0 LOB: 1 K: 1 BB: 0 S: 6 P: 6	R: 0 H: 0 E: 0 LOB: 0 K: 2 BB: 0 S: 7 P: 7	R: 0 H: 0 E: 0 LOB: 0 K: 2 BB: 0 S: 7 P: 7	R: 0 H: 0 E: 0 LOB: 0 K: 0 BB: 0 S: 3 P: 3	R: 0 H: 0 E: 0 LOB: 0 K: 1 BB: 0 S: 5 P: 5	R: 0 H: 0 E: 0 LOB: 0 K: 1 BB: 0 S: 5 P: 5	R: 0 H: 0 E: 0 LOB: 0 K: 2 BB: 0 S: 7 P: 7	R: 0 H: 1 E: 0 LOB: 1 K: 2 BB: 0 S: 8 P: 8	1B: 3 SF: 0 2B: 0 SAC: 0 3B: 0 DP: 0 HR: 0 HBP: 0	WP: 0 PA: 30 PB: 0 SB: 0 CS: 0	
PITCHER J.R. Richard, R (1, 1) ERA: 1.66	IP WLS BF H R ER SO BB IBB HBP BLK WP HR S P ERA WHIP	IP WLS BF H R ER SO BB IBB HBP BLK WP HR S P ERA WHIP 9.0 W 30 3 0 0 13 0 0 0 0 0 0 0 56 56 0.00 0.333										

AB	30
R	0
H	3
RBI	0
BB	0
SO	13
LOB	4



Batter	1	2	3	4	5	6	7	8	9
Rafael Landestoy, S OBP: 0.289, SLG: 0.369 (1, 6) (9, 4)	0-3 K		0-0 6-3		0-0 4-3 3B		0-0 F9		
Terry Puhl, L OBP: 0.364, SLG: 0.464 (1, 9)	0-0 S 1B		0-0 1B 1B		0-0 L3		0-0 2B		
Jose Cruz, L OBP: 0.382, SLG: 0.412 (1, 7)	0-3 K 1-2		0-0 1B		0-0 4-3		0-0 4-3		
Cesar Cedeno, R OBP: 0.390, SLG: 0.471 (1, 8)	0-0 5-3		0-0 L4		0-0 6-3		0-0 CS 1B		
Enos Cabell, R OBP: 0.326, SLG: 0.369 (1, 5)		0-0 1-3		0-0 F2		0-3 K	0-0 F9 1-2		
Joe Morgan, L OBP: 0.321, SLG: 0.338 Craig Reynolds, L OBP: 0.226, SLG: 0.295 (1, 4) (9, 6)		0-0 F9		0-0 1B S 1B		0-0 3B 1B	0-0 F7		
Art Howe, R OBP: 0.309, SLG: 0.395 (1, 3)		0-0 1B		0-0 1B		0-0 1H L1-5 3B			
Alan Ashby, S OBP: 0.358, SLG: 0.419 (1, 2)		0-0 F3		0-0 F5		0-0 L1-5 3H			
J.R. Richard, R OBP: 0.103, SLG: 0.207 (1, 1)			0-0 6-3	0-3 K2-3			0-0 6-3		

AB	R	H	RBI	BB	SO	LOB
4	1	1	0	0	1	0
4	0	3	0	0	0	1
4	0	1	1	0	1	2
4	0	1	0	0	0	3
4	0	0	0	0	1	1
4	1	2	0	0	0	0
0	0	0	0	0	0	0
3	0	3	1	0	0	0
3	0	0	0	0	0	4
3	0	0	0	0	1	2

BOTTOM

San Francisco Giants @ Houston Astros
Astrodome, Houston, TX
Fri Jun 06 1980, 8:05 PM EDT
Att. 26,822 - Unknown

livebaseballscorecards.com

AB	33
R	2
H	11
RBI	2
BB	0
SO	4
LOB	13



1B: 8	SF: 0	WP: 0	PA: 33
2B: 2	SAC: 0	PB: 0	
3B: 2	DP: 1	SB: 2	
HR: 0	HBP: 0	CS: 1	

Inning Stats	R: 0	H: 1	E: 0	LOB: 1	K: 2	BB: 0	S: 8	P: 8	R: 0	H: 1	E: 0	LOB: 1	K: 0	BB: 0	S: 4	P: 4	R: 0	H: 2	E: 0	LOB: 2	K: 0	BB: 0	S: 5	P: 5	R: 0	H: 2	E: 0	LOB: 2	K: 1	BB: 0	S: 7	P: 7	R: 1	H: 1	E: 0	LOB: 0	K: 0	BB: 0	S: 4	P: 4	R: 1	H: 2	E: 0	LOB: 0	K: 1	BB: 0	S: 6	P: 6	R: 0	H: 1	E: 0	LOB: 1	K: 0	BB: 0	S: 4	P: 4	R: 0	H: 1	E: 0	LOB: 0	K: 0	BB: 0	S: 3	P: 3
PITCHER Bob Knepper, L ERA: 4.6 (1, 1)	IP: 8.0	WLS: L	BF: 33	H: 11	R: 2	ER: 2	SO: 4	BB: 0	IBB: 0	HBP: 0	BLK: 0	WP: 0	HR: 0	S: 41	P: 41	ERA: 2.25	WHIP: 1.375																																															

Batter	1	2	3	4	5	6	7	8	9	AB R H RBI BB SO LOB	TOP
Bill North, S (1, 8) OBP: 0.387, SLG: 0.326 Al Holland, R (8, 1)	0-0 6-3		0-0 FC5-4-5 2-3			0-0 1-2 1B		0-3 K		4 0 1 0 0 1 1 0 0 0 0 0 0 0	
Joe Strain, R (1, 4) OBP: 0.295, SLG: 0.289 Gary Lavelle, S (6, 1) Larry Herndon, R (8, 8) OBP: 0.271, SLG: 0.371	0-0 F9			0-0 6-3		0-0 F7		0-3 K	3 0 0 0 0 0 2 0 0 0 0 0 0 0 1 0 0 0 0 0 1 0		
Jack Clark, R (1, 9) OBP: 0.353, SLG: 0.483	0-3 K			0-0 F3		0-0 F2		0-0 L6	4 0 0 0 0 0 1 2		
Darrell Evans, L (1, 5) OBP: 0.352, SLG: 0.376		0-0 F5		0-0 G3		0-0 F8		0-0 1B	4 0 1 0 0 0 2		
Terry Whitfield, L (1, 7) OBP: 0.306, SLG: 0.348		0-3 K			0-0 FC5-4 1B		0-0 6-3	0-0 F7	4 0 1 0 0 0 1 1		
Rich Murray, R (1, 3)		0-0 5-3			0-0 FC5-4 1-2f		0-3 K		3 0 0 0 0 0 1 1		
Milt May, L (1, 2) OBP: 0.313, SLG: 0.363			0-0 F6		0-0 F7 1-2		0-0 4-3		3 0 0 0 0 0 0 1		
Johnnie LeMaster, R (1, 6) OBP: 0.265, SLG: 0.356			0-0 FC5-4 SH5-3 1B		0-0 4-3		0-0 F8		3 0 1 0 0 0 0 1		
Ed Whitson, R (1, 1) OBP: 0.083, SLG: 0.043 Rennie Stennett, R (6, PH) OBP: 0.271, SLG: 0.336			0-0 SH5-3 1-2			0-0 1B 1B		0-0 F9	0 0 0 0 0 0 0 0 2 0 1 0 0 0 0 0		
Inning Stats	R: 0 H: 0 E: 0 LOB: 0 K: 1 BB: 0 S: 5 P: 5	R: 0 H: 0 E: 0 LOB: 0 K: 1 BB: 0 S: 5 P: 5	R: 0 H: 1 E: 0 LOB: 1 K: 0 BB: 0 S: 4 P: 4	R: 0 H: 0 E: 0 LOB: 0 K: 0 BB: 0 S: 3 P: 3	R: 0 H: 1 E: 0 LOB: 1 K: 0 BB: 0 S: 4 P: 4	R: 0 H: 2 E: 0 LOB: 2 K: 0 BB: 0 S: 5 P: 5	R: 0 H: 0 E: 0 LOB: 0 K: 1 BB: 0 S: 5 P: 5	R: 0 H: 0 E: 0 LOB: 0 K: 1 BB: 0 S: 5 P: 5	R: 0 H: 1 E: 0 LOB: 1 K: 1 BB: 0 S: 6 P: 6	1B: 5 SF: 0 2B: 0 SAC: 1 3B: 0 DP: 0 HR: 0 HBP: 0	WP: 0 PA: 32 PB: 0 SB: 1 CS: 0
PITCHER Joe Niekro, R (1, 1) ERA: 3.32	IP WLS BF H R ER SO BB IBB HBP BLK WP HR S P ERA WHIP 9.0 W 32 5 0 0 5 0 0 0 0 0 0 0 42 42 0.00 0.556										

San Francisco Giants @ Houston Astros
 Astrodome, Houston, TX
 Sat Jun 07 1980, 8:05 PM EDT
 Att. 42,263 - Unknown

livebaseballscorecards.com

AB 31
R 0
H 5
RBI 0
BB 0
SO 5
LOB 11



Batter	1	2	3	4	5	6	7	8	9	AB	R	H	RBI	BB	SO	LOB
Rafael Landestoy, S OBP: 0.287, SLG: 0.386 (1, 6) (9, 4)	0-0 3-1		0-3 K		0-0 2B 3B		0-0 3-1			4	1	1	0	0	1	0
Terry Puhl, L OBP: 0.362, SLG: 0.459 (1, 8)	0-0 G3		0-0 2B 1B		0-0 G3		0-0 L6			4	1	1	0	0	0	1
Joe Morgan, L OBP: 0.331, SLG: 0.364 Craig Reynolds, L OBP: 0.226, SLG: 0.295 (1, 4) (9, 6)	0-0 G3		0-0 1B 2B		0-0 1B 2B		0-0 1-3 1B			4	1	3	2	0	0	0
Jose Cruz, L OBP: 0.384, SLG: 0.414 (1, 7)		0-0 1B	0-0 1B		0-0 F7		0-0 1-3			4	0	2	0	0	0	2
Denny Walling, L OBP: 0.364, SLG: 0.363 (1, 9)		0-0 1B		0-0 1B	0-0 1B		0-0 F8			4	0	3	1	0	0	0
Enos Cabell, R OBP: 0.321, SLG: 0.363 (1, 5)		0-0 1B		0-0 1B	0-0 1B		0-0 4-3			3	0	0	0	0	0	2
Art Howe, R OBP: 0.309, SLG: 0.386 (1, 3)		4-0 BB		0-0 F8		0-0 F3				2	0	0	0	1	0	1
Alan Ashby, S OBP: 0.358, SLG: 0.411 (1, 2)		0-0 2-3		4-0 IBB		0-0 F6				2	0	0	0	1	0	2
Joe Niekro, R OBP: 0.267, SLG: 0.345 (1, 1)			0-0 F4		0-0 F9		0-3 K			3	0	0	0	0	1	2

Inning Stats	R: 0	H: 0	E: 0	K: 0	S: 3	R: 0	H: 2	E: 1	K: 0	S: 4	R: 1	H: 3	E: 0	K: 1	S: 7	R: 0	H: 1	E: 0	K: 0	S: 4	R: 2	H: 3	E: 0	K: 0	S: 5	R: 0	H: 0	E: 0	K: 0	S: 3	R: 0	H: 0	E: 0	K: 1	S: 5	R: 0	H: 1	E: 0	K: 0	S: 3
	LOB: 0	BB: 0	P: 3	LOB: 2	BB: 1	P: 8	LOB: 2	BB: 0	P: 7	LOB: 2	BB: 1	P: 8	LOB: 1	BB: 0	P: 5	LOB: 0	BB: 0	P: 3	LOB: 0	BB: 0	P: 3	LOB: 0	BB: 0	P: 5	LOB: 0	BB: 0	P: 3	LOB: 0	BB: 0	P: 3	LOB: 0	BB: 0	P: 3	LOB: 0	BB: 0	P: 3	LOB: 0	BB: 0	P: 3	

PITCHER	IP	WLS	BF	H	R	ER	SO	BB	IBB	HBP	BLK	WP	HR	S	P	ERA	WHIP
Ed Whitson, R ERA: 3.76 (1, 1)	5.0	L	23	9	3	3	1	1	1	0	0	0	0	23	31	5.40	2.000
Gary Lavelle, L ERA: 2.89 (6, 1)	2.0		6	0	0	0	1	0	0	0	0	0	0	8	8	0.00	0.000
Al Holland, L ERA: 0.76 (8, 1)	1.0		3	1	0	0	0	0	0	0	0	0	0	3	3	0.00	1.000


BOTTOM

San Francisco Giants @ Houston Astros
Astrodome, Houston, TX

Sat Jun 07 1980, 8:05 PM EDT
Att. 42,263 - Unknown

livebaseballscorecards.com

AB	30
R	3
H	10
RBI	3
BB	2
SO	2
LOB	10



1B: 7	SF: 0	WP: 0	PA: 32
2B: 2	SAC: 0	PB: 0	
3B: 1	DP: 0	SB: 2	
HR: 0	HBP: 0	CS: 1	

Batter	1	2	3	4	5	6	7	8	9	AB R H RBI BB SO LOB	TOP	
Bill North, S OBP: 0.377, SLG: 0.317 (1, 8)	0-3 K		0-3 K		0-3 K			0-3 K	0-0 CS	4 0 0 0 0 4 0		
Terry Whitfield, L OBP: 0.305, SLG: 0.345 (1, 7)	0-3 K		0-3 K			0-0 F8		0-0 HR		4 1 1 0 0 2 0		
Mike Sadek, R OBP: 0.350, SLG: 0.316 (8, 2)								1B		0 0 0 0 0 0 0		
Jack Clark, R OBP: 0.351, SLG: 0.494 (1, 9)	0-0 L3		0-0 F7			0-0 4-3		0-0 HR		4 1 1 2 0 0 0		
Darrell Evans, L OBP: 0.359, SLG: 0.380 (1, 5)		4-0 1B 1B BB		0-0 F6		0-0 1B		0-0 1B		3 1 2 0 1 0 0		
Milt May, L OBP: 0.320, SLG: 0.365 (1, 2)		0-0 1B G3 1B		4-0 G3 BB		0-0 G3		0-3 K		2 0 1 0 1 0 1		
Larry Herndon, R OBP: 0.270, SLG: 0.368 (8, PH)		1-3 1B								1 0 0 0 0 1 1		
Greg Minton, S (8, 1)										0 0 0 0 0 0 0		
Al Holland, R (9, 1)										0 0 0 0 0 0 0		
Rich Murray, R (1, 3)		0-0 G3		0-0 F9			0-3 K		0-0 4-3	4 0 0 0 0 1 3		
Rennie Stennett, R OBP: 0.264, SLG: 0.326 (1, 4)		0-3 K		0-0 4-3			0-0 6-3		0-3 K	4 0 0 0 0 2 3		
Johnnie LeMaster, R OBP: 0.270, SLG: 0.372 (1, 6)		0-0 1B		0-3 K		0-3 K		0-0 F7	0-0 1B 3B	4 1 2 1 0 1 0		
Vida Blue, S OBP: 0.167, SLG: 0.118 (1, 1)		0-3 K2-3		0-0 F7				0-0 F9	0-0 1B	2 0 0 0 0 1 2		
Jim Wohlford, R OBP: 0.272, SLG: 0.359 (8, PH) (8, 7)									3-H 1B	2 0 1 1 0 0 0		
Inning Stats	R: 0 E: 0 K: 2 S: 7 H: 0 LOB: 0 BB: 0 P: 7	R: 1 E: 0 K: 2 S: 9 H: 2 LOB: 2 BB: 1 P: 13	R: 0 E: 0 K: 2 S: 7 H: 0 LOB: 0 BB: 0 P: 7	R: 0 E: 0 K: 0 S: 3 H: 0 LOB: 1 BB: 1 P: 7	R: 0 E: 0 K: 2 S: 7 H: 0 LOB: 0 BB: 0 P: 7	R: 0 E: 0 K: 0 S: 4 H: 1 LOB: 1 BB: 0 P: 4	R: 0 E: 0 K: 1 S: 5 H: 0 LOB: 0 BB: 0 P: 5	R: 2 E: 0 K: 2 S: 10 H: 3 LOB: 1 BB: 0 P: 10	R: 1 E: 0 K: 1 S: 6 H: 2 LOB: 0 BB: 0 P: 6	1B: 6 2B: 0 3B: 1 HR: 1 SF: 0 SAC: 0 DP: 0 HBP: 0	WP: 0 PB: 0 SB: 0 CS: 1 PA: 37	
PITCHER Nolan Ryan, R ERA: 3.01 (1, 1)	IP WLS BF H R ER SO BB IBB HBP BLK WP HR S P ERA WHIP	7.2 31 6 3 3 10 2 0 0 0 0 1 49 57 3.52 1.043										
Joe Sambito, L ERA: 3.24 (8, 1)	IP WLS BF H R ER SO BB IBB HBP BLK WP HR S P ERA WHIP	1.1 5 2 1 1 2 0 0 0 0 0 0 9 9 6.75 1.500										

San Francisco Giants @ Houston Astros
Astrodome, Houston, TX
Sun Jun 08 1980, 8:05 PM EDT
Att. 28,327 - Unknown

AB	34
R	4
H	8
RBI	4
BB	2
SO	12
LOB	10



Batter	1	2	3	4	5	6	7	8	9	AB R H RBI BB SO LOB
Rafael Landestoy, S OBP: 0.283, SLG: 0.376 (1, 6) (9, 4)	0-0 F8		0-0 F8		0-0 1B		0-0 6-3		0-0 E6	5 1 1 0 0 0 2
Terry Puhl, L OBP: 0.354, SLG: 0.447 (1, 9)	0-0 3-1		0-0 F9		0-0 1-3		0-0 F5		0-0 1-2 2-H	4 0 0 0 0 0 2
Jose Cruz, L OBP: 0.382, SLG: 0.422 (1, 7)	0-3 K			0-0 SF8	0-0 F7		0-0 G3			4 1 1 0 0 1 1
Cesar Cedeno, R OBP: 0.386, SLG: 0.467 (1, 8)		0-0 5-3		0-0 SF8	0-0 1B		0-0 F6			3 0 1 2 0 0 0
Enos Cabell, R OBP: 0.320, SLG: 0.371 (1, 5)		0-0 SF8		0-0 4-3	0-0 6-3		0-0 L1			4 1 1 0 0 0 1
Joe Morgan, L OBP: 0.329, SLG: 0.371 Craig Reynolds, L OBP: 0.226, SLG: 0.295 (1, 4) (9, 6)		0-0 SF8		0-0 E9		0-0 L9		0-0 F4		3 1 1 1 0 0 0 0 0 0 0 0 0 0
Art Howe, R OBP: 0.317, SLG: 0.385 Julio Gonzalez, R OBP: 0.091, SLG: 0.121 (1, 3) (9, PR)		0-0 4-3		4-0 1B		0-0 1-3		0-0 SH3-4		3 0 1 0 1 0 0 0 1 0 0 0 0 0
Luis Pujols, R OBP: 0.238, SLG: 0.240 (1, 2)			0-0 1B	0-0 1B		0-0 1B		0-0 SH3-4		3 0 3 1 0 0 0
Nolan Ryan, R OBP: 0.172, SLG: 0.160 Joe Sambito, L (8, 1) Dave Bergman, L OBP: 0.185, SLG: 0.120 Bruce Bochy, R OBP: 0.571, SLG: 0.250 (9, PH) (9, PH)			0-0 F2	0-0 6-3		0-3 K		4-0 E		3 0 0 0 0 1 4 0 0 0 0 0 0 0 0 0 0 0 0 0 0 0 0 0 0 1 0 0

BOTTOM

San Francisco Giants @ Houston Astros
Astrodome, Houston, TX
Sun Jun 08 1980, 8:05 PM EDT
Att. 28,327 - Unknown

livebaseballscorecards.com

AB	32
R	5
H	9
RBI	4
BB	2
SO	2
LOB	10



Inning Stats	R: 0	H: 0	E: 0	K: 1	S: 5	H: 0	LOB: 0	BB: 0	P: 5	R: 1	H: 1	E: 0	K: 0	S: 4	H: 1	LOB: 1	BB: 0	P: 4	R: 0	H: 1	E: 0	K: 0	S: 4	R: 2	H: 3	E: 1	K: 0	S: 6	H: 2	LOB: 1	BB: 0	P: 5	R: 0	H: 1	E: 0	K: 1	S: 6	H: 0	LOB: 0	BB: 0	P: 3	R: 0	H: 0	E: 0	K: 0	S: 3	H: 0	LOB: 0	BB: 0	P: 3	R: 0	H: 0	E: 1	K: 0	S: 3	H: 1	LOB: 2	BB: 1	P: 7	1B: 6	SF: 2	2B: 1	SAC: 1	3B: 2	DP: 0	HR: 0	HBP: 0	WP: 0	PA: 37
--------------	------	------	------	------	------	------	--------	-------	------	------	------	------	------	------	------	--------	-------	------	------	------	------	------	------	------	------	------	------	------	------	--------	-------	------	------	------	------	------	------	------	--------	-------	------	------	------	------	------	------	------	--------	-------	------	------	------	------	------	------	------	--------	-------	------	-------	-------	-------	--------	-------	-------	-------	--------	-------	--------

PITCHER	IP	WLS	BF	H	R	ER	SO	BB	IBB	HBP	BLK	WP	HR	S	P	ERA	WHIP
Vida Blue, L ERA: 2.85 (1, 1)	7.0		30	8	4	3	2	1	0	0	0	0	0	33	37	3.86	1.286
Greg Minton, R ERA: 2.96 (8, 1)	1.1	L	5	1	1	0	0	0	0	0	0	0	0	5	5	0.00	0.750
Al Holland, L ERA: 0.76 (9, 1)	0.0		2	0	0	0	0	0	1	0	0	0	0	1	5	∞	∞

Batter	1	2	3	4	5	6	7	8	9	AB R H RBI BB SO LOB	TOP																									
Bill North, S (1, 8) <small>OBP: 0.373, SLG: 0.312</small> Allen Ripley, R (4, 1) Terry Whitfield, L (8, PH) <small>OBP: 0.310, SLG: 0.345</small> Greg Minton, S (8, 1)	0-0 6-3			0-3 K		0-3 K		4-0 HR BB		2 0 0 0 0 1 0 1 0 0 0 0 1 0 0 1 0 0 1 0 0 0 0 0 0 0 0 0	San Francisco Giants @ Philadelphia Phillies Veterans Stadium, Philadelphia, PA Mon Jun 09 1980, 7:05 PM EDT Att. 28,702 - Unknown																									
Darrell Evans, L (1, 5) <small>OBP: 0.357, SLG: 0.378</small>	0-0 G3		0-0 G3		0-0 1B 1B		0-0 F5		4 0 1 0 0 0 1																											
Jack Clark, R (1, 9) <small>OBP: 0.349, SLG: 0.505</small>	0-3 K		0-0 6-3		0-3 K		0-0 1-H HR		4 1 1 2 0 2 1																											
Rich Murray, R (1, 3) <small>OBP: 0.091, SLG: 0.091</small>		0-3 K		0-3 K		0-0 1-2 1B		0-3 K	4 0 1 0 0 3 0																											
Larry Herndon, R (1, 7) <small>OBP: 0.269, SLG: 0.372</small> (4, 8)		0-3 K		0-0 WP 2B		0-3 K		0-0 F9	4 0 1 0 0 2 2																											
Rennie Stennett, R (1, 4) <small>OBP: 0.270, SLG: 0.333</small>		0-0 6-3		4-0 WP IBB		0-0 6-3		0-0 F9 SF8 2B	3 1 1 0 1 0 0																											
Johnnie LeMaster, R (1, 6) <small>OBP: 0.264, SLG: 0.363</small>			0-0 5-3		0-3 K		0-0 F7		0-0 F9	4 0 0 0 0 1 3																										
Mike Sadek, R (1, 2) <small>OBP: 0.364, SLG: 0.300</small> Milt May, L (7, PH) <small>OBP: 0.322, SLG: 0.370</small> (7, 2)			0-0 4-3		4-0 1-2 2-3 BB		0-0 FC6-4 1B		0-0 SF8	1 0 0 0 1 0 0 1 0 1 1 0 0 0																										
John Montefusco, R (1, 1) <small>OBP: 0.118, SLG: 0.063</small> Jim Wohlford, R (4, 7) <small>OBP: 0.262, SLG: 0.346</small>			0-3 K		0-0 F8		0-0 FC6-4		0-0 4-3	1 0 0 0 0 1 0 3 0 0 0 0 0 4																										
Inning Stats	R: 0 E: 0 K: 1 S: 5	H: 0 LOB: 0 BB: 0 P: 5	R: 0 E: 0 K: 2 S: 7	H: 0 LOB: 0 BB: 0 P: 7	R: 0 E: 0 K: 1 S: 5	H: 0 LOB: 0 BB: 0 P: 5	R: 0 E: 0 K: 1 S: 5	H: 1 LOB: 3 BB: 2 P: 16	R: 0 E: 0 K: 3 S: 11	H: 2 LOB: 2 BB: 0 P: 11	R: 0 E: 0 K: 0 S: 4	H: 1 LOB: 1 BB: 0 P: 4	R: 2 E: 0 K: 1 S: 6	H: 1 LOB: 0 BB: 1 P: 10	R: 1 E: 0 K: 0 S: 4	H: 1 LOB: 0 BB: 0 P: 4	1B: 3 2B: 2 3B: 0 HR: 1	SF: 1 SAC: 0 DP: 0 HBP: 0	WP: 1 PB: 0 SB: 0 CS: 0	PA: 36																
PITCHER	IP WLS BF H R ER SO BB IBB HBP BLK WP HR S P ERA WHIP																																			
Steve Carlton, L (1, 1) <small>ERA: 1.83</small> Dickie Noles, R (7, 1) <small>ERA: 2.3</small> Tug McGraw, L (9, 1) <small>ERA: 3.0</small>	6.0		23	3	0	0	10	1	1	0	0	1	0	41	49	0.00	0.667																			
	2.0	L	9	2	2	2	1	1	0	0	0	0	1	10	14	9.00	1.500																			
	1.0		4	1	1	1	0	0	0	0	0	0	0	4	4	9.00	1.000																			

livebaseballscorecards.com

AB	32
R	3
H	6
RBI	3
BB	3
SO	11
LOB	11



Batter	1	2	3	4	5	6	7	8	9	AB	R	H	RBI	BB	SO	LOB
Lonnie Smith, R OBP: 0.444, SLG: 0.615 (1, 9)	0-0 F9		0-0 1B S 1B	0-0 FC5-4 1-2f		0-0 5-3		0-0 1-2 2-3 1B		5	0	2	0	0	0	3
Pete Rose, S OBP: 0.371, SLG: 0.380 (1, 3)	4-0 E S BB		0-0 F5 1-2		0-0 S 2B		0-3 K	0-3 K		4	0	1	0	1	2	4
Mike Schmidt, R OBP: 0.354, SLG: 0.661 (1, 5)	0-3 K		0-0 2-3 1B		0-3 K		0-3 K		0-0 F7	5	0	1	0	0	3	2
Greg Luzinski, R OBP: 0.379, SLG: 0.563 (1, 7)	0-3 K		0-3 K		4-0 IBB		4-0 FC6-4 BB		0-0 1B	3	0	1	0	2	2	3
Bob Boone, R OBP: 0.280, SLG: 0.367 (1, 2)		0-0 6-3		0-0 HR		0-3 K		0-0 FC6-4 1-2f	0-3 K	5	1	1	1	0	2	4
Garry Maddox, R OBP: 0.282, SLG: 0.401 (1, 8)		0-0 1B		0-0 FC6-4 1B		0-3 K		0-0 5-3	0-0 F9	5	0	2	0	0	1	3
Larry Bowa, S OBP: 0.260, SLG: 0.324 (1, 6)		0-0 F5		0-0 FC6-4 BB 1-2f		0-0 F4		0-0 1B S 1B		4	0	1	0	0	0	2
Manny Trillo, R OBP: 0.386, SLG: 0.431 (1, 4)		0-0 F7		4-0 FC5-4 BB 1-2		0-0 4-3		0-0 L6		3	0	0	0	1	0	2
Steve Carlton, L OBP: 0.147, SLG: 0.152 (1, 1)			0-0 F8	0-0 F8		4-0 BB		4-0 1B 1-2		2	0	0	0	0	0	2
George Vukovich, L OBP: 0.318, SLG: 0.350 (6, PH)										0	0	0	0	1	0	0
Dickie Noles, R OBP: 0.750, SLG: 0.750 (7, 1)										0	0	0	0	0	0	0
Del Unser, L OBP: 0.382, SLG: 0.533 (8, PH)										0	0	0	0	1	0	0
Tug McGraw, R OBP: 0.500, SLG: 0.500 (9, 1)										0	0	0	0	0	0	0

Inning Stats	R: 0	H: 0	E: 0	K: 2	S: 7	H: 0	LOB: 1	BB: 1	P: 11	R: 0	H: 1	E: 0	K: 0	S: 4	R: 0	H: 2	E: 0	K: 1	S: 7	R: 1	H: 2	E: 0	K: 0	S: 5	R: 0	H: 1	E: 0	K: 3	S: 10	R: 0	H: 0	E: 0	K: 2	S: 7	R: 0	H: 2	E: 0	K: 1	S: 7	R: 0	H: 1	E: 0	K: 1	S: 6	1B: 7	SF: 0	2B: 1	SAC: 0	3B: 0	DP: 0	HR: 1	HBP: 0	WP: 0	PA: 42
--------------	------	------	------	------	------	------	--------	-------	-------	------	------	------	------	------	------	------	------	------	------	------	------	------	------	------	------	------	------	------	-------	------	------	------	------	------	------	------	------	------	------	------	------	------	------	------	-------	-------	-------	--------	-------	-------	-------	--------	-------	--------

PITCHER	IP	WLS	BF	H	R	ER	SO	BB	IBB	HBP	BLK	WP	HR	S	P	ERA	WHIP
John Montefusco, R ERA: 4.29 (1, 1)	3.1		16	5	1	1	3	1	0	0	0	0	1	21	25	2.70	1.800
Allen Ripley, R ERA: 0.71 (4, 1)	3.2	W	16	1	0	0	5	3	1	0	0	0	0	22	38	0.00	1.091
Greg Minton, R ERA: 2.73 (8, 1)	2.0	S	10	3	0	0	2	1	0	0	0	0	0	13	17	0.00	2.000

BOTTOM

San Francisco Giants @ Philadelphia Phillies
Veterans Stadium, Philadelphia, PA
Mon Jun 09 1980, 7:05 PM EDT
Att. 28,702 - Unknown

livebaseballscorecards.com

AB	36
R	1
H	9
RBI	1
BB	6
SO	10
LOB	25



Batter	1	2	3	4	5	6	7	8	9	AB R H RBI BB SO LOB	TOP																									
Larry Herndon, R (1, 8) OBP: 0.268, SLG: 0.364	4-0 1B 1B BB	0-3 K			0-0 L3			0-0 5-3		3 1 0 0 1 1 0																										
Terry Whitfield, L (1, 7) OBP: 0.323, SLG: 0.366	0-0 1B 1-3 2B 1B		0-0 G6-4-3 1B			0-0 CS 2B		0-0 F2		4 1 3 0 0 0 0																										
Jack Clark, R (1, 9) OBP: 0.352, SLG: 0.503	0-0 1-3 2B 1B		0-0 G6-4-3 1-2f			4-0 FC4-6 BB		0-0 E5		3 1 1 1 1 0 1																										
Darrell Evans, L (1, 5) OBP: 0.351, SLG: 0.370	0-0 F5		0-0 F8			0-0 FC4-6 1-2f 2-3		0-0 F8		4 0 0 0 0 0 5																										
Milt May, L (1, 2) OBP: 0.321, SLG: 0.366	0-0 F5			0-0 G6-4-3 1B		0-3 K		0-3 K		4 0 1 0 0 2 4																										
Rich Murray, R (1, 3) OBP: 0.143, SLG: 0.214					0-0 G6-4-3 1-2f			0-0 L6		3 0 1 2 0 0 1																										
Willie McCovey, L (9, PH) OBP: 0.277, SLG: 0.295	0-0 1-H 3-H 2B							0-0 4-3		1 0 0 0 0 0 1																										
Rennie Stennett, R (1, 4) OBP: 0.265, SLG: 0.327	0-0 F3		0-0 F9					0-0 4-3		3 0 0 0 0 0 1																										
Johnnie LeMaster, R (1, 6) OBP: 0.260, SLG: 0.357		0-0 F3			0-3 K			0-0 F8		3 0 0 0 0 1 0																										
Bob Knepper, L (1, 1) OBP: 0.219, SLG: 0.290										2 0 0 0 0 1 0																										
Ed Halicki, R (6, 1) OBP: 0.167, SLG: 0.167		0-0 F7			0-3 K			0-3 K		0 0 0 0 0 0 0																										
Bill North, S (8, PH) OBP: 0.371, SLG: 0.310										1 0 0 0 0 1 0																										
Al Holland, R (8, 1)										0 0 0 0 0 0 0																										
Inning Stats	R: 3 E: 0 K: 0 S: 6	H: 3 LOB: 1 BB: 1 P: 10	R: 0 E: 0 K: 1 S: 5	H: 0 LOB: 0 BB: 0 P: 5	R: 0 E: 0 K: 0 S: 3	H: 1 LOB: 0 BB: 0 P: 3	R: 0 E: 0 K: 0 S: 7	H: 0 LOB: 0 BB: 0 P: 7	R: 0 E: 0 K: 1 S: 5	H: 1 LOB: 1 BB: 1 P: 9	R: 0 E: 0 K: 0 S: 3	H: 0 LOB: 0 BB: 0 P: 3	R: 0 E: 0 K: 1 S: 5	H: 0 LOB: 0 BB: 0 P: 5	R: 0 E: 1 K: 1 S: 6	H: 0 LOB: 1 BB: 0 P: 6	1B: 4 2B: 2 3B: 0 HR: 0	SF: 0 SAC: 0 DP: 2 HBP: 0	WP: 0 PB: 0 SB: 0 CS: 1	PA: 33																
PITCHER	IP WLS BF H R ER SO BB IBB HBP BLK WP HR S P ERA WHIP																																			
Bob Walk, R (1, 1) ERA: 8.05	5.0		21	6	3	3	3	2	0	0	0	0	0	25	33	5.40	1.600																			
Kevin Saucier, L (6, 1) ERA: 2.08	1.0	W	2	0	0	0	1	0	0	0	0	0	0	4	4	0.00	0.000																			
Ron Reed, R (7, 1) ERA: 2.57	3.0	S	10	0	0	0	2	0	0	0	0	0	0	14	14	0.00	0.000																			

San Francisco Giants @ Philadelphia Phillies
Veterans Stadium, Philadelphia, PA

Tue Jun 10 1980, 7:05 PM EDT
Att: 32,635 - Unknown

livebaseballscorecards.com

AB	31
R	3
H	6
RBI	3
BB	2
SO	6
LOB	13



Batter	1	2	3	4	5	6	7	8	9	AB	R	H	RBI	BB	SO	LOB
Lonnie Smith, R OBP: 0.419, SLG: 0.552 (1, 9)	0-0 F9		0-3 K		4-0 BB		0-0 5-3			3	0	0	0	1	1	1
Pete Rose, S OBP: 0.364, SLG: 0.374 (1, 3)	0-0 1-3		0-0 1-3		0-0 SF8		0-3 K			3	0	0	1	0	1	1
Mike Schmidt, R OBP: 0.347, SLG: 0.647 (1, 5)	0-3 K			0-0 F4	0-0 F3		0-0 5-3			4	0	0	0	0	1	2
Greg Luzinski, R OBP: 0.390, SLG: 0.582 (1, 7)		0-0 HR		4-0 FC6-4 BB		4-0 HR BB		4-0 2B FC5-2 BB		1	2	1	1	3	0	0
Bob Boone, R OBP: 0.275, SLG: 0.359 (1, 2)		0-0 6-3		0-3 K		0-0 F2		0-0 F4		4	0	0	0	0	1	3
Garry Maddox, R OBP: 0.287, SLG: 0.427 (1, 8)		0-0 F7		0-0 FC6-4		0-0 HR		0-0 FC5-2 2B		4	1	2	2	0	0	1
Larry Bowa, S OBP: 0.265, SLG: 0.328 (1, 6)		0-0 F8			0-0 BB HBP SF8 1B	0-0 FC1-5 S 1B		0-0 FC5-2 FC6-4		4	1	2	0	0	0	2
Manny Trillo, R OBP: 0.382, SLG: 0.425 (1, 4)			0-0 CS 1B		0-0 F7	0-0 FC1-5		0-0 FC6-4		4	0	1	0	0	0	4
Bob Walk, R OBP: 0.444, SLG: 0.167 (1, 1)			4-0 BB 1B		1-0 SF8 BB HBP	0-0 F8				0	0	0	0	1	0	0
Kevin Saucier, L (6, 1)										0	0	0	0	0	0	0
George Vukovich, L (6, PH)										1	0	0	0	0	0	1
Ron Reed, R (7, 1)										0	0	0	0	0	0	0

Inning Stats	R: 0	H: 0	E: 0	K: 1	S: 5	R: 1	H: 1	E: 0	K: 0	S: 4	R: 0	H: 0	E: 0	K: 1	S: 5	R: 1	H: 1	E: 0	K: 0	S: 4	R: 2	H: 2	E: 0	K: 1	S: 5	R: 0	H: 0	E: 0	K: 1	S: 5	R: 0	H: 1	E: 0	K: 0	S: 4	
	0	0	0	1	5	1	1	0	0	4	0	0	0	1	5	0	0	0	0	0	4	2	2	0	1	5	0	1	0	0	0	0	1	0	0	4


PITCHER	IP	WLS	BF	H	R	ER	SO	BB	IBB	HBP	BLK	WP	HR	S	P	ERA	WHIP
Bob Knepper, L (1, 1)	5.1	L	25	5	4	4	3	4	0	1	0	0	2	26	43	6.75	1.688
Ed Halicki, R (6, 1)	1.2		5	0	0	0	1	0	0	0	0	0	0	7	7	0.00	0.000
Al Holland, L (8, 1)	1.0		5	1	0	0	0	1	0	0	0	0	0	4	8	0.00	2.000

BOTTOM

San Francisco Giants @ Philadelphia Phillies
Veterans Stadium, Philadelphia, PA

Tue Jun 10 1980, 7:05 PM EDT
Att. 32,635 - Unknown

AB	28
R	4
H	6
RBI	4
BB	5
SO	4
LOB	15



WP	PA	3B	DP	HBP	CS
0	35	0	0	1	1

Batter	1	2	3	4	5	6	7	8	9	AB R H RBI BB SO LOB	TOP									
Bill North, S OBP: 0.377, SLG: 0.320 (1, 8) X	0-0 S HR 1B	0-0 F9		0-0 BLK 1B			0-0 FC1-6 1B	0-0 5-3		5 1 3 0 0 0 3										
Darrell Evans, L OBP: 0.343, SLG: 0.361 (1, 5) X	0-0 F4 1-2		0-0 F7	0-0 4-3			0-0 FC1-6 1-2f 3B		0-3 K	5 1 0 0 0 1 3										
Jack Clark, R OBP: 0.357, SLG: 0.536 (1, 9) X	0-0 F3		0-0 1B 2B		0-0 1-3		0-0 1-H 1B 3B		0-0 HR	5 3 3 2 0 0 1										
Rich Murray, R OBP: 0.263, SLG: 0.474 (1, 3) X	0-0 2-H HR		0-0 BB SF7 1B		0-0 L6		0-0 3-H 1B		0-0 F8	5 2 3 4 0 0 0										
Larry Herndon, R OBP: 0.266, SLG: 0.359 (1, 7) X	0-0 F9		0-0 SF7 BB 1B		0-0 5-3		0-0 F7		0-0 F9	5 0 1 0 0 0 1										
Rennie Stennett, R OBP: 0.270, SLG: 0.327 (1, 4) X		0-0 F8	4-0 CS BB			0-0 S 1B	0-0 5-3			3 0 1 0 1 0 1										
Johnnie LeMaster, R OBP: 0.259, SLG: 0.362 (1, 6) X		0-0 SH1-4 2B	0-0 SF7			0-3 K		0-0 5-3		3 0 1 1 0 1 1										
Mike Sadek, R OBP: 0.385, SLG: 0.304 (1, 2) X		4-0 SH1-4 BB	0-0 CS	0-0 6-3		0-0 5-3		0-0 SH1-4 1B		3 0 1 0 1 0 1										
Ed Whitson, R OBP: 0.077, SLG: 0.040 Greg Minton, S (8, 1)		0-0 SH1-4		0-0 5-3		0-0 G3		0-0 SH1-4		2 0 0 0 0 0 1 0 0 0 0 0 0 0										
Inning Stats	R: 2 E: 0 K: 0 S: 5	H: 2 LOB: 0 BB: 0 P: 5	R: 0 E: 0 K: 0 S: 4	H: 1 LOB: 2 BB: 1 P: 8	R: 2 E: 0 K: 0 S: 5	H: 3 LOB: 1 BB: 1 P: 9	R: 0 E: 0 K: 0 S: 4	H: 1 LOB: 1 BB: 0 P: 4	R: 0 E: 0 K: 1 S: 6	H: 1 LOB: 1 BB: 0 P: 6	R: 2 E: 0 K: 0 S: 6	H: 3 LOB: 1 BB: 0 P: 6	R: 0 E: 0 K: 0 S: 4	H: 1 LOB: 1 BB: 0 P: 4	R: 1 E: 0 K: 1 S: 6	H: 1 LOB: 0 BB: 0 P: 6	1B: 8 2B: 2 3B: 1 HR: 2	SF: 1 SAC: 2 DP: 0 HBP: 0	WP: 0 PB: 0 SB: 2 CS: 1	PA: 42
PITCHER	IP WLS BF H R ER SO BB IBB HBP BLK WP HR S P ERA WHIP																			
Randy Lerch, L ERA: 4.99 (1, 1)	2.1 L 15 6 4 4 0 2 0 0 0 0 0 1 13 21 15.43 3.429																			
Lerrin LaGrow, R ERA: 3.91 (3, 1)	2.2 8 1 0 0 0 0 0 0 0 0 1 0 0 8 8 0.00 0.375																			
Kevin Saucier, L ERA: 2.74 (6, 1)	1.1 7 3 2 2 1 0 0 0 0 0 0 0 0 9 9 13.50 2.250																			
Dickie Noles, R ERA: 2.25 (7, 1)	0.2 3 1 0 0 0 0 0 0 0 0 0 0 0 3 3 0.00 1.500																			
Tug McGraw, L ERA: 3.09 (8, 1)	2.0 8 2 1 1 1 0 0 0 0 0 0 1 10 10 4.50 1.000																			

San Francisco Giants @ Philadelphia Phillies
Veterans Stadium, Philadelphia, PA
Wed Jun 11 1980, 7:05 PM EDT
Att: 37,844 - Unknown

livebaseballscorecards.com

AB	36
R	7
H	13
RBI	7
BB	2
SO	2
LOB	12



Batter	1	2	3	4	5	6	7	8	9	AB	R	H	RBI	BB	SO	LOB
Lonnie Smith, R OBP: 0.400, SLG: 0.515 (1, 9)	0-0 4-3		0-0 1B			0-0 B6-3		0-0 G3		4	0	1	0	0	0	0
Pete Rose, S OBP: 0.367, SLG: 0.379 (1, 3)	4-0 L6-3 BB		0-0 F7			0-0 FC6-4 2B		0-0 F7		3	1	1	0	1	0	2
Mike Schmidt, R OBP: 0.355, SLG: 0.644 (1, 5)	0-0 L6-3					4-0 G6-4-3 BB		4-0 FC6-4 BB		1	1	0	0	3	0	1
Greg Luzinski, R OBP: 0.388, SLG: 0.591 (1, 7)		0-3 K				0-0 G6-4-3		0-0 FC6-4		4	2	1	2	0	1	3
Bob Boone, R OBP: 0.279, SLG: 0.368 (1, 2)		0-3 K				0-0 F7		0-0 E7		4	0	2	1	0	1	0
Garry Maddox, R OBP: 0.281, SLG: 0.417 (1, 8)		0-0 4-3				0-3 K		0-0 F9		4	0	0	0	0	1	2
Larry Bowa, S OBP: 0.259, SLG: 0.321 (1, 6)			0-0 4-3			0-0 6-3		0-0 F9		4	0	0	0	0	0	0
Manny Trillo, R OBP: 0.378, SLG: 0.415 (1, 4)			0-0 6-3			4-0 BB		0-0 5-3		3	0	0	0	1	1	0
Randy Lerch, L OBP: 0.500, SLG: 0.474 Lerrin LaGrew, R OBP: 0.500, SLG: 0.500 George Vukovich, L OBP: 0.292, SLG: 0.318 Kevin Saucier, L OBP: 0.750, SLG: 0.750 Dickie Noles, R OBP: 0.204, SLG: 0.204 Greg Gross, L OBP: 0.500, SLG: 0.500 Tug McGraw, R OBP: 0.371, SLG: 0.516 (1, 1) (3, 1) (5, PH) (6, 1) (7, 1) (7, PH) (8, 1) (9, PH)			0-0 1B			0-0 F8		0-3 K		0	0	0	0	0	0	0

BOTTOM

San Francisco Giants @ Philadelphia Phillies
Veterans Stadium, Philadelphia, PA
Wed Jun 11 1980, 7:05 PM EDT
Att. 37,844 - Unknown

livebaseballscores.com

AB	31
R	4
H	6
RBI	3
BB	5
SO	5
LOB	9



Inning Stats	R: 0	H: 0	E: 0	K: 0	S: 2	R: 0	H: 0	E: 0	K: 2	S: 7	R: 0	H: 2	E: 0	K: 0	S: 5	R: 0	H: 0	E: 0	K: 1	S: 5	R: 2	H: 2	E: 1	K: 0	S: 5	R: 0	H: 0	E: 0	K: 1	S: 5	R: 2	H: 2	E: 0	K: 0	S: 5	R: 0	H: 0	E: 0	K: 1	S: 5	R: 0	H: 0	E: 0	K: 1	S: 5	1B: 3	SF: 0	2B: 3	SAC: 0	3B: 0	DP: 2	HR: 1	HBP: 0	WP: 0	PA: 36
--------------	------	------	------	------	------	------	------	------	------	------	------	------	------	------	------	------	------	------	------	------	------	------	------	------	------	------	------	------	------	------	------	------	------	------	------	------	------	------	------	------	------	------	------	------	------	-------	-------	-------	--------	-------	-------	-------	--------	-------	--------

PITCHER	IP	WLS	BF	H	R	ER	SO	BB	IBB	HBP	BLK	WP	HR	S	P	ERA	WHIP
Ed Whitton, R ERA: 3.74 (1, 1)	7.2	W	32	6	4	3	4	5	0	0	0	0	1	35	55	3.52	1.435
Greg Minton, R ERA: 2.6 (8, 1)	1.1	S	4	0	0	0	1	0	0	0	0	0	0	6	6	0.00	0.000

Batter	1	2	3	4	5	6	7	8	9	AB R H RBI BB SO LOB	TOP		
Bill North, S (1, 8) OBP: 0.383, SLG: 0.320	4-0 BB		0-3 K		0-0 FC4-6 1B		0-0 FC1-5 CS		4-0 BB FC5-4 BB	3 0 1 0 2 1 1			
Terry Whitfield, L (1, 7) OBP: 0.312, SLG: 0.352	0-0 L7		0-3 K		0-0 FC4-6 1-2f		0-0 F6 1-2		0-0 FC5-4 1-2f	5 0 0 0 0 1 4			
Jack Clark, R (1, 9) OBP: 0.351, SLG: 0.526	0-0 F9		0-0 F9		0-0 F5			0-3 K		4 0 0 0 0 1 2			
Darrell Evans, L (1, 5) OBP: 0.346, SLG: 0.378	0-0 F7			0-0 G3		0-0 E S 3B 1B		0-0 HR		4 2 2 1 0 0 1			
Milt May, L (1, 2) OBP: 0.325, SLG: 0.390		0-0 FC6-4 1B		0-0 HR		0-0 F8 1-3		0-3 K		4 1 2 1 0 1 1			
Rich Murray, R (1, 3) OBP: 0.304, SLG: 0.565		0-0 FC6-4 1B 1-2f		0-0 2B		0-3 K		0-0 2B		4 0 2 0 0 1 2			
Rennie Stennett, R (1, 4) OBP: 0.276, SLG: 0.344		0-0 1B 1-2		0-0 5-3		0-0 3B 3-H		0-0 F4		4 0 2 1 0 0 2			
Johnnie LeMaster, R (1, 6) OBP: 0.254, SLG: 0.354		0-0 F7		0-0 F8		0-0 5-3			0-0 L6	4 0 0 0 0 0 4			
Vida Blue, S (1, 1) OBP: 0.175, SLG: 0.158		0-0 F9		0-3 K			0-0 FC1-5 2B		0-3 K	4 0 1 0 0 2 2			
Inning Stats	R: 0 E: 0 K: 0 S: 3 H: 0 LOB: 1 BB: 1 P: 7	R: 0 E: 0 K: 0 S: 5 H: 2 LOB: 2 BB: 0 P: 5	R: 0 E: 0 K: 2 S: 7 H: 0 LOB: 0 BB: 0 P: 7	R: 1 E: 0 K: 0 S: 5 H: 2 LOB: 1 BB: 0 P: 5	R: 0 E: 0 K: 1 S: 6 H: 1 LOB: 1 BB: 0 P: 6	R: 1 E: 0 K: 1 S: 7 H: 2 LOB: 1 BB: 0 P: 7	R: 0 E: 0 K: 0 S: 3 H: 1 LOB: 0 BB: 0 P: 3	R: 1 E: 0 K: 2 S: 9 H: 2 LOB: 1 BB: 0 P: 9	R: 0 E: 0 K: 1 S: 5 H: 0 LOB: 1 BB: 1 P: 9	1B: 4 2B: 3 3B: 1 HR: 2 SF: 0 SAC: 0 DP: 0 HBP: 0	WP: 0 PB: 0 SB: 1 CS: 1 PA: 38		
PITCHER	IP WLS BF H R ER SO BB IBB HBP BLK WP HR S P ERA WHIP											PITCHER	IP WLS BF H R ER SO BB IBB HBP BLK WP HR S P ERA WHIP
Ray Burris, R (1, 1) ERA: 2.91	7.0 L 29 8 2 2 4 1 0 0 0 0 0 1 36 40 2.57 1.286												
Jeff Reardon, R (8, 1) ERA: 3.38	2.0 9 2 1 1 3 1 0 0 0 0 0 1 14 18 4.50 1.500												

San Francisco Giants @ New York Mets
 Shea Stadium, Flushing, NY
 Fri Jun 13 1980, 7:05 PM EDT
 Att. 24,679 - Unknown

AB	36
R	3
H	10
RBI	3
BB	2
SO	7
LOB	19



Batter	1	2	3	4	5	6	7	8	9	AB	R	H	RBI	BB	SO	LOB
Lee Mazzilli, S OBP: 0.372, SLG: 0.344 (1, 8)	0-0 6-3		0-3 K		4-0 FC6 BB			0-0 FC1-6-5 2B		3	0	1	0	1	1	3
Frank Taveras, R OBP: 0.331, SLG: 0.339 (1, 6)	4-0 F9 BB		0-3 K		0-0 FC6 FC4-6 1-2f			0-0 FC1-6-5-4 2-3		3	0	0	0	1	1	5
Steve Henderson, R OBP: 0.408, SLG: 0.426 (1, 7)	0-0 F9 1-2		4-0 FC6-4 BB 1-2 2-3 3-H		0-0 FC4-6 1-2f			0-0 1B		3	0	1	1	1	0	2
John Stearns, R OBP: 0.370, SLG: 0.424 (1, 3)		0-3 K	0-0 FC6-4 1-2f		4-0 G6-4-3 BB			0-0 F2		3	0	0	0	1	1	4
Jose Cardenal, R OBP: 0.258, SLG: 0.179 (1, 9)		0-0 F4		0-3 K		0-0 G6-4-3 1-2f			0-0 F5	4	0	0	0	0	1	1
Alex Trevino, R OBP: 0.377, SLG: 0.367 (1, 2)		0-0 F8		0-0 3-1		0-0 F8			0-3 K	4	0	0	0	0	1	0
Elliott Maddox, R OBP: 0.390, SLG: 0.309 (1, 5)			0-0 SH E BB 1B		0-0 1B		0-0 F9		0-0 F8	4	1	2	0	0	0	0
Doug Flynn, R OBP: 0.268, SLG: 0.257 (1, 4)			0-0 F6 BB SH 1-2		0-0 F8		0-0 F5-3			3	0	0	0	0	0	2
Ray Burris, R OBP: 0.091, SLG: 0.091 (1, 1) Dan Norman, R OBP: 0.190, SLG: 0.310 (7, PH) Jeff Reardon, R (8, 1)			0-0 SH BB 1-2 2-3		0-0 F8		0-3 K			1	0	0	0	0	0	0

Inning Stats	R: 0	H: 0	E: 0	LOB: 0	K: 0	BB: 1	S: 2	P: 6	R: 0	H: 0	E: 0	LOB: 0	K: 1	BB: 0	S: 5	P: 5	R: 1	H: 1	E: 1	LOB: 3	K: 2	BB: 1	S: 10	P: 14	R: 0	H: 1	E: 0	LOB: 1	K: 1	BB: 0	S: 6	P: 6	R: 0	H: 0	E: 0	LOB: 1	K: 0	BB: 1	S: 3	P: 7	R: 0	H: 0	E: 0	LOB: 0	K: 0	BB: 1	S: 2	P: 6	R: 0	H: 0	E: 0	LOB: 0	K: 1	BB: 0	S: 5	P: 5	R: 0	H: 2	E: 0	LOB: 1	K: 0	BB: 0	S: 4	P: 4	R: 0	H: 0	E: 0	LOB: 0	K: 1	BB: 0	S: 5	P: 5	R: 0	H: 0	E: 0	LOB: 0	K: 1	BB: 0	S: 5	P: 5
Vida Blue, L ERA: 2.62 (1, 1)	IP	WLS	BF	H	R	ER	SO	BB	IBB	HBP	BLK	WP	HR	S	P	ERA	WHIP	IP	WLS	BF	H	R	ER	SO	BB	IBB	HBP	BLK	WP	HR	S	P	ERA	WHIP	IP	WLS	BF	H	R	ER	SO	BB	IBB	HBP	BLK	WP	HR	S	P	ERA	WHIP																													

BOTTOM

San Francisco Giants @ New York Mets
Shea Stadium, Flushing, NY
Fri Jun 13 1980, 7:05 PM EDT
Att. 24,679 - Unknown

livebaseballscores.com

AB	29
R	1
H	4
RBI	1
BB	4
SO	6
LOB	17



1B:	3	SF:	0	WP:	0	PA:	34
2B:	2	SAC:	1	PB:	0	SB:	0
3B:	0	DP:	2	CS:	0		
HR:	0	HBP:	0				

Batter	1	2	3	4	5	6	7	8	9	AB R H RBI BB SO LOB	TOP																
Larry Herndon, R (1, 8) OBP: 0.270, SLG: 0.360	0-0 5-3	0-0 BB BB 1B		0-0 L6		0-0 FC4 1B		0-3 K		5 0 2 1 0 1 0																	
Darrell Evans, L (1, 5) OBP: 0.351, SLG: 0.377	0-0 WP 1B	4-0 BB 1-2 BB		4-0 L1-3 BB		0-0 F6		0-3 K		3 1 1 0 2 1 1																	
Jack Clark, R (1, 9) OBP: 0.357, SLG: 0.520	4-0 1B 1-2 HR BB	4-0 1-2 2-3 BB		0-0 L1-3		0-0 F6		4-0 BB		2 1 0 0 3 0 2																	
Rich Murray, R (1, 3) OBP: 0.286, SLG: 0.500	0-3 K	0-3 K			0-0 1B 1B	0-0 FC4		0-3 K		5 1 1 0 0 3 7																	
Jim Wohlford, R (1, 7) OBP: 0.270, SLG: 0.349	0-0 1-2 2-H HR 1B	0-0 F3			0-0 1B 1B	0-0 F7		0-3 K		5 1 2 1 0 1 4																	
Rennie Stennett, R (1, 4) OBP: 0.261, SLG: 0.363	0-0 1-H 2-H HR		4-0 BB		0-0 F9	0-0 F9				3 1 1 3 1 0 2																	
Johnnie LeMaster, R (1, 6) OBP: 0.249, SLG: 0.346	0-0 F4		0-0 F8		0-0 F4	0-3 K				4 0 0 0 0 1 3																	
Mike Sadek, R (1, 2) OBP: 0.400, SLG: 0.370		0-0 SH1-4 1B 2B		0-0 F9		0-0 FC6-4 1B		0-0 6-3		4 1 2 1 0 0 1																	
John Montefusco, R (1, 1) OBP: 0.100, SLG: 0.053		0-0 SH1-4		0-0 5-3		0-0 FC6-4		0-3 K		3 0 0 0 0 1 3																	
Greg Minton, S (8, 1)		2-3				1-2f				0 0 0 0 0 0 0																	
Allen Ripley, R (9, 1)										0 0 0 0 0 0 0																	
Inning Stats	R: 4 E: 0 K: 1 S: 8	H: 3 LOB: 0 BB: 1 P: 12	R: 1 E: 0 K: 1 S: 7	H: 2 LOB: 3 BB: 2 P: 15	R: 0 E: 0 K: 0 S: 3	H: 0 LOB: 1 BB: 1 P: 7	R: 0 E: 0 K: 0 S: 2	H: 0 LOB: 0 BB: 1 P: 6	R: 1 E: 0 K: 0 S: 6	H: 3 LOB: 2 BB: 0 P: 6	R: 0 E: 0 K: 1 S: 5	H: 1 LOB: 1 BB: 0 P: 4	R: 0 E: 0 K: 1 S: 5	H: 0 LOB: 0 BB: 0 P: 5	R: 0 E: 0 K: 2 S: 7	H: 0 LOB: 0 BB: 0 P: 7	R: 0 E: 0 K: 3 S: 9	H: 0 LOB: 1 BB: 1 P: 13	1B: 7 2B: 2 3B: 0 HR: 1	SF: 0 SAC: 1 DP: 1 HBP: 0	WP: 1 PB: 0 SB: 0 CS: 0	PA: 41					
PITCHER	IP WLS BF H R ER SO BB IBB HBP BLK WP HR S P ERA WHIP																										
Pete Falcone, L (1, 1) ERA: 5.74	1.1		11	5	5	5	1	2	0	0	0	1	1	11	19	33.75	5.250										
Mark Bomback, R (2, 1) ERA: 4.15	4.2		20	4	1	1	1	3	0	0	0	0	0	19	31	1.93	1.500										
Ed Glynn, L (7, 1) ERA: 3.0	2.0		6	0	0	0	3	0	0	0	0	0	0	12	12	0.00	0.000										
Jeff Reardon, R (9, 1) ERA: 3.27	1.0	W	4	0	0	0	3	1	0	0	0	0	0	9	13	0.00	1.000										

San Francisco Giants @ New York Mets
Shea Stadium, Flushing, NY
Sat Jun 14 1980, 7:05 PM EDT
Att. 22,918 - Unknown

livebaseballscorecards.com

AB	34
R	6
H	9
RBI	6
BB	6
SO	8
LOB	23



BOTTOM

San Francisco Giants @ New York Mets

Shea Stadium, Flushing, NY

Sat Jun 14 1980, 7:05 PM EDT

Att. 22,918 - Unknown

livebaseballscorecards.com

AB	36
R	7
H	10
RBI	7
BB	3
SO	4
LOB	14




WP:	1	PA:	40
PB:	0	SB:	1
CS:	0		

Batter	1	2	3	4	5	6	7	8	9	AB	R	H	RBI	BB	SO	LOB
Lee Mazzilli, S (1, 8) OBP: 0.373, SLG: 0.345	0-0 F8		0-0 1-3			0-0 E4 SF8 1B		0-0 FC4-6 1B	0-0 BB 1B	5	2	2	1	0	0	2
Frank Taveras, R (1, 6) OBP: 0.336, SLG: 0.342	0-0 6-3			0-0 4-3		0-0 1B		0-0 FC4-6 1B	4-0 1B BB	4	1	2	0	1	0	0
Claudell Washington, L (1, 9) OBP: 0.311, SLG: 0.384	0-0 4-3			0-0 4-3		0-0 SF8		0-0 FC4-6 1B	0-0 HR 1B	4	1	1	2	0	0	2
Steve Henderson, R (1, 7) OBP: 0.407, SLG: 0.443		0-3 K		0-3 K		0-3 K		0-0 BB 1B	0-0 HR	5	1	2	4	0	3	2
Mike Jorgensen, L (1, 3) OBP: 0.355, SLG: 0.426 Jeff Reardon, R (9, 1)		0-0 F6			0-0 5-3		0-0 F7	4-0 BB 1B		3	0	0	0	1	0	0
John Stearns, R (1, 2) OBP: 0.363, SLG: 0.415		0-0 6-3			0-0 4-3		0-0 F9	0-3 K		4	0	0	0	0	1	3
Elliott Maddox, R (1, 5) OBP: 0.393, SLG: 0.310			4-0 FC5-6 BB		0-0 4-3		0-0 F3		0-0 6-3	3	0	1	0	1	0	0
Doug Flynn, R (1, 4) OBP: 0.272, SLG: 0.262			0-0 F8			0-0 E SF8 1B	0-0 F5		0-0 6-3	4	2	2	0	0	0	2
Pete Falcone, L (1, 1) OBP: 0.176, SLG: 0.125 Mark Bombardieri, R (2, 1) OBP: 0.313, SLG: 0.308 Ron Hodges, L (6, PH) OBP: 0.328, SLG: 0.300 Ed Glynn, R (7, 1) Jose Cardenal, R (8, PH) OBP: 0.242, SLG: 0.167			0-0 FC5-6 WP					0-0 6-3	0-0 6-3	0	0	0	0	0	0	0

Inning Stats	R: 0	H: 0	E: 0	LOB: 0	K: 0	S: 3	R: 0	H: 0	E: 0	LOB: 0	K: 1	S: 5	R: 0	H: 0	E: 0	LOB: 0	K: 0	S: 3	R: 0	H: 0	E: 0	LOB: 0	K: 0	S: 3	R: 1	H: 2	E: 1	LOB: 2	K: 1	S: 8	R: 0	H: 1	E: 0	LOB: 1	K: 0	S: 4	R: 1	H: 3	E: 0	LOB: 3	K: 1	S: 8	R: 5	H: 4	E: 0	LOB: 0	K: 0	S: 6	1B: 9	SF: 1	2B: 0	SAC: 0	3B: 0	DP: 0	HR: 1	HBP: 0	WP: 1	PA: 40
--------------	------	------	------	--------	------	------	------	------	------	--------	------	------	------	------	------	--------	------	------	------	------	------	--------	------	------	------	------	------	--------	------	------	------	------	------	--------	------	------	------	------	------	--------	------	------	------	------	------	--------	------	------	-------	-------	-------	--------	-------	-------	-------	--------	-------	--------

PITCHER	IP	WLS	BF	H	R	ER	SO	BB	IBB	HBP	BLK	WP	HR	S	P	ERA	WHIP
John Montefusco, R (1, 1) ERA: 3.95	7.2		32	6	2	1	3	2	0	0	0	1	0	36	44	1.17	1.043
Greg Minton, R (8, 1) ERA: 3.77	1.0		7	3	4	4	1	1	0	0	0	0	0	8	12	36.00	4.000
Allen Ripley, R (9, 1) ERA: 1.42	0.0	L	1	1	1	1	0	0	0	0	0	0	1	1	1	∞	∞

Batter	1	2	3	4	5	6	7	8	9	AB R H RBI BB SO LOB	TOP		
Larry Herndon, R (1, 8) OBP: 0.270, SLG: 0.353	0-3 K		0-0 F7		4-0 FC6-4 BB		0-0 6-3			3 0 0 0 1 1 2			
Terry Whitfield, L (1, 7) OBP: 0.303, SLG: 0.341	0-0 F4-3		0-0 G3		0-0 F8		0-0 F4-3			4 0 0 0 0 0 4			
Jack Clark, R (1, 9) OBP: 0.355, SLG: 0.515	0-0 F4			0-0 HR 1B	0-0 FC6-4 1-2f			0-0 1-3		4 1 1 0 0 0 2			
Darrell Evans, L (1, 5) OBP: 0.353, SLG: 0.391		4-0 F4-3 S 1B BB		0-0 HR 1-H		0-0 F7		0-0 F4-3		3 2 1 2 1 0 0			
Milt May, L (1, 2) OBP: 0.329, SLG: 0.389		0-0 F4-3 1-3		4-0 F6-4-3 BB		0-0 F4-3		0-0 1B		3 0 1 0 1 0 1			
Rich Murray, R (1, 3) OBP: 0.281, SLG: 0.469		0-0 E 1B		0-0 F6-4-3 1-2		0-0 F8		0-0 F7		4 0 1 1 0 0 2			
Rennie Stennett, R (1, 4) OBP: 0.281, SLG: 0.366		0-0 5-3 1-2		0-0 F9			0-0 SH 2B		0-0 F4-3	4 0 1 0 0 0 1	AB 29 R 3 H 5 RBI 3 BB 4 SO 2 LOB 13		
Johnnie LeMaster, R (1, 6) OBP: 0.250, SLG: 0.342		0-0 5-3			4-0 SH2-3 BB		0-0 SH SH3-4 2-3		0-0 F8	2 0 0 0 1 0 1			
Bob Knepper, L (1, 1) OBP: 0.206, SLG: 0.273			0-3 K		0-0 SH2-3 1-2		0-0 SH3-4 1-2		0-0 F9	2 0 0 0 0 1 0			
Inning Stats	R: 0 E: 0 K: 1 S: 5 H: 0 LOB: 0 BB: 0 P: 5	R: 1 E: 1 K: 0 S: 4 H: 1 LOB: 1 BB: 1 P: 8	R: 0 E: 0 K: 1 S: 5 H: 0 LOB: 0 BB: 0 P: 5	R: 2 E: 0 K: 0 S: 4 H: 2 LOB: 0 BB: 1 P: 8	R: 0 E: 0 K: 0 S: 3 H: 0 LOB: 2 BB: 2 P: 11	R: 0 E: 0 K: 0 S: 3 H: 0 LOB: 0 BB: 0 P: 3	R: 0 E: 1 K: 0 S: 5 H: 1 LOB: 2 BB: 0 P: 5	R: 0 E: 0 K: 0 S: 4 H: 1 LOB: 1 BB: 0 P: 4	R: 0 E: 0 K: 0 S: 3 H: 0 LOB: 0 BB: 0 P: 3	1B: 3 2B: 1 3B: 0 HR: 1 SF: 0 SAC: 3 DP: 1 HBP: 0	WP: 0 PB: 0 SB: 1 CS: 0 PA: 36		
PITCHER	IP WLS BF H R ER SO BB IBB HBP BLK WP HR S P ERA WHIP											PITCHER	IP WLS BF H R ER SO BB IBB HBP BLK WP HR S P ERA WHIP
Pat Zachry, R (1, 1) ERA: 3.5	5.0 L 21 3 3 3 2 4 0 0 0 0 0 1 21 37 5.40 1.400												
Tom Hausman, R (6, 1) ERA: 4.1	2.0 8 1 0 0 0 0 0 0 0 0 0 0 8 8 0.00 0.500												
Ed Glynn, L (8, 1) ERA: 2.74	2.0 7 1 0 0 0 0 0 0 0 0 0 0 7 7 0.00 0.500												

San Francisco Giants @ New York Mets
 Shea Stadium, Flushing, NY
 Sun Jun 15 1980, 3:33 AM EDT
 Att. 44,910 - Unknown

livebaseballscorecards.com

Batter	1	2	3	4	5	6	7	8	9	AB	R	H	RBI	BB	SO	LOB
Lee Mazzilli, S (1, 8) OBP: 0.367, SLG: 0.338	0-0 6-3		0-3 K		0-3 K		0-3 K			4	0	0	0	0	3	4
Frank Taveras, R (1, 6) OBP: 0.331, SLG: 0.336	0-0 F8		0-0 F8		0-0 G5-4-3			0-3 K		4	0	0	0	0	1	2
Steve Henderson, R (1, 7) OBP: 0.399, SLG: 0.433	0-0 4-3		0-0 5-3			0-3 K		0-3 K		4	0	0	0	0	2	1
John Stearns, R (1, 3) OBP: 0.361, SLG: 0.411		0-0 S 1B		0-0 F2		0-0 5-3		0-0 6-3		4	0	1	0	0	0	0
Joel Youngblood, R (1, 9) OBP: 0.315, SLG: 0.360		0-0 F8 1-2		0-3 K		0-0 F4			0-0 F8	4	0	0	0	0	1	1
Alex Trevino, R (1, 2) OBP: 0.386, SLG: 0.365		4-0 BB BB		0-0 1B			0-0 F8		0-0 F9	3	0	1	0	1	0	0
Elliott Maddox, R (1, 5) OBP: 0.390, SLG: 0.308		0-0 F8		0-0 1B			0-0 L4		0-0 F5	4	0	1	0	0	0	2
Doug Flynn, R (1, 4) OBP: 0.273, SLG: 0.263		0-0 F7		0-0 1B			0-0 1B			3	0	1	0	0	0	4
Pat Zachry, R (1, 1) OBP: 0.143, SLG: 0.143			0-0 1B		0-0 1B		0-0 1B			1	0	1	0	0	0	0
Dan Norman, R (5, PH) OBP: 0.209, SLG: 0.326										1	0	1	0	0	0	0
Tom Hausman, R (6, 1)										0	0	0	0	0	0	0
Jerry Morales, R (7, PH) OBP: 0.273, SLG: 0.286										1	0	1	0	0	0	0
Ed Glynn, R (8, 1)										0	0	0	0	0	0	0

Inning Stats	R: 0	H: 0	E: 0	K: 0	S: 3	R: 0	H: 1	E: 0	K: 0	S: 4	R: 0	H: 1	E: 0	K: 1	S: 6	R: 0	H: 2	E: 0	K: 1	S: 7	R: 0	H: 1	E: 0	K: 1	S: 5	R: 0	H: 0	E: 0	K: 1	S: 5	R: 0	H: 2	E: 0	K: 1	S: 7	R: 0	H: 0	E: 0	K: 2	S: 7	R: 0	H: 0	E: 0	K: 0	S: 3	R: 0	H: 0	E: 0	K: 0	S: 3	1B: 7	2B: 0	3B: 0	HR: 0	SF: 0	SAC: 0	DP: 1	HBP: 0	WP: 0	PB: 0	SB: 1	CS: 0	PA: 34
--------------	------	------	------	------	------	------	------	------	------	------	------	------	------	------	------	------	------	------	------	------	------	------	------	------	------	------	------	------	------	------	------	------	------	------	------	------	------	------	------	------	------	------	------	------	------	------	------	------	------	------	-------	-------	-------	-------	-------	--------	-------	--------	-------	-------	-------	-------	--------

PITCHER	IP	WLS	BF	H	R	ER	SO	BB	IBB	HBP	BLK	WP	HR	S	P	ERA	WHIP
Bob Knepper, L (1, 1) ERA: 4.32	9.0	W	34	7	0	0	7	1	0	0	0	0	0	47	51	0.00	0.889

BOTTOM

San Francisco Giants @ New York Mets
 Shea Stadium, Flushing, NY
 Sun Jun 15 1980, 3:33 AM EDT
 Att. 44,910 - Unknown

livebaseballscorecards.com

AB	33
R	0
H	7
RBI	0
BB	1
SO	7
LOB	14



Batter	1	2	3	4	5	6	7	8	9
Larry Herndon, R OBP: 0.269, SLG: 0.357 (1, 8)	0-0 4-3 ①		0-0 SH5-3 E 2B		0-0 6-3 ①		0-0 F9 ②		
Terry Whitfield, L OBP: 0.303, SLG: 0.341 (1, 7)	0-3 K ②		0-0 SH5-3 2-3		0-0 CS 1B		0-0 F8 ③		
Jack Clark, R OBP: 0.357, SLG: 0.512 (1, 9)	0-0 F7 ③		0-0 E6 1B 1B 3-H		4-0 BB 1-2		0-0 1B G3 1B		
Darrell Evans, L OBP: 0.360, SLG: 0.397 (1, 5)		0-0 BB 1B FC6-4 1B	0-0 1B 1-3		0-0 F9 ③		0-0 1B G3 SF9 1B 1-3		
Milt May, L OBP: 0.333, SLG: 0.392 (1, 2)		0-0 F7 ①	0-0 G4-3 1B 1-2 3-H		0-0 FC6-4 1B		0-0 G3 ① 1-2 3-H		
Rich Murray, R OBP: 0.306, SLG: 0.472 (1, 3)		0-0 FC6-4 BB 1B 1-2	0-0 G4-3 ② ⑤ 1-2f		0-0 F8 ①		0-0 FC5-4 1B 2-3		
Rennie Stennett, R OBP: 0.280, SLG: 0.361 (1, 4)		4-0 FC6-4 BB 1-2 2-3		0-3 K ①		0-0 F7 ②		0-0 SF9 ② 3-H	
Johnnie LeMaster, R OBP: 0.245, SLG: 0.335 (1, 6)		0-0 FC6-4 ② 1-2f 2-3 3-H		0-0 L5 ②		0-0 FC6-4 ③ 1-2f		0-0 FC5-4 ③ 1-2f	
Ed Whitson, R OBP: 0.069, SLG: 0.036 (1, 1)		0-0 F9 ③		0-0 F4 ③		0-0 1-3 ①			

Inning Stats	R: 0 E: 0 K: 1 S: 5	H: 0 LOB: 0 BB: 0 P: 5	R: 1 E: 0 K: 0 S: 5	H: 2 LOB: 2 BB: 1 P: 9	R: 2 E: 1 K: 0 S: 6	H: 3 LOB: 1 BB: 0 P: 6	R: 0 E: 0 K: 1 S: 5	H: 0 LOB: 0 BB: 0 P: 5	R: 0 E: 0 K: 0 S: 3	H: 1 LOB: 1 BB: 1 P: 7	R: 0 E: 0 K: 0 S: 4	H: 1 LOB: 1 BB: 0 P: 4	R: 0 E: 0 K: 0 S: 3	H: 0 LOB: 0 BB: 0 P: 3	R: 2 E: 0 K: 0 S: 6	H: 3 LOB: 1 BB: 0 P: 6
1B: 9 2B: 1 3B: 0 HR: 0	SF: 1 SAC: 1 DP: 1 HBP: 0	WP: 0 PB: 0 SB: 0 CS: 1														

PITCHER	IP	WLS	BF	H	R	ER	SO	BB	IBB	HBP	BLK	WP	HR	S	P	ERA	WHIP
Charlie Lea, R ERA: 1.8 (1, 1)	7.0	L	29	7	3	2	2	2	2	0	0	0	0	31	39	2.57	1.286
Elias Sosa, R ERA: 2.73 (8, 1)	1.0		6	3	2	2	0	0	0	0	0	0	6	6	18.00	3.000	

BOTTOM

Montreal Expos @ San Francisco Giants
Candlestick Park, San Francisco, CA

Mon Jun 16 1980, 10:05 PM EDT
Att. 4,756 - Unknown

AB	R	H	RBI	BB	SO	LOB
4	1	1	0	0	0	0
3	0	1	0	0	1	0
3	2	1	0	1	0	0
4	2	3	0	0	0	1
4	0	2	2	0	0	2
4	0	2	0	0	0	3
2	0	0	1	1	1	1
4	0	0	1	0	0	4
3	0	0	0	0	0	2

AB	31
R	5
H	10
RBI	4
BB	2
SO	2
LOB	13

livebaseballscorecards.com



WP: 0	PA: 35
PB: 0	SB: 0
CS: 1	

Batter	1	2	3	4	5	6	7	8	9	AB R H RBI BB SO LOB
Ron LeFlore, R OBP: 0.332, SLG: 0.326 (1, 7) X	0-0 5-3		0-0 F7		4-0 CS BB			0-0 F8		3 0 0 0 1 0 0
Rodney Scott, S OBP: 0.296, SLG: 0.270 (1, 4) X	0-0 G3		0-0 F3		0-0 CS 1-2	0-0 6-3		0-0 E6 CS		4 0 0 0 0 0 0
Jerry White, S OBP: 0.362, SLG: 0.533 (1, 8) X	0-0 F9		4-0 BB			0-0 HR		0-3 K 1-2		3 1 1 1 1 1 1
Gary Carter, R OBP: 0.310, SLG: 0.475 (1, 2) X		0-0 5-3	0-0 F9			0-0 G1-6-3 1B		0-0 G4-6-3 1B		4 0 2 0 0 0 1
Warren Cromartie, L OBP: 0.329, SLG: 0.428 (1, 3) X		0-0 1B 1B 1B		0-0 F7		0-0 G1-6-3 1-2f		0-0 G4-6-3 1-2f		4 1 1 0 0 0 2
Bob Pate, R OBP: 0.364, SLG: 0.333 (1, 9) X		0-0 1B 1-3 1B		0-0 6-3			0-0 F6	0-3 K		4 0 1 0 0 1 0
Ken Macha, R OBP: 0.390, SLG: 0.435 (1, 5) X		0-0 1-2 3-H 1B		0-0 1-3			0-0 6-3			3 0 1 1 0 0 0
Chris Speier, R OBP: 0.371, SLG: 0.388 (1, 6) X		0-0 F8			0-0 F7		0-0 K 1B			3 0 1 0 0 0 2
David Palmer, R OBP: 0.240, SLG: 0.217 Woodie Fryman, R (8, 1) X		0-0 4-3			0-0 F7		0-3 K			3 0 0 0 0 1 3 0 0 0 0 0 0 0

TOP

Montreal Expos @ San Francisco Giants
 Candlestick Park, San Francisco, CA
 Tue Jun 17 1980, 10:05 PM EDT
 Att: 19,362 - Unknown

livebaseballscores.com

AB	31
R	2
H	7
RBI	2
BB	2
SO	3
LOB	9



Inning Stats	R: 0 E: 0 K: 0 S: 3	H: 0 LOB: 0 BB: 0 P: 3	R: 1 E: 0 K: 0 S: 6	H: 3 LOB: 2 BB: 0 P: 6	R: 0 E: 0 K: 0 S: 3	H: 0 LOB: 1 BB: 1 P: 7	R: 0 E: 0 K: 0 S: 3	H: 0 LOB: 0 BB: 0 P: 3	R: 0 E: 0 K: 0 S: 2	H: 0 LOB: 0 BB: 1 P: 6	R: 1 E: 0 K: 0 S: 4	H: 2 LOB: 0 BB: 0 P: 4	R: 0 E: 0 K: 1 S: 6	H: 1 LOB: 1 BB: 0 P: 6	R: 0 E: 1 K: 1 S: 5	H: 0 LOB: 1 BB: 0 P: 5	R: 0 E: 0 K: 1 S: 5	H: 1 LOB: 0 BB: 0 P: 5	1B: 6 2B: 1 3B: 0 HR: 1	SF: 0 SAC: 0 DP: 3 HBP: 0	WP: 0 PB: 0 SB: 0 CS: 2	PA: 34
--------------	------------------------------	---------------------------------	------------------------------	---------------------------------	------------------------------	---------------------------------	------------------------------	---------------------------------	------------------------------	---------------------------------	------------------------------	---------------------------------	------------------------------	---------------------------------	------------------------------	---------------------------------	------------------------------	---------------------------------	----------------------------------	------------------------------------	----------------------------------	--------

PITCHER	IP	WLS	BF	H	R	ER	SO	BB	IBB	HBP	BLK	WP	HR	S	P	ERA	WHIP
Vida Blue, L ERA: 2.6 (1, 1)	8.0	L	30	6	2	2	2	2	0	0	0	0	1	32	40	2.25	1.000
Greg Minton, R ERA: 3.64 (9, 1)	1.0		3	1	0	0	1	0	0	0	0	0	0	5	5	0.00	1.000

Batter	1	2	3	4	5	6	7	8	9	AB	R	H	RBI	BB	SO	LOB
Larry Herndon, R OBP: 0.271, SLG: 0.356 (1, 8)	0-0 6-3 1B		0-0 1B			0-0 6-3		0-0 SH5-4		3	0	1	0	0	0	0
Terry Whitfield, L OBP: 0.304, SLG: 0.341 Marc Hill, R OBP: 0.190, SLG: 0.220 Greg Minton, S (8, PH) (9, 1)	0-0 1B		0-0 4-3			0-0 G3		0-3 K		3	0	1	0	0	0	1
Jack Clark, R OBP: 0.355, SLG: 0.505 (1, 9)	0-0 F3					0-0 6-3		4-0 IBB		3	0	0	0	1	0	1
Darrell Evans, L OBP: 0.354, SLG: 0.390 (1, 5)	0-3 K					0-0 F8		0-0 F8		4	0	0	0	0	1	4
Milt May, L OBP: 0.331, SLG: 0.389 Tom Griffin, R (9, PR) (1, 2)		0-0 1-3				0-0 F9		0-0 FC6-4 1B		4	0	1	0	0	0	0
Rich Murray, R OBP: 0.300, SLG: 0.450 (1, 3)		0-0 4-3				0-0 G5-4-3 1B		0-0 FC6-4		4	0	1	0	0	1	2
Rennie Stennett, R OBP: 0.277, SLG: 0.357 Joe Strain, R OBP: 0.300, SLG: 0.295 (1, 4) (8, 4)		0-0 F4				0-0 G5-4-3		0-0 E6 1B		2	0	0	0	0	0	1
Johnnie LeMaster, R OBP: 0.243, SLG: 0.332 Willie McCovey, L OBP: 0.275, SLG: 0.292 Roger Metzger, S OBP: 0.130, SLG: 0.048 (8, PH) (8, PR) (9, 6)			0-0 L6			0-0 5-3		0-0 E3 SH5-4 1B		2	0	0	0	0	0	0
Vida Blue, S OBP: 0.167, SLG: 0.150 Jim Wohlford, R OBP: 0.278, SLG: 0.356 (8, PH) (9, 7)			0-0 G3			0-0 F8		0-0 SH5-4 1B		2	0	0	0	0	0	0

Inning Stats	R: 0	H: 1	E: 0	K: 1	S: 6	LOB: 1	BB: 0	P: 6	R: 0	H: 0	E: 0	K: 0	S: 3	LOB: 0	BB: 0	P: 3	R: 0	H: 0	E: 0	K: 0	S: 3	LOB: 0	BB: 0	P: 3	R: 0	H: 1	E: 0	K: 0	S: 3	LOB: 0	BB: 0	P: 3	R: 0	H: 0	E: 0	K: 0	S: 3	LOB: 0	BB: 0	P: 3	R: 0	H: 0	E: 2	K: 1	S: 8	LOB: 3	BB: 1	P: 12	R: 0	H: 0	E: 1	K: 1	S: 5	LOB: 1	BB: 0	P: 5	1B: 6	2B: 0	3B: 0	HR: 0	SF: 0	SAC: 1	DP: 2	HBP: 0	WP: 0	PB: 0	SB: 0	CS: 0	PA: 34
PITCHER	IP	WLS	BF	H	R	ER	SO	BB	IBB	HBP	BLK	WP	HR	S	P	ERA	WHIP																			IP	WLS	BF	H	R	ER	SO	BB	IBB	HBP	BLK	WP	HR	S	P	ERA	WHIP																	
David Palmer, R ERA: 2.02 Woodie Fryman, L ERA: 1.44	7.1	W	28	6	1	1	1	0	0	0	0	0	0	30	30	1.23	0.818																			1.2	S	6	0	0	0	2	0	1	0	0	0	0	9	13	0.00	0.000																	

BOTTOM

Montreal Expos @ San Francisco Giants
Candlestick Park, San Francisco, CA

Tue Jun 17 1980, 10:05 PM EDT
Att. 19,362 - Unknown

livebaseballscores.com

AB	32
R	1
H	6
RBI	1
BB	1
SO	3
LOB	14



New York Mets @ San Francisco Giants
 Candlestick Park, San Francisco, CA

Wed Jun 18 1980, 6:33 AM EDT
 Att. 5,035 - Unknown

AB	33
R	5
H	8
RBI	5
BB	4
SO	6
LOB	16



WP:	0	PA:	37
PB:	0		
SB:	1		
CS:	0		

Batter	1	2	3	4	5	6	7	8	9	AB R H RBI BB SO LOB	
Lee Mazzilli, S (1, 8) OBP: 0.352, SLG: 0.322	0-0 3-1		0-3 K		0-0 F7			0-0 1B	0-0 L7	5 0 1 0 0 1 2	
Frank Taveras, R (1, 6) OBP: 0.327, SLG: 0.332	0-0 G3			0-0 2B 1B		0-3 K		0-0 6-3		4 1 1 0 0 1 1	
Claudell Washington, L (1, 9) OBP: 0.306, SLG: 0.369	0-0 5-3			0-0 F7		0-0 4-3			4-0 BB 1B 4-3 BB	3 1 0 0 1 0 1	
John Stearns, R (1, 2) OBP: 0.360, SLG: 0.401		0-0 FC3-6 1B		4-0 2B BB		0-0 5-3			0-0 4-3 BB 2B 1B	3 1 2 0 1 0 0	
Mike Jorgensen, L (1, 3) OBP: 0.361, SLG: 0.439 Jose Cardenal, R (9, PH) OBP: 0.265, SLG: 0.167		0-0 FC3-6 G6-4-3 1-2f		0-0 2B		0-0 G6-4-3 1B			4-0 4-3 2B BB	3 0 2 1 0 0 1 0 1 0 0 1 0 0	
Steve Henderson, R (1, 7) OBP: 0.385, SLG: 0.415		0-0 G6-4-3 1-2f		0-3 K		0-3 K			0-0 4-3	4 0 0 1 0 2 6	
Jose Moreno, S (1, 5) OBP: 0.333, SLG: 0.636			0-0 HR		0-3 K		0-0 G6-4-3 1-2f		0-0 FC5-4 2B	4 1 2 3 0 1 3	
Doug Flynn, R (1, 4) OBP: 0.273, SLG: 0.256 Joel Youngblood, R (9, PH) OBP: 0.321, SLG: 0.376			0-0 F4-3		0-0 F5-3			0-0 F7	4-0 FC5-4 BB	3 0 0 0 0 0 0 0 0 0 0 1 0 0	
Ray Burris, R (1, 1) OBP: 0.087, SLG: 0.087 Pete Falcone, L (3, 1) OBP: 0.167, SLG: 0.118 Ron Hodges, L (8, PH) OBP: 0.359, SLG: 0.290 Neil Allen, R (8, 1) Elliott Maddox, R (9, PH) OBP: 0.397, SLG: 0.329			0-0 6-3		0-3 K			0-0 F9	0-0 FC5-4 1-2f 2-3	1 0 0 0 0 0 0 1 0 0 0 0 1 0 1 0 0 0 0 0 0 0 0 0 0 0 0 0 1 0 0 0 0 0 2	
Inning Stats	R: 0 H: 0 E: 0 LOB: 0 K: 0 BB: 0 S: 3 P: 3	R: 0 H: 1 E: 0 LOB: 0 K: 0 BB: 0 S: 3 P: 3	R: 1 H: 1 E: 0 LOB: 0 K: 1 BB: 0 S: 6 P: 6	R: 1 H: 2 E: 0 LOB: 2 K: 2 BB: 1 S: 9 P: 13	R: 0 H: 0 E: 0 LOB: 0 K: 1 BB: 0 S: 5 P: 5	R: 0 H: 0 E: 0 LOB: 0 K: 1 BB: 0 S: 5 P: 5	R: 0 H: 1 E: 0 LOB: 0 K: 1 BB: 0 S: 5 P: 5	R: 0 H: 1 E: 0 LOB: 1 K: 0 BB: 0 S: 4 P: 4	R: 3 H: 2 E: 0 LOB: 2 K: 0 BB: 3 S: 5 P: 17	1B: 5 SF: 0 2B: 2 SAC: 0 3B: 0 DP: 2 HR: 1 HBP: 0	
PITCHER	IP WLS BF H R ER SO BB IBB HBP BLK WP HR S P ERA WHIP										
John Montefusco, R (1, 1) ERA: 4.12	8.0 W 32 7 5 5 6 3 0 0 0 0 0 1 41 53 5.62 1.250										
Al Holland, L (9, 1) ERA: 0.72	0.1 2 1 0 0 0 0 0 0 0 0 0 0 2 2 0.00 3.000										
Greg Minton, R (9, 1) ERA: 3.56	0.2 S 3 0 0 0 0 0 1 0 0 0 0 0 2 6 0.00 1.500										

livebaseballscorecards.com

BOTTOM

New York Mets @ San Francisco Giants
Candlestick Park, San Francisco, CA
Wed Jun 18 1980, 6:33 AM EDT
Att. 5,035 - Unknown

livebaseballscorecards.com

AB	34
R	8
H	11
RBI	5
BB	4
SO	8
LOB	18



WP	4	PA	40
PB	0	SB	2
CS	0		

AB	R	H	RBI	BB	SO	LOB
5	2	2	0	0	3	4
4	0	0	0	0	3	4
5	3	4	1	0	1	0
4	0	1	1	1	0	1
3	0	0	0	1	0	5
3	0	0	0	1	0	1
3	2	2	1	0	0	0
4	0	2	2	0	0	2
3	1	0	0	1	1	1
0	0	0	0	0	0	0
0	0	0	0	0	0	0

1B	10	SF	1
2B	0	SAC	1
3B	1	DP	1
HR	0	HBP	0

WP	HR	S	P	ERA	WHIP
WP	4				

Batter	1	2	3	4	5	6	7	8	9
Larry Herndon, R OBP: 0.274, SLG: 0.358 (1, 8) X	0-0 SH1-3 1B SH1-3 1B	0-3 K K		0-3 K K		0-0 1B 1B	0-3 K K		
Terry Whitfield, L OBP: 0.296, SLG: 0.331 (1, 7) X	0-0 SH1-3 1-2 SH1-3 1-2	0-0 G3-6-3 1-2f G3-6-3		0-3 K K		0-3 K K		0-3 K K	
Jack Clark, R OBP: 0.364, SLG: 0.512 (1, 9) X	0-0 WP 2-H WP 1B		0-0 WP SF7 WP 1B	0-0 E 1-2 S 1B		0-0 E 1-3 1B 1B		0-3 K K	
Darrell Evans, L OBP: 0.355, SLG: 0.388 (1, 5) X	0-0 F8 2-H F8		4-0 FC5 WP 2-3 BB	0-0 E6 1-3 2-H S		0-0 E5 1-3 1B		0-0 G3 G3	
Milt May, L OBP: 0.330, SLG: 0.381 (1, 2) B B B B	4-0 FC6-4 BB FC6-4 BB		0-0 F4 1-2 F4	0-0 G3 1-2 3-H G3		0-0 F4-3 3-H F4-3			
Rich Murray, R OBP: 0.295, SLG: 0.419 (1, 3) X	0-0 FC6-4 1-2f FC6-4		4-0 IBB IBB		0-0 5-3 5-3		0-0 6-3 6-3		
Joe Strain, R OBP: 0.310, SLG: 0.309 (1, 4) X		0-0 3B 1B 3B 1B	0-0 SF7 3-H SF7		0-0 6-3 6-3		0-0 E5 1B E5 1B		
Johnnie LeMaster, R OBP: 0.248, SLG: 0.345 (1, 6) X		0-0 3B 1-H 3B	0-0 FC5 2-3f FC5		0-0 L6 L6		0-0 1B 2-H 1B		
John Montefusco, R OBP: 0.125, SLG: 0.045 Al Holland, R Greg Minton, S (1, 1) (9, 1) (9, 1)		4-0 BB G3-6-3 BB		0-0 E6 1B E6 1B		0-0 F4-3 F4-3	0-3 K K		

Inning Stats	R: 2 E: 0 K: 5 S: 5	H: 2 LOB: 1 BB: 1 P: 9	R: 1 E: 0 K: 1 S: 6	H: 2 LOB: 1 BB: 1 P: 10	R: 1 E: 0 K: 0 S: 4	H: 1 LOB: 2 BB: 2 P: 12	R: 2 E: 2 K: 2 S: 10	H: 1 LOB: 1 BB: 0 P: 10	R: 0 E: 0 K: 0 S: 3	H: 0 LOB: 0 BB: 0 P: 3	R: 1 E: 1 K: 1 S: 8	H: 3 LOB: 2 BB: 0 P: 8	R: 1 E: 1 K: 2 S: 9	H: 2 LOB: 1 BB: 0 P: 9	R: 0 E: 0 K: 2 S: 7	H: 0 LOB: 0 BB: 0 P: 7
--------------	------------------------------	---------------------------------	------------------------------	----------------------------------	------------------------------	----------------------------------	-------------------------------	----------------------------------	------------------------------	---------------------------------	------------------------------	---------------------------------	------------------------------	---------------------------------	------------------------------	---------------------------------

PITCHER	IP	WLS	BF	H	R	ER	SO	BB	IBB	HBP	BLK	WP	HR	S	P	ERA	WHIP
Ray Burris, R ERA: 3.29 (1, 1)	2.0	L	13	5	4	4	1	3	0	0	0	2	0	12	24	18.00	4.000
Pete Falcone, L ERA: 5.4 (3, 1)	5.0		24	6	4	1	5	0	1	0	0	1	0	33	37	1.80	1.200
Neil Allen, R ERA: 4.01 (8, 1)	1.0		3	0	0	0	2	0	0	0	0	0	0	7	7	0.00	0.000

Batter	1	2	3	4	5	6	7	8	9	10	AB R H RBI BB SO LOB	TOP														
Frank Taveras, R (1, 6) OBP: 0.327, SLG: 0.332	0-0 4-3	0-0 G3		0-0 E 1B		0-0 S 1B		0-0 5-3		0-0 FC5-4	6 0 2 0 0 0 4															
Elliott Maddox, R (1, 5) OBP: 0.392, SLG: 0.331	0-0 6-3		0-0 F9	0-0 E5 FC6-4		0-0 F3			0-0 1B SF9 2B		5 1 1 0 0 0 3															
Steve Henderson, R (1, 7) OBP: 0.386, SLG: 0.415	0-0 6-3		0-0 S 1B	0-0 FC6-4		0-3 K			0-0 2-3 1B		5 0 2 0 0 1 4															
John Stearns, R (1, 3) OBP: 0.356, SLG: 0.396		0-0 2B 1B	0-0 F8		0-0 F8	0-0 F4			0-3 K		5 1 1 0 0 1 5															
Joel Youngblood, R (1, 9) OBP: 0.323, SLG: 0.381		0-0 HBP 1-H 2B	4-0 BB		0-0 F9		0-0 F8		0-0 SF9		3 0 1 2 1 0 0															
Jerry Morales, R (1, 8) OBP: 0.270, SLG: 0.282	0-0 1-3		0-0 F7		0-0 BB 1B		0-0 L6		0-0 3-H F9		5 0 1 0 0 0 4															
Alex Trevino, R (1, 2) OBP: 0.386, SLG: 0.339		0-3 K		0-0 1-3	4-0 FC6-4 BB		0-0 L3			0-3 K	4 0 0 0 1 2 1															
Doug Flynn, R (1, 4) OBP: 0.271, SLG: 0.251		4-0 HBP IBB		0-0 F4 1B SH1-3 E	0-0 FC6-4		0-0 F5		0-0 F6-3		4 1 0 0 1 0 2															
Mark Bomback, R (1, 1) OBP: 0.353, SLG: 0.308		1-0 HBP		0-0 SH1-3		0-0 E5 1B		0-0 F8		0-0 FC5-4 1B	0 0 0 0 0 0 0 0 0 0 0 0 0 0 1 0 0 0 0 0 0 0 0 0 0 0 0 0 1 0 0 0 0 0 0 1 0 1 0 0 0 0															
Ed Glynn, R (5, 1)																										
Dan Norman, R (6, PH) OBP: 0.200, SLG: 0.311																										
Tom Hausman, R (6, 1)																										
Jose Cardenal, R (8, PH) OBP: 0.257, SLG: 0.161																										
Neil Alien, R (8, 1) OBP: 0.100, SLG: 0.100																										
Inning Stats	R: 0 E: 0 K: 0 S: 3	H: 0 LOB: 0 BB: 0 P: 3	R: 1 E: 0 K: 1 S: 7	H: 2 LOB: 3 BB: 1 P: 12	R: 0 E: 0 K: 0 S: 4	H: 1 LOB: 2 BB: 1 P: 8	R: 1 E: 2 K: 0 S: 6	H: 1 LOB: 2 BB: 0 P: 6	R: 0 E: 0 K: 0 S: 4	H: 1 LOB: 2 BB: 1 P: 8	R: 0 E: 1 K: 1 S: 7	H: 1 LOB: 2 BB: 0 P: 7	R: 0 E: 0 K: 0 S: 3	H: 0 LOB: 0 BB: 0 P: 3	R: 0 E: 0 K: 0 S: 3	H: 2 LOB: 1 BB: 0 P: 7	R: 0 E: 0 K: 1 S: 6	H: 1 LOB: 1 BB: 0 P: 6	1B: 7 2B: 2 3B: 0 HR: 0	SF: 1 SAC: 1 DP: 0 HBP: 1	WP: 0 PB: 0 SB: 2 CS: 0	PA: 46				
PITCHER	IP WLS BF H R ER SO BB IBB HBP BLK WP HR S P ERA WHIP																									
Bob Knepper, L (1, 1) ERA: 4.17	8.0		8	3	2	2	2	1	1	0	0	0	52	2.25	1.250											
Al Holland, L (9, 1) ERA: 0.69	1.0		3	0	0	0	1	0	0	0	0	0	5	0.00	0.000											
Gary Lavelle, L (10, 1) ERA: 2.79	1.0	W	4	1	0	0	1	0	0	0	0	0	6	0.00	1.000											

New York Mets @ San Francisco Giants
 Candlestick Park, San Francisco, CA
 Thu Jun 19 1980, 6:33 AM EDT
 Att: 5,179 - Unknown

livebaseballscorecards.com

AB 40
R 3
H 9
RBI 2
BB 3
SO 4
LOB 23



BOTTOM

New York Mets @ San Francisco Giants
Candlestick Park, San Francisco, CA

Thu Jun 19 1980, 6:33 AM EDT
Att. 5,179 - Unknown

livebaseballscorecards.com

AB	37
R	4
H	10
RBI	4
BB	1
SO	2
LOB	9



WP	0	PA	39
PB	0		
SB	0		
CS	0		

AB	R	H	RBI	BB	SO	LOB
5	0	0	0	0	1	0
4	2	3	0	1	0	0
5	1	3	2	0	0	2
3	1	1	1	0	0	1
4	0	0	0	0	0	2
4	0	0	0	0	0	1
4	0	2	1	0	0	0
4	0	1	0	0	0	1
3	0	0	0	0	0	2
0	0	0	0	0	0	0
1	0	0	0	0	1	0
0	0	0	0	0	0	0

Batter	1	2	3	4	5	6	7	8	9	10
Larry Herndon, R OBP: 0.267, SLG: 0.347 (1, 8)	0-0 6-3		0-0 F9		0-0 5-3		0-3 K			0-0 F4-3
Joe Strain, R OBP: 0.337, SLG: 0.329 (1, 4)	0-0 6-3 1B		0-0 F4-3		0-0 1B SF8 1B		4-0 BB			0-0 3B 1B
Jack Clark, R OBP: 0.369, SLG: 0.537 (1, 9)	0-0 6-3 1-2			0-0 HR	0-0 1-3 1B		0-0 F9			0-0 1-H 3B
Darrell Evans, L OBP: 0.353, SLG: 0.387 (1, 5)	0-0 F4			0-0 3-1 1B F4-3 1B	0-0 SF8			0-0 F7		
Milt May, L OBP: 0.322, SLG: 0.372 (1, 2)		0-0 1-3		0-0 F4-3 1-2	0-0 F4-3			0-0 F4-3		
Jim Wohlford, R OBP: 0.266, SLG: 0.341 (1, 7)		0-0 F4-3		0-0 3-1 2-3		0-0 5-3		0-0 6-3		
Rich Murray, R OBP: 0.313, SLG: 0.426 (1, 3)		0-0 FC4 1B		0-0 E 3-H 1B		0-0 6-3		0-0 F9		
Johnnie LeMaster, R OBP: 0.248, SLG: 0.343 (1, 6)		0-0 FC4 1-2f		0-0 E8 1-3 1B		0-0 F8		0-0 F6		
Bob Knepper, L OBP: 0.189, SLG: 0.250 (1, 1)			0-0 F7		0-0 F4-3		0-0 F8		0-3 K	
Al Holland, R (9, 1)										
Terry Whitfield, L OBP: 0.294, SLG: 0.329 (9, PH)										
Gary Lavelle, S (10, 1)										

Inning	R	H	E	K	S	P	W	L	B	F	H	R	E	S	P	ERA	WHIP
1	0	1	0	0	4	3											
2	0	1	0	0	4	4											
3	0	0	0	0	3	7											
4	2	4	1	0	4	5											
5	0	2	0	0	2	3											
6	0	0	0	0	0	3											
7	0	0	0	1	1	9											
8	0	0	0	0	0	3											
9	0	0	0	0	0	5											
10	1	2	0	0	2	3											

PITCHER	IP	WLS	BF	H	R	ER	SO	BB	IBB	HBP	BLK	WP	HR	S	P	ERA	WHIP
Mark Bomback, R ERA: 4.29 (1, 1)	4.2		22	8	3	3	0	0	0	0	0	0	1	22	22	5.79	1.714
Ed Glynn, L ERA: 2.7 (5, 1)	0.1		1	0	0	0	0	0	0	0	0	0	0	1	1	0.00	0.000
Tom Hausman, R ERA: 3.92 (6, 1)	2.0		7	0	0	0	1	1	0	0	0	0	0	8	12	0.00	0.500
Neil Allen, R ERA: 4.0 (8, 1)	2.1	L	9	2	1	1	1	0	0	0	0	0	0	11	11	3.86	0.857

Batter	1	2	3	4	5	6	7	8	9	AB R H RBI BB SO LOB	TOP									
Pete Rose, S (1, 3) OBP: 0.380, SLG: 0.385	0-0 WP 1B 1B	0-0 1-3			0-0 1-2 G4-6-3 1B			0-0 1-3		4 1 2 0 0 0 1										
Bake McBride, L (1, 9) OBP: 0.319, SLG: 0.475	0-0 1-2 1B 1B		0-0 CS 1B		0-0 1-2f G4-6-3			0-0 F8		4 0 2 0 0 0 2										
Mike Schmidt, R (1, 5) OBP: 0.370, SLG: 0.635	0-3 K 2-3		0-0 F8 1-2		0-0 4-1			0-3 K		4 0 0 0 0 2 3										
Greg Luzinski, R (1, 7) OBP: 0.378, SLG: 0.552	0-3 K		0-0 F2		0-0 F8			0-0 F8		4 0 0 0 0 1 2										
Bob Boone, R (1, 2) OBP: 0.295, SLG: 0.359	0-0 1-2 3-H FC6-4 1B			0-0 5-3		0-0 F5		0-0 6-3		4 0 1 1 0 0 0										
Garry Maddox, R (1, 8) OBP: 0.266, SLG: 0.374	0-0 1-2f FC6-4		0-0 F9		0-3 K			0-0 1-6-3		4 0 0 0 0 1 2										
Larry Bowa, S (1, 6) OBP: 0.290, SLG: 0.346		0-0 BLK 1B		0-0 4-3		4-0 BB				2 0 1 0 1 0 0										
Manny Trillo, R (1, 4) OBP: 0.373, SLG: 0.413		0-0 L9		0-0 FC5-6 1B		0-3 K				3 0 1 0 0 1 2										
Dan Larson, R (1, 1) Greg Gross, L (7, PH) OBP: 0.228, SLG: 0.216 Lerrin LaGrow, R (7, 1) OBP: 0.333, SLG: 0.333		0-0 P1		0-0 FC5-6 1B 1-2f		0-0 1-3				2 0 0 0 0 0 2 1 0 0 0 0 0 1 0 0 0 0 0 0 0										
Inning Stats	R: 1 E: 0 K: 2 S: 10	H: 3 LOB: 2 BB: 0 P: 10	R: 0 E: 0 K: 0 S: 4	H: 1 LOB: 1 BB: 0 P: 4	R: 0 E: 0 K: 0 S: 3	H: 1 LOB: 0 BB: 0 P: 3	R: 0 E: 0 K: 0 S: 3	H: 0 LOB: 0 BB: 0 P: 3	R: 0 E: 0 K: 2 S: 7	H: 2 LOB: 1 BB: 0 P: 4	R: 0 E: 0 K: 0 S: 3	H: 0 LOB: 0 BB: 0 P: 3	R: 0 E: 0 K: 1 S: 5	H: 0 LOB: 0 BB: 0 P: 5	R: 0 E: 0 K: 0 S: 3	H: 0 LOB: 0 BB: 0 P: 3	1B: 7 2B: 0 3B: 0 HR: 0	SF: 0 SAC: 0 DP: 1 HBP: 0	WP: 1 PB: 0 SB: 0 CS: 1	PA: 33
PITCHER Allen Ripley, R (1, 1) ERA: 1.25	IP: 9.0 WLS: W BF: 33 H: 7 R: 1 ER: 1 SO: 5 BB: 1 IBB: 0 HBP: 0 BLK: 1 WP: 1 HR: 0 S: 42 P: 46 ERA: 1.00 WHIP: 0.889											PITCHER IP: WLS: BF: H: R: ER: SO: BB: IBB: HBP: BLK: WP: HR: S: P: ERA: WHIP								

Philadelphia Phillies @ San Francisco Giants
 Candlestick Park, San Francisco, CA
 Fri Jun 20 1980, 10:05 PM EDT
 Att. 9,490 - Unknown

livebaseballscorecards.com

AB	32
R	1
H	7
RBI	1
BB	1
SO	5
LOB	15



Batter	1	2	3	4	5	6	7	8	9
Bill North, S OBP: 0.384, SLG: 0.314 (1, 8) BBB	4-0 FC4-6 S BB		0-3 K		0-3 K	4-0 IBB		0-3 K	
Joe Strain, R OBP: 0.323, SLG: 0.315 (1, 4) X	0-0 6-3 1-2		0-0 F9		0-0 6-3	0-0 F9			
Jack Clark, R OBP: 0.375, SLG: 0.557 (1, 9) ---	4-0 FC4-6 IBB		0-0 6-3		0-0 HR		0-0 E 2B		
Darrell Evans, L OBP: 0.348, SLG: 0.380 (1, 5) X	0-0 FC4-6 S 1-2 2-3			0-0 F8	0-0 4-3		0-0 E4 WP 2-H		
Milt May, L OBP: 0.332, SLG: 0.373 (1, 2) BBB	4-0 1-2 BB			0-0 1B 1B 1B		4-0 E BB	0-3 K		
Jim Wohlford, R OBP: 0.265, SLG: 0.337 (1, 7) X	0-0 L8			0-0 1B 1B 1B G5-2-3		0-0 E8 4-3 1-H	0-0 6-3		
Rich Murray, R OBP: 0.308, SLG: 0.412 (1, 3) ---		0-3 K		0-0 1B 1B 1B 1-2 2-3		0-0 4-3	0-0 L9		
Johnnie LeMaster, R OBP: 0.252, SLG: 0.347 (1, 6) ---		0-0 L9		0-0 1B 1B 1B 1-2 2-3 3-H		0-0 SH3 1B	0-0 5-3		
Allen Ripley, R (1, 1) ---		0-0 5-3		0-0 G5-2-3 3-H		0-0 SH3	0-3 K		

Inning Stats	R: 0	H: 0	E: 0	K: 0	S: 3	LOB: 3	BB: 3	P: 15
	R: 0	H: 0	E: 0	K: 1	S: 5 <td>LOB: 0</td> <td>BB: 0</td> <td>P: 5 </td>	LOB: 0	BB: 0	P: 5
	R: 0	H: 0	E: 0	K: 1	S: 5 <td>LOB: 0</td> <td>BB: 0</td> <td>P: 5 </td>	LOB: 0	BB: 0	P: 5
	R: 1	H: 4	E: 0	K: 0	S: 6 <td>LOB: 2</td> <td>BB: 0</td> <td>P: 6 </td>	LOB: 2	BB: 0	P: 6
	R: 1	H: 1	E: 0	K: 1	S: 6 <td>LOB: 0</td> <td>BB: 0</td> <td>P: 6 </td>	LOB: 0	BB: 0	P: 6
	R: 2	H: 1	E: 1	K: 0	S: 5 <td>LOB: 2</td> <td>BB: 2</td> <td>P: 13 </td>	LOB: 2	BB: 2	P: 13
	R: 1	H: 1	E: 1	K: 1	S: 7 <td>LOB: 1</td> <td>BB: 0</td> <td>P: 7 </td>	LOB: 1	BB: 0	P: 7
	R: 0	H: 0	E: 0	K: 2	S: 7 <td>LOB: 0</td> <td>BB: 0</td> <td>P: 7 </td>	LOB: 0	BB: 0	P: 7

AB	R	H	RBI	BB	SO	LOB
3	0	0	0	2	3	0
4	0	0	0	0	0	3
3	2	2	1	1	0	0
4	0	0	0	0	0	2
2	2	1	0	2	1	1
4	1	1	0	0	0	4
4	0	1	1	0	1	1
4	0	2	1	0	0	0
3	0	0	0	0	1	3

PITCHER	IP	WLS	BF	H	R	ER	SO	BB	IBB	HBP	BLK	WP	HR	S	P	ERA	WHIP
Dan Larson, R ERA: 3.77 (1, 1)	6.0	L	29	6	4	2	3	3	2	0	0	0	1	30	50	3.00	1.500
Lerrin LaGrow, R ERA: 3.86 (7, 1)	2.0		8	1	1	1	3	0	0	0	0	1	0	14	14	4.50	0.500


BOTTOM

Philadelphia Phillies @ San Francisco Giants
Candlestick Park, San Francisco, CA

Fri Jun 20 1980, 10:05 PM EDT
Att. 9,490 - Unknown

AB	31
R	5
H	7
RBI	3
BB	5
SO	6
LOB	14

WP: 2 PA: 37
PB: 0
SB: 2
CS: 0



Batter	1	2	3	4	5	6	7	8	9	AB R H RBI BB SO LOB	TOP																													
Pete Rose, S (1, 3) OBP: 0.376, SLG: 0.386	0-0 1-3		0-0 L7		0-0 4-3		0-0 4-3		0-0 2B	5 0 1 1 0 0 1	Philadelphia Phillies @ San Francisco Giants Candlestick Park, San Francisco, CA Sat Jun 21 1980, 6:33 AM EDT Att: 11,809 - Unknown livebaseballscorecards.com																													
Bake McBride, L (1, 9) OBP: 0.316, SLG: 0.469	0-0 F9		0-0 P4		0-0 4-3			0-0 F8 BB 1B	0-0 6-3	5 0 1 0 0 0 1																														
Mike Schmidt, R (1, 5) OBP: 0.368, SLG: 0.626	0-3 K		0-3 K					4-0 F8 1-2 BB		3 0 0 0 1 2 0																														
Del Unser, L (1, 8) OBP: 0.350, SLG: 0.472		0-0 1B 6-3 1B		0-0 F7		0-0 F8		0-3 K		4 1 1 0 0 1 2																														
Bob Boone, R (1, 2) OBP: 0.294, SLG: 0.354		0-0 6-3		0-0 6-3		4-0 1B BB		0-0 F8 1-2 2-3		3 0 0 0 1 0 3																														
Greg Gross, L (1, 7) OBP: 0.262, SLG: 0.273		0-0 1B 2-3 1B		0-0 2B		0-0 1B		0-0 F7		4 0 3 0 0 0 2																														
Larry Bowa, S (1, 6) OBP: 0.284, SLG: 0.339		0-3 K		0-0 F8		0-0 4-3			0-0 F9	4 0 0 0 0 1 5																														
Manny Trillo, R (1, 4) OBP: 0.376, SLG: 0.412		0-0 1B		4-0 WP BB		0-0 L9		0-0 L8		3 1 1 1 1 0 0																														
Randy Lerch, L (1, 1) OBP: 0.433, SLG: 0.400 George Vukovich, L (7, PH) OBP: 0.259, SLG: 0.280 Ron Reed, R (7, 1) Lonnie Smith, R (9, PH) OBP: 0.426, SLG: 0.512		0-0 4-3		0-0 F8		0-3 K		4-0 2B BB		2 0 0 0 0 0 3 1 0 0 0 0 1 0 0 0 0 0 0 0 0 0 1 0 0 1 0 0																														
Inning Stats	R: 0 E: 0 K: 1 S: 5	H: 0 LOB: 0 BB: 0 P: 5	R: 1 E: 0 K: 1 S: 8	H: 3 LOB: 2 BB: 0 P: 8	R: 0 E: 0 K: 1 S: 5	H: 0 LOB: 0 BB: 0 P: 5	R: 0 E: 0 K: 0 S: 4	H: 1 LOB: 1 BB: 0 P: 4	R: 1 E: 0 K: 0 S: 3	H: 0 LOB: 0 BB: 1 P: 7	R: 0 E: 0 K: 0 S: 4	H: 1 LOB: 2 BB: 1 P: 8	R: 0 E: 0 K: 1 S: 5	H: 0 LOB: 0 BB: 0 P: 5	R: 0 E: 0 K: 1 S: 6	H: 1 LOB: 2 BB: 1 P: 10	R: 1 E: 0 K: 0 S: 4	H: 1 LOB: 1 BB: 1 P: 8	1B: 5 2B: 2 3B: 0 HR: 0	SF: 0 SAC: 0 DP: 0 HBP: 0	WP: 2 PB: 0 SB: 0 CS: 0	PA: 38																		
PITCHER Ed Whitson, R (1, 1) ERA: 3.46	IP 9.0	WLS W	BF 38	H 7	R 3	ER 3	SO 5	BB 4	IBB 0	HBP 0	BLK 0	WP 1	HR 0	S 44	P 60	ERA 3.00	WHIP 1.222						PITCHER	IP	WLS	BF	H	R	ER	SO	BB	IBB	HBP	BLK	WP	HR	S	P	ERA	WHIP



Batter	1	2	3	4	5	6	7	8	9
Bill North, S (1, 8) OBP: 0.381, SLG: 0.308 Larry Herndon, R (8, PH) OBP: 0.271, SLG: 0.351 (9, 8)	4-0 		0-0 6-3 		0-0 F7 	0-3 K 		0-0 	
Darrell Evans, L (1, 5) OBP: 0.349, SLG: 0.385	0-3 K 		0-0 		0-0 4-3 		0-0 6-3 	0-0 	
Jack Clark, R (1, 9) OBP: 0.375, SLG: 0.562	0-0 4-3 		0-0 		0-0 		0-0 L8 	0-0 F9 	
Rich Murray, R (1, 3) OBP: 0.304, SLG: 0.400		0-0 6-3 	0-0 6-3 		0-0 		0-0 4-3 		
Jim Wohlford, R (1, 7) OBP: 0.265, SLG: 0.333		0-0 6-3 		0-0 L9 	0-0 			0-0 1-3 	
Joe Strain, R (1, 4) OBP: 0.351, SLG: 0.359		0-0 		4-0 	0-0 		0-0 WP 		
Johnnie LeMaster, R (1, 6) OBP: 0.252, SLG: 0.345	0-0 FC6-4 		0-0 	0-0 	0-0 F7 		0-0 		
Mike Sadek, R (1, 2) OBP: 0.412, SLG: 0.357			4-0 	0-0 SF9 		0-0 6-3 		4-0 	
Ed Whitson, R (1, 1) OBP: 0.094, SLG: 0.065			0-0 SH3-4 	0-0 F9 		0-3 K 		0-0 	

AB	R	H	RBI	BB	SO	LOB
3	0	0	0	1	1	1
1	1	1	1	0	0	0
5	0	2	3	0	1	1
5	1	2	0	0	0	1
4	1	1	0	0	0	2
4	1	1	1	0	0	0
3	2	3	2	1	0	0
4	0	1	0	0	0	3
1	2	0	1	2	0	0
3	1	1	1	0	1	1

BOTTOM

Philadelphia Phillies @ San Francisco Giants
 Candlestick Park, San Francisco, CA
 Sat Jun 21 1980, 6:33 AM EDT
 Att. 11,809 - Unknown

livebaseballscorecards.com

AB	33
R	9
H	12
RBI	9
BB	4
SO	3
LOB	9



Inning Stats	R: 0	H: 0	E: 0	K: 1	S: 4	L: 0	LOB: 0	BB: 1	P: 8	R: 0	H: 1	E: 0	K: 0	S: 4	L: 0	LOB: 1	BB: 0	P: 4	R: 1	H: 2	E: 0	K: 0	S: 5	L: 0	LOB: 2	BB: 1	P: 9	R: 1	H: 1	E: 0	K: 0	S: 4	L: 0	LOB: 1	BB: 1	P: 8	R: 3	H: 4	E: 0	K: 0	S: 7	L: 0	LOB: 1	BB: 0	P: 7	R: 0	H: 0	E: 0	K: 2	S: 7	L: 0	LOB: 0	BB: 0	P: 7	R: 0	H: 0	E: 0	K: 0	S: 3	L: 0	LOB: 0	BB: 0	P: 3	R: 4	H: 4	E: 0	K: 0	S: 7	L: 0	LOB: 1	BB: 1	P: 11	1B: 7	2B: 5	3B: 0	HR: 0	SF: 1	SAC: 1	DP: 0	HBP: 0	WP: 1	PB: 1	SB: 1	CS: 0	PA: 39
PITCHER	IP	WLS	BF	H	R	ER	SO	BB	IBB	HBP	BLK	WP	HR	S	P	ERA	WHIP																																																																				
Randy Lerch, L (1, 1) ERA: 4.8	6.0	L	28	8	5	5	3	3	0	0	0	0	0	31	43	7.50	1.833																																																																				
Ron Reed, R (7, 1) ERA: 3.09	2.0		11	4	4	4	0	0	1	0	0	1	0	10	14	18.00	2.000																																																																				

Batter	1	2	3	4	5	6	7	8	9	AB R H RBI BB SO LOB	TOP
Lonnie Smith, R (1, 9) <small>OBP: 0.431, SLG: 0.511</small> Greg Gross, L (9, PH) <small>OBP: 0.274, SLG: 0.273</small>	0-0 1B		0-3 K		0-3 K		0-0 3B 1B	4-0 4-3 SH5-3 BB	4 1 2 0 0 2 1 0 0 0 0 1 0 0		
Pete Rose, S (1, 3) <small>OBP: 0.375, SLG: 0.383</small>	0-0 F9		0-0 6-3		0-0 1B		0-0 F9	0-0 SH5-3	4 0 1 0 0 0 2		
Mike Schmidt, R (1, 5) <small>OBP: 0.368, SLG: 0.630</small>	0-0 FC6-4 BB 2B		0-0 E5 FC6-4		0-0 FC4-6 1B		0-0 SF9 3B	0-0 4-3	5 2 2 2 0 0 2		
Greg Luzinski, R (1, 7) <small>OBP: 0.375, SLG: 0.545</small>	4-0 2B 1-2 BB		0-0 FC6-4 1-2f		0-0 FC4-6 1-2f		0-0 SF9 3-H	0-0 F9	3 0 0 1 1 0 4		
Bob Boone, R (1, 2) <small>OBP: 0.293, SLG: 0.357</small>	0-0 1-3 2-H 2B			0-0 5-3		0-0 F9	0-0 L9		4 0 1 1 0 0 0		
Garry Maddox, R (1, 8) <small>OBP: 0.270, SLG: 0.376</small>	0-0 F9			0-0 4-3		0-0 1B		0-0 CS 1B	4 0 2 0 0 0 2		
Larry Bowa, S (1, 6) <small>OBP: 0.285, SLG: 0.339</small> Ramon Aviles, R (8, PH) <small>OBP: 0.419, SLG: 0.500</small>		0-0 P3		0-0 F7		0-0 1B		4-0 FC4-6 BB 1-2	3 0 1 0 0 0 0 0 0 0 0 1 0 0		
Manny Trillo, R (1, 4) <small>OBP: 0.374, SLG: 0.404</small>		0-0 6-3		4-0 1B BB		0-0 F8		0-0 FC4-6 WP 1-2f	3 1 0 0 1 0 3		
Steve Carlton, L (1, 1) <small>OBP: 0.136, SLG: 0.163</small>		0-0 3-1		0-0 P6		0-0 F8		0-0 F7 1-2	4 0 0 0 0 0 4		
Inning Stats	R: 1 H: 2 E: 0 LOB: 2 K: 0 BB: 1 S: 5 P: 9	R: 0 H: 0 E: 0 LOB: 0 K: 0 BB: 0 S: 3 P: 3	R: 0 H: 0 E: 1 LOB: 1 K: 0 BB: 0 S: 6 P: 6	R: 0 H: 0 E: 0 LOB: 0 K: 0 BB: 0 S: 3 P: 3	R: 1 H: 2 E: 0 LOB: 2 K: 1 BB: 1 S: 7 P: 11	R: 0 H: 2 E: 0 LOB: 2 K: 0 BB: 0 S: 5 P: 5	R: 2 H: 2 E: 0 LOB: 0 K: 0 BB: 0 S: 5 P: 5	R: 0 H: 1 E: 0 LOB: 1 K: 0 BB: 1 S: 3 P: 7	R: 0 H: 0 E: 0 LOB: 1 K: 0 BB: 1 S: 3 P: 7	1B: 7 SF: 1 2B: 1 SAC: 1 3B: 1 DP: 0 HR: 0 HBP: 0	WP: 1 PA: 40 PB: 0 SB: 1 CS: 1
PITCHER Vida Blue, L (1, 1) <small>ERA: 2.71</small> Greg Minton, R (9, 1) <small>ERA: 3.45</small>	IP WLS BF H R ER SO BB IBB HBP BLK WP HR S P ERA WHIP 8.0 L 36 9 4 4 2 3 0 0 0 1 0 37 49 4.50 1.500										

Philadelphia Phillies @ San Francisco Giants
 Candlestick Park, San Francisco, CA
 Sun Jun 22 1980, 6:33 AM EDT
 Att: 27,315 - Unknown

livebaseballscorecards.com

AB	34
R	4
H	9
RBI	4
BB	4
SO	2
LOB	18



Batter	1	2	3	4	5	6	7	8	9	AB	R	H	RBI	BB	SO	LOB
Bill North, S OBP: 0.376, SLG: 0.304 (1, 8)	0-0 5-3		0-3 K		0-0 E5 4-3 WP		0-0 G1-6-3 1B		0-0 6-3	5	0	1	0	0	1	0
Darrell Evans, L OBP: 0.344, SLG: 0.379 (1, 5)	0-3 K			0-0 F9	0-3 K		0-0 G1-6-3 1-2f			4	0	0	0	0	2	2
Jack Clark, R OBP: 0.385, SLG: 0.575 (1, 9)	4-0 CS BB			0-0 2B 3B	4-0 IBB		0-0 E PO 1B			2	1	2	0	2	0	0
Jim Wohlford, R OBP: 0.255, SLG: 0.320 (1, 7)	0-0 CS 1-2	0-0 4-3		0-3 K	0-0 4-3		0-0 E6 1-3			4	0	0	0	0	1	4
Rich Murray, R OBP: 0.317, SLG: 0.424 (1, 3)		0-0 1B		0-0 1B 2B	0-0 F4		0-0 PO 3-H	0-0 5-3		4	1	2	1	0	0	2
Joe Strain, R OBP: 0.347, SLG: 0.354 (1, 4)		0-0 L9		0-0 1B 1B		0-0 6-3		0-0 6-3		4	1	1	1	0	0	1
Johnnie LeMaster, R OBP: 0.252, SLG: 0.343 (1, 6)		0-0 F7		0-0 1B 1B		0-0 F7		0-0 F8		4	0	1	0	0	0	1
Mike Sadek, R OBP: 0.421, SLG: 0.355 (1, 2)			0-3 K	0-0 1B		4-0 BB		0-0 F9		3	0	1	1	1	1	0
Vida Blue, S OBP: 0.156, SLG: 0.140 (1, 1) Greg Minton, S (9, 1) Mike Ivie, R OBP: 0.277, SLG: 0.327 (9, PH)			0-0 G3	0-3 K		0-3 K		0-3 K		3	0	0	0	0	2	3
										0	0	0	0	0	0	0
										1	0	0	0	0	1	0

Inning Stats	R: 0 E: 0 K: 1 S: 4	H: 0 LOB: 0 BB: 1 P: 8	R: 0 E: 0 K: 0 S: 4	H: 1 LOB: 1 BB: 0 P: 4	R: 0 E: 0 K: 2 S: 7	H: 0 LOB: 0 BB: 0 P: 7	R: 3 E: 0 K: 2 S: 12	H: 5 LOB: 2 BB: 0 P: 12	R: 0 E: 1 K: 1 S: 6	H: 0 LOB: 2 BB: 1 P: 10	R: 0 E: 0 K: 1 S: 5	H: 0 LOB: 1 BB: 1 P: 9	R: 0 E: 1 K: 0 S: 4	H: 2 LOB: 1 BB: 0 P: 4	R: 0 E: 0 K: 0 S: 3	H: 0 LOB: 0 BB: 0 P: 3	R: 0 E: 0 K: 1 S: 5	H: 0 LOB: 0 BB: 0 P: 5	1B: 6 2B: 1 3B: 1 HR: 0	SF: 0 SAC: 0 DP: 1 HBP: 0	WP: 1 PB: 0 SB: 0 CS: 1	PA: 39												
PITCHER Steve Carlton, L ERA: 1.83 (1, 1)	IP 9.0	WLS W	BF 37	H 8	R 3	ER 3	SO 8	BB 2	IBB 1	HBP 0	BLK 0	WP 1	HR 0	S 50	P 62	ERA 3.00	WHIP 1.111																	
																	PITCHER	IP	WLS	BF	H	R	ER	SO	BB	IBB	HBP	BLK	WP	HR	S	P	ERA	WHIP

BOTTOM

Philadelphia Phillies @ San Francisco Giants
Candlestick Park, San Francisco, CA

Sun Jun 22 1980, 6:33 AM EDT
Att. 27,315 - Unknown

livebaseballscorecards.com

AB	34
R	3
H	8
RBI	3
BB	3
SO	8
LOB	13



Batter	1	2	3	4	5	6	7	8	9	AB R H RBI BB SO LOB	TOP	
Bill North, S (1, 8) OBP: 0.374, SLG: 0.309	0-3 K		0-0 2B		0-3 K			0-0 F7		4 1 1 0 0 2 0	San Francisco Giants @ San Diego Padres San Diego Stadium, San Diego, CA Tue Jun 24 1980, 10:05 PM EDT Att. 10,772 - Unknown livebaseballscorecards.com	
Joe Strain, R (1, 4) OBP: 0.352, SLG: 0.370	0-0 G6-4-3 1B		0-0 2B		0-0 F7			0-0 5-3		4 0 2 1 0 0 0		
Jack Clark, R (1, 9) OBP: 0.379, SLG: 0.565	0-0 G6-4-3 1-2f		0-0 6-3					0-0 4-3		4 0 0 0 0 1 2		
Darrell Evans, L (1, 5) OBP: 0.343, SLG: 0.381		0-0 F9		0-0 F9 1B 2B				0-0 F4		4 1 1 0 0 0 0		
Rich Murray, R (1, 3) OBP: 0.328, SLG: 0.435		0-0 1B 2B		0-0 F9 2-3				4-0 G3-6 BB		3 1 1 0 1 1 1		
Milt May, L (1, 2) OBP: 0.335, SLG: 0.376		0-0 K 1B		0-0 2B 1B				0-0 G3-6 1-2f		4 0 2 2 0 0 1		
Jim Wohlford, R (1, 7) OBP: 0.257, SLG: 0.314		0-3 K 1-2		0-0 F6				4-0 BB		2 0 0 0 1 1 2		
Johnnie LeMaster, R (1, 6) OBP: 0.253, SLG: 0.347			0-0 5-3		0-0 2B 1-H			0-3 K		3 0 1 0 0 1 1		
Bob Knepper, L (1, 1) Greg Minton, S (8, 1)			0-0 F2		0-0 F5			0-0 F6		3 0 0 0 0 0 1 0 0 0 0 0 0 0		
Inning Stats	R: 0 H: 1 E: 0 LOB: 0 K: 1 BB: 0 S: 5 P: 5	R: 1 H: 2 E: 0 LOB: 1 K: 1 BB: 0 S: 6 P: 6	R: 1 H: 2 E: 0 LOB: 1 K: 0 BB: 0 S: 5 P: 5	R: 1 H: 3 E: 0 LOB: 2 K: 0 BB: 0 S: 5 P: 5	R: 0 H: 0 E: 0 LOB: 0 K: 1 BB: 0 S: 5 P: 5	R: 0 H: 0 E: 0 LOB: 0 K: 2 BB: 0 S: 7 P: 7	R: 0 H: 0 E: 0 LOB: 1 K: 1 BB: 1 S: 5 P: 9	R: 0 H: 0 E: 0 LOB: 0 K: 0 BB: 0 S: 3 P: 3	R: 0 H: 0 E: 0 LOB: 0 K: 0 BB: 1 S: 2 P: 6	1B: 3 SF: 0 2B: 5 SAC: 0 3B: 0 DP: 2 HR: 0 HBP: 0	WP: 0 PA: 33 PB: 0 SB: 0 CS: 0	
PITCHER Eric Rasmussen, R (1, 1) ERA: 4.75 John D'Acquisto, R (5, 1) ERA: 2.49	IP WLS BF H R ER SO BB IBB HBP BLK WP HR S P ERA WHIP	4.0 0 17 8 3 3 2 0 0 0 0 0 0 0 21 21 6.75 2.000	5.0 W 16 0 0 0 4 2 0 0 0 0 0 0 0 22 30 0.00 0.400	PITCHER IP WLS BF H R ER SO BB IBB HBP BLK WP HR S P ERA WHIP								



Batter	1	2	3	4	5	6	7	8	9	AB	R	H	RBI	BB	SO	LOB
Gene Richards, L (1, 7) OBP: 0.356, SLG: 0.357	0-0 1-3		0-0 F8	0-0 F8			0-0 4-3			4	0	0	0	0	0	0
Ozzie Smith, S (1, 6) OBP: 0.329, SLG: 0.278	0-0 F9		4-0 1B BB			0-0 F9	4-0 BB			2	1	0	0	2	0	0
Jerry Mumphrey, S (1, 8) OBP: 0.326, SLG: 0.326	0-0 1B 2B		0-0 1B			0-0 6-3	0-0 4-3			4	2	2	1	0	0	1
Dave Winfield, R (1, 9) OBP: 0.389, SLG: 0.414	4-0 1B IBB		0-0 F8			0-0 F7		0-0 4-3		3	0	0	0	1	0	1
Willie Montanez, L (1, 3) OBP: 0.303, SLG: 0.346	0-0 1B		0-0 1B			0-0 1B		0-0 3-1		4	0	3	2	0	0	0
Gene Tenace, R (1, 2) OBP: 0.356, SLG: 0.345	0-0 FC5-4		0-0 1B			0-0 F7		H 1-0 HR HBP		3	1	1	0	0	0	3
Aurelio Rodriguez, R (1, 5) OBP: 0.238, SLG: 0.339		0-0 4-3	0-0 F8			0-0 F8		0-0 HR		4	1	1	2	0	0	3
Dave Cash, R (1, 4) OBP: 0.279, SLG: 0.261		0-0 6-3		0-0 1B		0-0 FC5-4		0-0 2B		4	0	2	0	0	0	1
Eric Rasmussen, R (1, 1) OBP: 0.143, SLG: 0.286		0-0 1-3		0-0 G4-6-3		0-0 F8		0-0 F8		1	0	0	0	0	0	0
Paul Dade, R (4, PH) OBP: 0.293, SLG: 0.171				0-0 G4-6-3						1	0	0	0	0	0	1
John D'Acquisto, R (5, 1)				0-0 G4-6-3						2	0	0	0	0	0	1

Inning Stats	R: 1	H: 2	E: 0	K: 0	S: 5	LOB: 2	BB: 1	P: 9	R: 0	H: 0	E: 0	K: 0	S: 3	LOB: 0	BB: 0	P: 3	R: 2	H: 3	E: 0	K: 0	S: 6	LOB: 2	BB: 1	P: 10	R: 0	H: 1	E: 0	K: 0	S: 3	LOB: 0	BB: 0	P: 3	R: 0	H: 1	E: 0	K: 0	S: 4	LOB: 1	BB: 0	P: 4	R: 0	H: 0	E: 0	K: 0	S: 3	LOB: 0	BB: 0	P: 3	R: 0	H: 1	E: 0	K: 0	S: 4	LOB: 1	BB: 0	P: 7	R: 2	H: 2	E: 0	K: 0	S: 5	LOB: 1	BB: 0	P: 6
PITCHER	IP	WLS	BF	H	R	ER	SO	BB	IBB	HBP	BLK	WP	HR	S	P	ERA	WHIP																																															
Bob Knepper, L (1, 1) ERA: 4.28	7.2	L	35	9	5	5	0	2	1	1	0	0	0	31	44	5.87	1.435																																															
Greg Minton, R (8, 1) ERA: 3.41	0.1		1	0	0	0	0	0	0	0	0	0	0	1	1	0.00	0.000																																															

BOTTOM

San Francisco Giants @ San Diego Padres
 San Diego Stadium, San Diego, CA
 Tue Jun 24 1980, 10:05 PM EDT
 Att. 10,772 - Unknown

AB	32
R	5
H	9
RBI	5
BB	3
SO	0
LOB	11



WP: 0	PA: 36
PB: 0	
SB: 2	
CS: 0	

WP	HR	S	P	ERA	WHIP
0	0	0	0	0.00	0.000

Batter	1	2	3	4	5	6	7	8	9	AB R H RBI BB SO LOB
--------	---	---	---	---	---	---	---	---	---	----------------------

Bill North, S <small>OBP: 0.376, SLG: 0.305</small> (1, 8) X	0-0 		0-0 			4-0 	4-0 			2 0 0 1 2 0 0
Joe Strain, R <small>OBP: 0.349, SLG: 0.359</small> (1, 4) B B B	4-0 		0-0 			0-0 	0-0 			3 0 0 0 1 0 4
Jack Clark, R <small>OBP: 0.374, SLG: 0.555</small> (1, 9) X	0-0 		0-0 			0-0 		0-0 		4 0 0 0 0 0 2
Darrell Evans, L <small>OBP: 0.338, SLG: 0.375</small> (1, 5) X	0-0 			0-0 			0-0 	0-0 		4 0 0 0 0 0 1
Rich Murray, R <small>OBP: 0.324, SLG: 0.415</small> (1, 3) X		0-0 		0-0 			4-0 	0-0 		3 1 0 0 1 0 0
Milt May, L <small>OBP: 0.344, SLG: 0.378</small> (1, 2) B B B B		4-0 		0-0 			0-0 	4-0 		2 2 1 0 2 0 0
Larry Herndon, R <small>OBP: 0.276, SLG: 0.360</small> (1, 7) G G G		0-3 			0-0 		0-0 	0-0 		4 0 2 1 0 1 1
Johnnie LeMaster, R <small>OBP: 0.253, SLG: 0.355</small> (1, 6) X		0-0 			0-0 		0-0 	0-3 		4 0 1 1 0 1 5
Allen Ripley, R (1, 1) Tom Griffin, R (1, 1) Jim Wohlford, R <small>OBP: 0.295, SLG: 0.311</small> (5, PH) Gary Lavelle, S (5, 1) Terry Whitfield, L <small>OBP: 0.299, SLG: 0.329</small> (7, PH) Al Holland, R (7, 1) Willie McCovey, L <small>OBP: 0.273, SLG: 0.290</small> (9, PH)		0-0 		0-3 		4-0 		0-0 		0 0 0 0 0 0 0 1 0 0 0 0 0 1 1 0 0 0 0 1 0 0 0 0 0 0 0 0 0 0 0 0 1 0 0 0 0 0 0 0 0 0 1 0 0 0 0 0 2

TOP

San Francisco Giants @ San Diego Padres
 San Diego Stadium, San Diego, CA

Wed Jun 25 1980, 10:05 PM EDT
 Att: 11,336 - Unknown

AB 29
R 3
H 4
RBI 3
BB 7
SO 3
LOB 16



Inning Stats	R: 0 E: 1 K: 0 S: 3	H: 0 LOB: 1 BB: 1 P: 7	R: 1 E: 0 K: 1 S: 6	H: 1 LOB: 1 BB: 1 P: 10	R: 0 E: 0 K: 0 S: 3	H: 0 LOB: 0 BB: 0 P: 3	R: 0 E: 0 K: 0 S: 3	H: 0 LOB: 0 BB: 0 P: 3	R: 0 E: 1 K: 1 S: 5	H: 0 LOB: 0 BB: 0 P: 5	R: 0 E: 0 K: 0 S: 2	H: 0 LOB: 0 BB: 1 P: 6	R: 2 E: 0 K: 0 S: 5	H: 2 LOB: 3 BB: 3 P: 17	R: 0 E: 0 K: 0 S: 3	H: 0 LOB: 0 BB: 0 P: 3	R: 0 E: 0 K: 1 S: 5	H: 1 LOB: 1 BB: 1 P: 9	1B: 2 2B: 2 3B: 1 HR: 0	SF: 0 SAC: 0 DP: 3 HBP: 0	WP: 0 PB: 0 SB: 0 CS: 1	PA: 36
--------------	------------------------------	---------------------------------	------------------------------	----------------------------------	------------------------------	---------------------------------	------------------------------	---------------------------------	------------------------------	---------------------------------	------------------------------	---------------------------------	------------------------------	----------------------------------	------------------------------	---------------------------------	------------------------------	---------------------------------	----------------------------------	------------------------------------	----------------------------------	--------

PITCHER	IP	WLS	BF	H	R	ER	SO	BB	IBB	HBP	BLK	WP	HR	S	P	ERA	WHIP
Juan Eichelberger, R <small>ERA: 4.09</small> (1, 1)	6.2	W	27	3	3	3	2	5	0	0	0	0	0	26	46	4.05	1.200
Rollie Fingers, R <small>ERA: 2.8</small> (7, 1)	2.1	S	9	1	0	0	1	2	0	0	0	0	0	9	17	0.00	1.286

WP: 0 **PA: 36**
PB: 0
SB: 0
CS: 1

Batter	1	2	3	4	5	6	7	8	9	AB	R	H	RBI	BB	SO	LOB
Gene Richards, L OBP: 0.357, SLG: 0.358 (1, 7)	0-0 1B HR 1B	0-0 1B SF7 1B	0-0 F9			0-0 6-3		0-3 K		5	2	2	0	0	1	2
Ozzie Smith, S OBP: 0.333, SLG: 0.281 (1, 6)	0-0 1-3 HR 1B	0-0 4-3 S 1-3 1B			0-0 1-3	0-0 5-3		4-0 3B BB		4	2	2	0	1	0	0
Dave Winfield, R OBP: 0.369, SLG: 0.438 (1, 9)	0-0 1-H 3-H HR	0-0 SF7 1-2 3-H			0-0 5-3	0-0 5-3		0-0 1-H 3B		4	1	2	5	0	0	0
Willie Montanez, L OBP: 0.301, SLG: 0.343 (1, 3)	0-0 3-1	0-0 4-3 2-3			0-0 1-3		0-0 BB 1B	0-0 6-3		5	0	1	0	0	0	2
Jerry Mumphrey, S OBP: 0.329, SLG: 0.326 (1, 8)	0-0 2B 1-3 1B	0-3 K			4-0 F9 S 1B BB		0-0 F9			3	2	1	0	1	1	2
Tim Flannery, L OBP: 0.421, SLG: 0.434 Aurelio Rodriguez, R OBP: 0.236, SLG: 0.336 (7, PH) (8, 5)	0-0 1-2 1-3		0-0 F7		4-0 BB BB BB BB CS BB		0-0 F7			2	0	0	0	1	0	1
Gene Tenace, R OBP: 0.367, SLG: 0.347 (1, 2)	4-0 2B BB		0-0 E 1B		0-0 F9		4-0 BB BB BB BB 1-2 BB			2	0	1	0	2	0	2
Dave Cash, R OBP: 0.286, SLG: 0.273 (1, 4)	0-0 1-3 2-H 2B		0-0 E9 1-3 1B		0-0 1-2 3-H 1B		0-0 F8			4	0	3	2	0	0	2
Juan Eichelberger, R OBP: 0.250, SLG: 0.500 Rollie Fingers, R (7, 1)	0-3 K		0-3 K		0-3 K			0-0 F7		3	0	0	0	0	3	5

Inning Stats	R: 4	H: 5	E: 0	LOB: 2	K: 1	S: 10	P: 14	R: 1	H: 2	E: 0	LOB: 1	K: 1	S: 7	P: 7	R: 0	H: 2	E: 1	LOB: 2	K: 1	S: 7	R: 0	H: 0	E: 0	LOB: 0	K: 0	S: 3	P: 3	R: 1	H: 1	E: 0	LOB: 1	K: 1	S: 5	P: 13	R: 0	H: 0	E: 0	LOB: 0	K: 0	S: 3	P: 3	R: 0	H: 1	E: 0	LOB: 2	K: 0	S: 4	P: 8	R: 1	H: 1	E: 0	LOB: 1	K: 1	S: 6	P: 10
--------------	------	------	------	--------	------	-------	-------	------	------	------	--------	------	------	------	------	------	------	--------	------	------	------	------	------	--------	------	------	------	------	------	------	--------	------	------	-------	------	------	------	--------	------	------	------	------	------	------	--------	------	------	------	------	------	------	--------	------	------	-------

PITCHER	IP	WLS	BF	H	R	ER	SO	BB	IBB	HBP	BLK	WP	HR	S	P	ERA	WHIP
Allen Ripley, R ERA: 2.82 (1, 1)	0.2	L	8	5	4	4	0	1	0	0	0	0	1	7	11	54.00	9.000
Tom Griffin, R ERA: 5.4 (1, 1)	3.1		14	4	1	1	3	0	0	0	0	0	0	20	20	2.70	1.200
Gary Lavelle, L ERA: 2.9 (5, 1)	2.0		8	1	1	1	1	2	0	0	0	0	0	8	16	4.50	1.500
Al Holland, L ERA: 0.96 (7, 1)	2.0		10	2	1	1	1	2	0	0	0	0	0	10	18	4.50	2.000


BOTTOM

San Francisco Giants @ San Diego Padres
San Diego Stadium, San Diego, CA

Wed Jun 25 1980, 10:05 PM EDT
Att. 11,336 - Unknown

livebaseballscorecards.com

AB	34
R	7
H	12
RBI	7
BB	5
SO	5
LOB	17



WP: 0	PA: 40
PB: 0	
SB: 3	
CS: 1	

Batter	1	2	3	4	5	6	7	8	9	AB R H RBI BB SO LOB	TOP		
Bill North, S OBP: 0.374, SLG: 0.300 (1, 8)	0-3 K		0-0 F7		4-0 E S BB			0-0 6-3		3 0 0 0 1 1 1	San Francisco Giants @ San Diego Padres San Diego Stadium, San Diego, CA Thu Jun 26 1980, 10:05 PM EDT Att: 11,321 - Unknown livebaseballscorecards.com		
Joe Strain, R OBP: 0.345, SLG: 0.355 (1, 4)	0-0 3-1			0-0 3B 1B	0-3 K			0-0 5-3		4 1 1 0 0 1 1			
Jack Clark, R OBP: 0.375, SLG: 0.561 (1, 9)	4-0 CS BB			0-0 1B 3B	0-0 6-3			0-0 6-3		3 1 1 1 1 0 1			
Darrell Evans, L OBP: 0.340, SLG: 0.376 (1, 5)	0-0 CS 1-2	0-0 F9		0-0 4-3 1B		0-0 G5-4-3 1B		0-3 K		4 0 2 1 0 1 0			
Rich Murray, R OBP: 0.306, SLG: 0.391 (1, 3)		0-0 5-3		0-0 F9		0-0 G5-4-3 1-2f		0-0 4-3		4 0 0 0 0 0 2			
Milt May, L OBP: 0.337, SLG: 0.369 (1, 2)		0-3 K		0-0 4-3 1-2		0-3 K		0-0 4-3		4 0 0 0 0 2 1			
Larry Herndon, R OBP: 0.277, SLG: 0.356 (1, 7)			0-3 K	4-0 FC6-4 IBB		0-0 F9				2 0 0 0 1 1 0			
Johnnie LeMaster, R OBP: 0.250, SLG: 0.350 (1, 6)			0-3 K	0-0 FC6-4 1-2f		0-0 F7				3 0 0 0 0 1 2			
Ed Whitson, R OBP: 0.114, SLG: 0.088 Greg Minton, S (9, 1)			0-0 1B		0-3 K		0-0 5-3			3 0 1 0 0 1 0 0 0 0 0 0 0 0			
Inning Stats	R: 0 E: 0 K: 1 S: 4 H: 0 LOB: 0 BB: 1 P: 8	R: 0 E: 0 K: 1 S: 5 H: 0 LOB: 0 BB: 0 P: 5	R: 0 E: 0 K: 2 S: 8 H: 1 LOB: 1 BB: 0 P: 8	R: 2 E: 0 K: 0 S: 6 H: 3 LOB: 2 BB: 1 P: 10	R: 0 E: 0 K: 2 S: 7 H: 0 LOB: 1 BB: 1 P: 11	R: 0 E: 0 K: 1 S: 5 H: 1 LOB: 0 BB: 0 P: 5	R: 0 E: 0 K: 0 S: 3 H: 0 LOB: 0 BB: 0 P: 3	R: 0 E: 0 K: 0 S: 3 H: 0 LOB: 0 BB: 0 P: 3	R: 0 E: 0 K: 1 S: 5 H: 0 LOB: 0 BB: 0 P: 5	1B: 4 2B: 0 3B: 1 HR: 0 SF: 0 SAC: 0 DP: 1 HBP: 0	WP: 0 PB: 0 SB: 1 CS: 1 PA: 34		
PITCHER	IP WLS BF H R ER SO BB IBB HBP BLK WP HR S P ERA WHIP											PITCHER	IP WLS BF H R ER SO BB IBB HBP BLK WP HR S P ERA WHIP
Steve Mura, R ERA: 4.39 (1, 1)	8.0 L 30 5 2 2 7 2 1 0 0 0 0 0 41 53 2.25 0.875												
Bob Shirley, L ERA: 2.66 (9, 1)	1.0 3 0 0 0 1 0 0 0 0 0 0 0 5 5 0.00 0.000												



BOTTOM

San Francisco Giants @ San Diego Padres
San Diego Stadium, San Diego, CA
Thu Jun 26 1980, 10:05 PM EDT
Att. 11,321 - Unknown

livebaseballscorecards.com

AB	34
R	1
H	7
RBI	1
BB	1
SO	5
LOB	10



WP	0	PA	35
PB	0		
SB	0		
CS	0		

Batter	1	2	3	4	5	6	7	8	9	AB	R	H	RBI	BB	SO	LOB
Gene Richards, L (1, 7) OBP: 0.352, SLG: 0.353	0-0 4-3		0-0 4-3			0-0 F8		0-0 F7		4	0	0	0	0	0	0
Ozzie Smith, S (1, 6) OBP: 0.332, SLG: 0.278	0-0 4-3		0-0 4-3			0-0 1-3		4-0 FC6-4 BB		3	0	0	0	1	0	0
Dave Winfield, R (1, 9) OBP: 0.387, SLG: 0.435	0-0 1B			0-3 K		0-3 K		0-0 FC6-4 1-2f		4	0	1	0	0	2	1
Willie Montanez, L (1, 3) OBP: 0.296, SLG: 0.337	0-0 5-3		0-0 4-3			0-0 4-3		0-0 F4		4	0	0	0	0	0	1
Jerry Mumphrey, S (1, 8) OBP: 0.332, SLG: 0.329		0-0 5-3		0-0 FC6 1B		0-0 F8		0-0 1B FC5-2 1B		4	0	2	0	0	0	0
Tim Flannery, L (1, 5) OBP: 0.443, SLG: 0.456		0-0 FC6 1B		0-0 FC6 1-2f		0-0 FC6-4 1B		0-0 1B FC5-2 1B		4	0	3	0	0	0	1
Paul Dade, R (9, PR) OBP: 0.293, SLG: 0.171										0	0	0	0	0	0	0
Gene Tenace, R (1, 2) OBP: 0.357, SLG: 0.336		0-3 K				0-0 F7		0-0 FC6-4 1-2f		4	0	0	0	0	1	4
Dave Cash, R (1, 4) OBP: 0.284, SLG: 0.271		0-0 FC6 1-2f				0-0 6-3		0-0 HR		2	0	0	0	0	0	1
Von Joshua, L (8, PH) OBP: 0.342, SLG: 0.471										1	1	1	1	0	0	0
Aurelio Rodriguez, R (9, 5) OBP: 0.236, SLG: 0.336										0	0	0	0	0	0	0
Kurt Bevacqua, R (9, PH) OBP: 0.362, SLG: 0.462										1	0	0	0	0	0	2
Steve Mura, R (1, 1) OBP: 0.167, SLG: 0.182			0-3 K			0-3 K		0-0 6-3		2	0	0	0	0	2	0
Jerry Turner, L (8, PH) OBP: 0.330, SLG: 0.419										1	0	0	0	0	0	0
Bob Shirley, R (9, 1)										0	0	0	0	0	0	0

Inning Stats	R: 0	H: 1	E: 0	LOB: 1	K: 0	BB: 0	S: 4	R: 0	H: 1	E: 0	LOB: 1	K: 1	BB: 0	S: 6	R: 0	H: 0	E: 0	LOB: 0	K: 1	BB: 0	S: 5	R: 0	H: 1	E: 0	LOB: 1	K: 1	BB: 0	S: 6	R: 0	H: 0	E: 0	LOB: 0	K: 1	BB: 0	S: 5	R: 0	H: 0	E: 0	LOB: 0	K: 1	BB: 0	S: 5	R: 0	H: 1	E: 0	LOB: 1	K: 0	BB: 0	S: 4	R: 1	H: 1	E: 0	LOB: 1	K: 0	BB: 1	S: 4	R: 0	H: 2	E: 0	LOB: 2	K: 0	BB: 0	S: 5	1B: 6	SF: 0	2B: 0	SAC: 0	3B: 0	DP: 0	HR: 1
--------------	------	------	------	--------	------	-------	------	------	------	------	--------	------	-------	------	------	------	------	--------	------	-------	------	------	------	------	--------	------	-------	------	------	------	------	--------	------	-------	------	------	------	------	--------	------	-------	------	------	------	------	--------	------	-------	------	------	------	------	--------	------	-------	------	------	------	------	--------	------	-------	------	-------	-------	-------	--------	-------	-------	-------

PITCHER	IP	WLS	BF	H	R	ER	SO	BB	IBB	HBP	BLK	WP	HR	S	P	ERA	WHIP
Ed Whitson, R (1, 1) ERA: 3.29	8.1	W	33	7	1	1	5	1	0	0	0	0	1	42	46	1.08	0.960
Greg Minton, R (9, 1) ERA: 3.34	0.2	S	2	0	0	0	0	0	0	0	0	0	0	2	2	0.00	0.000

WP	0	PA	35
PB	0		
SB	0		
CS	0		

Batter	1	2	3	4	5	6	7	8	9	AB	R	H	RBI	BB	SO	LOB	TOP										
Davey Lopes, R OBP: 0.325, SLG: 0.327 (1, 4)	0-0 E S 1B 1B		0-0 4-3 3B		0-0 K	0-0 F8		0-0 FC3-6 1B		5	2	3	0	0	1	0											
Rudy Law, L OBP: 0.319, SLG: 0.324 (1, 8)	0-0 1-H CS 1B		0-0 4-3		0-0 1B 2B	0-0 4-3		0-0 1-2 FC3-6 1B		5	1	3	2	0	0	0											
Reggie Smith, S OBP: 0.402, SLG: 0.543 Pedro Guerrero, R OBP: 0.484, SLG: 0.724 Derrel Thomas, S OBP: 0.313, SLG: 0.333 (1, 9)	0-3 1-2 K		0-0 5-3		0-0 2-H HR 1B	0-0 6-3		0-0 F8		4	1	1	1	0	1	1											
Steve Garvey, R OBP: 0.320, SLG: 0.481 (1, 3)	0-0 F3		0-0 6-3		0-0 1-2 HR 1B			0-0 FC3-6		5	2	2	1	0	0	2											
Dusty Baker Jr., R OBP: 0.332, SLG: 0.579 (1, 7)		0-0 F9		0-0 6-3	0-0 1-H 2-H HR			0-0 F9		5	1	1	3	0	0	2											
Ron Cey, R OBP: 0.344, SLG: 0.419 (1, 5)		0-0 2B		0-3 K	0-0 E7 1B 2B			0-0 F9		5	1	2	0	0	1	0											
Bill Russell, R OBP: 0.323, SLG: 0.405 (1, 6)		0-0 F7		0-0 FC6-4 1B	0-0 3-H 1B 1B			0-0 F8		5	0	3	1	0	0	1											
Steve Yeager, R OBP: 0.305, SLG: 0.272 (1, 2)		4-0 IBB		0-0 FC6-4	0-0 1-3 1B			0-0 5-3		4	0	2	0	1	0	1											
Jerry Reuss, L OBP: 0.133, SLG: 0.107 (1, 1)		0-0 G3		0-0 K	0-0 F5			0-0 4-3		4	0	0	0	0	1	6											
Inning Stats	R: 1 E: 0 K: 1 S: 6	H: 2 LOB: 0 BB: 0 P: 6	R: 0 E: 0 K: 0 S: 4	H: 1 LOB: 2 BB: 1 P: 8	R: 1 E: 0 K: 0 S: 4	H: 1 LOB: 0 BB: 0 P: 4	R: 0 E: 0 K: 1 S: 6	H: 1 LOB: 1 BB: 0 P: 6	R: 5 E: 1 K: 2 S: 14	H: 7 LOB: 2 BB: 0 P: 14	R: 0 E: 0 K: 0 S: 3	H: 0 LOB: 0 BB: 0 P: 3	R: 1 E: 0 K: 0 S: 6	H: 3 LOB: 2 BB: 0 P: 6	R: 0 E: 0 K: 0 S: 5	H: 2 LOB: 2 BB: 0 P: 5	R: 0 E: 0 K: 0 S: 3	H: 0 LOB: 0 BB: 0 P: 3	1B: 10 2B: 4 3B: 1 HR: 2	SF: 0 SAC: 0 DP: 0 HBP: 0	WP: 0 PB: 0 SB: 1 CS: 1	PA: 44					
PITCHER	IP	WLS	BF	H	R	ER	SO	BB	IBB	HBP	BLK	WP	HR	S	P	ERA	WHIP										
Vida Blue, L ERA: 3.02 (1, 1)	4.2	L	24	10	7	6	4	0	1	0	0	0	1	31	35	11.57	2.143										
Tom Griffin, R ERA: 5.06 (5, 1)	1.1		6	2	0	0	0	0	0	0	0	0	0	6	6	0.00	1.500										
Gary Lavelle, L ERA: 2.91 (7, 1)	3.0		14	5	1	1	0	0	0	0	0	0	1	14	14	3.00	1.667										

Los Angeles Dodgers @ San Francisco Giants
Candlestick Park, San Francisco, CA
Fri Jun 27 1980, 10:05 PM EDT
Att: 20,285 - Unknown

livebaseballscorecards.com

AB 43
R 8
H 17
RBI 8
BB 1
SO 4
LOB 15



Batter	1	2	3	4	5	6	7	8	9	AB	R	H	RBI	BB	SO	LOB
--------	---	---	---	---	---	---	---	---	---	----	---	---	-----	----	----	-----

BOTTOM

Bill North, S <small>OBP: 0.367, SLG: 0.293</small> (1, 8) x 0-0 ① 			x 0-0 ③ 			x 0-0 ③ 			x 0-0 ③ 	4	0	0	0	0	0	0
---	--	--	-------------	--	--	-------------	--	--	-------------	---	---	---	---	---	---	---

Darrell Evans, L <small>OBP: 0.337, SLG: 0.372</small> (1, 5) x 0-0 ② 				x 0-0 ① 			x 0-0 ① 			3	0	0	0	0	0	0
--	--	--	--	-------------	--	--	-------------	--	--	---	---	---	---	---	---	---

Jack Clark, R <small>OBP: 0.373, SLG: 0.556</small> (1, 9) x 0-0 ② 				x 0-0 ② 			x 0-0 ② 			2	0	0	0	0	0	0
Jim Wohlford, R <small>OBP: 0.252, SLG: 0.308</small> (6, 9) x 0-0 ③ 							x 0-0 ③ 			1	0	0	0	0	0	0

Rich Murray, R <small>OBP: 0.293, SLG: 0.375</small> (1, 3) x 0-0 ③ 				x 0-0 ③ 			x 0-0 ③ 			3	0	0	0	0	0	1
--	--	--	--	-------------	--	--	-------------	--	--	---	---	---	---	---	---	---

Larry Herndon, R <small>OBP: 0.272, SLG: 0.350</small> (1, 7) x 0-0 ① 					x 0-0 ① 			x 0-0 ① 		3	0	0	0	0	0	0
--	--	--	--	--	-------------	--	--	-------------	--	---	---	---	---	---	---	---

Joe Strain, R <small>OBP: 0.336, SLG: 0.345</small> (1, 4) x 0-0 ② 					x 0-0 ② 			x 0-0 ② 		3	0	0	0	0	0	0
---	--	--	--	--	-------------	--	--	-------------	--	---	---	---	---	---	---	---

Johnnie LeMaster, R <small>OBP: 0.247, SLG: 0.345</small> (1, 6) x 0-0 ③ 					x 0-0 ③ 			x 0-0 ③ 		3	0	0	0	0	0	0
---	--	--	--	--	-------------	--	--	-------------	--	---	---	---	---	---	---	---

Mike Sadek, R <small>OBP: 0.390, SLG: 0.324</small> (1, 2) x 0-3 ① 					x 0-3 ① 			x 0-0 ① 		3	0	0	0	0	2	0
---	--	--	--	--	-------------	--	--	-------------	--	---	---	---	---	---	---	---

Vida Blue, S <small>OBP: 0.152, SLG: 0.136</small> (1, 1) x 0-0 ② 						x 0-0 ② 			x 0-0 ② 	1	0	0	0	0	0	0
Tom Griffin, R (5, 1) x 0-0 ② 										0	0	0	0	0	0	0
Terry Whitfield, L <small>OBP: 0.297, SLG: 0.326</small> (6, PH) x 0-0 ② 										1	0	0	0	0	0	0
Gary Lavelle, S (7, 1) x 0-0 ② 										0	0	0	0	0	0	0
Rennie Stennett, R <small>OBP: 0.275, SLG: 0.355</small> (9, PH) x 0-0 ② 										1	0	0	0	0	0	0

Inning Stats	R: 0 E: 1 K: 0 S: 4	H: 0 LOB: 1 BB: 0 P: 4	R: 0 E: 0 K: 0 S: 3	H: 0 LOB: 0 BB: 0 P: 3	R: 0 E: 0 K: 1 S: 5	H: 0 LOB: 0 BB: 0 P: 5	R: 0 E: 0 K: 0 S: 3	H: 0 LOB: 0 BB: 0 P: 3	R: 0 E: 0 K: 0 S: 3	H: 0 LOB: 0 BB: 0 P: 3	R: 0 E: 0 K: 1 S: 5	H: 0 LOB: 0 BB: 0 P: 5	R: 0 E: 0 K: 0 S: 3	H: 0 LOB: 0 BB: 0 P: 3	R: 0 E: 0 K: 0 S: 3	H: 0 LOB: 0 BB: 0 P: 3	R: 0 E: 0 K: 0 S: 3	H: 0 LOB: 0 BB: 0 P: 3	R: 0 E: 0 K: 0 S: 3	H: 0 LOB: 0 BB: 0 P: 3	R: 0 E: 0 K: 0 S: 3	H: 0 LOB: 0 BB: 0 P: 3	1B: 0 2B: 0 3B: 0 HR: 0	SF: 0 SAC: 0 DP: 0 HBP: 0	WP: 0 PB: 0 SB: 0 CS: 0	PA: 28
--------------	------------------------------	---------------------------------	------------------------------	---------------------------------	------------------------------	---------------------------------	------------------------------	---------------------------------	------------------------------	---------------------------------	------------------------------	---------------------------------	------------------------------	---------------------------------	------------------------------	---------------------------------	------------------------------	---------------------------------	------------------------------	---------------------------------	------------------------------	---------------------------------	----------------------------------	------------------------------------	----------------------------------	--------

PITCHER	Jerry Reuss, L <small>ERA: 1.87</small> (1, 1)	IP: 9.0 WLS: W BF: 28 H: 0 R: 0 ER: 0 SO: 2 BB: 0 IBB: 0 HBP: 0 BLK: 0 WP: 0 HR: 0 S: 32 P: 32 ERA: 0.00 WHIP: 0.000			PITCHER		IP: 0 WLS: 0 BF: 0 H: 0 R: 0 ER: 0 SO: 0 BB: 0 IBB: 0 HBP: 0 BLK: 0 WP: 0 HR: 0 S: 0 P: 0 ERA: 0.00 WHIP: 0.000
---------	--	--	--	--	---------	--	---

Los Angeles Dodgers @ San Francisco Giants
 Candlestick Park, San Francisco, CA
 Fri Jun 27 1980, 10:05 PM EDT
 Att. 20,285 - Unknown

livebaseballscorecards.com

AB	28
R	0
H	0
RBI	0
BB	0
SO	2
LOB	1



Batter	1	2	3	4	5	6	7	8	9	10	11	AB R H RBI BB SO LOB	TOP														
Davey Lopes, R (1, 4) OBP: 0.326, SLG: 0.322	0-0 F9	4-0 BB			0-0 6-3		0-3 K		0-0 F9	4-0 IBB		4 0 0 0 2 1 1	Los Angeles Dodgers @ San Francisco Giants Candlestick Park, San Francisco, CA Sat Jun 28 1980, 6:33 AM EDT Att. 25,145 - Unknown														
Rudy Law, L (1, 8) OBP: 0.325, SLG: 0.324	4-0 1B	0-0 L4			0-0 4-3		0-0 1B		1-0 HBP	0-3 K		3 1 1 0 1 0 3															
Steve Yeager, R (10, PH) OBP: 0.302, SLG: 0.269	1B											1 0 0 0 0 1 3															
Reggie Smith, S (1, 9) OBP: 0.408, SLG: 0.556	0-0 1B			0-0 HR			1-0 F8		4-0 BB		0-0 1-3	4 1 2 2 1 0 1															
Steve Garvey, R (1, 3) OBP: 0.317, SLG: 0.472	4-0 BB			0-0 5-3			0-0 L4		0-3 K		0-0 F7	5 0 0 0 1 2 5															
Dusty Baker Jr., R (1, 7) OBP: 0.328, SLG: 0.569	0-3 K			0-0 1-3					0-0 F8		0-0 6-3	6 0 1 0 0 1 2															
Ron Cey, R (1, 5) OBP: 0.343, SLG: 0.416		0-3 K		0-0 F8								4 0 1 0 0 2 0															
Steve Howe, L (8, 1) OBP: 0.167, SLG: 0.167												0 0 0 0 0 0 0															
Pedro Guerrero, R (10, PH) OBP: 0.500, SLG: 0.724												0 1 0 0 1 0 0															
Gary Thomasson, L (10, 8) OBP: 0.352, SLG: 0.267												0 0 0 0 0 0 0															
Bill Russell, R (1, 6) OBP: 0.321, SLG: 0.401		0-0 1B			0-3 K		0-0 F9		0-0 F8		0-0 4-3	5 0 1 0 0 1 3															
Joe Ferguson, R (1, 2) OBP: 0.325, SLG: 0.250		0-3 K			0-0 F3		0-0 F9		0-0 E5	4-0 2B		4 0 0 0 1 1 3															
Bobby Castillo, R (10, 1) OBP: 0.250, SLG: 0.250		1-2 K							SH1-4	2B		0 0 0 0 0 0 0															
Rick Sutcliffe, L (10, 1) OBP: 0.176, SLG: 0.176										IBB		0 0 0 0 0 0 0															
Dave Goltz, R (1, 1) OBP: 0.276, SLG: 0.125		4-0 BB			0-3 K		0-3 K		0-0 SH1-4		0-0 2B	2 0 0 0 1 2 2															
Derrel Thomas, S (8, 5) OBP: 0.319, SLG: 0.349											1-3 2-H	1 0 1 1 0 0 0															
Inning Stats	R: 1 E: 0 K: 1 S: 5	H: 1 LOB: 2 BB: 2 P: 13	R: 0 E: 0 K: 2 S: 8	H: 1 LOB: 3 BB: 2 P: 16	R: 1 E: 0 K: 0 S: 4	H: 1 LOB: 0 BB: 0 P: 4	R: 0 E: 0 K: 2 S: 7	H: 0 LOB: 0 BB: 0 P: 7	R: 0 E: 0 K: 0 S: 3	H: 0 LOB: 1 BB: 0 P: 4	R: 0 E: 0 K: 1 S: 7	H: 2 LOB: 2 BB: 0 P: 7	R: 0 E: 0 K: 2 S: 8	H: 1 LOB: 1 BB: 0 P: 8	R: 0 E: 0 K: 1 S: 5	H: 0 LOB: 0 BB: 0 P: 5	R: 0 E: 1 K: 1 S: 6	H: 0 LOB: 3 BB: 1 P: 11	R: 1 E: 0 K: 1 S: 6	H: 1 LOB: 3 BB: 3 P: 18	R: 0 E: 0 K: 0 S: 3	H: 0 LOB: 0 BB: 0 P: 3	1B: 5 2B: 2 3B: 0 HR: 1	SF: 0 SAC: 1 DP: 1 HBP: 2	WP: 0 PB: 0 SB: 2 CS: 1	PA: 50	
PITCHER	IP	WLS	BF	H	R	ER	SO	BB	IBB	HBP	BLK	WP	HR	S	P	ERA	WHIP										
John Montefusco, R (1, 1) ERA: 3.95	8.0		34	6	2	2	9	4	0	1	0	0	1	47	64	2.25	1.250										
Greg Minton, R (9, 1) ERA: 3.27	0.2		3	0	0	0	0	0	0	0	0	0	0	3	3	0.00	0.000										
Al Holland, L (9, 1) ERA: 1.23	1.1		10	1	1	1	2	2	2	1	0	0	0	9	26	6.75	2.250										
Tom Griffin, R (11, 1) ERA: 4.84	1.0	W	3	0	0	0	0	0	0	0	0	0	0	3	3	0.00	0.000										

livebaseballscorecards.com

AB	39
R	3
H	7
RBI	3
BB	8
SO	11
LOB	23



Batter	1	2	3	4	5	6	7	8	9	10	11	AB	R	H	RBI	BB	SO	LOB	BOTTOM	
Bill North, S (1, 8) OBP: 0.369, SLG: 0.298 Willie McCovey, L (10, PH) OBP: 0.279, SLG: 0.290 Roger Metzger, S (10, PR) OBP: 0.130, SLG: 0.048 Tom Griffin, R (11, 1)												4	1	2	0	0	1	1		
Max Venable, L (1, 9) OBP: 0.333, SLG: 0.333 Jim Wohlford, R (9, PH) OBP: 0.265, SLG: 0.315 (10, 9)												3	0	1	0	0	1	0		
Larry Herndon, R (1, 7) OBP: 0.276, SLG: 0.353 (11, 8)												4	0	2	1	0	1	1		
Darrell Evans, L (1, 5) OBP: 0.334, SLG: 0.369												5	0	1	1	0	0	3		
Milt May, L (1, 2) OBP: 0.328, SLG: 0.359												5	0	0	0	0	0	3		
Rennie Stennett, R (1, 4) OBP: 0.279, SLG: 0.353												4	0	1	0	1	1	2		
Rich Murray, R (1, 3) OBP: 0.288, SLG: 0.355												4	1	0	0	1	1	3		
Johnnie LeMaster, R (1, 6) OBP: 0.246, SLG: 0.342												5	0	1	0	0	1	0		
John Montefusco, R (1, 1) OBP: 0.115, SLG: 0.042 (8, PH) Joe Sisk, R (8, PH) OBP: 0.342, SLG: 0.351 (9, 1) Greg Minton, S (9, 1) Al Holland, R (9, 1) Terry Whitfield, L (10, PH) OBP: 0.306, SLG: 0.336 (11, 7)												2	0	0	0	0	1	0		
Inning Stats	R: 1 H: 2 E: 0 LOB: 0 K: 0 BB: 0 S: 4 P: 4	R: 0 H: 1 E: 0 LOB: 0 K: 0 BB: 0 S: 3 P: 3	R: 0 H: 0 E: 0 LOB: 0 K: 1 BB: 0 S: 5 P: 5	R: 0 H: 0 E: 0 LOB: 0 K: 1 BB: 0 S: 5 P: 5	R: 0 H: 0 E: 0 LOB: 0 K: 1 BB: 0 S: 5 P: 5	R: 0 H: 1 E: 0 LOB: 0 K: 1 BB: 0 S: 5 P: 5	R: 0 H: 2 E: 0 LOB: 2 K: 1 BB: 0 S: 7 P: 7	R: 0 H: 1 E: 0 LOB: 1 K: 1 BB: 0 S: 6 P: 6	R: 1 H: 2 E: 0 LOB: 2 K: 1 BB: 1 S: 7 P: 11	R: 1 H: 1 E: 0 LOB: 2 K: 0 BB: 2 S: 4 P: 12	R: 1 H: 2 E: 0 LOB: 2 K: 0 BB: 1 S: 4 P: 8	1B: 12 SF: 1 2B: 0 SAC: 0 3B: 0 DP: 2 HR: 0 HBP: 0	WP: 1 PA: 46 PB: 0 SB: 0 CS: 1							
PITCHER	IP WLS BF H R ER SO BB IBB HBP BLK WP HR S P ERA WHIP Dave Goltz, R (1, 1) ERA: 5.31 Steve Howe, L (8, 1) ERA: 2.36 Bobby Castillo, R (10, 1) ERA: 3.15 Rick Sutcliffe, R (10, 1) ERA: 5.88																			

Los Angeles Dodgers @ San Francisco Giants
 Candlestick Park, San Francisco, CA
 Sat Jun 28 1980, 6:33 AM EDT
 Att. 25,145 - Unknown

AB	40
R	4
H	12
RBI	3
BB	4
SO	7
LOB	13



Batter	1	2	3	4	5	6	7	8	9	AB R H RBI BB SO LOB	TOP																			
Davey Lopes, R OBP: 0.328, SLG: 0.336 (1, 4) X	0-0 HR		0-0 SH1-3 1B		0-0 F8			0-0 4-3		4 2 2 1 0 0 0	<p>Los Angeles Dodgers @ San Francisco Giants Candlestick Park, San Francisco, CA</p> <p>Sun Jun 29 1980, 6:33 AM EDT Unknown</p>																			
Derrel Thomas, S OBP: 0.311, SLG: 0.339 (1, 8) X	0-0 1-3		0-0 SH1-3 1-2		0-0 1-3			0-0 1-3		3 0 0 0 0 0 0																				
Dusty Baker Jr., R OBP: 0.327, SLG: 0.563 (1, 7) X	0-0 F3		0-3 K			0-0 F7		0-0 3-6 1B		4 0 1 0 0 1 1																				
Steve Garvey, R OBP: 0.316, SLG: 0.469 (1, 3) X	0-0 F8		0-0 1B			0-0 F3		0-0 3-6 1-2	0-0 F3	4 0 1 1 0 0 0																				
Ron Cey, R OBP: 0.341, SLG: 0.425 (1, 5) X		0-0 F8	0-0 F4			0-0 HR		0-0 F7		4 1 1 1 0 0 1																				
Pedro Guerrero, R OBP: 0.500, SLG: 0.688 Bobby Castillo, R OBP: 0.250, SLG: 0.250 (1, 9) (9, 1)		4-0 BB			0-0 F8		0-0 F8		0-0 1B	3 0 1 0 1 0 0 0 0 0 0 0 0 0																				
Bill Russell, R OBP: 0.316, SLG: 0.395 (1, 6) X		0-0 1-3			0-0 F4		0-0 6-3		0-0 F3	4 0 0 0 0 0 2																				
Steve Yeager, R OBP: 0.303, SLG: 0.263 (1, 2)		4-0 IBB			0-3 K		0-3 K			2 0 0 0 1 2 0																				
Don Sutton, R OBP: 0.040, SLG: 0.040 Reggie Smith, S OBP: 0.408, SLG: 0.556 (1, 1) (9, 9) X		0-0 4-3			0-3 K		0-0 4-3			3 0 0 0 0 1 2 0 0 0 0 0 0 0																				
Inning Stats	R: 1 E: 0 K: 0 S: 4	H: 1 LOB: 0 BB: 0 P: 4	R: 0 E: 0 K: 0 S: 3	H: 0 LOB: 2 BB: 2 P: 11	R: 1 E: 0 K: 1 S: 7	H: 2 LOB: 1 BB: 0 P: 7	R: 0 E: 0 K: 1 S: 5	H: 0 LOB: 0 BB: 0 P: 5	R: 0 E: 0 K: 1 S: 5	H: 0 LOB: 0 BB: 0 P: 5	R: 1 E: 0 K: 0 S: 4	H: 1 LOB: 0 BB: 0 P: 4	R: 0 E: 0 K: 1 S: 5	H: 0 LOB: 0 BB: 0 P: 5	R: 0 E: 0 K: 0 S: 3	H: 1 LOB: 1 BB: 0 P: 3	R: 0 E: 0 K: 0 S: 4	H: 1 LOB: 1 BB: 0 P: 4	1B: 4 2B: 0 3B: 0 HR: 2	SF: 0 SAC: 1 DP: 0 HBP: 0	WP: 0 PB: 0 SB: 0 CS: 0	PA: 34								
PITCHER Bob Knepper, L ERA: 4.19 (1, 1)	IP 9.0	WLS W	BF 35	H 6	R 3	ER 3	SO 4	BB 1	IBB 1	HBP 0	BLK 0	WP 0	HR 2	S 40	P 48	ERA 3.00	WHIP 0.778													
											PITCHER	IP	WLS	BF	H	R	ER	SO	BB	IBB	HBP	BLK	WP	HR	S	P	ERA	WHIP		

AB	31
R	3
H	6
RBI	3
BB	2
SO	4
LOB	6



Batter	1	2	3	4	5	6	7	8	9	AB	R	H	RBI	BB	SO	LOB
Bill North, S OBP: 0.372, SLG: 0.298 (1, 8)	0-0 1-3		0-0 1B 2-H 1B		4-0 3-1 S BB		0-0 L4			3	1	1	1	1	0	0
Max Venable, L OBP: 0.286, SLG: 0.286 (1, 9)	0-3 K		0-0 HBP 1B 1-3 1B		0-0 3-1		0-0 5-3			4	0	1	0	0	1	1
Larry Herndon, R OBP: 0.275, SLG: 0.351 (1, 7)	0-0 5-3		0-0 HBP 1B 1-2 3-H		0-3 K			0-0 F7		4	0	1	1	0	1	1
Darrell Evans, L OBP: 0.338, SLG: 0.370 (1, 5)		0-0 3-1	1-0 HBP 1B 1-2 2-3		0-0 2B 1B			0-0 G4-6-3 1B		2	1	1	0	0	0	0
Joe Strain, R OBP: 0.347, SLG: 0.357 (7, 5)										1	0	1	0	0	0	0
Milt May, L OBP: 0.327, SLG: 0.362 (1, 2)		0-0 F9	0-0 F6		0-0 2B			0-0 G4-6-3		4	0	1	1	0	0	4
Rennie Stennett, R OBP: 0.278, SLG: 0.350 (1, 4)		0-3 K		0-0 F8		0-0 F4			0-0 2B 1B	4	1	1	0	0	1	1
Rich Murray, R OBP: 0.274, SLG: 0.338 (1, 3)			0-0 E6 SH1-4 1B	0-0 F8		0-3 K			0-0 F1	4	1	0	0	0	1	2
Johnnie LeMaster, R OBP: 0.242, SLG: 0.336 (1, 6)			0-0 F8	0-0 F7		0-0 F4			0-3 K	4	0	0	0	0	1	3
Bob Knepper, L OBP: 0.167, SLG: 0.220 (1, 1)			0-0 SH1-4		0-3 K				0-0 2B	2	0	0	0	0	2	0
Willie McCovey, L OBP: 0.285, SLG: 0.306 (9, PH)			1-2						1-H	1	0	1	1	0	0	0

Inning Stats	R: 0	H: 0	E: 0	K: 1	S: 5	R: 0	H: 0	E: 0	K: 1	S: 5	R: 2	H: 3	E: 1	K: 0	S: 7	R: 0	H: 0	E: 0	K: 0	S: 3	R: 0	H: 0	E: 0	K: 2	S: 7	R: 1	H: 2	E: 0	K: 1	S: 7	R: 0	H: 0	E: 0	K: 1	S: 5	R: 0	H: 1	E: 0	K: 0	S: 3	R: 1	H: 2	E: 0	K: 1	S: 6
	0	0	0	1	5	0	0	0	1	5	2	3	1	0	7	0	0	0	0	0	3	0	0	0	2	7	1	2	0	1	7	0	0	0	1	5	0	1	0	3	1	2	2	0	6

PITCHER	IP	WLS	BF	H	R	ER	SO	BB	IBB	HBP	BLK	WP	HR	S	P	ERA	WHIP
Don Sutton, R ERA: 2.51 (1, 1)	8.0		32	6	3	1	6	1	0	1	0	0	0	42	47	1.12	0.875
Bobby Castillo, R ERA: 3.32 (9, 1)	0.2	L	4	2	1	1	1	0	0	0	0	0	0	6	6	13.50	3.000

BOTTOM

Los Angeles Dodgers @ San Francisco Giants
Candlestick Park, San Francisco, CA

Sun Jun 29 1980, 6:33 AM EDT
Unknown

AB	33
R	4
H	8
RBI	4
BB	1
SO	7
LOB	12

livebaseballscorecards.com



WP	HR	S	P	ERA	WHIP
0	0	1	1		

Batter	1	2	3	4	5	6	7	8	9	AB R H RBI BB SO LOB	TOP
Davey Lopes, R (1, 4) OBP: 0.333, SLG: 0.337	0-3 K		0-0 1B			4-0 1B WP BB	0-0 SH3-4		4-0 IBB	2 1 1 1 2 1 0	<p>Los Angeles Dodgers @ San Francisco Giants</p> <p>Candlestick Park, San Francisco, CA</p> <p>Sun Jun 29 1980, 6:38 AM EDT Att: 50,229 - Unknown</p>
Rudy Law, L (1, 8) OBP: 0.324, SLG: 0.323 Steve Yeager, R (7, 2) OBP: 0.300, SLG: 0.260	0-0 1-3		0-0 F9			0-0 1B WP	0-3 K		0-0 F7	4 0 1 0 0 1 2 1 0 0 0 0 0 2	
Reggie Smith, S (1, 9) OBP: 0.403, SLG: 0.548 Gary Thomasson, L (7, 9) OBP: 0.347, SLG: 0.262 Dusty Baker Jr., R (9, PH) OBP: 0.326, SLG: 0.561	0-0 F4				0-3 K	0-0 1-3		0-3 K	0-0 F8	3 0 0 0 0 1 1 1 0 0 0 0 1 0 1 0 0 0 0 0 2	
Steve Garvey, R (1, 3) OBP: 0.319, SLG: 0.470		0-0 F6			0-0 1B	0-0 F2		0-0 1B BB		4 0 2 0 0 0 1	
Jay Johnstone, L (1, 7) OBP: 0.419, SLG: 0.413		4-0 6-3 BB			0-0 F9	4-0 IBB		4-0 1B BB		1 0 0 0 3 0 1	
Pedro Guerrero, R (1, 5) OBP: 0.450, SLG: 0.611		0-0 6-3			0-0 F8	0-0 F6		0-3 K		4 0 0 0 0 1 6	
Derrel Thomas, S (1, 6) OBP: 0.309, SLG: 0.336		0-0 F4				0-0 F7		0-0 F7		4 1 1 0 0 0 3	
Mike Scioscia, L (1, 2) OBP: 0.357, SLG: 0.413 Bill Russell, R (7, PR) OBP: 0.315, SLG: 0.393			0-0 G3			0-0 F9		0-0 SH1-4 SH3-4 2B	0-0 E6 SH3-4	3 0 1 1 0 0 0 1 1 0 0 0 0 0	
Burt Hooton, R (1, 1)			0-0 F9			0-3 K		0-0 SH1-4	0-0 SH3-4	2 0 0 0 0 1 0	
Inning Stats	R: 0 H: 0 E: 0 LOB: 0 K: 1 BB: 0 S: 5 P: 5	R: 0 H: 0 E: 0 LOB: 1 K: 0 BB: 1 S: 3 P: 7	R: 0 H: 1 E: 0 LOB: 1 K: 0 BB: 0 S: 4 P: 4	R: 0 H: 1 E: 0 LOB: 1 K: 1 BB: 0 S: 6 P: 6	R: 0 H: 0 E: 0 LOB: 0 K: 1 BB: 0 S: 5 P: 5	R: 1 H: 1 E: 0 LOB: 2 K: 0 BB: 2 S: 4 P: 12	R: 2 H: 2 E: 0 LOB: 1 K: 1 BB: 0 S: 7 P: 7	R: 0 H: 1 E: 0 LOB: 2 K: 2 BB: 1 S: 8 P: 12	R: 0 H: 0 E: 1 LOB: 2 K: 0 BB: 1 S: 4 P: 8	1B: 5 SF: 0 2B: 1 SAC: 3 3B: 0 DP: 0 HR: 0 HBP: 0	
PITCHER	IP WLS BF H R ER SO BB IBB HBP BLK WP HR S P ERA WHIP										
Allen Ripley, R (1, 1) ERA: 3.18	6.0 L 26 5 3 3 3 2 1 0 0 1 1 0 29 41 4.50 1.167										
Tom Griffin, R (7, 1) ERA: 4.44	2.0 8 1 0 0 3 1 0 0 0 0 0 0 13 17 0.00 1.000										
Gary Lavelle, L (9, 1) ERA: 2.86	0.2 4 0 0 0 0 0 0 1 0 0 0 0 3 7 0.00 0.000										
Greg Minton, R (9, 1) ERA: 3.24	0.1 1 0 0 0 0 0 0 0 0 0 0 0 0 1 1 0.00 0.000										

AB	31
R	3
H	6
RBI	2
BB	5
SO	6
LOB	18



livebaseballscorecards.com

Batter	1	2	3	4	5	6	7	8	9
Bill North, S (1, 8) <small>OBP: 0.369, SLG: 0.297</small> Gary Lavelle, S (9, 1) Greg Minton, S (9, 1)	0-0 6-3		0-0 1B			0-3 K		0-0 6-3	
Joe Strain, R (1, 5) <small>OBP: 0.336, SLG: 0.345</small>	0-0 L3		0-0 L6			0-0 F9		0-0 F4	
Max Venable, L (1, 9) <small>OBP: 0.273, SLG: 0.273</small>	0-0 F9			0-0 4-3		0-0 1B		0-0 3-1	
Rich Murray, R (1, 3) <small>OBP: 0.261, SLG: 0.321</small>		0-3 K		0-0 G3		0-3 K		0-0 F9	
Rennie Stennett, R (1, 4) <small>OBP: 0.279, SLG: 0.350</small>		0-0 6-3		0-0 1B		0-0 5-3			
Larry Herndon, R (1, 7) <small>OBP: 0.271, SLG: 0.346</small> (9, 8)		0-0 1-3		0-0 FC6-4		0-0 F8			
Mike Sadek, R (1, 2) <small>OBP: 0.364, SLG: 0.297</small>			0-0 F9		0-0 F8		0-0 F3		
Roger Metzger, S (1, 6) <small>OBP: 0.120, SLG: 0.043</small> Darrell Evans, L (8, PH) <small>OBP: 0.337, SLG: 0.368</small> Johnnie Leflaster, R (9, 6) <small>OBP: 0.242, SLG: 0.336</small>			0-3 K		0-0 F4		0-0 F8		
Allen Ripley, R (1, 1) <small>OBP: 0.125, SLG: 0.125</small> Tom Griffin, R (7, 1) Terry Whitfield, L (8, PH) <small>OBP: 0.304, SLG: 0.333</small> (9, 7)			0-0 1B		0-0 4-3		0-3 K		

AB	R	H	RBI	BB	SO	LOB
4	0	1	0	0	1	0
0	0	0	0	0	0	0
0	0	0	0	0	0	0
4	0	0	0	0	0	2
4	0	1	0	0	0	0
4	0	0	0	0	2	1
3	0	1	0	0	0	0
3	0	0	0	0	0	1
3	0	0	0	0	0	0
2	0	0	0	0	1	0
1	0	0	0	0	0	0
0	0	0	0	0	0	0
2	0	1	0	0	0	0
0	0	0	0	0	0	0
1	0	0	0	0	1	0

BOTTOM

Los Angeles Dodgers @ San Francisco Giants
Candlestick Park, San Francisco, CA
Sun Jun 29 1980, 6:38 AM EDT
Att. 50,229 - Unknown


livebaseballscorecards.com

AB	31
R	0
H	4
RBI	0
BB	0
SO	5
LOB	4



Inning Stats	R: 0	H: 0	E: 0	K: 0	S: 3	R: 0	H: 0	E: 0	K: 1	S: 5	R: 0	H: 2	E: 0	K: 1	S: 7	R: 0	H: 1	E: 0	K: 0	S: 4	R: 0	H: 0	E: 0	K: 0	S: 3	R: 0	H: 1	E: 0	K: 2	S: 8	R: 0	H: 0	E: 0	K: 0	S: 3	R: 0	H: 0	E: 0	K: 1	S: 5	R: 0	H: 0	E: 0	K: 0	S: 3																						
IP	9.0	WLS	W	BF	31	H	4	R	0	ER	0	SO	5	BB	0	IBB	0	HBP	0	BLK	0	WP	0	HR	0	S	41	P	41	ERA	0.00	WHIP	0.444	IP		WLS		BF		H		R		ER		SO		BB		IBB		HBP		BLK		WP		HR		S		P		ERA		WHIP	

WP: 0	PA: 31
PB: 0	
SB: 1	
CS: 0	

Batter	1	2	3	4	5	6	7	8	9	AB R H RBI BB SO LOB	TOP											
Dave Collins, S (1, 8) OBP: 0.343, SLG: 0.351	0-3 K		0-0 F3		0-3 K		0-0 FC3-6 CS			4 0 0 0 0 2 3	Cincinnati Reds @ San Francisco Giants Candlestick Park, San Francisco, CA Mon Jun 30 1980, 10:05 PM EDT Att. 5,716 - Unknown livebaseballscorecards.com AB 34 R 4 H 10 RBI 4 BB 1 SO 5 LOB 12 											
Dave Concepcion, R (1, 6) OBP: 0.291, SLG: 0.345	0-0 F8		0-0 G6-4-3		0-0 2B		0-0 CS	0-0 4-3		4 0 1 1 0 0 1												
Ken Griffey, L (1, 9) OBP: 0.383, SLG: 0.477	0-0 1B			0-0 4-3	0-0 F8			0-0 G3		4 0 1 0 0 0 1												
George Foster, R (1, 7) OBP: 0.328, SLG: 0.398	0-0 F7			0-3 K		0-0 HR		0-0 5-3		4 1 1 1 0 1 1												
Ray Knight, R (1, 5) OBP: 0.332, SLG: 0.491		0-0 5-3		0-0 1B 2B		0-0 1-3		0-0 WP 1B 1B		4 2 2 0 0 0 0												
Johnny Bench, R (1, 2) OBP: 0.348, SLG: 0.476		0-0 P6		0-0 1B		0-3 K		0-0 FC4 1B		4 0 2 2 0 1 0												
Dan Driessen, L (1, 3) OBP: 0.389, SLG: 0.453		0-0 FC5-4 1B		0-0 F4		0-0 4-3		0-0 FC4 G5-4-3		4 0 1 0 0 0 2												
Junior Kennedy, R (1, 4) OBP: 0.353, SLG: 0.380		0-0 FC5-4			0-0 2B 1B		0-0 FC3-6 1B	0-0 G5-4-3		4 1 2 0 0 0 2												
Tom Seaver, R (1, 1) OBP: 0.280, SLG: 0.105			4-0 BB		0-0 F8		0-3 K			0 0 0 0 1 0 0												
Hector Cruz, R (5, PH) OBP: 0.214, SLG: 0.275										1 0 0 0 0 0 1												
Dave Tomlin, L (5, 1)										0 0 0 0 0 0 0												
Rick Auerbach, R (7, PH)										1 0 0 0 0 1 1												
Doug Bair, R (7, 1)										0 0 0 0 0 0 0												
Inning Stats	R: 0 E: 0 K: 1 S: 6	H: 1 LOB: 1 BB: 0 P: 6	R: 0 E: 0 K: 0 S: 4	H: 1 LOB: 1 BB: 0 P: 4	R: 0 E: 0 K: 0 S: 2	H: 0 LOB: 0 BB: 1 P: 6	R: 1 E: 0 K: 1 S: 7	H: 2 LOB: 1 BB: 0 P: 7	R: 1 E: 0 K: 1 S: 7	H: 2 LOB: 1 BB: 0 P: 7	R: 1 E: 0 K: 1 S: 6	H: 1 LOB: 0 BB: 0 P: 6	R: 0 E: 0 K: 1 S: 5	H: 1 LOB: 0 BB: 0 P: 5	R: 0 E: 0 K: 0 S: 3	H: 0 LOB: 0 BB: 0 P: 3	R: 1 E: 0 K: 0 S: 4	H: 2 LOB: 0 BB: 0 P: 4	1B: 7 2B: 2 3B: 0 HR: 1	SF: 0 SAC: 0 DP: 2 HBP: 0	WP: 1 PB: 0 SB: 0 CS: 1	PA: 36
PITCHER	IP WLS BF H R ER SO BB IBB HBP BLK WP HR S P ERA WHIP																					
Bill Bordley, L (1, 1) ERA: 4.5	6.0 W 25 7 3 3 4 1 0 0 0 0 1 32 36 4.50 1.333																					
Gary Lavelle, L (7, 1) ERA: 2.87	3.0 S 10 3 1 1 1 0 0 0 0 1 0 12 12 3.00 1.000																					

Batter	1	2	3	4	5	6	7	8	9	AB	R	H	RBI	BB	SO	LOB
Bill North, S OBP: 0.374, SLG: 0.302 (1, 8)	0-0 4-3 HR		0-0 HR 1B	0-0 1-2 1B		4-0 IBB		0-0 F8		4	1	2	0	1	0	0
Max Venable, L OBP: 0.286, SLG: 0.286 (1, 7)	0-0 HR 1B		0-0 F7	0-0 FC5		0-0 6-3		0-0 6-3		3	1	1	0	0	0	3
Larry Herndon, R OBP: 0.268, SLG: 0.342 (6, PH)										2	0	0	0	0	0	2
Jack Clark, R OBP: 0.378, SLG: 0.568 (1, 9)	0-0 E6 HR		0-0 HR		4-0 BB		4-0 1B 1B BB			2	3	1	2	2	0	1
Milt May, L OBP: 0.330, SLG: 0.381 (1, 2)	0-0 HR		0-0 G3		0-0 F5		0-0 F8 1B FC4 1B			4	2	2	3	0	0	1
Rennie Stennett, R OBP: 0.284, SLG: 0.359 (1, 4)	0-0 5-3		0-0 2B		0-0 G5-4-3		0-0 FC4 1B			4	0	2	1	0	0	1
Joe Strain, R OBP: 0.325, SLG: 0.333 (1, 5)	0-0 F8		0-0 6-3				0-0 F8		0-0 F8	4	0	0	0	0	0	3
Rich Murray, R OBP: 0.250, SLG: 0.307 (1, 3)		0-0 4-3		0-3 K		0-0 6-3		0-0 FC4		4	0	0	1	0	1	1
Johnnie LeMaster, R OBP: 0.242, SLG: 0.335 (1, 6)		0-0 6-3		0-0 F8		0-0 2B 1B		0-3 K		4	1	1	0	0	1	1
Bill Bordley, R OBP: 0.500, SLG: 0.500 (1, 1)		0-0 L3		0-0 FC5 1B		0-0 2B		0-0 6-3		2	0	1	0	0	0	0
Jim Wohlford, R OBP: 0.272, SLG: 0.330 (6, PH)										1	0	1	1	0	0	0
Gary Lavelle, S (7, 1)										1	0	0	0	0	0	0

Inning Stats	R: 3	H: 2	E: 1	K: 0	S: 6	LOB: 0	BB: 0	P: 6	R: 0	H: 0	E: 0	K: 0	S: 3	LOB: 0	BB: 0	P: 3	R: 0	H: 3	E: 0	K: 0	S: 6	LOB: 1	BB: 0	P: 6	R: 0	H: 2	E: 0	K: 1	S: 7	LOB: 2	BB: 0	P: 7	R: 0	H: 0	E: 0	K: 0	S: 2	LOB: 0	BB: 1	P: 6	R: 1	H: 2	E: 0	K: 0	S: 5	LOB: 2	BB: 1	P: 9	R: 2	H: 2	E: 1	K: 1	S: 7	LOB: 1	BB: 1	P: 11	R: 0	H: 0	E: 0	K: 0	S: 3	LOB: 0	BB: 0	P: 3
PITCHER	IP	WLS	BF	H	R	ER	SO	BB	IBB	HBP	BLK	WP	HR	S	P	ERA	WHIP																																															
Tom Seaver, R ERA: 4.76 (1, 1)	4.0	L	20	7	5	4	1	0	0	0	0	0	0	22	22	9.00	1.750																																															
Dave Tomlin, L ERA: 5.59 (5, 1)	2.0		9	2	1	1	0	1	1	0	0	0	0	7	15	4.50	1.500																																															
Doug Bair, R ERA: 5.4 (7, 1)	2.0		9	2	2	2	1	1	0	0	0	0	0	10	14	9.00	1.500																																															

BOTTOM

Cincinnati Reds @ San Francisco Giants
Candlestick Park, San Francisco, CA

Mon Jun 30 1980, 10:05 PM EDT
Att. 5,716 - Unknown

AB	35
R	8
H	11
RBI	8
BB	3
SO	2
LOB	13

livebaseballscores.com



WP: 0	PA: 38
PB: 0	
SB: 2	
CS: 0	

Batter	1	2	3	4	5	6	7	8	9	AB R H RBI BB SO LOB	TOP									
Dave Collins, S (1, 7) OBP: 0.342, SLG: 0.349	0-0 F8 S 1B		0-0 B2-3			0-0 5-3		0-0 F8		4 0 1 0 0 0 1	Cincinnati Reds @ San Francisco Giants Candlestick Park, San Francisco, CA Tue Jul 01 1980, 10:05 PM EDT Att: 20,220 - Unknown livebaseballscorecards.com									
Dave Concepcion, R (1, 6) OBP: 0.290, SLG: 0.344	0-0 F8 1-3		0-0 F9			0-0 L3-6 1B		0-0 F8		4 0 1 0 0 0 2										
Ken Griffey, L (1, 9) OBP: 0.384, SLG: 0.477	0-0 P6		0-0 PO 1B			0-0 1-2 1B		0-0 G3		4 0 2 0 0 0 1										
Dan Driessen, L (1, 3) OBP: 0.384, SLG: 0.445	0-0 4-3		0-0 PO 1-2		0-0 F7	0-0 L3-6 2-3		0-0 F5		4 0 0 0 0 0 3										
Ray Knight, R (1, 5) OBP: 0.328, SLG: 0.484		0-3 K		0-0 P3		0-0 6-3		0-0 F7		4 0 0 0 0 1 0										
Cesar Geronimo, L (1, 8) OBP: 0.317, SLG: 0.333		0-0 E SF7		0-0 4-3		0-0 F8				3 1 0 0 0 0 0										
Junior Kennedy, R (1, 4) OBP: 0.353, SLG: 0.380		0-0 E2 1-3 1B			0-0 5-3		0-0 4-3			3 0 1 0 0 0 0										
Joe Nolan, L (1, 2) OBP: 0.356, SLG: 0.410		0-0 SF7 3-H			0-0 3-1		0-0 F8			2 0 0 1 0 0 0										
Paul Moskau, R (1, 1) OBP: 0.111, SLG: 0.167 Mario Soto, R (6, 1) Harry Spilman, L (8, PH) OBP: 0.328, SLG: 0.424 Doug Bair, R (8, 1)		0-3 K		0-0 1-3			0-0 1B			2 0 0 0 0 1 1 0 0 0 0 0 0 0 1 0 1 0 0 0 0 0 0 0 0 0 0 0										
Inning Stats	R: 0 E: 0 K: 0 S: 4	H: 1 LOB: 1 BB: 0 P: 4	R: 1 E: 2 K: 2 S: 9	H: 1 LOB: 1 BB: 0 P: 9	R: 0 E: 0 K: 0 S: 3	H: 1 LOB: 0 BB: 0 P: 3	R: 0 E: 0 K: 0 S: 3	H: 0 LOB: 0 BB: 0 P: 3	R: 0 E: 0 K: 0 S: 4	H: 2 LOB: 1 BB: 0 P: 4	R: 0 E: 0 K: 0 S: 3	H: 0 LOB: 0 BB: 0 P: 3	R: 0 E: 0 K: 0 S: 4	H: 1 LOB: 1 BB: 0 P: 4	R: 0 E: 0 K: 0 S: 3	H: 0 LOB: 0 BB: 0 P: 3	1B: 6 2B: 1 3B: 0 HR: 0	SF: 1 SAC: 0 DP: 1 HBP: 0	WP: 0 PB: 0 SB: 1 CS: 0	PA: 33
PITCHER Ed Whitson, R (1, 1) ERA: 3.06	IP: 9.0 WLS: W BF: 32 H: 6 R: 1 ER: 0 SO: 2 BB: 0 IBB: 0 HBP: 0 BLK: 0 WP: 0 HR: 0 S: 36 P: 36 ERA: 0.00 WHIP: 0.667																			
PITCHER	IP	WLS	BF	H	R	ER	SO	BB	IBB	HBP	BLK	WP	HR	S	P	ERA	WHIP			



Batter	1	2	3	4	5	6	7	8	9
Bill North, S OBP: 0.370, SLG: 0.297 (1, 8)	0-3 K		0-0 SH5-3		0-0 3-1		0-3 K		
Max Venable, L OBP: 0.278, SLG: 0.278 (1, 7)	0-0 6-3		0-0 4-3			0-0 BLK 1B	0-0 4-3		
Jack Clark, R OBP: 0.380, SLG: 0.565 (1, 9)	4-0 FC4-6 BB			0-0 F2		0-0 1B SF8 1B		0-0 4-3	
Milt May, L OBP: 0.333, SLG: 0.383 (1, 2)	0-0 FC4-6			0-0 F4		0-0 BB 1B		0-0 1B 1B	
Rennie Stennett, R OBP: 0.283, SLG: 0.355 (1, 4)		4-0 BB BB BB		0-0 F9		0-0 SF8		0-3 K	
Joe Strain, R OBP: 0.338, SLG: 0.341 (1, 5)		0-0 G1-6-3			0-0 HR 1B	4-0 BB BB BB		0-0 1-2 1B	
Rich Murray, R OBP: 0.250, SLG: 0.337 (1, 3)		0-0 4-3			0-0 HR	0-3 K		0-3 K	
Johnnie LeMaster, R OBP: 0.239, SLG: 0.331 (1, 6)			0-0 6-3		0-0 1-3	0-0 F8			
Ed Whitson, R OBP: 0.132, SLG: 0.108 (1, 1)			0-0 SH5-3 1B		0-0 F8		0-3 K		

AB	R	H	RBI	BB	SO	LOB
3	0	0	0	0	2	0
4	1	1	0	0	0	1
3	1	1	1	1	0	0
4	0	2	0	0	0	1
2	0	0	1	1	1	1
3	1	2	0	1	0	1
4	1	1	2	0	2	4
3	0	0	0	0	0	2
3	0	1	0	0	1	0

BOTTOM

Cincinnati Reds @ San Francisco Giants
Candlestick Park, San Francisco, CA

Tue Jul 01 1980, 10:05 PM EDT
Att. 20,220 - Unknown

livebaseballscores.com

AB	29
R	4
H	8
RBI	4
BB	3
SO	6
LOB	10



Inning Stats	R: 0	H: 0	E: 0	K: 1	S: 5	L: 0	LOB: 1	BB: 1	P: 9	R: 0	H: 0	E: 0	K: 0	S: 2	L: 0	LOB: 0	BB: 1	P: 6	R: 0	H: 1	E: 0	K: 0	S: 4	L: 1	LOB: 1	BB: 0	P: 4	R: 0	H: 0	E: 0	K: 0	S: 3	L: 0	LOB: 0	BB: 0	P: 3	R: 2	H: 2	E: 0	K: 0	S: 5	L: 3	LOB: 2	BB: 1	P: 12	R: 0	H: 0	E: 0	K: 2	S: 7	L: 0	LOB: 0	BB: 0	P: 7	R: 0	H: 2	E: 0	K: 2	S: 9	L: 2	LOB: 2	BB: 0	P: 9
--------------	------	------	------	------	------	------	--------	-------	------	------	------	------	------	------	------	--------	-------	------	------	------	------	------	------	------	--------	-------	------	------	------	------	------	------	------	--------	-------	------	------	------	------	------	------	------	--------	-------	-------	------	------	------	------	------	------	--------	-------	------	------	------	------	------	------	------	--------	-------	------

PITCHER	IP	WLS	BF	H	R	ER	SO	BB	IBB	HBP	BLK	WP	HR	S	P	ERA	WHIP
Paul Moskau, R ERA: 3.86 (1, 1)	5.0	L	22	6	4	4	1	2	0	0	1	0	1	22	30	7.20	1.600
Mario Soto, R ERA: 4.83 (6, 1)	2.0		7	0	0	0	3	1	0	0	0	0	0	12	16	0.00	0.500
Doug Bair, R ERA: 5.27 (8, 1)	1.0		5	2	0	0	2	0	0	0	0	0	0	9	9	0.00	2.000

WP	PA
0	34

1B	2B	3B	HR	SF	SAC	DP	HBP
7	0	0	1	1	1	0	0

PITCHER	IP	WLS	BF	H	R	ER	SO	BB	IBB	HBP	BLK	WP	HR	S	P	ERA	WHIP
---------	----	-----	----	---	---	----	----	----	-----	-----	-----	----	----	---	---	-----	------

Batter	1	2	3	4	5	6	7	8	9	AB	R	H	RBI	BB	SO	LOB	TOP								
Dave Collins, S (1, 7) <small>OBP: 0.336, SLG: 0.342</small> Sam Mejias, R (8, 7) <small>OBP: 0.346, SLG: 0.400</small>	0-3 		0-0 	0-0 		0-0 		0-0 		5	1	0	0	0	1	3									
Dave Concepcion, R (1, 6) <small>OBP: 0.289, SLG: 0.341</small>	0-0 		0-0 		0-0 		0-0 		0-0 	5	0	1	1	0	0	0									
Ken Griffey, L (1, 9) <small>OBP: 0.391, SLG: 0.481</small>	0-0 		0-0 		4-0 		0-0 		0-0 	4	2	3	0	1	0	0									
Dan Driessen, L (1, 3) <small>OBP: 0.394, SLG: 0.452</small>	0-0 		4-0 		4-0 		0-0 		0-0 	3	2	3	1	2	0	0									
Ray Knight, R (1, 5) <small>OBP: 0.326, SLG: 0.483</small>	0-0 		0-3 		0-0 		0-0 		0-0 	5	0	1	1	0	1	7									
Cesar Geronimo, L (1, 8) <small>OBP: 0.330, SLG: 0.333</small>		0-0 		0-0 	0-0 		4-0 		4-0 	3	1	1	0	2	0	2									
Junior Kennedy, R (1, 4) <small>OBP: 0.354, SLG: 0.375</small>		0-0 		4-0 		0-0 	0-0 		4-0 	3	0	0	1	2	0	3									
Joe Nolan, L (1, 2) <small>OBP: 0.360, SLG: 0.432</small>		0-0 		0-0 		0-0 		0-3 	0-0 	5	0	2	0	0	1	1									
Frank Pastore, R (1, 1) <small>OBP: 0.182, SLG: 0.143</small>			0-0 	0-0 		0-0 		0-3 	0-0 	5	0	0	0	0	1	5									
Inning Stats	R: 1 E: 0 K: 1 S: 7	H: 2 LOB: 1 BB: 0 P: 7	R: 0 E: 0 K: 0 S: 3	H: 1 LOB: 0 BB: 0 P: 3	R: 1 E: 1 K: 1 S: 7	H: 2 LOB: 2 BB: 1 P: 11	R: 0 E: 0 K: 0 S: 4	H: 1 LOB: 2 BB: 1 P: 8	R: 0 E: 0 K: 0 S: 3	H: 0 LOB: 2 BB: 2 P: 11	R: 0 E: 0 K: 0 S: 4	H: 1 LOB: 1 BB: 0 P: 4	R: 1 E: 0 K: 0 S: 5	H: 2 LOB: 2 BB: 1 P: 9	R: 0 E: 0 K: 2 S: 7	H: 0 LOB: 0 BB: 0 P: 7	R: 3 E: 1 K: 0 S: 6	H: 2 LOB: 2 BB: 2 P: 14	1B: 9 2B: 2 3B: 0 HR: 0	SF: 0 SAC: 0 DP: 0 HBP: 0	WP: 0 PB: 0 SB: 3 CS: 1	PA: 45			
PITCHER John Montefusco, R (1, 1) <small>ERA: 3.84</small> Al Holland, L (8, 1) <small>ERA: 1.45</small> Greg Minton, R (9, 1) <small>ERA: 3.21</small>	IP	WLS	BF	H	R	ER	SO	BB	IBB	HBP	BLK	WP	HR	S	P	ERA	WHIP								
	7.0	L	34	9	3	2	2	2	3	0	0	0	0	33	53	2.57	1.571								
	1.2		8	2	3	1	2	1	0	0	0	0	0	11	15	5.40	1.800								
	0.1		3	0	0	0	0	1	0	0	0	0	0	2	6	0.00	3.000								

Cincinnati Reds @ San Francisco Giants
 Candlestick Park, San Francisco, CA
 Wed Jul 02 1980, 10:05 PM EDT
 Att: 10,459 - Unknown

AB	38
R	6
H	11
RBI	4
BB	7
SO	4
LOB	21



WP: 0	PA: 45
PB: 0	
SB: 3	
CS: 1	

Batter	1	2	3	4	5	6	7	8	9	AB	R	H	RBI	BB	SO	LOB
Bill North, S OBP: 0.372, SLG: 0.294 (1, 8)	0-3 K		4-0 1B BB			0-0 F8		4-0 E S BB		2	1	0	0	2	1	0
Max Venable, L OBP: 0.273, SLG: 0.273 (1, 7)	0-0 F7		0-0 CS 1B			0-0 E3		0-0 L8		4	0	1	1	0	0	1
Jack Clark, R OBP: 0.378, SLG: 0.558 (1, 9)	0-0 6-3		0-0 CS		0-0 F9		0-3 K		4-0 BB	3	0	0	0	1	1	1
Rennie Stennett, R OBP: 0.277, SLG: 0.347 (1, 4)		0-0 F2		0-0 4-3		0-0 F8		0-0 F9		4	0	0	0	0	0	2
Rich Murray, R OBP: 0.270, SLG: 0.385 (1, 3)		0-0 3B		0-3 K		0-0 E 1B			0-0 1B G3 2B	4	1	3	0	0	1	0
Joe Strain, R OBP: 0.343, SLG: 0.346 (1, 5)		0-0 5-3			0-0 CS 1B		0-0 E6		0-0 F9 G3 1B	4	0	2	0	0	0	2
Johnnie LeMaster, R OBP: 0.237, SLG: 0.328 (1, 6)		0-3 K			0-0 F7		0-0 P5		0-0 G3	2	0	0	0	0	1	2
Willie McCovey, L OBP: 0.282, SLG: 0.303 (7, PH)					0-0 F7				0-0 F9	1	0	0	0	0	0	2
Roger Metzger, S OBP: 0.120, SLG: 0.043 (8, 6)					1-2				1-2	0	0	0	0	0	0	0
Jim Wohlford, R OBP: 0.270, SLG: 0.327 (9, PH)									3-H	1	0	0	1	0	0	1
Mike Sadek, R OBP: 0.348, SLG: 0.282 (1, 2)			0-0 F8		0-0 F8		0-0 F7		0-0 F9	2	0	0	0	0	0	0
Terry Whitfield, L OBP: 0.302, SLG: 0.331 (7, PH)									2-3	1	0	0	0	0	0	2
Al Holland, R (8, 1)										0	0	0	0	0	0	0
Greg Minton, S (9, 1)										0	0	0	0	0	0	0
Darrell Evans, L OBP: 0.336, SLG: 0.367 (9, PH)										1	0	0	0	0	0	1
John Montefusco, R OBP: 0.107, SLG: 0.038 (1, 1)			0-3 K						0-0 5-3	2	0	0	0	0	2	0
Milt May, L OBP: 0.330, SLG: 0.379 (8, 2)									0-0 6-3	2	0	0	0	0	0	1

Inning Stats	R: 0	H: 0	E: 0	K: 1	S: 5	R: 0	H: 1	E: 0	K: 1	S: 6	R: 0	H: 1	E: 0	K: 1	S: 5	R: 0	H: 0	E: 0	K: 1	S: 5	R: 0	H: 1	E: 0	K: 0	S: 3	R: 0	H: 0	E: 1	K: 2	S: 8	R: 0	H: 1	E: 1	K: 0	S: 5	R: 0	H: 0	E: 0	K: 0	S: 3	R: 1	H: 2	E: 0	K: 0	S: 5	1B: 4	2B: 1	3B: 1	HR: 0	SF: 0	SAC: 0	DP: 0	HBP: 0	WP: 0	PA: 37
PITCHER Frank Pastore, R ERA: 3.21 (1, 1)	IP	WLS	BF	H	R	ER	SO	BB	IBB	HBP	BLK	WP	HR	S	P	ERA	WHIP															PITCHER	IP	WLS	BF	H	R	ER	SO	BB	IBB	HBP	BLK	WP	HR	S	P	ERA	WHIP						

BOTTOM

Cincinnati Reds @ San Francisco Giants
Candlestick Park, San Francisco, CA

Wed Jul 02 1980, 10:05 PM EDT
Att. 10,459 - Unknown

AB	33
R	2
H	6
RBI	2
BB	3
SO	6
LOB	15



livebaseballscorecards.com

Batter	1	2	3	4	5	6	7	8	9	AB R H RBI BB SO LOB	TOP	
Dave Collins, S OBP: 0.344, SLG: 0.351 (1, 8) (8, 7)	0-0 CS 1B		0-0 5-3 1B		0-0 F8		0-0 PB 1B		0-0 K S 1B	5 2 4 0 0 0 0	Cincinnati Reds @ San Francisco Giants Candlestick Park, San Francisco, CA Thu Jul 03 1980, 6:33 AM EDT Att: 26,133 - Unknown livebaseballscorecards.com	
Dave Concepcion, R OBP: 0.294, SLG: 0.349 (1, 6)	0-0 4-3 1-2 2B		0-0 5-3 1-3		0-0 1B		0-0 1B 1B	0-3 1-3 K	5 1 3 1 0 1 2			
Ken Griffey, L OBP: 0.391, SLG: 0.478 (1, 9)	0-0 4-3 2-3		0-0 E 1B 1B		0-0 4-3		0-3 K	4-0 1B BB	4 0 1 1 1 1 3			
Ray Knight, R OBP: 0.337, SLG: 0.490 (1, 5)	4-0 BB		0-0 E8 1-3 1B		0-0 FC5 1B 1B		0-0 1-2 1B 1B	0-0 1-2 FC6-4 1B	4 0 4 0 1 0 0			
Johnny Bench, R OBP: 0.344, SLG: 0.468 (1, 2)	0-3 K		0-3 K		0-0 F3		0-0 G1-6-3 1B	0-0 1-2 2-H FC6-4	5 0 1 1 0 2 7			
Dan Driessen, L OBP: 0.392, SLG: 0.449 (1, 3)		0-0 F7		0-0 F9		0-0 E 1-2 1B	0-0 G1-6-3		4 0 1 0 0 0 2			
Junior Kennedy, R OBP: 0.349, SLG: 0.369 (1, 4)		0-0 1-3		0-0 F7		0-0 FC5 1-3 2-3f		0-3 K	4 0 0 0 0 1 2			
Hector Cruz, R OBP: 0.222, SLG: 0.262 Cesar Geronimo, L OBP: 0.327, SLG: 0.330 (8, PH) (8, 8)		0-0 F7		0-0 5-3		4-0 BB		0-0 F7	2 0 0 0 1 0 0 1 0 0 0 0 0 0			
Joe Price, R OBP: 0.100, SLG: 0.100 George Foster, R OBP: 0.327, SLG: 0.396 Mario Soto, R Doug Bair, R Harry Spilman, L OBP: 0.323, SLG: 0.417 Tom Hume, R OBP: 0.167, SLG: 0.333 (1, 1) (8, PH) (6, 1) (6, 1) (8, PH) (8, 1)			0-0 1-3		0-0 4-3	0-0 P4		0-3 K	2 0 0 0 0 0 0 1 0 1 0 0 0 0 1 0 0 0 0 0 0 0 0			
Inning Stats	R: 0 E: 0 K: 1 S: 6 H: 2 LOB: 2 BB: 1 P: 10	R: 0 E: 0 K: 0 S: 3 H: 0 LOB: 0 BB: 0 P: 3	R: 1 E: 1 K: 1 S: 8 H: 3 LOB: 2 BB: 0 P: 8	R: 0 E: 0 K: 0 S: 3 H: 0 LOB: 0 BB: 0 P: 3	R: 0 E: 0 K: 0 S: 4 H: 1 LOB: 1 BB: 0 P: 4	R: 0 E: 1 K: 0 S: 5 H: 2 LOB: 3 BB: 1 P: 9	R: 2 E: 0 K: 1 S: 8 H: 4 LOB: 1 BB: 0 P: 8	R: 0 E: 0 K: 2 S: 7 H: 0 LOB: 0 BB: 0 P: 7	R: 0 E: 0 K: 1 S: 6 H: 2 LOB: 2 BB: 1 P: 10	1B: 13 2B: 1 3B: 0 HR: 0 SF: 0 SAC: 0 DP: 1 HBP: 0		WP: 0 PB: 1 SB: 2 CS: 1 PA: 41
PITCHER Bob Knepper, L ERA: 4.19 Greg Minton, R ERA: 2.97 (1, 1) (7, 1)	IP WLS BF H R ER SO BB IBB HBP BLK WP HR S P ERA WHIP	6.1 W 31 11 3 3 3 2 0 0 0 0 0 0 35 43 4.26 2.053	2.2 S 10 3 0 0 3 1 0 0 0 0 0 0 15 19 0.00 1.500									ERA WHIP



Batter	1	2	3	4	5	6	7	8	9	AB	R	H	RBI	BB	SO	LOB
Bill North, S (1, 8) OBP: 0.369, SLG: 0.291 Jim Wohlford, R (3, 7) OBP: 0.274, SLG: 0.324 Max Venable, L (8, PH) OBP: 0.304, SLG: 0.304 (9, 7)	0-0 B1-3	0-0 P4		0-0 FC6-5		4-0 BB		0-0 FC4-8		2	0	0	0	0	0	1
Joe Strain, R (1, 5) OBP: 0.345, SLG: 0.338	4-0 4-3 1B	0-0 L9		0-0 F7		4-0 BB		0-0 FC4-6		3	1	0	1	2	0	4
Jack Clark, R (1, 9) OBP: 0.383, SLG: 0.563	0-0 4-3 1B		0-0 E8		4-0 G4-3	0-0 F2				3	2	2	0	1	0	3
Willie McCovey, L (1, 3) OBP: 0.281, SLG: 0.301 Rich Murray, R (8, 3) OBP: 0.270, SLG: 0.385	0-0 4-3		0-0		0-3 K		0-0 4-3			4	0	1	1	0	1	3
Larry Herndon, R (1, 7) OBP: 0.268, SLG: 0.337 (3, 8)	4-0 1B		0-0 F7		0-0 G4-3		0-0 6-3			3	0	0	0	1	0	2
Rennie Stennett, R (1, 4) OBP: 0.277, SLG: 0.345	0-0 1B		0-0 P6			0-0 F8	0-0 F3			4	0	1	2	0	0	1
Johnnie LeMaster, R (1, 6) OBP: 0.233, SLG: 0.322	0-0 P5		0-0 P5			0-0 5-3		0-0 4-3		4	0	0	0	0	0	3
Mike Sadek, R (1, 2) OBP: 0.400, SLG: 0.333		0-0		0-0 FC6-5		4-0 BB		0-0 FC1-8		3	1	3	0	1	0	0
Bob Knepper, L (1, 1) OBP: 0.182, SLG: 0.214 Greg Minton, S (7, 1)		0-3 K		0-0 SH2-4		4-0 BB		0-0 FC1-6		1	0	0	0	1	1	1
				1-2		1-2 BB		1-2		1	0	0	0	0	0	1

Inning Stats	R: 2	H: 2	E: 0	K: 0	S: 5	LOB: 2	BB: 2	P: 13	R: 0	H: 1	E: 0	K: 1	S: 6	LOB: 1	BB: 0	P: 6	R: 1	H: 2	E: 1	K: 0	S: 5	LOB: 1	BB: 0	P: 5	R: 0	H: 1	E: 0	K: 0	S: 4	LOB: 1	BB: 0	P: 4	R: 0	H: 0	E: 0	K: 1	S: 4	LOB: 0	BB: 1	P: 8	R: 1	H: 0	E: 0	K: 0	S: 3	LOB: 3	BB: 4	P: 19	R: 0	H: 0	E: 0	K: 0	S: 3	LOB: 0	BB: 0	P: 3	R: 0	H: 2	E: 0	K: 0	S: 5	LOB: 2	BB: 0	P: 5
--------------	------	------	------	------	------	--------	-------	-------	------	------	------	------	------	--------	-------	------	------	------	------	------	------	--------	-------	------	------	------	------	------	------	--------	-------	------	------	------	------	------	------	--------	-------	------	------	------	------	------	------	--------	-------	-------	------	------	------	------	------	--------	-------	------	------	------	------	------	------	--------	-------	------

PITCHER	IP	WLS	BF	H	R	ER	SO	BB	IBB	HBP	BLK	WP	HR	S	P	ERA	WHIP
Joe Price, L (1, 1) ERA: 6.29	5.0	L	23	6	3	3	2	3	0	0	0	0	0	24	36	5.40	1.800
Mario Soto, R (6, 1) ERA: 4.92	0.2		6	0	1	1	0	4	0	0	0	0	0	2	18	13.50	6.000
Doug Bair, R (6, 1) ERA: 5.11	1.1		4	0	0	0	0	0	0	0	0	0	0	4	4	0.00	0.000
Tom Hume, R (8, 1) ERA: 3.5	1.0		5	2	0	0	0	0	0	0	0	0	0	5	5	0.00	2.000

BOTTOM


Cincinnati Reds @ San Francisco Giants
 Candlestick Park, San Francisco, CA

Thu Jul 03 1980, 6:33 AM EDT
 Att. 26,133 - Unknown

AB	30
R	4
H	8
RBI	4
BB	7
SO	2
LOB	20



WP	PA	ERA	WHIP
0	38		

Batter	1	2	3	4	5	6	7	8	9	AB R H RBI BB SO LOB	TOP														
Bill North, S OBP: 0.363, SLG: 0.285 (1, 8) X	0-0 ① 4-3		X 0-0 ① F2		X 0-0 ③ 4-3			X 0-0 ② 6-3		4 0 0 0 0 0 2	<p>San Francisco Giants @ Los Angeles Dodgers Dodger Stadium, Los Angeles, CA</p> <p>livebaseballscorecards.com</p> <table border="1"> <tr><td>AB</td><td>32</td></tr> <tr><td>R</td><td>0</td></tr> <tr><td>H</td><td>4</td></tr> <tr><td>RBI</td><td>0</td></tr> <tr><td>BB</td><td>0</td></tr> <tr><td>SO</td><td>3</td></tr> <tr><td>LOB</td><td>9</td></tr> </table> 	AB	32	R	0	H	4	RBI	0	BB	0	SO	3	LOB	9
AB	32																								
R	0																								
H	4																								
RBI	0																								
BB	0																								
SO	3																								
LOB	9																								
Max Venable, L OBP: 0.259, SLG: 0.259 (1, 7) X	0-0 ② F9		X 0-0 ② FC6-4			X 0-0 ① 6-3		X 0-3 ③ K		4 0 0 0 0 1 1															
Jack Clark, R OBP: 0.381, SLG: 0.559 (1, 9) X	0-0 1B		X 0-0 ③ F9			X 0-0 ② F8		X 0-0 ① F7		4 0 1 0 0 0 1															
Darrell Evans, L OBP: 0.334, SLG: 0.365 (1, 5) X	0-0 ③ F8		X 0-0 ① F2			X 0-0 FC4-6 1B		X 0-0 ② F7		4 0 1 0 0 0 1															
Rennie Stennett, R OBP: 0.276, SLG: 0.343 (1, 4) X		X 0-0 FC6-4 1B		X 0-0 ② F8		X 0-0 ③ FC4-6		X 0-0 ③ F8		4 0 1 0 0 0 1															
Rich Murray, R OBP: 0.262, SLG: 0.374 (1, 3) X		X 0-3 K		X 0-0 ③ F9			X 0-0 ① 4-3			3 0 0 0 0 1 1															
Johnnie LeMaster, R OBP: 0.231, SLG: 0.319 (1, 6) X		X 0-0 ② P3			X 0-0 ① F8		X 0-0 ② F6			3 0 0 0 0 0 1															
Mike Sadek, R OBP: 0.377, SLG: 0.311 (1, 2) X		X 0-0 ③ FC6-4			X 0-0 ② F7		X 0-3 ③ K			3 0 0 0 0 1 1															
Allen Ripley, R OBP: 0.200, SLG: 0.200 (1, 1) X			X 0-0 E1		X 0-0 1B			X 0-0 ① 6-3		2 0 1 0 0 0 0															
Joe Strain, R OBP: 0.343, SLG: 0.336 (8, PH)										1 0 0 0 0 0 0															
Tom Griffin, R (8, 1)										0 0 0 0 0 0 0															
Inning Stats	R: 0 H: 1 E: 0 LOB: 1 K: 0 BB: 0 S: 4 P: 4	R: 0 H: 1 E: 0 LOB: 1 K: 1 BB: 0 S: 6 P: 6	R: 0 H: 0 E: 1 LOB: 1 K: 0 BB: 0 S: 4 P: 4	R: 0 H: 0 E: 0 LOB: 0 K: 0 BB: 0 S: 3 P: 3	R: 0 H: 1 E: 0 LOB: 1 K: 0 BB: 0 S: 4 P: 4	R: 0 H: 1 E: 0 LOB: 1 K: 0 BB: 0 S: 4 P: 4	R: 0 H: 0 E: 0 LOB: 0 K: 1 BB: 0 S: 5 P: 5	R: 0 H: 0 E: 0 LOB: 0 K: 1 BB: 0 S: 5 P: 5	R: 0 H: 0 E: 0 LOB: 0 K: 0 BB: 0 S: 3 P: 3	1B: 4 SF: 0 2B: 0 SAC: 0 3B: 0 DP: 0 HR: 0 HBP: 0	WP: 0 PA: 32 PB: 0 SB: 0 CS: 0														
PITCHER Don Sutton, R ERA: 2.27 (1, 1)	IP WLS BF H R ER SO BB IBB HBP BLK WP HR S P ERA WHIP																								
	9.0 W 32 4 0 0 3 0 0 0 0 0 0 0 38 38 0.00 0.444																								

Fri Jul 04 1980, 7:05 PM PDT
Att: 49,846 - Unknown

Batter	1	2	3	4	5	6	7	8	9
Davey Lopes, R OBP: 0.328, SLG: 0.330 (1, 4) BBB	4-0 F9 S E BB		0-0 4-3 ①		0-0 F8 ②		0-3 K ②		
Rudy Law, L OBP: 0.333, SLG: 0.332 (1, 8) X	0-0 F9 1-3		0-0 G3 ②		0-0 HR 1-H		0-0 4-3 ③		
Reggie Smith, S OBP: 0.399, SLG: 0.551 (1, 9) X	0-0 HR 3-H		0-0 G3 ③		0-0 G3 ③			0-0 2B 4-3	
Steve Garvey, R OBP: 0.326, SLG: 0.492 (1, 3) X	0-0 2B			0-0 CS 1B		0-0 F8 ①		0-0 4-3 ①	
Dusty Baker Jr., R OBP: 0.332, SLG: 0.554 (1, 7) X	0-0 P6 ②			0-0 L6 1-2		0-0 F7 ②		1-0 HBP	
Ron Cey, R OBP: 0.337, SLG: 0.410 (1, 5) X	0-0 1-3 ③			0-0 1B		0-0 BB		0-0 P4 ②	
Bill Russell, R OBP: 0.319, SLG: 0.394 (1, 6) Derrel Thomas, S OBP: 0.313, SLG: 0.347 (9, 6)		0-3 K ①		0-0 F8 ③		0-3 K ③		0-0 P6 ③	
Steve Yeager, R OBP: 0.293, SLG: 0.255 (1, 2)		0-0 F8 ②			0-3 K ①		0-0 E5 SH3-4		
Don Sutton, R OBP: 0.074, SLG: 0.074 (1, 1)		0-0 6-3 ③			0-0 HR 1B		0-0 SH3-4 1-2		

Inning Stats	R: 2 E: 1 K: 0 S: 5	H: 2 LOB: 1 BB: 1 P: 9	R: 0 E: 0 K: 1 S: 5	H: 0 LOB: 0 BB: 0 P: 5	R: 0 E: 0 K: 0 S: 3	H: 0 LOB: 0 BB: 0 P: 3	R: 0 E: 0 K: 0 S: 4	H: 2 LOB: 1 BB: 0 P: 4	R: 2 E: 0 K: 1 S: 7	H: 2 LOB: 0 BB: 0 P: 7	R: 0 E: 0 K: 1 S: 5	H: 0 LOB: 1 BB: 1 P: 9	R: 0 E: 1 K: 1 S: 6	H: 0 LOB: 1 BB: 0 P: 6	R: 0 E: 0 K: 0 S: 4	H: 1 LOB: 2 BB: 0 P: 5
	1B: 3 2B: 2 3B: 0 HR: 2	SF: 0 SAC: 1 DP: 0 HBP: 1														

PITCHER	IP	WLS	BF	H	R	ER	SO	BB	IBB	HBP	BLK	WP	HR	S	P	ERA	WHIP
Allen Ripley, R ERA: 3.57 (1, 1)	7.0	L	29	6	4	4	4	2	0	0	0	0	2	35	43	5.14	1.143
Tom Griffin, R ERA: 4.26 (8, 1)	1.0		5	1	0	0	0	0	0	1	0	0	0	4	5	0.00	1.000


BOTTOM

San Francisco Giants @ Los Angeles Dodgers
 Dodger Stadium, Los Angeles, CA
 Fri Jul 04 1980, 7:05 PM PDT
 Att. 49,846 - Unknown

AB	R	H	RBI	BB	SO	LOB
3	1	0	0	1	1	2
4	1	1	2	0	0	2
4	1	2	1	0	0	0
4	0	2	0	0	0	1
3	0	0	0	0	0	2
3	0	1	0	1	0	3
4	0	0	0	0	2	4
0	0	0	0	0	0	0
3	0	0	0	0	1	0
2	1	1	0	0	0	0

AB	30
R	4
H	7
RBI	3
BB	2
SO	4
LOB	14

WP: 0 PA: 34
 PB: 0
 SB: 1
 CS: 1



livebaseballscorecards.com

Batter	1	2	3	4	5	6	7	8	9	AB R H RBI BB SO LOB	TOP
Bill North, S (1, 8) <small>OBP: 0.361, SLG: 0.284</small>	0-3 K			0-3 K		0-0 CS 1B		0-0 F4		4 0 1 0 0 2 0	San Francisco Giants @ Los Angeles Dodgers Dodger Stadium, Los Angeles, CA Sat Jul 05 1980, 7:05 PM PDT Att: 41,587 - Unknown
Max Venable, L (1, 7) <small>OBP: 0.323, SLG: 0.323</small>	0-0 CS 1B			0-0 L3		0-0 CS 1-2	0-0 FC4-6 1B	0-0 1B		4 0 3 0 0 0 0	
Jack Clark, R (1, 9) <small>OBP: 0.376, SLG: 0.550</small>	0-0 L6			0-0 1-3			0-0 FC4-6 BB G3 BB 1-2f	0-3 K		4 1 0 0 0 1 3	
Darrell Evans, L (1, 5) <small>OBP: 0.330, SLG: 0.360</small>	0-0 CS 1-2	0-0 F8			0-0 F8		0-0 G3 1-2		0-0 F9	4 0 0 0 0 0 1	
Milt May, L (1, 2) Tom Griffin, R (9, PR)						0-0 HR	1-0 BB BB HBP		0-0 6-3 2B	3 1 2 1 0 0 0 0 0 0 0 0 0 0	
Rennie Stennett, R (1, 4) Willie McCovey, L (7, PH) Joe Strain, R (7, PR)						0-0 F9	4-0 BB BB 1-2 2-3 BB		0-0 6-3 2-3	2 0 0 0 0 1 0 0 0 0 0 1 0 0 1 0 0 0 0 0 1	
Rich Murray, R (1, 3) <small>OBP: 0.262, SLG: 0.363</small>				0-0 L3		0-0 F4	4-0 BB BB BB BB 1-2 2-3 3-H BB		0-0 6-3	3 0 0 1 1 0 2	
Johnnie LeMaster, R (1, 6) Jim Wohlford, R (7, PH) Roger Metzger, S (7, 6)				0-0 4-3			0-3 K	0-0 1-3		2 0 0 0 0 1 0 1 0 0 0 0 0 3 0 0 0 0 0 0 0	
Ed Whitson, R (1, 1) Terry Whitfield, L (8, PH) Al Holland, R (8, 1)				0-0 F8			0-3 K	0-0 6-3		2 0 0 0 0 1 0 1 0 0 0 0 0 0 0 0 0 0 0 0 0	
Inning Stats	R: 0 H: 1 E: 0 LOB: 0 K: 1 BB: 0 S: 5 P: 5	R: 0 H: 0 E: 0 LOB: 0 K: 1 BB: 0 S: 5 P: 5	R: 0 H: 0 E: 0 LOB: 0 K: 0 BB: 0 S: 3 P: 3	R: 0 H: 0 E: 0 LOB: 0 K: 1 BB: 0 S: 5 P: 5	R: 1 H: 1 E: 0 LOB: 0 K: 0 BB: 0 S: 4 P: 4	R: 0 H: 1 E: 0 LOB: 0 K: 2 BB: 0 S: 7 P: 7	R: 1 H: 1 E: 0 LOB: 3 K: 0 BB: 2 S: 4 P: 13	R: 0 H: 1 E: 0 LOB: 1 K: 1 BB: 0 S: 6 P: 6	R: 0 H: 1 E: 0 LOB: 2 K: 0 BB: 0 S: 4 P: 4	1B: 4 SF: 0 2B: 1 SAC: 0 3B: 0 DP: 0 HR: 1 HBP: 1	
PITCHER Bob Welch, R (1, 1) <small>ERA: 2.36</small> Bobby Castillo, R (7, 1) <small>ERA: 2.93</small>	IP WLS BF H R ER SO BB IBB HBP BLK WP HR S P ERA WHIP 6.2 W 25 4 2 2 5 2 0 1 0 0 1 32 41 2.70 0.900 2.1 S 9 2 0 0 1 0 0 0 0 0 0 0 11 11 0.00 0.857										

livebaseballscorecards.com

AB	31
R	2
H	6
RBI	2
BB	2
SO	6
LOB	10



Batter	1	2	3	4	5	6	7	8	9
Davey Lopes, R OBP: 0.324, SLG: 0.325 (1, 4)	0-0 5-3		0-0 F3		0-3 K		0-0 6-3		
Rudy Law, L OBP: 0.336, SLG: 0.332 (1, 8)	4-0 BB		0-0 5-3			0-0 E S 1B 1B		0-0 6-3	
Reggie Smith, S OBP: 0.400, SLG: 0.560 (1, 9)	0-0 F5			0-0 HR		4-0 1B E 1-2 SF8 BB		0-0 5-3	
Steve Garvey, R OBP: 0.326, SLG: 0.489 (1, 3)	0-0 G3			0-3 K		0-0 FC4-6 1-3 2-H 1B		0-3 K2-3	
Dusty Baker Jr., R OBP: 0.329, SLG: 0.549 (1, 7)		0-0 5-3		0-0 F4		0-0 SF8			
Ron Cey, R OBP: 0.337, SLG: 0.409 (1, 5)		0-0 G4-6-3 1B		0-0 5-3		0-0 F7			
Derrel Thomas, S OBP: 0.313, SLG: 0.355 (1, 6)		0-0 G4-6-3 1-2f			0-0 2B	0-0 FC4-6 1-2f			
Mike Scioscia, L OBP: 0.342, SLG: 0.382 (1, 2)			0-0 F8		0-0 L4		0-0 5-3		
Bob Welch, R OBP: 0.216, SLG: 0.222 (1, 1)							0-3 K		
Bobby Castillo, R OBP: 0.200, SLG: 0.200 (7, 1)									

Inning Stats	R: 0	H: 0	E: 0	K: 0	S: 3	R: 0	H: 1	E: 0	K: 0	S: 3	R: 0	H: 1	E: 0	K: 0	S: 4	R: 1	H: 1	E: 0	K: 1	S: 6	R: 0	H: 1	E: 0	K: 1	S: 6	R: 2	H: 2	E: 1	K: 0	S: 5	R: 0	H: 0	E: 0	K: 1	S: 5	R: 0	H: 0	E: 0	K: 1	S: 5
	LOB: 1	BB: 1	P: 7	LOB: 0	BB: 0	P: 3	LOB: 1	BB: 0	P: 4	LOB: 0	BB: 0	LOB: 1	BB: 0	P: 6	LOB: 1	BB: 0	LOB: 1	BB: 0	P: 6	LOB: 1	BB: 0	LOB: 0	BB: 0	P: 5	LOB: 1	BB: 1	P: 9	LOB: 0	BB: 0	P: 5	LOB: 0	BB: 0	P: 5	LOB: 0	BB: 0	P: 5	LOB: 0	BB: 0	P: 5	

PITCHER	IP	WLS	BF	H	R	ER	SO	BB	IBB	HBP	BLK	WP	HR	S	P	ERA	WHIP
Ed Whitson, R ERA: 3.1 (1, 1)	7.0	L	28	6	3	3	3	2	0	0	0	0	1	32	40	3.86	1.143
Al Holland, L ERA: 1.41 (8, 1)	1.0		3	0	0	0	1	0	0	0	0	0	0	5	5	0.00	0.000

BOTTOM

San Francisco Giants @ Los Angeles Dodgers
 Dodger Stadium, Los Angeles, CA
 Sat Jul 05 1980, 7:05 PM PDT
 Att. 41,587 - Unknown

AB	28
R	3
H	6
RBI	3
BB	2
SO	4
LOB	10

livebaseballscorecards.com



PITCHER	IP	WLS	BF	H	R	ER	SO	BB	IBB	HBP	BLK	WP	HR	S	P	ERA	WHIP
Ed Whitson, R ERA: 3.1 (1, 1)	7.0	L	28	6	3	3	3	2	0	0	0	0	1	32	40	3.86	1.143
Al Holland, L ERA: 1.41 (8, 1)	1.0		3	0	0	0	1	0	0	0	0	0	0	5	5	0.00	0.000

Batter	1	2	3	4	5	6	7	8	9	10	AB	R	H	RBI	BB	SO	LOB	TOP				
Bill North, S OBP: 0.361, SLG: 0.297 (1, 8) X	0-0 2B		0-0 G3			0-0 F9	0-0 1-3		0-0 2B	0-0 PO	5	0	2	0	0	0	2					
Darrell Evans, L OBP: 0.328, SLG: 0.368 (1, 5) X	0-0 F5		0-0 L9			0-0 HR		0-0 3-1	0-0 F8		5	1	1	1	1	0	3					
Jack Clark, R OBP: 0.377, SLG: 0.545 (1, 9) X	0-0 5-3			0-3 K		0-0 6-3		4-0 1B SF8 BB		0-0 SH 1B FC9-2 1B	4	1	1	0	1	1	1					
Rich Murray, R OBP: 0.277, SLG: 0.374 (1, 3) S	0-3 K			0-0 4-3			0-0 FC4-6 1B	0-0 1-3 1B		0-0 FC9-2 SH 1B 1B	5	1	3	0	0	1	1					
Rennie Stennett, R OBP: 0.270, SLG: 0.335 Willie McCovey, L OBP: 0.285, SLG: 0.301 Greg Minton, S Al Holland, R (8, 1)		0-0 6-3		0-0 5-3			0-0 FC4-6 HR	0-0 SF8		0-0 SH 1B FC9-2 1B	3	1	0	0	0	0	1					
Larry Herndon, R OBP: 0.266, SLG: 0.348 (1, 7) S		0-0 E7		0-3 K			0-0 HR	0-0 1-3		0-0 FC9-2 1B	5	2	1	2	0	1	4					
Johnnie LeMaster, R OBP: 0.233, SLG: 0.319 Terry Whitfield, L OBP: 0.298, SLG: 0.327 Roger Metzger, S OBP: 0.120, SLG: 0.043 (10, 6)		0-3 K		0-0 F4			0-0 4-3 1B 1B		0-0 2B 1B	0-0 F4	4	0	2	0	0	1	1					
Mike Sadek, R OBP: 0.368, SLG: 0.306 Milt May, L OBP: 0.341, SLG: 0.407 (10, 2)		0-0 4-3		0-0 F7			0-0 4-3 1B		0-0 F3	0-0 PO 1B 1B	4	0	1	0	0	0	2					
John Montefusco, R OBP: 0.103, SLG: 0.037 Max Venable, L OBP: 0.313, SLG: 0.313 Tom Griffin, R Jim Wohlford, R OBP: 0.289, SLG: 0.319 Gary Lavelle, S Joe Strain, R OBP: 0.343, SLG: 0.336 (8, 4)			0-3 K			0-0 6-3	0-0 4-3		0-0 F7	0-0 1B	1	0	0	0	0	1	0					
Inning Stats	R: 0 E: 0 K: 1 S: 6	H: 1 LOB: 1 BB: 0 P: 6	R: 0 E: 1 K: 1 S: 6	H: 0 LOB: 1 BB: 0 P: 6	R: 0 E: 0 K: 1 S: 5	H: 0 LOB: 0 BB: 0 P: 5	R: 0 E: 0 K: 1 S: 5	H: 0 LOB: 0 BB: 0 P: 5	R: 1 E: 0 K: 0 S: 4	H: 1 LOB: 0 BB: 0 P: 4	R: 2 E: 0 K: 0 S: 7	H: 4 LOB: 2 BB: 0 P: 7	R: 1 E: 0 K: 0 S: 4	H: 1 LOB: 1 BB: 1 P: 8	R: 0 E: 0 K: 0 S: 5	H: 2 LOB: 2 BB: 0 P: 5	R: 3 E: 1 K: 0 S: 7	H: 4 LOB: 1 BB: 0 P: 7	1B: 9 2B: 2 3B: 0 HR: 2	SF: 1 SAC: 1 DP: 0 HBP: 0	WP: 0 PB: 0 SB: 0 CS: 0	PA: 46
PITCHER	IP WLS BF H R ER SO BB IBB HBP BLK WP HR S P ERA WHIP																					
Jerry Reuss, L ERA: 1.96 (1, 1)	7.1																					
Rick Sutcliffe, R ERA: 5.43 (8, 1)	0.2																					
Steve Howe, L ERA: 2.19 (9, 1)	1.0	L																				
Bobby Castillo, R ERA: 2.87 (10, 1)	1.0																					

San Francisco Giants @ Los Angeles Dodgers
 Dodger Stadium, Los Angeles, CA
 Sun Jul 06 1980, 3:33 AM PDT
 Att. 46,244 - Unknown

AB	42
R	7
H	13
RBI	7
BB	1
SO	5
LOB	21



Batter	1	2	3	4	5	6	7	8	9	10	AB	R	H	RBI	BB	SO	LOB	BOTTOM									
Davey Lopes, R (1.4) OBP: 0.322, SLG: 0.323	F8		K		6-3		2B 1B		K		5	0	1	0	0	2	2	San Francisco Giants @ Los Angeles Dodgers Dodger Stadium, Los Angeles, CA Sun Jul 06 1980, 3:33 AM PDT Att: 46,244 - Unknown livebaseballscorecards.com									
Rudy Law, L (1.8) OBP: 0.337, SLG: 0.337	4-3		F5				1-H 2B		L7		5	0	2	0	0	0	2										
Reggie Smith, S (1.9) OBP: 0.397, SLG: 0.553	F4		L4		F7			6-3 S 1B 1B	5-3		5	1	1	0	0	0	3										
Steve Garvey, R (1.3) OBP: 0.324, SLG: 0.488		6-3		5-3	1-3			6-3 1-3		6-3 2B	5	0	1	0	0	0	2										
Dusty Baker Jr., R (1.7) OBP: 0.330, SLG: 0.547		K				F9		WP BB 1B	5-3	5-3	5	1	2	1	0	1	1										
Ron Cey, R (1.5) OBP: 0.344, SLG: 0.422						F8		3-H WP BB 1B		G4-6-3 BB	3	1	2	2	2	0	0										
Derrel Thomas, S (1.6) OBP: 0.301, SLG: 0.341			F7		6-3			0-3 K	K	G4-6-3 1-2f	5	0	0	0	0	2	5										
Mike Scioscia, L (1.2) OBP: 0.359, SLG: 0.435 Joe Ferguson, R (7. PH) OBP: 0.348, SLG: 0.362							F6				1	1	1	1	1	0	0										
Jay Johnstone, L (8. PH) OBP: 0.413, SLG: 0.406 Pedro Guerrero, R (8. PH) OBP: 0.473, SLG: 0.625 Steve Howe, L (9. 1) OBP: 0.167, SLG: 0.167 Bobby Castillo, R (10. 1) OBP: 0.200, SLG: 0.200			SH BB		HR			1-2 2-3 IBB			0	0	0	0	0	0	0										
Jerry Reuss, L (1. 1) OBP: 0.118, SLG: 0.094 Rick Sutcliffe, L (8. 1) OBP: 0.222, SLG: 0.176 Steve Yeager, R (8. PH) OBP: 0.291, SLG: 0.252 (9. 2)			SH		5-3			0-3 K	0-3 K		2	0	0	0	0	1	0										
Inning Stats	R: 0 E: 0 K: 0 S: 3	H: 0 LOB: 0 BB: 0 P: 3	R: 0 E: 0 K: 1 S: 6	H: 1 LOB: 1 BB: 0 P: 6	R: 0 E: 0 K: 1 S: 6	H: 0 LOB: 2 BB: 1 P: 10	R: 3 E: 0 K: 0 S: 6	H: 3 LOB: 0 BB: 0 P: 6	R: 0 E: 0 K: 0 S: 4	H: 1 LOB: 1 BB: 0 P: 4	R: 0 E: 0 K: 1 S: 5	H: 0 LOB: 0 BB: 0 P: 5	R: 0 E: 0 K: 1 S: 6	H: 2 LOB: 2 BB: 0 P: 6	R: 1 E: 0 K: 2 S: 9	H: 2 LOB: 3 BB: 2 P: 17	R: 0 E: 0 K: 1 S: 5	H: 0 LOB: 0 BB: 0 P: 5	R: 0 E: 0 K: 0 S: 3	H: 1 LOB: 1 BB: 1 P: 7	1B: 6 2B: 2 3B: 0 HR: 2	SF: 0 SAC: 1 DP: 1 HBP: 0	WP: 1 PB: 0 SB: 1 CS: 0	PA: 43			
PITCHER	IP	WLS	BF	H	R	ER	SO	BB	IBB	HBP	BLK	WP	HR	S	P	ERA	WHIP										
John Montefusco, R (1. 1) ERA: 3.92	5.0		22	5	3	3	2	1	0	0	0	0	2	25	29	5.40	1.200										
Tom Griffin, R (6. 1) ERA: 4.1	1.0		3	0	0	0	1	0	0	0	0	0	0	5	5	0.00	0.000										
Gary Lavelle, L (7. 1) ERA: 2.79	1.0		4	2	0	0	1	0	0	0	0	0	0	6	6	0.00	2.000										
Greg Minton, R (8. 1) ERA: 3.16	0.2		5	2	1	1	1	1	0	0	0	0	0	6	10	13.50	4.500										
Al Holland, L (8. 1) ERA: 1.31	2.1	W	9	1	0	0	2	1	1	0	0	1	0	11	19	0.00	0.857										



Batter	1	2	3	4	5	6	7	8	9	AB R H RBI BB SO LOB	TOP																						
Gene Richards, L (1, 7) OBP: 0.360, SLG: 0.359 Paul Dade, R (8, PR) OBP: 0.333, SLG: 0.209 (8, 7)	0-0 F7			0-0 4-3	0-3 K			0-0 FC5-4 1B		4 0 1 0 0 1 1 0 1 0 0 0 0 0	San Diego Padres @ San Francisco Giants Candlestick Park, San Francisco, CA Thu Jul 10 1980, 10:05 PM EDT Att. 8,175 - Unknown livebaseballscorecards.com																						
Ozzie Smith, S (1, 6) OBP: 0.322, SLG: 0.271	0-0 F7			0-0 S 1B		0-0 6-3		0-0 FC5-4 1B		4 1 2 0 0 0 0																							
Jerry Mumphrey, S (1, 8) OBP: 0.316, SLG: 0.327	0-3 K			0-0 F9		0-0 FC6-4 1B		0-0 F8		4 0 1 0 0 1 3																							
Dave Winfield, R (1, 9) OBP: 0.390, SLG: 0.459		0-0 F2		4-0 1B BB		0-0 FC6-4 1-2f		0-0 FC5-4 1-2f 2-3		3 0 0 0 1 0 3																							
Willie Montanez, L (1, 3) OBP: 0.301, SLG: 0.340		0-0 6-3		0-0 1-3 2-H 1B		0-3 K		0-0 1-2 3-H 1B		4 0 2 2 0 1 1																							
Gene Tenace, R (1, 2) OBP: 0.386, SLG: 0.370		0-0 5-3		0-0 F6		0-3 K	0-3 K	0-3 K		4 0 0 0 0 2 4																							
Aurelio Rodriguez, R (1, 5) OBP: 0.224, SLG: 0.303 Tim Flannery, L (9, PH) OBP: 0.369, SLG: 0.380			4-0 CS BB		0-3 K		0-0 5-3		0-0 3-1	2 0 0 0 1 1 0 1 0 0 0 0 0 0																							
Dave Cash, R (1, 4) OBP: 0.286, SLG: 0.268 Kurt Bevacqua, R (9, PH) OBP: 0.338, SLG: 0.424			0-0 F7 1-2		0-3 K		0-0 2B		0-0 F8	3 0 1 0 0 1 1 1 0 0 0 0 0 0																							
Randy Jones, R (1, 1) OBP: 0.097, SLG: 0.067 Gary Lucas, L (4, 1) OBP: 0.250, SLG: 0.217 Fred Kendall, R (5, PH) OBP: 0.296, SLG: 0.296 Eric Rasmussen, R (5, 1) OBP: 0.126, SLG: 0.250 Von Joshua, L (7, PH) OBP: 0.333, SLG: 0.432 Dennis Kinney, L (7, 1) OBP: 0.286, SLG: 0.167 Jerry Turner, L (9, PH) OBP: 0.306, SLG: 0.378			0-0 4-3		0-0 1B		0-0 F8		0-0 1-3	1 0 0 0 0 0 0 0 0 0 0 0 0 0 1 0 0 1 0 0 0 0 0 0 0 0 0 0 1 0 0 0 0 0 1 0 0 0 0 0 0 0 1 0 0 0 0 0 0																							
Inning Stats	R: 0 E: 0 K: 1 S: 5	H: 0 LOB: 0 BB: 0 P: 5	R: 0 E: 0 K: 0 S: 3	H: 0 LOB: 0 BB: 0 P: 3	R: 0 E: 0 K: 0 S: 2	H: 0 LOB: 0 BB: 1 P: 6	R: 1 E: 0 K: 0 S: 5	H: 2 LOB: 2 BB: 1 P: 9	R: 0 E: 0 K: 3 S: 10	H: 1 LOB: 1 BB: 0 P: 10	R: 0 E: 0 K: 1 S: 6	H: 1 LOB: 1 BB: 0 P: 6	R: 0 E: 0 K: 1 S: 6	H: 1 LOB: 1 BB: 0 P: 6	R: 1 E: 0 K: 1 S: 8	H: 3 LOB: 2 BB: 0 P: 8	R: 0 E: 0 K: 0 S: 3	H: 0 LOB: 0 BB: 0 P: 3	1B: 7 2B: 1 3B: 0 HR: 0	SF: 0 SAC: 0 DP: 0 HBP: 0	WP: 0 PB: 0 SB: 1 CS: 1	PA: 36											
PITCHER Bob Knepper, L (1, 1) ERA: 4.06	IP 9.0	WLS W	BF 36	H 8	R 2	ER 2	SO 7	BB 2	IBB 0	HBP 0	BLK 0	WP 0	HR 0	S 48	P 56	ERA 2.00	WHIP 1.111																
											PITCHER	IP	WLS	BF	H	R	ER	SO	BB	IBB	HBP	BLK	WP	HR	S	P	ERA	WHIP					



Batter	1	2	3	4	5	6	7	8	9
Bill North, S OBP: 0.362, SLG: 0.292 (1, 8)	0-0 G3	4-0 BB	0-0 FC6-4		0-0 E6		4-0 G6-3 BB		
Darrell Evans, L OBP: 0.329, SLG: 0.375 (1, 5) (5, 3)	0-0 1B	0-3 K		0-0 F8	0-0 1B		0-0 G6-3		
Jack Clark, R OBP: 0.383, SLG: 0.545 (1, 9)	0-0 3-1 2-H 1B		4-0 1B	4-0 E 1B	0-0 F8		4-0 G5-4-3 BB		
Larry Herndon, R OBP: 0.279, SLG: 0.356 (1, 7)	4-0 3-1 1-2 BB		0-0 3B	0-0 1B SF8	0-0 G4-6-3 1B		0-0 F6		
Rich Murray, R OBP: 0.281, SLG: 0.394 Joe Pettini, R OBP: 0.333, SLG: 0.333 (1, 3) (4, PH) (5, 5)	0-0 3-1 1-2 2-3		0-0 E 3B	0-0 1B	0-0 G4-6-3		0-0 G5-4-3		
Rennie Stennett, R OBP: 0.279, SLG: 0.343 (1, 4)	0-0 F6		0-0 E8 1B	0-0 1B		0-0 G4-3 1B			
Johnnie LeMaster, R OBP: 0.230, SLG: 0.315 (1, 6)		0-0 F7	0-0 6-3	0-0 SF8		0-0 G4-3			
Mike Sadek, R OBP: 0.377, SLG: 0.321 (1, 2)		0-0 SH1-3 1B	0-3 K	0-0 1B		0-0 F8			
Bob Knepper, L OBP: 0.191, SLG: 0.222 (1, 1)		0-0 SH1-3 1-2	0-0 FC6-4 1B	0-0 G1			0-3 K		

Inning Stats	R: 1	H: 2	E: 0	K: 0	S: 5	LOB: 2	BB: 1	P: 9	R: 0	H: 1	E: 0	K: 1	S: 6	LOB: 2	BB: 1	P: 10	R: 4	H: 4	E: 1	K: 1	S: 9	LOB: 1	BB: 1	P: 13	R: 3	H: 4	E: 1	K: 0	S: 7	LOB: 2	BB: 1	P: 11	R: 1	H: 2	E: 0	K: 0	S: 3	LOB: 0	BB: 0	P: 3	R: 0	H: 0	E: 0	K: 1	S: 4	LOB: 0	BB: 1	P: 8	R: 0	H: 0	E: 0	K: 0	S: 2	LOB: 0	BB: 1	P: 6
--------------	------	------	------	------	------	--------	-------	------	------	------	------	------	------	--------	-------	-------	------	------	------	------	------	--------	-------	-------	------	------	------	------	------	--------	-------	-------	------	------	------	------	------	--------	-------	------	------	------	------	------	------	--------	-------	------	------	------	------	------	------	--------	-------	------

PITCHER	IP	WLS	BF	H	R	ER	SO	BB	IBB	HBP	BLK	WP	HR	S	P	ERA	WHIP
Randy Jones, L ERA: 3.4 (1, 1)	3.0	L	19	7	5	4	2	3	0	0	0	0	0	20	32	12.00	3.333
Gary Lucas, L ERA: 3.7 (4, 1)	1.0		8	4	3	3	0	1	0	0	0	0	0	7	11	27.00	5.000
Eric Rasmussen, R ERA: 5.2 (5, 1)	2.0		8	3	1	0	0	0	0	0	0	0	0	8	8	0.00	1.500
Dennis Kinney, L ERA: 3.02 (7, 1)	2.0		6	0	0	0	1	2	0	0	0	0	0	6	14	0.00	1.000

BOTTOM

San Diego Padres @ San Francisco Giants
Candlestick Park, San Francisco, CA

Thu Jul 10 1980, 10:05 PM EDT
Att. 8,175 - Unknown

AB	33
R	9
H	14
RBI	9
BB	6
SO	3
LOB	18

livebaseballscorecards.com

1B:	11	SF:	1	WP:	0	PA:	41
2B:	2	SAC:	1	PB:	0		
3B:	1	DP:	4	SB:	0		
HR:	0	HBP:	0	CS:	0		

GIANTS

Batter	1	2	3	4	5	6	7	8	9	AB R H RBI BB SO LOB	TOP			
Gene Richards, L (1, 7) OBP: 0.363, SLG: 0.370	0-0 FC4-6 1B		0-0 F8		0-0 6-3		0-0 4-3 3B		0-0 G5-4-3 1B	5 1 3 1 0 0 0				
Ozzie Smith, S (1, 6) OBP: 0.320, SLG: 0.270	0-0 FC4-6 CS 1-2f		0-0 F7			0-0 1B E 1B	0-0 4-3		0-0 G5-4-3 1-2f	5 1 1 1 0 0 2				
Jerry Mumphrey, S (1, 8) OBP: 0.322, SLG: 0.337	0-0 1-2 2B		0-0 4-3			0-0 1B E 1B	0-0 1B			4 0 3 0 0 0 0				
Dave Winfield, R (1, 9) OBP: 0.388, SLG: 0.456	0-0 6-3			0-0 G5-3 1B 1B		0-0 E7 1-2 3-H E	0-0 6-3			4 0 1 0 0 0 3				
Willie Montanez, L (1, 3) OBP: 0.297, SLG: 0.336		0-0 6-3		0-0 F7		0-0 F7		0-0 F5		4 0 0 0 0 0 3				
Tim Flannery, L (1, 5) OBP: 0.364, SLG: 0.373		0-0 F7		0-0 1-2 1B		0-0 E6 1-2 2-3 L3		0-0 F2		4 0 1 0 0 0 2				
Gene Tenace, R (1, 2) OBP: 0.387, SLG: 0.372 Dennis Kinney, L (4, 1) OBP: 0.286, SLG: 0.167 Jerry Turner, L (6, PH) OBP: 0.303, SLG: 0.375 Bob Shirley, R (6, 1) Kurt Bevacqua, R (8, PH) OBP: 0.348, SLG: 0.433 Rollie Fingers, R (8, 1) OBP: 0.222, SLG: 0.444		0-0 1B 1B		0-0 G5-3 2-3f		0-0 L3 1-2		0-0 1B		2 0 1 0 0 0 2 0 0 0 0 0 0 0 1 0 0 0 0 0 3 0 0 0 0 0 0 0 1 0 1 0 0 0 0 0 0 0 0 0 0 0				
Dave Cash, R (1, 4) OBP: 0.286, SLG: 0.268		0-0 1-2 1B			0-0 6-3		0-0 4-3	0-0 1-3		4 0 1 0 0 0 1				
John Curtis, L (1, 1) OBP: 0.188, SLG: 0.167 John D'Acquisto, R (2, 1) Bill Fahey, L (4, 2) Aurelio Rodriguez, R (9, PH) OBP: 0.223, SLG: 0.301		0-0 4-3			0-0 F6		0-0 3B 1B		0-0 F7	1 0 0 0 0 0 2 0 0 0 0 0 0 0 2 1 1 0 0 0 0 1 0 0 0 0 0 0				
Inning Stats	R: 0 E: 0 K: 0 S: 4 H: 2 LOB: 1 BB: 0 P: 4	R: 0 E: 0 K: 0 S: 5 H: 2 LOB: 2 BB: 0 P: 5	R: 0 E: 0 K: 0 S: 3 H: 0 LOB: 0 BB: 0 P: 3	R: 0 E: 0 K: 0 S: 4 H: 2 LOB: 1 BB: 0 P: 4	R: 0 E: 0 K: 0 S: 3 H: 0 LOB: 0 BB: 0 P: 3	R: 1 E: 2 K: 0 S: 6 H: 2 LOB: 2 BB: 0 P: 6	R: 2 E: 0 K: 0 S: 6 H: 3 LOB: 1 BB: 0 P: 6	R: 0 E: 0 K: 0 S: 4 H: 1 LOB: 1 BB: 0 P: 4	R: 0 E: 0 K: 0 S: 3 H: 1 LOB: 0 BB: 0 P: 3	1B: 11 2B: 2 3B: 1 HR: 0 SF: 0 SAC: 0 DP: 3 HBP: 0	WP: 0 PB: 0 SB: 0 CS: 1 PA: 38			
PITCHER	IP WLS BF H R ER SO BB IBB HBP BLK WP HR S P ERA WHIP												PITCHER	IP WLS BF H R ER SO BB IBB HBP BLK WP HR S P ERA WHIP
Ed Whitson, R (1, 1) ERA: 3.14	7.0 W 31 11 3 3 0 0 0 0 0 0 0 0 31 31 3.86 1.571													
Gary Lavelle, L (8, 1) ERA: 2.66	2.0 7 2 0 0 0 0 0 0 0 0 0 0 7 7 0.00 1.000													

San Diego Padres @ San Francisco Giants
Candlestick Park, San Francisco, CA

AB	38
R	3
H	13
RBI	2
BB	0
SO	0
LOB	18



Fri Jul 11 1980, 6:33 AM EDT
Att. 7,782 - Unknown

livebaseballscorecards.com

Batter	1	2	3	4	5	6	7	8	9	AB	R	H	RBI	BB	SO	LOB
Bill North, S OBP: 0.367, SLG: 0.293 (1, 8)	0-0 4-3 S 1B	4-0 WP S 1B BB		4-0 1B FC6-4 BB	0-0 6-3			0-0 L5		3	3	1	0	2	0	0
Darrell Evans, L OBP: 0.331, SLG: 0.377 (1, 3)	0-0 4-3	0-0 F7		0-0 FC6-4 BB 1-3 1B		0-0 G6-4-3 1B				4	1	2	0	0	0	2
Jack Clark, R OBP: 0.388, SLG: 0.545 (1, 9)	0-0 BB CS 1B	4-0 WP 1B IBB		4-0 FC6-4 1-2 BB		0-0 G6-4-3 1-2f				2	2	1	1	2	0	1
Larry Herndon, R OBP: 0.274, SLG: 0.349 (1, 7)	0-0 F7	0-3 K 1B		0-0 FC6-4 1-2 1B		0-0 F2				4	0	0	1	0	1	5
Rennie Stennett, R OBP: 0.287, SLG: 0.348 (1, 4)	4-0 BB 1B	0-0 1-3 2-H 3-H 1B		0-0 1-3 3-H 1B		0-0 F4				3	1	2	3	1	0	0
Joe Pettini, R OBP: 0.286, SLG: 0.167 (1, 5)	4-0 1B 1-2 2-3 BB	0-0 F9		0-0 F3		0-0 5-3				3	0	0	0	1	0	4
Johnnie LeMaster, R OBP: 0.230, SLG: 0.314 (1, 6)	0-0 FC6-4 1-3 2-H 3-H 1B		0-0 5-3	0-0 5-3		0-0 F9				4	0	1	2	0	0	2
Mike Sadek, R OBP: 0.354, SLG: 0.298 (1, 2)	0-0 FC6-4 1-2f		0-0 F8		0-0 5-3		0-0 F7			4	0	0	0	0	0	2
Ed Whitson, R OBP: 0.116, SLG: 0.095 (1, 1)		0-3 K	0-0 6-3		0-3 K		0-3 K			3	0	0	0	0	2	0
Gary Lavelle, S (8, 1)										1	0	0	0	0	1	0

Inning Stats	R: 3	H: 3	E: 0	K: 0	S: 6	LOB: 2	BB: 2	P: 14	R: 2	H: 1	E: 0	K: 2	S: 9	LOB: 2	BB: 2	P: 17	R: 0	H: 0	E: 0	K: 0	S: 3	LOB: 0	BB: 0	P: 3	R: 2	H: 2	E: 0	K: 0	S: 5	LOB: 2	BB: 2	P: 13	R: 0	H: 0	E: 0	K: 1	S: 5	LOB: 0	BB: 0	P: 5	R: 0	H: 1	E: 0	K: 0	S: 3	LOB: 0	BB: 0	P: 3	R: 0	H: 0	E: 0	K: 0	S: 3	LOB: 0	BB: 0	P: 3	R: 0	H: 0	E: 0	K: 1	S: 5	LOB: 0	BB: 0	P: 5
--------------	------	------	------	------	------	--------	-------	-------	------	------	------	------	------	--------	-------	-------	------	------	------	------	------	--------	-------	------	------	------	------	------	------	--------	-------	-------	------	------	------	------	------	--------	-------	------	------	------	------	------	------	--------	-------	------	------	------	------	------	------	--------	-------	------	------	------	------	------	------	--------	-------	------

PITCHER	IP	WLS	BF	H	R	ER	SO	BB	IBB	HBP	BLK	WP	HR	S	P	ERA	WHIP
John Curtis, L ERA: 4.66 (1, 1)	1.2	L	14	4	5	3	2	3	1	0	0	1	0	14	30	16.20	4.200
John D'Acquisto, R ERA: 3.02 (2, 1)	1.2		9	2	2	2	0	2	0	0	0	0	0	7	15	10.80	2.400
Dennis Kinney, L ERA: 2.91 (4, 1)	1.2		5	0	0	0	1	0	0	0	0	0	0	7	7	0.00	0.000
Bob Shirley, L ERA: 3.05 (6, 1)	2.0		6	1	0	0	0	0	0	0	0	0	0	6	6	0.00	0.500
Rollie Fingers, R ERA: 2.85 (8, 1)	1.0		3	0	0	0	1	0	0	0	0	0	0	5	5	0.00	0.000


BOTTOM

San Diego Padres @ San Francisco Giants
Candlestick Park, San Francisco, CA

Fri Jul 11 1980, 6:33 AM EDT
Att. 7,782 - Unknown

AB	31
R	7
H	7
RBI	7
BB	6
SO	4
LOB	16

livebaseballscorecards.com



WP	PA	ERA	WHIP
1	37		

Batter	1	2	3	4	5	6	7	8	9	AB	R	H	RBI	BB	SO	LOB	TOP
Bill North, S (1, 8) OBP: 0.377, SLG: 0.295 										2	2	1	0	4	0	0	
Max Venable, L (1, 7) OBP: 0.343, SLG: 0.371 Jim Wohlford, R (6, PH) OBP: 0.269, SLG: 0.319 Terry Whitfield, L (6, PH) OBP: 0.307, SLG: 0.336 										3	1	2	2	0	1	1	
Jack Clark, R (1, 9) OBP: 0.388, SLG: 0.553 										5	1	2	3	0	1	5	
Darrell Evans, L (1, 3) OBP: 0.335, SLG: 0.377 										3	0	1	1	2	0	4	
Rennie Stennett, R (1, 4) OBP: 0.289, SLG: 0.343 										3	0	0	0	2	0	4	
Joe Pettini, R (1, 5) OBP: 0.167, SLG: 0.091 										5	0	0	0	0	0	5	
Johnnie LeMaster, R (1, 6) OBP: 0.233, SLG: 0.311 										3	2	0	0	2	0	2	
Mike Sadek, R (1, 2) OBP: 0.371, SLG: 0.288 										2	0	0	0	3	1	1	
John Montefusco, R (1, 1) OBP: 0.097, SLG: 0.034 Roger Metzger, S (6, PH) OBP: 0.120, SLG: 0.043 Gary Lavelle, S (6, 1) Greg Minton, S (9, 1) 										2	0	0	0	0	2	2	
Inning Stats R: 0 H: 0 E: 0 K: 1 S: 5 H: 0 LOB: 2 BB: 2 P: 13 R: 0 H: 0 E: 0 K: 1 S: 5 H: 0 LOB: 1 BB: 1 P: 9 R: 2 H: 2 E: 0 K: 1 S: 7 H: 2 LOB: 1 BB: 1 P: 11 R: 1 H: 1 E: 0 K: 1 S: 5 H: 1 LOB: 1 BB: 2 P: 13 R: 0 H: 1 E: 0 K: 0 S: 3 H: 1 LOB: 1 BB: 1 P: 7 R: 1 H: 1 E: 0 K: 0 S: 4 H: 1 LOB: 3 BB: 3 P: 16 R: 0 H: 0 E: 0 K: 1 S: 5 H: 0 LOB: 2 BB: 2 P: 13 R: 3 H: 3 E: 0 K: 0 S: 6 H: 3 LOB: 1 BB: 1 P: 10 R: 0 H: 0 E: 0 K: 2 S: 7 H: 0 LOB: 0 BB: 0 P: 7 1B: 6 SF: 0 2B: 1 SAC: 1 3B: 0 DP: 0 HR: 1 HBP: 0 WP: 1 PA: 47 PB: 0 SB: 2 CS: 2																	
PITCHER Bruce Berenyi, R (1, 1) ERA: 16.88 Dave Tomlin, L (6, 1) ERA: 5.31 Paul Moskau, R (6, 1) ERA: 3.68 Doug Bair, R (7, 1) ERA: 5.36	IP	WLS	BF	H	R	ER	SO	BB	IBB	HBP	BLK	WP	HR	S	P	ERA	WHIP
	5.0		26	4	4	4	4	9	0	0	0	1	0	25	61	7.20	2.600
	0.1		2	0	0	0	0	0	1	0	0	0	0	1	5	0.00	0.000
	0.2		3	1	0	0	0	0	0	0	0	0	0	3	3	0.00	1.500
	3.0	L	15	3	3	3	3	2	1	0	0	0	1	18	30	9.00	1.667

San Francisco Giants @ Cincinnati Reds
 Riverfront Stadium, Cincinnati, OH
 Sat Jul 12 1980, 7:05 PM EDT
 Unknown

livebaseballscorecards.com

AB	32
R	7
H	8
RBI	7
BB	13
SO	7
LOB	26



BOTTOM

San Francisco Giants @ Cincinnati Reds
Riverfront Stadium, Cincinnati, OH

livebaseballscorecards.com

AB	31
R	4
H	8
RBI	4
BB	5
SO	7
LOB	17



WP	1	PA	38
PB	0		
SB	2		
CS	0		

Sat Jul 12 1980, 7:05 PM EDT
Unknown

AB R H RBI BB SO LOB

5	1	2	0	0	1	3
5	0	2	1	0	1	2
2	0	0	1	1	0	3
4	0	0	0	0	2	2
2	1	1	0	2	0	0
4	1	1	1	0	1	3
3	0	1	0	1	0	0
3	1	1	1	1	0	1
1	0	0	0	0	0	1
0	0	0	0	0	0	0
0	0	0	0	0	0	0
1	0	0	0	0	0	0
0	0	0	0	0	0	0
1	0	0	0	0	1	1

Batter	1	2	3	4	5	6	7	8	9
Dave Collins, S (1, 8) OBP: 0.346, SLG: 0.355	0-0 F8	0-0 FC3-2 1B		0-3 K			0-0 SF8 3B		0-0
Dave Concepcion, R (1, 6) OBP: 0.293, SLG: 0.344	0-0	0-0			0-3 K		0-0 6-3		0-0 F8
Ken Griffey, L (1, 9) OBP: 0.382, SLG: 0.457	0-0 F7	0-0 F9			4-0		0-0 SF8		0-0
George Foster, R (1, 7) OBP: 0.328, SLG: 0.420	0-3 K		0-0 F7		0-3 K		0-0 5-3		0-0
Dan Driessen, L (1, 3) OBP: 0.401, SLG: 0.478		0-0	0-0 F7		4-0			4-0	
Ray Knight, R (1, 5) OBP: 0.322, SLG: 0.475		0-0	0-0 P5		0-3 K			0-0	0-0
Joe Nolan, L (1, 2) OBP: 0.348, SLG: 0.379		0-0		4-0			0-0 F8		0-0
Junior Kennedy, R (1, 4) OBP: 0.351, SLG: 0.373		0-0		0-0			0-0 F8		0-0
Bruce Berenyi, R (1, 1) Dave Tomlin, L (6, 1) Paul Moskau, R (6, 1) Rick Auerbach, R (6, PH) Doug Bair, R (7, 1) Johnny Bench, R (9, PH)		0-3		0-0			0-0 F7		0-3

Inning Stats	R: 0 E: 0 K: 1 S: 6	H: 1 LOB: 1 BB: 0 P: 6	R: 3 E: 0 K: 1 S: 10	H: 5 LOB: 2 BB: 0 P: 10	R: 0 E: 0 K: 0 S: 3	H: 0 LOB: 0 BB: 0 P: 3	R: 0 E: 0 K: 1 S: 5	H: 0 LOB: 1 BB: 0 P: 9	R: 0 E: 0 K: 3 S: 9	H: 0 LOB: 2 BB: 2 P: 17	R: 0 E: 0 K: 0 S: 3	H: 0 LOB: 0 BB: 0 P: 3	R: 1 E: 0 K: 0 S: 4	H: 1 LOB: 0 BB: 0 P: 4	R: 0 E: 0 K: 0 S: 2	H: 0 LOB: 0 BB: 1 P: 6	R: 0 E: 0 K: 1 S: 5	H: 1 LOB: 1 BB: 1 P: 9	1B: 5 2B: 2 3B: 1 HR: 0	SF: 1 SAC: 1 DP: 1 HBP: 0	WP: 1 PB: 0 SB: 2 CS: 0	PA: 38
---------------------	------------------------------	---------------------------------	-------------------------------	----------------------------------	------------------------------	---------------------------------	------------------------------	---------------------------------	------------------------------	----------------------------------	------------------------------	---------------------------------	------------------------------	---------------------------------	------------------------------	---------------------------------	------------------------------	---------------------------------	----------------------------------	------------------------------------	----------------------------------	--------

PITCHER	IP	WLS	BF	H	R	ER	SO	BB	IBB	HBP	BLK	WP	HR	S	P	ERA	WHIP
John Montefusco, R (1, 1) ERA: 3.99	5.0		24	6	3	3	6	2	1	0	0	0	0	33	45	5.40	1.600
Gary Lavelle, L (6, 1) ERA: 2.68	3.0	W	11	1	1	1	0	2	0	0	0	0	0	9	17	3.00	1.000
Greg Minton, R (9, 1) ERA: 3.08	1.0	S	3	1	0	0	1	0	0	0	0	1	0	5	5	0.00	1.000

Batter	1	2	3	4	5	6	7	8	9	AB R H RBI BB SO LOB	TOP															
Larry Herndon, R (1, 8) OBP: 0.276, SLG: 0.350	0-3 K		0-0 CS 1B		0-0 FC6-4 G6-4-3	0-3 K		0-0 1B		5 0 2 1 0 2 3																
Joe Strain, R (1, 4) OBP: 0.338, SLG: 0.331	0-0 F9		0-0 5-3		0-0 G6-4-3	0-0 1B		0-0 F7		5 0 1 1 0 0 4																
Jack Clark, R (1, 9) OBP: 0.394, SLG: 0.570	4-0 BB			0-0 1B 2B		0-0 HR K		0-0 1B		4 2 3 1 1 1 2																
Darrell Evans, L (1, 3) OBP: 0.336, SLG: 0.387	0-0 L8			0-0 L4-6 E 1B		0-0 HR	0-0 F7		0-3 K	5 1 2 2 0 1 2																
Terry Whitfield, L (1, 7) OBP: 0.310, SLG: 0.338		0-0 4-3		0-0 E5 FC6-4		0-0 1B WP 1B	0-0 F8		0-0 HR 1B	5 2 2 0 0 0 1																
Milt May, L (1, 2) OBP: 0.342, SLG: 0.422		0-0 F8		0-0 L4-6		0-0 SH1-4 1B 1B	0-0 F9		0-0 HR	5 2 2 2 0 0 2																
Joe Pettini, R (1, 5) OBP: 0.235, SLG: 0.188		0-0 F9		0-0 FC6-4		0-0 1B SH1-4 1B		0-0 F8	0-0 1B	5 1 2 1 0 0 1																
Johnnie LeMaster, R (1, 6) OBP: 0.240, SLG: 0.326			0-0 1B SH3-4 1B		0-0 HR	0-0 SH1-4		4-0 1B SH3 BB	0-0 P6	3 2 2 1 1 0 1																
Bill Bordley, R (1, 1) OBP: 0.667, SLG: 0.500			0-0 SH3-4		4-0 FC6-4 BB	0-0 1B		0-0 SH3		0 0 0 0 1 0 0																
Jim Wohlford, R (6, PH) OBP: 0.275, SLG: 0.325										1 0 1 1 0 0 0																
Tom Griffin, R (6, 1)										0 0 0 0 0 0 0																
Greg Minton, S (8, 1)										0 0 0 0 0 0 0																
Inning Stats	R: 0 E: 0 K: 1 S: 5	H: 0 LOB: 1 BB: 1 P: 9	R: 0 E: 0 K: 0 S: 3	H: 0 LOB: 0 BB: 0 P: 3	R: 0 E: 0 K: 0 S: 4	H: 2 LOB: 1 BB: 0 P: 4	R: 1 E: 1 K: 0 S: 5	H: 2 LOB: 1 BB: 0 P: 5	R: 1 E: 0 K: 0 S: 3	H: 1 LOB: 0 BB: 1 P: 7	R: 5 E: 0 K: 2 S: 14	H: 7 LOB: 2 BB: 0 P: 14	R: 0 E: 0 K: 0 S: 3	H: 0 LOB: 0 BB: 0 P: 3	R: 1 E: 0 K: 0 S: 4	H: 1 LOB: 1 BB: 1 P: 8	R: 2 E: 0 K: 1 S: 8	H: 4 LOB: 1 BB: 0 P: 8	1B: 12 2B: 3 3B: 0 HR: 4	SF: 0 SAC: 3 DP: 3 HBP: 0	WP: 1 PB: 0 SB: 0 CS: 2	PA: 44				
PITCHER	IP WLS BF H R ER SO BB IBB HBP BLK WP HR S P ERA WHIP	IP WLS BF H R ER SO BB IBB HBP BLK WP HR S P ERA WHIP	IP WLS BF H R ER SO BB IBB HBP BLK WP HR S P ERA WHIP	IP WLS BF H R ER SO BB IBB HBP BLK WP HR S P ERA WHIP	IP WLS BF H R ER SO BB IBB HBP BLK WP HR S P ERA WHIP	IP WLS BF H R ER SO BB IBB HBP BLK WP HR S P ERA WHIP	IP WLS BF H R ER SO BB IBB HBP BLK WP HR S P ERA WHIP	IP WLS BF H R ER SO BB IBB HBP BLK WP HR S P ERA WHIP	IP WLS BF H R ER SO BB IBB HBP BLK WP HR S P ERA WHIP	IP WLS BF H R ER SO BB IBB HBP BLK WP HR S P ERA WHIP	IP WLS BF H R ER SO BB IBB HBP BLK WP HR S P ERA WHIP	IP WLS BF H R ER SO BB IBB HBP BLK WP HR S P ERA WHIP	IP WLS BF H R ER SO BB IBB HBP BLK WP HR S P ERA WHIP	IP WLS BF H R ER SO BB IBB HBP BLK WP HR S P ERA WHIP	IP WLS BF H R ER SO BB IBB HBP BLK WP HR S P ERA WHIP	IP WLS BF H R ER SO BB IBB HBP BLK WP HR S P ERA WHIP	IP WLS BF H R ER SO BB IBB HBP BLK WP HR S P ERA WHIP	IP WLS BF H R ER SO BB IBB HBP BLK WP HR S P ERA WHIP	IP WLS BF H R ER SO BB IBB HBP BLK WP HR S P ERA WHIP	IP WLS BF H R ER SO BB IBB HBP BLK WP HR S P ERA WHIP	IP WLS BF H R ER SO BB IBB HBP BLK WP HR S P ERA WHIP	IP WLS BF H R ER SO BB IBB HBP BLK WP HR S P ERA WHIP	IP WLS BF H R ER SO BB IBB HBP BLK WP HR S P ERA WHIP	IP WLS BF H R ER SO BB IBB HBP BLK WP HR S P ERA WHIP	IP WLS BF H R ER SO BB IBB HBP BLK WP HR S P ERA WHIP	IP WLS BF H R ER SO BB IBB HBP BLK WP HR S P ERA WHIP

San Francisco Giants @ Cincinnati Reds
Riverfront Stadium, Cincinnati, OH
Sat Jul 12 1980, 7:05 PM EDT
Att: 35,584 - Unknown

livebaseballscorecards.com

AB	38
R	10
H	17
RBI	10
BB	3
SO	4
LOB	16



BOTTOM

San Francisco Giants @ Cincinnati Reds
Riverfront Stadium, Cincinnati, OH

livebaseballscorecards.com

AB	35
R	7
H	11
RBI	7
BB	6
SO	2
LOB	12



WP:	0	PA:	41
PB:	0	SB:	2
CS:	0		

Sat Jul 12 1980, 7:05 PM EDT
Att. 35,584 - Unknown

AB R H RBI BB SO LOB

4 1 1 0 1 0 2
4 0 0 0 0 0 2
0 0 0 0 0 0 0
1 0 1 0 0 0 0

3 1 2 0 2 0 0

5 2 4 5 0 0 1

5 1 1 1 0 0 5

3 0 0 0 1 0 0

4 1 0 0 0 0 1

3 0 2 1 0 1 0
1 0 0 0 0 0 0

2 0 0 0 0 1 1
0 0 0 0 0 0 0
0 0 0 0 0 0 0
0 0 0 0 1 0 0
0 1 0 0 1 0 0

1B: 7 SF: 0
2B: 1 SAC: 0
3B: 0 DP: 1
HR: 3 HBP: 0

Batter	1	2	3	4	5	6	7	8	9
Dave Collins, S (1, 8) OBP: 0.347, SLG: 0.354	4-0 F9 S 1B BB		0-0 L7		0-0 1B		0-0 FC4-6 S 1-2f		0-0 F9
Junior Kennedy, R (1, 4) OBP: 0.346, SLG: 0.368	0-0 F9		0-0 4-3		0-0 F7		0-0 F8 1-2		0-0 1B 1B 1B
Tom Hume, R (8, 1) OBP: 0.167, SLG: 0.333	1-3								
Ken Griffey, L (9, PH) OBP: 0.384, SLG: 0.459									
Dave Concepcion, R (1, 6) OBP: 0.300, SLG: 0.347	4-0 G5-3 1B BB		0-0 FC5-4 1B		4-3			4-0 HR BB	0-0 1B 1B
George Foster, R (1, 7) OBP: 0.337, SLG: 0.453	0-0 1-2 3-H 1B		0-0 FC5-4 1-2f					0-0 1-H HR	0-0 FC5-4 1B
Johnny Bench, R (1, 2) OBP: 0.361, SLG: 0.532	0-0 G5-3 2-3f				0-0 HR		0-0 F7	0-0 F2	0-0 FC5-4
Ray Knight, R (1, 5) OBP: 0.322, SLG: 0.470		0-0 6-3		4-0 FC5-4 BB		0-0 5-3		0-0 F9	
Dan Driessen, L (1, 3) OBP: 0.396, SLG: 0.471			0-0 F7		0-0 FC5-4 2B 1-2f		0-0 4-3		0-0 4-3
Hector Cruz, R (1, 9) OBP: 0.250, SLG: 0.292					0-0 2B 1-H		0-3 K		0-0 F8
Cesar Geronimo, L (9, PH) OBP: 0.328, SLG: 0.324									
Michael LaCoss, R (1, 1) OBP: 0.111, SLG: 0.114					0-3 K				4-0 1B 1B BB
Dave Tomlin, L (6, 1)									
Paul Moskau, R (6, 1) OBP: 0.100, SLG: 0.150									
Harry Spilman, L (7, PH) OBP: 0.328, SLG: 0.410									
Ron Oester, S (8, 4) OBP: 0.317, SLG: 0.351									

Inning Stats	R: 1	H: 1	E: 0	LOB: 1	K: 0	S: 3	R: 0	H: 1	E: 0	LOB: 1	K: 0	S: 4	R: 0	H: 1	E: 0	LOB: 0	K: 0	S: 6	R: 0	H: 1	E: 0	LOB: 0	K: 0	S: 3	R: 0	H: 0	E: 0	LOB: 1	K: 1	S: 5	R: 2	H: 1	E: 0	LOB: 0	K: 0	S: 4	R: 1	H: 3	E: 0	LOB: 3	K: 0	S: 6	1B: 7	SF: 0	2B: 1	SAC: 0	3B: 0	DP: 1	HR: 3	HBP: 0	WP: 0	PA: 41
--------------	------	------	------	--------	------	------	------	------	------	--------	------	------	------	------	------	--------	------	------	------	------	------	--------	------	------	------	------	------	--------	------	------	------	------	------	--------	------	------	------	------	------	--------	------	------	-------	-------	-------	--------	-------	-------	-------	--------	-------	--------

PITCHER	IP	WLS	BF	H	R	ER	SO	BB	IBB	HBP	BLK	WP	HR	S	P	ERA	WHIP
Bill Bordley, L (1, 1) ERA: 4.91	5.0	W	21	6	3	3	1	3	0	0	0	0	1	20	32	5.40	1.800
Tom Griffin, R (6, 1) ERA: 4.76	2.0		10	2	3	3	1	2	0	0	0	0	2	10	18	13.50	2.000
Greg Minton, R (8, 1) ERA: 3.15	2.0	S	10	3	1	1	0	1	0	0	0	0	0	9	13	4.50	2.000

Batter	1	2	3	4	5	6	7	8	9	AB R H RBI BB SO LOB	TOP		
Bill North, S OBP: 0.374, SLG: 0.293 (1, 8) X	0-0 F9		0-0 F8		0-0 6-3		0-0 2B	0-3 K		5 1 1 0 0 1 3			
Darrell Evans, L OBP: 0.340, SLG: 0.394 (1, 3) X	0-0 CS 1B		0-0 BB 1B		0-0 4-3		0-0 1-H 2B		0-0 G3	5 0 3 1 0 0 1			
Jack Clark, R OBP: 0.398, SLG: 0.566 (1, 9) B B B	4-0 1-2 BB		4-0 G6-4-3 1-2 BB		0-0 F7		4-0 FC5-4 BB		0-0 F8	2 0 0 0 3 0 0			
Larry Herndon, R OBP: 0.270, SLG: 0.342 (1, 7) X	0-0 F8		0-0 G6-4-3 1-2		0-0 F8		0-0 FC5-4 1-2		0-0 4-3	5 0 0 0 0 0 5			
Joe Strain, R OBP: 0.342, SLG: 0.336 (1, 4) X		0-0 F7		0-0 F7		0-0 1B 1B		0-0 1-3 2B 1B		4 1 2 0 0 0 0			
Joe Pettini, R OBP: 0.286, SLG: 0.250 (1, 5) X		0-0 1B 1B		0-0 F3		0-0 1-2 1B		0-3 K		4 0 2 0 0 1 1			
Johnnie LeMaster, R OBP: 0.240, SLG: 0.325 (1, 6) X		0-0 1-2 1B		0-0 F7		0-0 4-3		0-0 1-3		4 0 1 0 0 0 3			
Mike Sadek, R OBP: 0.378, SLG: 0.317 (1, 2) X		0-0 P4				0-0 SH1 1B		0-0 5-3		4 0 2 1 0 0 2			
Allen Ripley, R OBP: 0.167, SLG: 0.167 (1, 1) X						0-0 SH1		0-3 K		2 0 0 0 0 1 2			
Max Venable, L OBP: 0.361, SLG: 0.371 (8, PH)						1-2		0-3 K		0 0 0 0 1 0 0			
Al Holland, R (8, 1)								0-0 BB		0 0 0 0 0 0 0			
Inning Stats	R: 0 H: 1 E: 0 LOB: 1 K: 0 BB: 1 S: 3 P: 7	R: 0 H: 2 E: 0 LOB: 2 K: 0 BB: 0 S: 5 P: 5	R: 0 H: 1 E: 0 LOB: 1 K: 0 BB: 1 S: 3 P: 7	R: 0 H: 0 E: 0 LOB: 0 K: 0 BB: 0 S: 3 P: 3	R: 0 H: 1 E: 0 LOB: 1 K: 0 BB: 0 S: 4 P: 4	R: 0 H: 2 E: 0 LOB: 2 K: 0 BB: 0 S: 5 P: 5	R: 1 H: 2 E: 0 LOB: 2 K: 1 BB: 1 S: 7 P: 11	R: 1 H: 2 E: 0 LOB: 2 K: 2 BB: 1 S: 9 P: 13	R: 0 H: 0 E: 0 LOB: 0 K: 0 BB: 0 S: 3 P: 3	1B: 9 SF: 0 2B: 2 SAC: 1 3B: 0 DP: 1 HR: 0 HBP: 0	WP: 0 PA: 40 PB: 0 SB: 0 CS: 1		
PITCHER	IP WLS BF H R ER SO BB IBB HBP BLK WP HR S P ERA WHIP											PITCHER	IP WLS BF H R ER SO BB IBB HBP BLK WP HR S P ERA WHIP
Joe Price, L ERA: 5.46 (1, 1)	7.0 L 32 10 2 2 1 3 0 0 0 0 0 0 31 43 2.57 1.857												
Mario Soto, R ERA: 4.15 (8, 1)	1.0 5 1 0 0 2 1 0 0 0 0 0 0 8 12 0.00 2.000												
Tom Hume, R ERA: 3.54 (9, 1)	1.0 3 0 0 0 0 0 0 0 0 0 0 0 3 3 0.00 0.000												

San Francisco Giants @ Cincinnati Reds
Riverfront Stadium, Cincinnati, OH

Sun Jul 13 1980, 3:33 AM EDT
Att: 25,014 - Unknown

livebaseballscorecards.com

AB	35
R	2
H	11
RBI	2
BB	4
SO	3
LOB	17



Batter	1	2	3	4	5	6	7	8	9	AB	R	H	RBI	BB	SO	LOB
Dave Collins, S (1, 8) <small>OBP: 0.349, SLG: 0.357</small> Tom Hume, R (9, 1) <small>OBP: 0.167, SLG: 0.333</small>	0-0 F8		4-0 BB		0-0 2B			0-0 F3		3	0	1	0	1	0	0
Junior Kennedy, R (1, 4) <small>OBP: 0.345, SLG: 0.366</small>	0-0 F8		0-0 F9		0-0 5-3			0-0 1B		4	0	1	0	0	0	2
Ken Griffey, L (1, 9) <small>OBP: 0.382, SLG: 0.455</small>	4-0 BB		0-0 2-3				0-0 F7	0-0 F7		3	0	0	0	1	0	2
George Foster, R (1, 7) <small>OBP: 0.339, SLG: 0.456</small>	4-0 BB			0-0 2B			0-0 5-3		0-3 K	3	0	1	0	1	1	0
Dan Driessen, L (1, 3) <small>OBP: 0.392, SLG: 0.464</small>	0-0 F4			0-0 P9			0-0 5-3		0-0 5-3	4	0	0	0	0	0	3
Ray Knight, R (1, 5) <small>OBP: 0.318, SLG: 0.464</small>		0-0 L8		0-0 6-3			0-3 K		0-0 L1	4	0	0	0	0	1	1
Joe Nolan, L (1, 2) <small>OBP: 0.333, SLG: 0.361</small>		0-0 3-1		0-0 G3			0-0 F8			3	0	0	0	0	0	1
Ron Oester, S (1, 6) <small>OBP: 0.302, SLG: 0.333</small> Sam Mejias, R (9, 8) <small>OBP: 0.319, SLG: 0.348</small>		0-0 P3			0-0 G3		0-0 4-3			3	0	0	0	0	0	0
Joe Price, R (1, 1) <small>OBP: 0.083, SLG: 0.083</small> Mario Soto, R (8, 1) <small>OBP: 0.299, SLG: 0.345</small> Dave Concepcion, R (8, 6)			0-0 F8		0-0 6-3			0-0 F9		2	0	0	0	0	0	0


Inning Stats	R: 0	H: 0	E: 0	K: 0	S: 3	R: 0	H: 0	E: 0	K: 0	S: 3	R: 0	H: 1	E: 0	K: 0	S: 4	R: 0	H: 1	E: 0	K: 0	S: 4	R: 0	H: 0	E: 0	K: 1	S: 5	R: 0	H: 1	E: 0	K: 0	S: 4	R: 0	H: 0	E: 0	K: 1	S: 5	
	0	0	0	0	11	0	0	0	0	3	0	1	0	0	4	0	0	0	0	0	4	0	0	0	5	0	1	0	0	0	0	0	0	5	0	0

BOTTOM

San Francisco Giants @ Cincinnati Reds
Riverfront Stadium, Cincinnati, OH

Sun Jul 13 1980, 3:33 AM EDT
Att. 25,014 - Unknown

AB	30
R	0
H	3
RBI	0
BB	3
SO	2
LOB	9



WP: 0	PA: 33
PB: 0	SB: 2
CS: 0	

Batter	1	2	3	4	5	6	7	8	9	AB R H RBI BB SO LOB	TOP											
Bill North, S (1, 8) OBP: 0.371, SLG: 0.291	0-3 K		0-0 F4	0-0 6-3		0-0 E5			0-0 S 1B	5 0 1 0 0 1 2												
Darrell Evans, L (1, 3) OBP: 0.344, SLG: 0.393	0-0 4-3		4-0 BB		4-0 BB	0-0 6-3			0-0 1-H 1B	3 0 1 0 2 0 2												
Jack Clark, R (1, 9) OBP: 0.395, SLG: 0.570	0-0 HR		0-0 F8		0-0 F8		0-0 4-3		0-0 6-3	5 1 1 1 0 0 2												
Larry Herndon, R (1, 7) OBP: 0.270, SLG: 0.341	0-0 5-3			0-0 F9	0-0 1B		0-0 F2			4 0 1 0 0 0 0												
Joe Strain, R (1, 4) OBP: 0.340, SLG: 0.333		0-0 6-3		0-0 5-3	0-0 G1-6-3		0-0 FC5-4 1B			4 0 1 0 0 0 2												
Joe Pettini, R (1, 5) OBP: 0.260, SLG: 0.217		0-0 F8		4-0 BB 2B		0-0 F4	0-0 FC5-4			3 1 0 0 1 0 1												
Johnnie LeMaster, R (1, 6) OBP: 0.247, SLG: 0.336		0-0 2B		4-0 1-2 2B		0-0 E 2B		0-0 F8		3 2 2 0 1 0 0												
Mike Sadek, R (1, 2) OBP: 0.385, SLG: 0.333		0-0 6-3		0-0 1-H 2-H 2B		4-0 E BB		0-3 K		3 1 1 2 1 1 1												
Alan Hargesheimer, R (1, 1) OBP: 0.500, SLG: 1.000			0-3 K		0-0 2B		0-0 F7		0-3 K	2 0 1 1 0 1 0												
Terry Whitfield, L (6, PH) OBP: 0.308, SLG: 0.335										1 0 0 0 0 0 2												
Gary Lavelle, S (6, 1)										1 0 0 0 0 1 0												
Inning Stats	R: 1 E: 0 K: 1 S: 6	H: 1 LOB: 0 BB: 0 P: 6	R: 0 E: 0 K: 0 S: 4	H: 1 LOB: 1 BB: 0 P: 4	R: 0 E: 0 K: 1 S: 5	H: 0 LOB: 1 BB: 1 P: 9	R: 3 E: 0 K: 0 S: 5	H: 2 LOB: 1 BB: 2 P: 13	R: 0 E: 0 K: 0 S: 3	H: 1 LOB: 1 BB: 1 P: 7	R: 1 E: 1 K: 0 S: 5	H: 1 LOB: 2 BB: 1 P: 9	R: 0 E: 0 K: 0 S: 4	H: 1 LOB: 1 BB: 0 P: 4	R: 0 E: 0 K: 2 S: 7	H: 0 LOB: 0 BB: 0 P: 7	R: 0 E: 0 K: 0 S: 3	H: 2 LOB: 0 BB: 0 P: 3	1B: 4 2B: 4 3B: 0 HR: 1	SF: 0 SAC: 0 DP: 1 HBP: 0	WP: 0 PB: 0 SB: 1 CS: 0	PA: 39
PITCHER	IP WLS BF H R ER SO BB IBB HBP BLK WP HR S P ERA WHIP																					
Charlie Leibrandt, L (1, 1) ERA: 3.91	4.1 L 22 5 4 4 2 4 0 0 0 0 1 22 38 8.31 2.077																					
Michael LaCoss, R (5, 1) ERA: 5.34	0.2 1 0 0 0 0 0 0 0 0 0 0 0 1 1 0.00 0.000																					
Doug Bair, R (6, 1) ERA: 5.14	2.0 10 2 1 0 0 1 0 0 0 0 0 0 9 13 0.00 1.500																					
Tom Hume, R (8, 1) ERA: 3.44	2.0 6 2 0 0 2 0 0 0 0 0 0 0 10 10 0.00 1.000																					

San Francisco Giants @ Cincinnati Reds
Riverfront Stadium, Cincinnati, OH
Mon Jul 14 1980, 7:05 PM EDT
Att: 20,158 - Unknown

AB	34
R	5
H	9
RBI	4
BB	5
SO	4
LOB	12



BOTTOM

San Francisco Giants @ Cincinnati Reds
Riverfront Stadium, Cincinnati, OH

livebaseballscorecards.com

AB	33
R	3
H	8
RBI	3
BB	4
SO	4
LOB	14



WP:	0	PA:	38
PB:	0	SB:	1
CS:	0		

Mon Jul 14 1980, 7:05 PM EDT
Att. 20,158 - Unknown

AB	R	H	RBI	BB	SO	LOB
3	0	2	0	0	0	1
2	1	1	0	0	0	0
5	0	2	1	0	0	3
3	0	1	2	0	0	1
0	0	0	0	0	0	0
3	0	0	0	1	1	3
4	0	0	0	0	1	1
4	0	1	0	0	1	0
4	0	1	0	0	0	2
2	1	0	0	2	1	1
0	0	0	0	1	0	0
0	0	0	0	0	0	0
1	0	0	0	0	0	1
0	1	0	0	0	0	0
0	0	0	0	0	0	0
2	0	0	0	0	0	1

Batter	1	2	3	4	5	6	7	8	9
Dave Collins, S (1, 9) Hector Cruz, R (7, 9) OBP: 0.352, SLG: 0.360 OBP: 0.259, SLG: 0.320	0-0 6-3 S L9-2 1B		0-0 1-2 1B		0-0 F9		0-0 1B SF8 2B		0-0 5-3
Junior Kennedy, R (1, 4) OBP: 0.346, SLG: 0.367	0-0 6-3 1-3		0-0 F7		0-0 1B 1B		0-0 FC6-4 1B		0-0 F9
Dave Concepcion, R (1, 6) Tom Hume, R (8, 1) OBP: 0.298, SLG: 0.345 OBP: 0.167, SLG: 0.333	0-0 L9-2 3-H			0-0 6-3	0-0 1-2 2-H 1B		0-0 SF8		0-0 SF8
George Foster, R (1, 7) OBP: 0.338, SLG: 0.450		0-3 K		4-0 1B BB	0-0 F8		0-0 FC6-4 1-2f		0-0 FC6-4
Dan Driessen, L (1, 3) OBP: 0.387, SLG: 0.457		0-0 F8		0-0 P4		0-0 F8		0-3 K	0-3 K
Johnny Bench, R (1, 2) OBP: 0.359, SLG: 0.526		0-0 F6		0-0 FC6-4 1B		0-3 K		0-0 5-3	0-0 5-3
Ray Knight, R (1, 5) OBP: 0.317, SLG: 0.465			0-0 6-3	0-0 FC6-4 1-2f		0-0 6-3		0-0 2B	0-0 2B
Sam Mejias, R (1, 8) OBP: 0.329, SLG: 0.338		0-0 4-3		4-0 FC1-6 BB		4-0 FC1-6 BB	4-0 2B 1B BB	0-3 K	0-3 K
Charlie Leibrandt, R (1, 1) Michael Latoss, R (5, 1) Cesar Ceronimo, L (5, PH) Mario Soto, R (5, PH) Doug Bair, R (6, 1) Rick Auerbach, R (7, PH) OBP: 0.238, SLG: 0.298 OBP: 0.111, SLG: 0.114 OBP: 0.325, SLG: 0.321 OBP: 0.389, SLG: 0.515			4-0 1B BB		0-0 FC1-6 1B 1-2f		0-0 F6		0-0 5-3

Inning Stats	R: 0	H: 1	E: 0	LOB: 0	K: 0	BB: 0	S: 3	P: 3
	R: 0	H: 0	E: 0	LOB: 0	K: 1	BB: 0	S: 5	P: 5
	R: 0	H: 1	E: 0	LOB: 2	K: 0	BB: 1	S: 4	P: 8
	R: 0	H: 1	E: 0	LOB: 2	K: 0	BB: 1	S: 4	P: 8
	R: 1	H: 2	E: 0	LOB: 2	K: 0	BB: 1	S: 5	P: 9
	R: 0	H: 0	E: 0	LOB: 0	K: 1	BB: 0	S: 5	P: 5
	R: 2	H: 2	E: 0	LOB: 1	K: 0	BB: 1	S: 5	P: 9
	R: 0	H: 1	E: 0	LOB: 1	K: 2	BB: 0	S: 8	P: 8
	R: 0	H: 0	E: 0	LOB: 0	K: 0	BB: 0	S: 3	P: 3

PITCHER	IP	WLS	BF	H	R	ER	SO	BB	IBB	HBP	BLK	WP	HR	S	P	ERA	WHIP
Alan Hargesheimer, R (1, 1) ERA: 1.8	5.0	W	22	5	1	1	1	3	0	0	0	0	0	21	33	1.80	1.600
Gary Lavelle, L (6, 1) ERA: 2.83	4.0	S	16	3	2	2	3	1	0	0	0	0	0	21	25	4.50	1.000

1B:	6	SF:	1
2B:	3	SAC:	0
3B:	0	DP:	1
HR:	0	HBP:	0

1B	2B	3B	HR	SF	SAC	DP	HBP
6	3	0	0	1	0	1	0

PITCHER	IP	WLS	BF	H	R	ER	SO	BB	IBB	HBP	BLK	WP	HR	S	P	ERA	WHIP
Alan Hargesheimer, R (1, 1) ERA: 1.8	5.0	W	22	5	1	1	1	3	0	0	0	0	0	21	33	1.80	1.600
Gary Lavelle, L (6, 1) ERA: 2.83	4.0	S	16	3	2	2	3	1	0	0	0	0	0	21	25	4.50	1.000

Batter	1	2	3	4	5	6	7	8	9	AB R H RBI BB SO LOB	TOP											
Joe Pettini, R (1, 5) OBP: 0.241, SLG: 0.185	0-0 5-3	0-3 K			0-3 K		0-3 K			4 0 0 0 0 3 0												
Darrell Evans, L (1, 3) OBP: 0.343, SLG: 0.390	0-0 F7				0-0 F8			0-0 F8		3 0 0 0 1 0 0												
Jack Clark, R (1, 9) OBP: 0.396, SLG: 0.569	0-0 2B 1B				0-0 G6-4-3 1B			0-0 F9		4 1 2 0 0 0 1												
Larry Herndon, R (1, 8) OBP: 0.278, SLG: 0.352	0-0 1B 1-3 2B				0-0 1B			0-0 1B		4 0 3 0 0 0 1												
Rennie Stennett, R (1, 4) OBP: 0.293, SLG: 0.346	0-0 1B				0-0 1B			0-0 F4		4 0 2 1 0 0 1												
Johnnie LeMaster, R (1, 6) OBP: 0.251, SLG: 0.338	0-0 F8				0-0 F9			0-0 FC5-4 1B		4 0 2 0 0 0 4												
Mike Sadek, R (1, 2) OBP: 0.383, SLG: 0.362					0-0 F8			0-0 FC5-4 1B		3 1 1 0 0 0 1												
Milt May, L (9, PH) OBP: 0.341, SLG: 0.420					0-0 F3			0-0 G2-6-3		1 0 0 0 0 0 1												
Max Venable, L (1, 7) OBP: 0.325, SLG: 0.333					0-3 K			0-0 F2		4 0 0 1 0 1 1												
Bob Knepper, L (1, 1) OBP: 0.180, SLG: 0.208					0-0 6-3			0-3 K		3 0 0 0 0 1 0												
Inning Stats	R: 1 E: 0 K: 0 S: 6	H: 3 LOB: 2 BB: 0 P: 6	R: 1 E: 0 K: 1 S: 6	H: 1 LOB: 0 BB: 0 P: 6	R: 0 E: 0 K: 0 S: 4	H: 2 LOB: 2 BB: 1 P: 8	R: 0 E: 0 K: 1 S: 5	H: 0 LOB: 0 BB: 0 P: 5	R: 0 E: 0 K: 1 S: 6	H: 1 LOB: 1 BB: 0 P: 6	R: 0 E: 0 K: 0 S: 3	H: 1 LOB: 0 BB: 0 P: 3	R: 0 E: 0 K: 2 S: 7	H: 0 LOB: 0 BB: 0 P: 7	R: 0 E: 0 K: 0 S: 4	H: 1 LOB: 1 BB: 0 P: 4	R: 0 E: 0 K: 0 S: 3	H: 1 LOB: 0 BB: 0 P: 3	1B: 8 2B: 1 3B: 1 HR: 0	SF: 0 SAC: 0 DP: 2 HBP: 0	WP: 0 PB: 0 SB: 0 CS: 1	PA: 35
PITCHER	IP WLS BF H R ER SO BB IBB HBP BLK WP HR S P ERA WHIP																					
John Candelaria, L (1, 1) ERA: 3.67	8.0 W 32 9 2 2 5 1 0 0 0 0 0 0 41 45 2.25 1.250																					
Kent Tekulve, R (9, 1) ERA: 2.98	1.0 S 3 1 0 0 0 0 0 0 0 0 0 0 3 3 0.00 1.000																					

San Francisco Giants @ Pittsburgh Pirates
 Three Rivers Stadium, Pittsburgh, PA
 Tue Jul 15 1980, 7:05 PM EDT
 Att: 17,114 - Unknown

AB	34
R	2
H	10
RBI	2
BB	1
SO	5
LOB	10



Batter	1	2	3	4	5	6	7	8	9	AB	R	H	RBI	BB	SO	LOB
Lee Lacy, R (1, 8) OBP: 0.397, SLG: 0.514 Omar Moreno, L (9, 8) OBP: 0.312, SLG: 0.344	0-0 F3		0-0 G6-4-3			0-0 F8		0-0 E6		4	1	0	1	0	0	3
Tim Foli, R (1, 6) OBP: 0.313, SLG: 0.357	0-0 5-3		0-0 F9			0-0 CS		0-0 FC5-2		4	0	1	0	0	0	3
Dave Parker, L (1, 9) OBP: 0.328, SLG: 0.462	0-0 HR			4-0 CS		0-0 CS	0-0 1-3	0-0		3	1	2	2	1	0	0
Bill Robinson, R (1, 3) OBP: 0.296, SLG: 0.453	0-0 HR			0-0 F3			0-0 F8			3	1	1	2	0	0	1
Mike Easler, L (1, 7) OBP: 0.438, SLG: 0.684	0-3 K			0-0 F8			0-0 4-3			3	0	0	0	0	1	0
Phil Garner, R (1, 4) OBP: 0.324, SLG: 0.380		0-0 6-3			0-0 F7			0-0 SH		3	1	1	0	0	0	0
Steve Nicosia, R (1, 2) OBP: 0.292, SLG: 0.250		0-0 6-3			0-0 1-3			0-0 SH		2	0	0	0	0	0	0
Dale Berra, R (1, 5) OBP: 0.281, SLG: 0.343		0-0 4-3			0-0 F8			0-0 5-3		3	0	0	0	0	0	2
John Candelaria, L (1, 1) OBP: 0.205, SLG: 0.190 Manny Sanguillen, R (8, PH) OBP: 0.385, SLG: 0.480 Kent Tekulve, R (9, 1)			0-0 G6-4-3			0-0 1-3		4-0 FC5-2		2	0	1	0	0	0	0
										0	1	0	0	1	0	0
										0	0	0	0	0	0	0


Inning Stats	R: 2	H: 2	E: 0	LOB: 0	K: 1	P: 7	R: 0	H: 0	E: 0	LOB: 0	K: 0	P: 3	R: 0	H: 1	E: 0	LOB: 0	K: 0	P: 3	R: 0	H: 0	E: 0	LOB: 0	K: 0	P: 3	R: 0	H: 1	E: 0	LOB: 0	K: 0	P: 3	R: 0	H: 0	E: 0	LOB: 0	K: 0	P: 3	R: 3	H: 2	E: 2	LOB: 2	K: 0	P: 6
	1B: 4	SF: 0	2B: 1	SAC: 1	3B: 0	DP: 1	HR: 1	HBP: 0	WP: 0	PA: 31	SB: 0	CS: 2																														

BOTTOM

San Francisco Giants @ Pittsburgh Pirates
 Three Rivers Stadium, Pittsburgh, PA
 Tue Jul 15 1980, 7:05 PM EDT
 Att. 17,114 - Unknown

livebaseballscorecards.com

AB	27
R	5
H	6
RBI	5
BB	2
SO	1
LOB	9



Batter	1	2	3	4	5	6	7	8	9	AB R H RBI BB SO LOB	TOP	
Larry Herndon, R (1, 8) OBP: 0.278, SLG: 0.351	0-0 4-3 3-1 1B		0-0 F9		0-0 F8		0-3 K			4 0 1 0 0 1 1		
Terry Whitfield, L (1, 7) OBP: 0.301, SLG: 0.327 Al Holland, R (7, 1)	0-0 3-1 1-2		0-0 6-3		0-0 4-3		0-0 FC3-6 1-2f			4 0 0 0 0 0 2 0 0 0 0 0 0 0		
Jack Clark, R (1, 9) OBP: 0.391, SLG: 0.562	0-0 4-3 2-3			0-0 5-3		0-0 6-3		0-0 F6		4 0 0 0 0 0 1		
Darrell Evans, L (1, 3) OBP: 0.342, SLG: 0.386	4-0 BB			0-0 6-3		0-0 F7		0-0 F7		3 0 0 0 1 0 0		
Milt May, L (1, 2) OBP: 0.343, SLG: 0.421	0-0 G3			0-0 1B 1B 1B		0-0 1B 1B		0-0 4-3		4 1 2 0 0 0 2		
Rennie Stennett, R (1, 4) OBP: 0.297, SLG: 0.348		0-0 F9		0-0 1B 1-3 1B		0-0 1-2 1B		0-0 F4		4 0 2 0 0 0 0		
Johnnie LeMaster, R (1, 6) OBP: 0.254, SLG: 0.340		0-0 F9		0-0 1-3 3-H 1B		0-0 L4		0-0 1B		4 0 2 1 0 0 2		
Joe Pettini, R (1, 5) OBP: 0.250, SLG: 0.200 Joe Strain, R (9, PH) OBP: 0.338, SLG: 0.331		0-0 4-3		0-0 F8			0-0 FC3-6 1B		0-0 F7	3 0 1 0 0 0 2 1 0 0 0 0 0 1		
Ed Whitson, R (1, 1) OBP: 0.111, SLG: 0.091 Max Venable, L (7, PH) OBP: 0.317, SLG: 0.325 Dennis Littlejohn, R (9, PH)			0-0 F9		0-0 6-3		0-3 K		0-0 F3	2 0 0 0 0 0 0 1 0 0 0 0 1 1 1 0 0 0 0 0 1		
Inning Stats	R: 0 H: 1 E: 0 LOB: 2 K: 0 BB: 1 S: 4 P: 8	R: 0 H: 0 E: 0 LOB: 0 K: 0 BB: 0 S: 3 P: 3	R: 0 H: 0 E: 0 LOB: 0 K: 0 BB: 0 S: 3 P: 3	R: 1 H: 3 E: 0 LOB: 2 K: 0 BB: 0 S: 6 P: 6	R: 0 H: 0 E: 0 LOB: 0 K: 0 BB: 0 S: 3 P: 3	R: 0 H: 2 E: 0 LOB: 2 K: 0 BB: 0 S: 5 P: 5	R: 0 H: 1 E: 0 LOB: 1 K: 2 BB: 0 S: 8 P: 8	R: 0 H: 0 E: 0 LOB: 0 K: 0 BB: 0 S: 3 P: 3	R: 0 H: 1 E: 0 LOB: 1 K: 0 BB: 0 S: 4 P: 4	1B: 8 SF: 0 2B: 0 SAC: 0 3B: 0 DP: 0 HR: 0 HBP: 0	WP: 0 PA: 36 PB: 0 SB: 0 CS: 0	
PITCHER Bert Blyleven, R (1, 1) ERA: 3.83 Grant Jackson, L (8, 1) ERA: 2.09	IP WLS BF H R ER SO BB IBB HBP BLK WP HR S P ERA WHIP	7.0 W 29 7 1 1 2 1 0 0 0 0 0 0 32 36 1.29 1.143	2.0 S 7 1 0 0 0 0 0 0 0 0 0 0 7 7 0.00 0.500	PITCHER IP WLS BF H R ER SO BB IBB HBP BLK WP HR S P ERA WHIP								

San Francisco Giants @ Pittsburgh Pirates
 Three Rivers Stadium, Pittsburgh, PA
 Wed Jul 16 1980, 7:05 PM EDT
 Att: 18,226 - Unknown

AB	35
R	1
H	8
RBI	1
BB	1
SO	2
LOB	13



Batter	1	2	3	4	5	6	7	8	9
Omar Moreno, L OBP: 0.314, SLG: 0.346 (1, 8)	0-0 G3 S 1B	0-0 4-3			0-0 S 1B		0-3 K 1-2		
Phil Garner, R OBP: 0.326, SLG: 0.379 (1, 4)	4-0 G3 1B BB		0-0 G6-3 1B		0-0 5-3 1-2		0-0 F8		
Dave Parker, L OBP: 0.324, SLG: 0.456 (1, 9)	0-0 G3 1-2 2-3		0-0 G6-3 1-2f			0-0 4-3		0-3 K	
John Milner, L OBP: 0.360, SLG: 0.353 (1, 3)	0-0 FC4-6 1B 2-H 3-H		0-0 4-3			0-0 1B SF8 1B		0-0 F8	
Mike Easter, L OBP: 0.440, SLG: 0.679 (1, 7)	0-0 FC4-6 1-2f			0-0 CS 1B		0-0 E 1-3 1B		0-3 K	
Bill Madlock, R OBP: 0.287, SLG: 0.333 (1, 5)	0-0 4-3			0-0 F4 1-2		0-0 SF8 3-H			
Ed Ott, L OBP: 0.351, SLG: 0.381 (1, 2)				0-0 F7		0-0 E4 1-2			
Dale Berra, R OBP: 0.275, SLG: 0.336 (1, 6)					0-0 F7		0-0 F8		
Bert Blyleven, R OBP: 0.083, SLG: 0.057 (1, 1)					0-0 F1				
Lee Lacy, R OBP: 0.401, SLG: 0.517 (7, PH)									
Grant Jackson, S (8, 1)									

Inning Stats	R: 2 E: 0 K: 5 S: 5	H: 2 LOB: 1 BB: 1 P: 9	R: 0 E: 0 K: 2 S: 8	H: 1 LOB: 1 BB: 0 P: 8	R: 0 E: 0 K: 0 S: 3	H: 1 LOB: 0 BB: 0 P: 3	R: 0 E: 0 K: 0 S: 3	H: 1 LOB: 0 BB: 0 P: 3	R: 0 E: 0 K: 0 S: 4	H: 1 LOB: 1 BB: 0 P: 4	R: 1 E: 1 K: 0 S: 6	H: 2 LOB: 2 BB: 0 P: 6	R: 0 E: 0 K: 1 S: 5	H: 1 LOB: 0 BB: 0 P: 5	R: 0 E: 0 K: 2 S: 7	H: 0 LOB: 0 BB: 0 P: 7
1B: 8 2B: 1 3B: 0 HR: 0	SF: 1 SAC: 0 DP: 1 HBP: 0	WP: 0 PB: 0 SB: 2 CS: 2	1B: 8 2B: 1 3B: 0 HR: 0	SF: 1 SAC: 0 DP: 1 HBP: 0	WP: 0 PB: 0 SB: 2 CS: 2	1B: 8 2B: 1 3B: 0 HR: 0	SF: 1 SAC: 0 DP: 1 HBP: 0	WP: 0 PB: 0 SB: 2 CS: 2	1B: 8 2B: 1 3B: 0 HR: 0	SF: 1 SAC: 0 DP: 1 HBP: 0	WP: 0 PB: 0 SB: 2 CS: 2	1B: 8 2B: 1 3B: 0 HR: 0	SF: 1 SAC: 0 DP: 1 HBP: 0	WP: 0 PB: 0 SB: 2 CS: 2	1B: 8 2B: 1 3B: 0 HR: 0	SF: 1 SAC: 0 DP: 1 HBP: 0

PITCHER	IP	WLS	BF	H	R	ER	SO	BB	IBB	HBP	BLK	WP	HR	S	P	ERA	WHIP
Ed Whitson, R ERA: 3.19 (1, 1)	6.0	L	26	8	3	3	2	1	0	0	0	0	0	29	33	4.50	1.500
Al Holland, L ERA: 1.17 (7, 1)	2.0		6	1	0	0	3	0	0	0	0	0	0	12	12	0.00	0.500

BOTTOM

San Francisco Giants @ Pittsburgh Pirates
Three Rivers Stadium, Pittsburgh, PA

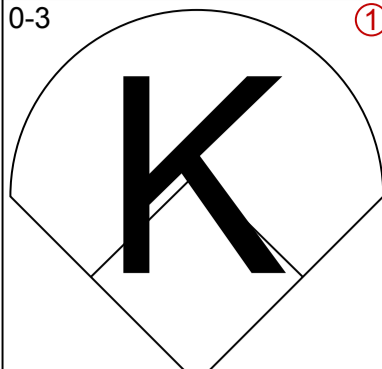
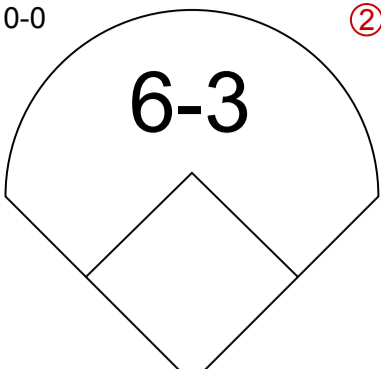
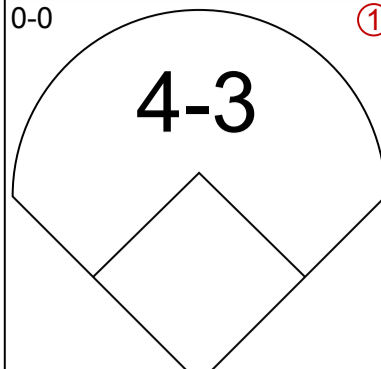
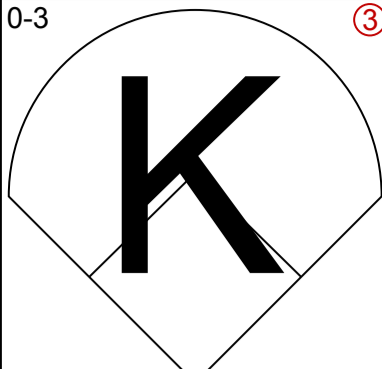
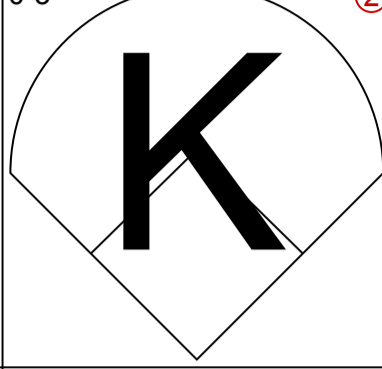
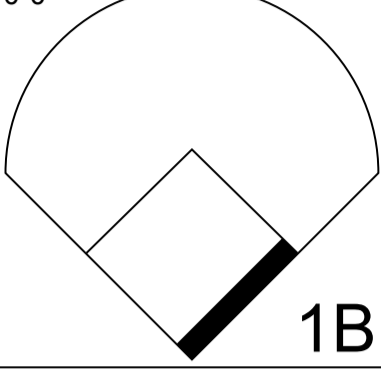
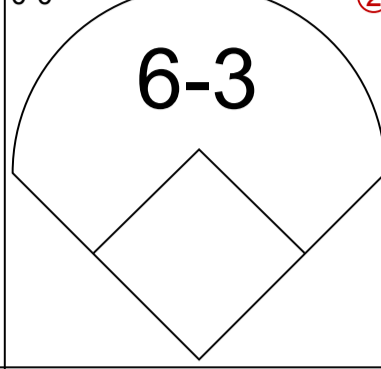
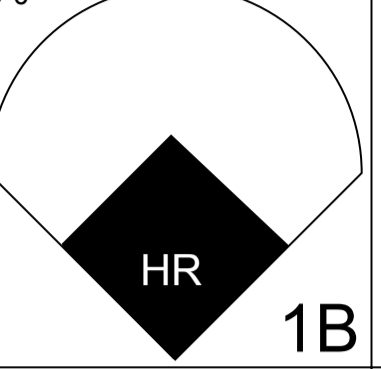
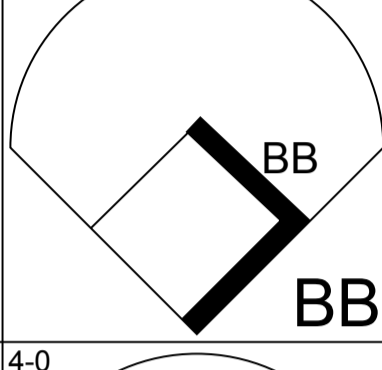
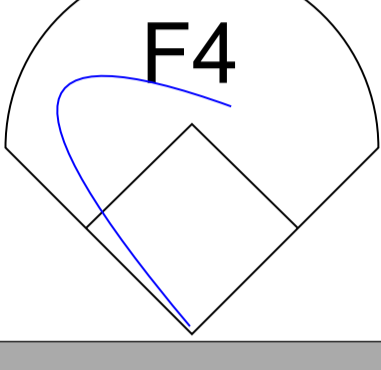
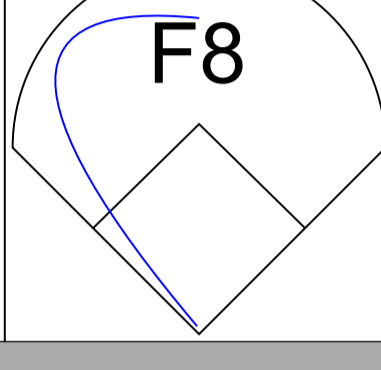
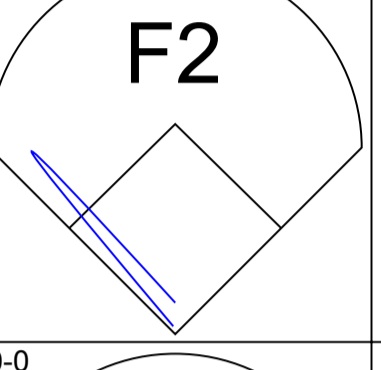
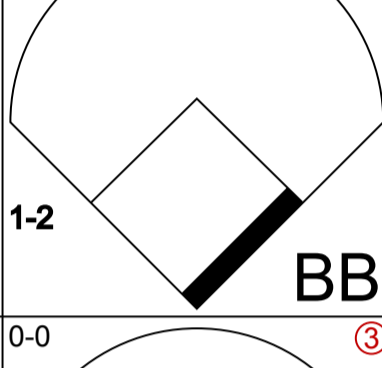
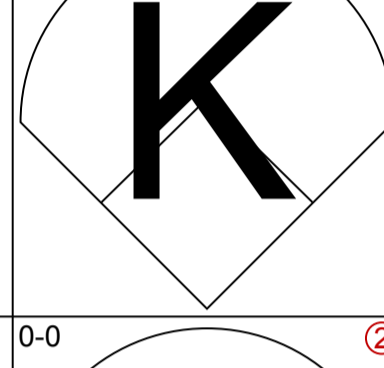
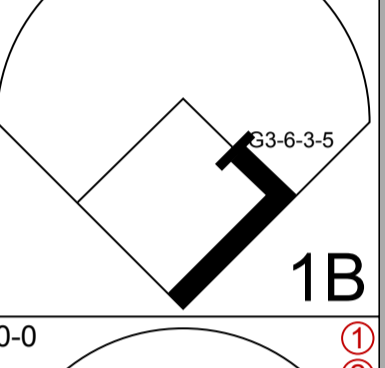
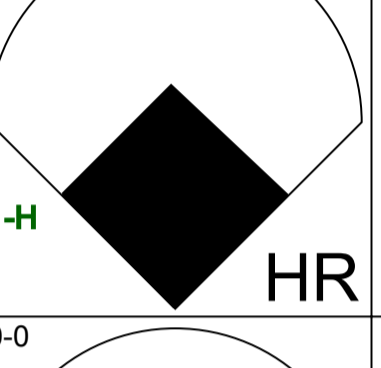
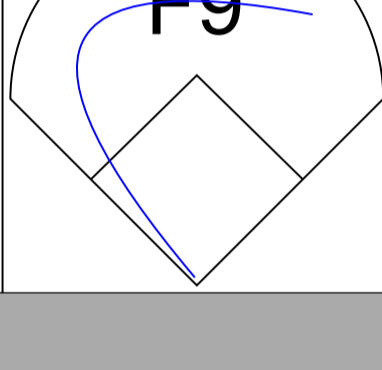
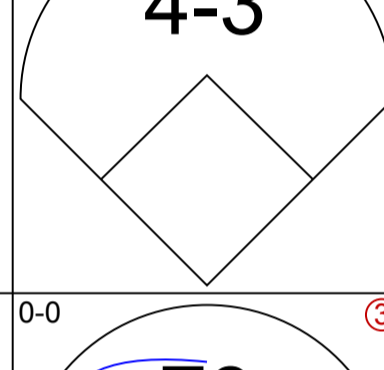
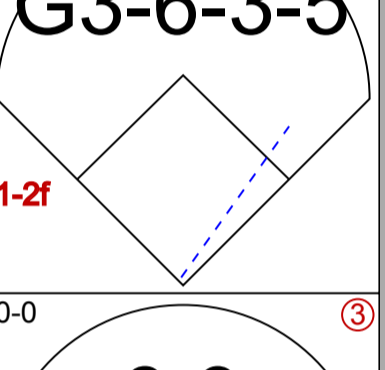
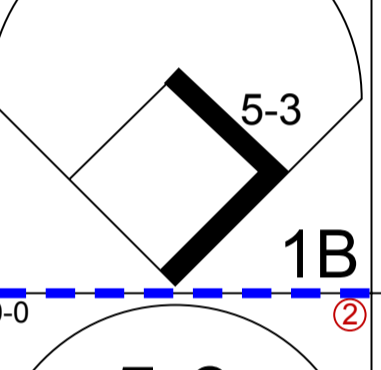
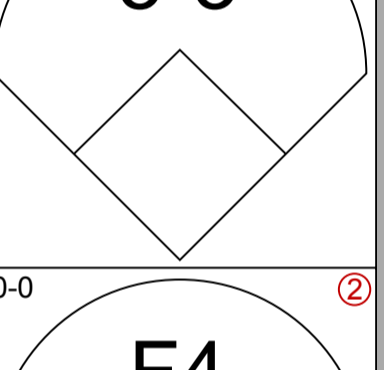
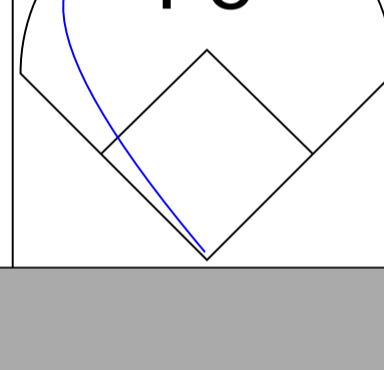
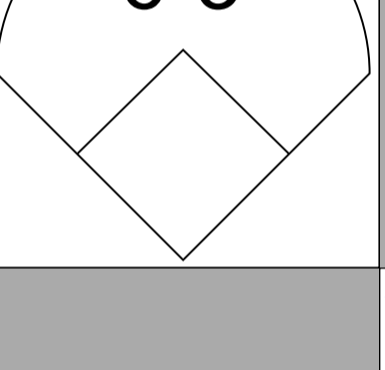
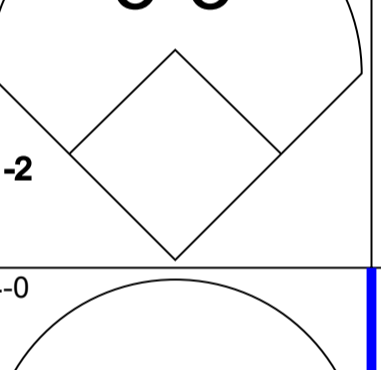
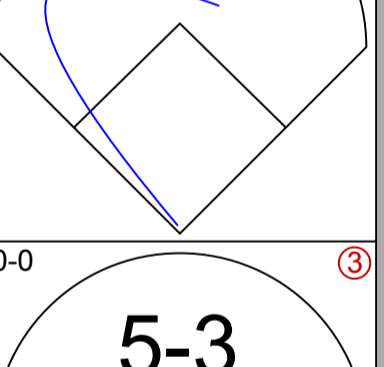
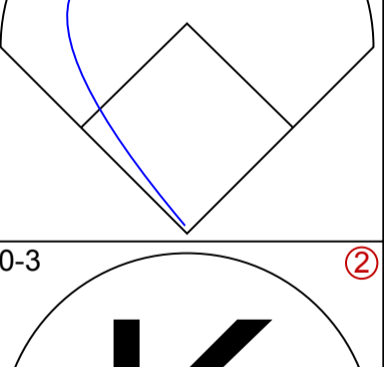
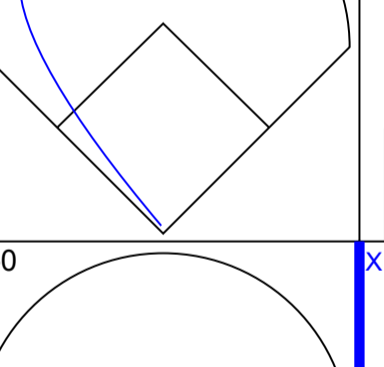
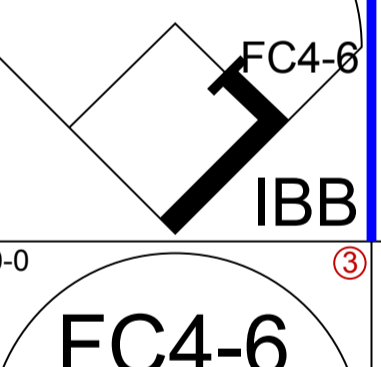
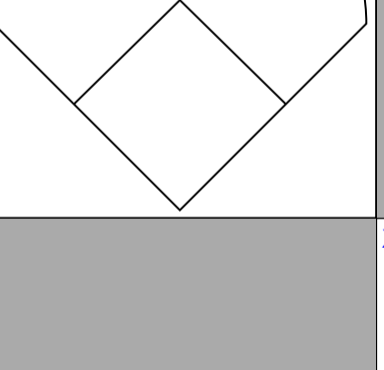
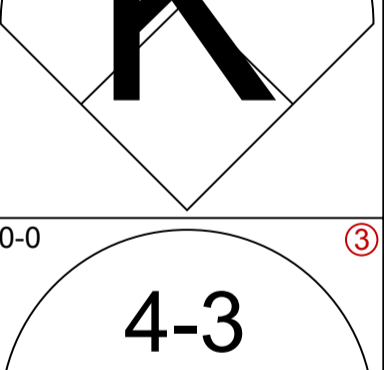
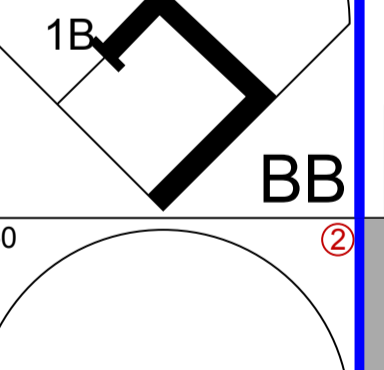
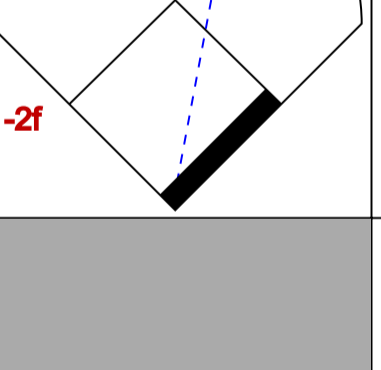
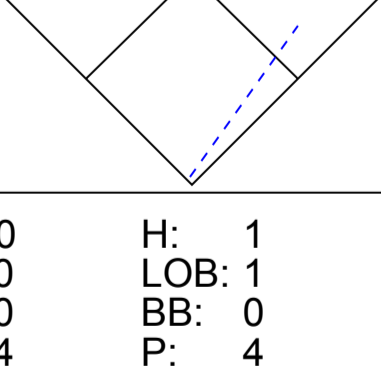
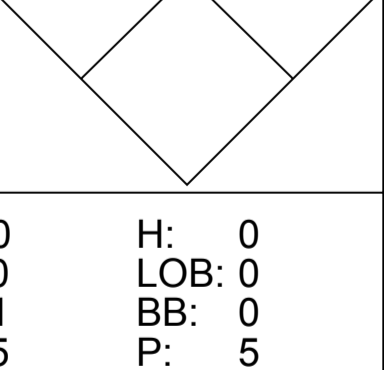
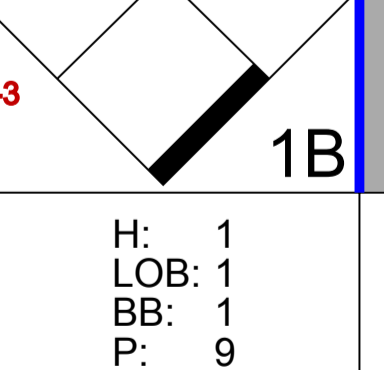
livebaseballscores.com

AB	30
R	3
H	9
RBI	3
BB	1
SO	5
LOB	14



WP: 0 PB: 0 SB: 2 CS: 2	PA: 32
----------------------------------	--------

Wed Jul 16 1980, 7:05 PM EDT
Att. 18,226 - Unknown

Batter	1	2	3	4	5	6	7	8	9	AB R H RBI BB SO LOB	TOP																	
Bill North, S (1, 8) OBP: 0.366, SLG: 0.286	0-3 		0-0 			0-0 		0-3 		4 0 0 0 0 2 1	San Francisco Giants @ Pittsburgh Pirates Three Rivers Stadium, Pittsburgh, PA Thu Jul 17 1980, 7:05 PM EDT Att: 25,508 - Unknown livebaseballscorecards.com																	
Larry Herndon, R (1, 7) OBP: 0.281, SLG: 0.353	0-3 		0-0 			0-0 		0-0 	4 1 2 0 0 1 0																			
Jack Clark, R (1, 9) OBP: 0.390, SLG: 0.556	4-0 		0-0 			0-0 		0-0 	3 0 0 0 1 0 2																			
Darrell Evans, L (1, 5) OBP: 0.346, SLG: 0.398	4-0 			0-3 			0-0 	0-0 	3 1 2 2 1 1 0																			
Milt May, L (1, 2) OBP: 0.342, SLG: 0.418	0-0 			0-0 			0-0 	0-0 	4 0 1 0 0 0 3																			
Mike Ivie, R (1, 3) OBP: 0.267, SLG: 0.315		0-0 		0-0 			0-0 	0-0 	4 0 0 0 0 0 1																			
Rennie Stennett, R (1, 4) OBP: 0.296, SLG: 0.344		0-0 			0-0 			0-0 	4-0 	3 0 0 0 1 0 0																		
Al Holland, R (9, 1)									0 0 0 0 0 0 0																			
Johnnie LeMaster, R (1, 6) OBP: 0.252, SLG: 0.338		0-0 			0-3 			4-0 	0-0 	2 0 0 0 0 1 0																		
Max Venable, L (8, PH) OBP: 0.333, SLG: 0.325									0 0 0 0 1 0 0																			
Greg Minton, S (8, 1)									0 0 0 0 0 0 0																			
Joe Strain, R (9, PH) OBP: 0.335, SLG: 0.329									1 0 0 0 0 0 2																			
Bill Bordley, R (1, 1) OBP: 0.400, SLG: 0.250			0-0 			0-0 		0-0 		2 0 0 0 0 0 0																		
Terry Whitfield, L (8, PH) OBP: 0.305, SLG: 0.331									1 0 1 0 0 0 0																			
Joe Pettini, R (8, 6) OBP: 0.250, SLG: 0.200									0 0 0 0 0 0 0																			
Inning Stats	R: 0 E: 0 K: 2 S: 7	H: 0 LOB: 2 BB: 2 P: 15	R: 0 E: 0 K: 0 S: 3	H: 0 LOB: 0 BB: 0 P: 3	R: 0 E: 0 K: 0 S: 4	H: 1 LOB: 1 BB: 0 P: 4	R: 0 E: 0 K: 1 S: 5	H: 0 LOB: 0 BB: 0 P: 5	R: 0 E: 0 K: 1 S: 5	H: 0 LOB: 0 BB: 0 P: 5	R: 0 E: 0 K: 0 S: 3	H: 1 LOB: 0 BB: 0 P: 3	R: 0 E: 0 K: 0 S: 5	H: 1 LOB: 1 BB: 1 P: 9	R: 2 E: 0 K: 0 S: 6	H: 3 LOB: 2 BB: 1 P: 10	1B: 5 2B: 0 3B: 0 HR: 1	SF: 0 SAC: 0 DP: 1 HBP: 0	WP: 0 PB: 0 SB: 0 CS: 0	PA: 35								
PITCHER	IP WLS BF H R ER SO BB IBB HBP BLK WP HR S P ERA WHIP																											
Jim Bibby, R (1, 1) ERA: 3.0	8.1		32	6	2	2	5	3	0	0	0	0	0	1	39	51	2.16	1.080										
Kent Tekulve, R (9, 1) ERA: 2.93	0.2	W	3	0	0	0	0	0	1	0	0	0	0	0	2	6	0.00	0.000										



Batter	1	2	3	4	5	6	7	8	9	AB R H RBI BB SO LOB
Omar Moreno, L OBP: 0.320, SLG: 0.350 (1, 8)	0-0 CS 1B	0-0 F8			4-0 F7 BB		0-0 1B		0-0 1-2 3-H 1B	4 0 3 1 1 0 2
Tim Foli, R OBP: 0.312, SLG: 0.360 (1, 6)	0-0 F9 1-2		0-0 2B		0-0 F7 1-2		0-0 F9			4 0 1 0 0 0 3
Dave Parker, L OBP: 0.327, SLG: 0.458 (1, 9)	4-0 BB		0-0 F6		0-0 1B 2B		0-0 F7			3 1 1 0 1 0 2
Bill Robinson, R OBP: 0.295, SLG: 0.448 (1, 3)	0-0 F7		0-0 4-3		0-0 FC6-4 1B		0-0 F9			4 0 1 1 0 0 2
Bill Madlock, R OBP: 0.283, SLG: 0.328 (1, 5)		0-0 F8	0-0 L5		0-0 FC6-4 1-2f		0-3 K			4 0 0 0 0 1 2
Lee Lacy, R OBP: 0.398, SLG: 0.510 (1, 7)		0-0 E6 1B		0-0 5-3		0-0 F8		0-0 CS 1B		4 1 1 0 0 0 0 0 0 0 0 0 0 0
Kent Tekulve, R (9, 1)										
Phil Garner, R OBP: 0.328, SLG: 0.377 (1, 4)		4-0 1B BB		0-0 6-3		0-0 F3		0-0 CS 1-2	4-0 4-3 BLK 1B BB	2 1 0 0 2 0 0
Steve Nicosia, R OBP: 0.299, SLG: 0.270 (1, 2)		0-0 SH1-4 1B		0-0 2B		0-0 6-3			0-0 4-3	4 0 2 1 0 0 1
Jim Bibby, R OBP: 0.188, SLG: 0.159 (1, 1)		0-0 SH1-4		0-0 4-3			0-3 K		4-0 1B IBB	2 0 0 0 0 1 1 0 0 0 0 1 0 0
Mike Easler, L OBP: 0.443, SLG: 0.679 (9, 7)										

Inning Stats	R: 0 E: 0 K: 3 S: 3	H: 1 LOB: 1 BB: 1 P: 7	R: 1 E: 1 K: 0 S: 5	H: 1 LOB: 2 BB: 1 P: 9	R: 0 E: 0 K: 0 S: 4	H: 1 LOB: 1 BB: 0 P: 4	R: 0 E: 0 K: 0 S: 4	H: 1 LOB: 1 BB: 0 P: 4	R: 1 E: 0 K: 0 S: 4	H: 2 LOB: 1 BB: 1 P: 8	R: 0 E: 0 K: 0 S: 3	H: 0 LOB: 0 BB: 0 P: 3	R: 0 E: 0 K: 1 S: 6	H: 1 LOB: 1 BB: 0 P: 6	R: 0 E: 0 K: 1 S: 5	H: 1 LOB: 0 BB: 0 P: 5	R: 1 E: 0 K: 0 S: 2	H: 1 LOB: 2 BB: 2 P: 10	1B: 6 2B: 3 3B: 0 HR: 0	SF: 0 SAC: 1 DP: 0 HBP: 0
--------------	------------------------------	---------------------------------	------------------------------	---------------------------------	------------------------------	---------------------------------	------------------------------	---------------------------------	------------------------------	---------------------------------	------------------------------	---------------------------------	------------------------------	---------------------------------	------------------------------	---------------------------------	------------------------------	----------------------------------	----------------------------------	------------------------------------


PITCHER	IP	WLS	BF	H	R	ER	SO	BB	IBB	HBP	BLK	WP	HR	S	P	ERA	WHIP
Bill Bordley, L ERA: 3.5 (1, 1)	7.0		30	7	2	1	1	3	0	0	0	0	0	29	41	1.29	1.429
Greg Minton, R ERA: 3.07 (8, 1)	1.0		3	1	0	0	1	0	0	0	0	0	0	5	5	0.00	1.000
Al Holland, L ERA: 1.4 (9, 1)	0.1	L	4	1	1	1	0	1	1	0	1	0	0	2	10	27.00	6.000

BOTTOM

San Francisco Giants @ Pittsburgh Pirates
 Three Rivers Stadium, Pittsburgh, PA

Thu Jul 17 1980, 7:05 PM EDT
 Att. 25,508 - Unknown

AB	31
R	3
H	9
RBI	3
BB	5
SO	2
LOB	13



WP	HR	S	P	ERA	WHIP
0	0	0	38		

Batter	1	2	3	4	5	6	7	8	9	AB R H RBI BB SO LOB	TOP				
Bill North, S OBP: 0.363, SLG: 0.281 (1, 8) X	0-0 G3	0-0 F8		0-0 6-3			0-3 K		4-0 E BB HR BB	4 1 0 0 1 1 3	San Francisco Giants @ St. Louis Cardinals Busch Stadium, St. Louis, MO Fri Jul 18 1980, 7:05 PM CDT Att: 18,950 - Unknown livebaseballscorecards.com				
Larry Herndon, R OBP: 0.287, SLG: 0.372 (1, 7) X	0-0 2B 3B		0-0 6-3		0-3 K		0-0 SF8 3B	4-0 E HR BB	4 3 2 0 1 1 0						
Jack Clark, R OBP: 0.387, SLG: 0.550 (1, 9) B B B	4-0 2B BB		0-0 P4		0-3 K		0-0 SF8	0-0 E5 HR	3 1 0 1 1 1 2						
Darrell Evans, L OBP: 0.347, SLG: 0.401 (1, 5) X	0-0 1-3 3-H 2B		0-0 L9		0-0 F8		0-0 BB BB BB 1B	0-0 L4	5 1 2 1 0 0 3						
Milt May, L OBP: 0.351, SLG: 0.442 (1, 2) X	0-0 F2			0-0 F9 SH 2B		0-0 G6-3 1B	4-0 BB BB BB 1-2	0-0 1-H 2-H 3-H HR	4 2 3 4 1 0 2						
Mike Ivie, R OBP: 0.256, SLG: 0.301 (1, 3) X	0-0 P6			0-0 F9 2-3		0-0 L8	0-0 L8	0-0 F7	5 0 0 0 0 0 6						
Joe Strain, R OBP: 0.340, SLG: 0.336 (1, 4) X		0-0 6-3		0-0 SH FC6-4 1B 3-H		0-0 G6-3 1-2f	4-0 BB BB 1-2 2-3	0-0 2B	3 0 1 1 1 0 1						
Johnnie LeMaster, R OBP: 0.253, SLG: 0.338 (1, 6) Terry Whitfield, L OBP: 0.309, SLG: 0.331 (8, PH) Joe Pettini, R OBP: 0.273, SLG: 0.200 (8, 6)		0-0 F7		0-0 FC6-4 1-2 1B		0-0 6-3	4-0 FC5-4 BB 1-2 2-3 3-H	4-0 IBB	3 0 1 0 0 0 0 0 0 0 1 1 0 0 0 0 0 0 1 0 0						
Allen Ripley, R OBP: 0.214, SLG: 0.214 (1, 1) Tom Griffin, R (5, 1) Max Venable, L OBP: 0.326, SLG: 0.317 (7, PH) Gary Lavelle, S (7, 1) Greg Minton, S (7, 1) Rennie Stennett, R OBP: 0.295, SLG: 0.342 (8, PH) Al Holland, R (8, 1)		0-0 1B		0-0 FC6-4 1-2f 2-3		0-0 P6	0-0 FC5-4 1-2f	0-0 F9	2 0 1 0 0 0 2 0 0 0 0 0 0 0 1 0 1 0 0 0 0 0 3 1 0 0 0 0 0 2						
Inning Stats	R: 1 H: 2 E: 0 LOB: 2 K: 0 BB: 1 S: 5 P: 9	R: 0 H: 1 E: 0 LOB: 1 K: 0 BB: 0 S: 4 P: 4	R: 0 H: 0 E: 0 LOB: 0 K: 0 BB: 0 S: 3 P: 3	R: 1 H: 2 E: 0 LOB: 2 K: 0 BB: 0 S: 6 P: 6	R: 0 H: 0 E: 0 LOB: 0 K: 2 BB: 0 S: 7 P: 7	R: 0 H: 1 E: 0 LOB: 0 K: 0 BB: 0 S: 3 P: 3	R: 0 H: 0 E: 0 LOB: 0 K: 1 BB: 0 S: 5 P: 5	R: 2 H: 2 E: 0 LOB: 3 K: 0 BB: 3 S: 5 P: 17	R: 4 H: 2 E: 1 LOB: 2 K: 0 BB: 3 S: 6 P: 18	1B: 4 SF: 1 2B: 3 SAC: 1 3B: 2 DP: 1 HR: 1 HBP: 0		WP: 0 PA: 45 PB: 0 SB: 0 CS: 0			
PITCHER	IP WLS BF H R ER SO BB IBB HBP BLK WP HR S P ERA WHIP											PITCHER	IP WLS BF H R ER SO BB IBB HBP BLK WP HR S P ERA WHIP		
Silvio Martinez, R ERA: 4.75 (1, 1)	4.0		19 5 2 2 0 1 0 0 0 0 0 0 0 18 22 4.50 1.500												
John Urrea, R ERA: 4.8 (5, 1)	3.1		12 3 2 2 3 0 0 0 0 0 0 0 0 18 18 5.40 0.900												
John Littlefield, R ERA: 2.83 (8, 1)	0.2		8 0 3 3 0 5 0 0 0 0 0 0 0 3 23 40.50 7.500												
Kim Seaman, L ERA: 4.5 (9, 1)	0.2	L	4 2 1 0 0 0 0 0 0 0 0 0 1 4 4 0.00 3.000												
Jim Otten, R ERA: 7.92 (9, 1)	0.1		2 0 0 0 0 0 0 1 0 0 0 0 0 1 5 0.00 0.000												



BOTTOM

San Francisco Giants @ St. Louis Cardinals
Busch Stadium, St. Louis, MO
Fri Jul 18 1980, 7:05 PM CDT
Att. 18,950 - Unknown

livebaseballscorecards.com

AB	35
R	7
H	12
RBI	6
BB	1
SO	7
LOB	12



WP:	0	PA:	39
PB:	0		
SB:	0		
CS:	0		

AB R H RBI BB SO LOB

5	1	2	1	0	2	2
5	0	0	0	0	1	2
5	1	1	1	0	1	0
4	2	3	1	0	1	0
4	1	2	1	0	0	1
3	0	1	0	0	1	1
1	0	0	0	0	0	0
2	0	0	0	0	1	2
1	1	1	0	0	0	0
2	1	2	2	1	0	0
1	0	0	0	0	0	2
1	0	0	0	0	0	2
0	0	0	0	0	0	0
1	0	0	0	0	0	0
0	0	0	0	0	0	0
0	0	0	0	0	0	0
0	0	0	0	0	0	0

1B:	10	SF:	1
2B:	1	SAC:	1
3B:	1	DP:	2
HR:	0	HBP:	1

Batter	1	2	3	4	5	6	7	8	9
Bobby Bonds, R (1, 7) OBP: 0.318, SLG: 0.335	0-3 K		0-3 K	0-0 5-3			0-0 1-3 BLK 2B 1B		0-0 G6-4-3 1B
Garry Templeton, S (1, 6) OBP: 0.350, SLG: 0.414	0-3 K2-3		0-0 4-3		0-0 F9		0-0 1-3		0-0 G6-4-3 1-2f
Keith Hernandez, L (1, 3) OBP: 0.398, SLG: 0.488	0-0 F8		0-0 G3		0-3 K		0-0 1B 2B		0-0 F7
Ted Simmons, S (1, 2) OBP: 0.374, SLG: 0.505		0-0 1B G6-4-3 1B		0-0 1B 3B	0-3 K		0-0 2-H 1B		
George Hendrick, R (1, 8) (8, 9) OBP: 0.361, SLG: 0.577		0-0 G6-4-3 1-2 1B		0-0 1B HBP 1B		0-0 F7	0-0 F9		
Leon Durham, L (1, 9) OBP: 0.280, SLG: 0.383		0-0 G6-4-3 1-2 2-3 1B		0-3 K		0-0 F9		0-0 P6	
Tony Scott, S (8, 8) OBP: 0.304, SLG: 0.286									
Ken Reitz, R (1, 5) OBP: 0.315, SLG: 0.386		0-0 G6-4-3 1-2f 2-3 3-H 1B		1-0 1B HBP		0-3 K		0-0 E SF7 1B	
Mike Phillips, L (8, 5) OBP: 0.179, SLG: 0.237									
Ken Oberkfell, L (1, 4) OBP: 0.397, SLG: 0.421		4-0 IBB		0-0 1-3 2-H 1B			0-0 SH5-4 1B 1B	0-0 SF7 1-H	
Silvio Martinez, R (1, 1) OBP: 0.129, SLG: 0.067		0-0 6-3		0-0 3-1			0-0 SH5-4 1-2	0-0 4-3	
Dane Iorg, L (4, PH) OBP: 0.344, SLG: 0.405									
John Lirio, R (5, 1)									
John Littlefield, R (8, 1)									
Kim Seaman, L (9, 1)									
Jim Otten, R (9, 1) OBP: 0.250, SLG: 0.250									

Inning Stats	R: 0	H: 0	E: 0	K: 2	S: 7	H: 0	LOB: 0	BB: 0	P: 7	R: 1	H: 3	E: 0	K: 0	S: 5	R: 0	H: 0	E: 0	K: 1	S: 5	R: 2	H: 3	E: 0	K: 1	S: 8	R: 0	H: 0	E: 0	K: 2	S: 7	R: 0	H: 0	E: 0	K: 1	S: 5	R: 3	H: 4	E: 0	K: 0	S: 7	R: 1	H: 1	E: 1	K: 0	S: 4	R: 0	H: 1	E: 0	K: 0	S: 3	1B: 10	SF: 1	2B: 1	SAC: 1	3B: 1	DP: 2	HR: 0	HBP: 1	WP: 0	PA: 39
--------------	------	------	------	------	------	------	--------	-------	------	------	------	------	------	------	------	------	------	------	------	------	------	------	------	------	------	------	------	------	------	------	------	------	------	------	------	------	------	------	------	------	------	------	------	------	------	------	------	------	------	--------	-------	-------	--------	-------	-------	-------	--------	-------	--------

PITCHER	IP	WLS	BF	H	R	ER	SO	BB	IBB	HBP	BLK	WP	HR	S	P	ERA	WHIP
Allen Ripley, R (1, 1) ERA: 3.3	4.0		19	6	3	3	4	0	0	0	0	0	0	25	30	6.75	1.500
Tom Griffin, R (5, 1) ERA: 4.45	2.0		6	0	0	0	3	0	0	0	0	0	0	12	12	0.00	0.000
Gary Lavelle, L (7, 1) ERA: 3.35	0.2		6	4	3	3	0	0	0	0	1	0	0	6	6	40.50	6.000
Greg Minton, R (7, 1) ERA: 3.05	0.1		1	0	0	0	0	0	0	0	0	0	0	1	1	0.00	0.000
Al Holland, L (8, 1) ERA: 1.33	2.0	W	7	2	1	0	0	0	0	0	0	0	0	7	7	0.00	1.000

Batter	1	2	3	4	5	6	7	8	9	AB	R	H	RBI	BB	SO	LOB	TOP								
Bill North, S (1, 8) OBP: 0.359, SLG: 0.277 Terry Whitfield, L (5, 7) OBP: 0.311, SLG: 0.333	0-0 5-3	0-0 FC6-4 1B			0-0 F2	0-0 1B		0-0 3-1		3	0	0	1	0	0	2									
Darrell Evans, L (1, 5) OBP: 0.348, SLG: 0.399	0-0 P5	0-0 1B			4-0 2B BB	0-3 K		0-0 G3		4	1	1	0	1	1	2									
Jack Clark, R (1, 9) OBP: 0.384, SLG: 0.545	0-0 F8				0-0 L9			0-0 F8		5	0	1	0	0	0	2									
Larry Herndon, R (1, 7) OBP: 0.290, SLG: 0.377 (5, 8)		0-0 1B 2B 1B			0-0 F7			0-0 6-3		5	1	2	2	0	0	1									
Mike Ivie, R (1, 3) OBP: 0.264, SLG: 0.302		0-0 2B 1B 1B			0-0 F7			4-0 2B BB		3	1	1	0	1	0	1									
Milt May, L (1, 2) OBP: 0.354, SLG: 0.452		0-0 1B FC6-4 2B			0-0 4-3			0-0 F7 1B 2B		4	1	2	1	0	0	0									
Rennie Stennett, R (1, 4) OBP: 0.290, SLG: 0.336		0-0 F9			0-0 L4			0-0 F7		4	0	0	0	0	0	2									
Johnnie LeMaster, R (1, 6) OBP: 0.260, SLG: 0.339		4-0 1B E BB			0-3 K			4-0 1B SH3 BB		2	2	1	0	2	1	0									
Alan Hargesheimer, R (1, 1) OBP: 0.800, SLG: 1.000 Gary Lavelle, S (7, 1)		0-0 FC6-4 1B			4-0 2B BB			0-0 SH3		2	1	2	1	1	0	0									
Inning Stats	R: 0 E: 0 K: 0 S: 3	H: 0 LOB: 0 BB: 0 P: 3	R: 4 E: 1 K: 0 S: 7	H: 5 LOB: 2 BB: 1 P: 11	R: 0 E: 0 K: 0 S: 3	H: 0 LOB: 0 BB: 0 P: 3	R: 0 E: 0 K: 1 S: 5	H: 0 LOB: 0 BB: 0 P: 5	R: 2 E: 0 K: 0 S: 4	H: 1 LOB: 1 BB: 2 P: 12	R: 1 E: 0 K: 1 S: 8	H: 3 LOB: 2 BB: 0 P: 8	R: 0 E: 0 K: 0 S: 3	H: 1 LOB: 2 BB: 1 P: 7	R: 0 E: 0 K: 0 S: 3	H: 0 LOB: 1 BB: 1 P: 7	R: 0 E: 0 K: 0 S: 3	H: 1 LOB: 0 BB: 0 P: 3	1B: 8 2B: 3 3B: 0 HR: 0	SF: 0 SAC: 1 DP: 1 HBP: 0	WP: 0 PB: 0 SB: 1 CS: 0	PA: 40			
PITCHER	IP	WLS	BF	H	R	ER	SO	BB	IBB	HBP	BLK	WP	HR	S	P	ERA	WHIP								
Bob Sykes, L (1, 1) ERA: 5.17 Jim Otten, R (5, 1) ERA: 7.86 Don Hood, L (7, 1) ERA: 2.6 John Littlefield, R (9, 1) ERA: 2.73	4.2	L	22	6	6	6	1	3	0	0	0	0	0	21	33	11.57	1.929								
	1.1		7	3	1	1	1	0	0	0	0	0	0	9	9	6.75	2.250								
	2.0		8	1	0	0	0	2	0	0	0	0	0	6	14	0.00	1.500								
	1.0		3	1	0	0	0	0	0	0	0	0	0	3	3	0.00	1.000								

San Francisco Giants @ St. Louis Cardinals
 Busch Stadium, St. Louis, MO
 Sat Jul 19 1980, 7:05 PM CDT
 Att: 26,513 - Unknown

livebaseballscorecards.com

AB	34
R	7
H	11
RBI	6
BB	5
SO	2
LOB	11



BOTTOM

San Francisco Giants @ St. Louis Cardinals
Busch Stadium, St. Louis, MO
 Sat Jul 19 1980, 7:05 PM CDT
 Att. 26,513 - Unknown

livebaseballscorecards.com

AB	37
R	4
H	9
RBI	4
BB	3
SO	1
LOB	17



WP: 0	PA: 40
PB: 1	
SB: 2	
CS: 0	

AB R H RBI BB SO LOB


4	1	0	0	1	0	2
4	2	2	0	1	1	0
5	0	1	0	0	0	4
5	0	2	3	0	0	2
3	0	0	0	0	0	3
1	0	0	0	0	0	1
3	0	0	0	0	0	1
1	0	0	0	0	0	0
4	1	2	0	0	0	0
3	0	0	0	1	0	2
0	0	0	0	0	0	0
2	0	1	0	0	0	1
0	0	0	0	0	0	0
1	0	1	1	0	0	0
0	0	0	0	0	0	0
0	0	0	0	0	0	0
1	0	0	0	0	0	1

1B: 6	SF: 0
2B: 3	SAC: 0
3B: 0	DP: 0
HR: 0	HBP: 0

Batter	1	2	3	4	5	6	7	8	9
Bobby Bonds, R (1, 7) OBP: 0.316, SLG: 0.329	0-0 6-3		4-0 1B BLK 1B BB	0-0 F9		0-0 F9			0-0 F9
Garry Templeton, S (1, 6) OBP: 0.353, SLG: 0.415	4-0 F8 BLK 1B BB		0-0 1-3 1B 1B		0-3 K		0-0 G3		0-0 G3 1B
Keith Hernandez, L (1, 3) OBP: 0.395, SLG: 0.487	0-0 F8		0-0 F7		0-0 F9		0-0 2B		0-0 G3
George Hendrick, R (1, 8) OBP: 0.362, SLG: 0.574	0-0 FC4 1B		0-0 FC3-6 1B		0-0 E6 FC5-4		0-0 F5		0-0 F8
Leon Durham, L (1, 9) OBP: 0.273, SLG: 0.373 Keith Smith, R (7, PH) OBP: 0.429, SLG: 0.571 (8, 9)	0-0 FC4 1-2f		0-0 FC3-6 S 1-2f		0-0 FC5-4 1-2f		0-0 F9		
Terry Kennedy, L (1, 2) OBP: 0.346, SLG: 0.423 Mike Ramsey, S (8, PH) OBP: 0.296, SLG: 0.400 (9, 4)		0-0 F8	0-0 F8 1-2			0-0 6-3		0-0 6-3	
Ken Reitz, R (1, 5) OBP: 0.317, SLG: 0.391		0-0 4-3		0-0 5-3		0-0 2B 2B		0-0 1B	
Ken Oberkfell, L (1, 4) OBP: 0.394, SLG: 0.413 John Littlefield, R (9, 1)		4-0 PB BB		0-0 F8		0-0 F8		0-0 P6	
Bob Sykes, S (1, 1) OBP: 0.148, SLG: 0.115 Jim Otten, S (5, 1) OBP: 0.250, SLG: 0.250 Dane Iorg, L (6, PH) OBP: 0.349, SLG: 0.419 Don Hood, L (7, 1) OBP: 0.111, SLG: 0.111 Ted Simmons, S (8, PH) OBP: 0.373, SLG: 0.504 (9, 2)		0-0 F9		0-0 1B		0-0 2B 2H		0-0 F7	

Inning Stats	R	H	E	K	S	LOB	BB	P	R	H	E	K	S	LOB	BB	P
1	1	1	0	4	8	1	1	1	0	0	0	0	4	1	1	6
2	0	0	0	3	7	1	0	0	0	0	0	0	7	1	0	3
3	2	2	0	5	9	1	2	2	0	0	0	0	9	1	1	0
4	0	1	0	4	4	1	0	0	0	0	0	0	4	1	0	0
5	0	0	1	6	6	1	0	0	1	0	0	0	6	1	0	4
6	1	2	0	5	5	1	0	0	0	0	0	0	5	1	0	4
7	0	1	0	4	4	1	0	0	0	0	0	0	4	1	0	4
8	0	1	0	4	4	1	0	0	0	0	0	0	4	1	0	4
9	0	1	0	4	4	1	0	0	0	0	0	0	4	1	0	4

PITCHER	IP	WLS	BF	H	R	ER	SO	BB	IBB	HBP	BLK	WP	HR	S	P	ERA	WHIP
Alan Hargesheimer, R (1, 1) ERA: 3.86	6.2	W	31	7	4	4	1	3	0	0	2	0	0	30	42	5.40	1.500
Gary Lavelle, L (7, 1) ERA: 3.2	2.1	S	9	2	0	0	0	0	0	0	0	0	0	9	9	0.00	0.857

Batter	1	2	3	4	5	6	7	8	9	AB R H RBI BB SO LOB	TOP	
Bill North, S (1, 8) OBP: 0.357, SLG: 0.274	1-0 HBP 1B		0-0 F9			0-0 F7			0-0 F7	3 0 0 0 0 0 0	San Francisco Giants @ St. Louis Cardinals Busch Stadium, St. Louis, MO Sun Jul 20 1980, 3:33 AM CDT Att: 30,271 - Unknown livebaseballscorecards.com AB 29 R 1 H 4 RBI 1 BB 0 SO 3 LOB 5 	
Larry Herndon, R (1, 7) OBP: 0.289, SLG: 0.375	0-0 1-2 1B		0-0 F7			0-0 6-3			0-0 6-3	4 0 1 0 0 0 0		
Jack Clark, R (1, 9) OBP: 0.383, SLG: 0.541	0-0 1-2 1-4-3				0-0 1-3				0-3 K	4 0 1 0 0 1 1		
Darrell Evans, L (1, 5) OBP: 0.345, SLG: 0.396	0-0 5-3				0-0 F8				G3-6-3 1B	3 0 0 0 0 0 2		
Milt May, L (1, 2) OBP: 0.354, SLG: 0.455					0-0 3-1				0-0 G3	3 1 1 0 0 0 0		
Mike Ivie, R (1, 3) OBP: 0.258, SLG: 0.294					0-3 K				0-0 6-3	3 0 0 0 0 1 1		
Joe Strain, R (1, 4) OBP: 0.333, SLG: 0.329					0-0 6-3				0-0 3-1	3 0 0 1 0 0 0		
Joe Pettini, R (1, 6) OBP: 0.278, SLG: 0.212					0-0 F9				0-0 FC3-6 1B	3 0 1 0 0 0 0		
Bob Knepper, L (1, 1) OBP: 0.170, SLG: 0.196					0-3 K				0-0 FC3-6	3 0 0 0 0 1 1		
Al Holland, R (8, 1)										0 0 0 0 0 0 0		
Greg Minton, S (8, 1)										0 0 0 0 0 0 0		
Inning Stats	R: 0 H: 1 E: 0 LOB: 1 K: 0 BB: 0 S: 3 P: 4	R: 1 H: 1 E: 0 LOB: 0 K: 0 BB: 0 S: 4 P: 4	R: 0 H: 0 E: 0 LOB: 0 K: 1 BB: 0 S: 5 P: 5	R: 0 H: 0 E: 0 LOB: 0 K: 0 BB: 0 S: 3 P: 3	R: 0 H: 0 E: 0 LOB: 0 K: 1 BB: 0 S: 5 P: 5	R: 0 H: 0 E: 0 LOB: 0 K: 0 BB: 0 S: 3 P: 3	R: 0 H: 1 E: 0 LOB: 0 K: 0 BB: 0 S: 3 P: 3	R: 0 H: 1 E: 0 LOB: 1 K: 0 BB: 0 S: 4 P: 4	R: 0 H: 0 E: 0 LOB: 0 K: 1 BB: 0 S: 5 P: 5	1B: 3 SF: 0 2B: 1 SAC: 0 3B: 0 DP: 1 HR: 0 HBP: 1	WP: 1 PA: 30 PB: 0 SB: 0 CS: 0	
PITCHER Bob Forsch, R (1, 1) ERA: 3.68	IP WLS BF H R ER SO BB IBB HBP BLK WP HR S P ERA WHIP	9.0 W 30 4 1 1 3 0 0 1 0 1 0 0 35 36 1.00 0.444										
	PITCHER IP WLS BF H R ER SO BB IBB HBP BLK WP HR S P ERA WHIP											

Batter	1	2	3	4	5	6	7	8	9
Bobby Bonds, R (1, 7) OBP: 0.315, SLG: 0.332	0-0 5-3		0-0 5-3		0-0 F3			0-0 3B 2B	
Garry Templeton, S (1, 6) OBP: 0.354, SLG: 0.421	0-0 4-3 S 1B		0-0 L7			0-0 5-3		0-0 2-H 1B 3B	
Keith Hernandez, L (1, 3) OBP: 0.396, SLG: 0.487	0-0 4-3 1-3		0-0 L5			0-0 FC5-4 1B		0-0 3-H 1B G6-4-3	
Ted Simmons, S (1, 2) OBP: 0.372, SLG: 0.498	4-0 BB			0-0 6-3		0-0 FC5-4 1-2f		0-0 1-2f G6-4-3	
George Hendrick, R (1, 9) OBP: 0.360, SLG: 0.571	0-0 6-3			0-0 5-3		0-3 K		0-0 1B	
Ken Reitz, R (1, 5) OBP: 0.319, SLG: 0.395		0-0 FC4-6 1B		0-0 F9			0-0 2B	0-0 F9	
Tony Scott, S (1, 8) OBP: 0.300, SLG: 0.283		0-3 K			0-0 E5 CS		0-3 K		
Ken Oberkfell, L (1, 4) OBP: 0.390, SLG: 0.408		0-0 FC4-6			0-3 K		0-0 L1		
Keith Smith, R (7, PH) OBP: 0.375, SLG: 0.500		1-2f			1-2				
Mike Ramsey, S (8, 4) OBP: 0.296, SLG: 0.400									
Bob Forsch, R (1, 1) OBP: 0.327, SLG: 0.563		0-0 F8			0-0 2B		0-0 6-3		

AB	R	H	RBI	BB	SO	LOB
4	1	1	0	0	0	1
4	1	2	1	0	0	0
4	0	2	1	0	0	1
3	0	0	0	1	0	2
4	0	1	0	0	1	3
4	0	2	0	0	0	1
3	0	0	0	0	2	2
2	0	0	0	0	1	2
1	0	0	0	0	0	1
0	0	0	0	0	0	0
3	0	1	0	0	0	2

BOTTOM

San Francisco Giants @ St. Louis Cardinals
Busch Stadium, St. Louis, MO
 Sun Jul 20 1980, 3:33 AM CDT
 Att. 30,271 - Unknown

AB	32
R	2
H	9
RBI	2
BB	1
SO	4
LOB	15



1B: 5	SF: 0
2B: 3	SAC: 0
3B: 1	DP: 1
HR: 0	HBP: 0

WP: 0	PA: 33
PB: 0	
SB: 1	
CS: 1	

Inning Stats		R: 0	H: 1	E: 0	LOB: 2	K: 0	BB: 1	S: 4	P: 8								
Bob Knepper, L (1, 1) ERA: 3.96	IP: 7.0	WLS: 0	BF: 29	H: 7	R: 2	ER: 2	SO: 4	BB: 1	IBB: 0	HBP: 0	BLK: 0	WP: 0	HR: 0	S: 36	P: 40	ERA: 2.57	WHIP: 1.143
Al Holland, L (8, 1) ERA: 1.31	0.2		3	2	0	0	0	0	0	0	0	0	0	3	3	0.00	3.000
Greg Minton, R (8, 1) ERA: 3.02	0.1		1	0	0	0	0	0	0	0	0	0	0	1	1	0.00	0.000

PITCHER		IP	WLS	BF	H	R	ER	SO	BB	IBB	HBP	BLK	WP	HR	S	P	ERA	WHIP
Bob Knepper, L (1, 1) ERA: 3.96	7.0	0	29	7	2	2	4	4	1	0	0	0	0	0	36	40	2.57	1.143
Al Holland, L (8, 1) ERA: 1.31	0.2		3	2	0	0	0	0	0	0	0	0	0	3	3	0.00	3.000	
Greg Minton, R (8, 1) ERA: 3.02	0.1		1	0	0	0	0	0	0	0	0	0	0	1	1	0.00	0.000	

Batter	1	2	3	4	5	6	7	8	9	10	11	12	13	14	15	AB	R	H	RBI	BB	SO	LOB	TOP	
Bill North, S OBP: 0.362, SLG: 0.285 (1.8)	0-0 4-3			0-0 SH1-3 1B		0-0 3B		4-0 BB		0-0 6-3		0-3 K			4-0 FC3-6 BB	5	0	2	0	2	1	3		
Joe Strain, R OBP: 0.322, SLG: 0.317 (1.4)	0-0 5-3			0-0 SH1-3 1-2		0-0 F4		0-0 1-3			0-0 L5		0-0 F7		0-0 FC3-6 HR	6	1	0	0	0	0	4		
Larry Herndon, R OBP: 0.285, SLG: 0.380 (1.9)	0-0 6-3			0-0 5-3		0-3 K			0-3 K		0-3 K		0-3 K		0-0 HR	7	1	1	2	0	4	2		
Darrell Evans, L OBP: 0.347, SLG: 0.393 (1.5)		4-0 BB		0-3 K			0-3 K		0-0 F8		4-0 BB		0-0 F8		0-0 CS 1B	5	0	1	0	2	2	1		
Milt May, L OBP: 0.349, SLG: 0.449 (1.2)		0-0 G4-6-3		0-0 L3		0-0 6-3		0-0 6-3		0-3 K		4-0 BB		0-0 WP 2B	3	0	0	0	0	0	0	1		
Dennis Littlejohn, R OBP: 0.400, SLG: 0.500 (7.2)		1-2 G4-6-3		1-2 K										0-3 K	3	0	1	0	1	2	1			
Terry Whitfield, L OBP: 0.306, SLG: 0.327 (1.7)		0-0 6-3		0-0 1B		0-0 F8		0-0 F8		0-3 K		0-0 F7		0-3 K	6	0	1	0	0	2	3			
Mike Ivie, R OBP: 0.269, SLG: 0.315 (1.3)			0-0 6-3	0-0 F6		0-0 4-3 2B		0-0 4-3 2B		0-0 K		0-3 K		4-0 BB	5	0	2	0	1	1	1			
Johnnie LeMaster, R OBP: 0.255, SLG: 0.332 (1.6)			0-0 6-3	0-0 F9		0-0 4-3		0-0 4-3		0-3 K		0-0 F6		0-3 K	6	0	0	0	0	0	2	5		
Ed Whitson, R OBP: 0.104, SLG: 0.085 (1.1)			0-0 6-3	0-0 6-3		0-0 6-3		0-3 K		4-0 IBB		4-0 BB		0-3 K	3	0	0	0	0	0	1	1		
Greg Milton, S (9.1)															0	0	0	0	0	0	0	0		
Jack Clark, R OBP: 0.386, SLG: 0.541 (10.9)															0	0	0	0	1	0	0	0		
Al Holland, R (13.1)															0	0	0	0	0	1	0	0		
Tom Griffin, R (13.1)															0	0	0	0	0	0	0	0		
Max Venable, L OBP: 0.318, SLG: 0.310 (14.9)															1	0	0	0	0	0	1	2		
Gary Lavelle, S (14.1)															0	0	0	0	0	0	0	0		
Inning Stats	R: 0 E: 0 K: 0 S: 3	H: 0 LOB: 0 BB: 0 P: 3	R: 0 E: 0 K: 0 S: 2	H: 0 LOB: 0 BB: 1 P: 6	R: 0 E: 0 K: 1 S: 3	H: 1 LOB: 1 BB: 0 P: 3	R: 0 E: 0 K: 1 S: 4	H: 1 LOB: 1 BB: 0 P: 4	R: 0 E: 0 K: 1 S: 6	H: 1 LOB: 1 BB: 0 P: 6	R: 0 E: 0 K: 1 S: 5	H: 0 LOB: 0 BB: 0 P: 5	R: 0 E: 0 K: 2 S: 8	H: 0 LOB: 2 BB: 1 P: 12	R: 0 E: 0 K: 1 S: 5	H: 0 LOB: 0 BB: 0 P: 5	R: 0 E: 0 K: 3 S: 10	H: 1 LOB: 2 BB: 1 P: 14	R: 2 E: 0 K: 1 S: 6	H: 2 LOB: 0 BB: 1 P: 10	1B: 3 2B: 3 3B: 1 HR: 1	SF: 0 SAC: 1 DP: 1 HBP: 0	WP: 1 PB: 0 SB: 0 CS: 1	PA: 59
PITCHER	IP WLS BF H R ER SO BB IBB HBP BLK WP HR S P ERA WHIP																					PITCHER	IP WLS BF H R ER SO BB IBB HBP BLK WP HR S P ERA WHIP	
Rick Reuschel, R ERA: 3.91 (1.1)	8.0																							
Bruce Sutter, R ERA: 2.75 (9.1)	2.0	8	1	0	0	4	0	1	0	0	0	0	0	15	19	0.00	0.500							
Dick Tidrow, R ERA: 1.81 (11.1)	2.0	9	0	0	0	3	3	0	0	0	0	0	0	12	24	0.00	1.500							
Bill Caudill, R ERA: 2.13 (13.1)	3.0	L	13	3	2	2	5	2	0	0	0	1	1	21	29	6.00	1.667							

San Francisco Giants @ Chicago Cubs
Wrigley Field, Chicago, IL
Tue Jul 22 1980, 3:33 AM CDT
Att: 15,786 - Unknown

livebaseballscores.com

AB	50
R	2
H	8
RBI	2
BB	8
SO	16
LOB	24



Batter	1	2	3	4	5	6	7	8	9	AB R H RBI BB SO LOB	TOP
Bill North, S (1, 8) OBP: 0.368, SLG: 0.291 Max Venable, L (7, 7) OBP: 0.304, SLG: 0.302	0-0 S 1B		0-0 BLK HR 1B	4-0 1B BB	0-3 K		0-0 SF9 1-3 2B 1B	0-0 SF8 2-3 3-H		4 3 3 0 1 1 2 0 0 0 1 0 0 0	San Francisco Giants @ Chicago Cubs Wrigley Field, Chicago, IL Wed Jul 23 1980, 3:33 AM CDT Att: 29,189 - Unknown
Darrell Evans, L (1, 5) OBP: 0.345, SLG: 0.388	0-0 F7 1-3		4-0 HR BB	0-0 1B 1B	0-0 F8		0-0 1-3 1-2 2-3	0-0 G4-6-3 1-2f		5 2 1 0 1 0 7	
Jack Clark, R (1, 9) OBP: 0.380, SLG: 0.551	0-3 K		0-0 HR 1-H 2-H	0-0 F8		0-0 F9	0-0 SF9		0-0 6-3	5 1 1 4 0 1 3	
Larry Herndon, R (1, 7) OBP: 0.289, SLG: 0.385 (7, 8)	0-0 F9		0-0 1B 1B BLK 1B	0-0 2B 1B 1-2 2-H		0-3 K 1B	0-0 1B 2B 3-H		0-3 K	6 3 3 2 0 2 1	
Mike Ivie, R (1, 3) OBP: 0.287, SLG: 0.338		0-0 6-3	0-0 BLK 1B SF9 1B	0-0 2B 1-H 2-H		0-0 F8	0-0 FC5-4 1B		0-0 1B 1B	6 1 4 3 0 0 1	
Rennie Stennett, R (1, 4) OBP: 0.295, SLG: 0.340		0-0 CS 1B	0-0 SF9 BLK WP 1B	0-0 F9 1-2 2-3		0-0 1B	0-0 FC5-4 1-2f		0-0 FC6-4 1B	6 1 4 0 0 0 2	
Dennis Littlejohn, R (1, 2) OBP: 0.455, SLG: 0.429		0-0 1B 1-2	0-0 SF9 1-3 2-H 3-H		4-0 1B BB	0-0 F4		4-0 HBP 1B SF8 BB	0-0 FC6-4 1-2f	3 1 1 1 2 0 4	
Joe Pettini, R (1, 6) OBP: 0.317, SLG: 0.342	0-0 F4		0-0 5-3 3-H		0-0 1B 1-2		0-0 HR		0-0 SF8 HBP 1B	5 1 3 1 0 0 1	
Allen Ripley, R (1, 1) OBP: 0.278, SLG: 0.235 Greg Minton, S (7, 1)			4-0 BB 1B BB	0-0 5-3	0-3 K		0-0 1-3 1B SF9 1B	1-0 G4-6-3 HBP		3 1 1 0 1 1 2 0 0 0 0 0 0 0	
Inning Stats	R: 0 E: 0 K: 1 S: 6 H: 1 LOB: 1 BB: 0 P: 6	R: 0 E: 0 K: 0 S: 4 H: 2 LOB: 1 BB: 0 P: 4	R: 6 E: 0 K: 0 S: 7 H: 5 LOB: 0 BB: 2 P: 15	R: 3 E: 0 K: 0 S: 6 H: 3 LOB: 1 BB: 1 P: 10	R: 0 E: 0 K: 2 S: 8 H: 1 LOB: 2 BB: 0 P: 12	R: 0 E: 0 K: 1 S: 7 H: 1 LOB: 2 BB: 0 P: 7	R: 4 E: 0 K: 0 S: 8 H: 5 LOB: 1 BB: 0 P: 8	R: 1 E: 0 K: 0 S: 3 H: 1 LOB: 1 BB: 1 P: 8	R: 0 E: 0 K: 1 S: 7 H: 2 LOB: 2 BB: 0 P: 7	1B: 17 2B: 2 3B: 0 HR: 2 SF: 3 SAC: 0 DP: 1 HBP: 1	WP: 2 PB: 0 SB: 2 CS: 1 PA: 52
PITCHER	IP WLS BF H R ER SO BB IBB HBP BLK WP HR S P ERA WHIP	IP WLS BF H R ER SO BB IBB HBP BLK WP HR S P ERA WHIP	IP WLS BF H R ER SO BB IBB HBP BLK WP HR S P ERA WHIP	IP WLS BF H R ER SO BB IBB HBP BLK WP HR S P ERA WHIP	IP WLS BF H R ER SO BB IBB HBP BLK WP HR S P ERA WHIP	IP WLS BF H R ER SO BB IBB HBP BLK WP HR S P ERA WHIP	IP WLS BF H R ER SO BB IBB HBP BLK WP HR S P ERA WHIP	IP WLS BF H R ER SO BB IBB HBP BLK WP HR S P ERA WHIP	IP WLS BF H R ER SO BB IBB HBP BLK WP HR S P ERA WHIP	IP WLS BF H R ER SO BB IBB HBP BLK WP HR S P ERA WHIP	IP WLS BF H R ER SO BB IBB HBP BLK WP HR S P ERA WHIP
Doug Capilla, L (1, 1) ERA: 3.07 Willie Hernandez, L (4, 1) ERA: 5.1 Lynn McGlothen, R (7, 1) ERA: 5.22 Dick Tidrow, R (8, 1) ERA: 1.89	3.0 L 17 8 6 6 1 2 0 0 2 1 1 17 25 18.00 3.333	3.2 23 9 7 7 3 2 0 0 0 1 1 27 35 17.18 3.000	0.1 2 1 0 0 0 0 0 0 0 0 0 2 2 0.00 3.000	5.22 10 3 1 1 1 1 0 1 0 0 0 10 15 4.50 2.000							

livebaseballscorecards.com

AB	43
R	14
H	21
RBI	12
BB	5
SO	5
LOB	23



BOTTOM

San Francisco Giants @ Chicago Cubs
Wrigley Field, Chicago, IL

Wed Jul 23 1980, 3:33 AM CDT
Att. 29,189 - Unknown

livebaseballscorecards.com

AB	39
R	6
H	12
RBI	6
BB	2
SO	4
LOB	18



WP:	0	PA:	41
PB:	0	SB:	0
CS:	0		

AB R H RBI BB SO LOB

4 1 2 0 1 0 0

5 1 1 0 0 1 5

5 1 4 3 0 0 0

4 1 1 1 1 2 4

4 0 1 1 0 0 4

0 0 0 0 0 0 0

4 0 1 1 0 1 1

4 0 0 0 0 0 2

4 0 0 0 0 0 0

0 0 0 0 0 0 0

1 0 0 0 0 0 0

1 0 0 0 0 0 0

0 0 0 0 0 0 0

2 2 2 0 0 0 0

1B: 9 SF: 0

2B: 2 SAC: 0

3B: 1 DP: 1

HR: 0 HBP: 0

Batter	1	2	3	4	5	6	7	8	9
Lenny Randle, S OBP: 0.346, SLG: 0.368 (1, 5) (8, 8)	F7		F8						FC6-4 1B
Steve Macko, L OBP: 0.200, SLG: 0.200 (1, 6) (8, 8)	L4			2B 1B	K		E4 BB 1B G1-2-3		FC6-4 2B 1-2f 2-3
Bill Buckner, L OBP: 0.359, SLG: 0.453 (1, 7) (8, 8)	FC5-4 1B			1B 2B		G3	BB 1B		2B 1-3 3-H
Jerry Martin, R OBP: 0.299, SLG: 0.453 (1, 8) (8, 9)	FC5-4 1-2f			K		3B 1B	BB		K
Mike Vail, R OBP: 0.347, SLG: 0.419 Dick Tidrow, R (8, 1) Larry Bittner, L OBP: 0.321, SLG: 0.340 (9, PH)		3-1				F8	G1-2-3 BB		6-3
Jim Tracy, L OBP: 0.200, SLG: 0.400 (1, 3)		4-3							
Tim Blackwell, S OBP: 0.278, SLG: 0.348 (1, 2)									
Steve Dillard, R OBP: 0.274, SLG: 0.327 (1, 4) (8, 5)			F7						F7
Doug Capilla, L OBP: 0.380, SLG: 0.500 Jesus Figueroa, L OBP: 0.347, SLG: 0.308 Willie Hernandez, L OBP: 0.214, SLG: 0.286 Lynn McGlothen, L OBP: 0.286, SLG: 0.370 Mike Tyson, R OBP: 0.280, SLG: 0.344 (1, 1) (3, PH) (4, 1) (7, 1) (7, PH) (8, 4)			F9						FC6-4 1B 2B 1B

Inning Stats	R: 0 H: 1 E: 0 K: 0 S: 4	R: 0 H: 0 E: 0 K: 0 S: 3	R: 0 H: 0 E: 0 K: 0 S: 3	R: 2 H: 3 E: 0 K: 2 S: 10	R: 0 H: 0 E: 0 K: 1 S: 5	R: 1 H: 2 E: 0 K: 0 S: 5	R: 2 H: 3 E: 1 K: 0 S: 6	R: 0 H: 0 E: 0 K: 0 S: 3	R: 1 H: 3 E: 0 K: 1 S: 8
--------------	--------------------------	--------------------------	--------------------------	---------------------------	--------------------------	--------------------------	--------------------------	--------------------------	--------------------------

PITCHER	IP	WLS	BF	H	R	ER	SO	BB	IBB	HBP	BLK	WP	HR	S	P	ERA	WHIP
Allen Ripley, R ERA: 3.59 (1, 1)	6.1	W	31	9	5	4	3	2	0	0	0	0	0	35	43	5.68	1.737
Greg Minton, R ERA: 2.91 (7, 1)	2.2		10	3	1	1	1	0	0	0	0	0	0	12	12	3.38	1.125

Batter	1	2	3	4	5	6	7	8	9	AB R H RBI BB SO LOB	TOP											
Omar Moreno, L (1, 8) OBP: 0.318, SLG: 0.347	0-0 S 1B	0-0 4-3	0-0 F7		0-0 F5			0-0 G3		5 1 1 0 0 0 4												
Tim Foli, R (1, 6) OBP: 0.325, SLG: 0.366	4-0 1B 1-2 BB	0-0 S 1B	0-3 K			0-0 5-3		0-0 F3		4 2 1 0 1 1 2												
Dave Parker, L (1, 9) OBP: 0.328, SLG: 0.462	0-0 1B 1-2 2-H	0-3 K		0-3 K		0-3 K		0-0 G3		2 1 1 1 0 1 1												
Mike Easler, L (3, 9) OBP: 0.438, SLG: 0.669	1-2 2-H 1B	1-2 K		0-3 K		0-0 K		0-0 G3		3 0 0 0 0 2 0												
Bill Madlock, R (1, 3) OBP: 0.293, SLG: 0.334	0-0 F8	0-0 1B 2-H		0-3 K		0-0 F9		0-0 5-3		5 0 1 1 0 1 2												
Lee Lacy, R (1, 7) OBP: 0.429, SLG: 0.565	0-0 F9	0-0 1-3 1B		0-0 6-3			0-0 HR	0-0 F8		5 1 2 1 0 0 2												
Phil Garner, R (1, 4) OBP: 0.321, SLG: 0.362	0-0 1B 1-2 2-H	0-0 F8			0-3 K		0-0 6-3			4 0 1 1 0 1 2												
Steve Nicosia, R (1, 2) OBP: 0.311, SLG: 0.296	0-0 1B 1-3 2-H		0-0 1B		0-0 WP 1B		0-0 4-3			4 0 3 1 0 0 0												
Dale Berra, R (1, 5) OBP: 0.280, SLG: 0.345	4-0 IBB		0-0 P3		0-3 K		0-0 F7			3 0 0 0 1 1 2												
John Candelaria, L (1, 1) OBP: 0.240, SLG: 0.196	0-0 4-3		0-0 1B		4-0 BB			0-3 K		3 0 1 0 1 1 3												
Inning Stats	R: 3 E: 0 K: 0 S: 7	H: 4 LOB: 3 BB: 2 P: 15	R: 1 E: 0 K: 1 S: 8	H: 3 LOB: 2 BB: 0 P: 8	R: 0 E: 0 K: 1 S: 7	H: 2 LOB: 2 BB: 0 P: 7	R: 0 E: 0 K: 2 S: 7	H: 0 LOB: 0 BB: 0 P: 7	R: 0 E: 0 K: 1 S: 5	H: 1 LOB: 2 BB: 1 P: 12	R: 0 E: 0 K: 1 S: 5	H: 0 LOB: 0 BB: 0 P: 5	R: 1 E: 0 K: 0 S: 4	H: 1 LOB: 0 BB: 0 P: 4	R: 0 E: 0 K: 1 S: 5	H: 0 LOB: 0 BB: 0 P: 5	R: 0 E: 0 K: 0 S: 3	H: 0 LOB: 0 BB: 0 P: 3	1B: 10 2B: 0 3B: 0 HR: 1	SF: 0 SAC: 0 DP: 0 HBP: 0	WP: 1 PB: 0 SB: 2 CS: 0	PA: 41
PITCHER	IP WLS BF H R ER SO BB IBB HBP BLK WP HR S P ERA WHIP																					
Bob Knepper, L (1, 1) ERA: 4.12	2.1 L 18 9 4 4 1 1 1 0 0 0 0 0 18 26 15.43 4.286																					
Tom Griffin, R (3, 1) ERA: 3.68	2.2 10 1 0 0 5 1 0 0 0 1 0 19 23 0.00 0.750																					
Gary Lavelle, L (6, 1) ERA: 3.13	2.0 7 1 1 1 1 0 0 0 0 0 1 9 9 4.50 0.500																					
Mike Rowland, R (8, 1) ERA:	2.0 6 0 0 0 1 0 0 0 0 0 0 8 8 0.00 0.000																					

Pittsburgh Pirates @ San Francisco Giants
 Candlestick Park, San Francisco, CA
 Fri Jul 25 1980, 10:05 PM EDT
 Att: 22,830 - Unknown

AB	38
R	5
H	11
RBI	5
BB	3
SO	8
LOB	18



WP: 1	PA: 41
-------	--------

ERA	WHIP
-----	------

Batter	1	2	3	4	5	6	7	8	9	AB	R	H	RBI	BB	SO	LOB
Bill North, S OBP: 0.367, SLG: 0.291 (1, 8)	0-0 5-3 1B		0-0 G5-4-3 1-2f		0-0 F9			0-0 F8		4	0	1	0	0	0	3
Darrell Evans, L OBP: 0.342, SLG: 0.384 (1, 5)	0-0 5-3 1-2			0-0 P2		0-3 K		0-0 F9		4	0	0	0	0	1	1
Jack Clark, R OBP: 0.378, SLG: 0.547 (1, 9)	0-3 K			0-0 6-3		0-0 6-3		0-0 1B		4	0	1	0	0	1	1
Larry Herndon, R OBP: 0.292, SLG: 0.405 (1, 7)	0-0 6-3			0-0 HR		0-0 3B		0-0 1-3		4	1	2	1	0	0	2
Mike Ivie, R OBP: 0.279, SLG: 0.328 (1, 3)		0-0 P3		0-0 F7		0-0 F4		0-0 F8		4	0	0	0	0	0	1
Milt May, L OBP: 0.339, SLG: 0.434 (1, 2)		0-0 4-3			0-3 K		0-0 3-1		0-0 G3	4	0	0	0	0	1	0
Rennie Stennett, R OBP: 0.294, SLG: 0.339 (1, 4)		0-0 G3			0-0 1B		0-3 K		0-0 6-3	1	0	0	0	0	0	0
Joe Strain, R OBP: 0.322, SLG: 0.317 (5, 4)					0-0 1B		0-0 K			3	0	1	0	0	1	0
Johnnie LeMaster, R OBP: 0.256, SLG: 0.332 (1, 6)			0-0 6-3		0-0 F8		0-0 FC5-4 1B			3	0	1	0	0	0	1
Bob Knepper, L OBP: 0.176, SLG: 0.196 (1, 1)			0-0 G5-4-3 1B		0-0 1B		0-0 FC5-4			0	0	0	0	0	0	0
Tom Griffin, R OBP: 0.333, SLG: 0.333 (3, 1)										1	0	1	0	0	0	0
Max Venable, L OBP: 0.319, SLG: 0.318 (5, PH)										1	0	1	0	0	0	0
Gary Lavelle, S OBP: 0.319, SLG: 0.318 (6, 1)										0	0	0	0	0	0	0
Joe Pettini, R OBP: 0.310, SLG: 0.333 (7, PH)										1	0	0	0	0	0	1
Mike Rowland, R OBP: 0.310, SLG: 0.333 (8, 1)										0	0	0	0	0	0	0

Inning Stats	R: 0	H: 1	E: 0	LOB: 1	K: 1	S: 6	P: 6	R: 0	H: 0	E: 0	LOB: 0	K: 0	BB: 0	S: 3	R: 0	H: 1	E: 0	LOB: 0	K: 0	BB: 0	S: 3	R: 0	H: 1	E: 0	LOB: 2	K: 1	BB: 0	S: 7	R: 0	H: 1	E: 0	LOB: 1	K: 1	BB: 0	S: 6	R: 0	H: 1	E: 0	LOB: 1	K: 1	BB: 0	S: 6	R: 0	H: 1	E: 0	LOB: 1	K: 0	BB: 0	S: 4	R: 0	H: 0	E: 0	LOB: 0	K: 0	BB: 0	S: 3	1B: 6	SF: 0	2B: 0	SAC: 0	3B: 1	DP: 1	HR: 1	HBP: 0	WP: 0	PA: 34
--------------	------	------	------	--------	------	------	------	------	------	------	--------	------	-------	------	------	------	------	--------	------	-------	------	------	------	------	--------	------	-------	------	------	------	------	--------	------	-------	------	------	------	------	--------	------	-------	------	------	------	------	--------	------	-------	------	------	------	------	--------	------	-------	------	-------	-------	-------	--------	-------	-------	-------	--------	-------	--------

PITCHER	IP	WLS	BF	H	R	ER	SO	BB	IBB	HBP	BLK	WP	HR	S	P	ERA	WHIP
John Candelaria, L ERA: 3.52 (1, 1)	9.0	W	34	8	1	1	4	0	0	0	0	0	1	42	42	1.00	0.889


BOTTOM

Pittsburgh Pirates @ San Francisco Giants
Candlestick Park, San Francisco, CA

Fri Jul 25 1980, 10:05 PM EDT
Att. 22,830 - Unknown

livebaseballscorecards.com

AB	34
R	1
H	8
RBI	1
BB	0
SO	4
LOB	10



Batter	1	2	3	4	5	6	7	8	9	10	AB	R	H	RBI	BB	SO	LOB	TOP							
Omar Moreno, L (1, 8) OBP: 0.316, SLG: 0.345	0-0 6-3		0-0 4-3		0-0 P2			0-0 CS 1B		0-0 L6	5	0	1	0	0	0	2								
Tim Foli, R (1, 6) OBP: 0.324, SLG: 0.365 Matt Alexander, S (9, PR) Dale Berra, R (9, 6) OBP: 0.278, SLG: 0.342	0-0 5-3			0-0 F7		0-0 F8		0-0 CS 1-2	0-0 E 1B	0-3 K	4	0	1	0	0	0	0								
Mike Easler, L (1, 9) OBP: 0.435, SLG: 0.657	4-0 CS BB			0-0 4-3		0-3 K			0-0 E6 1-H		3	0	0	0	1	1	0								
John Milner, L (1, 3) OBP: 0.365, SLG: 0.381	0-0 CS 1-2	0-0 G3		4-0 BB 2B BB		0-0 F3			0-3 K 1-2		3	1	0	0	1	1	1								
Bill Madlock, R (1, 5) OBP: 0.295, SLG: 0.332		0-0 1-3		4-0 1-2 2B BB		0-0 F7			4-0 BB		2	1	0	0	2	0	0								
Lee Lacy, R (1, 7) OBP: 0.430, SLG: 0.566		4-0 CS BB		0-0 1-H 2-H 2B		0-0 6-3			0-3 K		3	0	1	2	1	1	2								
Ed Ott, L (1, 2) OBP: 0.349, SLG: 0.383		0-0 CS 1-2	0-3 K	0-0 G3		0-0 4-3			0-0 6-3		4	0	0	0	0	1	3								
Phil Garner, R (1, 4) OBP: 0.320, SLG: 0.367			0-0 F8		0-3 K			0-3 K		0-0 3B	4	0	1	0	0	2	0								
Eddie Solomon, R (1, 1) OBP: 0.208, SLG: 0.208 Enrique Romo, R (7, 1) OBP: 0.550, SLG: 0.500 Dave Parker, L (8, PH) OBP: 0.327, SLG: 0.461 Kent Tekulve, R (8, 1) Manny Sanguillen, R (10, PH) OBP: 0.347, SLG: 0.419 Grant Jackson, S (10, 1)			0-0 1B		0-3 K			0-0 G3		0-0 6-3	2	0	1	0	0	1	0								
Inning Stats	R: 0 E: 0 K: 0 S: 2	H: 0 LOB: 0 BB: 1 P: 6	R: 0 E: 0 K: 0 S: 2	H: 0 LOB: 0 BB: 1 P: 6	R: 0 E: 0 K: 1 S: 6	H: 1 LOB: 1 BB: 0 P: 6	R: 2 E: 0 K: 0 S: 4	H: 1 LOB: 1 BB: 2 P: 12	R: 0 E: 0 K: 2 S: 7	H: 0 LOB: 0 BB: 0 P: 7	R: 0 E: 0 K: 1 S: 5	H: 0 LOB: 0 BB: 0 P: 5	R: 0 E: 0 K: 0 S: 3	H: 0 LOB: 0 BB: 0 P: 3	R: 0 E: 0 K: 1 S: 5	H: 1 LOB: 0 BB: 0 P: 5	R: 1 E: 2 K: 2 S: 9	H: 1 LOB: 2 BB: 1 P: 13	R: 0 E: 0 K: 1 S: 6	H: 1 LOB: 1 BB: 0 P: 6	1B: 3 2B: 1 3B: 1 HR: 0	SF: 0 SAC: 0 DP: 0 HBP: 0	WP: 0 PB: 0 SB: 1 CS: 3	PA: 41	
PITCHER	IP	WLS	BF	H	R	ER	SO	BB	IBB	HBP	BLK	WP	HR	S	P	ERA	WHIP								
Alan Hargesheimer, R (1, 1) ERA: 3.2	8.0		29	4	3	2	5	4	0	0	0	0	0	35	51	2.25	1.000								
Al Holland, L (9, 1) ERA: 1.21	0.1		2	0	0	0	1	0	0	0	0	0	0	4	4	0.00	0.000								
Greg Minton, R (9, 1) ERA: 2.81	1.2	W	7	1	0	0	2	1	0	0	0	0	0	10	14	0.00	1.200								

Pittsburgh Pirates @ San Francisco Giants
 Candlestick Park, San Francisco, CA
 Sat Jul 26 1980, 6:33 AM EDT
 Att. 28,566 - Unknown

AB	33
R	3
H	5
RBI	2
BB	5
SO	8
LOB	10



BOTTOM

Pittsburgh Pirates @ San Francisco Giants
Candlestick Park, San Francisco, CA

Sat Jul 26 1980, 6:33 AM EDT
Att: 28,566 - Unknown

livebaseballscores.com

AB	34
R	4
H	10
RBI	4
BB	5
SO	6
LOB	13



AB R H RBI BB SO LOB

4	0	1	0	1	0	0
5	1	2	0	0	0	2
5	1	2	1	0	1	1
3	2	1	1	1	1	1
0	0	0	0	0	0	0
3	0	1	0	1	1	0
0	0	0	0	0	0	0
4	0	1	2	0	1	1
4	0	1	0	0	1	2
2	0	1	0	2	0	1
3	0	0	0	0	1	4
0	0	0	0	0	0	0
1	0	0	0	0	0	1

Batter	1	2	3	4	5	6	7	8	9	10
Bill North, S OBP: 0.367, SLG: 0.290 (1, 8)	4-3		G4-6-3 BB		4-3		2-3 1B			F7
Joe Strain, R OBP: 0.324, SLG: 0.320 (1, 4)	1-3 1B		G4-6-3 1-2f		L6		6-3			3B 1B
Jack Clark, R OBP: 0.379, SLG: 0.551 (1, 9)	1-3			1B 2B 1B	F3			K		3B 1-H
Darrell Evans, L OBP: 0.343, SLG: 0.392 (1, 5)	F7			1B 2B BB		HR		K		
Joe Pettini, R OBP: 0.310, SLG: 0.333 (9, 5)								K		
Larry Herndon, R OBP: 0.295, SLG: 0.404 (1, 7)		K		2B 1B		G6-4-3 BB		F7		
Greg Minton, S (9, 1)				1-2 2-3						
Mike Ivie, R OBP: 0.278, SLG: 0.333 (1, 3)	5-3			1-3 2-H 3-H	2B	G6-4-3			K	
Dennis Littlejohn, R OBP: 0.400, SLG: 0.364 (1, 2)				K		F8			1-3	
Johnnie LeMaster, R OBP: 0.262, SLG: 0.337 (1, 6)	FC5-4 1B									
Alan Hargeshheimer, R OBP: 0.500, SLG: 0.571 (1, 1)										
Al Holland, R (9, 1)										
Terry Whitfield, L OBP: 0.304, SLG: 0.326 (9, 7)			K	G4-6-3			F2		FC6-4	

Inning Stats	R: 0	H: 1	E: 0	K: 0	S: 4	P: 4	R: 0	H: 1	E: 0	K: 1	S: 6	P: 6	R: 0	H: 0	E: 0	K: 1	S: 4	R: 2	H: 3	E: 0	K: 1	S: 7	P: 15	R: 0	H: 0	E: 0	K: 0	S: 3	P: 3	R: 1	H: 1	E: 0	K: 0	S: 3	R: 0	H: 2	E: 0	K: 0	S: 4	P: 4	R: 0	H: 0	E: 0	K: 2	S: 7	P: 7	R: 0	H: 0	E: 0	K: 1	S: 5	P: 9	R: 1	H: 2	E: 0	K: 0	S: 3	P: 3	1B: 6	SF: 0	2B: 2	SAC: 0	3B: 1	DP: 3	HR: 1	HBP: 0	WP: 0	PA: 39
--------------	------	------	------	------	------	------	------	------	------	------	------	------	------	------	------	------	------	------	------	------	------	------	-------	------	------	------	------	------	------	------	------	------	------	------	------	------	------	------	------	------	------	------	------	------	------	------	------	------	------	------	------	------	------	------	------	------	------	------	-------	-------	-------	--------	-------	-------	-------	--------	-------	--------

PITCHER	IP	WLS	BF	H	R	ER	SO	BB	IBB	HBP	BLK	WP	HR	S	P	ERA	WHIP
Eddie Solomon, R ERA: 2.89 (1, 1)	6.0		26	7	3	3	3	3	1	0	0	0	1	28	44	4.50	1.667
Enrique Romo, R ERA: 3.48 (7, 1)	1.0		3	1	0	0	0	0	0	0	0	0	0	3	3	0.00	1.000
Kent Tekulve, R ERA: 2.84 (8, 1)	2.0		7	0	0	0	3	1	0	0	0	0	0	12	16	0.00	0.500
Grant Jackson, L ERA: 2.31 (10, 1)	0.1	L	3	2	1	1	0	0	0	0	0	0	0	3	3	27.00	6.000

Batter	1	2	3	4	5	6	7	8	9	AB R H RBI BB SO LOB	TOP											
Omar Moreno, L (1, 8) OBP: 0.315, SLG: 0.344	0-0 F9	0-0 E7		0-3 K	0-0 F8			0-0 S 1B		5 0 1 0 0 1 5	Pittsburgh Pirates @ San Francisco Giants Candlestick Park, San Francisco, CA Sun Jul 27 1980, 6:33 AM EDT Att: 31,186 - Unknown livebaseballscorecards.com											
Tim Foli, R (1, 6) OBP: 0.325, SLG: 0.363	0-0 F7	4-0 BB		0-0 E 1B	0-0 F7			0-0 F8		4 0 1 2 1 0 1												
Lee Lacy, R (1, 7) OBP: 0.429, SLG: 0.559	4-0 1B BB	0-0 F8		0-0 E8 1B	0-0 F8			0-0 F9		4 1 1 0 1 0 3												
Bill Madlock, R (1, 3) OBP: 0.294, SLG: 0.330	0-0 1B 1-2 1B			0-0 F8	0-0 5-3			0-0 L1		5 1 1 0 0 0 2												
Mike Easler, L (1, 9) OBP: 0.434, SLG: 0.651	0-0 1B 1-3 2-H			0-0 F8				0-0 F7		5 2 2 1 0 0 0												
Phil Garner, R (1, 4) OBP: 0.324, SLG: 0.371	0-0 1B 2-H 3-H			0-3 K				0-0 F8		4 0 2 2 1 1 1												
Steve Nicosia, R (1, 2) OBP: 0.299, SLG: 0.283	0-0 G3			0-0 F9	0-3 K			0-0 4-3		5 0 0 0 0 1 4												
Dale Berra, R (1, 5) OBP: 0.289, SLG: 0.366				0-0 WP HBP 1B	0-0 1B			0-0 F3		4 1 3 0 0 0 1												
Jim Bibby, R (1, 1) OBP: 0.222, SLG: 0.167				1-0 WP 1B	0-0 1B			0-3 K		2 1 1 1 1 1 0												
Kent Tekulve, R (8, 1)				1-2 HBP 1B	1-2 2-H 1B					0 0 0 0 0 0 0												
Inning Stats	R: 3 E: 0 K: 0 S: 6	H: 3 LOB: 1 BB: 1 P: 10	R: 0 E: 1 K: 0 S: 3	H: 1 LOB: 2 BB: 2 P: 11	R: 0 E: 0 K: 1 S: 5	H: 0 LOB: 0 BB: 0 P: 5	R: 2 E: 1 K: 1 S: 8	H: 3 LOB: 2 BB: 0 P: 9	R: 1 E: 0 K: 1 S: 8	H: 3 LOB: 2 BB: 0 P: 8	R: 0 E: 0 K: 0 S: 3	H: 0 LOB: 0 BB: 0 P: 3	R: 0 E: 0 K: 0 S: 4	H: 1 LOB: 1 BB: 0 P: 4	R: 0 E: 0 K: 1 S: 6	H: 1 LOB: 1 BB: 0 P: 6	R: 0 E: 0 K: 0 S: 3	H: 0 LOB: 1 BB: 1 P: 7	1B: 10 2B: 1 3B: 1 HR: 0	SF: 0 SAC: 0 DP: 0 HBP: 1	WP: 2 PB: 0 SB: 2 CS: 1	PA: 43
PITCHER	IP WLS BF H R ER SO BB IBB HBP BLK WP HR S P ERA WHIP																					
Bill Bordley, L (1, 1) ERA: 4.18	1.1 L 9 4 3 3 0 2 0 0 0 0 0 0 7 15 20.25 4.500																					
Tom Griffin, R (2, 1) ERA: 3.89	2.2 13 3 2 2 2 1 0 1 0 2 0 15 20 6.75 1.500																					
Mike Rowland, R (5, 1) ERA: 1.8	3.0 13 4 1 1 1 0 0 0 0 0 0 15 15 3.00 1.333																					
Al Holland, L (8, 1) ERA: 1.18	1.0 4 1 0 0 1 0 0 0 0 0 0 6 6 0.00 1.000																					
Greg Minton, R (9, 1) ERA: 2.76	1.0 4 0 0 0 0 1 0 0 0 0 0 3 7 0.00 1.000																					



Batter	1	2	3	4	5	6	7	8	9	AB R H RBI BB SO LOB	TOP											
Ken Oberkfell, L (1, 4) OBP: 0.382, SLG: 0.407	0-0 F7		0-0 L8		0-0 F8		0-0 F7			4 0 0 0 0 0 0	St. Louis Cardinals @ San Francisco Giants Candlestick Park, San Francisco, CA Tue Jul 29 1980, 10:05 PM EDT Att. 22,991 - Unknown livebaseballscorecards.com											
Leon Durham, L (1, 9) OBP: 0.303, SLG: 0.417	0-0 1B		0-0 2B		0-0 6-3			0-0 1B		4 0 3 0 0 0 0												
Keith Hernandez, L (1, 3) OBP: 0.400, SLG: 0.484	0-0 F7		0-0 4-3		0-0 G3			0-0 1B		4 0 1 0 0 0 1												
Ted Simmons, S (1, 2) OBP: 0.377, SLG: 0.519		4-0 2B	4-0 BB		0-0 F8			0-0 1B		2 1 0 0 2 0 2												
George Hendrick, R (1, 8) OBP: 0.355, SLG: 0.553		0-0 L7	0-0 F2		0-0 2B			0-0 1B		4 0 1 0 0 0 5												
Dane Iorg, L (1, 7) OBP: 0.342, SLG: 0.444		0-0 F5		0-0 F5		0-0 F5		4-0 BB		3 0 0 0 1 0 2												
Ken Reitz, R (1, 5) OBP: 0.304, SLG: 0.377		0-0 2B		0-3 K		0-0 6-3		0-0 BB		4 0 1 1 0 1 2												
Mike Phillips, L (1, 6) OBP: 0.216, SLG: 0.265		4-0 IBB		0-0 2B		0-3 K		0-0 1B		3 0 1 0 1 1 1												
Silvio Martinez, R (1, 1) OBP: 0.143, SLG: 0.100 Terry Kennedy, L (7, PH) OBP: 0.337, SLG: 0.413 Jim Otten, R (7, 1) OBP: 0.250, SLG: 0.250 Tony Scott, S (9, PH) OBP: 0.295, SLG: 0.278		0-3 K		0-3 K		0-0 P6		0-0 4-3		2 0 0 0 0 2 3 1 0 0 0 0 0 0 0 0 0 0 0 0 0 1 0 0 0 0 0 1												
Inning Stats	R: 0 E: 0 K: 0 S: 3	H: 1 LOB: 0 BB: 0 P: 3	R: 1 E: 0 K: 1 S: 6	H: 1 LOB: 2 BB: 2 P: 14	R: 0 E: 0 K: 0 S: 4	H: 1 LOB: 2 BB: 1 P: 8	R: 0 E: 0 K: 2 S: 8	H: 1 LOB: 1 BB: 0 P: 8	R: 0 E: 0 K: 0 S: 3	H: 0 LOB: 0 BB: 0 P: 3	R: 0 E: 0 K: 0 S: 4	H: 1 LOB: 1 BB: 0 P: 4	R: 0 E: 0 K: 1 S: 5	H: 0 LOB: 0 BB: 0 P: 5	R: 0 E: 0 K: 0 S: 4	H: 2 LOB: 1 BB: 0 P: 4	R: 0 E: 0 K: 0 S: 3	H: 0 LOB: 1 BB: 1 P: 7	1B: 3 2B: 4 3B: 0 HR: 0	SF: 0 SAC: 0 DP: 1 HBP: 0	WP: 0 PB: 0 SB: 1 CS: 0	PA: 36
PITCHER Allen Ripley, R (1, 1) ERA: 3.32 Greg Minton, R (8, 1) ERA: 2.65	IP: 7.0 WLS: W BF: 30 H: 7 R: 1 ER: 1 SO: 4 BB: 2 IBB: 1 HBP: 0 BLK: 0 WP: 0 HR: 0 S: 35 P: 47 ERA: 1.29 WHIP: 1.286	IP: 2.0 WLS: S BF: 6 H: 0 R: 0 ER: 0 SO: 0 BB: 1 IBB: 0 HBP: 0 BLK: 0 WP: 0 HR: 0 S: 5 P: 9 ERA: 0.00 WHIP: 0.500											PITCHER	IP WLS BF H R ER SO BB IBB HBP BLK WP HR S P ERA WHIP								



Batter	1	2	3	4	5	6	7	8	9	AB	R	H	RBI	BB	SO	LOB
--------	---	---	---	---	---	---	---	---	---	----	---	---	-----	----	----	-----

Bill North, S <small>OBP: 0.372, SLG: 0.289</small> (1, 8)	0-0 			0-0 	4-0 		0-0 			3	1	1	0	1	0	0
Larry Herndon, R <small>OBP: 0.293, SLG: 0.407</small> (1, 7)	0-0 			0-0 	0-0 		0-0 			4	1	2	3	0	0	0
Jack Clark, R <small>OBP: 0.380, SLG: 0.551</small> (1, 9)	0-0 			0-0 	0-3 			0-0 		4	0	1	1	0	1	2
Darrell Evans, L <small>OBP: 0.346, SLG: 0.389</small> (1, 5)		0-0 		0-0 		0-0 		0-3 		4	0	0	0	0	1	0
Mike Ivie, R <small>OBP: 0.269, SLG: 0.320</small> (1, 3)		0-0 		0-3 		0-0 		0-0 		4	0	1	0	0	1	0
Rennie Stennett, R <small>OBP: 0.293, SLG: 0.337</small> (1, 4)		0-0 			0-0 	0-0 		0-0 		4	0	1	0	0	0	1
Dennis Littlejohn, R <small>OBP: 0.391, SLG: 0.368</small> (1, 2)			0-0 		0-0 	1-3 				3	1	2	0	0	0	0
Johnnie LeMaster, R <small>OBP: 0.262, SLG: 0.334</small> (1, 6)			0-0 		0-0 	1-2 		0-0 		3	1	1	0	0	0	2
Allen Ripley, R <small>OBP: 0.238, SLG: 0.200</small> (1, 1)			0-0 		0-3 		0-3 			3	0	0	0	0	2	2
Greg Minton, S (8, 1)										0	0	0	0	0	0	0

Inning Stats	R: 0	H: 0	E: 0	LOB: 0	K: 0	S: 3	P: 3	R: 0	H: 0	E: 0	LOB: 0	K: 0	S: 3	P: 3	R: 2	H: 3	E: 0	LOB: 0	K: 1	S: 7	R: 2	H: 3	E: 0	LOB: 2	K: 2	S: 10	R: 0	H: 2	E: 0	LOB: 2	K: 0	S: 5	R: 0	H: 0	E: 0	LOB: 0	K: 1	S: 5	R: 0	H: 1	E: 0	LOB: 1	K: 1	S: 6
--------------	------	------	------	--------	------	------	------	------	------	------	--------	------	------	------	------	------	------	--------	------	------	------	------	------	--------	------	-------	------	------	------	--------	------	------	------	------	------	--------	------	------	------	------	------	--------	------	------

Silvio Martinez, R <small>ERA: 4.43</small> (1, 1)	IP : 6.0 WLS : L BF : 26 H : 8 R : 4 ER : 4 SO : 3	BB : 1 IBB : 0 HBP : 0 BLK : 0	WP : 0 HR : 0 S : 31 P : 35	ERA : 6.00 WHIP : 1.500
Jim Otten, R <small>ERA: 7.85</small> (7, 1)	IP : 2.0 WLS : L BF : 7 H : 1 R : 0 ER : 0 SO : 2	BB : 0 IBB : 0 HBP : 0 BLK : 0	WP : 0 HR : 0 S : 11 P : 11	ERA : 0.00 WHIP : 0.500

BOTTOM

St. Louis Cardinals @ San Francisco Giants
 Candlestick Park, San Francisco, CA
 Tue Jul 29 1980, 10:05 PM EDT
 Att. 22,991 - Unknown

AB	32
R	4
H	9
RBI	4
BB	1
SO	5
LOB	7



WP : 0 PA : 33 PB : 0 SB : 1 CS : 0	SF : 0 SAC : 0 DP : 0 HBP : 0
--	--

Batter	1	2	3	4	5	6	7	8	9	AB R H RBI BB SO LOB	TOP		
Tony Scott, S (1, 8) OBP: 0.297, SLG: 0.280	0-0 E S 4-3 1B		0-0 FC6-4 1B		0-0 F8		0-0 1-3		0-3 K	5 1 2 0 0 1 1			
Tito Landrum, R (1, 7) OBP: 0.467, SLG: 0.500	0-3 K 1-3		0-0 FC6-4 1-2f			0-0 E4 2B WP		0-0 FC2-6 1B		4 1 1 0 0 1 2			
Keith Hernandez, L (1, 3) OBP: 0.397, SLG: 0.478	0-0 4-3			0-3 K		0-0 F8 1-2		0-0 FC2-6 1B PB		4 1 0 1 0 1 2			
Ted Simmons, S (1, 2) OBP: 0.381, SLG: 0.524	0-0 5-3			4-0 FC6-4 BB		0-0 1B 2B 2-H		0-0 5-3 1B		3 1 2 1 1 0 0			
George Hendrick, R (1, 9) OBP: 0.357, SLG: 0.551		0-0 F8		0-3 K		4-0 1B IBB		4-0 5-3 IBB		2 0 0 0 2 1 1			
Ken Reitz, R (1, 5) OBP: 0.301, SLG: 0.373		0-0 F9		0-0 FC6-4 1-2f		0-0 F8		0-0 5-3		4 0 0 0 0 0 5			
Mike Ramsey, S (1, 6) OBP: 0.309, SLG: 0.392		0-0 1-3			0-0 G3 1B	0-0 1B 1-3 2-H		0-0 F5		4 0 2 1 0 0 2			
Ken Oberkfell, L (1, 4) OBP: 0.375, SLG: 0.399			0-3 K		0-0 G3 1-2		0-0 4-3		0-3 K	4 0 0 0 0 2 1			
John Fulgham, R (1, 1) OBP: 0.375, SLG: 0.399			0-3 K		0-3 K		0-3 K		0-3 K	4 0 0 0 0 4 1			
Inning Stats	R: 1 E: 0 K: 1 S: 6 H: 1 LOB: 0 BB: 0 P: 6	R: 0 E: 0 K: 0 S: 3 H: 0 LOB: 0 BB: 0 P: 3	R: 0 E: 0 K: 2 S: 8 H: 1 LOB: 1 BB: 0 P: 8	R: 0 E: 0 K: 2 S: 7 H: 0 LOB: 1 BB: 1 P: 11	R: 0 E: 0 K: 1 S: 6 H: 1 LOB: 1 BB: 0 P: 6	R: 2 E: 1 K: 0 S: 5 H: 2 LOB: 2 BB: 1 P: 9	R: 0 E: 0 K: 1 S: 5 H: 0 LOB: 0 BB: 0 P: 5	R: 1 E: 0 K: 0 S: 5 H: 2 LOB: 2 BB: 1 P: 9	R: 0 E: 0 K: 3 S: 9 H: 0 LOB: 0 BB: 0 P: 9	1B: 6 2B: 1 3B: 0 HR: 0 SF: 0 SAC: 0 DP: 0 HBP: 0	WP: 1 PB: 1 SB: 1 CS: 0 PA: 37		
PITCHER	IP WLS BF H R ER SO BB IBB HBP BLK WP HR S P ERA WHIP											PITCHER	IP WLS BF H R ER SO BB IBB HBP BLK WP HR S P ERA WHIP
Bob Knepper, L (1, 1) ERA: 4.0	7.1 L 31 7 4 1 7 1 1 0 0 1 0 43 51 1.23 1.091												
Tom Griffin, R (8, 1) ERA: 3.83	0.2 3 0 0 0 0 0 0 1 0 0 0 0 2 6 0.00 0.000												
Al Holland, L (9, 1) ERA: 1.16	1.0 3 0 0 0 0 3 0 0 0 0 0 0 0 9 9 0.00 0.000												

St. Louis Cardinals @ San Francisco Giants
 Candlestick Park, San Francisco, CA
 Wed Jul 30 1980, 6:33 AM EDT
 Att. 12,165 - Unknown

livebaseballscorecards.com

AB	34
R	4
H	7
RBI	3
BB	3
SO	10
LOB	15



Batter	1	2	3	4	5	6	7	8	9	AB	R	H	RBI	BB	SO	LOB
Bill North, S OBP: 0.370, SLG: 0.286 (1, 8)	0-0 F7		0-3 K			4-0 BB		0-3 K		3	0	0	0	1	2	1
Larry Herndon, R OBP: 0.289, SLG: 0.401 Al Holland, R (1, 7) (9, 1)	0-3 K			0-0 5-3		0-0 P3		0-0 FC6-4		4	0	0	0	0	1	3
Jack Clark, R OBP: 0.379, SLG: 0.546 (1, 9)	0-0 6-3			4-0 FC6-4 BB		0-0 G5-3			0-0 4-3	3	0	0	0	1	0	2
Darrell Evans, L OBP: 0.342, SLG: 0.385 (1, 5)		0-3 K		0-0 FC6-4		0-0 F8			0-0 P6	4	0	0	0	0	1	1
Rennie Stennett, R OBP: 0.293, SLG: 0.336 (1, 4)		0-3 K		0-0 P4		0-0 1B 1B			0-0 F7	4	0	1	0	0	1	1
Mike Ivie, R OBP: 0.276, SLG: 0.333 (1, 3)			0-0 2B		0-0 F3		0-0 G6-4-3 1B			3	0	2	0	0	0	0
Dennis Littlejohn, R OBP: 0.346, SLG: 0.318 (1, 2)		0-0 5-3			0-0 F9		0-0 G6-4-3			3	0	0	0	0	0	3
Johnnie LeMaster, R OBP: 0.260, SLG: 0.332 Max Venable, L OBP: 0.333, SLG: 0.333 Joe Pettini, R OBP: 0.298, SLG: 0.318 (1, 6) (8, PH) (8, PR) (9, 6)			0-0 P4		0-0 P6			0-0 FC6-4 1B		2	0	0	0	0	0	0
Bob Knepper, L OBP: 0.182, SLG: 0.208 Tom Griffin, R OBP: 0.250, SLG: 0.250 Terry Whitfield, L OBP: 0.305, SLG: 0.322 (1, 1) (8, 1) (8, PH) (9, 7)			0-0 P3			0-0 E3 G5-3 1B		0-0 F8		1	0	1	0	0	0	0
										0	0	0	0	0	0	0
										1	0	0	0	0	0	1

Inning Stats	R: 0	H: 0	E: 0	K: 1	S: 5	R: 0	H: 1	E: 0	K: 2	S: 8	R: 0	H: 0	E: 0	K: 1	S: 5	R: 0	H: 0	E: 0	K: 0	S: 3	R: 0	H: 0	E: 0	K: 0	S: 3	R: 0	H: 2	E: 0	K: 0	S: 4	R: 0	H: 1	E: 0	K: 1	S: 6	R: 0	H: 0	E: 0	K: 0	S: 3
	LOB: 0	BB: 0	LOB: 1	BB: 0	P: 5	LOB: 0	BB: 0	LOB: 0	BB: 0	P: 8	LOB: 1	BB: 1	LOB: 0	BB: 0	P: 5	LOB: 1	BB: 1	LOB: 0	BB: 0	P: 3	LOB: 1	BB: 1	LOB: 1	BB: 0	P: 4	LOB: 1	BB: 0	P: 4	LOB: 1	BB: 0	P: 6	LOB: 0	BB: 0	P: 6	LOB: 0	BB: 0	P: 3			
	SO: 5	SO: 0	SO: 8	SO: 0	SO: 8	SO: 0	SO: 0	SO: 0	SO: 0	SO: 8	SO: 0	SO: 0	SO: 0	SO: 0	SO: 5	SO: 0	SO: 0	SO: 0	SO: 0	SO: 3	SO: 0	SO: 0	SO: 0	SO: 0	SO: 4	SO: 0	SO: 4	SO: 0	SO: 4	SO: 6	SO: 0	SO: 6	SO: 0	SO: 0	SO: 0	SO: 0	SO: 3			
	IP: 9.0	WLS: W	BF: 32	H: 5	R: 0	ER: 0	SO: 5	BB: 2	IBB: 0	HBP: 0	BLK: 0	WP: 0	HR: 0	S: 40	P: 48	ERA: 0.00	WHIP: 0.778																							


BOTTOM

St. Louis Cardinals @ San Francisco Giants
Candlestick Park, San Francisco, CA


Wed Jul 30 1980, 6:33 AM EDT
Att. 12,165 - Unknown

AB	30
R	0
H	5
RBI	0
BB	2
SO	5
LOB	12

livebaseballscorecards.com



WP: 0	PA: 32
PB: 0	SB: 0
CS: 0	

Batter	1	2	3	4	5	6	7	8	9	AB R H RBI BB SO LOB	TOP																									
Tony Scott, S (1, 8) OBP: 0.293, SLG: 0.275	0-3 K	0-0 4-3		0-0 5-3			0-0 SH3-4		0-0 L6	4 0 0 0 0 1 3	<p>St. Louis Cardinals @ San Francisco Giants</p> <p>Candlestick Park, San Francisco, CA</p> <p>Thu Jul 31 1980, 10:05 PM EDT Att. 9,982 - Unknown</p> <p>livebaseballscorecards.com</p> <table border="1"> <tr><td>AB</td><td>34</td></tr> <tr><td>R</td><td>4</td></tr> <tr><td>H</td><td>10</td></tr> <tr><td>RBI</td><td>3</td></tr> <tr><td>BB</td><td>3</td></tr> <tr><td>SO</td><td>5</td></tr> <tr><td>LOB</td><td>21</td></tr> </table> 	AB	34	R	4	H	10	RBI	3	BB	3	SO	5	LOB	21											
AB	34																																			
R	4																																			
H	10																																			
RBI	3																																			
BB	3																																			
SO	5																																			
LOB	21																																			
Ken Oberkfell, L (1, 4) OBP: 0.371, SLG: 0.391	0-0 5-3	0-0 4-3			4-0 BB	0-0 P6	0-0 P6	0-0 E5	4 0 0 0 1 0 3																											
Leon Durham, L (1, 3) OBP: 0.293, SLG: 0.401	0-0 4-3		0-0 1-3		0-0 F7	0-0 5-3	0-0 5-3	0-3 K	5 0 0 0 0 1 3																											
Ted Simmons, S (1, 2) OBP: 0.385, SLG: 0.530		0-0 1B	0-0 1B		0-0 G3-6-3			0-0 2B	4 2 3 0 0 0 1																											
George Hendrick, R (1, 9) OBP: 0.360, SLG: 0.555		0-0 1B	0-0 F8			0-0 L5-4		0-0 6-3	4 1 3 1 0 0 1																											
Dane Iorg, L (1, 7) OBP: 0.349, SLG: 0.441		4-0 1B	0-3 K			4-0 1B		0-3 K	1 1 0 0 2 1 1																											
Tito Landrum, R (8, PH) OBP: 0.467, SLG: 0.500		1B				1-2 BB			0 0 0 0 0 0 0																											
Terry Kennedy, L (8, PH) OBP: 0.335, SLG: 0.410		1B							1 0 0 0 0 1 2																											
Ken Reitz, R (1, 5) OBP: 0.300, SLG: 0.372		0-0 1B		0-0 F7		0-0 L5-4		0-0 6-3	4 0 1 2 0 0 3																											
Mike Phillips, L (1, 6) OBP: 0.236, SLG: 0.283		0-0 1B		0-0 SH1-4		0-0 F7		0-0 3-1	4 0 2 0 0 0 2																											
John Littlefield, R (8, 1)		1-2 1B		0-0 1B		0-0 F7		0-0 3-1	0 0 0 0 0 0 0																											
Bob Sykes, S (1, 1) OBP: 0.133, SLG: 0.103		0-3 K		0-0 SH1-4			0-0 SH3-4	0-0 F7	1 0 0 0 0 1 2																											
Jim Otten, R (6, 1) OBP: 0.250, SLG: 0.250									0 0 0 0 0 0 0																											
Keith Smith, R (7, PH) OBP: 0.296, SLG: 0.357									1 0 1 0 0 0 0																											
John Urrea, R (7, 1) OBP: 0.133, SLG: 0.107									0 0 0 0 0 0 0																											
Jim Kaat, L (8, 1) OBP: 0.309, SLG: 0.392									0 0 0 0 0 0 0																											
Mike Kattissey, S (8, 6) OBP: 0.309, SLG: 0.392									0 0 0 0 0 0 0																											
Keith Hernandez, L (9, PH) OBP: 0.396, SLG: 0.477									1 0 0 0 0 0 0																											
Inning Stats	R: 0 E: 0 K: 1 S: 5	H: 0 LOB: 0 BB: 0 P: 5	R: 3 E: 0 K: 1 S: 9	H: 4 LOB: 2 BB: 1 P: 13	R: 0 E: 0 K: 1 S: 6	H: 1 LOB: 1 BB: 0 P: 6	R: 0 E: 0 K: 0 S: 4	H: 1 LOB: 1 BB: 0 P: 4	R: 0 E: 0 K: 0 S: 3	H: 1 LOB: 1 BB: 1 P: 7	R: 0 E: 0 K: 0 S: 4	H: 1 LOB: 1 BB: 0 P: 4	R: 1 E: 0 K: 1 S: 7	H: 2 LOB: 1 BB: 0 P: 7	R: 0 E: 1 K: 1 S: 6	H: 0 LOB: 1 BB: 0 P: 6	1B: 8 2B: 3 3B: 0 HR: 0	SF: 0 SAC: 2 DP: 2 HBP: 0	WP: 1 PB: 0 SB: 0 CS: 0	PA: 39																
PITCHER	IP WLS BF H R ER SO BB IBB HBP BLK WP HR S P ERA WHIP																																			
Alan Hargesheimer, R (1, 1) ERA: 3.51	6.0		26	7	3	3	3	3	0	0	0	1	0	29	41	4.50	1.667																			
Gary Lavelle, L (7, 1) ERA: 3.23	1.0	W	6	3	1	1	0	0	0	0	0	0	0	6	6	9.00	3.000																			
Greg Minton, R (8, 1) ERA: 2.56	1.2		6	0	0	0	1	0	0	0	0	0	0	8	8	0.00	0.000																			
Al Holland, L (9, 1) ERA: 1.15	0.1	S	1	0	0	0	1	0	0	0	1	0	0	3	3	0.00	0.000																			

Batter	1	2	3	4	5	6	7	8	9	AB R H RBI BB SO LOB	TOP															
Ivan De Jesus, R OBP: 0.337, SLG: 0.350 (1, 6) X	0-0 F9		0-3 K	0-3 K		4-0 3B BB	0-3 K			4 1 0 0 1 3 2																
Steve Dillard, R OBP: 0.288, SLG: 0.376 (1, 4) S S S	0-3 K		0-0 HR			0-0 3B		0-0 F5		5 1 2 4 0 1 0																
Bill Buckner, L OBP: 0.358, SLG: 0.450 (1, 7) X	0-0 F3		0-0 BB 1B BB 1B			0-0 2B	0-0 F4	0-0 5-3		5 1 2 0 0 0 1																
Cliff Johnson, R OBP: 0.337, SLG: 0.417 (1, 3)		0-0 F6	0-0 BB BB 1-2 1B		0-0 F3	4-0 BB BB		0-0 6-3		4 0 1 0 1 0 1																
Jerry Martin, R OBP: 0.302, SLG: 0.445 (1, 9) X		0-0 FC1-6 BLK 1B	4-0 BB 1-2 2-3 BB		4-0 IBB	4-0 BB		0-0 F3		2 0 1 0 3 0 0																
Lenny Randle, S OBP: 0.346, SLG: 0.364 (1, 5) B B B B		4-0 FC1-6 1-2 BB	4-0 BB 1-2 2-3 3-H BB		0-0 F3	0-0 4-3		0-0 4-3		3 0 0 1 2 0 5																
Jesus Figueroa, L OBP: 0.330, SLG: 0.309 (1, 8) X		0-0 FC1-6 1-2 2-3	0-0 L6		0-0 4-3		0-0 3-1		0-0 WP BB 1B	5 0 1 0 0 0 7	AB 36 R 5 H 9 RBI 5 BB 9 SO 4 LOB 24															
Tim Blackwell, S OBP: 0.315, SLG: 0.378 (1, 2) X		0-0 L6	0-0 F9			0-0 F9	0-0 2B		4-0 WP 1-2 BB	4 0 1 0 1 0 5																
Dennis Lamp, R OBP: 0.204, SLG: 0.133 Dick Tidrow, R (6, 1) Willie Hernandez, L OBP: 0.214, SLG: 0.286 Larry Bittner, L OBP: 0.326, SLG: 0.345 (9, PH)			0-0 HR 1B	0-0 F8		4-0 BB 3B BB	0-0 F8		0-0 3-1 1-2 2-3	2 2 1 0 1 0 0 1 0 0 0 0 0 1 0 0 0 0 0 0 0 1 0 0 0 0 0 2																
Inning Stats	R: 0 E: 0 K: 1 S: 5	H: 0 LOB: 0 BB: 0 P: 5	R: 0 E: 0 K: 0 S: 4	H: 1 LOB: 2 BB: 1 P: 8	R: 3 E: 0 K: 1 S: 9	H: 4 LOB: 3 BB: 2 P: 17	R: 0 E: 0 K: 1 S: 5	H: 0 LOB: 0 BB: 0 P: 5	R: 0 E: 0 K: 0 S: 4	H: 1 LOB: 2 BB: 1 P: 8	R: 2 E: 0 K: 0 S: 4	H: 1 LOB: 3 BB: 4 P: 20	R: 0 E: 0 K: 1 S: 6	H: 1 LOB: 1 BB: 0 P: 6	R: 0 E: 0 K: 0 S: 3	H: 0 LOB: 0 BB: 0 P: 3	R: 0 E: 0 K: 0 S: 4	H: 1 LOB: 2 BB: 1 P: 8	1B: 5 2B: 2 3B: 1 HR: 1	SF: 0 SAC: 0 DP: 0 HBP: 0	WP: 1 PB: 0 SB: 0 CS: 0	PA: 45				
PITCHER	IP WLS BF H R ER SO BB IBB HBP BLK WP HR S P ERA WHIP																									
Vida Blue, L ERA: 3.11 (1, 1)	5.0		25	6	3	3	3	3	3	1	0	1	27	43	5.40	1.800										
Gary Lavelle, L ERA: 3.51 (6, 1)	0.2		6	1	2	2	0	3	0	0	0	0	3	15	27.00	6.000										
Tom Griffin, R ERA: 3.53 (6, 1)	1.1	W	6	1	0	0	1	1	0	0	0	0	7	11	0.00	1.500										
Greg Minton, R ERA: 2.47 (8, 1)	2.0	S	8	1	0	0	0	1	0	0	0	1	0	7	0.00	1.000										

Chicago Cubs @ San Francisco Giants
Candlestick Park, San Francisco, CA

livebaseballscorecards.com



Sat Aug 02 1980, 6:33 AM EDT
Att: 10,392 - Unknown

Batter	1	2	3	4	5	6	7	8	9	AB	R	H	RBI	BB	SO	LOB
Bill North, S OBP: 0.380, SLG: 0.288 (1, 8)	0-0 1-3		0-3 K	0-0 F7		0-0 1B	4-0 2B			4	0	1	2	1	1	1
Joe Pettini, R OBP: 0.328, SLG: 0.364 (1, 6)	0-0 HR		0-0 BB		0-0 6-3	0-0 1B	0-0 2B			5	1	4	2	0	0	0
Jack Clark, R OBP: 0.384, SLG: 0.550 (1, 9)	0-0 HR		4-0 BB	1-2 BB	0-0 F7	0-0 F8	0-0 F8			4	1	1	2	1	0	4
Darrell Evans, L OBP: 0.348, SLG: 0.387 (1, 5)	0-0 4-3		0-0 F8		4-0 BB		0-0 F8	0-0 3-1		4	0	0	0	1	0	2
Larry Herndon, R OBP: 0.288, SLG: 0.403 (1, 7)	0-0 5-3		4-0 BB	1-2 2-3 BB	0-0 F8		4-0 1B	0-3 K		2	0	0	0	1	0	1
Tom Griffin, R OBP: 0.250, SLG: 0.250 (6, 1)										0	0	0	0	0	0	0
Roger Metzger, S OBP: 0.179, SLG: 0.080 (7, PH)										0	1	0	0	1	0	0
Greg Minton, S (8, 1)										1	0	0	0	0	1	0
Mike Ivie, R OBP: 0.285, SLG: 0.342 (1, 3)		0-0 2B	0-0 F4		0-0 F7	0-0 1B	4-0 1B	4-0 BB		4	1	2	0	1	0	3
Rennie Stennett, R OBP: 0.296, SLG: 0.338 (1, 4)		0-0 5-3		0-0 F4	0-3 K	0-0 1B	0-0 2B	0-3 K		5	1	1	1	0	2	2
Mike Sadek, R OBP: 0.391, SLG: 0.372 (1, 2)		0-0 F4		0-0 SH1-4	0-0 1B	0-0 2B	0-0 1B	0-0 F3		4	1	2	0	0	0	3
Vida Blue, S OBP: 0.149, SLG: 0.133 (1, 1)		0-3 K		0-0 SH1-4	0-0 1B	0-0 2B	0-0 2B			1	0	0	0	0	1	1
Gary Lavelle, S (6, 1)										0	0	0	0	0	0	0
Terry Whitfield, L OBP: 0.311, SLG: 0.333 (6, 7)				1-2		1-3 1B	1-3 2B			2	2	2	1	0	0	0

Inning Stats	R: 2	H: 2	E: 0	K: 0	S: 5	H: 2	LOB: 0	BB: 0	P: 5	R: 0	H: 1	E: 0	K: 1	S: 6	H: 1	LOB: 1	BB: 0	P: 6	R: 0	H: 1	E: 0	K: 1	S: 6	R: 0	H: 1	E: 0	K: 0	S: 4	R: 0	H: 0	E: 0	K: 0	S: 3	R: 2	H: 4	E: 0	K: 1	S: 9	R: 4	H: 4	E: 0	K: 0	S: 7	R: 0	H: 0	E: 0	K: 2	S: 7	H: 0	LOB: 1	BB: 1	P: 11
--------------	------	------	------	------	------	------	--------	-------	------	------	------	------	------	------	------	--------	-------	------	------	------	------	------	------	------	------	------	------	------	------	------	------	------	------	------	------	------	------	------	------	------	------	------	------	------	------	------	------	------	------	--------	-------	-------

PITCHER	IP	WLS	BF	H	R	ER	SO	BB	IBB	HBP	BLK	WP	HR	S	P	ERA	WHIP
Dennis Lamp, R ERA: 4.71 (1, 1)	5.2		28	8	4	4	3	3	0	0	0	0	1	31	43	6.35	1.941
Dick Tidrow, R ERA: 2.49 (6, 1)	1.1	L	11	5	4	4	0	1	1	0	0	0	0	9	17	27.00	4.500
Willie Hernandez, L ERA: 4.73 (8, 1)	1.0		4	0	0	0	2	1	0	0	0	0	0	7	11	0.00	1.000


BOTTOM

Chicago Cubs @ San Francisco Giants
Candlestick Park, San Francisco, CA

Sat Aug 02 1980, 6:33 AM EDT
Att. 10,392 - Unknown

AB	36
R	8
H	13
RBI	8
BB	6
SO	5
LOB	17

livebaseballscorecards.com



WP	HR	S	P	ERA	WHIP
0	0	0	0	0	0

Batter	1	2	3	4	5	6	7	8	9	AB R H RBI BB SO LOB	TOP	
Ivan De Jesus, R (1, 6) OBP: 0.340, SLG: 0.354	0-0 1-3 4-3 1B	0-0 F8		0-0 2-H 1B			0-3 K		0-0 FC5-4 1B	5 0 3 1 0 1 2		
Steve Macko, L (1, 4) OBP: 0.231, SLG: 0.308	0-0 4-3	0-0 F7		0-0 1-2 1B			0-0 F8		0-0 FC5-4 1-2f	5 0 1 0 0 0 4		
Bill Buckner, L (1, 7) OBP: 0.354, SLG: 0.444	0-0 1-3 2-3		0-0 F7	0-0 F5			0-0 4-3			4 0 0 0 0 0 3		
Jerry Martin, R (1, 9) OBP: 0.298, SLG: 0.440	0-0 G3		0-3 K		0-3 K		0-3 K		0-3 K	4 0 0 0 0 3 1		
Larry Bittner, L (1, 3) OBP: 0.330, SLG: 0.345		0-0 F8	0-0 1B		0-3 K		0-0 BB		4-0 BB	3 0 1 0 1 1 0		
Jesus Figueroa, L (1, 8) OBP: 0.326, SLG: 0.318		0-0 BB 1B 2B	0-3 K		0-0 6-3		0-0 F8			4 1 1 0 0 1 2		
Lenny Randle, S (1, 5) OBP: 0.345, SLG: 0.360		4-0 BB 1B BB		0-0 4-3		0-0 6-3		0-0 G3		3 1 0 0 1 0 1		
Mick Kelleher, R (8, 5) OBP: 0.242, SLG: 0.207										0 0 0 0 0 0 0	AB 34 R 3 H 8 RBI 3 BB 3 SO 7 LOB 13	
Tim Blackwell, S (1, 2) OBP: 0.319, SLG: 0.377		4-0 1-2 2-3 1B BB		0-0 SH1-4 1B 1B		0-0 F8		0-0 F9		3 1 1 0 1 0 0		
Mike Krukow, R (1, 1) OBP: 0.196, SLG: 0.178		0-0 1-2 2-H 3-H 1B		0-0 SH1-4		0-0 L3		0-3 K		3 0 1 2 0 1 0		
Inning Stats	R: 0 E: 0 K: 0 S: 4 H: 1 LOB: 1 BB: 0 P: 4	R: 2 E: 0 K: 0 S: 5 H: 2 LOB: 2 BB: 2 P: 13	R: 0 E: 0 K: 2 S: 8 H: 1 LOB: 1 BB: 0 P: 8	R: 1 E: 0 K: 0 S: 6 H: 3 LOB: 2 BB: 0 P: 6	R: 0 E: 0 K: 2 S: 7 H: 0 LOB: 0 BB: 0 P: 7	R: 0 E: 0 K: 0 S: 3 H: 0 LOB: 0 BB: 0 P: 3	R: 0 E: 0 K: 1 S: 5 H: 0 LOB: 0 BB: 0 P: 5	R: 0 E: 0 K: 1 S: 5 H: 0 LOB: 1 BB: 1 P: 9	R: 0 E: 0 K: 1 S: 6 H: 1 LOB: 1 BB: 0 P: 6	1B: 7 2B: 1 3B: 0 HR: 0 SF: 0 SAC: 1 DP: 0 HBP: 0	WP: 0 PB: 0 SB: 0 CS: 0 PA: 38	
PITCHER	IP WLS BF H R ER SO BB IBB HBP BLK WP HR S P ERA WHIP											
Allen Ripley, R (1, 1) ERA: 3.53	4.0 L 21 7 3 3 2 2 0 0 0 0 0 0 23 31 6.75 2.250											
Gary Lavelle, L (5, 1) ERA: 3.34	3.0 9 0 0 0 3 0 0 0 0 0 0 0 15 15 0.00 0.000											
Al Holland, L (8, 1) ERA: 1.06	2.0 8 1 0 0 2 1 0 0 0 0 0 0 11 15 0.00 1.000											

Chicago Cubs @ San Francisco Giants
 Candlestick Park, San Francisco, CA
 Sun Aug 03 1980, 6:33 AM EDT
 Unknown

livebaseballscorecards.com



Batter	1	2	3	4	5	6	7	8	9	AB	R	H	RBI	BB	SO	LOB
Bill North, S OBP: 0.382, SLG: 0.286 (1, 8)	4-0 4-3 S BB		0-0 G3		4-0 5-3 BB		0-3 K			2	1	0	0	2	1	0
Joe Pettini, R OBP: 0.306, SLG: 0.339 (1, 6)	0-0 4-3 1-3		0-0 2-3		0-0 5-3 1-3		0-0 F8			4	0	0	0	0	0	2
Jack Clark, R OBP: 0.381, SLG: 0.544 (1, 9)	0-3 K		0-0 6-3		0-0 4-3 3-H		0-0 L5			4	0	0	1	0	1	1
Darrell Evans, L OBP: 0.344, SLG: 0.383 (1, 5)	0-0 F7		0-0 G3		0-3 K		0-0 F9			4	0	0	0	0	1	1
Larry Herndon, R OBP: 0.287, SLG: 0.411 (1, 7)		0-0 F8		0-0 HR		0-0 6-3		0-0 F8		4	1	1	1	0	0	0
Mike Ivie, R OBP: 0.284, SLG: 0.339 (1, 3)		0-0 1B 1B		0-3 K		0-0 F8		0-0 F4		4	0	1	0	0	1	0
Rennie Stennett, R OBP: 0.295, SLG: 0.337 (1, 4)		0-0 1B 1-2 1B		0-0 E6 BB		0-0 F4		0-0 F8		4	0	1	0	0	0	0
Mike Sadek, R OBP: 0.389, SLG: 0.363 (1, 2)		0-0 F8		4-0 1-2 BB		0-0 F7				2	0	0	0	1	0	2
Allen Ripley, R OBP: 0.227, SLG: 0.190 (1, 1)		0-3 K		0-0 F5		0-0 F8				1	0	0	0	0	1	2
Max Venable, L OBP: 0.320, SLG: 0.319 (4, PH)										1	0	0	0	0	0	2
Gary Lavelle, S (5, 1)										0	0	0	0	0	0	0
Roger Metzger, S OBP: 0.172, SLG: 0.077 (7, PH)										1	0	0	0	0	0	0
Al Holland, R (8, 1)										0	0	0	0	0	0	0

Inning Stats	R: 0	H: 0	E: 0	K: 1	S: 5	H: 0	LOB: 1	BB: 1	P: 9	R: 0	H: 2	E: 0	K: 1	S: 7	H: 0	LOB: 2	BB: 0	P: 7	R: 0	H: 0	E: 0	K: 0	S: 3	H: 0	LOB: 0	BB: 0	P: 3	R: 1	H: 1	E: 1	K: 1	S: 7	H: 0	LOB: 0	BB: 1	P: 11	R: 1	H: 0	E: 0	K: 1	S: 5	H: 0	LOB: 0	BB: 1	P: 9	R: 0	H: 0	E: 0	K: 0	S: 3	H: 0	LOB: 0	BB: 0	P: 3	R: 0	H: 0	E: 0	K: 1	S: 5	H: 0	LOB: 0	BB: 0	P: 5	R: 0	H: 0	E: 0	K: 0	S: 3	H: 0	LOB: 0	BB: 0	P: 3	R: 0	H: 0	E: 0	K: 0	S: 3	H: 0	LOB: 0	BB: 0	P: 3	R: 0	H: 0	E: 0	K: 0	S: 3	H: 0	LOB: 0	BB: 0	P: 3
1B: 2	SF: 0	2B: 0	SAC: 0	3B: 0	DP: 0	HR: 1	HBP: 0	WP: 0	PA: 34	ERA: 2.00	WHIP: 0.667																																																																															
PITCHER	IP	WLS	BF	H	R	ER	SO	BB	IBB	HBP	BLK	WP	HR	S	P	ERA	WHIP																																																																									
Mike Krukow, R ERA: 4.01 (1, 1)	9.0	W	34	3	2	2	5	3	0	0	0	0	1	41	53	2.00	0.667																																																																									
														PITCHER	IP	WLS	BF	H	R	ER	SO	BB	IBB	HBP	BLK	WP	HR	S	P	ERA	WHIP																																																											


BOTTOM

Chicago Cubs @ San Francisco Giants
Candlestick Park, San Francisco, CA

Sun Aug 03 1980, 6:33 AM EDT
Unknown

livebaseballscorecards.com

AB	31
R	2
H	3
RBI	2
BB	3
SO	5
LOB	10



Batter	1	2	3	4	5	6	7	8	9	AB R H RBI BB SO LOB
Larry Herndon, R (1, 8) OBP: 0.286, SLG: 0.408	0-0 SH SF9 1B	0-3 K		0-0 FC6-4 1-2f		0-3 K			0-3 K	5 1 1 0 0 3 6
Joe Pettini, R (1, 6) OBP: 0.308, SLG: 0.328 Jim Wohlford, R (9, PH) OBP: 0.268, SLG: 0.316	0-0 SH 1-3		0-3 K		0-3 K		4-0 G4-6-3 BB		0-0 6-3	2 0 0 0 1 2 0 1 0 0 0 0 0 0
Jack Clark, R (1, 9) OBP: 0.379, SLG: 0.541	0-0 SF9 3-H		0-3 K		0-0 1B		0-3 K		0-0 4-3	4 0 1 1 0 2 1
Darrell Evans, L (1, 5) OBP: 0.343, SLG: 0.380	0-0 F8		4-0 CS BB		0-0 F8		0-0 G4-6-3 1-2f			3 0 0 0 1 0 3
Terry Whitfield, L (1, 7) OBP: 0.309, SLG: 0.337	0-0 F8		0-0 CS 1-2	0-0 1B 2B	0-0 F8		0-3 K			4 0 1 0 0 1 2
Mike Ivie, R (1, 3) OBP: 0.289, SLG: 0.355		0-0 SF9 3B		0-0 F9		0-0 5-3		0-0 PB 1B		4 1 2 0 0 0 1
Rennie Stennett, R (1, 4) OBP: 0.298, SLG: 0.340		0-0 1B		0-0 S 1B 2-3		0-3 K		0-0 5-3 1-2		4 0 2 0 0 1 1
Dennis Littlejohn, R (1, 2) OBP: 0.379, SLG: 0.318 Max Venable, L (8, PH) OBP: 0.333, SLG: 0.319 Al Holland, R (9, 1)		0-0 SF9 3-H		4-0 FC6-4 IBB 1-2		4-0 2B BB		4-0 BB		0 0 0 1 2 0 0 0 0 0 0 1 0 0 0 0 0 0 0 0 0
Bob Knepper, L (1, 1) OBP: 0.190, SLG: 0.232 Greg Minton, S (7, 1) Bill North, S (8, PH) OBP: 0.380, SLG: 0.285 Mike Sadek, R (9, 2) OBP: 0.389, SLG: 0.363		0-3 K		0-0 F5		0-0 2B 1-3		0-3 K		3 0 1 0 0 1 4 0 0 0 0 0 0 0 1 0 0 0 0 1 2 0 0 0 0 0 0 0

Inning Stats	R: 1	H: 1	E: 1	K: 0	S: 5	LOB: 1	BB: 0	P: 5	R: 1	H: 2	E: 0	K: 2	S: 9	LOB: 1	BB: 0	P: 9	R: 0	H: 0	E: 0	K: 2	S: 6	LOB: 0	BB: 1	P: 10	R: 0	H: 2	E: 0	K: 0	S: 5	LOB: 3	BB: 1	P: 9	R: 0	H: 1	E: 0	K: 1	S: 6	LOB: 1	BB: 0	P: 6	R: 0	H: 1	E: 0	K: 2	S: 8	LOB: 2	BB: 1	P: 12	R: 0	H: 0	E: 0	K: 1	S: 4	LOB: 0	BB: 1	P: 8	R: 0	H: 1	E: 0	K: 2	S: 8	LOB: 2	BB: 1	P: 12	R: 0	H: 0	E: 0	K: 1	S: 5	LOB: 0	BB: 0	P: 5
--------------	------	------	------	------	------	--------	-------	------	------	------	------	------	------	--------	-------	------	------	------	------	------	------	--------	-------	-------	------	------	------	------	------	--------	-------	------	------	------	------	------	------	--------	-------	------	------	------	------	------	------	--------	-------	-------	------	------	------	------	------	--------	-------	------	------	------	------	------	------	--------	-------	-------	------	------	------	------	------	--------	-------	------

PITCHER	IP	WLS	BF	H	R	ER	SO	BB	IBB	HBP	BLK	WP	HR	S	P	ERA	WHIP
Bill Caudill, R (1, 1) ERA: 2.13	5.0		23	6	2	1	5	1	1	0	0	0	0	31	39	1.80	1.400
Dick Tidrow, R (6, 1) ERA: 2.42	2.0	W	8	1	0	0	3	2	0	0	0	0	0	12	20	0.00	1.500
Bruce Sutter, R (8, 1) ERA: 2.45	2.0	S	8	1	0	0	3	1	0	0	0	0	0	13	17	0.00	1.000


BOTTOM

Chicago Cubs @ San Francisco Giants
Candlestick Park, San Francisco, CA

Sun Aug 03 1980, 6:38 AM EDT
Att. 28,497 - Unknown

AB	31
R	2
H	8
RBI	2
BB	5
SO	11
LOB	20

WP: 0 PA: 40
PB: 1 SB: 1 CS: 1



PITCHER	IP	WLS	BF	H	R	ER	SO	BB	IBB	HBP	BLK	WP	HR	S	P	ERA	WHIP
---------	----	-----	----	---	---	----	----	----	-----	-----	-----	----	----	---	---	-----	------

Batter	1	2	3	4	5	6	7	8	9	AB R H RBI BB SO LOB	TOP
Bill North, S (1, 8) <small>OBP: 0.382, SLG: 0.285</small> 										3 2 1 0 1 0 1	<div style="text-align: center;"> <h1>San Francisco Giants @ Houston Astros</h1> <h2>Astrodome, Houston, TX</h2> <p>Mon Aug 04 1980, 8:05 PM EDT Att: 27,040 - Unknown</p> </div>
Joe Pettini, R (1, 6) <small>OBP: 0.309, SLG: 0.328</small> 										3 0 1 0 0 0 1	
Jack Clark, R (1, 9) <small>OBP: 0.380, SLG: 0.542</small> 										3 0 1 1 1 0 0	
Darrell Evans, L (1, 5) <small>OBP: 0.340, SLG: 0.376</small> 										4 0 0 0 0 1 3	
Larry Herndon, R (1, 7) <small>OBP: 0.285, SLG: 0.409</small> 										4 0 1 0 0 2 0	
Mike Ivie, R (1, 3) <small>OBP: 0.293, SLG: 0.355</small> 										3 0 1 0 1 0 1	
Rennie Stennett, R (1, 4) <small>OBP: 0.294, SLG: 0.335</small> 										4 0 0 0 0 3 3	
Mike Sadek, R (1, 2) <small>OBP: 0.394, SLG: 0.354</small> 										2 0 0 0 2 1 1	
Alan Hargesheimer, R (1, 1) <small>OBP: 0.364, SLG: 0.400</small> Max Venable, L (4, PH) <small>OBP: 0.327, SLG: 0.313</small> Tom Griffin, R (4, 1) <small>OBP: 0.250, SLG: 0.250</small> Terry Whitfield, L (7, PH) <small>OBP: 0.398, SLG: 0.335</small> Mike Rowland, R (7, 1) <small>OBP: 0.398, SLG: 0.335</small> Jim Wohlford, R (8, PH) <small>OBP: 0.266, SLG: 0.314</small> 										1 0 0 0 0 1 0 1 0 0 0 0 1 2 0 0 0 0 0 0 0 1 0 0 0 0 1 1 0 0 0 0 0 0 0 1 0 0 0 0 0 1	
Inning Stats	R: 1 H: 0 E: 0 LOB: 0 K: 0 BB: 2 S: 2 P: 10	R: 0 H: 0 E: 0 LOB: 0 K: 1 BB: 0 S: 5 P: 5	R: 1 H: 3 E: 0 LOB: 2 K: 1 BB: 0 S: 8 P: 8	R: 0 H: 0 E: 0 LOB: 2 K: 3 BB: 2 S: 9 P: 17	R: 0 H: 0 E: 0 LOB: 0 K: 0 BB: 0 S: 3 P: 3	R: 0 H: 1 E: 0 LOB: 1 K: 1 BB: 0 S: 6 P: 6	R: 0 H: 0 E: 0 LOB: 1 K: 1 BB: 1 S: 5 P: 9	R: 0 H: 0 E: 0 LOB: 0 K: 1 BB: 0 S: 8 P: 8	1B: 3 SF: 0 2B: 2 SAC: 1 3B: 0 DP: 1 HR: 0 HBP: 0	WP: 0 PA: 36 PB: 0 SB: 1 CS: 0	
PITCHER	Nolan Ryan, R (1, 1) <small>ERA: 3.34</small> Joe Sambito, L (8, 1) <small>ERA: 2.11</small>	IP WLS BF H R ER SO BB IBB HBP BLK WP HR S P ERA WHIP	IP WLS BF H R ER SO BB IBB HBP BLK WP HR S P ERA WHIP	IP WLS BF H R ER SO BB IBB HBP BLK WP HR S P ERA WHIP	IP WLS BF H R ER SO BB IBB HBP BLK WP HR S P ERA WHIP	IP WLS BF H R ER SO BB IBB HBP BLK WP HR S P ERA WHIP	IP WLS BF H R ER SO BB IBB HBP BLK WP HR S P ERA WHIP	IP WLS BF H R ER SO BB IBB HBP BLK WP HR S P ERA WHIP	IP WLS BF H R ER SO BB IBB HBP BLK WP HR S P ERA WHIP	IP WLS BF H R ER SO BB IBB HBP BLK WP HR S P ERA WHIP	IP WLS BF H R ER SO BB IBB HBP BLK WP HR S P ERA WHIP

AB	30
R	2
H	5
RBI	1
BB	5
SO	10
LOB	14



Batter	1	2	3	4	5	6	7	8	9	AB	R	H	RBI	BB	SO	LOB
Terry Puhl, L OBP: 0.363, SLG: 0.434 (1, 9)	0-0 3B 1B	0-3 K			0-0 F6		0-0 F2			4	1	1	0	0	1	1
Enos Cabell, R OBP: 0.302, SLG: 0.351 (1, 5)	0-0 1B 3B		0-0 F9		0-0 6-3			0-0 5-3		4	1	1	1	0	0	0
Joe Morgan, L OBP: 0.357, SLG: 0.363 (1, 4)	0-0 F5		0-0 E9 SF9 2B		4-0 BLK BB			0-0 F8		3	1	1	0	1	0	1
Jose Cruz, L OBP: 0.368, SLG: 0.414 (1, 7)	0-0 5-3		0-0 SF9		0-0 G3			0-0 F8		3	0	0	1	0	0	2
Cesar Cedeno, R OBP: 0.387, SLG: 0.493 (1, 8)	0-0 3B 1B		0-0 F8		0-3 K					3	0	1	1	0	1	0
Danny Heep, L OBP: 0.250, SLG: 0.236 Dave Bergman, L OBP: 0.250, SLG: 0.218 (1, 3) (7, 3)		0-0 F8		0-0 G3		0-0 G3				3	0	0	0	0	0	0
Alan Ashby, S OBP: 0.333, SLG: 0.348 (1, 2)		0-0 1B 2B		4-0 FC3-6 BB		0-0 4-3				2	1	1	0	1	0	0
Craig Reynolds, L OBP: 0.254, SLG: 0.316 (1, 6)		0-0 FC3-6 1B		0-0 FC3-6 1-2f			0-0 F8			3	0	1	1	0	0	1
Nolan Ryan, R OBP: 0.200, SLG: 0.163 Rafael Landestoy, S OBP: 0.312, SLG: 0.352 Joe Sambito, L (7, PH) (8, 1)		0-0 L1		0-3 K			0-0 F8			2	0	0	0	0	1	2

Inning Stats	R: 2	H: 3	E: 0	K: 0	S: 5	LOB: 1	BB: 0	P: 5	R: 1	H: 2	E: 0	K: 1	S: 7	LOB: 1	BB: 0	P: 7	R: 1	H: 1	E: 1	K: 0	S: 4	LOB: 0	BB: 0	P: 4	R: 0	H: 0	E: 0	K: 1	S: 5	LOB: 1	BB: 1	P: 9	R: 0	H: 0	E: 0	K: 0	S: 3	LOB: 0	BB: 0	P: 5	R: 0	H: 0	E: 0	K: 0	S: 3	LOB: 0	BB: 0	P: 3	R: 0	H: 0	E: 0	K: 0	S: 3	LOB: 0	BB: 0	P: 3
--------------	------	------	------	------	------	--------	-------	------	------	------	------	------	------	--------	-------	------	------	------	------	------	------	--------	-------	------	------	------	------	------	------	--------	-------	------	------	------	------	------	------	--------	-------	------	------	------	------	------	------	--------	-------	------	------	------	------	------	------	--------	-------	------

PITCHER	IP	WLS	BF	H	R	ER	SO	BB	IBB	HBP	BLK	WP	HR	S	P	ERA	WHIP
Alan Hargeseheimer, R ERA: 4.08 (1, 1)	3.0	L	14	6	4	3	1	0	0	0	0	0	0	16	16	9.00	2.000
Tom Griffin, R ERA: 3.3 (4, 1)	3.0		11	0	0	0	2	2	0	0	1	0	0	13	21	0.00	0.667
Mike Rowland, R ERA: 2.08 (7, 1)	2.0		6	0	0	0	0	0	0	0	0	0	0	6	6	0.00	0.000

BOTTOM

San Francisco Giants @ Houston Astros
Astrodome, Houston, TX

Mon Aug 04 1980, 8:05 PM EDT
Att. 27,040 - Unknown

AB	28
R	4
H	6
RBI	4
BB	2
SO	3
LOB	7



WP	HR	S	P	ERA	WHIP
0	0	0	0	0	0
0	0	0	0	0	0
0	0	0	0	0	0

San Francisco Giants @ Houston Astros
Astrodome, Houston, TX

Tue Aug 05 1980, 8:05 PM EDT
Att: 24,198 - Unknown

AB	36
R	9
H	9
RBI	9
BB	8
SO	5
LOB	17



Batter	1	2	3	4	5	6	7	8	9	AB	R	H	RBI	BB	SO	LOB	
Bill North, S (1, 8) OBP: 0.381, SLG: 0.286 Gary Lavelle, S (4, 1) Al Holland, R (8, 1)	0-0 4-3		0-0 1-3	0-0 FC1-2 1B	0-0 FC3-5			0-3 K		3	1	1	1	0	0	0	
Joe Pettini, R (1, 6) OBP: 0.315, SLG: 0.313	4-0 BB		0-0 6-3	0-0 FC1-2 1B	0-0 F8			4-0 1B 2B BB		3	1	0	0	2	0	5	
Jack Clark, R (1, 9) OBP: 0.382, SLG: 0.541	0-0 F9		4-0 S BB	0-0 1B				0-0 2B 1B		4	1	2	2	1	0	1	
Mike Ivie, R (1, 3) OBP: 0.291, SLG: 0.356	0-3 K		0-0 F8	0-0 F8				0-0 2B		5	0	1	2	0	1	4	
Larry Herndon, R (1, 7) OBP: 0.284, SLG: 0.404 (4, 8)		0-0 F5		0-3 K	4-0 1B S 1B BB			0-3 K		4	1	0	0	1	2	1	
Darrell Evans, L (1, 5) OBP: 0.343, SLG: 0.375		0-0 6-3 S 1B		4-0 BB 1B BB	4-0 1B BB			0-0 F9		3	3	1	0	2	0	0	
Rennie Stennett, R (1, 4) OBP: 0.296, SLG: 0.333		0-0 6-3		4-0 1B BB	0-0 FC3-5 1B			0-0 F9		4	1	1	0	1	0	1	
Mike Sadek, R (1, 2) OBP: 0.404, SLG: 0.360		0-0 1B		4-0 1B 1B BB	0-0 FC3-5 1B			0-0 F8		4	0	2	3	1	0	0	
Jeff Stember, R (1, 1) Max Venable, L (4, PH) OBP: 0.327, SLG: 0.314 (4, 7)		0-3 K		0-0 FC1-2 1B	0-0 F5			0-0 F7		1	0	0	0	0	1	1	
Inning Stats	R: 0 E: 0 K: 1 S: 5 H: 0 LOB: 1 BB: 1 P: 9	R: 1 E: 0 K: 1 S: 7 H: 2 LOB: 1 BB: 0 P: 7	R: 0 E: 0 K: 0 S: 3 H: 0 LOB: 1 BB: 1 P: 7	R: 4 E: 0 K: 1 S: 8 H: 3 LOB: 2 BB: 3 P: 20	R: 2 E: 0 K: 0 S: 5 H: 2 LOB: 2 BB: 2 P: 13	R: 0 E: 0 K: 0 S: 3 H: 0 LOB: 0 BB: 0 P: 3	R: 0 E: 0 K: 0 S: 3 H: 0 LOB: 0 BB: 0 P: 3	R: 2 E: 0 K: 2 S: 9 H: 2 LOB: 1 BB: 1 P: 13	R: 0 E: 0 K: 0 S: 3 H: 0 LOB: 0 BB: 0 P: 3	1B: 8 2B: 1 3B: 0 HR: 0 SF: 0 SAC: 0 DP: 0 HBP: 0	WP: 0 PB: 0 SB: 3 CS: 0	PA: 44					
PITCHER Gordie Pladson, R (1, 1) ERA: 5.19 Joaquin Andujar, R (4, 1) ERA: 4.28 Bert Roberge, R (5, 1) ERA: 5.84 Dave Smith, R (5, 1) ERA: 2.03 Frank LaCorte, R (7, 1) ERA: 2.28	IP	WLS	BF	H	R	ER	SO	BB	IBB	HBP	BLK	WP	HR	S	P	ERA	WHIP
	3.1	L	17	2	4	4	3	5	0	0	0	0	0	18	38	10.80	2.100
	0.2		5	3	1	1	0	0	0	0	0	0	0	5	5	13.50	4.500
	0.0		3	1	2	2	0	2	0	0	0	0	0	1	9	∞	∞
	2.0		7	1	0	0	0	0	0	0	0	0	0	7	7	0.00	0.500
	3.0		12	2	2	2	2	1	0	0	0	0	0	15	19	6.00	1.000

Batter	1	2	3	4	5	6	7	8	9	AB R H RBI BB SO LOB
Terry Puhl, L OBP: 0.366, SLG: 0.445 (1, 9) (5, 8)	0-0 HR		0-0 E4 1-2 3B	0-0 4-3			0-0 G3-6-3 1B		0-0 1B	5 2 3 1 0 0 3
Enos Cabell, R OBP: 0.298, SLG: 0.346 (1, 5)	0-0 6-3		0-0 F9		0-3 K		0-0 F9		0-0 F8	5 0 0 0 0 1 4
Joe Morgan, L OBP: 0.351, SLG: 0.356 (1, 4)	0-0 G3		0-0 F9 2-3		0-0 L5		0-0 G3-6-3 1-2f		0-0 F9	5 0 0 0 0 0 4
Jose Cruz, L OBP: 0.371, SLG: 0.422 (1, 7) BB BB BB	4-0 BLK BB		0-0 1-H 3-H 3B	0-0 4-3			0-0 1B	0-0 1B		3 0 2 2 1 0 0
Cesar Cedeno, R OBP: 0.384, SLG: 0.490 Jeffrey Leonard, R OBP: 0.277, SLG: 0.353 (1, 8) (5, 9)	0-0 6-3 1-2		0-0 F6			0-0 1B 1B		0-0 1B 1-3 1B		2 0 0 0 0 0 2 2 0 2 0 0 0 0
Danny Heep, L OBP: 0.250, SLG: 0.237 (1, 3)		0-0 4-3		0-0 4-3		0-0 1-2 1B		0-0 F5		4 0 1 0 0 0 2
Alan Ashby, S OBP: 0.328, SLG: 0.342 (1, 2)		0-0 F9		0-3 K		0-0 F7		0-0 F7		4 0 0 0 0 1 4
Craig Reynolds, L OBP: 0.254, SLG: 0.315 (1, 6)		0-0 F9		0-0 1B 1B		0-3 K		0-3 K		4 0 1 0 0 2 4
Gordie Pladson, R Joaquin Andujar, S Bruce Bochy, R Bert Roberge, R Dave Smith, R Art Howe, R Frank LaCorte, R Rafael Landestoy, S OBP: 0.323, SLG: 0.390 OBP: 0.214, SLG: 0.154 OBP: 0.435, SLG: 0.294 OBP: 0.311, SLG: 0.351 (1, 1) (4, 1) (4, PH) (5, 1) (5, 1) (6, PH) (7, 1) (9, PH)			4-0 F9 E 3B BB	0-0 1-3 1B		0-3 K		0-0 4-3		0 1 0 0 0 1 0 0 0 0 0 0 0 0 0 0 1 0 0 1 0 1 0 0 0 0 0 1 2 0 0 0 0 0 0 0 0 1 0 0 0 0 0 0 0

Inning Stats	R: 1	H: 1	E: 0	K: 4	S: 4	LOB: 1	BB: 1	P: 8	R: 0	H: 0	E: 0	K: 0	S: 3	LOB: 0	BB: 0	P: 3	R: 2	H: 1	E: 1	K: 0	S: 5	LOB: 1	BB: 1	P: 9	R: 0	H: 2	E: 0	K: 1	S: 7	LOB: 2	BB: 0	P: 7	R: 0	H: 0	E: 0	K: 1	S: 5	LOB: 0	BB: 0	P: 5	R: 0	H: 2	E: 0	K: 2	S: 9	LOB: 2	BB: 0	P: 9	R: 0	H: 1	E: 0	K: 0	S: 3	LOB: 0	BB: 0	P: 3	R: 0	H: 2	E: 0	K: 1	S: 7	LOB: 2	BB: 0	P: 7	R: 0	H: 1	E: 0	K: 0	S: 4	LOB: 1	BB: 0	P: 4	1B: 8	SF: 0	2B: 0	3B: 1	HR: 1	SAC: 0	DP: 1	HBP: 0	WP: 0	PA: 39
PITCHER	IP	WLS	BF	H	R	ER	SO	BB	IBB	HBP	BLK	WP	HR	S	P	ERA	WHIP																																																																	
Jeff Stember, R ERA: 3.0 (1, 1)	3.0		14	2	3	1	0	2	0	0	1	0	0	12	20	3.00	1.333																																																																	
Gary Lavelle, L ERA: 3.13 (4, 1)	4.0	W	18	7	0	0	4	0	0	0	0	0	0	26	26	0.00	1.750																																																																	
Al Holland, L ERA: 1.0 (8, 1)	2.0		7	1	0	0	1	0	0	0	0	0	0	9	9	0.00	0.500																																																																	

BOTTOM

San Francisco Giants @ Houston Astros
Astrodome, Houston, TX
Tue Aug 05 1980, 8:05 PM EDT
Att. 24,198 - Unknown

livebaseballscorecards.com

AB	37
R	3
H	10
RBI	3
BB	2
SO	5
LOB	25



Batter	1	2	3	4	5	6	7	8	9	AB R H RBI BB SO LOB	TOP
Bill North, S (1, 8) <small>OBP: 0.383, SLG: 0.289</small>	0-0 		0-0 6-3			0-0 SH1-4 PB 1B		0-0 1-3		4 0 2 0 0 0 0	San Francisco Giants @ Houston Astros Astrodome, Houston, TX Wed Aug 06 1980, 8:05 PM EDT Att: 23,478 - Unknown livebaseballscorecards.com
Joe Pettini, R (1, 6) <small>OBP: 0.316, SLG: 0.314</small>	0-0 		0-0 F8			0-0 SH1-4 1-3		0-0 6-3		3 0 1 0 0 0 0	
Jack Clark, R (1, 9) <small>OBP: 0.381, SLG: 0.538</small>	0-0 F8			0-0 G4-6-3 1B		0-0 F9		0-0 L4		4 0 1 0 0 0 3	
Mike Ivie, R (1, 3) <small>OBP: 0.285, SLG: 0.348</small>	0-3 K			0-0 G4-6-3 1-2f		0-3 K			0-3 K	4 0 0 0 0 3 4	
Darrell Evans, L (1, 5) <small>OBP: 0.342, SLG: 0.374</small>	0-3 K			0-0 		0-0 F9		0-0 3-1		4 0 1 0 0 1 2	
Larry Herndon, R (1, 7) <small>OBP: 0.281, SLG: 0.399</small>		0-0 6-3		0-3 K		0-0 F8		0-0 F8		4 0 0 0 0 1 1	
Rennie Stennett, R (1, 4) <small>OBP: 0.296, SLG: 0.333</small>		0-0 F8			0-0 6-3		0-0 			3 0 1 0 0 0 0	
Mike Sadek, R (1, 2) <small>OBP: 0.402, SLG: 0.352</small>		0-0 F7			0-0 5-3		4-0 			2 0 0 0 1 0 0	
Vida Blue, S (1, 1) <small>OBP: 0.143, SLG: 0.128</small> Terry Whitfield, L (7, PH) <small>OBP: 0.306, SLG: 0.333</small> Greg Minton, S (7, 1)			0-0 G3		0-3 K		0-0 F6			2 0 0 0 0 1 0 1 0 0 0 0 0 2 0 0 0 0 0 0 0	
Inning Stats	R: 0 H: 2 E: 0 LOB: 2 K: 2 BB: 0 S: 9 P: 9	R: 0 H: 0 E: 0 LOB: 0 K: 0 BB: 0 S: 3 P: 3	R: 0 H: 0 E: 0 LOB: 0 K: 0 BB: 0 S: 3 P: 3	R: 0 H: 2 E: 0 LOB: 1 K: 1 BB: 0 S: 6 P: 6	R: 0 H: 0 E: 0 LOB: 0 K: 1 BB: 0 S: 5 P: 5	R: 0 H: 1 E: 0 LOB: 1 K: 1 BB: 0 S: 6 P: 6	R: 0 H: 1 E: 0 LOB: 2 K: 0 BB: 1 S: 4 P: 8	R: 0 H: 0 E: 0 LOB: 0 K: 0 BB: 0 S: 3 P: 3	R: 0 H: 0 E: 0 LOB: 0 K: 1 BB: 0 S: 5 P: 5	1B: 6 SF: 0 2B: 0 SAC: 1 3B: 0 DP: 1 HR: 0 HBP: 0	WP: 0 PA: 33 PB: 1 SB: 0 CS: 0
PITCHER Ken Forsch, R (1, 1) <small>ERA: 2.89</small>	IP 9.0 WLS W BF 33 H 6 R 0 ER 0 SO 6 BB 1 IBB 0 HBP 0 BLK 0 WP 0 HR 0 S 44 P 48 ERA 0.00 WHIP 0.778										

Batter	1	2	3	4	5	6	7	8	9
Rafael Landestoy, S OBP: 0.314, SLG: 0.353 (1, 6) (9, 4)	0-0 4-3 ①			0-0 F8 ①		0-0 1B 1B ①	0-0 1-2 1B ①		
Enos Cabell, R OBP: 0.297, SLG: 0.345 (1, 5)	0-0 4-3 ②			0-0 6-3 ②		0-0 4-3 1B 1B ②	0-0 F8 ②		
Terry Puhl, L OBP: 0.365, SLG: 0.443 (1, 8) S S	0-3 K ③			0-0 F8 ③		0-0 1-2 2-H 4-3 1B ③		0-0 F9 ③	
Jose Cruz, L OBP: 0.373, SLG: 0.423 (1, 7)		0-0 F3 ①			0-0 1B 1B ①	0-0 4-3 ②		0-0 S 1B ②	
Art Howe, R OBP: 0.330, SLG: 0.394 Dave Bergman, L OBP: 0.250, SLG: 0.218 (1, 3) (9, 3)		0-0 G4-6-3 1B ②			0-0 1B 1B ②	4-0 IBB ③		0-0 F8 ③	
Joe Morgan, L OBP: 0.350, SLG: 0.353 Craig Reynolds, L OBP: 0.254, SLG: 0.315 (1, 4) (9, 6)		0-0 G4-6-3 1-2f ② ③			0-3 K ②	0-3 K ③		4-0 IBB ③	
Jeffrey Leonard, R OBP: 0.277, SLG: 0.351 (1, 9)			0-3 K ①		0-0 1-2 1B ②		0-0 F8 ①	0-3 K ③	
Luis Pujols, R OBP: 0.288, SLG: 0.269 (1, 2)			0-0 6-3 ②		0-0 F9 ③		0-0 G3 ②		
Ken Forsch, R OBP: 0.259, SLG: 0.310 (1, 1)			0-3 K ③			0-3 K ①	0-0 1B 1B ①		

AB	R	H	RBI	BB	SO	LOB
4	1	2	0	0	0	0
4	0	1	0	0	0	2
4	0	1	1	0	1	0
4	0	2	0	0	0	2
3	0	2	0	1	0	1
0	0	0	0	0	0	0
3	0	0	0	1	2	5
0	0	0	0	0	0	0
4	0	1	0	0	2	2
3	0	0	0	0	0	2
3	0	1	0	0	2	0

BOTTOM

San Francisco Giants @ Houston Astros
Astrodome, Houston, TX
Wed Aug 06 1980, 8:05 PM EDT
Att. 23,478 - Unknown

livebaseballscorecards.com

AB	32
R	1
H	10
RBI	1
BB	2
SO	7
LOB	14



1B:	10	SF:	0
2B:	0	SAC:	0
3B:	0	DP:	1
HR:	0	HBP:	0

WP:	0	PA:	34
PB:	0		
SB:	1		
CS:	0		

Inning Stats		R	H	E	K	S	P	ERA	WHIP																		
R: 0 H: 0 E: 0 K: 1 S: 5		H: 0 LOB: 0 BB: 0 P: 5		R: 0 H: 1 E: 0 K: 0 S: 3		H: 1 LOB: 0 BB: 0 P: 3		R: 0 H: 0 E: 0 K: 2 S: 7		H: 0 LOB: 0 BB: 0 P: 7		R: 0 H: 3 E: 0 K: 1 S: 7		H: 3 LOB: 2 BB: 0 P: 7		R: 1 H: 3 E: 0 K: 2 S: 10		H: 3 LOB: 3 BB: 1 P: 14		R: 0 H: 2 E: 0 K: 0 S: 5		H: 2 LOB: 2 BB: 0 P: 5		R: 0 H: 1 E: 0 K: 1 S: 6		H: 1 LOB: 2 BB: 1 P: 10	
PITCHER	IP	WLS	BF	H	R	ER	SO	BB	IBB	HBP	BLK	WP	HR	S	P	ERA	WHIP										
Vida Blue, L ERA: 3.04 (1, 1)	6.0	L	24	7	1	1	6	0	1	0	0	0	0	35	39	1.50	1.167										
Greg Minton, R ERA: 2.33 (7, 1)	2.0		10	3	0	0	1	0	1	0	0	0	0	11	15	0.00	1.500										

Batter	1	2	3	4	5	6	7	8	9	AB R H RBI BB SO LOB	TOP	
Bill North, S (1, 8) <small>OBP: 0.381, SLG: 0.288</small> Greg Minton, S (7, 1) Tom Griffin, R (7, 1) <small>OBP: 0.250, SLG: 0.250</small>	0-0 FC3-6 1B		0-3 K		0-0 1-3		0-0 6-3			4 0 1 0 0 1 0 0 0 0 0 0 0 0 0 0 0 0 0 0 0	San Francisco Giants @ Atlanta Braves Atlanta-Fulton County Stadium, Atlanta, GA Fri Aug 08 1980, 7:05 PM EDT Att. 9,014 - Unknown	
Jim Wohlford, R (1, 5) <small>OBP: 0.258, SLG: 0.303</small>	0-0 FC3-6 WP 1-2f 2B		0-0 F8			0-3 K		0-3 K		4 1 0 0 0 2 1		
Jack Clark, R (1, 9) <small>OBP: 0.384, SLG: 0.545</small>	0-0 FC1 1-H 2B		4-0 BB			0-0 4-3 2B		0-0 4-3		3 0 2 1 1 0 0		
Larry Herndon, R (1, 7) <small>OBP: 0.277, SLG: 0.394</small>	0-0 FC1 2-3		0-0 4-3			0-0 4-3 2-3		0-0 4-3		4 0 0 0 0 0 3		
Mike Ivie, R (1, 3) <small>OBP: 0.284, SLG: 0.346</small>	0-0 F8			0-0 G4-6-3 1B		0-0 F3		0-0 F4		4 0 1 0 0 0 2		
Rennie Stennett, R (1, 4) <small>OBP: 0.299, SLG: 0.336</small>		0-0 1B		0-0 G4-6-3 1-2f			0-0 FC2-6 1B		0-3 K			4 0 2 0 0 1 1
Joe Pettini, R (1, 6) <small>OBP: 0.304, SLG: 0.301</small> Max Venable, L (9, PH) <small>OBP: 0.321, SLG: 0.308</small>		0-3 K		0-0 F4			0-0 FC2-6 1-2f HR		0-0 F8			3 1 0 0 0 1 2 1 0 0 0 0 0 0
Mike Sadek, R (1, 2) <small>OBP: 0.391, SLG: 0.341</small>		0-0 F7			0-3 K			0-0 F7		3 0 0 0 0 1 2		
Allen Ripley, R (1, 1) <small>OBP: 0.208, SLG: 0.174</small> Darrell Evans, L (7, PH) <small>OBP: 0.344, SLG: 0.383</small>		0-0 F8			0-3 K			0-0 1-H HR		2 0 0 0 0 1 1 1 1 1 2 0 0 0		
Inning Stats	R: 1 H: 2 E: 0 LOB: 1 K: 0 BB: 0 S: 5 P: 5	R: 0 H: 1 E: 0 LOB: 1 K: 1 BB: 0 S: 6 P: 6	R: 0 H: 0 E: 0 LOB: 1 K: 1 BB: 1 S: 5 P: 9	R: 0 H: 1 E: 0 LOB: 0 K: 0 BB: 0 S: 3 P: 3	R: 0 H: 0 E: 0 LOB: 0 K: 2 BB: 0 S: 7 P: 7	R: 0 H: 1 E: 0 LOB: 1 K: 1 BB: 0 S: 6 P: 6	R: 2 H: 2 E: 0 LOB: 0 K: 0 BB: 0 S: 5 P: 5	R: 0 H: 0 E: 0 LOB: 0 K: 1 BB: 0 S: 5 P: 5	R: 0 H: 0 E: 0 LOB: 0 K: 1 BB: 0 S: 5 P: 5	1B: 4 SF: 0 2B: 2 SAC: 0 3B: 0 DP: 1 HR: 1 HBP: 0	WP: 1 PA: 34 PB: 0 SB: 0 CS: 0	
PITCHER Larry McWilliams, L (1, 1) <small>ERA: 4.4</small> Rick Camp, R (8, 1) <small>ERA: 2.5</small>	IP WLS BF H R ER SO BB IBB HBP BLK WP HR S P ERA WHIP 7.0 W 28 7 3 3 5 1 0 0 0 1 1 37 41 3.86 1.143 2.0 6 0 0 0 2 0 0 0 0 0 0 10 10 0.00 0.000											

livebaseballscorecards.com

AB	33
R	3
H	7
RBI	3
BB	1
SO	7
LOB	12



Batter	1	2	3	4	5	6	7	8	9
Glenn Hubbard, R OBP: 0.327, SLG: 0.429 (1, 4)	0-3 K		4-0 G3 BB		0-0 2-3 1B		0-0 2-3 4-3	0-0 5-3	
Gary Matthews, R OBP: 0.320, SLG: 0.429 (1, 9)	0-0 1-3		0-0 F7		0-0 3-H SF7		0-0 2B HR 1B		
Chris Chambliss, L OBP: 0.336, SLG: 0.438 (1, 3)	0-0 F8		0-0 G3		0-0 G3		0-0 1-3 HR 2B		
Bob Horner, R OBP: 0.295, SLG: 0.541 Rick Camp, R (8, 1)		0-0 F7	0-0 F8		0-3 K		0-0 2-H 3-H HR		
Dale Murphy, R OBP: 0.351, SLG: 0.481 (1, 8)		0-0 HR		0-0 F8		0-0 F7	0-0 2B		
Jeff Burroughs, R OBP: 0.332, SLG: 0.416 (1, 7)		0-3 K		0-3 K		0-0 F7	4-0 IBB		
Bruce Benedict, R OBP: 0.300, SLG: 0.316 (1, 2)		0-0 1B 1B		0-0 5-3			SH1-4 2B		
Luis Gomez, R OBP: 0.247, SLG: 0.220 (1, 6)		0-0 1-3 1B			0-0 E5 1B SH2-4 SF7		0-0 SH1-4 2-3	0-3 K	
Larry McWilliams, L OBP: 0.244, SLG: 0.171 Mike Lum, L OBP: 0.355, SLG: 0.262 Jerry Royster, R OBP: 0.318, SLG: 0.310 (7, PH) (7, PR) (8, 5)		0-3 K			0-0 SH2-4		0-0 4-3 1B 2B	0-3 K	

AB	R	H	RBI	BB	SO	LOB
4	0	1	0	1	1	1
3	1	1	2	0	0	1
4	1	1	0	0	0	2
4	1	1	3	0	1	1
0	0	0	0	0	0	0
4	1	2	1	0	0	0
3	0	0	0	1	2	0
4	1	2	0	0	0	2
3	1	1	0	0	1	0
1	0	0	0	0	1	2
1	0	1	1	0	0	0
1	1	0	0	0	1	0

AB	32
R	7
H	10
RBI	7
BB	2
SO	7
LOB	9

Inning Stats	R: 0	H: 0	E: 0	K: 1	S: 5	LOB: 0	BB: 0	P: 5
R: 1	H: 3	E: 0	K: 2	S: 10	LOB: 2	BB: 0	P: 10	
R: 0	H: 0	E: 0	K: 0	S: 3	LOB: 1	BB: 1	P: 7	
R: 0	H: 0	E: 0	K: 1	S: 5	LOB: 0	BB: 0	P: 5	
R: 1	H: 1	E: 1	K: 0	S: 5	LOB: 1	BB: 0	P: 5	
R: 0	H: 0	E: 0	K: 1	S: 5	LOB: 0	BB: 0	P: 5	
R: 5	H: 6	E: 0	K: 0	S: 9	LOB: 2	BB: 1	P: 13	
R: 0	H: 0	E: 0	K: 2	S: 7	LOB: 0	BB: 0	P: 7	

WP	HR	S	P	ERA	WHIP
0	0	0	0	0	0
0	0	0	0	0	0
0	1	10	14	6.75	1.500

San Francisco Giants @ Atlanta Braves
Atlanta-Fulton County Stadium, Atlanta, GA
Fri Aug 08 1980, 7:05 PM EDT
Att: 9,014 - Unknown

livebaseballscorecards.com



Batter	1	2	3	4	5	6	7	8	9	AB R H RBI BB SO LOB	TOP
Bill North, S (1, 8) <small>OBP: 0.381, SLG: 0.288</small>	4-0 	0-3 			0-0 		0-0 		0-0 	4 2 1 0 1 1 2	San Francisco Giants @ Atlanta Braves Atlanta-Fulton County Stadium, Atlanta, GA Sat Aug 09 1980, 7:05 PM EDT Att: 17,906 - Unknown
Joe Pettini, R (1, 6) <small>OBP: 0.305, SLG: 0.293</small>	0-0 		4-0 		0-0 		0-0 	0-0 	2 2 0 0 1 0 2		
Jack Clark, R (1, 9) <small>OBP: 0.383, SLG: 0.551</small>	0-0 		0-0 		0-0 			0-0 	3 1 1 4 0 0 1		
Darrell Evans, L (1, 5) <small>OBP: 0.343, SLG: 0.382</small>	0-0 		0-0 		0-0 			0-0 	4 0 1 0 0 0 1		
Mike Ivie, R (1, 3) <small>OBP: 0.289, SLG: 0.349</small>	0-0 		0-0 		0-3 			0-0 	4 0 2 1 0 1 0		
Larry Herndon, R (1, 7) <small>OBP: 0.277, SLG: 0.390</small>	4-0 		0-0 		0-3 			0-0 	3 0 0 0 1 1 3		
Rennie Stennett, R (1, 4) <small>OBP: 0.295, SLG: 0.331</small>	0-0 			0-0 		0-0 		0-0 	4 0 0 0 0 0 3		
Dennis Littlejohn, R (1, 2) <small>OBP: 0.375, SLG: 0.292</small> Mike Sadek, R (9, PH) <small>OBP: 0.387, SLG: 0.337</small>		0-0 		0-0 			4-0 	0-0 	2 0 0 0 1 0 0 1 0 0 0 0 0 0		
Bob Knepper, L (1, 1) <small>OBP: 0.183, SLG: 0.224</small> Al Holland, R (5, 1) Gary Lavelle, S (9, 1) Greg Minton, S (9, 1)		0-0 		0-0 			0-3 	4-0 	2 0 0 0 0 0 0 1 0 0 0 1 1 1 0 0 0 0 0 0 0 0 0 0 0 0 0 0		
Inning Stats	R: 3 H: 1 E: 1 LOB: 1 K: 0 BB: 2 S: 5 P: 13	R: 0 H: 0 E: 0 LOB: 0 K: 1 BB: 0 S: 5 P: 5	R: 1 H: 1 E: 0 LOB: 1 K: 0 BB: 1 S: 4 P: 8	R: 0 H: 0 E: 0 LOB: 0 K: 0 BB: 0 S: 3 P: 3	R: 1 H: 1 E: 0 LOB: 0 K: 0 BB: 0 S: 4 P: 4	R: 0 H: 0 E: 0 LOB: 0 K: 2 BB: 0 S: 7 P: 7	R: 0 H: 0 E: 0 LOB: 1 K: 1 BB: 1 S: 5 P: 9	R: 0 H: 2 E: 0 LOB: 2 K: 0 BB: 0 S: 5 P: 5	R: 0 H: 0 E: 0 LOB: 0 K: 0 BB: 1 S: 2 P: 6	1B: 4 SF: 1 2B: 0 SAC: 1 3B: 0 DP: 0 HR: 1 HBP: 0	WP: 0 PA: 38 PB: 0 SB: 3 CS: 1
PITCHER Tommy Boggs, R (1, 1) <small>ERA: 3.87</small> Preston Hanna, R (6, 1) <small>ERA: 3.93</small> Larry Bradford, L (8, 1) <small>ERA: 3.18</small>	IP WLS BF H R ER SO BB IBB HBP BLK WP HR S P ERA WHIP 5.0 L 22 3 5 4 1 3 0 0 0 0 0 1 21 33 7.20 1.200 2.0 7 0 0 0 3 1 0 0 0 0 0 0 12 16 0.00 0.500 2.0 8 2 0 0 0 0 1 0 0 0 0 0 7 11 0.00 1.500	PITCHER IP WLS BF H R ER SO BB IBB HBP BLK WP HR S P ERA WHIP									

AB	30
R	5
H	5
RBI	5
BB	5
SO	4
LOB	13



livebaseballscorecards.com

Batter	1	2	3	4	5	6	7	8	9	AB	R	H	RBI	BB	SO	LOB
Glenn Hubbard, R (1, 4) OBP: 0.320, SLG: 0.419	0-0 5-3	0-0 6-3		0-0 F8		0-0 F9	0-0 FC5-4		0-0 F7	6	0	0	0	0	0	8
Gary Matthews, R (1, 9) OBP: 0.323, SLG: 0.428	0-0 HBP 1B		0-0 1B 1B	4-0 1-2 BB		0-0 1-3		0-0 F9	0-0 5-3	5	1	2	0	1	0	2
Chris Chambliss, L (1, 3) OBP: 0.336, SLG: 0.436	1-0 G5-4-3 HBP		0-0 F8	0-0 F5		0-0		0-3 K		4	0	1	0	0	1	3
Bob Horner, R (1, 5) OBP: 0.293, SLG: 0.535	0-0 G5-4-3		0-0 F9		0-0 F3	0-0 F4		0-0		5	0	1	0	0	0	4
Dale Murphy, R (1, 8) OBP: 0.356, SLG: 0.483		4-0 1B 1B BB	0-0 1B	1-3 1B	4-0 F8 1B BB		0-0 BB 1B	0-3 K		3	2	2	0	2	1	1
Jeff Burroughs, R (1, 7) OBP: 0.337, SLG: 0.418		0-0 F8	0-0 1B	1-2 3-H 1B	4-0 1-2 BB		0-0 1-2 1B		0-0 6-3	4	0	2	1	1	0	1
Bill Nahorodny, R (1, 2) OBP: 0.306, SLG: 0.456		0-0 SH3-4 1B	0-0 F7		0-0 F8		4-0 1-2 2-3 BB		0-0 HR	3	0	1	0	1	0	4
Bruce Benedict, R (7, PR) OBP: 0.304, SLG: 0.333		1-2 1B								1	1	1	1	0	0	0
Rafael Ramirez, R (1, 6) OBP: 0.364, SLG: 0.364		0-0 SH3-4 1B		0-0 FC1-6 1B	0-0 1-2 3-H 1B		0-0 1-2 3-H 1B	0-0 F4	0-0 BB 1B	5	0	4	2	0	0	3
Tommy Boggs, R (1, 1) OBP: 0.332, SLG: 0.135		0-0 SH3-4		0-0 FC1-6 BB	0-0 1-2f		0-3 K	0-3 K	4-0 1-2 BB	1	0	0	0	0	0	1
Charlie Spikes, R (5, PH) OBP: 0.344, SLG: 0.365										1	0	0	0	0	1	2
Preston Hanna, R (6, 1) OBP: 0.222, SLG: 0.444										0	0	0	0	0	0	0
Jerry Royster, R (7, PH) OBP: 0.316, SLG: 0.308										1	0	0	0	0	1	3
Larry Bradford, R (8, 1) OBP: 0.358, SLG: 0.368										0	0	0	0	0	0	0
Biff Pocaroba, S (9, PH)										0	0	0	0	1	0	0

Inning Stats	R: 0	H: 1	E: 0	LOB: 1	K: 0	BB: 0	S: 3	P: 4
	R: 1	H: 2	E: 0	LOB: 2	K: 0	BB: 1	S: 5	P: 9
	R: 1	H: 3	E: 0	LOB: 2	K: 0	BB: 0	S: 6	P: 6
	R: 0	H: 1	E: 0	LOB: 2	K: 0	BB: 1	S: 4	P: 8
	R: 1	H: 1	E: 0	LOB: 2	K: 1	BB: 2	S: 6	P: 14
	R: 0	H: 1	E: 0	LOB: 1	K: 0	BB: 0	S: 4	P: 4
	R: 0	H: 2	E: 0	LOB: 3	K: 1	BB: 1	S: 7	P: 11
	R: 0	H: 1	E: 0	LOB: 1	K: 2	BB: 0	S: 8	P: 8
	R: 1	H: 2	E: 0	LOB: 2	K: 0	BB: 1	S: 5	P: 9
	R: 1	H: 2	E: 0	LOB: 2	K: 0	BB: 1	S: 5	P: 9

PITCHER	IP	WLS	BF	H	R	ER	SO	BB	IBB	HBP	BLK	WP	HR	S	P	ERA	WHIP
Bob Knepper, L (1, 1) ERA: 4.05	4.1		24	7	3	3	0	4	0	1	0	0	0	19	36	6.23	2.538
Al Holland, L (5, 1) ERA: 1.09	4.0	W	20	7	1	1	4	1	0	0	0	0	1	27	31	2.25	2.000
Gary Lavelle, L (9, 1) ERA: 3.13	0.0		1	0	0	0	0	1	0	0	0	0	0	4		∞	∞
Greg Minton, R (9, 1) ERA: 2.88	0.2	S	2	0	0	0	0	0	0	0	0	0	0	2	2	0.00	0.000

BOTTOM

San Francisco Giants @ Atlanta Braves
Atlanta-Fulton County Stadium, Atlanta, GA

Sat Aug 09 1980, 7:05 PM EDT
Att. 17,906 - Unknown

AB	39
R	4
H	14
RBI	4
BB	6
SO	4
LOB	32

WP: 0 PA: 47
PB: 0
SB: 0
CS: 0



1B	2B	3B	HR	SF	SAC	DP	HBP
13	0	0	1	0	1	1	1

San Francisco Giants @ Atlanta Braves
 Atlanta-Fulton County Stadium, Atlanta, GA

Sun Aug 10 1980, 3:33 AM EDT
 Att. 9,027 - Unknown

livebaseballscorecards.com

AB	33
R	1
H	7
RBI	1
BB	3
SO	5
LOB	16



AB R H RBI BB SO LOB

3	0	1	0	1	0	0
4	0	3	0	0	1	1
4	0	0	0	0	1	5
3	0	0	0	1	1	2
3	0	0	0	1	1	2
4	1	2	1	0	0	1
3	0	0	0	0	1	0
1	0	1	0	0	0	0
3	0	0	0	0	0	0
1	0	0	0	0	0	0
0	0	0	0	0	0	0
1	0	0	0	0	0	0
0	0	0	0	0	0	0
1	0	0	0	0	0	1
0	0	0	0	0	0	0
1	0	0	0	0	0	2

Batter	1	2	3	4	5	6	7	8	9
Jim Wohlford, R (1, 8) OBP: 0.265, SLG: 0.304	0-0 6-3		0-0 E6 2-5 1B			4-0 FC6-4 BB		0-0 2-3	
Joe Pettini, R (1, 4) OBP: 0.326, SLG: 0.329	0-0 BB 1B		0-0 1B			0-3 K		0-0 2B	
Jack Clark, R (1, 9) OBP: 0.380, SLG: 0.545	0-0 F3		0-3 K			0-0 FC6-4 1-2f		0-0 F3	
Darrell Evans, L (1, 5) OBP: 0.342, SLG: 0.379	4-0 1-2 BB		0-0 2-5 2-3	0-0 4-3		0-0 F3		0-3 K	
Mike Ivie, R (1, 3) OBP: 0.288, SLG: 0.344	0-3 K			4-0 G6-3 BB			0-0 F9		0-0 F9
Terry Whitfield, L (1, 7) OBP: 0.310, SLG: 0.353		0-0 6-3		0-0 G6-3 1-2f			0-0 HR		0-0 1B 1B
Johnnie LeMaster, R (1, 6) OBP: 0.257, SLG: 0.324 Larry Herndon, R (9, PH) OBP: 0.279, SLG: 0.392		0-3 K			0-0 6-3		0-0 F5		0-0 1-2 1B
Mike Sadek, R (1, 2) OBP: 0.377, SLG: 0.326 Bill North, S (9, PH) OBP: 0.380, SLG: 0.287		0-0 F7			0-0 6-3		0-0 E5		0-0 L6
Alan Hargesheimer, R (1, 1) OBP: 0.364, SLG: 0.400 Tom Griffin, R (2, 1) OBP: 0.200, SLG: 0.200 Roger Metzger, S (5, PH) OBP: 0.157, SLG: 0.074 Mike Rowland, R (5, 1) Max Venable, L (7, PH) OBP: 0.316, SLG: 0.302 Gary Lavelle, S (7, 1) Rennie Stennett, R (9, PH) OBP: 0.294, SLG: 0.330			0-0 F3		0-0 4-3		0-0 F9		0-0 4-3

Inning Stats	R: 0	H: 1	E: 0	K: 1	S: 6	P: 10	R: 0	H: 0	E: 0	K: 1	S: 5	P: 5	R: 0	H: 2	E: 1	K: 1	S: 6	P: 6	R: 0	H: 0	E: 0	K: 0	S: 2	P: 6	R: 0	H: 0	E: 0	K: 0	S: 3	P: 3	R: 0	H: 0	E: 0	K: 1	S: 5	P: 9	R: 1	H: 1	E: 1	K: 0	S: 5	P: 5	R: 0	H: 1	E: 0	K: 1	S: 6	P: 6	R: 0	H: 2	E: 0	K: 0	S: 5	P: 5	1B: 5	2B: 1	3B: 0	HR: 1	SF: 0	SAC: 0	DP: 1	HBP: 0	WP: 0	PB: 0	SB: 0	CS: 0	PA: 36
--------------	------	------	------	------	------	-------	------	------	------	------	------	------	------	------	------	------	------	------	------	------	------	------	------	------	------	------	------	------	------	------	------	------	------	------	------	------	------	------	------	------	------	------	------	------	------	------	------	------	------	------	------	------	------	------	-------	-------	-------	-------	-------	--------	-------	--------	-------	-------	-------	-------	--------

PITCHER	IP	WLS	BF	H	R	ER	SO	BB	IBB	HBP	BLK	WP	HR	S	P	ERA	WHIP
Phil Niekro, R (1, 1) ERA: 3.96	8.1	W	34	6	1	1	5	3	0	0	0	0	1	40	52	1.08	1.080
Rick Camp, R (9, 1) ERA: 2.48	0.2	S	3	1	0	0	0	0	0	0	0	0	0	3	3	0.00	1.500

PITCHER	IP	WLS	BF	H	R	ER	SO	BB	IBB	HBP	BLK	WP	HR	S	P	ERA	WHIP
---------	----	-----	----	---	---	----	----	----	-----	-----	-----	----	----	---	---	-----	------

Batter	1	2	3	4	5	6	7	8	9
Jerry Royster, R OBP: 0.324, SLG: 0.313 (1, 4) BB (9, 5)	4-0 S BB	0-0 1B 1-2 2-H 3-H			0-0 F8		0-0 S 1B		
Rafael Ramirez, R OBP: 0.333, SLG: 0.333 (1, 6) SS	0-3 K 1-2	0-0 1B 1-3 2-H			0-3 K		0-0 6-3 1-2		
Gary Matthews, R OBP: 0.322, SLG: 0.425 (1, 9) SS	0-3 K	0-0 F7			4-0 BB		0-0 F8		
Bob Horner, R OBP: 0.289, SLG: 0.527 Glenn Hubbard, R OBP: 0.320, SLG: 0.419 (1, 5) (9, 4) X	0-0 6-3		0-0 6-3		0-0 G3		0-0 6-3		
Chris Chambliss, L OBP: 0.338, SLG: 0.436 (1, 3) BB BB BB		4-0 BB 1B BB	0-0 1-3		0-0 7-4 5-3 1B		0-0 1-3		
Dale Murphy, R OBP: 0.355, SLG: 0.479 (1, 8) BB BB BB		4-0 BB 1B BB	0-3 K		0-0 5-3 1-2		0-0 6-3		
Mike Lum, L OBP: 0.367, SLG: 0.258 (1, 7) BB BB BB		4-0 BB 1B BB		0-0 F8		4-0 IBB			
Bruce Benedict, R OBP: 0.300, SLG: 0.329 (1, 2) X		0-0 F4		0-0 6-3		0-0 7-4 2-3f			
Phil Niekro, R OBP: 0.141, SLG: 0.188 Rick Camp, R (1, 1) (9, 1) SS		0-3 K		0-3 K		0-0 1-3			

Inning Stats	R: 0	H: 0	E: 0	K: 2	S: 7	LOB: 1	BB: 1	P: 11
	R: 3	H: 2	E: 0	K: 1	S: 7	LOB: 2	BB: 3	P: 19
	R: 0	H: 0	E: 0	K: 1	S: 5	LOB: 0	BB: 0	P: 5
	R: 0	H: 0	E: 0	K: 1	S: 5	LOB: 0	BB: 0	P: 5
	R: 0	H: 0	E: 0	K: 1	S: 5	LOB: 1	BB: 1	P: 9
	R: 0	H: 1	E: 0	K: 0	S: 3	LOB: 1	BB: 1	P: 7
	R: 0	H: 1	E: 0	K: 0	S: 4	LOB: 1	BB: 0	P: 4
	R: 0	H: 0	E: 0	K: 0	S: 3	LOB: 0	BB: 0	P: 3

PITCHER	IP	WLS	BF	H	R	ER	SO	BB	IBB	HBP	BLK	WP	HR	S	P	ERA	WHIP
Alan Hargeseheimer, R ERA: 4.75 (1, 1)	1.2	L	11	2	3	3	3	4	0	0	0	0	0	13	29	16.20	3.600
Tom Griffin, R ERA: 3.24 (2, 1)	2.1		7	0	0	0	2	0	0	0	0	0	0	11	11	0.00	0.000
Mike Rowland, R ERA: 1.69 (5, 1)	2.0		8	1	0	0	1	1	1	0	0	0	0	8	16	0.00	1.000
Gary Lavelle, L ERA: 3.03 (7, 1)	2.0		7	1	0	0	0	0	0	0	0	0	0	7	7	0.00	0.500

BOTTOM

San Francisco Giants @ Atlanta Braves
Atlanta-Fulton County Stadium, Atlanta, GA

Sun Aug 10 1980, 3:33 AM EDT
Att. 9,027 - Unknown

AB	R	H	RBI	BB	SO	LOB
3	0	2	2	1	0	0
4	0	1	1	0	2	2
3	0	0	0	1	1	4
4	0	0	0	0	0	2
0	0	0	0	0	0	0
3	1	1	0	1	0	0
3	1	0	0	1	1	1
1	1	0	0	2	0	0
3	0	0	0	0	0	5
3	0	0	0	0	2	3
0	0	0	0	0	0	0

AB	27
R	3
H	4
RBI	3
BB	6
SO	6
LOB	17

livebaseballscorecards.com

WP	PA
0	33

Braves

WP	PA	ERA	WHIP
0	33		

Batter	1	2	3	4	5	6	7	8	9	AB R H RBI BB SO LOB	TOP	
Joe Morgan, L (1, 4) OBP: 0.348, SLG: 0.343 Frank LaCorte, R (8, 1) OBP: 0.200, SLG: 0.200	0-0 F1		4-0 BB 1B 1-2 BB	0-0 F4		0-0 4-3		0-0 F5		4 0 0 0 1 0 5 0 0 0 0 0 0 0		
Enos Cabell, R (1, 5) OBP: 0.296, SLG: 0.344	0-0 6-3		0-3 K		0-0 WP 1B 1B		0-0 F8		0-3 K2-3	5 1 1 0 0 2 2		
Jose Cruz, L (1, 7) OBP: 0.377, SLG: 0.428	0-0 E6 BLK		0-0 BB 1B		0-0 F8		0-0 1-3 2B		0-0 G3	5 0 2 0 0 0 1		
Cesar Cedeno, R (1, 8) OBP: 0.380, SLG: 0.484	0-0 1-3		4-0 G6-4-3 BB		0-3 K		0-0 1-3		0-0 F7	4 0 0 1 1 1 3		
Art Howe, R (1, 3) OBP: 0.335, SLG: 0.408		0-0 HR	0-0 G6-4-3		0-0 1B		0-0 F9			4 1 2 2 0 0 4		
Jeffrey Leonard, R (1, 9) OBP: 0.276, SLG: 0.348		0-0 5-3		0-3 K		0-0 F7		0-0 1B 2B		4 1 1 0 0 1 1		
Luis Pujols, R (1, 2) OBP: 0.296, SLG: 0.284 Terry Puhl, L (8, PR) OBP: 0.360, SLG: 0.432 Craig Reynolds, L (8, 6) OBP: 0.251, SLG: 0.310		0-0 F8		0-0 FC6-4 1B		0-0 1-3		0-0 4-3 1B		4 0 2 1 0 0 0 0 0 0 0 0 0 0 0 0 0 0 0 0 0		
Rafael Landestoy, S (1, 6) OBP: 0.311, SLG: 0.346		0-0 4-3		0-0 FC6-4 BB		4-0 BB		0-0 4-3		3 0 0 0 1 0 2		
Ken Forsch, R (1, 1) OBP: 0.279, SLG: 0.317 Bruce Bochy, R (8, PH) OBP: 0.400, SLG: 0.263			0-0 1B BB BB 1B		4-0 BB		0-3 K		0-3 K	2 1 1 0 1 1 1 1 0 0 0 0 1 2		
Inning Stats	R: 0 H: 0 E: 1 LOB: 1 K: 0 BB: 0 S: 4 P: 4	R: 1 H: 1 E: 0 LOB: 0 K: 0 BB: 0 S: 4 P: 4	R: 1 H: 2 E: 0 LOB: 2 K: 1 BB: 2 S: 6 P: 14	R: 0 H: 1 E: 0 LOB: 2 K: 1 BB: 1 S: 6 P: 10	R: 1 H: 2 E: 0 LOB: 1 K: 1 BB: 0 S: 7 P: 7	R: 0 H: 0 E: 0 LOB: 1 K: 1 BB: 1 S: 5 P: 9	R: 0 H: 1 E: 0 LOB: 1 K: 0 BB: 0 S: 4 P: 4	R: 1 H: 2 E: 0 LOB: 2 K: 1 BB: 0 S: 7 P: 7	R: 0 H: 0 E: 0 LOB: 0 K: 1 BB: 0 S: 5 P: 5	1B: 6 SF: 0 2B: 2 SAC: 0 3B: 0 DP: 1 HR: 1 HBP: 0	WP: 1 PA: 40 PB: 0 SB: 0 CS: 0	
PITCHER	IP WLS BF H R ER SO BB IBB HBP BLK WP HR S P ERA WHIP											
Vida Blue, L (1, 1) ERA: 3.12	5.0 W 24 6 3 3 3 3 0 0 0 1 1 27 39 5.40 1.800											
Al Holland, L (6, 1) ERA: 1.18	3.0 13 3 1 1 2 1 0 0 0 0 0 16 20 3.00 1.333											
Greg Minton, R (9, 1) ERA: 2.83	1.0 S 3 0 0 0 1 0 0 0 0 0 0 5 5 0.00 0.000											

Houston Astros @ San Francisco Giants
 Candlestick Park, San Francisco, CA
 Mon Aug 11 1980, 10:05 PM EDT
 Att: 10,755 - Unknown

livebaseballscores.com

AB 36
 R 4
 H 9
 RBI 4
 BB 4
 SO 6
 LOB 21



Batter	1	2	3	4	5	6	7	8	9
Bill North, S OBP: 0.381, SLG: 0.286 (1, 8)	0-0 G3	4-0 BB		0-0 E 1B		0-0 F9		0-0 FC6-4	
Johnnie LeMaster, R OBP: 0.254, SLG: 0.320 (1, 6)	0-3 K	0-0 L6		0-0 BB 1-H 3-H E3		0-0 6-3			
Larry Herndon, R OBP: 0.276, SLG: 0.387 (1, 9)	0-0 5-3		0-0 F8	0-3 K		0-0 6-3			
Darrell Evans, L OBP: 0.346, SLG: 0.389 (1, 5)		0-0 HR	0-0 E 1B	4-0 BB BB		0-0 F9			
Terry Whitfield, L OBP: 0.314, SLG: 0.353 (1, 7)		0-0 BB 1B BB	0-0 4-3	4-0 1-2 2-3 BB		0-0 4-3			
Mike Ivie, R OBP: 0.292, SLG: 0.347 (1, 3)		0-0 BB 1B 1-2	0-0 E7 3-H 1B	0-0 F9		0-3 K			
Rennie Stennett, R OBP: 0.290, SLG: 0.325 (1, 4)		0-3 K	0-0 4-3		0-0 6-3		0-3 K		
Mike Sadek, R OBP: 0.373, SLG: 0.323 (1, 2)		0-0 F6		0-0 1B SH5-4 E 1B	0-3 K		0-3 K		
Vida Blue, S OBP: 0.157, SLG: 0.125 (1, 1)		4-0 BB BB BB		0-0 SH5-4	0-3 K		4-0 FC6-4 BB		
Al Holland, R (6, 1)									
Max Venable, L OBP: 0.328, SLG: 0.302 (8, PH)		1-2 2-3 BB							
Greg Minton, S (9, 1)									

AB	R	H	RBI	BB	SO	LOB
4	1	1	1	1	0	1
4	0	0	1	0	1	3
4	0	0	0	0	1	1
3	2	2	1	1	0	0
3	1	1	0	1	0	1
4	0	2	1	0	1	3
4	0	0	0	0	2	3
4	1	1	0	0	2	2
1	0	0	0	1	1	0
0	0	0	0	0	0	0
0	0	0	0	1	0	0
0	0	0	0	0	0	0

BOTTOM	
Houston Astros @ San Francisco Giants Candlestick Park, San Francisco, CA Mon Aug 11 1980, 10:05 PM EDT Att. 10,755 - Unknown	
AB 31 R 5 H 7 RBI 4 BB 5 SO 8 LOB 14	

Inning Stats	R: 0	H: 0	E: 0	K: 1	S: 5	R: 2	H: 3	E: 0	K: 1	S: 8	R: 1	H: 2	E: 1	K: 0	S: 5	R: 2	H: 2	E: 1	K: 1	S: 8	R: 0	H: 0	E: 0	K: 2	S: 7	R: 0	H: 0	E: 0	K: 0	S: 3	R: 0	H: 0	E: 0	K: 1	S: 7	R: 0	H: 0	E: 0	K: 2	S: 7	R: 0	H: 0	E: 0	K: 2	S: 7
IP 7.0 WLS L BF 33 H 7 R 5 ER 5 SO 6 BB 4 IBB 0 HBP 0 BLK 0 WP 0 HR 1 S 41 P 57 ERA 6.43 WHIP 1.571	IP 1.0 WLS L BF 4 H 0 R 0 ER 0 SO 2 BB 1 IBB 0 HBP 0 BLK 0 WP 0 HR 0 S 7 P 11 ERA 0.00 WHIP 1.000																																												

WP	PA	ERA	WHIP
0	37	0	0

Batter	1	2	3	4	5	6	7	8	9	AB R H RBI BB SO LOB	TOP									
Joe Morgan, L (1, 4) OBP: 0.349, SLG: 0.342	0-0 G3		4-0 FC6-4 BB		0-0 F9			0-0 S 1B		3 0 1 0 1 0 1										
Enos Cabell, R (1, 5) OBP: 0.293, SLG: 0.340	0-0 4-3		0-0 FC6-4 1-2f			0-0 F9		0-0 F3 1-2		4 0 0 0 0 0 2										
Terry Puhl, L (1, 9) OBP: 0.359, SLG: 0.430	0-0 S 1B			0-0 5-3		0-0 F9		0-3 K		4 0 1 0 0 1 1										
Jose Cruz, L (1, 7) OBP: 0.379, SLG: 0.428	0-0 F3 1-2			0-0 S 1B 1B		0-0 S 1B			S S S 0-3 K	4 0 2 0 0 1 1										
Cesar Cedeno, R (1, 8) OBP: 0.376, SLG: 0.478		S S S 0-3 K		S S S 0-3 K 1-2		0-0 F8 1-2			X 0-0 4-3	4 0 0 0 0 2 2										
Denny Walling, L (1, 3) OBP: 0.378, SLG: 0.408		X 0-0 6-3		X 0-0 1B 2-H			X 0-0 FC5-4 1B		X 0-0 4-3	4 0 2 0 0 0 0										
Alan Ashby, S (1, 2) OBP: 0.324, SLG: 0.338		X 0-0 6-3			X 0-0 1-3		X 0-0 FC5-4 G6-4-3 1-2f			3 0 0 0 0 0 1										
Craig Reynolds, L (1, 6) OBP: 0.248, SLG: 0.306			X 0-0 L6		X 0-0 G3		X 0-0 G6-4-3 1-2f			3 0 0 0 0 0 1										
Joe Niekro, R (1, 1) OBP: 0.300, SLG: 0.333			X 0-0 6-3		X 0-0 1B			X 0-0 F3		2 0 1 0 0 0 0										
Dave Bergman, L (8, PH) OBP: 0.250, SLG: 0.218										0 0 0 0 0 0 0										
Rafael Landestoy, S (8, PH) OBP: 0.310, SLG: 0.344										1 0 0 0 0 0 0										
Frank LaCorte, R (8, 1) OBP: 0.200, SLG: 0.200										0 0 0 0 0 0 0										
Inning Stats	R: 0 E: 0 K: 0 S: 4	H: 1 LOB: 1 BB: 0 P: 4	R: 0 E: 0 K: 1 S: 5	H: 0 LOB: 0 BB: 0 P: 5	R: 0 E: 0 K: 0 S: 3	H: 0 LOB: 1 BB: 1 P: 7	R: 0 E: 0 K: 1 S: 6	H: 2 LOB: 2 BB: 0 P: 6	R: 0 E: 0 K: 0 S: 4	H: 1 LOB: 1 BB: 0 P: 4	R: 0 E: 0 K: 0 S: 3	H: 1 LOB: 0 BB: 0 P: 3	R: 0 E: 0 K: 1 S: 6	H: 1 LOB: 1 BB: 0 P: 6	R: 0 E: 0 K: 1 S: 5	H: 0 LOB: 0 BB: 0 P: 5	1B: 7 2B: 0 3B: 0 HR: 0	SF: 0 SAC: 0 DP: 1 HBP: 0	WP: 0 PB: 0 SB: 4 CS: 0	PA: 33
PITCHER	IP WLS BF H R ER SO BB IBB HBP BLK WP HR S P ERA WHIP																			
Allen Ripley, R (1, 1) ERA: 3.05	7.0 W 26 6 0 0 2 1 0 0 0 0 0 0 29 33 0.00 1.000																			
Gary Lavelle, L (8, 1) ERA: 2.94	2.0 S 7 1 0 0 2 0 0 0 0 0 0 0 11 11 0.00 0.500																			

Houston Astros @ San Francisco Giants
 Candlestick Park, San Francisco, CA
 Tue Aug 12 1980, 10:05 PM EDT
 Att: 29,770 - Unknown

livebaseballscorecards.com

AB 32
 R 0
 H 7
 RBI 0
 BB 1
 SO 4
 LOB 9



Batter	1	2	3	4	5	6	7	8	9	AB	R	H	RBI	BB	SO	LOB
Bill North, S OBP: 0.377, SLG: 0.282 (1, 8)	0-0 6-3	0-0 6-3			0-0 6-3				0-3 K	4	0	0	0	0	1	3
Larry Herndon, R OBP: 0.278, SLG: 0.389 (1, 7)	0-0 CS 1B		0-0 6-3			0-0 1B 1B	0-0 F9			4	1	2	0	0	0	1
Jack Clark, R OBP: 0.381, SLG: 0.545 (1, 9)	0-0 BB 1-2 1B		0-0 1-3			0-0 1B 4-3 1B		0-0 6-3		4	1	2	0	0	0	0
Darrell Evans, L OBP: 0.347, SLG: 0.388 (1, 5)	4-0 1-2 BB		0-0 4-3			0-0 F5		0-0 G6-4-3 1B		3	0	1	0	1	0	2
Mike Ivie, R OBP: 0.291, SLG: 0.345 (1, 3)	0-3 K2-3			0-0 F9		0-0 1-3 3-H 4-3 1B		0-0 G6-4-3 1-2f		4	0	1	1	0	1	3
Rennie Stennett, R OBP: 0.291, SLG: 0.325 (1, 4)		0-0 F8		0-0 G4-3 1B		0-0 4-3		0-0 1-2 3-H F8		3	0	1	1	0	0	1
Johnnie LeMaster, R OBP: 0.254, SLG: 0.323 (1, 6)		0-0 2B		0-0 G4-3 1-2f		0-0 F8				3	0	1	0	0	0	2
Mike Sadek, R OBP: 0.380, SLG: 0.327 (1, 2)		4-0 BB			0-0 F9		0-0 1B			2	0	1	0	1	0	0
Allen Ripley, R OBP: 0.185, SLG: 0.154 (1, 1)		0-3 K			0-0 1-3		0-0 F2			3	0	0	0	0	1	3
Gary Lavelle, S (8, 1)										0	0	0	0	0	0	0

Inning Stats		R: 0	H: 2	E: 0	LOB: 2	K: 1	BB: 1	S: 6	P: 10	R: 0	H: 1	E: 0	LOB: 2	K: 1	BB: 1	S: 6	P: 10	R: 0	H: 0	E: 0	LOB: 0	K: 0	BB: 0	S: 3	P: 3	R: 0	H: 1	E: 0	LOB: 0	K: 0	BB: 0	S: 3	P: 3	R: 2	H: 3	E: 0	LOB: 1	K: 0	BB: 0	S: 6	P: 6	R: 0	H: 1	E: 0	LOB: 1	K: 1	BB: 0	S: 6	P: 6	R: 0	H: 1	E: 0	LOB: 0	K: 0	BB: 0	S: 3	P: 3
PITCHER	IP	WLS	BF	H	R	ER	SO	BB	IBB	HBP	BLK	WP	HR	S	P	ERA	WHIP																																								
Joe Niekro, R ERA: 4.0 (1, 1)	7.0	L	29	8	2	2	3	2	0	0	0	0	0	33	41	2.57	1.429																																								
Frank LaCorte, R ERA: 2.16 (8, 1)	1.0		3	1	0	0	0	0	0	0	0	0	0	3	3	0.00	1.000																																								

BOTTOM

Houston Astros @ San Francisco Giants
Candlestick Park, San Francisco, CA

Tue Aug 12 1980, 10:05 PM EDT
Att. 29,770 - Unknown

livebaseballscorecards.com

AB	30
R	2
H	9
RBI	2
BB	2
SO	3
LOB	15



WP	HR	S	P	ERA	WHIP
0	0	2	2	0.00	1.000

Batter	1	2	3	4	5	6	7	8	9	10	11	12	AB R H RBI BB SO LOB	TOP																			
Rafael Landestoy, S OBP: 0.318, SLG: 0.353 Joe Morgan, L OBP: 0.348, SLG: 0.341 (1, 4) (11, PH) (11, 4)	0-0 FC5-2 1B		0-0 S 1B	0-0 S 1B			0-0 1B		0-0 5-3		0-0 FC5-2 2B		5 1 4 0 0 0 1 1 1 0 0 0 0 2	Houston Astros @ San Francisco Giants Candlestick Park, San Francisco, CA Wed Aug 13 1980, 6:33 AM EDT Att: 10,149 - Unknown livebaseballscorecards.com																			
Enos Cabell, R OBP: 0.301, SLG: 0.346 (1, 5)	0-0 FC5-2 1B		0-0 3-1 2B	0-0 F8			0-0 G3-6 1B		4-0 IBB		0-0 2B		5 2 4 2 1 0 1																				
Terry Puhl, L OBP: 0.356, SLG: 0.429 (1, 9)	0-0 G3		0-0 3-1				0-0 G3-6		0-0 4-3		0-0 2B		6 0 1 1 0 0 7																				
Cesar Cedeno, R OBP: 0.376, SLG: 0.479 (1, 8)	0-0 FC5-2 1B		0-0 2B				0-0 FC5 1B		0-0 F4		4-0 IBB		5 0 2 1 1 0 2																				
Art Howe, R OBP: 0.342, SLG: 0.408 Frank LaCorte, R OBP: 0.200, SLG: 0.200 Danny Heep, L OBP: 0.246, SLG: 0.233 Joe Sambito, L OBP: 0.246, SLG: 0.233 Dave Smith, R (1, 1) (11, 1)	0-0 1B		4-0 IBB				4-0 FC5 BB		0-0 4-3		0-0 F5		2 0 1 1 2 0 0 0 0 0 0 0 0 0 1 0 0 0 0 0 0 0 0 0 0 0 0 0																				
Jose Cruz, L OBP: 0.374, SLG: 0.422 (1, 7)	0-0 F8		0-3 K				0-0 FC5 G6-4-3		0-0 6-3		0-0 F8		6 0 0 0 0 1 6																				
Luis Pujols, R OBP: 0.291, SLG: 0.278 Alan Ashby, S OBP: 0.321, SLG: 0.333 (1, 2) (8, PH) (8, 2)		0-0 L6	0-0 F9				0-0 G6-4-3		0-0 4-3		0-0 1-3		3 0 0 0 0 0 2 3 0 0 0 0 0 2																				
Craig Reynolds, L OBP: 0.250, SLG: 0.307 (1, 6)		0-0 6-3		0-0 4-3			0-3 K		0-0 SH2-4 1B		0-0 1B		6 0 2 0 0 1 0																				
Vern Ruhle, R OBP: 0.300, SLG: 0.345 Dave Bergman, L OBP: 0.262, SLG: 0.232 (1, 1) (8, 3)		0-0 6-3		0-0 F2			0-0 F9		0-0 SH2-4		0-0 FC5-2 1B		3 0 0 0 0 0 0 1 1 1 0 0 0 0																				
Inning Stats	R: 1 E: 0 K: 0 S: 6	H: 3 LOB: 2 BB: 0 P: 6	R: 0 E: 0 K: 0 S: 3	H: 0 LOB: 0 BB: 0 P: 3	R: 2 E: 0 K: 1 S: 8	H: 3 LOB: 2 BB: 1 P: 12	R: 0 E: 0 K: 0 S: 4	H: 1 LOB: 1 BB: 0 P: 4	R: 0 E: 0 K: 0 S: 5	H: 0 LOB: 0 BB: 0 P: 5	R: 0 E: 0 K: 1 S: 5	H: 0 LOB: 0 BB: 0 P: 5	R: 0 E: 0 K: 1 S: 5		H: 0 LOB: 0 BB: 0 P: 5	R: 0 E: 0 K: 0 S: 3	H: 0 LOB: 0 BB: 0 P: 3	R: 0 E: 0 K: 0 S: 3	H: 0 LOB: 0 BB: 0 P: 3	R: 2 E: 0 K: 0 S: 7	H: 4 LOB: 3 BB: 1 P: 11	R: 0 E: 0 K: 0 S: 3	H: 0 LOB: 0 BB: 0 P: 3	R: 0 E: 0 K: 0 S: 3	H: 0 LOB: 0 BB: 0 P: 3	1B: 13 2B: 2 3B: 0 HR: 0	SF: 0 SAC: 1 DP: 2 HBP: 0	WP: 0 PB: 0 SB: 3 CS: 0	PA: 53				
PITCHER	IP WLS BF H R ER SO BB IBB HBP BLK WP HR S P ERA WHIP																																
Bob Knepper, L ERA: 4.05 Greg Minton, R ERA: 2.79 Gary Lavelle, L ERA: 2.9 Tom Griffin, R ERA: 3.46 Mike Rowland, R ERA: 1.54	(1, 1) 7.0 30 9 3 3 2 0 0 0 0 0 0 0 0 0 0 3.86 1.286	(8, 1) 1.0 5 2 0 0 0 1 0 0 0 0 0 0 4 8 0.00 3.000	(9, 1) 1.0 4 0 0 0 0 0 1 0 0 0 0 0 3 7 0.00 0.000	(10, 1) 2.0 11 4 2 2 0 0 1 0 0 0 0 0 10 14 9.00 2.000	(12, 1) 1.0 W 3 0 0 0 0 0 0 0 0 0 0 0 3 3 0.00 0.000																												

AB	48
R	5
H	15
RBI	5
BB	4
SO	2
LOB	26



Batter	1	2	3	4	5	6	7	8	9	10	11	12	AB	R	H	RBI	BB	SO	LOB	BOTTOM								
Bill North, S OBP: 0.376, SLG: 0.281 (1, 8) X	0-0 BB 1B FC5-4 1B	0-0 4-3			0-3 K			4-0 S 1B BB	0-0 6-3		0-0 F7		5	2	1	0	1	1	4									
Larry Herndon, R OBP: 0.279, SLG: 0.388 (1, 7) X	0-0 FC5-4 BB 1-2 1B		0-0 G1-4-3 1B			0-0 F8		0-0 F3		0-3 K	0-0 F9		6	0	2	0	0	1	3									
Jack Clark, R OBP: 0.380, SLG: 0.540 (1, 9) X	0-0 F8		0-0 G1-4-3 1-2f			4-0 1B BB		0-0 F8		0-0 F8		0-0 1B 1B	5	1	1	0	1	0	4									
Darrell Evans, L OBP: 0.351, SLG: 0.391 (1, 5) B B B	4-0 FC5-4 1-2 2-3 BB		0-0 F8			0-0 G6-4-3 1-2 1B		0-0 1B		0-0 F8		0-0 1B 1B	5	0	3	1	1	0	0									
Mike Ivie, R OBP: 0.288, SLG: 0.337 (1, 3) X	0-0 FC5-4 1-2f 2-3 3-H			0-0 5-3		0-0 G6-4-3 1-2f		0-3 K			4-0 2B BB	0-0 F7	5	1	0	1	1	1	7									
Rennie Stennett, R OBP: 0.295, SLG: 0.330 (1, 4) X	0-0 5-3			0-0 F8			0-0 F8		4-0 SH3-4 BB		0-0 SH1-4 1-H 2B	0-0 1B 1B	5	1	2	2	1	0	2									
Johnnie LeMaster, R OBP: 0.288, SLG: 0.329 (1, 6)		0-0 SH1-4 BLK SF9 1B		0-3 K			0-0 2B		0-0 SH3-4		0-0 SH1-4		3	1	2	0	0	1	0									
Mike Sadek, R OBP: 0.376, SLG: 0.317 (1, 2)		0-0 SH1-4 1-3			0-0 5-3		0-0 F4		0-0 F7		4-0 1B BB		3	0	0	0	1	0	2									
Bob Knepper, L Max Venable, L Greg Minton, S Gary Lavelle, S Terry Whitfield, L Tom Griffin, R Jim Washford, R Mike Rowland, R (1, 1) (7, PH) (8, 1) (9, 1) (8, PH) (10, 1) (11, PH) (12, 1)		0-0 SF9			0-0 1-3		0-0 F9		4-0 IBB		0-0 1B		1	0	0	1	0	0	0									
Inning Stats	R: 1 E: 0 K: 0 S: 5	H: 2 LOB: 2 BB: 1 P: 9	R: 1 E: 0 K: 0 S: 4	H: 1 LOB: 0 BB: 0 P: 4	R: 0 E: 0 K: 0 S: 3	H: 1 LOB: 0 BB: 0 P: 3	R: 0 E: 0 K: 1 S: 5	H: 0 LOB: 0 BB: 0 P: 5	R: 0 E: 0 K: 0 S: 5	H: 1 LOB: 1 BB: 1 P: 7	R: 0 E: 0 K: 0 S: 4	H: 1 LOB: 1 BB: 0 P: 4	R: 1 E: 0 K: 1 S: 6	H: 1 LOB: 1 BB: 1 P: 10	R: 0 E: 0 K: 0 S: 3	H: 0 LOB: 2 BB: 2 P: 11	R: 0 E: 0 K: 1 S: 5	H: 0 LOB: 0 BB: 0 P: 5	R: 2 E: 0 K: 0 S: 5	H: 2 LOB: 2 BB: 2 P: 13	R: 1 E: 0 K: 0 S: 4	H: 3 LOB: 2 BB: 0 P: 4	1B: 10 2B: 2 3B: 0 HR: 0	SF: 1 SAC: 3 DP: 2 HBP: 0	WP: 0 PB: 0 SB: 1 CS: 0	PA: 51		
PITCHER	IP	WLS	BF	H	R	ER	SO	BB	IBB	HBP	BLK	WP	HR	S	P	ERA	WHIP											
Vern Ruhle, R ERA: 2.71	(1, 1)	7.0	27	6	2	2	2	2	0	0	1	0	0	29	37	2.57	1.143											
Frank LaCorte, R ERA: 2.24	(8, 1)	2.0	10	1	1	1	1	2	1	0	0	0	0	9	21	4.50	1.500											
Joe Sambito, L ERA: 2.51	(10, 1)	1.0	5	1	2	2	1	1	0	0	0	0	0	6	10	18.00	2.000											
Dave Smith, R ERA: 2.17	(11, 1)	1.1	L 9	4	1	1	0	1	0	0	0	0	0	8	12	6.75	3.750											

Houston Astros @ San Francisco Giants
Candlestick Park, San Francisco, CA
Wed Aug 13 1980, 6:33 AM EDT
Att: 10,149 - Unknown

livebaseballscorecards.com

AB	40
R	6
H	12
RBI	6
BB	7
SO	4
LOB	23



Batter	1	2	3	4	5	6	7	8	9	AB R H RBI BB SO LOB	TOP									
Jerry Royster, R (1, 7) OBP: 0.307, SLG: 0.303	0-0 4-3		0-0 6-3		0-0 G6-4-3	0-0 5-3			0-0 FC4-6	5 0 0 0 0 0 4										
Rafael Ramirez, R (1, 6) OBP: 0.294, SLG: 0.353	0-0 5-3		0-0 6-3		0-0 BB 1B			0-0 F4	0-0 6-3	5 0 1 0 0 0 1										
Gary Matthews, R (1, 9) OBP: 0.319, SLG: 0.414	0-0 4-3		0-0 F8		0-0 BB 1B			0-0 G5-4-3	0-0 F8	5 0 2 0 0 0 2										
Bob Homer, R (1, 5) OBP: 0.293, SLG: 0.538		0-0 HR		0-0 1B FC5-2 1B	4-0 BB BB	1-2 2-3 BB		0-0 G5-4-3		3 1 2 1 1 0 1										
Chris Chambliss, L (1, 3) OBP: 0.335, SLG: 0.431		0-0 4-3		0-0 FC5-2 G3 1B		0-0 F4		0-0 F8		4 0 1 0 0 0 3										
Dale Murphy, R (1, 8) OBP: 0.361, SLG: 0.489		0-0 2B		0-0 G3		0-0 E 1B		0-0 1B		4 0 3 0 0 0 2										
Glenn Hubbard, R (1, 4) OBP: 0.320, SLG: 0.419		0-3 K		0-0 FC5-2		0-0 E6		0-0 F9		4 0 0 0 0 1 5										
Bill Nahorodny, R (1, 2) OBP: 0.306, SLG: 0.449		4-0		0-0 F7		0-0 F8		0-0 G3		2 0 0 0 1 0 4										
Mike Lum, L (8, PH) OBP: 0.354, SLG: 0.246										1 0 0 0 0 0 1										
Bruce Benedict, R (8, 2) OBP: 0.300, SLG: 0.318										0 0 0 0 0 0 0										
Larry McWilliams, L (1, 1) OBP: 0.239, SLG: 0.167		0-3 K				4-0 BB			4-0 FC4-6	1 0 0 0 0 0 1 2										
Biff Pocoreba, S (5, PH) OBP: 0.377, SLG: 0.368										0 0 0 0 0 1 0 0										
Gene Garber, R (5, 1) OBP: 0.358, SLG: 0.430										0 0 0 0 0 0 0										
Jeff Burroughs, R (6, PH)										1 0 0 0 0 0 1 2										
Larry Bradford, R (6, 1)										0 0 0 0 0 0 0										
Al Hrabosky, R (8, 1)										0 0 0 0 0 0 0										
Brian Asselstine, L (9, PH) OBP: 0.320, SLG: 0.399										0 0 0 0 0 1 0 0										
Luis Gomez, R (9, PR) OBP: 0.247, SLG: 0.220										0 0 0 0 0 0 0										
Inning Stats	R: 0 E: 0 K: 0 S: 3	H: 0 LOB: 0 BB: 0 P: 3	R: 1 E: 0 K: 2 S: 9	H: 2 LOB: 2 BB: 1 P: 13	R: 0 E: 0 K: 0 S: 3	H: 0 LOB: 0 BB: 0 P: 3	R: 0 E: 0 K: 0 S: 5	H: 2 LOB: 2 BB: 0 P: 5	R: 0 E: 0 K: 1 S: 7	H: 1 LOB: 2 BB: 0 P: 7	R: 0 E: 0 K: 0 S: 3	H: 1 LOB: 0 BB: 0 P: 3	R: 0 E: 0 K: 0 S: 4	H: 1 LOB: 1 BB: 0 P: 4	R: 0 E: 0 K: 0 S: 3	H: 0 LOB: 2 BB: 1 P: 7	1B: 7 2B: 1 3B: 0 HR: 1	SF: 0 SAC: 0 DP: 2 HBP: 0	WP: 0 PB: 0 SB: 0 CS: 0	PA: 39
PITCHER	IP WLS BF H R ER SO BB IBB HBP BLK WP HR S P ERA WHIP																			
Alan Hargesheimer, R (1, 1) ERA: 4.17	6.1 W 30 8 1 1 3 2 1 0 0 0 1 33 45 1.42 1.579																			
Greg Minton, R (7, 1) ERA: 2.67	2.2 S 9 1 0 0 0 1 0 0 0 0 0 8 12 0.00 0.750																			

Atlanta Braves @ San Francisco Giants
Candlestick Park, San Francisco, CA
Thu Aug 14 1980, 6:33 AM EDT
Att. 5,448 - Unknown

livebaseballscorecards.com

AB	35
R	1
H	9
RBI	1
BB	4
SO	3
LOB	27



Batter	1	2	3	4	5	6	7	8	9	AB	R	H	RBI	BB	SO	LOB
Jim Wohlford, R OBP: 0.292, SLG: 0.341 (1, 7)	0-0 1B		4-0 1B HR BB		0-0 1B G6-4-3		0-0 3B 2-H			3	1	3	1	1	0	0
Darrell Evans, L OBP: 0.350, SLG: 0.390 (1, 5)	0-0 F6		0-0 1B HR		0-0 F8		0-0 4-3			4	1	1	0	0	0	3
Jack Clark, R OBP: 0.361, SLG: 0.546 (1, 9)	0-0 F4		0-0 HR 1-H 2-H 3-H		0-0 G6-4-3 1-2f			4-0 F9 BB		3	1	1	4	1	0	2
Larry Herndon, R OBP: 0.276, SLG: 0.383 (1, 8)	0-0 F8		0-0 F9			0-0 4-3		0-0 F9 1-2		4	0	0	0	0	0	2
Mike Ivie, R OBP: 0.283, SLG: 0.330 (1, 3)		0-0 F3	0-0 F9			0-0 F4		0-0 F2		4	0	0	0	0	0	1
Rennie Stennett, R OBP: 0.291, SLG: 0.326 (1, 4)		0-0 6-3		0-0 4-3		0-0 6-3		0-0 F6		4	0	0	0	0	0	1
Dennis Littlejohn, R OBP: 0.371, SLG: 0.296 (1, 2)		0-0 F3		0-0 F9			0-0 FC6-4 1B			3	0	1	0	0	0	0
Johnnie LeMaster, R OBP: 0.258, SLG: 0.327 (1, 6)			0-0 6-3	4-0 BB			0-0 FC6-4 SH1-4 3B 1-2f			2	1	0	0	1	0	1
Alan Hargesheimer, R OBP: 0.385, SLG: 0.364 Greg Minton, S (7, 1)			4-0 1B HR BB BB	0-0 4-3			0-0 SH1-4 1-2			1	1	0	0	1	0	1

Inning Stats	R: 0	H: 1	E: 0	K: 0	S: 4	LOB: 1	BB: 0	P: 4	R: 0	H: 0	E: 0	K: 0	S: 3	LOB: 0	BB: 0	P: 3	R: 4	H: 2	E: 0	K: 0	S: 5	LOB: 0	BB: 2	P: 13	R: 0	H: 0	E: 0	K: 0	S: 3	LOB: 1	BB: 1	P: 7	R: 0	H: 1	E: 0	K: 0	S: 3	LOB: 0	BB: 0	P: 3	R: 1	H: 2	E: 0	K: 0	S: 5	LOB: 1	BB: 0	P: 5	R: 0	H: 0	E: 0	K: 0	S: 3	LOB: 1	BB: 1	P: 7	1B: 4	2B: 0	3B: 1	HR: 1	SF: 0	SAC: 1	DP: 1	HBP: 0	WP: 0	PA: 33
--------------	------	------	------	------	------	--------	-------	------	------	------	------	------	------	--------	-------	------	------	------	------	------	------	--------	-------	-------	------	------	------	------	------	--------	-------	------	------	------	------	------	------	--------	-------	------	------	------	------	------	------	--------	-------	------	------	------	------	------	------	--------	-------	------	-------	-------	-------	-------	-------	--------	-------	--------	-------	--------

PITCHER	IP	WLS	BF	H	R	ER	SO	BB	IBB	HBP	BLK	WP	HR	S	P	ERA	WHIP
Larry McWilliams, L ERA: 4.55 (1, 1)	4.0	L	18	3	4	4	0	3	0	0	0	0	1	15	27	9.00	1.500
Gene Garber, R ERA: 4.47 (5, 1)	1.0		3	1	0	0	0	0	0	0	0	0	0	3	3	0.00	1.000
Larry Bradford, L ERA: 3.24 (6, 1)	2.0		8	2	1	1	0	0	0	0	0	0	0	8	8	4.50	1.000
Al Hrabosky, L ERA: 4.02 (8, 1)	1.0		4	0	0	0	0	1	0	0	0	0	0	3	7	0.00	1.000

BOTTOM

Atlanta Braves @ San Francisco Giants
Candlestick Park, San Francisco, CA

Thu Aug 14 1980, 6:33 AM EDT
Att. 5,448 - Unknown

AB	28
R	5
H	6
RBI	5
BB	4
SO	0
LOB	11



PITCHER	IP	WLS	BF	H	R	ER	SO	BB	IBB	HBP	BLK	WP	HR	S	P	ERA	WHIP
---------	----	-----	----	---	---	----	----	----	-----	-----	-----	----	----	---	---	-----	------

Batter	1	2	3	4	5	6	7	8	9	10	11	12	13	AB R H RBI BB SO LOB	TOP											
Jerry Royster, R (1, 7) OBP: 0.303, SLG: 0.300	0-0 6-3		0-0 F8			0-0 F8		0-0 FC1-6 G6-3			0-0 6-3		0-0 BLK 1B	6 1 1 1 0 0 2	Atlanta Braves @ San Francisco Giants Candlestick Park, San Francisco, CA Fri Aug 15 1980, 10:05 PM EDT Att. 10,556 - Unknown											
Rafael Ramirez, R (1, 6) OBP: 0.256, SLG: 0.308	0-3 K			0-0 F3		0-0 5-3		0-0 G6-3			0-3 K		4-0 HR 1B	5 0 0 0 0 2 1												
Charlie Spikes, R (13, PH) OBP: 0.364, SLG: 0.355													1-2 HR	0 1 0 0 1 0 0												
Larry Bradford, R (13, 1)													1-2 1B	0 0 0 0 0 0 0												
Gary Matthews, R (1, 9) OBP: 0.317, SLG: 0.410	0-0 F4			0-0 5-3		0-0 F8			0-3 K		0-0 G3		0-0 HR 1B	6 1 1 2 0 1 0												
Bob Horner, R (1, 5) OBP: 0.294, SLG: 0.544		0-0 L7		0-0 L5			0-0 5-3 WP 1B		0-3 5-3			0-3 K	0-0 HR 1B	6 2 2 3 0 1 0												
Chris Chambliss, L (1, 3) OBP: 0.335, SLG: 0.427		0-0 G3			0-3 K		4-0 WP 5-3 SF8 BB	4-0 E S BB	0-0 4-3		0-0 4-3	0-0 F8	0-0 F8	4 1 0 0 2 1 0												
Dale Murphy, R (1, 8) OBP: 0.356, SLG: 0.481		0-3 K			0-0 6-3		0-0 5-3	0-3 K	0-3 K		0-3 K	0-3 K	0-0 5-3	6 0 0 0 0 3 3												
Glenn Hubbard, R (1, 4) OBP: 0.315, SLG: 0.413			0-0 F7		0-0 E5 1B		0-0 SF8	2-3 2-H 3-H	0-0 5-3		0-0 5-3		0-0 F8	4 0 0 1 0 0 0												
Bruce Benedict, R (1, 2) OBP: 0.302, SLG: 0.320			0-0 6-3		0-0 1B		0-3 K	0-3 K	0-3 K		0-3 K		0-0 1B 1B	5 1 2 0 0 2 0												
Phil Niekro, R (1, 1) OBP: 0.162, SLG: 0.185					0-0 6-3			0-0 FC1-6 1B		0-0 5-3			0-0 BLK 1B	1 0 0 0 1 0 2												
Biff Pocoroba, S (8, PH) OBP: 0.398, SLG: 0.379													1-3 1B	1 0 1 0 0 0 0												
Rick Camp, R (8, 1)													1-3 1B	0 0 0 0 0 0 0												
Mike Lum, L (10, PH) OBP: 0.349, SLG: 0.242													1-3 1B	0 0 0 0 0 0 0												
Gene Garber, R (10, 1)													1-3 1B	0 0 0 0 0 0 0												
Jeff Burroughs, R (13, PH) OBP: 0.340, SLG: 0.432													1-3 1B	1 1 1 0 0 0 0												
Luis Gomez, R (13, 6) OBP: 0.247, SLG: 0.220													1-3 1B	0 0 0 0 0 0 0												
Inning Stats	R: 0 E: 0 K: 1 S: 5	H: 0 LOB: 0 BB: 0 P: 5	R: 0 E: 0 K: 1 S: 5	H: 0 LOB: 0 BB: 0 P: 5	R: 0 E: 0 K: 0 S: 3	H: 0 LOB: 1 BB: 1 P: 7	R: 0 E: 0 K: 0 S: 3	H: 0 LOB: 0 BB: 0 P: 3	R: 0 E: 1 K: 1 S: 7	H: 1 LOB: 2 BB: 0 P: 7	R: 0 E: 0 K: 0 S: 3	H: 1 LOB: 0 BB: 1 P: 10	R: 0 E: 0 K: 0 S: 3	H: 1 LOB: 0 BB: 0 P: 3	R: 0 E: 0 K: 2 S: 7	H: 0 LOB: 1 BB: 1 P: 11	R: 0 E: 0 K: 1 S: 5	H: 0 LOB: 0 BB: 0 P: 5	R: 0 E: 0 K: 2 S: 7	H: 0 LOB: 0 BB: 0 P: 7	R: 6 E: 0 K: 0 S: 8	H: 5 LOB: 0 BB: 1 P: 12	1B: 7 2B: 0 3B: 0 HR: 1	SF: 1 SAC: 0 DP: 1 HBP: 0	WP: 1 PB: 0 SB: 1 CS: 0	PA: 51
PITCHER	PITCHER IP WLS BF H R ER SO BB IBB HBP BLK WP HR S P ERA WHIP Ed Whitson, R (1, 1) 6.0 23 2 2 2 3 2 0 0 0 0 0 0 35 3.00 0.667 Greg Minton, R (7, 1) 2.0 6 1 0 0 1 0 0 0 0 0 0 0 8 0.00 0.500 Tom Griffin, R (9, 1) 3.0 10 0 0 0 4 1 0 0 0 0 0 0 17 0.00 0.333 Gary Lavelle, L (12, 1) 1.1 L 8 3 4 4 2 0 1 0 1 0 0 11 27.00 2.250 Mike Rowland, R (13, 1) 0.2 4 2 2 2 0 0 0 0 0 0 0 1 4 27.00 3.000													PITCHER IP WLS BF H R ER SO BB IBB HBP BLK WP HR S P ERA WHIP												



AB	46
R	8
H	8
RBI	7
BB	4
SO	10
LOB	8

livebaseballscorecards.com

Batter	1	2	3	4	5	6	7	8	9	10	11	12	13	AB R H RBI BB SO LOB											
Jim Wohlford, R OBP: 0.287, SLG: 0.333 (1, 8) (9, 7)	0-0 6-3		0-3 K		0-0 6-3			0-0 1B		0-0 5-3			0-0 FC4-6	6 0 1 0 0 1 1											
Terry Whitfield, L OBP: 0.216, SLG: 0.366 Tom Griffin, R OBP: 0.200, SLG: 0.200 Max Venables, L OBP: 0.333, SLG: 0.309 Gary Lavelle, S OBP: 0.131, SLG: 0.131 Mike Rowland, R OBP: 0.276, SLG: 0.382 (1, 7) (8, 1) (11, PH) (12, 1) (13, PH) (13, PH)	0-3 K		0-0 HR			0-0 F2		0-0 4-3			0-0 FC1-6 E 1B		0-0 F9	4 1 1 1 0 0 1 1 0 0 0 0 0 0 0 0 1 0 0 0 0 0 0 0 0 0 0 0 0 0 0 0 1 0 0 0 0 0 0 1											
Jack Clark, R OBP: 0.383, SLG: 0.546 (1, 9)	0-0 1B		0-3 K			0-0 G6-3 1B			0-0 E7 E 1B		0-0 E6 FC1-6		0-0 6-3	6 0 3 0 0 1 2											
Darrell Evans, L OBP: 0.351, SLG: 0.388 (1, 5)	0-3 K			0-0 G6-4-3 1B		0-0 G6-3 1-2f			4-0 IBB		0-0 FC1-6 S			4 0 1 0 1 1 4											
Mike Ivie, R OBP: 0.281, SLG: 0.341 (1, 3)		0-0 HR		0-0 G6-4-3 1-2f			0-0 L5		0-0 F1 2-3		0-0 6-3 1-2			5 1 1 1 0 0 4											
Rennie Stennett, R OBP: 0.290, SLG: 0.324 (1, 4)		0-0 F2		0-0 1B			0-0 6-3		0-0 F8			0-0 1-3		5 0 1 0 0 0 2											
Johnnie LeMaster, R OBP: 0.258, SLG: 0.325 (1, 6)		0-0 G5-4-3 1B		0-3 K			0-0 1-4-3		0-0 P4			0-0 5-3		5 0 1 0 0 1 3											
Mike Sadek, R OBP: 0.362, SLG: 0.303 (1, 2)		0-0 G5-4-3 1-2f			0-0 F7			0-0 5-3		0-0 F7		0-3 K		5 0 0 0 0 1 1											
Ed Whitson, R OBP: 0.100, SLG: 0.082 Greg Minton, S OBP: 0.082, SLG: 0.082 Bill North, S OBP: 0.376, SLG: 0.282 (1, 1) (7, 1) (8, PH) (9, 8)			0-0 F7		0-0 F3			0-3 K		0-0 F7			0-0 FC4-6 1B	2 0 0 0 0 0 0 0 0 0 0 0 0 0 3 0 1 0 0 1 0											
Inning Stats	R: 0 E: 0 K: 2 S: 8	H: 1 LOB: 1 BB: 0 P: 8	R: 1 E: 0 K: 0 S: 4	H: 2 LOB: 0 BB: 0 P: 4	R: 1 E: 0 K: 2 S: 8	H: 1 LOB: 0 BB: 0 P: 8	R: 0 E: 0 K: 1 S: 6	H: 2 LOB: 1 BB: 0 P: 6	R: 0 E: 0 K: 0 S: 3	H: 0 LOB: 0 BB: 0 P: 3	R: 0 E: 0 K: 0 S: 3	H: 0 LOB: 0 BB: 0 P: 3	R: 0 E: 2 K: 0 S: 4	H: 1 LOB: 2 BB: 1 P: 8	R: 0 E: 0 K: 0 S: 3	H: 0 LOB: 0 BB: 0 P: 3	R: 0 E: 1 K: 0 S: 4	H: 1 LOB: 1 BB: 0 P: 4	R: 0 E: 0 K: 1 S: 5	H: 0 LOB: 0 BB: 0 P: 5	R: 0 E: 0 K: 0 S: 4	H: 1 LOB: 1 BB: 0 P: 4	1B: 9 2B: 0 3B: 0 HR: 2	SF: 0 SAC: 0 DP: 3 HBP: 0	WP: 0 PA: 48

BOTTOM

Atlanta Braves @ San Francisco Giants
Candlestick Park, San Francisco, CA
Fri Aug 15 1980, 10:05 PM EDT
Att: 10,556 - Unknown

livebaseballscorecards.com

AB	47
R	2
H	11
RBI	2
BB	1
SO	7
LOB	19



PITCHER	IP	WLS	BF	H	R	ER	SO	BB	IBB	HBP	BLK	WP	HR	S	P	ERA	WHIP
Phil Niekro, R ERA: 3.91 (1, 1)	7.0		25	7	2	2	5	0	0	0	0	0	2	35	35	2.57	1.000
Rick Camp, R ERA: 2.35 (8, 1)	2.0		9	2	0	0	1	0	1	0	0	0	0	10	14	0.00	1.000
Gene Garber, R ERA: 4.23 (10, 1)	3.0	W	10	1	0	0	1	0	0	0	0	0	0	12	12	0.00	0.333
Larry Bradford, L ERA: 3.16 (13, 1)	1.0		4	1	0	0	0	0	0	0	0	0	0	4	4	0.00	1.000

Batter	1	2	3	4	5	6	7	8	9	AB R H RBI BB SO LOB	TOP											
Jerry Royster, R (1, 7) OBP: 0.303, SLG: 0.299	0-0 F8		0-0 1-2 1B			0-0 F4		0-0 1-3		4 0 1 0 0 0 0	Atlanta Braves @ San Francisco Giants Candlestick Park, San Francisco, CA Sat Aug 16 1980, 6:33 AM EDT Att: 14,634 - Unknown livebaseballscorecards.com											
Glenn Hubbard, R (1, 4) OBP: 0.310, SLG: 0.407	0-3 K		0-0 F8			0-3 K		0-3 K	4 0 0 0 0 3 2													
Gary Matthews, R (1, 9) OBP: 0.317, SLG: 0.407	0-3 K			4-0 BB		0-0 F8		0-0 L6	3 0 0 0 1 1 0													
Bob Homer, R (1, 5) OBP: 0.294, SLG: 0.550		0-0 F8		0-0 F9		0-0 HR		0-3 K	4 1 1 1 0 1 1													
Chris Chambliss, L (1, 3) OBP: 0.333, SLG: 0.424		0-0 4-3		0-0 F7		0-0 4-3			3 0 0 0 0 0 1													
Dale Murphy, R (1, 8) OBP: 0.353, SLG: 0.478		0-0 6-3		0-0 F8		0-0 F8			3 0 0 0 0 0 1													
Bruce Benedict, R (1, 2) OBP: 0.298, SLG: 0.316			0-0 F4		0-0 F3		0-0 F9		3 0 0 0 0 0 0													
Luis Gomez, R (1, 6) OBP: 0.245, SLG: 0.218			0-0 F4		0-0 F7		0-0 F9		2 0 0 0 0 0 0													
Jeff Burroughs, R (8, PH) OBP: 0.339, SLG: 0.430								0-3 K	1 0 0 0 0 0 0													
Rafael Ramirez, R (8, 6) OBP: 0.256, SLG: 0.308									0 0 0 0 0 0 0													
Rick Matula, R (1, 1) OBP: 0.133, SLG: 0.133			0-0 1B		0-0 4-3				2 0 1 0 0 0 0													
Charlie Spikes, R (8, PH) OBP: 0.353, SLG: 0.344									1 0 0 0 0 1 0													
Rick Camp, R (8, 1)									0 0 0 0 0 0 0													
Inning Stats	R: 0 E: 0 K: 2 S: 7	H: 0 LOB: 0 BB: 0 P: 7	R: 0 E: 0 K: 0 S: 3	H: 0 LOB: 0 BB: 0 P: 3	R: 0 E: 0 K: 0 S: 5	H: 2 LOB: 2 BB: 0 P: 5	R: 0 E: 0 K: 0 S: 3	H: 0 LOB: 1 BB: 1 P: 7	R: 0 E: 0 K: 0 S: 3	H: 0 LOB: 0 BB: 0 P: 3	R: 1 E: 0 K: 0 S: 4	H: 1 LOB: 0 BB: 0 P: 4	R: 0 E: 0 K: 1 S: 5	H: 0 LOB: 0 BB: 0 P: 5	R: 0 E: 0 K: 0 S: 5	H: 0 LOB: 0 BB: 0 P: 5	R: 0 E: 0 K: 2 S: 7	H: 0 LOB: 0 BB: 0 P: 7	1B: 2 2B: 0 3B: 0 HR: 1	SF: 0 SAC: 0 DP: 0 HBP: 0	WP: 0 PB: 0 SB: 0 CS: 0	PA: 31
PITCHER Vida Blue, L (1, 1) ERA: 3.0	IP: 9.0 WLS: W BF: 31 H: 3 R: 1 ER: 1 SO: 6 BB: 1 IBB: 0 HBP: 0 BLK: 0 WP: 0 HR: 1 S: 42 P: 46 ERA: 1.00 WHIP: 0.444											PITCHER	IP: 0 WLS: 0 BF: 0 H: 0 R: 0 ER: 0 SO: 0 BB: 0 IBB: 0 HBP: 0 BLK: 0 WP: 0 HR: 0 S: 0 P: 0 ERA: 0.00 WHIP: 0.000									



Batter	1	2	3	4	5	6	7	8	9	AB	R	H	RBI	BB	SO	LOB
Bill North, S OBP: 0.374, SLG: 0.281 (1, 8)	0-0 4-3		0-0 4-3		0-0 BLK E 1B		0-0 F7			4	1	1	0	0	0	0
Larry Herndon, R OBP: 0.275, SLG: 0.380 (1, 7)	0-3 K		0-0 5-3		0-0 E9 1-H 1B		0-3 K			4	0	1	1	0	2	0
Jack Clark, R OBP: 0.384, SLG: 0.544 (1, 9)	4-0 BB		0-0 5-3		0-0 F7		0-0 1B			3	0	1	0	1	0	1
Darrell Evans, L OBP: 0.350, SLG: 0.394 (1, 5)	0-0 4-3			0-0 F4		0-0 HR		0-0 G3		4	1	1	1	0	0	2
Mike Ivie, R OBP: 0.284, SLG: 0.349 (1, 3)		0-0 2B		0-0 F7		0-0 5-3 1B		0-0 F4		4	0	2	0	0	0	0
Rennie Stennett, R OBP: 0.289, SLG: 0.323 (1, 4)		0-0 F3		0-0 FC5-4 1B		0-0 F4		0-0 F8		4	0	1	0	0	0	2
Johnnie LeMaster, R OBP: 0.255, SLG: 0.322 (1, 6)		0-0 F7		0-0 FC5-4 1-2f		0-0 5-3 1-2		0-0 6-3		4	0	0	0	0	0	3
Mike Sadek, R OBP: 0.368, SLG: 0.300 (1, 2)		4-0 BB		0-0 6-3		4-0 IBB				1	0	0	0	2	0	0
Vida Blue, S OBP: 0.148, SLG: 0.118 (1, 1)		0-0 4-3		0-0 G3		0-0 4-3				3	0	0	0	0	0	4

Inning Stats	R: 0	H: 0	E: 0	K: 1	S: 5	LOB: 1	BB: 1	P: 9	R: 0	H: 1	E: 0	K: 0	S: 4	LOB: 2	BB: 1	P: 8	R: 0	H: 0	E: 0	K: 0	S: 3	LOB: 0	BB: 0	P: 3	R: 0	H: 1	E: 0	K: 0	S: 4	LOB: 1	BB: 0	P: 4	R: 1	H: 2	E: 1	K: 0	S: 5	LOB: 1	BB: 0	P: 5	R: 1	H: 2	E: 0	K: 1	S: 5	LOB: 2	BB: 1	P: 9	R: 0	H: 1	E: 0	K: 1	S: 6	LOB: 1	BB: 0	P: 6	R: 0	H: 0	E: 0	K: 0	S: 3	LOB: 0	BB: 0	P: 3
PITCHER	IP	WLS	BF	H	R	ER	SO	BB	IBB	HBP	BLK	WP	HR	S	P	ERA	WHIP																																															
Rick Matula, R ERA: 4.54 (1, 1)	7.0	L	31	7	2	2	2	2	2	1	0	1	0	32	44	2.57	1.286																																															
Rick Camp, R ERA: 2.32 (8, 1)	1.0		3	0	0	0	0	0	0	0	0	0	0	3	3	0.00	0.000																																															

BOTTOM

Atlanta Braves @ San Francisco Giants
Candlestick Park, San Francisco, CA

Sat Aug 16 1980, 6:33 AM EDT
Att. 14,634 - Unknown

livebaseballscores.com

AB	31
R	2
H	7
RBI	2
BB	3
SO	2
LOB	12



WP: 0	PA: 34
PB: 0	
SB: 0	
CS: 0	

Batter	1	2	3	4	5	6	7	8	9	AB R H RBI BB SO LOB	TOP			
Jerry Royster, R OBP: 0.301, SLG: 0.297 (1, 7) (8, 5)	0-0 E8 SH1-3 HR 1B	0-3 K		0-3 K			0-0 F3	0-0 G3		5 1 1 0 0 2 2				
Rafael Ramirez, R OBP: 0.233, SLG: 0.279 (1, 6) (8, 5)	0-0 SH1-3 2-3	0-0 F5			0-3 K		0-3 K		0-3 K	4 0 0 0 0 3 0				
Gary Matthews, R OBP: 0.315, SLG: 0.412 (1, 9) (8, 7)	0-0 F5	0-0 F8			0-0 HR			0-0 F9	0-3 K	5 1 1 1 0 1 1				
Bob Homer, R OBP: 0.296, SLG: 0.548 Mike Lum, L OBP: 0.345, SLG: 0.239 (8, PR) (1, 5) (8, 7)	4-0 BB HR BB		0-3 K		0-0 F9			0-0 WP 2B 1B	0-0 F9	3 1 1 0 1 1 0 1 1 0 0 0 0 0				
Chris Chambliss, L OBP: 0.336, SLG: 0.423 (1, 3) (8, 7)	4-0 HR BB		4-0 S BB		0-3 K			4-0 2B 1-2 1B IBB		1 2 0 0 3 1 0				
Dale Murphy, R OBP: 0.355, SLG: 0.488 (1, 8) (8, 7)	0-0 HR		0-3 K			0-0 F7		0-0 E 2B		4 2 2 5 0 1 1				
Glenn Hubbard, R OBP: 0.313, SLG: 0.406 (1, 4) (8, 7)	4-0 1B BB		0-0 P5			0-0 4-3		0-0 E9 BB 1B		3 0 1 1 1 0 1				
Bruce Benedict, R OBP: 0.301, SLG: 0.316 (1, 2) (8, 7)	0-0 FC6 1-2 1B			0-0 F7		0-0 F7		4-0 BB		3 0 1 0 1 0 0				
Doyle Alexander, R OBP: 0.176, SLG: 0.182 (1, 1) (8, 5)	0-0 FC6 1-2f			0-0 F2			0-0 G3	0-3 K		4 0 0 0 0 1 4				
Inning Stats	R: 4 E: 1 K: 0 S: 6 H: 3 LOB: 2 BB: 3 P: 18	R: 0 E: 0 K: 1 S: 5 H: 0 LOB: 0 BB: 0 P: 5	R: 0 E: 0 K: 2 S: 7 H: 0 LOB: 1 BB: 1 P: 11	R: 0 E: 0 K: 1 S: 5 H: 0 LOB: 0 BB: 0 P: 5	R: 1 E: 0 K: 2 S: 8 H: 1 LOB: 0 BB: 0 P: 8	R: 0 E: 0 K: 0 S: 3 H: 0 LOB: 0 BB: 0 P: 3	R: 0 E: 0 K: 1 S: 5 H: 0 LOB: 0 BB: 0 P: 5	R: 3 E: 1 K: 1 S: 8 H: 3 LOB: 2 BB: 2 P: 16	R: 0 E: 0 K: 2 S: 7 H: 0 LOB: 0 BB: 0 P: 7	1B: 4 2B: 1 3B: 0 HR: 2 SF: 0 SAC: 1 DP: 0 HBP: 0	WP: 1 PB: 0 SB: 1 CS: 0 PA: 40			
PITCHER	IP WLS BF H R ER SO BB IBB HBP BLK WP HR S P ERA WHIP												PITCHER	IP WLS BF H R ER SO BB IBB HBP BLK WP HR S P ERA WHIP
Allen Ripley, R ERA: 3.49 (1, 1)	0.2 L 8 3 4 4 0 3 0 0 0 0 0 1 5 17 54.00 9.000													
Tom Griffin, R ERA: 3.13 (1, 1)	5.1 18 1 1 1 6 1 0 0 0 0 0 1 29 33 1.69 0.375													
Randy Moffitt, R ERA: 7.36 (7, 1)	2.0 11 3 3 2 2 1 1 0 0 1 0 13 21 9.00 2.000													
Mike Rowland, R ERA: 2.7 (9, 1)	1.0 3 0 0 0 0 2 0 0 0 0 0 0 7 7 0.00 0.000													

Atlanta Braves @ San Francisco Giants
Candlestick Park, San Francisco, CA
Sun Aug 17 1980, 6:33 AM EDT
Att: 21,029 - Unknown

AB	33
R	8
H	7
RBI	7
BB	6
SO	10
LOB	9



livebaseballscorecards.com

TOP

San Francisco Giants @ New York Mets
Shea Stadium, Flushing, NY
Tue Aug 19 1980, 7:05 PM EDT
Att: 13,871 - Unknown

livebaseballscorecards.com

AB	31
R	5
H	10
RBI	5
BB	6
SO	6
LOB	15



WP:	0	PA:	42
PB:	0		
SB:	1		
CS:	2		

AB R H RBI BB SO LOB

3	1	0	0	2	1	0
3	1	3	0	0	0	0
0	0	0	0	0	0	0
3	0	1	2	1	0	2
2	1	1	2	2	0	1
5	0	0	0	0	1	6
4	1	2	1	0	0	0
4	0	2	0	0	0	1
4	0	1	0	0	2	2
1	1	0	0	1	0	2
1	0	0	0	0	1	0
1	0	0	0	0	1	1
0	0	0	0	0	0	0

1B:	6	SF:	2
2B:	2	SAC:	2
3B:	0	DP:	1
HR:	2	HBP:	0

Batter	1	2	3	4	5	6	7	8	9
Bill North, S (1, 8) OBP: 0.373, SLG: 0.278	0-0 F8		4-0 SF8 SH5-3 BB		0-3 K		4-0 2B SF7 BB		0-0 E4 F8 SH1-4
Larry Herndon, R (1, 7) OBP: 0.279, SLG: 0.385 Greg Minton, S (9, 1)	0-0 S 1B		0-0 SH5-3		0-0 CS 1B		0-0 SF7 2B		0-0 SH1-4
Jack Clark, R (1, 9) OBP: 0.383, SLG: 0.545	0-0 BB 1B		0-0 SF8		0-0 F8		4-0 SF7 IBB		0-0 F8
Darrell Evans, L (1, 5) OBP: 0.354, SLG: 0.400	4-0 F4-6-3 BB		0-0 G3		0-0 CS	0-0 HR	0-0 SF7		4-0 IBB
Milt May, L (1, 2) OBP: 0.331, SLG: 0.426	0-0 F4-6-3			0-0 F8		0-0 F7	0-0 F6		0-3 K
Mike Ivie, R (1, 3) OBP: 0.283, SLG: 0.363		0-0 5-3		0-0 1B 2B		0-0 HR		0-0 5-3	
Rennie Stennett, R (1, 4) OBP: 0.292, SLG: 0.325		0-0 F9		0-0 F4		0-0 CS 1B		0-0 1B	
Johnnie LeMaster, R (1, 6) OBP: 0.253, SLG: 0.318		0-3 K		0-0 2-3 1B		0-0 5-3		0-3 K	
Bob Knepper, L (1, 1) OBP: 0.188, SLG: 0.217 Max Venable, L (7, PH) OBP: 0.317, SLG: 0.293 Gary Lavelle, S (7, 1) Terry Whitfield, L (9, 7) OBP: 0.319, SLG: 0.369			4-0 SH5-3 BB SF8 BB	0-0 F4-3			0-3 K	0-3 K	

Inning Stats	R: 1	H: 2	E: 0	LOB: 1	K: 0	BB: 1	S: 4	P: 8	R: 0	H: 0	E: 0	LOB: 0	K: 1	BB: 0	S: 5	P: 5	R: 1	H: 0	E: 0	LOB: 1	K: 0	BB: 2	S: 3	P: 11	R: 0	H: 2	E: 0	LOB: 2	K: 1	BB: 0	S: 5	P: 5	R: 2	H: 3	E: 0	LOB: 0	K: 0	BB: 0	S: 5	P: 5	R: 1	H: 1	E: 0	LOB: 2	K: 1	BB: 2	S: 6	P: 14	R: 0	H: 1	E: 0	LOB: 1	K: 2	BB: 0	S: 8	P: 8	R: 0	H: 0	E: 1	LOB: 2	K: 1	BB: 1	S: 6	P: 10	1B: 6	SF: 2	2B: 2	SAC: 2	3B: 0	DP: 1	HR: 2	HBP: 0	WP: 0	PA: 42
--------------	------	------	------	--------	------	-------	------	------	------	------	------	--------	------	-------	------	------	------	------	------	--------	------	-------	------	-------	------	------	------	--------	------	-------	------	------	------	------	------	--------	------	-------	------	------	------	------	------	--------	------	-------	------	-------	------	------	------	--------	------	-------	------	------	------	------	------	--------	------	-------	------	-------	-------	-------	-------	--------	-------	-------	-------	--------	-------	--------

PITCHER	IP	WLS	BF	H	R	ER	SO	BB	IBB	HBP	BLK	WP	HR	S	P	ERA	WHIP
Pat Zachry, R (1, 1) ERA: 2.79	5.1		25	8	4	4	2	3	0	0	0	0	2	26	38	6.75	2.062
Tom Hausman, R (6, 1) ERA: 3.35	0.2		1	0	0	0	0	0	0	0	0	0	0	1	1	0.00	0.000
Jeff Reardon, R (7, 1) ERA: 2.71	2.0	L	10	2	1	1	3	1	1	0	0	0	0	14	22	4.50	1.500
Neil Allen, R (9, 1) ERA: 3.58	1.0		5	0	0	0	1	0	1	0	0	0	0	6	10	0.00	0.000

PITCHER	IP	WLS	BF	H	R	ER	SO	BB	IBB	HBP	BLK	WP	HR	S	P	ERA	WHIP
---------	----	-----	----	---	---	----	----	----	-----	-----	-----	----	----	---	---	-----	------

Batter	1	2	3	4	5	6	7	8	9	AB	R	H	RBI	BB	SO	LOB
--------	---	---	---	---	---	---	---	---	---	----	---	---	-----	----	----	-----

Frank Taveras, R <small>(1, 6)</small> <small>OBP: 0.316, SLG: 0.335</small>	0-0 		0-0 	0-0 		0-0 		0-3 		5	0	1	1	0	1	2
Elliott Maddox, R <small>(1, 5)</small> <small>OBP: 0.343, SLG: 0.342</small>	0-0 		0-0 		0-0 	0-0 		0-0 		5	1	1	1	0	0	1
Lee Mazzilli, S <small>(1, 3)</small> <small>OBP: 0.375, SLG: 0.465</small>	0-0 		0-0 		0-0 	0-0 		0-0 		5	0	1	0	0	0	2
Joel Youngblood, R <small>(1, 9)</small> <small>OBP: 0.349, SLG: 0.394</small>	0-0 		0-0 		0-0 		0-0 	0-0 		5	0	2	0	0	0	1
Jerry Morales, R <small>(1, 8)</small> <small>OBP: 0.308, SLG: 0.370</small> Mike Jorgensen, L <small>(9, PH)</small> <small>OBP: 0.350, SLG: 0.378</small>		0-0 	0-0 		0-0 	0-0 		0-0 		4	1	1	0	0	0	1
Steve Henderson, R <small>(1, 7)</small> <small>OBP: 0.367, SLG: 0.424</small>		0-0 		0-0 	0-0 	0-0 		0-0 		4	1	2	0	0	0	1
Alex Trevino, R <small>(1, 2)</small> <small>OBP: 0.305, SLG: 0.296</small>		0-0 		0-0 	0-0 	0-0 		0-0 		4	0	2	0	0	0	3
Doug Flynn, R <small>(1, 4)</small> <small>OBP: 0.295, SLG: 0.318</small> Bill Almon, R <small>(8, 4)</small> <small>OBP: 0.289, SLG: 0.343</small>		0-0 		0-0 	0-0 	0-0 		0-0 		3	0	1	0	0	0	4
Pat Zachry, R <small>(1, 1)</small> <small>OBP: 0.077, SLG: 0.054</small> Tom Hausman, R <small>(6, 1)</small> <small>OBP: 0.063, SLG: 0.063</small> Dan Norman, R <small>(6, PH)</small> <small>OBP: 0.194, SLG: 0.232</small> Jeff Reardon, R <small>(7, 1)</small> <small>OBP: 0.194, SLG: 0.232</small> Claudell Washington, L <small>(8, PH)</small> <small>OBP: 0.039, SLG: 0.494</small> Neil Allen, R <small>(9, 1)</small> <small>OBP: 0.143, SLG: 0.143</small>		0-3 		0-0 	4-0 	4-0 		0-0 		2	0	0	0	0	1	4

Inning Stats	R: 0 E: 0 K: 0 S: 4	H: 1 LOB: 1 BB: 0 P: 4	R: 0 E: 0 K: 1 S: 7	H: 2 LOB: 2 BB: 7 P: 7	R: 1 E: 0 K: 0 S: 5	H: 2 LOB: 1 BB: 0 P: 5	R: 0 E: 0 K: 0 S: 5	H: 0 LOB: 0 BB: 0 P: 3	R: 3 E: 3 K: 0 S: 7	H: 2 LOB: 2 BB: 1 P: 11	R: 0 E: 0 K: 0 S: 4	H: 1 LOB: 1 BB: 0 P: 4	R: 0 E: 0 K: 1 S: 5	H: 0 LOB: 0 BB: 0 P: 5	R: 0 E: 0 K: 0 S: 4	H: 1 LOB: 1 BB: 0 P: 4	1B: 9 2B: 1 3B: 0 HR: 1	SF: 0 SAC: 0 DP: 0 HBP: 0	WP: 0 PB: 0 SB: 1 CS: 0	PA: 41
---------------------	------------------------------	---------------------------------	------------------------------	---------------------------------	------------------------------	---------------------------------	------------------------------	---------------------------------	------------------------------	----------------------------------	------------------------------	---------------------------------	------------------------------	---------------------------------	------------------------------	---------------------------------	----------------------------------	------------------------------------	----------------------------------	--------

PITCHER Bob Knepper, L <small>(1, 1)</small> <small>ERA: 3.97</small>	Gary Lavelle, L <small>(7, 1)</small> <small>ERA: 3.24</small>	Greg Minton, R <small>(9, 1)</small> <small>ERA: 2.58</small>	IP: 6.0 WLS: 0 W: 1 BF: 30 H: 9 R: 4 ER: 1 SO: 1 BB: 1 IBB: 0 HBP: 0 BLK: 0 WP: 0 HR: 1 S: 31 P: 35 ERA: 1.50 WHIP: 1.667	PITCHER	IP: 2.2 WLS: 0 W: 0 BF: 10 H: 2 R: 0 ER: 0 SO: 1 BB: 0 IBB: 0 HBP: 0 BLK: 0 WP: 0 HR: 0 S: 12 P: 12 ERA: 0.00 WHIP: 0.750	IP: 0.1 WLS: 0 W: 0 BF: 1 H: 0 R: 0 ER: 0 SO: 0 BB: 0 IBB: 0 HBP: 0 BLK: 0 WP: 0 HR: 0 S: 1 P: 1 ERA: 0.00 WHIP: 0.000	ERA: 1.50 WHIP: 1.667	ERA: 0.00 WHIP: 0.750	ERA: 0.00 WHIP: 0.000
--	---	--	--	----------------	--	---	--------------------------	--------------------------	--------------------------

BOTTOM

San Francisco Giants @ New York Mets
 Shea Stadium, Flushing, NY
 Tue Aug 19 1980, 7:05 PM EDT
 Att: 13,871 - Unknown

AB 40 R 4 H 11 RBI 2 BB 1 SO 2 LOB 20
--



Batter	1	2	3	4	5	6	7	8	9	AB R H RBI BB SO LOB	TOP	
Bill North, S OBP: 0.374, SLG: 0.280 (1, 8) X	0-0 1B		0-0 4-3			0-0 HBP BB 1B	0-0 6-3		0-0 G1-6-3 1-2f	5 1 2 0 0 0 3		
Larry Herndon, R OBP: 0.284, SLG: 0.395 (1, 7) X (7, 9)	0-0 3B			0-0 E SF7 1B		0-0 BB HBP 1B G1-2-3	0-0 6-3			4 1 3 0 0 0 1		
Jack Clark, R OBP: 0.383, SLG: 0.542 Terry Whitfield, L OBP: 0.322, SLG: 0.378 (1, 9) X (7, 7)	0-0 F6			0-0 E4		1-0 G1-2-3 BB 1-2 HBP		0-0 G3 2B		2 0 0 0 0 0 2 1 0 1 0 0 0 0		
Darrell Evans, L OBP: 0.353, SLG: 0.397 (1, 3) X	0-0 F9			0-0 F5		4-0 BB 1-2 BB 2-3 BB 3-H		0-0 G3 2B		3 0 0 1 1 0 4		
Milt May, L OBP: 0.330, SLG: 0.423 (1, 2)		0-3 K		0-0 SF7		0-0 G1-2-3		4-0 G5-4-3 IBB		2 0 0 1 1 1 3		
Rennie Stennett, R OBP: 0.292, SLG: 0.322 (1, 4)		0-0 4-3		0-0 6-3		4-0 IBB		0-0 G5-4-3 1-2f		3 0 0 0 1 0 3		
Joe Pettini, R OBP: 0.311, SLG: 0.313 (1, 5)		0-3 K			0-0 5-3	0-3 K			0-0 6-3	4 0 0 0 0 2 3		
Johnnie LeMaster, R OBP: 0.255, SLG: 0.320 (1, 6)			0-0 F7		0-3 K		0-0 6-3 SH1-4 1B		0-0 1B 1B	4 0 2 0 0 1 0		
Alan Hargesheimer, R OBP: 0.333, SLG: 0.308 Greg Minton, S OBP: 0.333, SLG: 0.200 (1, 1) (7, 1)			0-3 K		0-0 4-3		0-0 SH1-4		0-0 G1-6-3 1B	2 0 0 0 0 1 0 1 0 1 0 0 0 0		
Inning Stats	R: 0 H: 2 E: 0 LOB: 1 K: 0 BB: 0 S: 4 P: 4	R: 0 H: 0 E: 0 LOB: 0 K: 2 BB: 0 S: 7 P: 7	R: 0 H: 0 E: 0 LOB: 0 K: 1 BB: 0 S: 5 P: 5	R: 1 H: 1 E: 1 LOB: 1 K: 0 BB: 0 S: 5 P: 5	R: 0 H: 0 E: 0 LOB: 0 K: 1 BB: 0 S: 5 P: 5	R: 1 H: 2 E: 0 LOB: 3 K: 1 BB: 2 S: 6 P: 15	R: 0 H: 1 E: 0 LOB: 1 K: 0 BB: 0 S: 4 P: 4	R: 0 H: 1 E: 0 LOB: 1 K: 0 BB: 1 S: 3 P: 7	R: 0 H: 2 E: 0 LOB: 1 K: 0 BB: 0 S: 4 P: 4	1B: 7 SF: 1 2B: 1 SAC: 1 3B: 1 DP: 3 HR: 0 HBP: 1	WP: 0 PA: 37 PB: 0 SB: 0 CS: 0	
PITCHER Mark Bomback, R ERA: 3.75 Tom Hausman, R ERA: 3.29	IP WLS BF H R ER SO BB IBB HBP BLK WP HR S P ERA WHIP											PITCHER IP WLS BF H R ER SO BB IBB HBP BLK WP HR S P ERA WHIP
	(1, 1) 7.0 L 29 6 2 1 5 1 1 1 0 0 0 0 36 45 1.29 1.000											
	(8, 1) 2.0 8 3 0 0 0 0 0 1 0 0 0 0 7 11 0.00 1.500											

San Francisco Giants @ New York Mets
Shea Stadium, Flushing, NY
Wed Aug 20 1980, 7:05 PM EDT
Att: 13,488 - Unknown

livebaseballscorecards.com

AB 31
R 2
H 9
RBI 2
BB 3
SO 5
LOB 19



Batter	1	2	3	4	5	6	7	8	9	AB R H RBI BB SO LOB	TOP					
Bill North, S OBP: 0.370, SLG: 0.277 (1, 8) X	0-0 F7 ①		0-0 4-3 ②		0-0 6-3 ③		0-0 4-3 ③			4 0 0 0 0 0 4	<p>San Francisco Giants @ New York Mets</p> <p>Shea Stadium, Flushing, NY</p> <p>Thu Aug 21 1980, 3:33 AM EDT</p> <p>Att: 10,505 - Unknown</p>					
Terry Whitfield, L OBP: 0.326, SLG: 0.380 (1, 7) S S S	0-3 K ②		0-0 1B ③		0-0 FC4-6 1B		0-3 K ①			4 0 2 1 0 2 0						
Larry Herndon, R OBP: 0.281, SLG: 0.391 (1, 9) X	0-0 6-3 ③		0-0 5-3 ③		0-0 FC4-6 1-2f ①		0-0 F9 ②			4 0 0 0 0 0 2						
Darrell Evans, L OBP: 0.352, SLG: 0.396 (1, 5) X		0-0 F7 ①		0-0 F8 ①		0-0 F8 ②		0-0 1B		4 0 1 0 0 0 1						
Milt May, L OBP: 0.328, SLG: 0.420 (1, 2) X		0-0 FC6-4 1B		0-0 G3 ②		0-0 4-3 ③		0-0 F9 ③		4 0 1 0 0 0 2						
Mike Ivie, R OBP: 0.279, SLG: 0.357 (1, 3) X		0-0 FC6-4 1-2f ②		0-3 K ③		0-0 4-3 ①		0-0 F4 ①		4 0 0 0 0 1 1						
Rennie Stennett, R OBP: 0.288, SLG: 0.318 (1, 4) X		0-0 F9 ③		0-0 3-1 ①		0-0 4-3 ②		0-0 6-3 ②		4 0 0 0 0 0 1						
Johnnie LeMaster, R OBP: 0.261, SLG: 0.323 (1, 6) X			0-0 4-3 WP 1B ①		0-0 FC5-6 1B		4-0 1B BB		0-3 K ③	3 1 2 0 1 1 0						
Vida Blue, S OBP: 0.143, SLG: 0.113 (1, 1) S S S			0-3 K ①		0-0 FC5-6 1-2f ②		0-0 1B			2 0 0 0 0 1 2						
Tom Griffin, R OBP: 0.167, SLG: 0.167 (5, 1) X										0 0 0 0 0 0 0						
Jim Wohlford, R OBP: 0.292, SLG: 0.338 (7, PH) X										1 0 1 0 0 0 0						
Randy Moffitt, R (7, 1) X										0 0 0 0 0 0 0						
Inning Stats	R: 0 H: 0 E: 0 LOB: 0 K: 1 BB: 0 S: 5 P: 5	R: 0 H: 1 E: 0 LOB: 1 K: 0 BB: 0 S: 4 P: 4	R: 1 H: 2 E: 0 LOB: 1 K: 1 BB: 0 S: 7 P: 7	R: 0 H: 0 E: 0 LOB: 0 K: 1 BB: 0 S: 5 P: 5	R: 0 H: 1 E: 0 LOB: 1 K: 0 BB: 0 S: 4 P: 4	R: 0 H: 1 E: 0 LOB: 1 K: 0 BB: 0 S: 4 P: 4	R: 0 H: 1 E: 0 LOB: 2 K: 0 BB: 1 S: 4 P: 8	R: 0 H: 1 E: 0 LOB: 1 K: 1 BB: 0 S: 5 P: 6	R: 0 H: 0 E: 0 LOB: 0 K: 1 BB: 0 S: 5 P: 5	1B: 7 SF: 0 2B: 0 SAC: 0 3B: 0 DP: 0 HR: 0 HBP: 0	WP: 1 PA: 35 PB: 0 SB: 0 CS: 0					
PITCHER	IP WLS BF H R ER SO BB IBB HBP BLK WP HR S P ERA WHIP															
Craig Swan, R ERA: 3.58 (1, 1)	2.0	7	1	0	0	1	0	0	0	0	0	0	9	9	0.00	0.500
Pete Falcone, L ERA: 4.92 (3, 1)	7.0	W 28	6	1	1	4	1	0	0	0	1	0	35	39	1.29	1.000

livebaseballscorecards.com

AB	34
R	1
H	7
RBI	1
BB	1
SO	5
LOB	13



Batter	1	2	3	4	5	6	7	8	9	AB	R	H	RBI	BB	SO	LOB
Joel Youngblood, R OBP: 0.350, SLG: 0.393 (1, 5)	0-0 F7		0-0 S 1B		4-0 1B 2B BB	0-0 F3				3	1	1	0	1	0	0
Bill Almon, R OBP: 0.265, SLG: 0.312 (1, 4)	0-0 F7		0-0 L1		0-0 F7					4	0	0	0	0	0	3
Lee Mazzilli, S OBP: 0.373, SLG: 0.461 (1, 3)	0-0 S 1B		0-0 F7		0-0 2B 1B					4	1	2	1	0	0	1
Jerry Morales, R OBP: 0.305, SLG: 0.371 (1, 8)	0-3 K		0-0 F8		0-0 E 2B					4	1	1	2	0	1	2
Claudell Washington, L OBP: 0.340, SLG: 0.491 (1, 9)		0-0 E 1B		0-0 F8	0-0 E8					4	1	2	1	0	0	0
Steve Henderson, R OBP: 0.367, SLG: 0.422 (1, 7)		0-0 L4-3 1B		0-0 F8	4-0 BB					3	0	1	1	1	0	0
Alex Trevino, R OBP: 0.303, SLG: 0.295 (1, 2)		0-0 L4-3 1B		0-0 F8	0-0 F8					4	0	0	0	0	0	3
Mario Ramirez, R OBP: 0.375, SLG: 0.286 (1, 6)		0-0 1B			0-0 SH1-4 1B	0-3 K				3	1	2	0	0	1	0
Craig Swan, R OBP: 0.306, SLG: 0.219 (1, 1)		0-0 F8			0-0 SH1-4	0-0 F8				0	0	0	0	0	0	0
Roy Lee Jackson, R OBP: 0.167, SLG: 0.333 (2, PH)										1	0	0	0	0	0	1
Pete Falcone, L OBP: 0.156, SLG: 0.129 (3, 1)										1	0	0	0	0	0	0


Inning Stats	R: 0	H: 1	E: 0	K: 1	S: 6	R: 1	H: 3	E: 1	K: 0	S: 5	R: 0	H: 1	E: 0	K: 0	S: 4	R: 0	H: 0	E: 0	K: 0	S: 3	R: 4	H: 4	E: 1	K: 0	S: 7	R: 0	H: 0	E: 0	K: 1	S: 5	R: 0	H: 0	E: 0	K: 0	S: 3	R: 0	H: 0	E: 0	K: 0	S: 3	R: 0	H: 0	E: 0	K: 0	S: 3
	LOB: 1	BB: 0	P: 6	LOB: 1	BB: 0	P: 5	LOB: 1	BB: 0	P: 4	LOB: 0	BB: 0	P: 3	LOB: 2	BB: 2	P: 15	LOB: 0	BB: 0	P: 5	LOB: 0	BB: 0	P: 3	LOB: 0	BB: 0	P: 3	LOB: 0	BB: 0	P: 3	LOB: 0	BB: 0	P: 3	LOB: 0	BB: 0	P: 3	LOB: 0	BB: 0	P: 3	LOB: 0	BB: 0	P: 3	LOB: 0	BB: 0	P: 3	LOB: 0	BB: 0	P: 3

PITCHER	IP	WLS	BF	H	R	ER	SO	BB	IBB	HBP	BLK	WP	HR	S	P	ERA	WHIP
Vida Blue, L ERA: 3.19 (1, 1)	4.2	L	23	9	5	5	1	1	0	0	0	0	0	24	28	9.64	2.143
Tom Griffin, R ERA: 3.06 (5, 1)	1.1		5	0	0	0	1	1	0	0	0	0	0	6	10	0.00	0.750
Randy Moffitt, R ERA: 6.23 (7, 1)	2.0		6	0	0	0	0	0	0	0	0	0	0	6	6	0.00	0.000

BOTTOM

San Francisco Giants @ New York Mets
 Shea Stadium, Flushing, NY
 Thu Aug 21 1980, 3:33 AM EDT
 Att. 10,505 - Unknown

AB	31
R	5
H	9
RBI	5
BB	2
SO	2
LOB	10



1B	2B	3B	HR	SF	SAC	DP	HBP	WP	PA
8	2	0	0	0	1	1	0	0	34

Batter	1	2	3	4	5	6	7	8	9	10	AB R H RBI BB SO LOB	TOP												
Bill North, S OBP: 0.373, SLG: 0.279 (1, 8) X	0-0 SH3-4 3B 1B		0-3 K		X 0-0 K 1B		0-3 K			B B B 4-0 1B SH1-4 1B BB	4 2 2 0 1 2 2													
Joe Pettini, R OBP: 0.301, SLG: 0.302 (1, 5) X	0-0 SH3-4 1-2		0-3 K		X 0-0 6-3			0-3 K		X 0-0 SH1-4 1-2	3 0 0 0 0 2 1													
Larry Herndon, R OBP: 0.280, SLG: 0.388 (1, 9) S S S	0-3 K		0-0 6-3			S S S 0-3 K		X 0-0 1B 1B		S S S 0-3 K	5 0 1 0 0 3 2													
Jim Wohlford, R OBP: 0.302, SLG: 0.362 (1, 7) X	0-0 E 2-H 3B			X 0-0 4-3		X 0-0 CS 1B		X 0-0 F3		X 0-0 E 1B 1B	5 1 3 1 0 0 1													
Mike Ivie, R OBP: 0.281, SLG: 0.357 (1, 3) X	0-0 E5 3-H			S S S 0-3 K		X 0-0 1-3 1-2		X 0-0 FC6-4 1B		X 0-0 E5 1-3 1B	5 0 2 1 0 1 1													
Rennie Stennett, R OBP: 0.287, SLG: 0.314 (1, 4) X	0-0 F8			X 0-0 F7			S S S 0-3 K	X 0-0 FC6-4 1-2		0-0 IBB	4 0 0 0 1 1 3													
Johnnie LeMaster, R OBP: 0.260, SLG: 0.319 (1, 6) X		X 0-0 4-3			X 0-0 4-3		B B B B 4-0 1B BB		S S S 0-3 K	X 0-0 F8	4 0 0 0 1 1 3													
Mike Sadek, R OBP: 0.372, SLG: 0.307 (1, 2) S S S		0-3 K			X 0-0 F9		X 0-0 1-2 1B		X 0-0 G3 1B		4 0 2 0 0 1 0													
Ed Whitson, R OBP: 0.100, SLG: 0.082 (2, PH) Tom Griffin, R OBP: 0.250, SLG: 0.625 (2, 1) Dennis Littlejohn, R OBP: 0.361, SLG: 0.286 (7, PH) Greg Minton, S OBP: 0.333, SLG: 0.200 (7, 1) Terry Whitfield, L OBP: 0.324, SLG: 0.378 (9, PH) Al Holland, R (9, 1)		0-3 K			X 0-0 HR		S S S 0-3 K		X 0-0 G3 1-2		0 0 0 0 0 0 0 2 1 1 1 0 1 0 1 0 0 0 0 1 2 0 0 0 0 0 0 0 1 0 0 0 0 0 1 0 0 0 0 0 0 0													
Inning Stats	R: 2 E: 1 K: 1 S: 8	H: 2 LOB: 1 BB: 0 P: 8	R: 0 E: 0 K: 2 S: 7	H: 0 LOB: 0 BB: 0 P: 7	R: 0 E: 0 K: 2 S: 7	H: 0 LOB: 0 BB: 0 P: 7	R: 0 E: 0 K: 1 S: 5	H: 0 LOB: 0 BB: 0 P: 5	R: 1 E: 0 K: 0 S: 5	H: 2 LOB: 1 BB: 0 P: 5	R: 0 E: 0 K: 1 S: 5	H: 1 LOB: 0 BB: 0 P: 5	R: 0 E: 0 K: 3 S: 10	H: 1 LOB: 2 BB: 1 P: 14	R: 0 E: 0 K: 1 S: 7	H: 2 LOB: 2 BB: 0 P: 7	R: 0 E: 0 K: 1 S: 5	H: 1 LOB: 0 BB: 0 P: 5	R: 1 E: 1 K: 1 S: 7	H: 2 LOB: 3 BB: 2 P: 15	1B: 9 2B: 0 3B: 1 HR: 1	SF: 0 SAC: 2 DP: 0 HBP: 0	WP: 0 PB: 0 SB: 0 CS: 1	PA: 43
PITCHER Steve Carlton, L ERA: 2.23 (1, 1)	IP 10.0	WLS L	BF 43	H 11	R 4	ER 3	SO 13	BB 2	IBB 1	HBP 0	BLK 0	WP 0	HR 1	S 66	P 78	ERA 2.70	WHIP 1.300							

San Francisco Giants @ Philadelphia Phillies
Veterans Stadium, Philadelphia, PA
Fri Aug 22 1980, 7:05 PM EDT
Att. 36,073 - Unknown

livebaseballscores.com

AB	38
R	4
H	11
RBI	3
BB	3
SO	13
LOB	16



BOTTOM

San Francisco Giants @ Philadelphia Phillies
Veterans Stadium, Philadelphia, PA
Fri Aug 22 1980, 7:05 PM EDT
Att: 36,073 - Unknown

livebaseballscorecards.com

AB 37
R 3
H 9
RBI 3
BB 4
SO 4
LOB 18



WP: 1 PA: 42
PB: 0
SB: 0
CS: 1

AB R H RBI BB SO LOB

5 0 1 0 0 0 1

4 1 1 0 1 0 1

3 0 1 1 2 1 0

5 0 1 0 0 1 4

4 2 3 1 0 0 1

5 0 1 0 0 1 3

3 0 0 1 1 0 2

4 0 1 0 0 1 2

1B: 7 SF: 0
2B: 1 SAC: 1
3B: 0 DP: 1
HR: 1 HBP: 0

Batter	1	2	3	4	5	6	7	8	9	10
Lonnie Smith, R OBP: 0.398, SLG: 0.484 (1, 7)	0-0 6-3		0-0 G4-6-3		0-0 F8		0-0 CS 1B		0-0 F9	
Pete Rose, S OBP: 0.368, SLG: 0.373 (1, 3)	0-0 2B 1B		4-0 BB BB		0-0 F8		0-0 F7		0-0 F9	
Mike Schmidt, R OBP: 0.373, SLG: 0.610 (1, 5)	0-0 1-H 2B		4-0 1-2 BB		4-0 BB		0-0 F6		0-3 K	
Bake McBride, L OBP: 0.339, SLG: 0.476 (1, 9)	0-0 F7		0-0 6-3		0-3 K		0-0 SH3-4 1B		0-0 F9	
Manny Trillo, R OBP: 0.374, SLG: 0.469 (1, 4)	0-0 4-3		0-0 E WP FC1-6 1B		0-0 HR		0-0 SH3-4		0-0 1B	
Garry Maddox, R OBP: 0.275, SLG: 0.394 (1, 8)		0-0 5-3		0-0 E7 FC1-6 1B		0-0 4-3 BLK FC5-2 1B		0-3 K		0-0 F4
Larry Bowa, S OBP: 0.276, SLG: 0.315 (1, 6)		0-0 L1		0-0 FC1-6		0-0 4-3		4-0 IBB		
Bob Boone, R OBP: 0.305, SLG: 0.361 (1, 2)		0-0 6-3		0-0 F7		0-0 FC5-2		0-0 F4		
Steve Carlton, L OBP: 0.139, SLG: 0.154 (1, 1)			0-0 G4-6-3 1B		0-0 G3		0-0 F7		0-3 K	

Inning Stats	R: 1	H: 2	R: 0	H: 0	R: 0	H: 1	R: 1	H: 1	R: 0	H: 0	R: 1	H: 2	R: 0	H: 1	R: 0	H: 1	R: 0	H: 0	R: 0	H: 1	R: 0	H: 1	R: 0	H: 1	1B: 7	SF: 0
E: 0	LOB: 1	E: 0	LOB: 0	E: 0	LOB: 2	E: 1	LOB: 1	E: 0	LOB: 1	E: 0	LOB: 0	E: 0	LOB: 2	E: 0	LOB: 2	E: 0	LOB: 0	E: 0	LOB: 0	E: 0	LOB: 1	E: 0	LOB: 0	2B: 1	SAC: 1	
K: 0	BB: 0	K: 0	BB: 0	K: 0	BB: 2	K: 0	BB: 0	K: 1	BB: 1	K: 0	BB: 0	K: 0	BB: 0	K: 1	BB: 1	K: 1	BB: 0	K: 1	BB: 0	K: 1	BB: 0	K: 1	BB: 0	3B: 0	DP: 1	
S: 5	P: 5	S: 3	P: 3	S: 3	P: 11	S: 5	P: 5	S: 5	P: 9	S: 5	P: 5	S: 3	P: 3	S: 6	P: 10	S: 5	P: 5	S: 6	P: 6	S: 6	P: 6	S: 5	P: 5	HR: 1	HBP: 0	

PITCHER	IP	WLS	BF	H	R	ER	SO	BB	IBB	HBP	BLK	WP	HR	S	P	ERA	WHIP
Ed Whitson, R ERA: 3.06 (1, 1)	1.0		5	2	1	1	0	0	0	0	0	0	0	5	5	9.00	2.000
Tom Griffin, R ERA: 2.97 (2, 1)	5.0		22	4	2	1	1	3	0	0	1	1	1	21	33	1.80	1.400
Greg Minton, R ERA: 2.41 (7, 1)	2.0		8	2	0	0	1	0	1	0	0	0	0	9	13	0.00	1.000
Al Holland, L ERA: 1.14 (9, 1)	2.0	W	7	1	0	0	2	0	0	0	0	0	0	11	11	0.00	0.500

Batter	1	2	3	4	5	6	7	8	9	AB R H RBI BB SO LOB	TOP											
Bill North, S (1, 8) ^x OBP: 0.372, SLG: 0.279 Jim Wohlford, R (6, 9) OBP: 0.307, SLG: 0.366	0-0 6-3		0-0 F7		0-0 6-3	0-0 CS WP 1B			0-0 1B 1B	4 0 1 1 0 0 0 1 0 1 0 0 0 0												
Terry Whitfield, L (1, 7) OBP: 0.321, SLG: 0.374	0-3 K		0-0 G1		0-0 5-3	0-0 CS 1-3		0-0 4-3	0-0 1-2 1B	5 0 1 0 0 1 0												
Larry Herndon, R (1, 9) OBP: 0.279, SLG: 0.388 (6, 8)	0-3 K		0-0 1B 2B		0-0 4-3			0-0 4-3	0-0 5-3	5 1 1 0 0 1 2												
Darrell Evans, L (1, 5) OBP: 0.355, SLG: 0.399		0-0 F8	4-0 1B BB			0-0 2B 2B		4-0 CS BB		2 1 1 0 2 0 0												
Milt May, L (1, 2) OBP: 0.331, SLG: 0.425		0-3 K	0-0 1-3 2-H 1B			0-0 FC5-4 2-H 3B 2B		0-0 CS 1-2	0-0 4-3	4 1 2 2 0 1 0												
Mike Ivie, R (1, 3) OBP: 0.281, SLG: 0.360		0-0 E 2B	0-0 F3			0-0 F8		0-3 K		4 1 1 0 0 1 3												
Rennie Stennett, R (1, 4) OBP: 0.289, SLG: 0.312		4-0 E IBB		0-0 4-3		4-0 FC5-4 IBB		0-0 6-3		2 0 0 0 2 0 0												
Johnnie LeMaster, R (1, 6) OBP: 0.257, SLG: 0.316		0-0 E4 FC6-4 1-3 2-H		0-0 L4		0-0 FC5-4 1-2f 2-3 3B		0-3 K		4 1 0 0 0 1 3												
Allen Ripley, R (1, 1) OBP: 0.194, SLG: 0.233		0-0 FC6-4 1-2f		0-0 L6		0-0 1-H 3-H 1B 3B		0-0 6-3		4 1 1 2 0 0 2												
Inning Stats	R: 0 E: 0 K: 2 S: 7	H: 0 LOB: 0 BB: 0 P: 7	R: 1 E: 1 K: 1 S: 7	H: 1 LOB: 2 BB: 1 P: 11	R: 1 E: 0 K: 0 S: 5	H: 2 LOB: 2 BB: 1 P: 9	R: 0 E: 0 K: 0 S: 3	H: 0 LOB: 0 BB: 0 P: 3	R: 0 E: 0 K: 0 S: 3	H: 0 LOB: 0 BB: 0 P: 3	R: 4 E: 0 K: 0 S: 6	H: 4 LOB: 0 BB: 1 P: 10	R: 0 E: 0 K: 0 S: 2	H: 0 LOB: 0 BB: 1 P: 6	R: 0 E: 0 K: 1 S: 5	H: 0 LOB: 0 BB: 0 P: 5	R: 0 E: 0 K: 1 S: 7	H: 2 LOB: 2 BB: 0 P: 7	1B: 4 2B: 4 3B: 1 HR: 0	SF: 0 SAC: 0 DP: 0 HBP: 0	WP: 1 PB: 0 SB: 0 CS: 2	PA: 41
PITCHER	IP WLS BF H R ER SO BB IBB HBP BLK WP HR S P ERA WHIP																					
Larry Christenson, R (1, 1) ERA: 5.54 Kevin Saucier, L (6, 1) ERA: 3.35 Warren Brusstar, R (8, 1) ERA: 2.75	5.2 L 28 7 6 5 3 1 2 0 0 0 0 0 31 43 7.94 1.412																					
	1.1 3 0 0 0 0 1 0 0 0 1 0 2 6 0.00 0.750																					
	2.0 8 2 0 0 2 0 0 0 0 0 0 12 12 0.00 1.000																					

San Francisco Giants @ Philadelphia Phillies
 Veterans Stadium, Philadelphia, PA
 Sat Aug 23 1980, 7:05 PM EDT
 Att: 38,541 - Unknown

AB	35
R	6
H	9
RBI	5
BB	4
SO	5
LOB	10



Batter	1	2	3	4	5	6	7	8	9	AB	R	H	RBI	BB	SO	LOB
Lonnie Smith, R OBP: 0.391, SLG: 0.476 (1, 7)	0-0 5-3		0-0 F9	0-3 K			0-0 5-3			4	0	0	0	0	1	4
Pete Rose, S OBP: 0.367, SLG: 0.370 (1, 3)	0-0 F8		0-0 6-3		4-0 BB		0-0 F8			3	0	0	0	1	0	1
Mike Schmidt, R OBP: 0.372, SLG: 0.607 (1, 5)	0-3 K			0-0 5-3	0-0 5-3			0-0 G6-3 1B		4	0	1	0	0	1	1
Bake McBride, L OBP: 0.338, SLG: 0.474 (1, 9)		0-0 1B		0-0 E4 1B	0-0 4-3			0-0 G6-3 1-2f		4	1	1	0	0	0	2
Manny Trillo, R OBP: 0.373, SLG: 0.466 (1, 4)		0-0 1B		0-0 6-3	0-0 F7			0-0 5-3		4	0	1	0	0	0	2
Garry Maddox, R OBP: 0.277, SLG: 0.395 (1, 8)		0-0 F8		0-0 2B		0-0 G3-6 1B			0-0 F8	4	1	2	0	0	0	2
Larry Bowa, S OBP: 0.276, SLG: 0.317 (1, 6)		0-0 G5-4-3		0-0 1B		0-0 G3-6			0-0 F7	4	0	1	1	0	0	3
Bob Boone, R OBP: 0.307, SLG: 0.359 (1, 2)			1-0 PB HBP	4-0 1B IBB		0-0 F7			0-0 F7	2	0	0	0	1	0	0
Larry Christenson, R OBP: 0.417, SLG: 0.636 (1, 1)			0-0 F8	0-0 1B			0-0 F8			2	0	1	1	0	0	1
Kevin Saucier, L (6, 1)										0	0	0	0	0	0	0
Greg Gross, L (7, PH) OBP: 0.342, SLG: 0.331										1	0	0	0	0	0	0
Warren Brusstar, R (8, 1)										0	0	0	0	0	0	0

BOTTOM

San Francisco Giants @ Philadelphia Phillies
Veterans Stadium, Philadelphia, PA
Sat Aug 23 1980, 7:05 PM EDT
Att. 38,541 - Unknown

livebaseballscorecards.com

AB	32
R	2
H	7
RBI	2
BB	2
SO	2
LOB	16



Inning Stats	R: 0	H: 0	E: 0	K: 1	S: 5	LOB: 0	BB: 0	P: 5	R: 0	H: 2	E: 0	K: 0	S: 4	LOB: 1	BB: 0	P: 4	R: 0	H: 0	E: 0	K: 0	S: 3	LOB: 1	BB: 0	P: 4	R: 2	H: 3	E: 1	K: 1	S: 9	LOB: 3	BB: 1	P: 13	R: 0	H: 0	E: 0	K: 0	S: 3	LOB: 1	BB: 1	P: 7	R: 0	H: 1	E: 0	K: 0	S: 3	LOB: 0	BB: 0	P: 3	R: 0	H: 0	E: 0	K: 0	S: 3	LOB: 0	BB: 0	P: 3	R: 0	H: 1	E: 0	K: 0	S: 3	LOB: 0	BB: 0	P: 3	R: 0	H: 0	E: 0	K: 0	S: 3	LOB: 0	BB: 0	P: 3	R: 0	H: 0	E: 0	K: 0	S: 3	LOB: 0	BB: 0	P: 3
1B: 6	SF: 0	2B: 1	SAC: 0	3B: 0	DP: 3	HR: 0	HBP: 1	WP: 0	PA: 35	ERA: 0.00	WHIP: 0.889	WP: 0	PA: 35	ERA: 0.00	WHIP: 0.889																																																																	

PITCHER	IP	WLS	BF	H	R	ER	SO	BB	IBB	HBP	BLK	WP	HR	S	P	ERA	WHIP
Allen Ripley, R ERA: 3.13 (1, 1)	9.0	W	35	7	2	0	2	1	1	1	0	0	0	36	45	0.00	0.889

Batter	1	2	3	4	5	6	7	8	9	AB R H RBI BB SO LOB	TOP	
Bill North, S (1, 8) OBP: 0.371, SLG: 0.279	0-0 6-3		0-0 2B 1B		0-3 K			0-0 5-3		4 0 1 0 0 1 1	San Francisco Giants @ Philadelphia Phillies Veterans Stadium, Philadelphia, PA Sun Aug 24 1980, 7:05 PM EDT Att: 37,325 - Unknown	
Terry Whitfield, L (1, 7) OBP: 0.320, SLG: 0.376	0-0 1-3		0-0 1-3 2B		0-0 4-3			0-0 3-1		4 0 1 0 0 0 1		
Larry Herndon, R (1, 9) OBP: 0.278, SLG: 0.389	0-3 K		0-0 F8					0-0 1B 2B		4 0 1 0 0 1 2		
Darrell Evans, L (1, 5) OBP: 0.356, SLG: 0.400		0-0 4-3	0-0 4-3					0-0 2-3 1B		4 0 2 0 0 0 2		
Milt May, L (1, 2) OBP: 0.326, SLG: 0.419		0-0 1-3		0-0 4-3				0-0 G6-3 1-2f		4 0 0 0 0 0 3		
Mike Ivie, R (1, 3) OBP: 0.280, SLG: 0.358		0-0 1B		0-0 5-3				0-0 5-3		4 0 1 0 0 0 1		
Rennie Stennett, R (1, 4) OBP: 0.287, SLG: 0.310		0-0 G3		0-0 4-3				0-0 5-3		3 0 0 0 0 0 1		
Johnnie LeMaster, R (1, 6) OBP: 0.258, SLG: 0.322			0-0 E4 3B		0-0 4-3			0-0 1-3		3 1 1 0 0 0 0		
Bob Knepper, L (1, 1) OBP: 0.185, SLG: 0.213 Randy Moffitt, R (4, 1) Dennis Littlejohn, R (5, PH) John Montefusco, R (5, 1) Max Venable, L (8, PH) Gary Lavelle, S (8, 1)			0-0 F5		4-0 BB			0-0 F9		1 0 0 0 0 0 0 0 0 0 0 0 0 0 0 0 0 0 0 1 0 0 0 0 0 0 0 0 1 0 0 0 0 0 0 0 0 0 0 0 0 0		
Inning Stats	R: 0 H: 0 E: 0 LOB: 0 K: 1 BB: 0 S: 5 P: 5	R: 0 H: 1 E: 0 LOB: 1 K: 0 BB: 0 S: 4 P: 4	R: 1 H: 3 E: 1 LOB: 2 K: 0 BB: 0 S: 6 P: 6	R: 0 H: 0 E: 0 LOB: 0 K: 0 BB: 0 S: 3 P: 3	R: 0 H: 0 E: 0 LOB: 1 K: 1 BB: 1 S: 5 P: 9	R: 0 H: 1 E: 0 LOB: 0 K: 0 BB: 0 S: 3 P: 3	R: 0 H: 0 E: 0 LOB: 0 K: 0 BB: 0 S: 3 P: 3	R: 0 H: 0 E: 0 LOB: 0 K: 0 BB: 0 S: 3 P: 3	R: 0 H: 2 E: 0 LOB: 1 K: 0 BB: 0 S: 4 P: 4	1B: 4 SF: 0 2B: 2 SAC: 0 3B: 1 DP: 2 HR: 0 HBP: 0	WP: 0 PA: 33 PB: 0 SB: 0 CS: 0	
PITCHER Dick Ruthven, R (1, 1) ERA: 3.66	IP WLS BF H R ER SO BB IBB HBP BLK WP HR S P ERA WHIP	9.0 W 33 7 1 1 2 1 0 0 0 0 0 0 36 40 1.00 0.889										

AB	32
R	1
H	7
RBI	0
BB	1
SO	2
LOB	11



livebaseballscorecards.com

Batter	1	2	3	4	5	6	7	8	9
Lonnie Smith, R (1, 9) <small>OBP: 0.397, SLG: 0.485</small> Greg Gross, L (6, 7) <small>OBP: 0.347, SLG: 0.331</small>	0-0 F9		0-0 1B 2B	0-0 3-H 1B		0-0 1B		4-0 2B BB	
Pete Rose, S (1, 3) <small>OBP: 0.369, SLG: 0.375</small> Ramon Aviles, R (9, 4) <small>OBP: 0.351, SLG: 0.373</small>	0-0 L4		0-0 HR 1B	0-0 1-2 G3		0-0 1-3 1B		0-0 1-3 2-H 2B	
Mike Schmidt, R (1, 5) <small>OBP: 0.374, SLG: 0.612</small> Del Unser, L (9, 3) <small>OBP: 0.329, SLG: 0.375</small>	0-0 F8		0-0 2-H HR	0-0 6-3			4-0 E BB	4-0 FC5-4 IBB	
Greg Luzinski, R (1, 7) <small>OBP: 0.371, SLG: 0.504</small> George Vukovich, L (6, 9) <small>OBP: 0.298, SLG: 0.286</small>		0-0 F7	0-0 HR		0-0 4-3		0-0 F8	0-3 K	
Manny Trillo, R (1, 4) <small>OBP: 0.371, SLG: 0.463</small> John Vukovich, R (9, 5) <small>OBP: 0.203, SLG: 0.218</small>		0-0 FC5-4 1B	0-0 6-3		0-0 F9		0-0 E6	0-0 FC5-4	
Garry Maddox, R (1, 8) <small>OBP: 0.277, SLG: 0.394</small>		0-0 FC5-4 1B	0-0 1-3		0-0 1B		0-0 4-3		
Larry Bowa, S (1, 6) <small>OBP: 0.278, SLG: 0.319</small>		0-0 1-2 1B		0-0 BLK 3B 1B	0-0 F9		0-0 4-3		
Bob Boone, R (1, 2) <small>OBP: 0.304, SLG: 0.355</small>		0-0 F7		0-0 F8		0-0 F7		0-0 F9	
Dick Ruthven, R (1, 1) <small>OBP: 0.231, SLG: 0.280</small>			0-0 4-3	0-0 2-H 1B 3B		0-0 F7		0-0 BB 2B 1B	

Inning Stats	R: 0	H: 0	E: 0	K: 0	S: 3	R: 0	H: 2	E: 0	K: 0	S: 5	R: 4	H: 4	E: 0	K: 0	S: 7	R: 2	H: 3	E: 0	K: 0	S: 6	R: 0	H: 1	E: 0	K: 0	S: 4	R: 0	H: 2	E: 0	K: 0	S: 4	R: 0	H: 0	E: 1	K: 0	S: 4	R: 1	H: 2	E: 0	K: 1	S: 7	
	0	0	0	0	3	0	2	0	0	5	4	4	0	0	7	2	3	0	0	6	0	0	0	1	0	4	0	2	0	0	0	0	1	0	0	0	2	0	2	0	15

PITCHER	IP	WLS	BF	H	R	ER	SO	BB	IBB	HBP	BLK	WP	HR	S	P	ERA	WHIP
Bob Knepper, L (1, 1) <small>ERA: 4.17</small>	3.1	L	18	8	6	6	0	0	0	0	1	0	2	18	18	16.20	2.400
Randy Moffitt, R (4, 1) <small>ERA: 5.93</small>	0.2		3	1	0	0	0	0	0	0	0	0	0	3	3	0.00	1.500
John Montefusco, R (5, 1) <small>ERA: 3.88</small>	3.0		13	3	0	0	0	1	0	0	0	0	0	12	16	0.00	1.333
Gary Lavelle, L (8, 1) <small>ERA: 3.31</small>	1.0		7	2	1	1	1	1	1	0	0	0	0	7	15	9.00	3.000

BOTTOM

San Francisco Giants @ Philadelphia Phillies
Veterans Stadium, Philadelphia, PA
Sun Aug 24 1980, 7:05 PM EDT
Att. 37,325 - Unknown

AB	R	H	RBI	BB	SO	LOB
4	1	3	1	0	0	0
0	0	0	0	1	0	0
5	1	3	2	0	0	1
0	0	0	0	0	0	0
3	1	1	2	2	0	1
0	0	0	0	0	0	0
3	1	1	1	0	0	0
2	0	0	0	0	1	4
5	0	1	0	0	0	4
0	0	0	0	0	0	0
4	0	1	0	0	0	3
4	1	2	0	0	0	3
4	0	0	0	0	0	3
4	2	2	1	0	0	0

AB	38
R	7
H	14
RBI	7
BB	3
SO	1
LOB	19

livebaseballscorecards.com

1B	9	SF	0	WP	0	PA	41
2B	2	SAC	0	PB	0		
3B	1	DP	0	SB	0		
HR	2	HBP	0	CS	0		



Batter	1	2	3	4	5	6	7	8	9	AB R H RBI BB SO LOB	TOP
Bill North, S (1, 8) <small>OBP: 0.372, SLG: 0.281</small>	0-0 		0-3 		0-0 			0-0 		4 0 2 0 0 1 1	San Francisco Giants @ Montreal Expos Olympic Stadium, Montreal, QB Mon Aug 25 1980, 7:05 PM EDT Att: 32,602 - Unknown livebaseballscorecards.com
Larry Herndon, R (1, 9) <small>OBP: 0.276, SLG: 0.385</small>	0-0 		0-0 		0-0 			0-0 		4 0 0 0 0 0 3	
Terry Whitfield, L (1, 7) <small>OBP: 0.328, SLG: 0.388</small>	0-0 			0-0 	0-0 			0-0 		4 1 3 0 0 0 2	
Darrell Evans, L (1, 5) <small>OBP: 0.354, SLG: 0.396</small>	0-0 			0-0 		0-0 		0-0 		4 0 0 0 0 0 3	
Milt May, L (1, 2) <small>OBP: 0.322, SLG: 0.414</small>		0-0 		0-0 		0-0 		0-0 		3 0 0 1 0 0 0	
Mike Ivie, R (1, 3) <small>OBP: 0.280, SLG: 0.356</small>		0-0 		0-0 		0-0 		0-0 		4 0 1 0 0 0 0	
Rennie Stennett, R (1, 4) <small>OBP: 0.289, SLG: 0.312</small>		0-0 		0-0 		0-0 		0-0 		4 0 2 0 0 0 1	
Johnnie LeMaster, R (1, 6) <small>OBP: 0.256, SLG: 0.319</small> Jim Wohlford, R (9, PH) <small>OBP: 0.305, SLG: 0.364</small>		0-0 		0-0 	0-3 		0-0 	0-0 		3 0 0 0 0 1 1 1 0 0 0 0 0 1	
Alan Hargesheimer, R (1, 1) <small>OBP: 0.353, SLG: 0.333</small> Max Venable, L (7, PH) <small>OBP: 0.308, SLG: 0.283</small> Greg Minton, S (7, 1) <small>OBP: 0.333, SLG: 0.200</small>		0-0 	0-0 	0-0 	0-0 		0-0 			2 0 1 0 0 0 0 1 0 0 0 0 0 0 0 0 0 0 0 0 0	
Inning Stats	R: 0 H: 2 E: 0 LOB: 1 K: 0 BB: 0 S: 4 P: 4	R: 0 H: 1 E: 0 LOB: 1 K: 0 BB: 0 S: 4 P: 4	R: 0 H: 0 E: 0 LOB: 0 K: 1 BB: 0 S: 5 P: 5	R: 1 H: 2 E: 0 LOB: 1 K: 0 BB: 0 S: 5 P: 5	R: 0 H: 1 E: 1 LOB: 2 K: 1 BB: 0 S: 7 P: 7	R: 0 H: 0 E: 0 LOB: 0 K: 0 BB: 0 S: 3 P: 3	R: 0 H: 0 E: 0 LOB: 0 K: 0 BB: 0 S: 3 P: 3	R: 0 H: 2 E: 0 LOB: 1 K: 0 BB: 0 S: 4 P: 4	R: 0 H: 1 E: 0 LOB: 1 K: 0 BB: 0 S: 4 P: 4	1B: 8 SF: 1 2B: 1 SAC: 0 3B: 0 DP: 1 HR: 0 HBP: 0	WP: 0 PA: 35 PB: 0 SB: 0 CS: 1
PITCHER Steve Rogers, R (1, 1) <small>ERA: 3.17</small>	IP 9.0 WLS W BF 35 H 9 R 1 ER 1 SO 2 BB 0 IBB 0 HBP 0 BLK 0 WP 0 HR 0 S 39 P 39 ERA 1.00 WHIP 1.000										



Batter	1	2	3	4	5	6	7	8	9
Ron LeFlore, R OBP: 0.334, SLG: 0.347 (1, 7)	0-3 K		0-3 K		4-0 F7 BB		0-0 F8		
Rodney Scott, S OBP: 0.324, SLG: 0.311 (1, 4)	0-3 K		0-0 F7		4-0 F7 BB			0-0 1B BLK 1B	
Rowland Office, L OBP: 0.356, SLG: 0.443 (1, 9)	0-3 K			0-0 2B 1B	0-0 F7			0-0 F6	
Andre Dawson, R OBP: 0.360, SLG: 0.472 (1, 8)		0-0 6-3		0-0 1B 2B		0-0 6-3		0-0 5-3 1B	
Gary Carter, R OBP: 0.314, SLG: 0.459 (1, 2)		0-0 F8		0-0 2B 1B		0-0 F7		0-0 5-3	
Warren Cromartie, L OBP: 0.355, SLG: 0.443 (1, 3)		0-0 2B		0-0 8-6 2B		0-0 F8		4-0 IBB	
Larry Parrish, R OBP: 0.323, SLG: 0.461 (1, 5)		0-0 F7		0-3 K			0-0 5-3	0-0 5-3	
Chris Speier, R OBP: 0.332, SLG: 0.309 (1, 6)			0-0 SH1-4 1B		0-0 8-6		4-0 SH1-4 BB		
Steve Rogers, R OBP: 0.269, SLG: 0.169 (1, 1)			0-0 SH1-4		0-0 5-3		0-0 SH1-4		

AB	R	H	RBI	BB	SO	LOB
3	0	0	0	1	2	2
3	0	1	0	1	1	1
4	1	1	0	0	1	3
4	1	2	1	0	0	0
4	1	1	0	0	0	2
3	0	2	2	1	0	0
4	0	0	0	0	1	5
2	0	1	0	1	0	1
1	0	0	0	0	0	0

BOTTOM

San Francisco Giants @ Montreal Expos
 Olympic Stadium, Montreal, QB
 Mon Aug 25 1980, 7:05 PM EDT
 Att. 32,602 - Unknown

livebaseballscorecards.com

AB	28
R	3
H	8
RBI	3
BB	4
SO	5
LOB	14



Inning Stats		R: 0	H: 0	R: 0	H: 1	R: 0	H: 1	R: 3	H: 4	R: 0	H: 0	R: 0	H: 0	R: 0	H: 2	R: 0	H: 2	
PITCHER		IP	WLS	BF	H	R	ER	SO	BB	IBB	HBP	BLK	WP	HR	S	P	ERA	WHIP
Alan Hargesheimer, R ERA: 3.86 (1, 1)	6.0	L	24	6	3	3	5	5	2	0	0	0	0	0	32	40	4.50	1.333
Greg Minton, R ERA: 2.34 (7, 1)	2.0		10	2	0	0	0	0	1	1	0	1	0	0	8	16	0.00	1.500

WP	PA	3B	DP	HR	HBP	SF	SAC	CS
0	34	0	1	0	0	0	2	0

Batter	1	2	3	4	5	6	7	8	9	AB R H RBI BB SO LOB	TOP											
Bill North, S (1, 8) OBP: 0.371, SLG: 0.279	0-0 4-3			4-0 SH3 1B BB	0-3 K			0-0 4-3		3 1 0 0 1 1 2												
Larry Herndon, R (1, 9) OBP: 0.274, SLG: 0.382	0-0 4-3			0-0 SH3		0-0 F8		0-0 F9		3 0 0 0 0 0 0												
Terry Whitfield, L (1, 7) OBP: 0.326, SLG: 0.385	0-3 K			0-0 F7		0-0 6-3		0-0 1B		4 0 1 0 0 1 1												
Darrell Evans, L (1, 5) OBP: 0.353, SLG: 0.395		0-0 F8		0-0 1B		0-0 F3		0-0 F8		4 0 1 1 0 0 1												
Milt May, L (1, 2) OBP: 0.317, SLG: 0.408		0-3 K		0-3 K		0-3 K		0-0 4-3		4 0 0 0 0 3 2												
Mike Ivie, R (1, 3) OBP: 0.277, SLG: 0.352		0-0 F9			0-0 6-3		0-0 F8			3 0 0 0 0 0 0												
Rennie Stennett, R (1, 4) OBP: 0.290, SLG: 0.312			0-0 F9		0-0 SH2-4 1B		0-0 3-1			3 0 1 0 0 0 0												
Joe Pettini, R (1, 6) OBP: 0.302, SLG: 0.303			0-0 F2		0-0 SH2-4 1B		0-0 F4			3 0 1 0 0 0 0												
Ed Whitson, R (1, 1) OBP: 0.098, SLG: 0.080			0-3 K		0-0 SH2-4		0-3 K			1 0 0 0 0 1 0												
Greg Minton, S (7, 1) OBP: 0.286, SLG: 0.167					1-2 2-3					1 0 0 0 0 1 0												
Inning Stats	R: 0 E: 0 K: 1 S: 5	H: 0 LOB: 0 BB: 0 P: 5	R: 0 E: 0 K: 1 S: 5	H: 0 LOB: 0 BB: 0 P: 5	R: 0 E: 0 K: 1 S: 5	H: 0 LOB: 0 BB: 0 P: 5	R: 1 E: 0 K: 1 S: 6	H: 1 LOB: 1 BB: 1 P: 10	R: 0 E: 0 K: 1 S: 7	H: 2 LOB: 2 BB: 0 P: 7	R: 0 E: 0 K: 0 S: 3	H: 0 LOB: 0 BB: 0 P: 3	R: 0 E: 0 K: 1 S: 5	H: 0 LOB: 0 BB: 0 P: 5	R: 0 E: 0 K: 0 S: 5	H: 0 LOB: 0 BB: 0 P: 5	R: 0 E: 0 K: 0 S: 4	H: 1 LOB: 1 BB: 0 P: 4	1B: 4 2B: 0 3B: 0 HR: 0	SF: 0 SAC: 2 DP: 0 HBP: 0	WP: 0 PB: 0 SB: 0 CS: 0	PA: 32
PITCHER	IP WLS BF H R ER SO BB IBB HBP BLK WP HR S P ERA WHIP																					
Scott Sanderson, R (1, 1) ERA: 3.25	7.0 L 25 3 1 1 6 1 0 0 0 0 0 0 36 40 1.29 0.571																					
Elias Sosa, R (8, 1) ERA: 3.17	1.0 3 0 0 0 1 0 0 0 0 0 0 0 5 5 0.00 0.000																					
Woodie Fryman, L (9, 1) ERA: 2.16	1.0 4 1 0 0 0 0 0 0 0 0 0 0 4 4 0.00 1.000																					

San Francisco Giants @ Montreal Expos
Olympic Stadium, Montreal, QB
Wed Aug 27 1980, 7:05 PM EDT
Att: 24,294 - Unknown

AB	29
R	1
H	4
RBI	1
BB	1
SO	7
LOB	6



Batter	1	2	3	4	5	6	7	8	9	AB R H RBI BB SO LOB	TOP									
Lee Mazzilli, S (1, 3) OBP: 0.375, SLG: 0.455	0-3 K		0-0 F3			0-0 F4			0-0 4-3 S 1B	4 0 1 0 0 1 0										
Frank Taveras, R (1, 6) OBP: 0.316, SLG: 0.332	0-0 1-3			0-0 FC6-4 1B		0-0 G2			0-0 4-3 1-3	4 0 1 0 0 0 1										
Joel Youngblood, R (1, 9) OBP: 0.345, SLG: 0.384	0-0 F8			0-0 FC6-4 FC3-6 1-2f			0-3 K		0-0 6-3	4 0 0 0 0 1 2										
Claudell Washington, L (1, 7) OBP: 0.345, SLG: 0.493		0-0 6-3		0-0 FC3-6 1-2f			0-0 F8			3 0 0 0 0 0 1										
Jerry Morales, R (1, 8) OBP: 0.301, SLG: 0.364		0-0 F3		0-0 6-3			0-0 F6			3 0 0 0 0 0 1										
Elliott Maddox, R (1, 5) OBP: 0.340, SLG: 0.337		0-0 1B			0-0 CS 1B			0-0 F9		3 0 2 0 0 0 0										
Alex Trevino, R (1, 2) OBP: 0.287, SLG: 0.280		0-0 F8			0-3 K 1-2			0-0 4-3		3 0 0 0 0 1 2										
Bill Almon, R (1, 4) OBP: 0.268, SLG: 0.308			0-0 1-3		0-0 6-3			0-3 K		3 0 0 0 0 1 0										
Pat Zachry, R (1, 1) OBP: 0.071, SLG: 0.050			0-0 F3			0-3 K			0-3 K	2 0 0 0 0 1 0										
Steve Henderson, R (9, PH) OBP: 0.369, SLG: 0.416										1 0 0 0 0 1 0										
Inning Stats	R: 0 E: 0 K: 1 S: 5	H: 0 LOB: 0 BB: 0 P: 5	R: 0 E: 0 K: 0 S: 4	H: 1 LOB: 1 BB: 0 P: 4	R: 0 E: 0 K: 0 S: 3	H: 0 LOB: 0 BB: 0 P: 3	R: 0 E: 0 K: 0 S: 4	H: 1 LOB: 1 BB: 0 P: 4	R: 0 E: 0 K: 1 S: 5	H: 0 LOB: 0 BB: 0 P: 5	R: 0 E: 0 K: 1 S: 5	H: 0 LOB: 0 BB: 0 P: 5	R: 0 E: 0 K: 1 S: 5	H: 0 LOB: 0 BB: 0 P: 5	R: 0 E: 0 K: 1 S: 6	H: 1 LOB: 1 BB: 0 P: 6	1B: 4 2B: 0 3B: 0 HR: 0	SF: 0 SAC: 0 DP: 0 HBP: 0	WP: 0 PB: 0 SB: 1 CS: 1	PA: 30
PITCHER Vida Blue, L (1, 1) ERA: 3.02	IP: 9.0 WLS: W BF: 30 H: 4 R: 0 ER: 0 SO: 6 BB: 0 IBB: 0 HBP: 0 BLK: 0 WP: 0 HR: 0 S: 42 P: 42 ERA: 0.00 WHIP: 0.444																			

New York Mets @ San Francisco Giants
 Candlestick Park, San Francisco, CA

Fri Aug 29 1980, 10:05 PM EDT
 Att. 9,269 - Unknown

livebaseballscorecards.com

AB	30
R	0
H	4
RBI	0
BB	0
SO	6
LOB	7



Batter	1	2	3	4	5	6	7	8	9	AB	R	H	RBI	BB	SO	LOB
Bill North, S OBP: 0.372, SLG: 0.279 (1, 8)	0-0 CS 1B		0-0 F8			0-0 F9		4-0 1B 1B BB		3	1	1	0	1	0	0
Larry Herndon, R OBP: 0.276, SLG: 0.382 (1, 9)	4-0 1-2 BB		0-0 1-3			0-0 F8		0-0 1B 1-3 1B		3	0	1	0	1	0	0
Terry Whitfield, L OBP: 0.333, SLG: 0.386 (1, 7)	0-0 F8				4-0 4-3 BLK BB	4-0 BB		0-0 1-3 3-H 1B		2	0	1	1	2	0	1
Darrell Evans, L OBP: 0.350, SLG: 0.391 (1, 5)	0-3 K				0-3 1-2 K	0-0 F8		0-0 F3		4	0	0	0	0	2	5
Milt May, L OBP: 0.314, SLG: 0.403 (1, 2)		0-0 G3			0-0 4-3			0-0 6-3		3	0	0	0	0	0	1
Mike Ivie, R OBP: 0.273, SLG: 0.348 (1, 3)		0-0 F8			0-0 2-3 F4			0-3 K		3	0	0	0	0	1	1
Rennie Stennett, R OBP: 0.290, SLG: 0.312 (1, 4)		0-0 1B				0-0 F9		0-0 F2		3	0	1	0	0	0	0
Johnnie LeMaster, R OBP: 0.254, SLG: 0.316 (1, 6)		0-0 F2				0-0 F3		0-0 1-3		3	0	0	0	0	0	1
Vida Blue, S OBP: 0.136, SLG: 0.107 (1, 1)			0-3 K			0-0 F8		0-0 G3		3	0	0	0	0	1	0

Inning Stats	R: 0	H: 1	E: 0	LOB: 1	K: 1	S: 5	P: 9	R: 0	H: 1	E: 0	LOB: 1	K: 0	S: 4	P: 4	R: 0	H: 0	E: 0	LOB: 0	K: 1	S: 5	P: 5	R: 0	H: 0	E: 0	LOB: 1	K: 1	S: 5	P: 9	R: 0	H: 0	E: 0	LOB: 0	K: 0	S: 3	P: 3	R: 0	H: 0	E: 0	LOB: 1	K: 0	S: 3	P: 7	R: 0	H: 0	E: 0	LOB: 0	K: 1	S: 5	P: 5	R: 1	H: 2	E: 0	LOB: 2	K: 0	S: 5	P: 9	R: 0	H: 0	E: 0	LOB: 0	K: 1	S: 5	P: 9
1B: 4	2B: 0	3B: 0	HR: 0	SF: 0	SAC: 0	DP: 0	HBP: 0	WP: 0	PA: 31																																																						

PITCHER	IP	WLS	BF	H	R	ER	SO	BB	IBB	HBP	BLK	WP	HR	S	P	ERA	WHIP
Pat Zachry, R ERA: 2.82 (1, 1)	8.0	L	31	4	1	1	4	4	0	0	1	0	0	35	51	1.12	1.000


BOTTOM

New York Mets @ San Francisco Giants
Candlestick Park, San Francisco, CA

Fri Aug 29 1980, 10:05 PM EDT
Att. 9,269 - Unknown

livebaseballscorecards.com

AB 27
R 1
H 4
RBI 1
BB 4
SO 4
LOB 9



Batter	1	2	3	4	5	6	7	8	9	AB R H RBI BB SO LOB	TOP											
Lee Mazzilli, S OBP: 0.377, SLG: 0.456 (1, 8) (8, 3)	0-3 K		0-0 2B		4-0 BB BB BB	4-0 1B 2B BB		0-0 4-3		3 1 1 1 2 1 0												
Frank Taveras, R OBP: 0.315, SLG: 0.331 (1, 6) (8, 3)	0-3 K		0-0 SF8		0-0 G5-4-3	0-0 2B 1B		0-0 E6 FC4-6		4 1 1 3 0 1 2												
Claudell Washington, L OBP: 0.343, SLG: 0.492 (1, 9) (6, 7)	0-0 4-3		0-0 5-3			F7 2B		0-0 FC4-6		5 0 1 2 0 0 2												
Steve Henderson, R OBP: 0.370, SLG: 0.420 Jeff Reardon, R (6, 1)		0-0 1B 1B	0-3 K			HBP 1B 2B 4-3		0-3 K		4 2 2 0 0 1 2 1 0 0 0 0 1 1												
Mike Jorgensen, L OBP: 0.353, SLG: 0.372 Jerry Morales, R OBP: 0.299, SLG: 0.362 (1, 3) (8, 8)		0-0 6-3 1B		0-0 F8		4-0 1B HBP BB	0-3 K	0-0 F2		3 1 1 1 1 1 0 1 0 0 0 0 0 1												
Elliott Maddox, R OBP: 0.341, SLG: 0.337 Mario Ramirez, R OBP: 0.238, SLG: 0.200 (1, 5) (8, 5) (9, 4)		0-0 6-3		0-0 CS 1B		1-0 1B BB HBP	0-0 6-3			3 1 1 0 0 0 1 0 0 0 0 0 0 0												
Alex Trevino, R OBP: 0.287, SLG: 0.280 (1, 2)		0-0 F3		0-0 5-3		0-0 BB BB 1B 1B	0-0 F8			4 1 1 2 0 0 2												
Bill Almon, R OBP: 0.257, SLG: 0.295 (1, 4) (9, 5)		0-3 K		0-3 K		0-3 K		0-0 F5		4 0 0 0 0 3 3												
Roy Lee Jackson, R OBP: 0.200, SLG: 0.333 Dan Norman, R OBP: 0.187, SLG: 0.222 Tom Hausman, R OBP: 0.063, SLG: 0.063 Joel Youngblood, R OBP: 0.345, SLG: 0.383 (1, 1) (5, PH) (5, 1) (6, PH) (6, 9)			0-0 2B SF8 1B		0-0 E5 BB	4-0 1B BB		0-0 F6		1 1 1 0 0 0 0 1 0 0 0 0 0 0 0 0 0 0 0 0 0 1 1 0 0 1 0 0												
Inning Stats	R: 0 E: 0 K: 2 S: 7	H: 0 LOB: 0 BB: 0 P: 7	R: 1 E: 0 K: 1 S: 7	H: 2 LOB: 1 BB: 0 P: 7	R: 1 E: 0 K: 1 S: 7	H: 2 LOB: 1 BB: 0 P: 7	R: 0 E: 0 K: 0 S: 3	H: 1 LOB: 0 BB: 0 P: 3	R: 0 E: 1 K: 1 S: 5	H: 0 LOB: 1 BB: 1 P: 9	R: 7 E: 0 K: 1 S: 9	H: 4 LOB: 1 BB: 3 P: 22	R: 0 E: 0 K: 1 S: 5	H: 0 LOB: 0 BB: 0 P: 5	R: 0 E: 0 K: 0 S: 3	H: 0 LOB: 0 BB: 0 P: 3	R: 0 E: 1 K: 1 S: 6	H: 0 LOB: 1 BB: 0 P: 6	1B: 6 2B: 3 3B: 0 HR: 0	SF: 1 SAC: 0 DP: 1 HBP: 1	WP: 0 PB: 0 SB: 2 CS: 1	PA: 41
PITCHER	IP WLS BF H R ER SO BB IBB HBP BLK WP HR S P ERA WHIP																				PITCHER	IP WLS BF H R ER SO BB IBB HBP BLK WP HR S P ERA WHIP
Allen Ripley, R ERA: 3.62 (1, 1)	5.2 L 27 7 7 7 6 3 0 1 0 0 0 35 48 11.12 1.765																					
Tom Griffin, R ERA: 3.24 (6, 1)	0.0 2 1 0 0 0 0 1 0 0 0 0 0 1 5 ∞ ∞																					
Gary Lavelle, L ERA: 3.25 (6, 1)	1.1 5 1 2 2 1 0 0 0 0 0 0 0 7 7 13.50 0.750																					
John Montefusco, R ERA: 3.85 (8, 1)	1.0 3 0 0 0 0 0 0 0 0 0 0 0 3 3 0.00 0.000																					
Al Holland, L ERA: 1.13 (9, 1)	1.0 4 0 0 0 0 1 0 0 0 0 0 0 6 6 0.00 0.000																					

New York Mets @ San Francisco Giants
 Candlestick Park, San Francisco, CA
 Sat Aug 30 1980, 6:33 AM EDT
 Att: 11,270 - Unknown

AB	35
R	9
H	9
RBI	9
BB	4
SO	8
LOB	14



Batter	1	2	3	4	5	6	7	8	9	AB R H RBI BB SO LOB
Bill North, S (1, 8) Rennie Stennett, R (8, 4) OBP: 0.375, SLG: 0.283 OBP: 0.289, SLG: 0.311	0-0 S BLK 5-3 1B		0-0 G3 6-3 1B		0-0 4-3		4-0 E 1B 1-2 BB		0-0 4-3	3 1 2 0 1 0 0 1 0 0 0 0 0 0
Joe Pettini, R (1, 4) Milt May, L (7, PH) OBP: 0.293, SLG: 0.293 OBP: 0.315, SLG: 0.404	0-0 5-3 1-H		0-0 6-3 1-2		0-0 5-3		0-0 F5		0-0 1B SF7 1B	3 0 0 1 0 0 1 2 1 1 0 0 0 2
Terry Whitfield, L (1, 7) OBP: 0.339, SLG: 0.391	0-0 E S 1B		0-0 G3 2-3		0-0 4-3		0-0 E7 1-3 2-H 1B		0-0 SF7 1B	5 1 3 1 0 0 1
Darrell Evans, L (1, 5) OBP: 0.351, SLG: 0.399	0-0 WP 1B 1-H		0-3 K S S S		0-0 HR		0-0 1-3		0-0 SF7 1-2 3-H	4 1 2 3 0 1 3
Larry Herndon, R (1, 9) OBP: 0.277, SLG: 0.382	0-3 K 1-2		0-0 G2-5-4 1B		0-3 K S S S		0-0 BB 1B		0-0 1-3	5 0 2 0 0 2 2
Mike Ivie, R (1, 3) OBP: 0.273, SLG: 0.346	0-3 K		0-0 G2-5-4 1B		0-3 K S S S		0-3 K S S S		0-3 K	4 0 1 0 0 3 2
Johnnie LeMaster, R (1, 6) OBP: 0.251, SLG: 0.313		0-0 F9	0-0 G2-5-4 1-2 2-3f		0-3 K S S S		0-3 K		0-3 K	4 0 0 0 0 2 3
Mike Sadek, R (1, 2) John Montefusco, R (8, 1) Jim Wohlford, R (8, PH) OBP: 0.371, SLG: 0.302 OBP: 0.097, SLG: 0.034 OBP: 0.309, SLG: 0.364		0-0 1-3	4-0 FC4-6 IBB		0-0 F3		0-0 F3	4-0 1-2 BB		2 0 0 0 1 0 0 0 0 0 0 0 0 0 0 0 0 0 1 0 0
Allen Ripley, R (1, 1) Tom Griffin, R (6, 1) Gary Lavelle, S (6, 1) Max Venable, L (7, PH) Al Holland, R (9, 1) OBP: 0.182, SLG: 0.219 OBP: 0.290, SLG: 0.625 OBP: 0.313, SLG: 0.290		0-0 5-3	0-0 FC4-6 1-2f		0-0 FC4-6 1-2f		0-0 BB 1B 1B		0-0 4-3	2 0 0 0 0 0 2 0 0 0 0 0 0 0 0 0 0 0 0 0 0 2 1 1 0 0 0 2 0 0 0 0 0 0 0

Inning Stats	R: 2 E: 0 K: 2 S: 10	H: 3 LOB: 1 BB: 0 P: 10	R: 0 E: 0 K: 0 S: 3	H: 0 LOB: 0 BB: 0 P: 3	R: 0 E: 0 K: 1 S: 6	H: 1 LOB: 1 BB: 0 P: 6	R: 0 E: 0 K: 0 S: 4	H: 2 LOB: 2 BB: 1 P: 8	R: 0 E: 0 K: 0 S: 3	H: 0 LOB: 0 BB: 0 P: 3	R: 1 E: 0 K: 3 S: 10	H: 1 LOB: 0 BB: 0 P: 10	R: 1 E: 1 K: 0 S: 5	H: 2 LOB: 2 BB: 1 P: 9	R: 0 E: 0 K: 2 S: 8	H: 1 LOB: 2 BB: 1 P: 12	R: 1 E: 0 K: 0 S: 5	H: 2 LOB: 1 BB: 0 P: 5	1B: 11 2B: 0 3B: 0 HR: 1	SF: 1 SAC: 0 DP: 1 HBP: 0
--------------	-------------------------------	----------------------------------	------------------------------	---------------------------------	------------------------------	---------------------------------	------------------------------	---------------------------------	------------------------------	---------------------------------	-------------------------------	----------------------------------	------------------------------	---------------------------------	------------------------------	----------------------------------	------------------------------	---------------------------------	-----------------------------------	------------------------------------

PITCHER	IP	WLS	BF	H	R	ER	SO	BB	IBB	HBP	BLK	WP	HR	S	P	ERA	WHIP
Roy Lee Jackson, R (1, 1) ERA: 4.5	4.0		18	6	2	2	3	0	1	0	1	1	0	23	27	4.50	1.500
Tom Hausman, R (5, 1) ERA: 3.38	1.0	W	3	0	0	0	0	0	0	0	0	0	0	3	3	0.00	0.000
Jeff Reardon, R (6, 1) ERA: 2.77	4.0	S	20	6	3	3	5	2	0	0	0	0	1	28	36	6.75	2.000


BOTTOM

New York Mets @ San Francisco Giants
Candlestick Park, San Francisco, CA

Sat Aug 30 1980, 6:33 AM EDT
Att. 11,270 - Unknown

AB	37
R	5
H	12
RBI	5
BB	3
SO	8
LOB	18

livebaseballscorecards.com



Batter	1	2	3	4	5	6	7	8	9	AB R H RBI BB SO LOB	TOP																
Lee Mazzilli, S OBP: 0.375, SLG: 0.452 (1, 8) (8, 3)	0-0 F7	4-0 BB		0-0 F7			0-0 F9		0-0 F8	4 0 0 0 1 0 3																	
Frank Taveras, R OBP: 0.314, SLG: 0.329 (1, 6) (8, 3)	0-0 4-3	0-0 SF7			0-0 F5		4-0 BB		0-0 FC6-4	3 0 0 1 1 0 2																	
Claudell Washington, L OBP: 0.338, SLG: 0.485 (1, 9) (8, 8)	0-0 F5	0-0 F7			0-0 4-3		0-0 4-3			4 0 0 0 0 0 3																	
Tom Hausman, R OBP: 0.063, SLG: 0.063 (8, 1)										0 0 0 0 0 0 0																	
Joel Youngblood, R OBP: 0.349, SLG: 0.386 (1, 5)		0-0 BB 1B 1B	0-0 CS 1B		0-0 1B			0-0 F9		4 1 3 0 0 0 0																	
Mike Jorgensen, L OBP: 0.353, SLG: 0.372 (1, 3) Dan Norman, R OBP: 0.184, SLG: 0.219 (8, PH) (8, 9)		0-0 BB 1B	0-0 P4 1-2		0-0 F8			0-3 K		3 1 1 0 0 0 2 1 0 0 0 0 1 0																	
Steve Henderson, R OBP: 0.369, SLG: 0.416 (1, 7)		4-0 FC6-4 1B 1-2 2-3 BB	0-0 5-3			0-0 4-3		0-0 6-3		3 1 0 0 1 0 0																	
Alex Trevino, R OBP: 0.286, SLG: 0.279 (1, 2)		0-0 FC6-4 1B 1-2 2-H 3-H		0-0 F9		0-0 F8		0-0 F9		4 0 1 2 0 0 0																	
Bill Almon, R OBP: 0.257, SLG: 0.286 (1, 4)		0-0 FC6-4 1B SF7 1-2f 2-3		0-3 K		0-0 4-3		4-0 F8 1B BB		3 1 0 0 1 1 2																	
Pete Falcone, L OBP: 0.194, SLG: 0.147 (1, 1) Dyar Miller, R (6, 1) Elliott Maddox, R OBP: 0.341, SLG: 0.336 (7, PH) Ed Lynch, R (7, 1) Jerry Morales, R OBP: 0.303, SLG: 0.365 (8, 8)		0-0 BB 1B 1-3 3-H		4-0 BB			0-0 6-3		0-0 FC6-4 1B 1-2	1 0 1 1 1 0 0 0 0 0 0 0 0 0 1 0 0 0 0 0 0 0 0 0 0 0 0 0 1 0 1 0 0 0 0																	
Inning Stats	R: 0 E: 0 K: 0 S: 3	H: 0 LOB: 0 BB: 0 P: 3	R: 4 E: 0 K: 0 S: 7	H: 4 LOB: 2 BB: 2 P: 15	R: 0 E: 0 K: 0 S: 3	H: 1 LOB: 0 BB: 0 P: 3	R: 0 E: 0 K: 1 S: 5	H: 0 LOB: 1 BB: 1 P: 9	R: 0 E: 0 K: 0 S: 4	H: 1 LOB: 1 BB: 0 P: 4	R: 0 E: 0 K: 0 S: 3	H: 0 LOB: 0 BB: 0 P: 3	R: 0 E: 0 K: 0 S: 3	H: 0 LOB: 1 BB: 1 P: 7	R: 0 E: 0 K: 1 S: 5	H: 0 LOB: 0 BB: 0 P: 5	R: 0 E: 0 K: 0 S: 4	H: 1 LOB: 2 BB: 1 P: 8	1B: 7 2B: 0 3B: 0 HR: 0	SF: 1 SAC: 0 DP: 0 HBP: 0	WP: 0 PB: 0 SB: 0 CS: 1	PA: 38					
PITCHER	IP WLS BF H R ER SO BB IBB HBP BLK WP HR S P ERA WHIP																										
Alan Hargeseheimer, R ERA: 4.47 (1, 1)	1.1		9	4	4	4	0	1	0	0	0	0	0	8	12	27.00	3.750										
Tom Griffin, R ERA: 3.07 (2, 1)	3.2		14	2	0	0	1	2	0	0	0	0	0	14	22	0.00	1.091										
Gary Lavelle, L ERA: 3.21 (6, 1)	1.0	W	3	0	0	0	0	0	0	0	0	0	0	3	3	0.00	0.000										
Al Holland, L ERA: 1.07 (7, 1)	3.0	S	12	1	0	0	1	2	0	0	0	0	0	12	20	0.00	1.000										

New York Mets @ San Francisco Giants
 Candlestick Park, San Francisco, CA
 Sun Aug 31 1980, 6:33 AM EDT
 Unknown

livebaseballscorecards.com

AB 32
R 4
H 7
RBI 4
BB 5
SO 2
LOB 12



Batter	1	2	3	4	5	6	7	8	9	AB R H RBI BB SO LOB	TOP																
Frank Taveras, R (1, 6) OBP: 0.316, SLG: 0.332	0-0 BB 1B		0-0 E SF8 1B		0-0 E 1B 1B	0-3 K			0-0 4-3	5 2 3 0 0 1 1																	
Elliott Maddox, R (1, 5) OBP: 0.344, SLG: 0.336	4-0 G6-4-3 BB		0-0 E5 CS		0-0 E6 1B BB 1-3		0-0 1B 1B	4-0 BB	3 1 1 0 2 0 2																		
Lee Mazzilli, S (1, 3) OBP: 0.374, SLG: 0.449	0-0 F8		0-0 SF8		4-0 1-3 1B BB		0-0 F7	0-3 K	3 0 0 1 1 1 4																		
Joel Youngblood, R (1, 4) OBP: 0.347, SLG: 0.384	0-0 G6-4-3 1-2f		0-0 5-3		0-0 1-3 1B		0-0 F2	0-0 F8	5 0 1 1 0 0 4																		
Claudell Washington, L (1, 9) OBP: 0.343, SLG: 0.487		0-0 4-3 S 1B		1-0 G6-4-3 S HBP		0-0 1-3		0-0 1-3 1B	3 0 2 1 0 0 2																		
Steve Henderson, R (1, 7) OBP: 0.368, SLG: 0.413		0-0 4-3		4-0 G6-4-3 HBP		0-3 K		0-0 5-3	3 0 0 0 1 1 5																		
Jerry Morales, R (1, 8) OBP: 0.302, SLG: 0.363		0-0 4-3		0-0 G6-4-3				0-0 F8	4 0 1 0 0 0 3																		
Butch Benton, R (1, 2) OBP: 0.308, SLG: 0.100		0-0 F8		0-3 K				0-0 CS 1B	2 0 0 0 1 1 2																		
Mike Jorgensen, L (8, PH) OBP: 0.352, SLG: 0.371								0-3 K	1 0 0 0 0 1 1																		
Tom Hausman, R (8, 1) OBP: 0.063, SLG: 0.063								0-3 K	0 0 0 0 0 0 0																		
Mark Bomback, R (1, 1) OBP: 0.300, SLG: 0.286								0-0 FC3-6 BB	1 1 1 0 0 0 0																		
Dan Norman, R (5, PH) OBP: 0.182, SLG: 0.216								0-3 K	1 0 0 0 0 0 0																		
Dyar Miller, R (5, 1)									1 0 0 0 0 0 1																		
Alex Trevino, R (8, PH) OBP: 0.285, SLG: 0.278									1 0 0 0 0 1 0																		
Inning Stats	R: 0 E: 0 K: 0 S: 3	H: 1 LOB: 1 BB: 1 P: 7	R: 0 E: 0 K: 0 S: 4	H: 1 LOB: 1 BB: 0 P: 4	R: 2 E: 1 K: 0 S: 5	H: 2 LOB: 0 BB: 0 P: 5	R: 0 E: 0 K: 1 S: 4	H: 0 LOB: 1 BB: 1 P: 9	R: 2 E: 1 K: 1 S: 8	H: 2 LOB: 2 BB: 1 P: 12	R: 0 E: 0 K: 1 S: 5	H: 0 LOB: 1 BB: 1 P: 9	R: 0 E: 0 K: 0 S: 5	H: 2 LOB: 2 BB: 0 P: 5	R: 0 E: 0 K: 2 S: 7	H: 1 LOB: 0 BB: 0 P: 7	R: 0 E: 0 K: 1 S: 5	H: 0 LOB: 1 BB: 1 P: 9	1B: 9 2B: 0 3B: 0 HR: 0	SF: 1 SAC: 0 DP: 2 HBP: 1	WP: 0 PB: 0 SB: 2 CS: 2	PA: 40					
PITCHER	IP WLS BF H R ER SO BB IBB HBP BLK WP HR S P ERA WHIP																										
Bob Knepper, L (1, 1) ERA: 4.13	4.1		21	5	4	1	1	3	0	1	0	0	0	19	32	2.08	1.846										
John Montefusco, R (5, 1) ERA: 3.78	2.1	W	11	3	0	0	2	1	0	0	0	0	0	14	18	0.00	1.714										
Greg Minton, R (7, 1) ERA: 2.18	2.1	S	8	1	0	0	3	1	0	0	0	0	0	13	17	0.00	0.857										

New York Mets @ San Francisco Giants
Candlestick Park, San Francisco, CA

Sun Aug 31 1980, 6:38 AM EDT
Att: 18,640 - Unknown

livebaseballscorecards.com

AB	33
R	4
H	9
RBI	3
BB	5
SO	6
LOB	25



Batter	1	2	3	4	5	6	7	8	9	AB	R	H	RBI	BB	SO	LOB
Larry Herndon, R OBP: 0.283, SLG: 0.388 (1, 8)	0-0 1-3	0-0 F9		0-0 3B		0-0 SH1-4 1B	0-3 K			5	1	2	1	0	1	3
Max Venable, L OBP: 0.333, SLG: 0.292 (1, 9)	4-0 4-3 BB	0-3 K		0-0 1B		0-0 SH1-4		0-3 K		3	0	1	0	1	2	1
Terry Whitfield, L OBP: 0.353, SLG: 0.405 (1, 7)	0-0 4-3 1-2		0-0 1B PB FC5-4 1B	0-0 1B		0-0 1B		0-0 2B E 1B		5	2	4	1	0	0	1
Darrell Evans, L OBP: 0.352, SLG: 0.400 (1, 5)	4-0 BB		0-0 1B FC5-4 1B	0-0 F4		0-3 K		0-0 E FC4-6 2B		4	1	2	0	1	1	3
Mike Ivie, R OBP: 0.285, SLG: 0.358 (1, 3)	0-0 F3		0-0 FC5-4 FC6-4 1B		0-0 F9	0-0 FC3-6 1B		4-0 FC4-6 E 3B IBB		4	1	1	1	1	0	3
Milt May, L OBP: 0.312, SLG: 0.396 Greg Minton, S OBP: 0.250, SLG: 0.143 (1, 2) (7, 1)		0-0 G3	0-0 FC6-4 1B		4-0 1B BB	0-0 FC3-6 1B		0-0 E6 FC4-6		3	0	0	0	1	0	3
Rennie Stennett, R OBP: 0.292, SLG: 0.315 (1, 4)		0-0 1B E 1B	0-0 F9		0-0 F9		0-0 SH2-4 1B	0-0 FC4-6 3B		5	2	2	1	0	0	4
Joe Pettini, R OBP: 0.314, SLG: 0.337 (1, 6)		0-0 F9 E S 1B		0-0 E S 3B 1B		0-0 1B	0-0 SH2-4	0-0 3B		4	2	4	2	0	0	0
Bob Knepper, L OBP: 0.179, SLG: 0.206 John Montefusco, R OBP: 0.094, SLG: 0.033 Mike Sadek, R OBP: 0.368, SLG: 0.300 (1, 1) (5, 1) (7, 2)		0-0 E4 S		0-3 K		0-0 F8	0-0 F8	0-0 4-3		2	0	0	1	0	1	2

Inning Stats	R: 0	H: 0	E: 0	K: 0	S: 3	R: 2	H: 2	E: 1	K: 1	S: 8	R: 1	H: 2	E: 0	K: 0	S: 5	R: 1	H: 4	E: 0	K: 1	S: 8	R: 0	H: 1	E: 0	K: 0	S: 4	R: 1	H: 3	E: 0	K: 1	S: 8	R: 0	H: 1	E: 0	K: 1	S: 6	R: 4	H: 3	E: 1	K: 1	S: 9
	0	0	0	0	3	2	2	1	1	8	0	2	0	0	5	0	4	0	1	8	0	1	0	0	4	0	3	0	2	0	6	0	1	0	6	13	3	1	1	9

PITCHER	IP	WLS	BF	H	R	ER	SO	BB	IBB	HBP	BLK	WP	HR	S	P	ERA	WHIP
Mark Bomback, R ERA: 3.97 (1, 1)	4.0		22	8	4	3	2	2	0	0	0	0	0	24	32	6.75	2.500
Dyar Miller, R ERA: 2.4 (5, 1)	3.0	L	15	5	1	1	2	1	0	0	1	0	0	18	22	3.00	2.000
Tom Hausman, R ERA: 3.49 (8, 1)	1.0		8	3	4	1	1	0	1	0	0	0	0	9	13	9.00	3.000


BOTTOM

New York Mets @ San Francisco Giants
Candlestick Park, San Francisco, CA

Sun Aug 31 1980, 6:38 AM EDT
Att. 18,640 - Unknown

AB	39
R	9
H	16
RBI	8
BB	4
SO	5
LOB	26

livebaseballscorecards.com



1B: 13	SF: 0	WP: 0	PA: 45
2B: 1	SAC: 2	PB: 1	
3B: 2	DP: 0	SB: 3	
HR: 0	HBP: 0	CS: 0	

Batter	1	2	3	4	5	6	7	8	9	AB R H RBI BB SO LOB	TOP																									
Lonnie Smith, R (1, 8) <small>OBP: 0.396, SLG: 0.471</small> Greg Gross, L (7, 7) <small>OBP: 0.342, SLG: 0.321</small>	0-0 6-3		0-0 1B 1B	0-0 2B		1-0 CS HBP		0-0 E4 FC6 1-H		3 1 2 0 0 0 0 1 0 0 0 0 0 0																										
Pete Rose, S (1, 3) <small>OBP: 0.366, SLG: 0.374</small>	0-0 F7		0-0 1B FC3-2 1B	0-0 4-3		0-0 F7 1-2		0-0 FC6 1-2f		5 0 1 0 0 0 4																										
Mike Schmidt, R (1, 5) <small>OBP: 0.385, SLG: 0.605</small>	0-3 K		0-0 FC3-2 1-3 3-H 1B		0-0 5-3		4-0 CS BB		0-3 K	4 0 1 1 1 2 0																										
Bake McBride, L (1, 9) <small>OBP: 0.338, SLG: 0.464</small>		0-0 1B FC4 1B	0-0 FC3-2 HBP		0-0 G3		0-3 K		0-0 6-3	5 1 1 0 0 1 3																										
Greg Luzinski, R (1, 7) <small>OBP: 0.367, SLG: 0.480</small> Garry Maddox, R (7, 8) <small>OBP: 0.273, SLG: 0.384</small>		0-0 L8	1-0 1-2 HBP		0-0 1B 1B		0-0 P4		0-0 F7	3 1 1 0 0 0 2 1 0 0 0 0 0 0																										
Manny Trillo, R (1, 4) <small>OBP: 0.364, SLG: 0.451</small>		0-0 FC4 1-3 1B	0-3 K		0-0 1B E 1B		0-0 CS 1-2		0-0 6-3	4 1 2 0 0 1 3																										
Larry Bowa, S (1, 6) <small>OBP: 0.287, SLG: 0.323</small>		0-0 FC4 1-2f 3-H		0-0 L5	0-0 E8 1-H 2-H 1B			0-0 WP 1B 1B		4 1 2 2 0 0 1																										
Bob Boone, R (1, 2) <small>OBP: 0.309, SLG: 0.359</small>		0-0 1-3		0-0 FC3-6 1B	0-0 6-3			0-0 1B 1B		4 0 2 1 0 0 2																										
Steve Carlton, L (1, 1) <small>OBP: 0.163, SLG: 0.167</small>			0-0 4-3	0-0 FC3-6 2B 1-2f		0-0 4-3		0-0 WP E 1B 2-H		4 1 1 0 0 0 1																										
Inning Stats	R: 0 E: 0 K: 1 S: 5	H: 0 LOB: 0 BB: 0 P: 5	R: 1 E: 1 K: 0 S: 5	H: 2 LOB: 1 BB: 0 P: 5	R: 1 E: 0 K: 1 S: 8	H: 3 LOB: 3 BB: 0 P: 9	R: 0 E: 0 K: 0 S: 5	H: 2 LOB: 2 BB: 0 P: 5	R: 2 E: 1 K: 0 S: 6	H: 3 LOB: 1 BB: 0 P: 6	R: 0 E: 0 K: 1 S: 4	H: 0 LOB: 0 BB: 1 P: 8	R: 2 E: 1 K: 0 S: 6	H: 3 LOB: 1 BB: 0 P: 6	R: 0 E: 0 K: 1 S: 5	H: 0 LOB: 0 BB: 0 P: 5	1B: 12 2B: 1 3B: 0 HR: 0	SF: 0 SAC: 0 DP: 0 HBP: 2	WP: 2 PB: 0 SB: 0 CS: 2	PA: 42																
PITCHER	IP WLS BF H R ER SO BB IBB HBP BLK WP HR S P ERA WHIP																																			
Ed Whitson, R (1, 1) <small>ERA: 3.01</small> Gary Lavelle, L (7, 1) <small>ERA: 3.17</small> Greg Minton, R (8, 1) <small>ERA: 2.24</small>	6.0		30	10	4	3	2	1	0	2	0	0	0	31	37	4.50	1.833																			

Philadelphia Phillies @ San Francisco Giants
 Candlestick Park, San Francisco, CA
 Mon Sep 01 1980, 6:33 AM EDT
 Att: 16,952 - Unknown

livebaseballscorecards.com

AB	38
R	6
H	13
RBI	4
BB	1
SO	4
LOB	16



Batter	1	2	3	4	5	6	7	8	9	10	11	12	13	AB R H RBI BB SO LOB	TOP							
Lonnie Smith, R (1, 8) OBP: 0.394, SLG: 0.467 Tug McGraw, R (9, 1) OBP: 0.400, SLG: 0.400 Warren Brusstar, R (9, 1) Del Unser, L (12, PH) OBP: 0.329, SLG: 0.373 Ron Reed, R (12, 1) OBP: 0.333, SLG: 0.444	5-3		6-3			6-3			1-3 2-H 1B			4-3		4 0 1 1 0 0 1	Philadelphia Phillies @ San Francisco Giants Candlestick Park, San Francisco, CA Tue Sep 02 1980, 10:05 PM EDT Att: 6,135 - Unknown							
Pete Rose, S (1, 3) OBP: 0.363, SLG: 0.370	3-1			5-3			1-3		1-3			6-3	1-3	6 0 0 0 0 0 4								
Bake McBride, L (1, 9) OBP: 0.334, SLG: 0.458	6-3			4-3			4-3		F9			E4 1B		5 0 0 0 0 0 2								
Mike Schmidt, R (1, 5) OBP: 0.383, SLG: 0.600			K		L8		K					FC6-4 1B		5 0 1 0 0 3 0								
Greg Luzinski, R (1, 7) OBP: 0.384, SLG: 0.475 Greg Gross, L (9, 7) OBP: 0.344, SLG: 0.318			G3			F8		P4				FC6-4 1-2f		3 0 0 0 0 0 0 1 0 0 0 1 0 2								
Manny Trillo, R (1, 4) OBP: 0.362, SLG: 0.450			F8			L8		L7		G4-3-6 BB				5 1 1 0 0 0 1								
Larry Bowa, S (1, 6) OBP: 0.287, SLG: 0.323						F9		F9					SH1-4 SF8 2B	4 0 1 0 0 0 0								
Bob Boone, R (1, 2) OBP: 0.307, SLG: 0.357 Jay Loviglio, R (9, PR) Keith Moreland, R (9, 2) OBP: 0.356, SLG: 0.468									E5 SH1-4 1B					3 0 0 0 0 0 1 0 1 0 0 0 0 0 1 0 0 1 0 0 0								
Larry Christenson, R (1, 1) OBP: 0.375, SLG: 0.533 Ramon Aviles, R (9, PH) OBP: 0.347, SLG: 0.369 Garry Maddox, R (9, 8) OBP: 0.274, SLG: 0.384			SH1-4						SH1-4					1 0 0 0 0 1 0 0 0 0 0 0 0 0 2 0 1 0 0 0 0								
Inning Stats	R: 0 E: 0 K: 0 S: 3	H: 0 LOB: 0 BB: 0 P: 3	R: 0 E: 0 K: 1 S: 5	H: 0 LOB: 0 BB: 0 P: 5	R: 0 E: 0 K: 0 S: 4	H: 1 LOB: 1 BB: 0 P: 4	R: 0 E: 0 K: 0 S: 3	H: 0 LOB: 0 BB: 0 P: 3	R: 0 E: 0 K: 1 S: 5	H: 0 LOB: 0 BB: 0 P: 5	R: 0 E: 0 K: 0 S: 3	H: 0 LOB: 0 BB: 1 P: 8	R: 0 E: 0 K: 0 S: 5	H: 1 LOB: 2 BB: 0 P: 5		R: 0 E: 1 K: 0 S: 5	H: 1 LOB: 2 BB: 0 P: 6	1B: 5 2B: 1 3B: 0 HR: 0	SF: 1 SAC: 3 DP: 1 HBP: 0	WP: 0 PB: 0 SB: 0 CS: 0	PA: 47	
PITCHER	IP WLS BF H R ER SO BB IBB HBP BLK WP HR S P ERA WHIP																					
Vida Blue, L (1, 1) ERA: 2.86 Greg Minton, R (11, 1) ERA: 2.19 Al Holland, L (13, 1) ERA: 1.19	10.0	2.0	1.0																			

livebaseballscorecards.com



Batter	1	2	3	4	5	6	7	8	9	AB R H RBI BB SO LOB	TOP		
Pete Rose, S (1, 3) OBP: 0.364, SLG: 0.369 George Yukovich, L (8, 7) OBP: 0.306, SLG: 0.295	0-0 1B	H 1-0 1B HBP			X 0-0 1-3		X 0-0 4-3			3 0 1 0 0 0 0 0 0 0 0 0 0 0	Philadelphia Phillies @ San Francisco Giants Candlestick Park, San Francisco, CA Wed Sep 03 1980, 10:05 PM EDT Att. 5,504 - Unknown livebaseballscorecards.com		
Bake McBride, L (1, 9) OBP: 0.333, SLG: 0.457	0-0 F5	0-0 1B 1-2 2-3			X 0-0 F8		X 0-0 5-6-3			4 0 1 0 0 0 1			
Mike Schmidt, R (1, 5) OBP: 0.382, SLG: 0.597	0-3 K	0-0 1B 1-2 2-H 3-H			X 0-0 L5		S 0-3 K			4 0 1 1 0 2 1			
Del Unser, L (1, 8) OBP: 0.326, SLG: 0.367 (8, 3)	0-0 G3		X 0-0 G5-4-3 1B		X 0-0 L4		X 0-0 F7			4 0 1 0 0 0 1			
Manny Trillo, R (1, 4) OBP: 0.364, SLG: 0.451		X 0-0 E 1B 4-3	X 0-0 G5-4-3 1-2f		X 0-0 1B SH1-3 1B		X 0-0 L9			4 2 2 0 0 0 1			
Greg Gross, L (1, 7) OBP: 0.342, SLG: 0.316 (8, 8)		X 0-0 4-3	X 0-0 L5		X 0-0 SH1-3 1B		X 0-0 L7			4 0 1 0 0 0 1 0 0 0 0 0 0 0			
Tug McGraw, R (9, 1) OBP: 0.400, SLG: 0.400		X 0-0 1-2			X 1-3 SH1-3 1B								
Larry Bowa, S (1, 6) OBP: 0.287, SLG: 0.323		X 0-0 E5 2B 1B 2-H		X 0-0 F9		X 0-0 SH1-3		X 0-0 5-3		3 1 1 1 0 0 0			
Bob Boone, R (1, 2) OBP: 0.304, SLG: 0.353		X 0-0 6-3		X 0-0 6-3		X 0-0 L8		X 0-0 6-3		4 0 0 0 0 0 2			
Dick Ruthven, R (1, 1) OBP: 0.241, SLG: 0.321 Garry Maddox, R (9, 8) OBP: 0.274, SLG: 0.384		X 0-0 1B 1B 2B 2-H		X 0-0 6-3		X 0-0 1-6-3				3 1 1 1 0 0 0 0 0 0 0 0 0 0			
Inning Stats	R: 0 E: 0 K: 1 S: 6 H: 1 LOB: 1 BB: 0 P: 6	R: 3 E: 1 K: 0 S: 7 H: 5 LOB: 2 BB: 0 P: 8	R: 0 E: 0 K: 0 S: 3 H: 1 LOB: 0 BB: 0 P: 3	R: 0 E: 0 K: 0 S: 3 H: 0 LOB: 0 BB: 0 P: 3	R: 0 E: 0 K: 0 S: 3 H: 0 LOB: 0 BB: 0 P: 3	R: 1 E: 0 K: 0 S: 5 H: 2 LOB: 1 BB: 0 P: 5	R: 0 E: 0 K: 0 S: 3 H: 0 LOB: 0 BB: 0 P: 3	R: 0 E: 0 K: 1 S: 5 H: 0 LOB: 0 BB: 0 P: 5	R: 0 E: 0 K: 0 S: 3 H: 0 LOB: 0 BB: 0 P: 3	1B: 8 2B: 1 3B: 0 HR: 0 SF: 0 SAC: 1 DP: 1 HBP: 1	WP: 0 PB: 0 SB: 1 CS: 0 PA: 35		
PITCHER	IP WLS BF H R ER SO BB IBB HBP BLK WP HR S P ERA WHIP											PITCHER	IP WLS BF H R ER SO BB IBB HBP BLK WP HR S P ERA WHIP
Allen Ripley, R (1, 1) ERA: 3.71	5.0 L 21 7 3 3 1 0 0 0 0 0 0 0 0 22 23 5.40 1.400												
Tom Griffin, R (6, 1) ERA: 3.15	1.0 5 2 1 1 0 0 0 0 0 0 0 0 0 5 5 9.00 2.000												
Mike Rowland, R (7, 1) ERA: 2.2	3.0 9 0 0 0 0 1 0 0 0 0 0 0 0 11 11 0.00 0.000												

Philadelphia Phillies @ San Francisco Giants
 Candlestick Park, San Francisco, CA
 Wed Sep 03 1980, 10:05 PM EDT
 Att. 5,504 - Unknown

AB	33
R	4
H	9
RBI	3
BB	0
SO	2
LOB	7



Batter	1	2	3	4	5	6	7	8	9	AB	R	H	RBI	BB	SO	LOB
Bill North, S OBP: 0.379, SLG: 0.292 (1, 8)	0-0 6-3		0-0 2B		4-0 2-3 BB		0-0 6-3		0-0 F8	4	0	1	0	1	0	0
Max Venable, L OBP: 0.338, SLG: 0.314 (1, 9)	0-0 1-3 2B		0-0 P6		0-0 F8		0-0 F6		0-0 F8	4	0	1	0	0	0	3
Larry Herndon, R OBP: 0.275, SLG: 0.378 (9, PH)										1	0	0	0	0	0	0
Terry Whitfield, L OBP: 0.350, SLG: 0.404 (1, 7)	0-0 1-3		0-0 L8		0-0 F7		0-0 1B		0-0 2B	5	0	2	0	0	0	4
Mike Ivie, R OBP: 0.289, SLG: 0.353 (1, 3)	4-0 BB				0-0 F8		0-0 F8		0-3 K	4	0	0	0	1	1	2
Darrell Evans, L OBP: 0.349, SLG: 0.395 (1, 5)	0-3 K				0-3 K		0-0 P4		0-0 F9	4	0	0	0	0	2	2
Milt May, L OBP: 0.317, SLG: 0.395 (1, 2)		0-0 L9		0-0 1B		4-0 1B BB		0-0 6-3		3	1	1	0	1	0	0
Guy Sularz, R OBP: 0.250, SLG: 0.250 (1, 4)		0-0 L1		0-0 P4		0-0 1B 1B		0-0 5-3		4	0	1	0	0	0	1
Joe Pettini, R OBP: 0.328, SLG: 0.336 (1, 6)		0-3 K			4-0 E S BB		0-0 1B		0-0 HR 1B	3	1	2	1	1	1	0
Allen Ripley, R OBP: 0.176, SLG: 0.212 (1, 1)			0-3 K			0-0 L6		0-0 F9		1	0	0	0	0	1	0
Joe Strain, R OBP: 0.332, SLG: 0.333 (5, PH)										1	0	0	0	0	0	1
Tom Griffin, R OBP: 0.222, SLG: 0.556 (6, 1)										0	0	0	0	0	0	0
Jim Wohlford, R OBP: 0.309, SLG: 0.364 (6, PH)										1	0	0	0	0	0	2
Mike Rowland, R OBP: 0.309, SLG: 0.364 (7, 1)										0	0	0	0	0	0	0
Chris Bourjos, R OBP: 0.750, SLG: 2.000 (9, PH)									1-H	1	1	1	2	0	0	0

Inning Stats	R: 0	H: 1	E: 0	LOB: 2	K: 1	BB: 1	S: 6	P: 10	R: 0	H: 0	E: 0	LOB: 0	K: 1	BB: 0	S: 5	P: 5	R: 0	H: 1	E: 0	LOB: 1	K: 1	BB: 0	S: 6	P: 6	R: 0	H: 0	E: 1	LOB: 2	K: 0	BB: 2	S: 3	P: 11	R: 1	H: 2	E: 0	LOB: 2	K: 0	BB: 1	S: 5	P: 9	R: 0	H: 1	E: 0	LOB: 1	K: 0	BB: 0	S: 4	P: 4	R: 0	H: 0	E: 0	LOB: 0	K: 0	BB: 0	S: 3	P: 3	R: 2	H: 3	E: 0	LOB: 1	K: 1	BB: 0	S: 8	P: 8	1B: 5	SF: 0	2B: 3	SAC: 0	3B: 0	DP: 0	HR: 1	HBP: 0	WP: 0	PA: 40
--------------	------	------	------	--------	------	-------	------	-------	------	------	------	--------	------	-------	------	------	------	------	------	--------	------	-------	------	------	------	------	------	--------	------	-------	------	-------	------	------	------	--------	------	-------	------	------	------	------	------	--------	------	-------	------	------	------	------	------	--------	------	-------	------	------	------	------	------	--------	------	-------	------	------	-------	-------	-------	--------	-------	-------	-------	--------	-------	--------

PITCHER	IP	WLS	BF	H	R	ER	SO	BB	IBB	HBP	BLK	WP	HR	S	P	ERA	WHIP
Dick Ruthven, R ERA: 3.51 (1, 1)	8.1	W	37	8	3	3	4	4	0	0	0	0	1	41	57	3.24	1.440
Tug McGraw, L ERA: 2.01 (9, 1)	0.2	S	3	1	0	0	1	0	0	0	0	0	0	5	5	0.00	1.500

BOTTOM

Philadelphia Phillies @ San Francisco Giants
Candlestick Park, San Francisco, CA
Wed Sep 03 1980, 10:05 PM EDT
Att. 5,504 - Unknown

livebaseballscorecards.com

AB	36
R	3
H	9
RBI	3
BB	4
SO	5
LOB	15



Batter	1	2	3	4	5	6	7	8	9	AB R H RBI BB SO LOB	TOP											
Ron LeFlore, R OBP: 0.335, SLG: 0.353 (1, 7) X	0-0 6-3		0-3 K		0-0 F8		0-3 K		0-3 K	5 0 0 0 0 3 2												
Rodney Scott, S OBP: 0.323, SLG: 0.307 (1, 4) X	0-0 1-3			0-0 4-3		0-3 K	4-0 BB		0-0 4-3 S 1B	4 0 1 0 1 1 0												
Rowland Office, L OBP: 0.362, SLG: 0.447 (1, 9) B B B	4-0 FC6-4 BB			0-0 2B 6-2-5 1B		0-0 1B 2B 1B	0-0 4-3		0-0 4-3 1-3	4 1 2 0 1 0 3												
Andre Dawson, R OBP: 0.363, SLG: 0.470 (1, 8) X	0-0 FC6-4 1-2f			0-0 1-3 2B		0-0 F8		0-0 F9	1-0 HBP	4 0 1 0 0 0 2												
Gary Carter, R OBP: 0.308, SLG: 0.443 (1, 2) X		0-0 1-3		0-0 6-2-5 3-H		0-0 2B 1B		0-0 2B S 1B	0-0 F7	5 2 2 0 0 0 4												
Warren Cromartie, L OBP: 0.347, SLG: 0.436 (1, 3) X		0-0 G3			0-3 K	0-0 2B		0-3 K		4 0 1 2 0 2 1												
Larry Parrish, R OBP: 0.320, SLG: 0.454 (1, 5) X		0-3 K			4-0 2B BB	0-0 5-3		0-0 2B		3 1 1 1 1 1 1												
Chris Speier, R OBP: 0.324, SLG: 0.296 (1, 6) X			0-3 K		0-0 4-3 1-H 2B		0-0 6-3	4-0 IBB		3 0 1 1 1 1 0												
Bill Gullickson, R OBP: 0.194, SLG: 0.200 (1, 1) X			0-3 K		0-0 4-3 2-3		0-0 BB 1B	0-3 K		4 0 1 0 0 2 3												
Inning Stats	R: 0 E: 0 K: 0 S: 3	H: 0 LOB: 1 BB: 1 P: 7	R: 0 E: 0 K: 1 S: 5	H: 0 LOB: 0 BB: 0 P: 5	R: 0 E: 0 K: 3 S: 9	H: 0 LOB: 0 BB: 0 P: 9	R: 0 E: 0 K: 0 S: 4	H: 2 LOB: 1 BB: 0 P: 4	R: 1 E: 0 K: 1 S: 6	H: 1 LOB: 1 BB: 1 P: 10	R: 2 E: 0 K: 1 S: 8	H: 3 LOB: 1 BB: 0 P: 8	R: 0 E: 0 K: 1 S: 6	H: 1 LOB: 2 BB: 1 P: 10	R: 1 E: 0 K: 2 S: 9	H: 2 LOB: 2 BB: 1 P: 13	R: 0 E: 0 K: 1 S: 6	H: 1 LOB: 2 BB: 0 P: 7	1B: 6 2B: 5 3B: 0 HR: 0	SF: 0 SAC: 0 DP: 1 HBP: 1	WP: 0 PB: 0 SB: 2 CS: 0	PA: 41
PITCHER	IP WLS BF H R ER SO BB IBB HBP BLK WP HR S P ERA WHIP																					
Alan Hargesheimer, R ERA: 4.42 (1, 1)	6.2 L 29 7 3 3 7 3 0 0 0 0 0 0 40 52 4.05 1.500																					
Gary Lavelle, L ERA: 3.23 (7, 1)	1.1 7 2 1 1 2 0 1 0 0 0 0 0 10 14 6.75 1.500																					
Fred Breining, R ERA: (9, 1)	1.0 5 1 0 0 1 0 0 0 1 0 0 0 6 7 0.00 1.000																					

Montreal Expos @ San Francisco Giants
Candlestick Park, San Francisco, CA
 Thu Sep 04 1980, 6:33 AM EDT
 Att. 4,038 - Unknown

livebaseballscorecards.com

AB	36
R	4
H	10
RBI	4
BB	4
SO	10
LOB	16



Batter	1	2	3	4	5	6	7	8	9	AB R H RBI BB SO LOB
Bill North, S OBP: 0.375, SLG: 0.289 (1, 8)	0-3 K		0-0 4-3			0-0 4-3			0-0 5-3	4 0 0 0 0 1 0
Max Venable, L OBP: 0.333, SLG: 0.301 (1, 9)	0-0 F8			4-0 G4-6-3 BB		0-0 1-3			0-0 F7	3 0 0 0 1 0 0
Terry Whitfield, L OBP: 0.349, SLG: 0.402 (1, 7)	0-0 L5			0-0 G4-6-3 1-2f		0-0 F8			0-0 BB 1B	4 0 1 0 0 0 1
Mike Ivie, R OBP: 0.289, SLG: 0.349 (1, 3)		0-0 5-3		0-0 E6		0-3 K			4-0 1-2 BB	3 0 0 0 1 1 0
Darrell Evans, L OBP: 0.349, SLG: 0.396 (1, 5)		0-0 2B		0-0 F5		0-0 F9			0-0 1-3	4 0 1 0 0 0 3
Milt May, L OBP: 0.317, SLG: 0.394 (1, 2)		0-3 K			0-0 SH1-4 1B		0-0 4-3			3 0 1 0 0 1 1
Guy Sularz, R OBP: 0.200, SLG: 0.200 (1, 4)		0-0 6-3			0-0 SH1-4			0-0 F9		1 0 0 0 0 0 1
Joe Strain, R OBP: 0.330, SLG: 0.331 (8, PH)					1-2					1 0 0 0 0 0 0
Fred Breining, R (9, 1)										0 0 0 0 0 0 0
Joe Pettini, R OBP: 0.319, SLG: 0.327 (1, 6)			0-0 F8		0-3 K			0-0 5-3		3 0 0 0 0 1 1
Alan Hargesheimer, R OBP: 0.316, SLG: 0.294 (1, 1)			0-3 K		0-3 K			0-3 K		2 0 0 0 0 2 1
Gary Lavelle, S (7, 1)										0 0 0 0 0 0 0
Chris Bourjos, R OBP: 0.600, SLG: 1.333 (8, PH)										1 0 0 0 0 1 0
Johnnie LeMaster, R OBP: 0.252, SLG: 0.311 (9, 6)										0 0 0 0 0 0 0

Inning Stats	R: 0	H: 0	E: 0	K: 1	S: 5	R: 0	H: 1	E: 0	K: 1	S: 6	R: 0	H: 0	E: 0	K: 1	S: 5	R: 0	H: 0	E: 1	K: 0	S: 3	R: 0	H: 1	E: 0	K: 2	S: 8	R: 0	H: 0	E: 0	K: 0	S: 3	R: 0	H: 0	E: 0	K: 1	S: 5	R: 0	H: 0	E: 0	K: 1	S: 5	R: 0	H: 1	E: 0	K: 0	S: 4	R: 0	H: 0	E: 0	K: 1	S: 5
	LOB: 0	BB: 0	P: 5			LOB: 1	BB: 1	P: 7			LOB: 1	BB: 0	P: 8			LOB: 0	BB: 0	P: 3			LOB: 0	BB: 0	P: 5			LOB: 0	BB: 0	P: 5			LOB: 2	BB: 1	P: 8			LOB: 0	BB: 0	P: 5			LOB: 2	BB: 1	P: 8			LOB: 0	BB: 0	P: 5		

PITCHER	IP	WLS	BF	H	R	ER	SO	BB	IBB	HBP	BLK	WP	HR	S	P	ERA	WHIP	PITCHER	IP	WLS	BF	H	R	ER	SO	BB	IBB	HBP	BLK	WP	HR	S	P	ERA	WHIP														
Bill Gullickson, R ERA: 3.31 (1, 1)	9.0	W	32	3	0	0	7	2	0	0	0	0	0	44	52	0.00	0.556																																

BOTTOM

Montreal Expos @ San Francisco Giants
Candlestick Park, San Francisco, CA

Thu Sep 04 1980, 6:33 AM EDT
Att: 4,038 - Unknown

AB	29
R	0
H	3
RBI	0
BB	2
SO	7
LOB	8

livebaseballscorecards.com



WP	PA	3B	SF	SAC	DP	HBP
0	32	0	0	1	1	0

Batter	1	2	3	4	5	6	7	8	9	AB R H RBI BB SO LOB	TOP										
Ron LeFlore, R OBP: 0.336, SLG: 0.352 (1, 7) X	0-0 F7	0-0 FC6-4 1B		0-3 K		4-0 CS BB		0-0 F3		4 0 1 1 1 1 0											
Rodney Scott, S OBP: 0.326, SLG: 0.309 (1, 4) S S S	0-3 K	0-0 FC6-4 1B		0-0 CS 1B		0-0 CS	0-0 FC5-4 1B	4-0 BB		4 2 2 0 1 1 2											
Rowland Office, L OBP: 0.367, SLG: 0.450 (1, 9) X	0-0 1B	0-0 FC5-4 1B		0-0 6-3			0-0 FC5-4 1B	0-0 4-3		5 0 3 2 0 0 2											
Andre Dawson, R OBP: 0.359, SLG: 0.465 (1, 8) X	0-0 F7	0-0 FC5-4			0-0 5-3		0-0 FC5-4 1B		0-0 E6	5 1 0 1 0 0 3											
Gary Carter, R OBP: 0.306, SLG: 0.440 (1, 2) X		0-0 HR 1B	0-3 K		0-0 F6		0-0 5-3		0-0 G5-4-3	5 1 1 0 0 1 2											
Warren Cromartie, L OBP: 0.353, SLG: 0.449 (1, 3) X		0-0 HR	0-0 FC5-4 2B		0-0 1B		4-0 1B IBB		0-0 BB 2B 1B	4 2 4 2 1 0 0											
Larry Parrish, R OBP: 0.326, SLG: 0.455 (1, 5) X		0-0 1B 1B	4-0 FC5-4 BB		0-0 L3		0-0 1B		4-0 2B BB	3 1 2 1 2 0 1											
Chris Speier, R OBP: 0.322, SLG: 0.294 (1, 6) X		0-3 K	0-0 FC5-4		0-3 K		0-0 1-3		0-0 2B	2 0 0 0 0 1 3											
Tony Bernazard, S OBP: 0.280, SLG: 0.352 (6, PH) (6, 6) S S S			0-0 FC5-4						0-0 2B	3 0 1 1 0 1 2											
Steve Rogers, R OBP: 0.257, SLG: 0.167 (1, 1) X		0-0 FC6-4 1B	0-0 F6		0-0 1-3			0-0 4-3	0-0 6-3	5 1 1 0 0 0 4											
Inning Stats	R: 0 E: 0 K: 1 S: 6	H: 1 LOB: 1 BB: 0 P: 6	R: 5 E: 0 K: 1 S: 11	H: 6 LOB: 1 BB: 0 P: 11	R: 0 E: 0 K: 1 S: 6	H: 1 LOB: 2 BB: 1 P: 10	R: 0 E: 0 K: 1 S: 5	H: 1 LOB: 0 BB: 0 P: 5	R: 0 E: 0 K: 0 S: 4	H: 1 LOB: 1 BB: 0 P: 4	R: 2 E: 0 K: 0 S: 6	H: 3 LOB: 2 BB: 1 P: 10	R: 0 E: 0 K: 0 S: 3	H: 0 LOB: 1 BB: 1 P: 7	R: 1 E: 1 K: 0 S: 5	H: 2 LOB: 2 BB: 1 P: 9	1B: 12 2B: 2 3B: 0 HR: 1	SF: 0 SAC: 0 DP: 1 HBP: 0	WP: 0 PB: 0 SB: 1 CS: 2	PA: 46	
PITCHER	IP WLS BF H R ER SO BB IBB HBP BLK WP HR S P ERA WHIP	IP WLS BF H R ER SO BB IBB HBP BLK WP HR S P ERA WHIP	IP WLS BF H R ER SO BB IBB HBP BLK WP HR S P ERA WHIP	IP WLS BF H R ER SO BB IBB HBP BLK WP HR S P ERA WHIP	IP WLS BF H R ER SO BB IBB HBP BLK WP HR S P ERA WHIP	IP WLS BF H R ER SO BB IBB HBP BLK WP HR S P ERA WHIP	IP WLS BF H R ER SO BB IBB HBP BLK WP HR S P ERA WHIP	IP WLS BF H R ER SO BB IBB HBP BLK WP HR S P ERA WHIP	IP WLS BF H R ER SO BB IBB HBP BLK WP HR S P ERA WHIP	IP WLS BF H R ER SO BB IBB HBP BLK WP HR S P ERA WHIP	IP WLS BF H R ER SO BB IBB HBP BLK WP HR S P ERA WHIP	IP WLS BF H R ER SO BB IBB HBP BLK WP HR S P ERA WHIP	IP WLS BF H R ER SO BB IBB HBP BLK WP HR S P ERA WHIP	IP WLS BF H R ER SO BB IBB HBP BLK WP HR S P ERA WHIP	IP WLS BF H R ER SO BB IBB HBP BLK WP HR S P ERA WHIP	IP WLS BF H R ER SO BB IBB HBP BLK WP HR S P ERA WHIP	IP WLS BF H R ER SO BB IBB HBP BLK WP HR S P ERA WHIP	IP WLS BF H R ER SO BB IBB HBP BLK WP HR S P ERA WHIP	IP WLS BF H R ER SO BB IBB HBP BLK WP HR S P ERA WHIP	IP WLS BF H R ER SO BB IBB HBP BLK WP HR S P ERA WHIP	IP WLS BF H R ER SO BB IBB HBP BLK WP HR S P ERA WHIP
John Montefusco, R ERA: 4.11 (1, 1)	1.2 L	12 7 5 5 2 0 0 0 0 0 0 0 1 16 16 27.00 4.200	Tom Griffin, R ERA: 3.1 (2, 1)	1.1 6 1 0 0 1 1 0 0 0 0 0 0 7 11 0.00 1.500	Randy Moffitt, R ERA: 4.86 (4, 1)	3.0 10 2 0 0 2 1 0 0 0 0 0 0 13 17 0.00 1.000	Fred Breining, R ERA: 10.8 (7, 1)	0.2 6 3 2 2 0 0 1 0 0 0 0 0 5 9 27.00 4.500	Philip Nastu, L ERA: 4.5 (7, 1)	2.0 10 2 1 1 0 2 0 0 0 0 0 0 8 16 4.50 2.000	Mike Rowland, R ERA: 2.16 (9, 1)	0.1 1 0 0 0 0 0 0 0 0 0 0 0 1 1 0.00 0.000									

Montreal Expos @ San Francisco Giants
 Candlestick Park, San Francisco, CA
 Fri Sep 05 1980, 10:05 PM EDT
 Att. 7,698 - Unknown

AB	40
R	8
H	15
RBI	8
BB	5
SO	5
LOB	19



BOTTOM

Montreal Expos @ San Francisco Giants
 Candlestick Park, San Francisco, CA

Fri Sep 05 1980, 10:05 PM EDT
 Att. 7,698 - Unknown

livebaseballscorecards.com

AB	28
R	0
H	2
RBI	0
BB	0
SO	5
LOB	3



AB	R	H	RBI	BB	SO	LOB
----	---	---	-----	----	----	-----

3	0	0	0	0	2	0
0	0	0	0	0	0	0
0	0	0	0	0	0	0
0	0	0	0	0	0	0
1	0	0	0	0	0	0

3	0	0	0	0	0	0
---	---	---	---	---	---	---

3	0	1	0	0	1	0
---	---	---	---	---	---	---

3	0	0	0	0	0	1
---	---	---	---	---	---	---

3	0	1	0	0	0	0
---	---	---	---	---	---	---

3	0	0	0	0	2	1
---	---	---	---	---	---	---

3	0	0	0	0	0	1
---	---	---	---	---	---	---

2	0	0	0	0	0	0
1	0	0	0	0	0	0

0	0	0	0	0	0	0
0	0	0	0	0	0	0
1	0	0	0	0	0	0
0	0	0	0	0	0	0
2	0	0	0	0	0	0

1B: 2	SF: 0
2B: 0	SAC: 0
3B: 0	DP: 1
HR: 0	HBP: 0

WP: 0	PA: 28
PB: 0	SB: 0
CS: 0	

Batter

Bill North, S OBP: 0.373, SLG: 0.286 Fred Breining, R Philip Nastu, L Mike Rowland, R Jim Wohlford, R OBP: 0.307, SLG: 0.361	(1, 8) (7, 1) (7, 1) (9, 1) (9, PH)
--	---

Max Venable, L OBP: 0.321, SLG: 0.289	(1, 9) (7, 8)
--	------------------

Terry Whitfield, L OBP: 0.348, SLG: 0.401	(1, 7)
--	--------

Mike Ivie, R OBP: 0.286, SLG: 0.345	(1, 3)
--	--------

Milt May, L OBP: 0.317, SLG: 0.394	(1, 2)
---------------------------------------	--------

Darrell Evans, L OBP: 0.347, SLG: 0.393	(1, 5)
--	--------

Guy Sularz, R OBP: 0.125, SLG: 0.125	(1, 4)
---	--------

Joe Pettini, R OBP: 0.314, SLG: 0.321 Larry Herndon, R OBP: 0.275, SLG: 0.377	(1, 6) (9, PH)
--	-------------------

John Montefusco, R OBP: 0.084, SLG: 0.033 Tom Griffin, R OBP: 0.222, SLG: 0.556 Joe Strain, R OBP: 0.328, SLG: 0.330 Randy Moffitt, R Chris Bourjos, R OBP: 0.429, SLG: 0.800	(1, 1) (2, 1) (3, PH) (4, 1) (6, PH) (7, 9)
---	--


Inning Stats

R: 0 E: 0 K: 0 S: 3	H: 0 LOB: 0 BB: 0 P: 3	R: 0 E: 0 K: 1 S: 6	H: 1 LOB: 1 BB: 0 P: 6	R: 0 E: 0 K: 1 S: 5	H: 0 LOB: 0 BB: 0 P: 5	R: 0 E: 0 K: 1 S: 5	H: 0 LOB: 0 BB: 0 P: 5	R: 0 E: 0 K: 1 S: 5	H: 0 LOB: 0 BB: 0 P: 5	R: 0 E: 0 K: 1 S: 5	H: 0 LOB: 0 BB: 0 P: 5	R: 0 E: 0 K: 0 S: 3	H: 1 LOB: 0 BB: 0 P: 3	R: 0 E: 0 K: 0 S: 3	H: 0 LOB: 0 BB: 0 P: 3	R: 0 E: 0 K: 0 S: 3	H: 0 LOB: 0 BB: 0 P: 3
------------------------------	---------------------------------	------------------------------	---------------------------------	------------------------------	---------------------------------	------------------------------	---------------------------------	------------------------------	---------------------------------	------------------------------	---------------------------------	------------------------------	---------------------------------	------------------------------	---------------------------------	------------------------------	---------------------------------

PITCHER	IP	WLS	BF	H	R	ER	SO	BB	IBB	HBP	BLK	WP	HR	S	P	ERA	WHIP
---------	----	-----	----	---	---	----	----	----	-----	-----	-----	----	----	---	---	-----	------

Steve Rogers, R ERA: 3.02	(1, 1)	9.0	W	28	2	0	0	5	0	0	0	0	0	38	38	0.00	0.222
------------------------------	--------	-----	---	----	---	---	---	---	---	---	---	---	---	----	----	------	-------

PITCHER	IP	WLS	BF	H	R	ER	SO	BB	IBB	HBP	BLK	WP	HR	S	P	ERA	WHIP
---------	----	-----	----	---	---	----	----	----	-----	-----	-----	----	----	---	---	-----	------

Batter	1	2	3	4	5	6	7	8	9	AB R H RBI BB SO LOB	TOP	
Ron LeFlore, R (1, 7) OBP: 0.336, SLG: 0.354 Tim Wallach, R (4, 7) OBP: 1.000, SLG: 4.000	0-0 4-3		0-0 4-3 1B	0-0 F9	4-0 BB			0-0 HR		3 1 1 0 0 0 1 1 1 1 1 1 0 0		
Rodney Scott, S (1, 4) OBP: 0.326, SLG: 0.309 Tim Raines, S (5, PH) OBP: 0.304, SLG: 0.059 (5, 4)	0-0 4-3		0-0 4-3	0-0 E	0-0 1-3			4-0 BB		3 1 1 2 0 0 1 1 0 0 0 1 0 1		
Rowland Office, L (1, 9) OBP: 0.367, SLG: 0.449	0-0 1B		0-0 E	0-0 E8		0-3 K		0-0 G4-6-3		5 2 2 1 0 1 1		
Andre Dawson, R (1, 8) OBP: 0.361, SLG: 0.466 Jerry White, S (6, PH) OBP: 0.342, SLG: 0.411 (6, 8)	0-0 1B		0-3 K	0-0 E		4-0 BB		0-0 F8		3 1 2 1 0 1 1 1 0 0 0 1 0 0		
Gary Carter, R (1, 2) OBP: 0.308, SLG: 0.441 Bobby Ramos, R (6, 2) OBP: 0.212, SLG: 0.138	0-0 L6		0-0 E	0-0 E8		0-0 F8		0-0 F8		4 1 2 0 0 0 3 1 0 0 0 0 0 0		
Warren Cromartie, L (1, 3) OBP: 0.353, SLG: 0.448 Willie Montanez, L (5, 3) OBP: 0.323, SLG: 0.351		0-0 F8	0-0 E1	0-0 E8		0-0 F8		0-0 5-3		3 0 1 2 0 0 1 2 0 0 0 0 0 1		
Larry Parrish, R (1, 5) OBP: 0.323, SLG: 0.452 Brad Mills, L (5, 5) OBP: 0.311, SLG: 0.298		0-0 F8	0-0 F8	0-3 K		0-0 F4		0-0 1-3		3 0 0 0 0 1 3 2 0 0 0 0 0 0	AB 38 R 9 H 10 RBI 7 BB 4 SO 3 LOB 13	
Chris Speier, R (1, 6) OBP: 0.319, SLG: 0.291 Tony Bernazard, S (5, 6) OBP: 0.278, SLG: 0.350		0-0 F9		0-0 E6		0-0 F8		0-0 F9		3 1 0 0 0 0 0 1 0 0 0 0 0 0		
Scott Sanderson, R (1, 1) OBP: 0.091, SLG: 0.113 Bill Lee, L (8, 1) OBP: 0.216, SLG: 0.243			4-0 2B	0-0 SH3-4		0-0 5-3		0-0 F8		2 1 0 0 1 0 0 0 0 0 0 0 0 0		
Inning Stats	R: 0 H: 2 E: 0 LOB: 2 K: 0 BB: 0 S: 5 P: 5	R: 0 H: 0 E: 0 LOB: 0 K: 0 BB: 0 S: 3 P: 3	R: 3 H: 3 E: 1 LOB: 2 K: 1 BB: 1 S: 9 P: 13	R: 5 H: 4 E: 4 LOB: 1 K: 1 BB: 0 S: 11 P: 11	R: 0 H: 0 E: 0 LOB: 1 K: 0 BB: 1 S: 3 P: 7	R: 0 H: 0 E: 0 LOB: 1 K: 1 BB: 1 S: 5 P: 9	R: 0 H: 0 E: 0 LOB: 0 K: 0 BB: 0 S: 3 P: 3	R: 1 H: 1 E: 0 LOB: 0 K: 0 BB: 1 S: 3 P: 7	R: 0 H: 0 E: 0 LOB: 0 K: 0 BB: 0 S: 3 P: 3	1B: 8 SF: 0 2B: 1 SAC: 1 3B: 0 DP: 1 HR: 1 HBP: 0	WP: 0 PA: 43 PB: 0 SB: 0 CS: 0	
PITCHER	IP WLS BF H R ER SO BB IBB HBP BLK WP HR S P ERA WHIP											
Ed Whitson, R (1, 1) ERA: 3.05	3.2 L 22 7 7 2 1 1 0 0 0 0 0 0 23 27 4.91 2.182											
Gary Lavelle, L (4, 1) ERA: 3.22	0.1 3 2 1 0 1 0 0 0 0 0 0 0 5 5 0.00 6.000											
Bill Bordley, L (5, 1) ERA: 4.5	3.0 11 0 0 0 1 2 0 0 0 0 0 0 11 19 0.00 0.667											
Philip Nastu, L (8, 1) ERA: 6.0	1.0 4 1 1 1 0 1 0 0 0 0 1 3 7 9.00 2.000											
Bob Knepper, L (9, 1) ERA: 4.11	1.0 3 0 0 0 0 0 0 0 0 0 0 0 3 3 0.00 0.000											

Montreal Expos @ San Francisco Giants
Candlestick Park, San Francisco, CA

Sat Sep 06 1980, 6:33 AM EDT
Att. 6,653 - Unknown

livebaseballscorecards.com

Batter	1	2	3	4	5	6	7	8	9	AB	R	H	RBI	BB	SO	LOB
Darrell Evans, L (1, 5) OBP: 0.348, SLG: 0.395 Johnnie LeMaster, R (9, 6) OBP: 0.252, SLG: 0.311	0-0 4-3		0-0 2B		4-0 BB			0-0 4-3		3	0	1	0	1	0	0
Jim Wohlford, R (1, 9) OBP: 0.306, SLG: 0.358	0-0 F6		0-0 F9		0-0 F8			0-0 1B		4	0	1	0	0	0	2
Terry Whitfield, L (1, 7) OBP: 0.343, SLG: 0.394	0-3 K			0-0 4-3		0-0 F8		0-3 K		4	0	0	0	0	2	1
Mike Ivie, R (1, 3) OBP: 0.285, SLG: 0.344		0-0 1B 1B		0-0 6-3		0-0 F8		0-0 F8		4	0	1	0	0	0	0
Milt May, L (1, 2) OBP: 0.317, SLG: 0.392		0-0 F8		0-0 1B 1B		0-0 F5		0-0 4-3		4	0	1	0	0	0	1
Larry Herndon, R (1, 8) OBP: 0.277, SLG: 0.378		0-0 G6-4-3 1B		0-0 1B 1B		0-0 F7		0-0 1-3		4	0	2	0	0	0	0
Guy Sularz, R (1, 4) OBP: 0.100, SLG: 0.100 Bill Bordley, R (5, 1) OBP: 0.286, SLG: 0.167 Max Venable, L (7, PH) OBP: 0.318, SLG: 0.286 Philip Nastu, L (8, 1) Bob Knepper, L (9, 1) OBP: 0.179, SLG: 0.206		0-0 G6-4-3 1-2 1B		0-0 4-3		0-0 G3				2	0	0	0	0	0	4
Joe Pettini, R (1, 6) OBP: 0.315, SLG: 0.322			0-0 G2-6-4 1B		0-0 F9		0-0 F7			3	0	1	0	0	0	0
Ed Whitson, R (1, 1) OBP: 0.093, SLG: 0.075 Gary Lavelle, S (4, 1) Rennie Stennett, R (5, 4) OBP: 0.284, SLG: 0.305			0-0 G2-6-4 1-2 1B		0-0 6-3			0-0 4-3		1	0	0	0	0	0	1

Inning Stats	R: 0	H: 0	E: 0	K: 1	S: 5	R: 0	H: 2	E: 0	K: 0	S: 4	R: 0	H: 2	E: 0	K: 0	S: 4	R: 0	H: 2	E: 0	K: 0	S: 5	R: 0	H: 0	E: 0	K: 0	S: 3	R: 0	H: 0	E: 0	K: 0	S: 3	R: 0	H: 1	E: 0	K: 1	S: 6	R: 0	H: 0	E: 0	K: 0	S: 3	R: 0	H: 0	E: 0	K: 0	S: 3	R: 0	H: 0	E: 0	K: 0	S: 6	
	LOB: 0	BB: 0	P: 5	LOB: 1	BB: 0	P: 4	LOB: 1	BB: 0	P: 4	LOB: 2	BB: 0	P: 5	LOB: 1	BB: 1	P: 7	LOB: 0	BB: 0	P: 3	LOB: 0	BB: 0	P: 3	LOB: 1	BB: 0	P: 6	LOB: 0	BB: 0	P: 3	LOB: 0	BB: 0	P: 3	LOB: 0	BB: 0	P: 3	LOB: 0	BB: 0	P: 3	LOB: 0	BB: 0	P: 3	LOB: 0	BB: 0	P: 3	LOB: 0	BB: 0	P: 3	LOB: 0	BB: 0	P: 3	LOB: 0	BB: 0	P: 3

PITCHER	IP	WLS	BF	H	R	ER	SO	BB	IBB	HBP	BLK	WP	HR	S	P	ERA	WHIP
Scott Sanderson, R (1, 1) ERA: 3.11	7.0	W	26	6	0	0	1	1	0	0	0	0	0	27	31	0.00	1.000
Bill Lee, L (8, 1) ERA: 5.42	2.0		7	1	0	0	1	0	0	0	0	0	0	9	9	0.00	0.500

BOTTOM

Montreal Expos @ San Francisco Giants
Candlestick Park, San Francisco, CA
Sat Sep 06 1980, 6:33 AM EDT
Att. 6,653 - Unknown

AB	32
R	0
H	7
RBI	0
BB	1
SO	2
LOB	9



WP	PA	33
PB	0	
SB	0	
CS	0	

Batter	1	2	3	4	5	6	7	8	9	AB R H RBI BB SO LOB	TOP	
Jerry White, S (1, 7) OBP: 0.333, SLG: 0.398 Woodie Fryman, R (7, 1) OBP: 0.182, SLG: 0.182	0-0 F3		0-0 L6		0-0 F3		0-3 K			4 0 0 0 0 1 2 0 0 0 0 0 0 0		
Rodney Scott, S (1, 4) OBP: 0.327, SLG: 0.309	0-0 4-3		0-0 5-3		0-0 1B			4-0 BB		3 0 1 1 1 0 0		
Tim Wallach, R (1, 9) OBP: 0.400, SLG: 1.000 Warren Cromartie, L (8, PH) OBP: 0.353, SLG: 0.447 Bob Pate, R (8, 7) OBP: 0.324, SLG: 0.344	0-3 K		0-3 K		0-0 4-3			0-0 4-3		3 0 0 0 0 2 2 1 0 0 0 0 0 1 0 0 0 0 0 0 0		
Andre Dawson, R (1, 8) OBP: 0.362, SLG: 0.479		0-0 HR		0-0 F7		0-0 HR		0-0 6-3		4 2 2 2 0 0 1		
Gary Carter, R (1, 2) OBP: 0.308, SLG: 0.441				0-3 K		0-3 K		0-0 F8		4 0 1 0 0 2 1		
Willie Montanez, L (1, 3) OBP: 0.323, SLG: 0.349		0-0 G3		0-0 F7		4-0 BB		0-0 6-3		3 0 0 0 1 0 1		
Larry Parrish, R (1, 5) OBP: 0.320, SLG: 0.447		0-0 G3			0-3 K	0-0 6-3		0-3 K		4 0 0 0 0 2 2		
Chris Speier, R (1, 6) OBP: 0.322, SLG: 0.292 John Tamargo, S (9, PH) OBP: 0.265, SLG: 0.304		4-0 IBB			0-0 1B		0-0 6-3	0-0 4-3		2 1 1 0 1 0 0 1 0 0 0 0 0 0		
Charlie Lea, R (1, 1) OBP: 0.121, SLG: 0.156 Ken Macha, R (5, PH) OBP: 0.374, SLG: 0.398 John D'Acquisto, R (5, 1) Fred Norman, S (6, 1) OBP: 0.050, SLG: 0.050 Elias Sosa, R (6, 1) OBP: 0.148, SLG: 0.143 Rowland Office, L (7, PH) OBP: 0.366, SLG: 0.447		0-0 6-3			0-0 1B		0-0 5-3			1 0 0 0 0 0 2 1 0 1 0 1 0 0 0 0 0 0		
Inning Stats	R: 0 H: 0 E: 0 LOB: 0 K: 1 BB: 0 S: 5 P: 5	R: 1 H: 2 E: 0 LOB: 2 K: 0 BB: 1 S: 5 P: 9	R: 0 H: 0 E: 0 LOB: 0 K: 1 BB: 0 S: 5 P: 5	R: 0 H: 0 E: 0 LOB: 0 K: 1 BB: 0 S: 5 P: 5	R: 1 H: 3 E: 0 LOB: 2 K: 1 BB: 0 S: 8 P: 8	R: 1 H: 1 E: 0 LOB: 0 K: 1 BB: 1 S: 5 P: 9	R: 0 H: 0 E: 0 LOB: 0 K: 1 BB: 0 S: 5 P: 5	R: 0 H: 0 E: 0 LOB: 1 K: 0 BB: 1 S: 3 P: 7	R: 0 H: 0 E: 0 LOB: 0 K: 1 BB: 0 S: 5 P: 5	1B: 3 SF: 0 2B: 1 SAC: 0 3B: 0 DP: 0 HR: 2 HBP: 0	WP: 0 PA: 35 PB: 0 SB: 0 CS: 1	
PITCHER	IP WLS BF H R ER SO BB IBB HBP BLK WP HR S P ERA WHIP											
Vida Blue, L (1, 1) ERA: 2.91 Greg Minton, R (7, 1) ERA: 2.11	6.0 W 25 6 3 3 5 1 1 0 0 0 2 33 41 4.50 1.167											

Montreal Expos @ San Francisco Giants
 Candlestick Park, San Francisco, CA
 Sun Sep 07 1980, 6:33 AM EDT
 Att. 8,314 - Unknown

livebaseballscorecards.com

AB	32
R	3
H	6
RBI	3
BB	3
SO	7
LOB	12



BOTTOM

Montreal Expos @ San Francisco Giants
Candlestick Park, San Francisco, CA

livebaseballscorecards.com

AB	29
R	6
H	9
RBI	5
BB	6
SO	7
LOB	13



WP	0	PA	38
PB	0		
SB	1		
CS	1		

Sun Sep 07 1980, 6:33 AM EDT
Att. 8,314 - Unknown

	AB	R	H	RBI	BB	SO	LOB	
Larry Herndon, R	5	0	1	1	0	2	2	
Joe Pettini, R	4	1	0	0	1	1	2	
Terry Whitfield, L	4	1	1	0	0	1	0	
Darrell Evans, L	3	2	2	1	1	0	0	
Jim Wohlford, R	2	1	1	1	1	1	1	
Milt May, L	3	0	2	1	0	0	1	
Guy Sularz, R	3	1	2	0	1	0	1	
Johnnie LeMaster, R	2	0	0	0	2	0	2	
Vida Blue, S	2	0	0	0	0	2	2	
Joe Strain, R	0	0	0	0	0	0	0	
Max Venable, L	0	0	0	1	0	0	0	
Greg Minton, S	1	0	0	0	0	0	2	
Inning Stats	1B: 8	SF: 2	2B: 1	SAC: 1	3B: 0	DP: 0	HR: 0	HBP: 0

Batter	1	2	3	4	5	6	7	8	9							
Larry Herndon, R OBP: 0.276, SLG: 0.376 (1, 8) X	0-0 5-3 ①		0-3 K ③		0-3 K ① X	0-0 4-3 ③		0-0 FC6-4 1B ③ 1-3 2-H								
Joe Pettini, R OBP: 0.310, SLG: 0.311 (1, 5) X	0-0 6-3 ②			4-0 1B 2B BB	0-0 F8 ②		0-3 K ① X	0-0 FC6-4 1B ③ 1-2f								
Terry Whitfield, L OBP: 0.342, SLG: 0.392 (1, 7) X	0-0 6-3 ③			0-0 2B SF8 1B	0-3 K ③		0-0 G3 ②									
Darrell Evans, L OBP: 0.351, SLG: 0.399 (1, 3) X		0-0 F2 ①		0-0 SF8 1B 2B		4-0 SH1-4 BB BB	0-0 1B									
Jim Wohlford, R OBP: 0.310, SLG: 0.360 (1, 9) X		0-0 1B 1B		0-0 SF8 ①		4-0 BB SH1-4 BB	0-3 K ③									
Milt May, L OBP: 0.320, SLG: 0.395 (1, 2) X		0-0 F5 ②		0-0 CS 1B		0-0 SH1-4 ①		0-0 E5 1B FC1-5								
Guy Sularz, R OBP: 0.286, SLG: 0.231 (1, 4) X		0-0 1B 1B		0-0 S 1B		0-0 E5 BB		4-0 FC1-5 BB 1B								
Johnnie LeMaster, R OBP: 0.254, SLG: 0.309 (1, 6) X			0-0 5-3 ①	4-0 1-2 IBB		4-0 1-2 BB 2-3		0-0 FC1-5 ① 1-2 2-3f								
Vida Blue, S OBP: 0.125, SLG: 0.098 (1, 1)			0-3 K ②	0-3 K ③		0-0 SF8 ② 3-H		0-0 F9 ②								
Joe Strain, R OBP: 0.328, SLG: 0.330 (6, PH)																
Max Venable, L OBP: 0.314, SLG: 0.286 (6, PH)																
Greg Minton, S OBP: 0.222, SLG: 0.125 (7, 1)																
Inning Stats	R: 0 H: 0 E: 0 K: 3 S: 3	H: 0 LOB: 0 BB: 0 P: 3	R: 0 H: 2 E: 0 K: 0 S: 4	L: 2 LOB: 2 BB: 0 P: 4	R: 0 H: 0 E: 0 K: 2 S: 7	H: 0 LOB: 0 BB: 0 P: 7	R: 3 H: 4 E: 0 K: 1 S: 8	H: 0 LOB: 2 BB: 2 P: 16	R: 0 H: 0 E: 0 K: 2 S: 7	H: 0 LOB: 0 BB: 0 P: 7	R: 2 H: 0 E: 1 K: 0 S: 4	H: 0 LOB: 2 BB: 3 P: 16	R: 0 H: 1 E: 0 K: 2 S: 8	H: 1 LOB: 1 BB: 0 P: 8	R: 1 H: 2 E: 1 K: 0 S: 5	H: 2 LOB: 2 BB: 1 P: 9

PITCHER	IP	WLS	BF	H	R	ER	SO	BB	IBB	HBP	BLK	WP	HR	S	P	ERA	WHIP
Charlie Lea, R ERA: 3.32 (1, 1)	4.0		18	6	3	3	3	1	1	0	0	0	0	22	30	6.75	1.750
John D'Acquisto, R ERA: 3.55 (5, 1)	1.0	L	5	0	2	0	2	2	0	0	0	0	0	7	15	0.00	2.000
Fred Norman, L ERA: 4.09 (6, 1)	0.1		3	0	0	0	0	1	0	0	0	0	0	2	6	0.00	3.000
Elias Sosa, R ERA: 3.09 (6, 1)	0.2		2	0	0	0	0	0	0	0	0	0	0	2	2	0.00	0.000
Woodie Fryman, L ERA: 2.15 (7, 1)	2.0		10	3	1	1	2	1	0	0	0	0	0	13	17	4.50	2.000
PITCHER	IP	WLS	BF	H	R	ER	SO	BB	IBB	HBP	BLK	WP	HR	S	P	ERA	WHIP

Batter	1	2	3	4	5	6	7	8	9	AB R H RBI BB SO LOB	TOP
Bill North, S (1, 8) OBP: 0.371, SLG: 0.285	0-0 6-3			0-0 B5-3	0-0 1-2 S 1B		0-3 K		0-0 1-3	5 0 1 1 0 1 2	San Francisco Giants @ San Diego Padres San Diego Stadium, San Diego, CA Tue Sep 09 1980, 10:05 PM EDT Att. 6,241 - Unknown
Joe Pettini, R (1, 5) OBP: 0.308, SLG: 0.303 Jim Wohlford, R (9, PH) OBP: 0.309, SLG: 0.358	0-0 5-3			4-0 1B BB	0-3 K		0-0 FC5-4	0-3 K	3 1 0 0 1 1 3 1 0 0 0 0 1 1		
Terry Whitfield, L (1, 7) OBP: 0.341, SLG: 0.390	0-0 F5			0-0 BB 1B E 1B	0-0 F7			0-3 K	4 1 1 0 0 1 2		
Darrell Evans, L (1, 3) OBP: 0.352, SLG: 0.400		0-0 4-3		0-0 1-2 E 1B	0-0 5-3			0-0 1B	4 1 2 1 0 0 2		
Larry Herndon, R (1, 9) OBP: 0.278, SLG: 0.376		0-0 G6-4-3 1B		4-0 E SF9 BB		0-0 6-3		0-0 F6	3 1 1 0 1 0 1		
Milt May, L (1, 2) OBP: 0.319, SLG: 0.393		0-0 G6-4-3		0-0 E3		0-0 G6-4-3 1B		0-0 F9	4 0 1 1 0 0 3		
Guy Sularz, R (1, 4) OBP: 0.278, SLG: 0.200			0-0 F7	0-0 SF9		0-0 G6-4-3		4-0 1B 1-3 BB	2 1 0 1 1 0 1		
Johnnie LeMaster, R (1, 6) OBP: 0.253, SLG: 0.307 Al Holland, R (7, 1) OBP: 0.500, SLG: 0.750 Mike Rowland, R (8, 1) Max Venable, L (9, PH) OBP: 0.322, SLG: 0.295			0-0 F7	0-0 1-3		0-0 1-3		0-0 1-3 1B	2 0 0 0 0 0 1 0 0 0 0 0 0 0 0 0 0 0 0 0 0 1 0 1 0 0 0 0		
Allen Ripley, R (1, 1) OBP: 0.176, SLG: 0.212 Gary Lavelle, S (2, 1) Joe Strain, R (3, PH) OBP: 0.330, SLG: 0.328 Bill Bordley, R (3, 1) OBP: 0.260, SLG: 0.167 Philip Nastu, L (3, 1) Tom Griffin, R (4, 1) OBP: 0.222, SLG: 0.556 Rich Murray, R (4, 3) OBP: 0.291, SLG: 0.391 Chris Bourjos, R (7, PH) OBP: 0.370, SLG: 0.667			0-0 F9	4-0 F7 1B BB		4-0 FC5-4 BB		0-3 K	0 0 0 0 0 0 0 0 0 0 0 0 0 0 1 0 1 0 0 0 2 1 2 1 0 0 0 0 0 0		
Inning Stats	R: 0 H: 0 E: 0 LOB: 0 K: 0 BB: 0 S: 3 P: 3	R: 0 H: 1 E: 0 LOB: 0 K: 0 BB: 0 S: 3 P: 3	R: 0 H: 0 E: 0 LOB: 0 K: 0 BB: 0 S: 3 P: 3	R: 4 H: 2 E: 1 LOB: 1 K: 0 BB: 2 S: 6 P: 14	R: 0 H: 1 E: 0 LOB: 2 K: 1 BB: 1 S: 6 P: 10	R: 0 H: 1 E: 0 LOB: 0 K: 0 BB: 0 S: 3 P: 3	R: 0 H: 0 E: 0 LOB: 1 K: 1 BB: 1 S: 5 P: 9	R: 0 H: 1 E: 0 LOB: 1 K: 1 BB: 0 S: 6 P: 6	R: 1 H: 1 E: 0 LOB: 1 K: 2 BB: 1 S: 8 P: 12	1B: 7 SF: 1 2B: 0 SAC: 0 3B: 0 DP: 2 HR: 0 HBP: 0	
PITCHER Steve Mura, R (1, 1) ERA: 3.87	IP WLS BF H R ER SO BB IBB HBP BLK WP HR S P ERA WHIP 9.0 W 38 7 5 3 5 5 0 0 0 0 0 0 43 63 3.00 1.333	PITCHER IP WLS BF H R ER SO BB IBB HBP BLK WP HR S P ERA WHIP									

livebaseballscorecards.com



Batter	1	2	3	4	5	6	7	8	9	AB R H RBI BB SO LOB
Gene Richards, L (1, 7) OBP: 0.365, SLG: 0.382	0-0 F5 1B	0-0 CS 1B	0-0 6-3	4-0 BB		0-0 G3 1-2		0-0 5-3		5 1 2 0 1 0 3
Ozzie Smith, S (1, 6) OBP: 0.322, SLG: 0.275	0-0 F5 1-2	4-0 BB 1B BB	4-0 BB BB	0-0 1-3			4-0 1B BB	0-0 F9		3 1 0 0 3 0 4
Jerry Mumphrey, S (1, 8) OBP: 0.343, SLG: 0.360	4-0 HR BB	0-0 BB 1B	4-0 FC6-4 BB		0-0 4-3		0-0 4-3	0-0 L6		4 1 1 2 2 0 1
Randy Bass, L (1, 3) OBP: 0.667, SLG: 1.250	0-0 1-H HR	4-0 1-2 2-3 BB	0-0 FC6-4		0-3 K		0-0 BB 1B			4 2 2 3 1 1 3
Broderick Perkins, L (1, 9) OBP: 0.527, SLG: 0.694	0-0 HR 2B	0-3 K		0-0 1B 3-1 2B		0-0 4-3	4-0 1B BB			4 3 2 0 1 1 3
Gene Tenace, R (1, 2) OBP: 0.393, SLG: 0.417	0-0 2-H HR	0-0 F8		4-0 3-1 1B BB		0-0 HR	4-0 FC4-6 1B BB			3 2 2 3 2 0 3
Luis Salazar, R (1, 5) OBP: 0.447, SLG: 0.487	0-0 F4		0-0 6-3 BB 2B	0-0 1-2 2-3 1B		0-0 6-3	0-0 FC4-6 1B			5 1 3 2 0 0 0
Tim Flannery, L (1, 4) OBP: 0.286, SLG: 0.278		4-0 1B CS BB	4-0 BB 6-3 BB	0-0 3-1		0-0 F7	0-0 FC4-6			3 1 0 1 2 0 4
Steve Mura, R (1, 1) OBP: 0.186, SLG: 0.150		0-3 K	0-3 K	0-3 K		0-0 WP 1B	0-3 K			5 0 1 0 0 4 7

Inning Stats	R: 4 E: 0 K: 0 S: 6	H: 4 LOB: 0 BB: 1 P: 10	R: 2 E: 0 K: 2 S: 9	H: 2 LOB: 3 BB: 3 P: 21	R: 1 E: 0 K: 1 S: 6	H: 1 LOB: 3 BB: 3 P: 18	R: 1 E: 0 K: 1 S: 7	H: 2 LOB: 3 BB: 2 P: 15	R: 0 E: 0 K: 1 S: 5	H: 0 LOB: 0 BB: 0 P: 5	R: 1 E: 0 K: 0 S: 5	H: 2 LOB: 1 BB: 0 P: 5	R: 3 E: 0 K: 1 S: 7	H: 2 LOB: 2 BB: 3 P: 19	R: 0 E: 0 K: 0 S: 3	H: 0 LOB: 0 BB: 0 P: 3
1B: 7 2B: 3 3B: 0 HR: 3	SF: 0 SAC: 0 DP: 0 HBP: 0	WP: 1 PB: 0 SB: 0 CS: 2	PA: 48													

PITCHER	IP	WLS	BF	H	R	ER	SO	BB	IBB	HBP	BLK	WP	HR	S	P	ERA	WHIP
Allen Ripley, R (1, 1) ERA: 4.12	1.1	L	10	5	6	5	1	2	0	0	0	0	0	5	18	33.75	5.250
Gary Lavelle, L (2, 1) ERA: 3.19	0.2		5	1	0	0	1	2	0	0	0	0	0	5	13	0.00	4.500
Bill Bordley, L (3, 1) ERA: 4.7	0.2		6	1	1	1	1	3	0	0	0	0	0	5	17	13.50	6.000
Philip Nastu, L (3, 1) ERA: 8.1	0.1		2	1	1	1	0	0	0	0	0	0	0	2	2	27.00	3.000
Tom Griffin, R (4, 1) ERA: 3.09	3.0		14	3	1	1	2	2	0	0	0	1	1	16	24	3.00	1.667


BOTTOM

San Francisco Giants @ San Diego Padres
San Diego Stadium, San Diego, CA

Tue Sep 09 1980, 10:05 PM EDT
Att. 6,241 - Unknown

livebaseballscorecards.com

AB	36
R	12
H	13
RBI	11
BB	12
SO	6
LOB	28



Batter	1	2	3	4	5	6	7	8	9	AB R H RBI BB SO LOB	TOP																
Darrell Evans, L (1, 3) OBP: 0.352, SLG: 0.399	0-3 K		0-0 6-3 WP 1B			0-3 K		0-0 SH5-3		3 0 1 0 0 2 0																	
Joe Pettini, R (1, 5) OBP: 0.316, SLG: 0.306	0-0		0-0 6-3			4-0		0-0		2 0 1 0 1 0 1																	
Joe Strain, R (8, PH) OBP: 0.330, SLG: 0.331			1-3			BB		BB 1B SF8		1 1 1 0 0 0 0																	
Rennie Stennett, R (8, 4) OBP: 0.284, SLG: 0.305						BB		2-3 1B		0 0 0 0 0 0 0																	
Jim Wohlford, R (1, 9) OBP: 0.309, SLG: 0.354	4-0		0-0			0-0		0-0		2 0 0 0 1 0 2																	
Max Venable, L (8, PH) OBP: 0.330, SLG: 0.304	1-2		5-3			L7		1-2 BB		1 0 1 1 0 0 0																	
Larry Herndon, R (1, 8) OBP: 0.276, SLG: 0.373	0-0					0-0		3-H 1B		3 0 0 0 0 0 2																	
Terry Whitfield, L (8, PH) OBP: 0.343, SLG: 0.390	4-3					L4		1-2 2-3 BB		0 0 0 0 1 0 0																	
Chris Bourjos, R (1, 7) OBP: 0.273, SLG: 0.444		0-3	0-3			0-3		0-0		3 0 0 0 0 0 2																	
Milt May, L (8, PH) OBP: 0.318, SLG: 0.393		K	K			K		SF8		0 0 0 1 0 0 0																	
Greg Minton, S (8, 1) OBP: 0.222, SLG: 0.125								3-H		0 0 0 0 0 0 0																	
Al Holland, R (8, 1) OBP: 0.500, SLG: 0.750								F8		0 0 0 0 0 0 0																	
Guy Sularz, R (1, 4) OBP: 0.227, SLG: 0.158		0-3	0-0			0-0		0-0		4 0 0 0 0 1 2																	
		K	L3			6-3		F8																			
Johnnie LeMaster, R (1, 6) OBP: 0.258, SLG: 0.312			0-0			0-0		0-0		4 0 3 0 0 0 0																	
			1B			F6 1B		1B																			
Mike Sadek, R (1, 2) OBP: 0.357, SLG: 0.287		0-0	0-0			0-0		0-0		4 0 0 0 0 0 3																	
		F8	F6			F9		5-3																			
Bob Knepper, L (1, 1) OBP: 0.174, SLG: 0.200			0-0			0-3		0-0		2 0 0 0 0 1 0																	
Bill North, S (8, PH) OBP: 0.372, SLG: 0.286			4-3			K		1B SH5-3 1B		2 1 1 0 0 0 0																	
								F9																			
Inning Stats	R: 0 E: 0 K: 1 S: 5	H: 1 LOB: 1 BB: 1 P: 9	R: 0 E: 0 K: 2 S: 8	H: 1 LOB: 1 BB: 0 P: 8	R: 0 E: 0 K: 0 S: 4	H: 1 LOB: 1 BB: 0 P: 4	R: 0 E: 0 K: 1 S: 5	H: 0 LOB: 0 BB: 0 P: 5	R: 0 E: 0 K: 1 S: 5	H: 1 LOB: 0 BB: 0 P: 5	R: 0 E: 0 K: 0 S: 4	H: 1 LOB: 1 BB: 0 P: 4	R: 2 E: 0 K: 0 S: 6	H: 3 LOB: 2 BB: 1 P: 10	R: 0 E: 0 K: 0 S: 3	H: 0 LOB: 0 BB: 0 P: 3	1B: 8 2B: 0 3B: 0 HR: 0	SF: 1 SAC: 1 DP: 0 HBP: 0	WP: 1 PB: 0 SB: 0 CS: 1	PA: 36							
PITCHER	IP WLS BF H R ER SO BB IBB HBP BLK WP HR S P ERA WHIP																										
John Curtis, L (1, 1) ERA: 3.68	7.1		29	7	2	2	6	2	0	0	0	1	0	39	47	2.46	1.227										
Rollie Fingers, R (8, 1) ERA: 2.7	0.2	W	4	1	0	0	0	1	0	0	0	0	0	3	7	0.00	3.000										
Gary Lucas, L (9, 1) ERA: 3.27	1.0	S	3	0	0	0	0	0	0	0	0	0	0	3	3	0.00	0.000										

San Francisco Giants @ San Diego Padres
San Diego Stadium, San Diego, CA
Wed Sep 10 1980, 10:05 PM EDT
Att. 6,834 - Unknown

livebaseballscorecards.com

AB	31
R	2
H	8
RBI	2
BB	3
SO	6
LOB	10



Batter	1	2	3	4	5	6	7	8	9
Gene Richards, L (1, 7) OBP: 0.366, SLG: 0.383	0-0 F7		0-0 G3		0-0 1B			0-0 E1	
Luis Salazar, R (1, 5) OBP: 0.438, SLG: 0.476	0-3 K		0-0 4-3		0-0 6-3			0-0 BB	
Broderick Perkins, L (1, 9) (7, 3) OBP: 0.525, SLG: 0.673	0-0 1B		0-0 4-3			0-0 4-3		4-0 SH1-4	
Dave Winfield, R (1, 8) (7, 9) OBP: 0.366, SLG: 0.457	0-0 F7			0-0 HR		0-0 F8		0-0 SH1-4	
Randy Bass, L (1, 3) OBP: 0.444, SLG: 0.714		0-0 F2		0-0 F4		0-0 4-3		0-0 SH1-4	
Jerry Mumphy, S (7, 8) OBP: 0.343, SLG: 0.360								1-2 2-3	
Gene Tenace, R (1, 2) OBP: 0.394, SLG: 0.414		4-0 BB		0-3 K			0-3 K	4-0 FC4-6	
Ozzie Smith, S (1, 6) OBP: 0.320, SLG: 0.273		0-0 5-3		0-0 5-3			0-0 F6	0-0 F9	
Barry Evans, R (1, 4) OBP: 0.310, SLG: 0.313		4-0 IBB			0-0 G2		0-0 F7	0-0 FC4-6	
John Curtis, L (1, 1) OBP: 0.204, SLG: 0.192		0-3 K			0-0 L7			0-0 E	
Rollie Fingers, R (8, 1) OBP: 0.235, SLG: 0.412									
Tim Flannery, L (8, PH) OBP: 0.289, SLG: 0.286									
Paul Dade, R (8, PR) OBP: 0.316, SLG: 0.188									
Gary Lucas, L (9, 1) OBP: 0.206, SLG: 0.182									

AB	R	H	RBI	BB	SO	LOB
4	1	2	0	0	0	0
4	1	1	0	0	1	1
3	0	1	0	1	0	0
4	1	2	3	0	0	1
3	0	0	0	0	0	0
0	0	0	0	0	0	0
2	0	0	0	2	2	0
4	0	0	0	0	0	4
3	0	0	0	1	0	3
2	0	0	0	0	1	2
0	0	0	0	0	0	0
1	0	1	0	0	0	0
0	1	0	0	0	0	0
0	0	0	0	0	0	0

BOTTOM

San Francisco Giants @ San Diego Padres
 San Diego Stadium, San Diego, CA
 Wed Sep 10 1980, 10:05 PM EDT
 Att. 6,834 - Unknown

livebaseballscorecards.com

AB	30
R	4
H	7
RBI	3
BB	4
SO	4
LOB	11



1B: 5	SF: 0
2B: 1	SAC: 1
3B: 0	DP: 0
HR: 1	HBP: 0

WP: 0	PA: 35
PB: 1	
SB: 0	
CS: 0	

Inning Stats	R	H	E	K	S	P	BB	IBB	HBP	BLK	WP	HR	S	P	ERA	WHIP
Bob Knepper, L (1, 1) ERA: 4.02	0	1	0	1	6							1	32	40	1.29	0.571
Greg Minton, R (8, 1) ERA: 2.43	0	0	0	1			1	0	0	0	0	0	4	8	∞	∞
Al Holland, L (8, 1) ERA: 1.54	0	0	0	1			0	1	0	0	0	0	3	7	0.00	0.000

PITCHER	IP	WLS	BF	H	R	ER	SO	BB	IBB	HBP	BLK	WP	HR	S	P	ERA	WHIP
Bob Knepper, L (1, 1) ERA: 4.02	7.0		26	3	1	1	4	1	1	0	0	0	1	32	40	1.29	0.571
Greg Minton, R (8, 1) ERA: 2.43	0.0	L	5	4	3	3	0	1	0	0	0	0	0	4	8	∞	∞
Al Holland, L (8, 1) ERA: 1.54	1.0		4	0	0	0	0	0	1	0	0	0	0	3	7	0.00	0.000

Batter	1	2	3	4	5	6	7	8	9	AB R H RBI BB SO LOB	TOP									
Max Venable, L (1, 8) OBP: 0.333, SLG: 0.310	0-0 9-6-3 1B		0-0 F9		0-0 2B 4-3 1B		0-0 4-3		0-3 K	5 1 2 0 0 1 0	San Francisco Giants @ Houston Astros Astrodome, Houston, TX Fri Sep 12 1980, 8:05 PM EDT Att. 23,380 - Dome									
Larry Herndon, R (1, 9) OBP: 0.278, SLG: 0.381	0-0 9-6-3 1-2f		0-0 F9		0-0 4-3 1-3 2B			0-0 1B 3B		4 1 2 0 0 0 1										
Darrell Evans, L (1, 5) OBP: 0.354, SLG: 0.401	0-0 1B 1B		4-0 1B BB		0-0 4-3			0-0 G3 2B 1B		3 1 2 2 1 0 1										
Milt May, L (1, 2) OBP: 0.320, SLG: 0.394	0-0 1-3 1B		0-0 1-2 1B		0-0 F8			0-0 G3 1-2		4 0 2 0 0 0 2										
Terry Whitfield, L (1, 7) OBP: 0.345, SLG: 0.395	0-0 1-3		0-3 K		0-0 G6-4-3 1B			0-0 2-H 2B		4 0 2 1 0 1 4										
Rich Murray, R (1, 3) OBP: 0.281, SLG: 0.377		0-0 6-3		0-3 K		0-0 G6-4-3 1-2f		0-0 5-3		4 0 0 0 0 1 2										
Joe Pettini, R (1, 4) OBP: 0.317, SLG: 0.307		0-0 5-3		0-0 CS 1B		0-0 5-3		0-0 5-3		3 0 1 0 0 0 0										
Rennie Stennett, R (8, PH) (8, 4)										1 0 0 0 0 0 1										
Johnnie LeMaster, R (1, 6) OBP: 0.258, SLG: 0.312		0-0 1B		0-0 F7 1-2			0-0 6-3		0-0 4-3	3 0 1 0 0 0 1										
Joe Strain, R (9, PH) OBP: 0.328, SLG: 0.330										1 0 0 0 0 0 0										
Ed Whitson, R (1, 1) OBP: 0.089, SLG: 0.073		0-3 K			0-0 4-3		0-0 F7		0-0 4-3	2 0 0 0 0 1 1										
Gary Lavelle, S (6, 1)										0 0 0 0 0 0 0										
Bill North, S (7, PH) OBP: 0.371, SLG: 0.286										1 0 0 0 0 0 0										
Al Holland, R (7, 1) OBP: 0.500, SLG: 0.750										0 0 0 0 0 0 0										
Jim Wohlford, R (9, PH) OBP: 0.307, SLG: 0.352										1 0 0 0 0 0 0										
Inning Stats	R: 0 E: 0 K: 0 S: 5	H: 3 LOB: 2 BB: 0 P: 5	R: 0 E: 0 K: 1 S: 6	H: 1 LOB: 1 BB: 0 P: 6	R: 0 E: 0 K: 1 S: 5	H: 1 LOB: 0 BB: 1 P: 5	R: 1 E: 0 K: 0 S: 5	H: 2 LOB: 1 BB: 0 P: 5	R: 0 E: 0 K: 0 S: 3	H: 1 LOB: 0 BB: 0 P: 3	R: 0 E: 0 K: 0 S: 3	H: 0 LOB: 0 BB: 0 P: 3	R: 2 E: 0 K: 0 S: 6	H: 3 LOB: 1 BB: 0 P: 6	R: 0 E: 0 K: 1 S: 5	H: 0 LOB: 0 BB: 0 P: 5	1B: 9 2B: 3 3B: 1 HR: 0	SF: 0 SAC: 0 DP: 2 HBP: 0	WP: 0 PB: 0 SB: 0 CS: 1	PA: 37
PITCHER	IP WLS BF H R ER SO BB IBB HBP BLK WP HR S P ERA WHIP																			
Joe Niekro, R (1, 1) ERA: 3.89	7.1 W 32 12 3 3 3 1 0 0 0 0 0 0 37 41 3.68 1.773																			
Dave Smith, R (8, 1) ERA: 2.23	1.2 S 5 0 0 0 1 0 0 0 0 0 0 0 7 7 0.00 0.000																			

livebaseballscorecards.com

AB	36
R	3
H	12
RBI	3
BB	1
SO	4
LOB	13



Batter	1	2	3	4	5	6	7	8	9	AB	R	H	RBI	BB	SO	LOB
Joe Morgan, L (1, 4) Rafael Landestoy, S (8, 4) OBP: 0.361, SLG: 0.354 OBP: 0.309, SLG: 0.335	0-0 F9		0-0 F8				0-0 F2			4	0	1	1	0	0	1
Enos Cabell, R (1, 5) OBP: 0.305, SLG: 0.347	0-0 F7			0-0 6-3	0-0 4-3		0-0 1B			4	1	1	1	0	0	1
Terry Puhl, L (1, 9) OBP: 0.355, SLG: 0.416	0-0 4-3			0-0 4-3		0-0 F7	0-0 1B			4	0	1	1	0	0	0
Jose Cruz, L (1, 7) OBP: 0.376, SLG: 0.447		0-0 FC5-4 1B		0-0 F5		0-0 BB 1B	0-0 F8			4	0	2	0	0	0	1
Cesar Cedeno, R (1, 8) OBP: 0.386, SLG: 0.487		0-0 FC5-4 1-2f			0-0 L5	0-0 F2		0-0 F8		4	0	0	0	0	0	2
Denny Walling, L (1, 3) Dave Bergman, L (9, 3) OBP: 0.375, SLG: 0.399 OBP: 0.347, SLG: 0.328		0-0 F7			0-0 3B 1B	0-0 BB	0-0 F8			3	1	1	0	1	0	1
Alan Ashby, S (1, 2) Luis Pujols, R (6, PH) OBP: 0.308, SLG: 0.326 OBP: 0.254, SLG: 0.244		0-3 K			0-0 1B 3B	0-0 5-3		0-0 6-3		2	1	1	1	0	1	1
Craig Reynolds, L (1, 6) OBP: 0.263, SLG: 0.307			0-0 5-3		0-0 SH5-4 1B		0-0 BLK SH1-4 2B 1B			3	2	2	1	0	0	0
Joe Niekro, R (1, 1) Dave Smith, R (8, 1) OBP: 0.324, SLG: 0.366 OBP: 0.324, SLG: 0.366			0-0 6-3		0-0 SH5-4 1-2		0-0 SH1-4 1-2			1	0	0	0	0	0	0

Inning Stats	R: 0	H: 0	E: 0	K: 0	S: 3	R: 0	H: 1	E: 0	K: 1	S: 6	R: 0	H: 0	E: 0	K: 0	S: 3	R: 0	H: 0	E: 0	K: 0	S: 3	R: 3	H: 4	E: 0	K: 0	S: 7	R: 0	H: 1	E: 0	K: 0	S: 4	R: 2	H: 3	E: 0	K: 0	S: 6	R: 0	H: 0	E: 0	K: 0	S: 3	
	LOB: 0	BB: 0		LOB: 1	BB: 0	LOB: 0	BB: 0	LOB: 0	BB: 0		LOB: 1	BB: 0	LOB: 2	BB: 1		LOB: 1	BB: 0	LOB: 0	BB: 0		LOB: 1	BB: 1	LOB: 1	BB: 1	LOB: 0	BB: 0	LOB: 0	BB: 0	LOB: 0	BB: 0	LOB: 0	BB: 0	LOB: 0	BB: 0	LOB: 0	BB: 0	LOB: 0	BB: 0	LOB: 0	BB: 0	LOB: 0

PITCHER	IP	WLS	BF	H	R	ER	SO	BB	IBB	HBP	BLK	WP	HR	S	P	ERA	WHIP
Ed Whitson, R (1, 1) ERA: 3.1	5.2	L	24	6	3	3	1	1	0	0	0	0	0	25	29	4.76	1.235
Gary Lavelle, L (6, 1) ERA: 3.18	0.1		1	0	0	0	0	0	0	0	0	0	0	1	1	0.00	0.000
Al Holland, L (7, 1) ERA: 1.75	2.0		9	3	2	2	0	0	0	0	1	0	0	9	9	9.00	1.500

BOTTOM

San Francisco Giants @ Houston Astros
Astrodome, Houston, TX

Fri Sep 12 1980, 8:05 PM EDT
Att. 23,380 - Dome

AB	31
R	5
H	9
RBI	5
BB	1
SO	1
LOB	9

livebaseballscorecards.com



WP	PA	ERA	WHIP
0	34		

Batter	1	2	3	4	5	6	7	8	9	AB R H RBI BB SO LOB	TOP									
Max Venable, L (1, 8) OBP: 0.340, SLG: 0.318	0-0 5-3		0-0 6-3			0-0 G3 1-2 2-H 1B		0-0 1B		4 0 2 1 0 0 0	San Francisco Giants @ Houston Astros Astrodome, Houston, TX Sat Sep 13 1980, 8:05 PM EDT Att. 32,526 - Dome									
Larry Herndon, R (1, 9) OBP: 0.280, SLG: 0.382	0-0 1B			0-0 1B		0-0 G3		0-0 L5		4 0 2 0 0 0 3										
Darrell Evans, L (1, 5) OBP: 0.352, SLG: 0.398	0-0 F5			0-0 1-2f G3-6-3 1B		0-0 G3		0-0 G3		4 0 0 1 0 0 4										
Milt May, L (1, 2) OBP: 0.316, SLG: 0.389	0-0 G3			0-0 4-3		0-0 3-1			0-0 1-3	4 0 0 0 0 0 2										
Terry Whitfield, L (1, 7) OBP: 0.344, SLG: 0.393		0-0 5-3			0-0 6-3		0-0 1B		0-0 4-3	4 0 1 0 0 0 0										
Rich Murray, R (1, 3) OBP: 0.272, SLG: 0.364		0-0 6-3			0-0 L5		0-0 F9		0-0 6-3	4 0 0 0 0 0 1										
Joe Pettini, R (1, 4) OBP: 0.310, SLG: 0.300		0-0 F9			0-0 6-3		0-0 F8			3 0 0 0 0 0 1										
Johnnie LeMaster, R (1, 6) OBP: 0.259, SLG: 0.312			0-0 6-3			0-0 1B 1B		0-0 1-3		3 1 1 0 0 0 1										
Vida Blue, S (1, 1) OBP: 0.123, SLG: 0.097			0-0 F3			0-0 G3 1-2 1B		0-0 6-3		1 0 0 0 0 0 0										
Bill North, S (6, PH) OBP: 0.372, SLG: 0.288										1 1 1 0 0 0 0										
Tom Griffin, R (6, 1) OBP: 0.222, SLG: 0.556										0 0 0 0 0 0 0										
Joe Strain, R (8, PH) OBP: 0.326, SLG: 0.328										1 0 0 0 0 0 0										
Greg Minton, S (8, 1) OBP: 0.222, SLG: 0.125										0 0 0 0 0 0 0										
Inning Stats	R: 0 E: 0 K: 0 S: 4	H: 1 LOB: 1 BB: 0 P: 4	R: 0 E: 0 K: 0 S: 3	H: 0 LOB: 0 BB: 0 P: 3	R: 0 E: 0 K: 0 S: 3	H: 1 LOB: 0 BB: 0 P: 3	R: 0 E: 0 K: 0 S: 3	H: 0 LOB: 0 BB: 0 P: 3	R: 2 E: 0 K: 0 S: 6	H: 3 LOB: 1 BB: 0 P: 6	R: 0 E: 0 K: 0 S: 4	H: 1 LOB: 1 BB: 0 P: 4	R: 0 E: 0 K: 0 S: 4	H: 1 LOB: 1 BB: 0 P: 4	R: 0 E: 0 K: 0 S: 3	H: 0 LOB: 0 BB: 0 P: 3	1B: 7 2B: 0 3B: 0 HR: 0	SF: 0 SAC: 0 DP: 1 HBP: 0	WP: 0 PB: 0 SB: 1 CS: 0	PA: 33
PITCHER Ken Forsch, R (1, 1) ERA: 3.2	IP: 9.0 WLS: W BF: 33 H: 7 R: 2 ER: 2 SO: 0 BB: 0 IBB: 0 HBP: 0 BLK: 0 WP: 0 HR: 0 S: 33 P: 33 ERA: 2.00 WHIP: 0.778																			

livebaseballscores.com

AB	33
R	2
H	7
RBI	2
BB	0
SO	0
LOB	12



Batter	1	2	3	4	5	6	7	8	9
Joe Morgan, L (1, 4) OBP: 0.363, SLG: 0.361 Craig Reynolds, L (8, 6) OBP: 0.263, SLG: 0.307	0-0 4-3		0-0 2B		0-0 E3		0-0 2B		
Enos Cabell, R (1, 5) OBP: 0.302, SLG: 0.344	0-0 6-3		0-0 F8		0-0 6-3		0-0 L6		
Jose Cruz, L (1, 7) OBP: 0.375, SLG: 0.446	0-0 1B			0-3 K	0-0 1-3			0-0 4-3	
Cesar Cedeño, R (1, 8) OBP: 0.387, SLG: 0.486	0-0 CS	0-0 5-3		0-0 1B		0-0 F2		0-0 CS	
Art Howe, R (1, 3) OBP: 0.350, SLG: 0.429 Dave Bergman, L (9, 3) OBP: 0.347, SLG: 0.328		0-0 6-3		0-0 1B		0-0 F7		0-0 F5	
Gary Woods, R (1, 9) OBP: 0.385, SLG: 0.480		0-3 K		0-0 1B		0-0 6-3			
Luis Pujols, R (1, 2) OBP: 0.255, SLG: 0.245			0-0 6-3	0-0 1B			0-0 5-3		
Rafael Landestoy, S (1, 6) OBP: 0.310, SLG: 0.335			0-0 SH1-4	0-0 G6-4-3		0-0 F6			
Ken Forsch, R (1, 1) OBP: 0.257, SLG: 0.290			0-0 SH1-4		0-3 K		0-0 1B		

AB	R	H	RBI	BB	SO	LOB
4	0	2	1	0	0	0
0	0	0	0	0	0	0
4	0	0	0	0	0	4
4	0	1	0	0	1	1
3	1	1	0	1	0	0
4	1	1	0	0	0	1
0	0	0	0	0	0	0
3	0	1	1	0	1	0
3	0	1	1	0	0	0
3	1	1	0	0	0	2
2	0	1	0	0	1	0

BOTTOM

San Francisco Giants @ Houston Astros
Astrodome, Houston, TX
Sat Sep 13 1980, 8:05 PM EDT
Att. 32,526 - Dome

livebaseballscorecards.com

AB	30
R	3
H	9
RBI	3
BB	1
SO	3
LOB	8



1B: 6	SF: 0	WP: 0	PA: 33
2B: 3	SAC: 1	PB: 0	
3B: 0	DP: 1	SB: 0	
HR: 0	HBP: 0	CS: 2	

Inning Stats	R: 0	H: 1	E: 0	LOB: 0	K: 0	P: 3	R: 0	H: 0	E: 0	LOB: 0	K: 1	P: 5	R: 1	H: 2	E: 0	LOB: 1	K: 0	P: 5	R: 2	H: 4	E: 0	LOB: 1	K: 1	P: 8	R: 0	H: 0	E: 1	LOB: 1	K: 1	P: 6	R: 0	H: 0	E: 0	LOB: 0	K: 0	P: 3	R: 0	H: 2	E: 0	LOB: 2	K: 0	P: 5	R: 0	H: 0	E: 0	LOB: 0	K: 0	P: 6
PITCHER	IP	WLS	BF	H	R	ER	SO	BB	IBB	HBP	BLK	WP	HR	S	P	ERA	WHIP																															
Vida Blue, L (1, 1) ERA: 2.97	5.0	L	21	7	3	3	3	0	0	0	0	0	0	0	27	5.40	1.400																															
Tom Griffin, R (6, 1) ERA: 3.01	2.0		8	2	0	0	0	0	0	0	0	0	0	8	8	0.00	1.000																															
Greg Minton, R (8, 1) ERA: 2.4	1.0		3	0	0	0	0	1	0	0	0	0	0	2	6	0.00	1.000																															

Batter	1	2	3	4	5	6	7	8	9	AB R H RBI BB SO LOB	TOP											
Max Venable, L (1, 8) OBP: 0.343, SLG: 0.323	0-0 G3 S 1B		0-0 4-3		0-0 F9		0-0 G3		0-0 1B	5 0 2 0 0 0 1	San Francisco Giants @ Houston Astros Astrodome, Houston, TX Sun Sep 14 1980, 8:05 PM EDT Att. 18,471 - Dome livebaseballscorecards.com											
Larry Herndon, R (1, 9) OBP: 0.279, SLG: 0.380	0-3 K 1-2		0-0 G3			0-0 FC5-4 1B 1B	0-0 4-3		0-0 F8	5 1 1 0 0 1 2												
Darrell Evans, L (1, 5) OBP: 0.355, SLG: 0.398	4-0 G3 BB			4-0 4-3 BB		0-0 F6		0-0 G3-6-3 1B		2 0 1 0 2 0 1												
Milt May, L (1, 2) OBP: 0.316, SLG: 0.387	0-0 G3 1-2 2-3			0-0 4-3		0-0 FC5-4 1B		0-0 G3-6-3 1-2f		4 0 1 0 0 0 4												
Terry Whitfield, L (1, 7) OBP: 0.343, SLG: 0.402	0-0 1-3			0-0 6-3		0-0 FC5-4 1B 1-2f 2-3		0-0 HR		4 2 1 1 0 0 5												
Rich Murray, R (1, 3) OBP: 0.271, SLG: 0.361		0-0 F8		0-3 K		0-0 1B 1-2 3-H		0-0 5-3		4 0 1 1 0 1 1												
Mike Rowland, R (8, 1)										0 0 0 0 0 0 0												
Rennie Stennett, R (1, 4) OBP: 0.285, SLG: 0.306		0-0 6-3			0-0 4-3	0-0 1B 1-2 2-H			0-0 1B WP G6-4-3	4 1 2 1 0 0 0												
Johnnie LeMaster, R (1, 6) OBP: 0.260, SLG: 0.312		0-3 K			4-0 FC3-6 BB	0-0 4-3			0-0 G6-4-3 1B	1 0 0 0 0 1 1 0												
Jim Wohlford, R (6, PH) OBP: 0.306, SLG: 0.349										1 0 0 0 0 0 2												
Al Holland, R (6, 1) OBP: 0.500, SLG: 0.750										0 0 0 0 0 0 0												
Mike Ivie, R (8, 3) OBP: 0.288, SLG: 0.346										1 0 1 0 0 0 0												
John Montefusco, R (1, 1) OBP: 0.094, SLG: 0.033			0-0 5-3		0-0 FC3-6 1-2f		0-3 K		0-0 G6-4-3 1-2f 3-H	0 0 0 0 0 0 0 0												
Gary Lavelle, S (2, 1) OBP: 0.325, SLG: 0.326										1 0 0 0 0 0 0 0												
Joe Strain, R (5, PH) OBP: 0.325, SLG: 0.326										1 0 0 0 0 0 0 1												
Philip Nastu, L (5, 1) OBP: 0.308, SLG: 0.298										0 0 0 0 0 0 0 0												
Joe Pettini, R (6, 9) OBP: 0.308, SLG: 0.298										1 0 0 0 0 0 1 0												
Bill North, S (9, PH) OBP: 0.371, SLG: 0.287										1 0 0 0 0 0 0 1												
Inning Stats	R: 0 E: 0 K: 1 S: 6	H: 1 LOB: 2 BB: 1 P: 10	R: 0 E: 0 K: 1 S: 5	H: 0 LOB: 0 BB: 0 P: 5	R: 0 E: 0 K: 0 S: 3	H: 0 LOB: 0 BB: 0 P: 3	R: 0 E: 0 K: 1 S: 5	H: 0 LOB: 1 BB: 1 P: 9	R: 0 E: 0 K: 0 S: 3	H: 0 LOB: 1 BB: 1 P: 7	R: 2 E: 0 K: 0 S: 7	H: 4 LOB: 2 BB: 0 P: 7	R: 0 E: 0 K: 1 S: 5	H: 0 LOB: 0 BB: 0 P: 5	R: 1 E: 0 K: 0 S: 4	H: 2 LOB: 0 BB: 0 P: 4	R: 1 E: 0 K: 0 S: 5	H: 3 LOB: 1 BB: 0 P: 5	1B: 9 2B: 0 3B: 0 HR: 1	SF: 0 SAC: 0 DP: 2 HBP: 0	WP: 1 PB: 0 SB: 1 CS: 0	PA: 38
PITCHER	IP WLS BF H R ER SO BB IBB HBP BLK WP HR S P ERA WHIP																					
Joaquin Andujar, R (1, 1) ERA: 3.71	8.0 W 35 9 4 4 4 3 0 0 0 1 1 40 52 4.50 1.500																					
Joe Sambito, L (9, 1) ERA: 2.21	1.0 S 3 1 0 0 0 0 0 0 0 0 0 0 3 3 0.00 1.000																					



Batter	1	2	3	4	5	6	7	8	9
Joe Morgan, L (1, 4) OBP: 0.364, SLG: 0.362 Rafael Landestoy, S (8, 4) OBP: 0.309, SLG: 0.334	0-0 3-1	0-0 1B		0-0 1B		0-0 F9		0-0 F7	
Enos Cabell, R (1, 5) OBP: 0.301, SLG: 0.343	0-3 K	0-0 1B		0-0 F7		0-0 F2		0-0 F8	
Terry Puhl, L (1, 9) OBP: 0.356, SLG: 0.423	0-0 5-3	0-0 G3			0-0 E4		0-0 1B		
Jose Cruz, L (1, 7) OBP: 0.376, SLG: 0.446		0-0 1B	0-0 1B	0-0 4-3	0-0 4-1		0-0 3-1		
Cesar Cedeno, R (1, 8) OBP: 0.390, SLG: 0.487		4-0 1B	0-3 K		0-0 1B		0-0 1B		
Denny Walling, L (1, 3) OBP: 0.377, SLG: 0.401 Dave Bergman, L (8, 3) OBP: 0.347, SLG: 0.328		0-0 1B	0-0 4-3		0-0 F8		0-0 FC6-4		
Alan Ashby, S (1, 2) OBP: 0.310, SLG: 0.328		0-0 1B	0-0 5-3		0-0 1B		0-0 F6		
Craig Reynolds, L (1, 6) OBP: 0.263, SLG: 0.307		0-0 1B		0-3 K	0-0 4-3		0-0 FC6-4		
Joaquin Andujar, S (1, 1) OBP: 0.222, SLG: 0.385 Joe Sambito, L (9, 1) OBP: 0.309, SLG: 0.334		0-0 G6-4-3		0-3 K		0-3 K		0-0 4-3	

AB	R	H	RBI	BB	SO	LOB
4	0	2	1	0	0	0
1	0	0	0	0	0	0
5	0	1	0	0	1	1
4	2	2	0	0	0	2
4	1	2	0	0	0	1
3	1	2	1	1	1	1
4	1	2	1	0	0	2
0	0	0	0	0	0	0
4	1	2	2	0	0	3
4	0	1	0	0	1	4
4	0	0	0	0	2	2
0	0	0	0	0	0	0

BOTTOM

San Francisco Giants @ Houston Astros
Astrodome, Houston, TX
Sun Sep 14 1980, 8:05 PM EDT
Att. 18,471 - Dome

livebaseballscorecards.com

AB	37
R	6
H	14
RBI	5
BB	1
SO	5
LOB	16



1B: 12	SF: 0
2B: 1	SAC: 0
3B: 1	DP: 1
HR: 0	HBP: 0

WP: 0	PA: 38
PB: 0	
SB: 2	
CS: 0	

Inning Stats	R: 0	H: 0	E: 0	K: 1	S: 5	LOB: 0	BB: 0	P: 5									
PITCHER	IP	WLS	BF	H	R	ER	SO	BB	IBB	HBP	BLK	WP	HR	S	P	ERA	WHIP
John Montefusco, R (1, 1) ERA: 4.37	1.2	L	10	5	4	4	1	1	0	0	0	0	0	11	15	21.60	3.600
Gary Lavelle, L (2, 1) ERA: 3.09	2.1		10	3	0	0	3	0	0	0	0	0	0	16	16	0.00	1.286
Philip Nastu, L (5, 1) ERA: 8.31	1.0		6	3	1	1	0	0	0	0	0	0	0	6	6	9.00	3.000
Al Holland, L (6, 1) ERA: 1.82	2.0		9	3	1	1	1	0	0	0	0	0	0	11	11	4.50	1.500
Mike Rowland, R (8, 1) ERA: 1.93	1.0		3	0	0	0	0	0	0	0	0	0	0	3	3	0.00	0.000

Batter	1	2	3	4	5	6	7	8	9	AB R H RBI BB SO LOB	TOP	
Bill North, S (1, 8) X OBP: 0.370, SLG: 0.286	0-0 E S E 1B		0-3 K		0-3 K			0-0 P2		4 1 1 0 0 2 0	San Francisco Giants @ Cincinnati Reds Riverfront Stadium, Cincinnati, OH Mon Sep 15 1980, 7:05 PM EDT Att: 16,002 - Unknown livebaseballscorecards.com	
Max Venable, L (1, 9) S S S OBP: 0.340, SLG: 0.313	0-3 K 1-3		4-0 S BB		0-3 K			0-0 1-3		3 0 0 0 1 2 1		
Darrell Evans, L (1, 5) X OBP: 0.356, SLG: 0.404	0-0 E2		0-0 F7 1-2			4-0 BB G4-6-3				3 1 1 2 1 0 1		
Milt May, L (1, 2) X OBP: 0.312, SLG: 0.382	0-0 F9 3-H		0-0 P6			0-0 G4-6-3 1-2f				4 0 0 0 0 1 3		
Terry Whitfield, L (1, 7) B B B OBP: 0.341, SLG: 0.398	4-0 BB			0-0 6-3		0-0 3-1				3 0 0 0 1 0 0		
Rennie Stennett, R (1, 4) X OBP: 0.285, SLG: 0.306	0-0 5-3			0-0 5-3			0-0 4-3			4 0 1 0 0 0 2		
Rich Murray, R (1, 3) OBP: 0.271, SLG: 0.352		0-3 K		4-0 BB		0-3 K				3 0 0 0 1 2 1		
Johnnie LeMaster, R (1, 6) OBP: 0.258, SLG: 0.309		0-0 5-3		0-0 1-3		0-0 F7				3 0 0 0 0 0 1		
Bob Knepper, L (1, 1) Tom Griffin, R (3, 1) Joe Strain, R (5, PH) Gary Lavelle, S (5, 1) Jim Wohlford, R (8, PH) Mike Rowland, R (8, 1)		0-3 K		0-0 F8		0-0 F2				1 0 0 0 0 0 1 0 0 0 0 0 0 0 0 0 1 0 0 0 0 0 0 0 0 0 0 0 0 0 0 0 1 0 0 0 0 0 0 0 0 0 0 0 0 0 0 0		
Inning Stats	R: 1 H: 1 E: 1 LOB: 2 K: 1 BB: 1 S: 7 P: 11	R: 0 H: 0 E: 0 LOB: 0 K: 2 BB: 0 S: 7 P: 7	R: 0 H: 0 E: 0 LOB: 1 K: 1 BB: 1 S: 5 P: 9	R: 0 H: 0 E: 0 LOB: 1 K: 0 BB: 1 S: 3 P: 7	R: 0 H: 0 E: 0 LOB: 0 K: 2 BB: 0 S: 7 P: 7	R: 0 H: 0 E: 0 LOB: 0 K: 0 BB: 1 S: 2 P: 6	R: 0 H: 0 E: 0 LOB: 0 K: 1 BB: 0 S: 5 P: 5	R: 0 H: 0 E: 0 LOB: 0 K: 0 BB: 0 S: 3 P: 3	R: 1 H: 2 E: 0 LOB: 1 K: 1 BB: 0 S: 7 P: 7	1B: 2 SF: 0 2B: 0 SAC: 0 3B: 0 DP: 1 HR: 1 HBP: 0	WP: 0 PA: 34 PB: 0 SB: 2 CS: 0	
PITCHER Tom Seaver, R (1, 1) ERA: 3.94	IP WLS BF H R ER SO BB IBB HBP BLK WP HR S P ERA WHIP	9.0 W 34 3 2 1 8 4 0 0 0 0 1 46 62 1.00 0.778										



Batter	1	2	3	4	5	6	7	8	9
Dave Collins, S OBP: 0.364, SLG: 0.371 Sam Mejias, R OBP: 0.306, SLG: 0.343	0-0 F9	0-0 F8		0-0 4-3		0-0 F4		0-0 1B	
Ken Griffey, L OBP: 0.367, SLG: 0.436 Paul Householder, S OBP: 0.243, SLG: 0.250	4-0 BB 2B BB	0-0 F9		4-0 FC5-4 BB		0-0 SF7 3B		0-0 F8	
Dave Concepcion, R OBP: 0.306, SLG: 0.363	4-0 1-2 2B BB		0-0 FC4-6 1B	0-0 FC5-4		0-0 SF7			
George Foster, R OBP: 0.366, SLG: 0.481	0-0 P6		0-0 FC4-6 1B		0-0 G5-4-3 1B	0-3 K			
Dan Driessen, L OBP: 0.384, SLG: 0.436	0-0 1-H 2-H HR 2B		0-0 F8		0-0 G5-4-3 1-2f	0-0 P5			
Ray Knight, R OBP: 0.307, SLG: 0.417	0-0 2-H HR		0-0 FC4-6 1-2f 2-3		0-0 5-3		0-0 4-3		
Ron Oester, S OBP: 0.327, SLG: 0.369	0-0 P4		0-0 F8		0-3 K		0-0 4-3		
Vic Correll, R OBP: 0.429, SLG: 0.429		0-0 5-3		0-0 4-3 SH1-4 1B		0-0 SH1-4 1B		0-0 1B 1B	
Tom Seaver, R OBP: 0.244, SLG: 0.179		0-0 1B		0-0 SH1-4 1-2		0-0 SH1-4 1-2		0-0 1B 1-3 1B	

Inning Stats	R: 4 E: 0 K: 0 S: 5	H: 2 LOB: 0 BB: 2 P: 13	R: 0 E: 0 K: 0 S: 4	H: 1 LOB: 1 BB: 0 P: 4	R: 0 E: 0 K: 0 S: 5	H: 2 LOB: 2 BB: 0 P: 5	R: 0 E: 0 K: 0 S: 4	H: 1 LOB: 2 BB: 1 P: 8	R: 0 E: 0 K: 1 S: 6	H: 1 LOB: 1 BB: 0 P: 6	R: 1 E: 0 K: 1 S: 6	H: 1 LOB: 0 BB: 0 P: 6	R: 1 E: 0 K: 0 S: 6	H: 3 LOB: 2 BB: 0 P: 6
1B: 9 2B: 1 3B: 1 HR: 1	SF: 1 SAC: 2 DP: 1 HBP: 0	WP: 0 PA: 38	ERA WHIP											

PITCHER	IP	WLS	BF	H	R	ER	SO	BB	IBB	HBP	BLK	WP	HR	S	P	ERA	WHIP
Bob Knepper, L ERA: 4.15	(1, 1)	2.0	L	13	5	4	4	0	2	0	0	0	1	11	19	18.00	3.500
Tom Griffin, R ERA: 2.94	(3, 1)	2.0		8	1	0	0	1	0	0	0	0	0	7	11	0.00	1.000
Gary Lavelle, L ERA: 3.08	(5, 1)	3.0		11	3	1	2	0	0	0	0	0	0	15	15	3.00	1.000
Mike Rowland, R ERA: 2.29	(8, 1)	1.0		6	3	1	0	0	0	0	0	0	0	6	6	9.00	3.000


BOTTOM

San Francisco Giants @ Cincinnati Reds
Riverfront Stadium, Cincinnati, OH

Mon Sep 15 1980, 7:05 PM EDT
Att. 16,002 - Unknown

livebaseballscorecards.com

AB	32
R	6
H	12
RBI	6
BB	3
SO	2
LOB	17



San Francisco Giants @ Cincinnati Reds
Riverfront Stadium, Cincinnati, OH

Tue Sep 16 1980, 3:33 AM EDT
Att: 12,206 - Unknown

AB	36
R	8
H	14
RBI	8
BB	8
SO	3
LOB	17



WP:	0	PA:	46
PB:	1		
SB:	2		
CS:	1		

AB R H RBI BB SO LOB

Batter	1	2	3	4	5	6	7	8	9
Bill North, S (1, 8) OBP: 0.376, SLG: 0.294	0-0 CS 1B		0-0 2B	4-0 S BB			0-0 G3 S SF8 1B	4-0 BB BB	0-0 6-3
Darrell Evans, L (1, 5) OBP: 0.358, SLG: 0.405	4-0 1B BB BB 1-2		0-0 1B 2B 2-H	0-0 F5 1-2			0-0 G3 1-3	4-0 BB 1-2 2-3	
Larry Herndon, R (1, 9) OBP: 0.281, SLG: 0.381	0-0 F8		0-0 2B 1B 2-H				0-0 SF8 3-H	0-0 1-3	
Jim Wohlford, R (1, 7) OBP: 0.312, SLG: 0.360	0-0 1B 1-2		0-0 1B 2B 1-H				0-0 G6-3 1-2f	0-0 6-3	
Rennie Stennett, R (1, 4) OBP: 0.286, SLG: 0.307	0-0 F9		0-0 1B 2B 2-H G6-3				0-0 6-3 1-H	0-0 4-3	
Rich Murray, R (1, 3) OBP: 0.268, SLG: 0.346		0-0 P4	0-0 G6-3 1-2f				0-3 K	0-0 1-3	0-0 6-3
Joe Pettini, R (1, 6) OBP: 0.318, SLG: 0.299		4-0 BB	0-0 6-3				0-3 K	4-0 BB SH1-4 BB	0-0 6-3
Mike Sadek, R (1, 2) OBP: 0.358, SLG: 0.280		0-0 L6		0-0 P4			4-0 FC4-6 BB	0-3 K	4-0 1B 1-2 2-3 BB
Ed Whitson, R (1, 1) OBP: 0.100, SLG: 0.085		0-0 G3		0-0 5-3			0-0 FC4-6 1-2f	0-0 SH1-4	0-0 1B 1-2 2-H 3-H

Inning Stats	R: 0	H: 2	R: 0	H: 0	R: 4	H: 5	R: 0	H: 0	R: 0	H: 1	R: 0	H: 0	R: 2	H: 3	R: 0	H: 0	R: 2	H: 3	
E: 0	LOB: 2	E: 0	LOB: 1	E: 0	LOB: 0	E: 0	LOB: 1	E: 0	LOB: 0	E: 0	LOB: 0	E: 0	LOB: 1	E: 0	LOB: 3	E: 0	LOB: 2	E: 0	LOB: 2
K: 0	BB: 1	K: 0	BB: 1	K: 0	BB: 0	K: 0	BB: 1	K: 0	BB: 0	K: 0	BB: 1	K: 0	BB: 1	K: 0	BB: 0	K: 1	BB: 3	K: 0	BB: 1
S: 4	P: 8	S: 3	P: 7	S: 7	P: 7	S: 3	P: 7	S: 3	P: 3	S: 7	P: 11	S: 6	P: 6	S: 5	P: 17	S: 6	P: 10	S: 6	P: 10

PITCHER	IP	WLS	BF	H	R	ER	SO	BB	IBB	HBP	BLK	WP	HR	S	P	ERA	WHIP
Joe Price, L (1, 1) ERA: 3.71	2.0	L	13	6	4	4	0	2	0	0	0	0	0	11	19	18.00	4.000
Jay Howell, R (3, 1) ERA: 13.5	1.0		3	1	0	0	0	0	0	0	0	0	0	3	3	0.00	1.000
Geoff Combe, R (4, 1) ERA: 8.44	2.0		7	1	0	0	0	1	0	0	0	0	0	6	10	0.00	1.000
Doug Bair, R (6, 1) ERA: 4.68	2.2		14	3	2	1	3	3	0	0	0	0	0	17	29	3.38	2.250
Sheldon Burnside, L (8, 1) ERA: 1.93	0.1		2	0	0	0	0	1	0	0	0	0	0	1	5	0.00	3.000

PITCHER	IP	WLS	BF	H	R	ER	SO	BB	IBB	HBP	BLK	WP	HR	S	P	ERA	WHIP
Charlie Leibrandt, L (9, 1) ERA: 4.16	1.0		7	3	2	2	0	1	0	0	0	0	0	6	10	18.00	4.000

Batter	1	2	3	4	5	6	7	8	9	AB	R	H	RBI	BB	SO	LOB
Dave Collins, S (1, 8) OBP: 0.364, SLG: 0.370	0-0 4-3		0-0 1B		0-0 L9			0-0 4-3		4	0	1	1	0	0	1
Ken Griffey, L (1, 9) OBP: 0.368, SLG: 0.436	0-0 1B		0-0 F7			0-0 1B			0-0 G3	4	0	2	0	0	0	1
Dave Concepcion, R (1, 6) OBP: 0.305, SLG: 0.362 Junior Kennedy, R (5, 4) OBP: 0.326, SLG: 0.338	0-0 L3			0-0 F9		0-0 1B			0-0 6-3	2	0	0	0	0	0	1
George Foster, R (1, 7) OBP: 0.363, SLG: 0.476		0-0 5-3		0-0 1-3		0-3 K			0-0 F7	4	0	0	0	0	1	0
Dan Driessen, L (1, 3) OBP: 0.384, SLG: 0.437		0-0 4-3		0-0 2B				0-0 F8		3	0	1	0	0	0	0
Ray Knight, R (1, 5) OBP: 0.306, SLG: 0.415		0-0 F9		0-0 P4				0-0 6-3		3	0	0	0	0	0	1
Joe Nolan, L (1, 2) OBP: 0.363, SLG: 0.430			0-0 1B		0-0 G3			0-0 P3		3	1	1	0	0	0	0
Ron Oester, S (1, 4) OBP: 0.327, SLG: 0.373 (5, 6)			0-3 K		0-0 F8			0-3 K		3	0	1	0	0	2	1
Joe Price, R Jay Howell, R Eddie Milner, L Geoff Combs, R Cesar Geronimo, L Doug Blair, R Sheldon Burnside, R Paul Householder, S Charlie Leibrandt, R			0-0 4-3		0-0 F8			0-3 K		0	0	0	0	0	0	0

Inning Stats	R: 0	H: 1	R: 0	H: 0	R: 1	H: 2	R: 0	H: 1	R: 0	H: 1	R: 0	H: 0	R: 0	H: 0	R: 0	H: 0	R: 0	H: 0	R: 0	H: 0	1B: 3	SF: 0	WP: 0	PA: 31
	E: 0	LOB: 0	E: 0	LOB: 0	E: 0	LOB: 1	E: 0	LOB: 1	E: 0	LOB: 0	E: 0	LOB: 0	E: 0	LOB: 0	E: 0	LOB: 0	E: 0	LOB: 0	E: 0	LOB: 0	2B: 4	SAC: 0	PB: 0	
	K: 0	BB: 0	K: 0	BB: 0	K: 1	BB: 0	K: 0	BB: 0	K: 1	BB: 0	K: 0	BB: 0	K: 2	BB: 0	K: 0	BB: 0	K: 0	BB: 0	K: 0	BB: 0	3B: 0	DP: 1	SB: 0	
	S: 3	P: 3	S: 3	P: 3	S: 7	P: 7	S: 4	P: 4	S: 5	P: 5	S: 3	P: 3	S: 7	P: 7	S: 3	P: 3	S: 3	P: 3	S: 3	P: 3	HR: 0	HBP: 0	CS: 0	

PITCHER	IP	WLS	BF	H	R	ER	SO	BB	IBB	HBP	BLK	WP	HR	S	P	ERA	WHIP
Ed Whitson, R (1, 1) ERA: 3.0	9.0	W	31	6	1	1	4	0	0	0	0	0	0	39	39	1.00	0.667

BOTTOM

San Francisco Giants @ Cincinnati Reds
Riverfront Stadium, Cincinnati, OH
Tue Sep 16 1980, 3:33 AM EDT
Att. 12,206 - Unknown

AB	31
R	1
H	6
RBI	1
BB	0
SO	4
LOB	8



Batter	1	2	3	4	5	6	7	8	9	AB R H RBI BB SO LOB	TOP											
Jerry Royster, R (1, 7) OBP: 0.316, SLG: 0.331	0-0 5-3		0-0 1-2 1B		0-0 1-3 1B		0-0 F2			4 0 2 0 0 0 1	<p>Atlanta Braves @ San Francisco Giants</p> <p>Candlestick Park, San Francisco, CA</p> <p>Wed Sep 17 1980, 10:05 PM EDT</p> <p>Att. 2,164 - Unknown</p>											
Glenn Hubbard, R (1, 4) OBP: 0.320, SLG: 0.390	0-0 4-3		0-3 K		0-0 F9		0-3 K			4 0 0 0 0 2 5												
Gary Matthews, R (1, 9) OBP: 0.324, SLG: 0.427	4-0 CS BB			0-0 L4		0-0 F8		0-0 4-3		3 0 0 0 1 0 0												
Bob Homer, R (1, 5) OBP: 0.313, SLG: 0.554	0-0 CS 1-2	0-0 F2		0-0 L5		0-0 F8		0-0 5-3		4 0 0 0 0 0 0												
Chris Chambliss, L (1, 3) OBP: 0.334, SLG: 0.429		0-3 K		0-0 1B		4-0 FC5 S BB		0-0 F8		3 0 1 0 1 1 0												
Dale Murphy, R (1, 8) OBP: 0.350, SLG: 0.507		0-3 K		0-0 P4		4-0 1-2 BB		0-0 F4		3 0 0 0 1 1 1												
Bill Nahorodny, R (1, 2) OBP: 0.293, SLG: 0.422			0-3 K		0-0 4-3	0-0 FC5 2-3f		0-0 F9		4 0 0 0 0 1 2												
Luis Gomez, R (1, 6) OBP: 0.243, SLG: 0.216			0-0 F7		0-0 F8		0-0 F3			2 0 0 0 0 0 0												
Charlie Spikes, R (7, PH) OBP: 0.351, SLG: 0.324								4-0 BB		1 0 0 0 0 0 0												
Chico Ruiz, R (7, 6) OBP: 0.393, SLG: 0.480								0-0 BB		0 0 0 0 1 0 0												
Larry McWilliams, L (1, 1) OBP: 0.241, SLG: 0.163								0-0 F7		1 0 1 0 1 0 0												
Gene Garber, R (6, 1) OBP: 0.500, SLG: 0.500										0 0 0 0 0 0 0												
Jeff Burroughs, R (7, PH) OBP: 0.345, SLG: 0.454										1 0 1 0 0 0 0												
Rafael Ramirez, R (7, PR) OBP: 0.304, SLG: 0.383										0 0 0 0 0 0 0												
Preston Hanna, R (7, 1) OBP: 0.167, SLG: 0.333										0 0 0 0 0 0 0												
Terry Harper, R (8, PH) OBP: 0.143, SLG: 0.286										1 0 0 0 0 0 1												
Inning Stats	R: 0 E: 0 K: 0 S: 2	H: 0 LOB: 0 BB: 1 P: 6	R: 0 E: 0 K: 2 S: 7	H: 0 LOB: 0 BB: 0 P: 7	R: 0 E: 0 K: 2 S: 8	H: 1 LOB: 2 BB: 1 P: 12	R: 0 E: 0 K: 0 S: 4	H: 1 LOB: 1 BB: 0 P: 4	R: 0 E: 1 K: 0 S: 5	H: 2 LOB: 2 BB: 0 P: 5	R: 0 E: 0 K: 0 S: 3	H: 0 LOB: 2 BB: 2 P: 11	R: 0 E: 0 K: 1 S: 6	H: 1 LOB: 1 BB: 0 P: 6	R: 0 E: 0 K: 0 S: 3	H: 0 LOB: 0 BB: 0 P: 3	R: 0 E: 0 K: 0 S: 3	H: 0 LOB: 1 BB: 1 P: 7	1B: 5 2B: 0 3B: 0 HR: 0	SF: 0 SAC: 0 DP: 0 HBP: 0	WP: 0 PB: 0 SB: 1 CS: 1	PA: 37
PITCHER Vida Blue, L (1, 1) ERA: 2.84	IP: 9.0 WLS: W BF: 36 H: 5 R: 0 ER: 0 SO: 5 BB: 5 IBB: 0 HBP: 0 BLK: 0 WP: 0 HR: 0 S: 41 P: 61 ERA: 0.00 WHIP: 1.111																					

livebaseballscorecards.com

AB	31
R	0
H	5
RBI	0
BB	5
SO	5
LOB	10



Batter	1	2	3	4	5	6	7	8	9	AB	R	H	RBI	BB	SO	LOB
Bill North, S OBP: 0.373, SLG: 0.291 (1, 8)	0-0 6-3		0-0 F9		0-0 5-3		0-0 5-3			4	0	0	0	0	0	2
Joe Pettini, R OBP: 0.311, SLG: 0.292 (1, 6)	0-0 F3		0-0 SH			0-0 6-3		0-0 4-3		3	0	0	0	0	0	0
Larry Herndon, R OBP: 0.282, SLG: 0.385 (1, 9)	0-0 1B		0-3 K			0-0 3B		0-0 4-3		4	1	2	0	0	1	3
Jim Wohlford, R OBP: 0.316, SLG: 0.375 (1, 7)	0-0 L6		0-0 FC6-4			0-0 1B		0-0 1B		4	1	2	1	0	0	4
Rennie Stennett, R OBP: 0.289, SLG: 0.307 (1, 4)		0-0 F7		0-0 F9		0-0 1B		4-0 IBB		3	0	1	1	1	0	0
Rich Murray, R OBP: 0.261, SLG: 0.336 (1, 3)		0-3 K		0-0 6-3		0-3 K		0-0 F9		4	0	0	0	0	2	3
Guy Sularz, R OBP: 0.200, SLG: 0.136 (1, 5)		0-0 F9		0-0 F8		0-0 F8				3	0	0	0	0	0	1
Mike Sadek, R OBP: 0.358, SLG: 0.281 (1, 2)			0-0 F9		0-0 F2		0-0 F9			3	0	1	0	0	0	0
Vida Blue, S OBP: 0.119, SLG: 0.094 (1, 1)			0-0 SH		0-3 K		0-0 F6			2	0	0	0	0	1	0

Inning Stats	R: 0	H: 1	R: 0	H: 0	R: 0	H: 1	R: 0	H: 0	R: 2	H: 3	R: 0	H: 0	R: 0	H: 1	
E: 0	LOB: 1	E: 0	LOB: 0	E: 0	LOB: 3	E: 0	LOB: 0	E: 0	LOB: 1	E: 0	LOB: 0	E: 0	LOB: 0	E: 0	LOB: 2
K: 0	BB: 0	K: 1	BB: 0	K: 0	BB: 0	K: 1	BB: 0	K: 1	BB: 0	K: 0	BB: 0	K: 0	BB: 0	K: 0	BB: 1
S: 4	P: 4	S: 5	P: 5	S: 8	P: 8	S: 3	P: 3	S: 8	P: 8	S: 3	P: 3	S: 4	P: 8	S: 4	P: 8

PITCHER	IP	WLS	BF	H	R	ER	SO	BB	IBB	HBP	BLK	WP	HR	S	P	ERA	WHIP
Larry McWilliams, L ERA: 4.98 (1, 1)	5.1	L	22	4	2	2	3	0	0	0	0	0	0	28	28	3.38	0.750
Gene Garber, R ERA: 3.89 (6, 1)	0.2		3	1	0	0	1	0	0	0	0	0	0	5	5	0.00	1.500
Preston Hanna, R ERA: 3.5 (7, 1)	2.0		8	1	0	0	0	0	1	0	0	0	0	7	11	0.00	0.500

BOTTOM

Atlanta Braves @ San Francisco Giants
Candlestick Park, San Francisco, CA

Wed Sep 17 1980, 10:05 PM EDT
Att. 2,164 - Unknown

AB	30
R	2
H	6
RBI	2
BB	1
SO	4
LOB	13



1B: 4	SF: 0	WP: 0	PA: 33
2B: 1	SAC: 2	PB: 0	
3B: 1	DP: 0	SB: 2	
HR: 0	HBP: 0	CS: 0	

PITCHER	IP	WLS	BF	H	R	ER	SO	BB	IBB	HBP	BLK	WP	HR	S	P	ERA	WHIP
---------	----	-----	----	---	---	----	----	----	-----	-----	-----	----	----	---	---	-----	------

Batter	1	2	3	4	5	6	7	8	9	AB R H RBI BB SO LOB	TOP														
Jerry Royster, R OBP: 0.313, SLG: 0.327 (1, 7) (8, 5)	0-0 4-3		0-0 1-6-3		0-0 6-3			0-0 4-3		4 0 0 0 0 0 2	<p>Atlanta Braves @ San Francisco Giants Candlestick Park, San Francisco, CA</p> <p>Thu Sep 18 1980, 6:33 AM EDT Att. 2,151 - Unknown</p> <p>livebaseballscorecards.com</p>														
Glenn Hubbard, R OBP: 0.317, SLG: 0.386 (1, 4)	0-0 L5			0-0 F9		0-0 F8		0-0 F8		4 0 0 0 0 0 0															
Gary Matthews, R OBP: 0.324, SLG: 0.425 (1, 9)	0-0 F5			0-0 G3		0-0 5-3		4-0 BB		3 0 0 0 1 0 0															
Bob Homer, R OBP: 0.313, SLG: 0.551 Terry Harper, R OBP: 0.143, SLG: 0.286 (1, 5) (8, 7)		0-0 5-3		0-0 HR 1B		0-0 6-3		0-0 F3		4 1 1 0 0 0 1 0 0 0 0 0 0 0															
Chris Chambliss, L OBP: 0.337, SLG: 0.436 (1, 3)		4-0 BB CS BB		0-0 HR		0-0 SH1-3 1B		0-0 F7		3 1 2 2 1 0 0															
Dale Murphy, R OBP: 0.349, SLG: 0.505 (1, 8)		0-3 K 1-2		0-0 F9		0-0 SH1-3 1B		0-0 F3		4 0 1 0 0 1 1															
Bruce Benedict, R OBP: 0.303, SLG: 0.317 (1, 2)			0-0 5-3 1B		0-0 E6 S		0-0 SH1-3		0-0 F8			3 0 1 0 0 0 0													
Luis Gomez, R OBP: 0.241, SLG: 0.213 (1, 6)			0-0 5-3		0-3 K		0-0 6-3			3 0 0 0 0 1 4															
Rick Matula, R OBP: 0.136, SLG: 0.105 Rick Camp, R OBP: 0.167, SLG: 0.333 (1, 1) (8, 1)			0-3 K		0-0 6-3		0-3 K			3 0 0 0 0 2 4 0 0 0 0 0 0 0															
Inning Stats	R: 0 E: 0 K: 0 S: 3	H: 0 LOB: 0 BB: 0 P: 3	R: 0 E: 0 K: 1 S: 4	H: 0 LOB: 1 BB: 1 P: 8	R: 0 E: 0 K: 1 S: 6	H: 1 LOB: 1 BB: 0 P: 6	R: 2 E: 0 K: 0 S: 5	H: 2 LOB: 0 BB: 0 P: 5	R: 0 E: 1 K: 1 S: 6	H: 0 LOB: 1 BB: 0 P: 6		R: 0 E: 0 K: 0 S: 3	H: 0 LOB: 0 BB: 0 P: 3	R: 0 E: 0 K: 1 S: 7	H: 2 LOB: 2 BB: 0 P: 7	R: 0 E: 0 K: 0 S: 3	H: 0 LOB: 1 BB: 1 P: 7	R: 0 E: 0 K: 0 S: 3	H: 0 LOB: 0 BB: 0 P: 3	1B: 4 2B: 1 3B: 0 HR: 1	SF: 0 SAC: 1 DP: 1 HBP: 0	WP: 0 PB: 0 SB: 1 CS: 1	PA: 34		
PITCHER	IP	WLS	BF	H	R	ER	SO	BB	IBB	HBP	BLK	WP	HR	S	P	ERA	WHIP								
Alan Hargesheimer, R ERA: 4.26 (1, 1)	6.1	L	25	5	2	2	3	1	0	0	0	0	1	30	34	2.84	0.947								
Greg Minton, R ERA: 2.38 (7, 1)	0.2		2	0	0	0	1	0	0	0	0	0	0	4	4	0.00	0.000								
Al Holland, L ERA: 1.78 (8, 1)	2.0		7	0	0	0	0	1	0	0	0	0	0	6	10	0.00	0.500								



Batter	1	2	3	4	5	6	7	8	9	AB	R	H	RBI	BB	SO	LOB									
Max Venable, L OBP: 0.333, SLG: 0.300 (1, 8) BB	4-0 8-3 BB		0-0 4-3		0-0 F8		0-0 F8		0-0 G4-6-3 1-2f	4	0	0	0	1	0	5									
Joe Pettini, R OBP: 0.312, SLG: 0.288 (1, 6) Chris Bourjos, R OBP: 0.333, SLG: 0.600 (8, PH) (9, 7)	0-0 8-3 1-2f		0-0 P6			4-0 BB		0-0 SF8 2B		2	0	0	0	1	0	1									
Larry Herndon, R OBP: 0.280, SLG: 0.381 (1, 9)	0-0 5-3		0-0 6-3			0-0 F4		0-0 6-3 2-3		4	0	0	0	0	0	2									
Milt May, L OBP: 0.314, SLG: 0.385 (1, 2)		0-0 FC1-6 1B		0-0 G5-3 1B		0-0 F8		0-0 SF8 3-H		3	0	2	1	0	0	1									
Terry Whitfield, L OBP: 0.340, SLG: 0.396 (1, 7) Johnnie LeMaster, R OBP: 0.258, SLG: 0.309 (9, 6)		0-0 FC1-6 6-3 1B 1-2f		0-0 G5-3 1B 1-2		0-0 G3		0-0 1-3		4	0	1	0	0	0	2									
Rennie Stennett, R OBP: 0.291, SLG: 0.307 (1, 4)		0-0 6-3 1B 1-2		0-0 G5-3 1-2 2-3f		0-0 P4		1-0 1B SH FC4-2 HBP		3	0	1	0	0	0	2									
Rich Murray, R OBP: 0.255, SLG: 0.328 (1, 3)		0-0 6-3 1-2 2-3		0-0 6-3		0-0 F9		0-0 SH FC4-2 1B 1-2		3	0	0	0	0	0	3									
Guy Sularz, R OBP: 0.276, SLG: 0.200 (1, 5)		4-0 IBB		0-0 F9		0-0 BB 1B		0-0 FC4-2 1B 1-2 2-3		3	0	2	0	1	0	0									
Alan Hargesheimer, R OBP: 0.286, SLG: 0.263 (1, 1) Greg Minton, S OBP: 0.222, SLG: 0.125 (7, 1) Jim Wohlford, R OBP: 0.319, SLG: 0.375 (7, PH) Al Holland, R OBP: 0.500, SLG: 0.750 (8, 1) Jack Clark, R OBP: 0.382, SLG: 0.541 (9, PH)		0-3 K		0-3 K		4-0 BB 1B 1-2		0-0 FC4-2 G4-6-3 1-2 2-3 3-Hf		2	0	0	0	0	2	3									
Inning Stats	R: 0 E: 0 K: 0 S: 2	H: 0 LOB: 0 BB: 1 P: 6	R: 0 E: 0 K: 1 S: 7	H: 2 LOB: 3 BB: 1 P: 11	R: 0 E: 0 K: 0 S: 3	H: 0 LOB: 0 BB: 0 P: 3	R: 0 E: 0 K: 0 S: 4	H: 2 LOB: 1 BB: 0 P: 4	R: 0 E: 0 K: 1 S: 5	H: 0 LOB: 0 BB: 0 P: 5	R: 0 E: 0 K: 0 S: 3	H: 0 LOB: 1 BB: 1 P: 7	R: 0 E: 0 K: 0 S: 4	H: 1 LOB: 2 BB: 1 P: 8	R: 1 E: 0 K: 0 S: 4	H: 1 LOB: 0 BB: 0 P: 4	R: 0 E: 0 K: 0 S: 4	H: 1 LOB: 2 BB: 0 P: 5	1B: 6 2B: 2 3B: 0 HR: 0	SF: 1 SAC: 1 DP: 3 HBP: 1	WP: 0 PB: 0 SB: 0 CS: 0	PA: 37			
PITCHER Rick Matula, R ERA: 4.58 Rick Camp, R ERA: 1.9	IP 7.0 2.0	WLS W S	BF 29 8	H 6 1	R 1 0	ER 1 0	SO 2 0	BB 3 0	IBB 1 0	HBP 0 1	BLK 0 0	WP 0 0	HR 0 0	S 29 7	P 45 8	ERA 1.29 0.00	WHIP 1.286 0.500								

Atlanta Braves @ San Francisco Giants
Candlestick Park, San Francisco, CA
Thu Sep 18 1980, 6:33 AM EDT
Att. 2,151 - Unknown

livebaseballscorecards.com

AB	30
R	1
H	7
RBI	1
BB	4
SO	2
LOB	22



Batter	1	2	3	4	5	6	7	8	9
Max Venable, L (1, 8) OBP: 0.339, SLG: 0.308	0-0 S E 1B	0-0 F6			0-3 K			0-0 1B WP 1B	
Joe Pettini, R (1, 6) OBP: 0.310, SLG: 0.287	0-0 E3 1B SF9	0-0 F7			0-3 K			0-0 FC1-4 1B	
Larry Herndon, R (1, 9) OBP: 0.280, SLG: 0.380	0-0 1B FC 1-3	0-0 F8			0-0 6-3			0-0 FC1-4 CS 1-2f	
Milt May, L (1, 2) OBP: 0.311, SLG: 0.381	0-0 SF9		0-0 3-1		0-0 F4			0-0 1-3 1-2	
Terry Whitfield, L (1, 7) OBP: 0.340, SLG: 0.395	0-0 FC E 1-3		0-0 F7		0-3 K				
Rennie Stennett, R (1, 4) OBP: 0.288, SLG: 0.305	0-0 FC E 1-2		0-0 5-3		0-0 L6				
Rich Murray, R (1, 3) OBP: 0.250, SLG: 0.321	0-3 K				0-3 K			0-0 4-3	
Guy Sularz, R (1, 5) OBP: 0.281, SLG: 0.286	0-0 E6				0-0 1-3			0-0 3B	
Tom Griffin, R (1, 1) OBP: 0.182, SLG: 0.455	0-3 K				0-3 K			0-3 K	
Al Holland, R (7, 1) OBP: 0.429, SLG: 0.600									

Inning Stats	R: 4 E: 2 K: 2 S: 13	H: 3 LOB: 2 BB: 0 P: 13	R: 0 E: 0 K: 0 S: 3	H: 0 LOB: 0 BB: 0 P: 3	R: 0 E: 0 K: 0 S: 3	H: 0 LOB: 0 BB: 0 P: 3	R: 0 E: 0 K: 2 S: 7	H: 0 LOB: 0 BB: 0 P: 7	R: 0 E: 0 K: 2 S: 7	H: 0 LOB: 0 BB: 0 P: 7	R: 0 E: 0 K: 1 S: 5	H: 1 LOB: 0 BB: 0 P: 5	R: 0 E: 0 K: 0 S: 4	H: 2 LOB: 1 BB: 0 P: 4
--------------	-------------------------------	----------------------------------	------------------------------	---------------------------------	------------------------------	---------------------------------	------------------------------	---------------------------------	------------------------------	---------------------------------	------------------------------	---------------------------------	------------------------------	---------------------------------

PITCHER	IP	WLS	BF	H	R	ER	SO	BB	IBB	HBP	BLK	WP	HR	S	P	ERA	WHIP
Joaquin Andujar, R (1, 1) ERA: 3.59	6.0	L	24	3	4	1	7	0	0	0	0	0	0	38	38	1.50	0.500
Dave Smith, R (7, 1) ERA: 2.18	1.0		3	1	0	0	1	0	0	0	0	0	0	5	5	0.00	1.000
Joe Sambito, L (8, 1) ERA: 2.07	1.0		4	2	0	0	0	0	0	0	0	1	0	4	4	0.00	2.000

BOTTOM

Houston Astros @ San Francisco Giants
Candlestick Park, San Francisco, CA

Fri Sep 19 1980, 10:05 PM EDT
Att. 4,377 - Unknown

AB	R	H	RBI	BB	SO	LOB
4	1	2	0	0	1	0
4	1	1	0	0	1	0
4	1	1	0	0	0	2
3	0	0	1	0	0	2
3	1	1	0	0	1	0
3	0	0	1	0	0	1
3	0	0	0	0	2	2
3	0	1	0	0	0	1
2	0	0	0	0	2	2
1	0	0	0	0	1	0

AB	30
R	4
H	6
RBI	2
BB	0
SO	8
LOB	10

livebaseballscorecards.com

WP	PA
1	31

GIANTS

Batter	1	2	3	4	5	6	7	8	9	AB R H RBI BB SO LOB	TOP																	
Joe Morgan, L (1, 4) OBP: 0.364, SLG: 0.369	0-0 2B 1B		0-0 F8		4-0 IBB		0-3 K		0-0 F8	4 0 1 0 1 1 2																		
Enos Cabell, R (1, 5) OBP: 0.302, SLG: 0.344	0-0 2B			0-0 G4-6-3 1B	0-0 F6			0-3 K	0-0 F9	5 0 2 0 0 1 5																		
Terry Puhl, L (1, 9) OBP: 0.355, SLG: 0.419	0-0 6-3			0-0 G4-6-3 1-2f	0-0 F8			0-0 4-3 1B		4 1 1 0 0 0 5																		
Jose Cruz, L (1, 7) OBP: 0.372, SLG: 0.446	0-0 5-3			4-0 BB	0-0 F8			0-0 4-3		3 0 0 0 1 0 2																		
Cesar Cedeno, R (1, 8) OBP: 0.389, SLG: 0.480		0-0 CS 1B		0-0 5-3	0-0 CS BB 1B			0-0 2-H 1B		4 0 3 1 0 0 1																		
Dave Bergman, L (1, 3) OBP: 0.370, SLG: 0.394		0-0 F7 1-2			4-0 1B 1B 2B			0-3 K		3 1 1 0 1 1 2																		
Alan Ashby, S (1, 2) OBP: 0.305, SLG: 0.325		0-3 K			0-0 SH5-3 1B		0-3 K		0-0 SH3-4 2B 1B	2 0 1 0 0 1 0	AB 33																	
Gary Woods, R (6, PH) OBP: 0.371, SLG: 0.559										1 0 0 0 0 1 2	R 3																	
Luis Pujols, R (6, 2) OBP: 0.249, SLG: 0.239										0 1 0 0 0 0 0	H 12																	
Scott Loucks, R (9, PR) OBP: 0.333, SLG: 0.333										0 0 0 0 0 0 0	RBI 3																	
Bruce Bochy, R (9, 2) OBP: 0.357, SLG: 0.227										0 0 0 0 0 0 0	BB 3																	
Craig Reynolds, L (1, 6) OBP: 0.258, SLG: 0.300			0-0 4-3		0-0 SH5-3 1B		0-0 6-3		0-0 SH3-4	2 0 1 1 0 0 0	SO 6																	
Rafael Landestoy, S (7, PH) OBP: 0.306, SLG: 0.333					1-2 3-H 1B				1-2	1 0 0 0 0 0 0	LOB 19																	
Nolan Ryan, R (1, 1) OBP: 0.162, SLG: 0.121			0-3 K		0-0 SH5-3		0-0 5-3		0-0	1 0 0 0 0 1 0																		
Art Howe, R (7, PH) OBP: 0.345, SLG: 0.420										1 0 0 0 0 0 0																		
Dave Smith, R (7, 1)										0 0 0 0 0 0 0																		
Jeffrey Leonard, R (9, PH) OBP: 0.276, SLG: 0.336					1-2 2-3				2-H	1 0 1 1 0 0 0																		
Joe Sambito, L (9, 1)										0 0 0 0 0 0 0																		
Inning Stats	R: 0 E: 0 K: 0 S: 4	H: 2 LOB: 1 BB: 0 P: 4	R: 0 E: 0 K: 1 S: 5	H: 1 LOB: 0 BB: 0 P: 5	R: 0 E: 0 K: 1 S: 5	H: 0 LOB: 0 BB: 0 P: 5	R: 0 E: 0 K: 0 S: 3	H: 1 LOB: 1 BB: 1 P: 7	R: 1 E: 0 K: 0 S: 6	H: 3 LOB: 3 BB: 1 P: 10	R: 0 E: 0 K: 1 S: 5	H: 1 LOB: 2 BB: 1 P: 9	R: 0 E: 0 K: 1 S: 5	H: 0 LOB: 0 BB: 0 P: 5	R: 1 E: 0 K: 2 S: 9	H: 2 LOB: 1 BB: 0 P: 9	R: 1 E: 0 K: 0 S: 5	H: 2 LOB: 2 BB: 0 P: 5	1B: 9 2B: 4 3B: 0 HR: 0	SF: 0 SAC: 2 DP: 2 HBP: 0	WP: 0 PB: 0 SB: 0 CS: 2	PA: 38						
PITCHER	IP WLS BF H R ER SO BB IBB HBP BLK WP HR S P ERA WHIP																											
Ed Whitson, R (1, 1) ERA: 2.96	5.1		24	8	1	1	2	2	1	0	0	0	0	0	25	37	1.69	1.875										
Gary Lavelle, L (6, 1) ERA: 3.16	3.2	L	14	4	2	2	4	0	0	0	0	0	0	22	22	4.91	1.091											

Houston Astros @ San Francisco Giants
 Candlestick Park, San Francisco, CA
 Sat Sep 20 1980, 6:33 AM EDT
 Att: 16,770 - Unknown

livebaseballscorecards.com



Batter	1	2	3	4	5	6	7	8	9	AB	R	H	RBI	BB	SO	LOB
Max Venable, L (1, 8) Chris Bourjos, R (9, PH) OBP: 0.336, SLG: 0.315 OBP: 0.308, SLG: 0.545	0-0 G3		0-0 1B FC3-6-2 2B		0-0 F7	0-0 6-3			0-0 G6-4-3 1-2f	4	0	1	0	0	0	1
Larry Herndon, R (1, 9) OBP: 0.284, SLG: 0.383	0-0 1B		0-0 2-3 1B		0-0 1B 1B BB 1B		0-3 K			4	1	3	0	0	1	0
Darrell Evans, L (1, 5) OBP: 0.357, SLG: 0.404	0-0 F7		0-0 FC3-6-2 S 1-2 3-H		0-0 BB 1B 1B		0-0 4-3			4	0	1	1	0	0	3
Milt May, L (1, 2) OBP: 0.310, SLG: 0.378	0-0 F8		4-0 1-2 BB		0-0 F7		0-3 K			3	0	0	0	1	1	3
Terry Whitfield, L (1, 7) OBP: 0.339, SLG: 0.393		0-0 6-3	0-3 K		0-0 1-2 2-3 1B			0-0 F9		4	0	1	0	0	1	2
Rich Murray, R (1, 3) OBP: 0.257, SLG: 0.322		0-0 1B 1B		0-0 F8	4-0 1-2 2-3 3-H BB		0-3 K		0-3 K	3	0	1	1	1	1	0
Joe Pettini, R (1, 6) Gary Lavelle, S (6, 1) OBP: 0.304, SLG: 0.281 OBP: 0.258, SLG: 0.308		0-3 K		0-3 K	0-0 F9			0-0 4-3		3	0	0	0	0	2	4
Guy Sularz, R (1, 4) Jack Clark, R (9, PH) OBP: 0.286, SLG: 0.290 OBP: 0.381, SLG: 0.539		0-0 1-2 1B		0-3 K		0-0 F9			0-0 F4	3	0	1	0	0	1	0
Ed Whitson, R (1, 1) Johnnie LeMaster, R (6, 6) Jim Wohlford, R (9, PH) OBP: 0.113, SLG: 0.098 OBP: 0.258, SLG: 0.308 OBP: 0.323, SLG: 0.375		0-3 K		0-0 1B 1B		0-0 K		4-0 G6-4-3 BB		1	0	0	0	0	0	0

Inning Stats	R: 0	H: 1	E: 0	K: 0	S: 4	R: 0	H: 2	E: 0	K: 2	S: 9	R: 0	H: 2	E: 0	K: 1	S: 6	R: 0	H: 0	E: 0	K: 2	S: 7	R: 2	H: 4	E: 0	K: 0	S: 7	R: 0	H: 0	E: 0	K: 1	S: 5	R: 0	H: 0	E: 0	K: 2	S: 7	R: 0	H: 0	E: 0	K: 1	S: 5	R: 0	H: 0	E: 0	K: 0	S: 2	R: 0	H: 0	E: 0	K: 0	S: 2	1B: 8	2B: 2	3B: 0	HR: 0	SF: 0	SAC: 0	DP: 2	HBP: 0	WP: 0	PB: 0	SB: 1	CS: 0	PA: 37
--------------	------	------	------	------	------	------	------	------	------	------	------	------	------	------	------	------	------	------	------	------	------	------	------	------	------	------	------	------	------	------	------	------	------	------	------	------	------	------	------	------	------	------	------	------	------	------	------	------	------	------	-------	-------	-------	-------	-------	--------	-------	--------	-------	-------	-------	-------	--------

PITCHER	IP	WLS	BF	H	R	ER	SO	BB	IBB	HBP	BLK	WP	HR	S	P	ERA	WHIP
Nolan Ryan, R (1, 1) ERA: 3.38	6.0		28	9	2	2	6	2	0	0	0	0	0	38	46	3.00	1.833
Dave Smith, R (7, 1) ERA: 2.14	2.0	W	6	0	0	0	3	0	0	0	0	0	0	12	12	0.00	0.000
Joe Sambito, L (9, 1) ERA: 2.05	1.0	S	3	0	0	0	0	1	0	0	0	0	0	2	6	0.00	1.000

BOTTOM

Houston Astros @ San Francisco Giants
Candlestick Park, San Francisco, CA

livebaseballscorecards.com

AB	34
R	2
H	9
RBI	2
BB	3
SO	9
LOB	16



Sat Sep 20 1980, 6:33 AM EDT
Att. 16,770 - Unknown

Batter	1	2	3	4	5	6	7	8	9	AB R H RBI BB SO LOB	TOP	
Joe Morgan, L (1, 4) OBP: 0.363, SLG: 0.366 Craig Reynolds, L (9, 6) OBP: 0.258, SLG: 0.300	0-0 G3	0-0 F9			0-0 F8		0-0 4-3		4-0 FC3-6 BB	4 0 0 0 1 0 1 0 0 0 0 0 0 0		
Enos Cabell, R (1, 5) OBP: 0.303, SLG: 0.347 Dave Bergman, L (8, 3) OBP: 0.366, SLG: 0.389	0-0 5-3		0-0 CS 1B		0-0 2B		0-0 F4		0-0 FC3-6 BB 1B	4 0 2 0 0 0 1 1 1 0 0 0 0 1		
Jose Cruz, L (1, 7) OBP: 0.372, SLG: 0.446	0-0 BB 1B 2B		0-3 K 1-2		0-3 K 2			0-0 4-3	4-0 BB 1B BB	4 1 1 0 1 2 2		
Cesar Cedeno, R (1, 8) OBP: 0.389, SLG: 0.478	4-0 BB 1B BB		0-0 F8 3		0-3 K 3			0-0 F8 2	0-0 BB 1B	4 0 1 1 1 1 1		
Art Howe, R (1, 3) OBP: 0.349, SLG: 0.432	4-0 BB 1B BB 1-2 2-3			0-0 HR		0-0 1-3 1		0-0 BB 2B 1B	0-0 F3 3	4 2 2 1 1 0 2		
Gary Woods, R (1, 9) OBP: 0.385, SLG: 0.579	0-0 BB 1B 1-2 2-3 3-H		0-3 K 1		0-0 F9 2			0-0 BB 1B 2B 1-H		4 1 2 2 0 1 0		
Luis Pujols, R (1, 2) OBP: 0.249, SLG: 0.239	0-3 K 3			0-0 6-3 2		0-0 5-3 3		0-0 BB 1B 3-H		4 0 1 1 0 1 3		
Rafael Landestoy, S (1, 6) OBP: 0.306, SLG: 0.332		0-0 F7 1		0-0 E3		0-0 4-3 SH1-4 1B		0-0 F9 3		4 0 1 0 0 0 1		
Vern Ruhle, R (1, 1) OBP: 0.333, SLG: 0.341		0-3 K 2		0-0 F8 3		0-0 SH1-4 1-2 1		0-0 5-3 1		3 0 0 0 0 1 1		
Inning Stats	R: 1 H: 2 E: 0 LOB: 3 K: 1 BB: 2 S: 7 P: 15	R: 0 H: 0 E: 0 LOB: 0 K: 1 BB: 0 S: 5 P: 5	R: 0 H: 1 E: 0 LOB: 0 K: 1 BB: 0 S: 5 P: 5	R: 1 H: 1 E: 1 LOB: 1 K: 1 BB: 0 S: 7 P: 7	R: 0 H: 1 E: 0 LOB: 1 K: 2 BB: 0 S: 8 P: 8	R: 0 H: 0 E: 0 LOB: 0 K: 0 BB: 0 S: 3 P: 3	R: 0 H: 1 E: 0 LOB: 1 K: 0 BB: 0 S: 4 P: 4	R: 2 H: 3 E: 0 LOB: 1 K: 0 BB: 2 S: 6 P: 6	R: 1 H: 1 E: 0 LOB: 2 K: 0 BB: 2 S: 4 P: 12	1B: 6 SF: 0 2B: 4 SAC: 1 3B: 0 DP: 1 HR: 1 HBP: 0	WP: 0 PA: 41 PB: 0 SB: 0 CS: 1	
PITCHER	IP WLS BF H R ER SO BB IBB HBP BLK WP HR S P ERA WHIP											
Vida Blue, L (1, 1) ERA: 2.91	8.0 L 35 9 4 4 6 2 0 0 0 0 0 1 45 53 4.50 1.375											
Al Holland, L (9, 1) ERA: 1.82	0.2 5 1 1 1 0 2 0 0 0 0 0 0 3 11 13.50 4.500											
Mike Rowland, R (9, 1) ERA: 2.25	0.1 1 0 0 0 0 0 0 0 0 0 0 0 1 1 0.00 0.000											

Houston Astros @ San Francisco Giants
Candlestick Park, San Francisco, CA
Sun Sep 21 1980, 6:33 AM EDT
Att: 19,844 - Unknown

livebaseballscorecards.com

AB	36
R	5
H	10
RBI	5
BB	4
SO	6
LOB	13



Batter	1	2	3	4	5	6	7	8	9	AB R H RBI BB SO LOB
Max Venable, L (1, 8) OBP: 0.325, SLG: 0.304	0-3 K ①		0-0 F9 ③			0-0 G3 ③			0-0 G3 ①	4 0 0 0 0 1 1
Larry Herndon, R (1, 9) OBP: 0.283, SLG: 0.382	0-0 G3 ②			0-3 K ①			0-0 6-3 ①		0-0 1B G3 1B	4 1 1 0 0 1 0
Darrell Evans, L (1, 5) OBP: 0.356, SLG: 0.403	0-0 F8 ③			0-0 F2 ②			0-0 F9 ②		0-0 1-3 G3 1B	4 0 1 0 0 0 0
Milt May, L (1, 2) OBP: 0.306, SLG: 0.373		0-0 5-3 ①		0-0 4-3 ③			0-3 K ③		0-0 1-2 G3 ②	4 0 0 1 0 1 1
Terry Whitfield, L (1, 7) OBP: 0.334, SLG: 0.388		0-0 F8 ②			0-0 4-3 ①			0-0 G3 ①	0-3 3-H K ③	4 0 0 0 0 1 1
Rich Murray, R (1, 3) OBP: 0.252, SLG: 0.315		0-0 4-3 ③			0-0 F9 ②			0-0 1-3 ②		3 0 0 0 0 0 0
Guy Sularz, R (1, 4) OBP: 0.270, SLG: 0.273			0-0 5-3 ①		0-0 L4 ③			4-0 1B BB		2 0 0 0 0 0 0
Joe Pettini, R (1, 6) OBP: 0.301, SLG: 0.277			0-0 E4 SH2-4			0-0 F8 ①		0-0 1-2 1B		2 0 0 0 0 0 0
Jim Wohlford, R (8, PH) OBP: 0.326, SLG: 0.379										1 0 1 0 0 0 0
Johnnie LefMaster, R (9, 6) OBP: 0.258, SLG: 0.308										0 0 0 0 0 0 0
Vida Blue, S (1, 1) OBP: 0.118, SLG: 0.092			0-0 SH2-4 ②			0-3 K ②		0-0 F8 ③		1 0 0 0 0 1 0
Jack Clark, R (8, PH) OBP: 0.380, SLG: 0.538										1 0 0 0 0 0 2
Al Holland, R (9, 1) OBP: 0.429, SLG: 0.600										0 0 0 0 0 0 0
Mike Rowland, R (9, 1)										0 0 0 0 0 0 0

Inning Stats	R: 0	H: 0	E: 0	K: 1	S: 5	R: 0	H: 0	E: 0	K: 0	S: 3	R: 0	H: 0	E: 0	K: 1	S: 5	R: 0	H: 0	E: 0	K: 0	S: 3	R: 0	H: 0	E: 0	K: 1	S: 5	R: 0	H: 1	E: 0	K: 0	S: 4	R: 1	H: 2	E: 0	K: 1	S: 7	1B: 3	2B: 0	3B: 0	HR: 0	SF: 0	SAC: 1	DP: 0	HBP: 0	WP: 0	PB: 0	SB: 0	CS: 0	PA: 32
--------------	------	------	------	------	------	------	------	------	------	------	------	------	------	------	------	------	------	------	------	------	------	------	------	------	------	------	------	------	------	------	------	------	------	------	------	-------	-------	-------	-------	-------	--------	-------	--------	-------	-------	-------	-------	--------

PITCHER	IP	WLS	BF	H	R	ER	SO	BB	IBB	HBP	BLK	WP	HR	S	P	ERA	WHIP
Vern Ruhle, R (1, 1) ERA: 2.58	9.0	W	32	3	1	1	5	1	0	0	0	0	0	41	45	1.00	0.444

BOTTOM


Houston Astros @ San Francisco Giants
Candlestick Park, San Francisco, CA

Sun Sep 21 1980, 6:33 AM EDT
Att. 19,844 - Unknown

AB	30
R	1
H	3
RBI	1
BB	1
SO	5
LOB	5



PITCHER	IP	WLS	BF	H	R	ER	SO	BB	IBB	HBP	BLK	WP	HR	S	P	ERA	WHIP
---------	----	-----	----	---	---	----	----	----	-----	-----	-----	----	----	---	---	-----	------

Batter	1	2	3	4	5	6	7	8	9	AB R H RBI BB SO LOB	TOP														
Dave Collins, S (1, 8) OBP: 0.359, SLG: 0.365	0-0 F9		0-0 G3		0-0 L1		0-0 G5-4-3		0-0 F8	5 0 0 0 0 0 5	<p>Cincinnati Reds @ San Francisco Giants Candlestick Park, San Francisco, CA</p> <p>Mon Sep 22 1980, 10:05 PM EDT Att. 3,003 - Unknown</p> <p>livebaseballscorecards.com</p> <table border="1"> <tr><td>AB</td><td>32</td></tr> <tr><td>R</td><td>3</td></tr> <tr><td>H</td><td>8</td></tr> <tr><td>RBI</td><td>2</td></tr> <tr><td>BB</td><td>2</td></tr> <tr><td>SO</td><td>8</td></tr> <tr><td>LOB</td><td>19</td></tr> </table> 	AB	32	R	3	H	8	RBI	2	BB	2	SO	8	LOB	19
AB	32																								
R	3																								
H	8																								
RBI	2																								
BB	2																								
SO	8																								
LOB	19																								
Ken Griffey, L (1, 9) OBP: 0.367, SLG: 0.444	0-0 1-4-3		0-0 HR		0-0 SF9		0-0 F9			3 1 1 2 0 0 1															
Dave Concepcion, R (1, 6) OBP: 0.303, SLG: 0.362	0-3 K		0-3 K		0-0 4-1					4 0 0 0 0 3 1															
George Foster, R (1, 7) OBP: 0.333, SLG: 0.477		0-3 K		0-0 5-3		0-0 1B		0-3 K		3 0 1 0 1 1 0															
Dan Driessen, L (1, 3) OBP: 0.384, SLG: 0.429		0-0 1B		0-0 G3		0-0 1B		0-3 K		4 0 2 0 0 1 1															
Johnny Bench, R (1, 2) OBP: 0.333, SLG: 0.500		0-3 K		4-0 BB		0-3 K		0-0 4-3		3 0 0 0 1 2 4															
Vic Correll, R (8, 2) OBP: 0.444, SLG: 0.444										0 0 0 0 0 0 0															
Ray Knight, R (1, 5) OBP: 0.309, SLG: 0.422		0-0 5-3		0-0 1-3		0-3 K			0-0 F8	4 0 0 0 0 1 4															
Ron Oester, S (1, 4) OBP: 0.336, SLG: 0.375			0-0 E WP 1B		0-0 SH SF9 1B		0-0 F8		0-0 PB 1B	4 2 3 0 0 0 2															
Michael LaCoss, R (1, 1) OBP: 0.123, SLG: 0.109			0-0 SH1-4		0-0 SH		0-0 G5-4-3 1B		0-0 5-3	0 0 0 0 0 0 0															
Harry Spilman, L (7, PH) OBP: 0.330, SLG: 0.442										1 0 1 0 0 0 0															
Eddie Milner, L (7, PR)										0 0 0 0 0 0 0															
Geoff Combe, R (7, 1)										0 0 0 0 0 0 0															
Charlie Leibrandt, R (8, 1) OBP: 0.246, SLG: 0.245										0 0 0 0 0 0 0															
Sam Mejias, R (9, PH) OBP: 0.313, SLG: 0.368										1 0 0 0 0 0 1															
Inning Stats	R: 0 E: 0 K: 1 S: 5	H: 0 LOB: 0 BB: 0 P: 5	R: 0 E: 0 K: 2 S: 8	H: 1 LOB: 1 BB: 0 P: 8	R: 2 E: 1 K: 1 S: 7	H: 2 LOB: 0 BB: 0 P: 7	R: 0 E: 0 K: 0 S: 3	H: 0 LOB: 1 BB: 1 P: 7	R: 1 E: 1 K: 0 S: 5	H: 1 LOB: 1 BB: 0 P: 5	R: 0 E: 0 K: 2 S: 9	H: 2 LOB: 2 BB: 0 P: 9	R: 0 E: 0 K: 0 S: 3	H: 1 LOB: 1 BB: 0 P: 3	R: 0 E: 0 K: 2 S: 7	H: 0 LOB: 1 BB: 1 P: 11	R: 0 E: 0 K: 0 S: 4	H: 1 LOB: 1 BB: 0 P: 4	1B: 7 2B: 0 3B: 0 HR: 1	SF: 1 SAC: 2 DP: 1 HBP: 0	WP: 1 PB: 1 SB: 0 CS: 0	PA: 37			
PITCHER	IP WLS BF H R ER SO BB IBB HBP BLK WP HR S P ERA WHIP																								
Allen Ripley, R (1, 1) ERA: 4.05	6.0 W 27 7 3 2 6 1 0 0 0 1 1 38 42 3.00 1.333																								
Gary Lavelle, L (7, 1) ERA: 3.05	3.0 S 10 1 0 0 2 1 0 0 0 0 0 0 13 17 0.00 0.667																								

Batter	1	2	3	4	5	6	7	8	9
Max Venable, L OBP: 0.344, SLG: 0.336 (1, 8)	0-0 E S 1B	0-0 4-3 2B		0-0 2B		0-0 F8		4-0 1B 1B	
Larry Herndon, R OBP: 0.283, SLG: 0.380 (1, 9)	0-3 K 1-3	0-0 4-3 2-3		0-0 4-3		0-0 F3		0-0 1B 1-3 2-H	
Darrell Evans, L OBP: 0.355, SLG: 0.401 (1, 5)	0-0 1B FC3-2 3-H	0-0 F2			0-0 P5		0-3 K	0-0 P1	
Milt May, L OBP: 0.313, SLG: 0.380 (1, 2)	0-0 FC3-2 1-3 PB 1B		0-0 G6-4-3 1B		0-0 P6		0-0 BB 1B	0-0 1B 1-2 3-H	
Terry Whitfield, L OBP: 0.345, SLG: 0.394 (1, 7)	4-0 PB 1-2 1B BB		0-0 G6-4-3 1B		0-0 BB 1B		4-0 BB 1-2	0-0 1-3 2-H 1B	
Rennie Stennett, R OBP: 0.287, SLG: 0.304 Guy Sularz, R OBP: 0.282, SLG: 0.265 (1, 4) (5, 4)	0-0 FC3-2 1-2 2-3 3-H PB 1B		0-0 G6-4-3 1-2 2-3 1B		4-0 1B 1-2 BB		0-3 K		
Rich Murray, R OBP: 0.258, SLG: 0.320 (1, 3)	0-0 1-2 2-H 3-H 1B		0-0 5-3		0-0 1-3 2-H 1B		0-3 K		
Joe Pettini, R OBP: 0.299, SLG: 0.276 (1, 6)	0-0 P6			0-0 4-3		0-0 P6		0-0 SH3-4 1B	
Allen Ripley, R OBP: 0.162, SLG: 0.194 Gary Lavelle, S (7, 1)		0-3 K		0-3 K		0-3 K		0-0 SH3-4 1-2	

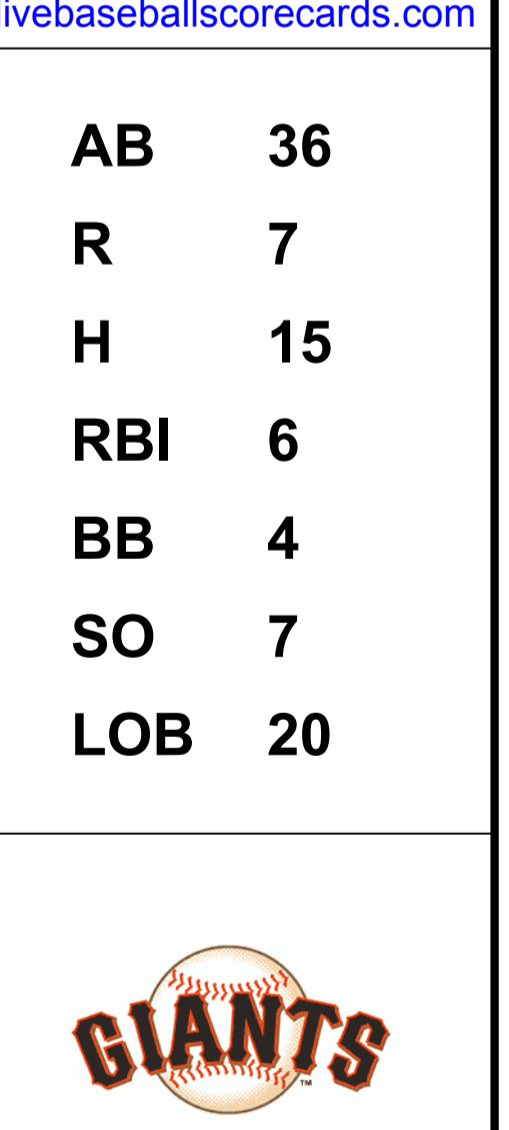
AB	R	H	RBI	BB	SO	LOB
4	2	3	0	1	0	0
5	1	1	1	0	1	3
5	0	1	1	0	1	3
5	1	4	1	0	0	0
3	2	3	1	2	0	0
2	0	0	0	0	0	5
1	0	0	0	1	1	2
4	0	2	2	0	1	3
4	1	1	0	0	0	4
3	0	0	0	0	3	0
0	0	0	0	0	0	0

AB	36
R	7
H	15
RBI	6
BB	4
SO	7
LOB	20

Inning Stats	R	H	E	K	S	P	BB	IBB	HBP	BLK	WP	HR	S	P	ERA	WHIP	
R: 3 E: 0 K: 1 S: 9	H: 4 LOB: 2 BB: 1 P: 13	R: 0 E: 0 K: 1 S: 6	H: 1 LOB: 1 BB: 0 P: 6	R: 0 E: 0 K: 0 S: 4	H: 2 LOB: 1 BB: 0 P: 4	R: 0 E: 0 K: 1 S: 6	H: 1 LOB: 1 BB: 0 P: 6	R: 0 E: 0 K: 0 S: 5	H: 2 LOB: 2 BB: 1 P: 9	R: 0 E: 0 K: 1 S: 5	H: 0 LOB: 0 BB: 0 P: 5	R: 0 E: 0 K: 3 S: 10	H: 1 LOB: 2 BB: 1 P: 14	R: 3 E: 0 K: 0 S: 6	H: 4 LOB: 2 BB: 1 P: 10	1B: 13 2B: 2 3B: 0 HR: 0	SF: 0 SAC: 1 DP: 1 HBP: 0
PITCHER	IP	WLS	BF	H	R	ER	SO	BB	IBB	HBP	BLK	WP	HR	S	P	ERA	WHIP
Michael LaCoss, R ERA: 4.63	(1, 1)	6.0	L	29	10	4	3	4	2	0	0	0	0	35	43	4.50	2.000
Geoff Combe, R ERA: 10.8	(7, 1)	1.1		9	3	3	3	2	0	0	0	0	0	13	21	20.25	3.750
Charlie Leibrandt, L ERA: 4.25	(8, 1)	0.2		3	2	0	0	0	0	0	0	0	0	3	3	0.00	3.000

WP	PA	ERA	WHIP
0	41		

Cincinnati Reds @ San Francisco Giants
 Candlestick Park, San Francisco, CA
 Mon Sep 22 1980, 10:05 PM EDT
 Att. 3,003 - Unknown



Batter	1	2	3	4	5	6	7	8	9	AB R H RBI BB SO LOB	TOP		
Dave Collins, S (1, 8) OBP: 0.359, SLG: 0.365 Sam Mejias, R (8, 8) OBP: 0.319, SLG: 0.374	0-0 F8		0-3 K			0-0 CS 1B		0-3 K	0-0 S 1B	4 0 1 0 0 2 0 1 0 1 0 0 0 0			
Ken Griffey, L (1, 9) OBP: 0.366, SLG: 0.442	0-0 E4			0-0 L3		0-0 1B 1B		0-0 F9	0-0 G3	5 0 1 0 0 0 1			
Dave Concepcion, R (1, 6) OBP: 0.302, SLG: 0.360	0-3 K			0-0 4-3		0-3 K		4-0 1B 1B BB		3 1 0 0 1 2 2			
George Foster, R (1, 7) OBP: 0.370, SLG: 0.478	0-0 P4			0-0 F7		0-0 1B		0-0 1B 1B 1B		4 0 2 0 0 0 1			
Dan Driessen, L (1, 3) OBP: 0.385, SLG: 0.429		0-0 4-3			0-0 G5-4-3 1B	0-3 K		0-0 1B 1B		4 0 2 1 0 1 2			
Ray Knight, R (1, 5) OBP: 0.309, SLG: 0.421		0-0 6-3			0-0 G5-4-3		0-0 4-3	0-0 1B		4 0 1 0 0 0 1			
Ron Oester, S (1, 4) OBP: 0.334, SLG: 0.374		0-0 P6			0-0 S 1B		0-0 4-3	0-3 K2-3		4 1 1 0 0 1 3			
Vic Correll, R (1, 2) OBP: 0.462, SLG: 0.462			0-0 P5		0-0 1B		0-0 1B		0-0 6-3	4 0 2 1 0 0 0			
Frank Pastore, R (1, 1) OBP: 0.200, SLG: 0.161			0-0 G3		0-3 K		0-0 G3		0-0 5-3	4 0 0 0 0 1 2			
Inning Stats	R: 0 E: 1 K: 1 S: 6 H: 0 LOB: 1 BB: 0 P: 6	R: 0 E: 0 K: 0 S: 3 H: 0 LOB: 0 BB: 0 P: 3	R: 0 E: 0 K: 1 S: 5 H: 0 LOB: 0 BB: 0 P: 5	R: 0 E: 0 K: 0 S: 3 H: 0 LOB: 0 BB: 0 P: 3	R: 1 E: 0 K: 1 S: 7 H: 3 LOB: 1 BB: 0 P: 7	R: 0 E: 0 K: 2 S: 9 H: 3 LOB: 2 BB: 0 P: 9	R: 0 E: 0 K: 0 S: 4 H: 1 LOB: 1 BB: 0 P: 4	R: 1 E: 0 K: 2 S: 10 H: 3 LOB: 3 BB: 1 P: 14	R: 0 E: 0 K: 0 S: 4 H: 1 LOB: 1 BB: 0 P: 4	1B: 11 2B: 0 3B: 0 HR: 0 SF: 0 SAC: 0 DP: 1 HBP: 0	WP: 0 PB: 0 SB: 2 CS: 1 PA: 38		
PITCHER	IP WLS BF H R ER SO BB IBB HBP BLK WP HR S P ERA WHIP											PITCHER	IP WLS BF H R ER SO BB IBB HBP BLK WP HR S P ERA WHIP
Alan Hargesheimer, R (1, 1) ERA: 4.06	7.2 L 31 8 2 2 6 1 0 0 0 0 0 0 42 46 2.35 1.174												
Gary Lavelle, L (8, 1) ERA: 3.01	1.1 7 3 0 0 1 0 0 0 0 0 0 0 9 9 0.00 2.250												

Cincinnati Reds @ San Francisco Giants
 Candlestick Park, San Francisco, CA
 Tue Sep 23 1980, 10:05 PM EDT
 Att. 6,326 - Unknown

livebaseballscorecards.com

AB	37
R	2
H	11
RBI	2
BB	1
SO	7
LOB	12



Batter	1	2	3	4	5	6	7	8	9	AB	R	H	RBI	BB	SO	LOB																							
Max Venable, L OBP: 0.341, SLG: 0.328 (1, 8) BB	4-0 S BB		0-0 5-3		0-0 F9			0-0 F5		3	0	0	0	1	0	0																							
Terry Whitfield, L OBP: 0.341, SLG: 0.389 (1, 7) X	0-0 F7 1-2		0-0 E1 3-1 1B		0-0 4-3			0-0 F7		4	0	0	0	0	0	1																							
Jack Clark, R OBP: 0.379, SLG: 0.535 (1, 9) X	0-0 F7		0-0 3-1 1B		0-0 P6			0-0 1-3		4	0	1	0	0	0	1																							
Milt May, L OBP: 0.310, SLG: 0.375 (1, 2) X	0-0 4-3		0-0 3-1		0-3 K			0-0 F3		4	0	0	0	0	1	3																							
Darrell Evans, L OBP: 0.356, SLG: 0.399 (1, 5) BB		4-0 2B BB	4-0 IBB		0-0 3-1			0-3 K		2	1	0	0	2	1	0																							
Rich Murray, R OBP: 0.258, SLG: 0.325 (1, 3) X		0-0 CS 1-H 2B	0-0 F9		0-3 K			0-3 K		4	0	1	1	0	2	3																							
Guy Sularz, R OBP: 0.262, SLG: 0.243 (1, 4) X		0-0 4-3		0-0 P4				0-0 6-3		3	0	0	0	0	0	1																							
Joe Pettini, R OBP: 0.300, SLG: 0.277 (1, 6) X		0-0 1B		0-3 K				0-0 6-3		3	0	1	0	0	1	0																							
Alan Hargeshaimer, R OBP: 0.250, SLG: 0.227 Gary Lavelle, S (8, 1) X		0-0 G3		0-3 K				0-0 1-3		3	0	0	0	0	1	1																							
										0	0	0	0	0	0	0																							
Inning Stats	R: 0 E: 0 K: 0 S: 3	H: 0 LOB: 1 BB: 1 P: 7	R: 1 E: 0 K: 0 S: 4	H: 2 LOB: 1 BB: 1 P: 8	R: 0 E: 1 K: 0 S: 5	H: 1 LOB: 3 BB: 1 P: 9	R: 0 E: 0 K: 2 S: 7	H: 0 LOB: 0 BB: 0 P: 7	R: 0 E: 0 K: 2 S: 7	H: 0 LOB: 0 BB: 0 P: 7	R: 0 E: 0 K: 0 S: 3	H: 0 LOB: 0 BB: 0 P: 3	R: 0 E: 0 K: 0 S: 3	H: 0 LOB: 0 BB: 0 P: 3	R: 0 E: 0 K: 2 S: 7	H: 0 LOB: 0 BB: 0 P: 7	1B: 2 2B: 1 3B: 0 HR: 0	SF: 0 SAC: 0 DP: 0 HBP: 0	WP: 0 PB: 0 SB: 1 CS: 1	PA: 33																			
PITCHER Frank Pastore, R ERA: 3.15 (1, 1)	IP 9.0	WLS W	BF 33	H 3	R 1	ER 1	SO 6	BB 2	IBB 1	HBP 0	BLK 0	WP 0	HR 0	S 42	P 54	ERA 1.00	WHIP 0.556					PITCHER	IP	WLS	BF	H	R	ER	SO	BB	IBB	HBP	BLK	WP	HR	S	P	ERA	WHIP

BOTTOM

Cincinnati Reds @ San Francisco Giants
Candlestick Park, San Francisco, CA
Tue Sep 23 1980, 10:05 PM EDT
Att. 6,326 - Unknown

livebaseballscorecards.com

AB	30
R	1
H	3
RBI	1
BB	3
SO	6
LOB	10



Batter	1	2	3	4	5	6	7	8	9	10	11	12	AB	R	H	RBI	BB	SO	LOB	TOP		
Larry Herndon, R (1, 8) OBP: 0.284, SLG: 0.381 Max Venable, L (11, PH) OBP: 0.338, SLG: 0.325 (11, 7)	0-0 4-3		0-0 CS 1B		0-0 1-2 1B		0-3 K		0-0 5-3		0-0 G2-6-4 1-2f		5 1	0 0	2 0	0 0	0 0	1 0	0 1			
Darrell Evans, L (1, 5) OBP: 0.356, SLG: 0.402	0-0 G3		0-0 CS 1-2	0-0 F8	0-0 F7		0-0 BB FC5-2 2B		0-0 4-3		0-0 2B		6 3	0 1	2 1	0 0	0 3	0 1	0 0			
Jack Clark, R (1, 9) OBP: 0.383, SLG: 0.534	0-3 K			0-0 5-3		0-0 1B 1B	4-0 FC5-2 BB IBB		4-0 BB		4-0 IBB		3 5	1 1	0 2	0 0	3 1	1 1	0 4			
Jim Wohlford, R (1, 7) OBP: 0.332, SLG: 0.379 Mike Rowland, R (11, 1)		0-0 5-3 4-3 1B		0-0 HR 1B		0-0 F9	4-0 FC5-2 BB 1-2 2-3		0-0 F8		0-3 K		5 0	1 0	2 0	0 0	1 0	1 0	1 0	4 0		
Rich Murray, R (1, 3) OBP: 0.266, SLG: 0.356	0-0 4-3 1-2		0-0 1-2	0-0 HR		0-0 6-3 1B 1B	0-0 FC5-2 1-2 2-3 3-Hf		0-0 2B		0-3 K		6 3	2 0	3 2	2 0	1 1	0 4				
Guy Sularz, R (1, 4) OBP: 0.267, SLG: 0.250 Joe Strain, R (7, PH) OBP: 0.325, SLG: 0.322 Johnnie LeMaster, R (7, 6) OBP: 0.256, SLG: 0.307	0-0 5-3 2-3		0-0 2-3	0-0 F8		0-0 1B 6-3 1B	0-0 P3		0-0 5-3		0-0 F7		3 1 2	0 0 0	1 0 0	1 0 0	0 0 0	0 0 0	1 3 1			
Joe Pettini, R (1, 6) OBP: 0.295, SLG: 0.273 (7, 4)	0-3 K		0-3 K			0-0 G1-4-3 1B	0-0 6-3 1-2 2-3		0-3 K		0-0 F8		6 5	0 0	1 1	0 0	0 0	3 2	4 2			
Mike Sadek, R (1, 2) OBP: 0.353, SLG: 0.279			0-0 F8			0-0 G1-4-3 1-2f	0-0 FC5-4 1B 2-3 3-H		0-0 6-3		0-0 F9		5 4	0 0	1 0	1 1	0 0	0 2				
Tom Griffin, R (1, 1) OBP: 0.133, SLG: 0.333 Bill North, S (11, PH) OBP: 0.374, SLG: 0.292 (11, 8)			0-0 5-3			0-0 E6 1B	0-0 FC5-4 1-2f		0-3 K		0-0 G2-6-4 1B		4 1	0 0	0 1	0 0	0 0	1 0	2 0			
Inning Stats	R: 0 E: 0 K: 1 S: 5	H: 0 LOB: 0 BB: 0 P: 5	R: 0 E: 0 K: 1 S: 6	H: 1 LOB: 1 BB: 0 P: 6	R: 0 E: 0 K: 0 S: 3	H: 1 LOB: 0 BB: 0 P: 3	R: 2 E: 1 K: 0 S: 5	H: 2 LOB: 2 BB: 0 P: 5	R: 0 E: 0 K: 1 S: 6	H: 1 LOB: 3 BB: 2 P: 14	R: 0 E: 0 K: 2 S: 7	H: 0 LOB: 0 BB: 0 P: 7	R: 0 E: 0 K: 1 S: 6	H: 0 LOB: 1 BB: 1 P: 7	R: 0 E: 0 K: 1 S: 6	H: 2 LOB: 2 BB: 1 P: 10	R: 0 E: 0 K: 1 S: 5	H: 0 LOB: 0 BB: 0 P: 5	1B: 10 2B: 3 3B: 0 HR: 1	SF: 0 SAC: 0 DP: 2 HBP: 0	WP: 0 PB: 0 SB: 0 CS: 1	PA: 53
PITCHER	IP WLS BF H R ER SO BB IBB HBP BLK WP HR S P ERA WHIP																					
Jerry Reuss, L (1, 1) ERA: 2.56	6.1	30	11	4	4	3	0	0	0	0	0	0	0	0	0	0	0	0	0	5.68	1.737	
Fernando Valenzuela, L (7, 1) ERA:	1.2	6	0	0	0	2	1	0	0	0	0	0	0	0	0	0	0	0	0	0.00	0.600	
Steve Howe, L (9, 1) ERA: 2.03	2.0	8	1	0	0	1	1	0	0	0	0	0	0	0	0	0	0	0	0	0.00	1.000	
Bobby Castillo, R (11, 1) ERA: 2.8	2.0	W 8	2	0	0	2	0	1	0	0	0	0	0	0	0	0	0	0	0	0.00	1.000	

San Francisco Giants @ Los Angeles Dodgers
 Dodger Stadium, Los Angeles, CA
 Wed Sep 24 1980, 7:05 PM PDT
 Att. 35,581 - Unknown

AB	48
R	4
H	14
RBI	4
BB	4
SO	8
LOB	24



Batter	1	2	3	4	5	6	7	8	9	10	11	12	AB	R	H	RBI	BB	SO	LOB
Davey Lopes, R OBP: 0.324, SLG: 0.345 (1, 4)	4-0 BB 6-3 S BB	0-0 6-3		0-3 K			4-0 1-2 BB		0-0 1-2 SH3-4		0-0 5-3		3	0	0	0	2	1	3
Rudy Law, L OBP: 0.308, SLG: 0.303 (1, 8)	0-0 F3 1-2		0-0 CS 1B		0-0 4-3		0-0 F7 2-3		0-0 FC1-5-6-1 2-3		0-0 L5		6	0	1	0	0	0	5
Dusty Baker Jr., R OBP: 0.336, SLG: 0.519 (1, 7)	0-0 6-3 2-3		0-0 F7 1-2		0-0 4-3 1B 1B		0-0 F7		4-0 FC4-6 IBB			0-0 SH CS 1B	5	1	2	0	1	0	3
Steve Garvey, R OBP: 0.341, SLG: 0.461 (1, 3)	0-0 F3		0-0 E5		0-0 4-3		0-0 F5		0-0 FC4-6 1-2f			0-0 SH 1B	5	1	0	0	0	0	4
Ron Cey, R OBP: 0.343, SLG: 0.454 Mickey Hatcher, R OBP: 0.232, SLG: 0.294 (1, 5) (6, 5)		1-0 FC5-4 1B HBP	0-3 K		0-0 2-H 1B		0-3 K			0-0 5-3		4-0 1B IBB	2	1	1	1	0	1	1
Jay Johnstone, L OBP: 0.363, SLG: 0.411 Bobby Mitchell, L OBP: 0.500, SLG: 0.333 (1, 9) (8, PR) (9, 9)		0-0 FC5-4 1B		0-0 HR		0-0 F2		0-0 2B		0-0 F9		0-0 F7 3-H	4	1	3	1	0	0	0
Steve Yeager, R OBP: 0.275, SLG: 0.277 Fernando Valenzuela, L OBP: 0.328, SLG: 0.259 Gary Thomasson, L OBP: 0.100, SLG: 0.100 Steve Howe, R OBP: 0.125, SLG: 0.476 Rick Monday, L OBP: 0.125, SLG: 0.125 Bobby Castillo, R OBP: 0.333, SLG: 0.333 (1, 2) (7, 1) (8, PH) (9, 1) (10, PH) (11, 1) (12, PH)		0-0 FC5-4 1B		0-0 F7		0-0 F7		4-0 IBB		0-0 G3		0-0 1B 1-2 2-H	3	1	0	0	0	0	2
Derrel Thomas, S OBP: 0.331, SLG: 0.369 (1, 6)		0-0 E9 4-3 1-3 1B		0-0 F8		0-0 6-3		0-3 K				0-0 SH2-4 1B	5	0	2	1	0	1	2
Jerry Reuss, L OBP: 0.159, SLG: 0.156 Joe Ferguson, R OBP: 0.367, SLG: 0.407 Jack Perconte, L OBP: 0.429, SLG: 0.200 Mike Scioscia, L OBP: 0.313, SLG: 0.328 (1, 1) (7, 2) (9, PR) (10, 2)		0-0 4-3		4-0 BB			4-0 CS BB		4-0 FC1-5-6 SH3-4 BB		0-0 SH2-4		1	0	0	1	1	0	1

Inning Stats	R: 0	H: 0	E: 0	K: 0	S: 3	R: 2	H: 2	E: 1	K: 0	S: 5	R: 0	H: 1	E: 1	K: 1	S: 6	R: 1	H: 1	E: 0	K: 1	S: 6	R: 0	H: 0	E: 0	K: 0	S: 3	R: 0	H: 1	E: 0	K: 2	S: 8	R: 0	H: 0	E: 0	K: 0	S: 3	R: 0	H: 0	E: 0	K: 0	S: 4	R: 0	H: 0	E: 0	K: 0	S: 2	R: 0	H: 0	E: 0	K: 0	S: 2	R: 0	H: 0	E: 0	K: 0	S: 3	R: 0	H: 1	E: 0	K: 0	S: 4	R: 1	H: 2	E: 1	K: 0	S: 4	R: 0	H: 2	E: 1	K: 0	S: 4	R: 0	H: 1	E: 0	K: 0	S: 4	R: 1	H: 2	E: 1	K: 0	S: 4	1B: 8	2B: 1	3B: 0	HR: 1	SF: 0	SAC: 3	DP: 0	HBP: 1	WP: 0	PA: 52
--------------	------	------	------	------	------	------	------	------	------	------	------	------	------	------	------	------	------	------	------	------	------	------	------	------	------	------	------	------	------	------	------	------	------	------	------	------	------	------	------	------	------	------	------	------	------	------	------	------	------	------	------	------	------	------	------	------	------	------	------	------	------	------	------	------	------	------	------	------	------	------	------	------	------	------	------	------	------	------	------	------	-------	-------	-------	-------	-------	--------	-------	--------	-------	--------

PITCHER	IP	WLS	BF	H	R	ER	SO	BB	IBB	HBP	BLK	WP	HR	S	P	ERA	WHIP
Tom Griffin, R ERA: 3.0 (1, 1)	10.0		43	7	4	3	4	5	2	1	0	0	1	43	72	2.70	1.200
Mike Rowland, R ERA: 2.08 (11, 1)	1.2	L	9	3	1	0	0	0	1	0	0	0	0	8	12	0.00	1.800

BOTTOM

San Francisco Giants @ Los Angeles Dodgers
Dodger Stadium, Los Angeles, CA

Wed Sep 24 1980, 7:05 PM PDT
Att: 35,581 - Unknown

AB	40
R	5
H	10
RBI	5
BB	8
SO	4
LOB	24



Batter	1	2	3	4	5	6	7	8	9	AB R H RBI BB SO LOB	TOP
Max Venable, L (1, 8) OBP: 0.333, SLG: 0.315	0-3 K		0-0 F2	4-0 BB			0-0 P5		0-0 F8	4 0 0 0 1 1 1	<p>San Francisco Giants @ Los Angeles Dodgers Dodger Stadium, Los Angeles, CA</p> <p>Thu Sep 25 1980, 3:33 AM PDT Att: 33,460 - Unknown</p> <p>livebaseballscorecards.com</p>
Terry Whitfield, L (1, 7) OBP: 0.340, SLG: 0.397	0-0 F8		0-0 HR	1-2 2-3 BB			0-0 P5			4 1 1 1 0 0 3	
Jack Clark, R (1, 9) OBP: 0.380, SLG: 0.529	0-0 F7		0-0 F8				0-0 F9			4 0 0 0 0 0 0	
Darrell Evans, L (1, 5) OBP: 0.355, SLG: 0.407		0-0 F9	0-0 HR				0-0 F8			4 1 1 1 0 0 0	
Milt May, L (1, 2) OBP: 0.306, SLG: 0.371	0-3 K		0-0 3-1				0-0 4-3			4 0 0 0 0 1 0	
Rich Murray, R (1, 3) OBP: 0.277, SLG: 0.362		0-0 1B WP 1B		4-0 BB 1B			0-0 FC1-5-4-5 S 1B			3 1 2 0 1 0 0	
Guy Sularz, R (1, 4) OBP: 0.265, SLG: 0.250		0-0 WP 1B 1B		0-0 F9			0-0 F9			4 0 1 0 0 0 2	
Joe Pettini, R (1, 6) OBP: 0.311, SLG: 0.287		0-0 WP 1B		0-0 BB 1B			4-0 FC1-5-4-5 BB			3 0 3 0 1 0 0	
Ed Whitson, R (1, 1) OBP: 0.108, SLG: 0.094 Gary Lavelle, S (8, 1)	0-0 F5		0-0 P3				0-0 FC1-5-4-5		0-0 SH2	3 0 0 0 0 0 6 0 0 0 0 0 0 0	
Inning Stats	R: 0 H: 0 E: 0 LOB: 0 K: 1 BB: 0 S: 5 P: 5	R: 1 H: 3 E: 0 LOB: 2 K: 1 BB: 0 S: 8 P: 8	R: 2 H: 2 E: 0 LOB: 0 K: 0 BB: 0 S: 5 P: 5	R: 0 H: 1 E: 0 LOB: 3 K: 0 BB: 2 S: 4 P: 12	R: 0 H: 0 E: 0 LOB: 0 K: 0 BB: 0 S: 3 P: 3	R: 0 H: 1 E: 0 LOB: 1 K: 0 BB: 1 S: 3 P: 7	R: 0 H: 0 E: 0 LOB: 0 K: 0 BB: 0 S: 3 P: 3	R: 0 H: 0 E: 0 LOB: 0 K: 0 BB: 0 S: 3 P: 3	R: 0 H: 1 E: 0 LOB: 1 K: 0 BB: 0 S: 4 P: 4	1B: 6 SF: 0 2B: 1 SAC: 1 3B: 0 DP: 1 HR: 2 HBP: 0	WP: 1 PA: 37 PB: 0 SB: 1 CS: 0
PITCHER	IP WLS BF H R ER SO BB IBB HBP BLK WP HR S P ERA WHIP										
Burt Hooton, R (1, 1) ERA: 3.67	7.0 L 30 7 3 3 2 3 0 0 0 0 1 2 31 43 3.86 1.429										
Rick Sutcliffe, R (8, 1) ERA: 5.43	2.0 7 1 0 0 0 0 0 0 0 0 0 0 7 7 0.00 0.500										




Batter	1	2	3	4	5	6	7	8	9	AB R H RBI BB SO LOB	BOTTOM
--------	---	---	---	---	---	---	---	---	---	----------------------	--------

Davey Lopes, R OBP: 0.327, SLG: 0.353 (1, 4) X	0-0 HR		0-0 6-3		0-0 F9		0-0 1-3 S 1B		0-0 3-H 1B	5 1 3 2 0 0 1	San Francisco Giants @ Los Angeles Dodgers Dodger Stadium, Los Angeles, CA Thu Sep 25 1980, 3:33 AM PDT Att. 33,460 - Unknown livebaseballscorecards.com
Derrel Thomas, S OBP: 0.329, SLG: 0.364 (1, 6) X	0-0 G3		4-0 BB		0-0 F8		0-3 K		0-0 5-3	4 0 0 0 1 1 3	
Dusty Baker Jr., R OBP: 0.336, SLG: 0.517 (1, 7) X	0-0 F8		0-0 F8				0-0 1B 1B		0-0 F8	4 0 1 0 0 0 2	
Steve Garvey, R OBP: 0.342, SLG: 0.463 (1, 3) S S S	0-3 K				0-0 1B 1B		0-0 F9		0-0 2B	4 0 2 0 0 1 1	
Jay Johnstone, L OBP: 0.363, SLG: 0.410 Pedro Guerrero, R OBP: 0.343, SLG: 0.463 (8, PH) (9, 9)		0-0 6-3		0-0 F8		0-0 G4-6-3 1B		0-0 6-3		3 0 1 0 0 0 1 1 0 0 0 0 0 1	
Mickey Hatcher, R OBP: 0.233, SLG: 0.292 (1, 5) X		0-0 P3		0-0 1-2 1B		0-0 G4-6-3 1-2f		0-0 5-3		4 0 1 0 0 0 3	
Mike Scioscia, L OBP: 0.313, SLG: 0.328 Pepe Frias, R OBP: 0.253, SLG: 0.270 Steve Yeager, R OBP: 0.278, SLG: 0.277 (7, PR) (8, 2)		0-0 4-3		0-0 F3			0-0 FC6-4 1B		4-0 F9 1B BB	3 0 1 0 0 0 2 0 0 0 0 0 0 0 0 1 0 0 1 0 0	
Bobby Mitchell, L OBP: 0.500, SLG: 0.333 Rudy Law, L OBP: 0.308, SLG: 0.303 Joe Ferguson, R OBP: 0.365, SLG: 0.404 (9, PH)			0-0 6-3 SH3-4 1B		0-0 1-3		0-0 FC6-4 1B S		0-0 1-3	0 0 0 0 0 0 0 3 0 1 0 0 0 3 1 0 0 0 0 0 1	
Burt Hooton, R OBP: 0.094, SLG: 0.098 Rick Monday, L OBP: 0.371, SLG: 0.473 Rick Sutcliffe, L OBP: 0.214, SLG: 0.154 Manny Mota, R OBP: 0.250, SLG: 0.250 (7, PH) (8, 1) (9, PH)			0-0 SH3-4		0-3 K		0-0 F7		0-0 F9	1 0 0 0 0 1 0 1 0 0 0 0 0 1 0 0 0 0 0 0 0 1 0 0 0 0 0 1	

Inning Stats	R: 1	H: 1	E: 0	K: 1	S: 6	LOB: 0	BB: 0	P: 6	R: 0	H: 0	E: 0	K: 0	S: 3	LOB: 0	BB: 0	P: 3	R: 0	H: 1	E: 0	K: 0	S: 4	LOB: 2	BB: 1	P: 8	R: 0	H: 2	E: 0	K: 0	S: 5	LOB: 2	BB: 0	P: 5	R: 0	H: 0	E: 0	K: 1	S: 5	LOB: 0	BB: 0	P: 5	R: 0	H: 2	E: 0	K: 0	S: 4	LOB: 1	BB: 0	P: 4	R: 0	H: 2	E: 0	K: 1	S: 7	LOB: 3	BB: 0	P: 7	R: 0	H: 1	E: 0	K: 0	S: 4	LOB: 1	BB: 0	P: 4	R: 1	H: 1	E: 0	K: 0	S: 4	LOB: 1	BB: 1	P: 8	1B: 8	2B: 1	3B: 0	HR: 1	SF: 0	SAC: 1	DP: 1	HBP: 0	WP: 0	PA: 38
--------------	------	------	------	------	------	--------	-------	------	------	------	------	------	------	--------	-------	------	------	------	------	------	------	--------	-------	------	------	------	------	------	------	--------	-------	------	------	------	------	------	------	--------	-------	------	------	------	------	------	------	--------	-------	------	------	------	------	------	------	--------	-------	------	------	------	------	------	------	--------	-------	------	------	------	------	------	------	--------	-------	------	-------	-------	-------	-------	-------	--------	-------	--------	-------	--------

PITCHER	IP	WLS	BF	H	R	ER	SO	BB	IBB	HBP	BLK	WP	HR	S	P	ERA	WHIP
Ed Whitton, R ERA: 2.9 (1, 1)	7.1	W	31	9	1	1	3	1	0	0	0	0	0	36	40	1.23	1.364
Gary Lavelle, L ERA: 3.05 (8, 1)	1.2	S	7	1	1	1	0	1	0	0	0	0	0	6	10	5.40	1.200



Batter	1	2	3	4	5	6	7	8	9	AB R H RBI BB SO LOB	TOP
Max Venable, L (1, 8) OBP: 0.336, SLG: 0.318 (7, 7)	0-0 F9		0-3 K		0-0 WP SF9 1B		0-0 FC4-6 1B		0-0 3-1	5 1 2 0 0 1 0	
Terry Whitfield, L (1, 7) OBP: 0.338, SLG: 0.399 Mike Rowland, R (7, 1)	0-0 2B		0-0 4-3		0-3 K		0-0 SF8			3 0 1 1 0 1 1 0 0 0 0 0 0 0	
Jack Clark, R (1, 9) OBP: 0.378, SLG: 0.526	4-0 BB		0-0 F8		0-0 SF9		0-0 FC4-6			2 0 0 1 1 0 1	
Darrell Evans, L (1, 5) OBP: 0.354, SLG: 0.408	0-0 F9			0-0 1B 2B	0-0 F8		0-0 F9			4 1 1 0 0 0 3	
Milt May, L (1, 2) OBP: 0.306, SLG: 0.369	0-0 F8			0-0 G6-4-3 1B	0-3 K		0-0 1-3			4 0 1 1 0 1 2	
Rich Murray, R (1, 3) OBP: 0.271, SLG: 0.353		0-0 5-3		0-0 G6-4-3 1-2f	0-0 F9		0-3 K			4 0 0 0 0 1 1	
Guy Sularz, R (1, 4) OBP: 0.288, SLG: 0.261 Jim Wohlford, R (8, PH) Johnnie LeMaster, R (8, 6) OBP: 0.256, SLG: 0.307		0-0 E9 FC1-4		0-0 1B 1B	4-0 BB		0-0 F2			2 0 1 0 1 0 0 1 0 0 0 0 0 0 0 0 0 0 0 0 0	AB 33 R 3 H 8 RBI 3 BB 2 SO 4 LOB 13
Joe Pettini, R (1, 6) OBP: 0.311, SLG: 0.287 Joe Strain, R (9, PH) OBP: 0.323, SLG: 0.321		0-0 FC1-4 1-2f		0-0 1B	0-0 F4		0-0 5-3			3 0 1 0 0 0 2 1 0 0 0 0 0 0	
Vida Blue, S (1, 1) OBP: 0.114, SLG: 0.090 Bill North, S (7, PH) OBP: 0.375, SLG: 0.293 (7, 8)		0-0 F4		0-0 G1	0-0 1B SF8 1B		0-0 5-3			2 0 0 0 0 0 3 2 1 1 0 0 0 0	
Inning Stats	R: 0 H: 1 E: 0 LOB: 2 K: 0 BB: 1 S: 4 P: 8	R: 0 H: 0 E: 2 LOB: 1 K: 0 BB: 0 S: 4 P: 4	R: 0 H: 0 E: 0 LOB: 0 K: 1 BB: 0 S: 5 P: 5	R: 1 H: 4 E: 0 LOB: 2 K: 0 BB: 0 S: 6 P: 6	R: 1 H: 1 E: 0 LOB: 0 K: 1 BB: 0 S: 6 P: 6	R: 0 H: 0 E: 0 LOB: 1 K: 1 BB: 1 S: 5 P: 9	R: 1 H: 2 E: 0 LOB: 1 K: 0 BB: 0 S: 5 P: 5	R: 0 H: 0 E: 0 LOB: 0 K: 1 BB: 0 S: 3 P: 3	R: 0 H: 0 E: 0 LOB: 0 K: 0 BB: 0 S: 3 P: 3	1B: 6 SF: 2 2B: 2 SAC: 0 3B: 0 DP: 1 HR: 0 HBP: 0	WP: 1 PA: 37 PB: 0 SB: 1 CS: 0
PITCHER Tommy Boggs, R (1, 1) ERA: 3.5 Rick Camp, R (8, 1) ERA: 1.88	IP WLS BF H R ER SO BB IBB HBP BLK WP HR S P ERA WHIP	7.0 W 31 8 3 3 3 2 0 0 0 1 0 35 43 3.86 1.429	2.0 S 6 0 0 0 1 0 0 0 0 0 0 8 8 0.00 0.000								

San Francisco Giants @ Atlanta Braves
Atlanta-Fulton County Stadium, Atlanta, GA

Fri Sep 26 1980, 7:05 PM EDT
Att. 6,578 - Unknown

livebaseballscorecards.com



Batter	1	2	3	4	5	6	7	8	9
Terry Harper, R OBP: 0.313, SLG: 0.296 (1, 7)	0-0 BB 1B SF8 1B	0-0 F7		0-0 F8		0-0 F7		0-0 G3	
Rafael Ramirez, R OBP: 0.290, SLG: 0.353 (1, 6)	0-0 SF8 BB G3 1B	0-3 K		0-0 1-3			0-3 K		
Gary Matthews, R OBP: 0.329, SLG: 0.424 (1, 9)	4-0 BB G3 1-2 2-3 BB		0-3 K	0-0 6-3			0-0 5-3		
Bob Horner, R OBP: 0.315, SLG: 0.553 (1, 5)	0-0 SF8		0-0 2B 2B		0-0 F7		0-0 5-3		
Chris Chambliss, L OBP: 0.335, SLG: 0.435 (1, 3)	0-0 G3		0-0 1B SF8 2B		0-0 F9		0-0 HR		
Dale Murphy, R OBP: 0.349, SLG: 0.504 (1, 8)	4-0 BB IBB		0-0 SF8 1B		0-0 6-3		0-0 6-3		
Glenn Hubbard, R OBP: 0.328, SLG: 0.386 (1, 4)	4-0 1-2 2-3 BB		0-0 SF8		0-0 6-3		4-0 1B BB		
Bruce Benedict, R OBP: 0.315, SLG: 0.320 (1, 2)	0-0 F8		4-0 IBB		0-0 SH2-4 1B		0-0 1-3 1B		
Tommy Boggs, R OBP: 0.145, SLG: 0.148 (1, 1)		0-3 K	0-0 L4		0-0 SH2-4		0-0 F3		
Rick Camp, R OBP: 0.111, SLG: 0.222 (8, 1)						1-2			

Inning Stats	R: 2	H: 2	E: 0	K: 0	S: 5	LOB: 3	BB: 3	P: 17
	R: 0	H: 0	E: 0	K: 2	S: 7	LOB: 0	BB: 0	P: 7
	R: 2	H: 3	E: 0	K: 1	S: 8	LOB: 2	BB: 1	P: 12
	R: 0	H: 0	E: 0	K: 0	S: 3	LOB: 0	BB: 0	P: 3
	R: 0	H: 0	E: 0	K: 0	S: 3	LOB: 0	BB: 0	P: 3
	R: 0	H: 1	E: 0	K: 0	S: 4	LOB: 1	BB: 0	P: 4
	R: 0	H: 0	E: 0	K: 1	S: 5	LOB: 0	BB: 0	P: 5
	R: 1	H: 2	E: 0	K: 0	S: 5	LOB: 2	BB: 1	P: 9

PITCHER	IP	WLS	BF	H	R	ER	SO	BB	IBB	HBP	BLK	WP	HR	S	P	ERA	WHIP
Vida Blue, L ERA: 2.99 (1, 1)	6.0	L	28	6	4	4	3	2	2	0	0	0	0	30	46	6.00	1.333
Mike Rowland, R ERA: 2.28 (7, 1)	2.0		9	2	1	1	1	1	0	0	0	0	1	10	14	4.50	1.500

AB	R	H	RBI	BB	SO	LOB	
5	1	1	0	0	0	3	
4	1	1	0	0	2	0	
3	0	0	0	1	1	0	
3	1	1	1	0	0	0	
4	2	2	3	0	0	1	
3	0	1	0	1	0	0	
1	0	0	1	2	0	0	
3	0	2	0	1	0	3	
2	0	0	0	0	1	2	
1	0	0	0	0	0	2	
1B: 5	SF: 2	2B: 2	SAC: 1	3B: 0	DP: 0	HR: 1	HBP: 0

BOTTOM

San Francisco Giants @ Atlanta Braves
Atlanta-Fulton County Stadium, Atlanta, GA

livebaseballscorecards.com

AB	29
R	5
H	8
RBI	5
BB	5
SO	4
LOB	11

Braves

WP: 0	PA: 37
PB: 0	
SB: 0	
CS: 0	

Fri Sep 26 1980, 7:05 PM EDT
Att. 6,578 - Unknown

Batter	1	2	3	4	5	6	7	8	9	AB R H RBI BB SO LOB	TOP											
Larry Herndon, R (1, 8) OBP: 0.281, SLG: 0.377 Bill North, S (9, PH) OBP: 0.374, SLG: 0.293 (9, 8)	0-3 K		0-0 6-3	0-0 1-3			0-0 F8		0-3 K	4 0 0 0 0 1 3 1 0 0 0 0 1 2	San Francisco Giants @ Atlanta Braves Atlanta-Fulton County Stadium, Atlanta, GA Sat Sep 27 1980, 7:05 PM EDT Att: 19,486 - Unknown livebaseballscorecards.com											
Darrell Evans, L (1, 5) OBP: 0.355, SLG: 0.407	0-0 1B		0-0 1B			0-0 G1	0-0 F8		0-0 F9	5 0 2 0 0 0 2												
Jack Clark, R (1, 9) OBP: 0.375, SLG: 0.521	0-0 F8		0-0 G4-6-3			0-0 E6	0-0 6-3			4 0 0 0 0 0 2												
Jim Wohlford, R (1, 7) OBP: 0.328, SLG: 0.374	0-3 K			0-0 F9	0-0 4-3			0-0 1B		4 0 1 0 0 1 2												
Rich Murray, R (1, 3) OBP: 0.276, SLG: 0.374		0-0 F8 1B 1B		0-0 HR	0-3 K			0-3 K		4 1 2 1 0 2 2												
Guy Sularz, R (1, 4) OBP: 0.304, SLG: 0.265		0-0 1B		0-0 P4		4-0 BB		0-0 6-3		3 0 1 0 1 0 0												
Joe Pettini, R (1, 6) OBP: 0.316, SLG: 0.288		0-3 K		4-0 1B S BB		0-0 L4-3		0-0 FC1-5 1B		3 0 1 0 1 1 3												
Mike Sadek, R (1, 2) OBP: 0.363, SLG: 0.308		0-0 F8		4-0 1B IBB		0-0 HR		0-0 FC1-5 1B		3 1 2 1 1 0 2												
Allen Ripley, R (1, 1) OBP: 0.171, SLG: 0.200 Gary Lavelle, S (9, 1)		0-0 FC6-4		0-0 1B		0-0 5-3		0-0 FC1-5		4 0 1 0 0 0 4 0 0 0 0 0 0 0												
Inning Stats	R: 0 E: 0 K: 2 S: 8	H: 1 LOB: 1 BB: 0 P: 8	R: 0 E: 0 K: 1 S: 7	H: 2 LOB: 2 BB: 0 P: 7	R: 0 E: 0 K: 0 S: 3	H: 1 LOB: 0 BB: 0 P: 3	R: 1 E: 0 K: 0 S: 5	H: 2 LOB: 3 BB: 2 P: 13	R: 0 E: 1 K: 1 S: 6	H: 0 LOB: 1 BB: 0 P: 6	R: 1 E: 0 K: 0 S: 3	H: 1 LOB: 0 BB: 1 P: 7	R: 0 E: 0 K: 0 S: 3	H: 0 LOB: 0 BB: 0 P: 3	R: 0 E: 0 K: 1 S: 5	H: 1 LOB: 0 BB: 0 P: 5	R: 0 E: 0 K: 1 S: 7	H: 2 LOB: 2 BB: 0 P: 7	1B: 8 2B: 2 3B: 0 HR: 2	SF: 0 SAC: 0 DP: 3 HBP: 0	WP: 0 PB: 0 SB: 1 CS: 1	PA: 38
PITCHER	IP WLS BF H R ER SO BB IBB HBP BLK WP HR S P ERA WHIP																					
Larry McWilliams, L (1, 1) ERA: 4.9	6.0 L 27 7 2 2 4 2 1 0 0 0 2 32 44 3.00 1.500																					
Preston Hanna, R (7, 1) ERA: 3.14	2.0 6 1 0 0 1 0 0 0 0 0 0 8 8 0.00 0.500																					
Gene Garber, R (9, 1) ERA: 3.89	0.2 4 2 0 0 1 0 0 0 0 0 0 6 6 0.00 3.000																					
Larry Bradford, L (9, 1) ERA: 2.48	0.1 1 0 0 0 0 0 0 0 0 0 0 1 1 0.00 0.000																					



Batter	1	2	3	4	5	6	7	8	9	AB	R	H	RBI	BB	SO	LOB
Terry Harper, R (1, 7) OBP: 0.306, SLG: 0.267	0-0 6-3			0-3 K		4-0 E S BB		0-0 2-3		3	0	0	0	1	1	0
Rafael Ramirez, R (1, 6) OBP: 0.295, SLG: 0.364	0-0 4-3			0-0 BLK 1B		0-0 F9 1-3		0-0 2B		4	0	2	0	0	0	1
Gary Matthews, R (1, 9) OBP: 0.327, SLG: 0.421	0-3 K			0-0 F8 1-2		0-3 K		0-0 F4		4	0	0	0	0	2	3
Bob Horner, R (1, 5) OBP: 0.317, SLG: 0.553 Gary Cooper, S (9, PR)		0-0 F8		0-3 K		0-0 E SF7 1B		0-0 4-3 1B		4	1	2	0	0	1	1
Chris Chambliss, L (1, 3) OBP: 0.338, SLG: 0.437		0-0 6-3			0-0 1B FC5-2 1B		0-0 E9 WP 1-3 1B		0-0 4-3 1B	4	0	3	0	0	0	0
Dale Murphy, R (1, 8) OBP: 0.349, SLG: 0.503		0-0 5-3			0-0 FC5-2 1-3 1B		0-0 SF7		0-0 4-3	3	0	1	1	0	0	2
Glenn Hubbard, R (1, 4) OBP: 0.327, SLG: 0.383			0-0 F5		0-0 FC5-2 1-2 3-H G5-4-3		0-0 F2 2-3		4-0 G5-4-3 IBB	3	0	0	0	1	0	3
Bruce Benedict, R (1, 2) OBP: 0.314, SLG: 0.318 Mike Lum, L (7, PH) OBP: 0.354, SLG: 0.250 Bill Nahorodny, R (8, 2) OBP: 0.287, SLG: 0.414			0-0 5-3		0-0 G5-4-3 1-2f		0-3 K		0-0 G5-4-3 1-2f	2	0	0	0	0	0	2
Larry McWilliams, L (1, 1) OBP: 0.236, SLG: 0.160 Biff Pocoreba, S (6, PH) OBP: 0.267, SLG: 0.410 Preston Hanna, R (7, 1) OBP: 0.143, SLG: 0.296 Jeff Burroughs, R (8, PH) OBP: 0.246, SLG: 0.455 Gene Garber, R (9, 1) OBP: 0.590, SLG: 0.500 Larry Bradford, R (9, 1)			0-3 K		0-0 4-3				0-0 F5	1	0	0	0	0	1	0

Inning Stats	R: 0	H: 0	E: 0	K: 1	S: 5	LOB: 0	BB: 0	P: 5	R: 0	H: 0	E: 0	K: 0	S: 3	LOB: 0	BB: 0	P: 3	R: 0	H: 1	E: 0	K: 2	S: 8	LOB: 1	BB: 0	P: 8	R: 0	H: 2	E: 0	K: 0	S: 4	LOB: 1	BB: 0	P: 4	R: 1	H: 2	E: 1	K: 1	S: 7	LOB: 1	BB: 0	P: 7	R: 0	H: 1	E: 0	K: 0	S: 4	LOB: 1	BB: 0	P: 4	R: 0	H: 2	E: 0	K: 0	S: 4	LOB: 3	BB: 1	P: 8	1B: 7	SF: 1	2B: 1	SAC: 0	3B: 0	DP: 2	HR: 0	HBP: 0	WP: 1	PA: 35
--------------	------	------	------	------	------	--------	-------	------	------	------	------	------	------	--------	-------	------	------	------	------	------	------	--------	-------	------	------	------	------	------	------	--------	-------	------	------	------	------	------	------	--------	-------	------	------	------	------	------	------	--------	-------	------	------	------	------	------	------	--------	-------	------	-------	-------	-------	--------	-------	-------	-------	--------	-------	--------

PITCHER	IP	WLS	BF	H	R	ER	SO	BB	IBB	HBP	BLK	WP	HR	S	P	ERA	WHIP
Allen Ripley, R (1, 1) ERA: 3.85	8.0	W	31	7	1	1	6	1	0	0	1	1	0	42	46	1.12	1.000
Gary Lavelle, L (9, 1) ERA: 3.02	1.0	S	4	1	0	0	0	0	1	0	0	0	0	3	7	0.00	1.000


BOTTOM

San Francisco Giants @ Atlanta Braves
Atlanta-Fulton County Stadium, Atlanta, GA

Sat Sep 27 1980, 7:05 PM EDT
Att. 19,486 - Unknown

AB	32
R	1
H	8
RBI	1
BB	2
SO	6
LOB	16

livebaseballscorecards.com



Batter	1	2	3	4	5	6	7	8	9	10	AB R H RBI BB SO LOB	TOP												
Jack Perconte, L (1, 4) OBP: 0.417, SLG: 0.300	0-0 1B S 1B		0-0 L4		0-0 SH3-4		0-0 F3		0-0 1B 1-3 1-2 1B	0-3 K	5 0 2 0 0 1 0	<p>Los Angeles Dodgers @ San Francisco Giants</p> <p>Candlestick Park, San Francisco, CA</p> <p>Tue Sep 30 1980, 10:05 PM EDT</p> <p>Att. 10,953 - Unknown</p>												
Jay Johnstone, L (1, 9) OBP: 0.383, SLG: 0.423	0-3 K		4-0 BB		0-0 1B		4-0 BB		0-0 1-3	0-3 K	2 0 1 0 2 1 1													
Manny Mota, R (9, PH) OBP: 0.200, SLG: 0.200	1-2 K		BB		2-3 1B		BB		1-2 2-3		1 0 0 0 0 0 2													
Fernando Valenzuela, L (9, 1)			BB		BB				BB		1 0 0 0 0 0 1 0													
Dusty Baker Jr., R (1, 7) OBP: 0.343, SLG: 0.514	0-0 HBP 2-3 1B		4-0 1-2 BB		0-0 1-2 1B		0-3 K		4-0 1B BB		3 0 2 1 2 1 1													
Steve Garvey, R (1, 3) OBP: 0.342, SLG: 0.462	0-3 K		0-0 F7		0-0 G5-4-3				0-0 1-2 2-3 3-H 1B		5 0 1 1 0 2 6													
Ron Cey, R (1, 5) OBP: 0.344, SLG: 0.451	1-0 1-2 HBP		0-0 F7				0-3 K		0-0 6-3	0-0 4-3	4 0 0 0 0 1 5													
Rick Monday, L (1, 8) OBP: 0.364, SLG: 0.475	0-0 L9		0-3 K		0-0 K		0-0 CS 1B		0-3 K	0-0 FC1-6 1B	4 0 1 0 0 2 3													
Mickey Hatcher, R (10, PH) OBP: 0.240, SLG: 0.297											1 0 1 0 0 0 0													
Joe Ferguson, R (1, 2) OBP: 0.382, SLG: 0.407		0-3 K		0-0 F8		0-0 1B		0-0 1-2 1B	0-0 G3 1B	0-0 FC1-6 1B	4 0 2 0 0 1 0													
Gary Weiss, S (9, PR)											0 1 0 0 0 0 0													
Steve Yeager, R (9, 2) OBP: 0.272, SLG: 0.271											1 1 0 0 0 0 1													
Derrel Thomas, S (1, 6) OBP: 0.326, SLG: 0.354		0-0 F8		0-0 4-3		0-0 F5		0-0 1-2	0-0 G3	0-0 E8 1B	3 0 0 0 0 0 1													
Gary Thomasson, L (9, PH) OBP: 0.328, SLG: 0.271									1-2	1-3 HR 1B	1 0 0 0 0 0 1													
Pepe Frias, R (9, 6) OBP: 0.256, SLG: 0.273											1 1 1 0 0 0 0													
Jerry Reuss, L (1, 1) OBP: 0.169, SLG: 0.154		0-3 K		4-0 1B SH3-4 1B BB			0-0 4-3		0-0 1-3 1B	0-0 HR	1 1 0 0 1 1 0													
Rudy Law, L (7, PH) OBP: 0.307, SLG: 0.302									2-H	1-H 3-H	1 0 0 0 0 0 0													
Don Stanhouse, R (7, 1)											0 0 0 0 0 0 0													
Pedro Guerrero, R (9, PH) OBP: 0.358, SLG: 0.518											2 2 2 4 0 0 0													
Inning Stats	R: 0 E: 0 K: 2 S: 9	H: 2 LOB: 3 BB: 0 P: 10	R: 0 E: 0 K: 2 S: 7	H: 0 LOB: 0 BB: 0 P: 7	R: 0 E: 0 K: 0 S: 3	H: 0 LOB: 2 BB: 2 P: 11	R: 0 E: 0 K: 1 S: 5	H: 0 LOB: 0 BB: 0 P: 5	R: 1 E: 0 K: 0 S: 4	H: 2 LOB: 1 BB: 1 P: 8	R: 0 E: 0 K: 1 S: 6	H: 2 LOB: 1 BB: 0 P: 6	R: 0 E: 0 K: 1 S: 5	H: 0 LOB: 1 BB: 1 P: 9	R: 0 E: 0 K: 2 S: 7	H: 0 LOB: 0 BB: 0 P: 7	R: 2 E: 0 K: 0 S: 7	H: 4 LOB: 3 BB: 1 P: 11	R: 3 E: 1 K: 2 S: 10	H: 3 LOB: 0 BB: 0 P: 10	1B: 12 2B: 0 3B: 0 HR: 1	SF: 0 SAC: 1 DP: 1 HBP: 1	WP: 0 PB: 0 SB: 1 CS: 1	PA: 47
PITCHER	IP WLS BF H R ER SO BB IBB HBP BLK WP HR S P ERA WHIP																							
Tom Griffin, R (1, 1) ERA: 2.89	6.2		6	1	1	6	4	0	0	0	0	0	0	0	14	14	1.35	1.500						
Greg Minton, R (7, 1) ERA: 2.54	1.2		3	2	2	3	0	0	0	0	0	0	0	14	14	10.80	1.800							
Gary Lavelle, L (9, 1) ERA: 3.25	1.2	L	4	3	3	2	1	0	0	0	0	0	1	13	17	16.20	3.000							

livebaseballscorecards.com

AB 40
R 6
H 13
RBI 6
BB 5
SO 11
LOB 21



BOTTOM

Los Angeles Dodgers @ San Francisco Giants
Candlestick Park, San Francisco, CA

Tue Sep 30 1980, 10:05 PM EDT
Att: 10,953 - Unknown

livebaseballscorecards.com

AB	36
R	3
H	10
RBI	2
BB	5
SO	6
LOB	22



WP	1	PA	45
PB	0		
SB	0		
CS	0		

AB R H RBI BB SO LOB

5 1 3 1 0 0 1

3 0 1 0 2 0 1

3 0 2 0 2 0 3

3 0 0 0 0 0 6

0 0 0 1 1 0 0

5 0 0 0 0 1 4

4 1 1 0 0 2 4

4 0 0 0 0 0 1

1 0 0 0 0 1 0

4 1 3 0 0 0 1

1 0 0 0 0 1 0

2 0 0 0 0 1 1

0 0 0 0 0 0 0

0 0 0 0 0 0 0

1 0 0 0 0 0 0

1B: 8 SF: 1

2B: 3 SAC: 3

3B: 0 DP: 2

HR: 0 HBP: 0

Batter	1	2	3	4	5	6	7	8	9	10
Larry Herndon, R OBP: 0.285, SLG: 0.380 (1, 8)	0-0 1B		0-0 F9		0-0 WP BB 1-2 3-H 1B		0-0 2B SF8 1B	0-0 F3		
Darrell Evans, L OBP: 0.357, SLG: 0.409 (1, 5)	0-0 F7		4-0 1B BB		4-0 WP 1-2 2-3 BB		0-0 1-3 2B	0-0 F8		
Jack Clark, R OBP: 0.380, SLG: 0.522 (1, 9)	0-0 G6-4-3 1-3 1B		0-0 FC6-4 1-2 1B		0-0 L6-5 3-H 1-2 2-3		4-0 IBB	4-0 BB BB		
Jim Wohlford, R OBP: 0.324, SLG: 0.368 (1, 7)	0-0 G6-4-3 1-2f		0-0 FC6-4 1-2f		0-0 F9 1-2 2-3		0-0 SF8 3-H	4-0 BB BB		
Max Venable, L OBP: 0.338, SLG: 0.318 (7, PH) (8, 7)								1-2 BB		
Rich Murray, R OBP: 0.269, SLG: 0.364 (1, 3)		0-0 E6 4-3 SH3-4		0-0 F4		0-0 5-3	0-0 F3	0-3 K		
Guy Sularz, R OBP: 0.300, SLG: 0.283 (1, 4)		0-0 SH3-4 1-2		0-3 K		0-0 E8 2B	0-0 F2	0-3 K		
Joe Pettini, R OBP: 0.309, SLG: 0.282 (1, 6)		0-0 4-3		0-0 4-3		0-0 F9		0-0 4-3		
Joe Strain, R OBP: 0.321, SLG: 0.319 (10, PH)		2-3								
Mike Sadek, R OBP: 0.371, SLG: 0.320 (1, 2)		0-0 6-3								
Bill North, S OBP: 0.373, SLG: 0.292 (10, PH)					0-0 SH 1B 1B		0-0 1B	0-0 SH1-4 1B		
Tom Griffin, R OBP: 0.118, SLG: 0.294 (1, 1)			0-0 F6		0-0 SH BB 1B 1-3 L6-5		0-3 K	0-0 SH1-4		
Greg Minton, S OBP: 0.222, SLG: 0.125 (7, 1)										
Gary Lavelle, S (9, 1)										
Rennie Stennett, R OBP: 0.286, SLG: 0.303 (10, PH)										

Inning Stats	R: 0	H: 2	E: 0	K: 0	S: 4	P: 4	R: 0	H: 0	E: 1	K: 0	S: 4	P: 4	R: 0	H: 1	E: 0	K: 0	S: 4	P: 8	R: 0	H: 0	E: 0	K: 1	S: 5	P: 5	R: 1	H: 2	E: 1	K: 0	S: 5	P: 9	R: 1	H: 2	E: 1	K: 1	S: 7	P: 7	R: 1	H: 2	E: 0	K: 0	S: 5	P: 9	R: 0	H: 1	E: 0	K: 0	S: 4	P: 4	R: 0	H: 0	E: 0	K: 2	S: 7	P: 15	R: 0	H: 0	E: 0	K: 2	S: 7	P: 7	1B: 8	SF: 1	2B: 3	SAC: 3	3B: 0	DP: 2	HR: 0	HBP: 0	WP: 1	PA: 45
--------------	------	------	------	------	------	------	------	------	------	------	------	------	------	------	------	------	------	------	------	------	------	------	------	------	------	------	------	------	------	------	------	------	------	------	------	------	------	------	------	------	------	------	------	------	------	------	------	------	------	------	------	------	------	-------	------	------	------	------	------	------	-------	-------	-------	--------	-------	-------	-------	--------	-------	--------

PITCHER	IP	WLS	BF	H	R	ER	SO	BB	IBB	HBP	BLK	WP	HR	S	P	ERA	WHIP
Jerry Reuss, L ERA: 2.57 (1, 1)	6.0		27	7	2	2	2	2	0	0	0	1	0	29	37	3.00	1.500
Don Stanhouse, R ERA: 5.04 (7, 1)	2.0		10	3	1	1	0	0	1	0	0	0	0	9	13	4.50	1.500
Fernando Valenzuela, L ERA: (9, 1)	2.0	W	8	0	0	0	4	2	0	0	0	0	0	14	22	0.00	1.000

Batter	1	2	3	4	5	6	7	8	9	AB R H RBI BB SO LOB	TOP											
Jack Perconte, L (1, 4) OBP: 0.375, SLG: 0.286	0-0 G3	0-0 SH1-3		0-0 FC3-5 1B	0-0 F9			0-0 5-3		4 0 1 1 0 0 0												
Jay Johnstone, L (1, 9) OBP: 0.381, SLG: 0.420 Pepe Frias, R (6, 6) OBP: 0.255, SLG: 0.272	0-0 1B	0-0 G3		0-0 FC3-5 1B	0-0 F8			0-0 6-3		4 0 1 0 0 0 2 1 0 0 0 0 0 0												
Dusty Baker Jr., R (1, 7) OBP: 0.344, SLG: 0.513	0-0 1B		0-0 SH3-4 1B	0-0 1-3				0-0 5-3	0-0 G3	5 1 2 0 0 0 2												
Steve Garvey, R (1, 3) OBP: 0.341, SLG: 0.460	0-0 G6-4-3		0-0 FC4-6 SH3-4 1B	0-0 5-3				0-0 5-3	0-0 F8	5 0 1 0 0 0 4												
Ron Cey, R (1, 5) OBP: 0.345, SLG: 0.452 Mickey Hatcher, R (3, PH) OBP: 0.244, SLG: 0.299		0-0 3B 1B	0-0 SH3-4		0-0 WP HR 1B			0-0 6-3	0-0 F4	1 1 1 0 0 0 0 3 1 1 0 0 0 0												
Pedro Guerrero, R (1, 8) OBP: 0.372, SLG: 0.524		0-0 3B 1B	4-0 FC4-6 IBB		4-0 HR BB			0-0 FC4-6 1B		2 2 2 0 2 0 0												
Joe Ferguson, R (1, 2) OBP: 0.385, SLG: 0.442		0-0 3B 3B	0-0 FC4-6		0-0 HR			0-0 FC4-6		4 2 2 6 0 0 3												
Derrel Thomas, S (1, 6) OBP: 0.325, SLG: 0.359		0-0 SH1-3 3B	0-0 4-3		0-0 F6			0-0 1-3		4 1 1 1 0 0 3												
Burt Hooton, R (1, 1) OBP: 0.104, SLG: 0.109 Gary Thomasson, L (8, PH) OBP: 0.325, SLG: 0.269 Bobby Castillo, R (8, 1) OBP: 0.125, SLG: 0.125		0-0 G3		0-0 FC3-5 1B	0-3 K			0-0 G3		3 0 1 0 0 1 1 1 0 0 0 0 0 0 0 0 0 0 0 0 0												
Inning Stats	R: 0 E: 0 K: 0 S: 4	H: 2 LOB: 1 BB: 0 P: 4	R: 4 E: 0 K: 0 S: 7	H: 4 LOB: 0 BB: 0 P: 7	R: 1 E: 0 K: 0 S: 5	H: 2 LOB: 2 BB: 1 P: 9	R: 0 E: 0 K: 0 S: 5	H: 2 LOB: 2 BB: 0 P: 5	R: 3 E: 0 K: 1 S: 7	H: 2 LOB: 0 BB: 1 P: 11	R: 0 E: 0 K: 0 S: 3	H: 0 LOB: 0 BB: 0 P: 3	R: 0 E: 0 K: 0 S: 4	H: 1 LOB: 1 BB: 0 P: 4	R: 0 E: 0 K: 0 S: 3	H: 0 LOB: 0 BB: 0 P: 3	R: 0 E: 0 K: 0 S: 3	H: 0 LOB: 0 BB: 0 P: 3	1B: 10 2B: 0 3B: 2 HR: 1	SF: 0 SAC: 2 DP: 1 HBP: 0	WP: 1 PA: 41 PB: 0 SB: 0 CS: 0	
PITCHER	IP WLS BF H R ER SO BB IBB HBP BLK WP HR S P ERA WHIP	Ed Whitson, R (1, 1) ERA: 3.09	Alan Hargesheimer, R (3, 1) ERA: 4.32	Mike Rowland, R (5, 1) ERA: 2.19	Al Holland, L (6, 1) ERA: 1.77	Fred Breining, R (8, 1) ERA: 6.75	PITCHER	IP WLS BF H R ER SO BB IBB HBP BLK WP HR S P ERA WHIP	Philip Nastu, L (9, 1) ERA: 6.75													

Los Angeles Dodgers @ San Francisco Giants
 Candlestick Park, San Francisco, CA
 Wed Oct 01 1980, 10:05 PM EDT
 Att: 11,307 - Unknown

livebaseballscorecards.com

AB	37
R	8
H	13
RBI	8
BB	2
SO	1
LOB	15



Batter	1	2	3	4	5	6	7	8	9	AB	R	H	RBI	BB	SO	LOB
Max Venable, L (1, 8) Al Holland, R (6, 1) Joe Strain, R (7, PH) Fred Breining, R (8, 1) Larry Herndon, R (8, PH) Philip Nastu, L (9, 1)	0-0 F2	0-3 K			4-0 1B BB		0-0 FC6 1B	0-0 F7		2	1	0	0	1	1	2
Terry Whitfield, L (1, 7) OBP: 0.339, SLG: 0.403	0-0 E S 1B		0-0 F3 SF8 2B		0-0 FC4 1B 3-2		0-0 FC6 2B 1-2f		0-0 3-1	5	1	2	0	0	0	3
Jack Clark, R (1, 9) OBP: 0.380, SLG: 0.520	0-3 K 1-3		0-0 F3 2-3		0-0 3-2 1B		0-0 F6		4-0 1B BB	4	1	1	2	1	1	3
Darrell Evans, L (1, 5) OBP: 0.359, SLG: 0.412	4-0 BB		0-0 SF8 3-H		0-0 3-2 1-2		0-0 3-2 1-3		0-0 1B 1B	3	0	2	1	1	0	2
Milt May, L (1, 2) OBP: 0.304, SLG: 0.367	0-3 K		0-0 L6 3-H		0-0 6-3		0-0 4-3		0-0 1B 1-2 2-H	5	0	1	1	0	1	5
Rich Murray, R (1, 3) OBP: 0.262, SLG: 0.354		0-3 K		0-0 F2		0-0 F9		0-0 5-3	0-0 F8	5	0	0	0	0	1	2
Guy Sularz, R (1, 4) OBP: 0.317, SLG: 0.278 Rennie Stennett, R (8, PH) OBP: 0.285, SLG: 0.301		4-0 E E BB		0-0 F7		4-0 BB		0-0 G3	0-0 F7	1	0	0	0	2	0	0
Joe Pettini, R (1, 6) OBP: 0.304, SLG: 0.277 Jim Wohlford, R (8, PH) OBP: 0.327, SLG: 0.372 Johnnie Lefmaster, R (9, 6) OBP: 0.256, SLG: 0.307		0-0 E6 1-2		0-3 K		0-0 F8		0-0 BB 1B		3	0	0	0	0	1	2
Ed Whitson, R (1, 1) OBP: 0.106, SLG: 0.092 Alan Hargeshelmer, R (3, 1) OBP: 0.250, SLG: 0.227 Mike Rowland, R (5, 1) Bill North, S (5, PH) OBP: 0.375, SLG: 0.293		0-3 K 1-2 2-3			0-0 FC4 S 1B		0-0 4-3		4-0 BB 1-2	1	0	0	0	0	1	2

Inning Stats	R: 0	H: 1	E: 0	K: 2	S: 8	R: 0	H: 0	E: 2	K: 3	S: 10	R: 1	H: 1	E: 0	K: 0	S: 4	R: 0	H: 0	E: 0	K: 1	S: 5	R: 2	H: 2	E: 1	K: 0	S: 5	R: 0	H: 0	E: 0	K: 0	S: 3	R: 0	H: 2	E: 0	K: 0	S: 5	R: 0	H: 1	E: 0	K: 0	S: 4	R: 1	H: 2	E: 0	K: 0	S: 5	1B: 7	2B: 3	3B: 0	HR: 0	SF: 1	SAC: 0	DP: 1	HBP: 0	WP: 0	PA: 43
--------------	------	------	------	------	------	------	------	------	------	-------	------	------	------	------	------	------	------	------	------	------	------	------	------	------	------	------	------	------	------	------	------	------	------	------	------	------	------	------	------	------	------	------	------	------	------	-------	-------	-------	-------	-------	--------	-------	--------	-------	--------

PITCHER	IP	WLS	BF	H	R	ER	SO	BB	IBB	HBP	BLK	WP	HR	S	P	ERA	WHIP
Burt Hooton, R (1, 1) ERA: 3.63	7.0	W	32	6	3	2	6	4	0	0	0	0	0	40	56	2.57	1.429
Bobby Castillo, R (8, 1) ERA: 2.81	2.0		11	3	1	1	0	2	0	0	0	0	0	9	17	4.50	2.500

BOTTOM

Los Angeles Dodgers @ San Francisco Giants
Candlestick Park, San Francisco, CA
Wed Oct 01 1980, 10:05 PM EDT
Att. 11,307 - Unknown

livebaseballscorecards.com

AB	36
R	4
H	9
RBI	4
BB	6
SO	6
LOB	26



Batter	1	2	3	4	5	6	7	8	9	AB R H RBI BB SO LOB	TOP																
Derrel Thomas, S (1, 4) OBP: 0.321, SLG: 0.354	0-3 K2-3		0-0 5-3		0-0 F9		0-0 1-3			4 0 0 0 0 1 1	Los Angeles Dodgers @ San Francisco Giants Candlestick Park, San Francisco, CA Thu Oct 02 1980, 10:05 PM EDT Att: 11,693 - Unknown livebaseballscorecards.com																
Pepe Frias, R (1, 6) OBP: 0.255, SLG: 0.275	0-0 F9		0-0 E3 FC6-4			0-0 4-3		0-0 4-3 2B		4 0 1 0 0 0 0																	
Dusty Baker Jr., R (1, 7) OBP: 0.345, SLG: 0.513	0-0 HR 1B		0-0 FC6-4 1-2f			0-0 FC5-4 CS 1B		0-0 4-3 2-3		4 1 2 0 0 0 2																	
Steve Garvey, R (1, 3) OBP: 0.342, SLG: 0.464	0-0 1-H HR		0-0 F3			4-0 1-2 FC5-4 IBB		0-0 5-3		3 1 1 2 1 0 2																	
Pedro Guerrero, R (1, 8) OBP: 0.364, SLG: 0.512	0-3 K			0-0 F9		0-0 FC5-4 FC6-4 1-2f 2-3		0-3 K		4 0 0 0 0 2 3																	
Joe Ferguson, R (1, 2) OBP: 0.377, SLG: 0.430		0-0 F4		0-0 6-3		0-0 FC6-4 1-2f		0-0 F8		4 0 0 0 0 0 2																	
Mickey Hatcher, R (1, 5) OBP: 0.244, SLG: 0.288		4-0 BB		0-0 F9			0-0 2-3		0-0 4-3	3 0 0 0 1 0 0																	
Jay Johnstone, L (1, 9) OBP: 0.376, SLG: 0.415		0-0 F5			0-3 K		0-3 K		0-0 1B	3 0 0 0 0 2 1																	
Manny Mota, R (9, PH) OBP: 0.333, SLG: 0.333										1 0 1 0 0 0 0																	
Gary Weiss, S (9, PR)										0 0 0 0 0 0 0																	
Dave Goltz, R (1, 1) OBP: 0.241, SLG: 0.128		0-3 K			0-0 3-1				0-3 K	2 0 0 0 1 1 1																	
Bobby Castillo, R (8, 1) OBP: 0.125, SLG: 0.125										0 0 0 0 0 0 0																	
Steve Howe, L (8, 1) OBP: 0.100, SLG: 0.100										0 0 0 0 0 0 0																	
Steve Yeager, R (9, PH) OBP: 0.271, SLG: 0.270										1 0 0 0 0 1 1																	
Inning Stats	R: 2 E: 0 K: 2 S: 9	H: 2 LOB: 0 BB: 0 P: 9	R: 0 E: 0 K: 1 S: 5	H: 0 LOB: 1 BB: 1 P: 9	R: 0 E: 1 K: 0 S: 4	H: 0 LOB: 1 BB: 0 P: 4	R: 0 E: 0 K: 0 S: 3	H: 0 LOB: 0 BB: 0 P: 3	R: 0 E: 0 K: 1 S: 5	H: 0 LOB: 0 BB: 0 P: 5	R: 0 E: 0 K: 0 S: 4	H: 1 LOB: 2 BB: 1 P: 8	R: 0 E: 0 K: 1 S: 5	H: 0 LOB: 1 BB: 1 P: 9	R: 0 E: 0 K: 1 S: 6	H: 1 LOB: 1 BB: 0 P: 6	R: 0 E: 0 K: 1 S: 6	H: 1 LOB: 1 BB: 0 P: 6	1B: 3 2B: 1 3B: 0 HR: 1	SF: 0 SAC: 0 DP: 0 HBP: 0	WP: 0 PB: 0 SB: 0 CS: 1	PA: 36					
PITCHER	IP WLS BF H R ER SO BB IBB HBP BLK WP HR S P ERA WHIP																										
Vida Blue, L (1, 1) ERA: 2.97	7.1		30	4	2	2	5	2	1	0	0	0	1	37	49	2.46	0.818										
Greg Minton, R (8, 1) ERA: 2.52	0.2	W	2	0	0	0	1	0	0	0	0	0	0	4	4	0.00	0.000										
Al Holland, L (9, 1) ERA: 1.75	1.0	S	4	1	0	0	1	0	0	0	0	0	0	6	6	0.00	1.000										



Batter	1	2	3	4	5	6	7	8	9	AB	R	H	RBI	BB	SO	LOB	BOTTOM	
Max Venable, L (1, 8) Johnnie LeMaster, R (9, 6) OBP: 0.336, SLG: 0.311 OBP: 0.256, SLG: 0.307	0-0 4-3		0-3 K		0-3 K			0-0 BB 1B		4	1	1	0	0	2	1	Los Angeles Dodgers @ San Francisco Giants Candlestick Park, San Francisco, CA Thu Oct 02 1980, 10:05 PM EDT Att. 11,693 - Unknown livebaseballscorecards.com	
Joe Pettini, R (1, 6) Jim Wohlford, R (8, PH) OBP: 0.299, SLG: 0.272 OBP: 0.325, SLG: 0.370	0-0 6-3		0-0 5-3			0-3 K		0-0 F7		3	0	0	0	0	1	0		
Jack Clark, R (1, 9) OBP: 0.363, SLG: 0.520	4-0 BB 1B			0-0 5-3		0-0 G6-4-3 1B		4-0 BB 1B		2	0	1	0	2	0	0		
Darrell Evans, L (1, 5)	0-0 1B			0-0 4-3		0-0 G6-4-3		0-0 1B		4	0	2	2	0	0	1		
Terry Whitfield, L (1, 7) Larry Herndon, R (8, PH) Al Holland, R (9, 1) OBP: 0.336, SLG: 0.399 OBP: 0.283, SLG: 0.378 OBP: 0.429, SLG: 0.600	0-0 L7			0-0 F9			0-0 4-3	0-3 K		3	0	0	0	0	0	2		
Rich Murray, R (1, 3)		0-0 5-3			0-0 SH3-4 SF9 1B		0-3 K			3	1	1	0	0	1	0		
Guy Sularz, R (1, 4) OBP: 0.333, SLG: 0.298		0-0 G5-4-3 1B			0-0 SF9 SH3-4 1B		0-0 L8			3	0	2	0	0	0	0		
Mike Sadek, R (1, 2) Bill North, S (8, PH) OBP: 0.369, SLG: 0.318 OBP: 0.374, SLG: 0.292		0-0 G5-4-3			0-0 SH3-4			0-0 F7		1	0	0	0	0	0	1		
Vida Blue, S (1, 1) Greg Minton, S (8, 1) Milt May, L (8, PH) OBP: 0.111, SLG: 0.088 OBP: 0.222, SLG: 0.125 OBP: 0.306, SLG: 0.369			0-3 K		0-0 SF9			0-0 BB 1B		1	0	0	1	0	1	0		
					2-3 3-H			0-0 BB 1B		1	1	1	0	0	0	0		
Inning Stats	R: 0 H: 1 E: 0 LOB: 2 K: 0 BB: 1 S: 4 P: 8	R: 0 H: 1 E: 0 LOB: 0 K: 0 BB: 0 S: 3 P: 3	R: 0 H: 0 E: 0 LOB: 0 K: 2 BB: 0 S: 7 P: 7	R: 0 H: 0 E: 0 LOB: 0 K: 0 BB: 0 S: 3 P: 3	R: 1 H: 2 E: 0 LOB: 1 K: 1 BB: 0 S: 7 P: 7	R: 0 H: 1 E: 0 LOB: 0 K: 1 BB: 0 S: 5 P: 5	R: 0 H: 0 E: 0 LOB: 0 K: 1 BB: 0 S: 5 P: 5	R: 2 H: 3 E: 0 LOB: 2 K: 1 BB: 1 S: 8 P: 12		1B: 8 SF: 1 2B: 0 SAC: 1 3B: 0 DP: 2 HR: 0 HBP: 0	WP: 0 PA: 32 PB: 0 SB: 0 CS: 0							
PITCHER	IP WLS BF H R ER SO BB IBB HBP BLK WP HR S P ERA WHIP																	
Dave Goltz, R (1, 1) ERA: 4.28	7.2 L 29 7 3 3 5 1 0 0 0 0 0 0 38 42 3.52 1.043																	
Bobby Castillo, R (8, 1) ERA: 2.81	0.0 1 0 0 0 0 1 0 0 0 0 0 0 4 4 ∞ ∞																	
Steve Howe, L (8, 1) ERA: 2.78	0.1 2 1 0 0 1 0 0 0 0 0 0 0 4 4 0.00 3.000																	

Batter	1	2	3	4	5	6	7	8	9	AB R H RBI BB SO LOB	TOP		
Gene Richards, L (1, 7) OBP: 0.365, SLG: 0.388	0-0 1B S SF 1B	0-0 5-3			0-0 G6-4-3 1B	0-0 2-H 3B		0-0 4-3		5 1 3 1 0 0 0	San Diego Padres @ San Francisco Giants Candlestick Park, San Francisco, CA Fri Oct 03 1980, 10:05 PM EDT Att. 2,740 - Unknown livebaseballscorecards.com		
Ozzie Smith, S (1, 6) OBP: 0.315, SLG: 0.279 Chuck Baker, R (7, 6) OBP: 0.150, SLG: 0.200	0-0 1-3 1B S 1B	0-0 6-3			0-0 G6-4-3 1-2f	0-0 F7		0-0 L6		4 1 1 0 0 0 3 1 0 0 0 0 0 0			
Jerry Mumphrey, S (1, 8) OBP: 0.350, SLG: 0.369	0-0 1-2 3-H SF 1B HR		0-0 5-3			0-3 K		0-0 1-6-3		4 2 1 1 0 1 0			
Dave Winfield, R (1, 9) OBP: 0.365, SLG: 0.447 Paul Dade, R (6, 9) OBP: 0.317, SLG: 0.196	0-0 1-2 2-H HR 1B		0-0 L6			0-0 E4 FC1-6		0-0 1B SF8 1B		3 1 1 1 0 0 0 2 1 1 0 0 0 1			
Broderick Perkins, L (1, 3) OBP: 0.432, SLG: 0.520 Bill Fahey, L (6, PR) OBP: 0.302, SLG: 0.274	0-3 K		0-0 4-3			0-0 FC1-6 WP 1B 1-2f		0-0 HBP 1B		3 0 0 0 0 1 3 2 1 2 1 0 0 0			
Luis Salazar, R (1, 5) OBP: 0.374, SLG: 0.456	0-0 1-H 2-H HR			0-0 L4-6-3 1B		4-0 1B WP BB		0-0 3-H SF8 1B		3 2 3 4 1 0 0			
Gene Tenace, R (1, 2) OBP: 0.396, SLG: 0.428	0-0 G4-3 1B			4-0 1-2 L4-6-3 BB		4-0 1-2 2-3 1B IBB		1-0 1-2 HBP		2 1 1 0 2 0 2			
Dave Cash, R (1, 4) OBP: 0.284, SLG: 0.277	0-0 G4-3			0-0 L4-6-3 1-2 2-3		0-0 1-2 2-H 3-H 2B 1B		0-0 1-3		4 1 1 2 0 0 5			
Steve Mura, R (1, 1) OBP: 0.185, SLG: 0.176		0-3 K			0-3 K	0-0 1-H 2-H 3B 2B		0-0 6-3		4 1 1 2 0 2 0			
Inning Stats	R: 5 H: 5 E: 1 LOB: 0 K: 1 BB: 0 S: 10 P: 10	R: 0 H: 0 E: 0 LOB: 0 K: 1 BB: 0 S: 5 P: 5	R: 0 H: 0 E: 0 LOB: 0 K: 0 BB: 0 S: 3 P: 3	R: 0 H: 1 E: 0 LOB: 0 K: 0 BB: 1 S: 2 P: 6	R: 0 H: 1 E: 0 LOB: 0 K: 1 BB: 0 S: 5 P: 5	R: 5 H: 3 E: 1 LOB: 2 K: 1 BB: 2 S: 9 P: 17	R: 1 H: 2 E: 0 LOB: 2 K: 0 BB: 0 S: 5 P: 6	R: 0 H: 0 E: 0 LOB: 0 K: 0 BB: 0 S: 3 P: 3	R: 1 H: 3 E: 0 LOB: 1 K: 0 BB: 0 S: 5 P: 5	1B: 11 SF: 2 2B: 2 SAC: 0 3B: 2 DP: 3 HR: 1 HBP: 1	WP: 1 PA: 43 PB: 0 SB: 3 CS: 0		
PITCHER	IP WLS BF H R ER SO BB IBB HBP BLK WP HR S P ERA WHIP											PITCHER	IP WLS BF H R ER SO BB IBB HBP BLK WP HR S P ERA WHIP
Allen Ripley, R (1, 1) ERA: 4.15	0.1 L 6 4 5 4 1 0 0 0 0 0 0 1 8 8 108.00 12.000											Alan Hargesheimer, R (8, 1) ERA: 4.32	2.0 8 3 1 1 0 0 0 0 0 0 0 0 0 4.50 1.500
Bob Knepper, L (1, 1) ERA: 4.1	2.2 8 1 0 0 1 0 0 0 0 0 0 0 10 10 0.00 0.375												
Fred Breining, R (4, 1) ERA: 3.86	2.0 6 2 0 0 1 1 0 0 0 0 0 0 7 11 0.00 1.500												
Philip Nastu, L (6, 1) ERA: 6.0	0.2 8 3 5 0 1 1 1 0 0 1 0 8 16 0.00 6.000												
Mike Rowland, R (6, 1) ERA: 2.42	1.1 7 2 1 1 0 0 0 0 1 0 0 0 6 7 6.75 1.500												

AB	37
R	12
H	15
RBI	12
BB	3
SO	4
LOB	14



Batter	1	2	3	4	5	6	7	8	9	AB	R	H	RBI	BB	SO	LOB
Max Venable, L (1, 8) OBP: 0.333, SLG: 0.304	4-0 G1-6-3 BB		0-0 F3			0-0 1-3	0-0 F2			3	0	0	0	1	0	3
Joe Pettini, R (1, 6) OBP: 0.294, SLG: 0.266	0-0 G1-6-3 1-2f		0-0 F8			0-0 E6		0-0 F2		4	0	0	0	0	0	1
Jack Clark, R (1, 9) OBP: 0.383, SLG: 0.518 Chris Bourjos, R (5, 9) OBP: 0.333, SLG: 0.538	0-3 K				4-0 E 3-2-5-1 BB	0-3 K		0-0 G4-6-3 1B		1	0	0	0	1	1	0
Darrell Evans, L (1, 5) OBP: 0.357, SLG: 0.410		0-0 F9		0-0 E3 3-2-5-1 1-3		0-3 K		0-0 G4-6-3 1-2f		4	0	0	0	0	1	3
Terry Whitfield, L (1, 7) OBP: 0.335, SLG: 0.397		0-0 1B 1B		0-0 3-2-5-1 1-3 3-Hf		0-0 6-3		0-0 6-3		4	0	1	0	0	0	2
Rich Murray, R (1, 3) OBP: 0.268, SLG: 0.353		0-0 1-2 1B		0-3 K		4-0 E BB BB		0-0 F8		3	0	1	0	1	1	1
Guy Sularz, R (1, 4) OBP: 0.343, SLG: 0.300		0-3 K			0-0 G4-6-3 1B	4-0 E BB BB		0-0 L4		3	0	1	0	1	1	2
Mike Sadek, R (1, 2) OBP: 0.363, SLG: 0.311		0-0 F4			0-0 B3	0-0 E4 1-2 2-3				3	0	0	0	0	0	5
Allen Ripley, R Bob Knepper, L Bill North, S Fred Braving, R Joe Strain, R Philip Nastu, L Mike Rowland, R Jim Wohlford, R Alan Hargrett-Heimer, R		0-3 K		0-0 G4-6-3 1-2f		0-3 K				0	0	0	0	0	0	0

BOTTOM

San Diego Padres @ San Francisco Giants
Candlestick Park, San Francisco, CA

AB	30
R	0
H	4
RBI	0
BB	4
SO	7
LOB	22




WP: 0	PA: 34
PB: 0	
SB: 0	
CS: 0	

PITCHER	IP	WLS	BF	H	R	ER	SO	BB	IBB	HBP	BLK	WP	HR	S	P	ERA	WHIP
Steve Mura, R (1, 1) ERA: 3.68	9.0	W	34	4	0	0	7	4	0	0	0	0	0	44	60	0.00	0.889

Fri Oct 03 1980, 10:05 PM EDT
Att. 2,740 - Unknown

livebaseballscores.com

Batter	1	2	3	4	5	6	7	8	9	AB R H RBI BB SO LOB	TOP	
Gene Richards, L (1, 7) OBP: 0.364, SLG: 0.386	4-0 CS BB		0-0 E6 1-2		0-0 5-3		0-3 K		0-0 6-3	4 0 0 0 1 1 2	San Diego Padres @ San Francisco Giants Candlestick Park, San Francisco, CA Sat Oct 04 1980, 6:33 AM EDT Att. 3,194 - Unknown livebaseballscorecards.com AB 32 R 2 H 5 RBI 2 BB 6 SO 7 LOB 21 	
Ozzie Smith, S (1, 6) OBP: 0.315, SLG: 0.278	0-3 K		0-0 B5		0-0 4-3		4-0 1B BB	4-0 BB BB	3 0 0 0 2 1 3			
Jerry Mumphrey, S (1, 8) OBP: 0.350, SLG: 0.369	0-0 BLK 1B		0-3 K		0-0 F7		0-0 1-2 2-H 1B	0-0 1-2 BB	5 0 2 1 0 1 3			
Dave Winfield, R (1, 9) OBP: 0.363, SLG: 0.444	0-0 1-3		0-0 F8		0-0 L4		0-0 F8	0-0 1-2 BB	4 0 0 0 0 0 5			
Luis Salazar, R (1, 5) OBP: 0.377, SLG: 0.470		0-3 K		0-0 4-3		0-0 1B		0-0 1-3 3B	4 1 2 0 0 1 0			
Gene Tenace, R (1, 3) OBP: 0.394, SLG: 0.424		0-3 K		4-0 FC4-6 1B BB		0-0 L7		0-0 L6	3 0 0 0 1 1 2			
Bill Fahey, L (1, 2) OBP: 0.305, SLG: 0.274		4-0 BB BB		0-0 FC4-6 1-2 1B		0-0 3-1		0-0 1-3	3 0 1 1 1 0 1			
Barry Evans, R (1, 4) OBP: 0.317, SLG: 0.311		0-3 K		0-0 FC4-6 1-2 2-3		0-3 K		0-0 3-H F3	4 0 0 0 0 2 3			
George Stablein, R (1, 1) Steve Mura, R (3, PR) Gary Lucas, L (3, 1) Paul Dade, R (7, PH) Dennis Kinney, L (7, 1) Craig Simice, R (8, PH)			1-0 E HBP		0-0 1-6-3		4-0 BB 1B BB	0-0 5-3	0 0 0 0 0 0 0 0 0 0 0 0 0 0 1 0 0 0 0 0 2 0 1 0 0 1 0 0 0 0 0 0 0 0 0 1 0 0 0 0 0 0			
Inning Stats	R: 0 H: 1 E: 0 LOB: 1 K: 1 BB: 1 S: 5 P: 9	R: 0 H: 0 E: 0 LOB: 1 K: 3 BB: 1 S: 9 P: 13	R: 0 H: 0 E: 1 LOB: 2 K: 1 BB: 0 S: 6 P: 7	R: 0 H: 1 E: 0 LOB: 2 K: 0 BB: 1 S: 4 P: 8	R: 0 H: 0 E: 0 LOB: 0 K: 0 BB: 0 S: 3 P: 3	R: 0 H: 1 E: 0 LOB: 1 K: 0 BB: 0 S: 4 P: 4	R: 1 H: 1 E: 0 LOB: 2 K: 2 BB: 2 S: 8 P: 16	R: 1 H: 1 E: 0 LOB: 0 K: 0 BB: 0 S: 4 P: 4	R: 0 H: 0 E: 0 LOB: 1 K: 0 BB: 1 S: 3 P: 7	1B: 4 SF: 0 2B: 0 SAC: 0 3B: 1 DP: 0 HR: 0 HBP: 1	WP: 0 PA: 39 PB: 0 SB: 0 CS: 1	
PITCHER	IP WLS BF H R ER SO BB IBB HBP BLK WP HR S P ERA WHIP											
Tom Griffin, R (1, 1) ERA: 2.76	5.0 W 21 2 0 0 5 3 0 1 1 0 0 27 40 0.00 1.000											
Gary Lavelle, L (6, 1) ERA: 3.36	2.0 11 3 2 2 2 2 0 0 0 0 0 13 21 9.00 2.500											
Greg Minton, R (8, 1) ERA: 2.46	2.0 S 7 0 0 0 0 1 0 0 0 0 0 6 10 0.00 0.500											

Batter	1	2	3	4	5	6	7	8	9
Chris Bourjos, R OBP: 0.316, SLG: 0.471 (1, 9)	0-3 K		0-3 K		0-0 E5			0-0 1B FC3-6	
Larry Herndon, R OBP: 0.285, SLG: 0.383 (1, 8)	0-0 4-3 3B		0-0 F7		0-0 G1-6-3			0-0 1B FC3-6	
Darrell Evans, L OBP: 0.357, SLG: 0.414 (1, 5)	0-0 4-3			0-0 HR		0-3 K		0-0 1B FC3-6	
Milt May, L OBP: 0.303, SLG: 0.364 (1, 2)	0-0 4-3			0-0 4-3		0-0 4-3		0-0 F8	
Terry Whitfield, L OBP: 0.338, SLG: 0.397 (1, 7)		4-0 BB		0-0 1B WP		0-0 G3			
Rich Murray, R OBP: 0.264, SLG: 0.347 (1, 3)		0-0 F3		0-3 K		0-3 K			
Guy Sularz, R OBP: 0.342, SLG: 0.302 (1, 4)		0-0 1-3		0-0 1B		0-0 5-3			
Joe Pettini, R OBP: 0.289, SLG: 0.262 (1, 6)		0-0 F8		0-0 F2		0-0 5-3			
Tom Griffin, R OBP: 0.111, SLG: 0.278 (1, 1)			0-0 F8		0-0 F9			0-0 5-3	
Joe Strain, R OBP: 0.322, SLG: 0.319 (5, PH)									
Gary Lavelle, S (6, 1)									
Greg Minton, S OBP: 0.222, SLG: 0.125 (8, 1)									
Johnnie LeMaster, R OBP: 0.256, SLG: 0.306 (8, 6)									

Inning Stats	R: 1	H: 1	E: 0	K: 1	S: 6	LOB: 0	BB: 0	P: 6	R: 0	H: 0	E: 0	K: 0	S: 3	LOB: 1	BB: 1	P: 7	R: 0	H: 0	E: 0	K: 1	S: 5	LOB: 0	BB: 0	P: 5	R: 2	H: 3	E: 0	K: 1	S: 8	LOB: 1	BB: 0	P: 8	R: 0	H: 0	E: 1	K: 0	S: 3	LOB: 0	BB: 0	P: 3	R: 0	H: 0	E: 0	K: 1	S: 5	LOB: 0	BB: 0	P: 5	R: 0	H: 0	E: 0	K: 1	S: 5	LOB: 0	BB: 0	P: 5	R: 1	H: 2	E: 0	K: 0	S: 5	LOB: 1	BB: 0	P: 5
--------------	------	------	------	------	------	--------	-------	------	------	------	------	------	------	--------	-------	------	------	------	------	------	------	--------	-------	------	------	------	------	------	------	--------	-------	------	------	------	------	------	------	--------	-------	------	------	------	------	------	------	--------	-------	------	------	------	------	------	------	--------	-------	------	------	------	------	------	------	--------	-------	------

PITCHER	IP	WLS	BF	H	R	ER	SO	BB	IBB	HBP	BLK	WP	HR	S	P	ERA	WHIP
George Stablein, R ERA: 3.09 (1, 1)	2.0	L	8	1	1	1	1	1	1	0	0	0	0	9	13	4.50	1.000
Gary Lucas, L ERA: 3.24 (3, 1)	4.0		15	3	2	2	3	0	0	0	0	1	1	21	21	4.50	0.750
Dennis Kinney, L ERA: 4.25 (7, 1)	2.0		8	2	1	1	1	0	0	0	0	0	0	10	10	4.50	1.000

BOTTOM

San Diego Padres @ San Francisco Giants
Candlestick Park, San Francisco, CA

Sat Oct 04 1980, 6:33 AM EDT
Att. 3,194 - Unknown

AB	R	H	RBI	BB	SO	LOB
4	1	1	0	0	2	0
4	1	2	0	0	0	1
4	1	1	3	0	1	1
4	0	0	0	0	0	1
2	1	1	0	1	0	0
3	0	0	0	0	2	2
3	0	1	1	0	0	1
3	0	0	0	0	0	2
1	0	0	0	0	0	0
1	0	0	0	0	0	0
0	0	0	0	0	0	0
0	0	0	0	0	0	0
1	0	0	0	0	0	0

AB	30
R	4
H	6
RBI	4
BB	1
SO	5
LOB	8

GIANTS

WP	PA
1	31

Batter	1	2	3	4	5	6	7	8	9	AB	R	H	RBI	BB	SO	LOB	TOP		
Gene Richards, L (1, 7) OBP: 0.363, SLG: 0.385 Paul Dade, R (3, 7) OBP: 0.338, SLG: 0.189	0-0 5-3		0-0 F7	4-0 E BB	0-0 1-3		0-0 6-3		4-0 2B BB	2	0	0	0	0	0	0			
Ozzie Smith, S (1, 6) OBP: 0.313, SLG: 0.276 Chuck Baker, R (6, 6) OBP: 0.136, SLG: 0.182	0-0 1-3		0-3 K	0-0 E3 S E	0-0 F8		0-0 5-3		0-0 F6	4	0	0	0	0	1	3			
Jerry Mumphy, S (1, 8) OBP: 0.352, SLG: 0.372 Barry Evans, R (4, 5) OBP: 0.317, SLG: 0.312	0-0 2B		0-0 3B 1B	0-0 E4 S		0-3 K		0-0 SH1-3 2B 1B	0-0 F9	3	1	2	0	0	0	1			
Dave Winfield, R (1, 9) OBP: 0.365, SLG: 0.450	0-0 6-3		0-0 E 3B	4-0 G5-4-3 IBB		0-0 6-3		4-0 SH1-3 2B BB	0-0 2B	4	2	2	1	2	0	1			
Luis Salazar, R (1, 5) OBP: 0.372, SLG: 0.462		0-0 6-3	0-0 E5 BB S	0-0 G5-4-3		0-0 BB 1B		0-0 SH1-3	0-0 5-3	5	1	1	0	0	0	5			
Gene Tenace, R (1, 3) OBP: 0.399, SLG: 0.424		4-0 1B BB	4-0 BB BB		0-0 1B 1B	4-0 1B BB		0-0 5-3		2	1	1	0	3	0	2			
Bill Fahey, L (1, 2) OBP: 0.314, SLG: 0.286		0-0 F5	4-0 BB		0-0 1B 1B	0-0 FC5-4 1B		0-0 2B		4	0	3	3	1	0	1			
Dave Cash, R (1, 4) OBP: 0.287, SLG: 0.280		0-0 1B	0-0 4-3		0-0 S 1B	0-0 FC5-4		4-0 BB		4	0	2	1	1	0	5			
Tom Tellmann, R (1, 1) OBP: 0.125, SLG: 0.125		0-3 K		0-3 K	0-3 K		0-0 6-3	0-3 K		5	0	0	0	0	4	6			
Inning Stats	R: 0 E: 0 K: 0 S: 4 H: 1 LOB: 1 BB: 0 P: 4	R: 0 E: 0 K: 1 S: 6 H: 1 LOB: 2 BB: 1 P: 10	R: 2 E: 1 K: 1 S: 8 H: 2 LOB: 3 BB: 2 P: 16	R: 1 E: 2 K: 1 S: 6 H: 0 LOB: 2 BB: 2 P: 14	R: 1 E: 0 K: 1 S: 8 H: 3 LOB: 2 BB: 0 P: 8	R: 1 E: 0 K: 1 S: 7 H: 2 LOB: 2 BB: 1 P: 11	R: 0 E: 0 K: 0 S: 3 H: 0 LOB: 0 BB: 0 P: 3	R: 2 E: 0 K: 1 S: 7 H: 2 LOB: 2 BB: 2 P: 15	R: 0 E: 0 K: 0 S: 4 H: 1 LOB: 2 BB: 1 P: 8	1B: 8 2B: 3 3B: 1 HR: 0 SF: 0 SAC: 1 DP: 1 HBP: 0	WP: 0 PB: 0 SB: 4 CS: 0	PA: 50							
PITCHER	IP WLS BF H R ER SO BB IBB HBP BLK WP HR S P ERA WHIP																	PITCHER	IP WLS BF H R ER SO BB IBB HBP BLK WP HR S P ERA WHIP
Ed Whitson, R (1, 1) ERA: 3.1	5.0 L 29 7 4 2 4 4 1 0 0 0 0 0 32 52 3.60 2.200																		
Gary Lavelle, L (6, 1) ERA: 3.42	1.0 6 2 1 1 1 1 1 0 0 0 0 0 7 11 9.00 3.000																		
Fred Breining, R (7, 1) ERA: 5.4	2.0 10 2 2 2 1 2 0 0 0 0 0 0 10 18 9.00 2.000																		
Mike Rowland, R (9, 1) ERA: 2.33	1.0 5 1 0 0 0 0 1 0 0 0 0 0 4 8 0.00 2.000																		

San Diego Padres @ San Francisco Giants
 Candlestick Park, San Francisco, CA
 Sun Oct 05 1980, 6:33 AM EDT
 Att. 14,680 - Unknown

AB	40
R	7
H	12
RBI	5
BB	9
SO	6
LOB	28



