

San Francisco Giants - 1980

Batter	1	2	3	4	5	6	7	8	9	AB	R	H	RBI	BB	SO	LOB	TOP		
Bill North, S OBP: 0.417, SLG: 0.455 (1, 8)	6-3	6-3						4-3 1-H 6-3 2B		4	1	2	1	0	0	3	San Francisco Giants @ San Diego Padres San Diego Stadium, San Diego, CA Sat Apr 12 1980, 9:05 PM EST Att: 22,410 - Unknown livebaseballscores.com		
Darrell Evans, L OBP: 0.167, SLG: 0.167 (1, 5)	F8		F6		G3-6-3 1B			4-3		4	0	0	0	0	0	3			
Larry Hemdon, R OBP: 0.333, SLG: 0.667 (1, 9)			2-3					6-3		4	0	1	1	0	0	0			
Willie McCovey, L OBP: 0.333, SLG: 0.250 (1, 3)	4-1		F7					6-3		3	0	0	0	1	0	1			
Jim Wohlford, R OBP: 0.167, SLG: 0.167 (1, 7)		6-3			F9			G4-6-3 BB		4	0	1	0	0	0	1			
Rennie Stennett, R OBP: 0.250, SLG: 0.273 (1, 4)		K HBP 1-4-3			F9			6-3		3	0	0	0	1	1	0			
Marc Hill, R Jack Clark, R (9, PR)		1-4-3			6-3			6-3		4	0	0	0	0	0	3			
Johnnie LeMaster, R OBP: 0.250, SLG: 0.273 (1, 6)					6-3			F6		3	0	0	0	1	1	2			
John Montefusco, R OBP: 1.000, SLG: 1.000 (1, 1)										1	0	1	0	0	0	0			
Joe Strain, R (8, PH) Al Holland, R (8, 1) Mike Sadek, R (9, PH)										1	1	1	0	0	0	0			
Inning Stats	R: 0 E: 0 K: 0 S: 4	H: 1 LOB: 1 BB: 0 P: 4	R: 0 E: 0 K: 1 S: 6	H: 0 LOB: 3 BB: 1 P: 11	R: 0 E: 0 K: 0 S: 3	H: 0 LOB: 0 BB: 0 P: 3	R: 0 E: 0 K: 0 S: 3	H: 0 LOB: 0 BB: 0 P: 3	R: 0 E: 0 K: 0 S: 2	H: 0 LOB: 0 BB: 1 P: 6	R: 0 E: 0 K: 0 S: 3	H: 0 LOB: 0 BB: 0 P: 3	R: 0 E: 0 K: 0 S: 5	H: 2 LOB: 0 BB: 0 P: 5	R: 0 E: 0 K: 1 S: 6	H: 1 LOB: 2 BB: 1 P: 10	1B: 5 2B: 1 3B: 0 HR: 0	SF: 0 SAC: 0 DP: 2 HBP: 1	WP: 2 PA: 36 PB: 0 CS: 0
PITCHER	IP	WLS	BF	H	R	ER	SO	BB	IBB	HBP	BLK	WP	HR	S	P	ERA	WHIP		
John Curtis, L (1, 1) ERA: 2.25	8.0	W	31	5	2	2	1	1	1	1	0	2	0	30	39	2.25	0.750		
Bob Shirley, L (9, 1) ERA:	1.0	S	5	1	0	0	1	1	0	0	0	0	0	6	10	0.00	2.000		

Batter	1	2	3	4	5	6	7	8	9	AB	R	H	RBI	BB	SO	LOB	BOTTOM		
Ozzie Smith, S OBP: 0.462, SLG: 0.444 (1, 6)	6-3		FC4 BB 1B BB		6-3			6-3		3	1	0	0	1	0	0	San Francisco Giants @ San Diego Padres San Diego Stadium, San Diego, CA Sat Apr 12 1980, 9:05 PM EST Att: 22,410 - Unknown livebaseballscores.com		
Dave Cash, R OBP: 0.308, SLG: 0.273 (1, 4)	E5		FC4 BB		F9			F8		3	0	0	0	1	0	0			
Gene Richards, L OBP: 0.333, SLG: 0.333 (1, 7)	F9		FC4 S 1B		HR 1B			6-3		4	2	1	0	0	0	3			
Dave Winfield, R OBP: 0.500, SLG: 0.800 (1, 8) (9, 9)	L6		4-3 1B		HR 1B			K		4	1	2	4	0	1	1			
Jerry Turner, L Bob Shirley, R (9, 1)		K	4-3		F7			P5		4	0	0	0	0	1	1			
Willie Montanez, L OBP: 0.428, SLG: 0.714 (1, 3)		6-3	3-1					F8		3	0	0	0	0	0	1			
Bill Fahey, L OBP: 0.143, SLG: 0.143 (1, 2)					F7			3-1		3	0	1	0	0	0	0			
Aurelio Rodriguez, R OBP: 0.286, SLG: 0.286 (1, 5)		E5			P3			5-3		3	0	0	0	0	0	1			
John Curtis, L (1, 1) Jerry Mumphrey, S (9, 8)					3-1			K		3	0	0	0	0	2	2			
Inning Stats	R: 0 E: 1 K: 0 S: 4	H: 0 LOB: 1 BB: 0 P: 4	R: 0 E: 1 K: 2 S: 9	H: 1 LOB: 2 BB: 0 P: 9	R: 2 E: 0 K: 0 S: 4	H: 1 LOB: 1 BB: 2 P: 12	R: 0 E: 0 K: 0 S: 3	H: 0 LOB: 0 BB: 0 P: 3	R: 2 E: 0 K: 0 S: 5	H: 2 LOB: 0 BB: 0 P: 5	R: 0 E: 0 K: 1 S: 5	H: 0 LOB: 0 BB: 0 P: 5	R: 0 E: 0 K: 1 S: 5	H: 0 LOB: 0 BB: 0 P: 5	R: 0 E: 0 K: 1 S: 5	H: 0 LOB: 0 BB: 0 P: 5		1B: 3 2B: 0 3B: 0 HR: 1	SF: 0 SAC: 0 DP: 0 HBP: 0
PITCHER	IP	WLS	BF	H	R	ER	SO	BB	IBB	HBP	BLK	WP	HR	S	P	ERA	WHIP		
John Montefusco, R (1, 1) ERA: 5.14	7.0	L	29	4	4	4	3	2	0	0	0	0	1	33	41	5.14	0.857		
Al Holland, L (8, 1) ERA:	1.0		3	0	0	0	1	0	0	0	0	0	0	5	5	0.00	0.000		

Batter	1	2	3	4	5	6	7	8	9	AB	R	H	RBI	BB	SO	LOB	TOP			
Bill North, S OBP: 0.400, SLG: 0.375 Larry Hemdon, R OBP: 0.267, SLG: 0.467	FC4-6 HR BB	FC4-6 1-2			P5 BB		G3		4-3	1	1	0	0	2	0	1	San Francisco Giants @ Cincinnati Reds Riverfront Stadium, Cincinnati, OH Mon Apr 14 1980, 6:05 PM EST Att: 10,296 - Unknown			
Darrell Evans, L OBP: 0.238, SLG: 0.350	HR		1B G3 BB		P5 1-2			K		3	2	1	2	1	1	1				
Jack Clark, R	F8		F9		K			K		4	0	0	0	0	2	1				
Willie McCovey, L OBP: 0.294, SLG: 0.200	BB		G3 1B		L3			4-3		3	0	1	0	1	0	0				
Terry Whitfield, L OBP: 0.167, SLG: 0.182	K		G3		F8			6-3		4	0	0	1	0	1	2				
Rennie Stennett, R OBP: 0.350, SLG: 0.389	F8		F8		1-3			1B 2B		4	1	1	0	0	0	2				
Milt May, L OBP: 0.182, SLG: 0.545		3-1			F2		HR	6-3		4	1	1	1	0	0	1				
Johnnie LeMaster, R OBP: 0.350, SLG: 0.353	F7		F9		F9		5-3	1B IBB		3	0	0	0	1	0	0				
Bob Knepper, L OBP: 0.500, SLG: 0.667 Gary Lavelle, S	FC4-6 1B		F9		F9		G3	1-3 2-H 1B		4	0	2	1	0	0	0				
Inning Stats	R: 2 E: 0 K: 1 S: 6	H: 1 LOB: 1 BB: 2 P: 14	R: 0 E: 0 K: 0 S: 4	H: 1 LOB: 1 BB: 0 P: 4	R: 1 E: 0 K: 0 S: 4	H: 1 LOB: 0 BB: 1 P: 8	R: 0 E: 0 K: 0 S: 3	H: 0 LOB: 0 BB: 0 P: 3	R: 0 E: 0 K: 0 S: 4	H: 0 LOB: 0 BB: 0 P: 3	R: 1 E: 0 K: 0 S: 4	H: 1 LOB: 0 BB: 0 P: 4	R: 0 E: 0 K: 2 S: 7	H: 0 LOB: 0 BB: 0 P: 7	R: 1 E: 0 K: 0 S: 5	H: 2 LOB: 2 BB: 1 P: 9	1B: 3 2B: 1 3B: 0 HR: 2	SF: 0 SAC: 0 DP: 0 HBP: 0	WP: 0 PA: 37 PB: 0 CS: 0 SB: 0	
PITCHER	IP WLS BF H R ER SO BB IBB HBP BLK WP HR S P ERA WHIP	6.0 2.0 1.0	WLS BF H R ER SO BB IBB HBP BLK WP HR S P ERA WHIP	24 7 6	3 1 2	3 1 1	3 1 1	2 2 0	2 0 1	0 0 0	0 0 0	0 0 0	0 1 5	24 11 9	40 11 9	4.50 4.50 9.00	1.167 0.500 2.000			

AB	32
R	5
H	6
RBI	5
BB	5
SO	4
LOB	10



Batter	1	2	3	4	5	6	7	8	9	AB	R	H	RBI	BB	SO	LOB	BOTTOM			
Dave Collins, S OBP: 0.522, SLG: 0.600	F8		F7		5-3			F9	3B	5	0	1	3	0	0	2	San Francisco Giants @ Cincinnati Reds Riverfront Stadium, Cincinnati, OH Mon Apr 14 1980, 6:05 PM EST Att: 10,296 - Unknown			
Hector Cruz, R	K		K		F9			P3		4	0	0	0	0	2	2				
Dave Concepcion, R OBP: 0.333, SLG: 0.667	4-3		K		1B 3B			FC5-4 1B 1B		4	2	2	0	0	1	0				
George Foster, R OBP: 0.450, SLG: 0.750		F8			F8		L4	F8		4	0	0	0	0	0	2				
Johnny Bench, R OBP: 0.438, SLG: 0.615		FC6-4 BB			F2		P4	FC5-4 1B		3	0	1	0	1	0	1				
Ray Knight, R OBP: 0.283, SLG: 0.278		FC6-4 1-2			F9		1B	FC5-4 1B		4	1	1	1	0	0	3				
Dan Driessen, L OBP: 0.333, SLG: 0.267		F5			K		K	BB 3B 1B		4	1	1	1	0	2	2				
Junior Kennedy, R OBP: 0.579, SLG: 0.875					6-3			BB 3B 1B		3	1	2	1	1	0	0				
Paul Moskau, R Rick Auerbach, R Mario Soto, R Sam Mejias, R Dave Tomlin, L Ken Griffey, L OBP: 0.308, SLG: 0.375					6-3		K	K	1-2 2-3 3B BB	1	0	0	0	0	0	1				
Inning Stats	R: 0 E: 0 K: 1 S: 5	H: 0 LOB: 0 BB: 0 P: 5	R: 0 E: 0 K: 0 S: 3	H: 0 LOB: 1 BB: 1 P: 7	R: 0 E: 0 K: 1 S: 6	H: 1 LOB: 1 BB: 0 P: 6	R: 0 E: 0 K: 1 S: 5	H: 0 LOB: 0 BB: 0 P: 5	R: 0 E: 0 K: 1 S: 5	H: 0 LOB: 0 BB: 0 P: 5	R: 1 E: 0 K: 1 S: 7	H: 2 LOB: 1 BB: 0 P: 7	R: 0 E: 0 K: 1 S: 5	H: 0 LOB: 1 BB: 1 P: 9	R: 5 E: 0 K: 0 S: 7	H: 5 LOB: 1 BB: 1 P: 11	1B: 5 2B: 1 3B: 2 HR: 0	SF: 0 SAC: 0 DP: 0 HBP: 0	WP: 0 PA: 37 PB: 0 CS: 0 SB: 0	
PITCHER	IP WLS BF H R ER SO BB IBB HBP BLK WP HR S P ERA WHIP	8.2 0.0	34 L	6 2	4 2	4 2	7 2	0 1	0 0	0 0	0 0	0 0	0 2	46 6	54 6	4.15 ∞	0.923 ∞			



Batter	1	2	3	4	5	6	7	8	9	AB	R	H	RBI	BB	SO	LOB	TOP					
Larry Herndon, R OBP: 0.250, SLG: 0.368 (1, 8)	1-3		F8		SF8 BB		6-3		K	4	1	0	0	1	1	0						
Darrell Evans, L OBP: 0.240, SLG: 0.304 (1, 5)	4-3		1B 2B BB		5-3		F9			3	1	0	0	1	0	1						
Jack Clark, R OBP: 0.188, SLG: 0.077 (1, 9)			2B 1B		SF8		K			2	1	1	1	1	1	0						
Willie McCovey, L OBP: 0.333, SLG: 0.278 (1, 3)	K		2B		1B BB				4-3	3	0	1	2	1	1	1						
Terry Whitfield, L OBP: 0.313, SLG: 0.400 (1, 7)			F9		1B				1B 2B	4	0	3	0	0	0	1						
Rennie Stennett, R OBP: 0.375, SLG: 0.455 (1, 4)	L5-3				1-3				1B	4	0	2	0	0	0	3						
Milt May, L OBP: 0.200, SLG: 0.467 (1, 2)			1B		4-1				4-3	4	0	1	0	0	0	2						
Johnnie LeMaster, R OBP: 0.333, SLG: 0.300 (1, 6)	5-3				5-3				F8	3	0	0	0	1	0	2						
Ed Whitson, R (1, 1)					6-3				F9	2	0	0	0	0	1	1						
Roger Metzger, S (6, PH)					K					1	0	0	0	0	0	1						
Tom Griffin, R (6, PH)										0	0	0	0	0	0	0						
Jim Wohlford, R OBP: 0.125, SLG: 0.125 (9, PH)										1	0	0	0	0	0	0						
Inning Stats	R: 0 E: 0 K: 1 S: 5	H: 0 LOB: 1 BB: 1 P: 9	R: 0 E: 0 K: 0 S: 4	H: 2 LOB: 1 BB: 0 P: 4	R: 2 E: 0 K: 0 S: 5	H: 2 LOB: 1 BB: 1 P: 9	R: 0 E: 0 K: 1 S: 6	H: 1 LOB: 1 BB: 0 P: 6	R: 1 E: 0 K: 0 S: 4	H: 1 LOB: 2 BB: 1 P: 12	R: 0 E: 0 K: 0 S: 2	H: 0 LOB: 0 BB: 1 P: 6	R: 0 E: 0 K: 1 S: 5	H: 0 LOB: 0 BB: 0 P: 5	R: 0 E: 0 K: 0 S: 4	H: 2 LOB: 1 BB: 0 P: 4	R: 0 E: 0 K: 1 S: 5	H: 0 LOB: 0 BB: 0 P: 5	1B: 5 2B: 4 3B: 0 HR: 0	SF: 1 SAC: 0 DP: 2 HBP: 0	WP: 0 PB: 0 SB: 1 CS: 0	PA: 37
PITCHER	IP WLS BF H R ER SO BB IBB HBP BLK WP HR S P ERA WHIP	IP WLS BF H R ER SO BB IBB HBP BLK WP HR S P ERA WHIP															IP WLS BF H R ER SO BB IBB HBP BLK WP HR S P ERA WHIP					
Tom Seaver, R ERA: 4.5 (1, 1)	6.0 W 27 6 3 3 2 5 0 0 0 0 0 0 26 46 4.50 1.833	3.0 S 10 2 0 0 2 0 0 0 0 0 0 0 14 14 0.00 0.667																				
Tom Hume, R ERA: (7, 1)																						

San Francisco Giants @ Cincinnati Reds
Riverfront Stadium, Cincinnati, OH
Tue Apr 15 1980, 6:05 PM EST
Att: 11,544 - Unknown

AB 31
R 3
H 8
RBI 3
BB 5
SO 4
LOB 12



Batter	1	2	3	4	5	6	7	8	9	AB	R	H	RBI	BB	SO	LOB	BOTTOM			
Dave Collins, S OBP: 0.536, SLG: 0.600 (1, 8)	F8		BB 1B		3B				5-3	5	3	3	1	0	0	1				
Hector Cruz, R (9, 9)			1B 1B		1B					0	0	0	0	0	0	0				
Ken Griffey, L OBP: 0.455, SLG: 0.556 (1, 9)			F7 1B BB		6-3					2	2	2	1	1	0	0				
Sam Mejias, R (6, 9)			1B		3B					0	0	0	0	0	0	0				
Dave Concepcion, R OBP: 0.360, SLG: 0.680 (1, 6)	K		1B		6-3					4	0	2	3	0	1	2				
George Foster, R OBP: 0.375, SLG: 0.600 (1, 7)	L4		1B		6-3				F7	4	0	0	1	0	0	3				
Dan Driessen, L OBP: 0.273, SLG: 0.222 (1, 3)			SF7		P6				1-3	3	0	0	1	0	0	0				
Johnny Bench, R OBP: 0.350, SLG: 0.471 (1, 2)	K		F2						5-3	4	0	0	0	0	1	1				
Ray Knight, R OBP: 0.304, SLG: 0.455 (1, 5)					G3				F7	4	1	2	0	0	0	0				
Junior Kennedy, R OBP: 0.522, SLG: 0.750 (1, 4)			3B		6-3				1B 2B	4	0	1	0	0	0	2				
Tom Seaver, R (1, 1)					6-3				SH5-4 1B	1	1	0	0	1	1	0				
Harry Spillman, L OBP: 0.667, SLG: 0.667 (6, PH)					K					1	1	1	1	0	0	0				
Tom Hume, R (7, 1)			BB 1B BB						SH5-4 1B	0	0	0	0	0	0	0				
Inning Stats	R: 0 E: 0 K: 1 S: 6	H: 1 LOB: 1 BB: 0 P: 6	R: 0 E: 0 K: 1 S: 6	H: 1 LOB: 1 BB: 0 P: 6	R: 3 E: 0 K: 0 S: 5	H: 2 LOB: 1 BB: 2 P: 13	R: 0 E: 0 K: 1 S: 5	H: 0 LOB: 0 BB: 0 P: 5	R: 2 E: 0 K: 0 S: 5	H: 2 LOB: 0 BB: 0 P: 5	R: 3 E: 0 K: 0 S: 6	H: 4 LOB: 2 BB: 0 P: 7	R: 0 E: 0 K: 0 S: 3	H: 0 LOB: 0 BB: 0 P: 3	R: 0 E: 0 K: 0 S: 4	H: 1 LOB: 1 BB: 0 P: 4	1B: 7 2B: 2 3B: 2 HR: 0	SF: 1 SAC: 1 DP: 0 HBP: 1	WP: 0 PB: 0 SB: 0 CS: 0	PA: 37
PITCHER	IP WLS BF H R ER SO BB IBB HBP BLK WP HR S P ERA WHIP	IP WLS BF H R ER SO BB IBB HBP BLK WP HR S P ERA WHIP															IP WLS BF H R ER SO BB IBB HBP BLK WP HR S P ERA WHIP			
Ed Whitson, R ERA: 5.91 (1, 1)	5.0 L 23 6 5 5 3 2 0 0 0 0 0 0 27 35 9.00 1.600	3.0 14 5 3 3 0 0 0 0 1 0 0 0 0 13 14 9.00 1.667																		
Tom Griffin, R ERA: 5.4 (6, 1)																				

San Francisco Giants @ Cincinnati Reds
Riverfront Stadium, Cincinnati, OH
Tue Apr 15 1980, 6:05 PM EST
Att: 11,544 - Unknown

AB 32
R 8
H 11
RBI 8
BB 2
SO 3
LOB 9



Batter	1	2	3	4	5	6	7	8	9	AB	R	H	RBI	BB	SO	LOB	TOP
Bill North, S OBP: 0.417, SLG: 0.333 (1, 8)	0-0 2-3		4-0 BB		4-0 BB		0-0 6-3			2	0	0	0	2	0	0	San Francisco Giants @ Cincinnati Reds Riverfront Stadium, Cincinnati, OH Wed Apr 16 1980, 3:33 AM EST Att: 15,603 - Unknown
Darrell Evans, L OBP: 0.207, SLG: 0.259 (1, 5)	0-0 F7		0-0 4-3		0-0 F5			0-0 F7		4	0	0	0	0	3		
Jack Clark, R OBP: 0.150, SLG: 0.059 (1, 9)	0-0 F7			0-0 6-3	0-0 F9			0-0 F8		4	0	0	0	0	1		
Willie McCovey, L OBP: 0.320, SLG: 0.318 (1, 3)		0-3 K		0-0 1B	0-0 4-3			0-0 F8		4	1	1	0	0	1		
Terry Whitfield, L OBP: 0.350, SLG: 0.389 (1, 7)		0-0 4-3		4-0 1B	0-0 6-3			0-0 E		3	1	1	0	1	0		
Rennie Stennett, R OBP: 0.357, SLG: 0.423 (1, 4)		0-0 F9		0-0 2B	0-0 F8			0-0 E5		4	1	1	1	0	1		
Milt May, L OBP: 0.211, SLG: 0.474 (1, 2)			0-0 5-3	0-0 2B	0-0 P6			0-0 F7		4	0	1	2	0	2		
Johnnie LeMaster, R OBP: 0.321, SLG: 0.333 (1, 6)			0-0 F8	0-0 F7			0-0 6-3	0-3 K		4	0	1	0	0	1		
John Montefusco, R OBP: 0.500, SLG: 0.333 (1, 1)			0-0 F8	0-0 6-3			0-0 P6	0-0 L5		2	0	0	0	0	2		
Jim Wohlford, R (7, PH)										1	0	0	0	0	0		
Al Holland, R (7, 1)										0	0	0	0	0	0		
Larry Hemdon, R (8, PH)										1	0	0	0	0	2		
Inning Stats	R: 0 E: 0 K: 0 S: 3	H: 0 LOB: 0 BB: 0 P: 3	R: 0 E: 0 K: 1 S: 5	H: 0 LOB: 0 BB: 0 P: 5	R: 0 E: 0 K: 0 S: 4	H: 1 LOB: 2 BB: 1 P: 8	R: 3 E: 0 K: 0 S: 6	H: 3 LOB: 1 BB: 1 P: 10	R: 0 E: 0 K: 0 S: 3	H: 0 LOB: 0 BB: 0 P: 3	R: 0 E: 0 K: 0 S: 3	H: 0 LOB: 0 BB: 0 P: 3	R: 0 E: 0 K: 1 S: 7	H: 1 LOB: 2 BB: 0 P: 7	1B: 2 2B: 3 HR: 0	SF: 0 SAC: 0 DP: 0 HBP: 0	WP: 0 PA: 36 PB: 0 SB: 2 CS: 0
PITCHER Michael LaCoss, R ERA: 1.8 (1, 1)	IP: 9.0 WLS: W BF: 36 H: 5 R: 3 ER: 3 SO: 2 BB: 3 IBB: 0 HBP: 0 BLK: 0 WP: 0 HR: 0 S: 37 P: 49 ERA: 3.00 WHIP: 0.889											PITCHER	IP: 9.0 WLS: W BF: 36 H: 5 R: 3 ER: 3 SO: 2 BB: 3 IBB: 0 HBP: 0 BLK: 0 WP: 0 HR: 0 S: 37 P: 49 ERA: 3.00 WHIP: 0.889				

AB	33
R	3
H	5
RBI	3
BB	3
SO	2
LOB	15



Batter	1	2	3	4	5	6	7	8	9	AB	R	H	RBI	BB	SO	LOB	BOTTOM
Dave Collins, S OBP: 0.500, SLG: 0.552 (1, 8)	0-0 1B	0-0 4-3		0-3 K			0-0 F9			4	1	1	0	0	1	2	San Francisco Giants @ Cincinnati Reds Riverfront Stadium, Cincinnati, OH Wed Apr 16 1980, 3:33 AM EST Att: 15,603 - Unknown
Cesar Geronimo, L (8, 8)	0-0 1B	0-0 4-3			0-3 K		0-0 4-3			4	0	0	0	0	1	2	
Ken Griffey, L OBP: 0.385, SLG: 0.455 (1, 9)	0-0 P4	0-0 4-3			0-0 K		0-0 4-3			3	2	1	1	1	1	0	
Dave Concepcion, R OBP: 0.379, SLG: 0.750 (1, 6)	4-0 1B		0-0 HR		0-0 4-3		0-3 K			2	1	1	0	2	1	0	
George Foster, R OBP: 0.429, SLG: 0.591 (1, 7)	0-0 1B		0-3 K		4-0 HR		4-0 BB	4-0 B4-1-3		2	1	1	0	2	1	0	
Dan Driessen, L OBP: 0.308, SLG: 0.409 (1, 3)	0-0 1B		0-3 K		0-0 HR		0-0 B4-1-3	1-2 1-2		4	1	2	4	0	1	1	
Ray Knight, R OBP: 0.296, SLG: 0.423 (1, 5)	0-0 F3		0-0 6-3		0-3 K		0-0 1B			4	0	1	0	0	1	2	
Junior Kennedy, R OBP: 0.519, SLG: 0.696 (1, 4)	0-3 K			0-0 F4		4-0 BB	0-0 1B	0-0 1B		3	0	1	0	1	1	2	
Don Werner, R (1, 2)		4-0 BB		0-3 K		0-0 G4-6-3	0-0 4-3			3	0	0	0	1	1	3	
Michael LaCoss, R OBP: 0.200, SLG: 0.400 (1, 1)		0-3 K		0-0 2B		0-0 F8				3	0	1	0	0	1	1	
Inning Stats	R: 2 E: 0 K: 1 S: 8	H: 3 LOB: 2 BB: 1 P: 12	R: 0 E: 0 K: 1 S: 5	H: 0 LOB: 1 BB: 1 P: 9	R: 1 E: 0 K: 2 S: 8	H: 1 LOB: 0 BB: 0 P: 8	R: 0 E: 0 K: 2 S: 8	H: 1 LOB: 1 BB: 0 P: 8	R: 2 E: 0 K: 2 S: 8	H: 1 LOB: 0 BB: 1 P: 12	R: 0 E: 0 K: 0 S: 5	H: 0 LOB: 0 BB: 0 P: 5	R: 0 E: 0 K: 1 S: 4	H: 2 LOB: 2 BB: 1 P: 8	1B: 5 2B: 2 3B: 0 HR: 2	SF: 0 SAC: 0 DP: 2 HBP: 0	WP: 0 PA: 35 PB: 0 SB: 1 CS: 0
PITCHER John Montefusco, R ERA: 6.23 (1, 1)	IP: 6.0 WLS: L BF: 27 H: 6 R: 5 ER: 5 SO: 8 BB: 4 IBB: 0 HBP: 0 BLK: 1 WP: 2 HR: 2 S: 39 P: 55 ERA: 7.50 WHIP: 1.667											PITCHER	IP: 6.0 WLS: L BF: 27 H: 6 R: 5 ER: 5 SO: 8 BB: 4 IBB: 0 HBP: 0 BLK: 1 WP: 2 HR: 2 S: 39 P: 55 ERA: 7.50 WHIP: 1.667				
Al Holland, L (7, 1)	IP: 2.0 WLS: L BF: 8 H: 2 R: 0 ER: 0 SO: 1 BB: 1 IBB: 0 HBP: 0 BLK: 0 WP: 0 HR: 0 S: 9 P: 13 ERA: 0.00 WHIP: 1.500											PITCHER	IP: 2.0 WLS: L BF: 8 H: 2 R: 0 ER: 0 SO: 1 BB: 1 IBB: 0 HBP: 0 BLK: 0 WP: 0 HR: 0 S: 9 P: 13 ERA: 0.00 WHIP: 1.500				



Batter	1	2	3	4	5	6	7	8	9	AB	R	H	RBI	BB	SO	LOB	TOP																			
Ozzie Smith, S OBP: 0.382, SLG: 0.320	5-3					5-3		2B		4	0	2	0	0	0	0	San Diego Padres @ San Francisco Giants Candlestick Park, San Francisco, CA Thu Apr 17 1980, 9:05 PM EST Att: 51,123 - Unknown																			
Dave Cash, R OBP: 0.324, SLG: 0.250	F8					FC6-4		1B		2	0	1	0	2	0																					
Gene Richards, L OBP: 0.313, SLG: 0.300	K		G6-3			K		5-3		4	0	0	0	0	2	6																				
Dave Winfield, R OBP: 0.406, SLG: 0.400		1B		4-3		FC6-4		HR		3	1	1	0	1	0	1																				
Willie Montanez, L OBP: 0.444, SLG: 0.640		1B		6-3			1-3	HR		4	1	2	0	0	0	0																				
Gene Tenace, R OBP: 0.348, SLG: 0.529	FC5-4-2-5			K			F8	HR		4	1	1	3	0	1	2																				
Jerry Mumphrey, S OBP: 0.286, SLG: 0.167	K						F9	1-3		4	0	0	0	0	2	1																				
Aurelio Rodriguez, R OBP: 0.188, SLG: 0.188			K			F2		K		2	0	0	0	0	1	0																				
Paul Dade, R (6, 5)								F4		2	0	0	0	0	1	0																				
Eric Rasmussen, R OBP: 0.333, SLG: 0.667								K		2	0	1	0	0	1	0																				
Bob Shirley, R (5, 1)								K		0	0	0	0	0	0	0																				
Kurt Bevacqua, R (8, PH)			1B					6-3		1	0	0	0	0	0	0																				
Dennis Kinney, L (8, 1)								K		0	0	0	0	0	0	0																				
Barry Evans, R (9, PH)										1	0	0	0	0	1	0																				
Inning Stats	R: 0 E: 0 K: 1 S: 5	H: 0 LOB: 0 BB: 0 P: 5	R: 0 E: 0 K: 1 S: 5	H: 1 LOB: 1 BB: 1 P: 9	R: 0 E: 0 K: 1 S: 6	H: 2 LOB: 2 BB: 1 P: 10	R: 0 E: 0 K: 1 S: 5	H: 0 LOB: 0 BB: 0 P: 5	R: 0 E: 0 K: 2 S: 7	H: 0 LOB: 0 BB: 0 P: 7	R: 0 E: 0 K: 1 S: 5	H: 0 LOB: 0 BB: 0 P: 9	R: 0 E: 0 K: 0 S: 3	H: 0 LOB: 0 BB: 0 P: 3	R: 0 E: 0 K: 1 S: 7	H: 2 LOB: 2 BB: 0 P: 7	R: 3 E: 0 K: 1 S: 8	H: 3 LOB: 0 BB: 0 P: 8	1B: 5 2B: 3 3B: 0 HR: 1	SF: 0 SAC: 0 DP: 2 HBP: 0	WP: 0 PB: 0 SB: 1 CS: 0	PA: 36														
PITCHER	IP	WLS	BF	H	R	ER	SO	BB	IBB	HBP	BLK	WP	HR	S	P	ERA	WHIP	PITCHER	IP	WLS	BF	H	R	ER	SO	BB	IBB	HBP	BLK	WP	HR	S	P	ERA	WHIP	
Vida Blue, L ERA: 2.25	9.0	W	36	8	3	3	9	3	0	0	0	0	1	51	63	3.00	1.222																			

Batter	1	2	3	4	5	6	7	8	9	AB	R	H	RBI	BB	SO	LOB	BOTTOM																			
Bill North, S OBP: 0.448, SLG: 0.333	S	1-3		6-3		1B		BB		3	2	1	0	2	0	2	San Diego Padres @ San Francisco Giants Candlestick Park, San Francisco, CA Thu Apr 17 1980, 9:05 PM EST Att: 51,123 - Unknown																			
Darrell Evans, L OBP: 0.273, SLG: 0.276	SH1-3		S		1B	F8		1B		2	2	1	0	2	0	1																				
Jack Clark, R OBP: 0.280, SLG: 0.190	1B		K		1B					4	1	3	1	1	1	1																				
Willie McCovey, L OBP: 0.367, SLG: 0.407					1B	4-3		F7		5	1	3	3	0	0	3																				
Terry Whitfield, L OBP: 0.318, SLG: 0.350	F6		3-1		1B			F9		2	0	0	0	0	0	3																				
Larry Herndon, R OBP: 0.290, SLG: 0.348			3-1		1B			F9		3	0	1	1	0	0	2																				
Rennie Stennett, R OBP: 0.344, SLG: 0.400	F5		F9		1B			F8		4	1	1	1	0	0	3																				
Milt May, L OBP: 0.304, SLG: 0.565						F8		FC6-4		4	0	3	1	0	0	0																				
Johnnie LeMaster, R OBP: 0.281, SLG: 0.286		K		E3		FC5-4		FC6-4		4	0	0	0	0	1	3																				
Vida Blue, S (1, 1)	1-3			SH1-4		K				3	0	0	0	0	2	2																				
Inning Stats	R: 1 E: 0 K: 0 S: 4	H: 1 LOB: 2 BB: 2 P: 12	R: 0 E: 0 K: 1 S: 6	H: 1 LOB: 0 BB: 0 P: 6	R: 1 E: 0 K: 1 S: 6	H: 1 LOB: 1 BB: 1 P: 10	R: 0 E: 1 K: 0 S: 4	H: 0 LOB: 0 BB: 0 P: 4	R: 4 E: 0 K: 1 S: 10	H: 6 LOB: 1 BB: 0 P: 10	R: 0 E: 0 K: 0 S: 4	H: 2 LOB: 1 BB: 0 P: 4	R: 0 E: 0 K: 0 S: 4	H: 1 LOB: 1 BB: 0 P: 4	R: 1 E: 0 K: 1 S: 6	H: 1 LOB: 2 BB: 2 P: 14	1B: 11 2B: 2 3B: 0 HR: 0	SF: 0 SAC: 2 DP: 0 HBP: 0	WP: 0 PB: 0 SB: 3 CS: 0	PA: 41																
PITCHER	IP	WLS	BF	H	R	ER	SO	BB	IBB	HBP	BLK	WP	HR	S	P	ERA	WHIP	PITCHER	IP	WLS	BF	H	R	ER	SO	BB	IBB	HBP	BLK	WP	HR	S	P	ERA	WHIP	
Eric Rasmussen, R ERA: 4.91	4.0	L	22	6	5	5	2	3	0	0	0	0	0	23	35	11.25	2.250																			
Bob Shirley, L ERA: 1.5	3.0		13	6	1	1	1	0	0	0	0	0	0	15	15	3.00	2.000																			
Dennis Kinney, L ERA: 10.8	1.0		6	1	1	1	1	2	0	0	0	0	0	6	14	9.00	3.000																			



Batter	1	2	3	4	5	6	7	8	9	AB	R	H	RBI	BB	SO	LOB	TOP					
Ozzie Smith, S (1,6) OBP: 0.368, SLG: 0.310 Jerry Turner, L (9, FH)	F8		F8		5-3			HR	4-3	4	1	1	0	0	0	1	San Diego Padres @ San Francisco Giants Candlestick Park, San Francisco, CA Fri Apr 18 1980, 9:05 PM EST Att: 12,241 - Unknown livebaseballscorecards.com					
Dave Cash, R (1,4) OBP: 0.316, SLG: 0.250	1B		F8		F7			F6		4	0	1	0	0	0	2						
Gene Richards, L (1,7) OBP: 0.306, SLG: 0.294	G5-4-3		F9		4-3			K		4	0	1	0	0	1	1						
Dave Winfield, R (1,9) OBP: 0.389, SLG: 0.483	G5-4-3				K			HR		4	1	1	2	0	1	2						
Willie Montanez, L (1,3) OBP: 0.419, SLG: 0.586		E3			1B			4-3		4	0	1	0	0	0	0						
Gene Tenace, R (1,2) OBP: 0.370, SLG: 0.571	F4				G6-4-3				P5	4	0	2	0	0	0	1						
Jerry Mumphrey, S (1,8) OBP: 0.250, SLG: 0.143			K		G6-4-3			F9		4	0	0	0	0	1	4						
Barry Evans, R (1,5) OBP: 0.500, SLG: 0.375								2-3		2	0	1	0	2	0	1						
Randy Jones, R (1,1) Kurt Bevacqua, R (7, FH) Steve Mura, R (7, 1) Paul Dade, R (9, FH)			K		SH2-4			F8		1	0	0	0	0	1	2						
					SH2-4					1	0	0	0	0	0	1						
										1	0	1	0	0	0	0						
Inning Stats	R: 0 E: 0 K: 0 S: 4	H: 2 LOB: 1 BB: 0 P: 4	R: 0 E: 1 K: 2 S: 8	H: 0 LOB: 2 BB: 1 P: 12	R: 0 E: 0 K: 0 S: 3	H: 0 LOB: 0 BB: 0 P: 3	R: 0 E: 0 K: 1 S: 6	H: 2 LOB: 1 BB: 0 P: 6	R: 0 E: 0 K: 0 S: 3	H: 0 LOB: 1 BB: 1 P: 7	R: 0 E: 0 K: 0 S: 3	H: 0 LOB: 0 BB: 0 P: 3	R: 0 E: 0 K: 0 S: 4	H: 1 LOB: 1 BB: 0 P: 4	R: 2 E: 0 K: 1 S: 7	H: 2 LOB: 0 BB: 0 P: 7	R: 0 E: 0 K: 0 S: 5	H: 2 LOB: 2 BB: 0 P: 5	1B: 7 2B: 1 3B: 0 HR: 1	SF: 0 SAC: 1 DP: 2 HBP: 0	WP: 0 PB: 0 SB: 0 CS: 0	PA: 37
PITCHER Bob Knepper, L (1,1) ERA: 4.5	IP: 9.0 WLS: W BF: 37 H: 9 R: 2 ER: 2 SO: 4 BB: 2 IBB: 0 HBP: 0 BLK: 0 WP: 0 HR: 1 S: 43 P: 51 ERA: 2.00 WHIP: 1.222															PITCHER						

Batter	1	2	3	4	5	6	7	8	9	AB	R	H	RBI	BB	SO	LOB	BOTTOM
Jim Wohlford, R (1,7) OBP: 0.167, SLG: 0.167 Terry Whitfield, L (7, FH)	K		6-3			2B	SF7			3	1	1	0	0	1	0	San Diego Padres @ San Francisco Giants Candlestick Park, San Francisco, CA Fri Apr 18 1980, 9:05 PM EST Att: 12,241 - Unknown livebaseballscorecards.com
Darrell Evans, L (1,5) OBP: 0.270, SLG: 0.250	4-1		4-3			K	FC4-6			3	0	0	0	1	1	1	
Jack Clark, R (1,9) OBP: 0.276, SLG: 0.240	F8		6-3			2B	K			4	1	1	0	0	1	3	
Willie McCovey, L (1,3) OBP: 0.382, SLG: 0.379		FC2-4			K	2B	FC4-6			2	0	0	0	2	1	3	
Larry Herndon, R (1,8) OBP: 0.286, SLG: 0.407		FC2-4			CS	2B		5-3		4	1	2	2	0	0	1	
Rennie Stennett, R (1,4) OBP: 0.333, SLG: 0.382		3B			6-3	4-3		F4		4	1	1	0	0	0	2	
Milt May, L (1,2) OBP: 0.333, SLG: 0.615		3B				3-1		3-1		3	1	1	2	1	0	0	
Johnnie LeMaster, R (1,6) OBP: 0.286, SLG: 0.290		1-3			K					3	0	1	0	0	1	1	
Bob Knepper, L (1,1) OBP: 0.375, SLG: 0.500		K			K					2	0	0	0	0	2	1	
										1B: 4 2B: 2 3B: 1 HR: 0	SF: 1 SAC: 1 DP: 0 HBP: 0	WP: 0 PB: 0 SB: 1 CS: 1	PA: 34				
PITCHER Randy Jones, L (1,1) ERA: 3.6 Steve Mura, R (7, 1) ERA: 1.5	IP: 6.0 WLS: L BF: 24 H: 6 R: 4 ER: 4 SO: 6 BB: 1 IBB: 1 HBP: 0 BLK: 0 WP: 0 HR: 0 S: 34 P: 42 ERA: 6.00 WHIP: 1.167															PITCHER	

Batter	1	2	3	4	5	6	7	8	9	AB	R	H	RBI	BB	SO	LOB	TOP					
Darrell Evans, L (1, 5) OBP: 0.347, SLG: 0.381	0-0 SH1-4 E 1B		0-3 K 2		0-0 3-1 1			0-0 1B SH1-4 1B		4	1	2	0	0	1	0	San Francisco Giants @ Los Angeles Dodgers Dodger Stadium, Los Angeles, CA Mon Apr 21 1980, 6:05 PM PST Att: 29,779 - Unknown					
Joe Strain, R (1, 4) OBP: 0.455, SLG: 0.455	0-0 SH1-4 1-2		0-3 K 3		0-0 6-3 2			0-0 SH1-4 1-2		2	0	0	0	0	1	0						
Larry Hemdon, R (1, 8) OBP: 0.350, SLG: 0.500	0-0 E7 F8 2-H 1B			0-0 G3 G1 1B 1B			0-0 F8 3			4	1	3	0	0	0	0						
Willie McCovey, L (1, 3) OBP: 0.311, SLG: 0.308	0-0 F8 2-3			0-0 G1 1-2			0-0 4-3 1			4	0	0	0	0	0	3						
Jack Clark, R (1, 9) OBP: 0.317, SLG: 0.257	0-0 5-3			0-0 G3 2-3			0-0 4-0 CS BB			3	0	0	0	1	0	2						
Terry Whitfield, L (1, 7) OBP: 0.300, SLG: 0.333		0-0 L9		0-0 BB 1B			0-0 F7 1-2			3	1	1	1	0	0	1						
Jim Wohlford, R (9, PH) OBP: 0.118, SLG: 0.118				0-0 BB 1B				0-0 4-3 2		1	0	0	0	0	0	0						
Milt May, L (1, 2) OBP: 0.353, SLG: 0.613	0-0 6-3			0-0 BB 1B				0-0 6-3 1		2	0	0	0	1	0	0						
Mike Ivie, R (9, PH) OBP: 0.333, SLG: 0.500				0-0 BB 1B				0-3 K 3		1	0	0	0	0	1	0						
Johnnie LeMaster, R (1, 6) OBP: 0.244, SLG: 0.244	0-0 P3			0-0 BB 1B				0-0 K 2		3	0	1	1	0	1	0						
Vida Blue, S (1, 1) Rennie Stennett, R (7, PH) Greg Minton, S (7, 1)			0-3 K 1	0-3 K 3			0-0 F8 3			2	0	0	0	0	2	2						
Inning Stats	R: 1 E: 1 K: 0 S: 5	H: 2 LOB: 1 BB: 0 P: 5	R: 0 E: 0 K: 0 S: 3	H: 0 LOB: 0 BB: 0 P: 3	R: 0 E: 0 K: 3 S: 9	H: 0 LOB: 0 BB: 0 P: 9	R: 2 E: 0 K: 1 S: 8	H: 3 LOB: 2 BB: 1 P: 12	R: 0 E: 0 K: 0 S: 3	H: 0 LOB: 0 BB: 0 P: 3	R: 0 E: 0 K: 0 S: 2	H: 0 LOB: 0 BB: 1 P: 6	R: 0 E: 0 K: 1 S: 5	H: 0 LOB: 1 BB: 0 P: 5	R: 0 E: 0 K: 0 S: 4	H: 2 LOB: 1 BB: 0 P: 4	R: 0 E: 0 K: 1 S: 5	H: 0 LOB: 0 BB: 0 P: 5	1B: 7 2B: 0 3B: 0 HR: 0	SF: 0 SAC: 2 DP: 0 HBP: 0	WP: 0 PB: 0 SB: 0 CS: 1	PA: 34
PITCHER	IP WLS BF H R ER SO BB IBB HBP BLK WP HR S P ERA WHIP																					
Burt Hooton, R (1, 1) ERA: 4.24	7.0 W 27 5 3 3 5 2 0 0 0 0 0 0 35 43 3.86 1.000																					
Steve Howe, L (8, 1) ERA: 2.79	2.0 S 7 2 0 0 1 0 0 0 0 0 0 0 9 9 0.00 1.000																					


AB 30
R 3
H 7
RBI 2
BB 2
SO 6
LOB 8




Batter	1	2	3	4	5	6	7	8	9	AB	R	H	RBI	BB	SO	LOB	BOTTOM			
Davey Lopes, R (1, 4) OBP: 0.286, SLG: 0.360	0-0 5-3 1	0-0 5-3 2		0-0 P2 2		0-0 6-3 3				4	0	0	0	0	0	1	San Francisco Giants @ Los Angeles Dodgers Dodger Stadium, Los Angeles, CA Mon Apr 21 1980, 6:05 PM PST Att: 29,779 - Unknown			
Rudy Law, L (1, 8) OBP: 0.377, SLG: 0.404	0-0 HR 1B	4-0 S BB		0-0 BB 1B		0-0 4-3 1				3	1	2	0	1	0	0				
Reggie Smith, S (1, 9) OBP: 0.481, SLG: 0.630	0-0 HR 1-H	0-3 K 1-2		0-0 F8 3		0-0 3-1 2				4	1	1	2	0	1	3				
Steve Garvey, R (1, 3) OBP: 0.255, SLG: 0.275	0-0 4-3 HR 2B		0-0 F2 1		0-0 F2 1		0-0 6-3 3			4	1	1	0	0	0	0				
Dusty Baker Jr., R (1, 7) OBP: 0.352, SLG: 0.553	0-0 4-3 2-3		0-0 F8 2		0-0 1-4-3 2		0-0 F9 1			4	0	0	0	0	0	1				
Ron Cey, R (1, 5) OBP: 0.347, SLG: 0.429	0-0 HR 3-H		4-0 BB 3		4-0 BB 3		0-0 4-3 2			2	1	1	2	2	0	0				
Bill Russell, R (1, 6) OBP: 0.190, SLG: 0.132	0-0 FC4 1B		0-0 5-3 3		0-3 K 3		0-0 6-3 3			4	0	1	0	0	1	2				
Mike Scioscia, L (1, 2) OBP: 0.333, SLG: 0.500	0-0 FC4 1-2			0-0 1B SH1-4 1B		0-0 F2 1				3	0	1	0	0	0	1				
Burt Hooton, R (1, 1) Steve Howe, L (8, 1)		0-0 F9 1		0-0 SH1-4 1-2		0-0 6-3 2				2	0	0	0	0	0	0				
Inning Stats	R: 4 E: 0 K: 0 S: 8	H: 5 LOB: 1 BB: 0 P: 8	R: 0 E: 0 K: 1 S: 5	H: 0 LOB: 1 BB: 1 P: 9	R: 0 E: 0 K: 0 S: 3	H: 0 LOB: 1 BB: 1 P: 7	R: 0 E: 0 K: 0 S: 5	H: 2 LOB: 2 BB: 0 P: 5	R: 0 E: 0 K: 1 S: 5	H: 0 LOB: 1 BB: 1 P: 9	R: 0 E: 0 K: 0 S: 3	H: 0 LOB: 0 BB: 0 P: 3	R: 0 E: 0 K: 0 S: 3	H: 0 LOB: 0 BB: 0 P: 3	R: 0 E: 0 K: 0 S: 3	H: 0 LOB: 0 BB: 0 P: 3		1B: 4 2B: 1 3B: 0 HR: 2	SF: 0 SAC: 1 DP: 0 HBP: 0	WP: 0 PB: 0 SB: 1 CS: 0
PITCHER	IP WLS BF H R ER SO BB IBB HBP BLK WP HR S P ERA WHIP																			
Vida Blue, L (1, 1) ERA: 3.27	6.0 L 28 7 4 4 2 3 0 0 0 0 0 0 29 41 6.00 1.667																			
Greg Minton, R (7, 1) ERA:	2.0 6 0 0 0 0 0 0 0 0 0 0 0 6 6 0.00 0.000																			

AB 30
R 4
H 7
RBI 4
BB 3
SO 2
LOB 8



Batter	1	2	3	4	5	6	7	8	9	AB	R	H	RBI	BB	SO	LOB	TOP					
Darrell Evans, L (1.5) OBP: 0.321, SLG: 0.348	F5		K			F9			1-3	4	0	0	0	0	1	0	<p>San Francisco Giants @ Los Angeles Dodgers Dodger Stadium, Los Angeles, CA Tue Apr 22 1980, 6:05 PM PST Att: 21,691 - Unknown</p> <p>AB 30 R 0 H 4 RBI 0 BB 1 SO 8 LOB 5</p> 					
Terry Whitfield, L (1.7) OBP: 0.294, SLG: 0.323	6-3			K					P4	4	0	1	0	0	1	0						
Larry Hemdon, R (1.8) OBP: 0.341, SLG: 0.476	K			P4		F7			FC5-4 1B	4	0	1	0	0	1	1						
Mike Ivie, R (1.3) OBP: 0.400, SLG: 0.500		CS 1B							F8 FC5-4 1-2	4	0	2	0	0	0	1						
Jack Clark, R (1.9) OBP: 0.318, SLG: 0.243		BB 1-2		K					F3	2	0	0	0	1	1	1						
Rennie Stennett, R (1.4) OBP: 0.300, SLG: 0.342		BB							F8	3	0	0	0	0	0	1						
Milt May, L (1.2) OBP: 0.324, SLG: 0.559				K					F7	3	0	0	0	0	1	1						
Johnnie LeMaster, R (1.6) OBP: 0.234, SLG: 0.233 Roger Metzger, S (8.6) (8.6)			P4			K			4-3	2	0	0	0	0	1	0						
Bob Knepper, L (1.1) OBP: 0.333, SLG: 0.444 Joe Strain, R (6. PH) OBP: 0.417, SLG: 0.417 Tom Griffin, R (6.1) Willie McCovey, L (8. PH) OBP: 0.304, SLG: 0.300 Ed Halicki, R (8.1)			6-3			K			K	1	0	0	0	0	0	0						
Inning Stats	R: 0 E: 0 K: 1 S: 5	H: 0 LOB: 0 BB: 0 P: 5	R: 0 E: 0 K: 1 S: 5	H: 1 LOB: 1 BB: 1 P: 9	R: 0 E: 0 K: 1 S: 5	H: 0 LOB: 0 BB: 0 P: 5	R: 0 E: 0 K: 2 S: 8	H: 1 LOB: 1 BB: 0 P: 8	R: 0 E: 0 K: 1 S: 5	H: 0 LOB: 2 BB: 0 P: 5	R: 0 E: 0 K: 1 S: 6	H: 1 LOB: 1 BB: 0 P: 6	R: 0 E: 0 K: 0 S: 3	H: 0 LOB: 0 BB: 0 P: 3	R: 0 E: 0 K: 1 S: 5	H: 0 LOB: 1 BB: 0 P: 5		R: 0 E: 0 K: 0 S: 4	H: 1 LOB: 1 BB: 0 P: 4	1B: 4 2B: 0 3B: 0 HR: 0	SF: 0 SAC: 0 DP: 0 HBP: 0	WP: 0 PB: 0 SB: 0 CS: 1
PITCHER Don Sutton, R (1.1) ERA: 3.15	IP: 9.0 WLS: W BF: 31 H: 4 R: 0 ER: 0 SO: 8 BB: 1 IBB: 0 HBP: 0 BLK: 0 WP: 0 HR: 0 S: 46 P: 50 ERA: 0.00 WHIP: 0.556															PITCHER						

Batter	1	2	3	4	5	6	7	8	9	AB	R	H	RBI	BB	SO	LOB	BOTTOM			
Davey Lopes, R (1.4) OBP: 0.295, SLG: 0.352	F4		1B 1B	F5		1B SF8 BB	K			4	2	1	0	1	1	2	<p>San Francisco Giants @ Los Angeles Dodgers Dodger Stadium, Los Angeles, CA Tue Apr 22 1980, 6:05 PM PST Att: 21,691 - Unknown</p> <p>AB 37 R 6 H 12 RBI 5 BB 4 SO 8 LOB 26</p> 			
Rudy Law, L (1.8) OBP: 0.397, SLG: 0.423	5-3		BB 1-2 1B		F8 HR 1B	S 1B			5-3	5	1	3	0	0	0	0				
Reggie Smith, S (1.9) OBP: 0.456, SLG: 0.580	F7		F7		F8 1-3	K 1-2			FC5-4 BB	4	0	0	0	1	1	5				
Steve Garvey, R (1.3) OBP: 0.267, SLG: 0.345		E6 1B	1-2 2H 1B		HR	SF8			FC5-4 1B	4	1	2	4	0	0	1				
Ron Cey, R (1.5) OBP: 0.377, SLG: 0.432 Mickey Hatcher, R (8. PH) OBP: 0.333, SLG: 0.333 (9.5)					3H 4-0 1B E BB	K				2	1	1	0	2	1	1				
Pedro Guerrero, R (1.7) OBP: 0.600, SLG: 0.333 Gary Thomasson, L (7. PH) (8.7)		1-2 1B	1-2 2-3 BB						1B	1	0	1	0	0	0	0				
Bill Russell, R (1.6) OBP: 0.196, SLG: 0.167			K	K		E 1-2 1B			K	3	0	1	0	0	2	5				
Mike Scioscia, L (1.2) OBP: 0.300, SLG: 0.400									K	2	0	0	0	0	2	2				
Don Sutton, R (1.1) OBP: 0.125, SLG: 0.125			4-3						F9	4	0	1	0	0	1	3				
Inning Stats	R: 0 E: 0 K: 0 S: 3	H: 0 LOB: 0 BB: 0 P: 3	R: 0 E: 1 K: 1 S: 7	H: 1 LOB: 2 BB: 0 P: 7	R: 1 E: 0 K: 1 S: 8	H: 3 LOB: 3 BB: 1 P: 12	R: 0 E: 0 K: 0 S: 4	H: 1 LOB: 1 BB: 0 P: 4	R: 3 E: 1 K: 1 S: 9	H: 3 LOB: 2 BB: 1 P: 13	R: 1 E: 0 K: 2 S: 8	H: 1 LOB: 1 BB: 1 P: 12	R: 1 E: 0 K: 2 S: 9	H: 2 LOB: 1 BB: 0 P: 9	R: 0 E: 0 K: 1 S: 6	H: 1 LOB: 2 BB: 1 P: 10		1B: 10 2B: 1 3B: 0 HR: 1	SF: 1 SAC: 0 DP: 0 HBP: 0	WP: 0 PB: 0 SB: 3 CS: 0
PITCHER Bob Knepper, L (1.1) ERA: 4.67 Tom Griffin, R (6.1) ERA: 8.43 Ed Halicki, R (8.1) ERA:	IP: 5.0 WLS: L BF: 27 H: 8 R: 4 ER: 3 SO: 3 BB: 2 IBB: 0 HBP: 0 BLK: 0 WP: 0 HR: 1 S: 31 P: 39 ERA: 5.40 WHIP: 2.000															PITCHER				

Batter	1	2	3	4	5	6	7	8	9	AB	R	H	RBI	BB	SO	LOB	TOP					
Darrell Evans, L OBP: 0.298, SLG: 0.320 (1, 5)	F9		F8		4-3		6-3			4	0	0	0	0	0	1	San Francisco Giants @ Los Angeles Dodgers Dodger Stadium, Los Angeles, CA Wed Apr 23 1980, 6:05 PM PST Att: 24,822 - Unknown					
Terry Whitfield, L OBP: 0.289, SLG: 0.314 (1, 7)	FC5-4 1B		1-3			4-3		4-3		4	0	1	0	0	0	0						
Larry Hemdon, R OBP: 0.333, SLG: 0.457 (1, 8)	FC5-4 FC5-4 1-2		1B			4-3		F8		4	0	1	0	0	0	1						
Mike Ivie, R OBP: 0.357, SLG: 0.429 (1, 3)	FC5-4 1-2		K			BB 1B		F9		4	0	1	0	0	1	2						
Jack Clark, R OBP: 0.333, SLG: 0.231 (1, 9)		K		G6-4-3 BB		FC6-4 BB		F2		2	0	0	0	2	1	0						
Rennie Stennett, R OBP: 0.295, SLG: 0.357 (1, 4)	6-3		G6-4-3 1-2		FC6-4 1-2			2B		4	0	1	0	0	0	3						
Milt May, L OBP: 0.366, SLG: 0.556 Bill North, S OBP: 0.448, SLG: 0.333 (9, PR)	1B BB		K			FC5-4 1B		G6-3 BB		2	0	1	0	2	1	0						
Johnnie LeMaster, R OBP: 0.240, SLG: 0.239 Roger Metzger, S (9, PH)	1-2 1B				5-3		P3	G6-3 1-2		3	0	1	0	0	0	1						
Ed Whitson, R (1, 1)	1-3				K		FC5-4 1-2			1	0	0	0	0	0	2						
Ed Halicki, R (4, 1)										1	0	0	0	0	1	0						
Joe Strain, R OBP: 0.385, SLG: 0.385 Gary Lavelle, S (7, 1)										1	0	0	0	0	0	1						
										0	0	0	0	0	0	0						
Inning Stats	R: 0 E: 0 K: 0 S: 4	H: 1 LOB: 1 BB: 0 P: 4	R: 0 E: 0 K: 1 S: 6	H: 1 LOB: 2 BB: 1 P: 10	R: 0 E: 0 K: 1 S: 6	H: 1 LOB: 1 BB: 0 P: 6	R: 0 E: 0 K: 1 S: 4	H: 0 LOB: 0 BB: 0 P: 8	R: 0 E: 0 K: 0 S: 5	H: 0 LOB: 0 BB: 0 P: 5	R: 0 E: 0 K: 0 S: 4	H: 1 LOB: 2 BB: 1 P: 8	R: 0 E: 0 K: 0 S: 3	H: 1 LOB: 1 BB: 0 P: 4	R: 0 E: 0 K: 0 S: 3	H: 0 LOB: 2 BB: 1 P: 7	R: 0 E: 0 K: 0 S: 3	H: 1 LOB: 2 BB: 1 P: 7	1B: 5 2B: 1 3B: 0 HR: 0	SF: 0 SAC: 0 DP: 2 HBP: 0	WP: 0 PB: 0 SB: 1 CS: 0	PA: 35
PITCHER Dave Goltz, R ERA: 3.22 (1, 1)	IP: 9.0 WLS: W BF: 35 H: 6 R: 0 ER: 0 SO: 4 BB: 4 IBB: 0 HBP: 0 BLK: 0 WP: 0 HR: 0 S: 39 P: 55 ERA: 0.00 WHIP: 1.111																					

Batter	1	2	3	4	5	6	7	8	9	AB	R	H	RBI	BB	SO	LOB	BOTTOM			
Davey Lopes, R OBP: 0.295, SLG: 0.352 Derrel Thomas, S OBP: 0.400, SLG: 0.481 (1, PH) (2, 4)	G3 SF7 1B		F7		1B HBP		1-3		F8	0	0	0	0	0	0	0	San Francisco Giants @ Los Angeles Dodgers Dodger Stadium, Los Angeles, CA Wed Apr 23 1980, 6:05 PM PST Att: 24,822 - Unknown			
Rudy Law, L OBP: 0.397, SLG: 0.421 (1, 8)	G3 1-3		G3 1B		1-3 2H 1B		6-3		6-3	5	1	2	1	0	0	3				
Reggie Smith, S OBP: 0.426, SLG: 0.547 (1, 9)	SF7 3H		G3 1-3		F8		K2-3			3	0	0	1	0	1	3				
Steve Garvey, R OBP: 0.281, SLG: 0.356 (1, 3)	K		1B				6-3		1B 1B	4	0	2	1	0	1	0				
Dusty Baker Jr., R OBP: 0.345, SLG: 0.529 (1, 7)			4-3		F7		5-3		1B 1-2	4	0	1	0	0	0	0				
Ron Cey, R OBP: 0.351, SLG: 0.396 (1, 5)			5-3		E3 1B SF9		K		P4	4	1	0	0	0	1	2				
Bill Russell, R OBP: 0.240, SLG: 0.200 (1, 6)							P2		1B 1B	3	1	2	0	1	0	0				
Mike Scioscia, L OBP: 0.357, SLG: 0.417 (1, 2)					SF9		F9		1B 1-2	2	0	1	1	1	0	0				
Dave Goltz, R OBP: 0.250, SLG: 0.143 (1, 1)					K		1B		K	3	0	1	0	1	2	3				
Inning Stats	R: 1 E: 0 K: 1 S: 6	H: 1 LOB: 0 BB: 0 P: 6	R: 0 E: 0 K: 0 S: 3	H: 0 LOB: 3 BB: 3 P: 15	R: 1 E: 0 K: 0 S: 4	H: 2 LOB: 0 BB: 0 P: 4	R: 2 E: 1 K: 1 S: 8	H: 2 LOB: 2 BB: 0 P: 9	R: 0 E: 0 K: 1 S: 5	H: 0 LOB: 0 BB: 0 P: 5	R: 0 E: 0 K: 0 S: 4	H: 1 LOB: 1 BB: 0 P: 4	R: 0 E: 0 K: 1 S: 7	H: 2 LOB: 2 BB: 0 P: 7	R: 0 E: 0 K: 1 S: 7	H: 2 LOB: 2 BB: 0 P: 7	1B: 10 2B: 0 3B: 0 HR: 0	SF: 2 SAC: 0 DP: 0 HBP: 1	WP: 0 PB: 0 SB: 4 CS: 0	PA: 38
PITCHER Ed Whitson, R ERA: 5.0 Ed Halicki, R ERA: Gary Lavelle, L ERA: 4.76 (1, 1) (4, 1) (7, 1)	IP: 3.2 WLS: L BF: 20 H: 5 R: 4 ER: 2 SO: 2 BB: 2 IBB: 1 HBP: 1 BLK: 0 WP: 0 HR: 0 S: 20 P: 33 ERA: 4.91 WHIP: 1.909																			

Batter	1	2	3	4	5	6	7	8	9	10	AB	R	H	RBI	BB	SO	LOB	TOP	
Darrell Evans, L (1, 5) OBP: 0.290, SLG: 0.309	F5		4-3					4-3		K	5	0	1	0	0	1	0	San Francisco Giants @ Los Angeles Dodgers Dodger Stadium, Los Angeles, CA Thu Apr 24 1980, 6:05 PM PST Att: 30,687 - Unknown	
Terry Whitfield, L (1, 7) OBP: 0.268, SLG: 0.289	F7		1-3					L1			3	0	0	0	0	0	1		
Jim Whitford, R (8, PH) OBP: 0.158, SLG: 0.158										1B	2	0	1	0	0	0	0		
Larry Hemdon, R (1, 8) OBP: 0.302, SLG: 0.412	K		K					6-3		K	5	0	0	0	0	4	1		
Mike Ivie, R (1, 3) OBP: 0.389, SLG: 0.444											4	1	2	0	0	0	0		
Jack Clark, R (1, 9) OBP: 0.346, SLG: 0.310											3	1	1	1	1	0	1		
Rennie Stennett, R (1, 4) OBP: 0.282, SLG: 0.348											4	0	1	0	0	0	2		
Milt May, L (1, 2) OBP: 0.386, SLG: 0.541											1	0	0	0	2	0	0		
Mike Sadek, R (7, PR) (7, 2)											0	0	0	0	0	0	0		
Marc Hill, R (9, PH) OBP: 0.231, SLG: 0.231											1	0	0	0	0	0	2		
Johnnie LeMaster, R (1, 6) OBP: 0.222, SLG: 0.224											3	0	0	1	0	1	3		
John Montefusco, R (1, 11) OBP: 0.322, SLG: 0.125											2	0	0	0	0	0	2		
Willie McCovey, L (7, PH) OBP: 0.289, SLG: 0.293											1	0	0	0	0	1	1		
Al Holland, R (7, 1)											0	0	0	0	0	0	0		
Greg Minton, S (8, 1)											0	0	0	0	0	0	0		
Bill North, S (10, PH) OBP: 0.033, SLG: 0.318											1	0	0	0	0	0	0		
Gary Lavelle, S (10, 1)											0	0	0	0	0	0	0		
Randy Moffitt, R (10, 1)											0	0	0	0	0	0	0		
Inning Stats	R: 0 E: 0 K: 1 S: 5	H: 0 LOB: 0 BB: 0 P: 5	R: 1 E: 0 K: 0 S: 5	H: 2 LOB: 2 BB: 1 P: 9	R: 0 E: 0 K: 1 S: 5	H: 0 LOB: 0 BB: 0 P: 5	R: 1 E: 0 K: 0 S: 4	H: 1 LOB: 0 BB: 0 P: 4	R: 0 E: 0 K: 1 S: 5	H: 0 LOB: 0 BB: 0 P: 5	R: 0 E: 0 K: 1 S: 5	H: 0 LOB: 1 BB: 1 P: 9	R: 0 E: 0 K: 2 S: 6	H: 1 LOB: 2 BB: 1 P: 10	R: 0 E: 0 K: 2 S: 8	H: 1 LOB: 1 BB: 0 P: 8	1B: 5 2B: 0 3B: 0 HR: 1	SF: 1 SAC: 0 DP: 0 HBP: 0	WP: 0 PA: 39 PB: 0 SB: 0 CS: 0
PITCHER	IP 7.0	WLS 27	H 4	R 2	ER 2	SO 4	BB 2	IBB 0	HBP 0	BLK 0	WP 0	HR 1	S 33	P 41	ERA 2.57	WHIP 0.857			
Bob Welch, R (1, 1) ERA: 1.64																			
Jerry Reuss, L (8, 1) ERA: 0.66	IP 3.0	WLS 12	H 2	R 0	ER 0	SO 3	BB 1	IBB 0	HBP 0	BLK 0	WP 0	HR 0	S 17	P 21	ERA 0.00	WHIP 1.000			

AB	35
R	2
H	6
RBI	2
BB	3
SO	7
LOB	13



Batter	1	2	3	4	5	6	7	8	9	10	AB	R	H	RBI	BB	SO	LOB	BOTTOM	
Derrel Thomas, S (1, 4) OBP: 0.429, SLG: 0.516	F7										4	0	2	1	1	0	1	San Francisco Giants @ Los Angeles Dodgers Dodger Stadium, Los Angeles, CA Thu Apr 24 1980, 6:05 PM PST Att: 30,687 - Unknown	
Rudy Law, L (1, 8) OBP: 0.382, SLG: 0.403	F9		4-3								5	0	1	0	0	0	3		
Reggie Smith, S (1, 9) OBP: 0.439, SLG: 0.596	F9										4	2	2	1	1	0	2		
Steve Garvey, R (1, 3) OBP: 0.275, SLG: 0.344											5	1	1	0	0	0	1		
Dusty Baker Jr., R (1, 7) OBP: 0.333, SLG: 0.554											5	1	1	3	0	0	1		
Ron Cay, R (1, 5) OBP: 0.393, SLG: 0.440											2	0	2	0	2	0	0		
Bill Russell, R (1, 6) OBP: 0.241, SLG: 0.204											4	1	1	0	0	0	4		
Mike Scioscia, L (1, 2) OBP: 0.313, SLG: 0.357											2	0	0	0	0	0	1		
Steve Yeager, R (7, PH) OBP: 0.462, SLG: 0.300											2	0	1	0	0	0	0		
Bob Welch, R (1, 1) OBP: 0.167, SLG: 0.167											3	0	0	0	0	1	2		
Pedro Guerrero, R (7, PR) OBP: 0.600, SLG: 0.333											0	0	0	0	0	0	0		
Jerry Reuss, L (8, 1)											1	0	0	0	0	0	0		
Inning Stats	R: 0 E: 0 K: 0 S: 3	H: 0 LOB: 0 BB: 0 P: 3	R: 0 E: 0 K: 0 S: 4	H: 1 LOB: 1 BB: 0 P: 4	R: 0 E: 0 K: 0 S: 4	H: 1 LOB: 1 BB: 0 P: 4	R: 1 E: 0 K: 0 S: 4	H: 2 LOB: 1 BB: 0 P: 4	R: 1 E: 0 K: 1 S: 8	H: 3 LOB: 2 BB: 0 P: 8	R: 0 E: 0 K: 0 S: 3	H: 1 LOB: 1 BB: 0 P: 4	R: 0 E: 0 K: 0 S: 2	H: 0 LOB: 0 BB: 1 P: 6	R: 3 E: 0 K: 0 S: 4	H: 3 LOB: 0 BB: 0 P: 4	1B: 7 2B: 2 3B: 0 HR: 2	SF: 0 SAC: 0 DP: 0 HBP: 0	WP: 0 PA: 42 PB: 0 SB: 1 CS: 1
PITCHER	IP 6.0	WLS 25	H 7	R 2	ER 2	SO 1	BB 1	IBB 0	HBP 0	BLK 0	WP 0	HR 1	S 26	P 30	ERA 3.00	WHIP 1.333			
John Montefusco, R (1, 1) ERA: 3.86																			
Al Holland, L (7, 1)	IP 1.0	WLS 5	H 1	R 0	ER 0	SO 0	BB 1	IBB 0	HBP 0	BLK 0	WP 0	HR 0	S 4	P 8	ERA 0.00	WHIP 2.000			
Greg Minton, R (8, 1)	IP 2.0	WLS 7	H 0	R 0	ER 0	SO 0	BB 1	IBB 1	HBP 0	BLK 0	WP 0	HR 0	S 5	P 13	ERA 0.00	WHIP 0.500			
Gary Lavelle, L (10, 1)	IP 0.1	WLS L	H 2	R 1	ER 1	SO 0	BB 0	IBB 0	HBP 0	BLK 0	WP 0	HR 0	S 2	P 2	ERA 27.00	WHIP 3.000			
Randy Moffitt, R (10, 1) ERA: 7.71	IP 0.0	WLS 2	H 2	R 2	ER 2	SO 0	BB 0	IBB 0	HBP 0	BLK 0	WP 0	HR 1	S 2	P 2	ERA ∞	WHIP ∞			

AB	37
R	5
H	11
RBI	5
BB	4
SO	1
LOB	15



Batter	1	2	3	4	5	6	7	8	9	AB	R	H	RBI	BB	SO	LOB	TOP					
Sam Mejias, R (1, 8) OBP: 0.571, SLG: 0.500 Cesar Geronimo, L (9, PH) OBP: 0.357, SLG: 0.308 (9, 8)	0-0 S E 1B		0-0 SH1-4 1B	0-0 P4			0-0 2-3 1B		0-0 6-3	4	1	3	0	0	0	1						
Junior Kennedy, R (1, 4) OBP: 0.350, SLG: 0.373 Harry Spillman, L (9, PH) OBP: 0.500, SLG: 0.667 Doug Bair, R (9, 1)	0-3 K		0-0 SH1-4 1B		0-0 4-3		0-0 P3		0-3 K	4	0	1	0	0	1	3						
Dave Concepcion, R (1, 6) OBP: 0.297, SLG: 0.468	0-0 4-3		0-0 SH1-4		4-0 G4-3 BB		0-3 K			2	0	0	0	1	1	2						
George Foster, R (1, 7) OBP: 0.422, SLG: 0.547	0-0 2B 1B		4-0 1B		0-0 G4-3		0-0 P4			3	1	1	0	1	0	3						
Johnny Bench, R (1, 2) OBP: 0.327, SLG: 0.400	0-0 1-H 2B		0-0 F2			0-0 P6		0-0 P2		4	0	1	1	0	0	3						
Ray Knight, R (1, 5) OBP: 0.364, SLG: 0.558	0-0 4-3		0-0 L3			0-0 1B		0-0 P5		4	0	1	0	0	0	4						
Dan Driessen, L (1, 3)		0-0 F7		0-0 5-3		0-3 K		0-0 G3		4	0	0	0	0	1	0						
Hector Cruz, R (1, 9) OBP: 0.222, SLG: 0.333 Ken Griffey, L (9, PH) OBP: 0.353, SLG: 0.370 (9, 9)	0-0 4-3		0-0 SH1-4 1B			0-0 2B		0-0 SH5-4 1B		3	1	2	0	0	0	0						
Tom Seaver, R (1, 1) OBP: 0.333, SLG: 0.400 Tom Hume, R (7, 1) Ron Oester, S (9, PH) (9, 4)	0-0 F9		0-0 SH1-4		0-0 SH1-4 1-2		0-0 1B 2B		0-0 SH5-4	2	0	1	1	0	0	0						
Inning Stats	R: 2 E: 1 K: 1 S: 8	H: 3 LOB: 1 BB: 0 P: 8	R: 0 E: 0 K: 0 S: 3	H: 0 LOB: 0 BB: 0 P: 3	R: 0 E: 0 K: 0 S: 5	H: 2 LOB: 3 BB: 1 P: 9	R: 0 E: 0 K: 0 S: 4	H: 1 LOB: 1 BB: 0 P: 4	R: 0 E: 0 K: 0 S: 2	H: 0 LOB: 0 BB: 1 P: 6	R: 0 E: 0 K: 1 S: 5	H: 1 LOB: 0 BB: 0 P: 5	R: 1 E: 0 K: 1 S: 8	H: 3 LOB: 2 BB: 0 P: 8	R: 0 E: 0 K: 0 S: 3	H: 0 LOB: 0 BB: 0 P: 3	R: 0 E: 0 K: 1 S: 6	H: 1 LOB: 1 BB: 0 P: 6	1B: 8 2B: 3 3B: 0 HR: 0	SF: 0 SAC: 3 DP: 1 HBP: 0	WP: 0 PB: 0 SB: 1 CS: 0	PA: 38
PITCHER	IP WLS BF H R ER SO BB IBB HBP BLK WP HR S P ERA WHIP	IP WLS BF H R ER SO BB IBB HBP BLK WP HR S P ERA WHIP															IP WLS BF H R ER SO BB IBB HBP BLK WP HR S P ERA WHIP					
Vida Blue, L (1, 1) ERA: 3.41 Greg Minton, R (8, 1) ERA:	7.0 W 7 1 0 0 1 0 0 0 0 0 0 9 43 3.86 1.571	2.0 W 7 1 0 0 1 0 0 0 0 0 0 9 9 0.00 0.500																				

Cincinnati Reds @ San Francisco Giants
Candlestick Park, San Francisco, CA
Fri Apr 25 1980, 9:05 PM EST
Att: 15,345 - Unknown

AB 33
R 3
H 11
RBI 2
BB 2
SO 4
LOB 18



Batter	1	2	3	4	5	6	7	8	9	AB	R	H	RBI	BB	SO	LOB	BOTTOM					
Bill North, S (1, 8) OBP: 0.457, SLG: 0.346	0-0 S 1B		0-0 F7		0-3 K		0-0 1B E 1B		4-0 1B IBB	4	2	2	0	1	1	1						
Darrell Evans, L (1, 5) OBP: 0.313, SLG: 0.333	0-0 BB S 1B		0-0 G3			0-0 F9	0-0 E6 BB 1B		0-0 1-2 2-H 1B	5	0	3	3	0	0	0						
Lary Herndon, R (1, 7) OBP: 0.333, SLG: 0.415 Greg Minton, S (8, 1)	4-0 BB 1-2 BB		0-3 K			0-0 S 1B	0-0 BB BB			2	0	1	0	2	1	0						
Mike Ivie, R (1, 3) OBP: 0.364, SLG: 0.381	4-0 G6-4-3 BB				0-0 F8		0-3 K		0-0 F8	3	0	0	0	1	1	3						
Jack Clark, R (1, 9) OBP: 0.339, SLG: 0.289	0-3 K				0-3 K		4-0 BB		0-0 5-3	3	0	0	0	1	2	3						
Rennie Stennett, R (1, 4) OBP: 0.269, SLG: 0.320	0-0 G6-4-3				0-0 4-3		0-0 P6		0-0 5-3	4	0	0	0	0	0	5						
Marc Hill, R (1, 2) OBP: 0.200, SLG: 0.200 Milt May, L (7, PH) OBP: 0.370, SLG: 0.513 (8, 2)		0-0 F9			0-3 K		0-0 F7		0-0 L4	2	0	0	0	0	1	0						
Roger Metzger, S (1, 6)		0-0 4-3			0-0 F8		4-0 1B 1B BB		4-0 SH1-4 1B BB	2	2	0	0	2	0	0						
Vida Blue, S (1, 1) Terry Whitfield, L (7, PH) OBP: 0.262, SLG: 0.282 (8, 7)		0-0 6-3			0-0 E9		0-0 F8		0-0 SH1-4	2	0	0	0	0	0	1						
Inning Stats	R: 1 E: 0 K: 1 S: 6	H: 2 LOB: 2 BB: 2 P: 14	R: 0 E: 0 K: 0 S: 3	H: 0 LOB: 0 BB: 0 P: 3	R: 0 E: 0 K: 1 S: 5	H: 0 LOB: 0 BB: 0 P: 5	R: 0 E: 0 K: 1 S: 5	H: 0 LOB: 0 BB: 0 P: 5	R: 0 E: 0 K: 2 S: 8	H: 0 LOB: 1 BB: 0 P: 8	R: 0 E: 0 K: 1 S: 6	H: 1 LOB: 2 BB: 1 P: 10	R: 2 E: 1 K: 0 S: 5	H: 2 LOB: 2 BB: 2 P: 13	R: 0 E: 0 K: 0 S: 3	H: 0 LOB: 0 BB: 0 P: 3	R: 1 E: 0 K: 0 S: 2	H: 1 LOB: 2 BB: 2 P: 10	1B: 6 2B: 0 3B: 0 HR: 0	SF: 0 SAC: 1 DP: 1 HBP: 0	WP: 0 PB: 0 SB: 3 CS: 0	PA: 38
PITCHER	IP WLS BF H R ER SO BB IBB HBP BLK WP HR S P ERA WHIP	IP WLS BF H R ER SO BB IBB HBP BLK WP HR S P ERA WHIP															IP WLS BF H R ER SO BB IBB HBP BLK WP HR S P ERA WHIP					
Tom Seaver, R (1, 1) ERA: 3.38 Tom Hume, R (7, 1) ERA: Doug Bair, R (9, 1) ERA: 1.8	6.2 L 4 1 1 1 0 1 1 0 0 0 0 2 10 27.00 6.000	1.1 L 4 1 1 1 0 1 1 0 0 0 0 2 10 27.00 6.000																				

Cincinnati Reds @ San Francisco Giants
Candlestick Park, San Francisco, CA
Fri Apr 25 1980, 9:05 PM EST
Att: 15,345 - Unknown

AB 30
R 4
H 6
RBI 3
BB 7
SO 6
LOB 13



Batter	1	2	3	4	5	6	7	8	9	AB	R	H	RBI	BB	SO	LOB	TOP			
Sam Mejias, R OBP: 0.500, SLG: 0.444 (1, 8)	F2		2B 1B		SH1-4			K		3	1	1	0	0	1	0	Cincinnati Reds @ San Francisco Giants Candlestick Park, San Francisco, CA Sat Apr 26 1980, 6:33 AM EST Att: 13,360 - Unknown livebaseballscorecards.com			
Ken Griffey, L OBP: 0.328, SLG: 0.379 (1, 9)	F7		2B		F7			K		4	0	1	1	0	1	1				
Dave Concepcion, R OBP: 0.294, SLG: 0.455 (1, 6)	1-3		F9		6-3					4	0	1	0	0	0	2				
George Foster, R OBP: 0.397, SLG: 0.509 (1, 7)		F3	5-3			L5		F7		4	0	0	0	0	0	2				
Ray Knight, R OBP: 0.339, SLG: 0.518 (1, 5)		6-3		L7		F9			5-3	4	0	0	0	0	0	0				
Dan Driessen, L OBP: 0.282, SLG: 0.309 (1, 3)		HBP		4-3		P5			K	3	0	0	0	0	1	0				
Junior Kennedy, R OBP: 0.375, SLG: 0.389 (1, 4)		BB		S 1B			F9			3	0	2	0	1	0	0				
Don Werner, R OBP: 0.133, SLG: 0.071 (7, PH) Johnny Bench, R OBP: 0.314, SLG: 0.383 (7, 2)		5-3		F5			F8		5-3	2	0	0	0	0	0	3				
Michael LaCoss, R OBP: 0.300, SLG: 0.400 (7, PH) Hector Cruz, R OBP: 0.200, SLG: 0.300 Dave Tomlin, L (7, 1) Doug Bair, R (7, 1)			P6				F5			2	0	1	0	0	0	0				
										1	0	0	0	0	0	0				
										0	0	0	0	0	0	0				
										0	0	0	0	0	0	0				
Inning Stats	R: 0 E: 0 K: 0 S: 3	H: 0 LOB: 0 BB: 0 P: 3	R: 0 E: 0 K: 0 S: 3	H: 0 LOB: 2 BB: 1 P: 8	R: 1 E: 0 K: 0 S: 5	H: 2 LOB: 1 BB: 0 P: 5	R: 0 E: 0 K: 0 S: 4	H: 1 LOB: 1 BB: 0 P: 4	R: 0 E: 0 K: 0 S: 4	H: 1 LOB: 0 BB: 0 P: 4	R: 0 E: 0 K: 0 S: 3	H: 0 LOB: 0 BB: 0 P: 3	R: 0 E: 0 K: 2 S: 8	H: 1 LOB: 1 BB: 0 P: 8	R: 0 E: 0 K: 1 S: 6	H: 1 LOB: 1 BB: 0 P: 6	1B: 5 2B: 1 3B: 0 HR: 0	SF: 0 SAC: 1 DP: 0 HBP: 1	WP: 0 PB: 0 SB: 2 CS: 0	PA: 35
PITCHER Bob Knepper, L ERA: 3.75 (1, 1)	IP: 9.0 WLS: W BF: 35 H: 6 R: 1 ER: 1 SO: 3 BB: 1 IBB: 0 HBP: 1 BLK: 0 WP: 0 HR: 0 S: 39 P: 44 ERA: 1.00 WHIP: 0.778																			

Batter	1	2	3	4	5	6	7	8	9	AB	R	H	RBI	BB	SO	LOB	BOTTOM			
Bill North, S OBP: 0.487, SLG: 0.379 (1, 8)	5-3 S 1B		E S BB		FC1-6 1B 9-2		SF7 SH2-4 1B			3	0	2	0	1	0	1	Cincinnati Reds @ San Francisco Giants Candlestick Park, San Francisco, CA Sat Apr 26 1980, 6:33 AM EST Att: 13,360 - Unknown livebaseballscorecards.com			
Darrell Evans, L OBP: 0.314, SLG: 0.333 (1, 5)	F8		F9				SH2-4			3	0	1	0	0	0	2				
Larry Hemdon, R OBP: 0.311, SLG: 0.393 (1, 7)	5-3		4-3		9-2		SF7			3	0	0	1	0	0	4				
Mike Ivie, R OBP: 0.346, SLG: 0.360 (1, 3)	4-3					E5	F6			4	1	1	0	0	0	2				
Jack Clark, R OBP: 0.333, SLG: 0.327 (1, 9)		6-3		FC6-2 3B		F9		F4		4	0	1	1	0	0	1				
Rennie Stennett, R OBP: 0.288, SLG: 0.333 (1, 4)		BLK G3 2B		FC6-2 4-3		4-3		1-4-3		4	1	1	0	0	0	2				
Milt May, L OBP: 0.360, SLG: 0.476 (1, 2)		G3		4-3				F3		3	0	0	1	1	0	1				
Roger Metzger, S Willie McCovey, L OBP: 0.292, SLG: 0.286 Johnnie LeMaster, R OBP: 0.222, SLG: 0.224 (7, 6)		3-1		F8			F8			2	0	0	0	0	0	1				
										1	0	0	0	0	0	2				
										0	0	0	0	0	0	0				
Inning Stats	R: 0 E: 0 K: 0 S: 4	H: 1 LOB: 1 BB: 0 P: 4	R: 1 E: 0 K: 0 S: 4	H: 1 LOB: 0 BB: 0 P: 4	R: 0 E: 0 K: 0 S: 3	H: 0 LOB: 1 BB: 1 P: 7	R: 1 E: 0 K: 0 S: 5	H: 2 LOB: 1 BB: 0 P: 5	R: 0 E: 0 K: 0 S: 4	H: 2 LOB: 1 BB: 0 P: 4	R: 0 E: 1 K: 0 S: 4	H: 0 LOB: 2 BB: 1 P: 8	R: 1 E: 0 K: 0 S: 5	H: 2 LOB: 1 BB: 0 P: 5	R: 0 E: 0 K: 0 S: 3	H: 0 LOB: 0 BB: 0 P: 3	1B: 6 2B: 2 3B: 1 HR: 0	SF: 1 SAC: 1 DP: 1 HBP: 0	WP: 0 PB: 0 SB: 2 CS: 0	PA: 34
PITCHER Michael LaCoss, R ERA: 2.7 Dave Tomlin, L ERA: 5.4 Doug Bair, R ERA: 1.35 (1, 1)	IP: 6.0 WLS: L BF: 26 H: 6 R: 2 ER: 2 SO: 2 BB: 2 IBB: 2 HBP: 0 BLK: 1 WP: 0 HR: 0 S: 24 P: 32 ERA: 3.00 WHIP: 1.333																			

Batter	1	2	3	4	5	6	7	8	9	AB	R	H	RBI	BB	SO	LOB	TOP																					
Ken Griffey, L (1,9) OBP: 0.324, SLG: 0.361	F8		F7		1-3					3	0	0	0	1	0	0	Cincinnati Reds @ San Francisco Giants Candlestick Park, San Francisco, CA Sun Apr 27 1980, 6:33 AM EDT Att: 32,084 - Unknown																					
Ron Oester, S (1,4)	1-3		5-3		G3					4	0	0	0	0	0	1																						
Dave Concepcion, R (1,6) OBP: 0.292, SLG: 0.471	E4 1B		6-3							4	1	1	0	0	0	0																						
George Foster, R (1,7) OBP: 0.389, SLG: 0.492				P3						4	0	1	0	0	0	1																						
Harry Spilman, L (1,3) OBP: 0.400, SLG: 0.500 Dan Driessen, L (8,3) OBP: 0.292, SLG: 0.309	F9			F8						4	0	1	1	0	0	2																						
Johnny Bench, R (1,2) OBP: 0.345, SLG: 0.412										4	1	3	0	0	0	1																						
Ray Knight, R (1,5) OBP: 0.333, SLG: 0.550										4	1	1	2	0	1	3																						
Cesar Geronimo, L (1,8) OBP: 0.278, SLG: 0.235										4	0	0	0	0	1	2																						
Frank Pastore, R (1,1) OBP: 0.273, SLG: 0.200										4	0	0	0	0	2	2																						
Inning Stats	R: 0 E: 1 K: 0 S: 5	H: 1 LOB: 2 BB: 0 P: 5	R: 0 E: 0 K: 2 S: 8	H: 1 LOB: 1 BB: 0 P: 8	R: 0 E: 0 K: 0 S: 3	H: 0 LOB: 0 BB: 0 P: 3	R: 2 E: 0 K: 0 S: 5	H: 2 LOB: 0 BB: 0 P: 5	R: 0 E: 0 K: 1 S: 5	H: 0 LOB: 0 BB: 0 P: 5	R: 1 E: 0 K: 0 S: 7	H: 2 LOB: 1 BB: 0 P: 7	R: 0 E: 0 K: 0 S: 3	H: 0 LOB: 0 BB: 0 P: 3	R: 0 E: 0 K: 0 S: 4	H: 1 LOB: 1 BB: 0 P: 4		1B: 5 2B: 0 3B: 1 HR: 1	SF: 0 SAC: 0 DP: 0 HBP: 0	WP: 0 PB: 0 SB: 1 CS: 0	PA: 36																	
PITCHER	IP	WLS	BF	H	R	ER	SO	BB	IBB	HBP	BLK	WP	HR	S	P	ERA	WHIP	PITCHER				IP	WLS	BF	H	R	ER	SO	BB	IBB	HBP	BLK	WP	HR	S	P	ERA	WHIP
Ed Whitson, R (1,1) ERA: 4.5	8.0	L	32	6	3	3	4	1	0	0	0	0	1	39	43	3.38	0.875																					
Greg Minton, R (9,1) ERA:	1.0		4	1	0	0	0	0	0	0	0	0	0	4	4	0.00	1.000																					

AB	35
R	3
H	7
RBI	3
BB	1
SO	4
LOB	12



Batter	1	2	3	4	5	6	7	8	9	AB	R	H	RBI	BB	SO	LOB	BOTTOM																					
Bill North, S (1,8) OBP: 0.465, SLG: 0.364	6-3									4	0	1	0	0	0	0	Cincinnati Reds @ San Francisco Giants Candlestick Park, San Francisco, CA Sun Apr 27 1980, 6:33 AM EDT Att: 32,084 - Unknown																					
Darrell Evans, L (1,5) OBP: 0.297, SLG: 0.313	F8									4	0	0	0	0	1	1																						
Larry Hemdon, R (1,7) OBP: 0.292, SLG: 0.367	K									4	0	0	0	0	1	0																						
Mike Ivie, R (1,3) OBP: 0.345, SLG: 0.357										3	0	1	0	0	0	0																						
Jack Clark, R (1,9) OBP: 0.333, SLG: 0.385										3	1	1	1	0	0	1																						
Rennie Stennett, R (1,4) OBP: 0.254, SLG: 0.316										3	0	0	0	0	1	0																						
Marc Hill, R (1,2) OBP: 0.235, SLG: 0.294 Terry Whitfield, L (8,PH) OBP: 0.256, SLG: 0.275 Johnnie LeMaster, R (9,6) OBP: 0.222, SLG: 0.224										2	0	1	0	0	0	0																						
Roger Metzger, S (1,6) Milt May, L (8,PH) OBP: 0.353, SLG: 0.465										2	0	0	0	0	0	1																						
Ed Whitson, R (1,1) Willie McCovey, L (8,PH) OBP: 0.286, SLG: 0.279 Greg Minton, S (9,1)										2	0	0	0	0	1	1																						
Inning Stats	R: 0 E: 0 K: 1 S: 5	H: 0 LOB: 0 BB: 0 P: 5	R: 1 E: 0 K: 1 S: 6	H: 1 LOB: 0 BB: 0 P: 6	R: 0 E: 0 K: 0 S: 4	H: 1 LOB: 1 BB: 0 P: 4	R: 0 E: 0 K: 0 S: 3	H: 0 LOB: 0 BB: 0 P: 3	R: 0 E: 0 K: 0 S: 3	H: 0 LOB: 0 BB: 0 P: 3	R: 0 E: 0 K: 0 S: 3	H: 0 LOB: 0 BB: 0 P: 3	R: 0 E: 0 K: 0 S: 3	H: 0 LOB: 0 BB: 0 P: 3	R: 0 E: 0 K: 1 S: 5	H: 0 LOB: 0 BB: 0 P: 5		1B: 2 2B: 1 3B: 0 HR: 1	SF: 0 SAC: 0 DP: 1 HBP: 0	WP: 0 PB: 0 SB: 0 CS: 0	PA: 30																	
PITCHER	IP	WLS	BF	H	R	ER	SO	BB	IBB	HBP	BLK	WP	HR	S	P	ERA	WHIP	PITCHER				IP	WLS	BF	H	R	ER	SO	BB	IBB	HBP	BLK	WP	HR	S	P	ERA	WHIP
Frank Pastore, R (1,1) ERA: 2.17	9.0	W	30	4	1	1	4	0	0	0	0	0	1	38	38	1.00	0.444																					

AB	30
R	1
H	4
RBI	1
BB	0
SO	4
LOB	4



Batter	1	2	3	4	5	6	7	8	9	AB	R	H	RBI	BB	SO	LOB	TOP			
Davey Lopes, R OBP: 0.391, SLG: 0.449										4	1	2	0	0	0	0	Los Angeles Dodgers @ San Francisco Giants Candlestick Park, San Francisco, CA Tue Apr 29 1980, 10:05 PM EDT Att: 16,940 - Unknown			
Rudy Law, L OBP: 0.373, SLG: 0.391										4	1	2	0	0	1	2				
Reggie Smith, S OBP: 0.427, SLG: 0.606										3	0	1	1	0	0	1				
Steve Garvey, R OBP: 0.259, SLG: 0.350										4	1	2	0	0	0	0				
Dusty Baker Jr., R OBP: 0.316, SLG: 0.569										4	1	1	1	0	1	2				
Ron Cey, R OBP: 0.408, SLG: 0.468										4	1	2	3	0	0	0				
Bill Russell, R OBP: 0.279, SLG: 0.254										4	0	0	0	0	0	1				
Mike Scioscia, L OBP: 0.261, SLG: 0.286										3	0	0	0	0	1	0				
Dave Goltz, R OBP: 0.273, SLG: 0.111										2	0	0	0	1	2	0				
Inning Stats	R: 4 E: 0 K: 0 S: 7	H: 4 LOB: 0 BB: 0 P: 7	R: 0 E: 0 K: 1 S: 5	H: 0 LOB: 0 BB: 0 P: 5	R: 0 E: 0 K: 1 S: 5	H: 0 LOB: 0 BB: 0 P: 5	R: 0 E: 0 K: 0 S: 3	H: 0 LOB: 0 BB: 0 P: 3	R: 0 E: 0 K: 2 S: 7	H: 1 LOB: 0 BB: 0 P: 3	R: 1 E: 0 K: 0 S: 4	H: 1 LOB: 0 BB: 0 P: 4	R: 0 E: 0 K: 0 S: 4	H: 3 LOB: 3 BB: 1 P: 8	R: 0 E: 0 K: 1 S: 5	H: 1 LOB: 0 BB: 0 P: 5		1B: 8 2B: 1 3B: 0 HR: 2	SF: 1 SAC: 0 DP: 2 HBP: 0	WP: 0 PB: 0 SB: 0 CS: 1
PITCHER	IP WLS BF H R ER SO BB IBB HBP BLK WP HR S P ERA WHIP																			
John Montefusco, R ERA: 4.24	(1, 1)	6.0 L 22 5 4 4 4 4 0 0 0 0 0 1 30 30 6.00 0.833																		
Ed Halicki, R ERA: 1.69	(7, 1)	2.0 9 4 1 1 0 1 0 0 0 0 0 1 8 12 4.50 2.500																		
Randy Moffitt, R ERA: 5.4	(9, 1)	1.0 3 1 0 0 1 0 0 0 0 0 0 0 5 5 0.00 1.000																		


AB	32
R	5
H	10
RBI	5
BB	1
SO	5
LOB	6




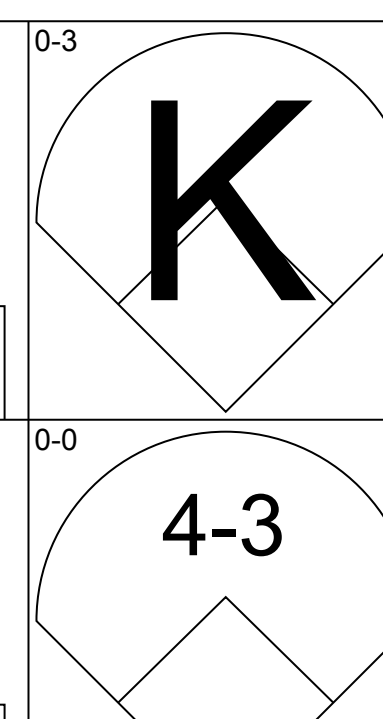
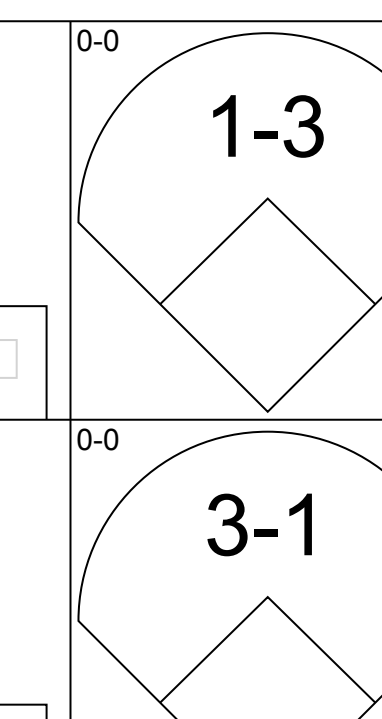
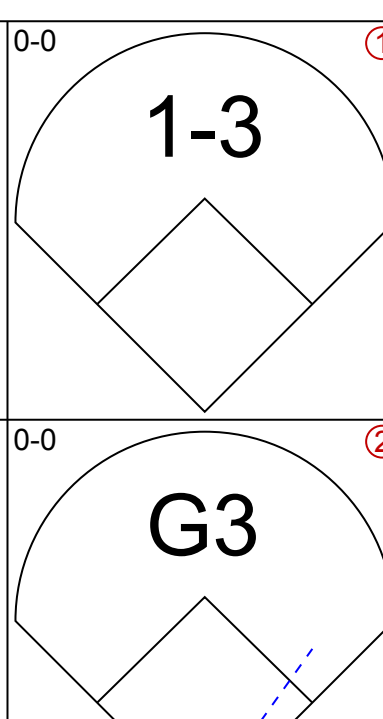
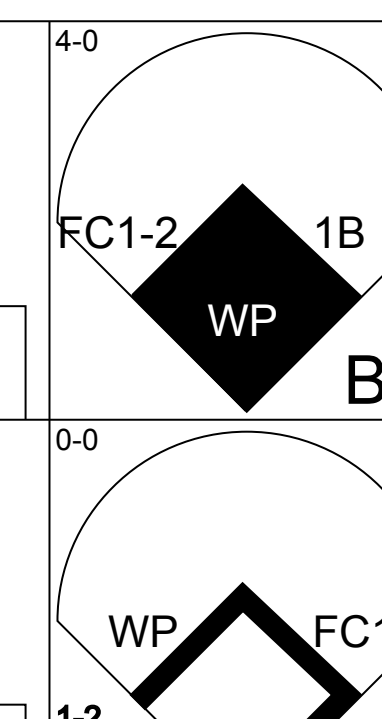
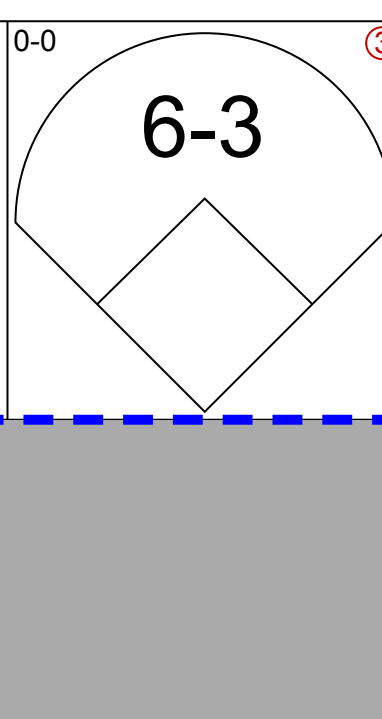
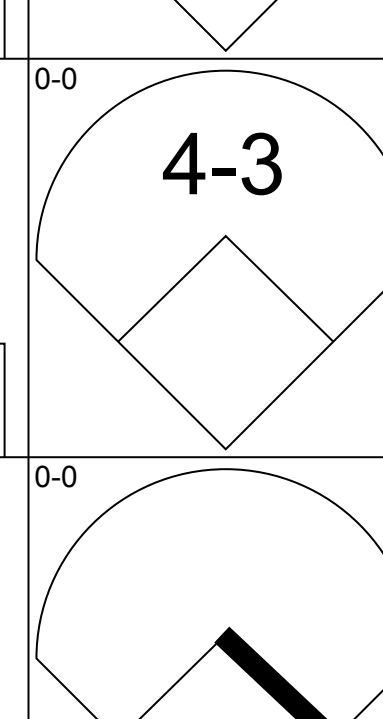
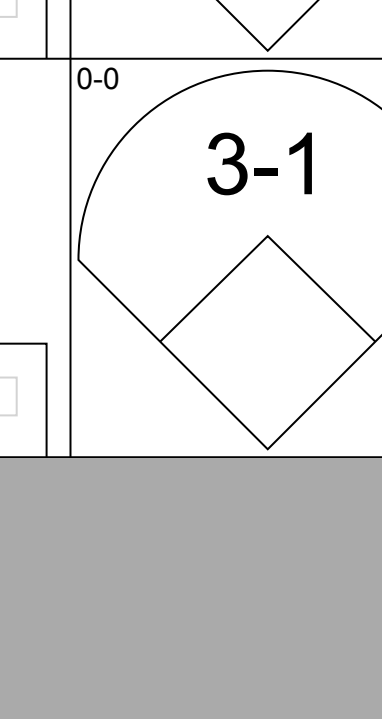
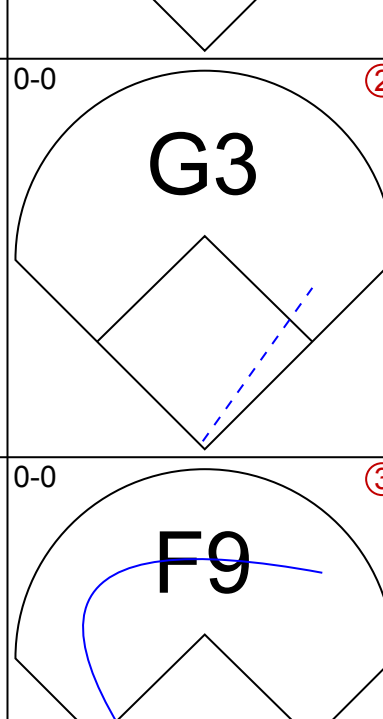
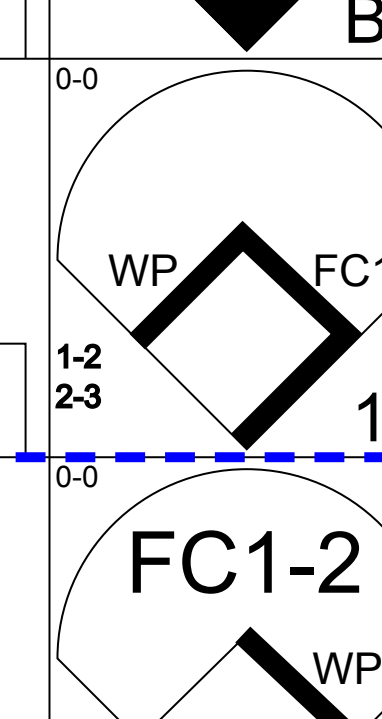
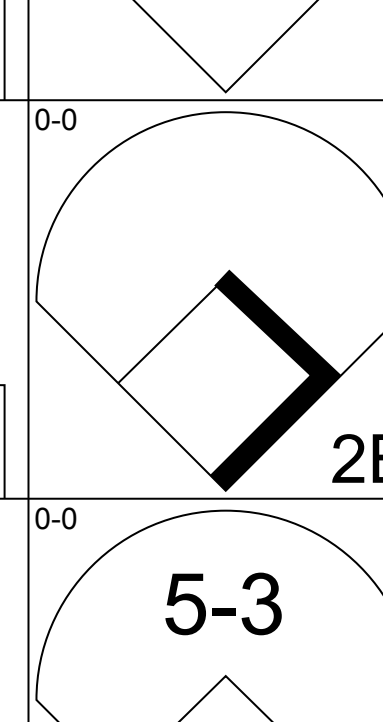
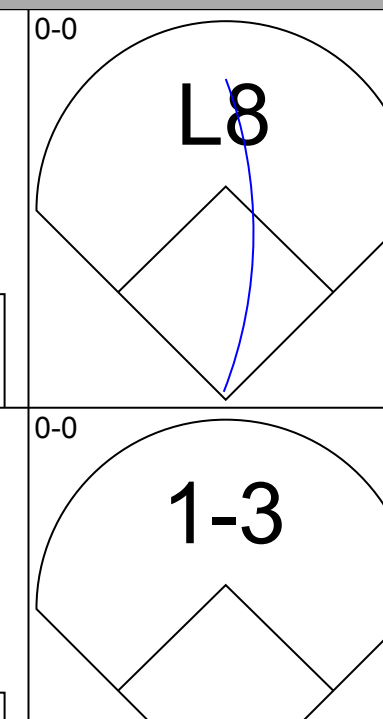
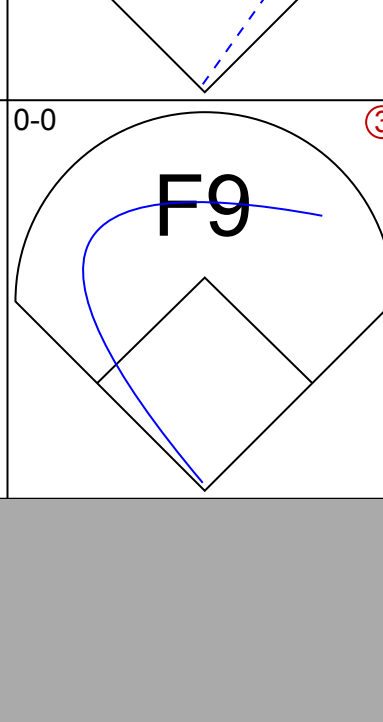
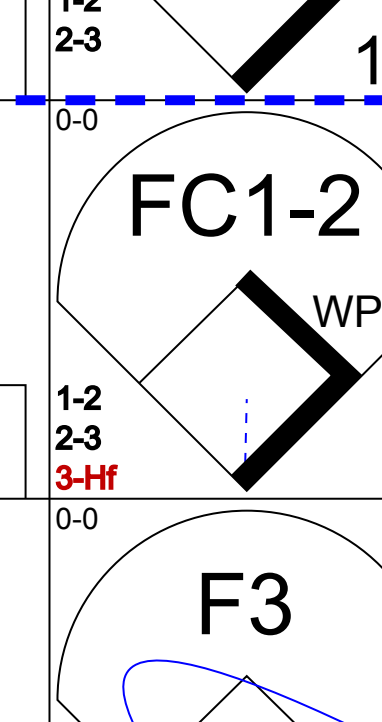
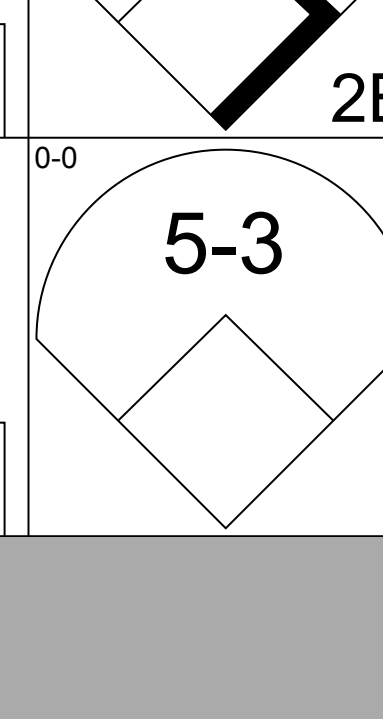
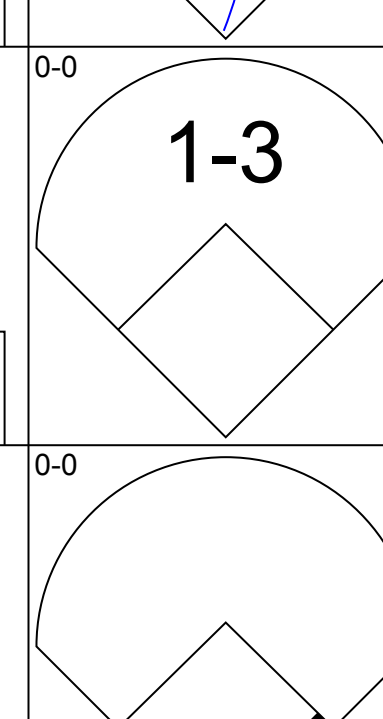
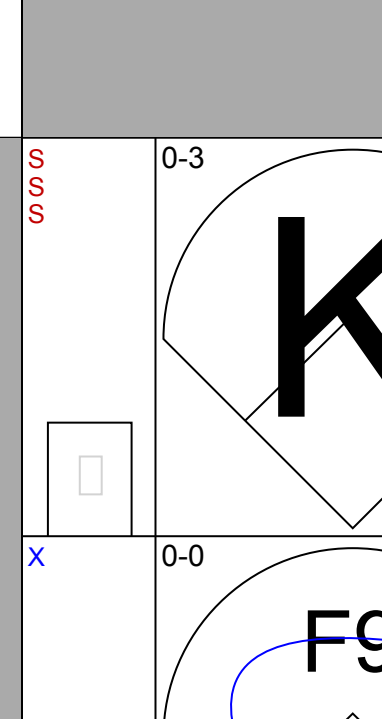
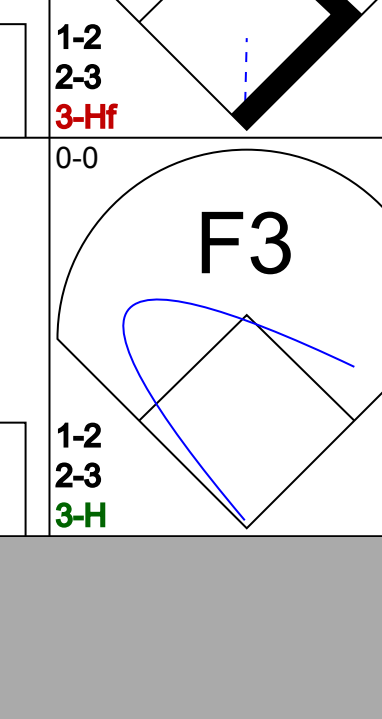
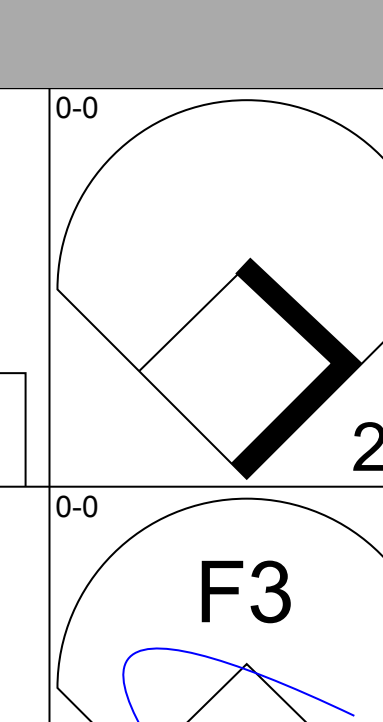
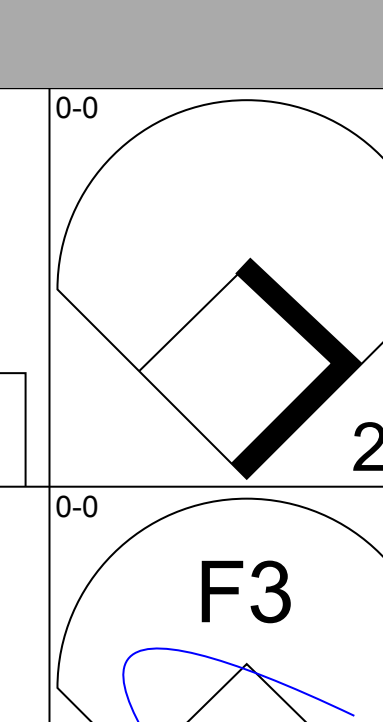
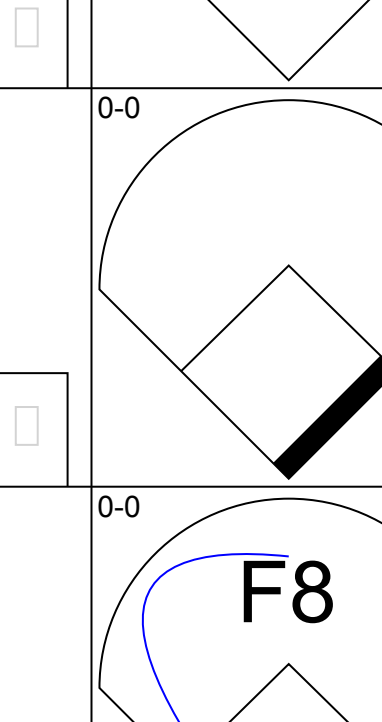

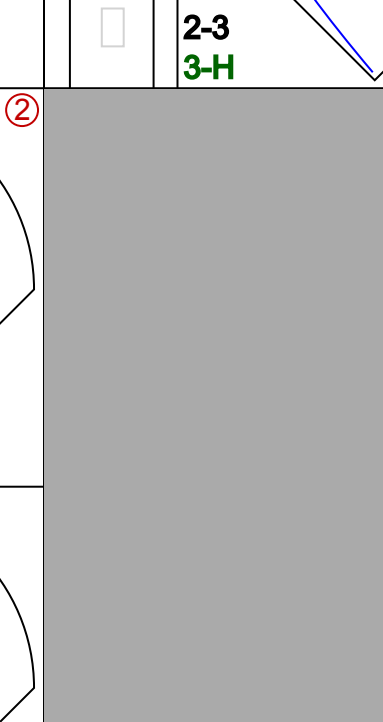
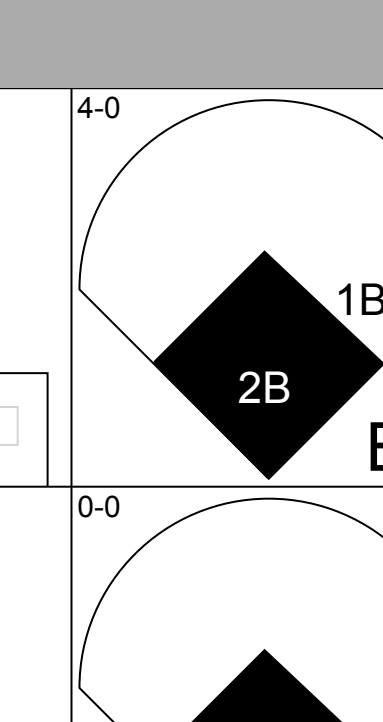
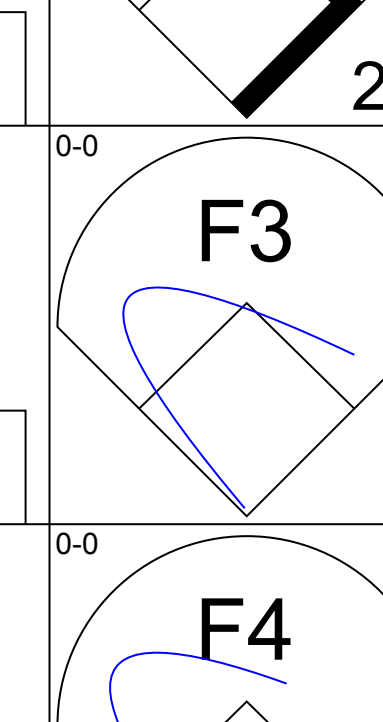
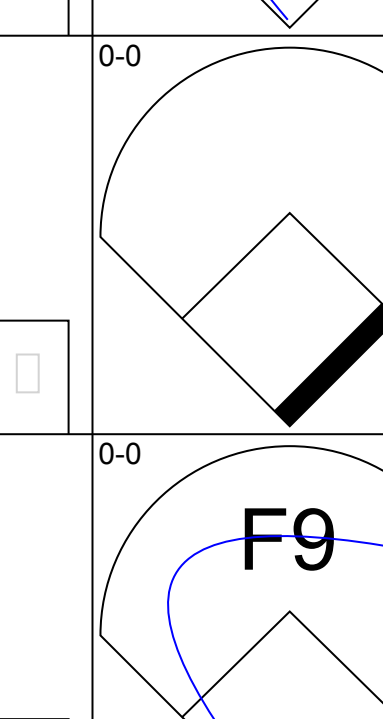
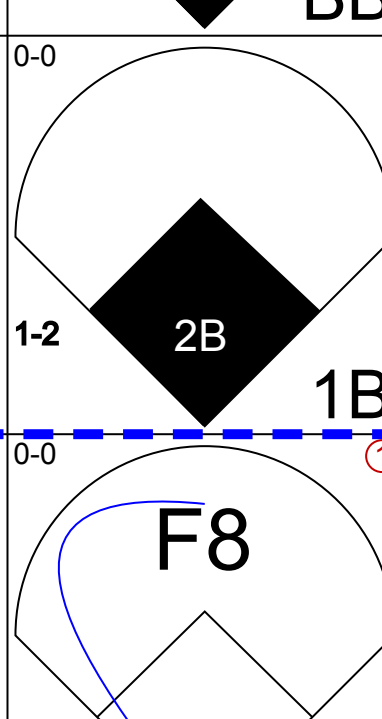


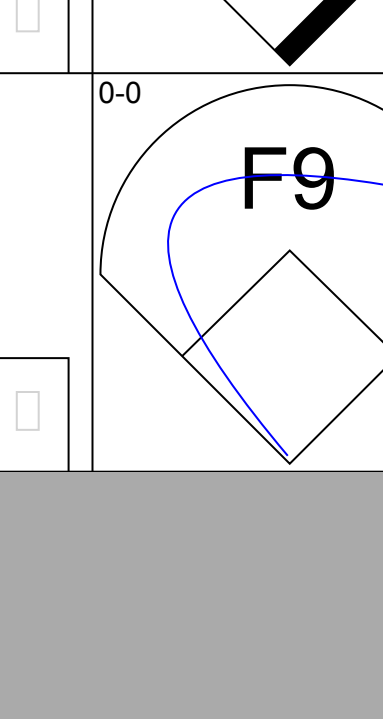
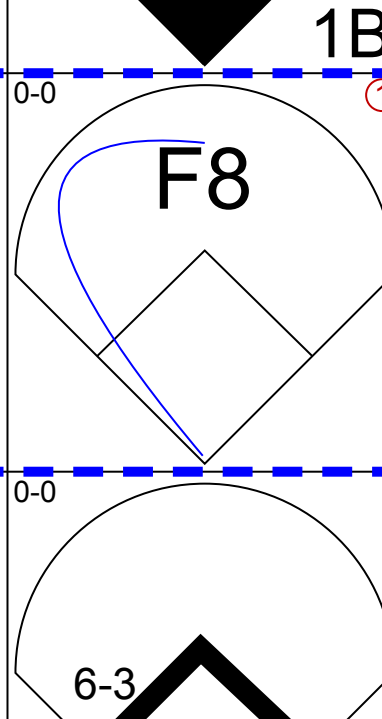
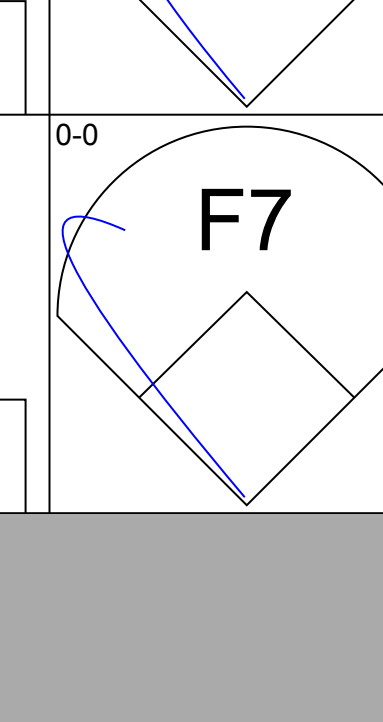

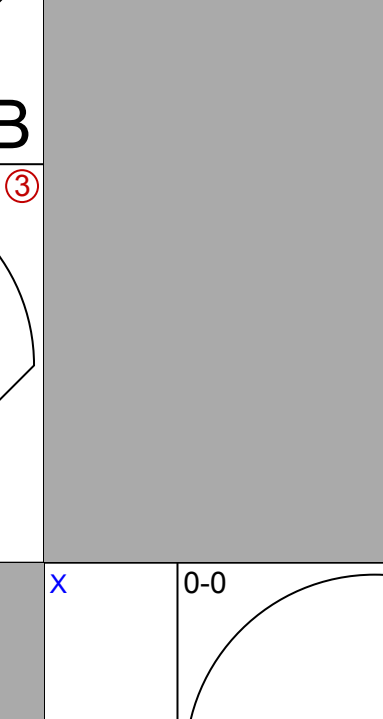
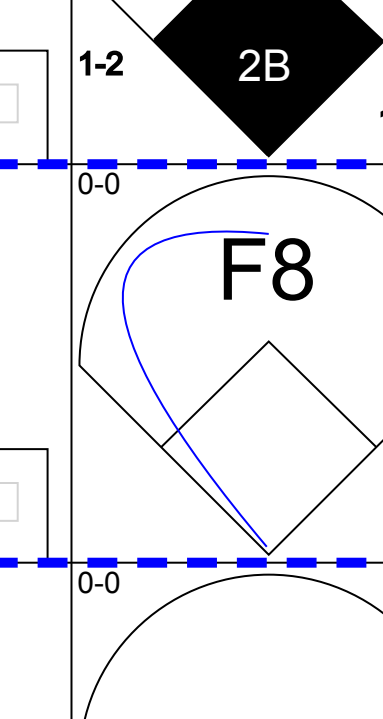
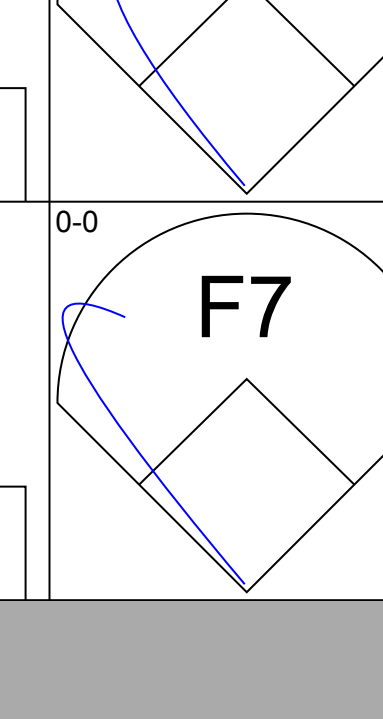
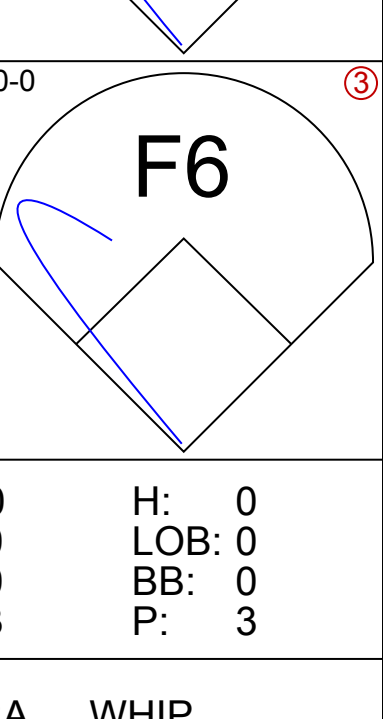
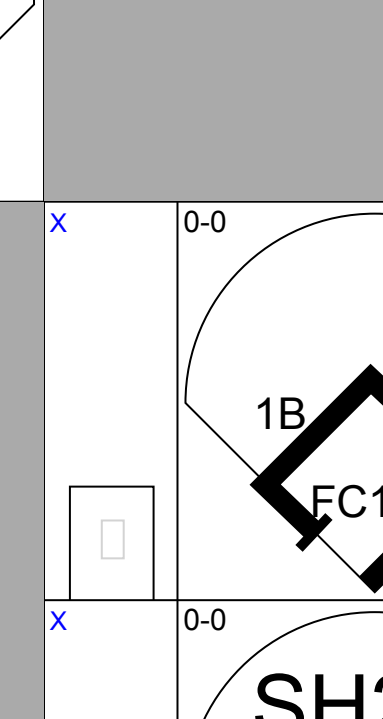
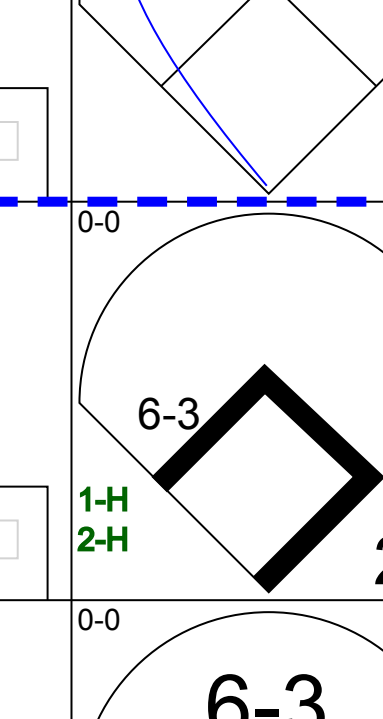
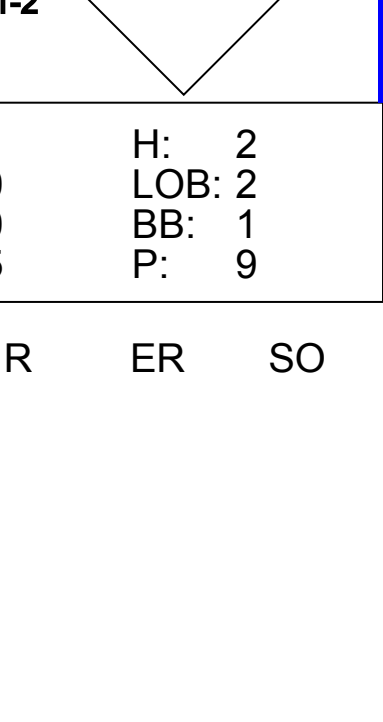
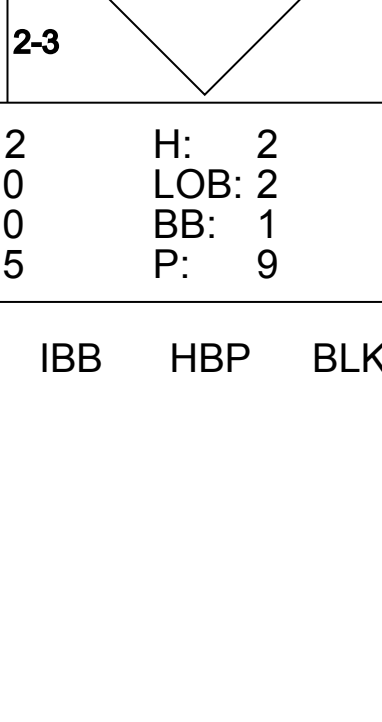
Batter	1	2	3	4	5	6	7	8	9	AB	R	H	RBI	BB	SO	LOB	BOTTOM			
Bill North, S OBP: 0.447, SLG: 0.351										4	0	1	0	0	0	1	Los Angeles Dodgers @ San Francisco Giants Candlestick Park, San Francisco, CA Tue Apr 29 1980, 10:05 PM EDT Att: 16,940 - Unknown			
Darrell Evans, L OBP: 0.295, SLG: 0.300										3	0	0	0	1	0	2				
Larry Hemdon, R OBP: 0.290, SLG: 0.359										4	0	1	0	0	0	1				
Mike Ivie, R OBP: 0.333, SLG: 0.344										4	0	1	0	0	0	2				
Jack Clark, R OBP: 0.313, SLG: 0.357										4	0	0	0	0	3	3				
Rennie Stennett, R OBP: 0.270, SLG: 0.328										4	0	2	0	0	0	1				
Marc Hill, R OBP: 0.200, SLG: 0.250										3	0	0	0	0	2	2				
Willie McCovey, L OBP: 0.280, SLG: 0.273										1	0	0	0	0	0	3				
Roger Metzger, S										3	0	0	0	0	0	0				
John Montefusco, R OBP: 0.200, SLG: 0.111	(1, 1)									1	0	0	0	0	0	0				
Joe Strain, R OBP: 0.429, SLG: 0.429	(6, PH)									1	0	1	0	0	0	0				
Ed Halicki, R	(7, 1)									0	0	0	0	0	0	0				
Terry Whitfield, L OBP: 0.250, SLG: 0.268	(8, PH)									1	0	0	0	0	0	0				
Randy Moffitt, R	(9, 1)									0	0	0	0	0	0	0				
Inning Stats	R: 0 E: 0 K: 0 S: 3	H: 0 LOB: 0 BB: 0 P: 3	R: 0 E: 0 K: 2 S: 8	H: 1 LOB: 1 BB: 0 P: 8	R: 0 E: 0 K: 0 S: 4	H: 1 LOB: 1 BB: 0 P: 4	R: 0 E: 0 K: 1 S: 5	H: 0 LOB: 0 BB: 0 P: 5	R: 0 E: 0 K: 1 S: 5	H: 0 LOB: 0 BB: 0 P: 5	R: 0 E: 0 K: 0 S: 4	H: 1 LOB: 1 BB: 0 P: 4	R: 0 E: 0 K: 0 S: 4	H: 0 LOB: 0 BB: 0 P: 4	R: 0 E: 0 K: 0 S: 3	H: 2 LOB: 3 BB: 1 P: 11	1B: 6 2B: 0 3B: 0 HR: 0	SF: 0 SAC: 0 DP: 0 HBP: 0	WP: 0 PB: 0 SB: 0 CS: 0	PA: 34
PITCHER	IP WLS BF H R ER SO BB IBB HBP BLK WP HR S P ERA WHIP																			
Dave Goltz, R ERA: 2.3	(1, 1)	9.0 W 34 6 0 0 5 1 0 0 0 0 0 0 43 47 0.00 0.778																		

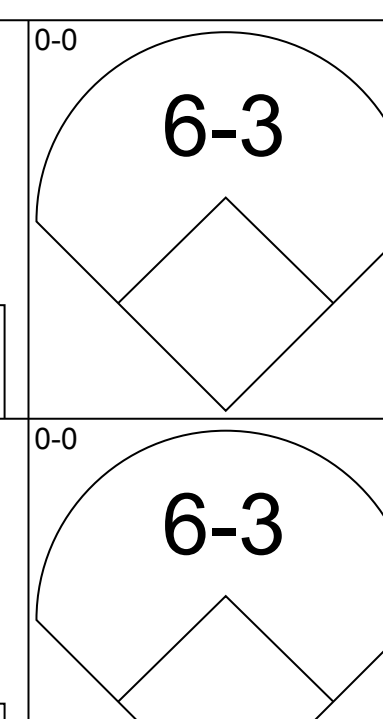
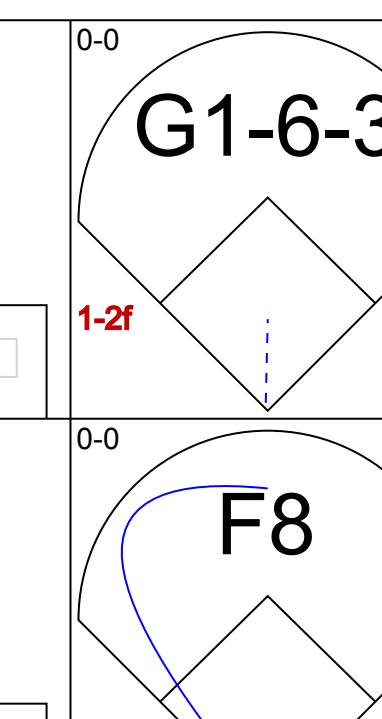
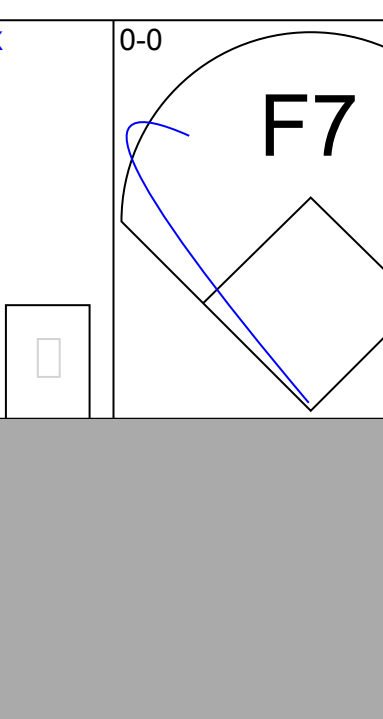
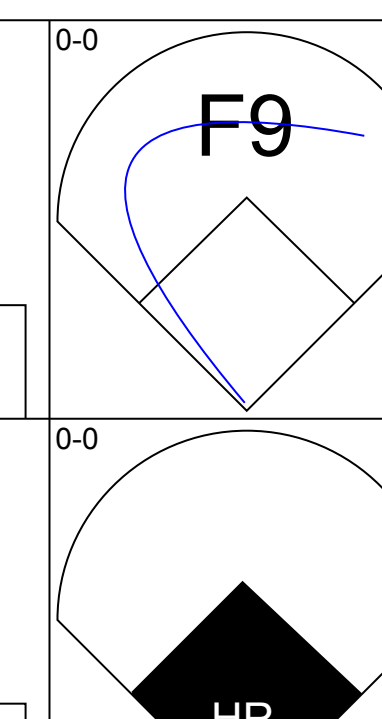
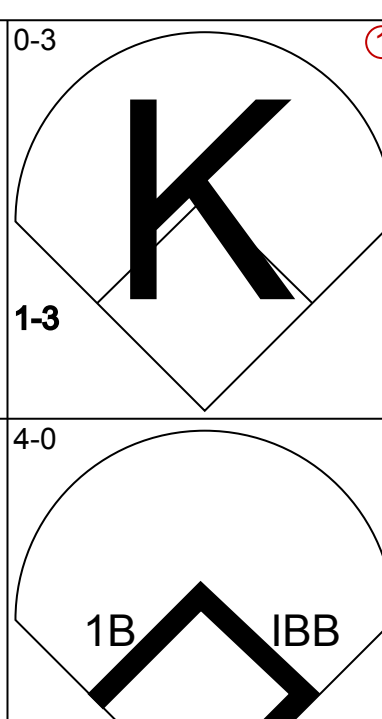
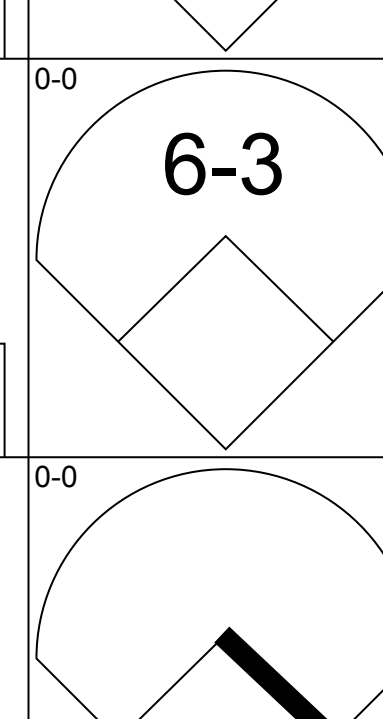
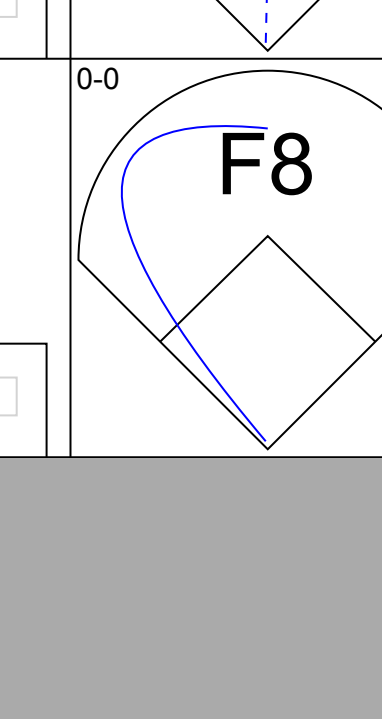
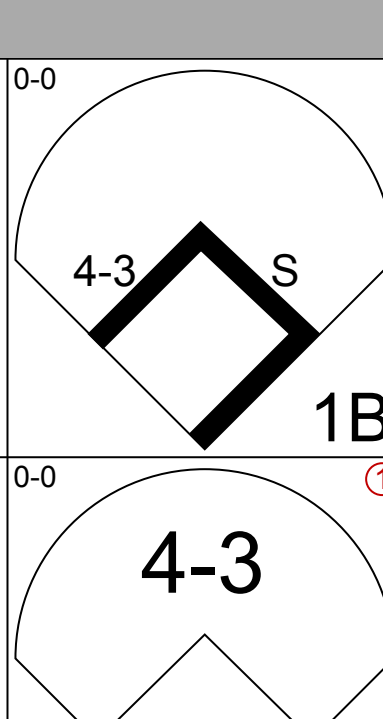
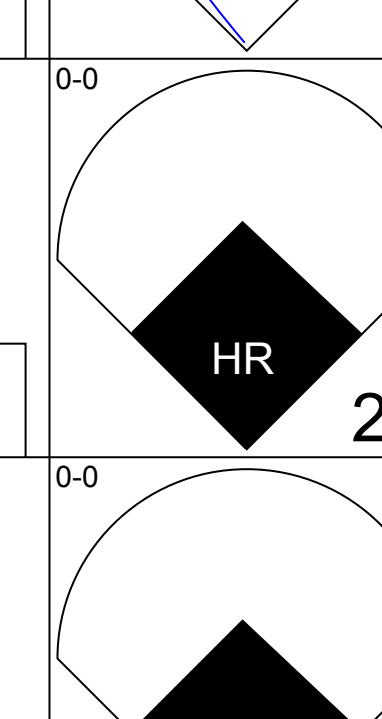
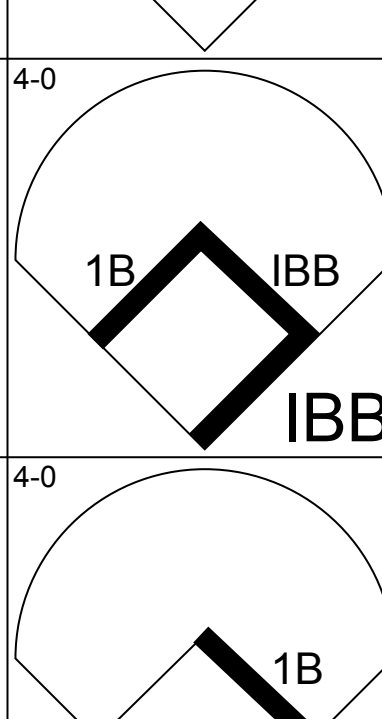
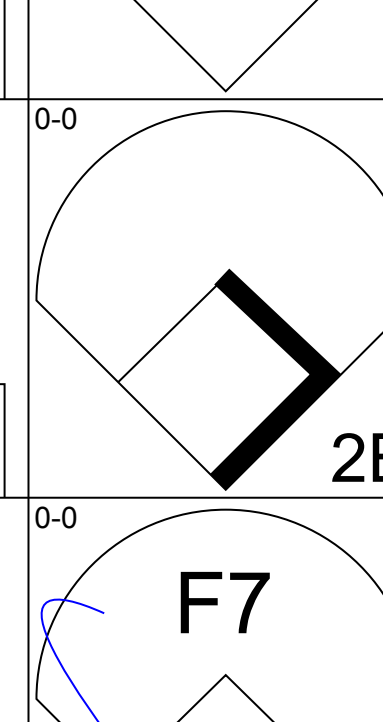
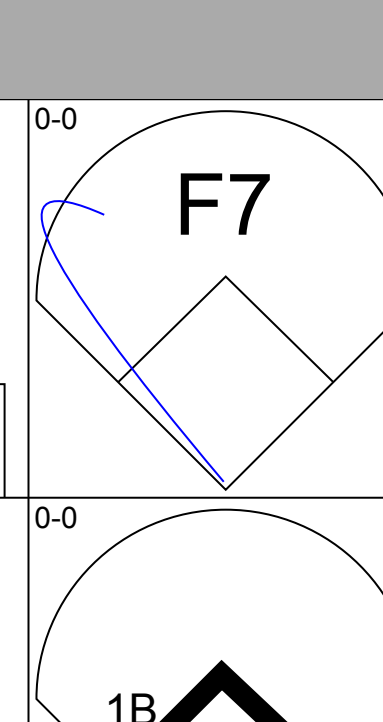
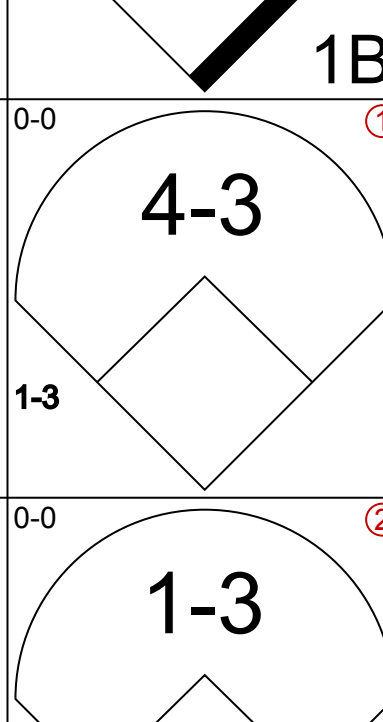
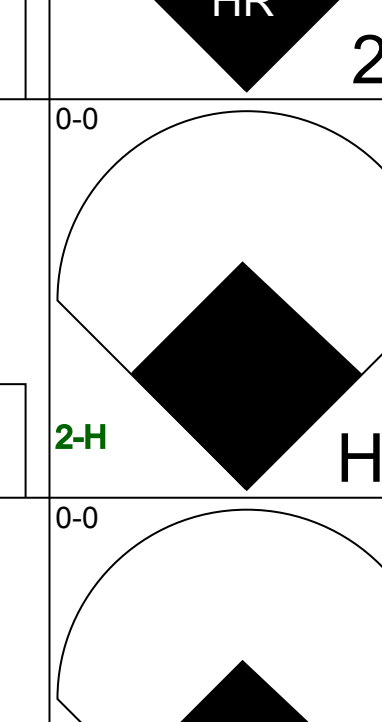
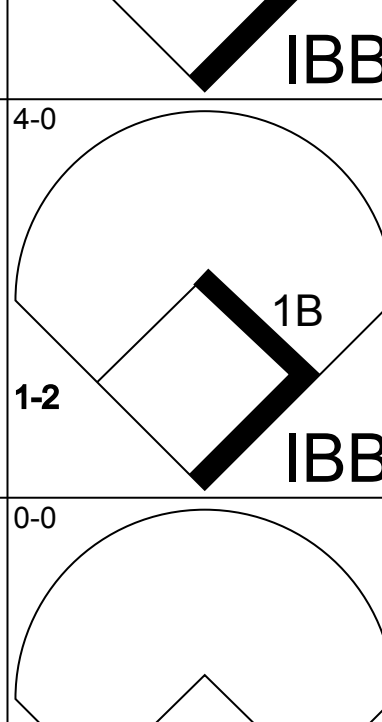
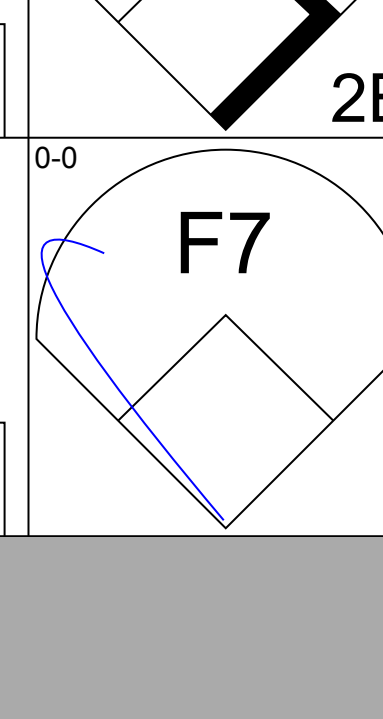
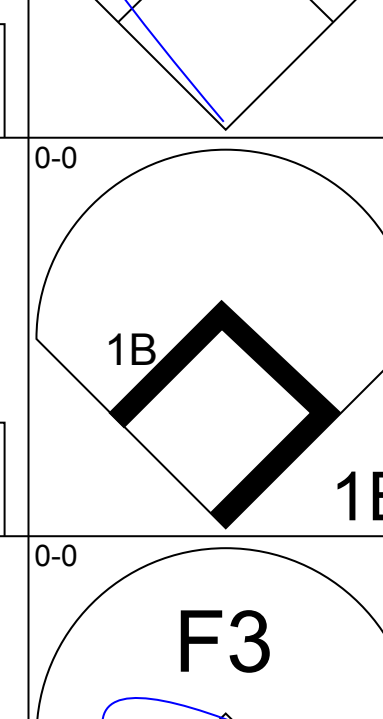
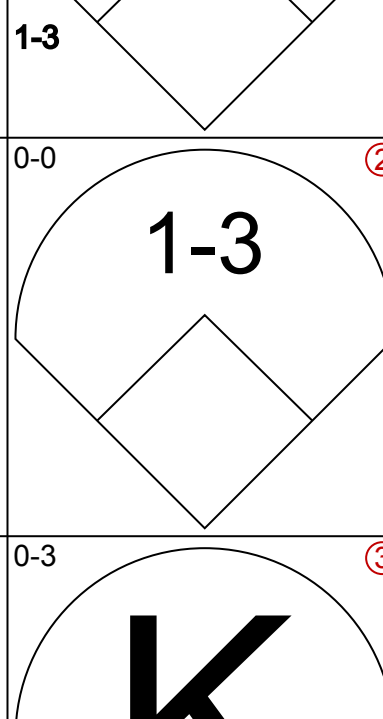
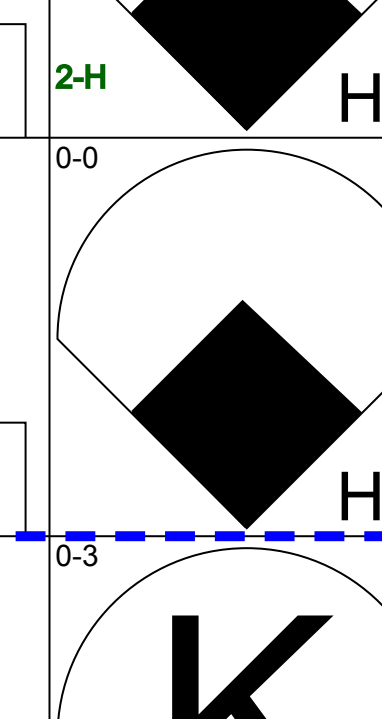
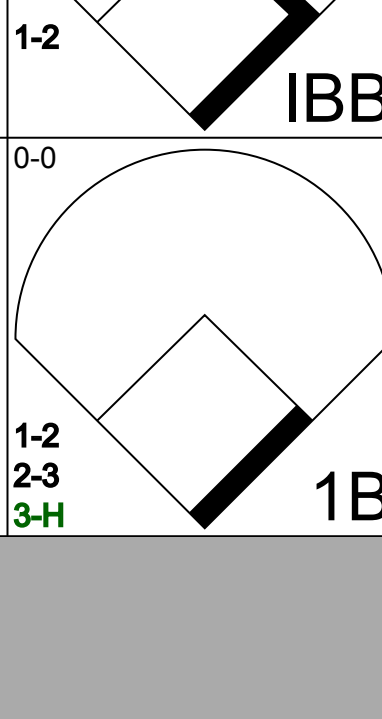
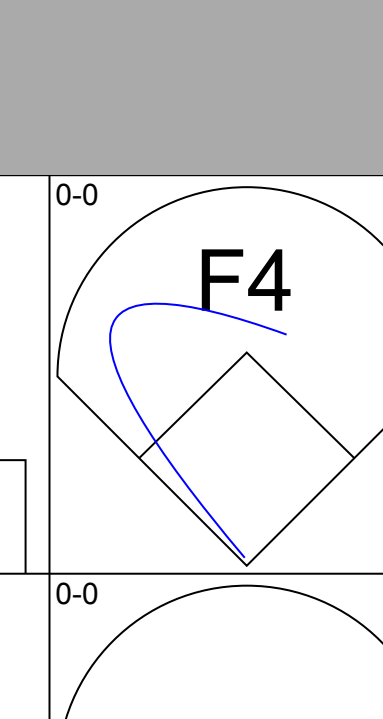
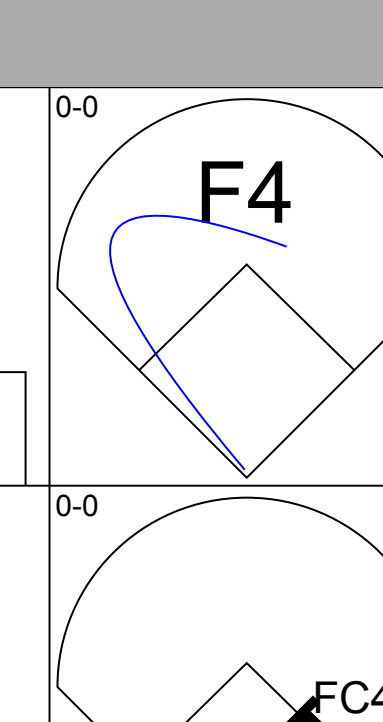
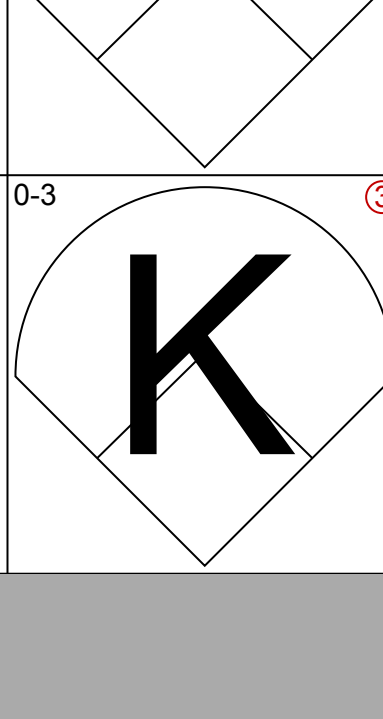
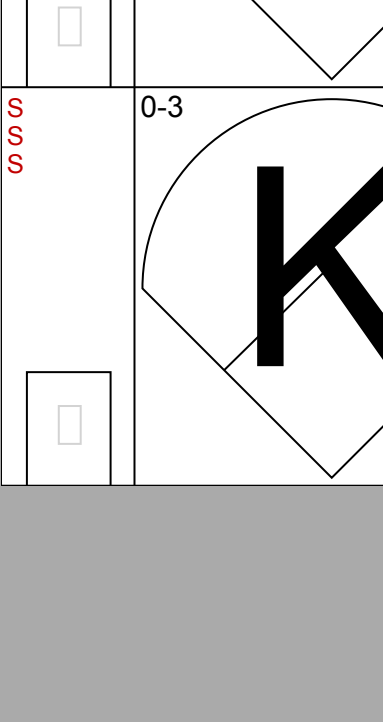
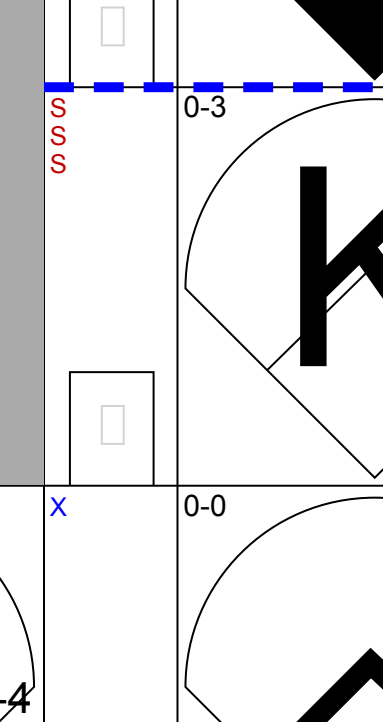
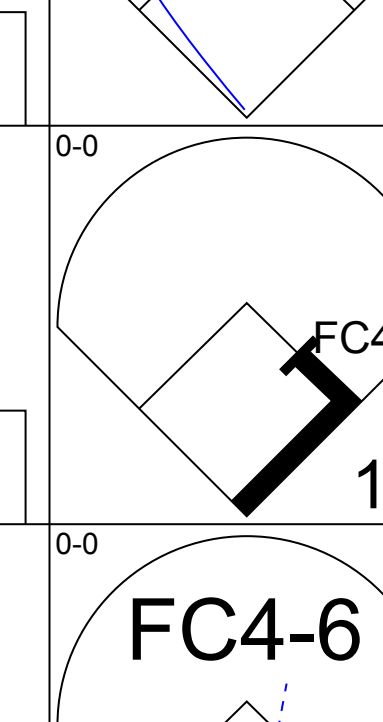
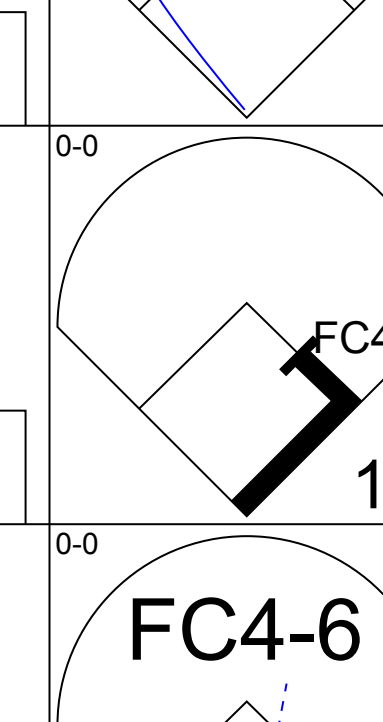
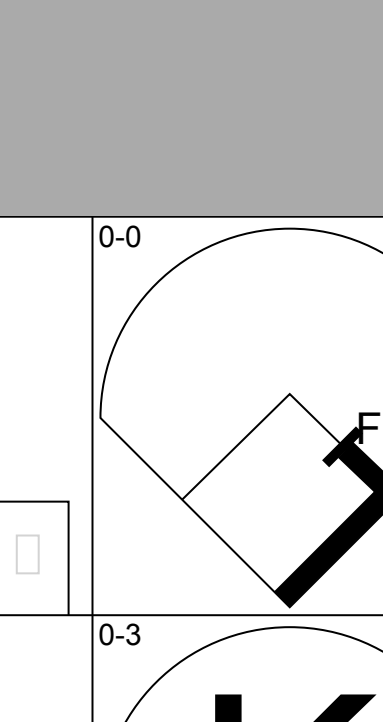

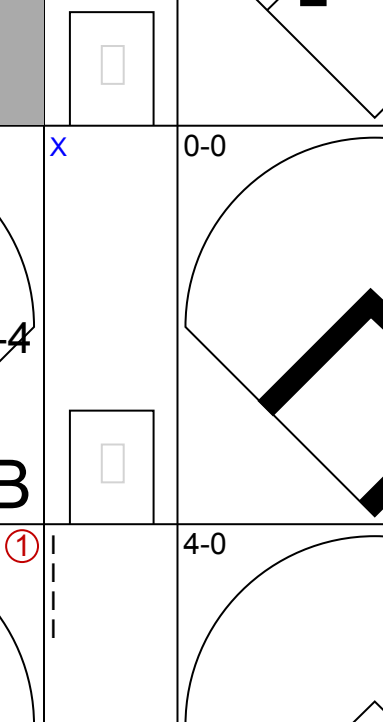
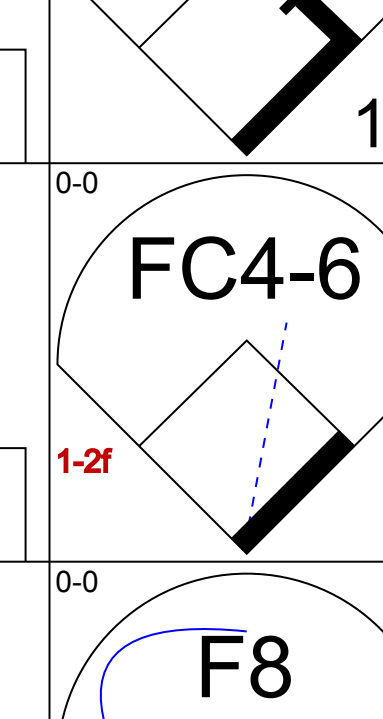
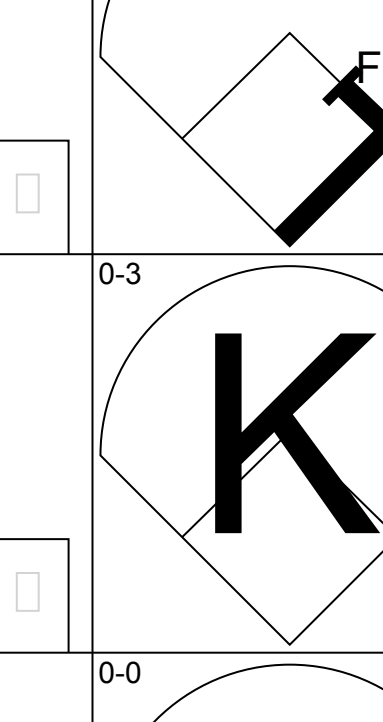
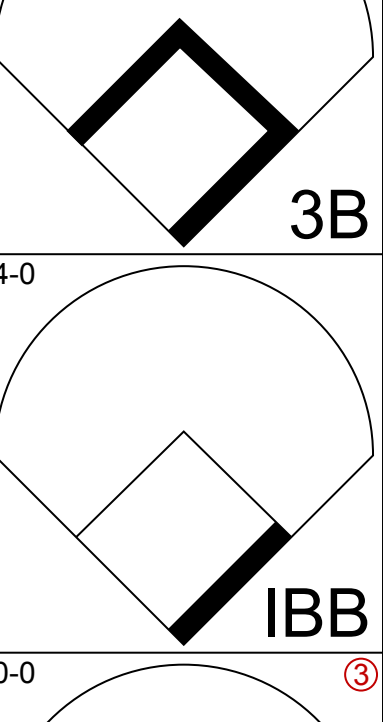

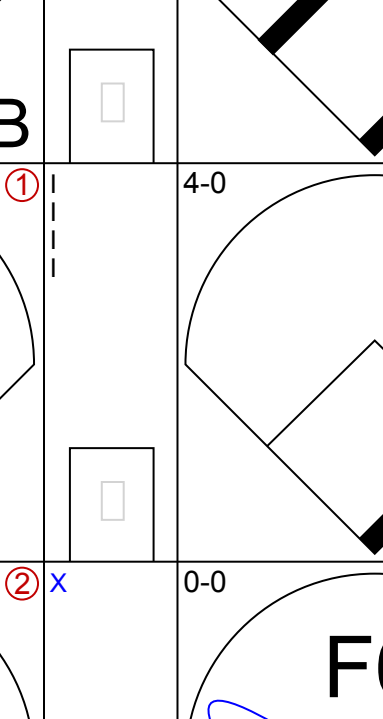
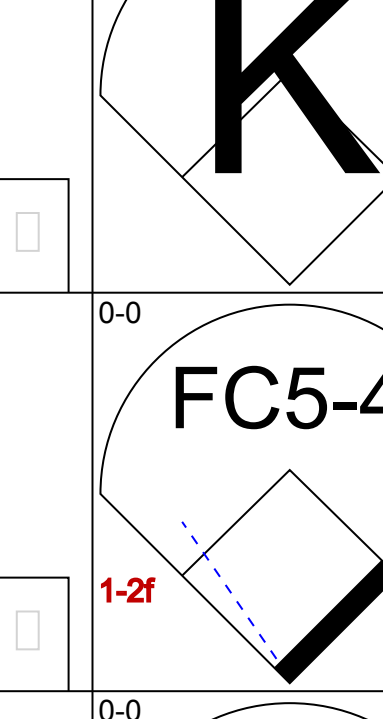
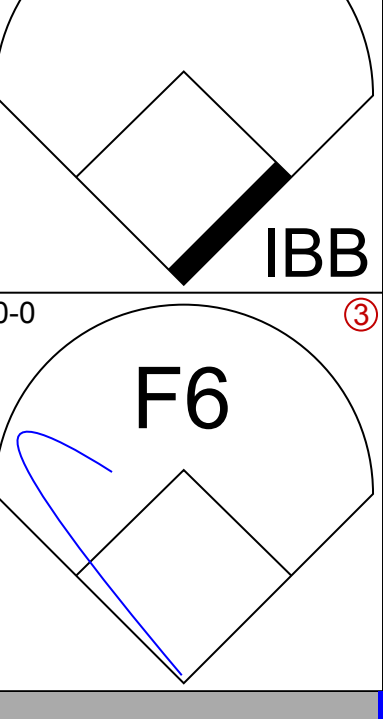

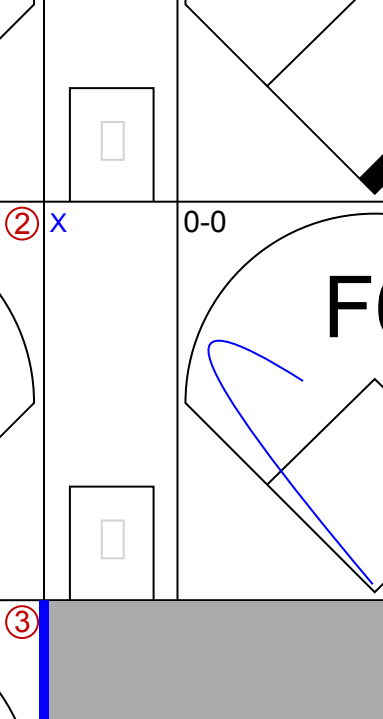
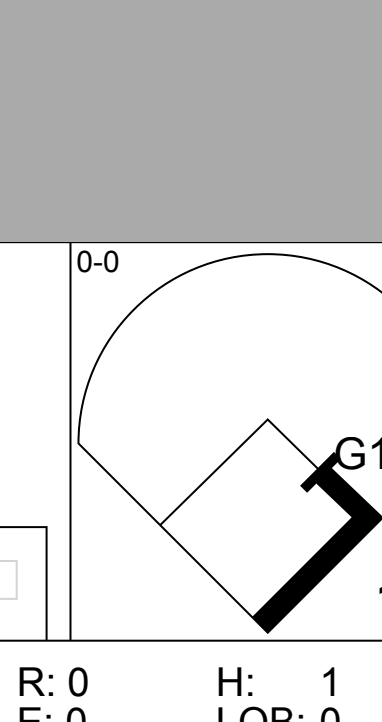
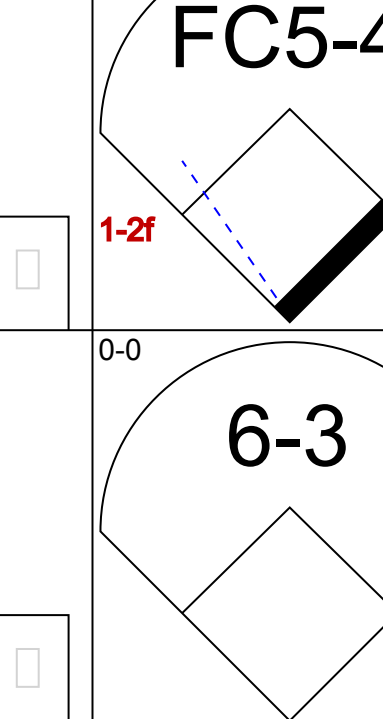

AB	33
R	0
H	6
RBI	0
BB	1
SO	5
LOB	15



Batter	1	2	3	4	5	6	7	8	9	AB	R	H	RBI	BB	SO	LOB	TOP																		
Davey Lopes, R OBP: 0.341, SLG: 0.432 (1,4)	5-3		E6				F7		E6	5	1	1	1	0	0	2	Los Angeles Dodgers @ San Francisco Giants Candlestick Park, San Francisco, CA Wed Apr 30 1980, 10:05 PM EDT Att: 19,006 - Unknown AB 36 R 4 H 9 RBI 4 BB 2 SO 3 LOB 13 																		
Rudy Law, L OBP: 0.375, SLG: 0.384 (1,8)	1-4-3						1-3		4-3	4	1	1	1	1	0	1																			
Reggie Smith, S OBP: 0.437, SLG: 0.600 (1,9)									6-3	4	0	2	1	1	0	2																			
Steve Garvey, R OBP: 0.258, SLG: 0.345 (1,3)	F9		P4						1-3	4	0	1	1	0	0	4																			
Dusty Baker Jr., R OBP: 0.301, SLG: 0.539 (1,7)		P4			F8		F8		1-3	4	0	0	0	0	0	1																			
Ron Cey, R OBP: 0.388, SLG: 0.439 (1,5)		F8			P4				1-3	4	0	0	0	0	0	0																			
Bill Russell, R OBP: 0.296, SLG: 0.303 (9, PH)										3	0	2	0	0	0	0																			
Jay Johnstone, L OBP: 0.273, SLG: 0.273 (9, PH)										1	0	1	0	0	0	0																			
Derrel Thomas, S OBP: 0.386, SLG: 0.436 (9, 6)									SH3-4	0	1	0	0	0	0	0																			
Steve Yeager, R OBP: 0.364, SLG: 0.263 (9, PH)										3	0	0	0	0	1	2																			
Gary Thomasson, L OBP: 0.444, SLG: 0.286 (9, PH)										1	1	1	0	0	0	0																			
Mike Scioscia, L OBP: 0.261, SLG: 0.286 (9, 2)			5-3		FC6-4				E	0	0	0	0	0	0	0																			
Bob Welch, R OBP: 0.111, SLG: 0.111 (1, 1)										3	0	0	0	0	2	1																			
Rick Monday, L OBP: 0.250, SLG: 0.143 (9, PH)									SH3-4	0	0	0	0	0	0	0																			
Mickey Hatcher, R OBP: 0.286, SLG: 0.286 (9, PH)			K							0	0	0	0	0	0	0																			
Steve Howe, L OBP: 0.286, SLG: 0.286 (9, 1)									SH3-4	0	0	0	0	0	0	0																			
Inning Stats	R: 0 E: 0 K: 0 S: 4	H: 1 LOB: 1 BB: 0 P: 4	R: 0 E: 0 K: 0 S: 3	H: 0 LOB: 0 BB: 0 P: 3	R: 0 E: 1 K: 1 S: 6	H: 0 LOB: 3 BB: 2 P: 14	R: 0 E: 0 K: 0 S: 4	H: 1 LOB: 1 BB: 0 P: 4	R: 2 E: 0 K: 1 S: 8	H: 4 LOB: 1 BB: 0 P: 8	R: 0 E: 0 K: 0 S: 3	H: 0 LOB: 0 BB: 0 P: 3	R: 0 E: 0 K: 0 S: 3	H: 0 LOB: 0 BB: 0 P: 3	R: 2 E: 1 K: 0 S: 6	H: 2 LOB: 2 BB: 0 P: 6	1B: 8 2B: 0 3B: 1 HR: 0	SF: 0 SAC: 1 DP: 0 HBP: 0	WP: 0 PB: 0 SB: 1 CS: 0	PA: 39															
PITCHER	IP WLS BF H R ER SO BB IBB HBP BLK WP HR S P ERA WHIP																																		
Vida Blue, L ERA: 3.25 (1, 1)	7.0		30	7	2	2	3	2	0	0	0	0	0	0	0	34	42	2.57	1.286																
Greg Minton, R ERA: 9.92 (8, 1)	1.0	L	5	2	2	1	0	0	0	0	0	0	0	0	0	5	5	9.00	2.000																
Gary Lavelle, L ERA: 5.14 (9, 1)	1.0		4	0	0	0	0	0	0	0	0	0	0	0	0	4	4	0.00	0.000																

Batter	1	2	3	4	5	6	7	8	9	AB	R	H	RBI	BB	SO	LOB	BOTTOM															
Bill North, S OBP: 0.431, SLG: 0.366 (1,8)	G3		P6	FC6-4			4-3			4	1	1	0	0	0	3	Los Angeles Dodgers @ San Francisco Giants Candlestick Park, San Francisco, CA Wed Apr 30 1980, 10:05 PM EDT Att: 19,006 - Unknown AB 33 R 3 H 8 RBI 3 BB 2 SO 1 LOB 12 															
Darrell Evans, L OBP: 0.395, SLG: 0.342 (1,5)	G3						F6			3	1	1	1	1	0	1																
Jim Wohlford, R OBP: 0.130, SLG: 0.136 (1,9)	SF7		F8				F9			3	0	0	1	0	0	1																
Mike Ivie, R OBP: 0.297, SLG: 0.306 (1,3)	F7		F8				K			4	0	0	0	0	1	1																
Terry Whitfield, L OBP: 0.292, SLG: 0.311 (1,7)							F7			4	1	3	0	0	0	0																
Rennie Stennett, R OBP: 0.269, SLG: 0.323 (1,4)							F7			4	0	1	1	0	0	2																
Marc Hill, R OBP: 0.208, SLG: 0.250 (1,2)							F9			4	0	1	0	0	0	2																
Roger Metzger, S OBP: 0.186, SLG: 0.071 (1,6)										2	0	1	0	0	0	0																
Johnnie LeMaster, R OBP: 0.218, SLG: 0.220 (7,6)										1	0	0	0	0	0	0																
Jack Clark, R OBP: 0.359, SLG: 0.351 (9, PH)										1	0	0	0	0	0	0																
Vida Blue, S OBP: 0.275, SLG: 0.267 (7, PH)										1	0	0	0	1	0	1																
Greg Minton, S OBP: 0.275, SLG: 0.267 (8, 1)										1	0	0	0	0	0	0																
Gary Lavelle, S OBP: 0.286, SLG: 0.286 (9, 1)										0	0	0	0	0	0	0																
Larry Hemendon, R OBP: 0.286, SLG: 0.354 (9, PH)										1	0	0	0	0	0	0																
Inning Stats	R: 1 E: 0 K: 0 S: 4	H: 1 LOB: 0 BB: 0 P: 4	R: 1 E: 0 K: 0 S: 5	H: 2 LOB: 1 BB: 0 P: 5	R: 0 E: 0 K: 0 S: 3	H: 0 LOB: 1 BB: 1 P: 7	R: 0 E: 0 K: 0 S: 5	H: 2 LOB: 3 BB: 1 P: 9	R: 0 E: 0 K: 1 S: 5	H: 0 LOB: 0 BB: 0 P: 5	R: 0 E: 0 K: 0 S: 3	H: 1 LOB: 1 BB: 0 P: 3	R: 0 E: 0 K: 0 S: 3	H: 0 LOB: 0 BB: 0 P: 3	R: 1 E: 0 K: 0 S: 5	H: 2 LOB: 1 BB: 0 P: 5	R: 0 E: 0 K: 0 S: 3	H: 0 LOB: 0 BB: 0 P: 3	1B: 6 2B: 1 3B: 0 HR: 1	SF: 1 SAC: 0 DP: 0 HBP: 0	WP: 0 PB: 0 SB: 0 CS: 0	PA: 36										
PITCHER	IP WLS BF H R ER SO BB IBB HBP BLK WP HR S P ERA WHIP																															
Bob Welch, R ERA: 2.1 (1, 1)	8.0	W	33	8	3	3	1	2	0	0	0	1	33	41	3.38	1.250																
Steve Howe, L ERA: 2.39 (9, 1)	1.0	S	3	0	0	0	0	0	0	0	0	3	3	0.00	0.000																	

Batter	1	2	3	4	5	6	7	8	9	AB	R	H	RBI	BB	SO	LOB	TOP			
Bill North, S OBP: 0.411, SLG: 0.333 (1, 8)										4	1	0	0	1	1	2	San Francisco Giants @ Montreal Expos Olympic Stadium, Montreal, QB Fri May 02 1980, 3:33 AM EDT Att: 8,953 - Unknown			
Darrell Evans, L OBP: 0.302, SLG: 0.338 (1, 5)										4	0	1	0	0	0	0				
Jack Clark, R OBP: 0.306, SLG: 0.361 (1, 9)										4	0	1	0	0	0	3				
Mike Ivie, R OBP: 0.268, SLG: 0.275 (1, 3)										4	0	0	0	0	1	3				
Jim Wohlford, R OBP: 0.192, SLG: 0.240 Terry Whitfield, L OBP: 0.306, SLG: 0.311 (9, PH) (9, 7)										3	0	2	0	0	0	0				
Rennie Stennett, R OBP: 0.282, SLG: 0.333 (1, 4)										4	1	2	0	0	0	2				
Marc Hill, R OBP: 0.224, SLG: 0.222 Willie McCovey, L OBP: 0.269, SLG: 0.261 Gary Lavelle, S (9, PH) (9, 1)										3	0	0	0	0	0	2				
Johnnie LeMaster, R OBP: 0.224, SLG: 0.226 Larry Herndon, R OBP: 0.286, SLG: 0.354 Milt May, L OBP: 0.365, SLG: 0.500 Mike Sadek, R (9, PH) (9, 2)										3	0	1	0	0	0	1				
Bob Knepper, L OBP: 0.357, SLG: 0.429 Greg Minton, S (8, 1)										2	0	0	0	0	0	0				
Joe Strain, R OBP: 0.400, SLG: 0.400 (9, PH) (9, 6)										1	0	0	0	0	0	1				
Inning Stats	R: 0 E: 0 K: 1 S: 6	H: 1 LOB: 1 BB: 0 P: 6	R: 0 E: 0 K: 0 S: 4	H: 1 LOB: 1 BB: 0 P: 4	R: 0 E: 0 K: 0 S: 3	H: 0 LOB: 0 BB: 0 P: 3	R: 0 E: 0 K: 0 S: 4	H: 1 LOB: 1 BB: 0 P: 4	R: 0 E: 0 K: 0 S: 3	H: 0 LOB: 0 BB: 0 P: 3	R: 0 E: 0 K: 0 S: 3	H: 1 LOB: 1 BB: 0 P: 6	R: 1 E: 0 K: 0 S: 5	H: 2 LOB: 2 BB: 1 P: 9	R: 2 E: 0 K: 0 S: 5	H: 2 LOB: 2 BB: 1 P: 9	1B: 5 2B: 3 3B: 0 HR: 0	SF: 0 SAC: 1 DP: 0 HBP: 0	WP: 1 PB: 0 CS: 0	PA: 37
PITCHER	IP WLS BF H R ER SO BB IBB HBP BLK WP HR S P ERA WHIP																			
Ross Grimsley, L ERA: 3.44	(1, 1) 7.1 29 6 1 1 2 1 0 0 0 0 0 0 32 36 1.23 0.955																			
Elias Sosa, R ERA: 3.12	(8, 1) 0.2 4 1 2 2 0 1 0 0 0 0 1 0 3 7 27.00 3.000																			
Woodie Fryman, L ERA: 2.45	(9, 1) 0.1 1 0 0 0 0 0 0 0 0 0 0 0 1 1 0.00 0.000																			
Stan Bahnsen, R ERA: 0.56	(9, 1) 0.2 W 3 1 0 0 0 0 0 0 0 0 0 0 3 3 0.00 1.500																			

Batter	1	2	3	4	5	6	7	8	9	AB	R	H	RBI	BB	SO	LOB	BOTTOM			
Ron LeFlore, R OBP: 0.351, SLG: 0.324 Jerry White, S OBP: 0.400, SLG: 0.462 (1, 7) (9, 7)										4	0	0	0	0	0	1	San Francisco Giants @ Montreal Expos Olympic Stadium, Montreal, QB Fri May 02 1980, 3:33 AM EDT Att: 8,953 - Unknown			
Tony Bemazzard, S OBP: 0.350, SLG: 0.389 (1, 4)										4	1	2	0	1	0					
Andre Dawson, R OBP: 0.342, SLG: 0.541 (1, 8)										4	1	2	2	1	0	1				
Ellis Valentine, R OBP: 0.282, SLG: 0.493 (1, 9)										5	1	3	2	0	0	2				
Larry Parrish, R OBP: 0.307, SLG: 0.529 (1, 5)										4	0	0	0	0	2	2				
Gary Carter, R OBP: 0.276, SLG: 0.397 (1, 2)										4	0	4	0	0	0	0				
Warren Cromartie, L OBP: 0.352, SLG: 0.567 (1, 3)										3	0	0	0	1	1	4				
Bill Almon, R OBP: 0.214, SLG: 0.269 (1, 6)										4	0	0	0	0	0	4				
Ross Grimsley, L OBP: 0.167, SLG: 0.167 Elias Sosa, R Woodie Fryman, R Stan Bahnsen, R Rodney Scott, S OBP: 0.295, SLG: 0.189 (1, 1) (8, 1) (9, 1) (9, PH) (9, 1)										3	0	1	0	0	1	1				
Inning Stats	R: 0 E: 0 K: 0 S: 4	H: 1 LOB: 1 BB: 0 P: 4	R: 0 E: 0 K: 0 S: 4	H: 1 LOB: 1 BB: 0 P: 4	R: 0 E: 0 K: 0 S: 3	H: 1 LOB: 2 BB: 0 P: 5	R: 0 E: 0 K: 1 S: 5	H: 0 LOB: 0 BB: 0 P: 5	R: 0 E: 0 K: 1 S: 6	H: 1 LOB: 1 BB: 0 P: 6	R: 0 E: 0 K: 1 S: 6	H: 1 LOB: 1 BB: 0 P: 6	R: 3 E: 0 K: 1 S: 9	H: 4 LOB: 2 BB: 1 P: 13	R: 1 E: 0 K: 1 S: 5	H: 2 LOB: 3 BB: 2 P: 13		1B: 8 2B: 2 3B: 1 HR: 2	SF: 0 SAC: 0 DP: 1 HBP: 0	WP: 0 PB: 0 CS: 0
PITCHER	IP WLS BF H R ER SO BB IBB HBP BLK WP HR S P ERA WHIP																			
Bob Knepper, L ERA: 3.74	(1, 1) 7.1 31 10 3 3 3 3 0 1 0 0 0 0 2 37 37 3.68 1.364																			
Greg Minton, R ERA: 0.77	(8, 1) 0.2 4 1 0 0 1 0 1 0 0 0 0 0 5 9 0.00 1.500																			
Gary Lavelle, L ERA: 6.14	(9, 1) 0.1 L 5 2 1 1 1 0 2 0 0 0 0 0 5 13 27.00 6.000																			

AB 34
R 3
H 8
RBI 2
BB 2
SO 2
LOB 16



AB 37
R 4
H 13
RBI 4
BB 3
SO 5
LOB 16



Batter	1	2	3	4	5	6	7	8	9	AB	R	H	RBI	BB	SO	LOB	TOP			
Bill North, S OBP: 0.380, SLG: 0.293 (1, 8)										4	1	0	0	1	1	2				
Darrell Evans, L OBP: 0.356, SLG: 0.360 (1, 5)										4	1	1	0	1	0	0				
Jack Clark, R OBP: 0.360, SLG: 0.440 (1, 9)										4	2	3	2	1	0	0				
Willie McCovey, L OBP: 0.273, SLG: 0.293 (9, PR)										4	1	1	1	1	1	3				
Mike Sadek, R OBP: 0.333, SLG: 0.333 (9, PR)										0	0	0	0	0	0	0				
Terry Whitfield, L OBP: 0.306, SLG: 0.333 (9, PH)										4	0	1	0	0	0	3				
Mike Ivie, R OBP: 0.261, SLG: 0.267 (9, PH)										1	0	0	0	0	0	2				
Rennie Stennett, R OBP: 0.284, SLG: 0.318 (1, 4)										4	0	0	0	0	0	3				
Milt May, L OBP: 0.344, SLG: 0.444 (1, 2)										3	0	0	0	1	2	0				
Johnnie LeMaster, R OBP: 0.257, SLG: 0.353 (1, 6)										3	0	1	1	0	0	0				
Vida Blue, S (1, 1)										1	0	0	0	0	0	2				
Tom Griffin, R (2, 1)										1	0	0	0	0	1	0				
Jim Wohlford, R OBP: 0.220, SLG: 0.290 (6, PH)										1	0	1	0	0	0	0				
Randy Moffitt, R (6, 1)										0	0	0	0	0	0	0				
Roger Metzger, S OBP: 0.197, SLG: 0.097 (8, PH)										1	0	0	0	0	0	0				
Al Holland, R (8, 1)										0	0	0	0	0	0	0				
Inning Stats	R: 4 E: 1 K: 0 S: 7	H: 3 LOB: 2 BB: 2 P: 15	R: 1 E: 0 K: 0 S: 4	H: 1 LOB: 0 BB: 0 P: 4	R: 0 E: 0 K: 1 S: 5	H: 0 LOB: 0 BB: 0 P: 5	R: 0 E: 0 K: 1 S: 5	H: 0 LOB: 0 BB: 0 P: 5	R: 0 E: 0 K: 1 S: 3	H: 2 LOB: 2 BB: 0 P: 7	R: 0 E: 0 K: 1 S: 6	H: 1 LOB: 2 BB: 1 P: 10	R: 0 E: 0 K: 1 S: 5	H: 0 LOB: 0 BB: 0 P: 5	R: 0 E: 0 K: 0 S: 4	H: 1 LOB: 2 BB: 1 P: 8	1B: 7 2B: 0 3B: 0 HR: 1	SF: 1 SAC: 0 DP: 0 HBP: 0	WP: 0 PB: 0 SB: 0 CS: 0	PA: 41
PITCHER	IP WLS BF H R ER SO BB IBB HBP BLK WP HR S P ERA WHIP																			
Pete Vuckovich, R ERA: 2.36 (1, 1)	8.1 W 39 8 5 3 5 4 1 0 0 0 1 44 64 3.24 1.440																			
Jim Kaat, L ERA: 3.72 (9, 1)	0.2 S 2 0 0 0 0 0 0 0 0 0 0 2 2 0.00 0.000																			

San Francisco Giants @ St. Louis Cardinals
 Busch Stadium, St. Louis, MO
 Mon May 05 1980, 7:05 PM CDT
 Att: 10,366 - Unknown

AB	35
R	5
H	8
RBI	4
BB	5
SO	5
LOB	15



Batter	1	2	3	4	5	6	7	8	9	AB	R	H	RBI	BB	SO	LOB	BOTTOM	
Garry Templeton, S OBP: 0.373, SLG: 0.438 (1, 6)										5	2	2	1	0	0	1		
Tom Herr, S OBP: 0.300, SLG: 0.450 (1, 4)										5	2	2	0	0	0	1		
Keith Hernandez, L OBP: 0.372, SLG: 0.483 (1, 3)										4	2	2	2	1	2	1		
Ted Simmons, S OBP: 0.429, SLG: 0.484 (1, 2)										5	1	2	3	0	0	2		
Bobby Bonds, R OBP: 0.254, SLG: 0.348 (1, 7)										5	0	1	0	0	4	3		
George Hendrick, R OBP: 0.404, SLG: 0.617 (1, 9)										2	1	1	1	2	0	0		
Ken Reitz, R OBP: 0.430, SLG: 0.526 (1, 5)										4	0	2	2	0	1	2		
Tony Scott, S OBP: 0.259, SLG: 0.244 (1, 8)										3	1	1	0	1	1	1		
Pete Vuckovich, R OBP: 0.176, SLG: 0.188 (1, 1)										3	0	0	0	1	1	4		
Jim Kaat, L (9, 1)										0	0	0	0	0	0	0		
Inning Stats	R: 2 E: 0 K: 1 S: 9	H: 4 LOB: 0 BB: 0 P: 9	R: 5 E: 0 K: 1 S: 10	H: 6 LOB: 3 BB: 3 P: 22	R: 1 E: 0 K: 2 S: 9	H: 2 LOB: 1 BB: 0 P: 9	R: 1 E: 0 K: 1 S: 6	H: 1 LOB: 1 BB: 1 P: 10	R: 0 E: 0 K: 1 S: 5	H: 0 LOB: 0 BB: 0 P: 5	R: 0 E: 0 K: 1 S: 5	H: 0 LOB: 0 BB: 0 P: 5	R: 0 E: 0 K: 1 S: 5	H: 0 LOB: 1 BB: 1 P: 9	1B: 9 2B: 3 3B: 1 HR: 0	SF: 0 SAC: 0 DP: 0 HBP: 0	WP: 1 PB: 0 SB: 1 CS: 0	PA: 41
PITCHER	IP WLS BF H R ER SO BB IBB HBP BLK WP HR S P ERA WHIP																	
Vida Blue, L ERA: 4.58 (1, 1)	1.1 L 12 5 3 3 5 2 1 0 0 0 0 26 38 7.36 1.909																	
Tom Griffin, R ERA: 6.75 (2, 1)	3.2 19 5 3 3 5 2 1 0 0 0 0 10 10 0.00 0.000																	
Randy Moffitt, R ERA: 4.91 (6, 1)	2.0 6 0 0 0 2 0 0 0 0 0 0 10 10 0.00 0.000																	
Al Holland, L ERA: (8, 1)	1.0 4 0 0 0 1 1 0 0 0 0 0 5 9 0.00 1.000																	

San Francisco Giants @ St. Louis Cardinals
 Busch Stadium, St. Louis, MO
 Mon May 05 1980, 7:05 PM CDT
 Att: 10,366 - Unknown

AB	36
R	9
H	13
RBI	9
BB	5
SO	9
LOB	15



Batter	1	2	3	4	5	6	7	8	9	AB	R	H	RBI	BB	SO	LOB	TOP											
Larry Herndon, R OBP: 0.269, SLG: 0.329 (1, 8)	0-3 K		0-0 1B			0-0 F9		0-0 F9		4	0	1	0	0	1	1	San Francisco Giants @ St. Louis Cardinals Busch Stadium, St. Louis, MO Wed May 07 1980, 3:33 AM CDT Att: 12,464 - Unknown											
Darrell Evans, L OBP: 0.345, SLG: 0.354 (1, 5)	0-0 3-1		0-0 F8			0-3 K			4-0 FC6-4 BB	3	0	0	0	1	1													
Jack Clark, R OBP: 0.357, SLG: 0.415 (1, 9)	0-3 K			4-0 WP BB		0-0 F9			0-0 FC6-4 HR	3	1	0	0	1	1													
Mike Ivie, R OBP: 0.273, SLG: 0.352 (1, 3)		0-0 1B		0-0 6-3			0-0 6-3		0-0 HR	4	1	2	2	0	0	1												
Terry Whitfield, L OBP: 0.279, SLG: 0.302 (1, 7)	0-3 K		0-0 F8			0-0 F8			0-0 G3	4	0	0	0	0	1	2												
Rennie Stennett, R OBP: 0.258, SLG: 0.308 Joe Strain, R OBP: 0.353, SLG: 0.353 (5, 4)	0-3 K		0-0 1-3			0-0 6-3			0-0 L3	2	0	0	0	0	1	2												
Milt May, L OBP: 0.348, SLG: 0.441 (1, 2)	0-0 G3					0-0 G4-6-3 1B			0-0 F8	3	0	1	0	0	0	1												
Johnnie LeMaster, R OBP: 0.272, SLG: 0.413 (1, 6)			0-0 5-3			0-0 G4-6-3 1-2			0-0 5-3	3	0	0	0	0	0	1												
Ed Whitson, R Al Holland, R Jim Wohlford, R OBP: 0.270, SLG: 0.361 Ed Halicki, R OBP: 0.250, SLG: 0.250 (8, 1)	0-3 K		0-3 K			0-3 K			0-0 1B	2	0	0	0	0	0	2												
Inning Stats	R: 0 E: 0 K: 2 S: 7	H: 0 LOB: 0 BB: 0 P: 7	R: 0 E: 0 K: 2 S: 8	H: 1 LOB: 1 BB: 0 P: 8	R: 0 E: 0 K: 1 S: 6	H: 1 LOB: 1 BB: 0 P: 6	R: 0 E: 0 K: 0 S: 3	H: 0 LOB: 1 BB: 1 P: 7	R: 0 E: 0 K: 1 S: 5	H: 1 LOB: 0 BB: 0 P: 5	R: 0 E: 0 K: 0 S: 3	H: 0 LOB: 0 BB: 0 P: 3	R: 0 E: 0 K: 0 S: 4	H: 1 LOB: 0 BB: 0 P: 4	R: 2 E: 0 K: 0 S: 4	H: 1 LOB: 0 BB: 1 P: 8		1B: 4 2B: 0 3B: 0 HR: 1	SF: 0 SAC: 0 DP: 1 HBP: 0	WP: 1 PB: 0 SB: 0 CS: 0	PA: 33							
PITCHER	IP	WLS	BF	H	R	ER	SO	BB	IBB	HBP	BLK	WP	HR	S	P	ERA	WHIP											
Bob Forsch, R ERA: 3.11 Jim Kaat, L ERA: 4.63	(1, 1) (8, 1)	7.0 2.0	W 9	24 9	3 2	0 2	0 2	7 0	1	0	0	0	0	1	8	41 12	0.00 9.00	0.571 1.500										

Batter	1	2	3	4	5	6	7	8	9	AB	R	H	RBI	BB	SO	LOB	BOTTOM											
Garry Templeton, S OBP: 0.357, SLG: 0.415 (1, 6)	0-0 S 1B		0-0 G3			0-0 5-3		0-0 1B		5	2	2	0	0	0	0	San Francisco Giants @ St. Louis Cardinals Busch Stadium, St. Louis, MO Wed May 07 1980, 3:33 AM CDT Att: 12,464 - Unknown											
Ken Oberkfell, L OBP: 0.366, SLG: 0.358 (1, 4)	0-0 FC6-4 1B		4-0 5-3 BB			0-0 G3		0-0 1B		4	1	2	1	1	0	0												
Keith Hernandez, L OBP: 0.385, SLG: 0.490 (1, 3)	0-0 FC6-4 1B		0-0 5-3 1-2			0-0 6-3		0-0 BB 1B		5	1	1	1	0	0	2												
Dane Iorg, L OBP: 0.355, SLG: 0.533 (1, 7)	0-0 3B 1B		0-0 F7			0-0 2B 1B		0-0 FC3-6 1B		5	3	4	1	0	0	1												
Terry Kennedy, L OBP: 0.417, SLG: 0.571 (1, 2)	0-0 3B			0-3 K		0-0 2B 1B		0-0 FC3-6 1B		5	2	2	1	0	2	3												
George Hendrick, R OBP: 0.408, SLG: 0.614 (1, 9)	0-0 6-3			0-0 E S 1B		0-0 1B HR 2B		0-0 1B BB		4	1	3	1	1	0	1												
Ken Reitz, R OBP: 0.453, SLG: 0.548 (1, 5)			0-0 F3			0-0 HR 1B		0-0 FC6-4 1B		5	1	3	4	0	0	1												
Tony Scott, S OBP: 0.266, SLG: 0.247 (1, 8)		0-0 4-3		0-0 F5		0-0 K		0-0 FC6-4 1B		4	0	0	0	1	1	6												
Bob Forsch, R OBP: 0.375, SLG: 0.800 Jim Kaat, L (8, 1)	0-3 K		0-3 F9			0-0 HR		0-0 1-3		3	1	1	3	0	1	2												
Inning Stats	R: 2 E: 0 K: 0 S: 6	H: 4 LOB: 1 BB: 0 P: 6	R: 0 E: 0 K: 1 S: 5	H: 0 LOB: 0 BB: 0 P: 5	R: 0 E: 0 K: 0 S: 3	H: 0 LOB: 1 BB: 1 P: 7	R: 0 E: 0 K: 1 S: 6	H: 1 LOB: 2 BB: 1 P: 10	R: 0 E: 0 K: 0 S: 3	H: 0 LOB: 0 BB: 0 P: 3	R: 5 E: 0 K: 1 S: 10	H: 5 LOB: 0 BB: 2 P: 10	R: 1 E: 0 K: 0 S: 6	H: 3 LOB: 2 BB: 0 P: 6	R: 4 E: 0 K: 1 S: 10	H: 5 LOB: 2 BB: 1 P: 14		1B: 15 2B: 1 3B: 1 HR: 1	SF: 0 SAC: 0 DP: 0 HBP: 0	WP: 0 PB: 0 SB: 2 CS: 0	PA: 44							
PITCHER	IP	WLS	BF	H	R	ER	SO	BB	IBB	HBP	BLK	WP	HR	S	P	ERA	WHIP											
Ed Whitson, R ERA: 5.06 Al Holland, L ERA: 1.54 Ed Halicki, R ERA: 5.84	(1, 1) (6, 1) (8, 1)	5.0 2.0 1.0	L 10	9	5	6	4	6	2	1	0	0	0	0	0	14	10.80 9.00 36.00	2.000 2.000 6.000										



Batter	1	2	3	4	5	6	7	8	9	AB	R	H	RBI	BB	SO	LOB	TOP			
Bill North, S OBP: 0.388, SLG: 0.292 (1, 8)	0-0 3-1		0-0 E S 1B	4-0 BB BB BB		4-0 G3 1B BB		0-3 K		3	2	1	0	2	1	1	San Francisco Giants @ Chicago Cubs Wrigley Field, Chicago, IL Fri May 09 1980, 3:33 AM CDT Att: 8,403 - Unknown			
Darrell Evans, L OBP: 0.364, SLG: 0.364 (1, 5)	4-0 FC6-4 BB		0-0 BB 1B	4-0 BB BB		0-0 G3		0-0 E9 2B 1B		3	0	2	2	2	0	1				
Jack Clark, R OBP: 0.379, SLG: 0.435 (1, 9)	0-0 FC6-4 1-2		4-0 FC6-4 BB	4-0 BB BB		0-0 BB 1B		0-0 BB 2B		3	0	2	3	2	0	1				
Mike Ivie, R OBP: 0.250, SLG: 0.322 (1, 3)	0-0 F8		0-0 F7	0-0 F4		0-3 K		0-3 K		5	0	0	0	0	2	9				
Jim Wohlford, R OBP: 0.286, SLG: 0.425 (1, 7)		0-0 HR	0-0 FC6-4 1-2		4-0 1B SH5-4 BB		0-0 G3		0-0 F9		4	1	1	1	1	0		2		
Milt May, L OBP: 0.329, SLG: 0.413 (1, 2)		0-0 F8		0-0 E1 BB 1B BB	0-0 SH5-4		0-0 F6		0-3 K		4	1	0	0	0	1		0		
Rennie Stennett, R OBP: 0.255, SLG: 0.302 (1, 4)		0-0 F9		0-0 F5	0-0 G6-3 1B		0-0 F8		0-0 F4		5	0	1	0	0	0		1		
Johnnie LeMaster, R OBP: 0.259, SLG: 0.392 (1, 6)		0-0 F4		0-0 F9	0-0 G6-3 1-2			0-0 F4		4	0	0	0	0	0	3				
Vida Blue, S OBP: 0.188, SLG: 0.071 (1, 1)			0-0 4-3	0-0 BB BB 1B		0-3 K		4-0 E 1B 2B BB		3	2	1	0	1	1	0				
Inning Stats	R: 0 E: 0 K: 0 S: 3	H: 0 LOB: 1 BB: 1 P: 7	R: 1 E: 0 K: 0 S: 4	H: 1 LOB: 0 BB: 0 P: 4	R: 1 E: 0 K: 0 S: 5	H: 2 LOB: 2 BB: 1 P: 9	R: 2 E: 1 K: 0 S: 5	H: 1 LOB: 3 BB: 3 P: 17	R: 0 E: 0 K: 2 S: 8	H: 0 LOB: 0 BB: 1 P: 12	R: 0 E: 0 K: 0 S: 3	H: 0 LOB: 0 BB: 0 P: 3	R: 1 E: 1 K: 2 S: 9	H: 2 LOB: 2 BB: 1 P: 13	R: 0 E: 0 K: 1 S: 5	H: 0 LOB: 0 BB: 0 P: 5	1B: 6 2B: 1 3B: 0 HR: 1	SF: 0 SAC: 1 DP: 1 HBP: 0	WP: 0 PB: 0 SB: 1 CS: 0	PA: 43
PITCHER	IP WLS BF H R ER SO BB IBB HBP BLK WP HR S P ERA WHIP																			
Dennis Lamp, R ERA: 7.25 (1, 1)	4.0 L 22 4 4 2 0 5 0 0 0 0 0 1 17 37 4.50 2.250																			
Willie Hernandez, L ERA: 4.32 (5, 1)	2.0 9 2 1 1 2 2 0 0 0 0 0 0 11 19 4.50 2.000																			
Dick Tidrow, R ERA: 2.12 (7, 1)	2.0 9 2 1 1 2 1 0 0 0 0 0 0 12 16 4.50 1.500																			
Bill Caudill, R ERA: 2.41 (9, 1)	1.0 3 0 0 0 1 0 0 0 0 0 0 0 5 5 0.00 0.000																			

Batter	1	2	3	4	5	6	7	8	9	AB	R	H	RBI	BB	SO	LOB	BOTTOM			
Lenny Randle, S OBP: 0.361, SLG: 0.432 (1, 5) (5, 4)	0-0 6-3	0-0 F8			0-0 1B 4-3 1B	0-0 F3		0-0 F9		5	1	1	0	0	0	2	San Francisco Giants @ Chicago Cubs Wrigley Field, Chicago, IL Fri May 09 1980, 3:33 AM CDT Att: 8,403 - Unknown			
Ivan De Jesus, R OBP: 0.317, SLG: 0.394 (1, 6)	0-0 1B S 1B		0-0 F9		0-0 4-3 1B		0-0 F7		0-0 F7		5	1	2	0	0	0				
Bill Buckner, L OBP: 0.394, SLG: 0.461 (1, 3)	0-0 F7 1-2		0-0 F4		0-0 4-3 1-2 3-H		0-0 4-3		0-0 2B		5	0	1	1	0	2				
Jerry Martin, R OBP: 0.378, SLG: 0.604 (1, 9)	0-0 S 2-3 1B		0-0 F8		0-0 F9		0-0 5-3		0-0 F7		5	0	1	0	0	2				
Mike Vail, R OBP: 0.381, SLG: 0.550 (1, 7)	0-0 S 1-2 3-H 1B		0-0 6-3		4-0 BB		0-0 4-3 2B				3	1	2	1	1	0				
Tim Blackwell, S OBP: 0.286, SLG: 0.286 (1, 2)	0-3 K				0-0 2B		0-0 F7		0-0 4-3		4	0	1	0	0	1				
Carlos Lezcano, R OBP: 0.302, SLG: 0.405 (1, 8)		0-0 F9		0-0 1B		0-3 K		0-0 6-3		4	0	1	1	0	1	0				
Mick Kelleher, R OBP: 0.228, SLG: 0.228 (1, 4) Willie Hernandez, L OBP: 0.364, SLG: 0.364 (5, PH) Jesus Figueroa, L OBP: 0.542, SLG: 0.644 (6, PH) Dick Tidrow, R OBP: 0.361, SLG: 0.714 (7, PH) Steve Dillard, R OBP: 0.286, SLG: 0.286 (8, PH) Bill Caudill, R OBP: 0.241, SLG: 0.241 (9, PH)		0-0 SH2-4 1B		0-3 K		0-0 L4		4-0 3-H BB		2	0	1	0	0	1	2				
Dennis Lamp, R OBP: 0.300, SLG: 0.222 (1, 1) Steve Ontiveros, S OBP: 0.361, SLG: 0.310 (4, PH) (5, 5)		0-0 SH2-4		0-3 K		0-0 1B		0-0 1-3		0	0	0	0	0	0	0				
Inning Stats	R: 1 E: 0 K: 1 S: 8	H: 3 LOB: 2 BB: 0 P: 8	R: 0 E: 0 K: 0 S: 4	H: 1 LOB: 1 BB: 0 P: 4	R: 0 E: 0 K: 2 S: 9	H: 0 LOB: 0 BB: 0 P: 3	R: 0 E: 0 K: 2 S: 9	H: 2 LOB: 2 BB: 1 P: 9	R: 0 E: 0 K: 1 S: 6	H: 1 LOB: 1 BB: 0 P: 6	R: 0 E: 0 K: 0 S: 3	H: 0 LOB: 0 BB: 0 P: 3	R: 1 E: 0 K: 0 S: 4	H: 1 LOB: 1 BB: 1 P: 8	R: 0 E: 0 K: 0 S: 4	H: 1 LOB: 0 BB: 0 P: 4	1B: 8 2B: 3 3B: 0 HR: 0	SF: 0 SAC: 1 DP: 0 HBP: 0	WP: 0 PB: 0 SB: 3 CS: 0	PA: 40
PITCHER	IP WLS BF H R ER SO BB IBB HBP BLK WP HR S P ERA WHIP																			
Vida Blue, L ERA: 4.27 (1, 1)	9.0 W 40 11 3 3 4 2 0 0 0 0 0 0 46 54 3.00 1.444																			

AB	34
R	6
H	8
RBI	6
BB	8
SO	5
LOB	18




AB	37
R	3
H	11
RBI	3
BB	2
SO	4
LOB	16




Batter	1	2	3	4	5	6	7	8	9	AB	R	H	RBI	BB	SO	LOB	TOP																
Bill North, S OBP: 0.388, SLG: 0.343 (1, 8)	L5	CS 1B			K		4-3	HR		5	1	2	2	0	1	0	San Francisco Giants @ Chicago Cubs Wrigley Field, Chicago, IL Sat May 10 1980, 3:33 AM CDT Att: 26,646 - Unknown																
Darrell Evans, L OBP: 0.392, SLG: 0.417 (1, 5)	WP 2B	3-H 1B			G3		HR	BB		4	1	3	1	1	0	0																	
Jack Clark, R OBP: 0.370, SLG: 0.416 Gary Lavelle, S (8, 1)	WP 2B	CS 1B	F8		F2		F5	F3		4	0	0	0	1	0	1																	
Willie McCovey, L OBP: 0.250, SLG: 0.266 (1, 3)	F5		K		K		L6		K	5	0	0	0	0	3	2																	
Jim Wohlford, R OBP: 0.298, SLG: 0.422 (1, 7)	6-3		1B		2B 1B		5-3	6-3		5	1	2	0	0	0	2																	
Milt May, L OBP: 0.321, SLG: 0.412 (1, 2)		F7	F7		1B SF8 2B		F8	G3		5	1	1	0	0	0	1																	
Rennie Stennett, R OBP: 0.275, SLG: 0.350 (1, 4)		3B 1B	F9		2B 1B		HR			4	2	3	2	0	0	0																	
Johnnie LeMaster, R OBP: 0.270, SLG: 0.439 (1, 6)		1B 3B	K		SF8		HR	2B		3	2	2	2	0	1	0																	
Bob Knepper, L Tom Griffin, R Terry Whitfield, L Ed Halicki, R Randy Moffitt, R Larry Lavelle, S (1, 1) (4, 1) (6, PH) (6, 1) (6, 1) (8, 9)		K	K		4-3		HR			2	0	0	0	0	2	1																	
Inning Stats	R: 0 E: 0 K: 0 S: 4	H: 1 LOB: 2 BB: 1 P: 8	R: 2 E: 0 K: 1 S: 8	H: 4 LOB: 1 BB: 0 P: 8	R: 0 E: 0 K: 1 S: 6	H: 1 LOB: 1 BB: 0 P: 6	R: 0 E: 0 K: 2 S: 7	H: 0 LOB: 0 BB: 0 P: 7	R: 0 E: 0 K: 1 S: 5	H: 0 LOB: 0 BB: 0 P: 5	R: 2 E: 0 K: 1 S: 8	H: 3 LOB: 1 BB: 0 P: 8	R: 1 E: 0 K: 0 S: 4	H: 1 LOB: 0 BB: 0 P: 4	R: 4 E: 0 K: 0 S: 7	H: 4 LOB: 1 BB: 1 P: 11		R: 0 E: 0 K: 1 S: 5	H: 0 LOB: 0 BB: 0 P: 5	1B: 6 2B: 3 3B: 1 HR: 4	SF: 1 SAC: 0 DP: 0 HBP: 0	WP: 1 PB: 0 SB: 0 CS: 1	PA: 43										
PITCHER	IP WLS BF H R ER SO BB IBB HBP BLK WP HR S P ERA WHIP																																
Lynn McGlothen, R ERA: 9.27 Bill Caudill, R ERA: 2.25	(1, 1) (8, 1)	7.2 5	37 0	14 0	9 0	9 0	6 1	1 0	0 0	0 0	0 0	1 0	0 0	0 6	10	0.00	0.750																

Batter	1	2	3	4	5	6	7	8	9	AB	R	H	RBI	BB	SO	LOB	BOTTOM														
Lenny Randle, S OBP: 0.371, SLG: 0.468 (1, 5)	F8		3B 3B	SF8 HR 2B	G5-4-3 BB	FC3-6		G3		5	2	2	3	1	0	2	San Francisco Giants @ Chicago Cubs Wrigley Field, Chicago, IL Sat May 10 1980, 3:33 AM CDT Att: 26,646 - Unknown														
Ivan De Jesus, R OBP: 0.338, SLG: 0.421 Mick Kelleher, R OBP: 0.250, SLG: 0.192 (1, 6) (4, FR) (5, 6)	S BB		2B 3B	SF8 HR HBP	G5-4-3	F9				1	1	1	1	1	0	0															
Bill Buckner, L OBP: 0.404, SLG: 0.527 (1, 3)	F4		1B 2B	SF8		HR 2B	HR			4	3	3	3	0	0	1															
Jerry Martin, R OBP: 0.379, SLG: 0.621 (1, 9)	K		F3	HR		HR BB	F4			4	2	1	3	1	1	2															
Mike Vail, R OBP: 0.462, SLG: 0.720 Jesus Figueroa, L OBP: 0.545, SLG: 0.444 (1, 7) (8, 7)	L5		1B	1B		HR	1B			5	1	4	4	0	0	0															
Barry Foote, R OBP: 0.316, SLG: 0.569 Tim Blackwell, S OBP: 0.280, SLG: 0.286 (1, 2) (8, 2)	F7		K	K		HR	F8			5	1	1	1	0	2	3															
Carlos Lezcano, R OBP: 0.313, SLG: 0.390 (1, 8)	K			K		FC3-6 1B	F6			4	1	1	0	1	2	2															
Steve Dillard, R OBP: 0.429, SLG: 0.500 (1, 4)			4-3	1B 2B 1B	6-3	K		5-3		5	1	1	0	0	1	1															
Lynn McGlothen, L OBP: 0.800, SLG: 1.000 Bill Caudill, R (8, 1)			3B BB	2B SF8 1B		FC3-6 1B	K			3	2	3	0	1	0	0															
Inning Stats	R: 0 E: 0 K: 1 S: 5	H: 0 LOB: 1 BB: 1 P: 9	R: 0 E: 0 K: 1 S: 5	H: 0 LOB: 0 BB: 0 P: 5	R: 4 E: 0 K: 1 S: 9	H: 4 LOB: 1 BB: 1 P: 13	R: 6 E: 0 K: 2 S: 12	H: 5 LOB: 1 BB: 1 P: 17	R: 0 E: 0 K: 0 S: 3	H: 1 LOB: 1 BB: 1 P: 7	R: 4 E: 0 K: 1 S: 10	H: 5 LOB: 2 BB: 1 P: 14	R: 1 E: 0 K: 0 S: 5	H: 2 LOB: 1 BB: 0 P: 5	R: 0 E: 0 K: 1 S: 5	H: 0 LOB: 0 BB: 0 P: 5		1B: 7 2B: 4 3B: 2 HR: 4	SF: 1 SAC: 0 DP: 1 HBP: 1	WP: 0 PB: 0 SB: 1 CS: 0	PA: 46										
PITCHER	IP WLS BF H R ER SO BB IBB HBP BLK WP HR S P ERA WHIP																														
Bob Knepper, L ERA: 5.82 Tom Griffin, R ERA: 7.11 Ed Halicki, R ERA: 8.53 Randy Moffitt, R ERA: 7.0 Gary Lavelle, L ERA: 4.5	(1, 1) (4, 1) (6, 1) (6, 1) (8, 1)	3.0 2.0 0.1 1.2 1.0	L 10 7 7 3	19 3 5 2 0	8 2 4 1 0	8 2 4 1 0	3 2 1 0 1	8 2 1 0 0	3 2 1 0 0	3 1 0 0 0	19 12 8 7 5	22 17 12 7 5	34 17 12 7 5	0.00 9.00 108.00 5.40 0.00	0.000 3.333 18.000 1.200 0.000																



Batter	1	2	3	4	5	6	7	8	9	AB	R	H	RBI	BB	SO	LOB	TOP										
Bill North, S OBP: 0.378, SLG: 0.324 (1, 8)	0-0 4-3		0-0 4-3		4-0 FC6-4			0-0 6-3	4 0 0 0 1 0 2								San Francisco Giants @ Chicago Cubs Wrigley Field, Chicago, IL Sun May 11 1980, 3:33 AM CDT Att: 15,435 - Unknown										
Jim Wothford, R OBP: 0.269, SLG: 0.380 (1, 7)	0-0 6-3		0-3 K		0-3 K		0-0 6-3	0-3 K	5 0 0 0 0 3 3																		
Larry Herndon, R OBP: 0.274, SLG: 0.380 (1, 9)	0-0 4-3			0-0 5-3		0-0 1B 2B	0-0 F7	0-3 K	5 1 1 0 0 1 0																		
Darrell Evans, L OBP: 0.378, SLG: 0.411 (1, 5)		0-0 4-3		0-0 F8		0-0 1B 2H 1B	0-0 F9		4 1 1 1 0 0 0																		
Mike Ivie, R OBP: 0.266, SLG: 0.311 (1, 3)		4-0 1B BB		0-3 K		0-0 L5		4-0 1B BB	2 0 0 0 2 1 1																		
Milt May, L OBP: 0.341, SLG: 0.431 (1, 2)		0-0 1B			0-0 BB 1B	0-0 F6		0-0 1B	4 0 3 0 0 0 1																		
Rennie Stennett, R OBP: 0.274, SLG: 0.346 (1, 4)		0-0 F8			0-0 F8	0-0 1B 1-3 1B		0-3 K	4 1 1 0 0 1 5																		
Johnnie LeMaster, R OBP: 0.280, SLG: 0.442 (1, 6)		0-0 6-3			0-0 BB 1B	0-0 1B 1-2 3-H 1B		0-0 F4	4 0 2 1 0 0 4																		
Ed Whitson, R OBP: 0.067, SLG: 0.067 (1, 1)			0-0 F2		0-0 F1	0-0 FC6-4 1B		0-3 K	4 0 1 1 0 1 4																		
Inning Stats	R: 0 E: 0 K: 0 S: 3	H: 0 LOB: 0 BB: 0 P: 3	R: 0 E: 0 K: 0 S: 4	H: 1 LOB: 2 BB: 1 P: 8	R: 0 E: 0 K: 1 S: 5	H: 0 LOB: 0 BB: 0 P: 5	R: 0 E: 0 K: 1 S: 5	H: 0 LOB: 0 BB: 0 P: 5	R: 3 E: 0 K: 0 S: 8	H: 5 LOB: 2 BB: 0 P: 8	R: 0 E: 0 K: 0 S: 3	H: 0 LOB: 0 BB: 0 P: 3	R: 0 E: 0 K: 2 S: 8	H: 1 LOB: 2 BB: 0 P: 12	R: 0 E: 0 K: 2 S: 7	H: 0 LOB: 0 BB: 0 P: 7		1B: 8 2B: 1 3B: 0 HR: 0	SF: 0 SAC: 0 DP: 0 HBP: 0	WP: 0 PA: 39 PB: 0 SB: 0 CS: 0							
PITCHER	IP	WLS	BF	H	R	ER	SO	BB	IBB	HBP	BLK	WP	HR	S	P	ERA	WHIP										
Mike Krukow, R ERA: 2.64 (1, 1)	8.0	L	36	9	3	3	5	3	0	0	0	0	0	43	55	3.38	1.500										
Dick Tidrow, R ERA: 2.0 (9, 1)	1.0		3	0	0	0	2	0	0	0	0	0	0	7	7	0.00	0.000										

Batter	1	2	3	4	5	6	7	8	9	AB	R	H	RBI	BB	SO	LOB	BOTTOM										
Lenny Randle, S OBP: 0.366, SLG: 0.458 (1, 5)	0-3 K		0-0 E4 G4-6-3			0-0 6-3		0-0 1B 4-3	4 0 1 0 0 1 1								San Francisco Giants @ Chicago Cubs Wrigley Field, Chicago, IL Sun May 11 1980, 3:33 AM CDT Att: 15,435 - Unknown										
Steve Dillard, R OBP: 0.412, SLG: 0.467 (1, 4)	0-0 K		0-0 G4-6-3			0-3 K		0-0 1B 4-3	3 0 1 0 0 1 2																		
Larry Blittner, L OBP: 0.308, SLG: 0.371 (8, PH) (9, 3)	6-3 BLK 1B		0-0 G4-6-3			0-0 K		0-0 1B 4-3	1 0 0 0 0 0 1																		
Bill Buckner, L OBP: 0.398, SLG: 0.515 (1, 3)	0-0 6-3			0-0 F9		0-0 1B		0-0 F9	4 0 1 0 0 0 2																		
Dick Tidrow, R OBP: 0.308, SLG: 0.371 (9, 1)	0-0 6-3			0-0 F9		0-0 1B		0-0 F9	0 0 0 0 0 0 0																		
Jerry Martin, R OBP: 0.374, SLG: 0.606 (1, 8)	0-0 6-3			0-0 4-3		0-0 FC6-4 1B		0-3 K	4 0 1 0 0 1 1																		
Mike Vail, R OBP: 0.400, SLG: 0.621 (1, 7)		0-3 K		0-0 F7		0-0 FC6-4		0-0 6-3	4 0 0 0 0 1 2																		
Barry Foote, R OBP: 0.313, SLG: 0.553 (1, 2)		0-3 K			0-0 F5		0-0 6-3		4 0 1 0 0 1 0																		
Ivan De Jesus, R OBP: 0.336, SLG: 0.421 (9, FR)		0-3 K			0-0 F5		0-0 6-3		0 0 0 0 0 0 0																		
Scot Thompson, L OBP: 0.405, SLG: 0.490 (1, 9)		0-3 K			0-0 F7		0-0 F7		4 0 0 0 0 1 1																		
Mick Kelleher, R OBP: 0.258, SLG: 0.207 (1, 6)			0-0 F7		0-0 1B		0-3 K		3 0 1 0 0 1 0																		
Mike Krukow, R OBP: 0.200, SLG: 0.200 (1, 1)			0-0 F7		0-0 1B		0-0 F7		2 0 1 0 0 0 1																		
Jesus Figueroa, L OBP: 0.300, SLG: 0.400 (8, PH)			0-0 E		0-0 6-3			0-0 F7	1 0 0 0 0 0 0																		
Mike Tyson, R OBP: 0.289, SLG: 0.389 (9, 4)			0-0 1B						0 0 0 0 0 0 0																		
Inning Stats	R: 0 E: 0 K: 1 S: 6	H: 1 LOB: 1 BB: 0 P: 6	R: 0 E: 0 K: 3 S: 9	H: 0 LOB: 0 BB: 0 P: 9	R: 0 E: 1 K: 0 S: 4	H: 1 LOB: 1 BB: 0 P: 4	R: 0 E: 0 K: 0 S: 3	H: 0 LOB: 0 BB: 0 P: 3	R: 0 E: 0 K: 0 S: 4	H: 1 LOB: 1 BB: 0 P: 4	R: 0 E: 0 K: 1 S: 7	H: 2 LOB: 2 BB: 0 P: 7	R: 0 E: 0 K: 1 S: 5	H: 0 LOB: 0 BB: 0 P: 5	R: 0 E: 0 K: 0 S: 4	H: 1 LOB: 1 BB: 0 P: 4	R: 0 E: 0 K: 1 S: 6	H: 1 LOB: 1 BB: 0 P: 6	1B: 7 2B: 0 3B: 0 HR: 0	SF: 0 SAC: 0 DP: 1 HBP: 0	WP: 0 PA: 34 PB: 0 SB: 0 CS: 0						
PITCHER	IP	WLS	BF	H	R	ER	SO	BB	IBB	HBP	BLK	WP	HR	S	P	ERA	WHIP										
Ed Whitson, R ERA: 4.08 (1, 1)	9.0	W	34	7	0	0	7	0	0	0	0	0	0	48	48	0.00	0.778										

Batter	1	2	3	4	5	6	7	8	9	AB	R	H	RBI	BB	SO	LOB	TOP		
Omar Moreno, L (1, 8) OBP: 0.379, SLG: 0.375	0-0 1-3			0-3 K		0-3 K		0-3 K	0-3 K	4	0	0	0	0	3	2	Pittsburgh Pirates @ San Francisco Giants Candlestick Park, San Francisco, CA Tue May 13 1980, 10:05 PM EDT Att: 13,798 - Unknown livebaseballscorecards.com		
Tim Foli, R (1, 6) OBP: 0.305, SLG: 0.295	0-0 6-3			0-0 G3		0-0 F3		0-0 F4	0-0 F4	4	0	0	0	0	2				
Dave Parker, L (1, 9) OBP: 0.304, SLG: 0.509	0-3 K			0-0 F8			0-0 4-3		0-3 K	4	0	0	0	2	1				
Bill Robinson, R (1, 3)		0-0 F9			0-3 K				0-3 K	3	0	0	0	2	0				
Bill Madlock, R (1, 5) OBP: 0.315, SLG: 0.400		0-0 CS 1B			0-0 FC6-4 1B				0-0 F7	3	0	2	0	0	0				
Lee Lacy, R (1, 7) OBP: 0.529, SLG: 0.594		0-0 F8			0-0 F8				0-0 G4-6-3 1B	3	0	1	0	0	2				
Phil Garner, R (1, 4) OBP: 0.379, SLG: 0.456		0-0 CS 1-2	0-0 F9		0-0 FC6-4 1-2				0-0 F9	3	0	0	0	0	2				
Steve Nicosia, R (1, 2) OBP: 0.208, SLG: 0.100			0-0 G3			4-0 BB			0-0 G4-6-3 1-2	2	0	0	0	1	0	1			
Bert Blyleven, R (1, 1) OBP: 0.100, SLG: 0.100 Manny Sanguillen, R (9, PH) OBP: 1.000, SLG: 1.000			0-3 K			0-3 K			0-0 2B	2	0	0	0	0	2	1	P		
Inning Stats	R: 0 E: 0 K: 1 S: 5	H: 0 LOB: 0 BB: 0 P: 5	R: 0 E: 0 K: 0 S: 3	H: 1 LOB: 0 BB: 0 P: 3	R: 0 E: 0 K: 1 S: 5	H: 0 LOB: 0 BB: 0 P: 5	R: 0 E: 0 K: 1 S: 5	H: 0 LOB: 0 BB: 0 P: 5	R: 0 E: 0 K: 2 S: 7	H: 0 LOB: 1 BB: 1 P: 11	R: 0 E: 0 K: 1 S: 5	H: 0 LOB: 0 BB: 0 P: 5	R: 0 E: 0 K: 0 S: 3	H: 1 LOB: 0 BB: 0 P: 3	R: 0 E: 0 K: 2 S: 8	H: 1 LOB: 1 BB: 0 P: 8	1B: 3 2B: 1 3B: 0 HR: 0	SF: 0 SAC: 0 DP: 1 HBP: 0	WP: 0 PA: 31 PB: 0 SB: 0 CS: 1
PITCHER Vida Blue, L (1, 1) ERA: 3.58	IP: 9.0 WLS: W BF: 30 H: 4 R: 0 ER: 0 SO: 9 BB: 1 IBB: 0 HBP: 0 BLK: 0 WP: 0 HR: 0 S: 47 P: 51 ERA: 0.00 WHIP: 0.556															PITCHER			

Batter	1	2	3	4	5	6	7	8	9	AB	R	H	RBI	BB	SO	LOB	BOTTOM		
Bill North, S (1, 8) OBP: 0.372, SLG: 0.333	0-3 K		0-3 K			0-0 6-3		0-0 4-3 1B 2B		4	1	1	1	0	2	0	Pittsburgh Pirates @ San Francisco Giants Candlestick Park, San Francisco, CA Tue May 13 1980, 10:05 PM EDT Att: 13,798 - Unknown livebaseballscorecards.com		
Jim Wehford, R (1, 7) OBP: 0.250, SLG: 0.352	0-0 1-3		0-0 F7			0-0 F9		0-0 4-3		4	0	0	0	0	1				
Jack Clark, R (1, 9) OBP: 0.375, SLG: 0.452	0-0 F8		0-0 F8			0-0 HR		0-0 FC6-4 1B		4	1	2	2	0	0				
Darrell Evans, L (1, 5) OBP: 0.366, SLG: 0.396		0-0 F8		0-0 F6		0-0 F4		0-0 FC6-4 1-2		4	0	0	0	0	1				
Mike Ivie, R (1, 3) OBP: 0.269, SLG: 0.328		0-0 1B 4-3 2B		0-0 L3			0-0 F6			3	1	1	0	0	0				
Milt May, L (1, 2) OBP: 0.341, SLG: 0.427		0-0 2-3 4-3 2B 1B		0-3 K			0-0 F6			3	1	1	0	0	1				
Rennie Stennett, R (1, 4) OBP: 0.266, SLG: 0.336		0-0 4-3			0-0 5-3			0-0 F7		3	0	0	1	0	1				
Johnnie LeMaster, R (1, 6) OBP: 0.281, SLG: 0.449		0-0 2-3 3-H 2B		0-0 2B		0-0 5-3		0-0 E9 2B		3	1	1	1	0	0				
Vida Blue, S (1, 1) OBP: 0.158, SLG: 0.059	0-3 K		0-3 K			0-3 K		0-3 K		3	0	0	0	3	2				
Inning Stats	R: 0 E: 0 K: 1 S: 5	H: 0 LOB: 0 BB: 0 P: 5	R: 2 E: 0 K: 1 S: 8	H: 3 LOB: 1 BB: 0 P: 8	R: 0 E: 0 K: 1 S: 5	H: 0 LOB: 0 BB: 0 P: 5	R: 0 E: 0 K: 1 S: 5	H: 0 LOB: 0 BB: 0 P: 5	R: 1 E: 0 K: 0 S: 4	H: 1 LOB: 0 BB: 0 P: 4	R: 0 E: 0 K: 0 S: 3	H: 0 LOB: 0 BB: 0 P: 3	R: 2 E: 1 K: 1 S: 8	H: 2 LOB: 1 BB: 0 P: 8	R: 2 E: 0 K: 1 S: 8	H: 2 LOB: 1 BB: 0 P: 8	1B: 2 2B: 3 3B: 0 HR: 1	SF: 0 SAC: 0 DP: 0 HBP: 0	WP: 0 PA: 31 PB: 0 SB: 0 CS: 0
PITCHER Bert Blyleven, R (1, 1) ERA: 3.18	IP: 8.0 WLS: L BF: 31 H: 6 R: 5 ER: 3 SO: 6 BB: 0 IBB: 0 HBP: 0 BLK: 0 WP: 0 HR: 1 S: 43 P: 43 ERA: 3.38 WHIP: 0.750															PITCHER			

Batter	1	2	3	4	5	6	7	8	9	AB	R	H	RBI	BB	SO	LOB	TOP										
Omar Moreno, L OBP: 0.302, SLG: 0.368 (1, 8)										5	0	1	0	0	4	2	Pittsburgh Pirates @ San Francisco Giants Candlestick Park, San Francisco, CA Wed May 14, 1980, 6:33 AM EDT Att: 8,734 - Unknown livebaseballscorecards.com										
Tim Foli, R OBP: 0.318, SLG: 0.320 (1, 6)										5	2	3	0	0	0	4											
Dave Parker, L OBP: 0.303, SLG: 0.500 (1, 9)										4	0	1	1	0	0	4											
Bill Robinson, R OBP: 0.343, SLG: 0.597 (1, 3) (8, 7)										3	0	0	1	0	2	2											
Bill Madlock, R OBP: 0.321, SLG: 0.392 (1, 5)										2	0	0	0	2	0	0											
Lee Lacy, R OBP: 0.474, SLG: 0.528 John Milner, L OBP: 0.250, SLG: 0.171 (1, 7) (8, 3)										4	0	0	0	0	1	3											
Phil Garner, R OBP: 0.374, SLG: 0.457 (1, 4)										4	1	1	0	0	0	0											
Steve Nicosia, R OBP: 0.286, SLG: 0.136 (1, 2)										2	0	1	0	1	0	0											
Jim Bibby, R OBP: 0.273, SLG: 0.263 Kent Tekulve, R (8, 1)										3	0	1	0	0	0	1											
Inning Stats	R: 1 E: 1 K: 1 S: 7	H: 1 LOB: 2 BB: 1 P: 11	R: 1 E: 1 K: 1 S: 7	H: 2 LOB: 2 BB: 0 P: 8	R: 0 E: 0 K: 1 S: 5	H: 0 LOB: 0 BB: 0 P: 5	R: 0 E: 0 K: 0 S: 3	H: 0 LOB: 0 BB: 0 P: 3	R: 0 E: 0 K: 1 S: 4	H: 0 LOB: 0 BB: 1 P: 8	R: 0 E: 0 K: 0 S: 3	H: 0 LOB: 0 BB: 0 P: 3	R: 0 E: 0 K: 1 S: 4	H: 0 LOB: 0 BB: 1 P: 8	R: 1 E: 0 K: 1 S: 6	H: 2 LOB: 1 BB: 1 P: 10		R: 0 E: 0 K: 1 S: 7	H: 2 LOB: 2 BB: 0 P: 7	1B: 6 2B: 2 3B: 0 HR: 0	SF: 1 SAC: 0 DP: 0 HBP: 1	WP: 0 PB: 0 SB: 2 CS: 2	PA: 38				
PITCHER	IP	WLS	BF	H	R	ER	SO	BB	IBB	HBP	BLK	WP	HR	S	P	ERA	WHIP										
Bob Knepper, L ERA: 5.12 Gary Lavelle, L ERA: 4.5	(1, 1) (8, 1)	7.0 10	L 10	28 4	2 1	0 1	6 2	2 1	0 0	1 0	0 0	0 0	0 0	37 13	46 17	0.00 4.50	0.857 2.500										

Batter	1	2	3	4	5	6	7	8	9	AB	R	H	RBI	BB	SO	LOB	BOTTOM										
Bill North, S OBP: 0.367, SLG: 0.341 (1, 8)										4	1	1	0	0	0	1	Pittsburgh Pirates @ San Francisco Giants Candlestick Park, San Francisco, CA Wed May 14, 1980, 6:33 AM EDT Att: 8,734 - Unknown livebaseballscorecards.com										
Jim Wehford, R OBP: 0.233, SLG: 0.328 (1, 7)										4	0	0	0	0	0	2											
Jack Clark, R OBP: 0.379, SLG: 0.442 (1, 9)										2	1	0	0	2	0	0											
Darrell Evans, L OBP: 0.363, SLG: 0.391 (1, 5)										4	0	1	1	0	0	1											
Mike Ivie, R OBP: 0.268, SLG: 0.324 (1, 3)										4	0	1	1	0	0	1											
Milt May, L OBP: 0.352, SLG: 0.429 Mike Sadek, R OBP: 0.333, SLG: 0.333 (1, 2) (7, PR)										2	0	1	0	1	0	0											
Terry Whitfield, L OBP: 0.271, SLG: 0.292 (9, PH)										4	0	0	0	0	0	4											
Rennie Stennett, R OBP: 0.257, SLG: 0.324 (1, 4)										3	0	0	0	0	2	2											
Johnnie LeMaster, R OBP: 0.273, SLG: 0.435 Larry Hemson, R OBP: 0.271, SLG: 0.375 (1, 6) (9, PH)										1	0	0	0	0	0	0											
Bob Knepper, L OBP: 0.300, SLG: 0.350 Willie McCovey, L OBP: 0.247, SLG: 0.262 Gary Lavelle, S (8, 1)										2	0	1	0	0	1	0											
Inning Stats	R: 1 E: 0 K: 0 S: 5	H: 2 LOB: 3 BB: 2 P: 13	R: 0 E: 0 K: 0 S: 4	H: 1 LOB: 1 BB: 0 P: 4	R: 0 E: 0 K: 0 S: 3	H: 0 LOB: 0 BB: 0 P: 3	R: 0 E: 0 K: 1 S: 5	H: 0 LOB: 0 BB: 0 P: 5	R: 0 E: 0 K: 1 S: 6	H: 1 LOB: 2 BB: 0 P: 6	R: 1 E: 0 K: 0 S: 4	H: 1 LOB: 1 BB: 1 P: 8	R: 0 E: 0 K: 0 S: 3	H: 0 LOB: 0 BB: 0 P: 3	1B: 4 2B: 1 3B: 0 HR: 0	SF: 0 SAC: 0 DP: 0 HBP: 0	WP: 1 PB: 0 SB: 0 CS: 0	PA: 35									
PITCHER	IP	WLS	BF	H	R	ER	SO	BB	IBB	HBP	BLK	WP	HR	S	P	ERA	WHIP										
Jim Bibby, R ERA: 3.44 Kent Tekulve, R ERA: 1.66	(1, 1) (8, 1)	7.0 7	W 7	28 0	2 0	2 0	3 0	2 1	0 0	0 0	0 0	1 0	0 0	32 6	40 10	0.00 0.500	1.000										

Batter	1	2	3	4	5	6	7	8	9	AB	R	H	RBI	BB	SO	LOB	TOP				
Garry Templeton, S (1, 6) OBP: 0.379, SLG: 0.449	F9			CS 1B		K		F9	4-3	5	0	1	0	0	1	1					
Tony Scott, S (1, 8) OBP: 0.290, SLG: 0.281	P4			S 1B			4-3	1B		4	0	2	0	0	0	0					
Keith Hernandez, L (1, 3) OBP: 0.383, SLG: 0.463	3-1			K			1B	2B	1B	4	1	2	0	0	1	1					
Dane Iorg, L (1, 7) OBP: 0.364, SLG: 0.488		4-3		4-3			BB 1B	BB 1B	K	4	1	1	1	0	1	3					
Terry Kennedy, L (1, 2) OBP: 0.344, SLG: 0.448	F8				4-3		BB 1B	K		4	0	1	0	0	1	2					
George Hendrick, R (1, 9) OBP: 0.397, SLG: 0.583	5-3				F7		BB 1B		6-3	3	0	0	0	1	0	0					
Ken Reitz, R (1, 5) OBP: 0.423, SLG: 0.527			5-3		6-3		F7		E 2B	4	1	1	0	0	0	3					
Mike Phillips, L (1, 4) Ted Simmons, S (7, PH) Tom Herr, S (7, PR) OBP: 0.286, SLG: 0.316			5-3			K	BB	E9		2	0	0	0	0	1	0					
Bob Forsch, R (1, 1) Mark Littell, L (9, 1)			K			K	K	K		0	0	0	1	1	0	0					
Inning Stats	R: 0 E: 0 K: 0 S: 3	H: 0 LOB: 0 BB: 0 P: 3	R: 0 E: 0 K: 0 S: 3	H: 0 LOB: 0 BB: 0 P: 3	R: 0 E: 0 K: 1 S: 5	H: 2 LOB: 1 BB: 0 P: 6	R: 0 E: 0 K: 1 S: 6	H: 0 LOB: 0 BB: 0 P: 3	R: 0 E: 0 K: 3 S: 9	H: 0 LOB: 0 BB: 0 P: 9	R: 2 E: 0 K: 1 S: 8	H: 3 LOB: 3 BB: 2 P: 16	R: 0 E: 0 K: 2 S: 9	H: 2 LOB: 2 BB: 0 P: 9	R: 1 E: 1 K: 1 S: 7	H: 2 LOB: 1 BB: 0 P: 7	1B: 7 2B: 2 3B: 0 HR: 0	SF: 0 SAC: 0 DP: 0 HBP: 0	WP: 0 PB: 0 SB: 1 CS: 1	PA: 37	
PITCHER	IP WLS BF H R ER SO BB IBB HBP BLK WP HR S P ERA WHIP	IP WLS BF H R ER SO BB IBB HBP BLK WP HR S P ERA WHIP	IP WLS BF H R ER SO BB IBB HBP BLK WP HR S P ERA WHIP	IP WLS BF H R ER SO BB IBB HBP BLK WP HR S P ERA WHIP	IP WLS BF H R ER SO BB IBB HBP BLK WP HR S P ERA WHIP	IP WLS BF H R ER SO BB IBB HBP BLK WP HR S P ERA WHIP	IP WLS BF H R ER SO BB IBB HBP BLK WP HR S P ERA WHIP	IP WLS BF H R ER SO BB IBB HBP BLK WP HR S P ERA WHIP	IP WLS BF H R ER SO BB IBB HBP BLK WP HR S P ERA WHIP	IP WLS BF H R ER SO BB IBB HBP BLK WP HR S P ERA WHIP	IP WLS BF H R ER SO BB IBB HBP BLK WP HR S P ERA WHIP	IP WLS BF H R ER SO BB IBB HBP BLK WP HR S P ERA WHIP	IP WLS BF H R ER SO BB IBB HBP BLK WP HR S P ERA WHIP	IP WLS BF H R ER SO BB IBB HBP BLK WP HR S P ERA WHIP	IP WLS BF H R ER SO BB IBB HBP BLK WP HR S P ERA WHIP	IP WLS BF H R ER SO BB IBB HBP BLK WP HR S P ERA WHIP	IP WLS BF H R ER SO BB IBB HBP BLK WP HR S P ERA WHIP	IP WLS BF H R ER SO BB IBB HBP BLK WP HR S P ERA WHIP	IP WLS BF H R ER SO BB IBB HBP BLK WP HR S P ERA WHIP	IP WLS BF H R ER SO BB IBB HBP BLK WP HR S P ERA WHIP	IP WLS BF H R ER SO BB IBB HBP BLK WP HR S P ERA WHIP

St. Louis Cardinals @ San Francisco Giants
Candlestick Park, San Francisco, CA
Fri May 16 1980, 10:05 PM EDT
Att: 16,860 - Unknown

AB 35
R 3
H 9
RBI 2
BB 2
SO 9
LOB 14





Batter	1	2	3	4	5	6	7	8	9	AB	R	H	RBI	BB	SO	LOB	BOTTOM					
Larry Herndon, R (1, 8) OBP: 0.255, SLG: 0.348	5-3		K		F9		1-3			4	0	0	0	0	1	0						
Darrell Evans, L (1, 5) OBP: 0.347, SLG: 0.371	K		G3		4-3			G3		4	0	0	0	0	1	0						
Jack Clark, R (1, 9) OBP: 0.384, SLG: 0.485	CI 1B		6-3		F2			SF8 3B		4	1	2	0	0	0	0						
Willie McCovey, L (1, 3) OBP: 0.247, SLG: 0.278	CI			FC6-4 HBP 1B		K		SF8		2	1	1	1	0	1	0						
Terry Whitfield, L (1, 7) OBP: 0.280, SLG: 0.279	G3			FC6-4 HBP		F8		F7		3	0	0	0	0	0	2						
Rennie Stennett, R (1, 4) OBP: 0.282, SLG: 0.325		5-3 1B		FC6-4 BB			1B		6-3	4	0	2	0	0	0	2						
Marc Hill, R (1, 2) Milt May, L (9, PH) Mike Sadek, R (9, PR) OBP: 0.179, SLG: 0.184 OBP: 0.356, SLG: 0.430 OBP: 0.333, SLG: 0.333		F8		FC6-4 BB		F8			2B 1B	2	0	0	0	1	0	2						
Johnnie LeMaster, R (1, 6) Mike Ivey, R (9, PH) Roger Metzger, S (9, PR) OBP: 0.255, SLG: 0.404 OBP: 0.274, SLG: 0.343 OBP: 0.176, SLG: 0.067		5-3		FC6-4		K			1B 2B	3	0	0	1	0	1	3						
Ed Halicki, R (1, 1) Greg Minton, S (7, 1) Bill North, S (7, PH) Al Holland, R (8, 1) Jim Wohlford, R (9, PH) OBP: 0.167, SLG: 0.167 OBP: 0.375, SLG: 0.345 OBP: 0.246, SLG: 0.339		K		1-2 2-3 3-H		1-3			2B 1B	2	0	0	0	0	1	3						
Inning Stats	R: 0 E: 1 K: 1 S: 7	H: 1 LOB: 2 BB: 0 P: 7	R: 0 E: 0 K: 1 S: 6	H: 1 LOB: 1 BB: 0 P: 6	R: 0 E: 0 K: 1 S: 5	H: 0 LOB: 0 BB: 0 P: 5	R: 1 E: 0 K: 0 S: 4	H: 1 LOB: 2 BB: 1 P: 9	R: 0 E: 0 K: 0 S: 3	H: 0 LOB: 0 BB: 0 P: 3	R: 0 E: 0 K: 1 S: 6	H: 1 LOB: 0 BB: 0 P: 6	R: 0 E: 0 K: 1 S: 5	H: 0 LOB: 0 BB: 0 P: 5	R: 1 E: 0 K: 0 S: 4	H: 1 LOB: 3 BB: 0 P: 4	R: 2 E: 0 K: 0 S: 4	H: 3 LOB: 2 BB: 0 P: 4	1B: 6 2B: 1 3B: 1 HR: 0	SF: 1 SAC: 0 DP: 0 HBP: 1	WP: 0 PB: 0 SB: 0 CS: 0	PA: 36
PITCHER	IP WLS BF H R ER SO BB IBB HBP BLK WP HR S P ERA WHIP	IP WLS BF H R ER SO BB IBB HBP BLK WP HR S P ERA WHIP	IP WLS BF H R ER SO BB IBB HBP BLK WP HR S P ERA WHIP	IP WLS BF H R ER SO BB IBB HBP BLK WP HR S P ERA WHIP	IP WLS BF H R ER SO BB IBB HBP BLK WP HR S P ERA WHIP	IP WLS BF H R ER SO BB IBB HBP BLK WP HR S P ERA WHIP	IP WLS BF H R ER SO BB IBB HBP BLK WP HR S P ERA WHIP	IP WLS BF H R ER SO BB IBB HBP BLK WP HR S P ERA WHIP	IP WLS BF H R ER SO BB IBB HBP BLK WP HR S P ERA WHIP	IP WLS BF H R ER SO BB IBB HBP BLK WP HR S P ERA WHIP	IP WLS BF H R ER SO BB IBB HBP BLK WP HR S P ERA WHIP	IP WLS BF H R ER SO BB IBB HBP BLK WP HR S P ERA WHIP	IP WLS BF H R ER SO BB IBB HBP BLK WP HR S P ERA WHIP	IP WLS BF H R ER SO BB IBB HBP BLK WP HR S P ERA WHIP	IP WLS BF H R ER SO BB IBB HBP BLK WP HR S P ERA WHIP	IP WLS BF H R ER SO BB IBB HBP BLK WP HR S P ERA WHIP	IP WLS BF H R ER SO BB IBB HBP BLK WP HR S P ERA WHIP	IP WLS BF H R ER SO BB IBB HBP BLK WP HR S P ERA WHIP	IP WLS BF H R ER SO BB IBB HBP BLK WP HR S P ERA WHIP	IP WLS BF H R ER SO BB IBB HBP BLK WP HR S P ERA WHIP	IP WLS BF H R ER SO BB IBB HBP BLK WP HR S P ERA WHIP	

St. Louis Cardinals @ San Francisco Giants
Candlestick Park, San Francisco, CA
Fri May 16 1980, 10:05 PM EDT
Att: 16,860 - Unknown

AB 32
R 4
H 8
RBI 4
BB 1
SO 5
LOB 12



Batter	1	2	3	4	5	6	7	8	9	AB	R	H	RBI	BB	SO	LOB	TOP					
Garry Templeton, S OBP: 0.376, SLG: 0.444 (1, 6)	5-3		P4			E5 FC9-6		G1-6-3 1B		4	0	1	0	0	0	0	St. Louis Cardinals @ San Francisco Giants Candlestick Park, San Francisco, CA Sat May 17 1980, 6:33 AM EDT Att: 12,134 - Unknown					
Tom Herr, S OBP: 0.304, SLG: 0.333 (1, 4)	3-1 1B			CS 1B		FC9-6 1-2		G1-6-3 1-2		4	0	2	0	0	0	3						
Keith Hernandez, L OBP: 0.387, SLG: 0.468 (1, 3)	3-1 1-2			FC5-4 BB		G3			1B FC6-4 2B	3	1	1	0	1	0	2						
Ted Simmons, S OBP: 0.444, SLG: 0.511 (1, 2)	5-3			F9			G1		FC6-4 1B SF7 1B	4	1	1	0	0	0	2						
George Hendrick, R OBP: 0.392, SLG: 0.571 (1, 9)		6-3		FC5-4 1-2			F8		FC6-4 1B 1-2 2-3	4	0	1	0	0	0	1						
Ken Reitz, R OBP: 0.425, SLG: 0.522 (1, 5)		G6-4-3 1B			F8				FC6-4 BB 1-2 2-3 3-H	3	0	1	0	1	0	2						
Bobby Bonds, R OBP: 0.299, SLG: 0.368 (1, 7)		G6-4-3 1-2			K					3	0	0	0	1	1	2						
Tony Scott, S OBP: 0.289, SLG: 0.282 (1, 8)			6-3		5-3				1B 1B SF7	3	0	1	1	0	0	0						
John Fulgham, R Bob Sykes, S Pedro Borbon, R Mike Ramsey, S Donnie Moore, L Dane Iorg, L Jim Kaat, L Terry Kennedy, L (1, 1) (5, 1) (5, 1) (6, PH) (6, 1) (6, PH) (8, 1) (8, 1) (9, PH)			K			K			F7 1-3	1	0	0	0	0	1	0						
Inning Stats	R: 0 E: 0 K: 0 S: 4	H: 1 LOB: 1 BB: 0 P: 4	R: 0 E: 0 K: 0 S: 3	H: 1 LOB: 0 BB: 0 P: 3	R: 0 E: 0 K: 1 S: 5	H: 0 LOB: 0 BB: 0 P: 5	R: 0 E: 0 K: 0 S: 3	H: 1 LOB: 1 BB: 1 P: 7	R: 0 E: 0 K: 1 S: 5	H: 0 LOB: 0 BB: 0 P: 5	R: 0 E: 1 K: 1 S: 6	H: 0 LOB: 1 BB: 0 P: 6	R: 0 E: 0 K: 0 S: 3	H: 0 LOB: 1 BB: 1 P: 7	R: 0 E: 0 K: 0 S: 4	H: 2 LOB: 1 BB: 0 P: 4			R: 2 E: 0 K: 0 S: 6	H: 3 LOB: 2 BB: 1 P: 10	1B: 7 2B: 1 3B: 0 HR: 0	SF: 1 SAC: 0 DP: 2 HBP: 0
PITCHER	IP WLS BF H R ER SO BB IBB HBP BLK WP HR S P ERA WHIP	8.0 W 32 8 2 2 3 2 0 0 0 0 0 0 36 44 2.25 1.250	0.1 2 0 0 0 0 1 0 0 0 0 0 0 1 5 0.00 3.000	0.2 S 2 0 0 0 0 0 0 0 0 0 0 0 2 2 0.00 0.000																		

Batter	1	2	3	4	5	6	7	8	9	AB	R	H	RBI	BB	SO	LOB	BOTTOM			
Larry Herndon, R OBP: 0.265, SLG: 0.366 (1, 8)			K			F8 HR 1B				4	1	2	0	0	1	1	St. Louis Cardinals @ San Francisco Giants Candlestick Park, San Francisco, CA Sat May 17 1980, 6:33 AM EDT Att: 12,134 - Unknown			
Darrell Evans, L OBP: 0.345, SLG: 0.391 (1, 5)	P5		F8			4-3				4	1	1	4	0	0	2				
Jack Clark, R OBP: 0.388, SLG: 0.486 (1, 9)			K		HBP 1B	4-3 F8 1B				4	0	2	0	0	2	1				
Willie McCovey, L OBP: 0.247, SLG: 0.267 (1, 3)			K			F8				3	0	0	0	0	2	2				
Terry Whitfield, L OBP: 0.266, SLG: 0.264 (1, 7)		K				4-3				4	0	0	0	0	2	3				
Rennie Stennett, R OBP: 0.282, SLG: 0.317 (1, 4)		F2			P4	BB IBB				3	0	0	0	1	0	2				
Milt May, L OBP: 0.351, SLG: 0.415 (1, 2)		6-3			F8					3	0	0	0	1	0	2				
Johnnie LeMaster, R OBP: 0.255, SLG: 0.398 (1, 6)			1-3			1B 4-3				4	1	1	0	0	0	3				
Vida Blue, S OBP: 0.227, SLG: 0.150 Greg Minton, S Gary Lavelle, S (1, 1) (9, 1) (9, 1)						1B HR 1B				3	1	2	0	0	1	0				
Inning Stats	R: 0 E: 0 K: 2 S: 8	H: 1 LOB: 0 BB: 0 P: 8	R: 0 E: 0 K: 1 S: 5	H: 0 LOB: 0 BB: 0 P: 5	R: 0 E: 0 K: 1 S: 6	H: 1 LOB: 1 BB: 0 P: 6	R: 0 E: 0 K: 1 S: 6	H: 1 LOB: 2 BB: 0 P: 7	R: 4 E: 0 K: 0 S: 8	H: 5 LOB: 3 BB: 2 P: 16	R: 0 E: 0 K: 1 S: 5	H: 0 LOB: 0 BB: 0 P: 5	R: 0 E: 0 K: 2 S: 7	H: 0 LOB: 0 BB: 0 P: 7	R: 0 E: 0 K: 0 S: 3	H: 0 LOB: 0 BB: 0 P: 3			1B: 6 2B: 1 3B: 0 HR: 1	SF: 0 SAC: 0 DP: 0 HBP: 1
PITCHER	IP WLS BF H R ER SO BB IBB HBP BLK WP HR S P ERA WHIP	4.0 L 9 5 4 4 0 1 1 0 0 0 0 1 7 15 54.00 9.000	0.1 1 0 0 0 0 0 0 0 0 0 0 0 1 1 0.00 0.000	2.0 6 0 0 0 3 0 0 0 0 0 0 0 12 12 0.00 0.000																

Batter	1	2	3	4	5	6	7	8	9	AB	R	H	RBI	BB	SO	LOB	TOP			
Lenny Randle, S (1.5) OBP: 0.352, SLG: 0.441										4	0	3	0	0	0	0	Chicago Cubs @ San Francisco Giants Candlestick Park, San Francisco, CA Tue May 20 1980, 10:05 PM EDT Att: 8,652 - Unknown			
Ivan De Jesus, R (1.6) OBP: 0.313, SLG: 0.393										4	0	1	0	0	0	2				
Bill Buckner, L (1.3) OBP: 0.346, SLG: 0.452										4	0	0	0	0	0	3				
Jerry Martin, R (1.8) OBP: 0.356, SLG: 0.537										2	0	0	0	0	1	0				
Jesus Figueroa, L (5.8) OBP: 0.474, SLG: 0.412										2	0	1	0	0	0	1				
Larry Bittner, L (1.7) OBP: 0.347, SLG: 0.386										4	0	3	0	0	0	0				
Scot Thompson, L (1.9) OBP: 0.406, SLG: 0.421										4	0	1	0	0	0	3				
Steve Dillard, R (1.4) OBP: 0.341, SLG: 0.432										4	0	0	0	0	1	3				
Tim Blackwell, S (1.2) OBP: 0.222, SLG: 0.219										3	0	0	0	0	0	0				
Mike Krukow, R (1.1) OBP: 0.158, SLG: 0.158										2	0	0	0	0	1	0				
Ken Henderson, S (7. PH) OBP: 0.293, SLG: 0.235										1	0	0	0	0	0	0				
Willie Hernandez, L (7.1) OBP: 0.400, SLG: 0.600										0	0	0	0	0	0	0				
Inning Stats	R: 0 E: 0 K: 0 S: 3	H: 1 LOB: 0 BB: 0 P: 3	R: 0 E: 0 K: 1 S: 6	H: 1 LOB: 1 BB: 0 P: 6	R: 0 E: 0 K: 0 S: 5	H: 2 LOB: 2 BB: 0 P: 5	R: 0 E: 0 K: 1 S: 6	H: 2 LOB: 1 BB: 0 P: 6	R: 0 E: 0 K: 0 S: 4	H: 1 LOB: 1 BB: 0 P: 4	R: 0 E: 0 K: 0 S: 3	H: 0 LOB: 0 BB: 0 P: 3	R: 0 E: 1 K: 0 S: 4	H: 0 LOB: 1 BB: 0 P: 4	R: 0 E: 0 K: 0 S: 3	H: 0 LOB: 0 BB: 0 P: 3	1B: 9 2B: 1 3B: 0 HR: 0	SF: 0 SAC: 0 DP: 1 HBP: 0	WP: 0 PB: 0 SB: 0 CS: 1	PA: 34
PITCHER Ed Whitson, R (1.1) ERA: 3.32	IP: 9.0 WLS: W BF: 34 H: 9 R: 0 ER: 0 SO: 3 BB: 0 IBB: 0 HBP: 0 BLK: 0 WP: 0 HR: 0 S: 40 P: 40 ERA: 0.00 WHIP: 1.000															PITCHER				

AB	34
R	0
H	9
RBI	0
BB	0
SO	3
LOB	12



Batter	1	2	3	4	5	6	7	8	9	AB	R	H	RBI	BB	SO	LOB	BOTTOM			
Larry Herndon, R (1.8) OBP: 0.264, SLG: 0.343										3	0	0	0	0	1	1	Chicago Cubs @ San Francisco Giants Candlestick Park, San Francisco, CA Tue May 20 1980, 10:05 PM EDT Att: 8,652 - Unknown			
Joe Strain, R (1.4) OBP: 0.456, SLG: 0.435										3	1	2	0	0	0	0				
Jack Clark, R (1.9) OBP: 0.375, SLG: 0.473										3	1	1	0	0	0	2				
Darrell Evans, L (1.5) OBP: 0.348, SLG: 0.383										3	0	0	0	0	0	4				
Mike Ivie, R (1.3) OBP: 0.275, SLG: 0.329										3	0	1	0	0	0	2				
Terry Whitfield, L (1.7) OBP: 0.285, SLG: 0.289										3	0	1	2	0	0	1				
Milt May, L (1.2) OBP: 0.340, SLG: 0.400										3	0	0	0	0	1	2				
Johnnie LeMaster, R (1.6) OBP: 0.256, SLG: 0.385										3	0	1	0	0	0	1				
Ed Whitson, R (1.1) OBP: 0.050, SLG: 0.050										3	0	0	0	0	0	1				
Inning Stats	R: 0 E: 0 K: 0 S: 3	H: 0 LOB: 1 BB: 0 P: 4	R: 0 E: 0 K: 0 S: 3	H: 0 LOB: 0 BB: 0 P: 3	R: 0 E: 0 K: 0 S: 3	H: 0 LOB: 0 BB: 0 P: 3	R: 2 E: 0 K: 0 S: 6	H: 3 LOB: 1 BB: 0 P: 6	R: 0 E: 0 K: 0 S: 3	H: 1 LOB: 0 BB: 0 P: 3	R: 0 E: 0 K: 1 S: 6	H: 1 LOB: 1 BB: 0 P: 6	R: 0 E: 0 K: 1 S: 5	H: 0 LOB: 0 BB: 0 P: 5	R: 0 E: 0 K: 1 S: 5	H: 0 LOB: 0 BB: 0 P: 5		1B: 5 2B: 1 3B: 1 HR: 0	SF: 0 SAC: 1 DP: 2 HBP: 1	WP: 0 PB: 0 SB: 0 CS: 0
PITCHER Mike Krukow, R (1.1) ERA: 2.8	IP: 6.0 WLS: L BF: 22 H: 5 R: 2 ER: 2 SO: 2 BB: 2 IBB: 2 HBP: 0 BLK: 0 WP: 0 HR: 0 S: 21 P: 22 ERA: 3.00 WHIP: 0.833															PITCHER				
PITCHER Willie Hernandez, L (7.1) ERA: 3.48	IP: 2.0 WLS: 7 BF: 1 H: 1 R: 0 ER: 0 SO: 2 BB: 0 IBB: 0 HBP: 0 BLK: 0 WP: 0 HR: 11 S: 11 P: 11 ERA: 0.00 WHIP: 0.500															PITCHER				



Batter	1	2	3	4	5	6	7	8	9	AB	R	H	RBI	BB	SO	LOB	TOP			
Lenny Randle, S OBP: 0.341, SLG: 0.426 (1, 5)	L4		K		F8		FC6-4			4	0	0	0	0	1	4				
Ivan De Jesus, R OBP: 0.319, SLG: 0.405 (1, 6)	1B	2B	CS	1B		4-3		L1		4	1	2	0	0	0	0				
Bill Buckner, L OBP: 0.336, SLG: 0.438 (1, 3)	F6		CS	F8		E6		4-3		4	0	0	0	0	0	1				
Mike Vail, R OBP: 0.361, SLG: 0.543 (1, 9)	2H	1B		5-3		F4		F8		4	0	1	1	0	0	1				
Ken Henderson, S OBP: 0.217, SLG: 0.190 (1, 7)	K			5-3		F7			K	4	0	0	0	0	2	2				
Scot Thompson, L OBP: 0.400, SLG: 0.410 (1, 8)		K			1-6-3		F7		G5-3	4	0	1	0	0	1	0				
Steve Dillard, R OBP: 0.378, SLG: 0.450 (1, 4)	5-3				E	BB		BB	1B	3	0	2	0	1	0	0				
Tim Blackwell, S OBP: 0.231, SLG: 0.206 (9, PH)	5-3				E3	BB		FC6-4	BB	2	0	0	0	1	0	1				
Jerry Martin, R OBP: 0.353, SLG: 0.532 (7, PH)									G5-3	1	0	0	0	0	0	2				
Rick Reuschel, R OBP: 0.105, SLG: 0.105 (7, PH)				L4		FC2-5-1				2	0	0	0	0	0	2				
Steve Ontiveros, S OBP: 0.342, SLG: 0.290 (7, 1)								F3		1	0	0	0	0	0	2				
Bill Caudill, R (7, 1)										0	0	0	0	0	0	0				
Inning Stats	R: 1 E: 0 K: 1 S: 7	H: 2 LOB: 1 BB: 0 P: 7	R: 0 E: 0 K: 1 S: 5	H: 0 LOB: 0 BB: 0 P: 5	R: 0 E: 0 K: 1 S: 5	H: 1 LOB: 0 BB: 0 P: 5	R: 0 E: 0 K: 0 S: 3	H: 0 LOB: 0 BB: 0 P: 3	R: 0 E: 1 K: 0 S: 4	H: 0 LOB: 2 BB: 1 P: 8	R: 0 E: 2 K: 0 S: 4	H: 0 LOB: 1 BB: 0 P: 4	R: 0 E: 0 K: 0 S: 4	H: 1 LOB: 2 BB: 1 P: 8	R: 0 E: 0 K: 1 S: 6	H: 2 LOB: 1 BB: 0 P: 6	1B: 5 2B: 1 3B: 0 HR: 0	SF: 0 SAC: 0 DP: 1 HBP: 0	WP: 0 PB: 0 SB: 0 CS: 1	PA: 36
PITCHER Vida Blue, L ERA: 3.11 (1, 1)	IP: 9.0 WLS: W BF: 35 H: 6 R: 1 ER: 1 SO: 4 BB: 2 IBB: 0 HBP: 0 BLK: 0 WP: 0 HR: 0 S: 41 P: 49 ERA: 1.00 WHIP: 0.889															PITCHER				

Chicago Cubs @ San Francisco Giants
Candlestick Park, San Francisco, CA
Wed May 21 1980, 10:05 PM EDT
Att: 8,929 - Unknown

AB 33
R 1
H 6
RBI 1
BB 2
SO 4
LOB 15



Batter	1	2	3	4	5	6	7	8	9	AB	R	H	RBI	BB	SO	LOB	BOTTOM			
Larry Herndon, R OBP: 0.273, SLG: 0.369 (1, 8)	6-3		FC9-6	G1-2-3		1-3				4	1	2	0	0	0	4				
Joe Strain, R OBP: 0.425, SLG: 0.444 (1, 4)	6-3		FC9-6		1-3		3-1			4	1	1	1	0	0	1				
Jack Clark, R OBP: 0.371, SLG: 0.466 (1, 9)	G1		5-3		E7		3-1			4	0	1	0	0	0	2				
Darrell Evans, L OBP: 0.358, SLG: 0.393 (1, 5)	F7			2B				E		2	1	1	0	2	0	0				
Mike Ivie, R OBP: 0.274, SLG: 0.325 (1, 3)		3-1		5-3	1-3			K		4	0	1	0	0	1	4				
Terry Whitfield, L OBP: 0.284, SLG: 0.300 (1, 7)	3-1				G3			4-3		4	1	1	1	0	0	4				
Milt May, L OBP: 0.347, SLG: 0.416 (1, 2)	1-3			1B	G1-2-3			F8		4	0	2	1	0	0	1				
Johnnie LeMaster, R OBP: 0.256, SLG: 0.381 (1, 6)	3-1					F6		K		4	0	1	0	0	1	2				
Vida Blue, S OBP: 0.240, SLG: 0.174 (1, 1)			K			SH1-4		K		3	0	1	0	0	2	0				
Inning Stats	R: 1 E: 0 K: 0 S: 4	H: 1 LOB: 0 BB: 0 P: 4	R: 0 E: 0 K: 0 S: 4	H: 1 LOB: 1 BB: 0 P: 4	R: 0 E: 0 K: 1 S: 6	H: 1 LOB: 1 BB: 0 P: 6	R: 2 E: 0 K: 0 S: 7	H: 5 LOB: 2 BB: 0 P: 7	R: 0 E: 1 K: 0 S: 4	H: 1 LOB: 2 BB: 1 P: 8	R: 0 E: 0 K: 0 S: 4	H: 1 LOB: 1 BB: 0 P: 4	R: 1 E: 0 K: 1 S: 6	H: 1 LOB: 1 BB: 1 P: 10	R: 0 E: 0 K: 2 S: 7	H: 0 LOB: 0 BB: 0 P: 7	1B: 6 2B: 4 3B: 1 HR: 0	SF: 0 SAC: 1 DP: 1 HBP: 0	WP: 0 PB: 0 SB: 1 CS: 0	PA: 36
PITCHER Rick Reuschel, R ERA: 3.65 (7, 1)	IP: 6.0 WLS: L BF: 28 H: 10 R: 3 ER: 3 SO: 3 BB: 0 IBB: 0 HBP: 0 BLK: 0 WP: 0 HR: 0 S: 29 P: 33 ERA: 4.50 WHIP: 1.667															PITCHER				
Bill Caudill, R ERA: 2.55 (7, 1)	IP: 2.0 WLS: L BF: 8 H: 1 R: 1 ER: 1 SO: 3 BB: 0 IBB: 1 HBP: 0 BLK: 0 WP: 0 HR: 0 S: 13 P: 17 ERA: 4.50 WHIP: 0.500															PITCHER				

Chicago Cubs @ San Francisco Giants
Candlestick Park, San Francisco, CA
Wed May 21 1980, 10:05 PM EDT
Att: 8,929 - Unknown

AB 33
R 4
H 11
RBI 3
BB 2
SO 4
LOB 18



Batter	1	2	3	4	5	6	7	8	9	10	11	12	13	AB R H RBI BB SO LOB	TOP							
Larry Herndon, R OBP: 0.264, SLG: 0.370	K		BB 1B		BLK 2B 1B		K		1B		6-3			5 2 2 0 1 2 1	San Francisco Giants @ Pittsburgh Pirates Three Rivers Stadium, Pittsburgh, PA Fri May 23 1980, 7:05 PM EDT Att: 9,619 - Unknown livebaseballscorecards.com							
Joe Strain, R OBP: 0.412, SLG: 0.406	4-3		1B BB		L5		6-3		F7			CS 1B		5 0 1 0 1 0 2								
Jack Clark, R OBP: 0.384, SLG: 0.484	3-1		1B		2B			SH1-4 1B		FC6-4 1B		F9 1B		6 1 4 3 0 0 1								
Darrell Evans, L OBP: 0.348, SLG: 0.379		F8	K		1-3			SH1-4 1B		K		K		5 0 0 0 0 3 4								
Mike Ivie, R OBP: 0.267, SLG: 0.314	F8				F9			F8		F8			5-3	6 0 1 0 0 0 1								
Terry Whitfield, L OBP: 0.267, SLG: 0.301	K				K			FC1-5-4 1B		FC6-4			F8	3 0 1 0 0 2 0								
Jim Wightford, R OBP: 0.234, SLG: 0.323					K			1-3 3-H						3 0 0 1 0 0 2								
Milt May, L OBP: 0.336, SLG: 0.400			K		FC5-4 1B		F8					F9		6 0 1 0 0 2 2								
Ed Halicki, R OBP: 0.167, SLG: 0.167					1B		1-3	K					4-3	0 0 0 0 0 0 0								
Johnnie LeMaster, R OBP: 0.262, SLG: 0.381			BB SH1-4 1B		FC5-4		K		F4			SH3-4 1B		5 1 2 0 0 1 2								
Bob Knepper, L OBP: 0.252, SLG: 0.304			SH1-4				5-3		2-3			SH3-4		1 0 0 0 0 1 0								
Greg Minton, R OBP: 0.276, SLG: 0.303					K									0 0 0 0 0 0 0								
Bill North, S OBP: 0.299, SLG: 0.345														0 0 0 0 0 0 0								
Gary Lavelle, L OBP: 0.299, SLG: 0.345														0 0 0 0 0 0 0								
Al Holland, L OBP: 0.179, SLG: 0.184														0 0 0 0 0 0 0								
Marc Hill, R OBP: 0.179, SLG: 0.184														0 0 0 0 0 0 0								
Inning Stats	R: 0 E: 0 K: 1 S: 5	H: 0 LOB: 0 BB: 0 P: 5	R: 0 E: 0 K: 1 S: 5	H: 0 LOB: 0 BB: 0 P: 5	R: 2 E: 0 K: 2 S: 9	H: 2 LOB: 2 BB: 2 P: 17	R: 0 E: 0 K: 1 S: 6	H: 1 LOB: 1 BB: 0 P: 6	R: 1 E: 0 K: 1 S: 7	H: 2 LOB: 1 BB: 0 P: 7	R: 0 E: 0 K: 1 S: 6	H: 1 LOB: 1 BB: 0 P: 6	R: 0 E: 0 K: 0 S: 4	H: 1 LOB: 1 BB: 0 P: 4	R: 0 E: 0 K: 1 S: 5	H: 1 LOB: 0 BB: 0 P: 5	R: 0 E: 0 K: 0 S: 3	H: 0 LOB: 0 BB: 0 P: 3	1B: 11 2B: 1 3B: 0 HR: 0	SF: 0 SAC: 3 DP: 0 HBP: 0	W/P: 0 P/B: 0 SB: 1 CS: 1	PA: 52
PITCHER	IP WLS BF H R ER SO BB IBB HBP BLK WP HR S P ERA WHIP																					
Jim Bibby, R ERA: 3.38	5.0	WLS: 22	H: 5	R: 3	ER: 3	SO: 6	BB: 2	IBB: 0	HBP: 0	BLK: 1	WP: 0	HR: 0	S: 32	P: 40	ERA: 5.40	WHIP: 1.400						
Rod Scurry, L ERA: 2.61	4.0	WLS: 16	H: 4	R: 1	ER: 1	SO: 3	BB: 0	IBB: 0	HBP: 0	BLK: 0	WP: 0	HR: 0	S: 22	P: 22	ERA: 2.25	WHIP: 1.000						
Enrique Romo, R ERA: 3.88	2.0	WLS: 8	H: 2	R: 0	ER: 0	SO: 1	BB: 0	IBB: 0	HBP: 0	BLK: 0	WP: 0	HR: 0	S: 10	P: 10	ERA: 0.00	WHIP: 1.000						
Grant Jackson, L ERA: 1.93	2.0	WLS: 6	H: 1	R: 0	ER: 0	SO: 1	BB: 0	IBB: 0	HBP: 0	BLK: 0	WP: 0	HR: 0	S: 8	P: 8	ERA: 0.00	WHIP: 0.500						

Batter	1	2	3	4	5	6	7	8	9	10	11	12	13	AB R H RBI BB SO LOB	BOTTOM							
Omar Moreno, L OBP: 0.269, SLG: 0.340	G3		K			F2	K		K		F5			6 0 0 0 1 3 0	San Francisco Giants @ Pittsburgh Pirates Three Rivers Stadium, Pittsburgh, PA Fri May 23 1980, 7:05 PM EDT Att: 9,619 - Unknown livebaseballscorecards.com							
Tim Foli, R OBP: 0.308, SLG: 0.328	1-3				4-3	1B 2B 1B	L5		S 1B			L6	SF8	6 1 2 1 0 0 0								
Lee Lacy, R OBP: 0.500, SLG: 0.632	K				S 1B	F9	F9		BB			FC4-6 2B		5 0 2 0 1 1 1								
Bill Robinson, R OBP: 0.344, SLG: 0.570		1-3			F2	2B 1B		6-3	6-3			FC4-6 IBB		5 1 1 0 1 0 3								
Willie Stargell, L OBP: 0.400, SLG: 0.507					K	1B 2B			BLK 1B			FC4-6		4 1 3 2 0 1 1								
Matt Alexander, S ERA: 3.2						1B 2B						FC4-6		0 0 0 0 0 0 0								
Dave Parker, L OBP: 0.289, SLG: 0.455						1B 2B						1-2 2-3		2 0 0 0 0 1 2								
Phil Garner, R OBP: 0.371, SLG: 0.421					6-3	2B 1B						F7		5 1 2 1 1 1 2								
Steve Nicosia, R OBP: 0.348, SLG: 0.378			G1-6-3		F9	2B 1B								6 1 2 1 0 1 4								
Dale Berra, R OBP: 0.348, SLG: 0.286			K		FC4-6 1B	CI		F9				K		4 0 1 0 0 2 2								
Jim Bibby, R ERA: 5.07	5.2	WLS: 25	H: 9	R: 4	ER: 4	SO: 4	BB: 0	IBB: 0	HBP: 0	BLK: 0	WP: 0	HR: 0	S: 33	P: 33		ERA: 6.35	WHIP: 1.588					
Greg Minton, R ERA: 2.76	0.1	WLS: 2	H: 0	R: 0	ER: 0	SO: 0	BB: 0	IBB: 0	HBP: 0	BLK: 0	WP: 0	HR: 0	S: 2	P: 2		ERA: 0.00	WHIP: 0.000					
Gary Lavelle, L ERA: 3.2	2.0	WLS: 8	H: 1	R: 0	ER: 0	SO: 2	BB: 0	IBB: 0	HBP: 0	BLK: 0	WP: 0	HR: 0	S: 11	P: 11		ERA: 0.00	WHIP: 0.500					
Al Holland, L ERA: 0.92	4.1	WLS: 19	H: 3	R: 1	ER: 0	SO: 4	BB: 1	IBB: 0	HBP: 0	BLK: 0	WP: 0	HR: 0	S: 25	P: 33	ERA: 0.00	WHIP: 0.923						
Ed Halicki, R ERA: 6.52	0.1	WLS: 2	H: 0	R: 0	ER: 0	SO: 0	BB: 1	IBB: 0	HBP: 0	BLK: 0	WP: 0	HR: 0	S: 5	P: 5	ERA: 0.00	WHIP: 0.000						
Inning Stats	R: 0 E: 0 K: 1 S: 5	H: 0 LOB: 0 BB: 0 P: 5	R: 0 E: 0 K: 0 S: 4	H: 2 LOB: 1 BB: 0 P: 4	R: 0 E: 0 K: 2 S: 7	H: 1 LOB: 1 BB: 0 P: 6	R: 0 E: 1 K: 0 S: 9	H: 5 LOB: 2 BB: 0 P: 9	R: 0 E: 0 K: 1 S: 5	H: 0 LOB: 0 BB: 0 P: 5	R: 0 E: 0 K: 1 S: 6	H: 1 LOB: 2 BB: 1 P: 10	R: 0 E: 0 K: 1 S: 5	H: 0 LOB: 0 BB: 0 P: 5	R: 0 E: 0 K: 0 S: 4	H: 1 LOB: 2 BB: 1 P: 8	R: 1 E: 1 K: 0 S: 4	H: 1 LOB: 2 BB: 1 P: 8	1B: 10 2B: 3 3B: 0 HR: 0	SF: 1 SAC: 1 DP: 1 HBP: 0	W/P: 0 P/B: 0 SB: 2 CS: 0	PA: 56
PITCHER	IP WLS BF H R ER SO BB IBB HBP BLK WP HR S P ERA WHIP																					
Bob Knepper, L ERA: 5.07	5.2	WLS: 25	H: 9	R: 4	ER: 4	SO: 4	BB: 0	IBB: 0	HBP: 0	BLK: 0	WP: 0	HR: 0	S: 33	P: 33	ERA: 6.35	WHIP: 1.588						
Greg Minton, R ERA: 2.76	0.1	WLS: 2	H: 0	R: 0	ER: 0	SO: 0	BB: 0	IBB: 0	HBP: 0	BLK: 0	WP: 0	HR: 0	S: 2	P: 2	ERA: 0.00	WHIP: 0.000						
Gary Lavelle, L ERA: 3.2	2.0	WLS: 8	H: 1	R: 0	ER: 0	SO: 2	BB: 0	IBB: 0	HBP: 0	BLK: 0	WP: 0	HR: 0	S: 11	P: 11	ERA: 0.00	WHIP: 0.500						
Al Holland, L ERA: 0.92	4.1	WLS: 19	H: 3	R: 1	ER: 0	SO: 4	BB: 1	IBB: 0	HBP: 0	BLK: 0	WP: 0	HR: 0	S: 25	P: 33	ERA: 0.00	WHIP: 0.923						
Ed Halicki, R ERA: 6.52	0.1	WLS: 2	H: 0	R: 0	ER: 0	SO: 0	BB: 1	IBB: 0	HBP: 0	BLK: 0	WP: 0	HR: 0	S: 5	P: 5	ERA: 0.00	WHIP: 0.000						

Batter	1	2	3	4	5	6	7	8	9	AB	R	H	RBI	BB	SO	LOB	TOP			
Bill North, S OBP: 0.398, SLG: 0.357 (1, 8)	0-0 4-3 1B	0-0 5-3			0-0 F8		0-0 CS 1B			4	1	2	0	0	0	0				
Joe Strain, R OBP: 0.391, SLG: 0.386 (1, 4)	0-0 4-3 1-2	0-0 F8			0-0 HR 1B		0-0 G6-4-3 1-2 1B			4	1	2	0	0	0	1				
Jack Clark, R OBP: 0.392, SLG: 0.541 (1, 9)	4-0 1B BB		0-0 6-3 2B		0-0 F8		0-0 G6-4-3 1-2			3	1	1	0	1	0	2				
Darrell Evans, L OBP: 0.358, SLG: 0.404 (1, 5)	0-0 1B 1-3 2-H 1B		0-0 6-3 2-3		0-0 HR		0-0 G3-6-3 1B			4	2	3	3	0	0	1				
Mike Ivie, R OBP: 0.286, SLG: 0.348 (1, 3)	0-0 1B FC5-2 1-3 3-H 1B		0-0 G6-4-3 BB		0-0 4-3		0-0 F7			0	0	0	0	0	0	0				
Willie McCovey, L OBP: 0.267, SLG: 0.269 (1, PH)										3	0	1	1	1	0	1				
Larry Hemdon, R OBP: 0.290, SLG: 0.371 (1, 7)	0-0 FC5 FC5-2 1-3 3-H 1B		0-0 G6-4-3 1-2		0-0 F9		0-0 G3-6-3 1-2			4	0	1	1	0	0	3				
Johnnie LetMaster, R OBP: 0.250, SLG: 0.368 (1, 6)	0-0 FC5-2 1-2 3-H		0-0 5-3		0-0 F8		0-0 5-3			4	0	0	0	0	0	2				
Mike Sadek, R OBP: 0.364, SLG: 0.300 (1, 2)	0-0 FC5 2-3		0-0 F8		0-0 F8		0-0 1B			4	0	1	0	0	1	2				
Vida Blue, S OBP: 0.207, SLG: 0.148 (1, 1)			0-0 F8		0-0 G3		0-0 K			4	0	0	0	0	1	1				
Inning Stats	R: 3 E: 0 K: 0 S: 7	H: 4 LOB: 2 BB: 1 P: 11	R: 0 E: 0 K: 0 S: 3	H: 0 LOB: 0 BB: 0 P: 3	R: 0 E: 0 K: 0 S: 3	H: 1 LOB: 1 BB: 1 P: 7	R: 0 E: 0 K: 0 S: 3	H: 0 LOB: 0 BB: 0 P: 3	R: 2 E: 0 K: 1 S: 6	H: 2 LOB: 0 BB: 0 P: 6	R: 0 E: 0 K: 0 S: 3	H: 1 LOB: 0 BB: 0 P: 3	R: 0 E: 0 K: 0 S: 3	H: 1 LOB: 0 BB: 0 P: 3	R: 0 E: 0 K: 1 S: 5	H: 0 LOB: 0 BB: 0 P: 5	1B: 9 2B: 1 3B: 0 HR: 1	SF: 0 SAC: 0 DP: 3 HBP: 0	WP: 0 PA: 36 PB: 0 CS: 1	
PITCHER	IP	WLS	BF	H	R	ER	SO	BB	IBB	HBP	BLK	WP	HR	S	P	ERA	WHIP			
John Candelaria, L ERA: 3.34 (1, 1)	5.0	L	23	7	5	5	0	2	0	0	0	0	1	21	29	9.00	1.800			
Andy Hassler, L ERA: 4.15 (6, 1)	3.0		10	4	0	0	1	0	0	0	0	0	0	12	12	0.00	1.333			
Enrique Romo, R ERA: 1.76 (9, 1)	1.0		3	0	0	0	1	0	0	0	0	0	0	5	5	0.00	0.000			

San Francisco Giants @ Pittsburgh Pirates
Three Rivers Stadium, Pittsburgh, PA
Sun May 25 1980, 3:33 AM EDT
Att: 42,626 - Unknown

AB	34
R	5
H	11
RBI	5
BB	2
SO	2
LOB	13



Batter	1	2	3	4	5	6	7	8	9	AB	R	H	RBI	BB	SO	LOB	BOTTOM				
Omar Moreno, L OBP: 0.298, SLG: 0.341 (1, 8)	0-0 3-1		0-0 4-3			0-0 1B 1B		0-0 F7		4	1	1	0	0	0	1					
Tim Foli, R OBP: 0.307, SLG: 0.326 (1, 6)	0-0 5-3			0-0 F4		0-0 G6-4-3 1-2 1B		0-0 G1-6-3 1-2		4	0	1	0	0	0	1					
Lee Lacy, R OBP: 0.471, SLG: 0.585 (1, 7)	0-0 F3			0-0 5-3		0-0 G6-4-3 1-2 2-H 1B			0-0 6-3	4	0	1	1	0	0	0					
Bill Robinson, R OBP: 0.337, SLG: 0.560 (1, 9)			0-0 2B		0-3 K		0-0 G6-4-3 1-2 2-3		0-0 F4	4	0	1	0	0	1	2					
Bill Madlock, R OBP: 0.304, SLG: 0.394 (1, 3)			0-0 F9		0-0 2B 3B		0-0 F3		0-0 F4	4	1	1	0	0	0	2					
Phil Garner, R OBP: 0.367, SLG: 0.422 (1, 4)			0-0 6-3		0-0 2B		0-0 6-3			3	0	1	1	0	0	1					
Steve Nicosia, R OBP: 0.320, SLG: 0.341 (1, 2)			0-3 K		0-0 6-3		0-0 F8			3	0	0	0	0	1	2					
Dale Berra, R OBP: 0.333, SLG: 0.290 (1, 5)			0-0 6-3		0-0 F4		0-0 4-3			3	0	0	0	0	0	1					
John Candelaria, L OBP: 0.227, SLG: 0.200 (1, 1)			0-0 F7							1	0	0	0	0	0	0					
Manny Sanguillen, R OBP: 0.429, SLG: 0.714 (6, PH)										1	0	0	0	0	0	1					
Andy Hassler, L OBP: 0.240, SLG: 0.178 (6, 1)										0	0	0	0	0	0	0					
John Milner, L OBP: 0.240, SLG: 0.178 (8, PH)										1	0	1	0	0	0	0					
Enrique Romo, R OBP: 0.260, SLG: 0.500 (9, 1)										0	0	0	0	0	0	0					
Inning Stats	R: 0 E: 0 K: 0 S: 3	H: 0 LOB: 0 BB: 0 P: 3	R: 0 E: 0 K: 1 S: 6	H: 1 LOB: 1 BB: 0 P: 6	R: 0 E: 0 K: 0 S: 3	H: 0 LOB: 0 BB: 0 P: 3	R: 0 E: 0 K: 1 S: 5	H: 0 LOB: 0 BB: 0 P: 5	R: 1 E: 0 K: 0 S: 5	H: 2 LOB: 1 BB: 0 P: 5	R: 1 E: 0 K: 0 S: 5	H: 3 LOB: 1 BB: 0 P: 5	R: 0 E: 0 K: 0 S: 3	H: 0 LOB: 0 BB: 0 P: 3	R: 0 E: 0 K: 0 S: 3	H: 1 LOB: 0 BB: 0 P: 3	R: 0 E: 0 K: 0 S: 3	H: 0 LOB: 0 BB: 0 P: 3	1B: 4 2B: 2 3B: 1 HR: 0	SF: 0 SAC: 0 DP: 2 HBP: 0	WP: 0 PA: 32 PB: 0 CS: 0
PITCHER	IP	WLS	BF	H	R	ER	SO	BB	IBB	HBP	BLK	WP	HR	S	P	ERA	WHIP				
Vida Blue, L ERA: 2.99 (1, 1)	9.0	W	32	7	2	2	2	0	0	0	0	0	0	36	36	2.00	0.778				

San Francisco Giants @ Pittsburgh Pirates
Three Rivers Stadium, Pittsburgh, PA
Sun May 25 1980, 3:33 AM EDT
Att: 42,626 - Unknown

AB	32
R	2
H	7
RBI	2
BB	0
SO	2
LOB	11



Batter	1	2	3	4	5	6	7	8	9	AB	R	H	RBI	BB	SO	LOB	TOP								
Bill North, S OBP: 0.393, SLG: 0.347 (1, 8)										3	0	0	0	1	1	2									
Joe Strain, R OBP: 0.360, SLG: 0.354 (1, 4)										4	0	0	0	0	1	3									
Jack Clark, R OBP: 0.383, SLG: 0.526 (1, 9)										4	0	0	0	0	0	1									
Darrell Evans, L OBP: 0.367, SLG: 0.409 (1, 5)										3	0	2	0	1	0	0									
Mike Ivie, R OBP: 0.275, SLG: 0.333 (1, 3)										4	0	0	0	0	0	4									
Terry Whitfield, L OBP: 0.284, SLG: 0.341 (9, PH)										3	1	2	0	0	1	0									
Larry Herndon, R OBP: 0.288, SLG: 0.368 (9, PH)										1	0	0	0	0	0	0									
Milt May, L OBP: 0.331, SLG: 0.387 (9, PH)										3	0	1	1	0	0	1									
Jim Wohlford, R OBP: 0.282, SLG: 0.391 (9, PH)										1	0	1	0	0	0	0									
Johnnie LeMaster, R OBP: 0.255, SLG: 0.364 (1, 6)										4	0	1	0	0	1	2									
Allen Ripley, R (1, 1)																									
Greg Minton, S (8, 1)										2	0	0	0	0	1	1									
Rennie Stennett, R OBP: 0.256, SLG: 0.310 (9, PH)										0	0	0	0	0	0	0									
Inning Stats	R: 0 E: 0 K: 0 S: 3	H: 0 LOB: 2 BB: 2 P: 11	R: 1 E: 0 K: 2 S: 10	H: 2 LOB: 2 BB: 0 P: 10	R: 0 E: 0 K: 0 S: 3	H: 0 LOB: 0 BB: 0 P: 3	R: 0 E: 0 K: 2 S: 8	H: 1 LOB: 1 BB: 0 P: 8	R: 0 E: 0 K: 0 S: 3	H: 0 LOB: 0 BB: 0 P: 3	R: 0 E: 0 K: 0 S: 4	H: 2 LOB: 1 BB: 0 P: 4	R: 0 E: 0 K: 0 S: 3	H: 0 LOB: 0 BB: 0 P: 3	R: 0 E: 0 K: 0 S: 4	H: 1 LOB: 1 BB: 0 P: 4	R: 0 E: 0 K: 1 S: 6	H: 1 LOB: 1 BB: 0 P: 6	1B: 6 2B: 0 3B: 1 HR: 0	SF: 0 SAC: 1 DP: 0 HBP: 0	WP: 0 PB: 0 SB: 1 CS: 0	PA: 36			
PITCHER	IP	WLS	BF	H	R	ER	SO	BB	IBB	HBP	BLK	WP	HR	S	P	ERA	WHIP								
Tommy Boggs, R ERA: 3.72 Larry Bradford, L ERA: 0.93	(1, 1) (9, 1)	8.0 S	32 4	6 1	1 0	1 0	4 1	2 0	0 0	0 0	0 0	0 0	0 0	38 6	46 6	1.12 0.00	1.000 1.000								

San Francisco Giants @ Atlanta Braves
Atlanta-Fulton County Stadium, Atlanta, GA
Mon May 26 1980, 7:05 PM EDT
Att: 5,822 - Unknown

AB 33
R 1
H 7
RBI 1
BB 2
SO 5
LOB 15



Batter	1	2	3	4	5	6	7	8	9	AB	R	H	RBI	BB	SO	LOB	BOTTOM								
Jerry Royster, R OBP: 0.301, SLG: 0.291 (1, 4)										4	0	1	0	0	0	2									
Larvell Blanks, R OBP: 0.240, SLG: 0.272 (9, 6)										4	0	1	2	0	0	1									
Chris Chambliss, L OBP: 0.329, SLG: 0.448 (1, 3)										3	0	1	0	1	0	1									
Gary Matthews, R OBP: 0.324, SLG: 0.376 (1, 9)										4	0	0	0	0	1	4									
Brian Asselstine, L OBP: 0.275, SLG: 0.336 (1, 8)										3	0	1	0	0	0	1									
Jeff Burroughs, R OBP: 0.368, SLG: 0.360 (1, 7)										3	0	1	0	0	0	1									
Bruce Benedict, R OBP: 0.291, SLG: 0.316 (1, 2)										3	0	1	0	0	0	1									
Luis Gomez, R OBP: 0.252, SLG: 0.181 (8, PH)										2	0	0	0	0	0	0									
Mike Lum, L OBP: 0.240, SLG: 0.227 (8, FR)										1	0	1	0	0	0	0									
Chico Ruiz, R OBP: 0.417, SLG: 0.545 (9, 5)										0	1	0	0	0	0	0									
Tommy Boggs, R OBP: 0.091, SLG: 0.100 (8, PH)										2	0	0	0	0	2	0									
Joe Nolan, L OBP: 0.364, SLG: 0.350 (8, PH)										1	1	0	0	0	0	2									
Larry Bradford, R (9, 1)										0	0	0	0	0	0	0									
Inning Stats	R: 0 E: 0 K: 0 S: 4	H: 1 LOB: 1 BB: 0 P: 4	R: 0 E: 0 K: 0 S: 3	H: 1 LOB: 0 BB: 0 P: 3	R: 0 E: 0 K: 1 S: 5	H: 0 LOB: 0 BB: 0 P: 5	R: 0 E: 0 K: 1 S: 6	H: 1 LOB: 1 BB: 0 P: 6	R: 0 E: 0 K: 1 S: 3	H: 0 LOB: 0 BB: 0 P: 3	R: 0 E: 0 K: 1 S: 5	H: 0 LOB: 0 BB: 0 P: 5	R: 0 E: 0 K: 0 S: 4	H: 1 LOB: 1 BB: 0 P: 4	R: 2 E: 0 K: 0 S: 6	H: 3 LOB: 2 BB: 1 P: 10	1B: 6 2B: 1 3B: 0 HR: 0	SF: 0 SAC: 0 DP: 1 HBP: 0	WP: 0 PB: 0 SB: 1 CS: 0	PA: 31					
PITCHER	IP	WLS	BF	H	R	ER	SO	BB	IBB	HBP	BLK	WP	HR	S	P	ERA	WHIP								
Allen Ripley, R ERA: 1.29 Greg Minton, R ERA: 3.96	(1, 1) (8, 1)	7.0 L	25 6	5 2	1 1	1 1	3 0	0 1	0 0	0 0	0 0	0 0	0 5	31 9	1.29 9.00	0.714 2.000									

San Francisco Giants @ Atlanta Braves
Atlanta-Fulton County Stadium, Atlanta, GA
Mon May 26 1980, 7:05 PM EDT
Att: 5,822 - Unknown

AB 30
R 2
H 7
RBI 2
BB 1
SO 3
LOB 13



Batter	1	2	3	4	5	6	7	8	9	AB	R	H	RBI	BB	SO	LOB	TOP										
Bill North, S OBP: 0.394, SLG: 0.343 (1.8)	0-0 6-3		0-0 1B		0-0 4-3		0-0 F9		0-0 BB	4	0	1	1	1	0	2											
Joe Strain, R OBP: 0.382, SLG: 0.346 (1.4)	0-0 6-3		0-0 F8		0-0 1B		0-0 L1-5		0-0 F8	4	0	1	0	0	0	3											
Terry Whitfield, L OBP: 0.284, SLG: 0.341 (9, PH)										0	0	0	0	0	0	0											
Jim Wohlford, R OBP: 0.276, SLG: 0.386 (9, PH)										1	0	0	0	0	0	2											
Jack Clark, R OBP: 0.383, SLG: 0.528 (1.9)	0-0 F9		0-0 1-2 1B		0-3 K		0-0 K		0-0 FC5	5	1	2	0	0	1	3											
Darrell Evans, L OBP: 0.364, SLG: 0.411 (1.5)		0-0 4-3	0-3 K		0-0 BLK 2B		0-0 4-3			4	0	1	0	0	1	3											
Mike Ivie, R OBP: 0.274, SLG: 0.333 (1.3)		0-0 1B		0-0 5-3		0-0 F7		0-0 SF9		3	0	1	1	0	0	1											
Larry Hemdon, R OBP: 0.287, SLG: 0.388 (1.7)	0-0 F7		0-0 5-3		0-3 K		0-0 K		0-0 HR	4	1	1	1	0	1	2											
Johnnie LetMaster, R OBP: 0.253, SLG: 0.368 (1.6)	0-0 L4		0-0 2B		0-3 K		0-3 K			4	0	1	0	0	2	2											
Mike Sadek, R OBP: 0.429, SLG: 0.385 (1.2)			0-0 SH1-4 1B		0-0 5-3		0-0 2B L1-5 1B		0-3 K	3	1	2	0	0	0	1											
Milt May, L OBP: 0.328, SLG: 0.383 (9, PH)										1	0	0	0	0	1	0											
Bob Knepper, L OBP: 0.256, SLG: 0.304 (5, PH)			0-0 SH1-4		0-3 K		0-0 1-3 2B		0-0 FC5 2B	0	0	0	0	0	0	0											
Rennie Stennett, R OBP: 0.254, SLG: 0.307 (5, PH)										1	0	0	0	0	1	0											
John Montefusco, R OBP: 0.253, SLG: 0.275 (7, PH)										0	0	0	0	0	0	0											
Marc Hill, L OBP: 0.246, SLG: 0.225 (7, PH)										1	0	1	0	0	0	0											
Ed Halicki, R OBP: 0.254, SLG: 0.167 (7, PH)										0	0	0	0	0	0	0											
Willie McCovey, R OBP: 0.276, SLG: 0.293 (9, PH)										1	0	1	0	0	0	0											
Roger Metzger, R OBP: 0.167, SLG: 0.056 (9, PH)										0	0	0	0	0	0	0											
Inning Stats	R: 0 E: 0 K: 0 S: 3	H: 0 LOB: 0 BB: 0 P: 3	R: 0 E: 0 K: 0 S: 4	H: 1 LOB: 1 BB: 0 P: 4	R: 1 E: 0 K: 1 S: 8	H: 3 LOB: 2 BB: 0 P: 8	R: 0 E: 0 K: 0 S: 4	H: 1 LOB: 1 BB: 0 P: 4	R: 0 E: 0 K: 2 S: 8	H: 1 LOB: 1 BB: 0 P: 8	R: 0 E: 0 K: 0 S: 4	H: 2 LOB: 1 BB: 0 P: 4	R: 2 E: 0 K: 1 S: 7	H: 2 LOB: 2 BB: 1 P: 7	R: 0 E: 0 K: 1 S: 6	H: 1 LOB: 2 BB: 1 P: 10	1B: 6 2B: 6 3B: 0 HR: 1	SF: 1 SAC: 1 DP: 1 HBP: 0	WP: 0 PA: 39 PB: 0 SB: 0 CS: 0								
PITCHER	IP	WLS	BF	H	R	ER	SO	BB	IBB	HBP	BLK	WP	HR	S	P	ERA	WHIP										
Larry McWilliams, L ERA: 7.0	7.2	W	33	11	3	3	5	0	0	0	1	0	1	43	43	3.52	1.435										
Rick Camp, R ERA: 2.81	0.2		4	1	0	0	2	1	0	0	0	0	0	7	11	0.00	3.000										
Larry Bradford, L ERA: 0.92	0.1		1	0	0	0	0	0	0	0	0	0	0	1	1	0.00	0.000										
Gene Garber, R ERA: 6.48	0.1	S	1	0	0	0	0	0	0	0	0	0	0	1	1	0.00	0.000										

San Francisco Giants @ Atlanta Braves
Atlanta-Fulton County Stadium, Atlanta, GA

AB 36
R 3
H 12
RBI 3
BB 1
SO 7
LOB 19



WP: 0 PA: 39
PB: 0
SB: 0
CS: 0

San Francisco Giants @ Atlanta Braves
Atlanta-Fulton County Stadium, Atlanta, GA

AB 33
R 6
H 9
RBI 6
BB 5
SO 3
LOB 20



WP: 0 PA: 39
PB: 0
SB: 1
CS: 0

Batter	1	2	3	4	5	6	7	8	9	AB	R	H	RBI	BB	SO	LOB	BOTTOM										
Jerry Royster, R OBP: 0.304, SLG: 0.301 (1.4)	0-0 6-3		0-0 F8 2B		0-0 F7		0-0 1B 2B		0-0 F8	5	2	2	0	0	0	0											
Larvell Blanks, R OBP: 0.246, SLG: 0.271 (1.5)	0-0 6-3		4-0 2B BB		0-0 6-3		0-0 FC4-6 1B		0-0 F8	4	1	1	1	1	0	0											
Chris Chambliss, L OBP: 0.325, SLG: 0.440 (1.3)	0-0 1B		0-0 F8		0-0 E7 3B		0-3 K		0-0 6-3	5	1	1	0	0	1	3											
Gary Matthews, R OBP: 0.330, SLG: 0.412 (1.9)	0-0 F3		0-0 2B		0-0 FC5-4 3B		0-0 FC4-6			4	2	2	2	0	0	2											
Dale Murphy, R OBP: 0.350, SLG: 0.465 (1.8)		4-0 SH5-4 BB	0-0 FC5 2B		0-0 6-3		0-0 5-3			3	0	1	2	1	0	1											
Jeff Burroughs, R OBP: 0.336, SLG: 0.368 (1.7)		4-0 SH5-4 BB	4-0 FC5 2B		4-0 FC5-4 IBB		0-0 FC6-4 1B			1	0	1	0	3	0	0											
Brian Asselstine, L OBP: 0.275, SLG: 0.336 (9, PH)										0	0	0	0	0	0	0											
Bruce Benedict, R OBP: 0.293, SLG: 0.316 (1.2)		0-0 SH5-4	0-0 FC5		0-0 FC5-4		0-0 FC6-4 1B			3	0	1	1	0	0	3											
Luis Gomez, R OBP: 0.243, SLG: 0.173 (1.6)		0-3 K	0-0 F9		0-0 F4		0-0 FC6-4			4	0	0	0	0	1	7											
Larry McWilliams, L OBP: 0.357, SLG: 0.357 (1.1)		0-0 5-3		0-0 3-1		0-3 K		0-0 F9		4	0	0	0	0	1	4											
Rick Camp, R ERA: 4.05	4.0	L	20	4	3	3	1	2	0	1	0	0	0	0	0	0											
Larry Bradford, R ERA: 5.79	0.1		1	0	0	0	0	0	0	0	0	0	0	0	0	0											
Gene Garber, R ERA: 5.79	0.1		1	0	0	0	0	0	0	0	0	0	0	0	0	0											
Inning Stats	R: 0 E: 0 K: 0 S: 4	H: 1 LOB: 1 BB: 0 P: 4	R: 0 E: 0 K: 1 S: 5	H: 0 LOB: 2 BB: 2 P: 13	R: 3 E: 0 K: 0 S: 6	H: 3 LOB: 2 BB: 2 P: 14	R: 0 E: 0 K: 0 S: 3	H: 0 LOB: 0 BB: 0 P: 3	R: 2 E: 1 K: 0 S: 5	H: 1 LOB: 1 BB: 1 P: 9	R: 1 E: 0 K: 2 S: 9	H: 2 LOB: 1 BB: 0 P: 9	R: 0 E: 0 K: 0 S: 5	H: 2 LOB: 2 BB: 0 P: 5	R: 0 E: 0 K: 0 S: 3	H: 0 LOB: 0 BB: 0 P: 3	1B: 5 2B: 3 3B: 1 HR: 0	SF: 0 SAC: 1 DP: 0 HBP: 0	WP: 0 PA: 39 PB: 0 SB: 1 CS: 0								
PITCHER	IP	WLS	BF	H	R	ER	SO	BB	IBB	HBP	BLK	WP	HR	S	P	ERA	WHIP										
Bob Knepper, L ERA: 5.16	4.0		20	4	3	3	1	2	0	1	0	0	0	18	34	6.75	1.750										
John Montefusco, R ERA: 4.05	2.0		11	3	3	1	2	0	1	0	0	0	0	14	18	4.50	1.500										
Ed Halicki, R ERA: 5.79	2.0		8	2	0	0	0	0	0	0	0	0	0	8	8	0.00	1.000										

San Francisco Giants @ Atlanta Braves
Atlanta-Fulton County Stadium, Atlanta, GA

AB 33
R 6
H 9
RBI 6
BB 5
SO 3
LOB 20



WP: 0 PA: 39
PB: 0
SB: 1
CS: 0

Batter	1	2	3	4	5	6	7	8	9	AB	R	H	RBI	BB	SO	LOB	TOP			
Rafael Landestoy, S OBP: 0.270, SLG: 0.304	4-0 CS BB		4-0 BB		0-0 5-3			0-0 CS 1B		2	0	1	0	2	0	0	Houston Astros @ San Francisco Giants Candlestick Park, San Francisco, CA Fri May 30 1980, 10:05 PM EDT Att: 10,511 - Unknown			
Julio Gonzalez, R OBP: 0.094, SLG: 0.125	0-3 K		0-0 1-3				0-3 K	0-3 K		4	0	0	0	0	3	3				
Terry Puhl, L OBP: 0.365, SLG: 0.469	0-0 E3			0-0 F4			0-0 F8		0-0 F6	4	0	0	0	0	0	0				
Jose Cruz, L OBP: 0.394, SLG: 0.429	0-0 4-3			0-0 HR			0-0 6-3		0-0 F7	4	1	1	1	0	0	1				
Enos Cabell, R OBP: 0.341, SLG: 0.391		0-3 K		0-0 F8			0-0 CS 1B		0-0 F3	4	0	1	0	0	1	0				
Art Howe, R OBP: 0.312, SLG: 0.377		0-0 6-3		0-0 HR			0-0 1B			3	1	2	1	0	0	0				
Jeffrey Leonard, R OBP: 0.286, SLG: 0.304		0-0 F9		0-0 L1			0-3 K			3	0	0	0	0	1	1				
Luis Pujols, R OBP: 0.216, SLG: 0.217			0-0 1-3		0-0 F9		0-3 K			3	0	0	0	0	1	1				
Ken Forsch, R OBP: 0.259, SLG: 0.296 (8, PH)			0-0 5-3		0-3 K			0-0 F7		2	0	0	0	0	1	0				
Joe Morgan, L OBP: 0.338, SLG: 0.336 Joe Sambito, L (8, 1)										1	0	0	0	0	0	0				
										0	0	0	0	0	0	0				
Inning Stats	R: 0 E: 1 K: 1 S: 5	H: 0 LOB: 1 BB: 1 P: 9	R: 0 E: 0 K: 1 S: 5	H: 0 LOB: 0 BB: 0 P: 5	R: 0 E: 0 K: 0 S: 3	H: 0 LOB: 1 BB: 1 P: 7	R: 2 E: 0 K: 0 S: 5	H: 2 LOB: 0 BB: 0 P: 5	R: 0 E: 0 K: 1 S: 5	H: 0 LOB: 0 BB: 0 P: 5	R: 0 E: 0 K: 2 S: 8	H: 2 LOB: 1 BB: 0 P: 8	R: 0 E: 0 K: 1 S: 5	H: 1 LOB: 1 BB: 0 P: 5	R: 0 E: 0 K: 0 S: 3	H: 0 LOB: 0 BB: 0 P: 3	1B: 3 2B: 1 3B: 0 HR: 2	SF: 0 SAC: 0 DP: 1 HBP: 0	WP: 0 PB: 0 SB: 0 CS: 3	PA: 32
PITCHER Vida Blue, L ERA: 2.89	IP: 9.0 WLS: W BF: 32 H: 5 R: 2 ER: 2 SO: 7 BB: 2 IBB: 0 HBP: 0 BLK: 0 WP: 0 HR: 2 S: 44 P: 52 ERA: 2.00 WHIP: 0.778															PITCHER				

Batter	1	2	3	4	5	6	7	8	9	AB	R	H	RBI	BB	SO	LOB	BOTTOM			
Bill North, S OBP: 0.401, SLG: 0.339	0-0 FC1-6 1B	0-0 L5		0-0 1-3			0-0 FC3-6 1B			4	0	2	0	0	0	2	Houston Astros @ San Francisco Giants Candlestick Park, San Francisco, CA Fri May 30 1980, 10:05 PM EDT Att: 10,511 - Unknown			
Joe Strain, R OBP: 0.306, SLG: 0.300	0-0 FC1-6 2B	0-0 FC5			0-0 6-3		0-0 FC3-6			4	1	0	0	0	0	4				
Jack Clark, R OBP: 0.373, SLG: 0.523	0-0 F4		0-0 6-3		0-0 6-3		0-0 F3			4	0	0	0	0	0	2				
Willie McCovey, L OBP: 0.271, SLG: 0.298	0-0 1B 2B		0-0 3-1		0-0 L4		0-0 L6			4	1	1	1	0	0	1				
Darrell Evans, L OBP: 0.373, SLG: 0.409	0-0 1B 1B		4-0 BB			0-0 1-3		4-0 BB		2	0	1	1	2	0	0				
Terry Whitfield, L OBP: 0.291, SLG: 0.344	0-0 1B		0-0 BB		0-0 1B		0-0 1B SH5-3		0-3 K	4	1	3	0	0	1	1				
Milt May, L OBP: 0.333, SLG: 0.386		0-0 FC3-5 1B	0-0 F8			0-0 SH5-3 1B		0-0 F8		4	0	2	0	0	0	3				
Johnnie LeMaster, R OBP: 0.257, SLG: 0.364		0-0 FC5 FC3-5 1B		0-0 5-3		0-0 SH5-3		0-0 F7		3	0	1	1	0	0	1				
Vida Blue, S OBP: 0.188, SLG: 0.133		0-0 FC3-5		0-3 K		0-3 K				3	0	0	0	0	2	3				
Inning Stats	R: 2 E: 0 K: 0 S: 6	H: 4 LOB: 2 BB: 0 P: 6	R: 0 E: 0 K: 0 S: 5	H: 2 LOB: 2 BB: 0 P: 5	R: 0 E: 0 K: 0 S: 4	H: 1 LOB: 2 BB: 1 P: 8	R: 0 E: 0 K: 1 S: 5	H: 0 LOB: 0 BB: 0 P: 5	R: 0 E: 0 K: 0 S: 3	H: 0 LOB: 0 BB: 0 P: 3	R: 1 E: 0 K: 1 S: 7	H: 2 LOB: 1 BB: 0 P: 7	R: 0 E: 0 K: 0 S: 4	H: 1 LOB: 1 BB: 0 P: 4	R: 0 E: 0 K: 1 S: 5	H: 0 LOB: 1 BB: 1 P: 9	1B: 9 2B: 1 3B: 0 HR: 0	SF: 0 SAC: 1 DP: 0 HBP: 0	WP: 0 PB: 0 SB: 0 CS: 0	PA: 35
PITCHER Ken Forsch, R ERA: 3.24 Joe Sambito, L ERA: 2.09	IP: 7.0 WLS: L BF: 31 H: 10 R: 3 ER: 3 SO: 2 BB: 1 IBB: 0 HBP: 0 BLK: 0 WP: 0 HR: 0 S: 34 P: 38 ERA: 3.86 WHIP: 1.571															PITCHER				

AB	30
R	2
H	5
RBI	2
BB	2
SO	7
LOB	6



Batter	1	2	3	4	5	6	7	8	9	AB	R	H	RBI	BB	SO	LOB	TOP				
Terry Puhl, L OBP: 0.359, SLG: 0.459 (1, 8)										5	0	1	1	0	0	4					
Craig Reynolds, L OBP: 0.224, SLG: 0.303 (1, 6)										4	0	0	0	0	0	1					
Joe Morgan, L OBP: 0.336, SLG: 0.358 (1, 4)										4	1	1	1	0	2	0					
Jose Cruz, L OBP: 0.391, SLG: 0.424 (1, 7)										4	0	1	0	0	0	0					
Denny Walling, L OBP: 0.368, SLG: 0.367 (1, 9)										4	0	1	0	0	0	1					
Enos Cabell, R OBP: 0.333, SLG: 0.381 (1, 5)										4	1	0	0	0	1	1					
Art Howe, R OBP: 0.309, SLG: 0.384 (1, 3)										4	2	1	1	0	0	0					
Alan Ashby, S OBP: 0.365, SLG: 0.422 (1, 2)										2	1	2	0	2	0	0					
J.R. Richard, R OBP: 0.115, SLG: 0.231 (1, 1)										4	0	1	1	0	3	3					
Inning Stats	R: 0 E: 0 K: 1 S: 5	H: 0 LOB: 0 BB: 0 P: 5	R: 2 E: 0 K: 0 S: 6	H: 3 LOB: 2 BB: 1 P: 10	R: 0 E: 0 K: 0 S: 4	H: 1 LOB: 1 BB: 0 P: 4	R: 2 E: 2 K: 1 S: 8	H: 2 LOB: 1 BB: 0 P: 8	R: 1 E: 0 K: 1 S: 6	H: 1 LOB: 0 BB: 0 P: 6	R: 0 E: 0 K: 1 S: 5	H: 0 LOB: 0 BB: 0 P: 5	R: 0 E: 0 K: 0 S: 3	H: 0 LOB: 0 BB: 0 P: 3	R: 0 E: 0 K: 1 S: 4	H: 0 LOB: 0 BB: 1 P: 8	1B: 6 2B: 2 3B: 0 HR: 1	SF: 0 SAC: 0 DP: 1 HBP: 0	WP: 0 PB: 0 SB: 1 CS: 0	PA: 37	
PITCHER	IP	WLS	BF	H	R	ER	SO	BB	IBB	HBP	BLK	WP	HR	S	P	ERA	WHIP				
John Montefusco, R ERA: 4.1 (1, 1)	6.0	L	28	8	5	3	4	0	1	0	0	0	1	35	39	4.50	1.333				
Gary Lavelle, L ERA: 2.53 (7, 1)	2.0		6	0	0	0	1	0	0	0	0	0	0	8	8	0.00	0.000				
Tom Griffin, R ERA: 5.94 (9, 1)	1.0		3	0	0	0	1	1	0	0	0	0	0	4	8	0.00	1.000				

Houston Astros @ San Francisco Giants
Candlestick Park, San Francisco, CA
Sat May 31 1980, 6:33 AM EDT
Att: 11,649 - Unknown

AB	35
R	5
H	8
RBI	4
BB	2
SO	6
LOB	10



Batter	1	2	3	4	5	6	7	8	9	AB	R	H	RBI	BB	SO	LOB	BOTTOM					
Bill North, S OBP: 0.397, SLG: 0.330 (1, 8)										3	0	0	0	1	0	0						
Joe Strain, R OBP: 0.282, SLG: 0.286 (1, 4)										3	0	0	0	0	1	2						
Gary Lavelle, S (7, 1)										0	0	0	0	0	0	0						
Tom Griffin, R (9, 1)										0	0	0	0	0	0	0						
Jim Wohlford, R OBP: 0.270, SLG: 0.375 (9, PH)										1	0	0	0	0	0	0						
Jack Clark, R OBP: 0.372, SLG: 0.519 (1, 9)										3	0	1	0	0	0	0						
Willie McCovey, L OBP: 0.263, SLG: 0.287 (1, 3)										3	0	0	0	0	1	1						
Darrell Evans, L OBP: 0.372, SLG: 0.407 (1, 5)										3	0	1	0	0	2	0						
Terry Whitfield, L OBP: 0.302, SLG: 0.347 (1, 7)										2	0	1	0	1	0	1						
Milt May, L OBP: 0.326, SLG: 0.376 (1, 2)										3	0	0	0	0	1	3						
Johnnie LeMaster, R OBP: 0.252, SLG: 0.357 (1, 6)										3	0	0	0	0	0	1						
John Montefusco, R OBP: 0.125, SLG: 0.067 (1, 1)										1	0	0	0	0	1	0						
Rennie Stennett, R OBP: 0.250, SLG: 0.302 (6, PH) (7, 4)										2	0	0	0	0	0	0						
Inning Stats	R: 0 E: 1 K: 1 S: 5	H: 0 LOB: 0 BB: 0 P: 5	R: 0 E: 0 K: 3 S: 9	H: 0 LOB: 1 BB: 1 P: 13	R: 0 E: 0 K: 1 S: 5	H: 0 LOB: 0 BB: 0 P: 5	R: 0 E: 0 K: 0 S: 3	H: 0 LOB: 0 BB: 0 P: 3	R: 0 E: 0 K: 0 S: 4	H: 1 LOB: 1 BB: 0 P: 4	R: 0 E: 0 K: 0 S: 2	H: 0 LOB: 0 BB: 1 P: 6	R: 0 E: 0 K: 1 S: 5	H: 1 LOB: 0 BB: 0 P: 5	R: 0 E: 0 K: 0 S: 3	H: 1 LOB: 0 BB: 0 P: 3	R: 0 E: 0 K: 0 S: 3	H: 0 LOB: 0 BB: 0 P: 3	1B: 3 2B: 1 3B: 0 HR: 0	SF: 0 SAC: 0 DP: 3 HBP: 0	WP: 0 PB: 0 SB: 0 CS: 1	PA: 29
PITCHER	IP	WLS	BF	H	R	ER	SO	BB	IBB	HBP	BLK	WP	HR	S	P	ERA	WHIP					
J.R. Richard, R ERA: 1.85 (1, 1)	9.0	W	29	3	0	0	6	2	0	0	0	0	0	39	47	0.00	0.556					

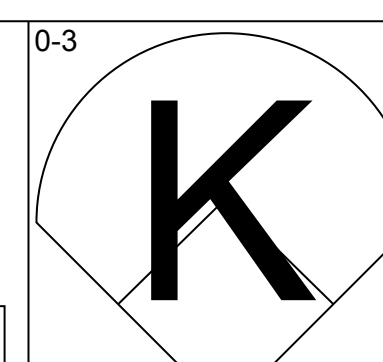
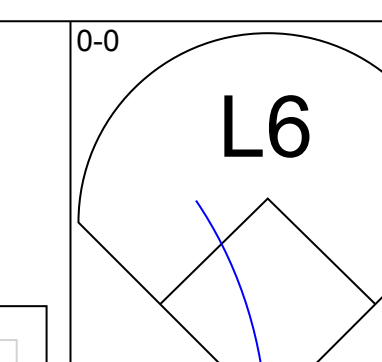
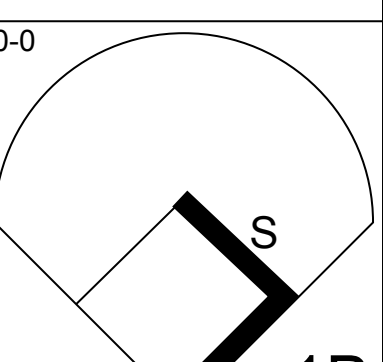
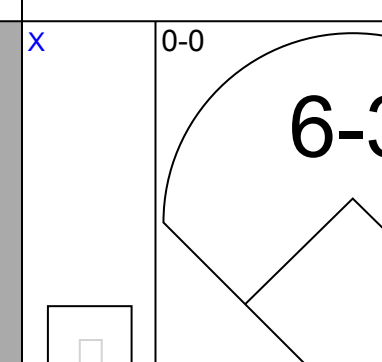
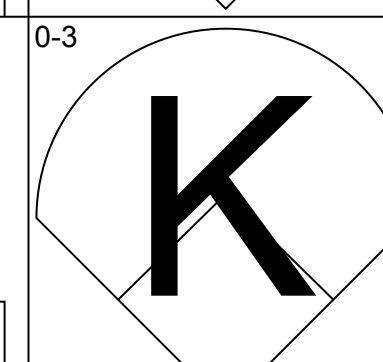
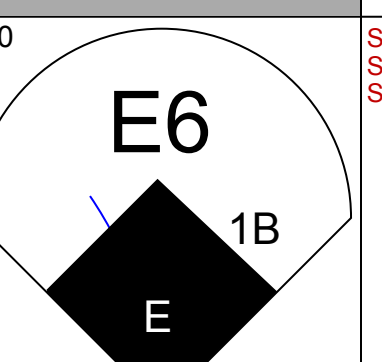
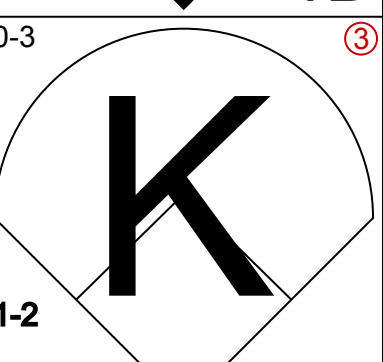
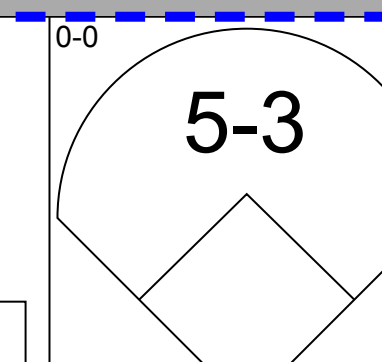
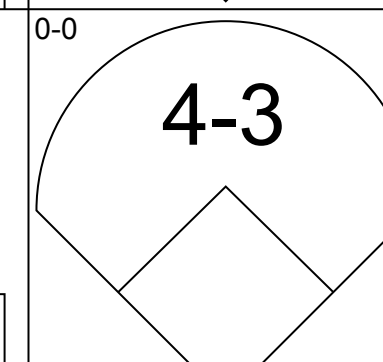
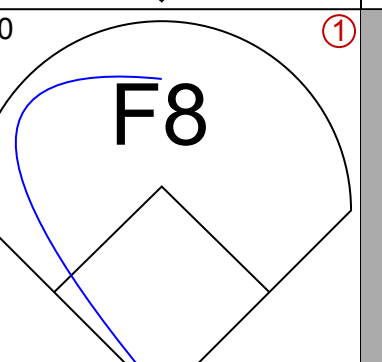
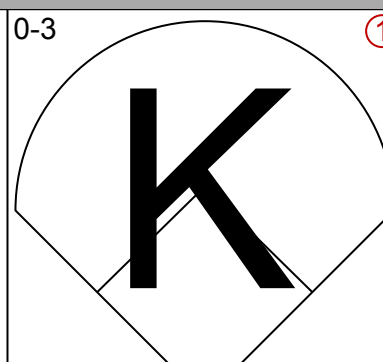
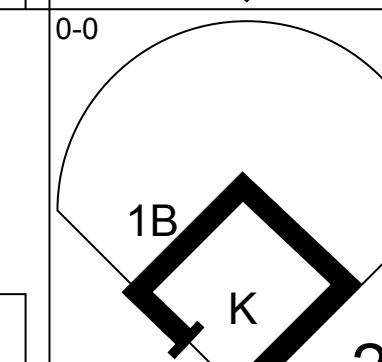
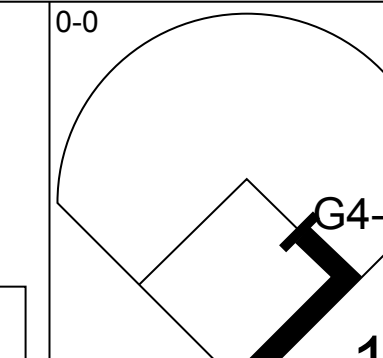
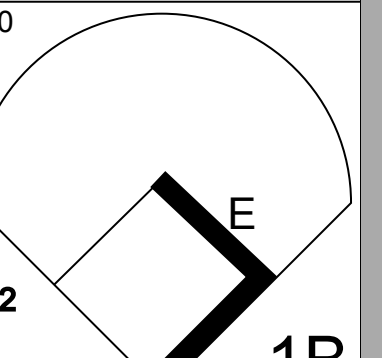
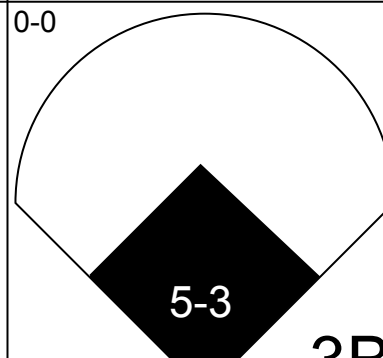
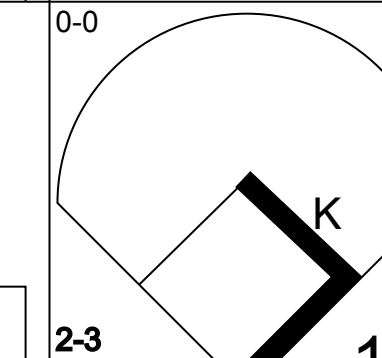
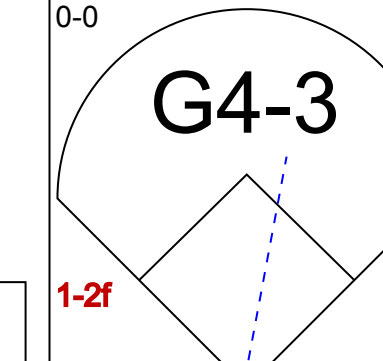
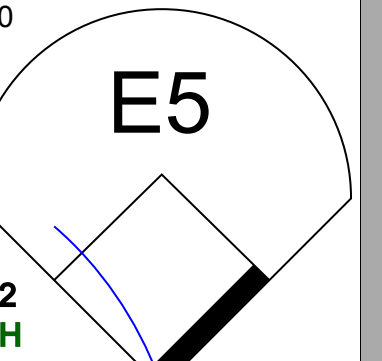
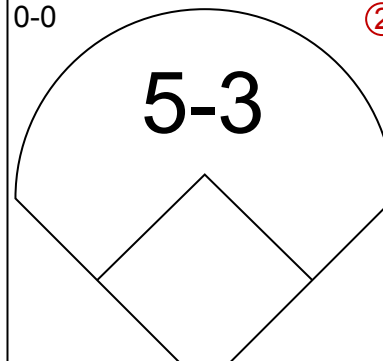
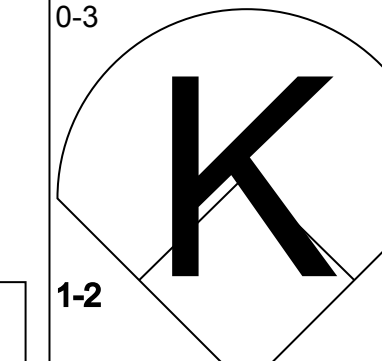
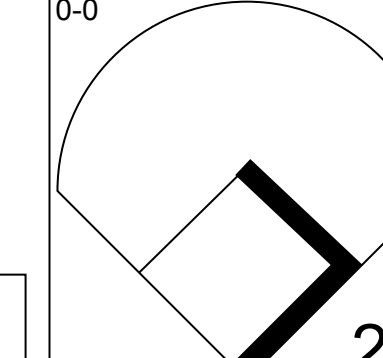
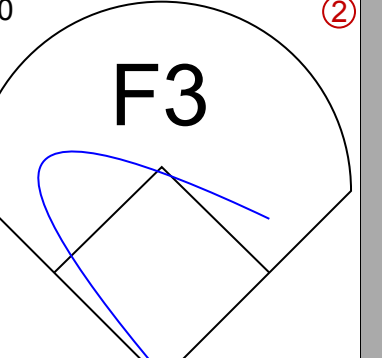
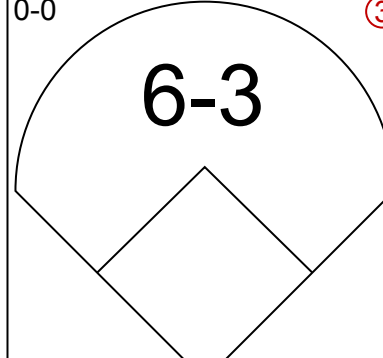
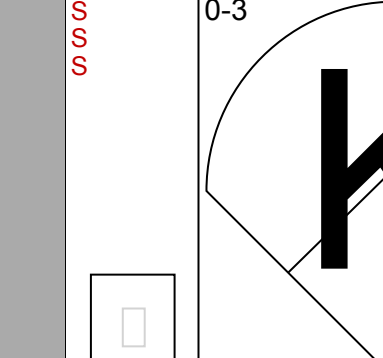
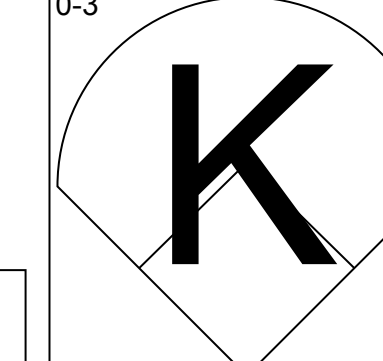
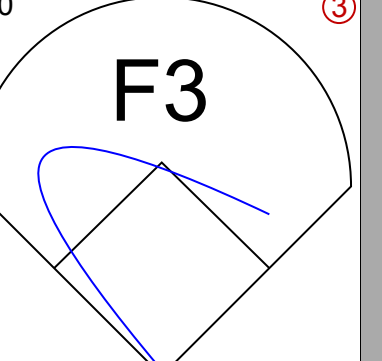
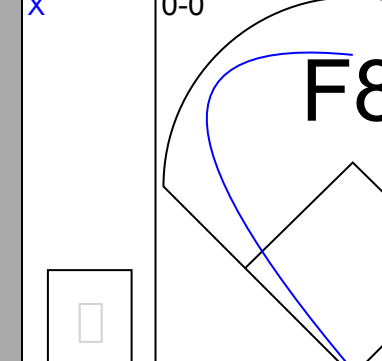
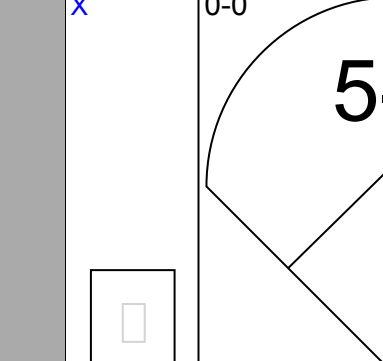
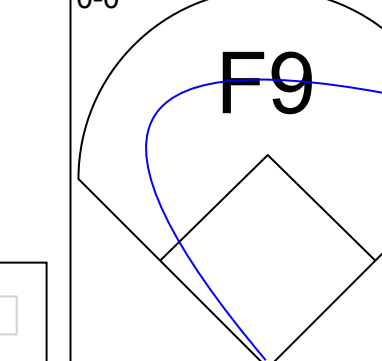
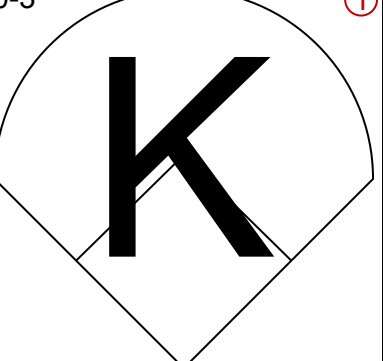
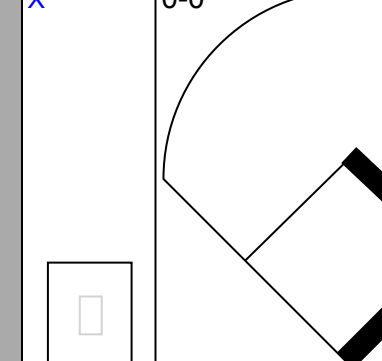
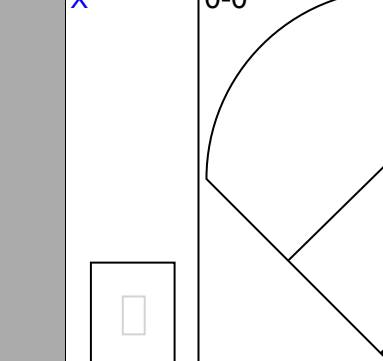
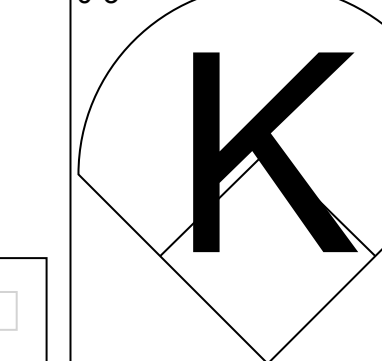
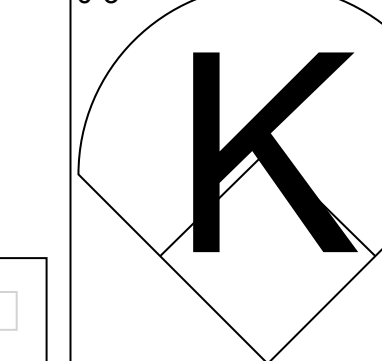
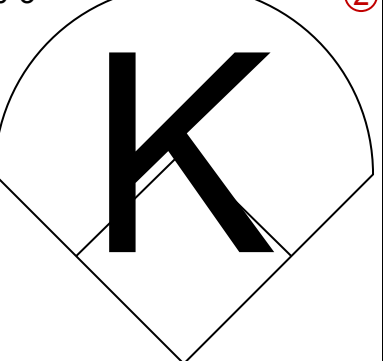
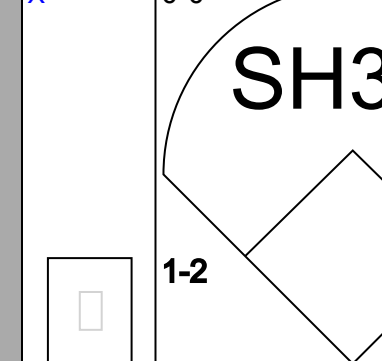
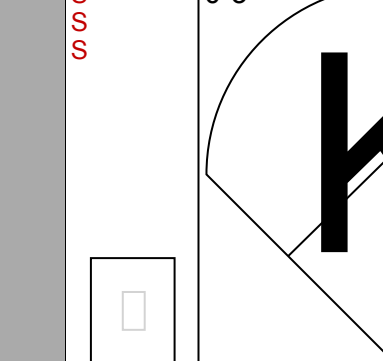
Houston Astros @ San Francisco Giants
Candlestick Park, San Francisco, CA
Sat May 31 1980, 6:33 AM EDT
Att: 11,649 - Unknown

AB	27
R	0
H	3
RBI	0
BB	2
SO	6
LOB	8



Batter	1	2	3	4	5	6	7	8	9	AB	R	H	RBI	BB	SO	LOB	TOP			
Rafael Landestoy, S OBP: 0.289, SLG: 0.333 (1, 6)			SH1-3 					1-3 		3	1	2	0	0	0	0	Houston Astros @ San Francisco Giants Candlestick Park, San Francisco, CA Sun Jun 01 1980, 6:33 AM EDT Att: 19,801 - Unknown			
Terry Puhl, L OBP: 0.357, SLG: 0.460 (1, 8)	F5 				F5 			K 		4	0	1	1	0	1	2				
Joe Morgan, L OBP: 0.327, SLG: 0.346 (1, 4)	F3 		4-3 					K 		4	0	0	0	0	1	2				
Jose Cruz, L OBP: 0.388, SLG: 0.420 (1, 7)			F7 					1-3 		4	0	1	1	0	0	1				
Enos Cabell, R OBP: 0.326, SLG: 0.372 (1, 5)	K 							K 		4	0	0	0	0	2	1				
Art Howe, R OBP: 0.310, SLG: 0.382 (1, 3)										3	0	1	0	0	0	0				
Jeffrey Leonard, R OBP: 0.278, SLG: 0.295 (1, 9)		G4-6-3 						F7 		3	0	0	0	0	0	1				
Luis Pujols, R OBP: 0.208, SLG: 0.208 Alan Ashby, S OBP: 0.365, SLG: 0.422 (1, 2) (7, 2)		5-3 						F9 		3	0	0	0	0	0	0				
Joe Niekro, R OBP: 0.296, SLG: 0.385 Joaquin Andujar, S OBP: 0.333, SLG: 0.333 Julio Gonzalez, R OBP: 0.091, SLG: 0.121 Joe Sambito, L (8, 1) (8, 1)			SH1-3 					K 		2	1	1	0	0	1	0				
Inning Stats	R: 1 E: 0 K: 1 S: 7	H: 2 LOB: 1 BB: 0 P: 7	R: 0 E: 0 K: 0 S: 3	H: 1 LOB: 0 BB: 0 P: 3	R: 1 E: 0 K: 0 S: 5	H: 2 LOB: 1 BB: 0 P: 5	R: 0 E: 0 K: 0 S: 3	H: 0 LOB: 0 BB: 0 P: 3	R: 0 E: 0 K: 1 S: 6	H: 1 LOB: 1 BB: 0 P: 6	R: 0 E: 0 K: 0 S: 3	H: 0 LOB: 0 BB: 0 P: 3	R: 0 E: 0 K: 2 S: 7	H: 0 LOB: 0 BB: 0 P: 7	R: 0 E: 0 K: 1 S: 5	H: 0 LOB: 0 BB: 0 P: 5		1B: 3 2B: 3 3B: 0 HR: 0	SF: 0 SAC: 1 DP: 1 HBP: 0	WP: 0 PB: 0 SB: 1 CS: 0
PITCHER Bob Knepper, L ERA: 4.82 (1, 1)	IP: 9.0 WLS: W BF: 32 H: 6 R: 2 ER: 2 SO: 6 BB: 0 IBB: 0 HBP: 0 BLK: 0 WP: 0 HR: 0 S: 44 P: 44 ERA: 2.00 WHIP: 0.667															PITCHER				

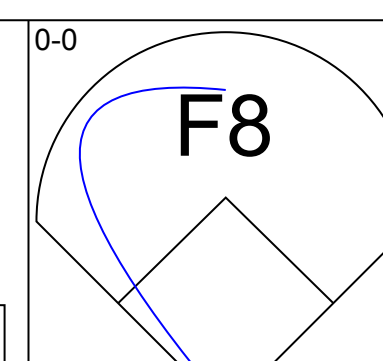
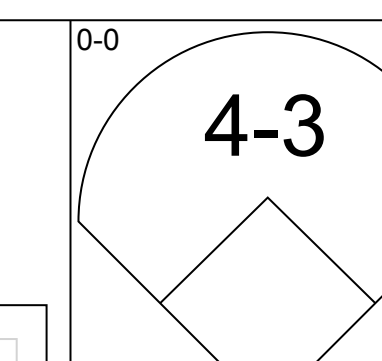
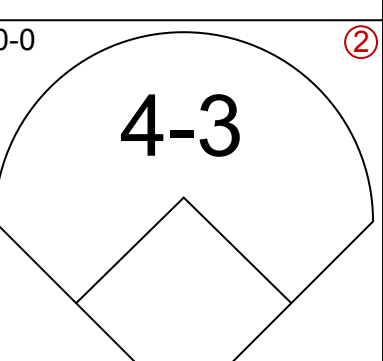
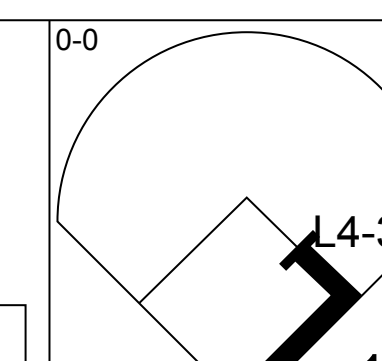
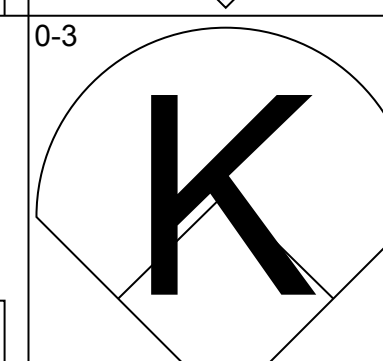
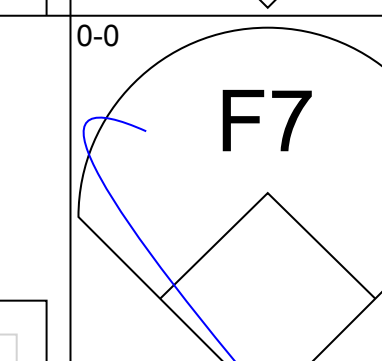
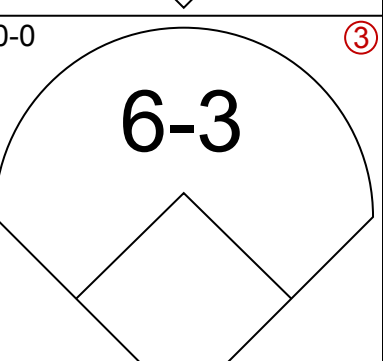
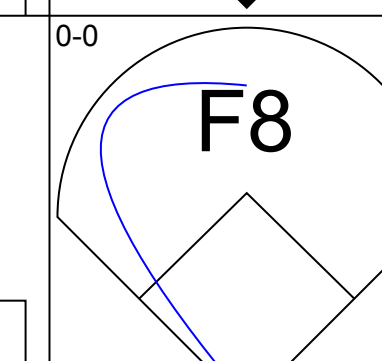
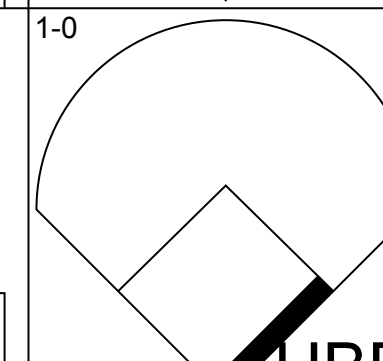
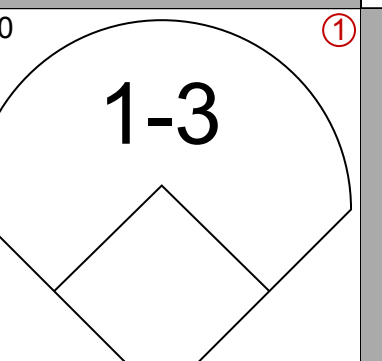
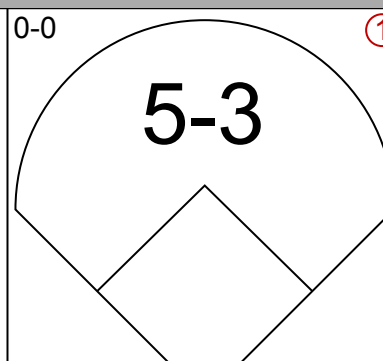
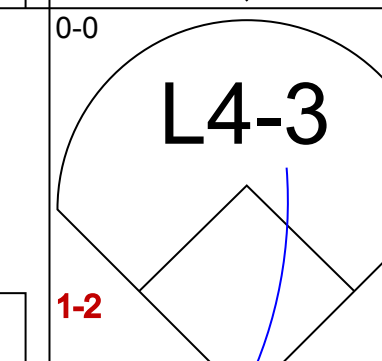
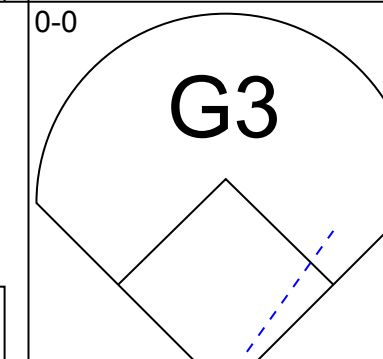
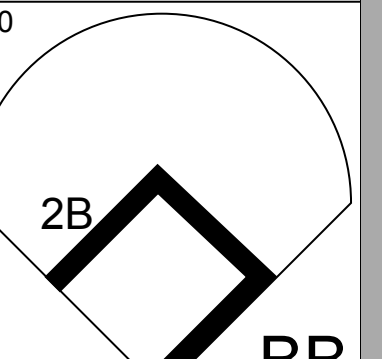
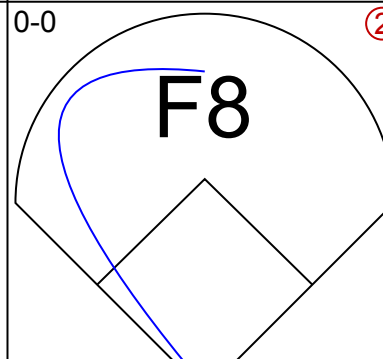
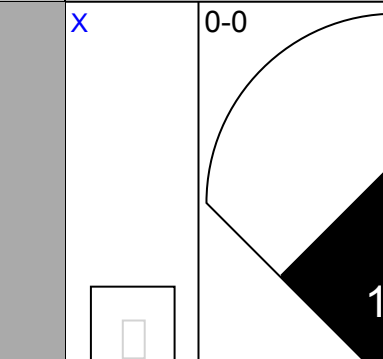
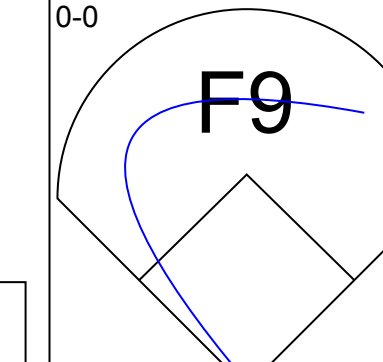
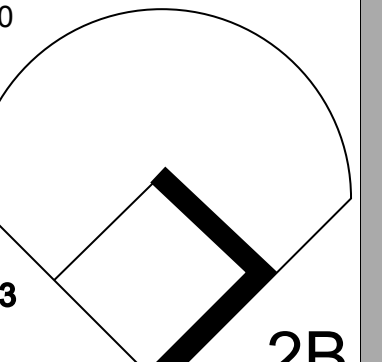
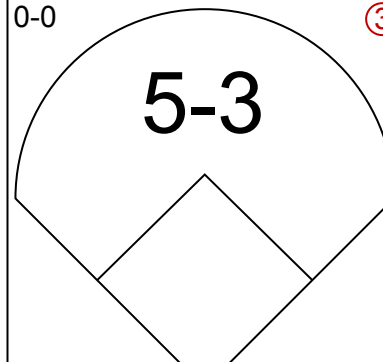
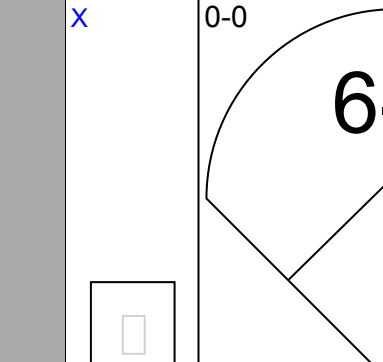
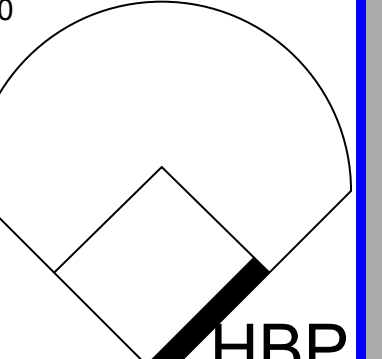
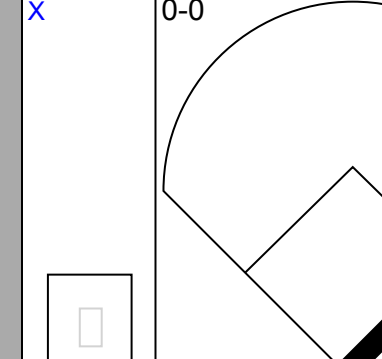
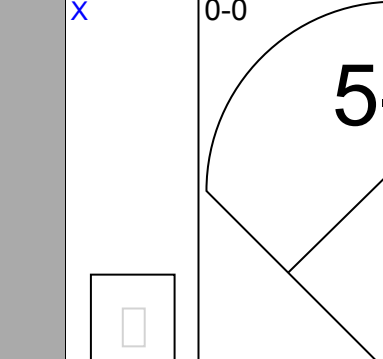
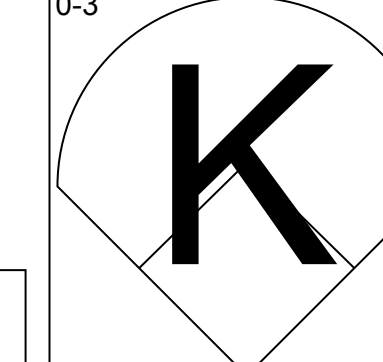
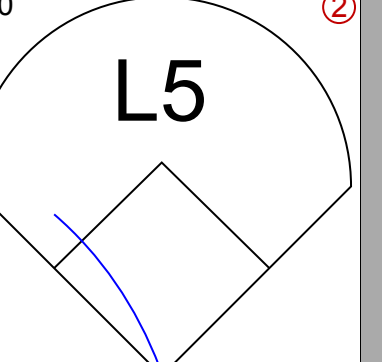
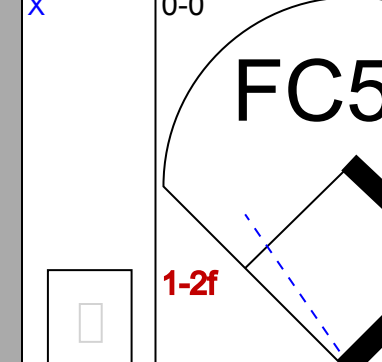
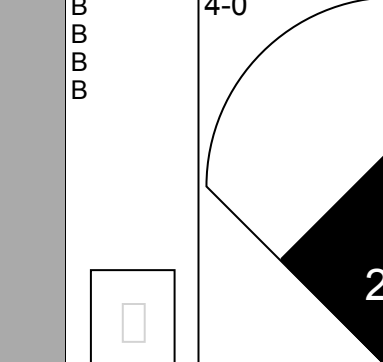
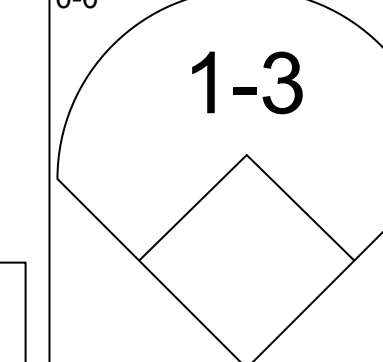
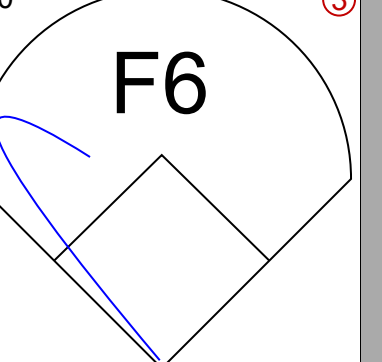
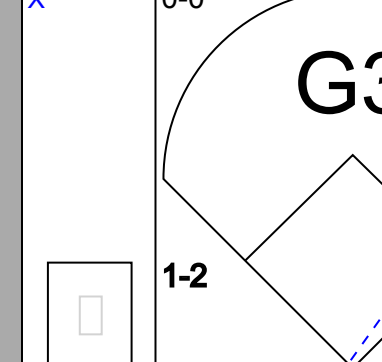
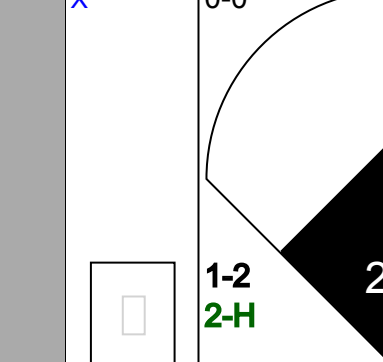
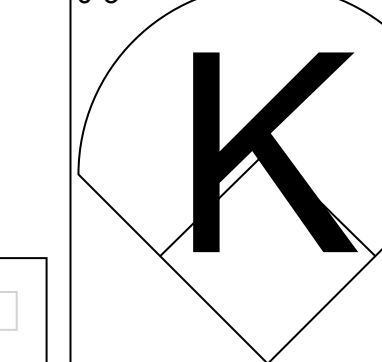
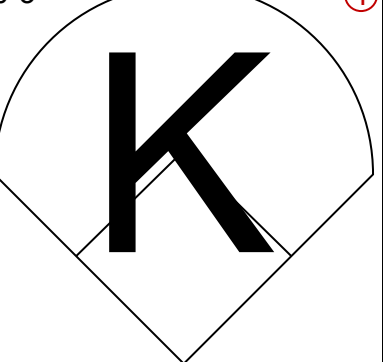
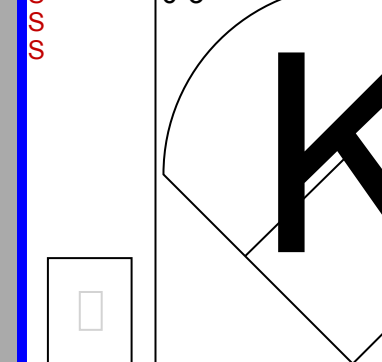
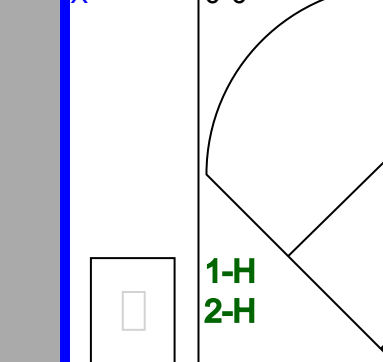
Batter	1	2	3	4	5	6	7	8	9	AB	R	H	RBI	BB	SO	LOB	BOTTOM			
Bill North, S OBP: 0.411, SLG: 0.339 (1, 8)			4-3 		S 1B SF BB 			F9 		3	2	2	0	2	0	2	Houston Astros @ San Francisco Giants Candlestick Park, San Francisco, CA Sun Jun 01 1980, 6:33 AM EDT Att: 19,801 - Unknown			
Darrell Evans, L OBP: 0.370, SLG: 0.404 (1, 5)	FC5-4 		4-3 		K SF 1B 			K 		4	0	1	0	0	1	3				
Jack Clark, R OBP: 0.370, SLG: 0.522 (1, 9)	FC6-4 				SF 			L5-3 		3	0	1	2	0	0	2				
Willie McCovey, L OBP: 0.272, SLG: 0.297 (1, 3)			F8 		K 			F9 HBP 1B 		4	1	2	0	0	1	3				
Terry Whitfield, L OBP: 0.303, SLG: 0.340 (8, PH) Jim Wohlford, R OBP: 0.280, SLG: 0.375 Larry Herndon, R OBP: 0.285, SLG: 0.385 (9, 7) (9, 7)	F9 				4-3 SH5-3 2B BB 			K 		2	1	0	0	1	1	3				
Milt May, L OBP: 0.318, SLG: 0.367 (1, 2)		L6 		SH5-3 				F9 		3	0	0	0	0	0	2				
Rennie Stennett, R OBP: 0.250, SLG: 0.301 (1, 4)		6-3 		4-3 				6-3 		4	1	1	1	0	0	1				
Johnnie LeMaster, R OBP: 0.258, SLG: 0.367 (1, 6)		F7 						F4 		4	0	2	1	0	0	2				
Bob Knepper, L OBP: 0.250, SLG: 0.333 (1, 1)			4-3 		3-H 2B 			1-4-3 		4	0	1	2	0	1	2				
Inning Stats	R: 0 E: 0 K: 0 S: 5	H: 2 LOB: 2 BB: 0 P: 5	R: 0 E: 0 K: 0 S: 3	H: 0 LOB: 0 BB: 0 P: 3	R: 1 E: 0 K: 0 S: 5	H: 2 LOB: 1 BB: 0 P: 5	R: 1 E: 0 K: 1 S: 6	H: 1 LOB: 1 BB: 1 P: 10	R: 1 E: 1 K: 2 S: 8	H: 1 LOB: 1 BB: 1 P: 12	R: 0 E: 0 K: 0 S: 4	H: 1 LOB: 1 BB: 0 P: 4	R: 0 E: 0 K: 1 S: 4	H: 0 LOB: 0 BB: 1 P: 8	R: 3 E: 0 K: 0 S: 6	H: 3 LOB: 2 BB: 0 P: 7		1B: 7 2B: 4 3B: 0 HR: 0	SF: 1 SAC: 1 DP: 1 HBP: 1	WP: 0 PB: 0 SB: 2 CS: 0
PITCHER Joe Niekro, R ERA: 3.72 Joaquin Andujar, R ERA: 3.22 Joe Sambito, L ERA: 3.18 (1, 1) (5, 1) (8, 1)	IP: 4.0 WLS: L BF: 21 H: 6 R: 3 ER: 3 SO: 3 BB: 2 IBB: 0 HBP: 0 BLK: 0 WP: 0 HR: 0 S: 21 P: 29 ERA: 6.75 WHIP: 2.000															PITCHER				

Batter	1	2	3	4	5	6	7	8	9	AB	R	H	RBI	BB	SO	LOB	TOP								
Glenn Hubbard, R OBP: 0.429, SLG: 0.583 (1, 4)					 1B					4	0	1	0	0	1	1									
Dale Murphy, R OBP: 0.553, SLG: 0.445 (1, 8)				 1B E	 1-2					4	1	0	0	0	2	1									
Chris Chambliss, L OBP: 0.316, SLG: 0.439 (1, 3)									 K 2B	4	0	1	0	0	1	1									
Gary Matthews, R OBP: 0.346, SLG: 0.472 (1, 9)		 1B		 1-2 1B		 3B		 2-3 1B	4	1	4	0	0	0	0										
Bob Horner, R OBP: 0.185, SLG: 0.300 Larvell Blanks, R OBP: 0.247, SLG: 0.257 (8, 5)	 1-2			 1-2 2-H				 1-2 3-H	4	0	0	1	0	1	4										
Jeff Burroughs, R OBP: 0.383, SLG: 0.363 Brian Asselstine, L OBP: 0.296, SLG: 0.352 (1, 7) (9, 7)									4	0	1	0	0	1	2										
Bruce Benedict, R OBP: 0.277, SLG: 0.299 (1, 2)										4	0	0	0	0	1	3									
Luis Gomez, R OBP: 0.275, SLG: 0.217 (1, 6)							 1B			4	0	2	0	0	1	0									
Larry McWilliams, L OBP: 0.294, SLG: 0.294 Larry Bradford, R (9, 1)							 1-2			3	0	0	0	0	3	1									
Inning Stats	R: 0 E: 0 K: 2 S: 7	H: 0 LOB: 0 BB: 0 P: 7	R: 0 E: 0 K: 1 S: 6	H: 2 LOB: 1 BB: 0 P: 6	R: 0 E: 0 K: 1 S: 5	H: 0 LOB: 0 BB: 0 P: 5	R: 1 E: 2 K: 0 S: 6	H: 1 LOB: 2 BB: 0 P: 6	R: 0 E: 0 K: 3 S: 10	H: 1 LOB: 1 BB: 0 P: 10	R: 1 E: 0 K: 1 S: 6	H: 1 LOB: 0 BB: 0 P: 6	R: 0 E: 0 K: 0 S: 4	H: 1 LOB: 1 BB: 0 P: 4	R: 0 E: 0 K: 1 S: 6	H: 2 LOB: 2 BB: 0 P: 6	R: 0 E: 0 K: 2 S: 8	H: 1 LOB: 1 BB: 0 P: 8	1B: 6 2B: 2 3B: 1 HR: 0	SF: 0 SAC: 1 DP: 1 HBP: 0	WP: 0 PB: 0 SB: 1 CS: 0	PA: 36			
PITCHER	IP	WLS	BF	H	R	ER	SO	BB	IBB	HBP	BLK	WP	HR	S	P	ERA	WHIP								
Vida Blue, L ERA: 2.77 Greg Minton, R ERA: 3.13	(1, 1) (8, 1)	7.0 W	28 8	6 3	2 0	1 0	8 3	0 0	0 0	0 0	0 0	0 0	0 0	44 14	44 14	1.29 0.00	0.857 1.500								

Atlanta Braves @ San Francisco Giants
Candlestick Park, San Francisco, CA
Tue Jun 03 1980, 10:05 PM EDT
Att: 9,294 - Unknown

AB 35
R 2
H 9
RBI 1
BB 0
SO 11
LOB 13



Batter	1	2	3	4	5	6	7	8	9	AB	R	H	RBI	BB	SO	LOB	BOTTOM								
Bill North, S OBP: 0.403, SLG: 0.341 (1, 8)								 1B		4	0	1	0	0	0	0									
Darrell Evans, L OBP: 0.395, SLG: 0.393 (1, 5)										4	0	0	0	0	1	1									
Jack Clark, R OBP: 0.370, SLG: 0.512 (1, 9)								 1-2		3	0	0	0	0	0	1									
Willie McCovey, L OBP: 0.279, SLG: 0.306 Roger Metzger, S OBP: 0.150, SLG: 0.056 (1, 3) (9, PR)				 BB					 2B	3	0	1	0	1	0	1									
Larry Herndon, R OBP: 0.281, SLG: 0.386 (1, 7)				 2B						4	0	1	0	0	0	1									
Rennie Stennett, R OBP: 0.288, SLG: 0.333 Joe Strain, R OBP: 0.299, SLG: 0.292 (1, 4) (4, PR) (5, 4)							 1B			1	0	1	0	0	0	0									
Johnnie LeMaster, R OBP: 0.264, SLG: 0.364 (1, 6)							 G3 1-2		 2B BB	3	1	0	0	1	1	5									
Mike Sadek, R OBP: 0.350, SLG: 0.316 (1, 2)							 1-2		 1B	4	1	1	1	0	0	5									
Vida Blue, S OBP: 0.176, SLG: 0.125 Jim Wohlford, R OBP: 0.273, SLG: 0.365 Greg Minton, S Milt May, L OBP: 0.314, SLG: 0.368 (1, 1) (7, PH) (8, 1) (9, PH)									 2B 1-H 2-H	2	0	0	0	0	2	0									
Inning Stats	R: 0 E: 0 K: 1 S: 5	H: 0 LOB: 1 BB: 0 P: 6	R: 0 E: 0 K: 1 S: 6	H: 1 LOB: 1 BB: 0 P: 6	R: 0 E: 0 K: 1 S: 5	H: 0 LOB: 0 BB: 0 P: 5	R: 0 E: 0 K: 0 S: 4	H: 1 LOB: 3 BB: 1 P: 9	R: 0 E: 0 K: 1 S: 5	H: 0 LOB: 0 BB: 0 P: 5	R: 0 E: 0 K: 0 S: 3	H: 0 LOB: 0 BB: 0 P: 3	R: 0 E: 0 K: 1 S: 6	H: 1 LOB: 1 BB: 0 P: 6	R: 0 E: 0 K: 0 S: 3	H: 1 LOB: 0 BB: 0 P: 3	R: 3 E: 0 K: 0 S: 5	H: 3 LOB: 1 BB: 1 P: 9	1B: 3 2B: 5 3B: 0 HR: 0	SF: 0 SAC: 0 DP: 1 HBP: 2	WP: 0 PB: 0 SB: 0 CS: 0	PA: 36			
PITCHER	IP	WLS	BF	H	R	ER	SO	BB	IBB	HBP	BLK	WP	HR	S	P	ERA	WHIP								
Larry McWilliams, L ERA: 1.99 Larry Bradford, L	(1, 1) (9, 1)	8.2 L	34 2	5 2	2 1	2 1	5 0	2 0	0 0	2 0	0 0	0 0	0 2	40 2	50 2	2.08 *	0.808 *								

Atlanta Braves @ San Francisco Giants
Candlestick Park, San Francisco, CA
Tue Jun 03 1980, 10:05 PM EDT
Att: 9,294 - Unknown

AB 32
R 3
H 7
RBI 3
BB 2
SO 5
LOB 16



Batter	1	2	3	4	5	6	7	8	9	AB	R	H	RBI	BB	SO	LOB	TOP					
Glenn Hubbard, R (1,4) OBP: 0.474, SLG: 0.882										5	2	3	1	0	0	0	Atlanta Braves @ San Francisco Giants Candlestick Park, San Francisco, CA Wed Jun 04 1980, 6:33 AM EDT Att: 5,593 - Unknown					
Dale Murphy, R (1,8) OBP: 0.354, SLG: 0.453										4	1	2	1	0	2	1						
Chris Chambliss, L (1,3) OBP: 0.323, SLG: 0.459										5	1	3	1	0	0	1						
Gary Matthews, R (1,9) OBP: 0.336, SLG: 0.457										4	0	0	0	0	1	3						
Brian Assestine, L (1,7) OBP: 0.302, SLG: 0.380										4	1	2	2	0	0	1						
Larvell Blanks, R (1,5) OBP: 0.247, SLG: 0.257										4	1	1	0	0	1	4						
Bill Nahorodny, R (1,2) OBP: 0.267, SLG: 0.500										4	1	1	2	0	0	4						
Luis Gomez, R (1,6) OBP: 0.267, SLG: 0.210										4	0	0	0	0	1	0						
Rick Matula, R (1,1) OBP: 0.048, SLG: 0.048										4	0	0	0	0	3	0						
Inning Stats	R: 2 E: 0 K: 1 S: 7	H: 2 LOB: 0 BB: 0 P: 7	R: 0 E: 0 K: 2 S: 7	H: 0 LOB: 0 BB: 0 P: 7	R: 0 E: 0 K: 2 S: 7	H: 1 LOB: 1 BB: 0 P: 7	R: 0 E: 0 K: 0 S: 5	H: 2 LOB: 2 BB: 0 P: 5	R: 0 E: 0 K: 1 S: 5	H: 0 LOB: 0 BB: 0 P: 5	R: 0 E: 0 K: 0 S: 5	H: 0 LOB: 0 BB: 0 P: 5	R: 3 E: 0 K: 1 S: 8	H: 3 LOB: 0 BB: 0 P: 8	R: 1 E: 1 K: 0 S: 6	H: 2 LOB: 2 BB: 0 P: 6	R: 1 E: 0 K: 0 S: 5	H: 2 LOB: 1 BB: 0 P: 5	1B: 6 2B: 2 3B: 1 HR: 4	SF: 1 SAC: 0 DP: 1 HBP: 0	WP: 0 PB: 0 SB: 0 CS: 1	PA: 39
PITCHER	IP	WLS	BF	H	R	ER	SO	BB	IBB	HBP	BLK	WP	HR	S	P	ERA	WHIP					
John Montefusco, R (1,1) ERA: 4.37	7.0	L	28	8	5	5	8	0	0	0	0	0	3	44	44	6.43	1.143					
Gary Lavelle, L (8,1) ERA: 3.12	2.0		11	4	2	2	0	0	0	0	0	0	1	11	11	9.00	2.000					

Batter	1	2	3	4	5	6	7	8	9	AB	R	H	RBI	BB	SO	LOB	BOTTOM					
Larry Herndon, R (1,8) OBP: 0.273, SLG: 0.374										4	0	0	0	0	1	3	Atlanta Braves @ San Francisco Giants Candlestick Park, San Francisco, CA Wed Jun 04 1980, 6:33 AM EDT Att: 5,593 - Unknown					
Darrell Evans, L (1,5) OBP: 0.358, SLG: 0.385										4	0	0	0	0	0	1						
Jack Clark, R (1,9) OBP: 0.362, SLG: 0.500										4	0	0	0	0	1	0						
Willie McCovey, L (1,3) OBP: 0.287, SLG: 0.307										3	0	1	0	1	1	0						
Terry Whitfield, L (1,7) OBP: 0.316, SLG: 0.361										4	0	2	0	0	0	1						
Joe Strain, R (1,4) OBP: 0.310, SLG: 0.304										4	1	2	0	0	0	3						
Milt May, L (1,2) OBP: 0.319, SLG: 0.372										4	0	2	0	0	0	2						
Johnnie LeMaster, R (1,6) OBP: 0.263, SLG: 0.357										3	1	0	0	1	0	2						
John Montefusco, R (1,1) OBP: 0.125, SLG: 0.067										0	0	0	0	0	0	0						
Bill North, S (7, PH) OBP: 0.400, SLG: 0.339										1	0	0	0	0	0	0						
Gary Lavelle, S (8,1)										0	0	0	0	0	0	0						
Jim Wohlford, R (8, PH) OBP: 0.269, SLG: 0.360										1	0	0	0	0	0	0						
Inning Stats	R: 0 E: 0 K: 0 S: 3	H: 0 LOB: 0 BB: 0 P: 3	R: 0 E: 0 K: 0 S: 3	H: 1 LOB: 1 BB: 1 P: 7	R: 0 E: 0 K: 0 S: 3	H: 0 LOB: 1 BB: 1 P: 7	R: 0 E: 0 K: 0 S: 4	H: 1 LOB: 1 BB: 0 P: 4	R: 0 E: 0 K: 0 S: 4	H: 1 LOB: 1 BB: 0 P: 4	R: 0 E: 0 K: 2 S: 7	H: 0 LOB: 0 BB: 0 P: 7	R: 2 E: 2 K: 1 S: 8	H: 1 LOB: 1 BB: 0 P: 8	R: 0 E: 0 K: 0 S: 5	H: 2 LOB: 2 BB: 0 P: 5	R: 0 E: 0 K: 0 S: 3	H: 1 LOB: 0 BB: 0 P: 3	1B: 6 2B: 1 3B: 0 HR: 0	SF: 0 SAC: 2 DP: 2 HBP: 0	WP: 0 PB: 0 SB: 0 CS: 0	PA: 36
PITCHER	IP	WLS	BF	H	R	ER	SO	BB	IBB	HBP	BLK	WP	HR	S	P	ERA	WHIP					
Rick Matula, R (1,1) ERA: 2.3	9.0	W	36	7	2	0	3	2	0	0	0	0	0	40	48	0.00	1.000					

Batter	1	2	3	4	5	6	7	8	9	AB	R	H	RBI	BB	SO	LOB	TOP		
Bill North, S OBP: 0.390, SLG: 0.328 (1, 8)										4	0	0	0	0	2	0	San Francisco Giants @ Houston Astros Astrodome, Houston, TX Fri Jun 06 1980, 8:05 PM EDT Att: 26,822 - Unknown		
Joe Strain, R OBP: 0.307, SLG: 0.301 (1, 4)										4	0	1	0	0	1	0			
Jack Clark, R OBP: 0.360, SLG: 0.494 (1, 9)										4	0	1	0	0	2	1			
Darrell Evans, L OBP: 0.353, SLG: 0.378 (1, 5)										3	0	0	0	0	2	1			
Willie McCovey, L OBP: 0.280, SLG: 0.298 (1, 3)										3	0	0	0	0	1	0			
Milt May, L OBP: 0.319, SLG: 0.371 (1, 2)										3	0	1	0	0	1	0			
Terry Whitfield, L OBP: 0.308, SLG: 0.351 (1, 7)										3	0	0	0	0	1	1			
Roger Metzger, S OBP: 0.130, SLG: 0.048 (1, 6)										3	0	0	0	0	1	1			
Bob Knepper, L OBP: 0.233, SLG: 0.310 (1, 1)										2	0	0	0	0	1	0			
Jim Wohlford, R OBP: 0.266, SLG: 0.355 (9, PH)										1	0	0	0	0	1	0			
Inning Stats	R: 0 E: 0 K: 2 S: 8	H: 1 LOB: 1 BB: 0 P: 8	R: 0 E: 0 K: 1 S: 6	H: 1 LOB: 1 BB: 0 P: 6	R: 0 E: 0 K: 2 S: 7	H: 0 LOB: 0 BB: 0 P: 7	R: 0 E: 0 K: 0 S: 3	H: 0 LOB: 0 BB: 0 P: 3	R: 0 E: 0 K: 1 S: 5	H: 0 LOB: 0 BB: 0 P: 5	R: 0 E: 0 K: 1 S: 5	H: 0 LOB: 0 BB: 0 P: 5	R: 0 E: 0 K: 2 S: 7	H: 0 LOB: 0 BB: 0 P: 7	R: 0 E: 0 K: 2 S: 8	H: 1 LOB: 1 BB: 0 P: 8	1B: 3 2B: 0 3B: 0 HR: 0	SF: 0 SAC: 0 DP: 0 HBP: 0	WP: 0 PA: 30 PB: 0 SB: 0 CS: 0
PITCHER J.R. Richard, R ERA: 1.66 (1, 1)	IP: 9.0 WLS: W BF: 30 H: 3 R: 0 ER: 0 SO: 13 BB: 0 IBB: 0 HBP: 0 BLK: 0 WP: 0 HR: 0 S: 56 P: 56 ERA: 0.00 WHIP: 0.333															PITCHER			


Batter	1	2	3	4	5	6	7	8	9	AB	R	H	RBI	BB	SO	LOB	BOTTOM		
Rafael Landestoy, S OBP: 0.289, SLG: 0.369 (1, 6)										4	1	1	0	0	1	0	San Francisco Giants @ Houston Astros Astrodome, Houston, TX Fri Jun 06 1980, 8:05 PM EDT Att: 26,822 - Unknown		
Terry Puhl, L OBP: 0.364, SLG: 0.464 (1, 9)										4	0	3	0	0	0	1			
Jose Cruz, L OBP: 0.382, SLG: 0.412 (1, 7)										4	0	1	1	0	1	2			
Cesar Cedeno, R OBP: 0.390, SLG: 0.471 (1, 8)										4	0	1	0	0	0	3			
Enos Cabell, R OBP: 0.326, SLG: 0.369 (1, 5)										4	0	0	0	0	1	1			
Joe Morgan, L OBP: 0.321, SLG: 0.338 (1, 4)										4	1	2	0	0	0	0			
Craig Reynolds, L OBP: 0.226, SLG: 0.295 (9, 6)										0	0	0	0	0	0	0			
Art Howe, R OBP: 0.309, SLG: 0.395 (1, 3)										3	0	3	1	0	0	0			
Alan Ashby, S OBP: 0.358, SLG: 0.419 (1, 2)										3	0	0	0	0	0	4			
J.R. Richard, R OBP: 0.103, SLG: 0.207 (1, 1)										3	0	0	0	0	1	2			
Inning Stats	R: 0 E: 0 K: 2 S: 8	H: 1 LOB: 1 BB: 0 P: 8	R: 0 E: 0 K: 0 S: 4	H: 1 LOB: 1 BB: 0 P: 4	R: 0 E: 0 K: 0 S: 5	H: 2 LOB: 2 BB: 0 P: 5	R: 0 E: 0 K: 1 S: 7	H: 2 LOB: 2 BB: 0 P: 7	R: 1 E: 0 K: 0 S: 4	H: 1 LOB: 0 BB: 0 P: 4	R: 1 E: 0 K: 1 S: 6	H: 2 LOB: 0 BB: 0 P: 6	R: 0 E: 0 K: 0 S: 4	H: 1 LOB: 1 BB: 0 P: 4	R: 0 E: 0 K: 3 S: 3	H: 1 LOB: 0 BB: 0 P: 3	1B: 8 2B: 2 3B: 2 HR: 0	SF: 0 SAC: 0 DP: 1 HBP: 0	WP: 0 PA: 33 PB: 0 SB: 2 CS: 1
PITCHER Bob Knepper, L ERA: 4.6 (1, 1)	IP: 8.0 WLS: L BF: 33 H: 11 R: 2 ER: 2 SO: 4 BB: 0 IBB: 0 HBP: 0 BLK: 0 WP: 0 HR: 0 S: 41 P: 41 ERA: 2.25 WHIP: 1.375															PITCHER			

Batter	1	2	3	4	5	6	7	8	9	AB	R	H	RBI	BB	SO	LOB	TOP			
Bill North, S OBP: 0.387, SLG: 0.326 Al Holland, R (8, 1)	0-0 6-3		0-0 FC5-4-5			0-0 1-2 1B		0-3 K		4	0	1	0	0	1	1				
Joe Strain, R OBP: 0.295, SLG: 0.289 Gary Lavelle, S (6, 1)	0-0 F9			0-0 6-3		0-0 F7			0-3 K	3	0	0	0	0	0	2				
Larry Hemdon, R OBP: 0.271, SLG: 0.371 (8, 8)										1	0	0	0	0	1	0				
Jack Clark, R OBP: 0.353, SLG: 0.483 (1, 9)	0-3 K			0-0 F3		0-0 F2			0-0 L6	4	0	0	0	0	1	2				
Darrell Evans, L OBP: 0.352, SLG: 0.376 (1, 5)		0-0 F5		0-0 G3		0-0 F8				4	0	1	0	0	0	2				
Terry Whitfield, L OBP: 0.306, SLG: 0.348 (1, 7)	0-3 K				0-0 FC5-4 1B				0-0 F7	4	0	1	0	0	1	1				
Rich Murray, R (1, 3)	0-0 5-3				0-0 FC5-4 1-2 1B			0-3 K		3	0	0	0	0	1	1				
Milt May, L OBP: 0.313, SLG: 0.363 (1, 2)			0-0 F6		0-0 F7 1-2				0-0 4-3	3	0	0	0	0	0	1				
Johnnie LeMaster, R OBP: 0.265, SLG: 0.356 (1, 6)			0-0 FC5-4 SH5-3 1B		0-0 4-3				0-0 F8	3	0	1	0	0	0	1				
Ed Whitson, R OBP: 0.083, SLG: 0.043 Rennie Stennett, R OBP: 0.271, SLG: 0.336 (6, PH) (6, 4)			0-0 SH5-3			0-0 1B 1B			0-0 F9	0	0	0	0	0	0	0				
2	0	0	0	0	0	0	0	0	0	2	0	1	0	0	0	0				
Inning Stats	R: 0 E: 0 K: 1 S: 5	H: 0 LOB: 0 BB: 0 P: 5	R: 0 E: 0 K: 1 S: 5	H: 0 LOB: 0 BB: 0 P: 5	R: 0 E: 0 K: 0 S: 4	H: 1 LOB: 1 BB: 0 P: 4	R: 0 E: 0 K: 0 S: 3	H: 0 LOB: 0 BB: 0 P: 3	R: 0 E: 0 K: 0 S: 4	H: 1 LOB: 1 BB: 0 P: 4	R: 0 E: 0 K: 0 S: 5	H: 2 LOB: 2 BB: 0 P: 5	R: 0 E: 0 K: 1 S: 5	H: 0 LOB: 0 BB: 0 P: 5	R: 0 E: 0 K: 1 S: 6	H: 1 LOB: 1 BB: 0 P: 6	1B: 5 2B: 0 3B: 0 HR: 0	SF: 0 SAC: 1 DP: 0 HBP: 0	WP: 0 PB: 0 SB: 1 CS: 1	PA: 32
PITCHER Joe Niekro, R ERA: 3.32 (1, 1)	IP: 9.0 WLS: W BF: 32 H: 5 R: 0 ER: 0 SO: 5 BB: 0 IBB: 0 HBP: 0 BLK: 0 WP: 0 HR: 0 S: 42 P: 42 ERA: 0.00 WHIP: 0.556															PITCHER				

San Francisco Giants @ Houston Astros
Astrodome, Houston, TX
Sat Jun 07 1980, 8:05 PM EDT
Att: 42,263 - Unknown

livebaseballscores.com

AB 31
R 0
H 5
RBI 0
BB 0
SO 5
LOB 11




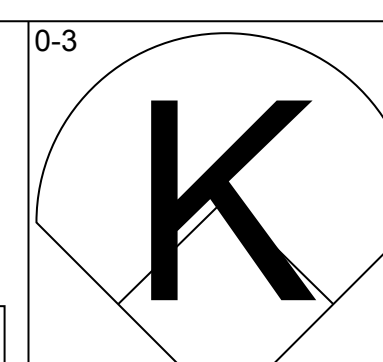
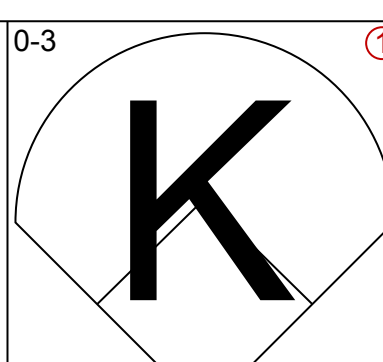
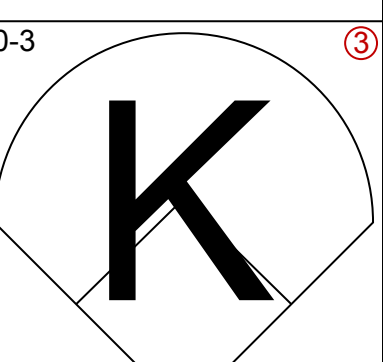
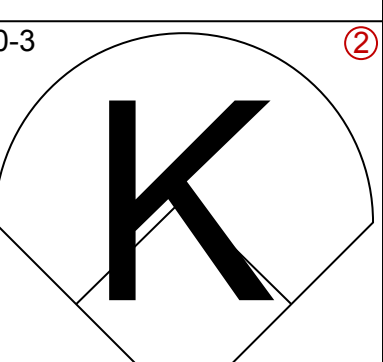
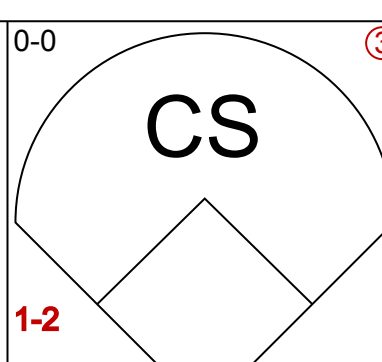
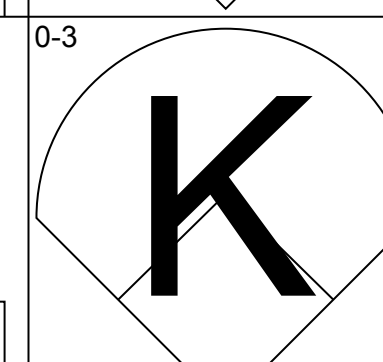
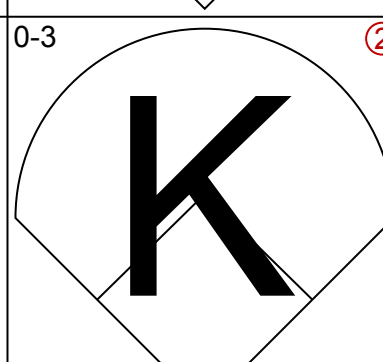
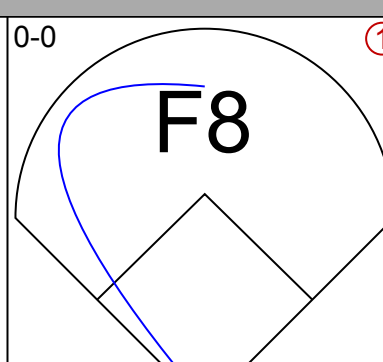
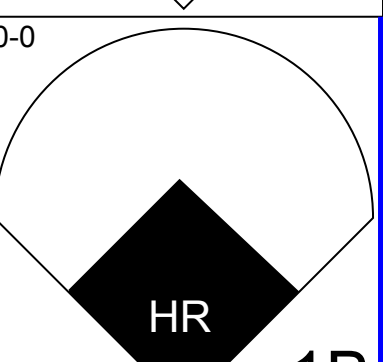
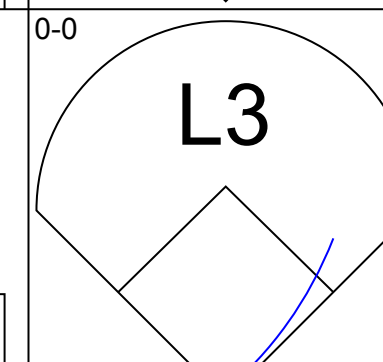
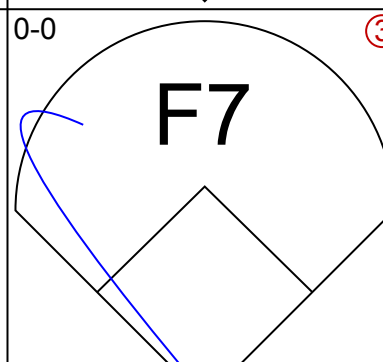
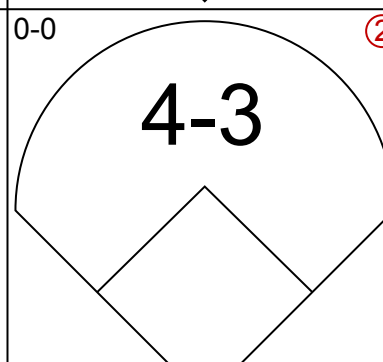
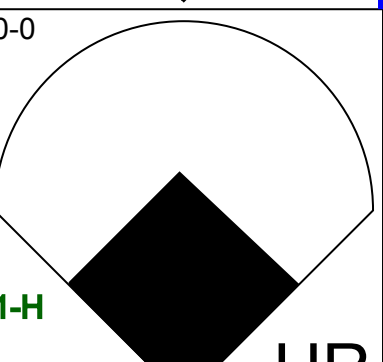
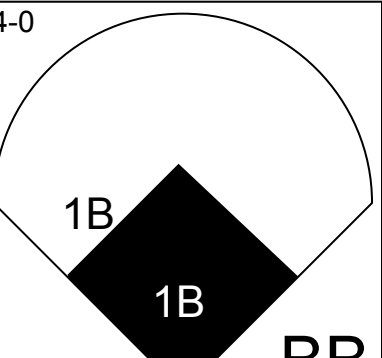
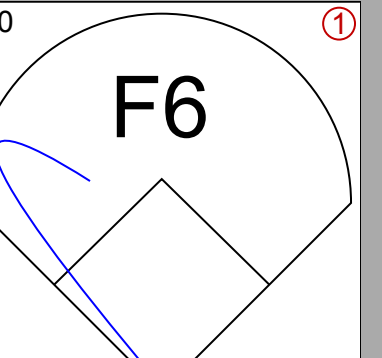
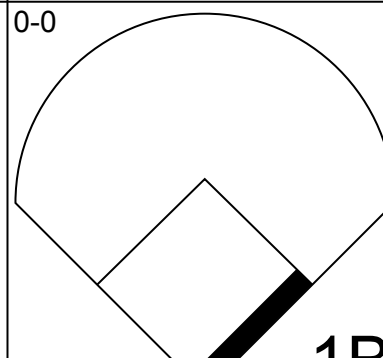
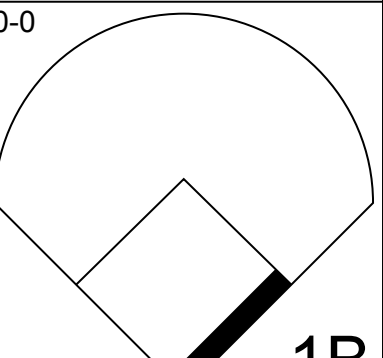
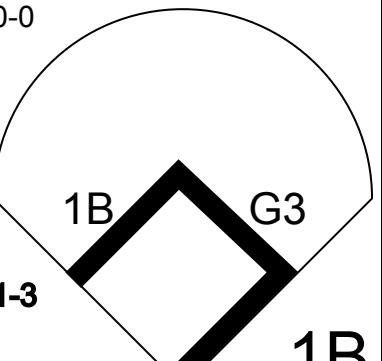
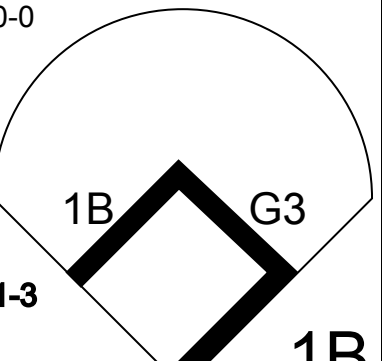
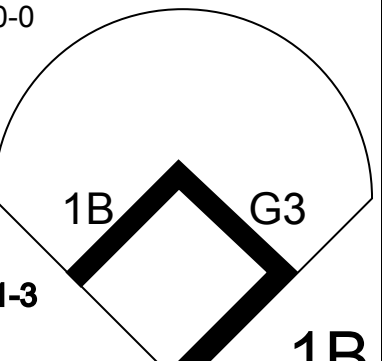
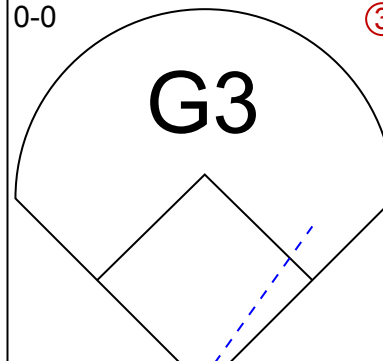
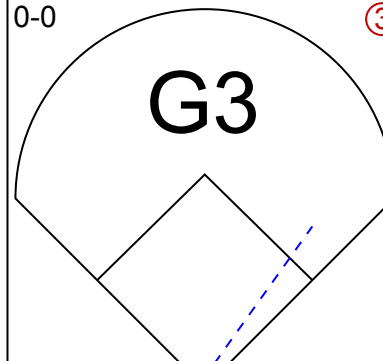
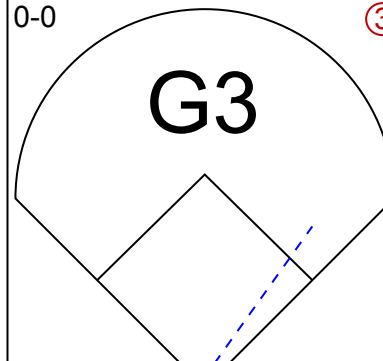
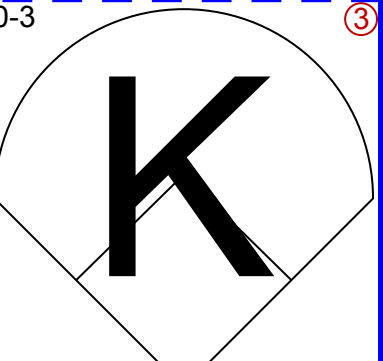
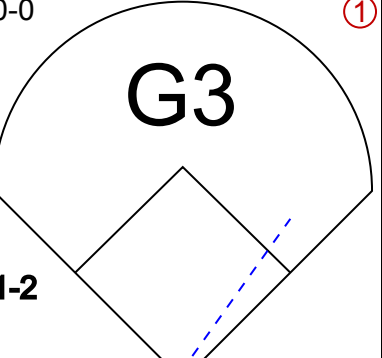
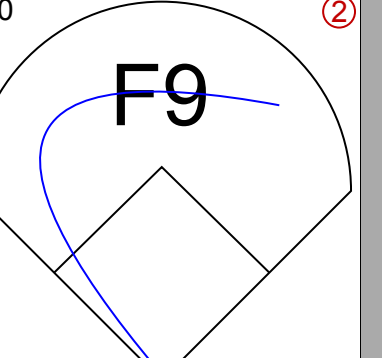
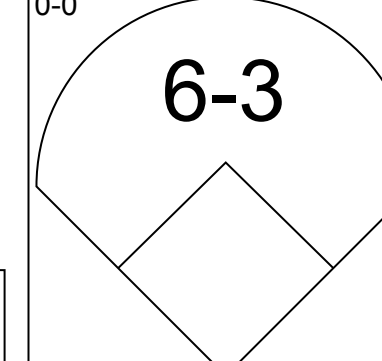
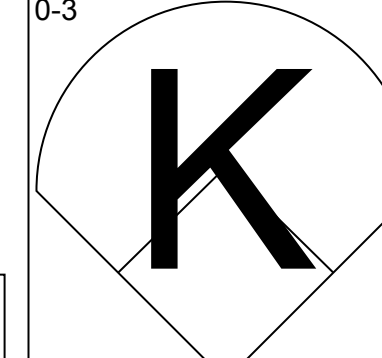
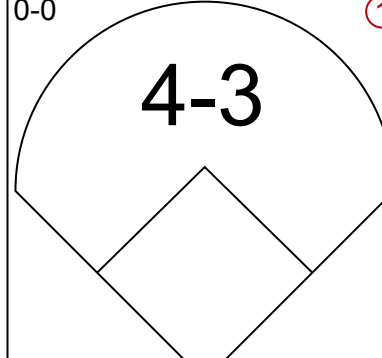
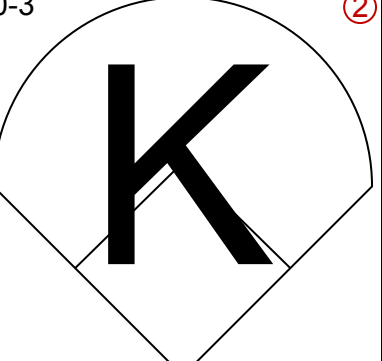
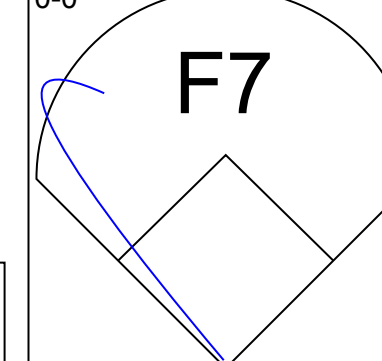
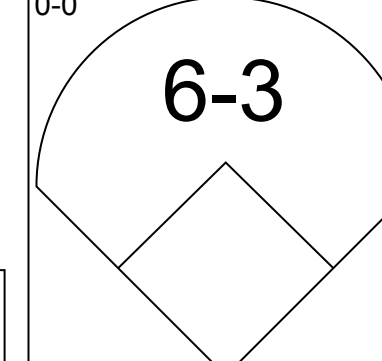
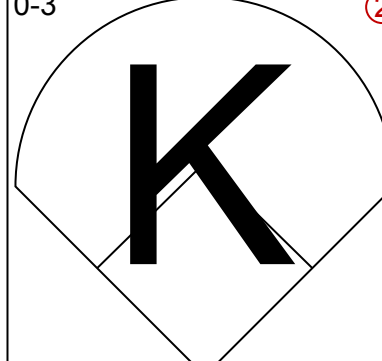
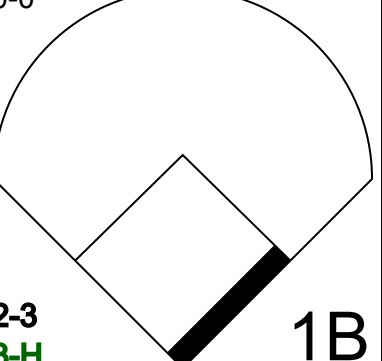
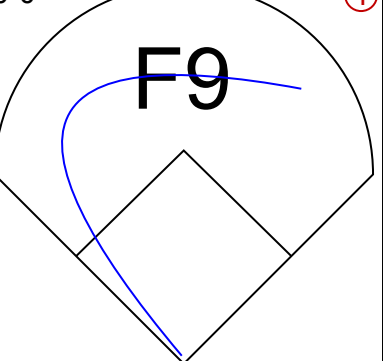
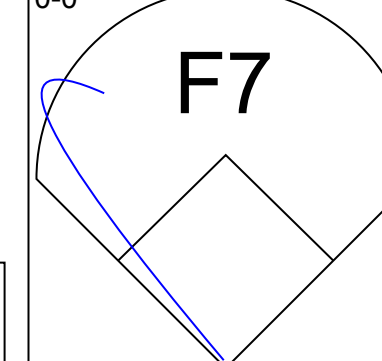
Batter	1	2	3	4	5	6	7	8	9	AB	R	H	RBI	BB	SO	LOB	BOTTOM			
Rafael Landestoy, S OBP: 0.287, SLG: 0.386 (1, 6) (9, 4)	0-0 3-1		0-3 K		0-0 2B 3B		0-0 3-1			4	1	1	0	0	1	0				
Terry Puhl, L OBP: 0.382, SLG: 0.459 (1, 8)	0-0 G3		0-0 S 2B 1B		0-0 G3		0-0 L6			4	1	1	0	0	0	1				
Joe Morgan, L OBP: 0.331, SLG: 0.364 Craig Reynolds, L OBP: 0.226, SLG: 0.295 (1, 4) (9, 6)	0-0 G3		0-0 1B 1H 2B		0-0 1B 2B 3H			0-0 1-3 1B		4	1	3	2	0	0	0				
0	0	0	0	0	0	0	0	0	0	0	0	0	0	0	0	0				
Joe Cruz, L OBP: 0.384, SLG: 0.414 (1, 7)		0-0 CS 1B	0-0 2H 1B		0-0 F7			0-0 1-3 1-2		4	0	2	0	0	0	2				
Denny Walling, L OBP: 0.364, SLG: 0.363 (1, 9)		0-0 FC6-4 1-2 1B		0-0 5-3 1B		0-0 2H 1B		0-0 F8		4	0	3	1	0	0	0				
Enos Cabell, R OBP: 0.321, SLG: 0.363 (1, 5)		0-0 FC6-4 1-2 1B		0-0 5-3 1-2 1B		0-0 4-3				3	0	0	0	0	0	2				
Art Howe, R OBP: 0.309, SLG: 0.386 (1, 3)		4-0 1-2 BB		0-0 F8		0-0 F3				2	0	0	0	1	0	1				
Alan Ashby, S OBP: 0.358, SLG: 0.411 (1, 2)		0-0 2-3		4-0 IBB		0-0 F6				2	0	0	0	1	0	2				
Joe Niekro, R OBP: 0.267, SLG: 0.345 (1, 1)			0-0 F4		0-0 F9		0-3 K			3	0	0	0	0	1	2				
Inning Stats	R: 0 E: 0 K: 0 S: 3	H: 0 LOB: 0 BB: 0 P: 3	R: 0 E: 1 K: 0 S: 4	H: 2 LOB: 2 BB: 1 P: 8	R: 1 E: 0 K: 1 S: 7	H: 3 LOB: 2 BB: 0 P: 7	R: 0 E: 0 K: 0 S: 4	H: 1 LOB: 2 BB: 1 P: 8	R: 2 E: 0 K: 0 S: 5	H: 3 LOB: 1 BB: 0 P: 5	R: 0 E: 0 K: 0 S: 3	H: 0 LOB: 0 BB: 0 P: 3	R: 0 E: 0 K: 1 S: 5	H: 0 LOB: 0 BB: 0 P: 5	R: 0 E: 0 K: 0 S: 3	H: 1 LOB: 0 BB: 0 P: 3	1B: 7 2B: 2 3B: 1 HR: 0	SF: 0 SAC: 0 DP: 0 HBP: 0	WP: 0 PB: 0 SB: 2 CS: 1	PA: 32
PITCHER Ed Whitson, R ERA: 3.76 Gary Lavelle, L ERA: 2.89 Al Holland, L ERA: 0.76 (1, 1) (6, 1) (8, 1)	IP: 5.0 WLS: L BF: 23 H: 9 R: 3 ER: 3 SO: 3 BB: 1 IBB: 1 HBP: 0 BLK: 0 WP: 0 HR: 0 S: 23 P: 31 ERA: 5.40 WHIP: 2.000															PITCHER				

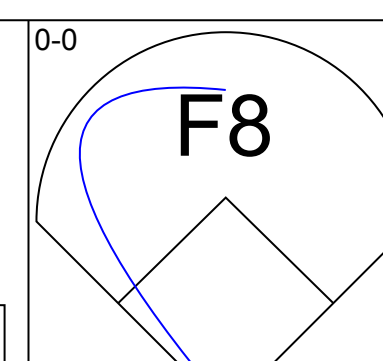
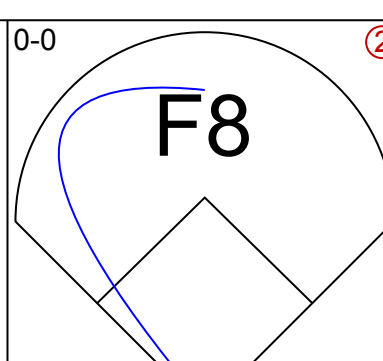
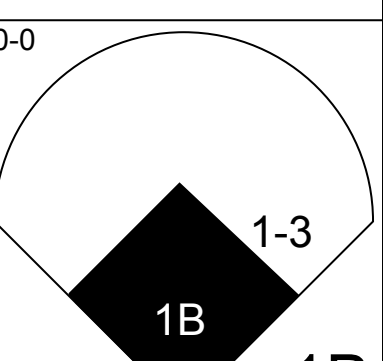
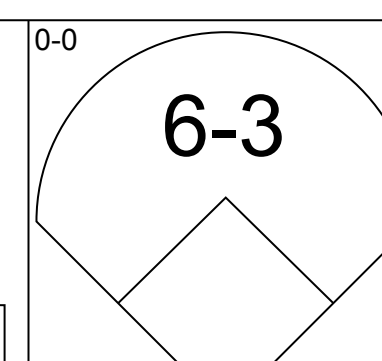
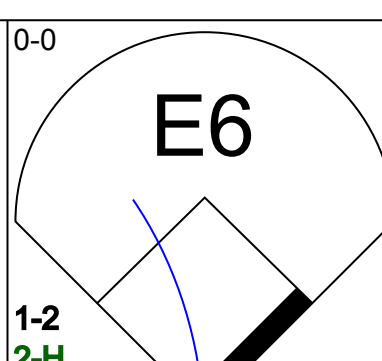
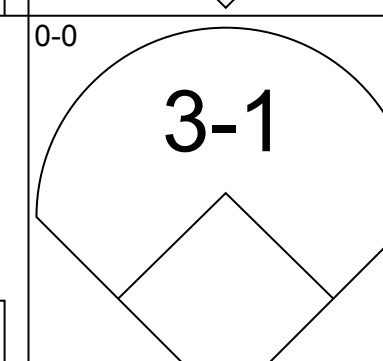
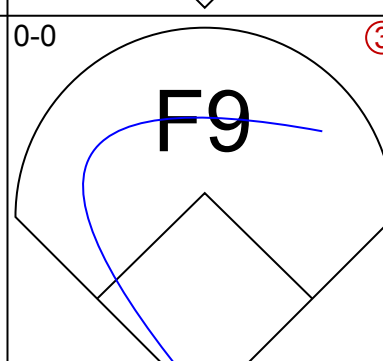
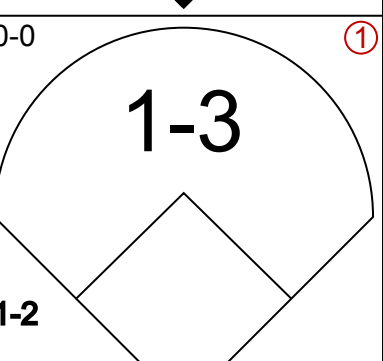
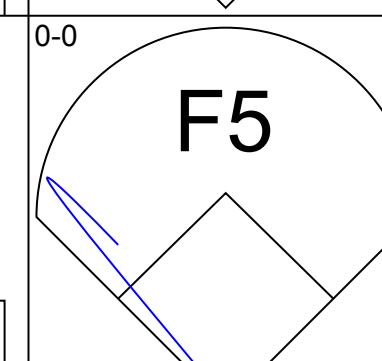
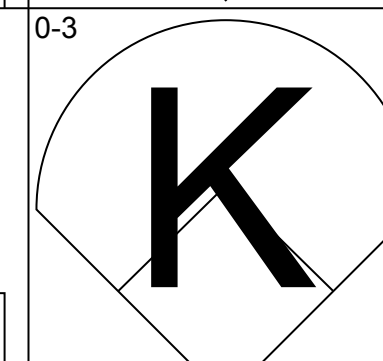
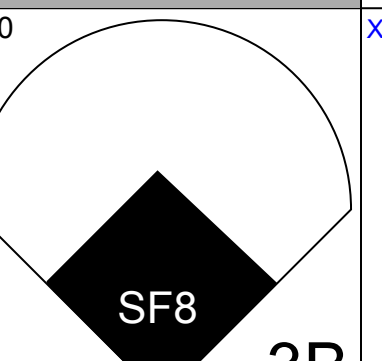
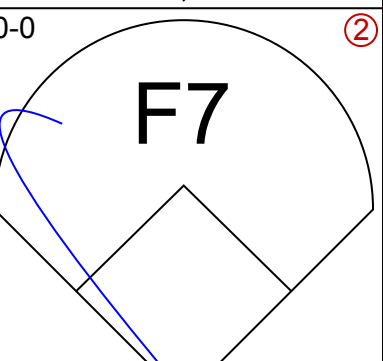
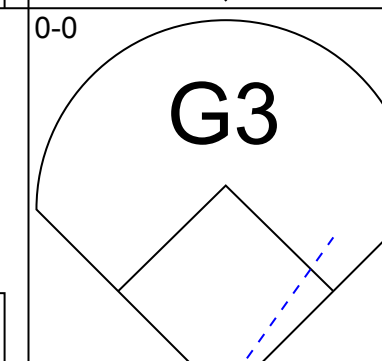
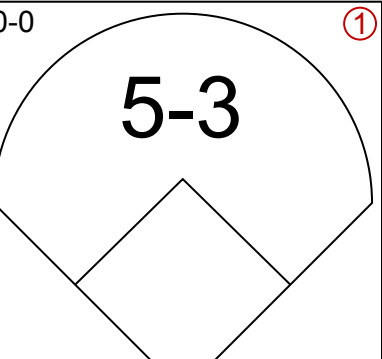
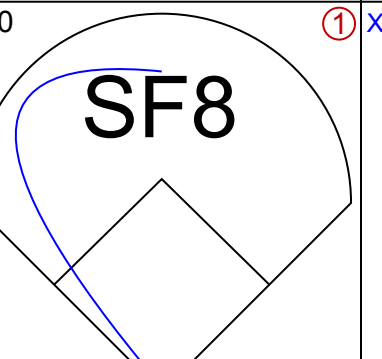
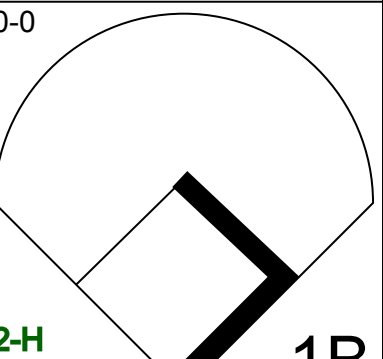
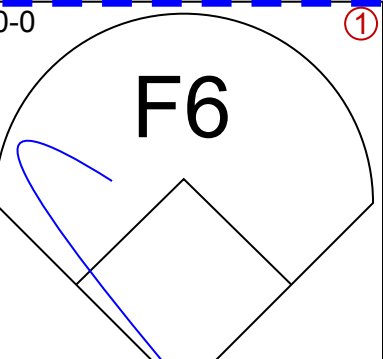
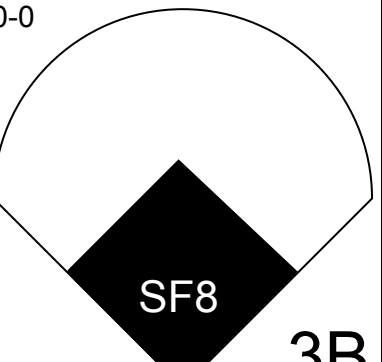
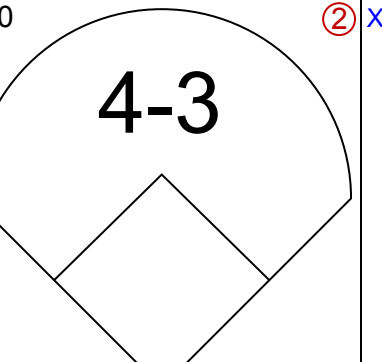
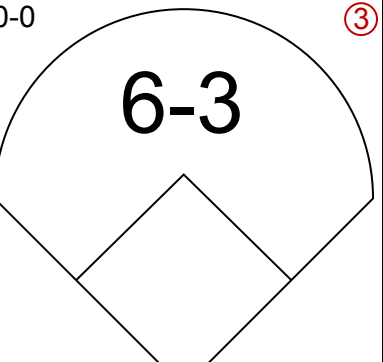
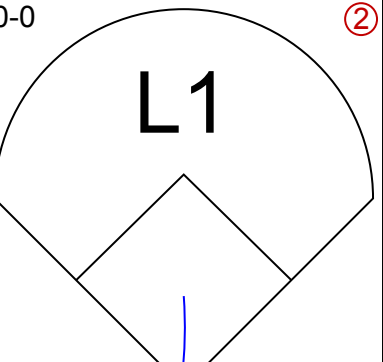
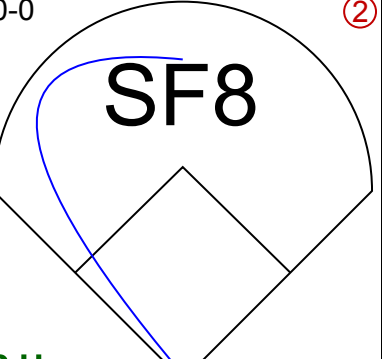
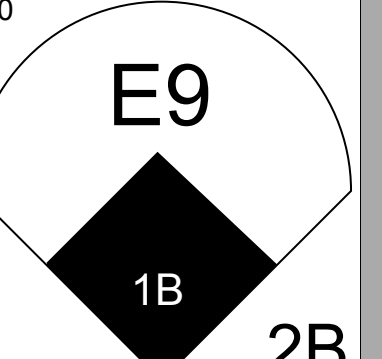

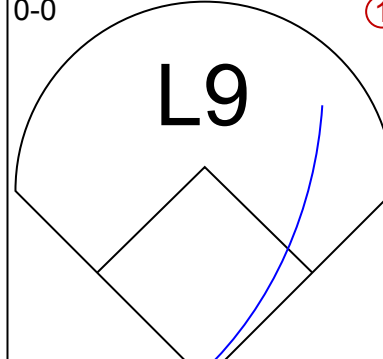
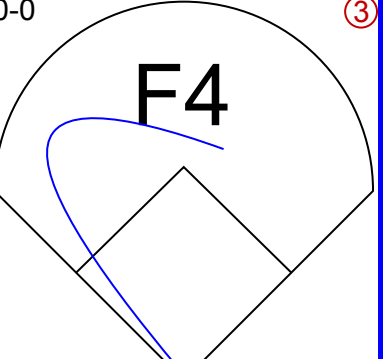
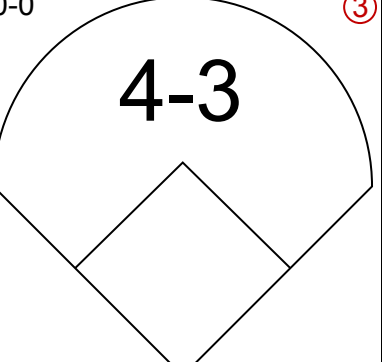
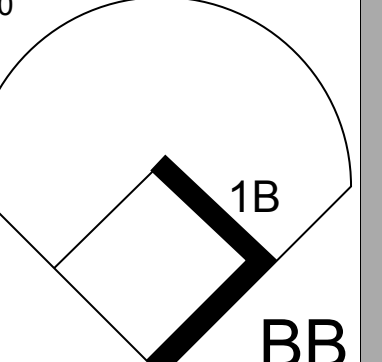
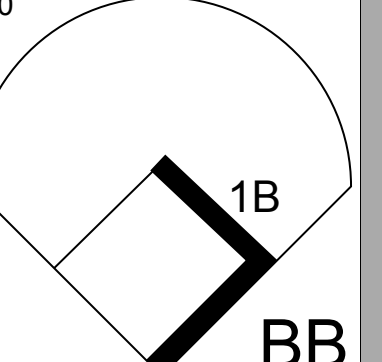
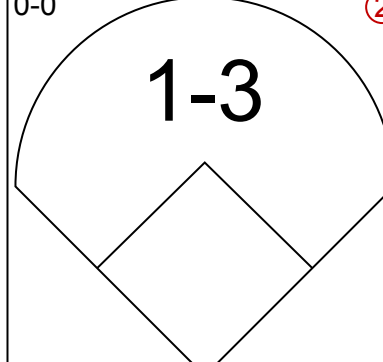
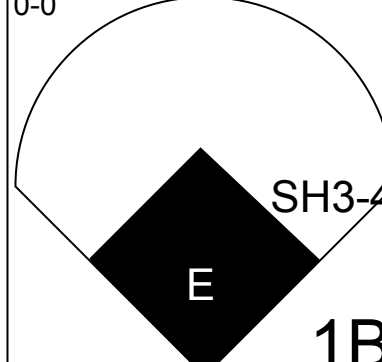
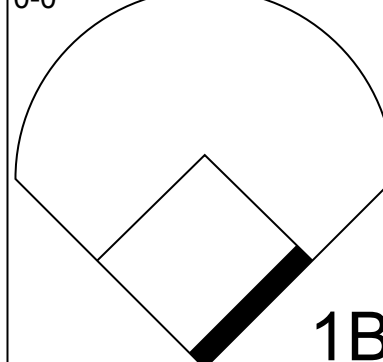
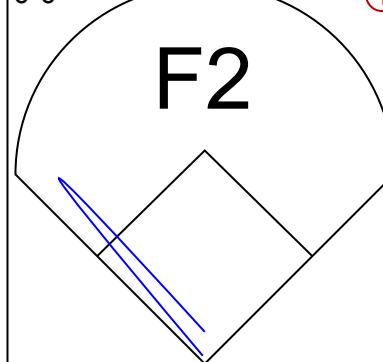
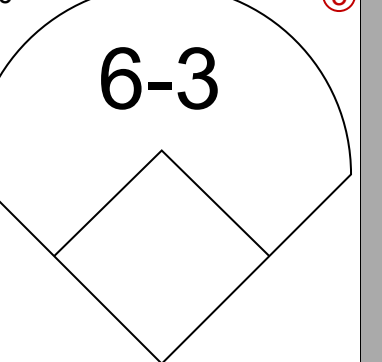
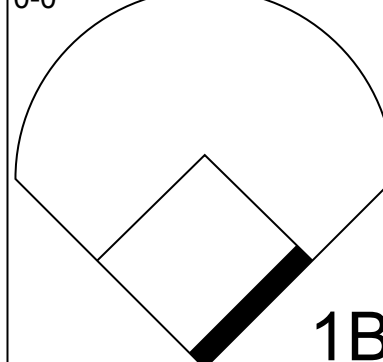
San Francisco Giants @ Houston Astros
Astrodome, Houston, TX
Sat Jun 07 1980, 8:05 PM EDT
Att: 42,263 - Unknown

livebaseballscores.com

AB 30
R 3
H 10
RBI 3
BB 2
SO 2
LOB 10



Batter	1	2	3	4	5	6	7	8	9	AB	R	H	RBI	BB	SO	LOB	TOP	
Bill North, S OBP: 0.377, SLG: 0.317 (1, 8)										4	0	0	0	0	4	0	San Francisco Giants @ Houston Astros Astrodome, Houston, TX Sun Jun 08 1980, 8:05 PM EDT Att: 28,327 - Unknown	
Terry Whitfield, L OBP: 0.305, SLG: 0.345 Mike Sadek, R OBP: 0.350, SLG: 0.316 (1, 7) (8, 2)										4	1	1	0	0	2	0		
Jack Clark, R OBP: 0.351, SLG: 0.494 (1, 9)										4	1	1	2	0	0	0		
Darrell Evans, L OBP: 0.359, SLG: 0.380 (1, 5)										3	1	2	0	1	0	0		
Milt May, L OBP: 0.320, SLG: 0.365 Larry Herndon, R OBP: 0.270, SLG: 0.368 Greg Minton, S (8, 1) Al Holland, R (9, 1)										2	0	1	0	1	0	1		
Rich Murray, R (1, 3)										4	0	0	0	0	1	3		
Rennie Stennett, R OBP: 0.264, SLG: 0.326 (1, 4)										4	0	0	0	0	2	3		
Johnnie LeMaster, R OBP: 0.270, SLG: 0.372 (1, 6)										4	1	2	1	0	1	0		
Vida Blue, S OBP: 0.167, SLG: 0.118 Jim Wohlford, R OBP: 0.272, SLG: 0.359 (8, 7) (8, 7)										2	0	0	0	0	1	2		
Inning Stats	R: 0 E: 0 K: 2 S: 7	H: 0 LOB: 0 BB: 0 P: 7	R: 1 E: 0 K: 2 S: 9	H: 2 LOB: 2 BB: 1 P: 13	R: 0 E: 0 K: 0 S: 3	H: 0 LOB: 1 BB: 1 P: 7	R: 0 E: 0 K: 0 S: 4	H: 1 LOB: 1 BB: 0 P: 4	R: 0 E: 0 K: 1 S: 5	H: 0 LOB: 0 BB: 0 P: 5	R: 2 E: 0 K: 2 S: 10	H: 3 LOB: 1 BB: 0 P: 10	R: 1 E: 0 K: 1 S: 6	H: 2 LOB: 0 BB: 0 P: 6	1B: 6 2B: 0 3B: 1 HR: 1	SF: 0 SAC: 0 DP: 0 HBP: 0		WP: 0 PA: 37 PB: 0 SB: 0 CS: 1
PITCHER	IP WLS BF H R ER SO BB IBB HBP BLK WP HR S P ERA WHIP		IP WLS BF H R ER SO BB IBB HBP BLK WP HR S P ERA WHIP		IP WLS BF H R ER SO BB IBB HBP BLK WP HR S P ERA WHIP		IP WLS BF H R ER SO BB IBB HBP BLK WP HR S P ERA WHIP		IP WLS BF H R ER SO BB IBB HBP BLK WP HR S P ERA WHIP		IP WLS BF H R ER SO BB IBB HBP BLK WP HR S P ERA WHIP		IP WLS BF H R ER SO BB IBB HBP BLK WP HR S P ERA WHIP		IP WLS BF H R ER SO BB IBB HBP BLK WP HR S P ERA WHIP		IP WLS BF H R ER SO BB IBB HBP BLK WP HR S P ERA WHIP	
Nolan Ryan, R ERA: 3.01 Joe Sambito, L ERA: 3.24	(1, 1) (8, 1)	7.2 W 31	6 3 3 10	2 0 0 0	0 0 0 0	0 0 0 0	0 0 0 0	0 0 0 0	0 0 0 0	0 0 0 0	0 0 0 0	0 0 0 0	0 0 0 0	0 0 0 0	0 0 0 0	0 0 0 0	3.52 1.043	6.75 1.500

Batter	1	2	3	4	5	6	7	8	9	AB	R	H	RBI	BB	SO	LOB	BOTTOM				
Rafael Landestoy, S OBP: 0.283, SLG: 0.376 (1, 6) (9, 4)										5	1	1	0	0	0	2	San Francisco Giants @ Houston Astros Astrodome, Houston, TX Sun Jun 08 1980, 8:05 PM EDT Att: 28,327 - Unknown				
Terry Puhl, L OBP: 0.354, SLG: 0.447 (1, 9)										4	0	0	0	0	2						
Jose Cruz, L OBP: 0.382, SLG: 0.422 (1, 7)										4	1	1	0	0	1	1					
Cesar Cedeno, R OBP: 0.386, SLG: 0.467 (1, 8)										3	0	1	2	0	0	0					
Enos Cabell, R OBP: 0.320, SLG: 0.371 (1, 5)										4	1	1	0	0	0	1					
Joe Morgan, L OBP: 0.329, SLG: 0.371 Craig Reynolds, L OBP: 0.226, SLG: 0.295 (1, 4) (9, 6)										3	1	1	1	0	0	0					
Art Howe, R OBP: 0.317, SLG: 0.385 Julio Gonzalez, R OBP: 0.091, SLG: 0.121 (1, 3) (9, PR)										0	1	0	0	0	0	0					
Luis Pujols, R OBP: 0.238, SLG: 0.240 (1, 2)										3	0	3	1	0	0	0					
Nolan Ryan, R OBP: 0.172, SLG: 0.160 Joe Sambito, L (8, 1) Dave Bergman, L OBP: 0.185, SLG: 0.120 Bruce Bochy, R OBP: 0.571, SLG: 0.250 (9, PH) (9, PH)										3	0	0	0	0	1	4					
Inning Stats	R: 0 E: 0 K: 1 S: 5	H: 0 LOB: 0 BB: 0 P: 5	R: 1 E: 0 K: 0 S: 4	H: 1 LOB: 0 BB: 0 P: 4	R: 0 E: 0 K: 0 S: 4	H: 1 LOB: 1 BB: 0 P: 4	R: 2 E: 1 K: 0 S: 6	H: 3 LOB: 2 BB: 1 P: 10	R: 1 E: 0 K: 0 S: 5	H: 2 LOB: 1 BB: 0 P: 5	R: 0 E: 0 K: 1 S: 6	H: 1 LOB: 1 BB: 0 P: 6	R: 0 E: 0 K: 0 S: 3	H: 0 LOB: 0 BB: 0 P: 3	R: 0 E: 0 K: 0 S: 3	H: 0 LOB: 0 BB: 0 P: 3		R: 1 E: 1 K: 0 S: 3	H: 1 LOB: 2 BB: 1 P: 7	1B: 6 2B: 1 3B: 2 HR: 0	SF: 2 SAC: 1 DP: 0 HBP: 0
PITCHER	IP WLS BF H R ER SO BB IBB HBP BLK WP HR S P ERA WHIP		IP WLS BF H R ER SO BB IBB HBP BLK WP HR S P ERA WHIP		IP WLS BF H R ER SO BB IBB HBP BLK WP HR S P ERA WHIP		IP WLS BF H R ER SO BB IBB HBP BLK WP HR S P ERA WHIP		IP WLS BF H R ER SO BB IBB HBP BLK WP HR S P ERA WHIP		IP WLS BF H R ER SO BB IBB HBP BLK WP HR S P ERA WHIP		IP WLS BF H R ER SO BB IBB HBP BLK WP HR S P ERA WHIP		IP WLS BF H R ER SO BB IBB HBP BLK WP HR S P ERA WHIP		IP WLS BF H R ER SO BB IBB HBP BLK WP HR S P ERA WHIP				
Vida Blue, L ERA: 2.85 Greg Minton, R ERA: 2.96 Al Holland, L ERA: 0.76	(1, 1) (8, 1) (9, 1)	7.0 L 5	8 4 3 2	8 4 3 2	0 0 0 0	0 0 0 0	0 0 0 0	0 0 0 0	0 0 0 0	0 0 0 0	0 0 0 0	0 0 0 0	0 0 0 0	0 0 0 0	0 0 0 0	0 0 0 0	3.86 1.286	0.00 0.750	∞ ∞		



Batter	1	2	3	4	5	6	7	8	9	AB	R	H	RBI	BB	SO	LOB	TOP					
Bill North, S OBP: 0.373, SLG: 0.312 Allen Ripley, R (4, 1)	6-3			K		K		HR		2	0	0	0	0	1	0	San Francisco Giants @ Philadelphia Phillies Veterans Stadium, Philadelphia, PA Mon Jun 09 1980, 7:05 PM EDT Att: 28,702 - Unknown					
Terry Whitfield, L OBP: 0.310, SLG: 0.345 Greg Minton, S (8, 1)								BB		1	0	0	0	0	1	0						
Darrell Evans, L OBP: 0.337, SLG: 0.378 (1, 5)	G3			G3		1B		F5		4	0	1	0	0	0	1						
Jack Clark, R OBP: 0.349, SLG: 0.505 (1, 9)	K			6-3		K		HR		4	1	1	2	0	2	1						
Rich Murray, R OBP: 0.091, SLG: 0.091 (1, 3)		K				K		K		4	0	1	0	0	3	0						
Larry Herndon, R OBP: 0.269, SLG: 0.372 (1, 7)	K					1B		F9		4	0	1	0	0	2	2						
Rennie Stennett, R OBP: 0.270, SLG: 0.333 (1, 4)						2B				3	1	1	0	1	0	0						
Johnnie LetMaster, R OBP: 0.264, SLG: 0.363 (1, 6)			5-3			K		F9		4	0	0	0	0	1	3						
Mike Sadek, R OBP: 0.364, SLG: 0.300 Milt May, L OBP: 0.322, SLG: 0.370 (7, 1)			4-3					SF8		1	0	0	0	1	0	0						
John Montefusco, R OBP: 0.118, SLG: 0.063 Jim Wohlford, R OBP: 0.262, SLG: 0.346 (4, 7)			K			F8		FC6-4		1	0	0	0	0	1	0						
Inning Stats	R: 0 E: 0 K: 1 S: 5	H: 0 LOB: 0 BB: 5 P: 5	R: 0 E: 0 K: 2 S: 7	H: 0 LOB: 0 BB: 0 P: 7	R: 0 E: 0 K: 1 S: 5	H: 0 LOB: 0 BB: 0 P: 5	R: 0 E: 0 K: 1 S: 5	H: 0 LOB: 0 BB: 0 P: 5	R: 0 E: 0 K: 2 S: 8	H: 1 LOB: 3 BB: 2 P: 16	R: 0 E: 0 K: 3 S: 11	H: 2 LOB: 2 BB: 0 P: 11	R: 0 E: 0 K: 0 S: 4	H: 1 LOB: 1 BB: 0 P: 4	R: 2 E: 0 K: 1 S: 6	H: 1 LOB: 0 BB: 1 P: 10	R: 1 E: 0 K: 0 S: 4	H: 1 LOB: 0 BB: 0 P: 4	1B: 3 2B: 2 3B: 0 HR: 1	SF: 1 SAC: 0 DP: 0 HBP: 0	WP: 1 PB: 0 SB: 0 CS: 0	PA: 36
PITCHER	IP	WLS	BF	H	R	ER	SO	BB	IBB	HBP	BLK	WP	HR	S	P	ERA	WHIP					
Steve Carlton, L ERA: 1.83 Dickie Niles, R ERA: 2.3 Tug McGraw, L ERA: 3.0	(1, 1)	6.0	23	3	0	0	10	1	1	0	0	1	0	41	49	0.00	0.667					

Batter	1	2	3	4	5	6	7	8	9	AB	R	H	RBI	BB	SO	LOB	BOTTOM					
Lonnie Smith, R OBP: 0.444, SLG: 0.615 (1, 9)	F9		1B	FC5-4		5-3				5	0	2	0	0	0	3	San Francisco Giants @ Philadelphia Phillies Veterans Stadium, Philadelphia, PA Mon Jun 09 1980, 7:05 PM EDT Att: 28,702 - Unknown					
Pete Rose, S OBP: 0.318, SLG: 0.380 (1, 3)			F5					K		4	0	1	0	1	2	4						
Mike Schmidt, R OBP: 0.354, SLG: 0.661 (1, 5)								K		5	0	1	0	0	3	2						
Greg Luzinski, R OBP: 0.379, SLG: 0.563 (1, 7)								K		3	0	1	0	2	2	3						
Bob Boone, R OBP: 0.280, SLG: 0.367 (1, 2)		6-3		HR		K		FC6-4		5	1	1	1	0	2	4						
Garry Maddox, R OBP: 0.282, SLG: 0.401 (1, 8)						K				5	0	2	0	0	1	3						
Larry Bowa, S OBP: 0.260, SLG: 0.324 (1, 6)								5-3		4	0	1	0	0	0	2						
Manny Trillo, R OBP: 0.386, SLG: 0.431 (1, 4)								F9		3	0	0	0	1	0	2						
Steve Carlton, L OBP: 0.147, SLG: 0.152 George Ykovich, L OBP: 0.318, SLG: 0.350 Dickie Niles, R OBP: 0.750, SLG: 0.750 Del Unser, L OBP: 0.382, SLG: 0.533 Tug McGraw, R OBP: 0.500, SLG: 0.500 (8, 1)										2	0	0	0	0	0	2						
Inning Stats	R: 0 E: 0 K: 2 S: 7	H: 0 LOB: 1 BB: 1 P: 11	R: 0 E: 0 K: 0 S: 4	H: 1 LOB: 1 BB: 0 P: 4	R: 0 E: 0 K: 1 S: 7	H: 2 LOB: 2 BB: 0 P: 7	R: 1 E: 0 K: 0 S: 5	H: 2 LOB: 2 BB: 1 P: 9	R: 0 E: 0 K: 3 S: 10	H: 1 LOB: 2 BB: 1 P: 14	R: 0 E: 0 K: 0 S: 3	H: 0 LOB: 1 BB: 1 P: 7	R: 0 E: 0 K: 2 S: 7	H: 0 LOB: 1 BB: 1 P: 11	R: 0 E: 0 K: 1 S: 7	H: 2 LOB: 3 BB: 1 P: 11		R: 0 E: 0 K: 1 S: 6	H: 1 LOB: 1 BB: 0 P: 6	1B: 7 2B: 1 3B: 0 HR: 1	SF: 0 SAC: 0 DP: 0 HBP: 0	WP: 0 PB: 0 SB: 4 CS: 0
PITCHER	IP	WLS	BF	H	R	ER	SO	BB	IBB	HBP	BLK	WP	HR	S	P	ERA	WHIP					
John Montefusco, R ERA: 4.29 Allen Ripley, R ERA: 0.71 Greg Minton, R ERA: 2.73	(1, 1)	3.1	16	5	1	1	3	1	1	0	0	0	0	21	25	2.70	1.800					

AB 32
 R 3
 H 6
 RBI 3
 BB 3
 SO 11
 LOB 11



AB 36
 R 1
 H 9
 RBI 1
 BB 6
 SO 10
 LOB 25



Batter	1	2	3	4	5	6	7	8	9	AB	R	H	RBI	BB	SO	LOB	TOP																				
Larry Herndon, R (1, 8) OBP: 0.268, SLG: 0.364										3	1	0	0	1	1	0	San Francisco Giants @ Philadelphia Phillies Veterans Stadium, Philadelphia, PA Tue Jun 10 1980, 7:05 PM EDT Att: 32,635 - Unknown																				
Terry Whitfield, L (1, 7) OBP: 0.323, SLG: 0.366										4	1	3	0	0	0																						
Jack Clark, R (1, 9) OBP: 0.352, SLG: 0.503										3	1	1	1	1	0	1																					
Darrell Evans, L (1, 5) OBP: 0.351, SLG: 0.370										4	0	0	0	0	0	5																					
Milt May, L (1, 2) OBP: 0.321, SLG: 0.366										4	0	1	0	0	2	4																					
Rich Murray, R (1, 3) OBP: 0.145, SLG: 0.214										3	0	1	2	0	0	1																					
Willie McCovey, L (9, PH) OBP: 0.277, SLG: 0.295										1	0	0	0	0	0	1																					
Rennie Stennett, R (1, 4) OBP: 0.265, SLG: 0.327										3	0	0	0	0	0	1																					
Johnnie LeMaster, R (1, 6) OBP: 0.260, SLG: 0.357										3	0	0	0	0	1	0																					
Bob Knepper, L (1, 1) OBP: 0.219, SLG: 0.290										2	0	0	0	0	1	0																					
Ed Halicki, R (6, 1) OBP: 0.167, SLG: 0.167										0	0	0	0	0	0	0																					
Bill North, S (8, PH) OBP: 0.371, SLG: 0.310										1	0	0	0	0	1	0																					
Al Holland, R (8, 1) OBP: 0.371, SLG: 0.310										0	0	0	0	0	0	0																					
Inning Stats	R: 3 E: 0 K: 0 S: 6	H: 3 LOB: 1 BB: 1 P: 10	R: 0 E: 0 K: 1 S: 5	H: 0 LOB: 0 BB: 0 P: 5	R: 0 E: 0 K: 0 S: 3	H: 1 LOB: 0 BB: 0 P: 3	R: 0 E: 0 K: 0 S: 3	H: 1 LOB: 0 BB: 0 P: 3	R: 0 E: 0 K: 2 S: 7	H: 0 LOB: 0 BB: 0 P: 7	R: 0 E: 0 K: 1 S: 5	H: 1 LOB: 1 BB: 1 P: 9	R: 0 E: 0 K: 0 S: 3	H: 0 LOB: 0 BB: 0 P: 3	R: 0 E: 0 K: 1 S: 5	H: 0 LOB: 0 BB: 0 P: 5	R: 0 E: 1 K: 1 S: 6	H: 0 LOB: 1 BB: 0 P: 6	1B: 4 2B: 2 3B: 0 HR: 0	SF: 0 SAC: 0 DP: 2 HBP: 0	WP: 0 PB: 0 SB: 0 CS: 1	PA: 33															
PITCHER	IP WLS BF H R ER SO BB IBB HBP BLK WP HR S P ERA WHIP																																				
Bob Walk, R (1, 1) ERA: 8.05	5.0		21	6	3	3	3	2	0	0	0	0	0	0	25	33	5.40	1.600																			
Kevin Saucier, L (6, 1) ERA: 2.08	1.0	W	2	0	0	0	1	0	0	0	0	0	0	0	4	4	0.00	0.000																			
Ron Reed, R (7, 1) ERA: 2.57	3.0	S	10	0	0	0	2	0	0	0	0	0	0	0	14	14	0.00	0.000																			

Batter	1	2	3	4	5	6	7	8	9	AB	R	H	RBI	BB	SO	LOB	BOTTOM																			
Lonnie Smith, R (1, 9) OBP: 0.419, SLG: 0.552										3	0	0	0	1	1	1	San Francisco Giants @ Philadelphia Phillies Veterans Stadium, Philadelphia, PA Tue Jun 10 1980, 7:05 PM EDT Att: 32,635 - Unknown																			
Pete Rose, S (1, 3) OBP: 0.364, SLG: 0.374										3	0	0	1	0	1	1																				
Mike Schmidt, R (1, 5) OBP: 0.347, SLG: 0.647										4	0	0	0	0	1	2																				
Greg Luzinski, R (1, 7) OBP: 0.390, SLG: 0.582										1	2	1	1	3	0	0																				
Bob Boone, R (1, 2) OBP: 0.275, SLG: 0.359										4	0	0	0	0	1	3																				
Garry Maddox, R (1, 8) OBP: 0.287, SLG: 0.427										4	1	2	2	0	0	1																				
Larry Bowa, S (1, 6) OBP: 0.265, SLG: 0.328										4	1	2	0	0	0	2																				
Manny Trillo, R (1, 4) OBP: 0.382, SLG: 0.425										4	0	1	0	0	0	4																				
Bob Walk, R (1, 1) OBP: 0.444, SLG: 0.167										0	0	0	0	1	0	0																				
Kevin Saucier, L (6, 1) ERA: 4.72										0	0	0	0	0	0	0																				
George Vukovich, L (6, PH) OBP: 0.304, SLG: 0.333										1	0	0	0	0	0	1																				
Ron Reed, R (7, 1) ERA: 2.57										0	0	0	0	0	0	0																				
Inning Stats	R: 0 E: 0 K: 1 S: 5	H: 0 LOB: 0 BB: 0 P: 5	R: 1 E: 0 K: 0 S: 4	H: 1 LOB: 0 BB: 0 P: 4	R: 0 E: 0 K: 1 S: 5	H: 1 LOB: 1 BB: 1 P: 9	R: 0 E: 0 K: 1 S: 5	H: 0 LOB: 1 BB: 1 P: 9	R: 1 E: 0 K: 0 S: 4	H: 2 LOB: 2 BB: 1 P: 9	R: 2 E: 0 K: 0 S: 5	H: 2 LOB: 1 BB: 1 P: 9	R: 0 E: 0 K: 1 S: 5	H: 0 LOB: 0 BB: 0 P: 5	R: 0 E: 0 K: 0 S: 4	H: 1 LOB: 2 BB: 1 P: 8	1B: 3 2B: 1 3B: 0 HR: 2	SF: 1 SAC: 0 DP: 0 HBP: 1	WP: 0 PB: 0 SB: 1 CS: 1	PA: 35																
PITCHER	IP WLS BF H R ER SO BB IBB HBP BLK WP HR S P ERA WHIP																																			
Bob Knepper, L (1, 1) ERA: 4.72	5.1	L	25	5	4	4	3	4	0	0	1	0	0	26	43	6.75	1.688																			
Ed Halicki, R (6, 1) ERA: 5.4	1.2		5	0	0	0	1	0	0	0	0	0	0	7	7	0.00	0.000																			
Al Holland, L (8, 1) ERA: 0.73	1.0		5	1	0	0	0	1	0	0	0	0	0	4	8	0.00	2.000																			

AB 31
R 3
H 6
RBI 3
BB 2
SO 6
LOB 13

AB 28
R 4
H 6
RBI 4
BB 5
SO 4
LOB 15


Batter	1	2	3	4	5	6	7	8	9	AB	R	H	RBI	BB	SO	LOB	TOP										
Bill North, S OBP: 0.377, SLG: 0.320 (1, 8)										5	1	3	0	0	0	3	San Francisco Giants @ Philadelphia Phillies Veterans Stadium, Philadelphia, PA Wed Jun 11 1980, 7:05 PM EDT Att: 37,844 - Unknown										
Darrell Evans, L OBP: 0.343, SLG: 0.361 (1, 5)										5	1	0	0	0	1	3											
Jack Clark, R OBP: 0.357, SLG: 0.536 (1, 9)										5	3	3	2	0	0	1											
Rich Murray, R OBP: 0.263, SLG: 0.474 (1, 3)										5	2	3	4	0	0	0											
Larry Herndon, R OBP: 0.266, SLG: 0.359 (1, 7)										5	0	1	0	0	0	1											
Rennie Stennett, R OBP: 0.270, SLG: 0.327 (1, 4)										3	0	1	0	1	0	1											
Johnnie LetMaster, R OBP: 0.259, SLG: 0.362 (1, 6)										3	0	1	1	0	1	1											
Mike Sadek, R OBP: 0.385, SLG: 0.304 (1, 2)										3	0	1	0	1	0	1											
Ed Whitson, R OBP: 0.077, SLG: 0.040 Greg Minton, S (8, 1)										2	0	0	0	0	0	1											
Inning Stats	R: 2 E: 0 K: 0 S: 5	H: 2 LOB: 0 BB: 0 P: 5	R: 0 E: 0 K: 0 S: 4	H: 1 LOB: 2 BB: 1 P: 8	R: 2 E: 0 K: 0 S: 5	H: 3 LOB: 1 BB: 1 P: 9	R: 0 E: 0 K: 0 S: 4	H: 1 LOB: 1 BB: 0 P: 4	R: 0 E: 0 K: 1 S: 6	H: 1 LOB: 1 BB: 0 P: 6	R: 2 E: 0 K: 0 S: 6	H: 3 LOB: 1 BB: 0 P: 6	R: 0 E: 0 K: 0 S: 4	H: 1 LOB: 0 BB: 0 P: 4	R: 1 E: 0 K: 1 S: 6	H: 1 LOB: 0 BB: 0 P: 6	1B: 8 2B: 2 3B: 1 HR: 2	SF: 1 SAC: 2 DP: 0 HBP: 0	WP: 0 PB: 0 CS: 1	PA: 42							
PITCHER	IP	WLS	BF	H	R	ER	SO	BB	IBB	HBP	BLK	WP	HR	S	P	ERA	WHIP										
Randy Lerch, L ERA: 4.99 (1, 1)	2.1	L	15	6	4	4	0	2	0	0	0	0	1	13	21	15.43	3.429										
Lerrin LaGrow, R ERA: 3.91 (3, 1)	2.2		8	1	0	0	0	0	0	0	1	0	0	8	8	0.00	0.375										
Kevin Saucier, L ERA: 2.74 (6, 1)	1.1		7	3	2	2	1	0	0	0	0	0	0	9	9	13.50	2.250										
Dickie Noles, R ERA: 2.25 (7, 1)	0.2		3	1	0	0	0	0	0	0	0	0	0	3	3	0.00	1.500										
Tug McGraw, L ERA: 3.09 (8, 1)	2.0		8	2	1	1	1	0	0	0	0	0	1	10	10	4.50	1.000										

Batter	1	2	3	4	5	6	7	8	9	AB	R	H	RBI	BB	SO	LOB	BOTTOM										
Lonnie Smith, R OBP: 0.400, SLG: 0.515 (1, 9)										4	0	1	0	0	0	0	San Francisco Giants @ Philadelphia Phillies Veterans Stadium, Philadelphia, PA Wed Jun 11 1980, 7:05 PM EDT Att: 37,844 - Unknown										
Pete Rose, S OBP: 0.397, SLG: 0.379 (1, 3)										3	1	1	0	1	0	2											
Mike Schmidt, R OBP: 0.355, SLG: 0.644 (1, 5)										1	1	0	0	3	0	1											
Greg Luzinski, R OBP: 0.388, SLG: 0.591 (1, 7)										4	2	1	2	0	1	3											
Bob Boone, R OBP: 0.279, SLG: 0.368 (1, 2)										4	0	2	1	0	1	0											
Gary Maddox, R OBP: 0.281, SLG: 0.417 (1, 8)										4	0	0	0	0	1	2											
Larry Bowa, S OBP: 0.259, SLG: 0.321 (1, 6)										4	0	0	0	0	0	0											
Manny Trillo, R OBP: 0.378, SLG: 0.415 (1, 4)										3	0	0	0	1	1	0											
Randy Lerch, L OBP: 0.500, SLG: 0.474 (1, 1) Lerrin LaGrow, R OBP: 0.000, SLG: 0.000 (3, 1) George Mauer, L OBP: 0.200, SLG: 0.319 (5, PH) Kevin Saucier, L OBP: 0.292, SLG: 0.750 (6, 1) Dickie Noles, R OBP: 0.304, SLG: 0.204 (7, PH) Greg Gross, R OBP: 0.200, SLG: 0.500 (8, 1) Tug McGraw, L OBP: 0.371, SLG: 0.516 (9, PH)										0	0	0	0	0	0	0											
Inning Stats	R: 0 E: 0 K: 0 S: 2	H: 0 LOB: 0 BB: 1 P: 6	R: 0 E: 0 K: 2 S: 7	H: 0 LOB: 0 BB: 0 P: 7	R: 0 E: 0 K: 0 S: 5	H: 2 LOB: 2 BB: 0 P: 5	R: 0 E: 0 K: 0 S: 2	H: 0 LOB: 0 BB: 1 P: 6	R: 0 E: 0 K: 1 S: 5	H: 0 LOB: 1 BB: 1 P: 9	R: 2 E: 1 K: 0 S: 5	H: 2 LOB: 1 BB: 1 P: 9	R: 0 E: 0 K: 1 S: 5	H: 0 LOB: 0 BB: 0 P: 5	R: 2 E: 0 K: 0 S: 5	H: 2 LOB: 1 BB: 1 P: 9	R: 0 E: 0 K: 1 S: 5	H: 0 LOB: 0 BB: 0 P: 5	1B: 3 2B: 3 3B: 0 HR: 1	SF: 0 SAC: 0 DP: 2 HBP: 0	WP: 0 PB: 0 CS: 0	PA: 36					
PITCHER	IP	WLS	BF	H	R	ER	SO	BB	IBB	HBP	BLK	WP	HR	S	P	ERA	WHIP										
Ed Whitson, R ERA: 3.74 (1, 1)	7.2		32	6	4	3	4	5	0	0	0	0	1	35	55	3.52	1.435										
Greg Minton, R ERA: 2.6 (8, 1)	1.1	S	4	0	0	0	1	0	0	0	0	0	0	6	6	0.00	0.000										

Batter	1	2	3	4	5	6	7	8	9	AB	R	H	RBI	BB	SO	LOB	TOP				
Larry Herndon, R OBP: 0.270, SLG: 0.360 (1, 8)	5-3	BB BB 1B		L6		FC4 1B		K		5	0	2	1	0	1	0					
Darrell Evans, L OBP: 0.351, SLG: 0.377 (1, 5)	WP 1B	BB BB 1B		L1-3 BB		F6		K		3	1	1	0	2	1	1					
Jack Clark, R OBP: 0.357, SLG: 0.520 (1, 9)	1B HR	BB BB 1B		L1-3 1-2		F6		BB		2	1	0	0	3	0	2					
Rich Murray, R OBP: 0.286, SLG: 0.500 (1, 3)	K	K		1B 1B		FC4 1-2		K		5	1	1	0	0	3	7					
Jim Wohlford, R OBP: 0.270, SLG: 0.349 (1, 7)	HR 1B	F3		1B 1B		F7		K		5	1	2	1	0	1	4					
Rennie Stennett, R OBP: 0.281, SLG: 0.363 (1, 4)	HR			F9		F9				3	1	1	3	1	0	2					
Johnnie LetMaster, R OBP: 0.249, SLG: 0.346 (1, 6)	F4			F8		F4		K		4	0	0	0	0	1	3					
Mike Sadek, R OBP: 0.400, SLG: 0.370 (1, 2)		SH1-4 1B		F9		FC6-4 1B		6-3		4	1	2	1	0	0	1					
John Montefusco, R OBP: 0.100, SLG: 0.053 Greg Minton, S Allen Ripley, R		SH1-4 2-3		5-3		FC6-4 1-2		K		3	0	0	0	0	1	3					
Inning Stats	R: 4 E: 0 K: 1 S: 8	H: 3 LOB: 0 BB: 1 P: 12	R: 1 E: 0 K: 1 S: 7	H: 2 LOB: 3 BB: 2 P: 15	R: 0 E: 0 K: 0 S: 3	H: 0 LOB: 1 BB: 1 P: 7	R: 0 E: 0 K: 0 S: 2	H: 0 LOB: 0 BB: 0 P: 6	R: 1 E: 0 K: 0 S: 6	H: 3 LOB: 2 BB: 0 P: 6	R: 0 E: 0 K: 0 S: 4	H: 1 LOB: 0 BB: 0 P: 4	R: 0 E: 0 K: 1 S: 5	H: 0 LOB: 0 BB: 0 P: 5	R: 0 E: 0 K: 2 S: 7	H: 0 LOB: 1 BB: 1 P: 13	1B: 7 2B: 2 3B: 0 HR: 1	SF: 0 SAC: 1 DP: 1 HBP: 0	WP: 1 PB: 0 CS: 0	PA: 41	
PITCHER	IP	WLS	BF	H	R	ER	SO	BB	IBB	HBP	BLK	WP	HR	S	P	ERA	WHIP				
Pete Falcone, L ERA: 5.74	1.1		11	5	5	5	1	2	0	0	0	1	1	11	19	33.75	5.250				
Mark Bomback, R ERA: 4.15	4.2		20	4	1	1	1	3	0	0	0	0	0	19	31	1.93	1.500				
Ed Glynn, L ERA: 3.0	2.0		6	0	0	0	3	0	0	0	0	0	0	12	12	0.00	0.000				
Jeff Reardon, R ERA: 3.27	1.0	W	4	0	0	0	3	1	0	0	0	0	0	9	13	0.00	1.000				

San Francisco Giants @ New York Mets
Shea Stadium, Flushing, NY
Sat Jun 14 1980, 7:05 PM EDT
Att: 22,918 - Unknown


AB 34
R 6
H 9
RBI 6
BB 6
SO 8
LOB 23



Batter	1	2	3	4	5	6	7	8	9	AB	R	H	RBI	BB	SO	LOB	BOTTOM					
Lee Mazzilli, S OBP: 0.373, SLG: 0.345 (1, 8)	F8		1-3			E4 SF8 1B		FC4-6 1B	BB 1B	5	2	2	1	0	0	2						
Frank Taveras, R OBP: 0.336, SLG: 0.342 (1, 6)	6-3			4-3		S 1B		FC4-6 1B	HR BB	4	1	2	0	1	0	0						
Claudell Washington, L OBP: 0.311, SLG: 0.364 (1, 9)	4-3			4-3		SF8		FC4-6 BB 1B	HR 1B	4	1	1	2	0	0	2						
Steve Henderson, R OBP: 0.407, SLG: 0.443 (1, 7)		K		K		K		BB 1B	HR	5	1	2	4	0	3	2						
Mike Jorgensen, L OBP: 0.355, SLG: 0.426 Jeff Reardon, R		F6				5-3		BB 1B		3	0	0	0	1	0	0						
John Stearns, R OBP: 0.363, SLG: 0.415 (1, 2)		6-3				4-3		BB		0	0	0	0	0	0	0						
Elliott Maddox, R OBP: 0.390, SLG: 0.310 (1, 5)						4-3		K		4	0	0	0	0	1	3						
Doug Flynn, R OBP: 0.272, SLG: 0.262 (1, 4)						4-3		BB 1B		3	0	1	0	1	0	0						
Pete Falcone, L OBP: 0.176, SLG: 0.125 Mark Bomback, R Ron Hodges, R Ed Glynn, R Jose Cardenal, R						FC5-6 BB		6-3		0	0	0	0	0	0	0						
Inning Stats	R: 0 E: 0 K: 0 S: 3	H: 0 LOB: 0 BB: 0 P: 3	R: 0 E: 0 K: 1 S: 5	H: 0 LOB: 0 BB: 0 P: 5	R: 0 E: 0 K: 0 S: 3	H: 0 LOB: 1 BB: 1 P: 7	R: 0 E: 0 K: 1 S: 5	H: 0 LOB: 0 BB: 0 P: 5	R: 0 E: 0 K: 0 S: 3	H: 0 LOB: 0 BB: 0 P: 3	R: 1 E: 1 K: 1 S: 8	H: 2 LOB: 2 BB: 0 P: 8	R: 0 E: 0 K: 0 S: 4	H: 1 LOB: 1 BB: 0 P: 4	R: 1 E: 0 K: 1 S: 8	H: 3 LOB: 3 BB: 1 P: 12	R: 5 E: 0 K: 0 S: 6	H: 4 LOB: 0 BB: 1 P: 10	1B: 9 2B: 0 3B: 0 HR: 1	SF: 1 SAC: 0 DP: 0 HBP: 0	WP: 1 PB: 0 SB: 1 CS: 0	PA: 40
PITCHER	IP	WLS	BF	H	R	ER	SO	BB	IBB	HBP	BLK	WP	HR	S	P	ERA	WHIP					
John Montefusco, R ERA: 3.95	7.2		32	6	2	1	3	2	0	0	0	0	0	36	44	1.17	1.043					
Greg Minton, R ERA: 3.77	1.0		7	3	4	4	1	1	0	0	0	0	0	8	12	36.00	4.000					
Allen Ripley, R ERA: 1.42	0.0	L	1	1	1	1	0	0	0	0	0	0	1	1	1	∞	∞					

San Francisco Giants @ New York Mets
Shea Stadium, Flushing, NY
Sat Jun 14 1980, 7:05 PM EDT
Att: 22,918 - Unknown

AB 36
R 7
H 10
RBI 7
BB 3
SO 4
LOB 14



Batter	1	2	3	4	5	6	7	8	9	AB	R	H	RBI	BB	SO	LOB	TOP										
Larry Herndon, R OBP: 0.270, SLG: 0.353 (1, 8)	0-3 K		0-0 F7		4-0 FC6-4 BB		0-0 6-3			3	0	0	0	1	1	2											
Terry Whitfield, L OBP: 0.303, SLG: 0.341 (1, 7)	0-0 F4-3		0-0 G3		0-0 F8		0-0 F4-3			4	0	0	0	0	0	4											
Jack Clark, R OBP: 0.355, SLG: 0.515 (1, 9)	0-0 F4			0-0 HR 1B		0-0 FC6-4 1-2		0-0 1-3		4	1	1	0	0	0	2											
Darrell Evans, L OBP: 0.353, SLG: 0.391 (1, 5)		4-0 F4-3 S 1B BB		0-0 HR 1-H		0-0 F7		0-0 F4-3		3	2	1	2	1	0	0											
Milt May, L OBP: 0.329, SLG: 0.389 (1, 2)	0-0 F4-3 1-3		0-0 F6-4-3 BB		0-0 F4-3		0-0 1B			3	0	1	0	1	0	1											
Rich Murray, R OBP: 0.281, SLG: 0.469 (1, 3)	0-0 E 1B		0-0 F6-4-3 1-2		0-0 F8		0-0 F7			4	0	1	1	0	0	2											
Rennie Stennett, R OBP: 0.281, SLG: 0.366 (1, 4)	0-0 5-3 1-2		0-0 F9			0-0 SH 2B		0-0 F4-3		4	0	1	0	0	0	1											
Johnnie LeMaster, R OBP: 0.250, SLG: 0.342 (1, 6)	0-0 5-3			4-0 SH2-3 BB		0-0 SH SH3-4		0-0 F8		2	0	0	0	1	0	1											
Bob Knepper, L OBP: 0.206, SLG: 0.273 (1, 1)		0-3 K		0-0 SH2-3 1-2		0-0 SH3-4 1-2		0-0 F9		2	0	0	0	0	1	0											
Inning Stats	R: 0 E: 0 K: 1 S: 5	H: 0 LOB: 0 BB: 0 P: 5	R: 1 E: 1 K: 0 S: 4	H: 1 LOB: 1 BB: 1 P: 8	R: 0 E: 0 K: 1 S: 5	H: 0 LOB: 0 BB: 0 P: 5	R: 2 E: 0 K: 0 S: 4	H: 2 LOB: 0 BB: 1 P: 8	R: 0 E: 0 K: 0 S: 3	H: 0 LOB: 0 BB: 0 P: 3	R: 0 E: 1 K: 0 S: 5	H: 1 LOB: 2 BB: 0 P: 5	R: 0 E: 0 K: 0 S: 4	H: 1 LOB: 1 BB: 0 P: 4	R: 0 E: 0 K: 0 S: 3	H: 0 LOB: 0 BB: 0 P: 3	1B: 3 2B: 1 3B: 0 HR: 1	SF: 0 SAC: 3 DP: 1 HBP: 0	WP: 0 PB: 0 SB: 1 CS: 0	PA: 36							
PITCHER	IP	WLS	BF	H	R	ER	SO	BB	IBB	HBP	BLK	WP	HR	S	P	ERA	WHIP										
Pat Zachry, R ERA: 3.5 (1, 1)	5.0	L	21	3	3	3	2	4	0	0	0	0	1	21	37	5.40	1.400										
Tom Hausman, R ERA: 4.1 (6, 1)	2.0		8	1	0	0	0	0	0	0	0	0	0	8	8	0.00	0.500										
Ed Glynn, L ERA: 2.74 (8, 1)	2.0		7	1	0	0	0	0	0	0	0	0	0	7	7	0.00	0.500										

San Francisco Giants @ New York Mets
Shea Stadium, Flushing, NY
Sun Jun 15 1980, 3:33 AM EDT
Att: 44,910 - Unknown

AB 29
R 3
H 5
RBI 3
BB 4
SO 2
LOB 13



Batter	1	2	3	4	5	6	7	8	9	AB	R	H	RBI	BB	SO	LOB	BOTTOM										
Lee Mazzilli, S OBP: 0.367, SLG: 0.338 (1, 8)	0-0 6-3		0-3 K		0-3 K		0-3 K			4	0	0	0	0	3	4											
Frank Taveras, R OBP: 0.331, SLG: 0.336 (1, 6)	0-0 F8		0-0 F8		0-0 G5-4-3 1-2			0-3 K		4	0	0	0	0	1	2											
Steve Henderson, R OBP: 0.399, SLG: 0.433 (1, 7)	0-0 4-3		0-0 5-3			0-3 K		0-3 K		4	0	0	0	0	2	1											
John Stearns, R OBP: 0.361, SLG: 0.411 (1, 3)		0-0 S 1B		0-0 F2		0-0 5-3		0-0 6-3		4	0	1	0	0	0	0											
Joel Youngblood, R OBP: 0.315, SLG: 0.360 (1, 9)	0-0 F8 1-2		0-3 K		0-0 F4			0-0 F8		4	0	0	0	0	1	1											
Alex Trevino, R OBP: 0.386, SLG: 0.365 (1, 2)	4-0 BB		0-0 1B		0-0 1B		0-0 F8		0-0 F9	3	0	1	0	1	0	0											
Elliott Maddox, R OBP: 0.390, SLG: 0.308 (1, 5)	0-0 F8		0-0 1B		1-2 1B		0-0 L4		0-0 F5	4	0	1	0	0	0	2											
Doug Flynn, R OBP: 0.273, SLG: 0.263 (1, 4)	0-0 F7		0-0 F1-3			0-0 1B		0-0 1B		3	0	1	0	0	0	4											
Pat Zachry, R OBP: 0.143, SLG: 0.143 (1, 1)			0-0 1B			0-0 G5-4-3 1B			0-0 1B	1	0	1	0	0	0	0											
Dan Norman, R OBP: 0.209, SLG: 0.326 (5, PH)										1	0	1	0	0	0	0											
Tom Hausman, R (6, 1)										0	0	0	0	0	0	0											
Jerry Morales, R OBP: 0.273, SLG: 0.286 (7, PH)										1	0	1	0	0	0	0											
Ed Glynn, R (8, 1)										0	0	0	0	0	0	0											
Inning Stats	R: 0 E: 0 K: 0 S: 3	H: 0 LOB: 0 BB: 0 P: 3	R: 0 E: 0 K: 0 S: 4	H: 1 LOB: 2 BB: 1 P: 8	R: 0 E: 0 K: 1 S: 6	H: 1 LOB: 1 BB: 0 P: 6	R: 0 E: 0 K: 1 S: 7	H: 2 LOB: 2 BB: 0 P: 7	R: 0 E: 0 K: 1 S: 5	H: 1 LOB: 0 BB: 0 P: 5	R: 0 E: 0 K: 1 S: 5	H: 0 LOB: 0 BB: 0 P: 5	R: 0 E: 0 K: 1 S: 7	H: 2 LOB: 2 BB: 0 P: 7	R: 0 E: 0 K: 2 S: 7	H: 0 LOB: 0 BB: 0 P: 7	R: 0 E: 0 K: 0 S: 3	H: 0 LOB: 0 BB: 0 P: 3	1B: 7 2B: 0 3B: 0 HR: 0	SF: 0 SAC: 0 DP: 1 HBP: 0	WP: 0 PB: 0 SB: 1 CS: 0	PA: 34					
PITCHER	IP	WLS	BF	H	R	ER	SO	BB	IBB	HBP	BLK	WP	HR	S	P	ERA	WHIP										
Bob Knepper, L ERA: 4.32 (1, 1)	9.0	W	34	7	0	0	7	1	0	0	0	0	0	47	51	0.00	0.889										

San Francisco Giants @ New York Mets
Shea Stadium, Flushing, NY
Sun Jun 15 1980, 3:33 AM EDT
Att: 44,910 - Unknown


AB 33
R 0
H 7
RBI 0
BB 1
SO 7
LOB 14



Batter	1	2	3	4	5	6	7	8	9	AB	R	H	RBI	BB	SO	LOB	TOP					
Ron LeFlore, R OBP: 0.333, SLG: 0.330 (1, 7)	0-0 6-3		0-0 F9			0-0 L4		0-0 F8		4	0	0	0	0	0	1						
Rodney Scott, S OBP: 0.302, SLG: 0.276 (1, 4)	0-3 K			0-0 1-4-3		0-3 K			0-0 6-3	4	0	0	0	0	2	0						
Brad Mills, L OBP: 0.500, SLG: 0.480 (1, 5)	0-0 G3			0-0 F7			0-0 G6-4-3 1B		0-0 F9	4	0	1	0	0	0	0						
Gary Carter, R OBP: 0.307, SLG: 0.475 (1, 2)		0-0 HR		0-0 F8			0-0 G6-4-3 1-2		0-0 FC4-6 1B	4	1	2	1	0	0	1						
Warren Cromartie, L OBP: 0.330, SLG: 0.431 (1, 3)		0-0 4-3			0-0 F9				0-0 FC4-6 1-2	4	0	1	0	0	0	1						
Jerry White, S OBP: 0.354, SLG: 0.491 (1, 9)		0-0 4-3			0-0 F8					3	0	0	0	0	0	1						
Rowland Office, L OBP: 0.318, SLG: 0.354 (1, 8)		0-0 F2								3	0	1	0	0	0	0						
Tony Bernazard, S OBP: 0.284, SLG: 0.311 (1, 6)			0-3 K		0-0 4-3					3	0	0	0	0	1	1						
Charlie Lea, R (8, PH) Tom Hutton, L OBP: 0.233, SLG: 0.185 Elias Sosa, R OBP: 0.333, SLG: 0.333 (8, 1)			0-3 K			0-3 K				2	0	0	0	0	2	0						
Inning Stats	R: 0 E: 0 K: 1 S: 5	H: 0 LOB: 0 BB: 0 P: 5	R: 1 E: 0 K: 0 S: 4	H: 1 LOB: 0 BB: 0 P: 4	R: 0 E: 0 K: 2 S: 7	H: 0 LOB: 0 BB: 0 P: 7	R: 0 E: 0 K: 0 S: 3	H: 0 LOB: 0 BB: 0 P: 3	R: 0 E: 0 K: 0 S: 4	H: 1 LOB: 1 BB: 0 P: 4	R: 0 E: 0 K: 2 S: 7	H: 0 LOB: 0 BB: 0 P: 7	R: 0 E: 0 K: 0 S: 4	H: 2 LOB: 1 BB: 0 P: 4	R: 0 E: 0 K: 0 S: 4	H: 1 LOB: 1 BB: 0 P: 4	R: 0 E: 0 K: 0 S: 4	H: 1 LOB: 1 BB: 0 P: 4	1B: 5 2B: 0 3B: 0 HR: 1	SF: 0 SAC: 0 DP: 1 HBP: 0	WP: 0 PB: 0 SB: 0 CS: 0	PA: 32
PITCHER Ed Whitson, R ERA: 3.5 (1, 1)	IP: 9.0 WLS: W BF: 32 H: 6 R: 1 ER: 1 SO: 5 BB: 0 IBB: 0 HBP: 0 BLK: 0 WP: 0 HR: 1 S: 42 P: 42 ERA: 1.00 WHIP: 0.667															PITCHER						

Montreal Expos @ San Francisco Giants
 Candlestick Park, San Francisco, CA
 Mon Jun 16 1980, 10:05 PM EDT
 Att: 4,756 - Unknown


AB	32
R	1
H	6
RBI	1
BB	0
SO	5
LOB	5





Batter	1	2	3	4	5	6	7	8	9	AB	R	H	RBI	BB	SO	LOB	BOTTOM			
Larry Herndon, R OBP: 0.269, SLG: 0.357 (1, 8)	0-0 4-3		0-0 SH5-3 E 2B		0-0 6-3		0-0 F9			4	1	1	0	0	0	0				
Terry Whitfield, L OBP: 0.303, SLG: 0.341 (1, 7)	0-3 K		0-0 SH5-3 2-3		0-0 CS 1B		0-0 F8			3	0	1	0	0	1	0				
Jack Clark, R OBP: 0.357, SLG: 0.512 (1, 9)	0-0 F7		0-0 E6 1B 1B		4-0 1-2 BB			0-0 1B G3 1B		3	2	1	0	1	0	0				
Darrell Evans, L OBP: 0.360, SLG: 0.397 (1, 5)		0-0 BB FC6-4 1B	0-0 1B 1-3 1B		0-0 F9			0-0 1B G3 SF9 1B		4	2	3	0	0	0	1				
Milt May, L OBP: 0.333, SLG: 0.392 (1, 2)		0-0 F7	0-0 G4-3 1-2 3-H 1B		0-0 F9		0-0 FC6-4 1B	0-0 G3 1-2 3-H		4	0	2	2	0	0	2				
Rich Murray, R OBP: 0.305, SLG: 0.472 (1, 3)		0-0 FC6-4 BB 1B	0-0 G4-3 1-2		0-0 F9		0-0 F8	0-0 FC5-4 1B		4	0	2	0	0	0	3				
Rennie Stennett, R OBP: 0.280, SLG: 0.361 (1, 4)		4-0 FC6-4 BB		0-3 K		0-0 F7		0-0 SF9		2	0	0	1	1	1	1				
Johnnie LeMaster, R OBP: 0.245, SLG: 0.335 (1, 6)		0-0 FC6-4 1-2 2-3 3-H		0-0 L5		0-0 FC6-4 1-2		0-0 FC5-4 1-2		4	0	0	1	0	0	4				
Ed Whitson, R OBP: 0.069, SLG: 0.036 (1, 1)		0-0 F9		0-0 F4			0-0 1-3			3	0	0	0	0	0	2				
Inning Stats	R: 0 E: 0 K: 1 S: 5	H: 0 LOB: 0 BB: 0 P: 5	R: 1 E: 0 K: 0 S: 5	H: 2 LOB: 2 BB: 1 P: 9	R: 2 E: 1 K: 0 S: 6	H: 3 LOB: 1 BB: 0 P: 6	R: 0 E: 0 K: 1 S: 5	H: 0 LOB: 0 BB: 0 P: 5	R: 0 E: 0 K: 0 S: 3	H: 1 LOB: 1 BB: 1 P: 7	R: 0 E: 0 K: 0 S: 4	H: 1 LOB: 1 BB: 0 P: 4	R: 0 E: 0 K: 0 S: 3	H: 0 LOB: 0 BB: 0 P: 3	R: 2 E: 0 K: 0 S: 6	H: 3 LOB: 1 BB: 0 P: 6	1B: 9 2B: 1 3B: 0 HR: 0	SF: 1 SAC: 1 DP: 1 HBP: 0	WP: 0 PB: 0 SB: 0 CS: 1	PA: 35
PITCHER Charlie Lea, R ERA: 1.8 Elias Sosa, R ERA: 2.73 (8, 1)	IP: 7.0 WLS: L BF: 29 H: 7 R: 3 ER: 2 SO: 2 BB: 0 IBB: 0 HBP: 0 BLK: 0 WP: 0 HR: 0 S: 31 P: 39 ERA: 2.57 WHIP: 1.286															PITCHER				

Montreal Expos @ San Francisco Giants
 Candlestick Park, San Francisco, CA
 Mon Jun 16 1980, 10:05 PM EDT
 Att: 4,756 - Unknown

AB	31
R	5
H	10
RBI	4
BB	2
SO	2
LOB	13



Batter	1	2	3	4	5	6	7	8	9	AB	R	H	RBI	BB	SO	LOB	TOP			
Lee Mazzilli, S OBP: 0.352, SLG: 0.322 (1, 8)	3-1		K		F7			1B	L7	5	0	1	0	0	1	2	New York Mets @ San Francisco Giants Candlestick Park, San Francisco, CA Wed Jun 18 1980, 6:33 AM EDT Att: 5,035 - Unknown AB 33 R 5 H 8 RBI 5 BB 4 SO 6 LOB 16 			
Frank Taveras, R OBP: 0.327, SLG: 0.332 (1, 6)	G3			2B		K		6-3		4	1	1	0	0	1	1				
Claudell Washington, L OBP: 0.306, SLG: 0.369 (1, 9)	5-3			F7		4-3			BB 1B	3	1	0	0	1	0	1				
John Stearns, R OBP: 0.360, SLG: 0.401 (1, 2)				2B		5-3			BB	3	1	2	0	1	0	0				
Mike Jorgensen, L OBP: 0.361, SLG: 0.439 (1, 3)				BB					BB	3	0	2	1	0	0	1				
Jose Cardenal, R OBP: 0.265, SLG: 0.167 (9, PH)	FC3-6								4-3	0	1	0	0	1	0	0				
Steve Henderson, R OBP: 0.385, SLG: 0.415 (1, 7)	G6-4-3			2B					BB	4	0	0	1	0	2	6				
Jose Moreno, S OBP: 0.333, SLG: 0.636 (1, 5)				K					BB	4	1	2	3	0	1	3				
Doug Flynn, R OBP: 0.273, SLG: 0.256 (1, 4)									2B	3	0	0	0	0	0	0				
Joel Youngblood, R OBP: 0.321, SLG: 0.376 (9, PH)									BB	0	0	0	0	1	0	0				
Ray Burris, R OBP: 0.087, SLG: 0.087 (1, 1)									BB	1	0	0	0	0	0	0				
Pete Falcone, L OBP: 0.167, SLG: 0.116 (3, 1)									BB	1	0	0	0	0	1	0				
Ron Hodges, L OBP: 0.359, SLG: 0.290 (8, PH)	6-3								BB	1	0	0	0	0	0	0				
Neil Allen, R OBP: 0.397, SLG: 0.329 (8, 1)									BB	1	0	0	0	0	0	2				
Elliott Maddox, R OBP: 0.397, SLG: 0.329 (9, PH)									BB	1	0	0	0	0	0	2				
Inning Stats	R: 0 E: 0 K: 0 S: 3	H: 0 LOB: 0 BB: 0 P: 3	R: 0 E: 0 K: 0 S: 3	H: 1 LOB: 0 BB: 0 P: 3	R: 1 E: 0 K: 1 S: 6	H: 1 LOB: 0 BB: 0 P: 6	R: 1 E: 0 K: 2 S: 9	H: 2 LOB: 2 BB: 1 P: 13	R: 0 E: 0 K: 1 S: 5	H: 0 LOB: 0 BB: 0 P: 5	R: 0 E: 0 K: 1 S: 5	H: 1 LOB: 0 BB: 0 P: 5	R: 0 E: 0 K: 0 S: 4	H: 1 LOB: 1 BB: 0 P: 4	R: 3 E: 0 K: 0 S: 5	H: 2 LOB: 3 BB: 3 P: 17	1B: 5 2B: 2 3B: 0 HR: 1	SF: 0 SAC: 0 DP: 2 HBP: 0	WP: 0 PB: 0 SB: 1 CS: 0	PA: 37
PITCHER	IP WLS BF H R ER SO BB IBB HBP BLK WP HR S P ERA WHIP																			
John Montefusco, R ERA: 4.12 (1, 1)	8.0 W 32 7 5 5 6 3 0 0 0 0 1 41 53 5.62 1.250																			
Al Holland, L ERA: 0.72 (9, 1)	0.1 2 1 0 0 0 0 0 0 0 0 0 2 2 0.00 3.000																			
Greg Minton, R ERA: 3.56 (9, 1)	0.2 S 3 0 0 0 0 1 0 0 0 0 0 2 6 0.00 1.500																			

Batter	1	2	3	4	5	6	7	8	9	AB	R	H	RBI	BB	SO	LOB	BOTTOM				
Larry Herndon, R OBP: 0.274, SLG: 0.358 (1, 8)	SH1-3		K		K					5	2	2	0	0	3	4	New York Mets @ San Francisco Giants Candlestick Park, San Francisco, CA Wed Jun 18 1980, 6:33 AM EDT Att: 5,035 - Unknown AB 34 R 8 H 11 RBI 5 BB 4 SO 8 LOB 18 				
Terry Whitfield, L OBP: 0.296, SLG: 0.331 (1, 7)	SH1-3			K		K				4	0	0	0	0	3	4					
Jack Clark, R OBP: 0.364, SLG: 0.512 (1, 9)	WP		WP	E		E				5	3	4	1	0	1	0					
Darrell Evans, L OBP: 0.355, SLG: 0.388 (1, 5)	F8		FC5	E6		E5			G3	4	0	1	1	1	0	1					
Mitt May, L OBP: 0.330, SLG: 0.381 (1, 2)	FC6-4		F4	G3		F4-3				3	0	0	0	1	0	5					
Rich Murray, R OBP: 0.285, SLG: 0.419 (1, 3)	FC6-4		IBB			5-3			6-3	3	0	0	0	1	0	1					
Joe Strain, R OBP: 0.310, SLG: 0.309 (1, 4)			SF7			6-3			E5	3	2	2	1	0	0	0					
Johnnie LeMaster, R OBP: 0.248, SLG: 0.345 (1, 6)			FC5			L6			1B	4	0	2	2	0	0	2					
John Montefusco, R OBP: 0.125, SLG: 0.045 (1, 1)				E6						3	1	0	0	1	1	1					
Al Holland, R ERA: 5.4 (9, 1)						F4-3				0	0	0	0	0	0	0					
Greg Minton, S ERA: 4.01 (9, 1)										0	0	0	0	0	0	0					
Inning Stats	R: 2 E: 0 K: 0 S: 5	H: 2 LOB: 1 BB: 1 P: 9	R: 1 E: 0 K: 1 S: 6	H: 2 LOB: 1 BB: 1 P: 10	R: 1 E: 0 K: 0 S: 4	H: 1 LOB: 2 BB: 2 P: 12	R: 2 E: 2 K: 2 S: 10	H: 1 LOB: 1 BB: 0 P: 10	R: 0 E: 0 K: 0 S: 3	H: 0 LOB: 0 BB: 0 P: 3	R: 1 E: 1 K: 1 S: 8	H: 3 LOB: 2 BB: 0 P: 8	R: 1 E: 1 K: 2 S: 9	H: 2 LOB: 1 BB: 0 P: 9	R: 0 E: 0 K: 2 S: 7	H: 0 LOB: 0 BB: 0 P: 7		1B: 10 2B: 0 3B: 1 HR: 0	SF: 1 SAC: 1 DP: 1 HBP: 0	WP: 4 PB: 0 SB: 2 CS: 0	PA: 40
PITCHER	IP WLS BF H R ER SO BB IBB HBP BLK WP HR S P ERA WHIP																				
Ray Burris, R ERA: 3.29 (1, 1)	2.0 L 13 5 4 4 1 5 0 1 0 0 1 0 33 37 1.80 1.200																				
Pete Falcone, L ERA: 5.4 (3, 1)	5.0 24 6 4 1 5 0 1 0 0 1 0 33 37 1.80 1.200																				
Neil Allen, R ERA: 4.01 (8, 1)	1.0 3 0 0 0 0 2 0 0 0 0 0 0 7 7 0.00 0.000																				

Batter	1	2	3	4	5	6	7	8	9	AB	R	H	RBI	BB	SO	LOB	TOP	
Pete Rose, S OBP: 0.380, SLG: 0.385 (1, 3)										4	1	2	0	0	0	1	Philadelphia Phillies @ San Francisco Giants Candlestick Park, San Francisco, CA Fri Jun 20 1980, 10:05 PM EDT Att: 9,490 - Unknown	
Bake McBride, L OBP: 0.319, SLG: 0.475 (1, 9)										4	0	2	0	0	0	2		
Mike Schmidt, R OBP: 0.370, SLG: 0.635 (1, 5)										4	0	0	0	0	2	3		
Greg Luzinski, R OBP: 0.378, SLG: 0.552 (1, 7)										4	0	0	0	0	1	2		
Bob Boone, R OBP: 0.295, SLG: 0.359 (1, 2)										4	0	1	1	0	0	0		
Gary Maddox, R OBP: 0.266, SLG: 0.374 (1, 8)										4	0	0	0	0	1	2		
Larry Bowa, S OBP: 0.290, SLG: 0.346 (1, 6)										2	0	1	0	1	0	0		
Manny Trillo, R OBP: 0.373, SLG: 0.413 (1, 4)										3	0	1	0	0	1	2		
Dan Larson, R OBP: 0.228, SLG: 0.216 (7, PH)										2	0	0	0	0	0	2		
Greg Gross, L OBP: 0.333, SLG: 0.333 (7, 1)										1	0	0	0	0	0	1		
Lerrin LaGrow, R OBP: 0.333, SLG: 0.333 (7, 1)										0	0	0	0	0	0	0		
Inning Stats	R: 1 E: 0 K: 2 S: 10	H: 3 LOB: 2 BB: 0 P: 10	R: 0 E: 0 K: 0 S: 4	H: 1 LOB: 1 BB: 0 P: 4	R: 0 E: 0 K: 0 S: 3	H: 1 LOB: 0 BB: 0 P: 3	R: 0 E: 0 K: 0 S: 3	H: 0 LOB: 0 BB: 0 P: 3	R: 0 E: 0 K: 2 S: 7	H: 0 LOB: 1 BB: 1 P: 11	R: 0 E: 0 K: 1 S: 5	H: 0 LOB: 0 BB: 0 P: 5	R: 0 E: 0 K: 0 S: 3	H: 0 LOB: 0 BB: 0 P: 3	1B: 7 2B: 0 3B: 0 HR: 0	SF: 0 SAC: 0 DP: 1 HBP: 0	WP: 1 PB: 0 SB: 0 CS: 1	PA: 33
PITCHER Allen Ripley, R ERA: 1.25 (1, 1)	IP: 9.0 WLS: W BF: 33 H: 7 R: 1 ER: 1 SO: 5 BB: 1 IBB: 0 HBP: 0 BLK: 1 WP: 1 HR: 0 S: 42 P: 46 ERA: 1.00 WHIP: 0.889											PITCHER	IP: 9.0 WLS: W BF: 33 H: 7 R: 1 ER: 1 SO: 5 BB: 1 IBB: 0 HBP: 0 BLK: 1 WP: 1 HR: 0 S: 42 P: 46 ERA: 1.00 WHIP: 0.889					

AB	32
R	1
H	7
RBI	1
BB	1
SO	5
LOB	15



Batter	1	2	3	4	5	6	7	8	9	AB	R	H	RBI	BB	SO	LOB	BOTTOM
Bill North, S OBP: 0.384, SLG: 0.314 (1, 8)										3	0	0	0	2	3	0	Philadelphia Phillies @ San Francisco Giants Candlestick Park, San Francisco, CA Fri Jun 20 1980, 10:05 PM EDT Att: 9,490 - Unknown
Joe Strain, R OBP: 0.323, SLG: 0.315 (1, 4)										4	0	0	0	0	0	3	
Jack Clark, R OBP: 0.375, SLG: 0.557 (1, 9)										3	2	2	1	1	0	0	
Darrell Evans, L OBP: 0.348, SLG: 0.380 (1, 5)										4	0	0	0	0	0	2	
Mitt May, L OBP: 0.332, SLG: 0.373 (1, 2)										2	2	1	0	2	1	1	
Jim Wehlford, R OBP: 0.285, SLG: 0.337 (1, 7)									4	1	1	0	0	0	4		
Rich Murray, R OBP: 0.308, SLG: 0.412 (1, 3)									4	0	1	1	0	1	1		
Johnnie LeMaster, R OBP: 0.252, SLG: 0.347 (1, 6)									4	0	2	1	0	0	0		
Allen Ripley, R OBP: 0.377, SLG: 0.395 (1, 1)									3	0	0	0	0	1	3		
Inning Stats	R: 0 E: 0 K: 0 S: 3	H: 0 LOB: 3 BB: 3 P: 15	R: 0 E: 0 K: 1 S: 5	H: 0 LOB: 0 BB: 0 P: 5	R: 0 E: 0 K: 1 S: 5	H: 0 LOB: 0 BB: 0 P: 5	R: 1 E: 0 K: 0 S: 6	H: 1 LOB: 2 BB: 2 P: 13	R: 1 E: 1 K: 1 S: 7	H: 1 LOB: 1 BB: 0 P: 7	R: 0 E: 0 K: 2 S: 7	H: 0 LOB: 0 BB: 0 P: 7	1B: 5 2B: 1 3B: 0 HR: 1	SF: 0 SAC: 1 DP: 1 HBP: 0	WP: 2 PB: 0 SB: 2 CS: 0	PA: 37	
PITCHER Dan Larson, R ERA: 3.77 (1, 1)	IP: 6.0 WLS: L BF: 29 H: 6 R: 4 ER: 2 SO: 3 BB: 3 IBB: 0 HBP: 0 BLK: 0 WP: 0 HR: 1 S: 30 P: 50 ERA: 3.00 WHIP: 1.500											PITCHER Lerrin LaGrow, R ERA: 3.95 (7, 1)	IP: 2.0 WLS: L BF: 8 H: 1 R: 1 ER: 1 SO: 3 BB: 0 IBB: 0 HBP: 0 BLK: 0 WP: 1 HR: 0 S: 14 P: 14 ERA: 4.50 WHIP: 0.500				

AB	31
R	5
H	7
RBI	3
BB	5
SO	6
LOB	14



Batter	1	2	3	4	5	6	7	8	9	AB	R	H	RBI	BB	SO	LOB	TOP		
Pete Rose, S OBP: 0.376, SLG: 0.386 (1, 3)	1-3		L7		4-3		4-3		0-0	5	0	1	1	0	0	1	Philadelphia Phillies @ San Francisco Giants Candlestick Park, San Francisco, CA Sat Jun 21 1980, 6:33 AM EDT Att: 11,809 - Unknown		
Bake McBride, L OBP: 0.316, SLG: 0.469 (1, 9)	F9		P4		4-3			F8 BB	6-3	5	0	1	0	0	0	1			
Mike Schmidt, R OBP: 0.368, SLG: 0.626 (1, 5)	K		K			F8		F8 BB		3	0	0	0	1	2	0			
Del Unser, L OBP: 0.350, SLG: 0.472 (1, 8)		1B 6-3 1B		F7		F8		K		4	1	1	0	0	1	2			
Bob Boone, R OBP: 0.294, SLG: 0.354 (1, 2)		6-3		6-3		1B BB		F8		3	0	0	0	1	0	3			
Greg Gross, L OBP: 0.262, SLG: 0.273 (1, 7)		1B		1B		1B		F7		4	0	3	0	0	0	2			
Larry Bowa, S OBP: 0.284, SLG: 0.339 (1, 6)		K		F8		4-3			F9	4	0	0	0	0	1	5			
Manny Trillo, R OBP: 0.376, SLG: 0.412 (1, 4)		1B		WP BB		L9		L8		3	1	1	1	1	0	0			
Randy Lerch, L OBP: 0.433, SLG: 0.400 (7, PH)	4-3			F8		K		2B BB		2	0	0	0	0	0	3			
George Vukovich, L OBP: 0.259, SLG: 0.280 (7, PH)										1	0	0	0	0	1	0			
Ron Reed, R (7, PH)										0	0	0	0	0	0	0			
Lonnie Smith, R OBP: 0.426, SLG: 0.512 (9, PH)								2B BB		0	1	0	0	1	0	0			
Inning Stats	R: 0 E: 0 K: 1 S: 5	H: 0 LOB: 0 BB: 0 P: 5	R: 1 E: 0 K: 1 S: 8	H: 3 LOB: 2 BB: 0 P: 8	R: 0 E: 0 K: 0 S: 4	H: 1 LOB: 1 BB: 0 P: 4	R: 1 E: 0 K: 0 S: 3	H: 0 LOB: 0 BB: 1 P: 7	R: 0 E: 0 K: 0 S: 4	H: 1 LOB: 2 BB: 1 P: 8	R: 0 E: 0 K: 1 S: 5	H: 0 LOB: 0 BB: 0 P: 5	R: 0 E: 0 K: 1 S: 6	H: 1 LOB: 2 BB: 1 P: 10	R: 1 E: 0 K: 0 S: 4	H: 1 LOB: 1 BB: 1 P: 8	1B: 5 2B: 2 3B: 0 HR: 0	SF: 0 SAC: 0 DP: 0 HBP: 0	WP: 2 PA: 38 PB: 0 SB: 0 CS: 0
PITCHER Ed Whitson, R ERA: 3.46 (1, 1)	IP: 9.0 WLS: W BF: 38 H: 7 R: 3 ER: 3 SO: 5 BB: 4 IBB: 0 HBP: 0 BLK: 0 WP: 1 HR: 0 S: 44 P: 60 ERA: 3.00 WHIP: 1.222															PITCHER			

Batter	1	2	3	4	5	6	7	8	9	AB	R	H	RBI	BB	SO	LOB	BOTTOM		
Bill North, S OBP: 0.381, SLG: 0.308 (1, 8)	K S		6-3		F7	K		2B		3	0	0	0	1	1	1	Philadelphia Phillies @ San Francisco Giants Candlestick Park, San Francisco, CA Sat Jun 21 1980, 6:33 AM EDT Att: 11,809 - Unknown		
Larry Hemdon, R OBP: 0.271, SLG: 0.351 (8, PH)	BB		2-3		4-3		6-3	1-3 3-H	1B	5	0	2	3	0	1	1			
Darrell Evans, L OBP: 0.349, SLG: 0.385 (1, 5)	K		2B		4-3		6-3	1-H	2B	5	1	2	0	0	0	1			
Jack Clark, R OBP: 0.375, SLG: 0.562 (1, 9)	4-3		3-H		1B	1B	L8	3-H	F9	5	1	2	0	0	0	1			
Rich Murray, R OBP: 0.304, SLG: 0.400 (1, 3)		6-3	6-3		1B	2B	4-3			4	1	1	0	0	0	2			
Jim Wohlford, R OBP: 0.265, SLG: 0.333 (1, 7)		6-3		L9		2B		1-3	1B	4	1	1	1	0	0	0			
Joe Strain, R OBP: 0.351, SLG: 0.359 (1, 4)			FC6-4		1B	SF9		WP	1B	3	2	3	2	1	0	0			
Johnnie LetMaster, R OBP: 0.252, SLG: 0.345 (1, 6)	FC6-4		1-2		1-3	1B	F7	F9		4	0	1	0	0	0	3			
Mike Sadek, R OBP: 0.412, SLG: 0.357 (1, 2)			PB SH3-4 1B		SF9		6-3	1B	1B	1	2	0	1	2	0	0			
Ed Whitson, R OBP: 0.094, SLG: 0.065 (1, 1)		SH3-4		3-H	F9		K	1B	2B	3	1	1	1	0	1	1			
Inning Stats	R: 0 E: 0 K: 1 S: 4	H: 0 LOB: 0 BB: 1 P: 8	R: 0 E: 0 K: 0 S: 4	H: 1 LOB: 1 BB: 0 P: 4	R: 1 E: 0 K: 0 S: 5	H: 2 LOB: 2 BB: 1 P: 9	R: 1 E: 0 K: 0 S: 4	H: 1 LOB: 1 BB: 1 P: 8	R: 3 E: 0 K: 0 S: 7	H: 4 LOB: 1 BB: 0 P: 7	R: 0 E: 0 K: 2 S: 7	H: 0 LOB: 0 BB: 0 P: 7	R: 0 E: 0 K: 0 S: 3	H: 0 LOB: 0 BB: 0 P: 3	R: 4 E: 0 K: 0 S: 7	H: 4 LOB: 1 BB: 1 P: 11	1B: 7 2B: 5 3B: 0 HR: 0	SF: 1 SAC: 1 DP: 0 HBP: 0	WP: 1 PA: 39 PB: 1 SB: 1 CS: 0
PITCHER Randy Lerch, L ERA: 4.8 (7, 1)	IP: 6.0 WLS: L BF: 28 H: 8 R: 5 ER: 5 SO: 3 BB: 3 IBB: 0 HBP: 0 BLK: 0 WP: 0 HR: 0 S: 31 P: 43 ERA: 7.50 WHIP: 1.833															PITCHER			
Ron Reed, R ERA: 3.09 (7, 1)	IP: 2.0 WLS: L BF: 11 H: 4 R: 4 ER: 4 SO: 0 BB: 0 IBB: 1 HBP: 0 BLK: 0 WP: 1 HR: 0 S: 10 P: 14 ERA: 18.00 WHIP: 2.000															PITCHER			

Batter	1	2	3	4	5	6	7	8	9	AB	R	H	RBI	BB	SO	LOB	TOP					
Lonnie Smith, R OBP: 0.431, SLG: 0.511 Greg Gross, L OBP: 0.274, SLG: 0.273	0-0 FC6-4 1B		0-3 K		0-3 K		0-0 S 3B 1B		4-0 SH5-3 BB	4	1	2	0	0	2	1	Philadelphia Phillies @ San Francisco Giants Candlestick Park, San Francisco, CA Sun Jun 22 1980, 6:33 AM EDT Att: 27,315 - Unknown					
Pete Ross, S OBP: 0.375, SLG: 0.383	0-0 F9		0-0 6-3		0-0 1B		0-0 F9		0-0 SH5-3	4	0	1	0	0	0	2						
Mike Schmidt, R OBP: 0.368, SLG: 0.630	0-0 FC6-4 2B		0-0 E5 FC6-4		0-0 FC4-6 1B		0-0 SF9 3B		0-0 4-3	5	2	2	2	0	0	2						
Greg Luzinski, R OBP: 0.375, SLG: 0.545	4-0 2B BB		0-0 FC6-4		0-0 FC4-6 1B		0-0 SF9		0-0 F9	3	0	0	1	1	0	4						
Bob Boone, R OBP: 0.293, SLG: 0.357	0-0 1-3 2-H 2B				0-0 5-3		0-0 F9		0-0 L9	4	0	1	1	0	0	0						
Gary Maddox, R OBP: 0.374, SLG: 0.376	0-0 F9				0-0 4-3		0-0 1B		0-0 CS 1B	4	0	2	0	0	0	2						
Larry Bowa, S OBP: 0.285, SLG: 0.339 Ramon Aviles, R OBP: 0.419, SLG: 0.500			0-0 P3		0-0 F7		0-0 1B		4-0 FC4-6 BB	3	0	1	0	0	0	0						
Manny Trillo, R OBP: 0.374, SLG: 0.404			0-0 6-3		4-0 1B BB		0-0 F8		0-0 FC4-6 WP	3	1	0	0	1	0	3						
Steve Carlton, L OBP: 0.136, SLG: 0.163			0-0 3-1		0-0 P6		0-0 F8		0-0 F7	4	0	0	0	0	0	4						
Inning Stats	R: 1 E: 0 K: 0 S: 5	H: 2 LOB: 2 BB: 1 P: 9	R: 0 E: 0 K: 0 S: 3	H: 0 LOB: 0 BB: 0 P: 3	R: 0 E: 1 K: 1 S: 6	H: 0 LOB: 1 BB: 0 P: 6	R: 0 E: 0 K: 0 S: 3	H: 0 LOB: 0 BB: 0 P: 3	R: 1 E: 0 K: 1 S: 7	H: 2 LOB: 2 BB: 1 P: 11	R: 0 E: 0 K: 0 S: 5	H: 2 LOB: 2 BB: 0 P: 5	R: 2 E: 0 K: 0 S: 5	H: 2 LOB: 0 BB: 0 P: 5	R: 0 E: 0 K: 0 S: 3	H: 1 LOB: 1 BB: 1 P: 7	R: 0 E: 0 K: 0 S: 3	H: 0 LOB: 1 BB: 1 P: 7	1B: 7 2B: 1 3B: 1 HR: 0	SF: 1 SAC: 1 DP: 0 HBP: 0	WP: 1 PB: 0 SB: 1 CS: 1	PA: 40
PITCHER	IP WLS BF H R ER SO BB IBB HBP BLK WP HR S P ERA WHIP	8.0 L 36 9 4 4 2 3 0 0 0 1 0 3 49 4.50 1.500	1.0 4 0 0 0 0 1 0 0 0 0 0 0 3 7 0.00 1.000	PITCHER																		

Batter	1	2	3	4	5	6	7	8	9	AB	R	H	RBI	BB	SO	LOB	BOTTOM					
Bill North, S OBP: 0.376, SLG: 0.304	0-0 5-3		0-3 K		0-0 E5 4-3 WP		0-0 G1-6-3 1B		0-0 6-3	5	0	1	0	0	1	0	Philadelphia Phillies @ San Francisco Giants Candlestick Park, San Francisco, CA Sun Jun 22 1980, 6:33 AM EDT Att: 27,315 - Unknown					
Darrell Evans, L OBP: 0.344, SLG: 0.379	0-3 K		0-0 F9		0-3 K		0-0 G1-6-3 1-2			4	0	0	0	0	2	2						
Jack Clark, R OBP: 0.385, SLG: 0.575	4-0 CS BB		0-0 2B 3B		4-0 4-3 IBB		0-0 E PO 1B			2	1	2	0	2	0	0						
Jim Wohlford, R OBP: 0.255, SLG: 0.320	0-0 CS		0-0 4-3		0-3 K		0-0 4-3		0-0 E6	4	0	0	0	0	1	4						
Rich Murray, R OBP: 0.317, SLG: 0.424			0-0 1B		0-0 1B 2B		0-0 F4		0-0 PO	4	1	2	1	0	0	2						
Joe Strain, R OBP: 0.347, SLG: 0.354			0-0 L9		0-0 1B 1B		0-0 6-3		0-0 6-3	4	1	1	1	0	0	1						
Johnnie LetMaster, R OBP: 0.252, SLG: 0.343			0-0 F7		0-0 1B 1B		0-0 F7		0-0 F8	4	0	1	0	0	0	1						
Mike Sadek, R OBP: 0.421, SLG: 0.355			0-3 K		0-0 1-2 2-H 1B		4-0 BB		0-0 F9	3	0	1	1	1	1	0						
Vida Blue, S OBP: 0.156, SLG: 0.140 Greg Minton, S			0-0 G3		0-3 K		0-3 K		0-3 K	3	0	0	0	0	0	2						
Mike Ivie, R OBP: 0.277, SLG: 0.327										1	0	0	0	0	1	0						
Inning Stats	R: 0 E: 0 K: 1 S: 4	H: 0 LOB: 0 BB: 1 P: 8	R: 0 E: 0 K: 0 S: 4	H: 1 LOB: 1 BB: 0 P: 4	R: 0 E: 0 K: 2 S: 7	H: 0 LOB: 0 BB: 0 P: 7	R: 3 E: 0 K: 2 S: 12	H: 5 LOB: 2 BB: 0 P: 12	R: 0 E: 1 K: 1 S: 6	H: 0 LOB: 2 BB: 1 P: 10	R: 0 E: 0 K: 1 S: 5	H: 0 LOB: 1 BB: 1 P: 9	R: 0 E: 1 K: 0 S: 4	H: 2 LOB: 1 BB: 0 P: 4	R: 0 E: 0 K: 0 S: 3	H: 0 LOB: 0 BB: 0 P: 3	R: 0 E: 0 K: 1 S: 5	H: 0 LOB: 0 BB: 0 P: 5	1B: 6 2B: 1 3B: 1 HR: 0	SF: 0 SAC: 0 DP: 1 HBP: 0	WP: 1 PB: 0 SB: 0 CS: 1	PA: 39
PITCHER	IP WLS BF H R ER SO BB IBB HBP BLK WP HR S P ERA WHIP	9.0 W 37 8 3 3 8 2 1 0 0 1 0 50 62 3.00 1.111	PITCHER																			

Batter	1	2	3	4	5	6	7	8	9	AB	R	H	RBI	BB	SO	LOB	TOP											
Bill North, S OBP: 0.376, SLG: 0.305 (1,8)										2	0	0	1	2	0	0	San Francisco Giants @ San Diego Padres San Diego Stadium, San Diego, CA Wed Jun 25 1980, 10:05 PM EDT Att: 11,336 - Unknown livebaseballscorecards.com											
Joe Strain, R OBP: 0.349, SLG: 0.359 (1,4)										3	0	0	0	1	0	4												
Jack Clark, R OBP: 0.374, SLG: 0.555 (1,9)										4	0	0	0	0	0	2												
Darrell Evans, L OBP: 0.338, SLG: 0.375 (1,5)										4	0	0	0	0	0	1												
Rich Murray, R OBP: 0.324, SLG: 0.415 (1,3)										3	1	0	0	1	0	0												
Milt May, L OBP: 0.344, SLG: 0.378 (1,2)										2	2	1	0	2	0	0												
Larry Herndon, R OBP: 0.276, SLG: 0.360 (1,7)										4	0	2	1	0	1	1												
Johnnie LeMaster, R OBP: 0.253, SLG: 0.355 (1,6)										4	0	1	1	0	1	5												
Allen Ripley, R (1,1) Tom Griffin, R (1,1) Jim Wohlford, R (5,PH) Gary Lavelle, S (5,1) Terry Whitfield, L (7,PH) Al Holland, L (7,1) Willie McCovey, S (9,PH)										0	0	0	0	0	0	0	GIANTS											
Inning Stats	R: 0 E: 1 K: 0 S: 3	H: 0 LOB: 1 BB: 1 P: 7	R: 1 E: 0 K: 1 S: 6	H: 1 LOB: 1 BB: 1 P: 10	R: 0 E: 0 K: 0 S: 3	H: 0 LOB: 0 BB: 0 P: 3	R: 0 E: 1 K: 1 S: 5	H: 0 LOB: 0 BB: 1 P: 5	R: 0 E: 0 K: 0 S: 2	H: 0 LOB: 0 BB: 1 P: 6	R: 2 E: 0 K: 0 S: 5	H: 2 LOB: 3 BB: 3 P: 17	R: 0 E: 0 K: 0 S: 3	H: 0 LOB: 1 BB: 1 P: 9	R: 0 E: 0 K: 1 S: 5	H: 1 LOB: 1 BB: 1 P: 9		1B: 2 2B: 2 3B: 1 HR: 0	SF: 0 SAC: 0 DP: 3 HBP: 0	WP: 0 PB: 0 SB: 0 CS: 1	PA: 36							
PITCHER	IP	WLS	BF	H	R	ER	SO	BB	IBB	HBP	BLK	WP	HR	S	P	ERA	WHIP											
Juan Eichelberger, R ERA: 4.09	(1,1)	6.2	W	27	3	3	3	2	5	0	0	0	0	0	26	46	4.05	1.200										
Rollie Fingers, R ERA: 2.8	(7,1)	2.1	S	9	1	0	0	1	2	0	0	0	0	0	9	17	0.00	1.286										

Batter	1	2	3	4	5	6	7	8	9	AB	R	H	RBI	BB	SO	LOB	BOTTOM										
Gene Richards, L OBP: 0.357, SLG: 0.358 (1,7)										5	2	2	0	0	1	2	San Francisco Giants @ San Diego Padres San Diego Stadium, San Diego, CA Wed Jun 25 1980, 10:05 PM EDT Att: 11,336 - Unknown livebaseballscorecards.com										
Ozzie Smith, S OBP: 0.333, SLG: 0.281 (1,6)										4	2	2	0	1	0	0											
Dave Winfield, R OBP: 0.389, SLG: 0.438 (1,9)										4	1	2	5	0	0	0											
Willie Montanez, L OBP: 0.301, SLG: 0.343 (1,3)										5	0	1	0	0	0	2											
Jerry Mumphrey, S OBP: 0.329, SLG: 0.326 (1,8)										3	2	1	0	1	1	2											
Tim Flannery, L OBP: 0.421, SLG: 0.434 (1,5) Aurelio Rodriguez, R OBP: 0.230, SLG: 0.336 (8,5)										2	0	0	0	1	0	1											
Gene Tenace, R OBP: 0.367, SLG: 0.347 (1,2)										2	0	1	0	2	0	2											
Dave Cash, R OBP: 0.286, SLG: 0.273 (1,4)										4	0	3	2	0	0	2											
Juan Eichelberger, R (1,1) Rollie Fingers, R (7,1)										3	0	0	0	0	3	5	SD										
Inning Stats	R: 4 E: 0 K: 1 S: 10	H: 5 LOB: 2 BB: 1 P: 14	R: 1 E: 0 K: 1 S: 7	H: 2 LOB: 1 BB: 0 P: 7	R: 0 E: 1 K: 1 S: 7	H: 2 LOB: 2 BB: 0 P: 7	R: 0 E: 0 K: 0 S: 3	H: 0 LOB: 0 BB: 0 P: 3	R: 1 E: 0 K: 1 S: 5	H: 1 LOB: 1 BB: 2 P: 13	R: 0 E: 0 K: 0 S: 3	H: 0 LOB: 0 BB: 0 P: 3	R: 0 E: 0 K: 0 S: 4	H: 1 LOB: 2 BB: 1 P: 8	R: 1 E: 0 K: 1 S: 6	H: 1 LOB: 1 BB: 1 P: 10		1B: 9 2B: 1 3B: 1 HR: 1	SF: 1 SAC: 0 DP: 0 HBP: 0	WP: 0 PB: 0 SB: 3 CS: 1	PA: 40						
PITCHER	IP	WLS	BF	H	R	ER	SO	BB	IBB	HBP	BLK	WP	HR	S	P	ERA	WHIP										
Allen Ripley, R ERA: 2.82	(1,1)	0.2	L	8	5	4	4	0	1	0	0	0	0	7	11	54.00	9.000										
Tom Griffin, R ERA: 5.4	(1,1)	3.1		14	4	1	1	3	0	0	0	0	0	20	20	2.70	1.200										
Gary Lavelle, L ERA: 2.9	(5,1)	2.0		8	1	1	1	1	2	0	0	0	0	8	16	4.50	1.500										
Al Holland, L ERA: 0.96	(7,1)	2.0		10	2	1	1	1	2	0	0	0	0	10	18	4.50	2.000										

Batter	1	2	3	4	5	6	7	8	9	AB	R	H	RBI	BB	SO	LOB	TOP							
Davey Lopes, R OBP: 0.325, SLG: 0.327 (1, 4)										5	2	3	0	0	1	0	Los Angeles Dodgers @ San Francisco Giants Candlestick Park, San Francisco, CA Fri Jun 27 1980, 10:05 PM EDT Att: 20,285 - Unknown							
Rudy Law, L OBP: 0.319, SLG: 0.324 (1, 8)										5	1	3	2	0	0	0								
Reggie Smith, S OBP: 0.402, SLG: 0.543 Pedro Guerrero, R OBP: 0.484, SLG: 0.724 Derrel Thomas, S OBP: 0.313, SLG: 0.333 (1, 9)										4	1	1	1	0	1	1								
Steve Garvey, R OBP: 0.320, SLG: 0.481 (1, 3)										5	2	2	1	0	0	2								
Dusty Baker Jr., R OBP: 0.332, SLG: 0.579 (1, 7)										5	1	1	3	0	0	2								
Ron Cey, R OBP: 0.344, SLG: 0.419 (1, 5)										5	1	2	0	0	1	0								
Bill Russell, R OBP: 0.323, SLG: 0.405 (1, 6)										5	0	3	1	0	0	1								
Steve Yeager, R OBP: 0.305, SLG: 0.272 (1, 2)										4	0	2	0	1	0	1								
Jerry Reuss, L OBP: 0.133, SLG: 0.107 (1, 1)										4	0	0	0	0	1	6								
Inning Stats	R: 1 E: 0 K: 1 S: 6	H: 2 LOB: 0 BB: 0 P: 6	R: 0 E: 0 K: 0 S: 4	H: 1 LOB: 2 BB: 1 P: 8	R: 1 E: 0 K: 0 S: 4	H: 1 LOB: 0 BB: 0 P: 4	R: 0 E: 0 K: 1 S: 6	H: 1 LOB: 1 BB: 0 P: 6	R: 5 E: 1 K: 2 S: 14	H: 7 LOB: 2 BB: 0 P: 14	R: 0 E: 0 K: 0 S: 3	H: 0 LOB: 0 BB: 0 P: 3	R: 1 E: 0 K: 0 S: 6	H: 3 LOB: 2 BB: 0 P: 6	R: 0 E: 0 K: 0 S: 5	H: 2 LOB: 2 BB: 0 P: 5		R: 0 E: 0 K: 0 S: 3	H: 0 LOB: 0 BB: 0 P: 3	1B: 10 2B: 4 3B: 1 HR: 2	SF: 0 SAC: 0 DP: 0 HBP: 0	WP: 0 PB: 0 SB: 1 CS: 1	PA: 44	
PITCHER	IP WLS BF H R ER SO BB IBB HBP BLK WP HR S P ERA WHIP	4.2 L 24 10 7 6 4 0 1 0 0 0 1 31 35 11.57 2.143	5.1 6 2 0 0 0 0 0 0 0 0 0 0 6 6 0.00 1.500	7.1 14 5 1 1 0 0 0 0 0 0 0 1 14 14 3.00 1.667																				

AB 43
R 8
H 17
RBI 8
BB 1
SO 4
LOB 15



Batter	1	2	3	4	5	6	7	8	9	AB	R	H	RBI	BB	SO	LOB	BOTTOM							
Bill North, S OBP: 0.367, SLG: 0.293 (1, 8)										4	0	0	0	0	0	0	Los Angeles Dodgers @ San Francisco Giants Candlestick Park, San Francisco, CA Fri Jun 27 1980, 10:05 PM EDT Att: 20,285 - Unknown							
Darrell Evans, L OBP: 0.337, SLG: 0.372 (1, 5)										3	0	0	0	0	0	0								
Jack Clark, R OBP: 0.373, SLG: 0.556 Jim Wohlford, R OBP: 0.252, SLG: 0.308 (1, 9)										2	0	0	0	0	0	0								
Rich Murray, R OBP: 0.293, SLG: 0.375 (1, 3)										3	0	0	0	0	0	1								
Larry Herndon, R OBP: 0.272, SLG: 0.350 (1, 7)										3	0	0	0	0	0	0								
Joe Strain, R OBP: 0.336, SLG: 0.345 (1, 4)										3	0	0	0	0	0	0								
Johnnie LetMaster, R OBP: 0.247, SLG: 0.345 (1, 6)										3	0	0	0	0	0	0								
Mike Sadek, R OBP: 0.390, SLG: 0.324 (1, 2)										3	0	0	0	0	2	0								
Vida Blue, S OBP: 0.152, SLG: 0.136 Tom Griffin, R (5, 1)										1	0	0	0	0	0	0								
Terry Whitfield, L OBP: 0.297, SLG: 0.326 Gary Lavelle, S (7, 1)										1	0	0	0	0	0	0								
Rennie Stennett, R OBP: 0.275, SLG: 0.355 (9, PH)										1	0	0	0	0	0	0								
Inning Stats	R: 0 E: 1 K: 0 S: 4	H: 0 LOB: 1 BB: 0 P: 4	R: 0 E: 0 K: 0 S: 3	H: 0 LOB: 0 BB: 0 P: 3	R: 0 E: 0 K: 1 S: 5	H: 0 LOB: 0 BB: 0 P: 5	R: 0 E: 0 K: 0 S: 3	H: 0 LOB: 0 BB: 0 P: 3	R: 0 E: 0 K: 0 S: 3	H: 0 LOB: 0 BB: 0 P: 3	R: 0 E: 0 K: 0 S: 3	H: 0 LOB: 0 BB: 0 P: 3	R: 0 E: 0 K: 0 S: 3	H: 0 LOB: 0 BB: 0 P: 3	R: 0 E: 0 K: 0 S: 3	H: 0 LOB: 0 BB: 0 P: 3	1B: 0 2B: 0 3B: 0 HR: 0	SF: 0 SAC: 0 DP: 0 HBP: 0	WP: 0 PB: 0 SB: 0 CS: 0	PA: 28				
PITCHER	IP WLS BF H R ER SO BB IBB HBP BLK WP HR S P ERA WHIP	9.0 W 28 0 0 0 2 0 0 0 0 0 0 32 32 0.00 0.000																						



Batter	1	2	3	4	5	6	7	8	9	10	11	AB	R	H	RBI	BB	SO	LOB	TOP					
Davey Lopes, R OBP: 0.326, SLG: 0.322 (1, 4)	F9	BB			6-3		K		F9	IBB		4	0	0	0	2	1	1						
Rudy Law, L OBP: 0.324, SLG: 0.324 (1, 8)	BB				4-3							3	1	1	0	1	0	3						
Steve Yeager, R OBP: 0.302, SLG: 0.269 (10, PH) (10, 2)	1B	L4					S		BB	K		1	0	0	0	0	1	3						
Reggie Smith, S OBP: 0.408, SLG: 0.556 (1, 9)	CS	1B					F8					4	1	2	2	1	0	1						
Steve Garvey, R OBP: 0.317, SLG: 0.472 (1, 3)	BB				5-3		L4					5	0	0	0	1	2	5						
Dusty Baker Jr., R OBP: 0.328, SLG: 0.569 (1, 7)	K				1-3				F8			6	0	1	0	0	1	2						
Ron Cey, R OBP: 0.343, SLG: 0.416 (1, 5)							1B					4	0	1	0	0	2	0						
Steve Howe, L OBP: 0.167, SLG: 0.167 (8, 1)					F8							0	0	0	0	0	0	0						
Pedro Guerrero, R OBP: 0.500, SLG: 0.724 (10, PH)							1B		K			0	1	0	0	1	0	0						
Gary Thomasson, L OBP: 0.352, SLG: 0.267 (10, 8)										4-3	BB	0	0	0	0	0	0	0						
Bill Russell, R OBP: 0.321, SLG: 0.401 (1, 6)							F9		F8			5	0	1	0	0	1	3						
Joe Ferguson, R OBP: 0.329, SLG: 0.250 (1, 2)										4-3		4	0	0	0	1	1	3						
Bobby Castillo, R OBP: 0.250, SLG: 0.250 (10, 1)					F3		F9		E5			0	0	0	0	0	0	0						
Rick Sutcliffe, L OBP: 0.176, SLG: 0.176 (10, 1)									SH1-4	2B	IBB	0	0	0	0	0	0	0						
Dave Goltz, R OBP: 0.279, SLG: 0.125 (1, 1)												2	0	0	0	1	2	2						
Derrel Thomas, S OBP: 0.319, SLG: 0.349 (8, 5)							K		SH1-4			1	0	1	1	0	0	0						
Inning Stats	R: 1 E: 0 K: 1 S: 5	H: 1 LOB: 2 BB: 2 P: 13	R: 0 E: 0 K: 2 S: 8	H: 1 LOB: 3 BB: 2 P: 16	R: 1 E: 0 K: 0 S: 4	H: 1 LOB: 0 BB: 0 P: 4	R: 0 E: 0 K: 2 S: 7	H: 0 LOB: 0 BB: 0 P: 7	R: 0 E: 0 K: 0 S: 3	H: 2 LOB: 2 BB: 0 P: 7	R: 0 E: 0 K: 1 S: 8	H: 1 LOB: 1 BB: 0 P: 8	R: 0 E: 0 K: 1 S: 5	H: 0 LOB: 0 BB: 0 P: 5	R: 0 E: 1 K: 1 S: 6	H: 0 LOB: 3 BB: 1 P: 11	R: 1 E: 0 K: 1 S: 6	H: 1 LOB: 3 BB: 3 P: 18	R: 0 E: 0 K: 0 S: 3	H: 0 LOB: 0 BB: 0 P: 3	1B: 5 2B: 2 3B: 0 HR: 1	SF: 0 SAC: 1 DP: 1 HBP: 2	WP: 0 PB: 0 SB: 2 CS: 1	PA: 50
PITCHER	IP ERA WLS BF H R ER SO BB IBB HBP BLK WP HR S P ERA WHIP	8.0 3.95 0.2 3 0 0 0 0 0 0 0 0 0 0 0 3 3 0.00 0.000	9.1 3.27 1.1 10 1 1 1 2 2 2 1 0 0 0 0 9 26 6.75 2.250	11.1 4.84 1.0 W 3 0 0 0 0 0 0 0 0 0 0 0 3 3 0.00 0.000	PITCHER																			

Los Angeles Dodgers @ San Francisco Giants
Candlestick Park, San Francisco, CA
Sat Jun 28 1980, 6:33 AM EDT
Att: 25,145 - Unknown


AB 39
R 3
H 7
RBI 3
BB 8
SO 11
LOB 23



Batter	1	2	3	4	5	6	7	8	9	10	11	AB	R	H	RBI	BB	SO	LOB	BOTTOM					
Bill North, S OBP: 0.369, SLG: 0.298 (1, 8)	1B							F8				4	1	2	0	0	1	1						
Willie McCovey, L OBP: 0.279, SLG: 0.290 (10, PH)	BB									SF8	BB	0	0	0	0	1	0	0						
Roger Metzger, S OBP: 0.130, SLG: 0.048 (10, PR)	G5-4-3									1B	BB	0	0	0	0	0	0	0						
Tom Griffin, R (11, 1)	1B											0	0	0	0	0	0	0						
Max Venable, L OBP: 0.333, SLG: 0.333 (1, 9)												3	0	1	0	0	1	0						
Jim Wohlford, R OBP: 0.265, SLG: 0.315 (9, PH) (10, 9)	G5-4-3											1	1	1	0	1	0	0						
Larry Herndon, R OBP: 0.276, SLG: 0.353 (1, 7) (11, 8)	G5-4-3											4	0	2	1	0	1	1						
Darrell Evans, L OBP: 0.334, SLG: 0.369 (1, 5)	G3											5	0	1	1	0	0	3						
Mitt May, L OBP: 0.328, SLG: 0.359 (1, 2)												5	0	0	0	0	0	3						
Rennie Stennett, R OBP: 0.279, SLG: 0.353 (1, 4)												4	0	1	0	1	1	2						
Rich Murray, R OBP: 0.288, SLG: 0.355 (1, 3)	G6-4-3											4	1	0	0	1	1	3						
Johnnie LeMaster, R OBP: 0.246, SLG: 0.342 (1, 6)												5	0	1	0	0	1	0						
John Montefusco, R ERA: 5.31 (1, 1)												2	0	0	0	0	1	0						
Steve Howe, L ERA: 2.36 (8, 1)												1	0	1	0	0	0	0						
Bobby Castillo, R ERA: 3.15 (10, 1)												0	0	0	0	0	0	0						
Rick Sutcliffe, R ERA: 5.88 (10, 1)												2	1	2	1	0	0	0						
Inning Stats	R: 1 E: 0 K: 0 S: 4	H: 2 LOB: 0 BB: 0 P: 4	R: 0 E: 0 K: 0 S: 3	H: 1 LOB: 0 BB: 0 P: 3	R: 0 E: 0 K: 1 S: 5	H: 0 LOB: 0 BB: 0 P: 5	R: 0 E: 0 K: 1 S: 5	H: 0 LOB: 0 BB: 0 P: 5	R: 0 E: 0 K: 1 S: 6	H: 1 LOB: 1 BB: 0 P: 6	R: 1 E: 0 K: 1 S: 7	H: 2 LOB: 2 BB: 1 P: 11	R: 1 E: 0 K: 0 S: 4	H: 1 LOB: 1 BB: 2 P: 12	R: 1 E: 0 K: 0 S: 4	H: 2 LOB: 2 BB: 1 P: 8	1B: 12 2B: 0 3B: 0 HR: 0	SF: 1 SAC: 0 DP: 2 HBP: 0	WP: 1 PB: 0 SB: 0 CS: 1	PA: 46				
PITCHER	IP ERA WLS BF H R ER SO BB IBB HBP BLK WP HR S P ERA WHIP	7.0 5.31 2.0 10 3 1 1 2 0 1 0 0 1 0 13 17 4.50 1.500	10.1 2.36 0.1 3 1 1 1 0 1 0 0 0 0 0 2 6 27.00 6.000	10.1 5.88 1.1 L 8 2 1 1 0 2 0 0 0 0 0 6 14 6.75 3.000	PITCHER																			


Los Angeles Dodgers @ San Francisco Giants
Candlestick Park, San Francisco, CA
Sat Jun 28 1980, 6:33 AM EDT
Att: 25,145 - Unknown


AB 40
R 4
H 12
RBI 3
BB 4
SO 7
LOB 13

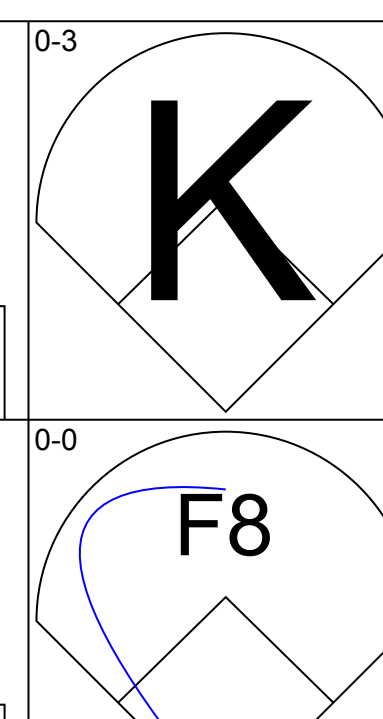
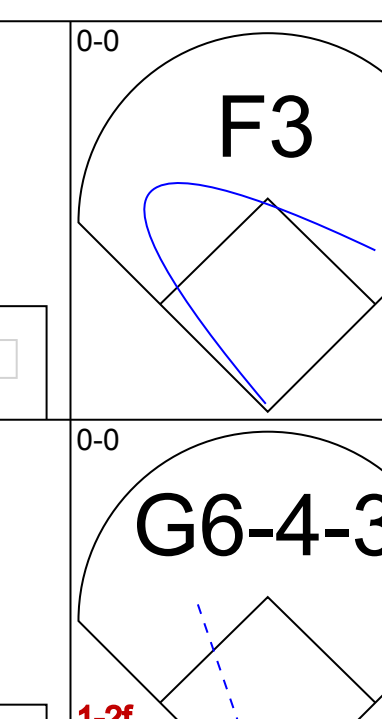
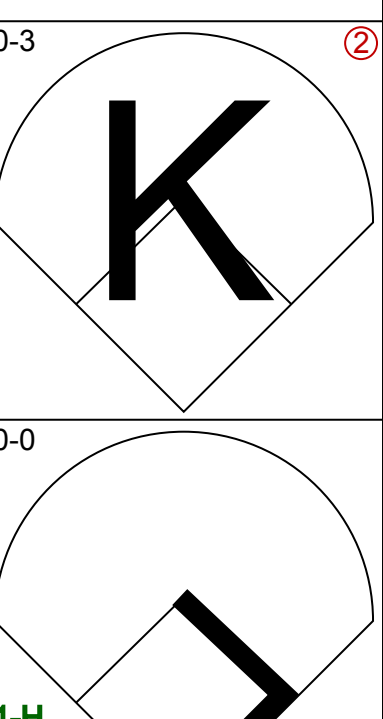
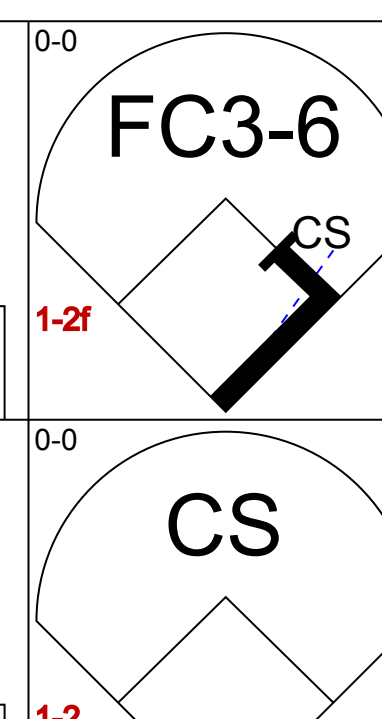
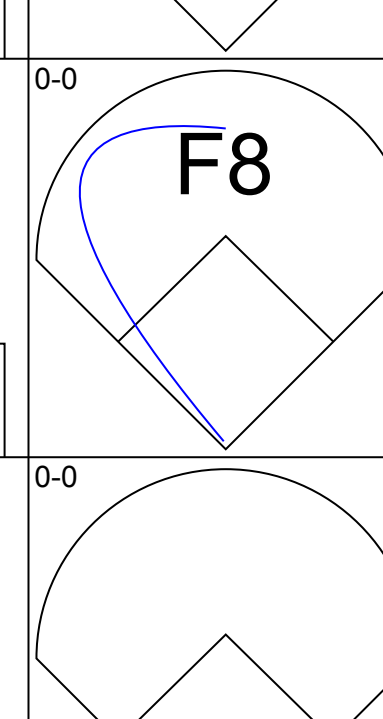
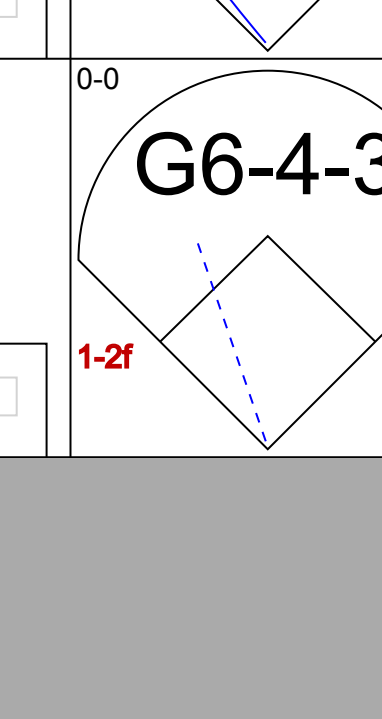
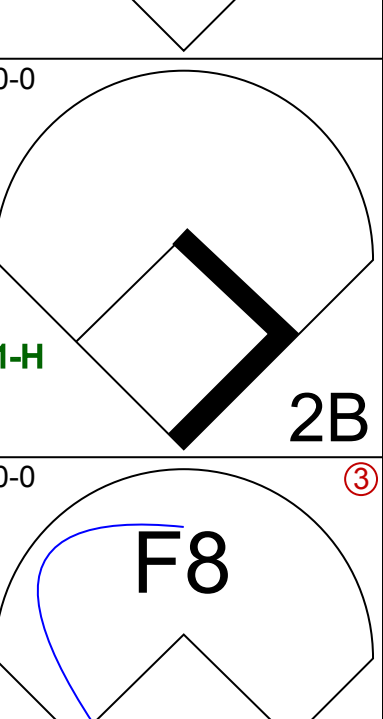
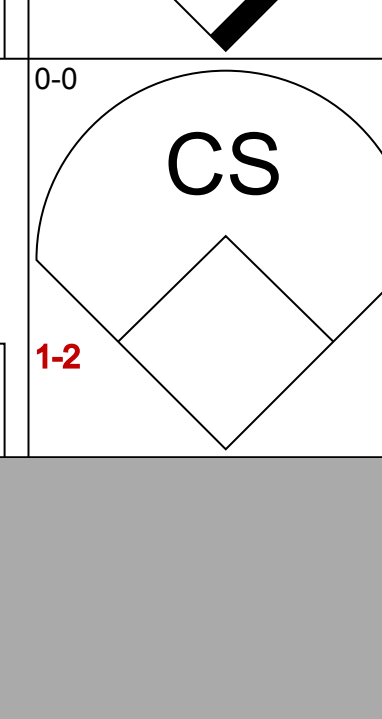
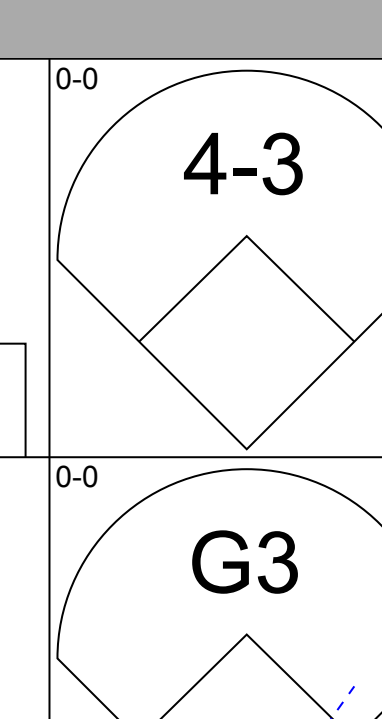
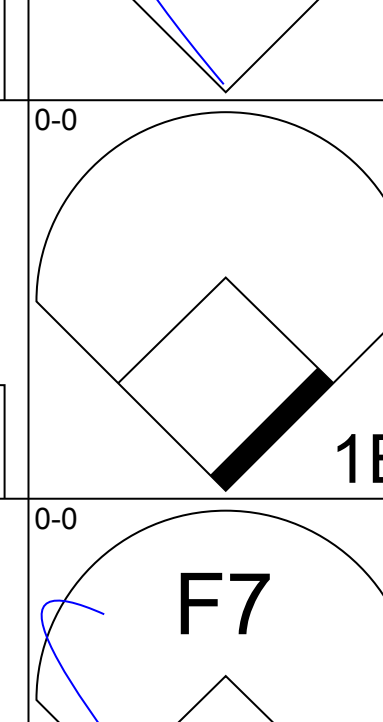
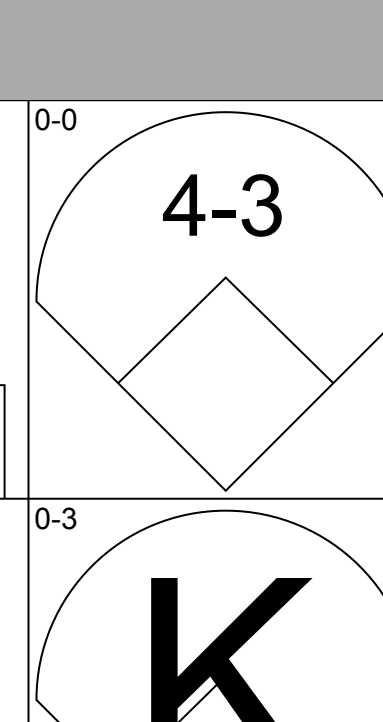
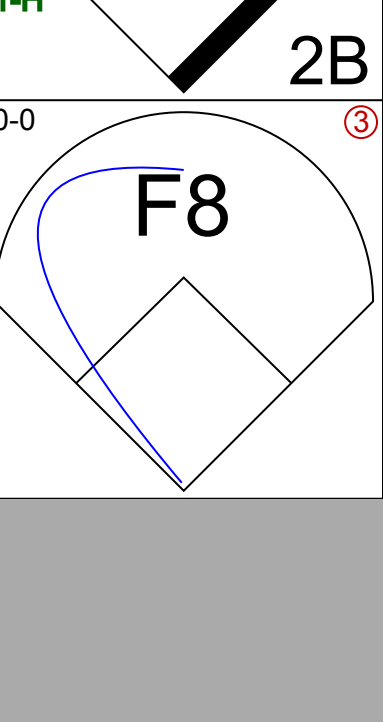
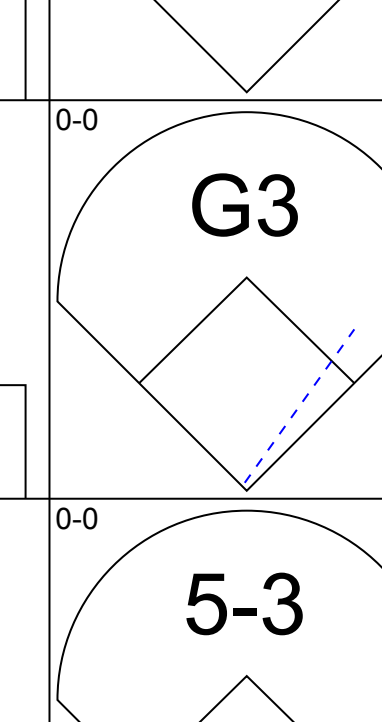
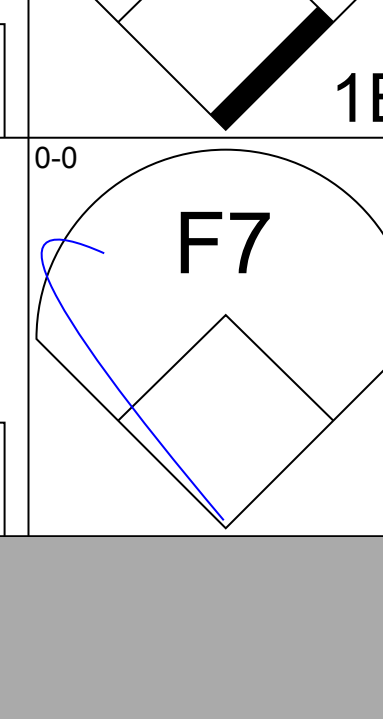
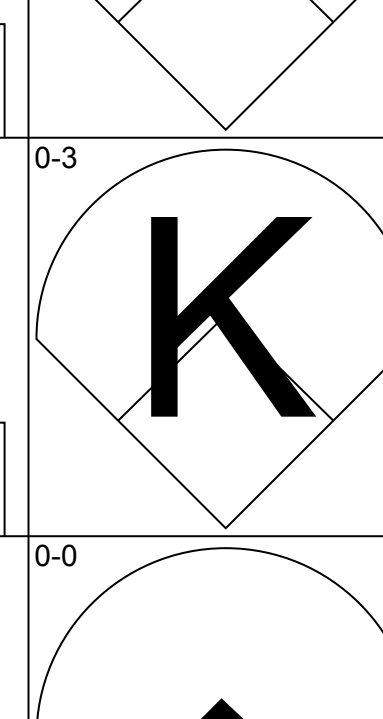
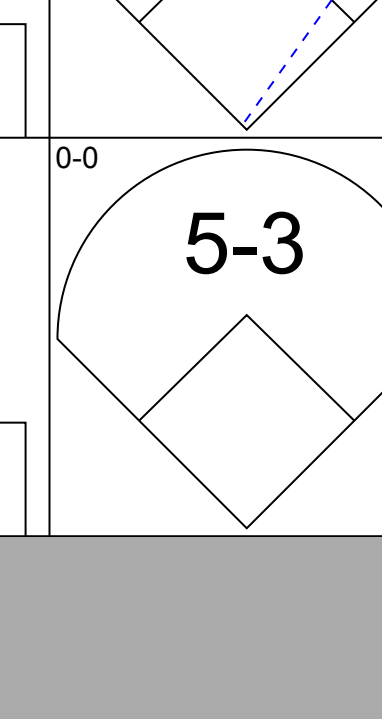
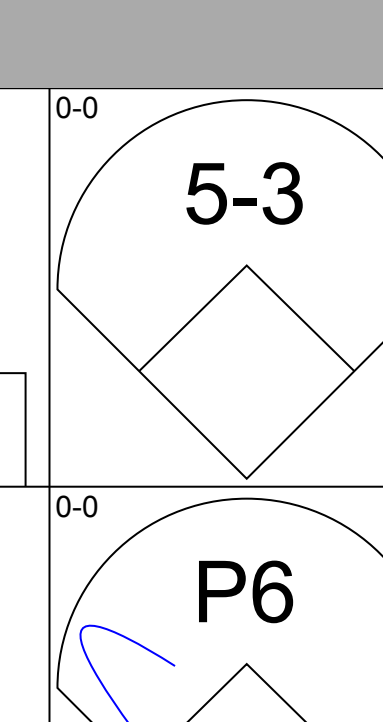
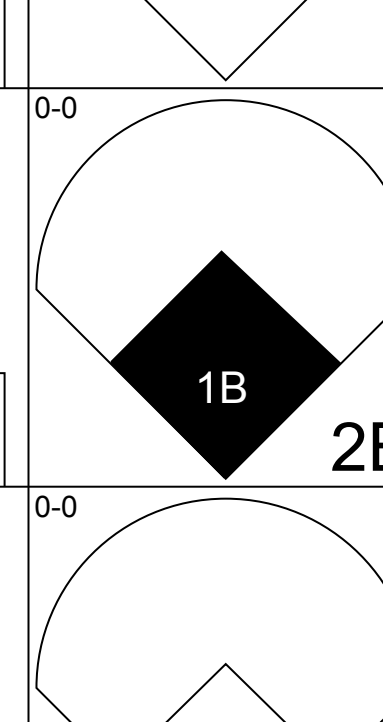
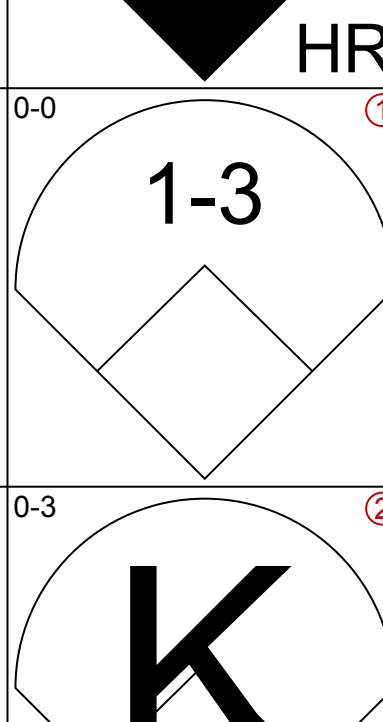
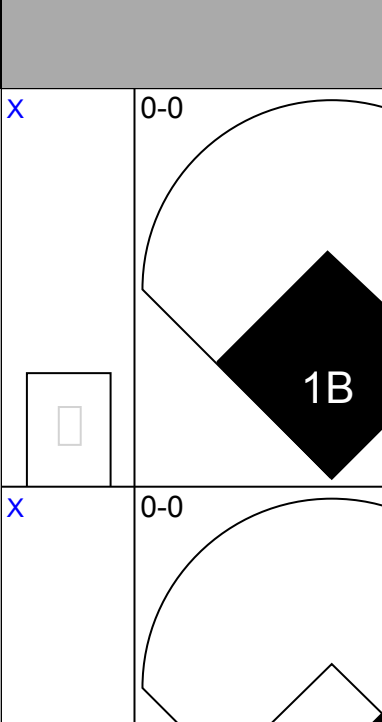

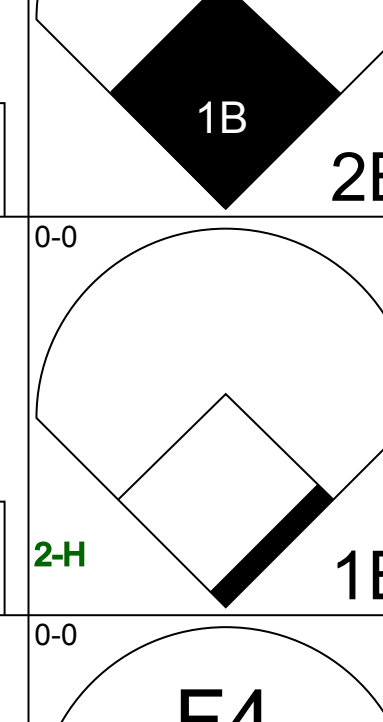
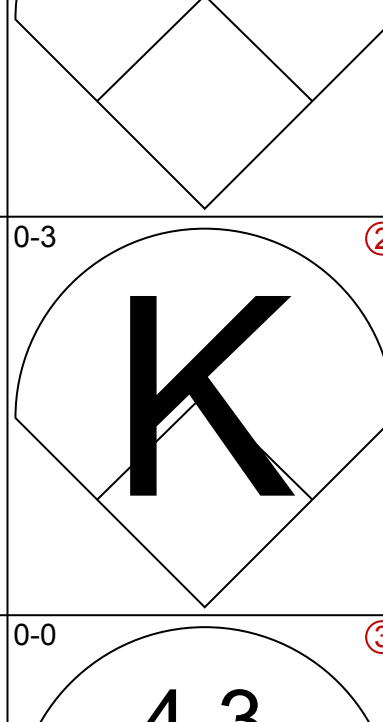
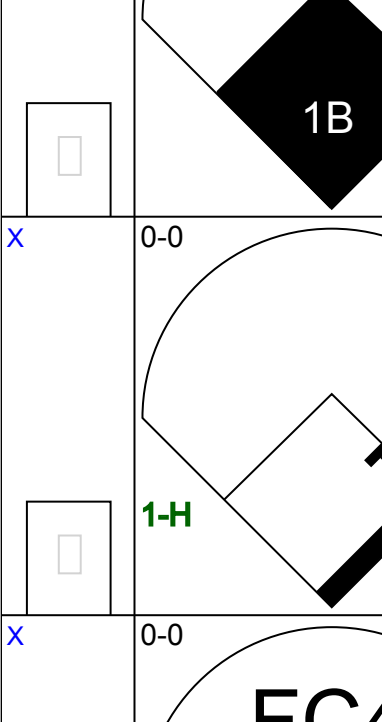

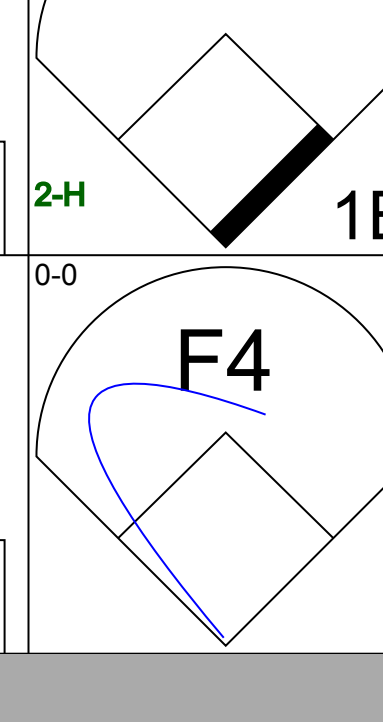
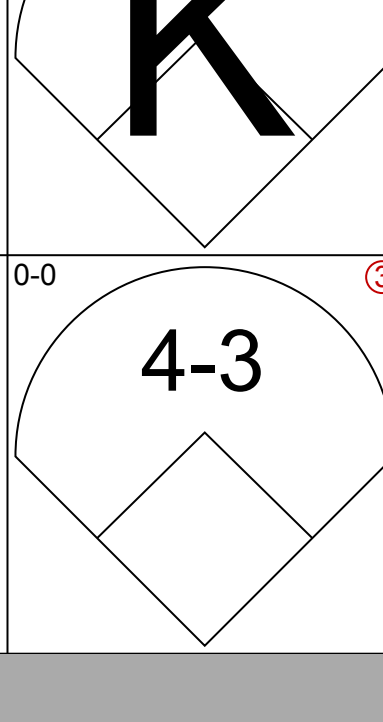
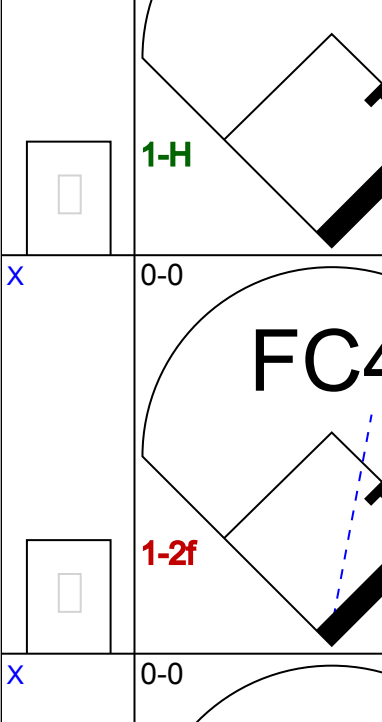

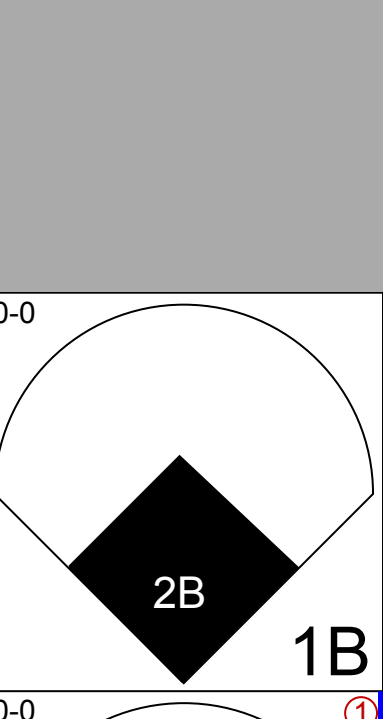
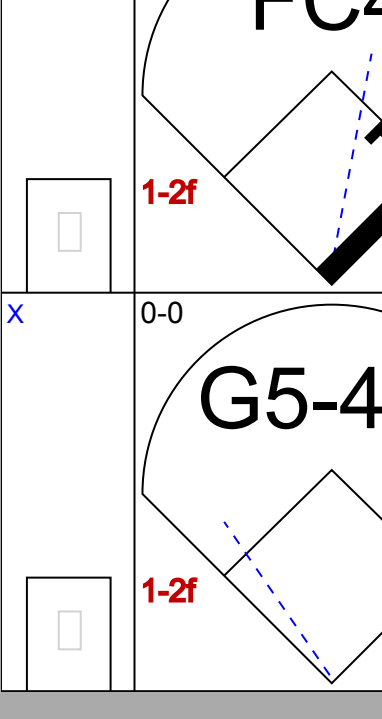
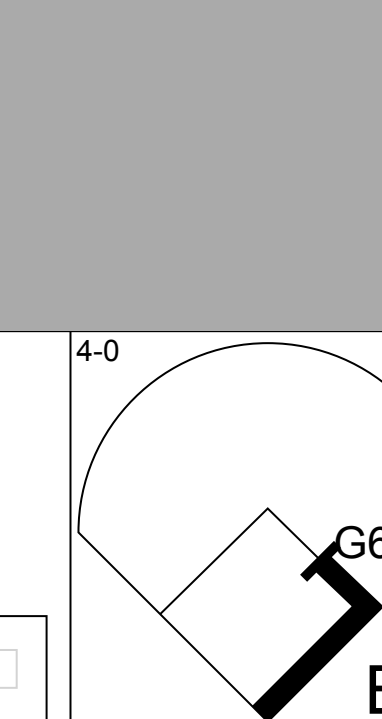
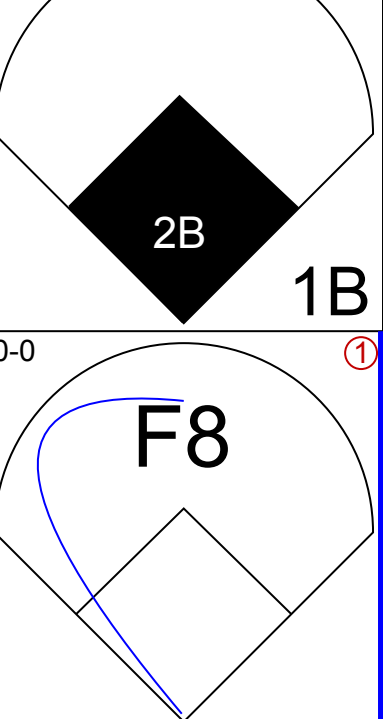
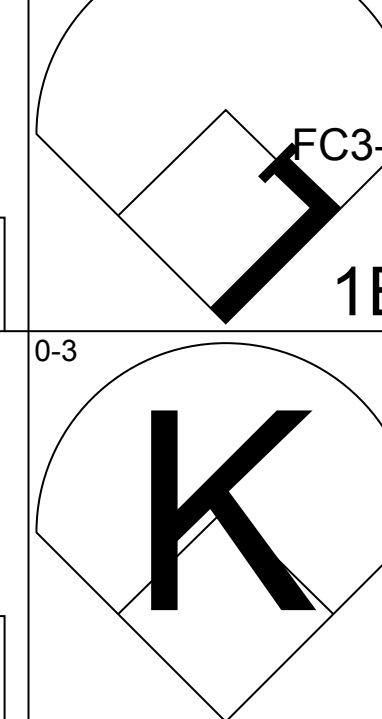


Batter	1	2	3	4	5	6	7	8	9	AB	R	H	RBI	BB	SO	LOB	TOP					
Davey Lopes, R OBP: 0.328, SLG: 0.336 (1, 4)										4	2	2	1	0	0	0	Los Angeles Dodgers @ San Francisco Giants Candlestick Park, San Francisco, CA Sun Jun 29 1980, 6:33 AM EDT Unknown					
Derrel Thomas, S OBP: 0.311, SLG: 0.339 (1, 8)										3	0	0	0	0	0	0						
Dusty Baker Jr., R OBP: 0.327, SLG: 0.563 (1, 7)										4	0	1	0	0	1	1						
Steve Garvey, R OBP: 0.316, SLG: 0.469 (1, 3)										4	0	1	1	0	0	0						
Ron Cey, R OBP: 0.341, SLG: 0.425 (1, 5)										4	1	1	1	0	0	1						
Pedro Guerrero, R OBP: 0.500, SLG: 0.688 Bobby Castillo, R OBP: 0.250, SLG: 0.250 (9, 1)										3	0	1	0	1	0	0						
Bill Russell, R OBP: 0.316, SLG: 0.395 (1, 6)										4	0	0	0	0	0	2						
Steve Yeager, R OBP: 0.303, SLG: 0.263 (1, 2)										2	0	0	0	1	2	0						
Don Sutton, R OBP: 0.040, SLG: 0.040 Reggie Smith, S OBP: 0.408, SLG: 0.556 (9, 9)										3	0	0	0	0	1	2						
										0	0	0	0	0	0	0						
Inning Stats	R: 1 E: 0 K: 0 S: 4	H: 1 LOB: 0 BB: 0 P: 4	R: 0 E: 0 K: 0 S: 3	H: 0 LOB: 2 BB: 2 P: 11	R: 1 E: 0 K: 1 S: 7	H: 2 LOB: 1 BB: 0 P: 7	R: 0 E: 0 K: 1 S: 5	H: 0 LOB: 0 BB: 0 P: 5	R: 0 E: 0 K: 1 S: 5	H: 0 LOB: 0 BB: 0 P: 5	R: 1 E: 0 K: 0 S: 4	H: 1 LOB: 0 BB: 0 P: 4	R: 0 E: 0 K: 1 S: 5	H: 0 LOB: 0 BB: 0 P: 5	R: 0 E: 0 K: 0 S: 3	H: 1 LOB: 1 BB: 0 P: 3	R: 0 E: 0 K: 0 S: 4	H: 1 LOB: 1 BB: 0 P: 4	1B: 4 2B: 0 3B: 0 HR: 2	SF: 0 SAC: 1 DP: 0 HBP: 0	WP: 0 PB: 0 SB: 0 CS: 0	PA: 34
PITCHER Bob Knepper, L ERA: 4.19 (1, 1)	IP: 9.0 WLS: W BF: 35 H: 6 R: 3 ER: 3 SO: 4 BB: 1 IBB: 1 HBP: 0 BLK: 0 WP: 0 HR: 2 S: 40 P: 48 ERA: 3.00 WHIP: 0.778															PITCHER						

Batter	1	2	3	4	5	6	7	8	9	AB	R	H	RBI	BB	SO	LOB	BOTTOM					
Bill North, S OBP: 0.372, SLG: 0.298 (1, 8)										3	1	1	1	1	0	0	Los Angeles Dodgers @ San Francisco Giants Candlestick Park, San Francisco, CA Sun Jun 29 1980, 6:33 AM EDT Unknown					
Max Venable, L OBP: 0.286, SLG: 0.286 (1, 9)										4	0	1	0	0	1	1						
Larry Hemdon, R OBP: 0.275, SLG: 0.351 (1, 7)										4	0	1	1	0	1	1						
Darrell Evans, L OBP: 0.338, SLG: 0.370 Joe Strain, R OBP: 0.347, SLG: 0.357 (7, 5)										2	1	1	0	0	0	0						
Mitt May, L OBP: 0.327, SLG: 0.362 (1, 2)										1	0	1	0	0	0	0						
Rennie Stennett, R OBP: 0.278, SLG: 0.350 (1, 4)										4	1	1	0	0	1	1						
Rich Murray, R OBP: 0.274, SLG: 0.338 (1, 3)										4	1	0	0	0	1	2						
Johnnie LeMaster, R OBP: 0.242, SLG: 0.336 (1, 6)										4	0	0	0	0	1	3						
Bob Knepper, L OBP: 0.167, SLG: 0.220 Willie McCovey, L OBP: 0.285, SLG: 0.306 (9, PH)										2	0	0	0	0	2	0						
										1	0	1	1	0	0	0						
Inning Stats	R: 0 E: 0 K: 1 S: 5	H: 0 LOB: 0 BB: 0 P: 5	R: 0 E: 0 K: 1 S: 5	H: 0 LOB: 0 BB: 0 P: 5	R: 2 E: 1 K: 0 S: 7	H: 3 LOB: 3 BB: 0 P: 8	R: 0 E: 0 K: 0 S: 3	H: 0 LOB: 0 BB: 0 P: 3	R: 0 E: 0 K: 2 S: 7	H: 0 LOB: 1 BB: 1 P: 11	R: 1 E: 0 K: 1 S: 7	H: 2 LOB: 1 BB: 0 P: 7	R: 0 E: 0 K: 1 S: 5	H: 0 LOB: 0 BB: 0 P: 5	R: 0 E: 0 K: 0 S: 3	H: 1 LOB: 0 BB: 0 P: 3	R: 1 E: 0 K: 1 S: 6	H: 2 LOB: 1 BB: 0 P: 6	1B: 6 2B: 2 3B: 0 HR: 0	SF: 0 SAC: 1 DP: 1 HBP: 1	WP: 0 PB: 0 SB: 1 CS: 0	PA: 36
PITCHER Don Sutton, R ERA: 2.51 Bobby Castillo, R ERA: 3.32 (9, 1)	IP: 8.0 WLS: L BF: 4 H: 2 R: 1 ER: 1 SO: 1 BB: 0 IBB: 0 HBP: 1 BLK: 0 WP: 0 HR: 0 S: 6 P: 6 ERA: 13.50 WHIP: 3.000															PITCHER						

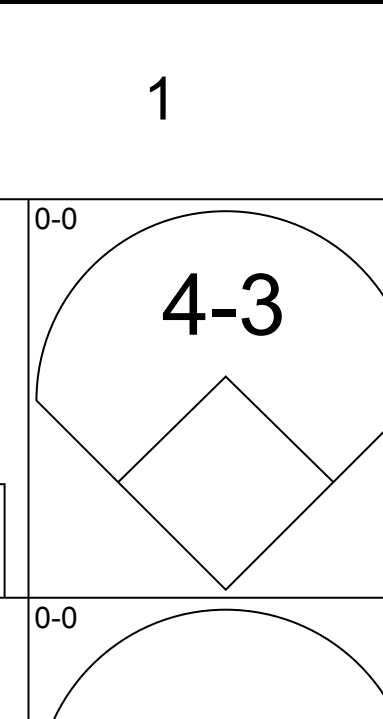
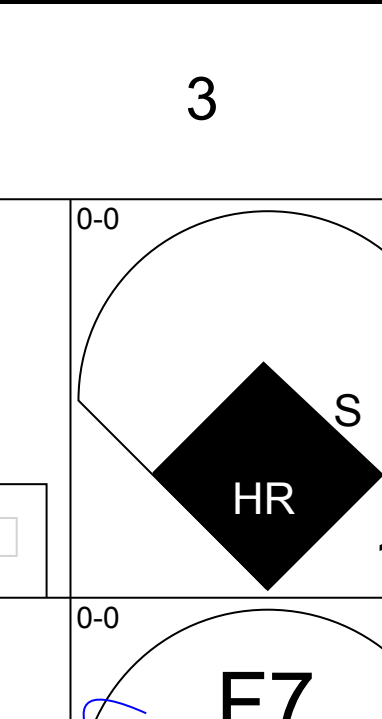
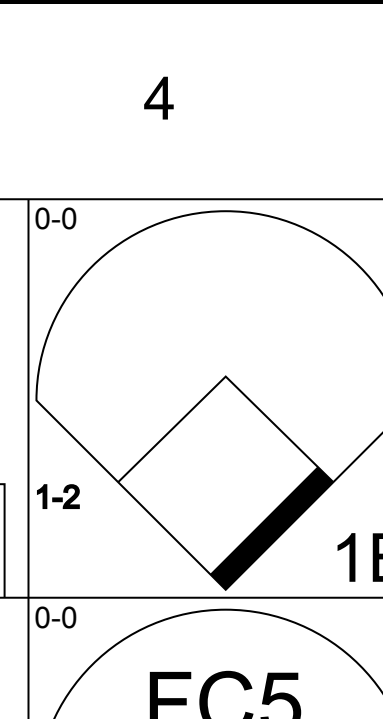
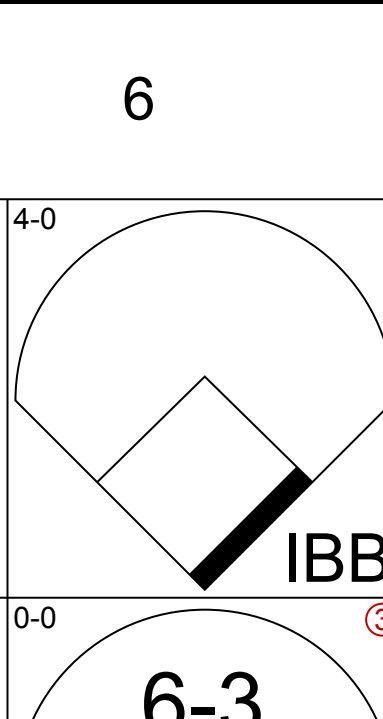
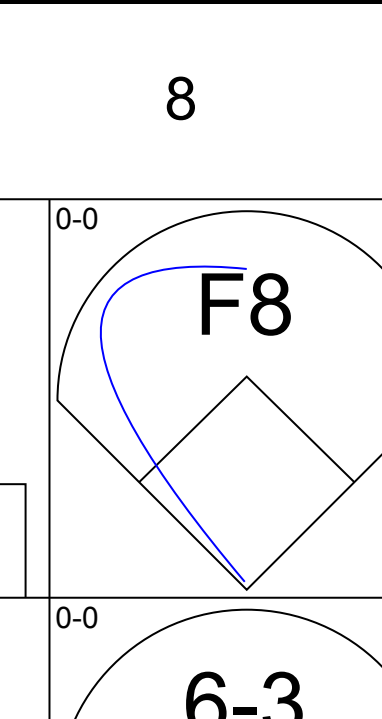
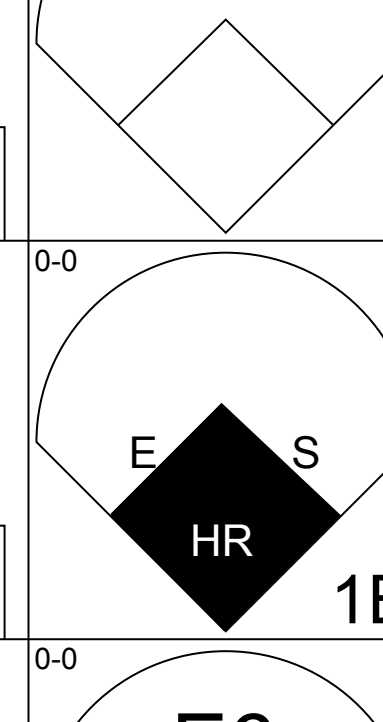
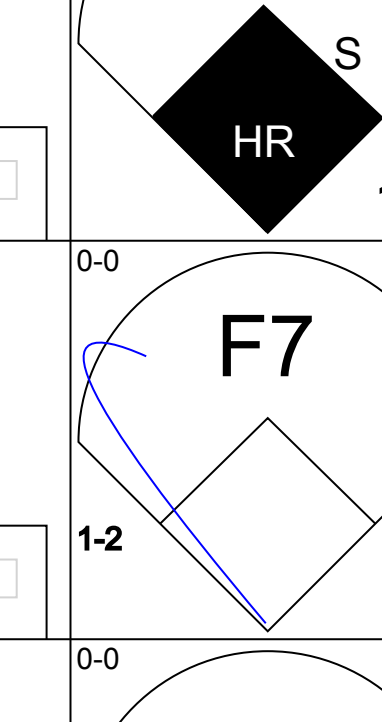
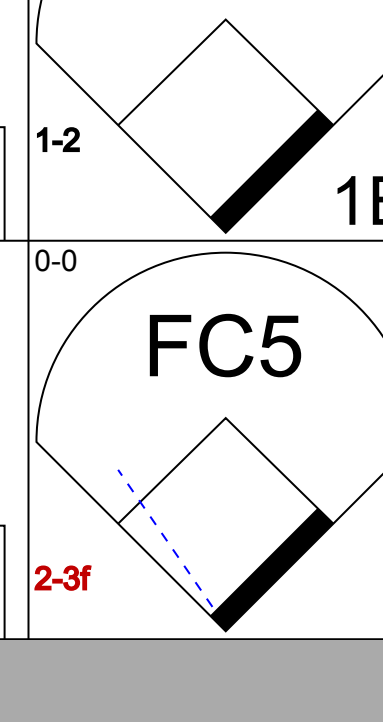
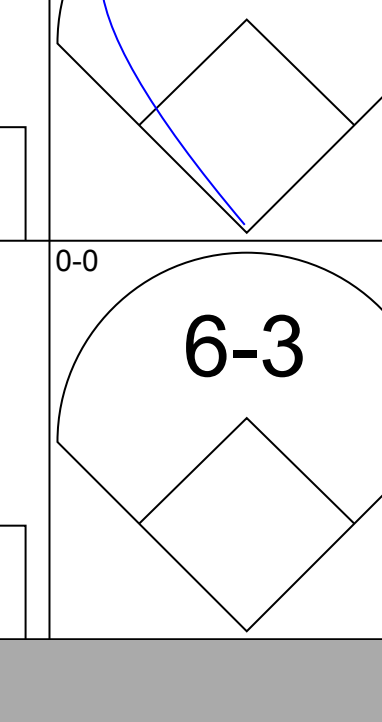
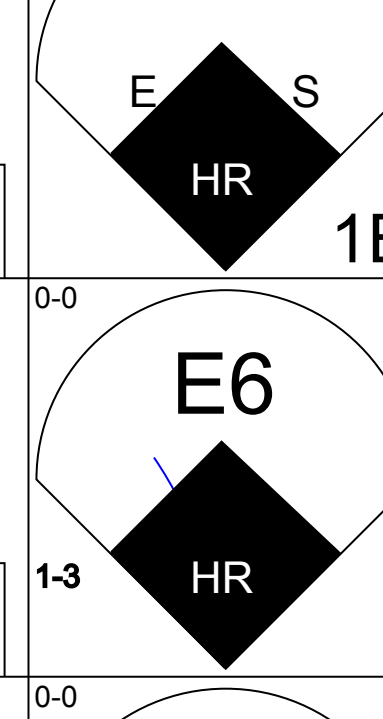
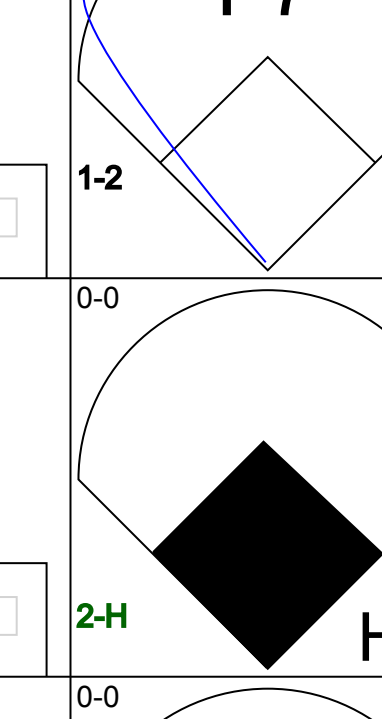
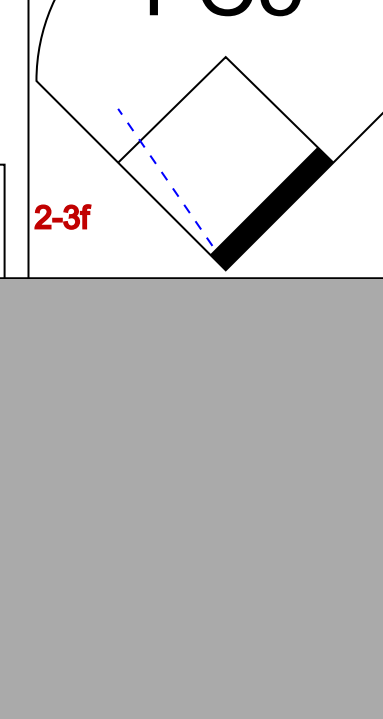
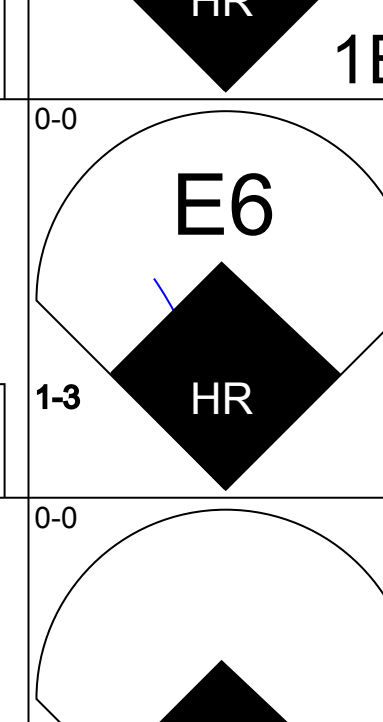
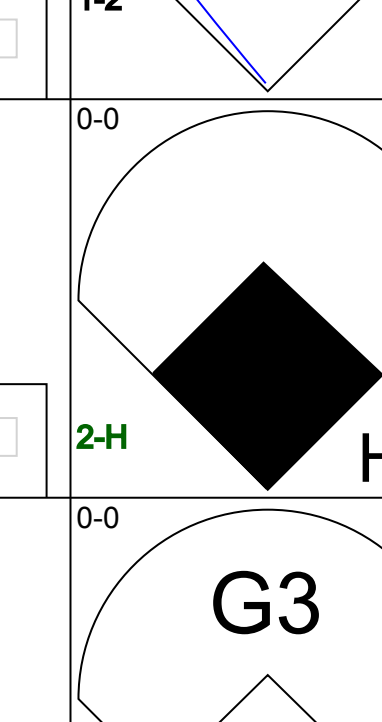

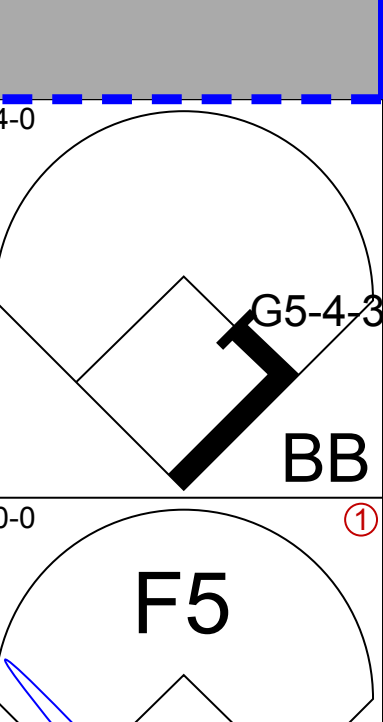
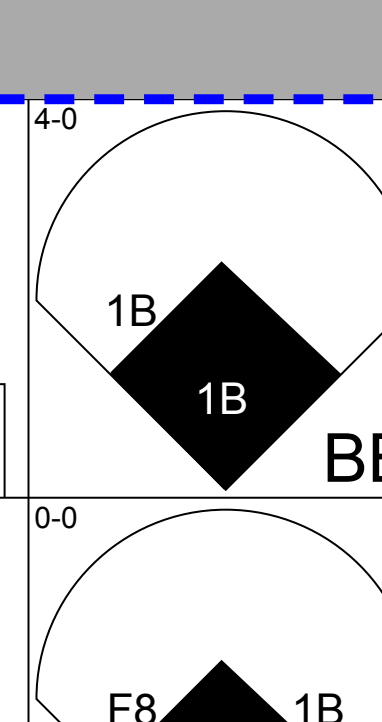

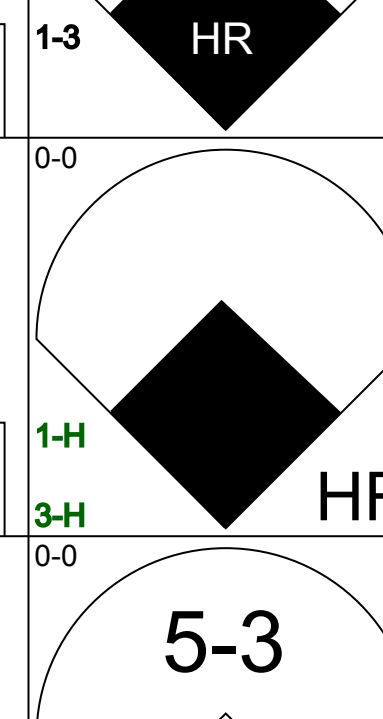
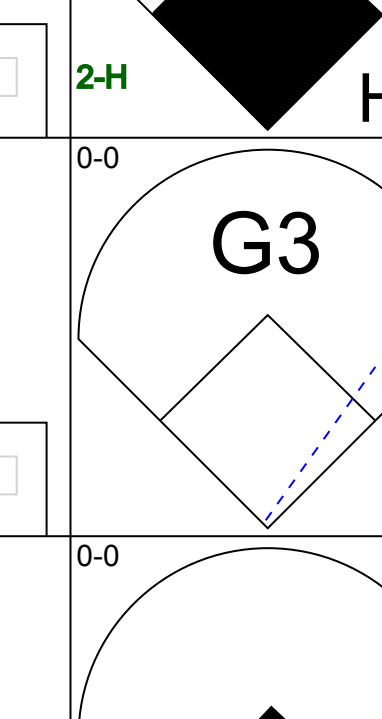
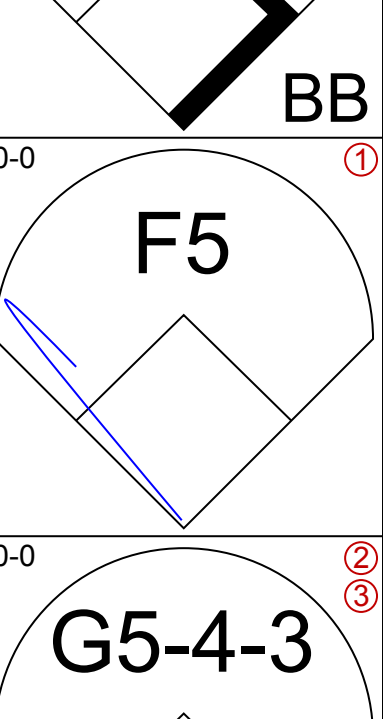
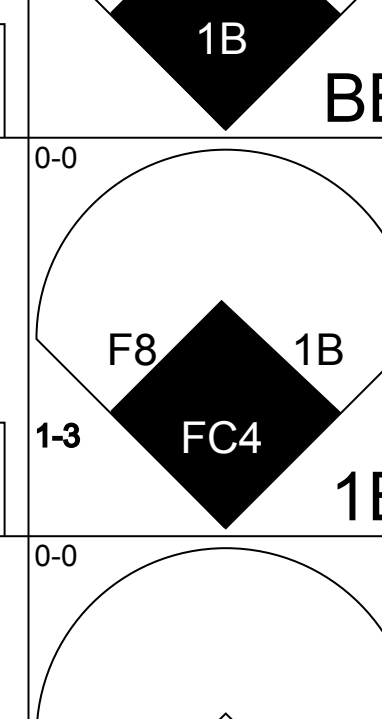

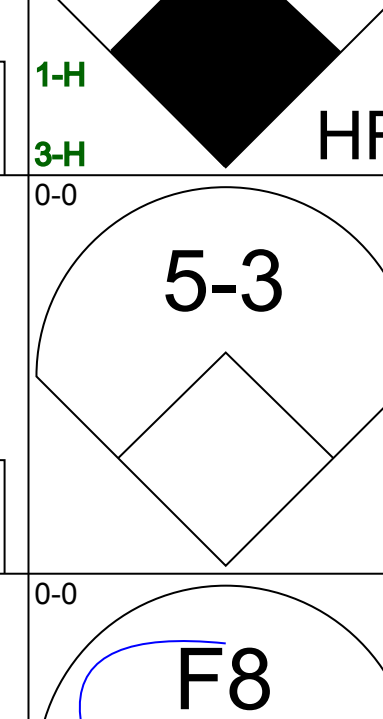
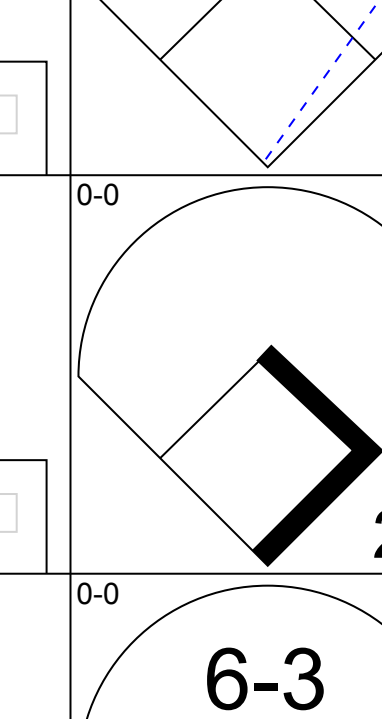
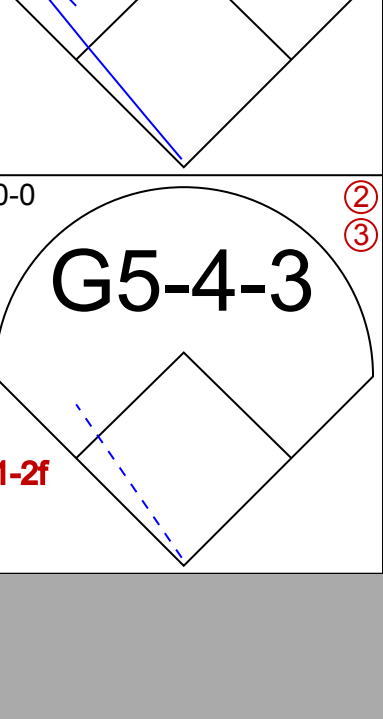
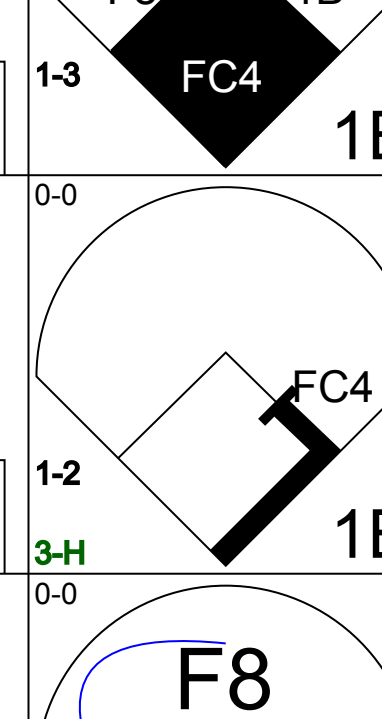

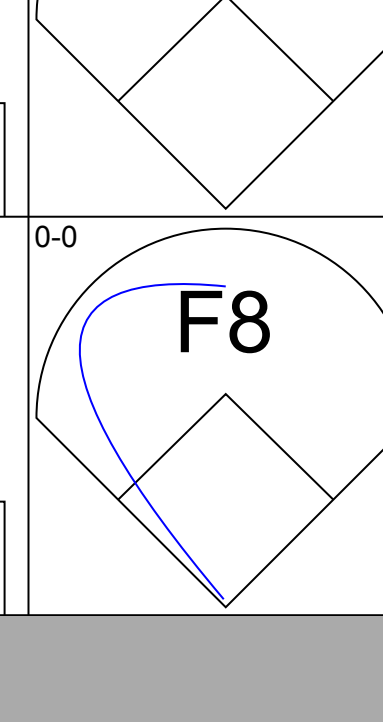
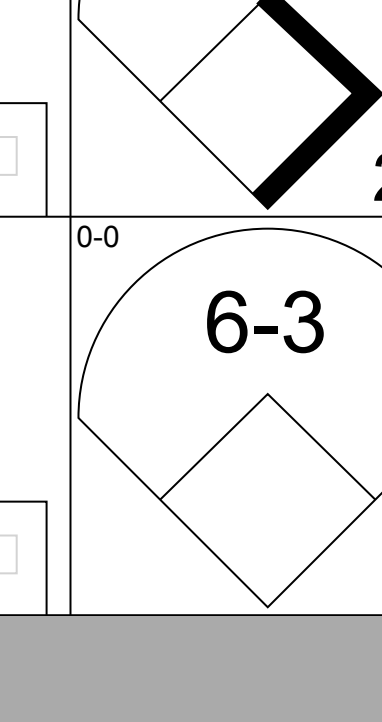
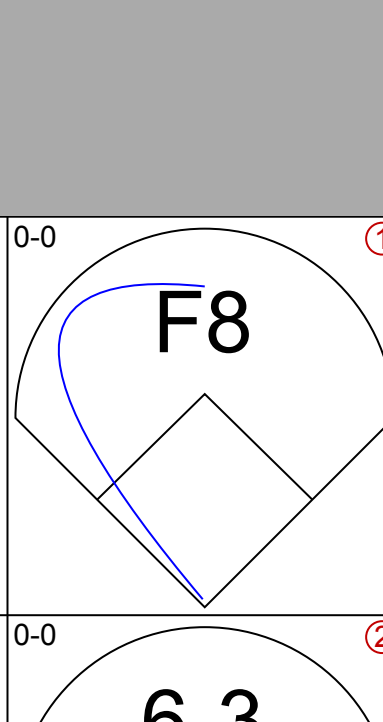
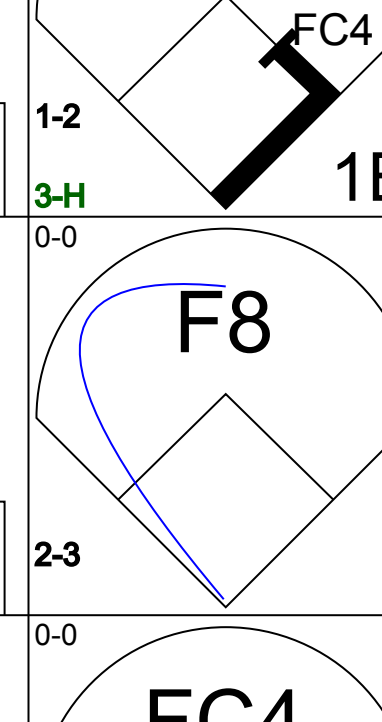
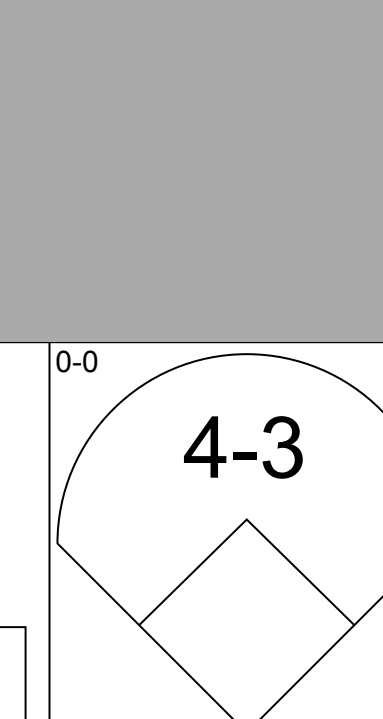
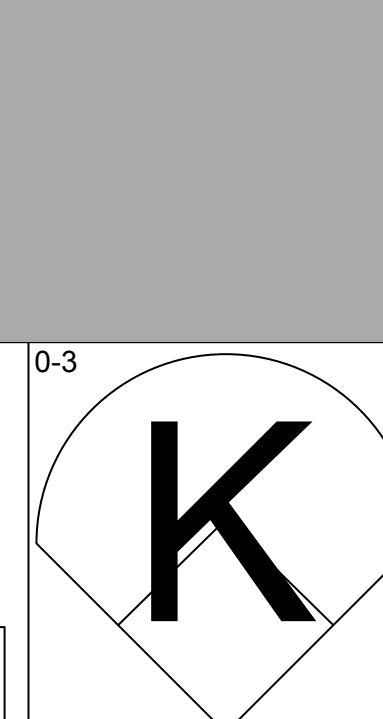
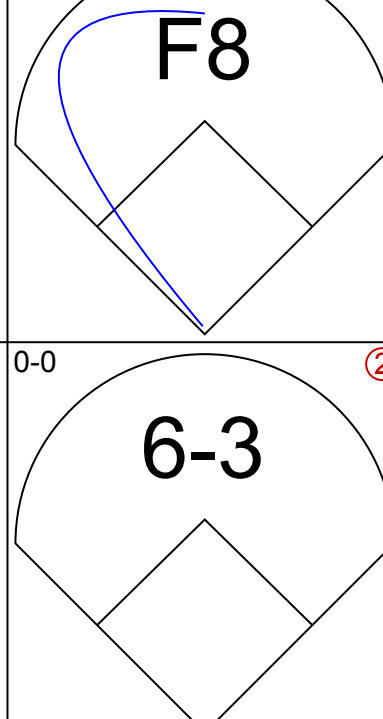
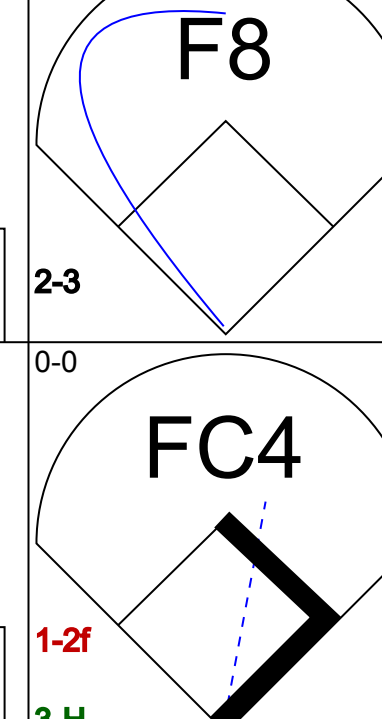
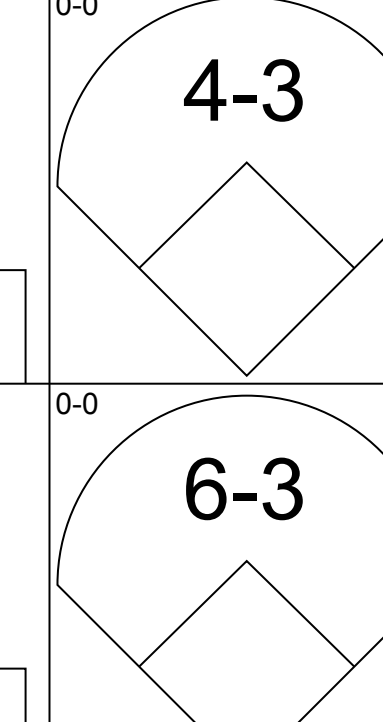
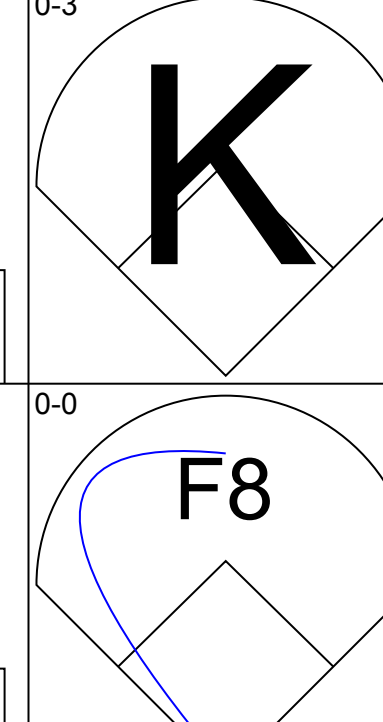
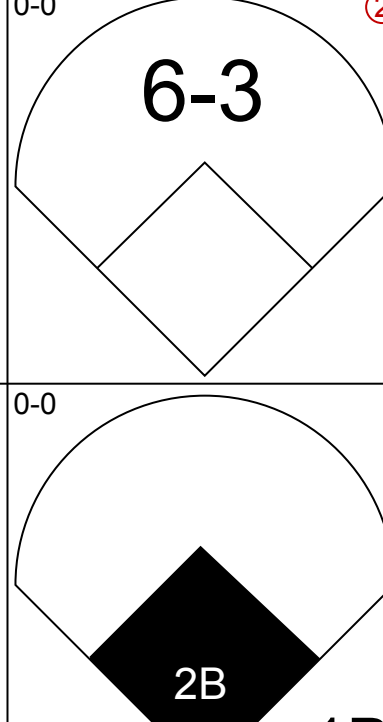
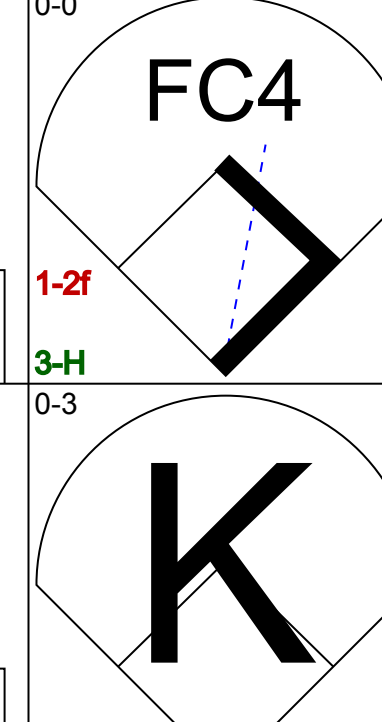
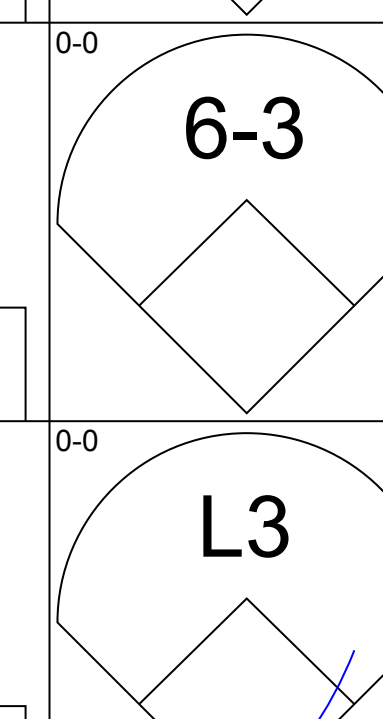
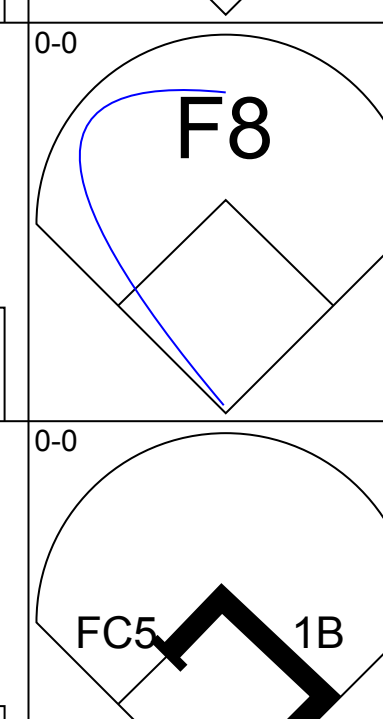
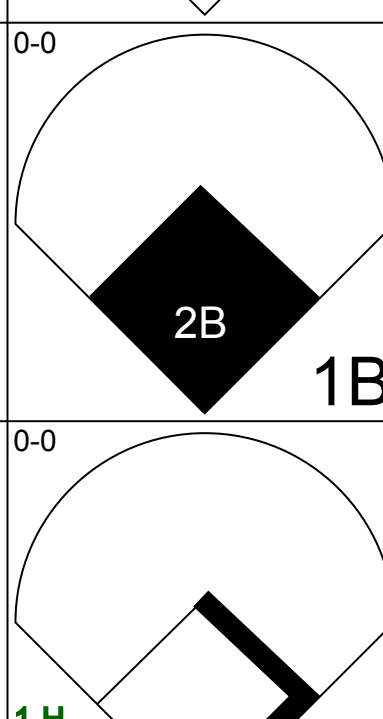
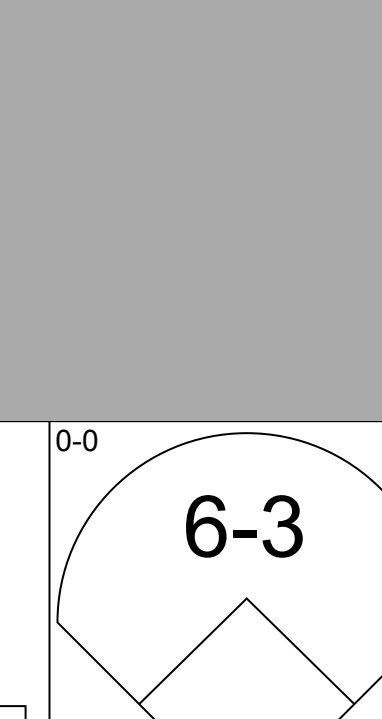
Batter	1	2	3	4	5	6	7	8	9	AB	R	H	RBI	BB	SO	LOB	TOP					
Davey Lopes, R OBP: 0.333, SLG: 0.337 (1, 4)	0-3 K		0-0 1B			4-0 1B WP BB	0-0 SH3-4		4-0 IBB	2	1	1	1	2	1	0	Los Angeles Dodgers @ San Francisco Giants Candlestick Park, San Francisco, CA Sun Jun 29 1980, 6:38 AM EDT Att: 50,229 - Unknown AB 31 R 3 H 6 RBI 2 BB 5 SO 6 LOB 18 					
Rudy Law, L OBP: 0.324, SLG: 0.323 Steve Yeager, R OBP: 0.300, SLG: 0.260 (1, 8) (7, 2)	0-0 1-3		0-0 F9			0-0 1-3 WP 1B	0-3 K		0-0 F7	4	0	1	0	0	1	2						
Reggie Smith, S OBP: 0.403, SLG: 0.548 Gary Thomasson, L OBP: 0.347, SLG: 0.262 Dusty Baker Jr., R OBP: 0.326, SLG: 0.561 (1, 9) (7, 9) (9, FH) (9, 7)	0-0 F4			0-3 K		0-0 1-3		0-3 K	0-0 F8	3	0	0	0	0	1	1						
Steve Garvey, R OBP: 0.319, SLG: 0.470 (1, 3)		0-0 F6		0-0 1B		0-0 F2		0-0 BB 1B		4	0	2	0	0	0	1						
Jay Johnstone, L OBP: 0.419, SLG: 0.413 (1, 7) (9, 9)		4-0 6-3 BB		0-0 F9		4-0 IBB		4-0 1-2 BB		1	0	0	0	3	0	1						
Pedro Guerrero, R OBP: 0.450, SLG: 0.611 (1, 5)		0-0 6-3 1-2		0-0 F8		0-0 F6		0-3 K		4	0	0	0	0	1	6						
Derrel Thomas, S OBP: 0.309, SLG: 0.336 (1, 6) (7, 8)		0-0 F4			0-0 F7		0-0 BLK 2B 1B		0-0 F7	4	1	1	0	0	0	3						
Mike Scioscia, L OBP: 0.357, SLG: 0.413 Bill Russell, R OBP: 0.315, SLG: 0.393 (1, 2) (7, PR) (7, 6)			0-0 G3		0-0 F9		0-0 SH1-4 1-H SH3-4 2B		0-0 E6 SH3-4	3	0	1	1	0	0	0						
Burt Hooton, R (1, 1)			0-0 F9		0-3 K		0-0 SH1-4 2-3		0-0 SH3-4 1-2	2	0	0	0	0	1	0						
Inning Stats	R: 0 E: 0 K: 1 S: 5	H: 0 LOB: 0 BB: 0 P: 5	R: 0 E: 0 K: 0 S: 3	H: 0 LOB: 1 BB: 1 P: 7	R: 0 E: 0 K: 0 S: 4	H: 1 LOB: 1 BB: 0 P: 4	R: 0 E: 0 K: 1 S: 6	H: 1 LOB: 1 BB: 0 P: 6	R: 0 E: 0 K: 1 S: 5	H: 0 LOB: 0 BB: 0 P: 5	R: 1 E: 0 K: 0 S: 4	H: 1 LOB: 2 BB: 2 P: 12	R: 2 E: 0 K: 1 S: 7	H: 2 LOB: 1 BB: 0 P: 7	R: 0 E: 0 K: 2 S: 8	H: 1 LOB: 2 BB: 1 P: 12		R: 0 E: 1 K: 0 S: 4	H: 0 LOB: 2 BB: 1 P: 8	1B: 5 2B: 1 3B: 0 HR: 0	SF: 0 SAC: 3 DP: 0 HBP: 0	WP: 1 PB: 0 SB: 0 CS: 0
PITCHER	IP WLS BF H R ER SO BB IBB HBP BLK WP HR S P ERA WHIP																					
Allen Ripley, R ERA: 3.18 (1, 1)	6.0 L 26 5 3 3 3 2 1 0 0 1 1 0 29 41 4.50 1.167																					
Tom Griffin, R ERA: 4.44 (7, 1)	2.0 8 1 0 0 3 1 0 0 0 0 0 0 13 17 0.00 1.000																					
Gary Lavelle, L ERA: 2.86 (9, 1)	0.2 4 0 0 0 0 0 0 0 0 0 0 0 3 7 0.00 0.000																					
Greg Minton, R ERA: 3.24 (9, 1)	0.1 1 0 0 0 0 0 0 0 0 0 0 0 1 1 0.00 0.000																					

Batter	1	2	3	4	5	6	7	8	9	AB	R	H	RBI	BB	SO	LOB	BOTTOM					
Bill North, S OBP: 0.369, SLG: 0.297 Gary Lavelle, S Greg Minton, S (1, 8) (9, 1) (9, 1)	0-0 6-3		0-0 1-2 1B			0-3 K		0-0 6-3		4	0	1	0	0	1	0	Los Angeles Dodgers @ San Francisco Giants Candlestick Park, San Francisco, CA Sun Jun 29 1980, 6:38 AM EDT Att: 50,229 - Unknown AB 31 R 0 H 4 RBI 0 BB 0 SO 5 LOB 4 					
Joe Strain, R OBP: 0.336, SLG: 0.345 (1, 5)	0-0 L3		0-0 L6			0-0 F9			0-0 F4	4	0	0	0	0	0	2						
Max Venable, L OBP: 0.273, SLG: 0.273 (1, 9)	0-0 F9			0-0 4-3		0-0 S 1B			0-0 3-1	4	0	1	0	0	0	0						
Rich Murray, R OBP: 0.261, SLG: 0.321 (1, 3)		0-3 K		0-0 G3		0-3 K			0-0 F9	4	0	0	0	0	2	1						
Rennie Stennett, R OBP: 0.279, SLG: 0.350 (1, 4)		0-0 6-3		0-0 FC6-4 1B			0-0 5-3			3	0	1	0	0	0	0						
Larry Hemdon, R OBP: 0.271, SLG: 0.346 (1, 7) (9, 8)		0-0 1-3		0-0 FC6-4 1-2			0-0 F8			3	0	0	0	0	0	1						
Mike Sadek, R OBP: 0.364, SLG: 0.297 (1, 2)			0-0 F9		0-0 F8		0-0 F3			3	0	0	0	0	0	0						
Roger Metzger, S OBP: 0.120, SLG: 0.043 Darrell Evans, L OBP: 0.337, SLG: 0.368 Johnnie LeMaster, R OBP: 0.242, SLG: 0.356 (1, 6) (8, PH) (9, 6)			0-3 K		0-0 F4			0-0 F8		2	0	0	0	0	1	0						
Allen Ripley, R OBP: 0.125, SLG: 0.125 Tom Griffin, R Terry Whitfield, L OBP: 0.304, SLG: 0.333 (1, 1) (7, 1) (8, PH) (9, 7)			0-0 1B 1B		0-0 4-3			0-3 K		2	0	1	0	0	0	0						
Inning Stats	R: 0 E: 0 K: 0 S: 3	H: 0 LOB: 0 BB: 0 P: 3	R: 0 E: 0 K: 1 S: 5	H: 0 LOB: 0 BB: 0 P: 5	R: 0 E: 0 K: 1 S: 7	H: 2 LOB: 2 BB: 0 P: 7	R: 0 E: 0 K: 0 S: 4	H: 1 LOB: 1 BB: 0 P: 4	R: 0 E: 0 K: 0 S: 3	H: 0 LOB: 0 BB: 0 P: 3	R: 0 E: 0 K: 2 S: 8	H: 1 LOB: 1 BB: 0 P: 8	R: 0 E: 0 K: 0 S: 3	H: 0 LOB: 0 BB: 0 P: 3	R: 0 E: 0 K: 1 S: 5	H: 0 LOB: 0 BB: 0 P: 5		R: 0 E: 0 K: 0 S: 3	H: 0 LOB: 0 BB: 0 P: 3	1B: 4 2B: 0 3B: 0 HR: 0	SF: 0 SAC: 0 DP: 0 HBP: 0	WP: 0 PB: 0 SB: 1 CS: 0
PITCHER	IP WLS BF H R ER SO BB IBB HBP BLK WP HR S P ERA WHIP																					
Burt Hooton, R ERA: 3.17 (1, 1)	9.0 W 31 4 0 0 5 0 0 0 0 0 0 0 41 41 0.00 0.444																					

Batter	1	2	3	4	5	6	7	8	9	AB	R	H	RBI	BB	SO	LOB	TOP				
Dave Collins, S (1, 8) OBP: 0.343, SLG: 0.351										4	0	0	0	0	2	3	Cincinnati Reds @ San Francisco Giants Candlestick Park, San Francisco, CA Mon Jun 30 1980, 10:05 PM EDT Att: 5,716 - Unknown				
Dave Concepcion, R (1, 6) OBP: 0.291, SLG: 0.345										4	0	1	1	0	0	1					
Ken Griffey, L (1, 9) OBP: 0.383, SLG: 0.477										4	0	1	0	0	0	1					
George Foster, R (1, 7) OBP: 0.328, SLG: 0.398										4	1	1	1	0	1	1					
Ray Knight, R (1, 5) OBP: 0.332, SLG: 0.491										4	2	2	0	0	0	0					
Johnny Bench, R (1, 2) OBP: 0.348, SLG: 0.476										4	0	2	2	0	1	0					
Dan Driessen, L (1, 3) OBP: 0.389, SLG: 0.453										4	0	1	0	0	0	2					
Junior Kennedy, R (1, 4) OBP: 0.353, SLG: 0.380										4	1	2	0	0	0	2					
Tom Seaver, R (1, 1) OBP: 0.280, SLG: 0.105										0	0	0	0	1	0	0					
Hector Cruz, R (5, PH) OBP: 0.214, SLG: 0.275										1	0	0	0	0	0	1					
Dave Tomlin, L (5, 1) OBP: 0.272, SLG: 0.330										0	0	0	0	0	0	0					
Rick Auerbach, R (7, PH) OBP: 0.424, SLG: 0.567										1	0	0	0	0	1	1					
Doug Bair, R (7, 1) OBP: 0.325, SLG: 0.333										0	0	0	0	0	0	0					
Inning Stats	R: 0 E: 0 K: 1 S: 6	H: 1 LOB: 1 BB: 0 P: 6	R: 0 E: 0 K: 0 S: 4	H: 1 LOB: 1 BB: 0 P: 4	R: 0 E: 0 K: 0 S: 2	H: 0 LOB: 0 BB: 1 P: 6	R: 1 E: 0 K: 1 S: 7	H: 2 LOB: 1 BB: 0 P: 7	R: 1 E: 0 K: 1 S: 6	H: 2 LOB: 1 BB: 0 P: 7	R: 1 E: 0 K: 1 S: 5	H: 1 LOB: 0 BB: 0 P: 5	R: 0 E: 0 K: 0 S: 3	H: 0 LOB: 0 BB: 0 P: 3	R: 1 E: 0 K: 0 S: 4	H: 2 LOB: 0 BB: 0 P: 4	1B: 7 2B: 2 3B: 0 HR: 1	SF: 0 SAC: 0 DP: 2 HBP: 0	WP: 1 PB: 0 SB: 0 CS: 1	PA: 36	
PITCHER	IP	WLS	BF	H	R	ER	SO	BB	IBB	HBP	BLK	WP	HR	S	P	ERA	WHIP				
Bill Bordley, L (1, 1) ERA: 4.5	6.0	W	25	7	3	3	4	1	0	0	0	0	1	32	36	4.50	1.333				
Gary Lavelle, L (7, 1) ERA: 2.87	3.0	S	10	3	1	1	1	0	0	0	0	1	0	12	12	3.00	1.000				

AB	34
R	4
H	10
RBI	4
BB	1
SO	5
LOB	12



Batter	1	2	3	4	5	6	7	8	9	AB	R	H	RBI	BB	SO	LOB	BOTTOM				
Bill North, S (1, 8) OBP: 0.374, SLG: 0.302										4	1	2	0	1	0	0	Cincinnati Reds @ San Francisco Giants Candlestick Park, San Francisco, CA Mon Jun 30 1980, 10:05 PM EDT Att: 5,716 - Unknown				
Max Venable, L (1, 7) OBP: 0.286, SLG: 0.286										3	1	1	0	0	0	3					
Larry Herndon, R (6, PH) OBP: 0.268, SLG: 0.342										2	0	0	0	0	0	2					
Jack Clark, R (1, 9) OBP: 0.378, SLG: 0.568										2	3	1	2	2	0	1					
Milt May, L (1, 2) OBP: 0.330, SLG: 0.381										4	2	2	3	0	0	1					
Rennie Stennett, R (1, 4) OBP: 0.284, SLG: 0.359										4	0	2	1	0	0	1					
Joe Strain, R (1, 5) OBP: 0.325, SLG: 0.333										4	0	0	0	0	0	3					
Rich Murray, R (1, 3) OBP: 0.250, SLG: 0.307										4	0	0	1	0	1	1					
Johnnie LeMaster, R (1, 6) OBP: 0.242, SLG: 0.335										4	1	1	0	0	1	1					
Bill Bordley, R (1, 1) OBP: 0.500, SLG: 0.500										2	0	1	0	0	0	0					
Jim Wohlford, R (6, PH) OBP: 0.272, SLG: 0.330										1	0	1	1	0	0	0					
Gary Lavelle, S (7, 1) ERA: 5.59										1	0	0	0	0	0	0					
Inning Stats	R: 3 E: 1 K: 0 S: 6	H: 2 LOB: 0 BB: 0 P: 6	R: 0 E: 0 K: 0 S: 3	H: 0 LOB: 0 BB: 0 P: 3	R: 2 E: 0 K: 0 S: 6	H: 3 LOB: 1 BB: 0 P: 6	R: 0 E: 0 K: 1 S: 7	H: 2 LOB: 2 BB: 0 P: 7	R: 0 E: 0 K: 0 S: 2	H: 0 LOB: 0 BB: 1 P: 6	R: 1 E: 0 K: 0 S: 5	H: 2 LOB: 1 BB: 1 P: 9	R: 2 E: 1 K: 1 S: 7	H: 2 LOB: 1 BB: 1 P: 11	R: 0 E: 0 K: 0 S: 3	H: 0 LOB: 0 BB: 0 P: 3		1B: 7 2B: 2 3B: 0 HR: 2	SF: 0 SAC: 0 DP: 1 HBP: 0	WP: 0 PB: 0 SB: 2 CS: 0	PA: 38
PITCHER	IP	WLS	BF	H	R	ER	SO	BB	IBB	HBP	BLK	WP	HR	S	P	ERA	WHIP				
Tom Seaver, R (1, 1) ERA: 4.76	4.0	L	20	7	5	4	1	0	0	0	0	0	0	7	15	4.50	1.500				
Dave Tomlin, L (5, 1) ERA: 5.59	2.0		9	2	1	1	0	1	1	0	0	0	0	10	14	9.00	1.500				
Doug Bair, R (7, 1) ERA: 5.4	2.0		9	2	2	2	1	1	0	0	0	0	0	10	14	9.00	1.500				




Batter	1	2	3	4	5	6	7	8	9	AB	R	H	RBI	BB	SO	LOB	TOP			
Dave Collins, S (1,7) X OBP: 0.342, SLG: 0.349										4	0	1	0	0	0	1	Cincinnati Reds @ San Francisco Giants Candlestick Park, San Francisco, CA Tue Jul 01 1980, 10:05 PM EDT Att: 20,220 - Unknown			
Dave Concepcion, R (1,6) X OBP: 0.290, SLG: 0.344										4	0	1	0	0	0	2				
Ken Griffey, L (1,9) X OBP: 0.384, SLG: 0.477										4	0	2	0	0	0	1				
Dan Driessen, L (1,3) X OBP: 0.384, SLG: 0.445										4	0	0	0	0	0	3				
Ray Knight, R (1,5) OBP: 0.328, SLG: 0.484										4	0	0	0	0	1	0				
Cesar Geronimo, L (1,8) OBP: 0.317, SLG: 0.333										3	1	0	0	0	0	0				
Junior Kennedy, R (1,4) OBP: 0.353, SLG: 0.380										3	0	1	0	0	0	0				
Joe Nolan, L (1,2) OBP: 0.356, SLG: 0.410										2	0	0	1	0	0	0				
Paul Moskau, R (1,1) OBP: 0.111, SLG: 0.167										2	0	0	0	0	1	1				
Mario Soto, R (6,1) Harry Spilman, L (8, PH) Doug Bair, R (8,1)										0	0	0	0	0	0	0				
										0	1	0	0	0	0	0				
										0	0	0	0	0	0	0				
Inning Stats	R: 0 E: 0 K: 0 S: 4	H: 1 LOB: 1 BB: 0 P: 4	R: 1 E: 2 K: 2 S: 9	H: 1 LOB: 1 BB: 0 P: 9	R: 0 E: 0 K: 0 S: 3	H: 1 LOB: 0 BB: 0 P: 3	R: 0 E: 0 K: 0 S: 3	H: 0 LOB: 0 BB: 0 P: 3	R: 0 E: 0 K: 0 S: 4	H: 2 LOB: 1 BB: 0 P: 4	R: 0 E: 0 K: 0 S: 3	H: 0 LOB: 0 BB: 0 P: 3	R: 0 E: 0 K: 0 S: 4	H: 1 LOB: 1 BB: 0 P: 4	R: 0 E: 0 K: 0 S: 3	H: 0 LOB: 0 BB: 0 P: 3	1B: 6 2B: 1 3B: 0 HR: 0	SF: 1 SAC: 0 DP: 1 HBP: 0	WP: 0 PB: 0 SB: 1 CS: 0	PA: 33
PITCHER Ed Whitson, R (1,1) ERA: 3.06	IP: 9.0 WLS: W BF: 32 H: 6 R: 1 ER: 0 SO: 2 BB: 0 IBB: 0 HBP: 0 BLK: 0 WP: 0 HR: 0 S: 36 P: 36 ERA: 0.00 WHIP: 0.667															PITCHER				


AB	31
R	1
H	6
RBI	1
BB	0
SO	2
LOB	8



Batter	1	2	3	4	5	6	7	8	9	AB	R	H	RBI	BB	SO	LOB	BOTTOM			
Bill North, S (1,8) X OBP: 0.370, SLG: 0.297										3	0	0	0	0	2	0	Cincinnati Reds @ San Francisco Giants Candlestick Park, San Francisco, CA Tue Jul 01 1980, 10:05 PM EDT Att: 20,220 - Unknown			
Max Venable, L (1,7) X OBP: 0.278, SLG: 0.278										4	1	1	0	0	0	1				
Jack Clark, R (1,9) X OBP: 0.380, SLG: 0.565										3	1	1	1	1	0	0				
Mitt May, L (1,2) X OBP: 0.333, SLG: 0.383										4	0	2	0	0	0	1				
Rennie Stennett, R (1,4) OBP: 0.283, SLG: 0.355										2	0	0	1	1	1	1				
Joe Strain, R (1,5) OBP: 0.338, SLG: 0.341										3	1	2	0	1	0	1				
Rich Murray, R (1,3) OBP: 0.250, SLG: 0.337										4	1	1	2	0	2	4				
Johnnie LeMaster, R (1,6) OBP: 0.239, SLG: 0.331										3	0	0	0	0	0	2				
Ed Whitson, R (1,1) OBP: 0.132, SLG: 0.108										3	0	1	0	0	1	0				
Inning Stats	R: 0 E: 0 K: 1 S: 5	H: 0 LOB: 1 BB: 1 P: 9	R: 0 E: 0 K: 0 S: 2	H: 0 LOB: 0 BB: 1 P: 6	R: 0 E: 0 K: 0 S: 4	H: 1 LOB: 1 BB: 0 P: 4	R: 0 E: 0 K: 0 S: 3	H: 0 LOB: 0 BB: 0 P: 3	R: 2 E: 0 K: 1 S: 8	H: 3 LOB: 2 BB: 1 P: 12	R: 0 E: 0 K: 2 S: 7	H: 0 LOB: 0 BB: 0 P: 7	R: 0 E: 0 K: 2 S: 9	H: 2 LOB: 2 BB: 0 P: 9	R: 0 E: 0 K: 2 S: 9	H: 2 LOB: 2 BB: 0 P: 9		1B: 7 2B: 0 3B: 0 HR: 1	SF: 1 SAC: 1 DP: 1 HBP: 0	WP: 0 PB: 0 SB: 0 CS: 0
PITCHER Paul Moskau, R (1,1) ERA: 3.86 Mario Soto, R (6,1) ERA: 4.53 Doug Bair, R (8,1) ERA: 5.27	IP: 5.0 WLS: L BF: 22 H: 6 R: 4 ER: 4 SO: 1 BB: 4 IBB: 4 HBP: 1 BLK: 1 WP: 0 HR: 1 S: 22 P: 30 ERA: 7.20 WHIP: 1.600															PITCHER				



Batter	1	2	3	4	5	6	7	8	9	AB	R	H	RBI	BB	SO	LOB	TOP			
Bill North, S OBP: 0.363, SLG: 0.285 (1, 8)	0-0 4-3		0-0 F2		0-0 4-3			0-0 6-3		4	0	0	0	0	0	2	San Francisco Giants @ Los Angeles Dodgers Dodger Stadium, Los Angeles, CA Fri Jul 04, 1980, 7:05 PM PDT Att: 49,846 - Unknown			
Max Venable, L OBP: 0.259, SLG: 0.259 (1, 7)	0-0 F9		0-0 FC6-4			0-0 6-3		0-3 K		4	0	0	0	0	1	1				
Jack Clark, R OBP: 0.381, SLG: 0.559 (1, 9)	0-0 1B		0-0 F9			0-0 F8			0-0 F7	4	0	1	0	0	0	1				
Darrell Evans, L OBP: 0.334, SLG: 0.365 (1, 5)	0-0 F8			0-0 F2		0-0 FC4-6 1B			0-0 F7	4	0	1	0	0	0	1				
Rennie Stennett, R OBP: 0.276, SLG: 0.343 (1, 4)		0-0 FC6-4 1B		0-0 F8		0-0 FC4-6			0-0 F8	4	0	1	0	0	0	1				
Rich Murray, R OBP: 0.282, SLG: 0.374 (1, 3)	0-3 K		0-0 F9				0-0 4-3			3	0	0	0	0	1	1				
Johnnie LetMaster, R OBP: 0.231, SLG: 0.319 (1, 6)		0-0 P3			0-0 F8		0-0 F6			3	0	0	0	0	0	1				
Mike Sadek, R OBP: 0.377, SLG: 0.311 (1, 2)	0-0 FC6-4				0-0 F7		0-3 K			3	0	0	0	0	1	1				
Allen Ripley, R OBP: 0.200, SLG: 0.200 (8, PH)			0-0 E1					0-0 6-3		2	0	1	0	0	0	0				
Joe Strain, R OBP: 0.343, SLG: 0.336 (8, PH)										1	0	0	0	0	0	0				
Tom Griffin, R (8, 1)										0	0	0	0	0	0	0				
Inning Stats	R: 0 E: 0 K: 0 S: 4	H: 1 LOB: 1 BB: 0 P: 4	R: 0 E: 0 K: 1 S: 6	H: 1 LOB: 1 BB: 0 P: 6	R: 0 E: 1 K: 0 S: 4	H: 0 LOB: 1 BB: 0 P: 4	R: 0 E: 0 K: 0 S: 3	H: 0 LOB: 0 BB: 0 P: 3	R: 0 E: 0 K: 0 S: 4	H: 1 LOB: 1 BB: 0 P: 4	R: 0 E: 0 K: 1 S: 5	H: 0 LOB: 0 BB: 0 P: 5	R: 0 E: 0 K: 1 S: 5	H: 0 LOB: 0 BB: 0 P: 5	R: 0 E: 0 K: 0 S: 3	H: 0 LOB: 0 BB: 0 P: 3	1B: 4 2B: 0 3B: 0 HR: 0	SF: 0 SAC: 0 DP: 0 HBP: 0	WP: 0 PB: 0 SB: 0 CS: 0	PA: 32
PITCHER Don Sutton, R ERA: 2.27 (1, 1)	IP: 9.0 WLS: W BF: 32 H: 4 R: 0 ER: 0 SO: 3 BB: 0 IBB: 0 HBP: 0 BLK: 0 WP: 0 HR: 0 S: 38 P: 38 ERA: 0.00 WHIP: 0.444															PITCHER				

Batter	1	2	3	4	5	6	7	8	9	AB	R	H	RBI	BB	SO	LOB	BOTTOM			
Davey Lopes, R OBP: 0.328, SLG: 0.330 (1, 4)	4-0 F9 E BB		0-0 4-3		0-0 F8		0-3 K			3	1	0	0	1	1	2	San Francisco Giants @ Los Angeles Dodgers Dodger Stadium, Los Angeles, CA Fri Jul 04, 1980, 7:05 PM PDT Att: 49,846 - Unknown			
Rudy Law, L OBP: 0.333, SLG: 0.332 (1, 8)	0-0 F9		0-0 G3		0-0 HR		0-0 4-3			4	1	1	2	0	0	2				
Reggie Smith, S OBP: 0.399, SLG: 0.551 (1, 9)	0-0 HR		0-0 G3		0-0 G3			0-0 4-3 2B		4	1	2	1	0	0	0				
Steve Garvey, R OBP: 0.326, SLG: 0.492 (1, 3)	0-0 2B			0-0 CS 1B		0-0 F8		0-0 4-3		4	0	2	0	0	0	1				
Dusty Baker Jr., R OBP: 0.332, SLG: 0.554 (1, 7)	0-0 P6			0-0 L6		0-0 F7		1-0 HBP		3	0	0	0	0	0	2				
Ron Cey, R OBP: 0.337, SLG: 0.410 (1, 5)	0-0 1-3			0-0 1B		4-0 BB		0-0 P4		3	0	1	0	1	0	3				
Bill Russell, R OBP: 0.319, SLG: 0.394 (9, 6)		0-3 K		0-0 F8		0-3 K		0-0 P6		4	0	0	0	0	2	4				
Steve Yeager, R OBP: 0.293, SLG: 0.255 (1, 2)		0-0 F8			0-3 K		0-0 E5 SH3-4			3	0	0	0	0	1	0				
Don Sutton, R OBP: 0.074, SLG: 0.074 (1, 1)		0-0 6-3			0-0 HR 1B		0-0 SH3-4			2	1	1	0	0	0	0				
Inning Stats	R: 2 E: 1 K: 0 S: 5	H: 2 LOB: 1 BB: 1 P: 9	R: 0 E: 0 K: 1 S: 5	H: 0 LOB: 0 BB: 0 P: 5	R: 0 E: 0 K: 0 S: 3	H: 0 LOB: 0 BB: 0 P: 3	R: 0 E: 0 K: 0 S: 4	H: 2 LOB: 1 BB: 0 P: 4	R: 2 E: 0 K: 1 S: 7	H: 2 LOB: 0 BB: 0 P: 7	R: 0 E: 0 K: 1 S: 5	H: 0 LOB: 1 BB: 1 P: 9	R: 0 E: 1 K: 1 S: 6	H: 0 LOB: 1 BB: 0 P: 6	R: 0 E: 0 K: 0 S: 4	H: 1 LOB: 2 BB: 0 P: 5		1B: 3 2B: 2 3B: 0 HR: 2	SF: 0 SAC: 1 DP: 0 HBP: 1	WP: 0 PB: 0 SB: 1 CS: 1
PITCHER Allen Ripley, R ERA: 3.57 Tom Griffin, R ERA: 4.25 (8, 1)	IP: 7.0 WLS: L BF: 29 H: 6 R: 4 ER: 4 SO: 4 BB: 2 IBB: 0 HBP: 0 BLK: 0 WP: 0 HR: 2 S: 35 P: 43 ERA: 5.14 WHIP: 1.143															PITCHER				

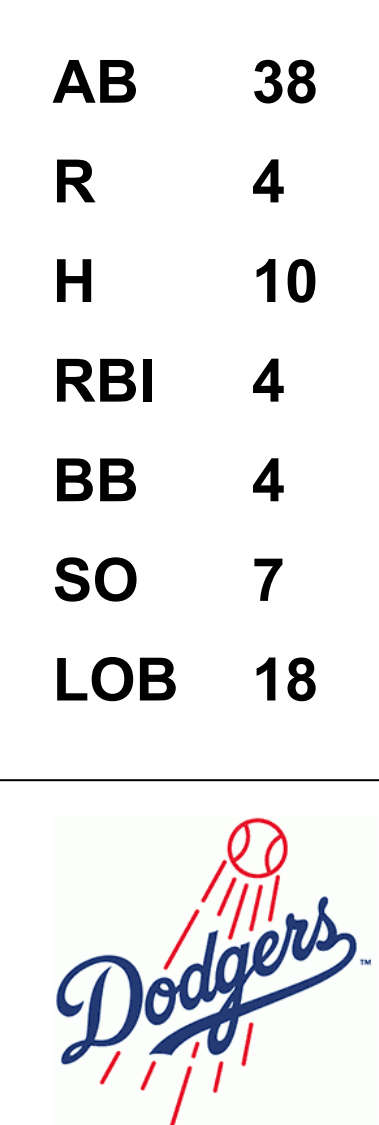
Batter	1	2	3	4	5	6	7	8	9	AB	R	H	RBI	BB	SO	LOB	TOP					
Bill North, S OBP: 0.361, SLG: 0.284 (1, 8)										4	0	1	0	0	2	0	San Francisco Giants @ Los Angeles Dodgers Dodger Stadium, Los Angeles, CA Sat Jul 05 1980, 7:05 PM PDT Att: 41,587 - Unknown					
Max Venable, L OBP: 0.323, SLG: 0.323 (1, 7)										4	0	3	0	0	0	0						
Jack Clark, R OBP: 0.376, SLG: 0.550 (1, 9)										4	1	0	0	0	1	3						
Darrell Evans, L OBP: 0.330, SLG: 0.360 (1, 5)										4	0	0	0	0	0	1						
Milt May, L OBP: 0.338, SLG: 0.404 Tom Griffin, R (9, PR)										3	1	2	1	0	0	0						
Rennie Stennett, R OBP: 0.274, SLG: 0.340 Willie McCovey, L OBP: 0.287, SLG: 0.301 Joe Strain, R OBP: 0.340, SLG: 0.333 (7, 4)										2	0	0	0	0	1	0						
Rich Murray, R OBP: 0.262, SLG: 0.363 (1, 3)										3	0	0	1	1	0	2						
Johnnie LeMaster, R OBP: 0.229, SLG: 0.316 Jim Wolford, R OBP: 0.271, SLG: 0.321 Roger Metzger, S OBP: 0.127, SLG: 0.043 (7, 6)										2	0	0	0	0	1	0						
Ed Whitson, R OBP: 0.125, SLG: 0.103 Terry Whitfield, L OBP: 0.300, SLG: 0.329 Al Holland, R (8, 1)										2	0	0	0	0	1	0						
Inning Stats	R: 0 E: 0 K: 1 S: 5	H: 1 LOB: 0 BB: 0 P: 5	R: 0 E: 0 K: 1 S: 5	H: 0 LOB: 0 BB: 0 P: 5	R: 0 E: 0 K: 0 S: 3	H: 0 LOB: 0 BB: 0 P: 3	R: 0 E: 0 K: 1 S: 5	H: 0 LOB: 0 BB: 0 P: 5	R: 1 E: 0 K: 0 S: 4	H: 1 LOB: 0 BB: 0 P: 4	R: 0 E: 0 K: 2 S: 7	H: 1 LOB: 3 BB: 0 P: 7	R: 1 E: 0 K: 0 S: 4	H: 1 LOB: 3 BB: 2 P: 13	R: 0 E: 0 K: 1 S: 6	H: 1 LOB: 1 BB: 0 P: 6		R: 0 E: 0 K: 0 S: 4	H: 1 LOB: 2 BB: 0 P: 4	1B: 4 2B: 1 3B: 0 HR: 1	SF: 0 SAC: 0 DP: 0 HBP: 1	WP: 0 PB: 0 SB: 0 CS: 2
PITCHER	IP WLS BF H R ER SO BB IBB HBP BLK WP HR S P ERA WHIP	IP WLS BF H R ER SO BB IBB HBP BLK WP HR S P ERA WHIP																				
Bob Welch, R ERA: 2.36 (1, 1)	6.2 W 25 4 2 2 5	2.1 S 9 2 0 0 1																				
Bobby Castillo, R ERA: 2.93 (7, 1)	2.1 S 9 2 0 0 1																					

Batter	1	2	3	4	5	6	7	8	9	AB	R	H	RBI	BB	SO	LOB	BOTTOM			
Davey Lopes, R OBP: 0.324, SLG: 0.325 (1, 4)										4	0	0	0	0	1	2	San Francisco Giants @ Los Angeles Dodgers Dodger Stadium, Los Angeles, CA Sat Jul 05 1980, 7:05 PM PDT Att: 41,587 - Unknown			
Rudy Law, L OBP: 0.336, SLG: 0.332 (1, 8)										3	1	1	0	1	0	1				
Reggie Smith, S OBP: 0.400, SLG: 0.560 (1, 9)										3	2	1	1	1	0	1				
Steve Garvey, R OBP: 0.326, SLG: 0.489 (1, 3)										4	0	1	1	0	2	1				
Dusty Baker Jr., R OBP: 0.329, SLG: 0.549 (1, 7)										2	0	0	1	0	0	0				
Ron Cey, R OBP: 0.337, SLG: 0.409 (1, 5)										3	0	1	0	0	0	1				
Derrel Thomas, S OBP: 0.313, SLG: 0.355 (1, 6)										3	0	1	0	0	0	2				
Mike Scioscia, L OBP: 0.342, SLG: 0.382 (1, 2)										3	0	0	0	0	0	1				
Bob Welch, R OBP: 0.216, SLG: 0.222 Bobby Castillo, R OBP: 0.200, SLG: 0.200 (7, 1)										2	0	1	0	0	0	1				
Inning Stats	R: 0 E: 0 K: 0 S: 3	H: 0 LOB: 1 BB: 1 P: 7	R: 0 E: 0 K: 0 S: 3	H: 1 LOB: 0 BB: 0 P: 3	R: 0 E: 0 K: 0 S: 4	H: 1 LOB: 1 BB: 0 P: 4	R: 1 E: 0 K: 1 S: 6	H: 1 LOB: 0 BB: 0 P: 6	R: 0 E: 0 K: 1 S: 5	H: 0 LOB: 0 BB: 0 P: 5	R: 2 E: 1 K: 0 S: 5	H: 2 LOB: 1 BB: 1 P: 9	R: 0 E: 0 K: 1 S: 5	H: 0 LOB: 0 BB: 0 P: 5	R: 0 E: 0 K: 1 S: 5	H: 0 LOB: 0 BB: 0 P: 5		1B: 3 2B: 2 3B: 0 HR: 1	SF: 1 SAC: 0 DP: 1 HBP: 0	WP: 0 PB: 0 SB: 1 CS: 0
PITCHER	IP WLS BF H R ER SO BB IBB HBP BLK WP HR S P ERA WHIP	IP WLS BF H R ER SO BB IBB HBP BLK WP HR S P ERA WHIP																		
Ed Whitson, R ERA: 3.1 (1, 1)	7.0 L 28 6 3 3 3	1.0 3 0 0 0 1																		
Al Holland, L ERA: 1.41 (8, 1)	1.0 3 0 0 0 1																			

Batter	1	2	3	4	5	6	7	8	9	10	AB	R	H	RBI	BB	SO	LOB	TOP			
Bill North, S OBP: 0.361, SLG: 0.297 (1, 8)											5	0	2	0	0	0	2	San Francisco Giants @ Los Angeles Dodgers Dodger Stadium, Los Angeles, CA Sun Jul 06 1980, 3:33 AM PDT Att: 46,244 - Unknown			
Darrell Evans, L OBP: 0.328, SLG: 0.368 (1, 5)											5	1	1	1	0	0	3				
Jack Clark, R OBP: 0.377, SLG: 0.545 (1, 9)											4	1	1	0	1	1	1				
Rich Murray, R OBP: 0.277, SLG: 0.374 (1, 3)											5	1	3	0	0	1	1				
Rennie Stennett, R OBP: 0.270, SLG: 0.335 (8, PH)											3	1	0	0	0	0	1				
Willie McCovey, L OBP: 0.285, SLG: 0.301 (8, 1)											0	0	0	1	0	0	0				
Greg Minton, S (8, 1)											0	0	0	0	0	0	0				
Al Holland, R (8, 1)											0	1	0	0	0	0	0				
Larry Hemdon, R OBP: 0.298, SLG: 0.348 (1, 7)											5	2	1	2	0	1	4				
Johnnie LeMaster, R OBP: 0.233, SLG: 0.319 (6, PH)											4	0	2	0	0	1	1				
Terry Whitfield, L OBP: 0.298, SLG: 0.327 (10, PH)											1	0	0	0	0	0	3				
Roger Metzger, S OBP: 0.120, SLG: 0.043 (10, 6)											0	0	0	0	0	0	0				
Mike Sadek, R OBP: 0.388, SLG: 0.306 (1, 2)											4	0	1	0	0	0	2				
Milt May, L OBP: 0.341, SLG: 0.407 (10, 2)											1	0	1	1	0	0	0				
John Montefusco, R OBP: 0.109, SLG: 0.037 (6, PH)											1	0	0	0	0	0	1				
Max Wilentz, L OBP: 0.315, SLG: 0.315 (6, 1)											1	0	0	0	0	0	0				
Tom Griffin, R (6, 1)											1	0	0	0	0	0	0				
Jim Wothford, R OBP: 0.299, SLG: 0.319 (7, PH)											1	0	0	0	0	0	2				
Gary Lavelle, S (7, 1)											0	0	0	0	0	0	0				
Joe Strain, R OBP: 0.348, SLG: 0.336 (8, 4)											2	0	1	2	0	0	1				
Inning Stats	R: 0 E: 0 K: 1 S: 6	H: 1 LOB: 1 BB: 0 P: 6	R: 0 E: 1 K: 1 S: 6	H: 0 LOB: 1 BB: 0 P: 6	R: 0 E: 0 K: 1 S: 5	H: 0 LOB: 0 BB: 0 P: 5	R: 0 E: 0 K: 1 S: 5	H: 0 LOB: 0 BB: 0 P: 5	R: 1 E: 0 K: 0 S: 4	H: 1 LOB: 0 BB: 0 P: 4	R: 2 E: 0 K: 0 S: 7	H: 4 LOB: 2 BB: 0 P: 7	R: 1 E: 0 K: 0 S: 4	H: 1 LOB: 1 BB: 1 P: 8	R: 0 E: 0 K: 0 S: 5	H: 2 LOB: 2 BB: 0 P: 5	R: 3 E: 1 K: 0 S: 7	H: 4 LOB: 1 BB: 0 P: 7	1B: 9 2B: 2 3B: 0 HR: 2	SF: 1 SAC: 1 DP: 0 HBP: 0	WP: 0 PA: 46
PITCHER	IP	WLS	BF	H	R	ER	SO	BB	IBB	HBP	BLK	WP	HR	S	P	ERA	WHIP				
Jerry Reuss, L ERA: 1.98 (1, 1)	7.1		31	7	4	4	5	1	0	0	0	0	0	2	44	4.91	1.091				
Rick Sutcliffe, R ERA: 5.43 (8, 1)	0.2		2	0	0	0	0	0	0	0	0	0	0	2	2	0.00	0.000				
Steve Howe, L ERA: 2.19 (9, 1)	1.0	L	8	4	3	0	0	0	0	0	0	0	0	8	8	0.00	4.000				
Bobby Castillo, R ERA: 2.87 (10, 1)	1.0		4	2	0	0	0	0	0	0	0	0	0	4	4	0.00	2.000				

Batter	1	2	3	4	5	6	7	8	9	10	AB	R	H	RBI	BB	SO	LOB	BOTTOM			
Davey Lopes, R OBP: 0.322, SLG: 0.323 (1, 4)											5	0	1	0	0	2	2	San Francisco Giants @ Los Angeles Dodgers Dodger Stadium, Los Angeles, CA Sun Jul 06 1980, 3:33 AM PDT Att: 46,244 - Unknown			
Rudy Law, L OBP: 0.337, SLG: 0.337 (1, 8)											5	0	2	0	0	0	2				
Reggie Smith, S OBP: 0.397, SLG: 0.553 (1, 9)											5	1	1	0	0	0	3				
Steve Garvey, R OBP: 0.324, SLG: 0.488 (1, 3)											5	0	1	0	0	0	2				
Dusty Baker Jr., R OBP: 0.330, SLG: 0.547 (1, 7)											5	1	2	1	0	1	1				
Ron Cay, R OBP: 0.344, SLG: 0.422 (1, 5)											3	1	2	2	2	0	0				
Darrel Thomas, S OBP: 0.301, SLG: 0.341 (1, 6)											5	0	0	0	0	2	5				
Mike Scioscia, L OBP: 0.259, SLG: 0.435 (7, PH)											1	1	1	1	0	0	0				
Joe Ferguson, R OBP: 0.348, SLG: 0.382 (8, 2)											1	0	0	0	0	0	0				
Jay Johnstone, L OBP: 0.213, SLG: 0.207 (8, PH)											0	0	0	0	0	0	0				
Pedro Guerrero, R OBP: 0.273, SLG: 0.622 (8, PH)											0	0	0	0	0	0	0				
Steve Howe, L OBP: 0.315, SLG: 0.167 (9, 1)											0	0	0	0	0	0	0				
Bobby Castillo, R OBP: 0.348, SLG: 0.280 (10, 1)											0	0	0	0	0	0	0				
Jerry Reuss, L OBP: 0.118, SLG: 0.094 (1, 1)											2	0	0	0	0	1	0				
Rick Sutcliffe, L OBP: 0.222, SLG: 0.176 (8, 1)											0	0	0	0	0	0	0				
Steve Yeager, R OBP: 0.281, SLG: 0.252 (9, 2)											1	0	0	0	1	3					
Inning Stats	R: 0 E: 0 K: 0 S: 3	H: 0 LOB: 0 BB: 0 P: 3	R: 0 E: 0 K: 1 S: 6	H: 1 LOB: 1 BB: 0 P: 6	R: 0 E: 0 K: 1 S: 6	H: 0 LOB: 2 BB: 1 P: 10	R: 3 E: 0 K: 0 S: 6	H: 3 LOB: 0 BB: 0 P: 6	R: 0 E: 0 K: 0 S: 4	H: 1 LOB: 1 BB: 0 P: 4	R: 0 E: 0 K: 1 S: 6	H: 2 LOB: 2 BB: 0 P: 6	R: 1 E: 0 K: 2 S: 9	H: 2 LOB: 3 BB: 2 P: 17	R: 0 E: 0 K: 1 S: 5	H: 0 LOB: 0 BB: 0 P: 5	R: 0 E: 0 K: 0 S: 3	H: 1 LOB: 1 BB: 1 P: 7	1B: 6 2B: 2 3B: 0 HR: 2	SF: 0 SAC: 1 DP: 1 HBP: 0	WP: 1 PA: 43
PITCHER	IP	WLS	BF	H	R	ER	SO	BB	IBB	HBP	BLK	WP	HR	S	P	ERA	WHIP				
John Montefusco, R ERA: 3.92 (1, 1)	5.0		22	5	3	3	2	1	0	0	0	0	0	25	29	5.40	1.200				
Tom Griffin, R ERA: 4.1 (6, 1)	1.0		3	0	0	0	1	0	0	0	0	0	0	5	5	0.00	0.000				
Gary Lavelle, L ERA: 2.79 (7, 1)	1.0		4	2	0	0	1	0	0	0	0	0	0	6	6	0.00	2.000				
Greg Minton, R ERA: 3.16 (8, 1)	0.2		5	2	1	1	1	1	0	0	0	0	0	6	10	13.50	4.500				
Al Holland, L ERA: 1.31 (8, 1)	2.1	W	9	1	0	0	2	1	1	0	0	1	0	11	19	0.00	0.857				

AB 42
R 7
H 13
RBI 7
BB 1
SO 5
LOB 21

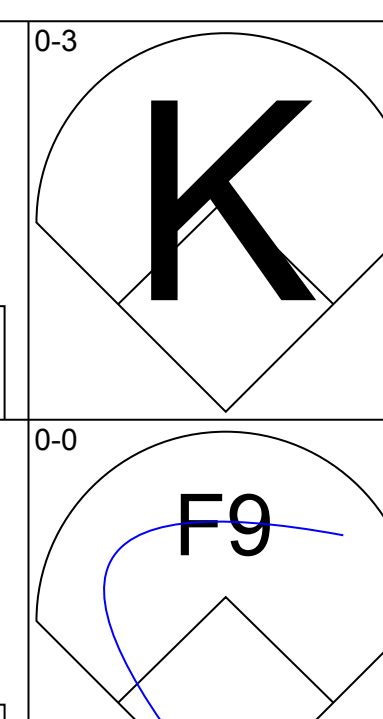
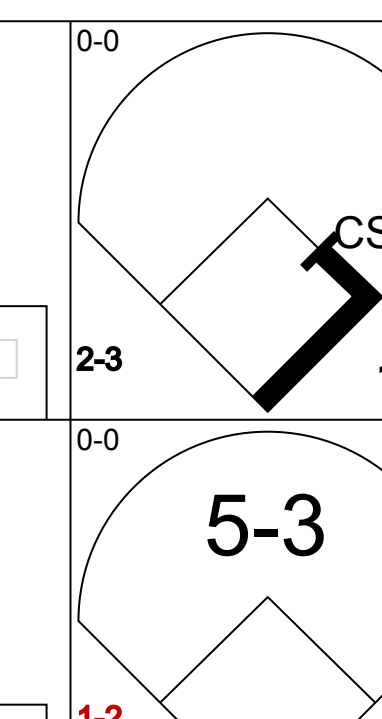
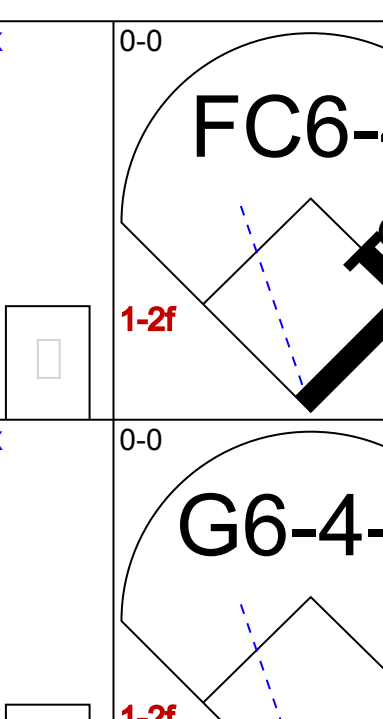
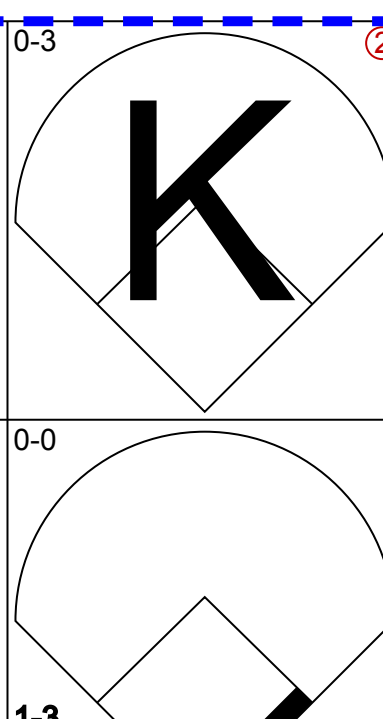
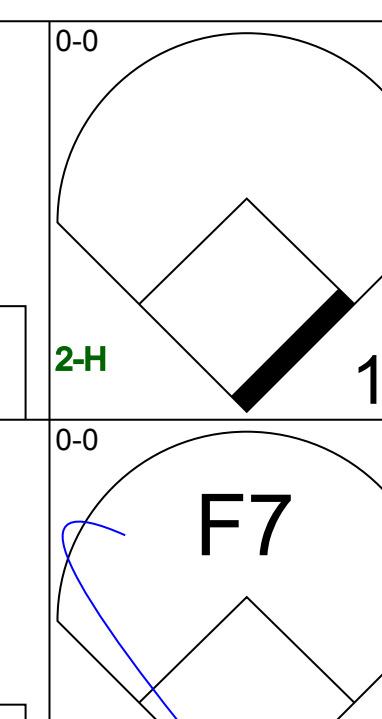
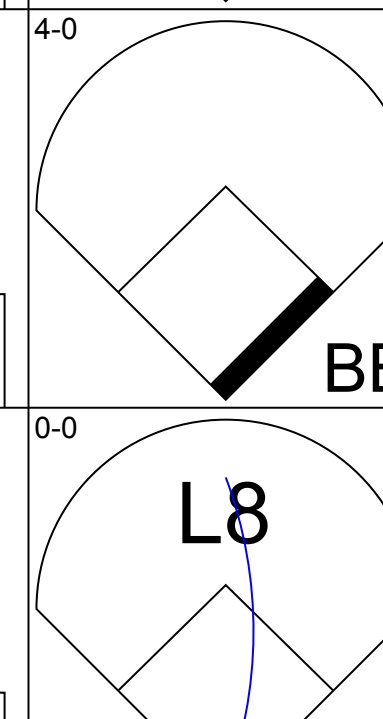




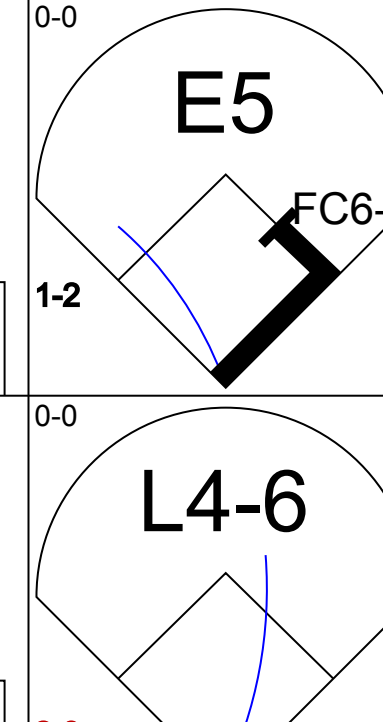
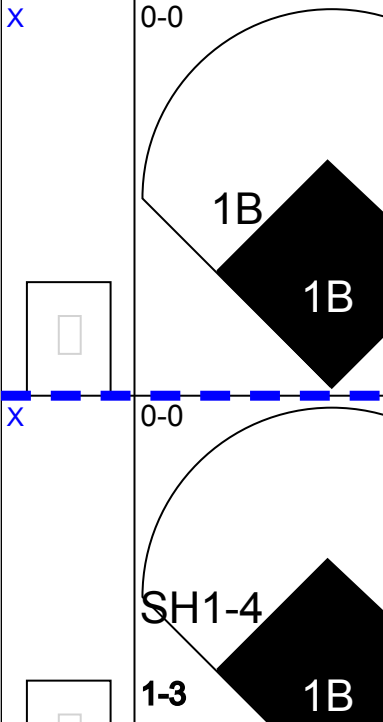
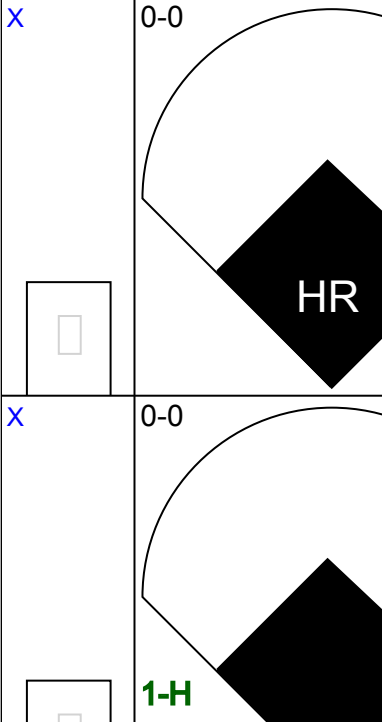

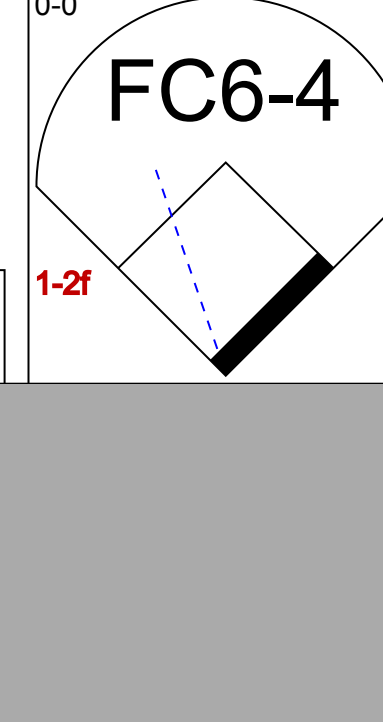
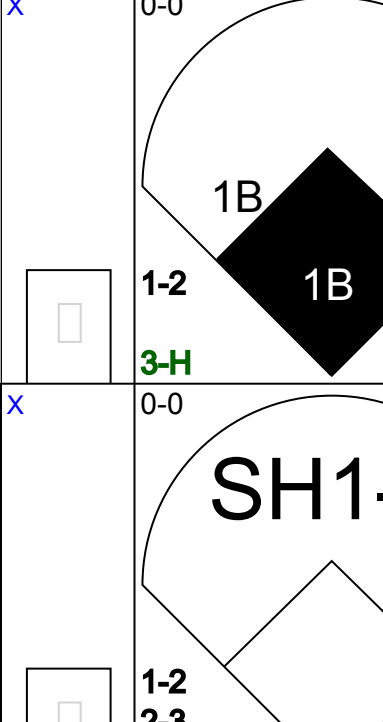
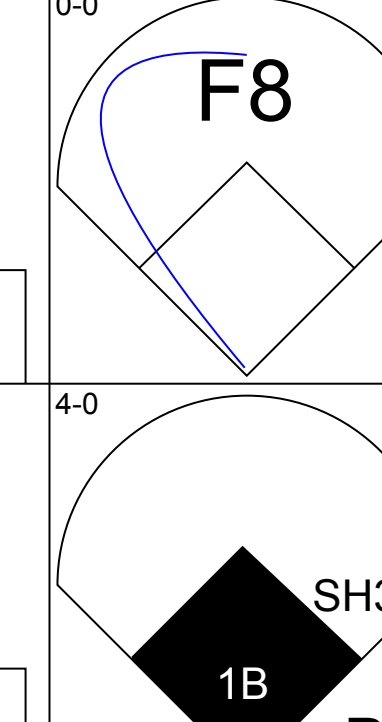
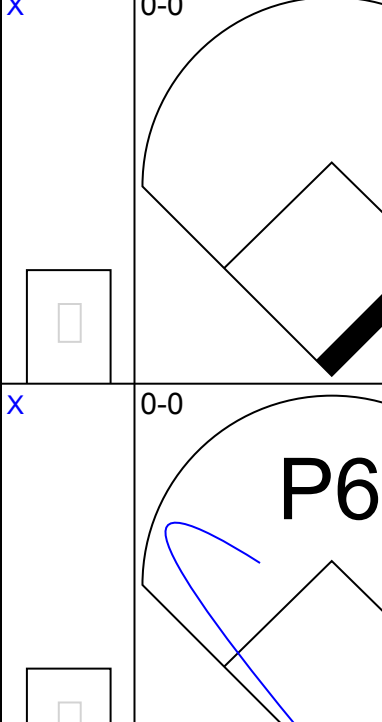
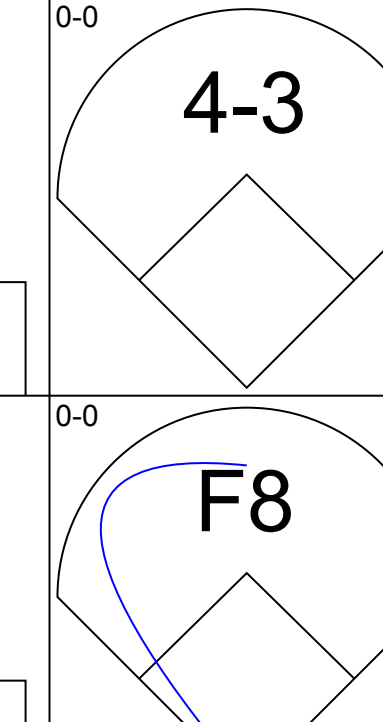
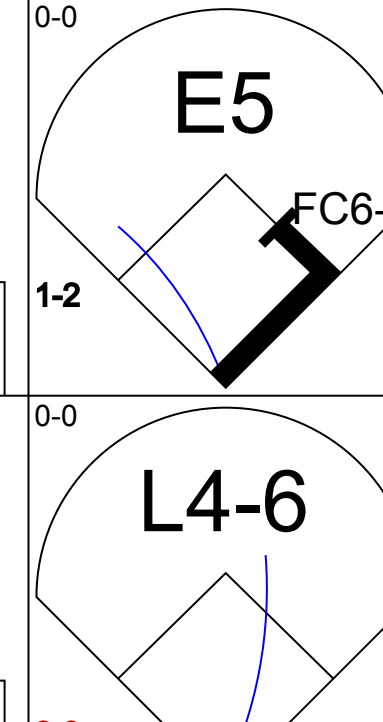
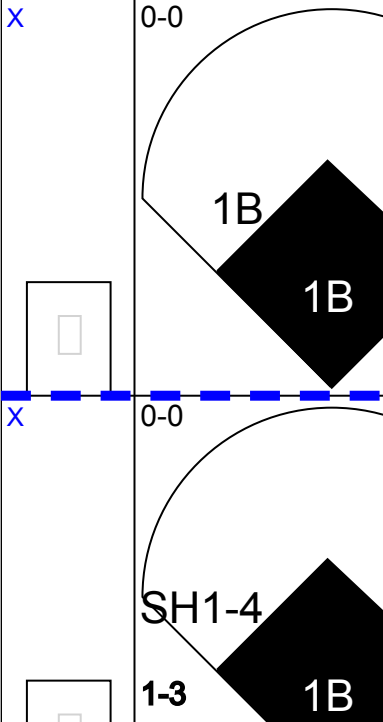

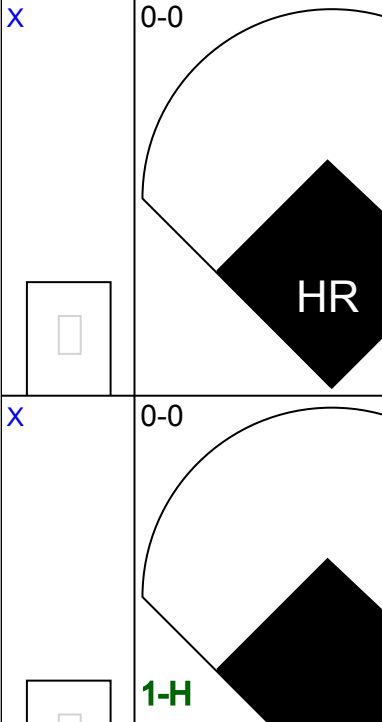

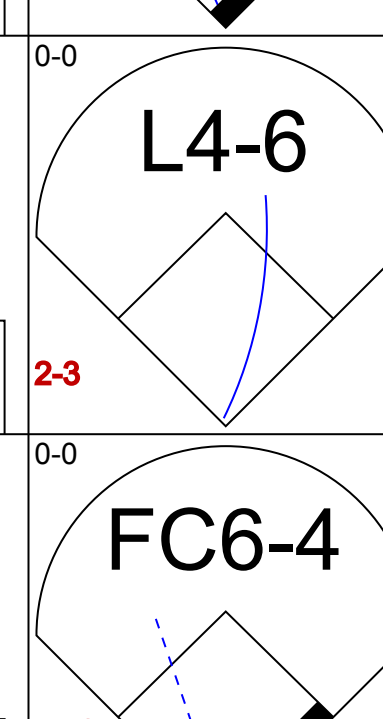
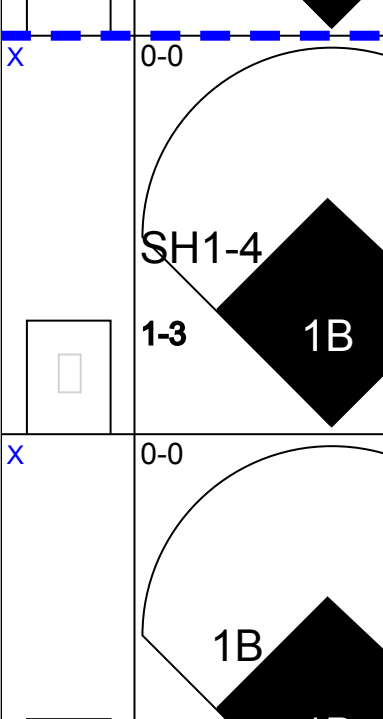
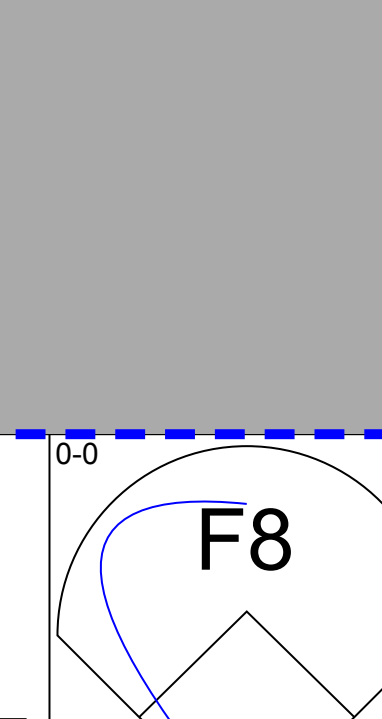
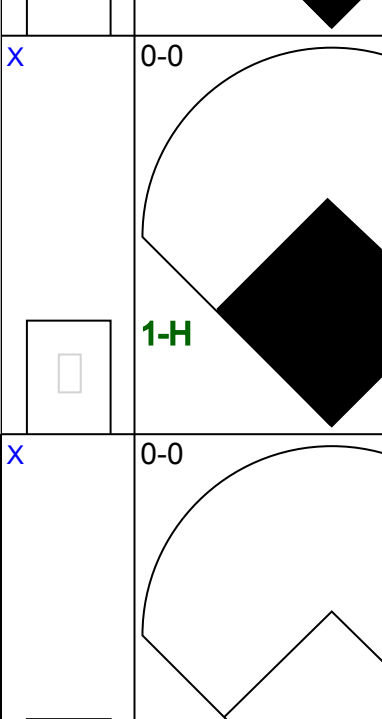

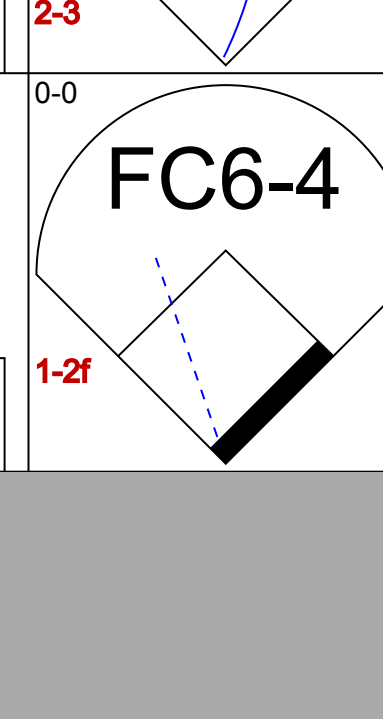
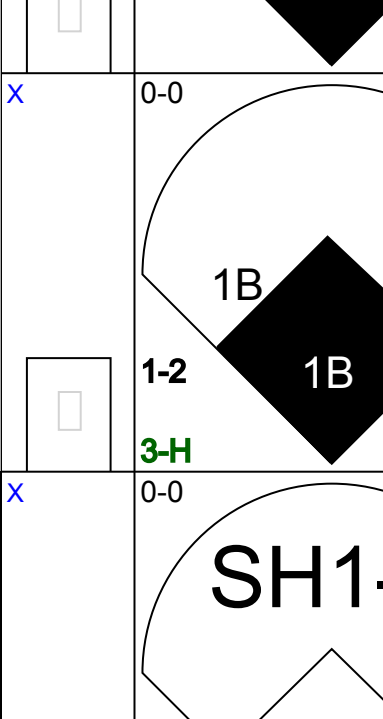
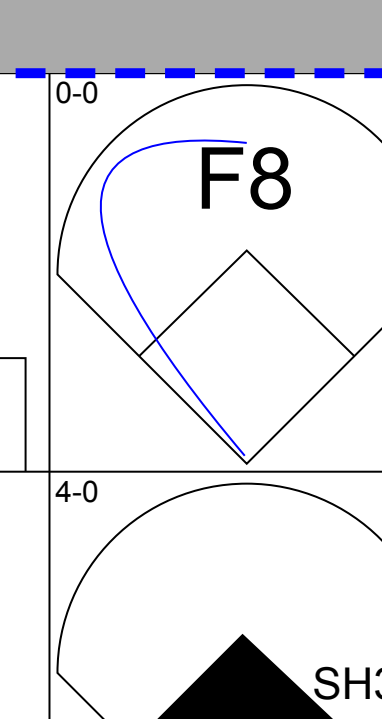
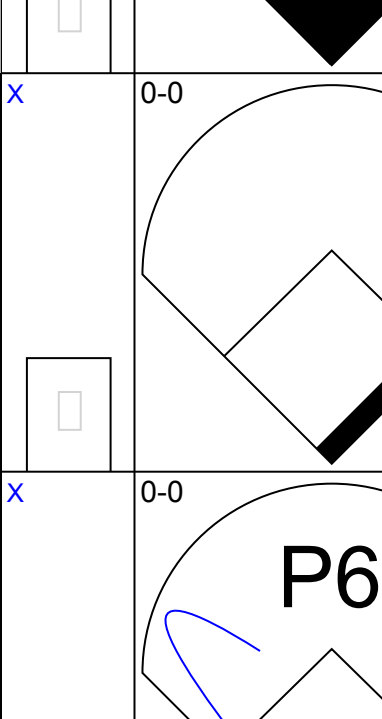
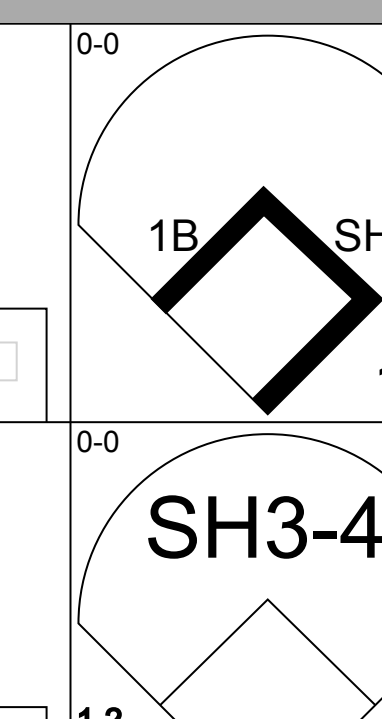
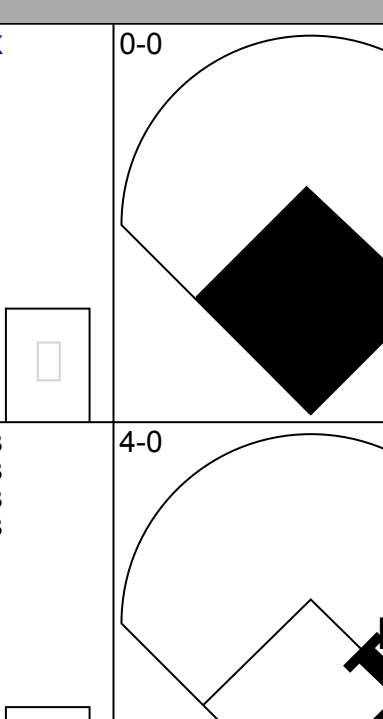
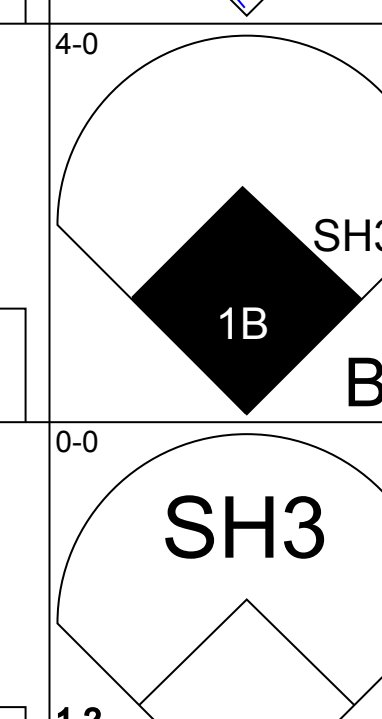
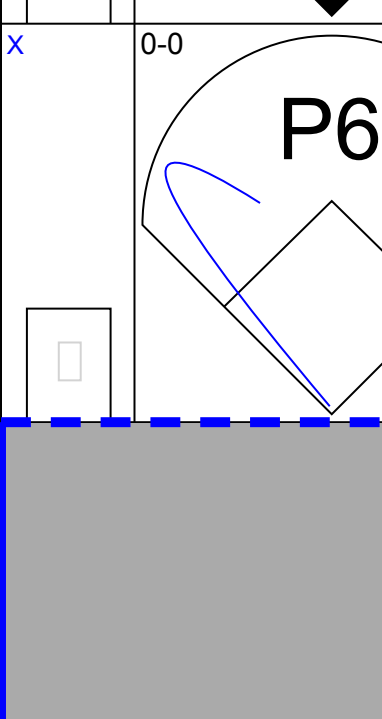
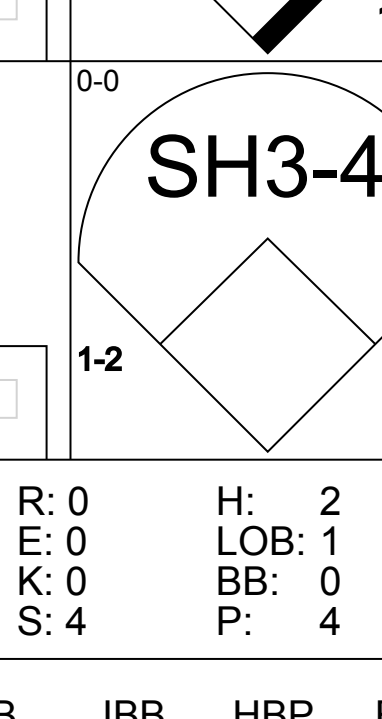
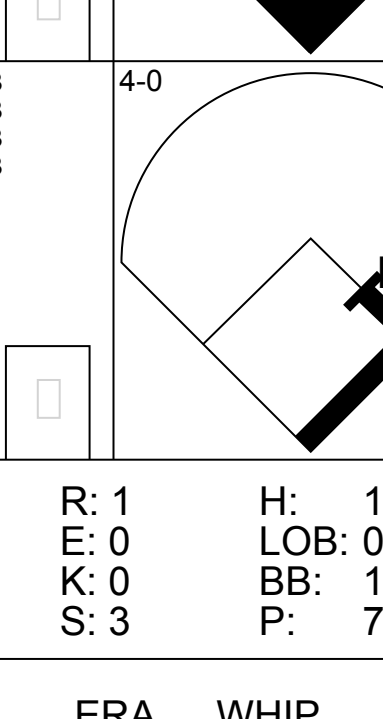
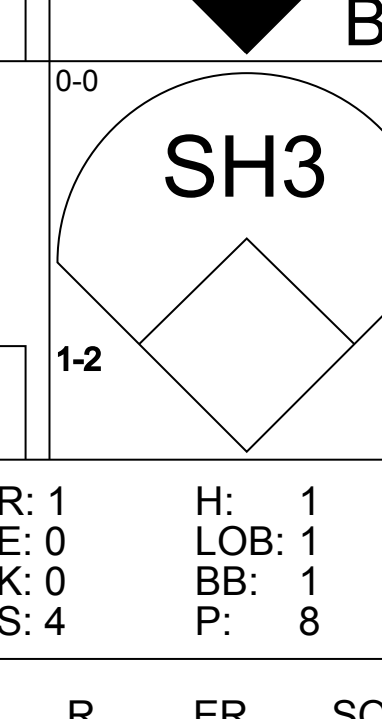
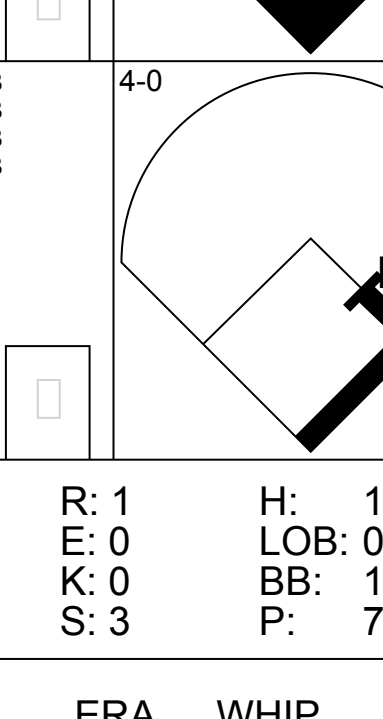
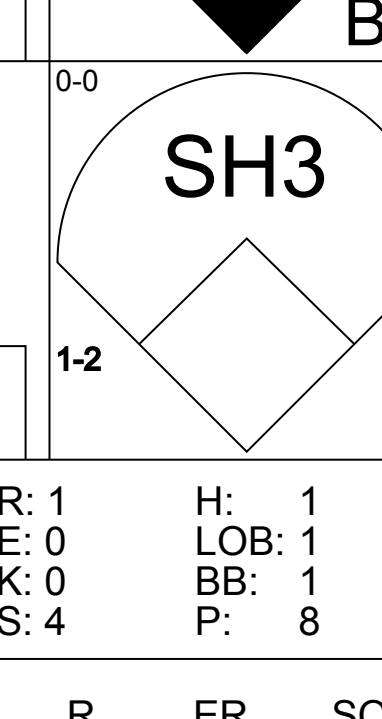
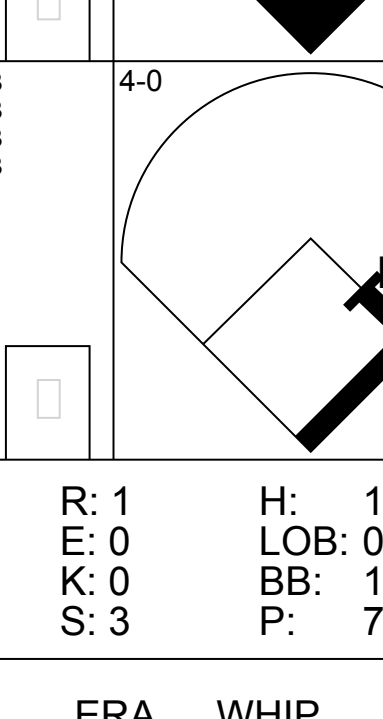
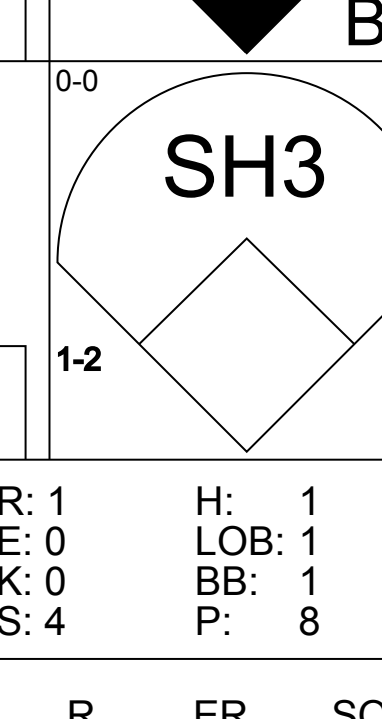
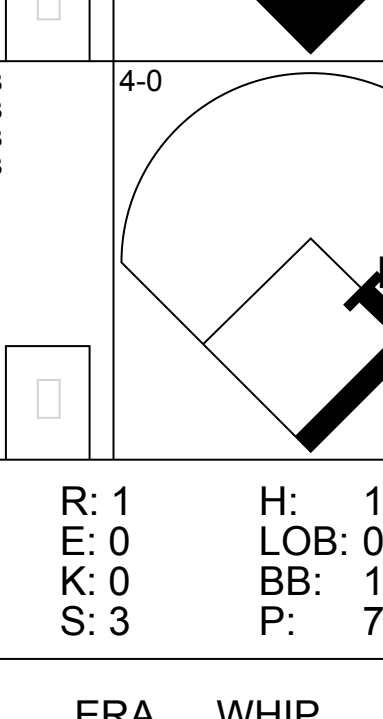
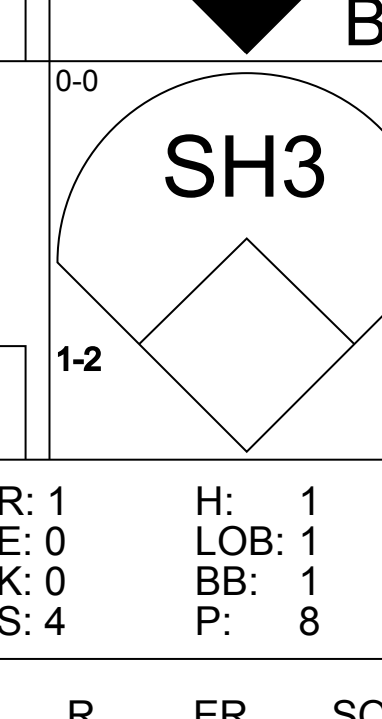


Batter	1	2	3	4	5	6	7	8	9	AB	R	H	RBI	BB	SO	LOB	TOP			
Gene Richards, L (1, 7) OBP: 0.360, SLG: 0.359 Paul Dade, R (8, FR) OBP: 0.333, SLG: 0.209 (8, 7)	F7			4-3	K			FC5-4 1B		4	0	1	0	0	1	1	San Diego Padres @ San Francisco Giants Candlestick Park, San Francisco, CA Thu Jul 10 1980, 10:05 PM EDT Att: 8,175 - Unknown livebaseballscorecards.com			
Ozzie Smith, S (1, 6) OBP: 0.322, SLG: 0.271	F7			1B		6-3		FC5-4 1B		4	1	2	0	0	0	0				
Jerry Mumphrey, S (1, 8) OBP: 0.316, SLG: 0.327	K			F9			FC6-4 1B	F8		4	0	1	0	0	1	3				
Dave Winfield, R (1, 9) OBP: 0.390, SLG: 0.459		F2		1B		FC6-4		FC5-4 1B		3	0	0	0	1	0	3				
Willie Montanez, L (1, 3) OBP: 0.301, SLG: 0.340		6-3				K				4	0	2	2	0	1	1				
Gene Tenace, R (1, 2) OBP: 0.386, SLG: 0.370		5-3						K		4	0	0	0	0	2	4				
Aurelio Rodriguez, R (1, 5) OBP: 0.224, SLG: 0.303 Tim Flannery, L (9, PH) OBP: 0.369, SLG: 0.380				CS					3-1	2	0	0	0	1	1	0				
Dave Cash, R (1, 4) OBP: 0.286, SLG: 0.268 Kurt Bevacqua, R (9, PH) OBP: 0.338, SLG: 0.424				F7					F8	3	0	1	0	0	1	1				
Randy Jones, R (1, 1) OBP: 0.097, SLG: 0.067 Gary Lucas, L (4, 1) OBP: 0.230, SLG: 0.217 Fred Kentzall, R (5, PH) OBP: 0.286, SLG: 0.298 Eric Rasmussen, R (5, 1) OBP: 0.333, SLG: 0.333 Von Joshua, L (7, PH) OBP: 0.333, SLG: 0.432 Dennis Kinney, L (7, 1) OBP: 0.206, SLG: 0.167 Jerry Turner, R (9, PH) OBP: 0.306, SLG: 0.378				4-3					F8	1	0	0	0	0	0	0				
Inning Stats	R: 0 E: 0 K: 1 S: 5	H: 0 LOB: 0 BB: 0 P: 5	R: 0 E: 0 K: 0 S: 3	H: 0 LOB: 0 BB: 0 P: 3	R: 0 E: 0 K: 0 S: 2	H: 0 LOB: 0 BB: 1 P: 6	R: 1 E: 0 K: 0 S: 5	H: 2 LOB: 2 BB: 1 P: 9	R: 0 E: 0 K: 3 S: 10	H: 1 LOB: 1 BB: 0 P: 10	R: 0 E: 0 K: 1 S: 6	H: 1 LOB: 1 BB: 0 P: 6	R: 0 E: 0 K: 1 S: 8	H: 3 LOB: 2 BB: 0 P: 8	R: 0 E: 0 K: 0 S: 3	H: 0 LOB: 0 BB: 0 P: 3	1B: 7 2B: 1 3B: 0 HR: 0	SF: 0 SAC: 0 DP: 0 HBP: 0	WP: 0 PB: 0 SB: 1 CS: 1	PA: 36
PITCHER Bob Knepper, L (1, 1) ERA: 4.06	IP: 9.0 WLS: W BF: 36 H: 8 R: 2 ER: 2 SO: 7 BB: 2 IBB: 0 HBP: 0 BLK: 0 WP: 0 HR: 0 S: 48 P: 56 ERA: 2.00 WHIP: 1.111																			

Batter	1	2	3	4	5	6	7	8	9	AB	R	H	RBI	BB	SO	LOB	BOTTOM			
Bill North, S (1, 8) OBP: 0.362, SLG: 0.292	G3		FC6-4		E6					3	1	0	0	2	0	1	San Diego Padres @ San Francisco Giants Candlestick Park, San Francisco, CA Thu Jul 10 1980, 10:05 PM EDT Att: 8,175 - Unknown livebaseballscorecards.com			
Darrell Evans, L (1, 5) OBP: 0.329, SLG: 0.375	1B		K		F8			G6-3		5	1	2	1	0	1	3				
Jack Clark, R (1, 9) OBP: 0.383, SLG: 0.545	3-1		1B		F8			G5-4-3		2	2	1	1	3	0	1				
Larry Hemdon, R (1, 7) OBP: 0.279, SLG: 0.356	3-1		3B		E5			F6		4	2	3	0	1	0	1				
Rich Murray, R (1, 3) OBP: 0.281, SLG: 0.394 Joe Pettini, R (4, PH) OBP: 0.333, SLG: 0.333	3-1		E		1B			G4-6-3		2	1	1	2	0	0	2				
Rennie Stennett, R (1, 4) OBP: 0.279, SLG: 0.343	F6		E8		1B			G4-3		4	1	3	1	0	0	2				
Johnnie LeMaster, R (1, 6) OBP: 0.230, SLG: 0.315			F7		6-3			G4-3		3	0	0	1	0	0	2				
Mike Sadek, R (1, 2) OBP: 0.377, SLG: 0.321			SH1-3		K			F8		4	0	2	1	0	1	1				
Bob Knepper, L (1, 1) OBP: 0.191, SLG: 0.222			SH1-3		G1			K		3	0	1	1	0	1	2				
Inning Stats	R: 1 E: 0 K: 0 S: 5	H: 2 LOB: 2 BB: 1 P: 9	R: 0 E: 0 K: 1 S: 6	H: 1 LOB: 1 BB: 1 P: 10	R: 4 E: 1 K: 1 S: 9	H: 4 LOB: 1 BB: 1 P: 13	R: 3 E: 1 K: 0 S: 7	H: 4 LOB: 2 BB: 1 P: 11	R: 1 E: 0 K: 0 S: 5	H: 2 LOB: 1 BB: 0 P: 5	R: 0 E: 0 K: 1 S: 3	H: 1 LOB: 0 BB: 0 P: 3	R: 0 E: 0 K: 1 S: 4	H: 0 LOB: 1 BB: 1 P: 8	R: 0 E: 0 K: 0 S: 2	H: 0 LOB: 0 BB: 1 P: 6	1B: 11 2B: 2 3B: 1 HR: 0	SF: 1 SAC: 1 DP: 4 HBP: 0	WP: 0 PB: 0 SB: 0 CS: 0	PA: 41
PITCHER Randy Jones, L (1, 1) ERA: 3.4 Gary Lucas, L (4, 1) ERA: 3.7 Eric Rasmussen, R (5, 1) ERA: 5.2 Dennis Kinney, L (7, 1) ERA: 3.02	IP: 3.0 WLS: L BF: 19 H: 7 R: 5 ER: 4 SO: 2 BB: 3 IBB: 0 HBP: 0 BLK: 0 WP: 0 HR: 0 S: 20 P: 32 ERA: 12.00 WHIP: 3.333																			

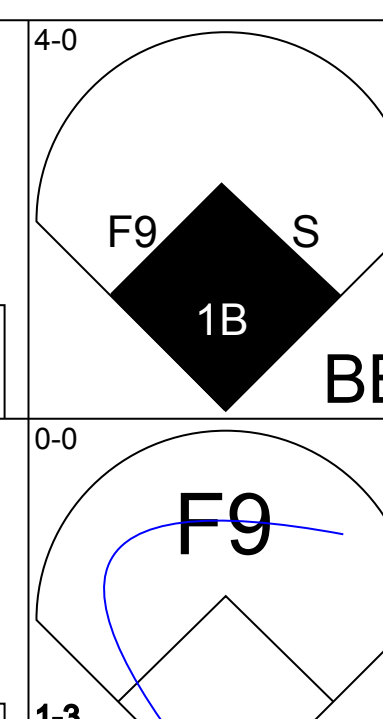
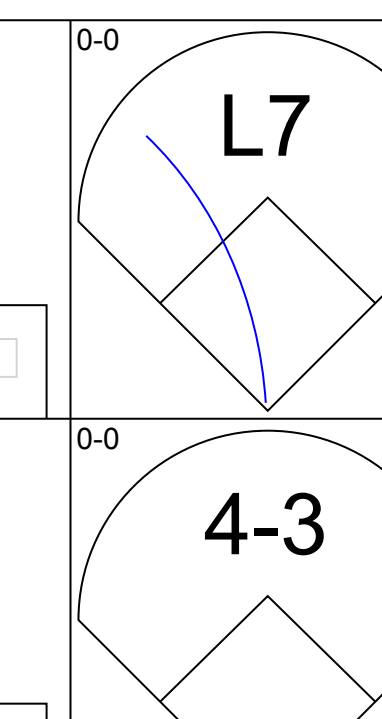
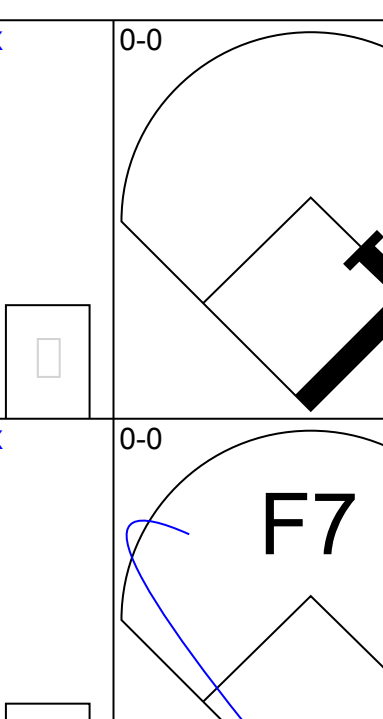
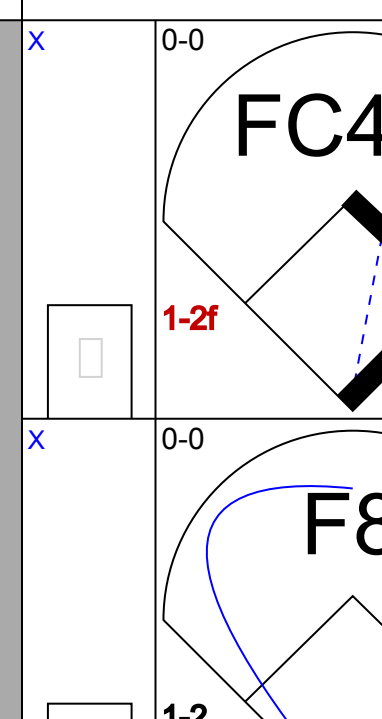
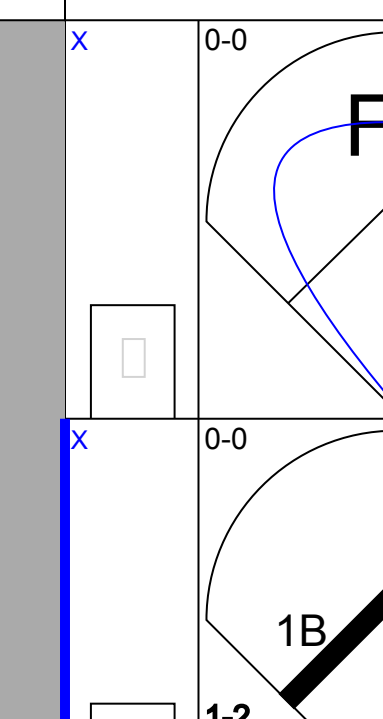
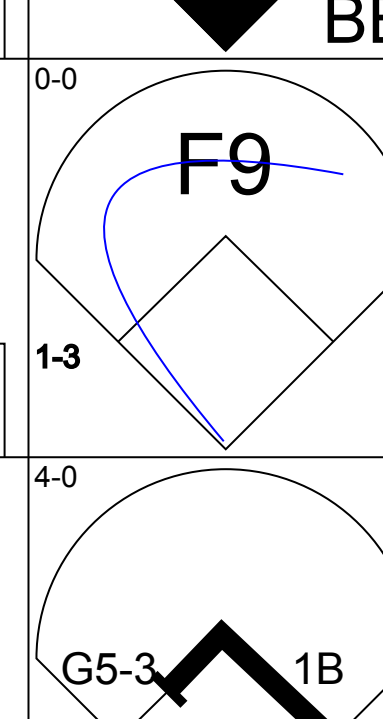
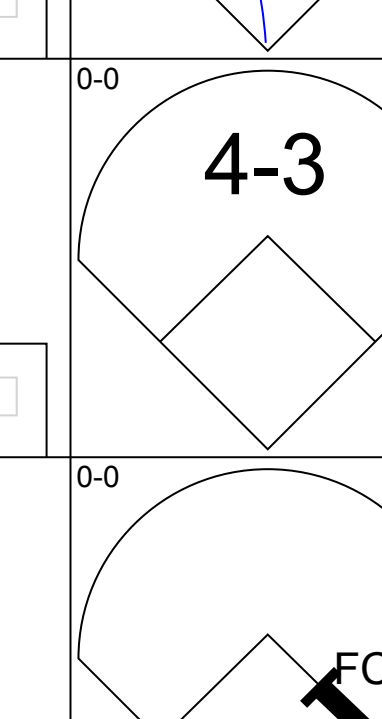
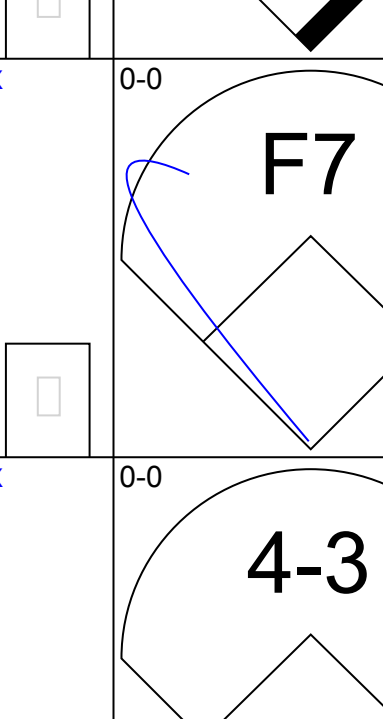
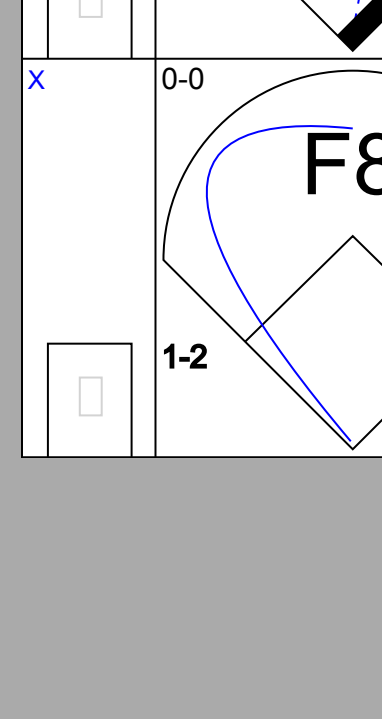
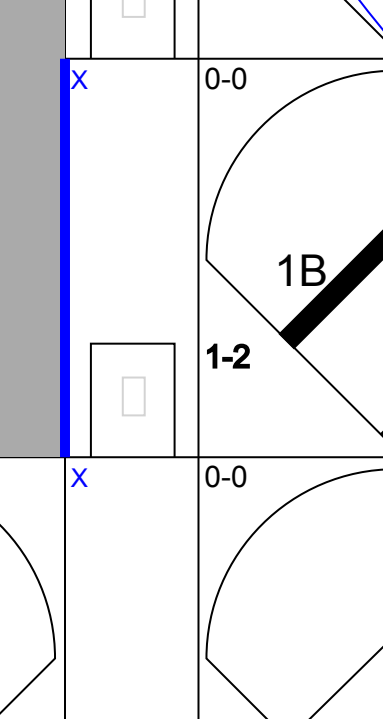
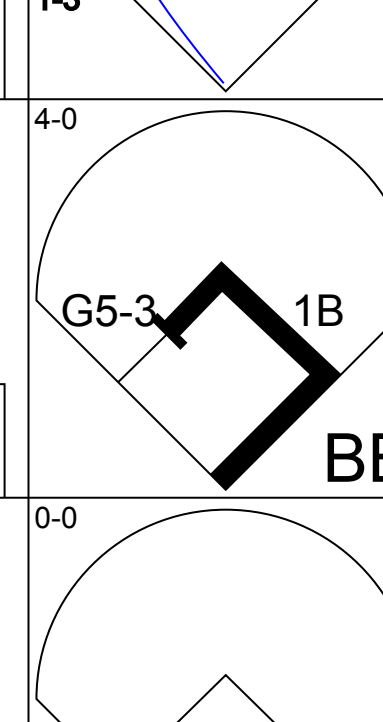
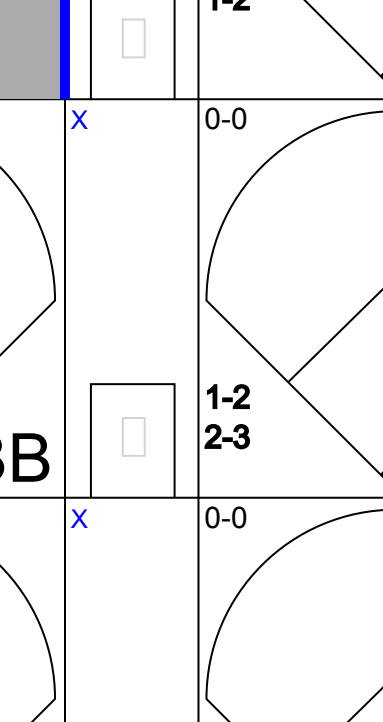
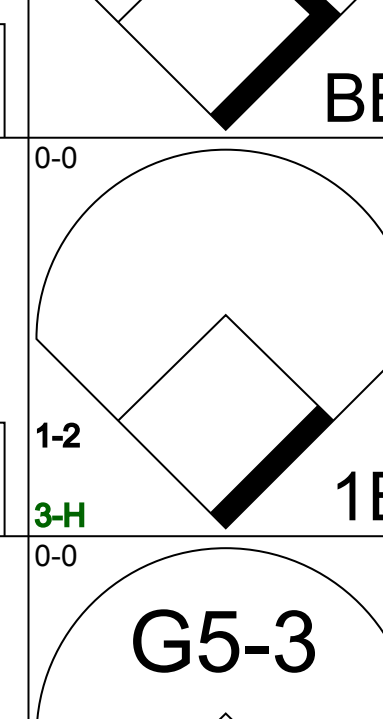
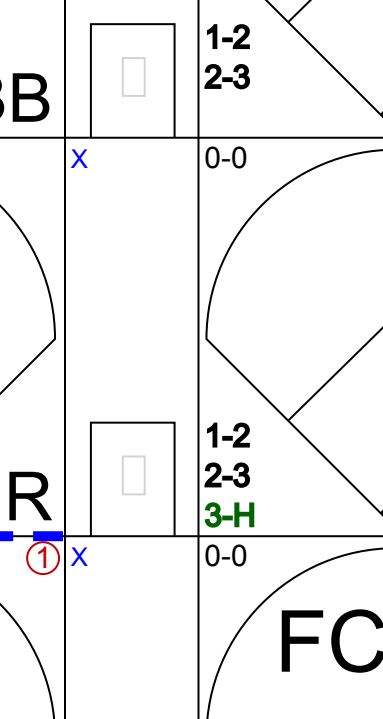
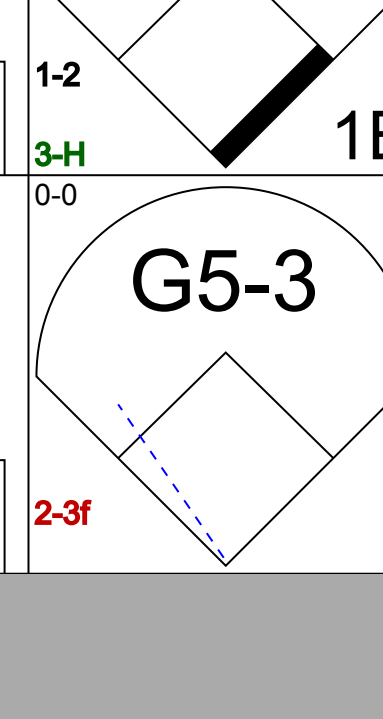


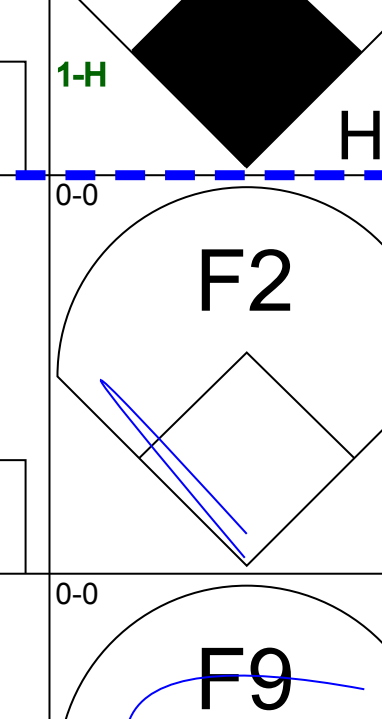
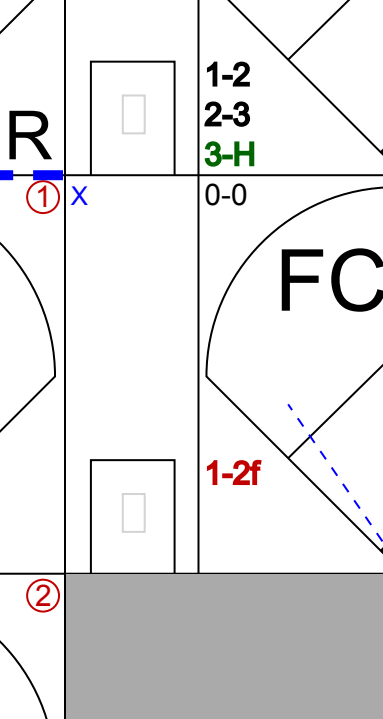
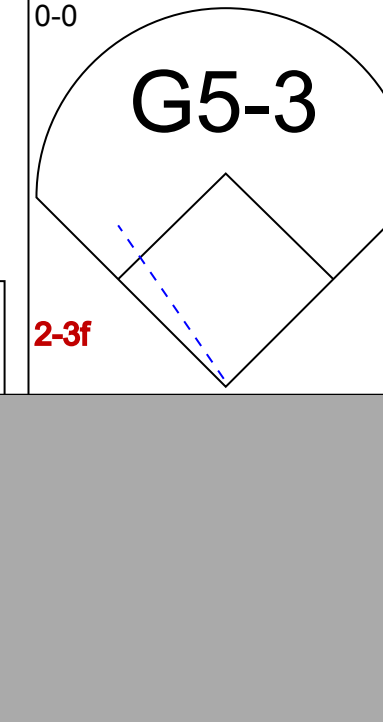

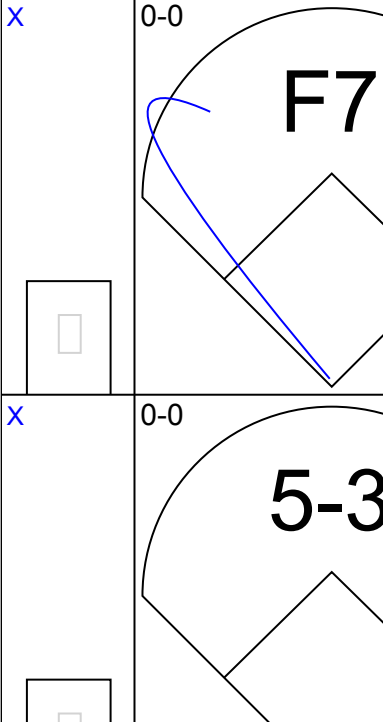
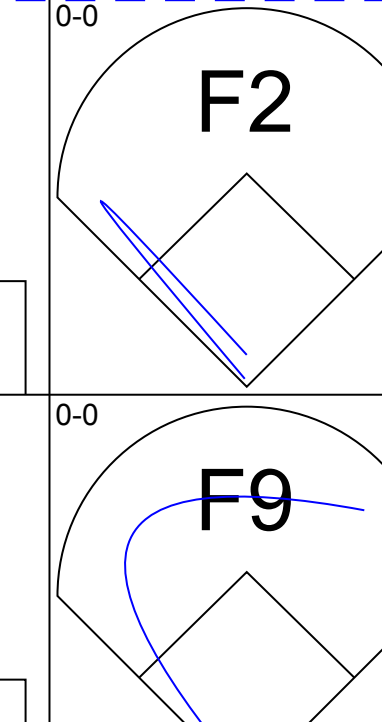
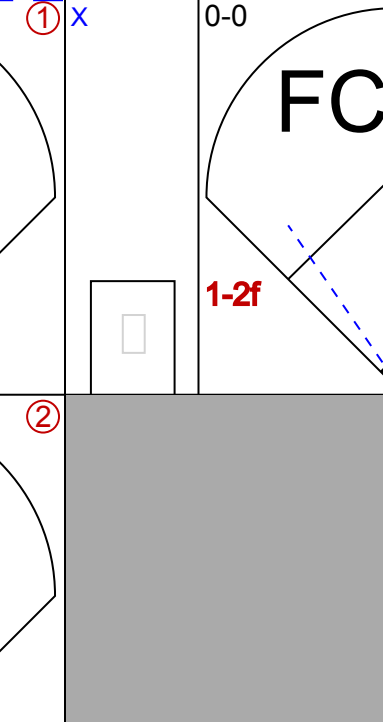
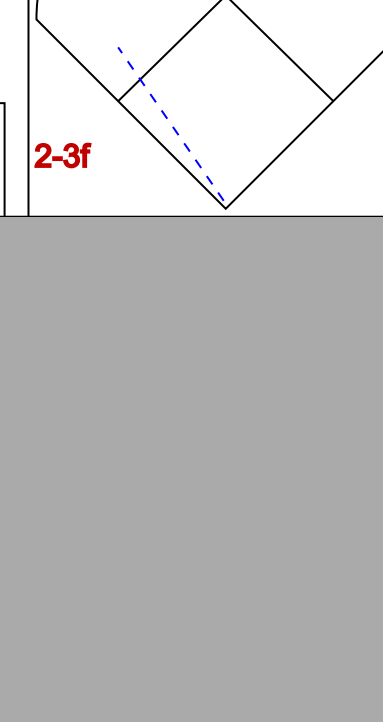
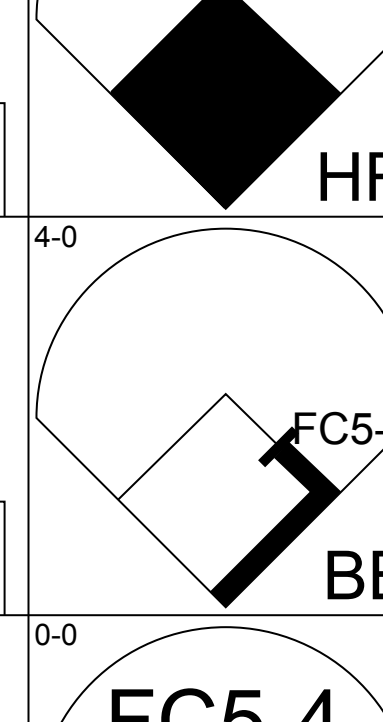
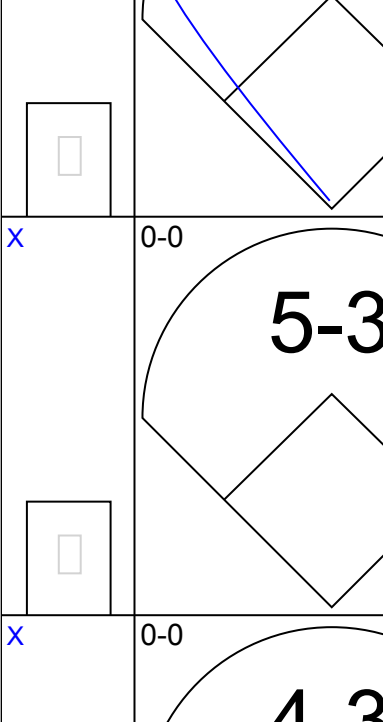
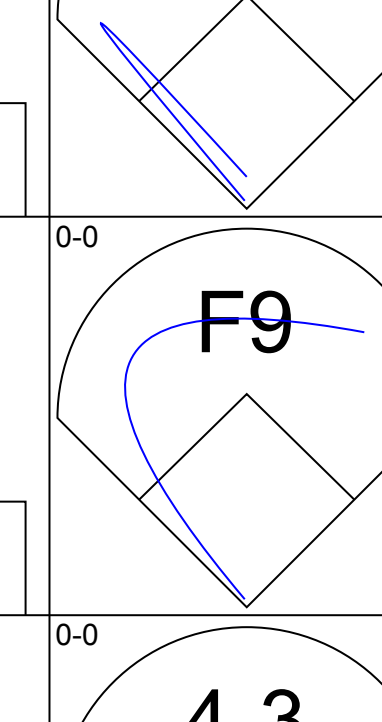
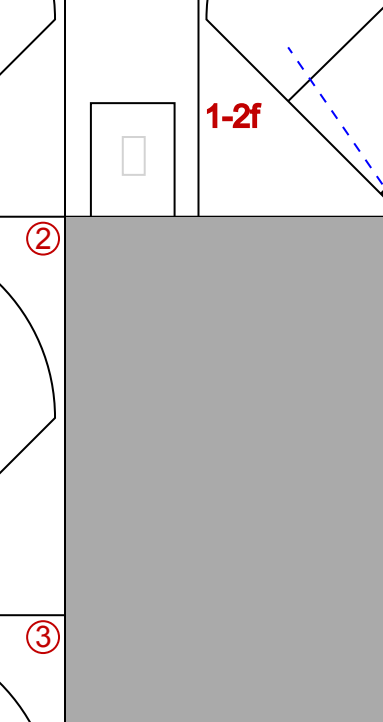
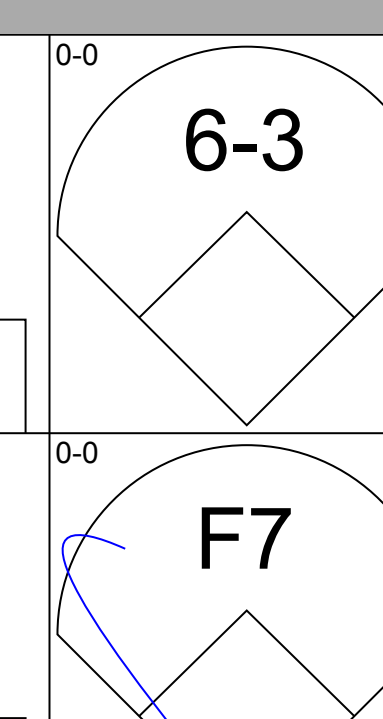
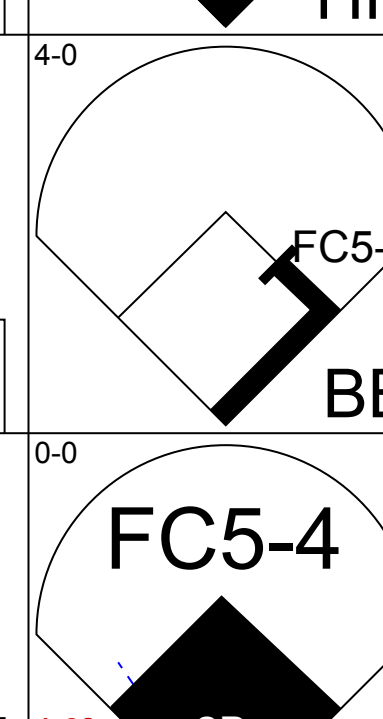
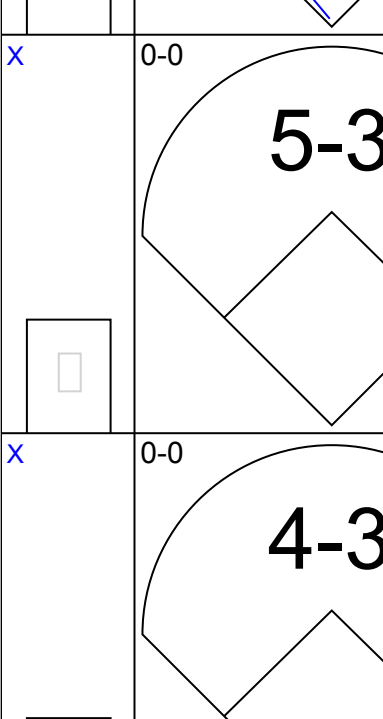
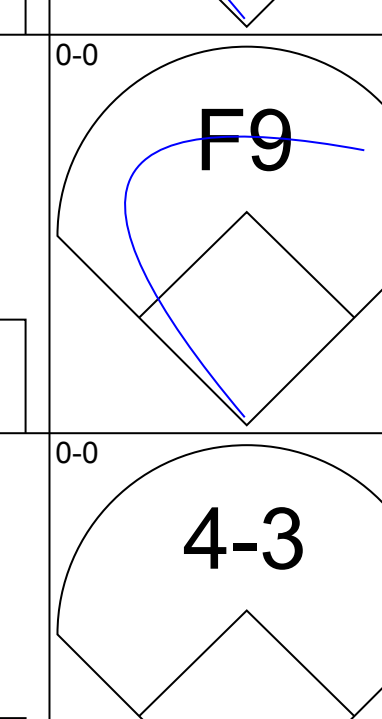
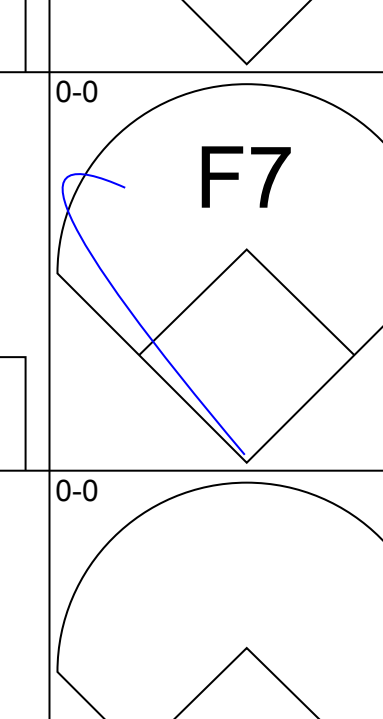
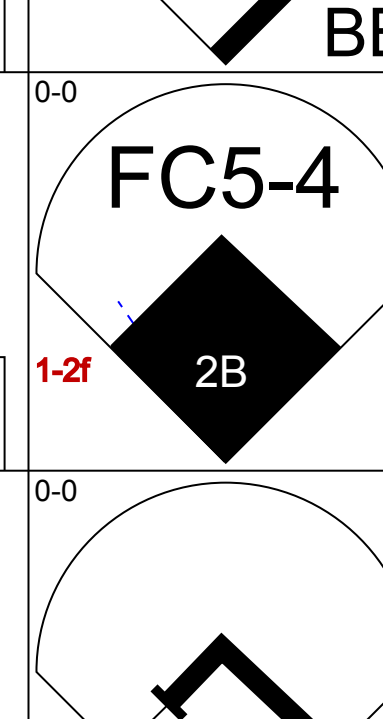
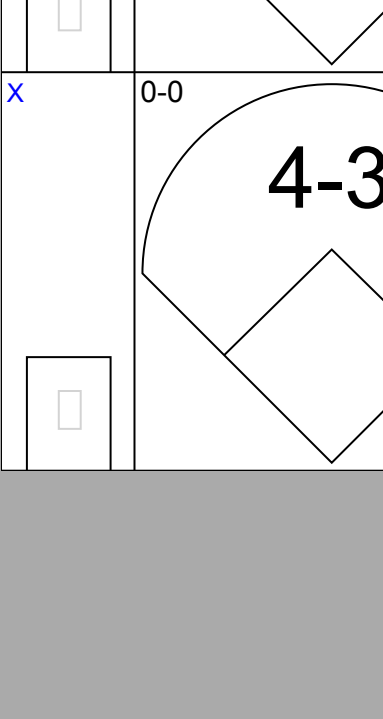
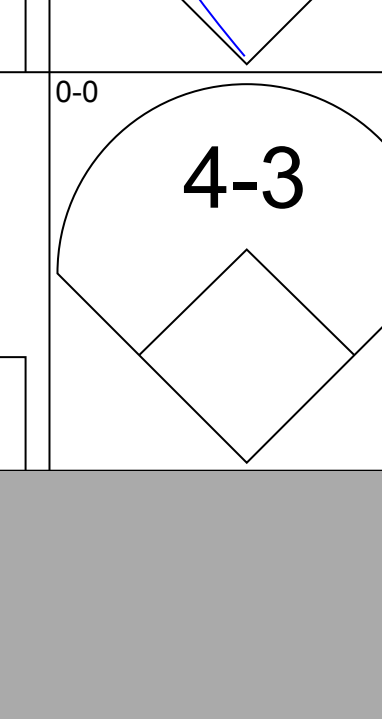
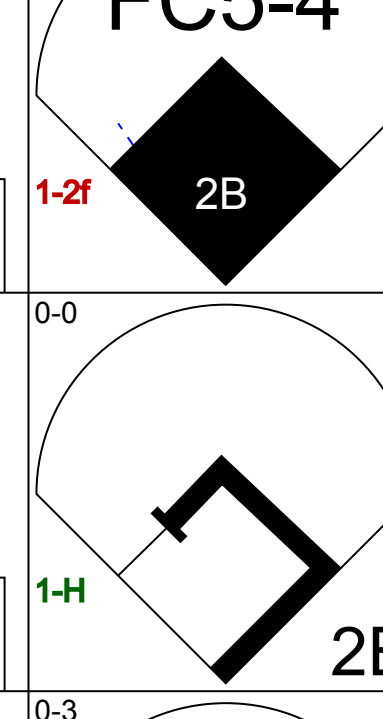
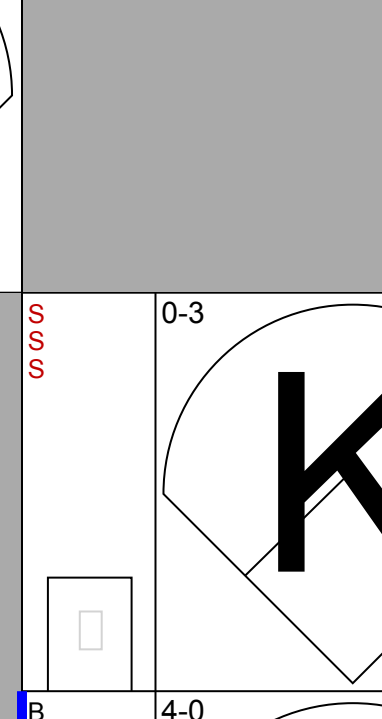
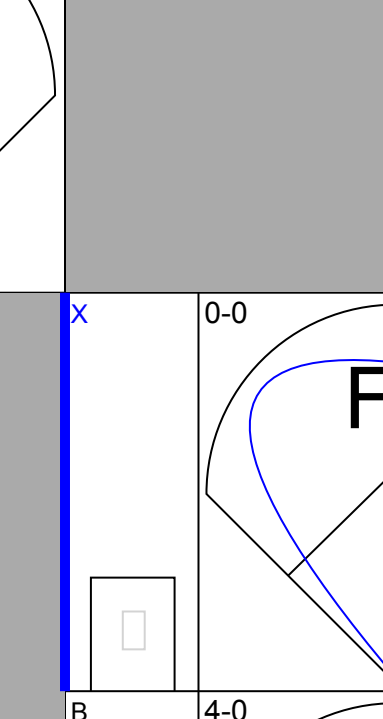
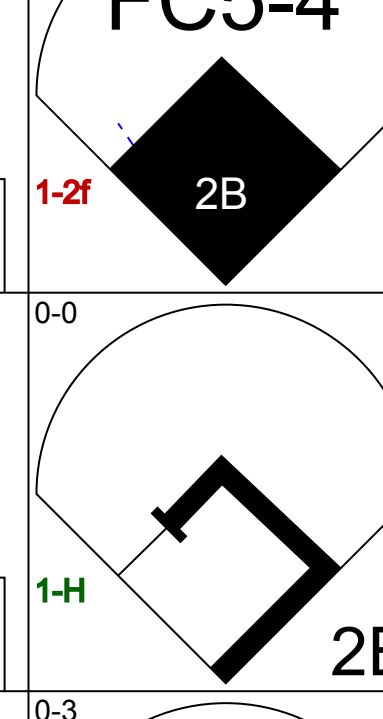
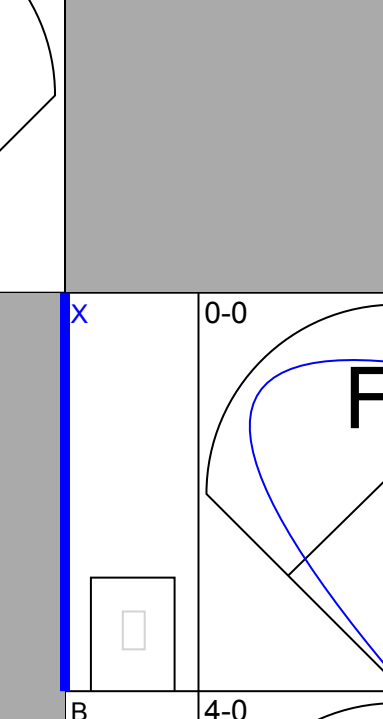
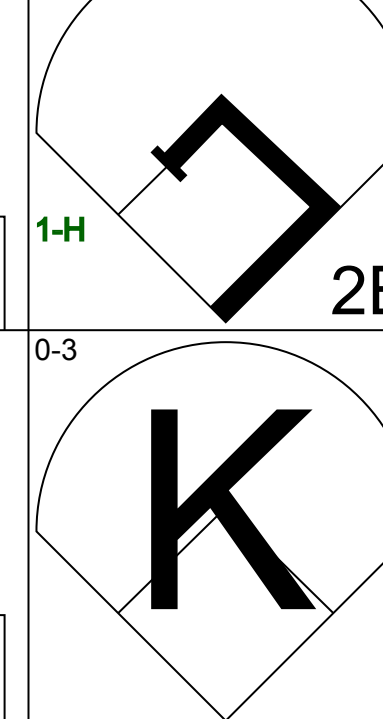
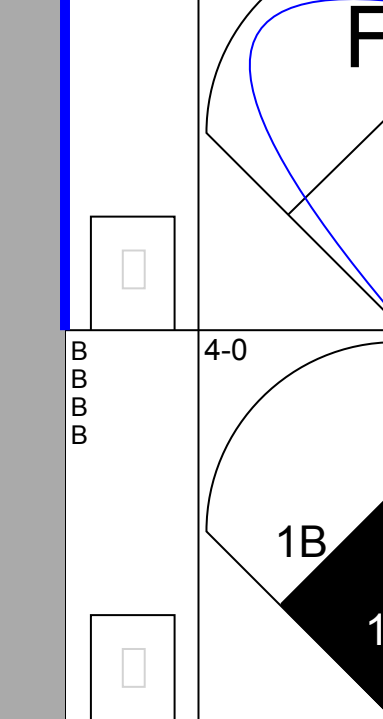
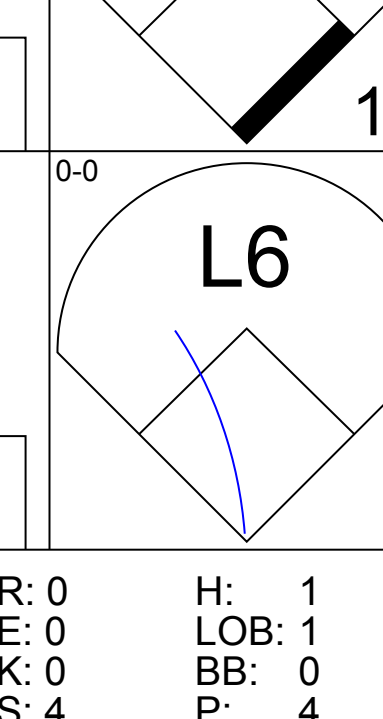
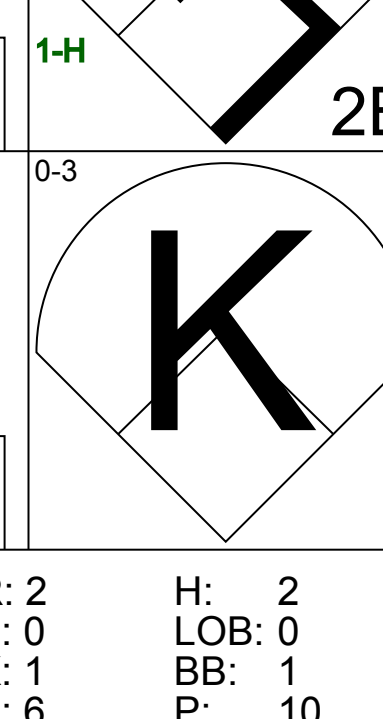
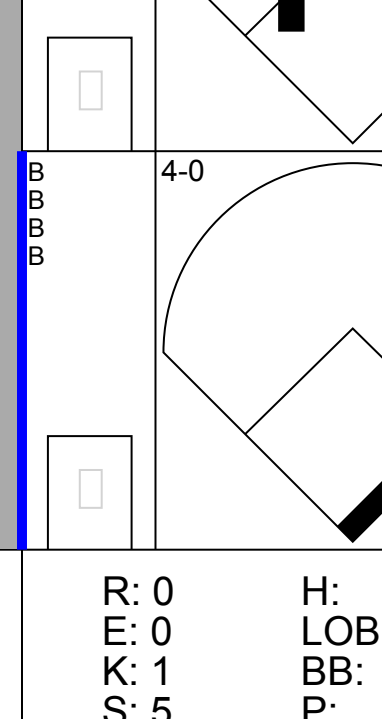
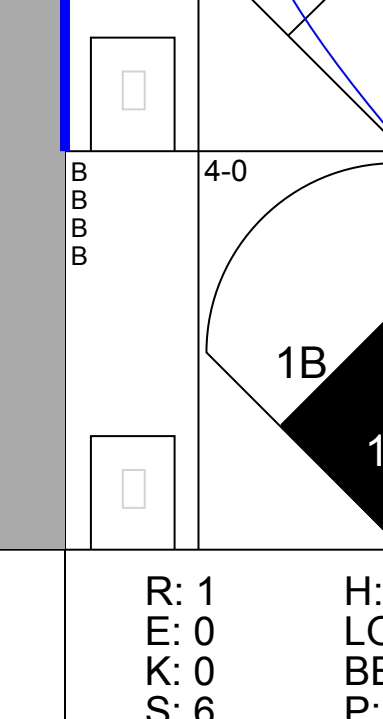
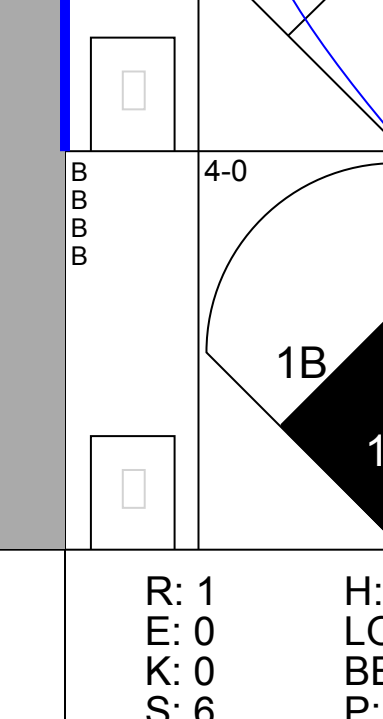
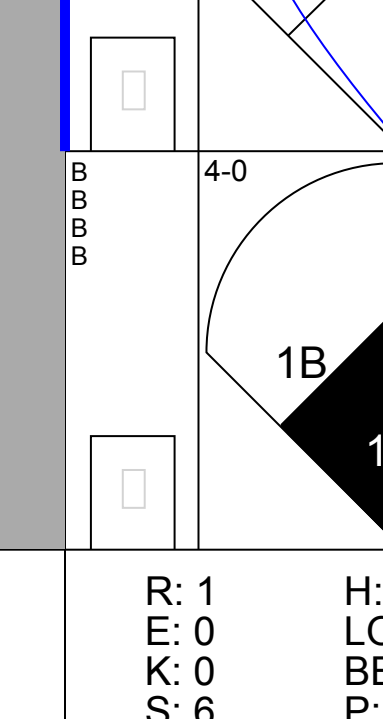
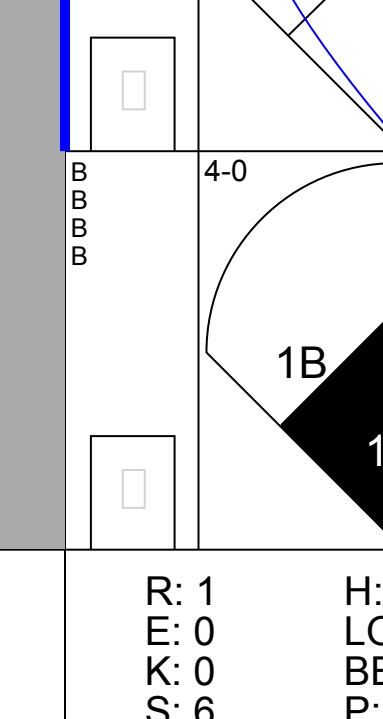
Batter	1	2	3	4	5	6	7	8	9	AB	R	H	RBI	BB	SO	LOB	TOP								
Gene Richards, L OBP: 0.363, SLG: 0.370 (1, 7)										5	1	3	1	0	0	0	San Diego Padres @ San Francisco Giants Candlestick Park, San Francisco, CA Fri Jul 11 1980, 6:33 AM EDT Att: 7,782 - Unknown livebaseballscorecards.com								
Ozzie Smith, S OBP: 0.320, SLG: 0.270 (1, 6)										5	1	1	1	0	0	2									
Jerry Mumphrey, S OBP: 0.322, SLG: 0.337 (1, 8)										4	0	3	0	0	0	0									
Dave Winfield, R OBP: 0.388, SLG: 0.456 (1, 9)										4	0	1	0	0	0	3									
Willie Montanez, L OBP: 0.297, SLG: 0.336 (1, 3)										4	0	0	0	0	0	3									
Tim Flannery, L OBP: 0.384, SLG: 0.373 (1, 5)										4	0	1	0	0	0	2									
Gene Tenace, R Dennis Kinney, L Jerry Turner, R Bob Shirley, R Kurt Bevacqua, R Rolie Fingers, R OBP: 0.302, SLG: 0.372 OBP: 0.298, SLG: 0.167 OBP: 0.300, SLG: 0.375 OBP: 0.248, SLG: 0.433 OBP: 0.222, SLG: 0.444 (1, 2) (4, 1) (6, PH) (6, 1) (6, PH) (8, 1)										2	0	1	0	0	0	2									
Dave Cash, R OBP: 0.286, SLG: 0.268 (1, 4)										4	0	1	0	0	0	1									
John Curtis, L John D'Acquisto, R Bill Fahey, L Aurelio Rodriguez, R OBP: 0.188, SLG: 0.167 OBP: 0.316, SLG: 0.293 OBP: 0.223, SLG: 0.301 (1, 1) (2, 1) (4, 2) (9, PH)										1	0	0	0	0	0	2									
Inning Stats	R: 0 E: 0 K: 0 S: 4	H: 2 LOB: 1 BB: 0 P: 4	R: 0 E: 0 K: 0 S: 5	H: 2 LOB: 2 BB: 0 P: 5	R: 0 E: 0 K: 0 S: 3	H: 0 LOB: 0 BB: 0 P: 3	R: 0 E: 0 K: 0 S: 4	H: 2 LOB: 1 BB: 0 P: 4	R: 0 E: 0 K: 0 S: 3	H: 0 LOB: 0 BB: 0 P: 3	R: 1 E: 2 K: 0 S: 6	H: 2 LOB: 2 BB: 0 P: 6	R: 2 E: 0 K: 0 S: 6	H: 3 LOB: 1 BB: 0 P: 6	R: 0 E: 0 K: 0 S: 4	H: 1 LOB: 1 BB: 0 P: 4		R: 0 E: 0 K: 0 S: 3	H: 1 LOB: 0 BB: 0 P: 3	1B: 11 2B: 2 3B: 1 HR: 0	SF: 0 SAC: 0 DP: 3 HBP: 0	WP: 0 PB: 0 SB: 0 CS: 1	PA: 38		
PITCHER	IP	WLS	BF	H	R	ER	SO	BB	IBB	HBP	BLK	WP	HR	S	P	ERA	WHIP								
Ed Whitson, R ERA: 3.14 Gary Lavelle, L ERA: 2.66 (1, 1) (8, 1)	7.0	W	31	11	3	3	0	0	0	0	0	0	0	31	31	3.86	1.571								

Batter	1	2	3	4	5	6	7	8	9	AB	R	H	RBI	BB	SO	LOB	BOTTOM								
Bill North, S OBP: 0.367, SLG: 0.293 (1, 8)										3	3	1	0	2	0	0	San Diego Padres @ San Francisco Giants Candlestick Park, San Francisco, CA Fri Jul 11 1980, 6:33 AM EDT Att: 7,782 - Unknown livebaseballscorecards.com								
Darrell Evans, L OBP: 0.331, SLG: 0.377 (1, 3)										4	1	2	0	0	0	2									
Jack Clark, R OBP: 0.388, SLG: 0.545 (1, 9)										2	2	1	1	2	0	1									
Larry Herndon, R OBP: 0.274, SLG: 0.349 (1, 7)										4	0	0	1	0	1	5									
Rennie Stennett, R OBP: 0.287, SLG: 0.348 (1, 4)										3	1	2	3	1	0	0									
Joe Pettini, R OBP: 0.286, SLG: 0.167 (1, 5)										3	0	0	0	1	0	4									
Johnnie LeMaster, R OBP: 0.230, SLG: 0.314 (1, 6)										4	0	1	2	0	0	2									
Mike Sadek, R OBP: 0.354, SLG: 0.298 (1, 2)										4	0	0	0	0	0	2									
Ed Whitson, R OBP: 0.116, SLG: 0.095 Gary Lavelle, S (1, 1) (8, 1)										3	0	0	0	0	2	0									
Inning Stats	R: 3 E: 0 K: 0 S: 6	H: 3 LOB: 2 BB: 2 P: 14	R: 2 E: 0 K: 2 S: 9	H: 1 LOB: 2 BB: 2 P: 17	R: 0 E: 0 K: 0 S: 3	H: 0 LOB: 0 BB: 0 P: 3	R: 2 E: 0 K: 0 S: 5	H: 2 LOB: 2 BB: 2 P: 13	R: 0 E: 0 K: 1 S: 5	H: 0 LOB: 0 BB: 0 P: 5	R: 0 E: 0 K: 0 S: 3	H: 1 LOB: 0 BB: 0 P: 3	R: 0 E: 0 K: 0 S: 3	H: 0 LOB: 0 BB: 0 P: 3	R: 0 E: 0 K: 1 S: 5	H: 0 LOB: 0 BB: 0 P: 5		1B: 7 2B: 0 3B: 0 HR: 0	SF: 0 SAC: 0 DP: 1 HBP: 0	WP: 1 PB: 0 SB: 2 CS: 1	PA: 37				
PITCHER	IP	WLS	BF	H	R	ER	SO	BB	IBB	HBP	BLK	WP	HR	S	P	ERA	WHIP								
John Curtis, L ERA: 4.66 John D'Acquisto, R ERA: 3.02 Dennis Kinney, L ERA: 2.91 Bob Shirley, L ERA: 3.05 Rolie Fingers, R ERA: 2.85 (1, 1) (2, 1) (4, 1) (6, 1) (8, 1)	1.2	L	14	4	5	3	2	3	1	0	0	0	0	7	15	10.80	2.400								

Batter	1	2	3	4	5	6	7	8	9	AB	R	H	RBI	BB	SO	LOB	TOP							
Larry Herndon, R (1, 8) OBP: 0.276, SLG: 0.350										5	0	2	1	0	2	3	San Francisco Giants @ Cincinnati Reds Riverfront Stadium, Cincinnati, OH Sat Jul 12 1980, 7:05 PM EDT Att: 35,584 - Unknown							
Joe Strain, R (1, 4) OBP: 0.338, SLG: 0.331										5	0	1	1	0	0	4								
Jack Clark, R (1, 9) OBP: 0.394, SLG: 0.570										4	2	3	1	1	1	2								
Darrell Evans, L (1, 3) OBP: 0.336, SLG: 0.387										5	1	2	2	0	1	2								
Terry Whitfield, L (1, 7) OBP: 0.310, SLG: 0.338										5	2	2	0	0	0	1								
Milt May, L (1, 2) OBP: 0.342, SLG: 0.422										5	2	2	2	0	0	2								
Joe Pettini, R (1, 5) OBP: 0.235, SLG: 0.188										5	1	2	1	0	0	1								
Johnnie LeMaster, R (1, 6) OBP: 0.240, SLG: 0.326										3	2	2	1	1	0	1								
Bill Bordley, R (1, 1) OBP: 0.667, SLG: 0.500										0	0	0	0	1	0	0								
Jim Wohlford, R (6, PH) OBP: 0.275, SLG: 0.325										1	0	1	1	0	0	0								
Tom Griffin, R (6, 1) OBP: 0.394, SLG: 0.459										0	0	0	0	0	0	0								
Greg Minton, S (8, 1) OBP: 0.317, SLG: 0.351										0	0	0	0	0	0	0								
Inning Stats	R: 0 E: 0 K: 1 S: 5	H: 0 LOB: 1 BB: 1 P: 9	R: 0 E: 0 K: 0 S: 3	H: 0 LOB: 0 BB: 0 P: 3	R: 0 E: 0 K: 0 S: 4	H: 2 LOB: 1 BB: 0 P: 4	R: 1 E: 1 K: 0 S: 5	H: 2 LOB: 1 BB: 0 P: 5	R: 1 E: 0 K: 0 S: 3	H: 1 LOB: 0 BB: 1 P: 7	R: 5 E: 0 K: 2 S: 14	H: 7 LOB: 2 BB: 0 P: 14	R: 0 E: 0 K: 0 S: 3	H: 0 LOB: 0 BB: 0 P: 3	R: 1 E: 0 K: 0 S: 4	H: 1 LOB: 1 BB: 1 P: 8	R: 2 E: 0 K: 1 S: 8	H: 4 LOB: 1 BB: 0 P: 8	1B: 12 2B: 3 3B: 0 HR: 4	SF: 0 SAC: 3 DP: 3 HBP: 0	WP: 1 PB: 0 SB: 0 CS: 2	PA: 44		
PITCHER	IP WLS BF H R ER SO BB IBB HBP BLK WP HR S P ERA WHIP	5.0 L 23 8 5 5 1 2 0 0 0 0 3 23 31 9.00 2.000	0.1 4 3 1 1 0 0 0 0 0 0 1 0 4 4 27.00 9.000	1.2 6 1 1 1 2 0 0 0 0 0 0 0 10 10 5.40 0.600	2.0 11 5 3 3 1 1 0 0 0 0 1 12 16 13.50 3.000																			

AB	38
R	10
H	17
RBI	10
BB	3
SO	4
LOB	16



Batter	1	2	3	4	5	6	7	8	9	AB	R	H	RBI	BB	SO	LOB	BOTTOM						
Dave Collins, S (1, 8) OBP: 0.347, SLG: 0.354										4	1	1	0	1	0	2	San Francisco Giants @ Cincinnati Reds Riverfront Stadium, Cincinnati, OH Sat Jul 12 1980, 7:05 PM EDT Att: 35,584 - Unknown						
Junior Kennedy, R (1, 4) OBP: 0.346, SLG: 0.368										4	0	0	0	0	0	2							
Tom Hume, R (8, 1) OBP: 0.167, SLG: 0.333										0	0	0	0	0	0	0							
Ken Griffey, L (9, PH) OBP: 0.394, SLG: 0.459										1	0	1	0	0	0	0							
Dave Concepcion, R (1, 6) OBP: 0.300, SLG: 0.347										3	1	2	0	2	0	0							
George Foster, R (1, 7) OBP: 0.337, SLG: 0.453										5	2	4	5	0	0	1							
Johnny Bench, R (1, 2) OBP: 0.361, SLG: 0.532										5	1	1	1	0	0	5							
Ray Knight, R (1, 5) OBP: 0.322, SLG: 0.470										3	0	0	0	1	0	0							
Dan Driessen, L (1, 3) OBP: 0.396, SLG: 0.471										4	1	0	0	0	0	1							
Hector Cruz, R (1, 9) OBP: 0.250, SLG: 0.292										3	0	2	1	0	1	0							
Cesar Geronimo, L (9, PH) OBP: 0.326, SLG: 0.324										1	0	0	0	0	0	0							
Michael LaCoss, R (1, 1) OBP: 0.111, SLG: 0.114										0	0	0	0	0	0	0							
Dave Tomlin, L (6, 1) OBP: 0.100, SLG: 0.150										0	0	0	0	0	0	0							
Paul Moskau, R (6, 1) OBP: 0.328, SLG: 0.410										0	0	0	0	1	0	0							
Harry Spilman, L (7, PH) OBP: 0.328, SLG: 0.410										0	1	0	0	1	0	0							
Ron Oester, S (8, 4) OBP: 0.317, SLG: 0.351										0	1	0	0	1	0	0							
Inning Stats	R: 1 E: 0 K: 0 S: 3	H: 1 LOB: 2 BB: 2 P: 11	R: 0 E: 0 K: 0 S: 4	H: 1 LOB: 0 BB: 0 P: 4	R: 0 E: 0 K: 0 S: 4	H: 1 LOB: 1 BB: 0 P: 4	R: 2 E: 0 K: 1 S: 6	H: 2 LOB: 1 BB: 1 P: 10	R: 0 E: 0 K: 0 S: 3	H: 1 LOB: 0 BB: 0 P: 3	R: 1 E: 0 K: 0 S: 4	H: 1 LOB: 1 BB: 0 P: 4	R: 0 E: 0 K: 1 S: 5	H: 0 LOB: 1 BB: 1 P: 9	R: 2 E: 0 K: 0 S: 4	H: 1 LOB: 0 BB: 0 P: 8	R: 1 E: 0 K: 0 S: 6	H: 3 LOB: 3 BB: 1 P: 10	1B: 7 2B: 1 3B: 0 HR: 3	SF: 0 SAC: 0 DP: 1 HBP: 0	WP: 0 PB: 0 SB: 2 CS: 0	PA: 41	
PITCHER	IP WLS BF H R ER SO BB IBB HBP BLK WP HR S P ERA WHIP	5.0 W 21 6 3 3 1 2 0 0 0 0 2 10 18 5.40 1.800	2.0 10 2 3 3 1 2 0 0 0 0 2 10 18 13.50 2.000	2.0 S 10 3 1 1 0 1 0 0 0 0 0 9 13 4.50 2.000																			

AB	35
R	7
H	11
RBI	7
BB	6
SO	2
LOB	12



Batter	1	2	3	4	5	6	7	8	9	AB	R	H	RBI	BB	SO	LOB	TOP									
Bill North, S OBP: 0.374, SLG: 0.293 (1, 8)										5	1	1	0	0	1	3	San Francisco Giants @ Cincinnati Reds Riverfront Stadium, Cincinnati, OH Sun Jul 13 1980, 3:33 AM EDT Att: 25,014 - Unknown livebaseballscorecards.com									
Darrell Evans, L OBP: 0.340, SLG: 0.394 (1, 3)										5	0	3	1	0	0	1										
Jack Clark, R OBP: 0.398, SLG: 0.566 (1, 9)										2	0	0	0	3	0	0										
Larry Hemdon, R OBP: 0.270, SLG: 0.342 (1, 7)										5	0	0	0	0	0	5										
Joe Strain, R OBP: 0.342, SLG: 0.336 (1, 4)										4	1	2	0	0	0	0										
Joe Pettini, R OBP: 0.286, SLG: 0.250 (1, 5)										4	0	2	0	0	1	1										
Johnnie LetMaster, R OBP: 0.240, SLG: 0.325 (1, 6)										4	0	1	0	0	0	3										
Mike Sadek, R OBP: 0.378, SLG: 0.317 (1, 2)										4	0	2	1	0	0	2										
Allen Ripley, R OBP: 0.167, SLG: 0.167 Max Venable, L (8, PH) Al Holland, R (8, 1)										2	0	0	0	0	1	2										
Inning Stats	R: 0 E: 0 K: 0 S: 3	H: 1 LOB: 1 BB: 1 P: 7	R: 0 E: 0 K: 0 S: 5	H: 2 LOB: 2 BB: 0 P: 5	R: 0 E: 0 K: 0 S: 3	H: 1 LOB: 1 BB: 1 P: 7	R: 0 E: 0 K: 0 S: 3	H: 0 LOB: 0 BB: 0 P: 3	R: 0 E: 0 K: 0 S: 4	H: 1 LOB: 2 BB: 0 P: 4	R: 0 E: 0 K: 0 S: 5	H: 2 LOB: 2 BB: 0 P: 5	R: 1 E: 0 K: 1 S: 7	H: 2 LOB: 2 BB: 1 P: 11	R: 1 E: 0 K: 2 S: 9	H: 2 LOB: 2 BB: 1 P: 13	R: 0 E: 0 K: 0 S: 3	H: 0 LOB: 0 BB: 0 P: 3	1B: 9 2B: 2 3B: 0 HR: 0	SF: 0 SAC: 1 DP: 1 HBP: 0	WP: 0 PB: 0 SB: 0 CS: 1	PA: 40				
PITCHER	IP	WLS	BF	H	R	ER	SO	BB	IBB	HBP	BLK	WP	HR	S	P	ERA	WHIP									
Joe Price, L ERA: 5.46 Mario Soto, R ERA: 4.15 Tom Hume, R ERA: 3.54	(1, 1)	7.0	L	32	10	2	2	1	3	0	0	0	0	0	31	43	2.57	1.857								
	(8, 1)	1.0		5	1	0	0	2	1	0	0	0	0	0	8	12	0.00	2.000								
	(9, 1)	1.0		3	0	0	0	0	0	0	0	0	0	0	3	3	0.00	0.000								


Batter	1	2	3	4	5	6	7	8	9	AB	R	H	RBI	BB	SO	LOB	BOTTOM								
Dave Collins, S OBP: 0.349, SLG: 0.357 Tom Hume, R OBP: 0.167, SLG: 0.333 (1, 8)										3	0	1	0	1	0	0	San Francisco Giants @ Cincinnati Reds Riverfront Stadium, Cincinnati, OH Sun Jul 13 1980, 3:33 AM EDT Att: 25,014 - Unknown livebaseballscorecards.com								
Junior Kennedy, R OBP: 0.345, SLG: 0.366 (1, 4)										4	0	1	0	0	0	2									
Ken Griffey, L OBP: 0.382, SLG: 0.455 (1, 9)										3	0	0	0	1	0	2									
George Foster, R OBP: 0.339, SLG: 0.456 (1, 7)										3	0	1	0	1	1	0									
Dan Driessen, L OBP: 0.392, SLG: 0.464 (1, 3)										4	0	0	0	0	0	3									
Ray Knight, R OBP: 0.318, SLG: 0.464 (1, 5)										4	0	0	0	0	1	1									
Joe Nolan, L OBP: 0.333, SLG: 0.361 (1, 2)										3	0	0	0	0	0	1									
Ron Oester, S OBP: 0.302, SLG: 0.333 Sam Mejias, R OBP: 0.319, SLG: 0.348 (1, 6)										3	0	0	0	0	0	0									
Joe Price, R OBP: 0.083, SLG: 0.083 Mario Soto, R OBP: 0.299, SLG: 0.345 Dave Concepcion, R OBP: 0.299, SLG: 0.345 (1, 1)										2	0	0	0	0	0	0									
Inning Stats	R: 0 E: 0 K: 0 S: 3	H: 0 LOB: 2 BB: 2 P: 11	R: 0 E: 0 K: 0 S: 3	H: 0 LOB: 0 BB: 0 P: 3	R: 0 E: 1 K: 0 S: 3	H: 0 LOB: 1 BB: 1 P: 7	R: 0 E: 0 K: 0 S: 4	H: 1 LOB: 1 BB: 0 P: 4	R: 0 E: 0 K: 0 S: 4	H: 1 LOB: 1 BB: 0 P: 4	R: 0 E: 0 K: 0 S: 3	H: 0 LOB: 0 BB: 0 P: 3	R: 0 E: 0 K: 1 S: 5	H: 0 LOB: 0 BB: 0 P: 5	R: 0 E: 0 K: 0 S: 4	H: 1 LOB: 1 BB: 0 P: 4	R: 0 E: 0 K: 1 S: 5	H: 0 LOB: 0 BB: 0 P: 5	1B: 1 2B: 2 3B: 0 HR: 0	SF: 0 SAC: 0 DP: 0 HBP: 0	WP: 0 PB: 0 SB: 2 CS: 0	PA: 33			
PITCHER	IP	WLS	BF	H	R	ER	SO	BB	IBB	HBP	BLK	WP	HR	S	P	ERA	WHIP								
Allen Ripley, R ERA: 2.98 Al Holland, L ERA: 1.24	(1, 1)	7.0		26	2	0	0	1	3	0	0	0	0	25	37	0.00	0.714								
	(8, 1)	2.0	S	7	1	0	0	1	0	0	0	0	0	9	9	0.00	0.500								

Batter	1	2	3	4	5	6	7	8	9	AB	R	H	RBI	BB	SO	LOB	TOP			
Bill North, S OBP: 0.371, SLG: 0.291 (1, 8)										5	0	1	0	0	1	2	San Francisco Giants @ Cincinnati Reds Riverfront Stadium, Cincinnati, OH Mon Jul 14 1980, 7:05 PM EDT Att: 20,158 - Unknown			
Darrell Evans, L OBP: 0.344, SLG: 0.393 (1, 3)									3	0	1	0	2	0	2					
Jack Clark, R OBP: 0.395, SLG: 0.570 (1, 9)									5	1	1	1	0	0	2					
Larry Hemdon, R OBP: 0.270, SLG: 0.341 (1, 7)									4	0	1	0	0	0	0					
Joe Strain, R OBP: 0.340, SLG: 0.333 (1, 4)									4	0	1	0	0	0	2					
Joe Pettini, R OBP: 0.280, SLG: 0.217 (1, 5)									3	1	0	0	1	0	1					
Johnnie LetMaster, R OBP: 0.247, SLG: 0.336 (1, 6)									3	2	2	0	1	0	0					
Mike Sadek, R OBP: 0.385, SLG: 0.333 (1, 2)									3	1	1	2	1	1	1					
Alan Hargesheimer, R OBP: 0.500, SLG: 1.000 Terry Whitfield, L OBP: 0.308, SLG: 0.335 Gary Lavelle, S (6, 1)									2	0	1	1	0	1	0					
Inning Stats	R: 1 E: 0 K: 1 S: 6	H: 1 LOB: 0 BB: 0 P: 6	R: 0 E: 0 K: 0 S: 4	H: 1 LOB: 1 BB: 0 P: 4	R: 0 E: 0 K: 1 S: 5	H: 0 LOB: 1 BB: 1 P: 9	R: 3 E: 0 K: 0 S: 5	H: 2 LOB: 1 BB: 2 P: 13	R: 0 E: 0 K: 0 S: 3	H: 1 LOB: 1 BB: 1 P: 7	R: 0 E: 0 K: 0 S: 4	H: 1 LOB: 0 BB: 0 P: 4	R: 0 E: 0 K: 2 S: 7	H: 0 LOB: 0 BB: 0 P: 7	R: 0 E: 0 K: 0 S: 3	H: 2 LOB: 0 BB: 0 P: 3	1B: 4 2B: 4 3B: 0 HR: 1	SF: 0 SAC: 0 DP: 1 HBP: 0	WP: 0 PB: 0 SB: 1 CS: 0	PA: 39
PITCHER	IP WLS BF H R ER SO BB IBB HBP BLK WP HR S P ERA WHIP																			
Charlie Leibrandt, L ERA: 3.91	4.1 L 22 5 4 4 2 4 0 0 0 0 0 1 22 38 8.31 2.077																			
Michael LaCoss, R ERA: 5.34	0.2 1 0 0 0 0 0 0 0 0 0 0 0 1 1 0.00 0.000																			
Doug Bair, R ERA: 5.14	2.0 10 2 1 0 0 1 0 0 0 0 0 0 9 13 0.00 1.500																			
Tom Hume, R ERA: 3.44	2.0 6 2 0 0 2 0 0 0 0 0 0 0 10 10 0.00 1.000																			

Batter	1	2	3	4	5	6	7	8	9	AB	R	H	RBI	BB	SO	LOB	BOTTOM					
Dave Collins, S OBP: 0.352, SLG: 0.360 Hector Cruz, R OBP: 0.259, SLG: 0.320 (7, 9)										3	0	2	0	0	0	1	San Francisco Giants @ Cincinnati Reds Riverfront Stadium, Cincinnati, OH Mon Jul 14 1980, 7:05 PM EDT Att: 20,158 - Unknown					
Junior Kennedy, R OBP: 0.346, SLG: 0.367 (1, 4)										5	0	2	1	0	3							
Dave Concepcion, R OBP: 0.298, SLG: 0.345 Tom Hume, R OBP: 0.167, SLG: 0.333 (8, 1)										3	0	1	2	0	0	1						
George Foster, R OBP: 0.338, SLG: 0.450 (1, 7)										3	0	0	0	1	1	3						
Dan Driessen, L OBP: 0.387, SLG: 0.457 (1, 3)									4	0	0	0	0	1	1							
Johnny Bench, R OBP: 0.359, SLG: 0.526 (1, 2)									4	0	1	0	0	1	0							
Ray Knight, R OBP: 0.317, SLG: 0.465 (1, 5)									4	0	1	0	0	0	2							
Sam Mejias, R OBP: 0.329, SLG: 0.338 (1, 8)										2	1	0	0	2	1	1						
Charlie Leibrandt, R OBP: 0.239, SLG: 0.326 Michael LaCoss, R ERA: 5.34 Cesar Ceronimo, L OBP: 0.305, SLG: 0.321 Mario Sojo, R (5, PH) Doug Bair, R (8, 1) Rick Auerbach, R OBP: 0.309, SLG: 0.315 (8, 6)										0	0	0	0	1	0	0						
Inning Stats	R: 0 E: 0 K: 0 S: 3	H: 1 LOB: 0 BB: 0 P: 3	R: 0 E: 0 K: 1 S: 5	H: 0 LOB: 0 BB: 0 P: 5	R: 0 E: 0 K: 0 S: 4	H: 1 LOB: 2 BB: 1 P: 8	R: 0 E: 0 K: 0 S: 4	H: 1 LOB: 2 BB: 1 P: 8	R: 1 E: 0 K: 0 S: 5	H: 2 LOB: 1 BB: 1 P: 9	R: 0 E: 0 K: 1 S: 5	H: 0 LOB: 0 BB: 0 P: 5	R: 2 E: 0 K: 0 S: 5	H: 2 LOB: 1 BB: 1 P: 9	R: 0 E: 0 K: 2 S: 8	H: 1 LOB: 1 BB: 0 P: 8	R: 0 E: 0 K: 0 S: 3	H: 0 LOB: 0 BB: 0 P: 3	1B: 6 2B: 3 3B: 0 HR: 0	SF: 1 SAC: 0 DP: 1 HBP: 0	WP: 0 PB: 0 SB: 1 CS: 0	PA: 38
PITCHER	IP WLS BF H R ER SO BB IBB HBP BLK WP HR S P ERA WHIP																					
Alan Hargesheimer, R ERA: 1.8	5.0 W 22 5 1 1 1 3 0 0 0 0 0 0 21 33 1.80 1.600																					
Gary Lavelle, L ERA: 2.83	4.0 S 16 3 2 2 3 1 0 0 0 0 0 0 21 25 4.50 1.000																					

AB	34
R	5
H	9
RBI	4
BB	5
SO	4
LOB	12



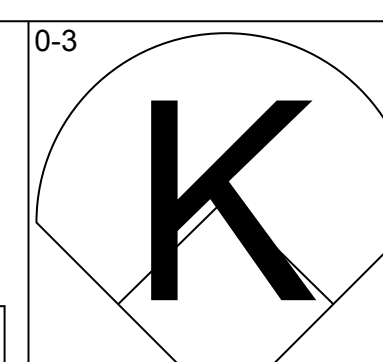
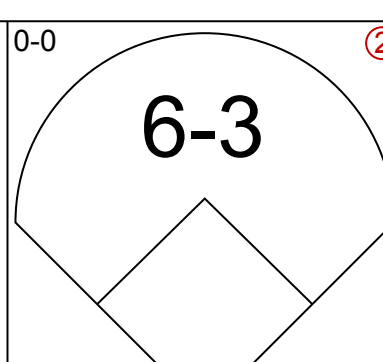
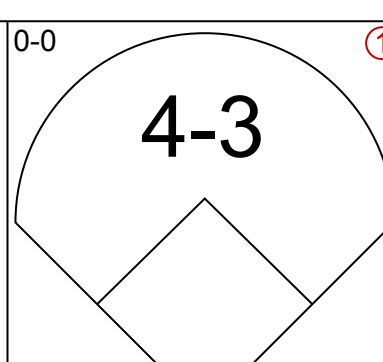
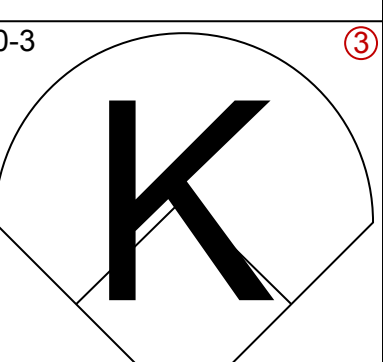
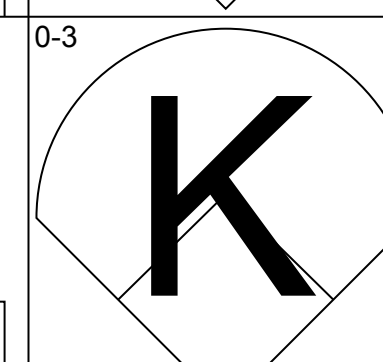
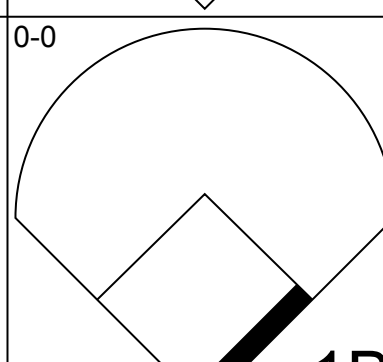
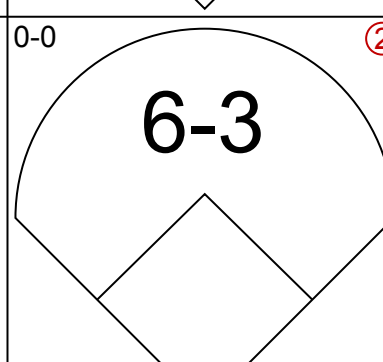
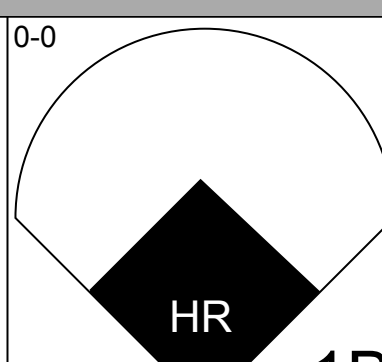
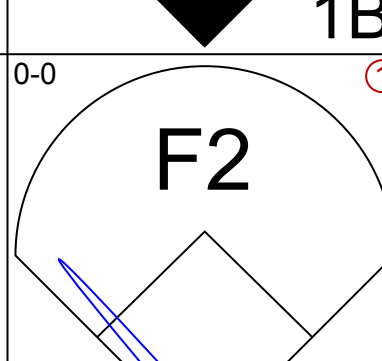
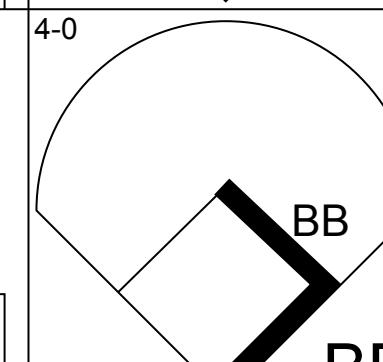
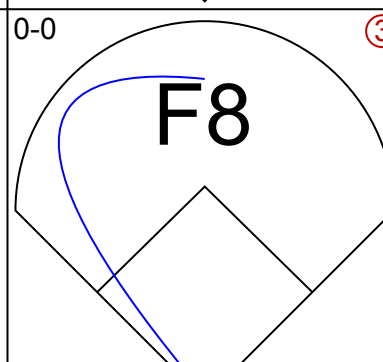
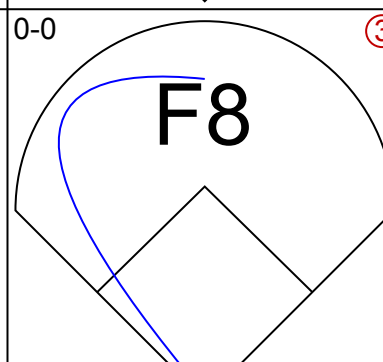
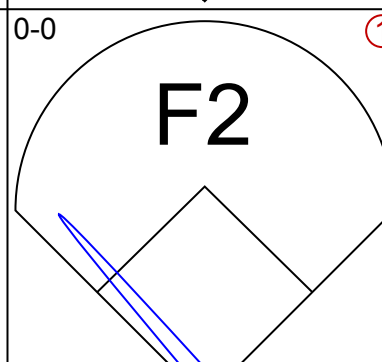
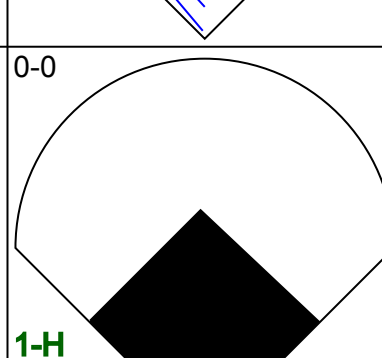
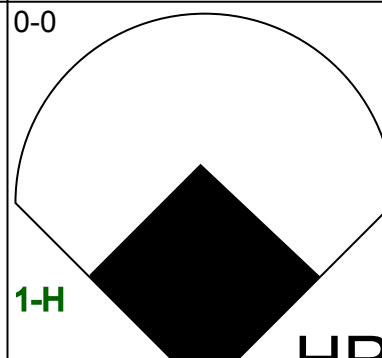
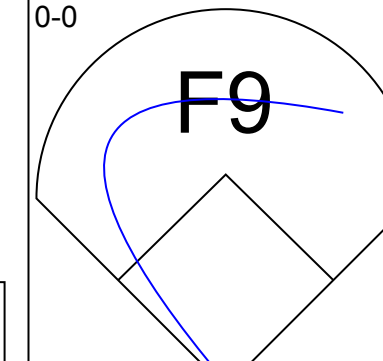
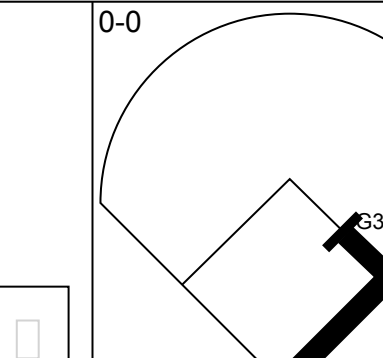
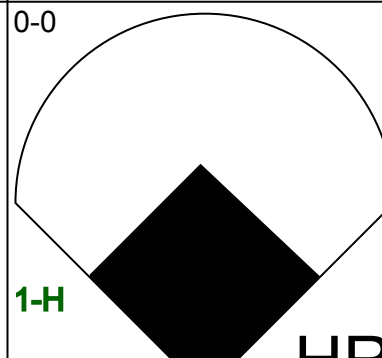
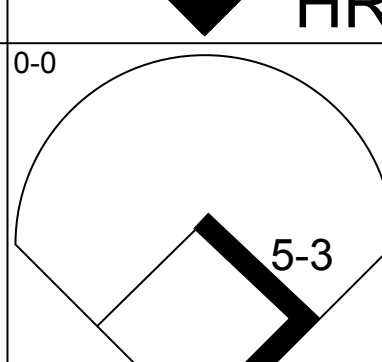
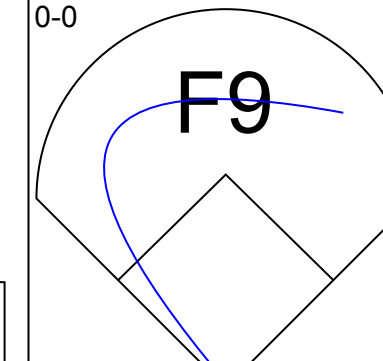
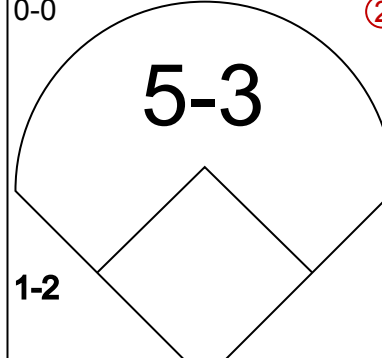
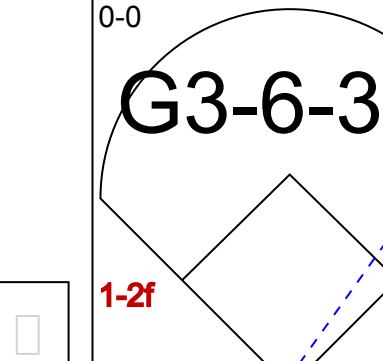
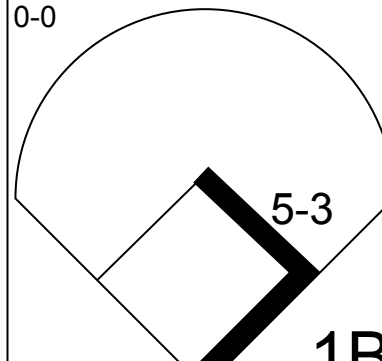
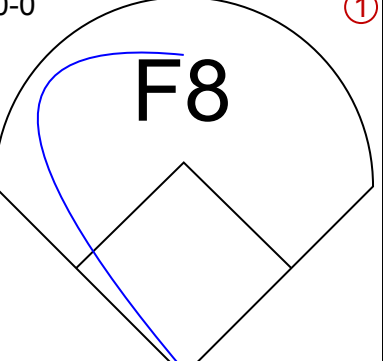
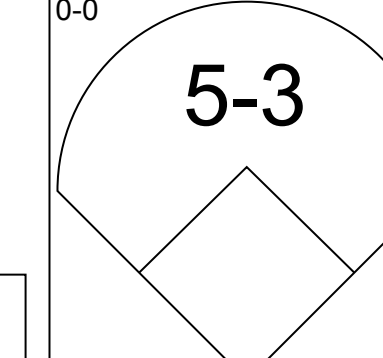
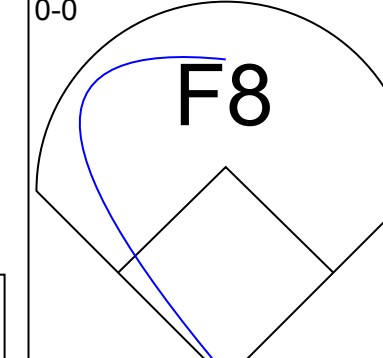
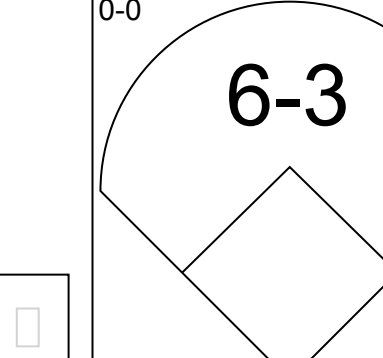

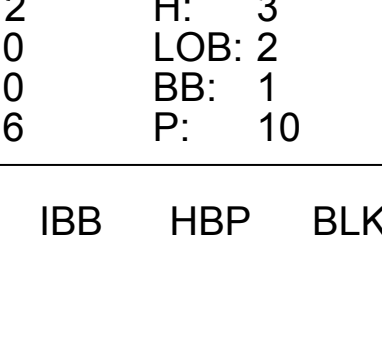
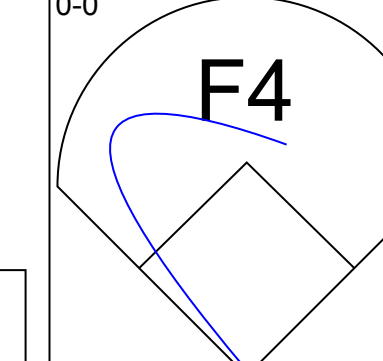
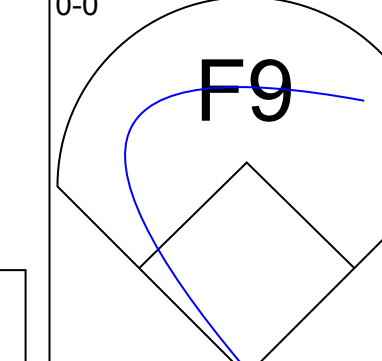
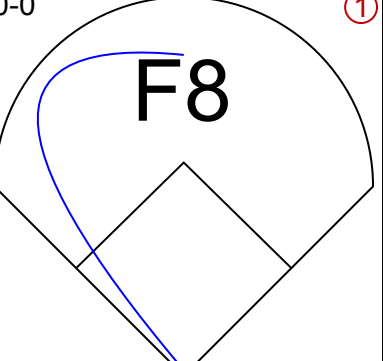
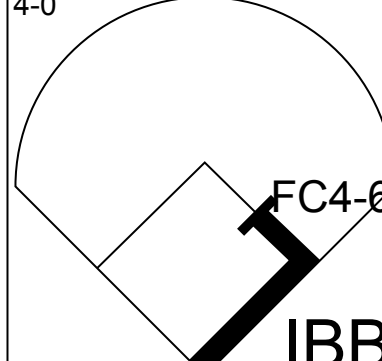
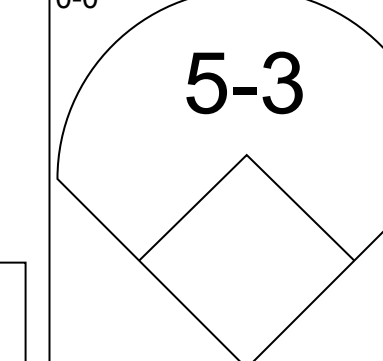
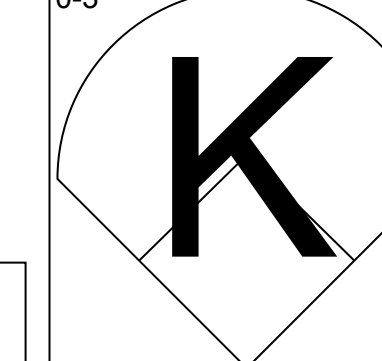
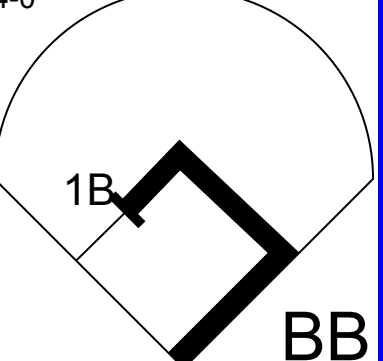
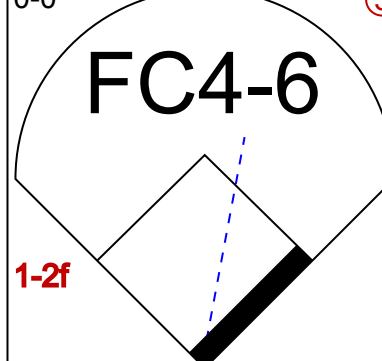
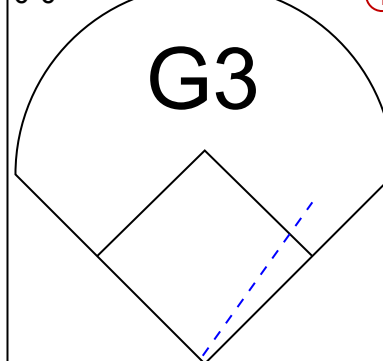
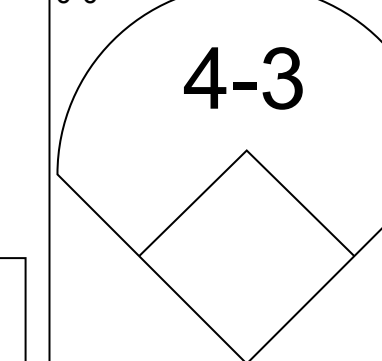
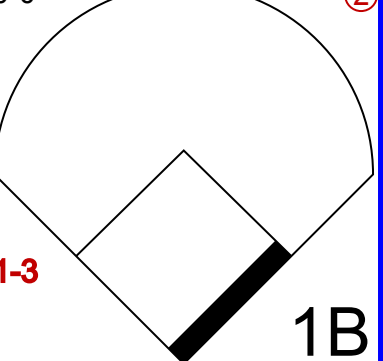

Batter	1	2	3	4	5	6	7	8	9	AB	R	H	RBI	BB	SO	LOB	TOP																				
Joe Pettini, R OBP: 0.241, SLG: 0.185 (1, 5)	5-3	K			K		K			4	0	0	0	0	3	0	San Francisco Giants @ Pittsburgh Pirates Three Rivers Stadium, Pittsburgh, PA Tue Jul 15 1980, 7:05 PM EDT Att: 17,114 - Unknown livebaseballscores.com																				
Darrell Evans, L OBP: 0.343, SLG: 0.390 (1, 3)	F7		G6-4-3 BB		F8		F8			3	0	0	0	1	0	0																					
Jack Clark, R OBP: 0.396, SLG: 0.569 (1, 9)	2B 1B		G6-4-3 1-2		1B		F9			4	1	2	0	0	0	1																					
Larry Hemdon, R OBP: 0.278, SLG: 0.352 (1, 8)	1B 2B		1B		L7		1B			4	0	3	0	0	0	1																					
Rennie Stennett, R OBP: 0.293, SLG: 0.346 (1, 4)	1B		1B		5-3		F4			4	0	2	1	0	0	1																					
Johnnie LeMaster, R OBP: 0.251, SLG: 0.338 (1, 6)	F8		F9		CS 1B		FC5-4 1B			4	0	2	0	0	0	4																					
Mike Sadek, R OBP: 0.383, SLG: 0.362 Milt May, L (9, PH) OBP: 0.341, SLG: 0.420	4-3 3B		F8		F3		FC5-4 G2-6-3 1-2			3	1	1	0	0	0	1																					
Max Venable, L OBP: 0.325, SLG: 0.333 (1, 7)	4-3		K		F2		G2-6-3 1-2			4	0	0	1	0	1	1																					
Bob Knepper, L OBP: 0.180, SLG: 0.208 (1, 1)	1-3		6-3		K					3	0	0	0	0	1	0																					
Inning Stats	R: 1 E: 0 K: 0 S: 6	H: 3 LOB: 2 BB: 0 P: 6	R: 1 E: 0 K: 0 S: 6	H: 1 LOB: 0 BB: 0 P: 6	R: 0 E: 0 K: 0 S: 4	H: 2 LOB: 2 BB: 1 P: 8	R: 0 E: 0 K: 1 S: 5	H: 0 LOB: 0 BB: 0 P: 5	R: 0 E: 0 K: 0 S: 3	H: 1 LOB: 1 BB: 0 P: 3	R: 0 E: 0 K: 2 S: 7	H: 0 LOB: 0 BB: 0 P: 7	R: 0 E: 0 K: 0 S: 4	H: 1 LOB: 0 BB: 0 P: 4	R: 0 E: 0 K: 0 S: 3	H: 1 LOB: 0 BB: 0 P: 3		1B: 8 2B: 1 3B: 1 HR: 0	SF: 0 SAC: 0 DP: 2 HBP: 0	WP: 0 PA: 35 PB: 0 SB: 0 CS: 1																	
PITCHER	IP	WLS	BF	H	R	ER	SO	BB	IBB	HBP	BLK	WP	HR	S	P	ERA	WHIP	PITCHER		IP	WLS	BF	H	R	ER	SO	BB	IBB	HBP	BLK	WP	HR	S	P	ERA	WHIP	
John Candelaria, L ERA: 3.67 Kent Tekulve, R ERA: 2.99	(1, 1)	8.0	W	32	9	2	2	5	1	0	0	0	0	0	41	45	2.25	1.250			(9, 1)	1.0	S	3	1	0	0	0	0	0	0	0	0	3	3	0.00	1.000

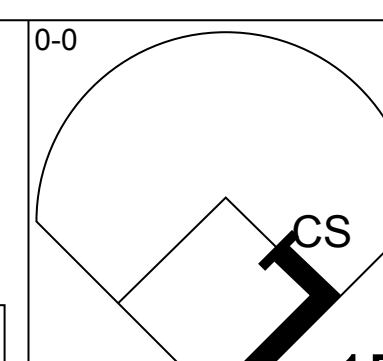
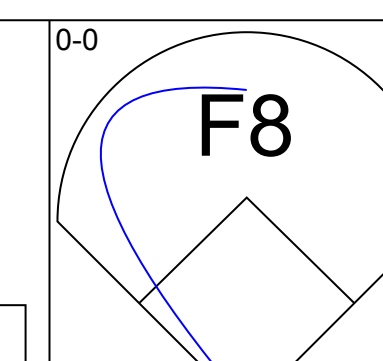
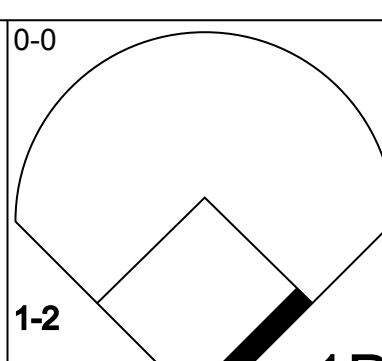
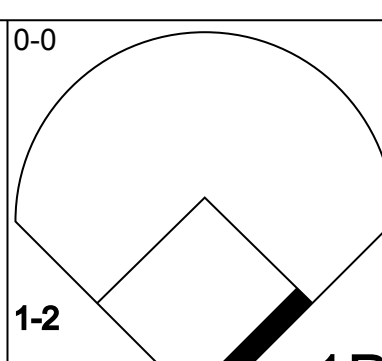
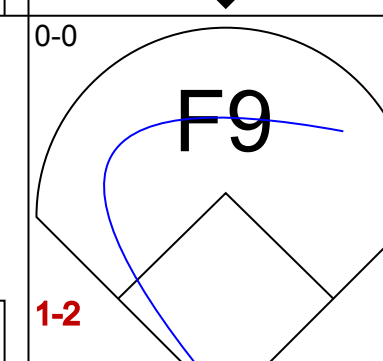

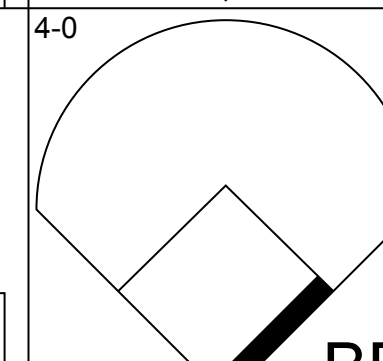
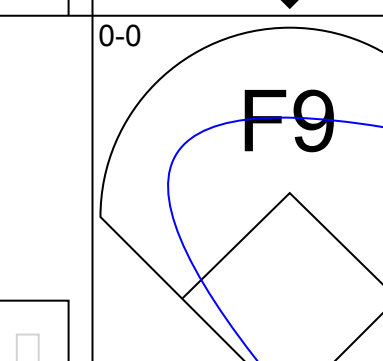
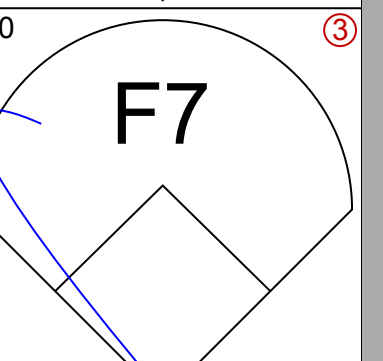
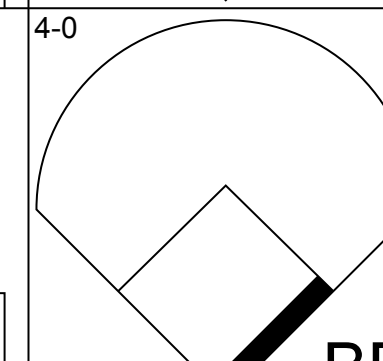
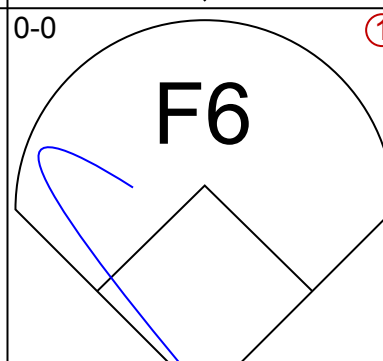
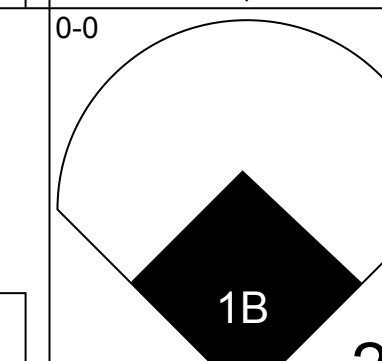
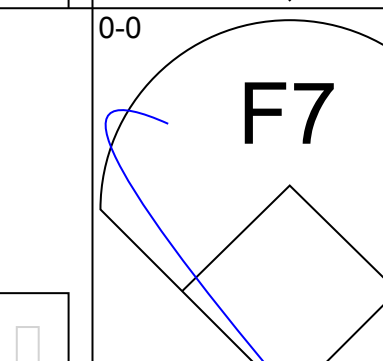
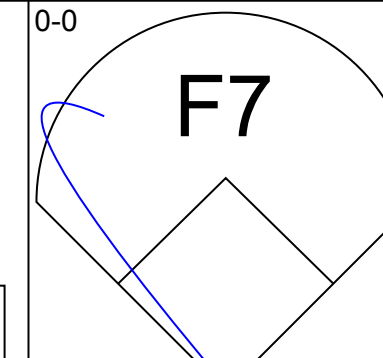
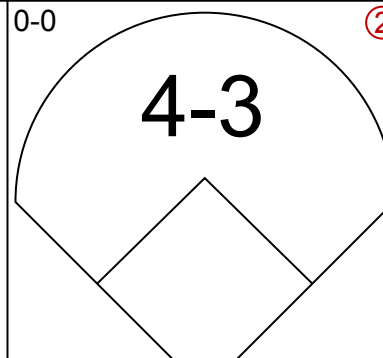
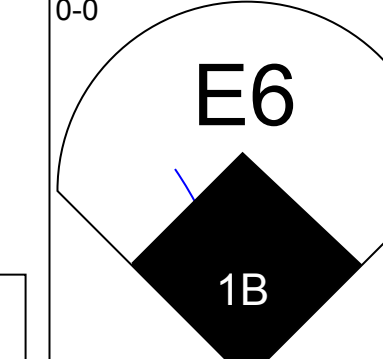
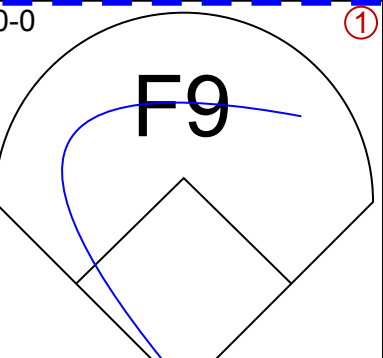
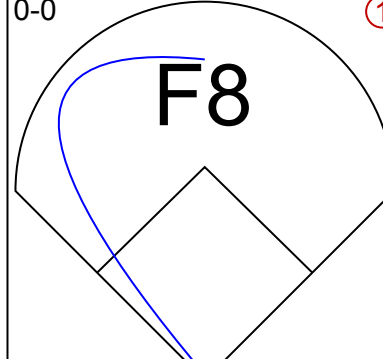
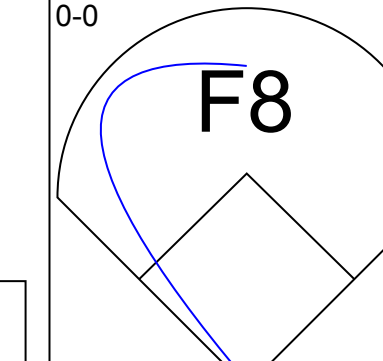
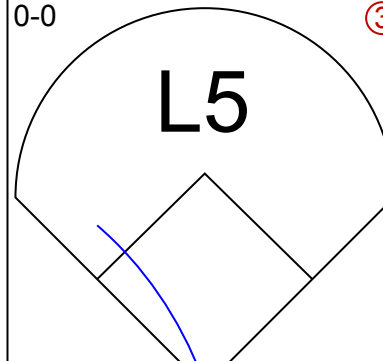
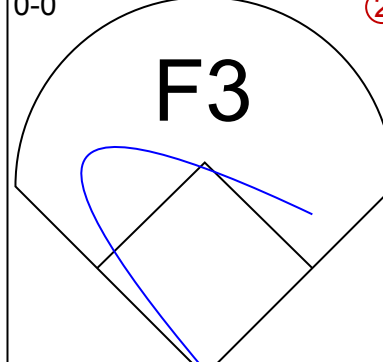
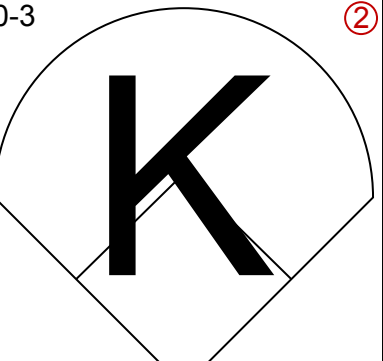

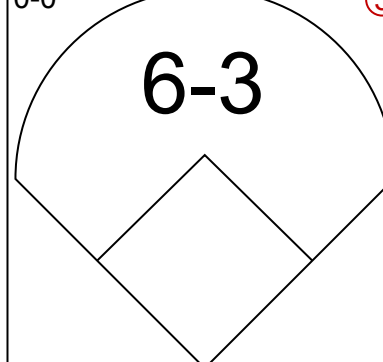
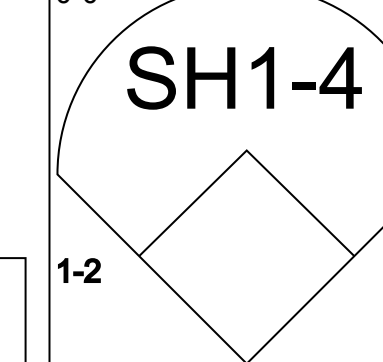
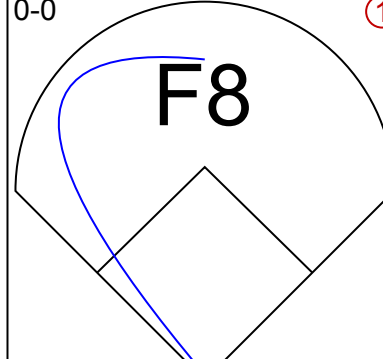
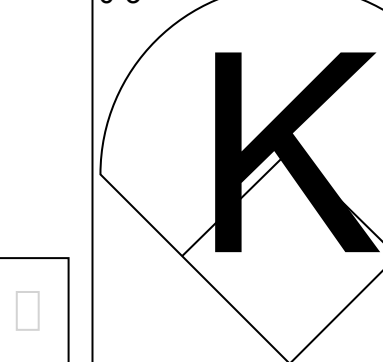
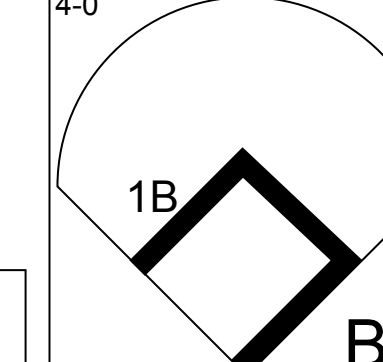
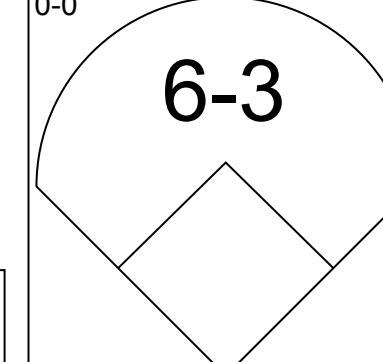
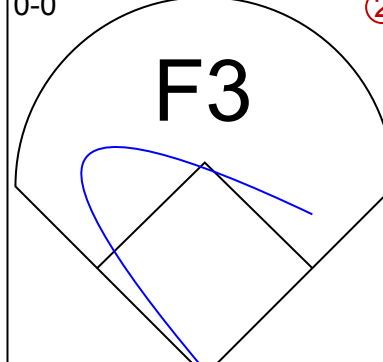
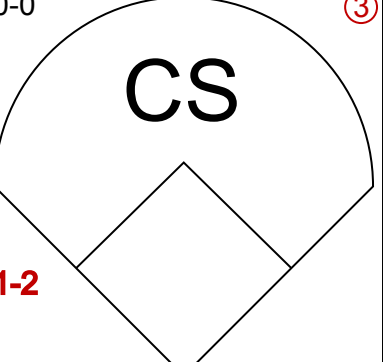
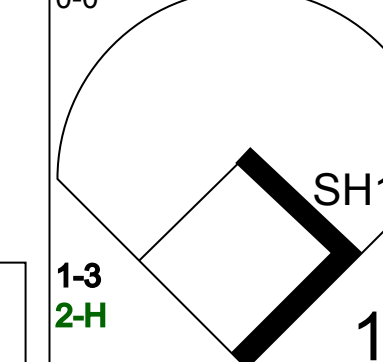

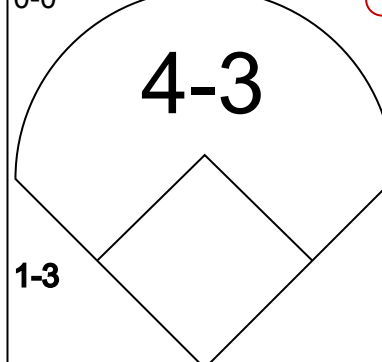

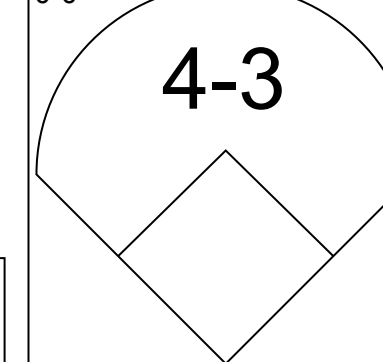
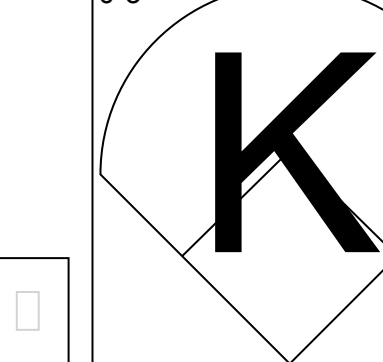
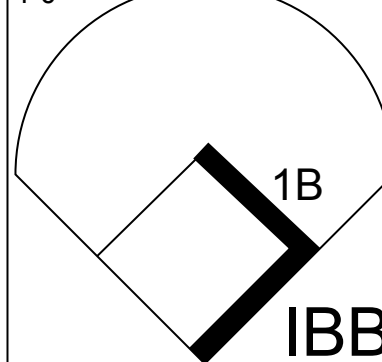
Batter	1	2	3	4	5	6	7	8	9	AB	R	H	RBI	BB	SO	LOB	BOTTOM																					
Lee Lacy, R OBP: 0.397, SLG: 0.514 Omar Moreno, L OBP: 0.312, SLG: 0.344 (1, 8)	F3		G6-4-3 1-2		F8		E6 FC5-2 1B			4	1	0	1	0	0	3	San Francisco Giants @ Pittsburgh Pirates Three Rivers Stadium, Pittsburgh, PA Tue Jul 15 1980, 7:05 PM EDT Att: 17,114 - Unknown livebaseballscores.com																					
Tim Foli, R OBP: 0.313, SLG: 0.357 (1, 6)	5-3		F9		CS 1B		FC5-2 1B			4	0	1	0	0	0	3																						
Dave Parker, L OBP: 0.328, SLG: 0.462 (1, 9)	HR 2B		CS BB		CS 1-3		1-3 2-3 3-H 1B			3	1	2	2	1	0	0																						
Bill Robinson, R OBP: 0.296, SLG: 0.453 (1, 3)	HR		F3		F8					3	1	1	2	0	0	1																						
Mike Easter, L OBP: 0.438, SLG: 0.684 (1, 7)	K		F8		4-3					3	0	0	0	0	1	0																						
Phil Garner, R OBP: 0.324, SLG: 0.380 (1, 4)	6-3		F7		SH E 1B					3	1	1	0	0	0	0																						
Steve Nicosia, R OBP: 0.292, SLG: 0.250 (1, 2)	6-3		1-3		SH E FC5-2					2	0	0	0	0	0	0																						
Dale Berra, R OBP: 0.281, SLG: 0.343 (1, 5)	4-3		F8		5-3					3	0	0	0	0	0	2																						
John Candelaria, L OBP: 0.205, SLG: 0.190 Manny Sanguillen, R OBP: 0.355, SLG: 0.460 Kent Tekulve, R (9, 1)	G6-4-3 1B		1-3		FC5-2 E 1B IBB					2	0	1	0	0	0	0																						
Inning Stats	R: 2 E: 0 K: 1 S: 7	H: 2 LOB: 0 BB: 0 P: 7	R: 0 E: 0 K: 0 S: 3	H: 0 LOB: 0 BB: 0 P: 3	R: 0 E: 0 K: 0 S: 3	H: 1 LOB: 0 BB: 0 P: 3	R: 0 E: 0 K: 0 S: 2	H: 0 LOB: 0 BB: 1 P: 6	R: 0 E: 0 K: 0 S: 3	H: 0 LOB: 0 BB: 0 P: 3	R: 0 E: 0 K: 0 S: 3	H: 0 LOB: 0 BB: 0 P: 3	R: 0 E: 0 K: 0 S: 3	H: 0 LOB: 0 BB: 0 P: 3	R: 3 E: 2 K: 0 S: 6	H: 2 LOB: 2 BB: 1 P: 10	1B: 4 2B: 1 3B: 0 HR: 1	SF: 0 SAC: 1 DP: 1 HBP: 0	WP: 0 PA: 31 PB: 0 SB: 0 CS: 2																			
PITCHER	IP	WLS	BF	H	R	ER	SO	BB	IBB	HBP	BLK	WP	HR	S	P	ERA	WHIP	PITCHER		IP	WLS	BF	H	R	ER	SO	BB	IBB	HBP	BLK	WP	HR	S	P	ERA	WHIP		
Bob Knepper, L ERA: 4.02	(1, 1)	8.0	L	30	6	5	3	1	1	1	0	0	0	1	30	38	3.38	0.875			(1, 1)	8.0	L	30	6	5	3	1	1	1	0	0	0	0	30	38	3.38	0.875



Batter	1	2	3	4	5	6	7	8	9	AB	R	H	RBI	BB	SO	LOB	TOP											
Larry Herndon, R OBP: 0.278, SLG: 0.351 (1, 8)	0-0 4-3 3-1 1B		0-0 F9		0-0 F8		0-3 K			4	0	1	0	0	1	1	San Francisco Giants @ Pittsburgh Pirates Three Rivers Stadium, Pittsburgh, PA Wed Jul 16 1980, 7:05 PM EDT Att: 18,226 - Unknown livebaseballscorecards.com											
Terry Whitfield, L OBP: 0.301, SLG: 0.327 Al Holland, R (7, 1)	0-0 3-1 1-2		0-0 6-3		0-0 4-3		0-0 FC3-6 1-2			4	0	0	0	0	0	2												
Jack Clark, R OBP: 0.391, SLG: 0.562 (1, 9)	0-0 4-3 2-3			0-0 5-3		0-0 6-3		0-0 F6		4	0	0	0	0	0	1												
Darrell Evans, L OBP: 0.342, SLG: 0.386 (1, 3)	4-0 BB			0-0 6-3		0-0 F7		0-0 F7		3	0	0	0	1	0	0												
Milt May, L OBP: 0.343, SLG: 0.421 (1, 2)	0-0 G3			0-0 1B 1B		0-0 1B		0-0 4-3		4	1	2	0	0	0	2												
Rennie Stennett, R OBP: 0.297, SLG: 0.348 (1, 4)		0-0 F9		0-0 1B 1-3 1B		0-0 1B 1-2 1B		0-0 F4		4	0	2	0	0	0	0												
Johnnie LetMaster, R OBP: 0.254, SLG: 0.340 (1, 6)		0-0 F9		0-0 1B 1-3 3-H 1B		0-0 L4		0-0 1B		4	0	2	1	0	0	2												
Joe Pettini, R OBP: 0.250, SLG: 0.200 Joe Strain, R OBP: 0.338, SLG: 0.331 (9, PH)		0-0 4-3		0-0 F8			0-0 FC3-6 1B	0-0 F7		3	0	1	0	0	0	2												
Ed Whitson, R OBP: 0.111, SLG: 0.091 Max Venable, L OBP: 0.317, SLG: 0.325 (7, PH) Dennis Littlejohn, R (9, PH)			0-0 F9		0-0 6-3		0-3 K	0-0 F3		2	0	0	0	0	0	0												
Inning Stats	R: 0 E: 0 K: 0 S: 4	H: 1 LOB: 2 BB: 1 P: 8	R: 0 E: 0 K: 0 S: 3	H: 0 LOB: 0 BB: 0 P: 3	R: 0 E: 0 K: 0 S: 3	H: 0 LOB: 0 BB: 0 P: 3	R: 1 E: 0 K: 0 S: 6	H: 3 LOB: 2 BB: 0 P: 6	R: 0 E: 0 K: 0 S: 5	H: 2 LOB: 2 BB: 0 P: 5	R: 0 E: 0 K: 2 S: 8	H: 1 LOB: 1 BB: 0 P: 8	R: 0 E: 0 K: 0 S: 3	H: 0 LOB: 0 BB: 0 P: 3	R: 0 E: 0 K: 0 S: 4	H: 1 LOB: 1 BB: 0 P: 4		1B: 8 2B: 0 3B: 0 HR: 0	SF: 0 SAC: 0 DP: 0 HBP: 0	WP: 0 PB: 0 SB: 0 CS: 0	PA: 36							
PITCHER	IP	WLS	BF	H	R	ER	SO	BB	IBB	HBP	BLK	WP	HR	S	P	ERA		WHIP										
Bert Blyleven, R ERA: 3.83 Grant Jackson, L ERA: 2.09	(1, 1) (8, 1)	7.0 S	29 7	7 1	1 0	1 0	2 0	1 0	0 0	0 0	0 0	0 0	0 0	32 7	36 7	1.29 0.00		1.143 0.500										

Batter	1	2	3	4	5	6	7	8	9	AB	R	H	RBI	BB	SO	LOB	BOTTOM											
Omar Moreno, L OBP: 0.314, SLG: 0.346 (1, 8)	0-0 G3 S 1B	0-0 4-3			0-0 S 1B		0-3 K 1-2			4	1	2	0	0	1	2	San Francisco Giants @ Pittsburgh Pirates Three Rivers Stadium, Pittsburgh, PA Wed Jul 16 1980, 7:05 PM EDT Att: 18,226 - Unknown livebaseballscorecards.com											
Phil Garner, R OBP: 0.326, SLG: 0.379 (1, 4)	4-0 BB G3 1B		0-0 G6-3 1B		0-0 5-3 1-2		0-0 F8			3	1	1	0	1	0	1												
Dave Parker, L OBP: 0.324, SLG: 0.456 (1, 9)	0-0 G3 1-2 2-3		0-0 G6-3 1-2		0-0 4-3		0-0 4-3	0-3 K		4	0	0	0	0	1	3												
John Milner, L OBP: 0.360, SLG: 0.353 (1, 3)	0-0 FC4-6 1B		0-0 4-3			0-0 1B SF8 1B		0-0 F8		4	1	2	2	0	0	0												
Mike Easter, L OBP: 0.440, SLG: 0.679 (1, 7)	0-0 FC4-6 1-2			0-0 CS 1B		0-0 E 1B		0-3 K		4	0	2	0	0	1	1												
Bill Madlock, R OBP: 0.287, SLG: 0.333 (1, 5)	0-0 4-3			0-0 F4 1-2		0-0 SF8		0-0 K		2	0	0	1	0	0	2												
Ed Ott, L OBP: 0.351, SLG: 0.381 (1, 2)		0-0 2B		0-0 F7		0-0 E4 1-2				3	0	1	0	0	0	1												
Dale Berra, R OBP: 0.275, SLG: 0.336 (1, 6)		0-3 K			0-0 F7		0-0 F8			3	0	0	0	0	1	3												
Bert Blyleven, R OBP: 0.083, SLG: 0.057 Lee Lacy, R OBP: 0.401, SLG: 0.517 Grant Jackson, S (8, 1)		0-3 K			0-0 F1		0-0 CS 1B			2	0	0	0	0	1	1												
Inning Stats	R: 2 E: 0 K: 0 S: 5	H: 2 LOB: 1 BB: 1 P: 9	R: 0 E: 0 K: 2 S: 8	H: 1 LOB: 1 BB: 0 P: 8	R: 0 E: 0 K: 0 S: 3	H: 1 LOB: 0 BB: 0 P: 3	R: 0 E: 0 K: 0 S: 3	H: 1 LOB: 0 BB: 0 P: 3	R: 0 E: 0 K: 0 S: 4	H: 1 LOB: 1 BB: 0 P: 4	R: 1 E: 1 K: 0 S: 6	H: 2 LOB: 2 BB: 0 P: 6	R: 0 E: 0 K: 1 S: 5	H: 1 LOB: 0 BB: 0 P: 5	R: 0 E: 0 K: 2 S: 7	H: 0 LOB: 0 BB: 0 P: 7		1B: 8 2B: 1 3B: 0 HR: 0	SF: 1 SAC: 0 DP: 1 HBP: 0	WP: 0 PB: 0 SB: 0 CS: 2	PA: 32							
PITCHER	IP	WLS	BF	H	R	ER	SO	BB	IBB	HBP	BLK	WP	HR	S	P	ERA		WHIP										
Ed Whitson, R ERA: 3.19 Al Holland, L ERA: 1.17	(1, 1) (7, 1)	6.0 L	26 6	8 1	3 0	3 0	3 3	1 0	0 0	0 0	0 0	0 0	0 0	29 12	33 12	4.50 0.00		1.500 0.500										

Batter	1	2	3	4	5	6	7	8	9	AB	R	H	RBI	BB	SO	LOB	TOP			
Bill North, S OBP: 0.366, SLG: 0.286 (1, 8)										4	0	0	0	0	2	1	San Francisco Giants @ Pittsburgh Pirates Three Rivers Stadium, Pittsburgh, PA Thu Jul 17 1980, 7:05 PM EDT Att: 25,508 - Unknown livebaseballscorecards.com			
Larry Hemdon, R OBP: 0.291, SLG: 0.353 (1, 7)										4	1	2	0	0	1	0				
Jack Clark, R OBP: 0.390, SLG: 0.556 (1, 9)										3	0	0	0	1	0	2				
Darrell Evans, L OBP: 0.346, SLG: 0.398 (1, 5)										3	1	2	2	1	1	0				
Milt May, L OBP: 0.342, SLG: 0.418 (1, 2)										4	0	1	0	0	0	3				
Mike Ivie, R OBP: 0.267, SLG: 0.315 (1, 3)										4	0	0	0	0	0	1				
Rennie Stennett, R Al Holland, R (1, 4) (9, 1)										3	0	0	0	1	0	0				
Johnnie LeMaster, R Max Venable, L Greg Minton, S Joe Strain, R (1, 6) (8, PH) (8, 1) (9, PH) (9, 4)										2	0	0	0	0	1	0				
Bill Bordley, R Terry Whitfield, L Joe Peltini, R (1, 1) (8, PH) (8, 6)										2	0	0	0	0	0	0				
Inning Stats	R: 0 E: 0 K: 2 S: 7	H: 0 LOB: 2 BB: 2 P: 15	R: 0 E: 0 K: 0 S: 3	H: 0 LOB: 0 BB: 0 P: 3	R: 0 E: 0 K: 0 S: 4	H: 1 LOB: 1 BB: 0 P: 4	R: 0 E: 0 K: 1 S: 5	H: 0 LOB: 0 BB: 0 P: 5	R: 0 E: 0 K: 1 S: 5	H: 0 LOB: 0 BB: 0 P: 5	R: 0 E: 0 K: 0 S: 3	H: 1 LOB: 0 BB: 0 P: 3	R: 0 E: 0 K: 0 S: 3	H: 1 LOB: 1 BB: 1 P: 9	R: 2 E: 0 K: 0 S: 6	H: 3 LOB: 2 BB: 1 P: 10		1B: 5 2B: 0 3B: 0 HR: 1	SF: 0 SAC: 0 DP: 1 HBP: 0	WP: 0 PB: 0 SB: 0 CS: 0
PITCHER	IP	WLS	BF	H	R	ER	SO	BB	IBB	HBP	BLK	WP	HR	S	P	ERA	WHIP			
Jim Bibby, R ERA: 3.0	8.1		32	6	2	2	5	3	0	0	0	0	1	39	51	2.16	1.080			
Kent Tekulve, R ERA: 2.93	0.2	W	3	0	0	0	0	0	1	0	0	0	0	2	6	0.00	0.000			

Batter	1	2	3	4	5	6	7	8	9	AB	R	H	RBI	BB	SO	LOB	BOTTOM			
Omar Moreno, L OBP: 0.320, SLG: 0.350 (1, 8)										4	0	3	1	1	0	2	San Francisco Giants @ Pittsburgh Pirates Three Rivers Stadium, Pittsburgh, PA Thu Jul 17 1980, 7:05 PM EDT Att: 25,508 - Unknown livebaseballscorecards.com			
Tim Foli, R OBP: 0.312, SLG: 0.360 (1, 6)										4	0	1	0	0	0	3				
Dave Parker, L OBP: 0.327, SLG: 0.458 (1, 9)										3	1	1	0	1	0	2				
Bill Robinson, R OBP: 0.295, SLG: 0.448 (1, 3)										4	0	1	1	0	0	2				
Bill Madlock, R OBP: 0.283, SLG: 0.328 (1, 5)										4	0	0	0	0	1	2				
Lee Lacy, R OBP: 0.398, SLG: 0.510 Kent Tekulve, R (1, 7) (9, 1)										4	1	1	0	0	0	0				
Phil Garner, R OBP: 0.328, SLG: 0.377 (1, 4)										2	1	0	0	2	0	0				
Steve Nicosia, R OBP: 0.299, SLG: 0.270 (1, 2)										4	0	2	1	0	0	1				
Jim Bibby, R OBP: 0.188, SLG: 0.159 Mike Easler, L OBP: 0.443, SLG: 0.679 (1, 1) (9, 7)										2	0	0	0	0	1	1				
Inning Stats	R: 0 E: 0 K: 0 S: 3	H: 1 LOB: 1 BB: 1 P: 7	R: 1 E: 1 K: 0 S: 5	H: 1 LOB: 2 BB: 1 P: 9	R: 0 E: 0 K: 0 S: 4	H: 1 LOB: 1 BB: 0 P: 4	R: 0 E: 0 K: 0 S: 4	H: 1 LOB: 1 BB: 0 P: 4	R: 1 E: 0 K: 0 S: 4	H: 2 LOB: 1 BB: 1 P: 8	R: 0 E: 0 K: 0 S: 3	H: 0 LOB: 0 BB: 0 P: 3	R: 0 E: 0 K: 1 S: 6	H: 1 LOB: 1 BB: 0 P: 6	R: 0 E: 0 K: 1 S: 5	H: 1 LOB: 2 BB: 2 P: 10		1B: 6 2B: 3 3B: 0 HR: 0	SF: 0 SAC: 1 DP: 0 HBP: 0	WP: 0 PB: 0 SB: 0 CS: 2
PITCHER	IP	WLS	BF	H	R	ER	SO	BB	IBB	HBP	BLK	WP	HR	S	P	ERA	WHIP			
Bill Bordley, L ERA: 3.5	7.0		30	7	2	1	1	3	0	0	0	0	0	29	41	1.29	1.429			
Greg Minton, R ERA: 3.07	1.0		3	1	0	0	1	0	0	0	0	0	0	5	5	0.00	1.000			
Al Holland, L ERA: 1.4	0.1	L	4	1	1	1	0	1	1	0	1	0	0	2	10	27.00	6.000			

Batter	1	2	3	4	5	6	7	8	9	AB	R	H	RBI	BB	SO	LOB	TOP										
Bill North, S OBP: 0.363, SLG: 0.281 (1, 8)	G3	F8		6-3			K		E BB HR BB	4	1	0	0	1	1	3											
Larry Herndon, R OBP: 0.297, SLG: 0.372 (1, 7)	2B 3B		6-3		K			SF8 3B	E HR BB	4	3	2	0	1	1	0											
Jack Clark, R OBP: 0.387, SLG: 0.550 (1, 9)	2B BB		P4		K			SF8	E5 HR	3	1	0	1	1	1	2											
Darrell Evans, L OBP: 0.347, SLG: 0.401 (1, 5)	1-3 3-H 2B		L9		F8			BB BB BB	L4	5	1	2	1	0	0	3											
Milt May, L OBP: 0.351, SLG: 0.442 (1, 2)	F2			F9 SH 2B		G6-3 1B		BB BB BB	HR	4	2	3	4	1	0	2											
Mike Ivie, R OBP: 0.256, SLG: 0.301 (1, 3)	P6			F9 2-3		L8		L8	F7	5	0	0	0	0	0	6											
Joe Strain, R OBP: 0.340, SLG: 0.336 (1, 4)		6-3		SH FC6-4 1B		G6-3 1-2		BB BB	2B	3	0	1	1	1	0	1											
Johnnie LeMaster, R OBP: 0.283, SLG: 0.338 (8, PH)		F7		FC6-4 1B			6-3	FC5-4 BB	IBB	3	0	1	0	0	0	0											
Terry Whitfield, L OBP: 0.309, SLG: 0.331 (8, 6)										0	0	0	1	1	0	0											
Joe Pettini, R OBP: 0.273, SLG: 0.200 (8, 6)										0	0	0	0	1	0	0											
Allen Ripley, R OBP: 0.274, SLG: 0.214 (5, 1)										2	0	1	0	0	0	2											
Tom Griffin, R OBP: 0.244, SLG: 0.317 (7, PH)										0	0	0	0	0	0	0											
Max Venable, L OBP: 0.302, SLG: 0.317 (7, 1)										0	0	0	0	0	0	0											
Gary Lavelle, S OBP: 0.283, SLG: 0.342 (7, 1)										0	0	0	0	0	0	0											
Greg Minton, S OBP: 0.283, SLG: 0.342 (8, PH)										1	0	0	0	0	0	3											
Rennie Stennett, R OBP: 0.283, SLG: 0.342 (8, 1)										1	0	0	0	0	0	2											
Al Holland, R OBP: 0.283, SLG: 0.342 (8, 1)										1	0	0	0	0	0	2											
Inning Stats	R: 1 E: 0 K: 0 S: 5	H: 2 LOB: 2 BB: 1 P: 9	R: 0 E: 0 K: 0 S: 4	H: 1 LOB: 1 BB: 0 P: 4	R: 0 E: 0 K: 0 S: 3	H: 0 LOB: 0 BB: 0 P: 3	R: 1 E: 0 K: 0 S: 6	H: 2 LOB: 2 BB: 0 P: 6	R: 0 E: 0 K: 0 S: 7	H: 1 LOB: 0 BB: 0 P: 3	R: 0 E: 0 K: 0 S: 5	H: 0 LOB: 0 BB: 0 P: 5	R: 2 E: 0 K: 0 S: 5	H: 2 LOB: 3 BB: 3 P: 17	R: 4 E: 1 K: 0 S: 6	H: 2 LOB: 2 BB: 3 P: 18	1B: 4 2B: 3 3B: 2 HR: 1	SF: 1 SAC: 1 DP: 1 HBP: 0	WP: 0 PB: 0 SB: 0 CS: 0	PA: 45							
PITCHER	IP	WLS	BF	H	R	ER	SO	BB	IBB	HBP	BLK	WP	HR	S	P	ERA	WHIP										
Silvio Martinez, R ERA: 4.75 (1, 1)	4.0		19	5	2	2	2	1	0	0	0	0	0	18	22	4.50	1.500										
John Urrea, R ERA: 4.8 (5, 1)	3.1		12	3	2	2	3	0	0	0	0	0	0	18	18	5.40	0.900										
John Littlefield, R ERA: 2.83 (8, 1)	0.2		8	0	3	3	0	5	0	0	0	0	0	3	23	40.50	7.500										
Kim Seaman, L ERA: 4.5 (9, 1)	0.2	L	4	2	1	0	0	0	0	0	0	0	1	4	4	0.00	3.000										
Jim Otten, R ERA: 7.92 (9, 1)	0.1		2	0	0	0	0	0	1	0	0	0	0	1	5	0.00	0.000										

San Francisco Giants @ St. Louis Cardinals
 Busch Stadium, St. Louis, MO
 Fri Jul 18, 1980, 7:05 PM CDT
 Att: 18,950 - Unknown

AB	36
R	8
H	10
RBI	8
BB	7
SO	3
LOB	24



Batter	1	2	3	4	5	6	7	8	9	AB	R	H	RBI	BB	SO	LOB	BOTTOM										
Bobby Bonds, R OBP: 0.318, SLG: 0.335 (1, 7)	K		K	5-3			1-3 2B BLK 1B		G6-4-3 1B	5	1	2	1	0	2	2											
Gary Templeton, S OBP: 0.350, SLG: 0.414 (1, 6)	K2-3		4-3		F9		1-3		G6-4-3	5	0	0	0	0	1	2											
Keith Hernandez, L OBP: 0.398, SLG: 0.488 (1, 3)	F8		G3		K		1B 2B		F7	5	1	1	1	0	1	0											
Ted Simmons, S OBP: 0.374, SLG: 0.505 (1, 2)		1B 1B G6-4-3 1B		1B 3B	K		1B			4	2	3	1	0	1	0											
George Hendrick, R OBP: 0.361, SLG: 0.577 (8, 9)		G6-4-3 1B		HBP 1B 1B		F7	F9			4	1	2	1	0	0	1											
Leon Durham, L OBP: 0.280, SLG: 0.383 (1, 9)						F9			P6	3	0	1	0	0	1	1											
Tony Scott, S OBP: 0.304, SLG: 0.286 (8, 8)						K				1	0	0	0	0	0	0											
Ken Reitz, R OBP: 0.315, SLG: 0.386 (1, 5)										2	0	0	0	0	1	2											
Mike Phillips, L OBP: 0.179, SLG: 0.237 (8, 5)		G6-4-3		1B HBP		K			E SF7 1B	1	1	1	0	0	0	0											
Ken Oberkfell, L OBP: 0.397, SLG: 0.421 (1, 4)									SF7	2	1	2	2	1	0	0											
Silvio Martinez, R OBP: 0.125, SLG: 0.067 (4, PH)										1	0	0	0	0	0	2											
Dane Iorio, R OBP: 0.244, SLG: 0.405 (5, 1)										1	0	0	0	0	0	2											
John Littlefield, R (8, 1)										0	0	0	0	0	0	0											
Kim Seaman, L (9, 1)										0	0	0	0	0	0	0											
Jim Otten, R OBP: 0.283, SLG: 0.290 (9, 1)										0	0	0	0	0	0	0											
Inning Stats	R: 0 E: 0 K: 2 S: 7	H: 0 LOB: 0 BB: 0 P: 7	R: 1 E: 0 K: 0 S: 5	H: 3 LOB: 2 BB: 1 P: 9	R: 0 E: 0 K: 1 S: 5	H: 0 LOB: 0 BB: 0 P: 5	R: 2 E: 0 K: 1 S: 8	H: 3 LOB: 2 BB: 0 P: 9	R: 0 E: 0 K: 2 S: 7	H: 0 LOB: 0 BB: 0 P: 7	R: 0 E: 0 K: 1 S: 5	H: 0 LOB: 0 BB: 0 P: 5	R: 3 E: 0 K: 0 S: 7	H: 4 LOB: 1 BB: 0 P: 7	R: 1 E: 1 K: 0 S: 4	H: 1 LOB: 0 BB: 0 P: 4	R: 0 E: 0 K: 0 S: 3	H: 1 LOB: 0 BB: 0 P: 3	1B: 10 2B: 1 3B: 1 HR: 0	SF: 1 SAC: 1 DP: 2 HBP: 1	WP: 0 PB: 0 SB: 0 CS: 0	PA: 39					
PITCHER	IP	WLS	BF	H	R	ER	SO	BB	IBB	HBP	BLK	WP	HR	S	P	ERA	WHIP										
Allen Ripley, R ERA: 3.3 (1, 1)	4.0		19	5	2	3	4	0	0	0	0	0	0	12	12	0.00	0.000										
Tom Griffin, R ERA: 4.45 (5, 1)	2.0		6	0	0	0	3	0	0	0	0	0	0	6	6	40.50	6.000										
Gary Lavelle, L ERA: 3.35 (7, 1)	0.2		6	4	3	3	0	0	0	0	1	0	0	6	6	40.50	6.000										
Greg Minton, R ERA: 3.05 (7, 1)	0.1		1	0	0	0	0	0	0	0	0	0	0	1	1	0.00	0.000										
Al Holland, L ERA: 1.33 (8, 1)	2.0	W	7	2	1	0	0	0	0	0	0	0	0	7	7	0.00	1.000										

San Francisco Giants @ St. Louis Cardinals
 Busch Stadium, St. Louis, MO
 Fri Jul 18, 1980, 7:05 PM CDT
 Att: 18,950 - Unknown

AB	35
R	7
H	12
RBI	6
BB	1
SO	7
LOB	12



Batter	1	2	3	4	5	6	7	8	9	AB	R	H	RBI	BB	SO	LOB	TOP																			
Bill North, S OBP: 0.359, SLG: 0.277 Terry Whitfield, L OBP: 0.311, SLG: 0.333	5-3	FC6-4			F2			3-1		3	0	0	1	0	0	2																				
Darrell Evans, L OBP: 0.348, SLG: 0.399	P5								G3	4	1	1	0	1	1	2																				
Jack Clark, R OBP: 0.384, SLG: 0.545	F8				F9					5	0	1	0	0	0	2																				
Larry Herndon, R OBP: 0.290, SLG: 0.377					F7			6-3		5	1	2	2	0	0	1																				
Mike Ivie, R OBP: 0.264, SLG: 0.302					F7					3	1	1	0	1	0	1																				
Milt May, L OBP: 0.354, SLG: 0.452					4-3					4	1	2	1	0	0	0																				
Rennie Stennett, R OBP: 0.290, SLG: 0.336					L4				F7	4	0	0	0	0	0	2																				
Johnnie LeMaster, R OBP: 0.260, SLG: 0.339					K					2	2	1	0	2	1	0																				
Alan Hargesheimer, R OBP: 0.300, SLG: 1.000 Gary Lavelle, S (7, 1)									SH3	2	1	2	1	1	0	0																				
Inning Stats	R: 0 E: 0 K: 0 S: 3	H: 0 LOB: 0 BB: 0 P: 3	R: 4 E: 1 K: 0 S: 7	H: 5 LOB: 2 BB: 1 P: 11	R: 0 E: 0 K: 0 S: 3	H: 0 LOB: 0 BB: 0 P: 3	R: 0 E: 0 K: 1 S: 5	H: 0 LOB: 0 BB: 0 P: 5	R: 2 E: 0 K: 0 S: 4	H: 1 LOB: 1 BB: 2 P: 12	R: 1 E: 0 K: 1 S: 8	H: 3 LOB: 2 BB: 0 P: 8	R: 0 E: 0 K: 0 S: 3	H: 0 LOB: 1 BB: 1 P: 7	R: 0 E: 0 K: 0 S: 3	H: 1 LOB: 0 BB: 0 P: 3	1B: 8 2B: 3 3B: 0 HR: 0	SF: 0 SAC: 1 DP: 1 HBP: 0	WP: 0 PA: 40 PB: 0 SB: 1 CS: 0																	
PITCHER	IP	WLS	BF	H	R	ER	SO	BB	IBB	HBP	BLK	WP	HR	S	P	ERA	WHIP	PITCHER		IP	WLS	BF	H	R	ER	SO	BB	IBB	HBP	BLK	WP	HR	S	P	ERA	WHIP
Bob Sykes, L ERA: 5.17	4.2	L	22	6	6	6	1	3	0	0	0	0	0	21	33	11.57	1.929																			
Jim Otten, R ERA: 7.86	1.1		7	3	1	1	1	0	0	0	0	0	0	9	9	6.75	2.250																			
Don Hood, L ERA: 2.6	2.0		8	1	0	0	0	2	0	0	0	0	0	6	14	0.00	1.500																			
John Littlefield, R ERA: 2.73	1.0		3	1	0	0	0	0	0	0	0	0	0	3	3	0.00	1.000																			

San Francisco Giants @ St. Louis Cardinals
 Busch Stadium, St. Louis, MO
 Sat Jul 19 1980, 7:05 PM CDT
 Att: 26,513 - Unknown

AB	34
R	7
H	11
RBI	6
BB	5
SO	2
LOB	11



Batter	1	2	3	4	5	6	7	8	9	AB	R	H	RBI	BB	SO	LOB	BOTTOM																			
Bobby Bonds, R OBP: 0.316, SLG: 0.329	6-3				F9				F9	4	1	0	0	1	0	2																				
Gary Templeton, S OBP: 0.353, SLG: 0.415	F8								G3	4	2	2	0	1	1	0																				
Keith Hernandez, L OBP: 0.395, SLG: 0.487	F8				F9				G3	5	0	1	0	0	0	4																				
George Hendrick, R OBP: 0.362, SLG: 0.574					E6				F8	5	0	2	3	0	0	2																				
Leon Durham, L OBP: 0.273, SLG: 0.373 Keith Smith, R OBP: 0.429, SLG: 0.571	FC4				FC3-6				F9	3	0	0	0	0	0	3																				
Terry Kennedy, L OBP: 0.346, SLG: 0.423 Mike Ramsey, S OBP: 0.296, SLG: 0.400					F8					3	0	0	0	0	0	1																				
Ken Reitz, R OBP: 0.317, SLG: 0.391					4-3					4	1	2	0	0	0	0																				
Ken Oberkfell, L OBP: 0.394, SLG: 0.413 John Littlefield, R									P6	3	0	0	0	1	0	2																				
Bob Sykes, S ERA: 3.68 Jim Otten, R OBP: 0.290, SLG: 0.220 Daneborg, L OBP: 0.346, SLG: 0.419 Don Hood, L OBP: 0.311, SLG: 0.311 Ted Simmons, S OBP: 0.373, SLG: 0.504									F7	2	0	1	0	0	0	0	1																			
Inning Stats	R: 1 E: 0 K: 0 S: 4	H: 1 LOB: 1 BB: 1 P: 8	R: 0 E: 0 K: 0 S: 3	H: 0 LOB: 1 BB: 1 P: 7	R: 2 E: 0 K: 0 S: 5	H: 2 LOB: 1 BB: 1 P: 9	R: 0 E: 0 K: 0 S: 4	H: 1 LOB: 0 BB: 0 P: 4	R: 0 E: 0 K: 1 S: 6	H: 0 LOB: 1 BB: 0 P: 6	R: 1 E: 0 K: 0 S: 5	H: 2 LOB: 1 BB: 0 P: 5	R: 0 E: 0 K: 0 S: 4	H: 1 LOB: 1 BB: 0 P: 4	R: 0 E: 0 K: 0 S: 4	H: 1 LOB: 1 BB: 0 P: 4	1B: 6 2B: 3 3B: 0 HR: 0	SF: 0 SAC: 0 DP: 0 HBP: 0	WP: 0 PA: 40 PB: 1 SB: 2 CS: 0																	
PITCHER	IP	WLS	BF	H	R	ER	SO	BB	IBB	HBP	BLK	WP	HR	S	P	ERA	WHIP	PITCHER		IP	WLS	BF	H	R	ER	SO	BB	IBB	HBP	BLK	WP	HR	S	P	ERA	WHIP
Alan Hargesheimer, R ERA: 3.68	6.2	W	31	7	4	4	1	3	0	0	0	0	0	30	42	5.40	1.500																			
Gary Lavelle, L ERA: 3.2	2.1	S	9	2	0	0	0	0	0	0	0	0	0	9	9	0.00	0.857																			

San Francisco Giants @ St. Louis Cardinals
 Busch Stadium, St. Louis, MO
 Sat Jul 19 1980, 7:05 PM CDT
 Att: 26,513 - Unknown

AB	37
R	4
H	9
RBI	4
BB	3
SO	1
LOB	17



Batter	1	2	3	4	5	6	7	8	9	AB	R	H	RBI	BB	SO	LOB	TOP		
Bill North, S OBP: 0.357, SLG: 0.274 (1, 8)	1-0 HBP 1B		0-0 F9			0-0 F7			0-0 F7	3	0	0	0	0	0	0	San Francisco Giants @ St. Louis Cardinals Busch Stadium, St. Louis, MO Sun Jul 20 1980, 3:33 AM CDT Att: 30,271 - Unknown		
Lary Hemdon, R OBP: 0.288, SLG: 0.375 (1, 7)	0-0 1-2 1B		0-0 F7			0-0 6-3			0-0 6-3	4	0	1	0	0	0	0			
Jack Clark, R OBP: 0.383, SLG: 0.541 (1, 9)	0-0 1-2 1-4-3			0-0 1-3				0-0 G3-6-3 1B	0-3 K	4	0	1	0	0	1	1			
Darrell Evans, L OBP: 0.345, SLG: 0.396 (1, 5)	0-0 5-3			0-0 F8				0-0 G3-6-3 1-2		3	0	0	0	0	0	2			
Milt May, L OBP: 0.354, SLG: 0.455 (1, 2)		0-0 WP 6-3 2B		0-0 3-1				0-0 G3		3	1	1	0	0	0	0			
Mike Ivie, R OBP: 0.288, SLG: 0.294 (1, 3)		0-0 P6 2-3			0-3 K			0-0 6-3		3	0	0	0	0	1	1			
Joe Strain, R OBP: 0.333, SLG: 0.329 (1, 4)		0-0 6-3 3-H			0-0 6-3			0-0 3-1		3	0	0	1	0	0	0			
Joe Pettini, R OBP: 0.278, SLG: 0.212 (1, 6)		0-0 F9			0-0 F3			0-0 FC3-6 1B		3	0	1	0	0	0	0			
Bob Knepper, L OBP: 0.170, SLG: 0.196 (1, 1)			0-3 K			0-0 6-3		0-0 FC3-6 1-2		3	0	0	0	0	1	1			
Al Holland, R (8, 1)										0	0	0	0	0	0	0			
Greg Minton, S (8, 1)										0	0	0	0	0	0	0			
Inning Stats	R: 0 E: 0 K: 0 S: 3	H: 1 LOB: 1 BB: 0 P: 4	R: 1 E: 0 K: 0 S: 4	H: 1 LOB: 0 BB: 0 P: 4	R: 0 E: 0 K: 1 S: 5	H: 0 LOB: 0 BB: 0 P: 5	R: 0 E: 0 K: 0 S: 3	H: 0 LOB: 0 BB: 0 P: 3	R: 0 E: 0 K: 1 S: 5	H: 0 LOB: 0 BB: 0 P: 5	R: 0 E: 0 K: 0 S: 3	H: 1 LOB: 0 BB: 0 P: 3	R: 0 E: 0 K: 0 S: 4	H: 1 LOB: 1 BB: 0 P: 4	R: 0 E: 0 K: 1 S: 5	H: 0 LOB: 0 BB: 0 P: 5	1B: 3 2B: 1 3B: 0 HR: 0	SF: 0 SAC: 0 DP: 1 HBP: 1	WP: 1 PA: 30 PB: 0 SB: 0 CS: 0
PITCHER Bob Forsch, R ERA: 3.88 (1, 1)	IP: 9.0 WLS: W BF: 30 H: 4 R: 1 ER: 1 SO: 3 BB: 0 IBB: 0 HBP: 1 BLK: 0 WP: 1 HR: 0 S: 35 P: 36 ERA: 1.00 WHIP: 0.444																		

Batter	1	2	3	4	5	6	7	8	9	AB	R	H	RBI	BB	SO	LOB	BOTTOM		
Bobby Bonds, R OBP: 0.315, SLG: 0.332 (1, 7)	0-0 5-3		0-0 5-3		0-0 F3			0-0 3B 2B		4	1	1	0	0	0	1	San Francisco Giants @ St. Louis Cardinals Busch Stadium, St. Louis, MO Sun Jul 20 1980, 3:33 AM CDT Att: 30,271 - Unknown		
Gary Templeton, S OBP: 0.354, SLG: 0.421 (1, 6)	0-0 4-3 S 1B		0-0 L7			0-0 5-3		0-0 2H 1B 3B		4	1	2	1	0	0	0			
Keith Hernandez, L OBP: 0.396, SLG: 0.487 (1, 3)	0-0 4-3 1-3		0-0 L5			0-0 FC5-4 1B		0-0 G6-4-3 1B		4	0	2	1	0	0	1			
Ted Simmons, S OBP: 0.372, SLG: 0.498 (1, 2)	4-0 BB			0-0 6-3		0-0 FC5-4 1-2		0-0 G6-4-3 1-2		3	0	0	0	1	0	2			
George Hendrick, R OBP: 0.360, SLG: 0.571 (1, 9)	0-0 6-3			0-0 5-3		0-3 K		0-0 1B		4	0	1	0	0	1	3			
Ken Reitz, R OBP: 0.319, SLG: 0.395 (1, 5)		0-0 FC4-6 1B		0-0 F9			0-0 2B	0-0 F9		4	0	2	0	0	0	1			
Tony Scott, S OBP: 0.300, SLG: 0.283 (1, 8)		0-3 K			0-0 E5 CS		0-3 K			3	0	0	0	0	2	2			
Ken Oberkfell, L OBP: 0.390, SLG: 0.408 (1, 4)		0-0 FC4-6		0-3 K			0-0 L1			2	0	0	0	0	1	2			
Keith Smith, R (7, PH) OBP: 0.375, SLG: 0.500 Mike Ramsey, S (8, 4) OBP: 0.296, SLG: 0.400		0-0 1-2		0-0 K		1-2 K				1	0	0	0	0	0	1			
Bob Forsch, R OBP: 0.327, SLG: 0.563 (1, 1)		0-0 F8			0-0 2B			0-0 6-3		3	0	1	0	0	0	2			
Inning Stats	R: 0 E: 0 K: 0 S: 4	H: 1 LOB: 2 BB: 1 P: 8	R: 0 E: 0 K: 1 S: 6	H: 1 LOB: 1 BB: 0 P: 6	R: 0 E: 0 K: 0 S: 3	H: 0 LOB: 0 BB: 0 P: 3	R: 0 E: 0 K: 0 S: 3	H: 0 LOB: 0 BB: 0 P: 3	R: 0 E: 1 K: 1 S: 6	H: 1 LOB: 1 BB: 0 P: 6	R: 0 E: 0 K: 1 S: 6	H: 1 LOB: 1 BB: 0 P: 6	R: 2 E: 0 K: 0 S: 6	H: 4 LOB: 1 BB: 0 P: 6	R: 0 E: 0 K: 0 S: 6	H: 0 LOB: 0 BB: 0 P: 6	1B: 5 2B: 3 3B: 1 HR: 0	SF: 0 SAC: 0 DP: 1 HBP: 0	WP: 0 PA: 33 PB: 0 SB: 1 CS: 1
PITCHER Bob Knepper, L ERA: 3.96 (1, 1)	IP: 7.0 WLS: L BF: 29 H: 7 R: 2 ER: 2 SO: 4 BB: 1 IBB: 0 HBP: 0 BLK: 0 WP: 0 HR: 0 S: 36 P: 40 ERA: 2.57 WHIP: 1.143																		
Al Holland, L (8, 1) ERA: 1.31	0.2	3	2	0	0	0	0	0	0	0	0	3	3	0.00	3.000				
Greg Minton, R (8, 1) ERA: 3.02	0.1	1	0	0	0	0	0	0	0	0	1	1	0.00	0.000					

Batter	1	2	3	4	5	6	7	8	9	AB	R	H	RBI	BB	SO	LOB	TOP										
Omar Moreno, L OBP: 0.318, SLG: 0.347 (1, 8)	0-0 S 1B	0-0 4-3	0-0 F7		0-0 F5			0-0 G3		5	1	1	0	0	0	4											
Tim Foli, R OBP: 0.325, SLG: 0.366 (1, 6)	4-0 S 1B	0-0 S 1B	0-3 K			0-0 5-3		0-0 F3		4	2	1	0	1	1	2											
Dave Parker, L OBP: 0.328, SLG: 0.462 Mike Easter, L OBP: 0.438, SLG: 0.669 (1, 9) (3, 9)	0-0 S 1B	0-3 K		0-3 K		0-3 K		0-0 G3		2	1	1	1	0	1	1											
Bill Madlock, R OBP: 0.293, SLG: 0.334 (1, 3)	0-0 F8	0-0 S 1B		0-3 K		0-0 F9		0-0 5-3		5	0	1	1	0	1	2											
Lee Lacy, R OBP: 0.429, SLG: 0.565 (1, 7)	0-0 F9	0-0 S 1B		0-0 6-3				0-0 F8		5	1	2	1	0	0	2											
Phil Garner, R OBP: 0.321, SLG: 0.362 (1, 4)	0-0 S 1B	0-0 F8		0-3 K				0-0 HR		4	0	1	1	0	1	2											
Steve Nicosia, R OBP: 0.311, SLG: 0.296 (1, 2)	0-0 S 1B		0-0 S 1B		0-0 WP 1B			0-0 4-3		4	0	3	1	0	0	0											
Dale Berra, R OBP: 0.280, SLG: 0.345 (1, 5)	4-0 S 1B		0-0 P3		0-3 K			0-0 F7		3	0	0	0	1	1	2											
John Candelaria, L OBP: 0.240, SLG: 0.196 (1, 1)	0-0 4-3		0-0 S 1B		0-0 S 1B			0-3 K		3	0	1	0	1	1	3											
Inning Stats	R: 3 E: 0 K: 0 S: 7	H: 4 LOB: 3 BB: 2 P: 15	R: 1 E: 0 K: 1 S: 8	H: 3 LOB: 2 BB: 0 P: 8	R: 0 E: 0 K: 1 S: 7	H: 2 LOB: 2 BB: 0 P: 7	R: 0 E: 0 K: 2 S: 7	H: 0 LOB: 0 BB: 0 P: 7	R: 0 E: 0 K: 1 S: 5	H: 1 LOB: 2 BB: 1 P: 12	R: 0 E: 0 K: 1 S: 4	H: 1 LOB: 0 BB: 0 P: 4	R: 0 E: 0 K: 1 S: 5	H: 0 LOB: 0 BB: 0 P: 5	R: 0 E: 0 K: 0 S: 3	H: 0 LOB: 0 BB: 0 P: 3	1B: 10 2B: 0 3B: 0 HR: 1	SF: 0 SAC: 0 DP: 0 HBP: 0	WP: 1 PB: 0 SB: 2 CS: 0	PA: 41							
PITCHER	IP	WLS	BF	H	R	ER	SO	BB	IBB	HBP	BLK	WP	HR	S	P	ERA	WHIP										
Bob Knepper, L ERA: 4.12 (1, 1)	2.1	L	18	9	4	4	1	1	1	0	0	0	0	18	26	15.43	4.286										
Tom Griffin, R ERA: 3.68 (3, 1)	2.2		10	1	0	0	5	1	0	0	0	1	0	19	23	0.00	0.750										
Gary Lavelle, L ERA: 3.13 (6, 1)	2.0		7	1	1	1	1	0	0	0	0	0	1	9	9	4.50	0.500										
Mike Rowland, R ERA: (8, 1)	2.0		6	0	0	0	1	0	0	0	0	0	0	8	8	0.00	0.000										

Pittsburgh Pirates @ San Francisco Giants
Candlestick Park, San Francisco, CA
Fri Jul 25 1980, 10:05 PM EDT
Att: 22,830 - Unknown


AB 38
R 5
H 11
RBI 5
BB 3
SO 8
LOB 18



Batter	1	2	3	4	5	6	7	8	9	AB	R	H	RBI	BB	SO	LOB	BOTTOM										
Bill North, S OBP: 0.367, SLG: 0.291 (1, 8)	0-0 S 1B		0-0 G5-4-3		0-0 F9			0-0 F8		4	0	1	0	0	0	3											
Darrell Evans, L OBP: 0.342, SLG: 0.384 (1, 5)	0-0 S 1B	0-0 5-3		0-0 P2		0-3 K		0-0 F9		4	0	0	0	0	1	1											
Jack Clark, R OBP: 0.378, SLG: 0.547 (1, 9)	0-3 K			0-0 6-3		0-0 6-3		0-0 S 1B		4	0	1	0	0	1	1											
Larry Herndon, R OBP: 0.292, SLG: 0.405 (1, 7)	0-0 6-3			0-0 HR		0-0 3B		0-0 1-3		4	1	2	1	0	0	2											
Mike Ivie, R OBP: 0.279, SLG: 0.328 (1, 3)		0-0 P3		0-0 F7		0-0 F4		0-0 F8		4	0	0	0	0	0	1											
Milt May, L OBP: 0.339, SLG: 0.434 (1, 2)		0-0 4-3		0-3 K		0-0 3-1		0-0 G3		4	0	0	0	0	1	0											
Rennie Stennett, R OBP: 0.294, SLG: 0.339 Joe Strain, R OBP: 0.322, SLG: 0.317 (1, 4) (5, 4)		0-0 G3		0-0 S 1B		0-3 K		0-0 6-3		1	0	0	0	0	0	0											
Johnnie LeMaster, R OBP: 0.256, SLG: 0.332 (1, 6)			0-0 6-3		0-0 F8		0-0 FC5-4 1B			3	0	1	0	0	0	1											
Bob Knepper, L OBP: 0.170, SLG: 0.196 Tom Griffin, R OBP: 0.330, SLG: 0.333 Max Venable, L OBP: 0.310, SLG: 0.318 Gary Lavelle, S Joe Pettini, R OBP: 0.304, SLG: 0.333 Mike Rowland, R (1, 1) (3, 1) (5, PH) (8, 1) (7, PH) (8, 1)			0-0 G5-4-3 S 1B		0-0 S 1B		0-0 FC5-4			0	0	0	0	0	0	0											
Inning Stats	R: 0 E: 0 K: 1 S: 6	H: 1 LOB: 1 BB: 0 P: 6	R: 0 E: 0 K: 0 S: 3	H: 0 LOB: 0 BB: 0 P: 3	R: 0 E: 0 K: 0 S: 3	H: 1 LOB: 0 BB: 0 P: 3	R: 1 E: 0 K: 0 S: 4	H: 1 LOB: 0 BB: 0 P: 4	R: 0 E: 0 K: 1 S: 7	H: 2 LOB: 2 BB: 0 P: 7	R: 0 E: 0 K: 1 S: 6	H: 1 LOB: 1 BB: 0 P: 6	R: 0 E: 0 K: 1 S: 6	H: 1 LOB: 1 BB: 0 P: 6	R: 0 E: 0 K: 0 S: 4	H: 1 LOB: 0 BB: 0 P: 4	R: 0 E: 0 K: 0 S: 3	H: 0 LOB: 0 BB: 0 P: 3	1B: 6 2B: 0 3B: 1 HR: 1	SF: 0 SAC: 0 DP: 1 HBP: 0	WP: 0 PB: 0 SB: 0 CS: 0	PA: 34					
PITCHER	IP	WLS	BF	H	R	ER	SO	BB	IBB	HBP	BLK	WP	HR	S	P	ERA	WHIP										
John Candelaria, L ERA: 3.52 (1, 1)	9.0	W	34	8	1	1	4	0	0	0	0	0	1	42	42	1.00	0.889										

Pittsburgh Pirates @ San Francisco Giants
Candlestick Park, San Francisco, CA
Fri Jul 25 1980, 10:05 PM EDT
Att: 22,830 - Unknown

AB 34
R 1
H 8
RBI 1
BB 0
SO 4
LOB 10




Batter	1	2	3	4	5	6	7	8	9	10	AB	R	H	RBI	BB	SO	LOB								
Omar Moreno, L OBP: 0.316, SLG: 0.345 (1, 8)	6-3		4-3		P2			CS 1B		L6	5	0	1	0	0	0	2								
Tim Foli, R OBP: 0.324, SLG: 0.365 Matt Alexander, S (9, PR)	5-3			F7		F8		CS	E E	K	4	0	1	0	0	0	0								
Dale Berra, R OBP: 0.278, SLG: 0.342 (9, 6)								1-2	E E	K	0	1	0	0	0	0	0								
Mike Easter, L OBP: 0.435, SLG: 0.657 (1, 9)	CS BB		4-3			K			E S	E6	3	0	0	0	1	1	0								
John Milner, L OBP: 0.365, SLG: 0.381 (1, 3)	CS	G3		BB 2B		F3			S S	K	3	1	0	0	1	1	1								
Bill Madlock, R OBP: 0.295, SLG: 0.332 (1, 5)		1-3		BB 2B					S S	K	2	1	0	0	2	0	0								
Lee Lacy, R OBP: 0.430, SLG: 0.566 (1, 7)				BB 2B					S S	K	3	0	1	2	1	1	2								
Ed Ott, L OBP: 0.349, SLG: 0.383 (1, 2)	CS BB		K		G3				S S	6-3	4	0	0	0	0	1	3								
Phil Garner, R OBP: 0.320, SLG: 0.367 (1, 4)									S S	K	4	0	1	0	0	2	0								
Eddie Solomon, R OBP: 0.208, SLG: 0.288 Enrique Romero, R OBP: 0.322, SLG: 0.500 Dave Parker OBP: 0.307, SLG: 0.481 Kent Tekulve, R OBP: 0.345, SLG: 0.419 Manny Sanguillen, R OBP: 0.345, SLG: 0.419 Grant Jackson, S (10, 1)									S S	G3	2	0	1	0	0	1	0								
Inning Stats	R: 0 E: 0 K: 0 S: 2	H: 0 LOB: 0 BB: 1 P: 6	R: 0 E: 0 K: 0 S: 2	H: 0 LOB: 0 BB: 1 P: 6	R: 0 E: 0 K: 1 S: 6	H: 1 LOB: 1 BB: 0 P: 6	R: 2 E: 0 K: 0 S: 4	H: 1 LOB: 1 BB: 2 P: 12	R: 0 E: 0 K: 2 S: 7	H: 0 LOB: 0 BB: 0 P: 7	R: 0 E: 0 K: 1 S: 5	H: 0 LOB: 0 BB: 0 P: 5	R: 0 E: 0 K: 0 S: 3	H: 0 LOB: 0 BB: 0 P: 3	R: 0 E: 0 K: 1 S: 5	H: 1 LOB: 0 BB: 0 P: 5	R: 1 E: 2 K: 2 S: 9	H: 1 LOB: 2 BB: 1 P: 13	R: 0 E: 0 K: 1 S: 6	H: 1 LOB: 1 BB: 0 P: 6	1B: 3 2B: 1 3B: 1 HR: 0	SF: 0 SAC: 0 DP: 0 HBP: 0	WP: 0 PA: 41		
PITCHER	IP	WLS	BF	H	R	ER	SO	BB	IBB	HBP	BLK	WP	HR	S	P	ERA	WHIP								
Alan Hargeshimer, R ERA: 3.2 (1, 1)	8.0		29	4	3	2	5	4	0	0	0	0	0	35	51	2.25	1.000								
Al Holland, L ERA: 1.21 (9, 1)	0.1		2	0	0	0	1	0	0	0	0	0	0	4	4	0.00	0.000								
Greg Minton, R ERA: 2.81 (9, 1)	1.2	W	7	1	0	0	2	1	0	0	0	0	0	10	14	0.00	1.200								

TOP

Pittsburgh Pirates @ San Francisco Giants
Candlestick Park, San Francisco, CA

Sat Jul 26 1980, 6:33 AM EDT
Att: 28,566 - Unknown

AB	33
R	3
H	5
RBI	2
BB	5
SO	8
LOB	10




Batter	1	2	3	4	5	6	7	8	9	10	AB	R	H	RBI	BB	SO	LOB								
Bill North, S OBP: 0.367, SLG: 0.290 (1, 8)	4-3		G4-6-3 BB		4-3					F7	4	0	1	0	1	0	0								
Joe Strain, R OBP: 0.324, SLG: 0.320 (1, 4)	1-3 1B		G4-6-3 1-2		L6					3B 1B	5	1	2	0	0	0	2								
Jack Clark, R OBP: 0.379, SLG: 0.551 (1, 9)	1-3 1-2			1B 2B 1B	F3					3B	5	1	2	1	0	1	1								
Darrell Evans, L OBP: 0.343, SLG: 0.392 Joe Pettini, R OBP: 0.310, SLG: 0.333 (1, 5)	F7			1B 2B BB		HR				K	3	2	1	1	1	1	1								
Larry Herndon, R OBP: 0.295, SLG: 0.404 Greg Minton, S (9, 1)		K		2B 1B		G6-4-3 BB				F7	3	0	1	0	1	1	0								
Mike Ivie, R OBP: 0.278, SLG: 0.333 (1, 3)		5-3		1-2 2-3	1B					G6-4-3	4	0	1	2	0	1	1								
Dennis Littejohn, R OBP: 0.400, SLG: 0.364 (1, 2)				1-3 2H 3H	2B					F8	4	0	1	0	0	1	2								
Johnnie LeMaster, R OBP: 0.262, SLG: 0.337 (1, 6)			FC5-4 1B		K					1-3	4	0	1	0	0	1	2								
Alan Hargeshimer, R OBP: 0.300, SLG: 0.571 Al Holland, R Terry Whitfield, L OBP: 0.394, SLG: 0.326 (9, 7)			FC5-4 1-2		G4-6-3 IBB					1B 2B	2	0	1	0	2	0	1								
Inning Stats	R: 0 E: 0 K: 0 S: 4	H: 1 LOB: 1 BB: 4 P: 4	R: 0 E: 0 K: 1 S: 6	H: 1 LOB: 1 BB: 0 P: 6	R: 0 E: 0 K: 1 S: 4	H: 0 LOB: 0 BB: 1 P: 8	R: 2 E: 0 K: 1 S: 7	H: 3 LOB: 2 BB: 2 P: 15	R: 0 E: 0 K: 0 S: 3	H: 0 LOB: 0 BB: 0 P: 3	R: 1 E: 0 K: 0 S: 3	H: 1 LOB: 0 BB: 1 P: 7	R: 0 E: 0 K: 2 S: 4	H: 2 LOB: 1 BB: 0 P: 4	R: 0 E: 0 K: 2 S: 7	H: 0 LOB: 0 BB: 0 P: 7	R: 0 E: 0 K: 1 S: 5	H: 0 LOB: 1 BB: 1 P: 9	R: 1 E: 0 K: 0 S: 3	H: 2 LOB: 1 BB: 0 P: 3	1B: 6 2B: 2 3B: 1 HR: 1	SF: 0 SAC: 0 DP: 3 HBP: 0	WP: 0 PA: 39		
PITCHER	IP	WLS	BF	H	R	ER	SO	BB	IBB	HBP	BLK	WP	HR	S	P	ERA	WHIP								
Eddie Solomon, R ERA: 2.89 (1, 1)	6.0		26	7	3	3	3	3	0	0	0	0	0	28	44	4.50	1.667								
Enrique Romero, R ERA: 3.48 (7, 1)	1.0		3	1	0	0	0	0	0	0	0	0	0	3	3	0.00	1.000								
Kent Tekulve, R ERA: 2.84 (8, 1)	2.0		7	0	0	0	3	1	0	0	0	0	0	12	16	0.00	0.500								
Grant Jackson, L ERA: 2.31 (10, 1)	0.1	L	3	2	1	1	0	0	0	0	0	0	0	3	3	27.00	6.000								

BOTTOM

Pittsburgh Pirates @ San Francisco Giants
Candlestick Park, San Francisco, CA

Sat Jul 26 1980, 6:33 AM EDT
Att: 28,566 - Unknown

AB	34
R	4
H	10
RBI	4
BB	5
SO	6
LOB	13



Batter	1	2	3	4	5	6	7	8	9	AB	R	H	RBI	BB	SO	LOB	TOP					
Omar Moreno, L OBP: 0.315, SLG: 0.344 (1, 8)	F9	E7		K	F8			S		5	0	1	0	0	1	5	Pittsburgh Pirates @ San Francisco Giants Candlestick Park, San Francisco, CA Sun Jul 27 1980, 6:33 AM EDT Att: 31,186 - Unknown livebaseballscorecards.com					
Tim Foli, R OBP: 0.325, SLG: 0.363 (1, 6)	F7			E			F7	F8		4	0	1	2	1	0	1						
Lee Lacy, R OBP: 0.429, SLG: 0.559 (1, 7)	1B	F8		E8			F8	F9		4	1	1	0	1	0	3						
Bill Madlock, R OBP: 0.294, SLG: 0.330 (1, 3)	1B			F8	5-3		L1		F5	5	1	1	0	0	0	2						
Mike Easter, L OBP: 0.434, SLG: 0.651 (1, 9)	1B			F8					4-3	5	2	2	1	0	0	0						
Phil Garner, R OBP: 0.324, SLG: 0.371 (1, 4)				K			F8	4-3	S	4	0	2	2	1	1	1						
Steve Nicosia, R OBP: 0.299, SLG: 0.283 (1, 2)	G3				F9		K	4-3	F8	5	0	0	0	0	1	4						
Dale Berra, R OBP: 0.289, SLG: 0.366 (1, 5)				WP	HBP		1B	F3		4	1	3	0	0	0	1						
Jim Bibby, R OBP: 0.222, SLG: 0.167 Kent Tekulve, R (8, 1)		E	WP	1B	HBP		1-2	1B		2	1	1	1	1	1	0						
Inning Stats	R: 3 E: 0 K: 0 S: 6	H: 3 LOB: 1 BB: 1 P: 10	R: 0 E: 1 K: 0 S: 3	H: 1 LOB: 2 BB: 2 P: 11	R: 0 E: 0 K: 1 S: 5	H: 0 LOB: 0 BB: 0 P: 5	R: 2 E: 1 K: 1 S: 8	H: 3 LOB: 2 BB: 0 P: 9	R: 1 E: 0 K: 1 S: 8	H: 3 LOB: 2 BB: 0 P: 8	R: 0 E: 0 K: 0 S: 3	H: 0 LOB: 0 BB: 0 P: 3	R: 0 E: 0 K: 0 S: 4	H: 1 LOB: 1 BB: 0 P: 4	R: 0 E: 0 K: 1 S: 6	H: 1 LOB: 1 BB: 1 P: 6	R: 0 E: 0 K: 0 S: 3	H: 0 LOB: 1 BB: 1 P: 7	1B: 10 2B: 1 3B: 1 HR: 0	SF: 0 SAC: 0 DP: 0 HBP: 1	WP: 2 PB: 0 CS: 2	PA: 43
PITCHER	IP	WLS	BF	H	R	ER	SO	BB	IBB	HBP	BLK	WP	HR	S	P	ERA	WHIP					
Bill Bordley, L ERA: 4.18 Tom Griffin, R ERA: 3.89 Mike Rowland, R ERA: 1.8 Al Holland, L ERA: 1.18 Greg Minton, R ERA: 2.79	(1, 1)	1.1	L	9	4	3	3	0	2	0	0	0	0	7	15	20.25	4.500					
(2, 1)	2.2		13	3	2	2	2	1	0	1	0	2	0	15	20	6.75	1.500					
(5, 1)	3.0		13	4	1	1	2	1	0	0	0	0	0	15	15	3.00	1.333					
(8, 1)	1.0		4	1	0	0	1	0	0	0	0	0	0	6	6	0.00	1.000					
(9, 1)	1.0		4	0	0	0	0	1	0	0	0	0	0	3	7	0.00	1.000					

Batter	1	2	3	4	5	6	7	8	9	AB	R	H	RBI	BB	SO	LOB	BOTTOM				
Bill North, S OBP: 0.270, SLG: 0.289 Mike Rowland, R ERA: 1.8 Joe Strain, R OBP: 0.229, SLG: 0.329 Al Holland, L ERA: 1.18 Jim Wohlford, R OBP: 0.272, SLG: 0.322 Greg Minton, S (9, 1)	S		FC6-4	FC6			1B	4-3		1	0	0	0	2	0	2	Pittsburgh Pirates @ San Francisco Giants Candlestick Park, San Francisco, CA Sun Jul 27 1980, 6:33 AM EDT Att: 31,186 - Unknown livebaseballscorecards.com				
Joe Pettini, R OBP: 0.296, SLG: 0.318 (1, 4)	F7		FC6-4	1B		2B	K	F6		5	1	1	0	0	1	3					
Jack Clark, R OBP: 0.381, SLG: 0.555 (1, 9)	K			1B		SF9	F9	E	BB	5	2	3	0	0	1	2					
Darrell Evans, L OBP: 0.349, SLG: 0.394 (1, 5)	FC6-4			1B		SF9		E	BB	1	0	1	2	3	0	0					
Larry Herndon, R OBP: 0.290, SLG: 0.399 (1, 7) (5, 8)	FC6-4			F8		SF7	1-3	E9		4	0	0	1	0	0	8					
Mike Ivie, R OBP: 0.269, SLG: 0.322 (1, 3)	4-3			F8		F5		4-3	E5	5	0	0	1	0	0	2					
Dennis Littlejohn, R OBP: 0.350, SLG: 0.313 (1, 2)	K			F6		K		K		5	0	1	0	0	3	3					
Johnnie LeMaster, R OBP: 0.261, SLG: 0.334 (1, 6)	K			1B		5-3		K	F4	5	0	1	0	0	2	4					
Bill Bordley, R OBP: 0.333, SLG: 0.200 Tom Griffin, R OBP: 0.250, SLG: 0.250 Roger Metzger, S OBP: 0.154, SLG: 0.083 Terry Whitfield, L OBP: 0.306, SLG: 0.324 (1, 1) (2, 1) (4, PH) (5, 7)				K		F7				0	0	0	0	0	0	0					
Inning Stats	R: 0 E: 0 K: 1 S: 5	H: 0 LOB: 2 BB: 2 P: 13	R: 0 E: 0 K: 2 S: 7	H: 0 LOB: 0 BB: 0 P: 7	R: 0 E: 0 K: 1 S: 6	H: 1 LOB: 2 BB: 0 P: 14	R: 0 E: 0 K: 0 S: 5	H: 2 LOB: 2 BB: 0 P: 5	R: 0 E: 0 K: 1 S: 5	H: 0 LOB: 0 BB: 0 P: 5	R: 1 E: 0 K: 1 S: 7	H: 2 LOB: 1 BB: 0 P: 7	R: 0 E: 0 K: 1 S: 6	H: 1 LOB: 2 BB: 1 P: 10	R: 1 E: 2 K: 1 S: 8	H: 1 LOB: 3 BB: 1 P: 12	1B: 7 2B: 2 3B: 0 HR: 0	SF: 2 SAC: 0 DP: 0 HBP: 0	WP: 0 PB: 0 CS: 0	PA: 44	
PITCHER	IP	WLS	BF	H	R	ER	SO	BB	IBB	HBP	BLK	WP	HR	S	P	ERA	WHIP				
Jim Bibby, R ERA: 2.89 Kent Tekulve, R ERA: 2.77	(1, 1)	7.2	W	36	8	3	3	7	5	0	0	0	0	45	65	3.52	1.696				
(8, 1)	1.1	S	8	1	1	0	1	1	0	0	0	0	0	9	13	0.00	1.500				



Batter	1	2	3	4	5	6	7	8	9	AB	R	H	RBI	BB	SO	LOB	TOP			
Ken Oberkfell, L (1,4) OBP: 0.382, SLG: 0.407	F7		L8		F8		F7			4	0	0	0	0	0	0	St. Louis Cardinals @ San Francisco Giants Candlestick Park, San Francisco, CA Tue Jul 29 1980, 10:05 PM EDT Att: 22,991 - Unknown			
Leon Durham, L (1,9) OBP: 0.303, SLG: 0.417	1B		2B		6-3			FC4-6 1B		4	0	3	0	0	0	0				
Keith Hernandez, L (1,3) OBP: 0.400, SLG: 0.484	F7		4-3		G3			FC4-6 1B		4	0	1	0	0	0	1				
Ted Simmons, S (1,2) OBP: 0.377, SLG: 0.519		E 2B BB			F8			FC4-6 1B		2	1	0	0	2	0	2				
George Hendrick, R (1,8) OBP: 0.355, SLG: 0.553	L7		F2					G6-4-3		4	0	1	0	0	0	5				
Dane Iorg, L (1,7) OBP: 0.342, SLG: 0.444	F5				F5			FC4-6 BB		3	0	0	0	1	0	2				
Ken Reitz, R (1,5) OBP: 0.304, SLG: 0.377	2B				6-3			F9		4	0	1	1	0	1	2				
Mike Phillips, L (1,6) OBP: 0.216, SLG: 0.265	IBB							FC4-6		3	0	1	0	1	1	1				
Silvio Martinez, R (1,1) OBP: 0.143, SLG: 0.100								4-3		2	0	0	0	0	2	3				
Terry Kennedy, L (7, PH) OBP: 0.337, SLG: 0.413										1	0	0	0	0	0	0				
Jim Otten, R (7, PH) OBP: 0.250, SLG: 0.250										0	0	0	0	0	0	0				
Tony Scott, S (8, PH) OBP: 0.295, SLG: 0.278										1	0	0	0	0	0	1				
Inning Stats	R: 0 E: 0 K: 0 S: 3	H: 1 LOB: 0 BB: 0 P: 3	R: 1 E: 0 K: 1 S: 6	H: 1 LOB: 2 BB: 2 P: 14	R: 0 E: 0 K: 0 S: 4	H: 1 LOB: 1 BB: 1 P: 8	R: 0 E: 0 K: 2 S: 8	H: 0 LOB: 0 BB: 0 P: 3	R: 0 E: 0 K: 1 S: 4	H: 1 LOB: 1 BB: 0 P: 4	R: 0 E: 0 K: 1 S: 5	H: 0 LOB: 0 BB: 0 P: 5	R: 0 E: 0 K: 0 S: 4	H: 2 LOB: 1 BB: 0 P: 4	R: 0 E: 0 K: 0 S: 3	H: 0 LOB: 1 BB: 1 P: 7	1B: 3 2B: 4 3B: 0 HR: 0	SF: 0 SAC: 0 DP: 1 HBP: 0	WP: 0 PB: 0 SB: 1 CS: 0	PA: 36
PITCHER	IP WLS BF H R ER SO BB IBB HBP BLK WP HR S P ERA WHIP																			
Allen Ripley, R (1,1) ERA: 3.32	7.0 W 30 7 1 1 4 2 1 0 0 0 0 0 35 47 1.29 1.286																			
Greg Minton, R (8,1) ERA: 2.65	2.0 S 6 0 0 0 0 1 0 0 0 0 0 0 5 9 0.00 0.500																			

Batter	1	2	3	4	5	6	7	8	9	AB	R	H	RBI	BB	SO	LOB	BOTTOM	
Bill North, S (1,8) OBP: 0.372, SLG: 0.289	F9			S 3B 1B	1B		L7			3	1	1	0	1	0	0	St. Louis Cardinals @ San Francisco Giants Candlestick Park, San Francisco, CA Tue Jul 29 1980, 10:05 PM EDT Att: 22,991 - Unknown	
Larry Hemdon, R (1,7) OBP: 0.293, SLG: 0.407	P3			1B	1B		4-3			4	1	2	3	0	0	0		
Jack Clark, R (1,9) OBP: 0.380, SLG: 0.551	F7			3B	1B		K			4	0	1	1	0	1	2		
Darrell Evans, L (1,5) OBP: 0.346, SLG: 0.389	G3			G3			G3			4	0	0	0	0	1	0		
Mike Ivie, R (1,3) OBP: 0.269, SLG: 0.320	6-3			K			F3			4	0	1	0	0	1	0		
Rennie Stennett, R (1,4) OBP: 0.293, SLG: 0.337	5-3						F8			4	0	1	0	0	0	1		
Dennis Littlejohn, R (1,2) OBP: 0.391, SLG: 0.368				5-3			BB 1B			3	1	2	0	0	0	0		
Johnnie LeMaster, R (1,6) OBP: 0.262, SLG: 0.334				6-3			BB 1B			3	1	1	0	0	0	2		
Allen Ripley, R (1,1) OBP: 0.238, SLG: 0.200							BB 1B			3	0	0	0	0	2	2		
Greg Minton, S (8,1) ERA: 7.85	F2						K			0	0	0	0	0	0	0		
Inning Stats	R: 0 E: 0 K: 0 S: 3	H: 0 LOB: 0 BB: 0 P: 3	R: 0 E: 0 K: 0 S: 3	H: 0 LOB: 0 BB: 0 P: 3	R: 0 E: 0 K: 1 S: 7	H: 3 LOB: 0 BB: 0 P: 7	R: 2 E: 0 K: 2 S: 10	H: 3 LOB: 2 BB: 1 P: 14	R: 0 E: 0 K: 0 S: 5	H: 2 LOB: 2 BB: 0 P: 5	R: 0 E: 0 K: 1 S: 5	H: 0 LOB: 0 BB: 0 P: 5	R: 0 E: 0 K: 1 S: 6	H: 1 LOB: 1 BB: 0 P: 6	1B: 8 2B: 0 3B: 1 HR: 0	SF: 0 SAC: 0 DP: 0 HBP: 0	WP: 0 PB: 0 SB: 1 CS: 0	PA: 33
PITCHER	IP WLS BF H R ER SO BB IBB HBP BLK WP HR S P ERA WHIP																	
Silvio Martinez, R (1,1) ERA: 4.43	6.0 L 26 8 4 4 3 1 0 0 0 0 0 0 31 35 6.00 1.500																	
Jim Otten, R (7,1) ERA: 7.85	2.0 7 1 0 0 2 0 0 0 0 0 0 0 11 11 0.00 0.500																	

AB	32
R	1
H	7
RBI	1
BB	4
SO	4
LOB	17



Batter	1	2	3	4	5	6	7	8	9	AB	R	H	RBI	BB	SO	LOB	TOP								
Tony Scott, S OBP: 0.297, SLG: 0.280 (1, 8)										5	1	2	0	0	1	1									
Tito Landrum, R OBP: 0.467, SLG: 0.500 (1, 7)										4	1	1	0	0	1	2									
Keith Hernandez, L OBP: 0.397, SLG: 0.478 (1, 3)											4	1	0	1	0	1	2								
Ted Simmons, S OBP: 0.381, SLG: 0.524 (1, 2)											3	1	2	1	1	0	0								
George Hendrick, R OBP: 0.357, SLG: 0.551 (1, 9)										2	0	0	0	2	1	1									
Ken Reitz, R OBP: 0.301, SLG: 0.373 (1, 5)										4	0	0	0	0	0	5									
Mike Ramsey, S OBP: 0.309, SLG: 0.392 (1, 6)										4	0	2	1	0	0	2									
Ken Oberkfell, L OBP: 0.375, SLG: 0.399 (1, 4)										4	0	0	0	0	2	1									
John Fulgham, R (1, 1)										4	0	0	0	0	4	1									
Inning Stats	R: 1 E: 0 K: 1 S: 6	H: 1 LOB: 0 BB: 0 P: 6	R: 0 E: 0 K: 0 S: 3	H: 0 LOB: 0 BB: 0 P: 3	R: 0 E: 0 K: 2 S: 8	H: 1 LOB: 1 BB: 0 P: 8	R: 0 E: 0 K: 2 S: 7	H: 0 LOB: 1 BB: 1 P: 11	R: 0 E: 0 K: 1 S: 6	H: 1 LOB: 1 BB: 0 P: 6	R: 2 E: 1 K: 0 S: 5	H: 2 LOB: 2 BB: 1 P: 9	R: 0 E: 0 K: 0 S: 5	H: 0 LOB: 0 BB: 0 P: 5	R: 1 E: 0 K: 0 S: 5	H: 2 LOB: 2 BB: 1 P: 9	R: 0 E: 0 K: 3 S: 9	H: 0 LOB: 0 BB: 0 P: 9	1B: 6 2B: 1 3B: 0 HR: 0	SF: 0 SAC: 0 DP: 0 HBP: 0	WP: 1 PB: 1 SB: 1 CS: 0	PA: 37			
PITCHER	IP	WLS	BF	H	R	ER	SO	BB	IBB	HBP	BLK	WP	HR	S	P	ERA	WHIP								
Bob Knepper, L ERA: 4.0 (1, 1)	7.1	L	31	7	4	1	7	1	1	0	0	1	0	43	51	1.23	1.091								
Tom Griffin, R ERA: 3.53 (8, 1)	0.2		3	0	0	0	0	0	1	0	0	0	0	2	6	0.00	0.000								
Al Holland, L ERA: 1.16 (9, 1)	1.0		3	0	0	0	3	0	0	0	0	0	0	9	9	0.00	0.000								

St. Louis Cardinals @ San Francisco Giants
Candlestick Park, San Francisco, CA
Wed Jul 30 1980, 6:33 AM EDT
Att: 12,165 - Unknown



AB 34
R 4
H 7
RBI 3
BB 3
SO 10
LOB 15

Batter	1	2	3	4	5	6	7	8	9	AB	R	H	RBI	BB	SO	LOB	BOTTOM								
Bill North, S OBP: 0.370, SLG: 0.286 (1, 8)										3	0	0	0	1	2	1									
Larry Hemdon, R OBP: 0.288, SLG: 0.401 (1, 7)											4	0	0	0	0	1	3								
Al Holland, R (9, 1)										0	0	0	0	0	0	0									
Jack Clark, R OBP: 0.379, SLG: 0.546 (1, 9)											3	0	0	0	1	0	2								
Darrell Evans, L OBP: 0.342, SLG: 0.385 (1, 5)										4	0	0	0	0	1	1									
Rennie Stennett, R OBP: 0.293, SLG: 0.336 (1, 4)										4	0	1	0	0	1	1									
Mike Ivie, R OBP: 0.276, SLG: 0.333 (1, 3)										3	0	2	0	0	0	0									
Dennis Littlejohn, R OBP: 0.340, SLG: 0.318 (1, 2)										3	0	0	0	0	0	3									
Johnnie LeMaster, R OBP: 0.260, SLG: 0.332 (1, 6)											2	0	0	0	0	0									
Max Venable, L OBP: 0.333, SLG: 0.333 (8, PH)										1	0	1	0	0	0	0									
Joe Pettini, R OBP: 0.256, SLG: 0.318 (8, PR)										0	0	0	0	0	0	0									
Joe Pettini, R OBP: 0.256, SLG: 0.318 (9, 6)										0	0	0	0	0	0	0									
Bob Knepper, L OBP: 0.182, SLG: 0.208 (1, 1)										2	0	1	0	0	0	0									
Tom Griffin, R OBP: 0.250, SLG: 0.250 (8, 1)										0	0	0	0	0	0	0									
Terry Whitfield, L OBP: 0.305, SLG: 0.322 (8, PH)										1	0	0	0	0	0	1									
Inning Stats	R: 0 E: 0 K: 1 S: 5	H: 0 LOB: 0 BB: 0 P: 5	R: 0 E: 0 K: 2 S: 8	H: 1 LOB: 0 BB: 0 P: 8	R: 0 E: 0 K: 1 S: 5	H: 0 LOB: 0 BB: 0 P: 5	R: 0 E: 0 K: 0 S: 3	H: 0 LOB: 0 BB: 1 P: 7	R: 0 E: 0 K: 0 S: 3	H: 1 LOB: 1 BB: 1 P: 7	R: 0 E: 0 K: 0 S: 4	H: 2 LOB: 1 BB: 0 P: 4	R: 0 E: 0 K: 1 S: 6	H: 1 LOB: 1 BB: 0 P: 6	R: 0 E: 0 K: 0 S: 3	H: 0 LOB: 0 BB: 0 P: 3	1B: 4 2B: 1 3B: 0 HR: 0	SF: 0 SAC: 0 DP: 2 HBP: 0	WP: 0 PB: 0 SB: 0 CS: 0	PA: 32					
PITCHER	IP	WLS	BF	H	R	ER	SO	BB	IBB	HBP	BLK	WP	HR	S	P	ERA	WHIP								
John Fulgham, R ERA: 2.88 (1, 1)	9.0	W	32	5	0	0	5	2	0	0	0	0	0	40	48	0.00	0.778								

St. Louis Cardinals @ San Francisco Giants
Candlestick Park, San Francisco, CA
Wed Jul 30 1980, 6:33 AM EDT
Att: 12,165 - Unknown



AB 30
R 0
H 5
RBI 0
BB 2
SO 5
LOB 12

Batter	1	2	3	4	5	6	7	8	9	AB	R	H	RBI	BB	SO	LOB	TOP				
Ivan De Jesus, R OBP: 0.339, SLG: 0.354 (1, 6)										5	0	2	0	0	0	1					
Mike Tyson, R OBP: 0.307, SLG: 0.364 (1, 4)										2	0	0	0	0	0	2					
Mick Kelleher, R OBP: 0.242, SLG: 0.207 (3, 4)										3	0	1	0	0	0	1					
Bill Buckner, L OBP: 0.357, SLG: 0.447 (1, 7)										4	1	0	0	1	0	2					
Cliff Johnson, R OBP: 0.336, SLG: 0.420 (9, PR)										2	1	1	0	3	0	1					
Jesus Figueroa, L OBP: 0.337, SLG: 0.316 (9, 8)										0	0	0	0	0	0	0					
Mike Vail, R OBP: 0.335, SLG: 0.410 (1, 9)										5	0	0	0	0	2	6					
Larry Bittner, L OBP: 0.328, SLG: 0.347 (9, 3)										0	0	0	0	0	0	0					
Jerry Martin, R OBP: 0.295, SLG: 0.445 (1, 8)										1	2	1	2	2	0	0					
Lenny Randle, S OBP: 0.345, SLG: 0.367 (1, 5)										3	0	1	1	1	1	2					
Tim Blackwell, S OBP: 0.313, SLG: 0.375 (1, 2)										3	1	1	1	1	1	1					
Rick Reuschel, R OBP: 0.160, SLG: 0.240 (8, 1)										4	0	1	1	0	2	4					
Bruce Sutter, R OBP: 0.200, SLG: 0.200 (8, 1)										0	0	0	0	0	0	0					
Inning Stats	R: 0 E: 0 K: 0 S: 3	H: 1 LOB: 0 BB: 0 P: 3	R: 2 E: 0 K: 1 S: 6	H: 1 LOB: 1 BB: 2 P: 14	R: 0 E: 0 K: 1 S: 6	H: 1 LOB: 2 BB: 1 P: 10	R: 2 E: 0 K: 0 S: 5	H: 2 LOB: 1 BB: 1 P: 9	R: 1 E: 0 K: 0 S: 4	H: 1 LOB: 3 BB: 3 P: 16	R: 0 E: 0 K: 1 S: 4	H: 0 LOB: 1 BB: 1 P: 9	R: 0 E: 0 K: 2 S: 7	H: 0 LOB: 0 BB: 0 P: 7	R: 0 E: 0 K: 1 S: 6	H: 1 LOB: 1 BB: 0 P: 6	1B: 5 2B: 1 3B: 1 HR: 1	SF: 0 SAC: 0 DP: 2 HBP: 1	WP: 0 PB: 0 SB: 1 CS: 0	PA: 41	
PITCHER	IP	WLS	BF	H	R	ER	SO	BB	IBB	HBP	BLK	WP	HR	S	P	ERA	WHIP				
Bill Bordley, L ERA: 5.0 (1, 1)	3.1	L	17	4	4	4	2	4	0	0	0	0	1	17	33	10.80	2.400				
Mike Rowland, R ERA: 2.7 (4, 1)	1.2		10	2	1	1	0	3	0	0	0	0	0	7	19	5.40	3.000				
Tom Griffin, R ERA: 3.64 (6, 1)	2.0		7	1	0	0	1	1	0	1	0	0	0	7	12	0.00	1.000				
Al Holland, L ERA: 1.1 (8, 1)	2.0		7	1	0	0	3	0	0	0	0	0	0	13	13	0.00	0.500				

Chicago Cubs @ San Francisco Giants
Candlestick Park, San Francisco, CA
Fri Aug 01 1980, 10:05 PM EDT
Att: 12,389 - Unknown

AB	32
R	5
H	8
RBI	5
BB	8
SO	6
LOB	20



Batter	1	2	3	4	5	6	7	8	9	AB	R	H	RBI	BB	SO	LOB	BOTTOM					
Bill North, S OBP: 0.380, SLG: 0.288 (1, 8)										3	0	1	0	2	0	0						
Joe Pettini, R OBP: 0.283, SLG: 0.300 (1, 6)										3	0	0	0	0	1	1						
Jim Wohlford, R OBP: 0.270, SLG: 0.319 (7, PH)										1	0	0	0	0	0	2						
Al Holland, R (8, 1)										0	0	0	0	0	0	0						
Roger Metzger, S OBP: 0.148, SLG: 0.080 (9, PH)										1	0	0	0	0	1							
Jack Clark, R OBP: 0.384, SLG: 0.545 (1, 9)										5	0	1	0	0	2	1						
Darrell Evans, L OBP: 0.349, SLG: 0.391 (1, 5)										3	1	2	0	1	1	0						
Larry Herndon, R OBP: 0.287, SLG: 0.406 (1, 7)										4	0	0	0	0	2	4						
Mike Ivie, R OBP: 0.275, SLG: 0.331 (1, 3)										4	1	1	0	0	2	4						
Rennie Stennett, R OBP: 0.298, SLG: 0.341 (1, 4)										4	1	2	1	0	1	1						
Mike Sadek, R OBP: 0.386, SLG: 0.365 (1, 2)										4	0	1	2	0	1	3						
Bill Bordley, R OBP: 0.286, SLG: 0.167 (4, 1)										1	0	0	0	0	1	0						
Max Venable, L OBP: 0.297, SLG: 0.326 (5, PH)										0	0	0	0	0	0	0						
Tom Griffin, R OBP: 0.290, SLG: 0.299 (8, 1)										1	0	0	0	0	0	0						
Terry Whitfield, L OBP: 0.293, SLG: 0.192 (7, PH)										0	0	0	0	0	0	1						
Johnnie LeMaster, R OBP: 0.226, SLG: 0.327 (8, 6)										1	0	0	0	0	0	0						
Inning Stats	R: 0 E: 0 K: 0 S: 3	H: 0 LOB: 0 BB: 0 P: 3	R: 0 E: 1 K: 2 S: 8	H: 0 LOB: 1 BB: 0 P: 8	R: 0 E: 0 K: 1 S: 6	H: 1 LOB: 0 BB: 0 P: 6	R: 0 E: 0 K: 2 S: 8	H: 1 LOB: 1 BB: 0 P: 8	R: 0 E: 0 K: 0 S: 3	H: 0 LOB: 0 BB: 0 P: 3	R: 0 E: 0 K: 2 S: 7	H: 0 LOB: 0 BB: 0 P: 7	R: 3 E: 1 K: 2 S: 11	H: 4 LOB: 2 BB: 1 P: 15	R: 0 E: 0 K: 3 S: 11	H: 2 LOB: 3 BB: 1 P: 15	R: 0 E: 0 K: 0 S: 3	H: 0 LOB: 1 BB: 1 P: 7	1B: 6 2B: 2 3B: 0 HR: 0	SF: 0 SAC: 0 DP: 0 HBP: 0	WP: 0 PB: 0 SB: 0 CS: 0	PA: 39
PITCHER	IP	WLS	BF	H	R	ER	SO	BB	IBB	HBP	BLK	WP	HR	S	P	ERA	WHIP					
Rick Reuschel, R ERA: 3.71 (1, 1)	7.0		31	7	3	2	9	2	0	0	0	0	0	47	55	2.57	1.286					
Bruce Sutter, R ERA: 2.53 (8, 1)	2.0	S	8	1	0	0	3	1	0	0	0	0	0	13	17	0.00	1.000					

Chicago Cubs @ San Francisco Giants
Candlestick Park, San Francisco, CA
Fri Aug 01 1980, 10:05 PM EDT
Att: 12,389 - Unknown

AB	36
R	3
H	8
RBI	3
BB	3
SO	12
LOB	18



Batter	1	2	3	4	5	6	7	8	9	AB	R	H	RBI	BB	SO	LOB	TOP			
Ivan De Jesus, R OBP: 0.340, SLG: 0.354 (1, 6)										5	0	3	1	0	1	2	Chicago Cubs @ San Francisco Giants Candlestick Park, San Francisco, CA Sun Aug 03 1980, 6:33 AM EDT Unknown			
Steve Macko, L OBP: 0.231, SLG: 0.308 (1, 4)										5	0	1	0	0	0	4				
Bill Buckner, L OBP: 0.354, SLG: 0.444 (1, 7)										4	0	0	0	0	0	3				
Jerry Martin, R OBP: 0.298, SLG: 0.440 (1, 9)										4	0	0	0	0	3	1				
Larry Blittner, L OBP: 0.330, SLG: 0.345 (1, 3)										3	0	1	0	1	1	0				
Jesus Figueroa, L OBP: 0.326, SLG: 0.318 (1, 8)										4	1	1	0	0	1	2				
Lenny Randle, S OBP: 0.345, SLG: 0.360 Mick Kelleher, R OBP: 0.242, SLG: 0.207 (8, 5)										3	1	0	0	1	0	1				
Tim Blackwell, S OBP: 0.319, SLG: 0.377 (1, 2)										3	1	1	0	1	0	0				
Mike Krukow, R OBP: 0.196, SLG: 0.178 (1, 1)										3	0	1	2	0	1	0				
Inning Stats	R: 0 E: 0 K: 0 S: 4	H: 1 LOB: 1 BB: 0 P: 4	R: 2 E: 0 K: 0 S: 5	H: 2 LOB: 2 BB: 2 P: 13	R: 0 E: 0 K: 2 S: 8	H: 1 LOB: 1 BB: 0 P: 8	R: 1 E: 0 K: 0 S: 6	H: 3 LOB: 2 BB: 0 P: 6	R: 0 E: 0 K: 2 S: 7	H: 0 LOB: 0 BB: 0 P: 7	R: 0 E: 0 K: 1 S: 5	H: 0 LOB: 0 BB: 0 P: 5	R: 0 E: 0 K: 1 S: 5	H: 0 LOB: 1 BB: 1 P: 9	R: 0 E: 0 K: 1 S: 6	H: 1 LOB: 1 BB: 0 P: 6	1B: 7 2B: 1 3B: 0 HR: 0	SF: 0 SAC: 1 DP: 0 HBP: 0	WP: 0 PB: 0 SB: 0 CS: 0	PA: 38
PITCHER	IP WLS BF H R ER SO BB IBB HBP BLK WP HR S P ERA WHIP																			
Allen Ripley, R ERA: 3.53 Gary Lavelle, L ERA: 3.34 Al Holland, L ERA: 1.06	(1, 1) (5, 1) (8, 1)	4.0 3.0 2.0	L 9 8	21 0 1	7 0 0	3 0 0	3 0 0	2 3 2	2 0 1	0 0 0	0 0 0	0 0 0	0 15 11	23 15 15	31 15 15	6.75 0.00 0.00	2.250 0.000 1.000			

AB 34
R 3
H 8
RBI 3
BB 3
SO 7
LOB 13



Batter	1	2	3	4	5	6	7	8	9	AB	R	H	RBI	BB	SO	LOB	BOTTOM				
Bill North, S OBP: 0.382, SLG: 0.286 (1, 8)										2	1	0	0	2	1	0	Chicago Cubs @ San Francisco Giants Candlestick Park, San Francisco, CA Sun Aug 03 1980, 6:33 AM EDT Unknown				
Joe Pettini, R OBP: 0.306, SLG: 0.339 (1, 6)										4	0	0	0	0	0	2					
Jack Clark, R OBP: 0.381, SLG: 0.544 (1, 9)										4	0	0	1	0	1	1					
Darrell Evans, L OBP: 0.344, SLG: 0.383 (1, 5)										4	0	0	0	0	1	1					
Larry Herndon, R OBP: 0.287, SLG: 0.411 (1, 7)										4	1	1	1	0	0	0					
Mike Ivie, R OBP: 0.284, SLG: 0.339 (1, 3)										4	0	1	0	0	1	0					
Rennie Stennett, R OBP: 0.295, SLG: 0.337 (1, 4)										4	0	1	0	0	0	0					
Mike Sadek, R OBP: 0.389, SLG: 0.363 (1, 2)										2	0	0	0	1	0	2					
Allen Ripley, R OBP: 0.227, SLG: 0.190 Max Venable, L OBP: 0.320, SLG: 0.319 Gary Lavelle, S OBP: 0.172, SLG: 0.077 Roger Metzger, S OBP: 0.172, SLG: 0.077 Al Holland, R (8, 1)	(1, 1) (4, PH) (5, 1) (7, PH) (8, 1)	9.0 W	34 3	3 2	2 2	2 5	3 0	0 0	0 0	0 1	41 53	2.00 0.667									
PITCHER	IP WLS BF H R ER SO BB IBB HBP BLK WP HR S P ERA WHIP																				
Mike Krukow, R ERA: 4.01	(1, 1)	9.0	W	34	3	2	2	5	3	0	0	0	0	0	0	0	1	41	53	2.00	0.667

AB 31
R 2
H 3
RBI 2
BB 3
SO 5
LOB 10



Batter	1	2	3	4	5	6	7	8	9	AB	R	H	RBI	BB	SO	LOB	TOP					
Ivan De Jesus, R OBP: 0.343, SLG: 0.355 (1, 6)										4	1	2	0	1	0	1	Chicago Cubs @ San Francisco Giants Candlestick Park, San Francisco, CA Sun Aug 03 1980, 6:38 AM EDT Att: 28,497 - Unknown					
Mike Tyson, R OBP: 0.299, SLG: 0.354 (1, 4)										5	0	0	0	0	0	5						
Mick Kelleher, R OBP: 0.242, SLG: 0.207 (8, 4)										0	0	0	0	0	0	0						
Cliff Johnson, R OBP: 0.344, SLG: 0.418 (1, 3)										2	1	1	0	3	0	2						
Bruce Sutter, R OBP: 0.200, SLG: 0.200 (8, 1)										0	0	0	0	0	0	0						
Bill Buckner, L OBP: 0.355, SLG: 0.446 (1, 7)										5	1	2	1	0	0	3						
Jerry Martin, R OBP: 0.300, SLG: 0.439 (1, 9)										5	0	2	2	0	0	2						
Barry Foote, R OBP: 0.289, SLG: 0.408 (1, 2)										5	0	2	0	0	0	3						
Tim Blackwell, S OBP: 0.319, SLG: 0.377 (9, 2)										0	0	0	0	0	0	0						
Jesus Figueroa, L OBP: 0.323, SLG: 0.315 (1, 8)										4	0	1	0	0	0	3						
Steve Dillard, R OBP: 0.279, SLG: 0.364 (1, 5)										4	0	0	0	0	1	3						
Bill Caudill, R OBP: 0.200, SLG: 0.200 (1, 1)										2	0	1	0	0	0	0						
Mike Vail, R OBP: 0.333, SLG: 0.409 (6, PH)										1	0	0	0	0	1	2						
Dick Tidrow, R (8, PH)										0	0	0	0	0	0	0						
Larry Blittner, L OBP: 0.333, SLG: 0.349 (8, 3)										1	0	1	0	0	0	0						
Inning Stats	R: 1 E: 0 K: 0 S: 4	H: 1 LOB: 2 BB: 2 P: 12	R: 0 E: 0 K: 0 S: 3	H: 0 LOB: 0 BB: 0 P: 3	R: 0 E: 0 K: 1 S: 3	H: 1 LOB: 1 BB: 1 P: 7	R: 0 E: 0 K: 1 S: 6	H: 1 LOB: 1 BB: 0 P: 6	R: 0 E: 0 K: 1 S: 4	H: 2 LOB: 2 BB: 0 P: 8	R: 0 E: 0 K: 1 S: 7	H: 2 LOB: 2 BB: 0 P: 7	R: 2 E: 0 K: 0 S: 7	H: 4 LOB: 2 BB: 0 P: 7	R: 0 E: 1 K: 0 S: 5	H: 2 LOB: 2 BB: 0 P: 5	R: 0 E: 0 K: 0 S: 3	H: 0 LOB: 0 BB: 0 P: 3	1B: 11 2B: 1 3B: 0 HR: 0	SF: 0 SAC: 0 DP: 1 HBP: 0	WP: 1 PB: 0 SB: 0 CS: 3	PA: 42
PITCHER	IP WLS BF H R ER SO BB IBB HBP BLK WP HR S P ERA WHIP	6.2 L 31 8 3 3 2 4 0 0 0 1 0 31 47 4.05 1.800	1.1 8 4 0 0 0 0 0 0 0 0 0 0 8 8 0.00 3.000	1.0 3 0 0 0 0 0 0 0 0 0 0 0 3 3 0.00 0.000	PITCHER										IP WLS BF H R ER SO BB IBB HBP BLK WP HR S P ERA WHIP							
Bob Knepper, L ERA: 4.0 (1, 1)	PITCHER										6.2 L 31 8 3 3 2 4 0 0 0 1 0 31 47 4.05 1.800	PITCHER										
Greg Minton, R ERA: 2.41 (7, 1)	PITCHER										1.1 8 4 0 0 0 0 0 0 0 0 0 0 8 8 0.00 3.000	PITCHER										
Al Holland, L ERA: 1.04 (9, 1)	PITCHER										1.0 3 0 0 0 0 0 0 0 0 0 0 0 3 3 0.00 0.000	PITCHER										

Batter	1	2	3	4	5	6	7	8	9	AB	R	H	RBI	BB	SO	LOB	BOTTOM					
Larry Herndon, R OBP: 0.286, SLG: 0.408 (1, 8)										5	1	1	0	0	3	6	Chicago Cubs @ San Francisco Giants Candlestick Park, San Francisco, CA Sun Aug 03 1980, 6:38 AM EDT Att: 28,497 - Unknown					
Joe Pettini, R OBP: 0.308, SLG: 0.328 (1, 6)										2	0	0	0	1	2	0						
Jim Wohlford, R OBP: 0.268, SLG: 0.316 (9, PH)										1	0	0	0	0	0	0						
Jack Clark, R OBP: 0.379, SLG: 0.541 (1, 9)										4	0	1	1	0	2	1						
Darrell Evans, L OBP: 0.343, SLG: 0.380 (1, 5)										3	0	0	0	1	0	3						
Terry Whitfield, L OBP: 0.309, SLG: 0.337 (1, 7)										4	0	1	0	0	1	2						
Mike Ivie, R OBP: 0.289, SLG: 0.355 (1, 3)										4	1	2	0	0	0	1						
Rennie Stennett, R OBP: 0.298, SLG: 0.340 (1, 4)										4	0	2	0	0	1	1						
Dennis Littlejohn, R OBP: 0.379, SLG: 0.318 (1, 2)										0	0	0	1	2	0	0						
Max Venetie, L OBP: 0.333, SLG: 0.319 (8, PH)										0	0	0	0	1	0	0						
Al Holland, R (9, 1)										0	0	0	0	0	0	0						
Bob Knepper, L OBP: 0.190, SLG: 0.232 (1, 1)										3	0	1	0	0	1	4						
Greg Minton, S (7, 1)										0	0	0	0	0	0	0						
Bill North, S OBP: 0.380, SLG: 0.285 (8, PH)										1	0	0	0	0	1	2						
Mike Sadek, R OBP: 0.389, SLG: 0.363 (9, 2)										0	0	0	0	0	0	0						
Inning Stats	R: 1 E: 1 K: 0 S: 5	H: 1 LOB: 1 BB: 0 P: 5	R: 1 E: 0 K: 2 S: 9	H: 2 LOB: 1 BB: 0 P: 9	R: 0 E: 0 K: 2 S: 6	H: 0 LOB: 1 BB: 1 P: 10	R: 0 E: 0 K: 0 S: 5	H: 2 LOB: 3 BB: 1 P: 9	R: 0 E: 0 K: 1 S: 6	H: 1 LOB: 1 BB: 0 P: 6	R: 0 E: 0 K: 2 S: 8	H: 1 LOB: 2 BB: 1 P: 12	R: 0 E: 0 K: 1 S: 4	H: 0 LOB: 0 BB: 1 P: 8	R: 0 E: 0 K: 2 S: 8	H: 1 LOB: 2 BB: 1 P: 12	R: 0 E: 0 K: 1 S: 5	H: 0 LOB: 0 BB: 0 P: 5	1B: 5 2B: 2 3B: 1 HR: 0	SF: 2 SAC: 1 DP: 1 HBP: 0	WP: 0 PB: 1 SB: 1 CS: 1	PA: 40
PITCHER	IP WLS BF H R ER SO BB IBB HBP BLK WP HR S P ERA WHIP	5.0 23 6 2 1 5 1 1 0 0 0 0 0 12 20 0.00 1.500	2.0 W 8 1 0 0 3 2 0 0 0 0 0 12 20 0.00 1.500	2.0 S 8 1 0 0 3 1 0 0 0 0 0 13 17 0.00 1.000	PITCHER										IP WLS BF H R ER SO BB IBB HBP BLK WP HR S P ERA WHIP							
Bill Caudill, R ERA: 2.13 (1, 1)	PITCHER										5.0 23 6 2 1 5 1 1 0 0 0 0 0 12 20 0.00 1.500	PITCHER										
Dick Tidrow, R ERA: 2.42 (6, 1)	PITCHER										2.0 W 8 1 0 0 3 2 0 0 0 0 0 12 20 0.00 1.500	PITCHER										
Bruce Sutter, R ERA: 2.45 (8, 1)	PITCHER										2.0 S 8 1 0 0 3 1 0 0 0 0 0 13 17 0.00 1.000	PITCHER										

AB	38
R	3
H	12
RBI	3
BB	4
SO	2
LOB	24



AB	31
R	2
H	8
RBI	2
BB	5
SO	11
LOB	20



Batter	1	2	3	4	5	6	7	8	9	AB	R	H	RBI	BB	SO	LOB	TOP		
Bill North, S OBP: 0.382, SLG: 0.285 (1, 8)										3	2	1	0	1	0	1	San Francisco Giants @ Houston Astros Astrodome, Houston, TX Mon Aug 04 1980, 8:05 PM EDT Att: 27,040 - Unknown		
Joe Pettini, R OBP: 0.309, SLG: 0.328 (1, 6)										3	0	1	0	0	0	1			
Jack Clark, R OBP: 0.380, SLG: 0.542 (1, 9)										3	0	1	1	1	0	0			
Darrell Evans, L OBP: 0.340, SLG: 0.376 (1, 5)										4	0	0	0	0	1	3			
Larry Herndon, R OBP: 0.285, SLG: 0.409 (1, 7)										4	0	1	0	0	2	0			
Mike Ivie, R OBP: 0.293, SLG: 0.355 (1, 3)										3	0	1	0	1	0	1			
Rennie Stennett, R OBP: 0.294, SLG: 0.335 (1, 4)										4	0	0	0	0	3	3			
Mike Sadek, R OBP: 0.394, SLG: 0.354 (1, 2)										2	0	0	0	2	1	1			
Alan Hargeshimer, R OBP: 0.354, SLG: 0.450 (4, PH)										1	0	0	0	0	1	0			
Max Verstappen, L OBP: 0.327, SLG: 0.313 (4, PH)										1	0	0	0	0	1	2			
Tom Griffin, R OBP: 0.226, SLG: 0.250 (7, PH)										0	0	0	0	0	0	0			
Terry Whitfield, L OBP: 0.363, SLG: 0.335 (7, PH)										1	0	0	0	0	1	1			
Mike Rowland, R OBP: 0.296, SLG: 0.314 (8, PH)										1	0	0	0	0	0	0			
Jim Wohlford, R OBP: 0.296, SLG: 0.314 (8, PH)										1	0	0	0	0	0	1			
Inning Stats	R: 1 E: 0 K: 0 S: 2	H: 0 LOB: 0 BB: 2 P: 10	R: 0 E: 0 K: 1 S: 5	H: 0 LOB: 0 BB: 0 P: 5	R: 1 E: 0 K: 1 S: 8	H: 3 LOB: 2 BB: 0 P: 8	R: 0 E: 0 K: 3 S: 9	H: 0 LOB: 2 BB: 2 P: 17	R: 0 E: 0 K: 0 S: 3	H: 1 LOB: 1 BB: 0 P: 6	R: 0 E: 0 K: 1 S: 5	H: 0 LOB: 1 BB: 1 P: 9	R: 0 E: 0 K: 1 S: 5	H: 0 LOB: 0 BB: 0 P: 5	R: 0 E: 0 K: 2 S: 8	H: 1 LOB: 1 BB: 0 P: 8	1B: 3 2B: 2 3B: 0 HR: 0	SF: 0 SAC: 1 DP: 1 HBP: 0	WP: 0 PA: 36 PB: 0 SB: 1 CS: 0
PITCHER	IP	WLS	BF	H	R	ER	SO	BB	IBB	HBP	BLK	WP	HR	S	P	ERA	WHIP		
Nolan Ryan, R ERA: 3.34 (1, 1)	7.0	W	29	4	2	1	7	5	0	0	0	0	0	38	58	1.29	1.286		
Joe Sambito, L ERA: 2.11 (8, 1)	2.0	S	7	1	0	0	3	0	0	0	0	0	0	13	13	0.00	0.500		

AB	30
R	2
H	5
RBI	1
BB	5
SO	10
LOB	14



Batter	1	2	3	4	5	6	7	8	9	AB	R	H	RBI	BB	SO	LOB	BOTTOM		
Terry Puhl, L OBP: 0.363, SLG: 0.434 (1, 9)										4	1	1	0	0	1	1	San Francisco Giants @ Houston Astros Astrodome, Houston, TX Mon Aug 04 1980, 8:05 PM EDT Att: 27,040 - Unknown		
Enos Cabell, R OBP: 0.302, SLG: 0.351 (1, 5)										4	1	1	1	0	0	0			
Joe Morgan, L OBP: 0.357, SLG: 0.363 (1, 4)										3	1	1	0	1	0	1			
Jose Cruz, L OBP: 0.368, SLG: 0.414 (1, 7)										3	0	0	1	0	0	2			
Cesar Cedeno, R OBP: 0.397, SLG: 0.493 (1, 8)										3	0	1	1	0	1	0			
Danny Heep, L OBP: 0.250, SLG: 0.236 (1, 3)										3	0	0	0	0	0	0			
Dave Bergman, L OBP: 0.250, SLG: 0.218 (7, 3)										0	0	0	0	0	0	0			
Alan Ashby, S OBP: 0.333, SLG: 0.348 (1, 2)										2	1	1	0	1	0	0			
Craig Reynolds, L OBP: 0.254, SLG: 0.316 (1, 6)										3	0	1	1	0	0	1			
Nolan Ryan, R OBP: 0.200, SLG: 0.163 ERA: 4.68 (7, PH)										2	0	0	0	0	1	2			
Rafael Landestoy, S OBP: 0.312, SLG: 0.352 (8, 1)										1	0	0	0	0	0	0			
Joe Sambito, L ERA: 2.11 (8, 1)										0	0	0	0	0	0	0			
Inning Stats	R: 2 E: 0 K: 0 S: 5	H: 3 LOB: 1 BB: 0 P: 5	R: 1 E: 0 K: 1 S: 7	H: 2 LOB: 1 BB: 0 P: 7	R: 1 E: 1 K: 0 S: 4	H: 1 LOB: 0 BB: 0 P: 4	R: 0 E: 0 K: 1 S: 5	H: 0 LOB: 1 BB: 1 P: 9	R: 0 E: 0 K: 0 S: 3	H: 0 LOB: 0 BB: 1 P: 7	R: 0 E: 0 K: 1 S: 5	H: 0 LOB: 0 BB: 0 P: 5	R: 0 E: 0 K: 0 S: 3	H: 0 LOB: 0 BB: 0 P: 3	R: 0 E: 0 K: 0 S: 3	H: 0 LOB: 0 BB: 0 P: 3	1B: 3 2B: 2 3B: 1 HR: 0	SF: 1 SAC: 0 DP: 0 HBP: 0	WP: 0 PA: 31 PB: 0 SB: 0 CS: 0
PITCHER	IP	WLS	BF	H	R	ER	SO	BB	IBB	HBP	BLK	WP	HR	S	P	ERA	WHIP		
Alan Hargeshimer, R ERA: 4.68 (1, 1)	3.0	L	14	6	4	3	1	0	0	0	0	0	0	16	16	9.00	2.000		
Tom Griffin, R ERA: 3.3 (4, 1)	3.0		11	0	0	0	2	2	0	0	1	0	0	13	21	0.00	0.667		
Mike Rowland, R ERA: 2.08 (7, 1)	2.0		6	0	0	0	0	0	0	0	0	0	0	6	6	0.00	0.000		



Batter	1	2	3	4	5	6	7	8	9	AB	R	H	RBI	BB	SO	LOB	TOP										
Bill North, S OBP: 0.381, SLG: 0.286 Gary Lavelle, S (4, 1) Al Holland, R (8, 1)	0-0 4-3		0-0 1-3	0-0 FC1-2 1B	0-0 FC3-5			0-3 K		3	1	1	1	0	0	0	San Francisco Giants @ Houston Astros Astrodome, Houston, TX Tue Aug 05 1980, 8:05 PM EDT Att: 24,198 - Unknown										
Joe Pettini, R OBP: 0.315, SLG: 0.313	4-0 BB		0-0 6-3	0-0 FC1-2 1B	0-0 F8			4-0 1B 2B BB		3	1	0	0	2	0	5											
Jack Clark, R OBP: 0.382, SLG: 0.541	0-0 F9		4-0 S BB	0-0 1B		0-0 F7		0-0 2B 1B		4	1	2	2	1	0	1											
Mike Ivie, R OBP: 0.291, SLG: 0.356	0-3 K		0-0 F8	0-0 F8		0-0 5-3		0-0 2B		5	0	1	2	0	1	4											
Larry Herndon, R OBP: 0.284, SLG: 0.404 (4, 8)		0-0 F5		0-3 K	4-0 1B S 1B BB			0-3 K		4	1	0	0	1	2	1											
Darrell Evans, L OBP: 0.343, SLG: 0.375		0-0 6-3 S 1B		4-0 BB 1B BB	4-0 1B BB		0-0 F9		0-0 F4	3	3	1	0	2	0	0											
Rennie Stennett, R OBP: 0.296, SLG: 0.333		0-0 6-3		4-0 1B BB	0-0 FC3-5 1B		0-0 F9		0-0 4-3	4	1	1	0	1	0	1											
Mike Sadek, R OBP: 0.404, SLG: 0.360		0-0 1B		4-0 1B 1B	0-0 FC3-5 1B		0-0 F8		0-0 4-3	4	0	2	3	1	0	0											
Jeff Stember, R (1, 1) Max Venable, L OBP: 0.327, SLG: 0.314 (4, PH) (4, 7)		0-3 K		0-0 FC1-2 1B 1B	0-0 F5			0-0 F7		1	0	0	0	0	1	1											
Inning Stats	R: 0 E: 0 K: 1 S: 5	H: 0 LOB: 1 BB: 1 P: 9	R: 1 E: 0 K: 1 S: 7	H: 2 LOB: 1 BB: 0 P: 7	R: 0 E: 0 K: 0 S: 3	H: 0 LOB: 1 BB: 1 P: 7	R: 4 E: 0 K: 1 S: 8	H: 3 LOB: 2 BB: 3 P: 20	R: 2 E: 0 K: 0 S: 5	H: 2 LOB: 0 BB: 0 P: 13	R: 0 E: 0 K: 0 S: 3	H: 0 LOB: 0 BB: 0 P: 3	R: 0 E: 0 K: 0 S: 3	H: 0 LOB: 1 BB: 1 P: 13	R: 0 E: 0 K: 0 S: 3	H: 0 LOB: 0 BB: 0 P: 3	1B: 8 2B: 1 3B: 0 HR: 0	SF: 0 SAC: 0 DP: 0 HBP: 0	WP: 0 PB: 0 SB: 3 CS: 0	PA: 44							
PITCHER	IP	WLS	BF	H	R	ER	SO	BB	IBB	HBP	BLK	WP	HR	S	P	ERA	WHIP										
Gordie Pladson, R ERA: 5.19	3.1	L	17	2	4	4	3	5	0	0	0	0	0	18	38	10.80	2.100										
Joaquin Andujar, R ERA: 4.29	0.2		5	3	1	1	0	0	0	0	0	0	0	5	5	13.50	4.500										
Bert Roberge, R ERA: 5.84	0.0		3	1	2	2	0	2	0	0	0	0	0	1	9	∞	∞										
Dave Smith, R ERA: 2.03	2.0		7	1	0	0	0	0	0	0	0	0	0	7	7	0.00	0.500										
Frank LaCorte, R ERA: 2.29	3.0		12	2	2	2	2	1	0	0	0	0	0	15	19	6.00	1.000										

Batter	1	2	3	4	5	6	7	8	9	AB	R	H	RBI	BB	SO	LOB	BOTTOM										
Terry Puhl, L OBP: 0.366, SLG: 0.445 (5, 8)	0-0 HR		0-0 E4 3B	0-0 4-3				0-0 G3-6-3 1B		5	2	3	1	0	0	3	San Francisco Giants @ Houston Astros Astrodome, Houston, TX Tue Aug 05 1980, 8:05 PM EDT Att: 24,198 - Unknown										
Enos Cabell, R OBP: 0.298, SLG: 0.346	0-0 6-3		0-0 F9		0-3 K		0-0 F9		0-0 F8	5	0	0	0	0	1	4											
Joe Morgan, L OBP: 0.351, SLG: 0.356	0-0 G3		0-0 F9		0-0 L5		0-0 G3-6-3		0-0 F9	5	0	0	0	0	0	4											
Jose Cruz, L OBP: 0.371, SLG: 0.422	4-0 BLK BB		0-0 1-H 3-H 3B		0-0 4-3			0-0 1B 1B		3	0	2	2	1	0	0											
Cesar Cedeno, R OBP: 0.384, SLG: 0.490 Jeffrey Leonard, R OBP: 0.277, SLG: 0.353	0-0 6-3		0-0 F6			0-0 1B 1B		0-0 1B 1B		2	0	0	0	0	0	2											
Danny Heep, L OBP: 0.250, SLG: 0.237		0-0 4-3		0-0 4-3		0-0 1B 1B		0-0 F5		4	0	1	0	0	0	2											
Alan Ashby, S OBP: 0.328, SLG: 0.342		0-0 F9		0-3 K		0-0 F7		0-0 F7		4	0	0	0	0	1	4											
Craig Reynolds, L OBP: 0.254, SLG: 0.315		0-0 F9		0-0 1B 1B		0-3 K		0-3 K		4	0	1	0	0	2	4											
Gordie Pladson, R ERA: 5.19 Joaquin Andujar, S ERA: 4.29 Bruce Brody, R ERA: 5.84 Bert Roberge, R ERA: 2.03 Dave Smith, R ERA: 2.03 Art Howe, R OBP: 0.303, SLG: 0.390 Frank LaCorte, R OBP: 0.277, SLG: 0.353 Rafael Landestoy, S ERA: 2.29	4.0 F9 E 3B BB		0-0 1B 1B		0-0 1B 1B		0-3 K		0-0 4-3	0	1	0	0	1	0	0											
Inning Stats	R: 1 E: 0 K: 0 S: 4	H: 1 LOB: 1 BB: 1 P: 8	R: 0 E: 0 K: 0 S: 3	H: 0 LOB: 0 BB: 0 P: 3	R: 2 E: 1 K: 0 S: 5	H: 1 LOB: 1 BB: 1 P: 9	R: 0 E: 0 K: 1 S: 7	H: 2 LOB: 2 BB: 0 P: 7	R: 0 E: 0 K: 2 S: 9	H: 2 LOB: 0 BB: 0 P: 9	R: 0 E: 0 K: 0 S: 3	H: 1 LOB: 0 BB: 0 P: 3	R: 0 E: 0 K: 1 S: 7	H: 2 LOB: 2 BB: 0 P: 7	R: 0 E: 0 K: 0 S: 4	H: 1 LOB: 1 BB: 0 P: 4	1B: 8 2B: 0 3B: 1 HR: 1	SF: 0 SAC: 0 DP: 1 HBP: 0	WP: 0 PB: 0 SB: 0 CS: 0	PA: 39							
PITCHER	IP	WLS	BF	H	R	ER	SO	BB	IBB	HBP	BLK	WP	HR	S	P	ERA	WHIP										
Jeff Stember, R ERA: 3.0	3.0		14	7	0	0	4	0	0	0	0	0	0	26	26	0.00	1.750										
Gary Lavelle, L ERA: 3.13	4.0	W	18	7	0	0	4	0	0	0	0	0	0	26	26	0.00	1.750										
Al Holland, L ERA: 1.0	2.0		7	1	0	0	1	0	0	0	0	0	0	9	9	0.00	0.500										



Batter	1	2	3	4	5	6	7	8	9	AB	R	H	RBI	BB	SO	LOB	TOP					
Bill North, S OBP: 0.383, SLG: 0.289 (1, 8)										4	0	2	0	0	0	0	San Francisco Giants @ Houston Astros Astrodome, Houston, TX Wed Aug 06 1980, 8:05 PM EDT Att: 23,478 - Unknown					
Joe Pettini, R OBP: 0.316, SLG: 0.314 (1, 6)										3	0	1	0	0	0	0						
Jack Clark, R OBP: 0.381, SLG: 0.538 (1, 9)										4	0	1	0	0	0	3						
Mike Ivie, R OBP: 0.285, SLG: 0.348 (1, 3)										4	0	0	0	0	3	4						
Darrell Evans, L OBP: 0.342, SLG: 0.374 (1, 5)										4	0	1	0	0	1	2						
Larry Hemdon, R OBP: 0.281, SLG: 0.399 (1, 7)										4	0	0	0	0	1	1						
Rennie Stennett, R OBP: 0.296, SLG: 0.333 (1, 4)										3	0	1	0	0	0	0						
Mike Sadek, R OBP: 0.402, SLG: 0.352 (1, 2)										2	0	0	0	1	0	0						
Vida Blue, S OBP: 0.143, SLG: 0.128 (7, PH)										2	0	0	0	0	1	0						
Terry Whitfield, L OBP: 0.306, SLG: 0.333 (7, 1)										1	0	0	0	0	0	2						
Greg Minton, S (7, 1)										0	0	0	0	0	0	0						
Inning Stats	R: 0 E: 0 K: 2 S: 9	H: 2 LOB: 2 BB: 0 P: 9	R: 0 E: 0 K: 0 S: 3	H: 0 LOB: 0 BB: 0 P: 3	R: 0 E: 0 K: 0 S: 3	H: 0 LOB: 0 BB: 0 P: 3	R: 0 E: 0 K: 1 S: 6	H: 2 LOB: 1 BB: 0 P: 6	R: 0 E: 0 K: 1 S: 5	H: 0 LOB: 0 BB: 0 P: 5	R: 0 E: 0 K: 1 S: 6	H: 1 LOB: 1 BB: 0 P: 6	R: 0 E: 0 K: 0 S: 4	H: 1 LOB: 2 BB: 1 P: 8	R: 0 E: 0 K: 0 S: 3	H: 0 LOB: 0 BB: 0 P: 3	R: 0 E: 0 K: 1 S: 5	H: 0 LOB: 0 BB: 0 P: 5	1B: 6 2B: 0 3B: 0 HR: 0	SF: 0 SAC: 1 DP: 1 HBP: 0	WP: 0 PB: 1 SB: 0 CS: 0	PA: 33
PITCHER Ken Forsch, R ERA: 2.89 (1, 1)	IP: 9.0 WLS: W BF: 33	H: 6 R: 0 ER: 0 SO: 6	BB: 1 IBB: 0 HBP: 0 BLK: 0	WP: 0 HR: 0 S: 44 P: 48	ERA: 0.00 WHIP: 0.778	PITCHER																

Batter	1	2	3	4	5	6	7	8	9	AB	R	H	RBI	BB	SO	LOB	BOTTOM					
Rafael Landestoy, S OBP: 0.314, SLG: 0.353 (1, 6) (9, 4)										4	1	2	0	0	0	0	San Francisco Giants @ Houston Astros Astrodome, Houston, TX Wed Aug 06 1980, 8:05 PM EDT Att: 23,478 - Unknown					
Enos Cabell, R OBP: 0.297, SLG: 0.345 (1, 5)										4	0	1	0	0	0	2						
Terry Puhl, L OBP: 0.365, SLG: 0.443 (1, 8)										4	0	1	1	0	1	0						
Jose Cruz, L OBP: 0.373, SLG: 0.423 (1, 7)										4	0	2	0	0	0	2						
Art Howe, R OBP: 0.330, SLG: 0.394 Dave Bergman, L OBP: 0.250, SLG: 0.218 (1, 3) (9, 3)										3	0	2	0	1	0	1						
Joe Morgan, L OBP: 0.350, SLG: 0.353 Craig Reynolds, L OBP: 0.254, SLG: 0.315 (1, 4) (9, 6)										0	0	0	0	0	0	0						
Jeffrey Leonard, R OBP: 0.277, SLG: 0.351 (1, 9)										4	0	1	0	0	2	2						
Luis Pujols, R OBP: 0.288, SLG: 0.269 (1, 2)										3	0	0	0	0	0	2						
Ken Forsch, R OBP: 0.259, SLG: 0.310 (1, 1)										3	0	1	0	0	2	0						
Inning Stats	R: 0 E: 0 K: 1 S: 5	H: 0 LOB: 0 BB: 0 P: 5	R: 0 E: 0 K: 0 S: 3	H: 1 LOB: 0 BB: 0 P: 3	R: 0 E: 0 K: 2 S: 7	H: 0 LOB: 0 BB: 0 P: 7	R: 0 E: 0 K: 0 S: 3	H: 0 LOB: 0 BB: 0 P: 3	R: 0 E: 0 K: 1 S: 7	H: 3 LOB: 2 BB: 0 P: 7	R: 1 E: 0 K: 2 S: 10	H: 3 LOB: 3 BB: 1 P: 14	R: 0 E: 0 K: 0 S: 5	H: 2 LOB: 2 BB: 0 P: 5	R: 0 E: 0 K: 1 S: 6	H: 1 LOB: 1 BB: 1 P: 10	R: 0 E: 0 K: 1 S: 6	H: 1 LOB: 2 BB: 1 P: 10	1B: 10 2B: 0 3B: 0 HR: 0	SF: 0 SAC: 0 DP: 1 HBP: 0	WP: 0 PB: 0 SB: 1 CS: 0	PA: 34
PITCHER Vida Blue, L ERA: 3.04 Greg Minton, R ERA: 2.33 (1, 1) (7, 1)	IP: 6.0 WLS: L BF: 24	H: 7 R: 1 ER: 1 SO: 6	BB: 0 IBB: 1 HBP: 0 BLK: 0	WP: 0 HR: 0 S: 35 P: 39	ERA: 1.50 WHIP: 1.167	PITCHER																

Batter	1	2	3	4	5	6	7	8	9	AB	R	H	RBI	BB	SO	LOB	TOP											
Bill North, S OBP: 0.381, SLG: 0.288 Greg Minton, S (7, 1)	0-0 FC3-6 1B		0-3 K		0-0 1-3		0-0 6-3			4	0	1	0	0	1	0	San Francisco Giants @ Atlanta Braves Atlanta-Fulton County Stadium, Atlanta, GA Fri Aug 08 1980, 7:05 PM EDT Att: 9,014 - Unknown livebaseballscorecards.com											
Tom Griffin, R OBP: 0.250, SLG: 0.250	0-0 FC3-6 2B		0-0 F8		0-0 1-3		0-0 K	0-3 K	4	1	0	0	0	2	1													
Jim Wohlford, R OBP: 0.256, SLG: 0.303	0-0 FC3-6 2B		4-0 BB		0-0 K		0-0 K	0-0 K	3	0	2	1	1	0	0													
Jack Clark, R OBP: 0.384, SLG: 0.545	0-0 FC1 2B		0-0 BB		0-0 4-3		0-0 4-3	0-0 4-3	4	0	0	0	0	0	3													
Larry Hemdon, R OBP: 0.277, SLG: 0.394	0-0 FC1 2B		0-0 4-3		0-0 4-3		0-0 4-3	0-0 4-3	4	0	0	0	0	0	3													
Mike Ivie, R OBP: 0.284, SLG: 0.346	0-0 F8		0-0 G4-6-3 1B		0-0 F3		0-0 F3	0-0 F4	4	0	1	0	0	0	2													
Rennie Stennett, R OBP: 0.299, SLG: 0.336		0-0 1B	0-0 G4-6-3		0-0 F4		0-0 FC2-6 1B	0-3 K	4	0	2	0	0	1	1													
Joe Pettini, R OBP: 0.304, SLG: 0.301 Max Venable, L OBP: 0.321, SLG: 0.308	0-3 K		0-0 F4		0-0 F4		0-0 FC2-6 HR	0-0 F8	3	1	0	0	0	1	2													
Mike Sadek, R OBP: 0.391, SLG: 0.341	0-0 F7		0-0 F7		0-3 K		0-0 F7	0-0 F7	3	0	0	0	0	1	2													
Allen Ripley, R OBP: 0.208, SLG: 0.174 Darrell Evans, L OBP: 0.344, SLG: 0.383	0-0 F8		0-0 F8		0-3 K		0-0 K	1-H HR	2	0	0	0	0	1	1													
Inning Stats	R: 1 E: 0 K: 0 S: 5	H: 2 LOB: 1 BB: 0 P: 5	R: 0 E: 0 K: 1 S: 6	H: 1 LOB: 1 BB: 0 P: 6	R: 0 E: 0 K: 1 S: 5	H: 0 LOB: 0 BB: 1 P: 9	R: 0 E: 0 K: 0 S: 3	H: 1 LOB: 0 BB: 0 P: 3	R: 0 E: 0 K: 1 S: 7	H: 0 LOB: 0 BB: 0 P: 7	R: 0 E: 0 K: 1 S: 6	H: 1 LOB: 1 BB: 0 P: 6	R: 2 E: 0 K: 0 S: 5	H: 2 LOB: 2 BB: 0 P: 5	R: 0 E: 0 K: 1 S: 5	H: 0 LOB: 0 BB: 0 P: 5	R: 0 E: 0 K: 1 S: 5	H: 0 LOB: 0 BB: 0 P: 5	1B: 4 2B: 2 3B: 0 HR: 1	SF: 0 SAC: 0 DP: 1 HBP: 0	WP: 1 PB: 0 SB: 0 CS: 0	PA: 34						
PITCHER	IP	WLS	BF	H	R	ER	SO	BB	IBB	HBP	BLK	WP	HR	S	P	ERA	WHIP											
Larry McWilliams, L ERA: 4.4 Rick Camp, R ERA: 2.5	(1, 1) (8, 1)	7.0 2.0	W 6	28 0	7 0	3 0	3 0	5 2	1 0	0 0	0 0	0 0	1 0	1 10	37 10	41 10	3.86 0.00	1.143 0.000										

Batter	1	2	3	4	5	6	7	8	9	AB	R	H	RBI	BB	SO	LOB	BOTTOM										
Glenn Hubbard, R OBP: 0.327, SLG: 0.429	0-3 K		4-0 G3 BB		0-0 2-3 1B		0-0 4-3	0-0 5-3		4	0	1	0	1	1	1	San Francisco Giants @ Atlanta Braves Atlanta-Fulton County Stadium, Atlanta, GA Fri Aug 08 1980, 7:05 PM EDT Att: 9,014 - Unknown livebaseballscorecards.com										
Gary Matthews, R OBP: 0.320, SLG: 0.429	0-0 1-3		0-0 F7		0-0 SF7		0-0 2B HR	0-0 1B	3	1	1	2	0	0	1												
Chris Chambliss, L OBP: 0.336, SLG: 0.438	0-0 F8		0-0 G3		0-0 G3		0-0 3-H HR	0-0 2B	4	1	1	0	0	0	2												
Bob Horner, R OBP: 0.295, SLG: 0.541 Rick Camp, R (8, 1)	0-0 F7		0-0 F8		0-3 K		0-0 K	0-0 HR	4	1	1	3	0	1	1												
Dale Murphy, R OBP: 0.351, SLG: 0.481	0-0 HR		0-0 F8		0-0 F7		0-0 F7	0-0 2B	4	1	2	1	0	0	0												
Jeff Burroughs, R OBP: 0.332, SLG: 0.416	0-3 K		0-3 K		0-0 K		0-0 F7	4-0 IBB	3	0	0	0	1	2	0												
Bruce Benedict, R OBP: 0.300, SLG: 0.316	0-0 1B		0-0 1B		0-0 5-3		0-0 SH1-4 2B	0-0 F7	4	1	2	0	0	0	2												
Luis Gomez, R OBP: 0.247, SLG: 0.220	0-0 1B		0-0 1B		0-0 E5 1B SH2-4 SF7		0-0 SH1-4 2B	0-3 K	3	1	1	0	0	1	0												
Larry McWilliams, L OBP: 0.244, SLG: 0.171 Mike Lum, L OBP: 0.353, SLG: 0.262 Jerry Royster, R OBP: 0.318, SLG: 0.310	0-3 K		0-3 K		0-0 SH2-4		0-0 SH1-4 2B	0-3 K	1	0	0	0	0	1	2												
Inning Stats	R: 0 E: 0 K: 1 S: 5	H: 0 LOB: 0 BB: 0 P: 5	R: 1 E: 0 K: 2 S: 10	H: 3 LOB: 2 BB: 0 P: 10	R: 0 E: 0 K: 0 S: 3	H: 0 LOB: 0 BB: 1 P: 7	R: 0 E: 0 K: 1 S: 5	H: 0 LOB: 0 BB: 0 P: 5	R: 1 E: 1 K: 0 S: 5	H: 1 LOB: 1 BB: 0 P: 5	R: 0 E: 0 K: 1 S: 5	H: 0 LOB: 0 BB: 0 P: 5	R: 5 E: 0 K: 0 S: 9	H: 6 LOB: 2 BB: 1 P: 13	R: 0 E: 0 K: 2 S: 7	H: 0 LOB: 0 BB: 0 P: 7		1B: 4 2B: 4 3B: 0 HR: 2	SF: 1 SAC: 2 DP: 0 HBP: 0	WP: 0 PB: 0 SB: 0 CS: 0	PA: 37						
PITCHER	IP	WLS	BF	H	R	ER	SO	BB	IBB	HBP	BLK	WP	HR	S	P	ERA	WHIP										
Allen Ripley, R ERA: 3.36 Greg Minton, R ERA: 2.91 Tom Griffin, R ERA: 3.4	(1, 1) (7, 1) (7, 1)	6.0 0.2 1.1	L 7	24 6	4 4	2 4	1 4	0 0	0 0	0 0	0 0	0 0	0 6	6 14	33 6	1.50 54.00	0.833 6.000										



Batter	1	2	3	4	5	6	7	8	9	AB	R	H	RBI	BB	SO	LOB	TOP								
Bill North, S OBP: 0.381, SLG: 0.288 (1, 8)	4-0 E HR BB	0-3 K			0-0 SH3 SF9 1B		0-0 4-3		0-0 FC6-4 CS	4	2	1	0	1	1	2									
Joe Pettini, R OBP: 0.305, SLG: 0.293 (1, 6)	0-0 E5 HR		4-0 4-3 S 1B BB		0-0 SH3		0-0 F9		0-0 CS	2	2	0	0	1	0	2									
Jack Clark, R OBP: 0.383, SLG: 0.551 (1, 9)	0-0 HR		0-0 F3		0-0 SF9			0-0 F8		3	1	1	4	0	0	1									
Darrell Evans, L OBP: 0.343, SLG: 0.382 (1, 5)	4-3		4-3		4-3			6-3 1B		4	0	1	0	0	0	1									
Mike Ivie, R OBP: 0.289, SLG: 0.349 (1, 3)	6-3		FC6 1B		0-3 K			6-3 1B		4	0	2	1	0	1	0									
Larry Hemdon, R OBP: 0.277, SLG: 0.390 (1, 7)	4-0 S BB		3-H FC6 1B		0-3 K			6-3		3	0	0	0	1	1	3									
Rennie Stennett, R OBP: 0.295, SLG: 0.331 (1, 4)	0-0 F9				0-0 4-3			0-0 4-3		4	0	0	0	0	0	3									
Dennis Littlejohn, R OBP: 0.375, SLG: 0.292 (9, PH)		0-0 6-3			0-0 6-3		4-0 4-3 BB		0-0 F3	2	0	0	0	1	0	0									
Mike Sadek, R OBP: 0.387, SLG: 0.337 (9, 2)										1	0	0	0	0	0	0									
Bob Knepper, L OBP: 0.183, SLG: 0.224 (5, 1)		0-0 G3			0-0 1-3		0-3 K		4-0 FC6-4 BB	2	0	0	0	0	0	0									
Al Holland, R (9, 1)										0	0	0	0	1	1	1									
Gary Lavelle, S (9, 1)										0	0	0	0	0	0	0									
Greg Minton, S (9, 1)										0	0	0	0	0	0	0									
Inning Stats	R: 3 E: 1 K: 0 S: 5	H: 1 LOB: 1 BB: 2 P: 13	R: 0 E: 0 K: 1 S: 5	H: 0 LOB: 0 BB: 0 P: 5	R: 1 E: 0 K: 0 S: 4	H: 1 LOB: 1 BB: 1 P: 8	R: 0 E: 0 K: 0 S: 3	H: 0 LOB: 0 BB: 0 P: 3	R: 1 E: 0 K: 0 S: 4	H: 1 LOB: 0 BB: 0 P: 4	R: 0 E: 0 K: 2 S: 7	H: 0 LOB: 0 BB: 0 P: 7	R: 0 E: 0 K: 1 S: 5	H: 0 LOB: 1 BB: 1 P: 9	R: 0 E: 0 K: 0 S: 5	H: 2 LOB: 2 BB: 0 P: 5	R: 0 E: 0 K: 0 S: 2	H: 0 LOB: 0 BB: 1 P: 6	1B: 4 2B: 0 3B: 0 HR: 1	SF: 1 SAC: 1 DP: 0 HBP: 0	WP: 0 PB: 0 SB: 3 CS: 1	PA: 38			
PITCHER	IP	WLS	BF	H	R	ER	SO	BB	IBB	HBP	BLK	WP	HR	S	P	ERA	WHIP								
Tommy Boggs, R ERA: 3.87 (1, 1)	5.0	L	22	3	5	4	1	3	0	0	0	0	1	21	33	7.20	1.200								
Preston Hanna, R ERA: 3.93 (6, 1)	2.0		7	0	0	0	3	1	0	0	0	0	0	12	16	0.00	0.500								
Larry Bradford, L ERA: 3.18 (8, 1)	2.0		8	2	0	0	0	1	0	0	0	0	0	7	11	0.00	1.500								

San Francisco Giants @ Atlanta Braves
Atlanta-Fulton County Stadium, Atlanta, GA
Sat Aug 09 1980, 7:05 PM EDT
Att: 17,906 - Unknown

AB 30
R 5
H 5
RBI 5
BB 5
SO 4
LOB 13



Batter	1	2	3	4	5	6	7	8	9	AB	R	H	RBI	BB	SO	LOB	BOTTOM								
Glenn Hubbard, R OBP: 0.320, SLG: 0.419 (1, 4)	0-0 5-3	0-0 6-3		0-0 F8		0-0 F9	0-0 FC5-4		0-0 F7	6	0	0	0	0	0	8									
Gary Matthews, R OBP: 0.323, SLG: 0.428 (1, 9)	HBP 1B		0-0 1B 1B	4-0 1-2 BB		0-0 1-3		0-0 F9	0-0 5-3	5	1	2	0	1	0	2									
Chris Chambliss, L OBP: 0.336, SLG: 0.436 (1, 3)	1-0 G5-4-3 HBP		0-0 F8	0-0 F5		0-0 1B		0-3 K		4	0	1	0	0	1	3									
Bob Horner, R OBP: 0.293, SLG: 0.535 (1, 5)	0-0 G5-4-3		0-0 F9		0-0 F3	0-0 F4		0-0 1B		5	0	1	0	0	0	4									
Dale Murphy, R OBP: 0.356, SLG: 0.483 (1, 8)		4-0 1B BB	0-0 1B 1B	4-0 F8 BB 1B		0-0 BB 1B	0-3 K			3	2	2	0	2	1	1									
Jeff Burroughs, R OBP: 0.337, SLG: 0.418 (1, 7)		0-0 F8	0-0 1-2 1B	4-0 1-2 BB		0-0 1B		0-0 6-3		4	0	2	1	1	0	1									
Bill Nahorodny, R OBP: 0.306, SLG: 0.456 (1, 2)		0-0 SH3-4 1B	0-0 F7	4-0 2-3 BB		0-0 1B	4-0 1-2 2-3 BB		0-0 HR	3	0	1	0	1	0	4									
Bruce Benedict, R OBP: 0.304, SLG: 0.333 (7, PR) (8, 2)										1	1	1	1	0	0	0									
Rafael Ramirez, R OBP: 0.364, SLG: 0.364 (1, 6)		0-0 SH3-4 1B		0-0 FC1-6 1B		0-0 1-2 1B	0-0 F4		0-0 BB	5	0	4	2	0	0	3									
Tommy Boggs, R OBP: 0.337, SLG: 0.135 (5, PH)		0-0 SH3-4		0-0 FC1-6 BB		0-0 K		0-3 K		1	0	0	0	0	0	1									
Charles Spivey, R OBP: 0.246, SLG: 0.305 (5, 1)										1	0	0	0	0	0	0									
Preston Hanna, R OBP: 0.222, SLG: 0.444 (7, PH)										0	0	0	0	0	0	0									
Jerry Remy, R OBP: 0.306, SLG: 0.306 (8, 1)										0	0	0	0	0	0	0									
Larry Bradford, R OBP: 0.306, SLG: 0.306 (5, PH)										0	0	0	0	1	0	0									
Bill Pocoreba, S OBP: 0.306, SLG: 0.306 (5, PH)										0	0	0	0	0	0	0									
Inning Stats	R: 0 E: 0 K: 0 S: 3	H: 1 LOB: 1 BB: 0 P: 4	R: 1 E: 0 K: 0 S: 5	H: 2 LOB: 2 BB: 1 P: 9	R: 1 E: 0 K: 0 S: 6	H: 3 LOB: 2 BB: 0 P: 6	R: 0 E: 0 K: 0 S: 4	H: 1 LOB: 2 BB: 1 P: 8	R: 1 E: 0 K: 1 S: 6	H: 1 LOB: 2 BB: 2 P: 14	R: 0 E: 0 K: 0 S: 4	H: 1 LOB: 1 BB: 0 P: 4	R: 0 E: 0 K: 1 S: 7	H: 2 LOB: 3 BB: 1 P: 11	R: 0 E: 0 K: 2 S: 8	H: 1 LOB: 2 BB: 0 P: 8	R: 1 E: 0 K: 0 S: 5	H: 2 LOB: 2 BB: 1 P: 9	1B: 13 2B: 0 3B: 0 HR: 1	SF: 0 SAC: 1 DP: 1 HBP: 1	WP: 0 PB: 0 SB: 0 CS: 0	PA: 47			
PITCHER	IP	WLS	BF	H	R	ER	SO	BB	IBB	HBP	BLK	WP	HR	S	P	ERA	WHIP								
Bob Knepper, L ERA: 4.05 (1, 1)	4.1		24	7	3	3	0	4	0	1	0	0	1	19	36	6.23	2.538								
Al Holland, L ERA: 1.09 (5, 1)	4.0	W	20	7	1	1	4	1	0	0	0	0	0	27	31	2.25	2.000								
Gary Lavelle, L ERA: 3.13 (9, 1)	0.0		1	0	0	0	0	1	0	0	0	0	0	0	4	∞	∞								
Greg Minton, R ERA: 2.88 (9, 1)	0.2	S	2	0	0	0	0	0	0	0	0	0	0	2	2	0.00	0.000								

San Francisco Giants @ Atlanta Braves
Atlanta-Fulton County Stadium, Atlanta, GA
Sat Aug 09 1980, 7:05 PM EDT
Att: 17,906 - Unknown

AB 39
R 4
H 14
RBI 4
BB 6
SO 4
LOB 32



Batter	1	2	3	4	5	6	7	8	9	AB	R	H	RBI	BB	SO	LOB	TOP										
Joe Morgan, L (1,4) OBP: 0.349, SLG: 0.342	G3		FC6-4 BB		F9			S 1B		3	0	1	0	1	0	1	Houston Astros @ San Francisco Giants Candlestick Park, San Francisco, CA Tue Aug 12 1980, 10:05 PM EDT Att: 29,770 - Unknown										
Enos Cabell, R (1,5) OBP: 0.293, SLG: 0.340	4-3		FC6-4 1-2		F9			F3 1-2		4	0	0	0	0	2												
Terry Puhl, L (1,9) OBP: 0.359, SLG: 0.430	S 1B			5-3				F9 1-2		4	0	1	0	0	1												
Jose Cruz, L (1,7) OBP: 0.379, SLG: 0.428	F3 1-2			S 1B 1B				S 1B		4	0	2	0	0	1												
Cesar Cedeno, R (1,8) OBP: 0.376, SLG: 0.478		K		K				F8 1-2		4	0	0	0	0	2												
Denny Walling, L (1,3) OBP: 0.378, SLG: 0.408		6-3							4-3	4	0	2	0	0	0												
Alan Ashby, S (1,2) OBP: 0.324, SLG: 0.338		6-3			1-3			FC5-4 G6-4-3 1-2		3	0	0	0	0	1												
Craig Reynolds, L (1,6) OBP: 0.248, SLG: 0.306			L6		G3			G6-4-3 1-2		3	0	0	0	0	1												
Joe Niekro, R (1,1) OBP: 0.300, SLG: 0.333			6-3						F3	2	0	1	0	0	0												
Dave Bergman, L (8, PH) OBP: 0.250, SLG: 0.218										0	0	0	0	0	0												
Rafael Landestoy, S (8, PH) OBP: 0.310, SLG: 0.344										0	0	0	0	0	0												
Frank LaCorte, R (8,1) OBP: 0.200, SLG: 0.200										0	0	0	0	0	0												
Inning Stats	R: 0 E: 0 K: 0 S: 4	H: 1 LOB: 1 BB: 0 P: 4	R: 0 E: 0 K: 1 S: 5	H: 0 LOB: 0 BB: 0 P: 5	R: 0 E: 0 K: 0 S: 3	H: 0 LOB: 1 BB: 1 P: 7	R: 0 E: 0 K: 1 S: 6	H: 2 LOB: 2 BB: 0 P: 6	R: 0 E: 0 K: 0 S: 4	H: 1 LOB: 1 BB: 0 P: 4	R: 0 E: 0 K: 0 S: 3	H: 1 LOB: 0 BB: 0 P: 3	R: 0 E: 0 K: 1 S: 6	H: 1 LOB: 1 BB: 0 P: 6	R: 0 E: 0 K: 1 S: 5	H: 0 LOB: 0 BB: 0 P: 5	1B: 7 2B: 0 3B: 0 HR: 0	SF: 0 SAC: 0 DP: 1 HBP: 0	WP: 0 PB: 0 SB: 4 CS: 0	PA: 33							
PITCHER	IP	WLS	BF	H	R	ER	SO	BB	IBB	HBP	BLK	WP	HR	S	P	ERA	WHIP										
Allen Ripley, R (1,1) ERA: 3.05	7.0	W	26	6	0	0	2	1	0	0	0	0	0	29	33	0.00	1.000										
Gary Lavelle, L (8,1) ERA: 2.94	2.0	S	7	1	0	0	2	0	0	0	0	0	0	11	11	0.00	0.500										

Batter	1	2	3	4	5	6	7	8	9	AB	R	H	RBI	BB	SO	LOB	BOTTOM										
Bill North, S (1,8) OBP: 0.377, SLG: 0.282	6-3	6-3			6-3			K		4	0	0	0	0	1	3	Houston Astros @ San Francisco Giants Candlestick Park, San Francisco, CA Tue Aug 12 1980, 10:05 PM EDT Att: 29,770 - Unknown										
Larry Hemdon, R (1,7) OBP: 0.278, SLG: 0.389			6-3			1B 1B		F9		4	1	2	0	0	1												
Jack Clark, R (1,9) OBP: 0.381, SLG: 0.545			1-3			1B 4-3 1B		6-3		4	1	2	0	0	0												
Darrell Evans, L (1,5) OBP: 0.347, SLG: 0.388			4-3			F5		G6-4-3 1B		3	0	1	0	1	2												
Mike Ivie, R (1,3) OBP: 0.291, SLG: 0.345	K2-3				F9			G6-4-3 1-2		4	0	1	1	0	1												
Rennie Stennett, R (1,4) OBP: 0.291, SLG: 0.325		F8			G4-3 1B			4-3		3	0	1	1	0	1												
Johnnie LeMaster, R (1,6) OBP: 0.254, SLG: 0.323					G4-3 1-2			F8		3	0	1	0	0	2												
Mike Sadek, R (1,2) OBP: 0.380, SLG: 0.327					F9					2	0	1	0	1	0												
Allen Ripley, R (1,1) OBP: 0.185, SLG: 0.154								1B		3	0	0	0	0	1												
Gary Lavelle, S (8,1) ERA: 2.16								F2		0	0	0	0	0	0												
Inning Stats	R: 0 E: 0 K: 1 S: 6	H: 2 LOB: 2 BB: 1 P: 10	R: 0 E: 0 K: 1 S: 6	H: 1 LOB: 2 BB: 1 P: 10	R: 0 E: 0 K: 0 S: 3	H: 0 LOB: 0 BB: 0 P: 3	R: 0 E: 0 K: 0 S: 3	H: 1 LOB: 0 BB: 0 P: 3	R: 0 E: 0 K: 0 S: 6	H: 3 LOB: 1 BB: 0 P: 6	R: 0 E: 0 K: 1 S: 6	H: 1 LOB: 0 BB: 0 P: 6	R: 0 E: 0 K: 0 S: 3	H: 1 LOB: 0 BB: 0 P: 3	R: 0 E: 0 K: 1 S: 6	H: 1 LOB: 0 BB: 0 P: 3	1B: 8 2B: 1 3B: 0 HR: 0	SF: 0 SAC: 0 DP: 2 HBP: 0	WP: 0 PB: 0 SB: 0 CS: 1	PA: 32							
PITCHER	IP	WLS	BF	H	R	ER	SO	BB	IBB	HBP	BLK	WP	HR	S	P	ERA	WHIP										
Joe Niekro, R (1,1) ERA: 4.0	7.0	L	29	8	2	2	3	2	0	0	0	0	0	33	41	2.57	1.429										
Frank LaCorte, R (8,1) ERA: 2.16	1.0		3	1	0	0	0	0	0	0	0	0	0	3	3	0.00	1.000										

Batter	1	2	3	4	5	6	7	8	9	10	11	12	13	AB	R	H	RBI	BB	SO	LOB	TOP							
Jerry Royster, R OBP: 0.203, SLG: 0.300 (1, 7)	6-3		F8			F8		FC1-6			6-3		BLK 1B	6	1	1	1	0	0	2								
Rafael Ramirez, R OBP: 0.296, SLG: 0.308 Charlie Spikes, R OBP: 0.364, SLG: 0.356 Larry Bradford, R (13, 1)	K		F3			5-3		G6-3			K		HR 1B	5	0	0	0	0	2	1								
Gary Matthews, R OBP: 0.317, SLG: 0.410 (1, 9)	F4					F8				K			HR 1B	6	1	1	2	0	1	0								
Bob Horner, R OBP: 0.294, SLG: 0.544 (1, 5)		L7				L5				5-3			K	6	2	2	3	0	1	0								
Chris Chambliss, L OBP: 0.335, SLG: 0.427 (1, 3)		G3											F8	4	1	0	0	2	1	0								
Dale Murphy, R OBP: 0.356, SLG: 0.481 (1, 8)		K											5-3	6	0	0	0	0	3	3								
Glenn Hubbard, R OBP: 0.315, SLG: 0.413 (1, 4)													F8	4	0	0	1	0	0	0								
Bruce Benedict, R OBP: 0.302, SLG: 0.320 (1, 2)													1B 1B	5	1	2	0	0	2	0								
Phil Nietro, R OBP: 0.152, SLG: 0.185 Biff Popovich, R OBP: 0.152, SLG: 0.185 Rick Camp, R (8, 1)													BLK 1B	1	0	0	0	1	0	2								
Mike Lum, R OBP: 0.242, SLG: 0.242 Gene Garber, R OBP: 0.242, SLG: 0.242 Jeff Burroughs, R OBP: 0.242, SLG: 0.242 Luis Gomez, R OBP: 0.242, SLG: 0.242 (13, 1)													BLK 1B	1	0	0	0	0	0	0								
Inning Stats	R: 0 E: 0 K: 1 S: 5	H: 0 LOB: 0 BB: 0 P: 5	R: 0 E: 0 K: 1 S: 5	H: 0 LOB: 0 BB: 0 P: 5	R: 0 E: 0 K: 0 S: 3	H: 0 LOB: 0 BB: 1 P: 7	R: 0 E: 0 K: 0 S: 3	H: 0 LOB: 0 BB: 0 P: 3	R: 2 E: 1 K: 1 S: 6	H: 1 LOB: 0 BB: 1 P: 10	R: 0 E: 0 K: 0 S: 3	H: 1 LOB: 0 BB: 0 P: 3	R: 0 E: 0 K: 1 S: 5	H: 0 LOB: 0 BB: 0 P: 5	R: 0 E: 0 K: 2 S: 7	H: 0 LOB: 0 BB: 0 P: 7	R: 6 E: 0 K: 0 S: 8	H: 5 LOB: 0 BB: 1 P: 12	1B: 7 2B: 0 3B: 0 HR: 1	SF: 1 SAC: 0 DP: 1 HBP: 0	WP: 1 PB: 0 SB: 1 CS: 0	PA: 51						
PITCHER	IP	WLS	BF	H	R	ER	SO	BB	IBB	HBP	BLK	WP	HR	S	P	ERA	WHIP											
Ed Whitson, R ERA: 3.02 (1, 1)	6.0		23	2	2	2	3	2	0	0	0	0	0	0	27	35	3.00	0.667										
Greg Minton, R ERA: 2.59 (7, 1)	2.0		6	1	0	0	1	0	0	0	0	1	0	8	8	0.00	0.500											
Tom Griffin, R ERA: 3.27 (9, 1)	3.0		10	0	0	0	4	1	0	0	0	0	0	17	21	0.00	0.333											
Gary Lavelle, L ERA: 3.36 (12, 1)	1.1	L	8	3	4	4	2	0	1	0	1	0	0	11	15	27.00	2.250											
Mike Rowland, R ERA: 2.92 (13, 1)	0.2		4	2	2	2	0	0	0	0	0	0	1	4	4	27.00	3.000											

Atlanta Braves @ San Francisco Giants
Candlestick Park, San Francisco, CA
Fri Aug 15 1980, 10:05 PM EDT
Att. 10,556 - Unknown

AB 46
R 8
H 8
RBI 7
BB 4
SO 10
LOB 8



Batter	1	2	3	4	5	6	7	8	9	10	11	12	13	AB	R	H	RBI	BB	SO	LOB	BOTTOM						
Jim Wohlford, R OBP: 0.267, SLG: 0.333 (8, 7)	6-3					6-3					5-3		FC4-6	6	0	1	0	0	1	1							
Terry Whitfield, L OBP: 0.152, SLG: 0.185 Tom Griffin, R OBP: 0.242, SLG: 0.242 Mary Wakefield, R OBP: 0.242, SLG: 0.242 Gary Lavelle, L (12, 1)	K												F9	4	1	1	1	0	1	1							
Mike Rowland, R OBP: 0.242, SLG: 0.242 Larry Henderson, R OBP: 0.242, SLG: 0.242 (13, 1)													6-3	6	0	3	0	0	1	2							
Jack Clark, R OBP: 0.383, SLG: 0.546 (1, 9)													6-3	4	0	1	0	1	1	4							
Darrell Evans, L OBP: 0.351, SLG: 0.388 (1, 5)														4	0	1	0	1	1	4							
Mike Ivie, R OBP: 0.281, SLG: 0.341 (1, 3)														5	1	1	1	0	0	4							
Rennie Stennett, R OBP: 0.290, SLG: 0.324 (1, 4)														5	0	1	0	0	0	2							
Johnnie LeMaster, R OBP: 0.258, SLG: 0.325 (1, 6)														5	0	1	0	0	1	3							
Mike Sadek, R OBP: 0.362, SLG: 0.303 (1, 2)														5	0	0	0	0	1	1							
Ed Whitson, R OBP: 0.100, SLG: 0.082 Greg Minton, S (7, 1)														2	0	0	0	0	0	0							
Bill North, S OBP: 0.376, SLG: 0.282 (8, 8)														3	0	1	0	0	1	0							
Inning Stats	R: 0 E: 0 K: 2 S: 8	H: 1 LOB: 1 BB: 0 P: 8	R: 1 E: 0 K: 0 S: 4	H: 2 LOB: 0 BB: 0 P: 4	R: 1 E: 0 K: 2 S: 8	H: 1 LOB: 0 BB: 0 P: 8	R: 0 E: 0 K: 1 S: 6	H: 2 LOB: 1 BB: 0 P: 6	R: 0 E: 0 K: 0 S: 3	H: 0 LOB: 0 BB: 0 P: 3	R: 0 E: 0 K: 0 S: 3	H: 1 LOB: 1 BB: 0 P: 6	R: 0 E: 2 K: 0 S: 4	H: 1 LOB: 1 BB: 0 P: 4	R: 0 E: 0 K: 1 S: 5	H: 0 LOB: 0 BB: 0 P: 5	R: 0 E: 0 K: 0 S: 4	H: 1 LOB: 1 BB: 0 P: 4	1B: 9 2B: 0 3B: 0 HR: 2	SF: 0 SAC: 0 DP: 3 HBP: 0	WP: 0 PB: 0 SB: 1 CS: 0	PA: 48					
PITCHER	IP	WLS	BF	H	R	ER	SO	BB	IBB	HBP	BLK	WP	HR	S	P	ERA	WHIP										
Phil Nietro, R ERA: 3.91 (8, 1)	7.0		25	7	2	2	5	0	0	0	0	0	0	10	14	0.00	1.000										
Rick Camp, R ERA: 2.35 (10, 1)	2.0		9	2	0	0	1	0	1	0	0	0	0	10	14	0.00	1.000										
Gene Garber, R ERA: 4.23 (13, 1)	3.0	W	10	1	0	0	1	0	0	0	0	0	0	12	12	0.00	0.333										
Larry Bradford, L ERA: 3.16 (13, 1)	1.0		4	1	0	0	0	0	0	0	0	0	0	4	4	0.00	1.000										

Atlanta Braves @ San Francisco Giants
Candlestick Park, San Francisco, CA
Fri Aug 15 1980, 10:05 PM EDT
Att. 10,556 - Unknown

AB 47
R 2
H 11
RBI 2
BB 1
SO 7
LOB 19



Batter	1	2	3	4	5	6	7	8	9	AB	R	H	RBI	BB	SO	LOB	TOP		
Jerry Royster, R OBP: 0.303, SLG: 0.299 (1, 7)	F8		F8			F4		1-3		4	0	1	0	0	0	0			
Glenn Hubbard, R OBP: 0.310, SLG: 0.407 (1, 4)	K		F8			K			K	4	0	0	0	0	3	2			
Gary Matthews, R OBP: 0.317, SLG: 0.407 (1, 9)	K					F8			L6	3	0	0	0	1	1	0			
Bob Horner, R OBP: 0.294, SLG: 0.550 (1, 5)		F8				F9			K	4	1	1	1	0	1	1			
Chris Chambliss, L OBP: 0.333, SLG: 0.424 (1, 3)		4-3				F7			4-3	3	0	0	0	0	0	1			
Dale Murphy, R OBP: 0.353, SLG: 0.478 (1, 8)		6-3				F8			F8	3	0	0	0	0	0	1			
Bruce Benedict, R OBP: 0.298, SLG: 0.316 (1, 2)			F4			F3			F9	3	0	0	0	0	0	0			
Luis Gomez, R OBP: 0.245, SLG: 0.218 (8, PH)			F4			F7			F9	2	0	0	0	0	0	0			
Jeff Burroughs, R OBP: 0.339, SLG: 0.430 (8, PH)			F4			F7				1	0	0	0	0	0	0			
Rafael Ramirez, R OBP: 0.256, SLG: 0.308 (8, PH)										0	0	0	0	0	0	0			
Rick Matula, R OBP: 0.133, SLG: 0.133 (8, PH)										2	0	1	0	0	0	0			
Charlie Spikes, R OBP: 0.353, SLG: 0.344 (8, PH)										1	0	0	0	0	1	0			
Rick Camp, R (8, 1)										0	0	0	0	0	0	0			
Inning Stats	R: 0 E: 0 K: 2 S: 7	H: 0 LOB: 0 BB: 0 P: 7	R: 0 E: 0 K: 0 S: 3	H: 0 LOB: 0 BB: 0 P: 3	R: 0 E: 0 K: 0 S: 5	H: 2 LOB: 2 BB: 0 P: 5	R: 0 E: 0 K: 0 S: 3	H: 0 LOB: 1 BB: 1 P: 7	R: 0 E: 0 K: 0 S: 3	H: 0 LOB: 0 BB: 0 P: 3	R: 1 E: 0 K: 0 S: 4	H: 1 LOB: 0 BB: 0 P: 4	R: 0 E: 0 K: 1 S: 5	H: 0 LOB: 0 BB: 0 P: 5	R: 0 E: 0 K: 2 S: 7	H: 0 LOB: 0 BB: 0 P: 7	1B: 2 2B: 0 3B: 0 HR: 1	SF: 0 SAC: 0 DP: 0 HBP: 0	WP: 0 PA: 31 CS: 0
PITCHER Vida Blue, L ERA: 3.0 (1, 1)	IP: 9.0 WLS: W BF: 31 H: 3 R: 1 ER: 1 SO: 6 BB: 1 IBB: 0 HBP: 0 BLK: 0 WP: 0 HR: 1 S: 42 P: 46 ERA: 1.00 WHIP: 0.444											PITCHER	IP: 9.0 WLS: W BF: 31 H: 3 R: 1 ER: 1 SO: 6 BB: 1 IBB: 0 HBP: 0 BLK: 0 WP: 0 HR: 1 S: 42 P: 46 ERA: 1.00 WHIP: 0.444						

Atlanta Braves @ San Francisco Giants
Candlestick Park, San Francisco, CA
Sat Aug 16 1980, 6:33 AM EDT
Att: 14,634 - Unknown

AB 30
R 1
H 3
RBI 1
BB 1
SO 6
LOB 5





Batter	1	2	3	4	5	6	7	8	9	AB	R	H	RBI	BB	SO	LOB	BOTTOM		
Bill North, S OBP: 0.374, SLG: 0.281 (1, 8)	4-3		4-3				F7			4	1	1	0	0	0	0			
Larry Hemdon, R OBP: 0.275, SLG: 0.380 (1, 7)	K		5-3			E9	K			4	0	1	1	0	2	0			
Jack Clark, R OBP: 0.384, SLG: 0.544 (1, 9)			5-3			F7				3	0	1	0	1	0	1			
Darrell Evans, L OBP: 0.350, SLG: 0.394 (1, 5)	4-3					F4			G3	4	1	1	1	0	0	2			
Mike Ivie, R OBP: 0.284, SLG: 0.349 (1, 3)						F7			F4	4	0	2	0	0	0	0			
Rennie Stennett, R OBP: 0.289, SLG: 0.323 (1, 4)			F3			F4			F8	4	0	1	0	0	0	2			
Johnnie LetMaster, R OBP: 0.259, SLG: 0.322 (1, 6)			F7			FC5-4			6-3	4	0	0	0	0	0	3			
Mike Sadek, R OBP: 0.368, SLG: 0.300 (1, 2)						6-3				1	0	0	0	2	0	0			
Vida Blue, S OBP: 0.148, SLG: 0.118 (1, 1)	4-3					G3			4-3	3	0	0	0	0	0	4			
Inning Stats	R: 0 E: 0 K: 1 S: 5	H: 0 LOB: 1 BB: 1 P: 9	R: 0 E: 0 K: 0 S: 4	H: 1 LOB: 2 BB: 1 P: 8	R: 0 E: 0 K: 0 S: 3	H: 0 LOB: 0 BB: 0 P: 3	R: 0 E: 0 K: 0 S: 4	H: 1 LOB: 1 BB: 0 P: 4	R: 1 E: 1 K: 0 S: 5	H: 2 LOB: 1 BB: 0 P: 5	R: 1 E: 0 K: 0 S: 5	H: 2 LOB: 2 BB: 1 P: 9	R: 0 E: 0 K: 1 S: 6	H: 1 LOB: 1 BB: 0 P: 6	R: 0 E: 0 K: 0 S: 3	H: 0 LOB: 0 BB: 0 P: 3	1B: 5 2B: 1 3B: 0 HR: 1	SF: 0 SAC: 0 DP: 0 HBP: 0	WP: 0 PA: 34 CS: 0
PITCHER Rick Matula, R ERA: 4.54 Rick Camp, R ERA: 2.32 (8, 1)	IP: 7.0 WLS: L BF: 31 H: 7 R: 2 ER: 2 SO: 2 BB: 2 IBB: 1 HBP: 0 BLK: 1 WP: 0 HR: 1 S: 32 P: 44 ERA: 2.57 WHIP: 1.286											PITCHER	IP: 7.0 WLS: L BF: 31 H: 7 R: 2 ER: 2 SO: 2 BB: 2 IBB: 1 HBP: 0 BLK: 1 WP: 0 HR: 1 S: 32 P: 44 ERA: 2.57 WHIP: 1.286						

Atlanta Braves @ San Francisco Giants
Candlestick Park, San Francisco, CA
Sat Aug 16 1980, 6:33 AM EDT
Att: 14,634 - Unknown

AB 31
R 2
H 7
RBI 2
BB 3
SO 2
LOB 12



Batter	1	2	3	4	5	6	7	8	9	AB	R	H	RBI	BB	SO	LOB	TOP					
Jerry Royster, R OBP: 0.301, SLG: 0.297 (1, 7)	E8 SH1-3 HR 1B	K		K			F3	G3		5	1	1	0	0	2	2	Atlanta Braves @ San Francisco Giants Candlestick Park, San Francisco, CA Sun Aug 17 1980, 6:33 AM EDT Att: 21,029 - Unknown AB 33 R 8 H 7 RBI 7 BB 6 SO 10 LOB 9 					
Rafael Ramirez, R OBP: 0.233, SLG: 0.279 (1, 6)	SH1-3	F5			K		K		K	4	0	0	0	0	3	0						
Gary Matthews, R OBP: 0.315, SLG: 0.412 (1, 9)	F5	F8						F9	K	5	1	1	1	0	1	1						
Bob Horner, R OBP: 0.296, SLG: 0.548 Mike Lum, L OBP: 0.345, SLG: 0.239 (8, PR)	BB HR BB			K			F9	WP 2B 1B	F9	3	1	1	0	1	1	0						
Chris Chambliss, L OBP: 0.336, SLG: 0.423 (1, 3)	HR BB			S BB				2B 1B IBB		1	2	0	0	3	1	0						
Dale Murphy, R OBP: 0.355, SLG: 0.488 (1, 8)	HR			K			F7	E 2B		4	2	2	5	0	1	1						
Glenn Hubbard, R OBP: 0.313, SLG: 0.406 (1, 4)	1B BB			P5			4-3	E9 BB 1B		3	0	1	1	1	0	1						
Bruce Benedict, R OBP: 0.301, SLG: 0.316 (1, 2)	FC6 1B			F7			F7	BB		3	0	1	0	1	0	0						
Doyle Alexander, R OBP: 0.176, SLG: 0.182 (1, 1)	FC6			F2			G3	K		4	0	0	0	0	1	4						
Inning Stats	R: 4 E: 1 K: 0 S: 6	H: 3 LOB: 2 BB: 3 P: 18	R: 0 E: 0 K: 1 S: 5	H: 0 LOB: 0 BB: 0 P: 5	R: 0 E: 0 K: 2 S: 7	H: 0 LOB: 1 BB: 1 P: 11	R: 0 E: 0 K: 1 S: 5	H: 0 LOB: 0 BB: 0 P: 5	R: 1 E: 0 K: 2 S: 8	H: 1 LOB: 0 BB: 0 P: 8	R: 0 E: 0 K: 0 S: 3	H: 0 LOB: 0 BB: 0 P: 3	R: 0 E: 0 K: 1 S: 5	H: 0 LOB: 0 BB: 0 P: 5	R: 3 E: 1 K: 1 S: 8	H: 3 LOB: 2 BB: 2 P: 16	R: 0 E: 0 K: 2 S: 7	H: 0 LOB: 0 BB: 0 P: 7	1B: 4 2B: 1 3B: 0 HR: 2	SF: 0 SAC: 1 DP: 0 HBP: 0	WP: 1 PB: 0 SB: 1 CS: 0	PA: 40
PITCHER	IP WLS BF H R ER SO BB IBB HBP BLK WP HR S P ERA WHIP	IP WLS BF H R ER SO BB IBB HBP BLK WP HR S P ERA WHIP																				
Allen Ripley, R ERA: 3.49 (1, 1)	0.2 L 8 3 4 4 0 3 0 0 0 0 1 5 17 54.00 9.000																					
Tom Griffin, R ERA: 3.13 (1, 1)	5.1 18 1 1 1 6 1 0 0 0 0 1 29 33 1.69 0.375																					
Randy Moffitt, R ERA: 7.36 (7, 1)	2.0 11 3 2 2 1 1 0 0 0 1 0 13 21 9.00 2.000																					
Mike Rowland, R ERA: 2.7 (9, 1)	1.0 3 0 0 0 2 0 0 0 0 0 0 7 7 0.00 0.000																					

Batter	1	2	3	4	5	6	7	8	9	AB	R	H	RBI	BB	SO	LOB	BOTTOM					
Bill North, S OBP: 0.373, SLG: 0.281 (1, 8)	K		F8			F8		1B 1B		4	0	1	0	0	1	0	Atlanta Braves @ San Francisco Giants Candlestick Park, San Francisco, CA Sun Aug 17 1980, 6:33 AM EDT Att: 21,029 - Unknown AB 31 R 2 H 5 RBI 2 BB 2 SO 7 LOB 7 					
Larry Hemdon, R OBP: 0.273, SLG: 0.377 Randy Moffitt, R (7, 1)	K			6-3		K		1B		3	0	0	0	0	2	0						
Terry Whitfield, L OBP: 0.319, SLG: 0.369 (6, PH) Mike Rowland, R (9, 1)	K							1B		1	0	1	0	0	0	0						
Jack Clark, R OBP: 0.383, SLG: 0.546 (1, 9)	K			6-3			4-3 3B	F7		4	1	1	0	0	1	2						
Darrell Evans, L OBP: 0.351, SLG: 0.392 (1, 5)		S BB				4-3 BB		F9		2	0	0	1	2	0	0						
Mitt May, L OBP: 0.337, SLG: 0.435 (1, 2)	K			F3			1B 2B	1-3		4	1	1	0	0	1	2						
Mike Ivie, R OBP: 0.280, SLG: 0.342 (1, 3)	F5				K		F3	F8		4	0	0	0	0	1	2						
Rennie Stennett, R OBP: 0.290, SLG: 0.323 (1, 4)	1-3				4-3		E8 1B			3	0	1	1	0	0	1						
Johnnie LeMaster, R OBP: 0.253, SLG: 0.319 (1, 6)				F7			5-3	4-3		3	0	0	0	0	0	0						
Allen Ripley, R OBP: 0.185, SLG: 0.154 Tom Griffin, R OBP: 0.167, SLG: 0.167 Max Venable, L OBP: 0.323, SLG: 0.298 (6, PH)	L4					G3		K		0	0	0	0	0	0	0						
Inning Stats	R: 0 E: 0 K: 3 S: 9	H: 0 LOB: 0 BB: 1 P: 9	R: 0 E: 0 K: 1 S: 5	H: 0 LOB: 1 BB: 1 P: 9	R: 0 E: 0 K: 0 S: 3	H: 0 LOB: 0 BB: 0 P: 3	R: 0 E: 0 K: 0 S: 3	H: 0 LOB: 1 BB: 1 P: 7	R: 0 E: 0 K: 1 S: 5	H: 0 LOB: 0 BB: 0 P: 5	R: 0 E: 0 K: 1 S: 5	H: 0 LOB: 0 BB: 0 P: 5	R: 2 E: 1 K: 0 S: 5	H: 3 LOB: 1 BB: 0 P: 5	R: 0 E: 0 K: 1 S: 7	H: 2 LOB: 2 BB: 0 P: 7	R: 0 E: 0 K: 0 S: 3	H: 0 LOB: 0 BB: 0 P: 3	1B: 3 2B: 1 3B: 1 HR: 0	SF: 0 SAC: 0 DP: 0 HBP: 0	WP: 0 PB: 0 SB: 1 CS: 0	PA: 33
PITCHER	IP WLS BF H R ER SO BB IBB HBP BLK WP HR S P ERA WHIP	IP WLS BF H R ER SO BB IBB HBP BLK WP HR S P ERA WHIP																				
Doyle Alexander, R ERA: 3.63 (1, 1)	9.0 W 33 5 2 2 7 2 0 0 0 0 0 45 53 2.00 0.778																					

Batter	1	2	3	4	5	6	7	8	9	AB	R	H	RBI	BB	SO	LOB	TOP								
Bill North, S OBP: 0.373, SLG: 0.278 (1, 8)										3	1	0	0	2	1	0	San Francisco Giants @ New York Mets Shea Stadium, Flushing, NY Tue Aug 19 1980, 7:05 PM EDT Att: 13,871 - Unknown AB 31 R 5 H 10 RBI 5 BB 6 SO 6 LOB 15 								
Larry Hemdon, R OBP: 0.279, SLG: 0.385 Greg Minton, S (9, 1)										3	1	3	0	0	0	0									
Jack Clark, R OBP: 0.383, SLG: 0.545 (1, 9)										3	0	1	2	1	0	2									
Darrell Evans, L OBP: 0.354, SLG: 0.400 (1, 5)										2	1	1	2	2	0	1									
Milt May, L OBP: 0.331, SLG: 0.426 (1, 2)										5	0	0	0	0	1	6									
Mike Ivie, R OBP: 0.283, SLG: 0.363 (1, 3)										4	1	2	1	0	0	0									
Rennie Stennett, R OBP: 0.292, SLG: 0.325 (1, 4)										4	0	2	0	0	0	1									
Johnnie LeMaster, R OBP: 0.253, SLG: 0.318 (1, 6)										4	0	1	0	0	2	2									
Bob Knepper, L OBP: 0.188, SLG: 0.217 Max Venable, L OBP: 0.317, SLG: 0.293 (7, PH) Gary Lavelle, S (7, 1) Terry Whitfield, L OBP: 0.319, SLG: 0.369 (9, 7)										1	1	0	0	1	0	2									
Inning Stats	R: 1 E: 0 K: 0 S: 4	H: 2 LOB: 1 BB: 1 P: 8	R: 0 E: 0 K: 1 S: 5	H: 0 LOB: 0 BB: 0 P: 5	R: 1 E: 0 K: 0 S: 3	H: 0 LOB: 1 BB: 2 P: 11	R: 0 E: 0 K: 0 S: 5	H: 2 LOB: 2 BB: 0 P: 5	R: 0 E: 0 K: 1 S: 5	H: 1 LOB: 0 BB: 0 P: 5	R: 2 E: 0 K: 0 S: 5	H: 3 LOB: 0 BB: 0 P: 5	R: 1 E: 0 K: 1 S: 6	H: 1 LOB: 2 BB: 2 P: 14	R: 0 E: 0 K: 2 S: 8	H: 1 LOB: 1 BB: 0 P: 8	R: 0 E: 1 K: 1 S: 6	H: 0 LOB: 2 BB: 1 P: 10	1B: 6 2B: 2 3B: 0 HR: 2	SF: 2 SAC: 2 DP: 1 HBP: 0	WP: 0 PB: 0 SB: 1 CS: 2	PA: 42			
PITCHER	IP WLS BF H R ER SO BB IBB HBP BLK WP HR S P ERA WHIP																								
Pat Zachry, R ERA: 2.79 (1, 1)	5.1	25	8	4	4	2	3	0	0	0	0	0	0	0	2	26	38	6.75	2.062						
Tom Hausman, R ERA: 3.35 (6, 1)	0.2	1	0	0	0	0	0	0	0	0	0	0	0	0	1	1	2	0.00	0.000						
Jeff Reardon, R ERA: 2.71 (7, 1)	2.0	L	10	2	1	1	3	1	1	0	0	0	0	0	14	22	4.50	1.500							
Neil Allen, R ERA: 3.58 (9, 1)	1.0	5	0	0	0	1	0	1	0	0	0	0	0	6	10	0.00	0.000								

Batter	1	2	3	4	5	6	7	8	9	AB	R	H	RBI	BB	SO	LOB	BOTTOM							
Frank Taveras, R OBP: 0.316, SLG: 0.335 (1, 6)										5	0	1	1	0	1	2	San Francisco Giants @ New York Mets Shea Stadium, Flushing, NY Tue Aug 19 1980, 7:05 PM EDT Att: 13,871 - Unknown AB 40 R 4 H 11 RBI 2 BB 1 SO 2 LOB 20 							
Elliott Maddox, R OBP: 0.343, SLG: 0.342 (1, 5)										5	1	1	1	0	0	1								
Lee Mazzilli, S OBP: 0.375, SLG: 0.465 (1, 3)										5	0	1	0	0	0	2								
Joel Youngblood, R OBP: 0.349, SLG: 0.394 (1, 9)										5	0	2	0	0	0	1								
Jerry Morales, R OBP: 0.308, SLG: 0.370 (1, 8) Mike Jorgensen, L OBP: 0.350, SLG: 0.378 (9, PH)										4	1	1	0	0	0	1								
Steve Henderson, R OBP: 0.397, SLG: 0.424 (1, 7)										4	1	2	0	0	0	1								
Alex Trevino, R OBP: 0.305, SLG: 0.296 (1, 2)										4	0	2	0	0	0	3								
Doug Flynn, R OBP: 0.295, SLG: 0.318 (1, 4) Bill Almon, R OBP: 0.289, SLG: 0.343 (8, 4)										3	0	1	0	0	0	4								
Pat Zachry, R ERA: 2.07, SLG: 0.254 (6, 1) Tom Hausman, R ERA: 3.35 (6, PH) Dan Northrup, R ERA: 3.24 (7, 1) Jeff Reardon, R ERA: 2.71 (7, 1) Claudell Washington, L ERA: 3.24 (8, PH) Neil Allen, R ERA: 3.58 (9, 1)										2	0	0	0	0	1	4								
Inning Stats	R: 0 E: 0 K: 0 S: 4	H: 1 LOB: 1 BB: 0 P: 4	R: 0 E: 0 K: 1 S: 7	H: 2 LOB: 0 BB: 0 P: 7	R: 1 E: 0 K: 0 S: 5	H: 2 LOB: 1 BB: 0 P: 5	R: 0 E: 0 K: 0 S: 5	H: 2 LOB: 2 BB: 0 P: 5	R: 0 E: 0 K: 0 S: 3	H: 0 LOB: 0 BB: 0 P: 3	R: 3 E: 3 K: 0 S: 7	H: 2 LOB: 2 BB: 1 P: 11	R: 0 E: 0 K: 0 S: 4	H: 1 LOB: 1 BB: 0 P: 4	R: 0 E: 0 K: 1 S: 5	H: 0 LOB: 0 BB: 0 P: 5	R: 0 E: 0 K: 0 S: 4	H: 1 LOB: 1 BB: 0 P: 4	1B: 9 2B: 1 3B: 0 HR: 1	SF: 0 SAC: 0 DP: 0 HBP: 0	WP: 0 PB: 0 SB: 1 CS: 0	PA: 41		
PITCHER	IP WLS BF H R ER SO BB IBB HBP BLK WP HR S P ERA WHIP																							
Bob Knepper, L ERA: 3.97 (1, 1)	6.0	W	30	9	4	1	1	1	0	0	0	0	0	0	31	35	1.50	1.667						
Gary Lavelle, L ERA: 3.24 (7, 1)	2.2	10	2	0	0	1	0	0	0	0	0	0	0	12	12	0.00	0.750							
Greg Minton, R ERA: 2.58 (9, 1)	0.1	S	1	0	0	0	0	0	0	0	0	0	0	1	1	0.00	0.000							

Batter	1	2	3	4	5	6	7	8	9	AB	R	H	RBI	BB	SO	LOB	TOP																						
Bill North, S OBP: 0.374, SLG: 0.280 (1, 8)										5	1	2	0	0	0	3																							
Larry Hemdon, R OBP: 0.383, SLG: 0.395 (1, 7) (7, 9)										4	1	3	0	0	0	1																							
Jack Clark, R OBP: 0.542, SLG: 0.542 (1, 9)										2	0	0	0	0	0	2																							
Terry Whitfield, L OBP: 0.322, SLG: 0.378 (7, 7)										1	0	1	0	0	0	0																							
Darrell Evans, L OBP: 0.353, SLG: 0.397 (1, 3)										3	0	0	1	1	0	4																							
Milt May, L OBP: 0.330, SLG: 0.423 (1, 2)										2	0	0	1	1	1	3																							
Rennie Stennett, R OBP: 0.292, SLG: 0.322 (1, 4)										3	0	0	0	1	0	3																							
Joe Pettini, R OBP: 0.311, SLG: 0.313 (1, 5)										4	0	0	0	0	2	3																							
Johnnie LeMaster, R OBP: 0.255, SLG: 0.320 (1, 6)										4	0	2	0	0	1	0																							
Alan Hargesheimer, R OBP: 0.333, SLG: 0.308 (1, 1)										2	0	0	0	0	1	0																							
Greg Minton, S OBP: 0.333, SLG: 0.200 (7, 1)										1	0	1	0	0	0	0																							
Inning Stats	R: 0 E: 0 K: 0 S: 4	H: 2 LOB: 1 BB: 0 P: 4	R: 0 E: 0 K: 2 S: 7	H: 0 LOB: 0 BB: 0 P: 7	R: 0 E: 0 K: 1 S: 5	H: 0 LOB: 0 BB: 0 P: 5	R: 1 E: 1 K: 0 S: 5	H: 1 LOB: 1 BB: 0 P: 5	R: 0 E: 0 K: 1 S: 6	H: 0 LOB: 0 BB: 0 P: 5	R: 1 E: 0 K: 1 S: 6	H: 2 LOB: 3 BB: 2 P: 15	R: 0 E: 0 K: 0 S: 4	H: 1 LOB: 1 BB: 0 P: 4	R: 0 E: 0 K: 0 S: 3	H: 1 LOB: 1 BB: 1 P: 7	R: 0 E: 0 K: 0 S: 4	H: 2 LOB: 1 BB: 0 P: 4	1B: 7 2B: 1 3B: 1 HR: 0	SF: 1 SAC: 1 DP: 3 HBP: 1	WP: 0 PB: 0 SB: 0 CS: 0	PA: 37																	
PITCHER	IP	WLS	BF	H	R	ER	SO	BB	IBB	HBP	BLK	WP	HR	S	P	ERA	WHIP					PITCHER	IP	WLS	BF	H	R	ER	SO	BB	IBB	HBP	BLK	WP	HR	S	P	ERA	WHIP
Mark Bomback, R ERA: 3.75 (1, 1)	7.0	L	29	6	2	1	5	1	1	1	0	0	0	36	45	1.29	1.000																						
Tom Hausman, R ERA: 3.29 (8, 1)	2.0		8	3	0	0	0	0	1	0	0	0	0	7	11	0.00	1.500																						

San Francisco Giants @ New York Mets
Shea Stadium, Flushing, NY
Wed Aug 20 1980, 7:05 PM EDT
Att: 13,488 - Unknown

AB 31
R 2
H 9
RBI 2
BB 3
SO 5
LOB 19



Batter	1	2	3	4	5	6	7	8	9	AB	R	H	RBI	BB	SO	LOB	BOTTOM																						
Frank Taveras, R OBP: 0.318, SLG: 0.335 (1, 6)										0	0	0	0	1	0	0																							
Joel Youngblood, R OBP: 0.349, SLG: 0.393 (3, FH) (4, 4)										3	0	1	1	0	1	1																							
Elliott Maddox, R OBP: 0.343, SLG: 0.342 (1, 5)										1	0	0	0	0	0	0																							
Jose Moreno, S OBP: 0.200, SLG: 0.417 (8, 5)										4	0	0	0	0	0	2																							
Lee Mazzilli, S OBP: 0.372, SLG: 0.461 (1, 8)										4	0	0	0	0	0	2																							
Claudell Washington, L OBP: 0.338, SLG: 0.491 (1, 9)										4	0	1	0	0	1	0																							
Steve Henderson, R OBP: 0.366, SLG: 0.423 (1, 7)										4	0	1	0	0	0	0																							
Mike Jorgensen, L OBP: 0.352, SLG: 0.377 (1, 3)										3	0	1	0	1	0	1																							
Alex Trevino, R OBP: 0.309, SLG: 0.300 (1, 2)										4	0	2	0	0	0	1																							
Bill Almon, R OBP: 0.278, SLG: 0.329 (1, 4) (4, 6)										3	0	0	0	0	1	4																							
Mark Bomback, R OBP: 0.263, SLG: 0.265 (1, 1)										2	1	1	0	0	0	0																							
Jerry Morales, R OBP: 0.306, SLG: 0.367 (7, PH)										1	0	0	0	0	0	2																							
Tom Hausman, R OBP: 0.063, SLG: 0.063 (8, 1)										0	0	0	0	0	0	0																							
Inning Stats	R: 0 E: 0 K: 1 S: 4	H: 0 LOB: 0 BB: 1 P: 8	R: 0 E: 0 K: 0 S: 4	H: 1 LOB: 2 BB: 1 P: 8	R: 1 E: 0 K: 0 S: 5	H: 4 LOB: 0 BB: 0 P: 5	R: 0 E: 0 K: 0 S: 3	H: 0 LOB: 0 BB: 0 P: 3	R: 0 E: 0 K: 1 S: 5	H: 0 LOB: 0 BB: 0 P: 5	R: 0 E: 0 K: 1 S: 7	H: 2 LOB: 2 BB: 0 P: 7	R: 0 E: 0 K: 0 S: 3	H: 0 LOB: 0 BB: 0 P: 3	R: 0 E: 0 K: 0 S: 4	H: 1 LOB: 1 BB: 0 P: 4	1B: 8 2B: 2 3B: 0 HR: 0	SF: 0 SAC: 0 DP: 2 HBP: 0	WP: 0 PB: 0 SB: 0 CS: 1	PA: 34																			
PITCHER	IP	WLS	BF	H	R	ER	SO	BB	IBB	HBP	BLK	WP	HR	S	P	ERA	WHIP					PITCHER	IP	WLS	BF	H	R	ER	SO	BB	IBB	HBP	BLK	WP	HR	S	P	ERA	WHIP
Alan Hargesheimer, R ERA: 3.77 (1, 1)	6.1	W	24	6	1	1	2	2	0	0	0	0	0	26	34	1.42	1.263																						
Greg Minton, R ERA: 2.48 (7, 1)	2.2	S	10	2	0	0	1	0	0	0	0	0	0	12	12	0.00	0.750																						

San Francisco Giants @ New York Mets
Shea Stadium, Flushing, NY
Wed Aug 20 1980, 7:05 PM EDT
Att: 13,488 - Unknown

AB 32
R 1
H 8
RBI 1
BB 2
SO 3
LOB 11





Batter	1	2	3	4	5	6	7	8	9	AB	R	H	RBI	BB	SO	LOB	TOP		
Bill North, S OBP: 0.370, SLG: 0.277 (1, 8)	F7		4-3		6-3		4-3			4	0	0	0	0	0	4	San Francisco Giants @ New York Mets Shea Stadium, Flushing, NY Thu Aug 21 1980, 3:33 AM EDT Att: 10,505 - Unknown		
Terry Whitfield, L OBP: 0.326, SLG: 0.380 (1, 7)	K		1B			FC4-6 1B		K		4	0	2	1	0	2	0			
Larry Hemdon, R OBP: 0.281, SLG: 0.391 (1, 9)	6-3		5-3			FC4-6 1-2		F9		4	0	0	0	0	0	2			
Darrell Evans, L OBP: 0.352, SLG: 0.396 (1, 5)		F7		F8		F8			1B	4	0	1	0	0	0	1			
Milt May, L OBP: 0.328, SLG: 0.420 (1, 2)		FC6-4 1B		G3		4-3		F9		4	0	1	0	0	0	2			
Mike Ivie, R OBP: 0.279, SLG: 0.357 (1, 3)		FC6-4 1-2		K			4-3		F4	4	0	0	0	0	1	1			
Rennie Stennett, R OBP: 0.288, SLG: 0.318 (1, 4)		F9			3-1		4-3		6-3	4	0	0	0	0	0	1			
Johnnie LeMaster, R OBP: 0.261, SLG: 0.323 (1, 6)			4-3 1B WP 1B			FC5-6 1B			K	3	1	2	0	1	1	0			
Vida Blue, S OBP: 0.143, SLG: 0.113 (1, 1)										2	0	0	0	0	1	2			
Tom Griffin, R OBP: 0.167, SLG: 0.167 (5, 1)										0	0	0	0	0	0	0			
Jim Wohlford, R OBP: 0.292, SLG: 0.338 (7, PH)										1	0	1	0	0	0	0			
Randy Moffitt, R (7, 1)										0	0	0	0	0	0	0			
Inning Stats	R: 0 E: 0 K: 1 S: 5	H: 0 LOB: 0 BB: 0 P: 5	R: 0 E: 0 K: 0 S: 4	H: 1 LOB: 1 BB: 0 P: 4	R: 1 E: 0 K: 1 S: 7	H: 2 LOB: 1 BB: 0 P: 7	R: 0 E: 0 K: 1 S: 5	H: 0 LOB: 0 BB: 0 P: 5	R: 0 E: 0 K: 0 S: 4	H: 1 LOB: 1 BB: 0 P: 4	R: 0 E: 0 K: 0 S: 4	H: 1 LOB: 2 BB: 1 P: 8	R: 0 E: 0 K: 1 S: 6	H: 1 LOB: 1 BB: 0 P: 6	R: 0 E: 0 K: 1 S: 5	H: 0 LOB: 0 BB: 0 P: 5	1B: 7 2B: 0 3B: 0 HR: 0	SF: 0 SAC: 0 DP: 0 HBP: 0	WP: 1 PA: 35 CS: 0
PITCHER	IP WLS BF H R ER SO BB IBB HBP BLK WP HR S P ERA WHIP	IP WLS BF H R ER SO BB IBB HBP BLK WP HR S P ERA WHIP																	
Craig Swan, R ERA: 3.58 (1, 1)	2.0	7	1	0	0	1	0	0	0	0	0	0	0	9	9	0.00	0.500		
Pete Falcone, L ERA: 4.92 (3, 1)	7.0	W	28	6	1	1	4	1	0	0	0	1	0	35	39	1.29	1.000		

Batter	1	2	3	4	5	6	7	8	9	AB	R	H	RBI	BB	SO	LOB	BOTTOM		
Joel Youngblood, R OBP: 0.350, SLG: 0.393 (1, 5)	F7		S 1B		1B 2B BB	F3				3	1	1	0	1	0	0	San Francisco Giants @ New York Mets Shea Stadium, Flushing, NY Thu Aug 21 1980, 3:33 AM EDT Att: 10,505 - Unknown		
Bill Almon, R OBP: 0.265, SLG: 0.312 (1, 4)	F7		L1		F7		5-3			4	0	0	0	0	0	3			
Lee Mazzilli, S OBP: 0.373, SLG: 0.461 (1, 3)	S 1B		F7		1-3 2-H 2B	L6				4	1	2	1	0	0	1			
Jerry Morales, R OBP: 0.305, SLG: 0.371 (1, 8)	K		F8		E 2B	6-3				4	1	1	2	0	1	2			
Claudell Washington, L OBP: 0.340, SLG: 0.491 (1, 9)		E 1B 1B		F8	E8 2-H 1B		F7			4	1	2	1	0	0	0			
Steve Henderson, R OBP: 0.397, SLG: 0.422 (1, 7)		L4-3 1-H 1B		F8	F8 BB		4-3			3	0	1	1	1	0	0			
Alex Trevino, R OBP: 0.303, SLG: 0.295 (1, 2)		L4-3 1-2		F8	F8		F9			4	0	0	0	0	0	3			
Mario Ramirez, R OBP: 0.375, SLG: 0.286 (1, 6)					SH1-4 1B 1B	K				3	1	2	0	0	1	0			
Craig Swan, R OBP: 0.306, SLG: 0.219 (1, 1)					SH1-4 1B		F8			0	0	0	0	0	0	0			
Roy Lee Jackson, R OBP: 0.167, SLG: 0.333 (2, PH)										1	0	0	0	0	0	1			
Pete Falcone, L OBP: 0.156, SLG: 0.129 (3, 1)										1	0	0	0	0	0	0			
Inning Stats	R: 0 E: 0 K: 1 S: 6	H: 1 LOB: 1 BB: 0 P: 6	R: 1 E: 1 K: 0 S: 5	H: 3 LOB: 1 BB: 0 P: 5	R: 0 E: 0 K: 0 S: 4	H: 1 LOB: 1 BB: 0 P: 4	R: 0 E: 0 K: 0 S: 3	H: 0 LOB: 0 BB: 0 P: 3	R: 4 E: 1 K: 0 S: 7	H: 4 LOB: 2 BB: 2 P: 15	R: 0 E: 0 K: 1 S: 5	H: 0 LOB: 0 BB: 0 P: 5	R: 0 E: 0 K: 0 S: 3	H: 0 LOB: 0 BB: 0 P: 3	R: 0 E: 0 K: 0 S: 3	H: 0 LOB: 0 BB: 0 P: 3	1B: 8 2B: 2 3B: 0 HR: 0	SF: 0 SAC: 1 DP: 1 HBP: 0	WP: 0 PA: 34 CS: 0
PITCHER	IP WLS BF H R ER SO BB IBB HBP BLK WP HR S P ERA WHIP	IP WLS BF H R ER SO BB IBB HBP BLK WP HR S P ERA WHIP																	
Vida Blue, L ERA: 3.19 (1, 1)	4.2	L	23	9	5	5	1	1	0	0	0	0	0	24	28	9.64	2.143		
Tom Griffin, R ERA: 3.06 (5, 1)	1.1	5	0	0	0	1	1	0	0	0	0	0	6	10	0.00	0.750			
Randy Moffitt, R ERA: 6.23 (7, 1)	2.0	6	0	0	0	0	0	0	0	0	0	0	6	6	0.00	0.000			

AB	34
R	1
H	7
RBI	1
BB	1
SO	5
LOB	13



Batter	1	2	3	4	5	6	7	8	9	10	AB	R	H	RBI	BB	SO	LOB	TOP	
Bill North, S OBP: 0.373, SLG: 0.279 (1, 8)	0-0 SH3-4 3B 1B		0-3 K		0-0 K		0-3 K			4-0 1B SH1-4 BB	4	2	2	0	1	2	2	<p>San Francisco Giants @ Philadelphia Phillies Veterans Stadium, Philadelphia, PA Fri Aug 22 1980, 7:05 PM EDT Att: 36,073 - Unknown</p> <p>AB 38 R 4 H 11 RBI 3 BB 3 SO 13 LOB 16</p> 	
Joe Pettini, R OBP: 0.301, SLG: 0.302 (1, 5)	0-0 SH3-4 1-2		0-3 K		0-0 6-3		0-3 K			0-0 SH1-4 1-2	3	0	0	0	0	2	1		
Larry Hemdon, R OBP: 0.280, SLG: 0.388 (1, 9)	0-3 K		0-0 6-3		0-3 K		0-0 1B K			0-3 K	5	0	1	0	0	3	2		
Jim Wohlford, R OBP: 0.302, SLG: 0.362 (1, 7)	0-0 E 2-H 3B		0-0 4-3		0-0 4-3		0-0 CS 1B			0-0 F3 1B	5	1	3	1	0	0	1		
Mike Ivie, R OBP: 0.261, SLG: 0.357 (1, 3)	0-0 E5		0-3 K		0-0 1-3		0-0 1-3			0-0 E5 1B	5	0	2	1	0	1	1		
Rennie Stennett, R OBP: 0.287, SLG: 0.314 (1, 4)	0-0 F8		0-0 F7		0-3 K		0-3 K			0-0 FC6-4 1B	4	0	0	0	1	1	3		
Johnnie LeMaster, R OBP: 0.260, SLG: 0.319 (1, 6)		0-0 4-3		0-0 4-3		0-0 4-3				0-0 F8 IBB	4	0	0	0	1	1	3		
Mike Sadek, R OBP: 0.372, SLG: 0.307 (1, 2)		0-3 K		0-0 F9		0-0 F9				0-0 G3 1B	4	0	2	0	0	1	0		
Ed Whitson, R OBP: 0.109, SLG: 0.082 Tom Griffin, R OBP: 0.250, SLG: 0.625 (2, 1)		0-3 K		0-0 K		0-0 K				0-0 G3 1B	0	0	0	0	0	0	0		
Dennis Littlejohn, R OBP: 0.301, SLG: 0.285 Greg Minton, S OBP: 0.241, SLG: 0.200 Terry Whitfield, L OBP: 0.194, SLG: 0.378 Al Holland, R (9, 1)		0-3 K		0-0 HR		0-3 K				0-0 G3 1-2	1	0	0	0	0	0	1		
Inning Stats	R: 2 E: 1 K: 1 S: 8	H: 2 LOB: 1 BB: 0 P: 7	R: 0 E: 0 K: 2 S: 7	H: 0 LOB: 0 BB: 0 P: 7	R: 0 E: 0 K: 2 S: 7	H: 0 LOB: 0 BB: 0 P: 7	R: 1 E: 0 K: 0 S: 5	H: 2 LOB: 1 BB: 0 P: 5	R: 0 E: 0 K: 3 S: 10	H: 1 LOB: 2 BB: 1 P: 14	R: 0 E: 0 K: 1 S: 7	H: 2 LOB: 2 BB: 0 P: 7	R: 0 E: 0 K: 1 S: 5	H: 1 LOB: 0 BB: 0 P: 5	R: 1 E: 1 K: 1 S: 7	H: 2 LOB: 3 BB: 2 P: 15	1B: 9 2B: 0 3B: 1 HR: 1	SF: 0 SAC: 2 DP: 0 HBP: 0	WP: 0 PA: 43 PB: 0 SB: 0 CS: 1
PITCHER Steve Carlton, L ERA: 2.23 (1, 1)	IP 10.0 WLS L 43 BF 11 H 4 R 3 ER 13 SO 2 BB 2 IBB 1 HBP 0 BLK 0 WP 0 HR 1 S 66 P 78 ERA 2.70 WHIP 1.300																		

Batter	1	2	3	4	5	6	7	8	9	10	AB	R	H	RBI	BB	SO	LOB	BOTTOM	
Lonnie Smith, R OBP: 0.398, SLG: 0.484 (1, 7)	0-0 6-3		0-0 G4-6-3 1-2r		0-0 F8		0-0 CS 1B			0-0 F9	5	0	1	0	0	0	1	<p>San Francisco Giants @ Philadelphia Phillies Veterans Stadium, Philadelphia, PA Fri Aug 22 1980, 7:05 PM EDT Att: 36,073 - Unknown</p> <p>AB 37 R 3 H 9 RBI 3 BB 4 SO 4 LOB 18</p> 	
Pete Rose, S OBP: 0.368, SLG: 0.373 (1, 3)	0-0 2B 1B		4-0 BB BB		0-0 F8		0-0 F7 1-2			0-0 F9	4	1	1	0	1	0	1		
Mike Schmidt, R OBP: 0.373, SLG: 0.610 (1, 5)	0-0 1H 2B		4-0 1-2 BB		4-0 BB		0-0 F6			0-3 K	3	0	1	1	2	1	0		
Bake McBride, L OBP: 0.339, SLG: 0.476 (1, 9)	0-0 F7		0-0 6-3		0-3 K		0-0 SH3-4 1B			0-0 F9	5	0	1	0	0	1	4		
Manny Trillo, R OBP: 0.374, SLG: 0.469 (1, 4)	0-0 4-3		0-0 E FC1-6 1B		0-0 HR		0-0 HR			0-0 1B	4	2	3	1	0	0	1		
Garry Maddox, R OBP: 0.276, SLG: 0.394 (1, 8)		0-0 5-3		0-0 E7 FC1-6 1-3		0-0 4-3 BLK FC5-2 1B				0-3 K	5	0	1	0	0	1	3		
Larry Bowa, S OBP: 0.276, SLG: 0.315 (1, 6)		0-0 L1		0-0 FC1-6 1-2r 3-H		0-0 4-3				4-0 IBB	3	0	0	1	1	0	2		
Bob Boone, R OBP: 0.305, SLG: 0.361 (1, 2)		0-0 6-3		0-0 F7		0-0 FC5-2				0-0 F4	4	0	0	0	0	0	4		
Steve Carlton, L OBP: 0.139, SLG: 0.154 (1, 1)			0-0 G4-6-3 1B		0-0 G3		0-0 3-H F7			0-3 K	4	0	1	0	0	1	2		
Inning Stats	R: 1 E: 0 K: 0 S: 5	H: 2 LOB: 1 BB: 0 P: 5	R: 0 E: 0 K: 0 S: 3	H: 0 LOB: 0 BB: 0 P: 3	R: 0 E: 0 K: 0 S: 3	H: 1 LOB: 2 BB: 2 P: 11	R: 1 E: 1 K: 0 S: 5	H: 1 LOB: 1 BB: 0 P: 5	R: 0 E: 0 K: 0 S: 3	H: 1 LOB: 0 BB: 0 P: 3	R: 0 E: 0 K: 1 S: 6	H: 1 LOB: 2 BB: 1 P: 10	R: 0 E: 0 K: 1 S: 5	H: 0 LOB: 0 BB: 0 P: 5	R: 0 E: 0 K: 1 S: 6	H: 1 LOB: 1 BB: 0 P: 6	1B: 7 2B: 1 3B: 0 HR: 1		SF: 0 SAC: 1 DP: 1 HBP: 0
PITCHER Ed Whitson, R ERA: 3.06 (1, 1) Tom Griffin, R ERA: 2.97 (2, 1) Greg Minton, R ERA: 2.41 (7, 1) Al Holland, L ERA: 1.14 (9, 1)	IP 5.0 WLS 22 BF 4 H 2 R 1 ER 1 SO 1 BB 3 IBB 0 HBP 0 BLK 0 WP 1 HR 1 S 21 P 33 ERA 9.00 WHIP 1.400																		

Batter	1	2	3	4	5	6	7	8	9	AB	R	H	RBI	BB	SO	LOB	TOP																			
Bill North, S OBP: 0.372, SLG: 0.279 Jim Wohlford, R OBP: 0.307, SLG: 0.366	6-3		F7		6-3	CS WP 1B			1B	4	0	1	1	0	0	0	San Francisco Giants @ Philadelphia Phillies Veterans Stadium, Philadelphia, PA Sat Aug 23 1980, 7:05 PM EDT Att: 38,541 - Unknown																			
Terry Whitfield, L OBP: 0.321, SLG: 0.374	K		G1		5-3	CS 1-3	4-3		1B	5	0	1	0	0	1	0																				
Larry Hemdon, R OBP: 0.279, SLG: 0.388	K		1B 2B		4-3		4-3		5-3	5	1	1	0	0	1	2																				
Darrell Evans, L OBP: 0.355, SLG: 0.399		F8	1B BB			2B 2B	CS BB			2	1	1	0	2	0	0																				
Milt May, L OBP: 0.331, SLG: 0.425	K		1-3 2-H 1B			FC5-4 3B 2B	CS 1-2		4-3	4	1	2	2	0	1	0																				
Mike Ivie, R OBP: 0.281, SLG: 0.360	E 2B		F3			F8			K	4	1	1	0	0	1	3																				
Rennie Stennett, R OBP: 0.289, SLG: 0.312	E IBB				4-3	FC5-4 IBB			6-3	2	0	0	0	2	0	0																				
Johnnie LeMaster, R OBP: 0.257, SLG: 0.316	E4 FC6-4				L4	FC5-4 3B			K	4	1	0	0	0	1	3																				
Allen Ripley, R OBP: 0.194, SLG: 0.233	FC6-4				L6	1-H 2-3 1B 3B			6-3	4	1	1	2	0	0	2																				
Inning Stats	R: 0 E: 0 K: 2 S: 7	H: 0 LOB: 0 BB: 0 P: 7	R: 1 E: 1 K: 1 S: 7	H: 1 LOB: 2 BB: 1 P: 11	R: 1 E: 0 K: 0 S: 5	H: 2 LOB: 2 BB: 1 P: 9	R: 0 E: 0 K: 0 S: 3	H: 0 LOB: 0 BB: 0 P: 3	R: 0 E: 0 K: 0 S: 3	H: 0 LOB: 0 BB: 0 P: 3	R: 4 E: 0 K: 0 S: 6	H: 4 LOB: 0 BB: 1 P: 10	R: 0 E: 0 K: 0 S: 2	H: 0 LOB: 0 BB: 0 P: 6	R: 0 E: 0 K: 1 S: 5	H: 0 LOB: 0 BB: 0 P: 5	R: 0 E: 0 K: 1 S: 7	H: 2 LOB: 2 BB: 0 P: 7	1B: 4 2B: 4 3B: 1 HR: 0	SF: 0 SAC: 0 DP: 0 HBP: 0	WP: 1 PB: 0 SB: 0 CS: 2	PA: 41														
PITCHER	IP	WLS	BF	H	R	ER	SO	BB	IBB	HBP	BLK	WP	HR	S	P	ERA	WHIP	PITCHER		IP	WLS	BF	H	R	ER	SO	BB	IBB	HBP	BLK	WP	HR	S	P	ERA	WHIP
Larry Christenson, R ERA: 5.54	(1, 1)	5.2	L	28	7	6	5	3	1	2	0	0	0	0	31	43	7.94	1.412																		
Kevin Saucier, L ERA: 3.35	(6, 1)	1.1		3	0	0	0	0	1	0	0	0	1	0	2	6	0.00	0.750																		
Warren Brusstar, R ERA: 2.75	(8, 1)	2.0		8	2	0	0	2	0	0	0	0	0	0	12	12	0.00	1.000																		

AB 35
R 6
H 9
RBI 5
BB 4
SO 5
LOB 10



Batter	1	2	3	4	5	6	7	8	9	AB	R	H	RBI	BB	SO	LOB	BOTTOM																			
Lonnie Smith, R OBP: 0.391, SLG: 0.476	5-3		F9	K			5-3			4	0	0	0	0	1	4	San Francisco Giants @ Philadelphia Phillies Veterans Stadium, Philadelphia, PA Sat Aug 23 1980, 7:05 PM EDT Att: 38,541 - Unknown																			
Pete Rose, S OBP: 0.367, SLG: 0.370	F8		6-3		4-3 5-3 BB		F8			3	0	0	0	1	0	1																				
Mike Schmidt, R OBP: 0.372, SLG: 0.607	K			5-3	5-3				G6-3 1B	4	0	1	0	0	1	1																				
Bake McBride, L OBP: 0.338, SLG: 0.474		1B 1B		E4 1B 2B	4-3				G6-3 1-2	4	1	1	0	0	0	2																				
Manny Trillo, R OBP: 0.373, SLG: 0.466		G5-4-3 1B		6-3	F7				5-3	4	0	1	0	0	0	2																				
Garry Maddox, R OBP: 0.277, SLG: 0.395		F8		2B 1B			G3-6 1B		F8	4	1	2	0	0	0	2																				
Larry Bowa, S OBP: 0.276, SLG: 0.317		G5-4-3		1B 2B			G3-6		F7	4	0	1	1	0	0	3																				
Bob Boone, R OBP: 0.307, SLG: 0.359				PB HBP	1B IBB				F7	2	0	0	0	1	0	0																				
Larry Christenson, R OBP: 0.417, SLG: 0.636	(1, 1)			F8			F8			2	0	1	1	0	0	1																				
Kevin Saucier, L ERA: 3.35	(6, 1)									0	0	0	0	0	0	0																				
Greg Gross, L OBP: 0.342, SLG: 0.331	(7, PH)									1	0	0	0	0	0	0																				
Warren Brusstar, R ERA: 2.75	(8, 1)									0	0	0	0	0	0	0																				
Inning Stats	R: 0 E: 0 K: 1 S: 5	H: 0 LOB: 0 BB: 0 P: 5	R: 0 E: 0 K: 0 S: 4	H: 2 LOB: 1 BB: 0 P: 4	R: 0 E: 0 K: 0 S: 3	H: 0 LOB: 1 BB: 0 P: 4	R: 2 E: 1 K: 1 S: 9	H: 3 LOB: 3 BB: 1 P: 13	R: 0 E: 0 K: 0 S: 3	H: 0 LOB: 0 BB: 0 P: 3	R: 0 E: 0 K: 0 S: 3	H: 0 LOB: 0 BB: 0 P: 3	R: 0 E: 0 K: 0 S: 3	H: 1 LOB: 0 BB: 0 P: 3	R: 0 E: 0 K: 0 S: 3	H: 0 LOB: 0 BB: 0 P: 3	R: 0 E: 0 K: 0 S: 3	H: 0 LOB: 0 BB: 0 P: 3	1B: 6 2B: 1 3B: 0 HR: 0	SF: 0 SAC: 0 DP: 3 HBP: 1	WP: 0 PB: 1 SB: 0 CS: 0	PA: 35														
PITCHER	IP	WLS	BF	H	R	ER	SO	BB	IBB	HBP	BLK	WP	HR	S	P	ERA	WHIP	PITCHER		IP	WLS	BF	H	R	ER	SO	BB	IBB	HBP	BLK	WP	HR	S	P	ERA	WHIP
Allen Ripley, R ERA: 3.13	(1, 1)	9.0	W	35	7	2	0	2	1	1	1	0	0	0	36	45	0.00	0.889																		

AB 32
R 2
H 7
RBI 2
BB 2
SO 2
LOB 16



Batter	1	2	3	4	5	6	7	8	9	AB	R	H	RBI	BB	SO	LOB	TOP		
Bill North, S OBP: 0.371, SLG: 0.279 (1.8)	0-0 6-3		0-0 2B 1B		0-3 K			0-0 5-3		4	0	1	0	0	1	1	San Francisco Giants @ Philadelphia Phillies Veterans Stadium, Philadelphia, PA Sun Aug 24 1980, 7:05 PM EDT Att: 37,325 - Unknown		
Terry Whitfield, L OBP: 0.320, SLG: 0.376 (1.7)	0-0 1-3		0-0 1-3 2B		0-0 4-3			0-0 3-1		4	0	1	0	0	0	1			
Larry Hemdon, R OBP: 0.278, SLG: 0.389 (1.9)	0-3 K		0-0 F8					0-0 5-3		4	0	1	0	0	1	2			
Darrell Evans, L OBP: 0.356, SLG: 0.400 (1.5)		0-0 4-3	0-0 4-3					0-0 G4-6-3 1B		4	0	2	0	0	0	2			
Milt May, L OBP: 0.326, SLG: 0.419 (1.2)	0-0 1-3			0-0 4-3				0-0 G4-6-3 1B		4	0	0	0	0	0	3			
Mike Ivie, R OBP: 0.280, SLG: 0.358 (1.3)	0-0 1B			0-0 5-3				0-0 5-3		4	0	1	0	0	0	1			
Rennie Stennett, R OBP: 0.287, SLG: 0.310 (1.4)	0-0 G3			0-0 4-3				0-0 5-3		3	0	0	0	0	0	1			
Johnnie LeMaster, R OBP: 0.258, SLG: 0.322 (1.6)			0-0 E4 3B		0-0 4-3			0-0 1-3		3	1	1	0	0	0	0			
Bob Knepper, L OBP: 0.213 (1.1)			0-0 F5			4-0 BB		0-0 F9		1	0	0	0	0	0	0			
Randy Moffitt, R OBP: 0.374, SLG: 0.213 (4.1)										0	0	0	0	0	0	0			
Dennis Littlejohn, R OBP: 0.376, SLG: 0.358 (5.1)										0	0	0	0	1	0	0			
John Montefusco, R OBP: 0.313, SLG: 0.254 (5.1)										0	0	0	0	0	0	0			
Max Venable, L OBP: 0.313, SLG: 0.288 (8.1)										1	0	0	0	0	0	0			
Gary Lavelle, S OBP: 0.289, SLG: 0.288 (8.1)										0	0	0	0	0	0	0			
Inning Stats	R: 0 E: 0 K: 1 S: 5	H: 0 LOB: 0 BB: 0 P: 5	R: 0 E: 0 K: 0 S: 4	H: 1 LOB: 1 BB: 0 P: 4	R: 1 E: 1 K: 0 S: 6	H: 3 LOB: 2 BB: 0 P: 6	R: 0 E: 0 K: 0 S: 3	H: 0 LOB: 0 BB: 0 P: 3	R: 0 E: 0 K: 1 S: 5	H: 1 LOB: 1 BB: 1 P: 9	R: 0 E: 0 K: 0 S: 3	H: 0 LOB: 0 BB: 0 P: 3	R: 0 E: 0 K: 0 S: 3	H: 0 LOB: 0 BB: 0 P: 3	R: 0 E: 0 K: 0 S: 4	H: 2 LOB: 1 BB: 0 P: 4	1B: 4 2B: 2 3B: 1 HR: 0	SF: 0 SAC: 0 DP: 2 HBP: 0	WP: 0 PA: 33 PB: 0 SB: 0 CS: 0
PITCHER Dick Ruthven, R ERA: 3.66 (1.1)	IP: 9.0 WLS: W BF: 33 H: 7 R: 1 ER: 1 SO: 2 BB: 1 IBB: 0 HBP: 0 BLK: 0 WP: 0 HR: 0 S: 36 P: 40 ERA: 1.00 WHIP: 0.889																		

Batter	1	2	3	4	5	6	7	8	9	AB	R	H	RBI	BB	SO	LOB	BOTTOM		
Lonnie Smith, R OBP: 0.397, SLG: 0.485 (1.9)	0-0 F9		0-0 1B 2B	0-0 G3 1B		0-0 1B		4-0 2B BB		4	1	3	1	0	0	0	San Francisco Giants @ Philadelphia Phillies Veterans Stadium, Philadelphia, PA Sun Aug 24 1980, 7:05 PM EDT Att: 37,325 - Unknown		
Greg Gross, L OBP: 0.347, SLG: 0.331 (7.7)	0-0 L4		0-0 HR 1B	0-0 G3 1B		0-0 1B		0-0 2B		5	1	3	2	0	0	1			
Pete Rose, S OBP: 0.368, SLG: 0.375 (1.3)	0-0 F8		0-0 HR	0-0 6-3		0-0 E BB		4-0 FC5-4 IBB		3	1	1	2	2	0	1			
Ramon Aviles, R OBP: 0.351, SLG: 0.373 (9.4)	0-0 F8		0-0 HR	0-0 6-3		0-0 F8 BB		0-3 K		2	0	0	0	0	1	4			
Mike Schmidt, R OBP: 0.612, SLG: 0.612 (1.5)	0-0 F8		0-0 HR	0-0 6-3		0-0 E BB		0-0 FC5-4 IBB		3	1	1	2	2	0	1			
Del Unser, L OBP: 0.329, SLG: 0.375 (9.3)	0-0 F8		0-0 HR	0-0 6-3		0-0 E BB		0-0 FC5-4 IBB		0	0	0	0	0	0	0			
Greg Luzinski, R OBP: 0.371, SLG: 0.504 (1.7)	0-0 F7		0-0 HR	0-0 6-3		0-0 F9		0-0 E6		5	0	1	0	0	0	4			
George Vukovich, L OBP: 0.236, SLG: 0.266 (6.9)	0-0 F7		0-0 HR	0-0 6-3		0-0 F9		0-0 FC5-4		0	0	0	0	0	0	0			
Manny Trillo, R OBP: 0.371, SLG: 0.463 (1.4)	0-0 FC5-4 1B		0-0 1-3	0-0 1-3		0-0 4-3		0-0 4-3		4	0	1	0	0	0	3			
John Vukovich, R OBP: 0.203, SLG: 0.218 (9.5)	0-0 FC5-4 1B		0-0 1-3	0-0 1-3		0-0 4-3		0-0 4-3		4	1	2	0	0	0	3			
Gary Maddox, R OBP: 0.277, SLG: 0.394 (1.8)	0-0 FC5-4 1B		0-0 1-3	0-0 1-3		0-0 4-3		0-0 4-3		4	1	2	0	0	0	3			
Larry Bowa, S OBP: 0.278, SLG: 0.319 (1.6)	0-0 1B		0-0 BLK 3B 1B	0-0 F9		0-0 F9		0-0 F9		4	0	0	0	0	0	3			
Bob Boone, R OBP: 0.304, SLG: 0.355 (1.2)	0-0 F7		0-0 F8	0-0 F8		0-0 F7		0-0 F9		4	0	0	0	0	0	3			
Dick Ruthven, R OBP: 0.231, SLG: 0.280 (1.1)	0-0 4-3		0-0 1B 3B	0-0 F7		0-0 F7		0-0 BB 2B 1B		4	2	2	1	0	0	0			
Inning Stats	R: 0 E: 0 K: 0 S: 3	H: 0 LOB: 0 BB: 0 P: 3	R: 0 E: 0 K: 0 S: 5	H: 2 LOB: 2 BB: 0 P: 5	R: 4 E: 0 K: 0 S: 7	H: 4 LOB: 0 BB: 0 P: 7	R: 2 E: 0 K: 0 S: 6	H: 3 LOB: 1 BB: 0 P: 6	R: 0 E: 0 K: 0 S: 4	H: 1 LOB: 1 BB: 0 P: 4	R: 0 E: 0 K: 0 S: 4	H: 2 LOB: 2 BB: 0 P: 4	R: 0 E: 1 K: 0 S: 4	H: 0 LOB: 2 BB: 1 P: 8	R: 1 E: 0 K: 1 S: 7	H: 2 LOB: 3 BB: 2 P: 15	1B: 9 2B: 2 3B: 1 HR: 2	SF: 0 SAC: 0 DP: 0 HBP: 0	WP: 0 PA: 41 PB: 0 SB: 0 CS: 0
PITCHER Bob Knepper, L ERA: 4.17 (1.1)	IP: 3.1 WLS: L BF: 18 H: 8 R: 6 ER: 6 SO: 0 BB: 0 IBB: 0 HBP: 0 BLK: 0 WP: 0 HR: 2 S: 18 P: 18 ERA: 16.20 WHIP: 2.400																		
Randy Moffitt, R ERA: 5.93 (4.1)	0.2 3 1 0 0 0																		
John Montefusco, R ERA: 3.88 (5.1)	3.0 13 3 0 0 0																		
Gary Lavelle, L ERA: 3.31 (8.1)	1.0 7 2 1 1 1																		

Batter	1	2	3	4	5	6	7	8	9	AB	R	H	RBI	BB	SO	LOB	TOP					
Bill North, S OBP: 0.372, SLG: 0.281 (1, 8)										4	0	2	0	0	1	1	San Francisco Giants @ Montreal Expos Olympic Stadium, Montreal, QB Mon Aug 25 1980, 7:05 PM EDT Att: 32,602 - Unknown					
Larry Herndon, R OBP: 0.276, SLG: 0.385 (1, 9)										4	0	0	0	0	0	3						
Terry Whitfield, L OBP: 0.328, SLG: 0.388 (1, 7)										4	1	3	0	0	0	2						
Darrell Evans, L OBP: 0.354, SLG: 0.396 (1, 5)										4	0	0	0	0	0	3						
Milt May, L OBP: 0.322, SLG: 0.414 (1, 2)										3	0	0	1	0	0	0						
Mike Ivie, R OBP: 0.280, SLG: 0.356 (1, 3)										4	0	1	0	0	0	0						
Rennie Stennett, R OBP: 0.289, SLG: 0.312 (1, 4)										4	0	2	0	0	0	1						
Johnnie LeMaster, R OBP: 0.256, SLG: 0.319 Jim Wolford, R OBP: 0.305, SLG: 0.364 (1, 6) (9, PH)										3	0	0	0	0	1	1						
Alan Hargeshheimer, R OBP: 0.353, SLG: 0.333 Max Venable, L OBP: 0.308, SLG: 0.283 Greg Minton, S OBP: 0.333, SLG: 0.200 (1, 1) (7, PH) (7, 1)										2	0	1	0	0	0	0						
Inning Stats	R: 0 E: 0 K: 0 S: 4	H: 2 LOB: 1 BB: 0 P: 4	R: 0 E: 0 K: 0 S: 4	H: 1 LOB: 1 BB: 0 P: 4	R: 0 E: 0 K: 1 S: 5	H: 0 LOB: 0 BB: 0 P: 5	R: 1 E: 0 K: 0 S: 5	H: 2 LOB: 1 BB: 0 P: 5	R: 0 E: 1 K: 1 S: 7	H: 1 LOB: 2 BB: 0 P: 7	R: 0 E: 0 K: 0 S: 3	H: 0 LOB: 0 BB: 0 P: 3	R: 0 E: 0 K: 0 S: 3	H: 0 LOB: 0 BB: 0 P: 3	R: 0 E: 0 K: 0 S: 4	H: 2 LOB: 1 BB: 0 P: 4		R: 0 E: 0 K: 0 S: 4	H: 1 LOB: 1 BB: 0 P: 4	1B: 8 2B: 1 3B: 0 HR: 0	SF: 1 SAC: 0 DP: 1 HBP: 0	WP: 0 PB: 0 SB: 0 CS: 1
PITCHER Steve Rogers, R ERA: 3.17 (1, 1)	IP: 9.0 WLS: W BF: 35 H: 9 R: 1 ER: 1 SO: 2 BB: 0 IBB: 0 HBP: 0 BLK: 0 WP: 0 HR: 0 S: 39 P: 39 ERA: 1.00 WHIP: 1.000															PITCHER	IP: 9.0 WLS: W BF: 35 H: 9 R: 1 ER: 1 SO: 2 BB: 0 IBB: 0 HBP: 0 BLK: 0 WP: 0 HR: 0 S: 39 P: 39 ERA: 1.00 WHIP: 1.000					

AB	34
R	1
H	9
RBI	1
BB	0
SO	2
LOB	12



Batter	1	2	3	4	5	6	7	8	9	AB	R	H	RBI	BB	SO	LOB	BOTTOM					
Ron LeFlore, R OBP: 0.334, SLG: 0.347 (1, 7)										3	0	0	0	1	2	2	San Francisco Giants @ Montreal Expos Olympic Stadium, Montreal, QB Mon Aug 25 1980, 7:05 PM EDT Att: 32,602 - Unknown					
Rodney Scott, S OBP: 0.324, SLG: 0.311 (1, 4)										3	0	1	0	1	1	1						
Rowland Office, L OBP: 0.356, SLG: 0.443 (1, 9)										4	1	1	0	0	1	3						
Andre Dawson, R OBP: 0.360, SLG: 0.472 (1, 8)										4	1	2	1	0	0	0						
Gary Carter, R OBP: 0.314, SLG: 0.459 (1, 2)										4	1	1	0	0	0	2						
Warren Cromartie, L OBP: 0.355, SLG: 0.443 (1, 3)										3	0	2	2	1	0	0						
Larry Parrish, R OBP: 0.323, SLG: 0.461 (1, 5)										4	0	0	0	0	1	5						
Chris Speier, R OBP: 0.332, SLG: 0.309 (1, 6)										2	0	1	0	1	0	1						
Steve Rogers, R OBP: 0.269, SLG: 0.169 (1, 1)										1	0	0	0	0	0	0						
Inning Stats	R: 0 E: 0 K: 3 S: 9	H: 0 LOB: 0 BB: 0 P: 9	R: 0 E: 0 K: 0 S: 4	H: 1 LOB: 1 BB: 0 P: 4	R: 0 E: 0 K: 1 S: 6	H: 1 LOB: 1 BB: 0 P: 6	R: 3 E: 0 K: 1 S: 8	H: 4 LOB: 0 BB: 0 P: 8	R: 0 E: 0 K: 0 S: 2	H: 0 LOB: 2 BB: 2 P: 10	R: 0 E: 0 K: 0 S: 3	H: 0 LOB: 1 BB: 0 P: 3	R: 0 E: 0 K: 0 S: 3	H: 0 LOB: 1 BB: 1 P: 7	R: 0 E: 0 K: 0 S: 5	H: 2 LOB: 3 BB: 1 P: 9		R: 0 E: 0 K: 0 S: 4	H: 1 LOB: 1 BB: 0 P: 4	1B: 5 2B: 4 3B: 0 HR: 0	SF: 0 SAC: 2 DP: 1 HBP: 0	WP: 0 PB: 0 SB: 3 CS: 0
PITCHER Alan Hargeshheimer, R ERA: 3.68 Greg Minton, R ERA: 2.34 (1, 1) (7, 1)	IP: 6.0 WLS: L BF: 24 H: 6 R: 3 ER: 3 SO: 5 BB: 2 IBB: 0 HBP: 0 BLK: 0 WP: 0 HR: 0 S: 32 P: 40 ERA: 4.50 WHIP: 1.333															PITCHER	IP: 2.0 WLS: L BF: 10 H: 2 R: 0 ER: 0 SO: 0 BB: 1 IBB: 0 HBP: 0 BLK: 0 WP: 0 HR: 0 S: 8 P: 16 ERA: 0.00 WHIP: 1.500					

AB	28
R	3
H	8
RBI	3
BB	4
SO	5
LOB	14




Batter	1	2	3	4	5	6	7	8	9	AB	R	H	RBI	BB	SO	LOB	TOP										
Bill North, S OBP: 0.371, SLG: 0.279 (1, 8)	4-3			SH3 1B BB	K			4-3		3	1	0	0	1	1	2											
Larry Hemdon, R OBP: 0.274, SLG: 0.382 (1, 9)	4-3			SH3 1-2		F8			F9	3	0	0	0	0	0	0											
Terry Whitfield, L OBP: 0.326, SLG: 0.385 (1, 7)	K			F7		6-3				4	0	1	0	0	1	1											
Darrell Evans, L OBP: 0.353, SLG: 0.395 (1, 5)		F8				F3			F8	4	0	1	1	0	0	1											
Milt May, L OBP: 0.317, SLG: 0.408 (1, 2)	K			K				K	4-3	4	0	0	0	0	3	2											
Mike Ivie, R OBP: 0.277, SLG: 0.352 (1, 3)	F9				6-3			F8		3	0	0	0	0	0	0											
Rennie Stennett, R OBP: 0.290, SLG: 0.312 (1, 4)			F9			SH2-4 1B		3-1		3	0	1	0	0	0	0											
Joe Pettini, R OBP: 0.302, SLG: 0.303 (1, 6)			F2			SH2-4 1B		F4		3	0	1	0	0	0	0											
Ed Whitson, R OBP: 0.098, SLG: 0.080 (1, 1)						SH2-4				1	0	0	0	0	1	0											
Greg Minton, S OBP: 0.286, SLG: 0.167 (7, 1)			K			SH2-4		K		1	0	0	0	0	1	0											
Inning Stats	R: 0 E: 0 K: 1 S: 5	H: 0 LOB: 0 BB: 0 P: 5	R: 0 E: 0 K: 1 S: 5	H: 0 LOB: 0 BB: 0 P: 5	R: 0 E: 0 K: 1 S: 5	H: 0 LOB: 0 BB: 0 P: 5	R: 1 E: 0 K: 1 S: 6	H: 1 LOB: 1 BB: 1 P: 10	R: 0 E: 0 K: 1 S: 7	H: 2 LOB: 2 BB: 0 P: 7	R: 0 E: 0 K: 1 S: 3	H: 0 LOB: 0 BB: 0 P: 3	R: 0 E: 0 K: 1 S: 5	H: 0 LOB: 0 BB: 0 P: 5	R: 0 E: 0 K: 0 S: 4	H: 1 LOB: 1 BB: 0 P: 4	1B: 4 2B: 0 3B: 0 HR: 0	SF: 0 SAC: 0 DP: 0 HBP: 0	WP: 0 PB: 0 SB: 0 CS: 0	PA: 32							
PITCHER	IP	WLS	BF	H	R	ER	SO	BB	IBB	HBP	BLK	WP	HR	S	P	ERA	WHIP										
Scott Sanderson, R ERA: 3.25 (1, 1)	7.0	L	25	3	1	1	6	1	0	0	0	0	0	36	40	1.29	0.571										
Elias Sosa, R ERA: 3.17 (8, 1)	1.0		3	0	0	0	1	0	0	0	0	0	0	5	5	0.00	0.000										
Woodie Fryman, L ERA: 2.16 (9, 1)	1.0		4	1	0	0	0	0	0	0	0	0	0	4	4	0.00	1.000										

San Francisco Giants @ Montreal Expos
Olympic Stadium, Montreal, QB
Wed Aug 27 1980, 7:05 PM EDT
Att: 24,294 - Unknown

livebaseballscorecards.com

AB 29
R 1
H 4
RBI 1
BB 1
SO 7
LOB 6



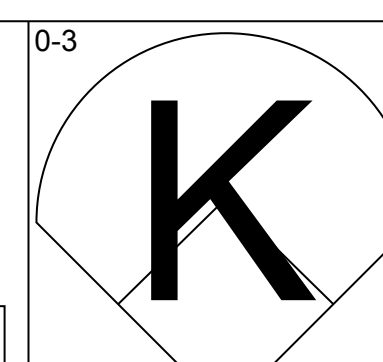
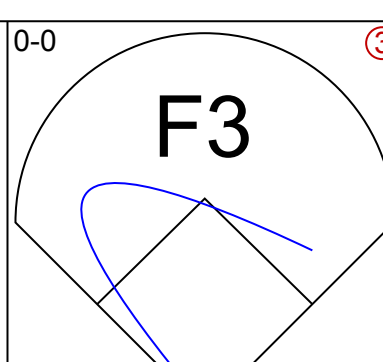
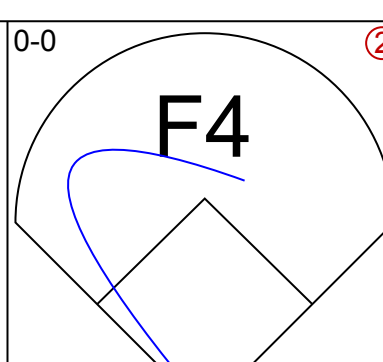
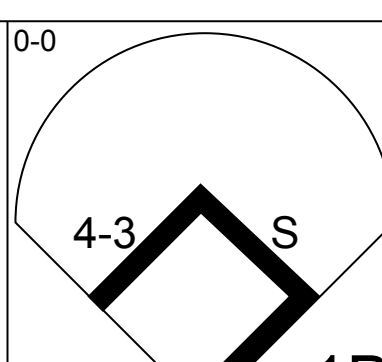
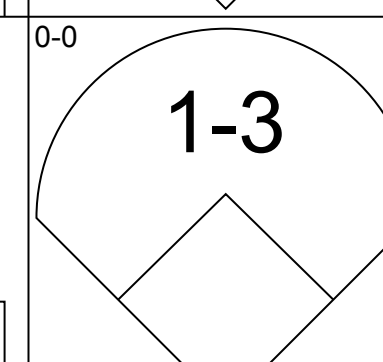
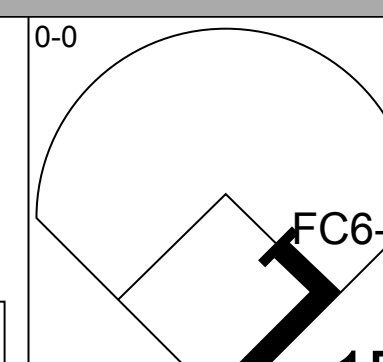
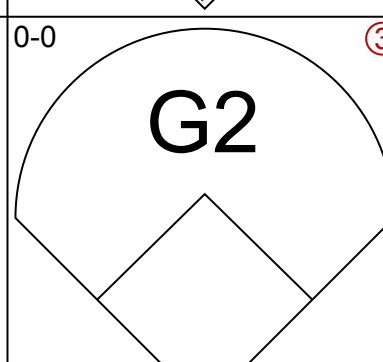
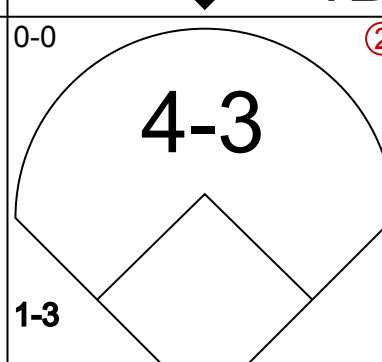
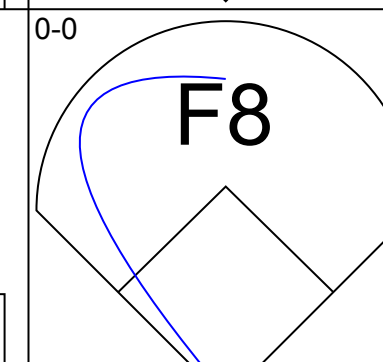
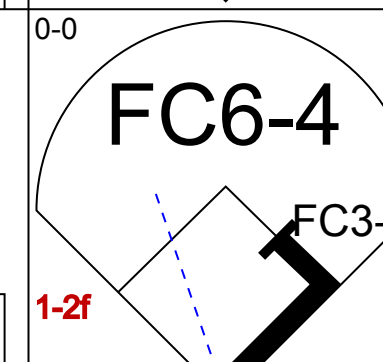
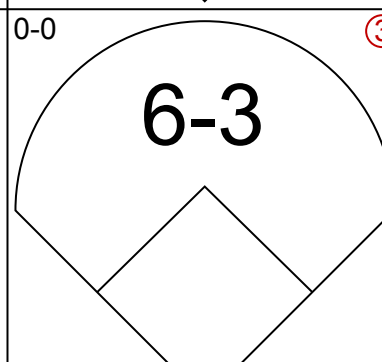
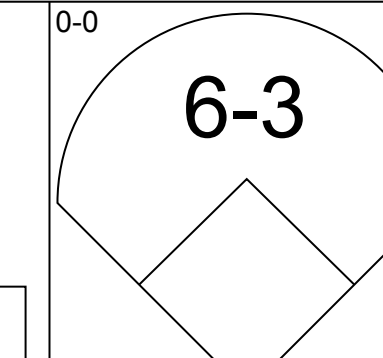
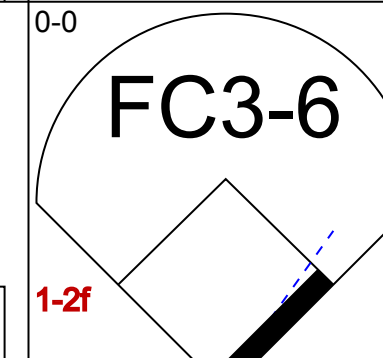
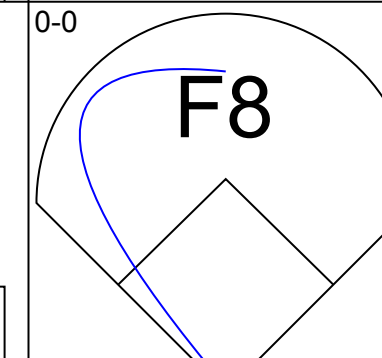
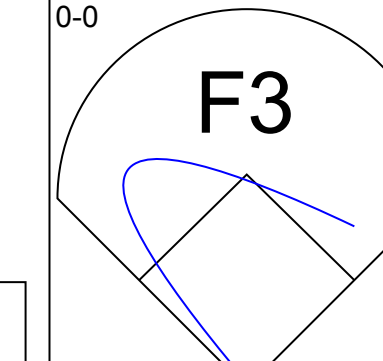
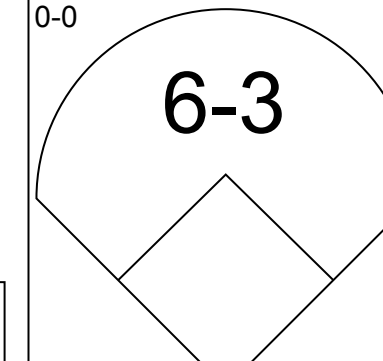
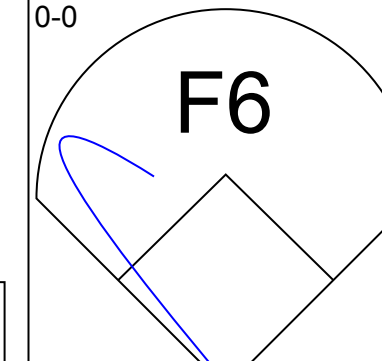
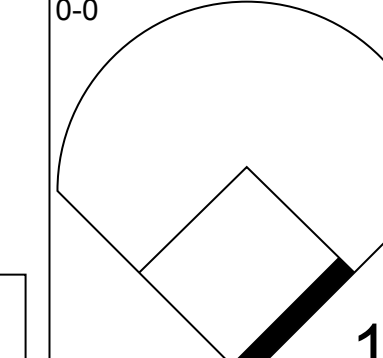
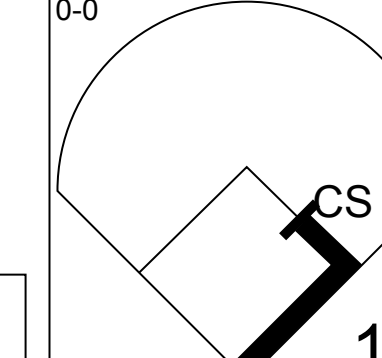
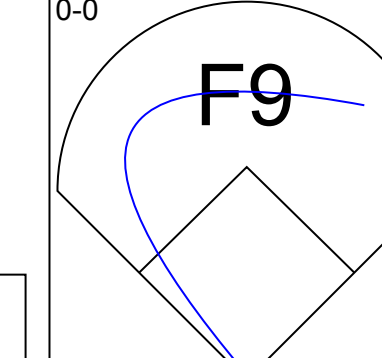
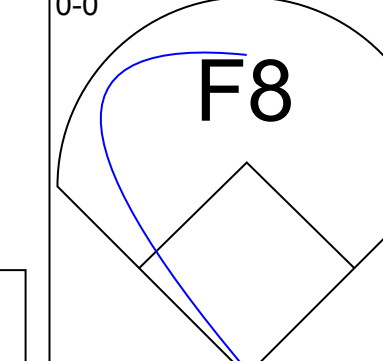
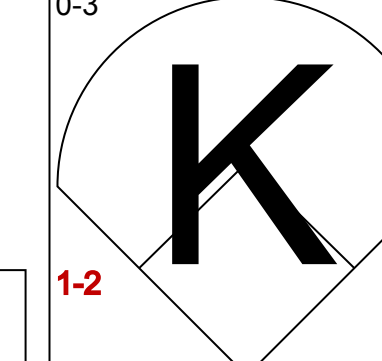
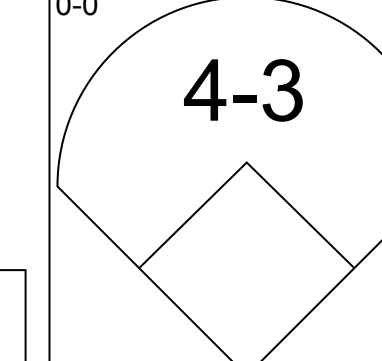
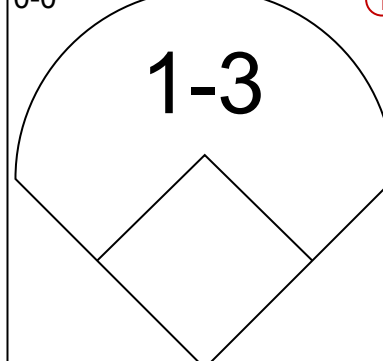
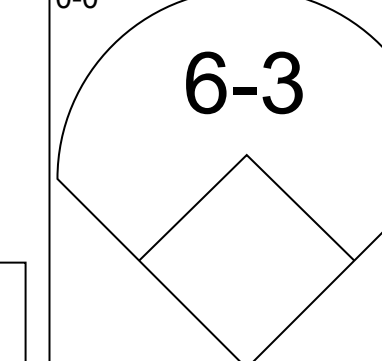
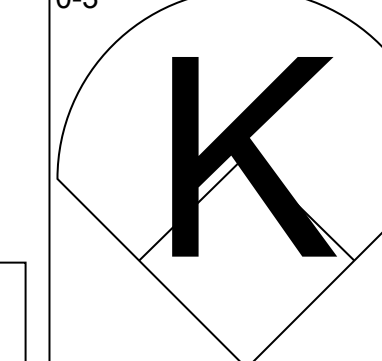
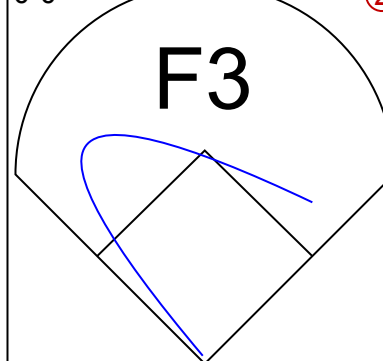


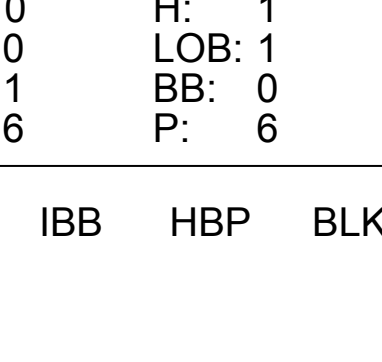
Batter	1	2	3	4	5	6	7	8	9	AB	R	H	RBI	BB	SO	LOB	BOTTOM										
Ron LeFlore, R OBP: 0.331, SLG: 0.344 (1, 7)	K			1-3		5-3			6-3	4	0	0	0	0	1	0											
Rodney Scott, S OBP: 0.322, SLG: 0.308 (1, 4)	4-3			1-5-3		F7			1-3	4	0	0	0	0	0	0											
Rowland Office, L OBP: 0.359, SLG: 0.441 (1, 9)	F7					WP 5-3 1B			4-3	3	0	1	0	1	0	0											
Andre Dawson, R OBP: 0.360, SLG: 0.470 (1, 8)		L4-3 BB		F3				K		2	0	0	0	1	1	2											
Gary Carter, R OBP: 0.312, SLG: 0.456 (1, 2)		L4-3			F7			5-3		3	0	0	0	0	0	2											
Warren Cromartie, L OBP: 0.353, SLG: 0.440 (1, 3)					5-3			1-3		3	0	0	0	0	0	1											
Larry Parrish, R OBP: 0.324, SLG: 0.460 (1, 5)				F8				5-3		3	0	1	0	0	0	0											
Chris Speier, R OBP: 0.329, SLG: 0.306 (1, 6)				F8				F3		3	0	0	0	0	0	1											
Scott Sanderson, R OBP: 0.078, SLG: 0.120 (1, 1)					5-3					2	0	0	0	0	1	0											
Elias Sosa, R OBP: 0.167, SLG: 0.167 (8, 1)								K		0	0	0	0	0	0	0											
John Tamaro, S OBP: 0.277, SLG: 0.318 (6, PH)										1	0	0	0	0	1	0											
Woodie Fryman, R OBP: 0.182, SLG: 0.182 (9, 1)										0	0	0	0	0	0	0											
Inning Stats	R: 0 E: 0 K: 1 S: 5	H: 0 LOB: 0 BB: 0 P: 5	R: 0 E: 0 K: 0 S: 2	H: 0 LOB: 0 BB: 1 P: 6	R: 0 E: 0 K: 0 S: 3	H: 0 LOB: 0 BB: 0 P: 3	R: 0 E: 0 K: 0 S: 3	H: 0 LOB: 1 BB: 1 P: 7	R: 0 E: 0 K: 0 S: 4	H: 1 LOB: 1 BB: 0 P: 4	R: 0 E: 0 K: 1 S: 5	H: 0 LOB: 0 BB: 0 P: 5	R: 0 E: 0 K: 1 S: 6	H: 1 LOB: 1 BB: 0 P: 6	R: 0 E: 0 K: 1 S: 5	H: 0 LOB: 0 BB: 0 P: 5	R: 0 E: 0 K: 0 S: 3	H: 0 LOB: 0 BB: 0 P: 3	1B: 2 2B: 1 3B: 0 HR: 0	SF: 0 SAC: 0 DP: 1 HBP: 0	WP: 1 PB: 0 SB: 0 CS: 0	PA: 30					
PITCHER	IP	WLS	BF	H	R	ER	SO	BB	IBB	HBP	BLK	WP	HR	S	P	ERA	WHIP										
Ed Whitson, R ERA: 2.95 (1, 1)	6.0	W	20	1	0	0	2	2	0	0	0	0	0	22	30	0.00	0.500										
Greg Minton, R ERA: 2.25 (7, 1)	3.0	S	10	1	0	0	2	0	0	0	0	1	0	14	14	0.00	0.333										

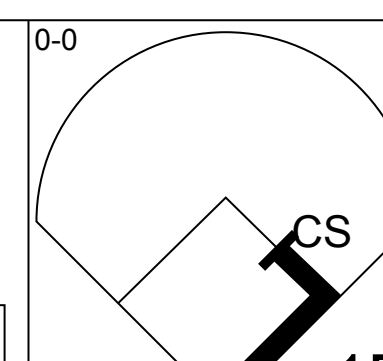
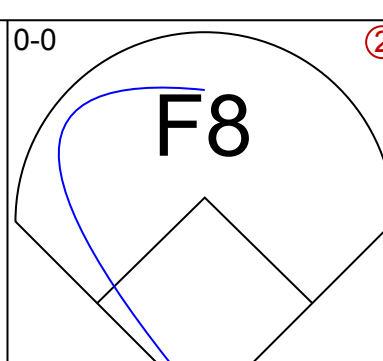
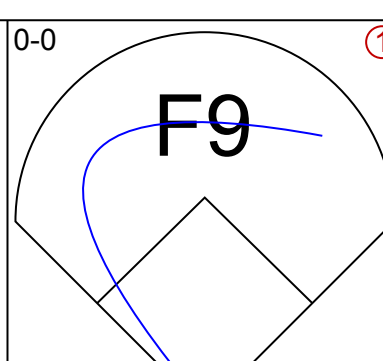
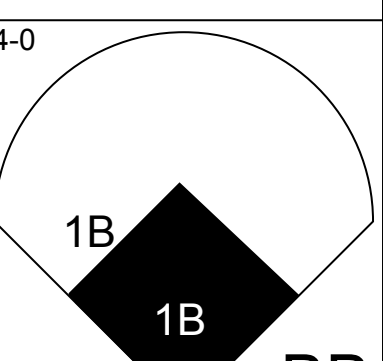
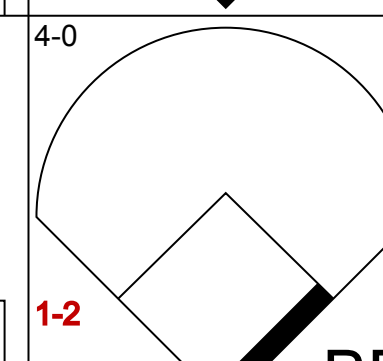
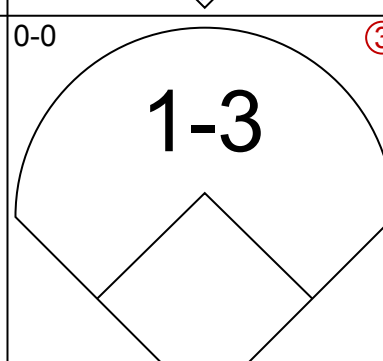
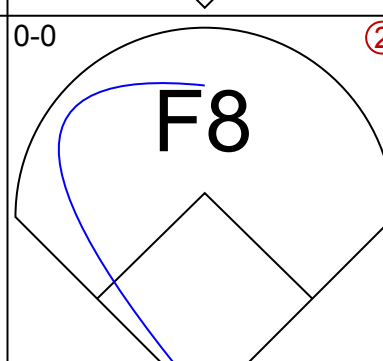
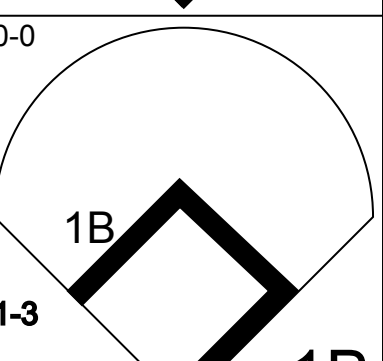
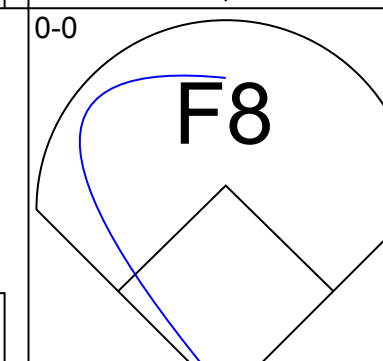
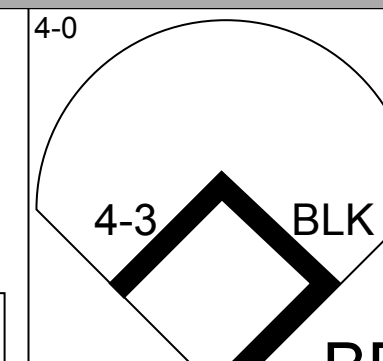
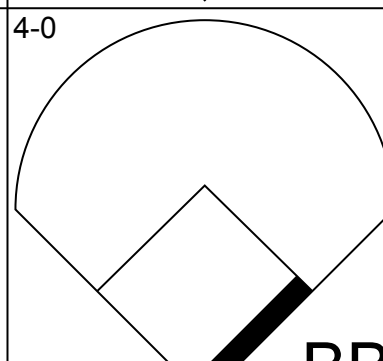
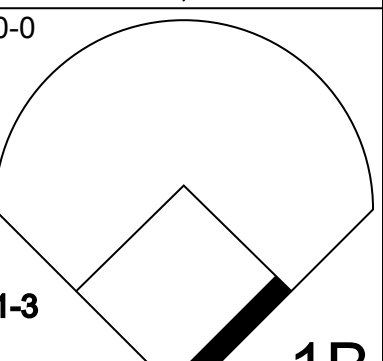
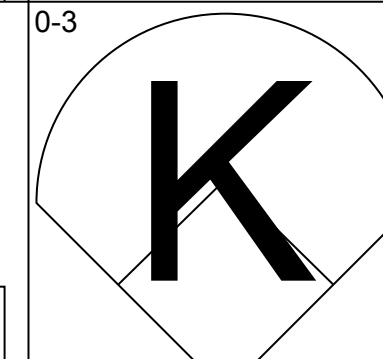
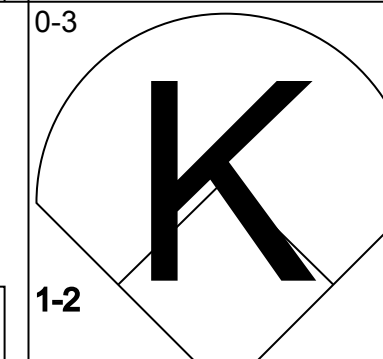
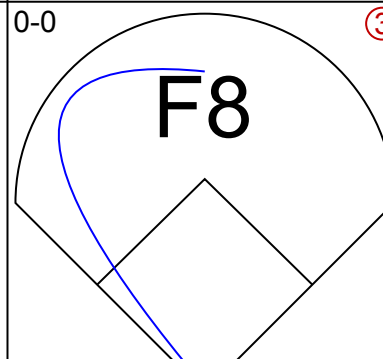
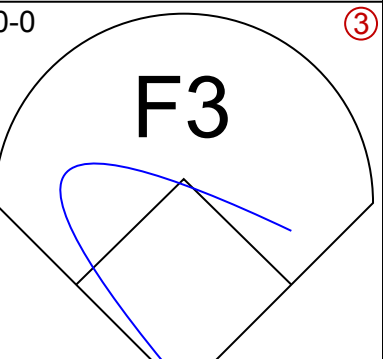
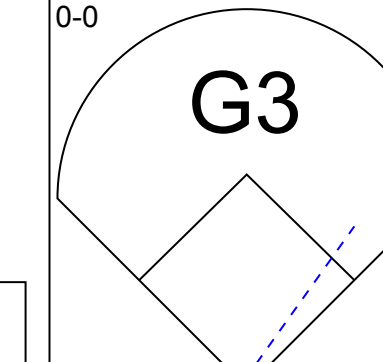
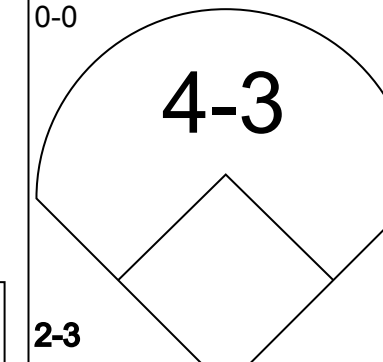
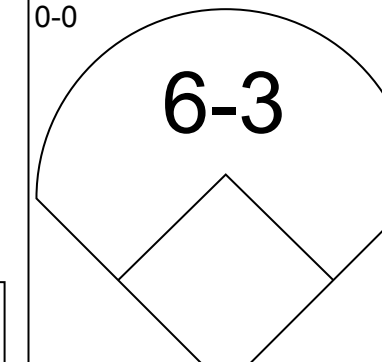
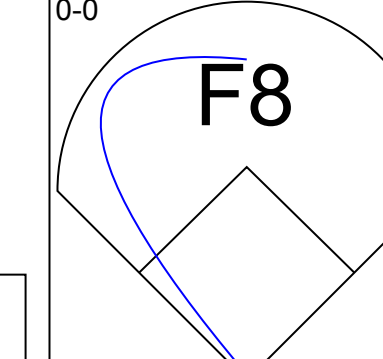
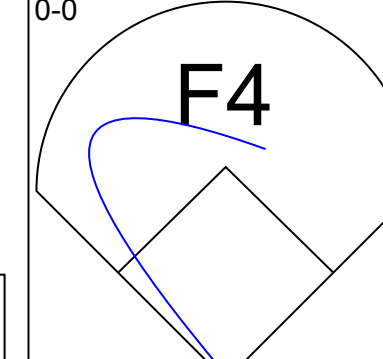
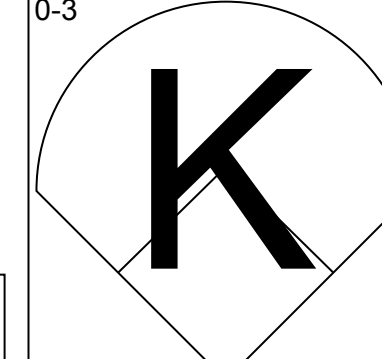
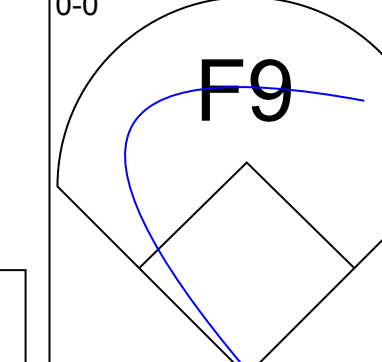
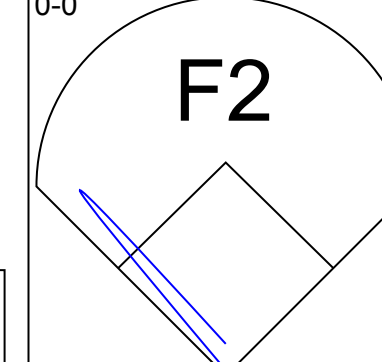
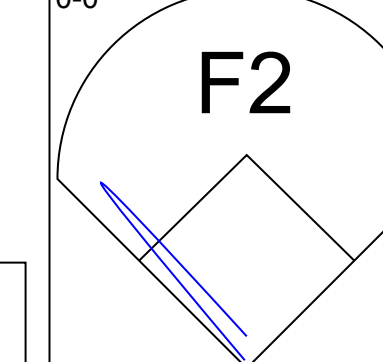
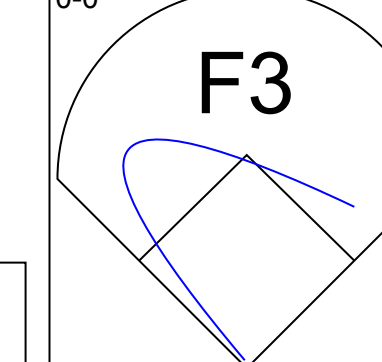
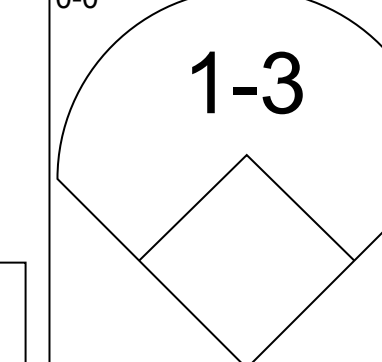
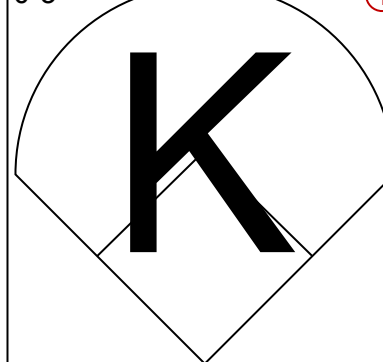
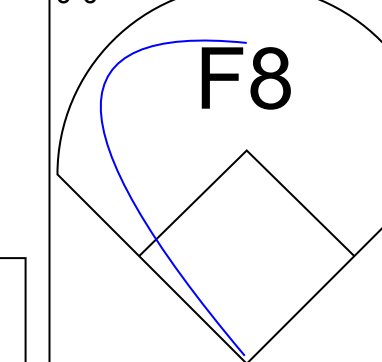
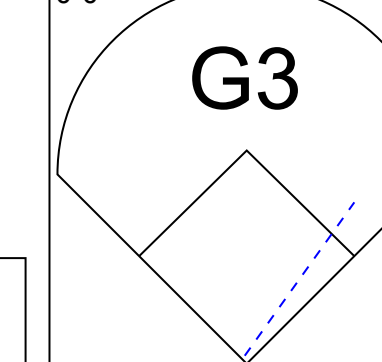
San Francisco Giants @ Montreal Expos
Olympic Stadium, Montreal, QB
Wed Aug 27 1980, 7:05 PM EDT
Att: 24,294 - Unknown

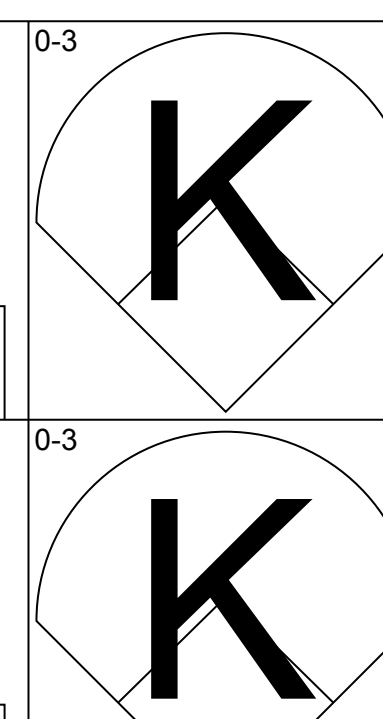
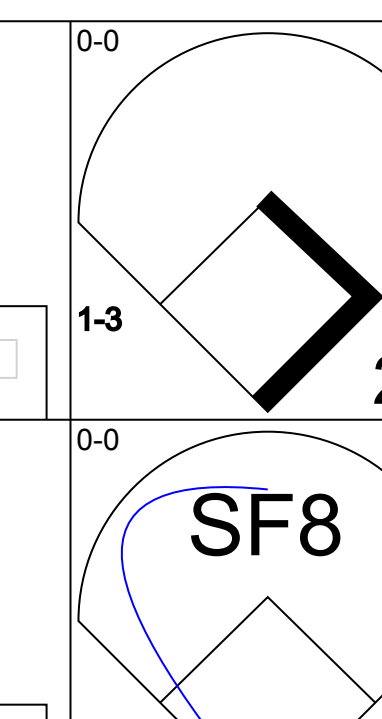
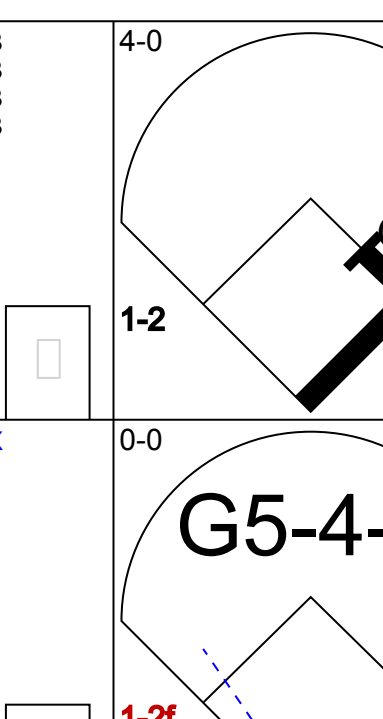
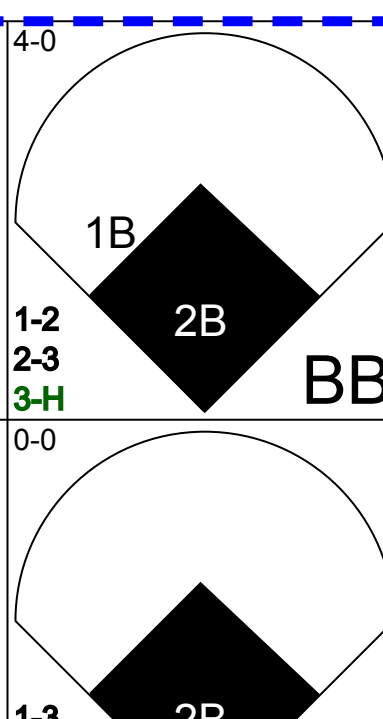
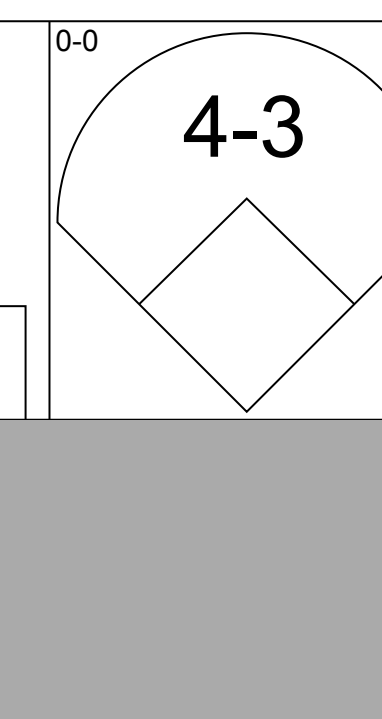
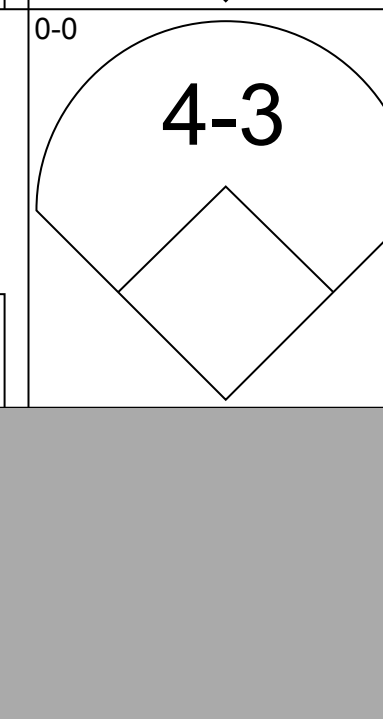
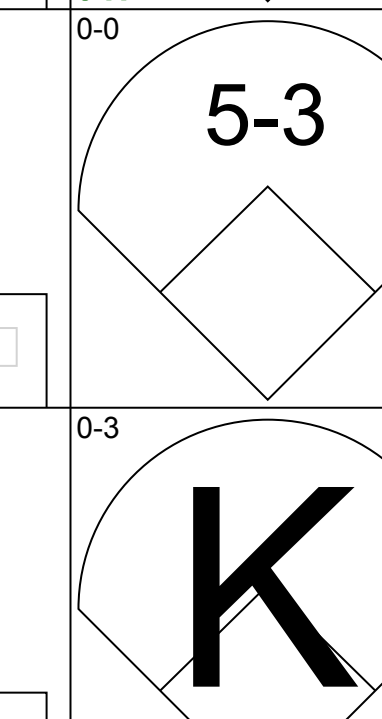

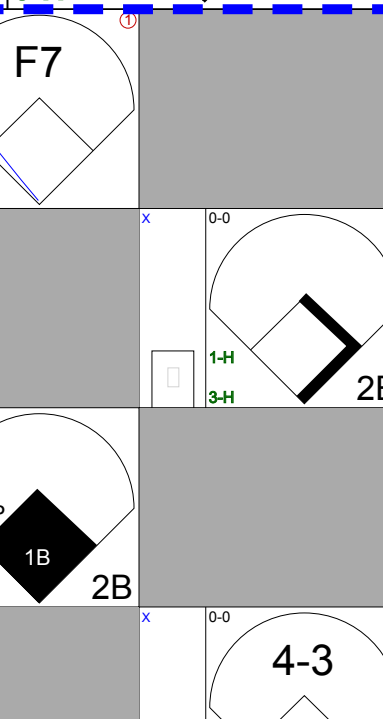




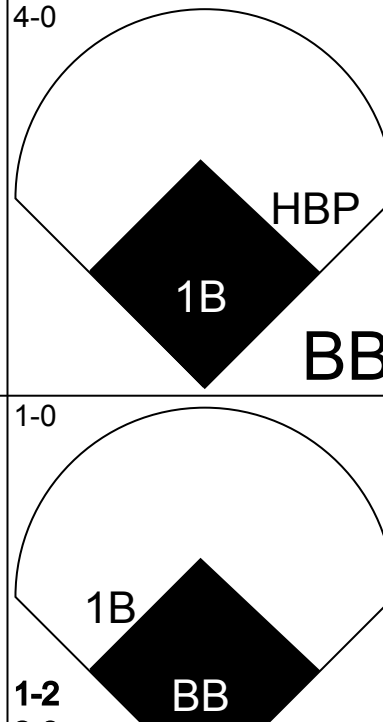

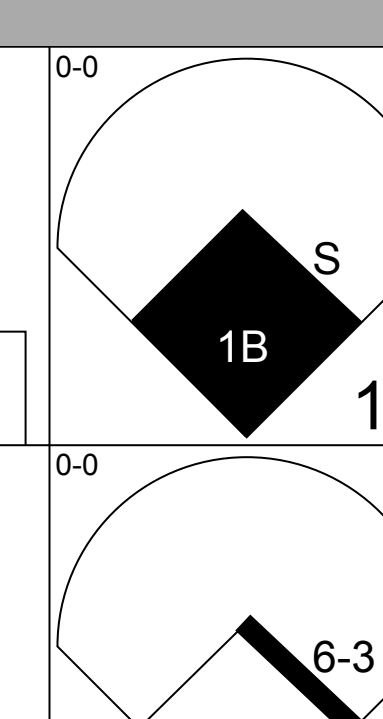
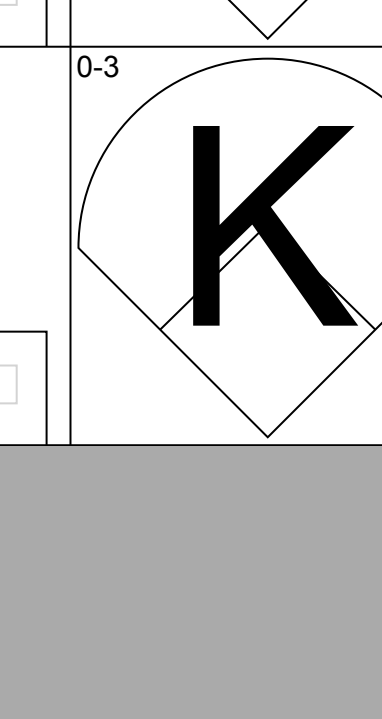

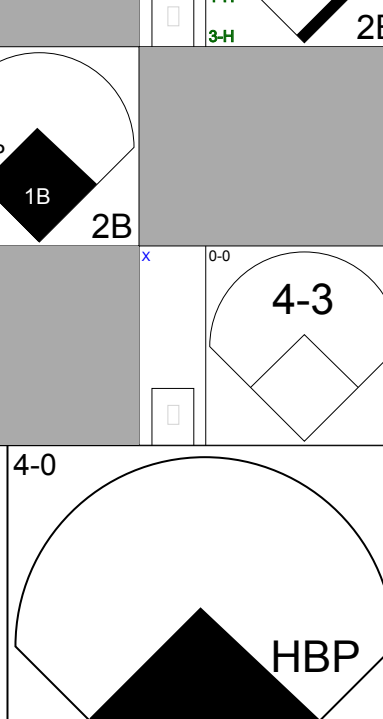

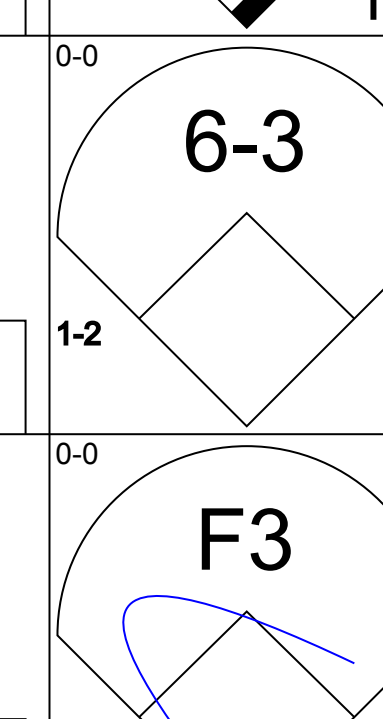


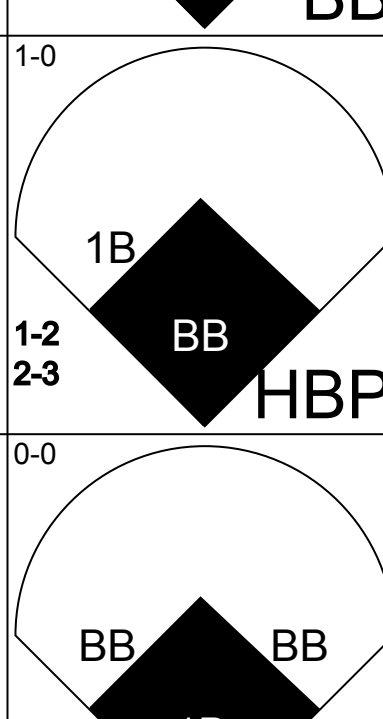


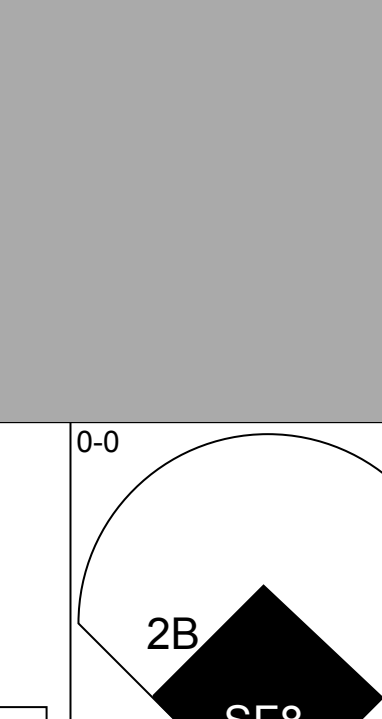
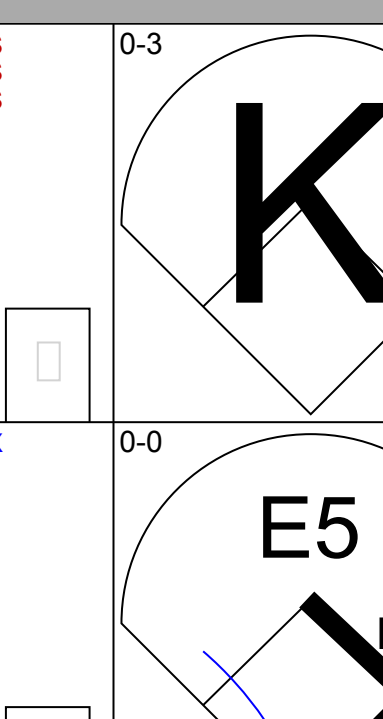
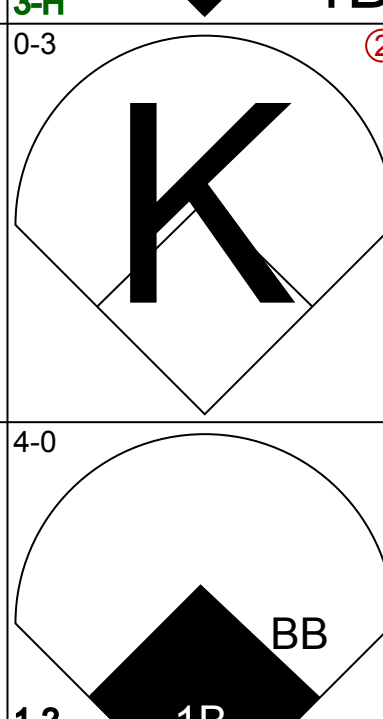
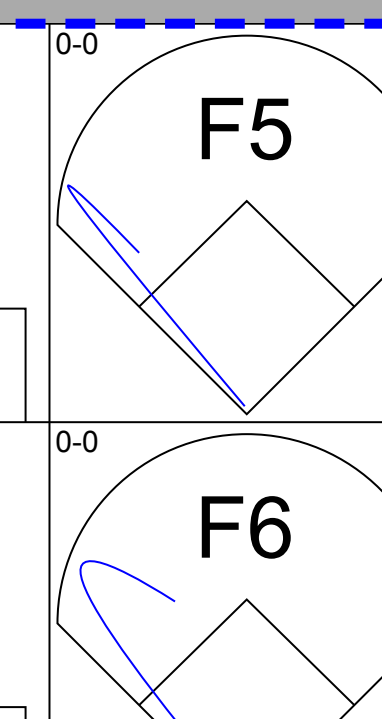
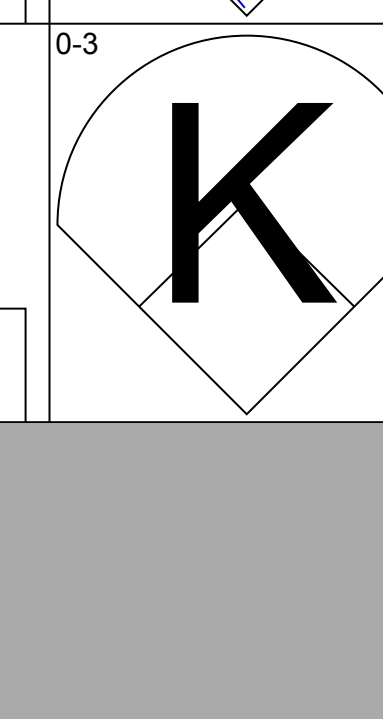
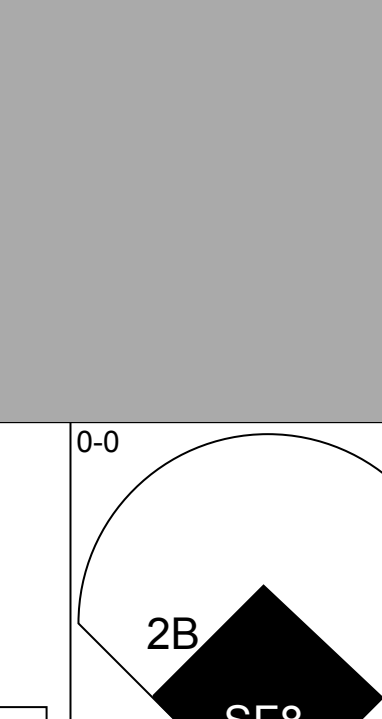
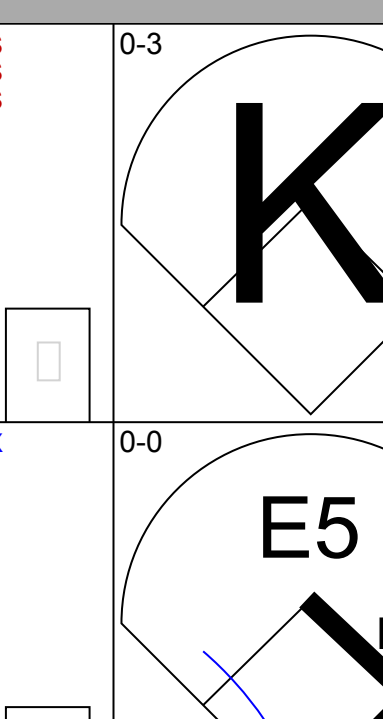
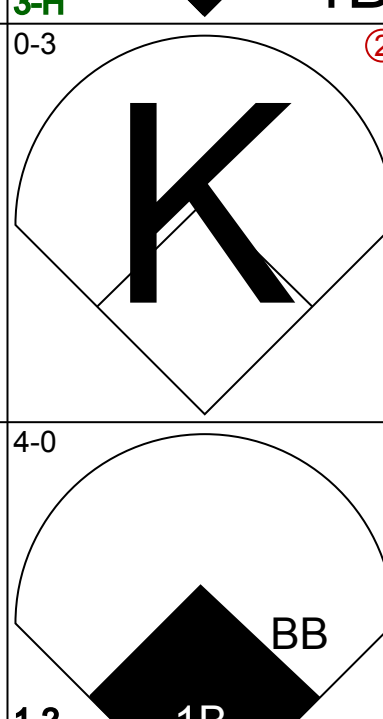
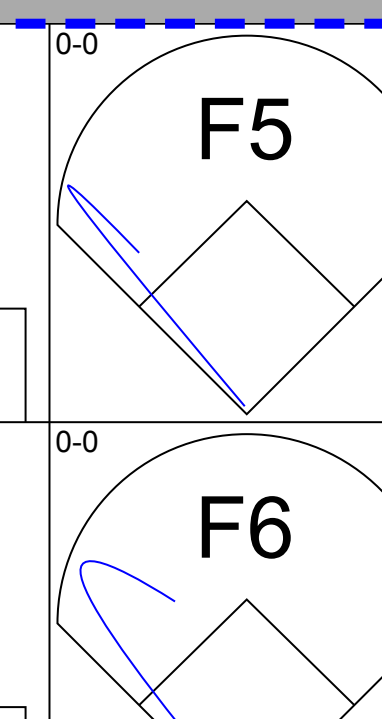
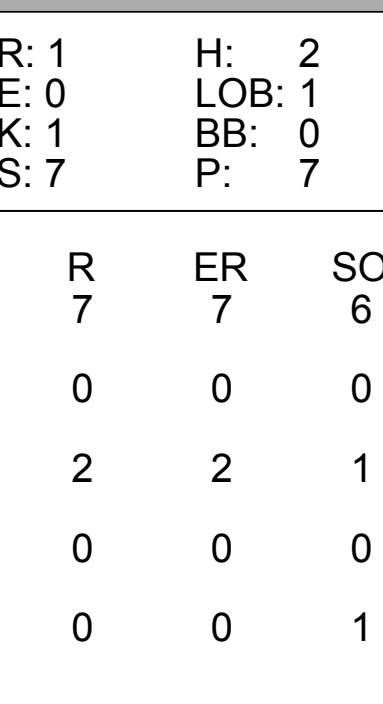
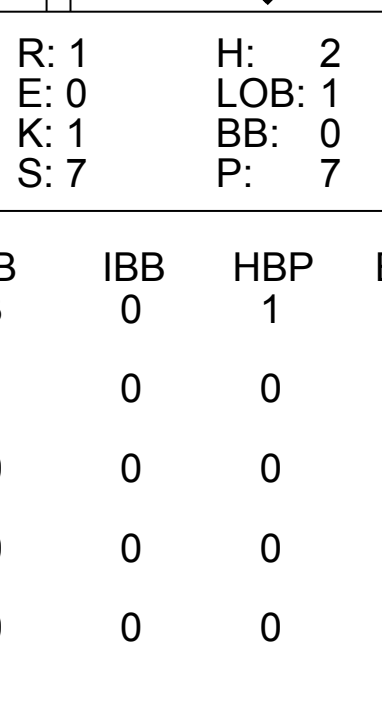
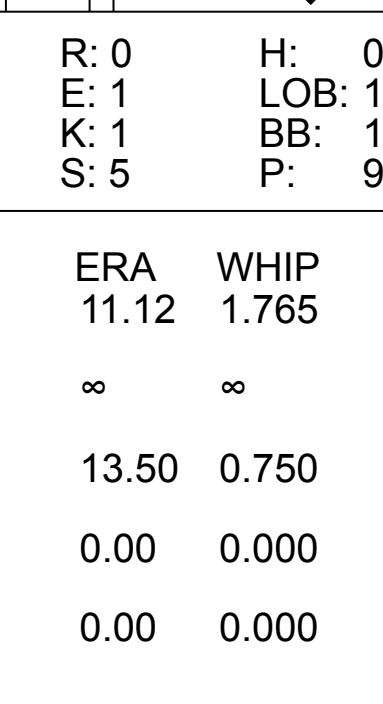
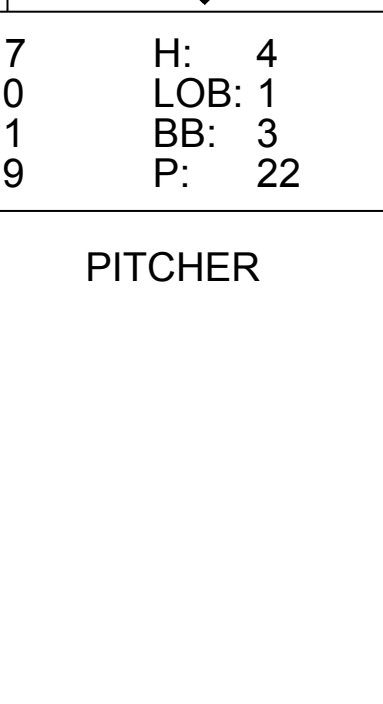
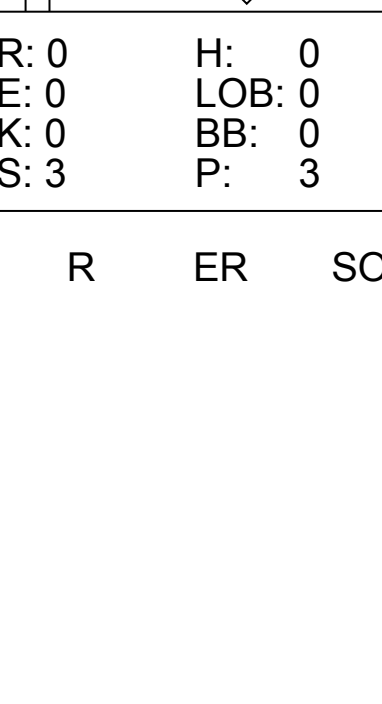
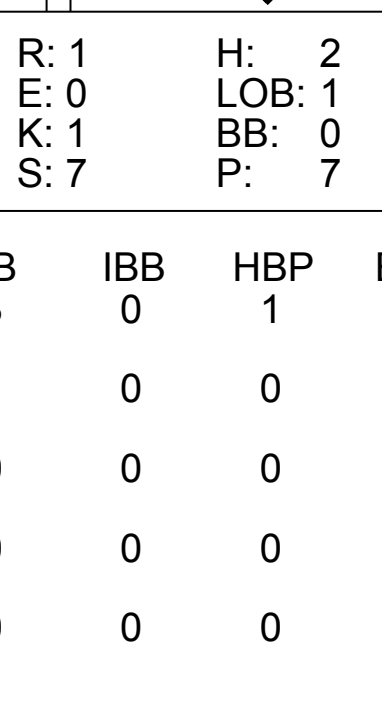
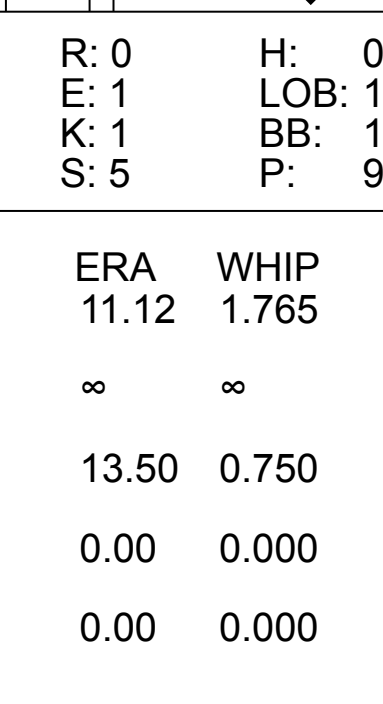
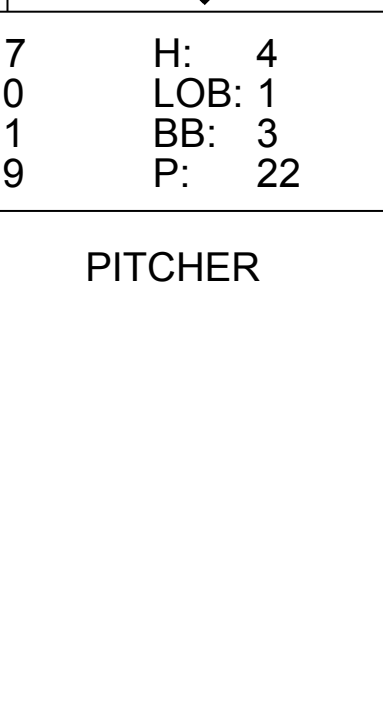
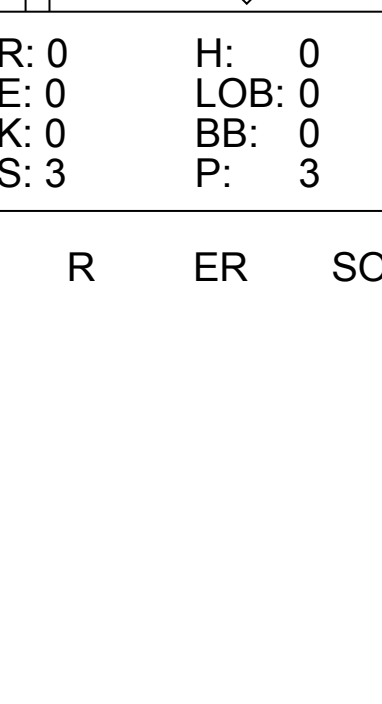
livebaseballscorecards.com

AB 28
R 0
H 2
RBI 0
BB 2
SO 4
LOB 6



Batter	1	2	3	4	5	6	7	8	9	AB	R	H	RBI	BB	SO	LOB	TOP		
Lee Mazzilli, S OBP: 0.375, SLG: 0.455 (1, 3)										4	0	1	0	0	1	0	New York Mets @ San Francisco Giants Candlestick Park, San Francisco, CA Fri Aug 29 1980, 10:05 PM EDT Att: 9,269 - Unknown		
Frank Taveras, R OBP: 0.316, SLG: 0.332 (1, 6)										4	0	1	0	0	0	1			
Joel Youngblood, R OBP: 0.345, SLG: 0.384 (1, 9)										4	0	0	0	0	1	2			
Claudell Washington, L OBP: 0.345, SLG: 0.493 (1, 7)										3	0	0	0	0	0	1			
Jerry Morales, R OBP: 0.301, SLG: 0.364 (1, 8)										3	0	0	0	0	0	1			
Elliott Maddox, R OBP: 0.340, SLG: 0.337 (1, 5)										3	0	2	0	0	0	0			
Alex Trevino, R OBP: 0.287, SLG: 0.280 (1, 2)										3	0	0	0	0	1	2			
Bill Almon, R OBP: 0.268, SLG: 0.308 (1, 4)										3	0	0	0	0	1	0			
Pat Zachry, R OBP: 0.071, SLG: 0.050 (1, 1)										2	0	0	0	0	1	0			
Steve Henderson, R (9, PH) OBP: 0.369, SLG: 0.416										1	0	0	0	0	1	0			
Inning Stats	R: 0 E: 0 K: 1 S: 5	H: 0 LOB: 0 BB: 0 P: 5	R: 0 E: 0 K: 0 S: 4	H: 1 LOB: 1 BB: 0 P: 4	R: 0 E: 0 K: 0 S: 3	H: 0 LOB: 0 BB: 0 P: 3	R: 0 E: 0 K: 0 S: 4	H: 1 LOB: 1 BB: 0 P: 4	R: 0 E: 0 K: 1 S: 5	H: 0 LOB: 0 BB: 0 P: 5	R: 0 E: 0 K: 1 S: 5	H: 0 LOB: 0 BB: 0 P: 5	R: 0 E: 0 K: 1 S: 5	H: 0 LOB: 0 BB: 0 P: 5	R: 0 E: 0 K: 1 S: 6	H: 1 LOB: 1 BB: 0 P: 6	1B: 4 2B: 0 3B: 0 HR: 0	SF: 0 SAC: 0 DP: 0 HBP: 0	WP: 0 PA: 30 PB: 0 SB: 1 CS: 1
PITCHER Vida Blue, L ERA: 3.02 (1, 1)	IP: 9.0 WLS: W BF: 30 H: 4 R: 0 ER: 0 SO: 6 BB: 0 IBB: 0 HBP: 0 BLK: 0 WP: 0 HR: 0 S: 42 P: 42 ERA: 0.00 WHIP: 0.444																		

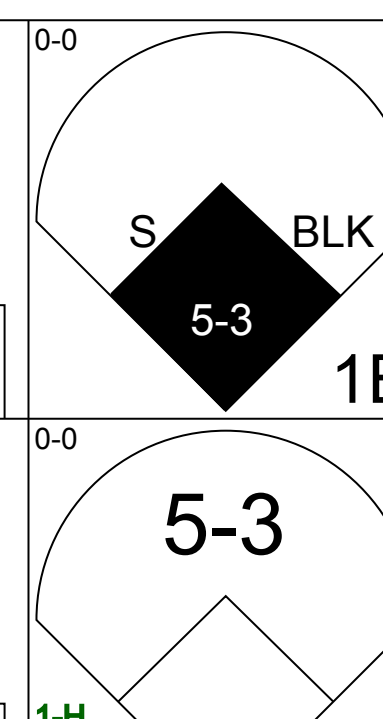
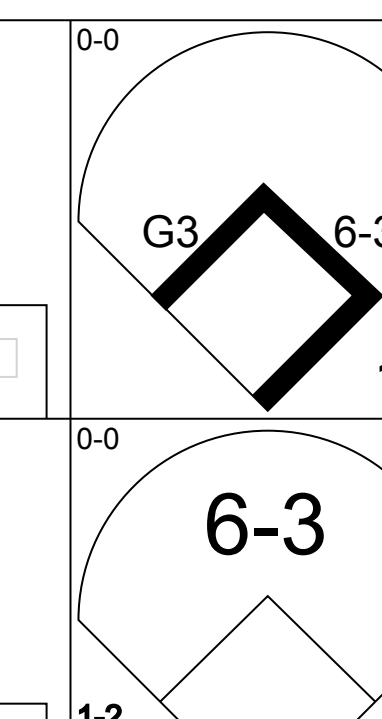
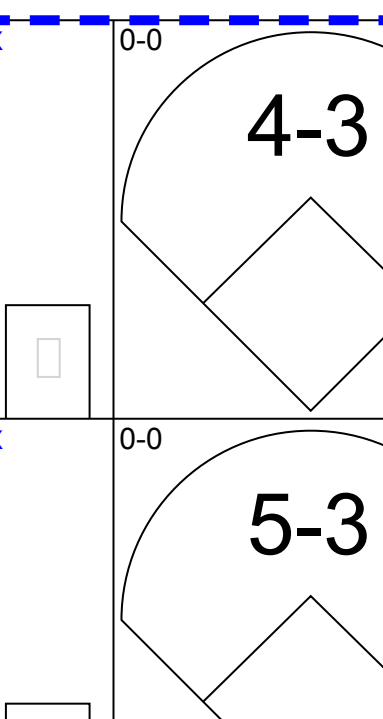


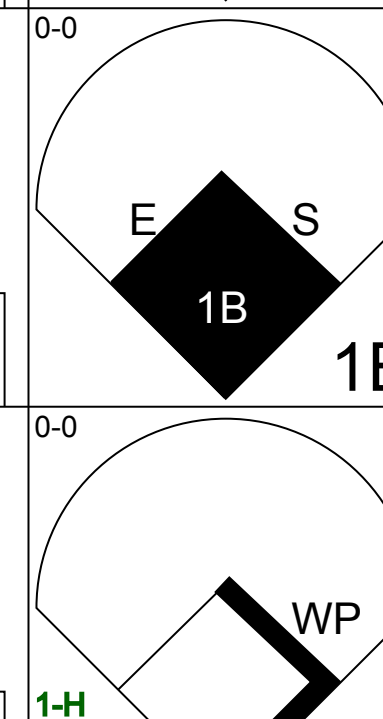
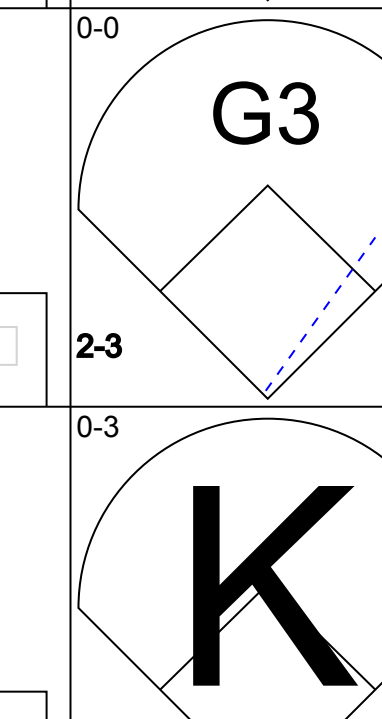
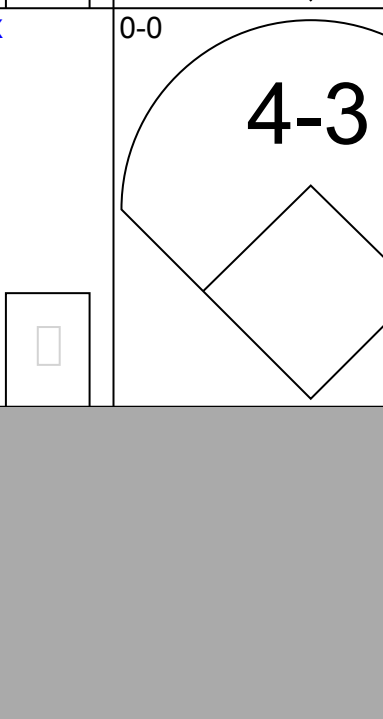
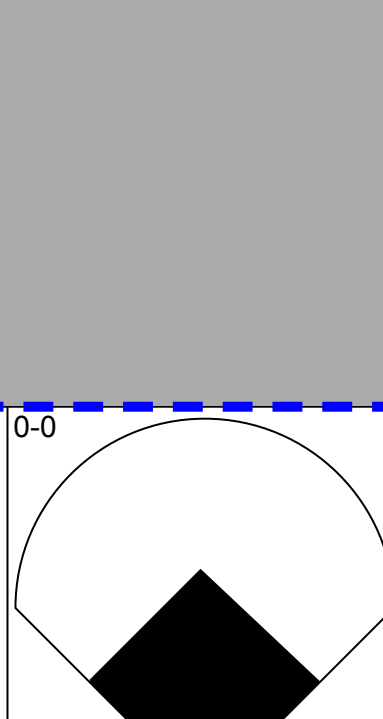

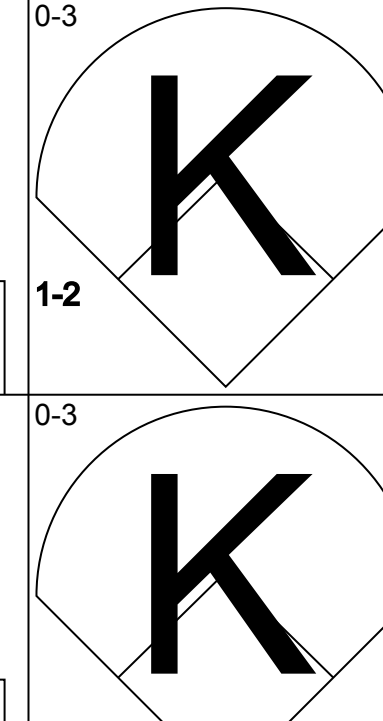


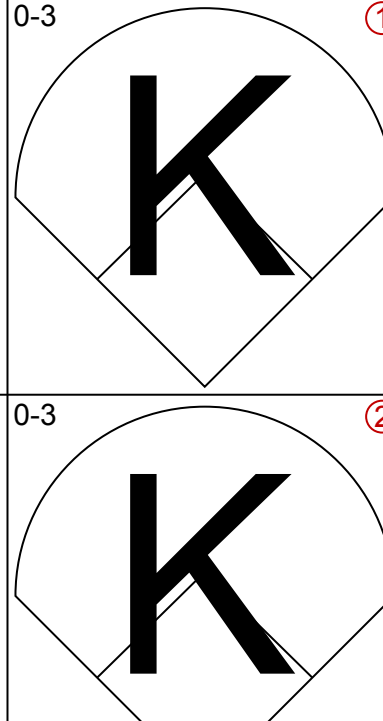
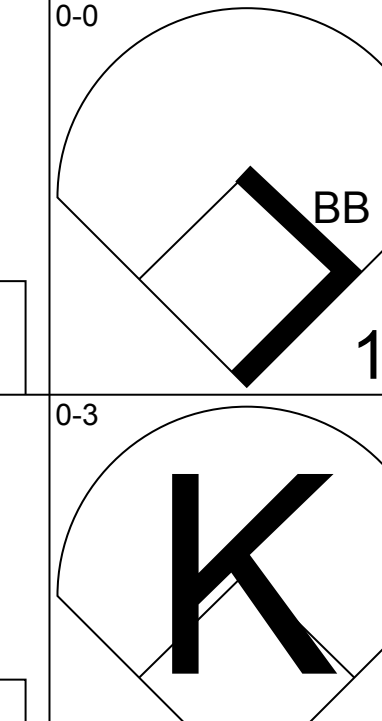




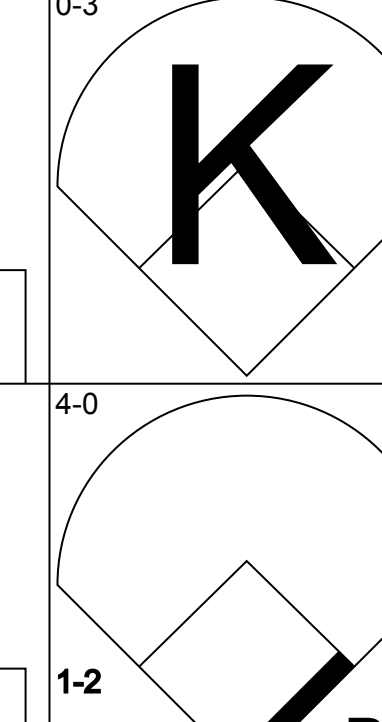

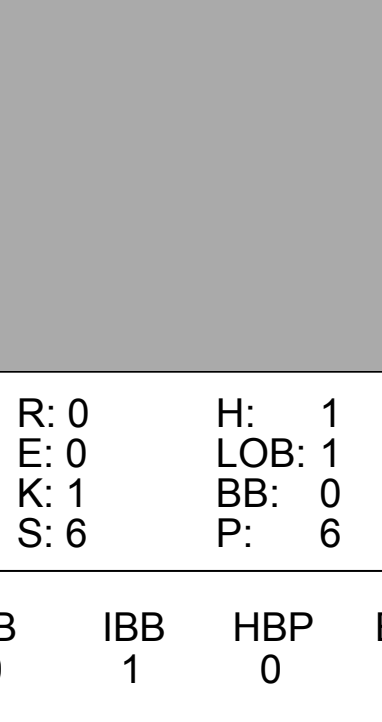
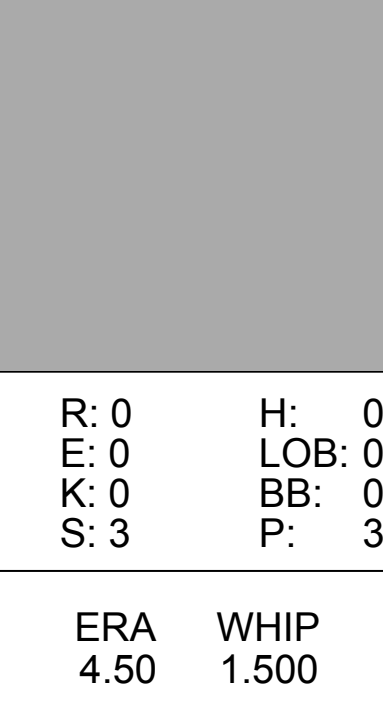

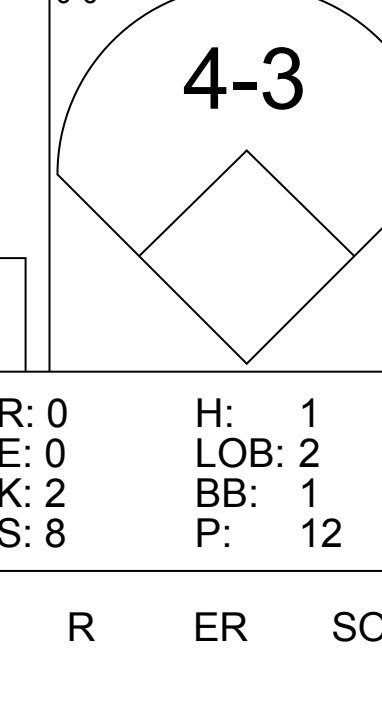


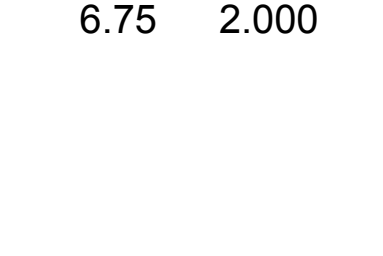




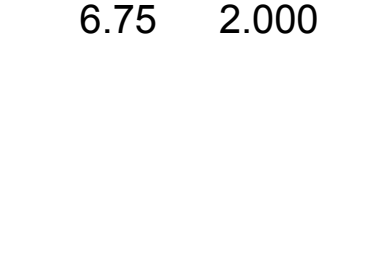


Batter	1	2	3	4	5	6	7	8	9	AB	R	H	RBI	BB	SO	LOB	BOTTOM
Bill North, S OBP: 0.372, SLG: 0.279 (1, 8)										3	1	1	0	1	0	0	New York Mets @ San Francisco Giants Candlestick Park, San Francisco, CA Fri Aug 29 1980, 10:05 PM EDT Att: 9,269 - Unknown
Larry Hemdon, R OBP: 0.276, SLG: 0.382 (1, 9)										3	0	1	0	1	0	0	
Terry Whitfield, L OBP: 0.333, SLG: 0.386 (1, 7)										2	0	1	1	2	0	1	
Darrell Evans, L OBP: 0.350, SLG: 0.391 (1, 5)										4	0	0	0	0	2	5	
Mitt May, L OBP: 0.314, SLG: 0.403 (1, 2)										3	0	0	0	0	0	1	
Mike Ivie, R OBP: 0.273, SLG: 0.348 (1, 3)										3	0	0	0	0	1	1	
Rennie Stennett, R OBP: 0.290, SLG: 0.312 (1, 4)										3	0	1	0	0	0	0	
Johnnie LeMaster, R OBP: 0.254, SLG: 0.316 (1, 6)										3	0	0	0	0	0	1	
Vida Blue, S OBP: 0.136, SLG: 0.107 (1, 1)										3	0	0	0	0	1	0	
Inning Stats	R: 0 E: 0 K: 1 S: 5	H: 1 LOB: 1 BB: 1 P: 9	R: 0 E: 0 K: 0 S: 4	H: 1 LOB: 1 BB: 0 P: 4	R: 0 E: 0 K: 1 S: 5	H: 0 LOB: 0 BB: 0 P: 5	R: 0 E: 0 K: 1 S: 5	H: 0 LOB: 1 BB: 1 P: 9	R: 0 E: 0 K: 0 S: 3	H: 0 LOB: 1 BB: 1 P: 7	R: 0 E: 0 K: 1 S: 5	H: 0 LOB: 0 BB: 0 P: 5	R: 1 E: 0 K: 0 S: 5	H: 2 LOB: 2 BB: 1 P: 9	1B: 4 2B: 0 3B: 0 HR: 0	SF: 0 SAC: 0 DP: 0 HBP: 0	WP: 0 PA: 31 PB: 0 SB: 0 CS: 1
PITCHER Pat Zachry, R ERA: 2.82 (1, 1)	IP: 8.0 WLS: L BF: 31 H: 4 R: 1 ER: 1 SO: 4 BB: 4 IBB: 0 HBP: 0 BLK: 1 WP: 0 HR: 0 S: 35 P: 51 ERA: 1.12 WHIP: 1.000																

Batter	1	2	3	4	5	6	7	8	9	AB	R	H	RBI	BB	SO	LOB	TOP																			
Lee Mazzilli, S OBP: 0.377, SLG: 0.456 (1, 8)										3	1	1	1	2	1	0																				
Frank Taveras, R OBP: 0.315, SLG: 0.331 (1, 6)										4	1	1	3	0	1	2																				
Claudell Washington, L OBP: 0.343, SLG: 0.482 (1, 9)										5	0	1	2	0	0	2																				
Steve Henderson, R OBP: 0.370, SLG: 0.420 Jeff Reardon, R (6, 1)										4	2	2	0	0	1	2																				
Mike Jorgensen, L OBP: 0.353, SLG: 0.372 Jerry Morales, R OBP: 0.299, SLG: 0.362 (8, 8)										3	1	1	1	1	1	0																				
Elliott Maddox, R OBP: 0.341, SLG: 0.337 Mario Ramirez, R OBP: 0.238, SLG: 0.200 (9, 4)										3	1	1	0	0	0	1																				
Alex Trevino, R OBP: 0.287, SLG: 0.280 (1, 2)										4	1	1	2	0	0	2																				
Bill Almon, R OBP: 0.257, SLG: 0.295 (9, 5)										4	0	0	0	0	3	3																				
Roy Lee Jackson, R OBP: 0.200, SLG: 0.333 Dan Norman, R OBP: 0.187, SLG: 0.222 Tom Hausman, R OBP: 0.063, SLG: 0.063 Joel Youngblood, R OBP: 0.345, SLG: 0.383 (6, 9)										1	1	1	0	0	0	0																				
Inning Stats	R: 0 E: 0 K: 2 S: 7	H: 0 LOB: 0 BB: 0 P: 7	R: 1 E: 0 K: 1 S: 7	H: 2 LOB: 1 BB: 0 P: 7	R: 1 E: 0 K: 1 S: 7	H: 2 LOB: 1 BB: 0 P: 7	R: 0 E: 0 K: 0 S: 3	H: 1 LOB: 0 BB: 0 P: 3	R: 0 E: 1 K: 1 S: 5	H: 0 LOB: 1 BB: 1 P: 9	R: 7 E: 0 K: 1 S: 9	H: 4 LOB: 1 BB: 3 P: 22	R: 0 E: 0 K: 1 S: 5	H: 0 LOB: 0 BB: 0 P: 5	R: 0 E: 0 K: 0 S: 3	H: 0 LOB: 0 BB: 0 P: 3	1B: 6 2B: 3 3B: 0 HR: 0	SF: 1 SAC: 0 DP: 1 HBP: 1	WP: 0 PB: 0 SB: 2 CS: 1	PA: 41																
PITCHER	IP	WLS	BF	H	R	ER	SO	BB	IBB	HBP	BLK	WP	HR	S	P	ERA	WHIP	PITCHER		IP	WLS	BF	H	R	ER	SO	BB	IBB	HBP	BLK	WP	HR	S	P	ERA	WHIP
Allen Ripley, R ERA: 3.62 Tom Griffin, R ERA: 3.24 Gary Lavelle, L ERA: 3.25 John Montefusco, R ERA: 3.85 Al Holland, L ERA: 1.13	5.2	L	27	7	7	7	6	3	0	1	0	0	0	35	48	11.12	1.765																			

New York Mets @ San Francisco Giants
Candlestick Park, San Francisco, CA
Sat Aug 30 1980, 6:33 AM EDT
Att: 11,270 - Unknown

AB	35
R	9
H	9
RBI	9
BB	4
SO	8
LOB	14



Batter	1	2	3	4	5	6	7	8	9	AB	R	H	RBI	BB	SO	LOB	BOTTOM																			
Bill North, S OBP: 0.375, SLG: 0.283 Rennie Stennett, R OBP: 0.289, SLG: 0.311 (8, 4)										3	1	2	0	1	0	0																				
Joe Pettini, R OBP: 0.293, SLG: 0.293 Milt May, L OBP: 0.315, SLG: 0.404 (8, 2)										3	0	0	1	0	0	1																				
Terry Whitfield, L OBP: 0.339, SLG: 0.391 (1, 7)										5	1	3	1	0	0	1																				
Darrell Evans, L OBP: 0.351, SLG: 0.399 (1, 5)										4	1	2	3	0	1	3																				
Larry Herndon, R OBP: 0.277, SLG: 0.382 (8, 8)										5	0	2	0	0	2	2																				
Mike Ivie, R OBP: 0.273, SLG: 0.346 (1, 3)										4	0	1	0	0	3	2																				
Johnnie LetMaster, R OBP: 0.251, SLG: 0.313 (1, 6)										4	0	0	0	0	2	3																				
Mike Sadek, R OBP: 0.371, SLG: 0.302 John Montefusco, R OBP: 0.097, SLG: 0.034 Jim Wohlford, R OBP: 0.309, SLG: 0.364 (9, 9)										2	0	0	0	1	0	0																				
Allen Ripley, R OBP: 0.187, SLG: 0.219 Tom Griffin, R OBP: 0.200, SLG: 0.625 Gary Lavelle, S Max Venable, L OBP: 0.313, SLG: 0.290 Al Holland, R (9, 1)										2	0	0	0	0	0	2																				
Inning Stats	R: 2 E: 0 K: 2 S: 10	H: 3 LOB: 1 BB: 0 P: 10	R: 0 E: 0 K: 0 S: 3	H: 0 LOB: 0 BB: 0 P: 3	R: 0 E: 0 K: 1 S: 6	H: 1 LOB: 1 BB: 0 P: 6	R: 0 E: 0 K: 0 S: 4	H: 2 LOB: 2 BB: 1 P: 8	R: 0 E: 0 K: 0 S: 3	H: 0 LOB: 0 BB: 0 P: 3	R: 1 E: 0 K: 3 S: 10	H: 1 LOB: 0 BB: 0 P: 10	R: 1 E: 1 K: 0 S: 5	H: 2 LOB: 2 BB: 1 P: 9	R: 0 E: 0 K: 2 S: 8	H: 1 LOB: 2 BB: 1 P: 12	R: 1 E: 0 K: 0 S: 5	H: 2 LOB: 1 BB: 0 P: 5	1B: 11 2B: 0 3B: 0 HR: 1	SF: 1 SAC: 0 DP: 1 HBP: 0	WP: 1 PB: 0 SB: 2 CS: 0	PA: 41														
PITCHER	IP	WLS	BF	H	R	ER	SO	BB	IBB	HBP	BLK	WP	HR	S	P	ERA	WHIP	PITCHER		IP	WLS	BF	H	R	ER	SO	BB	IBB	HBP	BLK	WP	HR	S	P	ERA	WHIP
Roy Lee Jackson, R ERA: 4.5 Tom Hausman, R ERA: 3.39 Jeff Reardon, R ERA: 2.77	4.0		18	6	2	2	3	0	0	0	0	0	0	23	27	4.50	1.500																			

New York Mets @ San Francisco Giants
Candlestick Park, San Francisco, CA
Sat Aug 30 1980, 6:33 AM EDT
Att: 11,270 - Unknown

AB	37
R	5
H	12
RBI	5
BB	3
SO	8
LOB	18



Batter	1	2	3	4	5	6	7	8	9	AB	R	H	RBI	BB	SO	LOB	TOP											
Lee Mazzilli, S OBP: 0.375, SLG: 0.452 (1, 8)	F7	F7		F7			F9		F8	4	0	0	0	1	0	3	New York Mets @ San Francisco Giants Candlestick Park, San Francisco, CA Sun Aug 31 1980, 6:33 AM EDT Unknown											
Frank Taveras, R OBP: 0.314, SLG: 0.329 (1, 6)	4-3	SF7			F5				FC6-4	3	0	0	1	1	0	2												
Claudell Washington, L OBP: 0.339, SLG: 0.485 (1, 9)	F5	F7			4-3					4	0	0	0	0	0	3												
Tom Hausman, R OBP: 0.063, SLG: 0.063 (8, 1)							4-3			0	0	0	0	0	0	0												
Joel Youngblood, R OBP: 0.349, SLG: 0.386 (1, 5)									F9	4	1	3	0	0	0	0												
Mike Jorgensen, L OBP: 0.353, SLG: 0.372 Dan Norman, R OBP: 0.184, SLG: 0.219 (8, PH) (8, 9)										3	1	1	0	0	0	2												
Steve Henderson, R OBP: 0.369, SLG: 0.416 (1, 7)									K	1	0	0	0	0	1	0												
Alex Trevino, R OBP: 0.286, SLG: 0.279 (1, 2)										3	1	0	0	1	0	0												
Bill Almon, R OBP: 0.257, SLG: 0.286 (1, 4)										4	0	1	2	0	0	0												
Pete Falcone, L OBP: 0.194, SLG: 0.147 Dyar Miller, R (6, 1) Elliott Maddox, R OBP: 0.341, SLG: 0.336 Ed Lynch, R (7, 1) Jerry Morales, R OBP: 0.303, SLG: 0.365 (8, 8)										1	0	1	1	1	0	0												
Inning Stats	R: 0 E: 0 K: 0 S: 3	H: 0 LOB: 0 BB: 0 P: 3	R: 4 E: 0 K: 0 S: 7	H: 4 LOB: 2 BB: 2 P: 15	R: 0 E: 0 K: 1 S: 3	H: 1 LOB: 0 BB: 0 P: 3	R: 0 E: 0 K: 1 S: 5	H: 0 LOB: 1 BB: 1 P: 9	R: 0 E: 0 K: 0 S: 4	H: 0 LOB: 0 BB: 0 P: 4	R: 0 E: 0 K: 0 S: 3	H: 0 LOB: 1 BB: 1 P: 7	R: 0 E: 0 K: 1 S: 5	H: 0 LOB: 0 BB: 0 P: 5	R: 0 E: 0 K: 0 S: 4	H: 1 LOB: 2 BB: 1 P: 8		1B: 7 2B: 0 3B: 0 HR: 0	SF: 1 SAC: 0 DP: 0 HBP: 0	WP: 0 PB: 0 SB: 0 CS: 1	PA: 38							
PITCHER	IP	WLS	BF	H	R	ER	SO	BB	IBB	HBP	BLK	WP	HR	S	P	ERA		WHIP										
Alan Hargeshheimer, R ERA: 4.47 Tom Griffin, R ERA: 3.07 Gary Lavelle, L ERA: 3.21 Al Holland, L ERA: 1.07	1.1	9	4	4	4	0	1	0	0	0	0	0	0	8	12	27.00		3.750										
Alan Hargeshheimer, R ERA: 4.47 Tom Griffin, R ERA: 3.07 Gary Lavelle, L ERA: 3.21 Al Holland, L ERA: 1.07	3.2	14	2	0	0	1	2	0	0	0	0	0	0	14	22	0.00	1.091											
Alan Hargeshheimer, R ERA: 4.47 Tom Griffin, R ERA: 3.07 Gary Lavelle, L ERA: 3.21 Al Holland, L ERA: 1.07	1.0	W	3	0	0	0	0	0	0	0	0	0	0	3	3	0.00	0.000											
Alan Hargeshheimer, R ERA: 4.47 Tom Griffin, R ERA: 3.07 Gary Lavelle, L ERA: 3.21 Al Holland, L ERA: 1.07	3.0	S	12	1	0	0	1	2	0	0	0	0	0	12	20	0.00	1.000											

Batter	1	2	3	4	5	6	7	8	9	AB	R	H	RBI	BB	SO	LOB	BOTTOM											
Bill North, S OBP: 0.378, SLG: 0.285 (1, 8)	F9		6-3		G6-3	1B				4	2	2	1	1	0	2	New York Mets @ San Francisco Giants Candlestick Park, San Francisco, CA Sun Aug 31 1980, 6:33 AM EDT Unknown											
Darrell Evans, L OBP: 0.350, SLG: 0.397 (1, 5)	SH2-3		F5		4-3	1B				4	0	1	1	0	1	3												
Jim Wohlford, R OBP: 0.308, SLG: 0.356 Al Holland, R OBP: 0.500, SLG: 0.750 (7, 1) (7, 1)	F9		6-3							3	1	0	0	1	0	3												
Mike Ivie, R OBP: 0.283, SLG: 0.360 (1, 3)	1B				F4					4	3	3	2	1	0	0												
Larry Herndon, R OBP: 0.281, SLG: 0.383 (1, 9)										4	0	2	1	1	1	2												
Rennie Stennett, R OBP: 0.291, SLG: 0.313 (1, 4)	G3									4	1	1	2	1	1	4												
Joe Pettini, R OBP: 0.287, SLG: 0.287 Max Venable, L OBP: 0.324, SLG: 0.290 Johnnie LeMaster, R OBP: 0.250, SLG: 0.311 (1, 6) (6, PH) (7, 6)	F8									2	0	0	0	0	1	1												
Mike Sadek, R OBP: 0.373, SLG: 0.305 Milt May, L OBP: 0.313, SLG: 0.401 (1, 2) (6, PH) (7, 2)	K									2	0	1	0	0	1	0												
Alan Hargeshheimer, R OBP: 0.283, SLG: 0.333 Tom Griffin, L OBP: 0.222, SLG: 0.556 Chris Soto, R OBP: 0.250, SLG: 0.311 Gary Lavelle, S OBP: 0.344, SLG: 0.336 (1, 1) (2, 1) (5, PH) (6, 1) (6, PH) (7, 7)	F9									0	0	0	0	0	0	0												
Inning Stats	R: 1 E: 0 K: 0 S: 5	H: 2 LOB: 2 BB: 1 P: 9	R: 0 E: 0 K: 1 S: 5	H: 0 LOB: 0 BB: 0 P: 5	R: 0 E: 0 K: 2 S: 7	H: 0 LOB: 1 BB: 1 P: 11	R: 0 E: 0 K: 0 S: 3	H: 1 LOB: 1 BB: 1 P: 7	R: 5 E: 0 K: 2 S: 11	H: 4 LOB: 2 BB: 3 P: 23	R: 1 E: 0 K: 0 S: 5	H: 2 LOB: 1 BB: 0 P: 5	R: 4 E: 0 K: 1 S: 9	H: 4 LOB: 1 BB: 1 P: 13	1B: 9 2B: 3 3B: 1 HR: 0	SF: 0 SAC: 1 DP: 1 HBP: 0		WP: 0 PB: 0 SB: 0 CS: 0	PA: 43									
PITCHER	IP	WLS	BF	H	R	ER	SO	BB	IBB	HBP	BLK	WP	HR	S	P	ERA		WHIP										
Pete Falcone, L ERA: 5.01 Dyar Miller, R ERA: 2.33 Ed Lynch, R ERA: 27.0 Tom Hausman, R ERA: 3.44	5.1	L	25	4	5	5	4	6	0	0	0	0	0	7	7	13.50		4.500										
Pete Falcone, L ERA: 5.01 Dyar Miller, R ERA: 2.33 Ed Lynch, R ERA: 27.0 Tom Hausman, R ERA: 3.44	0.2		5	3	1	1	1	0	0	0	0	0	0	7	7	13.50		4.500										
Pete Falcone, L ERA: 5.01 Dyar Miller, R ERA: 2.33 Ed Lynch, R ERA: 27.0 Tom Hausman, R ERA: 3.44	1.1		9	4	4	4	1	1	0	0	0	0	0	10	14	27.00	3.750											
Pete Falcone, L ERA: 5.01 Dyar Miller, R ERA: 2.33 Ed Lynch, R ERA: 27.0 Tom Hausman, R ERA: 3.44	0.2		4	2	1	1	0	0	0	0	0	0	0	4	4	13.50	3.000											

Batter	1	2	3	4	5	6	7	8	9	AB	R	H	RBI	BB	SO	LOB	TOP
Frank Taveras, R (1,6) OBP: 0.316, SLG: 0.332	0-0 BB 1B		0-0 E SF8 1B		0-0 E 1B 1B	0-3 K		0-0 4-3	5 2 3 0 0 1 1								
Elliott Maddox, R (1,5) OBP: 0.344, SLG: 0.336	4-0 G6-4-3 1-2 BB		0-0 E5 CS		0-0 E6 1B BB 1-3 1B		0-0 1B	3 1 1 0 2 0 2									
Lee Mazzilli, S (1,3) OBP: 0.374, SLG: 0.449	0-0 F8		0-0 SF8		4-0 1-3 1B 1-2 BB		0-0 F7	3 0 0 1 1 1 4									
Joel Youngblood, R (1,4) OBP: 0.347, SLG: 0.384	0-0 G6-4-3 1-2		0-0 5-3		0-0 1-3 1-2 BB 1-3 1B		0-0 F2	5 0 1 1 0 0 4									
Claudell Washington, L (1,9) OBP: 0.343, SLG: 0.487		0-0 4-3 S 1B		1-0 G6-4-3 S HBP	0-0 1-3		0-0 1-3 1B	3 0 2 1 0 0 2									
Steve Henderson, R (1,7) OBP: 0.368, SLG: 0.413	0-0 4-3		0-0 1-3	4-0 G6-4-3 BB	0-0 K		0-0 5-3	3 0 0 0 1 1 5									
Jerry Morales, R (1,8) OBP: 0.302, SLG: 0.363	0-0 4-3		0-0 G6-4-3 1-2 2-3		0-0 F8		0-0 CS 1B	4 0 1 0 0 0 3									
Butch Benton, R (1,2) OBP: 0.308, SLG: 0.100	0-0 F8		0-0 K		4-0 FC3-6 BB		0-3 K	2 0 0 0 1 1 2									
Mike Jorgensen, L (8, PH) OBP: 0.352, SLG: 0.371							0-3 K	1 0 0 0 0 1 1									
Tom Hausman, R (8, 1) OBP: 0.063, SLG: 0.063							1-2 K	0 0 0 0 0 0 0									
Mark Bomback, R (1, 1) OBP: 0.300, SLG: 0.286			0-0 1B		0-0 F7		0-3 K	1 1 1 0 0 0 0									
Dan Norman, R (5, PH) OBP: 0.162, SLG: 0.216			0-0 E 1B		0-0 FC3-6		0-3 K	1 0 0 0 0 0 0									
Dyar Miller, R (5, 1) OBP: 0.285, SLG: 0.278			0-0 E 1B		1-2 FC3-6			1 0 0 0 0 0 1									
Alex Trevino, R (8, PH) OBP: 0.285, SLG: 0.278			0-0 E 1B		1-2 FC3-6			1 0 0 0 0 1 0									
Inning Stats	R: 0 H: 1 E: 0 LOB: 1 K: 0 BB: 1 S: 3 P: 7	R: 0 H: 1 E: 0 LOB: 1 K: 0 BB: 0 S: 4 P: 4	R: 2 H: 2 E: 1 LOB: 0 K: 0 BB: 0 S: 5 P: 5	R: 0 H: 0 E: 0 LOB: 1 K: 1 BB: 1 S: 4 P: 9	R: 2 H: 2 E: 1 LOB: 2 K: 1 BB: 1 S: 8 P: 12	R: 0 H: 0 E: 0 LOB: 1 K: 1 BB: 1 S: 5 P: 9	R: 0 H: 2 E: 0 LOB: 2 K: 0 BB: 0 S: 5 P: 5	R: 0 H: 1 E: 0 LOB: 0 K: 2 BB: 0 S: 7 P: 7	R: 0 H: 0 E: 0 LOB: 1 K: 1 BB: 1 S: 5 P: 9	1B: 9 SF: 1 2B: 0 SAC: 0 3B: 0 DP: 2 HR: 0 HBP: 1	WP: 0 PA: 40 PB: 0 SB: 2 CS: 2						
PITCHER	IP WLS BF H R ER SO BB IBB HBP BLK WP HR S P ERA WHIP																
Bob Knepper, L (1, 1) ERA: 4.13	4.1 21 5 4 1 1 3 0 0 0 0 0 19 32 2.08 1.846																
John Montefusco, R (5, 1) ERA: 3.75	2.1 W 11 3 0 0 2 1 0 0 0 0 0 14 18 0.00 1.714																
Greg Minton, R (7, 1) ERA: 2.18	2.1 S 8 1 0 0 3 1 0 0 0 0 0 13 17 0.00 0.857																

New York Mets @ San Francisco Giants
Candlestick Park, San Francisco, CA
Sun Aug 31 1980, 6:38 AM EDT
Att: 18,640 - Unknown

AB 33
R 4
H 9
RBI 3
BB 5
SO 6
LOB 25



Batter	1	2	3	4	5	6	7	8	9	AB	R	H	RBI	BB	SO	LOB	BOTTOM
Larry Herndon, R (1,8) OBP: 0.283, SLG: 0.388	0-0 1-3	0-0 F9		0-0 3B		0-0 SH1-4 BLK 1B	0-3 K		5 1 2 1 0 1 3								
Max Venable, L (1,9) OBP: 0.333, SLG: 0.292	4-0 4-3 BB	0-3 K		0-0 1B		0-0 SH1-4	0-3 K	3 0 1 0 1 2 1									
Terry Whitfield, L (1,7) OBP: 0.353, SLG: 0.405	0-0 4-3 1-2		0-0 1B PB FC5-4	0-0 1B	0-0 1B	0-0 1B	0-0 2B E 1B	5 2 4 1 0 0 1									
Darrell Evans, L (1,5) OBP: 0.352, SLG: 0.400	4-0 BB		0-0 FC5-4 1B	0-0 F4		0-3 K	0-0 E FC4-6 2B	4 1 2 0 1 1 3									
Mike Ivie, R (1,3) OBP: 0.285, SLG: 0.358	0-0 F3		0-0 FC5-4 FC6-4		0-0 F9	0-0 FC3-6 1B	4-0 FC4-6 3B 1B	4 1 1 1 1 0 3									
Milt May, L (1,2) OBP: 0.312, SLG: 0.396		0-0 G3	0-0 FC6-4		4-0 1B BB	0-0 FC3-6	0-0 E6 FC4-6	3 0 0 0 1 0 3									
Greg Minton, S (7, 1) OBP: 0.250, SLG: 0.143		0-0 1-2 3-H	0-0 1-2		0-0 1B BB	1-2 1-2	1-2 2-3 3-H	1 0 0 1 0 0 2									
Rennie Stennett, R (1,4) OBP: 0.292, SLG: 0.315		0-0 1B E 1B	0-0 F9		0-0 F9		0-0 SH2-4 1B	5 2 2 1 0 0 4									
Joe Pettini, R (1,6) OBP: 0.314, SLG: 0.337		0-0 F9 E S 1B		0-0 E S 3B 1B	0-0 1-2 1B		0-0 SH2-4	4 2 4 2 0 0 0									
Bob Knepper, L (1, 1) OBP: 0.179, SLG: 0.206		0-0 E4		0-3 K	0-0 F8		0-0 F8	2 0 0 1 0 1 2									
John Montefusco, R (5, 1) OBP: 0.094, SLG: 0.033		0-0 1-2 3-H		1-3 K			0-0 4-3	1 0 0 0 0 0 2									
Mike Sadek, R (7, 2) OBP: 0.368, SLG: 0.300								2 0 0 0 0 0 2									
Inning Stats	R: 0 H: 0 E: 0 LOB: 2 K: 0 BB: 2 S: 3 P: 11	R: 2 H: 2 E: 1 LOB: 1 K: 1 BB: 0 S: 8 P: 8	R: 1 H: 2 E: 0 LOB: 1 K: 0 BB: 0 S: 5 P: 5	R: 1 H: 4 E: 0 LOB: 2 K: 1 BB: 0 S: 8 P: 8	R: 0 H: 1 E: 0 LOB: 2 K: 0 BB: 1 S: 4 P: 8	R: 1 H: 3 E: 0 LOB: 2 K: 1 BB: 0 S: 8 P: 8	R: 0 H: 1 E: 0 LOB: 1 K: 1 BB: 0 S: 6 P: 6	R: 4 H: 3 E: 1 LOB: 1 K: 1 BB: 1 S: 9 P: 13	1B: 13 SF: 0 2B: 1 SAC: 2 3B: 2 DP: 0 HR: 0 HBP: 0	WP: 0 PA: 45 PB: 1 SB: 3 CS: 0							
PITCHER	IP WLS BF H R ER SO BB IBB HBP BLK WP HR S P ERA WHIP																
Mark Bomback, R (1, 1) ERA: 3.97	4.0 22 8 4 3 2 2 0 0 0 0 0 24 32 6.75 2.500																
Dyar Miller, R (5, 1) ERA: 2.5	3.0 L 15 5 1 1 2 1 0 0 1 0 0 18 22 3.00 2.000																
Tom Hausman, R (8, 1) ERA: 3.49	1.0 8 3 4 1 1 0 1 0 0 0 0 9 13 9.00 3.000																

New York Mets @ San Francisco Giants
Candlestick Park, San Francisco, CA
Sun Aug 31 1980, 6:38 AM EDT
Att: 18,640 - Unknown

AB 39
R 9
H 16
RBI 8
BB 4
SO 5
LOB 26



Batter	1	2	3	4	5	6	7	8	9	10	11	12	13	AB R H RBI BB SO LOB	TOP																																																																							
Lonnie Smith, R Tug McGraw, R Warren Brusstar, R Del Unser, R Ron Reed, R Pete Rose, S Bake McBride, L Mike Schmidt, R Greg Luzinski, R Greg Gross, L Manny Trillo, R Larry Bowa, S Bob Boone, R Jay Loviglio, R Keith Moreland, R Larry Christenson, R Ramon Aviles, R Gary Maddox, R	5-3		6-3			6-3			1-3			4-3		4 0 1 1 0 0 1 0 0 0 0 0 0 0 0 0 0 0 0 0 0 1 0 0 0 0 0 0 1 0 1 0 0 0 0	Philadelphia Phillies @ San Francisco Giants Candlestick Park, San Francisco, CA Tue Sep 02 1980, 10:05 PM EDT Att. 6,135 - Unknown																																																																							
	3-1			5-3			1-3		1-3			6-3	1-3	6 0 0 0 0 0 4																																																																								
	6-3			4-3			4-3		F9			E4		5 0 0 0 0 0 2																																																																								
				L8					K					5 0 1 0 0 3 0																																																																								
				G3			F8		P4			FC6-4		3 0 0 0 0 0 0 1 0 0 0 1 0 2																																																																								
				F8			L8		L7			FC6-4		5 1 1 0 0 0 1																																																																								
							F9		F9			G3		4 0 1 0 0 0 0																																																																								
														3 0 0 0 0 0 1 0 1 0 0 0 0 0 1 0 0 1 0 0 0 0																																																																								
														1 0 0 0 0 0 1 0 0 0 0 0 0 0 0 0 2 0 1 0 0 0 0 0																																																																								
														1B: 5 SF: 1 2B: 1 SAC: 3 3B: 0 DP: 1 HR: 0 HBP: 0																																																																								
														WIP: 0 PA: 47 PB: 0 SB: 0 CS: 0																																																																								
Inning Stats	<table border="1"> <thead> <tr> <th>PITCHER</th> <th>IP</th> <th>WLS</th> <th>BF</th> <th>H</th> <th>R</th> <th>ER</th> <th>SO</th> <th>BB</th> <th>IBB</th> <th>HBP</th> <th>BLK</th> <th>WP</th> <th>HR</th> <th>S</th> <th>P</th> <th>ERA</th> <th>WHIP</th> </tr> </thead> <tbody> <tr> <td>Vida Blue, L</td> <td>10.0</td> <td></td> <td>33</td> <td>2</td> <td>1</td> <td>0</td> <td>4</td> <td>1</td> <td>0</td> <td>0</td> <td>0</td> <td>0</td> <td>0</td> <td>40</td> <td>44</td> <td>0.00</td> <td>0.300</td> </tr> <tr> <td>Greg Minton, R</td> <td>2.0</td> <td></td> <td>8</td> <td>1</td> <td>0</td> <td>0</td> <td>0</td> <td>0</td> <td>0</td> <td>0</td> <td>0</td> <td>0</td> <td>0</td> <td>8</td> <td>8</td> <td>0.00</td> <td>0.500</td> </tr> <tr> <td>Al Holland, L</td> <td>1.0</td> <td>L</td> <td>6</td> <td>3</td> <td>1</td> <td>1</td> <td>0</td> <td>0</td> <td>0</td> <td>0</td> <td>0</td> <td>0</td> <td>0</td> <td>6</td> <td>6</td> <td>9.00</td> <td>3.000</td> </tr> </tbody> </table>													PITCHER		IP	WLS	BF	H	R	ER	SO	BB	IBB	HBP	BLK	WP	HR	S	P	ERA	WHIP	Vida Blue, L	10.0		33	2	1	0	4	1	0	0	0	0	0	40	44	0.00	0.300	Greg Minton, R	2.0		8	1	0	0	0	0	0	0	0	0	0	8	8	0.00	0.500	Al Holland, L	1.0	L	6	3	1	1	0	0	0	0	0	0	0	6	6	9.00	3.000
PITCHER	IP	WLS	BF	H	R	ER	SO	BB	IBB	HBP	BLK	WP	HR	S	P	ERA	WHIP																																																																					
Vida Blue, L	10.0		33	2	1	0	4	1	0	0	0	0	0	40	44	0.00	0.300																																																																					
Greg Minton, R	2.0		8	1	0	0	0	0	0	0	0	0	0	8	8	0.00	0.500																																																																					
Al Holland, L	1.0	L	6	3	1	1	0	0	0	0	0	0	0	6	6	9.00	3.000																																																																					

Batter	1	2	3	4	5	6	7	8	9	10	11	12	13	AB R H RBI BB SO LOB	BOTTOM																																																																																									
Bill North, S Larry Herndon, R Terry Whitfield, L Jim Wohlford, R Mike Ivie, R Johnnie LeMaster, R Darrell Evans, L Milt May, L Mike Sadek, R Rennie Stennett, R Joe Pettini, R Joe Strain, R Guy Sularz, R Vida Blue, S Max Venable, L Greg Minton, S Chris Bourjos, R Al Holland, R	K		4-3			1-3		3-1		SH5-3		F2		5 0 0 0 0 1 2	Philadelphia Phillies @ San Francisco Giants Candlestick Park, San Francisco, CA Tue Sep 02 1980, 10:05 PM EDT Att. 6,135 - Unknown																																																																																									
	F9			F9		6-3		K		4-3		F8		6 0 0 0 0 1 2																																																																																										
	L6			3-1		1-3			F9					3 0 0 0 0 0 0 3 0 2 0 0 0 0																																																																																										
														2 0 1 0 2 0 0 1 1 0 0 1 1 2																																																																																										
														4 0 1 0 1 1 1																																																																																										
														3 0 1 1 1 0 0 2 0 0 0 0 0 3																																																																																										
														5 0 0 0 0 1 7																																																																																										
														4 0 1 0 0 0 3 1 0 0 0 0 0 3 0 0 0 0 0 0 0																																																																																										
														3 0 0 0 0 1 2 1 0 1 0 0 0 0 0 0 0 0 0 0 0 0 0 0 0 1 0 0 0 0 0 0 0 0 0																																																																																										
														1B: 7 SF: 0 2B: 0 SAC: 3 3B: 0 DP: 1 HR: 0 HBP: 0																																																																																										
														WIP: 0 PA: 52 PB: 0 SB: 1 CS: 0																																																																																										
Inning Stats	<table border="1"> <thead> <tr> <th>PITCHER</th> <th>IP</th> <th>WLS</th> <th>BF</th> <th>H</th> <th>R</th> <th>ER</th> <th>SO</th> <th>BB</th> <th>IBB</th> <th>HBP</th> <th>BLK</th> <th>WP</th> <th>HR</th> <th>S</th> <th>P</th> <th>ERA</th> <th>WHIP</th> </tr> </thead> <tbody> <tr> <td>Larry Christenson, R</td> <td>8.0</td> <td></td> <td>29</td> <td>1</td> <td>0</td> <td>0</td> <td>4</td> <td>2</td> <td>1</td> <td>0</td> <td>0</td> <td>0</td> <td>0</td> <td>34</td> <td>46</td> <td>0.00</td> <td>0.375</td> </tr> <tr> <td>Tug McGraw, L</td> <td>0.1</td> <td></td> <td>4</td> <td>2</td> <td>1</td> <td>1</td> <td>0</td> <td>1</td> <td>0</td> <td>0</td> <td>0</td> <td>0</td> <td>0</td> <td>3</td> <td>7</td> <td>27.00</td> <td>9.000</td> </tr> <tr> <td>Warren Brusstar, R</td> <td>2.2</td> <td></td> <td>11</td> <td>3</td> <td>0</td> <td>0</td> <td>0</td> <td>1</td> <td>0</td> <td>0</td> <td>0</td> <td>0</td> <td>0</td> <td>10</td> <td>14</td> <td>0.00</td> <td>1.500</td> </tr> <tr> <td>Ron Reed, R</td> <td>2.0</td> <td>W</td> <td>8</td> <td>1</td> <td>0</td> <td>0</td> <td>2</td> <td>1</td> <td>0</td> <td>0</td> <td>0</td> <td>0</td> <td>0</td> <td>11</td> <td>15</td> <td>0.00</td> <td>1.000</td> </tr> </tbody> </table>													PITCHER		IP	WLS	BF	H	R	ER	SO	BB	IBB	HBP	BLK	WP	HR	S	P	ERA	WHIP	Larry Christenson, R	8.0		29	1	0	0	4	2	1	0	0	0	0	34	46	0.00	0.375	Tug McGraw, L	0.1		4	2	1	1	0	1	0	0	0	0	0	3	7	27.00	9.000	Warren Brusstar, R	2.2		11	3	0	0	0	1	0	0	0	0	0	10	14	0.00	1.500	Ron Reed, R	2.0	W	8	1	0	0	2	1	0	0	0	0	0	11	15	0.00	1.000
PITCHER	IP	WLS	BF	H	R	ER	SO	BB	IBB	HBP	BLK	WP	HR	S	P	ERA	WHIP																																																																																							
Larry Christenson, R	8.0		29	1	0	0	4	2	1	0	0	0	0	34	46	0.00	0.375																																																																																							
Tug McGraw, L	0.1		4	2	1	1	0	1	0	0	0	0	0	3	7	27.00	9.000																																																																																							
Warren Brusstar, R	2.2		11	3	0	0	0	1	0	0	0	0	0	10	14	0.00	1.500																																																																																							
Ron Reed, R	2.0	W	8	1	0	0	2	1	0	0	0	0	0	11	15	0.00	1.000																																																																																							

Batter	1	2	3	4	5	6	7	8	9	AB	R	H	RBI	BB	SO	LOB	TOP								
Pete Rose, S OBP: 0.364, SLG: 0.369 (1, 3)	0-0 1B	1-0 1B HBP			1-3		4-3			3	0	1	0	0	0	0	Philadelphia Phillies @ San Francisco Giants Candlestick Park, San Francisco, CA Wed Sep 03 1980, 10:05 PM EDT Att: 5,504 - Unknown								
George Vukovich, L OBP: 0.306, SLG: 0.295 (8, 7)										0	0	0	0	0	0										
Bake McBride, L OBP: 0.333, SLG: 0.457 (1, 9)	0-0 F5	0-0 1B			F8		5-6-3			4	0	1	0	0	0	1									
Mike Schmidt, R OBP: 0.382, SLG: 0.597 (1, 5)	0-3 K	0-0 1B			L5			0-3 K		4	0	1	1	0	2	1									
Del Unser, L OBP: 0.326, SLG: 0.367 (1, 8)	0-0 G3				L4			0-0 F7		4	0	1	0	0	0	1									
Manny Trillo, R OBP: 0.364, SLG: 0.451 (1, 4)		0-0 4-3 E			G5-4-3		1B S SH1-3		0-0 L9	4	2	2	0	0	0	1									
Greg Gross, L OBP: 0.342, SLG: 0.316 (8, 8)	0-0 4-3				L5			0-0 L7		4	0	1	0	0	0	1									
Tug McGraw, R OBP: 0.400, SLG: 0.400 (9, 1)	1-2 1B					1-3 1B SH1-3				0	0	0	0	0	0	0									
Larry Bowa, S OBP: 0.287, SLG: 0.323 (1, 6)		0-0 E5 2B			F9		SH1-3		0-0 5-3	3	1	1	1	0	0	0									
Bob Boone, R OBP: 0.304, SLG: 0.353 (1, 2)		0-0 6-3			6-3			0-0 L8		4	0	0	0	0	0	2									
Dick Ruthven, R OBP: 0.241, SLG: 0.321 Garry Maddox, R OBP: 0.274, SLG: 0.384 (1, 1)		0-0 1B 2B			6-3			0-0 1-6-3		3	1	1	1	0	0	0									
Inning Stats	R: 0 E: 0 K: 1 S: 6	H: 1 LOB: 1 BB: 0 P: 6	R: 3 E: 1 K: 0 S: 7	H: 5 LOB: 2 BB: 0 P: 8	R: 0 E: 0 K: 0 S: 3	H: 1 LOB: 0 BB: 0 P: 3	R: 0 E: 0 K: 0 S: 3	H: 0 LOB: 0 BB: 0 P: 3	R: 1 E: 0 K: 0 S: 5	H: 2 LOB: 1 BB: 0 P: 5	R: 0 E: 0 K: 0 S: 3	H: 0 LOB: 0 BB: 0 P: 3	R: 0 E: 0 K: 1 S: 5	H: 0 LOB: 0 BB: 0 P: 5	R: 0 E: 0 K: 0 S: 3	H: 0 LOB: 0 BB: 0 P: 3	1B: 8 2B: 1 3B: 0 HR: 0	SF: 0 SAC: 1 DP: 1 HBP: 1	WP: 0 PB: 0 SB: 1 CS: 0	PA: 35					
PITCHER	IP	WLS	BF	H	R	ER	SO	BB	IBB	HBP	BLK	WP	HR	S	P	ERA	WHIP								
Allen Ripley, R ERA: 3.71 (1, 1)	5.0	L	21	7	3	3	1	0	0	1	0	0	0	22	23	5.40	1.400								
Tom Griffin, R ERA: 3.15 (6, 1)	1.0		5	2	1	1	0	0	0	0	0	0	0	5	5	9.00	2.000								
Mike Rowland, R ERA: 2.2 (7, 1)	3.0		9	0	0	0	1	0	0	0	0	0	0	11	11	0.00	0.000								



Batter	1	2	3	4	5	6	7	8	9	AB	R	H	RBI	BB	SO	LOB	BOTTOM								
Bill North, S OBP: 0.379, SLG: 0.292 (1, 8)	0-0 6-3		0-0 2B		4-0 S BB		6-3		0-0 F8	4	0	1	0	1	0	0	Philadelphia Phillies @ San Francisco Giants Candlestick Park, San Francisco, CA Wed Sep 03 1980, 10:05 PM EDT Att: 5,504 - Unknown								
Max Venable, L OBP: 0.338, SLG: 0.314 Larry Herndon, R OBP: 0.275, SLG: 0.378 (9, PH)	0-0 1-3 2B		0-0 P6		0-0 F8		F6		0-0 F8	4	0	1	0	0	0	3									
Terry Whitfield, L OBP: 0.350, SLG: 0.404 (1, 7)	0-0 1-3		0-0 L8		0-0 F7				0-0 2B	5	0	2	0	0	0	4									
Mike Ivie, R OBP: 0.289, SLG: 0.353 (1, 3)	4-0 BB				0-0 F8		0-0 F6		0-3 K	4	0	0	0	1	1	2									
Darrell Evans, L OBP: 0.349, SLG: 0.395 (1, 5)	0-3 K				0-3 K		0-0 P4		0-0 F9	4	0	0	0	0	2	2									
Milt May, L OBP: 0.317, SLG: 0.395 (1, 2)		0-0 L9			0-0 1B		4-0 1B BB		0-0 6-3	3	1	1	0	1	0	0									
Guy Sularz, R OBP: 0.250, SLG: 0.250 (1, 4)		0-0 L1			0-0 P4		0-0 1B		0-0 5-3	4	0	1	0	0	0	1									
Joe Pettini, R OBP: 0.328, SLG: 0.336 (1, 6)		0-3 K			4-0 E S BB		0-0 1B		0-0 HR	3	1	2	1	1	1	0									
Allen Ripley, R OBP: 0.176, SLG: 0.212 Joe Sfram, R OBP: 0.332, SLG: 0.333 Tom Griffin, R OBP: 0.222, SLG: 0.556 Jim Wohlford, R OBP: 0.266, SLG: 0.364 Mike Rowland, R OBP: 0.295, SLG: 2.000 (5, PH)			0-3 K		0-0 L6		0-0 F9		0-0 HR	1	0	0	0	0	1	0									
Inning Stats	R: 0 E: 0 K: 1 S: 6	H: 1 LOB: 2 BB: 1 P: 10	R: 0 E: 0 K: 1 S: 5	H: 0 LOB: 0 BB: 0 P: 5	R: 0 E: 0 K: 1 S: 6	H: 1 LOB: 1 BB: 0 P: 6	R: 0 E: 0 K: 0 S: 3	H: 1 LOB: 2 BB: 2 P: 11	R: 1 E: 0 K: 0 S: 5	H: 2 LOB: 2 BB: 1 P: 9	R: 0 E: 0 K: 0 S: 4	H: 1 LOB: 1 BB: 0 P: 4	R: 0 E: 0 K: 0 S: 3	H: 0 LOB: 0 BB: 0 P: 3	R: 2 E: 0 K: 1 S: 8	H: 3 LOB: 1 BB: 0 P: 8	1B: 5 2B: 3 3B: 0 HR: 1	SF: 0 SAC: 0 DP: 0 HBP: 0	WP: 0 PB: 0 SB: 2 CS: 0	PA: 40					
PITCHER	IP	WLS	BF	H	R	ER	SO	BB	IBB	HBP	BLK	WP	HR	S	P	ERA	WHIP								
Dick Ruthven, R ERA: 3.51 (1, 1)	8.1	W	37	8	3	3	4	4	0	0	0	0	0	41	57	3.24	1.440								
Tug McGraw, L ERA: 2.01 (9, 1)	0.2	S	3	1	0	0	1	0	0	0	0	0	0	5	5	0.00	1.500								



Batter	1	2	3	4	5	6	7	8	9	AB R H RBI BB SO LOB	TOP									
Ron LeFlore, R (1, 7) OBP: 0.335, SLG: 0.353	6-3		K		F8		K		K	5 0 0 0 0 3 2	Montreal Expos @ San Francisco Giants Candlestick Park, San Francisco, CA Thu Sep 04 1980, 6:33 AM EDT Att: 4,038 - Unknown livebaseballscorecards.com									
Rodney Scott, S (1, 4) OBP: 0.323, SLG: 0.307	1-3			4-3		K	BB		4-3 S 1B	4 0 1 0 1 1 0										
Rowland Office, L (1, 9) OBP: 0.362, SLG: 0.447	FC6-4 BB			2B 6-2-5 1B		1B 2B	1B		4-3	4 1 2 0 1 0 3										
Andre Dawson, R (1, 8) OBP: 0.363, SLG: 0.470	FC6-4 1-2			2B		F8		F9	1-3 HBP	4 0 1 0 0 0 2										
Gary Carter, R (1, 2) OBP: 0.308, SLG: 0.443	1-3			6-2-5		2B 1B		S 2B 1B	F7	5 2 2 0 0 0 4										
Warren Cromartie, L (1, 3) OBP: 0.347, SLG: 0.436	G3					K	1-H 3-H 2B	K		4 0 1 2 0 2 1										
Larry Parrish, R (1, 5) OBP: 0.320, SLG: 0.454	K					2B BB	5-3		2B	3 1 1 1 1 1 1										
Chris Speier, R (1, 6) OBP: 0.324, SLG: 0.296			K			4-3 1-H 2B		6-3		3 0 1 1 1 1 0										
Bill Gullickson, R (1, 1) OBP: 0.194, SLG: 0.200			K			4-3			IBB	4 0 1 0 0 2 3										
Inning Stats	R: 0 E: 0 K: 0 S: 3	H: 0 LOB: 1 BB: 1 P: 7	R: 0 E: 0 K: 1 S: 5	H: 0 LOB: 0 BB: 0 P: 5	R: 0 E: 0 K: 3 S: 9	H: 2 LOB: 1 BB: 0 P: 4	R: 1 E: 0 K: 1 S: 6	H: 1 LOB: 1 BB: 1 P: 10	R: 2 E: 0 K: 2 S: 8	H: 3 LOB: 1 BB: 1 P: 8		R: 0 E: 0 K: 1 S: 6	H: 1 LOB: 2 BB: 1 P: 10	R: 1 E: 0 K: 2 S: 9	H: 2 LOB: 2 BB: 1 P: 13	R: 0 E: 0 K: 1 S: 6	H: 1 LOB: 2 BB: 0 P: 7	1B: 6 2B: 5 3B: 0 HR: 0	SF: 0 SAC: 0 DP: 1 HBP: 1	WP: 0 PB: 0 SB: 2 CS: 0
PITCHER	IP WLS BF H R ER SO BB IBB HBP BLK WP HR S P ERA WHIP											IP WLS BF H R ER SO BB IBB HBP BLK WP HR S P ERA WHIP								
Alan Hargeseimer, R (1, 1) ERA: 4.42	6.2 L 29 7 3 3 7 3 0 0 0 0 0 40 52 4.05 1.500																			
Gary Lavelle, L (7, 1) ERA: 3.23	1.1 7 2 1 1 2 0 1 0 0 0 0 10 14 6.75 1.500																			
Fred Breining, R (9, 1) ERA:	1.0 5 1 0 0 1 0 0 0 1 0 0 0 6 7 0.00 1.000																			


Batter	1	2	3	4	5	6	7	8	9	AB R H RBI BB SO LOB	BOTTOM									
Bill North, S (1, 8) OBP: 0.375, SLG: 0.289	K		4-3			4-3			5-3	4 0 0 0 0 1 0	Montreal Expos @ San Francisco Giants Candlestick Park, San Francisco, CA Thu Sep 04 1980, 6:33 AM EDT Att: 4,038 - Unknown livebaseballscorecards.com									
Max Venable, L (1, 9) OBP: 0.333, SLG: 0.301	F8			G4-6-3 BB		1-3		F7		3 0 0 0 1 0 0										
Terry Whitfield, L (1, 7) OBP: 0.349, SLG: 0.402	L5			G4-6-3 1-2		F8		BB 1B		4 0 1 0 0 0 1										
Mike Ivie, R (1, 3) OBP: 0.289, SLG: 0.349		5-3		E6		K			BB 1B	3 0 0 0 1 1 0										
Darrell Evans, L (1, 5) OBP: 0.349, SLG: 0.396				F5		F9			1-3	4 0 1 0 0 0 3										
Milt May, L (1, 2) OBP: 0.317, SLG: 0.394			K			4-3				3 0 1 0 0 1 1										
Guy Sularz, R (1, 4) OBP: 0.200, SLG: 0.200						SH1-4 1B				1 0 0 0 0 0 1										
Joe Strain, R (8, PH) OBP: 0.330, SLG: 0.331			6-3			SH1-4			F9	1 0 0 0 0 0 0										
Fred Breining, R (9, 1) ERA:						1-2				0 0 0 0 0 0 0										
Joe Pettini, R (1, 6) OBP: 0.319, SLG: 0.327									F8	3 0 0 0 0 1 1										
Alan Hargeseimer, R (1, 1) OBP: 0.316, SLG: 0.294										2 0 0 0 0 2 1										
Gary Lavelle, S (7, 1)										0 0 0 0 0 0 0										
Chris Bourjos, R (8, PH) OBP: 0.600, SLG: 1.333										1 0 0 0 0 1 0										
Johnnie LeMaster, R (9, 6) OBP: 0.252, SLG: 0.311									K	0 0 0 0 0 0 0										
Inning Stats	R: 0 E: 0 K: 1 S: 5	H: 0 LOB: 0 BB: 0 P: 5	R: 0 E: 0 K: 1 S: 6	H: 1 LOB: 1 BB: 0 P: 6	R: 0 E: 0 K: 1 S: 5	H: 0 LOB: 0 BB: 0 P: 5	R: 0 E: 1 K: 0 S: 3	H: 0 LOB: 1 BB: 1 P: 7	R: 0 E: 0 K: 2 S: 8	H: 1 LOB: 1 BB: 0 P: 8	R: 0 E: 0 K: 0 S: 3	H: 0 LOB: 0 BB: 0 P: 3	R: 0 E: 0 K: 1 S: 5	H: 0 LOB: 0 BB: 0 P: 5	R: 0 E: 0 K: 1 S: 5	H: 0 LOB: 2 BB: 1 P: 8	1B: 2 2B: 1 3B: 0 HR: 0	SF: 0 SAC: 1 DP: 1 HBP: 0	WP: 0 PB: 0 SB: 0 CS: 0	PA: 32
PITCHER	IP WLS BF H R ER SO BB IBB HBP BLK WP HR S P ERA WHIP											IP WLS BF H R ER SO BB IBB HBP BLK WP HR S P ERA WHIP								
Bill Gullickson, R (1, 1) ERA: 3.31	9.0 W 32 3 0 0 7 2 0 0 0 0 0 0 44 52 0.00 0.556																			




Batter	1	2	3	4	5	6	7	8	9	AB	R	H	RBI	BB	SO	LOB	TOP										
Ron LeFlore, R OBP: 0.336, SLG: 0.354 Tim Wallach, R OBP: 1.000, SLG: 4.000	4-3		4-3 1B 2B	F9				HR		3	1	1	0	0	0	1	Montreal Expos @ San Francisco Giants Candlestick Park, San Francisco, CA Sat Sep 06 1980, 6:33 AM EDT Att: 6,653 - Unknown										
Rodney Scott, S OBP: 0.326, SLG: 0.309 Tim Raines, S OBP: 0.304, SLG: 0.059	4-3		4-3	E	1B			G4-6-3 BB		3	1	1	2	0	0	1											
Rowland Office, L OBP: 0.367, SLG: 0.449	1B		1B	E8	1B			G4-6-3 1-2		5	2	2	1	0	1	1											
Andre Dawson, R OBP: 0.361, SLG: 0.466 Jerry White, S OBP: 0.342, SLG: 0.411	1B		K	E	1B			F8		3	1	2	1	0	1	1											
Gary Carter, R OBP: 0.308, SLG: 0.441 Bobby Ramos, R OBP: 0.212, SLG: 0.138	L6		E	E8	1B			F8		4	1	2	0	0	0	3											
Warren Cromartie, L OBP: 0.353, SLG: 0.448 Willie Montanez, L OBP: 0.323, SLG: 0.351		F8	E1	E8	1B			F8		3	0	1	2	0	0	1											
Larry Parrish, R OBP: 0.323, SLG: 0.452 Brad Mills, L OBP: 0.311, SLG: 0.298	F8		F8	K				F4		3	0	0	0	0	1	3											
Chris Speier, R OBP: 0.319, SLG: 0.291 Tony Bernazard, S OBP: 0.276, SLG: 0.350	F9			E6	F9	SH3-4 1B		F9		3	1	0	0	0	0	0											
Scott Sanderson, R OBP: 0.091, SLG: 0.113 Bill Lee, L OBP: 0.216, SLG: 0.243			2B 4-3 BB	SH3-4	5-3			F8		2	1	0	0	1	0	0											
Inning Stats	R: 0 E: 0 K: 0 S: 5	H: 2 LOB: 2 BB: 0 P: 5	R: 0 E: 0 K: 0 S: 3	H: 0 LOB: 0 BB: 0 P: 3	R: 3 E: 1 K: 1 S: 9	H: 3 LOB: 2 BB: 1 P: 13	R: 5 E: 4 K: 1 S: 11	H: 4 LOB: 1 BB: 0 P: 11	R: 0 E: 0 K: 0 S: 5	H: 0 LOB: 1 BB: 1 P: 7	R: 0 E: 0 K: 0 S: 3	H: 0 LOB: 0 BB: 0 P: 3	R: 1 E: 0 K: 0 S: 3	H: 1 LOB: 0 BB: 1 P: 7	R: 0 E: 0 K: 0 S: 3	H: 0 LOB: 0 BB: 0 P: 3		1B: 8 2B: 1 3B: 0 HR: 1	SF: 0 SAC: 1 DP: 1 HBP: 0	WP: 0 PB: 0 SB: 0 CS: 0	PA: 43						
PITCHER	IP	WLS	BF	H	R	ER	SO	BB	IBB	HBP	BLK	WP	HR	S	P	ERA	WHIP										
Ed Whitson, R ERA: 3.05	3.2	L	22	7	7	2	1	1	0	0	0	0	0	23	27	4.91	2.182										
Gary Lavelle, L ERA: 3.22	0.1		3	2	1	0	1	0	0	0	0	0	0	5	5	0.00	6.000										
Bill Bordley, L ERA: 4.5	3.0		11	0	0	0	1	2	0	0	0	0	0	11	19	0.00	0.667										
Philip Nastu, L ERA: 6.0	1.0		4	1	1	1	0	1	0	0	0	0	1	3	7	9.00	2.000										
Bob Knepper, L ERA: 4.11	1.0		3	0	0	0	0	0	0	0	0	0	0	3	3	0.00	0.000										

Batter	1	2	3	4	5	6	7	8	9	AB	R	H	RBI	BB	SO	LOB	BOTTOM										
Darrell Evans, L OBP: 0.349, SLG: 0.395 Johnnie LeMaster, R OBP: 0.252, SLG: 0.311	4-3							4-3		3	0	1	0	1	0	0	Montreal Expos @ San Francisco Giants Candlestick Park, San Francisco, CA Sat Sep 06 1980, 6:33 AM EDT Att: 6,653 - Unknown										
Jim Wehlford, R OBP: 0.306, SLG: 0.358	F6		F9		F8					4	0	1	0	0	0	2											
Terry Whitfield, L OBP: 0.343, SLG: 0.394	K			4-3				F8		4	0	0	0	0	2	1											
Mike Ivie, R OBP: 0.285, SLG: 0.344		1B		6-3				F8		4	0	1	0	0	0	0											
Mitt May, L OBP: 0.317, SLG: 0.392		F8		1B				F5		4	0	1	0	0	0	1											
Larry Hemdon, R OBP: 0.277, SLG: 0.378					1B			F7		4	0	2	0	0	0	0											
Guy Sularz, R OBP: 0.100, SLG: 0.100 Bill Bordley, R OBP: 0.286, SLG: 0.167 Max Venable, L OBP: 0.318, SLG: 0.286 Philip Nastu, L	G6-4-3			4-3				G3		2	0	0	0	0	0	4											
Bob Knepper, L OBP: 0.179, SLG: 0.206										0	0	0	0	0	0	0											
Joe Pettini, R OBP: 0.315, SLG: 0.322					F9			F7		3	0	1	0	0	0	0											
Ed Whitson, R OBP: 0.093, SLG: 0.075 Gary Lavelle, S OBP: 0.284, SLG: 0.305			G2-6-4 1B		6-3			4-3		1	0	0	0	0	0	1											
Inning Stats	R: 0 E: 0 K: 1 S: 5	H: 0 LOB: 0 BB: 0 P: 5	R: 0 E: 0 K: 0 S: 4	H: 2 LOB: 1 BB: 0 P: 4	R: 0 E: 0 K: 0 S: 4	H: 2 LOB: 0 BB: 0 P: 4	R: 0 E: 0 K: 0 S: 5	H: 2 LOB: 2 BB: 0 P: 5	R: 0 E: 0 K: 0 S: 3	H: 0 LOB: 0 BB: 1 P: 7	R: 0 E: 0 K: 0 S: 3	H: 0 LOB: 0 BB: 0 P: 3	R: 0 E: 0 K: 1 S: 6	H: 1 LOB: 1 BB: 0 P: 6	R: 0 E: 0 K: 0 S: 3	H: 0 LOB: 0 BB: 0 P: 3	1B: 6 2B: 1 3B: 0 HR: 0	SF: 0 SAC: 0 DP: 2 HBP: 0	WP: 0 PB: 0 SB: 0 CS: 0	PA: 33							
PITCHER	IP	WLS	BF	H	R	ER	SO	BB	IBB	HBP	BLK	WP	HR	S	P	ERA	WHIP										
Scott Sanderson, R ERA: 3.11	7.0	W	26	6	0	0	1	1	0	0	0	0	0	27	31	0.00	1.000										
Bill Lee, L ERA: 5.42	2.0		7	1	0	0	1	0	0	0	0	0	0	9	9	0.00	0.500										



Batter	1	2	3	4	5	6	7	8	9	AB	R	H	RBI	BB	SO	LOB	TOP											
Jerry White, S OBP: 0.333, SLG: 0.398 Woodie Fryman, R OBP: 0.182, SLG: 0.182	F3		L6		F3		K			4	0	0	0	0	1	2	Montreal Expos @ San Francisco Giants Candlestick Park, San Francisco, CA Sun Sep 07 1980, 6:33 AM EDT Att: 8,314 - Unknown 											
Rodney Scott, S OBP: 0.327, SLG: 0.309	4-3		5-3					4-3 BB		3	0	1	1	1	0	0												
Tim Wallach, R OBP: 0.400, SLG: 1.000 Warren Cromartie, L OBP: 0.353, SLG: 0.447 Bob Pate, R OBP: 0.324, SLG: 0.344	K		K		4-3			4-3		3	0	0	0	0	2	2												
Andre Dawson, R OBP: 0.362, SLG: 0.479				F7				6-3		4	2	2	2	0	0	1												
Gary Carter, R OBP: 0.308, SLG: 0.441				K				F8		4	0	1	0	0	2	1												
Willie Montanez, L OBP: 0.323, SLG: 0.349				F7					6-3	3	0	0	0	1	0	1												
Larry Parrish, R OBP: 0.320, SLG: 0.447							K	6-3		4	0	0	0	0	2	2												
Chris Speier, R OBP: 0.322, SLG: 0.292 John Tamargo, S OBP: 0.265, SLG: 0.304								6-3		2	1	1	0	1	0	0												
Charlie Lea, R OBP: 0.121, SLG: 0.156 Ken Macha, R OBP: 0.374, SLG: 0.398 John D'Acquisto, R OBP: 0.305, SLG: 0.350 Fred Norman, S OBP: 0.141, SLG: 0.143 Elias Sosa, R OBP: 0.141, SLG: 0.143 Rowland Office, S OBP: 0.306, SLG: 0.447								5-3		1	0	0	0	0	0	2												
Inning Stats	R: 0 E: 0 K: 1 S: 5	H: 0 LOB: 0 BB: 0 P: 5	R: 1 E: 0 K: 0 S: 5	H: 2 LOB: 2 BB: 1 P: 9	R: 0 E: 0 K: 1 S: 5	H: 0 LOB: 0 BB: 0 P: 5	R: 0 E: 0 K: 1 S: 5	H: 0 LOB: 0 BB: 0 P: 5	R: 1 E: 0 K: 1 S: 8	H: 3 LOB: 2 BB: 0 P: 8	R: 1 E: 0 K: 1 S: 5	H: 1 LOB: 0 BB: 1 P: 9	R: 0 E: 0 K: 1 S: 5	H: 0 LOB: 0 BB: 0 P: 5	R: 0 E: 0 K: 1 S: 3	H: 0 LOB: 1 BB: 1 P: 7		R: 0 E: 0 K: 1 S: 5	H: 0 LOB: 0 BB: 0 P: 5	1B: 3 2B: 1 3B: 0 HR: 2	SF: 0 SAC: 0 DP: 0 HBP: 0	WP: 0 PB: 0 SB: 0 CS: 1	PA: 35					
PITCHER	IP	WLS	BF	H	R	ER	SO	BB	IBB	HBP	BLK	WP	HR	S	P	ERA		WHIP										
Vida Blue, L ERA: 2.91 Greg Minton, R ERA: 2.11	6.0	W	25	6	3	3	5	1	1	0	0	0	2	33	41	4.50		1.167										

Batter	1	2	3	4	5	6	7	8	9	AB	R	H	RBI	BB	SO	LOB	BOTTOM											
Larry Herndon, R OBP: 0.276, SLG: 0.376	5-3		K		K	4-3		FC6-4 1B		5	0	1	1	0	2	2	Montreal Expos @ San Francisco Giants Candlestick Park, San Francisco, CA Sun Sep 07 1980, 6:33 AM EDT Att: 8,314 - Unknown 											
Joe Pettini, R OBP: 0.310, SLG: 0.311	6-3			1B 2B BB	F8		K	FC6-4		4	1	0	0	1	1	2												
Terry Whitfield, L OBP: 0.342, SLG: 0.392	6-3			2B SF8 1B	K		G3			4	1	1	0	0	1	0												
Darrell Evans, L OBP: 0.351, SLG: 0.399		F2		SF8 1B 2B		SH1-4 BB E BB		1B		3	2	2	1	1	0	0												
Jim Wohlford, R OBP: 0.310, SLG: 0.360		1B		SF8		BB SH1-4 BB		K		2	1	1	1	1	1	1												
Milt May, L OBP: 0.320, SLG: 0.395		F5		2-3 3-H 1B		SH1-4		E5 FC1-5 1B		3	0	2	1	0	0	1												
Guy Sularz, R OBP: 0.286, SLG: 0.231				1-3 1B		E5 BB		FC1-5 1B BB		3	1	2	0	1	0	1												
Johnnie LeMaster, R OBP: 0.254, SLG: 0.309			5-3					FC1-5 1B BB		2	0	0	0	2	0	2												
Vida Blue, S OBP: 0.125, SLG: 0.098 Joe Strain, R OBP: 0.328, SLG: 0.330 Max Venable, L OBP: 0.314, SLG: 0.286 Greg Minton, S OBP: 0.222, SLG: 0.125			K		K			F9		2	0	0	0	0	2	2												
Inning Stats	R: 0 E: 0 K: 0 S: 3	H: 0 LOB: 0 BB: 0 P: 3	R: 0 E: 0 K: 0 S: 4	H: 2 LOB: 2 BB: 0 P: 4	R: 0 E: 0 K: 2 S: 7	H: 0 LOB: 0 BB: 0 P: 7	R: 3 E: 0 K: 1 S: 8	H: 4 LOB: 2 BB: 2 P: 16	R: 0 E: 0 K: 2 S: 4	H: 0 LOB: 2 BB: 3 P: 16	R: 0 E: 0 K: 2 S: 8	H: 1 LOB: 1 BB: 0 P: 8	R: 1 E: 1 K: 0 S: 5	H: 2 LOB: 2 BB: 1 P: 9	R: 0 E: 0 K: 1 S: 3	H: 0 LOB: 0 BB: 0 P: 5		1B: 8 2B: 1 3B: 0 HR: 0	SF: 2 SAC: 1 DP: 0 HBP: 0	WP: 0 PB: 0 SB: 1 CS: 1	PA: 38							
PITCHER	IP	WLS	BF	H	R	ER	SO	BB	IBB	HBP	BLK	WP	HR	S	P	ERA		WHIP										
Charlie Lea, R ERA: 3.32 John D'Acquisto, R ERA: 3.55 Fred Norman, L ERA: 4.09 Elias Sosa, R ERA: 3.09 Woodie Fryman, L ERA: 2.15	4.0	L	5	0	2	0	2	2	0	0	0	0	0	7	15	0.00		2.000										

Batter	1	2	3	4	5	6	7	8	9	AB	R	H	RBI	BB	SO	LOB	TOP					
Bill North, S OBP: 0.371, SLG: 0.285 (1, 8)	0-0 6-3			0-0 B5-3	0-0 S 1B		0-3 K		0-0 1-3	5	0	1	1	0	1	2	San Francisco Giants @ San Diego Padres San Diego Stadium, San Diego, CA Tue Sep 09 1980, 10:05 PM EDT Att: 6,241 - Unknown livebaseballscorecards.com					
Joe Pettini, R OBP: 0.308, SLG: 0.303 (1, 5)	0-0 5-3			4-0 1B BB	0-3 K		0-0 FC5-4		1-2 3-H 0-3 K	3	1	0	0	1	1	3						
Jim Wohlford, R OBP: 0.309, SLG: 0.358 (9, PH)				1-3 1B E	0-0 2-3 F7					1	0	0	0	0	1	1						
Terry Whitfield, L OBP: 0.341, SLG: 0.390 (1, 7)	0-0 F5			0-0 1-3 1B E	0-0 2-3 F7			0-3 K		4	1	1	0	0	1	2						
Darrell Evans, L OBP: 0.352, SLG: 0.400 (4, 5)		0-0 4-3		0-0 1-2 3-H 1B E	0-0 1-2 5-3			0-0 1B		4	1	2	1	0	0	2						
Larry Herndon, R OBP: 0.278, SLG: 0.376 (1, 9)		0-0 G6-4-3 1B		4-0 1-2 2-3 3-H 1B E	0-0 1-2 5-3		0-0 6-3		0-0 F6	3	1	1	0	1	0	1						
Milt May, L OBP: 0.319, SLG: 0.393 (1, 2)	0-0 G6-4-3			0-0 1-3 2-H 3-H 1B E	0-0 1-2 5-3		0-0 G6-4-3 1B		0-0 F9	4	0	1	1	0	0	3						
Guy Sularz, R OBP: 0.278, SLG: 0.200 (1, 4)			0-0 F7	0-0 SF9	0-0 G6-4-3				4-0 1B 1-3 BB	2	1	0	1	1	0	1						
Johnnie LeMaster, R OBP: 0.253, SLG: 0.307 (1, 6)			0-0 F7	0-0 1-3			0-0 1-3		0-0 1-3 1B	2	0	0	0	0	0	0						
Al Holland, R OBP: 0.500, SLG: 0.750 (7, 1)										0	0	0	0	0	0	0						
Mike Rowland, R (8, 1)										0	0	0	0	0	0	0						
Max Venable, L OBP: 0.322, SLG: 0.295 (9, PH)										1	0	1	0	0	0	0						
Allen Ripley, R OBP: 0.176, SLG: 0.212 (2, 1)										0	0	0	0	0	0	0						
Gary Lavelle, S (3, PH)										0	0	0	0	0	0	0						
Joe Strain, R OBP: 0.240, SLG: 0.328 (3, 1)										0	0	0	0	0	0	0						
Bill Bordley, L OBP: 0.250, SLG: 0.187 (3, 1)										0	0	0	0	0	0	0						
Philip Nastu, L (4, 1)										0	0	0	0	0	0	0						
Tom Griffin, R OBP: 0.222, SLG: 0.356 (4, 1)										0	0	0	0	0	0	0						
Rich Murray, R OBP: 0.250, SLG: 0.391 (4, 3)										1	0	0	0	2	1	2						
Chris Bourjies, R OBP: 0.275, SLG: 0.667 (7, PH)										1	0	0	0	0	0	0						
Inning Stats	R: 0 E: 0 K: 0 S: 3	H: 0 LOB: 0 BB: 0 P: 3	R: 0 E: 0 K: 0 S: 3	H: 1 LOB: 0 BB: 0 P: 3	R: 0 E: 0 K: 0 S: 3	H: 0 LOB: 0 BB: 0 P: 3	R: 4 E: 1 K: 0 S: 6	H: 2 LOB: 1 BB: 2 P: 14	R: 0 E: 0 K: 1 S: 6	H: 1 LOB: 2 BB: 1 P: 10	R: 0 E: 0 K: 0 S: 3	H: 1 LOB: 0 BB: 0 P: 3	R: 0 E: 0 K: 1 S: 5	H: 0 LOB: 1 BB: 1 P: 9	R: 0 E: 0 K: 1 S: 6	H: 1 LOB: 1 BB: 0 P: 6	R: 1 E: 0 K: 2 S: 8	H: 1 LOB: 1 BB: 1 P: 12	1B: 7 2B: 0 3B: 0 HR: 0	SF: 1 SAC: 0 DP: 2 HBP: 0	WP: 0 PB: 0 SB: 1 CS: 0	PA: 38
PITCHER Steve Mura, R ERA: 3.87 (1, 1)	IP: 9.0 WLS: W BF: 38 H: 7 R: 5 ER: 3 SO: 5 BB: 5 IBB: 0 HBP: 0 BLK: 0 WP: 0 HR: 0 S: 43 P: 63 ERA: 3.00 WHIP: 1.333											PITCHER	IP: 9.0 WLS: W BF: 38 H: 7 R: 5 ER: 3 SO: 5 BB: 5 IBB: 0 HBP: 0 BLK: 0 WP: 0 HR: 0 S: 43 P: 63 ERA: 3.00 WHIP: 1.333									

Batter	1	2	3	4	5	6	7	8	9	AB	R	H	RBI	BB	SO	LOB	BOTTOM			
Gene Richards, L OBP: 0.365, SLG: 0.382 (1, 7)	0-0 F5 1B	0-0 CS 1B	0-0 6-3	4-0 BB		0-0 G3		0-0 5-3		5	1	2	0	1	0	3	San Francisco Giants @ San Diego Padres San Diego Stadium, San Diego, CA Tue Sep 09 1980, 10:05 PM EDT Att: 6,241 - Unknown livebaseballscorecards.com			
Ozzie Smith, S OBP: 0.322, SLG: 0.275 (1, 6)	0-0 F5	4-0 BB 1B	4-0 BB	0-0 1-3			4-0 1B BB	0-0 F9		3	1	0	0	3	0	4				
Jerry Mumphrey, S OBP: 0.343, SLG: 0.360 (1, 8)	4-0 HR BB	0-0 BB 1B	4-0 FC6-4 BB		0-0 4-3		0-0 4-3	0-0 L6		4	1	1	2	2	0	1				
Randy Bass, L OBP: 0.667, SLG: 1.250 (1, 3)	0-0 HR	4-0 BB	0-0 FC6-4		0-3 K		0-0 BB 1B			4	2	2	3	1	1	3				
Broderick Perkins, L OBP: 0.527, SLG: 0.694 (1, 9)	0-0 HR	0-3 K		0-0 1B 3-1	0-0 4-3		4-0 1B BB			4	3	2	0	1	1	3				
Gene Tenace, R OBP: 0.393, SLG: 0.417 (1, 2)	0-0 HR	0-0 F8		4-0 3-1 1B BB		0-0 HR	4-0 FC4-6 1B BB			3	2	2	3	2	0	3				
Luis Salazar, R OBP: 0.447, SLG: 0.487 (1, 5)	0-0 F4		0-0 6-3 BB	0-0 3-1 1B		0-0 6-3	0-0 FC4-6 1B			5	1	3	2	0	0	0				
Tim Flannery, L OBP: 0.286, SLG: 0.278 (1, 4)		4-0 1B CS BB	4-0 BB 6-3	0-0 3-1		0-0 F7	0-0 FC4-6			3	1	0	1	2	0	4				
Steve Mura, R OBP: 0.186, SLG: 0.150 (1, 1)		0-3 K	0-3 K	0-3 K		0-0 WP 1B	0-3 K			5	0	1	0	0	4	7				
Inning Stats	R: 4 E: 0 K: 0 S: 6	H: 4 LOB: 1 BB: 1 P: 10	R: 2 E: 0 K: 2 S: 9	H: 2 LOB: 3 BB: 3 P: 21	R: 1 E: 0 K: 1 S: 6	H: 1 LOB: 3 BB: 3 P: 18	R: 1 E: 0 K: 1 S: 7	H: 2 LOB: 2 BB: 2 P: 15	R: 0 E: 0 K: 1 S: 5	H: 0 LOB: 0 BB: 0 P: 5	R: 1 E: 0 K: 0 S: 5	H: 2 LOB: 1 BB: 0 P: 5	R: 3 E: 0 K: 1 S: 7	H: 2 LOB: 2 BB: 3 P: 19	R: 0 E: 0 K: 0 S: 3	H: 0 LOB: 0 BB: 0 P: 3		1B: 7 2B: 3 3B: 0 HR: 3	SF: 0 SAC: 0 DP: 0 HBP: 0	WP: 1 PB: 0 SB: 0 CS: 2
PITCHER Allen Ripley, R ERA: 4.12 (1, 1)	IP: 1.1 WLS: L BF: 10 H: 5 R: 6 ER: 5 SO: 1 BB: 2 IBB: 0 HBP: 0 BLK: 0 WP: 0 HR: 2 S: 10 P: 18 ERA: 33.75 WHIP: 5.250											PITCHER Al Holland, L ERA: 1.57 (7, 1)	IP: 1.0 WLS: L BF: 8 H: 2 R: 3 ER: 3 SO: 1 BB: 3 IBB: 0 HBP: 0 BLK: 0 WP: 0 HR: 0 S: 7 P: 19 ERA: 27.00 WHIP: 5.000							
Gary Lavelle, L ERA: 3.19 (2, 1)	0.2 5 1 0 0 1											1.0 3 0 0 0 0	0.00 4.500							
Bill Bordley, L ERA: 4.7 (3, 1)	0.2 6 1 1 1 1											1.0 3 0 0 0 0	13.50 6.000							
Philip Nastu, L ERA: 8.1 (3, 1)	0.1 2 1 1 1 0											1.0 3 0 0 0 0	27.00 3.000							
Tom Griffin, R ERA: 3.09 (4, 1)	3.0 14 3 1 1 2											1.0 3 0 0 0 0	3.00 1.667							

Batter	1	2	3	4	5	6	7	8	9	AB	R	H	RBI	BB	SO	LOB	TOP				
Darrell Evans, L (1, 3) OBP: 0.352, SLG: 0.399	0-3 K		0-0 WP 1B			0-3 K		0-0 SH5-3		3	0	1	0	0	2	0	San Francisco Giants @ San Diego Padres San Diego Stadium, San Diego, CA Wed Sep 10 1980, 10:05 PM EDT Att: 6,834 - Unknown livebaseballscorecards.com				
Joe Pettini, R (1, 5) OBP: 0.316, SLG: 0.306	0-0		0-0 6-3			4-0		0-0		2	0	1	0	1	0	1					
Joe Strain, R (8, PH) OBP: 0.330, SLG: 0.331			1-3					BB		1	1	1	0	0	0	0					
Rennie Stennett, R (8, 4) OBP: 0.294, SLG: 0.305			1B					BB		0	0	0	0	0	0	0					
Jim Wohlford, R (1, 9) OBP: 0.309, SLG: 0.354	4-0		0-0 5-3			0-0 L7		0-0		2	0	0	0	1	0	2					
Max Venable, L (8, PH) OBP: 0.330, SLG: 0.304	1-2							BB		1	0	1	1	0	0	0					
Larry Herndon, R (1, 8) OBP: 0.276, SLG: 0.373	0-0					0-0 L4		0-0		3	0	0	0	0	0	2					
Terry Whitfield, L (8, PH) OBP: 0.343, SLG: 0.390	4-3							BB		0	0	0	0	1	0	0					
Chris Bourjos, R (1, 7) OBP: 0.273, SLG: 0.444	0-3 K		0-3 K					0-0 F8		3	0	0	0	0	2	0					
Milt May, L (8, PH) OBP: 0.316, SLG: 0.393								0-0 SF8		0	0	0	1	0	0	0					
Greg Minton, S (8, 1) OBP: 0.222, SLG: 0.125								0-0		0	0	0	0	0	0	0					
Al Holland, R (8, 1) OBP: 0.500, SLG: 0.750								3-H		0	0	0	0	0	0	0					
Guy Sulzard, R (1, 4) OBP: 0.227, SLG: 0.158	0-3 K		0-0 L3					0-0 F8		4	0	0	0	0	1	2					
Johnnie LetMaster, R (1, 6) OBP: 0.250, SLG: 0.312								0-0		4	0	3	0	0	0	0					
Mike Sadek, R (1, 2) OBP: 0.357, SLG: 0.287								0-0		4	0	0	0	0	0	3					
Bob Knepper, L (1, 1) OBP: 0.174, SLG: 0.200								0-0		2	0	0	0	0	1	0					
Bill North, S (8, PH) OBP: 0.372, SLG: 0.286			4-3					0-0		2	1	1	0	0	0	0					
Inning Stats	R: 0 E: 0 K: 1 S: 5	H: 1 LOB: 1 BB: 1 P: 9	R: 0 E: 0 K: 2 S: 8	H: 1 LOB: 1 BB: 0 P: 8	R: 0 E: 0 K: 0 S: 4	H: 1 LOB: 0 BB: 0 P: 4	R: 0 E: 0 K: 1 S: 5	H: 0 LOB: 0 BB: 0 P: 5	R: 0 E: 0 K: 1 S: 5	H: 1 LOB: 1 BB: 1 P: 9	R: 0 E: 0 K: 0 S: 4	H: 1 LOB: 1 BB: 0 P: 4	R: 2 E: 1 K: 0 S: 6	H: 3 LOB: 2 BB: 1 P: 10	R: 0 E: 0 K: 0 S: 3	H: 0 LOB: 0 BB: 0 P: 3	1B: 8 2B: 0 3B: 0 HR: 0	SF: 1 SAC: 1 DP: 0 HBP: 0	WP: 1 PB: 0 SB: 0 CS: 1	PA: 36	
PITCHER	IP	WLS	BF	H	R	ER	SO	BB	IBB	HBP	BLK	WP	HR	S	P	ERA	WHIP				
John Curtis, L (1, 1) ERA: 3.88	7.1		29	7	2	2	6	2	0	0	0	1	0	39	47	2.46	1.227				
Rollie Fingers, R (8, 1) ERA: 2.7	0.2	W	4	1	0	0	0	1	0	0	0	0	0	3	7	0.00	3.000				
Gary Lucas, L (9, 1) ERA: 3.27	1.0	S	3	0	0	0	0	0	0	0	0	0	0	3	3	0.00	0.000				

Batter	1	2	3	4	5	6	7	8	9	AB	R	H	RBI	BB	SO	LOB	BOTTOM				
Gene Richards, L (1, 7) OBP: 0.366, SLG: 0.383	0-0 F7		0-0 G3					0-0 E1		4	1	2	0	0	0	0	San Francisco Giants @ San Diego Padres San Diego Stadium, San Diego, CA Wed Sep 10 1980, 10:05 PM EDT Att: 6,834 - Unknown livebaseballscorecards.com				
Luis Salazar, R (1, 5) OBP: 0.438, SLG: 0.476	0-3 K		0-0 4-3					0-0		4	1	1	0	0	1	1					
Broderick Perkins, L (1, 9) OBP: 0.525, SLG: 0.673	0-0		0-0 4-3					0-0		3	0	1	0	1	0	0					
Dave Winfield, R (1, 8) OBP: 0.366, SLG: 0.457	0-0 F7							0-0		4	1	2	3	0	0	1					
Randy Bass, L (1, 3) OBP: 0.444, SLG: 0.714								0-0		3	0	0	0	0	0	0					
Jerry Mumphrey, S (7, 8) OBP: 0.343, SLG: 0.360								0-0		0	0	0	0	0	0	0					
Gene Tenace, R (1, 2) OBP: 0.394, SLG: 0.414	4-0							0-0		2	0	0	0	2	2	0					
Ozzie Smith, S (1, 6) OBP: 0.320, SLG: 0.273	0-0		0-0 5-3					0-0		4	0	0	0	0	0	4					
Barry Evans, R (1, 4) OBP: 0.310, SLG: 0.313	4-0							0-0		3	0	0	0	1	0	3					
John Curtis, L (1, 1) OBP: 0.204, SLG: 0.192	0-3							0-0		2	0	0	0	0	1	2					
Rollie Fingers, R (8, 1) OBP: 0.235, SLG: 0.412								0-0		0	0	0	0	0	0	0					
Tim Flannery, L (8, PH) OBP: 0.289, SLG: 0.286								0-0		1	0	1	0	0	0	0					
Paul Dade, R (8, PR) OBP: 0.316, SLG: 0.188								0-0		0	1	0	0	0	0	0					
Gary Lucas, L (9, 1) OBP: 0.206, SLG: 0.182								0-0		0	0	0	0	0	0	0					
Inning Stats	R: 0 E: 0 K: 1 S: 6	H: 1 LOB: 1 BB: 0 P: 6	R: 0 E: 0 K: 1 S: 5	H: 0 LOB: 2 BB: 2 P: 13	R: 0 E: 0 K: 0 S: 3	H: 0 LOB: 0 BB: 0 P: 3	R: 1 E: 0 K: 1 S: 6	H: 1 LOB: 0 BB: 0 P: 6	R: 0 E: 0 K: 0 S: 4	H: 1 LOB: 1 BB: 0 P: 4	R: 0 E: 0 K: 0 S: 3	H: 0 LOB: 0 BB: 0 P: 3	R: 0 E: 0 K: 1 S: 5	H: 0 LOB: 0 BB: 0 P: 5	R: 3 E: 1 K: 0 S: 7	H: 4 LOB: 3 BB: 2 P: 15		1B: 5 2B: 1 3B: 0 HR: 1	SF: 0 SAC: 1 DP: 0 HBP: 0	WP: 0 PB: 1 SB: 0 CS: 0	PA: 35
PITCHER	IP	WLS	BF	H	R	ER	SO	BB	IBB	HBP	BLK	WP	HR	S	P	ERA		WHIP			
Bob Knepper, L (1, 1) ERA: 4.02	7.0		26	3	1	1	4	1	0	0	0	0	1	32	40	1.29	0.571				
Greg Minton, R (8, 1) ERA: 2.43	0.0	L	5	4	3	3	0	1	0	0	0	0	0	4	8	∞	∞				
Al Holland, L (8, 1) ERA: 1.54	1.0		4	0	0	0	0	0	1	0	0	0	0	3	7	0.00	0.000				

Batter	1	2	3	4	5	6	7	8	9	AB	R	H	RBI	BB	SO	LOB	TOP										
Max Venable, L (1, 8) OBP: 0.333, SLG: 0.310	0-0 9-6-3 1B		0-0 F9		0-0 2B 4-3 1B		0-0 4-3		0-3 K	5	1	2	0	0	1	0											
Larry Hemdon, R (1, 9) OBP: 0.276, SLG: 0.381	0-0 9-6-3 1-2		0-0 F9		0-0 4-3 1-3 2B			0-0 1B 3B		4	1	2	0	0	0	1											
Darrell Evans, L (1, 5) OBP: 0.354, SLG: 0.401	0-0 1B 1B		4-0 1B BB		0-0 4-3			0-0 G3 2B 1B		3	1	2	2	1	0	1											
Mitt May, L (1, 2) OBP: 0.320, SLG: 0.394	0-0 1-3 1B		0-0 1-2 1B		0-0 F8			0-0 G3		4	0	2	0	0	0	2											
Terry Whitfield, L (1, 7) OBP: 0.345, SLG: 0.395	0-0 1-3		0-0 K		0-0 G6-4-3 1B			0-0 2H 2B		4	0	2	1	0	1	4											
Rich Murray, R (1, 3) OBP: 0.281, SLG: 0.377		0-0 6-3		0-3 K		0-0 G6-4-3 1-2		0-0 5-3		4	0	0	0	0	1	2											
Joe Pettini, R (1, 4) OBP: 0.317, SLG: 0.307		0-0 5-3		0-0 CS 1B		0-0 5-3		0-0 5-3		3	0	1	0	0	0	0											
Rennie Stennett, R (8, PH) OBP: 0.283, SLG: 0.304		0-0 5-3		0-0 CS 1B		0-0 5-3		0-0 5-3		1	0	0	0	0	0	1											
Johnnie LeMaster, R (1, 6) OBP: 0.258, SLG: 0.312		0-0 1B		0-0 F7		0-0 6-3		0-0 4-3		3	0	1	0	0	0	1											
Joe Strain, R (9, PH) OBP: 0.328, SLG: 0.330		0-0 1B		0-0 F7		0-0 6-3		0-0 4-3		1	0	0	0	0	0	0											
Ed Whitson, R (1, 1) OBP: 0.089, SLG: 0.073		0-3 K		0-0 4-3		0-0 F7		0-0 4-3		2	0	0	0	0	1	1											
Gary Lavelle, S (6, 1)		0-3 K		0-0 4-3		0-0 F7		0-0 4-3		0	0	0	0	0	0	0											
Bill North, S (7, PH) OBP: 0.371, SLG: 0.286		0-0 1B		0-0 F7		0-0 6-3		0-0 4-3		1	0	0	0	0	0	0											
Al Holland, R (7, 1) OBP: 0.500, SLG: 0.750		0-0 1B		0-0 F7		0-0 6-3		0-0 4-3		0	0	0	0	0	0	0											
Jim Wohlford, R (9, PH) OBP: 0.307, SLG: 0.352		0-0 1B		0-0 F7		0-0 6-3		0-0 4-3		1	0	0	0	0	0	0											
Inning Stats	R: 0 E: 0 K: 0 S: 5	H: 3 LOB: 2 BB: 0 P: 5	R: 0 E: 0 K: 1 S: 6	H: 1 LOB: 1 BB: 0 P: 6	R: 0 E: 0 K: 1 S: 6	H: 1 LOB: 2 BB: 1 P: 10	R: 0 E: 0 K: 1 S: 5	H: 1 LOB: 0 BB: 0 P: 5	R: 1 E: 0 K: 0 S: 5	H: 2 LOB: 1 BB: 0 P: 5	R: 0 E: 0 K: 0 S: 3	H: 1 LOB: 0 BB: 0 P: 3	R: 0 E: 0 K: 0 S: 3	H: 0 LOB: 0 BB: 0 P: 3	R: 2 E: 0 K: 0 S: 6	H: 3 LOB: 1 BB: 0 P: 6	R: 0 E: 0 K: 1 S: 5	H: 0 LOB: 0 BB: 0 P: 5	1B: 9 2B: 3 3B: 1 HR: 0	SF: 0 SAC: 0 DP: 2 HBP: 0	WP: 0 PB: 0 SB: 1 CS: 0	PA: 37					
PITCHER	IP	WLS	BF	H	R	ER	SO	BB	IBB	HBP	BLK	WP	HR	S	P	ERA	WHIP										
Joe Niekro, R (1, 1) ERA: 3.89	7.1	W	32	12	3	3	3	1	0	0	0	0	0	37	41	3.68	1.773										
Dave Smith, R (8, 1) ERA: 2.23	1.2	S	5	0	0	0	1	0	0	0	0	0	0	7	7	0.00	0.000										

San Francisco Giants @ Houston Astros
 Astrodome, Houston, TX
 Fri Sep 12 1980, 8:05 PM EDT
 Att: 23,380 - Dome

AB	36
R	3
H	12
RBI	3
BB	1
SO	4
LOB	13



Batter	1	2	3	4	5	6	7	8	9	AB	R	H	RBI	BB	SO	LOB	BOTTOM										
Joe Morgan, L (1, 4) OBP: 0.361, SLG: 0.354	0-0 F9		0-0 F8		0-0 2H 1B		0-0 F2			4	0	1	1	0	0	1											
Rafael Landestoy, S (8, 4) OBP: 0.309, SLG: 0.335	0-0 F9		0-0 F8		0-0 2H 1B		0-0 F2			0	0	0	0	0	0	0											
Enos Cabell, R (1, 5) OBP: 0.305, SLG: 0.347	0-0 F7		0-0 6-3		0-0 4-3		0-0 1B 2B			4	1	1	1	0	0	1											
Terry Puhl, L (1, 9) OBP: 0.355, SLG: 0.416	0-0 4-3		0-0 4-3		0-0 F7		0-0 2H 1B			4	0	1	1	0	0	0											
Jose Cruz, L (1, 7) OBP: 0.376, SLG: 0.447		0-0 FC5-4 1B		0-0 F5		0-0 BB 1B		0-0 F8		4	0	2	0	0	0	1											
Cesar Cedeno, R (1, 8) OBP: 0.386, SLG: 0.487		0-0 FC5-4 1-2		0-0 L5		0-0 F2		0-0 F8		4	0	0	0	0	0	2											
Denny Walling, L (1, 3) OBP: 0.375, SLG: 0.399		0-0 F7		0-0 3B 1B		0-0 1-2 BB		0-0 F8		3	1	1	0	1	0	1											
Dave Bergman, L (9, 3) OBP: 0.347, SLG: 0.328		0-0 F7		0-0 3B 1B		0-0 1-2 BB		0-0 F8		0	0	0	0	0	0	0											
Alan Ashby, S (1, 2) OBP: 0.326		0-3 K		0-0 1B 3B		0-0 5-3		0-0 6-3		2	1	1	1	0	1	1											
Luis Pujols, R (6, PH) OBP: 0.254, SLG: 0.244		0-0 K		0-0 1B 3B		0-0 5-3		0-0 6-3		2	0	0	0	0	0	2											
Craig Reynolds, L (1, 6) OBP: 0.263, SLG: 0.307		0-0 5-3		0-0 SH5-4 1B 1B		0-0 BLK SH1-4 2B 1B				3	2	2	1	0	0	0											
Joe Niekro, R (1, 1) OBP: 0.324, SLG: 0.366		0-0 6-3		0-0 SH5-4		0-0 SH1-4				1	0	0	0	0	0	0											
Dave Smith, R (8, 1) ERA: 2.23		0-0 6-3		0-0 SH5-4		0-0 SH1-4				0	0	0	0	0	0	0											
Inning Stats	R: 0 E: 0 K: 0 S: 3	H: 0 LOB: 0 BB: 0 P: 3	R: 0 E: 0 K: 1 S: 6	H: 1 LOB: 1 BB: 0 P: 6	R: 0 E: 0 K: 0 S: 3	H: 0 LOB: 0 BB: 0 P: 3	R: 0 E: 0 K: 0 S: 3	H: 0 LOB: 0 BB: 0 P: 3	R: 3 E: 0 K: 0 S: 7	H: 4 LOB: 1 BB: 0 P: 7	R: 0 E: 0 K: 0 S: 4	H: 1 LOB: 2 BB: 1 P: 8	R: 2 E: 0 K: 0 S: 6	H: 3 LOB: 1 BB: 0 P: 6	R: 0 E: 0 K: 0 S: 3	H: 0 LOB: 0 BB: 0 P: 3	1B: 7 2B: 1 3B: 1 HR: 0	SF: 0 SAC: 2 DP: 0 HBP: 0	WP: 0 PB: 0 SB: 1 CS: 0	PA: 34							
PITCHER	IP	WLS	BF	H	R	ER	SO	BB	IBB	HBP	BLK	WP	HR	S	P	ERA	WHIP										
Ed Whitson, R (1, 1) ERA: 3.1	5.2	L	24	6	3	3	1	1	0	0	0	0	0	25	29	4.76	1.235										
Gary Lavelle, L (6, 1) ERA: 3.18	0.1		1	0	0	0	0	0	0	0	0	0	0	1	1	0.00	0.000										
Al Holland, L (7, 1) ERA: 1.75	2.0		9	3	2	2	0	0	0	0	1	0	0	9	9	9.00	1.500										

San Francisco Giants @ Houston Astros
 Astrodome, Houston, TX
 Fri Sep 12 1980, 8:05 PM EDT
 Att: 23,380 - Dome

AB	31
R	5
H	9
RBI	5
BB	1
SO	1
LOB	9



Batter	1	2	3	4	5	6	7	8	9	AB	R	H	RBI	BB	SO	LOB	TOP			
Max Venable, L (1, 8) OBP: 0.340, SLG: 0.318	5-3		6-3			G3				4	0	2	1	0	0	0	San Francisco Giants @ Houston Astros Astrodome, Houston, TX Sat Sep 13 1980, 8:05 PM EDT Att: 32,526 - Dome			
Larry Hemdon, R (1, 9) OBP: 0.290, SLG: 0.382	1B					G3		L5		4	0	2	0	0	0	3				
Darrell Evans, L (1, 5) OBP: 0.352, SLG: 0.398	F5					G3-6-3		G3		4	0	0	1	0	0	4				
Mitt May, L (1, 2) OBP: 0.316, SLG: 0.389	G3					4-3		3-1		4	0	0	0	0	0	2				
Terry Whitfield, L (1, 7) OBP: 0.344, SLG: 0.393		5-3				6-3				4	0	1	0	0	0	0				
Rich Murray, R (1, 3) OBP: 0.272, SLG: 0.364		6-3				L5		F9		4	0	0	0	0	0	1				
Joe Pettini, R (1, 4) OBP: 0.310, SLG: 0.300						6-3		F8		3	0	0	0	0	0	1				
Johnnie LeMaster, R (1, 6) OBP: 0.259, SLG: 0.312						6-3		1-3		3	1	1	0	0	0	1				
Vida Blue, S (1, 1) OBP: 0.123, SLG: 0.097										1	0	0	0	0	0	0				
Bill North, S (6, PH) OBP: 0.372, SLG: 0.288										1	1	1	0	0	0	0				
Tom Griffin, R (6, 1) OBP: 0.222, SLG: 0.556										0	0	0	0	0	0	0				
Joe Strain, R (8, PH) OBP: 0.326, SLG: 0.328										1	0	0	0	0	0	0				
Greg Minton, S (8, 1) OBP: 0.222, SLG: 0.125										0	0	0	0	0	0	0				
Inning Stats	R: 0 E: 0 K: 0 S: 4	H: 1 LOB: 1 BB: 0 P: 4	R: 0 E: 0 K: 0 S: 3	H: 0 LOB: 0 BB: 0 P: 3	R: 0 E: 0 K: 0 S: 3	H: 0 LOB: 0 BB: 0 P: 3	R: 0 E: 0 K: 0 S: 3	H: 1 LOB: 0 BB: 0 P: 3	R: 0 E: 0 K: 0 S: 4	H: 1 LOB: 1 BB: 0 P: 4	R: 0 E: 0 K: 0 S: 3	H: 0 LOB: 0 BB: 0 P: 3	R: 0 E: 0 K: 0 S: 4	H: 1 LOB: 1 BB: 0 P: 4	R: 0 E: 0 K: 0 S: 3	H: 0 LOB: 0 BB: 0 P: 3	1B: 7 2B: 0 3B: 0 HR: 0	SF: 0 SAC: 0 DP: 1 HBP: 0	WP: 0 PB: 0 SB: 1 CS: 0	PA: 33
PITCHER Ken Forsch, R (1, 1) ERA: 3.2	IP: 9.0 WLS: W BF: 33 H: 7 R: 2 ER: 2 SO: 0	BB: 0 IBB: 0 HBP: 0 BLK: 0	WP: 0 HR: 0 S: 33 P: 33	ERA: 2.00 WHIP: 0.778	PITCHER	IP: 9.0 WLS: W BF: 33 H: 7 R: 2 ER: 2 SO: 0	BB: 0 IBB: 0 HBP: 0 BLK: 0	WP: 0 HR: 0 S: 33 P: 33	ERA: 2.00 WHIP: 0.778											

Batter	1	2	3	4	5	6	7	8	9	AB	R	H	RBI	BB	SO	LOB	BOTTOM			
Joe Morgan, L (1, 4) OBP: 0.363, SLG: 0.361	4-3									4	0	2	1	0	0	0	San Francisco Giants @ Houston Astros Astrodome, Houston, TX Sat Sep 13 1980, 8:05 PM EDT Att: 32,526 - Dome			
Craig Reynolds, L (8, 6) OBP: 0.263, SLG: 0.307										0	0	0	0	0	0	0				
Enos Cabell, R (1, 5) OBP: 0.302, SLG: 0.344	6-3									4	0	0	0	0	0	4				
Jose Cruz, L (1, 7) OBP: 0.375, SLG: 0.446										4	0	1	0	0	1	1				
Cesar Cedeno, R (1, 8) OBP: 0.387, SLG: 0.486	CS									3	1	1	0	1	0	0				
Art Howe, R (1, 3) OBP: 0.350, SLG: 0.429										4	1	1	0	0	0	1				
Dave Bergman, L (9, 3) OBP: 0.347, SLG: 0.328										0	0	0	0	0	0	0				
Gary Woods, R (1, 9) OBP: 0.385, SLG: 0.480										3	0	1	1	0	1	0				
Luis Pujols, R (1, 2) OBP: 0.255, SLG: 0.245										3	0	1	1	0	0	0				
Rafael Landestoy, S (1, 6) OBP: 0.310, SLG: 0.335										3	1	1	0	0	0	2				
Ken Forsch, R (1, 1) OBP: 0.257, SLG: 0.290										2	0	1	0	0	1	0				
Inning Stats	R: 0 E: 0 K: 0 S: 3	H: 1 LOB: 0 BB: 0 P: 3	R: 0 E: 0 K: 1 S: 5	H: 0 LOB: 0 BB: 0 P: 5	R: 1 E: 0 K: 0 S: 5	H: 2 LOB: 1 BB: 0 P: 5	R: 2 E: 0 K: 1 S: 8	H: 4 LOB: 1 BB: 0 P: 8	R: 0 E: 0 K: 0 S: 3	H: 0 LOB: 0 BB: 0 P: 3	R: 0 E: 0 K: 0 S: 5	H: 2 LOB: 2 BB: 0 P: 5	R: 0 E: 0 K: 0 S: 2	H: 0 LOB: 0 BB: 1 P: 6	R: 0 E: 0 K: 0 S: 2	H: 0 LOB: 0 BB: 1 P: 6	1B: 6 2B: 3 3B: 0 HR: 0	SF: 0 SAC: 1 DP: 1 HBP: 0	WP: 0 PB: 0 SB: 0 CS: 2	PA: 33
PITCHER Vida Blue, L (1, 1) ERA: 2.97	IP: 5.0 WLS: L BF: 21 H: 7 R: 3 ER: 3 SO: 3	BB: 0 IBB: 0 HBP: 0 BLK: 0	WP: 0 HR: 0 S: 27 P: 27	ERA: 5.40 WHIP: 1.400	PITCHER Tom Griffin, R (6, 1) ERA: 3.01	IP: 2.0 WLS: 8 BF: 2 H: 2 R: 0 ER: 0 SO: 0	BB: 0 IBB: 0 HBP: 0 BLK: 0	WP: 0 HR: 0 S: 8 P: 8	ERA: 0.00 WHIP: 1.000	PITCHER Greg Minton, R (8, 1) ERA: 2.4	IP: 1.0 WLS: 3 BF: 0 H: 0 R: 0 ER: 0 SO: 0	BB: 1 IBB: 0 HBP: 0 BLK: 0	WP: 0 HR: 0 S: 2 P: 6	ERA: 0.00 WHIP: 1.000						

Batter	1	2	3	4	5	6	7	8	9	AB	R	H	RBI	BB	SO	LOB	TOP				
Max Venable, L OBP: 0.343, SLG: 0.323										5	0	2	0	0	0	1	San Francisco Giants @ Houston Astros Astrodome, Houston, TX Sun Sep 14 1980, 8:05 PM EDT Att: 18,471 - Dome				
Larry Hemdon, R OBP: 0.279, SLG: 0.380										5	1	1	0	0	1	2					
Darrell Evans, L OBP: 0.355, SLG: 0.398										2	0	1	0	2	0	1					
Mitt May, L OBP: 0.316, SLG: 0.387										4	0	1	0	0	0	4					
Terry Whitfield, L OBP: 0.343, SLG: 0.402										4	2	1	1	0	0	5					
Rich Murray, R OBP: 0.271, SLG: 0.361										4	0	1	1	0	1	1					
Mike Rowland, R (8, 1)										0	0	0	0	0	0	0					
Rennie Stennett, R OBP: 0.285, SLG: 0.306										4	1	2	1	0	0	0					
Johnnie LeMaster, R OBP: 0.260, SLG: 0.312										1	0	0	0	1	1	0					
Jim Wolford, R OBP: 0.306, SLG: 0.349										1	0	0	0	0	0	2					
Al Holland, R OBP: 0.500, SLG: 0.750										0	0	0	0	0	0	0					
Mike Ivie, R OBP: 0.288, SLG: 0.346										0	0	0	0	0	0	0					
John Montefusco, R OBP: 0.264, SLG: 0.533										0	0	0	0	0	0	0					
Gary Lavelle, S OBP: 0.322, SLG: 0.526										1	0	0	0	0	0	1					
Joe Strain, R OBP: 0.322, SLG: 0.526										0	0	0	0	0	0	0					
Philip Nastu, L OBP: 0.322, SLG: 0.526										1	0	0	0	0	0	0					
Joe Pettini, R OBP: 0.322, SLG: 0.526										1	0	0	0	0	0	0					
Bill North, S OBP: 0.371, SLG: 0.287										1	0	0	0	0	0	1					
Inning Stats	R: 0 E: 0 K: 1 S: 6	H: 1 LOB: 2 BB: 1 P: 10	R: 0 E: 0 K: 1 S: 5	H: 0 LOB: 0 BB: 0 P: 5	R: 0 E: 0 K: 1 S: 3	H: 0 LOB: 0 BB: 1 P: 9	R: 0 E: 0 K: 1 S: 5	H: 0 LOB: 1 BB: 1 P: 7	R: 2 E: 0 K: 0 S: 7	H: 4 LOB: 2 BB: 0 P: 7	R: 0 E: 0 K: 1 S: 5	H: 0 LOB: 0 BB: 0 P: 5	R: 1 E: 0 K: 0 S: 4	H: 2 LOB: 0 BB: 0 P: 4	R: 1 E: 0 K: 0 S: 5	H: 3 LOB: 1 BB: 0 P: 5	1B: 9 2B: 0 3B: 0 HR: 1	SF: 0 SAC: 0 DP: 2 HBP: 0	WP: 1 PB: 0 SB: 1 CS: 0	PA: 38	
PITCHER	IP WLS BF H R ER SO BB IBB HBP BLK WP HR S P ERA WHIP	8.0 W 35 9 4 4 4 3 0 0 0 1 1 40 52 4.50 1.500	1.0 S 3 1 0 0 0 0 0 0 0 0 0 3 3 0.00 1.000	PITCHER										IP WLS BF H R ER SO BB IBB HBP BLK WP HR S P ERA WHIP							
Joaquin Andujar, R ERA: 3.71											1.0 S 3 1 0 0 0 0 0 0 0 0 3 3 0.00 1.000										
Joe Sambito, L ERA: 2.21											1.0 S 3 1 0 0 0 0 0 0 0 0 3 3 0.00 1.000										

Batter	1	2	3	4	5	6	7	8	9	AB	R	H	RBI	BB	SO	LOB	BOTTOM				
Joe Morgan, L OBP: 0.364, SLG: 0.362										4	0	2	1	0	0	0	San Francisco Giants @ Houston Astros Astrodome, Houston, TX Sun Sep 14 1980, 8:05 PM EDT Att: 18,471 - Dome				
Rafael Landestoy, S OBP: 0.359, SLG: 0.334										5	0	1	0	0	1	1					
Enos Cabell, R OBP: 0.301, SLG: 0.343										4	2	2	0	0	0	2					
Terry Puhl, L OBP: 0.356, SLG: 0.423										4	1	2	0	0	0	1					
Jose Cruz, L OBP: 0.376, SLG: 0.446										4	1	2	0	0	0	1					
Cesar Cedeno, R OBP: 0.390, SLG: 0.487										3	1	2	1	1	1	1					
Denny Walling, L OBP: 0.377, SLG: 0.401										4	1	2	1	0	0	2					
Dave Bergman, L OBP: 0.347, SLG: 0.328										0	0	0	0	0	0	0					
Alan Ashby, S OBP: 0.310, SLG: 0.328										4	1	2	2	0	0	3					
Craig Reynolds, L OBP: 0.263, SLG: 0.307										4	0	1	0	0	1	4					
Joaquin Andujar, S OBP: 0.222, SLG: 0.385										4	0	0	0	0	2	2					
Joe Sambito, L ERA: 1.93										0	0	0	0	0	0	0					
Inning Stats	R: 0 E: 0 K: 1 S: 5	H: 6 LOB: 2 BB: 1 P: 12	R: 0 E: 0 K: 1 S: 6	H: 1 LOB: 1 BB: 0 P: 6	R: 0 E: 0 K: 2 S: 8	H: 1 LOB: 0 BB: 0 P: 8	R: 1 E: 0 K: 0 S: 6	H: 3 LOB: 2 BB: 0 P: 6	R: 0 E: 0 K: 1 S: 5	H: 0 LOB: 0 BB: 0 P: 5	R: 1 E: 0 K: 0 S: 6	H: 3 LOB: 2 BB: 0 P: 6	R: 0 E: 0 K: 0 S: 3	H: 0 LOB: 0 BB: 0 P: 3	1B: 12 2B: 1 3B: 1 HR: 0	SF: 0 SAC: 0 DP: 1 HBP: 0	WP: 0 PB: 0 SB: 2 CS: 0	PA: 38			
PITCHER	IP WLS BF H R ER SO BB IBB HBP BLK WP HR S P ERA WHIP	1.2 L 10 3 0 0 3 0 0 0 0 0 0 16 16 0.00 1.286	1.0 S 6 3 1 1 0 0 0 0 0 0 6 6 9.00 3.000	2.0 S 9 3 1 1 1 0 0 0 0 0 0 11 11 4.50 1.500	1.82 S 3 0 0 0 0 0 0 0 0 0 3 3 0.00 0.000	PITCHER										IP WLS BF H R ER SO BB IBB HBP BLK WP HR S P ERA WHIP					
John Montefusco, R ERA: 4.37											1.0 S 6 3 1 1 0 0 0 0 0 0 3 3 0.00 0.000										
Gary Lavelle, L ERA: 3.09											1.0 S 6 3 1 1 0 0 0 0 0 0 3 3 0.00 0.000										
Philip Nastu, L ERA: 8.31											1.0 S 6 3 1 1 0 0 0 0 0 0 3 3 0.00 0.000										
Al Holland, L ERA: 1.82											1.0 S 6 3 1 1 0 0 0 0 0 0 3 3 0.00 0.000										
Mike Rowland, R ERA: 1.93											1.0 S 6 3 1 1 0 0 0 0 0 0 3 3 0.00 0.000										



Batter	1	2	3	4	5	6	7	8	9	AB	R	H	RBI	BB	SO	LOB	TOP			
Bill North, S OBP: 0.370, SLG: 0.286 (1, 8)										4	1	1	0	0	2	0	San Francisco Giants @ Cincinnati Reds Riverfront Stadium, Cincinnati, OH Mon Sep 15 1980, 7:05 PM EDT Att: 16,002 - Unknown			
Max Venable, L OBP: 0.340, SLG: 0.313 (1, 9)										3	0	0	0	1	2	1				
Darrell Evans, L OBP: 0.356, SLG: 0.404 (1, 5)										3	1	1	2	1	0	1				
Mitt May, L OBP: 0.312, SLG: 0.382 (1, 2)										4	0	0	0	0	1	3				
Terry Whitfield, L OBP: 0.341, SLG: 0.398 (1, 7)										3	0	0	0	1	0	0				
Rennie Stennett, R OBP: 0.285, SLG: 0.306 (1, 4)										4	0	1	0	0	0	2				
Rich Murray, R OBP: 0.271, SLG: 0.352 (1, 3)										3	0	0	0	1	2	1				
Johnnie LeMaster, R OBP: 0.258, SLG: 0.309 (1, 6)										3	0	0	0	0	0	1				
Bob Knepper, L Tom Griffin, R Joe Strain, S Gary Lavelle, S Jim Wohlford, R Mike Rowland, R (1, 1) (3, 1) (5, Ph) (5, 1) (8, Ph) (8, 1)										1	0	0	0	0	1	0				
Inning Stats	R: 1 E: 1 K: 1 S: 7	H: 1 LOB: 2 BB: 1 P: 11	R: 0 E: 0 K: 2 S: 7	H: 0 LOB: 0 BB: 0 P: 7	R: 0 E: 0 K: 1 S: 5	H: 0 LOB: 1 BB: 1 P: 9	R: 0 E: 0 K: 0 S: 3	H: 0 LOB: 0 BB: 0 P: 7	R: 0 E: 0 K: 2 S: 2	H: 0 LOB: 0 BB: 1 P: 6	R: 0 E: 0 K: 1 S: 5	H: 0 LOB: 0 BB: 0 P: 5	R: 0 E: 0 K: 0 S: 3	H: 0 LOB: 0 BB: 0 P: 3	R: 1 E: 0 K: 1 S: 7	H: 2 LOB: 1 BB: 0 P: 7	1B: 2 2B: 0 3B: 0 HR: 1	SF: 0 SAC: 0 DP: 1 HBP: 0	WP: 0 PB: 0 SB: 2 CS: 0	PA: 34
PITCHER Tom Seaver, R ERA: 3.94 (1, 1)	IP: 9.0 WLS: W BF: 34 H: 3 R: 2 ER: 1 SO: 8 BB: 4 IBB: 0 HBP: 0 BLK: 0 WP: 0 HR: 1 S: 46 P: 62 ERA: 1.00 WHIP: 0.778															PITCHER	IP: 9.0 WLS: W BF: 34 H: 3 R: 2 ER: 1 SO: 8 BB: 4 IBB: 0 HBP: 0 BLK: 0 WP: 0 HR: 1 S: 46 P: 62 ERA: 1.00 WHIP: 0.778			

AB	30
R	2
H	3
RBI	2
BB	4
SO	8
LOB	9



Batter	1	2	3	4	5	6	7	8	9	AB	R	H	RBI	BB	SO	LOB	BOTTOM			
Dave Collins, S OBP: 0.364, SLG: 0.371 Sam Mejias, R OBP: 0.306, SLG: 0.343 (1, 8) (7, 8)										4	0	0	0	0	0	3	San Francisco Giants @ Cincinnati Reds Riverfront Stadium, Cincinnati, OH Mon Sep 15 1980, 7:05 PM EDT Att: 16,002 - Unknown			
Ken Griffey, L Paul Householder, S (1, 9) (8, 9)										2	2	1	0	2	0	1				
Dave Concepcion, R OBP: 0.306, SLG: 0.363 (1, 6)										2	1	1	1	1	0	2				
George Foster, R OBP: 0.366, SLG: 0.481 (1, 7)										4	0	2	0	0	1	2				
Dan Driessen, L OBP: 0.384, SLG: 0.436 (1, 3)										4	1	1	2	0	0	3				
Ray Knight, R OBP: 0.307, SLG: 0.417 (1, 5)										4	1	1	2	0	0	2				
Ron Oester, S OBP: 0.327, SLG: 0.369 (1, 4)										4	0	0	0	0	1	2				
Vic Correll, R OBP: 0.429, SLG: 0.429 (1, 2)										4	1	3	0	0	0	0				
Tom Seaver, R OBP: 0.244, SLG: 0.179 (1, 1)										2	0	2	0	0	0	0				
Inning Stats	R: 4 E: 0 K: 0 S: 5	H: 2 LOB: 0 BB: 2 P: 13	R: 0 E: 0 K: 0 S: 4	H: 1 LOB: 0 BB: 0 P: 4	R: 0 E: 0 K: 0 S: 5	H: 2 LOB: 2 BB: 0 P: 5	R: 0 E: 0 K: 0 S: 4	H: 1 LOB: 2 BB: 1 P: 8	R: 0 E: 0 K: 1 S: 6	H: 1 LOB: 0 BB: 0 P: 6	R: 1 E: 0 K: 1 S: 6	H: 1 LOB: 0 BB: 0 P: 6	R: 0 E: 0 K: 0 S: 6	H: 3 LOB: 2 BB: 0 P: 6	R: 1 E: 0 K: 1 S: 6	H: 3 LOB: 2 BB: 0 P: 6	1B: 9 2B: 1 3B: 1 HR: 1	SF: 1 SAC: 2 DP: 1 HBP: 0	WP: 0 PB: 0 SB: 0 CS: 0	PA: 38
PITCHER Bob Knepper, L ERA: 4.15 Tom Griffin, R ERA: 2.94 Gary Lavelle, L ERA: 3.08 Mike Rowland, R ERA: 2.29 (1, 1) (3, 1) (5, 1) (8, 1)	IP: 2.0 WLS: L BF: 13 H: 5 R: 4 ER: 4 SO: 4 BB: 2 IBB: 0 HBP: 0 BLK: 0 WP: 0 HR: 1 S: 11 P: 19 ERA: 18.00 WHIP: 3.500															PITCHER	IP: 2.0 WLS: L BF: 13 H: 5 R: 4 ER: 4 SO: 4 BB: 2 IBB: 0 HBP: 0 BLK: 0 WP: 0 HR: 1 S: 11 P: 19 ERA: 18.00 WHIP: 3.500			

AB	32
R	6
H	12
RBI	6
BB	3
SO	2
LOB	17



Batter	1	2	3	4	5	6	7	8	9	AB	R	H	RBI	BB	SO	LOB	TOP					
Bill North, S OBP: 0.376, SLG: 0.294 (1, 8)										4	2	3	0	2	0	2	San Francisco Giants @ Cincinnati Reds Riverfront Stadium, Cincinnati, OH Tue Sep 16 1980, 3:33 AM EDT Att: 12,206 - Unknown					
Darrell Evans, L OBP: 0.358, SLG: 0.405 (1, 5)										3	1	1	1	2	0	2						
Larry Hemdon, R OBP: 0.281, SLG: 0.381 (1, 9)										4	1	2	2	0	0	4						
Jim Wohlford, R OBP: 0.312, SLG: 0.360 (1, 7)										5	2	3	1	0	0	1						
Rennie Stennett, R OBP: 0.286, SLG: 0.307 (1, 4)										5	0	2	2	0	0	2						
Rich Murray, R OBP: 0.285, SLG: 0.346 (1, 3)										5	1	1	0	0	1	2						
Joe Pettini, R OBP: 0.318, SLG: 0.299 (1, 6)										3	1	1	0	2	1	0						
Mike Sadek, R OBP: 0.358, SLG: 0.280 (1, 2)										3	0	0	0	2	1	2						
Ed Whitson, R OBP: 0.100, SLG: 0.085 (1, 1)										4	0	1	2	0	0	2						
Inning Stats	R: 0 E: 0 K: 0 S: 4	H: 2 LOB: 2 BB: 1 P: 8	R: 0 E: 0 K: 0 S: 3	H: 0 LOB: 1 BB: 1 P: 7	R: 4 E: 0 K: 0 S: 7	H: 5 LOB: 0 BB: 0 P: 7	R: 0 E: 0 K: 0 S: 3	H: 0 LOB: 1 BB: 0 P: 7	R: 0 E: 0 K: 2 S: 7	H: 0 LOB: 0 BB: 0 P: 11	R: 2 E: 0 K: 0 S: 6	H: 3 LOB: 1 BB: 0 P: 6	R: 0 E: 0 K: 1 S: 5	H: 0 LOB: 3 BB: 3 P: 17	R: 2 E: 0 K: 0 S: 6	H: 3 LOB: 2 BB: 1 P: 10		1B: 11 2B: 3 3B: 0 HR: 0	SF: 1 SAC: 1 DP: 2 HBP: 0	WP: 0 PB: 1 SB: 2 CS: 1	PA: 46	
PITCHER	IP WLS BF H R ER SO BB IBB HBP BLK WP HR S P ERA WHIP	IP WLS BF H R ER SO BB IBB HBP BLK WP HR S P ERA WHIP	IP WLS BF H R ER SO BB IBB HBP BLK WP HR S P ERA WHIP	IP WLS BF H R ER SO BB IBB HBP BLK WP HR S P ERA WHIP	IP WLS BF H R ER SO BB IBB HBP BLK WP HR S P ERA WHIP	IP WLS BF H R ER SO BB IBB HBP BLK WP HR S P ERA WHIP	IP WLS BF H R ER SO BB IBB HBP BLK WP HR S P ERA WHIP	IP WLS BF H R ER SO BB IBB HBP BLK WP HR S P ERA WHIP	IP WLS BF H R ER SO BB IBB HBP BLK WP HR S P ERA WHIP	IP WLS BF H R ER SO BB IBB HBP BLK WP HR S P ERA WHIP	IP WLS BF H R ER SO BB IBB HBP BLK WP HR S P ERA WHIP	IP WLS BF H R ER SO BB IBB HBP BLK WP HR S P ERA WHIP	IP WLS BF H R ER SO BB IBB HBP BLK WP HR S P ERA WHIP	IP WLS BF H R ER SO BB IBB HBP BLK WP HR S P ERA WHIP	IP WLS BF H R ER SO BB IBB HBP BLK WP HR S P ERA WHIP	IP WLS BF H R ER SO BB IBB HBP BLK WP HR S P ERA WHIP	IP WLS BF H R ER SO BB IBB HBP BLK WP HR S P ERA WHIP	IP WLS BF H R ER SO BB IBB HBP BLK WP HR S P ERA WHIP	IP WLS BF H R ER SO BB IBB HBP BLK WP HR S P ERA WHIP	IP WLS BF H R ER SO BB IBB HBP BLK WP HR S P ERA WHIP	IP WLS BF H R ER SO BB IBB HBP BLK WP HR S P ERA WHIP	IP WLS BF H R ER SO BB IBB HBP BLK WP HR S P ERA WHIP

AB	36
R	8
H	14
RBI	8
BB	8
SO	3
LOB	17



Batter	1	2	3	4	5	6	7	8	9	AB	R	H	RBI	BB	SO	LOB	BOTTOM					
Dave Collins, S OBP: 0.364, SLG: 0.370 (1, 8)										4	0	1	1	0	0	1	San Francisco Giants @ Cincinnati Reds Riverfront Stadium, Cincinnati, OH Tue Sep 16 1980, 3:33 AM EDT Att: 12,206 - Unknown					
Ken Griffey, L OBP: 0.388, SLG: 0.436 (1, 9)										4	0	2	0	0	0	1						
Dave Concepcion, R OBP: 0.305, SLG: 0.362 Junior Kennedy, R OBP: 0.326, SLG: 0.338 (1, 6) (5, 4)										2	0	0	0	0	0	1						
George Foster, R OBP: 0.363, SLG: 0.476 (1, 7)										4	0	0	0	0	1	0						
Dan Driessen, L OBP: 0.384, SLG: 0.437 (1, 3)										3	0	1	0	0	0	0						
Ray Knight, R OBP: 0.306, SLG: 0.415 (1, 5)										3	0	0	0	0	0	1						
Joe Nolan, L OBP: 0.383, SLG: 0.430 (1, 2)										3	1	1	0	0	0	0						
Ron Oester, S OBP: 0.327, SLG: 0.373 (1, 4) (5, 6)										3	0	1	0	0	2	1						
Joe Price, L ERA: 3.71 Jay Howell, R ERA: 13.5 Geoff Combe, R ERA: 9.44 Doug Bair, R ERA: 4.68 Sheldon Burnside, L ERA: 1.93										0	0	0	0	0	0	0						
Inning Stats	R: 0 E: 0 K: 0 S: 3	H: 1 LOB: 0 BB: 0 P: 3	R: 0 E: 0 K: 0 S: 3	H: 0 LOB: 0 BB: 0 P: 3	R: 1 E: 0 K: 1 S: 7	H: 2 LOB: 1 BB: 0 P: 7	R: 0 E: 0 K: 0 S: 4	H: 1 LOB: 1 BB: 0 P: 4	R: 0 E: 0 K: 1 S: 5	H: 1 LOB: 0 BB: 0 P: 5	R: 0 E: 0 K: 0 S: 3	H: 0 LOB: 0 BB: 0 P: 3	R: 0 E: 0 K: 2 S: 7	H: 0 LOB: 0 BB: 0 P: 7	R: 0 E: 0 K: 0 S: 3	H: 0 LOB: 0 BB: 0 P: 3		1B: 3 2B: 4 3B: 0 HR: 0	SF: 0 SAC: 0 DP: 1 HBP: 0	WP: 0 PB: 0 SB: 0 CS: 0	PA: 31	
PITCHER	IP WLS BF H R ER SO BB IBB HBP BLK WP HR S P ERA WHIP	IP WLS BF H R ER SO BB IBB HBP BLK WP HR S P ERA WHIP	IP WLS BF H R ER SO BB IBB HBP BLK WP HR S P ERA WHIP	IP WLS BF H R ER SO BB IBB HBP BLK WP HR S P ERA WHIP	IP WLS BF H R ER SO BB IBB HBP BLK WP HR S P ERA WHIP	IP WLS BF H R ER SO BB IBB HBP BLK WP HR S P ERA WHIP	IP WLS BF H R ER SO BB IBB HBP BLK WP HR S P ERA WHIP	IP WLS BF H R ER SO BB IBB HBP BLK WP HR S P ERA WHIP	IP WLS BF H R ER SO BB IBB HBP BLK WP HR S P ERA WHIP	IP WLS BF H R ER SO BB IBB HBP BLK WP HR S P ERA WHIP	IP WLS BF H R ER SO BB IBB HBP BLK WP HR S P ERA WHIP	IP WLS BF H R ER SO BB IBB HBP BLK WP HR S P ERA WHIP	IP WLS BF H R ER SO BB IBB HBP BLK WP HR S P ERA WHIP	IP WLS BF H R ER SO BB IBB HBP BLK WP HR S P ERA WHIP	IP WLS BF H R ER SO BB IBB HBP BLK WP HR S P ERA WHIP	IP WLS BF H R ER SO BB IBB HBP BLK WP HR S P ERA WHIP	IP WLS BF H R ER SO BB IBB HBP BLK WP HR S P ERA WHIP	IP WLS BF H R ER SO BB IBB HBP BLK WP HR S P ERA WHIP	IP WLS BF H R ER SO BB IBB HBP BLK WP HR S P ERA WHIP	IP WLS BF H R ER SO BB IBB HBP BLK WP HR S P ERA WHIP	IP WLS BF H R ER SO BB IBB HBP BLK WP HR S P ERA WHIP	IP WLS BF H R ER SO BB IBB HBP BLK WP HR S P ERA WHIP



Batter	1	2	3	4	5	6	7	8	9	AB	R	H	RBI	BB	SO	LOB	TOP					
Jerry Royster, R OBP: 0.316, SLG: 0.331 (1, 7)	0-0 5-3		0-0 1-2 1B		0-0 1-3 1B		0-0 F2			4	0	2	0	0	0	1	Atlanta Braves @ San Francisco Giants Candlestick Park, San Francisco, CA Wed Sep 17 1980, 10:05 PM EDT Att: 2,164 - Unknown					
Glenn Hubbard, R OBP: 0.320, SLG: 0.350 (1, 4)	0-0 4-3		0-3 K		0-0 F9		0-3 K			4	0	0	0	0	2	5						
Gary Matthews, R OBP: 0.324, SLG: 0.427 (1, 9)	4-0 CS BB			0-0 L4		0-0 F8		0-0 4-3		3	0	0	0	1	0	0						
Bob Horner, R OBP: 0.313, SLG: 0.554 (1, 5)	0-0 CS 1-2	0-0 F2		0-0 L5		0-0 F8		0-0 5-3		4	0	0	0	0	0	0						
Chris Chambliss, L OBP: 0.334, SLG: 0.429 (1, 3)		0-3 K		0-0 1B		4-0 FC5 BB		0-0 F8		3	0	1	0	1	1	0						
Dale Murphy, R OBP: 0.350, SLG: 0.507 (1, 8)		0-3 K		0-0 P4		4-0 1-2 BB		0-0 F4		3	0	0	0	1	1	1						
Bill Nahorodny, R OBP: 0.293, SLG: 0.422 (1, 2)			0-3 K		0-0 4-3		0-0 FC5 2-3f		0-0 F9	4	0	0	0	0	1	2						
Luis Gomez, R OBP: 0.243, SLG: 0.216 (1, 6)			0-0 F7		0-0 F8		0-0 F3		4-0 BB	2	0	0	0	0	0	0						
Charlie Spikes, R OBP: 0.351, SLG: 0.324 (7, PH)										1	0	0	0	0	0	0						
Chico Ruiz, R OBP: 0.393, SLG: 0.480 (7, 6)										0	0	0	0	1	0	0						
Larry McWilliams, L Gene Garber, R Jeff Burroughs, R Rafael Ramirez, R Preston Hanna, R Terry Harper, R (1, 1) (6, 1) (7, PH) (7, PH) (7, 1) (6, PH)			4-0 1B BB		0-0 E 1B		0-0 1B		0-0 F7	1	0	1	0	1	0	0						
Inning Stats	R: 0 E: 0 K: 0 S: 2	H: 0 LOB: 0 BB: 1 P: 6	R: 0 E: 0 K: 2 S: 7	H: 0 LOB: 0 BB: 0 P: 7	R: 0 E: 0 K: 2 S: 8	H: 1 LOB: 2 BB: 1 P: 12	R: 0 E: 0 K: 0 S: 4	H: 1 LOB: 1 BB: 0 P: 4	R: 0 E: 1 K: 0 S: 5	H: 2 LOB: 2 BB: 0 P: 5	R: 0 E: 0 K: 0 S: 3	H: 0 LOB: 2 BB: 2 P: 11	R: 0 E: 0 K: 1 S: 6	H: 1 LOB: 1 BB: 0 P: 6	R: 0 E: 0 K: 0 S: 3	H: 0 LOB: 0 BB: 0 P: 3	R: 0 E: 0 K: 0 S: 3	H: 0 LOB: 1 BB: 1 P: 7	1B: 5 2B: 0 3B: 0 HR: 0	SF: 0 SAC: 0 DP: 0 HBP: 0	WP: 0 PB: 0 SB: 1 CS: 1	PA: 37
PITCHER Vida Blue, L ERA: 2.84 (1, 1)	IP: 9.0 WLS: W BF: 36 H: 5 R: 0 ER: 0 SO: 5 BB: 5 IBB: 0 HBP: 0 BLK: 0 WP: 0 HR: 0 S: 41 P: 61 ERA: 0.00 WHIP: 1.111															PITCHER	IP: 9.0 WLS: W BF: 36 H: 5 R: 0 ER: 0 SO: 5 BB: 5 IBB: 0 HBP: 0 BLK: 0 WP: 0 HR: 0 S: 41 P: 61 ERA: 0.00 WHIP: 1.111					

Batter	1	2	3	4	5	6	7	8	9	AB	R	H	RBI	BB	SO	LOB	BOTTOM			
Bill North, S OBP: 0.373, SLG: 0.291 (1, 8)	0-0 6-3		0-0 F9		0-0 5-3		0-0 5-3			4	0	0	0	0	0	2	Atlanta Braves @ San Francisco Giants Candlestick Park, San Francisco, CA Wed Sep 17 1980, 10:05 PM EDT Att: 2,164 - Unknown			
Joe Pettini, R OBP: 0.311, SLG: 0.292 (1, 6)	0-0 F3		0-0 SH FC6-4		0-0 6-3		0-0 4-3			3	0	0	0	0	0	0				
Larry Hemdon, R OBP: 0.282, SLG: 0.385 (1, 9)	0-0 1B		0-3 K		0-0 3B 2B		0-0 4-3			4	1	2	0	0	1	3				
Jim Wohlford, R OBP: 0.316, SLG: 0.375 (1, 7)	0-0 L6		0-0 FC6-4		0-0 2H 1B 3B		0-0 S 1B			4	1	2	1	0	0	4				
Rennie Stennett, R OBP: 0.289, SLG: 0.307 (1, 4)		0-0 F7		0-0 F9		0-0 E S 1B		4-0 1-2 IBB		3	0	1	1	1	0	0				
Rich Murray, R OBP: 0.281, SLG: 0.336 (1, 3)		0-3 K		0-0 6-3		0-3 K		0-0 F9		4	0	0	0	0	2	3				
Guy Sularz, R OBP: 0.200, SLG: 0.136 (1, 5)		0-0 F9		0-0 F8		0-0 F8				3	0	0	0	0	0	1				
Mike Sadek, R OBP: 0.358, SLG: 0.281 (1, 2)			0-0 F9 SH 1B		0-0 F2		0-0 F9			3	0	1	0	0	0	0				
Vida Blue, S OBP: 0.119, SLG: 0.094 (1, 1)			0-0 SH SH		0-3 K		0-0 F6			2	0	0	0	0	1	0				
Inning Stats	R: 0 E: 0 K: 0 S: 4	H: 1 LOB: 1 BB: 0 P: 4	R: 0 E: 0 K: 1 S: 5	H: 0 LOB: 0 BB: 0 P: 5	R: 0 E: 1 K: 1 S: 8	H: 1 LOB: 3 BB: 0 P: 8	R: 0 E: 0 K: 0 S: 3	H: 0 LOB: 0 BB: 0 P: 3	R: 0 E: 0 K: 0 S: 5	H: 0 LOB: 0 BB: 0 P: 5	R: 2 E: 0 K: 1 S: 8	H: 3 LOB: 1 BB: 0 P: 8	R: 0 E: 0 K: 0 S: 3	H: 0 LOB: 0 BB: 0 P: 3	R: 0 E: 0 K: 0 S: 4	H: 1 LOB: 2 BB: 1 P: 8		1B: 4 2B: 1 3B: 1 HR: 0	SF: 0 SAC: 2 DP: 0 HBP: 0	WP: 0 PB: 0 SB: 2 CS: 0
PITCHER Larry McWilliams, L Gene Garber, R Preston Hanna, R (1, 1) (6, 1) (7, 1)	IP: 5.1 WLS: L BF: 22 H: 4 R: 2 ER: 2 SO: 2 BB: 0 IBB: 0 HBP: 0 BLK: 0 WP: 0 HR: 0 S: 28 P: 28 ERA: 3.38 WHIP: 0.750															PITCHER	IP: 5.1 WLS: L BF: 22 H: 4 R: 2 ER: 2 SO: 2 BB: 0 IBB: 0 HBP: 0 BLK: 0 WP: 0 HR: 0 S: 28 P: 28 ERA: 3.38 WHIP: 0.750			

Batter	1	2	3	4	5	6	7	8	9	AB	R	H	RBI	BB	SO	LOB	TOP							
Joe Morgan, L OBP: 0.364, SLG: 0.370	G3		FC6-4 BB		4-3		F3			3	0	0	0	1	0	1	Houston Astros @ San Francisco Giants Candlestick Park, San Francisco, CA Fri Sep 19 1980, 10:05 PM EDT Att: 4,377 - Unknown							
Enos Cabell, R OBP: 0.301, SLG: 0.341	5-3		FC6-4 1B		K		F3			4	1	0	0	0	1	2								
Terry Puhl, L OBP: 0.356, SLG: 0.420	G3		3B		3-1		FC 1B			4	1	2	1	0	0	0								
Jose Cruz, L OBP: 0.373, SLG: 0.448		G3 1B	3B		F9		FC FC6-4			4	0	2	2	0	0	1								
Cesar Cedeno, R OBP: 0.386, SLG: 0.477		G3 1B	5-3		5-3		K			4	0	1	0	0	1	3								
Denny Walling, L OBP: 0.379, SLG: 0.396	G3		K		5-3		FC6-4			3	0	0	0	0	1	3								
Dave Smith, R OBP: 0.392, SLG: 0.576										0	0	0	0	0	0	0								
Gary Woods, R OBP: 0.364, SLG: 0.576										1	0	0	0	0	0	2								
Joe Sambito, L OBP: 0.307, SLG: 0.334										0	0	0	0	0	0	0								
Alan Ashby, S OBP: 0.334, SLG: 0.334	K				K		F7			3	0	0	0	0	2	2								
Rafael Landestoy, S OBP: 0.307, SLG: 0.334										1	0	0	0	0	1	0								
Craig Reynolds, L OBP: 0.257, SLG: 0.299	F8				3-1					2	0	0	0	0	0	2								
Dave Bergman, L OBP: 0.364, SLG: 0.382										1	0	1	0	0	0	0								
Jeffrey Leonard, R OBP: 0.273, SLG: 0.329							3B			1	0	0	0	0	0	0								
Joaquin Andujar, S OBP: 0.241, SLG: 0.370										1	1	0	0	1	1	0								
Danny Heep, L OBP: 0.333, SLG: 0.368										0	0	0	0	0	0	0								
Art Howe, R OBP: 0.346, SLG: 0.422			FC6-4 BB 1B		K		K			2	0	0	0	0	2	1								
Inning Stats	R: 0 H: 0 E: 0 K: 0 S: 3	H: 0 LOB: 0 BB: 0 P: 3	R: 0 H: 2 E: 0 K: 1 S: 7	H: 2 LOB: 2 BB: 0 P: 7	R: 3 H: 2 E: 0 K: 1 S: 7	H: 2 LOB: 1 BB: 2 P: 15	R: 0 H: 0 E: 0 K: 2 S: 7	H: 0 LOB: 0 BB: 0 P: 7	R: 0 H: 0 E: 0 K: 1 S: 5	H: 0 LOB: 0 BB: 0 P: 5	R: 0 H: 1 E: 0 K: 1 S: 6	H: 1 LOB: 1 BB: 0 P: 6	R: 0 H: 1 E: 0 K: 1 S: 7	H: 1 LOB: 2 BB: 0 P: 7	R: 0 H: 0 E: 0 K: 2 S: 7	H: 0 LOB: 0 BB: 0 P: 7	1B: 4 2B: 0 3B: 2 HR: 0	SF: 0 SAC: 0 DP: 0 HBP: 0	WP: 0 PB: 0 SB: 0 CS: 0	PA: 36				
PITCHER	IP WLS BF H R ER SO BB IBB HBP BLK WP HR S P ERA WHIP	IP WLS BF H R ER SO BB IBB HBP BLK WP HR S P ERA WHIP																						
Tom Griffin, R ERA: 3.03	(1, 1)	6.1	W	26	5	3	3	5	2	0	0	0	0	0	0	0	0	0	0	0	34	42	4.26	1.105
Al Holland, L ERA: 1.72	(7, 1)	2.2	S	10	1	0	0	4	0	0	0	0	0	0	0	0	0	0	0	0	18	18	0.00	0.375

AB	34
R	3
H	6
RBI	3
BB	2
SO	9
LOB	17



Batter	1	2	3	4	5	6	7	8	9	AB	R	H	RBI	BB	SO	LOB	BOTTOM							
Max Venable, L OBP: 0.339, SLG: 0.308	S E 1B	F6			K			1B WP 1B		4	1	2	0	0	1	0	Houston Astros @ San Francisco Giants Candlestick Park, San Francisco, CA Fri Sep 19 1980, 10:05 PM EDT Att: 4,377 - Unknown							
Joe Pettini, R OBP: 0.310, SLG: 0.287	E3 1B SF9	F7			K		FC1-4 1B			4	1	1	0	0	1	0								
Larry Hemdon, R OBP: 0.280, SLG: 0.380	1B FC 1B	F8			6-3		FC1-4 CS			4	1	1	0	0	0	2								
Milt May, L OBP: 0.311, SLG: 0.381	SF9				3-1		1-3			3	0	0	1	0	0	2								
Terry Whitfield, L OBP: 0.340, SLG: 0.395	3-H FC E 1B				F7		K			3	1	1	0	0	1	0								
Rennie Stennett, R OBP: 0.288, SLG: 0.305	FC E				5-3		L6			3	0	0	1	0	0	1								
Rich Murray, R OBP: 0.250, SLG: 0.321	K				K		4-3			3	0	0	0	0	2	2								
Guy Sularz, R OBP: 0.281, SLG: 0.286	E6				1-3		3B			3	0	1	0	0	0	1								
Tom Griffin, R OBP: 0.182, SLG: 0.455	K				K		K			2	0	0	0	0	2	2								
Al Holland, R OBP: 0.429, SLG: 0.600					K		K			1	0	0	0	0	1	0								
Inning Stats	R: 4 H: 3 E: 2 K: 2 S: 13	H: 3 LOB: 2 BB: 0 P: 13	R: 0 H: 0 E: 0 K: 0 S: 3	H: 0 LOB: 0 BB: 0 P: 3	R: 0 H: 0 E: 0 K: 0 S: 3	H: 0 LOB: 0 BB: 0 P: 3	R: 0 H: 0 E: 0 K: 2 S: 7	H: 0 LOB: 0 BB: 0 P: 7	R: 0 H: 0 E: 0 K: 1 S: 5	H: 0 LOB: 0 BB: 0 P: 5	R: 0 H: 1 E: 0 K: 1 S: 5	H: 1 LOB: 0 BB: 0 P: 5	R: 0 H: 2 E: 0 K: 0 S: 4	H: 2 LOB: 1 BB: 0 P: 4	R: 0 H: 0 E: 0 K: 2 S: 7	H: 0 LOB: 0 BB: 0 P: 7	1B: 5 2B: 0 3B: 1 HR: 0	SF: 1 SAC: 0 DP: 0 HBP: 0	WP: 1 PB: 0 SB: 1 CS: 1	PA: 31				
PITCHER	IP WLS BF H R ER SO BB IBB HBP BLK WP HR S P ERA WHIP	IP WLS BF H R ER SO BB IBB HBP BLK WP HR S P ERA WHIP																						
Joaquin Andujar, R ERA: 3.59	(1, 1)	6.0	L	24	3	4	1	7	0	0	0	0	0	0	0	0	0	0	0	0	38	38	1.50	0.500
Dave Smith, R ERA: 2.18	(7, 1)	1.0		3	1	0	0	1	0	0	0	0	0	0	0	0	0	0	0	0	5	5	0.00	1.000
Joe Sambito, L ERA: 2.07	(8, 1)	1.0		4	2	0	0	0	0	0	0	0	0	0	0	0	0	0	0	0	4	4	0.00	2.000



Batter	1	2	3	4	5	6	7	8	9	AB	R	H	RBI	BB	SO	LOB	TOP																		
Joe Morgan, L (1,4) OBP: 0.364, SLG: 0.369										4	0	1	0	1	1	2	Houston Astros @ San Francisco Giants Candlestick Park, San Francisco, CA Sat Sep 20 1980, 6:33 AM EDT Att: 16,770 - Unknown																		
Enos Cabell, R (1,5) OBP: 0.302, SLG: 0.344										5	0	2	0	0	1	5																			
Terry Puhl, L (1,9) OBP: 0.355, SLG: 0.419										4	1	1	0	0	0	5																			
Jose Cruz, L (1,7) OBP: 0.372, SLG: 0.446										3	0	0	0	1	0	2																			
Cesar Cedeno, R (1,8) OBP: 0.389, SLG: 0.480										4	0	3	1	0	0	1																			
Dave Bergman, L (1,3) OBP: 0.370, SLG: 0.394										3	1	1	0	1	1	2																			
Alan Ashby, S (1,2) OBP: 0.305, SLG: 0.325										2	0	1	0	0	1	0																			
Gary Woods, R (6, PH) OBP: 0.371, SLG: 0.559										1	0	0	0	1	2																				
Luis Pujols, R (6, 2) OBP: 0.249, SLG: 0.239										1	0	1	0	0	0	0																			
Scott Loucks, R (9, PH) OBP: 0.333, SLG: 0.333										0	1	0	0	0	0	0																			
Bruce Bochy, R (9, 2) OBP: 0.357, SLG: 0.227										0	0	0	0	0	0	0																			
Craig Reynolds, L (1,6) OBP: 0.258, SLG: 0.300										2	0	1	1	0	0	0																			
Rafael Landestoy, S (7, PH) OBP: 0.306, SLG: 0.333										1	0	0	0	0	0	0																			
Nolan Ryan, R (1, 1) OBP: 0.162, SLG: 0.121										1	0	0	0	0	1	0																			
Art Howe, R (7, PH) OBP: 0.345, SLG: 0.420										1	0	0	0	0	0	0																			
Dave Smith, R (7, 1) OBP: 0.276, SLG: 0.336										0	0	0	0	0	0	0																			
Jeffrey Leonard, R (9, PH) OBP: 0.276, SLG: 0.336										1	0	1	1	0	0	0																			
Joe Sambito, L (9, 1) OBP: 0.276, SLG: 0.336										0	0	0	0	0	0	0																			
Inning Stats	R: 0 E: 0 K: 0 S: 4	H: 2 LOB: 1 BB: 0 P: 4	R: 0 E: 0 K: 1 S: 5	H: 1 LOB: 0 BB: 0 P: 5	R: 0 E: 0 K: 1 S: 5	H: 0 LOB: 0 BB: 0 P: 5	R: 0 E: 0 K: 0 S: 3	H: 1 LOB: 1 BB: 1 P: 7	R: 1 E: 0 K: 0 S: 6	H: 3 LOB: 3 BB: 1 P: 10	R: 0 E: 0 K: 1 S: 5	H: 1 LOB: 2 BB: 1 P: 9	R: 0 E: 0 K: 1 S: 5	H: 0 LOB: 0 BB: 0 P: 5	R: 1 E: 0 K: 2 S: 9	H: 2 LOB: 1 BB: 0 P: 9	R: 1 E: 0 K: 0 S: 5	H: 2 LOB: 2 BB: 0 P: 5	1B: 9 2B: 4 3B: 0 HR: 0	SF: 0 SAC: 2 DP: 2 HBP: 0	WP: 0 PB: 0 SB: 1 CS: 2	PA: 38													
PITCHER	IP WLS BF H R ER SO BB IBB HBP BLK WP HR S P ERA WHIP																																		
Ed Whitson, R (1, 1) ERA: 2.96	5.1	L	24	8	1	1	2	2	1	0	0	0	0	0	0	25	37	1.69	1.875																
Gary Lavelle, L (6, 1) ERA: 3.16	3.2	L	14	4	2	2	4	0	0	0	0	0	0	0	0	22	22	4.91	1.091																

Batter	1	2	3	4	5	6	7	8	9	AB	R	H	RBI	BB	SO	LOB	BOTTOM																		
Max Venable, L (1,8) OBP: 0.336, SLG: 0.315										4	0	1	0	0	0	1	Houston Astros @ San Francisco Giants Candlestick Park, San Francisco, CA Sat Sep 20 1980, 6:33 AM EDT Att: 16,770 - Unknown																		
Chris Bourjos, R (9, PH) OBP: 0.308, SLG: 0.545										1	0	0	0	0	0	1																			
Larry Hemdon, R (1,9) OBP: 0.284, SLG: 0.383										4	1	3	0	0	1	0																			
Darrell Evans, L (1,5) OBP: 0.357, SLG: 0.404										4	0	1	1	0	0	3																			
Milt May, L (1,2) OBP: 0.310, SLG: 0.378										3	0	0	0	1	1	3																			
Terry Whitfield, L (1,7) OBP: 0.339, SLG: 0.393										4	0	1	0	0	1	2																			
Rich Murray, R (1,3) OBP: 0.257, SLG: 0.322										3	0	1	1	1	1	0																			
Joe Pettini, R (1,6) OBP: 0.304, SLG: 0.281										3	0	0	0	0	2	4																			
Guy Sularz, R (1,4) OBP: 0.286, SLG: 0.290										3	0	1	0	0	1	0																			
Jack Clark, R (9, PH) OBP: 0.351, SLG: 0.539										1	0	0	0	0	0	0																			
Ed Whitson, R (1, 1) OBP: 0.113, SLG: 0.098										2	1	1	0	0	1	2																			
Johnnie LeMaster, R (6, 6) OBP: 0.259, SLG: 0.366										1	0	0	0	0	1	0																			
Jim Wohlford, R (9, PH) OBP: 0.323, SLG: 0.375										0	0	0	0	1	0	0																			
Inning Stats	R: 0 E: 0 K: 0 S: 4	H: 1 LOB: 1 BB: 0 P: 4	R: 0 E: 0 K: 2 S: 9	H: 2 LOB: 2 BB: 0 P: 9	R: 0 E: 0 K: 1 S: 6	H: 2 LOB: 2 BB: 1 P: 10	R: 0 E: 0 K: 2 S: 7	H: 0 LOB: 0 BB: 0 P: 7	R: 2 E: 0 K: 0 S: 7	H: 4 LOB: 3 BB: 1 P: 11	R: 0 E: 0 K: 1 S: 5	H: 0 LOB: 0 BB: 0 P: 5	R: 0 E: 0 K: 2 S: 7	H: 0 LOB: 0 BB: 0 P: 7	R: 0 E: 0 K: 1 S: 5	H: 0 LOB: 0 BB: 0 P: 5	R: 0 E: 0 K: 0 S: 2	H: 0 LOB: 0 BB: 1 P: 6	1B: 8 2B: 2 3B: 0 HR: 0	SF: 0 SAC: 0 DP: 2 HBP: 0	WP: 0 PB: 0 SB: 1 CS: 0	PA: 37													
PITCHER	IP WLS BF H R ER SO BB IBB HBP BLK WP HR S P ERA WHIP																																		
Nolan Ryan, R (1, 1) ERA: 3.38	6.0	W	28	9	0	2	6	2	0	0	0	0	0	0	0	38	46	3.00	1.833																
Dave Smith, R (7, 1) ERA: 2.14	2.0	W	6	0	0	0	3	0	0	0	0	0	0	0	0	12	12	0.00	0.000																
Joe Sambito, L (9, 1) ERA: 2.05	1.0	S	3	0	0	0	0	1	0	0	0	0	0	0	2	6	0.00	1.000																	

Batter	1	2	3	4	5	6	7	8	9	AB	R	H	RBI	BB	SO	LOB	TOP										
Joe Morgan, L (1,4) OBP: 0.363, SLG: 0.366 Craig Reynolds, L (9,6) OBP: 0.258, SLG: 0.300	G3	F9			F8		4-3		FC3-6 BB	4	0	0	0	1	0	1											
Enos Cabell, R (1,5) OBP: 0.303, SLG: 0.347 Dave Bergman, L (8,3) OBP: 0.366, SLG: 0.389	5-3		CS 1B		2B		F4		FC3-6 BB 1-2 1B	4	0	2	0	0	0	1											
Jose Cruz, L (1,7) OBP: 0.372, SLG: 0.446	BB 1B 2B		K		K		4-3		1B BB	4	1	1	0	1	2	2											
Cesar Cedeno, R (1,8) OBP: 0.389, SLG: 0.478	1B BB BB		F8		K		F8		1-2 2-H 1B	4	0	1	1	1	1	1											
Art Howe, R (1,3) OBP: 0.349, SLG: 0.432 (8,5)	1-2 2-3 BB 1B		HR		1-3		2B 1B		F3	4	2	2	1	1	0	2											
Gary Woods, R (1,9) OBP: 0.385, SLG: 0.579	1-2 2-3 3-H 1B		K		F9		1-H 1B 2B			4	1	2	2	0	1	0											
Luis Pujols, R (1,2) OBP: 0.249, SLG: 0.239	K		6-3		5-3		3-H 1B			4	0	1	1	0	1	3											
Rafael Landestoy, S (1,6) OBP: 0.306, SLG: 0.332 (9,4)		F7		E3		4-3 SH1-4 1B	F9			4	0	1	0	0	0	1											
Vern Ruhle, R (1,1) OBP: 0.333, SLG: 0.341	K		F8		SH1-4		5-3			3	0	0	0	0	1	1											
Inning Stats	R: 1 E: 0 K: 1 S: 7	H: 2 LOB: 3 BB: 2 P: 15	R: 0 E: 0 K: 1 S: 5	H: 0 LOB: 0 BB: 0 P: 5	R: 0 E: 0 K: 1 S: 5	H: 1 LOB: 0 BB: 0 P: 5	R: 1 E: 1 K: 1 S: 7	H: 1 LOB: 1 BB: 0 P: 7	R: 0 E: 0 K: 2 S: 8	H: 0 LOB: 0 BB: 0 P: 3	R: 0 E: 0 K: 0 S: 4	H: 1 LOB: 1 BB: 0 P: 4	R: 2 E: 0 K: 0 S: 6	H: 3 LOB: 1 BB: 0 P: 6	R: 1 E: 0 K: 0 S: 4	H: 1 LOB: 2 BB: 2 P: 12	1B: 6 2B: 4 3B: 0 HR: 1	SF: 0 SAC: 1 DP: 1 HBP: 0	WP: 0 PB: 0 SB: 0 CS: 1	PA: 41							
PITCHER	IP	WLS	BF	H	R	ER	SO	BB	IBB	HBP	BLK	WP	HR	S	P	ERA	WHIP										
Vida Blue, L (1,1) ERA: 2.91	8.0	L	35	9	4	4	6	2	0	0	0	0	1	45	53	4.50	1.375										
Al Holland, L (9,1) ERA: 1.52	0.2		5	1	1	1	0	2	0	0	0	0	0	3	11	13.50	4.500										
Mike Rowland, R (9,1) ERA: 2.25	0.1		1	0	0	0	0	0	0	0	0	0	0	1	1	0.00	0.000										

Houston Astros @ San Francisco Giants
Candlestick Park, San Francisco, CA
Sun Sep 21 1980, 6:33 AM EDT
Att: 19,844 - Unknown

AB	36
R	5
H	10
RBI	5
BB	4
SO	6
LOB	13



Batter	1	2	3	4	5	6	7	8	9	AB	R	H	RBI	BB	SO	LOB	BOTTOM										
Max Venable, L (1,8) OBP: 0.325, SLG: 0.304	K		F9			G3			G3	4	0	0	0	0	1	1											
Larry Hemdon, R (1,9) OBP: 0.283, SLG: 0.382	G3			K		6-3			1B G3 1B	4	1	1	0	0	1	0											
Darrell Evans, L (1,5) OBP: 0.356, SLG: 0.403	F8			F2		F9			G3 1-3 1B	4	0	1	0	0	0	0											
Milt May, L (1,2) OBP: 0.306, SLG: 0.373		5-3		4-3		K			G3	4	0	0	1	0	1	1											
Terry Whitfield, L (1,7) OBP: 0.334, SLG: 0.388		F8			4-3			G3	K	4	0	0	0	0	1	1											
Rich Murray, R (1,3) OBP: 0.252, SLG: 0.315		4-3			F9			1-3		3	0	0	0	0	0	0											
Guy Sularz, R (1,4) OBP: 0.360, SLG: 0.273 Joe Strain, R (6,PH) OBP: 0.326, SLG: 0.324 (9,4)			5-3		L4			1B BB		2	0	0	0	0	0	0											
Joe Pettini, R (1,6) OBP: 0.301, SLG: 0.277 Jim Wolford, R (8,PH) OBP: 0.326, SLG: 0.379 Johnnie LeMaster, R (9,6) OBP: 0.259, SLG: 0.358			E4 SH2-4			F8		1-2 1B		2	0	0	0	0	0	0											
Vida Blue, S (1,1) OBP: 0.118, SLG: 0.092 Jack Clark, R (8,PH) OBP: 0.360, SLG: 0.538 Al Holland, R (9,1) OBP: 0.428, SLG: 0.600 Mike Rowland, R (9,1)			SH2-4			K		F8		1	0	0	0	0	1	0											
Inning Stats	R: 0 E: 0 K: 1 S: 5	H: 0 LOB: 0 BB: 0 P: 5	R: 0 E: 0 K: 0 S: 3	H: 0 LOB: 0 BB: 0 P: 3	R: 0 E: 1 K: 0 S: 4	H: 0 LOB: 1 BB: 0 P: 4	R: 0 E: 0 K: 1 S: 5	H: 0 LOB: 0 BB: 0 P: 5	R: 0 E: 0 K: 1 S: 5	H: 0 LOB: 0 BB: 0 P: 5	R: 0 E: 0 K: 0 S: 4	H: 1 LOB: 2 BB: 1 P: 8	R: 1 E: 0 K: 1 S: 7	H: 2 LOB: 1 BB: 0 P: 7	1B: 3 2B: 0 3B: 0 HR: 0	SF: 0 SAC: 1 DP: 0 HBP: 0	WP: 0 PB: 0 SB: 0 CS: 0	PA: 32									
PITCHER	IP	WLS	BF	H	R	ER	SO	BB	IBB	HBP	BLK	WP	HR	S	P	ERA	WHIP										
Vern Ruhle, R (1,1) ERA: 2.88	9.0	W	32	3	1	1	5	1	0	0	0	0	0	41	45	1.00	0.444										

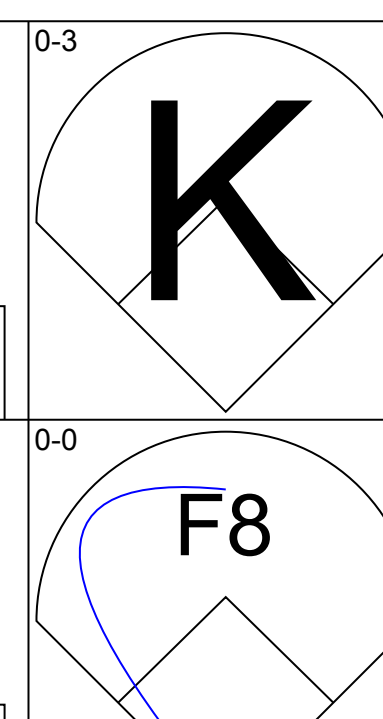
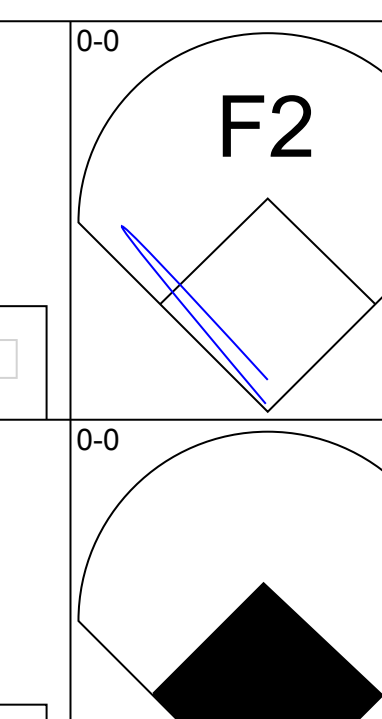
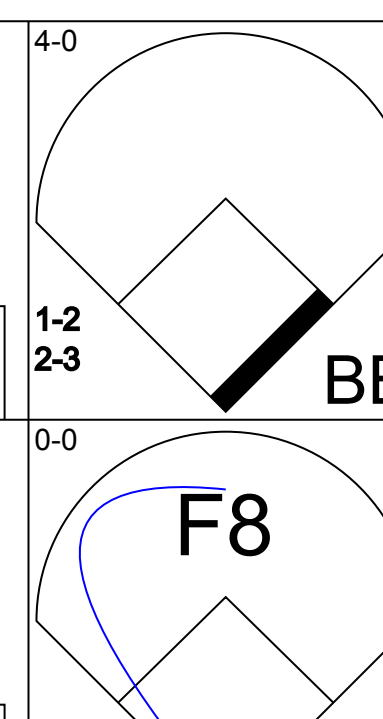
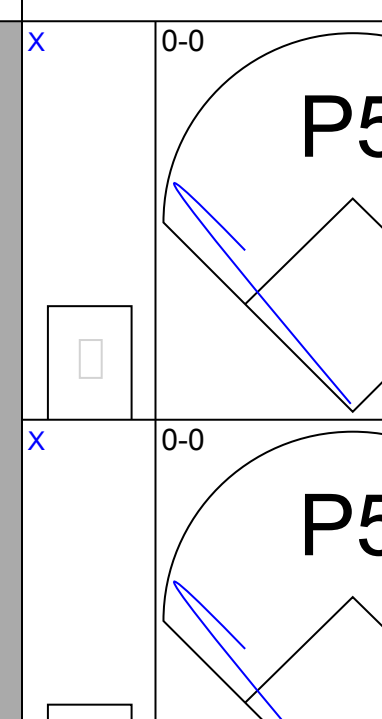
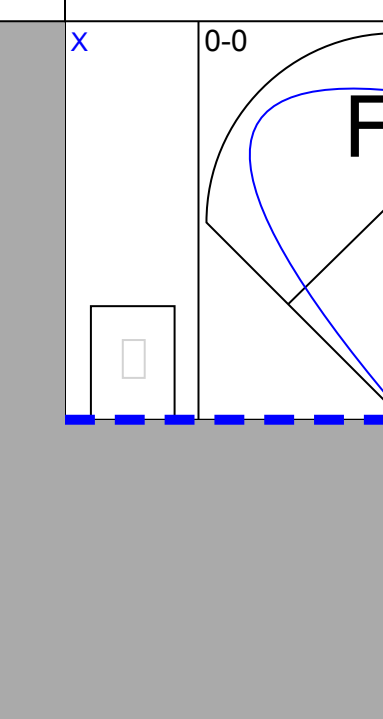
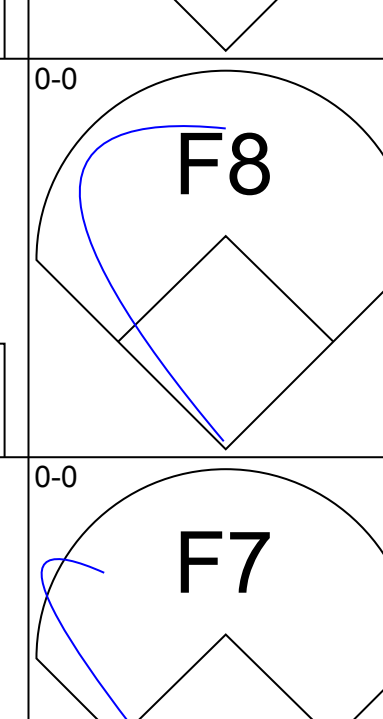
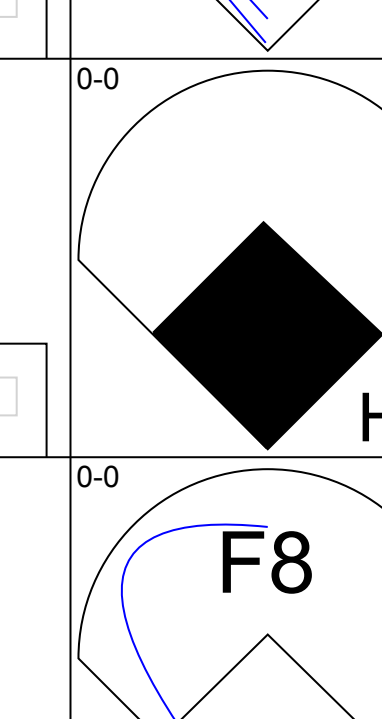
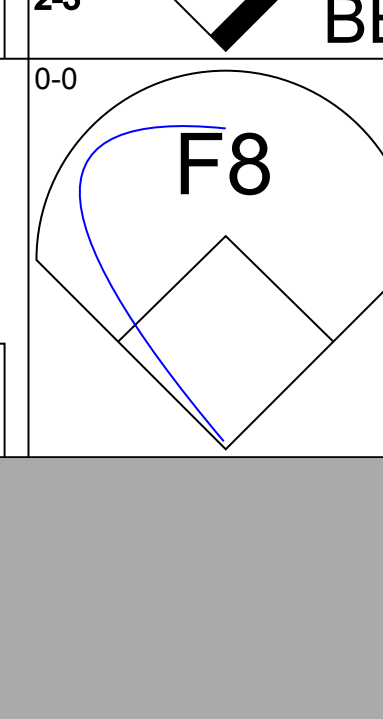
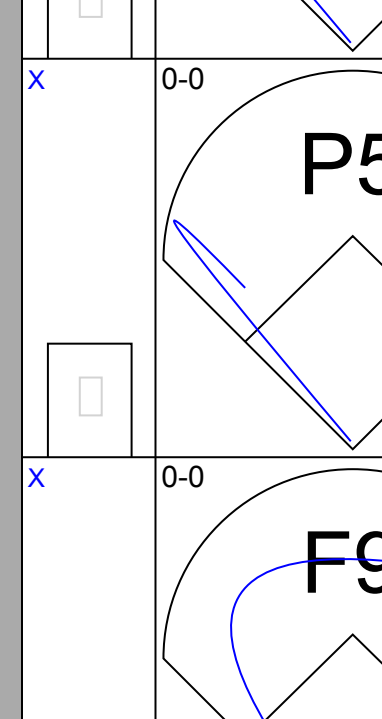
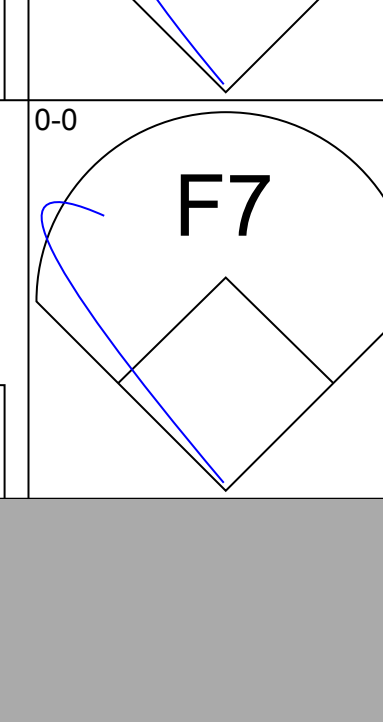
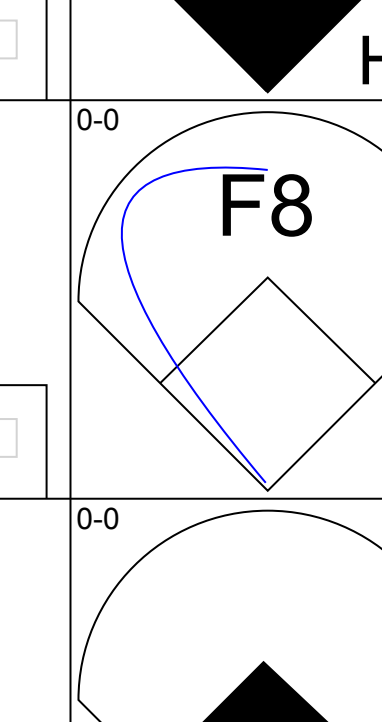
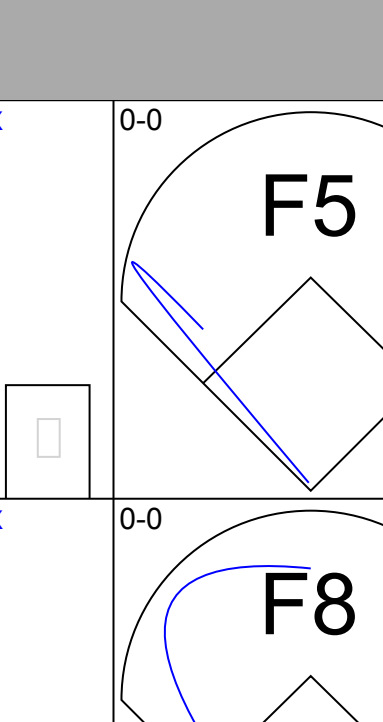
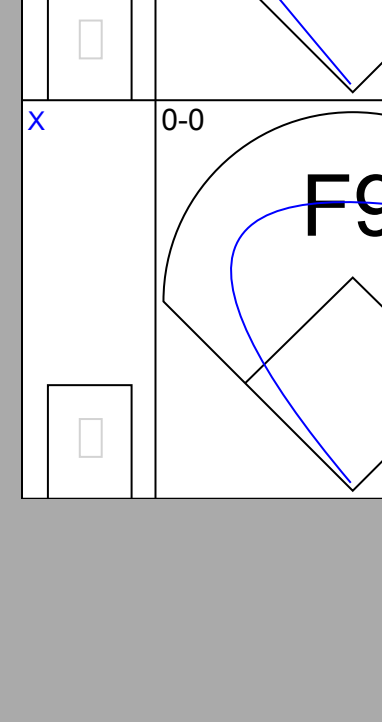
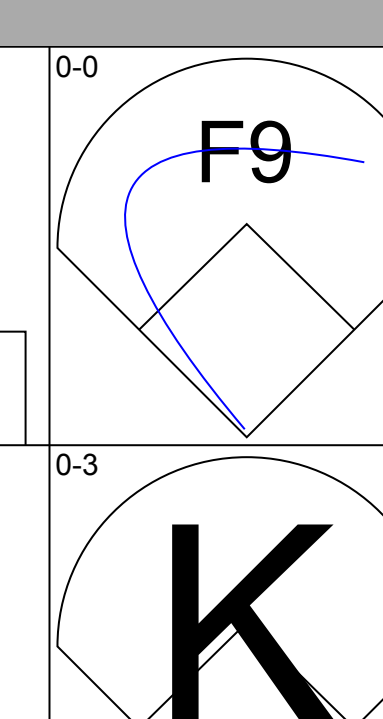
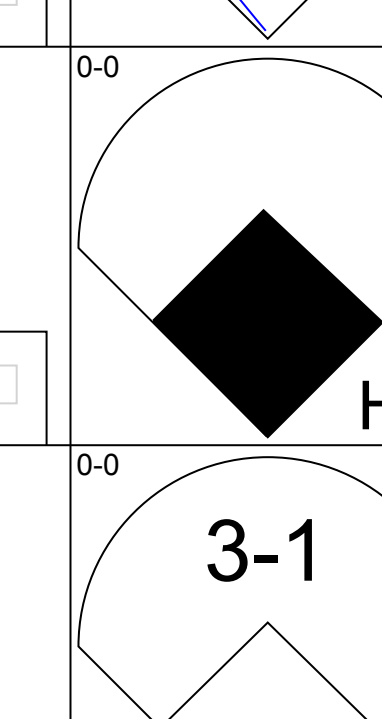
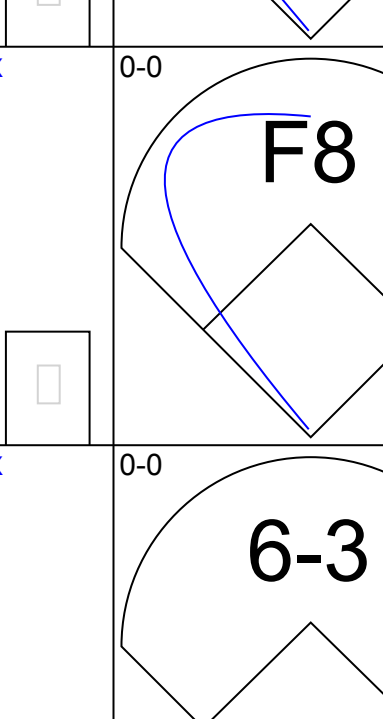
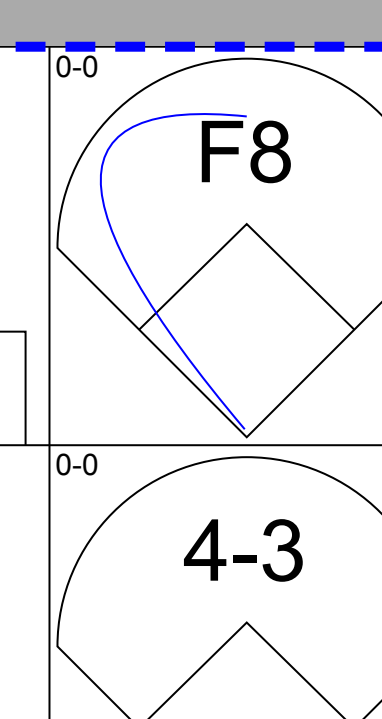
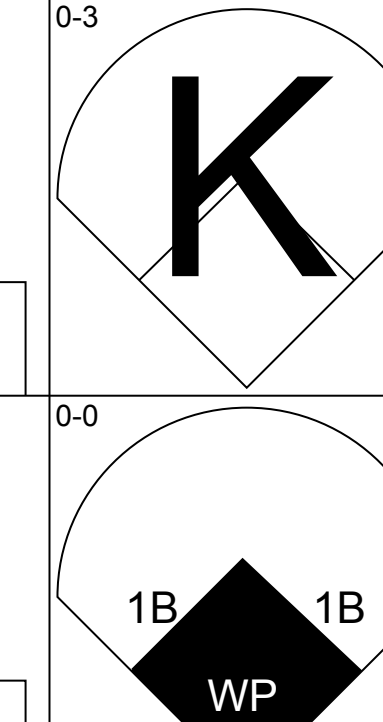
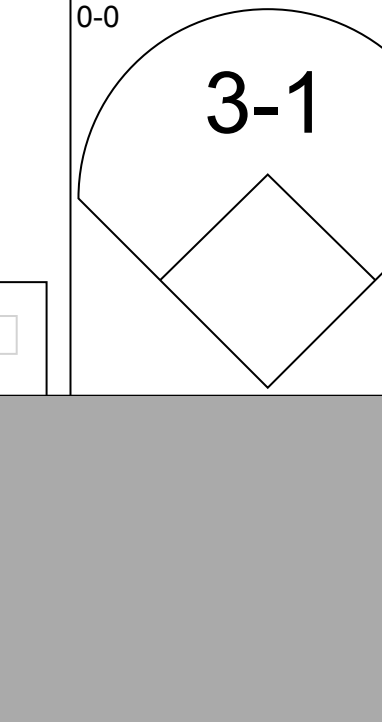
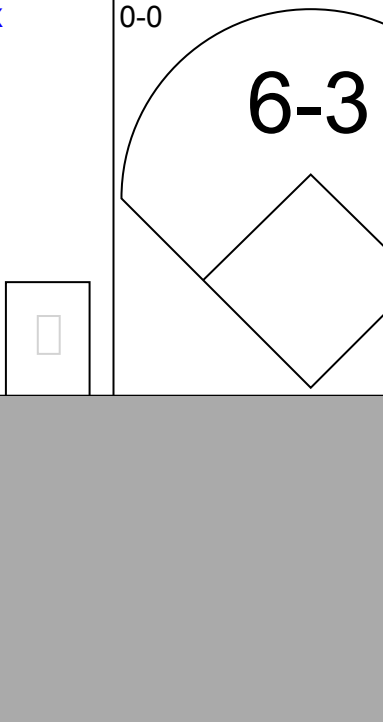
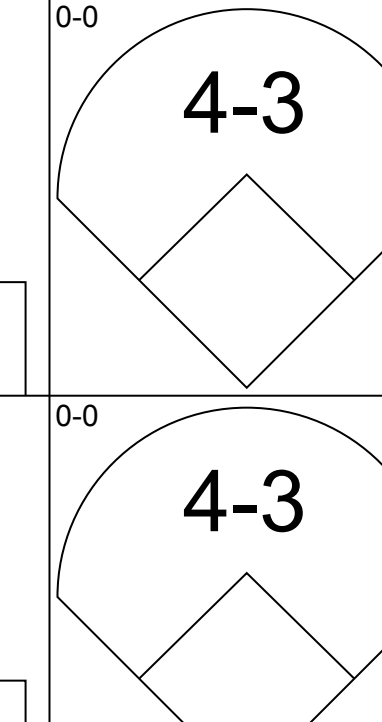
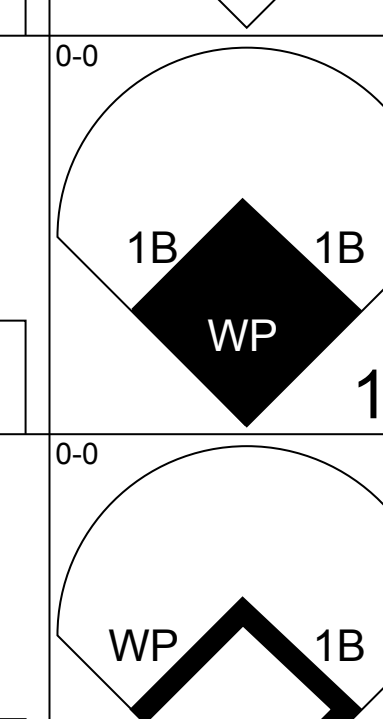
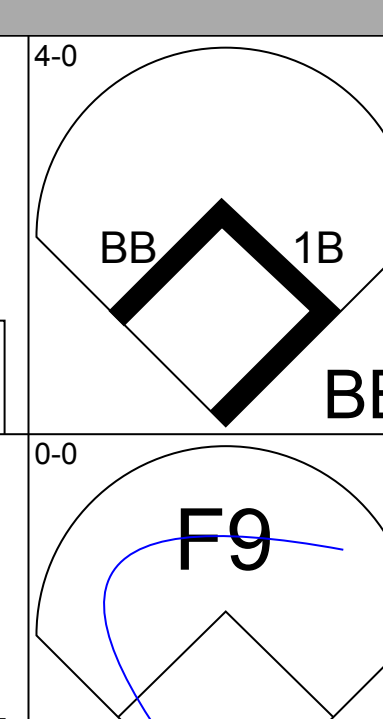
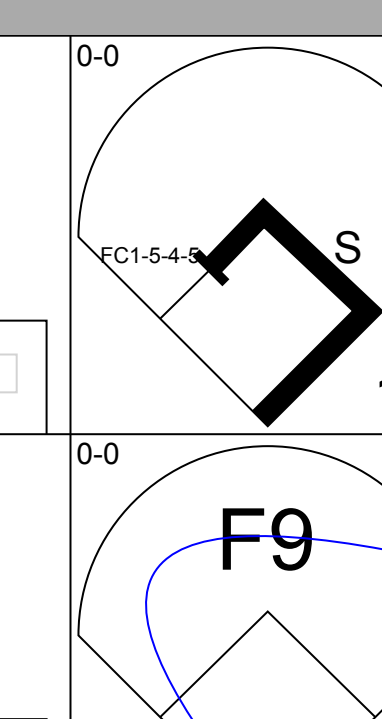

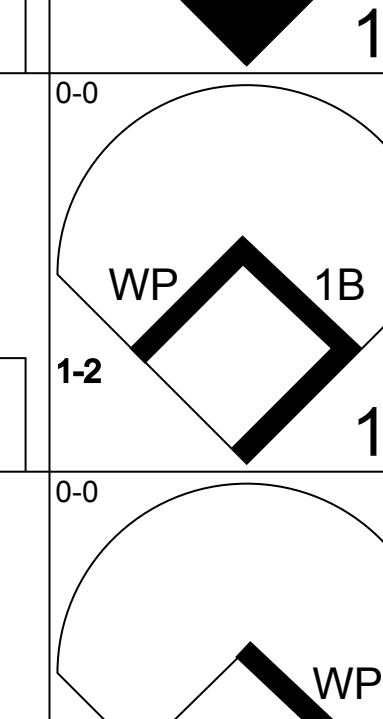
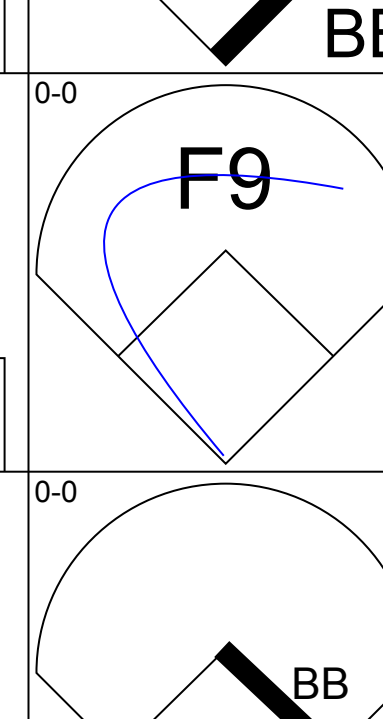
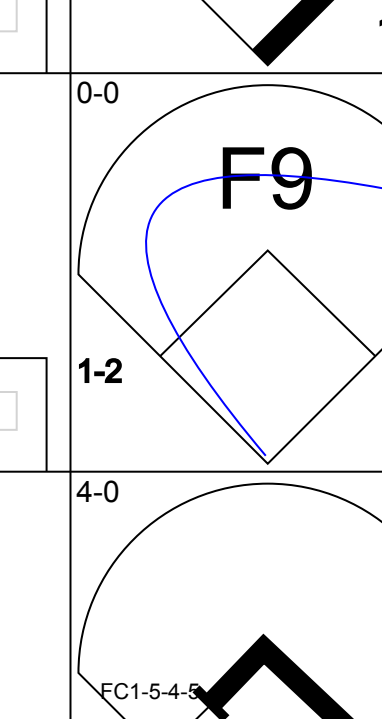
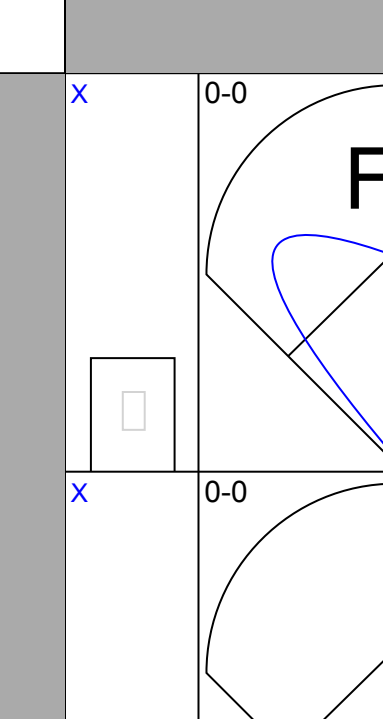
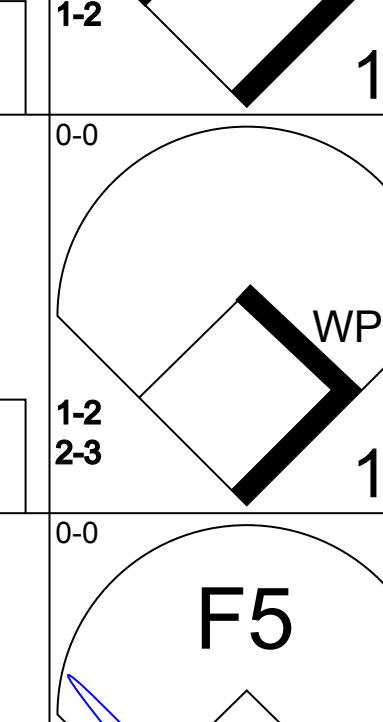
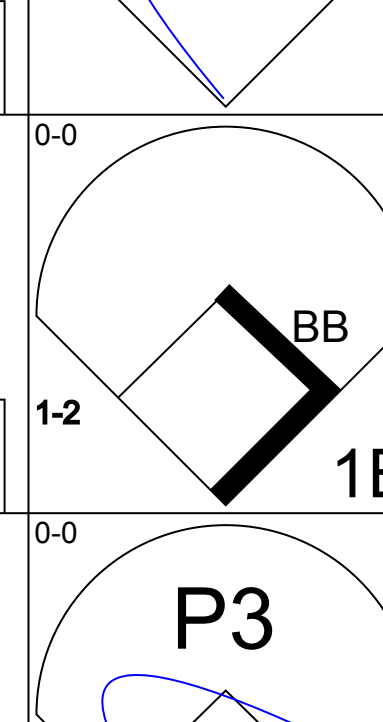
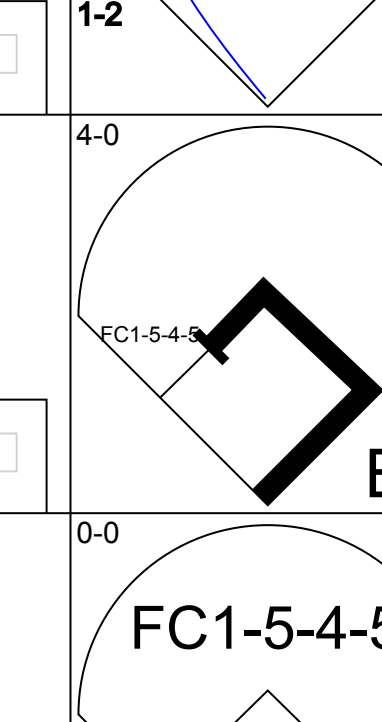
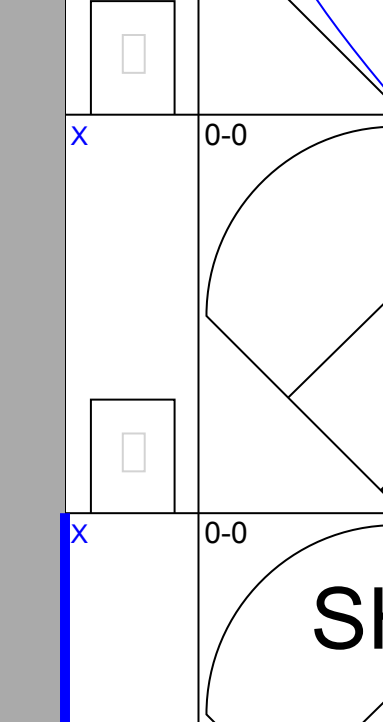
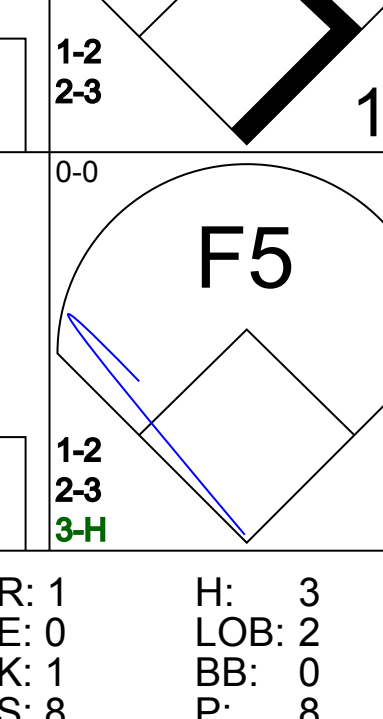
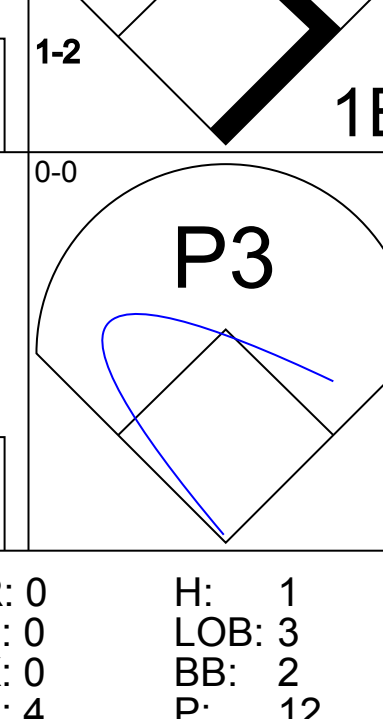
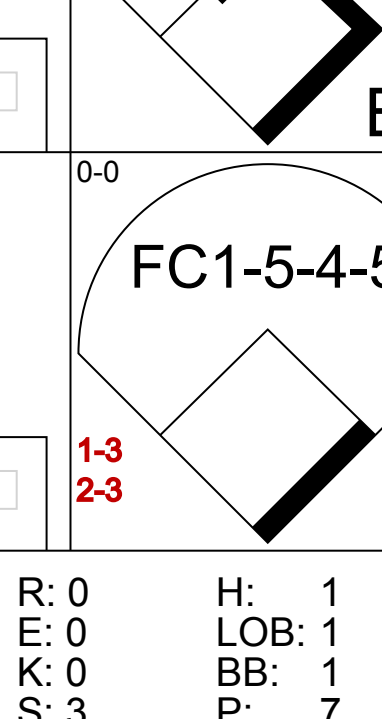
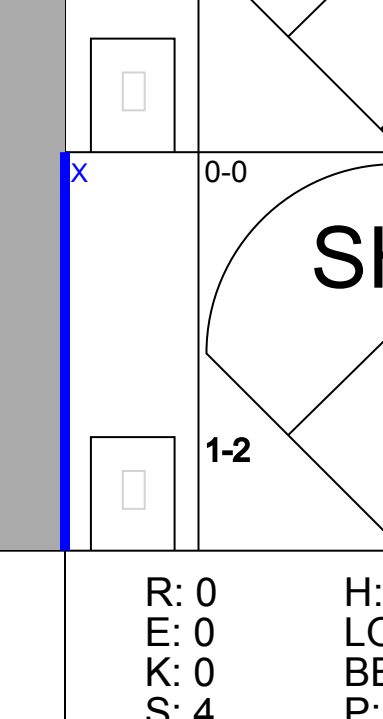
Houston Astros @ San Francisco Giants
Candlestick Park, San Francisco, CA
Sun Sep 21 1980, 6:33 AM EDT
Att: 19,844 - Unknown

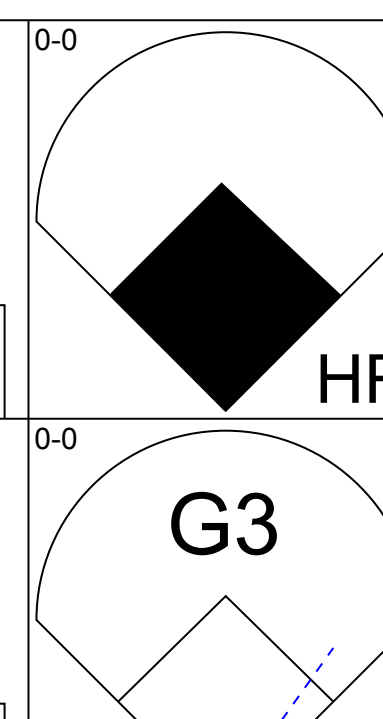
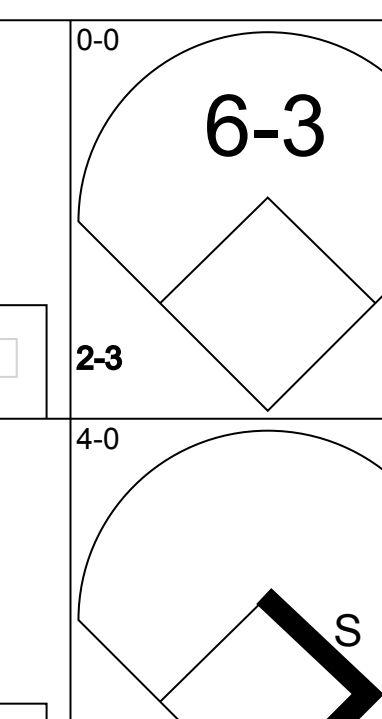
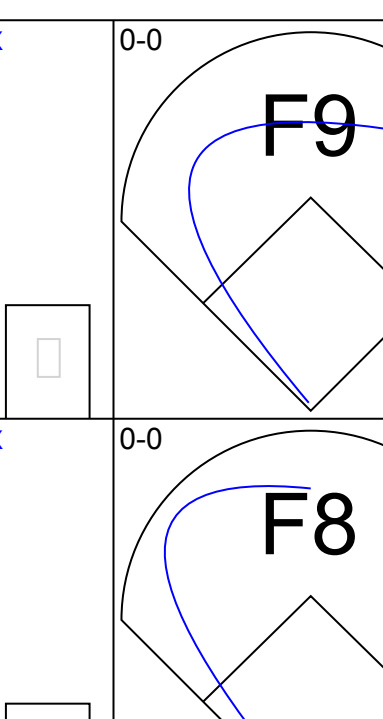
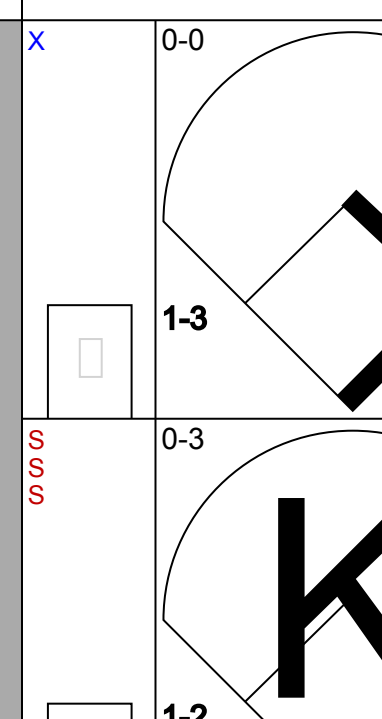
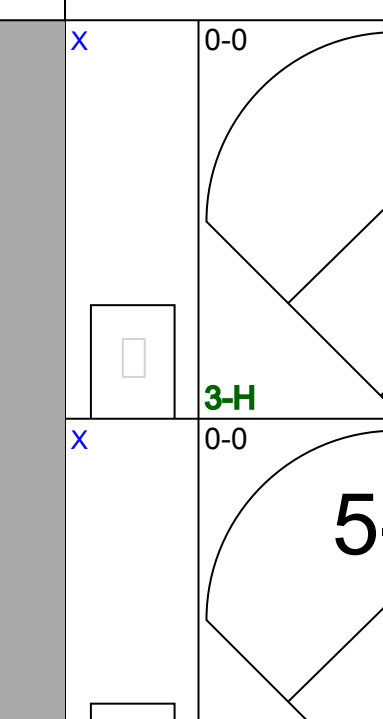
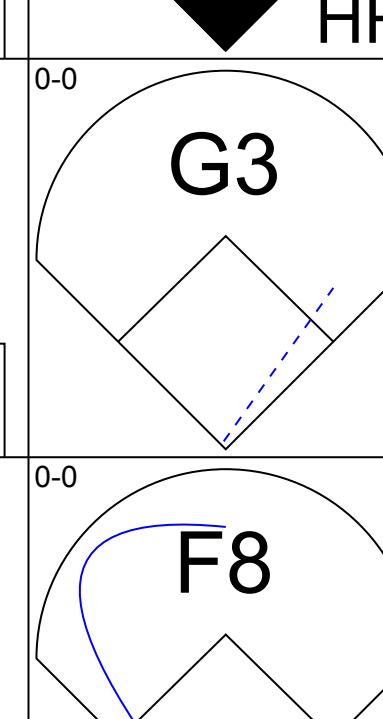
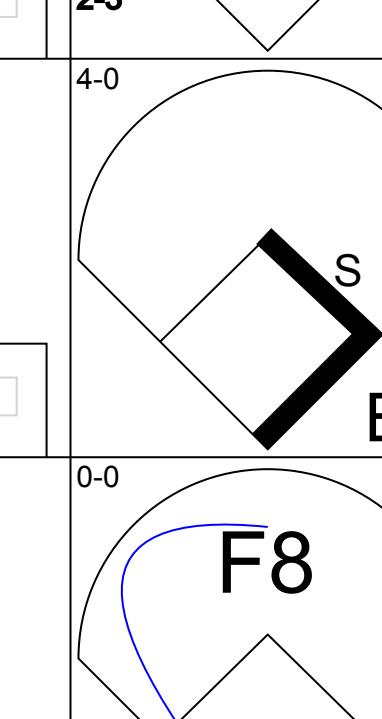
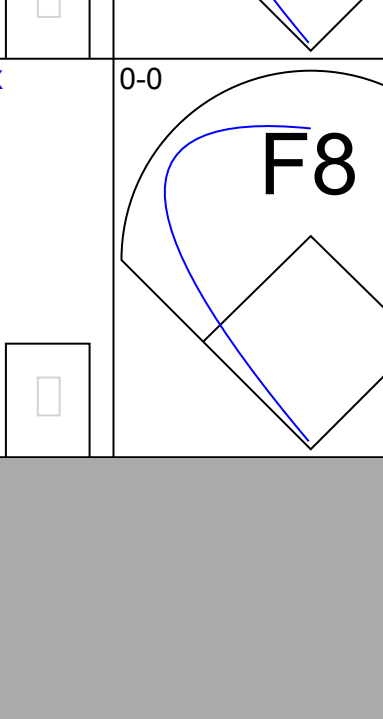
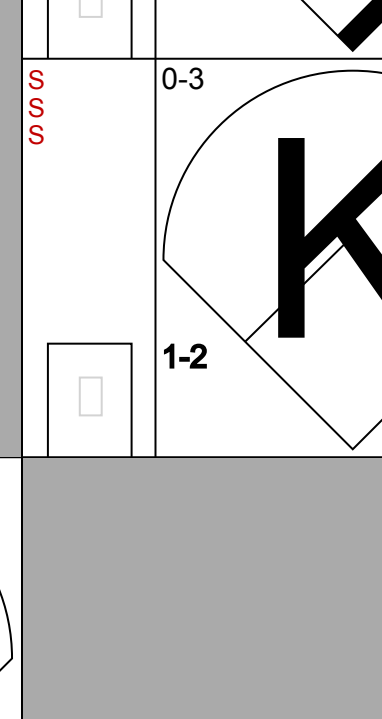
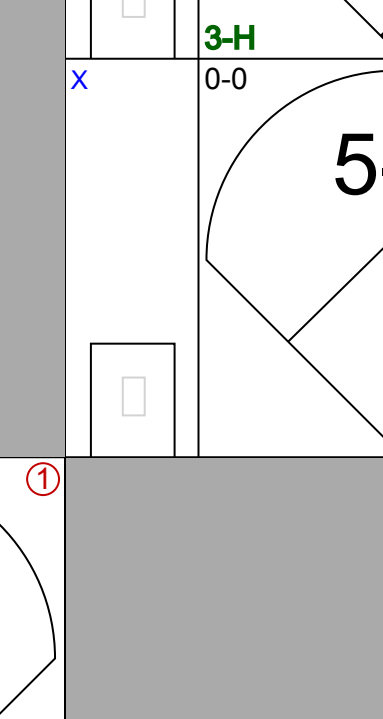
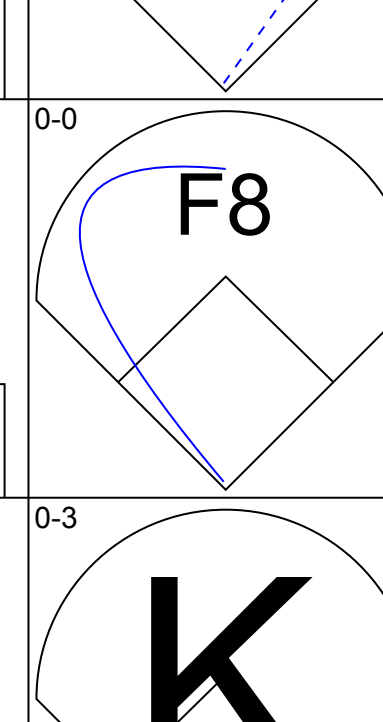
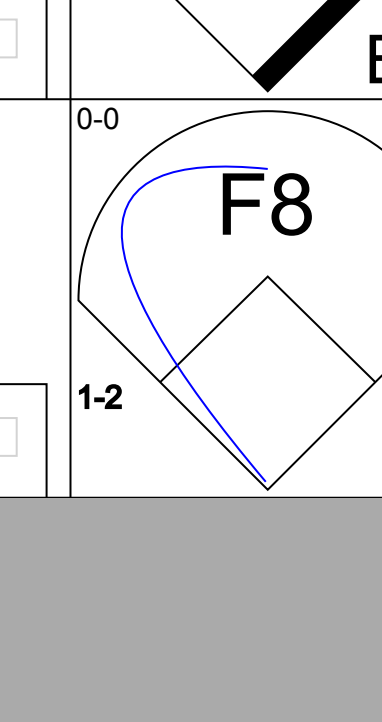
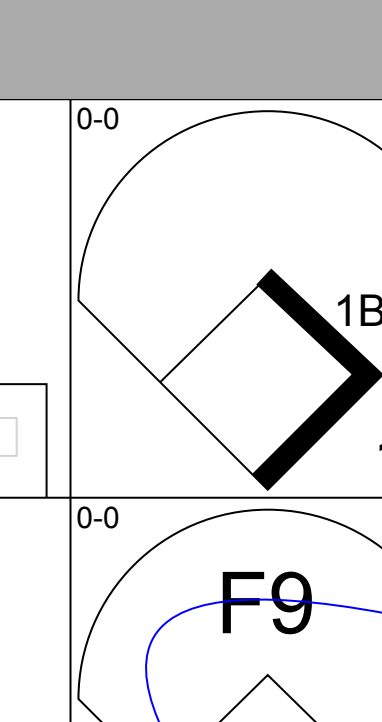
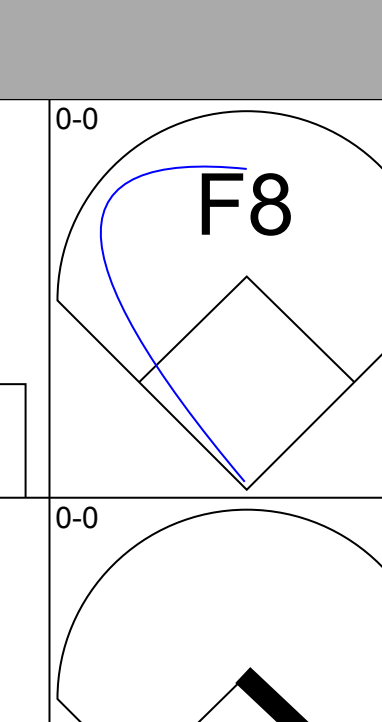
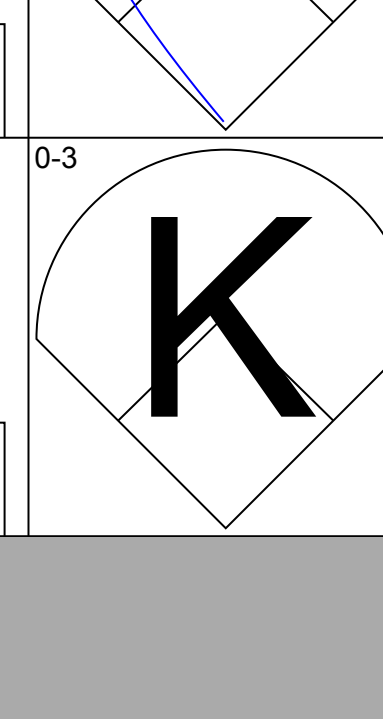
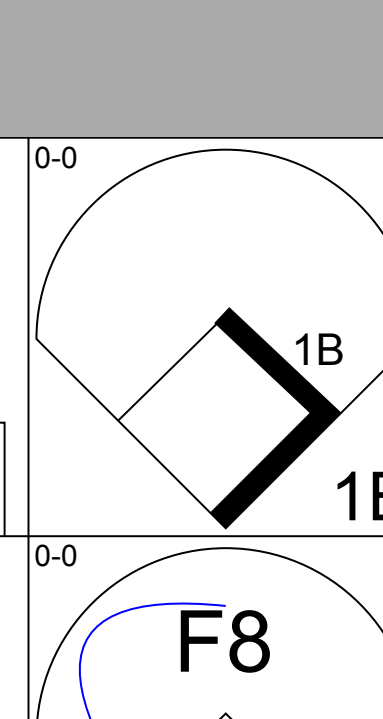
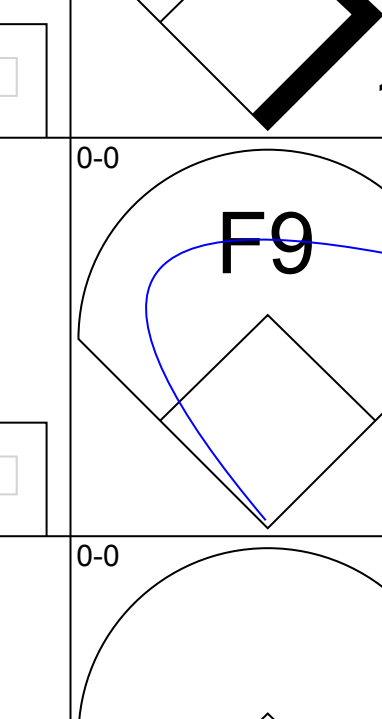
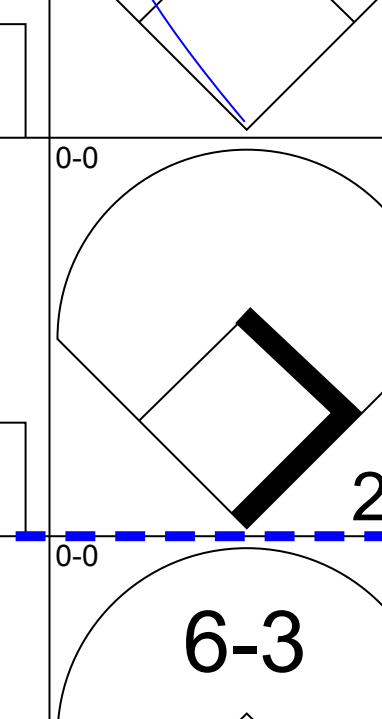
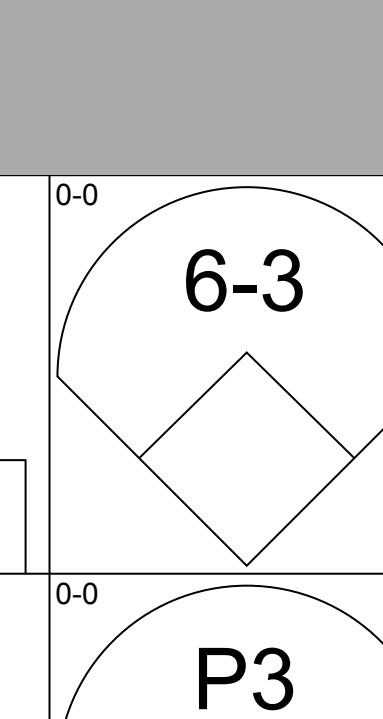


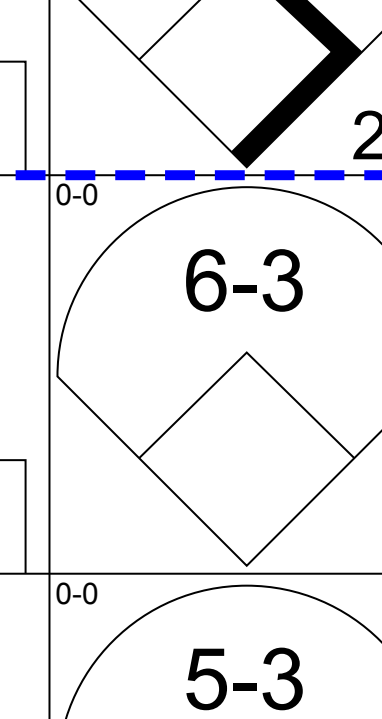
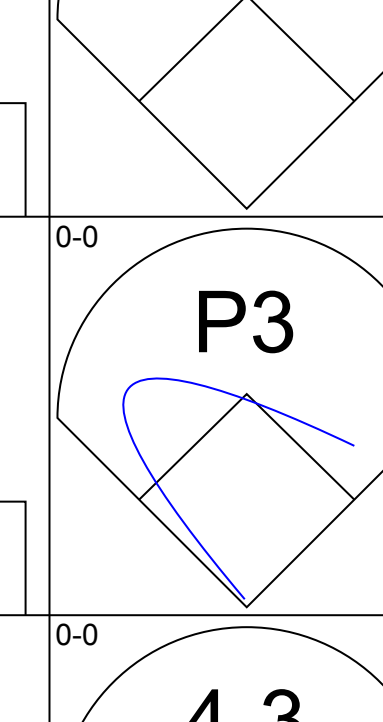
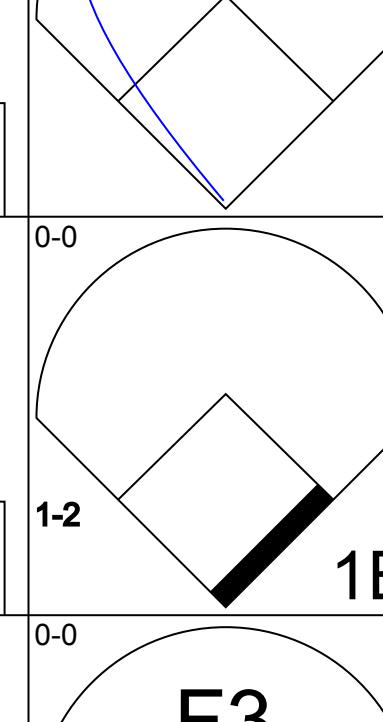
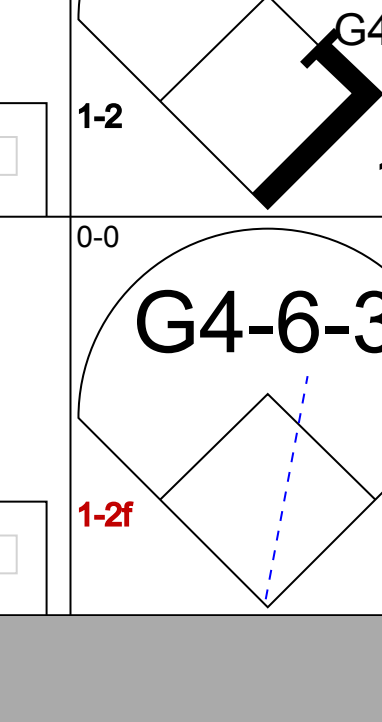
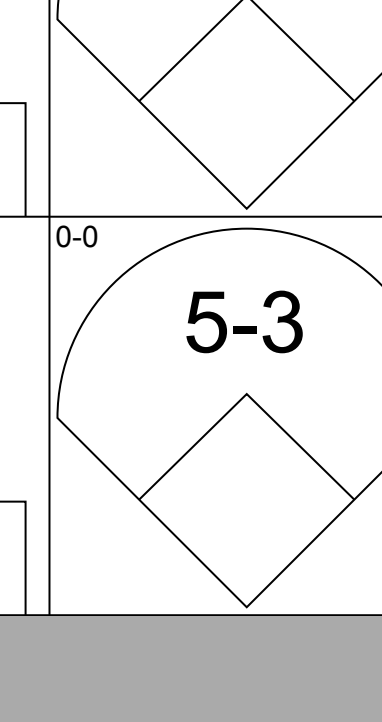
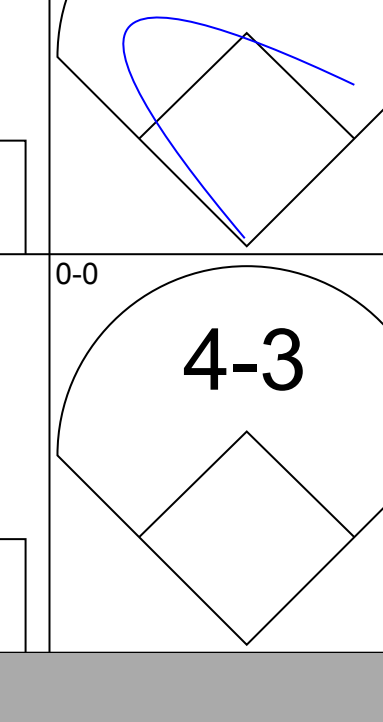
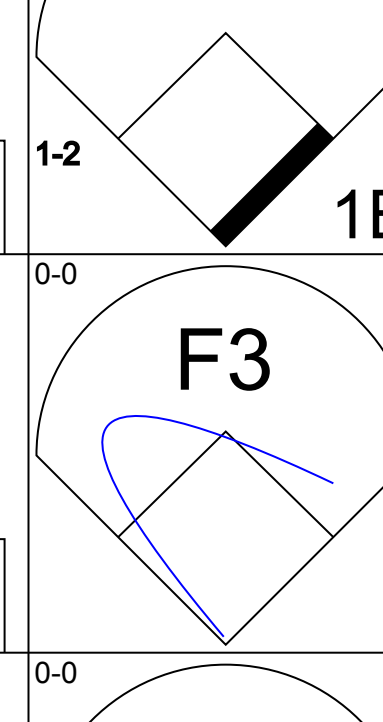
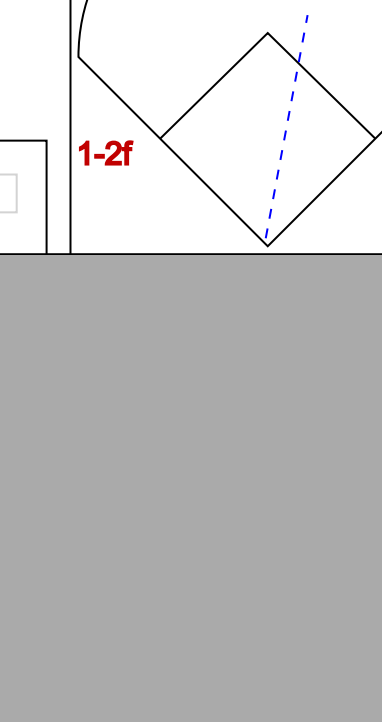
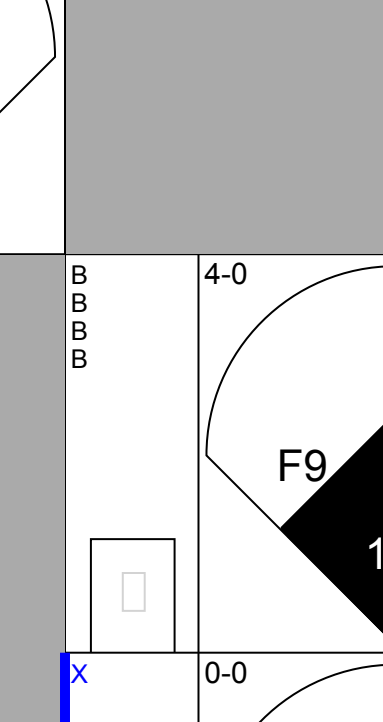
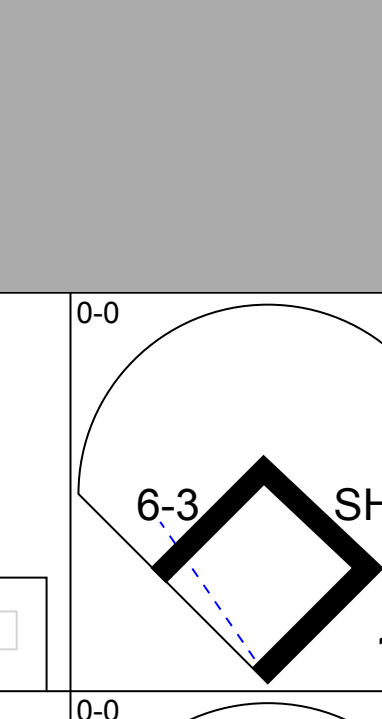
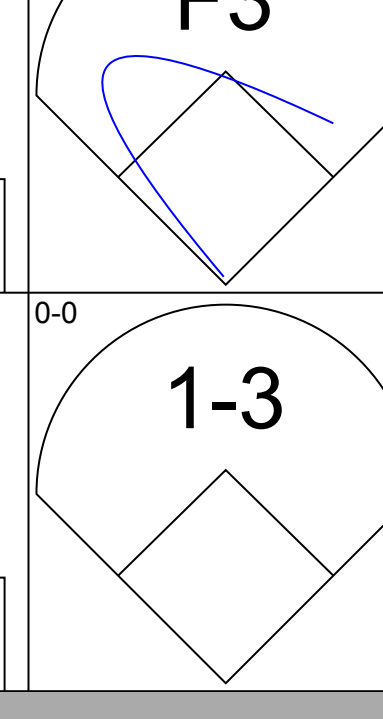

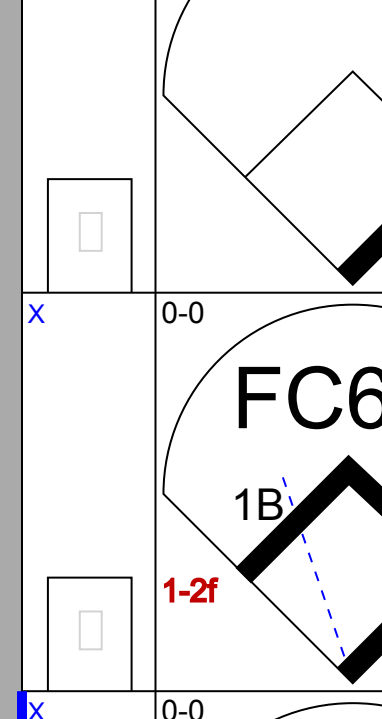
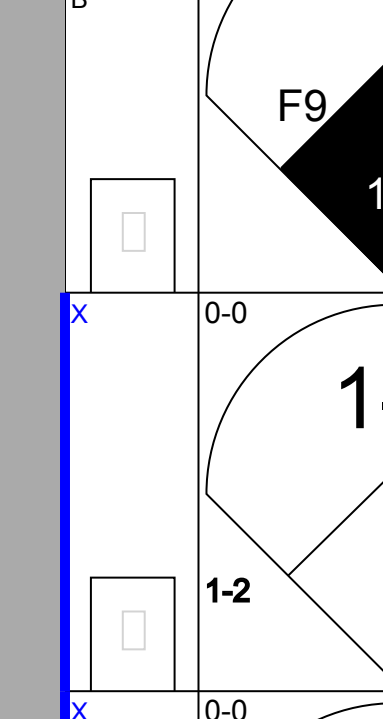

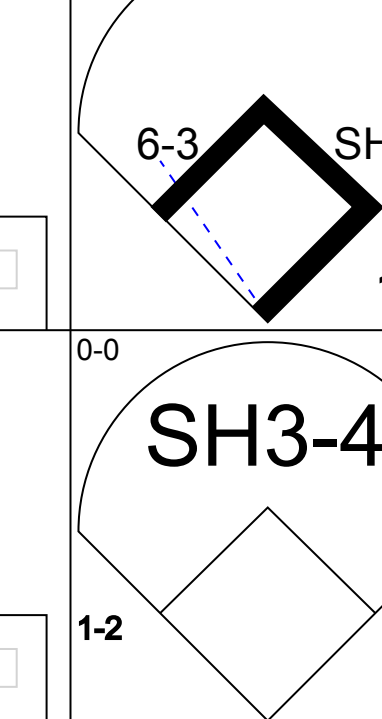
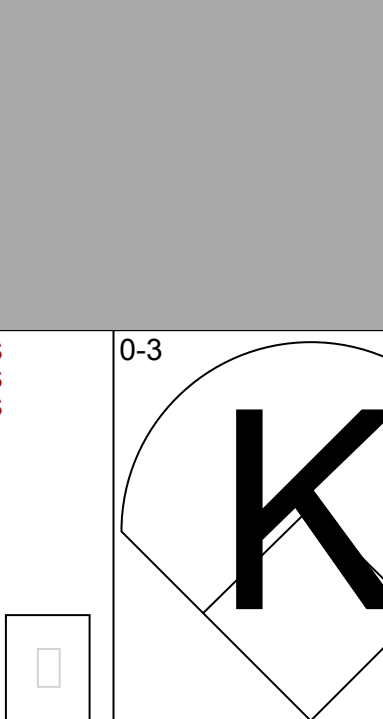
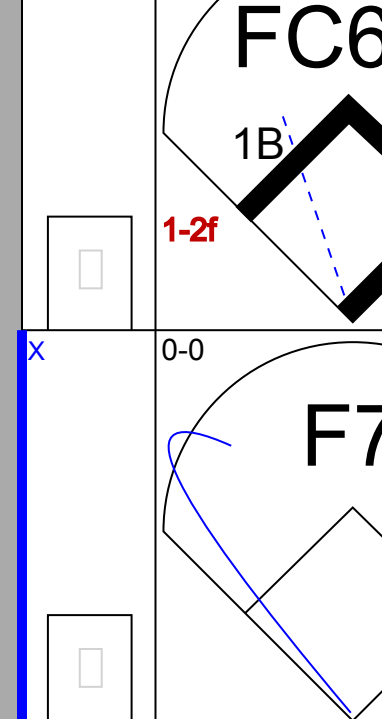
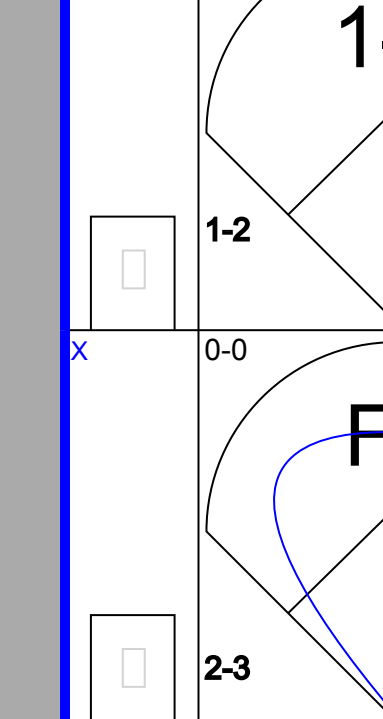
AB	30
R	1
H	3
RBI	1
BB	1
SO	5
LOB	5

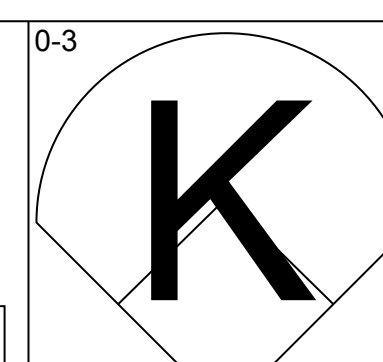
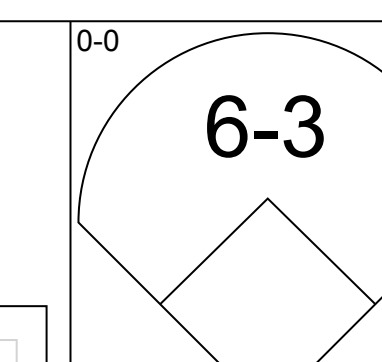
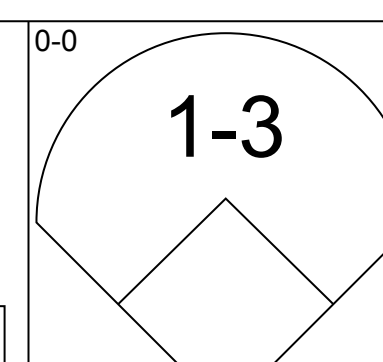
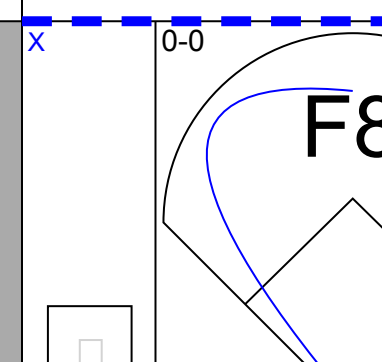
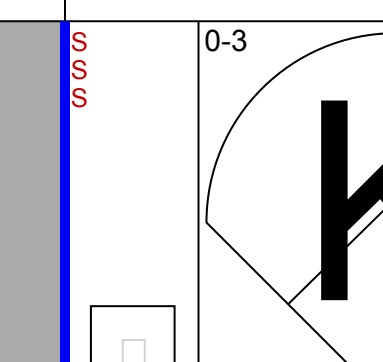
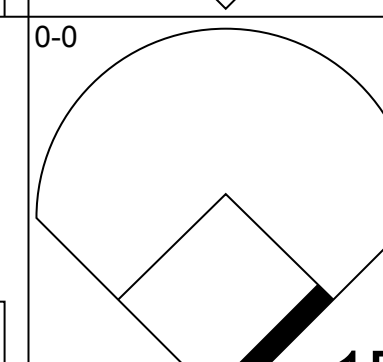
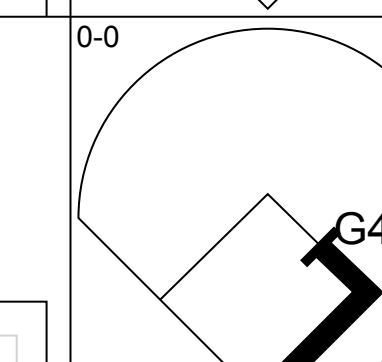

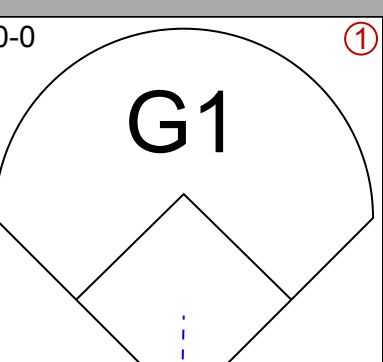
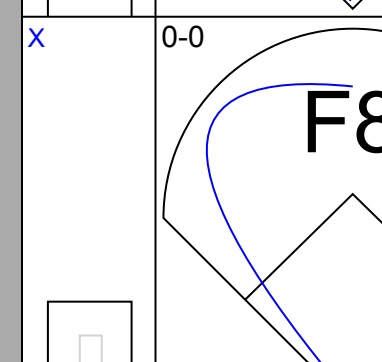
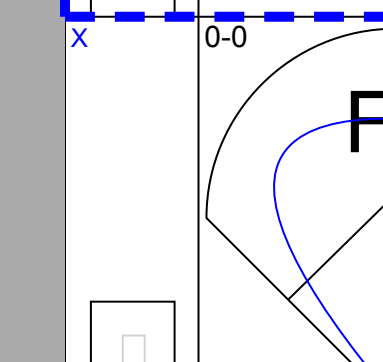
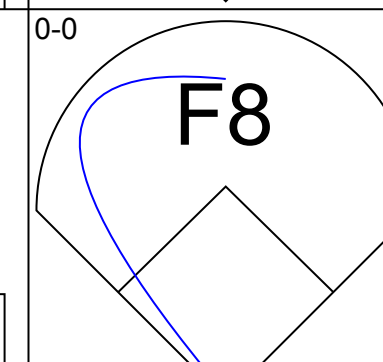
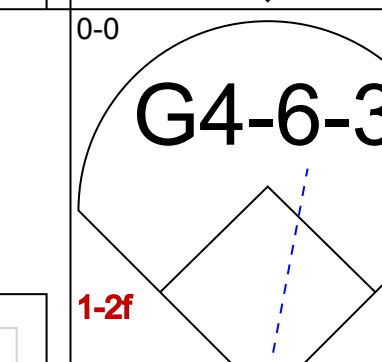
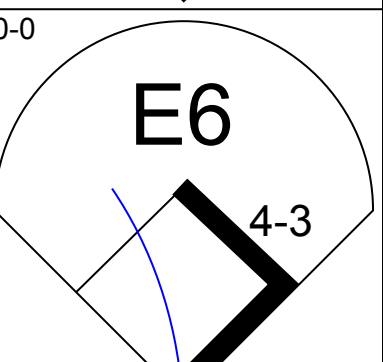
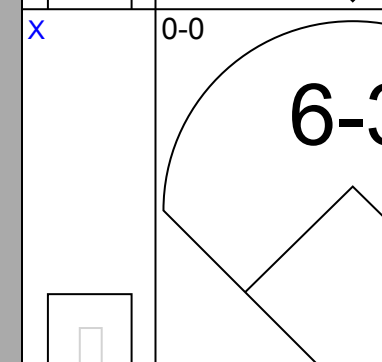
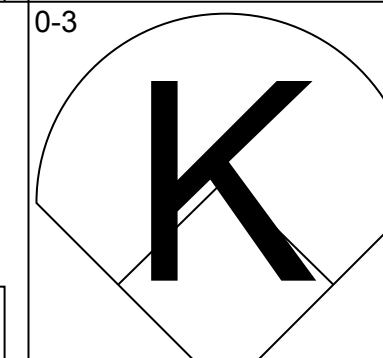
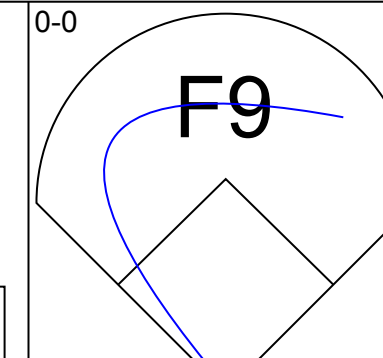
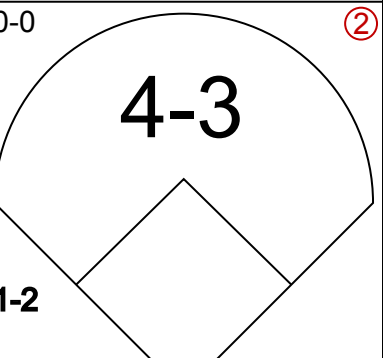
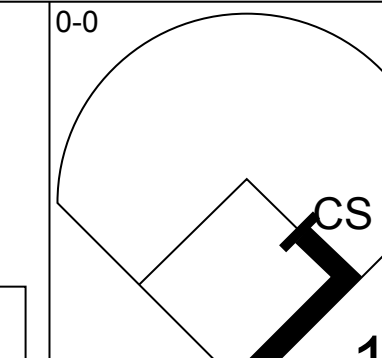
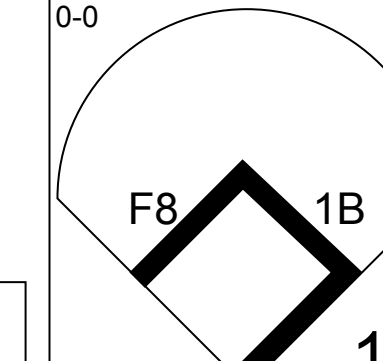
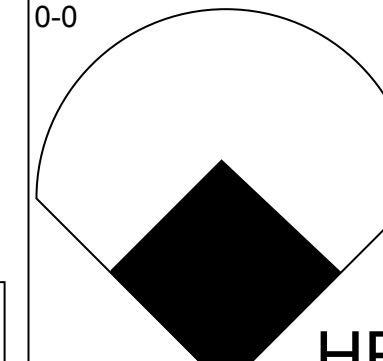
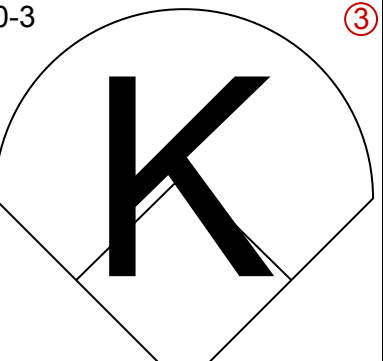
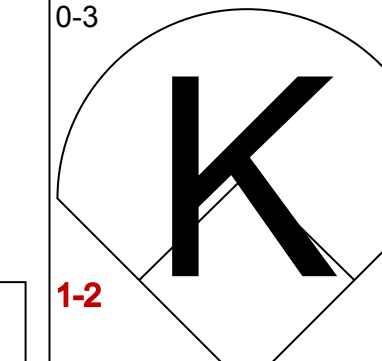
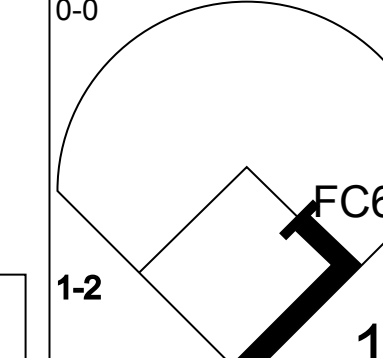
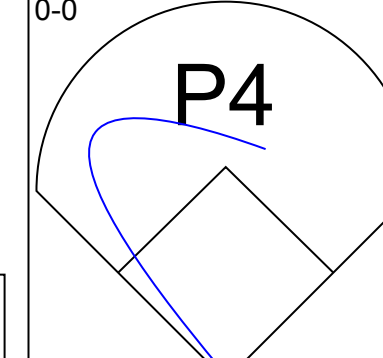
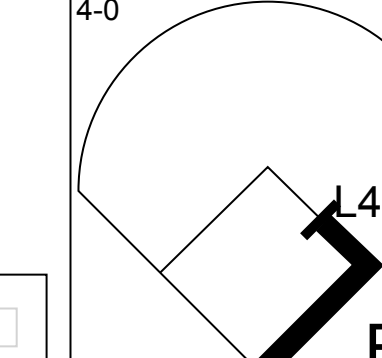
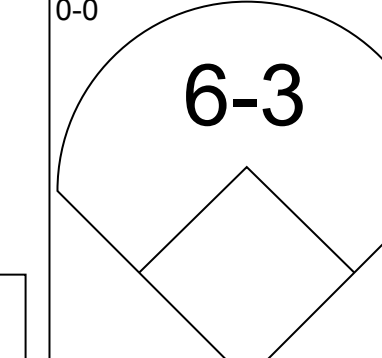
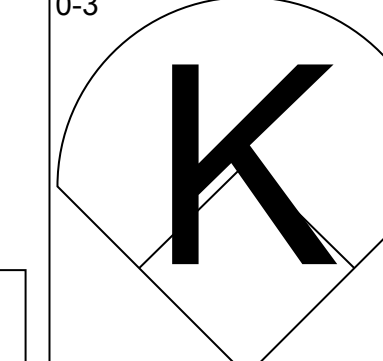
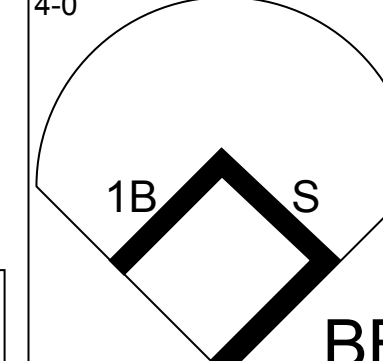

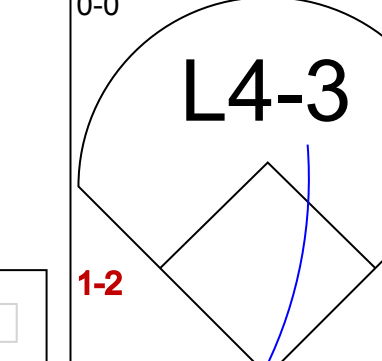
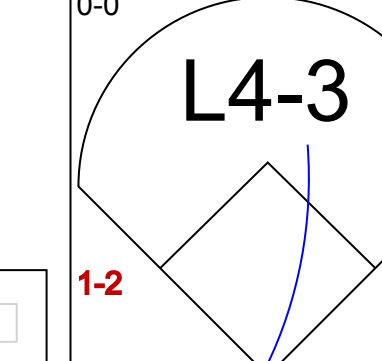
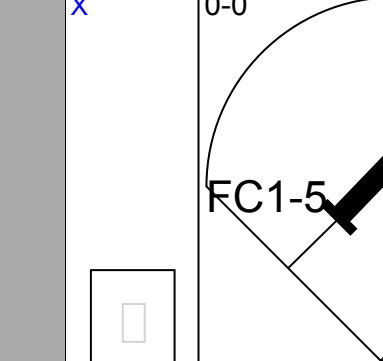
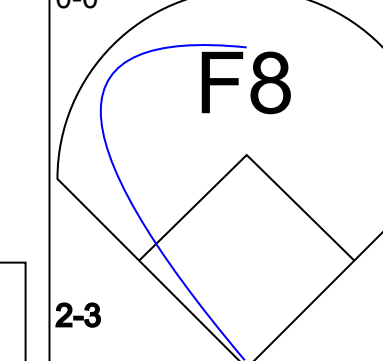
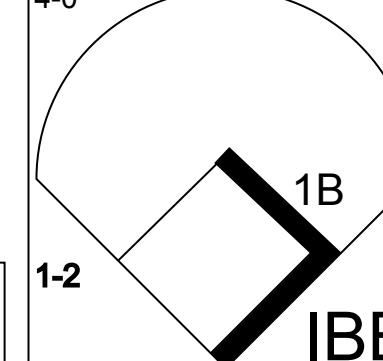

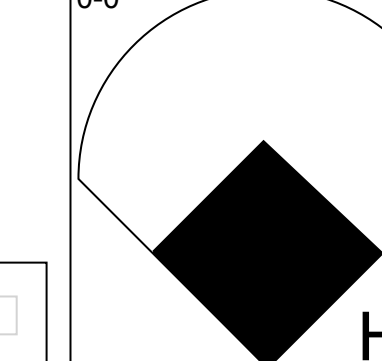
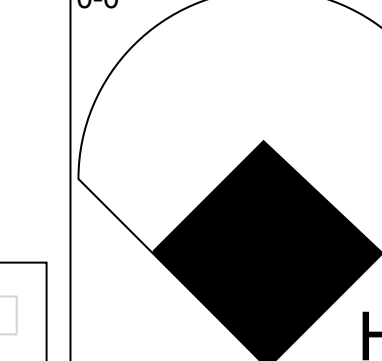
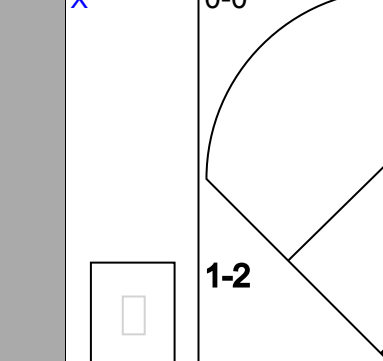
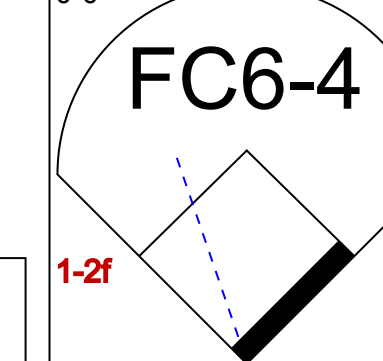
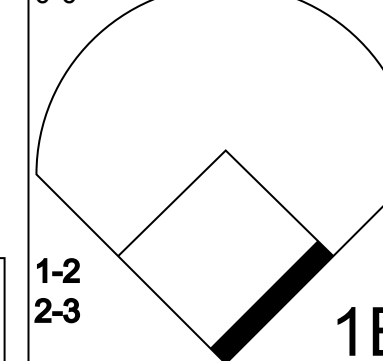

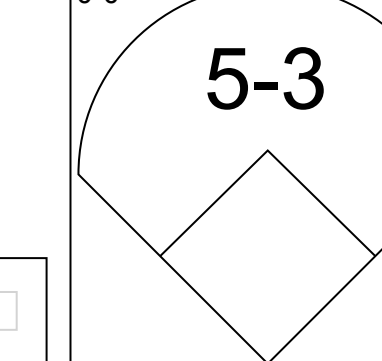
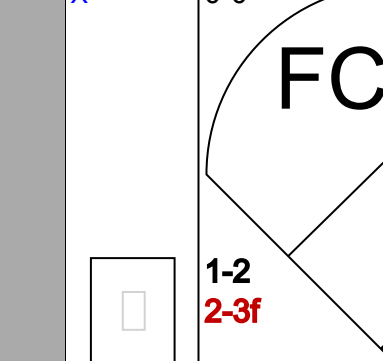


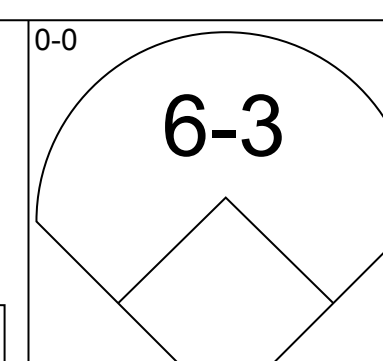
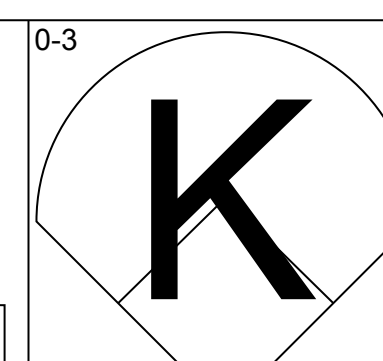
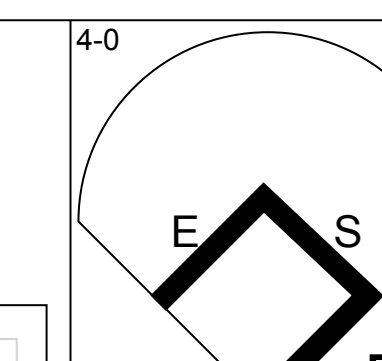
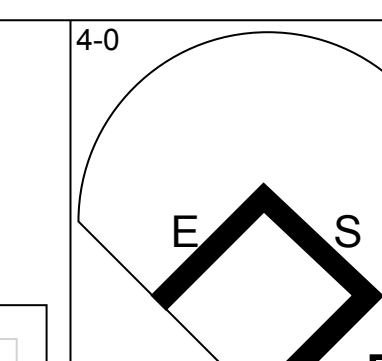
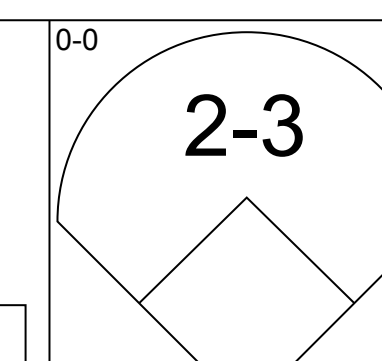
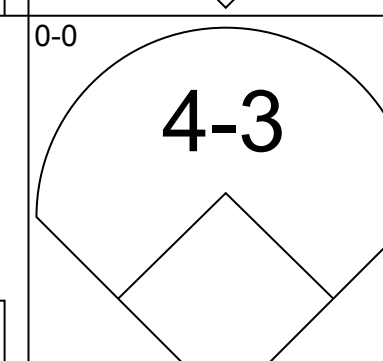
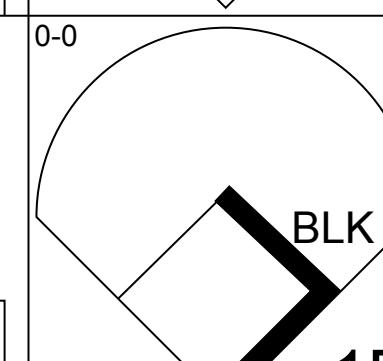
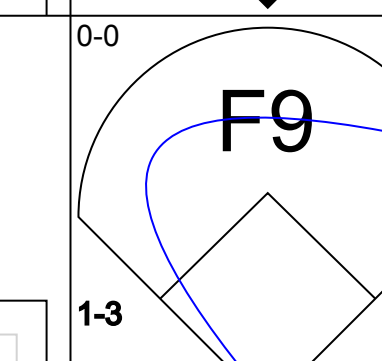
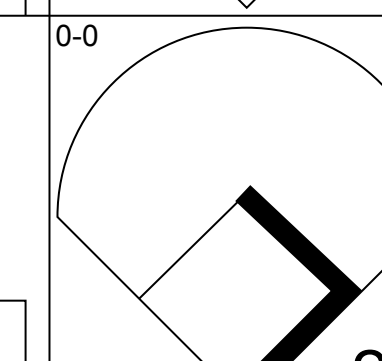
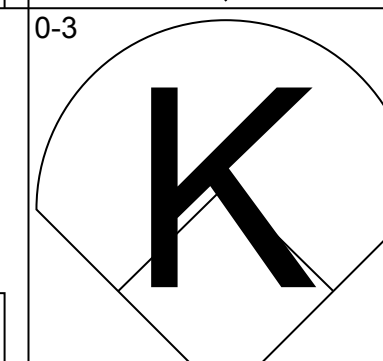
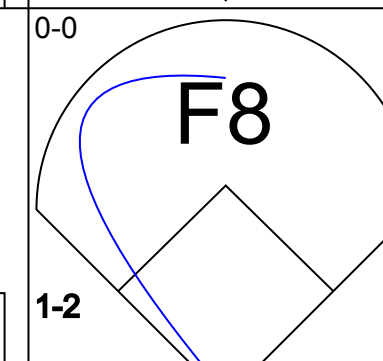
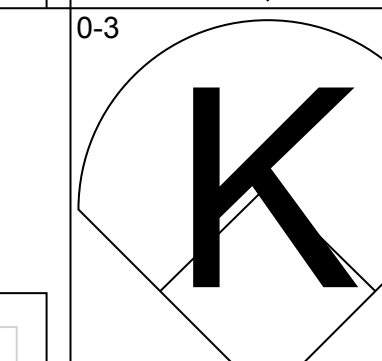
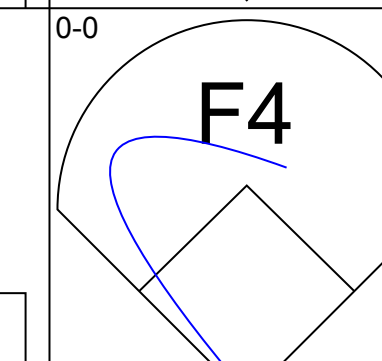
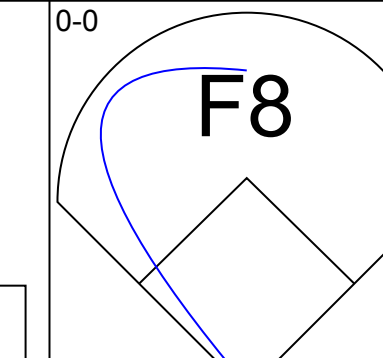
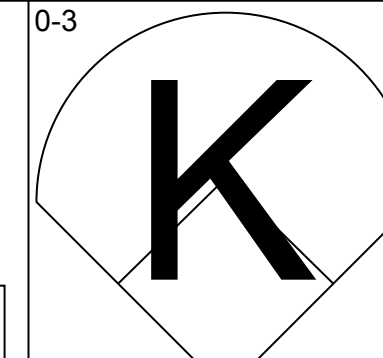



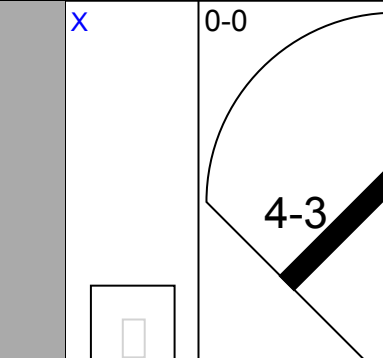
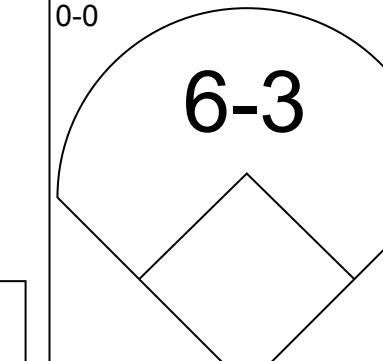
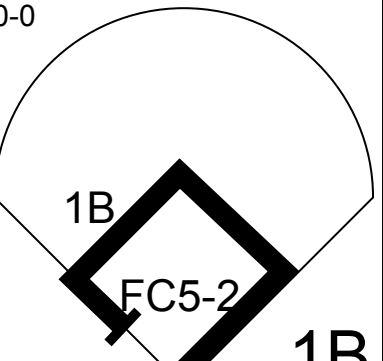
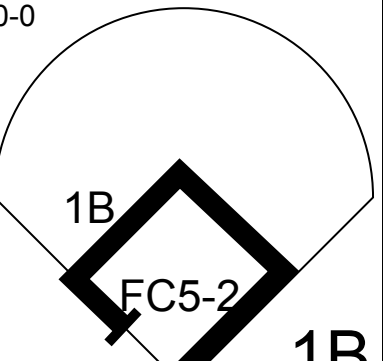


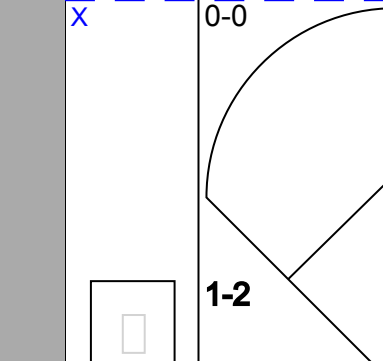
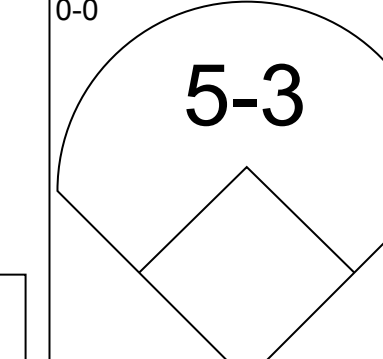
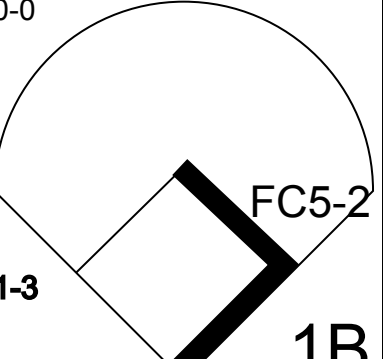



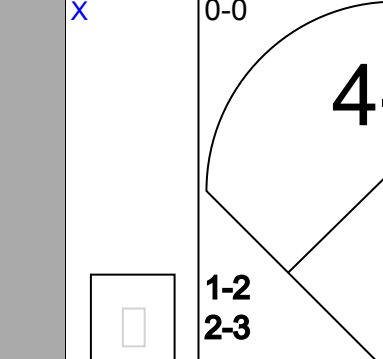
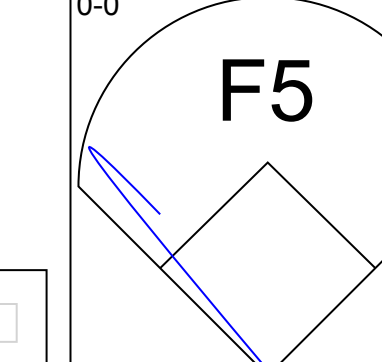
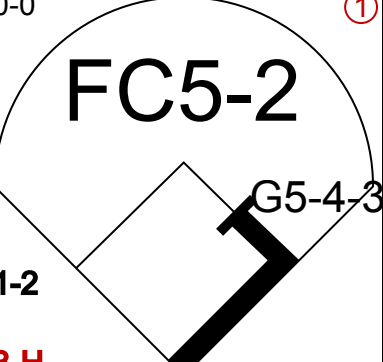
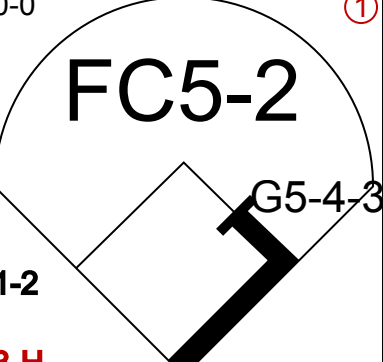


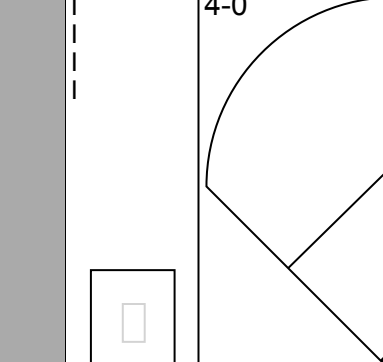
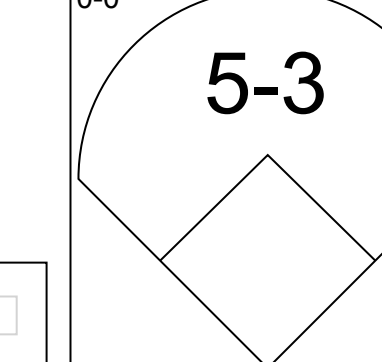
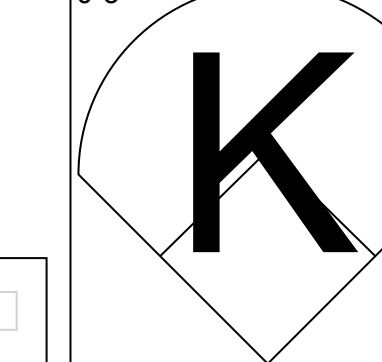
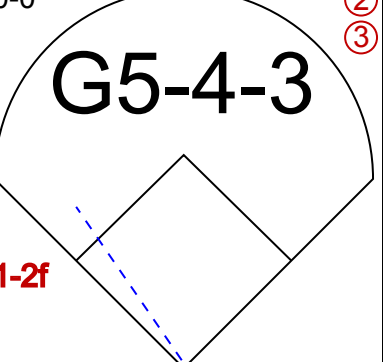



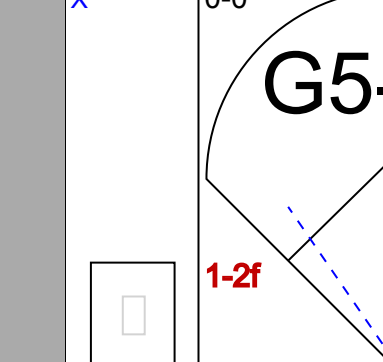
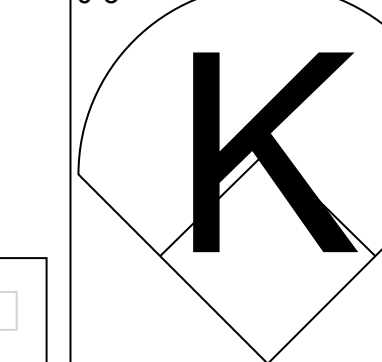
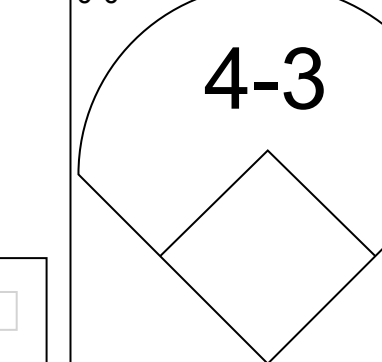
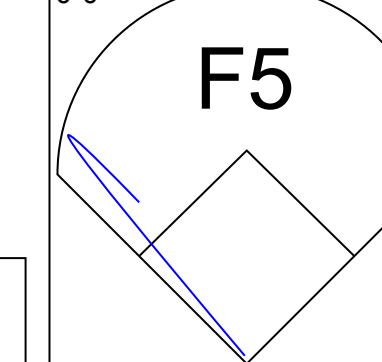
Batter	1	2	3	4	5	6	7	8	9	AB R H RBI BB SO LOB	TOP													
Dave Collins, S (1.8) OBP: 0.359, SLG: 0.365	F9		G3		L1		G5-4-3		F8	5 0 0 0 0 0 5	Cincinnati Reds @ San Francisco Giants Candlestick Park, San Francisco, CA Mon Sep 22 1980, 10:05 PM EDT Att: 3,003 - Unknown livebaseballscorecards.com													
Ken Griffey, L (1.9) OBP: 0.367, SLG: 0.444	1-4-3		HR		SF9		F9			3 1 1 2 0 0 1														
Dave Concepcion, R (1.6) OBP: 0.303, SLG: 0.362	K		K		4-1			K		4 0 0 0 0 3 1														
George Foster, R (1.7) OBP: 0.369, SLG: 0.477		K		5-3		1B				3 0 1 0 1 1 0														
Dan Driessen, L (1.3) OBP: 0.384, SLG: 0.429		1B		G3		1B		K		4 0 2 0 0 1 1														
Johnny Bench, R (1.2) OBP: 0.333, SLG: 0.500		1B		4-0		1B				3 0 0 0 1 2 4														
Vic Correll, R (8.2) OBP: 0.444, SLG: 0.444	K			BB		K		4-3		0 0 0 0 0 0 0														
Ray Knight, R (1.5) OBP: 0.309, SLG: 0.422				1-3		K				4 0 0 0 0 1 4														
Ron Oester, S (1.4) OBP: 0.336, SLG: 0.375			WP		SH	SF9	F8		PB	4 2 3 0 0 0 2														
Michael LaCoss, R (1.1) OBP: 0.123, SLG: 0.109			SH1-4		SH		G5-4-3		5-3	0 0 0 0 0 0 0														
Harry Schirmer, L (7.9) OBP: 0.330, SLG: 0.442										1 0 1 0 0 0 0														
Eddie Milner, L (7.9) OBP: 0.330, SLG: 0.442										0 0 0 0 0 0 0														
Geoff Combe, R (7.1) OBP: 0.330, SLG: 0.442										0 0 0 0 0 0 0														
Charlie Leibrandt, R (8.1) OBP: 0.346, SLG: 0.524										0 0 0 0 0 0 0														
Sam Mejias, R (8.9) OBP: 0.313, SLG: 0.398										1 0 0 0 0 0 1														
Inning Stats	R: 0 E: 0 K: 1 S: 5	H: 0 LOB: 0 BB: 0 P: 5	R: 0 E: 0 K: 2 S: 8	H: 1 LOB: 1 BB: 0 P: 8	R: 2 E: 1 K: 1 S: 7	H: 2 LOB: 0 BB: 1 P: 7	R: 0 E: 0 K: 0 S: 3	H: 0 LOB: 1 BB: 1 P: 7	R: 1 E: 1 K: 0 S: 5	H: 1 LOB: 1 BB: 0 P: 5	R: 0 E: 0 K: 2 S: 9	H: 2 LOB: 2 BB: 0 P: 9	R: 0 E: 0 K: 0 S: 3	H: 1 LOB: 1 BB: 0 P: 3	R: 0 E: 0 K: 2 S: 7	H: 0 LOB: 1 BB: 1 P: 11	R: 0 E: 0 K: 0 S: 4	H: 1 LOB: 1 BB: 0 P: 4	R: 0 E: 0 K: 0 S: 4	H: 1 LOB: 1 BB: 0 P: 4	1B: 7 2B: 0 3B: 0 HR: 1	SF: 1 SAC: 2 DP: 1 HBP: 0	WP: 1 PB: 1 CS: 0 SB: 0	PA: 37
PITCHER	IP WLS BF H R ER SO BB IBB HBP BLK WP HR S P ERA WHIP											IP WLS BF H R ER SO BB IBB HBP BLK WP HR S P ERA WHIP												
Allen Ripley, R (1.1) ERA: 4.05	6.0 W 27 7 3 2 6 1 0 0 0 1 1 38 42 3.00 1.333																							
Gary Lavelle, L (7.1) ERA: 3.05	3.0 S 10 1 0 0 2 1 0 0 0 0 0 13 17 0.00 0.667																							

Batter	1	2	3	4	5	6	7	8	9	AB R H RBI BB SO LOB	BOTTOM											
Max Venable, L (1.8) OBP: 0.344, SLG: 0.336	E S	4-3				F8		1B		4 2 3 0 1 0 0	Cincinnati Reds @ San Francisco Giants Candlestick Park, San Francisco, CA Mon Sep 22 1980, 10:05 PM EDT Att: 3,003 - Unknown livebaseballscorecards.com											
Larry Hemdon, R (1.9) OBP: 0.283, SLG: 0.380	K	4-3		4-3		F3		1B		5 1 1 1 0 1 3												
Darrell Evans, L (1.5) OBP: 0.355, SLG: 0.401	1B	F2			P5		K	P1		5 0 1 1 0 1 3												
Milt May, L (1.2) OBP: 0.313, SLG: 0.380	FC3-2	BB		G6-4-3	1B	P6		1B		5 1 4 1 0 0 0												
Terry Whitfield, L (1.7) OBP: 0.345, SLG: 0.394	PB	FC3-2		G6-4-3	1B	BB		1B		3 2 3 1 2 0 0												
Rennie Stennett, R (1.4) OBP: 0.287, SLG: 0.304	FC3-2	BB		G6-4-3	1B	1B		1B		2 0 0 0 0 0 5												
Guy Sularz, R (5.4) OBP: 0.282, SLG: 0.265	FC3-2	PB		G6-4-3	1B	1B		1B		1 0 0 0 1 1 2												
Rich Murray, R (1.3) OBP: 0.258, SLG: 0.320		1B		5-3				K		4 0 2 2 0 1 3												
Joe Pettini, R (1.6) OBP: 0.299, SLG: 0.276	P6			4-3		P6				4 1 1 0 0 0 4												
Allen Ripley, R (1.1) OBP: 0.162, SLG: 0.194										3 0 0 0 0 3 0												
Gary Lavelle, S (7.1) ERA: 4.25	K			K		K		SH3-4		0 0 0 0 0 0 0												
Inning Stats	R: 3 E: 0 K: 1 S: 9	H: 4 LOB: 2 BB: 1 P: 13	R: 0 E: 0 K: 1 S: 6	H: 1 LOB: 0 BB: 0 P: 6	R: 0 E: 0 K: 0 S: 4	H: 2 LOB: 1 BB: 0 P: 4	R: 0 E: 0 K: 1 S: 6	H: 1 LOB: 1 BB: 0 P: 6	R: 1 E: 0 K: 0 S: 5	H: 2 LOB: 2 BB: 1 P: 9	R: 0 E: 0 K: 1 S: 5	H: 0 LOB: 0 BB: 0 P: 5	R: 0 E: 0 K: 3 S: 10	H: 1 LOB: 2 BB: 1 P: 14	R: 3 E: 0 K: 0 S: 6	H: 4 LOB: 2 BB: 1 P: 10	R: 0 E: 0 K: 0 S: 6	H: 0 LOB: 2 BB: 1 P: 10	1B: 13 2B: 2 3B: 0 HR: 0	SF: 0 SAC: 1 DP: 1 HBP: 0	WP: 0 PB: 1 CS: 0 SB: 0	PA: 41
PITCHER	IP WLS BF H R ER SO BB IBB HBP BLK WP HR S P ERA WHIP											IP WLS BF H R ER SO BB IBB HBP BLK WP HR S P ERA WHIP										
Michael LaCoss, R (1.1) ERA: 4.63	6.0 L 29 10 4 3 4 2 0 0 0 0 0 0 35 43 4.50 2.000																					
Geoff Combe, R (7.1) ERA: 10.8	1.1 9 3 3 3 3 2 0 0 0 0 0 13 21 20.25 3.750																					
Charlie Leibrandt, L (8.1) ERA: 4.25	0.2 3 2 0 0 0 0 0 0 0 0 0 3 3 0.00 3.000																					

Batter	1	2	3	4	5	6	7	8	9	AB	R	H	RBI	BB	SO	LOB	TOP				
Max Venable, L OBP: 0.333, SLG: 0.315 (1, 8)										4	0	0	0	1	1	1	San Francisco Giants @ Los Angeles Dodgers Dodger Stadium, Los Angeles, CA Thu Sep 25 1980, 3:33 AM PDT Att: 33,460 - Unknown livebaseballscorecards.com				
Terry Whitfield, L OBP: 0.340, SLG: 0.397 (1, 7)										4	1	1	1	0	0	3					
Jack Clark, R OBP: 0.380, SLG: 0.529 (1, 9)										4	0	0	0	0	0	0					
Darrell Evans, L OBP: 0.355, SLG: 0.407 (1, 5)										4	1	1	1	0	0	0					
Milt May, L OBP: 0.306, SLG: 0.371 (1, 2)										4	0	0	0	0	1	0					
Rich Murray, R OBP: 0.277, SLG: 0.362 (1, 3)										3	1	2	0	1	0	0					
Guy Sularz, R OBP: 0.265, SLG: 0.250 (1, 4)										4	0	1	0	0	0	2					
Joe Pettini, R OBP: 0.311, SLG: 0.287 (1, 6)										3	0	3	0	1	0	0					
Ed Whitson, R OBP: 0.108, SLG: 0.094 Gary Lavelle, S (8, 1)										3	0	0	0	0	0	6					
Inning Stats	R: 0 E: 0 K: 1 S: 5	H: 0 LOB: 0 BB: 0 P: 5	R: 1 E: 0 K: 1 S: 8	H: 3 LOB: 2 BB: 0 P: 8	R: 2 E: 0 K: 0 S: 5	H: 2 LOB: 0 BB: 2 P: 5	R: 0 E: 0 K: 0 S: 4	H: 1 LOB: 3 BB: 2 P: 12	R: 0 E: 0 K: 0 S: 3	H: 0 LOB: 0 BB: 0 P: 3	R: 0 E: 0 K: 0 S: 3	H: 0 LOB: 0 BB: 0 P: 3	R: 0 E: 0 K: 0 S: 3	H: 0 LOB: 0 BB: 0 P: 3	R: 0 E: 0 K: 0 S: 4	H: 1 LOB: 1 BB: 0 P: 4	1B: 6 2B: 1 3B: 0 HR: 2	SF: 0 SAC: 1 DP: 1 HBP: 0	WP: 1 PB: 0 SB: 1 CS: 0	PA: 37	
PITCHER	IP	WLS	BF	H	R	ER	SO	BB	IBB	HBP	BLK	WP	HR	S	P	ERA	WHIP				
Burt Hooton, R ERA: 3.67 Rick Sutcliffe, R ERA: 5.43	(1, 1)	7.0	L	30	7	3	3	2	3	0	0	0	1	2	31	43	3.86	1.429			
(8, 1)	2.0		7	1	0	0	0	0	0	0	0	0	0	0	7	7	0.00	0.500			

Batter	1	2	3	4	5	6	7	8	9	AB	R	H	RBI	BB	SO	LOB	BOTTOM					
Davey Lopes, R OBP: 0.327, SLG: 0.353 (1, 4)										5	1	3	2	0	0	1	San Francisco Giants @ Los Angeles Dodgers Dodger Stadium, Los Angeles, CA Thu Sep 25 1980, 3:33 AM PDT Att: 33,460 - Unknown livebaseballscorecards.com					
Derrel Thomas, S OBP: 0.329, SLG: 0.364 (1, 6)										4	0	0	0	1	1	3						
Dusty Baker Jr., R OBP: 0.336, SLG: 0.517 (1, 7)										4	0	1	0	0	0	2						
Steve Garvey, R OBP: 0.342, SLG: 0.463 (1, 3)										4	0	2	0	0	1	1						
Jay Johnstone, L OBP: 0.363, SLG: 0.410 Pedro Guerrero, R OBP: 0.371, SLG: 0.463 (8, PH) (9, 9)										3	0	1	0	0	0	1						
Mickey Hatcher, R OBP: 0.233, SLG: 0.292 (1, 5)										4	0	1	0	0	0	3						
Mike Scioscia, L OBP: 0.313, SLG: 0.328 Pepe Frias, R OBP: 0.253, SLG: 0.270 Steve Yeager, R OBP: 0.278, SLG: 0.277 (8, 2)										3	0	1	0	0	0	2						
Bobby Mitchell, L OBP: 0.500, SLG: 0.333 Rudy Law, L OBP: 0.308, SLG: 0.303 Joe Ferguson, R OBP: 0.365, SLG: 0.404 (9, PH)										0	0	0	0	0	0	0						
Burt Hooton, R OBP: 0.094, SLG: 0.098 Rick Monday, L OBP: 0.371, SLG: 0.473 Rick Sutcliffe, L OBP: 0.214, SLG: 0.154 Manny Mota, R OBP: 0.250, SLG: 0.250 (9, PH)										1	0	0	0	0	1	0						
Inning Stats	R: 1 E: 0 K: 1 S: 6	H: 1 LOB: 0 BB: 0 P: 6	R: 0 E: 0 K: 0 S: 3	H: 0 LOB: 0 BB: 0 P: 3	R: 0 E: 0 K: 0 S: 4	H: 1 LOB: 2 BB: 1 P: 8	R: 0 E: 0 K: 0 S: 5	H: 2 LOB: 2 BB: 0 P: 5	R: 0 E: 0 K: 0 S: 4	H: 0 LOB: 0 BB: 0 P: 5	R: 0 E: 0 K: 0 S: 7	H: 2 LOB: 3 BB: 0 P: 7	R: 0 E: 0 K: 0 S: 4	H: 1 LOB: 1 BB: 0 P: 4	R: 0 E: 0 K: 0 S: 4	H: 1 LOB: 1 BB: 0 P: 4	R: 1 E: 0 K: 0 S: 4	H: 1 LOB: 1 BB: 1 P: 8	1B: 8 2B: 1 3B: 0 HR: 1	SF: 0 SAC: 1 DP: 1 HBP: 0	WP: 0 PB: 0 SB: 3 CS: 0	PA: 38
PITCHER	IP	WLS	BF	H	R	ER	SO	BB	IBB	HBP	BLK	WP	HR	S	P	ERA	WHIP					
Ed Whitson, R ERA: 2.9 Gary Lavelle, L ERA: 3.05	(1, 1)	7.1	W	31	9	1	3	1	0	0	0	0	1	36	40	1.23	1.364					
(8, 1)	1.2	S	7	1	1	1	0	1	0	0	0	0	0	6	10	5.40	1.200					

Batter	1	2	3	4	5	6	7	8	9	AB	R	H	RBI	BB	SO	LOB	TOP					
Larry Herndon, R (1, 8) OBP: 0.281, SLG: 0.377 Bill North, S (9, PH) OBP: 0.374, SLG: 0.293 (9, 8)										4	0	0	0	0	1	3	San Francisco Giants @ Atlanta Braves Atlanta-Fulton County Stadium, Atlanta, GA Sat Sep 27 1980, 7:05 PM EDT Att: 19,486 - Unknown					
Darrell Evans, L (1, 5) OBP: 0.355, SLG: 0.407										5	0	2	0	0	0	2						
Jack Clark, R (1, 9) OBP: 0.375, SLG: 0.521										4	0	0	0	0	0	2						
Jim Wohlford, R (1, 7) OBP: 0.328, SLG: 0.374										4	0	1	0	0	1	2						
Rich Murray, R (1, 3) OBP: 0.276, SLG: 0.374										4	1	2	1	0	2	2						
Guy Sulzby, R (1, 4) OBP: 0.304, SLG: 0.265										3	0	1	0	1	0	0						
Joe Pettini, R (1, 6) OBP: 0.316, SLG: 0.288										3	0	1	0	1	1	3						
Mike Sadek, R (1, 2) OBP: 0.363, SLG: 0.308										3	1	2	1	1	0	2						
Allen Ripley, R (1, 1) OBP: 0.171, SLG: 0.200 Gary Lavelle, S (9, 1)									4	0	1	0	0	0	0	4						
Inning Stats	R: 0 E: 0 K: 2 S: 8	H: 1 LOB: 1 BB: 0 P: 8	R: 0 E: 0 K: 1 S: 7	H: 2 LOB: 2 BB: 0 P: 7	R: 0 E: 0 K: 0 S: 3	H: 1 LOB: 0 BB: 0 P: 3	R: 1 E: 0 K: 0 S: 5	H: 2 LOB: 2 BB: 2 P: 13	R: 0 E: 1 K: 1 S: 6	H: 0 LOB: 1 BB: 0 P: 6	R: 1 E: 0 K: 0 S: 3	H: 1 LOB: 0 BB: 1 P: 7	R: 0 E: 0 K: 0 S: 3	H: 0 LOB: 0 BB: 0 P: 3	R: 0 E: 0 K: 1 S: 5	H: 1 LOB: 0 BB: 0 P: 5	R: 0 E: 0 K: 1 S: 7	H: 2 LOB: 2 BB: 0 P: 7	1B: 8 2B: 2 3B: 0 HR: 2	SF: 0 SAC: 0 DP: 3 HBP: 0	WP: 0 PB: 0 SB: 1 CS: 1	PA: 38
PITCHER	IP WLS BF H R ER SO BB IBB HBP BLK WP HR S P ERA WHIP																					
Larry McWilliams, L (1, 1) ERA: 4.9	6.0 L 27 7 2 2 4 2 2 1 0 0 0 0 2 32 44 3.00 1.500																					
Preston Hanna, R (7, 1) ERA: 3.14	2.0 6 1 0 0 1 0 0 0 0 0 0 0 0 8 8 0.00 0.500																					
Gene Garber, R (9, 1) ERA: 3.89	0.2 4 2 0 0 1 0 0 0 0 0 0 0 0 6 6 0.00 3.000																					
Larry Bradford, L (9, 1) ERA: 2.48	0.1 1 0 0 0 0 0 0 0 0 0 0 0 0 1 1 0.00 0.000																					

Batter	1	2	3	4	5	6	7	8	9	AB	R	H	RBI	BB	SO	LOB	BOTTOM			
Terry Harper, R (1, 7) OBP: 0.306, SLG: 0.267										3	0	0	0	1	1	0	San Francisco Giants @ Atlanta Braves Atlanta-Fulton County Stadium, Atlanta, GA Sat Sep 27 1980, 7:05 PM EDT Att: 19,486 - Unknown			
Rafael Ramirez, R (1, 6) OBP: 0.295, SLG: 0.364										4	0	2	0	0	0	1				
Gary Matthews, R (1, 9) OBP: 0.327, SLG: 0.421										4	0	0	0	0	2	3				
Bob Horner, R (1, 5) OBP: 0.317, SLG: 0.553 Gary Cooper, S (9, PR)										4	1	2	0	0	1	1				
Chris Chambliss, L (1, 3) OBP: 0.338, SLG: 0.437										4	0	3	0	0	0	0				
Dale Murphy, R (1, 8) OBP: 0.345, SLG: 0.503										3	0	1	1	0	0	2				
Glenn Hubbard, R (1, 4) OBP: 0.327, SLG: 0.383										3	0	0	0	1	0	3				
Bruce Benedict, R (1, 2) OBP: 0.314, SLG: 0.318 Mike Lum, L (7, PH) OBP: 0.354, SLG: 0.250 Bill Nahorodny, R (8, 2) OBP: 0.287, SLG: 0.414										2	0	0	0	0	0	2				
Larry McWilliams, L (1, 1) OBP: 0.238, SLG: 0.160 Bill Picot, S (6, PH) OBP: 0.267, SLG: 0.410 Preston Hanna, R (7, 1) OBP: 0.143, SLG: 0.296 Jeff Burroughs, R (8, PH) OBP: 0.342, SLG: 0.465 Gene Garber, R (9, 1) OBP: 0.292, SLG: 0.500 Larry Bradford, R (9, 1)										1	0	0	0	0	1	0				
Inning Stats	R: 0 E: 0 K: 1 S: 5	H: 0 LOB: 0 BB: 0 P: 5	R: 0 E: 0 K: 0 S: 3	H: 0 LOB: 0 BB: 0 P: 3	R: 0 E: 0 K: 1 S: 5	H: 0 LOB: 0 BB: 0 P: 5	R: 0 E: 0 K: 2 S: 8	H: 1 LOB: 1 BB: 0 P: 8	R: 0 E: 0 K: 0 S: 4	H: 2 LOB: 1 BB: 0 P: 4	R: 1 E: 1 K: 1 S: 7	H: 2 LOB: 1 BB: 0 P: 7	R: 0 E: 0 K: 0 S: 4	H: 1 LOB: 0 BB: 0 P: 4	R: 0 E: 0 K: 0 S: 4	H: 2 LOB: 3 BB: 1 P: 8	1B: 7 2B: 1 3B: 0 HR: 0	SF: 1 SAC: 0 DP: 2 HBP: 0	WP: 1 PB: 0 SB: 1 CS: 0	PA: 35
PITCHER	IP WLS BF H R ER SO BB IBB HBP BLK WP HR S P ERA WHIP																			
Allen Ripley, R (1, 1) ERA: 3.85	8.0 W 31 7 1 1 6 1 1 0 0 1 1 0 0 42 46 1.12 1.000																			
Gary Lavelle, L (9, 1) ERA: 3.02	1.0 S 4 1 0 0 0 0 0 1 0 0 0 0 0 3 7 0.00 1.000																			



Batter	1	2	3	4	5	6	7	8	9	10	AB	R	H	RBI	BB	SO	LOB	TOP	
Jack Perconte, L OBP: 0.417, SLG: 0.300 (1, 4)											5	0	2	0	0	1	0	Los Angeles Dodgers @ San Francisco Giants Candlestick Park, San Francisco, CA Tue Sep 30 1980, 10:05 PM EDT Att: 10,953 - Unknown	
Jay Johnstone, L OBP: 0.383, SLG: 0.423 Manny Mota, R OBP: 0.200, SLG: 0.200 Fernando Valenzuela, L (9, 1)											2	0	1	0	2	1	1		
Dusty Baker Jr., R OBP: 0.343, SLG: 0.514 (1, 7)											3	0	2	1	2	1	1		
Steve Garvey, R OBP: 0.342, SLG: 0.462 (1, 3)											5	0	1	1	0	2	6		
Ron Cey, R OBP: 0.344, SLG: 0.451 (1, 5)											4	0	0	0	0	1	5		
Rick Monday, L OBP: 0.324, SLG: 0.475 (9, 9)											4	0	1	0	0	2	3		
Mickey Hatcher, R OBP: 0.240, SLG: 0.297 (10, 9)											1	0	1	0	0	0	0		
Joe Ferguson, R OBP: 0.382, SLG: 0.407 Gary Weiss, S (9, PR)											4	0	2	0	0	1	0		
Steve Yeager, R OBP: 0.272, SLG: 0.271 (9, 2)											1	1	0	0	0	0	1		
Derrel Thomas, S OBP: 0.326, SLG: 0.354 Gary Thomasson, L OBP: 0.307, SLG: 0.271 Pepe Frias, R OBP: 0.256, SLG: 0.273 (9, 6)											3	0	0	0	0	0	1		
Jerry Reuss, L OBP: 0.169, SLG: 0.154 Rudy Law, L OBP: 0.307, SLG: 0.302 Don Stanhouse, R (7, 1) Pedro Guerrero, R OBP: 0.358, SLG: 0.518 (9, 8)											1	1	0	0	1	1	0		
Inning Stats	R: 0 E: 0 K: 2 S: 9	H: 2 LOB: 3 BB: 0 P: 10	R: 0 E: 0 K: 2 S: 7	H: 0 LOB: 0 BB: 0 P: 7	R: 0 E: 0 K: 1 S: 5	H: 0 LOB: 0 BB: 2 P: 5	R: 1 E: 0 K: 0 S: 4	H: 2 LOB: 1 BB: 1 P: 8	R: 0 E: 0 K: 1 S: 6	H: 0 LOB: 1 BB: 0 P: 9	R: 0 E: 0 K: 2 S: 7	H: 0 LOB: 0 BB: 0 P: 7	R: 2 E: 0 K: 0 S: 7	H: 4 LOB: 3 BB: 1 P: 11	R: 3 E: 1 K: 2 S: 10	H: 3 LOB: 0 BB: 0 P: 10	1B: 12 2B: 0 3B: 0 HR: 1	SF: 0 SAC: 1 DP: 1 HBP: 1	WP: 0 PA: 47
PITCHER	IP WLS BF H R ER SO ERA WHIP	IP WLS BF H R ER SO ERA WHIP	IP WLS BF H R ER SO ERA WHIP	IP WLS BF H R ER SO ERA WHIP	IP WLS BF H R ER SO ERA WHIP	IP WLS BF H R ER SO ERA WHIP	IP WLS BF H R ER SO ERA WHIP	IP WLS BF H R ER SO ERA WHIP	IP WLS BF H R ER SO ERA WHIP	IP WLS BF H R ER SO ERA WHIP	IP WLS BF H R ER SO ERA WHIP	IP WLS BF H R ER SO ERA WHIP	IP WLS BF H R ER SO ERA WHIP	IP WLS BF H R ER SO ERA WHIP	IP WLS BF H R ER SO ERA WHIP	IP WLS BF H R ER SO ERA WHIP	IP WLS BF H R ER SO ERA WHIP	IP WLS BF H R ER SO ERA WHIP	
Tom Griffin, R ERA: 2.89 (1, 1)	6.2	29	6	1	1	6	4	0	0	0	0	0	0	0	0	0	0	1.35	1.500
Greg Minton, R ERA: 2.94 (7, 1)	1.2	8	3	2	2	3	0	0	0	0	0	0	0	0	0	0	0	10.80	1.800
Gary Lavelle, L ERA: 3.25 (9, 1)	1.2	L	10	4	3	3	2	1	0	0	0	0	0	0	0	0	0	16.20	3.000

Batter	1	2	3	4	5	6	7	8	9	10	AB	R	H	RBI	BB	SO	LOB	BOTTOM					
Larry Hemdon, R OBP: 0.285, SLG: 0.380 (1, 8)											5	1	3	1	0	0	1	Los Angeles Dodgers @ San Francisco Giants Candlestick Park, San Francisco, CA Tue Sep 30 1980, 10:05 PM EDT Att: 10,953 - Unknown					
Darrell Evans, L OBP: 0.357, SLG: 0.409 (1, 5)											3	0	1	0	2	0	1						
Jack Clark, R OBP: 0.380, SLG: 0.522 (1, 9)											3	0	2	0	2	0	3						
Jim Wohlford, R OBP: 0.304, SLG: 0.368 Max Venable, L OBP: 0.338, SLG: 0.318 (7, PH) (8, 7)											3	0	0	0	0	0	6						
Rich Murray, R OBP: 0.269, SLG: 0.364 (1, 3)											5	0	0	0	0	1	4						
Guy Sularz, R OBP: 0.300, SLG: 0.283 (1, 4)											4	1	1	0	0	2	4						
Joe Pettini, R OBP: 0.309, SLG: 0.282 Joe Strain, R OBP: 0.321, SLG: 0.319 (1, 6) (10, PH)											4	0	0	0	0	0	1						
Mike Sadek, R OBP: 0.371, SLG: 0.320 Bill North, S OBP: 0.373, SLG: 0.292 (1, 2) (10, PH)											4	1	3	0	0	0	1						
Tom Griffin, R OBP: 0.118, SLG: 0.294 Greg Minton, S OBP: 0.222, SLG: 0.125 Gary Lavelle, S (7, 1) (9, 1) Rennie Stennett, R OBP: 0.286, SLG: 0.303 (10, PH)											2	0	0	0	0	1	1						
Inning Stats	R: 0 E: 0 K: 0 S: 4	H: 2 LOB: 1 BB: 0 P: 4	R: 0 E: 1 K: 0 S: 4	H: 0 LOB: 1 BB: 0 P: 4	R: 0 E: 0 K: 0 S: 4	H: 1 LOB: 2 BB: 1 P: 8	R: 0 E: 0 K: 1 S: 5	H: 0 LOB: 0 BB: 0 P: 5	R: 1 E: 1 K: 0 S: 5	H: 2 LOB: 2 BB: 0 P: 9	R: 1 E: 1 K: 0 S: 7	H: 2 LOB: 1 BB: 0 P: 7	R: 1 E: 0 K: 0 S: 5	H: 2 LOB: 2 BB: 1 P: 9	R: 0 E: 0 K: 0 S: 4	H: 1 LOB: 1 BB: 0 P: 4	R: 0 E: 0 K: 2 S: 7		H: 0 LOB: 2 BB: 0 P: 15	R: 0 E: 0 K: 2 S: 7	H: 0 LOB: 0 BB: 0 P: 7	1B: 8 2B: 3 3B: 0 HR: 0	SF: 1 SAC: 3 DP: 2 HBP: 0
PITCHER	IP WLS BF H R ER SO ERA WHIP	IP WLS BF H R ER SO ERA WHIP	IP WLS BF H R ER SO ERA WHIP	IP WLS BF H R ER SO ERA WHIP	IP WLS BF H R ER SO ERA WHIP	IP WLS BF H R ER SO ERA WHIP	IP WLS BF H R ER SO ERA WHIP	IP WLS BF H R ER SO ERA WHIP	IP WLS BF H R ER SO ERA WHIP	IP WLS BF H R ER SO ERA WHIP	IP WLS BF H R ER SO ERA WHIP	IP WLS BF H R ER SO ERA WHIP	IP WLS BF H R ER SO ERA WHIP	IP WLS BF H R ER SO ERA WHIP	IP WLS BF H R ER SO ERA WHIP	IP WLS BF H R ER SO ERA WHIP	IP WLS BF H R ER SO ERA WHIP	IP WLS BF H R ER SO ERA WHIP					
Jerry Reuss, L ERA: 2.57 (1, 1)	6.0	27	7	2	2	2	2	0	0	0	0	0	0	0	0	0	0	3.00	1.500				
Don Stanhouse, R ERA: 3.04 (7, 1)	2.0	10	3	1	1	0	0	0	0	0	0	0	0	0	0	0	0	4.50	1.500				
Fernando Valenzuela, L ERA: (9, 1)	2.0	W	8	0	0	0	4	2	0	0	0	0	0	0	0	0	0	0.00	1.000				

Batter	1	2	3	4	5	6	7	8	9	AB	R	H	RBI	BB	SO	LOB	TOP			
Derrel Thomas, S OBP: 0.321, SLG: 0.354 (1, 4)	K2-3		5-3		F9		1-3			4	0	0	0	0	1	1	Los Angeles Dodgers @ San Francisco Giants Candlestick Park, San Francisco, CA Thu Oct 02 1980, 10:05 PM EDT Att: 11,693 - Unknown			
Pepe Frias, R OBP: 0.255, SLG: 0.275 (1, 6)	F9		E3		4-3			4-3		4	0	1	0	0	0	0				
Dusty Baker Jr., R OBP: 0.345, SLG: 0.513 (1, 7)	HR		FC6-4		FC5-4		CS	4-3		4	1	2	0	0	0	2				
Steve Garvey, R OBP: 0.342, SLG: 0.464 (1, 3)	HR		F3		FC5-4		IBB	5-3		3	1	1	2	1	0	2				
Pedro Guerrero, R OBP: 0.364, SLG: 0.512 (1, 8)	K		F9		FC5-4		FC6-4	K		4	0	0	0	0	2	3				
Joe Ferguson, R OBP: 0.377, SLG: 0.430 (1, 2)		F4		6-3		FC6-4				4	0	0	0	0	0	2				
Mickey Hatcher, R OBP: 0.244, SLG: 0.288 (1, 5)				F9				2-3		3	0	0	0	1	0	0				
Jay Johnstone, L OBP: 0.376, SLG: 0.415 (9, PH)		F5			K					3	0	0	0	0	2	1				
Manny Mota, R OBP: 0.333, SLG: 0.333 (9, FR)										1	0	1	0	0	0	0				
Gary Weiss, S (9, FR)										0	0	0	0	0	0	0				
Dave Goltz, R OBP: 0.241, SLG: 0.128 (8, 1)					3-1					2	0	0	0	1	1	1				
Bobby Castillo, R OBP: 0.125, SLG: 0.125 (8, 1)										0	0	0	0	0	0	0				
Steve Howe, L OBP: 0.100, SLG: 0.100 (9, PH)										0	0	0	0	0	0	0				
Steve Yeager, R OBP: 0.271, SLG: 0.270 (9, PH)										1	0	0	0	0	1	1				
Inning Stats	R: 2 E: 0 K: 2 S: 9	H: 2 LOB: 0 BB: 0 P: 9	R: 0 E: 0 K: 1 S: 5	H: 0 LOB: 1 BB: 1 P: 9	R: 0 E: 1 K: 0 S: 4	H: 0 LOB: 1 BB: 0 P: 4	R: 0 E: 0 K: 0 S: 3	H: 0 LOB: 0 BB: 0 P: 3	R: 0 E: 0 K: 1 S: 5	H: 1 LOB: 2 BB: 0 P: 8	R: 0 E: 0 K: 1 S: 5	H: 0 LOB: 1 BB: 1 P: 9	R: 0 E: 0 K: 1 S: 6	H: 1 LOB: 1 BB: 0 P: 6	R: 0 E: 0 K: 1 S: 6	H: 1 LOB: 1 BB: 0 P: 6	1B: 3 2B: 1 3B: 0 HR: 1	SF: 0 SAC: 0 DP: 0 HBP: 0	WP: 0 PB: 0 SB: 0 CS: 1	PA: 36
PITCHER	IP WLS BF H R ER SO BB IBB HBP BLK WP HR S P ERA WHIP																			
Vida Blue, L ERA: 2.97 (1, 1)	7.1		30	4	2	2	5	2	1	0	0	0	0	0	1	37	49	2.46	0.818	
Greg Minton, R ERA: 2.52 (8, 1)	0.2	W	2	0	0	0	1	0	0	0	0	0	0	0	4	4	0.00	0.000		
Al Holland, L ERA: 1.75 (9, 1)	1.0	S	4	1	0	0	1	0	0	0	0	0	0	0	6	6	0.00	1.000		

Batter	1	2	3	4	5	6	7	8	9	AB	R	H	RBI	BB	SO	LOB	BOTTOM			
Max Venable, L OBP: 0.336, SLG: 0.311 (1, 8)	4-3									4	1	1	0	0	2	1	Los Angeles Dodgers @ San Francisco Giants Candlestick Park, San Francisco, CA Thu Oct 02 1980, 10:05 PM EDT Att: 11,693 - Unknown			
Johnnie LeMaster, R OBP: 0.259, SLG: 0.307 (9, 6)			K		K			BB		0	0	0	0	0	0	0				
Joe Pettini, R OBP: 0.299, SLG: 0.272 (1, 6)	6-3		5-3					F7		3	0	0	0	0	1	0				
Jim Wohlford, R OBP: 0.325, SLG: 0.370 (8, PH)										1	0	0	0	0	0	2				
Jack Clark, R OBP: 0.383, SLG: 0.520 (1, 9)	1B			5-3		G6-4-3		1B		2	0	1	0	2	0	0				
Darrell Evans, L OBP: 0.360, SLG: 0.413 (1, 5)				4-3		G6-4-3				4	0	2	2	0	0	1				
Terry Whitfield, L OBP: 0.336, SLG: 0.399 (8, PH)	L7									3	0	0	0	0	0	2				
Larry Herndon, R OBP: 0.280, SLG: 0.378 (8, PH)										1	0	0	0	0	1	2				
Al Holland, R OBP: 0.426, SLG: 0.600 (9, 1)										0	0	0	0	0	0	0				
Rich Murray, R OBP: 0.285, SLG: 0.353 (1, 3)			5-3			SH3-4		1B		3	1	1	0	0	1	0				
Guy Sularz, R OBP: 0.333, SLG: 0.298 (1, 4)						SF9		1B		3	0	2	0	0	0	0				
Mike Sadek, R OBP: 0.369, SLG: 0.318 (1, 2)						SF9		SH3-4		1	0	0	0	0	0	1				
Bill North, S OBP: 0.374, SLG: 0.292 (8, PH)			G5-4-3							1	0	0	0	0	0	0				
Bill North, S OBP: 0.374, SLG: 0.292 (9, 8)										1	0	0	0	0	0	0				
Vida Blue, S OBP: 0.111, SLG: 0.088 (8, 1)										1	0	0	1	0	1	0				
Greg Minton, S OBP: 0.222, SLG: 0.125 (8, PH)										0	0	0	0	0	0	0				
Mitt May, L OBP: 0.306, SLG: 0.369 (9, 2)			K					BB		1	1	1	0	0	0	0				
Inning Stats	R: 0 E: 0 K: 0 S: 4	H: 1 LOB: 2 BB: 1 P: 8	R: 0 E: 0 K: 0 S: 3	H: 1 LOB: 0 BB: 0 P: 3	R: 0 E: 0 K: 2 S: 7	H: 0 LOB: 0 BB: 0 P: 7	R: 0 E: 0 K: 0 S: 3	H: 0 LOB: 0 BB: 0 P: 3	R: 1 E: 0 K: 1 S: 7	H: 2 LOB: 1 BB: 0 P: 7	R: 0 E: 0 K: 1 S: 5	H: 1 LOB: 0 BB: 0 P: 5	R: 0 E: 0 K: 1 S: 5	H: 0 LOB: 0 BB: 0 P: 5	R: 2 E: 0 K: 1 S: 8	H: 3 LOB: 2 BB: 1 P: 12	1B: 8 2B: 0 3B: 0 HR: 0	SF: 1 SAC: 1 DP: 2 HBP: 0	WP: 0 PB: 0 SB: 0 CS: 0	PA: 32
PITCHER	IP WLS BF H R ER SO BB IBB HBP BLK WP HR S P ERA WHIP																			
Dave Goltz, R ERA: 4.28 (8, 1)	0.0		1	0	0	0	0	1	0	0	0	0	0	0	4	4	∞	∞		
Bobby Castillo, R ERA: 2.81 (8, 1)	0.1		2	1	0	0	1	0	0	0	0	0	0	4	4	0.00	3.000			

Batter	1	2	3	4	5	6	7	8	9	AB	R	H	RBI	BB	SO	LOB	TOP					
Gene Richards, L (1.7) OBP: 0.365, SLG: 0.388										5	1	3	1	0	0	0	San Diego Padres @ San Francisco Giants Candlestick Park, San Francisco, CA Fri Oct 03 1980, 10:05 PM EDT Att: 2,740 - Unknown					
Ozzie Smith, S (1.6) OBP: 0.315, SLG: 0.279										4	1	1	0	0	0	3						
Chuck Baker, R (7.6) OBP: 0.150, SLG: 0.200										1	0	0	0	0	0	0						
Jerry Mumphrey, S (1.8) OBP: 0.350, SLG: 0.369										4	2	1	1	0	1	0						
Dave Winfield, R (1.9) OBP: 0.365, SLG: 0.447										3	1	1	1	0	0	0						
Paul Dade, R (6.9) OBP: 0.317, SLG: 0.196										2	1	1	0	0	0	1						
Broderick Perkins, L (1.3) OBP: 0.432, SLG: 0.520										3	0	0	0	0	1	3						
Bill Fahey, L (6. PR) OBP: 0.302, SLG: 0.274										2	1	2	1	0	0	0						
Luis Salazar, R (1.5) OBP: 0.374, SLG: 0.456										3	2	3	4	1	0	0						
Gene Tenace, R (1.2) OBP: 0.396, SLG: 0.428										2	1	1	0	2	0	2						
Dave Cash, R (1.4) OBP: 0.284, SLG: 0.277										4	1	1	2	0	0	5						
Steve Mura, R (1.1) OBP: 0.185, SLG: 0.176										4	1	1	2	0	2	0						
Inning Stats	R: 5 E: 1 K: 1 S: 10	H: 5 LOB: 0 BB: 0 P: 10	R: 0 E: 0 K: 1 S: 5	H: 0 LOB: 0 BB: 0 P: 5	R: 0 E: 0 K: 0 S: 3	H: 0 LOB: 0 BB: 0 P: 3	R: 0 E: 0 K: 0 S: 2	H: 1 LOB: 0 BB: 1 P: 6	R: 0 E: 0 K: 1 S: 5	H: 1 LOB: 0 BB: 0 P: 5	R: 0 E: 0 K: 0 S: 9	H: 3 LOB: 2 BB: 2 P: 17	R: 1 E: 0 K: 0 S: 5	H: 2 LOB: 2 BB: 0 P: 6	R: 0 E: 0 K: 0 S: 3	H: 0 LOB: 1 BB: 0 P: 3		R: 1 E: 0 K: 0 S: 5	H: 3 LOB: 1 BB: 0 P: 5	1B: 11 2B: 2 3B: 2 HR: 1	SF: 2 SAC: 0 DP: 3 HBP: 1	WP: 1 PB: 0 SB: 3 CS: 0
PITCHER	IP WLS BF H R ER SO BB IBB HBP BLK WP HR S P ERA WHIP	IP WLS BF H R ER SO BB IBB HBP BLK WP HR S P ERA WHIP																				
Allen Ripley, R (1.1) ERA: 4.15	0.1 L 6 4 5 4 1 0 0 0 0 0 0 1 8 8 108.00 12.000																					
Bob Knepper, L (1.1) ERA: 4.1	2.2 8 1 0 0 1 0 0 0 0 0 0 0 10 10 0.00 0.375																					
Fred Breining, R (4.1) ERA: 3.86	2.0 6 2 0 0 1 1 0 0 0 0 0 0 7 11 0.00 1.500																					
Philip Nastu, L (6.1) ERA: 6.0	0.2 8 3 5 0 1 1 1 0 0 1 0 0 8 16 0.00 6.000																					
Mike Rowland, R (6.1) ERA: 2.42	1.1 7 2 1 1 0 0 0 0 1 0 0 0 6 7 6.75 1.500																					
Batter	1	2	3	4	5	6	7	8	9	AB	R	H	RBI	BB	SO	LOB	BOTTOM					
Max Venable, L (1.8) OBP: 0.333, SLG: 0.304										3	0	0	0	1	0	3	San Diego Padres @ San Francisco Giants Candlestick Park, San Francisco, CA Fri Oct 03 1980, 10:05 PM EDT Att: 2,740 - Unknown					
Joe Pettini, R (1.6) OBP: 0.294, SLG: 0.266										4	0	0	0	0	0	1						
Jack Clark, R (1.9) OBP: 0.383, SLG: 0.518										1	0	0	0	1	1	0						
Chris Bourjos, R (5.9) OBP: 0.333, SLG: 0.538										2	0	1	0	0	1	1						
Darrell Evans, L (1.5) OBP: 0.357, SLG: 0.410										4	0	0	0	0	1	3						
Terry Whitfield, L (1.7) OBP: 0.335, SLG: 0.397										4	0	1	0	0	0	2						
Rich Murray, R (1.3) OBP: 0.285, SLG: 0.353										3	0	1	0	1	1	1						
Guy Sularz, R (1.4) OBP: 0.343, SLG: 0.300										3	0	1	0	1	1	2						
Mike Sadek, R (1.2) OBP: 0.363, SLG: 0.311										3	0	0	0	0	0	5						
Allen Ripley, R (1.1) ERA: 4.15																						
Bob Knepper, L (1.1) ERA: 4.1																						
Fred Breining, R (4.1) ERA: 3.86																						
Philip Nastu, L (6.1) ERA: 6.0																						
Mike Rowland, R (6.1) ERA: 2.42																						
Alan Hargeseheimer, R (8.1) ERA: 4.32																						
Inning Stats	R: 0 E: 0 K: 1 S: 4	H: 0 LOB: 1 BB: 1 P: 8	R: 0 E: 0 K: 1 S: 7	H: 2 LOB: 0 BB: 0 P: 7	R: 0 E: 0 K: 1 S: 5	H: 0 LOB: 0 BB: 0 P: 5	R: 0 E: 0 K: 1 S: 5	H: 0 LOB: 1 BB: 1 P: 9	R: 0 E: 0 K: 2 S: 8	H: 0 LOB: 0 BB: 0 P: 8	R: 0 E: 1 K: 1 S: 6	H: 0 LOB: 3 BB: 2 P: 14	R: 0 E: 0 K: 0 S: 3	H: 1 LOB: 0 BB: 0 P: 3	R: 0 E: 0 K: 0 S: 3	H: 0 LOB: 0 BB: 0 P: 3	R: 0 E: 0 K: 0 S: 3	H: 0 LOB: 0 BB: 0 P: 3	1B: 4 2B: 1 3B: 0 HR: 0	SF: 0 SAC: 0 DP: 4 HBP: 0	WP: 0 PB: 0 SB: 0 CS: 0	PA: 34
PITCHER	IP WLS BF H R ER SO BB IBB HBP BLK WP HR S P ERA WHIP	IP WLS BF H R ER SO BB IBB HBP BLK WP HR S P ERA WHIP																				
Steve Mura, R (1.1) ERA: 3.88	9.0 W 34 4 0 0 7 4 0 0 0 0 0 0 44 60 0.00 0.889																					
PITCHER	IP WLS BF H R ER SO BB IBB HBP BLK WP HR S P ERA WHIP	IP WLS BF H R ER SO BB IBB HBP BLK WP HR S P ERA WHIP																				
Steve Mura, R (1.1) ERA: 3.88	9.0 W 34 4 0 0 7 4 0 0 0 0 0 0 44 60 0.00 0.889																					
GIANTS																						

Batter	1	2	3	4	5	6	7	8	9	AB	R	H	RBI	BB	SO	LOB	TOP								
Gene Richards, L (1, 7) OBP: 0.363, SLG: 0.385 Paul Dade, R (3, 7) OBP: 0.338, SLG: 0.189	5-3		F7	E BB	1-3		6-3		2B BB	2	0	0	0	0	0	0	San Diego Padres @ San Francisco Giants Candlestick Park, San Francisco, CA Sun Oct 05 1980, 6:33 AM EDT Att: 14,680 - Unknown livebaseballscorecards.com								
Ozzie Smith, S (1, 6) OBP: 0.313, SLG: 0.276 Chuck Baker, R (6, 6) OBP: 0.136, SLG: 0.182	1-3		K	E3 S E	F8		5-3		F6	4	0	0	0	0	1	3									
Jerry Mumphrey, S (1, 8) OBP: 0.372, SLG: 0.372 Barry Evans, R (4, 5) OBP: 0.317, SLG: 0.312	2B		3B 1B	E4 S		K			F9	3	1	2	0	0	0	1									
Dave Winfield, R (1, 9) OBP: 0.365, SLG: 0.450	6-3		3B 1B	E G5-4-3 1-2 2-3		6-3			SH1-3 2B 1B	4	2	2	1	2	0	1									
Luis Salazar, R (1, 5) OBP: 0.372, SLG: 0.462	6-3		E5 BB S	G5-4-3 1-2		BB 1B			SH1-3 5-3	5	1	1	0	0	0	5									
Gene Tenace, R (1, 3) OBP: 0.399, SLG: 0.424	1B BB		BB			1B 1B			5-3	2	1	1	0	3	0	2									
Bill Fahey, L (1, 2) OBP: 0.314, SLG: 0.286	F5		BB			1B 1B				4	0	3	3	1	0	1									
Dave Cash, R (1, 4) OBP: 0.287, SLG: 0.280	1B		4-3			S 1B			FC5-4 2B	4	0	2	1	1	0	5									
Tom Tellmann, R (1, 1) OBP: 0.125, SLG: 0.125	K		K			K			6-3 K	5	0	0	0	0	4	6									
Inning Stats	R: 0 E: 0 K: 0 S: 4	H: 1 LOB: 1 BB: 0 P: 4	R: 0 E: 0 K: 1 S: 6	H: 1 LOB: 2 BB: 1 P: 10	R: 2 E: 1 K: 1 S: 8	H: 2 LOB: 3 BB: 2 P: 16	R: 1 E: 2 K: 1 S: 6	H: 0 LOB: 2 BB: 2 P: 14	R: 1 E: 0 K: 1 S: 8	H: 3 LOB: 2 BB: 0 P: 8	R: 1 E: 0 K: 1 S: 7	H: 2 LOB: 2 BB: 1 P: 11	R: 0 E: 0 K: 0 S: 3	H: 0 LOB: 0 BB: 0 P: 3	R: 2 E: 0 K: 1 S: 7	H: 2 LOB: 2 BB: 2 P: 15		R: 0 E: 0 K: 0 S: 4	H: 1 LOB: 2 BB: 1 P: 8	1B: 8 2B: 3 3B: 1 HR: 0	SF: 0 SAC: 1 DP: 1 HBP: 0	WP: 0 PB: 0 SB: 4 CS: 0	PA: 50		
PITCHER	IP	WLS	BF	H	R	ER	SO	BB	IBB	HBP	BLK	WP	HR	S	P	ERA	WHIP								
Ed Whitson, R (1, 1) ERA: 3.1	5.0	L	29	7	4	2	4	4	1	0	0	0	0	32	52	3.60	2.200								
Gary Lavelle, L (6, 1) ERA: 3.42	1.0		6	2	1	1	1	1	0	0	0	0	0	7	11	9.00	3.000								
Fred Breining, R (7, 1) ERA: 5.4	2.0		10	2	2	2	1	2	0	0	0	0	0	10	18	9.00	2.000								
Mike Rowland, R (9, 1) ERA: 2.33	1.0		5	1	0	0	0	1	0	0	0	0	0	4	8	0.00	2.000								

Batter	1	2	3	4	5	6	7	8	9	AB	R	H	RBI	BB	SO	LOB	BOTTOM								
Chris Bourjos, R (1, 9) OBP: 0.292, SLG: 0.409	5-3		5-3 1B 1B		K		F7		FC5-4 F7 1-2 2-H	5	1	1	0	0	1	3	San Diego Padres @ San Francisco Giants Candlestick Park, San Francisco, CA Sun Oct 05 1980, 6:33 AM EDT Att: 14,680 - Unknown livebaseballscorecards.com								
Larry Hemdon, R (1, 8) OBP: 0.284, SLG: 0.385	1B 3B		5-3		6-3		F8		F7	5	1	1	0	0	0	4									
Darrell Evans, L (1, 5) OBP: 0.359, SLG: 0.414	F7		S 1B		1-3 1B BB				K	3	0	1	1	2	1	2									
Milt May, L (1, 2) OBP: 0.305, SLG: 0.366 Mike Rowland, R (9, 1)	1B		4-1		1-3 1B				G3	4	0	2	1	0	0	2									
Terry Whitfield, L (1, 7) OBP: 0.337, SLG: 0.396	F8				4-3		K		1B	4	0	1	0	0	1	3									
Rich Murray, R (1, 3) OBP: 0.255, SLG: 0.340	K		K		K		1-3		F8	4	0	0	0	0	2	4									
Guy Sularz, R (1, 4) OBP: 0.333, SLG: 0.292 Jack Clark, R (6, PH) OBP: 0.382, SLG: 0.517 Fred Breining, R (7, 1) Dennis Littlejohn, R (8, PH) OBP: 0.369, SLG: 0.276	F4		F8		F8		F3		4-3	2	0	0	0	0	0	0									
Joe Pettini, R (1, 6) OBP: 0.295, SLG: 0.274 Johnnie LeMaster, R (9, PH) OBP: 0.257, SLG: 0.306	4-3								1B E BB	3	0	2	0	0	0	0									
Ed Whitson, R (1, 1) OBP: 0.104, SLG: 0.091 Joe Strain, R (5, PH) OBP: 0.320, SLG: 0.317 Gary Lavelle, S (6, 1) Rennie Stennett, R (7, 4) OBP: 0.286, SLG: 0.302	4-3				L5		F3		FC5-4 1B	1	0	0	0	0	0	1									
Inning Stats	R: 1 E: 0 K: 0 S: 5	H: 2 LOB: 1 BB: 0 P: 5	R: 0 E: 0 K: 1 S: 5	H: 0 LOB: 0 BB: 0 P: 5	R: 1 E: 0 K: 0 S: 5	H: 2 LOB: 1 BB: 0 P: 5	R: 0 E: 0 K: 1 S: 5	H: 0 LOB: 0 BB: 0 P: 5	R: 0 E: 0 K: 1 S: 6	H: 1 LOB: 1 BB: 0 P: 6	R: 0 E: 0 K: 1 S: 6	H: 1 LOB: 2 BB: 1 P: 10	R: 0 E: 0 K: 0 S: 4	H: 1 LOB: 1 BB: 0 P: 4	R: 0 E: 0 K: 0 S: 4	H: 1 LOB: 2 BB: 1 P: 8		R: 1 E: 1 K: 1 S: 6	H: 1 LOB: 1 BB: 1 P: 10	1B: 7 2B: 1 3B: 1 HR: 0	SF: 0 SAC: 0 DP: 0 HBP: 0	WP: 0 PB: 0 SB: 1 CS: 0	PA: 39		
PITCHER	IP	WLS	BF	H	R	ER	SO	BB	IBB	HBP	BLK	WP	HR	S	P	ERA	WHIP								
Tom Tellmann, R (1, 1) ERA: 1.61	9.0	W	39	9	3	3	5	3	0	0	0	0	0	46	58	3.00	1.333								

