

San Francisco Giants - 1981

Batter	1	2	3	4	5	6	7	8	9	10	11	12	AB	R	H	RBI	BB	SO	LOB	TOP					
Gene Richards, L (1, 7) OBP: 0.500, SLG: 0.400	0-0 F3 S WP 1B		4-0 CS BB			0-0 F6			0-0 4-3		0-0 F7	0-0 1B	5	1	2	2	1	0	1						
Ozzie Smith, S (1, 6) OBP: 0.333, SLG: 0.200	0-0 F3 1-3		0-0 CS 1-2	0-0 6-3		4-0 CS BB			0-0 F7		0-0 1B	0-0 F4	5	0	1	0	1	0	3						
Ruppert Jones, L (1, 8)	0-0 3-1 3-H			0-0 F6		0-0 F7 1-2			0-0 6-3		0-0 G4-6-3 1-2f		5	0	0	0	0	0	3						
Luis Salazar, R (1, 5) OBP: 0.600, SLG: 0.600	0-3 K			0-0 CS 1B		0-0 6-3			0-0 6-3		0-0 SH3-4 1B	0-0 BB PB 1B	5	1	3	0	0	1	0						
Randy Bass, L (1, 3) Broderick Perkins, L (12, 3)		0-0 F8		0-0 CS 1-2	0-0 F5		0-0 F2		0-0 SH3-4 1-2		0-0 SH3-4 1-2	4-0 BB BB 1B BB	3	1	0	0	1	0	0						
Dave Edwards, R (1, 9) Joe Lefebvre, L (10, PH) (10, 9)		0-0 6-3			0-3 K		0-3 K		4-0 FC4-6 IBB		0-3 K	0-3 K	3	0	0	0	0	2	0						
Terry Kennedy, L (1, 2) OBP: 0.400, SLG: 0.250		0-3 K			0-0 1B 1B		0-0 K		0-0 5-3		0-0 F7	4-0 BB BB BB 1B BB	4	1	1	0	1	1	2						
Juan Bonilla, R (1, 4) OBP: 0.400, SLG: 0.400			0-0 5-3		0-0 1B 1B		0-0 K		0-0 6-3		0-0 FC4-6 1-2f	0-0 1B BB	5	0	2	1	0	0	2						
John Curtis, L (1, 1) Jerry Turner, L (11, PH) Gary Lucas, L (11, 1) Craig Stimac, R (12, PH) John Littlefield, R (12, 1)			0-3 K		0-3 K		0-3 K		0-3 K		0-0 1B 1B	0-3 K	3	0	0	0	0	3	2						
Inning Stats	R: 1 E: 0 K: 1 S: 6	H: 1 LOB: 0 BB: 0 P: 6	R: 0 E: 0 K: 1 S: 5	H: 0 LOB: 0 BB: 0 P: 5	R: 0 E: 0 K: 1 S: 4	H: 0 LOB: 1 BB: 1 P: 8	R: 0 E: 0 K: 2 S: 9	H: 1 LOB: 0 BB: 0 P: 3	R: 0 E: 0 K: 2 S: 9	H: 2 LOB: 2 BB: 0 P: 9	R: 0 E: 0 K: 1 S: 5	H: 0 LOB: 0 BB: 0 P: 5	R: 0 E: 0 K: 1 S: 5	H: 0 LOB: 0 BB: 0 P: 5	R: 0 E: 0 K: 0 S: 3	H: 0 LOB: 0 BB: 0 P: 3	R: 0 E: 0 K: 0 S: 4	H: 2 LOB: 1 BB: 0 P: 4	R: 0 E: 0 K: 2 S: 10	H: 3 LOB: 2 BB: 2 P: 18	1B: 10 2B: 0 3B: 0 HR: 0	SF: 0 SAC: 1 DP: 1 HBP: 0	WP: 1 PA: 49		
PITCHER	IP	WLS	BF	H	R	ER	SO	BB	IBB	HBP	BLK	WP	HR	S	P	ERA	WHIP								
Vida Blue, L (1, 1) ERA: 1.29	7.0		24	4	1	1	6	2	0	0	0	1	0	34	42	1.29	0.857								
Greg Minton, R (8, 1) ERA:	4.0		15	3	0	0	1	0	1	0	0	0	0	16	20	0.00	0.750								
Al Holland, L (12, 1) ERA: 27.0	1.0	L	8	3	3	3	2	2	0	0	0	0	0	10	18	27.00	5.000								

San Diego Padres @ San Francisco Giants
 Candlestick Park, San Francisco, CA
 Thu Apr 09 1981, 6:33 AM EST
 Att. 54,520 - Unknown

AB	41
R	4
H	10
RBI	3
BB	5
SO	9
LOB	18



Batter	1	2	3	4	5	6	7	8	9	10	11	12	AB	R	H	RBI	BB	SO	LOB
Bill North, S (1, 8) X	0-0 F8-3 ①		0-0 F8 ③			0-0 F8 ①		0-0 6-3 ①		0-0 F9 ③			5	0	0	0	0	0	3
Enos Cabell, R (1, 3) X	0-0 5-3 ②			0-0 5-3 ①		0-0 4-3 ②		0-0 6-3 ②			0-0 6-3 ①		5	0	0	0	0	0	1
Joe Morgan, L (1, 4) X	0-0 F5 ③			0-0 F8 ②		0-0 4-3 ③		0-3 K ③			0-0 F8 ②		5	0	0	0	0	1	1
Jack Clark, R (1, 9)		0-0 6-3 ①		0-0 F9 ③			0-0 F8 ①		0-3 K ①		0-0 6-3 ③		5	0	0	0	0	1	0
Darrell Evans, L (1, 5) OBP: 0.400, SLG: 0.600		0-0 6-3 ②			0-0 FC5-6 2B ①		0-0 F9 ②		0-0 L4-3 1B ②			0-0 F8 ①	5	0	2	0	0	0	0
Larry Herndon, R (1, 7) OBP: 0.200, SLG: 0.200		0-0 F2 ③			0-0 FC5-6 S ①		0-0 1B ①		0-0 L4-3 ③			0-0 5-3 ②	5	1	1	0	0	0	2
Milt May, L (1, 2) OBP: 0.500, SLG: 1.000			0-0 2B ①		0-0 F9 ②		0-0 1B ②			0-0 5-3 ①		0-0 6-3 ③	2	0	1	0	0	0	1
Jim Wohlford, R (7, PH) OBP: 1.000, SLG: 1.000					0-0 F9 ②		0-0 1B ②						1	0	1	1	0	0	0
Mike Sadek, R (8, 2)					0-0 F9 ②		0-0 1B ②						2	0	0	0	0	0	0
Johnnie LeMaster, R (1, 6) OBP: 0.250, SLG: 0.250			0-0 F6 ①		0-0 4-3 ③		0-0 E6 ①			0-0 SH1-4 1B ①			4	0	1	0	0	0	3
Vida Blue, S (1, 1) OBP: 0.500, SLG: 0.500			0-0 5-3 ②			0-0 4-3 ③		0-0 F7 ③		0-0 SH1-4 ②			2	0	1	0	0	0	1
Mike Ivie, R (7, PH)													1	0	0	0	0	0	2
Greg Minton, S (8, 1)													0	0	0	0	0	0	0
Al Holland, R (12, 1)													0	0	0	0	0	0	0

Inning Stats	R: 0	H: 0	E: 0	LOB: 0	K: 0	S: 3	R: 0	H: 0	E: 0	LOB: 0	K: 0	S: 3	R: 0	H: 1	E: 0	LOB: 1	K: 0	S: 4	R: 0	H: 0	E: 0	LOB: 0	K: 0	S: 3	R: 0	H: 1	E: 0	LOB: 1	K: 0	S: 4	R: 0	H: 1	E: 0	LOB: 0	K: 1	S: 5	R: 0	H: 0	E: 0	LOB: 0	K: 1	S: 5	R: 0	H: 1	E: 0	LOB: 0	K: 0	S: 4	R: 0	H: 0	E: 0	LOB: 0	K: 0	S: 3	R: 0	H: 0	E: 0	LOB: 0	K: 0	S: 3	R: 0	H: 0	E: 0	LOB: 0	K: 0	S: 3	R: 0	H: 0	E: 0	LOB: 0	K: 0	S: 3	1B: 5	SF: 0	2B: 3	SAC: 1	3B: 0	DP: 1	HR: 0	HBP: 0	WP: 0	PA: 43
--------------	------	------	------	--------	------	------	------	------	------	--------	------	------	------	------	------	--------	------	------	------	------	------	--------	------	------	------	------	------	--------	------	------	------	------	------	--------	------	------	------	------	------	--------	------	------	------	------	------	--------	------	------	------	------	------	--------	------	------	------	------	------	--------	------	------	------	------	------	--------	------	------	------	------	------	--------	------	------	-------	-------	-------	--------	-------	-------	-------	--------	-------	--------

PITCHER	IP	WLS	BF	H	R	ER	SO	BB	IBB	HBP	BLK	WP	HR	S	P	ERA	WHIP
John Curtis, L (1, 1) ERA: 0.9	10.0		37	7	1	1	2	0	0	0	0	0	0	41	41	0.90	0.700
Gary Lucas, L (11, 1) ERA:	1.0	W	3	0	0	0	0	0	0	0	0	0	0	3	3	0.00	0.000
John Littlefield, R (12, 1) ERA:	1.0	S	3	0	0	0	0	0	0	0	0	0	0	3	3	0.00	0.000

San Diego Padres @ San Francisco Giants
 Candlestick Park, San Francisco, CA
 Thu Apr 09 1981, 6:33 AM EST
 Att: 54,520 - Unknown

AB	42
R	1
H	7
RBI	1
BB	0
SO	2
LOB	14



Batter	1	2	3	4	5	6	7	8	9	AB R H RBI BB SO LOB	TOP																	
Gene Richards, L (1, 7) OBP: 0.273, SLG: 0.200	0-0 3-1		0-0 4-3			0-0 F9		0-0 4-3	0-0 3-1	5 0 0 0 0 0 1																		
Ozzie Smith, S (1, 6) OBP: 0.400, SLG: 0.333	0-3 K			0-0 G3		0-0 1B		0-0 1B		4 1 2 1 0 1 0																		
Ruppert Jones, L (1, 8)	0-0 3-1			0-3 K		0-0 F7		0-0 5-3		4 0 0 0 0 1 2																		
Joe Lefebvre, L (1, 9) Dave Edwards, R (8, PH) OBP: 0.250, SLG: 0.250		4-0 BB		0-0 L4			0-0 4-3	0-0 1B		2 0 0 0 1 0 0 1 0 1 1 0 0 0																		
Luis Salazar, R (1, 5) OBP: 0.444, SLG: 0.444					0-3 K		0-0 1B	0-0 E5		4 1 1 0 0 1 2																		
Terry Kennedy, L (1, 2) OBP: 0.333, SLG: 0.250					0-0 4-3		0-0 1B	0-3 K		4 0 1 0 0 1 3																		
Broderick Perkins, L (1, 3) OBP: 0.250, SLG: 0.500					0-0 F7		0-0 F8		0-0 E7	4 1 1 0 0 0 3																		
Juan Bonilla, R (1, 4) OBP: 0.444, SLG: 0.625			0-0 3-4-1			0-0 1B	0-0 1B		0-0 SF7	3 1 2 2 0 0 0																		
Steve Mura, R (1, 1) Jerry Turner, L (7, PH) John Urrea, R (7, 1) Gary Lucas, L (8, 1) John Littlefield, R (9, 1)			0-0 4-3			0-0 F2	0-0 6-3		0-0 F8	2 0 0 0 0 0 1 1 0 0 0 0 0 2 0 0 0 0 0 0 0 1 0 0 0 0 0 0 0 0 0 0 0 0 0																		
Inning Stats	R: 0 E: 0 K: 1 S: 5	H: 0 LOB: 0 BB: 0 P: 5	R: 0 E: 0 K: 0 S: 3	H: 0 LOB: 1 BB: 1 P: 7	R: 0 E: 0 K: 0 S: 3	H: 0 LOB: 0 BB: 0 P: 3	R: 0 E: 0 K: 1 S: 5	H: 0 LOB: 0 BB: 0 P: 5	R: 0 E: 0 K: 1 S: 5	H: 0 LOB: 0 BB: 0 P: 5	R: 1 E: 0 K: 0 S: 5	H: 2 LOB: 1 BB: 0 P: 5	R: 1 E: 0 K: 0 S: 6	H: 3 LOB: 2 BB: 0 P: 6	R: 1 E: 1 K: 1 S: 8	H: 2 LOB: 2 BB: 0 P: 8	R: 1 E: 1 K: 0 S: 4	H: 1 LOB: 0 BB: 0 P: 4	1B: 6 2B: 2 3B: 0 HR: 0	SF: 1 SAC: 0 DP: 0 HBP: 0	WP: 0 PB: 0 SB: 1 CS: 0	PA: 37						
PITCHER	IP WLS BF H R ER SO BB IBB HBP BLK WP HR S P ERA WHIP																											
Ed Whitson, R (1, 1) ERA: 2.7	6.2		26	5	2	2	3	1	0	0	0	0	0	0	31	35	2.70	0.900										
Gary Lavelle, L (7, 1) ERA: 6.75	1.1	L	7	2	1	1	1	0	0	0	0	0	0	0	9	9	6.75	1.500										
Fred Breining, R (9, 1) ERA:	1.0		4	1	1	0	0	0	0	0	0	0	0	0	4	4	0.00	1.000										

San Diego Padres @ San Francisco Giants
 Candlestick Park, San Francisco, CA
 Fri Apr 10 1981, 9:05 PM EST
 Att. 9,579 - Unknown

AB	35
R	4
H	8
RBI	4
BB	1
SO	4
LOB	14



Batter	1	2	3	4	5	6	7	8	9	AB	R	H	RBI	BB	SO	LOB
Bill North, S OBP: 0.222, SLG: 0.250 (1, 8)	0-0 4-3		0-3 K		0-0 2B			4-0 S BB		3	0	1	0	1	1	0
Enos Cabell, R OBP: 0.125, SLG: 0.125 (1, 3) Chilli Davis, S (8, PH) Billy Smith, S (9, 4)	0-0 S 1B		0-0 5-3		0-0 4-3			0-3 S S 1-2 K		3	1	1	0	0	0	1
Joe Morgan, L OBP: 0.125, SLG: 0.125 (1, 4) Jim Wohlford, R (8, PH) Fred Breining, R (9, 1)	0-0 F4 1-2			0-0 WP S 2B 1B		0-0 F9		0-0 1-3		3	1	1	0	0	0	1
Jack Clark, R OBP: 0.222, SLG: 0.222 (1, 9)	0-0 2-H 1B			0-0 5-3 1-2		0-0 6-3			0-0 FC3-6 BB 1B	4	0	2	1	0	0	1
Darrell Evans, L OBP: 0.333, SLG: 0.375 (1, 5)	0-0 G3			0-0 L4 2-3		0-3 K		4-0 S S S BB BB BB 1-2 FC3-6 BB		3	0	0	0	1	1	2
Larry Herndon, R OBP: 0.333, SLG: 0.444 (1, 7)		0-0 5-3		0-0 2B		0-0 FC3-6 1B		0-0 FC3-6 S 1B		4	0	2	1	0	0	2
Milt May, L OBP: 0.200, SLG: 0.400 (1, 2) Jerry Martin, R (9, PH)		0-0 F5		0-0 6-3		0-0 FC3-6 L6-3		0-3 S 1-2 K		3	0	0	0	0	0	2
Johnnie LeMaster, R OBP: 0.143, SLG: 0.143 (1, 6) Rennie Stennett, R (9, PH)		0-0 F5		0-0 F7		0-0 L6-3		0-0 F3		3	0	0	0	0	0	1
Ed Whitson, R (1, 1) Gary Lavelle, S (7, 1) Mike Ivie, R (8, PH) (9, 3)			0-0 F9		0-3 K2-3			0-0 5-3		2	0	0	0	0	1	0

Inning Stats	R: 1	H: 2	E: 0	LOB: 1	K: 0	P: 5	R: 0	H: 0	E: 0	LOB: 0	K: 0	P: 3	R: 0	H: 0	E: 0	LOB: 0	K: 1	P: 5	R: 1	H: 2	E: 0	LOB: 1	K: 0	P: 5	R: 0	H: 1	E: 0	LOB: 1	K: 1	P: 6	R: 0	H: 0	E: 0	LOB: 0	K: 1	P: 5	R: 0	H: 1	E: 0	LOB: 0	K: 0	P: 3	R: 0	H: 0	E: 0	LOB: 1	K: 1	P: 9	R: 0	H: 1	E: 0	LOB: 2	K: 1	P: 10	1B: 5	SF: 0	2B: 3	SAC: 0	3B: 0	DP: 1	HR: 0	HBP: 0
--------------	------	------	------	--------	------	------	------	------	------	--------	------	------	------	------	------	--------	------	------	------	------	------	--------	------	------	------	------	------	--------	------	------	------	------	------	--------	------	------	------	------	------	--------	------	------	------	------	------	--------	------	------	------	------	------	--------	------	-------	-------	-------	-------	--------	-------	-------	-------	--------

PITCHER	IP	WLS	BF	H	R	ER	SO	BB	IBB	HBP	BLK	WP	HR	S	P	ERA	WHIP
Steve Mura, R (1, 1) ERA: 3.0	6.0		23	5	2	2	3	0	0	0	0	1	0	29	29	3.00	0.833
John Urrea, R (7, 1) ERA:	1.1	W	5	1	0	0	0	1	0	0	0	0	0	4	8	0.00	1.500
Gary Lucas, L (8, 1) ERA:	1.0		5	1	0	0	1	1	0	0	0	0	0	6	10	0.00	2.000
John Littlefield, R (9, 1) ERA:	0.2	S	2	0	0	0	1	0	0	0	0	0	0	4	4	0.00	0.000


BOTTOM

San Diego Padres @ San Francisco Giants
Candlestick Park, San Francisco, CA

Fri Apr 10 1981, 9:05 PM EST
Att. 9,579 - Unknown

AB	33
R	2
H	7
RBI	2
BB	2
SO	5
LOB	16

WP: 1 PA: 35
PB: 0
SB: 4
CS: 0



PITCHER	IP	WLS	BF	H	R	ER	SO	BB	IBB	HBP	BLK	WP	HR	S	P	ERA	WHIP
---------	----	-----	----	---	---	----	----	----	-----	-----	-----	----	----	---	---	-----	------

Batter	1	2	3	4	5	6	7	8	9	AB R H RBI BB SO LOB	TOP													
Gene Richards, L OBP: 0.250, SLG: 0.200 (1, 7) X	0-0 4-3 ①		X 0-0 F9 FC1-5 1-2 1B	X 0-0 F6 ③			X 0-0 F8 ②		0-3 K ②	5 0 1 0 0 1 3	San Diego Padres @ San Francisco Giants Candlestick Park, San Francisco, CA Sat Apr 11 1981, 6:33 AM EST Att. 9,356 - Unknown livebaseballscorecards.com													
Ozzie Smith, S OBP: 0.400, SLG: 0.308 (1, 6) X	0-0 5-3 ②		X 0-0 FC1-5 BB 1-2 2-3f		X 0-0 FC1-6 1B		0-0 BB	0-0 1-3 ③	4 0 1 0 1 0 3															
Ruppert Jones, L OBP: 0.077, SLG: 0.154 Tim Lollar, L (7, 1) X	0-0 2B		X 0-0 F9 2-3		X 0-0 FC1-6 K S 1-2f		0-3 K ③		4 0 1 0 0 1 4 0 0 0 0 0 0 0															
Joe Lefebvre, L (1, 9) S S S	0-3 K ③		4-0 BB 1-2		0-3 K 1-3		0-3 K ①		3 0 0 0 1 3 2															
Luis Salazar, R OBP: 0.462, SLG: 0.538 (1, 5) X		X 0-0 1B 2B	X 0-0 F9 ③		X 0-0 F8 ①		0-0 3-1 1B		4 0 2 0 0 0 3															
Terry Kennedy, L OBP: 0.308, SLG: 0.182 (1, 2) X		X 0-0 F8 ①		4-0 BB FC4-6		X 0-0 F8 ②		0-0 3-1 1-2	3 0 0 0 1 0 2															
Broderick Perkins, L OBP: 0.250, SLG: 0.375 (1, 3) S S S		0-3 K ②		X 0-0 FC4-6 1B 1-2f		X 0-0 1B		0-0 4-3 ③	4 0 1 0 0 1 3															
Juan Bonilla, R OBP: 0.462, SLG: 0.583 (1, 4) X		X 0-0 2-H 1B ③		X 0-0 1-2 1B		X 0-0 F9 ③		X 0-0 4-3 ①	4 0 2 0 0 0 1															
Juan Eichelberger, R OBP: 0.500, SLG: 0.500 Danny Boone, L (5, 1)			X 0-0 FC1-5 1B	X 0-0 L3 ②		X 0-0 F6 ①		X 0-0 E5	2 0 1 0 0 0 2 0 0 0 0 0 0 0 1 0 0 0 0 0 0 1 0 0 0 0 0 0															
Mike Phillips, L (7, PH)																								
Dave Edwards, R OBP: 0.200, SLG: 0.200 (7, 8)																								
Inning Stats	R: 0 E: 0 K: 1 S: 6	H: 1 LOB: 1 BB: 0 P: 6	R: 0 E: 0 K: 1 S: 6	H: 2 LOB: 2 BB: 0 P: 6	R: 0 E: 0 K: 0 S: 5	H: 2 LOB: 3 BB: 1 P: 9	R: 0 E: 0 K: 0 S: 4	H: 1 LOB: 2 BB: 1 P: 8	R: 0 E: 0 K: 1 S: 5	H: 1 LOB: 0 BB: 0 P: 5	R: 0 E: 0 K: 1 S: 4	H: 1 LOB: 1 BB: 0 P: 4	R: 0 E: 0 K: 1 S: 5	H: 0 LOB: 1 BB: 1 P: 9	R: 0 E: 0 K: 1 S: 6	H: 1 LOB: 1 BB: 0 P: 6	R: 0 E: 1 K: 1 S: 6	H: 0 LOB: 1 BB: 0 P: 6	1B: 7 2B: 2 3B: 0 HR: 0	SF: 0 SAC: 0 DP: 0 HBP: 0	WP: 0 PB: 0 SB: 1 CS: 0	PA: 38		
PITCHER Doyle Alexander, R ERA: Greg Minton, R ERA:	(1, 1) 7.1 (8, 1) 1.2	WLS W S	BF 32 6	H 9 0	R 0 0	ER 0 0	SO 5 1	BB 3 0	IBB 0 0	HBP 0 0	BLK 0 0	WP 0 0	HR 0 0	S 39 8	P 51 8	ERA 0.00 0.00	WHIP 1.636 0.000						ERA 0.00 0.00	WHIP 1.636 0.000



Batter	1	2	3	4	5	6	7	8	9	AB	R	H	RBI	BB	SO	LOB
Chili Davis, S (1, 8)	0-0 E4 1-3 S 8-2			0-0 4-3 BB BB	4-0 BB BB		0-0 5-3			3	0	0	0	1	0	0
Enos Cabell, R (1, 3) OBP: 0.333, SLG: 0.455	0-0 1-3			0-0 2B	4-0 BB BB		0-0 2B			3	0	2	1	1	0	1
Joe Morgan, L (1, 4) OBP: 0.250, SLG: 0.100	0-0 8-2 3-Hf			4-0 BB	4-0 BB		0-3 K			2	0	0	1	2	1	2
Jack Clark, R (1, 9) OBP: 0.231, SLG: 0.167		0-0 1-3		0-0 F7	0-0 L5		4-0 IBB			3	0	0	0	1	0	5
Darrell Evans, L (1, 5) OBP: 0.231, SLG: 0.250		0-0 F6		0-0 F5		0-0 F7	0-0 G3			4	0	0	0	0	0	4
Larry Herndon, R (1, 7) OBP: 0.308, SLG: 0.385		0-3 K			0-3 K	0-0 2B BLK 1B		0-0 6-3		4	0	1	0	0	2	0
Milt May, L (1, 2) OBP: 0.222, SLG: 0.444			0-0 F6		0-0 F7	0-0 2B		0-0 F7		4	0	1	0	0	0	0
Johnnie LeMaster, R (1, 6) OBP: 0.455, SLG: 0.400			0-0 CS 1B		0-0 BB BB 1B	4-0 G4-6-3 IBB		0-0 1B		3	1	3	0	1	0	0
Doyle Alexander, R (1, 1)			0-3 K		4-0 BB BB 1-2 BB		0-0 G4-6-3		0-0 1-3	2	1	0	0	1	1	4
Greg Minton, S (8, 1)										1	0	0	0	0	0	1

Inning Stats	R: 0	H: 0	E: 1	LOB: 0	K: 0	BB: 0	S: 3	P: 3	R: 0	H: 0	E: 0	LOB: 0	K: 1	BB: 0	S: 5	P: 5	R: 0	H: 1	E: 0	LOB: 1	K: 1	BB: 0	S: 5	P: 5	R: 0	H: 1	E: 0	LOB: 2	K: 0	BB: 1	S: 4	P: 8	R: 2	H: 1	E: 0	LOB: 3	K: 1	BB: 4	S: 6	P: 22	R: 0	H: 2	E: 0	LOB: 2	K: 0	BB: 1	S: 4	P: 8	R: 0	H: 1	E: 0	LOB: 2	K: 1	BB: 1	S: 6	P: 10	R: 0	H: 1	E: 0	LOB: 1	K: 0	BB: 0	S: 4	P: 4
1B: 4	SF: 0	2B: 5	SAC: 0	3B: 0	DP: 3	HR: 0	HBP: 0	WP: 0	PA: 36																																																							

PITCHER	IP	WLS	BF	H	R	ER	SO	BB	IBB	HBP	BLK	WP	HR	S	P	ERA	WHIP
Juan Eichelberger, R (1, 1) ERA: 3.86	4.2	L	20	3	2	2	3	4	0	0	0	0	0	22	38	3.86	1.500
Danny Boone, L (5, 1) ERA:	1.1		7	2	0	0	0	1	1	0	1	0	0	5	13	0.00	2.250
Tim Lollar, L (7, 1) ERA:	2.0		9	2	0	0	1	0	1	0	0	0	0	10	14	0.00	1.000

BOTTOM

San Diego Padres @ San Francisco Giants
Candlestick Park, San Francisco, CA

Sat Apr 11 1981, 6:33 AM EST
Att. 9,356 - Unknown

livebaseballscores.com

AB 29
R 2
H 7
RBI 2
BB 7
SO 4
LOB 17



Batter	1	2	3	4	5	6	7	8	9	AB R H RBI BB SO LOB	TOP		
Davey Lopes, R (1, 4) OBP: 0.235, SLG: 0.133	1-0 F8 BB 1B HBP		0-0 6-3	0-0 F7			0-0 F8			3 1 0 0 0 0 1			
Ken Landreaux, L (1, 8) OBP: 0.353, SLG: 0.667	4-0 1B 1-2 FC2-5 BB		0-0 1-3		0-3 K		0-0 F9			3 0 0 0 1 1 0			
Dusty Baker Jr., R (1, 7) OBP: 0.176, SLG: 0.250	0-0 F8 2-3		0-0 6-3		4-0 BB BB BB 4-3 BB		0-0 4-3			3 0 0 0 1 0 2			
Steve Garvey, R (1, 3) OBP: 0.471, SLG: 0.667	0-0 WP FC2-5 1-3 3-H 1B		0-0 5-3	0-0 4-3			0-0 F2			4 0 1 1 0 0 1			
Ron Cey, R (1, 5) OBP: 0.353, SLG: 0.400	0-0 FC2-5 1-2 3-H WP		0-0 1B 1B E 1B	0-0 F8			0-0 F2			4 1 1 0 0 0 3			
Pedro Guerrero, R (1, 9) OBP: 0.438, SLG: 0.429	0-0 4-3 1-2 2-3		0-0 E 1-2 WP 1B	0-0 5-3			0-0 F7			4 1 1 0 0 0 2			
Mike Scioscia, L (1, 2) OBP: 0.214, SLG: 0.231		0-0 G3	0-0 E4 WP 1-3 2-H 1B 1B	0-0 6-3 1B			0-0 L6			4 1 2 0 0 0 0			
Bill Russell, R (1, 6) OBP: 0.429, SLG: 0.500		0-3 K	0-0 6-3	0-0 6-3			0-0 5-3			4 0 0 0 0 1 2			
Bob Welch, R (1, 1) Jay Johnstone, L (4, PH) Dave Stewart, R (4, 1) Rick Monday, L (6, PH) Dave Goltz, R (6, 1) Bobby Castillo, R (8, 1)		0-3 K	0-0 2-3 3-H 1B	0-0 4-3			0-0 5-3			1 0 0 0 0 1 0 1 0 1 1 0 0 0 0 0 0 0 0 0 0 1 0 0 0 0 0 1 0 0 0 0 0 0 0 1 0 0 0 0 0 0			
Inning Stats	R: 1 H: 1 E: 0 LOB: 2 K: 0 BB: 1 S: 4 P: 9	R: 0 H: 0 E: 0 LOB: 0 K: 2 BB: 0 S: 7 P: 7	R: 0 H: 0 E: 0 LOB: 0 K: 0 BB: 0 S: 3 P: 3	R: 3 H: 4 E: 1 LOB: 1 K: 0 BB: 0 S: 7 P: 7	R: 0 H: 0 E: 0 LOB: 1 K: 1 BB: 1 S: 5 P: 9	R: 0 H: 1 E: 0 LOB: 1 K: 0 BB: 0 S: 4 P: 4	R: 0 H: 0 E: 0 LOB: 0 K: 0 BB: 0 S: 3 P: 3	R: 0 H: 0 E: 0 LOB: 0 K: 0 BB: 0 S: 3 P: 3	R: 0 H: 0 E: 0 LOB: 0 K: 0 BB: 0 S: 3 P: 3	1B: 6 SF: 0 2B: 0 SAC: 0 3B: 0 DP: 0 HR: 0 HBP: 1	WP: 2 PA: 36 PB: 0 SB: 0 CS: 0		
PITCHER	IP WLS BF H R ER SO BB IBB HBP BLK WP HR S P ERA WHIP											PITCHER	IP WLS BF H R ER SO BB IBB HBP BLK WP HR S P ERA WHIP
Allen Ripley, R (1, 1) ERA: 4.5	8.0 L 33 6 4 4 3 2 0 1 0 2 0 36 45 4.50 1.000												
Fred Breining, R (9, 1) ERA:	1.0 3 0 0 0 0 0 0 0 0 0 0 3 3 0.00 0.000												

Los Angeles Dodgers @ San Francisco Giants
 Candlestick Park, San Francisco, CA
 Mon Apr 13 1981, 9:05 PM EST
 Att: 20,698 - Unknown

livebaseballscorecards.com

AB 33
 R 4
 H 6
 RBI 2
 BB 2
 SO 3
 LOB 12



Batter	1	2	3	4	5	6	7	8	9	AB R H RBI BB SO LOB
Bill North, S OBP: 0.222, SLG: 0.133 (1, 8)	0-0 L6		4-0 CS BB	4-0 BB		0-3 K			0-0 F8	3 0 0 0 2 1 1
Enos Cabell, R OBP: 0.333, SLG: 0.368 (1, 3)	4-0 BB		0-0 1B 1B	0-0 F9			0-0 F8		0-0 5-3	4 1 1 0 1 0 2
Joe Morgan, L OBP: 0.294, SLG: 0.143 (1, 4)	0-0 F2		0-0 1B SF8 1B		0-0 F8		0-0 6-3		4-0 BB	4 1 1 0 1 0 1
Jack Clark, R OBP: 0.320, SLG: 0.190 (1, 9)	0-0 L1		0-0 FC6-4 1B		4-0 FC5 F9 BB		0-0 6-3		0-3 K	4 0 1 1 1 1 2
Darrell Evans, L OBP: 0.286, SLG: 0.412 (1, 5)		4-0 1B 1B BB	0-0 SF8		0-0 F9			0-3 K		2 1 0 1 1 1 1
Larry Herndon, R OBP: 0.350, SLG: 0.450 (1, 7)		0-0 1B 1B	0-0 FC6-4		0-0 FC5			0-0 1B 1B		4 0 2 0 0 0 2
Milt May, L OBP: 0.467, SLG: 0.500 (1, 2)		0-0 G6-3 1B		4-0 FC5-4 BB		4-0 FC1-5 S BB		0-0 2B 1B		2 0 2 1 2 0 0
Johnnie LeMaster, R OBP: 0.353, SLG: 0.267 (1, 6)		0-3 K		0-0 FC5-4 SH3 WP		0-0 FC1-5 WP S		0-0 2B		3 0 0 0 0 1 4
Mike Ivie, R OBP: 0.500, SLG: 0.700 (8, PH)				1-2f		1-3		1-3		1 0 1 0 0 0 0
Billy Smith, S (9, 6)										0 0 0 0 0 0 0
Allen Ripley, R (1, 1)		0-0 G6-3		0-0 SH3		0-3 K		0-0 F7		2 0 0 0 0 1 3
Jim Wohlford, R OBP: 0.250, SLG: 0.250 (8, PH)				1-3		1-3				1 0 0 0 0 0 2
Fred Breining, R (9, 1)										0 0 0 0 0 0 0

Inning Stats	R: 0	H: 0	E: 0	K: 3	S: 3	H: 0	LOB: 1	BB: 1	P: 7	R: 1	H: 2	E: 0	K: 1	S: 6	R: 2	H: 3	E: 0	K: 0	S: 5	R: 0	H: 0	E: 0	K: 3	S: 3	R: 0	H: 0	E: 0	K: 2	S: 7	R: 0	H: 3	E: 0	K: 1	S: 7	R: 0	H: 0	E: 0	K: 1	S: 5	1B: 7	SF: 1	2B: 1	SAC: 1	3B: 0	DP: 1	HR: 0	HBP: 0
--------------	------	------	------	------	------	------	--------	-------	------	------	------	------	------	------	------	------	------	------	------	------	------	------	------	------	------	------	------	------	------	------	------	------	------	------	------	------	------	------	------	-------	-------	-------	--------	-------	-------	-------	--------

PITCHER	IP	WLS	BF	H	R	ER	SO	BB	IBB	HBP	BLK	WP	HR	S	P	ERA	WHIP
Bob Welch, R ERA: 9.0 (1, 1)	3.0		15	5	3	3	1	3	0	0	0	0	0	14	26	9.00	2.667
Dave Stewart, R ERA: (4, 1)	2.0	W	9	0	0	0	0	3	0	0	0	1	0	6	18	0.00	1.500
Dave Goltz, R ERA: (6, 1)	2.2		11	3	0	0	3	1	0	0	0	1	0	16	20	0.00	1.500
Bobby Castillo, R ERA: 3.86 (8, 1)	1.1	S	5	0	0	0	1	1	0	0	0	0	0	6	10	0.00	0.750

BOTTOM

Los Angeles Dodgers @ San Francisco Giants
Candlestick Park, San Francisco, CA


Mon Apr 13 1981, 9:05 PM EST
Att. 20,698 - Unknown

livebaseballscorecards.com

AB	30
R	3
H	8
RBI	3
BB	8
SO	5
LOB	18

GIANTS

WP	2	PA	40
PB	0		
SB	2		
CS	1		

Batter	1	2	3	4	5	6	7	8	9	AB R H RBI BB SO LOB	TOP	
Davey Lopes, R (1, 4) OBP: 0.227, SLG: 0.105	0-3 K		0-3 K		0-0 1-3		0-0 6-3		4-0 1B 2B IBB	4 1 0 0 1 2 0		
Ken Landreaux, L (1, 8) OBP: 0.364, SLG: 0.600	0-0 S 1B		0-0 F7		0-0 4-3			0-0 F5	0-0 1-3 2-H 2B 1B	5 1 2 1 0 0 0		
Dusty Baker Jr., R (1, 7) OBP: 0.227, SLG: 0.381	0-3 K 1-2			0-0 SF7 3B		0-0 6-3		0-0 2B E 1B	0-0 6-3	5 2 2 0 0 1 3		
Steve Garvey, R (1, 3) OBP: 0.409, SLG: 0.600	0-0 5-3			0-0 5-3		0-3 K		0-0 E5 2B 1-2	0-0 2B 2-H 3-H	5 1 1 2 0 1 3		
Ron Cey, R (1, 5) OBP: 0.318, SLG: 0.421		0-0 5-3		0-0 SF7 3-H		0-0 E5		0-0 2B 1-H 2-H	0-0 F9	4 0 1 3 0 0 1		
Pedro Guerrero, R (1, 9) OBP: 0.400, SLG: 0.353		0-0 F8		4-0 1B BB		0-3 K2-3		0-3 K		3 0 0 0 1 2 2		
Steve Yeager, R (1, 2) OBP: 0.750, SLG: 1.500		0-0 1B		0-0 1-2 1B			0-0 HR	0-3 K		4 1 3 1 0 1 1	AB 37 R 7 H 10 RBI 7 BB 2 SO 8 LOB 13	
Bill Russell, R (1, 6) OBP: 0.389, SLG: 0.444		0-0 1-3		0-0 F3			0-0 F8		0-0 SH2-3 1B 1B	4 1 1 0 0 0 3		
Fernando Valenzuela, L (1, 1)			0-0 6-3		0-0 4-3		0-3 K		0-0 SH2-3 1-2	3 0 0 0 0 1 0		
Inning Stats	R: 0 E: 0 K: 2 S: 8 H: 1 LOB: 1 BB: 0 P: 8	R: 0 E: 0 K: 0 S: 4 H: 1 LOB: 1 BB: 0 P: 4	R: 0 E: 0 K: 1 S: 5 H: 0 LOB: 0 BB: 0 P: 5	R: 1 E: 0 K: 0 S: 5 H: 2 LOB: 2 BB: 1 P: 9	R: 0 E: 0 K: 0 S: 3 H: 0 LOB: 0 BB: 0 P: 3	R: 0 E: 1 K: 2 S: 8 H: 0 LOB: 1 BB: 0 P: 8	R: 1 E: 0 K: 1 S: 6 H: 1 LOB: 0 BB: 0 P: 6	R: 2 E: 1 K: 2 S: 10 H: 2 LOB: 1 BB: 0 P: 10	R: 3 E: 0 K: 0 S: 6 H: 3 LOB: 1 BB: 1 P: 10	1B: 6 2B: 2 3B: 1 HR: 1 SF: 1 SAC: 1 DP: 0 HBP: 0	WP: 0 PB: 0 SB: 1 CS: 0 PA: 41	
PITCHER	IP WLS BF H R ER SO BB IBB HBP BLK WP HR S P ERA WHIP											
Vida Blue, L (1, 1) ERA: 2.51	7.1 L 32 7 4 3 6 1 0 0 0 0 0 1 43 47 3.68 1.091											
Randy Moffitt, R (8, 1) ERA:	0.2 2 0 0 0 2 0 0 0 0 0 0 0 6 6 0.00 0.000											
Al Holland, L (9, 1) ERA: 15.75	1.0 7 3 3 3 0 0 0 1 0 0 0 0 6 10 27.00 3.000											

Los Angeles Dodgers @ San Francisco Giants
 Candlestick Park, San Francisco, CA
 Tue Apr 14 1981, 9:05 PM EST
 Att. 23,790 - Unknown

livebaseballscorecards.com

Batter	1	2	3	4	5	6	7	8	9	AB R H RBI BB SO LOB	TOP											
Davey Lopes, R (1, 4) OBP: 0.192, SLG: 0.087	0-3 K	0-0 FC6-4		0-0 F9			0-0 6-3			4 0 0 0 0 1 3	Los Angeles Dodgers @ San Francisco Giants Candlestick Park, San Francisco, CA Wed Apr 15 1981, 9:05 PM EST Att: 20,775 - Unknown livebaseballscorecards.com											
Ken Landreaux, L (1, 8) OBP: 0.346, SLG: 0.542	0-0 CS 1B		0-0 4-3	0-0 F8			0-0 G3			4 0 1 0 0 0 1												
Dusty Baker Jr., R (1, 7) OBP: 0.308, SLG: 0.391	4-0 CS BB		0-0 S 1B		0-3 K			4-0 G5-3 BLK BB		2 0 1 0 2 1 0												
Steve Garvey, R (1, 3) OBP: 0.385, SLG: 0.583	0-0 CS	0-0 2B 2B	0-3 K	1-2	0-0 5-3			0-3 K		4 1 1 0 0 2 2												
Ron Cey, R (1, 5) OBP: 0.308, SLG: 0.364		0-0 E5 2B SH	0-0 F7		0-3 K			4-0 BB		3 1 0 0 1 1 2												
Pedro Guerrero, R (1, 9) OBP: 0.375, SLG: 0.333		0-3 K		0-0 1-3 2B 1B		0-0 F8		0-0 G5-3		4 1 1 0 0 1 4												
Bobby Castillo, R (8, 1)										0 0 0 0 0 0 0												
Mike Scioscia, L (1, 2) OBP: 0.278, SLG: 0.353		0-0 SH CS 2B		0-0 1-3 2B 1B		0-0 F2			0-3 K	4 1 2 1 0 1 0												
Bill Russell, R (1, 6) OBP: 0.333, SLG: 0.381		0-0 SH 1B CS		0-0 1-3		0-3 K			0-0 F7	3 0 0 1 0 1 2												
Burt Hooton, R (1, 1) OBP: 0.333, SLG: 0.500		0-0 FC6-4 1B		0-0 2B			0-3 K		0-0 F5	3 0 2 2 0 1 0												
Rick Monday, L (8, 9)				1-3 3-H						1 0 0 0 0 0 0												
Inning Stats	R: 0 E: 0 K: 1 S: 4	H: 1 LOB: 0 BB: 1 P: 8	R: 2 E: 1 K: 1 S: 9	H: 3 LOB: 2 BB: 0 P: 9	R: 0 E: 0 K: 1 S: 6	H: 1 LOB: 1 BB: 0 P: 6	R: 2 E: 0 K: 0 S: 6	H: 3 LOB: 1 BB: 0 P: 6	R: 0 E: 0 K: 2 S: 7	H: 0 LOB: 0 BB: 0 P: 7	R: 0 E: 0 K: 1 S: 5	H: 0 LOB: 0 BB: 0 P: 5	R: 0 E: 0 K: 1 S: 5	H: 0 LOB: 0 BB: 0 P: 5	R: 0 E: 0 K: 1 S: 4	H: 0 LOB: 1 BB: 2 P: 12	R: 0 E: 0 K: 1 S: 5	H: 0 LOB: 0 BB: 0 P: 5	1B: 5 2B: 3 3B: 0 HR: 0	SF: 0 SAC: 1 DP: 1 HBP: 0	WP: 0 PB: 0 SB: 1 CS: 4	PA: 37
PITCHER	IP WLS BF H R ER SO BB IBB HBP BLK WP HR S P ERA WHIP																					
Ed Whitson, R (1, 1) ERA: 3.86	5.0 L 23 8 4 3 5 1 0 0 0 0 0 0 32 36 5.40 1.800																					
Randy Moffitt, R (6, 1) ERA:	2.0 6 0 0 0 2 0 0 0 0 0 0 0 10 10 0.00 0.000																					
Fred Breining, R (8, 1) ERA:	2.0 7 0 0 0 2 2 0 0 0 1 0 0 9 17 0.00 1.000																					



Batter	1	2	3	4	5	6	7	8	9	AB R H RBI BB SO LOB	TOP		
Bill North, S (1, 8) OBP: 0.259, SLG: 0.136	4-0 BB 1B BB	0-0 4-3		0-3 K		4-0 FC5-4 BB			0-0 6-3	3 1 0 0 2 1 1			
Enos Cabell, R (1, 3) OBP: 0.367, SLG: 0.393	0-0 1-2 BB 1B		0-0 1-3 1B	0-0 2-H 1B 1B		0-0 1-2f FC5-4 CS			0-0 F7	5 3 3 1 0 0 1			
Joe Morgan, L (1, 4) OBP: 0.333, SLG: 0.292	0-0 F9		0-0 F7	0-0 2-H 1B		0-0 1-2 CS	0-0 S 1B		0-0 F5	5 0 2 1 0 0 3			
Jack Clark, R (1, 9) OBP: 0.243, SLG: 0.152	0-0 F7		0-0 1-3 2-3	0-0 F9			0-0 1-2 F7			4 0 0 0 0 0 5			
Darrell Evans, L (1, 5) OBP: 0.345, SLG: 0.364	4-0 1-2 2-3 BB		0-0 3-H 1B		4-0 1B SF7-4 BB		0-3 K			2 1 1 1 2 1 1			
Larry Herndon, R (1, 7) OBP: 0.438, SLG: 0.613	0-0 1-2 2-H 3-H 1B		0-0 1-2 1B		0-3 K		0-0 5-3			4 0 2 2 0 1 2			
Milt May, L (1, 2) OBP: 0.435, SLG: 0.450	0-0 F9		0-0 4-3		0-0 1-3 SF7-4 1B			0-0 3-1		4 0 1 0 0 0 4			
Johnnie LeMaster, R (1, 6) OBP: 0.269, SLG: 0.217		0-0 F8		0-0 CS 1B 1B		0-0 1-2 3-H SF7-4		0-0 F2		3 1 1 1 0 0 0			
Doyle Alexander, R (1, 1)			0-0 5-3		0-3 K			0-0 6-3		3 0 0 0 0 2 1			
Jerry Martin, R (8, PH) OBP: 0.308, SLG: 0.250				1-2 K						1 0 0 0 0 0 0			
Greg Minton, S (8, 1)										0 0 0 0 0 0 0			
Inning Stats	R: 2 H: 2 E: 0 LOB: 2 K: 0 BB: 2 S: 5 P: 13	R: 0 H: 0 E: 0 LOB: 0 K: 0 BB: 0 S: 3 P: 3	R: 1 H: 3 E: 1 LOB: 2 K: 0 BB: 0 S: 6 P: 6	R: 2 H: 3 E: 0 LOB: 1 K: 2 BB: 0 S: 10 P: 10	R: 1 H: 1 E: 0 LOB: 0 K: 1 BB: 1 S: 5 P: 9	R: 0 H: 0 E: 0 LOB: 0 K: 1 BB: 1 S: 4 P: 8	R: 0 H: 1 E: 0 LOB: 1 K: 1 BB: 0 S: 6 P: 6	R: 0 H: 0 E: 0 LOB: 0 K: 0 BB: 0 S: 3 P: 3	R: 0 H: 0 E: 0 LOB: 0 K: 0 BB: 0 S: 3 P: 3	1B: 10 SF: 1 2B: 1 SAC: 0 3B: 0 DP: 1 HR: 0 HBP: 0	WP: 0 PA: 40 PB: 0 SB: 1 CS: 2		
PITCHER	IP WLS BF H R ER SO BB IBB HBP BLK WP HR S P ERA WHIP											PITCHER	IP WLS BF H R ER SO BB IBB HBP BLK WP HR S P ERA WHIP
Gaylord Perry, R (1, 1) ERA: 3.38	3.2 L 21 8 5 3 2 2 0 0 0 0 0 0 23 31 7.36 2.727												
Preston Hanna, R (4, 1) ERA: 5.4	1.1 5 1 1 1 1 1 0 0 0 0 0 0 6 10 6.75 1.500												
Rick Mahler, R (6, 1) ERA: 7.2	2.0 7 1 0 0 2 1 0 0 0 0 0 0 10 14 0.00 1.000												
Bob Walk, R (8, 1) ERA: 6.35	2.0 6 0 0 0 0 0 0 0 0 0 0 0 6 6 0.00 0.000												

San Francisco Giants @ Atlanta Braves
 Atlanta-Fulton County Stadium, Atlanta, GA

Fri Apr 17 1981, 6:05 PM EST
 Att. 14,028 - Unknown

livebaseballscorecards.com

AB 34
 R 6
 H 10
 RBI 6
 BB 4
 SO 5
 LOB 18



Batter	1	2	3	4	5	6	7	8	9	AB R H RBI BB SO LOB	TOP														
Bill North, S OBP: 0.313, SLG: 0.231 (1, 8) X	0-0 4-3		0-0 S 1B		0-0 3-1		4-0 SH1-3 S SF8 BB		0-0 4-3 2B	4 2 2 0 1 0 0	<p>San Francisco Giants @ Atlanta Braves Atlanta-Fulton County Stadium, Atlanta, GA</p> <p>Sat Apr 18 1981, 6:05 PM EST Att. 14,260 - Unknown</p> <p>livebaseballscorecards.com</p> <table border="1"> <tr><td>AB</td><td>34</td></tr> <tr><td>R</td><td>4</td></tr> <tr><td>H</td><td>9</td></tr> <tr><td>RBI</td><td>4</td></tr> <tr><td>BB</td><td>3</td></tr> <tr><td>SO</td><td>2</td></tr> <tr><td>LOB</td><td>17</td></tr> </table> <p>GIANTS</p>	AB	34	R	4	H	9	RBI	4	BB	3	SO	2	LOB	17
AB	34																								
R	4																								
H	9																								
RBI	4																								
BB	3																								
SO	2																								
LOB	17																								
Enos Cabell, R OBP: 0.353, SLG: 0.375 (1, 3) X	0-0 F7		0-0 1-H HR 1B		0-0 E1		0-0 SH1-3		0-0 4-3 2-3	4 1 1 1 0 0 1															
Joe Morgan, L OBP: 0.344, SLG: 0.407 (1, 4) B B B	4-0 BB		0-0 1-H HR		0-0 F7		0-0 SF8		0-0 F3	3 1 1 3 1 0 2															
Darrell Evans, L OBP: 0.333, SLG: 0.320 (1, 5) X	0-0 L6		0-0 F7		0-0 G3		4-0 3-H FC4-6 BB			3 0 0 0 1 0 2															
Larry Herndon, R OBP: 0.417, SLG: 0.571 (1, 7) X		0-0 F7	0-0 F3		0-0 2B 1B		0-0 FC4-6			4 0 1 0 0 0 1															
Milt May, L OBP: 0.481, SLG: 0.542 (1, 2) X		0-0 4-3		0-0 E9 1B		0-0 1-3 2B		0-0 G1-6-3 1B		4 0 3 0 0 0 0															
Chili Davis, S OBP: 0.182, SLG: 0.100 (1, 9) X		0-0 S 1B		0-0 F7		0-0 G3		0-0 G1-6-3 1-2f		4 0 1 0 0 0 4															
Johnnie LeMaster, R OBP: 0.233, SLG: 0.185 (1, 6) X		0-0 3-1 1-2		0-0 6-3		0-0 5-3		0-3 K		4 0 0 0 0 1 4															
Tom Griffin, R (1, 1) X			0-0 F5		0-0 6-3		0-0 5-3		0-3 K	4 0 0 0 0 1 3															
Inning Stats	R: 0 E: 0 K: 0 S: 3	H: 0 LOB: 1 BB: 1 P: 7	R: 0 E: 0 K: 0 S: 4	H: 1 LOB: 1 BB: 0 P: 4	R: 3 E: 0 K: 0 S: 6	H: 3 LOB: 0 BB: 0 P: 6	R: 0 E: 1 K: 0 S: 4	H: 1 LOB: 1 BB: 0 P: 4	R: 0 E: 1 K: 0 S: 4	H: 0 LOB: 1 BB: 0 P: 4	R: 0 E: 0 K: 0 S: 5	H: 2 LOB: 2 BB: 0 P: 5	R: 1 E: 0 K: 0 S: 3	H: 0 LOB: 1 BB: 2 P: 11	R: 0 E: 0 K: 1 S: 5	H: 1 LOB: 0 BB: 0 P: 5	R: 0 E: 0 K: 1 S: 6	H: 1 LOB: 1 BB: 0 P: 6	1B: 6 2B: 2 3B: 0 HR: 1	SF: 1 SAC: 1 DP: 1 HBP: 0	WP: 0 PB: 0 SB: 4 CS: 0	PA: 39			
PITCHER	IP WLS BF H R ER SO BB IBB HBP BLK WP HR S P ERA WHIP																								
John Montefusco, R (1, 1) ERA: 2.38	5.0 L 24 7 3 3 0 1 0 0 0 0 0 1 23 27 5.40 1.600																								
Gene Garber, R (6, 1) ERA: 5.4	1.0 3 0 0 0 0 0 0 0 0 0 0 0 3 3 0.00 0.000																								
Preston Hanna, R (7, 1) ERA: 4.91	2.0 8 1 1 1 1 2 0 0 0 0 0 0 8 16 4.50 1.500																								
Rick Camp, R (9, 1) ERA: 6.0	1.0 4 1 0 0 0 1 0 0 0 0 0 0 6 6 0.00 1.000																								

Batter	1	2	3	4	5	6	7	8	9	AB R H RBI BB SO LOB
Terry Harper, R (1, 9) OBP: 0.273, SLG: 0.200	0-3 K ①		0-0 G6-4-3 ②			0-0 1B ②		0-0 6-3 ②		4 0 1 1 0 1 1
Rufino Linares, R (1, 7) OBP: 0.138, SLG: 0.214	0-3 K ②			0-0 5-3 ①		0-0 F2 ②		0-0 L6 ③		4 0 0 0 0 1 2
Chris Chambliss, L (1, 3) OBP: 0.469, SLG: 0.480	0-0 F7 ③			0-0 F7 ②		0-0 4-3 ③			0-0 G3 ①	4 0 0 0 0 0 1
Bob Horner, R (1, 5) OBP: 0.273, SLG: 0.200		0-3 K ①		0-3 K ③		0-0 1-3 ①			0-0 F7 ②	4 0 0 0 0 2 0
Dale Murphy, R (1, 8) OBP: 0.250, SLG: 0.323		0-0 E1 ①			0-3 K ①	4-0 BB ①			0-0 F3 ③	3 0 1 0 1 1 0
Glenn Hubbard, R (1, 4) OBP: 0.281, SLG: 0.286		0-0 6-3 ②			0-0 BB ②	0-3 K ②				3 0 1 0 0 1 2
Rafael Ramirez, R (1, 6) OBP: 0.259, SLG: 0.269		0-0 L5 ③			0-3 K ②	0-0 L5 ③				3 0 0 0 0 1 3
Bruce Benedict, R (1, 2) OBP: 0.269, SLG: 0.174			4-0 BB ①		0-3 K ③			0-0 F9 ①		1 0 0 0 1 1 1
Biff Pocoroba, S (8, PH) OBP: 0.200, SLG: 0.200 (9, 2)			0-3 K ①			0-0 5-3 ①		0-0 6-3 ③		1 0 0 0 0 0 0
John Montefusco, R (1, 1) Gene Garber, R (6, 1) Mike Lum, L (6, PH) Preston Hanna, R (7, 1) Claudell Washington, L (8, PH) Eddie Miller, S (8, PR) Rick Camp, R (9, 1)			0-3 K ①							1 0 0 0 0 0 1 1 0 0 0 0 0 0 0 0 1 0 0 0 0 0 0 0 0 0 0 0 0 0 0 0 1 0 1 0 0 0 0 0 0 1 0 0 0 0 0 0 0 0 0 0 0 0 0 0

Inning Stats	R: 0	H: 0	E: 0	K: 2	S: 7	R: 0	H: 1	E: 1	K: 1	S: 6	R: 0	H: 0	E: 0	K: 1	S: 4	R: 0	H: 0	E: 0	K: 1	S: 5	R: 0	H: 1	E: 0	K: 3	S: 10	R: 0	H: 1	E: 0	K: 0	S: 4	R: 0	H: 0	E: 0	K: 1	S: 5	R: 1	H: 1	E: 0	K: 0	S: 4	R: 0	H: 0	E: 0	K: 0	S: 3	1B: 2	2B: 0	3B: 2	HR: 0	SF: 0	SAC: 0	DP: 1	HBP: 0	WP: 0	PA: 32
PITCHER Tom Griffin, R (1, 1) ERA: 4.38	IP: 9.0	WLS: W	BF: 32	H: 4	R: 1	ER: 1	SO: 9	BB: 2	IBB: 0	HBP: 0	BLK: 0	WP: 0	HR: 0	S: 48	P: 56	ERA: 1.00	WHIP: 0.667																																						

BOTTOM

San Francisco Giants @ Atlanta Braves
Atlanta-Fulton County Stadium, Atlanta, GA

Sat Apr 18 1981, 6:05 PM EST
Att. 14,260 - Unknown

livebaseballscorecards.com

AB	30
R	1
H	4
RBI	1
BB	2
SO	9
LOB	11



Batter	1	2	3	4	5	6	7	8	9	AB R H RBI BB SO LOB	TOP																
Joe Morgan, L (1, 4) OBP: 0.306, SLG: 0.355	0-0 G3		0-0 4-3			0-3 K		0-0 3-1		4 0 0 0 0 1 1																	
Enos Cabell, R (1, 3) OBP: 0.316, SLG: 0.333 Greg Minton, S (8, 1)	0-0 F6		0-0 5-3			0-0 5-3		0-0 4-3		4 0 0 0 0 0 1 0 0 0 0 0 0 0																	
Jim Wohlford, R (1, 7) OBP: 0.286, SLG: 0.714 Bill North, S (8, 8)	0-0 5-3			0-0 HR		0-0 5-3			0-0 1B	3 1 1 1 0 0 0 1 0 1 0 0 0 0																	
Jack Clark, R (1, 9) OBP: 0.244, SLG: 0.139		4-0 3B BB		0-3 K		0-0 F4		0-0 F3		3 1 0 0 1 1 1																	
Darrell Evans, L (1, 5) OBP: 0.324, SLG: 0.379		0-0 3B		0-0 F9		0-0 F9		0-0 4-3		4 1 1 1 0 0 1																	
Larry Herndon, R (1, 8) OBP: 0.400, SLG: 0.526		0-0 3B		0-3 K		4-0 BB		0-0 3-1		3 0 0 1 1 1 1																	
Milt May, L (1, 2) OBP: 0.433, SLG: 0.481		0-0 4-3			0-0 6-3	0-0 F8				3 0 0 0 0 0 1																	
Johnnie LeMaster, R (1, 6) OBP: 0.242, SLG: 0.200		0-0 5-3			0-0 F7		0-0 SH1-4 1B			3 0 1 0 0 0 0																	
Allen Ripley, R (1, 1) Randy Moffitt, R (5, 1) Gary Lavelle, S (7, 1) Mike Ivie, R (8, 3) OBP: 0.278, SLG: 0.412			0-0 5-3		0-3 K		0-0 SH1-4			2 0 0 0 0 1 0																	
Inning Stats	R: 0 H: 0 E: 0 LOB: 0 K: 0 BB: 0 S: 3 P: 3	R: 2 H: 1 E: 0 LOB: 0 K: 0 BB: 1 S: 4 P: 8	R: 0 H: 0 E: 0 LOB: 0 K: 0 BB: 0 S: 3 P: 3	R: 1 H: 1 E: 0 LOB: 0 K: 2 BB: 0 S: 8 P: 8	R: 0 H: 0 E: 0 LOB: 0 K: 1 BB: 0 S: 5 P: 5	R: 0 H: 0 E: 0 LOB: 0 K: 1 BB: 0 S: 5 P: 5	R: 0 H: 0 E: 0 LOB: 1 K: 0 BB: 1 S: 3 P: 7	R: 0 H: 1 E: 0 LOB: 1 K: 0 BB: 0 S: 4 P: 4	R: 0 H: 1 E: 0 LOB: 1 K: 0 BB: 0 S: 4 P: 4	1B: 2 SF: 0 2B: 0 SAC: 1 3B: 1 DP: 0 HR: 1 HBP: 0	WP: 0 PA: 33 PB: 0 SB: 1 CS: 0																
PITCHER	IP WLS BF H R ER SO BB IBB HBP BLK WP HR S P ERA WHIP											PITCHER	IP WLS BF H R ER SO BB IBB HBP BLK WP HR S P ERA WHIP														
Phil Niekro, R (1, 1) ERA: 2.3	7.0	25	2	3	3	4	2	0	0	0	0	0	1	31	39	3.86	0.571										
Rick Camp, R (8, 1) ERA: 3.6	2.0	W	8	2	0	0	0	0	0	0	0	0	0	8	8	0.00	1.000										

San Francisco Giants @ Atlanta Braves
Atlanta-Fulton County Stadium, Atlanta, GA

Sun Apr 19 1981, 3:33 AM EST
Att. 7,443 - Unknown

livebaseballscorecards.com

AB 30
R 3
H 4
RBI 3
BB 2
SO 4
LOB 6



Batter	1	2	3	4	5	6	7	8	9	AB R H RBI BB SO LOB
Eddie Miller, S (1, 9) Mike Lum, L (9, PH) OBP: 0.250, SLG: 0.250	0-0 E9 G3 1B		0-0 6-3		0-0 4-3		0-0 4-3		4-0 1B IBB	4 0 1 0 0 0 0 0 0 0 0 1 0 0
Biff Pocoroba, S (1, 2) OBP: 0.300, SLG: 0.300	0-0 G3 2-3		0-0 F8		0-0 FC5 3-4-3 1B		0-3 K		0-0 1B 1-2 2-H 3-H	5 0 2 2 0 1 1
Chris Chambliss, L (1, 3) OBP: 0.444, SLG: 0.448	0-3 K			0-0 HR 1B	0-0 3-4-3			0-0 F2		4 1 1 0 0 1 2
Bob Horner, R (1, 5) OBP: 0.270, SLG: 0.182	0-0 6-3			0-0 F5 BB	4-0 BB			0-0 F3		3 0 0 0 1 0 2
Dale Murphy, R (1, 8) OBP: 0.278, SLG: 0.429		0-0 F3		0-0 HR 1-H	0-0 FC5 2-3f			0-0 S 1B		4 1 2 2 0 0 2
Rufino Linares, R (1, 7) OBP: 0.121, SLG: 0.188		0-3 K		0-0 F6		0-3 K		0-3 K 1-2		4 0 0 0 0 3 1
Glenn Hubbard, R (1, 4) OBP: 0.333, SLG: 0.300		4-0 BB		1-0 1B HBP		0-0 5-3		0-0 SH3-4 1B 1B		2 1 1 0 1 0 0
Rafael Ramirez, R (1, 6) OBP: 0.290, SLG: 0.276		0-3 K		0-0 1-2 1B		0-3 K		4-0 SH3-4 1B BB		3 1 1 0 1 2 1
Phil Niekro, R (1, 1) Claudell Washington, L (7, PH) Rick Camp, R (8, 1) Jerry Royster, R (9, PH) OBP: 0.200, SLG: 0.200 OBP: 0.308, SLG: 0.577 OBP: 1.000, SLG: 1.000			0-3 K	0-0 F5			0-0 F8	0-0 SH3-4 1-2 2-3		2 0 0 0 0 1 2 1 0

BOTTOM

San Francisco Giants @ Atlanta Braves
Atlanta-Fulton County Stadium, Atlanta, GA

Sun Apr 19 1981, 3:33 AM EST
Att. 7,443 - Unknown

livebaseballscores.com

AB	32
R	4
H	8
RBI	4
BB	4
SO	8
LOB	11



Inning Stats	R: 0	H: 1	E: 1	K: 1	S: 6	H: 1	LOB: 1	BB: 0	P: 6	R: 0	H: 0	E: 0	K: 2	S: 7	H: 0	LOB: 1	BB: 1	P: 11	R: 0	H: 0	E: 0	K: 1	S: 5	R: 2	H: 3	E: 0	K: 0	S: 6	H: 1	LOB: 2	BB: 0	P: 7	R: 0	H: 0	E: 0	K: 2	S: 7	H: 0	LOB: 0	BB: 0	P: 7	R: 0	H: 0	E: 0	K: 1	S: 5	R: 0	H: 1	E: 0	K: 1	S: 6	H: 2	LOB: 2	BB: 2	P: 11	1B: 7	SF: 0	2B: 0	3B: 0	HR: 1	WP: 0	PB: 0	SB: 1	CS: 0	PA: 38
--------------	------	------	------	------	------	------	--------	-------	------	------	------	------	------	------	------	--------	-------	-------	------	------	------	------	------	------	------	------	------	------	------	--------	-------	------	------	------	------	------	------	------	--------	-------	------	------	------	------	------	------	------	------	------	------	------	------	--------	-------	-------	-------	-------	-------	-------	-------	-------	-------	-------	-------	--------

PITCHER	IP	WLS	BF	H	R	ER	SO	BB	IBB	HBP	BLK	WP	HR	S	P	ERA	WHIP
Allen Ripley, R (1, 1) ERA: 4.26	4.2		22	5	2	2	4	2	0	0	0	0	0	27	36	3.86	1.500
Randy Moffitt, R (5, 1) ERA:	1.1		4	0	0	0	2	0	0	0	0	0	0	8	8	0.00	0.000
Gary Lavelle, L (7, 1) ERA: 1.42	1.1		4	0	0	0	1	0	0	0	0	0	0	6	6	0.00	0.000
Greg Minton, R (8, 1) ERA: 1.54	1.0	L	8	3	2	2	1	1	1	0	0	0	0	8	16	18.00	4.000

PITCHER	IP	WLS	BF	H	R	ER	SO	BB	IBB	HBP	BLK	WP	HR	S	P	ERA	WHIP
---------	----	-----	----	---	---	----	----	----	-----	-----	-----	----	----	---	---	-----	------

San Francisco Giants @ San Diego Padres
 Jack Murphy Stadium, San Diego, CA

Tue Apr 21 1981, 9:05 PM EST
 Att. 7,298 - Unknown

AB	29
R	1
H	4
RBI	1
BB	5
SO	6
LOB	16

WP	0	PA	34
PB	0		
SB	0		
CS	1		



AB R H RBI BB SO LOB

4	1	0	0	0	0	1
3	0	2	1	1	0	0
3	0	1	0	1	0	2
4	0	0	0	0	3	2
4	0	1	0	0	0	1
2	0	0	0	2	0	2
3	0	0	0	0	1	5
1	0	0	0	0	0	0
3	0	0	0	0	1	3
2	0	0	0	1	1	0
0	0	0	0	0	0	0
0	0	0	0	0	0	0

1B	3	SF	0
2B	2	SAC	0
3B	0	DP	1
HR	0	HBP	0

Batter	1	2	3	4	5	6	7	8	9																		
Bill North, S (1, 8) OBP: 0.357, SLG: 0.242	0-0 4-3		0-0 FC6-4 1B		0-0 F9		0-0 2-3																				
Enos Cabell, R (1, 3) OBP: 0.354, SLG: 0.356	4-0 CS BB		0-0 L4 1B		0-0 5-3			0-0 P2-4 1B																			
Joe Morgan, L (1, 4) OBP: 0.311, SLG: 0.359	0-0 1-2 2B		0-0 L4		4-0 BLK BB			0-0 P2-4 1-2f																			
Larry Herndon, R (1, 7) OBP: 0.347, SLG: 0.447	0-3 K		0-0 E6 1B		0-3 K 1-2			0-3 K																			
Darrell Evans, L (1, 5) OBP: 0.326, SLG: 0.333		0-0 F7		0-0 FC5-4 1B		0-0 F8		0-0 4-3																			
Jack Clark, R (1, 9) OBP: 0.300, SLG: 0.190		4-0 FC6-4 BB		0-0 F9		4-0 FC6-4 BB		0-0 1-3																			
Mike Sadek, R (1, 2) Jim Wohlford, R (9, PH) OBP: 0.250, SLG: 0.625		0-0 FC6-4 1-2f		0-3 K		0-0 FC6-4 1-2f		0-0 F9																			
Johnnie LeMaster, R (1, 6) OBP: 0.244, SLG: 0.189		0-3 K		0-0 FC5-4 1-2f			0-0 5-3																				
Doyle Alexander, R (1, 1) Al Holland, R (7, 1) Greg Minton, S (8, 1)			4-0 FC6-4 BB		0-0 5-3		0-3 K																				
Inning Stats	R: 0 E: 0 K: 1 S: 5	H: 1 LOB: 1 BB: 1 P: 9	R: 0 E: 0 K: 1 S: 5	H: 0 LOB: 1 BB: 1 P: 9	R: 1 E: 1 K: 0 S: 3	H: 1 LOB: 0 BB: 1 P: 7	R: 0 E: 1 K: 1 S: 7	H: 1 LOB: 2 BB: 0 P: 7	R: 0 E: 0 K: 1 S: 3	H: 0 LOB: 0 BB: 0 P: 3	R: 0 E: 0 K: 1 S: 5	H: 0 LOB: 2 BB: 2 P: 13	R: 0 E: 0 K: 1 S: 5	H: 0 LOB: 0 BB: 0 P: 5	R: 0 E: 0 K: 1 S: 3	H: 1 LOB: 0 BB: 0 P: 3	R: 0 E: 0 K: 0 S: 3	H: 0 LOB: 0 BB: 0 P: 3									
PITCHER	IP	WLS	BF	H	R	ER	SO	BB	IBB	HBP	BLK	WP	HR	S	P	ERA	WHIP										
Chris Welsh, L (1, 1) ERA: 2.63	7.0	W	28	3	1	0	5	5	0	0	1	0	0	33	53	0.00	1.143										
Gary Lucas, L (8, 1) ERA: 3.29	2.0	S	6	1	0	0	1	0	0	0	0	0	0	8	8	0.00	0.500										

livebaseballscorecards.com

Batter	1	2	3	4	5	6	7	8	9
Gene Richards, L (1, 7) OBP: 0.298, SLG: 0.250	0-0 F8		0-0 4-3		4-0 2B BB		0-0 F8		
Ozzie Smith, S (1, 6) OBP: 0.296, SLG: 0.213	0-0 F8		1-0 HBP		0-0 2B		0-0 4-3		
Ruppert Jones, L (1, 8) OBP: 0.250, SLG: 0.267	4-0 BB		0-0 F7		0-0 F9			0-0 1B E 2B	
Randy Bass, L (1, 3) OBP: 0.283, SLG: 0.286	0-0 4-3			0-0 G3		0-0 F5		4-0 E BB	
Broderick Perkins, L (8, PR) OBP: 0.273, SLG: 0.364									
Joe Lefebvre, L (1, 9) OBP: 0.237, SLG: 0.235		0-0 F7		0-0 F8		0-3 K		0-0 E1 1B	
Luis Salazar, R (1, 5) OBP: 0.300, SLG: 0.327		0-0 F8		0-3 K		0-0 CS 1B		0-3 K	
Terry Kennedy, L (1, 2) OBP: 0.333, SLG: 0.317		0-0 4-3			0-0 2B BB 1B	0-0 CS	0-0 E 2B	4-0 G4-6-3 IBB	
Mike Phillips, L (1, 4) OBP: 0.125, SLG: 0.125			0-0 SH1-4 1B		0-0 F7		0-0 E3	0-0 G4-6-3	
Chris Welsh, L (1, 1)			0-0 SH1-4		0-3 K		0-3 K		
Jerry Turner, L (7, PH) OBP: 0.750, SLG: 0.667			1-2						
Dave Edwards, R (7, PH) OBP: 0.133, SLG: 0.071									
Gary Lucas, L (8, 1)									

AB	R	H	RBI	BB	SO	LOB
3	1	0	0	1	0	3
3	0	1	2	0	0	2
3	1	1	0	1	0	3
3	0	0	0	1	0	1
0	0	0	0	0	0	0
4	0	1	0	0	1	0
4	0	1	0	0	2	3
3	1	2	0	1	0	0
4	0	1	0	0	0	5
1	0	0	0	0	1	1
0	0	0	0	0	0	0
1	0	0	0	0	1	2
0	0	0	0	0	0	0

WP	PA
0	36

Inning Stats	R	H	E	K	S	H	LOB	BB	P
R: 0 H: 0 E: 0 K: 0 S: 3	0	0	0	0	7	0	1	0	3
R: 0 H: 0 E: 0 K: 0 S: 3	0	0	0	0	3	0	0	3	3
R: 0 H: 1 E: 0 K: 0 S: 4	1	2	0	0	5	0	0	5	5
R: 0 H: 0 E: 0 K: 1 S: 5	0	0	0	1	5	0	0	5	5
R: 2 H: 2 E: 0 K: 1 S: 7	2	2	0	1	11	1	1	11	11
R: 0 H: 1 E: 0 K: 1 S: 5	1	0	0	0	5	0	0	5	5
R: 0 H: 1 E: 0 K: 1 S: 5	1	0	0	0	5	0	0	5	5
R: 0 H: 1 E: 1 K: 1 S: 7	1	2	1	0	7	2	0	7	7
R: 1 H: 2 E: 1 K: 1 S: 6	2	3	1	2	14	3	2	14	14

PITCHER	IP	WLS	BF	H	R	ER	SO	BB	IBB	HBP	BLK	WP	HR	S	P	ERA	WHIP
Doyle Alexander, R (1, 1) ERA: 1.77	6.0	L	26	5	2	2	3	2	0	1	0	0	0	29	38	3.00	1.167
Al Holland, L (7, 1) ERA: 14.4	1.0		6	2	1	1	1	1	0	0	0	0	0	7	11	9.00	3.000
Greg Minton, R (8, 1) ERA: 1.42	1.0		3	0	0	0	1	0	1	0	0	0	0	4	8	0.00	0.000

San Francisco Giants @ San Diego Padres
Jack Murphy Stadium, San Diego, CA
 Tue Apr 21 1981, 9:05 PM EST
 Att. 7,298 - Unknown

AB 29
R 3
H 7
RBI 2
BB 4
SO 5
LOB 20



Batter	1	2	3	4	5	6	7	8	9	AB R H RBI BB SO LOB	TOP	
Bill North, S (1, 8) <small>OBP: 0.413, SLG: 0.306</small> 	4-0 		0-0 			0-0 		0-0 		3 0 3 0 1 0 0	San Francisco Giants @ San Diego Padres Jack Murphy Stadium, San Diego, CA Wed Apr 22 1981, 6:33 AM EST Att. 9,982 - Unknown	
Enos Cabell, R (1, 3) <small>OBP: 0.333, SLG: 0.333</small> 	0-3 		0-0 			0-3 		0-0 		3 0 0 0 0 2 4		
Joe Morgan, L (1, 4) <small>OBP: 0.286, SLG: 0.326</small> 	0-0 		0-0 			0-3 		0-0 		4 0 0 0 0 1 4		
Darrell Evans, L (1, 5) <small>OBP: 0.320, SLG: 0.308</small> 		0-0 		0-0 		4-0 		0-0 		3 0 0 0 1 0 1		
Jack Clark, R (1, 9) <small>OBP: 0.278, SLG: 0.174</small> 		0-0 		0-0 		0-0 		0-0 		4 0 0 0 0 0 2		
Milt May, L (1, 2) <small>OBP: 0.436, SLG: 0.457</small> 		4-0 		0-0 		0-0 		0-0 		3 0 0 0 1 0 0		
Dave Bergman, L (1, 7) <small>OBP: 0.222, SLG: 0.556</small> Rennie Stennett, R (9, PH) <small>OBP: 0.083, SLG: 0.333</small> 		0-0 			0-0 		0-0 	0-0 		3 0 1 0 0 0 1		
Billy Smith, S (1, 6) <small>OBP: 0.250, SLG: 0.143</small> 			0-0 		0-0 		0-0 	0-0 		1 0 0 0 0 1 0		
Ed Whitson, R (1, 1) <small>OBP: 0.200, SLG: 0.200</small> Al Holland, R (6, 1) <small>OBP: 0.236, SLG: 0.231</small> Jerry Martin, R (7, PH) <small>OBP: 0.500, SLG: 0.500</small> Gary Lavelle, S (8, 1) <small>OBP: 0.500, SLG: 0.500</small> Randy Moffitt, R (8, 1) <small>OBP: 0.500, SLG: 0.500</small> Fred Breining, R (8, 1) <small>OBP: 0.500, SLG: 0.500</small> 			0-0 		0-3 		0-0 	0-0 		0 0 0 0 0 0 0		
Inning Stats	R: 0 H: 0 E: 0 LOB: 0 K: 1 BB: 1 S: 4 P: 8	R: 0 H: 0 E: 0 LOB: 1 K: 0 BB: 1 S: 3 P: 7	R: 0 H: 2 E: 0 LOB: 2 K: 0 BB: 0 S: 5 P: 5	R: 0 H: 0 E: 0 LOB: 0 K: 0 BB: 0 S: 3 P: 3	R: 0 H: 0 E: 0 LOB: 0 K: 1 BB: 0 S: 5 P: 5	R: 0 H: 1 E: 1 LOB: 2 K: 2 BB: 1 S: 8 P: 12	R: 0 H: 1 E: 0 LOB: 1 K: 0 BB: 0 S: 4 P: 4	R: 0 H: 1 E: 0 LOB: 1 K: 0 BB: 0 S: 4 P: 4	R: 0 H: 0 E: 0 LOB: 0 K: 0 BB: 0 S: 3 P: 3	1B: 5 SF: 0 2B: 0 SAC: 2 3B: 0 DP: 0 HR: 0 HBP: 0	WP: 0 PA: 34 PB: 0 SB: 0 CS: 1	
PITCHER Juan Eichelberger, R (1, 1) <small>ERA: 1.89</small> Gary Lucas, L (8, 1) <small>ERA: 2.93</small>	IP WLS BF H R ER SO BB IBB HBP BLK WP HR S P ERA WHIP 7.1 W 29 5 0 0 4 3 0 0 0 0 0 0 34 46 0.00 1.091											PITCHER IP WLS BF H R ER SO BB IBB HBP BLK WP HR S P ERA WHIP 1.2 S 5 0 0 0 0 0 0 0 0 0 0 0 5 5 0.00 0.000

AB	29
R	0
H	5
RBI	0
BB	3
SO	4
LOB	14



1	0	0	0	0	1	0
0	0	0	0	0	0	0
1	0	0	0	0	0	1
0	0	0	0	0	0	0
0	0	0	0	0	0	0
0	0	0	0	0	0	0

1	0	0	0	0	1	0
0	0	0	0	0	0	0
1	0	0	0	0	0	1
0	0	0	0	0	0	0
0	0	0	0	0	0	0
0	0	0	0	0	0	0

Batter	1	2	3	4	5	6	7	8	9	AB	R	H	RBI	BB	SO	LOB
Gene Richards, L OBP: 0.295, SLG: 0.250 (1, 7)	0-0 E3 FC3-6 1B		0-0 4-3		0-0 S 1B		0-3 K			4	0	1	1	0	1	0
Ozzie Smith, S OBP: 0.310, SLG: 0.220 (1, 6)	0-0 FC3-6 1-2 1B		0-0 4-3		0-0 3-H 1-2 F9			4-0 BB E BB		3	1	1	0	1	0	1
Ruppert Jones, L OBP: 0.232, SLG: 0.245 (1, 8)	0-0 FC3-6 1-2f 2-3			0-0 F8	0-3 K			0-0 F5		4	0	0	0	0	1	4
Randy Bass, L OBP: 0.311, SLG: 0.333 Broderick Perkins, L OBP: 0.273, SLG: 0.364 (1, 3) (8, PR) (9, 3)	0-3 K			0-0 1B 2B		0-0 L4		0-0 BB E 1B		4	0	2	0	0	1	2
Joe Lefebvre, L OBP: 0.244, SLG: 0.222 Dave Edwards, R OBP: 0.188, SLG: 0.071 (1, 9) (8, PH) (9, 9)	0-0 F4			0-0 F9		4-0 FC6-4 BB		4-0 E SF9 BB		2	0	0	0	1	0	3
Luis Salazar, R OBP: 0.296, SLG: 0.321 (1, 5)		0-0 4-3		0-0 2-3 1B		0-0 FC6-4 1-2f		0-0 FC1 1-3 2-H 3-H		4	0	1	0	0	0	2
Terry Kennedy, L OBP: 0.347, SLG: 0.318 (1, 2)		0-0 G6-4-3 1B		0-3 K		0-0 F7 1-2		4-0 IBB		3	0	1	0	1	1	3
Mike Phillips, L OBP: 0.200, SLG: 0.400 Barry Evans, R OBP: 0.333, SLG: 0.364 (1, 4) (7, PH) (8, 4)		0-0 G6-4-3 1-2f			0-0 1B 3B		0-0 F9	0-0 SF9		2	1	1	0	0	0	1
Juan Eichelberger, R OBP: 0.167, SLG: 0.167 Gary Lucas, L (1, 1) (8, 1)			0-3 K		0-3 K		0-3 K	0-0 4-3		1	0	0	0	0	0	2

Inning Stats	R: 0	H: 1	E: 1	LOB: 2	K: 1	BB: 0	S: 7	R: 0	H: 1	E: 0	LOB: 0	K: 0	BB: 0	S: 3	R: 0	H: 0	E: 0	LOB: 0	K: 1	BB: 0	S: 5	R: 0	H: 2	E: 0	LOB: 2	K: 1	BB: 0	S: 7	R: 1	H: 2	E: 0	LOB: 1	K: 2	BB: 0	S: 9	R: 0	H: 0	E: 0	LOB: 1	K: 0	BB: 1	S: 3	R: 0	H: 0	E: 0	LOB: 0	K: 2	BB: 0	S: 7	R: 3	H: 1	E: 1	LOB: 2	K: 0	BB: 3	S: 5	P: 17
--------------	------	------	------	--------	------	-------	------	------	------	------	--------	------	-------	------	------	------	------	--------	------	-------	------	------	------	------	--------	------	-------	------	------	------	------	--------	------	-------	------	------	------	------	--------	------	-------	------	------	------	------	--------	------	-------	------	------	------	------	--------	------	-------	------	-------

PITCHER	IP	WLS	BF	H	R	ER	SO	BB	IBB	HBP	BLK	WP	HR	S	P	ERA	WHIP
Ed Whitson, R ERA: 3.12 (1, 1)	5.2	L	24	6	1	1	5	1	0	0	0	0	0	33	37	1.59	1.235
Al Holland, L ERA: 13.5 (6, 1)	0.1		1	0	0	0	0	0	0	0	0	0	0	1	1	0.00	0.000
Gary Lavelle, L ERA: 1.93 (7, 1)	1.1		7	1	3	1	2	2	0	0	0	0	0	9	17	6.75	2.250
Randy Moffitt, R ERA: (8, 1)	0.0		1	0	0	0	0	0	0	0	0	0	0	1	1	∞	∞
Fred Breining, R ERA: (8, 1)	0.2		3	0	0	0	0	0	1	0	0	0	0	2	6	0.00	0.000


BOTTOM

San Francisco Giants @ San Diego Padres
Jack Murphy Stadium, San Diego, CA

Wed Apr 22 1981, 6:33 AM EST
 Att. 9,982 - Unknown

livebaseballscorecards.com

AB	31
R	4
H	7
RBI	2
BB	4
SO	7
LOB	19



WP: 0	PA: 36
PB: 0	
SB: 2	
CS: 0	

Batter	1	2	3	4	5	6	7	8	9	AB	R	H	RBI	BB	SO	LOB
--------	---	---	---	---	---	---	---	---	---	----	---	---	-----	----	----	-----

Bill North, S <small>OBP: 0.412, SLG: 0.317</small> (1, 8)										5	1	2	0	0	0	2
Enos Cabell, R <small>OBP: 0.327, SLG: 0.327</small> (1, 3)										4	0	1	1	0	1	4
Joe Morgan, L <small>OBP: 0.283, SLG: 0.304</small> (1, 4)										3	0	0	0	1	0	2
Darrell Evans, L <small>OBP: 0.315, SLG: 0.302</small> (1, 5)										4	0	1	0	0	0	2
Jack Clark, R <small>OBP: 0.283, SLG: 0.163</small> Fred Breining, R <small>(7, 1)</small> Rennie Stennett, R <small>OBP: 0.077, SLG: 0.308</small> Al Holland, R <small>(9, 1)</small>										3	0	0	0	0	1	1
Larry Herndon, R <small>OBP: 0.377, SLG: 0.471</small> (1, 7)										4	2	3	0	0	0	1
Milt May, L <small>OBP: 0.419, SLG: 0.436</small> (1, 2)										4	0	1	0	0	0	3
Johnnie LeMaster, R <small>OBP: 0.273, SLG: 0.205</small> (1, 6)										2	0	1	2	1	0	0
Tom Griffin, R <small>(1, 1)</small> Chili Davis, S <small>OBP: 0.154, SLG: 0.083</small> (7, 9)										2	0	0	0	0	0	2
										2	0	0	0	0	1	1

Inning Stats	R: 1	H: 2	E: 0	K: 1	S: 6	LOB: 1	BB: 1	P: 10	R: 1	H: 3	E: 0	K: 0	S: 6	LOB: 2	BB: 0	P: 6	R: 0	H: 0	E: 0	K: 0	S: 3	LOB: 0	BB: 0	P: 3	R: 1	H: 1	E: 0	K: 0	S: 4	LOB: 0	BB: 0	P: 4	R: 0	H: 0	E: 0	K: 0	S: 3	LOB: 0	BB: 0	P: 3	R: 0	H: 1	E: 0	K: 1	S: 6	LOB: 2	BB: 1	P: 10	R: 0	H: 1	E: 0	K: 0	S: 4	LOB: 1	BB: 0	P: 4	R: 0	H: 1	E: 0	K: 1	S: 5	LOB: 0	BB: 0	P: 5	1B: 9	2B: 0	3B: 0	HR: 0	SF: 0	SAC: 1	DP: 1	HBP: 0	WP: 0	PB: 1	SB: 3	CS: 0	PA: 37
--------------	------	------	------	------	------	--------	-------	-------	------	------	------	------	------	--------	-------	------	------	------	------	------	------	--------	-------	------	------	------	------	------	------	--------	-------	------	------	------	------	------	------	--------	-------	------	------	------	------	------	------	--------	-------	-------	------	------	------	------	------	--------	-------	------	------	------	------	------	------	--------	-------	------	-------	-------	-------	-------	-------	--------	-------	--------	-------	-------	-------	-------	--------

PITCHER	IP	WLS	BF	H	R	ER	SO	BB	IBB	HBP	BLK	WP	HR	S	P	ERA	WHIP
John Montefusco, R <small>ERA: 3.12</small> (1, 1)	6.0	W	26	7	3	3	1	2	0	0	0	0	0	26	34	4.50	1.500
Rick Camp, R <small>ERA: 2.0</small> (7, 1)	3.0	S	11	2	0	0	2	0	0	0	0	0	0	15	15	0.00	0.667

BOTTOM

Atlanta Braves @ San Francisco Giants
 Candlestick Park, San Francisco, CA
 Thu Apr 23 1981, 6:33 AM EST
 Att. 4,710 - Unknown

livebaseballscorecards.com

AB	34
R	3
H	9
RBI	3
BB	2
SO	3
LOB	19



Batter	1	2	3	4	5	6	7	8	9	AB R H RBI BB SO LOB	TOP	
Eddie Miller, S OBP: 0.250, SLG: 0.217 (1, 7) X	0-0 SH2-4 E1 4-3		0-0 4-3		0-0 6-3		0-0 F7		0-0 E6 1B	5 2 0 1 0 0 3		
Jerry Royster, R OBP: 0.400, SLG: 0.556 (1, 4) X	0-0 SH2-4 2-3		0-0 F9			0-0 3B		0-0 F7	0-0 FC5-4 1B	4 0 2 1 0 0 0		
Claudell Washington, L OBP: 0.386, SLG: 0.537 (1, 9) X	0-0 4-3 3-H			0-0 L6		0-0 1-3		0-3 K	0-3 K	5 0 0 1 0 2 2		
Bob Homer, R OBP: 0.298, SLG: 0.385 (1, 5) X	0-0 5-3			0-0 1B 1B		0-3 K		0-0 F8	0-0 FC5-4 1-2f	5 0 1 0 0 1 2		
Chris Chambliss, L OBP: 0.444, SLG: 0.432 (1, 3) X		0-0 FC5-6 BB 1B		0-0 G6-4-3 1-2 1B		0-0 F7		4-0 1B FC6-2 BB		3 0 2 0 1 0 1		
Dale Murphy, R OBP: 0.315, SLG: 0.431 (1, 8) X		4-0 FC5-6 1-2 BB		0-0 G6-4-3 1-2f			0-0 SH5-4 1B 2B		0-0 FC6-2 BB 1B	3 2 2 0 1 0 2		
Rafael Ramirez, R OBP: 0.306, SLG: 0.256 (1, 6) X		0-0 FC5-6 G6-4-3 1-2 2-3f			0-0 SH2-4 1B		0-0 SH5-4 2-3		4-0 1B FC6-2 BB	2 1 1 0 1 0 2		
Bruce Benedict, R OBP: 0.349, SLG: 0.243 (1, 2) X		0-0 G6-4-3 1-2f			0-0 F7		0-0 SH3-4 1B		0-0 FC6-2 1B E	4 1 1 1 0 0 6		
Bob Walk, R (1, 1) X			0-0 5-3		0-0 SH2-4		0-0 SH3-4		0-0 E 1B	1 0 0 0 0 0 0		
Biff Pocaroba, S (9, PH) X									1-2 2-3 3-H	1 1 1 1 0 0 0		
Gene Garber, R (9, 1) X									1-2 2-3 3-H	0 0 0 0 0 0 0		
Inning Stats	R: 1 H: 0 E: 1 LOB: 0 K: 0 BB: 0 S: 4 P: 4	R: 0 H: 1 E: 0 LOB: 1 K: 0 BB: 1 S: 3 P: 7	R: 0 H: 0 E: 0 LOB: 0 K: 0 BB: 0 S: 3 P: 3	R: 0 H: 2 E: 0 LOB: 1 K: 0 BB: 0 S: 4 P: 4	R: 0 H: 1 E: 0 LOB: 1 K: 0 BB: 0 S: 4 P: 4	R: 0 H: 1 E: 0 LOB: 1 K: 1 BB: 0 S: 6 P: 6	R: 1 H: 2 E: 0 LOB: 1 K: 0 BB: 0 S: 5 P: 5	R: 0 H: 0 E: 0 LOB: 0 K: 1 BB: 0 S: 5 P: 5	R: 5 H: 3 E: 1 LOB: 1 K: 1 BB: 2 S: 9 P: 17	1B: 8 SF: 0 2B: 1 SAC: 4 3B: 1 DP: 2 HR: 0 HBP: 0	WP: 0 PA: 40 PB: 0 SB: 2 CS: 0	
PITCHER Allen Ripley, R (1, 1) ERA: 3.2 Greg Minton, R (8, 1) ERA: 3.68	IP WLS BF H R ER SO BB IBB HBP BLK WP HR S P ERA WHIP											
	7.0 L 28 7 2 1 1 1 1 0 0 0 0 0 0 29 33 1.29 1.143											
	2.0 12 3 5 4 2 2 0 0 0 0 0 0 0 14 22 18.00 2.500											

Atlanta Braves @ San Francisco Giants
Candlestick Park, San Francisco, CA

AB	33
R	7
H	10
RBI	5
BB	3
SO	3
LOB	18



Fri Apr 24 1981, 9:05 PM EST
Att. 6,169 - Unknown

livebaseballscores.com

Batter	1	2	3	4	5	6	7	8	9	AB	R	H	RBI	BB	SO	LOB
Dave Bergman, L (1, 7) <small>OBP: 0.231, SLG: 0.417</small> Greg Minton, S (8, 1)	0-0 F7		4-0 1B BB		0-0 F8		0-0 4-3			3	0	0	0	1	0	1
Enos Cabell, R (1, 3) <small>OBP: 0.305, SLG: 0.304</small>	0-0 5-3		0-0 F4		0-0 6-3			0-0 1-3		4	0	0	0	0	0	1
Larry Herndon, R (1, 9) <small>OBP: 0.368, SLG: 0.455</small> (8, 7)	0-0 5-3		0-0 G4-6-3 1-2 1B		0-0 5-3			0-0 F8		4	0	1	0	0	0	0
Milt May, L (1, 2) <small>OBP: 0.404, SLG: 0.419</small>		0-0 1B 1B 1B	0-0 G4-6-3 1-2f		0-0 5-3			0-0 4-3		4	0	1	0	0	0	2
Jerry Martin, R (1, 8) <small>OBP: 0.278, SLG: 0.235</small>		0-0 F3		0-0 FC6-4 FC4-6 1B 1B		0-0 F8		0-0 6-3		4	1	1	0	0	0	1
Darrell Evans, L (1, 5) <small>OBP: 0.328, SLG: 0.340</small>		0-0 F7		0-0 FC6-4 1-2 1B		0-0 F7		0-0 2B		4	0	2	0	0	0	1
Rennie Stennett, R (1, 4) <small>OBP: 0.118, SLG: 0.294</small>		0-0 1B 1-2 1B		0-0 FC6-4 FC4-6 1-2f 2-3		0-0 F9		0-0 L5		4	0	1	0	0	0	3
Johnnie LeMaster, R (1, 6) <small>OBP: 0.292, SLG: 0.233</small>		0-0 1-2 2-3 1B		0-0 FC4-6 FC6-4 1-2f 3-H		0-0 1B		0-0 4-3		4	0	2	1	0	0	2
Allen Ripley, R (1, 1) Jack Clark, R (7, PH) <small>OBP: 0.259, SLG: 0.160</small> (8, 9)		0-0 F9		0-0 FC6-4 1-2f		0-0 F9				2	0	0	0	0	0	4
										1	0	0	0	0	0	1

Inning Stats	R: 0	H: 0	E: 0	K: 0	S: 3	R: 0	H: 3	E: 0	K: 0	S: 6	R: 0	H: 1	E: 0	K: 0	S: 3	R: 1	H: 2	E: 0	K: 0	S: 5	R: 0	H: 0	E: 0	K: 0	S: 3	R: 0	H: 1	E: 0	K: 0	S: 4	R: 0	H: 0	E: 0	K: 0	S: 3	R: 0	H: 1	E: 0	K: 0	S: 4	R: 0	H: 1	E: 0	K: 0	S: 4	R: 0	H: 1	E: 0	K: 0	S: 4	
	LOB: 0	BB: 0	P: 3	LOB: 3	BB: 0	P: 6	LOB: 1	BB: 1	P: 7	LOB: 1	BB: 0	P: 5	LOB: 0	BB: 0	P: 3	LOB: 1	BB: 0	P: 4	LOB: 1	BB: 0	P: 3	LOB: 0	BB: 0	P: 3	LOB: 1	BB: 0	P: 4	LOB: 0	BB: 0	P: 3	LOB: 0	BB: 0	P: 3	LOB: 0	BB: 0	P: 3	LOB: 0	BB: 0	P: 3	LOB: 0	BB: 0	P: 3	LOB: 0	BB: 0	P: 3	LOB: 0	BB: 0	P: 3	LOB: 0	BB: 0	P: 3

PITCHER	IP	WLS	BF	H	R	ER	SO	BB	IBB	HBP	BLK	WP	HR	S	P	ERA	WHIP
Bob Walk, R (1, 1) <small>ERA: 3.29</small>	8.0	W	31	7	1	1	0	1	0	0	0	0	0	30	34	1.12	1.000
Gene Garber, R (9, 1) <small>ERA: 4.5</small>	1.0		4	1	0	0	0	0	0	0	0	0	0	4	4	0.00	1.000

BOTTOM

Atlanta Braves @ San Francisco Giants
 Candlestick Park, San Francisco, CA

Fri Apr 24 1981, 9:05 PM EST
 Att. 6,169 - Unknown

AB	34
R	1
H	8
RBI	1
BB	1
SO	0
LOB	16

GIANTS

WP	PA	ERA	WHIP
0	35		

Batter	1	2	3	4	5	6	7	8	9	AB R H RBI BB SO LOB	TOP
Eddie Miller, S (1, 7) OBP: 0.276, SLG: 0.222	0-0 1-3		0-3 K	4-0 BB			0-3 K		0-0 1B	4 0 1 0 1 2 0	
Jerry Royster, R (1, 4) OBP: 0.333, SLG: 0.385	0-0 E6 PB		4-0 1B 6-3-2 BB	0-3 K			0-0 F9		0-0 4-3	4 0 0 0 1 1 3	
Terry Harper, R (1, 9) OBP: 0.294, SLG: 0.267	0-0 6-3 2-3		0-0 1B 1-2				0-0 F7		0-0 F3	4 0 1 0 0 0 1	
Bob Homer, R (1, 5) Luis Gomez, R (8, 5)	0-0 6-3		0-0 6-3-2 2-Hr				0-0 F7		0-0 5-3	4 0 0 0 0 0 3 0 0 0 0 0 0 0	
Dale Murphy, R (1, 8) OBP: 0.310, SLG: 0.407							0-0 5-3 L6		0-0 5-3	3 0 0 0 1 0 0	
Chris Chambliss, L (1, 3) OBP: 0.431, SLG: 0.404							0-0 F5		0-0 4-3	3 1 0 0 1 0 1	
Rafael Ramirez, R (1, 6) OBP: 0.321, SLG: 0.277							0-0 F7		0-0 CS 1B	4 1 2 0 0 0 1	
Bruce Benedict, R (1, 2) OBP: 0.404, SLG: 0.436							0-0 HR		1-0 FC2-6 HBP	2 2 2 4 1 0 0	
Phil Niekro, R (1, 1) OBP: 0.111, SLG: 0.111							0-0 F3		0-0 FC2-6 1B	4 0 0 0 0 0 3	
Inning Stats	R: 0 E: 1 K: 0 S: 4 H: 0 LOB: 1 BB: 0 P: 4	R: 0 E: 0 K: 0 S: 3 H: 0 LOB: 2 BB: 2 P: 11	R: 0 E: 0 K: 1 S: 5 H: 1 LOB: 1 BB: 1 P: 9	R: 3 E: 0 K: 1 S: 7 H: 2 LOB: 1 BB: 2 P: 15	R: 0 E: 0 K: 0 S: 3 H: 0 LOB: 0 BB: 0 P: 3	R: 1 E: 0 K: 0 S: 4 H: 1 LOB: 0 BB: 0 P: 4	R: 0 E: 0 K: 1 S: 5 H: 0 LOB: 0 BB: 0 P: 5	R: 0 E: 0 K: 0 S: 3 H: 0 LOB: 0 BB: 0 P: 3	R: 0 E: 0 K: 0 S: 4 H: 2 LOB: 2 BB: 0 P: 5	1B: 4 2B: 1 3B: 0 HR: 2 SF: 0 SAC: 0 DP: 1 HBP: 1	WP: 0 PB: 1 SB: 0 CS: 1 PA: 38
PITCHER	IP WLS BF H R ER SO BB IBB HBP BLK WP HR S P ERA WHIP										
Vida Blue, L (1, 1) ERA: 2.51	7.0 L 30 4 4 4 3 5 0 0 0 0 2 31 51 5.14 1.286										
Fred Breining, R (8, 1) ERA: 1.74	2.0 8 2 0 0 0 0 0 0 1 0 0 0 7 8 0.00 1.000										

Atlanta Braves @ San Francisco Giants
Candlestick Park, San Francisco, CA

Sat Apr 25 1981, 6:33 AM EST
Att. 6,371 - Unknown

livebaseballscorecards.com

AB 32
R 4
H 6
RBI 4
BB 5
SO 3
LOB 12



Batter	1	2	3	4	5	6	7	8	9	AB R H RBI BB SO LOB	TOP	
Eddie Miller, S (1, 7) X OBP: 0.294, SLG: 0.226	0-0 3-1 S 1B		0-3 K	1-0 HBP			0-3 K		0-0 5-3 1-2	4 0 1 0 0 2 1		
Biff Pocaroba, S (1, 2) X Terry Harper, R (9, PR) OBP: 0.313, SLG: 0.313 OBP: 0.294, SLG: 0.267	0-0 3-1 1-3		0-0 F6	0-0 G3			0-0 F8		0-0 2-3 1B	5 0 1 0 0 0 3 0 0 0 0 0 0 0		
Claudell Washington, L (1, 9) S S S OBP: 0.367, SLG: 0.500	0-3 K		0-0 1B 1B			0-0 F8		0-0 L6	0-3 K	5 0 1 0 0 2 3		
Bob Homer, R (1, 5) B B B OBP: 0.303, SLG: 0.367	4-0 BB BB		0-0 BB 1B			0-0 5-3		0-0 E FC3 G3 1B	0-0 F8	4 1 2 0 1 0 2		
Chris Chambliss, L (1, 3) X OBP: 0.419, SLG: 0.380	0-0 F7		4-0 BB 1B			0-0 F8		0-0 FC3 G3 1-3		3 0 0 0 1 0 3		
Dale Murphy, R (1, 8) B B B B OBP: 0.306, SLG: 0.386		4-0 S BB	0-0 6-3			0-3 K		0-0 G3 1-2 3-H		3 0 0 1 1 1 4		
Glenn Hubbard, R (1, 4) S S S OBP: 0.347, SLG: 0.333		0-3 K 1-2		0-0 F8		0-0 G1-6-3 1B		4-0 BB		3 0 1 0 1 1 1		
Rafael Ramirez, R (1, 6) S S S Mike Lum, L (8, PH) Luis Gomez, R (8, 6)		0-3 K		4-0 S BB		0-0 G1-6-3 1-2f		0-0 4-3		2 0 0 0 1 1 2 1 0 0 0 0 0 2 0 0 0 0 0 0 0		
Gaylord Perry, R (1, 1) S S S Jery Royster, R (7, PH) Gene Garber, R (7, 1) Larry Bradford, R (8, 1) Rick Mahler, R (8, 1) Rufino Linares, R (9, PH) OBP: 0.333, SLG: 0.333 OBP: 0.313, SLG: 0.357		0-3 K		0-0 F8		0-0 F8		0-0 K	0-0 1B 5-3 1B	2 0 0 0 0 1 2 1 0 0 0 0 1 0 1 0 1 0 0 0 0		
Inning Stats	R: 0 H: 1 E: 0 LOB: 2 K: 1 BB: 1 S: 6 P: 10	R: 0 H: 0 E: 0 LOB: 1 K: 3 BB: 1 S: 9 P: 13	R: 0 H: 2 E: 0 LOB: 3 K: 1 BB: 1 S: 7 P: 11	R: 0 H: 0 E: 0 LOB: 2 K: 0 BB: 1 S: 3 P: 8	R: 0 H: 0 E: 0 LOB: 0 K: 0 BB: 0 S: 3 P: 3	R: 0 H: 1 E: 0 LOB: 0 K: 1 BB: 0 S: 5 P: 5	R: 0 H: 0 E: 0 LOB: 0 K: 2 BB: 0 S: 7 P: 7	R: 1 H: 1 E: 1 LOB: 2 K: 0 BB: 1 S: 5 P: 9	R: 0 H: 2 E: 0 LOB: 2 K: 1 BB: 0 S: 7 P: 7	1B: 7 SF: 0 2B: 0 SAC: 0 3B: 0 DP: 1 HR: 0 HBP: 1	WP: 0 PA: 40 PB: 0 SB: 3 CS: 0	
PITCHER Doyle Alexander, R (1, 1) ERA: 1.3 Greg Minton, R (8, 1) ERA: 3.31	IP WLS BF H R ER SO BB IBB HBP BLK WP HR S P ERA WHIP	7.1 W 32 5 1 0 8 4 0 1 0 0 0 0 43 60 0.00 1.227	1.2 S 8 2 0 0 1 1 0 0 0 0 0 0 9 13 0.00 1.800	PITCHER IP WLS BF H R ER SO BB IBB HBP BLK WP HR S P ERA WHIP								

Atlanta Braves @ San Francisco Giants
Candlestick Park, San Francisco, CA
Sun Apr 26 1981, 6:33 AM EDT
Unknown

AB	34
R	1
H	7
RBI	1
BB	5
SO	9
LOB	23



Batter	1	2	3	4	5	6	7	8	9
Bill North, S OBP: 0.436, SLG: 0.326 (1, 8)	0-3 K		0-0 S 1B			4-0 BB 2B		4-0 BB 1B BB	
Enos Cabell, R OBP: 0.313, SLG: 0.328 (1, 3) Dave Bergman, L OBP: 0.235, SLG: 0.333 (9, 3)	0-0 E6 CS		0-0 4-3 1-2			0-0 1-H 2B		0-0 1-2 1B 1B	
Joe Morgan, L OBP: 0.281, SLG: 0.300 (1, 4)	0-3 K 1-2			0-0 5-3		0-0 L3		0-0 1-2 2-H 1B	
Darrell Evans, L OBP: 0.303, SLG: 0.309 (1, 5)		0-0 L3		0-0 6-3		0-0 G3		0-0 F6	
Jack Clark, R OBP: 0.274, SLG: 0.241 (1, 9)		0-0 1B		0-0 F9			0-0 HR	0-3 K	
Larry Herndon, R OBP: 0.344, SLG: 0.419 (1, 7)		0-0 F8			0-0 F8		0-0 6-3		
Milt May, L OBP: 0.370, SLG: 0.380 (1, 2)		0-3 K			0-0 G3		0-0 F4		
Johnnie LeMaster, R OBP: 0.273, SLG: 0.220 (1, 6)			0-3 K		0-0 6-3		0-3 K		
Doyle Alexander, R (1, 1) Greg Minton, S (8, 1)			0-0 6-3			0-0 L4		0-0 4-3	

Inning Stats	R: 0	H: 0	E: 1	LOB: 1	K: 2	BB: 0	S: 7	P: 7
	R: 0	H: 1	E: 0	LOB: 1	K: 1	BB: 0	S: 6	P: 6
	R: 0	H: 1	E: 0	LOB: 1	K: 1	BB: 0	S: 6	P: 6
	R: 0	H: 0	E: 0	LOB: 0	K: 0	BB: 0	S: 3	P: 3
	R: 0	H: 0	E: 0	LOB: 0	K: 0	BB: 0	S: 3	P: 3
	R: 1	H: 1	E: 0	LOB: 1	K: 0	BB: 1	S: 4	P: 8
	R: 1	H: 1	E: 0	LOB: 0	K: 1	BB: 0	S: 6	P: 6
	R: 1	H: 2	E: 0	LOB: 2	K: 1	BB: 1	S: 7	P: 11

PITCHER	IP	WLS	BF	H	R	ER	SO	BB	IBB	HBP	BLK	WP	HR	S	P	ERA	WHIP
Gaylord Perry, R ERA: 2.81 (1, 1)	6.0	L	22	3	1	1	4	1	0	0	0	0	0	29	33	1.50	0.667
Gene Garber, R ERA: 6.14 (7, 1)	1.1		7	2	2	2	1	1	0	0	0	0	1	8	12	13.50	2.250
Larry Bradford, L ERA: (8, 1)	0.1		2	1	0	0	0	0	0	0	0	0	0	2	2	0.00	3.000
Rick Mahler, R ERA: 6.75 (8, 1)	0.1		1	0	0	0	1	0	0	0	0	0	0	3	3	0.00	0.000

AB R H RBI BB SO LOB

2	2	1	0	2	1	0
4	0	2	1	0	0	1
0	0	0	0	0	0	0
4	0	1	1	0	1	2
4	0	0	0	0	0	3
4	1	2	1	0	1	2
3	0	0	0	0	0	1
3	0	0	0	0	1	1
3	0	0	0	0	2	0
2	0	0	0	0	0	0
1	0	0	0	0	0	0

1B: 4	SF: 0	WP: 0	PA: 32
2B: 2	SAC: 0	PB: 0	
3B: 0	DP: 1	SB: 1	
HR: 1	HBP: 0	CS: 1	
WP: 0	PA: 32	ERA	WHIP

Atlanta Braves @ San Francisco Giants
Candlestick Park, San Francisco, CA
 Sun Apr 26 1981, 6:33 AM EDT
 Unknown

livebaseballscorecards.com

AB	30
R	3
H	6
RBI	3
BB	2
SO	6
LOB	10



Batter	1	2	3	4	5	6	7	8	9	AB	R	H	RBI	BB	SO	LOB	
Bill North, S (1, 8) OBP: 0.424, SLG: 0.340 Gary Lavelle, S (7, 1) OBP: 0.333, SLG: 0.333	0-0 F2		0-0 CS 2B		0-0 FC4-6 1B 2B	0-0 F6	0-0 F3			4	1	1	0	0	0	3	
Dave Bergman, L (1, 3) OBP: 0.318, SLG: 0.368	0-0 F6		4-0 BB		0-0 1B 2B	0-0 1B 2-H		0-0 4-3		4	1	2	1	1	0	0	
Joe Morgan, L (1, 4) OBP: 0.290, SLG: 0.315	0-3 K		0-3 2-3 K		0-0 1B 2B	0-0 6-3		4-0 1B BB		4	1	1	2	1	2	4	
Darrell Evans, L (1, 5) OBP: 0.338, SLG: 0.367		0-0 F6		0-0 4-3 1B 2B	0-0 2-H 1B CS		0-0 1B FC6-4 1B	0-0 1-2 1B		5	2	4	1	0	0	0	
Jack Clark, R (1, 9) OBP: 0.284, SLG: 0.254		0-0 BB 1B		0-0 4-3 2-3	0-0 F9 1-2		0-0 FC6-4 1B	0-0 F4		5	0	2	0	0	0	4	
Jerry Martin, R (1, 7) OBP: 0.259, SLG: 0.231		0-0 F8		0-0 3-H 1B	0-3 K	0-0 FC6-4 1B	0-0 F8			5	1	1	2	0	1	4	
Billy Smith, S (1, 6) OBP: 0.333, SLG: 0.200 Johnnie LeMaster, R (7, 6) OBP: 0.286, SLG: 0.235		4-0 1-2 BB		0-0 F6		0-0 1B 1B	0-0 1B S			2	1	1	0	1	0	1	
Mike Sadek, R (1, 2) OBP: 0.200, SLG: 0.077		0-0 1-3		0-0 F2		0-0 1B 1B	0-0 F9			4	1	1	0	0	0	4	
Ed Whitson, R (1, 1) OBP: 0.167, SLG: 0.167 Rennie Stennett, R (5, PH) OBP: 0.273, SLG: 0.381 Al Holland, R (6, 1) Jim Wohlford, R (6, PH) OBP: 0.400, SLG: 0.700			0-0 6-3		0-0 FC4-6 1B	0-0 1B 1B	0-0 2-3 1B			1	0	0	0	0	0	0	
										1	0	1	0	0	0	0	
										0	0	0	0	0	0	0	
										2	0	2	1	0	0	0	
Inning Stats	R: 0 H: 0 E: 0 K: 1 S: 5	R: 0 H: 1 E: 0 K: 0 S: 4	R: 0 H: 1 E: 0 K: 1 S: 5	R: 1 H: 2 E: 0 K: 0 S: 5	R: 3 H: 4 E: 0 K: 0 S: 6	R: 2 H: 4 E: 0 K: 1 S: 9	R: 2 H: 4 E: 0 K: 0 S: 7	R: 0 H: 1 E: 0 K: 0 S: 4		1B: 14 2B: 4 3B: 0 HR: 0	SF: 0 SAC: 0 DP: 1 HBP: 0	WP: 0 PA: 42					

BOTTOM


Atlanta Braves @ San Francisco Giants
Candlestick Park, San Francisco, CA

Sun Apr 26 1981, 6:38 AM EDT
Att. 14,144 - Unknown

livebaseballscorecards.com

AB 39
R 8
H 17
RBI 8
BB 3
SO 3
LOB 22



Batter	1	2	3	4	5	6	7	8	9	AB R H RBI BB SO LOB	TOP													
Joe Morgan, L (1, 4) OBP: 0.303, SLG: 0.304	4-0 S BB	0-0 4-3			4-0 G6-4-3 BB		0-0 G3			2 0 0 0 2 0 2	<p>San Francisco Giants @ Los Angeles Dodgers</p> <p>Dodger Stadium, Los Angeles, CA</p> <p>Mon Apr 27 1981, 7:05 PM PDT</p> <p>Att: 49,478 - Unknown</p>													
Enos Cabell, R (1, 3) OBP: 0.310, SLG: 0.324	0-0 L1		0-0 CS 1B		0-0 G6-4-3		0-0 5-3			4 0 1 0 0 0 2														
Jack Clark, R (1, 9) OBP: 0.282, SLG: 0.242	4-0 BB		0-0 F7		0-0 6-3		0-0 F7			3 0 0 0 1 0 1														
Darrell Evans, L (1, 5) OBP: 0.333, SLG: 0.359	0-0 F8		0-3 K		0-0 1B 1B		0-0 G3			4 0 1 0 0 1 2														
Larry Herndon, R (1, 7) OBP: 0.353, SLG: 0.424	0-3 K			0-0 F9		0-0 G4-6-3 1B		0-0 1B		4 0 2 0 0 1 2														
Jerry Martin, R (1, 8) OBP: 0.290, SLG: 0.267		0-0 1B 1B		0-0 PB 1B		0-3 K		0-0 F8		4 0 2 0 0 1 3														
Milt May, L (1, 2) OBP: 0.362, SLG: 0.370		0-0 1B		0-0 F8		0-0 G4-6-3		0-0 F7		4 0 1 0 0 0 4														
Johnnie LeMaster, R (1, 6) OBP: 0.288, SLG: 0.226		0-0 F4		4-0 IBB		0-3 K		0-3 K		2 0 0 0 1 1 2														
Jim Wohlford, R (9, PH) OBP: 0.364, SLG: 0.636										1 0 0 0 0 1 1														
Tom Griffin, R (1, 1) Rennie Stennett, R (7, PH) Fred Breining, R (7, 1)		0-3 K		0-3 K		0-0 5-3				2 0 0 0 0 2 4														
										1 0 0 0 0 0 0														
										0 0 0 0 0 0 0														
Inning Stats	R: 0 E: 0 K: 1 S: 5	H: 0 LOB: 2 BB: 2 P: 13	R: 0 E: 0 K: 1 S: 7	H: 2 LOB: 2 BB: 0 P: 7	R: 0 E: 0 K: 1 S: 5	H: 1 LOB: 0 BB: 0 P: 5	R: 0 E: 0 K: 1 S: 6	H: 1 LOB: 2 BB: 1 P: 10	R: 0 E: 0 K: 0 S: 2	H: 0 LOB: 0 BB: 1 P: 6	R: 0 E: 0 K: 1 S: 6	H: 2 LOB: 1 BB: 0 P: 6	R: 0 E: 0 K: 1 S: 5	H: 0 LOB: 0 BB: 0 P: 5	R: 0 E: 0 K: 0 S: 3	H: 0 LOB: 0 BB: 0 P: 3	R: 0 E: 0 K: 1 S: 6	H: 1 LOB: 1 BB: 0 P: 6	R: 0 E: 0 K: 1 S: 6	H: 1 LOB: 1 BB: 0 P: 6	1B: 7 2B: 0 3B: 0 HR: 0	SF: 0 SAC: 0 DP: 2 HBP: 0	WP: 0 PB: 1 SB: 1 CS: 1	PA: 35
PITCHER Fernando Valenzuela, L (1, 1) ERA: 0.2	IP: 9.0 WLS: W BF: 35 H: 7 R: 0 ER: 0 SO: 7 BB: 3 IBB: 1 HBP: 0 BLK: 0 WP: 0 HR: 0 S: 45 P: 61 ERA: 0.00 WHIP: 1.111																				PITCHER	IP: 9.0 WLS: W BF: 35 H: 7 R: 0 ER: 0 SO: 7 BB: 3 IBB: 1 HBP: 0 BLK: 0 WP: 0 HR: 0 S: 45 P: 61 ERA: 0.00 WHIP: 1.111		

Batter	1	2	3	4	5	6	7	8	9	AB R H RBI BB SO LOB	TOP									
Bill North, S OBP: 0.406, SLG: 0.346 (1, 8) X	0-0 1-3 ①		0-0 S 1B 2B		0-0 3-1 ②		0-0 F8 ③		0-0 G6-4-3 ② ③ 1-2f	5 1 1 1 0 0 1	<p>San Francisco Giants @ Los Angeles Dodgers Dodger Stadium, Los Angeles, CA</p> <p>Tue Apr 28 1981, 7:05 PM PDT Att. 39,899 - Unknown</p> <p>livebaseballscorecards.com</p>									
Enos Cabell, R OBP: 0.320, SLG: 0.347 (1, 3) X	0-0 F9 ②		0-0 2-H 1B		0-0 F7 ③			0-0 HR 2B	4 1 2 1 0 0 0											
Joe Morgan, L OBP: 0.314, SLG: 0.356 (1, 4) X	0-0 F7 ③		0-0 F4 ③			0-0 HR		4-0 HR BB	3 2 1 1 1 0 1											
Darrell Evans, L OBP: 0.316, SLG: 0.338 (1, 5)		0-0 3-1 ①		0-0 1-3 ①		0-0 1-3 ①		0-3 K ①	4 0 0 0 0 1 2											
Jack Clark, R OBP: 0.307, SLG: 0.297 (1, 9) X		0-0 6-3 ②		4-0 BB BB		4-0 BB		0-0 1-H 2-H HR	2 1 1 3 2 0 0											
Larry Herndon, R OBP: 0.333, SLG: 0.400 (1, 7) X		0-0 F3 ③		0-0 F9 ②		0-0 F9 ②		0-0 4-3 ②	4 0 0 0 0 0 2											
Milt May, L OBP: 0.371, SLG: 0.357 (1, 2)			4-0 4-3 G3 2B BB	4-0 1-2 BB		0-0 F3 ③		0-0 6-3 ③	2 1 0 0 2 0 1											
Billy Smith, S OBP: 0.267, SLG: 0.154 (1, 6)			0-0 G3 1-2	0-3 K ③			0-3 K ①		0-0 5-3 ①	3 0 0 0 0 2 3										
Johnnie LeMaster, R OBP: 0.283, SLG: 0.222 (7, 6)										1 0 0 0 0 0 0										
Allen Ripley, R OBP: 0.100, SLG: 0.100 (1, 1) X			0-0 4-3 ②		0-0 G3 ①		0-3 K ②		0-0 G6-4-3 1B	4 0 1 0 0 1 1										
Inning Stats	R: 0 H: 0 E: 0 K: 0 S: 3	H: 0 LOB: 0 BB: 0 P: 3	R: 0 H: 0 E: 0 K: 0 S: 3	H: 0 LOB: 0 BB: 0 P: 3	R: 2 H: 2 E: 0 K: 0 S: 5	H: 2 LOB: 1 BB: 1 P: 9	R: 0 H: 0 E: 0 K: 1 S: 5	H: 0 LOB: 2 BB: 2 P: 13	R: 0 H: 0 E: 0 K: 0 S: 3	H: 0 LOB: 0 BB: 0 P: 3	R: 1 H: 1 E: 0 K: 0 S: 4	H: 1 LOB: 1 BB: 1 P: 8	R: 0 H: 0 E: 0 K: 2 S: 7	H: 0 LOB: 0 BB: 0 P: 7	R: 3 H: 2 E: 0 K: 1 S: 7	H: 2 LOB: 0 BB: 1 P: 11	R: 0 H: 1 E: 0 K: 0 S: 3	H: 1 LOB: 0 BB: 0 P: 3	1B: 2 SF: 0 2B: 2 SAC: 0 3B: 0 DP: 1 HR: 2 HBP: 0	WP: 0 PA: 37 PB: 0 SB: 1 CS: 0
PITCHER	IP WLS BF H R ER SO BB IBB HBP BLK WP HR S P ERA WHIP																			
Rick Sutcliffe, R ERA: 2.3 (1, 1)	6.0 L 25 3 3 3 1 4 0 0 0 0 1 23 39 4.50 1.167																			
Dave Goltz, R ERA: 3.38 (7, 1)	2.0 9 2 3 3 3 1 0 0 0 0 1 14 18 13.50 1.500																			
Terry Forster, L ERA: 2.7 (9, 1)	1.0 3 1 0 0 0 0 0 0 0 0 0 0 3 3 0.00 1.000																			



Batter	1	2	3	4	5	6	7	8	9	AB R H RBI BB SO LOB
Davey Lopes, R (1, 4) OBP: 0.233, SLG: 0.185	0-0 F7			0-0 5-3		0-3 K			0-0 F8	4 0 0 0 0 1 0
Ken Landreaux, L (1, 8) OBP: 0.347, SLG: 0.493	0-0 G3			0-0 F9			0-0 F7		0-0 HR	4 1 1 1 0 0 0
Dusty Baker Jr., R (1, 7) OBP: 0.361, SLG: 0.478	0-0 5-3			0-3 K			0-0 FC5-4 1B		0-3 K	4 0 1 0 0 2 0
Steve Garvey, R (1, 3) OBP: 0.236, SLG: 0.425		0-3 K			0-0 F8		0-0 FC5-4 1-2f		0-0 F9	4 0 0 0 0 1 1
Ron Cey, R (1, 5) OBP: 0.373, SLG: 0.359		0-0 5-3			4-0 BB BB		0-3 K			2 0 0 0 1 1 1
Pedro Guerrero, R (1, 9) OBP: 0.354, SLG: 0.448		0-3 K			4-0 BB BB BB BB			0-0 1B		2 0 1 0 1 1 0
Mike Scioscia, L (1, 2) OBP: 0.340, SLG: 0.357			0-0 F8		0-0 G4-6-3 1-2f			0-0 F7		3 0 0 0 0 0 3
Bill Russell, R (1, 6) OBP: 0.250, SLG: 0.241			0-3 K			0-0 6-3		0-0 F5		3 0 0 0 0 1 1
Rick Sutcliffe, L (1, 1) OBP: 0.222, SLG: 0.125			0-0 2-3			0-3 K		0-0 3-1		1 0 0 0 0 0 0
Jay Johnstone, L (6, PH) OBP: 0.125, SLG: 0.125										1 0 0 0 0 1 0
Dave Goltz, R (7, 1)										0 0 0 0 0 0 0
Rick Monday, L (8, PH) OBP: 0.250, SLG: 0.300										1 0 0 0 0 0 1
Terry Forster, L (9, 1)										0 0 0 0 0 0 0

Inning Stats	R: 0 E: 0 K: 0 S: 3	H: 0 LOB: 0 BB: 0 P: 3	R: 0 E: 0 K: 2 S: 7	H: 0 LOB: 0 BB: 0 P: 7	R: 0 E: 0 K: 1 S: 5	H: 0 LOB: 0 BB: 0 P: 5	R: 0 E: 0 K: 1 S: 5	H: 0 LOB: 1 BB: 2 P: 10	R: 0 E: 0 K: 2 S: 7	H: 0 LOB: 0 BB: 0 P: 7	R: 0 E: 0 K: 1 S: 6	H: 1 LOB: 1 BB: 0 P: 6	R: 0 E: 0 K: 0 S: 4	H: 1 LOB: 1 BB: 0 P: 4	R: 1 E: 0 K: 1 S: 6	H: 1 LOB: 0 BB: 0 P: 6	1B: 2 2B: 0 3B: 0 HR: 1	SF: 0 SAC: 0 DP: 1 HBP: 0	WP: 0 PB: 0 SB: 0 CS: 0	PA: 31
--------------	------------------------------	---------------------------------	------------------------------	---------------------------------	------------------------------	---------------------------------	------------------------------	----------------------------------	------------------------------	---------------------------------	------------------------------	---------------------------------	------------------------------	---------------------------------	------------------------------	---------------------------------	----------------------------------	------------------------------------	----------------------------------	--------

PITCHER	IP	WLS	BF	H	R	ER	SO	BB	IBB	HBP	BLK	WP	HR	S	P	ERA	WHIP
Allen Ripley, R (1, 1) ERA: 2.51	9.0	W	31	3	1	1	8	2	0	0	0	0	1	45	53	1.00	0.556

BOTTOM

San Francisco Giants @ Los Angeles Dodgers
Dodger Stadium, Los Angeles, CA

Tue Apr 28 1981, 7:05 PM PDT
Att. 39,899 - Unknown

AB	29
R	1
H	3
RBI	1
BB	2
SO	8
LOB	7

Batter	1	2	3	4	5	6	7	8	9	AB R H RBI BB SO LOB	TOP
Bill North, S OBP: 0.397, SLG: 0.327 (1, 8) X	0-0 F3		4-0 2B BB	0-0 6-3			0-0 4-3			3 0 0 1 1 0 1	<p>San Francisco Giants @ Los Angeles Dodgers Dodger Stadium, Los Angeles, CA</p> <p>Wed Apr 29 1981, 7:05 PM PDT Att: 39,110 - Unknown</p> <p>livebaseballscorecards.com</p>
Enos Cabell, R OBP: 0.316, SLG: 0.355 (1, 3) X	0-0 F9		0-0 1-3 2B			0-0 F9	0-0 6-3			4 0 1 0 0 0 0	
Joe Morgan, L OBP: 0.297, SLG: 0.333 (1, 4) S S S	0-3 K		0-3 K			0-0 F8		0-3 K		4 0 0 0 0 3 2	
Darrell Evans, L OBP: 0.301, SLG: 0.319 (1, 5) S S S		0-3 K	0-0 F8			0-0 4-3		0-0 F8		4 0 0 0 0 1 2	
Jack Clark, R OBP: 0.304, SLG: 0.284 (1, 9) X		0-0 F9		4-0 2B BB		0-0 6-3		0-0 1-3		3 1 0 0 1 0 0	
Larry Herndon, R OBP: 0.342, SLG: 0.419 (1, 7) X		0-0 BB 1B		0-0 2B		0-0 F9		0-0 F4		4 1 2 0 0 0 0	
Milt May, L OBP: 0.379, SLG: 0.373 (1, 2) B B B		4-0 1-2 BB		0-0 2B		0-0 4-3		0-3 K		3 0 1 2 1 1 0	
Johnnie LeMaster, R OBP: 0.281, SLG: 0.241 (1, 6) X	0-0 F5		0-0 F9				0-0 SH1-4 4-3 2B		0-0 F3	4 1 1 0 0 0 3	
Vida Blue, S OBP: 0.273, SLG: 0.300 Greg Minton, S (9, 1)			0-3 K	0-3 K			0-0 SH1-4 2-3			2 0 0 0 0 2 1 0 0 0 0 0 0 0	
Inning Stats	R: 0 H: 0 E: 0 LOB: 0 K: 1 BB: 0 S: 5 P: 5	R: 0 H: 1 E: 0 LOB: 2 K: 1 BB: 1 S: 6 P: 10	R: 0 H: 1 E: 0 LOB: 2 K: 2 BB: 1 S: 8 P: 12	R: 2 H: 2 E: 0 LOB: 1 K: 1 BB: 1 S: 7 P: 11	R: 0 H: 0 E: 0 LOB: 0 K: 0 BB: 0 S: 3 P: 3	R: 0 H: 0 E: 0 LOB: 0 K: 0 BB: 0 S: 3 P: 3	R: 1 H: 1 E: 0 LOB: 0 K: 0 BB: 0 S: 4 P: 4	R: 0 H: 0 E: 0 LOB: 0 K: 1 BB: 0 S: 5 P: 5	R: 0 H: 0 E: 0 LOB: 0 K: 1 BB: 0 S: 5 P: 5	1B: 1 SF: 0 2B: 4 SAC: 1 3B: 0 DP: 0 HR: 0 HBP: 0	WP: 0 PA: 35 PB: 0 SB: 0 CS: 0
PITCHER	IP WLS BF H R ER SO BB IBB HBP BLK WP HR S P ERA WHIP										
Bob Welch, R ERA: 3.8 (1, 1)	8.0 L 32 5 3 3 6 3 0 0 0 0 0 0 41 53 3.38 1.000										
Bobby Castillo, R ERA: 3.86 (9, 1)	1.0 3 0 0 0 1 0 0 0 0 0 0 0 5 5 0.00 0.000										



Batter	1	2	3	4	5	6	7	8	9	AB	R	H	RBI	BB	SO	LOB
Derrel Thomas, S OBP: 0.300, SLG: 0.300 (1, 4)	0-0 4-3 ①		0-0 SH2-4 ① 1-2		0-0 F9 ③			0-0 4-3 ③		3	0	0	0	0	0	0
Ken Landreaux, L OBP: 0.342, SLG: 0.479 (1, 8)	0-3 K ②		0-0 L8-4 ② ③			0-0 L4-3 1B ① ②			0-0 F8 ①	4	0	1	0	0	1	1
Dusty Baker Jr., R OBP: 0.368, SLG: 0.479 (1, 7)	0-0 1B			0-0 F3 ①		0-0 L4-3 ① ②			0-0 HR 1B	4	1	2	0	0	0	1
Steve Garvey, R OBP: 0.268, SLG: 0.481 (1, 3)	0-0 F9 ③			0-0 2B		0-3 K ③			0-0 HR 1B 1-H	4	1	2	2	0	1	1
Ron Cey, R OBP: 0.380, SLG: 0.348 (1, 5)		0-3 K ①		4-0 BB		0-0 6-3 ①			4-0 BB	2	0	0	0	2	1	0
Pedro Guerrero, R OBP: 0.338, SLG: 0.426 (1, 9)		0-0 F9 ②		0-3 K ②		0-0 F3 ②			0-3 K ②	3	0	0	0	0	1	2
Rick Monday, L OBP: 0.231, SLG: 0.273 (9, PH)										1	0	0	0	0	1	1
Steve Yeager, R OBP: 0.316, SLG: 0.412 (1, 2)		4-0 BB		0-0 F2 ③		0-0 6-3 ③			0-0 F7 ③	2	0	0	0	1	0	2
Reggie Smith, S OBP: 0.200, SLG: 0.400 (9, PH)										1	0	0	0	0	0	1
Bill Russell, R OBP: 0.242, SLG: 0.233 (1, 6)		0-0 FC6-4 ③				0-0 5-3 ①			0-0 F9 ①	2	0	0	0	0	0	1
Joe Ferguson, R OBP: 0.250, SLG: 0.250 (8, PH)										1	0	0	0	0	0	0
Bobby Castillo, R OBP: 0.333, SLG: 0.333 (9, 1)										0	0	0	0	0	0	0
Bob Welch, R OBP: 0.250, SLG: 0.250 (1, 1)			0-0 L8-4 SH2-4 1B			0-0 5-3 ②			0-0 F7 ②	2	0	1	0	0	0	0
Davey Lopes, R OBP: 0.230, SLG: 0.182 (8, PH)										1	0	0	0	0	0	0
Pepe Frias, R (9, 6)										0	0	0	0	0	0	0

Inning Stats	R: 0	H: 1	E: 0	K: 1	S: 6	H: 0	LOB: 1	BB: 0	P: 6	R: 0	H: 0	E: 0	K: 1	S: 5	H: 0	LOB: 1	BB: 1	P: 9	R: 0	H: 1	E: 0	K: 0	S: 3	H: 0	LOB: 0	BB: 0	P: 3	R: 0	H: 1	E: 0	K: 1	S: 6	H: 0	LOB: 2	BB: 1	P: 10	R: 0	H: 0	E: 0	K: 0	S: 3	H: 0	LOB: 0	BB: 0	P: 3	R: 0	H: 1	E: 0	K: 1	S: 5	H: 0	LOB: 0	BB: 0	P: 5	R: 0	H: 0	E: 0	K: 0	S: 3	H: 0	LOB: 0	BB: 0	P: 3	R: 0	H: 0	E: 0	K: 0	S: 3	R: 2	H: 2	E: 0	K: 1	S: 7	H: 2	LOB: 1	BB: 1	P: 11	1B: 4	2B: 3	3B: 0	HR: 1	SF: 0	SAC: 1	DP: 2	HBP: 0	WP: 0	PB: 0	SB: 0	CS: 0	PA: 34
--------------	------	------	------	------	------	------	--------	-------	------	------	------	------	------	------	------	--------	-------	------	------	------	------	------	------	------	--------	-------	------	------	------	------	------	------	------	--------	-------	-------	------	------	------	------	------	------	--------	-------	------	------	------	------	------	------	------	--------	-------	------	------	------	------	------	------	------	--------	-------	------	------	------	------	------	------	------	------	------	------	------	------	--------	-------	-------	-------	-------	-------	-------	-------	--------	-------	--------	-------	-------	-------	-------	--------

PITCHER	IP	WLS	BF	H	R	ER	SO	BB	IBB	HBP	BLK	WP	HR	S	P	ERA	WHIP
Vida Blue, L ERA: 2.43 (1, 1)	8.1	W	31	6	2	2	4	2	0	0	0	0	1	37	45	2.16	0.960
Greg Minton, R ERA: 3.18 (9, 1)	0.2	S	3	0	0	0	1	1	0	0	0	0	0	4	8	0.00	1.500

BOTTOM

San Francisco Giants @ Los Angeles Dodgers
Dodger Stadium, Los Angeles, CA

Wed Apr 29 1981, 7:05 PM PDT
Att. 39,110 - Unknown

AB	30
R	2
H	6
RBI	2
BB	3
SO	5
LOB	10



PITCHER	IP	WLS	BF	H	R	ER	SO	BB	IBB	HBP	BLK	WP	HR	S	P	ERA	WHIP
---------	----	-----	----	---	---	----	----	----	-----	-----	-----	----	----	---	---	-----	------

Batter	1	2	3	4	5	6	7	8	9	AB R H RBI BB SO LOB	TOP		
Bill North, S (1, 8) OBP: 0.384, SLG: 0.305	0-0 4-3		0-0 F9		0-0 4-3		4-0 1B BB		0-3 K	4 1 0 0 1 1 0	<p>San Francisco Giants @ Philadelphia Phillies</p> <p>Veterans Stadium, Philadelphia, PA</p> <p>Sat May 02 1981, 7:05 PM EDT Unknown</p>		
Enos Cabell, R (1, 3) OBP: 0.310, SLG: 0.350	0-0 F8		0-0 F8		0-0 1B		0-0 SF7		0-0 L1	4 0 1 1 0 0 0			
Joe Morgan, L (1, 4) OBP: 0.304, SLG: 0.318	0-0 F7		0-0 F4		0-0 F4		4-0 1B BB		4-0 BB	3 0 0 0 2 0 1			
Darrell Evans, L (1, 5) OBP: 0.318, SLG: 0.368		4-0 HR BB		0-0 HR		0-0 F7		0-0 1B 1B	0-3 K	4 2 2 3 1 1 2			
Jack Clark, R (1, 9) OBP: 0.301, SLG: 0.324		0-0 HR		0-0 6-3		0-0 5-3		0-0 F6		4 1 1 2 0 0 2			
Larry Herndon, R (1, 7) OBP: 0.350, SLG: 0.423		0-0 3-1		0-0 F3		0-0 L6-3 1B		0-0 1B		4 0 2 0 0 0 0			
Greg Minton, S (7, 1)										0 0 0 0 0 0 0			
Milt May, L (1, 2) OBP: 0.371, SLG: 0.355		0-3 K		4-0 E BB		0-0 L6-3		0-0 F7		3 0 0 0 1 1 1			
Johnnie LeMaster, R (1, 6) OBP: 0.294, SLG: 0.258		0-0 FC6-4 1B		0-0 E4 FC6-4		0-0 BB 1B SF7 1B		0-0 4-3		4 1 2 0 0 0 1			
Doyle Alexander, R (1, 1)		0-0 FC6-4		0-0 FC6-4		0-0 BB BB 1B		0-0 4-3		2 0 0 0 0 0 3			
Chili Davis, S (7, PH) OBP: 0.200, SLG: 0.143										2 1 1 0 0 0 0			
Inning Stats	R: 0 H: 0 E: 0 LOB: 0 K: 0 BB: 0 S: 3 P: 3	R: 2 H: 2 E: 0 LOB: 1 K: 1 BB: 1 S: 7 P: 11	R: 0 H: 0 E: 0 LOB: 0 K: 0 BB: 0 S: 3 P: 3	R: 1 H: 1 E: 1 LOB: 2 K: 0 BB: 1 S: 5 P: 9	R: 0 H: 1 E: 0 LOB: 1 K: 0 BB: 0 S: 4 P: 4	R: 0 H: 1 E: 0 LOB: 0 K: 0 BB: 0 S: 3 P: 3	R: 3 H: 4 E: 0 LOB: 2 K: 0 BB: 2 S: 6 P: 14	R: 0 H: 0 E: 0 LOB: 0 K: 0 BB: 0 S: 3 P: 3	R: 0 H: 0 E: 0 LOB: 1 K: 2 BB: 1 S: 7 P: 11	1B: 7 SF: 1 2B: 1 SAC: 0 3B: 0 DP: 1 HR: 2 HBP: 0	WP: 0 PA: 40 PB: 0 SB: 0 CS: 0		
PITCHER	IP WLS BF H R ER SO BB IBB HBP BLK WP HR S P ERA WHIP											PITCHER	IP WLS BF H R ER SO BB IBB HBP BLK WP HR S P ERA WHIP
Nino Espinosa, R (1, 1) ERA: 5.68	6.0 L 27 7 5 5 1 2 0 0 0 0 0 2 27 35 7.50 1.500												
Sparky Lyle, L (7, 1) ERA: 5.4	1.0 6 2 1 1 0 2 0 0 0 0 0 0 4 12 9.00 4.000												
Mike Proly, R (8, 1) ERA: 2.19	2.0 7 0 0 0 0 2 1 0 0 0 0 0 10 14 0.00 0.500												

livebaseballscorecards.com

AB	34
R	6
H	9
RBI	6
BB	5
SO	3
LOB	10



Batter	1	2	3	4	5	6	7	8	9	AB	R	H	RBI	BB	SO	LOB
Greg Cross, L OBP: 0.333, SLG: 0.368 (1, 9)	0-0 F7		4-0 4-3 S BB		0-0 F7			0-0 4-3	0-0 4-3	4	0	0	0	1	0	1
Pete Rose, S OBP: 0.425, SLG: 0.488 (1, 3)	0-0 G3		0-0 4-3		0-0 F7			0-0 2B		4	1	1	0	0	0	2
Mike Schmidt, R OBP: 0.400, SLG: 0.638 (1, 5)	0-0 6-3		0-0 F9			0-3 K		4-0 2B		3	1	0	0	1	1	1
Gary Matthews, R OBP: 0.453, SLG: 0.519 (1, 7)		0-0 1B	0-0 5-3			0-0 4-3		0-0 2B		4	0	2	2	0	0	1
Manny Trillo, R OBP: 0.371, SLG: 0.371 (1, 4)		0-0 1B		0-0 L5		0-0 FC6-4 1B		4-0 BB		3	0	2	0	1	0	0
Garry Maddox, R OBP: 0.304, SLG: 0.307 (1, 8)		0-0 F2		0-0 5-3		0-0 FC6-4		0-0 F3		4	0	0	0	0	0	5
Larry Bowa, S OBP: 0.307, SLG: 0.319 (1, 6)		0-0 F4		0-0 F7			0-0 4-3	0-0 F8		4	0	0	0	0	0	4
Bob Boone, R OBP: 0.279, SLG: 0.290 (1, 2)		4-0 IBB			0-0 F5		0-0 5-3		0-0 5-3	3	0	0	0	1	0	0
Nino Espinosa, R OBP: 0.200, SLG: 0.200 (1, 1)		0-3 K					0-0 1-3		0-0 6-3	2	0	1	0	0	1	3
Sparky Lyle, L (7, 1)										0	0	0	0	0	0	0
Lonnie Smith, R (7, PH)										1	0	0	0	0	0	0
Mike Proly, R (8, 1)										0	0	0	0	0	0	0
Del Unser, L (9, PH)										1	0	0	0	0	0	0

BOTTOM

San Francisco Giants @ Philadelphia Phillies
Veterans Stadium, Philadelphia, PA
Sat May 02 1981, 7:05 PM EDT
Unknown

livebaseballscorecards.com

AB	33
R	2
H	6
RBI	2
BB	4
SO	2
LOB	17



Inning Stats	R: 0	H: 0	E: 0	K: 0	S: 3	H: 2	LOB: 3	BB: 1	P: 11	R: 0	H: 0	E: 0	K: 0	S: 3	R: 0	H: 0	E: 0	K: 0	S: 3	R: 0	H: 1	E: 0	K: 0	S: 4	R: 0	H: 1	E: 0	K: 1	S: 6	R: 0	H: 0	E: 0	K: 0	S: 3	R: 2	H: 2	E: 0	K: 0	S: 5	R: 0	H: 0	E: 0	K: 0	S: 3	R: 0	H: 0	E: 0	K: 0	S: 3	1B: 4	SF: 0	2B: 2	SAC: 0	3B: 0	DP: 0	HR: 0	HBP: 0	WP: 0	PA: 37
--------------	------	------	------	------	------	------	--------	-------	-------	------	------	------	------	------	------	------	------	------	------	------	------	------	------	------	------	------	------	------	------	------	------	------	------	------	------	------	------	------	------	------	------	------	------	------	------	------	------	------	------	-------	-------	-------	--------	-------	-------	-------	--------	-------	--------

PITCHER	IP	WLS	BF	H	R	ER	SO	BB	IBB	HBP	BLK	WP	HR	S	P	ERA	WHIP
Doyle Alexander, R (1, 1)	6.0	W	24	4	0	0	2	1	1	0	0	0	0	26	34	0.00	0.833
Greg Minton, R (7, 1)	3.0	S	13	2	2	2	0	2	0	0	0	0	0	11	19	6.00	1.333

PITCHER	IP	WLS	BF	H	R	ER	SO	BB	IBB	HBP	BLK	WP	HR	S	P	ERA	WHIP
---------	----	-----	----	---	---	----	----	----	-----	-----	-----	----	----	---	---	-----	------

Batter	1	2	3	4	5	6	7	8	9	AB R H RBI BB SO LOB	TOP											
Dave Bergman, L (1, 3) OBP: 0.269, SLG: 0.304	0-0 F8			0-3 K		0-0 F6			0-3 K	4 0 0 0 0 2 1	San Francisco Giants @ Philadelphia Phillies Veterans Stadium, Philadelphia, PA Sat May 02 1981, 7:05 PM EDT Att: 27,376 - Unknown livebaseballscorecards.com											
Jim Wohlford, R (1, 7) OBP: 0.267, SLG: 0.467	0-0 1-3			0-0 3-1		0-0 1-3			0-0 F7	4 0 0 0 0 0 1												
Jack Clark, R (1, 9) OBP: 0.299, SLG: 0.320	0-0 F9			0-0 5-3					0-0 5-3	4 0 1 0 0 0 0												
Darrell Evans, L (1, 5) OBP: 0.319, SLG: 0.405		0-0 F9			0-0 HR				0-3 K	3 1 1 1 0 1 1												
Jerry Martin, R (1, 8) OBP: 0.265, SLG: 0.242		0-0 1-3			0-3 K				0-3 K	3 0 0 0 0 2 1												
Rennie Stennett, R (1, 4) OBP: 0.231, SLG: 0.320		0-0 1-6-3			0-3 K				0-0 F8	3 0 0 0 0 1 1												
Johnnie LeMaster, R (1, 6) OBP: 0.286, SLG: 0.250			0-0 F8		0-0 6-3				0-0 F9	2 0 0 0 0 0 0												
Bill North, S (8, PH) OBP: 0.378, SLG: 0.300									0-0 3-1	1 0 0 0 0 0 0												
Billy Smith, S (8, 6) OBP: 0.267, SLG: 0.154									0-0 3-1	0 0 0 0 0 0 0												
Mike Sadek, R (1, 2) OBP: 0.235, SLG: 0.200			0-3 K			0-0 SH1-4 2B			0-0 3-1	2 0 1 0 0 1 0												
Milt May, L (8, PH) OBP: 0.366, SLG: 0.349									0-0 3-1	1 0 0 0 0 0 0												
Ed Whitson, R (1, 1) OBP: 0.143, SLG: 0.143			0-3 K			0-0 SH1-4 2-3			0-3 K	1 0 0 0 0 1 0												
Larry Herndon, R (8, PH) OBP: 0.346, SLG: 0.418										1 0 0 0 0 1 0												
Fred Breining, R (8, 1)										0 0 0 0 0 0 0												
Inning Stats	R: 0 E: 0 K: 0 S: 3	H: 0 LOB: 0 BB: 0 P: 3	R: 0 E: 0 K: 0 S: 3	H: 0 LOB: 0 BB: 0 P: 3	R: 0 E: 0 K: 2 S: 7	H: 0 LOB: 0 BB: 0 P: 7	R: 0 E: 0 K: 1 S: 5	H: 0 LOB: 0 BB: 0 P: 5	R: 1 E: 0 K: 2 S: 8	H: 1 LOB: 0 BB: 0 P: 8	R: 0 E: 0 K: 0 S: 4	H: 1 LOB: 1 BB: 0 P: 4	R: 0 E: 0 K: 2 S: 8	H: 1 LOB: 1 BB: 0 P: 8	R: 0 E: 0 K: 1 S: 5	H: 0 LOB: 0 BB: 0 P: 5	R: 0 E: 0 K: 1 S: 5	H: 0 LOB: 0 BB: 0 P: 5	1B: 1 2B: 1 3B: 0 HR: 1	SF: 0 SAC: 1 DP: 0 HBP: 0	WP: 0 PB: 0 SB: 0 CS: 0	PA: 30
PITCHER Marty Bystrom, R (1, 1) ERA: 3.24	IP: 9.0 WLS: W BF: 30 H: 3 R: 1 ER: 1 SO: 9 BB: 0 IBB: 0 HBP: 0 BLK: 0 WP: 0 HR: 1 S: 48 P: 48 ERA: 1.00 WHIP: 0.333											PITCHER IP: WLS: BF: H: R: ER: SO: BB: IBB: HBP: BLK: WP: HR: S: P: ERA: WHIP:										



Batter	1	2	3	4	5	6	7	8	9
Greg Cross, L OBP: 0.321, SLG: 0.348 (1, 9) X	0-0 G4-6-3 1B			0-0 F8		0-0 5-3		0-0 L6	
Pete Rose, S OBP: 0.411, SLG: 0.470 (1, 3) X	0-0 G4-6-3 1-2f			0-0 6-3		0-0 6-3			
Mike Schmidt, R OBP: 0.411, SLG: 0.683 (1, 5) X	0-0 6-3			0-0 HR			4-0 FC4-6 BB		
Gary Matthews, R OBP: 0.433, SLG: 0.491 (1, 7)		0-0 6-3		0-0 F9			0-0 F8		
Manny Trillo, R OBP: 0.356, SLG: 0.354 (1, 4)		0-0 F9			0-0 F9		0-0 FC4-6 BLK 1-2f		
Garry Maddox, R OBP: 0.293, SLG: 0.295 (1, 8)		0-3 K			0-0 F4		0-3 K 1-2		
Larry Bowa, S OBP: 0.295, SLG: 0.307 (1, 6)			0-0 F8		0-0 3-1			0-0 4-3	
Keith Moreland, R OBP: 0.286, SLG: 0.542 (1, 2)			0-3 K			0-0 HR		0-0 HR	
Marty Bystrom, R (1, 1)			0-3 K			0-3 K		0-0 F9	

Inning Stats		R: 0	H: 1	E: 0	LOB: 0	K: 0	BB: 0	S: 3	P: 3									
Ed Whitson, R ERA: 3.68 (1, 1)		7.0	WLS: L	24	H: 3	R: 2	ER: 2	SO: 5	BB: 1	IBB: 0	HBP: 0	BLK: 1	WP: 0	HR: 2	S: 33	P: 37	ERA: 2.57	WHIP: 0.571
Fred Breining, R ERA: 2.7 (8, 1)		1.0		4	H: 1	R: 1	ER: 1	SO: 0	BB: 0	IBB: 0	HBP: 0	BLK: 0	WP: 0	HR: 1	S: 4	P: 4	ERA: 9.00	WHIP: 1.000

BOTTOM

San Francisco Giants @ Philadelphia Phillies
Veterans Stadium, Philadelphia, PA
Sat May 02 1981, 7:05 PM EDT
Att. 27,376 - Unknown

AB	R	H	RBI	BB	SO	LOB
4	0	1	0	0	0	0
3	0	0	0	0	0	1
2	1	1	1	1	0	0
3	0	0	0	0	0	1
3	0	0	0	0	2	1
3	0	0	0	0	0	0
3	2	2	2	0	1	0
3	0	0	0	0	2	0

AB	27
R	3
H	4
RBI	3
BB	1
SO	5
LOB	4

WP: 0 PA: 28
PB: 0
SB: 0
CS: 0



Batter	1	2	3	4	5	6	7	8	9	AB R H RBI BB SO LOB	TOP											
Bill North, S (1, 8) OBP: 0.354, SLG: 0.277	0-3 K		0-0 F7		0-0 4-3		0-3 K		0-0 F8	5 0 0 0 0 2 3												
Enos Cabell, R (1, 3) OBP: 0.307, SLG: 0.357	0-0 F9			0-0 1B 2B	0-0 1-3		0-0 4-3			4 1 1 0 0 0 0												
Joe Morgan, L (1, 4) OBP: 0.301, SLG: 0.304	0-0 F7			0-0 F4	0-0 F8			4-0 SH1-3 9-2 BB		3 0 0 0 1 0 1												
Darrell Evans, L (1, 5) OBP: 0.319, SLG: 0.402		0-0 F8		0-0 2B 1B		0-0 G3		0-0 SH1-3		3 1 1 1 0 0 0												
Jack Clark, R (1, 9) OBP: 0.308, SLG: 0.342		0-0 6-3		0-0 1B 2B		0-0 FC6-4 1B		0-0 9-2		4 1 2 1 0 0 1												
Larry Herndon, R (1, 7) OBP: 0.341, SLG: 0.410		0-0 F8		0-0 5-3 WP 1B		0-0 FC6-4 2B			0-0 6-3	4 2 1 1 0 0 1												
Milt May, L (1, 2) OBP: 0.365, SLG: 0.364			0-0 1-3	0-0 5-3		0-0			0-0 F2	3 0 1 1 0 0 1												
Jim Wohlford, R (9, PH) OBP: 0.250, SLG: 0.438				2-3		0-0 1B 2B				1 0 0 0 0 0 0												
Johnnie LeMaster, R (1, 6) OBP: 0.297, SLG: 0.269			0-3 K	0-0	0-0 2B	0-3 K			4-0 BB BB	3 0 1 0 1 2 1												
Tom Griffin, R (1, 1) Al Holland, R (3, 1) Rennie Stennett, R (7, PH) Gary Lavelle, S (7, 1) Fred Breining, R (8, 1) Jerry Martin, R (9, PH) OBP: 0.286, SLG: 0.242			4-0 BB	0-0 5-3			0-0 F3		4-0 BB	0 0 0 0 0 1 0 0 1 0 0 0 0 0 0 1 1 0 1 0 0												
Inning Stats	R: 0 E: 0 K: 1 S: 5	H: 0 LOB: 0 BB: 0 P: 5	R: 0 E: 0 K: 0 S: 3	H: 0 LOB: 0 BB: 0 P: 3	R: 0 E: 0 K: 1 S: 5	H: 0 LOB: 1 BB: 1 P: 9	R: 4 E: 0 K: 0 S: 8	H: 5 LOB: 1 BB: 0 P: 8	R: 0 E: 0 K: 0 S: 3	H: 0 LOB: 0 BB: 0 P: 3	R: 1 E: 0 K: 1 S: 7	H: 2 LOB: 1 BB: 0 P: 7	R: 0 E: 0 K: 1 S: 5	H: 0 LOB: 0 BB: 0 P: 5	R: 0 E: 0 K: 0 S: 2	H: 0 LOB: 0 BB: 1 P: 6	R: 0 E: 0 K: 0 S: 3	H: 0 LOB: 2 BB: 2 P: 11	1B: 3 2B: 5 3B: 0 HR: 0	SF: 0 SAC: 1 DP: 1 HBP: 0	WP: 1 PB: 0 SB: 1 CS: 0	PA: 37
PITCHER	IP WLS BF H R ER SO BB IBB HBP BLK WP HR S P ERA WHIP																					
Dick Ruthven, R (1, 1) ERA: 3.52	7.0 W 30 7 5 5 4 2 0 0 0 1 0 36 44 6.43 1.286																					
Tug McGraw, L (8, 1) ERA: 4.15	2.0 S 7 0 0 0 0 2 0 0 0 0 0 5 13 0.00 1.000																					

San Francisco Giants @ Philadelphia Phillies
Veterans Stadium, Philadelphia, PA
Sun May 03 1981, 3:33 AM EDT
Att: 41,283 - Unknown

livebaseballscorecards.com

AB	32
R	5
H	7
RBI	4
BB	4
SO	4
LOB	9



Batter	1	2	3	4	5	6	7	8	9	AB	R	H	RBI	BB	SO	LOB
Greg Cross, L OBP: 0.364, SLG: 0.464 (1, 9)	F7		HR	1B		F7		2B		5	1	3	1	0	0	1
Pete Rose, S OBP: 0.400, SLG: 0.455 (1, 3)	4-3		F7	1-6-3		FC4-6		1B		5	0	1	0	0	0	3
Mike Schmidt, R OBP: 0.423, SLG: 0.766 (1, 5)	K		HR	5-3				HR	FC6-4	4	2	2	3	0	1	1
Gary Matthews, R OBP: 0.444, SLG: 0.508 (1, 7)		FC1-6	1B	1B		SF8		4-3	FC6-4	4	2	2	0	1	0	2
Manny Trillo, R OBP: 0.377, SLG: 0.368 (1, 4)		BB	FC6-2	1B		CS		F7		3	0	2	0	1	0	0
Garry Maddox, R OBP: 0.302, SLG: 0.300 (1, 8)		FC1-6	FC6-2	1B		SF8		BB		2	1	1	1	1	0	2
Larry Bowa, S OBP: 0.280, SLG: 0.291 (1, 6)	1-3		FC6-2	1B		F9		K		4	0	0	1	0	1	5
Bob Boone, R OBP: 0.306, SLG: 0.308 (1, 2)		1B	K			FC1-6		SH5-4		3	1	2	1	1	1	3
Dick Ruthven, R OBP: 0.071, SLG: 0.071 (1, 1)	F9					FC1-6		SH5-4		3	0	0	0	0	1	2
Tug McGraw, R (8, 1)						FC4-6				0	0	0	0	0	0	0

Inning Stats	R: 0	H: 0	E: 0	K: 1	S: 5	R: 2	H: 2	E: 0	K: 0	S: 5	R: 2	H: 4	E: 0	K: 1	S: 9	R: 1	H: 2	E: 0	K: 0	S: 4	R: 0	H: 0	E: 0	K: 0	S: 3	R: 1	H: 1	E: 0	K: 1	S: 6	R: 1	H: 3	E: 0	K: 0	S: 5
	LOB: 0	BB: 5				LOB: 1	BB: 1				LOB: 3	BB: 1				LOB: 0	BB: 0				LOB: 1	BB: 1				LOB: 0	BB: 1				LOB: 2	BB: 0			


PITCHER	IP	WLS	BF	H	R	ER	SO	BB	IBB	HBP	BLK	WP	HR	S	P	ERA	WHIP
Tom Griffin, R ERA: 5.67 (1, 1)	2.1		13	4	4	4	1	2	0	0	0	0	1	13	21	15.43	2.571
Al Holland, L ERA: 7.36 (3, 1)	3.2		16	5	1	1	2	1	0	0	0	0	0	19	23	2.46	1.636
Gary Lavelle, L ERA: 3.21 (7, 1)	1.2	L	10	4	2	2	1	1	0	1	0	0	1	10	15	10.80	3.000
Fred Breining, R ERA: 2.63 (8, 1)	0.1		1	0	0	0	0	0	0	0	0	0	0	1	1	0.00	0.000

BOTTOM

San Francisco Giants @ Philadelphia Phillies
Veterans Stadium, Philadelphia, PA

Sun May 03 1981, 3:33 AM EDT
Att. 41,283 - Unknown

AB	33
R	7
H	13
RBI	7
BB	4
SO	4
LOB	19



WP	HR	S	P	ERA	WHIP
0	0	0	0	0	0

Batter	1	2	3	4	5	6	7	8	9	AB R H RBI BB SO LOB	TOP
Johnnie LeMaster, R <small>(1, 6) OBP: 0.282, SLG: 0.254</small>	0-0 F2	0-0 F7			0-0 F9		0-0 6-3			4 0 0 0 0 0 1	San Francisco Giants @ Philadelphia Phillies Veterans Stadium, Philadelphia, PA Mon May 04 1981, 7:05 PM EDT Att: 25,492 - Unknown
Enos Cabell, R <small>(1, 3) OBP: 0.304, SLG: 0.364</small>	0-0 5-3		0-0 S 1B 2B		0-0 F3		0-0 F8		4 1 1 0 0 0 0		
Jack Clark, R <small>(1, 9) OBP: 0.305, SLG: 0.329</small>	0-3 K2-3		0-3 K 2-3		4-0 BB		0-0 6-3		3 0 0 0 1 2 1		
Darrell Evans, L <small>(1, 5) OBP: 0.316, SLG: 0.395</small>		0-0 BB SH1-3 1B	0-0 G3		0-0 4-3		0-0 F3		4 1 1 0 0 0 2		
Larry Herndon, R <small>(1, 7) OBP: 0.348, SLG: 0.414</small>		0-0 SH1-3 BB 1-2 1B	0-0 E S 1B		0-3 K		0-3 K		4 1 2 1 0 2 0		
Jerry Martin, R <small>(1, 8) OBP: 0.308, SLG: 0.250</small>		4-0 SH1-3 1-2 2-3 BB	0-3 K 1-3		0-0 CS 1B		0-0 F3		3 1 1 0 1 1 1		
Joe Morgan, L <small>(1, 4) OBP: 0.299, SLG: 0.301</small>		0-3 K		0-0 1-3		0-3 K		0-0 1B	4 0 1 0 0 2 4		
Mike Sadek, R <small>(1, 2) OBP: 0.211, SLG: 0.176</small> Jim Wohlford, R <small>(9, PH) OBP: 0.235, SLG: 0.412</small>	0-0 SH1-3		0-0 1-3		0-0 CS 1-2	0-0 5-3	0-0 F9		2 0 0 1 0 0 0 1 0 0 0 0 0 1		
Allen Ripley, R <small>(1, 1) OBP: 0.167, SLG: 0.167</small> Al Holland, R <small>(6, 1)</small> Rennie Stennett, R <small>(7, PH) OBP: 0.214, SLG: 0.296</small> Greg Minton, S <small>(7, 1)</small>	0-0 2-H 3-H 1B		0-0 F7		0-3 K				2 0 1 2 0 0 0 0 0 0 0 0 0 0 1 0 0 0 0 1 0 0 0 0 0 0 0 0		
Inning Stats	R: 0 H: 0 E: 0 LOB: 0 K: 1 BB: 0 S: 5 P: 5	R: 3 H: 3 E: 0 LOB: 1 K: 1 BB: 1 S: 8 P: 12	R: 1 H: 2 E: 0 LOB: 1 K: 2 BB: 0 S: 9 P: 9	R: 0 H: 0 E: 0 LOB: 0 K: 0 BB: 0 S: 3 P: 3	R: 0 H: 0 E: 0 LOB: 1 K: 0 BB: 1 S: 3 P: 7	R: 0 H: 1 E: 0 LOB: 0 K: 2 BB: 0 S: 7 P: 7	R: 0 H: 0 E: 0 LOB: 0 K: 1 BB: 0 S: 5 P: 5	R: 0 H: 0 E: 0 LOB: 0 K: 0 BB: 0 S: 3 P: 3	R: 0 H: 1 E: 0 LOB: 1 K: 1 BB: 0 S: 6 P: 6	1B: 6 SF: 0 2B: 1 SAC: 1 3B: 0 DP: 0 HR: 0 HBP: 0	
PITCHER Steve Carlton, L <small>(1, 1) ERA: 2.65</small>	IP: 9.0 WLS: W BF: 35 H: 7 R: 4 ER: 4 SO: 8 BB: 2 IBB: 0 HBP: 0 BLK: 0 WP: 0 HR: 0 S: 49 P: 57 ERA: 4.00 WHIP: 1.000										

livebaseballscorecards.com

AB	32
R	4
H	7
RBI	4
BB	2
SO	8
LOB	10



Batter	1	2	3	4	5	6	7	8	9	AB	R	H	RBI	BB	SO	LOB
Greg Cross, L OBP: 0.378, SLG: 0.516 (1, 9)	0-0 CS 1B		0-0 SF8		0-0 1B 2B	0-0 3-1				3	1	2	1	0	0	1
Pete Rose, S OBP: 0.414, SLG: 0.467 (1, 3)	0-0 1-2 1B		0-0 4-3		0-0 2-H FC1-4 1B		0-0 FC5-4 1B			4	0	3	1	0	0	0
Mike Schmidt, R OBP: 0.402, SLG: 0.721 (1, 5)	0-0 5-3		0-0 6-3		0-3 K		0-0 FC5-4 S BLK 5-3			4	1	0	0	0	1	2
Gary Matthews, R OBP: 0.434, SLG: 0.492 (1, 7)		0-0 S 1B		0-0 F3	0-0 FC1-4 1-2f		0-0 5-3			4	0	1	1	0	0	1
Manny Trillo, R OBP: 0.358, SLG: 0.347 (1, 4)		0-0 F8		0-0 F9		0-3 K	0-3 K			4	0	0	0	0	2	1
Garry Maddox, R OBP: 0.322, SLG: 0.325 (1, 8)		4-0 FC3-6 1-2 BB		0-0 1B 2B		0-0 1B 1B		0-0 5-3		3	2	2	0	1	0	0
Larry Bowa, S OBP: 0.302, SLG: 0.313 (1, 6)		0-0 FC3-6 1-2f		0-0 S 1B	2-H	0-0 E 1B 6-3 1B		0-0 S 1B		4	1	3	1	0	0	2
Bob Boone, R OBP: 0.303, SLG: 0.304 (1, 2)		0-0 F7		0-0 F7	1-2	0-0 E7 6-3 1B		0-0 5-3		4	0	1	1	0	0	4
Steve Carlton, L OBP: 0.316, SLG: 0.444 (1, 1)			0-0 SF8 3B		0-0 G3	0-0 6-3		0-0 6-3		4	1	1	1	0	0	2

Inning Stats	R: 0	H: 2	E: 0	LOB: 0	K: 0	BB: 0	S: 3	P: 3	R: 0	H: 1	E: 0	LOB: 2	K: 0	BB: 1	S: 4	P: 8	R: 1	H: 1	E: 0	LOB: 0	K: 0	BB: 0	S: 4	P: 4	R: 1	H: 2	E: 0	LOB: 1	K: 0	BB: 0	S: 5	P: 5	R: 1	H: 2	E: 0	LOB: 1	K: 1	BB: 0	S: 7	P: 7	R: 2	H: 3	E: 1	LOB: 1	K: 1	BB: 0	S: 8	P: 8	R: 1	H: 1	E: 0	LOB: 0	K: 1	BB: 0	S: 6	P: 6	R: 0	H: 1	E: 0	LOB: 1	K: 0	BB: 0	S: 4	P: 4
1B: 10	SF: 1	2B: 2	SAC: 0	3B: 1	DP: 0	HR: 0	HBP: 0	WP: 0	PA: 36																																																							

PITCHER	IP	WLS	BF	H	R	ER	SO	BB	IBB	HBP	BLK	WP	HR	S	P	ERA	WHIP
Allen Ripley, R ERA: 3.18 (1, 1)	5.1	L	26	11	5	4	2	1	0	0	0	0	0	29	33	6.75	2.250
Al Holland, L ERA: 6.94 (6, 1)	0.2		2	0	0	0	0	0	0	0	0	0	0	2	2	0.00	0.000
Greg Minton, R ERA: 3.68 (7, 1)	2.0		8	2	1	1	1	0	0	0	1	0	0	10	10	4.50	1.000

BOTTOM

San Francisco Giants @ Philadelphia Phillies
Veterans Stadium, Philadelphia, PA
Mon May 04 1981, 7:05 PM EDT
Att. 25,492 - Unknown

livebaseballscorecards.com

AB	34
R	6
H	13
RBI	6
BB	1
SO	3
LOB	13



Batter	1	2	3	4	5	6	7	8	9	AB R H RBI BB SO LOB	TOP	
Enos Cabell, R (1, 3) OBP: 0.292, SLG: 0.348 Dave Bergman, L (7, 3) OBP: 0.259, SLG: 0.292	0-0 6-3		0-0 6-3	0-0 F8	0-0 F7			0-0 F3		4 0 0 0 0 0 2 1 0 0 0 0 0 0	<p style="text-align: center;">San Francisco Giants @ New York Mets Shea Stadium, Flushing, NY Tue May 05 1981, 7:05 PM EDT Att. 6,031 - Unknown</p>	
Milt May, L (1, 2) OBP: 0.354, SLG: 0.352	0-0 5-3		0-0 F6		0-0 2B 3B 1B		0-0 F4-3	0-0 F7		5 1 1 0 0 0 0		
Jack Clark, R (1, 9) OBP: 0.303, SLG: 0.337 Chili Davis, S (6, 9) OBP: 0.188, SLG: 0.133	0-0 E3 FC4		0-0 6-3		0-0 1-3 3B 2B		0-3 K		0-0 G3	4 1 1 0 0 1 0 1 0 0 0 0 0 0		
Larry Herndon, R (1, 7) OBP: 0.372, SLG: 0.478	0-0 FC4 1-2f			0-0 F4-3 1B 2B	0-0 2B 3B		0-0		0-0	5 2 4 2 0 0 1		
Darrell Evans, L (1, 5) OBP: 0.311, SLG: 0.396		0-0 F6		0-0 G3	0-0 PB 1B 2B		0-0 F8		0-0 F7	5 1 1 1 0 0 3		
Jerry Martin, R (1, 8) OBP: 0.318, SLG: 0.268		0-0 G3 1B		0-0 F4-3 2-3	0-0 2-H 3-H 1B		0-0 L5		0-0 F9	5 0 2 1 0 0 2		
Rennie Stennett, R (1, 4) OBP: 0.219, SLG: 0.290		0-0 G3 1-2		0-0 E 1B 1B	0-0 1-2f HR		0-0 6-3			4 2 1 1 0 0 2		
Billy Smith, S (1, 6) OBP: 0.263, SLG: 0.353		0-0 5-3		0-0 E5 1B	0-0 1-H HR		0-3 K			4 1 1 2 0 1 2		
Tom Griffin, R (1, 1) OBP: 0.231, SLG: 0.417 Jim Wohlford, R (8, PH) OBP: 0.222, SLG: 0.389 Randy Moffitt, R (8, 1) Fred Breining, R (9, 1) Greg Minton, S (9, 1)			0-0 HR	0-0 1-2 2-H 1B	0-3 K		0-3 K			3 1 2 2 0 1 0 1 0 0 0 0 1 0		
Inning Stats	R: 0 H: 0 E: 1 LOB: 1 K: 0 BB: 0 S: 4 P: 4	R: 0 H: 1 E: 0 LOB: 1 K: 0 BB: 0 S: 4 P: 4	R: 1 H: 1 E: 0 LOB: 0 K: 0 BB: 0 S: 4 P: 4	R: 2 H: 3 E: 1 LOB: 2 K: 0 BB: 0 S: 7 P: 7	R: 6 H: 6 E: 0 LOB: 0 K: 1 BB: 0 S: 11 P: 11	R: 0 H: 1 E: 0 LOB: 1 K: 1 BB: 0 S: 6 P: 6	R: 0 H: 0 E: 0 LOB: 0 K: 1 BB: 0 S: 5 P: 5	R: 0 H: 0 E: 0 LOB: 0 K: 1 BB: 0 S: 5 P: 5	R: 0 H: 1 E: 0 LOB: 1 K: 0 BB: 0 S: 4 P: 4	1B: 6 SF: 0 2B: 4 SAC: 0 3B: 1 DP: 0 HR: 2 HBP: 0	WP: 0 PA: 42 PB: 1 SB: 0 CS: 0	
PITCHER	IP WLS BF H R ER SO BB IBB HBP BLK WP HR S P ERA WHIP											
Randy Jones, L (1, 1) ERA: 4.85	4.0 L 22 8 6 5 0 0 0 0 0 0 0 1 22 22 11.25 2.000											
Dave Roberts, L (5, 1) ERA: 8.68	0.0 2 2 1 1 0 0 0 0 0 0 0 0 2 2 ∞ ∞											
Dyar Miller, R (5, 1) ERA: 1.8	3.0 11 2 2 2 3 0 0 0 0 0 0 1 17 17 6.00 0.667											
Jeff Reardon, R (8, 1) ERA: 6.75	2.0 7 1 0 0 1 0 0 0 0 0 0 0 9 9 0.00 0.500											

AB	42
R	9
H	13
RBI	9
BB	0
SO	4
LOB	12



BOTTOM

San Francisco Giants @ New York Mets
Shea Stadium, Flushing, NY
Tue May 05 1981, 7:05 PM EDT
Att. 6,031 - Unknown

livebaseballscorecards.com

AB 38
R 7
H 13
RBI 7
BB 3
SO 5
LOB 12



WP: 0 PA: 41
PB: 0
SB: 0
CS: 1

AB R H RBI BB SO LOB

5 0 3 0 0 0 0
4 1 0 0 1 0 4
5 1 2 0 0 0 0
4 0 1 1 1 2 1
2 0 0 0 0 0 1
0 0 0 0 0 0 0
1 1 0 0 1 0 2
4 1 2 1 0 2 0
4 1 2 1 0 0 1
4 1 2 2 0 0 1
1 0 0 0 0 1 0
0 0 0 0 0 0 0
0 0 0 0 0 0 0
3 1 1 2 0 0 2
1 0 0 0 0 0 0

1B: 8 SF: 0
2B: 3 SAC: 0
3B: 1 DP: 1
HR: 1 HBP: 0

Batter	1	2	3	4	5	6	7	8	9
Joel Youngblood, R (1, 9) OBP: 0.396, SLG: 0.500	0-0 CS 1B		0-0 2B			0-0 F8		0-0 1-3 2B	0-0 F4
Frank Taveras, R (1, 6) OBP: 0.236, SLG: 0.229	0-0 F2 1-2		0-0 1-3			0-0 F3		0-0 L5	4-0 1B 1B BB
Lee Mazzilli, S (1, 8) OBP: 0.264, SLG: 0.302	0-0 F7				0-0 G3	0-0 4-3			BB 1B 1B
Dave Kingman, R (1, 7) OBP: 0.400, SLG: 0.484		4-0 BB BB BB		0-0 6-3		0-3 K			K 1B
Rusty Staub, L (1, 3) OBP: 0.388, SLG: 0.458		0-0 G4-6-3		0-0 F8		0-0 F7			BB 1B BB F7
Jeff Reardon, R (8, 1)									
Mike Cubbage, L (9, PH) OBP: 0.357, SLG: 0.300		1-2f							
Hubie Brooks, R (1, 5) OBP: 0.309, SLG: 0.373		0-0 BLK 1B			0-3 K	0-3 K			0-0 2B 1-2 2-H 3B 1B
Alex Trevino, R (1, 2) OBP: 0.352, SLG: 0.308		0-0 4-3 1-2			0-0 1B	0-0 1B		0-0 6-3	0-0 1-3 2-H 3B 2B
Doug Flynn, R (1, 4) OBP: 0.394, SLG: 0.559			0-0 F1-3		0-0 F8	0-0 F8		0-0 FC3-6 1B	0-0 2-H 3-H HR 3B
Randy Jones, R (1, 1) OBP: 0.286, SLG: 0.286			0-3 K		0-0 4-3	0-0 4-3		0-0 FC3-6 2B 1-2f	0-0 3-H HR
Dave Roberts, L (5, 1)									
Dyar Miller, R (5, 1)									
Mike Jorgensen, L (5, 3) OBP: 0.250, SLG: 0.526									
Wally Backman, S (7, PH) OBP: 0.111, SLG: 0.111									

Inning Stats	R: 0 E: 0 K: 0 S: 3	H: 1 LOB: 0 BB: 0 P: 3	R: 0 E: 0 K: 0 S: 3	H: 1 LOB: 1 BB: 1 P: 7	R: 0 E: 0 K: 1 S: 6	H: 1 LOB: 1 BB: 0 P: 6	R: 0 E: 0 K: 0 S: 3	H: 0 LOB: 0 BB: 0 P: 3	R: 0 E: 0 K: 1 S: 6	H: 1 LOB: 1 BB: 0 P: 6	R: 0 E: 0 K: 0 S: 3	H: 0 LOB: 0 BB: 0 P: 3	R: 0 E: 0 K: 2 S: 7	H: 0 LOB: 0 BB: 0 P: 7	R: 0 E: 0 K: 0 S: 5	H: 2 LOB: 2 BB: 0 P: 5	R: 7 E: 0 K: 1 S: 12	H: 7 LOB: 2 BB: 2 P: 20	1B: 8 2B: 3 3B: 1 HR: 1	SF: 0 SAC: 0 DP: 1 HBP: 0
--------------	------------------------------	---------------------------------	------------------------------	---------------------------------	------------------------------	---------------------------------	------------------------------	---------------------------------	------------------------------	---------------------------------	------------------------------	---------------------------------	------------------------------	---------------------------------	------------------------------	---------------------------------	-------------------------------	----------------------------------	----------------------------------	------------------------------------

PITCHER	IP	WLS	BF	H	R	ER	SO	BB	IBB	HBP	BLK	WP	HR	S	P	ERA	WHIP
Tom Griffin, R (1, 1) ERA: 4.5	7.0	W	24	4	0	0	4	1	0	0	1	0	0	31	35	0.00	0.714
Randy Moffitt, R (8, 1) ERA: 10.13	1.1		12	7	6	6	1	1	0	0	0	0	1	13	17	40.50	6.000
Fred Breining, R (9, 1) ERA: 3.21	0.1		2	0	0	0	0	1	0	0	0	0	0	1	5	0.00	3.000
Greg Minton, R (9, 1) ERA: 3.63	0.1	S	3	2	1	1	0	0	0	0	0	0	0	3	3	27.00	6.000

Batter	1	2	3	4	5	6	7	8	9	AB	R	H	RBI	BB	SO	LOB	TOP
Enos Cabell, R (1, 3) OBP: 0.297, SLG: 0.351 Dave Bergman, L (8, 3) OBP: 0.259, SLG: 0.292	0-0 BB SH BB 1B	0-0 5-3			0-0 F4	0-0 1B 1B 1B		0-0 6-3		5	2	2	1	0	0	0	
Milt May, L (1, 2) OBP: 0.361, SLG: 0.360	0-0 SH BB BB 1-2		0-0 F4-3		0-0 5-3 1B	0-0 1B 1B		0-0 F4-3		4	1	2	0	0	0	0	
Jack Clark, R (1, 9) OBP: 0.317, SLG: 0.367	0-0 F8		0-0 1B 3B		0-0 5-3	0-0 1B		4-0 FC5-4 BB		4	1	2	1	1	0	3	
Larry Herndon, R (1, 7) OBP: 0.374, SLG: 0.469	0-0 F8		0-0 CS 1B		4-0 1B BB	0-3 K		0-3 K		4	0	1	1	1	2	5	
Darrell Evans, L (1, 5) OBP: 0.324, SLG: 0.394	4-0 BB 1-2 2-3 BB		4-0 S BB		0-0 CS 1B		0-0 F4		0-0 FC5-4		3	0	1	1	2	0	1
Jerry Martin, R (1, 8) OBP: 0.333, SLG: 0.256	4-0 1-2 2-3 3-H BB		0-0 5-3		0-0 CS 1B	1-0 E S SF8 HBP		0-0 F7		2	1	0	1	1	0	1	
Rennie Stennett, R (1, 4) OBP: 0.229, SLG: 0.294 Johnnie LeMaster, R (6, 6) OBP: 0.278, SLG: 0.250	0-0 F9			0-0 G3 CS 1B		0-0 E3 SH1-4 1B		0-3 K		3	1	1	0	0	0	4	
Billy Smith, S (1, 6) OBP: 0.217, SLG: 0.300		0-0 F6		0-0 G3		0-0 SF8		0-0 F8		3	0	0	1	0	0	1	
Ed Whitson, R (1, 1) OBP: 0.111, SLG: 0.111 Al Holland, R (5, 1) Fred Breining, R (6, 1) Greg Minton, S (7, 1)		0-0 5-3		0-3 K		0-0 SH1-4		0-0 F7		2	0	0	0	0	1	1	
Inning Stats	R: 1 E: 1 K: 0 S: 5 H: 1 LOB: 3 BB: 2 P: 13	R: 0 E: 0 K: 0 S: 3 H: 0 LOB: 0 BB: 0 P: 3	R: 1 E: 0 K: 0 S: 4 H: 2 LOB: 1 BB: 1 P: 8	R: 0 E: 0 K: 1 S: 5 H: 1 LOB: 0 BB: 0 P: 5	R: 1 E: 0 K: 0 S: 4 H: 2 LOB: 1 BB: 1 P: 8	R: 3 E: 1 K: 1 S: 9 H: 3 LOB: 2 BB: 0 P: 10	R: 0 E: 0 K: 1 S: 5 H: 0 LOB: 0 BB: 0 P: 5	R: 0 E: 0 K: 0 S: 3 H: 0 LOB: 0 BB: 0 P: 3	R: 0 E: 0 K: 1 S: 5 H: 0 LOB: 1 BB: 1 P: 9	1B: 8 2B: 0 3B: 1 HR: 0 SF: 1 SAC: 2 DP: 0 HBP: 1	WP: 0 PB: 0 SB: 3 CS: 3	PA: 42					
PITCHER	IP WLS BF H R ER SO BB IBB HBP BLK WP HR S P ERA WHIP	IP WLS BF H R ER SO BB IBB HBP BLK WP HR S P ERA WHIP	IP WLS BF H R ER SO BB IBB HBP BLK WP HR S P ERA WHIP	IP WLS BF H R ER SO BB IBB HBP BLK WP HR S P ERA WHIP	IP WLS BF H R ER SO BB IBB HBP BLK WP HR S P ERA WHIP	IP WLS BF H R ER SO BB IBB HBP BLK WP HR S P ERA WHIP	IP WLS BF H R ER SO BB IBB HBP BLK WP HR S P ERA WHIP	IP WLS BF H R ER SO BB IBB HBP BLK WP HR S P ERA WHIP	IP WLS BF H R ER SO BB IBB HBP BLK WP HR S P ERA WHIP								
Pat Zachry, R (1, 1) ERA: 3.63	5.2 L 28 7 6 3 1 4 0 1 0 0 0 25 42 4.76 1.941	0.1 3 2 0 0 0 1 0 0 0 0 0 0 5 5 0.00 6.000	2.0 6 0 0 0 0 1 0 0 0 0 0 0 8 8 0.00 0.000	1.0 4 0 0 0 0 1 1 0 0 0 0 0 5 9 0.00 1.000													
Pete Falcone, L (6, 1) ERA: 0.9																	
Jeff Reardon, R (7, 1) ERA: 5.87																	
Neil Allen, R (9, 1) ERA:																	

San Francisco Giants @ New York Mets
Shea Stadium, Flushing, NY
Wed May 06 1981, 7:05 PM EDT
Att. 5,119 - Unknown

AB	32
R	6
H	9
RBI	6
BB	5
SO	4
LOB	16



WP: 0	PA: 42
PB: 0	
SB: 3	
CS: 3	

ERA	WHIP
-----	------

BOTTOM

San Francisco Giants @ New York Mets
Shea Stadium, Flushing, NY
Wed May 06 1981, 7:05 PM EDT
Att. 5,119 - Unknown

livebaseballscorecards.com

AB 39
R 4
H 12
RBI 4
BB 3
SO 9
LOB 27



WP: 1 PA: 43
PB: 0
SB: 1
CS: 0

AB R H RBI BB SO LOB

5 1 4 1 0 0 0
2 0 1 1 1 1 0
0 0 0 1 0 0 0
0 0 0 0 0 0 0
1 0 0 0 0 1 1
0 0 0 0 0 0 0

5 0 0 0 0 2 7

5 0 2 0 0 3 4

5 0 2 0 0 1 2

5 1 1 0 0 0 3

1 0 0 0 1 0 0
2 1 0 0 1 0 3

4 1 0 0 0 0 7

2 0 1 0 0 1 0
0 0 0 0 0 0 0
2 0 1 1 0 0 0

1B: 11 SF: 1
2B: 0 SAC: 0
3B: 1 DP: 0
HR: 0 HBP: 0

Batter	1	2	3	4	5	6	7	8	9
Joel Youngblood, R (1, 9) OBP: 0.434, SLG: 0.571	0-0 6-3		0-0 1B 3B		0-0 1B	0-0 1B		0-0 1B	
Bob Bailor, R (1, 6) OBP: 0.474, SLG: 0.467 Mike Jorgensen, L (6, PH) OBP: 0.238, SLG: 0.526 Jeff Reardon, R (7, 1) Mookie Wilson, S (8, PH) OBP: 0.232, SLG: 0.273 Neil Allen, R (9, 1)	0-3 K		0-0 1B		4-0 1B	0-0 SF8		0-3 K	
Lee Mazzilli, S (1, 8) OBP: 0.247, SLG: 0.279	0-3 K		0-0 F7		0-0 F4	0-3 K		0-0 1-3	
Dave Kingman, R (1, 7) OBP: 0.400, SLG: 0.478		0-0 1B	0-3 K		0-3 K		0-3 K	0-0 FC5-4 1B	
Rusty Staub, L (1, 3) OBP: 0.389, SLG: 0.453		0-3 K		0-0 F7		0-0 FC5-2 1B	0-0 WP 1B	0-0 F8	
John Stearns, R (1, 2) OBP: 0.250, SLG: 0.300		0-0 F5		0-0 F7		0-0 E5 FC5-2 1B	0-0 WP 1B	0-0 FC5-4	
Mike Cabbage, L (1, 5) OBP: 0.375, SLG: 0.273 Hubie Brooks, R (6, PH) OBP: 0.310, SLG: 0.362		4-0 BB		0-0 F8		4-0 1B FC5-2 1B BB	0-0 1-3	0-0 1-3	
Doug Flynn, R (1, 4) OBP: 0.373, SLG: 0.528		0-0 F7		0-0 F6-3		0-0 FC5-2 1B SF8	0-0 F1-3		
Pat Zachry, R (1, 1) OBP: 0.444, SLG: 0.375 Pete Falcone, L (6, 1) Alex Trevino, R (6, PH) OBP: 0.356, SLG: 0.313			0-3 K		0-0 1B	0-0 1B		0-0 1-3	

Inning Stats	R: 0	H: 0	E: 0	K: 2	S: 7	H: 0	LOB: 0	BB: 0	P: 7	R: 0	H: 1	E: 0	K: 1	S: 6	R: 1	H: 2	E: 0	K: 2	S: 9	R: 0	H: 0	E: 0	K: 0	S: 3	R: 0	H: 2	E: 0	K: 1	S: 7	R: 3	H: 3	E: 1	K: 1	S: 9	R: 0	H: 2	E: 0	K: 1	S: 7	R: 0	H: 1	E: 0	K: 1	S: 6	R: 0	H: 1	E: 0	K: 0	S: 4
--------------	------	------	------	------	------	------	--------	-------	------	------	------	------	------	------	------	------	------	------	------	------	------	------	------	------	------	------	------	------	------	------	------	------	------	------	------	------	------	------	------	------	------	------	------	------	------	------	------	------	------

PITCHER	IP	WLS	BF	H	R	ER	SO	BB	IBB	HBP	BLK	WP	HR	S	P	ERA	WHIP
Ed Whitton, R (1, 1) ERA: 3.48	4.1		20	5	1	1	5	2	0	0	0	0	0	28	36	2.08	1.615
Al Holland, L (5, 1) ERA: 7.11	1.0		8	3	3	1	1	1	0	0	0	0	0	9	13	9.00	4.000
Fred Breining, R (6, 1) ERA: 3.0	1.0		5	2	0	0	2	0	0	0	0	0	0	9	9	0.00	2.000
Greg Minton, R (7, 1) ERA: 3.24	2.2	W	10	2	0	0	1	0	0	0	0	1	0	12	12	0.00	0.750

PITCHER	IP	WLS	BF	H	R	ER	SO	BB	IBB	HBP	BLK	WP	HR	S	P	ERA	WHIP
---------	----	-----	----	---	---	----	----	----	-----	-----	-----	----	----	---	---	-----	------

Batter	1	2	3	4	5	6	7	8	9	AB R H RBI BB SO LOB	TOP												
Bill North, S OBP: 0.357, SLG: 0.286 (1, 8) X	0-0 4-3			X 0-0 S 5-3 1B		X 0-0 E4 1-3 S	X 0-0 1-2 3-H 1B			4 1 2 1 0 0 0													
Enos Cabell, R OBP: 0.284, SLG: 0.333 (1, 3) X	0-0 5-3			X 0-0 1-H 5-3		X 0-0 1-2 5-3	X 0-0 4-3			4 0 0 1 0 0 3													
Jack Clark, R OBP: 0.295, SLG: 0.337 (1, 9) X	0-0 F8			X 0-0 F4		X 0-0 2-3 1-3		X 0-0 F4		4 0 0 0 0 0 1													
Darrell Evans, L OBP: 0.328, SLG: 0.386 (1, 5) X		X 0-0 4-3		X 0-0 3-1		X 0-0 4-3		X 0-0 1B		4 0 1 0 0 0 1													
Larry Herndon, R OBP: 0.364, SLG: 0.452 (1, 7) X		X 0-0 6-3			X 0-0 G4-6-3 1B 1B		X 0-3 K	X 0-0 F9		4 1 1 0 0 1 0													
Joe Morgan, L OBP: 0.304, SLG: 0.308 (1, 4) X		X 0-0 F7			X 0-0 1-2 G4-6-3 1B		X 0-0 1B FC6-4 1B	X 0-0 4-3		4 1 2 0 0 0 0													
Milt May, L OBP: 0.374, SLG: 0.373 (1, 2) X			X 0-0 F2		X 0-0 1-2f 2-3 G4-6-3		X 0-0 FC6-4 1B 1B	X 0-0 1B 1B		4 1 2 0 0 0 2													
Johnnie LeMaster, R OBP: 0.301, SLG: 0.276 (1, 6) X			X 0-0 6-3		X 0-0 3-H 1B		X 0-0 1-2 2-3 FC6-4 1B	X 0-0 1-2 G5-4-3 1B		4 0 3 1 0 0 0													
Allen Ripley, R OBP: 0.143, SLG: 0.143 (1, 1) Jim Wohlford, R OBP: 0.211, SLG: 0.368 (7, PH) Greg Minton, S (7, 1) Gary Lavelle, S OBP: 0.333, SLG: 0.333 (8, 1) Jerry Martin, R OBP: 0.302, SLG: 0.229 (9, PH) Al Holland, R (9, 1)			X 0-0 4-3		X 0-0 4-3		X 0-0 1-2f 2-3 3-H FC6-4 1B	X 0-0 1-2f G5-4-3		2 0 0 0 0 0 1 1 0 0 1 0 0 2 0 0 0 0 0 0 0 0 0 0 0 0 0 0 1 0 0 0 0 0 2 0 0 0 0 0 0 0													
Inning Stats	R: 0 E: 0 K: 0 S: 3	H: 0 LOB: 0 BB: 0 P: 3	R: 0 E: 0 K: 0 S: 3	H: 0 LOB: 0 BB: 0 P: 3	R: 1 E: 0 K: 0 S: 4	H: 1 LOB: 0 BB: 0 P: 4	R: 1 E: 0 K: 0 S: 5	H: 3 LOB: 1 BB: 0 P: 5	R: 0 E: 1 K: 0 S: 4	H: 0 LOB: 1 BB: 0 P: 4	R: 2 E: 0 K: 1 S: 9	H: 4 LOB: 2 BB: 0 P: 9	R: 0 E: 0 K: 0 S: 3	H: 1 LOB: 0 BB: 0 P: 3	R: 0 E: 0 K: 0 S: 4	H: 2 LOB: 1 BB: 0 P: 4	1B: 11 2B: 0 3B: 0 HR: 0	SF: 0 SAC: 0 DP: 2 HBP: 0	WP: 0 PB: 0 SB: 3 CS: 0	PA: 36			
PITCHER	IP WLS BF H R ER SO BB IBB HBP BLK WP HR S P ERA WHIP	IP WLS BF H R ER SO BB IBB HBP BLK WP HR S P ERA WHIP	IP WLS BF H R ER SO BB IBB HBP BLK WP HR S P ERA WHIP	IP WLS BF H R ER SO BB IBB HBP BLK WP HR S P ERA WHIP	IP WLS BF H R ER SO BB IBB HBP BLK WP HR S P ERA WHIP	IP WLS BF H R ER SO BB IBB HBP BLK WP HR S P ERA WHIP	IP WLS BF H R ER SO BB IBB HBP BLK WP HR S P ERA WHIP	IP WLS BF H R ER SO BB IBB HBP BLK WP HR S P ERA WHIP	IP WLS BF H R ER SO BB IBB HBP BLK WP HR S P ERA WHIP	IP WLS BF H R ER SO BB IBB HBP BLK WP HR S P ERA WHIP	IP WLS BF H R ER SO BB IBB HBP BLK WP HR S P ERA WHIP	IP WLS BF H R ER SO BB IBB HBP BLK WP HR S P ERA WHIP	IP WLS BF H R ER SO BB IBB HBP BLK WP HR S P ERA WHIP	IP WLS BF H R ER SO BB IBB HBP BLK WP HR S P ERA WHIP	IP WLS BF H R ER SO BB IBB HBP BLK WP HR S P ERA WHIP	IP WLS BF H R ER SO BB IBB HBP BLK WP HR S P ERA WHIP	IP WLS BF H R ER SO BB IBB HBP BLK WP HR S P ERA WHIP	IP WLS BF H R ER SO BB IBB HBP BLK WP HR S P ERA WHIP	IP WLS BF H R ER SO BB IBB HBP BLK WP HR S P ERA WHIP	IP WLS BF H R ER SO BB IBB HBP BLK WP HR S P ERA WHIP	IP WLS BF H R ER SO BB IBB HBP BLK WP HR S P ERA WHIP		
Bill Gullickson, R ERA: 3.72 (1, 1)	7.0 L 29 8 4 4 1 0 0 0 0 0 0 31 31 5.14 1.143																						
Stan Bahnsen, R ERA: 5.28 (8, 1)	1.0 3 1 0 0 0 0 0 0 0 0 0 3 3 0.00 1.000																						
Woodie Fryman, L ERA: 1.0 (9, 1)	1.0 4 2 0 0 0 0 0 0 0 0 0 4 4 0.00 2.000																						

San Francisco Giants @ Montreal Expos
Olympic Stadium, Montreal, QB
Fri May 08 1981, 7:05 PM EDT
Att. 21,850 - Unknown

livebaseballscorecards.com

AB	36
R	4
H	11
RBI	4
BB	0
SO	1
LOB	12



Batter	1	2	3	4	5	6	7	8	9	AB R H RBI BB SO LOB	TOP											
Bill North, S (1, 8) OBP: 0.371, SLG: 0.351 CS BB	4-0		0-0 6-3		0-0 1B 2B		0-0 HR		0-0 6-3	4 1 2 6 1 0 0												
Enos Cabell, R (1, 3) OBP: 0.298, SLG: 0.355 K 1-2	0-3			0-0 5-3 1B	0-0 1B		0-0 F9		0-0 E 2B	5 1 3 0 0 1 1												
Jack Clark, R (1, 9) OBP: 0.299, SLG: 0.350 1B	0-0			0-0 5-3 1-2		0-0 F7	0-0 2B		0-0 E6 1B	5 1 2 0 0 0 1												
Darrell Evans, L (1, 5) OBP: 0.322, SLG: 0.377 4-3	0-0			0-0 F7		0-0 F8	0-0 4-3		0-0 2B	5 0 1 1 0 0 3												
Jerry Martin, R (1, 7) OBP: 0.293, SLG: 0.226 5-3			0-0 5-3		0-0 6-3		0-0 5-3		0-0 G6-3 1B	5 0 1 0 0 0 2												
Joe Morgan, L (1, 4) OBP: 0.302, SLG: 0.305 F7									0-0 G6-3 1-2	4 1 1 0 0 0 1												
Milt May, L (1, 2) OBP: 0.368, SLG: 0.360 4-3									0-0 G3	3 0 0 0 1 0 1												
Johnnie LeMaster, R (1, 6) OBP: 0.310, SLG: 0.291 5-3									0-0 F7	3 2 1 0 1 0 1												
Vida Blue, S (1, 1) OBP: 0.333, SLG: 0.308 F9									0-0 F9	3 2 1 0 1 0 0												
Inning Stats	R: 0 E: 0 K: 1 S: 5	H: 1 LOB: 1 BB: 1 P: 9	R: 0 E: 0 K: 0 S: 3	H: 0 LOB: 0 BB: 0 P: 3	R: 0 E: 0 K: 0 S: 3	H: 0 LOB: 0 BB: 0 P: 3	R: 0 E: 0 K: 0 S: 4	H: 1 LOB: 1 BB: 0 P: 4	R: 2 E: 0 K: 0 S: 5	H: 3 LOB: 2 BB: 1 P: 9	R: 0 E: 0 K: 0 S: 3	H: 0 LOB: 0 BB: 0 P: 3	R: 4 E: 0 K: 0 S: 7	H: 4 LOB: 1 BB: 1 P: 11	R: 0 E: 0 K: 0 S: 3	H: 1 LOB: 1 BB: 1 P: 7	R: 2 E: 1 K: 0 S: 6	H: 2 LOB: 1 BB: 0 P: 6	1B: 7 2B: 4 3B: 0 HR: 1	SF: 0 SAC: 0 DP: 1 HBP: 0	WP: 0 PB: 0 SB: 0 CS: 1	PA: 41
Steve Rogers, R (1, 1) ERA: 5.62 Stephen Ratzler, R (8, 1) ERA: 7.07	IP	WLS	BF	H	R	ER	SO	BB	IBB	HBP	BLK	WP	HR	S	P	ERA	WHIP					
	7.0	L	31	9	6	6	1	3	0	0	0	0	1	30	42	7.71	1.714					
	2.0		10	3	2	0	0	1	0	0	0	0	0	9	13	0.00	2.000					

San Francisco Giants @ Montreal Expos
 Olympic Stadium, Montreal, QB
 Sat May 09 1981, 3:33 AM EDT
 Att: 48,149 - Unknown

livebaseballscorecards.com

AB	37
R	8
H	12
RBI	7
BB	4
SO	1
LOB	10



Batter	1	2	3	4	5	6	7	8	9	AB R H RBI BB SO LOB	TOP	
Enos Cabell, R (1, 3) OBP: 0.294, SLG: 0.374 Dave Bergman, L (9, 3) OBP: 0.286, SLG: 0.320	0-0 HR	0-0 6-3		0-0 F9			0-0 6-3		0-0 G3	5 1 1 2 0 0 1 0 0 0 0 0 0 0		
Jim Wohlford, R (1, 7) OBP: 0.304, SLG: 0.522	0-0 G3 1B 2B	0-0 F3			0-0 G4-3 1B		0-0 2B			4 1 3 0 0 0 1		
Jack Clark, R (1, 9) OBP: 0.289, SLG: 0.336	0-0 G3 2-3		0-0 6-3		0-0 F9		0-0 F9			4 0 0 0 0 0 3		
Larry Herndon, R (1, 8) OBP: 0.378, SLG: 0.481	0-0 G5-3 1B 1B 3-H		0-0 S 1B 1B		0-0 G4-3 1-2f			0-0 3B		4 1 3 1 0 0 1		
Darrell Evans, L (1, 5) OBP: 0.328, SLG: 0.409	0-0 1-2 1B		0-0 F8 1-2			0-0 HR		0-0 L6		4 1 2 1 0 0 2		
Rennie Stennett, R (1, 4) OBP: 0.214, SLG: 0.268	0-0 G5-3 2-3f		0-0 2-H 1B		0-0 F9		0-0 F4			4 0 1 1 0 0 3		
Mike Sadek, R (1, 2) OBP: 0.217, SLG: 0.190		0-0 FC1-5 1B 1B	0-3 K		0-0 6-3		0-0 6-3			4 0 1 0 0 1 2		
Johnnie LeMaster, R (1, 6) OBP: 0.308, SLG: 0.289		0-0 E 6-3 1B		0-0 F6		0-0 5-3		0-0 5-3		4 1 1 0 0 0 0		
Tom Griffin, R (1, 1) OBP: 0.176, SLG: 0.313		0-0 FC1-5 6-3 1-3 2-3f		0-0 F3		0-3 K		0-0 F9		4 0 0 0 0 1 2		
Inning Stats	R: 2 H: 4 E: 0 LOB: 1 K: 0 BB: 0 S: 6 P: 6	R: 1 H: 2 E: 1 LOB: 1 K: 0 BB: 0 S: 5 P: 5	R: 1 H: 2 E: 0 LOB: 1 K: 1 BB: 0 S: 7 P: 7	R: 0 H: 0 E: 0 LOB: 0 K: 0 BB: 0 S: 3 P: 3	R: 0 H: 1 E: 0 LOB: 0 K: 0 BB: 0 S: 3 P: 3	R: 1 H: 1 E: 0 LOB: 0 K: 0 BB: 0 S: 4 P: 4	R: 0 H: 1 E: 0 LOB: 1 K: 1 BB: 0 S: 6 P: 6	R: 0 H: 1 E: 0 LOB: 1 K: 0 BB: 0 S: 4 P: 4	R: 0 H: 0 E: 0 LOB: 0 K: 0 BB: 0 S: 3 P: 3	1B: 7 SF: 0 2B: 2 SAC: 0 3B: 1 DP: 2 HR: 2 HBP: 0	WP: 0 PA: 37 PB: 0 SB: 1 CS: 0	
PITCHER Bill Lee, L (1, 1) ERA: 2.96 Stephen Ratzler, R (9, 1) ERA: 6.6	IP WLS BF H R ER SO BB IBB HBP BLK WP HR S P ERA WHIP											
	8.0 L 34 12 5 4 2 0 0 0 0 0 0 2 38 38 4.50 1.500											
	1.0 3 0 0 0 0 0 0 0 0 0 0 0 3 3 0.00 0.000											

San Francisco Giants @ Montreal Expos
Olympic Stadium, Montreal, QB
Sun May 10 1981, 3:33 AM EDT
Unknown

AB	37
R	5
H	12
RBI	5
BB	0
SO	2
LOB	15



Batter	1	2	3	4	5	6	7	8	9	AB R H RBI BB SO LOB
Tim Raines, S OBP: 0.467, SLG: 0.515 (1, 7)	0-0 SF7 3B		0-0 F9			0-0 F8			0-0 F8	4 1 1 0 0 0 0
Rodney Scott, S OBP: 0.346, SLG: 0.180 (1, 4)	0-0 SF7 3-H			4-0 CS 1B BB		0-0 G3			0-0 1B	2 0 1 1 1 0 0
Andre Dawson, R OBP: 0.364, SLG: 0.527 (1, 8)	0-0 F4			0-0 S 1B		0-0 F6			0-0 F5	4 0 1 0 0 0 1
Gary Carter, R OBP: 0.360, SLG: 0.460 (1, 2)	0-0 F3			0-3 K 1-2 2-3			0-0 F2		0-0 F3	4 0 0 0 0 1 3
Warren Cromartie, L OBP: 0.303, SLG: 0.398 (1, 3)		0-0 F6 1B		0-0 6-3			0-0 F6			3 0 1 0 0 0 1
Tim Wallach, R OBP: 0.303, SLG: 0.452 (1, 9)		0-0 F6 1-2		0-0 6-3			0-0 6-3			3 0 0 0 0 0 1
Larry Parrish, R OBP: 0.260, SLG: 0.281 (1, 5)		0-0 1-3		0-3 K				0-0 F8		3 0 0 0 0 1 0
Chris Speier, R OBP: 0.303, SLG: 0.303 (1, 6)			0-0 5-3		4-0 BB			0-0 F3		2 0 0 0 1 0 0
Bill Lee, L OBP: 0.500, SLG: 0.500 (1, 1)			0-0 1-3		0-0 1-3			0-0 L1		2 0 0 0 0 0 1
Tom Hutton, L OBP: 0.375, SLG: 0.286 (8, PH)										1 0 0 0 0 0 0
Stephen Ratzler, R (9, 1)										0 0 0 0 0 0 0


Inning Stats	R: 1	H: 1	R: 0	H: 1	R: 0	H: 0	R: 0	H: 1	R: 0	H: 0	R: 0	H: 0	R: 0	H: 0	R: 0	H: 1	R: 0	H: 1	1B: 3	SF: 1	WP: 0	PA: 31	
	E: 0	LOB: 0	E: 0	LOB: 0	E: 0	LOB: 0	E: 0	LOB: 1	E: 0	LOB: 0	E: 0	LOB: 0	E: 0	LOB: 0	E: 0	LOB: 1	E: 0	LOB: 1	2B: 0	SAC: 0	PB: 0		
	K: 0	BB: 0	K: 0	BB: 0	K: 0	BB: 0	K: 1	BB: 1	K: 0	BB: 0	K: 0	BB: 0	K: 0	BB: 0	K: 0	BB: 0	K: 0	BB: 0	3B: 1	DP: 0	SB: 1		
	S: 4	P: 4	S: 3	P: 3	S: 3	P: 3	S: 5	P: 9	S: 5	P: 9	S: 5	P: 9	S: 3	P: 3	S: 3	P: 4	S: 4	P: 4	HR: 0	HBP: 0	CS: 1		
PITCHER Tom Griffin, R ERA: 3.77 (1, 1)	IP 9.0	WLS W	BF 31	H 4	R 1	ER 1	SO 2	BB 2	IBB 0	HBP 0	BLK 0	WP 0	HR 0	S 33	P 41	ERA 1.00	WHIP 0.667						

BOTTOM

San Francisco Giants @ Montreal Expos
 Olympic Stadium, Montreal, QB
 Sun May 10 1981, 3:33 AM EDT
 Unknown

livebaseballscorecards.com

AB	28
R	1
H	4
RBI	1
BB	2
SO	2
LOB	7



Batter	1	2	3	4	5	6	7	8	9	AB R H RBI BB SO LOB	TOP
Bill North, S (1, 8) OBP: 0.366, SLG: 0.338	0-0 			4-0 			0-3 		0-3 	3 0 0 0 1 2 0	San Francisco Giants @ Montreal Expos Olympic Stadium, Montreal, QB Sun May 10 1981, 3:38 AM EDT Att. 25,343 - Unknown livebaseballscorecards.com
Enos Cabell, R (1, 3) OBP: 0.285, SLG: 0.361	0-3 			0-3 		0-0 		0-0 	4 0 0 0 0 2 1		
Joe Morgan, L (1, 4) OBP: 0.293, SLG: 0.294	0-0 			0-0 		0-0 			3 0 0 0 0 0 0		
Darrell Evans, L (1, 5) OBP: 0.328, SLG: 0.402		0-3 			0-0 			4-0 	2 0 0 0 1 1 0		
Larry Herndon, R (1, 9) OBP: 0.377, SLG: 0.473		0-0 			0-3 			4-0 	2 0 0 0 1 1 0		
Milt May, L (1, 2) OBP: 0.357, SLG: 0.348		0-0 			0-0 			0-0 	3 0 0 0 0 0 2		
Dave Bergman, L (1, 7) OBP: 0.290, SLG: 0.296			0-0 			0-0 		4-0 	2 0 0 0 1 0 0		
Billy Smith, S (1, 6) OBP: 0.179, SLG: 0.240			0-0 			0-0 		0-0 	3 0 0 0 0 0 2		
Ed Whitson, R (1, 1) OBP: 0.091, SLG: 0.091 Gary Lavelle, S (7, 1) OBP: 0.333, SLG: 0.333 Jim Wohlford, R (9, PH) OBP: 0.292, SLG: 0.500			0-3 			0-3 		0-0 	2 0 0 0 0 2 0 0 0 0 0 0 0 0 1 0 0 0 0 0 0		
Inning Stats	R: 0 H: 0 E: 0 LOB: 0 K: 1 BB: 0 S: 5 P: 5	R: 0 H: 0 E: 0 LOB: 0 K: 1 BB: 0 S: 5 P: 5	R: 0 H: 0 E: 0 LOB: 0 K: 1 BB: 0 S: 5 P: 5	R: 0 H: 0 E: 0 LOB: 0 K: 1 BB: 1 S: 4 P: 8	R: 0 H: 0 E: 0 LOB: 0 K: 1 BB: 0 S: 5 P: 5	R: 0 H: 0 E: 0 LOB: 0 K: 1 BB: 0 S: 5 P: 5	R: 0 H: 0 E: 0 LOB: 0 K: 1 BB: 0 S: 5 P: 5	R: 0 H: 0 E: 0 LOB: 2 K: 0 BB: 3 S: 2 P: 14	R: 0 H: 0 E: 0 LOB: 0 K: 1 BB: 0 S: 5 P: 5	1B: 0 SF: 0 2B: 0 SAC: 0 3B: 0 DP: 1 HR: 0 HBP: 0	
PITCHER Charlie Lea, R (1, 1) ERA: 4.05	IP WLS BF H R ER SO BB IBB HBP BLK WP HR S P ERA WHIP 9.0 W 29 0 0 0 8 4 0 0 0 0 0 0 41 57 0.00 0.444										

AB	25
R	0
H	0
RBI	0
BB	4
SO	8
LOB	5



Batter	1	2	3	4	5	6	7	8	9
Tim Raines, S OBP: 0.460, SLG: 0.500 (1, 7)	0-3 K	0-0 FC5			0-0 G4-6-3		4-0 2B IBB		
Rodney Scott, S OBP: 0.354, SLG: 0.215 (1, 4)	0-0 FC4 1B		0-0 4-3			0-0 L6	0-0 2B 2B		
Andre Dawson, R OBP: 0.360, SLG: 0.526 (1, 8)	0-0 FC4 1-2f		0-0 4-3			0-0 6-3	0-0 2B 2B		
Gary Carter, R OBP: 0.356, SLG: 0.451 (1, 2)	0-0 L6 1-2		0-0 6-3			0-0 1B	0-0 6-3		
Warren Cromartie, L OBP: 0.301, SLG: 0.391 (1, 3)		0-0 BB HBP 1B		0-0 4-3		0-0 F8		0-0 4-3	
Tim Wallach, R OBP: 0.351, SLG: 0.545 (1, 5)		1-0 FC5 BB HBP		0-3 K			0-0 HR	1-0 HBP	
Rowland Office, L OBP: 0.188, SLG: 0.133 (1, 9)		0-0 F6		0-0 F8			0-0 SH3-4 2B 1B	0-3 K	
Mike Phillips, L OBP: 0.182, SLG: 0.242 (1, 6)		0-0 F7			0-0 E3 G4-6-3		0-0 F5	0-0 F9	
Charlie Lea, R (1, 1)		4-0 BB 1-2 2-3 BB		0-3 K			0-0 SH3-4 1-2		

Inning Stats	R: 0	H: 1	E: 0	LOB: 1	K: 1	BB: 0	S: 6	P: 6
	R: 0	H: 1	E: 0	LOB: 3	K: 0	BB: 1	S: 4	P: 9
	R: 0	H: 0	E: 0	LOB: 0	K: 0	BB: 0	S: 3	P: 3
	R: 0	H: 0	E: 0	LOB: 0	K: 1	BB: 0	S: 5	P: 5
	R: 0	H: 0	E: 1	LOB: 0	K: 1	BB: 0	S: 5	P: 5
	R: 0	H: 1	E: 0	LOB: 1	K: 0	BB: 0	S: 4	P: 4
	R: 4	H: 4	E: 0	LOB: 1	K: 0	BB: 1	S: 7	P: 11
	R: 0	H: 0	E: 0	LOB: 1	K: 1	BB: 0	S: 5	P: 6

PITCHER	IP	WLS	BF	H	R	ER	SO	BB	IBB	HBP	BLK	WP	HR	S	P	ERA	WHIP
Ed Whitson, R ERA: 3.79 (1, 1)	6.2	L	30	7	4	4	3	1	1	1	0	0	1	33	42	5.40	1.200
Gary Lavelle, L ERA: 2.65 (7, 1)	1.1		5	0	0	0	1	0	0	1	0	0	0	6	7	0.00	0.000


BOTTOM

San Francisco Giants @ Montreal Expos
Olympic Stadium, Montreal, QB
Sun May 10 1981, 3:38 AM EDT
Att. 25,343 - Unknown

AB	R	H	RBI	BB	SO	LOB
3	1	0	0	1	1	4
4	1	2	2	0	0	0
4	0	1	1	0	0	1
4	0	1	0	0	0	2
4	0	1	0	0	0	1
2	1	1	1	0	1	0
4	1	1	0	0	1	3
4	0	0	0	0	0	4
1	0	0	0	1	1	1

AB	30
R	4
H	7
RBI	4
BB	2
SO	4
LOB	16

WP: 0 PA: 35
PB: 0 SB: 1 CS: 0
SF: 0 SAC: 1 DP: 1 HBP: 2
1B: 4 2B: 2 3B: 0 HR: 1



Batter	1	2	3	4	5	6	7	8	9	AB R H RBI BB SO LOB	TOP											
Pete Rose, S (1, 3) OBP: 0.420, SLG: 0.471	0-0 F7		4-0 G4-6-3 BB		0-0 F7		4-0 BB BB BB		0-0 F8	3 0 0 0 2 0 2	Philadelphia Phillies @ San Francisco Giants Candlestick Park, San Francisco, CA Tue May 12 1981, 10:05 PM EDT Att: 10,307 - Unknown livebaseballscorecards.com											
Bake McBride, L (1, 9) OBP: 0.381, SLG: 0.483	0-0 FC5-4 1B		0-0 G4-6-3 1-2f		0-0 F5		0-0 F8		0-0 5-3	5 0 1 0 0 0 4												
Mike Schmidt, R (1, 5) OBP: 0.386, SLG: 0.677	0-0 FC5-4 1-2f		0-0 F9		0-0 F2			0-0 5-3		4 0 0 0 0 0 1												
Gary Matthews, R (1, 7) OBP: 0.415, SLG: 0.521	0-0 1-3			0-0 5-3		0-0 6-3		0-0 5-3		4 0 0 0 0 0 1												
Manny Trillo, R (1, 4) OBP: 0.376, SLG: 0.421		0-0 P5		0-0 1B 1B 1B		0-0 WP 1B		0-0 1B		4 0 3 0 0 0 0												
Garry Maddox, R (1, 8) OBP: 0.319, SLG: 0.362		0-0 6-3		0-0 1B 1B		0-0 F5 1-2		0-0 L8		4 0 1 0 0 0 2												
Larry Bowa, S (1, 6) OBP: 0.294, SLG: 0.305		0-0 1B S 1B		0-0 1B 1-2 2-3		0-0 F7		0-0 1B		4 0 3 0 0 0 1												
Bob Boone, R (1, 2) OBP: 0.277, SLG: 0.267		0-0 1B		0-0 F2		0-0 F7		0-0 P4		4 0 1 0 0 0 4												
Nino Espinosa, R (1, 1) OBP: 0.111, SLG: 0.111		0-0 6-3		0-3 K		0-3 K		4-0 BB BB BB BB		2 0 0 0 0 1 5												
Greg Gross, L (7, PH) OBP: 0.365, SLG: 0.444										1 0 0 0 0 1 0												
Mike Proly, R (7, 1)										0 0 0 0 0 0 0												
Sparky Lyle, L (7, 1)										0 0 0 0 0 0 0												
Del Unser, L (9, PH) OBP: 0.615, SLG: 0.778										0 0 0 0 1 0 0												
Inning Stats	R: 0 E: 0 K: 0 S: 4	H: 1 LOB: 1 BB: 0 P: 4	R: 0 E: 0 K: 0 S: 5	H: 2 LOB: 2 BB: 0 P: 5	R: 0 E: 0 K: 0 S: 2	H: 0 LOB: 0 BB: 1 P: 6	R: 0 E: 0 K: 1 S: 8	H: 3 LOB: 3 BB: 0 P: 8	R: 0 E: 0 K: 0 S: 3	H: 0 LOB: 0 BB: 0 P: 3	R: 0 E: 0 K: 0 S: 4	H: 1 LOB: 1 BB: 0 P: 4	R: 0 E: 0 K: 1 S: 5	H: 0 LOB: 1 BB: 1 P: 9	R: 0 E: 0 K: 0 S: 4	H: 1 LOB: 1 BB: 0 P: 4	R: 0 E: 0 K: 0 S: 4	H: 1 LOB: 2 BB: 1 P: 8	1B: 9 2B: 0 3B: 0 HR: 0	SF: 0 SAC: 0 DP: 1 HBP: 0	WP: 1 PB: 0 SB: 1 CS: 0	PA: 38
PITCHER	IP WLS BF H R ER SO BB IBB HBP BLK WP HR S P ERA WHIP												PITCHER	IP WLS BF H R ER SO BB IBB HBP BLK WP HR S P ERA WHIP								
Doyle Alexander, R (1, 1) ERA: 1.32	7.0 W 29 7 0 0 2 2 0 0 0 0 1 0 31 39 0.00 1.286																					
Greg Minton, R (8, 1) ERA: 3.49	2.0 9 2 0 0 0 1 0 0 0 0 0 0 8 12 0.00 1.500																					



Batter	1	2	3	4	5	6	7	8	9	AB	R	H	RBI	BB	SO	LOB
Bill North, S OBP: 0.381, SLG: 0.358 (1, 8)	0-0 S 2B 1B	0-0 S 1B			0-0 S 1B		0-0 S 1B		0-0 FC1-6 1B 1B	4	2	3	0	0	0	1
Enos Cabell, R OBP: 0.291, SLG: 0.374 (1, 3)	0-0 1B 2B	0-0 5-3 1-2			0-0 1-3 1-2		0-0 1-3 1-2		0-0 1B 1B	4	1	2	1	0	0	2
Jack Clark, R OBP: 0.304, SLG: 0.351 (1, 9)	0-0 2B SF8 1B		0-0 1B 1B		0-0 F5		0-0 1-2 2-H 1B		0-0 1B	4	1	3	1	0	0	1
Darrell Evans, L OBP: 0.318, SLG: 0.388 (1, 5)	0-0 F9		0-0 P6		0-0 F7		0-0 F9		0-0 F9	4	0	0	0	0	0	5
Larry Herndon, R OBP: 0.381, SLG: 0.482 (1, 7)	0-0 1-3 3-H 2B		0-0 CS 1B		0-0 F8		0-0 F8		0-0 3-1	4	0	2	1	0	0	0
Joe Morgan, L OBP: 0.291, SLG: 0.287 (1, 4)	0-0 SF8		0-0 CS	0-0 F8		4-0 BB		0-0 3-1	2	0	0	0	1	1	0	0
Milt May, L OBP: 0.343, SLG: 0.333 (1, 2)	0-0 4-3		0-0 F7		0-0 F8		0-0 F8		0-0 4-3	4	0	0	0	0	0	2
Johnnie LeMaster, R OBP: 0.298, SLG: 0.279 (1, 6)		0-3 K	0-0 6-3		0-0 1-3		0-0 1-3		0-0 1B	3	0	0	0	0	0	1
Doyle Alexander, R OBP: 0.176, SLG: 0.133 (1, 1)		0-0 5-3			0-0 F9		0-0 FC1-6 1B			2	0	0	0	0	0	0
Rennie Stennett, R OBP: 0.233, SLG: 0.286 (7, PH)										1	0	1	0	0	0	0
Greg Minton, S (8, 1)										0	0	0	0	0	0	0

Inning Stats	R: 3	H: 4	E: 0	LOB: 1	K: 0	BB: 0	S: 7	R: 0	H: 1	E: 0	LOB: 1	K: 1	BB: 0	S: 6	R: 0	H: 2	E: 0	LOB: 0	K: 0	BB: 0	S: 3	R: 0	H: 0	E: 0	LOB: 0	K: 0	BB: 0	S: 3	R: 0	H: 1	E: 0	LOB: 1	K: 0	BB: 0	S: 4	R: 0	H: 0	E: 0	LOB: 1	K: 0	BB: 1	S: 7	R: 1	H: 3	E: 0	LOB: 2	K: 0	BB: 0	S: 6	R: 0	H: 0	E: 0	LOB: 0	K: 0	BB: 0	S: 3
--------------	------	------	------	--------	------	-------	------	------	------	------	--------	------	-------	------	------	------	------	--------	------	-------	------	------	------	------	--------	------	-------	------	------	------	------	--------	------	-------	------	------	------	------	--------	------	-------	------	------	------	------	--------	------	-------	------	------	------	------	--------	------	-------	------

PITCHER	IP	WLS	BF	H	R	ER	SO	BB	IBB	HBP	BLK	WP	HR	S	P	ERA	WHIP
Nino Espinosa, R ERA: 4.64 (1, 1)	6.0	L	25	8	3	3	1	1	0	0	0	0	0	26	30	4.50	1.500
Mike Proly, R ERA: 2.4 (7, 1)	0.2		5	3	1	1	0	0	0	0	0	0	0	5	5	13.50	4.500
Sparky Lyle, L ERA: 3.78 (7, 1)	1.1		4	0	0	0	0	0	0	0	0	0	0	4	4	0.00	0.000

BOTTOM

Philadelphia Phillies @ San Francisco Giants
Candlestick Park, San Francisco, CA

Tue May 12 1981, 10:05 PM EDT
Att. 10,307 - Unknown

AB	32
R	4
H	11
RBI	4
BB	1
SO	1
LOB	11

WP: 0 PA: 35
PB: 0
SB: 3
CS: 1



PITCHER	IP	WLS	BF	H	R	ER	SO	BB	IBB	HBP	BLK	WP	HR	S	P	ERA	WHIP
---------	----	-----	----	---	---	----	----	----	-----	-----	-----	----	----	---	---	-----	------

Batter	1	2	3	4	5	6	7	8	9	AB R H RBI BB SO LOB	TOP											
Pete Rose, S (1, 3) OBP: 0.419, SLG: 0.463	0-0 1-3		0-0 F7	4-0 1-2 BB			0-0 G6-4-3 1B		0-0 1-3	4 0 1 0 1 0 1	Philadelphia Phillies @ San Francisco Giants Candlestick Park, San Francisco, CA Wed May 13 1981, 6:33 AM EDT Att. 6,946 - Unknown											
Bake McBride, L (1, 9) OBP: 0.368, SLG: 0.460	0-0 4-3		0-0 1B	0-0 4-3			0-0 P4		0-0 1-3	5 0 1 0 0 0 3												
Mike Schmidt, R (1, 5) OBP: 0.387, SLG: 0.663	0-0 1B		0-0 F8		0-3 K		0-0 G6-4-3		0-0 1B	5 0 2 0 0 1 3												
Gary Matthews, R (1, 7) OBP: 0.414, SLG: 0.505	0-0 6-3		4-0 1B	1-0 1B HBP				0-0 E5 1B	0-0 6-3	3 1 0 0 1 0 2												
Manny Trillo, R (1, 4) OBP: 0.381, SLG: 0.424		0-0 1B	0-0 F7		0-0 1B			0-0 F7		4 0 2 0 0 0 4												
Garry Maddox, R (1, 8) OBP: 0.325, SLG: 0.367		0-0 1B		0-0 F7	0-0 G5-4-3			0-0 BB 1B		4 0 2 0 0 0 2												
Larry Bowa, S (1, 6) OBP: 0.301, SLG: 0.312		0-0 F8		0-0 S 1B		0-0 1-3		0-0 BB 1B		4 1 2 1 0 0 2												
Keith Moreland, R (1, 2) OBP: 0.275, SLG: 0.444		0-0 G6-4-3		0-0 F8		0-0 2-3		4-0 BB 1B		3 0 0 0 0 0 3												
Del Unser, L (8, PH) OBP: 0.643, SLG: 0.778		0-0 1-2f		0-0 F8		0-0 F7		0-0 BB		0 0 0 0 1 0 0												
Bob Boone, R (8, 2) OBP: 0.277, SLG: 0.267				0-0 1B	0-0 2-H 1B			0-0 G6-4-3 BB		0 0 0 0 0 0 0												
Marty Bystrom, R (1, 1) OBP: 0.182, SLG: 0.182			0-0 F8 1B		0-0 1B			0-0 G6-4-3		1 0 1 0 0 0 0												
Dick Davis, R (4, PH) OBP: 0.509, SLG: 0.538										1 0 1 1 0 0 0												
Ron Reed, R (4, 1)										0 0 0 0 0 0 0												
Ramon Aviles, R (8, PH) OBP: 0.333, SLG: 0.200										1 0 0 0 0 0 0												
Sparky Lyle, L (8, 1)										0 0 0 0 0 0 0												
Greg Gross, L (8, PH) OBP: 0.358, SLG: 0.435										1 0 0 0 0 0 3												
Tug McGraw, R (8, 1)										0 0 0 0 0 0 0												
Inning Stats	R: 0 E: 0 K: 0 S: 4	H: 1 LOB: 1 BB: 0 P: 4	R: 0 E: 0 K: 0 S: 4	H: 2 LOB: 1 BB: 1 P: 4	R: 0 E: 0 K: 0 S: 5	H: 2 LOB: 3 BB: 1 P: 9	R: 1 E: 0 K: 0 S: 5	H: 2 LOB: 2 BB: 1 P: 9	R: 0 E: 0 K: 1 S: 5	H: 1 LOB: 1 BB: 0 P: 6	R: 0 E: 0 K: 0 S: 3	H: 0 LOB: 0 BB: 0 P: 3	R: 0 E: 0 K: 0 S: 3	H: 1 LOB: 0 BB: 0 P: 3	R: 1 E: 1 K: 0 S: 5	H: 2 LOB: 2 BB: 1 P: 9	R: 0 E: 0 K: 0 S: 4	H: 1 LOB: 1 BB: 0 P: 4	1B: 12 2B: 0 3B: 0 HR: 0	SF: 0 SAC: 0 DP: 4 HBP: 1	WP: 0 PB: 0 SB: 2 CS: 0	PA: 40
PITCHER	IP WLS BF H R ER SO BB IBB HBP BLK WP HR S P ERA WHIP																					
Allen Ripley, R (1, 1) ERA: 2.66	7.1 W 34 11 2 1 1 2 0 1 0 0 0 0 33 42 1.23 1.773																					
Greg Minton, R (8, 1) ERA: 3.3	1.2 S 6 1 0 0 0 1 0 0 0 0 0 0 5 9 0.00 1.200																					

livebaseballscorecards.com

AB	36
R	2
H	12
RBI	2
BB	3
SO	1
LOB	23



Batter	1	2	3	4	5	6	7	8	9	AB	R	H	RBI	BB	SO	LOB
Bill North, S OBP: 0.366, SLG: 0.341 (1, 8)	0-0 4-3		0-0 1-3		0-0 4-3			0-0 L4		4	0	0	0	0	0	0
Enos Cabell, R OBP: 0.298, SLG: 0.378 (1, 3)	0-0 F9		0-0 1B HR 1B		0-0 G5-4-3 1B			0-0 5-3		4	1	2	0	0	0	0
Jack Clark, R OBP: 0.302, SLG: 0.348 (1, 9)	0-3 K		0-0 1-3 HR 1B		0-0 G5-4-3 1-2f			0-0 5-3		4	1	1	0	0	1	1
Darrell Evans, L OBP: 0.319, SLG: 0.412 (1, 5)		0-0 P6	0-0 1-H 3-H HR		0-0 F8			0-0 5-3		3	1	1	3	0	0	0
Larry Herndon, R OBP: 0.388, SLG: 0.487 (1, 7)		0-0 2B 2B 1B	0-0 1B		0-0 5-3			0-0 4-3		3	1	2	0	0	0	0
Joe Morgan, L OBP: 0.292, SLG: 0.300 (1, 4)		0-0 1-3 2B 2B	0-0 4-3		0-0 4-3			0-0 F7		3	1	1	0	0	0	1
Milt May, L OBP: 0.343, SLG: 0.344 (1, 2)		0-0 CS 2-H 3-H 2B		0-0 4-3			0-0 F7		3	0	1	2	0	0	0	0
Johnnie LeMaster, R OBP: 0.299, SLG: 0.273 (1, 6)		0-0 5-3		0-0 P4			0-0 BB BB BB CS BB		2	0	0	0	0	1	0	1
Allen Ripley, R OBP: 0.118, SLG: 0.118 (1, 1)			0-0 P4		0-3 K		0-0 1-3		3	0	0	0	0	0	1	1
Greg Minton, S (8, 1)							0-0 1-2		0	0	0	0	0	0	0	0

Inning Stats	R: 0	H: 0	E: 0	K: 1	S: 5	R: 2	H: 3	E: 0	K: 0	S: 5	R: 3	H: 4	E: 0	K: 0	S: 7	R: 0	H: 0	E: 0	K: 1	S: 5	R: 0	H: 1	E: 0	K: 0	S: 3	R: 0	H: 0	E: 0	K: 0	S: 2	R: 0	H: 0	E: 0	K: 0	S: 3	R: 0	H: 0	E: 0	K: 0	S: 3
	LOB: 0	BB: 0	P: 5	LOB: 0	BB: 0	LOB: 0	BB: 0	LOB: 0	BB: 0	P: 5	LOB: 0	BB: 0	LOB: 0	BB: 0	P: 7	LOB: 0	BB: 0	LOB: 0	BB: 0	P: 3	LOB: 0	BB: 0	LOB: 0	BB: 0	P: 3	LOB: 0	BB: 1	P: 6	LOB: 0	BB: 0	LOB: 0	BB: 0	P: 3	LOB: 0	BB: 0	LOB: 0	BB: 0	P: 3		

PITCHER	IP	WLS	BF	H	R	ER	SO	BB	IBB	HBP	BLK	WP	HR	S	P	ERA	WHIP
Marty Bystrom, R ERA: 4.08 (1, 1)	3.0	L	15	7	5	5	1	0	0	0	0	0	1	17	17	15.00	2.333
Ron Reed, R ERA: 4.38 (4, 1)	2.0		6	1	0	0	1	0	0	0	0	0	0	8	8	0.00	0.500
Sparky Lyle, L ERA: 3.38 (6, 1)	2.0		6	0	0	0	0	1	0	0	0	0	0	5	9	0.00	0.500
Tug McGraw, L ERA: 3.09 (8, 1)	1.0		3	0	0	0	0	0	0	0	0	0	0	3	3	0.00	0.000

BOTTOM

Philadelphia Phillies @ San Francisco Giants
Candlestick Park, San Francisco, CA

Wed May 13 1981, 6:33 AM EDT
Att. 6,946 - Unknown

AB	29
R	5
H	8
RBI	5
BB	1
SO	2
LOB	4



WP	PA	3B	DP	CS	1B	SF	SAC	HBP	2B	PB	SB	CS
0	30	0	1	0	5	0	0	0	2	0	0	2

Batter	1	2	3	4	5	6	7	8	9	AB R H RBI BB SO LOB
--------	---	---	---	---	---	---	---	---	---	----------------------

Lonnie Smith, R (1, 9) <small>OBP: 0.250, SLG: 0.242</small>	4-0 	0-0 		0-3 			0-0 	0-0 		4 0 1 0 1 1 4
Pete Rose, S (1, 3) <small>OBP: 0.411, SLG: 0.449</small>	0-0 		0-0 		0-0 		0-0 		4-0 	4 1 0 0 1 0 2
Mike Schmidt, R (1, 5) <small>OBP: 0.395, SLG: 0.657</small>	4-0 		0-0 		0-0 			0-0 	0-0 	4 1 2 0 1 0 0
Gary Matthews, R (1, 7) <small>OBP: 0.414, SLG: 0.500</small>	0-3 		0-0 		0-0 			0-0 	0-0 	5 0 2 1 0 1 3
Manny Trillo, R (1, 4) <small>OBP: 0.390, SLG: 0.422</small>	4-0 		0-0 		4-0 			0-0 	0-0 	3 1 1 0 2 0 3
Garry Maddox, R (1, 8) <small>OBP: 0.331, SLG: 0.360</small>	0-0 		4-0 		0-0 			0-3 	4-0 	2 0 0 0 2 1 5
Larry Bowa, S (1, 6) <small>OBP: 0.297, SLG: 0.301</small>		4-0 	0-0 		0-0 			0-0 	0-3 	4 0 0 0 1 1 7
Keith Moreland, R (1, 2) <small>OBP: 0.267, SLG: 0.400</small>		0-0 		0-0 		0-0 		4-0 	0-0 	4 0 0 0 1 0 5
Dick Ruthven, R (1, 1) <small>OBP: 0.143, SLG: 0.150</small>		0-0 		0-0 			0-0 	4-0 		3 0 1 0 1 0 0
Tug McGraw, R (9, 1) <small>OBP: 0.277, SLG: 0.267</small>										0 0 0 0 0 0 0
Bob Boone, R (9, 2)										0 0 0 0 0 0 0

TOP

Philadelphia Phillies @ San Francisco Giants
 Candlestick Park, San Francisco, CA
 Thu May 14 1981, 6:33 AM EDT
 Att. 6,561 - Unknown

livebaseballscorecards.com

AB	33
R	3
H	7
RBI	1
BB	10
SO	4
LOB	29



Inning Stats	R: 0	H: 0	E: 0	K: 1	S: 5	P: 17	R: 0	H: 1	E: 0	K: 0	S: 3	P: 7	R: 0	H: 1	E: 1	K: 0	S: 5	P: 9	R: 0	H: 0	E: 0	K: 1	S: 5	P: 5	R: 0	H: 0	E: 0	K: 0	S: 3	P: 3	R: 0	H: 0	E: 0	K: 0	S: 3	P: 7	R: 0	H: 1	E: 0	K: 0	S: 3	P: 3	R: 2	H: 2	E: 1	K: 1	S: 8	P: 16	R: 1	H: 2	E: 0	K: 1	S: 7	P: 15	1B: 6	SF: 0	2B: 1	SAC: 1	3B: 0	DP: 2	HR: 0	HBP: 0	WP: 0	PA: 44
--------------	------	------	------	------	------	-------	------	------	------	------	------	------	------	------	------	------	------	------	------	------	------	------	------	------	------	------	------	------	------	------	------	------	------	------	------	------	------	------	------	------	------	------	------	------	------	------	------	-------	------	------	------	------	------	-------	-------	-------	-------	--------	-------	-------	-------	--------	-------	--------

PITCHER	IP	WLS	BF	H	R	ER	SO	BB	IBB	HBP	BLK	WP	HR	S	P	ERA	WHIP
Vida Blue, L (1, 1) <small>ERA: 2.0</small>	8.0	L	37	5	2	0	3	7	1	0	0	0	0	35	67	0.00	1.500
Greg Minton, R (9, 1) <small>ERA: 3.48</small>	1.0		7	2	1	1	1	1	1	0	0	0	0	7	15	9.00	3.000

PITCHER	IP	WLS	BF	H	R	ER	SO	BB	IBB	HBP	BLK	WP	HR	S	P	ERA	WHIP
---------	----	-----	----	---	---	----	----	----	-----	-----	-----	----	----	---	---	-----	------

Batter	1	2	3	4	5	6	7	8	9	AB R H RBI BB SO LOB	TOP											
Tim Raines, S (1, 7) OBP: 0.470, SLG: 0.500	0-0 F7		4-0 SH1-3 S BB		0-0 FC4-6 1B		0-0 CS 1B			3 0 2 0 1 0 0	Montreal Expos @ San Francisco Giants Candlestick Park, San Francisco, CA Fri May 15 1981, 10:05 PM EDT Att. 19,763 - Unknown livebaseballscorecards.com											
Rodney Scott, S (1, 4) OBP: 0.343, SLG: 0.213	0-0 E1		0-0 SH1-3 1-3		0-0 FC4-6 1-2f		0-0 F7 1-2 3-H			3 0 0 0 0 0 2												
Andre Dawson, R (1, 8) OBP: 0.352, SLG: 0.544	0-0 BLK 1B		0-0 F4		0-0 F5			0-3 K		4 1 1 0 0 1 2												
Gary Carter, R (1, 2) OBP: 0.339, SLG: 0.426	0-0 1-H 1B			0-0 3-1 1B		0-0 5-3		0-0 4-3		4 0 2 1 0 0 0												
Warren Cromartie, L (1, 3) OBP: 0.303, SLG: 0.379	0-0 1-3			0-0 3-1 1B		0-0 G3		0-3 K		4 0 1 0 0 1 1												
Tim Wallach, R (1, 5) OBP: 0.340, SLG: 0.447		0-0 F8		0-3 K		4-0 BB		0-0 F9		3 0 0 0 1 1 2												
Jerry White, S (1, 9) OBP: 0.273, SLG: 0.357		0-0 6-3		0-0 3-1		0-0 F8		0-3 K		4 0 0 0 0 1 3												
Mike Phillips, L (1, 6) Chris Smith, S (9, PH)		0-3 K		0-0 4-3			0-0 1B CS 1B		0-0 6-3	3 1 1 0 0 1 2 1 0 0 0 0 0 0												
Steve Rogers, R (1, 1) Tom Hutton, L (7, PH) Bill Lee, L (7, 1)		0-3 K		0-3 K		0-0 F8				2 0 0 0 0 2 0 1 0 0 0 0 0 1 0 0 0 0 0 0 0												
Inning Stats	R: 1 E: 1 K: 0 S: 5	H: 2 LOB: 1 BB: 0 P: 5	R: 0 E: 0 K: 1 S: 5	H: 0 LOB: 0 BB: 0 P: 5	R: 0 E: 0 K: 1 S: 5	H: 0 LOB: 1 BB: 1 P: 9	R: 0 E: 0 K: 1 S: 7	H: 2 LOB: 2 BB: 0 P: 7	R: 0 E: 0 K: 1 S: 6	H: 1 LOB: 1 BB: 0 P: 6		R: 0 E: 0 K: 0 S: 3	H: 0 LOB: 1 BB: 1 P: 7	R: 1 E: 0 K: 0 S: 4	H: 2 LOB: 0 BB: 0 P: 4	R: 0 E: 0 K: 2 S: 7	H: 0 LOB: 0 BB: 0 P: 7	R: 0 E: 0 K: 1 S: 5	H: 0 LOB: 0 BB: 0 P: 5	1B: 7 2B: 0 3B: 0 HR: 0	SF: 0 SAC: 1 DP: 0 HBP: 0	WP: 0 PB: 0 SB: 1 CS: 2
PITCHER	IP WLS BF H R ER SO BB IBB HBP BLK WP HR S P ERA WHIP												IP WLS BF H R ER SO BB IBB HBP BLK WP HR S P ERA WHIP									
Ed Whitson, R (1, 1) ERA: 3.66	6.1 W 28 7 2 2 4 2 0 0 0 1 0 0 34 42 2.84 1.421																					
Gary Lavelle, L (7, 1) ERA: 2.29	2.2 S 7 0 0 0 3 0 0 0 0 0 0 0 13 13 0.00 0.000																					

Montreal Expos @ San Francisco Giants
 Candlestick Park, San Francisco, CA
 Fri May 15 1981, 10:05 PM EDT
 Att. 19,763 - Unknown

AB	32
R	2
H	7
RBI	1
BB	2
SO	7
LOB	13



Batter	1	2	3	4	5	6	7	8	9
Bill North, S OBP: 0.358, SLG: 0.337 (1, 8)	0-0 F8		4-0 3B BB		0-3 K		0-3 K		
Joe Morgan, L OBP: 0.310, SLG: 0.305 (1, 4) Jim Wohlford, R OBP: 0.280, SLG: 0.480 (7, PH) Joe Pettini, R (8, 4)	4-0 F8 BB		0-0 4-3		0-0 1B		0-0 F7		
Jack Clark, R OBP: 0.299, SLG: 0.352 (1, 9)	0-0 F8		0-0 SF9 3B		0-0 F8		0-0 4-3		
Darrell Evans, L OBP: 0.308, SLG: 0.397 (1, 5)	0-0 4-3		0-0 SF9		0-0 F8		0-0 3-1		
Jerry Martin, R OBP: 0.306, SLG: 0.333 (1, 7)		0-0 1B 3B	0-0 HR		0-0 1-3		0-0 6-3		
Milt May, L OBP: 0.351, SLG: 0.347 (1, 2)		0-0 FC6-4 1B	0-3 K		0-3 K				
Dave Bergman, L OBP: 0.257, SLG: 0.258 (1, 3)		0-0 F7		0-0 F6		0-3 K			
Johnnie LeMaster, R OBP: 0.301, SLG: 0.277 (1, 6)		0-0 F4		0-0 5-3		0-0 SH1-4 1B			
Ed Whitson, R OBP: 0.077, SLG: 0.077 (1, 1) Gary Lavelle, S OBP: 0.333, SLG: 0.333 (7, 1)		0-0 FC6-4		0-3 K		0-0 SH1-4			

AB	R	H	RBI	BB	SO	LOB
3	1	0	0	1	2	1
2	0	1	0	1	0	1
1	0	0	0	0	0	1
0	0	0	0	0	0	0
4	1	1	1	0	0	2
3	0	0	1	0	0	2
4	2	2	1	0	0	0
3	0	1	1	0	2	0
3	0	0	0	0	1	1
3	0	1	0	0	0	1
2	0	0	0	0	1	1
0	0	0	0	0	0	0

BOTTOM

Montreal Expos @ San Francisco Giants
Candlestick Park, San Francisco, CA
Fri May 15 1981, 10:05 PM EDT
Att. 19,763 - Unknown

livebaseballscorecards.com

AB	28
R	4
H	6
RBI	4
BB	2
SO	6
LOB	10



1B: 3	SF: 1
2B: 0	SAC: 1
3B: 2	DP: 0
HR: 1	HBP: 0

WP: 0	PA: 32
PB: 0	
SB: 1	
CS: 0	

Inning Stats		R	H	E	K	S	R	H	E	K	S	R	H	E	K	S	R	H	E	K	S	R	H	E	K	S	R	H	E	K	S	R	H	E	K	S		
Steve Rogers, R (1, 1) ERA: 5.66		6.0	5	0	1	25	4	4	0	4	5	2	0	0	0	0	0	0	0	0	0	0	0	0	0	0	0	0	0	0	0	0	0	0	0	0	0	0
Bill Lee, L (7, 1) ERA: 2.73		2.0	1	0	0	7	0	0	0	1	0	0	0	0	0	0	0	0	0	0	0	0	0	0	0	0	0	0	0	0	0	0	0	0	0	0	0	0

PITCHER		IP	WLS	BF	H	R	ER	SO	BB	IBB	HBP	BLK	WP	HR	S	P	ERA	WHIP
Steve Rogers, R (1, 1) ERA: 5.66		6.0	L	25	5	4	0	4	1	0	0	0	0	1	33	41	6.00	1.167
Bill Lee, L (7, 1) ERA: 2.73		2.0	L	7	1	0	0	1	0	0	0	0	0	0	9	9	0.00	0.500

Batter	1	2	3	4	5	6	7	8	9	10	11	12	AB	R	H	RBI	BB	SO	LOB
Enos Cabell, R OBP: 0.289, SLG: 0.362 (1, 3) X	0-0 F4			X 0-0 1-3		X 0-0 F9		X 0-0 6-3		X 0-0 FC5-4 1B		X 0-0 1B BB	6	0	2	0	0	0	0
Joe Morgan, L OBP: 0.311, SLG: 0.310 (1, 4) X	0-0 F8			X 0-0 F8		X 0-0 1B 2B		X 0-0 F9		X 0-0 F9		B B B B 4-0 1B BB	5	1	1	0	1	0	1
Jack Clark, R OBP: 0.286, SLG: 0.333 (1, 9) X	0-0 F9			X 0-0 F3		X 0-0 F8		X 0-0 F7		X 0-0 FC5-4 1-2f		X 0-0 1-2 2-3 3-H 1B	6	0	1	1	0	0	2
Darrell Evans, L OBP: 0.309, SLG: 0.383 (1, 5)		0-3 K			B B B B 4-0 CS 4-3 BB	4-0 1B IBB			X 0-0 F9	X 0-0 3-1			3	0	0	0	2	1	1
Larry Herndon, R OBP: 0.383, SLG: 0.465 (1, 7)		0-3 K			X 0-0 4-3 1-2	X 0-0 FC6-4 1B			B B B B 4-0 1B BB		X 0-0 F3		4	1	1	1	1	1	1
Jerry Martin, R OBP: 0.299, SLG: 0.323 (1, 8)		0-0 F9			X 0-0 1B E 2-3	X 0-0 FC6-4 1B 1-2f			X 0-0 L9		X 0-0 6-3		5	1	1	0	0	0	3
Milt May, L OBP: 0.357, SLG: 0.346 (1, 2)			X 0-0 1-3		X 0-0 1B E 1-2 WP		X 0-0 F9		B B B B 4-0 1B BB		X 0-0 F3		3	1	1	0	1	0	0
Joe Pettini, R (9, PR) (10, 6)													1	0	0	0	0	0	0
Johnnie LeMaster, R OBP: 0.287, SLG: 0.263 (1, 6)				X 0-0 6-3		X 0-0 E5 WP		X 0-0 1-3		X 0-0 FC6-4 1-2 2-H 1B		B B B B 4-0 1B BB	3	0	0	0	0	0	1
Jim Wohlford, R OBP: 0.333, SLG: 0.519 (9, PH)													1	0	1	1	0	0	0
Mike Sadek, R OBP: 0.333, SLG: 0.227 (10, 2)													0	1	0	0	1	0	0
Doyle Alexander, R OBP: 0.158, SLG: 0.118 (1, 1)			X 0-0 6-3		X 0-0 6-3		X 0-0 6-3		X 0-0 FC6-4 1-2f		X 0-0 F4		2	0	0	0	0	0	1
Gary Lavelle, S OBP: 0.250, SLG: 0.250 (7, 1)													1	0	0	0	0	0	0
Bill North, S OBP: 0.351, SLG: 0.323 (9, PH)													1	0	0	0	0	0	2
Al Holland, R (10, 1)													0	0	0	0	0	0	0
Rennie Stennett, R OBP: 0.213, SLG: 0.261 (12, PH)													1	0	0	0	0	0	1

Inning Stats	R: 0	H: 0	E: 0	K: 0	S: 3	R: 0	H: 0	E: 0	K: 2	S: 7	R: 0	H: 0	E: 0	K: 0	S: 3	R: 0	H: 0	E: 0	K: 0	S: 3	R: 2	H: 2	E: 1	K: 0	S: 5	R: 1	H: 2	E: 0	K: 0	S: 5	R: 0	H: 0	E: 0	K: 0	S: 3	R: 0	H: 0	E: 0	K: 0	S: 3	R: 1	H: 1	E: 0	K: 0	S: 4	R: 0	H: 1	E: 0	K: 0	S: 4	R: 0	H: 0	E: 0	K: 0	S: 3	R: 0	H: 2	E: 1	K: 0	S: 3	R: 1	H: 2	E: 0	K: 0	S: 3
--------------	------	------	------	------	------	------	------	------	------	------	------	------	------	------	------	------	------	------	------	------	------	------	------	------	------	------	------	------	------	------	------	------	------	------	------	------	------	------	------	------	------	------	------	------	------	------	------	------	------	------	------	------	------	------	------	------	------	------	------	------	------	------	------	------	------

PITCHER	IP	WLS	BF	H	R	ER	SO	BB	IBB	HBP	BLK	WP	HR	S	P	ERA	WHIP
Ray Burris, R ERA: 3.54 (1, 1)	7.0		27	4	3	1	2	1	1	0	0	1	0	29	37	1.29	0.714
Stan Bahnsen, R ERA: 5.95 (8, 1)	1.2		8	1	1	1	0	2	0	0	0	0	0	6	14	5.40	1.800
Woodie Fryman, L ERA: 0.9 (9, 1)	0.1		1	0	0	0	0	0	0	0	0	0	0	1	1	0.00	0.000
Bill Lee, L ERA: 2.83 (10, 1)	2.1	L	11	2	1	1	0	2	0	0	0	0	0	9	17	3.86	1.714
Stephen Ratzler, R ERA: 6.23 (12, 1)	0.0		1	1	0	0	0	0	0	0	0	0	0	1	1	∞	∞

BOTTOM

Montreal Expos @ San Francisco Giants
Candlestick Park, San Francisco, CA

Sun May 17 1981, 6:33 AM EDT
Att: 27,975 - Unknown

AB	42
R	5
H	8
RBI	3
BB	6
SO	2
LOB	13

WP:	1	PA:	48
PB:	0		
SB:	0		
CS:	1		

PITCHER	IP	WLS	BF	H	R	ER	SO	BB	IBB	HBP	BLK	WP	HR	S	P	ERA	WHIP
Ray Burris, R ERA: 3.54 (1, 1)	7.0		27	4	3	1	2	1	1	0	0	1	0	29	37	1.29	0.714
Stan Bahnsen, R ERA: 5.95 (8, 1)	1.2		8	1	1	1	0	2	0	0	0	0	0	6	14	5.40	1.800
Woodie Fryman, L ERA: 0.9 (9, 1)	0.1		1	0	0	0	0	0	0	0	0	0	0	1	1	0.00	0.000
Bill Lee, L ERA: 2.83 (10, 1)	2.1	L	11	2	1	1	0	2	0	0	0	0	0	9	17	3.86	1.714
Stephen Ratzler, R ERA: 6.23 (12, 1)	0.0		1	1	0	0	0	0	0	0	0	0	0	1	1	∞	∞

Batter	1	2	3	4	5	6	7	8	9	AB R H RBI BB SO LOB	TOP											
Lee Mazzilli, S (1, 8) OBP: 0.271, SLG: 0.308	0-0 5-3		4-0 S BB		4-0 S BB		0-0 PO 1-2	0-3 K		2 0 0 0 2 1 0												
Wally Backman, S (1, 4) OBP: 0.176, SLG: 0.176	0-0 1-3		0-0 1-3		0-3 K			0-0 1-3		4 0 0 0 0 1 3												
Joel Youngblood, R (1, 9) OBP: 0.418, SLG: 0.562	0-3 K			0-3 K		0-0 2B		0-0 HR		4 1 2 1 0 2 0												
Dave Kingman, R (1, 7) OBP: 0.339, SLG: 0.369		0-0 5-3		0-0 1B 1B		0-3 K		0-0 5-3		4 0 1 0 0 1 1												
Mike Jorgensen, L (1, 3) OBP: 0.318, SLG: 0.538		0-0 S 1B		0-0 G5-4-3 1B		0-0 F7		4-0 1B BB		3 0 2 0 1 0 1												
John Stearns, R (1, 2) OBP: 0.333, SLG: 0.345		0-3 K		0-0 G5-4-3		0-0 F3		0-0 F5		4 0 0 0 0 1 5												
Hubie Brooks, R (1, 5) OBP: 0.354, SLG: 0.398		0-3 K			0-0 F3 WP 1B		0-0 5-3		0-3 K	4 0 1 0 0 2 2												
Doug Flynn, R (1, 6) OBP: 0.327, SLG: 0.463			0-0 F4		0-0 F3		0-0 F5 FC1-6		0-0 1B	3 0 0 0 0 0 1												
Rusty Staub, L (9, PH) OBP: 0.391, SLG: 0.429					1-3				1-2	1 0 1 0 0 0 0												
Frank Taveras, R (9, PR) OBP: 0.245, SLG: 0.287										0 0 0 0 0 0 0												
Ed Lynch, R (1, 1) OBP: 0.250, SLG: 0.286		0-3 K			0-0 F4		0-0 FC1-6 PO		0-0 1-3	2 0 0 0 0 1 1												
Pete Falcone, L (6, 1)										0 0 0 0 0 0 0												
Mike Cubbage, L (7, PH) OBP: 0.300, SLG: 0.200										1 0 0 0 0 0 1												
Jeff Reardon, R (7, 1)										0 0 0 0 0 0 0												
Ron Hodges, L (9, PH) OBP: 0.385, SLG: 0.615										1 0 0 0 0 0 2												
Inning Stats	R: 0 E: 0 K: 1 S: 5	H: 0 LOB: 0 BB: 0 P: 5	R: 0 E: 0 K: 2 S: 8	H: 1 LOB: 1 BB: 0 P: 8	R: 0 E: 0 K: 1 S: 5	H: 0 LOB: 1 BB: 1 P: 9	R: 0 E: 0 K: 1 S: 6	H: 2 LOB: 1 BB: 0 P: 6	R: 0 E: 0 K: 1 S: 6	H: 1 LOB: 2 BB: 1 P: 10	R: 0 E: 0 K: 1 S: 6	H: 1 LOB: 1 BB: 0 P: 6	R: 0 E: 1 K: 0 S: 3	H: 0 LOB: 0 BB: 0 P: 3	R: 1 E: 0 K: 1 S: 6	H: 1 LOB: 0 BB: 0 P: 6	R: 0 E: 0 K: 1 S: 6	H: 1 LOB: 2 BB: 1 P: 10	1B: 5 2B: 1 3B: 0 HR: 1	SF: 0 SAC: 0 DP: 1 HBP: 0	WP: 1 PB: 0 SB: 3 CS: 0	PA: 37
PITCHER	IP WLS BF H R ER SO BB IBB HBP BLK WP HR S P ERA WHIP																					
Allen Ripley, R (1, 1) ERA: 2.44	8.0 W 32 6 1 1 8 3 0 0 0 1 1 45 57 1.12 1.125																					
Greg Minton, R (9, 1) ERA: 3.38	1.0 S 4 1 0 0 1 0 0 0 0 0 0 6 6 0.00 1.000																					

New York Mets @ San Francisco Giants
Candlestick Park, San Francisco, CA
 Mon May 18 1981, 10:05 PM EDT
 Att. 4,348 - Unknown

livebaseballscorecards.com

AB	33
R	1
H	7
RBI	1
BB	3
SO	9
LOB	17



TOP

New York Mets @ San Francisco Giants
 Candlestick Park, San Francisco, CA

Tue May 19 1981, 10:05 PM EDT
 Att. 5,168 - Unknown

AB	32
R	1
H	8
RBI	1
BB	6
SO	8
LOB	17



WP	0	PA	39
PB	0		
SB	2		
CS	0		

AB	R	H	RBI	BB	SO	LOB
4	0	2	0	1	0	0
4	0	2	0	1	1	2
4	0	0	1	0	2	4
4	0	1	0	0	1	4
3	0	0	0	0	2	0
1	0	0	0	0	1	0
4	0	1	0	0	0	0
3	0	1	0	1	0	1
2	0	1	0	2	0	0
2	1	0	0	1	1	4
1	0	0	0	0	0	2
0	0	0	0	0	0	0

Batter	1	2	3	4	5	6	7	8	9								
Lee Mazzilli, S (1, 8) OBP: 0.285, SLG: 0.315	4-0 BLK BB		0-0 S 1B 1B		0-0 1-2 BB 1B		0-0 F9		0-0 F3								
Wally Backman, S (1, 4) OBP: 0.273, SLG: 0.238	0-3 K 1-2		0-0 1-3 1-2		4-0 1-2 2-3 BB		0-0 1B		0-0 G6-4-3 1B								
Joel Youngblood, R (1, 9) OBP: 0.398, SLG: 0.538	0-3 K		0-3 K		0-0 SF8 3-H		0-0 F9		0-0 G6-4-3 1-2f								
Dave Kingman, R (1, 7) OBP: 0.336, SLG: 0.364	0-0 F8		0-0 2-H 1B		0-3 K		0-0 F7										
Mike Jorgensen, L (1, 3) OBP: 0.298, SLG: 0.500		0-3 K		0-3 K		0-0 F7		0-3 K									
Alex Trevino, R (8, PH) OBP: 0.343, SLG: 0.290																	
John Stearns, R (1, 2) OBP: 0.328, SLG: 0.339		0-0 FC5 6-3 1B		0-0 F9		0-0 6-3		0-0 F2									
Hubie Brooks, R (1, 5) OBP: 0.359, SLG: 0.396		0-0 6-3 1-2		0-0 F7		0-0 S 1B		4-0 1B BB									
Doug Flynn, R (1, 6) OBP: 0.342, SLG: 0.464		4-0 IBB			0-0 F7		4-0 1-2 IBB		0-0 1-2 1B								
Mike Scott, R (1, 1) OBP: 0.231, SLG: 0.091		0-0 FC5			4-0 BB 1B SF8 BB		0-3 K		0-0 F8								
Rusty Staub, L (8, PH) OBP: 0.386, SLG: 0.423																	
Tom Hausman, R (8, 1)																	
Inning Stats	R: 0 E: 0 K: 2 S: 7 H: 0 LOB: 1 BB: 1 P: 11	R: 0 E: 0 K: 1 S: 6 H: 1 LOB: 2 BB: 1 P: 10	R: 0 E: 0 K: 1 S: 6 H: 2 LOB: 2 BB: 0 P: 6	R: 0 E: 0 K: 1 S: 5 H: 0 LOB: 0 BB: 0 P: 5	R: 1 E: 0 K: 1 S: 6 H: 1 LOB: 2 BB: 2 P: 14	R: 0 E: 0 K: 1 S: 6 H: 1 LOB: 2 BB: 1 P: 10	R: 0 E: 0 K: 0 S: 4 H: 1 LOB: 1 BB: 0 P: 4	R: 0 E: 0 K: 1 S: 6 H: 1 LOB: 2 BB: 1 P: 10	R: 0 E: 0 K: 0 S: 3 H: 1 LOB: 0 BB: 0 P: 3								
PITCHER	IP WLS BF H R ER SO BB IBB HBP BLK WP HR S P ERA WHIP	IP WLS BF H R ER SO BB IBB HBP BLK WP HR S P ERA WHIP	IP WLS BF H R ER SO BB IBB HBP BLK WP HR S P ERA WHIP	IP WLS BF H R ER SO BB IBB HBP BLK WP HR S P ERA WHIP	IP WLS BF H R ER SO BB IBB HBP BLK WP HR S P ERA WHIP	IP WLS BF H R ER SO BB IBB HBP BLK WP HR S P ERA WHIP	IP WLS BF H R ER SO BB IBB HBP BLK WP HR S P ERA WHIP	IP WLS BF H R ER SO BB IBB HBP BLK WP HR S P ERA WHIP	IP WLS BF H R ER SO BB IBB HBP BLK WP HR S P ERA WHIP								
Fred Breining, R (1, 1) ERA: 2.79	4.1																
Al Holland, L (5, 1) ERA: 4.57	4.0	W	18	4	0	0	3	1	1	0	0	0	0	22	30	0.00	1.250
Greg Minton, R (9, 1) ERA: 3.31	0.2	S	1	0	0	0	0	0	0	0	0	0	0	1	1	0.00	0.000

livebaseballscorecards.com

Batter	1	2	3	4	5	6	7	8	9
Joe Morgan, L (1, 4) OBP: 0.331, SLG: 0.336 Joe Pettini, R (8, 4)	0-0 FC6-4 1B		0-0 4-3			0-0 F8 S 1B	0-0 F9		
Enos Cabell, R (1, 3) OBP: 0.273, SLG: 0.342 Dave Bergman, L (8, 3) OBP: 0.231, SLG: 0.229	0-0 FC6-4 CS 1-2f		0-0 F8			0-0 F3 1-2	0-0 F7		
Jack Clark, R (1, 9) OBP: 0.297, SLG: 0.393	0-0 F9 1-2		0-0 F9			0-0 F8 2-3		0-0 F4-6-3 1B	
Darrell Evans, L (1, 5) OBP: 0.306, SLG: 0.397		0-0 F8		0-0 G3		0-0 FC6-4 1B 3-H		0-3 K	
Larry Herndon, R (1, 7) OBP: 0.376, SLG: 0.452		0-0 1B 1B		0-0 F6-3		0-0 FC6-4 1-2f		0-0 F4-6-3 1-2	
Jerry Martin, R (1, 8) OBP: 0.314, SLG: 0.369		0-0 1B 1B		0-3 K			0-0 2B 3B		
Milt May, L (1, 2) OBP: 0.361, SLG: 0.355 Mike Sadek, R (7, PR) OBP: 0.333, SLG: 0.227 (8, 2)		0-3 K			0-0 G3		0-0 4-3 SH 2B		
Johnnie LeMaster, R (1, 6) OBP: 0.281, SLG: 0.257		0-0 1B			0-0 4-3		0-0 4-3		
Fred Breining, R (1, 1) Al Holland, R (5, 1) Greg Minton, S (9, 1)		0-3 K			0-3 K		0-0 SH		

Inning Stats	R: 0 E: 0 K: 0 S: 3	H: 1 LOB: 0 BB: 0 P: 3	R: 1 E: 0 K: 2 S: 10	H: 3 LOB: 2 BB: 0 P: 10	R: 0 E: 0 K: 0 S: 3	H: 0 LOB: 0 BB: 0 P: 3	R: 0 E: 0 K: 1 S: 5	H: 0 LOB: 0 BB: 0 P: 5	R: 0 E: 0 K: 1 S: 5	H: 0 LOB: 0 BB: 0 P: 5	R: 1 E: 0 K: 0 S: 5	H: 2 LOB: 1 BB: 0 P: 5	R: 2 E: 0 K: 0 S: 6	H: 2 LOB: 2 BB: 0 P: 6	R: 0 E: 0 K: 1 S: 5	H: 1 LOB: 0 BB: 0 P: 5
1B: 7 2B: 1 3B: 1 HR: 0	SF: 0 SAC: 1 DP: 1 HBP: 0	WP: 0 PB: 0 SB: 1 CS: 1														

PITCHER	IP	WLS	BF	H	R	ER	SO	BB	IBB	HBP	BLK	WP	HR	S	P	ERA	WHIP
Mike Scott, R (1, 1) ERA: 5.27	7.0	L	29	8	4	4	4	0	0	0	0	0	0	37	37	5.14	1.143
Tom Hausman, R (8, 1) ERA: 2.2	1.0		3	1	0	0	1	0	0	0	0	0	0	5	5	0.00	1.000

BOTTOM

New York Mets @ San Francisco Giants
Candlestick Park, San Francisco, CA
Tue May 19 1981, 10:05 PM EDT
Att. 5,168 - Unknown

livebaseballscorecards.com

AB	31
R	4
H	9
RBI	4
BB	0
SO	5
LOB	16



WP: 0	PA: 32
PB: 0	
SB: 1	
CS: 1	

WP	HR	S	P	ERA	WHIP
0	0	1	1	5.14	1.143

TOP

New York Mets @ San Francisco Giants
 Candlestick Park, San Francisco, CA

Wed May 20 1981, 6:33 AM EDT
 Att: 5,189 - Unknown

livebaseballscorecards.com

AB	35
R	4
H	9
RBI	4
BB	4
SO	7
LOB	12



AB R H RBI BB SO LOB

3	1	0	0	2	1	1
3	1	1	0	1	1	1
5	1	2	1	0	0	2
4	1	3	2	1	0	0
0	0	0	0	0	0	0
3	0	1	0	0	0	1
1	0	0	0	0	0	2
0	0	0	1	0	0	0
4	0	0	0	0	1	1
4	0	2	0	0	1	0
4	0	0	0	0	0	2
0	0	0	0	0	0	0
2	0	0	0	0	2	1
1	0	0	0	0	0	0
0	0	0	0	0	0	0
1	0	0	0	0	1	1

1B: 5 SAC: 1
 2B: 4 SAC: 1
 3B: 0 DP: 2
 HR: 1 HBP: 0

WP: 1 PA: 41
 PB: 0
 SB: 2
 CS: 0

Batter	1	2	3	4	5	6	7	8	9	10
Lee Mazzilli, S (1, 8) OBP: 0.289, SLG: 0.306	0-0 F7		0-3 K		0-0 F2			4-0 SH1-3 BB		4-0 1B 1B BB
Wally Backman, S (1, 4) OBP: 0.308, SLG: 0.250	0-0 2B 1B		4-0 S BB			0-0 4-3		0-0 SH1-3		0-3 K
Joel Youngblood, R (1, 9) OBP: 0.398, SLG: 0.541	0-0 WP 1-H 6-3 2B		0-0 5-3			0-0 F7		0-0 F9		0-0 SF8-2-1 1-2 1B 1B
Dave Kingman, R (1, 7) Mookie Wilson, S (10, 7) OBP: 0.300, SLG: 0.405 OBP: 0.250, SLG: 0.262	0-0 6-3			0-0 G4-6-3 1B		0-0 HR		4-0 IBB		0-0 SF8-2-4 1-2 2-3 1B
Mike Jorgensen, L (1, 3) Rusty Staub, L (8, PH) Alex Trevino, R (8, 2) OBP: 0.300, SLG: 0.511 OBP: 0.382, SLG: 0.418 OBP: 0.340, SLG: 0.290	0-0 1-3			0-0 G4-6-3		0-0 2B		0-0 6-3		0-0 SF8-2-4 1-2 2-3 3-H
John Stearns, R (1, 2) OBP: 0.310, SLG: 0.318 (8, 3)		0-0 F3		0-0 F5		0-3 K			0-0 F3	
Hubie Brooks, R (1, 5) OBP: 0.364, SLG: 0.409		0-3 K			0-0 S 1B		0-0 F7		0-0 F1-4-3 2B	
Doug Flynn, R (1, 6) Jeff Reardon, R (9, 1)		0-0 F6-3			0-0 F1-3		0-0 F8		0-0 F1-4-3	
Greg Harris, S (1, 1) Mike Cubbage, L (7, PH) Neil Allen, R (7, 1) Bob Bailor, R (9, PH) OBP: 0.314, SLG: 0.267 (9, 6)			0-3 K		0-3 K		0-0 4-3		0-3 K	

Inning Stats	R: 2	H: 2	E: 0	LOB: 0	K: 0	BB: 0	S: 5	P: 5	R: 0	H: 0	E: 0	LOB: 0	K: 1	BB: 0	S: 5	P: 5	R: 0	H: 0	E: 0	LOB: 1	K: 2	BB: 1	S: 7	P: 11	R: 0	H: 1	E: 0	LOB: 0	K: 0	BB: 0	S: 3	P: 3	R: 0	H: 1	E: 0	LOB: 1	K: 1	BB: 0	S: 6	P: 6	R: 1	H: 2	E: 0	LOB: 1	K: 1	BB: 0	S: 7	P: 7	R: 0	H: 0	E: 0	LOB: 0	K: 0	BB: 0	S: 3	P: 3	R: 0	H: 0	E: 0	LOB: 2	K: 0	BB: 2	S: 3	P: 11	R: 0	H: 1	E: 0	LOB: 1	K: 1	BB: 0	S: 6	P: 6	R: 1	H: 2	E: 0	LOB: 1	K: 1	BB: 1	S: 6	P: 10
--------------	------	------	------	--------	------	-------	------	------	------	------	------	--------	------	-------	------	------	------	------	------	--------	------	-------	------	-------	------	------	------	--------	------	-------	------	------	------	------	------	--------	------	-------	------	------	------	------	------	--------	------	-------	------	------	------	------	------	--------	------	-------	------	------	------	------	------	--------	------	-------	------	-------	------	------	------	--------	------	-------	------	------	------	------	------	--------	------	-------	------	-------

PITCHER	IP	WLS	BF	H	R	ER	SO	BB	IBB	HBP	BLK	WP	HR	S	P	ERA	WHIP
Tom Griffin, R (1, 1) ERA: 3.57	7.0		27	6	3	3	5	1	0	0	0	1	1	36	40	3.86	1.000
Gary Lavelle, L (8, 1) ERA: 2.63	2.0		9	1	0	0	1	1	0	0	0	0	0	9	17	0.00	1.000
Greg Minton, R (10, 1) ERA: 3.48	1.0	L	5	2	1	1	1	1	0	0	0	0	0	6	10	9.00	3.000

BOTTOM

New York Mets @ San Francisco Giants
 Candlestick Park, San Francisco, CA
 Wed May 20 1981, 6:33 AM EDT
 Att. 5,189 - Unknown

livebaseballscorecards.com

AB	38
R	3
H	9
RBI	3
BB	3
SO	9
LOB	13



WP:	0	PA:	42
PB:	1		
SB:	2		
CS:	0		

AB	R	H	RBI	BB	SO	LOB
4	1	1	0	1	1	2

5	0	2	1	0	1	2
---	---	---	---	---	---	---

5	0	0	0	0	2	3
---	---	---	---	---	---	---

0	0	0	0	0	0	0
5	0	1	0	0	1	0

4	1	2	1	1	1	0
---	---	---	---	---	---	---

5	0	0	0	0	0	3
---	---	---	---	---	---	---

3	0	1	0	0	1	1
1	1	0	0	0	1	0

2	0	1	0	1	0	0
---	---	---	---	---	---	---

2	0	0	0	0	0	1
1	0	1	1	0	0	0
0	0	0	0	0	0	0
1	0	0	0	0	1	1
0	0	0	0	0	0	0

1B:	7	SF:	0
2B:	1	SAC:	1
3B:	0	DP:	1
HR:	1	HBP:	0

Batter	1	2	3	4	5	6	7	8	9	10
Joe Morgan, L OBP: 0.333, SLG: 0.333 (1, 4)	4-3		2B 1B		1B BB		K		4-3	
Dave Bergman, L OBP: 0.250, SLG: 0.275 (1, 3)	F5		1-H 2B		1-2 1B		1-3		K	
Jack Clark, R OBP: 0.288, SLG: 0.379 (1, 9)	K		F3		K			G3	F8	
Darrell Evans, L OBP: 0.306, SLG: 0.397 (1, 5)		F6-3		F4		K		F6-3		1B 1B
Enos Cabell, R OBP: 0.271, SLG: 0.338 (2, 5)										
Larry Herndon, R OBP: 0.384, SLG: 0.475 (1, 7)		K		HR		F3		S BB		1-3 1B
Jerry Martin, R OBP: 0.293, SLG: 0.343 (1, 8)		E5		F6-3		F3		5-3		F7
Milt May, L OBP: 0.360, SLG: 0.354 (1, 2)										
Mike Sadek, R OBP: 0.321, SLG: 0.217 (7, PR) (8, 2)		F5		K			SH1-4 1B 1B		K	
Johnnie LeMaster, R OBP: 0.291, SLG: 0.262 (1, 6)			F9		F1-6-3 BB		SH1-4		PB 1B	
Tom Griffin, R OBP: 0.150, SLG: 0.263 (1, 1)										
Rennie Stennett, R OBP: 0.229, SLG: 0.277 (7, PH)			F6-3		F1-6-3		S 1B		K	
Gary Lavelle, S OBP: 0.250, SLG: 0.250 (8, 1)										
Jim Wohlford, R OBP: 0.310, SLG: 0.483 (9, PH)										
Greg Minton, S OBP: 0.310, SLG: 0.483 (10, 1)										

Inning Stats	R: 0	H: 0	E: 0	K: 1	S: 5	R: 0	H: 0	E: 2	K: 1	S: 6	R: 1	H: 2	E: 0	K: 0	S: 5	R: 1	H: 1	E: 0	K: 1	S: 6	R: 0	H: 1	E: 0	K: 1	S: 5	R: 0	H: 0	E: 0	K: 1	S: 5	R: 1	H: 2	E: 0	K: 1	S: 7	R: 0	H: 0	E: 0	K: 0	S: 3	R: 0	H: 1	E: 0	K: 2	S: 8	R: 0	H: 2	E: 0	K: 1	S: 7	R: 0	H: 2	E: 0	K: 1	S: 7
--------------	------	------	------	------	------	------	------	------	------	------	------	------	------	------	------	------	------	------	------	------	------	------	------	------	------	------	------	------	------	------	------	------	------	------	------	------	------	------	------	------	------	------	------	------	------	------	------	------	------	------	------	------	------	------	------

PITCHER	IP	WLS	BF	H	R	ER	SO	BB	IBB	HBP	BLK	WP	HR	S	P	ERA	WHIP
Greg Harris, R ERA: 3.0 (1, 1)	6.0		24	4	2	2	5	2	0	0	0	0	1	32	40	3.00	1.000
Neil Allen, R ERA: 2.08 (7, 1)	2.0		9	2	1	1	1	1	0	0	0	0	0	10	14	4.50	1.500
Jeff Reardon, R ERA: 3.55 (9, 1)	2.0	W	9	3	0	0	3	0	0	0	0	0	0	15	15	0.00	1.500

PITCHER	IP	WLS	BF	H	R	ER	SO	BB	IBB	HBP	BLK	WP	HR	S	P	ERA	WHIP
Greg Harris, R ERA: 3.0 (1, 1)	6.0		24	4	2	2	5	2	0	0	0	0	1	32	40	3.00	1.000
Neil Allen, R ERA: 2.08 (7, 1)	2.0		9	2	1	1	1	1	0	0	0	0	0	10	14	4.50	1.500
Jeff Reardon, R ERA: 3.55 (9, 1)	2.0	W	9	3	0	0	3	0	0	0	0	0	0	15	15	0.00	1.500

Batter	1	2	3	4	5	6	7	8	9	10	11	12	13	14	15	AB	R	H	RBI	BB	SO	LOB	
Terry Puhl, L OBP: 0.329, SLG: 0.361 (1, 9)	4-0 CS BB		0-0 F9			0-0 SH5-3 1B		0-0 5-3		0-0 F9			0-3 K		0-0 G3	6	1	1	0	1	1	0	
Craig Reynolds, L OBP: 0.288, SLG: 0.440 (1, 6)	0-0 F3		0-0 F7			0-0 SH5-3		0-0 F8		0-0 F9			0-0 F8		0-0 3-1	6	0	0	0	0	0	1	
Cesar Cedeno, R OBP: 0.370, SLG: 0.409 (1, 8)	0-0 F7			0-0 6-3		0-0 6-3		0-0 1B 2B			0-0 F4			0-0 1B S SF9 1B	0-0 1B	7	1	3	0	0	0	1	
Jose Cruz, L OBP: 0.322, SLG: 0.459 (1, 7)		0-0 F9		0-0 5-3		0-0		4-0 1B IBB			0-0 F7			0-0 F7	0-0 F2	6	0	1	1	1	0	2	
Denny Walling, L OBP: 0.386, SLG: 0.426 (1, 3)		4-0 F8 BB BB		0-0 6-3		0-0 F9		0-0 1B			0-0 F7			0-0 IBB 1B		5	0	2	0	1	0	1	
Art Howe, R OBP: 0.436, SLG: 0.520 (1, 5)		4-0 1-2 BB BB			0-0 2B 2B		0-0 SH5-4 1B		0-0 F8			0-0 F4		4-0 IBB IBB		4	1	2	0	2	0	0	
Alan Ashby, S OBP: 0.355, SLG: 0.283 (1, 2)		0-0 F8			0-0 2B 2B		0-0 SH5-4		0-0 4-3			0-0 F6		0-0 SF9		4	0	1	2	0	0	2	
Rafael Landestoy, S OBP: 0.290, SLG: 0.207 (15, 1)		0-3 K			0-0 3-1		0-0 F9		0-3 K			0-0 CS 1B		4-0 IBB		4	0	0	0	0	0	2	3
Joe Pittman, R OBP: 0.333, SLG: 0.273 (12, PH)																0	0	0	0	0	0	0	
Dave Smith, R OBP: 0.254, SLG: 0.178 (14, PH)																0	0	0	0	0	0	0	
Gary Woods, R OBP: 0.254, SLG: 0.178 (15, 1)																0	0	0	0	0	0	0	
Joaquin Andujar, S OBP: 0.279, SLG: 0.263 (15, 1)																0	0	0	0	0	0	0	
Bob Knepper, L OBP: 0.182, SLG: 0.190 (9, 1)			0-0 L3		0-3 K		0-3 K		0-0 6-3			0-0 CS		0-0 6-3	0-0 4-3	3	0	0	0	0	2	1	
Frank LaCorte, R OBP: 0.250, SLG: 0.146 (10, 4)																0	0	0	0	0	0	0	
Dickie Thon, R OBP: 0.310, SLG: 0.238 (10, PH)																0	0	0	0	0	0	0	
Danny Heep, L OBP: 0.279, SLG: 0.263 (11, 4)																0	0	0	0	0	0	0	
Kiko Garcia, R OBP: 0.279, SLG: 0.263 (11, 4)																2	0	0	0	0	0	3	

Inning Stats	R: 0	H: 0	E: 0	K: 0	S: 2	H: 0	LOB: 0	BB: 1	P: 6	R: 0	H: 0	E: 0	K: 1	S: 5	H: 0	LOB: 2	BB: 2	P: 13	R: 0	H: 0	E: 0	K: 0	S: 3	H: 0	LOB: 0	BB: 0	P: 3	R: 0	H: 0	E: 0	K: 1	S: 6	H: 2	LOB: 0	BB: 0	P: 6	R: 1	H: 2	E: 0	K: 0	S: 5	H: 2	LOB: 1	BB: 0	P: 5	R: 0	H: 1	E: 0	K: 1	S: 6	H: 1	LOB: 1	BB: 0	P: 6	R: 0	H: 2	E: 0	K: 0	S: 4	H: 2	LOB: 2	BB: 1	P: 8	R: 0	H: 0	E: 0	K: 1	S: 5	H: 0	LOB: 0	BB: 0	P: 5	R: 0	H: 0	E: 0	K: 0	S: 3	H: 0	LOB: 0	BB: 0	P: 3	R: 0	H: 1	E: 0	K: 0	S: 3	H: 0	LOB: 0	BB: 0	P: 5	R: 0	H: 0	E: 0	K: 0	S: 5	H: 0	LOB: 0	BB: 0	P: 5	R: 0	H: 0	E: 0	K: 0	S: 3	H: 0	LOB: 0	BB: 0	P: 3	R: 0	H: 1	E: 0	K: 1	S: 5	H: 0	LOB: 0	BB: 0	P: 5	R: 0	H: 0	E: 0	K: 0	S: 3	H: 0	LOB: 0	BB: 0	P: 3	R: 0	H: 0	E: 0	K: 0	S: 5	H: 0	LOB: 0	BB: 0	P: 5	R: 1	H: 2	E: 0	K: 0	S: 5	H: 2	LOB: 3	BB: 2	P: 13	R: 0	H: 1	E: 0	K: 0	S: 4	H: 1	LOB: 1	BB: 0	P: 4	1B: 8	SF: 1	2B: 3	SAC: 2	3B: 0	DP: 0	HR: 0	HBP: 0	WP: 0	PA: 59
DOYLE ALEXANDER, R ERA: 1.59	8.0	WLS	BF	H	R	ER	SO	BB	IBB	HBP	BLK	WP	HR	S	P	ERA	WHIP																																																																																																																																																		
Fred Breining, R ERA: 2.53	2.0		6	0	0	0	1	0	0	0	0	0	0	8	8	0.00	0.000																																																																																																																																																		
Al Holland, L ERA: 4.32	3.1		13	3	1	1	1	0	1	0	0	0	0	14	18	2.70	0.900																																																																																																																																																		
Greg Minton, R ERA: 3.31	1.2	W	7	1	0	0	0	0	1	0	0	0	0	6	10	0.00	0.600																																																																																																																																																		

San Francisco Giants @ Houston Astros
Astrodome, Houston, TX
Fri May 22 1981, 8:05 PM EDT
Att. 30,377 - Dome - 72 F

AB	49
R	3
H	11
RBI	3
BB	6
SO	5
LOB	14



Batter	1	2	3	4	5	6	7	8	9	AB	R	H	RBI	BB	SO	LOB	TOP										
Joe Morgan, L (1, 4) OBP: 0.328, SLG: 0.322	0-0 4-3		4-0 BB		0-0 L3	0-3 K		0-0 F4		4	0	0	0	1	1	5											
Enos Cabell, R (1, 3) OBP: 0.286, SLG: 0.356	0-0 CS 1B		0-0 F8		0-0 1B 2B	0-0 SF9-3-6		0-0 1B		4	1	3	2	0	0	1											
Darrell Evans, L (1, 5) OBP: 0.322, SLG: 0.413	0-0 1B		4-0 G5-4-3 BB		0-0 FC6-4 1B		0-0 L9	0-0 F9		2	0	2	1	1	0	0											
Billy Smith, S (5, 5) OBP: 0.194, SLG: 0.250	1-2 1B				2-H 1B					2	0	0	0	0	0	2											
Fred Breining, R (8, 1)										0	0	0	0	0	0	0											
Larry Herndon, R (1, 9) OBP: 0.371, SLG: 0.467	0-0 4-3		0-0 G5-4-3		0-0 FC6-4 1B		0-0 5-3		0-3 K	5	0	0	0	0	1	4											
Jerry Martin, R (1, 8) OBP: 0.330, SLG: 0.358		0-0 F7		0-0 6-3	0-0 FC6 1B		0-3 K		0-3 K	5	0	1	0	0	2	0											
Milt May, L (1, 2) OBP: 0.353, SLG: 0.342		0-0 1B 1B		0-0 6-3	0-0 FC6 1-2f		0-0 F5		4-0 BB	4	0	1	0	1	0	3											
Dave Bergman, L (1, 7) OBP: 0.283, SLG: 0.310		0-0 1B		0-0 1B		4-0 1B 1B BB		0-0 5-3		0	0	0	0	0	0	0											
Jim Wohlford, R (6, PH) OBP: 0.313, SLG: 0.452	1-2 1B								0-3 K	2	1	0	0	1	1	1											
Johnnie LeMaster, R (1, 6) OBP: 0.320, SLG: 0.302		0-3 K		0-0 E6 FC6-4 1B		0-0 SF9-3-6 1B 1B		0-0 BB 1B		4	1	3	0	0	1	2											
Ed Whitson, R (1, 1) OBP: 0.067, SLG: 0.067		0-0 FC6-4		0-0 FC6-4		0-0 SF9-3-6 1B		4-0 1B BB		2	0	0	0	0	0	4											
Randy Moffitt, R (5, 1)										0	0	0	0	0	0	0											
Rennie Stennett, R (6, PH) OBP: 0.250, SLG: 0.278										1	0	1	0	0	0	0											
Gary Lavelle, S (6, 1) OBP: 0.250, SLG: 0.250										0	0	0	0	0	0	0											
Bill North, S (8, PH) OBP: 0.350, SLG: 0.317										0	0	0	0	1	0	0											
Joe Pettini, R (8, 5)										0	0	0	0	0	0	0											
Inning Stats	R: 0 E: 0 K: 0 S: 4	H: 2 LOB: 1 BB: 0 P: 4	R: 0 E: 0 K: 1 S: 7	H: 2 LOB: 2 BB: 0 P: 7	R: 0 E: 0 K: 0 S: 2	H: 0 LOB: 1 BB: 2 P: 10	R: 0 E: 1 K: 0 S: 5	H: 2 LOB: 2 BB: 0 P: 5	R: 1 E: 0 K: 0 S: 6	H: 3 LOB: 2 BB: 0 P: 6	R: 1 E: 0 K: 1 S: 6	H: 2 LOB: 1 BB: 1 P: 10	R: 0 E: 0 K: 1 S: 6	H: 0 LOB: 1 BB: 0 P: 6	R: 1 E: 0 K: 0 S: 5	H: 2 LOB: 2 BB: 1 P: 9	R: 0 E: 0 K: 3 S: 9	H: 0 LOB: 1 BB: 1 P: 13	1B: 12 2B: 2 3B: 0 HR: 0	SF: 1 SAC: 0 DP: 2 HBP: 0	WP: 1 PB: 0 SB: 1 CS: 1	PA: 43					
PITCHER	IP	WLS	BF	H	R	ER	SO	BB	IBB	HBP	BLK	WP	HR	S	P	ERA	WHIP										
Vern Ruhle, R (1, 1) ERA: 2.86	4.2		23	9	1	1	1	2	0	0	0	0	0	23	31	1.93	2.357										
Bobby Sprowl, L (5, 1) ERA: 5.09	0.2		5	2	1	1	1	1	0	0	0	0	0	6	10	13.50	4.500										
Frank LaCorte, R (6, 1) ERA: 1.83	3.2	W	15	2	1	1	4	2	0	0	0	1	0	21	29	2.46	1.091										

San Francisco Giants @ Houston Astros
 Astrodome, Houston, TX
 Sat May 23 1981, 8:05 PM EDT
 Att. 38,586 - Dome - 72 F

AB	35
R	3
H	11
RBI	3
BB	5
SO	6
LOB	22



Batter	1	2	3	4	5	6	7	8	9	AB R H RBI BB SO LOB	TOP											
Joe Morgan, L (1, 4) OBP: 0.338, SLG: 0.336	0-0 F7	4-0 BB			0-0 SF7 2B		0-0 F3		0-0 FC6-4 1B	4 1 2 0 1 0 0												
Enos Cabell, R (1, 3) OBP: 0.277, SLG: 0.345 Bill North, S (9, 8) OBP: 0.350, SLG: 0.317	0-0 6-3	0-3 K			0-0 F9		0-3 K		0-0 FC6-4 1B	5 0 0 0 0 2 6 0 0 0 0 0 0 0												
Larry Herndon, R (1, 9) OBP: 0.368, SLG: 0.461	4-0 1B BB				0-0 SF7		0-3 K			2 1 0 1 1 1 0												
Milt May, L (1, 2) OBP: 0.358, SLG: 0.347	0-0 1B				0-0 F7				0-0 6-3	4 0 2 1 0 0 0												
Jerry Martin, R (1, 8) OBP: 0.315, SLG: 0.341	0-3 K				0-0 F7				0-0 F8	4 0 0 0 0 2 2												
Dave Bergman, L (1, 7) OBP: 0.280, SLG: 0.326					0-0 2B		0-0 F9		0-0 F7	0 0 0 0 0 0 0												
Billy Smith, S (1, 5) OBP: 0.200, SLG: 0.250					0-3 K		0-0 5-3 1B		0-3 K	4 0 1 0 0 2 1												
Johnnie LeMaster, R (1, 6) OBP: 0.326, SLG: 0.308					0-3 K		0-0 5-3		0-0 1B 1B	4 0 2 0 0 1 2												
Vida Blue, S (1, 1) OBP: 0.316, SLG: 0.294 Greg Minton, S (8, 1)					0-0 F2		0-0 F8		0-3 K	3 0 1 0 0 0 2 1 0 0 0 0 1 1												
Inning Stats	R: 1 E: 0 K: 1 S: 6	H: 1 LOB: 1 BB: 1 P: 10	R: 0 E: 0 K: 2 S: 9	H: 2 LOB: 3 BB: 1 P: 13	R: 0 E: 0 K: 0 S: 3	H: 0 LOB: 0 BB: 0 P: 3	R: 0 E: 0 K: 2 S: 8	H: 1 LOB: 1 BB: 0 P: 8	R: 1 E: 0 K: 1 S: 7	H: 2 LOB: 1 BB: 0 P: 7	R: 0 E: 0 K: 0 S: 4	H: 1 LOB: 1 BB: 0 P: 4	R: 0 E: 0 K: 2 S: 7	H: 0 LOB: 0 BB: 0 P: 7	R: 0 E: 0 K: 0 S: 3	H: 0 LOB: 0 BB: 0 P: 3	R: 0 E: 0 K: 2 S: 9	H: 2 LOB: 2 BB: 0 P: 9	1B: 7 2B: 2 3B: 0 HR: 0	SF: 1 SAC: 0 DP: 0 HBP: 0	WP: 0 PB: 0 SB: 1 CS: 0	PA: 38
PITCHER	IP WLS BF H R ER SO BB IBB HBP BLK WP HR S P ERA WHIP																					
Don Sutton, R (1, 1) ERA: 3.66	8.0 L 33 7 2 2 8 2 0 0 0 0 0 0 47 55 2.25 1.125																					
Joe Sambito, L (9, 1) ERA: 1.95	1.0 5 2 0 0 2 0 0 0 0 0 0 0 9 9 0.00 2.000																					

San Francisco Giants @ Houston Astros
 Astrodome, Houston, TX
 Sun May 24 1981, 4:33 AM EDT
 Att. 34,922 - Dome - 72 F

AB	31
R	2
H	8
RBI	2
BB	2
SO	9
LOB	14



livebaseballscorecards.com

Batter	1	2	3	4	5	6	7	8	9	AB R H RBI BB SO LOB
Terry Puhl, L (1, 9) OBP: 0.326, SLG: 0.357	0-3 K ①		x 0-0 L1 ③			x 0-0 F2 ①		x 0-0 SH1-4 ①		3 0 0 0 0 1 0
Art Howe, R (1, 5) OBP: 0.443, SLG: 0.535	0-3 K ②			x 0-0 3B ①		x 0-0 F2 ②		x 0-0 4-3 ②		4 0 1 0 0 1 1
Cesar Cedeno, R (1, 8) OBP: 0.367, SLG: 0.402	0-0 1B			x 0-0 F3 ①		B B B B 4-0 1B BB		x 0-0 4-3 ③		3 0 1 0 1 0 2
Jose Cruz, L (1, 7) OBP: 0.323, SLG: 0.452	0-3 K ③			x 0-0 F5 ②		x 0-0 1-2 1B		x 0-0 F8 ①		4 0 1 0 0 1 2
Denny Walling, L (1, 3) OBP: 0.359, SLG: 0.377		x 0-0 F8 ①		S S S S 0-3 K ③		x 0-0 F9 ③		x 0-0 4-3 ②		4 0 0 0 0 1 3
Kiko Garcia, R (1, 6) OBP: 0.281, SLG: 0.267		x 0-0 F9 ②			x 0-0 F3 ①			x 0-0 F8 ③		3 0 1 0 0 0 0
Craig Reynolds, L (9, PH) OBP: 0.280, SLG: 0.428							x 0-0 G1-6-3 1B			1 0 0 0 0 0 0
Luis Pujols, R (1, 2) OBP: 0.237, SLG: 0.333		x 0-0 F9 ③			x 0-0 HR		0 0 S S 0-3 K ①			3 1 1 1 0 1 1
Rafael Landestoy, S (1, 4) OBP: 0.280, SLG: 0.190			x 0-0 F8 ①		x 0-0 4-3 ②		x 0-0 G1-6-3 ② ③			2 0 0 0 0 0 0
Joe Pittman, R (7, PH) OBP: 0.308, SLG: 0.250							1-2			1 0 0 0 0 0 1
Don Sutton, R (1, 1)			x 0-0 1-3 ②		S S S S 0-3 K ③			B B B B 4-0 4-3 SH1-4 BB		2 0 0 0 0 1 0
Gary Woods, R (8, PH) OBP: 0.278, SLG: 0.178										0 0 0 0 1 0 0
Joe Sambito, L (9, 1)										0 0 0 0 0 0 0

BOTTOM


San Francisco Giants @ Houston Astros
Astrodome, Houston, TX
Sun May 24 1981, 4:33 AM EDT
Att. 34,922 - Dome - 72 F

livebaseballscorecards.com

AB	30
R	1
H	5
RBI	1
BB	2
SO	6
LOB	10



Inning Stats	R: 0	H: 1	E: 0	K: 3	S: 10	LOB: 1	BB: 0	P: 10	R: 0	H: 0	E: 0	K: 0	S: 3	LOB: 0	BB: 0	P: 3	R: 0	H: 0	E: 0	K: 0	S: 3	LOB: 0	BB: 0	P: 3	R: 0	H: 1	E: 0	K: 1	S: 6	LOB: 1	BB: 0	P: 6	R: 1	H: 1	E: 0	K: 1	S: 6	LOB: 0	BB: 0	P: 6	R: 0	H: 1	E: 0	K: 0	S: 4	LOB: 2	BB: 1	P: 8	R: 0	H: 1	E: 0	K: 1	S: 5	LOB: 0	BB: 0	P: 5	R: 0	H: 0	E: 0	K: 0	S: 3	LOB: 1	BB: 1	P: 7	R: 0	H: 0	E: 0	K: 0	S: 3	LOB: 0	BB: 0	P: 3	1B: 3	SF: 0	2B: 0	SAC: 1	3B: 1	DP: 1	HR: 1	HBP: 0	WP: 0	PA: 33
PITCHER	IP	WLS	BF	H	R	ER	SO	BB	IBB	HBP	BLK	WP	HR	S	P	ERA	WHIP																																																																	
Vida Blue, L (1, 1) ERA: 1.91	7.1	W	28	5	1	1	6	2	0	0	0	0	0	38	46	1.23	0.955																																																																	
Greg Minton, R (8, 1) ERA: 3.16	1.2	S	5	0	0	0	0	0	0	0	0	0	0	5	5	0.00	0.000																																																																	

Batter	1	2	3	4	5	6	7	8	9	AB R H RBI BB SO LOB	TOP																
Joe Morgan, L (1, 4) OBP: 0.329, SLG: 0.325	0-0 4-3		0-0 F8			0-0 E3 1B	0-0 G3			4 1 0 0 0 0 1	San Francisco Giants @ Cincinnati Reds Riverfront Stadium, Cincinnati, OH Mon May 25 1981, 7:05 PM EDT Att. 15,684 - Unknown livebaseballscorecards.com																
Enos Cabell, R (1, 3) OBP: 0.277, SLG: 0.343	0-0 6-3			0-0 5-3		0-3 K		0-0 1B 9-2 1B		4 0 1 0 0 1 1																	
Jack Clark, R (1, 9) OBP: 0.285, SLG: 0.372	0-0 6-3			0-0 4-3		0-0 F8		0-3 K		4 0 0 0 0 1 2																	
Milt May, L (1, 2) OBP: 0.362, SLG: 0.352		0-0 1-3		0-3 K		0-0 1B 2-H		0-0 1B 1-3		4 0 2 1 0 1 0																	
Larry Herndon, R (1, 8) OBP: 0.365, SLG: 0.462		0-0 6-3			0-0 2B	0-3 K		0-0 9-2		4 1 1 0 0 1 3																	
Dave Bergman, L (1, 7) OBP: 0.315, SLG: 0.420		0-0 2B			0-0 4-3 2B 2-H		0-0 1B 2B		0-0 F8			4 1 3 1 0 0 0															
Billy Smith, S (1, 5) OBP: 0.179, SLG: 0.222		0-3 K			0-0 F2		0-3 K		0-3 K			4 0 0 0 0 3 3															
Johnnie LeMaster, R (1, 6) OBP: 0.321, SLG: 0.303			0-0 1-3		0-0 4-3		0-0 6-3		0-0 5-3			2 0 0 0 0 0 1															
Jim Wohlford, R (7, PH) OBP: 0.303, SLG: 0.438					0-0 2-3					1 0 0 0 0 0 1																	
Joe Pettini, R (7, 6)										1 0 0 0 0 0 0																	
Allen Ripley, R (1, 1) OBP: 0.130, SLG: 0.130			0-0 4-3		0-0 1-3		0-0 1B 2-H			2 0 0 0 0 0 1																	
Bill North, S (7, PH) OBP: 0.355, SLG: 0.324										1 0 1 1 0 0 0																	
Al Holland, R (7, 1)										0 0 0 0 0 0 0																	
Greg Minton, S (8, 1)										0 0 0 0 0 0 0																	
Inning Stats	R: 0 E: 0 K: 0 S: 3	H: 0 LOB: 0 BB: 0 P: 3	R: 0 E: 0 K: 1 S: 6	H: 1 LOB: 1 BB: 0 P: 6	R: 0 E: 0 K: 0 S: 3	H: 0 LOB: 0 BB: 0 P: 3	R: 0 E: 0 K: 1 S: 5	H: 0 LOB: 0 BB: 0 P: 5	R: 1 E: 0 K: 0 S: 5	H: 2 LOB: 1 BB: 0 P: 5	R: 1 E: 1 K: 2 S: 9	H: 1 LOB: 1 BB: 0 P: 9	R: 1 E: 0 K: 1 S: 7	H: 2 LOB: 1 BB: 0 P: 7	R: 0 E: 0 K: 1 S: 6	H: 2 LOB: 1 BB: 0 P: 6	R: 0 E: 0 K: 1 S: 5	H: 0 LOB: 0 BB: 0 P: 5	1B: 4 2B: 5 3B: 0 HR: 0	SF: 0 SAC: 0 DP: 1 HBP: 0	WP: 0 PB: 0 SB: 1 CS: 0	PA: 35					
PITCHER	IP WLS BF H R ER SO BB IBB HBP BLK WP HR S P ERA WHIP																										
Frank Pastore, R (1, 1) ERA: 3.81	7.0		28	6	3	2	5	0	0	0	0	0	0	38	38	2.57	0.857										
Geoff Combe, R (8, 1) ERA: 3.12	2.0	W	7	2	0	0	2	0	0	0	0	0	0	11	11	0.00	1.000										

Batter	1	2	3	4	5	6	7	8	9	AB	R	H	RBI	BB	SO	LOB
Ken Griffey, L (1, 8) OBP: 0.317, SLG: 0.399	0-0 G4-6-3 1B		0-0 F7		0-0 SF9			0-0 1B S 1B		3	1	2	1	0	0	1
Ron Oester, S (1, 4) OBP: 0.367, SLG: 0.388	0-0 G4-6-3 1-2f			0-0 HR 1B	0-0 4-3			0-0 F3 1-2		4	1	1	0	0	0	3
Dave Concepcion, R (1, 6) OBP: 0.339, SLG: 0.391	0-0 F8			0-0 F9		0-0 5-3		0-0 6-3		4	0	0	0	0	0	2
George Foster, R (1, 7) OBP: 0.339, SLG: 0.500		0-0 L1-3 1B		0-0 HR 1-H		0-0 5-3		0-0 2B 1B 2-3		4	2	3	2	0	0	0
Johnny Bench, R (1, 3) OBP: 0.398, SLG: 0.484		0-0 F9		4-0 BB G5-4-3		0-0 6-3		0-0 2B 1B 1-2		3	1	1	1	1	0	1
Larry Bittner, L (1, 9) OBP: 0.370, SLG: 0.458 Sam Mejias, R (8, PR) OBP: 0.353, SLG: 0.412 (9, 9)		0-0 L1-3 1-2		0-0 G5-4-3 1-2f			0-0 F8	0-0 2B 1-H 2-H		4	0	1	2	0	0	2
Ray Knight, R (1, 5) OBP: 0.331, SLG: 0.382			0-3 K		0-0 1B SF9 1B		0-0 2B	0-0 L5		4	1	2	0	0	1	1
Joe Nolan, L (1, 2) OBP: 0.330, SLG: 0.337			4-0 BB		0-0 SF9 SH3-4 1B 1-3		0-3 K			2	0	1	0	1	1	1
Frank Pastore, R (1, 1) OBP: 0.133, SLG: 0.133 Mike Vail, R (7, PH) OBP: 0.250, SLG: 0.250 Geoff Combe, R (8, 1)			0-3 K		0-0 SH3-4 1-2		0-3 K			1	0	0	0	0	0	1
			0-3 K							1	0	0	0	0	0	1
			0-3 K							0	0	0	0	0	0	0

Inning Stats	R: 0	H: 1	E: 0	K: 0	S: 3	LOB: 0	BB: 0	P: 3	R: 0	H: 1	E: 0	K: 0	S: 3	LOB: 0	BB: 0	P: 3	R: 0	H: 0	E: 0	K: 2	S: 7	LOB: 1	BB: 1	P: 11	R: 2	H: 2	E: 0	K: 0	S: 4	LOB: 0	BB: 1	P: 8	R: 1	H: 2	E: 0	K: 0	S: 5	LOB: 1	BB: 0	P: 5	R: 0	H: 0	E: 0	K: 0	S: 3	LOB: 0	BB: 0	P: 3	R: 0	H: 1	E: 0	K: 2	S: 8	LOB: 1	BB: 0	P: 8	R: 3	H: 4	E: 0	K: 0	S: 7	LOB: 1	BB: 0	P: 7	1B: 8	SF: 1	2B: 3	SAC: 1	3B: 0	DP: 3	HR: 1	HBP: 0
--------------	------	------	------	------	------	--------	-------	------	------	------	------	------	------	--------	-------	------	------	------	------	------	------	--------	-------	-------	------	------	------	------	------	--------	-------	------	------	------	------	------	------	--------	-------	------	------	------	------	------	------	--------	-------	------	------	------	------	------	------	--------	-------	------	------	------	------	------	------	--------	-------	------	-------	-------	-------	--------	-------	-------	-------	--------

PITCHER	IP	WLS	BF	H	R	ER	SO	BB	IBB	HBP	BLK	WP	HR	S	P	ERA	WHIP
Allen Ripley, R (1, 1) ERA: 2.64	6.0		23	6	3	3	2	2	0	0	0	0	1	25	33	4.50	1.333
Al Holland, L (7, 1) ERA: 4.44	1.1	L	6	2	1	1	2	0	0	0	0	0	0	10	10	6.75	1.500
Greg Minton, R (8, 1) ERA: 3.58	0.2		5	3	2	2	0	0	0	0	0	0	0	5	5	27.00	4.500

BOTTOM

San Francisco Giants @ Cincinnati Reds
 Riverfront Stadium, Cincinnati, OH
 Mon May 25 1981, 7:05 PM EDT
 Att. 15,684 - Unknown

AB	30
R	6
H	11
RBI	6
BB	2
SO	4
LOB	13



WP: 0	PA: 34
PB: 0	
SB: 1	
CS: 0	

Batter	1	2	3	4	5	6	7	8	9	AB R H RBI BB SO LOB	TOP
Bill North, S (1, 8) <small>OBP: 0.360, SLG: 0.340</small>	0-3 	0-3 			0-0 		0-0 			4 0 2 0 0 2 2	San Francisco Giants @ Cincinnati Reds Riverfront Stadium, Cincinnati, OH Wed May 27 1981, 7:05 PM EDT Att. 12,223 - Unknown
Enos Cabell, R (1, 5) <small>OBP: 0.276, SLG: 0.341</small>	0-0 	0-0 5-3 			0-0 6-3-5 		0-0 F8 		4 1 1 0 0 0 4		
Joe Morgan, L (1, 4) <small>OBP: 0.333, SLG: 0.325</small>	0-0 		0-0 F4 		0-0 F3 		4-0 		3 1 1 1 1 0 0		
Jack Clark, R (1, 9) <small>OBP: 0.284, SLG: 0.375</small>	0-0 		0-3 		0-3 		0-0 F7 		4 0 1 1 0 2 1		
Milt May, L (1, 2) <small>OBP: 0.352, SLG: 0.341</small>	0-0 4-3 		0-3 		0-0 F9 		0-0 F4-2 		4 0 0 0 0 1 2		
Larry Herndon, R (1, 7) <small>OBP: 0.363, SLG: 0.457</small>	0-3 			0-0 F9 		0-0 		0-0 1-3 	4 0 1 0 0 1 1		
Dave Bergman, L (1, 3) <small>OBP: 0.345, SLG: 0.423</small>		4-0 		0-0 		4-0 		0-3 	2 0 1 0 2 1 0		
Johnnie LeMaster, R (1, 6) Darrell Evans, L (9, PH) <small>OBP: 0.321, SLG: 0.304</small> <small>OBP: 0.320, SLG: 0.411</small>		0-0 		0-0 F9 		0-0 F8 		0-0 F7 	3 0 1 0 0 0 3 1 0 0 0 0 0 0		
Doyle Alexander, R (1, 1) Rennie Stennett, R (7, PH) Fred Breining, R (7, 1) <small>OBP: 0.174, SLG: 0.143</small> <small>OBP: 0.246, SLG: 0.273</small> <small>OBP: 0.320, SLG: 0.411</small>		0-0 SH3-4 		0-0 F7 		0-0 F6 			1 0 0 0 0 0 1 1 0 0 0 0 0 0 0 0 0 0 0 0 0		
Inning Stats	R: 2 H: 3 E: 0 LOB: 1 K: 2 BB: 0 S: 10 P: 10	R: 0 H: 1 E: 0 LOB: 2 K: 1 BB: 1 S: 6 P: 10	R: 0 H: 0 E: 0 LOB: 0 K: 2 BB: 0 S: 7 P: 7	R: 0 H: 1 E: 0 LOB: 1 K: 0 BB: 0 S: 4 P: 4	R: 0 H: 1 E: 0 LOB: 0 K: 0 BB: 0 S: 3 P: 3	R: 0 H: 1 E: 0 LOB: 2 K: 1 BB: 1 S: 6 P: 10	R: 0 H: 1 E: 0 LOB: 0 K: 0 BB: 0 S: 3 P: 3	R: 0 H: 0 E: 0 LOB: 0 K: 0 BB: 1 S: 2 P: 6	R: 0 H: 0 E: 0 LOB: 0 K: 1 BB: 0 S: 5 P: 5	1B: 6 SF: 0 2B: 4 SAC: 1 3B: 0 DP: 2 HR: 0 HBP: 0	WP: 1 PA: 35 PB: 0 SB: 3 CS: 1
PITCHER Mario Soto, R (1, 1) <small>ERA: 2.91</small>	IP WLS BF H R ER SO BB IBB HBP BLK WP HR S P ERA WHIP 9.0 W 35 8 2 2 7 3 0 0 0 1 0 46 58 2.00 1.222										

livebaseballscorecards.com

AB	31
R	2
H	8
RBI	2
BB	3
SO	7
LOB	14



Batter	1	2	3	4	5	6	7	8	9	AB	R	H	RBI	BB	SO	LOB
Dave Collins, S OBP: 0.396, SLG: 0.456 (1, 9)	0-0 2B	0-0 F7		0-0 BB 1-2 3-H 1B			0-0 1-3			4	1	2	1	0	0	0
Ken Griffey, L OBP: 0.316, SLG: 0.392 (1, 8)	0-0 F7		0-0 4-3	4-0 BB			0-3 K			3	0	0	0	1	1	1
Sam Mejias, R OBP: 0.353, SLG: 0.412 (8, 8)				1-2 2-3 BB						0	0	0	0	0	0	0
Dave Concepcion, R OBP: 0.348, SLG: 0.406 (1, 6)	0-0 2-H 1B 2B		0-0 1B	0-3 K			0-0 FC6-4 1B			4	1	3	1	0	1	3
George Foster, R OBP: 0.337, SLG: 0.491 (1, 7)	4-0 G3 1B BB		0-0 F9	0-3 K			0-0 FC6-4			3	0	0	0	1	1	2
Johnny Bench, R OBP: 0.402, SLG: 0.479 (1, 3)	0-0 1-2 2-H G3 1B		0-0 F8	0-0 F9			0-0 F9	4-0 CS BB		3	0	1	1	1	0	1
Ray Knight, R OBP: 0.329, SLG: 0.385 (1, 5)	0-0 1-2 2-3 G3			0-0 3-1 1B 2B			0-3 K	0-0 6-3		4	1	1	0	0	1	3
Ron Oester, S OBP: 0.364, SLG: 0.380 (1, 4)	0-3 K			0-0 3-1			0-0 L6	4-0 BB		3	0	0	0	1	1	3
Mike O'Berry, R OBP: 0.319, SLG: 0.275 (1, 2)		0-0 F9		4-0 BB 1B BB			0-0 4-3	0-3 K		3	0	0	0	1	1	1
Mario Soto, R OBP: 0.136, SLG: 0.095 (1, 1)		0-0 6-3		0-3 K			0-0 F6			3	0	0	0	0	1	2

Inning Stats	R: 2	H: 3	E: 0	K: 1	S: 8	LOB: 2	BB: 1	P: 12	R: 0	H: 0	E: 0	K: 0	S: 3	LOB: 0	BB: 0	P: 3	R: 0	H: 1	E: 0	K: 0	S: 4	LOB: 1	BB: 0	P: 4	R: 1	H: 2	E: 0	K: 2	S: 9	LOB: 3	BB: 2	P: 17	R: 0	H: 0	E: 0	K: 2	S: 7	LOB: 0	BB: 0	P: 7	R: 0	H: 0	E: 0	K: 0	S: 3	LOB: 0	BB: 0	P: 3	R: 0	H: 1	E: 0	K: 1	S: 6	LOB: 1	BB: 0	P: 6	R: 0	H: 0	E: 0	K: 1	S: 4	LOB: 1	BB: 2	P: 12
--------------	------	------	------	------	------	--------	-------	-------	------	------	------	------	------	--------	-------	------	------	------	------	------	------	--------	-------	------	------	------	------	------	------	--------	-------	-------	------	------	------	------	------	--------	-------	------	------	------	------	------	------	--------	-------	------	------	------	------	------	------	--------	-------	------	------	------	------	------	------	--------	-------	-------

PITCHER	IP	WLS	BF	H	R	ER	SO	BB	IBB	HBP	BLK	WP	HR	S	P	ERA	WHIP
Doyle Alexander, R ERA: 1.84 (1, 1)	6.0	L	27	6	3	3	5	3	0	0	0	0	0	34	46	4.50	1.500
Fred Breining, R ERA: 2.22 (7, 1)	2.0		8	1	0	0	2	2	0	0	0	0	0	10	18	0.00	1.500


BOTTOM

San Francisco Giants @ Cincinnati Reds
Riverfront Stadium, Cincinnati, OH

Wed May 27 1981, 7:05 PM EDT
Att. 12,223 - Unknown

AB	30
R	3
H	7
RBI	3
BB	5
SO	7
LOB	16

livebaseballscores.com



WP: 0	PA: 35
PB: 0	SB: 0
CS: 1	

San Francisco Giants @ Cincinnati Reds
 Riverfront Stadium, Cincinnati, OH

Thu May 28 1981, 3:33 AM EDT
 Att: 20,077 - Unknown

AB	27
R	4
H	3
RBI	3
BB	4
SO	8
LOB	5



WP:	0	PA:	33
PB:	0		
SB:	3		
CS:	0		

AB	R	H	RBI	BB	SO	LOB
1	2	0	0	3	0	0
3	0	1	1	0	1	1
3	1	1	2	0	1	1
4	0	0	0	0	0	1
4	0	0	0	0	2	1
3	1	0	0	1	1	0
3	0	1	0	0	0	0
3	0	0	0	0	0	1
2	0	0	0	0	2	0
1	0	0	0	0	1	0
0	0	0	0	0	0	0
0	0	0	0	0	0	0

Batter	1	2	3	4	5	6	7	8	9	
Bill North, S OBP: 0.372, SLG: 0.336 (1, 8) BB	4-0 SH3 SF9 S BB		4-0 S BB			4-0 E S 1B BB		x 0-0 F7 2		
Enos Cabell, R OBP: 0.277, SLG: 0.341 (1, 5) x	0-0 SH3 1-3		0-3 K 1-2			x 0-0 1B		x 0-0 F6 3		
Jack Clark, R OBP: 0.283, SLG: 0.393 (1, 9) x	0-0 SF9 3-H			0-3 K S		x 0-0 F6 1		x 0-0 HR		
Milt May, L OBP: 0.342, SLG: 0.331 (1, 2) x	0-0 3-1			x 0-0 4-3 2		x 0-0 F9 2		x 0-0 6-3 1		
Larry Herndon, R OBP: 0.354, SLG: 0.446 (1, 7) S			0-3 K 1		x 0-0 G3 3	x 0-0 4-3 3		x 0-3 K 2		
Dave Bergman, L OBP: 0.339, SLG: 0.400 (1, 3) S			0-3 K 2		B 4-0 1B G4-6-3 BB		x 0-0 L4 1	x 0-0 4-3 3		
Rennie Stennett, R OBP: 0.250, SLG: 0.276 (1, 4) x			0-0 4-3 3		x 0-0 1B G4-6-3		x 0-0 F9 2			
Billy Smith, S OBP: 0.167, SLG: 0.205 (1, 6) x			0-0 F6 1		x 0-0 G4-6-3 2		x 0-0 6-3 3			
Ed Whitson, R OBP: 0.059, SLG: 0.059 (1, 1) S			0-3 K 2		0-3 K 3			0-3 K 1		
Fred Breining, R (6, 1) S										
Gary Lavelle, S OBP: 0.250, SLG: 0.250 (8, 1) S										
Greg Minton, S (8, 1) S										
Inning Stats	R: 1 E: 0 K: 0 S: 3 H: 0 LOB: 0 BB: 1 P: 7	R: 0 E: 0 K: 2 S: 7 H: 0 LOB: 0 BB: 0 P: 7	R: 0 E: 0 K: 2 S: 7 H: 0 LOB: 1 BB: 1 P: 11	R: 0 E: 0 K: 1 S: 5 H: 0 LOB: 0 BB: 0 P: 5	R: 1 E: 0 K: 1 S: 5 H: 1 LOB: 0 BB: 1 P: 9	R: 1 E: 0 K: 0 S: 4 H: 1 LOB: 1 BB: 1 P: 8	R: 0 E: 0 K: 0 S: 3 H: 0 LOB: 0 BB: 0 P: 3	R: 0 E: 0 K: 1 S: 5 H: 0 LOB: 0 BB: 0 P: 5	R: 1 E: 0 K: 1 S: 6 H: 1 LOB: 0 BB: 0 P: 6	1B: 2 2B: 0 3B: 0 HR: 1 SF: 1 SAC: 1 DP: 1 HBP: 0
PITCHER	IP WLS BF H R ER SO BB IBB HBP BLK WP HR S P ERA WHIP									IP WLS BF H R ER SO BB IBB HBP BLK WP HR S P ERA WHIP
Bruce Berenyi, R ERA: 4.83 (1, 1)	6.0 23 2 3 3 6 4 0 0 0 0 0 0 31 47 4.50 1.000									
Joe Price, L ERA: 2.2 (7, 1)	2.0 6 0 0 0 1 0 0 0 0 0 0 0 8 8 0.00 0.000									
Tom Hume, R ERA: 4.13 (9, 1)	1.0 4 1 1 1 1 0 0 0 0 0 0 1 6 6 9.00 1.000									

livebaseballscorecards.com

Batter	1	2	3	4	5	6	7	8	9
Dave Collins, S OBP: 0.390, SLG: 0.448 (1, 9) (9, 8)	0-0 1B S 4-3 1B	0-0 G3		0-0 F6		0-0 FC6-4		0-0 FC4-6 E 1B	
Ken Griffey, L OBP: 0.316, SLG: 0.391 Sam Mejias, R OBP: 0.368, SLG: 0.421 (1, 8) (7, 8) (9, 9)	0-0 S 4-3 1B 1B	0-0 F7			0-0 4-3		0-0 P4	0-0 1-H 3-H 2B 1B	
Dave Concepcion, R OBP: 0.349, SLG: 0.402 (1, 6)	0-0 4-3 1-2 3-H 1B		0-0 F9		0-3 K		0-0 1B BB 1B	4-0 1-2 2B BB	
George Foster, R OBP: 0.349, SLG: 0.500 (1, 7)	0-0 BB 1B 1B 2-H		0-0 F2		4-0 BB		4-0 1-2 BB 1B	0-0 1-H 2-H 1B 2B	
Johnny Bench, R OBP: 0.414, SLG: 0.485 Dan Driessen, L OBP: 0.350, SLG: 0.358 (1, 3) (8, 3)	0-0 BB 1B 1B 1-2		4-0 1B BB		0-0 F9		0-0 1-2 2-3 G4-6-3 1B	0-0 2-H 1B	
Ray Knight, R OBP: 0.326, SLG: 0.379 (1, 5)	0-0 F7		0-0 1-2 1B			0-0 F8	0-0 1-2 G4-6-3	0-0 4-3	
Ron Oester, S OBP: 0.373, SLG: 0.381 (1, 4)	4-0 1-2 2-3 BB		0-0 4-3			4-0 BB BB		0-0 FC4-6 SH3-4 E 1B	
Mike O'Berry, R OBP: 0.300, SLG: 0.256 (1, 2)	0-3 K			0-0 4-3		0-0 F6		0-0 SH3-4	
Bruce Berenyi, R OBP: 0.167, SLG: 0.188 Harry Spilman, L OBP: 0.261, SLG: 0.238 Joe Price, R (1, 1) (6, PH) (7, 1)		0-0 F3			0-0 4-3		4-0 FC6-4 1-2 BB	4-0 FC4-6 BB	
Larry Bittner, L OBP: 0.393, SLG: 0.458 Tom Hume, R (8, PH) (9, 1)									

Inning Stats	R: 2 E: 0 K: 1 S: 9	H: 4 LOB: 3 BB: 1 P: 13	R: 0 E: 0 K: 0 S: 3	H: 0 LOB: 0 BB: 0 P: 3	R: 0 E: 0 K: 0 S: 4	H: 1 LOB: 2 BB: 1 P: 8	R: 0 E: 0 K: 0 S: 3	H: 0 LOB: 0 BB: 0 P: 3	R: 0 E: 0 K: 1 S: 5	H: 0 LOB: 1 BB: 1 P: 9	R: 0 E: 0 K: 0 S: 3	H: 0 LOB: 2 BB: 2 P: 11	R: 0 E: 0 K: 0 S: 4	H: 2 LOB: 2 BB: 1 P: 8	R: 5 E: 1 K: 0 S: 7	H: 4 LOB: 1 BB: 2 P: 15
--------------	------------------------------	----------------------------------	------------------------------	---------------------------------	------------------------------	---------------------------------	------------------------------	---------------------------------	------------------------------	---------------------------------	------------------------------	----------------------------------	------------------------------	---------------------------------	------------------------------	----------------------------------

PITCHER	IP	WLS	BF	H	R	ER	SO	BB	IBB	HBP	BLK	WP	HR	S	P	ERA	WHIP
Ed Whitson, R ERA: 3.97 (1, 1)	5.1		25	5	2	2	2	4	0	0	0	0	0	25	41	3.38	1.688
Fred Breining, R ERA: 2.39 (6, 1)	2.0		10	3	1	1	0	2	0	0	0	0	0	8	16	4.50	2.500
Gary Lavelle, L ERA: 3.42 (8, 1)	0.1	L	4	1	1	1	0	2	0	0	0	0	0	2	10	27.00	9.000
Greg Minton, R ERA: 3.79 (8, 1)	0.1		3	2	3	3	0	0	0	0	0	0	0	3	3	81.00	6.000


BOTTOM

AB	R	H	RBI	BB	SO	LOB
5	2	1	0	0	0	4
3	1	1	0	0	0	0
2	1	1	1	0	0	0
4	1	1	1	1	1	1
3	1	2	3	2	0	0
3	0	2	0	1	0	1
1	0	1	1	0	0	0
5	0	1	0	0	0	6
2	1	1	0	2	0	2
3	0	0	0	0	1	4
2	0	0	0	0	0	0
0	0	0	0	1	0	0
0	0	0	0	1	0	0
0	0	0	0	0	0	0

AB 33
R 7
H 11
RBI 6
BB 8
SO 2
LOB 18

WP: 0 PA: 42
PB: 0
SB: 3
CS: 0

San Francisco Giants @ Cincinnati Reds
Riverfront Stadium, Cincinnati, OH
Thu May 28 1981, 3:33 AM EDT
Att. 20,077 - Unknown



PITCHER	IP	WLS	BF	H	R	ER	SO	BB	IBB	HBP	BLK	WP	HR	S	P	ERA	WHIP
Ed Whitson, R ERA: 3.97 (1, 1)	5.1		25	5	2	2	2	4	0	0	0	0	0	25	41	3.38	1.688
Fred Breining, R ERA: 2.39 (6, 1)	2.0		10	3	1	1	0	2	0	0	0	0	0	8	16	4.50	2.500
Gary Lavelle, L ERA: 3.42 (8, 1)	0.1	L	4	1	1	1	0	2	0	0	0	0	0	2	10	27.00	9.000
Greg Minton, R ERA: 3.79 (8, 1)	0.1		3	2	3	3	0	0	0	0	0	0	0	3	3	81.00	6.000

Batter	1	2	3	4	5	6	7	8	9	AB	R	H	RBI	BB	SO	LOB	TOP										
Joe Pittman, R (1, 5) OBP: 0.458, SLG: 0.476	4-0 BB CS		0-0 1B SH1-3	0-0 6-3			0-0 F3			3	1	1	0	1	0	0											
Kiko Garcia, R (1, 6) OBP: 0.271, SLG: 0.246	4-0 BB 6-3		0-0 1B SH1-3			0-0 6-3	0-0 6-3			2	0	0	0	1	0	0											
Cesar Cedeno, R (1, 8) OBP: 0.343, SLG: 0.369	0-0 BB 6-3		0-0 1B 2B			0-0 F7		0-0 F9		4	0	1	1	0	0	1											
Jose Cruz, L (1, 7) OBP: 0.308, SLG: 0.432	0-0 F7		0-0 2B 1-3			0-0 E9 FC6-4		0-0 F9		4	0	1	0	0	0	1											
Gary Woods, R (1, 9) OBP: 0.259, SLG: 0.163		0-0 F9	0-0 6-3			0-0 FC6-4		0-0 6-3		4	0	0	0	0	0	3											
Luis Pujols, R (1, 2) OBP: 0.267, SLG: 0.333		0-0 BB 1B	4-0 IBB			0-3 K		0-0 G3		3	0	1	0	1	1	0											
Danny Heep, L (1, 3) OBP: 0.303, SLG: 0.224		0-0 F5	0-0 F4			0-0 F6		0-0 4-3		4	0	0	0	0	0	4											
Rafael Landestoy, S (1, 4) OBP: 0.307, SLG: 0.194	4-0 BB 1-2		0-0 6-3			0-0 1-3		0-0 6-3		3	0	0	0	1	0	0											
Don Sutton, R (1, 1) Joe Sambito, L (8, 1)	0-0 4-3		0-0 6-3			0-0 F7				3	0	0	0	0	0	2											
										0	0	0	0	0	0	0											
Inning Stats	R: 0 E: 0 K: 0 S: 2	H: 0 LOB: 1 BB: 2 P: 10	R: 0 E: 0 K: 0 S: 4	H: 1 LOB: 2 BB: 1 P: 8	R: 1 E: 0 K: 0 S: 6	H: 3 LOB: 3 BB: 1 P: 10	R: 0 E: 0 K: 0 S: 3	H: 0 LOB: 0 BB: 0 P: 3	R: 0 E: 1 K: 0 S: 4	H: 0 LOB: 1 BB: 0 P: 4	R: 0 E: 0 K: 1 S: 5	H: 0 LOB: 0 BB: 0 P: 5	R: 0 E: 0 K: 0 S: 3	H: 0 LOB: 0 BB: 0 P: 3	R: 0 E: 0 K: 0 S: 3	H: 0 LOB: 0 BB: 0 P: 3	1B: 3 2B: 1 3B: 0 HR: 0	SF: 0 SAC: 1 DP: 0 HBP: 0	WP: 0 PB: 0 SB: 0 CS: 1	PA: 35							
PITCHER	IP	WLS	BF	H	R	ER	SO	BB	IBB	HBP	BLK	WP	HR	S	P	ERA	WHIP										
Vida Blue, L (1, 1) ERA: 1.82	8.0	W	32	4	1	1	1	3	1	0	0	0	0	30	46	1.12	0.875										
Al Holland, L (9, 1) ERA: 4.28	1.0	S	3	0	0	0	0	0	0	0	0	0	0	3	3	0.00	0.000										

Houston Astros @ San Francisco Giants
Candlestick Park, San Francisco, CA
Fri May 29 1981, 10:05 PM EDT
Att. 8,397 - Unknown

livebaseballscorecards.com

AB 30
R 1
H 4
RBI 1
BB 4
SO 1
LOB 11



Batter	1	2	3	4	5	6	7	8	9
Bill North, S OBP: 0.379, SLG: 0.345 (1, 8)	0-0 CS 1B		0-3 K			0-0 2-H 1B		0-0 SH1-4	
Enos Cabell, R OBP: 0.271, SLG: 0.333 Johnnie Lettmaster, R OBP: 0.321, SLG: 0.304 (1, 5) (9, 6)	0-0 6-3 1-2			0-0 5-3		0-3 K		0-3 K2-3	
Jack Clark, R OBP: 0.283, SLG: 0.389 (1, 9)	0-0 F5			0-0 F9		0-0 F6		0-0 2-H 1B	
Darrell Evans, L OBP: 0.318, SLG: 0.403 Joe Pettini, R (9, 5)		0-3 K		0-0 4-3		0-3 K		4-0 BB 1B IBB	
Jerry Martin, R OBP: 0.313, SLG: 0.337 (1, 7)		0-0 F8			0-0 F9		0-0 F7	0-0 BB 1B	
Milt May, L OBP: 0.346, SLG: 0.331 (1, 2)		0-3 K			0-0 F7		0-0 HBP 1B	4-0 1-2 2-3 BB	
Rennie Stennett, R OBP: 0.250, SLG: 0.262 Al Holland, R (9, 1)			0-0 F3		0-0 F9		1-0 HBP	0-0 4-3	
Billy Smith, S OBP: 0.178, SLG: 0.195 (1, 6) (9, 4)			0-0 F9			4-0 SH2-4 1B BB	0-3 K		
Vida Blue, S OBP: 0.350, SLG: 0.294 Dave Bergman, L OBP: 0.349, SLG: 0.400 (8, PH) (9, 3)			4-0 BB			0-0 SH2-4 1-2		4-0 BB	

Inning Stats	R: 0	H: 1	E: 0	LOB: 0	K: 0	BB: 0	S: 3	P: 3
	R: 0	H: 0	E: 0	LOB: 0	K: 2	BB: 0	S: 7	P: 7
	R: 0	H: 0	E: 0	LOB: 1	K: 1	BB: 1	S: 5	P: 9
	R: 0	H: 0	E: 0	LOB: 0	K: 0	BB: 0	S: 3	P: 3
	R: 0	H: 0	E: 0	LOB: 0	K: 0	BB: 0	S: 3	P: 3
	R: 1	H: 1	E: 0	LOB: 1	K: 1	BB: 1	S: 6	P: 10
	R: 0	H: 1	E: 0	LOB: 2	K: 2	BB: 0	S: 8	P: 9
	R: 2	H: 2	E: 0	LOB: 3	K: 1	BB: 3	S: 7	P: 19

PITCHER	IP	WLS	BF	H	R	ER	SO	BB	IBB	HBP	BLK	WP	HR	S	P	ERA	WHIP
Don Sutton, R ERA: 3.65 (1, 1)	7.2	L	32	5	3	3	7	3	1	1	0	0	0	41	58	3.52	1.043
Joe Sambito, L ERA: 1.67 (8, 1)	0.1		2	0	0	0	0	1	0	0	0	0	0	1	5	0.00	3.000

BOTTOM

Houston Astros @ San Francisco Giants
Candlestick Park, San Francisco, CA

Fri May 29 1981, 10:05 PM EDT
Att. 8,397 - Unknown

AB	R	H	RBI	BB	SO	LOB
3	0	2	1	0	1	1
4	0	0	0	0	2	3
0	0	0	0	0	0	0
4	1	1	1	0	0	1
3	0	0	0	1	2	0
0	0	0	0	0	0	0
4	0	1	1	0	0	0
3	0	1	0	1	1	0
3	0	0	0	0	0	3
0	0	0	0	0	0	0
2	1	0	0	1	1	2
0	0	0	0	1	0	0
0	0	0	0	1	0	0

AB	26
R	2
H	5
RBI	3
BB	5
SO	7
LOB	10

livebaseballscorecards.com



1B:	5	SF:	0	WP:	0	PA:	34
2B:	0	SAC:	2	PB:	0		
3B:	0	DP:	0	SB:	0		
HR:	0	HBP:	1	CS:	1		

Batter	1	2	3	4	5	6	7	8	9	AB R H RBI BB SO LOB	TOP											
Terry Puhl, L (1, 9) OBP: 0.330, SLG: 0.362	0-0 F8			0-0 E1 1B		0-0 F4		0-0 F8		4 1 1 0 0 0 0												
Craig Reynolds, L (1, 6) OBP: 0.286, SLG: 0.432	0-0 F5			0-0 CS 1B		0-0		0-3 K		4 0 2 1 0 1 0												
Denny Walling, L (1, 8) OBP: 0.344, SLG: 0.338	0-0 G3			0-0 3-H 1B		0-0 G3			0-0 F2	4 0 1 0 0 0 1												
Jose Cruz, L (1, 7) OBP: 0.311, SLG: 0.430		0-0 F7		0-3 K		0-0			0-0 5-3	4 0 1 0 0 1 2												
Danny Heep, L (1, 3) OBP: 0.291, SLG: 0.234		0-0 F6		0-0 1-3		0-0 F6			0-0	3 0 0 0 0 0 2												
Gary Woods, R (9, PH) OBP: 0.270, SLG: 0.222									0-0 1B	1 0 1 0 0 0 0												
Dave Roberts, R (1, 5) OBP: 0.250, SLG: 0.368		0-0 F4			0-0 6-3		0-0 F6			3 0 0 0 0 0 1												
Alan Ashby, S (1, 2) OBP: 0.359, SLG: 0.303			0-0 4-3		0-3 K		4-0 BB			2 0 0 0 1 1 0												
Joe Pittman, R (1, 4) OBP: 0.424, SLG: 0.448			0-3 K		0-3 K		0-0 G3			3 0 0 0 0 2 2												
Nolan Ryan, R (1, 1) OBP: 0.182, SLG: 0.143			0-3 K		0-3 K			0-0 4-3		2 0 0 0 0 2 0												
Kiko Garcia, R (8, PH) OBP: 0.293, SLG: 0.271										1 0 0 0 0 0 0												
Vern Ruhle, R (8, 1) OBP: 0.667, SLG: 0.400										0 0 0 0 0 0 0												
Inning Stats	R: 0 E: 0 K: 0 S: 3	H: 0 LOB: 0 BB: 0 P: 3	R: 0 E: 0 K: 0 S: 3	H: 0 LOB: 0 BB: 0 P: 3	R: 0 E: 0 K: 2 S: 7	H: 0 LOB: 0 BB: 0 P: 7	R: 1 E: 1 K: 1 S: 7	H: 3 LOB: 1 BB: 0 P: 7	R: 0 E: 0 K: 2 S: 7	H: 0 LOB: 0 BB: 0 P: 7	R: 0 E: 0 K: 1 S: 6	H: 1 LOB: 1 BB: 0 P: 6	R: 0 E: 0 K: 0 S: 4	H: 1 LOB: 2 BB: 1 P: 8	R: 0 E: 0 K: 1 S: 5	H: 0 LOB: 0 BB: 0 P: 5	R: 0 E: 0 K: 0 S: 3	H: 1 LOB: 1 BB: 0 P: 3	1B: 4 2B: 3 3B: 0 HR: 0	SF: 0 SAC: 0 DP: 1 HBP: 0	WP: 0 PB: 0 SB: 0 CS: 1	PA: 32
PITCHER	IP WLS BF H R ER SO BB IBB HBP BLK WP HR S P ERA WHIP																					
Tom Griffin, R (1, 1) ERA: 3.34	6.2 W 25 5 1 1 6 1 0 0 0 0 0 0 36 40 1.35 0.900																					
Al Holland, L (7, 1) ERA: 3.55	2.1 S 7 1 0 0 1 0 0 0 0 0 0 0 9 9 0.00 0.429																					

Houston Astros @ San Francisco Giants
 Candlestick Park, San Francisco, CA
 Sun May 31 1981, 6:33 AM EDT
 Att. 20,626 - Unknown

livebaseballscorecards.com

AB	31
R	1
H	6
RBI	1
BB	1
SO	7
LOB	8



Batter	1	2	3	4	5	6	7	8	9	AB	R	H	RBI	BB	SO	LOB
Enos Cabell, R OBP: 0.285, SLG: 0.345 (1, 5)	4-0 BLK S WP BB		x 0-0 F9	0-0 FC6-4 1B		x 0-0 F9		x 0-0 G5-4-3 1B		4	1	2	0	1	0	2
Larry Herndon, R OBP: 0.342, SLG: 0.427 (1, 7)	0-3 K 1-H		x 0-0 5-3	0-0 FC6-4 1-2f			x 0-0 1-3	0-0 G5-4-3 1-2f 3-H		5	0	0	0	0	1	3
Jack Clark, R OBP: 0.281, SLG: 0.379 (1, 9)	4-0 WP BB		x 0-0 E5		x 0-0 F8		x 0-0 1B 2B	0-0 5-3		4	1	1	0	1	0	0
Darrell Evans, L OBP: 0.310, SLG: 0.380 (1, 3)	4-0 G6-4-3 BB 1-2		x 0-0 F5		0-3 K		x 0-0 F9			3	0	0	0	1	1	2
Jerry Martin, R OBP: 0.308, SLG: 0.323 (1, 8)	0-0 G6-4-3 1-2f			x 0-0 6-3	0-3 K		4-0 1B 1B IBB			3	1	0	0	1	1	2
Rennie Stennett, R OBP: 0.274, SLG: 0.275 (1, 4)		x 0-0 F7		4-0 WP 1B 2B BB		x 0-0 E6 1B	x 0-0 1B 1-3 2-H	0-0 1B		3	1	2	1	1	0	0
Joe Pettini, R (7, PR) (8, 4)										0	0	0	0	0	0	0
Johnnie LeMaster, R OBP: 0.320, SLG: 0.311 (1, 6)		x 0-0 6-3		x 0-0 WP 2B 1B		x 0-0 E6 FC9-4 1-3	x 0-0 1-2 3-H 1B	0-0 1B		4	1	2	1	0	0	1
Mike Sadek, R OBP: 0.341, SLG: 0.273 (1, 2)		4-0 BB		x 0-0 1B 1-2 1B 1-H 2-H 2B		x 0-0 FC9-4 1B 1-2f	x 0-0 F7	0-0 F7		3	0	1	2	1	0	3
Tom Griffin, R OBP: 0.174, SLG: 0.273 (1, 1)		0-3 K		x 0-0 F4		x 0-0 1B 1-2		x 0-0 1B G5-4-3 1B		3	0	1	0	0	1	2
Al Holland, R OBP: 0.333, SLG: 0.333 (7, 1)										1	1	1	0	0	0	0

Inning Stats	R: 1	H: 0	E: 0	K: 1	S: 4	R: 0	H: 0	E: 0	K: 1	S: 5	R: 0	H: 0	E: 1	K: 0	S: 4	R: 2	H: 3	E: 0	K: 0	S: 6	R: 0	H: 0	E: 0	K: 2	S: 7	R: 0	H: 2	E: 1	K: 0	S: 5	R: 2	H: 3	E: 0	K: 0	S: 6	R: 1	H: 2	E: 0	K: 0	S: 4
	LOB: 1	BB: 3	P: 16	LOB: 1	BB: 1	P: 9	LOB: 2	BB: 1	P: 10	LOB: 2	BB: 0	P: 5	LOB: 2	BB: 0	P: 5	LOB: 2	BB: 1	P: 10	LOB: 0	BB: 0	P: 7	LOB: 2	BB: 0	P: 7	LOB: 2	BB: 1	P: 10	LOB: 0	BB: 0	P: 4	LOB: 0	BB: 0	P: 4	LOB: 0	BB: 0	P: 4	LOB: 0	BB: 0	P: 4	

PITCHER	IP	WLS	BF	H	R	ER	SO	BB	IBB	HBP	BLK	WP	HR	S	P	ERA	WHIP
Nolan Ryan, R ERA: 1.59 (1, 1)	7.0	L	35	8	5	5	4	5	1	0	1	3	0	37	61	6.43	1.857
Vern Ruhle, R ERA: 2.97 (8, 1)	1.0		4	2	1	1	0	0	0	0	0	0	0	4	4	9.00	2.000

BOTTOM

Houston Astros @ San Francisco Giants
Candlestick Park, San Francisco, CA

Sun May 31 1981, 6:33 AM EDT
Att. 20,626 - Unknown

AB	33
R	6
H	10
RBI	4
BB	6
SO	4
LOB	15

WP: 3 PA: 39
PB: 0 SB: 1 CS: 0
SF: 0 SAC: 0 DP: 2 HBP: 0



Batter	1	2	3	4	5	6	7	8	9	AB R H RBI BB SO LOB	TOP																
Dave Collins, S OBP: 0.391, SLG: 0.446 (1, 9) (9, 7)	0-0 G4-6-3 1B	0-0 FC4-6 1B		0-0 1-H 2B		0-0 F8			4-0 1B 2B BB	4 1 3 2 1 0 0																	
Ken Griffey, L OBP: 0.335, SLG: 0.402 (1, 8)	0-0 G4-6-3 1-2f	0-0 FC4-6 1-2f		0-0 4-3			4-0 CS BB		0-0 2B 1B 1B	4 1 1 0 1 0 4																	
Dave Concepcion, R OBP: 0.361, SLG: 0.419 (1, 6)	4-0 HR BB		0-0 1B		0-0 5-3		0-0 G6-4-3 1B		0-0 1B 2B	4 1 3 1 1 0 0																	
George Foster, R OBP: 0.343, SLG: 0.524 Sam Mejias, R OBP: 0.350, SLG: 0.400 (1, 7) (9, PR) (9, 9)	0-0 1-H HR		0-0 F4		0-0 6-3		0-0 G6-4-3 1-2f		4-0 1B 2B IBB	4 1 1 2 1 0 2 0 1 0 0 0 0 0																	
Joe Nolan, L OBP: 0.355, SLG: 0.406 Mike Vail, R OBP: 0.214, SLG: 0.214 Mike O'Berry, R OBP: 0.315, SLG: 0.340 (1, 2) (9, PH) (9, 2)	0-0 F4		0-0 F8		0-0 1B 1B			0-0 4-3	0-3 K	4 0 1 0 0 0 1 1 0 0 0 0 1 3 0 0 0 0 0 0 0																	
Ray Knight, R OBP: 0.327, SLG: 0.376 (1, 5)		0-0 F7	0-0 F8		0-0 1-2 1B			0-0 6-3	0-0 1-2 2-H 3-H 2B 1B	5 1 2 1 0 0 1																	
Dan Driessen, L OBP: 0.331, SLG: 0.323 (1, 3)		4-0 1B 1B BB		0-0 4-3 L3			4-0 2B BB	0-0 1-H 2-H		3 1 1 2 2 0 2																	
Ron Oester, S OBP: 0.366, SLG: 0.396 (1, 4)		0-0 1-2 1B 1B		0-0 4-3		0-0 4-3		0-0 1-3 2B	0-0 F4	5 0 2 0 0 0 2																	
Bruce Berenyi, R OBP: 0.190, SLG: 0.211 Paul Moskau, R OBP: 0.379, SLG: 0.440 Larry Bittner, L OBP: 0.379, SLG: 0.440 Tom Hume, R (1, 1) (6, 1) (8, PH) (8, 1)		0-3 K		0-0 2B 1B		0-3 K		0-0 4-3		3 1 1 0 0 2 2 0 0 0 0 0 0 0 1 0 0 0 0 0 2 0 0 0 0 0 0 0																	
Inning Stats	R: 2 E: 0 K: 0 S: 4	H: 2 LOB: 0 BB: 1 P: 8	R: 1 E: 0 K: 1 S: 7	H: 2 LOB: 2 BB: 1 P: 11	R: 0 E: 0 K: 0 S: 4	H: 1 LOB: 1 BB: 0 P: 4	R: 1 E: 0 K: 0 S: 5	H: 2 LOB: 1 BB: 0 P: 5	R: 0 E: 0 K: 1 S: 5	H: 0 LOB: 0 BB: 0 P: 5	R: 0 E: 0 K: 0 S: 2	H: 1 LOB: 0 BB: 1 P: 6	R: 0 E: 0 K: 0 S: 4	H: 1 LOB: 2 BB: 1 P: 8	R: 4 E: 0 K: 1 S: 8	H: 4 LOB: 2 BB: 2 P: 16	1B: 10 2B: 4 3B: 0 HR: 1	SF: 0 SAC: 0 DP: 2 HBP: 0	WP: 0 PB: 0 SB: 0 CS: 1	PA: 44							
PITCHER	IP	WLS	BF	H	R	ER	SO	BB	IBB	HBP	BLK	WP	HR	S	P	ERA	WHIP										
Doyle Alexander, R ERA: 2.24 (1, 1)	4.0		20	7	4	4	1	2	0	0	0	0	1	20	28	9.00	2.250										
Randy Moffitt, R ERA: 7.04 (5, 1)	2.0		8	2	0	0	1	0	0	0	0	0	0	10	10	0.00	1.000										
Greg Minton, R ERA: 4.07 (7, 1)	2.0	L	12	4	4	4	0	3	1	0	0	0	0	8	24	18.00	3.500										
Gary Lavelle, L ERA: 4.02 (9, 1)	1.0		4	2	0	0	1	0	0	0	0	0	0	6	6	0.00	2.000										

Cincinnati Reds @ San Francisco Giants
 Candlestick Park, San Francisco, CA
 Mon Jun 01 1981, 10:05 PM EDT
 Att. 4,620 - Unknown

AB	38
R	8
H	15
RBI	8
BB	6
SO	3
LOB	19



livebaseballscorecards.com

Batter	1	2	3	4	5	6	7	8	9	AB	R	H	RBI	BB	SO	LOB
Joe Morgan, L (1, 4) OBP: 0.335, SLG: 0.323	0-3 K	4-0 1-2 2-3 BB		x 0-0 4-3		x 0-0 1B 1B		x 0-0 1-3		4	0	1	1	1	1	2
Enos Cabell, R (1, 5) OBP: 0.288, SLG: 0.343	4-0 6-3 BB	x 0-0 4-3		x 0-0 4-3		x 0-0 1-2 G5-4-3 1B		x 0-3 K		4	0	1	0	1	1	3
Jack Clark, R (1, 9) OBP: 0.279, SLG: 0.379	x 0-0 6-3 1-2		x 0-0 6-3		x 0-0 HR 2B	x 0-0 G5-4-3 1-2f		x 0-0 F8		5	1	1	0	0	0	3
Darrell Evans, L (1, 3) OBP: 0.313, SLG: 0.399	x 0-0 F7		x 0-0 F6		x 0-0 HR		x 0-0 FC1-6 1B		x 0-0 F4	5	1	2	2	0	0	1
Jerry Martin, R (1, 8) OBP: 0.303, SLG: 0.327		x 0-0 L6	x 0-0 F8		x 0-0 2B		x 0-0 FC1-6 2B		x 0-0 5-3	5	1	1	0	0	0	1
Milt May, L (1, 2) OBP: 0.365, SLG: 0.364		x 0-0 BB 1B 1B		x 0-0 FC6-4 1B		x 0-0 F7		x 4-0 1-2 2B IBB	x 4-0 BB BB BB BB	3	1	2	0	2	0	1
Dave Bergman, L (1, 7) OBP: 0.338, SLG: 0.400		x 0-0 F7		x 0-0 F8		x 0-0 G3		x 0-0 WP 1-H 2-H 2B	x 0-3 K	4	0	1	1	0	0	3
Larry Herndon, R (8, 7) OBP: 0.340, SLG: 0.425									x 0-3 K	1	0	0	0	0	1	1
Johnnie LeMaster, R (1, 6) OBP: 0.325, SLG: 0.307		x 4-0 BB 1B 1-2 BB		x 0-0 FC6-4 1B 1-2f		x 0-3 K		x 4-0 WP IBB		2	0	0	0	2	1	1
Doyle Alexander, R (1, 1) OBP: 0.286, SLG: 0.182		x 0-0 BB 1B		x 0-0 1B		x 4-0 S 1B BB		x 0-0 F7		1	0	1	1	0	0	0
Rennie Stennett, R (4, PH) OBP: 0.284, SLG: 0.286										1	0	1	0	0	0	0
Randy Moffitt, R (5, 1) OBP: 0.284, SLG: 0.286										0	0	0	0	0	0	0
Bill North, S (6, PH) OBP: 0.375, SLG: 0.336										0	1	0	0	1	0	0
Greg Minton, S (7, 1) OBP: 0.400, SLG: 0.400		x 1-2 2-H 1B								1	0	0	0	0	0	2
Gary Lavelle, S (9, 1) OBP: 0.400, SLG: 0.400										0	0	0	0	0	0	0

Inning Stats	R: 0	H: 0	E: 0	K: 1	S: 5	R: 1	H: 2	E: 0	K: 0	S: 5	R: 0	H: 0	E: 0	K: 0	S: 3	R: 0	H: 2	E: 0	K: 0	S: 5	R: 2	H: 3	E: 0	K: 0	S: 6	R: 1	H: 2	E: 0	K: 1	S: 6	R: 1	H: 2	E: 0	K: 0	S: 4	R: 0	H: 0	E: 0	K: 1	S: 5	R: 0	H: 0	E: 0	K: 1	S: 5	R: 0	H: 0	E: 0	K: 1	S: 5	1B: 7	2B: 3	3B: 0	HR: 1	SF: 0	SAC: 0	DP: 1	HBP: 0	WP: 1	PB: 0	SB: 2	CS: 0	PA: 43
--------------	------	------	------	------	------	------	------	------	------	------	------	------	------	------	------	------	------	------	------	------	------	------	------	------	------	------	------	------	------	------	------	------	------	------	------	------	------	------	------	------	------	------	------	------	------	------	------	------	------	------	-------	-------	-------	-------	-------	--------	-------	--------	-------	-------	-------	-------	--------

PITCHER	IP	WLS	BF	H	R	ER	SO	BB	IBB	HBP	BLK	WP	HR	S	P	ERA	WHIP
Bruce Berenyi, R (1, 1) ERA: 5.01	5.1		29	9	4	4	2	4	4	0	0	0	1	29	45	6.75	2.438
Paul Moskau, R (6, 1) ERA: 4.73	1.2		7	2	1	1	0	0	2	0	0	1	0	5	13	5.40	1.200
Tom Hume, R (8, 1) ERA: 3.66	2.0	W	7	0	0	0	2	1	0	0	0	0	0	10	14	0.00	0.500

BOTTOM

Cincinnati Reds @ San Francisco Giants
Candlestick Park, San Francisco, CA

Mon Jun 01 1981, 10:05 PM EDT
Att. 4,620 - Unknown

AB	36
R	5
H	11
RBI	5
BB	7
SO	4
LOB	18

livebaseballscorecards.com



Batter	1	2	3	4	5	6	7	8	9	AB	R	H	RBI	BB	SO	LOB
Joe Morgan, L OBP: 0.350, SLG: 0.358 (1, 4)	0-0 4-3 ①		0-0 HR 2-H	4-0 1B 1B BB 1-2 2-3 3-H	0-0 1B 2-H		0-0 FC5-4 1B			4	2	3	3	1	0	0
Enos Cabell, R OBP: 0.290, SLG: 0.345 Joe Pettini, R (8, 5)	0-0 5-3 ②		0-0 F7	0-0 WP 1B 1B 1-2 2-H 3-H		0-0 1B 1B 1B	0-0 FC5-4 1-2f			5	2	2	2	0	0	1
Jack Clark, R OBP: 0.277, SLG: 0.374 (1, 9)	0-0 6-3 ③		0-0 5-3	0-0 WP HR 1B 1-2 2-H		0-0 L6	0-0 F8			5	1	1	1	0	0	2
Darrell Evans, L OBP: 0.325, SLG: 0.409 (1, 3)		0-0 SH1-3 FC5-2 2B		0-0 FC3-2 1B 1-2 2-3	0-0 HR BB 1-2 2-3	4-0 1B 1B SF8 BB 1-2		0-0 F7		3	2	2	0	2	0	0
Jerry Martin, R OBP: 0.319, SLG: 0.371 (1, 8)		0-0 SH1-3 2-3		0-0 FC3-2 1B 1-2 2-3	0-0 HR	0-0 1B 2B 1B 1-2 2-3		0-0 F6		4	3	3	4	0	0	0
Milt May, L OBP: 0.366, SLG: 0.365 (1, 2)		0-0 FC5-2 3-H		0-0 F2 K		0-0 2B 1B 1-2 2-3 3-H		0-0 1B		5	1	2	1	0	1	3
Dave Bergman, L OBP: 0.347, SLG: 0.393 Jim Wohlford, R OBP: 0.286, SLG: 0.424 (8, PH) (9, 7)		0-0 F8		4-0 BB FC3-2 IBB	4-0 1B 3-4-1 BB	0-0 SF8		0-0 1-3		1	1	0	1	2	0	1
Johnnie LeMaster, R OBP: 0.329, SLG: 0.319 (1, 6)			0-0 SH1-4 HR 1B	0-0 FC3-2 BB 1B 1-2 2-3 3-H	0-0 L4	0-0 2B 1-H 2-H				4	2	2	2	0	0	4
Ed Whitson, R OBP: 0.111, SLG: 0.059 Rennie Stennett, R OBP: 0.280, SLG: 0.282 Al Holland, R OBP: 0.250, SLG: 0.250 (1, 1) (5, PH) (6, 1)			0-0 SH1-4 1-2	4-0 BB 1B BB 1-2 2-3 3-H	0-0 3-4-1		0-3 K			0	1	0	1	1	0	0

Inning Stats	R: 0	H: 0	E: 0	K: 3	S: 3	P: 3	R: 0	H: 1	E: 0	K: 0	S: 4	R: 2	H: 2	E: 0	K: 0	S: 5	R: 9	H: 5	E: 0	K: 1	S: 10	R: 0	H: 1	E: 0	K: 0	S: 3	R: 4	H: 4	E: 0	K: 0	S: 6	R: 0	H: 1	E: 0	K: 1	S: 6	R: 0	H: 1	E: 0	K: 0	S: 4
--------------	------	------	------	------	------	------	------	------	------	------	------	------	------	------	------	------	------	------	------	------	-------	------	------	------	------	------	------	------	------	------	------	------	------	------	------	------	------	------	------	------	------

PITCHER	IP	WLS	BF	H	R	ER	SO	BB	IBB	HBP	BLK	WP	HR	S	P	ERA	WHIP
Michael LaCoss, R ERA: 5.86 (1, 1)	3.2	L	20	6	8	8	0	2	1	0	0	0	1	17	29	19.64	2.182
Doug Bair, R ERA: 7.36 (4, 1)	1.1		8	3	3	3	1	2	0	0	0	1	1	8	16	20.25	3.750
Geoff Combe, R ERA: 8.25 (6, 1)	2.0		11	5	4	4	1	1	0	0	0	0	0	12	16	18.00	3.000
Joe Price, L ERA: 2.59 (8, 1)	1.0		4	1	0	0	0	0	0	0	0	0	0	4	4	0.00	1.000

BOTTOM

Cincinnati Reds @ San Francisco Giants
Candlestick Park, San Francisco, CA

Tue Jun 02 1981, 10:05 PM EDT
Att. 19,007 - Unknown

AB	34
R	15
H	15
RBI	15
BB	6
SO	2
LOB	13

livebaseballscorecards.com



PITCHER	IP	WLS	BF	H	R	ER	SO	BB	IBB	HBP	BLK	WP	HR	S	P	ERA	WHIP
1B: 11	SF: 1	WP: 1	PA: 43														
2B: 2	SAC: 2	PB: 0															
3B: 0	DP: 0	SB: 0															
HR: 2	HBP: 0	CS: 0															

Batter	1	2	3	4	5	6	7	8	9	AB	R	H	RBI	BB	SO	LOB	TOP										
Dave Collins, S (1, 9) <small>OBP: 0.387, SLG: 0.448</small> Sam Mejias, R (8, 9) <small>OBP: 0.333, SLG: 0.381</small>	0-0 4-3	0-0 1B 2B		0-0 6-3		0-0 FC6-4 WP 1-2f 2-3		0-0 6-3		5	0	1	0	0	0	2											
Ron Oester, S (1, 4) <small>OBP: 0.375, SLG: 0.426</small>	0-0 1B 2B	0-0 G6-4-3 1B			4-0 FC5-4 BB	0-0 1B		0-3 K		4	1	3	0	1	1	0											
Ken Griffey, L (1, 8) <small>OBP: 0.329, SLG: 0.389</small>	0-0 1B SF9 1B	0-0 G6-4-3			0-0 F5	0-0 F7			0-0 L6	5	1	1	0	0	0	5											
George Foster, R (1, 7) <small>OBP: 0.350, SLG: 0.518</small>	0-0 WP 1B 1-2 2-H 1B			4-0 L4-3 BB	0-0 FC5-4 PB 2B 1-2f			4-0 2B BB	0-0 6-3	3	2	1	1	2	0	1											
Dave Concepcion, R (1, 6) <small>OBP: 0.364, SLG: 0.431</small>	0-0 WP 1B 1-2 2-3			0-0 L4-3 1-2	0-0 2B 1-H			0-0 1B SF9 2B 1-H	0-3 K	5	1	3	2	0	1	1											
Ray Knight, R (1, 5) <small>OBP: 0.332, SLG: 0.376</small>	0-0 SF9 3-H			4-0 BB	0-0 3-1			0-0 G6-4-3 1B 2-3		2	0	1	1	1	0	1											
Dan Driessen, L (1, 3) <small>OBP: 0.341, SLG: 0.320</small>	4-0 1-2 2-3 BB			0-0 6-3		4-0 FC6-4 WP BB		0-0 SF9 3-H		1	1	0	1	2	0	1											
Mike O'Berry, R (1, 2) <small>OBP: 0.310, SLG: 0.333</small>	0-3 K			0-0 F9		0-0 FC6-4 1B 1-2		0-0 G6-4-3 1-2f		4	0	1	0	0	1	4											
Frank Pastore, R (1, 1) <small>OBP: 0.091, SLG: 0.091</small>		0-3 K		0-3 K		0-0 F1		0-0 6-3		4	0	0	0	0	2	2											
Inning Stats	R: 2 E: 0 K: 1 S: 9	H: 4 LOB: 3 BB: 1 P: 13	R: 0 E: 0 K: 1 S: 6	H: 2 LOB: 1 BB: 0 P: 6	R: 0 E: 0 K: 0 S: 2	H: 0 LOB: 1 BB: 2 P: 10	R: 0 E: 0 K: 1 S: 5	H: 0 LOB: 0 BB: 0 P: 5	R: 1 E: 0 K: 0 S: 4	H: 1 LOB: 1 BB: 1 P: 8	R: 1 E: 0 K: 0 S: 5	H: 2 LOB: 2 BB: 1 P: 9	R: 2 E: 0 K: 0 S: 4	H: 2 LOB: 0 BB: 1 P: 8	R: 0 E: 0 K: 1 S: 5	H: 0 LOB: 0 BB: 0 P: 5	R: 0 E: 0 K: 1 S: 5	H: 0 LOB: 0 BB: 0 P: 5	1B: 7 2B: 5 3B: 0 HR: 0	SF: 2 SAC: 0 DP: 3 HBP: 0	WP: 2 PB: 1 SB: 0 CS: 0	PA: 41					
PITCHER	IP	WLS	BF	H	R	ER	SO	BB	IBB	HBP	BLK	WP	HR	S	P	ERA	WHIP										
Vida Blue, L (1, 1) <small>ERA: 2.27</small>	6.0	L	31	9	5	5	3	6	0	0	0	2	0	31	55	7.50	2.500										
Randy Moffitt, R (7, 1) <small>ERA: 7.27</small>	1.0		4	2	1	1	0	0	0	0	0	0	0	4	4	9.00	2.000										
Gary Lavelle, L (8, 1) <small>ERA: 3.78</small>	2.0		6	0	0	0	2	0	0	0	0	0	0	10	10	0.00	0.000										

Cincinnati Reds @ San Francisco Giants
 Candlestick Park, San Francisco, CA
 Wed Jun 03 1981, 10:05 PM EDT
 Att. 7,114 - Unknown

AB	33
R	6
H	11
RBI	5
BB	6
SO	5
LOB	17



WP: 2	PA: 41
-------	--------

ERA	WHIP
-----	------

livebaseballscorecards.com

Batter	1	2	3	4	5	6	7	8	9	AB	R	H	RBI	BB	SO	LOB
Joe Morgan, L (1, 4) OBP: 0.348, SLG: 0.362	0-0 4-3 1B 2B	0-3 K			0-0 F9		0-0 E4			4	1	1	0	0	1	1
Enos Cabell, R (1, 5) OBP: 0.285, SLG: 0.338	0-0 4-3 2-3		0-0 F9		0-0 6-3		0-3 K			4	0	0	0	0	1	2
Jack Clark, R (1, 9) OBP: 0.286, SLG: 0.379	0-0 BB 1B		4-0 1B BB		0-0 5-3		0-0 FC6-4 1B			3	0	2	1	1	0	0
Darrell Evans, L (1, 3) OBP: 0.323, SLG: 0.402	4-0 1-2 BB		0-0 F8		0-0 F9		0-0 FC6-4			3	0	0	0	1	0	2
Jerry Martin, R (1, 8) OBP: 0.316, SLG: 0.367	0-3 K		0-0 1-2 1B		0-3 K		0-0 F4			4	0	1	0	0	2	3
Milt May, L (1, 2) OBP: 0.357, SLG: 0.355	0-0 F8		0-0 4-3		0-0 F2		0-0 4-3			4	0	0	0	0	0	5
Dave Bergman, L (1, 7) OBP: 0.342, SLG: 0.431		0-0 4-3		0-0 4-3		0-0 HR		0-0 F7		4	1	1	1	0	0	0
Johnnie LeMaster, R (1, 6) OBP: 0.329, SLG: 0.319		0-0 1B		0-3 K		0-3 K		0-0 F8		3	0	1	0	0	2	0
Bill North, S (9, PH) OBP: 0.372, SLG: 0.333		0-3 K		0-0 4-3		0-3 K		0-0 6-3		1	0	0	0	0	0	0
Vida Blue, S (1, 1) OBP: 0.318, SLG: 0.263										2	0	0	0	0	1	1
Randy Moffitt, R (7, 1)										0	0	0	0	0	0	0
Rennie Stennett, R (7, PH) OBP: 0.276, SLG: 0.278										1	0	0	0	0	1	0
Gary Lavelle, S (8, 1) OBP: 0.400, SLG: 0.400										0	0	0	0	0	0	0
Jim Wohlford, R (9, PH) OBP: 0.278, SLG: 0.412										1	0	0	0	0	0	0

Inning Stats	R: 1	H: 2	E: 0	K: 1	S: 7	H: 2	LOB: 2	BB: 1	P: 11	R: 0	H: 1	E: 0	K: 2	S: 8	H: 1	LOB: 1	BB: 0	P: 8	R: 0	H: 1	E: 0	K: 0	S: 4	H: 0	LOB: 0	BB: 0	P: 5	R: 0	H: 0	E: 0	K: 1	S: 5	R: 0	H: 0	E: 0	K: 0	S: 3	R: 0	H: 0	E: 0	K: 1	S: 5	R: 1	H: 1	E: 1	K: 3	S: 11	H: 1	LOB: 1	BB: 0	P: 11	R: 0	H: 1	E: 0	K: 0	S: 4	H: 1	LOB: 1	BB: 0	P: 4	R: 0	H: 0	E: 0	K: 0	S: 3	1B: 4	SF: 0	2B: 1	SAC: 0	3B: 0	DP: 0	HR: 1	HBP: 0	WP: 0	PA: 36
--------------	------	------	------	------	------	------	--------	-------	-------	------	------	------	------	------	------	--------	-------	------	------	------	------	------	------	------	--------	-------	------	------	------	------	------	------	------	------	------	------	------	------	------	------	------	------	------	------	------	------	-------	------	--------	-------	-------	------	------	------	------	------	------	--------	-------	------	------	------	------	------	------	-------	-------	-------	--------	-------	-------	-------	--------	-------	--------


PITCHER	IP	WLS	BF	H	R	ER	SO	BB	IBB	HBP	BLK	WP	HR	S	P	ERA	WHIP
Frank Pastore, R (1, 1) ERA: 3.27	9.0	W	36	6	2	2	8	2	0	0	0	0	1	50	58	2.00	0.889

BOTTOM

Cincinnati Reds @ San Francisco Giants
Candlestick Park, San Francisco, CA

Wed Jun 03 1981, 10:05 PM EDT
Att. 7,114 - Unknown

AB	34
R	2
H	6
RBI	2
BB	2
SO	8
LOB	14



livebaseballscorecards.com

Batter	1	2	3	4	5	6	7	8	9	AB R H RBI BB SO LOB	TOP																									
Bill North, S OBP: 0.366, SLG: 0.322 (1, 8)	0-3 K	0-3 K		0-0 FC4-6			0-3 K		4-0 HR BB	4 1 0 0 1 3 4	San Francisco Giants @ Pittsburgh Pirates Three Rivers Stadium, Pittsburgh, PA Fri Jun 05 1981, 7:05 PM EDT Att. 8,361 - Unknown livebaseballscorecards.com																									
Enos Cabell, R OBP: 0.283, SLG: 0.349 (1, 5)	0-3 K		0-0 E5		0-0 F9		0-3 K	0-0 HR	5 1 1 2 0 2 0																											
Jack Clark, R OBP: 0.298, SLG: 0.387 (1, 9)	0-0 1B		0-0 6-3		4-0 HR BB		0-0 1B	0-0 1B	4 1 3 0 1 0 1																											
Darrell Evans, L OBP: 0.316, SLG: 0.391 (1, 3)	0-3 K		0-0 F8		0-0 F9		0-0 F6	0-0 F8	5 0 0 0 0 1 5																											
Larry Herndon, R OBP: 0.342, SLG: 0.440 (1, 7)		0-0 FC4-6 1B	0-0 5-3		0-0 HR		0-3 K	0-0 F7	5 1 2 2 0 1 2																											
Joe Morgan, L OBP: 0.345, SLG: 0.355 (1, 4)		0-0 FC4-6 1B E		0-3 K	0-0 F9		4-0 PB BB		3 1 0 0 1 1 1																											
Milt May, L OBP: 0.360, SLG: 0.359 (1, 2)		0-0 FC5-6 1B E		0-0 1B		0-0 F9	0-0 L6		4 0 2 0 0 0 1																											
Johnnie LeMaster, R OBP: 0.321, SLG: 0.311 (1, 6)		0-0 E5 FC5-6		0-0 F3		0-3 K	0-3 K		4 0 0 1 0 2 3																											
Allen Ripley, R OBP: 0.154, SLG: 0.154 Al Holland, R OBP: 0.200, SLG: 0.200 Fred Breining, R OBP: 0.338, SLG: 0.424 Dave Bergman, L OBP: 0.338, SLG: 0.424 Greg Minton, S OBP: 0.338, SLG: 0.424 Gary Lavelle, S OBP: 0.400, SLG: 0.400 (1, 1) (5, 1) (8, 1) (9, PH) (9, 1) (9, 1)		0-0 FC5-6		0-0 FC4-6 1B		0-3 K		0-3 K	2 0 1 0 0 0 2 1 0 0 0 0 1 0 0 0 0 0 0 0 0 1 0 0 0 0 1 0 0 0 0 0 0 0 0 0 0 0 0 0 0 0																											
Inning Stats	R: 0 E: 0 K: 3 S: 10	H: 1 LOB: 1 BB: 0 P: 10	R: 1 E: 1 K: 1 S: 8	H: 2 LOB: 2 BB: 0 P: 8	R: 0 E: 1 K: 0 S: 4	H: 0 LOB: 1 BB: 0 P: 4	R: 0 E: 0 K: 1 S: 7	H: 2 LOB: 2 BB: 0 P: 7	R: 2 E: 0 K: 0 S: 4	H: 1 LOB: 0 BB: 1 P: 8		R: 0 E: 0 K: 2 S: 7	H: 0 LOB: 0 BB: 0 P: 7	R: 0 E: 0 K: 2 S: 8	H: 1 LOB: 1 BB: 0 P: 8	R: 0 E: 0 K: 2 S: 7	H: 0 LOB: 1 BB: 1 P: 11	R: 2 E: 0 K: 1 S: 7	H: 2 LOB: 1 BB: 1 P: 11	1B: 7 2B: 0 3B: 0 HR: 2	SF: 0 SAC: 0 DP: 0 HBP: 0	WP: 0 PB: 1 SB: 0 CS: 0	PA: 41													
PITCHER	IP WLS BF H R ER SO BB IBB HBP BLK WP HR S P ERA WHIP																																			
Pascual Perez, R ERA: 2.75 (1, 1)	5.0		24	6	3	3	5	1	0	0	0	0	1	33	37	5.40	1.400																			
Victor Cruz, R ERA: 2.16 (6, 1)	2.0		7	1	0	0	4	0	0	0	0	0	0	15	15	0.00	0.500																			
Rod Scurry, L ERA: 4.18 (8, 1)	1.0		4	0	0	0	2	1	0	0	0	0	0	7	11	0.00	1.000																			
Enrique Romo, R ERA: 5.14 (9, 1)	0.1	L	4	2	2	2	1	1	0	0	0	1	5	9	54.00	9.000																				
Grant Jackson, L ERA: 2.08 (9, 1)	0.2		2	0	0	0	0	0	0	0	0	0	2	2	0.00	0.000																				



BOTTOM

San Francisco Giants @ Pittsburgh Pirates
Three Rivers Stadium, Pittsburgh, PA

livebaseballscores.com

AB	34
R	3
H	8
RBI	3
BB	3
SO	9
LOB	20



WP:	0	PA:	38
PB:	0	SB:	2
CS:	0		

ERA	WHIP
3.67	1.500

Fri Jun 05 1981, 7:05 PM EDT
Att. 8,361 - Unknown

AB R H RBI BB SO LOB

5 0 0 0 0 3 4

4 0 1 1 0 1 2

4 0 0 0 0 1 2

2	0	0	0	0	0	1
1	0	0	0	0	1	0
0	0	0	0	0	0	0
1	0	1	0	0	0	0
0	0	0	0	0	0	0
0	0	0	0	0	0	0
0	0	0	0	0	0	0
0	0	0	0	0	0	0

3 0 1 0 1 0 1

3 1 1 0 1 0 3

3 1 1 0 1 2 3

3 1 1 1 0 0 2

1 0 1 0 0 0 0

1 0 0 0 0 0 0

2 0 1 1 0 1 0

1 0 0 0 0 0 2

1B:	5	SF:	1
2B:	4	SAC:	0
3B:	0	DP:	1
HR:	0	HBP:	0

Batter	1	2	3	4	5	6	7	8	9	AB R H RBI BB SO LOB
Omar Moreno, L OBP: 0.285, SLG: 0.328 (1, 8)	0-0 4-3 K		0-3 K		0-3 K		0-0 F7		0-3 K	5 0 0 0 0 3 4
Tim Foli, R OBP: 0.299, SLG: 0.319 (1, 6)	0-3 K			0-0 3-1 1-6-3 1B	0-0 SF9		0-0 F3		0-0 F8	4 0 1 1 0 1 2
Dave Parker, L OBP: 0.293, SLG: 0.475 (1, 9)	0-0 1-3			0-0 1-6-3 1-2	0-0 G3			0-3 K		4 0 0 0 0 1 2
Willie Stargell, L OBP: 0.318, SLG: 0.325 (6, 1) Victor Cruz, R (8, 1) Rod Scurry, L OBP: 0.222, SLG: 0.125 (8, PH) Kurt Bevacqua, R OBP: 0.360, SLG: 0.353 (8, PH) Phil Garner, R OBP: 0.362, SLG: 0.392 (9, 1) Enrique Romo, R (9, 1) Grant Jackson, S (9, 1)		0-0 4-3		0-0 3-1		0-3 K		0-0 2B		2 0 0 0 0 0 1
Mike Easler, L OBP: 0.367, SLG: 0.546 (1, 7)		4-0 BB		0-0 F8		0-0 E3		0-0 1B		3 0 1 0 1 0 1
Bill Madlock, R OBP: 0.418, SLG: 0.469 (1, 5)		0-0 F3			0-0 1B 2B	4-0 BB		0-0 L3		3 1 1 0 1 0 3
Dale Berra, R OBP: 0.356, SLG: 0.378 (1, 4)		0-3 K			0-0 2B 1B	0-3 K				3 1 1 0 1 2 3
Steve Nicosia, R OBP: 0.301, SLG: 0.326 (1, 2) John Milner, L OBP: 0.298, SLG: 0.220 (9, PH)			0-0 F7		0-0 2B SF9 1B	0-0 F6				3 1 1 1 0 0 2
Pascual Perez, R OBP: 0.100, SLG: 0.100 (5, PH) Jason Thompson, L OBP: 0.329, SLG: 0.360 (6, 3) Tony Peña, R OBP: 0.333, SLG: 0.397 (9, PH)			0-0 5-3		0-0 SF9 2B		0-3 K		0-0 F3	1 0 0 0 0 0 0

Inning Stats	R: 0	H: 0	E: 0	K: 1	S: 5	LOB: 0	BB: 0	P: 5	R: 0	H: 0	E: 0	K: 1	S: 5	LOB: 0	BB: 0	P: 5	R: 0	H: 1	E: 0	K: 0	S: 4	LOB: 1	BB: 0	P: 4	R: 3	H: 4	E: 0	K: 1	S: 9	LOB: 1	BB: 0	P: 9	R: 0	H: 0	E: 1	K: 2	S: 8	LOB: 2	BB: 1	P: 12	R: 0	H: 0	E: 0	K: 1	S: 5	LOB: 0	BB: 0	P: 5	R: 0	H: 2	E: 0	K: 1	S: 6	LOB: 1	BB: 0	P: 6	R: 0	H: 1	E: 0	K: 1	S: 6	LOB: 2	BB: 1	P: 10	1B: 5	SF: 1	2B: 4	SAC: 0	3B: 0	DP: 1	HR: 0	HBP: 0	WP: 0	PA: 38
--------------	------	------	------	------	------	--------	-------	------	------	------	------	------	------	--------	-------	------	------	------	------	------	------	--------	-------	------	------	------	------	------	------	--------	-------	------	------	------	------	------	------	--------	-------	-------	------	------	------	------	------	--------	-------	------	------	------	------	------	------	--------	-------	------	------	------	------	------	------	--------	-------	-------	-------	-------	-------	--------	-------	-------	-------	--------	-------	--------

PITCHER	IP	WLS	BF	H	R	ER	SO	BB	IBB	HBP	BLK	WP	HR	S	P	ERA	WHIP
Allen Ripley, R ERA: 3.39 (1, 1)	4.0		18	5	3	3	3	1	0	0	0	0	0	23	27	6.75	1.500
Al Holland, L ERA: 3.12 (5, 1)	3.1		14	2	0	0	5	1	0	0	0	0	0	23	27	0.00	0.900
Fred Breining, R ERA: 2.25 (8, 1)	0.2	W	1	0	0	0	0	0	0	0	0	0	0	1	1	0.00	0.000
Greg Minton, R ERA: 4.07 (9, 1)	0.0		2	1	0	0	0	1	0	0	0	0	0	1	5	∞	∞
Gary Lavelle, L ERA: 3.67 (9, 1)	1.0	S	3	0	0	0	1	0	0	0	0	0	0	5	5	0.00	0.000

Batter	1	2	3	4	5	6	7	8	9	AB R H RBI BB SO LOB	TOP						
Bill North, S (1, 8) OBP: 0.370, SLG: 0.322	4-0 6-3 S HR BB		0-0 S 1B	0-3 K			0-3 K			3 1 1 0 1 2 2	San Francisco Giants @ Pittsburgh Pirates Three Rivers Stadium, Pittsburgh, PA Sat Jun 06 1981, 7:05 PM EDT Att. 11,362 - Unknown livebaseballscorecards.com						
Enos Cabell, R (1, 5) OBP: 0.278, SLG: 0.343	0-0 6-3 1-3		0-0 1-3 1-2	0-3 K			0-0 F8			4 0 0 0 0 1 4							
Jack Clark, R (1, 9) OBP: 0.297, SLG: 0.381	4-0 HR BB		0-0 F2				0-0 F9			3 1 0 0 1 0 1							
Darrell Evans, L (1, 3) OBP: 0.314, SLG: 0.404	0-0 HR		0-0 3-1				0-0 F6			4 1 1 3 0 1 1							
Larry Herndon, R (1, 7) OBP: 0.335, SLG: 0.431	0-3 K			0-0 4-3			0-0 F2			4 0 0 0 0 2 0							
Joe Morgan, L (1, 4) OBP: 0.343, SLG: 0.347	0-0 F9			4-0 S 1B BB			0-0 F7			3 1 0 0 1 1 0							
Milt May, L (1, 2) OBP: 0.369, SLG: 0.384				0-0 1B 1B			4-0 G1-6-3 BB			3 2 2 2 1 1 0							
Johnnie LeMaster, R (1, 6) OBP: 0.321, SLG: 0.311				0-0 1B S 1B			0-0 G1-6-3			3 0 1 0 0 0 1							
Jim Wohlford, R (9, PH) OBP: 0.297, SLG: 0.412				1-3 1B			1-2f			0 0 0 0 1 0 0							
Joe Pettini, R (9, PR)										0 0 0 0 0 0 0							
Tom Griffin, R (1, 1) OBP: 0.200, SLG: 0.292				0-0 1B			0-0 F8			2 0 1 1 0 0 0							
Fred Breining, R (6, 1)										0 0 0 0 0 0 0							
Dave Bergman, L (7, PH) OBP: 0.333, SLG: 0.418				1-3 1B						1 0 0 0 0 0 0							
Greg Minton, S (7, 1)										0 0 0 0 0 0 0							
Jerry Martin, R (9, PH) OBP: 0.314, SLG: 0.364				3-H						1 0 0 0 0 0 1							
Inning Stats	R: 3 H: 1 E: 0 LOB: 0 K: 1 BB: 2 S: 6 P: 14	R: 0 H: 0 E: 0 LOB: 0 K: 1 BB: 0 S: 5 P: 5	R: 0 H: 1 E: 0 LOB: 1 K: 0 BB: 0 S: 4 P: 4	R: 2 H: 3 E: 0 LOB: 2 K: 2 BB: 1 S: 10 P: 14	R: 0 H: 0 E: 0 LOB: 0 K: 1 BB: 0 S: 5 P: 5	R: 0 H: 0 E: 0 LOB: 0 K: 0 BB: 1 S: 2 P: 6	R: 0 H: 0 E: 0 LOB: 0 K: 1 BB: 0 S: 5 P: 5	R: 0 H: 0 E: 0 LOB: 0 K: 1 BB: 0 S: 5 P: 5	R: 1 H: 1 E: 0 LOB: 1 K: 1 BB: 1 S: 5 P: 9	1B: 4 SF: 0 2B: 0 SAC: 0 3B: 0 DP: 2 HR: 2 HBP: 0	WP: 0 PA: 36 PB: 0 SB: 4 CS: 0						
PITCHER	IP WLS BF H R ER SO BB IBB HBP BLK WP HR S P ERA WHIP																
Don Robinson, R (1, 1) ERA: 7.59	3.1		18	5	5	5	2	3	0	0	0	0	1	19	31	13.50	2.400
Rod Scurry, L (4, 1) ERA: 3.86	2.2	W	8	0	0	0	3	1	0	0	0	0	0	13	17	0.00	0.375
Victor Cruz, R (7, 1) ERA: 2.37	2.1		9	1	1	1	3	1	0	0	0	0	1	14	18	3.86	0.857
Kent Tekulve, R (9, 1) ERA: 4.15	0.2	S	1	0	0	0	0	0	0	0	0	0	0	1	1	0.00	0.000



Batter	1	2	3	4	5	6	7	8	9	AB R H RBI BB SO LOB	TOP
Bill North, S OBP: 0.360, SLG: 0.312 (1, 8) X	0-0 E1 1B FC5-2-5		0-3 K			0-0 4-3		0-0 F9		4 0 0 0 0 1 0	
Enos Cabell, R OBP: 0.278, SLG: 0.341 Joe Pettini, R (8, 5)	0-0 G5-3 1-3 1B FC5-2-5			0-0 6-3		0-0 F8		0-0 F3		4 0 1 0 0 0 0 0 0 0 0 0 0 0	
Joe Morgan, L OBP: 0.341, SLG: 0.365 (1, 4) X	0-0 FC5-2-5 1-2 3-H			0-0 F8		0-0 HR		0-0 F9		4 1 1 1 0 0 2	
Jack Clark, R OBP: 0.296, SLG: 0.378 (1, 9) X	0-0 G5-3 2-3f			0-0 6-3		0-0 BB 1B		0-0 5-3		4 0 1 0 0 0 2	
Darrell Evans, L OBP: 0.318, SLG: 0.419 (1, 3) X		0-0 4-3			0-0 HR	4-0 BB BB BB		0-0 5-3		3 1 1 1 1 0 0	
Larry Herndon, R OBP: 0.333, SLG: 0.427 (1, 7) X		0-0 4-3			0-0 1B 9-2-5 1B	0-0 1-4-3		0-0 F8		4 0 1 0 0 0 2	
Milt May, L OBP: 0.374, SLG: 0.389 (1, 2) X		0-0 F7			0-0 1-3 1B		0-0 G6-4-3 1B			3 0 2 0 0 0 0	
Johnnie LeMaster, R OBP: 0.315, SLG: 0.305 (1, 6) X			0-3 K		0-0 9-2-5 3-H	0-0 F9		0-0 F9		3 0 0 0 0 1 3	
Vida Blue, S OBP: 0.292, SLG: 0.238 Jim Wohlford, R OBP: 0.289, SLG: 0.400 Fred Breining, R (7, 1)			0-3 K		0-0 F5		0-0 G6-4-3 1-2f			2 0 0 0 0 1 1 1 0 0 0 0 0 1 0 0 0 0 0 0 0	
Inning Stats	R: 0 E: 1 K: 0 S: 4 H: 1 LOB: 1 BB: 0 P: 4	R: 0 E: 0 K: 0 S: 3 H: 0 LOB: 0 BB: 0 P: 3	R: 0 E: 0 K: 3 S: 9 H: 0 LOB: 0 BB: 0 P: 9	R: 0 E: 0 K: 0 S: 3 H: 0 LOB: 0 BB: 0 P: 3	R: 1 E: 0 K: 0 S: 5 H: 3 LOB: 1 BB: 0 P: 5	R: 1 E: 0 K: 0 S: 5 H: 2 LOB: 2 BB: 1 P: 9	R: 0 E: 0 K: 0 S: 3 H: 1 LOB: 0 BB: 0 P: 3	R: 0 E: 0 K: 0 S: 3 H: 0 LOB: 0 BB: 0 P: 3	R: 0 E: 0 K: 0 S: 3 H: 0 LOB: 0 BB: 0 P: 3	1B: 5 2B: 1 3B: 0 HR: 2 SF: 0 SAC: 0 DP: 3 HBP: 0	WP: 0 PB: 0 SB: 0 CS: 0 PA: 33
PITCHER Eddie Solomon, R ERA: 2.85 Enrique Romo, R ERA: 4.65	IP WLS BF H R ER SO BB IBB HBP BLK WP HR S P ERA WHIP	IP WLS BF H R ER SO BB IBB HBP BLK WP HR S P ERA WHIP	IP WLS BF H R ER SO BB IBB HBP BLK WP HR S P ERA WHIP	IP WLS BF H R ER SO BB IBB HBP BLK WP HR S P ERA WHIP	IP WLS BF H R ER SO BB IBB HBP BLK WP HR S P ERA WHIP	IP WLS BF H R ER SO BB IBB HBP BLK WP HR S P ERA WHIP	IP WLS BF H R ER SO BB IBB HBP BLK WP HR S P ERA WHIP	IP WLS BF H R ER SO BB IBB HBP BLK WP HR S P ERA WHIP	IP WLS BF H R ER SO BB IBB HBP BLK WP HR S P ERA WHIP	ERA WHIP	ERA WHIP

San Francisco Giants @ Pittsburgh Pirates
Three Rivers Stadium, Pittsburgh, PA
Sun Jun 07 1981, 3:33 AM EDT
Att. 32,244 - Unknown

livebaseballscorecards.com

AB	32
R	2
H	7
RBI	2
BB	1
SO	3
LOB	11



Batter	1	2	3	4	5	6	7	8	9	AB R H RBI BB SO LOB	TOP									
Bill North, S (1, 8) OBP: 0.357, SLG: 0.305	0-3 K		0-0 4-3			4-0 CS BB		0-3 K		3 0 0 0 1 2 1	San Francisco Giants @ Chicago Cubs Wrigley Field, Chicago, IL Wed Jun 10 1981, 3:33 AM CDT Att. 4,735 - Unknown									
Enos Cabell, R (1, 5) OBP: 0.277, SLG: 0.339	0-3 K		0-0 4-3			0-0 F8		0-0 G4-6-3 1B	4 0 1 0 0 1 1											
Joe Morgan, L (1, 4) OBP: 0.344, SLG: 0.368	0-0 1B				0-0 F5		0-0 FC4-6 1B	0-0 G4-6-3	4 0 2 0 0 0 1											
Darrell Evans, L (1, 3) OBP: 0.312, SLG: 0.411	0-3 K				0-0 F7		0-0 FC4-6 3B	0-0 F8	4 1 0 0 0 1 2											
Larry Herndon, R (1, 9) OBP: 0.333, SLG: 0.436		0-0 6-3			0-3 K		0-0 F9 3B		3 0 1 1 0 1 0											
Jerry Martin, R (1, 7) OBP: 0.306, SLG: 0.354		0-0 F7			0-3 K		0-0 F9		3 0 0 0 0 1 1											
Milt May, L (1, 2) OBP: 0.374, SLG: 0.388		0-0 E4			0-0 4-3			0-0 FC4-6 1B	3 0 1 0 0 0 0											
Mike Sadek, R (8, PR) OBP: 0.341, SLG: 0.273		0-0 FC6			0-0 4-3				0 0 0 0 0 0 0											
Johnnie LeMaster, R (1, 6) OBP: 0.310, SLG: 0.299		0-0 FC6			0-3 K			0-0 F2	3 0 0 0 0 1 2											
Allen Ripley, R (1, 1) OBP: 0.148, SLG: 0.148		0-3 K				0-0 G3		0-0 FC4-6	1 0 0 0 0 1 0											
Rennie Stennett, R (6, PH) OBP: 0.273, SLG: 0.274									1 0 0 0 0 0 0											
Fred Breining, R (6, 1)									0 0 0 0 0 0 0											
Dave Bergman, L (8, PH) OBP: 0.329, SLG: 0.412									1 0 0 0 0 0 1											
Greg Minton, S (8, 1)									0 0 0 0 0 0 0											
Inning Stats	R: 0 E: 0 K: 3 S: 10	H: 1 LOB: 1 BB: 0 P: 10	R: 0 E: 1 K: 0 S: 4	H: 0 LOB: 1 BB: 0 P: 4	R: 0 E: 0 K: 1 S: 5	H: 0 LOB: 0 BB: 0 P: 5	R: 0 E: 0 K: 1 S: 5	H: 0 LOB: 0 BB: 0 P: 5	R: 0 E: 0 K: 2 S: 7	H: 0 LOB: 0 BB: 0 P: 7	R: 1 E: 0 K: 0 S: 4	H: 2 LOB: 1 BB: 0 P: 4	R: 0 E: 0 K: 1 S: 6	H: 1 LOB: 1 BB: 0 P: 6	R: 0 E: 0 K: 0 S: 3	H: 1 LOB: 0 BB: 0 P: 3	1B: 4 2B: 0 3B: 1 HR: 0	SF: 0 SAC: 0 DP: 1 HBP: 0	WP: 0 PB: 0 SB: 0 CS: 1	PA: 31
PITCHER	IP WLS BF H R ER SO BB IBB HBP BLK WP HR S P ERA WHIP																			
Mike Krukow, R (1, 1) ERA: 5.28	5.0 W 17 1 0 0 7 0 0 0 0 0 0 0 31 31 0.00 0.200																			
Rawly Eastwick, R (6, 1) ERA: 2.35	2.0 8 3 1 1 0 1 0 0 0 0 0 0 7 11 4.50 2.000																			
Dick Tidrow, R (8, 1) ERA: 4.35	2.0 S 6 1 0 0 1 0 0 0 0 0 0 0 8 8 0.00 0.500																			

livebaseballscorecards.com

AB	30
R	1
H	5
RBI	1
BB	1
SO	8
LOB	9



Batter	1	2	3	4	5	6	7	8	9	AB	R	H	RBI	BB	SO	LOB
Ivan De Jesus, R OBP: 0.251, SLG: 0.176 (1, 6)	0-0 F8		0-0 5-3		0-0 F8			0-0 6-3 BLK 1B		4	0	1	0	0	0	1
Steve Dillard, R OBP: 0.297, SLG: 0.348 (1, 4)	0-0 6-3		0-0 F3		0-0 4-3			0-0 6-3		4	0	0	0	0	0	2
Bill Buckner, L OBP: 0.349, SLG: 0.465 (1, 3)	0-0 F8		4-0 1B IBB			0-0 G3		0-0 6-3		3	0	0	0	1	0	1
Jerry Morales, R OBP: 0.359, SLG: 0.353 (1, 9) (8, 8)		0-0 4-3 1B 2B	0-0 1-3 2-H 1B		0-0 4-3					3	1	2	1	0	0	0
Mike Lum, L OBP: 0.226, SLG: 0.143 (1, 7)		0-0 4-3	0-0 L4			0-0 4-3				3	0	0	0	0	0	3
Tye Waller, R OBP: 0.250, SLG: 0.500 (1, 8) (8, 5)		0-3 K		0-3 K			0-0 3-1			3	0	0	0	0	2	1
Ken Reitz, R OBP: 0.281, SLG: 0.313 (1, 5)		0-0 3-H 1B		0-0 6-3			0-0 5-3			3	0	1	1	0	0	0
Jody Davis, R OBP: 0.318, SLG: 0.282 (1, 2)		0-0 F8		0-0 F4			0-0 5-3			3	0	0	0	0	0	1
Mike Krukow, R OBP: 0.250, SLG: 0.300 Rawly Eastwick, R Dick Tidrow, R Carlos Lezcano, R OBP: 0.077, SLG: 0.077 (1, 1) (6, 1) (8, 1) (8, 9)			0-0 PB 1B 1B		0-0 6-3			0-0 6-3		2	1	1	0	0	0	0
										0	0	0	0	0	0	0
										0	0	0	0	0	0	0
										1	0	0	0	0	0	0

Inning Stats	R: 0	H: 0	E: 0	K: 0	S: 3	R: 1	H: 2	E: 0	K: 1	S: 7	R: 1	H: 2	E: 0	K: 0	S: 5	R: 0	H: 0	E: 0	K: 1	S: 5	R: 0	H: 0	E: 0	K: 0	S: 3	R: 0	H: 0	E: 0	K: 0	S: 3	R: 0	H: 1	E: 0	K: 0	S: 4
	LOB: 0	BB: 0	P: 3	LOB: 1	BB: 0	P: 7	LOB: 2	BB: 1	P: 9	LOB: 0	BB: 0	P: 5	LOB: 0	BB: 0	P: 3	LOB: 0	BB: 0	P: 3	LOB: 0	BB: 0	P: 3	LOB: 0	BB: 0	P: 3	LOB: 1	BB: 0	P: 4	SF: 0	SAC: 0	DP: 0	HBP: 0	1B: 4	2B: 1	3B: 0	HR: 0


PITCHER	IP	WLS	BF	H	R	ER	SO	BB	IBB	HBP	BLK	WP	HR	S	P	ERA	WHIP
Allen Ripley, R ERA: 3.41 (1, 1)	5.0	L	20	4	2	2	2	0	0	0	0	0	0	23	27	3.60	0.800
Fred Breining, R ERA: 1.93 (6, 1)	2.0		6	0	0	0	0	0	0	0	0	0	0	6	6	0.00	0.000
Greg Minton, R ERA: 3.8 (8, 1)	1.0		4	1	0	0	0	0	0	0	1	0	0	4	4	0.00	1.000

BOTTOM

San Francisco Giants @ Chicago Cubs
Wrigley Field, Chicago, IL
Wed Jun 10 1981, 3:33 AM CDT
Att. 4,735 - Unknown

livebaseballscorecards.com

AB	29
R	2
H	5
RBI	2
BB	1
SO	2
LOB	9



WP: 0	PA: 30
PB: 1	SB: 0
CS: 0	

Batter	1	2	3	4	5	6	7	8	9	AB R H RBI BB SO LOB	TOP
Bill North, S (1, 8) OBP: 0.354, SLG: 0.298 Jim Wohlford, R (8, PH) OBP: 0.282, SLG: 0.389 (8, 7)	0-0 P3 		4-0 S BB 			0-0 F9 		0-0 6-3 		2 0 0 0 1 0 0 1 0 0 0 0 0 0	San Francisco Giants @ Chicago Cubs Wrigley Field, Chicago, IL Thu Jun 11 1981, 3:33 AM CDT Att. 5,017 - Unknown
Enos Cabell, R (1, 5) OBP: 0.275, SLG: 0.335 Randy Moffitt, R (8, 1)	0-0 5-3 1B 		0-0 5-3 1-2 			0-0 6-3 		0-0 6-3 		4 0 1 0 0 0 1 0 0 0 0 0 0 0	
Joe Morgan, L (1, 4) OBP: 0.346, SLG: 0.389	0-0 5-3 1-2 			0-0 3-1 		0-0 HR 		0-0 L4 		4 1 1 1 0 0 1	
Darrell Evans, L (1, 3) OBP: 0.314, SLG: 0.406	0-0 4-3 			0-0 		0-0 PB 1B 		0-0 6-3 		4 0 2 0 0 0 1	
Larry Herndon, R (1, 9) OBP: 0.325, SLG: 0.424		0-0 F9 		0-0 F8 		0-0 4-3 1-2 		0-0 4-3 		4 0 0 0 0 0 2	
Jerry Martin, R (1, 7) OBP: 0.297, SLG: 0.336 (8, 8)		0-0 5-3 		0-0 5-3 			0-0 6-3 			3 0 0 0 0 0 1	
Milt May, L (1, 2) OBP: 0.371, SLG: 0.385		0-0 6-3 		0-3 K 			0-0 E3 G6-4-3 			3 0 0 0 0 1 0	
Johnnie LeMaster, R (1, 6) OBP: 0.305, SLG: 0.294			0-0 P4 		0-0 	0-0 G4-6-3 1B 		0-0 G6-4-3 1-2f 		3 0 1 0 0 0 1	
Tom Griffin, R (1, 1) OBP: 0.200, SLG: 0.292 Fred Breining, R (1, 1) Rennie Stennett, R (5, PH) OBP: 0.299, SLG: 0.299 Al Holland, R (5, 1) OBP: 0.200, SLG: 0.200 Dave Bergman, L (8, PH) OBP: 0.321, SLG: 0.397 Joe Pettini, R (8, 5)			0-0 P4 		0-0 G4-6-3 1-2f 		0-3 K 			0 0 0 0 0 0 0 1 0 0 0 0 0 0 1 0 0 0 0 0 1 0 1 0 0 0 0 1 0	
Inning Stats	R: 0 H: 1 E: 0 LOB: 1 K: 0 BB: 0 S: 4 P: 4	R: 0 H: 0 E: 0 LOB: 0 K: 0 BB: 0 S: 3 P: 3	R: 0 H: 0 E: 0 LOB: 1 K: 0 BB: 1 S: 3 P: 7	R: 0 H: 1 E: 0 LOB: 1 K: 0 BB: 0 S: 4 P: 4	R: 0 H: 1 E: 0 LOB: 0 K: 1 BB: 0 S: 5 P: 5	R: 1 H: 2 E: 0 LOB: 1 K: 0 BB: 0 S: 5 P: 5	R: 0 H: 0 E: 1 LOB: 0 K: 0 BB: 0 S: 3 P: 3	R: 0 H: 0 E: 0 LOB: 0 K: 1 BB: 0 S: 5 P: 5	R: 0 H: 0 E: 0 LOB: 0 K: 0 BB: 0 S: 3 P: 3	1B: 4 SF: 0 2B: 0 SAC: 0 3B: 0 DP: 2 HR: 1 HBP: 0	WP: 0 PA: 32 PB: 1 SB: 1 CS: 0
PITCHER Randy Martz, R (1, 1) ERA: 4.5 Doug Capilla, L (8, 1) ERA: 2.25	IP WLS BF H R ER SO BB IBB HBP BLK WP HR S P ERA WHIP 7.0 W 26 5 1 1 1 1 1 0 0 0 0 1 27 31 1.29 0.857					PITCHER IP WLS BF H R ER SO BB IBB HBP BLK WP HR S P ERA WHIP 2.0 6 0 0 0 0 1 0 0 0 0 0 0 8 8 0.00 0.000					

livebaseballscorecards.com

AB	31
R	1
H	5
RBI	1
BB	1
SO	2
LOB	8



Batter	1	2	3	4	5	6	7	8	9	AB	R	H	RBI	BB	SO	LOB
Ivan De Jesus, R OBP: 0.263, SLG: 0.185 (1, 6)	4-0 S 2B BB	0-0 1B		0-0 FC1-5 1B		4-0 G6-4-3 BB				2	1	2	0	2	0	0
Steve Dillard, R OBP: 0.301, SLG: 0.351 (1, 4)	0-0 3-1 1B 2B	0-0 F6		0-0 FC1-5 1B		0-0 G6-4-3				4	1	1	1	0	0	5
Bill Buckner, L OBP: 0.350, SLG: 0.471 (1, 3)	0-0 3-1	0-0 1B		0-0 L9-3			0-0 F8			4	0	1	0	0	0	3
Mike Lum, L OBP: 0.308, SLG: 0.314 (1, 7)	0-0 BB 2B 1B	0-0 3-1			0-3 K		0-3 K			4	1	1	1	0	2	2
Jerry Morales, R OBP: 0.366, SLG: 0.353 (1, 8)	4-0 2B BB		4-0 BB		0-0 F8		0-0 P6			2	1	0	0	2	0	0
Hector Cruz, R OBP: 0.372, SLG: 0.580 (1, 9)	0-3 K		0-0 F8		0-3 K			0-0 HR		4	1	1	1	0	2	3
Ken Reitz, R OBP: 0.274, SLG: 0.312 (1, 5)	0-0 2B		0-3 K		0-3 K		0-0 6-3			4	0	1	2	0	2	1
Jody Davis, R OBP: 0.313, SLG: 0.349 (1, 2)	0-0 6-3		0-0 F3			0-0 HR		0-3 K		4	1	1	1	0	1	2
Randy Martz, L OBP: 0.250, SLG: 0.167 (1, 1)		0-3 K		0-0 FC1-5 1B		4-0 BB BB		0-0 5-3		2	0	1	0	1	1	0
Doug Capilla, L (8, 1)										1	0	0	0	0	0	0

Inning Stats	R: 4	H: 3	E: 0	LOB: 1	K: 1	S: 8	P: 16	R: 0	H: 2	E: 0	LOB: 2	K: 1	S: 7	P: 7	R: 0	H: 0	E: 0	LOB: 1	K: 1	S: 5	P: 9	R: 0	H: 0	E: 0	LOB: 0	K: 2	S: 7	P: 7	R: 1	H: 1	E: 0	LOB: 1	K: 1	S: 5	P: 13	R: 0	H: 0	E: 0	LOB: 0	K: 1	S: 5	P: 5	R: 1	H: 1	E: 0	LOB: 0	K: 1	S: 6	P: 6
--------------	------	------	------	--------	------	------	-------	------	------	------	--------	------	------	------	------	------	------	--------	------	------	------	------	------	------	--------	------	------	------	------	------	------	--------	------	------	-------	------	------	------	--------	------	------	------	------	------	------	--------	------	------	------


PITCHER	IP	WLS	BF	H	R	ER	SO	BB	IBB	HBP	BLK	WP	HR	S	P	ERA	WHIP
Tom Griffin, R ERA: 4.46 (1, 1)	0.2	L	7	3	4	4	1	2	0	0	0	0	0	7	15	54.00	7.500
Fred Breining, R ERA: 1.75 (1, 1)	3.1		14	4	0	0	2	1	0	0	0	0	0	17	21	0.00	1.500
Al Holland, L ERA: 3.05 (5, 1)	3.0		11	1	1	1	4	2	0	0	0	0	1	17	25	3.00	1.000
Randy Moffitt, R ERA: 7.94 (8, 1)	1.0		4	1	1	1	1	0	0	0	0	0	1	6	6	9.00	1.000

BOTTOM

San Francisco Giants @ Chicago Cubs
Wrigley Field, Chicago, IL
Thu Jun 11 1981, 3:33 AM CDT
Att. 5,017 - Unknown

AB	31
R	6
H	9
RBI	6
BB	5
SO	8
LOB	16

livebaseballscorecards.com



WP	HR	S	P	ERA	WHIP
0	0	0	0	0	0

Batter	1	2	3	4	5	6	7	8	9	AB R H RBI BB SO LOB
Tony Scott, S (1, 8) OBP: 0.264, SLG: 0.321	0-0 F6		0-0 1B		0-0 G3		0-0 F8		4-0 SH1-4 2B BB	4 1 1 0 1 0 3
Craig Reynolds, L (1, 6) OBP: 0.275, SLG: 0.419 Gary Woods, R (7, PH) OBP: 0.267, SLG: 0.246	0-0 F6		0-0 F2		0-3 K		0-0 SF9		0-0 SH1-4	3 0 0 0 0 1 3 0 0 0 1 0 0 0
Terry Puhl, L (1, 9) OBP: 0.332, SLG: 0.366 Dave Smith, R (7, 1) Joe Sambito, L (8, 1) Denny Walling, L (9, PH) OBP: 0.355, SLG: 0.352 Frank LaCorte, R (9, 1) OBP: 0.500, SLG: 0.500	0-0 G3			0-3 K	0-0 F8		0-0 E4		0-0 2B	4 0 0 0 0 1 1 0 0 0 0 0 0 0 0 0 0 0 0 0 0 1 0 1 2 0 0 0 0 0 0 0 0 0 0
Jose Cruz, L (1, 7) OBP: 0.316, SLG: 0.464		0-0 F9		0-3 K		0-0 F9		0-3 K	0-0 G3	5 0 0 0 0 2 2
Cesar Cedeno, R (1, 3) OBP: 0.361, SLG: 0.413		0-0 6-3		0-0 E 1B 1B		0-0 F8 S 1B		0-0 6-3 FC 2B	0-0 F2	5 2 3 0 0 0 1
Art Howe, R (1, 5) OBP: 0.411, SLG: 0.466		0-0 F7		0-0 E9 1B		0-0 F8		0-0 6-3		4 0 0 0 0 0 3
Alan Ashby, S (1, 2) OBP: 0.358, SLG: 0.316			0-0 F7	0-0 1B		0-0 L4		0-0 FC		4 0 1 2 0 0 1
Joe Pittman, R (1, 4) OBP: 0.388, SLG: 0.371			0-0 FC1-6 1B	0-0 F6			0-0 F8 SF9 1B	0-0 G4-6-3		4 1 2 0 0 0 3
Don Sutton, R (1, 1) OBP: 0.161, SLG: 0.037 Harry Spilman, L (7, PH) OBP: 0.300, SLG: 0.259 Kiko Garcia, R (7, 6) OBP: 0.291, SLG: 0.260			0-0 FC1-6 1B		0-0 G3 1B		0-0 SF9 F8 E 1B		4-0 SH1-4 BB 2B BB	2 0 1 0 0 0 1 1 1 1 0 0 0 0 0 1 0 0 1 0 0

TOP	
Houston Astros @ San Francisco Giants Candlestick Park, San Francisco, CA	
Mon Aug 10 1981, 10:05 PM EDT Att: 11,115 - Unknown	
AB	37
R	6
H	10
RBI	5
BB	2
SO	4
LOB	18
WP: 0	PA: 41
PB: 0	
SB: 1	
CS: 0	

Inning Stats	R: 0	H: 0	E: 0	K: 0	S: 3	R: 0	H: 0	E: 0	K: 0	S: 3	R: 0	H: 2	E: 0	K: 0	S: 5	R: 1	H: 2	E: 1	K: 2	S: 10	R: 0	H: 1	E: 0	K: 1	S: 6	R: 0	H: 1	E: 0	K: 0	S: 4	R: 2	H: 2	E: 1	K: 1	S: 8	R: 1	H: 1	E: 0	K: 0	S: 4	R: 2	H: 1	E: 0	K: 0	S: 4	R: 2	H: 1	E: 0	K: 0	S: 4																									
	0	0	0	0	3	0	0	0	0	3	0	2	0	0	5	1	2	1	2	10	0	1	0	0	4	0	1	0	1	6	0	2	0	0	8	1	1	0	0	4	1	1	0	0	4	1	1	0	0	12	8	2	0	0	12	1	1	0	0	1	1	1	0	0	1	0	1	0	0	1	0	1	0	0	1

PITCHER	IP	WLS	BF	H	R	ER	SO	BB	IBB	HBP	BLK	WP	HR	S	P	ERA	WHIP
Doyle Alexander, R (1, 1) ERA: 2.61	6.0		26	7	2	1	3	0	0	0	0	0	0	32	32	1.50	1.167
Bob Tufts, L (7, 1) ERA:	1.0		5	1	1	0	1	0	0	0	0	0	0	7	7	0.00	1.000
Fred Breining, R (8, 1) ERA: 2.41	1.1	L	7	1	3	3	0	2	0	0	0	0	0	5	13	20.25	2.250
Al Holland, L (9, 1) ERA: 3.0	0.2		3	1	0	0	0	0	0	0	0	0	0	3	3	0.00	1.500



livebaseballscorecards.com

Batter	1	2	3	4	5	6	7	8	9	AB R H RBI BB SO LOB
Joe Morgan, L (1, 4) OBP: 0.347, SLG: 0.404	0-0 4-3 		0-0 		0-0 L3 		0-0 4-3 		4-0 	4 2 1 1 1 0 0
Enos Cabell, R (1, 3) OBP: 0.275, SLG: 0.333 Fred Breining, R (8, 1)	0-0 6-3 		0-0 F3 		0-0 		0-0 6-3 		0-3 	4 0 1 0 0 0 0 0 0 0 0 0 0 0 0 0 0 0 0 0 0 1 0 0 0 0 1 1
Al Holland, R (9, 1) OBP: 0.200, SLG: 0.200 Jeffrey Leonard, R (9, PH) OBP: 0.150, SLG: 0.316	4-0 		0-0 F8 		0-0 		0-0 4-3 		0-0 	4 1 2 0 1 0 0
Jack Clark, R (1, 9) OBP: 0.303, SLG: 0.380	0-0 		0-0 		0-0 F5 		0-3 		0-0 	5 1 3 1 0 1 2
Darrell Evans, L (1, 5) OBP: 0.320, SLG: 0.416	0-0 		0-0 F9 		0-0 F8 		0-0 		0-0 L4 	5 1 2 3 0 0 5
Larry Herndon, R (1, 7) OBP: 0.327, SLG: 0.442	0-0 		0-3 		0-3 		4-0 			3 0 0 0 1 2 1
Jerry Martin, R (1, 8) OBP: 0.295, SLG: 0.328	0-0 5-3 		0-0 		0-0 		0-3 		0-0 F8 	4 0 2 0 0 1 0 3 0 0 0 0 1 1 1 0 0 0 0 0 2 0 0 0 0 0 0 0
Milt May, L (1, 2) OBP: 0.374, SLG: 0.387			0-0 F9 		0-0 		0-0 			2 0 0 0 0 0 1 0 0 0 0 0 0 0 2 0 0 0 0 0 0
Johnnie LeMaster, R (1, 6) OBP: 0.300, SLG: 0.289 Jim Wohlford, R (8, PH) OBP: 0.275, SLG: 0.378 Billy Smith, S (9, 6) OBP: 0.196, SLG: 0.195			0-0 1-3 		0-0 4-3 					
Doyle Alexander, R (1, 1) OBP: 0.214, SLG: 0.231 Bob Tufts, L (7, 1) Dave Bergman, L (7, PH) OBP: 0.314, SLG: 0.387										

Inning Stats	R: 2	H: 2	E: 0	LOB: 1	K: 0	P: 5	R: 0	H: 0	E: 0	LOB: 0	K: 1	P: 5	R: 0	H: 1	E: 0	LOB: 1	K: 0	P: 5	R: 0	H: 2	E: 0	LOB: 2	K: 0	P: 5	R: 0	H: 0	E: 0	LOB: 0	K: 2	P: 7	R: 0	H: 0	E: 0	LOB: 0	K: 0	P: 3	R: 1	H: 2	E: 0	LOB: 2	K: 1	P: 11	R: 1	H: 2	E: 0	LOB: 2	K: 1	P: 11	1B: 7	SF: 0	2B: 2	SAC: 0	3B: 0	DP: 0	HR: 2	HBP: 0	WP: 0	PA: 41
PITCHER	IP	WLS	BF	H	R	ER	SO	BB	IBB	HBP	BLK	WP	HR	S	P	ERA	WHIP																																									
Don Sutton, R (1, 1) ERA: 3.49	6.0		26	7	3	3	4	1	0	0	0	0	1	33	37	4.50	1.333																																									
Dave Smith, R (7, 1) ERA: 4.57	1.2		8	2	1	1	1	1	0	0	0	0	0	9	13	5.40	1.800																																									
Joe Sambito, L (8, 1) ERA: 1.59	0.1	W	1	0	0	0	0	0	0	0	0	0	0	1	1	0.00	0.000																																									
Frank LaCorte, R (9, 1) ERA: 3.28	1.0	S	6	2	1	1	1	1	0	0	0	0	0	7	11	9.00	3.000																																									

BOTTOM

Houston Astros @ San Francisco Giants
Candlestick Park, San Francisco, CA

Mon Aug 10 1981, 10:05 PM EDT
Att. 11,115 - Unknown

livebaseballscorecards.com

AB	38
R	5
H	11
RBI	5
BB	3
SO	6
LOB	13

Batter	1	2	3	4	5	6	7	8	9	AB R H RBI BB SO LOB	TOP		
Tony Scott, S OBP: 0.263, SLG: 0.320 (1, 8) X	0-0 WP SH5-3 2B 1B		0-0 G3		0-0 6-3			0-0 1-3		4 1 1 0 0 0 0			
Craig Reynolds, L OBP: 0.271, SLG: 0.413 (1, 6) X	0-0 SH5-3 1-2		0-0 F5			0-0 F8		0-0 4-3		3 0 0 0 0 0 0			
Terry Puhl, L OBP: 0.331, SLG: 0.368 (1, 9) X	0-0 F8 2-3		0-0 2B			0-0 F8			0-0 F8	4 0 1 0 0 0 1			
Jose Cruz, L OBP: 0.319, SLG: 0.473 (1, 7) X	0-0 2B 3-H		0-0 4-3			0-0 G3			0-0 1B 2B	4 1 2 1 0 0 1			
Cesar Cedeno, R OBP: 0.359, SLG: 0.409 (1, 3) S S S	0-3 K			0-0 3-1			0-0 6-3		0-0 1B 2-H	4 0 1 0 0 1 1			
Art Howe, R OBP: 0.404, SLG: 0.457 (1, 5) X		0-0 F7		0-0 5-3			0-0 5-3		0-0 6-3	4 0 0 0 0 0 0			
Alan Ashby, S OBP: 0.358, SLG: 0.317 (1, 2) S S S		0-3 K		0-0 F7			0-0 1B			3 0 1 0 0 1 0			
Joe Pittman, R OBP: 0.366, SLG: 0.369 (1, 4) X		0-0 1B			0-0 1-3		0-0 F9			3 0 1 0 0 0 1			
Billy Smith, R (7, 1)										0 0 0 0 0 0 0			
Joe Niekro, R OBP: 0.222, SLG: 0.176 (1, 1) X		0-0 F8			0-3 K			0-0 F8		2 0 0 0 0 1 1			
Dickie Thon, R OBP: 0.267, SLG: 0.173 (7, 4)										1 0 0 0 0 0 0			
Inning Stats	R: 1 H: 2 E: 0 LOB: 1 K: 1 BB: 0 S: 7 P: 7	R: 0 H: 1 E: 0 LOB: 1 K: 1 BB: 0 S: 6 P: 6	R: 0 H: 1 E: 0 LOB: 1 K: 0 BB: 0 S: 4 P: 4	R: 0 H: 0 E: 0 LOB: 0 K: 0 BB: 0 S: 3 P: 3	R: 0 H: 0 E: 0 LOB: 0 K: 1 BB: 0 S: 5 P: 5	R: 0 H: 0 E: 0 LOB: 0 K: 0 BB: 0 S: 3 P: 3	R: 0 H: 1 E: 0 LOB: 1 K: 0 BB: 0 S: 4 P: 4	R: 0 H: 0 E: 0 LOB: 0 K: 0 BB: 0 S: 3 P: 3	R: 1 H: 2 E: 0 LOB: 0 K: 0 BB: 0 S: 4 P: 4	1B: 4 SF: 0 2B: 3 SAC: 1 3B: 0 DP: 0 HR: 0 HBP: 0	WP: 1 PA: 33 PB: 0 SB: 0 CS: 0		
PITCHER	IP WLS BF H R ER SO BB IBB HBP BLK WP HR S P ERA WHIP											PITCHER	IP WLS BF H R ER SO BB IBB HBP BLK WP HR S P ERA WHIP
Tom Griffin, R ERA: 4.22 (1, 1)	8.1 W 31 6 2 2 3 0 0 0 0 1 0 37 37 2.16 0.720												
Greg Minton, R ERA: 3.74 (9, 1)	0.2 S 2 1 0 0 0 0 0 0 0 0 0 0 2 2 0.00 1.500												

Houston Astros @ San Francisco Giants
 Candlestick Park, San Francisco, CA
 Tue Aug 11 1981, 10:05 PM EDT
 Att: 12,354 - Unknown

AB	32
R	2
H	7
RBI	1
BB	0
SO	3
LOB	5



WP: 1	PA: 33
PB: 0	
SB: 0	
CS: 0	

Batter	1	2	3	4	5	6	7	8	9	AB	R	H	RBI	BB	SO	LOB	TOP										
Tony Scott, S OBP: 0.262, SLG: 0.317 (1, 8)	0-0 5-3		0-0 CS 1B	0-0 4-3		0-0 F3		0-0 FC1-6		5	0	1	1	0	0	6											
Joe Pittman, R OBP: 0.368, SLG: 0.386 (1, 4)	0-0 F2		0-0 3-H 1B 1B		0-0 CS 2B	0-0 F8		0-0 1-3		5	1	2	0	0	0	4											
Cesar Cedeno, R OBP: 0.355, SLG: 0.403 (1, 3)	0-0 6-3		0-0 1B 1B		0-0 F9		0-0 F8		0-0 F7	5	0	1	0	0	0	1											
Jose Cruz, L OBP: 0.321, SLG: 0.471 (1, 7)		0-0 G3	0-0 FC6-4 1B		0-0 E5 1B		0-0 G3		0-0 F8	5	1	2	1	0	0	0											
Art Howe, R OBP: 0.399, SLG: 0.450 (1, 5)		0-3 K	0-0 FC6-4		0-0 1B		0-0 F8		0-0 5-3	5	0	1	1	0	1	2											
Luis Pujols, R OBP: 0.333, SLG: 0.339 Kiko Garcia, R OBP: 0.291, SLG: 0.260 (1, 2) (8, PR) (8, 6)	0-0 6-3			4-0 BB	0-0 F8			0-0 SH5-3 WP 1B		3	0	1	0	1	0	1											
Terry Puhl, L OBP: 0.339, SLG: 0.377 (1, 9)			0-0 2B 1B	0-0 1-2 1B		0-0 2B 1B		0-0 SH5-3		3	1	3	0	0	0	0											
Dickie Thon, R OBP: 0.286, SLG: 0.236 Harry Spilman, L OBP: 0.323, SLG: 0.259 Alan Ashby, S OBP: 0.358, SLG: 0.317 (1, 6) (8, PH) (8, 2)			0-0 SH1-4 1B 2B	0-0 F8		0-0 1-3 2B		4-0 FC1-6 1B BB		3	1	2	1	0	0	2											
Vern Ruhle, R OBP: 0.583, SLG: 0.375 Joe Sambito, L (6, 1) Denny Walling, L OBP: 0.360, SLG: 0.360 (8, PH) Dave Smith, R (8, 1) Billy Smith, R (9, 1)		0-0 SH1-4	0-0 F2		0-3 K		0-0 FC1-6 1B			2	0	0	0	0	1	4											
Inning Stats	R: 0 E: 0 K: 0 S: 3	H: 0 LOB: 0 BB: 0 P: 3	R: 0 E: 0 K: 1 S: 5	H: 0 LOB: 0 BB: 0 P: 5	R: 3 E: 0 K: 0 S: 8	H: 6 LOB: 2 BB: 0 P: 8	R: 0 E: 0 K: 0 S: 4	H: 1 LOB: 2 BB: 1 P: 8	R: 1 E: 1 K: 0 S: 5	H: 3 LOB: 1 BB: 0 P: 5	R: 0 E: 0 K: 1 S: 7	H: 2 LOB: 2 BB: 0 P: 7	R: 0 E: 0 K: 0 S: 3	H: 0 LOB: 0 BB: 0 P: 3	R: 1 E: 0 K: 0 S: 5	H: 2 LOB: 2 BB: 1 P: 9	R: 0 E: 0 K: 0 S: 3	H: 0 LOB: 0 BB: 0 P: 3	1B: 11 2B: 3 3B: 0 HR: 0	SF: 0 SAC: 2 DP: 0 HBP: 0	WP: 1 PB: 0 SB: 1 CS: 2	PA: 41					
PITCHER	IP	WLS	BF	H	R	ER	SO	BB	IBB	HBP	BLK	WP	HR	S	P	ERA	WHIP										
Vida Blue, L ERA: 2.46 (1, 1)	2.2		13	6	3	3	1	0	0	0	0	0	0	15	15	10.12	2.250										
Fred Breining, R ERA: 2.27 (3, 1)	2.1		11	4	1	0	0	1	0	0	0	0	0	10	14	0.00	2.143										
Al Holland, L ERA: 3.04 (6, 1)	2.1	L	10	3	1	1	1	0	0	0	0	1	0	12	12	3.86	1.286										
Greg Minton, R ERA: 3.61 (8, 1)	1.2		7	1	0	0	0	1	0	0	0	0	0	6	10	0.00	1.200										

Houston Astros @ San Francisco Giants
Candlestick Park, San Francisco, CA
Wed Aug 12 1981, 6:33 AM EDT
Att. 8,707 - Unknown

AB	37
R	5
H	14
RBI	5
BB	2
SO	2
LOB	20



1B	11	SF	0
2B	3	SAC	2
3B	0	DP	0
HR	0	HBP	0

BOTTOM

Houston Astros @ San Francisco Giants
Candlestick Park, San Francisco, CA
Wed Aug 12 1981, 6:33 AM EDT
Att. 8,707 - Unknown

livebaseballscorecards.com

AB 33
R 4
H 7
RBI 4
BB 1
SO 5
LOB 12



WP: 0 PA: 36
PB: 0
SB: 0
CS: 0

AB R H RBI BB SO LOB

3 0 0 0 1 0 0

4 1 1 0 0 0 2

4 1 1 1 0 1 0

4 1 1 2 0 0 0

4 0 2 0 0 0 0

4 1 1 1 0 1 2

3 0 0 0 0 0 2

3 0 1 0 0 1 2

1B: 4 SF: 0
2B: 1 SAC: 2
3B: 0 DP: 1
HR: 2 HBP: 0

Batter	1	2	3	4	5	6	7	8	9
Joe Morgan, L (1, 4) OBP: 0.354, SLG: 0.407	F8		F8			F5	G1-6-3 BB		
Enos Cabell, R (1, 3) OBP: 0.271, SLG: 0.332	F7			6-3		1B 2B	G1-6-3 1-2f		
Jack Clark, R (1, 9) OBP: 0.305, SLG: 0.380	6-3			K		HR 1B		6-3	
Darrell Evans, L (1, 5) OBP: 0.326, SLG: 0.431		4-3		F7		HR		F8	
Larry Herndon, R (1, 7) OBP: 0.333, SLG: 0.449					E 1B	F4		G3	
Jerry Martin, R (1, 8) OBP: 0.286, SLG: 0.338			F8		K	HR		E6 SH2-4	
Milt May, L (1, 2) OBP: 0.360, SLG: 0.372			FC4-6 1-2f		E6 1-2	L4		SH2-4 1-2	
Johnnie LeMaster, R (1, 6) OBP: 0.305, SLG: 0.291				5-3				K SH1 1B	
Jim Wohlford, R (9, PH) OBP: 0.268, SLG: 0.368									K
Vida Blue, S (1, 1) OBP: 0.232, SLG: 0.238									G3
Fred Breining, R (3, 1) OBP: 0.143, SLG: 0.300									
Jeffrey Leonard, R (5, PH) OBP: 0.200, SLG: 0.200									
Al Holland, R (6, 1) OBP: 0.200, SLG: 0.200									
Greg Minton, S (8, 1) OBP: 0.310, SLG: 0.382									
Dave Bergman, L (9, PH)									

Inning Stats	R: 0	H: 0	E: 0	K: 0	S: 3	H: 0	LOB: 0	BB: 0	P: 3	R: 0	H: 1	E: 0	K: 0	S: 4	H: 0	LOB: 1	BB: 0	P: 4	R: 0	H: 0	E: 0	K: 1	S: 5	H: 0	LOB: 0	BB: 0	P: 5	R: 0	H: 0	E: 0	K: 1	S: 5	R: 4	H: 4	E: 0	K: 0	S: 7	H: 1	LOB: 1	BB: 1	P: 7	R: 0	H: 0	E: 0	K: 0	S: 3	H: 0	LOB: 0	BB: 0	P: 3	R: 0	H: 0	E: 1	K: 1	S: 6	H: 0	LOB: 1	BB: 0	P: 6	1B: 4	SF: 0	2B: 1	SAC: 2	3B: 0	DP: 1	HR: 2	HBP: 0	WP: 0	PA: 36	PB: 0	SB: 0	CS: 0
--------------	------	------	------	------	------	------	--------	-------	------	------	------	------	------	------	------	--------	-------	------	------	------	------	------	------	------	--------	-------	------	------	------	------	------	------	------	------	------	------	------	------	--------	-------	------	------	------	------	------	------	------	--------	-------	------	------	------	------	------	------	------	--------	-------	------	-------	-------	-------	--------	-------	-------	-------	--------	-------	--------	-------	-------	-------

PITCHER	IP	WLS	BF	H	R	ER	SO	BB	IBB	HBP	BLK	WP	HR	S	P	ERA	WHIP
Vern Ruhle, R (1, 1) ERA: 3.29	5.2		24	6	4	4	4	0	0	0	0	0	2	32	32	6.35	1.059
Joe Sambito, L (6, 1) ERA: 1.53	1.1	W	5	1	0	0	0	1	0	0	0	0	0	4	8	0.00	1.500
Dave Smith, R (8, 1) ERA: 4.46	1.0		3	0	0	0	0	0	0	0	0	0	0	3	3	0.00	0.000
Billy Smith, R (9, 1) ERA: 3.86	1.0	S	4	0	0	0	1	0	0	0	0	0	0	6	6	0.00	0.000

Batter	1	2	3	4	5	6	7	8	9	AB R H RBI BB SO LOB	TOP											
Joe Morgan, L (1, 4) OBP: 0.355, SLG: 0.400	4-0 CS BB	4-0 1-2 BB		0-0 P5		0-0 FC4-6			0-0 G3	3 0 0 1 2 0 3												
Enos Cabell, R (1, 3) OBP: 0.266, SLG: 0.325	0-3 K	0-0 L1			0-0 5-3	0-0 PO	0-0 F8		0-0 F3	5 0 0 0 0 1 4												
Jack Clark, R (1, 9) OBP: 0.307, SLG: 0.392	4-0 2B BB		0-0 6-3		0-0 F7			0-0 HR	0-0 F6	4 2 1 1 1 0 0												
Darrell Evans, L (1, 5) OBP: 0.325, SLG: 0.432	0-0 1-H 2B		0-0 F9		0-0 F7			0-0 6-3		4 0 1 1 0 0 0												
Larry Herndon, R (1, 7) OBP: 0.332, SLG: 0.443	0-0 G3		4-0 BB			0-0 E6 1B	0-0 F8			3 1 0 0 1 0 1												
Milt May, L (1, 2) OBP: 0.363, SLG: 0.375		0-0 G1-6-3 1B	0-0 4-3			0-0 BB FC2 1B		0-0 4-3		4 0 2 0 0 0 1												
Jeffrey Leonard, R (1, 8) OBP: 0.200, SLG: 0.375		0-0 G1-6-3		0-3 K		0-0 FC2 BB FC4-6 1B		0-0 2B		4 1 2 1 0 1 1												
Johnnie LeMaster, R (1, 6) OBP: 0.309, SLG: 0.291		0-0 1B 1B		0-0 6-3		4-0 FC4-6 FC2 BB		0-0 F3		3 0 1 0 1 0 1												
Ed Whitson, R (1, 1) OBP: 0.182, SLG: 0.100		0-0 BB 1B		4-0 BB		0-0 FC2		0-0 5-3		3 0 1 0 1 0 4												
Inning Stats	R: 1 E: 0 K: 1 S: 5	H: 1 LOB: 1 BB: 2 P: 13	R: 0 E: 0 K: 0 S: 5	H: 3 LOB: 3 BB: 1 P: 9	R: 0 E: 0 K: 0 S: 3	H: 0 LOB: 1 BB: 1 P: 7	R: 0 E: 0 K: 1 S: 5	H: 0 LOB: 1 BB: 1 P: 9	R: 0 E: 0 K: 0 S: 3	H: 0 LOB: 0 BB: 0 P: 3	R: 2 E: 1 K: 0 S: 5	H: 2 LOB: 1 BB: 1 P: 9	R: 1 E: 0 K: 0 S: 4	H: 1 LOB: 0 BB: 0 P: 4	R: 0 E: 0 K: 0 S: 4	H: 1 LOB: 1 BB: 0 P: 4	R: 0 E: 0 K: 0 S: 3	H: 0 LOB: 0 BB: 0 P: 3	1B: 5 2B: 2 3B: 0 HR: 1	SF: 0 SAC: 0 DP: 1 HBP: 0	WP: 0 PB: 0 SB: 0 CS: 1	PA: 40
PITCHER	IP WLS BF H R ER SO BB IBB HBP BLK WP HR S P ERA WHIP																					
Bruce Berenyi, R (1, 1) ERA: 4.13	5.0 L 26 6 3 1 2 6 0 0 0 0 0 0 24 48 1.80 2.400																					
Geoff Combe, R (6, 1) ERA: 7.07	1.0 2 0 0 0 0 0 0 0 0 0 0 0 2 2 0.00 0.000																					
Doug Bair, R (7, 1) ERA: 5.97	3.0 11 2 1 1 0 0 0 0 0 0 0 1 11 11 3.00 0.667																					

San Francisco Giants @ Cincinnati Reds
Riverfront Stadium, Cincinnati, OH
Fri Aug 14 1981, 7:05 PM EDT
Unknown

livebaseballscorecards.com

AB	33
R	4
H	8
RBI	4
BB	6
SO	2
LOB	15



Batter	1	2	3	4	5	6	7	8	9	AB R H RBI BB SO LOB	TOP											
Joe Morgan, L (1, 4) OBP: 0.350, SLG: 0.389	0-0 F2		0-0 P6			0-3 K	0-0 P6		0-0 L4	5 0 0 0 0 1 0												
Dave Bergman, L (1, 3) OBP: 0.323, SLG: 0.388	0-0 P6			0-0 F6		0-0 HR 1B	0-0 F6		0-0 F5	5 1 1 0 0 0 0												
Jack Clark, R (1, 9) OBP: 0.309, SLG: 0.411	0-0 5-3			0-0 F2		0-0 HR	0-0 F8			3 1 1 2 0 0 0												
Jerry Martin, R (6, 8) OBP: 0.286, SLG: 0.333										1 0 0 0 0 0 0												
Darrell Evans, L (1, 5) OBP: 0.329, SLG: 0.441		0-0 4-3		4-0 1B BB		0-0 E 1B 2B		0-0 F4		3 1 1 0 1 0 0												
Larry Herndon, R (1, 7) OBP: 0.335, SLG: 0.441		0-0 4-3		0-0 1-2 1B		4-0 1B E BB		0-0 F8		3 0 1 0 1 0 0												
Jeffrey Leonard, R (1, 8) OBP: 0.294, SLG: 0.576		0-0 HR		0-0 F8		0-0 E8 1B		0-0 1B 3B		4 2 2 1 0 0 4												
Milt May, L (1, 2) OBP: 0.366, SLG: 0.378		0-0 6-3			0-0 F8	0-0 1-2 2-3 3-H 1B		0-0 1B		4 0 2 2 0 0 0												
Johnnie LeMaster, R (1, 6) OBP: 0.310, SLG: 0.290			0-3 K		4-0 L4-3 BB	0-0 F2		0-0 F7		3 0 0 0 1 1 4												
Doyle Alexander, R (1, 1) OBP: 0.188, SLG: 0.200			0-3 K		0-0 L4-3	0-0 1-3		0-0 4-3		4 0 0 0 0 1 4												
Greg Minton, S (9, 1)					1-2					0 0 0 0 0 0 0												
Inning Stats	R: 0 E: 0 K: 0 S: 3	H: 0 LOB: 0 BB: 0 P: 3	R: 1 E: 0 K: 0 S: 4	H: 1 LOB: 0 BB: 0 P: 4	R: 0 E: 0 K: 2 S: 7	H: 0 LOB: 0 BB: 0 P: 7	R: 0 E: 0 K: 0 S: 4	H: 1 LOB: 2 BB: 1 P: 8	R: 0 E: 0 K: 0 S: 2	H: 0 LOB: 0 BB: 1 P: 6	R: 3 E: 1 K: 1 S: 10	H: 4 LOB: 3 BB: 1 P: 14	R: 0 E: 0 K: 0 S: 3	H: 0 LOB: 0 BB: 0 P: 3	R: 1 E: 0 K: 0 S: 5	H: 2 LOB: 1 BB: 0 P: 5	R: 0 E: 0 K: 0 S: 3	H: 0 LOB: 0 BB: 0 P: 3	1B: 4 2B: 2 3B: 1 HR: 2	SF: 0 SAC: 0 DP: 1 HBP: 0	WP: 0 PB: 0 SB: 0 CS: 0	PA: 38
PITCHER	IP WLS BF H R ER SO BB IBB HBP BLK WP HR S P ERA WHIP																					
Frank Pastore, R (1, 1) ERA: 3.79	5.1 L 22 5 4 4 3 2 0 0 0 0 0 2 26 34 6.75 1.312																					
Geoff Combe, R (6, 1) ERA: 7.07	0.0 3 1 0 0 0 1 0 0 0 0 0 0 2 6 ∞ ∞																					
Doug Bair, R (6, 1) ERA: 5.64	1.2 5 0 0 0 0 0 0 0 0 0 0 0 5 5 0.00 0.000																					
Joe Price, L (8, 1) ERA: 2.89	2.0 8 2 1 1 0 0 0 0 0 0 0 0 8 8 4.50 1.000																					

San Francisco Giants @ Cincinnati Reds
Riverfront Stadium, Cincinnati, OH
Sat Aug 15 1981, 7:05 PM EDT
Att: 20,671 - Unknown

AB	35
R	5
H	8
RBI	5
BB	3
SO	3
LOB	12



BOTTOM

San Francisco Giants @ Cincinnati Reds
Riverfront Stadium, Cincinnati, OH

livebaseballscorecards.com

AB	35
R	2
H	9
RBI	2
BB	2
SO	2
LOB	21



WP	0	PA	37
PB	0		
SB	2		
CS	0		

Sat Aug 15 1981, 7:05 PM EDT
Att. 20,671 - Unknown

AB R H RBI BB SO LOB

5 0 1 0 0 0 2

2 0 0 0 2 0 1

4 0 1 0 0 1 4

4 0 2 0 0 0 3

4 0 0 0 0 0 6

4 1 2 0 0 0 1

4 0 1 1 0 1 2

4 1 1 1 0 0 1

1B	6	SF	0
2B	2	SAC	0
3B	0	DP	1
HR	1	HBP	0

WP HR S P ERA WHIP

0-0

4-0

0-0

0-0

0-0

0-0

0-0

0-0

0-0

R: 1 H: 1
E: 0 LOB: 1
K: 0 BB: 0
S: 5 P: 5

0-0

0-0

0-0

0-0

0-0

0-0

0-3

0-0

0-0

R: 0 H: 1
E: 0 LOB: 1
K: 1 BB: 0
S: 6 P: 6

0-0

0-0

0-3

0-0

0-0

0-0

0-3

0-0

0-0

R: 0 H: 0
E: 0 LOB: 0
K: 0 BB: 0
S: 3 P: 3

0-0

0-0

0-0

0-0

0-0

0-0

0-3

0-0

0-0

R: 0 H: 1
E: 0 LOB: 1
K: 1 BB: 0
S: 6 P: 6

0-0

0-0

0-3

0-0

0-0

0-0

0-3

0-0

0-0

R: 0 H: 1
E: 0 LOB: 1
K: 1 BB: 0
S: 6 P: 6

0-0

0-0

0-0

0-0

0-0

0-0

0-0

0-0

0-0

R: 0 H: 1
E: 0 LOB: 0
K: 0 BB: 0
S: 3 P: 3

0-0

0-0

0-0

0-0

0-0

0-0

0-0

0-0

0-0

R: 0 H: 1
E: 0 LOB: 0
K: 0 BB: 0
S: 3 P: 3

0-0

4-0

0-0

0-0

0-0

0-0

0-0

0-0

0-0

R: 1 H: 1
E: 0 LOB: 0
K: 0 BB: 0
S: 4 P: 4

0-0

4-0

0-0

0-0

0-0

0-0

0-0

0-0

0-0

R: 1 H: 1
E: 0 LOB: 0
K: 0 BB: 0
S: 4 P: 4

0-0

4-0

0-0

0-0

0-0

0-0

0-0

0-0

0-0

R: 0 H: 1
E: 0 LOB: 2
K: 0 BB: 1
S: 4 P: 8

(1, 9)

(1, 8)

(1, 6)

(1, 7)

(1, 3)

(1, 5)

(1, 2)

(1, 4)

(1, 1)

(6, 1)

(6, 1)

(7, PH)

(8, 1)

(9, PH)

Dave Collins, S
OBP: 0.367, SLG: 0.417

Ken Griffey, L
OBP: 0.350, SLG: 0.393

Dave Concepcion, R
OBP: 0.362, SLG: 0.453

George Foster, R
OBP: 0.370, SLG: 0.570

Dan Driessen, L
OBP: 0.333, SLG: 0.378

Ray Knight, R
OBP: 0.331, SLG: 0.378

Joe Nolan, L
OBP: 0.354, SLG: 0.412

Ron Oester, S
OBP: 0.348, SLG: 0.418

Frank Pastore, R
OBP: 0.115, SLG: 0.115

Geoff Combe, R

Doug Bair, R
OBP: 0.333, SLG: 1.333

Rafael Landestoy, S
OBP: 0.292, SLG: 0.177

Joe Price, R

Larry Bittner, L
OBP: 0.394, SLG: 0.429

PITCHER
Doyle Alexander, R (1, 1) ERA: 2.58
Greg Minton, R (9, 1) ERA: 3.51

IP	8.0	WLS	W	BF	34	H	9	R	2	ER	2	SO	2	BB	2	IBB	0	HBP	0	BLK	0	WP	0	HR	1	S	36	P	44	ERA	2.25	WHIP	1.375
IP	1.0	S	3	H	0	R	0	ER	0	SO	0	BB	0	IBB	0	HBP	0	BLK	0	WP	0	HR	0	S	3	P	3	ERA	0.00	WHIP	0.000		

Batter	1	2	3	4	5	6	7	8	9	AB	R	H	RBI	BB	SO	LOB
Dave Collins, S OBP: 0.369, SLG: 0.414 (1, 9)	4-0 S 1B BB		0-0 F7		1-0 1B HBP		0-0 6-3			2	1	0	0	1	0	0
Ron Oester, S OBP: 0.350, SLG: 0.417 (1, 4)	0-0 F5 1-2		4-0 S BB		0-0 G5-4-3 1B		0-0 F7			3	0	1	0	1	0	1
Dave Concepcion, R OBP: 0.357, SLG: 0.445 (1, 6)	0-3 K		0-3 K		0-0 G5-4-3 1-2f		0-0 6-3			4	0	0	0	0	2	4
George Foster, R OBP: 0.379, SLG: 0.580 (1, 7)	0-0 2-H 1B		4-0 BB		0-0 4-3 1B 2B		0-0 BB BB G3-2-4 1B			3	1	3	1	1	0	0
Dan Driessen, L OBP: 0.331, SLG: 0.370 (1, 3)	0-0 1-3		0-0 F8		0-0 4-3		4-0 BB BB G3-2-4 BB BB			3	0	0	0	1	0	4
Ray Knight, R OBP: 0.333, SLG: 0.374 (1, 5)		4-0 BB BB		0-0 F9		0-0 F9		4-0 BB BB G3-2-4 BB		2	0	0	0	2	0	1
Joe Nolan, L OBP: 0.358, SLG: 0.406 (1, 2)		4-0 1-2 BB		0-0 G3		4-0 1B IBB		0-0 G3-2-4 1-2 2-3 BB		2	0	0	0	2	0	3
Sam Mejias, R OBP: 0.381, SLG: 0.400 (1, 8)		0-3 K		0-3 K		0-0 FC6 1B		4-0 IBB		3	0	1	1	1	2	1
Mario Soto, R OBP: 0.086, SLG: 0.059 (1, 1)		0-0 F7		0-0 P3		0-0 FC6		0-3 K		3	0	0	0	0	0	3
Tom Hume, R (7, 1)										1	0	0	0	0	1	3

Inning Stats	R: 1	H: 1	E: 0	K: 1	S: 6	LOB: 1	BB: 1	P: 10	R: 0	H: 0	E: 0	K: 1	S: 4	LOB: 1	BB: 2	P: 12	R: 0	H: 0	E: 0	K: 1	S: 5	LOB: 2	BB: 2	P: 13	R: 0	H: 0	E: 0	K: 1	S: 5	LOB: 0	BB: 0	P: 5	R: 0	H: 1	E: 0	K: 0	S: 3	LOB: 1	BB: 0	P: 4	R: 1	H: 2	E: 0	K: 0	S: 5	LOB: 2	BB: 1	P: 9	R: 0	H: 0	E: 0	K: 0	S: 3	LOB: 0	BB: 0	P: 3	R: 0	H: 1	E: 0	K: 1	S: 5	LOB: 3	BB: 3	P: 17
--------------	------	------	------	------	------	--------	-------	-------	------	------	------	------	------	--------	-------	-------	------	------	------	------	------	--------	-------	-------	------	------	------	------	------	--------	-------	------	------	------	------	------	------	--------	-------	------	------	------	------	------	------	--------	-------	------	------	------	------	------	------	--------	-------	------	------	------	------	------	------	--------	-------	-------

PITCHER	IP	WLS	BF	H	R	ER	SO	BB	IBB	HBP	BLK	WP	HR	S	P	ERA	WHIP
Tom Griffin, R ERA: 4.13 (1, 1)	6.0	L	27	4	2	2	4	5	1	1	0	0	0	28	53	3.00	1.500
Fred Breining, R ERA: 2.06 (7, 1)	1.0		5	1	0	0	0	1	0	0	0	0	0	4	8	0.00	2.000
Bob Tufts, L ERA: (8, 1)	0.0		1	0	0	0	0	1	0	0	0	0	0	4	∞	∞	
Al Holland, L ERA: 3.02 (8, 1)	1.0		3	0	0	0	1	0	1	0	0	0	0	4	8	0.00	0.000

BOTTOM

San Francisco Giants @ Cincinnati Reds
 Riverfront Stadium, Cincinnati, OH

Sun Aug 16 1981, 3:33 AM EDT
 Att. 20,309 - Unknown

AB	26
R	2
H	5
RBI	2
BB	9
SO	5
LOB	20

livebaseballscorecards.com



WP: 0	PA: 36
PB: 0	
SB: 2	
CS: 0	

Batter	1	2	3	4	5	6	7	8	9	10	11	AB R H RBI BB SO LOB	TOP														
Joe Morgan, L (1, 4) OBP: 0.353, SLG: 0.389	G3		F8			F7		F9		1B IBB	1B 2B	5 1 1 3 1 0 0	San Francisco Giants @ Pittsburgh Pirates Three Rivers Stadium, Pittsburgh, PA Mon Aug 17 1981, 7:05 PM EDT Att: 7,117 - Unknown														
Enos Cabell, R (1, 3) OBP: 0.269, SLG: 0.323	4-3 1B			6-3		G5-4-3 HBP		5-3		1B 1-2 2-3	E 1B 2-H	5 0 3 1 0 0 0															
Jack Clark, R (1, 9) OBP: 0.305, SLG: 0.402	4-3			1-3		G5-4-3		6-3		F4	E5	6 0 0 0 0 0 6															
Al Holland, R (11, 1) OBP: 0.200, SLG: 0.200	1-2					1-2f				1-2		0 0 0 0 0 0 0															
Darrell Evans, L (1, 5) OBP: 0.324, SLG: 0.430	G3			4-3			SH1-4 2B 1B		FC WP 1B	F9	G3	6 1 2 0 0 0 6															
Larry Herndon, R (1, 7) OBP: 0.328, SLG: 0.439			K			G3	SH1-4 1-2		K		2B 3B	4 1 1 0 0 2 1															
Milt May, L (1, 2) OBP: 0.364, SLG: 0.381			G3			6-3	2-H 2B		FC G1-6-3		6-3	5 0 1 1 0 0 2															
Jerry Martin, R (1, 8) OBP: 0.289, SLG: 0.333			F4			1B 1B	6-3		G1-6-3		BB 2B BB	3 0 1 0 0 0 1															
Dave Bergman, L (9, PH) OBP: 0.327, SLG: 0.402									1-2f			1 0 0 0 0 0 2															
Jeffrey Leonard, R (11, PH) OBP: 0.308, SLG: 0.528												0 1 0 0 1 0 0															
Johnnie LeMaster, R (1, 6) OBP: 0.311, SLG: 0.287			K			1-2 1B				L5	2B BB	3 0 1 0 1 1 0															
Jim Wolford, R (11, PH) OBP: 0.279, SLG: 0.359											2B BB	0 1 0 0 1 0 0															
Billy Smith, S (11, 6) OBP: 0.196, SLG: 0.195			K			1-2 1B						0 0 0 0 0 0 0															
Vida Blue, S (1, 1) OBP: 0.286, SLG: 0.280			F8							1B 2B		4 0 1 0 0 2 4															
Greg Minton, S (10, 1) OBP: 0.167, SLG: 0.167						K					F5	0 0 0 0 0 0 0															
Bob Brenly, R (11, PH) OBP: 0.167, SLG: 0.167												1 0 0 0 0 0 3															
Inning Stats	R: 0 E: 0 S: 4	H: 1 LOB: 1 BB: 0 P: 4	R: 0 E: 0 S: 5	H: 0 LOB: 0 BB: 0 P: 5	R: 0 E: 0 S: 5	H: 0 LOB: 0 BB: 0 P: 5	R: 0 E: 0 S: 3	H: 0 LOB: 0 BB: 0 P: 3	R: 0 E: 0 S: 2	H: 0 LOB: 0 BB: 0 P: 3	R: 1 E: 0 S: 7	H: 2 LOB: 2 BB: 1 P: 11	R: 0 E: 0 S: 3	H: 0 LOB: 0 BB: 0 P: 3	R: 0 E: 0 S: 6	H: 1 LOB: 1 BB: 0 P: 6	R: 0 E: 0 S: 5	H: 2 LOB: 3 BB: 1 P: 9	R: 4 E: 1 S: 7	H: 3 LOB: 2 BB: 2 P: 15	1B: 7 2B: 3 3B: 1 HR: 0	SF: 0 SAC: 1 DP: 2 HBP: 1	WP: 1 PB: 0 SB: 0 CS: 0	PA: 49			
PITCHER	IP	WLS	BF	H	R	ER	SO	BB	IBB	HBP	BLK	WP	HR	S	P	ERA	WHIP										
Eddie Solomon, R (1, 1) ERA: 2.8	8.0		30	5	1	1	4	0	1	1	0	0	0	36	41	1.12	0.625										
Grant Jackson, L (9, 1) ERA: 1.69	0.1		3	1	0	0	1	0	0	0	0	1	0	5	5	0.00	3.000										
Kent Tekulve, R (9, 1) ERA: 3.03	1.2		7	2	0	0	0	0	1	0	0	0	0	6	10	0.00	1.200										
Rod Scurry, L (11, 1) ERA: 4.38	1.0	L	9	3	4	4	0	2	0	0	0	0	0	7	15	36.00	5.000										

AB	43
R	5
H	11
RBI	5
BB	4
SO	5
LOB	25



livebaseballscorecards.com

Batter	1	2	3	4	5	6	7	8	9	10	11	AB R H RBI BB SO LOB	BOTTOM			
Omar Moreno, L (1, 8) OBP: 0.302, SLG: 0.322	G3		CS 1B			SH1-3 1B		K		FC4 BB		4 0 2 0 1 1 0	San Francisco Giants @ Pittsburgh Pirates Three Rivers Stadium, Pittsburgh, PA Mon Aug 17 1981, 7:05 PM EDT Att: 7,117 - Unknown			
Tim Foli, R (1, 6) OBP: 0.289, SLG: 0.307	F6		F7			SH1-3			L4	FC4		4 0 0 0 0 0 4				
Dave Parker, L (1, 9) OBP: 0.280, SLG: 0.429	F4					G3			F9			5 0 1 0 0 1 1				
Bill Madlock, R (1, 5) OBP: 0.406, SLG: 0.454		F6				5-3 2B						5 0 2 0 0 0 2				
Bill Robinson, R (1, 3) OBP: 0.182, SLG: 0.182		1B E 1B				5-3		K				5 1 2 0 0 1 2				
Lee Lacy, R (1, 7) OBP: 0.312, SLG: 0.375		E 1-3 1B				6-3		L9-3 BB		BB S BB		3 0 1 0 2 0 3				
Phil Garner, R (1, 4) OBP: 0.336, SLG: 0.348		E6 L4-3				6-3		L9-3		F8		5 0 0 1 0 1 5				
Tony Peña, R (1, 2) OBP: 0.343, SLG: 0.400		L4-3				3-1		4-3		BB IBB		3 0 0 0 1 0 2				
Eddie Solomon, R (1, 1) Garry Alexander, R (8, PH) Grant Jackson, S (9, 1) Kent Tekulve, R (9, 1) Mike Easter, L (10, PH) Rod Scumey, L (11, 1)			5-3			K		K		F7		2 0 0 0 0 1 0 1 0 0 0 0 1 0 0 0 0 0 0 0 0 0 0 0 0 0 0 0 1 0 0 0 0 0 2 0 0 0 0 0 0 0				
Inning Stats	R: 0 H: 0 E: 0 K: 0 S: 3	R: 1 H: 2 E: 1 K: 0 S: 5	R: 0 H: 1 E: 0 K: 0 S: 3	R: 0 H: 1 E: 0 K: 0 S: 4	R: 0 H: 0 E: 0 K: 1 S: 5	R: 0 H: 1 E: 0 K: 0 S: 4	R: 0 H: 0 E: 0 K: 1 S: 4	R: 0 H: 0 E: 0 K: 2 S: 7	R: 0 H: 1 E: 0 K: 0 S: 4	R: 0 H: 0 E: 0 K: 0 S: 3	R: 0 H: 2 E: 0 K: 2 S: 9	1B: 6 SF: 0 2B: 4 SAC: 1 3B: 0 DP: 2 HR: 0 HBP: 0		WP: 0 PA: 43 PB: 0 SB: 1 CS: 1		
PITCHER	IP WLS BF H R ER SO BB IBB HBP BLK WP HR S P ERA WHIP															
Vida Blue, L (1, 1) ERA: 2.31	9.2	37	6	1	1	4	3	1	0	0	0	0	0	0	0.93	0.931
Greg Minton, R (10, 1) ERA: 3.49	0.1	W 1	0	0	0	0	0	0	0	0	0	0	0	1	0.00	0.000
Al Holland, L (11, 1) ERA: 2.96	1.0	5	2	0	0	2	0	0	0	0	0	0	0	9	0.00	2.000

Batter	1	2	3	4	5	6	7	8	9	AB R H RBI BB SO LOB	TOP		
Joe Morgan, L (1, 4) OBP: 0.358, SLG: 0.388	4-0 BB G4-6-3		0-0 1B	4-0 IBB		0-0 3-1			0-0 3-1	3 0 1 0 2 0 1			
Enos Cabell, R (1, 3) OBP: 0.265, SLG: 0.318	0-0 G4-6-3 1-2f		0-0 F8	0-0 6-3			0-0 4-3			4 0 0 0 0 0 4			
Jack Clark, R (1, 9) OBP: 0.304, SLG: 0.397	0-0 6-3			4-0 2B 1B BB	0-0 F4		0-0 F9			3 1 0 0 1 0 0			
Darrell Evans, L (1, 5) OBP: 0.327, SLG: 0.433		0-0 F9		0-0 1B 1-3 2B	4-0 BB		0-0 F9			3 1 1 0 1 0 0			
Jeffrey Leonard, R (1, 7) OBP: 0.302, SLG: 0.500		0-0 E9 1B		0-0 1B FC6-4 1B	0-3 K		0-3 K			4 2 1 1 0 2 1			
Milt May, L (1, 2) OBP: 0.367, SLG: 0.383		0-0 FC6-4 1B 2-H		0-0 FC6-4 1B 1-3 3-H	0-0 4-3		0-0 4-3			4 0 2 2 0 0 1			
Jerry Martin, R (1, 8) OBP: 0.286, SLG: 0.326		0-3 K		4-0 FC6-4 1B 1-2 BB	0-0 5-3		0-0 5-3			3 0 0 0 1 1 1			
Johnnie LeMaster, R (1, 6) OBP: 0.310, SLG: 0.286		0-0 FC6-4 1-2f		0-0 FC6-4 SH3-4 1-2f 2-3 3-H	0-0 FC3-6 1B			0-0 5-3		4 0 1 1 0 0 3			
Ed Whitson, R (1, 1) OBP: 0.167, SLG: 0.091			0-0 F8	0-0 SH3-4	0-0 FC3-6 1-2f			0-0 4-3		2 0 0 0 0 0 1			
Gary Lavelle, S (6, 1) OBP: 0.400, SLG: 0.400										0 0 0 0 0 0 0			
Dave Bergman, L (9, PH) OBP: 0.323, SLG: 0.398										1 0 0 0 0 0 0			
Greg Minton, S (9, 1)										0 0 0 0 0 0 0			
Inning Stats	R: 0 E: 0 K: 0 S: 2 H: 0 LOB: 0 BB: 1 P: 6	R: 1 E: 1 K: 1 S: 7 H: 1 LOB: 1 BB: 0 P: 7	R: 0 E: 0 K: 0 S: 3 H: 1 LOB: 0 BB: 0 P: 3	R: 3 E: 0 K: 0 S: 6 H: 3 LOB: 3 BB: 3 P: 18	R: 0 E: 0 K: 1 S: 5 H: 0 LOB: 1 BB: 1 P: 9	R: 0 E: 0 K: 0 S: 4 H: 1 LOB: 1 BB: 0 P: 4	R: 0 E: 0 K: 0 S: 3 H: 0 LOB: 0 BB: 0 P: 3	R: 0 E: 0 K: 1 S: 5 H: 0 LOB: 0 BB: 0 P: 5	R: 0 E: 0 K: 0 S: 3 H: 0 LOB: 0 BB: 0 P: 3	1B: 5 2B: 1 3B: 0 HR: 0 SF: 0 SAC: 1 DP: 1 HBP: 0	WP: 0 PB: 0 SB: 0 CS: 0 PA: 37		
PITCHER	IP WLS BF H R ER SO BB IBB HBP BLK WP HR S P ERA WHIP											PITCHER	IP WLS BF H R ER SO BB IBB HBP BLK WP HR S P ERA WHIP
Luis Tiant, R (1, 1) ERA: 4.61	7.0 L 31 6 4 3 2 4 1 0 0 0 0 30 50 3.86 1.429												
Kent Tekulve, R (8, 1) ERA: 2.86	2.0 6 0 0 0 1 0 0 0 0 0 0 8 8 0.00 0.000												

San Francisco Giants @ Pittsburgh Pirates
 Three Rivers Stadium, Pittsburgh, PA
 Tue Aug 18 1981, 7:05 PM EDT
 Att. 9,362 - Unknown

AB	31
R	4
H	6
RBI	4
BB	5
SO	3
LOB	12



Batter	1	2	3	4	5	6	7	8	9	AB	R	H	RBI	BB	SO	LOB
Omar Moreno, L OBP: 0.301, SLG: 0.329 (1, 8)	0-0 4-3 3B	0-0 F9			0-0 F8		0-3 K			4	1	1	0	0	1	5
Tim Foli, R OBP: 0.288, SLG: 0.306 (1, 6)	0-0 4-3 3-H		0-0 CS 1B		0-0 F9			0-0 F2		4	0	1	1	0	0	1
Dave Parker, L OBP: 0.274, SLG: 0.419 (1, 9)	0-0 4-3		0-0 F7 1-2			0-0 4-3		0-0 G3		4	0	0	0	0	0	1
Bill Madlock, R OBP: 0.408, SLG: 0.448 (1, 5)	0-0 6-3		0-0 F6			4-0 BB BB BB	G4-6-3 BB	4-0 S BB		2	0	0	0	2	0	0
Mike Easler, L OBP: 0.344, SLG: 0.497 (1, 7)		0-3 K		0-3 K		0-0 G4-6-3 1-2		0-3 K		4	0	0	0	0	3	2
Jason Thompson, L OBP: 0.329, SLG: 0.359 (1, 3)		4-0 1B BB		0-0 3-1			0-0 5-3		0-0 6-3	1	0	0	0	1	0	0
Bill Robinson, R OBP: 0.167, SLG: 0.167 (7, PH) (8, 3)										2	0	0	0	0	0	0
Phil Garner, R OBP: 0.327, SLG: 0.338 (1, 4)		0-0 F8		0-0 5-3			0-0 5-3		0-0 5-3	4	0	0	0	0	0	1
Tony Peña, R OBP: 0.358, SLG: 0.424 (1, 2)		0-0 BB 1B			0-0 SH1-4 1B		0-0 1B 2B		0-0 F7	4	1	3	0	0	0	0
Luis Tiant, R OBP: 0.318, SLG: 0.381 (7, PH) Kent Tekulve, R OBP: 0.318, SLG: 0.381 (8, 1)		4-0 BB			0-0 SH1-4		0-0 1B			0	0	0	0	1	0	0
					1-2					1	0	1	1	0	0	0
										0	0	0	0	0	0	0

Inning Stats	R: 1	H: 1	E: 0	LOB: 0	K: 0	S: 4	R: 0	H: 1	E: 0	LOB: 3	K: 1	S: 6	R: 0	H: 1	E: 0	LOB: 0	K: 0	S: 3	R: 0	H: 0	E: 0	LOB: 0	K: 1	S: 5	R: 0	H: 1	E: 0	LOB: 1	K: 0	S: 4	R: 0	H: 0	E: 0	LOB: 0	K: 0	S: 2	R: 1	H: 2	E: 0	LOB: 1	K: 1	S: 7	R: 0	H: 0	E: 0	LOB: 1	K: 1	S: 5	R: 0	H: 0	E: 0	LOB: 0	K: 0	S: 3	1B: 4	SF: 0	2B: 1	SAC: 1	3B: 1	DP: 1	HR: 0	HBP: 0	WP: 0	PA: 35
--------------	------	------	------	--------	------	------	------	------	------	--------	------	------	------	------	------	--------	------	------	------	------	------	--------	------	------	------	------	------	--------	------	------	------	------	------	--------	------	------	------	------	------	--------	------	------	------	------	------	--------	------	------	------	------	------	--------	------	------	-------	-------	-------	--------	-------	-------	-------	--------	-------	--------

PITCHER	IP	WLS	BF	H	R	ER	SO	BB	IBB	HBP	BLK	WP	HR	S	P	ERA	WHIP
Ed Whitson, R ERA: 3.67 (1, 1)	5.1	W	22	4	1	1	2	3	0	0	0	0	0	23	35	1.69	1.312
Gary Lavelle, L ERA: 3.55 (6, 1)	2.2		10	2	1	1	2	1	0	0	0	0	0	13	17	3.38	1.125
Greg Minton, R ERA: 3.42 (9, 1)	1.0	S	3	0	0	0	0	0	0	0	0	0	0	3	3	0.00	0.000

BOTTOM

San Francisco Giants @ Pittsburgh Pirates
Three Rivers Stadium, Pittsburgh, PA

Tue Aug 18 1981, 7:05 PM EDT
Att. 9,362 - Unknown

livebaseballscorecards.com

AB	30
R	2
H	6
RBI	2
BB	4
SO	4
LOB	10



Batter	1	2	3	4	5	6	7	8	9	AB R H RBI BB SO LOB	TOP		
Joe Morgan, L (1, 4) OBP: 0.365, SLG: 0.398	4-0 CS BB			x 0-0 G6-4-3 1B 2B 1B		x 0-0 F8 2B 2B		x 0-0 4-3		3 2 2 0 1 0 0	San Francisco Giants @ Pittsburgh Pirates Three Rivers Stadium, Pittsburgh, PA Wed Aug 19 1981, 7:05 PM EDT Att. 8,414 - Unknown livebaseballscorecards.com		
Enos Cabell, R (1, 3) OBP: 0.264, SLG: 0.317	x 0-0 6-3 1-2		x 0-0 G6-4-3 1B	x 0-0 6-3		x 0-0 6-3		x 0-0 F9		4 0 1 0 0 0 2			
Jeffrey Leonard, R (1, 9) OBP: 0.277, SLG: 0.455	x 0-0 5-3		x 0-0 G6-4-3 1-2f 2-3	x 0-0 F8		x 0-0 F8		x 0-0 6-3		4 0 0 0 0 0 3			
Darrell Evans, L (1, 5) OBP: 0.333, SLG: 0.441		x 0-0 G3	x 0-0 2B	x 0-0 2B 3-H		x 4-0 2B BB		x 0-0 PB 3-1 1B		3 1 2 1 1 0 0			
Larry Herndon, R (1, 7) OBP: 0.327, SLG: 0.440		x 0-0 K2-3	x 0-0 F4	x 0-0 F4		x 0-0 2B 1-H 3-H		x 0-0 F2		4 0 1 2 0 1 2			
Milt May, L (1, 2) OBP: 0.365, SLG: 0.377		x 0-0 F8		x 4-0 FC6-4 BB		x 0-0 6-3		x 0-0 3-1 1-2		3 0 0 0 1 0 2			
Jerry Martin, R (1, 8) OBP: 0.280, SLG: 0.317			x 0-0 F8	x 0-0 FC6-4 5-3 1-2f		x 0-0 3-1		x 0-0 L4 2-3		4 0 0 0 0 0 2			
Johnnie LeMaster, R (1, 6) OBP: 0.310, SLG: 0.287			x 0-0 6-3	x 0-0 5-3		x 0-0 3-1				3 0 1 0 0 0 1			
Doyle Alexander, R (1, 1) OBP: 0.182, SLG: 0.194			x 0-3 K	x 0-3 K		x 0-0 G6-4-3 1B				1 0 0 0 0 0 1 0			
Bob Tufts, L (3, 1) Rennie Stennett, R (5, PH) Fred Breining, R (5, 1) Jim Wohlford, R (7, PH) Al Holland, R (7, 1) OBP: 0.273, SLG: 0.350 OBP: 0.200, SLG: 0.200			x 0-3 K	x 0-3 K		x 0-0 G6-4-3 1-2f				0 0 0 0 0 0 0 0			
Inning Stats	R: 0 H: 0 E: 0 LOB: 0 K: 0 BB: 1 S: 2 P: 6	R: 0 H: 0 E: 0 LOB: 0 K: 1 BB: 0 S: 5 P: 5	R: 0 H: 0 E: 0 LOB: 0 K: 1 BB: 0 S: 5 P: 5	R: 1 H: 3 E: 0 LOB: 1 K: 0 BB: 0 S: 5 P: 5	R: 0 H: 0 E: 0 LOB: 1 K: 1 BB: 1 S: 5 P: 9	R: 2 H: 2 E: 0 LOB: 1 K: 0 BB: 1 S: 5 P: 9	R: 0 H: 1 E: 0 LOB: 0 K: 0 BB: 0 S: 3 P: 3	R: 0 H: 0 E: 0 LOB: 0 K: 0 BB: 0 S: 3 P: 3	R: 0 H: 1 E: 0 LOB: 1 K: 0 BB: 0 S: 4 P: 4	1B: 4 SF: 0 2B: 3 SAC: 0 3B: 0 DP: 2 HR: 0 HBP: 0	WP: 0 PA: 34 PB: 1 SB: 0 CS: 1		
PITCHER	IP WLS BF H R ER SO BB IBB HBP BLK WP HR S P ERA WHIP											PITCHER	IP WLS BF H R ER SO BB IBB HBP BLK WP HR S P ERA WHIP
Odell Jones, R (1, 1) ERA: 2.89	5.2 W 23 5 3 3 3 3 3 0 0 0 0 0 0 26 38 4.76 1.412												
Grant Jackson, L (6, 1) ERA: 1.46	3.1 S 11 2 0 0 0 0 0 0 0 0 0 0 0 11 11 0.00 0.600												



Batter	1	2	3	4	5	6	7	8	9	AB	R	H	RBI	BB	SO	LOB
Omar Moreno, L OBP: 0.307, SLG: 0.345 (1, 8)	0-3 K		0-0 1B 3B	0-0 2B 3B		4-0 CS BB				3	1	2	1	1	1	0
Tim Foli, R OBP: 0.292, SLG: 0.310 (1, 6)	0-3 K		0-0 3B 1B	0-0 5-3		0-0 CS	0-0 G6-4-3 1B			4	1	2	0	0	1	1
Bill Madlock, R OBP: 0.415, SLG: 0.473 (1, 5)	0-0 2B		0-0 1-H 3-H SF7 3B		0-0 6-3		0-0 G6-4-3 1B			4	1	3	2	0	0	0
Jason Thompson, L OBP: 0.327, SLG: 0.354 (1, 3)	0-0 F7		0-0 3-H SF7		4-0 G4-6-3 BB		0-0 G6-4-3			2	0	0	1	1	0	3
Mike Easler, L OBP: 0.342, SLG: 0.493 (1, 7)		0-0 G6-4-3 1B	0-0 3-H F7		0-0 G4-6-3		0-0 F7			4	0	1	0	0	0	2
Tony Peña, R OBP: 0.364, SLG: 0.456 (1, 2)		0-0 G6-4-3		0-0 HR		0-0 E SF7 1B		0-0 F9		4	2	2	1	0	0	1
Lee Lacy, R OBP: 0.325, SLG: 0.413 (1, 9)		0-0 HR		0-0 6-3		0-0 E8 SF7 1B		0-0 F8		4	1	2	1	0	0	0
Phil Garner, R OBP: 0.325, SLG: 0.333 (1, 4)		0-0 5-3		4-0 SH5-4 3B BB		0-0 SF7		0-0 6-3		2	1	0	1	1	0	0
Odell Jones, R (1, 1)			0-0 5-3		0-0 SH5-4		0-3 K			1	0	0	0	0	0	0
Grant Jackson, S (6, 1)				0-0 1-2 SH5-4						1	0	0	0	0	1	1

Inning Stats	R: 0	H: 1	E: 0	K: 2	S: 8	R: 1	H: 2	E: 0	K: 0	S: 4	R: 3	H: 3	E: 0	K: 0	S: 6	R: 2	H: 2	E: 0	K: 0	S: 5	R: 0	H: 0	E: 0	K: 0	S: 2	R: 1	H: 2	E: 1	K: 1	S: 6	R: 0	H: 2	E: 0	K: 0	S: 4	R: 0	H: 0	E: 0	K: 0	S: 3	
	LOB: 1	BB: 0	P: 8	LOB: 0	BB: 0	P: 4	LOB: 0	BB: 0	P: 6	LOB: 1	BB: 1	P: 9	LOB: 0	BB: 1	P: 6	LOB: 1	BB: 1	P: 10	LOB: 1	BB: 1	LOB: 1	BB: 0	P: 4	LOB: 0	BB: 0	P: 3	LOB: 0	BB: 0	LOB: 0	BB: 0	P: 3	LOB: 0	BB: 0	LOB: 0	BB: 0	P: 3	LOB: 0	BB: 0	LOB: 0	BB: 0	P: 3

PITCHER	IP	WLS	BF	H	R	ER	SO	BB	IBB	HBP	BLK	WP	HR	S	P	ERA	WHIP
Doyle Alexander, R (1, 1)	2.2	L	13	6	4	4	2	0	0	0	0	0	1	17	17	13.50	2.250
Bob Tufts, L (3, 1)	1.1		7	2	2	2	0	1	0	0	0	0	1	6	10	13.50	2.250
Fred Breining, R (5, 1)	2.0		8	2	1	1	1	2	0	0	0	0	0	8	16	4.50	2.000
Al Holland, L (7, 1)	2.0		7	2	0	0	0	0	0	0	0	0	0	7	7	0.00	1.000

BOTTOM

San Francisco Giants @ Pittsburgh Pirates
 Three Rivers Stadium, Pittsburgh, PA

Wed Aug 19 1981, 7:05 PM EDT
 Att. 8,414 - Unknown

AB	29
R	7
H	12
RBI	7
BB	3
SO	3
LOB	8



WP	PA	ERA	WHIP
0	36		
0			
0			
1			

Batter	1	2	3	4	5	6	7	8	9	AB R H RBI BB SO LOB	TOP														
Larry Herndon, R (1, 7) OBP: 0.328, SLG: 0.444	0-0 CS 2B		0-0 6-3		0-0 1B SF7 1B		0-0 5-3		0-0 L9	5 1 2 0 0 0 0															
Enos Cabell, R (1, 3) OBP: 0.263, SLG: 0.315	0-3 K 2-3		0-3 K		0-0 1-3 1B		0-0 6-3		0-0 1-3	5 0 1 0 0 2 1															
Jack Clark, R (1, 9) OBP: 0.306, SLG: 0.411	0-0 1B			0-0 HR	0-0 SF7		0-0 L6		0-0 5-3	4 1 2 2 0 0 0															
Darrell Evans, L (1, 5) OBP: 0.328, SLG: 0.433	0-0 F9			0-0 F2	0-0 3-1				0-3 K	4 0 0 0 0 1 1															
Jeffrey Leonard, R (1, 8) OBP: 0.294, SLG: 0.479		0-0 E6		0-0 1B 2B		0-0 5-3		0-0 2B FC6-4 1B		4 2 2 0 0 0 0															
Bob Brenly, R (1, 2) OBP: 0.222, SLG: 0.125		0-0 F7		4-0 1B BB		0-0 L7		0-0 FC6-4 2B		2 0 0 0 1 0 1															
Milt May, L (8, PH) OBP: 0.368, SLG: 0.385								1-3 1B		1 0 1 0 0 0 0															
Rennie Stennett, R (1, 4) OBP: 0.267, SLG: 0.267		0-3 K		0-0 P4		0-0 BB 1B		4-0 FC6-4 IBB		3 0 1 0 0 1 3															
Joe Morgan, L (8, PH) OBP: 0.368, SLG: 0.398		1-2 K								0 0 0 0 1 0 0															
Johnnie LeMaster, R (1, 6) OBP: 0.308, SLG: 0.286		0-3 K		0-0 1-2 2-H 1B		4-0 1-2 BB		0-0 FC6-4 FC6-4		1 0 0 0 0 1 1															
Billy Smith, S (2, 6) OBP: 0.229, SLG: 0.214								1-2f 2-3 3-H		1 0 1 1 1 0 0															
Jim Wohlford, R (8, PH) OBP: 0.267, SLG: 0.341								1-2f		1 0 0 1 0 0 2															
Joe Pettini, R (8, 6)										0 0 0 0 0 0 0															
Tom Griffin, R (1, 1) OBP: 0.219, SLG: 0.290			0-0 P3		0-3 K		0-0 4-3		0-0 FC6-4	3 0 0 0 0 1 4															
Bob Tufts, L (6, 1)										0 0 0 0 0 0 0															
Fred Breining, R (6, 1)										0 0 0 0 0 0 0															
Dave Bergman, L (8, PH) OBP: 0.320, SLG: 0.393										1 0 0 0 0 0 2															
Greg Minton, S (8, 1)										0 0 0 0 0 0 0															
Inning Stats	R: 0 E: 0 K: 1 S: 6	H: 2 LOB: 1 BB: 0 P: 6	R: 0 E: 1 K: 2 S: 8	H: 0 LOB: 1 BB: 0 P: 8	R: 0 E: 0 K: 1 S: 5	H: 0 LOB: 0 BB: 0 P: 5	R: 2 E: 0 K: 1 S: 8	H: 3 LOB: 2 BB: 1 P: 12	R: 1 E: 0 K: 0 S: 4	H: 2 LOB: 0 BB: 0 P: 4	R: 0 E: 0 K: 0 S: 4	H: 1 LOB: 2 BB: 1 P: 8	R: 0 E: 0 K: 0 S: 3	H: 0 LOB: 0 BB: 0 P: 3	R: 1 E: 0 K: 1 S: 7	H: 2 LOB: 2 BB: 1 P: 11	R: 0 E: 0 K: 0 S: 3	H: 0 LOB: 0 BB: 0 P: 3	1B: 6 2B: 3 3B: 0 HR: 1	SF: 1 SAC: 0 DP: 0 HBP: 0	WP: 0 PB: 0 SB: 1 CS: 1	PA: 39			
PITCHER	IP WLS BF H R ER SO BB IBB HBP BLK WP HR S P ERA WHIP																								
Ken Kravec, L (1, 1) ERA: 5.98	4.0		19	6	3	3	5	1	0	0	0	0	1	28	32	6.75	1.750								
Jay Howell, R (5, 1) ERA: 3.68	1.0		3	1	0	0	0	0	0	0	0	0	0	3	3	0.00	1.000								
Bill Caudill, R (6, 1) ERA: 5.4	1.0		5	1	0	0	0	1	0	0	0	0	0	4	8	0.00	2.000								
Dick Tidrow, R (7, 1) ERA: 4.17	3.0	L	12	2	1	1	1	0	1	0	0	0	0	13	17	3.00	0.667								

San Francisco Giants @ Chicago Cubs
Wrigley Field, Chicago, IL
Fri Aug 21 1981, 3:33 AM CDT
Att. 12,826 - Unknown - 70 F

livebaseballscorecards.com

AB	35
R	4
H	10
RBI	4
BB	3
SO	6
LOB	15



Batter	1	2	3	4	5	6	7	8	9	AB R H RBI BB SO LOB	TOP		
Joe Morgan, L (1, 4) OBP: 0.362, SLG: 0.390	0-0 3-1		0-0 P6			0-0 F3	0-0 FC3-6			4 0 0 0 0 0 1	San Francisco Giants @ Chicago Cubs Wrigley Field, Chicago, IL Sat Aug 22 1981, 3:33 AM CDT Att. 16,486 - Unknown - 70 F		
Enos Cabell, R (1, 3) OBP: 0.260, SLG: 0.310	0-0 5-3			0-0 F3		0-0 6-3		0-3 K	4 0 0 0 0 1 0				
Jack Clark, R (1, 9) OBP: 0.313, SLG: 0.426	4-0 BB			0-0 HR		0-0 1B 1B		0-0 5-3	3 2 2 1 1 0 0				
Darrell Evans, L (1, 5) OBP: 0.327, SLG: 0.430	0-0 4-3			0-0 G3		0-0 1B 1B		0-0 F9	4 0 1 0 0 0 1				
Larry Herndon, R (1, 7) OBP: 0.331, SLG: 0.444		0-0 6-3		0-0 FC6-4 1B		0-0 1B		0-3 K	4 0 2 1 0 1 0				
Jeffrey Leonard, R (1, 8) OBP: 0.273, SLG: 0.442		0-0 5-3		0-0 FC6-4		0-0 F7		0-0 F9	4 0 0 0 0 0 3				
Milt May, L (1, 2) OBP: 0.361, SLG: 0.378		0-0 4-3			0-3 K			0-3 K	4 0 0 0 0 2 0				
Bob Brenly, R (9, 2) OBP: 0.222, SLG: 0.125									0 0 0 0 0 0 0				
Billy Smith, S (1, 6) OBP: 0.216, SLG: 0.200			0-0 F9		0-0 F9		0-0 3-4-1		3 0 0 0 0 0 0				
Vida Blue, S (1, 1) OBP: 0.290, SLG: 0.286			0-0 1-3		0-0 F8		0-0 FC3-6 1B		3 0 1 0 0 0 0				
Greg Minton, S (9, 1)									0 0 0 0 0 0 0				
Inning Stats	R: 0 H: 0 E: 0 LOB: 1 K: 0 BB: 1 S: 3 P: 7	R: 0 H: 0 E: 0 LOB: 0 K: 0 BB: 0 S: 3 P: 3	R: 0 H: 0 E: 0 LOB: 0 K: 0 BB: 0 S: 3 P: 3	R: 1 H: 2 E: 0 LOB: 1 K: 0 BB: 0 S: 5 P: 5	R: 0 H: 0 E: 0 LOB: 0 K: 1 BB: 0 S: 5 P: 5	R: 1 H: 3 E: 0 LOB: 2 K: 0 BB: 0 S: 6 P: 6	R: 0 H: 1 E: 0 LOB: 1 K: 0 BB: 0 S: 4 P: 4	R: 0 H: 0 E: 0 LOB: 0 K: 1 BB: 0 S: 5 P: 5	R: 0 H: 0 E: 0 LOB: 0 K: 2 BB: 0 S: 7 P: 7	1B: 5 SF: 0 2B: 0 SAC: 0 3B: 0 DP: 0 HR: 1 HBP: 0	WP: 0 PA: 34 PB: 0 SB: 0 CS: 0		
PITCHER	IP WLS BF H R ER SO BB IBB HBP BLK WP HR S P ERA WHIP											PITCHER	IP WLS BF H R ER SO BB IBB HBP BLK WP HR S P ERA WHIP
Doug Bird, R (1, 1) ERA: 2.39	8.0 L 31 6 2 2 2 1 0 0 0 0 0 1 34 38 2.25 0.875												
Mike Griffin, R (9, 1) ERA: 2.41	1.0 3 0 0 0 2 0 0 0 0 0 0 0 7 7 0.00 0.000												

livebaseballscorecards.com

AB	33
R	2
H	6
RBI	2
BB	1
SO	4
LOB	5



Batter	1	2	3	4	5	6	7	8	9	AB R H RBI BB SO LOB	TOP																									
Joe Morgan, L (1, 4) OBP: 0.358, SLG: 0.382	0-3 K		0-0 F8	4-0 1B BB		0-0 4-3			0-3 K	4 0 0 0 1 2 1	San Francisco Giants @ Chicago Cubs Wrigley Field, Chicago, IL Sun Aug 23 1981, 3:33 AM CDT Att: 14,737 - Unknown livebaseballscorecards.com																									
Enos Cabell, R (1, 3) OBP: 0.259, SLG: 0.309	0-0 6-3		0-0 6-3	0-0 1B		0-0 F8			0-0 1-3	5 0 1 2 0 0 0																										
Jack Clark, R (1, 9) OBP: 0.318, SLG: 0.423	4-0 BB BB BB		4-0 BB	0-0 F9		0-0 F2			4-0 BB	2 0 0 0 3 0 2																										
Darrell Evans, L (1, 5) OBP: 0.329, SLG: 0.440	4-0 1-2 BB BB		0-0 F5		0-0 F9		0-0 HR		0-0 F7	4 1 1 1 1 0 2																										
Larry Herndon, R (1, 7) OBP: 0.333, SLG: 0.451	4-0 1-2 2-3 FC6-4 BB			0-0 WP 3B		0-0 6-3			0-0 F9	3 1 1 0 1 0 0																										
Jeffrey Leonard, R (1, 8) OBP: 0.271, SLG: 0.482	0-0 FC6-4		0-3 K	0-0 F9		0-0 F9			0-0 HR	4 1 1 1 0 1 3																										
Milt May, L (1, 2) OBP: 0.355, SLG: 0.371		0-0 6-3		0-0 F9		0-0 6-3			0-0 6-3	4 0 0 0 0 0 0																										
Billy Smith, S (1, 6) OBP: 0.255, SLG: 0.229		0-0 4-1		0-0 1B 1B		4-0 SH1-4 BB			0-0 G6-4-3 1B	3 1 2 0 1 0 0																										
Ed Whitson, R (1, 1) OBP: 0.192, SLG: 0.125		0-0 4-3		0-0 1B 1B		0-0 SH1-4			0-0 G6-4-3	2 1 1 0 0 0 0																										
Fred Breining, R (6, 1)										0 0 0 0 0 0 0																										
Al Holland, R (6, 1) OBP: 0.200, SLG: 0.200										0 0 0 0 0 0 0																										
Jim Wohlford, R (8, PH) OBP: 0.261, SLG: 0.333										1 0 0 0 0 0 1																										
Gary Lavelle, S (8, 1) OBP: 0.400, SLG: 0.400										0 0 0 0 0 0 0																										
Inning Stats	R: 0 E: 0 K: 1 S: 5	H: 0 LOB: 3 BB: 3 P: 17	R: 0 E: 0 K: 0 S: 3	H: 0 LOB: 0 BB: 0 P: 3	R: 0 E: 0 K: 0 S: 3	H: 0 LOB: 1 BB: 1 P: 7	R: 3 E: 0 K: 1 S: 9	H: 4 LOB: 2 BB: 1 P: 13	R: 0 E: 0 K: 0 S: 3	H: 0 LOB: 0 BB: 0 P: 3	R: 1 E: 0 K: 0 S: 4	H: 1 LOB: 0 BB: 0 P: 4	R: 1 E: 0 K: 0 S: 4	H: 2 LOB: 0 BB: 0 P: 4	R: 0 E: 0 K: 1 S: 5	H: 0 LOB: 1 BB: 1 P: 9	1B: 4 2B: 0 3B: 1 HR: 2	SF: 0 SAC: 1 DP: 1 HBP: 0	WP: 1 PB: 0 SB: 0 CS: 0	PA: 40																
PITCHER	IP WLS BF H R ER SO BB IBB HBP BLK WP HR S P ERA WHIP																																			
Randy Martz, R (1, 1) ERA: 4.06	3.2		20	4	3	3	2	5	0	0	0	1	0	19	39	7.36	2.455																			
Jay Howell, R (4, 1) ERA: 3.12	1.1		4	0	0	0	0	0	0	0	0	0	0	4	4	0.00	0.000																			
Willie Hernandez, L (6, 1) ERA:	1.0		4	0	0	0	0	1	0	0	0	0	0	3	7	0.00	1.000																			
Bill Caudill, R (7, 1) ERA: 5.6	1.0		5	2	2	2	0	0	0	0	0	0	2	5	5	18.00	2.000																			
Doug Capilla, L (8, 1) ERA: 2.97	2.0	W	7	1	0	0	1	1	0	0	0	0	0	8	12	0.00	1.000																			



BOTTOM

San Francisco Giants @ St. Louis Cardinals
Busch Stadium, St. Louis, MO
Mon Aug 24 1981, 7:05 PM CDT
Att: 13,385 - Unknown

livebaseballscorecards.com

AB	35
R	2
H	9
RBI	2
BB	2
SO	8
LOB	12



WP	1	PA	37
PB	0		
SB	2		
CS	1		

AB R H RBI BB SO LOB

5 1 3 1 0 0 0

4 0 1 1 0 1 1

3 0 1 0 1 1 2

4 0 0 0 0 1 4

3 0 1 0 0 0 1

0 0 0 0 0 0 0

0 0 0 0 1 0 0

0 0 0 0 0 0 0

4 0 2 0 0 0 0

0 0 0 0 0 0 0

4 0 0 0 0 2 3

4 0 0 0 0 2 1

2 0 0 0 0 0 0

2 1 1 0 0 1 0

1B: 8 SF: 0

2B: 2 SAC: 0

3B: 0 DP: 1

HR: 0 HBP: 0

1B: 8 SF: 0

2B: 2 SAC: 0

3B: 0 DP: 1

HR: 0 HBP: 0

1B: 8 SF: 0

2B: 2 SAC: 0

3B: 0 DP: 1

HR: 0 HBP: 0

1B: 8 SF: 0

2B: 2 SAC: 0

3B: 0 DP: 1

HR: 0 HBP: 0

1B: 8 SF: 0

2B: 2 SAC: 0

3B: 0 DP: 1

HR: 0 HBP: 0

1B: 8 SF: 0

2B: 2 SAC: 0

3B: 0 DP: 1

HR: 0 HBP: 0

1B: 8 SF: 0

2B: 2 SAC: 0

3B: 0 DP: 1

HR: 0 HBP: 0

1B: 8 SF: 0

2B: 2 SAC: 0

3B: 0 DP: 1

HR: 0 HBP: 0

1B: 8 SF: 0

2B: 2 SAC: 0

3B: 0 DP: 1

HR: 0 HBP: 0

1B: 8 SF: 0

2B: 2 SAC: 0

3B: 0 DP: 1

HR: 0 HBP: 0

1B: 8 SF: 0

2B: 2 SAC: 0

3B: 0 DP: 1

HR: 0 HBP: 0

1B: 8 SF: 0

2B: 2 SAC: 0

3B: 0 DP: 1

HR: 0 HBP: 0

1B: 8 SF: 0

2B: 2 SAC: 0

3B: 0 DP: 1

HR: 0 HBP: 0

1B: 8 SF: 0

2B: 2 SAC: 0

3B: 0 DP: 1

HR: 0 HBP: 0

1B: 8 SF: 0

2B: 2 SAC: 0

3B: 0 DP: 1

HR: 0 HBP: 0

1B: 8 SF: 0

2B: 2 SAC: 0

3B: 0 DP: 1

HR: 0 HBP: 0

1B: 8 SF: 0

2B: 2 SAC: 0

3B: 0 DP: 1

HR: 0 HBP: 0

1B: 8 SF: 0

2B: 2 SAC: 0

3B: 0 DP: 1

HR: 0 HBP: 0

1B: 8 SF: 0

2B: 2 SAC: 0

3B: 0 DP: 1

HR: 0 HBP: 0

1B: 8 SF: 0

2B: 2 SAC: 0

3B: 0 DP: 1

HR: 0 HBP: 0

1B: 8 SF: 0

2B: 2 SAC: 0

3B: 0 DP: 1

HR: 0 HBP: 0

1B: 8 SF: 0

2B: 2 SAC: 0

3B: 0 DP: 1

HR: 0 HBP: 0

1B: 8 SF: 0

2B: 2 SAC: 0

3B: 0 DP: 1

HR: 0 HBP: 0

1B: 8 SF: 0

2B: 2 SAC: 0

3B: 0 DP: 1

HR: 0 HBP: 0

1B: 8 SF: 0

2B: 2 SAC: 0

3B: 0 DP: 1

HR: 0 HBP: 0

1B: 8 SF: 0

2B: 2 SAC: 0

3B: 0 DP: 1

HR: 0 HBP: 0

1B: 8 SF: 0

2B: 2 SAC: 0

3B: 0 DP: 1

HR: 0 HBP: 0

1B: 8 SF: 0

2B: 2 SAC: 0

3B: 0 DP: 1

HR: 0 HBP: 0

1B: 8 SF: 0

2B: 2 SAC: 0

3B: 0 DP: 1

HR: 0 HBP: 0

1B: 8 SF: 0

2B: 2 SAC: 0

3B: 0 DP: 1

HR: 0 HBP: 0

1B: 8 SF: 0

2B: 2 SAC: 0

3B: 0 DP: 1

HR: 0 HBP: 0

1B: 8 SF: 0

2B: 2 SAC: 0

3B: 0 DP: 1

HR: 0 HBP: 0

1B: 8 SF: 0

2B: 2 SAC: 0

3B: 0 DP: 1

HR: 0 HBP: 0

1B: 8 SF: 0

2B: 2 SAC: 0

3B: 0 DP: 1

HR: 0 HBP: 0

1B: 8 SF: 0

2B: 2 SAC: 0

3B: 0 DP: 1

HR: 0 HBP: 0

1B: 8 SF: 0

2B: 2 SAC: 0

3B: 0 DP: 1

HR: 0 HBP: 0

1B: 8 SF: 0

2B: 2 SAC: 0

3B: 0 DP: 1

HR: 0 HBP: 0

1B: 8 SF: 0

2B: 2 SAC: 0

3B: 0 DP: 1

HR: 0 HBP: 0

1B: 8 SF: 0

2B: 2 SAC: 0

3B: 0 DP: 1

HR: 0 HBP: 0

1B: 8 SF: 0

2B: 2 SAC: 0

3B: 0 DP: 1

HR: 0 HBP: 0

1B: 8 SF: 0

2B: 2 SAC: 0

3B: 0 DP: 1

HR: 0 HBP: 0

1B: 8 SF: 0

2B: 2 SAC: 0

3B: 0 DP: 1

HR: 0 HBP: 0

1B: 8 SF: 0

2B: 2 SAC: 0

3B: 0 DP: 1

HR: 0 HBP: 0

1B: 8 SF: 0

2B: 2 SAC: 0

3B: 0 DP: 1

HR: 0 HBP: 0

1B: 8 SF: 0

2B: 2 SAC: 0

3B: 0 DP: 1

HR: 0 HBP: 0

1B: 8 SF: 0

2B: 2 SAC: 0

3B: 0 DP: 1

HR: 0 HBP: 0

1B: 8 SF: 0

2B: 2 SAC: 0

3B: 0 DP: 1

HR: 0 HBP: 0

1B: 8 SF: 0

2B: 2 SAC: 0

3B: 0 DP: 1

HR: 0 HBP: 0

1B: 8 SF: 0

2B: 2 SAC: 0

3B: 0 DP: 1

HR: 0 HBP: 0

1B: 8 SF: 0

2B: 2 SAC: 0

3B: 0 DP: 1

HR: 0 HBP: 0

1B: 8 SF: 0

2B: 2 SAC: 0

3B: 0 DP: 1

HR: 0 HBP: 0

1B: 8 SF: 0

2B: 2 SAC: 0

3B: 0 DP: 1

HR: 0 HBP: 0

1B: 8 SF: 0

2B: 2 SAC: 0

3B: 0 DP: 1

HR: 0 HBP: 0

1B: 8 SF: 0

2B: 2 SAC: 0

3B: 0 DP: 1

HR: 0 HBP: 0

1B: 8 SF: 0

2B: 2 SAC: 0

3B: 0 DP: 1

HR: 0 HBP: 0

1B: 8 SF: 0

2B: 2 SAC: 0

3B: 0 DP: 1

HR: 0 HBP: 0

1B: 8 SF: 0

2B: 2 SAC: 0

3B: 0 DP: 1

HR: 0 HBP: 0

1B: 8 SF: 0

2B: 2 SAC: 0

3B: 0 DP: 1

HR: 0 HBP: 0

1B: 8 SF: 0

2B: 2 SAC: 0

3B: 0 DP: 1

HR: 0 HBP: 0

1B: 8 SF: 0

2B: 2 SAC: 0

3B: 0 DP: 1

HR: 0 HBP: 0

1B: 8 SF: 0

2B: 2 SAC: 0

3B: 0 DP: 1

HR: 0 HBP: 0

1B: 8 SF: 0

2B: 2 SAC: 0

3B: 0 DP: 1

HR: 0 HBP: 0

Batter	1	2	3	4	5	6	7	8	9	AB R H RBI BB SO LOB	TOP											
Enos Cabell, R OBP: 0.260, SLG: 0.312 (1, 3)	0-0 F9	0-0 F9			0-0 1B		0-0 F8		0-0 5-3	5 0 1 1 0 0 3	San Francisco Giants @ St. Louis Cardinals Busch Stadium, St. Louis, MO Tue Aug 25 1981, 7:05 PM CDT Att: 13,086 - Unknown livebaseballscorecards.com											
Larry Herndon, R OBP: 0.325, SLG: 0.438 (1, 7)	0-0 5-3		0-0 6-3		0-0 P4			0-0 5-3 1B	0-0 F9	5 1 1 0 0 0 2												
Jack Clark, R OBP: 0.318, SLG: 0.417 (1, 9)	0-0 F8		0-0 G4-6-3 1B		0-0 F8			0-0 5-3		4 0 1 0 0 0 2												
Darrell Evans, L OBP: 0.329, SLG: 0.431 (1, 5)		4-0 1B 1B BB	0-0 G4-6-3		0-0 4-3			4-0 1B IBB		2 1 0 0 2 0 1												
Jeffrey Leonard, R OBP: 0.284, SLG: 0.469 (1, 8)		0-0 BB 1B 1-2 SF7 1B		0-0 5-3		0-0 F8		0-0 F8		4 1 1 0 0 0 2												
Bob Brenly, R OBP: 0.308, SLG: 0.250 (1, 2)		0-3 K		0-0 P6		0-0 1B		0-0 1-3 2-H 1B		4 0 2 1 0 1 2												
Johnnie LeMaster, R OBP: 0.305, SLG: 0.282 (1, 6)		0-0 1-2 2-3 1B		0-0 P4		0-0 4-3		0-0 5-3		4 0 1 0 0 0 3												
Joe Pettini, R OBP: 0.250, SLG: 0.286 (1, 4)		4-0 1-2 2-3 3-H BB		0-0 SH1-4 1B 2B		0-0 5-3		0-0 5-3		3 1 1 1 1 0 0												
Tom Griffin, R OBP: 0.206, SLG: 0.281 (1, 1)		0-0 SF7		0-0 SH1-4		0-0 5-3		4-0 BB		1 0 0 1 0 0 0												
Al Holland, R OBP: 0.333, SLG: 0.200 (7, 1)		3-H		2-3						0 0 0 0 1 0 0												
Inning Stats	R: 0 E: 0 K: 0 S: 3	H: 0 LOB: 0 BB: 0 P: 3	R: 2 E: 0 K: 1 S: 7	H: 2 LOB: 2 BB: 2 P: 15	R: 0 E: 0 K: 0 S: 3	H: 1 LOB: 0 BB: 0 P: 3	R: 0 E: 0 K: 0 S: 3	H: 0 LOB: 0 BB: 0 P: 3	R: 1 E: 0 K: 0 S: 5	H: 2 LOB: 1 BB: 0 P: 5	R: 0 E: 0 K: 0 S: 4	H: 1 LOB: 1 BB: 0 P: 4	R: 0 E: 0 K: 0 S: 3	H: 0 LOB: 0 BB: 0 P: 3	R: 1 E: 0 K: 0 S: 5	H: 2 LOB: 2 BB: 1 P: 9	R: 0 E: 0 K: 0 S: 3	H: 0 LOB: 1 BB: 1 P: 7	1B: 7 2B: 1 3B: 0 HR: 0	SF: 1 SAC: 1 DP: 1 HBP: 0	WP: 0 PB: 0 SB: 1 CS: 0	PA: 38
PITCHER	IP WLS BF H R ER SO BB IBB HBP BLK WP HR S P ERA WHIP																					
John Martin, L ERA: 2.67 (1, 1)	7.0 L 28 6 3 3 1 2 0 0 0 0 0 0 28 36 3.86 1.143																					
Mark Littell, R ERA: 2.95 (8, 1)	1.0 6 2 1 1 0 0 1 0 0 0 0 0 5 9 9.00 2.000																					
Bob Shirley, L ERA: 4.5 (9, 1)	1.0 4 0 0 0 0 0 1 0 0 0 0 0 3 7 0.00 1.000																					



Batter	1	2	3	4	5	6	7	8	9	AB R H RBI BB SO LOB	TOP									
Enos Cabell, R (1, 3) OBP: 0.262, SLG: 0.311	0-0 F9	0-0 1B			4-0 BB		0-0 6-3		0-0 5-3	4 0 1 1 1 0 0	San Francisco Giants @ St. Louis Cardinals Busch Stadium, St. Louis, MO Wed Aug 26 1981, 3:33 AM CDT Att. 7,766 - Unknown									
Milt May, L (1, 2) OBP: 0.354, SLG: 0.374	0-0 4-3	0-0 1B			0-0 G5-4-3		0-0 BB BB 1B		0-0 4-3	5 1 2 0 0 0 1										
Jack Clark, R (1, 9) OBP: 0.326, SLG: 0.426	0-0 1B	0-0 F8			0-0 1B 2B		4-0 BB BB WP BB		0-0 1B 1B 1B	4 1 3 0 1 0 2										
Darrell Evans, L (1, 5) OBP: 0.337, SLG: 0.434	0-0 1-3 1B				4-0 1B IBB		4-0 WP BB BB		0-0 1-2 1B 1B	3 0 2 0 2 0 0										
Jeffrey Leonard, R (1, 7) OBP: 0.306, SLG: 0.471	0-0 L6				0-0 1-2 2-H 1B		4-0 1-2 2-3 WP BB		0-0 1-2 2-3 1B	4 0 2 1 1 0 2										
Jerry Martin, R (1, 8) OBP: 0.284, SLG: 0.327		0-0 2B			0-0 CS 1B		0-0 F7		0-0 3-1	5 1 2 0 0 1 5										
Johnnie LeMaster, R (1, 6) OBP: 0.289, SLG: 0.277		0-0 F3			0-0 1-2 CS		0-0 F9		0-0 F5	4 0 0 0 0 0 1										
Joe Pettini, R (1, 4) OBP: 0.167, SLG: 0.182		0-0 1-3			0-0 F9		0-0 L5		0-0 6-3	4 0 0 0 0 0 1										
Gary Lavelle, S (1, 1) OBP: 0.429, SLG: 0.571		0-0 1B			0-3 K		0-0 6-3		0-0 F9	2 1 1 1 0 1 0										
Fred Breining, R (5, 1)										0 0 0 0 0 0 0										
Bob Tufts, L (5, 1)										1 0 0 0 0 0 0										
Jim Wohlford, R (8, PH) OBP: 0.250, SLG: 0.318										1 0 0 0 0 0 0										
Allen Ripley, R (8, 1) OBP: 0.143, SLG: 0.143										0 0 0 0 0 0 0										
Inning Stats	R: 0 E: 0 K: 0 S: 5	H: 2 LOB: 2 BB: 0 P: 5	R: 2 E: 0 K: 0 S: 7	H: 4 LOB: 2 BB: 0 P: 7	R: 0 E: 0 K: 0 S: 3	H: 1 LOB: 0 BB: 0 P: 3	R: 0 E: 0 K: 1 S: 5	H: 0 LOB: 0 BB: 0 P: 5	R: 0 E: 0 K: 0 S: 3	H: 0 LOB: 0 BB: 0 P: 3	R: 2 E: 0 K: 0 S: 4	H: 1 LOB: 2 BB: 3 P: 16	R: 0 E: 0 K: 0 S: 3	H: 0 LOB: 0 BB: 0 P: 3	R: 0 E: 0 K: 1 S: 8	H: 3 LOB: 3 BB: 0 P: 8	1B: 10 2B: 3 3B: 0 HR: 0	SF: 0 SAC: 0 DP: 1 HBP: 0	WP: 1 PB: 0 SB: 0 CS: 1	PA: 43
PITCHER	IP WLS BF H R ER SO BB IBB HBP BLK WP HR S P ERA WHIP																			
Joaquin Andujar, R (1, 1) ERA: 5.1	5.0 W 23 9 2 2 1 1 1 0 0 0 0 23 31 3.60 2.000																			
Bob Sykes, L (6, 1) ERA: 6.35	1.2 9 1 2 2 0 3 0 0 0 0 0 6 18 10.80 2.400																			
Jim Kaat, L (7, 1) ERA: 2.18	2.0 9 3 0 0 0 0 0 0 0 0 1 0 9 9 0.00 1.500																			
Bruce Sutter, R (9, 1) ERA: 2.56	0.1 S 1 0 0 0 0 1 0 0 0 0 0 0 3 3 0.00 0.000																			

livebaseballscorecards.com

AB	37
R	4
H	13
RBI	3
BB	5
SO	2
LOB	12




Batter	1	2	3	4	5	6	7	8	9
Garry Templeton, S OBP: 0.291, SLG: 0.373 Mike Ramsey, S OBP: 0.379, SLG: 0.370	0-3 K2-3			0-0 6-3	0-0 1B	0-0 6-3		0-0 4-3	
Tom Herr, S OBP: 0.344, SLG: 0.373	0-0 P4			0-0 F8	0-0 1B		0-0 5-3		
Keith Hernandez, L OBP: 0.395, SLG: 0.489	0-3 K			0-0 HR	4-0 1B		0-3 K		
George Hendrick, R OBP: 0.350, SLG: 0.494		0-0 1B		0-0 F7	4-0 1B		0-0 1B		
Sixto Lezcano, R OBP: 0.365, SLG: 0.382 Steve Braun, L OBP: 0.385, SLG: 0.350 Bob Sykes, S (6, 1)		0-0 G1-6-3			0-0 2B		0-0 1B		
Jim Kaat, L OBP: 0.667, SLG: 0.800 Bruce Sutter, R (9, 1)		1-2f			3-1		1-2 1B		
Darrell Porter, L OBP: 0.393, SLG: 0.386		0-0 F8			K		0-0 F9		
Tito Landrum, R OBP: 0.282, SLG: 0.353 (6, 9)			0-0 1B		L5		0-0 F8		
Ken Oberkfell, L OBP: 0.352, SLG: 0.355			0-0 G1-6-3		0-0 1B		0-0 L5		
Joaquin Andujar, S (1, 1) Gene Tenace, R OBP: 0.402, SLG: 0.379 Dane Iorg, L OBP: 0.375, SLG: 0.500 (6, 7)			0-0 F8		0-0 1B		0-0 3-1		

AB	R	H	RBI	BB	SO	LOB
1	0	0	0	0	1	0
4	1	1	1	0	0	1
4	1	1	1	0	0	0
3	2	1	1	1	2	0
3	1	2	0	1	0	0
2	1	1	0	0	0	1
1	0	0	0	0	0	2
0	0	0	0	0	0	0
1	0	1	0	0	0	0
0	0	0	0	0	0	0
4	0	1	2	0	1	3
3	1	1	0	1	0	1
4	1	1	0	0	0	1
1	0	0	0	0	0	0
0	0	0	0	0	0	0
3	1	2	3	0	0	0

BOTTOM

San Francisco Giants @ St. Louis Cardinals
 Busch Stadium, St. Louis, MO
 Wed Aug 26 1981, 3:33 AM CDT
 Att. 7,766 - Unknown

AB	34
R	9
H	12
RBI	8
BB	3
SO	4
LOB	9



Inning Stats	R	H	E	K	S	H	LOB	BB	P	R	H	E	K	S	H	LOB	BB	P
	0	0	0	2	7	1	0	0	7	0	0	0	0	0	0	0	0	0
	0	1	0	0	3	0	0	0	3	0	0	0	0	0	0	0	0	0
	1	1	0	0	3	0	0	0	3	0	0	0	0	0	0	0	0	0
	0	0	0	0	0	0	0	0	0	0	0	0	0	0	0	0	0	0
	8	6	0	11	23	0	1	3	23	0	0	0	0	0	0	0	0	0
	0	0	0	0	0	0	0	0	0	0	0	0	0	0	0	0	0	0
	0	2	0	1	7	0	2	0	7	0	0	0	0	0	0	0	0	0
	0	1	0	0	4	0	1	0	4	0	0	0	0	0	0	0	0	0

PITCHER	IP	WLS	BF	H	R	ER	SO	BB	IBB	HBP	BLK	WP	HR	S	P	ERA	WHIP
Gary Lavelle, L ERA: 4.09	4.1		17	5	4	4	3	1	0	0	0	0	1	22	26	8.31	1.385
Fred Breining, R ERA: 3.06	0.0		5	3	3	3	0	1	1	0	0	1	0	3	11	∞	∞
Bob Tufts, L ERA: 3.6	2.2		11	3	2	2	1	0	0	0	0	0	0	13	13	6.75	1.125
Allen Ripley, R ERA: 3.65	1.0		4	1	0	0	0	0	0	0	0	0	0	4	4	0.00	1.000

WP	PA	ERA	WHIP
3	37		
0			
2			
0			

Batter	1	2	3	4	5	6	7	8	9	10	11	12	13	AB R H RBI BB SO LOB
Joe Morgan, L OBP: 0.360, SLG: 0.404 (1, 4)	0-0 F3		0-0 1B		0-0 F8		0-0 HR			0-0 4-3		0-0 F8		6 1 2 1 0 0 2
Enos Cabell, R OBP: 0.264, SLG: 0.311 (1, 3)	0-0 5-3		0-0 1B		0-0 2B 1B		0-0 F9			0-0 6-3			6 1 2 0 0 0 0	
Jack Clark, R OBP: 0.327, SLG: 0.439 (1, 9)	0-0 6-3		0-0 L4		0-0 2B		0-0 5-3			0-0 6-3			6 1 2 4 0 0 2	
Darrell Evans, L OBP: 0.334, SLG: 0.427 (1, 5)		0-0 4-3		0-0 4-3	0-0 FC6-4 HBP		0-0 F7				0-3 K		4 0 0 0 0 1 0	
Larry Herndon, R OBP: 0.326, SLG: 0.437 (1, 7)		0-0 6-3		0-0 5-3	0-0 FC6-4		0-0 L3 1B				0-0 FC6-4 1B		5 0 2 0 0 0 2	
Jeffrey Leonard, R OBP: 0.299, SLG: 0.444 (1, 8)		4-0 BB		0-0 6-3		0-0 4-3		0-0 L3			0-0 FC6-4		4 0 0 0 1 0 2	
Al Holland, R OBP: 0.333, SLG: 0.200 (12, 1)								1-2			1-2f		0 0 0 0 0 0 0	
Milt May, L OBP: 0.351, SLG: 0.370 (1, 2)		0-0 6-3			0-0 1B SH 2B 1B		0-0 F7			0-0 4-3		0-0 G2	5 1 1 0 0 0 2	
Johnnie LeMaster, R OBP: 0.294, SLG: 0.271 (1, 6)			0-0 5-3		0-0 F2		0-0 F2			0-0 E6		0-0 K 1B	4 0 0 0 0 0 1	
Jim Wohlford, R OBP: 0.265, SLG: 0.333 (12, PH)												0-3 K	1 0 1 0 0 0 0	
Joe Pettini, R OBP: 0.167, SLG: 0.182 (13, 6)												1-2	0 0 0 0 0 0 0	
Vida Blue, S OBP: 0.281, SLG: 0.276 (1, 1)			0-0 F8		0-0 SH 1B 2B		0-0 HR 1B			0-0 G6-3		0-3 K	1 1 0 0 0 0 0	
Dave Bergman, L OBP: 0.324, SLG: 0.396 (7, PH)												1-2	1 0 1 0 0 0 0	
Greg Minton, S (8, 1)													1 0 0 0 0 0 1	
Jerry Martin, R OBP: 0.282, SLG: 0.325 (12, 8)													1 0 0 0 0 1 1	

Inning Stats	R: 0	H: 0	E: 0	LOB: 0	K: 0	BB: 0	S: 3	P: 3	R: 0	H: 0	E: 0	LOB: 1	K: 0	BB: 1	S: 3	P: 7	R: 0	H: 2	E: 0	LOB: 2	K: 0	BB: 0	S: 5	P: 5	R: 0	H: 0	E: 0	LOB: 0	K: 0	BB: 0	S: 3	P: 3	R: 3	H: 3	E: 1	LOB: 2	K: 0	BB: 0	S: 7	P: 8	R: 0	H: 0	E: 0	LOB: 0	K: 0	BB: 0	S: 3	P: 3	R: 1	H: 2	E: 0	LOB: 0	K: 0	BB: 0	S: 4	P: 4	R: 0	H: 1	E: 0	LOB: 0	K: 0	BB: 0	S: 3	P: 3	R: 0	H: 0	E: 1	LOB: 0	K: 0	BB: 0	S: 3	P: 3	R: 0	H: 0	E: 0	LOB: 0	K: 1	BB: 1	S: 6	P: 6	R: 0	H: 1	E: 0	LOB: 0	K: 1	BB: 0	S: 5	P: 5	R: 1	H: 1	E: 0	LOB: 0	K: 0	BB: 0	S: 2	P: 2	2B: 8	SF: 0	3B: 2	SAC: 1	HR: 2	DP: 2	HBP: 1	WP: 0	PA: 48
--------------	------	------	------	--------	------	-------	------	------	------	------	------	--------	------	-------	------	------	------	------	------	--------	------	-------	------	------	------	------	------	--------	------	-------	------	------	------	------	------	--------	------	-------	------	------	------	------	------	--------	------	-------	------	------	------	------	------	--------	------	-------	------	------	------	------	------	--------	------	-------	------	------	------	------	------	--------	------	-------	------	------	------	------	------	--------	------	-------	------	------	------	------	------	--------	------	-------	------	------	------	------	------	--------	------	-------	------	------	-------	-------	-------	--------	-------	-------	--------	-------	--------

PITCHER	IP	WLS	BF	H	R	ER	SO	BB	IBB	HBP	BLK	WP	HR	S	P	ERA	WHIP
Eddie Solomon, R ERA: 2.73 (1, 1)	8.0		33	8	4	1	0	1	0	1	0	0	1	31	36	1.12	1.125
Kent Tekulve, R ERA: 2.91 (9, 1)	2.0		6	0	0	0	0	0	0	0	0	0	0	6	6	0.00	0.000
Grant Jackson, L ERA: 2.67 (11, 1)	2.0		7	2	0	0	2	0	0	0	0	0	0	11	11	0.00	1.000
Don Robinson, R ERA: 8.78 (13, 1)	0.1	L	2	1	1	1	0	0	0	0	0	0	1	2	2	27.00	3.000

BOTTOM


Pittsburgh Pirates @ San Francisco Giants
Candlestick Park, San Francisco, CA

Thu Aug 27 1981, 10:05 PM EDT
Att: 10,807 - Unknown

AB	R	H	RBI	BB	SO	LOB
6	1	2	1	0	0	2
6	1	2	0	0	0	0
6	1	2	4	0	0	2
4	0	0	0	0	1	0
5	0	2	0	0	0	2
4	0	0	0	1	0	2
0	0	0	0	0	0	0
5	1	1	0	0	0	2
4	0	0	0	0	0	1
1	0	1	0	0	0	0
0	0	0	0	0	0	0
1	1	0	0	0	0	0
1	0	1	0	0	0	0
1	0	0	0	0	0	1
1	0	0	0	0	1	1

AB	R	H	RBI	BB	SO	LOB
45	5	11	5	1	2	13

livebaseballscorecards.com



Batter	1	2	3	4	5	6	7	8	9	AB R H RBI BB SO LOB	TOP									
Omar Moreno, L (1, 8) OBP: 0.317, SLG: 0.354	0-0 F6		0-0 G3			0-3 K		0-0 F8		4 0 0 0 0 1 1	Pittsburgh Pirates @ San Francisco Giants Candlestick Park, San Francisco, CA Fri Aug 28 1981, 10:05 PM EDT Att. 8,418 - Unknown livebaseballscorecards.com									
Tim Foli, R (1, 6) OBP: 0.280, SLG: 0.288	0-0 F9			0-0 6-3			0-0 1B E	0-0 F7	4 1 1 0 0 0 0											
Mike Easler, L (1, 7) OBP: 0.333, SLG: 0.467	0-0 F8			0-0 F8			0-0 1B FC4-6	0-0 4-3	4 0 1 0 0 0 0											
Jason Thompson, L (1, 3) OBP: 0.330, SLG: 0.379		0-0 F7		0-0 F7			0-0 1B FC4-6	0-0 F4	4 0 0 0 0 0 1											
Dale Berra, R (1, 5) OBP: 0.342, SLG: 0.369		0-0 1B S 6-3			0-0 F5		0-3 K		3 0 1 0 0 1 1											
Tony Peña, R (1, 2) OBP: 0.352, SLG: 0.430		0-0 1B 6-3			0-0 6-3		0-0 5-3		3 0 0 0 0 0 2											
Lee Lacy, R (1, 9) OBP: 0.316, SLG: 0.392		0-0 2-3 F2			0-0 F8			0-0 1B	3 0 1 0 0 0 1											
Phil Garner, R (1, 4) OBP: 0.323, SLG: 0.333			0-0 F9			0-0 5-3		0-0 F8	3 0 0 0 0 0 1											
Rod Scurry, L (1, 1) OBP: 0.200, SLG: 0.077			0-0 F6			0-0 G3		0-3 K	1 0 0 0 0 0 0											
Odell Jones, R (5, 1)									1 0 0 0 0 0 0											
Willie Montanez, L (8, PH) OBP: 0.205, SLG: 0.190									1 0 0 0 0 1 1											
Kent Tekulve, R (8, 1)									0 0 0 0 0 0 0											
Inning Stats	R: 0 E: 0 K: 0 S: 3	H: 0 LOB: 0 BB: 0 P: 3	R: 0 E: 0 K: 0 S: 4	H: 1 LOB: 1 BB: 0 P: 4	R: 0 E: 0 K: 0 S: 3	H: 0 LOB: 0 BB: 0 P: 3	R: 0 E: 0 K: 0 S: 3	H: 0 LOB: 0 BB: 0 P: 3	R: 0 E: 0 K: 1 S: 5	H: 0 LOB: 0 BB: 0 P: 5	R: 1 E: 1 K: 1 S: 7	H: 2 LOB: 1 BB: 0 P: 7	R: 0 E: 0 K: 1 S: 6	H: 1 LOB: 1 BB: 0 P: 6	R: 0 E: 0 K: 0 S: 3	H: 0 LOB: 0 BB: 0 P: 3	1B: 4 2B: 0 3B: 0 HR: 0	SF: 0 SAC: 0 DP: 0 HBP: 0	WP: 0 PB: 0 SB: 1 CS: 0	PA: 31
PITCHER Ed Whitson, R (1, 1) ERA: 3.57	IP: 9.0 WLS: W BF: 31 H: 4 R: 1 ER: 0 SO: 3 BB: 0 IBB: 0 HBP: 0 BLK: 0 WP: 0 HR: 0 S: 37 P: 37 ERA: 0.00 WHIP: 0.444																			

AB	31
R	1
H	4
RBI	0
BB	0
SO	3
LOB	8



Batter	1	2	3	4	5	6	7	8	9
Joe Morgan, L OBP: 0.365, SLG: 0.410 (1, 4)	0-0 FC1-6 1B		4-0 2B BB	0-0 2B		0-0 F5		0-0 L1	
Enos Cabell, R OBP: 0.259, SLG: 0.306 (1, 3)	0-0 FC1-6 E 1-2f		0-0 F3	0-0 1-3		0-0 F6		0-0 5-3	
Jack Clark, R OBP: 0.334, SLG: 0.444 (1, 9)	0-0 E5 1-H		0-0 2B 1-H	4-0 IBB		4-0 BB		4-0 BB	
Darrell Evans, L OBP: 0.332, SLG: 0.421 (1, 5)	0-0 4-3		4-0 BB	0-3 K		0-0 G3		0-0 F7	
Larry Herndon, R OBP: 0.321, SLG: 0.430 (1, 7)		0-0 4-3	0-0 G3		0-0 6-3		0-0 E3 FC1-6 S		
Jerry Martin, R OBP: 0.287, SLG: 0.331 (1, 8)		4-0 BB BB		0-0 HR 2B	0-0 5-3		0-0 F6 1-2		
Bob Brenly, R OBP: 0.471, SLG: 0.538 (1, 2)		4-0 G6-4-3 BB 1-2		0-0 HR 2B	4-0 1B BB		4-0 FC1-6 BB		
Johnnie LeMaster, R OBP: 0.297, SLG: 0.276 (1, 6)		0-0 G6-4-3 1-2f		0-0 SH3-4 2B 1B	0-0 1B		0-0 FC1-6 1-2f 2-3		
Ed Whitson, R OBP: 0.172, SLG: 0.111 (1, 1)			0-0 6-3	0-0 SH3-4 2-3	0-0 6-3		0-3 K		

Inning Stats	R: 1	H: 1	E: 1	K: 0	S: 4	LOB: 0	BB: 0	P: 4
	R: 0	H: 0	E: 0	K: 0	S: 2	LOB: 1	BB: 2	P: 10
	R: 1	H: 1	E: 0	K: 0	S: 4	LOB: 2	BB: 2	P: 12
	R: 3	H: 4	E: 1	K: 1	S: 9	LOB: 2	BB: 1	P: 13
	R: 0	H: 1	E: 0	K: 0	S: 4	LOB: 2	BB: 1	P: 8
	R: 0	H: 0	E: 0	K: 0	S: 3	LOB: 1	BB: 1	P: 7
	R: 0	H: 0	E: 1	K: 1	S: 6	LOB: 2	BB: 1	P: 10
	R: 0	H: 0	E: 0	K: 0	S: 3	LOB: 1	BB: 1	P: 7

PITCHER	IP	WLS	BF	H	R	ER	SO	BB	IBB	HBP	BLK	WP	HR	S	P	ERA	WHIP
Rod Scurrey, L ERA: 4.3 (1, 1)	4.2	L	26	7	5	4	1	5	1	0	0	0	1	22	46	7.71	2.571
Odell Jones, R ERA: 2.29 (5, 1)	2.1		10	0	0	0	1	2	0	0	0	0	0	10	18	0.00	0.857
Kent Tekulve, R ERA: 2.84 (8, 1)	1.0		4	0	0	0	0	1	0	0	0	0	0	3	7	0.00	1.000

BOTTOM

Pittsburgh Pirates @ San Francisco Giants
Candlestick Park, San Francisco, CA

Fri Aug 28 1981, 10:05 PM EDT
Att. 8,418 - Unknown

AB	R	H	RBI	BB	SO	LOB
4	1	2	1	1	0	0
5	1	0	0	0	0	3
2	0	1	1	3	0	0
4	0	0	0	1	1	4
4	0	0	0	0	0	2
3	1	1	0	1	0	1
1	1	1	2	3	0	0
4	1	2	0	0	0	4
3	0	0	0	0	1	4

AB	30
R	5
H	7
RBI	4
BB	9
SO	2
LOB	18

WP: 0 PA: 40
PB: 0
SB: 1
CS: 0



Batter	1	2	3	4	5	6	7	8	9	AB R H RBI BB SO LOB	TOP											
Omar Moreno, L (1, 8) OBP: 0.318, SLG: 0.351	0-0 F5		0-0 F8		0-0 1B	0-3 K		4-0 Cl 4-3 BB	0-0 6-3	5 0 1 1 1 1 5	Pittsburgh Pirates @ San Francisco Giants Candlestick Park, San Francisco, CA Sat Aug 29 1981, 6:33 AM EDT Att: 10,738 - Unknown livebaseballscorecards.com											
Tim Foli, R (1, 6) OBP: 0.274, SLG: 0.282	0-0 F7		0-0 F5		0-0 F8		0-0 F7	0-0 4-3		5 0 0 0 0 0 5												
Mike Easler, L (1, 7) OBP: 0.331, SLG: 0.461	0-3 K			0-0 4-3	0-3 K		0-0 1B 1B FC5-4 1B	0-0 F7		5 1 1 0 0 2 4												
Jason Thompson, L (1, 3) OBP: 0.337, SLG: 0.382		0-0 FC6-4 1B		0-0 G3	0-0 4-3		0-0 FC5-4 1B 1-2	4-0 Cl BB		4 0 2 0 1 0 2												
Dale Berra, R (1, 5) OBP: 0.347, SLG: 0.373		0-0 FC6-4 1-2f		0-0 1B		0-0 F6	0-0 FC5-4 1B 1-2 2-3	0-1 Cl FC4-6 1-2 2-3 3-H		4 0 2 0 0 0 1												
Tony Peña, R (1, 2) OBP: 0.347, SLG: 0.421		0-0 F9		0-0 FC5-4 1B 1-3		0-0 F7	0-0 FC5-4 BB 1-2f 2-3 3-H	0-0 FC4-6 1-2f		5 0 1 1 0 0 6												
Lee Lacy, R (1, 9) OBP: 0.319, SLG: 0.388		0-3 K2-3		0-0 FC5-4 1-2f		0-0 1B BB 1B	4-0 1-2 BB		0-0 F7	4 0 1 0 1 1 3												
Phil Garner, R (1, 4) OBP: 0.335, SLG: 0.339			0-0 S 1B		4-0 1B BB	4-0 1B BB	0-3 K		0-0 1B	3 1 2 0 2 1 3												
Luis Tiant, R (1, 1) Willie Montanez, L (5, PH) Don Robinson, R (5, 1) Steve Nicosia, R (9, PH)			0-3 K		0-0 1B	0-0 1B		4-0 4-3 BB Cl BB	0-3 K	1 0 0 0 0 1 1 1 0 1 0 0 0 0 1 1 1 0 1 0 0 1 0 0 0 0 1 1												
Inning Stats	R: 0 E: 0 K: 1 S: 5	H: 0 LOB: 0 BB: 0 P: 5	R: 0 E: 0 K: 1 S: 6	H: 1 LOB: 1 BB: 0 P: 6	R: 0 E: 0 K: 1 S: 6	H: 1 LOB: 1 BB: 0 P: 6	R: 0 E: 0 K: 0 S: 5	H: 2 LOB: 2 BB: 0 P: 5	R: 1 E: 0 K: 1 S: 7	H: 2 LOB: 2 BB: 1 P: 11	R: 0 E: 0 K: 1 S: 7	H: 2 LOB: 3 BB: 1 P: 11	R: 1 E: 0 K: 1 S: 8	H: 3 LOB: 3 BB: 1 P: 12	R: 1 E: 1 K: 0 S: 4	H: 0 LOB: 3 BB: 3 P: 16	R: 0 E: 0 K: 1 S: 6	H: 1 LOB: 1 BB: 0 P: 6	1B: 12 2B: 0 3B: 0 HR: 0	SF: 0 SAC: 0 DP: 0 HBP: 0	WP: 0 PB: 0 SB: 1 CS: 0	PA: 46
PITCHER	IP WLS BF H R ER SO BB IBB HBP BLK WP HR S P ERA WHIP																					
Doyle Alexander, R (1, 1) ERA: 2.81	6.1 W 32 11 2 2 5 2 0 0 0 0 0 0 40 48 2.84 2.053																					
Fred Breining, R (7, 1) ERA: 3.02	0.2 5 0 1 0 1 3 0 0 0 0 0 0 4 16 0.00 4.500																					
Greg Minton, R (8, 1) ERA: 3.19	1.0 5 0 0 0 0 1 0 0 0 0 0 0 4 8 0.00 1.000																					
Al Holland, L (9, 1) ERA: 2.43	1.0 4 1 0 0 1 0 0 0 0 0 0 0 6 6 0.00 1.000																					

Batter	1	2	3	4	5	6	7	8	9	AB R H RBI BB SO LOB	TOP																								
Omar Moreno, L (1, 8) OBP: 0.314, SLG: 0.347	0-0 L4		0-0 F7	0-3 K			0-3 K			4 0 0 0 0 2 5	Pittsburgh Pirates @ San Francisco Giants Candlestick Park, San Francisco, CA Sun Aug 30 1981, 6:33 AM EDT Att: 18,117 - Unknown livebaseballscorecards.com																								
Lee Lacy, R (1, 9) OBP: 0.310, SLG: 0.377	0-0 5-3		0-3 K	0-0 FC6-4			0-0 FC6-4			4 0 0 0 0 1 5																									
Bill Madlock, R (1, 5) OBP: 0.423, SLG: 0.480	4-0 CS BB		0-0 WP 1B				0-0 F9			3 0 1 0 1 0 1																									
Jason Thompson, L (1, 3) OBP: 0.346, SLG: 0.384	0-0 CS 1-2	0-0 1B 1B	4-0 1-2 2-3 BB				0-3 K	4-0 G3-6 BB		2 0 1 0 2 1 0																									
Mike Easler, L (1, 7) OBP: 0.329, SLG: 0.458		0-0 1-2 1B	0-0 F5				0-0 F9	0-0 G3-6 1-2f		4 0 1 0 0 0 4																									
Tony Peña, R (1, 2) OBP: 0.338, SLG: 0.410		0-0 F4		0-3 K BB 1B			0-0 F8	0-0 F7		4 0 0 0 0 1 2																									
Dale Berra, R (1, 6) OBP: 0.344, SLG: 0.370		0-0 F9		0-0 BB 1-2 1B			0-0 L6	0-0 F8		4 0 1 0 0 0 2																									
Phil Garner, R (1, 4) OBP: 0.333, SLG: 0.333		0-0 F7		4-0 1-2 2-3 BB FC6-4			0-0 6-3	0-0 F7		3 0 0 0 1 0 2																									
Pascual Perez, R (1, 1) OBP: 0.176, SLG: 0.294 Willie Montanez, L (7, PH) OBP: 0.224, SLG: 0.210 Grant Jackson, S (7, 1) Dave Parker, L (9, PH) OBP: 0.271, SLG: 0.440			0-0 WP 1B 1B	0-3 K			0-0 FC6-4 1B	0-3 K		2 0 1 0 0 1 3 1 0 1 0 0 0 0 0 0 0 0 0 0 0 1 0 0 0 0 1 0																									
Inning Stats	R: 0 E: 0 K: 0 S: 2 H: 0 LOB: 0 BB: 1 P: 6	R: 0 E: 0 K: 0 S: 5 H: 2 LOB: 2 BB: 0 P: 5	R: 0 E: 0 K: 1 S: 7 H: 2 LOB: 3 BB: 1 P: 11	R: 0 E: 0 K: 3 S: 11 H: 1 LOB: 3 BB: 1 P: 15	R: 0 E: 0 K: 1 S: 5 H: 0 LOB: 0 BB: 0 P: 5	R: 0 E: 0 K: 0 S: 3 H: 0 LOB: 0 BB: 0 P: 3	R: 0 E: 0 K: 1 S: 6 H: 1 LOB: 1 BB: 0 P: 6	R: 0 E: 0 K: 0 S: 2 H: 0 LOB: 0 BB: 1 P: 6	R: 0 E: 0 K: 1 S: 5 H: 0 LOB: 0 BB: 0 P: 5	1B: 6 2B: 0 3B: 0 HR: 0 SF: 0 SAC: 0 DP: 1 HBP: 0	WP: 2 PB: 0 SB: 0 CS: 1 PA: 37																								
PITCHER Tom Griffin, R (1, 1) ERA: 3.66	IP 9.0	WLS W	BF 36	H 6	R 0	ER 0	SO 7	BB 4	IBB 0	HBP 0	BLK 0	WP 2	HR 0	S 46	P 62	ERA 0.00	WHIP 1.111	PITCHER	IP 9.0	WLS W	BF 36	H 6	R 0	ER 0	SO 7	BB 4	IBB 0	HBP 0	BLK 0	WP 2	HR 0	S 46	P 62	ERA 0.00	WHIP 1.111



Batter	1	2	3	4	5	6	7	8	9	AB R H RBI BB SO LOB	TOP											
Tom Herr, S (1, 4) OBP: 0.346, SLG: 0.365	4-0 BB E		x 0-0 6-3		x 0-0 6-3		x 0-0 1B			3 0 1 0 1 0 1												
Tito Landrum, R (1, 7) OBP: 0.276, SLG: 0.357	0-3 K 1-2		x 0-0 F3			x 0-0 4-3 1B 2B	x 0-0 L4			4 1 1 0 0 1 3												
Keith Hernandez, L (1, 3) OBP: 0.405, SLG: 0.498	0-0 F7			x 0-0 4-3 SF8 2B		x 0-0 4-3		0-3 K		4 1 1 0 0 1 2												
George Hendrick, R (1, 8) OBP: 0.361, SLG: 0.509	0-3 K			x 0-0 4-3		x 0-0 F3		0-0 F8		4 0 0 0 0 1 3												
Sixto Lezcano, R (1, 9) OBP: 0.356, SLG: 0.372		0-3 K		x 0-0 SF8		B B B B 4-0 1B BB		x 0-0 F3		2 0 0 1 1 1 0												
Gene Tenace, R (1, 2) OBP: 0.409, SLG: 0.373		0-3 K		B B B B 4-0 BB		x 0-0 1-3 3-H 1B		x 0-0 F7		3 0 1 1 1 1 0												
Ken Oberkfell, L (1, 5) OBP: 0.363, SLG: 0.367		0-0 F7		x 0-0 F6		x 0-0 F6		S S S S 0-3 K		4 0 0 0 0 1 3												
Mike Ramsey, S (1, 6) OBP: 0.342, SLG: 0.338			x 0-0 SH2-3 1B		x 0-0 3-1		x 0-0 F9		S S S S 0-3 K	4 0 1 0 0 1 0												
Bob Forsch, R (1, 1) OBP: 0.172, SLG: 0.143			x 0-0 SH2-3		x 0-0 5-3		0-3 K			2 0 0 0 0 1 0												
Inning Stats	R: 0 E: 1 K: 2 S: 7	H: 0 LOB: 1 BB: 1 P: 11	R: 0 E: 0 K: 2 S: 7	H: 0 LOB: 0 BB: 0 P: 7	R: 0 E: 0 K: 0 S: 4	H: 1 LOB: 1 BB: 0 P: 4	R: 1 E: 0 K: 0 S: 4	H: 1 LOB: 1 BB: 1 P: 8	R: 0 E: 0 K: 0 S: 3	H: 0 LOB: 0 BB: 0 P: 3	R: 1 E: 0 K: 0 S: 5	H: 2 LOB: 2 BB: 1 P: 9	R: 0 E: 0 K: 1 S: 6	H: 1 LOB: 1 BB: 0 P: 6	R: 0 E: 0 K: 1 S: 5	H: 0 LOB: 0 BB: 0 P: 5	R: 0 E: 0 K: 2 S: 7	H: 0 LOB: 0 BB: 0 P: 7	1B: 3 2B: 2 3B: 0 HR: 0	SF: 1 SAC: 1 DP: 0 HBP: 0	WP: 0 PB: 0 SB: 0 CS: 0	PA: 35
PITCHER	IP WLS BF H R ER SO BB IBB HBP BLK WP HR S P ERA WHIP																					
Vida Blue, L (1, 1) ERA: 2.28	6.0 W 25 4 2 2 4 3 0 0 0 0 0 0 30 42 3.00 1.167																					
Al Holland, L (7, 1) ERA: 2.32	3.0 S 10 1 0 0 4 0 0 0 0 0 0 0 18 18 0.00 0.333																					

St. Louis Cardinals @ San Francisco Giants
 Candlestick Park, San Francisco, CA
 Tue Sep 01 1981, 10:05 PM EDT
 Att: 11,619 - Unknown

livebaseballscorecards.com

AB	30
R	2
H	5
RBI	2
BB	3
SO	8
LOB	12



Batter	1	2	3	4	5	6	7	8	9	AB R H RBI BB SO LOB	TOP									
Tom Herr, S (1, 4) OBP: 0.348, SLG: 0.370	0-0 CS 4-3 1B		0-0 4-3 1B 2B		0-0 4-3			0-0 SH1-4 1-2	0-0 FC4-6 1-2f	4 2 2 0 0 0 2										
Ken Oberkfell, L (1, 5) OBP: 0.361, SLG: 0.365	0-0 4-3 1-H		0-0 4-3 2-3		0-0 4-3			0-0 FC6-4 2-3 1B		4 0 1 1 0 0 1										
Keith Hernandez, L (1, 3) OBP: 0.403, SLG: 0.494	0-0 F8		0-0 G5-4-3 1B				0-0 4-3	0-0 FC6-4 1-2f 1B		4 1 1 2 0 0 1										
George Hendrick, R (1, 8) OBP: 0.359, SLG: 0.505	0-0 6-3		0-0 G5-4-3 1-2f				0-0 6-3	0-0 1B 1-2 1B		4 0 1 0 0 0 1										
Dane Iorg, L (1, 7) OBP: 0.356, SLG: 0.462							0-0 G3			4 0 2 1 0 0 0										
Bruce Sutter, R (8, 1)							0-0 6-3			0 0 0 0 0 0 0										
Darrell Porter, L (1, 2) OBP: 0.383, SLG: 0.388										4 1 1 0 0 0 1										
Sixto Lezcano, R (1, 9) OBP: 0.367, SLG: 0.382										3 0 3 1 1 0 0										
Mike Ramsey, S (1, 6) OBP: 0.325, SLG: 0.321										4 0 0 0 0 1 5										
Lary Sorensen, R (1, 1) OBP: 0.054, SLG: 0.081										2 0 0 0 0 1 2										
Steve Braun, L (8, PH) OBP: 0.486, SLG: 0.400										1 1 1 0 0 0 0										
Tito Landrum, R (8, 7) OBP: 0.284, SLG: 0.365										1 0 1 0 0 0 0										
Inning Stats	R: 1 E: 0 K: 0 S: 4	H: 1 LOB: 0 BB: 0 P: 4	R: 0 E: 0 K: 1 S: 7	H: 2 LOB: 2 BB: 0 P: 7	R: 1 E: 0 K: 0 S: 4	H: 2 LOB: 0 BB: 0 P: 4	R: 1 E: 1 K: 0 S: 4	H: 2 LOB: 0 BB: 0 P: 4	R: 0 E: 0 K: 0 S: 3	H: 0 LOB: 0 BB: 0 P: 3	R: 0 E: 0 K: 0 S: 2	H: 0 LOB: 0 BB: 1 P: 6	R: 2 E: 0 K: 0 S: 6	H: 4 LOB: 2 BB: 0 P: 6	R: 0 E: 0 K: 1 S: 7	H: 2 LOB: 2 BB: 0 P: 7	1B: 11 2B: 2 3B: 0 HR: 0	SF: 0 SAC: 1 DP: 3 HBP: 0	WP: 0 PB: 0 SB: 0 CS: 1	PA: 37
PITCHER	IP WLS BF H R ER SO BB IBB HBP BLK WP HR S P ERA WHIP																			
Ed Whitson, R (1, 1) ERA: 3.57	5.0 L 20 7 3 2 1 0 0 0 0 0 0 0 22 22 3.60 1.400																			
Gary Lavelle, L (6, 1) ERA: 3.91	2.0 6 0 0 0 0 1 0 0 0 0 0 0 5 9 0.00 0.500																			
Greg Minton, R (8, 1) ERA: 3.38	2.0 11 6 2 2 1 0 0 0 0 0 0 0 13 13 9.00 3.000																			

St. Louis Cardinals @ San Francisco Giants
 Candlestick Park, San Francisco, CA
 Wed Sep 02 1981, 6:33 AM EDT
 Att. 8,996 - Unknown

livebaseballscorecards.com

AB 35
 R 5
 H 13
 RBI 5
 BB 1
 SO 2
 LOB 13



Batter	1	2	3	4	5	6	7	8	9	AB	R	H	RBI	BB	SO	LOB
Joe Morgan, L OBP: 0.379, SLG: 0.403 (1, 4)	4-0 BB G3-6-3		0-0 F9		0-0 1B			4-0 BB BB		2	0	1	1	2	0	1
Dave Bergman, L OBP: 0.345, SLG: 0.394 (1, 3)	0-0 G3-6-3 1-2f			0-0 F5	0-0 3-1			0-0 F9		4	0	0	0	0	0	4
Jack Clark, R OBP: 0.334, SLG: 0.443 (1, 9)	0-0 F8			0-0 6-3			0-0 5-3	0-0 E5 1-2 G3		4	0	0	0	0	0	1
Darrell Evans, L OBP: 0.333, SLG: 0.414 (1, 5)		0-0 F7		0-0 4-3			0-0 F8	0-0 G3 1-2 2-3		4	0	0	0	0	0	2
Larry Herndon, R OBP: 0.317, SLG: 0.419 (1, 7)		0-0 CS 1B			0-3 K		0-0 4-3	0-3 K		4	0	1	0	0	2	2
Jerry Martin, R OBP: 0.299, SLG: 0.337 (1, 8)		0-3 K 1-2			0-0 6-3			0-0 4-3 2B	0-0 G6-4-3 1B	4	0	2	0	0	1	1
Milt May, L OBP: 0.360, SLG: 0.382 Guy Sularz, R (9, PR)			0-0 6-3 2B		0-0 2B 2B			0-0 4-3 2-3	0-0 G6-4-3 1B	4	1	3	0	0	0	1
Johnnie LeMaster, R OBP: 0.301, SLG: 0.283 Jeffrey Leonard, R OBP: 0.301, SLG: 0.429 (9, PH)			0-0 6-3		0-0 1B 1B 2B			0-0 5-3	0-0 G6-4-3 1-2f 2-3	3	1	1	1	0	0	2
Ed Whitson, R OBP: 0.187, SLG: 0.107 Max Verdine, L OBP: 0.590, SLG: 0.500 Gary Lavelle, S OBP: 0.429, SLG: 0.571 Jim Wohlford, R OBP: 0.260, SLG: 0.326 Greg Minton, S Enos Cabell, R OBP: 0.299, SLG: 0.305 (9, PH)			0-3 K		0-0 1B 1B		0-0 F9	0-3 K		1	0	0	0	0	1	1

Inning Stats	R: 0	H: 0	E: 0	K: 0	S: 2	R: 0	H: 1	E: 0	K: 1	S: 5	R: 0	H: 1	E: 0	K: 1	S: 6	R: 0	H: 0	E: 0	K: 0	S: 3	R: 2	H: 4	E: 0	K: 1	S: 9	R: 0	H: 0	E: 0	K: 0	S: 3	R: 0	H: 1	E: 1	K: 1	S: 6	R: 0	H: 0	E: 0	K: 1	S: 6	R: 0	H: 2	E: 0	K: 1	S: 6	1B: 5	SF: 0	2B: 4	SAC: 0	3B: 0	DP: 2	HR: 0	HBP: 0	WP: 0	PA: 36
--------------	------	------	------	------	------	------	------	------	------	------	------	------	------	------	------	------	------	------	------	------	------	------	------	------	------	------	------	------	------	------	------	------	------	------	------	------	------	------	------	------	------	------	------	------	------	-------	-------	-------	--------	-------	-------	-------	--------	-------	--------

PITCHER	IP	WLS	BF	H	R	ER	SO	BB	IBB	HBP	BLK	WP	HR	S	P	ERA	WHIP
Lary Sorensen, R ERA: 3.11 (1, 1)	7.0	W	27	7	2	2	3	1	0	0	0	0	0	32	36	2.57	1.143
Bruce Sutter, R ERA: 2.59 (8, 1)	2.0	S	9	2	0	0	2	1	0	0	0	0	0	12	16	0.00	1.500


BOTTOM


St. Louis Cardinals @ San Francisco Giants
Candlestick Park, San Francisco, CA

Wed Sep 02 1981, 6:33 AM EDT
Att. 8,996 - Unknown

AB	34
R	2
H	9
RBI	2
BB	2
SO	5
LOB	20

livebaseballscorecards.com



Batter	1	2	3	4	5	6	7	8	9	AB R H RBI BB SO LOB	TOP	
Bobby Bonds, R (1, 8) OBP: 0.386, SLG: 0.393 Tye Waller, R (6, 8) OBP: 0.294, SLG: 0.400	0-0 6-3		0-0 CS 1B			0-0 4-3			0-0 L7	3 0 1 0 0 0 0 1 0 0 0 0 0 0		
Ivan De Jesus, R (1, 6) OBP: 0.264, SLG: 0.208	0-0 F8		0-0 P9 1-2			0-0 F9			0-0 5-3	4 0 0 0 0 0 1		
Bill Buckner, L (1, 3) OBP: 0.334, SLG: 0.434	0-0 1B		0-0 F9			0-0 F9			0-0 P7	4 0 1 0 0 0 0		
Leon Durham, L (1, 9) OBP: 0.351, SLG: 0.468	0-0 G3			0-0 5-3			0-0 F7			3 0 0 0 0 0 1		
Jody Davis, R (1, 2) OBP: 0.341, SLG: 0.385 Bill Hayes, R (8, 2)		0-3 K		0-0 F8			0-0 L5			3 0 0 0 0 1 0 0 0 0 0 0 0 0		
Mike Lum, L (1, 7) OBP: 0.300, SLG: 0.358		0-0 F8		0-0 6-3			0-0 4-3			3 0 0 0 0 0 0		
Ken Reitz, R (1, 5) OBP: 0.277, SLG: 0.297		4-0 BB BB			0-3 K			0-0 P8		2 0 0 0 1 1 0	AB 28 R 0 H 2 RBI 0 BB 2 SO 4 LOB 4	
Pat Tabler, R (1, 4) OBP: 0.271, SLG: 0.150		4-0 BB BB			0-0 L7			0-0 L9		2 0 0 0 1 0 0		
Doug Bird, R (1, 1) OBP: 0.200, SLG: 0.111 Mel Hall, L (5, PH)		0-3 K			0-0 F9			0-3 K		1 0 0 0 0 1 2 1 0 1 0 0 0 0 1 0		
Bill Caudill, R (5, 1) OBP: 0.250, SLG: 0.143 Doug Capilla, L (7, 1) Scot Thompson, L (7, 7) OBP: 0.212, SLG: 0.221												
Inning Stats	R: 0 H: 1 E: 0 LOB: 1 K: 0 BB: 0 S: 4 P: 4	R: 0 H: 0 E: 0 LOB: 2 K: 2 BB: 2 S: 7 P: 15	R: 0 H: 1 E: 0 LOB: 0 K: 0 BB: 0 S: 3 P: 3	R: 0 H: 0 E: 0 LOB: 0 K: 0 BB: 0 S: 3 P: 3	R: 0 H: 0 E: 0 LOB: 0 K: 1 BB: 0 S: 5 P: 5	R: 0 H: 0 E: 0 LOB: 0 K: 0 BB: 0 S: 3 P: 3	R: 0 H: 0 E: 0 LOB: 0 K: 0 BB: 0 S: 3 P: 3	R: 0 H: 0 E: 0 LOB: 0 K: 1 BB: 0 S: 5 P: 5	R: 0 H: 0 E: 0 LOB: 0 K: 0 BB: 0 S: 3 P: 3	1B: 2 SF: 0 2B: 0 SAC: 0 3B: 0 DP: 0 HR: 0 HBP: 0	WP: 0 PA: 30 PB: 0 SB: 0 CS: 1	
PITCHER Doyle Alexander, R (1, 1) ERA: 2.59	IP WLS BF H R ER SO BB IBB HBP BLK WP HR S P ERA WHIP	9.0 W 30 2 0 0 4 2 0 0 0 0 0 0 36 44 0.00 0.444										

Chicago Cubs @ San Francisco Giants
Candlestick Park, San Francisco, CA
Thu Sep 03 1981, 6:33 AM EDT
Att: 5,573 - Sunny - 78 F

livebaseballscorecards.com

Batter	1	2	3	4	5	6	7	8	9	AB	R	H	RBI	BB	SO	LOB
Joe Morgan, L (1, 4) OBP: 0.380, SLG: 0.399 Joe Pettini, R (6, PR) OBP: 0.143, SLG: 0.154 (7, 4) (8, 6)	0-0 F3															
Enos Cabell, R (1, 3) OBP: 0.261, SLG: 0.313	0-0 F7															
Jack Clark, R (1, 9) OBP: 0.335, SLG: 0.453	0-0 5-3															
Darrell Evans, L (1, 5) OBP: 0.337, SLG: 0.425		0-0 6-3														
Jeffrey Leonard, R (1, 8) OBP: 0.330, SLG: 0.444		0-0 1-3														
Larry Herndon, R (1, 7) OBP: 0.322, SLG: 0.426		0-0 L9														
Milt May, L (1, 2) OBP: 0.367, SLG: 0.387 Bob Brenly, R (7, PH) OBP: 0.474, SLG: 0.500 (8, 2)																
Johnnie LeMaster, R (1, 6) OBP: 0.300, SLG: 0.283 Guy Sularz, R (7, PR) (8, 4)																
Doyle Alexander, R (1, 1) OBP: 0.195, SLG: 0.237																

Inning Stats	R: 0	H: 0	E: 0	K: 0	S: 3	R: 0	H: 0	E: 0	K: 0	S: 3	R: 0	H: 1	E: 0	K: 1	S: 5	R: 6	H: 5	E: 1	K: 0	S: 8	R: 1	H: 1	E: 0	K: 0	S: 4	R: 1	H: 2	E: 1	K: 1	S: 7	R: 2	H: 3	E: 0	K: 0	S: 5	R: 2	H: 3	E: 0	K: 0	S: 6					
	0	0	0	0	3	0	0	0	0	3	0	1	0	1	5	1	1	0	0	8	1	1	0	0	4	1	2	0	1	11	2	3	0	0	9	2	3	0	0	6	2	3	0	0	10

PITCHER	IP	WLS	BF	H	R	ER	SO	BB	IBB	HBP	BLK	WP	HR	S	P	ERA	WHIP
Doug Bird, R (1, 1) ERA: 3.09	4.0	L	19	6	6	5	1	1	1	0	0	0	0	19	27	11.25	1.750
Bill Caudill, R (5, 1) ERA: 5.76	2.0		14	6	4	3	1	2	0	0	0	0	1	14	22	13.50	4.000
Doug Capilla, L (7, 1) ERA: 3.13	2.0		10	3	2	2	0	2	0	0	0	1	0	8	16	9.00	2.500

BOTTOM

Chicago Cubs @ San Francisco Giants
Candlestick Park, San Francisco, CA


Thu Sep 03 1981, 6:33 AM EDT
Att. 5,573 - Sunny - 78 F

2	1	0	0	2	0	1
1	0	0	0	0	0	0
5	1	2	1	0	0	0
3	2	1	2	1	1	3
5	3	3	0	0	0	0
4	2	3	3	1	0	0
5	1	3	1	0	0	1
2	1	2	0	1	0	0
1	0	0	0	1	0	2
4	1	1	2	0	0	4
0	0	0	0	0	0	0
2	0	0	1	0	1	2

1B: 11	SF: 2	WP: 1	PA: 43
2B: 1	SAC: 1	PB: 0	
3B: 2	DP: 1	SB: 0	
HR: 1	HBP: 0	CS: 1	

livebaseballscorecards.com

AB 34
R 12
H 15
RBI 10
BB 6
SO 2
LOB 13



Batter	1	2	3	4	5	6	7	8	9	10	AB	R	H	RBI	BB	SO	LOB	TOP							
Bobby Bonds, R (1, 8) OBP: 0.374, SLG: 0.378	0-0 P6		0-0 CS 2B 1B	0-0 1-3		0-0 F7			0-0 P4	0-3 K	6	1	1	0	0	1	4	Chicago Cubs @ San Francisco Giants Candlestick Park, San Francisco, CA Fri Sep 04 1981, 10:05 PM EDT Att. 9,707 - Unknown - 57 F							
Ivan De Jesus, R (1, 6) OBP: 0.262, SLG: 0.207	0-3 K		0-0 F8		0-0 P5		0-0 L5		0-0 WP 1B	0-0 P9	6	0	1	0	0	1	4								
Bill Buckner, L (1, 3) OBP: 0.338, SLG: 0.438	4-0 S BB		0-0 2-H 1B 2B		0-0 E 1B		0-0 F8		0-0 F8		4	1	2	1	1	0	1								
Leon Durham, L (1, 9) OBP: 0.356, SLG: 0.468	0-0 1-3		0-0 2-H 1B 1B		0-0 E9 1B		0-3 K		4-0 IBB		4	0	2	1	1	1	1								
Jody Davis, R (1, 2) OBP: 0.336, SLG: 0.372		0-0 F7	4-0 1B BB		0-0 P4			0-0 6-3	0-0 1-3		4	0	0	0	1	0	4								
Mike Lum, L (1, 7) Jerry Morales, R (8, 7) OBP: 0.353, SLG: 0.349		0-0 G1	0-0 1-2 2-H 1B		4-0 FC6-4 IBB			0-0 F8		4-0 BB 1B BB	3	0	1	0	1	0	0								
Ken Reitz, R (1, 5) Steve Dillard, R (8, PR) OBP: 0.277, SLG: 0.366		4-0 BB		0-0 L9	0-0 FC6-4			0-0 1B 1B		0-0 BB 1B	3	0	1	0	1	0	3								
Pat Tabler, R (1, 4) Jim Tracy, L (8, PH) Mike Tyson, R (8, PR)		0-0 F7		0-0 F9		0-3 K		0-0 1B 1B		4-0 BB 1B BB	3	0	0	0	0	1	1								
Randy Martz, L (1, 1) Mel Hall, L (8, PH) Lee Smith, R (8, 1) Steve Henderson, R (10, PH) Dick Tidrow, R (10, 1)			0-0 F8		0-0 1B	0-3 K		0-0 3-1		0-3 K	3	0	1	0	0	1	0								
Inning Stats	R: 0 E: 0 K: 1 S: 5	H: 0 LOB: 1 BB: 1 P: 9	R: 0 E: 0 K: 0 S: 3	H: 0 LOB: 1 BB: 1 P: 7	R: 2 E: 0 K: 0 S: 6	H: 4 LOB: 2 BB: 1 P: 10	R: 0 E: 0 K: 0 S: 4	H: 1 LOB: 1 BB: 0 P: 4	R: 0 E: 1 K: 0 S: 5	H: 2 LOB: 3 BB: 1 P: 9	R: 0 E: 0 K: 2 S: 7	H: 0 LOB: 0 BB: 0 P: 7	R: 0 E: 0 K: 1 S: 5	H: 0 LOB: 0 BB: 0 P: 5	R: 0 E: 0 K: 0 S: 4	H: 1 LOB: 2 BB: 1 P: 8	R: 0 E: 0 K: 2 S: 8		H: 1 LOB: 3 BB: 2 P: 16	1B: 10 2B: 1 3B: 0 HR: 0	SF: 0 SAC: 0 DP: 0 HBP: 0	WP: 1 PB: 0 SB: 2 CS: 1	PA: 47		
PITCHER	IP WLS BF H R ER SO BB IBB HBP BLK WP HR S P ERA WHIP																								
Tom Griffin, R (1, 1) ERA: 3.43	7.0																								
Greg Minton, R (8, 1) ERA: 3.27	2.0																								
Al Holland, L (10, 1) ERA: 2.28	1.0	W																							

livebaseballscores.com

AB	40
R	2
H	11
RBI	2
BB	7
SO	6
LOB	23



BOTTOM

Chicago Cubs @ San Francisco Giants
Candlestick Park, San Francisco, CA

Fri Sep 04 1981, 10:05 PM EDT
Att: 9,707 - Unknown - 57 F

livebaseballscorecards.com



AB	R	H	RBI	BB	SO	LOB
5	0	0	0	0	1	2
5	0	1	0	0	1	1
5	1	1	1	0	1	1
2	1	0	0	2	0	0
3	0	1	0	0	1	1
3	1	1	2	0	0	3
3	0	0	0	1	0	0
0	0	0	0	0	0	0
3	0	1	0	0	0	0
1	0	1	0	0	0	0
1	0	0	0	0	0	0
0	0	0	0	0	0	0
1	0	0	0	0	0	2
0	0	0	0	0	0	0

AB	33
R	3
H	6
RBI	3
BB	3
SO	4
LOB	12

WP	0	PA	39
PB	0		
SB	0		
CS	0		

Batter	1	2	3	4	5	6	7	8	9	10
Joe Morgan, L OBP: 0.374, SLG: 0.390 (1, 4)	P6	F9			K		L8			P6
Enos Cabell, R OBP: 0.260, SLG: 0.314 (1, 3)	HBP 2B		P9		FC6-5			K		F9
Jack Clark, R OBP: 0.333, SLG: 0.459 (1, 9)	6-3		F8			5-3		K		HR
Darrell Evans, L OBP: 0.339, SLG: 0.422 (1, 5)	HBP BB		F9			HR BB		F8		
Jeffrey Leonard, R OBP: 0.337, SLG: 0.440 (1, 8)	1-2 2-3 HBP			F8		K			FC6-4 SH3-4 1B	
Larry Herndon, R OBP: 0.322, SLG: 0.435 (1, 7)	F9			F9		HR			SH3-4 1-2	
Milt May, L OBP: 0.366, SLG: 0.382 (1, 2)		F8			5-3		F9			FC6-4 IBB
Bob Brenly, R OBP: 0.474, SLG: 0.500 (9, PR) (10, 2)										
Johnnie LeMaster, R OBP: 0.300, SLG: 0.283 (1, 6)					4-3				FC6-4 1-2 2-3	
Jim Wohlford, R OBP: 0.255, SLG: 0.319 (9, PH)		SH1-4 1B					5-3			
Joe Pettini, R OBP: 0.143, SLG: 0.154 (10, 6)										
Tom Griffin, R OBP: 0.231, SLG: 0.306 (1, 1)										L9
Dave Bergman, L OBP: 0.342, SLG: 0.390 (7, PH)		SH1-4					F8			
Greg Minton, S (8, 1)					FC6-5 2B					
Max Venable, L OBP: 0.333, SLG: 0.333 (9, PH)										
Al Holland, R OBP: 0.333, SLG: 0.200 (10, 1)										

Inning Stats	R: 0	H: 1	E: 0	K: 0	S: 4	H: 3	BB: 1	P: 9	R: 0	H: 1	E: 0	K: 0	S: 4	H: 1	LOB: 1	BB: 0	P: 4	R: 0	H: 0	E: 0	K: 0	S: 3	H: 0	LOB: 0	BB: 0	P: 3	R: 0	H: 1	E: 0	K: 1	S: 6	H: 0	LOB: 0	BB: 0	P: 6	R: 2	H: 1	E: 0	K: 1	S: 6	H: 0	LOB: 0	BB: 1	P: 10	R: 0	H: 0	E: 0	K: 0	S: 3	H: 0	LOB: 0	BB: 0	P: 3	R: 0	H: 0	E: 0	K: 2	S: 7	H: 0	LOB: 0	BB: 0	P: 7	R: 0	H: 1	E: 0	K: 0	S: 4	H: 2	LOB: 2	BB: 1	P: 8	R: 1	H: 1	E: 0	K: 0	S: 3	H: 0	LOB: 0	BB: 0	P: 3	1B: 2	SF: 0	2B: 2	SAC: 2	3B: 0	DP: 0	HR: 2	HBP: 1	WP: 0	PA: 39
--------------	------	------	------	------	------	------	-------	------	------	------	------	------	------	------	--------	-------	------	------	------	------	------	------	------	--------	-------	------	------	------	------	------	------	------	--------	-------	------	------	------	------	------	------	------	--------	-------	-------	------	------	------	------	------	------	--------	-------	------	------	------	------	------	------	------	--------	-------	------	------	------	------	------	------	------	--------	-------	------	------	------	------	------	------	------	--------	-------	------	-------	-------	-------	--------	-------	-------	-------	--------	-------	--------

PITCHER	IP	WLS	BF	H	R	ER	SO	BB	IBB	HBP	BLK	WP	HR	S	P	ERA	WHIP
Randy Martz, R ERA: 3.76 (1, 1)	7.0		28	4	2	2	2	2	0	1	0	0	1	29	38	2.57	0.857
Lee Smith, R ERA: 3.14 (8, 1)	2.0		8	1	0	0	2	0	1	0	0	0	0	11	15	0.00	0.500
Dick Tidrow, R ERA: 4.92 (10, 1)	0.2	L	3	1	1	1	0	0	0	0	0	0	1	3	3	13.50	1.500

PITCHER	IP	WLS	BF	H	R	ER	SO	BB	IBB	HBP	BLK	WP	HR	S	P	ERA	WHIP
---------	----	-----	----	---	---	----	----	----	-----	-----	-----	----	----	---	---	-----	------

Batter	1	2	3	4	5	6	7	8	9	AB R H RBI BB SO LOB	TOP		
Ivan De Jesus, R OBP: 0.260, SLG: 0.206 (1, 6) X	0-0 HBP HR 1B	0-3 K		0-0 F8		0-0 1-3	0-3 K		0-0 L9	6 1 1 0 0 2 3			
Steve Henderson, R OBP: 0.369, SLG: 0.379 (1, 7) H	1-0 HR HBP	0-3 K		0-0 E6 1B 1-3 1B		0-0 E S 1B	0-0 1-H 2-H 2B 3B		0-0 F9	5 3 2 2 0 1 1			
Bill Buckner, L OBP: 0.342, SLG: 0.453 (1, 3) X	0-0 HR 1-H 2-H	0-0 1B		0-0 1-3		0-0 F7 1-2	0-0 3-H 2B			5 1 3 4 0 0 2			
Leon Durham, L OBP: 0.357, SLG: 0.464 (1, 9) X	0-0 E4 S 1B	0-0 L7		0-0 1B 2-3 1B		4-0 E IBB	0-3 K			4 0 1 0 1 1 3			
Jerry Morales, R OBP: 0.354, SLG: 0.351 (1, 8) S S	0-3 K		0-0 2B 1B	0-0 1-2 1B		0-0 E6 1-2 2-3		0-0 P6		5 1 2 1 0 1 3			
Tim Blackwell, S OBP: 0.338, SLG: 0.359 (1, 2) X	0-0 F9		0-0 1-H 2B	0-0 5-3		0-0 L9		0-0 F8		5 0 1 1 0 0 6			
Ken Reitz, R OBP: 0.284, SLG: 0.298 Steve Dillard, R OBP: 0.275, SLG: 0.363 (7, PR) (7, 5) X	0-0 FC5 BB 1-2 1B		0-0 L7		0-3 K		4-0 FC2-5 1B BB	0-3 K		3 0 1 0 1 1 1 1 0 0 0 0 1 0			
Pat Tabler, R OBP: 0.286, SLG: 0.170 (1, 4) B B B B	4-0 1-2 2-3 BB		0-0 1-3		0-0 L7		0-0 FC2-5 3B 1B		0-0 SH2-4 1B	4 1 2 0 1 0 1			
Mike Krukow, R OBP: 0.206, SLG: 0.235 (1, 1) X	0-0 FC5 2-3f		0-3 K		0-0 1-3		0-0 FC2-5 3B		0-0 SH2-4	4 1 0 0 0 1 6			
Inning Stats	R: 3 E: 1 K: 1 S: 9 H: 3 LOB: 3 BB: 1 P: 14	R: 0 E: 0 K: 2 S: 8 H: 1 LOB: 1 BB: 0 P: 8	R: 1 E: 0 K: 1 S: 7 H: 2 LOB: 1 BB: 0 P: 7	R: 1 E: 1 K: 0 S: 6 H: 2 LOB: 2 BB: 0 P: 6	R: 0 E: 0 K: 1 S: 5 H: 0 LOB: 0 BB: 0 P: 5	R: 0 E: 1 K: 0 S: 5 H: 1 LOB: 3 BB: 1 P: 9	R: 3 E: 0 K: 2 S: 10 H: 3 LOB: 2 BB: 1 P: 14	R: 0 E: 0 K: 1 S: 5 H: 0 LOB: 0 BB: 0 P: 5	R: 0 E: 0 K: 0 S: 4 H: 1 LOB: 1 BB: 0 P: 4	1B: 9 2B: 2 3B: 1 HR: 1 SF: 0 SAC: 1 DP: 0 HBP: 1	WP: 0 PB: 0 SB: 2 CS: 0 PA: 47		
PITCHER	IP WLS BF H R ER SO BB IBB HBP BLK WP HR S P ERA WHIP											PITCHER	IP WLS BF H R ER SO BB IBB HBP BLK WP HR S P ERA WHIP
Alan Hargeshheimer, R ERA: 40.5 (1, 1)	0.2 L 7 3 3 3 1 0 0 1 0 0 0 1 8 9 40.50 4.500												
Gary Lavelle, L ERA: 3.75 (1, 1)	4.1 20 5 2 1 4 1 0 0 0 0 0 0 27 31 2.08 1.385												
Allen Ripley, R ERA: 3.89 (6, 1)	2.0 13 4 3 3 2 1 1 0 0 0 0 0 15 23 13.50 2.500												
Fred Breining, R ERA: 2.9 (8, 1)	2.0 7 1 0 0 1 0 0 0 0 0 0 0 9 9 0.00 0.500												

Chicago Cubs @ San Francisco Giants
Candlestick Park, San Francisco, CA
Sat Sep 05 1981, 6:33 AM EDT
Att: 9,548 - Unknown - 74 F

livebaseballscorecards.com

AB	42
R	8
H	13
RBI	8
BB	3
SO	8
LOB	26



Batter	1	2	3	4	5	6	7	8	9	AB R H RBI BB SO LOB
Joe Morgan, L (1, 4) Fred Breining, R (8, 1) Jim Wohlford, R (9, PH) OBP: 0.372, SLG: 0.388 OBP: 0.250, SLG: 0.313	0-0 4-3 1B		0-3 K		0-0 4-3		0-3 K		0-0 E8 1B	4 0 1 0 0 2 1 0 0 0 0 0 0 0 1 0 0 0 0 0 1
Dave Bergman, L (1, 3) OBP: 0.344, SLG: 0.391	0-0 4-3 1-2		0-3 K			0-0 1B 1B	0-0 FC6-4 1-2f		0-0 1B 1B	5 0 2 0 0 1 2
Jack Clark, R (1, 9) OBP: 0.328, SLG: 0.452	0-0 L7		0-3 K			0-0 F9		0-0 E6 1B SF8	0-0 SF9	4 1 0 1 0 1 2
Darrell Evans, L (1, 5) OBP: 0.343, SLG: 0.425	0-0 P5			0-0 1B		0-0 1B 1B		0-0 1B 1-3	0-0 F7	5 0 3 0 0 0 3
Jeffrey Leonard, R (1, 7) OBP: 0.323, SLG: 0.420		0-3 K		0-0 F9		0-3 K		0-3 K		4 0 0 0 0 3 5
Jerry Martin, R (1, 8) OBP: 0.298, SLG: 0.337		0-3 K		0-0 F8		0-0 1B 1-2 2-3		0-0 SF8		3 0 1 1 0 1 1
Milt May, L (1, 2) Jeff Ransom, R (8, PH) (9, 2) OBP: 0.365, SLG: 0.382		0-0 1B 1B		0-0 F9		0-0 6-3		0-0 F8		3 0 1 0 0 0 4 1 0 0 0 0 0 1
Johnnie LeMaster, R (1, 6) OBP: 0.304, SLG: 0.287		0-0 1B 1-2			0-0 G3		0-0 L8		0-0 1B E SF9 1B	4 1 2 0 0 0 0
Alan Hargeshaimer, R (1, 1) Gary Lavelle, S (1, 1) Billy Smith, S (5, PH) Allen Ripley, R (8, 1) Guy Sularz, R (7, PH) (8, 4) OBP: 0.375, SLG: 0.500 OBP: 0.241, SLG: 0.216 OBP: 0.143, SLG: 0.143 OBP: 0.500, SLG: 0.500		0-3 K			0-3 K		0-0 FC6-4 1B		0-3 K	0 0 0 0 0 0 0 1 0 0 0 0 1 2 1 0 0 0 0 1 0 0 0 0 0 0 0 0 2 0 1 0 0 1 1

Inning Stats	R: 0 E: 0 K: 0 S: 4	H: 1 LOB: 1 BB: 0 P: 4	R: 0 E: 0 K: 3 S: 11	H: 2 LOB: 2 BB: 0 P: 11	R: 0 E: 0 K: 3 S: 9	H: 0 LOB: 0 BB: 0 P: 9	R: 0 E: 0 K: 0 S: 4	H: 1 LOB: 1 BB: 0 P: 4	R: 0 E: 0 K: 1 S: 5	H: 0 LOB: 0 BB: 0 P: 5	R: 0 E: 0 K: 1 S: 8	H: 3 LOB: 3 BB: 0 P: 8	R: 0 E: 0 K: 1 S: 6	H: 1 LOB: 1 BB: 0 P: 6	R: 1 E: 1 K: 1 S: 7	H: 1 LOB: 1 BB: 0 P: 7	R: 1 E: 1 K: 1 S: 8	H: 2 LOB: 2 BB: 0 P: 8	1B: 11 2B: 0 3B: 0 HR: 0	SF: 2 SAC: 0 DP: 0 HBP: 0	WP: 0 PB: 0 SB: 0 CS: 0	PA: 40
PITCHER Mike Krukow, R (1, 1) ERA: 4.31	IP 9.0 WLS W BF 40 H 11 R 2 ER 0 SO 11 BB 0 IBB 0 HBP 0 BLK 0 WP 0 HR 0 S 62 P 62 ERA 0.00 WHIP 1.222																					

Chicago Cubs @ San Francisco Giants
Candlestick Park, San Francisco, CA

AB	38
R	2
H	11
RBI	2
BB	0
SO	11
LOB	23



WP: 0	PA: 40
ERA	WHIP

Sat Sep 05 1981, 6:33 AM EDT
Att. 9,548 - Unknown - 74 F

livebaseballscorecards.com

Chicago Cubs @ San Francisco Giants
Candlestick Park, San Francisco, CA

Sun Sep 06 1981, 6:33 AM EDT
Att. 12,036 - Unknown - 68 F

AB	31
R	0
H	3
RBI	0
BB	1
SO	7
LOB	13



AB	R	H	RBI	BB	SO	LOB
3	0	0	0	0	1	0
1	0	0	0	0	0	3
0	0	0	0	0	0	0
4	0	0	0	0	2	3
0	0	0	0	0	0	0
4	0	1	0	0	1	0
4	0	0	0	0	0	2
4	0	0	0	0	0	1
2	0	0	0	1	1	1
0	0	0	0	0	0	0
0	0	0	0	0	0	0
1	0	1	0	0	0	0
0	0	0	0	0	0	0
2	0	0	0	0	0	0
1	0	1	0	0	0	0
1	0	0	0	0	1	0
0	0	0	0	0	0	0
2	0	0	0	0	1	3

Batter	1	2	3	4	5	6	7	8	9
Ivan De Jesus, R (1, 6) OBP: 0.258, SLG: 0.204 Scot Thompson, L (8, PH) OBP: 0.211, SLG: 0.219 Tye Waller, R (8, 4) OBP: 0.294, SLG: 0.400	0-0 F9		0-3 K			0-0 L7		0-0 FC1-2	
Steve Henderson, R (1, 7) OBP: 0.363, SLG: 0.373 Dave Geisel, L (8, 1)	0-3 K			0-3 K			0-0 B1-3	0-0 FC4-6	
Bill Buckner, L (1, 3)	0-0 E4			0-0 1-3			0-0 FC4-6		0-3 K
Jerry Morales, R (1, 8) OBP: 0.347, SLG: 0.343	0-0 F7			0-0 5-3			0-0 P3		0-0 4-3
Leon Durham, L (1, 9) OBP: 0.351, SLG: 0.457		0-0 E4			0-0 6-3		0-0 FC4-6		0-0 4-3
Jody Davis, R (1, 2) OBP: 0.336, SLG: 0.366 Ken Kravec, L (8, PR) Tim Blackwell, S (8, 2) OBP: 0.338, SLG: 0.359		0-0 F5			0-3 K			4-0 1B	
Steve Dillard, R (1, 5) OBP: 0.270, SLG: 0.357 Dick Tidrow, R (8, PH) Mike Tyson, R (8, PH) Jim Tracy, L (8, PH) Scott Fletcher, R (8, PR) OBP: 0.194, SLG: 0.200		0-0 5-3			0-0 L8			0-0 FC1-2	
Pat Tabler, R (1, 4) OBP: 0.276, SLG: 0.163 Mike Lum, L (8, PH) OBP: 0.323, SLG: 0.368			0-0 6-3			0-0 5-3		0-0 FC1-2	
Mike Griffin, R (1, 1) OBP: 0.143, SLG: 0.143 Willie Hernandez, L (5, 1) Hector Cruz, R (5, 5) OBP: 0.339, SLG: 0.481			0-3 K			0-0 6-3		0-3 K	

Inning Stats	R: 0	H: 0	R: 0	H: 0	R: 0	H: 0	R: 0	H: 0	R: 0	H: 0	R: 0	H: 1	R: 0	H: 2	R: 0	H: 0
	E: 1	LOB: 1	E: 1	LOB: 0	E: 0	LOB: 0	E: 0	LOB: 0	E: 0	LOB: 0	E: 0	LOB: 1	E: 0	LOB: 3	E: 0	LOB: 0
	K: 1	BB: 0	K: 0	BB: 0	K: 1	BB: 0	K: 0	BB: 0	K: 1	BB: 0	K: 0	BB: 0	K: 1	BB: 1	K: 1	BB: 0
	S: 6	P: 6	S: 3	P: 3	S: 7	P: 7	S: 5	P: 5	S: 5	P: 5	S: 4	P: 4	S: 7	P: 11	S: 5	P: 5

PITCHER	IP	WLS	BF	H	R	ER	SO	BB	IBB	HBP	BLK	WP	HR	S	P	ERA	WHIP
Vida Blue, L (1, 1) ERA: 2.15	7.0	W	24	1	0	0	5	1	0	0	0	0	0	33	37	0.00	0.286
Greg Minton, R (8, 1) ERA: 3.17	2.0	S	8	2	0	0	2	0	0	0	0	0	0	12	12	0.00	1.000

WP: 0	PA: 32
PB: 0	
SB: 0	
CS: 1	

Batter	1	2	3	4	5	6	7	8	9	AB R H RBI BB SO LOB	TOP		
Joe Morgan, L (1, 4) OBP: 0.372, SLG: 0.383	4-0 FC6 BB		0-3 K		4-0 G1-4-3 BB		0-0 F4		0-0 4-3	3 0 0 0 2 1 1			
Enos Cabell, R (1, 3) OBP: 0.263, SLG: 0.316	0-0 FC6 BB		0-0 G6-4-3 1B		0-0 F7		0-0 F7			4 0 1 0 0 0 3			
Jack Clark, R (1, 9) OBP: 0.329, SLG: 0.449	4-0 BB		0-0 G6-4-3		0-0 G1-4-3		0-0 1B			3 0 1 0 1 0 4			
Darrell Evans, L (1, 5) OBP: 0.344, SLG: 0.423	0-0 F9			0-0 1B		0-0 F6	0-0 F8			4 0 1 0 0 0 2			
Larry Herndon, R (1, 7) OBP: 0.316, SLG: 0.425		0-0 4-3		0-3 K		0-0 BB 1B		0-0 F9		4 1 1 0 0 1 1			
Jerry Martin, R (1, 8) OBP: 0.301, SLG: 0.339		0-0 4-3		0-0 1B		0-0 F7		0-3 K		4 0 1 0 0 1 1			
Milt May, L (1, 2) OBP: 0.369, SLG: 0.387		0-0 2B		0-3 K		4-0 1B BB		0-0 F8		3 0 1 0 1 1 2			
Johnnie LeMaster, R (1, 6) OBP: 0.307, SLG: 0.295		0-0 6-3		0-3 K		0-0 1B		0-0 5-3		4 0 1 1 0 1 3			
Ed Whitson, R (1, 1) OBP: 0.194, SLG: 0.107			4-0 1B		0-0 BB		0-0 F4		0-0 F4	0 0 0 0 1 0 0			
Allen Ripley, R (3, 1) OBP: 0.143, SLG: 0.143										0 0 0 0 0 0 0			
Billy Smith, S (5, PH) OBP: 0.234, SLG: 0.231										1 0 1 0 0 0 0			
Fred Breining, R (5, 1)										0 0 0 0 0 0 0			
Max Venable, L (6, PH) OBP: 0.250, SLG: 0.250										1 0 0 0 0 0 2			
Mike Rowland, R (6, 1)										0 0 0 0 0 0 0			
Dave Bergman, L (9, PH) OBP: 0.341, SLG: 0.387										1 0 0 0 0 0 0			
Inning Stats	R: 0 H: 0 E: 0 LOB: 1 K: 0 BB: 2 S: 2 P: 10	R: 0 H: 1 E: 0 LOB: 1 K: 0 BB: 0 S: 4 P: 4	R: 0 H: 1 E: 0 LOB: 1 K: 1 BB: 1 S: 5 P: 9	R: 0 H: 2 E: 0 LOB: 2 K: 3 BB: 0 S: 11 P: 11	R: 0 H: 1 E: 0 LOB: 1 K: 0 BB: 1 S: 3 P: 7	R: 1 H: 2 E: 0 LOB: 2 K: 0 BB: 1 S: 5 P: 9	R: 0 H: 1 E: 0 LOB: 1 K: 0 BB: 0 S: 4 P: 4	R: 0 H: 0 E: 0 LOB: 0 K: 1 BB: 0 S: 5 P: 5	R: 0 H: 0 E: 0 LOB: 0 K: 0 BB: 0 S: 3 P: 3	1B: 7 SF: 0 2B: 1 SAC: 0 3B: 0 DP: 2 HR: 0 HBP: 0	WP: 0 PA: 37 PB: 0 SB: 0 CS: 0		
PITCHER	IP WLS BF H R ER SO BB IBB HBP BLK WP HR S P ERA WHIP											PITCHER	IP WLS BF H R ER SO BB IBB HBP BLK WP HR S P ERA WHIP
Bob Welch, R (1, 1) ERA: 3.61	5.2 W 26 7 1 1 4 5 0 0 0 0 0 0 29 49 1.59 2.118												
Alejandro Pena, R (6, 1) ERA: 2.21	0.1 1 0 0 0 0 0 0 0 0 0 0 0 1 1 0.00 0.000												
Tom Niedenfuer, R (7, 1) ERA: 1.72	3.0 S 10 1 0 0 1 0 0 0 0 0 0 0 12 12 0.00 0.333												

San Francisco Giants @ Los Angeles Dodgers
 Dodger Stadium, Los Angeles, CA
 Mon Sep 07 1981, 7:05 PM PDT
 Att: 49,561 - Unknown

livebaseballscorecards.com

AB	32
R	1
H	8
RBI	1
BB	5
SO	5
LOB	19



Batter	1	2	3	4	5	6	7	8	9	AB	R	H	RBI	BB	SO	LOB
--------	---	---	---	---	---	---	---	---	---	----	---	---	-----	----	----	-----

Davey Lopes, R OBP: 0.286, SLG: 0.280 (1, 4)	0-0 1B 1B		4-0 1B G1-4-3 BB		0-0 F7		0-0 5-3			3	2	1	0	1	0	0
Ken Landreaux, L OBP: 0.317, SLG: 0.399 (1, 8)	0-3 K		0-0 G1-4-3 1B		0-0 S 1B		0-0 F8			4	0	2	0	0	1	1
Dusty Baker Jr., R OBP: 0.351, SLG: 0.436 Candy Maldonado, R (9, 7)	0-0 1B 1-2 1B		0-0 G1-4-3 1-2f 3-H		0-0 F8 1-2		0-0 5-3			4	0	1	0	0	0	2
Steve Garvey, R OBP: 0.322, SLG: 0.414 Mike Marshall, R OBP: 0.333, SLG: 0.667 (1, 3) (1, PR) (2, 3)	0-0 FC5-4 1-3 2-H 1B		0-0 HR 2B		0-0 5-3		0-0 F8			1	0	1	1	0	0	0
Ron Cey, R OBP: 0.366, SLG: 0.464 (1, 5)	0-0 P5		0-0 HR		1-0 SH2-3 BB HBP SF9-3-4-3		0-0 5-3			3	2	1	2	0	0	2
Pedro Guerrero, R OBP: 0.389, SLG: 0.502 (1, 9)	0-0 FC5-4 1-2f		0-0 1-3		4-0 SH2-3 1-2 BB		0-0 F7			3	0	0	0	1	0	2
Mike Scioscia, L OBP: 0.371, SLG: 0.357 (1, 2)		0-0 1-3		0-0 F9		0-0 SH2-3 1-2 2-3				2	0	0	0	0	0	0
Derrel Thomas, S OBP: 0.342, SLG: 0.360 (1, 6)		0-0 1-3		0-0 5-3		4-0 SH2-3 IBB SF9-3-4-3				2	0	0	0	1	0	0
Bob Welch, R OBP: 0.278, SLG: 0.314 Alejandro Pena, R (6, 1) Reggie Smith, S OBP: 0.286, SLG: 0.375 Tom Niedenfuer, R (7, 1)		0-0 F8		0-3 K		0-0 SF9-3-4-3 1-2 3-H				2	0	0	0	0	1	0

Inning Stats	R: 1	H: 3	E: 0	K: 1	S: 8	LOB: 2	BB: 0	P: 8	R: 0	H: 0	E: 0	K: 0	S: 3	LOB: 0	BB: 0	P: 3	R: 3	H: 3	E: 0	K: 0	S: 5	LOB: 0	BB: 1	P: 9	R: 0	H: 0	E: 0	K: 1	S: 5	LOB: 0	BB: 0	P: 5	R: 0	H: 1	E: 0	K: 0	S: 4	LOB: 1	BB: 0	P: 4	R: 1	H: 0	E: 0	K: 0	S: 2	LOB: 1	BB: 2	P: 11	R: 0	H: 0	E: 0	K: 0	S: 3	LOB: 0	BB: 0	P: 3	R: 0	H: 0	E: 0	K: 0	S: 3	LOB: 0	BB: 0	P: 3
--------------	------	------	------	------	------	--------	-------	------	------	------	------	------	------	--------	-------	------	------	------	------	------	------	--------	-------	------	------	------	------	------	------	--------	-------	------	------	------	------	------	------	--------	-------	------	------	------	------	------	------	--------	-------	-------	------	------	------	------	------	--------	-------	------	------	------	------	------	------	--------	-------	------

PITCHER	IP	WLS	BF	H	R	ER	SO	BB	IBB	HBP	BLK	WP	HR	S	P	ERA	WHIP
Ed Whitson, R ERA: 3.84 (1, 1)	2.2	L	14	6	4	4	1	1	0	0	0	0	0	15	19	13.50	2.625
Allen Ripley, R ERA: 3.83 (3, 1)	1.1		4	0	0	0	1	0	0	0	0	0	0	6	6	0.00	0.000
Fred Breining, R ERA: 2.84 (5, 1)	1.0		4	1	0	0	0	0	0	0	0	0	0	4	4	0.00	1.000
Mike Rowland, R ERA: 3.0 (6, 1)	3.0		11	0	1	1	0	1	1	1	0	0	0	8	17	3.00	0.333

BOTTOM

San Francisco Giants @ Los Angeles Dodgers
Dodger Stadium, Los Angeles, CA
Mon Sep 07 1981, 7:05 PM PDT
Att. 49,561 - Unknown

AB	27
R	5
H	7
RBI	4
BB	3
SO	2
LOB	8



WP	PA	ERA	WHIP
0	33		

Batter	1	2	3	4	5	6	7	8	9	AB R H RBI BB SO LOB	TOP											
Joe Morgan, L (1, 4) OBP: 0.374, SLG: 0.382	4-0 1B S BB		0-0 F8		0-0 F9			0-0 1B		3 0 1 0 1 0 1												
Dave Bergman, L (1, 3) OBP: 0.346, SLG: 0.386	0-0 1-3 1B		4-0 G5-4-3 BB			0-0 4-3		0-0 F9		3 0 1 0 1 0 1												
Jack Clark, R (1, 9) OBP: 0.326, SLG: 0.443	0-0 1-2 F8		0-0 G5-4-3 1-2f			0-0 F7			0-3 K	4 0 0 0 0 1 3												
Darrell Evans, L (1, 5) OBP: 0.343, SLG: 0.419	0-3 K			0-0 4-3		0-0 4-3			4-0 BB BB	3 0 0 0 1 1 2												
Larry Herndon, R (1, 7) OBP: 0.315, SLG: 0.421	0-0 F8			0-0 F8			0-0 1-3		4-0 1-2 BB	3 0 0 0 1 0 2												
Jerry Martin, R (1, 8) OBP: 0.300, SLG: 0.333		4-0 BB		0-0 5-3			0-0 F6		0-0 F8	3 0 0 0 1 0 2												
Milt May, L (1, 2) OBP: 0.364, SLG: 0.381					0-0 F7		0-3 K		0-0 F5	4 0 0 0 0 1 3												
Johnnie LeMaster, R (1, 6) OBP: 0.307, SLG: 0.296		0-3 K			0-0 1B			0-0 F3		3 0 1 0 0 1 1												
Doyle Alexander, R (1, 1) OBP: 0.186, SLG: 0.225		0-3 K			0-3 K			0-0 F7		2 0 0 0 0 2 2												
Mike Rowland, R (7, 1)										0 0 0 0 0 0 0												
Billy Smith, S (8, PH) OBP: 0.250, SLG: 0.226										1 0 0 0 0 0 0												
Alan Hargesheimer, R (8, 1)										0 0 0 0 0 0 0												
Inning Stats	R: 0 E: 0 K: 1 S: 6	H: 1 LOB: 2 BB: 1 P: 10	R: 0 E: 0 K: 2 S: 7	H: 0 LOB: 1 BB: 1 P: 11	R: 0 E: 0 K: 0 S: 2	H: 0 LOB: 0 BB: 1 P: 6	R: 0 E: 0 K: 0 S: 3	H: 0 LOB: 0 BB: 0 P: 3	R: 0 E: 0 K: 1 S: 6	H: 1 LOB: 1 BB: 0 P: 6	R: 0 E: 0 K: 0 S: 3	H: 0 LOB: 0 BB: 0 P: 3	R: 0 E: 0 K: 1 S: 5	H: 0 LOB: 0 BB: 0 P: 5	R: 0 E: 0 K: 0 S: 4	H: 1 LOB: 1 BB: 0 P: 4	R: 0 E: 0 K: 1 S: 5	H: 0 LOB: 2 BB: 2 P: 13	1B: 3 2B: 0 3B: 0 HR: 0	SF: 0 SAC: 0 DP: 1 HBP: 0	WP: 0 PB: 0 SB: 2 CS: 0	PA: 34
PITCHER	IP WLS BF H R ER SO BB IBB HBP BLK WP HR S P ERA WHIP																					
Burt Hooton, R (1, 1) ERA: 2.18	6.0 W 22 2 0 0 4 3 0 0 0 0 0 0 27 39 0.00 0.833																					
Alejandro Pena, R (7, 1) ERA: 1.99	2.1 10 1 0 0 2 2 0 0 0 0 0 0 12 20 0.00 1.286																					
Dave Stewart, R (9, 1) ERA: 1.64	0.2 S 2 0 0 0 0 0 0 0 0 0 0 0 2 2 0.00 0.000																					

San Francisco Giants @ Los Angeles Dodgers
 Dodger Stadium, Los Angeles, CA
 Tue Sep 08 1981, 7:05 PM PDT
 Att: 31,702 - Unknown

livebaseballscorecards.com

AB 29
 R 0
 H 3
 RBI 0
 BB 5
 SO 6
 LOB 17



Batter	1	2	3	4	5	6	7	8	9	AB	R	H	RBI	BB	SO	LOB
Davey Lopes, R (1, 4) OBP: 0.290, SLG: 0.280	0-0 6-3			0-0 4-3		4-0 HR	0-0 1B			3	1	1	0	1	0	0
Ken Landreaux, L (1, 8) OBP: 0.314, SLG: 0.394	0-0 F4			0-0 4-3		0-0 F3	0-0 F3			4	0	0	0	0	0	4
Dusty Baker Jr., R (1, 7) OBP: 0.352, SLG: 0.444 Ron Roenicke, S (9, 7) OBP: 0.182, SLG: 0.182	0-0 F8			4-0 BB		0-0 HR	0-0 F7			3	1	1	2	1	0	3
Steve Garvey, R (1, 3) OBP: 0.324, SLG: 0.415		0-0 F8		0-0 4-3		0-0 HR		0-0 1B		4	1	2	0	0	0	1
Ron Cey, R (1, 5) OBP: 0.371, SLG: 0.476 Derrel Thomas, S (9, 5) OBP: 0.342, SLG: 0.360		4-0 L5-3 BB			0-0 FC5-4 1B	0-0 HR		0-0 G6-4-3 1B		3	1	2	2	1	0	1
Pedro Guerrero, R (1, 9) OBP: 0.384, SLG: 0.495		0-0 L5-3			0-0 F4	0-0 F3		0-0 4-3		4	0	0	0	0	0	2
Steve Yeager, R (1, 2) OBP: 0.283, SLG: 0.352			0-0 F7		0-3 K		0-0 1B			3	0	1	0	0	1	1
Bill Russell, R (1, 6) OBP: 0.278, SLG: 0.281			0-0 F7		0-0 FC5-4		0-0 1B			3	0	1	0	0	0	1
Burt Hooton, R (1, 1) OBP: 0.270, SLG: 0.265 Rick Monday, L (6, PH) OBP: 0.359, SLG: 0.483 Alejandro Pena, R (7, 1) Dave Stewart, R (9, 1) OBP: 0.500, SLG: 0.800			0-0 F8		0-3 K	0-3 K				1	0	0	0	0	0	0

Inning Stats	R: 0	H: 0	E: 0	LOB: 0	K: 0	BB: 0	S: 3	P: 3	R: 0	H: 0	E: 0	LOB: 0	K: 0	BB: 1	S: 2	P: 6	R: 0	H: 0	E: 0	LOB: 0	K: 0	BB: 0	S: 3	P: 3	R: 0	H: 1	E: 0	LOB: 1	K: 1	BB: 0	S: 6	P: 6	R: 4	H: 3	E: 0	LOB: 0	K: 1	BB: 1	S: 8	P: 12	R: 0	H: 3	E: 0	LOB: 3	K: 1	BB: 0	S: 8	P: 8	R: 0	H: 1	E: 0	LOB: 0	K: 0	BB: 0	S: 3	P: 3
--------------	------	------	------	--------	------	-------	------	------	------	------	------	--------	------	-------	------	------	------	------	------	--------	------	-------	------	------	------	------	------	--------	------	-------	------	------	------	------	------	--------	------	-------	------	-------	------	------	------	--------	------	-------	------	------	------	------	------	--------	------	-------	------	------

PITCHER	IP	WLS	BF	H	R	ER	SO	BB	IBB	HBP	BLK	WP	HR	S	P	ERA	WHIP
Doyle Alexander, R (1, 1) ERA: 2.75	6.1	L	28	7	4	4	3	3	0	0	0	0	2	31	43	5.68	1.579
Mike Rowland, R (7, 1) ERA: 2.45	0.2		2	0	0	0	0	0	0	0	0	0	0	2	2	0.00	0.000
Alan Hargesheimer, R (8, 1) ERA: 16.2	1.0		3	1	0	0	0	0	0	0	0	0	0	3	3	0.00	1.000

BOTTOM

San Francisco Giants @ Los Angeles Dodgers
Dodger Stadium, Los Angeles, CA

Tue Sep 08 1981, 7:05 PM PDT
Att. 31,702 - Unknown

AB	30
R	4
H	8
RBI	4
BB	3
SO	3
LOB	15



WP	HR	S	P	ERA	WHIP
1B: 6	SF: 0	2B: 1	SAC: 0	3B: 0	DP: 2
HR: 2	HBP: 0	PB: 0	CS: 0		

Batter	1	2	3	4	5	6	7	8	9	10	11	AB	R	H	RBI	BB	SO	LOB	TOP							
Joe Morgan, L (1, 4) OBP: 0.375, SLG: 0.383 Guy Sularz, R (11, PH) OBP: 0.333, SLG: 0.333 Joe Pettini, R (11, 4) OBP: 0.118, SLG: 0.125	0-0 BLK 2B 1B		0-0 G3		0-0 F7			0-0 1B		0-0 4-3	0-0 F8	5	1	2	0	0	0	1								
Enos Cabell, R (1, 3) OBP: 0.263, SLG: 0.315 Al Holland, R (10, 1) OBP: 0.286, SLG: 0.167	0-0 3-1 1-2		0-0 4-3			0-0 E 1B		0-0 F4		0-0 F9	0-0 4-3	4	0	1	0	0	0	2								
Jack Clark, R (1, 9) OBP: 0.327, SLG: 0.455	0-0 6-3 2-H 2B		0-3 K			0-0 F7		0-3 K		0-0 HR		5	1	2	2	0	2	2								
Darrell Evans, L (1, 5) OBP: 0.344, SLG: 0.417	0-0 6-3 2-3			0-0 G5-4-3 1B		4-0 FC5-4 IBB		0-0 F8		0-3 K		4	0	1	0	1	1	2								
Larry Herndon, R (1, 7) OBP: 0.313, SLG: 0.417	0-3 K			0-0 F4		0-3 K			0-0 SH1-4 1B	0-0 F9		5	0	1	0	0	2	5								
Jeffrey Leonard, R (1, 8) OBP: 0.330, SLG: 0.411		4-0 6-3 1B BB		0-0 G5-4-3 1-2		0-0 FC5-4 1-2			0-0 SH1-4 1-2		4-0 S 1B BB	2	2	0	0	2	0	3								
Milt May, L (1, 2) OBP: 0.361, SLG: 0.375		0-0 6-3 1-2			0-0 F9		0-3 K		4-0 IBB		0-0 F9	4	0	0	0	1	1	2								
Johnnie LeMaster, R (1, 6) OBP: 0.313, SLG: 0.302		0-0 CS 2-H 1B			0-0 SH1-3 1B		0-0 F8		0-0 F7		0-0 HR 1B	5	1	3	2	0	0	2								
Tom Griffin, R (1, 1) OBP: 0.220, SLG: 0.289 Dave Bergman, L (8, 3) OBP: 0.348, SLG: 0.414 Greg Minton, S (8, 1) Jim Wohlford, R (10, PH) OBP: 0.245, SLG: 0.306		0-3 K		0-0 SH1-3 1-2		0-0 SH1-3 1-2		0-0 4-3		0-0 G3		0-0 HR 2-H	2	0	0	0	0	1	1							
		2	1	1	2	0	0	0	0	0	0	0	0	0	0	0	0	0								
		1	0	0	0	0	0	0	0	0	0	1	0	0	0	0	0	0								
Inning Stats	R: 1 E: 0 K: 1 S: 7	H: 2 LOB: 1 BB: 0 P: 7	R: 1 E: 0 K: 1 S: 5	H: 1 LOB: 0 BB: 1 P: 9	R: 0 E: 0 K: 1 S: 5	H: 0 LOB: 0 BB: 0 P: 5	R: 0 E: 0 K: 0 S: 3	H: 1 LOB: 0 BB: 0 P: 3	R: 0 E: 0 K: 0 S: 4	H: 1 LOB: 1 BB: 0 P: 4	R: 0 E: 0 K: 1 S: 6	H: 0 LOB: 0 BB: 0 P: 5	R: 0 E: 0 K: 1 S: 5	H: 0 LOB: 0 BB: 0 P: 5	R: 0 E: 0 K: 1 S: 6	H: 1 LOB: 1 BB: 0 P: 6	R: 0 E: 0 K: 0 S: 4	H: 1 LOB: 2 BB: 1 P: 8	R: 1 E: 0 K: 1 S: 7	H: 1 LOB: 1 BB: 0 P: 7	R: 3 E: 0 K: 0 S: 5	H: 2 LOB: 0 BB: 1 P: 9	1B: 8 2B: 1 3B: 0 HR: 2	SF: 0 SAC: 2 DP: 1 HBP: 0	WP: 0 PB: 1 SB: 1 CS: 1	PA: 47
PITCHER	IP	WLS	BF	H	R	ER	SO	BB	IBB	HBP	BLK	WP	HR	S	P	ERA	WHIP									
Dave Goltz, R (1, 1) ERA: 3.09	5.0		19	5	2	2	3	1	0	0	1	0	0	24	28	3.60	1.200									
Ted Power, R (6, 1) ERA:	3.0		12	2	0	0	3	0	1	0	0	0	0	17	21	0.00	0.667									
Dave Stewart, R (9, 1) ERA: 1.59	1.0		5	1	0	0	0	0	1	0	0	0	0	4	8	0.00	1.000									
Steve Howe, L (10, 1) ERA: 2.85	1.0		5	1	1	1	1	0	0	0	0	0	1	7	7	9.00	1.000									
Tom Niedenfuer, R (11, 1) ERA: 3.24	1.0	L	6	2	3	3	0	1	0	0	0	0	1	5	9	27.00	3.000									

San Francisco Giants @ Los Angeles Dodgers
 Dodger Stadium, Los Angeles, CA
 Wed Sep 09 1981, 7:05 PM PDT
 Att. 31,482 - Unknown

AB	41
R	6
H	11
RBI	6
BB	4
SO	7
LOB	22



Batter	1	2	3	4	5	6	7	8	9	AB R H RBI BB SO LOB	TOP												
Joe Morgan, L (1, 4) OBP: 0.370, SLG: 0.377	0-0 F9		0-3 K		0-0 F8			0-0 F4		4 0 0 0 0 1 5	San Francisco Giants @ Houston Astros Astrodome, Houston, TX Fri Sep 11 1981, 8:05 PM EDT Att. 23,677 - Unknown livebaseballscorecards.com												
Enos Cabell, R (1, 3) OBP: 0.259, SLG: 0.311	0-0 F9		0-3 K			0-0 4-3		0-0 F7		4 0 0 0 0 1 3													
Jack Clark, R (1, 9) OBP: 0.326, SLG: 0.452	0-3 K			0-0 G6-4-3 1B		0-0 5-3			0-0 5-3	4 0 1 0 0 1 0													
Darrell Evans, L (1, 5) OBP: 0.340, SLG: 0.412		0-0 1-3		0-3 K		0-0 F8		0-0 F8		4 0 0 0 0 1 1													
Larry Herndon, R (1, 7) OBP: 0.309, SLG: 0.412		0-0 F3		0-0 G6-4-3 1-2f			0-0 F8		0-0 F8	4 0 0 0 0 0 1													
Jeffrey Leonard, R (1, 8) OBP: 0.320, SLG: 0.398		0-3 K			0-3 K		0-0 F4			3 0 0 0 0 2 0													
Milt May, L (1, 2) OBP: 0.364, SLG: 0.378				0-0 FC5-6 1B		0-0 1B		0-0 F7		3 0 2 0 0 0 0													
Johnnie LeMaster, R (1, 6) OBP: 0.313, SLG: 0.302				0-0 FC5-6 1B		0-0 F7		0-0 F5		3 0 1 0 0 0 1													
Vida Blue, S (1, 1) OBP: 0.263, SLG: 0.257 Fred Greining, R (4, 1) OBP: 0.250, SLG: 0.241 Billy Smith, S (5, PH) OBP: 0.143, SLG: 0.143 Allen Ripley, R (5, 1) OBP: 0.143, SLG: 0.143 Max Venable, L (8, PH) OBP: 0.400, SLG: 0.250 Bob Tufts, L (8, 1)				0-0 FC5-6 1-2 2-3f		0-0 1B		4-0 BB		1 0 0 0 0 0 0 2 0 0 0 0 0 0 0 0 1 0 1 0 0 0 0 0 0 0 0 0 0 0 0 0 0 0 0 0 0 1 0 0 0 0 0 0 0 0 0 0													
Inning Stats	R: 0 E: 0 K: 1 S: 5	H: 0 LOB: 0 BB: 0 P: 5	R: 0 E: 0 K: 1 S: 5	H: 0 LOB: 0 BB: 0 P: 5	R: 0 E: 0 K: 2 S: 9	H: 2 LOB: 2 BB: 0 P: 9	R: 0 E: 0 K: 1 S: 5	H: 1 LOB: 0 BB: 0 P: 5	R: 0 E: 0 K: 1 S: 7	H: 2 LOB: 2 BB: 0 P: 7	R: 0 E: 0 K: 0 S: 3	H: 0 LOB: 0 BB: 0 P: 3	R: 0 E: 0 K: 0 S: 3	H: 0 LOB: 0 BB: 0 P: 3	R: 0 E: 0 K: 0 S: 3	H: 0 LOB: 1 BB: 1 P: 7	R: 0 E: 0 K: 0 S: 3	H: 0 LOB: 0 BB: 0 P: 3	1B: 5 2B: 0 3B: 0 HR: 0	SF: 0 SAC: 0 DP: 1 HBP: 0	WP: 0 PA: 32 PB: 0 SB: 0 CS: 0		
PITCHER Don Sutton, R (1, 1) ERA: 3.01	IP 9.0	WLS W	BF 32	H 5	R 0	ER 0	SO 6	BB 1	IBB 0	HBP 0	BLK 0	WP 0	HR 0	S 43	P 47	ERA 0.00	WHIP 0.667					ERA 3.01	WHIP 1.000



Batter	1	2	3	4	5	6	7	8	9	AB	R	H	RBI	BB	SO	LOB
Tony Scott, S OBP: 0.290, SLG: 0.351 (1, 8)	0-0 FC3-2 1B 4-3 1B	0-0 F9		4-0 FC1-6 1B BB	4-0 BB		0-0 4-3			3	1	1	0	2	0	2
Phil Garner, R OBP: 0.309, SLG: 0.305 (1, 4)	0-0 4-3 1-2		0-0 FC3-6 1B	0-0 FC1-6 1B	0-0 F8			0-0 6-3		5	0	2	0	0	0	3
Cesar Cedeno, R OBP: 0.332, SLG: 0.383 (1, 3)	0-0 FC3-2 1B 2-3		0-0 FC3-6 BB 1B 1-2f	0-0 FC1-6 FC6-4 1B 1-2f 2-3		0-0 1-3		0-0 3-1		4	2	1	0	0	0	3
Harry Spilman, L OBP: 0.360, SLG: 0.326 (8, 3)										1	0	0	0	0	0	0
Jose Cruz, L OBP: 0.310, SLG: 0.439 (1, 7)	0-0 FC3-2 1B 1-2 3-H		0-0 BB 1B 1-2	0-0 FC6-4 1B 1-2		0-0 F8		0-0 WP 1B		5	1	3	1	0	0	2
Art Howe, R OBP: 0.383, SLG: 0.436 (1, 5)	0-0 1-2 2-H 1B		4-0 1B E BB 1-2 2-3	0-0 FC6-4 1-2f 2-3		0-0 F9		4-0 1-2 BB		3	1	1	1	2	0	2
Gary Woods, R OBP: 0.292, SLG: 0.277 (1, 9)	0-0 F9		0-0 FC6-4 E 1B 1-3 2-H 3-H	0-0 F7			0-3 K	0-3 K		5	0	1	2	0	2	6
Kiko Garcia, R OBP: 0.342, SLG: 0.352 (1, 6)		0-0 F9	0-0 E5 FC6-4 1-2 3-H		0-0 1-3 S 1B		0-0 1B 2B			4	1	2	1	0	0	1
Luis Pujols, R OBP: 0.283, SLG: 0.292 (1, 2)		0-0 5-3	0-0 FC6-4 1-2f 2-3		0-0 1-3		0-0 F8			4	0	0	0	0	0	4
Don Sutton, R OBP: 0.229, SLG: 0.140 (1, 1)		0-0 1B	0-0 5-3		0-3 K		0-0 2-H 1B			4	0	2	1	0	1	3

Inning Stats	R: 1	H: 3	E: 0	K: 0	S: 6	LOB: 2	BB: 0	P: 6	R: 0	H: 1	E: 0	K: 0	S: 4	LOB: 1	BB: 0	P: 4	R: 3	H: 3	E: 1	K: 0	S: 7	LOB: 2	BB: 1	P: 11	R: 1	H: 2	E: 0	K: 0	S: 5	LOB: 2	BB: 1	P: 9	R: 0	H: 1	E: 0	K: 1	S: 6	LOB: 2	BB: 1	P: 10	R: 0	H: 0	E: 0	K: 0	S: 3	LOB: 0	BB: 0	P: 3	R: 1	H: 2	E: 0	K: 1	S: 7	LOB: 1	BB: 0	P: 7	R: 0	H: 1	E: 0	K: 1	S: 6	LOB: 2	BB: 1	P: 10
--------------	------	------	------	------	------	--------	-------	------	------	------	------	------	------	--------	-------	------	------	------	------	------	------	--------	-------	-------	------	------	------	------	------	--------	-------	------	------	------	------	------	------	--------	-------	-------	------	------	------	------	------	--------	-------	------	------	------	------	------	------	--------	-------	------	------	------	------	------	------	--------	-------	-------

PITCHER	IP	WLS	BF	H	R	ER	SO	BB	IBB	HBP	BLK	WP	HR	S	P	ERA	WHIP
Vida Blue, L ERA: 2.45 (1, 1)	3.0	L	20	8	5	5	0	2	0	0	0	0	0	18	26	15.00	3.333
Fred Breining, R ERA: 2.79 (4, 1)	1.0		4	1	0	0	0	0	0	0	0	0	0	4	4	0.00	1.000
Allen Ripley, R ERA: 3.8 (5, 1)	3.0		13	3	1	1	2	1	0	0	0	0	0	16	20	3.00	1.333
Bob Tufts, L ERA: 3.0 (8, 1)	1.0		5	1	0	0	1	1	0	0	0	1	0	6	10	0.00	2.000

BOTTOM

San Francisco Giants @ Houston Astros
Astrodome, Houston, TX

Fri Sep 11 1981, 8:05 PM EDT
Att. 23,677 - Unknown

livebaseballscorecards.com

AB	38
R	6
H	13
RBI	6
BB	4
SO	3
LOB	26



1B:	12	SF:	0	WP:	1	PA:	42
2B:	1	SAC:	0	PB:	0		
3B:	0	DP:	0	SB:	1		
HR:	0	HBP:	0	CS:	0		

Batter	1	2	3	4	5	6	7	8	9	AB	R	H	RBI	BB	SO	LOB
Tony Scott, S OBP: 0.290, SLG: 0.350 (1, 8)	0-0 4-3		0-0 3-1	0-0 FC6-4 1-2 3-H 1B		0-3 K				4	0	1	1	0	1	1
Phil Garner, R OBP: 0.316, SLG: 0.306 (1, 4)	4-0 S BB		0-0 E S 3B 1B	0-0 F6		4-0 IBB				2	1	1	0	2	0	2
Terry Puhl, L OBP: 0.319, SLG: 0.360 (1, 9)	0-0 F8 1-2		0-0 1-H 3B	0-0 FC6-4 1-2f		0-0 F9				4	0	1	1	0	0	5
Jose Cruz, L OBP: 0.307, SLG: 0.434 (1, 7)	0-3 K		0-0 6-3		0-3 K		0-0 F3			4	0	0	0	0	2	2
Cesar Cedeno, R OBP: 0.328, SLG: 0.378 (1, 3)		0-0 6-3		0-0 1-3		0-0 F9		0-0 5-3		4	0	0	0	0	0	0
Art Howe, R OBP: 0.382, SLG: 0.433 (1, 5)		0-0 F9		4-0 2B 1B BB		0-0 F3		0-0 PO 1B		2	1	0	0	1	0	0
Kiko Garcia, R OBP: 0.347, SLG: 0.358 (6, 5)										1	0	1	0	0	0	0
Alan Ashby, S OBP: 0.361, SLG: 0.386 (1, 2)		0-0 1B		0-0 1B 2B		0-0 HR		0-0 PO 1-2	0-0 F8	4	2	3	1	0	0	0
Craig Reynolds, L OBP: 0.275, SLG: 0.377 (1, 6)		0-0 F8		4-0 1B 1B IBB		0-0 SH1-4 1B		0-3 K		3	1	1	0	1	1	1
Joe Niekro, R OBP: 0.244, SLG: 0.233 (1, 1)			0-0 6-3	0-0 1B 1B		0-0 SH1-4		0-3 K		2	0	1	2	0	0	0
Dave Smith, R OBP: 0.167, SLG: 0.167 (7, 1)				1-3 2-H 3-H 1B		1-2				1	0	0	0	0	1	0

Inning Stats	R: 0	H: 0	E: 0	K: 1	S: 5	L: 0	LOB: 1	BB: 1	P: 9	R: 0	H: 1	E: 0	K: 0	S: 4	R: 1	H: 2	E: 0	K: 0	S: 5	R: 3	H: 3	E: 0	K: 0	S: 6	R: 0	H: 0	E: 0	K: 1	S: 5	R: 1	H: 2	E: 0	K: 1	S: 7	R: 0	H: 1	E: 0	K: 2	S: 7	R: 0	H: 0	E: 0	K: 2	S: 7	R: 0	H: 0	E: 0	K: 2	S: 7
--------------	------	------	------	------	------	------	--------	-------	------	------	------	------	------	------	------	------	------	------	------	------	------	------	------	------	------	------	------	------	------	------	------	------	------	------	------	------	------	------	------	------	------	------	------	------	------	------	------	------	------

PITCHER	IP	WLS	BF	H	R	ER	SO	BB	IBB	HBP	BLK	WP	HR	S	P	ERA	WHIP
Ed Whitton, R ERA: 4.07 (1, 1)	3.1	L	19	6	4	4	1	2	1	0	0	0	0	18	30	10.80	2.400
Gary Lavelle, L ERA: 3.74 (4, 1)	2.2		11	2	1	1	2	0	1	0	0	0	1	14	18	3.38	0.750
Mike Rowland, R ERA: 1.93 (7, 1)	1.0		3	1	0	0	0	0	0	0	0	0	0	3	3	0.00	1.000
Al Holland, L ERA: 2.31 (8, 1)	1.0		3	0	0	0	2	0	0	0	0	0	0	7	7	0.00	0.000


BOTTOM

San Francisco Giants @ Houston Astros
Astrodome, Houston, TX

Sat Sep 12 1981, 8:05 PM EDT
Att. 35,867 - Dome

livebaseballscorecards.com

AB	31
R	5
H	9
RBI	5
BB	4
SO	5
LOB	11



WP: 0	PA: 37
PB: 0	
SB: 2	
CS: 0	

Batter	1	2	3	4	5	6	7	8	9	AB R H RBI BB SO LOB	TOP											
Brett Butler, L (1, 7) OBP: 0.367, SLG: 0.358 Rufino Linares, R (7, PH) OBP: 0.293, SLG: 0.378 (7, 7)	0-0 K 1B		4-0 FC4-2-5-3 1B BB		4-0 1B SF6 1B BB		0-0 G1-6-3 1-2f		0-0 4-3	1 1 1 0 2 0 0 2 0 0 0 0 0 2												
Claudell Washington, L (1, 9) OBP: 0.340, SLG: 0.425	0-3 K 1-2		0-0 FC4-2-5-3 1B		0-0 1B 1B		0-3 K			4 0 2 0 0 2 1												
Bob Horner, R (1, 5) OBP: 0.346, SLG: 0.430	0-0 F7		0-0 FC4-2-5-3 1-3 2-3		0-0 1B			0-0 6-3		4 0 1 1 0 0 2												
Chris Chambliss, L (1, 3) OBP: 0.359, SLG: 0.427		0-0 BB 1B		0-0 F8		0-0 SF6		0-0 1B		3 0 2 1 0 0 0												
Dale Murphy, R (1, 8) OBP: 0.330, SLG: 0.390		0-3 K		0-3 K		0-0 F2		0-0 F8		4 0 0 0 0 2 4												
Glenn Hubbard, R (1, 4) OBP: 0.322, SLG: 0.372		0-0 F7		1-0 HBP		0-0 5-3		0-3 K		3 0 0 0 0 1 2												
Bruce Benedict, R (1, 2) OBP: 0.339, SLG: 0.365		4-0 1-2 BB		0-3 K		0-0 5-3		4-0 G4-6-3 BB		2 0 0 0 2 1 1												
Rafael Ramirez, R (1, 6) OBP: 0.277, SLG: 0.294 Biff Pocoroba, S (9, PH) OBP: 0.260, SLG: 0.216		0-0 F2		0-0 F8		0-0 4-3		0-0 G4-6-3 1-2f		3 0 0 0 0 0 2 1 0 0 0 0 0 1												
Tommy Boggs, R (1, 1) OBP: 0.158, SLG: 0.184 Brian Asselstine, L (5, PH) OBP: 0.347, SLG: 0.457 John Montelusco, R (5, 1) OBP: 0.067, SLG: 0.133 Brook Jacoby, R (7, PH) OBP: 1.000, SLG: 1.000 Steve Bedrosian, R (7, 1) Jerry Royster, R (9, PH) OBP: 0.245, SLG: 0.264		0-3 K		0-0 1B BB 1B		0-0 G1-6-3 1B		0-0 1B		1 0 0 0 0 0 1 0 1 1 1 0 0 0 0 0 0 0 0 0 0 0 0 0 1 0 1 0 0 0 0 0 0 0 0 0 0 0 0 0 1 0 1 0 0 0 0 0												
Inning Stats	R: 0 E: 0 K: 1 S: 5	H: 1 LOB: 0 BB: 0 P: 5	R: 0 E: 0 K: 1 S: 6	H: 1 LOB: 2 BB: 1 P: 10	R: 0 E: 0 K: 1 S: 5	H: 1 LOB: 1 BB: 1 P: 9	R: 0 E: 0 K: 2 S: 7	H: 0 LOB: 1 BB: 0 P: 8	R: 2 E: 0 K: 0 S: 6	H: 3 LOB: 2 BB: 1 P: 10	R: 0 E: 0 K: 0 S: 3	H: 0 LOB: 0 BB: 0 P: 3	R: 0 E: 0 K: 1 S: 5	H: 1 LOB: 0 BB: 0 P: 5	R: 0 E: 0 K: 1 S: 6	H: 1 LOB: 1 BB: 0 P: 6	R: 0 E: 0 K: 0 S: 3	H: 1 LOB: 1 BB: 1 P: 7	1B: 9 2B: 1 3B: 0 HR: 0	SF: 1 SAC: 0 DP: 3 HBP: 1	WP: 0 PB: 0 SB: 0 CS: 0	PA: 37
PITCHER	IP WLS BF H R ER SO BB IBB HBP BLK WP HR S P ERA WHIP																					
Tom Griffin, R (1, 1) ERA: 3.25	5.0 W 23 6 2 2 5 3 0 1 0 0 0 0 29 42 3.60 1.800																					
Fred Breining, R (6, 1) ERA: 2.73	1.0 3 0 0 0 0 0 0 0 0 0 0 0 3 3 0.00 0.000																					
Gary Lavelle, L (7, 1) ERA: 3.6	2.0 8 2 0 0 2 1 0 0 0 0 0 0 11 15 0.00 1.500																					
Greg Minton, R (9, 1) ERA: 3.29	1.0 S 3 1 0 0 0 0 0 0 0 0 0 0 3 3 0.00 1.000																					

Atlanta Braves @ San Francisco Giants
 Candlestick Park, San Francisco, CA
 Mon Sep 14 1981, 10:05 PM EDT
 Att. 4,938 - Unknown

livebaseballscorecards.com

AB	31
R	2
H	9
RBI	2
BB	4
SO	7
LOB	15



Batter	1	2	3	4	5	6	7	8	9	AB	R	H	RBI	BB	SO	LOB
Joe Morgan, L OBP: 0.367, SLG: 0.374 (1, 4)	0-0 F7	0-0 F9		0-3 K			0-3 K			4	0	0	0	0	2	1
Enos Cabell, R OBP: 0.258, SLG: 0.311 (1, 3)	0-0 E6 BB	0-0 5-3		0-0 L3			0-0 6-3			4	1	0	0	0	0	1
Jack Clark, R OBP: 0.324, SLG: 0.453 (1, 9)	0-0 F3		0-0 F7		0-3 K		0-0 F9			4	0	0	0	0	1	1
Darrell Evans, L OBP: 0.337, SLG: 0.404 (1, 5)	4-0 BB 1B BB		0-0 FC5-4 1B		0-0 F5		0-0 F7			3	1	1	0	1	0	0
Larry Herndon, R OBP: 0.313, SLG: 0.408 (1, 7)	0-0 E5 BB 1B		0-0 FC5-4		0-0 4-3		0-0 G3 1B			4	1	1	0	0	0	3
Milt May, L OBP: 0.370, SLG: 0.380 (1, 2)	4-0 BB 1B BB		0-0 F6		0-0 G6-4-3 1B		0-0 G3			3	0	1	1	1	0	2
Jerry Martin, R OBP: 0.308, SLG: 0.347 (1, 8)	0-0 BB 1B		0-0 SH 3B		0-0 G6-4-3 1B		4-0 FC6-4 IBB			3	1	2	2	1	0	1
Johnnie LeMaster, R OBP: 0.307, SLG: 0.296 (1, 6)	0-0 F6		0-0 SH SH1-4		0-0 E6 1B		0-0 FC6-4			3	0	1	1	0	0	4
Tom Griffin, R OBP: 0.214, SLG: 0.282 (1, 1)		0-3 K		0-0 SH1-4		0-0 1-3				1	0	0	0	0	1	0
Fred Breining, R (6, 1)										0	0	0	0	0	0	0
Max Venable, L OBP: 0.333, SLG: 0.200 (6, PH)										1	0	0	0	0	0	1
Gary Lavelle, S OBP: 0.444, SLG: 0.500 (7, 1)										0	0	0	0	0	0	0
Greg Minton, S (9, 1)										0	0	0	0	0	0	0

Inning Stats	R: 3	H: 1	LOB: 2	K: 0	BB: 2	S: 6	P: 14	R: 0	H: 0	LOB: 0	K: 1	BB: 0	S: 5	P: 5	R: 0	H: 1	LOB: 1	K: 0	BB: 0	S: 4	P: 4	R: 1	H: 1	LOB: 1	K: 1	BB: 0	S: 7	P: 7	R: 0	H: 0	LOB: 0	K: 1	BB: 0	S: 5	P: 5	R: 0	H: 2	LOB: 1	K: 0	BB: 0	S: 4	P: 4	R: 0	H: 0	LOB: 0	K: 1	BB: 0	S: 5	P: 5	R: 0	H: 1	LOB: 2	K: 0	BB: 1	S: 4	P: 8
--------------	------	------	--------	------	-------	------	-------	------	------	--------	------	-------	------	------	------	------	--------	------	-------	------	------	------	------	--------	------	-------	------	------	------	------	--------	------	-------	------	------	------	------	--------	------	-------	------	------	------	------	--------	------	-------	------	------	------	------	--------	------	-------	------	------

PITCHER	IP	WLS	BF	H	R	ER	SO	BB	IBB	HBP	BLK	WP	HR	S	P	ERA	WHIP
Tommy Boggs, R ERA: 3.96 (1, 1)	4.0	L	20	3	4	1	2	2	0	0	0	0	0	22	30	2.25	1.250
John Montefusco, R ERA: 3.63 (5, 1)	2.0		7	2	0	0	1	0	0	0	0	0	0	9	9	0.00	1.000
Steve Bedrosian, R ERA: 3.24 (7, 1)	2.0		8	1	0	0	1	0	1	0	0	0	0	9	13	0.00	0.500

BOTTOM

Atlanta Braves @ San Francisco Giants
Candlestick Park, San Francisco, CA

Mon Sep 14 1981, 10:05 PM EDT
Att. 4,938 - Unknown

AB	30
R	4
H	6
RBI	4
BB	3
SO	4
LOB	14



WP	PA	ERA	WHIP
0	35		

Batter	1	2	3	4	5	6	7	8	9	AB R H RBI BB SO LOB
Brett Butler, L (1, 7) OBP: 0.369, SLG: 0.375	0-0 6-3		0-0 1B 1-3 FC5-2 2B	0-0 1B 2-3		0-0 5-3		0-0 G3		5 0 2 0 0 0 0
Claudell Washington, L (1, 9) OBP: 0.348, SLG: 0.432	0-0 F2		0-0 FC3-6 WP 1B 2-3 3-H	0-0 1B 1-2 3-H		0-0 E 1B		0-0 G6-4-3 1B		5 1 4 2 0 0 0
Bob Horner, R (1, 5) OBP: 0.343, SLG: 0.423	0-0 5-3		0-0 FC5-2 FC3-6 1B 1-2 3-H	0-0 F8		4-0 1B 1-3 IBB		0-0 G6-4-3 1-2f		4 0 0 0 1 0 5
Chris Chambliss, L (1, 3) OBP: 0.354, SLG: 0.421		0-0 5-3	0-0 FC3-6 BB WP 1-2f 2-3		0-0 F8	0-0 F5			0-3 K	5 1 0 0 0 1 4
Dale Murphy, R (1, 8) OBP: 0.333, SLG: 0.399		4-0 1B BB	4-0 WP 1B 1-2 BB		0-3 K		0-0 HR		0-0 1-3	3 1 1 1 2 1 0
Glenn Hubbard, R (1, 4) OBP: 0.320, SLG: 0.372		0-0 F9	0-3 K 1-3 2-H 3-H		0-0 2B		0-0 1-3		0-0 6-3	5 0 1 0 0 1 2
Bruce Benedict, R (1, 2) OBP: 0.347, SLG: 0.372		0-0 1B 1-2		0-0 FC4-6-5 S 1B 1-3	4-0 IBB		0-0 1B			3 0 3 0 1 0 0
Luis Gomez, R (1, 6) OBP: 0.364, SLG: 0.222		0-0 F9		0-0 FC4-6-5 1B SH1-4 1-3	0-0 F9		0-0 F8			4 1 0 0 0 0 6
Phil Niekro, R (1, 1) OBP: 0.085, SLG: 0.085 Gene Garber, R (7, 1)			0-0 2B 1B	0-0 SH1-4 1-2		0-0 F2	0-3 K			3 1 1 0 0 1 1 0 0 0 0 0 0 0

TOP

Atlanta Braves @ San Francisco Giants
Candlestick Park, San Francisco, CA

Tue Sep 15 1981, 10:05 PM EDT
Att. 3,588 - Unknown

AB	37
R	5
H	12
RBI	3
BB	4
SO	4
LOB	18



Inning Stats	R: 0	H: 0	E: 0	K: 0	S: 3	P: 3	R: 0	H: 1	E: 0	K: 0	S: 4	P: 8	R: 3	H: 3	E: 0	K: 1	S: 8	P: 12	R: 1	H: 3	E: 0	K: 0	S: 6	P: 6	R: 0	H: 1	E: 0	K: 1	S: 6	P: 10	R: 0	H: 1	E: 1	K: 0	S: 4	P: 8	R: 1	H: 2	E: 0	K: 1	S: 7	P: 7	R: 0	H: 1	E: 0	K: 0	S: 3	P: 3	R: 0	H: 0	E: 0	K: 1	S: 5	P: 5	1B: 9	2B: 2	3B: 0	HR: 1	SF: 0	SAC: 1	DP: 1	HBP: 0	WP: 3	PB: 0	SB: 1	CS: 0	PA: 42
--------------	------	------	------	------	------	------	------	------	------	------	------	------	------	------	------	------	------	-------	------	------	------	------	------	------	------	------	------	------	------	-------	------	------	------	------	------	------	------	------	------	------	------	------	------	------	------	------	------	------	------	------	------	------	------	------	-------	-------	-------	-------	-------	--------	-------	--------	-------	-------	-------	-------	--------

PITCHER	IP	WLS	BF	H	R	ER	SO	BB	IBB	HBP	BLK	WP	HR	S	P	ERA	WHIP
Allen Ripley, R (1, 1) ERA: 4.04	3.2		20	7	4	4	1	2	0	0	0	1	0	20	28	9.82	2.455
Mike Rowland, R (4, 1) ERA: 1.8	0.1		1	0	0	0	0	0	0	0	0	0	0	1	1	0.00	0.000
Al Holland, L (5, 1) ERA: 2.34	2.0		10	2	0	0	1	0	2	0	0	0	0	10	18	0.00	1.000
Fred Breining, R (7, 1) ERA: 2.8	2.0		8	3	1	1	1	0	0	0	0	0	1	10	10	4.50	1.500
Greg Minton, R (9, 1) ERA: 3.25	1.0	W	3	0	0	0	1	0	0	0	0	0	0	5	5	0.00	0.000

Batter	1	2	3	4	5	6	7	8	9	AB	R	H	RBI	BB	SO	LOB	TOP
Terry Puhl, L (1, 9) OBP: 0.318, SLG: 0.364 Gary Woods, R (7, PH) OBP: 0.287, SLG: 0.272 (7, 9)	0-0 FC4-6 1B		0-0 F9		0-0 1-3 3-H 1B 1B		0-3 K			3	0	2	1	0	0	0	
Phil Garner, R (1, 4) OBP: 0.326, SLG: 0.307	0-0 F9			0-0 6-3		0-0 1-2 3-H 1B	0-0 F9			4	0	1	1	0	0	3	
Tony Scott, S (1, 8) OBP: 0.298, SLG: 0.355	0-0 FC4-6 1-2f			0-0 FC4-6 1B		0-0 4-3		0-0 F9		4	0	1	0	0	0	3	
Jose Cruz, L (1, 7) OBP: 0.308, SLG: 0.422	0-3 K			0-0 FC4-6 FC6-4 1-2f		0-0 G3		0-3 K		4	0	0	0	0	2	2	
Cesar Cedeno, R (1, 3) OBP: 0.324, SLG: 0.372		0-0 4-3		0-0 FC6-4 1-2f		0-0 F6		0-0 F7		4	0	0	0	0	0	1	
Art Howe, R (1, 5) OBP: 0.378, SLG: 0.428		0-0 F9			0-0 6-3	0-0 5-3			0-3 K	4	0	0	0	0	1	0	
Alan Ashby, S (1, 2) OBP: 0.354, SLG: 0.375		0-0 F7			4-0 1B 1B BB		0-0 F8		0-0 F8	3	1	0	0	1	0	0	
Craig Reynolds, L (1, 6) OBP: 0.282, SLG: 0.393 Dickie Thon, R (9, PH) OBP: 0.306, SLG: 0.289			0-3 K		0-0 1B 1B 1B		0-0 1B 1B		0-3 K	3	1	2	0	0	1	0	
Bob Knepper, L (1, 1) OBP: 0.143, SLG: 0.171 Harry Spilman, L (5, PH) OBP: 0.340, SLG: 0.306 Billy Smith, R (5, 1) Danny Heep, L (7, PH) OBP: 0.320, SLG: 0.286 Scott Loucks, R (7, PR) Joe Sambito, L (7, 1)			0-3 K		0-0 F7		0-0 1-2 1B			1	0	0	0	0	1	0	
Inning Stats	R: 0 E: 0 K: 1 S: 6 H: 1 LOB: 1 BB: 0 P: 6	R: 0 E: 0 K: 0 S: 3 H: 0 LOB: 0 BB: 0 P: 3	R: 0 E: 0 K: 2 S: 7 H: 0 LOB: 0 BB: 0 P: 7	R: 0 E: 0 K: 0 S: 4 H: 1 LOB: 1 BB: 0 P: 4	R: 2 E: 0 K: 0 S: 6 H: 3 LOB: 2 BB: 1 P: 10	R: 0 E: 0 K: 0 S: 3 H: 0 LOB: 0 BB: 0 P: 3	R: 0 E: 0 K: 1 S: 7 H: 2 LOB: 2 BB: 0 P: 7	R: 0 E: 0 K: 2 S: 7 H: 0 LOB: 0 BB: 0 P: 5	R: 0 E: 0 K: 2 S: 7 H: 0 LOB: 0 BB: 0 P: 7	1B: 7 2B: 0 3B: 0 HR: 0 SF: 0 SAC: 0 DP: 0 HBP: 0	WP: 0 PB: 0 SB: 0 CS: 0	PA: 35					
PITCHER Doyle Alexander, R (1, 1) ERA: 2.75 Al Holland, L (7, 1) ERA: 2.35	IP: 6.1 WLS: W BF: 27 H: 7 R: 2 ER: 2 SO: 3 BB: 1 IBB: 0 HBP: 0 BLK: 0 WP: 0 HR: 0 S: 32 P: 36 ERA: 2.84 WHIP: 1.263	IP: 2.2 WLS: S BF: 8 H: 0 R: 0 ER: 0 SO: 4 BB: 0 IBB: 0 HBP: 0 BLK: 0 WP: 0 HR: 0 S: 16 P: 16 ERA: 0.00 WHIP: 0.000	PITCHER IP: 0 WLS: 0 BF: 0 H: 0 R: 0 ER: 0 SO: 0 BB: 0 IBB: 0 HBP: 0 BLK: 0 WP: 0 HR: 0 S: 0 P: 0 ERA: 0.00 WHIP: 0.000														

Houston Astros @ San Francisco Giants
Candlestick Park, San Francisco, CA
Fri Sep 18 1981, 10:05 PM EDT
Att. 8,183 - Unknown

livebaseballscorecards.com

AB	34
R	2
H	7
RBI	2
BB	1
SO	7
LOB	13



Batter	1	2	3	4	5	6	7	8	9
Joe Morgan, L OBP: 0.372, SLG: 0.381 (1, 4)	0-0 1B SF8 1B	0-0 1B CS 1-2 1B		0-0 G3			0-0 2B		
Enos Cabell, R OBP: 0.262, SLG: 0.319 (1, 3)	0-0 F9	0-0 1B 1-3 2-H			0-0 5-3		0-0 2B 2-H		
Jack Clark, R OBP: 0.333, SLG: 0.464 (1, 9)	0-0 1B BB 1-3 1B	0-0 CS 3-H	4-0 G6-3 BB		0-0 F9		4-0 IBB		
Darrell Evans, L OBP: 0.345, SLG: 0.411 (1, 5)	4-0 1B BB 1-2 BB		0-0 F6		0-0 6-3		0-0 F7		
Larry Herndon, R OBP: 0.314, SLG: 0.405 (1, 7)	0-0 SF8 3-H		0-0 G6-3 1-2f		0-0 F9		0-0 1-3		
Jerry Martin, R OBP: 0.317, SLG: 0.352 (1, 8)	0-0 1B 1-3 2-H		0-0 S 6-3 2B 1B		0-0 G4-6-3 1B		0-3 K		
Milt May, L OBP: 0.374, SLG: 0.382 (1, 2)		0-0 F7		0-0 6-3 1-2		0-0 G4-6-3 1-2f		0-0 2B	
Johnnie LeMaster, R OBP: 0.313, SLG: 0.304 (1, 6)		0-0 5-3		0-0 2B 2-H		0-0 6-3		4-0 IBB	
Doyle Alexander, R OBP: 0.191, SLG: 0.227 (1, 1)		0-0 1B 1B		0-0 F9		0-3 K		0-3 K	
Al Holland, R OBP: 0.222, SLG: 0.125 (7, 1)									

Inning Stats	R: 2	H: 3	E: 0	K: 5	S: 5	LOB: 2	BB: 1	P: 9	R: 1	H: 3	E: 0	K: 5	S: 5	LOB: 1	BB: 0	P: 5	R: 0	H: 0	E: 0	K: 3	S: 2	LOB: 0	BB: 1	P: 6	R: 1	H: 2	E: 0	K: 5	S: 5	LOB: 1	BB: 0	P: 5	R: 0	H: 0	E: 0	K: 3	S: 3	LOB: 0	BB: 0	P: 3	R: 0	H: 1	E: 0	K: 3	S: 3	LOB: 0	BB: 0	P: 3	R: 1	H: 2	E: 0	K: 1	S: 7	LOB: 2	BB: 1	P: 11	R: 0	H: 1	E: 0	K: 2	S: 8	LOB: 2	BB: 1	P: 12
--------------	------	------	------	------	------	--------	-------	------	------	------	------	------	------	--------	-------	------	------	------	------	------	------	--------	-------	------	------	------	------	------	------	--------	-------	------	------	------	------	------	------	--------	-------	------	------	------	------	------	------	--------	-------	------	------	------	------	------	------	--------	-------	-------	------	------	------	------	------	--------	-------	-------

AB	R	H	RBI	BB	SO	LOB
4	2	3	0	0	0	1
4	0	2	2	0	0	1
2	1	1	0	2	0	0
3	0	0	0	1	0	3
3	0	0	1	0	0	1
4	1	3	1	0	1	0
4	0	1	0	0	0	2
3	0	1	1	1	0	0
2	1	1	0	0	0	1
2	0	0	0	0	2	2


BOTTOM

Houston Astros @ San Francisco Giants
Candlestick Park, San Francisco, CA

Fri Sep 18 1981, 10:05 PM EDT
Att. 8,183 - Unknown

livebaseballscorecards.com

AB	31
R	5
H	12
RBI	5
BB	4
SO	3
LOB	11



PITCHER	IP	WLS	BF	H	R	ER	SO	BB	IBB	HBP	BLK	WP	HR	S	P	ERA	WHIP
Bob Knepper, L ERA: 1.96 (1, 1)	4.0	L	19	8	4	4	0	2	0	0	0	0	0	17	25	9.00	2.500
Billy Smith, R ERA: 3.06 (5, 1)	2.0		6	1	0	0	0	0	0	0	0	0	0	6	6	0.00	0.500
Joe Sambito, L ERA: 2.11 (7, 1)	2.0		11	3	1	1	3	0	2	0	0	0	0	15	23	4.50	1.500

Batter	1	2	3	4	5	6	7	8	9	AB R H RBI BB SO LOB	TOP	
Terry Puhl, L (1, 9) OBP: 0.317, SLG: 0.359	0-0 G3	0-0 F8		0-0 F6		4-0 IBB		0-0 4-3		4 0 0 0 1 0 3		
Phil Garner, R (1, 4) OBP: 0.327, SLG: 0.313	0-0 F8		0-0 1B 2B		0-0 1B	0-0 1-3		0-3 K		5 1 2 0 0 1 3		
Tony Scott, S (1, 8) OBP: 0.300, SLG: 0.357 Scott Loucks, R (8, 8)	0-0 4-3		0-0 1B		0-0 FC1-4-6 E		0-0 4-3 1B		0-3 K	4 2 2 1 0 0 1 1 0 0 0 0 1 0		
Jose Cruz, L (1, 7) OBP: 0.307, SLG: 0.419		0-0 1B 1B	0-0 FC3-6 CS		0-0 E3		0-0 F9		0-0 4-3	5 1 1 0 0 0 2		
Denny Walling, L (1, 3) OBP: 0.354, SLG: 0.367		0-0 1B	0-3 K		0-3 K		0-0 4-3		0-0 1B	5 0 2 0 0 2 3		
Art Howe, R (1, 5) OBP: 0.378, SLG: 0.428		0-0 G6-3		0-0 FC3-6 WP 1B		0-0 F9		0-0 1B	0-0 4-3	5 1 2 1 0 0 4		
Alan Ashby, S (1, 2) OBP: 0.384, SLG: 0.394		4-0 1B 2B BB		4-0 FC3-6 1B BB		0-0 SH1-4 1B		0-0 HR		2 2 2 1 2 0 0		
Craig Reynolds, L (1, 6) OBP: 0.282, SLG: 0.391		0-0 2B 1B		0-0 FC3-6 WP 1B		0-0 F5		0-0 L6		4 1 1 1 0 0 3		
Vern Ruhle, R (1, 1) OBP: 0.462, SLG: 0.350		0-0 2B		0-3 K		0-0 SH1-4		0-0 4-3 1B		3 0 2 2 0 1 1		
Inning Stats	R: 0 E: 0 K: 0 S: 3 H: 0 LOB: 0 BB: 0 P: 3	R: 3 E: 0 K: 0 S: 6 H: 4 LOB: 1 BB: 1 P: 10	R: 1 E: 0 K: 1 S: 6 H: 2 LOB: 0 BB: 0 P: 6	R: 1 E: 0 K: 1 S: 6 H: 1 LOB: 1 BB: 1 P: 10	R: 1 E: 1 K: 1 S: 7 H: 1 LOB: 1 BB: 0 P: 7	R: 0 E: 0 K: 0 S: 4 H: 1 LOB: 2 BB: 1 P: 8	R: 1 E: 0 K: 0 S: 4 H: 2 LOB: 1 BB: 0 P: 4	R: 1 E: 0 K: 1 S: 7 H: 2 LOB: 1 BB: 0 P: 7	R: 0 E: 0 K: 1 S: 6 H: 1 LOB: 1 BB: 0 P: 6	1B: 11 2B: 2 3B: 0 HR: 1 SF: 0 SAC: 1 DP: 1 HBP: 0	WP: 1 PB: 0 SB: 1 CS: 1 PA: 42	
PITCHER	IP WLS BF H R ER SO BB IBB HBP BLK WP HR S P ERA WHIP											
Tom Griffin, R (1, 1) ERA: 3.48	2.0 L 12 6 4 4 0 1 0 0 0 0 0 0 11 15 18.00 3.500											
Bob Tufts, L (3, 1) ERA: 3.0	3.0 12 2 2 1 3 1 0 0 0 0 1 0 17 21 3.00 1.000											
Alan Hargesheimer, R (6, 1) ERA: 9.82	2.0 9 3 1 1 0 0 0 1 0 0 0 0 8 12 4.50 1.500											
Mike Rowland, R (8, 1) ERA: 5.06	2.0 9 3 1 1 2 0 0 0 0 0 0 1 13 13 4.50 1.500											

Houston Astros @ San Francisco Giants
Candlestick Park, San Francisco, CA

Sat Sep 19 1981, 6:33 AM EDT
Att: 11,522 - Unknown

livebaseballscorecards.com

AB 38
R 8
H 14
RBI 6
BB 3
SO 5
LOB 20




Batter	1	2	3	4	5	6	7	8	9	AB R H RBI BB SO LOB	TOP												
Dickie Thon, R OBP: 0.308, SLG: 0.293 (1, 5) X	0-0 2B 1B 1B	0-0 F7	0-0 L5		0-0 F8		0-0 F8		0-0 1B 1B	6 1 2 0 0 0 2													
Phil Garner, R OBP: 0.327, SLG: 0.313 (1, 4) X	0-0 F8	0-0 1B S 1B	0-0 F3			0-0 F9	0-0 5-3		0-0 1B FC5-4 1B	6 0 2 0 0 0 3													
Tony Scott, S OBP: 0.308, SLG: 0.375 (1, 8) X	0-0 1B BB 2B	0-0 1B		4-0 S BB		0-0 HR		0-0 BB 1B	0-0 FC5-4 1-2f	5 2 4 1 1 0 2													
Jose Cruz, L OBP: 0.310, SLG: 0.418 (1, 7) X	0-0 BB BB 1B 2-3 3-H	0-3 K		0-0 F6 1-2		4-0 1B 1B BB		4-0 1B BB 1-2		3 2 1 1 2 1 3													
Art Howe, R OBP: 0.381, SLG: 0.429 (1, 3) B B B	4-0 1B BB 1-2	0-0 F6		0-0 F9		0-0 1B 1B		0-0 1B 1B 1-2		4 1 2 0 1 0 3													
Gary Woods, R OBP: 0.287, SLG: 0.272 (1, 9) B B B	4-0 1B BB 1-2 2-3 3-H		0-0 1B 2B		4-0 FC6-4 IBB		0-0 1B 3-H		0-0 F9	0 0 0 0 0 0 0 3 1 2 2 2 0 2													
Terry Puhl, L OBP: 0.324, SLG: 0.366 (1, 9) B B B																							
Kiko Garcia, R OBP: 0.331, SLG: 0.336 (1, 6) X	0-0 F6		0-0 WP 1B 2-H 1B		0-0 FC6-4 1-2f		0-3 K		0-3 K	5 0 1 1 0 2 9													
Luis Pujols, R OBP: 0.297, SLG: 0.308 (1, 2) X	0-0 1B 1-2 2-H 3-H		0-0 1B		0-0 L6		0-0 6-3		0-0 5-3	5 0 2 2 0 0 2													
Nolan Ryan, R OBP: 0.250, SLG: 0.182 (1, 1) S S S	0-3 K		0-0 F1 2-3		0-0 L9-3		0-0 3-1		0-0 6-3	5 0 0 0 0 1 4													
Inning Stats	R: 4 E: 0 K: 1 S: 9	H: 4 LOB: 2 BB: 2 P: 17	R: 0 E: 0 K: 1 S: 7	H: 2 LOB: 2 BB: 0 P: 7	R: 1 E: 0 K: 0 S: 6	H: 3 LOB: 2 BB: 0 P: 6	R: 0 E: 0 K: 0 S: 3	H: 0 LOB: 2 BB: 2 P: 11	R: 0 E: 0 K: 1 S: 8	H: 3 LOB: 2 BB: 1 P: 12	R: 0 E: 0 K: 0 S: 3	H: 0 LOB: 0 BB: 0 P: 3	R: 2 E: 0 K: 1 S: 8	H: 3 LOB: 2 BB: 1 P: 12	R: 0 E: 0 K: 0 S: 6	H: 2 LOB: 2 BB: 1 P: 10	R: 0 E: 0 K: 1 S: 5	H: 2 LOB: 2 BB: 0 P: 5	1B: 13 2B: 2 3B: 0 HR: 1	SF: 0 SAC: 0 DP: 0 HBP: 0	WP: 1 PB: 0 SB: 2 CS: 0	PA: 48	
PITCHER	IP WLS BF H R ER SO BB IBB HBP BLK WP HR S P ERA WHIP																					PITCHER	IP WLS BF H R ER SO BB IBB HBP BLK WP HR S P ERA WHIP
Gary Lavelle, L ERA: 4.23 (1, 1)	0.1 L 5 3 4 4 0 1 0 0 0 0 0 0 4 8 108.00 12.000																						
Allen Ripley, R ERA: 4.07 (1, 1)	1.2 12 6 1 1 2 1 0 0 0 0 0 0 15 19 5.40 4.200																						
Fred Breining, R ERA: 2.95 (3, 1)	3.0 11 0 0 0 0 1 1 0 0 1 0 9 17 0.00 0.333																						
Al Holland, L ERA: 2.52 (6, 1)	2.0 10 3 2 2 1 1 0 0 0 0 1 11 15 9.00 2.000																						
Bob Tufts, L ERA: 2.45 (8, 1)	2.0 10 4 0 0 1 1 0 0 0 0 0 11 15 0.00 2.500																						

Houston Astros @ San Francisco Giants
 Candlestick Park, San Francisco, CA
 Sun Sep 20 1981, 6:33 AM EDT
 Att: 16,824 - Unknown

AB	42
R	7
H	16
RBI	7
BB	6
SO	4
LOB	30



Batter	1	2	3	4	5	6	7	8	9	AB R H RBI BB SO LOB	TOP														
Steve Sax, R (1, 4) OBP: 0.311, SLG: 0.345	0-3 K			0-0 3-1 WP 1B	0-0 4-3		0-0 L8		0-0 4-3	5 1 1 0 0 1 2	<p>Los Angeles Dodgers @ San Francisco Giants Candlestick Park, San Francisco, CA</p> <p>Tue Sep 22 1981, 10:05 PM EDT Att. 28,046 - Unknown</p> <p>livebaseballscorecards.com</p> <table border="1"> <tr><td>AB</td><td>33</td></tr> <tr><td>R</td><td>2</td></tr> <tr><td>H</td><td>7</td></tr> <tr><td>RBI</td><td>2</td></tr> <tr><td>BB</td><td>5</td></tr> <tr><td>SO</td><td>6</td></tr> <tr><td>LOB</td><td>13</td></tr> </table> 	AB	33	R	2	H	7	RBI	2	BB	5	SO	6	LOB	13
AB	33																								
R	2																								
H	7																								
RBI	2																								
BB	5																								
SO	6																								
LOB	13																								
Ken Landreaux, L (1, 8) OBP: 0.296, SLG: 0.368	0-0 6-3			0-0 L5		0-0 P5		0-0 2B	0-0 1-3	5 0 1 0 0 0 1															
Rick Monday, L (1, 9) OBP: 0.393, SLG: 0.595 Mike Marshall, R (7, PH) OBP: 0.429, SLG: 0.571 Bobby Castillo, R (7, 1) OBP: 0.444, SLG: 0.667 Terry Forster, L (7, 1)	0-0 F9			0-0 3-1		0-0 HR		0-0 5-3		3 1 1 1 0 0 1 1 0 0 0 0 0 1 0 0 0 0 0 0 0 0 0 0 0 0 0 0															
Steve Garvey, R (1, 3) OBP: 0.318, SLG: 0.407		0-0 F7		0-0 FC6-4 1B		0-0 F8		4-0 G6-4-3 BB		3 0 1 1 1 0 0															
Dusty Baker Jr., R (1, 7) OBP: 0.359, SLG: 0.448		0-0 5-3		0-0 FC6-4		0-0 BB		4-0 G6-4-3 BB		3 0 1 0 1 0 1															
Pedro Guerrero, R (1, 5) OBP: 0.372, SLG: 0.484		0-3 K				0-0 F6		0-0 G6-4-3		3 0 0 0 1 1 2															
Mike Scioscia, L (1, 2) OBP: 0.360, SLG: 0.332			0-0 F8		0-0 F8		4-0 BB	4-0 BB		2 0 0 0 2 0 0															
Bill Russell, R (1, 6) OBP: 0.277, SLG: 0.277 Reggie Smith, S (6, PH) OBP: 0.342, SLG: 0.367 Gary Weiss, S (6, 6) OBP: 0.188, SLG: 0.143 Jay Johnstone, L (8, PH) OBP: 0.286, SLG: 0.394 Derrel Thomas, S (8, 6) OBP: 0.341, SLG: 0.349			0-3 K		0-0 1B		0-0 F8		0-0 3-1	2 0 1 0 0 1 0 1 0 0 0 0 0 3 0 0 0 0 0 0 0 1 0 0 0 0 0 2 0 0 0 0 0 0 0															
Fernando Valenzuela, L (1, 1) OBP: 0.279, SLG: 0.300 Bobby Mitchell, L (7, PH) (7, 9)			0-3 K		0-0 1B		0-3 K		0-3 K	2 0 1 0 0 1 0 2 0 0 0 0 2 0															
Inning Stats	R: 0 E: 0 K: 1 S: 5	H: 0 LOB: 0 BB: 0 P: 5	R: 0 E: 0 K: 1 S: 5	H: 0 LOB: 0 BB: 0 P: 5	R: 0 E: 0 K: 2 S: 7	H: 0 LOB: 0 BB: 0 P: 7	R: 1 E: 0 K: 0 S: 5	H: 2 LOB: 1 BB: 0 P: 5	R: 0 E: 0 K: 0 S: 5	H: 2 LOB: 2 BB: 0 P: 5	R: 1 E: 0 K: 0 S: 5	H: 2 LOB: 3 BB: 2 P: 13	R: 0 E: 0 K: 1 S: 6	H: 1 LOB: 1 BB: 0 P: 6	R: 0 E: 0 K: 0 S: 2	H: 0 LOB: 2 BB: 3 P: 14	R: 0 E: 0 K: 1 S: 5	H: 0 LOB: 0 BB: 0 P: 5	1B: 4 2B: 2 3B: 0 HR: 1	SF: 0 SAC: 0 DP: 1 HBP: 0	WP: 1 PB: 0 SB: 0 CS: 0	PA: 38			
PITCHER	IP WLS BF H R ER SO BB IBB HBP BLK WP HR S P ERA WHIP																								
Ed Whitson, R (1, 1) ERA: 3.71	6.2 W 29 7 2 2 5 2 0 0 0 1 1 37 45 2.70 1.350																								
Al Holland, L (7, 1) ERA: 2.51	0.1 3 0 0 0 0 2 0 0 0 0 0 1 9 0.00 6.000																								
Greg Minton, R (8, 1) ERA: 3.03	2.0 S 6 0 0 0 1 1 0 0 0 0 0 7 11 0.00 0.500																								

Batter	1	2	3	4	5	6	7	8	9	AB	R	H	RBI	BB	SO	LOB
Joe Morgan, L OBP: 0.370, SLG: 0.373 (1, 4)	0-0 FC6-4 1B	0-0 4-3		0-0 2-H 1B		0-0 F8		0-3 K		5	0	2	1	0	1	2
Enos Cabell, R OBP: 0.263, SLG: 0.322 (1, 3)	0-0 F4		0-0 6-3	0-0 G3			0-0 E 1B	0-0 5-3		5	1	1	0	0	0	2
Jack Clark, R OBP: 0.333, SLG: 0.460 (1, 9)	0-0 FC6-4 WP 1-2f		0-0 IHR 1B		0-0 5-3		0-0 E5 F2 1B			4	1	1	0	0	0	2
Darrell Evans, L OBP: 0.348, SLG: 0.413 (1, 5)	4-0 1-2 BB		0-0 F7		0-0 1B 3B		0-0 F2 1B			3	1	2	1	1	0	1
Larry Herndon, R OBP: 0.318, SLG: 0.415 (1, 7)	0-0 4-3		0-0 1-H IHR		0-0 S 1B		0-0 F2			4	1	2	3	0	0	4
Jerry Martin, R OBP: 0.314, SLG: 0.341 (1, 8)		4-0 SH1-4 S BB	0-3 K		0-3 K		4-0 FC6-4 BB			2	0	0	0	2	2	1
Milt May, L OBP: 0.368, SLG: 0.372 (1, 2)		0-0 F7 1-2		0-3 K	0-3 K		0-3 K			4	0	0	0	0	3	5
Johnnie LeMaster, R OBP: 0.309, SLG: 0.298 (1, 6)		4-0 SH1-4 BB		0-0 SH1-4 1B		0-3 K	0-0 FC6-4			3	1	1	0	1	1	3
Ed Whitson, R OBP: 0.171, SLG: 0.094 (1, 1)		0-0 SH1-4		0-0 SH1-4		0-3 K		0-0 4-3		1	0	0	0	0	1	0
Al Holland, R OBP: 0.222, SLG: 0.125 (7, 1)										0	0	0	0	0	0	0
Greg Minton, S (8, 1)		1-2 2-3								1	0	0	0	0	0	0

Inning Stats	R: 0	H: 1	E: 0	K: 0	S: 4	R: 0	H: 0	E: 0	K: 0	S: 3	R: 2	H: 2	E: 0	K: 1	S: 7	R: 1	H: 2	E: 0	K: 1	S: 7	R: 1	H: 2	E: 0	K: 2	S: 9	R: 0	H: 0	E: 0	K: 2	S: 7	R: 1	H: 2	E: 1	K: 1	S: 8	R: 0	H: 0	E: 0	K: 1	S: 5
	LOB: 2	BB: 1	P: 8	LOB: 2	BB: 2	P: 11	LOB: 0	BB: 0	P: 7	LOB: 1	BB: 0	P: 7	LOB: 0	BB: 0	P: 9	LOB: 0	BB: 0	P: 7	LOB: 0	BB: 0	P: 7	LOB: 3	BB: 1	P: 12	LOB: 0	BB: 0	P: 5	LOB: 0	BB: 0	P: 5	LOB: 0	BB: 0	P: 5	LOB: 0	BB: 0	P: 5	LOB: 0	BB: 0	P: 5	
PITCHER	IP	WLS	BF	H	R	ER	SO	BB	IBB	HBP	BLK	WP	HR	S	P	ERA	WHIP																							
Fernando Valenzuela, L (1, 1) ERA: 2.49	6.0	L	28	7	4	4	6	3	0	0	0	1	0	37	49	6.00	1.667																							
Bobby Castillo, R (7, 1) ERA: 5.66	0.1		5	2	1	0	0	1	0	0	0	0	0	4	8	0.00	9.000																							
Terry Forster, L (7, 1) ERA: 4.85	1.2		5	0	0	0	2	0	0	0	0	0	0	9	9	0.00	0.000																							

BOTTOM

Los Angeles Dodgers @ San Francisco Giants
Candlestick Park, San Francisco, CA

Tue Sep 22 1981, 10:05 PM EDT
Att. 28,046 - Unknown

AB	32
R	5
H	9
RBI	5
BB	4
SO	8
LOB	20

livebaseballscorecards.com



WP	HR	S	P	ERA	WHIP
1	0	0	38		
PB: 0	SB: 2	CS: 0			

Batter	1	2	3	4	5	6	7	8	9	AB R H RBI BB SO LOB	TOP																
Derrel Thomas, S (1, 4) OBP: 0.333, SLG: 0.340	0-0 4-3	0-0 F8			0-0 G3	0-0 6-3			0-0 1-3	5 0 0 1 0 0 2																	
Ken Landreaux, L (1, 8) OBP: 0.294, SLG: 0.364	0-0 G3		0-0 6-3		0-0 F7	0-0 1-3			4-0 FC5-4 BB	3 0 0 0 0 0 0 1 0 0 0 1 0 2																	
Ron Roenicke, S (6, PH) OBP: 0.342, SLG: 0.242																											
Dusty Baker Jr., R (1, 7) OBP: 0.363, SLG: 0.448	4-0 PB 1B BB		0-0 1B 1B		0-0 FC6-4 1B			0-0 F6	0-0 FC5-4 1B 1-2f	4 1 2 0 1 0 1																	
Steve Garvey, R (1, 3) OBP: 0.322, SLG: 0.410	0-0 1B WP 1B 1-H		0-0 1B		0-0 FC6-4 1-2f			0-0 4-3	0-0 1B	5 1 3 1 0 0 1																	
Rick Monday, L (1, 9) OBP: 0.400, SLG: 0.620	0-0 1B 1B 1-H		0-3 K			0-0 HR		0-0 FC4 1B	0-3 K	5 1 3 2 0 2 4																	
Pedro Guerrero, R (1, 5) OBP: 0.374, SLG: 0.483	0-0 1-2 1B		0-0 F7			4-0 1B 6-3 BB		0-0 FC4 1-2f		3 1 1 0 1 0 3																	
Mike Scioscia, L (1, 2) OBP: 0.355, SLG: 0.327	0-0 F8			0-0 F7		0-0 F8			0-0 6-3	4 0 0 0 0 0 3																	
Bill Russell, R (1, 6) OBP: 0.277, SLG: 0.277		0-0 6-3		0-0 1-3		0-0 6-3 BB 1B			0-0 6-3	4 0 1 0 0 0 0																	
Jerry Reuss, L (1, 1) OBP: 0.196, SLG: 0.196			0-0 L7		0-0 4-3	4-0 6-3 BB			0-0 F7	2 0 0 0 0 0 0 0 0 0 0 0 1 0 1 0 0 0 0 0 0 0 0 0 0 0 0 0 0 0 0 0																	
Reggie Smith, S (6, PH) OBP: 0.359, SLG: 0.367																											
Dave Goltz, R (6, 1) OBP: 0.167, SLG: 0.063																											
Tom Niedentuer, R (6, 1) OBP: 0.429, SLG: 0.200																											
Jack Perconte, L (8, PH) OBP: 0.444, SLG: 0.667																											
Bobby Castillo, R (8, 1) OBP: 0.444, SLG: 0.667																											
Inning Stats	R: 2 E: 0 K: 0 S: 6	H: 3 LOB: 2 BB: 1 P: 10	R: 0 E: 0 K: 0 S: 3	H: 0 LOB: 0 BB: 0 P: 3	R: 0 E: 0 K: 1 S: 7	H: 2 LOB: 2 BB: 0 P: 7	R: 0 E: 0 K: 0 S: 3	H: 0 LOB: 0 BB: 0 P: 3	R: 0 E: 0 K: 0 S: 4	H: 1 LOB: 1 BB: 0 P: 4	R: 2 E: 0 K: 0 S: 5	H: 2 LOB: 2 BB: 2 P: 13	R: 0 E: 0 K: 0 S: 4	H: 1 LOB: 1 BB: 0 P: 4	R: 0 E: 0 K: 0 S: 3	H: 0 LOB: 0 BB: 0 P: 3	R: 0 E: 0 K: 1 S: 6	H: 1 LOB: 2 BB: 1 P: 10	1B: 9 2B: 0 3B: 0 HR: 1	SF: 0 SAC: 0 DP: 0 HBP: 0	WP: 1 PB: 1 SB: 0 CS: 0	PA: 41					
PITCHER	IP	WLS	BF	H	R	ER	SO	BB	IBB	HBP	BLK	WP	HR	S	P	ERA	WHIP										
Doyle Alexander, R (1, 1) ERA: 2.9	5.1		27	8	4	4	1	3	0	0	0	1	1	26	38	6.75	2.062										
Gary Lavelle, L (6, 1) ERA: 4.18	0.2	W	2	0	0	0	0	0	0	0	0	0	0	2	2	0.00	0.000										
Fred Breining, R (7, 1) ERA: 2.81	3.0	S	12	2	0	0	1	1	0	0	0	0	0	13	17	0.00	1.000										

Los Angeles Dodgers @ San Francisco Giants
 Candlestick Park, San Francisco, CA
 Wed Sep 23 1981, 10:05 PM EDT
 Att: 13,058 - Unknown

livebaseballscorecards.com

AB	37
R	4
H	10
RBI	4
BB	4
SO	2
LOB	16



Batter	1	2	3	4	5	6	7	8	9	AB R H RBI BB SO LOB
Joe Morgan, L (1, 4) OBP: 0.371, SLG: 0.383	0-3 K	0-0 P4		0-0 1B 2B		0-0 P5			0-0 F6	5 1 1 0 0 1 3
Enos Cabell, R (1, 5) OBP: 0.267, SLG: 0.324	0-0 F9	0-0 P6		0-0 1B		0-3 K			0-0 F8	5 0 1 1 0 1 3
Jack Clark, R (1, 9) OBP: 0.337, SLG: 0.461	0-0 2B		0-0 2B 1B	0-0 F9			0-0 F8		0-0 1B	5 1 3 0 0 0 1
Milt May, L (1, 2) OBP: 0.372, SLG: 0.375	4-0 BB		0-0 L6		0-0 F8		0-0 1B		0-0 1-3	4 0 1 0 1 0 2
Larry Herndon, R (1, 7) OBP: 0.320, SLG: 0.419	0-0 5-3		0-3 K		0-0 1B		0-0 F8		0-0 F8	4 0 1 0 0 1 4
Jerry Martin, R (1, 8) OBP: 0.316, SLG: 0.347		0-0 WP 1B 1B	0-0 2B		0-0 F8		0-3 K			4 1 2 1 0 1 2
Dave Bergman, L (1, 3) OBP: 0.327, SLG: 0.383		0-0 F7	0-0 4-3		0-0 4-3			0-3 K		4 0 0 0 0 1 3
Johnnie LeMaster, R (1, 6) OBP: 0.311, SLG: 0.298		4-0 1B BB		0-0 F7		0-0 5-3		0-0 3-1		3 0 0 0 1 0 0
Tom Griffin, R Bob Tufts, L Billy Smith, S Alvin Robinson, R Gary Lundeberg, S Jim Wolford, R Fred Brenning, R Max Venable, L Alan Hargeshimer, R		0-0 1B		0-3 K		0-0 E5		0-0 1-3		1 0 1 1 0 0 0 0 0 0 0 0 0 0 1 0 0 0 0 0 1 0 0 0 0 0 0 0 0 0 0 0 0 0 0 1 0 0 0 0 0 0 0 0 0 0 0 0 0 1 0 0 0 0 0 0 0 0 0 0 0 0 0

Inning Stats	R: 0	H: 1	E: 0	LOB: 2	K: 1	BB: 1	S: 6	P: 10	R: 1	H: 2	E: 0	LOB: 2	K: 0	BB: 1	S: 5	P: 9	R: 1	H: 2	E: 0	LOB: 1	K: 1	BB: 0	S: 7	P: 7	R: 0	H: 1	E: 0	LOB: 1	K: 0	BB: 0	S: 4	P: 4	R: 0	H: 0	E: 1	LOB: 1	K: 1	BB: 0	S: 6	P: 6	R: 0	H: 1	E: 0	LOB: 1	K: 1	BB: 0	S: 6	P: 6	R: 0	H: 0	E: 0	LOB: 0	K: 1	BB: 0	S: 5	P: 5	R: 0	H: 1	E: 0	LOB: 1	K: 0	BB: 0	S: 4	P: 4	1B: 7	SF: 0	2B: 3	SAC: 0	3B: 0	DP: 0	HR: 0	HBP: 0	WP: 2	PA: 40
PITCHER Bob Welch, R (1, 1) ERA: 3.48	IP	WLS	BF	H	R	ER	SO	BB	IBB	HBP	BLK	WP	HR	S	P	ERA	WHIP	IP	WLS	BF	H	R	ER	SO	BB	IBB	HBP	BLK	WP	HR	S	P	ERA	WHIP																																								

BOTTOM

Los Angeles Dodgers @ San Francisco Giants
Candlestick Park, San Francisco, CA
Thu Sep 24 1981, 10:05 PM EDT
Att. 12,726 - Unknown

livebaseballscorecards.com

AB	38
R	3
H	10
RBI	3
BB	2
SO	6
LOB	18



Batter	1	2	3	4	5	6	7	8	9	AB R H RBI BB SO LOB	TOP																												
Joe Morgan, L (1, 4) OBP: 0.366, SLG: 0.378	0-0 F9		0-0 F6			0-0 F7		0-0 F8		4 0 0 0 0 0 0	San Francisco Giants @ San Diego Padres Jack Murphy Stadium, San Diego, CA Fri Sep 25 1981, 10:05 PM EDT Att. 5,463 - Unknown livebaseballscorecards.com																												
Enos Cabell, R (1, 5) OBP: 0.267, SLG: 0.325 Joe Pettini, R (8, 5) OBP: 0.158, SLG: 0.118	0-0 6-3			0-0 1B G4-6-3 2B		0-0 F4		0-0 1-3		4 1 1 0 0 0 0 0 0 0 0 0 0 0																													
Jack Clark, R (1, 9) OBP: 0.339, SLG: 0.461	0-0 6-3			0-0 1B G4-6-3 2-3		0-0 1B		0-0 F9		4 0 2 0 0 0 0																													
Milt May, L (1, 2) OBP: 0.374, SLG: 0.377		0-0 1B G6-3 1B		0-0 1B G4-6-3 1-2f 3-H		0-0 3-4-3		0-0 1B FC6-4 1B		4 1 2 0 0 0 2																													
Jeffrey Leonard, R (1, 7) OBP: 0.328, SLG: 0.419		0-0 1B G6-3 1-2		0-0 2B		0-0 F7		0-0 F8		4 0 2 0 0 0 1																													
Dave Bergman, L (1, 3) OBP: 0.331, SLG: 0.409		0-0 1B G6-3 1-2f 2-3		0-0 2B		0-0 HR		0-0 1B FC6-4 1-3		4 1 2 1 0 0 3																													
Max Venable, L (1, 8) OBP: 0.250, SLG: 0.167 Larry Herndon, R (9, PH) OBP: 0.319, SLG: 0.417		0-0 1B 4-3		0-0 G3		0-0 1B S		0-0 1B FC6-4 1-2f 3-H		3 0 1 0 0 0 1 1 0 0 1 0 0 1																													
Johnnie LeMaster, R (1, 6) OBP: 0.310, SLG: 0.297			0-0 1B F9		0-0 1B F6		0-3 1B K		0-0 1B 5-3			4 0 1 0 0 1 2																											
Al Holland, R (1, 1) OBP: 0.167, SLG: 0.091 Greg Minton, S (9, 1)			0-3 1B K		0-0 1B F6 1-2		0-0 1B 6-3					3 0 0 0 0 1 2 0 0 0 0 0 0 0																											
Inning Stats	R: 0 E: 0 K: 0 S: 3	H: 0 LOB: 0 BB: 0 P: 3	R: 0 E: 0 K: 0 S: 4	H: 2 LOB: 1 BB: 0 P: 4	R: 0 E: 0 K: 1 S: 5	H: 0 LOB: 0 BB: 0 P: 5	R: 1 E: 0 K: 0 S: 5	H: 3 LOB: 1 BB: 0 P: 5	R: 0 E: 0 K: 0 S: 3	H: 1 LOB: 0 BB: 0 P: 3	R: 0 E: 0 K: 0 S: 4	H: 1 LOB: 1 BB: 0 P: 4	R: 1 E: 0 K: 1 S: 7	H: 2 LOB: 1 BB: 0 P: 7	R: 0 E: 0 K: 0 S: 3	H: 0 LOB: 0 BB: 0 P: 3	R: 1 E: 0 K: 0 S: 5	H: 2 LOB: 1 BB: 0 P: 5	1B: 8 2B: 2 3B: 0 HR: 1	SF: 0 SAC: 0 DP: 2 HBP: 0	WP: 0 PB: 0 SB: 1 CS: 0	PA: 35																	
PITCHER Steve Fireovid, R (1, 1) ERA: 3.38 Gary Lucas, L (8, 1) ERA: 2.18	IP 7.0	WLS L	BF 27	H 9	R 2	ER 2	SO 2	BB 0	IBB 0	HBP 0	BLK 0	WP 0	HR 1	S 31	P 31	ERA 2.57	WHIP 1.286						PITCHER IP 2.0	WLS L	BF 8	H 2	R 1	ER 1	SO 0	BB 0	IBB 0	HBP 0	BLK 0	WP 0	HR 0	S 8	P 8	ERA 4.50	WHIP 1.000



Batter	1	2	3	4	5	6	7	8	9	AB	R	H	RBI	BB	SO	LOB
Ozzie Smith, S OBP: 0.296, SLG: 0.261 (1, 6)	0-0 F8	0-0 F7			0-0 4-3			0-0 5-3		4	0	0	0	0	0	2
Juan Bonilla, R OBP: 0.342, SLG: 0.350 (1, 4)	0-0 F9		0-0 3-1		0-0 4-3			0-0 6-3		4	0	0	0	0	0	0
Gene Richards, L OBP: 0.372, SLG: 0.420 (1, 7)	0-0 1B		0-0 5-3			0-0 5-3			0-0 BB	4	0	2	0	0	0	0
Luis Salazar, R OBP: 0.331, SLG: 0.399 (1, 5)	0-0 1B		0-0 F8			0-0 L6		0-0 BB	4-0 BB	3	0	1	0	1	0	0
Ruppert Jones, L OBP: 0.312, SLG: 0.369 (1, 8)	0-0 G3			0-0 6-3		0-0 L8			0-0 F7	4	0	0	0	0	0	4
Barry Evans, R OBP: 0.372, SLG: 0.386 (1, 3)		0-0 FC3-6		0-0 F8			0-0 F9		0-0 F8	3	0	1	0	0	0	0
Broderick Perkins, L OBP: 0.312, SLG: 0.405 (9, PH)										1	0	0	0	0	0	2
Dave Edwards, R OBP: 0.288, SLG: 0.312 (1, 9)		4-0 E		0-0 S			0-0 F9		0-0 4-3	2	0	1	0	1	0	0
Terry Kennedy, L OBP: 0.339, SLG: 0.376 (9, PH)										1	0	0	0	0	0	2
Doug Gwosdz, R OBP: 0.200, SLG: 0.125 (1, 2)		0-0 F5		0-3 K			0-0 F7			3	0	0	0	0	1	3
Gary Lucas, L OBP: 0.100, SLG: 0.100 (8, 1)					1-2 K					0	0	0	0	0	0	0
Steve Fireovid, S OBP: 0.167, SLG: 0.167 (1, 1)		0-0 FC3-6			0-3 K			0-3 K		2	0	0	0	0	1	2
Steve Swisher, R OBP: 0.207, SLG: 0.148 (8, 2)										1	0	0	0	0	1	0

Inning Stats	R: 0	H: 2	E: 0	K: 0	S: 5	R: 0	H: 1	E: 1	K: 0	S: 4	R: 0	H: 0	E: 0	K: 0	S: 3	R: 0	H: 1	E: 0	K: 1	S: 6	R: 0	H: 0	E: 0	K: 1	S: 5	R: 0	H: 0	E: 0	K: 0	S: 3	R: 0	H: 0	E: 0	K: 1	S: 5	R: 0	H: 0	E: 0	K: 0	S: 5	R: 0	H: 0	E: 0	K: 1	S: 4	R: 0	H: 1	E: 0	K: 0	S: 4	1B: 4	SF: 0	2B: 1	SAC: 0	3B: 0	DP: 0	HR: 0	HBP: 0	WP: 0	PA: 34
PITCHER	IP	WLS	BF	H	R	ER	SO	BB	IBB	HBP	BLK	WP	HR	S	P	ERA	WHIP																																											
Al Holland, L ERA: 2.28 (1, 1)	8.0	W	31	5	0	0	3	2	0	0	0	0	0	35	43	0.00	0.875																																											
Greg Minton, R ERA: 2.99 (9, 1)	1.0	S	3	0	0	0	0	0	0	0	0	0	0	3	3	0.00	0.000																																											


BOTTOM

San Francisco Giants @ San Diego Padres
Jack Murphy Stadium, San Diego, CA

Fri Sep 25 1981, 10:05 PM EDT
 Att. 5,463 - Unknown

livebaseballscorecards.com

AB	32
R	0
H	5
RBI	0
BB	2
SO	3
LOB	15



Batter	1	2	3	4	5	6	7	8	9	AB R H RBI BB SO LOB	TOP																
Joe Morgan, L (1, 4) OBP: 0.364, SLG: 0.375	0-0 F9		0-0 5-3 1B		0-0 FC3-6 1B 3B		0-0 4-3		0-0 4-3	5 1 1 0 0 0 1																	
Enos Cabell, R (1, 5) OBP: 0.266, SLG: 0.325	0-0 F7		0-0 5-3 1-2		0-0 1B 3B		0-3 K			4 1 1 0 0 1 1																	
Joe Pettini, R (7, 5) OBP: 0.158, SLG: 0.118										0 0 0 0 0 0 0																	
Jack Clark, R (1, 9) OBP: 0.341, SLG: 0.460	4-0 HR BB		0-0 F8		0-0 1-2 2-3 3B 1B			0-0 F2		3 2 1 0 1 0 1																	
Jeffrey Leonard, R (1, 3) OBP: 0.333, SLG: 0.463	0-0 1-H HR		0-0 F7		0-0 1-H 2-H 3-H 3B			0-0 6-3		4 1 2 5 0 0 1																	
Larry Herndon, R (1, 7) OBP: 0.321, SLG: 0.418	0-0 CS 1B			0-0 F8		0-3 K		0-0 BLK 1B		4 1 2 0 0 1 1																	
Jerry Martin, R (1, 8) OBP: 0.319, SLG: 0.350	0-0 CS 1-2	0-3 K		0-0 G6-4-3 1B		0-3 K		0-0 1B 1-3-2 1B		4 0 2 1 0 2 0																	
Bob Brenly, R (1, 2) OBP: 0.429, SLG: 0.522		0-0 3B		0-0 G6-4-3 1-2		0-0 F9		0-0 2-3 1B		4 0 2 0 0 0 1																	
Johnnie LeMaster, R (1, 6) OBP: 0.309, SLG: 0.294		0-0 6-3			4-0 FC3-6 BB		0-3 K	0-0 1-3-2 3-H	0-0 1-4-3	3 0 0 0 1 1 1																	
Ed Whitsn, R (1, 1) OBP: 0.171, SLG: 0.094		0-3 K			0-0 L7		0-0 G3		0-0 F5	0 0 0 0 0 0 0																	
Fred Greining, R (1, 1) OBP: 0.236, SLG: 0.167										1 0 0 0 0 0 1 1																	
Guy Sularz, R (5, PH) OBP: 0.400, SLG: 0.444										1 0 0 0 0 0 0 1																	
Gary Lavelle, S (5, 1) OBP: 0.400, SLG: 0.444										1 0 0 0 0 0 0 0																	
Greg Minton, S (8, 1)										0 0 0 0 0 0 0 0																	
Dave Bergman, L (8, 3) OBP: 0.329, SLG: 0.406										1 0 0 0 0 0 0 0																	
Inning Stats	R: 2 H: 2 E: 0 LOB: 0 K: 0 BB: 1 S: 4 P: 8	R: 0 H: 1 E: 0 LOB: 1 K: 2 BB: 0 S: 8 P: 8	R: 0 H: 1 E: 0 LOB: 1 K: 0 BB: 0 S: 4 P: 4	R: 0 H: 1 E: 0 LOB: 0 K: 0 BB: 0 S: 3 P: 3	R: 3 H: 3 E: 0 LOB: 1 K: 1 BB: 1 S: 8 P: 12	R: 0 H: 0 E: 0 LOB: 0 K: 2 BB: 0 S: 7 P: 7	R: 0 H: 0 E: 0 LOB: 0 K: 1 BB: 0 S: 5 P: 5	R: 1 H: 3 E: 0 LOB: 2 K: 0 BB: 0 S: 5 P: 5	R: 0 H: 0 E: 0 LOB: 0 K: 0 BB: 0 S: 3 P: 3	1B: 8 SF: 0 2B: 0 SAC: 0 3B: 2 DP: 1 HR: 1 HBP: 0	WP: 0 PA: 38 PB: 0 SB: 0 CS: 1																
PITCHER	IP WLS BF H R ER SO BB IBB HBP BLK WP HR S P ERA WHIP											PITCHER	IP WLS BF H R ER SO BB IBB HBP BLK WP HR S P ERA WHIP														
Fred Kuhaulua, L (1, 1) ERA: 3.38	4.2		22	8	5	5	2	2	0	0	0	0	1	24	32	9.64	2.143										
Eric Show, R (5, 1) ERA: 2.37	2.1		7	0	0	0	4	0	0	0	0	0	0	15	15	0.00	0.000										
Mike Armstrong, R (8, 1) ERA: 6.55	1.0	L	6	3	1	1	0	0	0	0	1	0	0	5	5	9.00	3.000										
Gary Lucas, L (9, 1) ERA: 2.15	1.0		3	0	0	0	0	0	0	0	0	0	0	3	3	0.00	0.000										

San Francisco Giants @ San Diego Padres
 Jack Murphy Stadium, San Diego, CA
 Sat Sep 26 1981, 10:05 PM EDT
 Att. 5,489 - Unknown

AB	35
R	6
H	11
RBI	6
BB	2
SO	6
LOB	9



Batter	1	2	3	4	5	6	7	8	9	AB R H RBI BB SO LOB
Ozzie Smith, S OBP: 0.297, SLG: 0.260 (1, 6)	4-0 2B 1B BB	0-0 F8		0-0 4-3			4-0 E 1-3 BB	0-3 K		3 1 0 0 2 1 3
Juan Bonilla, R OBP: 0.340, SLG: 0.351 (1, 4)	0-0 1B 1-3 SF8 2B		0-0 E5 6-3 1B		0-0 F8		0-0 FC5 1-3 3-H	0-0 1-3		5 2 1 0 0 0 1
Gene Richards, L OBP: 0.370, SLG: 0.417 (1, 7)	0-0 4-3 BLK 2-3 3-H 1B		0-0 6-3		0-0 F7		0-0 5-3	0-0 6-3		5 0 1 1 0 0 3
Ruppert Jones, L OBP: 0.315, SLG: 0.372 (1, 8)	0-0 SF8		0-0 G3 2-H 1B		0-3 K		4-0 BB	0-0 1B		3 0 2 2 1 1 0
Terry Kennedy, L OBP: 0.334, SLG: 0.371 (1, 2)	0-0 4-3 1-3		0-0 G3		0-0 6-3		0-0 4-3	0-0 4-3		5 0 0 0 0 0 6
Broderick Perkins, L OBP: 0.311, SLG: 0.403 (1, 3)	0-0 L7		0-0 1-3		0-0 G3			0-0 PB SH1-4 1B		4 0 1 0 0 0 2 0 0 0 0 0 0 0 0 0 0 0 0 0 0
Alan Wiggins, S OBP: 0.250, SLG: 0.182 (8, PR)										
Gary Lucas, L OBP: 0.100, SLG: 0.100 (9, 1)										
Luis Salazar, R OBP: 0.333, SLG: 0.409 (1, 9) (8, 5)		0-0 HR		0-0 1B		0-3 K		0-0 SH1-4		3 1 2 1 0 1 0
Tim Flannery, L OBP: 0.291, SLG: 0.385 (1, 5)		0-3 K		0-0 F5			0-0 F8	0-0 6-3		2 0 0 0 0 1 1 2 0 0 0 0 0 2
Dave Edwards, R OBP: 0.283, SLG: 0.305 (7, PH) (8, 9)								2-3		
Fred Kuhaulua, L OBP: 0.143, SLG: 0.143 (5, 1)		0-3 K		0-3 K			0-0 E S E 1B	4-0 BB		2 0 0 0 0 0 2 1 0 0 0 0 0 0 0 0 1 1 1 0 0 0 0 0 0 0 0 0 0 0 0 0 0 0 0 0 0 1 0 0
Eric Show, R (7, PH)										
Jose Moreno, S OBP: 0.237, SLG: 0.243 (8, 1)										
Mike Armstrong, R (8, PH)										
Randy Bass, L OBP: 0.304, SLG: 0.325 (9, 3)										

Inning Stats	R: 2	H: 2	E: 0	LOB: 1	K: 0	P: 9	R: 1	H: 1	E: 0	LOB: 0	K: 2	P: 8	R: 1	H: 1	E: 1	LOB: 1	K: 0	P: 5	R: 0	H: 1	E: 0	LOB: 1	K: 1	P: 6	R: 0	H: 0	E: 0	LOB: 0	K: 1	P: 5	R: 0	H: 0	E: 0	LOB: 0	K: 1	P: 5	R: 1	H: 1	E: 1	LOB: 3	K: 0	P: 13	R: 0	H: 1	E: 0	LOB: 2	K: 1	P: 10	R: 0	H: 1	E: 0	LOB: 1	K: 0	P: 4	1B: 6	SF: 1	2B: 1	SAC: 1	3B: 0	DP: 0	HR: 1	HBP: 0	WP: 0	PA: 41
PITCHER	IP	WLS	BF	H	R	ER	SO	BB	IBB	HBP	BLK	WP	HR	S	P	ERA	WHIP																																															
Ed Whitton, R ERA: 3.87 (1, 1)	0.0		3	2	2	2	0	1	0	0	0	0	0	1	22	2.25	0.750																																															
Fred Breining, R ERA: 2.7 (1, 1)	4.0		16	3	2	1	3	0	0	0	1	0	1	22	22	2.25	0.750																																															
Gary Lavelle, L ERA: 3.94 (5, 1)	3.0	W	14	2	1	0	2	2	0	0	0	0	0	16	24	0.00	1.333																																															
Greg Minton, R ERA: 2.91 (8, 1)	2.0	S	8	1	0	0	1	1	0	0	0	0	0	9	13	0.00	1.000																																															

BOTTOM

San Francisco Giants @ San Diego Padres
Jack Murphy Stadium, San Diego, CA
Sat Sep 26 1981, 10:05 PM EDT
Att. 5,489 - Unknown

livebaseballscorecards.com

AB	35
R	5
H	8
RBI	4
BB	4
SO	6
LOB	19



Batter	1	2	3	4	5	6	7	8	9	AB R H RBI BB SO LOB	TOP											
Joe Morgan, L (1, 4) OBP: 0.362, SLG: 0.368	4-0 S BB	0-0 F4			0-0 4-3	0-3 K			4-0 FC5-6 BB	3 0 0 0 2 1 2												
Dave Bergman, L (1, 3) OBP: 0.325, SLG: 0.399	0-0 F2 1-2		0-0 F8		0-0 1B 1B		0-0 F9		0-0 FC5-6 G5-4-3 1-2f	5 0 1 0 0 0 2												
Jack Clark, R (1, 9) OBP: 0.342, SLG: 0.465	0-0 6-3		0-0 1B		0-0 1B FC6-4		0-0 F7		0-0 G5-4-3 1-2f	5 0 2 0 0 0 2												
Jeffrey Leonard, R (1, 7) OBP: 0.314, SLG: 0.434	0-3 K		0-0 F8		0-0 FC6-4 1-2f		0-0 6-3			4 0 0 0 0 1 4												
Darrell Evans, L (1, 5) OBP: 0.351, SLG: 0.412		0-0 WP BB SF8 1B	0-0 F9		0-0 HR 1B		0-0 5-3			4 2 2 0 0 0 1												
Jerry Martin, R (1, 8) OBP: 0.321, SLG: 0.359		4-0 WP 1B BB	0-0 F8		0-0 HR 1-H		0-3 K			3 2 1 2 1 1 0												
Milt May, L (1, 2) OBP: 0.375, SLG: 0.381		0-0 SF8 1-2 2-H	0-0 1-3		4-0 FC6-4 BB		0-0 2B			2 0 1 1 1 0 0												
Johnnie LeMaster, R (1, 6) OBP: 0.314, SLG: 0.297		0-0 4-3 2-H 1B	0-3 K		0-0 FC6-4 SH3-4 1-2f		4-0 IBB			3 0 1 1 1 1 1												
Alan Hargesheimer, R (1, 1) Greg Minton, S (8, 1)		0-0 4-3 2-3	0-3 K		0-3 SH3-4 1-2		0-3 K			3 0 0 0 0 2 3 0 0 0 0 0 0 0												
Inning Stats	R: 0 E: 0 K: 1 S: 5	H: 0 LOB: 1 BB: 1 P: 9	R: 2 E: 0 K: 0 S: 5	H: 2 LOB: 1 BB: 1 P: 9	R: 0 E: 0 K: 0 S: 4	H: 1 LOB: 1 BB: 0 P: 4	R: 0 E: 0 K: 1 S: 5	H: 0 LOB: 0 BB: 0 P: 5	R: 0 E: 0 K: 1 S: 7	H: 2 LOB: 2 BB: 0 P: 7	R: 2 E: 0 K: 1 S: 7	H: 2 LOB: 1 BB: 1 P: 11	R: 0 E: 0 K: 0 S: 3	H: 0 LOB: 0 BB: 0 P: 3	R: 0 E: 0 K: 2 S: 8	H: 1 LOB: 2 BB: 1 P: 12	R: 0 E: 0 K: 0 S: 2	H: 0 LOB: 0 BB: 1 P: 6	1B: 6 2B: 1 3B: 0 HR: 1	SF: 1 SAC: 1 DP: 1 HBP: 0	WP: 1 PB: 0 SB: 1 CS: 0	PA: 39
PITCHER	IP WLS BF H R ER SO BB IBB HBP BLK WP HR S P ERA WHIP																					
Frank Pastore, R (1, 1) ERA: 3.79	5.0 L 25 7 4 4 3 3 0 0 0 0 1 1 28 40 7.20 2.000																					
Joe Edelen, R (6, 1) ERA: 6.26	2.0 6 0 0 0 1 0 0 0 0 0 0 0 8 8 0.00 0.000																					
Joe Price, L (8, 1) ERA: 2.55	2.0 8 1 0 0 2 1 1 0 0 0 0 0 10 18 0.00 1.000																					

San Francisco Giants @ Cincinnati Reds
Riverfront Stadium, Cincinnati, OH
Mon Sep 28 1981, 7:05 PM EDT
Att: 12,944 - Unknown

livebaseballscorecards.com

AB	32
R	4
H	8
RBI	4
BB	5
SO	6
LOB	15



Batter	1	2	3	4	5	6	7	8	9	AB	R	H	RBI	BB	SO	LOB
Paul Householder, S OBP: 0.333, SLG: 0.383 (1, 9)	0-0 F9 ①		0-3 K ②		0-0 F8 ③			4-0 BB BB		3	0	0	0	1	1	3
Ken Griffey, L OBP: 0.375, SLG: 0.418 (1, 8)	0-0 1-3 ②		0-0 F8 ③			0-0 3-1 ①		4-0 BB BB BB 1-2		3	0	0	0	1	0	1
Dave Concepcion, R OBP: 0.362, SLG: 0.412 (1, 6)	4-0 BB BB BB			0-0 6-3 ①		4-0 BB BB BB		0-0 4-3 ①		2	0	0	0	2	0	2
George Foster, R OBP: 0.375, SLG: 0.513 (1, 7)	0-3 K ③			0-0 F7 ②		0-0 F8 ②		0-0 G6-4-3 ② ③ 1-2f		4	0	0	0	0	1	4
Johnny Bench, R OBP: 0.398, SLG: 0.516 (1, 3)		0-0 4-3 ①		0-0 6-3 ③		0-0 4-3 ③			0-0 F7 ①	4	0	0	0	0	0	1
Joe Nolan, L OBP: 0.375, SLG: 0.416 (1, 2)		4-0 BB BB BB G6-4-3			0-0 4-3 ①		0-0 4-3 ①		0-0 F9 ②	3	0	1	0	1	0	0
Ray Knight, R OBP: 0.320, SLG: 0.360 (1, 5)		0-0 G6-4-3 ② ③ 1-2f			0-0 6-3 ②		0-0 6-3 ①		0-0 5-3 ③	4	0	0	0	0	0	2
Ron Oester, S OBP: 0.326, SLG: 0.383 (1, 4)			0-0 K ①		0-0 1B 1B		0-0 4-3 ②			3	0	2	0	0	0	1
Frank Pastore, R OBP: 0.136, SLG: 0.140 (1, 1)			0-3 K ①		0-0 1B 1B		0-3 K ③			2	0	1	0	0	1	1
Joe Edelen, R OBP: 0.200, SLG: 0.200 (6, 1)										0	0	0	0	0	0	0
Neil Fiala, L OBP: 0.200, SLG: 0.200 (7, PH)										1	0	0	0	0	1	1
Joe Price, R (8, 1)										0	0	0	0	0	0	0

Inning Stats		R: 0	H: 0	E: 0	K: 1	S: 5	R: 0	H: 0	E: 0	K: 0	S: 2	R: 0	H: 1	E: 0	K: 2	S: 8	R: 0	H: 0	E: 0	K: 0	S: 3	R: 0	H: 2	E: 0	K: 0	S: 5	R: 0	H: 0	E: 0	K: 0	S: 3	R: 0	H: 1	E: 0	K: 1	S: 6	R: 0	H: 0	E: 0	K: 0	S: 2	R: 0	H: 0	E: 0	K: 0	S: 3
PITCHER		IP	WLS	BF	H	R	ER	SO	BB	IBB	HBP	BLK	WP	HR	S	P	ERA	WHIP																												
Alan Hargesheimer, R ERA: 3.86 (1, 1)		7.0	W	28	4	0	0	4	4	0	0	0	0	0	32	48	0.00	1.143																												
Greg Minton, R ERA: 2.84 (8, 1)		2.0		6	0	0	0	0	1	0	0	0	0	0	5	9	0.00	0.500																												


BOTTOM

San Francisco Giants @ Cincinnati Reds
Riverfront Stadium, Cincinnati, OH

Mon Sep 28 1981, 7:05 PM EDT
Att. 12,944 - Unknown

livebaseballscorecards.com

AB	29
R	0
H	4
RBI	0
BB	5
SO	4
LOB	16



WP	PA	3B	SF	SAC	DP	HBP	HR	S	P	ERA	WHIP
0	34	0	0	0	2	0	0	3			

Batter	1	2	3	4	5	6	7	8	9	AB R H RBI BB SO LOB	TOP																	
Joe Morgan, L (1, 4) OBP: 0.368, SLG: 0.377	0-0 F2		0-0 2B			0-0 2B	4-0 2B BB		4-0 FC4 IBB	3 2 2 0 2 0 0																		
Enos Cabell, R (1, 5) OBP: 0.270, SLG: 0.327 Gary Lavelle, S (7, 1) OBP: 0.364, SLG: 0.400 Greg Minton, S (8, 1)	0-0 1B 2B		4-0 BB			4-0 2B BB	0-0 2B 1B		0-0 FC4 1-2f	2 1 2 0 2 0 0 0 0 0 0 0 0 0 1 0 0 0 0 0 2																		
Jack Clark, R (1, 9) OBP: 0.341, SLG: 0.466	0-0 F8		0-0 F7			0-0 F7	0-0 2B			4 0 1 1 0 0 5																		
Jeffrey Leonard, R (1, 3) OBP: 0.319, SLG: 0.444	0-0 2-H 1B			0-0 F6		0-0 5-3 1-H 2-H 2B		0-0 6-3		4 0 2 2 0 0 0																		
Larry Herndon, R (1, 7) OBP: 0.322, SLG: 0.414		0-0 6-3		0-0 6-3		4-0 5-3 IBB		0-0 5-3		3 0 0 0 1 0 0																		
Jerry Martin, R (1, 8) OBP: 0.316, SLG: 0.352		0-0 F5		0-0 F7		0-0 5-3		0-3 K		4 0 0 0 0 1 2																		
Bob Brenly, R (1, 2) OBP: 0.429, SLG: 0.500 Milt May, L (9, PH) OBP: 0.374, SLG: 0.379 (9, 2)		0-0 L4			0-0 F8	0-0 F8			0-0 6-3	3 0 0 0 0 0 2 1 0 0 0 0 0 0																		
Johnnie LeMaster, R (1, 6) OBP: 0.313, SLG: 0.294			0-0 G3		0-0 F4		0-0 F8		4-0 4-3 BB	3 0 0 0 1 0 0																		
Al Holland, R (1, 1) OBP: 0.143, SLG: 0.077 Fred Breining, R (6, 1) Max Venable, L (7, PH) OBP: 0.238, SLG: 0.158 Darrell Evans, L (7, 5) OBP: 0.350, SLG: 0.411			0-3 K		0-0 F9		0-3 K		0-0 4-3 1-2	2 0 0 0 0 1 0 0 0 0 0 0 0 0 1 0 0 0 0 1 0 1 0 0 0 0 0 1																		
Inning Stats	R: 0 E: 0 K: 0 S: 4	H: 2 LOB: 2 BB: 0 P: 4	R: 0 E: 0 K: 0 S: 3	H: 0 LOB: 0 BB: 0 P: 3	R: 0 E: 0 K: 1 S: 6	H: 1 LOB: 2 BB: 1 P: 10	R: 0 E: 0 K: 0 S: 3	H: 0 LOB: 0 BB: 0 P: 3	R: 2 E: 0 K: 0 S: 5	H: 2 LOB: 2 BB: 2 P: 13	R: 1 E: 0 K: 1 S: 6	H: 2 LOB: 2 BB: 1 P: 10	R: 0 E: 0 K: 1 S: 5	H: 0 LOB: 0 BB: 0 P: 5	R: 0 E: 0 K: 0 S: 3	H: 0 LOB: 2 BB: 2 P: 11	1B: 2 2B: 5 3B: 0 HR: 0	SF: 0 SAC: 0 DP: 0 HBP: 0	WP: 0 PB: 0 SB: 0 CS: 0	PA: 38								
PITCHER	IP WLS BF H R ER SO BB IBB HBP BLK WP HR S P ERA WHIP																											
Charlie Leibrandt, L (1, 1) ERA: 3.6	5.1		22	5	2	2	1	2	0	0	0	0	0	22	30	3.38	1.312											
Michael LaCoss, R (6, 1) ERA: 6.12	0.2		3	0	0	0	0	0	1	0	0	0	0	2	6	0.00	0.000											
Paul Moskau, R (7, 1) ERA: 4.19	1.0		5	2	1	1	1	1	0	0	0	0	0	6	10	9.00	3.000											
Tom Hume, R (8, 1) ERA: 2.84	2.0	W	8	0	0	0	1	1	1	0	0	0	0	8	16	0.00	0.500											

San Francisco Giants @ Cincinnati Reds
Riverfront Stadium, Cincinnati, OH

Tue Sep 29 1981, 7:05 PM EDT
Att: 13,117 - Unknown

AB	32
R	3
H	7
RBI	3
BB	6
SO	3
LOB	12



WP: 0	PA: 38
-------	--------

ERA	WHIP
-----	------

BOTTOM

San Francisco Giants @ Cincinnati Reds
Riverfront Stadium, Cincinnati, OH

livebaseballscorecards.com

AB	32
R	4
H	9
RBI	4
BB	1
SO	5
LOB	8



WP:	0	PA:	34
PB:	0		
SB:	0		
CS:	0		

Tue Sep 29 1981, 7:05 PM EDT
Att. 13,117 - Unknown

AB	R	H	RBI	BB	SO	LOB
4	1	2	0	0	1	0
3	0	0	0	1	0	1
3	0	0	1	0	0	1
4	0	2	1	0	1	0
4	1	2	1	0	1	2
0	1	0	0	0	0	0
4	0	0	0	0	0	2
4	0	2	1	0	1	0
2	0	0	0	0	1	0
1	0	0	0	0	0	1
0	0	0	0	0	0	0
0	0	0	0	0	0	0
1	1	1	0	0	0	0
0	0	0	0	0	0	0
0	0	0	0	0	0	0
1	0	0	0	0	0	1
0	0	0	0	0	0	0
1B:	7	SF:	1			
2B:	2	SAC:	0			
3B:	0	DP:	1			
HR:	1	HBP:	0			

Batter	1	2	3	4	5	6	7	8	9
Paul Householder, S OBP: 0.342, SLG: 0.391 (1, 9)	0-3 K ①			x 0-0 F9 ①		x 0-0 SF9 BB 1-2 1B ①		x 0-0 L3 1B ①	
Ken Griffey, L OBP: 0.374, SLG: 0.414 (1, 8)	0-0 F8 ②			x 0-0 F8 ②		BBB 4-0 1B 1-2 2-3 BB ②		x 0-0 F7 ①	
Dave Concepcion, R OBP: 0.359, SLG: 0.409 (1, 6)	0-0 6-3 ③			x 0-0 L3 ③		x 0-0 SF9 ②		x 0-0 L3 ② ③	
George Foster, R OBP: 0.376, SLG: 0.515 (1, 7)		x 0-0 5-3 ①			SS 0-3 K ①	x 0-0 1-3 3-H 1B ③		x 0-0 FC5-6 2B	
Johnny Bench, R OBP: 0.400, SLG: 0.534 Rafael Landestoy, S OBP: 0.283, SLG: 0.171 (1, 3) (9, PR)		SS 0-3 K ②			x 0-0 HR	x 0-0 6-3 ③		x 0-0 FC5-6 1B	
Ray Knight, R OBP: 0.317, SLG: 0.356 (1, 5)		x 0-0 5-3 ③			x 0-0 F8 ②		x 0-0 5-3 ①	x 0-0 FC5-6 1B 1-2 2-3f	
Ron Oester, S OBP: 0.328, SLG: 0.384 (1, 4)			SS 0-3 K ①		x 0-0 F7 ③		x 0-0 FC4-6 1B	x 0-0 1-2 2-H 1B	
Mike O'Berry, R OBP: 0.254, SLG: 0.231 Dave Collins, S OBP: 0.362, SLG: 0.394 Joe Nolan, L OBP: 0.375, SLG: 0.416 (1, 2) (7, PH) (8, 2)			SS 0-3 K ②			x 0-0 F8 ①	x 0-0 P4 ②		
Charlie Leibrandt, R Michael LaCoss, R Junior Kennedy, R Paul Moskau, R Mike Vail, R Tom Hume, R (1, 1) (6, 1) (6, PH) (7, 1) (7, PH) (8, 1)			x 0-0 F9 ③			x 0-0 BB 1B SF9 1B	x 0-0 FC4-6 1-2f		

Inning Stats	R: 0	H: 0	E: 0	LOB: 0	K: 1	BB: 0	S: 5	P: 5	R: 0	H: 0	E: 0	LOB: 0	K: 1	BB: 0	S: 5	P: 5	R: 0	H: 0	E: 0	LOB: 0	K: 2	BB: 0	S: 7	P: 7	R: 1	H: 1	E: 0	LOB: 0	K: 1	BB: 0	S: 6	P: 6	R: 2	H: 3	E: 0	LOB: 2	K: 0	BB: 1	S: 6	P: 10	R: 0	H: 1	E: 0	LOB: 1	K: 0	BB: 0	S: 4	P: 4	R: 0	H: 1	E: 0	LOB: 0	K: 0	BB: 0	S: 3	P: 3	R: 1	H: 3	E: 0	LOB: 2	K: 0	BB: 0	S: 4	P: 4	1B: 7	SF: 1	2B: 2	SAC: 0	3B: 0	DP: 1	HR: 1	HBP: 0	WP: 0	PA: 34
--------------	------	------	------	--------	------	-------	------	------	------	------	------	--------	------	-------	------	------	------	------	------	--------	------	-------	------	------	------	------	------	--------	------	-------	------	------	------	------	------	--------	------	-------	------	-------	------	------	------	--------	------	-------	------	------	------	------	------	--------	------	-------	------	------	------	------	------	--------	------	-------	------	------	-------	-------	-------	--------	-------	-------	-------	--------	-------	--------

PITCHER	IP	WLS	BF	H	R	ER	SO	BB	IBB	HBP	BLK	WP	HR	S	P	ERA	WHIP
Al Holland, L ERA: 2.43 (1, 1)	5.2		22	4	3	3	5	1	0	0	0	0	1	31	35	4.76	0.882
Fred Breining, R ERA: 2.69 (6, 1)	0.1		1	0	0	0	0	0	0	0	0	0	0	1	1	0.00	0.000
Gary Lavelle, L ERA: 3.71 (7, 1)	1.1		6	2	0	0	0	0	0	0	0	0	0	6	6	0.00	1.500
Greg Minton, R ERA: 2.91 (8, 1)	1.0	L	5	3	1	1	0	0	0	0	0	0	0	5	5	9.00	3.000

Batter	1	2	3	4	5	6	7	8	9	AB R H RBI BB SO LOB	TOP	
Larry Herndon, R (1, 7) OBP: 0.324, SLG: 0.415	0-0 CS 1B		0-0 G2		0-0 F7			0-0 1B		4 0 2 0 0 0 2	San Francisco Giants @ Atlanta Braves Atlanta-Fulton County Stadium, Atlanta, GA Wed Sep 30 1981, 7:05 PM EDT Att. 2,724 - Unknown livebaseballscorecards.com	
Johnnie LeMaster, R (1, 6) OBP: 0.309, SLG: 0.291 Bob Tufts, L (8, 1)	0-3 K 1-2		0-3 K		0-0 F8			0-0 1-3		4 0 0 0 0 2 2 0 0 0 0 0 0 0		
Jack Clark, R (1, 9) OBP: 0.340, SLG: 0.463	0-3 K		0-0 2B 1B		0-0 6-3			0-0 6-3		4 1 1 0 0 1 0		
Jeffrey Leonard, R (1, 3) OBP: 0.318, SLG: 0.460		0-0 F8		0-0 L5		0-0 F4		0-0 HR		4 1 1 1 0 0 1		
Darrell Evans, L (1, 5) OBP: 0.354, SLG: 0.418		0-0 G1-6-3 1B		0-0 1-H 2B		0-0 4-3		0-0 G6-4-3 1B		4 0 3 1 0 0 0		
Jerry Martin, R (1, 8) OBP: 0.311, SLG: 0.346		0-0 G1-6-3 1-2f		0-0 6-3		0-0 F8		0-0 G6-4-3 1-2f		4 0 0 0 0 0 3		
Bob Brenly, R (1, 2) OBP: 0.421, SLG: 0.515			0-0 2B		0-0 F8		0-0 6-3			3 0 1 0 0 0 0		
Guy Sularz, R (1, 4) OBP: 0.200, SLG: 0.111			0-0 5-3		0-0 E6 SH1-4		0-0 F7			3 0 0 0 0 0 1		
Ed Whitson, R (1, 1) OBP: 0.167, SLG: 0.091 Mike Rowland, R (7, 1) OBP: 1.000, SLG: 1.000 Jim Wohlford, R (8, PH) OBP: 0.224, SLG: 0.278 Joe Pettini, R (8, 6) OBP: 0.158, SLG: 0.118			0-0 4-3		0-0 SH1-4 1-2		0-3 K			1 0 0 0 0 0 1 0 0 0 0 0 0 0 1 0 0 0 0 1 0 0 0 0 0 0 0 0		
Inning Stats	R: 0 H: 1 E: 0 LOB: 0 K: 2 BB: 0 S: 7 P: 7	R: 0 H: 1 E: 0 LOB: 0 K: 0 BB: 0 S: 3 P: 3	R: 0 H: 1 E: 0 LOB: 1 K: 0 BB: 0 S: 4 P: 4	R: 1 H: 2 E: 0 LOB: 1 K: 1 BB: 0 S: 7 P: 7	R: 0 H: 0 E: 1 LOB: 1 K: 0 BB: 0 S: 4 P: 4	R: 0 H: 0 E: 0 LOB: 0 K: 0 BB: 0 S: 3 P: 3	R: 0 H: 0 E: 0 LOB: 0 K: 0 BB: 0 S: 3 P: 3	R: 0 H: 1 E: 0 LOB: 1 K: 1 BB: 0 S: 6 P: 6	R: 1 H: 2 E: 0 LOB: 0 K: 0 BB: 0 S: 4 P: 4	1B: 5 SF: 0 2B: 2 SAC: 1 3B: 0 DP: 2 HR: 1 HBP: 0		WP: 0 PA: 33 PB: 0 SB: 0 CS: 1
PITCHER Larry McWilliams, L (1, 1) ERA: 3.11	IP WLS BF H R ER SO BB IBB HBP BLK WP HR S P ERA WHIP											PITCHER IP WLS BF H R ER SO BB IBB HBP BLK WP HR S P ERA WHIP
	9.0 W 33 8 2 2 4 0 0 0 0 0 0 1 41 41 2.00 0.889											



Batter	1	2	3	4	5	6	7	8	9	AB	R	H	RBI	BB	SO	LOB
Brett Butler, L (1, 9) OBP: 0.365, SLG: 0.327	0-0 L9-3 1B		0-0 1B 9-2 1B		4-0 BB E SF8 BB	0-0 F8	0-0 F9			4	1	2	0	1	0	4
Rufino Linares, R (1, 7) OBP: 0.293, SLG: 0.382 Albert Hall, S (8, PH) (9, 7)	0-0 L9-3 1-2		0-0 1-3 1B		0-0 E1 SF8 BB 1-2 2-H		0-3 K	4-0 E 1B BB		4	0	1	0	0	1	2
Bob Homer, R (1, 5) OBP: 0.334, SLG: 0.427 Brook Jacoby, R (8, 5) OBP: 0.222, SLG: 0.222	0-0 HR		0-0 9-2 3-Hr		4-0 1-2 2-3 BB		0-0 F7	0-0 E5 1B 1-2		3	1	1	1	1	0	2
Chris Chambliss, L (1, 3) OBP: 0.343, SLG: 0.398 Ken Smith, L (8, 3)	0-0 L3			0-0 F9	0-0 SF8 2-3 3-H		0-0 BB 1B 1B	0-3 K		3	1	1	1	0	0	0
Dale Murphy, R (1, 8) OBP: 0.326, SLG: 0.401		0-0 HR		0-0 L5	0-3 K		4-0 1B 2B BB	0-0 G6-4-3 1B 1-2 2-H		4	2	2	2	1	1	2
Glenn Hubbard, R (1, 4) OBP: 0.307, SLG: 0.355		0-0 F8		0-0 1B		0-0 F7	0-0 2B 1B 1-3 2-H	0-0 G6-4-3 1B 1-2r		5	1	2	1	0	0	2
Matt Sinatro, R (1, 2) OBP: 0.375, SLG: 0.286		0-3 K		0-0 F8		0-3 K	4-0 2B E IBB			3	1	0	0	1	2	1
Paul Runge, R (1, 6) OBP: 0.313, SLG: 0.286		0-3 K			4-0 SH1-3 E BB	0-0 1B 1B	0-0 E6 1-H 2-H 3-H 2B			3	1	2	2	1	1	0
Larry McWilliams, L (1, 1) OBP: 0.182, SLG: 0.100			0-3 K		0-0 SH1-3 1-2	0-0 1B	4-0 BB			2	0	1	0	1	1	0

Inning Stats	R: 1	H: 2	E: 0	K: 0	S: 4	LOB: 0	BB: 0	P: 4	R: 1	H: 1	E: 0	K: 2	S: 8	LOB: 0	BB: 0	P: 8	R: 0	H: 2	E: 0	K: 1	S: 6	LOB: 1	BB: 0	P: 6	R: 0	H: 1	E: 0	K: 0	S: 4	LOB: 1	BB: 0	P: 4	R: 2	H: 0	E: 1	K: 1	S: 6	LOB: 2	BB: 3	P: 18	R: 0	H: 2	E: 0	K: 1	S: 7	LOB: 2	BB: 0	P: 7	R: 4	H: 3	E: 1	K: 1	S: 8	LOB: 2	BB: 3	P: 20	R: 1	H: 1	E: 1	K: 1	S: 6	LOB: 1	BB: 1	P: 10
--------------	------	------	------	------	------	--------	-------	------	------	------	------	------	------	--------	-------	------	------	------	------	------	------	--------	-------	------	------	------	------	------	------	--------	-------	------	------	------	------	------	------	--------	-------	-------	------	------	------	------	------	--------	-------	------	------	------	------	------	------	--------	-------	-------	------	------	------	------	------	--------	-------	-------

PITCHER	IP	WLS	BF	H	R	ER	SO	BB	IBB	HBP	BLK	WP	HR	S	P	ERA	WHIP
Ed Whitson, R (1, 1) ERA: 4.02	6.2	L	36	11	8	5	6	5	1	0	0	0	2	42	66	6.75	2.400
Mike Rowland, R (7, 1) ERA: 4.26	0.1		1	0	0	0	0	0	0	0	0	0	1	1	0.00	0.000	
Bob Tufts, L (8, 1) ERA: 2.03	1.0		5	1	1	0	1	1	0	0	0	0	6	10	0.00	2.000	

BOTTOM

San Francisco Giants @ Atlanta Braves
Atlanta-Fulton County Stadium, Atlanta, GA

Wed Sep 30 1981, 7:05 PM EDT
Att. 2,724 - Unknown

AB	33
R	9
H	12
RBI	7
BB	7
SO	7
LOB	16

WP: 0 PA: 42
PB: 0 SB: 0
CS: 0



PITCHER	IP	WLS	BF	H	R	ER	SO	BB	IBB	HBP	BLK	WP	HR	S	P	ERA	WHIP
---------	----	-----	----	---	---	----	----	----	-----	-----	-----	----	----	---	---	-----	------

Batter	1	2	3	4	5	6	7	8	9	AB R H RBI BB SO LOB	TOP		
Joe Morgan, L (1, 4) OBP: 0.371, SLG: 0.377	4-0 1B 1B BB		0-0 CS 1B	0-0 F9		4-0 BB BB		0-3 K		3 1 1 0 2 1 0			
Enos Cabell, R (1, 3) OBP: 0.275, SLG: 0.327	0-0 1B 1-3 1B		0-3 K	4-0 BB		4-0 BB BB		0-0 4-3		3 1 1 0 2 1 1			
Jack Clark, R (1, 9) OBP: 0.341, SLG: 0.460	0-3 K		4-0 1B BB	0-0 5-3		4-0 1-2 2-3 BB		0-0 5-3		3 1 0 1 2 1 3			
Darrell Evans, L (1, 5) OBP: 0.354, SLG: 0.417	0-0 1-3 1-3 3-H 1B		0-0 1-3 1B		0-0 F8		0-0 G3		0-0 F7		5 1 2 1 0 0 3		
Larry Herndon, R (1, 7) OBP: 0.326, SLG: 0.416	0-0 1-3 1-2 3-H		0-0 1B 1B		0-0 G4-6-3 1B		0-0 F9				4 1 2 3 0 0 1		
Jerry Martin, R (1, 8) OBP: 0.310, SLG: 0.345	0-0 P6		0-0 1-2 1B		0-0 G4-6-3		0-0 5-3				4 0 1 0 0 0 2		
Milt May, L (1, 2) OBP: 0.375, SLG: 0.384			0-0 1-2 2-H 1B				0-0 BB BB 2B		0-0 F8		4 1 2 1 0 1 0		
Johnnie LeMaster, R (1, 6) OBP: 0.306, SLG: 0.287			0-0 5-3		0-0 P6		0-0 L6		0-0 5-3		4 0 0 0 0 0 3		
Doyle Alexander, R (1, 1) OBP: 0.204, SLG: 0.255			0-0 6-3		0-0 F8		0-0 P5		0-3 K		3 0 0 0 0 0 1		
Greg Minton, S (7, 1)											1 0 0 0 0 1 0		
Inning Stats	R: 2 E: 0 K: 1 S: 7 H: 2 LOB: 1 BB: 1 P: 11	R: 0 E: 0 K: 1 S: 5 H: 0 LOB: 0 BB: 0 P: 5	R: 3 E: 0 K: 1 S: 9 H: 5 LOB: 2 BB: 1 P: 13	R: 0 E: 0 K: 0 S: 3 H: 0 LOB: 1 BB: 1 P: 7	R: 0 E: 0 K: 0 S: 3 H: 1 LOB: 0 BB: 0 P: 3	R: 1 E: 0 K: 0 S: 4 H: 1 LOB: 3 BB: 3 P: 16	R: 0 E: 0 K: 0 S: 3 H: 0 LOB: 0 BB: 0 P: 3	R: 0 E: 0 K: 2 S: 7 H: 0 LOB: 0 BB: 0 P: 7	R: 0 E: 0 K: 0 S: 3 H: 0 LOB: 0 BB: 0 P: 3	1B: 8 2B: 1 3B: 0 HR: 0 SF: 0 SAC: 0 DP: 1 HBP: 0	WP: 0 PB: 0 SB: 0 CS: 1 PA: 40		
PITCHER	IP WLS BF H R ER SO BB IBB HBP BLK WP HR S P ERA WHIP											PITCHER	IP WLS BF H R ER SO BB IBB HBP BLK WP HR S P ERA WHIP
Phil Niekro, R (1, 1) ERA: 3.1	2.2 L 16 7 5 5 3 2 0 0 0 0 0 0 20 28 16.88 3.375												
Bob Walk, R (3, 1) ERA: 4.57	2.1 8 1 0 0 0 1 0 0 0 0 0 0 7 11 0.00 0.857												
Steve Bedrosian, R (6, 1) ERA: 4.44	2.0 10 1 1 1 0 3 0 0 0 0 0 0 7 19 4.50 2.000												
José Álvarez, R (8, 1) ERA:	2.0 6 0 0 0 0 2 0 0 0 0 0 0 10 10 0.00 0.000												

San Francisco Giants @ Atlanta Braves
Atlanta-Fulton County Stadium, Atlanta, GA

AB 34
R 6
H 9
RBI 6
BB 6
SO 5
LOB 14



Thu Oct 01 1981, 7:05 PM EDT
Att. 2,160 - Unknown

livebaseballscorecards.com

Batter	1	2	3	4	5	6	7	8	9	AB	R	H	RBI	BB	SO	LOB
Brett Butler, L OBP: 0.362, SLG: 0.324 (1, 9) X	0-0 P6 ①		0-3 K ①		0-0 S 1B ①		0-0 4-3 ②			4	0	1	1	0	1	1
Rufino Linares, R OBP: 0.289, SLG: 0.375 (1, 7) X	0-0 F7 ②		0-0 5-3 ②		0-0 F9 ③		0-0 6-3 ③			4	0	0	0	0	0	2
Bob Homer, R OBP: 0.340, SLG: 0.442 (1, 5) X	0-0 1B		0-0 HR		0-3 K ①		0-0 FC6-4 1B			4	1	3	1	0	1	0
Chris Chambliss, L OBP: 0.342, SLG: 0.399 (1, 3) X	0-0 G3 ③		0-3 K ③		0-0 2B		0-0 F7 ①			4	0	1	0	0	1	2
Dale Murphy, R OBP: 0.323, SLG: 0.396 (1, 8) X		0-0 6-3 ①		0-0 F9 ①		0-0 6-3 ②		0-0 FC6-4 1-2f		4	0	0	0	0	0	2
Glenn Hubbard, R OBP: 0.304, SLG: 0.351 (1, 4) X		0-3 K ②		0-0 F9 ②		0-0 L6 ③		0-0 5-3 ③		4	0	0	0	0	1	2
Matt Sinatro, R OBP: 0.393, SLG: 0.333 (1, 2) X		0-0 1B 2B		0-3 K ③		4-0 BB BB	3-1 1B 4-3 BB		0-0 5-3 ①	3	1	1	0	1	1	0
Paul Runge, R OBP: 0.350, SLG: 0.333 (1, 6) X		0-0 2-3 1B		0-0 6-3 ①		0-0 4-3 3-1 1B		0-0 1-3 ②		4	0	2	0	0	0	0
Phil Niekro, R OBP: 0.077, SLG: 0.077 (1, 1) X		0-0 F9 ③		0-0 6-3 ②		0-0 3-1 ①		0-0 3-1 ③		1	0	0	0	0	0	2
Bob Walk, R OBP: 0.143, SLG: 0.143 (3, 1) X										0	0	0	0	0	0	0
Brian Asselstine, L OBP: 0.302, SLG: 0.395 (5, PH) X										1	0	0	0	0	0	0
Steve Bedrosian, R OBP: 0.302, SLG: 0.395 (6, 1) X										0	0	0	0	0	0	0
Larry Whisenton, L OBP: 0.429, SLG: 0.200 (7, PH) X										1	0	0	0	0	0	2
José Alvarez, R OBP: 0.267, SLG: 0.215 (8, 1) X										0	0	0	0	0	0	0
Biff Pocoroba, S OBP: 0.267, SLG: 0.215 (9, PH) X										1	0	0	0	0	0	0

Inning Stats	R: 0	H: 1	E: 0	LOB: 1	K: 0	BB: 0	S: 4	P: 4
	R: 0	H: 2	E: 0	LOB: 2	K: 1	BB: 0	S: 7	P: 7
	R: 1	H: 1	E: 0	LOB: 0	K: 2	BB: 0	S: 8	P: 8
	R: 0	H: 0	E: 0	LOB: 0	K: 1	BB: 0	S: 5	P: 5
	R: 0	H: 1	E: 0	LOB: 1	K: 0	BB: 0	S: 4	P: 4
	R: 0	H: 1	E: 0	LOB: 1	K: 1	BB: 0	S: 6	P: 6
	R: 1	H: 1	E: 0	LOB: 1	K: 0	BB: 1	S: 4	P: 8
	R: 0	H: 1	E: 0	LOB: 1	K: 0	BB: 0	S: 4	P: 4
	R: 0	H: 0	E: 0	LOB: 0	K: 0	BB: 0	S: 3	P: 3

PITCHER	IP	WLS	BF	H	R	ER	SO	BB	IBB	HBP	BLK	WP	HR	S	P	ERA	WHIP
Doyle Alexander, R ERA: 2.89 (1, 1)	6.0	W	24	6	1	1	5	0	0	0	0	0	1	34	34	1.50	1.000
Greg Minton, R ERA: 2.92 (7, 1)	3.0	S	12	2	1	1	0	1	0	0	0	0	0	11	15	3.00	1.000

BOTTOM

San Francisco Giants @ Atlanta Braves
Atlanta-Fulton County Stadium, Atlanta, GA

Thu Oct 01 1981, 7:05 PM EDT
Att. 2,160 - Unknown

AB	35
R	2
H	8
RBI	2
BB	1
SO	5
LOB	13

livebaseballscorecards.com



Batter	1	2	3	4	5	6	7	8	9	10	11	12	13	AB R H RBI BB SO LOB	TOP																
Ozzie Smith, S OBP: 0.295, SLG: 0.257 (1, 6)	0-3 K		4-0 1B 1B		4-0 SH BB		0-0 6-3		0-0 6-3		0-3 K		0-0 G3	5 2 0 0 2 2 3																	
Juan Bonilla, R OBP: 0.340, SLG: 0.349 (1, 4)	0-0 4-3		0-0 1B 1B		0-0 SH 4-3 1-H		0-0 1B		0-0 F4			0-0 F8		5 0 2 0 0 0 0																	
Luis Salazar, R OBP: 0.325, SLG: 0.401 (1, 8) (8, 9) (11, 5)	0-0 F8		0-0 1B		0-3 K		0-0 F9		0-3 K			0-3 K		6 0 1 1 0 3 2																	
Barry Evans, R OBP: 0.375, SLG: 0.380 Randy Bass, L OBP: 0.299, SLG: 0.320 (10, PH) (10, 3)		0-0 1B	0-0 F8		0-0 4-3		0-0 F8			0-0 G3		0-0 6-3		4 0 1 0 0 0 4 2 0 0 0 0 0 0																	
Dave Edwards, R OBP: 0.286, SLG: 0.327 (1, 7) (11, 9)		0-3 K		0-0 SF8 3B	0-3 K			0-0 FC3-5 2B		0-0 F4			4-0 SH1-4 BB	5 2 2 0 1 2 2																	
Jose Moreno, S OBP: 0.234, SLG: 0.239 Ruppert Jones, L OBP: 0.314, SLG: 0.367 (1, 9) (8, 8)		0-0 F8		0-0 S 1B		0-0 F8		0-0 FC3-5 2-3		0-0 F8			0-0 SH1-4 1-2	4 0 1 0 0 0 2 1 0 0 0 0 0 0																	
Doug Gwosdz, R OBP: 0.222, SLG: 0.227 Broderick Perkins, L OBP: 0.309, SLG: 0.391 Gary Lucas, L OBP: 0.100, SLG: 0.100 Tim Flannery, L OBP: 0.228, SLG: 0.339 John Littlefield, R Danny Boone, L OBP: 0.500, SLG: 0.500 (1, 2) (11, PH) (11, 1) (13, PH) (13, 1) (13, 1)		0-0 F2		0-0 SF8 1-2 3-H		0-0 2B		0-3 K 1-2			0-0 4-3		0-0 E3 2-H	3 0 1 1 0 1 2 1 0 0 0 0 0 0 0 0 0 0 0 0 0 1 0																	
Mario Ramirez, R OBP: 0.250, SLG: 0.100 Gene Richards, L OBP: 0.372, SLG: 0.410 (1, 5) (11, PH) (11, 7)			0-3 K	0-3 K		0-0 F8		4-0 IBB			4-0 2-3 BB		0-3 K	3 0 0 0 1 2 2 1 0 0 0 1 1 1																	
Juan Eichelberger, R OBP: 0.087, SLG: 0.087 Steve Swisher, R OBP: 0.290, SLG: 0.143 Eric Show, R Terry Kennedy, L OBP: 0.336, SLG: 0.383 (1, 1) (8, PH) (8, 1) (11, PH) (11, 2)			0-3 K	0-0 3-1		0-0 F9		0-3 K			0-0 2-3		4-0 IBB	3 0 0 0 0 1 2 1 0 0 0 0 1 2 0 0 0 0 0 0 0 1 0 0 0 1 0 1																	
Inning Stats	R: 0 E: 0 K: 1 S: 5	H: 0 LOB: 0 BB: 0 P: 5	R: 0 E: 0 K: 1 S: 6	H: 1 LOB: 1 BB: 0 P: 6	R: 1 E: 0 K: 2 S: 9	H: 2 LOB: 2 BB: 1 P: 13	R: 1 E: 0 K: 1 S: 7	H: 2 LOB: 1 BB: 0 P: 7	R: 1 E: 2 K: 2 S: 8	H: 0 LOB: 1 BB: 1 P: 12	R: 0 E: 0 K: 0 S: 4	H: 1 LOB: 1 BB: 0 P: 4	R: 0 E: 0 K: 0 S: 4	H: 1 LOB: 1 BB: 0 P: 4	R: 0 E: 0 K: 1 S: 5	H: 0 LOB: 0 BB: 0 P: 5	R: 0 E: 0 K: 0 S: 3	H: 0 LOB: 0 BB: 0 P: 3	R: 0 E: 0 K: 1 S: 5	H: 0 LOB: 1 BB: 1 P: 9	R: 0 E: 0 K: 1 S: 5	H: 0 LOB: 0 BB: 0 P: 5	R: 1 E: 1 K: 1 S: 6	H: 0 LOB: 2 BB: 2 P: 14	1B: 5 2B: 2 3B: 1 HR: 0	SF: 1 SAC: 2 DP: 0 HBP: 0	WP: 0 PB: 0 SB: 2 CS: 0	PA: 55			
PITCHER																															
AI Holland, L ERA: 2.41 (1, 1)	IP: 8.0	WLS: 36	BF: 36	H: 8	R: 3	ER: 2	SO: 9	BB: 2	IBB: 1	HBP: 0	BLK: 0	WP: 0	HR: 0	S: 51	P: 63	ERA: 2.25	WHIP: 1.250														
Fred Breining, R ERA: 2.61 (9, 1)	2.0		6	0	0	0	1	0	0	0	0	0	0	8	8	0.00	0.000														
Mike Rowland, R ERA: 3.45 (11, 1)	3.0	L	13	0	1	0	3	2	1	0	0	0	0	16	28	0.00	0.667														

San Diego Padres @ San Francisco Giants
Candlestick Park, San Francisco, CA
Sat Oct 03 1981, 6:33 AM EDT
Unknown

AB	46
R	4
H	8
RBI	2
BB	6
SO	13
LOB	23



Batter	1	2	3	4	5	6	7	8	9	10	11	12	13	AB R H RBI BB SO LOB
Max Venable, L (1, 9) OBP: 0.296, SLG: 0.375 Larry Herndon, R (13, PH) OBP: 0.325, SLG: 0.415	4-0 WP 4-3 BB	0-0 2-H 3B			0-0 F8		0-0 G1-2-3 3B	0-0 F3		0-0 F9			0-0 G1-4-3 1-2f	5 1 2 1 1 0 3 1 0 0 0 0 0 1
Joe Pettini, R (1, 6) OBP: 0.160, SLG: 0.091	0-0 4-3 1-H	0-3 K			0-0 F8		4-0 S BB		0-0 4-3		0-0 4-3			5 0 0 1 1 1 1
Jim Wohlford, R (1, 7) OBP: 0.203, SLG: 0.250	0-0 F3		0-0 F8		0-0 5-3		0-0 5-3 1-2		0-3 K		0-0 6-3			6 0 0 0 0 1 2
Jeffrey Leonard, R (1, 8) OBP: 0.331, SLG: 0.486	0-0 2B		0-0 CS 2B			0-0 F3	4-0 IBB		0-0 2B		0-3 K			5 0 3 0 1 1 0
Dave Bergman, L (1, 3) OBP: 0.331, SLG: 0.395	0-0 5-3		4-0 IBB			0-0 2B 1B	0-0 G1-2-3 3-Hf		4-0 IBB			0-3 K		4 0 1 0 2 1 4
Bob Brenly, R (1, 5) OBP: 0.432, SLG: 0.514		4-0 1B SF8 BB	0-3 K 2-3			0-0 2B	1-0 BB HBP		0-0 F7		0-0 F7			4 1 1 0 1 1 4
Jeff Ransom, R (1, 2) OBP: 0.250, SLG: 0.143		0-0 3B 1B		0-0 G3		4-0 IBB		0-3 K		0-0 F8		0-0 F4		5 1 1 0 1 1 1
Guy Sularz, R (1, 4) OBP: 0.250, SLG: 0.214		0-0 SF8		0-0 CS 1B		0-0 F2		0-3 K		0-0 FC6-4 1B			0-0 5-3	5 0 2 1 0 1 4
Al Holland, R (1, 1) OBP: 0.118, SLG: 0.063 Darrell Evans, L (8, PH) OBP: 0.326, SLG: 0.417 Fred Breining, R (9, 1) Enos Cabell, R (10, PH) OBP: 0.274, SLG: 0.326 Mike Rowland, R (11, 1) OBP: 1.000, SLG: 1.000 Milt May, L (13, PH) OBP: 0.377, SLG: 0.364 Johnnie LeMaster, R (13, PH) OBP: 0.358, SLG: 0.287		0-0 F9		0-3 K		0-0 F8		4-0 BB		0-0 FC6-4			4-0 G1-4-3 BB	3 0 0 0 0 0 1 5 0 0 0 0 0 1 0 0 0 0 0 0 0 0 0 0 1 0 0 0 0 0 0 1 0 0 0 0 0 0 0 0 0 0 0 0 1 0 0 0 0 0 0 0 0 0 0 0

Inning Stats	R: 1	H: 1	E: 0	LOB: 1	K: 0	P: 8	R: 2	H: 2	E: 0	LOB: 1	K: 1	P: 11	R: 0	H: 1	E: 0	LOB: 2	K: 1	P: 9	R: 0	H: 1	E: 0	LOB: 0	K: 0	P: 5	R: 0	H: 0	E: 0	LOB: 3	K: 0	P: 9	R: 0	H: 1	E: 0	LOB: 2	K: 2	P: 11	R: 0	H: 0	E: 0	LOB: 2	K: 2	P: 12	R: 0	H: 1	E: 0	LOB: 2	K: 1	P: 10	R: 0	H: 1	E: 0	LOB: 1	K: 0	P: 4	R: 0	H: 0	E: 0	LOB: 0	K: 1	P: 5	R: 0	H: 0	E: 0	LOB: 0	K: 1	P: 5	R: 0	H: 0	E: 0	LOB: 0	K: 0	P: 6	1B: 4	SF: 1	2B: 5	SAC: 0	3B: 2	DP: 3	HR: 0	HBP: 1	WP: 2	PA: 55
--------------	------	------	------	--------	------	------	------	------	------	--------	------	-------	------	------	------	--------	------	------	------	------	------	--------	------	------	------	------	------	--------	------	------	------	------	------	--------	------	-------	------	------	------	--------	------	-------	------	------	------	--------	------	-------	------	------	------	--------	------	------	------	------	------	--------	------	------	------	------	------	--------	------	------	------	------	------	--------	------	------	-------	-------	-------	--------	-------	-------	-------	--------	-------	--------


PITCHER	IP	WLS	BF	H	R	ER	SO	BB	IBB	HBP	BLK	WP	HR	S	P	ERA	WHIP
Juan Eichelberger, R (1, 1) ERA: 3.5	7.0		32	8	3	3	3	3	3	0	0	1	0	32	56	3.86	1.571
Eric Show, R (8, 1) ERA: 1.96	3.0		14	2	0	0	3	1	1	1	0	0	0	17	26	0.00	1.000
Gary Lucas, L (11, 1) ERA: 2.0	2.0	W	6	0	0	0	2	0	0	0	0	0	0	10	10	0.00	0.000
John Littlefield, R (13, 1) ERA: 3.82	0.1		2	0	0	0	0	1	0	0	0	0	0	1	5	0.00	3.000
Danny Boone, L (13, 1) ERA: 2.86	0.2	S	1	0	0	0	0	0	0	0	0	0	0	1	1	0.00	0.000

BOTTOM

San Diego Padres @ San Francisco Giants
Candlestick Park, San Francisco, CA

Sat Oct 03 1981, 6:33 AM EDT
Unknown

AB	44
R	3
H	10
RBI	3
BB	9
SO	8
LOB	26



Batter	1	2	3	4	5	6	7	8	9
Max Venable, L OBP: 0.278, SLG: 0.313 (1, 9)	4-0 S E BB		X 0-0 F9	X 0-0 F6		X 0-0 4-3		S S S S 0-3 K	
Joe Pettini, R OBP: 0.182, SLG: 0.103 (1, 6)	0-0 F8		X 0-0 6-3		X 0-0 G3		X 0-0 6-3	0-0 G3	
Larry Herndon, R OBP: 0.325, SLG: 0.415 (8, PH)	1-2							1-2 2-3 3-H	
Milt May, L OBP: 0.376, SLG: 0.383 (8, PH)									
Greg Minton, S (9, 1)									
Jim Wohlford, R OBP: 0.205, SLG: 0.250 (1, 7)	0-3 K		B B B B 4-0 BB BB		X 0-0 1B 2B		X 0-0 6-3	0-0 F5	
Jerry Martin, R OBP: 0.308, SLG: 0.336 (1, 8)	0-0 E6		B B B B 4-0 1-2 BB		X 0-0 F8		S S S S 0-3 K		
Dave Bergman, L OBP: 0.333, SLG: 0.391 (1, 3)	0-0 4-3		X 0-0 4-3		X 0-0 2-3 1B			B B B B 4-0 1B E BB	
Bob Brenly, R OBP: 0.423, SLG: 0.489 (1, 5)		X 0-0 F8		X 0-0 F8	X 0-0 6-3			X 0-0 E 1-2 1B 1B	
Jeff Ransom, R OBP: 0.313, SLG: 0.333 (1, 2)		X 0-0 2B		X 0-0 SH1-4 1B		X 0-0 F8		X 0-0 E7 1B G3 1B	
Guy Sularz, R OBP: 0.292, SLG: 0.200 (1, 4)		X 0-0 L9		B B B B 4-0 SH1-4 1-2 BB		S S S S 0-3 K		X 0-0 G3 2-3 3-H 1B	
Gary Lavelle, S OBP: 0.333, SLG: 0.364 (1, 1)		S S S S 0-3 K		X 0-0 SH1-4		B B B B 4-0 BB		4-0 G3 IBB	
Fred Breining, R (3, 1)									
Darrell Evans, L OBP: 0.356, SLG: 0.417 (8, PH)									
Jeffrey Leonard, R OBP: 0.346, SLG: 0.510 (8, PH)									
Johnnie LeMaster, R OBP: 0.306, SLG: 0.287 (9, 6)									


AB	R	H	RBI	BB	SO	LOB
4	1	0	0	1	1	6
4	0	0	0	0	0	1
0	0	0	0	0	0	0
1	0	0	1	0	0	2
0	0	0	0	0	0	0
4	0	1	0	1	1	3
3	0	0	0	1	1	1
3	1	1	0	1	0	3
4	1	1	0	0	0	2
4	1	3	0	0	0	0
3	0	1	1	1	1	1
1	0	0	0	0	1	1
0	0	0	0	1	0	0
0	0	0	0	0	0	0
0	0	0	0	1	0	0
0	0	0	0	0	0	0

BOTTOM

San Diego Padres @ San Francisco Giants
Candlestick Park, San Francisco, CA

Sun Oct 04 1981, 6:33 AM EDT
Att. 16,006 - Unknown

AB	31
R	4
H	7
RBI	2
BB	7
SO	5
LOB	20



Inning Stats	R	H	E	K	S	H	LOB	BB	P
	1	0	1	6	10	0	1	0	6
	0	0	0	6	6	0	1	0	6
	0	0	0	3	11	0	2	2	8
	0	1	0	4	8	0	2	0	9
	0	0	0	5	5	0	0	0	5
	0	0	0	1	16	0	2	2	16

PITCHER	IP	WLS	BF	H	R	ER	SO	BB	IBB	HBP	BLK	WP	HR	S	P	ERA	WHIP
Steve Mura, R ERA: 4.28 (1, 1)	6.0		28	4	1	0	3	5	0	0	0	0	0	29	49	0.00	1.500
John Urrea, R ERA: 2.39 (7, 1)	1.0		3	0	0	0	1	0	0	0	0	0	0	5	5	0.00	0.000
Eric Show, R ERA: 3.13 (8, 1)	0.0	L	4	3	3	3	0	1	0	0	0	0	0	3	7	∞	∞
Danny Boone, L ERA: 2.84 (8, 1)	0.1		2	0	0	0	1	0	1	0	0	0	0	3	7	0.00	0.000
John Littlefield, R ERA: 3.66 (8, 1)	0.2		2	0	0	0	0	0	0	0	0	0	0	2	2	0.00	0.000

WP	PA	ERA	WHIP
0	39		
0			
1			
0			