

San Francisco Giants - 1981

Batter	1	2	3	4	5	6	7	8	9	AB	R	H	RBI	BB	SO	LOB	TOP								
Gene Richards, L OBP: 0.273, SLG: 0.200 (1, 7)	3-1		4-3			F9		4-3	3-1	5	0	0	0	0	0	1	San Diego Padres @ San Francisco Giants Candlestick Park, San Francisco, CA Fri Apr 10 1981, 9:05 PM EST Att: 9,579 - Unknown livebaseballscorecards.com								
Ozzie Smith, S OBP: 0.400, SLG: 0.333 (1, 6)	K			G3				1B	1B	4	1	2	1	0	1	0									
Ruppert Jones, L (1, 8)	3-1			K		F7		5-3		4	0	0	0	0	1	2									
Joe Lefebvre, L (1, 9)				L4				4-3		2	0	0	0	1	0	0									
Dave Edwards, R OBP: 0.250, SLG: 0.250 (8, PH) (8, 9)		BB						1B	1B	1	0	1	1	0	0	0									
Luis Salazar, R OBP: 0.444, SLG: 0.444 (1, 5)		F9			K			E5		4	1	1	0	0	1	2									
Terry Kennedy, L OBP: 0.333, SLG: 0.250 (1, 2)		F7			4-3			K		4	0	1	0	0	1	3									
Broderick Perkins, L OBP: 0.250, SLG: 0.500 (1, 3)		L6			F7			F8		4	1	1	0	0	0	3									
Juan Bonilla, R OBP: 0.444, SLG: 0.625 (1, 4)			3-4-1			1B		SF7		3	1	2	2	0	0	0									
Steve Mura, R (1, 1)			4-3			F2		F8		2	0	0	0	0	0	1									
Jerry Turner, L OBP: 0.500, SLG: 0.500 (7, PH) (7, 1)			4-3			6-3				1	0	0	0	0	0	2									
John Urrea, R (7, 1)										0	0	0	0	0	0	0									
Gary Lucas, L (8, 1)										1	0	0	0	0	0	0									
John Littlefield, R (9, 1)										0	0	0	0	0	0	0									
Inning Stats	R: 0 E: 0 K: 1 S: 5	H: 0 LOB: 0 BB: 0 P: 5	R: 0 E: 0 K: 0 S: 3	H: 0 LOB: 1 BB: 1 P: 7	R: 0 E: 0 K: 0 S: 3	H: 0 LOB: 0 BB: 0 P: 3	R: 0 E: 0 K: 1 S: 5	H: 0 LOB: 0 BB: 0 P: 5	R: 0 E: 0 K: 1 S: 5	H: 0 LOB: 0 BB: 0 P: 5	R: 1 E: 0 K: 0 S: 5	H: 2 LOB: 1 BB: 0 P: 5	R: 1 E: 0 K: 0 S: 6	H: 3 LOB: 2 BB: 0 P: 6	R: 1 E: 1 K: 1 S: 8	H: 2 LOB: 2 BB: 0 P: 8	R: 1 E: 1 K: 0 S: 4	H: 1 LOB: 0 BB: 0 P: 4	1B: 6 2B: 2 3B: 0 HR: 0	SF: 1 SAC: 0 DP: 0 HBP: 0	WP: 0 PB: 0 SB: 1 CS: 0	PA: 37			
PITCHER	IP	WLS	BF	H	R	ER	SO	BB	IBB	HBP	BLK	WP	HR	S	P	ERA	WHIP								
Ed Whitson, R ERA: 2.7 (1, 1)	6.2		26	5	2	2	3	1	0	0	0	0	0	31	35	2.70	0.900								
Gary Lavelle, L ERA: 8.75 (7, 1)	1.1	L	7	2	1	1	1	0	0	0	0	0	0	9	9	6.75	1.500								
Fred Breining, R ERA: (9, 1)	1.0		4	1	1	0	0	0	0	0	0	0	0	4	4	0.00	1.000								

Batter	1	2	3	4	5	6	7	8	9	AB	R	H	RBI	BB	SO	LOB	BOTTOM								
Bill North, S OBP: 0.222, SLG: 0.250 (1, 8)	4-3		K							3	0	1	0	1	1	0	San Diego Padres @ San Francisco Giants Candlestick Park, San Francisco, CA Fri Apr 10 1981, 9:05 PM EST Att: 9,579 - Unknown livebaseballscorecards.com								
Enos Cabell, R OBP: 0.125, SLG: 0.125 (1, 3)					2B			BB		3	1	1	0	0	0	1									
Chili Davis, S (8, PH)			5-3		4-3			K		1	0	0	0	0	1	1									
Billy Smith, S (9, 4)	1B									0	0	0	0	0	0	0									
Joe Morgan, L OBP: 0.125, SLG: 0.125 (1, 4)	F4				WP					3	1	1	0	0	0	1									
Jim Wohlford, R OBP: 0.500, SLG: 0.500 (6, PH) (9, 1)	1-2				2B					1	0	0	0	0	0	1									
Jack Clark, R OBP: 0.222, SLG: 0.222 (1, 9)				5-3		6-3				4	0	2	1	0	0	1									
Darrell Evans, L OBP: 0.333, SLG: 0.375 (1, 5)	G3			L4		K				3	0	0	0	1	1	2									
Larry Hemdon, R OBP: 0.333, SLG: 0.444 (1, 7)		5-3						FC3-6		4	0	2	1	0	0	2									
Milt May, L OBP: 0.200, SLG: 0.400 (1, 2)					2B					3	0	0	0	0	0	2									
Jerry Martin, R (9, PH)	F5			6-3		FC3-6				1	0	0	0	0	1	2									
Johnnie LeMaster, R OBP: 0.143, SLG: 0.143 (9, PH)			F5							3	0	0	0	0	0	1									
Rennie Stennett, R (9, PH)					F7			F3		1	0	0	0	0	0	2									
Ed Whitson, R (1, 1)					F9					2	0	0	0	0	1	0									
Gary Lavelle, S (7, 1)										0	0	0	0	0	0	0									
Mike Ivie, R (8, PH) (9, 3)								5-3		1	0	0	0	0	0	0									
Inning Stats	R: 1 E: 0 K: 0 S: 5	H: 2 LOB: 1 BB: 0 P: 5	R: 0 E: 0 K: 0 S: 3	H: 0 LOB: 0 BB: 0 P: 3	R: 0 E: 0 K: 1 S: 5	H: 0 LOB: 0 BB: 0 P: 5	R: 1 E: 0 K: 0 S: 5	H: 2 LOB: 1 BB: 0 P: 5	R: 0 E: 0 K: 1 S: 5	H: 1 LOB: 1 BB: 0 P: 6	R: 0 E: 0 K: 1 S: 3	H: 0 LOB: 0 BB: 0 P: 3	R: 0 E: 0 K: 1 S: 5	H: 1 LOB: 1 BB: 1 P: 9	R: 0 E: 0 K: 1 S: 6	H: 1 LOB: 2 BB: 1 P: 10	1B: 5 2B: 3 3B: 0 HR: 0	SF: 0 SAC: 0 DP: 1 HBP: 0	WP: 1 PB: 0 SB: 4 CS: 0	PA: 35					
PITCHER	IP	WLS	BF	H	R	ER	SO	BB	IBB	HBP	BLK	WP	HR	S	P	ERA	WHIP								
Steve Mura, R ERA: 3.0 (1, 1)	6.0		23	5	2	2	3	0	0	0	0	0	0	29	29	3.00	0.833								
John Urrea, R ERA: (7, 1)	1.1	W	5	1	0	0	0	1	0	0	0	0	0	4	8	0.00	1.500								
Gary Lucas, L ERA: (8, 1)	1.0		5	1	0	0	1	1	0	0	0	0	0	6	10	0.00	2.000								
John Littlefield, R ERA: (9, 1)	0.2	S	2	0	0	0	1	0	0	0	0	0	0	4	4	0.00	0.000								



Batter	1	2	3	4	5	6	7	8	9	AB	R	H	RBI	BB	SO	LOB	TOP																
Davey Lopes, R OBP: 0.235, SLG: 0.133 (1, 4)										3	1	0	0	0	0	1	Los Angeles Dodgers @ San Francisco Giants Candlestick Park, San Francisco, CA Mon Apr 13 1981, 9:05 PM EST Att: 20,698 - Unknown																
Ken Landreaux, L OBP: 0.353, SLG: 0.667 (1, 8)										3	0	0	0	1	1	0																	
Dusty Baker Jr., R OBP: 0.176, SLG: 0.250 (1, 7)										3	0	0	0	1	0	2																	
Steve Garvey, R OBP: 0.471, SLG: 0.667 (1, 3)										4	0	1	1	0	0	1																	
Ron Cey, R OBP: 0.353, SLG: 0.400 (1, 5)										4	1	1	0	0	0	3																	
Pedro Guerrero, R OBP: 0.438, SLG: 0.429 (1, 9)										4	1	1	0	0	0	2																	
Mike Scioscia, L OBP: 0.214, SLG: 0.231 (1, 2)										4	1	2	0	0	0	0																	
Bill Russell, R OBP: 0.429, SLG: 0.500 (1, 6)										4	0	0	0	0	1	2																	
Bob Welch, R Jay Johnstone, L Dave Stewart, R Rick Monday, L Dave Goltz, R Bobby Castillo, R (1, 1) (4, PH) (4, 1) (6, PH) (8, 1) (8, 1)										1	0	0	0	0	1	0																	
Inning Stats	R: 1 E: 0 K: 0 S: 4	H: 1 LOB: 2 BB: 1 P: 9	R: 0 E: 0 K: 2 S: 7	H: 0 LOB: 0 BB: 0 P: 7	R: 0 E: 0 K: 0 S: 3	H: 0 LOB: 0 BB: 0 P: 3	R: 3 E: 1 K: 0 S: 7	H: 4 LOB: 1 BB: 1 P: 7	R: 0 E: 0 K: 1 S: 5	H: 1 LOB: 1 BB: 0 P: 4	R: 0 E: 0 K: 0 S: 3	H: 0 LOB: 0 BB: 0 P: 3	R: 0 E: 0 K: 0 S: 3	H: 0 LOB: 0 BB: 0 P: 3	R: 0 E: 0 K: 0 S: 3	H: 0 LOB: 0 BB: 0 P: 3		1B: 6 2B: 0 3B: 0 HR: 0	SF: 0 SAC: 0 DP: 0 HBP: 1	WP: 2 PB: 0 SB: 0 CS: 0	PA: 36												
PITCHER	IP WLS BF H R ER SO BB IBB HBP BLK WP HR S P ERA WHIP																																
Allen Ripley, R ERA: 4.5 Fred Breining, R ERA:	(1, 1) (9, 1)	8.0 3	L 3	33 0	6 0	4 0	4 0	3 0	2 0	0 0	1 0	0 0	2 0	0 3	36 3	45 3	4.50 0.00	1.000 0.000															

Batter	1	2	3	4	5	6	7	8	9	AB	R	H	RBI	BB	SO	LOB	BOTTOM																
Bill North, S OBP: 0.222, SLG: 0.133 (1, 8)										3	0	0	0	2	1	1	Los Angeles Dodgers @ San Francisco Giants Candlestick Park, San Francisco, CA Mon Apr 13 1981, 9:05 PM EST Att: 20,698 - Unknown																
Enos Cabell, R OBP: 0.333, SLG: 0.368 (1, 3)										4	1	1	0	1	0	2																	
Joe Morgan, L OBP: 0.294, SLG: 0.143 (1, 4)										4	1	1	0	1	0	1																	
Jack Clark, R OBP: 0.320, SLG: 0.190 (1, 9)										4	0	1	1	1	1	2																	
Darrell Evans, L OBP: 0.286, SLG: 0.412 (1, 5)										2	1	0	1	1	1	1																	
Larry Hemendon, R OBP: 0.350, SLG: 0.450 (1, 7)										4	0	2	0	0	0	2																	
Milt May, L OBP: 0.467, SLG: 0.500 (1, 2)										2	0	2	1	2	0	0																	
Johnnie LeMaster, R OBP: 0.353, SLG: 0.267 Mike Ivie, R OBP: 0.500, SLG: 0.700 Billy Smith, S (1, 6) (8, PH) (8, PH) (9, 6)										3	0	0	0	0	1	4																	
Allen Ripley, R Jim Wohlford, R Fred Breining, R (1, 1) (8, PH) (9, 1)										2	0	0	0	0	1	3																	
Inning Stats	R: 0 E: 0 K: 0 S: 3	H: 0 LOB: 1 BB: 1 P: 7	R: 1 E: 0 K: 1 S: 6	H: 2 LOB: 1 BB: 1 P: 10	R: 2 E: 0 K: 0 S: 5	H: 3 LOB: 1 BB: 1 P: 9	R: 0 E: 0 K: 0 S: 3	H: 0 LOB: 2 BB: 1 P: 7	R: 0 E: 0 K: 2 S: 7	H: 0 LOB: 1 BB: 1 P: 11	R: 0 E: 0 K: 0 S: 3	H: 0 LOB: 0 BB: 0 P: 3	R: 0 E: 0 K: 1 S: 7	H: 3 LOB: 2 BB: 0 P: 7	R: 0 E: 0 K: 1 S: 5	H: 0 LOB: 1 BB: 1 P: 9	1B: 7 2B: 1 3B: 0 HR: 0	SF: 1 SAC: 1 DP: 1 HBP: 0	WP: 2 PB: 0 SB: 2 CS: 1	PA: 40													
PITCHER	IP WLS BF H R ER SO BB IBB HBP BLK WP HR S P ERA WHIP																																
Bob Welch, R ERA: 9.0 Dave Stewart, R ERA: Dave Goltz, R ERA: Bobby Castillo, R ERA: 3.86	(1, 1) (4, 1) (6, 1) (8, 1)	3.0 2.0 2.2 1.1	WLS 9	BF 15	H 0	R 0	ER 0	SO 0	BB 3	IBB 0	HBP 0	BLK 0	WP 1	HR 0	S 6	P 14	9.00 0.00 0.00 0.00	2.667 1.500 1.500 0.750															


Batter	1	2	3	4	5	6	7	8	9	AB	R	H	RBI	BB	SO	LOB	TOP																					
Davey Lopes, R OBP: 0.227, SLG: 0.105 (1, 4)										4	1	0	0	1	2	0	Los Angeles Dodgers @ San Francisco Giants Candlestick Park, San Francisco, CA Tue Apr 14 1981, 9:05 PM EST Att: 23,790 - Unknown livebaseballscorecards.com																					
Ken Landreaux, L OBP: 0.384, SLG: 0.600 (1, 8)										5	1	2	1	0	0																							
Dusty Baker Jr., R OBP: 0.227, SLG: 0.381 (1, 7)										5	2	2	0	0	1	3																						
Steve Garvey, R OBP: 0.409, SLG: 0.600 (1, 3)										5	1	1	2	0	1	3																						
Ron Cey, R OBP: 0.318, SLG: 0.421 (1, 5)										4	0	1	3	0	0	1																						
Pedro Guerrero, R OBP: 0.400, SLG: 0.353 (1, 9)										3	0	0	0	1	2	2																						
Steve Yeager, R OBP: 0.750, SLG: 1.500 (1, 2)										4	1	3	1	0	1	1																						
Bill Russell, R OBP: 0.389, SLG: 0.444 (1, 6)										4	1	1	0	0	0	3																						
Fernando Valenzuela, L (1, 1)										3	0	0	0	0	1	0																						
Inning Stats	R: 0 E: 0 K: 2 S: 8	H: 1 LOB: 1 BB: 0 P: 8	R: 0 E: 0 K: 0 S: 4	H: 1 LOB: 1 BB: 0 P: 4	R: 0 E: 0 K: 1 S: 5	H: 0 LOB: 0 BB: 0 P: 5	R: 1 E: 0 K: 0 S: 5	H: 2 LOB: 0 BB: 1 P: 9	R: 0 E: 0 K: 0 S: 3	H: 0 LOB: 0 BB: 0 P: 3	R: 0 E: 1 K: 2 S: 8	H: 0 LOB: 1 BB: 0 P: 8	R: 1 E: 0 K: 1 S: 6	H: 1 LOB: 0 BB: 0 P: 6	R: 2 E: 1 K: 2 S: 10	H: 2 LOB: 1 BB: 0 P: 10	R: 3 E: 0 K: 0 S: 6	H: 3 LOB: 1 BB: 1 P: 10	1B: 6 2B: 2 3B: 1 HR: 1	SF: 1 SAC: 1 DP: 0 HBP: 0	WP: 0 PB: 0 SB: 1 CS: 0	PA: 41																
PITCHER	IP	WLS	BF	H	R	ER	SO	BB	IBB	HBP	BLK	WP	HR	S	P	ERA	WHIP	PITCHER				IP	WLS	BF	H	R	ER	SO	BB	IBB	HBP	BLK	WP	HR	S	P	ERA	WHIP
Vida Blue, L ERA: 2.51 (1, 1)	7.1	L	32	7	4	3	6	1	0	0	0	0	1	43	47	3.68	1.091																					
Randy Moffitt, R ERA (8, 1)	0.2		2	0	0	0	2	0	0	0	0	0	0	6	6	0.00	0.000																					
Al Holland, L ERA: 15.75 (9, 1)	1.0		7	3	3	3	0	0	1	0	0	0	0	6	10	27.00	3.000																					


Batter	1	2	3	4	5	6	7	8	9	AB	R	H	RBI	BB	SO	LOB	BOTTOM																					
Larry Herndon, R OBP: 0.417, SLG: 0.565 (1, 8)										3	1	2	0	1	0	0	Los Angeles Dodgers @ San Francisco Giants Candlestick Park, San Francisco, CA Tue Apr 14 1981, 9:05 PM EST Att: 23,790 - Unknown livebaseballscorecards.com																					
Enos Cabell, R OBP: 0.320, SLG: 0.348 (1, 5)										4	0	1	1	0	1	2																						
Jack Clark, R OBP: 0.310, SLG: 0.200 (1, 9)										4	0	1	0	0	1	3																						
Mike Ivie, R OBP: 0.357, SLG: 0.500 (1, 3)										4	0	0	0	0	1	3																						
Jerry Martin, R OBP: 0.364, SLG: 0.300 (1, 7)										4	0	0	0	0	3	1																						
Rennie Stennett, R OBP: 0.091, SLG: 0.364 (1, 4)										4	0	0	0	0	0	0																						
Mike Sadek, R (1, 2)										2	0	0	0	1	1	0																						
Johnnie LeMaster, R OBP: 0.300, SLG: 0.222 (1, 6)										3	0	0	0	0	1	1																						
Vida Blue, S OBP: 0.250, SLG: 0.250 (1, 1)										2	0	0	0	0	2	1																						
Joe Morgan, L OBP: 0.278, SLG: 0.133 (8, PH)										0	0	0	0	0	0	0																						
Al Holland, R (9, 1)										0	0	0	0	0	0	0																						
Inning Stats	R: 0 E: 0 K: 0 S: 3	H: 0 LOB: 1 BB: 1 P: 7	R: 0 E: 0 K: 2 S: 7	H: 0 LOB: 0 BB: 0 P: 7	R: 0 E: 0 K: 1 S: 5	H: 0 LOB: 0 BB: 0 P: 5	R: 0 E: 0 K: 1 S: 6	H: 1 LOB: 1 BB: 0 P: 6	R: 0 E: 0 K: 1 S: 5	H: 0 LOB: 1 BB: 0 P: 9	R: 0 E: 0 K: 2 S: 8	H: 1 LOB: 1 BB: 0 P: 8	R: 0 E: 0 K: 1 S: 5	H: 0 LOB: 0 BB: 0 P: 5	R: 1 E: 0 K: 1 S: 7	H: 2 LOB: 1 BB: 0 P: 7	R: 0 E: 0 K: 1 S: 5	H: 0 LOB: 0 BB: 0 P: 5	1B: 2 2B: 2 3B: 0 HR: 0	SF: 0 SAC: 0 DP: 0 HBP: 0	WP: 0 PB: 0 SB: 0 CS: 0	PA: 33																
PITCHER	IP	WLS	BF	H	R	ER	SO	BB	IBB	HBP	BLK	WP	HR	S	P	ERA	WHIP	PITCHER				IP	WLS	BF	H	R	ER	SO	BB	IBB	HBP	BLK	WP	HR	S	P	ERA	WHIP
Fernando Valenzuela, L ERA: 0.5 (1, 1)	9.0	W	33	4	1	1	10	2	0	0	0	0	0	51	59	1.00	0.667																					



Batter	1	2	3	4	5	6	7	8	9	AB	R	H	RBI	BB	SO	LOB	TOP					
Bill North, S (1, 8) OBP: 0.259, SLG: 0.136	4-0 BB 1B BB	0-0 4-3		0-3 K		4-0 FC5-4 BB		0-0 6-3	3 1 0 0 2 1 1								San Francisco Giants @ Atlanta Braves Atlanta-Fulton County Stadium, Atlanta, GA Fri Apr 17 1981, 6:05 PM EST Att: 14,028 - Unknown					
Enos Cabell, R (1, 3) OBP: 0.397, SLG: 0.393	0-0 BB 1B BB		0-0 E2 1-3 1B	0-0 1B 1B		0-0 FC5-4 CS		0-0 F7	5 3 3 1 0 0 1													
Joe Morgan, L (1, 4) OBP: 0.333, SLG: 0.292	0-0 F9		0-0 F7	0-0 1B		0-0 CS	0-0 S 1B	0-0 F5	5 0 2 1 0 0 3													
Jack Clark, R (1, 9) OBP: 0.243, SLG: 0.152	0-0 F7		0-0 1-3	0-0 F9			0-0 F7		4 0 0 0 0 0 5													
Darrell Evans, L (1, 5) OBP: 0.345, SLG: 0.364	4-0 1B BB		0-0 1B 1B	0-0 SF7-4 BB		0-3 K			2 1 1 1 2 1 1													
Larry Hemdon, R (1, 7) OBP: 0.438, SLG: 0.613	0-0 1B BB		0-0 1B	0-3 K		0-0 5-3			4 0 2 2 0 1 2													
Milt May, L (1, 2) OBP: 0.435, SLG: 0.450	0-0 F9		0-0 4-3	0-0 SF7-4 1B			0-0 3-1		4 0 1 0 0 0 4													
Johnnie LeMaster, R (1, 6) OBP: 0.269, SLG: 0.217		0-0 F8		0-0 CS 1B 1B		0-0 SF7-4	0-0 F2		3 1 1 1 0 0 0													
Doyle Alexander, R (1, 1) Jerry Martin, R (8, PH) Greg Minton, S (8, 1)		0-0 5-3		0-3 K		0-3 K	0-0 6-3		3 0 0 0 0 2 1 1 0 0 0 0 0 0 0 0 0 0 0 0 0													
Inning Stats	R: 2 E: 0 K: 0 S: 5	H: 2 LOB: 2 BB: 2 P: 13	R: 0 E: 0 K: 0 S: 3	H: 0 LOB: 0 BB: 0 P: 3	R: 1 E: 1 K: 0 S: 6	H: 3 LOB: 2 BB: 0 P: 6	R: 2 E: 0 K: 2 S: 10	H: 3 LOB: 1 BB: 0 P: 10	R: 1 E: 0 K: 1 S: 5	H: 1 LOB: 0 BB: 1 P: 9	R: 0 E: 0 K: 1 S: 4	H: 0 LOB: 0 BB: 0 P: 8	R: 0 E: 0 K: 0 S: 6	H: 1 LOB: 1 BB: 0 P: 6	R: 0 E: 0 K: 0 S: 3	H: 0 LOB: 0 BB: 0 P: 3		R: 0 E: 0 K: 0 S: 3	H: 0 LOB: 0 BB: 0 P: 3	1B: 10 2B: 1 3B: 0 HR: 0	SF: 1 SAC: 0 DP: 1 HBP: 0	WP: 0 PB: 0 SB: 1 CS: 2
PITCHER	IP WLS BF H R ER SO BB IBB HBP BLK WP HR S P ERA WHIP																					
Gaylord Perry, R (1, 1) ERA: 3.38	3.2 L 21 8 5 3 2 2 0 0 0 0 0 0 23 31 7.36 2.727																					
Preston Hanna, R (4, 1) ERA: 5.4	1.1 5 1 1 1 1 1 0 0 0 0 0 0 6 10 6.75 1.500																					
Rick Mahler, R (6, 1) ERA: 7.2	2.0 7 1 0 0 2 1 0 0 0 0 0 0 6 10 0.00 1.000																					
Bob Walk, R (8, 1) ERA: 6.35	2.0 6 0 0 0 0 0 0 0 0 0 0 0 6 6 0.00 0.000																					

Batter	1	2	3	4	5	6	7	8	9	AB	R	H	RBI	BB	SO	LOB	BOTTOM					
Terry Harper, R (1, 9) OBP: 0.286, SLG: 0.167	4-0 FC5-4 BB		0-0 F9		0-0 2H 1B			0-0 F8	3 0 1 1 1 0 0								San Francisco Giants @ Atlanta Braves Atlanta-Fulton County Stadium, Atlanta, GA Fri Apr 17 1981, 6:05 PM EST Att: 14,028 - Unknown					
Rufino Linares, R (1, 7) OBP: 0.160, SLG: 0.250	0-0 FC5-4 1-2		0-0 HR		0-0 F7		0-0 1-3		4 1 1 1 0 0 2													
Bob Horner, R (1, 5) OBP: 0.310, SLG: 0.231	0-0 F8		0-0 F3		0-3 K		0-0 6-3		4 0 0 0 0 1 1													
Chris Chambliss, L (1, 3) OBP: 0.536, SLG: 0.571	0-0 6-3			0-0 F7		0-0 4-3		0-0 4-3	4 0 0 0 0 0 1													
Dale Murphy, R (1, 8) OBP: 0.214, SLG: 0.321		0-0 F3		0-3 K		0-0 F9		0-0 1-3	4 0 0 0 0 1 0													
Glenn Hubbard, R (1, 4) OBP: 0.276, SLG: 0.200		0-0 FC4-6 1B		0-0 4-3			0-0 FC6-4 1B		4 0 2 0 0 0 0													
Bruce Benedict, R (1, 2) OBP: 0.250, SLG: 0.182		0-0 FC4-6 FC6-4			0-0 F3		0-0 F8		3 0 0 0 0 0 2													
Rafael Ramirez, R (1, 6) OBP: 0.292, SLG: 0.304		0-0 FC6-4			0-0 1B 2B		0-0 F8		3 1 1 0 0 0 2													
Gaylord Perry, R (1, 1) Preston Hanna, R (4, 1) Mike Lum, L (5, PH) Rick Mahler, R (6, 1) Bill Poceroba, S (7, PH) Bob Walk, R (8, 1)			0-0 4-3		0-0 L7		0-0 FC6-4		1 0 0 0 0 0 0 0 0 0 0 0 0 0 1 0 0 0 0 0 1 0 0 0 0 0 0 0 1 0 0 0 0 0 1 0 0 0 0 0 0 0													
Inning Stats	R: 0 E: 0 K: 0 S: 3	H: 0 LOB: 1 BB: 1 P: 7	R: 0 E: 0 K: 0 S: 4	H: 1 LOB: 1 BB: 0 P: 4	R: 1 E: 0 K: 0 S: 4	H: 1 LOB: 0 BB: 0 P: 4	R: 0 E: 0 K: 1 S: 5	H: 0 LOB: 0 BB: 0 P: 5	R: 1 E: 0 K: 0 S: 5	H: 2 LOB: 1 BB: 0 P: 5	R: 0 E: 0 K: 1 S: 5	H: 0 LOB: 0 BB: 0 P: 5	R: 0 E: 0 K: 0 S: 4	H: 1 LOB: 1 BB: 0 P: 4	R: 0 E: 0 K: 0 S: 3	H: 0 LOB: 0 BB: 0 P: 3		R: 0 E: 0 K: 0 S: 3	H: 0 LOB: 0 BB: 0 P: 3	1B: 3 2B: 1 3B: 0 HR: 1	SF: 0 SAC: 0 DP: 0 HBP: 0	WP: 0 PB: 0 SB: 0 CS: 0
PITCHER	IP WLS BF H R ER SO BB IBB HBP BLK WP HR S P ERA WHIP																					
Doyle Alexander, R (1, 1) ERA: 1.26	7.0 W 27 5 2 2 2 1 0 0 0 0 0 0 30 34 2.57 0.857																					
Greg Minton, R (8, 1) ERA:	2.0 6 0 0 0 0 0 0 0 0 0 0 0 6 6 0.00 0.000																					


Batter	1	2	3	4	5	6	7	8	9	AB	R	H	RBI	BB	SO	LOB	TOP		
Bill North, S OBP: 0.313, SLG: 0.231 (1, 8)	0-0 4-3		0-0 S 1B		0-0 3-1		4-0 SH1-3 S SF8 BB		0-0 4-3 2B	4	2	2	0	1	0	0	San Francisco Giants @ Atlanta Braves Atlanta-Fulton County Stadium, Atlanta, GA Sat Apr 18 1981, 6:05 PM EST Att: 14,260 - Unknown AB 34 R 4 H 9 RBI 4 BB 3 SO 2 LOB 17 		
Enos Cabell, R OBP: 0.353, SLG: 0.375 (1, 3)	0-0 F7		0-0 1-H HR 1B		0-0 E1		0-0 SH1-3 1-3		0-0 4-3 2-3	4	1	1	1	0	0	1			
Joe Morgan, L OBP: 0.344, SLG: 0.407 (1, 4)	4-0 BB		0-0 1-H HR		0-0 F7		0-0 SF8 3-H 4-0		0-0 F3	3	1	1	3	1	0	2			
Darrell Evans, L OBP: 0.333, SLG: 0.320 (1, 5)	0-0 L6		0-0 F7		0-0 G3		0-0 FC4-6 BB			3	0	0	0	1	0	2			
Larry Herndon, R OBP: 0.417, SLG: 0.571 (1, 7)		0-0 F7	0-0 F3			0-0 2B 1B	0-0 FC4-6 1-2			4	0	1	0	0	0	1			
Milt May, L OBP: 0.481, SLG: 0.542 (1, 2)		0-0 4-3		0-0 E9 1B		0-0 1-3 2B		0-0 G1-6-3 1B		4	0	3	0	0	0	0			
Chili Davis, S OBP: 0.182, SLG: 0.100 (1, 9)		0-0 S 1B		0-0 F7		0-0 G3		0-0 G1-6-3 1-2		4	0	1	0	0	0	4			
Johnnie LeMaster, R OBP: 0.233, SLG: 0.185 (1, 6)		0-0 3-1 1-2		0-0 6-3		0-0 5-3		0-3 K		4	0	0	0	0	1	4			
Tom Griffin, R (1, 1)			0-0 F5	0-0 6-3		0-0 5-3		0-3 K		4	0	0	0	0	1	3			
Inning Stats	R: 0 E: 0 K: 0 S: 3	H: 0 LOB: 1 BB: 1 P: 7	R: 0 E: 0 K: 0 S: 4	H: 1 LOB: 1 BB: 0 P: 4	R: 3 E: 0 K: 0 S: 6	H: 3 LOB: 0 BB: 0 P: 6	R: 0 E: 1 K: 0 S: 4	H: 1 LOB: 1 BB: 0 P: 4	R: 0 E: 1 K: 0 S: 4	H: 2 LOB: 2 BB: 0 P: 5	R: 1 E: 0 K: 0 S: 3	H: 0 LOB: 1 BB: 2 P: 11	R: 0 E: 0 K: 1 S: 5	H: 1 LOB: 0 BB: 0 P: 5	R: 0 E: 0 K: 1 S: 6	H: 1 LOB: 1 BB: 0 P: 6	1B: 6 2B: 2 3B: 0 HR: 1	SF: 1 SAC: 1 DP: 1 HBP: 0	WP: 0 PA: 39 SB: 0 CS: 4
PITCHER	IP WLS BF H R ER SO BB IBB HBP BLK WP HR S P ERA WHIP	5.0 L 24 7 3 3 0 1 0 0 0 0 1 23 27 5.40 1.600	6.1 3 0 0 0 0 0 0 0 0 0 0 0 3 3 0.00 0.000	7.1 8 1 1 1 1 2 0 0 0 0 0 0 6 16 4.50 1.500	9.1 4 1 0 0 1 0 0 0 0 0 0 0 6 6 0.00 1.000	PITCHER													

Batter	1	2	3	4	5	6	7	8	9	AB	R	H	RBI	BB	SO	LOB	BOTTOM				
Terry Harper, R OBP: 0.273, SLG: 0.200 (1, 9)	0-3 K		0-0 G6-4-3 1-2			0-0 1B		0-0 6-3		4	0	1	1	0	1	1	San Francisco Giants @ Atlanta Braves Atlanta-Fulton County Stadium, Atlanta, GA Sat Apr 18 1981, 6:05 PM EST Att: 14,260 - Unknown AB 30 R 1 H 4 RBI 1 BB 2 SO 9 LOB 11 				
Rufino Linares, R OBP: 0.135, SLG: 0.214 (1, 7)	0-3 K			0-0 5-3		0-0 F2		0-0 L6		4	0	0	0	0	1	2					
Chris Chambliss, L OBP: 0.469, SLG: 0.480 (1, 3)	0-0 F7			0-0 F7		0-0 4-3			0-0 G3	4	0	0	0	0	0	1					
Bob Horner, R OBP: 0.273, SLG: 0.200 (1, 5)		0-3 K		0-3 K			0-0 1-3		0-0 F7	4	0	0	0	0	2	0					
Dale Murphy, R OBP: 0.250, SLG: 0.323 (1, 8)		0-0 E1 6-3 1B			0-3 K		4-0 BB		0-0 F3	3	0	1	0	1	1	0					
Glenn Hubbard, R OBP: 0.281, SLG: 0.286 (1, 4)		0-0 6-3 2-3			0-0 3B		0-3 K			3	0	1	0	0	1	2					
Rafael Ramirez, R OBP: 0.259, SLG: 0.269 (1, 6)		0-0 L5			0-3 K		0-0 L5			3	0	0	0	0	1	3					
Bruce Benedict, R OBP: 0.269, SLG: 0.174 Biff Pocoroba, S OBP: 0.200, SLG: 0.200 (8, PH) (9, 2)			4-0 G6-4-3 BB		0-3 K			0-0 F9		1	0	0	0	1	1	1					
John Montefusco, R Gene Garber, R Mike Lum, L Preston Hanna, R Claudeell Washington, L Eddie Miller, S Rick Camp, R (1, 1) (6, 1) (6, PH) (7, 1) (8, PH) (8, PH) (9, 1)			0-3 K		0-0 5-3		0-0 5-3		0-0 6-3 3B	1	0	0	0	0	0	0					
Inning Stats	R: 0 E: 0 K: 2 S: 7	H: 0 LOB: 0 BB: 0 P: 7	R: 0 E: 1 K: 1 S: 6	H: 1 LOB: 1 BB: 0 P: 6	R: 0 E: 0 K: 1 S: 4	H: 0 LOB: 0 BB: 1 P: 8	R: 0 E: 0 K: 1 S: 5	H: 0 LOB: 0 BB: 0 P: 5	R: 0 E: 0 K: 3 S: 10	H: 1 LOB: 1 BB: 0 P: 10	R: 0 E: 0 K: 0 S: 4	H: 1 LOB: 1 BB: 0 P: 4	R: 0 E: 0 K: 1 S: 5	H: 0 LOB: 1 BB: 1 P: 9	R: 1 E: 0 K: 0 S: 4	H: 1 LOB: 1 BB: 0 P: 4	R: 0 E: 0 K: 0 S: 3	H: 0 LOB: 0 BB: 0 P: 3	1B: 2 2B: 0 3B: 2 HR: 0	SF: 0 SAC: 0 DP: 1 HBP: 0	WP: 0 PA: 32 SB: 0 CS: 0
PITCHER	IP WLS BF H R ER SO BB IBB HBP BLK WP HR S P ERA WHIP	9.0 W 32 4 1 1 1 9 2 0 0 0 0 0 48 56 1.00 0.667	PITCHER																		


Batter	1	2	3	4	5	6	7	8	9	AB	R	H	RBI	BB	SO	LOB	TOP										
Joe Morgan, L OBP: 0.306, SLG: 0.355 (1, 4)	G3		4-3			K		3-1		4	0	0	0	0	1	1	San Francisco Giants @ Atlanta Braves Atlanta-Fulton County Stadium, Atlanta, GA Sun Apr 19 1981, 3:33 AM EST Att: 7,443 - Unknown										
Enos Cabell, R OBP: 0.316, SLG: 0.333 Greg Minton, S (8, 1)	F6		5-3			5-3		4-3		4	0	0	0	0	0	1											
Jim Wohlford, R OBP: 0.286, SLG: 0.714 Bill North, S OBP: 0.333, SLG: 0.259 (1, 7) (8, 8)	5-3				HR	5-3			1B	3	1	1	1	0	0	0											
Jack Clark, R OBP: 0.244, SLG: 0.139 (1, 9)		3B			K			F4	F3	3	1	0	0	1	1	1											
Darrell Evans, L OBP: 0.324, SLG: 0.379 (1, 5)		3B			F9			F9	4-3	4	1	1	1	0	0	1											
Lary Hemdon, R OBP: 0.400, SLG: 0.526 (1, 8) (8, 7)		6-3			K			BB	3-1	3	0	0	1	1	1	1											
Milt May, L OBP: 0.433, SLG: 0.481 (1, 2)		4-3				6-3		F8		3	0	0	0	0	0	1											
Johnnie LeMaster, R OBP: 0.242, SLG: 0.200 (1, 6)		5-3				F7		SH1-4	1B	3	0	1	0	0	0	0											
Allen Ripley, R (1, 1)					5-3					2	0	0	0	0	1	0											
Randy Moffitt, R (5, 1)										0	0	0	0	0	0	0											
Gary Lavelle, S (7, 1)										0	0	0	0	0	0	0											
Mike Ivie, R OBP: 0.278, SLG: 0.412 (8, 3)										0	0	0	0	0	0	0											
Inning Stats	R: 0 E: 0 K: 0 S: 3	H: 0 LOB: 0 BB: 0 P: 3	R: 2 E: 0 K: 0 S: 4	H: 1 LOB: 0 BB: 1 P: 8	R: 0 E: 0 K: 0 S: 3	H: 0 LOB: 0 BB: 0 P: 3	R: 1 E: 0 K: 2 S: 8	H: 1 LOB: 0 BB: 0 P: 8	R: 0 E: 0 K: 1 S: 5	H: 0 LOB: 0 BB: 0 P: 5	R: 0 E: 0 K: 0 S: 3	H: 0 LOB: 1 BB: 1 P: 7	R: 0 E: 0 K: 0 S: 4	H: 1 LOB: 1 BB: 0 P: 4	R: 0 E: 0 K: 0 S: 4	H: 1 LOB: 1 BB: 0 P: 4	1B: 2 2B: 0 3B: 1 HR: 1	SF: 0 SAC: 1 DP: 0 HBP: 0	WP: 0 PB: 0 SB: 1 CS: 0	PA: 33							
PITCHER	IP	WLS	BF	H	R	ER	SO	BB	IBB	HBP	BLK	WP	HR	S	P	ERA	WHIP										
Phil Niekro, R ERA: 2.3 (1, 1)	7.0		25	2	3	3	4	2	0	0	0	0	1	31	39	3.86	0.571										
Rick Camp, R ERA: 3.6 (8, 1)	2.0	W	8	2	0	0	0	0	0	0	0	0	0	8	8	0.00	1.000										


Batter	1	2	3	4	5	6	7	8	9	AB	R	H	RBI	BB	SO	LOB	BOTTOM										
Eddie Miller, S OBP: 0.250, SLG: 0.250 Mike Lum, L (9, FH)	E9		6-3		4-3				1B	4	0	1	0	0	0	0	San Francisco Giants @ Atlanta Braves Atlanta-Fulton County Stadium, Atlanta, GA Sun Apr 19 1981, 3:33 AM EST Att: 7,443 - Unknown										
Biff Pocoreba, S OBP: 0.300, SLG: 0.300 (1, 2)	G3		F8		FC5				1B	5	0	2	2	0	1	1											
Chris Chambliss, L OBP: 0.444, SLG: 0.448 (1, 3)	K				3-4-3			F2		4	1	1	0	0	1	2											
Bob Horner, R OBP: 0.270, SLG: 0.182 (1, 5)	6-3				HR			F3		3	0	0	0	1	0	2											
Dale Murphy, R OBP: 0.276, SLG: 0.429 (1, 8)					FC5			S		4	1	2	2	0	0	2											
Rufino Linares, R OBP: 0.121, SLG: 0.188 (1, 7)					F6			K		4	0	0	0	0	3	1											
Glenn Hubbard, R OBP: 0.333, SLG: 0.300 (1, 4)					1B			5-3		2	1	1	0	1	0	0											
Rafael Ramirez, R OBP: 0.290, SLG: 0.276 (1, 6)					1B			K		3	1	1	0	1	2	1											
Phil Niekro, R OBP: 0.200, SLG: 0.200 Claudell Washington, L OBP: 0.306, SLG: 0.577 Rick Camp, R Jerry Royster, R OBP: 1.000, SLG: 1.000 (1, 1) (7, PH) (8, 1) (9, PH)					K			F8		2	0	0	0	0	1	2											
Inning Stats	R: 0 E: 1 K: 1 S: 6	H: 1 LOB: 1 BB: 0 P: 6	R: 0 E: 0 K: 2 S: 7	H: 0 LOB: 1 BB: 1 P: 11	R: 0 E: 0 K: 1 S: 5	H: 0 LOB: 0 BB: 0 P: 5	R: 2 E: 0 K: 0 S: 6	H: 3 LOB: 2 BB: 0 P: 7	R: 0 E: 0 K: 0 S: 4	H: 1 LOB: 2 BB: 1 P: 8	R: 0 E: 0 K: 2 S: 7	H: 0 LOB: 0 BB: 0 P: 7	R: 0 E: 0 K: 1 S: 5	H: 0 LOB: 0 BB: 0 P: 5	R: 0 E: 0 K: 1 S: 6	H: 1 LOB: 1 BB: 0 P: 6	R: 2 E: 0 K: 0 S: 3	H: 2 LOB: 2 BB: 2 P: 11	1B: 7 2B: 0 3B: 0 HR: 1	SF: 0 SAC: 1 DP: 0 HBP: 1	WP: 0 PB: 0 SB: 1 CS: 0	PA: 38					
PITCHER	IP	WLS	BF	H	R	ER	SO	BB	IBB	HBP	BLK	WP	HR	S	P	ERA	WHIP										
Allen Ripley, R ERA: 4.26 (1, 1)	4.2		22	5	2	2	4	2	0	1	0	0	0	8	8	3.86	1.500										
Randy Moffitt, R ERA: 1.42 (5, 1)	1.1		4	0	0	0	2	0	0	0	0	0	0	8	8	0.00	0.000										
Gary Lavelle, L ERA: 1.42 (7, 1)	1.1		4	0	0	0	1	0	0	0	0	0	0	6	6	0.00	0.000										
Greg Minton, R ERA: 1.54 (8, 1)	1.0	L	8	3	2	2	1	1	1	0	0	0	0	8	16	18.00	4.000										



Batter	1	2	3	4	5	6	7	8	9	AB	R	H	RBI	BB	SO	LOB	TOP										
Bill North, S OBP: 0.395, SLG: 0.276 (1, 8)	4-3			FC1-6 BB	1B BB		SH3-4		BB BB	2	1	1	1	3	0	0	San Francisco Giants @ San Diego Padres Jack Murphy Stadium, San Diego, CA Mon Apr 20 1981, 9:05 PM EST Att: 4,171 - Unknown livebaseballscorecards.com										
Enos Cabell, R OBP: 0.318, SLG: 0.333 (1, 3)	6-3			FC1-6			BLK 1B		4-3 FC5-4	6	0	2	3	0	0	4											
Joe Morgan, L OBP: 0.293, SLG: 0.333 (1, 4)	4-3			F9	K		F8		BB 1B	5	1	1	1	0	1	4											
Darrell Evans, L OBP: 0.333, SLG: 0.344 (1, 5)		F8		FC6-4 BB			F8		3H 1B 1B	3	1	0	0	2	0	1											
Larry Herndon, R OBP: 0.378, SLG: 0.488 (1, 7)	L4			FC6-4			F9		1-2 2B 1B	5	1	1	1	0	0	2											
Jack Clark, R OBP: 0.283, SLG: 0.200 (1, 9)	K				K		1B 1B		3-1 BB 1B 2B	4	1	2	2	1	2	0											
Milt May, L OBP: 0.457, SLG: 0.500 (1, 2)			1-3				1B 1B		3-1 FC4-6	5	1	3	1	0	0	1											
Johnnie LeMaster, R OBP: 0.263, SLG: 0.206 (1, 6)			5-3				SH1-4 1B 1B		FC4-6 1B 1B	4	2	1	0	1	0	3											
Vida Blue, S OBP: 0.286, SLG: 0.429 Gary Lavelle, S OBP: 0.500, SLG: 0.500 (8, 1)	K		K		SH1-4		SH3-4 1B 2B		F4 1B	3	1	1	0	0	1	2											
Inning Stats	R: 0 E: 0 K: 0 S: 3	H: 0 LOB: 0 BB: 0 P: 3	R: 0 E: 0 K: 1 S: 5	H: 0 LOB: 0 BB: 0 P: 5	R: 0 E: 0 K: 1 S: 5	H: 0 LOB: 0 BB: 0 P: 5	R: 0 E: 0 K: 0 S: 3	H: 2 LOB: 2 BB: 0 P: 11	R: 2 E: 0 K: 2 S: 10	H: 3 LOB: 2 BB: 1 P: 14	R: 0 E: 0 K: 0 S: 5	H: 2 LOB: 2 BB: 0 P: 5	R: 1 E: 0 K: 0 S: 5	H: 2 LOB: 1 BB: 0 P: 5	R: 0 E: 0 K: 0 S: 3	H: 0 LOB: 2 BB: 2 P: 11		R: 6 E: 0 K: 0 S: 9	H: 6 LOB: 2 BB: 2 P: 17	1B: 11 2B: 2 3B: 0 HR: 0	SF: 0 SAC: 2 DP: 0 HBP: 0	WP: 0 PA: 47 PB: 0 SB: 3 CS: 0					
PITCHER	IP	WLS	BF	H	R	ER	SO	BB	IBB	HBP	BLK	WP	HR	S	P	ERA	WHIP										
Steve Mura, R ERA: 4.5 (1, 1)	6.1	L	29	7	3	3	4	3	0	0	0	0	0	34	46	4.26	1.579										
Gary Lucas, L ERA: 3.95 (7, 1)	1.2		7	0	0	0	0	1	1	0	1	0	0	5	13	0.00	0.600										
Tim Lollar, L ERA: 10.13 (9, 1)	0.2		9	5	6	6	0	2	0	0	0	0	0	7	15	81.00	10.500										
John Urea, R ERA: (9, 1)	0.1		2	1	0	0	0	0	0	0	0	0	0	2	2	0.00	3.000										

Batter	1	2	3	4	5	6	7	8	9	AB	R	H	RBI	BB	SO	LOB	BOTTOM										
Gene Richards, L OBP: 0.302, SLG: 0.267 (1, 7)	G1	K			F5		FC6-4 1B		F7	5	0	1	0	0	1	1	San Francisco Giants @ San Diego Padres Jack Murphy Stadium, San Diego, CA Mon Apr 20 1981, 9:05 PM EST Att: 4,171 - Unknown livebaseballscorecards.com										
Ozzie Smith, S OBP: 0.280, SLG: 0.182 (1, 6)	CS 1B		F8				FC6-4 BB			3	0	1	0	1	0	2											
Ruppert Jones, L OBP: 0.229, SLG: 0.238 (1, 8)	BB S BB				F8				G3	3	0	1	0	1	0	1											
Luis Salazar, R OBP: 0.304, SLG: 0.333 (1, 5)	BB BB		6-3				4-3		WP BB 1B	3	0	1	0	1	0	1											
Randy Bass, L OBP: 0.297, SLG: 0.313 (1, 3)	1-2 2-3 BB				4-3		L3		WP BB	2	0	0	0	2	0	0											
Dave Edwards, R OBP: 0.143, SLG: 0.077 Gary Lucas, L OBP: 0.250, SLG: 0.250 (8, PH) Steve Swisher, R OBP: 0.250, SLG: 0.250 (9, 2)	K				5-3		6-3		F9	3	0	0	0	0	1	3											
Terry Kennedy, L OBP: 0.263, SLG: 0.263 Tim Lollar, L OBP: 0.263, SLG: 0.263 John Urea, R OBP: 0.263, SLG: 0.263 (1, 2) (9, 1) (9, 1)							FC6-4 1B		F8 F4	4	0	2	0	0	0	2											
Barry Evans, R OBP: 0.400, SLG: 0.400 (1, 4)	F8				FC6-4		1B 1B		G4-3 1B	4	0	2	0	0	0	2											
Steve Mura, R OBP: 0.235, SLG: 0.233 (7, 9)	K				4-3		K		G4-3	2	0	0	0	0	1	1											
Inning Stats	R: 0 E: 0 K: 1 S: 5	H: 1 LOB: 3 BB: 3 P: 17	R: 0 E: 0 K: 2 S: 8	H: 1 LOB: 0 BB: 0 P: 8	R: 0 E: 0 K: 0 S: 3	H: 1 LOB: 0 BB: 0 P: 3	R: 0 E: 0 K: 0 S: 4	H: 1 LOB: 1 BB: 0 P: 4	R: 0 E: 0 K: 0 S: 3	H: 0 LOB: 0 BB: 1 P: 7	R: 0 E: 0 K: 0 S: 3	H: 0 LOB: 0 BB: 0 P: 3	R: 0 E: 0 K: 1 S: 7	H: 2 LOB: 2 BB: 0 P: 7	R: 0 E: 0 K: 0 S: 4	H: 1 LOB: 2 BB: 1 P: 8	R: 0 E: 0 K: 0 S: 3	H: 1 LOB: 0 BB: 0 P: 3	1B: 8 2B: 0 3B: 0 HR: 0	SF: 0 SAC: 0 DP: 1 HBP: 0	WP: 1 PA: 37 PB: 0 SB: 1 CS: 2						
PITCHER	IP	WLS	BF	H	R	ER	SO	BB	IBB	HBP	BLK	WP	HR	S	P	ERA	WHIP										
Vida Blue, L ERA: 1.66 Gary Lavelle, L ERA: 1.13 (1, 1) (8, 1)	7.1	W	32	7	0	0	4	5	0	0	0	1	0	35	55	0.00	1.636										

Batter	1	2	3	4	5	6	7	8	9	AB	R	H	RBI	BB	SO	LOB	TOP								
Eddie Miller, S OBP: 0.316, SLG: 0.278 (1, 7)	0-0 1-3		0-0 E4 E		0-3 K	0-0 3-1		0-0 4-3 S 1B		5	1	1	2	0	1	3	Atlanta Braves @ San Francisco Giants Candlestick Park, San Francisco, CA Thu Apr 23 1981, 6:33 AM EST Att: 4,710 - Unknown AB 35 R 7 H 10 RBI 5 BB 7 SO 5 LOB 26 								
Jerry Royster, R OBP: 0.335, SLG: 0.200 (1, 4)	4-0 CS BB		0-3 K		0-0 F4	0-0 F3		0-0 4-3		4	0	0	0	1	1	5									
Claudell Washington, L OBP: 0.436, SLG: 0.611 (1, 9)	0-0 6-3		0-0 E8		0-0 1B 2B		0-0 L5-4 2B	0-0 1-3		5	1	2	0	0	0	2									
Bob Horner, R OBP: 0.308, SLG: 0.404 (1, 5)		0-0 5-3	0-3 K		0-0 2B 1B		0-0 5-3		0-0 BB 1B	5	1	2	0	0	1	2									
Chris Chambliss, L OBP: 0.420, SLG: 0.415 (1, 3)		0-0 F8		0-0 BB 1B	0-0 2B		4-0 IBB		0-0 F8	4	1	2	2	1	0	1									
Dale Murphy, R OBP: 0.280, SLG: 0.396 (1, 8)		0-0 S 1B		4-0 1B BB	0-3 K		0-0 L5-4		0-0 F9	4	0	1	0	1	1	4									
Rafael Ramirez, R OBP: 0.283, SLG: 0.244 (1, 6)	0-0 6-3		0-0 F8		4-0 FC3-5 S BB		1-0 SH5-4 1B HBP	4-0 FC5-4 BB		2	1	0	0	2	0	3									
Bruce Benedict, R OBP: 0.359, SLG: 0.242 (1, 2)			4-0 E BB	0-0 1B	4-0 3-1 FC3-5 BB		0-0 SH5-4 1B	0-0 FC5-4		3	2	2	1	2	0	2									
John Montefusco, R Rick Camp, R (7, 1)			0-3 K	0-0 1-3	0-0 FC3-5		0-0 SH5-4			3	0	0	0	0	1	4									
Inning Stats	R: 0 E: 0 K: 0 S: 2	H: 0 LOB: 0 BB: 1 P: 6	R: 0 E: 0 K: 0 S: 4	H: 1 LOB: 1 BB: 0 P: 4	R: 2 E: 2 K: 3 S: 11	H: 0 LOB: 1 BB: 1 P: 15	R: 1 E: 0 K: 0 S: 4	H: 2 LOB: 1 BB: 1 P: 8	R: 2 E: 0 K: 2 S: 10	H: 3 LOB: 2 BB: 0 P: 10	R: 0 E: 0 K: 0 S: 3	H: 0 LOB: 2 BB: 2 P: 11	R: 0 E: 0 K: 0 S: 3	H: 1 LOB: 1 BB: 1 P: 7	R: 2 E: 0 K: 0 S: 5	H: 2 LOB: 1 BB: 0 P: 6	R: 0 E: 0 K: 0 S: 4	H: 1 LOB: 2 BB: 1 P: 8	1B: 8 2B: 3 3B: 0 HR: 0	SF: 0 SAC: 1 DP: 1 HBP: 1	WP: 0 PB: 0 SB: 3 CS: 1	PA: 44			
PITCHER	IP	WLS	BF	H	R	ER	SO	BB	IBB	HBP	BLK	WP	HR	S	P	ERA	WHIP								
Tom Griffin, R ERA: 4.34 (1, 1)	6.1	L	32	7	5	3	5	5	1	0	0	0	0	36	60	4.26	1.895								
Fred Breining, R ERA: 2.16 (7, 1)	1.2		7	2	2	2	0	0	0	1	0	0	0	6	7	10.80	1.200								
Al Holland, L ERA: 11.37 (9, 1)	1.0		5	1	0	0	0	1	0	0	0	0	0	4	8	0.00	2.000								

Batter	1	2	3	4	5	6	7	8	9	AB	R	H	RBI	BB	SO	LOB	BOTTOM								
Bill North, S OBP: 0.412, SLG: 0.317 (1, 8)	0-0 S 1B		0-0 F9		0-0 3-1		0-0 S 1B		0-0 L5	5	1	2	0	0	0	2	Atlanta Braves @ San Francisco Giants Candlestick Park, San Francisco, CA Thu Apr 23 1981, 6:33 AM EST Att: 4,710 - Unknown AB 34 R 3 H 9 RBI 3 BB 2 SO 3 LOB 19 								
Enos Cabell, R OBP: 0.327, SLG: 0.327 (1, 3)	0-0 G4-6-3 1B	0-0 FC5-4		0-0 F8		0-3 K		0-0 4-3 1B		4	0	1	1	0	1	4									
Joe Morgan, L OBP: 0.283, SLG: 0.304 (1, 4)	4-0 G4-6-3 BB		0-0 F6		0-0 F7		0-0 3-1			3	0	0	0	1	0	2									
Darrell Evans, L OBP: 0.315, SLG: 0.302 (1, 5)	0-0 G4-6-3		0-0 4-3		0-0 F4		0-0 4-3 1B			4	0	1	0	0	0	2									
Jack Clark, R OBP: 0.263, SLG: 0.163 (1, 9)	0-3 K		0-0 L4		0-0 6-3		0-0 4-3		0-0 4-3	3	0	0	0	0	1	1									
Fred Breining, R Rennie Stennett, R (8, PH) Al Holland, R (9, 1)										0	0	0	0	0	0	0									
Larry Hemdon, R OBP: 0.377, SLG: 0.471 (1, 7)		0-0 1B 1B		0-0 4-3 S SH1-3 1B		0-0 1B		0-0 5-3		4	2	3	0	0	0	1									
Milt May, L OBP: 0.419, SLG: 0.436 (1, 2)		0-0 FC2-5 1B		0-0 4-3		0-0 4-3		0-0 1-3		4	0	1	0	0	0	3									
Johnnie LeMaster, R OBP: 0.273, SLG: 0.205 (1, 6)		0-0 FC2-5 1B		0-0 SH1-3		4-0 1B PB BB		0-0 F4		2	0	1	2	1	0	0									
Tom Griffin, R Chili Davis, S (7, 9)		0-0 FC2-5		0-0 F7		0-0 F8		0-3 K		2	0	0	0	0	0	2									
Inning Stats	R: 1 E: 0 K: 1 S: 6	H: 2 LOB: 1 BB: 1 P: 10	R: 1 E: 0 K: 0 S: 6	H: 3 LOB: 2 BB: 0 P: 6	R: 0 E: 0 K: 0 S: 3	H: 0 LOB: 0 BB: 0 P: 3	R: 1 E: 0 K: 0 S: 4	H: 1 LOB: 0 BB: 0 P: 4	R: 0 E: 0 K: 0 S: 6	H: 1 LOB: 2 BB: 1 P: 10	R: 0 E: 0 K: 0 S: 4	H: 1 LOB: 1 BB: 0 P: 4	R: 0 E: 0 K: 0 S: 5	H: 0 LOB: 0 BB: 0 P: 5	1B: 9 2B: 0 3B: 0 HR: 0	SF: 0 SAC: 1 DP: 1 HBP: 0	WP: 0 PB: 1 SB: 3 CS: 0	PA: 37							
PITCHER	IP	WLS	BF	H	R	ER	SO	BB	IBB	HBP	BLK	WP	HR	S	P	ERA	WHIP								
John Montefusco, R ERA: 3.12 (1, 1)	6.0	W	26	7	3	3	1	2	0	0	0	0	0	26	34	4.50	1.500								
Rick Camp, R ERA: 2.0 (7, 1)	3.0	S	11	2	0	0	2	0	0	0	0	0	0	15	15	0.00	0.667								

Batter	1	2	3	4	5	6	7	8	9	AB	R	H	RBI	BB	SO	LOB	TOP					
Eddie Miller, S OBP: 0.250, SLG: 0.217 (1, 7)										5	2	0	1	0	0	3	Atlanta Braves @ San Francisco Giants Candlestick Park, San Francisco, CA Fri Apr 24 1981, 9:05 PM EST Att: 6,169 - Unknown					
Jerry Royster, R OBP: 0.400, SLG: 0.556 (1, 4)										4	0	2	1	0	0	0						
Claudell Washington, L OBP: 0.386, SLG: 0.537 (1, 9)										5	0	0	1	0	2	2						
Bob Horner, R OBP: 0.298, SLG: 0.385 (1, 5)										5	0	1	0	0	1	2						
Chris Chambliss, L OBP: 0.444, SLG: 0.432 (1, 3)										3	0	2	0	1	0	1						
Dale Murphy, R OBP: 0.315, SLG: 0.431 (1, 8)										3	2	2	0	1	0	2						
Rafael Ramirez, R OBP: 0.306, SLG: 0.256 (1, 6)										2	1	1	0	1	0	2						
Bruce Benedict, R OBP: 0.349, SLG: 0.243 (1, 2)										4	1	1	1	0	0	6						
Bob Walk, R (1, 1)										1	0	0	0	0	0	0						
Biff Pocoroba, S OBP: 0.364, SLG: 0.364 (9, PH)										1	1	1	1	0	0	0						
Gene Garber, R (9, 1)										0	0	0	0	0	0	0						
Inning Stats	R: 1 E: 1 K: 0 S: 4	H: 0 LOB: 0 BB: 0 P: 4	R: 0 E: 0 K: 0 S: 3	H: 1 LOB: 1 BB: 1 P: 7	R: 0 E: 0 K: 0 S: 3	H: 0 LOB: 0 BB: 0 P: 3	R: 0 E: 0 K: 0 S: 4	H: 2 LOB: 1 BB: 0 P: 4	R: 0 E: 0 K: 0 S: 4	H: 1 LOB: 1 BB: 0 P: 4	R: 0 E: 0 K: 1 S: 6	H: 1 LOB: 1 BB: 0 P: 6	R: 1 E: 0 K: 0 S: 5	H: 2 LOB: 1 BB: 0 P: 5	R: 0 E: 0 K: 1 S: 5	H: 0 LOB: 0 BB: 0 P: 5	R: 5 E: 1 K: 1 S: 9	H: 3 LOB: 1 BB: 2 P: 17	1B: 8 2B: 1 3B: 1 HR: 0	SF: 0 SAC: 4 DP: 2 HBP: 0	WP: 0 PB: 0 SB: 2 CS: 0	PA: 40
PITCHER	IP WLS BF H R ER SO BB IBB HBP BLK WP HR S P ERA WHIP																					
Allen Ripley, R ERA: 3.2 (1, 1)	7.0 L 28 7 2 1 1 1 1 0 0 0 0 0 0 29 33 1.29 1.143																					
Greg Minton, R ERA: 3.68 (8, 1)	2.0 12 3 5 4 2 2 0 0 0 0 0 0 0 14 22 18.00 2.500																					

Batter	1	2	3	4	5	6	7	8	9	AB	R	H	RBI	BB	SO	LOB	BOTTOM					
Dave Bergman, L OBP: 0.231, SLG: 0.417 (1, 7)										3	0	0	0	1	0	1	Atlanta Braves @ San Francisco Giants Candlestick Park, San Francisco, CA Fri Apr 24 1981, 9:05 PM EST Att: 6,169 - Unknown					
Greg Minton, S (8, 1)										0	0	0	0	0	0	0						
Enos Cabell, R OBP: 0.305, SLG: 0.304 (1, 3)										4	0	0	0	0	0	1						
Larry Hemdon, R OBP: 0.368, SLG: 0.455 (1, 9) (8, 7)										4	0	1	0	0	0	0						
Milt May, L OBP: 0.404, SLG: 0.419 (1, 2)										4	0	1	0	0	0	2						
Jerry Martin, R OBP: 0.278, SLG: 0.235 (1, 8)										4	1	1	0	0	0	1						
Darrell Evans, L OBP: 0.328, SLG: 0.340 (1, 5)										4	0	2	0	0	0	1						
Rennie Stennett, R OBP: 0.118, SLG: 0.294 (1, 4)										4	0	1	0	0	0	3						
Johnnie LeMaster, R OBP: 0.292, SLG: 0.233 (1, 6)										4	0	2	1	0	0	2						
Allen Ripley, R (1, 1)										2	0	0	0	0	0	4						
Jack Clark, R OBP: 0.259, SLG: 0.160 (7, PH) (8, 9)										1	0	0	0	0	0	1						
Inning Stats	R: 0 E: 0 K: 0 S: 3	H: 0 LOB: 0 BB: 0 P: 3	R: 0 E: 0 K: 0 S: 6	H: 3 LOB: 3 BB: 0 P: 6	R: 0 E: 0 K: 0 S: 3	H: 1 LOB: 1 BB: 1 P: 7	R: 1 E: 0 K: 0 S: 5	H: 2 LOB: 1 BB: 0 P: 5	R: 0 E: 0 K: 0 S: 3	H: 0 LOB: 0 BB: 0 P: 3	R: 0 E: 0 K: 0 S: 3	H: 0 LOB: 0 BB: 0 P: 3	R: 0 E: 0 K: 0 S: 4	H: 1 LOB: 1 BB: 0 P: 4	R: 0 E: 0 K: 0 S: 3	H: 0 LOB: 0 BB: 0 P: 3	R: 0 E: 0 K: 0 S: 4	H: 1 LOB: 1 BB: 0 P: 4	1B: 7 2B: 1 3B: 0 HR: 0	SF: 0 SAC: 0 DP: 1 HBP: 0	WP: 0 PB: 0 SB: 0 CS: 0	PA: 35
PITCHER	IP WLS BF H R ER SO BB IBB HBP BLK WP HR S P ERA WHIP																					
Bob Walk, R ERA: 3.29 (1, 1)	8.0 W 31 7 1 0 0 0 1 0 0 0 0 0 0 30 34 1.12 1.000																					
Gene Garber, R ERA: 4.5 (9, 1)	1.0 4 1 0 0 0 0 0 0 0 0 0 0 0 4 4 0.00 1.000																					

Batter	1	2	3	4	5	6	7	8	9	AB	R	H	RBI	BB	SO	LOB	TOP									
Eddie Miller, S OBP: 0.276, SLG: 0.222 (1, 7)	0-0 1-3		0-3 K	4-0 BB		0-3 K		0-0 1-2	4-0 1B	4	0	1	0	1	2	0	Atlanta Braves @ San Francisco Giants Candlestick Park, San Francisco, CA Sat Apr 25 1981, 6:33 AM EST Att: 6,371 - Unknown livebaseballscorecards.com									
Jerry Royster, R OBP: 0.335, SLG: 0.385 (1, 4)	0-0 E6 PB		4-0 1B 6-3-2 BB	0-3 K		0-0 F9		0-0 4-3	4	0	0	0	1	1	3											
Terry Harper, R OBP: 0.294, SLG: 0.267 (1, 9)	0-0 6-3		0-0 1-2 1B		0-0 F7		0-0 F3			4	0	1	0	0	0	1										
Bob Horner, R OBP: 0.279, SLG: 0.357 Luis Gomez, R (8, 5)	0-0 6-3		0-0 6-3-2 2-H		0-0 F7			0-0 5-3		4	0	0	0	0	0	3										
Dale Murphy, R OBP: 0.310, SLG: 0.407 (1, 8)		4-0 FC5 4-3 BB		0-0 5-3		0-0 L6		0-0 5-3		3	0	0	0	1	0	0										
Chris Chambliss, L OBP: 0.431, SLG: 0.404 (1, 3)		0-0 F2		4-0 1B HR BB		0-0 F5		0-0 4-3		3	1	0	0	1	0	1										
Rafael Ramirez, R OBP: 0.321, SLG: 0.277 (1, 6)		0-0 4-3		0-0 1-2 HR 1B		0-0 F7		0-0 CS 1B		4	1	2	0	0	0	1										
Bruce Benedict, R OBP: 0.404, SLG: 0.436 (1, 2)		4-0 BB		0-0 1-2 HR HR		0-0 HR		1-0 FC2-6 HBP		2	2	2	4	1	0	0										
Phil Niekro, R OBP: 0.111, SLG: 0.111 (1, 1)		0-0 FC5 2-3F		0-0 F3		0-0 1-3		0-0 FC2-6 1B		4	0	0	0	0	0	3										
Inning Stats	R: 0 E: 1 K: 0 S: 4	H: 0 LOB: 1 BB: 0 P: 4	R: 0 E: 0 K: 0 S: 3	H: 0 LOB: 2 BB: 2 P: 11	R: 0 E: 0 K: 1 S: 5	H: 1 LOB: 1 BB: 1 P: 9	R: 3 E: 0 K: 1 S: 7	H: 2 LOB: 1 BB: 2 P: 15	R: 0 E: 0 K: 0 S: 3	H: 0 LOB: 0 BB: 0 P: 3	R: 1 E: 0 K: 0 S: 4	H: 1 LOB: 0 BB: 0 P: 4	R: 0 E: 0 K: 1 S: 5	H: 0 LOB: 0 BB: 0 P: 5	R: 0 E: 0 K: 0 S: 3	H: 0 LOB: 0 BB: 0 P: 3		R: 0 E: 0 K: 0 S: 4	H: 2 LOB: 2 BB: 0 P: 5	1B: 4 2B: 1 3B: 0 HR: 2	SF: 0 SAC: 0 DP: 1 HBP: 1	WP: 0 PB: 1 SB: 0 CS: 1	PA: 38			
PITCHER	IP	WLS	BF	H	R	ER	SO	BB	IBB	HBP	BLK	WP	HR	S	P	ERA	WHIP									
Vida Blue, L ERA: 2.51 Fred Breining, R ERA: 1.74	(1, 1)	7.0	L	30	4	4	4	3	5	0	0	0	0	2	31	51	5.14	1.286								
(8, 1)	2.0		8	2	0	0	0	0	0	0	1	0	0	0	7	8	0.00	1.000								

Batter	1	2	3	4	5	6	7	8	9	AB	R	H	RBI	BB	SO	LOB	BOTTOM								
Dave Bergman, L OBP: 0.295, SLG: 0.333 (1, 7)	0-3 K		0-0 F4		4-0 1-2 2-3 BB			0-3 K		3	0	0	0	1	2	1	Atlanta Braves @ San Francisco Giants Candlestick Park, San Francisco, CA Sat Apr 25 1981, 6:33 AM EST Att: 6,371 - Unknown livebaseballscorecards.com								
Enos Cabell, R OBP: 0.302, SLG: 0.300 (1, 3)	0-3 K		0-0 G4-6-3 1-2F		0-3 K			0-0 FC5-4 1B		4	0	1	0	0	2	4									
Larry Hemdon, R OBP: 0.361, SLG: 0.441 (1, 9)	0-0 S 1B			0-3 K		0-3 K		0-0 FC5-4 1-2F		4	0	1	0	0	2	4									
Mitt May, L OBP: 0.392, SLG: 0.404 (1, 2)	0-0 6-3			0-0 1B		0-0 F8		0-0 4-3		4	0	1	0	0	0	2									
Jerry Martin, R OBP: 0.273, SLG: 0.238 (1, 8)		0-0 F7		0-0 G4-6-3 1B		0-0 6-3		0-0 F5		4	0	1	0	0	0	0									
Darrell Evans, L OBP: 0.323, SLG: 0.333 (1, 5)		0-0 1B		0-0 G4-6-3 1-2F		0-3 K		0-3 K		4	0	1	0	0	2	2									
Rennie Stennett, R OBP: 0.238, SLG: 0.350 (1, 4)		0-0 1B			0-0 FC1-5 1B		0-0 F7		4-0 WP BB	3	0	2	0	1	0	0									
Johnnie LeMaster, R OBP: 0.288, SLG: 0.234 (1, 6)		0-0 L6			0-0 BB FC1-5 1B		0-0 F8		0-0 6-3	4	0	1	0	0	0	2									
Vida Blue, S OBP: 0.333, SLG: 0.375 Billy Smith, S (7, PH) Fred Breining, R (8, 1)			4-0 G4-6-3 BB		0-0 FC1-5 BB		0-0 F5			1	0	0	0	1	0	2									
					0-0 FC1-5 1-2 2-3F					1	0	0	0	0	0	0									
Inning Stats	R: 0 E: 0 K: 2 S: 8	H: 1 LOB: 1 BB: 0 P: 8	R: 0 E: 0 K: 0 S: 4	H: 2 LOB: 0 BB: 0 P: 4	R: 0 E: 0 K: 0 S: 2	H: 0 LOB: 0 BB: 1 P: 6	R: 0 E: 0 K: 1 S: 6	H: 2 LOB: 1 BB: 0 P: 6	R: 0 E: 0 K: 2 S: 9	H: 2 LOB: 3 BB: 1 P: 13	R: 0 E: 0 K: 1 S: 5	H: 0 LOB: 0 BB: 0 P: 5	R: 0 E: 0 K: 0 S: 3	H: 0 LOB: 0 BB: 0 P: 3	R: 0 E: 0 K: 1 S: 6	H: 1 LOB: 1 BB: 0 P: 6	R: 0 E: 0 K: 1 S: 5	H: 0 LOB: 1 BB: 1 P: 9	1B: 8 2B: 0 3B: 0 HR: 0	SF: 0 SAC: 0 DP: 2 HBP: 0	WP: 1 PB: 0 SB: 1 CS: 0	PA: 35			
PITCHER	IP	WLS	BF	H	R	ER	SO	BB	IBB	HBP	BLK	WP	HR	S	P	ERA	WHIP								
Phil Niekro, R ERA: 1.46	(1, 1)	9.0	W	35	8	0	0	8	3	0	0	1	0	48	60	0.00	1.222								

Batter	1	2	3	4	5	6	7	8	9	AB	R	H	RBI	BB	SO	LOB	TOP								
Eddie Miller, S OBP: 0.282, SLG: 0.222 (1, 7)	F7		4-3	F6		4-3			FC1-6 1B	5	0	1	0	0	0	2									
Jerry Royster, R OBP: 0.236, SLG: 0.263 (1, 4)	K		F6		K		4-3		FC1-6 1B	5	0	0	1	0	2	1									
Claudell Washington, L OBP: 0.340, SLG: 0.460 Glenn Hubbard, R OBP: 0.340, SLG: 0.326 (1, 9) (9, PH)	F7		F9		6-3		K		G3	4	0	0	0	0	1	0									
Bob Horner, R OBP: 0.314, SLG: 0.413 (1, 5)		F9		1B HR			6-3			3	2	1	1	1	0	0									
Chris Chambliss, L OBP: 0.439, SLG: 0.415 (1, 3)		WP 2B		1-3 HR 1B					G3	3	1	2	0	1	0	0									
Dale Murphy, R OBP: 0.503, SLG: 0.426 (1, 8)		L6		1-H 3-H HR		F9			4-3	4	1	1	3	0	0	2									
Bruce Benedict, R OBP: 0.392, SLG: 0.405 (1, 2)				F7		1-3			F9	3	0	0	0	1	0	0									
Luis Gomez, R OBP: 0.333, SLG: 0.333 Rufino Linares, R OBP: 0.143, SLG: 0.206 (9, PH)				F9					6-3	1	0	0	0	2	0	0									
Tommy Boggs, R OBP: 0.333, SLG: 0.333 Larry Bradford, R (6, 1) Rick Mahler, R (7, 1) Terry Harper, R OBP: 0.333, SLG: 0.375 (9, PH)				FC6-4		F9			1B FC1-6 2B	3	0	1	0	0	0	4									
Inning Stats	R: 0 E: 0 K: 1 S: 5	H: 0 LOB: 0 BB: 0 P: 5	R: 0 E: 0 K: 0 S: 4	H: 1 LOB: 3 BB: 2 P: 12	R: 0 E: 0 K: 0 S: 3	H: 0 LOB: 0 BB: 0 P: 3	R: 3 E: 0 K: 0 S: 6	H: 3 LOB: 1 BB: 1 P: 10	R: 1 E: 0 K: 1 S: 6	H: 1 LOB: 1 BB: 1 P: 10	R: 0 E: 0 K: 0 S: 3	H: 0 LOB: 0 BB: 0 P: 7	R: 0 E: 0 K: 1 S: 5	H: 0 LOB: 0 BB: 0 P: 5	R: 0 E: 0 K: 0 S: 3	H: 0 LOB: 0 BB: 0 P: 3	R: 1 E: 0 K: 0 S: 5	H: 2 LOB: 1 BB: 0 P: 5	1B: 3 2B: 2 3B: 0 HR: 2	SF: 0 SAC: 0 DP: 0 HBP: 0	WP: 1 PB: 0 SB: 0 CS: 0	PA: 39			
PITCHER	IP	WLS	BF	H	R	ER	SO	BB	IBB	HBP	BLK	WP	HR	S	P	ERA	WHIP								
Ed Whitson, R ERA: 4.03 (1, 1)	5.0		24	5	4	4	2	4	0	0	0	1	2	24	40	7.20	1.800								
Al Holland, L ERA: 9.82 (6, 1)	1.0	W	4	0	0	0	0	1	0	0	0	0	0	3	7	0.00	1.000								
Gary Lavelle, L ERA: 2.19 (7, 1)	3.0	S	11	2	1	1	1	0	0	0	0	0	0	13	13	3.00	0.667								

Atlanta Braves @ San Francisco Giants
Candlestick Park, San Francisco, CA
Sun Apr 26 1981, 6:38 AM EDT
Att: 14,144 - Unknown

AB 34
R 5
H 7
RBI 5
BB 5
SO 3
LOB 10



Batter	1	2	3	4	5	6	7	8	9	AB	R	H	RBI	BB	SO	LOB	BOTTOM								
Bill North, S OBP: 0.424, SLG: 0.340 Gary Lavelle, S OBP: 0.333, SLG: 0.333 (1, 8) (7, 1)	F2		CS 2B		FC4-6 1B 2B	F6	F3			4	1	1	0	0	0	3									
Dave Bergman, L OBP: 0.318, SLG: 0.368 (1, 3)	F6				2B				4-3	4	1	2	1	1	0	0									
Joe Morgan, L OBP: 0.290, SLG: 0.315 (1, 4)	K		K		1B 2B	6-3			1B BB	4	1	1	2	1	2	4									
Darrell Evans, L OBP: 0.338, SLG: 0.367 (1, 5)		F6		4-3 1B 2B			CS 1B		1B FC6-4 1B	5	2	4	1	0	0	0									
Jack Clark, R OBP: 0.284, SLG: 0.254 (1, 9)				4-3		F9			FC6-4 1B	5	0	2	0	0	0	4									
Jerry Martin, R OBP: 0.256, SLG: 0.231 (1, 7) (7, 8)		F8							FC6-4 1B	5	1	1	2	0	1	4									
Billy Smith, S OBP: 0.167, SLG: 0.200 Johnnie LeMaster, R OBP: 0.286, SLG: 0.235 (1, 6) (7, 6)					F6				1B S 1B	2	1	1	0	1	0	1									
Mike Sadek, R OBP: 0.200, SLG: 0.077 (1, 2)									1B S 1B	1	0	1	1	0	0	0									
Ed Whitson, R OBP: 0.167, SLG: 0.167 Rennie Stennett, R OBP: 0.273, SLG: 0.381 Al Holland, R (6, 1) Jim Wohlford, R OBP: 0.400, SLG: 0.700 (6, PH) (7, 7)					6-3				FC4-6 1B	1	0	0	0	0	0	0									
Inning Stats	R: 0 E: 0 K: 1 S: 5	H: 0 LOB: 0 BB: 0 P: 5	R: 0 E: 0 K: 0 S: 4	H: 1 LOB: 2 BB: 1 P: 8	R: 0 E: 0 K: 1 S: 5	H: 1 LOB: 1 BB: 1 P: 9	R: 1 E: 0 K: 0 S: 5	H: 2 LOB: 1 BB: 0 P: 5	R: 3 E: 0 K: 0 S: 6	H: 4 LOB: 0 BB: 0 P: 6	R: 2 E: 0 K: 1 S: 9	H: 4 LOB: 2 BB: 0 P: 9	R: 2 E: 0 K: 0 S: 7	H: 4 LOB: 2 BB: 0 P: 7	R: 0 E: 0 K: 0 S: 4	H: 1 LOB: 2 BB: 1 P: 8	1B: 14 2B: 4 3B: 0 HR: 0	SF: 0 SAC: 0 DP: 1 HBP: 0	WP: 0 PB: 0 SB: 2 CS: 2	PA: 42					
PITCHER	IP	WLS	BF	H	R	ER	SO	BB	IBB	HBP	BLK	WP	HR	S	P	ERA	WHIP								
Tommy Boggs, R ERA: 3.14 (1, 1)	5.2	L	29	12	6	6	3	2	0	0	0	0	0	33	41	9.53	2.471								
Larry Bradford, L ERA: 2.45 (6, 1)	0.1		2	1	1	1	0	0	0	0	0	0	0	2	2	27.00	3.000								
Rick Mahler, R ERA: 6.14 (7, 1)	2.0		11	4	1	1	0	1	0	0	0	0	0	10	14	4.50	2.500								

Atlanta Braves @ San Francisco Giants
Candlestick Park, San Francisco, CA
Sun Apr 26 1981, 6:38 AM EDT
Att: 14,144 - Unknown

AB 39
R 8
H 17
RBI 8
BB 3
SO 3
LOB 22



Batter	1	2	3	4	5	6	7	8	9	AB	R	H	RBI	BB	SO	LOB	TOP			
Joe Morgan, L (1, 4) OBP: 0.303, SLG: 0.304										2	0	0	0	2	0	2	<p>San Francisco Giants @ Los Angeles Dodgers Dodger Stadium, Los Angeles, CA Mon Apr 27 1981, 7:05 PM PDT Att: 49,478 - Unknown</p>			
Enos Cabell, R (1, 3) OBP: 0.310, SLG: 0.324										4	0	1	0	0	0	2				
Jack Clark, R (1, 9) OBP: 0.282, SLG: 0.242										3	0	0	0	1	0	1				
Darrell Evans, L (1, 5) OBP: 0.333, SLG: 0.359										4	0	1	0	0	1	2				
Larry Herndon, R (1, 7) OBP: 0.353, SLG: 0.424										4	0	2	0	0	1	2				
Jerry Martin, R (1, 8)										4	0	2	0	0	1	3				
Milt May, L (1, 2) OBP: 0.362, SLG: 0.370										4	0	1	0	0	0	4				
Johnnie LeMaster, R (1, 6) OBP: 0.288, SLG: 0.226										2	0	0	0	1	1	2				
Jim Wolford, R (9, PH) OBP: 0.364, SLG: 0.636										1	0	0	0	0	1	1				
Tom Griffin, R (1, 1) Rennie Stennett, R (7, PH) Fred Breining, R (7, 1)										2	0	0	0	0	0	2		4		
										1	0	0	0	0	0	0				
										0	0	0	0	0	0	0				
Inning Stats	R: 0 E: 0 K: 1 S: 5	H: 0 LOB: 2 BB: 2 P: 13	R: 0 E: 0 K: 1 S: 7	H: 2 LOB: 2 BB: 0 P: 7	R: 0 E: 0 K: 1 S: 5	H: 1 LOB: 0 BB: 0 P: 5	R: 0 E: 0 K: 1 S: 6	H: 1 LOB: 2 BB: 1 P: 10	R: 0 E: 0 K: 0 S: 2	H: 0 LOB: 0 BB: 1 P: 6	R: 0 E: 0 K: 1 S: 5	H: 0 LOB: 0 BB: 0 P: 5	R: 0 E: 0 K: 0 S: 3	H: 0 LOB: 0 BB: 0 P: 3	R: 0 E: 0 K: 1 S: 6	H: 1 LOB: 1 BB: 0 P: 6	1B: 7 2B: 0 3B: 0 HR: 0	SF: 0 SAC: 0 DP: 2 HBP: 0	WP: 0 PB: 1 SB: 1 CS: 1	PA: 35
PITCHER Fernando Valenzuela, L (1, 1) ERA: 0.2	IP: 9.0 WLS: W BF: 35 H: 7 R: 0 ER: 0 SO: 7 BB: 3 IBB: 1 HBP: 0 BLK: 0 WP: 0 HR: 0 S: 45 P: 61 ERA: 0.00 WHIP: 1.111																			

Batter	1	2	3	4	5	6	7	8	9	AB	R	H	RBI	BB	SO	LOB	BOTTOM			
Davey Lopes, R (1, 4) OBP: 0.246, SLG: 0.197										4	1	1	1	0	0	3	<p>San Francisco Giants @ Los Angeles Dodgers Dodger Stadium, Los Angeles, CA Mon Apr 27 1981, 7:05 PM PDT Att: 49,478 - Unknown</p>			
Ken Landreaux, L (1, 8) OBP: 0.352, SLG: 0.462										4	0	2	2	1	1	0				
Dusty Baker Jr., R (1, 7) OBP: 0.368, SLG: 0.492										4	0	0	0	1	1	3				
Steve Garvey, R (1, 3) OBP: 0.270, SLG: 0.449										4	0	1	0	1	1	4				
Ron Cey, R (1, 5) OBP: 0.375, SLG: 0.371										4	0	0	0	1	2	2				
Pedro Guerrero, R (1, 9) OBP: 0.339, SLG: 0.446										4	1	1	0	0	0	2				
Mike Scioscia, L (1, 2) OBP: 0.362, SLG: 0.385										1	1	1	0	3	0	0				
Bill Russell, R (1, 6) OBP: 0.263, SLG: 0.255										4	1	2	1	0	0	4				
Fernando Valenzuela, L (1, 1) OBP: 0.438, SLG: 0.438										4	1	3	1	0	0	2				
Inning Stats	R: 0 E: 0 K: 1 S: 5	H: 0 LOB: 0 BB: 0 P: 5	R: 0 E: 0 K: 0 S: 3	H: 0 LOB: 2 BB: 2 P: 11	R: 0 E: 0 K: 1 S: 6	H: 2 LOB: 1 BB: 1 P: 10	R: 4 E: 0 K: 1 S: 10	H: 5 LOB: 1 BB: 0 P: 10	R: 0 E: 0 K: 0 S: 3	H: 0 LOB: 2 BB: 2 P: 11	R: 0 E: 0 K: 1 S: 4	H: 1 LOB: 2 BB: 1 P: 8	R: 1 E: 0 K: 1 S: 7	H: 2 LOB: 2 BB: 1 P: 11	R: 0 E: 0 K: 1 S: 6	H: 1 LOB: 1 BB: 0 P: 6		1B: 9 2B: 2 3B: 0 HR: 0	SF: 0 SAC: 1 DP: 0 HBP: 0	WP: 1 PB: 0 SB: 2 CS: 0
PITCHER Tom Griffin, R (1, 1) ERA: 4.74 Fred Breining, R (7, 1) ERA: 2.19	IP: 6.0 WLS: L BF: 31 H: 8 R: 4 ER: 4 SO: 3 BB: 3 IBB: 3 HBP: 0 BLK: 0 WP: 1 HR: 0 S: 31 P: 55 ERA: 6.00 WHIP: 1.833																			
PITCHER	IP: 2.0 WLS: L BF: 10 H: 3 R: 1 ER: 1 SO: 2 BB: 0 IBB: 1 HBP: 0 BLK: 0 WP: 0 HR: 0 S: 13 P: 17 ERA: 4.50 WHIP: 1.500																			

AB	31
R	0
H	7
RBI	0
BB	4
SO	7
LOB	23



AB	33
R	5
H	11
RBI	5
BB	7
SO	5
LOB	20



Batter	1	2	3	4	5	6	7	8	9	AB	R	H	RBI	BB	SO	LOB	TOP								
Bill North, S OBP: 0.406, SLG: 0.346 (1, 8)	1-3		1B		3-1		F8		G6-4-3	5	1	1	1	0	0	1	San Francisco Giants @ Los Angeles Dodgers Dodger Stadium, Los Angeles, CA Tue Apr 28 1981, 7:05 PM PDT Att: 39,899 - Unknown livebaseballscorecards.com								
Enos Cabell, R OBP: 0.320, SLG: 0.347 (1, 3)	F9		2B		F7					4	1	2	1	0	0	0									
Joe Morgan, L OBP: 0.314, SLG: 0.356 (1, 4)	F7		F4			HR				3	2	1	1	1	0	1									
Darrell Evans, L OBP: 0.316, SLG: 0.338 (1, 5)		3-1			1-3					4	0	0	0	0	1	2									
Jack Clark, R OBP: 0.307, SLG: 0.297 (1, 9)		6-3			BB					2	1	1	3	2	0	0									
Larry Hemdon, R OBP: 0.333, SLG: 0.400 (1, 7)		F3			F9					4	0	0	0	0	0	2									
Milt May, L OBP: 0.371, SLG: 0.357 (1, 2)			4-3		2B					2	1	0	0	2	0	1									
Billy Smith, S OBP: 0.267, SLG: 0.154 (1, 6)			G3							3	0	0	0	0	2	3									
Johnnie LeMaster, R OBP: 0.283, SLG: 0.222 (7, 6)					K					1	0	0	0	0	0	0									
Allen Ripley, R OBP: 0.100, SLG: 0.100 (1, 1)			4-3							4	0	1	0	0	1	1									
Inning Stats	R: 0 E: 0 K: 0 S: 3	H: 0 LOB: 0 BB: 0 P: 3	R: 0 E: 0 K: 0 S: 3	H: 0 LOB: 0 BB: 0 P: 3	R: 2 E: 0 K: 1 S: 5	H: 2 LOB: 1 BB: 1 P: 9	R: 0 E: 0 K: 1 S: 5	H: 0 LOB: 0 BB: 2 P: 13	R: 0 E: 0 K: 0 S: 3	H: 0 LOB: 0 BB: 0 P: 3	R: 1 E: 0 K: 0 S: 4	H: 1 LOB: 1 BB: 1 P: 8	R: 0 E: 0 K: 2 S: 7	H: 0 LOB: 0 BB: 0 P: 7	R: 3 E: 0 K: 1 S: 7	H: 2 LOB: 0 BB: 1 P: 11	R: 0 E: 0 K: 0 S: 3	H: 1 LOB: 0 BB: 0 P: 3	1B: 2 2B: 2 3B: 0 HR: 2	SF: 0 SAC: 0 DP: 1 HBP: 0	WP: 0 PB: 0 SB: 1 CS: 0	PA: 37			
PITCHER	IP	WLS	BF	H	R	ER	SO	BB	IBB	HBP	BLK	WP	HR	S	P	ERA	WHIP								
Rick Sutcliffe, R ERA: 2.3 (1, 1)	6.0	L	25	3	3	3	1	4	0	0	0	0	1	23	39	4.50	1.167								
Dave Goltz, R ERA: 3.39 (7, 1)	2.0		9	2	3	3	3	1	0	0	0	0	1	14	18	13.50	1.500								
Terry Forster, L ERA: 2.7 (9, 1)	1.0		3	1	0	0	0	0	0	0	0	0	0	3	3	0.00	1.000								

Batter	1	2	3	4	5	6	7	8	9	AB	R	H	RBI	BB	SO	LOB	BOTTOM								
Davey Lopes, R OBP: 0.233, SLG: 0.185 (1, 4)	F7				5-3				F8	4	0	0	0	0	1	0	San Francisco Giants @ Los Angeles Dodgers Dodger Stadium, Los Angeles, CA Tue Apr 28 1981, 7:05 PM PDT Att: 39,899 - Unknown livebaseballscorecards.com								
Ken Landreaux, L OBP: 0.347, SLG: 0.493 (1, 8)	G3				F9				HR	4	1	1	1	0	0	0									
Dusty Baker Jr., R OBP: 0.361, SLG: 0.478 (1, 7)	5-3				K				K	4	0	1	0	0	2	0									
Steve Garvey, R OBP: 0.256, SLG: 0.425 (1, 3)					F8				F9	4	0	0	0	0	1	1									
Ron Cey, R OBP: 0.373, SLG: 0.359 (1, 5)					5-3					2	0	0	0	1	1	1									
Pedro Guerrero, R OBP: 0.354, SLG: 0.448 (1, 9)					K					2	0	1	0	1	1	0									
Mike Scioscia, L OBP: 0.340, SLG: 0.357 (1, 2)					F8				F7	3	0	0	0	0	0	3									
Bill Russell, R OBP: 0.250, SLG: 0.241 (1, 6)					K					3	0	0	0	0	1	1									
Rick Sutcliffe, L OBP: 0.222, SLG: 0.125 (1, 1)					2-3					1	0	0	0	0	0	0									
Jay Johnstone, L OBP: 0.125, SLG: 0.125 (6, PH)										1	0	0	0	0	1	0									
Dave Goltz, R OBP: 0.125, SLG: 0.125 (7, 1)										0	0	0	0	0	0	0									
Rick Monday, L OBP: 0.250, SLG: 0.300 (8, PH)										1	0	0	0	0	0	1									
Terry Forster, L ERA: 2.7 (9, 1)										0	0	0	0	0	0	0									
Inning Stats	R: 0 E: 0 K: 0 S: 3	H: 0 LOB: 0 BB: 0 P: 3	R: 0 E: 0 K: 2 S: 7	H: 0 LOB: 0 BB: 0 P: 7	R: 0 E: 0 K: 1 S: 5	H: 0 LOB: 0 BB: 0 P: 5	R: 0 E: 0 K: 1 S: 5	H: 0 LOB: 0 BB: 0 P: 5	R: 0 E: 0 K: 0 S: 2	H: 0 LOB: 1 BB: 2 P: 10	R: 0 E: 0 K: 2 S: 7	H: 0 LOB: 0 BB: 0 P: 7	R: 0 E: 0 K: 1 S: 6	H: 1 LOB: 1 BB: 0 P: 6	R: 0 E: 0 K: 0 S: 4	H: 1 LOB: 1 BB: 0 P: 4	R: 1 E: 0 K: 1 S: 6	H: 1 LOB: 0 BB: 0 P: 6	1B: 2 2B: 0 3B: 0 HR: 1	SF: 0 SAC: 0 DP: 1 HBP: 0	WP: 0 PB: 0 SB: 0 CS: 0	PA: 31			
PITCHER	IP	WLS	BF	H	R	ER	SO	BB	IBB	HBP	BLK	WP	HR	S	P	ERA	WHIP								
Allen Ripley, R ERA: 2.51 (1, 1)	9.0	W	31	3	1	1	8	2	0	0	0	0	1	45	53	1.00	0.556								

Batter	1	2	3	4	5	6	7	8	9	AB	R	H	RBI	BB	SO	LOB	TOP					
Bill North, S OBP: 0.384, SLG: 0.305 (1, 8)	4-3		F9		4-3		BB 1B BB		K	4	1	0	0	1	1	0	San Francisco Giants @ Philadelphia Phillies Veterans Stadium, Philadelphia, PA Sat May 02 1981, 7:05 PM EDT Unknown					
Enos Cabell, R OBP: 0.310, SLG: 0.350 (1, 3)	F8		F8				SF7		L1	4	0	1	1	0	0	0						
Joe Morgan, L OBP: 0.304, SLG: 0.318 (1, 4)	F7		F4		F4		3-H 4-0 1B 1B BB			3	0	0	0	2	0	1						
Darrell Evans, L OBP: 0.318, SLG: 0.368 (1, 5)		HR BB		HR	F7		1B 1B		K	4	2	2	3	1	1	2						
Jack Clark, R OBP: 0.301, SLG: 0.324 (1, 9)		1-H HR		6-3			5-3 F6			4	1	1	2	0	0	2						
Larry Hemdon, R OBP: 0.350, SLG: 0.423 Greg Minton, S (7, 1)		3-1		F3			L6-3 1B			4	0	2	0	0	0	0						
Milt May, L OBP: 0.371, SLG: 0.355 (1, 2)		K			E BB		L6-3 1-2		F7	3	0	0	0	1	1	1						
Johnnie LeMaster, R OBP: 0.294, SLG: 0.258 (1, 6)				E4 FC6-4 1B			BB SF7 1B		4-3	4	1	2	0	0	0	1						
Doyle Alexander, R (1, 1) Chili Davis, S OBP: 0.200, SLG: 0.143 (7, PH) (7, 7)		FC6-4 1-2		FC6-4 1-2			BB BB 1B 1B		4-3	2	0	0	0	0	0	3						
Inning Stats	R: 0 E: 0 K: 0 S: 3	H: 0 LOB: 0 BB: 0 P: 3	R: 2 E: 0 K: 1 S: 7	H: 2 LOB: 1 BB: 1 P: 11	R: 0 E: 0 K: 0 S: 3	H: 0 LOB: 0 BB: 0 P: 3	R: 1 E: 1 K: 0 S: 5	H: 1 LOB: 2 BB: 1 P: 9	R: 0 E: 0 K: 0 S: 4	H: 1 LOB: 1 BB: 0 P: 4	R: 0 E: 0 K: 0 S: 3	H: 1 LOB: 0 BB: 0 P: 3	R: 3 E: 0 K: 0 S: 6	H: 4 LOB: 2 BB: 2 P: 14	R: 0 E: 0 K: 0 S: 3	H: 0 LOB: 0 BB: 0 P: 3		R: 0 E: 0 K: 2 S: 7	H: 0 LOB: 1 BB: 1 P: 11	1B: 7 2B: 1 3B: 0 HR: 2	SF: 1 SAC: 0 DP: 1 HBP: 0	WP: 0 PB: 0 SB: 0 CS: 0
PITCHER	IP WLS BF H R ER SO BB IBB HBP BLK WP HR S P ERA WHIP	IP WLS BF H R ER SO BB IBB HBP BLK WP HR S P ERA WHIP															IP WLS BF H R ER SO BB IBB HBP BLK WP HR S P ERA WHIP					
Nino Espinosa, R ERA: 5.68 Sparky Lyle, L ERA: 5.4 Mike Proly, R ERA: 2.19	(1, 1) (7, 1) (8, 1)	6.0 L 27 7 5 5 1 2 0 0 0 0 2 27 35 7.50 1.500															(1, 1) (7, 1) (8, 1)					

Batter	1	2	3	4	5	6	7	8	9	AB	R	H	RBI	BB	SO	LOB	BOTTOM					
Greg Gross, L OBP: 0.333, SLG: 0.368 (1, 9)	F7		4-3 S BB		F7			4-3	4-3	4	0	0	0	1	0	1	San Francisco Giants @ Philadelphia Phillies Veterans Stadium, Philadelphia, PA Sat May 02 1981, 7:05 PM EDT Unknown					
Pete Rose, S OBP: 0.425, SLG: 0.488 (1, 3)	G3		4-3		F7			2B		4	1	1	0	0	0	2						
Mike Schmidt, R OBP: 0.400, SLG: 0.638 (1, 5)	6-3		F9				K	2B BB		3	1	0	0	1	1	1						
Gary Matthews, R OBP: 0.453, SLG: 0.519 (1, 7)		1B 1B		5-3			4-3			4	0	2	2	0	0	1						
Manny Trillo, R OBP: 0.371, SLG: 0.371 (1, 4)		S 1B		L5			FC6-4 1B			3	0	2	0	1	0	0						
Garry Maddox, R OBP: 0.304, SLG: 0.307 (1, 8)		F2 1-2		5-3			FC6-4 1-2		F3	4	0	0	0	0	0	5						
Larry Bowa, S OBP: 0.307, SLG: 0.319 (1, 6)		F4		F7			4-3		F8	4	0	0	0	0	0	4						
Bob Boone, R OBP: 0.279, SLG: 0.290 (1, 2)					F5		5-3		5-3	3	0	0	0	1	0	0						
Nino Espinosa, R OBP: 0.200, SLG: 0.200 Sparky Lyle, L Lonnie Smith, R OBP: 0.185, SLG: 0.120 Mike Proly, R Del Unser, L OBP: 0.356, SLG: 0.857	(1, 1) (7, 1) (8, 1) (9, PH)	0-3 K					1-3 1B		6-3	2	0	1	0	0	1	3						
Inning Stats	R: 0 E: 0 K: 0 S: 3	H: 0 LOB: 0 BB: 0 P: 3	R: 0 E: 0 K: 1 S: 7	H: 2 LOB: 3 BB: 1 P: 11	R: 0 E: 0 K: 0 S: 3	H: 0 LOB: 1 BB: 1 P: 7	R: 0 E: 0 K: 0 S: 3	H: 0 LOB: 0 BB: 0 P: 3	R: 0 E: 0 K: 0 S: 4	H: 1 LOB: 1 BB: 0 P: 4	R: 0 E: 0 K: 1 S: 6	H: 1 LOB: 1 BB: 0 P: 6	R: 0 E: 0 K: 0 S: 3	H: 0 LOB: 0 BB: 0 P: 3	R: 2 E: 0 K: 0 S: 5	H: 2 LOB: 2 BB: 2 P: 13		R: 0 E: 0 K: 0 S: 3	H: 0 LOB: 0 BB: 0 P: 3	1B: 4 2B: 2 3B: 0 HR: 0	SF: 0 SAC: 0 DP: 0 HBP: 0	WP: 0 PB: 0 SB: 2 CS: 0
PITCHER	IP WLS BF H R ER SO BB IBB HBP BLK WP HR S P ERA WHIP	IP WLS BF H R ER SO BB IBB HBP BLK WP HR S P ERA WHIP															IP WLS BF H R ER SO BB IBB HBP BLK WP HR S P ERA WHIP					
Doyle Alexander, R ERA: 1.07 Greg Minton, R ERA: 3.6	(1, 1) (7, 1)	6.0 W 24 2 2 2 0 2 0 0 0 0 0 11 19 6.00 1.333															(1, 1) (7, 1)					

Batter	1	2	3	4	5	6	7	8	9	AB	R	H	RBI	BB	SO	LOB	TOP			
Dave Bergman, L (1, 3) OBP: 0.269, SLG: 0.304										4	0	0	0	0	2	1	San Francisco Giants @ Philadelphia Phillies Veterans Stadium, Philadelphia, PA Sat May 02 1981, 7:05 PM EDT Att: 27,376 - Unknown			
Jim Wohlford, R (1, 7) OBP: 0.297, SLG: 0.467										4	0	0	0	0	0	1				
Jack Clark, R (1, 9) OBP: 0.299, SLG: 0.320										4	0	1	0	0	0	0				
Darrell Evans, L (1, 5)										3	1	1	1	0	1	1				
Jerry Martin, R (1, 8) OBP: 0.265, SLG: 0.242										3	0	0	0	0	2	1				
Rennie Stennett, R (1, 4) OBP: 0.231, SLG: 0.320										3	0	0	0	0	1	1				
Johnnie LetMaster, R (1, 6) OBP: 0.290, SLG: 0.250										2	0	0	0	0	0	0				
Bill North, S (8, PH) OBP: 0.378, SLG: 0.300										1	0	0	0	0	0	0				
Billy Smith, S (8, 6) OBP: 0.267, SLG: 0.154										0	0	0	0	0	0	0				
Mike Sadek, R (1, 2) OBP: 0.235, SLG: 0.200										2	0	1	0	0	1	0				
Milt May, L (8, PH) OBP: 0.566, SLG: 0.349										1	0	0	0	0	0	0				
Ed Whitson, R (1, 1) OBP: 0.143, SLG: 0.143										1	0	0	0	0	1	0				
Larry Herndon, R (8, PH) OBP: 0.346, SLG: 0.418										1	0	0	0	0	1	0				
Fred Breining, R (8, 1)										0	0	0	0	0	0	0				
Inning Stats	R: 0 E: 0 K: 0 S: 3	H: 0 LOB: 0 BB: 0 P: 3	R: 0 E: 0 K: 0 S: 3	H: 0 LOB: 0 BB: 0 P: 3	R: 0 E: 0 K: 2 S: 7	H: 0 LOB: 0 BB: 0 P: 7	R: 1 E: 0 K: 1 S: 5	H: 1 LOB: 0 BB: 0 P: 5	R: 1 E: 0 K: 2 S: 8	H: 1 LOB: 0 BB: 0 P: 8	R: 0 E: 0 K: 2 S: 8	H: 1 LOB: 1 BB: 0 P: 8	R: 0 E: 0 K: 1 S: 5	H: 0 LOB: 0 BB: 0 P: 5	R: 0 E: 0 K: 1 S: 5	H: 0 LOB: 0 BB: 0 P: 5	1B: 1 2B: 1 3B: 0 HR: 1	SF: 0 SAC: 1 DP: 0 HBP: 0	WP: 0 PB: 0 SB: 0 CS: 0	PA: 30
PITCHER Marty Bystrom, R (1, 1) ERA: 3.24	IP: 9.0 WLS: W BF: 30 H: 3 R: 1 ER: 1 SO: 9 BB: 0 IBB: 0 HBP: 0 BLK: 0 WP: 0 HR: 1 S: 48 P: 48 ERA: 1.00 WHIP: 0.333																			

AB	29
R	1
H	3
RBI	1
BB	0
SO	9
LOB	5



Batter	1	2	3	4	5	6	7	8	9	AB	R	H	RBI	BB	SO	LOB	BOTTOM			
Greg Gross, L (1, 9) OBP: 0.321, SLG: 0.348										4	0	1	0	0	0	0	San Francisco Giants @ Philadelphia Phillies Veterans Stadium, Philadelphia, PA Sat May 02 1981, 7:05 PM EDT Att: 27,376 - Unknown			
Pete Rose, S (1, 3) OBP: 0.411, SLG: 0.470										3	0	0	0	0	0	1				
Mike Schmidt, R (1, 5) OBP: 0.411, SLG: 0.683										2	1	1	1	1	0	0				
Gary Matthews, R (1, 7) OBP: 0.433, SLG: 0.491										3	0	0	0	0	0	1				
Manny Trillo, R (1, 4) OBP: 0.356, SLG: 0.354										3	0	0	0	0	0	1				
Garry Maddox, R (1, 8) OBP: 0.293, SLG: 0.295										3	0	0	0	0	2	1				
Larry Bowa, S (1, 6) OBP: 0.295, SLG: 0.307										3	0	0	0	0	0	0				
Keith Moreland, R (1, 2) OBP: 0.286, SLG: 0.542										3	2	2	2	0	1	0				
Marty Bystrom, R (1, 1)										3	0	0	0	0	2	0				
Inning Stats	R: 0 E: 0 K: 0 S: 3	H: 1 LOB: 0 BB: 0 P: 3	R: 0 E: 0 K: 1 S: 5	H: 0 LOB: 0 BB: 0 P: 5	R: 0 E: 0 K: 2 S: 7	H: 0 LOB: 0 BB: 0 P: 7	R: 1 E: 0 K: 0 S: 4	H: 1 LOB: 0 BB: 0 P: 4	R: 0 E: 0 K: 1 S: 6	H: 1 LOB: 0 BB: 0 P: 6	R: 0 E: 0 K: 1 S: 5	H: 0 LOB: 1 BB: 1 P: 9	R: 0 E: 0 K: 0 S: 4	H: 1 LOB: 0 BB: 0 P: 4	R: 1 E: 0 K: 1 S: 4	H: 1 LOB: 0 BB: 0 P: 4		1B: 1 2B: 0 3B: 0 HR: 3	SF: 0 SAC: 0 DP: 1 HBP: 0	WP: 0 PB: 0 SB: 0 CS: 0
PITCHER Ed Whitson, R (1, 1) ERA: 3.88	IP: 7.0 WLS: L BF: 24 H: 3 R: 2 ER: 2 SO: 5 BB: 1 IBB: 0 HBP: 0 BLK: 1 WP: 0 HR: 2 S: 33 P: 37 ERA: 2.57 WHIP: 0.571																			
Fred Breining, R (8, 1) ERA: 2.7	IP: 1.0 WLS: L BF: 4 H: 1 R: 1 ER: 1 SO: 0 BB: 0 IBB: 0 HBP: 0 BLK: 0 WP: 0 HR: 1 S: 4 P: 4 ERA: 9.00 WHIP: 1.000																			



Batter	1	2	3	4	5	6	7	8	9	AB	R	H	RBI	BB	SO	LOB	TOP			
Bill North, S OBP: 0.354, SLG: 0.277 (1, 8)										5	0	0	0	0	2	3	San Francisco Giants @ Philadelphia Phillies Veterans Stadium, Philadelphia, PA Sun May 03 1981, 3:33 AM EDT Att: 41,283 - Unknown			
Enos Cabell, R OBP: 0.307, SLG: 0.357 (1, 3)										4	1	1	0	0	0	0				
Joe Morgan, L OBP: 0.301, SLG: 0.304 (1, 4)										3	0	0	0	1	0	1				
Darrell Evans, L OBP: 0.319, SLG: 0.402 (1, 5)										3	1	1	1	0	0	0				
Jack Clark, R OBP: 0.308, SLG: 0.342 (1, 9)										4	1	2	1	0	0	1				
Larry Hemdon, R OBP: 0.341, SLG: 0.410 (1, 7)										4	2	1	1	0	0	1				
Milt May, L OBP: 0.365, SLG: 0.364 (1, 2)										3	0	1	1	0	0	1				
Jim Wohlford, R OBP: 0.250, SLG: 0.438 (9, PH)										1	0	0	0	0	0	0				
Johnnie LeMaster, R OBP: 0.297, SLG: 0.269 (1, 6)										3	0	1	0	1	2	1				
Tom Griffin, R OBP: 0.296, SLG: 0.242 (1, 1)										0	0	0	0	1	0	0				
Inning Stats	R: 0 E: 0 K: 1 S: 5	H: 0 LOB: 0 BB: 0 P: 5	R: 0 E: 0 K: 0 S: 3	H: 0 LOB: 0 BB: 0 P: 3	R: 0 E: 0 K: 1 S: 5	H: 0 LOB: 1 BB: 1 P: 9	R: 4 E: 0 K: 0 S: 8	H: 5 LOB: 1 BB: 0 P: 8	R: 0 E: 0 K: 0 S: 3	H: 0 LOB: 0 BB: 0 P: 3	R: 1 E: 0 K: 1 S: 7	H: 2 LOB: 1 BB: 0 P: 7	R: 0 E: 0 K: 1 S: 5	H: 0 LOB: 0 BB: 0 P: 5	R: 0 E: 0 K: 0 S: 2	H: 0 LOB: 2 BB: 2 P: 11	1B: 3 2B: 5 3B: 0 HR: 0	SF: 0 SAC: 1 DP: 1 HBP: 0	WP: 1 PB: 0 SB: 1 CS: 0	PA: 37
PITCHER	IP WLS BF H R ER SO BB IBB HBP BLK WP HR S P ERA WHIP																			
Dick Ruthven, R ERA: 3.52 (1, 1)	7.0 W 30 7 5 5 4 2 0 0 0 0 1 0 36 44 6.43 1.286																			
Tug McGraw, L ERA: 4.15 (8, 1)	2.0 S 7 0 0 0 0 2 0 0 0 0 0 0 5 13 0.00 1.000																			

livebaseballscores.com

AB 32
R 5
H 7
RBI 4
BB 4
SO 4
LOB 9



Batter	1	2	3	4	5	6	7	8	9	AB	R	H	RBI	BB	SO	LOB	BOTTOM			
Greg Gross, L OBP: 0.364, SLG: 0.464 (1, 9)										5	1	3	1	0	0	1	San Francisco Giants @ Philadelphia Phillies Veterans Stadium, Philadelphia, PA Sun May 03 1981, 3:33 AM EDT Att: 41,283 - Unknown			
Pete Rose, S OBP: 0.400, SLG: 0.455 (1, 3)										5	0	1	0	0	0	3				
Mike Schmidt, R OBP: 0.423, SLG: 0.766 (1, 5)										4	2	2	3	0	1	1				
Gary Matthews, R OBP: 0.444, SLG: 0.508 (1, 7)										4	2	2	0	1	0	2				
Manny Trillo, R OBP: 0.377, SLG: 0.368 (1, 4)										3	0	2	0	1	0	0				
Gary Maddox, R OBP: 0.302, SLG: 0.300 (1, 8)										2	1	1	1	1	0	2				
Larry Bowa, S OBP: 0.280, SLG: 0.291 (1, 6)										4	0	0	1	0	1	5				
Bob Boone, R OBP: 0.306, SLG: 0.308 (1, 2)										3	1	2	1	1	1	3				
Dick Ruthven, R OBP: 0.071, SLG: 0.071 (1, 1)										3	0	0	0	0	1	2				
Tug McGraw, R ERA: 2.63 (8, 1)										0	0	0	0	0	0	0				
Inning Stats	R: 0 E: 0 K: 1 S: 5	H: 0 LOB: 0 BB: 0 P: 5	R: 2 E: 0 K: 0 S: 5	H: 2 LOB: 1 BB: 1 P: 9	R: 2 E: 0 K: 1 S: 9	H: 4 LOB: 3 BB: 1 P: 13	R: 0 E: 1 K: 1 S: 6	H: 1 LOB: 1 BB: 0 P: 6	R: 1 E: 0 K: 0 S: 4	H: 2 LOB: 0 BB: 0 P: 4	R: 0 E: 0 K: 0 S: 3	H: 0 LOB: 1 BB: 1 P: 7	R: 1 E: 0 K: 1 S: 6	H: 1 LOB: 1 BB: 1 P: 10	R: 1 E: 0 K: 0 S: 5	H: 3 LOB: 2 BB: 0 P: 6	1B: 8 2B: 3 3B: 0 HR: 2	SF: 1 SAC: 1 DP: 0 HBP: 1	WP: 0 PB: 0 SB: 1 CS: 1	PA: 40
PITCHER	IP WLS BF H R ER SO BB IBB HBP BLK WP HR S P ERA WHIP																			
Tom Griffin, R ERA: 5.67 (1, 1)	2.1 13 4 4 4 1 2 1 0 0 0 0 0 19 23 2.46 1.636																			
Al Holland, L ERA: 7.36 (3, 1)	3.2 16 5 1 1 2 1 0 0 0 0 0 0 13 21 15.43 2.571																			
Gary Lavelle, L ERA: 3.21 (7, 1)	1.2 L 10 4 2 2 1 1 0 1 0 0 1 10 15 10.80 3.000																			
Fred Breining, R ERA: 2.63 (8, 1)	0.1 1 0 0 0 0 0 0 0 0 0 0 0 1 1 0.00 0.000																			

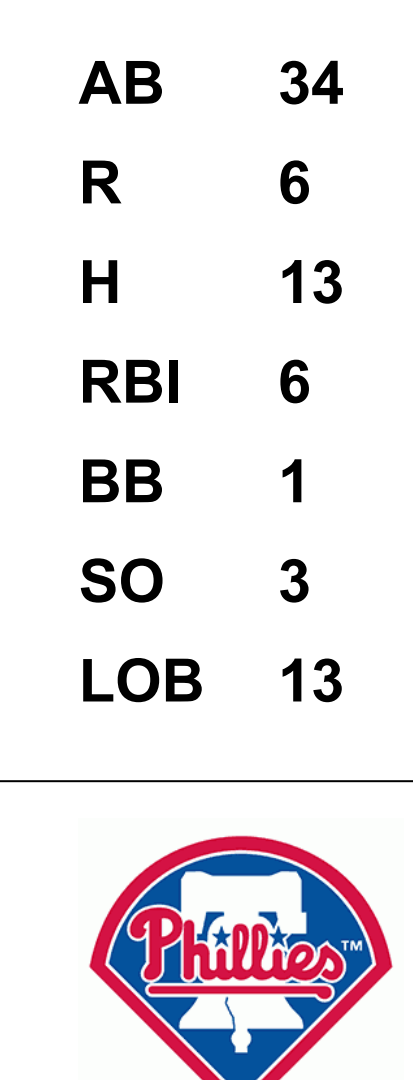
livebaseballscores.com



Batter	1	2	3	4	5	6	7	8	9	AB	R	H	RBI	BB	SO	LOB	TOP			
Johnnie LeMaster, R OBP: 0.282, SLG: 0.254	F2	F7			F9		6-3			4	0	0	0	0	0	1	San Francisco Giants @ Philadelphia Phillies Veterans Stadium, Philadelphia, PA Mon May 04 1981, 7:05 PM EDT Att: 25,492 - Unknown			
Enos Cabell, R OBP: 0.304, SLG: 0.364	5-3		1B	2B	F3			F8		4	1	1	0	0	0	0				
Jack Clark, R OBP: 0.305, SLG: 0.329	K2-3		K			BB		6-3		3	0	0	0	1	2	1				
Darrell Evans, L OBP: 0.316, SLG: 0.395		BB	G3					F3		4	1	1	0	0	0	2				
Larry Herndon, R OBP: 0.348, SLG: 0.414		SH1-3				K				4	1	2	1	0	2	0				
Jerry Martin, R OBP: 0.308, SLG: 0.250		SH1-3						F3		3	1	1	0	1	1	1				
Joe Morgan, L OBP: 0.299, SLG: 0.301										4	0	1	0	0	2	4				
Mike Sadek, R OBP: 0.211, SLG: 0.176										2	0	0	1	0	0	0				
Jim Wohlford, R OBP: 0.235, SLG: 0.412	SH1-3					CS	5-3	F9		1	0	0	0	0	0	1				
Allen Ripley, R OBP: 0.167, SLG: 0.167										2	0	1	2	0	0	0				
Al Holland, R										0	0	0	0	0	0	0				
Rennie Stennett, R OBP: 0.214, SLG: 0.296										1	0	0	0	0	1	0				
Greg Minton, S										0	0	0	0	0	0	0				
Inning Stats	R: 0 E: 0 K: 1 S: 5	H: 0 LOB: 0 BB: 0 P: 5	R: 3 E: 0 K: 1 S: 8	H: 3 LOB: 1 BB: 1 P: 12	R: 1 E: 0 K: 2 S: 9	H: 2 LOB: 1 BB: 0 P: 9	R: 0 E: 0 K: 0 S: 3	H: 0 LOB: 0 BB: 0 P: 3	R: 0 E: 0 K: 2 S: 7	H: 1 LOB: 0 BB: 0 P: 7	R: 0 E: 0 K: 1 S: 5	H: 0 LOB: 0 BB: 0 P: 5	R: 0 E: 0 K: 0 S: 3	H: 0 LOB: 0 BB: 0 P: 3	R: 0 E: 0 K: 1 S: 6	H: 1 LOB: 1 BB: 0 P: 6	1B: 6 2B: 1 3B: 0 HR: 0	SF: 0 SAC: 1 DP: 0 HBP: 0	WP: 0 PB: 0 SB: 2 CS: 1	PA: 36
PITCHER Steve Carlton, L ERA: 2.65	IP: 9.0 WLS: W BF: 35 H: 7 R: 4 ER: 4 SO: 8 BB: 2 IBB: 0 HBP: 0 BLK: 0 WP: 0 HR: 0 S: 49 P: 57 ERA: 4.00 WHIP: 1.000																			

Batter	1	2	3	4	5	6	7	8	9	AB	R	H	RBI	BB	SO	LOB	BOTTOM			
Greg Gross, L OBP: 0.378, SLG: 0.516			SF8			3-1				3	1	2	1	0	0	1	San Francisco Giants @ Philadelphia Phillies Veterans Stadium, Philadelphia, PA Mon May 04 1981, 7:05 PM EDT Att: 25,492 - Unknown			
Pete Rose, S OBP: 0.414, SLG: 0.467			4-3							4	0	3	1	0	0	0				
Mike Schmidt, R OBP: 0.402, SLG: 0.721			6-3							4	1	0	0	0	1	2				
Gary Matthews, R OBP: 0.434, SLG: 0.492										4	0	1	1	0	0	1				
Manny Trillo, R OBP: 0.358, SLG: 0.347										4	0	0	0	0	2	1				
Gary Maddox, R OBP: 0.322, SLG: 0.325										3	2	2	0	1	0	0				
Larry Bowa, S OBP: 0.302, SLG: 0.313										4	1	3	1	0	0	2				
Bob Boone, R OBP: 0.303, SLG: 0.304										4	0	1	1	0	0	4				
Steve Carlton, L OBP: 0.316, SLG: 0.444										4	1	1	1	0	0	2				
Inning Stats	R: 0 E: 0 K: 0 S: 3	H: 2 LOB: 0 BB: 0 P: 3	R: 0 E: 0 K: 0 S: 4	H: 1 LOB: 2 BB: 1 P: 8	R: 1 E: 0 K: 0 S: 4	H: 1 LOB: 0 BB: 0 P: 4	R: 1 E: 0 K: 0 S: 5	H: 2 LOB: 1 BB: 0 P: 5	R: 1 E: 0 K: 1 S: 7	H: 2 LOB: 1 BB: 0 P: 7	R: 2 E: 1 K: 1 S: 8	H: 3 LOB: 1 BB: 0 P: 8	R: 1 E: 0 K: 1 S: 6	H: 1 LOB: 0 BB: 0 P: 6	R: 0 E: 0 K: 0 S: 4	H: 1 LOB: 1 BB: 0 P: 4		1B: 10 2B: 2 3B: 1 HR: 0	SF: 1 SAC: 0 DP: 0 HBP: 0	WP: 0 PB: 0 SB: 4 CS: 1
PITCHER Allen Ripley, R ERA: 3.18 Al Holland, L ERA: 6.94 Greg Minton, R ERA: 3.68	IP: 5.1 WLS: L BF: 26 H: 11 R: 5 ER: 4 SO: 2 BB: 1 IBB: 0 HBP: 0 BLK: 0 WP: 0 HR: 0 S: 29 P: 33 ERA: 6.75 WHIP: 2.250																			

AB	32
R	4
H	7
RBI	4
BB	2
SO	8
LOB	10



Batter	1	2	3	4	5	6	7	8	9	AB	R	H	RBI	BB	SO	LOB	TOP										
Enos Cabell, R (1, 3) OBP: 0.292, SLG: 0.348 Dave Bergman, L (7, 3) OBP: 0.259, SLG: 0.292	0-0 6-3		0-0 6-3	0-0 F8	0-0 F7			0-0 F3		4	0	0	0	0	0	2	San Francisco Giants @ New York Mets Shea Stadium, Flushing, NY Tue May 05 1981, 7:05 PM EDT Att: 6,031 - Unknown livebaseballscorecards.com										
Milt May, L (1, 2) OBP: 0.354, SLG: 0.352	0-0 5-3		0-0 F6		0-0 2B 3B 1B		0-0 F4-3	0-0 F7		5	1	1	0	0	0												
Jack Clark, R (1, 9) OBP: 0.303, SLG: 0.337 Chili Davis, S (6, 9) OBP: 0.188, SLG: 0.133	0-0 E3 FC4		0-0 6-3		0-0 3B 2B		0-3 K		0-0 G3	4	1	1	0	0	1	0											
Larry Hemdon, R (1, 7) OBP: 0.372, SLG: 0.478	0-0 FC4 1-2			0-0 F4-3 1B	0-0 2B		0-0		0-0	5	2	4	2	0	0	1											
Darrell Evans, L (1, 5) OBP: 0.311, SLG: 0.396		0-0 F6		0-0 G3	0-0 PB 1B 2B		0-0 F8		0-0 F7	5	1	1	1	0	0	3											
Jerry Martin, R (1, 8) OBP: 0.318, SLG: 0.268		0-0 G3 1B		0-0 F4-3	0-0 FC3-6 1B		0-0 L5		0-0 F9	5	0	2	1	0	0	2											
Rennie Stennett, R (1, 4) OBP: 0.219, SLG: 0.290		0-0 G3		0-0 E 1B 1B	0-0 FC3-6 HR		0-0 6-3			4	2	1	1	0	0	2											
Billy Smith, S (1, 6) OBP: 0.263, SLG: 0.353	0-0 5-3		0-0 E5 1B	0-0 E 1B	0-0 HR		0-3 K			4	1	1	2	0	1	2											
Tom Griffin, R (1, 1) OBP: 0.231, SLG: 0.417 Jim Wohlford, R (8, PH) OBP: 0.222, SLG: 0.389 Randy Moffitt, R (8, 1) Fred Breining, R (9, 1) Greg Minton, S (9, 1)			0-0 HR	0-0 1-2 2-H 1B	0-0 K		0-3 K			3	1	2	2	0	1	0											
Inning Stats	R: 0 E: 1 K: 0 S: 4	H: 0 LOB: 1 BB: 0 P: 4	R: 0 E: 0 K: 0 S: 4	H: 1 LOB: 1 BB: 0 P: 4	R: 1 E: 0 K: 0 S: 4	H: 1 LOB: 0 BB: 0 P: 4	R: 2 E: 1 K: 0 S: 7	H: 3 LOB: 2 BB: 0 P: 7	R: 6 E: 0 K: 1 S: 11	H: 6 LOB: 0 BB: 0 P: 11	R: 0 E: 0 K: 1 S: 6	H: 1 LOB: 1 BB: 0 P: 6	R: 0 E: 0 K: 1 S: 5	H: 0 LOB: 0 BB: 0 P: 5	R: 0 E: 0 K: 1 S: 5	H: 0 LOB: 0 BB: 0 P: 5		R: 0 E: 0 K: 0 S: 4	H: 1 LOB: 1 BB: 0 P: 4	1B: 6 2B: 4 3B: 1 HR: 2	SF: 0 SAC: 0 DP: 0 HBP: 0	WP: 0 PB: 1 SB: 0 CS: 0	PA: 42				
PITCHER	IP	WLS	BF	H	R	ER	SO	BB	IBB	HBP	BLK	WP	HR	S	P	ERA	WHIP										
Randy Jones, L (1, 1) ERA: 4.85	4.0	L	22	8	6	5	0	0	0	0	0	0	1	22	22	11.25	2.000										
Dave Roberts, L (5, 1)	0.0		2	2	1	1	0	0	0	0	0	0	0	2	2	∞	∞										
Dyar Miller, R (5, 1) ERA: 8.59	3.0		11	2	2	2	3	0	0	0	0	0	1	17	17	6.00	0.667										
Jeff Reardon, R (8, 1) ERA: 6.75	2.0		7	1	0	0	1	0	0	0	0	0	0	9	9	0.00	0.500										

Batter	1	2	3	4	5	6	7	8	9	AB	R	H	RBI	BB	SO	LOB	BOTTOM										
Joel Youngblood, R (1, 9) OBP: 0.396, SLG: 0.500	0-0 CS 1B		0-0			0-0 F8		0-0 2B	0-0 F4	5	0	3	0	0	0	0	San Francisco Giants @ New York Mets Shea Stadium, Flushing, NY Tue May 05 1981, 7:05 PM EDT Att: 6,031 - Unknown livebaseballscorecards.com										
Frank Taveras, R (1, 6) OBP: 0.236, SLG: 0.229	0-0 F2 1-2		0-0 1-3			0-0 F3		0-0 L5	4-0 1B BB	4	1	0	0	1	0	4											
Lee Mazzilli, S (1, 8) OBP: 0.264, SLG: 0.302	0-0 F7		0-0 G3			0-0 4-3				5	1	2	0	0	0	0											
Dave Kingman, R (1, 7) OBP: 0.300, SLG: 0.484		4-0 BB BB	0-0 G4-6-3 BB		0-0 6-3		0-3 K		0-0 K	4	0	1	1	1	2	1											
Rusty Staub, L (1, 3) OBP: 0.388, SLG: 0.458 Jeff Reardon, R (8, 1)		0-0 G4-6-3		0-0 F8		0-0 F7				2	0	0	0	0	0	1											
Mike Cabbage, L (9, PH) OBP: 0.357, SLG: 0.300		0-0 1-2				0-0 F7				0	0	0	0	0	0	0											
Hubie Brooks, R (1, 5) OBP: 0.309, SLG: 0.373		0-0 BLK 1B				0-3 K				4	1	2	1	0	2	0											
Alex Trevino, R (1, 2) OBP: 0.352, SLG: 0.308		0-0 4-3				0-0 1B				4	1	2	1	0	0	1											
Doug Flynn, R (1, 4) OBP: 0.394, SLG: 0.559			0-0 F1-3			0-0 F8				4	1	2	2	0	0	1											
Randy Jones, R (1, 1) OBP: 0.286, SLG: 0.286 Dave Roberts, L (5, 1) Dyar Miller, R (5, 1) Mike Jorgensen, L (5, 3) Wally Backman, S (7, PH) OBP: 0.111, SLG: 0.111			0-3 K			0-0 4-3				1	0	0	0	0	1	0											
Inning Stats	R: 0 E: 0 K: 0 S: 3	H: 1 LOB: 0 BB: 0 P: 3	R: 0 E: 0 K: 0 S: 3	H: 1 LOB: 1 BB: 1 P: 7	R: 0 E: 0 K: 1 S: 6	H: 1 LOB: 0 BB: 0 P: 6	R: 0 E: 0 K: 0 S: 3	H: 0 LOB: 0 BB: 0 P: 3	R: 0 E: 0 K: 1 S: 6	H: 1 LOB: 1 BB: 0 P: 6	R: 0 E: 0 K: 0 S: 3	H: 0 LOB: 0 BB: 0 P: 7	R: 0 E: 0 K: 2 S: 7	H: 0 LOB: 0 BB: 0 P: 7	R: 0 E: 0 K: 0 S: 5	H: 2 LOB: 2 BB: 0 P: 5	R: 7 E: 0 K: 1 S: 12	H: 7 LOB: 2 BB: 2 P: 20	1B: 8 2B: 3 3B: 1 HR: 1	SF: 0 SAC: 0 DP: 1 HBP: 0	WP: 0 PB: 0 SB: 0 CS: 1	PA: 41					
PITCHER	IP	WLS	BF	H	R	ER	SO	BB	IBB	HBP	BLK	WP	HR	S	P	ERA	WHIP										
Tom Griffin, R (1, 1) ERA: 4.5	7.0	W	24	4	0	0	4	1	0	0	0	0	0	31	35	0.00	0.714										
Randy Moffitt, R (8, 1) ERA: 10.13	1.1		12	7	6	6	1	1	0	0	0	0	1	13	17	40.50	6.000										
Fred Breining, R (9, 1) ERA: 3.21	0.1		2	0	0	0	0	1	0	0	0	0	0	1	5	0.00	3.000										
Greg Minton, R (9, 1) ERA: 3.63	0.1	S	3	2	1	1	0	0	0	0	0	0	0	3	3	27.00	6.000										



Batter	1	2	3	4	5	6	7	8	9	AB	R	H	RBI	BB	SO	LOB	TOP			
Enos Cabell, R OBP: 0.297, SLG: 0.351 Dave Bergman, L OBP: 0.259, SLG: 0.292										5	2	2	1	0	0	0	San Francisco Giants @ New York Mets Shea Stadium, Flushing, NY Wed May 06 1981, 7:05 PM EDT Att: 5,119 - Unknown livebaseballscorecards.com			
Milt May, L OBP: 0.361, SLG: 0.360										4	1	2	0	0	0	0				
Jack Clark, R OBP: 0.317, SLG: 0.367										4	1	2	1	1	0	3				
Larry Hemdon, R OBP: 0.374, SLG: 0.469										4	0	1	1	1	2	5				
Darrell Evans, L OBP: 0.324, SLG: 0.394											3	0	1	1	2	0		1		
Jerry Martin, R OBP: 0.333, SLG: 0.256										2	1	0	1	1	0	1				
Rennie Stennett, R OBP: 0.229, SLG: 0.294 Johnnie LeMaster, R OBP: 0.278, SLG: 0.250										3	1	1	0	0	0	4				
Billy Smith, S OBP: 0.217, SLG: 0.300										3	0	0	1	0	0	1				
Ed Whitson, R OBP: 0.111, SLG: 0.111 Al Holland, R Fred Breining, R Greg Minton, S										2	0	0	0	0	1	1				
Inning Stats	R: 1 E: 1 K: 0 S: 5	H: 1 LOB: 3 BB: 2 P: 13	R: 0 E: 0 K: 0 S: 3	H: 0 LOB: 0 BB: 0 P: 3	R: 1 E: 0 K: 0 S: 4	H: 2 LOB: 1 BB: 1 P: 8	R: 0 E: 0 K: 1 S: 5	H: 1 LOB: 0 BB: 0 P: 5	R: 1 E: 0 K: 0 S: 4	H: 2 LOB: 1 BB: 1 P: 8	R: 3 E: 0 K: 1 S: 9	H: 3 LOB: 2 BB: 0 P: 10	R: 0 E: 0 K: 1 S: 5	H: 0 LOB: 0 BB: 0 P: 5	R: 0 E: 0 K: 0 S: 3	H: 0 LOB: 1 BB: 1 P: 9		1B: 8 2B: 0 3B: 1 HR: 0	SF: 1 SAC: 2 DP: 0 HBP: 1	WP: 0 PB: 0 SB: 3 CS: 3
PITCHER	IP WLS BF H R ER SO BB IBB HBP BLK WP HR S P ERA WHIP																			
Pat Zachry, R ERA: 3.63 Pete Falcone, L ERA: 0.9 Jeff Reardon, R ERA: 5.87 Neil Allen, R ERA:	(1, 1) (6, 1) (7, 1) (9, 1)	5.2 0.1 2.0 1.0	L 3 6 4	28 2 0 0	7 2 0 0	6 0 0 0	3 0 1 0	1 0 0 1	4 0 0 1	0 0 0 0	0 0 0 0	0 0 0 0	0 0 0 0	0 5 8 5	0 5 5 9	25 5 8 5	42 5 8 9	4.76 0.00 0.00 0.00	1.941 6.000 0.000 1.000	

Batter	1	2	3	4	5	6	7	8	9	AB	R	H	RBI	BB	SO	LOB	BOTTOM					
Joel Youngblood, R OBP: 0.434, SLG: 0.571										5	1	4	1	0	0	0	San Francisco Giants @ New York Mets Shea Stadium, Flushing, NY Wed May 06 1981, 7:05 PM EDT Att: 5,119 - Unknown livebaseballscorecards.com					
Bob Bailor, R OBP: 0.474, SLG: 0.467 Mike Jorgensen, L OBP: 0.238, SLG: 0.526 Jeff Reardon, R										2	0	1	1	1	1	0						
Mookie Wilson, S OBP: 0.232, SLG: 0.273 Neil Allen, R										1	0	0	0	0	1	1						
Lee Mazzilli, S OBP: 0.247, SLG: 0.279										5	0	0	0	0	2	7						
Dave Kingman, R OBP: 0.300, SLG: 0.478											5	0	2	0	0	3		4				
Rusty Staub, L OBP: 0.389, SLG: 0.453											5	0	2	0	0	1		2				
John Stearns, R OBP: 0.250, SLG: 0.300											5	1	1	0	0	0		3				
Mike Cabbage, L OBP: 0.375, SLG: 0.273 Hubie Brooks, R OBP: 0.310, SLG: 0.362											1	0	0	0	1	0		0				
Doug Flynn, R OBP: 0.373, SLG: 0.528										4	1	0	0	0	0	7						
Pat Zachry, R OBP: 0.444, SLG: 0.375 Pete Falcone, L Alex Trevino, R OBP: 0.356, SLG: 0.313										2	0	1	0	0	1	0						
Inning Stats	R: 0 E: 0 K: 2 S: 7	H: 0 LOB: 0 BB: 0 P: 7	R: 0 E: 0 K: 1 S: 6	H: 1 LOB: 2 BB: 1 P: 10	R: 1 E: 0 K: 2 S: 9	H: 2 LOB: 0 BB: 0 P: 9	R: 0 E: 0 K: 0 S: 3	H: 0 LOB: 0 BB: 0 P: 3	R: 0 E: 0 K: 1 S: 7	H: 2 LOB: 3 BB: 1 P: 11	R: 3 E: 1 K: 1 S: 9	H: 3 LOB: 2 BB: 1 P: 13	R: 0 E: 0 K: 1 S: 7	H: 2 LOB: 2 BB: 0 P: 7	R: 0 E: 0 K: 1 S: 6	H: 1 LOB: 1 BB: 0 P: 6	R: 0 E: 0 K: 0 S: 4	H: 1 LOB: 1 BB: 0 P: 4	1B: 11 2B: 0 3B: 1 HR: 0	SF: 1 SAC: 0 DP: 0 HBP: 0	WP: 1 PB: 0 SB: 1 CS: 0	PA: 43
PITCHER	IP WLS BF H R ER SO BB IBB HBP BLK WP HR S P ERA WHIP																					
Ed Whitson, R ERA: 3.48 Al Holland, L ERA: 7.11 Fred Breining, R ERA: 3.0 Greg Minton, R ERA: 3.24	(1, 1) (5, 1) (6, 1) (7, 1)	4.1 1.0 1.0 2.2	20 8 5 W 10	5 3 2 2	1 3 0 0	1 1 0 0	1 1 2 1	1 0 0 0	0 0 0 0	0 0 0 1	0 0 0 0	0 9 9 12	28 13 9 12	36 9 9 12	2.08 9.00 0.00 0.00	1.615 4.000 2.000 0.750						



Batter	1	2	3	4	5	6	7	8	9	AB	R	H	RBI	BB	SO	LOB	TOP				
Enos Cabell, R OBP: 0.295, SLG: 0.347 (1, 3)										4	1	1	0	0	0	2	San Francisco Giants @ New York Mets Shea Stadium, Flushing, NY Thu May 07 1981, 7:05 PM EDT Att: 5,653 - Unknown				
Milt May, L OBP: 0.368, SLG: 0.367 (1, 2)										4	0	2	0	0	0	1					
Mike Sadek, R OBP: 0.211, SLG: 0.176 (8, FR)										0	0	0	0	0	0	0					
Jack Clark, R OBP: 0.390, SLG: 0.351 (1, 9)										4	0	0	0	0	0	1					
Johnnie LeMaster, R OBP: 0.278, SLG: 0.250 (8, 6)										0	0	0	0	0	0	0					
Larry Herndon, R OBP: 0.369, SLG: 0.460 (1, 7)										4	0	1	1	0	1	1					
Darrell Evans, L OBP: 0.330, SLG: 0.392 (1, 5)										3	0	1	0	1	0	0					
Jerry Martin, R OBP: 0.308, SLG: 0.234 (1, 8)										4	0	0	0	0	2	3					
Rennie Stennett, R OBP: 0.211, SLG: 0.270 (9, PH)										3	0	0	0	0	0	0					
Joe Morgan, L OBP: 0.295, SLG: 0.297 (9, PH)										1	0	0	0	0	0	1					
Billy Smith, S OBP: 0.200, SLG: 0.273 (8, PH)										2	0	0	0	0	0	0					
Bill North, S OBP: 0.350, SLG: 0.273 (8, PH)										1	0	0	0	0	0	0					
Gary Lavelle, S OBP: 0.333, SLG: 0.333 (8, 1)										0	0	0	0	0	0	0					
Doyle Alexander, R OBP: 0.200, SLG: 0.154 (8, PH)										2	0	1	0	0	0	0					
Dave Bergman, L OBP: 0.286, SLG: 0.320 (8, 7)										1	1	1	0	0	0	0					
Inning Stats	R: 1 E: 0 K: 0 S: 5	H: 2 LOB: 2 BB: 1 P: 9	R: 0 E: 0 K: 0 S: 4	H: 1 LOB: 1 BB: 0 P: 4	R: 0 E: 0 K: 0 S: 3	H: 1 LOB: 0 BB: 0 P: 3	R: 0 E: 0 K: 1 S: 5	H: 0 LOB: 0 BB: 0 P: 5	R: 0 E: 0 K: 0 S: 3	H: 0 LOB: 0 BB: 0 P: 3	R: 0 E: 0 K: 0 S: 3	H: 0 LOB: 0 BB: 0 P: 3	R: 1 E: 1 K: 1 S: 7	H: 2 LOB: 1 BB: 0 P: 7	R: 0 E: 0 K: 2 S: 8	H: 1 LOB: 1 BB: 0 P: 8	1B: 6 2B: 1 3B: 0 HR: 0	SF: 0 SAC: 0 DP: 1 HBP: 0	WP: 0 PB: 0 SB: 0 CS: 0	PA: 34	
PITCHER	IP	WLS	BF	H	R	ER	SO	BB	IBB	HBP	BLK	WP	HR	S	P	ERA	WHIP			ERA	WHIP
Ed Lynch, R ERA: 2.19	(1, 1)	7.2	W	29	6	2	1	1	1	0	0	0	0	30	34	1.17	0.913				
Neil Allen, R ERA:	(8, 1)	1.1	S	5	1	0	0	3	0	0	0	0	0	11	11	0.00	0.750				

Batter	1	2	3	4	5	6	7	8	9	AB	R	H	RBI	BB	SO	LOB	BOTTOM				
Lee Mazzilli, S OBP: 0.235, SLG: 0.264 (1, 8)										4	0	0	0	0	0	2	San Francisco Giants @ New York Mets Shea Stadium, Flushing, NY Thu May 07 1981, 7:05 PM EDT Att: 5,653 - Unknown				
Bob Bailor, R OBP: 0.476, SLG: 0.444 (1, 6)										3	1	1	0	1	0	0					
Joel Youngblood, R OBP: 0.404, SLG: 0.528 (1, 9)										4	0	0	0	0	0	2					
Mike Jorgensen, L OBP: 0.320, SLG: 0.696 (1, 3)										4	1	3	2	0	1	0					
Dave Kingman, R OBP: 0.394, SLG: 0.458 (1, 7)										3	0	0	0	1	0	1					
Mookie Wilson, S OBP: 0.232, SLG: 0.273 (9, 7)										0	0	0	0	0	0	0					
Hubie Brooks, R OBP: 0.311, SLG: 0.361 (1, 5)										3	0	1	0	0	0	2					
Alex Trevino, R OBP: 0.355, SLG: 0.314 (1, 2)										3	0	1	0	0	1	0					
Doug Flynn, R OBP: 0.372, SLG: 0.560 (1, 4)										3	1	1	1	0	0	2					
Ed Lynch, R OBP: 0.400, SLG: 0.500 (1, 1)										3	0	0	0	0	2	2					
Neil Allen, R ERA:	(8, 1)									0	0	0	0	0	0	0					
Inning Stats	R: 0 E: 0 K: 0 S: 2	H: 0 LOB: 0 BB: 1 P: 6	R: 0 E: 0 K: 1 S: 5	H: 0 LOB: 0 BB: 0 P: 5	R: 1 E: 0 K: 2 S: 8	H: 1 LOB: 0 BB: 0 P: 8	R: 0 E: 0 K: 0 S: 4	H: 1 LOB: 2 BB: 1 P: 8	R: 0 E: 0 K: 0 S: 5	H: 2 LOB: 0 BB: 0 P: 5	R: 0 E: 0 K: 0 S: 5	H: 2 LOB: 2 BB: 0 P: 5	R: 0 E: 0 K: 0 S: 4	H: 1 LOB: 1 BB: 0 P: 4	1B: 5 2B: 0 3B: 0 HR: 2	SF: 0 SAC: 0 DP: 1 HBP: 0	WP: 0 PB: 0 SB: 0 CS: 0	PA: 32			
PITCHER	IP	WLS	BF	H	R	ER	SO	BB	IBB	HBP	BLK	WP	HR	S	P	ERA	WHIP			ERA	WHIP
Doyle Alexander, R ERA: 1.55	(1, 1)	7.0	L	28	6	3	3	4	0	0	0	0	0	34	42	3.86	1.143				
Gary Lavelle, L ERA: 3.0	(8, 1)	1.0		4	1	0	0	0	0	0	0	0	0	4	4	0.00	1.000				

Batter	1	2	3	4	5	6	7	8	9	AB	R	H	RBI	BB	SO	LOB	TOP																			
Bill North, S OBP: 0.371, SLG: 0.351 (1, 8)	4-0 CS BB		0-0 6-3		0-0 1B 2B		0-0 HR		0-0 6-3	4	1	2	6	1	0	0																				
Enos Cabell, R OBP: 0.298, SLG: 0.355 (1, 3)	0-3 K			0-0 5-3 1B	0-0 1B		0-0 F9		0-0 E	5	1	3	0	0	1	1																				
Jack Clark, R OBP: 0.299, SLG: 0.350 (1, 9)	0-0 1B			0-0 5-3		0-0 F7	0-0 2B		0-0 E6 1B	5	1	2	0	0	0	1																				
Darrell Evans, L OBP: 0.322, SLG: 0.377 (1, 5)	0-0 4-3			0-0 F7		0-0 F8	0-0 4-3		0-0 1B	5	0	1	1	0	0	3																				
Jerry Martin, R OBP: 0.293, SLG: 0.226 (1, 7)		0-0 5-3		0-0 6-3		0-0 5-3		0-0 G6-3 1B	0-0 6-3	5	0	1	0	0	0	2																				
Joe Morgan, L OBP: 0.302, SLG: 0.305 (1, 4)	0-0 F7				0-0 F3		0-0 1B HR 6-3	0-0 G6-3		4	1	1	0	0	0	1																				
Milt May, L OBP: 0.368, SLG: 0.360 (1, 2)	0-0 4-3				0-0 G3		0-0 6-3	4-0 BB		3	0	0	0	1	0	1																				
Johnnie LeMaster, R OBP: 0.310, SLG: 0.291 (1, 6)			0-0 5-3		0-0 2B 2B		4-0 1B HR BB	0-0 F7		3	2	1	0	1	0	1																				
Vida Blue, S OBP: 0.333, SLG: 0.308 (1, 1)			0-0 F9		4-0 2B BB		0-0 1-2 2-3 HR 1B		0-0 F9	3	2	1	0	1	0	0																				
Inning Stats	R: 0 E: 0 K: 1 S: 5	H: 1 LOB: 1 BB: 1 P: 9	R: 0 E: 0 K: 0 S: 3	H: 0 LOB: 0 BB: 0 P: 3	R: 0 E: 0 K: 0 S: 3	H: 0 LOB: 0 BB: 0 P: 3	R: 0 E: 0 K: 0 S: 4	H: 1 LOB: 1 BB: 0 P: 4	R: 2 E: 0 K: 0 S: 5	H: 3 LOB: 2 BB: 1 P: 9	R: 0 E: 0 K: 0 S: 3	H: 0 LOB: 0 BB: 0 P: 3	R: 4 E: 0 K: 0 S: 7	H: 4 LOB: 1 BB: 1 P: 11	R: 0 E: 0 K: 0 S: 3	H: 1 LOB: 1 BB: 1 P: 7	R: 2 E: 1 K: 0 S: 6	H: 2 LOB: 1 BB: 0 P: 6	1B: 7 2B: 4 3B: 0 HR: 1	SF: 0 SAC: 0 DP: 1 HBP: 0	WP: 0 PA: 41 SB: 0 CS: 1															
PITCHER	IP	WLS	BF	H	R	ER	SO	BB	IBB	HBP	BLK	WP	HR	S	P	ERA	WHIP	PITCHER		IP	WLS	BF	H	R	ER	SO	BB	IBB	HBP	BLK	WP	HR	S	P	ERA	WHIP
Steve Rogers, R ERA: 5.62 (1, 1)	7.0	L	31	9	6	6	1	3	0	0	0	0	1	30	42	7.71	1.714																			
Stephen Ratzler, R ERA: 7.07 (8, 1)	2.0		10	3	2	0	0	1	0	0	0	0	0	9	13	0.00	2.000																			

San Francisco Giants @ Montreal Expos
Olympic Stadium, Montreal, QB
Sat May 09 1981, 3:33 AM EDT
Att: 48,149 - Unknown

AB	37
R	8
H	12
RBI	7
BB	4
SO	1
LOB	10



Batter	1	2	3	4	5	6	7	8	9	AB	R	H	RBI	BB	SO	LOB	BOTTOM																			
Tim Raines, S OBP: 0.474, SLG: 0.505 (1, 7)	0-0 WP S 5-3 1B		0-0 F9		4-0 S BB		0-0 F8			3	1	1	0	1	0	1																				
Rodney Scott, S OBP: 0.338, SLG: 0.169 (1, 4)	4-0 5-3 1-3 BB		0-0 4-3		0-0 4-3		0-0 1-3			3	0	0	0	1	0	3																				
Andre Dawson, R OBP: 0.369, SLG: 0.539 (1, 8)	0-3 K		0-0 CS 1B			0-0 F9		0-0 HR		4	1	2	1	0	1	2																				
Gary Carter, R OBP: 0.375, SLG: 0.482 (1, 2)	0-0 5-3		0-0 CS	0-0 1-3		1-0 BB HBP		0-0 F9		3	0	0	1	0	0	1																				
Warren Cromartie, L OBP: 0.302, SLG: 0.400 (1, 3)	2-3 3-H G3		0-0 G3		0-0 5-3		0-0 F8		0-0 6-3	4	0	0	0	0	0	2																				
Tim Lincecum, R OBP: 0.333, SLG: 0.500 (1, 5)		0-0 5-3 1B		0-0 F8		4-0 BB		0-0 2-3		3	0	1	0	1	0	0																				
Jerry White, S OBP: 0.333, SLG: 0.480 (1, 9)		0-0 5-3 1-2			0-0 4-3 2B		0-0 F6		0-0 G6-4-3 1B	4	0	2	0	0	0	3																				
Chris Speier, R OBP: 0.302, SLG: 0.310 (1, 6)		0-3 K			0-0 1-3			0-0 G6-4-3 1B		4	0	1	0	0	1	3																				
Steve Rogers, R OBP: 0.167, SLG: 0.063 (1, 1)		0-0 F9			0-0 4-3			0-3 K		2	0	0	0	0	0	2																				
Larry Parrish, R OBP: 0.269, SLG: 0.291 (7, PH)										1	0	0	0	0	1	1																				
Stephen Ratzler, R OBP: 0.357, SLG: 0.615 (8, PH)										0	0	0	0	0	0	0																				
Inning Stats	R: 1 E: 0 K: 1 S: 6	H: 1 LOB: 1 BB: 1 P: 10	R: 0 E: 0 K: 1 S: 6	H: 1 LOB: 1 BB: 0 P: 6	R: 0 E: 0 K: 0 S: 3	H: 1 LOB: 0 BB: 0 P: 3	R: 0 E: 0 K: 0 S: 3	H: 0 LOB: 0 BB: 0 P: 3	R: 0 E: 0 K: 0 S: 4	H: 1 LOB: 2 BB: 1 P: 8	R: 0 E: 0 K: 0 S: 3	H: 0 LOB: 1 BB: 1 P: 8	R: 0 E: 0 K: 1 S: 6	H: 1 LOB: 1 BB: 0 P: 6	R: 1 E: 0 K: 0 S: 4	H: 1 LOB: 0 BB: 0 P: 4	R: 0 E: 0 K: 0 S: 3	H: 1 LOB: 0 BB: 0 P: 3	1B: 5 2B: 1 3B: 0 HR: 1	SF: 0 SAC: 0 DP: 1 HBP: 1	WP: 1 PA: 37 SB: 0 CS: 1															
PITCHER	IP	WLS	BF	H	R	ER	SO	BB	IBB	HBP	BLK	WP	HR	S	P	ERA	WHIP	PITCHER		IP	WLS	BF	H	R	ER	SO	BB	IBB	HBP	BLK	WP	HR	S	P	ERA	WHIP
Vida Blue, L ERA: 2.35 (1, 1)	9.0	W	36	7	2	2	3	3	0	1	0	1	1	38	51	2.00	1.111																			

San Francisco Giants @ Montreal Expos
Olympic Stadium, Montreal, QB
Sat May 09 1981, 3:33 AM EDT
Att: 48,149 - Unknown

AB	32
R	2
H	7
RBI	2
BB	3
SO	3
LOB	18



Batter	1	2	3	4	5	6	7	8	9	AB	R	H	RBI	BB	SO	LOB	TOP			
Enos Cabell, R OBP: 0.294, SLG: 0.374 Dave Bergman, L OBP: 0.286, SLG: 0.320										5	1	1	2	0	0	1	San Francisco Giants @ Montreal Expos Olympic Stadium, Montreal, QB Sun May 10 1981, 3:33 AM EDT Unknown			
Jim Wohlford, R OBP: 0.304, SLG: 0.522										4	1	3	0	0	0	1				
Jack Clark, R OBP: 0.289, SLG: 0.336										4	0	0	0	0	0	3				
Larry Hemdon, R OBP: 0.378, SLG: 0.481										4	1	3	1	0	0	1				
Darrell Evans, L OBP: 0.328, SLG: 0.409										4	1	2	1	0	0	2				
Rennie Stennett, R OBP: 0.214, SLG: 0.268										4	0	1	1	0	0	3				
Mike Sadek, R OBP: 0.217, SLG: 0.190										4	0	1	0	0	1	2				
Johnnie LeMaster, R OBP: 0.308, SLG: 0.289										4	1	1	0	0	0	0				
Tom Griffin, R OBP: 0.176, SLG: 0.313										4	0	0	0	0	1	2				
Inning Stats	R: 2 E: 0 K: 0 S: 6	H: 4 LOB: 1 BB: 0 P: 6	R: 1 E: 1 K: 0 S: 5	H: 2 LOB: 1 BB: 0 P: 5	R: 1 E: 0 K: 1 S: 7	H: 2 LOB: 1 BB: 0 P: 7	R: 0 E: 0 K: 0 S: 3	H: 0 LOB: 0 BB: 0 P: 3	R: 0 E: 0 K: 0 S: 4	H: 1 LOB: 0 BB: 0 P: 4	R: 0 E: 0 K: 1 S: 6	H: 1 LOB: 1 BB: 0 P: 6	R: 0 E: 0 K: 0 S: 4	H: 1 LOB: 1 BB: 0 P: 4	R: 0 E: 0 K: 0 S: 3	H: 0 LOB: 0 BB: 0 P: 3		1B: 7 2B: 2 3B: 1 HR: 2	SF: 0 SAC: 0 DP: 2 HBP: 0	WP: 0 PB: 0 SB: 1 CS: 0
PITCHER	IP WLS BF H R ER SO BB IBB HBP BLK WP HR S P ERA WHIP	8.0 L 34 12 5 4 2 0 0 0 0 0 2 38 38 4.50 1.500	1.0 3 0 0 0 0 0 0 0 0 0 0 0 3 3 0.00 0.000	PITCHER																
Bill Lee, L ERA: 2.96 Stephen Ratzler, R ERA: 6.6																				

AB	37
R	5
H	12
RBI	5
BB	0
SO	2
LOB	15



Batter	1	2	3	4	5	6	7	8	9	AB	R	H	RBI	BB	SO	LOB	BOTTOM			
Tim Raines, S OBP: 0.467, SLG: 0.515										4	1	1	0	0	0	0	San Francisco Giants @ Montreal Expos Olympic Stadium, Montreal, QB Sun May 10 1981, 3:33 AM EDT Unknown			
Rodney Scott, S OBP: 0.346, SLG: 0.180										2	0	1	1	1	0	0				
Andre Dawson, R OBP: 0.364, SLG: 0.527										4	0	1	0	0	0	1				
Gary Carter, R OBP: 0.360, SLG: 0.460										4	0	0	0	0	1	3				
Warren Cromartie, L OBP: 0.303, SLG: 0.398										3	0	1	0	0	0	1				
Tim Wallach, R OBP: 0.303, SLG: 0.452										3	0	0	0	0	0	1				
Larry Parrish, R OBP: 0.260, SLG: 0.281										3	0	0	0	0	1	0				
Chris Speier, R OBP: 0.303, SLG: 0.303										2	0	0	0	1	0	0				
Bill Lee, L OBP: 0.500, SLG: 0.500 Tom Hutton, L OBP: 0.375, SLG: 0.286 Stephen Ratzler, R ERA: 6.6										2	0	0	0	0	0	1				
Inning Stats	R: 1 E: 0 K: 0 S: 4	H: 1 LOB: 0 BB: 0 P: 4	R: 0 E: 0 K: 0 S: 3	H: 1 LOB: 0 BB: 0 P: 3	R: 0 E: 0 K: 1 S: 5	H: 0 LOB: 0 BB: 0 P: 3	R: 0 E: 0 K: 1 S: 5	H: 1 LOB: 1 BB: 1 P: 9	R: 0 E: 0 K: 1 S: 5	H: 0 LOB: 1 BB: 1 P: 9	R: 0 E: 0 K: 0 S: 3	H: 0 LOB: 0 BB: 0 P: 3	R: 0 E: 0 K: 0 S: 3	H: 0 LOB: 0 BB: 0 P: 3	R: 0 E: 0 K: 0 S: 4	H: 1 LOB: 1 BB: 0 P: 4		1B: 3 2B: 0 3B: 1 HR: 0	SF: 1 SAC: 0 DP: 0 HBP: 0	WP: 0 PB: 0 SB: 1 CS: 1
PITCHER	IP WLS BF H R ER SO BB IBB HBP BLK WP HR S P ERA WHIP	9.0 W 31 4 1 1 2 2 0 0 0 0 0 0 33 41 1.00 0.667	PITCHER																	

AB	28
R	1
H	4
RBI	1
BB	2
SO	2
LOB	7



Batter	1	2	3	4	5	6	7	8	9	AB	R	H	RBI	BB	SO	LOB	TOP
Bill North, S OBP: 0.366, SLG: 0.338 (1, 8)	L5			CS BB			K		K	3	0	0	0	1	2	0	San Francisco Giants @ Montreal Expos Olympic Stadium, Montreal, QB Sun May 10 1981, 3:38 AM EDT Att: 25,343 - Unknown livebaseballscorecards.com
Enos Cabell, R OBP: 0.285, SLG: 0.361 (1, 3)	K			K			F8		F8	4	0	0	0	0	2	1	
Joe Morgan, L OBP: 0.293, SLG: 0.294 (1, 4)	4-3			4-3			F8			3	0	0	0	0	0	0	
Darrell Evans, L OBP: 0.328, SLG: 0.402 (1, 5)		K			F8			G4-6-3 BB		2	0	0	0	1	1	0	
Larry Herndon, R OBP: 0.377, SLG: 0.473 (1, 9)		4-3			K			G4-6-3 BB		2	0	0	0	1	1	0	
Milt May, L OBP: 0.357, SLG: 0.348 (1, 2)		G3			F4			G4-6-3		3	0	0	0	0	0	2	
Dave Bergman, L OBP: 0.290, SLG: 0.296 (1, 7)			4-3		F6			BB		2	0	0	0	1	0	0	
Billy Smith, S OBP: 0.179, SLG: 0.240 (1, 6)			G3		F8			F7		3	0	0	0	0	0	2	
Ed Whitson, R OBP: 0.091, SLG: 0.091 (1, 1)				K						2	0	0	0	0	2	0	
Gary Lavelle, S OBP: 0.333, SLG: 0.333 (7, 1)										0	0	0	0	0	0	0	
Jim Wohlford, R OBP: 0.292, SLG: 0.500 (9, PH)									5-3	1	0	0	0	0	0	0	
Inning Stats	R: 0 E: 0 K: 1 S: 5	H: 0 LOB: 0 BB: 0 P: 5	R: 0 E: 0 K: 1 S: 5	H: 0 LOB: 0 BB: 0 P: 5	R: 0 E: 0 K: 1 S: 5	H: 0 LOB: 0 BB: 1 P: 8	R: 0 E: 0 K: 1 S: 5	H: 0 LOB: 0 BB: 0 P: 5	R: 0 E: 0 K: 1 S: 5	H: 0 LOB: 2 BB: 3 P: 14	R: 0 E: 0 K: 1 S: 5	H: 0 LOB: 0 BB: 0 P: 5	1B: 0 2B: 0 3B: 0 HR: 0	SF: 0 SAC: 0 DP: 1 HBP: 0	WP: 0 PB: 0 SB: 0 CS: 1	PA: 29	
PITCHER Charlie Lea, R ERA: 4.05 (1, 1)	IP: 9.0 WLS: W BF: 29 H: 0 R: 0 ER: 0 SO: 8 BB: 4 IBB: 0 HBP: 0 BLK: 0 WP: 0 HR: 0 S: 41 P: 57 ERA: 0.00 WHIP: 0.444																

Batter	1	2	3	4	5	6	7	8	9	AB	R	H	RBI	BB	SO	LOB	BOTTOM
Tim Raines, S OBP: 0.460, SLG: 0.500 (1, 7)	K	FC5			G4-6-3		2B IBB			3	1	0	0	1	1	4	San Francisco Giants @ Montreal Expos Olympic Stadium, Montreal, QB Sun May 10 1981, 3:38 AM EDT Att: 25,343 - Unknown livebaseballscorecards.com
Rodney Scott, S OBP: 0.354, SLG: 0.215 (1, 4)	FC4 1B		4-3			L6	2B			4	1	2	2	0	0	0	
Andre Dawson, R OBP: 0.360, SLG: 0.526 (1, 8)	FC4 1-2		4-3			6-3	2B			4	0	1	1	0	0	1	
Gary Carter, R OBP: 0.356, SLG: 0.451 (1, 2)	L6 1-2		6-3				2B			4	0	1	0	0	0	2	
Warren Cromartie, L OBP: 0.301, SLG: 0.391 (1, 3)		BB HBP 1B		4-3		F8		4-3		4	0	1	0	0	0	1	
Tim Lincecum, R OBP: 0.351, SLG: 0.545 (1, 5)		FC5 BB HBP		K			HR			2	1	1	1	0	1	0	
Rowland Office, L OBP: 0.188, SLG: 0.133 (1, 9)		F6		F8			SH3-4 2B 1B	K		4	1	1	0	0	1	3	
Mike Phillips, L OBP: 0.182, SLG: 0.242 (1, 6)		F7			E3 G4-6-3		F5	F9		4	0	0	0	0	0	4	
Charlie Lea, R (1, 1)					K		SH3-4			1	0	0	0	1	1	1	
Inning Stats	R: 0 E: 0 K: 1 S: 6	H: 1 LOB: 1 BB: 0 P: 6	R: 0 E: 0 K: 0 S: 4	H: 1 LOB: 3 BB: 1 P: 9	R: 0 E: 0 K: 0 S: 3	H: 0 LOB: 0 BB: 0 P: 3	R: 0 E: 0 K: 1 S: 5	H: 0 LOB: 0 BB: 0 P: 5	R: 0 E: 1 K: 1 S: 5	H: 4 LOB: 1 BB: 1 P: 11	R: 0 E: 0 K: 1 S: 5	H: 0 LOB: 1 BB: 0 P: 6	1B: 4 2B: 2 3B: 0 HR: 1	SF: 0 SAC: 1 DP: 1 HBP: 2	WP: 0 PB: 0 SB: 1 CS: 0	PA: 35	
PITCHER Ed Whitson, R ERA: 3.79 (1, 1)	IP: 6.2 WLS: L BF: 30 H: 7 R: 4 ER: 4 SO: 3 BB: 1 IBB: 1 HBP: 1 BLK: 0 WP: 0 HR: 1 S: 33 P: 42 ERA: 5.40 WHIP: 1.200																
PITCHER Gary Lavelle, L ERA: 2.65 (7, 1)	IP: 1.1 WLS: 5 BF: 0 H: 0 R: 0 ER: 0 SO: 1 BB: 0 IBB: 0 HBP: 1 BLK: 0 WP: 0 HR: 0 S: 6 P: 7 ERA: 0.00 WHIP: 0.000																

Batter	1	2	3	4	5	6	7	8	9	AB	R	H	RBI	BB	SO	LOB	TOP											
Pete Rose, S OBP: 0.420, SLG: 0.471 (1, 3)										3	0	0	0	2	0	2	Philadelphia Phillies @ San Francisco Giants Candlestick Park, San Francisco, CA Tue May 12 1981, 10:05 PM EDT Att: 10,307 - Unknown											
Bake McBride, L OBP: 0.381, SLG: 0.483 (1, 9)										5	0	1	0	0	0	4												
Mike Schmidt, R OBP: 0.386, SLG: 0.677 (1, 5)										4	0	0	0	0	0	1												
Gary Matthews, R OBP: 0.415, SLG: 0.521 (1, 7)										4	0	0	0	0	0	1												
Manny Trillo, R OBP: 0.376, SLG: 0.421 (1, 4)										4	0	3	0	0	0	0												
Gary Maddox, R OBP: 0.319, SLG: 0.362 (1, 8)										4	0	1	0	0	0	2												
Larry Bowa, S OBP: 0.294, SLG: 0.305 (1, 6)										4	0	3	0	0	0	1												
Bob Boone, R OBP: 0.277, SLG: 0.267 (1, 2)										4	0	1	0	0	0	4												
Nino Espinosa, R OBP: 0.111, SLG: 0.111 (1, 1)										2	0	0	0	0	1	5												
Greg Gross, L OBP: 0.365, SLG: 0.444 (7, PH)										1	0	0	0	0	1	0												
Mike Proly, R Sparky Lyle, L Del Unser, L (9, PH)										0	0	0	0	0	0	0												
Inning Stats	R: 0 E: 0 K: 0 S: 4	H: 1 LOB: 1 BB: 0 P: 4	R: 0 E: 0 K: 0 S: 5	H: 2 LOB: 2 BB: 0 P: 5	R: 0 E: 0 K: 0 S: 2	H: 0 LOB: 0 BB: 1 P: 6	R: 0 E: 0 K: 1 S: 8	H: 3 LOB: 3 BB: 0 P: 8	R: 0 E: 0 K: 0 S: 3	H: 0 LOB: 0 BB: 0 P: 3	R: 0 E: 0 K: 0 S: 4	H: 1 LOB: 1 BB: 0 P: 4	R: 0 E: 0 K: 1 S: 5	H: 0 LOB: 1 BB: 1 P: 9	R: 0 E: 0 K: 0 S: 4	H: 1 LOB: 1 BB: 0 P: 4	R: 0 E: 0 K: 0 S: 4	H: 1 LOB: 2 BB: 1 P: 8	1B: 9 2B: 2 3B: 0 HR: 0	SF: 0 SAC: 0 DP: 1 HBP: 0	WP: 1 PB: 0 SB: 1 CS: 0	PA: 38						
PITCHER	IP	WLS	BF	H	R	ER	SO	BB	IBB	HBP	BLK	WP	HR	S	P	ERA	WHIP											
Doyle Alexander, R ERA: 1.32	(1, 1)	7.0	W	29	7	0	0	2	2	0	0	0	1	0	31	39	0.00	1.286										
Greg Minton, R ERA: 3.49	(8, 1)	2.0		9	2	0	0	0	1	0	0	0	0	0	8	12	0.00	1.500										

Batter	1	2	3	4	5	6	7	8	9	AB	R	H	RBI	BB	SO	LOB	BOTTOM										
Bill North, S OBP: 0.381, SLG: 0.358 (1, 8)										4	2	3	0	0	0	1	Philadelphia Phillies @ San Francisco Giants Candlestick Park, San Francisco, CA Tue May 12 1981, 10:05 PM EDT Att: 10,307 - Unknown										
Enos Cabell, R OBP: 0.291, SLG: 0.374 (1, 3)										4	1	2	1	0	0	2											
Jack Clark, R OBP: 0.304, SLG: 0.351 (1, 9)										4	1	3	1	0	0	1											
Darrell Evans, L OBP: 0.318, SLG: 0.388 (1, 5)										4	0	0	0	0	0	5											
Larry Herndon, R OBP: 0.381, SLG: 0.482 (1, 7)										4	0	2	1	0	0	0											
Joe Morgan, L OBP: 0.291, SLG: 0.287 (1, 4)										2	0	0	1	1	0	0											
Milt May, L OBP: 0.343, SLG: 0.333 (1, 2)										4	0	0	0	0	0	2											
Johnnie LeMaster, R OBP: 0.298, SLG: 0.279 (1, 6)										3	0	0	0	0	1	0											
Doyle Alexander, R OBP: 0.176, SLG: 0.133 (1, 1)										2	0	0	0	0	0	0											
Rennie Stennett, R OBP: 0.233, SLG: 0.286 (7, PH)										1	0	1	0	0	0	0											
Greg Minton, S ERA: 3.78 (8, 1)										0	0	0	0	0	0	0											
Inning Stats	R: 3 E: 0 K: 0 S: 7	H: 4 LOB: 1 BB: 0 P: 7	R: 0 E: 0 K: 1 S: 6	H: 1 LOB: 1 BB: 0 P: 6	R: 0 E: 0 K: 0 S: 3	H: 2 LOB: 0 BB: 0 P: 3	R: 0 E: 0 K: 0 S: 3	H: 0 LOB: 0 BB: 0 P: 3	R: 0 E: 0 K: 0 S: 4	H: 1 LOB: 1 BB: 0 P: 4	R: 0 E: 0 K: 0 S: 3	H: 0 LOB: 1 BB: 1 P: 7	R: 1 E: 0 K: 0 S: 6	H: 3 LOB: 2 BB: 0 P: 6	R: 0 E: 0 K: 0 S: 3	H: 0 LOB: 0 BB: 0 P: 3	1B: 9 2B: 2 3B: 0 HR: 0	SF: 1 SAC: 0 DP: 0 HBP: 0	WP: 0 PB: 0 SB: 3 CS: 1	PA: 35							
PITCHER	IP	WLS	BF	H	R	ER	SO	BB	IBB	HBP	BLK	WP	HR	S	P	ERA	WHIP										
Nino Espinosa, R ERA: 4.64	(1, 1)	6.0	L	25	8	3	3	1	0	0	0	0	0	26	30	4.50	1.500										
Mike Proly, R ERA: 2.5	(7, 1)	0.2		5	3	1	1	0	0	0	0	0	0	5	5	13.50	4.500										
Sparky Lyle, L ERA: 3.78 (7, 1)	1.1		4	0	0	0	0	0	0	0	0	0	0	4	4	0.00	0.000										

AB 35
R 0
H 9
RBI 0
BB 3
SO 2
LOB 20



WP: 1 PA: 38
PB: 0
SB: 1
CS: 0

AB 32
R 4
H 11
RBI 4
BB 1
SO 1
LOB 11



WP: 0 PA: 35
PB: 0
SB: 3
CS: 1

Batter	1	2	3	4	5	6	7	8	9	AB	R	H	RBI	BB	SO	LOB	TOP			
Pete Rose, S OBP: 0.419, SLG: 0.463 (1, 3)	0-0 1-3		0-0 F7	4-0 BB			0-0 G6-4-3 1B	0-0 1-3	4 0 1 0 1 0 1								Philadelphia Phillies @ San Francisco Giants Candlestick Park, San Francisco, CA Wed May 13 1981, 6:33 AM EDT Att: 6,946 - Unknown			
Bake McBride, L OBP: 0.366, SLG: 0.460 (1, 9)	0-0 4-3		0-0 BB 1B	0-0 4-3			0-0 P4	0-0 1-3	5 0 1 0 0 0 3											
Mike Schmidt, R OBP: 0.387, SLG: 0.663 (1, 5)	0-0 1B		0-0 F8		0-3 K		0-0 G6-4-3 1-2	0-0 1B	5 0 2 0 0 1 3											
Gary Matthews, R OBP: 0.414, SLG: 0.505 (1, 7)	0-0 6-3		4-0 BB 1B		1-0 1B HBP			0-0 E5 1B	3 1 0 0 1 0 2											
Manny Trillo, R OBP: 0.381, SLG: 0.424 (1, 4)		0-0 1B 1B	0-0 F7		0-0 G5-4-3 1B			0-0 F7	4 0 2 0 0 0 4											
Gary Maddox, R OBP: 0.325, SLG: 0.367 (1, 8)		0-0 G6-4-3 1B		0-0 F7	0-0 G5-4-3			0-0 BB 1B	4 0 2 0 0 0 2											
Larry Bowa, S OBP: 0.301, SLG: 0.312 (1, 6)		0-0 F8		0-0 S 1B			0-0 1-3	0-0 BB 1B	4 1 2 1 0 0 2											
Keith Moreland, R OBP: 0.275, SLG: 0.444 (1, 2)		0-0 G6-4-3		0-0 F8			0-0 2-3	4-0 G6-4-3 BB	3 0 0 0 0 0 3											
Del Unser, L OBP: 0.643, SLG: 0.778 (8, PH)				0-0 F8			0-0 2-3	0-0 G6-4-3 BB	0 0 0 0 1 0 0											
Bob Boone, R OBP: 0.277, SLG: 0.267 (8, 2)				0-0 F8 1B			0-0 F7	0-0 G6-4-3	0 0 0 0 0 0 0											
Marty Bystrom, R OBP: 0.182, SLG: 0.182 (4, PH)				0-0 F8 1B			0-0 F7	0-0 G6-4-3	1 0 1 0 0 0 0											
Dick Giaretta, R OBP: 0.209, SLG: 0.538 (4, 1)									1 0 1 1 0 0 0 0											
Ron Reed, R OBP: 0.233, SLG: 0.200 (6, PH)									0 0 0 0 0 0 0 0											
Ramon Aviles, R OBP: 0.338, SLG: 0.435 (8, 1)									1 0 0 0 0 0 0 0											
Sparky Lyle, L OBP: 0.326, SLG: 0.435 (8, PH)									1 0 0 0 0 0 0 3											
Greg Gross, L OBP: 0.326, SLG: 0.435 (8, 1)									0 0 0 0 0 0 0 0											
Tug McGraw, R OBP: 0.326, SLG: 0.435 (8, 1)									0 0 0 0 0 0 0 0											
Inning Stats	R: 0 E: 0 K: 0 S: 4	H: 1 LOB: 1 BB: 0 P: 4	R: 0 E: 0 K: 0 S: 4	H: 2 LOB: 1 BB: 0 P: 4	R: 0 E: 0 K: 0 S: 5	H: 2 LOB: 3 BB: 1 P: 9	R: 1 E: 0 K: 0 S: 5	H: 2 LOB: 2 BB: 1 P: 9	R: 0 E: 0 K: 0 S: 3	H: 0 LOB: 0 BB: 0 P: 3	R: 0 E: 0 K: 0 S: 3	H: 1 LOB: 0 BB: 0 P: 3	R: 1 E: 1 K: 0 S: 5	H: 2 LOB: 2 BB: 1 P: 9	R: 0 E: 0 K: 0 S: 4	H: 1 LOB: 1 BB: 0 P: 4	1B: 12 2B: 2 3B: 0 HR: 0	SF: 0 SAC: 0 DP: 4 HBP: 1	WP: 0 PB: 0 SB: 2 CS: 0	PA: 40
PITCHER	IP WLS BF H R ER SO BB IBB HBP BLK WP HR S P ERA WHIP																			
Allen Ripley, R ERA: 2.66 (1, 1)	7.1 W 34 11 2 1 1 2 0 0 1 0 0 0 33 42 1.23 1.773																			
Greg Minton, R ERA: 3.3 (8, 1)	1.2 S 6 1 0 0 0 1 0 0 0 0 0 0 5 9 0.00 1.200																			

AB	36
R	2
H	12
RBI	2
BB	3
SO	1
LOB	23



Batter	1	2	3	4	5	6	7	8	9	AB	R	H	RBI	BB	SO	LOB	BOTTOM			
Bill North, S OBP: 0.366, SLG: 0.341 (1, 8)	0-0 4-3		0-0 1-3		0-0 4-3			0-0 L4	4 0 0 0 0 0 0								Philadelphia Phillies @ San Francisco Giants Candlestick Park, San Francisco, CA Wed May 13 1981, 6:33 AM EDT Att: 6,946 - Unknown			
Enos Cabell, R OBP: 0.298, SLG: 0.378 (1, 3)	0-0 F9		0-0 1B HR		0-0 G5-4-3 1B			0-0 5-3	4 1 2 0 0 0 0											
Jack Clark, R OBP: 0.302, SLG: 0.348 (1, 9)	0-3 K		0-0 HR 1B		0-0 G5-4-3			0-0 5-3	4 1 1 0 0 1 1											
Darrell Evans, L OBP: 0.319, SLG: 0.412 (1, 5)		0-0 P6	0-0 HR		0-0 F8			0-0 F8	3 1 1 3 0 0 0											
Larry Herndon, R OBP: 0.388, SLG: 0.487 (1, 7)		0-0 2B 1B	0-0 1B		0-0 5-3			0-0 5-3	3 1 2 0 0 0 0											
Joe Morgan, L OBP: 0.292, SLG: 0.300 (1, 4)		0-0 2B 2B	0-0 4-3		0-0 4-3			0-0 4-3	3 1 1 0 0 0 1											
Milt May, L OBP: 0.343, SLG: 0.344 (1, 2)		0-0 CS 2B		0-0 4-3				0-0 F7	3 0 1 2 0 0 0											
Johnnie LeMaster, R OBP: 0.299, SLG: 0.273 (1, 6)		0-0 5-3		0-0 P4				4-0 CS BB	2 0 0 0 1 0 1											
Allen Ripley, R OBP: 0.118, SLG: 0.118 (1, 1)			0-0 P4		0-3 K			0-0 1-3	3 0 0 0 0 1 1											
Greg Minton, S ERA: 3.09 (8, 1)								1-2	0 0 0 0 0 0 0											
Inning Stats	R: 0 E: 0 K: 1 S: 5	H: 0 LOB: 0 BB: 0 P: 5	R: 2 E: 0 K: 0 S: 5	H: 3 LOB: 0 BB: 0 P: 5	R: 3 E: 0 K: 0 S: 7	H: 4 LOB: 1 BB: 0 P: 7	R: 0 E: 0 K: 1 S: 5	H: 0 LOB: 0 BB: 0 P: 5	R: 0 E: 0 K: 0 S: 3	H: 0 LOB: 0 BB: 0 P: 3	R: 0 E: 0 K: 0 S: 2	H: 0 LOB: 1 BB: 1 P: 6	R: 0 E: 0 K: 0 S: 3	H: 0 LOB: 0 BB: 0 P: 3	R: 0 E: 0 K: 0 S: 3	H: 0 LOB: 0 BB: 0 P: 3	1B: 5 2B: 2 3B: 0 HR: 1	SF: 0 SAC: 0 DP: 1 HBP: 0	WP: 0 PB: 0 SB: 0 CS: 2	PA: 30
PITCHER	IP WLS BF H R ER SO BB IBB HBP BLK WP HR S P ERA WHIP																			
Marty Bystrom, R ERA: 4.08 (1, 1)	3.0 L 15 7 1 0 0 1 0 0 0 0 0 0 8 8 0.00 0.500																			
Ron Reed, R ERA: 4.38 (4, 1)	2.0 6 1 0 0 1 0 0 0 0 0 0 8 8 0.00 0.500																			
Sparky Lyle, L ERA: 3.38 (6, 1)	2.0 6 0 0 0 0 1 0 0 0 0 0 5 9 0.00 0.500																			
Tug McGraw, L ERA: 3.09 (8, 1)	1.0 3 0 0 0 0 0 0 0 0 0 0 3 3 0.00 0.000																			

AB	29
R	5
H	8
RBI	5
BB	1
SO	2
LOB	4



Batter	1	2	3	4	5	6	7	8	9	AB	R	H	RBI	BB	SO	LOB	TOP				
Lonnie Smith, R OBP: 0.250, SLG: 0.242 (1, 9)										4	0	1	0	1	1	4	Philadelphia Phillies @ San Francisco Giants Candlestick Park, San Francisco, CA Thu May 14 1981, 6:33 AM EDT Att: 6,561 - Unknown				
Pete Rose, S OBP: 0.411, SLG: 0.449 (1, 3)										4	1	0	0	1	0	2					
Mike Schmidt, R OBP: 0.395, SLG: 0.657 (1, 5)										4	1	2	0	1	0	0					
Gary Matthews, R OBP: 0.414, SLG: 0.500 (1, 7)										5	0	2	1	0	1	3					
Manny Trillo, R OBP: 0.390, SLG: 0.422 (1, 4)										3	1	1	0	2	0	3					
Gary Maddox, R OBP: 0.331, SLG: 0.360 (1, 8)										2	0	0	0	2	1	5					
Larry Bowa, S OBP: 0.297, SLG: 0.301 (1, 6)										4	0	0	0	1	1	7					
Keith Moreland, R OBP: 0.267, SLG: 0.400 (1, 2)										4	0	0	0	1	0	5					
Dick Ruthven, R OBP: 0.143, SLG: 0.150 (1, 1)										3	0	1	0	1	0	0					
Tug McGraw, R (9, 1)										0	0	0	0	0	0	0					
Bob Boone, R OBP: 0.277, SLG: 0.267 (9, 2)										0	0	0	0	0	0	0					
Inning Stats	R: 0 E: 0 K: 1 S: 5	H: 0 LOB: 3 BB: 3 P: 17	R: 0 E: 0 K: 0 S: 3	H: 1 LOB: 1 BB: 1 P: 7	R: 0 E: 1 K: 0 S: 5	H: 1 LOB: 3 BB: 1 P: 9	R: 0 E: 0 K: 1 S: 5	H: 0 LOB: 0 BB: 0 P: 5	R: 0 E: 0 K: 0 S: 3	H: 0 LOB: 1 BB: 1 P: 7	R: 0 E: 0 K: 0 S: 3	H: 1 LOB: 0 BB: 0 P: 3	R: 2 E: 1 K: 1 S: 8	H: 2 LOB: 2 BB: 2 P: 16	R: 1 E: 0 K: 1 S: 7	H: 2 LOB: 3 BB: 2 P: 15	1B: 6 2B: 1 3B: 0 HR: 0	SF: 0 SAC: 1 DP: 2 HBP: 0	WP: 0 PB: 0 SB: 1 CS: 0	PA: 44	
PITCHER	IP	WLS	BF	H	R	ER	SO	BB	IBB	HBP	BLK	WP	HR	S	P	ERA	WHIP				
Vida Blue, L ERA: 2.0 (1, 1)	8.0	L	37	5	2	0	3	7	1	0	0	0	0	35	67	0.00	1.500				
Greg Minton, R ERA: 3.45 (9, 1)	1.0		7	2	1	1	1	1	1	0	0	0	0	7	15	9.00	3.000				

Batter	1	2	3	4	5	6	7	8	9	AB	R	H	RBI	BB	SO	LOB	BOTTOM				
Bill North, S OBP: 0.362, SLG: 0.348 (1, 8)										4	0	1	0	0	0	1	Philadelphia Phillies @ San Francisco Giants Candlestick Park, San Francisco, CA Thu May 14 1981, 6:33 AM EDT Att: 6,561 - Unknown				
Enos Cabell, R OBP: 0.289, SLG: 0.366 (1, 3)										4	0	0	0	0	1	2					
Jack Clark, R OBP: 0.301, SLG: 0.339 (1, 9)										3	0	0	0	1	0	1					
Darrell Evans, L OBP: 0.317, SLG: 0.407 (1, 5)										4	1	1	0	0	0	1					
Larry Herndon, R OBP: 0.387, SLG: 0.479 (1, 7)										2	0	0	0	1	0	1					
Joe Morgan, L OBP: 0.300, SLG: 0.301 (1, 4)										3	0	1	0	1	0	2					
Milt May, L OBP: 0.352, SLG: 0.347 (1, 2)										2	0	1	1	1	0	1					
Johnnie LeMaster, R OBP: 0.300, SLG: 0.275 (1, 6)										3	0	1	0	0	0	3					
Vida Blue, S OBP: 0.313, SLG: 0.286 (1, 1)										1	0	0	0	0	0	0					
Dave Bergman, L OBP: 0.281, SLG: 0.286 (8, PH)										1	0	0	0	0	1	0					
Greg Minton, S (9, 1)										0	0	0	0	0	0	0					
Inning Stats	R: 0 E: 0 K: 0 S: 3	H: 0 LOB: 0 BB: 0 P: 3	R: 0 E: 0 K: 0 S: 4	H: 1 LOB: 0 BB: 0 P: 4	R: 0 E: 0 K: 1 S: 6	H: 1 LOB: 1 BB: 0 P: 6	R: 0 E: 0 K: 0 S: 3	H: 0 LOB: 1 BB: 1 P: 7	R: 0 E: 0 K: 0 S: 2	H: 0 LOB: 0 BB: 1 P: 6	R: 1 E: 0 K: 0 S: 4	H: 2 LOB: 1 BB: 1 P: 8	R: 0 E: 0 K: 1 S: 5	H: 0 LOB: 0 BB: 0 P: 5	R: 0 E: 0 K: 0 S: 3	H: 0 LOB: 1 BB: 1 P: 7	1B: 4 2B: 1 3B: 0 HR: 0	SF: 0 SAC: 2 DP: 2 HBP: 0	WP: 0 PB: 0 SB: 0 CS: 1	PA: 33	
PITCHER	IP	WLS	BF	H	R	ER	SO	BB	IBB	HBP	BLK	WP	HR	S	P	ERA	WHIP				
Dick Ruthven, R ERA: 3.93 (1, 1)	8.0		30	5	1	1	2	3	1	0	0	0	0	30	46	1.12	1.000				
Tug McGraw, L ERA: 2.84 (9, 1)	1.0	S	3	0	0	0	0	0	0	0	0	0	0	3	3	0.00	0.000				

Batter	1	2	3	4	5	6	7	8	9	AB	R	H	RBI	BB	SO	LOB	TOP										
Tim Raines, S OBP: 0.470, SLG: 0.500 (1, 7)	F7		SH1-3 BB		FC4-6 1B		CS 1B			3	0	2	0	1	0	0	Montreal Expos @ San Francisco Giants Candlestick Park, San Francisco, CA Fri May 15 1981, 10:05 PM EDT Att: 19,763 - Unknown livebaseballscorecards.com										
Rodney Scott, S OBP: 0.343, SLG: 0.213 (1, 4)	E1		SH1-3		FC4-6		F7			3	0	0	0	0	0	2											
Andre Dawson, R OBP: 0.352, SLG: 0.544 (1, 8)	BLK 1B		F4		F5			K		4	1	1	0	0	1	2											
Gary Carter, R OBP: 0.339, SLG: 0.426 (1, 2)	1H 1B			3-1 1B		5-3		4-3		4	0	2	1	0	0	0											
Warren Cromartie, L OBP: 0.303, SLG: 0.379 (1, 3)	1-3			3-1 1B		G3		K		4	0	1	0	0	1	1											
Tim Lincecum, R OBP: 0.340, SLG: 0.447 (1, 5)		F8		K		BB			F9	3	0	0	0	1	1	2											
Jerry White, S OBP: 0.273, SLG: 0.357 (1, 9)		6-3		3-1		F8			K	4	0	0	0	0	1	3											
Mike Phillips, L OBP: 0.194, SLG: 0.250 (1, 6) Chris Smith, S (9, PH)		K		4-3			1B CS 1B		6-3	3	1	1	0	0	1	2											
Steve Rogers, R OBP: 0.150, SLG: 0.056 (1, 1) Tom Hutton, L OBP: 0.300, SLG: 0.222 (7, PH) Bill Lee, L OBP: 0.500, SLG: 0.500 (7, 1)			K		K		F8			2	0	0	0	0	2	0											
										1	0	0	0	0	0	1											
										0	0	0	0	0	0	0											
Inning Stats	R: 1 E: 1 K: 0 S: 5	H: 2 LOB: 1 BB: 0 P: 5	R: 0 E: 0 K: 1 S: 5	H: 0 LOB: 0 BB: 0 P: 5	R: 0 E: 0 K: 1 S: 5	H: 0 LOB: 1 BB: 1 P: 9	R: 0 E: 0 K: 1 S: 7	H: 2 LOB: 2 BB: 0 P: 7	R: 0 E: 0 K: 1 S: 6	H: 1 LOB: 1 BB: 0 P: 6	R: 0 E: 0 K: 0 S: 3	H: 0 LOB: 1 BB: 1 P: 7	R: 1 E: 0 K: 0 S: 4	H: 2 LOB: 0 BB: 0 P: 4	R: 0 E: 0 K: 2 S: 7	H: 0 LOB: 0 BB: 0 P: 7	R: 0 E: 0 K: 1 S: 5	H: 0 LOB: 0 BB: 0 P: 5	1B: 7 2B: 0 3B: 0 HR: 0	SF: 0 SAC: 1 DP: 0 HBP: 0	WP: 0 PB: 0 SB: 1 CS: 2	PA: 35					
PITCHER	IP	WLS	BF	H	R	ER	SO	BB	IBB	HBP	BLK	WP	HR	S	P	ERA	WHIP										
Ed Whitson, R ERA: 3.66 (1, 1)	6.1	W	28	7	2	2	4	2	0	0	1	0	0	34	42	2.84	1.421										
Gary Lavelle, L ERA: 2.29 (7, 1)	2.2	S	7	0	0	0	3	0	0	0	0	0	0	13	13	0.00	0.000										

Batter	1	2	3	4	5	6	7	8	9	AB	R	H	RBI	BB	SO	LOB	BOTTOM										
Bill North, S OBP: 0.358, SLG: 0.337 (1, 8)	F8		4-3 3B BB		K		K			3	1	0	0	1	2	1	Montreal Expos @ San Francisco Giants Candlestick Park, San Francisco, CA Fri May 15 1981, 10:05 PM EDT Att: 19,763 - Unknown livebaseballscorecards.com										
Joe Morgan, L OBP: 0.310, SLG: 0.305 (1, 4) Jim Wohlford, R OBP: 0.280, SLG: 0.480 (7, PH) Joe Pettini, R (8, 4)	4-0 BB		4-3				F7			2	0	1	0	1	0	1											
Jack Clark, R OBP: 0.299, SLG: 0.352 (1, 9)	F8		1-3 BB		1B					1	0	0	0	0	0	0											
Jack Clark, R OBP: 0.299, SLG: 0.352 (1, 9)	F8		SF9 3B		F8				4-3	4	1	1	1	0	0	2											
Darrell Evans, L OBP: 0.308, SLG: 0.397 (1, 5)	4-3		SF9		F8				3-1	3	0	0	1	0	0	2											
Jerry Martin, R OBP: 0.306, SLG: 0.333 (1, 7)		1B 3B	HR				1-3		6-3	4	2	2	1	0	0	0											
Milt May, L OBP: 0.351, SLG: 0.347 (1, 2)			K		K		K			3	0	1	1	0	2	0											
Dave Bergman, L OBP: 0.257, SLG: 0.258 (1, 3)	F7				F6		K			3	0	0	0	0	1	1											
Johnnie LeMaster, R OBP: 0.301, SLG: 0.277 (1, 6)	F4				5-3				SH1-4 1B	3	0	1	0	0	0	1											
Ed Whitson, R OBP: 0.077, SLG: 0.077 (1, 1) Gary Lavelle, S OBP: 0.333, SLG: 0.333 (7, 1)	FC6-4				K		SH1-4			2	0	0	0	0	1	1											
										0	0	0	0	0	0	0											
Inning Stats	R: 0 E: 0 K: 0 S: 3	H: 0 LOB: 1 BB: 1 P: 7	R: 1 E: 0 K: 0 S: 5	H: 2 LOB: 0 BB: 0 P: 5	R: 3 E: 0 K: 1 S: 7	H: 2 LOB: 0 BB: 1 P: 11	R: 0 E: 0 K: 1 S: 5	H: 0 LOB: 0 BB: 0 P: 5	R: 0 E: 0 K: 2 S: 7	H: 0 LOB: 0 BB: 0 P: 7	R: 0 E: 0 K: 1 S: 6	H: 1 LOB: 1 BB: 0 P: 6	R: 0 E: 0 K: 0 S: 3	H: 0 LOB: 0 BB: 0 P: 3	R: 0 E: 0 K: 0 S: 3	H: 0 LOB: 0 BB: 0 P: 3	1B: 3 2B: 0 3B: 2 HR: 1	SF: 1 SAC: 1 DP: 0 HBP: 0	WP: 0 PB: 0 SB: 1 CS: 0	PA: 32							
PITCHER	IP	WLS	BF	H	R	ER	SO	BB	IBB	HBP	BLK	WP	HR	S	P	ERA	WHIP										
Steve Rogers, R ERA: 5.66 (1, 1)	6.0	L	25	5	4	4	5	2	0	0	0	0	0	33	41	6.00	1.167										
Bill Lee, L ERA: 2.73 (7, 1)	2.0		7	1	0	0	1	0	0	0	0	0	0	9	9	0.00	0.500										

Batter	1	2	3	4	5	6	7	8	9	AB	R	H	RBI	BB	SO	LOB	TOP			
Lee Mazzilli, S (1, 8) OBP: 0.271, SLG: 0.308	0-0 5-3		4-0 BB		4-0 BB		0-0 PO	0-3 K		2	0	0	0	2	1	0				
Wally Backman, S (1, 4) OBP: 0.176, SLG: 0.176	0-0 1-3		0-0 1-3		0-3 K			0-0 1-3		4	0	0	0	0	1	3				
Joel Youngblood, R (1, 9) OBP: 0.418, SLG: 0.562	0-3 K			0-3 K		0-0 2B		0-0 HR		4	1	2	1	0	2	0				
Dave Kingman, R (1, 7) OBP: 0.339, SLG: 0.369		0-0 5-3		0-0 1B		0-3 K		0-0 5-3		4	0	1	0	0	1	1				
Mike Jorgensen, L (1, 3) OBP: 0.318, SLG: 0.538		0-0 S 1B		0-0 G5-4-3 1B		0-0 F7		4-0 1B BB		3	0	2	0	1	0	1				
John Stearns, R (1, 2) OBP: 0.333, SLG: 0.345		0-3 K		0-0 G5-4-3		0-0 F3		0-0 F5		4	0	0	0	0	1	5				
Hubie Brooks, R (1, 5) OBP: 0.354, SLG: 0.398		0-3 K			0-0 F3 WP 1B		0-0 5-3		0-3 K	4	0	1	0	0	2	2				
Doug Flynn, R (1, 6) OBP: 0.327, SLG: 0.463			0-0 F4		0-0 F3		0-0 F5		0-0 1B	3	0	0	0	0	0	1				
Rusty Staub, L (9, PH) OBP: 0.391, SLG: 0.429					1-3		FC1-6		1-2 1B	1	0	1	0	0	0	0				
Frank Taveras, R (9, FR) OBP: 0.245, SLG: 0.287							FC1-6			0	0	0	0	0	0	0				
Ed Lynch, R (1, 1) OBP: 0.250, SLG: 0.286			0-3 K		0-0 F4		0-0 FC1-6		0-0 1-3	2	0	0	0	0	1	1				
Pete Falcone, L (6, 1)							1-2 PO			0	0	0	0	0	0	0				
Mike Cubbage, L (7, PH) OBP: 0.300, SLG: 0.200										1	0	0	0	0	0	1				
Jeff Reardon, R (7, 1)										0	0	0	0	0	0	0				
Ron Hodges, L (9, PH) OBP: 0.385, SLG: 0.615										1	0	0	0	0	0	2				
Inning Stats	R: 0 E: 0 K: 1 S: 5	H: 0 LOB: 0 BB: 0 P: 5	R: 0 E: 0 K: 2 S: 8	H: 1 LOB: 1 BB: 0 P: 8	R: 0 E: 0 K: 1 S: 5	H: 0 LOB: 1 BB: 1 P: 9	R: 0 E: 0 K: 1 S: 6	H: 2 LOB: 1 BB: 0 P: 6	R: 0 E: 0 K: 1 S: 6	H: 1 LOB: 2 BB: 0 P: 10	R: 0 E: 0 K: 0 S: 3	H: 0 LOB: 0 BB: 0 P: 3	R: 1 E: 0 K: 1 S: 6	H: 1 LOB: 0 BB: 0 P: 6	R: 0 E: 0 K: 1 S: 6	H: 1 LOB: 2 BB: 1 P: 10	1B: 5 2B: 1 3B: 0 HR: 1	SF: 0 SAC: 0 DP: 1 HBP: 0	WP: 1 PB: 0 SB: 3 CS: 0	PA: 37
PITCHER	IP WLS BF H R ER SO BB IBB HBP BLK WP HR S P ERA WHIP																			
Allen Ripley, R (1, 1) ERA: 2.44	8.0 W 32 6 1 1 8 3 0 0 0 0 1 1 45 57 1.12 1.125																			
Greg Minton, R (9, 1) ERA: 3.39	1.0 S 4 1 0 0 1 0 0 0 0 0 0 0 6 6 0.00 1.000																			

New York Mets @ San Francisco Giants
Candlestick Park, San Francisco, CA
Mon May 18 1981, 10:05 PM EDT
Att: 4,348 - Unknown

AB 33
R 1
H 7
RBI 1
BB 3
SO 9
LOB 17



Batter	1	2	3	4	5	6	7	8	9	AB	R	H	RBI	BB	SO	LOB	BOTTOM			
Bill North, S (1, 8) OBP: 0.347, SLG: 0.320	0-0 F6-3 1B		0-3 K		0-0 E4 E S		0-3 K			4	0	1	0	0	2	1				
Enos Cabell, R (1, 3) OBP: 0.281, SLG: 0.352	0-0 F6-3 1-2		0-3 K		0-0 4-3		0-0 5-3			4	0	0	0	0	1	3				
Jack Clark, R (1, 9) OBP: 0.298, SLG: 0.397	0-0 HR		0-0 1-3 2B		0-0 HR		0-0 F8			4	2	3	2	0	0	0				
Darrell Evans, L (1, 5) OBP: 0.308, SLG: 0.401	0-0 F5		0-0 G3		0-0 HR		0-0 F8			4	1	1	1	0	0	2				
Larry Herndon, R (1, 7) OBP: 0.380, SLG: 0.458		0-0 4-3		0-0 5-3		0-0 F4		0-0 E 1B		4	0	1	0	0	0	0				
Joe Morgan, L (1, 4) OBP: 0.325, SLG: 0.330		0-0 2B		0-0 3-1		0-0 1B BB		0-0 E9 1B		3	0	2	0	1	0	0				
Milt May, L (1, 2) OBP: 0.361, SLG: 0.346		0-0 F8		0-0 F6-3		0-0 1B		4-0 IBB		3	0	1	0	1	0	1				
Mike Sadek, R (6, PR) OBP: 0.333, SLG: 0.227						1-2 1B				0	0	0	0	0	0	0				
Johnnie LeMaster, R (1, 6) OBP: 0.279, SLG: 0.255		0-3 K			0-0 5-3		0-0 F7		0-3 K	3	0	0	0	0	1	3				
Jim Wolford, R (8, PH) OBP: 0.321, SLG: 0.500										1	0	0	0	0	1	3				
Joe Pettini, R (9, 6)										0	0	0	0	0	0	0				
Allen Ripley, R (1, 1) OBP: 0.143, SLG: 0.143			0-0 2B		0-0 F6-3		0-0 F2		0-0 1-3	4	0	1	0	0	0	5				
Greg Minton, S (9, 1) ERA: 3.86										0	0	0	0	0	0	0				
Inning Stats	R: 1 E: 0 K: 0 S: 4	H: 2 LOB: 0 BB: 0 P: 4	R: 0 E: 0 K: 1 S: 6	H: 1 LOB: 0 BB: 0 P: 6	R: 0 E: 0 K: 2 S: 9	H: 2 LOB: 2 BB: 0 P: 9	R: 0 E: 0 K: 0 S: 3	H: 0 LOB: 0 BB: 0 P: 3	R: 0 E: 1 K: 0 S: 4	H: 0 LOB: 1 BB: 0 P: 4	R: 2 E: 0 K: 0 S: 6	H: 3 LOB: 2 BB: 1 P: 10	R: 0 E: 0 K: 1 S: 5	H: 0 LOB: 0 BB: 0 P: 5	R: 0 E: 1 K: 1 S: 7	H: 2 LOB: 3 BB: 1 P: 11	1B: 5 2B: 2 3B: 0 HR: 3	SF: 0 SAC: 0 DP: 1 HBP: 0	WP: 0 PB: 0 SB: 1 CS: 0	PA: 36
PITCHER	IP WLS BF H R ER SO BB IBB HBP BLK WP HR S P ERA WHIP																			
Ed Lynch, R (1, 1) ERA: 2.82	5.1 L 23 7 3 3 3 3 0 0 0 0 0 3 29 29 5.06 1.312																			
Pete Falcone, L (6, 1) ERA: 1.59	0.2 4 1 0 0 0 1 0 0 0 0 0 3 7 0.00 3.000																			
Jeff Reardon, R (7, 1) ERA: 3.86	2.0 9 2 0 0 0 2 0 1 0 0 0 0 12 16 0.00 1.000																			

New York Mets @ San Francisco Giants
Candlestick Park, San Francisco, CA
Mon May 18 1981, 10:05 PM EDT
Att: 4,348 - Unknown

AB 34
R 3
H 10
RBI 3
BB 2
SO 5
LOB 18



Batter	1	2	3	4	5	6	7	8	9	10	11	12	13	14	15	AB	R	H	RBI	BB	SO	LOB	TOP						
Enos Cabell, R OBP: 0.276, SLG: 0.340 (1, 3)	6-3		F9		6-3						K		F9		6-3 1B	8	1	3	0	0	1	1							
Larry Herndon, R OBP: 0.383, SLG: 0.483 (1, 7) (15, 9)	1B 3B		2B 1B		K						K			4-3	6-3	8	2	3	0	0	2	6							
Jack Clark, R OBP: 0.292, SLG: 0.382 Dave Bergman, L OBP: 0.250, SLG: 0.275 (1, 9) (15, 7)	1B		1B		6-3					F8		FC6-4 1B		K	1B 1B	7	1	2	2	1	1	3							
Darrell Evans, L OBP: 0.310, SLG: 0.405 (1, 5)	F6		2B		K					F9		F4			1B 1B	7	1	2	2	1	2								
Jerry Martin, R OBP: 0.337, SLG: 0.368 (1, 8)	1B				6-3					6-3				1B 3B	1B	6	0	4	2	2	0	1							
Rennie Stennett, R OBP: 0.236, SLG: 0.264 Joe Pettini, R (1, 4) (14, 4)	F8				5-3					F9				1B	F2	6	0	1	0	1	0	5							
Mike Sadek, R OBP: 0.313, SLG: 0.192 Mit May, L OBP: 0.352, SLG: 0.345 (1, 2) (10, PH) (10, 2)		5-3								F9				F4		3	0	0	0	1	0	1							
Johnnie LeMaster, R OBP: 0.296, SLG: 0.286 (1, 6)			CS 3B		F6					F7				SH1-4 BB	FC1-6 BB	5	0	2	0	2	0	1							
Doyle Alexander, R OBP: 0.115, SLG: 0.130 Billy Hamilton, R OBP: 0.289 Fred Breining, R OBP: 0.237 Al Holland, L OBP: 0.115 Greg Minton, S (1, 1) (6, PH) (8, 1) (11, PH) (11, 1) (14, 1)			6-3		1-3					1B				SH1-4	FC1-6 1B	3	0	1	0	0	0	2							
Inning Stats	R: 1 E: 0 K: 0 S: 6	H: 3 LOB: 2 BB: 0 P: 6	R: 0 E: 0 K: 0 S: 3	H: 1 LOB: 0 BB: 0 P: 3	R: 1 E: 0 K: 1 S: 7	H: 2 LOB: 1 BB: 0 P: 7	R: 0 E: 0 K: 0 S: 3	H: 0 LOB: 1 BB: 1 P: 7	R: 0 E: 0 K: 1 S: 5	H: 0 LOB: 0 BB: 0 P: 5	R: 0 E: 0 K: 0 S: 4	H: 1 LOB: 1 BB: 0 P: 4	R: 0 E: 0 K: 0 S: 3	H: 2 LOB: 2 BB: 0 P: 3	R: 0 E: 0 K: 0 S: 3	R: 0 E: 0 K: 1 S: 5	H: 1 LOB: 0 BB: 0 P: 5	R: 0 E: 0 K: 0 S: 3	H: 2 LOB: 2 BB: 2 P: 11	R: 0 E: 0 K: 0 S: 3	H: 1 LOB: 1 BB: 1 P: 7	R: 0 E: 0 K: 1 S: 8	H: 3 LOB: 2 BB: 0 P: 8	R: 3 E: 0 K: 0 S: 6	H: 3 LOB: 2 BB: 2 P: 14	1B: 15 2B: 1 3B: 3 HR: 0	SF: 0 SAC: 1 DP: 0 HBP: 0	WP: 0 PB: 0 SB: 1 CS: 3	PA: 69
PITCHER	IP 8.2	WLS 37	BF 37	H 11	R 2	ER 2	SO 2	BB 1	IBB 0	HBP 0	BLK 0	WP 0	HR 0	S 40	P 44	ERA 2.08	WHIP 1.385												
Bob Knepper, L ERA: 1.17 Frank LaCorte, R ERA: 1.69 Joe Sambito, L ERA: 2.03 Dave Smith, R ERA: 5.93 Joaquin Andujar, R ERA: 5.16 (1, 1) (9, 1) (10, 1) (13, 1) (15, 1)	IP 8.2	WLS 37	BF 37	H 11	R 2	ER 2	SO 2	BB 1	IBB 0	HBP 0	BLK 0	WP 0	HR 0	S 40	P 44	ERA 2.08	WHIP 1.385												
PITCHER	IP 15.1	WLS 0	BF 3	H 2	R 0	ER 0	SO 0	BB 0	IBB 0	HBP 0	BLK 0	WP 0	HR 0	S 3	P 3	ERA 0.00	WHIP 6.000												

San Francisco Giants @ Houston Astros
Astrodome, Houston, TX
Fri May 22 1981, 8:05 PM EDT
Att. 30,377 - Dome - 72 F

AB 60
R 6
H 19
RBI 6
SO 8
LOB 30



Batter	1	2	3	4	5	6	7	8	9	10	11	12	13	14	15	AB	R	H	RBI	BB	SO	LOB	BOTTOM					
Terry Puhl, L OBP: 0.329, SLG: 0.361 (1, 9)	CS BB		F9			SH5-3 1B		5-3		F9			K		G3	6	1	1	0	1	1	0						
Craig Reynolds, L OBP: 0.288, SLG: 0.440 (1, 6)	F3		F7			SH5-3 1B		F8		F9			F8		3-1	6	0	0	0	0	0	1						
Cesar Cedeno, R OBP: 0.370, SLG: 0.409 (1, 8)	F7				6-3	6-3		1B 2B						1B SF9 1B	1B	7	1	3	0	0	0	1						
Jose Cruz, L OBP: 0.322, SLG: 0.459 (1, 7)		F9			5-3			1B		F7				F7	F2	6	0	1	1	1	0	2						
Denny Walling, L OBP: 0.386, SLG: 0.426 (1, 3)		F8 BB			6-3	F9		1B						1B		5	0	2	0	1	0	1						
Art Howe, R OBP: 0.436, SLG: 0.520 (1, 5)		1B BB				2B		SH5-4 1B		F8			F4		1B IBB	4	1	2	0	2	0	0						
Alan Ashby, S OBP: 0.355, SLG: 0.283 (1, 2)		F8			2B	SH5-4 2B		SH5-4 1B		4-3			F6		SF9	4	0	1	2	0	0	2						
Rafael Landestoy, S OBP: 0.170, SLG: 0.170 Joe Simmons, L OBP: 0.275 Joe Pagan, R OBP: 0.275 Dave Smith, R OBP: 0.237 Gary Matthews, R OBP: 0.115 Joaquin Andujar, R OBP: 0.115 Bobby Sprowl, L (1, 1) (11, 1) (11, 1) (14, 1) (15, 1)			K		3-1			F9		K			CS 1B		IBB	4	0	0	0	0	0	2						
Bob Knepper, L OBP: 0.182, SLG: 0.190 Frank LaCorte, R ERA: 1.69 Dickie Thorn, R OBP: 0.250, SLG: 0.146 Danny Heep, L OBP: 0.310, SLG: 0.238 Kiko Garcia, R OBP: 0.279, SLG: 0.263 (1, 1) (9, 1) (10, 4) (10, PH) (11, 4)					L3			K		6-3			CS	6-3	4-3	3	0	0	0	0	2	1						
Inning Stats	R: 0 E: 0 K: 1 S: 2	H: 0 LOB: 0 BB: 1 P: 6	R: 0 E: 0 K: 1 S: 5	H: 0 LOB: 0 BB: 2 P: 13	R: 0 E: 0 K: 0 S: 3	H: 0 LOB: 0 BB: 0 P: 3	R: 1 E: 0 K: 1 S: 5	H: 2 LOB: 1 BB: 0 P: 5	R: 0 E: 0 K: 0 S: 6	H: 1 LOB: 1 BB: 0 P: 6	R: 0 E: 0 K: 0 S: 4	H: 2 LOB: 2 BB: 1 P: 8	R: 0 E: 0 K: 0 S: 3	H: 0 LOB: 0 BB: 0 P: 3	R: 0 E: 0 K: 0 S: 3	R: 0 E: 0 K: 0 S: 3	R: 0 E: 0 K: 0 S: 3	H: 1 LOB: 0 BB: 0 P: 3	R: 0 E: 0 K: 0 S: 5	H: 0 LOB: 0 BB: 2 P: 5	R: 1 E: 0 K: 0 S: 5	H: 2 LOB: 3 BB: 0 P: 13	R: 0 E: 0 K: 0 S: 4	H: 1 LOB: 1 BB: 0 P: 4	1B: 8 2B: 3 3B: 0 HR: 0	SF: 1 SAC: 2 DP: 0 HBP: 0	WP: 0 PB: 0 SB: 1 CS: 2	PA: 59
PITCHER	IP 8.0	WLS 32	BF 32	H 7	R 2	ER 2	SO 3	BB 3	IBB 1	HBP 0	BLK 0	WP 0	HR 0	S 34	P 50	ERA 2.25	WHIP 1.250											
Doyle Alexander, R ERA: 1.59 Fred Breining, R ERA: 2.52 Al Holland, L ERA: 4.32 Greg Minton, R ERA: 3.31 (1, 1) (9, 1) (11, 1) (14, 1)	IP 8.0	WLS 32	BF 32	H 7	R 2	ER 2	SO 3	BB 3	IBB 1	HBP 0	BLK 0	WP 0	HR 0	S 34	P 50	ERA 2.25	WHIP 1.250											

San Francisco Giants @ Houston Astros
Astrodome, Houston, TX
Fri May 22 1981, 8:05 PM EDT
Att. 30,377 - Dome - 72 F

AB 49
R 3
H 11
RBI 3
SO 6
LOB 14



Batter	1	2	3	4	5	6	7	8	9	AB	R	H	RBI	BB	SO	LOB	TOP			
Joe Morgan, L OBP: 0.322, SLG: 0.322 (1,4)	4-3																4 0 0 0 1 1 5			
Enos Cabell, R OBP: 0.286, SLG: 0.356 (1,3)																	4 1 3 2 0 0 1			
Darrell Evans, L OBP: 0.263, SLG: 0.413 (1,5)																	2 0 2 1 1 0 0			
Billy Smith, S OBP: 0.194, SLG: 0.250 (5,5)																	2 0 0 0 0 0 2			
Fred Breining, R (8,1)																	0 0 0 0 0 0 0			
Larry Hemdon, R OBP: 0.371, SLG: 0.467 (1,9)																	5 0 0 0 0 1 4			
Jerry Martin, R OBP: 0.330, SLG: 0.358 (1,8)																	5 0 1 0 0 2 0			
Milt May, L OBP: 0.353, SLG: 0.342 (1,2)																	4 0 1 0 1 0 3			
Dave Bergman, L OBP: 0.310 (1,7)																	0 0 0 0 0 0 0			
Jim Wohlford, R OBP: 0.313, SLG: 0.452 (6,PH) (6,7)																	2 1 0 0 1 1 1			
Johnnie LeMaster, R OBP: 0.320, SLG: 0.302 (1,6)																	4 1 3 0 0 1 2			
Ed Whitson, R OBP: 0.067, SLG: 0.067 (1,1)																	2 0 0 0 0 0 4			
Randy Moffitt, R (5,1)																	0 0 0 0 0 0 0			
Rennie Stennett, R OBP: 0.225, SLG: 0.278 (6,PH)																	1 0 1 0 0 0 0			
Gary Lavelle, S OBP: 0.167, SLG: 0.258 (6,1)																	0 0 0 0 0 0 0			
Bill North, S OBP: 0.265, SLG: 0.317 (8,PH)																	0 0 0 0 1 0 0			
Joe Pettini, R (8,5)																	0 0 0 0 0 0 0			
Inning Stats	R: 0 E: 0 K: 0 S: 4	H: 2 LOB: 1 BB: 0 P: 4	R: 0 E: 0 K: 1 S: 7	H: 2 LOB: 2 BB: 0 P: 7	R: 0 E: 0 K: 0 S: 2	H: 0 LOB: 1 BB: 2 P: 10	R: 0 E: 1 K: 0 S: 5	H: 2 LOB: 2 BB: 0 P: 5	R: 1 E: 0 K: 0 S: 6	H: 3 LOB: 2 BB: 0 P: 6	R: 0 E: 0 K: 1 S: 6	H: 0 LOB: 1 BB: 0 P: 6	R: 1 E: 0 K: 0 S: 5	H: 2 LOB: 2 BB: 1 P: 9	R: 0 E: 0 K: 3 S: 9	H: 0 LOB: 1 BB: 1 P: 13	1B: 12 2B: 2 3B: 0 HR: 0	SF: 1 SAC: 0 DP: 2 HBP: 0	WP: 1 PB: 0 SB: 1 CS: 1	PA: 43
PITCHER	IP WLS BF H R ER SO BB IBB HBP BLK WP HR S P ERA WHIP																			
Vern Ruhle, R ERA: 2.86 (1,1)	4.2	23	9	1	1	1	1	2	0	0	0	0	0	0	23	31	1.93	2.357		
Bobby Sprowl, L ERA: 5.09 (5,1)	0.2	5	2	1	1	1	1	1	0	0	0	0	0	0	6	10	13.50	4.500		
Frank LaCorte, R ERA: 1.83 (6,1)	3.2	W	15	2	1	1	4	2	0	0	0	1	0	21	29	2.46	1.091			

San Francisco Giants @ Houston Astros
Astrodome, Houston, TX
Sat May 23 1981, 8:05 PM EDT
Att: 38,586 - Dome - 72 F

AB 35
R 3
H 11
RBI 3
BB 5
SO 6
LOB 22



Batter	1	2	3	4	5	6	7	8	9	AB	R	H	RBI	BB	SO	LOB	BOTTOM			
Terry Puhl, L OBP: 0.331, SLG: 0.364 (1,9)																	4 2 1 0 1 1 5			
Craig Reynolds, L OBP: 0.282, SLG: 0.431 (1,6)																	3 0 0 0 0 0 2			
Cesar Cedeno, R OBP: 0.363, SLG: 0.404 (1,8)																	4 0 1 2 0 1 3			
Jose Cruz, L OBP: 0.324, SLG: 0.457 (1,7)																	5 1 2 0 0 0 4			
Art Howe, R OBP: 0.447, SLG: 0.530 (1,5)																	3 2 2 0 2 0 3			
Denny Walling, L OBP: 0.378, SLG: 0.404 (1,3)																	3 0 0 0 1 1 5			
Alan Ashby, S OBP: 0.380, SLG: 0.301 (1,2)																	4 0 2 2 0 0 3			
Rafael Landestoy, S OBP: 0.288, SLG: 0.197 (1,4)																	3 0 0 0 1 0 1			
Vern Ruhle, R OBP: 0.667, SLG: 0.400 (1,1)																	1 0 0 0 1 1 0			
Bobby Sprowl, L OBP: 0.167, SLG: 0.167 (5,1)																	1 0 1 1 0 0 0			
Frank LaCorte, R OBP: 0.500, SLG: 0.500 (6,1)																	1 0 1 0 0 0 0			
Inning Stats	R: 1 E: 1 K: 0 S: 4	H: 1 LOB: 2 BB: 2 P: 12	R: 0 E: 0 K: 1 S: 5	H: 0 LOB: 0 BB: 0 P: 5	R: 1 E: 0 K: 0 S: 6	H: 3 LOB: 3 BB: 1 P: 10	R: 0 E: 0 K: 1 S: 5	H: 0 LOB: 1 BB: 1 P: 9	R: 2 E: 0 K: 0 S: 6	H: 3 LOB: 3 BB: 2 P: 14	R: 0 E: 0 K: 0 S: 3	H: 0 LOB: 0 BB: 0 P: 3	R: 1 E: 0 K: 1 S: 6	H: 2 LOB: 0 BB: 0 P: 6	R: 0 E: 1 K: 1 S: 8	H: 1 LOB: 3 BB: 0 P: 8	1B: 7 2B: 3 3B: 0 HR: 0	SF: 1 SAC: 2 DP: 1 HBP: 0	WP: 1 PB: 1 SB: 1 CS: 0	PA: 41
PITCHER	IP WLS BF H R ER SO BB IBB HBP BLK WP HR S P ERA WHIP																			
Ed Whitson, R ERA: 4.03 (1,1)	4.2	27	7	4	4	2	0	4	2	0	0	0	0	0	25	49	7.71	2.357		
Randy Moffitt, R ERA: 9.53 (5,1)	0.1	1	0	0	0	0	0	0	0	0	0	0	0	1	1	0.00	0.000			
Gary Lavelle, L ERA: 2.42 (6,1)	2.0	7	2	1	0	1	0	0	0	0	0	0	0	9	9	0.00	1.000			
Fred Breining, R ERA: 2.42 (8,1)	1.0	6	1	0	0	1	0	0	0	0	0	0	0	8	8	0.00	1.000			

San Francisco Giants @ Houston Astros
Astrodome, Houston, TX
Sat May 23 1981, 8:05 PM EDT
Att: 38,586 - Dome - 72 F

AB 32
R 5
H 10
RBI 5
BB 6
SO 4
LOB 26



Batter	1	2	3	4	5	6	7	8	9	AB	R	H	RBI	BB	SO	LOB	TOP				
Joe Morgan, L (1,4) OBP: 0.338, SLG: 0.336	F7	BB					F3		FC6-4	4	1	2	0	1	0	0	San Francisco Giants @ Houston Astros Astrodome, Houston, TX Sun May 24 1981, 4:33 AM EDT Att: 34,922 - Dome - 72 F				
Enos Cabell, R (1,3) OBP: 0.277, SLG: 0.345 Bill North, S (9,8) OBP: 0.350, SLG: 0.317	6-3	K			F9		K		FC6-4	5	0	0	0	0	2	6					
Larry Herndon, R (1,9) OBP: 0.368, SLG: 0.461	BB		4-3		SF7		K			2	1	0	1	1	1	0					
Mitt May, L (1,2) OBP: 0.358, SLG: 0.347	BB		F7		3-H		1B		6-3	4	0	2	1	0	0	0					
Jerry Martin, R (1,8) OBP: 0.315, SLG: 0.341	K		F7		K		F8			4	0	0	0	0	2	2					
Dave Bergman, L (1,7) OBP: 0.280, SLG: 0.326							F9		F7	0	0	0	0	0	0	0					
Billy Smith, S (1,5) OBP: 0.200, SLG: 0.250	F7				2B					4	0	1	0	0	2	1					
Johnnie LeMaster, R (1,6) OBP: 0.326, SLG: 0.308	BB	1B			K		5-3		K	4	0	2	0	0	1	2					
Vida Blue, S (1,1) OBP: 0.316, SLG: 0.294 Greg Minton, S (8,1)	BB	1B			F2		F8		K	3	0	1	0	0	0	2					
Inning Stats	R: 1 E: 0 K: 1 S: 6	H: 1 LOB: 1 BB: 1 P: 10	R: 0 E: 0 K: 2 S: 9	H: 2 LOB: 3 BB: 1 P: 13	R: 0 E: 0 K: 0 S: 3	H: 0 LOB: 0 BB: 0 P: 3	R: 0 E: 0 K: 2 S: 8	H: 1 LOB: 1 BB: 0 P: 8	R: 1 E: 0 K: 1 S: 7	H: 2 LOB: 1 BB: 0 P: 7	R: 0 E: 0 K: 0 S: 4	H: 0 LOB: 0 BB: 0 P: 7	R: 0 E: 0 K: 0 S: 3	H: 0 LOB: 0 BB: 0 P: 3	R: 0 E: 0 K: 2 S: 9	H: 2 LOB: 2 BB: 0 P: 9	1B: 7 2B: 2 3B: 0 HR: 0	SF: 1 SAC: 0 DP: 0 HBP: 0	WP: 0 PB: 0 SB: 1 CS: 0	PA: 38	
PITCHER	IP	WLS	BF	H	R	ER	SO	BB	IBB	HBP	BLK	WP	HR	S	P	ERA	WHIP				
Don Sutton, R (1,1) ERA: 3.66	8.0	L	33	7	2	2	8	2	0	0	0	0	0	47	55	2.25	1.125				
Joe Sambito, L (9,1) ERA: 1.95	1.0	S	5	2	0	0	2	0	0	0	0	0	0	9	9	0.00	2.000				

Batter	1	2	3	4	5	6	7	8	9	AB	R	H	RBI	BB	SO	LOB	BOTTOM					
Terry Puhl, L (1,9) OBP: 0.326, SLG: 0.357	K		L1			F2		SH1-4		3	0	0	0	0	1	0	San Francisco Giants @ Houston Astros Astrodome, Houston, TX Sun May 24 1981, 4:33 AM EDT Att: 34,922 - Dome - 72 F					
Art Howe, R (1,5) OBP: 0.443, SLG: 0.535	K				3B	F2		4-3		4	0	1	0	0	1	1						
Cesar Cedeno, R (1,8) OBP: 0.367, SLG: 0.402					F3		1B	BB		3	0	1	0	1	0	2						
Jose Cruz, L (1,7) OBP: 0.323, SLG: 0.452	K				F5		1B		F8	4	0	1	0	0	1	2						
Denny Walling, L (1,3) OBP: 0.359, SLG: 0.377			F8		K		F9		4-3	4	0	0	0	0	1	3						
Kiko Garcia, R (1,6) OBP: 0.281, SLG: 0.267 Craig Reynolds, L (9,PH) OBP: 0.280, SLG: 0.428			F9		F3				F8	3	0	1	0	0	0	0						
Luis Pujols, R (1,2) OBP: 0.237, SLG: 0.333			F9				HR			3	1	1	1	0	1	1						
Rafael Landestoy, S (1,4) OBP: 0.280, SLG: 0.190 Joe Pittman, R (7,PH) OBP: 0.308, SLG: 0.250			F8		4-3				G1-6-3	2	0	0	0	0	0	0						
Don Sutton, R (1,1) Gary Woods, R (8,PH) Joe Sambito, L (9,1)			1-3		K				4-3	2	0	0	0	0	1	0						
Inning Stats	R: 0 E: 0 K: 3 S: 10	H: 1 LOB: 1 BB: 0 P: 10	R: 0 E: 0 K: 0 S: 3	H: 0 LOB: 0 BB: 0 P: 3	R: 0 E: 0 K: 0 S: 3	H: 0 LOB: 0 BB: 0 P: 3	R: 0 E: 0 K: 1 S: 6	H: 1 LOB: 1 BB: 0 P: 6	R: 1 E: 0 K: 1 S: 6	H: 1 LOB: 0 BB: 0 P: 6	R: 0 E: 0 K: 0 S: 4	H: 1 LOB: 2 BB: 1 P: 8	R: 0 E: 0 K: 1 S: 5	H: 1 LOB: 0 BB: 0 P: 5	R: 0 E: 0 K: 0 S: 3	H: 0 LOB: 1 BB: 1 P: 7	R: 0 E: 0 K: 0 S: 3	H: 0 LOB: 0 BB: 0 P: 3	1B: 3 2B: 0 3B: 1 HR: 1	SF: 0 SAC: 1 DP: 1 HBP: 0	WP: 0 PB: 0 SB: 0 CS: 0	PA: 33
PITCHER	IP	WLS	BF	H	R	ER	SO	BB	IBB	HBP	BLK	WP	HR	S	P	ERA	WHIP					
Vida Blue, L (1,1) ERA: 1.91	7.1	W	28	5	1	1	6	2	0	0	0	0	0	38	46	1.23	0.955					
Greg Minton, R (8,1) ERA: 3.16	1.2	S	5	0	0	0	0	0	0	0	0	0	0	5	5	0.00	0.000					



Batter	1	2	3	4	5	6	7	8	9	AB	R	H	RBI	BB	SO	LOB	TOP								
Joe Morgan, L OBP: 0.329, SLG: 0.325 (1, 4)	0-0 4-3		0-0 F8			0-0 E3 1B	0-0 G3			4	1	0	0	0	0	1	San Francisco Giants @ Cincinnati Reds Riverfront Stadium, Cincinnati, OH Mon May 25 1981, 7:05 PM EDT Att: 15,684 - Unknown								
Enos Cabell, R OBP: 0.277, SLG: 0.343 (1, 3)	0-0 6-3			0-0 5-3		0-3 K		0-0 1B 9-2 1B		4	0	1	0	0	1										
Jack Clark, R OBP: 0.285, SLG: 0.372 (1, 9)	0-0 6-3			0-0 4-3		0-0 F8		0-3 K		4	0	0	0	0	1	2									
Milt May, L OBP: 0.362, SLG: 0.352 (1, 2)		0-0 1-3		0-3 K		0-0 1B		0-0 1B		4	0	2	1	0	1	0									
Larry Herndon, R OBP: 0.365, SLG: 0.462 (1, 8)		0-0 6-3			0-0 2B 2B	0-3 K		0-0 9-2 1B		4	1	1	0	0	1	3									
Dave Bergman, L OBP: 0.315, SLG: 0.420 (1, 7)					0-0 4-3 2B			0-0 F8		4	1	3	1	0	0	0									
Billy Smith, S OBP: 0.179, SLG: 0.222 (1, 5)					0-0 F2			0-3 K		4	0	0	0	0	3	3									
Johnnie LeMaster, R OBP: 0.321, SLG: 0.303 Jim Wolford, R OBP: 0.303, SLG: 0.438 Joe Pettini, R (7, 6)			0-0 1-3		0-0 4-3			0-0 5-3		2	0	0	0	0	0	1									
Allen Ripley, R OBP: 0.130, SLG: 0.130 Bill North, S OBP: 0.355, SLG: 0.324 Al Holland, R Greg Minton, S (8, 1)				0-0 4-3		0-0 1-3				1	0	1	1	0	0	0									
Inning Stats	R: 0 E: 0 K: 0 S: 3	H: 0 LOB: 0 BB: 0 P: 3	R: 0 E: 0 K: 1 S: 6	H: 1 LOB: 1 BB: 0 P: 6	R: 0 E: 0 K: 0 S: 3	H: 0 LOB: 0 BB: 0 P: 3	R: 0 E: 0 K: 1 S: 5	H: 0 LOB: 0 BB: 0 P: 5	R: 1 E: 0 K: 0 S: 5	H: 2 LOB: 1 BB: 0 P: 5	R: 1 E: 1 K: 2 S: 9	H: 1 LOB: 1 BB: 0 P: 9	R: 1 E: 0 K: 1 S: 7	H: 2 LOB: 1 BB: 0 P: 7	R: 0 E: 0 K: 1 S: 6	H: 2 LOB: 1 BB: 0 P: 6		R: 0 E: 0 K: 1 S: 5	H: 0 LOB: 0 BB: 0 P: 5	1B: 4 2B: 5 3B: 0 HR: 0	SF: 0 SAC: 0 DP: 1 HBP: 0	WP: 0 PB: 0 SB: 1 CS: 0	PA: 35		
PITCHER	IP	WLS	BF	H	R	ER	SO	BB	IBB	HBP	BLK	WP	HR	S	P	ERA	WHIP								
Frank Pastore, R ERA: 3.81 Geoff Combe, R ERA: 3.12	(1, 1) (8, 1)	7.0 W	28 7	6 2	3 0	2 0	5 2	0 0	0 0	0 0	0 0	0 0	0 0	38 11	38 11	2.57 0.00	0.857 1.000								

AB	35
R	3
H	8
RBI	3
BB	0
SO	7
LOB	13



Batter	1	2	3	4	5	6	7	8	9	AB	R	H	RBI	BB	SO	LOB	BOTTOM								
Ken Griffey, L OBP: 0.317, SLG: 0.399 (1, 8)	0-0 G4-6-3 1B		0-0 F7		0-0 SF9			0-0 1B S 1B		3	1	2	1	0	0	1	San Francisco Giants @ Cincinnati Reds Riverfront Stadium, Cincinnati, OH Mon May 25 1981, 7:05 PM EDT Att: 15,684 - Unknown								
Ron Oester, S OBP: 0.367, SLG: 0.388 (1, 4)	0-0 G4-6-3 1-2			0-0 HR 1B	0-0 4-3			0-0 F3		4	1	1	0	0	0	3									
Dave Concepcion, R OBP: 0.339, SLG: 0.391 (1, 6)	0-0 F8			0-0 F9		0-0 5-3		0-0 6-3		4	0	0	0	0	0	2									
George Foster, R OBP: 0.339, SLG: 0.500 (1, 7)		0-0 L1-3 1B		0-0 HR		0-0 5-3		0-0 2B 1B		4	2	3	2	0	0	0									
Johnny Bench, R OBP: 0.398, SLG: 0.484 (1, 3)		0-0 F9		0-0 G5-4-3 BB		0-0 6-3		0-0 2B 1B		3	1	1	1	1	0	1									
Larry Bittner, L OBP: 0.370, SLG: 0.458 Sam Mejias, R OBP: 0.353, SLG: 0.412 (9, 9)		0-0 L1-3		0-0 G5-4-3			0-0 F8	0-0 2B		4	0	1	2	0	0	2									
Ray Knight, R OBP: 0.331, SLG: 0.382 (1, 5)			0-3 K		0-0 1B SF9 1B			0-0 L5		4	1	2	0	0	1	1									
Joe Nolan, L OBP: 0.330, SLG: 0.337 (1, 2)			0-0 BB		0-0 SF9 SH3-4 1B			0-3 K		2	0	1	0	1	1	1									
Frank Pastore, R OBP: 0.133, SLG: 0.133 Mike Vail, R OBP: 0.250, SLG: 0.250 Geoff Combe, R (8, 1)			0-3 K		0-0 SH3-4			0-3 K		1	0	0	0	0	1	1									
Inning Stats	R: 0 E: 0 K: 0 S: 3	H: 1 LOB: 0 BB: 0 P: 3	R: 0 E: 0 K: 2 S: 7	H: 0 LOB: 1 BB: 1 P: 11	R: 2 E: 0 K: 0 S: 4	H: 2 LOB: 0 BB: 1 P: 8	R: 1 E: 0 K: 0 S: 5	H: 2 LOB: 1 BB: 0 P: 5	R: 0 E: 0 K: 2 S: 8	H: 0 LOB: 0 BB: 0 P: 3	R: 0 E: 0 K: 2 S: 8	H: 1 LOB: 1 BB: 0 P: 8	R: 3 E: 0 K: 0 S: 7	H: 4 LOB: 1 BB: 0 P: 7	R: 0 E: 0 K: 1 S: 6	H: 0 LOB: 0 BB: 0 P: 5		1B: 8 2B: 3 3B: 0 HR: 1	SF: 1 SAC: 1 DP: 3 HBP: 0	WP: 0 PB: 0 SB: 1 CS: 0	PA: 34				
PITCHER	IP	WLS	BF	H	R	ER	SO	BB	IBB	HBP	BLK	WP	HR	S	P	ERA	WHIP								
Allen Ripley, R ERA: 2.64 Al Holland, L ERA: 4.44 Greg Minton, R ERA: 3.58	(1, 1) (7, 1) (8, 1)	6.0 L	23 6	6 2	3 1	3 1	2 2	0 0	0 0	0 0	0 0	0 0	0 0	10 5	10 5	6.75 27.00	1.500 4.500								



Batter	1	2	3	4	5	6	7	8	9	AB	R	H	RBI	BB	SO	LOB	TOP					
Bill North, S OBP: 0.360, SLG: 0.340 (1, 8)	0-3 K	0-3 K			0-0 6-3-5 2B		0-0 CS 1B			4	0	2	0	0	2	2	San Francisco Giants @ Cincinnati Reds Riverfront Stadium, Cincinnati, OH Wed May 27 1981, 7:05 PM EDT Att: 12,223 - Unknown livebaseballscorecards.com					
Enos Cabell, R OBP: 0.276, SLG: 0.341 (1, 5)	0-0 S 1B	0-0 5-3 1B			0-0 6-3-5 2-3F		0-0 F8 1-2			4	1	1	0	0	0	4						
Joe Morgan, L OBP: 0.333, SLG: 0.325 (1, 4)	0-0 1-H 2B			0-0 F4	0-0 F3			4-0 F7 F4-2 BB		3	1	1	1	1	0	0						
Jack Clark, R OBP: 0.284, SLG: 0.375 (1, 9)	0-0 4-3 1-H 2B		0-3 K		0-3 K		0-3 K	0-0 F7 1-3		4	0	1	1	0	2	1						
Milt May, L OBP: 0.352, SLG: 0.341 (1, 2)	0-0 4-3 2-3		0-3 K		0-0 F9		0-0 F9	0-0 F4-2		4	0	0	0	0	1	2						
Larry Hemdon, R OBP: 0.363, SLG: 0.457 (1, 7)	0-3 K			0-0 F9		0-0 S 1B			0-0 1-3	4	0	1	0	0	1	1						
Dave Bergman, L OBP: 0.346, SLG: 0.423 (1, 3)		4-0 1B WP BB		0-0	0-0	4-0 1-2 BB			0-3 K	2	0	1	0	2	1	0						
Johnnie LeMaster, R OBP: 0.321, SLG: 0.304 (1, 6)		0-0		0-0 F9		0-0 F8			0-0 F7	3	0	1	0	0	0	3						
Darrell Evans, L OBP: 0.320, SLG: 0.411 (9, PH)		1-3 SH3-4 1B		0-0 F9		0-0 F8			0-0 F7	1	0	0	0	0	0	0						
Doyle Alexander, R OBP: 0.174, SLG: 0.143 (1, 1)		0-0 SH3-4		0-0 F7			0-0 F6			1	0	0	0	0	0	1						
Rennie Stennett, R OBP: 0.246, SLG: 0.273 (7, PH)		1-2								1	0	0	0	0	0	0						
Fred Breining, R (7, 1)										0	0	0	0	0	0	0						
Inning Stats	R: 2 E: 0 K: 2 S: 10	H: 3 LOB: 1 BB: 0 P: 10	R: 0 E: 0 K: 1 S: 6	H: 1 LOB: 2 BB: 1 P: 10	R: 0 E: 0 K: 2 S: 7	H: 0 LOB: 0 BB: 0 P: 7	R: 0 E: 0 K: 0 S: 4	H: 1 LOB: 1 BB: 0 P: 4	R: 0 E: 0 K: 1 S: 3	H: 1 LOB: 0 BB: 0 P: 3	R: 0 E: 0 K: 1 S: 6	H: 1 LOB: 2 BB: 1 P: 10	R: 0 E: 0 K: 0 S: 3	H: 1 LOB: 0 BB: 0 P: 3	R: 0 E: 0 K: 1 S: 2	H: 0 LOB: 0 BB: 1 P: 6	R: 0 E: 0 K: 1 S: 5	H: 0 LOB: 0 BB: 0 P: 5	1B: 6 2B: 4 3B: 0 HR: 0	SF: 0 SAC: 1 DP: 2 HBP: 0	WP: 1 PB: 0 SB: 3 CS: 1	PA: 35
PITCHER Mario Soto, R ERA: 2.91 (1, 1)	IP: 9.0 WLS: W BF: 35 H: 8 R: 2 ER: 2 SO: 7 BB: 3 IBB: 0 HBP: 0 BLK: 0 WP: 1 HR: 0 S: 46 P: 58 ERA: 2.00 WHIP: 1.222																					

Batter	1	2	3	4	5	6	7	8	9	AB	R	H	RBI	BB	SO	LOB	BOTTOM			
Dave Collins, S OBP: 0.396, SLG: 0.456 (1, 9)	0-0 2B	0-0 F7		0-0 BB 1B			0-0 1-3			4	1	2	1	0	0	0	San Francisco Giants @ Cincinnati Reds Riverfront Stadium, Cincinnati, OH Wed May 27 1981, 7:05 PM EDT Att: 12,223 - Unknown livebaseballscorecards.com			
Ken Griffey, L OBP: 0.316, SLG: 0.392 (1, 8)	0-0 F7		0-0 4-3	0-0 1-2 3-H BB 1B			0-3 K			3	0	0	0	1	1	1				
Sam Mejias, R OBP: 0.353, SLG: 0.412 (8, 8)	0-0 F7		0-0 4-3	0-0 1-2 2-3 BB			0-0 K			0	0	0	0	0	0	0				
Dave Concepcion, R OBP: 0.348, SLG: 0.406 (1, 6)	0-0 2-H 1B		0-0	0-3 K			0-0 FC6-4 1B			4	1	3	1	0	1	3				
George Foster, R OBP: 0.337, SLG: 0.491 (1, 7)	4-0 G3 1B BB		0-0 F9		0-3 K		0-0 FC6-4			3	0	0	0	1	1	2				
Johnny Bench, R OBP: 0.402, SLG: 0.479 (1, 3)	0-0 G3 1B		0-0 F8		0-0 F9		0-0 CS BB			3	0	1	1	1	0	1				
Ray Knight, R OBP: 0.329, SLG: 0.385 (1, 5)	0-0 G3		0-0	0-0 3-1 1B 2B		0-3 K		0-0 6-3		4	1	1	0	0	1	3				
Ron Oester, S OBP: 0.364, SLG: 0.380 (1, 4)	0-3 K		0-0	0-0 3-1		0-0 L6		4-0 BB		3	0	0	0	1	1	3				
Mike O'Berry, R OBP: 0.319, SLG: 0.275 (1, 2)		0-0 F9		4-0 BB 1B BB		0-0 4-3		0-3 K		3	0	0	0	1	1	1				
Mario Soto, R OBP: 0.136, SLG: 0.095 (1, 1)		0-0 6-3		0-3 K		0-0 F6				3	0	0	0	0	1	2				
Inning Stats	R: 2 E: 0 K: 1 S: 8	H: 3 LOB: 2 BB: 1 P: 12	R: 0 E: 0 K: 0 S: 3	H: 0 LOB: 0 BB: 0 P: 3	R: 0 E: 0 K: 0 S: 4	H: 1 LOB: 1 BB: 0 P: 4	R: 1 E: 0 K: 2 S: 9	H: 2 LOB: 3 BB: 2 P: 17	R: 0 E: 0 K: 2 S: 7	H: 0 LOB: 0 BB: 0 P: 7	R: 0 E: 0 K: 0 S: 3	H: 0 LOB: 0 BB: 0 P: 3	R: 0 E: 0 K: 1 S: 6	H: 1 LOB: 1 BB: 0 P: 6	R: 0 E: 0 K: 1 S: 4	H: 0 LOB: 1 BB: 2 P: 12	1B: 4 2B: 3 3B: 0 HR: 0	SF: 0 SAC: 0 DP: 0 HBP: 0	WP: 0 PB: 0 SB: 0 CS: 1	PA: 35
PITCHER Doyle Alexander, R ERA: 1.84 (1, 1)	IP: 6.0 WLS: L BF: 27 H: 6 R: 3 ER: 3 SO: 5 BB: 3 IBB: 0 HBP: 0 BLK: 0 WP: 0 HR: 0 S: 34 P: 46 ERA: 4.50 WHIP: 1.500																			
Fred Breining, R ERA: 2.22 (7, 1)	IP: 2.0 WLS: 8 BF: 8 H: 1 R: 0 ER: 0 SO: 2 BB: 2 IBB: 0 HBP: 0 BLK: 0 WP: 0 HR: 10 S: 18 P: 18 ERA: 0.00 WHIP: 1.500																			



Batter	1	2	3	4	5	6	7	8	9	10	11	12	13	14	AB	R	H	RBI	BB	SO	LOB	TOP												
Terry Puhl, L OBP: 0.332, SLG: 0.364 (1, 9)															7	2	1	1	1	2	8													
Craig Reynolds, L OBP: 0.280, SLG: 0.424 (1, 6)															6	1	2	2	1	1	2													
Cesar Cedeno, R OBP: 0.342, SLG: 0.376 Gary Woods, R OBP: 0.258, SLG: 0.208 (1, 8) (5, 8)															3	1	1	1	0	1	1													
Jose Cruz, L OBP: 0.313, SLG: 0.429 (1, 7)															6	0	2	1	1	1	1													
Danny Heep, L OBP: 0.301, SLG: 0.243 (1, 3)															7	0	2	1	0	0	2													
Alan Ashby, S OBP: 0.360, SLG: 0.308 (1, 2)															7	0	2	0	0	1	2													
Joe Pittman, R OBP: 0.467, SLG: 0.500 (1, 4) (12, 5)														5	1	2	0	1	1	3														
Joaquin Andujar, S OBP: 0.348, SLG: 0.343 Denny Walling, L OBP: 0.297, SLG: 0.400 Vern Ruhle, R OBP: 0.667, SLG: 0.400 (14, PH) (14, 1)															4	1	3	1	0	0	0													
Kiko Garcia, R OBP: 0.297, SLG: 0.275 Joe Sambito, L OBP: 0.270, SLG: 0.400 (13, PH) (13, 5)															3	0	3	1	0	0	0													
Joe Niekro, R OBP: 0.300, SLG: 0.300 Frank LaCorte, R OBP: 0.354, SLG: 0.390 Dave Bergman, L OBP: 0.354, SLG: 0.390 Jim Wolford, R OBP: 0.354, SLG: 0.428 Gary Lavelle, S OBP: 0.351, SLG: 0.387 Fred Breining, R OBP: 0.351, SLG: 0.387 (1, 15) (8, 15) (12, PH) (15, PH) (15, 15) (12, 4)															0	0	0	0	0	0	0													
Inning Stats	R: 2 E: 0 K: 0 S: 6	H: 3 LOB: 2 BB: 1 P: 4	R: 0 E: 0 K: 1 S: 4	H: 1 LOB: 0 BB: 0 P: 4	R: 0 E: 0 K: 1 S: 5	H: 0 LOB: 0 BB: 0 P: 5	R: 3 E: 1 K: 1 S: 9	H: 4 LOB: 1 BB: 0 P: 9	R: 0 E: 0 K: 1 S: 6	H: 1 LOB: 0 BB: 1 P: 10	R: 0 E: 0 K: 0 S: 3	H: 0 LOB: 1 BB: 0 P: 7	R: 0 E: 0 K: 3 S: 9	H: 0 LOB: 0 BB: 0 P: 9	R: 0 E: 0 K: 0 S: 2	H: 0 LOB: 0 BB: 1 P: 6	R: 3 E: 1 K: 0 S: 8	H: 5 LOB: 2 BB: 0 P: 8	R: 1 E: 0 K: 0 S: 4	H: 1 LOB: 1 BB: 0 P: 4	1B: 17 2B: 3 3B: 1 HR: 0	SF: 0 SAC: 3 DP: 2 HBP: 0	WP: 0 PB: 0 SB: 3 CS: 1	PA: 65										
PITCHER	IP WLS BF	H R ER SO	BB IBB HBP BLK	WP HR S P	ERA WHIP	PITCHER																												
Allen Ripley, R ERA: 3.16 (4, 1)	3.2	13	3	0	0	1	1	0	0	0	0	0	0	0	14	18	0.00	1.200																
Al Holland, L ERA: 3.92 (8, 1)	2.0	8	2	0	0	0	1	0	0	0	0	0	0	7	11	0.00	1.500																	
Greg Minton, R ERA: 3.0 (10, 1)	4.0	19	7	3	3	5	1	0	0	0	0	0	0	28	32	6.75	2.000																	
Gary Lavelle, L ERA: 3.86 Fred Breining, R ERA: 2.3 (14, 1)	1.0	L	4	1	1	0	0	0	0	0	0	0	0	4	4	0.00	1.000																	

Houston Astros @ San Francisco Giants
Candlestick Park, San Francisco, CA
Sat May 30 1981, 6:33 AM EDT
Att. 8,869 - Unknown

AB 57
R 9
H 21
RBI 9
BB 4
SO 8
LOB 22

Batter	1	2	3	4	5	6	7	8	9	10	11	12	13	14	AB	R	H	RBI	BB	SO	LOB	BOTTOM												
Bill North, S OBP: 0.370, SLG: 0.336 Jerry Martin, R OBP: 0.310, SLG: 0.333 (1, 8) (6, 8)															3	0	0	0	0	1	1													
Enos Cabell, R OBP: 0.277, SLG: 0.342 (1, 5)														7	1	3	0	0	1	2														
Jack Clark, R OBP: 0.277, SLG: 0.376 (1, 9)														6	0	0	0	0	0	4														
Darrell Evans, L OBP: 0.311, SLG: 0.388 (1, 3)														6	1	0	0	1	1	3														
Larry Herndon, R OBP: 0.352, SLG: 0.439 (1, 7)														7	1	2	0	0	1	3														
Rennie Stennett, R OBP: 0.246, SLG: 0.258 (1, 4)														5	2	1	2	0	0	1														
Johnnie LeMaster, R OBP: 0.316, SLG: 0.305 (1, 6)														6	1	1	2	0	2	4														
Mike Sadek, R OBP: 0.324, SLG: 0.233 (1, 2)														4	1	1	0	1	1	2														
Allen Ripley, R OBP: 0.354, SLG: 0.390 Dave Bergman, L OBP: 0.354, SLG: 0.390 Jim Wolford, R OBP: 0.354, SLG: 0.428 Gary Lavelle, S OBP: 0.351, SLG: 0.387 Fred Breining, R OBP: 0.351, SLG: 0.387 (1, 15) (8, 15) (12, PH) (15, PH) (15, 15) (12, 4)														1	0	0	0	0	0	0	0													
Inning Stats	R: 4 E: 1 K: 0 S: 7	H: 3 LOB: 1 BB: 1 P: 11	R: 0 E: 0 K: 1 S: 6	H: 1 LOB: 0 BB: 0 P: 6	R: 0 E: 0 K: 1 S: 6	H: 0 LOB: 0 BB: 0 P: 5	R: 0 E: 0 K: 1 S: 5	H: 0 LOB: 0 BB: 0 P: 5	R: 0 E: 0 K: 0 S: 3	H: 1 LOB: 1 BB: 0 P: 4	R: 0 E: 0 K: 0 S: 4	H: 0 LOB: 0 BB: 0 P: 3	R: 1 E: 1 K: 0 S: 4	H: 0 LOB: 0 BB: 0 P: 4	R: 0 E: 0 K: 1 S: 6	H: 1 LOB: 2 BB: 1 P: 7	R: 3 E: 1 K: 1 S: 7	H: 1 LOB: 0 BB: 1 P: 11	R: 0 E: 0 K: 0 S: 4	H: 1 LOB: 1 BB: 0 P: 4	1B: 7 2B: 3 3B: 0 HR: 1	SF: 1 SAC: 1 DP: 1 HBP: 1	WP: 2 PB: 0 SB: 2 CS: 1	PA: 59										
PITCHER	IP WLS BF	H R ER SO	BB IBB HBP BLK	WP HR S P	ERA WHIP	PITCHER																												
Joe Niekro, R ERA: 2.05 (9, 1)	8.1	35	7	5	0	5	1	0	0	0	0	0	0	0	44	48	0.00	0.960																
Frank LaCorte, R ERA: 1.77 (9, 1)	0.2	2	0	0	0	0	0	0	0	1	0	2	2	0	0	0.00	0.000																	
Dave Smith, R ERA: 5.45 (10, 1)	2.2	11	2	0	0	2	0	0	1	0	1	0	14	15	0.00	0.750																		
Joe Sambito, L ERA: 1.65 (12, 1)	0.1	1	0	0	0	0	0	0	0	0	1	1	0	0	0.00	0.000																		
Joaquin Andujar, R ERA: 4.94 (13, 1)	1.0	W	6	1	3	0	1	1	0	0	0	1	7	11	0.00	2.000																		

Houston Astros @ San Francisco Giants
Candlestick Park, San Francisco, CA
Sat May 30 1981, 6:33 AM EDT
Att. 8,869 - Unknown

AB 52
R 8
H 11
RBI 8
BB 2
SO 8
LOB 21

Batter	1	2	3	4	5	6	7	8	9	AB	R	H	RBI	BB	SO	LOB	TOP			
Dave Collins, S OBP: 0.391, SLG: 0.446 (1, 9)										4	1	3	2	1	0	0	Cincinnati Reds @ San Francisco Giants Candlestick Park, San Francisco, CA Mon Jun 01 1981, 10:05 PM EDT Att: 4,620 - Unknown			
Ken Griffey, L OBP: 0.335, SLG: 0.402 (1, 8)										4	1	1	0	1	0	4				
Dave Concepcion, R OBP: 0.361, SLG: 0.419 (1, 6)										4	1	3	1	1	0	0				
George Foster, R OBP: 0.343, SLG: 0.524 Sam Mejias, R OBP: 0.350, SLG: 0.400 (9, PR) (9, 9)										4	1	1	2	1	0	2				
Joe Nolan, L OBP: 0.355, SLG: 0.406 Mike Vail, R OBP: 0.214, SLG: 0.214 Mike O'Berry, R OBP: 0.315, SLG: 0.340 (1, 2) (9, PH) (9, 2)										4	0	1	0	0	0	1				
Ray Knight, R OBP: 0.327, SLG: 0.376 (1, 5)										5	1	2	1	0	0	1				
Dan Driessen, L OBP: 0.331, SLG: 0.323 (1, 3)										3	1	1	2	2	0	2				
Ron Oester, S OBP: 0.366, SLG: 0.396 (1, 4)										5	0	2	0	0	0	2				
Bruce Berenyi, R OBP: 0.190, SLG: 0.211 Paul Moskau, R (6, 1) Larry Bittner, L OBP: 0.379, SLG: 0.440 Tom Hume, R (8, PH) (8, 1)										3	1	1	0	0	2	2				
Inning Stats	R: 2 E: 0 K: 0 S: 4	H: 2 LOB: 0 BB: 1 P: 8	R: 1 E: 0 K: 1 S: 7	H: 2 LOB: 2 BB: 1 P: 11	R: 0 E: 0 K: 0 S: 4	H: 1 LOB: 1 BB: 0 P: 4	R: 1 E: 0 K: 0 S: 5	H: 2 LOB: 1 BB: 0 P: 5	R: 0 E: 0 K: 1 S: 5	H: 0 LOB: 0 BB: 0 P: 5	R: 0 E: 0 K: 0 S: 2	H: 1 LOB: 0 BB: 1 P: 6	R: 0 E: 0 K: 0 S: 4	H: 1 LOB: 2 BB: 1 P: 8	R: 4 E: 0 K: 1 S: 8	H: 4 LOB: 2 BB: 2 P: 16		1B: 10 2B: 4 3B: 0 HR: 1	SF: 0 SAC: 0 DP: 2 HBP: 0	WP: 0 PB: 0 SB: 0 CS: 1
PITCHER	IP WLS BF H R ER SO BB IBB HBP BLK WP HR S P ERA WHIP																			
Doyle Alexander, R ERA: 2.24 (1, 1)	4.0	20	7	4	4	1	2	0	0	0	0	0	0	0	1	20	28	9.00	2.250	
Randy Moffitt, R ERA: 7.04 (5, 1)	2.0	8	2	0	0	1	0	0	0	0	0	0	0	0	10	10	0.00	1.000		
Greg Minton, R ERA: 4.07 (7, 1)	2.0	L 12	4	4	4	0	3	1	0	0	0	0	0	8	24	18.00	3.500			
Gary Lavelle, L ERA: 4.02 (9, 1)	1.0	4	2	0	0	1	0	0	0	0	0	0	0	6	6	0.00	2.000			

Batter	1	2	3	4	5	6	7	8	9	AB	R	H	RBI	BB	SO	LOB	BOTTOM					
Joe Morgan, L OBP: 0.335, SLG: 0.323 (1, 4)										4	0	1	1	1	1	2	Cincinnati Reds @ San Francisco Giants Candlestick Park, San Francisco, CA Mon Jun 01 1981, 10:05 PM EDT Att: 4,620 - Unknown					
Enos Cabell, R OBP: 0.288, SLG: 0.343 (1, 5)										4	0	1	0	1	1	3						
Jack Clark, R OBP: 0.279, SLG: 0.379 (1, 9)										5	1	1	0	0	0	3						
Darrell Evans, L OBP: 0.313, SLG: 0.399 (1, 3)										5	1	2	2	0	0	1						
Jerry Martin, R OBP: 0.303, SLG: 0.327 (1, 8)										5	1	1	0	0	0	1						
Milt May, L OBP: 0.365, SLG: 0.364 (1, 2)										3	1	2	0	2	0	1						
Dave Bergman, L OBP: 0.339, SLG: 0.490 Larry Herndon, R OBP: 0.340, SLG: 0.425 (1, 7) (8, 7)										4	0	1	1	0	0	3						
Johnnie LeMaster, R OBP: 0.325, SLG: 0.307 (1, 6)										2	0	0	0	2	1	1						
Doyle Alexander, R ERA: 2.24, SLG: 0.352 Randy Moffitt, R ERA: 7.04, SLG: 0.286 Greg Minton, S ERA: 4.07, SLG: 0.338 Gary Lavelle, S ERA: 4.02, SLG: 0.400 (1, 1) (4, PH) (5, 1) (6, PH) (7, 1) (9, 1)										1	0	1	1	0	0	0						
Inning Stats	R: 0 E: 0 K: 1 S: 5	H: 0 LOB: 1 BB: 1 P: 9	R: 1 E: 0 K: 0 S: 5	H: 2 LOB: 3 BB: 2 P: 13	R: 0 E: 0 K: 0 S: 3	H: 0 LOB: 0 BB: 0 P: 3	R: 0 E: 0 K: 0 S: 5	H: 2 LOB: 2 BB: 0 P: 5	R: 2 E: 0 K: 0 S: 6	H: 3 LOB: 1 BB: 0 P: 6	R: 1 E: 0 K: 1 S: 6	H: 2 LOB: 1 BB: 1 P: 10	R: 1 E: 0 K: 0 S: 4	H: 2 LOB: 2 BB: 2 P: 12	R: 0 E: 0 K: 1 S: 5	H: 0 LOB: 0 BB: 0 P: 5		R: 0 E: 0 K: 1 S: 5	H: 0 LOB: 1 BB: 1 P: 9	1B: 7 2B: 3 3B: 0 HR: 1	SF: 0 SAC: 0 DP: 1 HBP: 0	WP: 1 PB: 0 SB: 2 CS: 0
PITCHER	IP WLS BF H R ER SO BB IBB HBP BLK WP HR S P ERA WHIP																					
Bruce Berenyi, R ERA: 5.01 (1, 1)	5.1	29	9	4	4	2	4	0	0	0	1	0	5	13	6.75	2.438						
Paul Moskau, R ERA: 4.73 (6, 1)	1.2	7	2	1	1	0	0	2	0	0	0	0	5	13	5.40	1.200						
Tom Hume, R ERA: 3.66 (8, 1)	2.0	W 7	0	0	0	2	1	0	0	0	0	0	10	14	0.00	0.500						

Batter	1	2	3	4	5	6	7	8	9	AB	R	H	RBI	BB	SO	LOB	TOP					
Dave Collins, S (1,9) OBP: 0.392, SLG: 0.450 Joe Price, R (8,1)	F7			6-3	FC6-4 1B BB	1-3 2-H 2B		6-3		5	1	2	1	0	0	0						
Ken Griffey, L (1,8) OBP: 0.332, SLG: 0.394	L5			L6	FC6-4 BB			5-3		4	0	0	0	1	0	2						
Dave Concepcion, R (1,6) OBP: 0.359, SLG: 0.416 Junior Kennedy, R (7,4) OBP: 0.158, SLG: 0.167	F9			FC5-4 1B	FC6-4 1B	1-2 2-3		F3		4	0	1	0	0	0	2						
George Foster, R (1,7) OBP: 0.344, SLG: 0.520				FC5-4 1-2		1-2 3-H 1B		E7 WP 1B		5	1	2	1	0	0	1						
Joe Nolan, L (1,2) OBP: 0.360, SLG: 0.410				G3		1B HR				4	1	2	1	0	1	2						
Ray Knight, R (1,5) OBP: 0.328, SLG: 0.374 Harry Spilman, L (5,5) OBP: 0.259, SLG: 0.208				K		1B HR HBP		2B BB		1	1	0	0	0	1	0						
Dan Driessen, L (1,3) OBP: 0.336, SLG: 0.323				G3		1-2 2-3 HR 1B		2B BB		3	1	1	0	1	0	1						
Ron Oester, S (1,4) OBP: 0.363, SLG: 0.411 (7,6)				F7		1-2 2-3 HR		K		4	1	1	4	0	1	2						
Michael LaCoss, R (1,1) Doug Bair, R (4,1) Mike Vail, R (6,PH) Geoff Combe, R (6,1) Sam Mejias, R (8,PH) OBP: 0.333, SLG: 0.391 (8,9)				6-3		1-2 2-3 3-H HR		K		1	0	0	0	0	0	0						
Inning Stats	R: 0 E: 0 K: 0 S: 3	H: 0 LOB: 0 BB: 0 P: 3	R: 0 E: 0 K: 1 S: 5	H: 0 LOB: 0 BB: 0 P: 5	R: 0 E: 0 K: 0 S: 3	H: 0 LOB: 0 BB: 0 P: 3	R: 0 E: 0 K: 0 S: 4	H: 1 LOB: 1 BB: 0 P: 4	R: 5 E: 0 K: 1 S: 10	H: 5 LOB: 2 BB: 1 P: 15	R: 1 E: 0 K: 2 S: 8	H: 1 LOB: 1 BB: 2 P: 16	R: 1 E: 1 K: 1 S: 7	H: 2 LOB: 1 BB: 0 P: 7	R: 0 E: 0 K: 0 S: 3	H: 0 LOB: 0 BB: 0 P: 3	R: 0 E: 0 K: 0 S: 3	H: 0 LOB: 0 BB: 0 P: 3	1B: 7 2B: 1 3B: 0 HR: 1	SF: 0 SAC: 0 DP: 0 HBP: 1	WP: 1 PB: 0 SB: 0 CS: 0	PA: 40
PITCHER	IP WLS BF H R ER SO BB IBB HBP BLK WP HR S P ERA WHIP																					
Ed Whitson, R (1,1) ERA: 4.38	5.0 W 23 6 5 5 2 1 0 0 1 0 0 1 25 30 9.00 1.400																					
Al Holland, L (6,1) ERA: 3.41	4.0 S 17 3 2 1 3 2 0 0 0 1 0 21 29 2.25 1.250																					

Cincinnati Reds @ San Francisco Giants
Candlestick Park, San Francisco, CA
Tue Jun 02 1981, 10:05 PM EDT
Att: 19,007 - Unknown

AB	36
R	7
H	9
RBI	7
BB	3
SO	5
LOB	13



Batter	1	2	3	4	5	6	7	8	9	AB	R	H	RBI	BB	SO	LOB	BOTTOM			
Joe Morgan, L (1,4) OBP: 0.350, SLG: 0.358	4-3			1B HR	1-2 2-3 3-H 1B	2-H 1B		FC5-4 1B		4	2	3	3	1	0	0				
Enos Cabell, R (1,5) OBP: 0.290, SLG: 0.345 Joe Pettini, R (8,5)	5-3			F7	WP HR 1B	1-2 2-3 3-H 1B		FC5-4 1-2		5	2	2	2	0	0	1				
Jack Clark, R (1,9) OBP: 0.277, SLG: 0.374	6-3			5-3	1-2 2-3 HR 1B	WP HR 1B		L6		5	1	1	1	0	0	2				
Darrell Evans, L (1,3) OBP: 0.325, SLG: 0.409				SH1-3 FC5-2 2B	1B HR BB	1B SF8 BB		F7		3	2	2	0	2	0	0				
Jerry Martin, R (1,8) OBP: 0.319, SLG: 0.371				SH1-3	1B HR	1B 2B 1B		F6		4	3	3	4	0	0	0				
Milt May, L (1,2) OBP: 0.366, SLG: 0.365				FC5-2	F2	1-2 2-3 3-H 1B		1B		5	1	2	1	0	1	3				
Dave Bergman, L (1,7) OBP: 0.347, SLG: 0.393 Jim Wohlford, R (6,PH) OBP: 0.286, SLG: 0.424 (9,7)				F8	BB FC3-2 IBB	3-4-1 1B BB		SF8		1	0	1	2	0	1					
Johnnie LeMaster, R (1,6) OBP: 0.329, SLG: 0.319				SH1-4 HR 1B	FC3-2 BB 1B	L4		1-3		4	2	2	2	0	0	4				
Ed Whitson, R (1,1) OBP: 0.111, SLG: 0.059 Rennie Stennett, R (5,PH) OBP: 0.280, SLG: 0.282 Al Holland, R (6,1) OBP: 0.250, SLG: 0.250				SH1-4	1-2 2-3 3-H 1B BB	3-4-1		K		0	1	0	1	1	0	0				
Inning Stats	R: 0 E: 0 K: 0 S: 3	H: 1 LOB: 1 BB: 0 P: 4	R: 2 E: 0 K: 0 S: 5	H: 2 LOB: 0 BB: 0 P: 5	R: 9 E: 0 K: 1 S: 10	H: 5 LOB: 0 BB: 4 P: 26	R: 0 E: 0 K: 0 S: 3	H: 1 LOB: 2 BB: 1 P: 7	R: 4 E: 0 K: 0 S: 6	H: 4 LOB: 1 BB: 1 P: 10	R: 0 E: 0 K: 1 S: 6	H: 1 LOB: 1 BB: 0 P: 6	R: 0 E: 0 K: 0 S: 4	H: 1 LOB: 1 BB: 0 P: 4	R: 0 E: 0 K: 0 S: 4	H: 1 LOB: 1 BB: 0 P: 4	1B: 11 2B: 2 3B: 0 HR: 2	SF: 1 SAC: 2 DP: 0 HBP: 0	WP: 1 PB: 0 SB: 0 CS: 0	PA: 43
PITCHER	IP WLS BF H R ER SO BB IBB HBP BLK WP HR S P ERA WHIP																			
Michael LaCoss, R (1,1) ERA: 5.86	3.2 L 20 6 8 8 0 2 0 0 0 0 1 1 8 16 19.64 2.182																			
Doug Bair, R (4,1) ERA: 7.36	1.1 8 3 3 3 1 2 0 0 0 0 1 1 8 16 20.25 3.750																			
Geoff Combe, R (6,1) ERA: 8.25	2.0 11 5 4 4 1 1 0 0 0 0 0 0 12 16 18.00 3.000																			
Joe Price, L (8,1) ERA: 2.99	1.0 4 1 0 0 0 0 0 0 0 0 0 0 4 4 0.00 1.000																			

Cincinnati Reds @ San Francisco Giants
Candlestick Park, San Francisco, CA
Tue Jun 02 1981, 10:05 PM EDT
Att: 19,007 - Unknown

AB	34
R	15
H	15
RBI	15
BB	6
SO	2
LOB	13

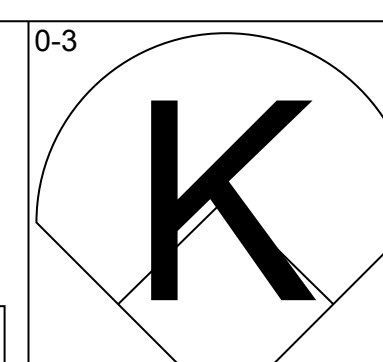
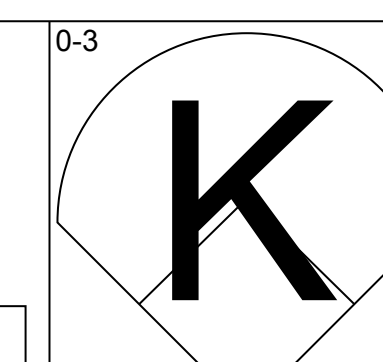
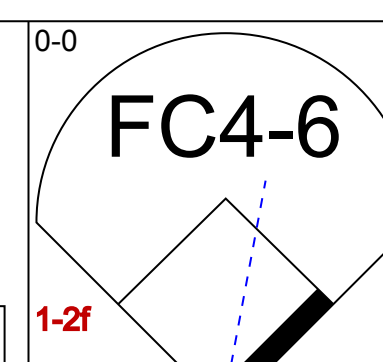
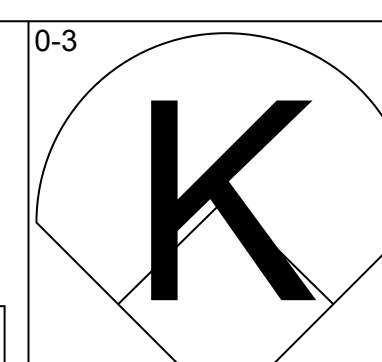
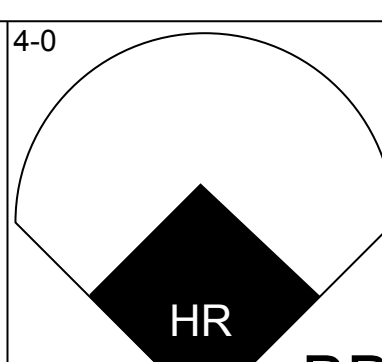
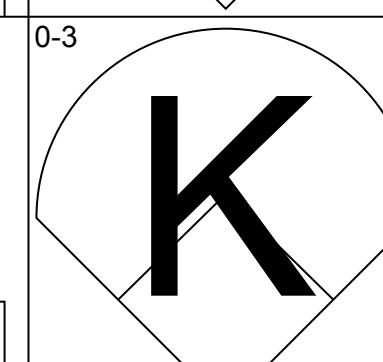
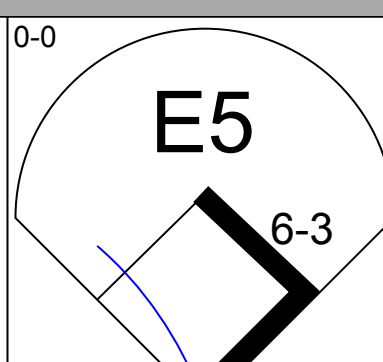
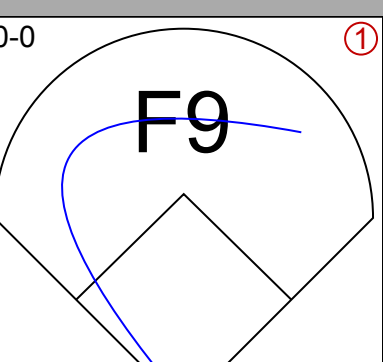
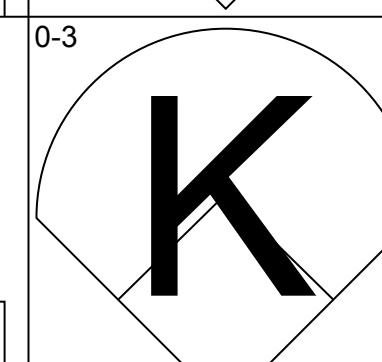
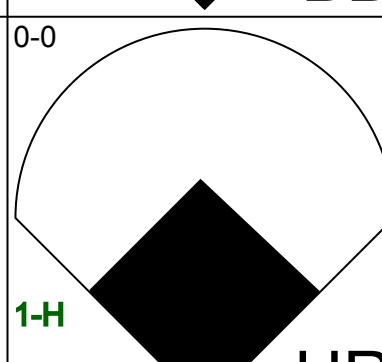
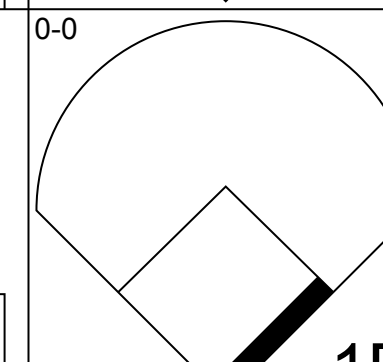
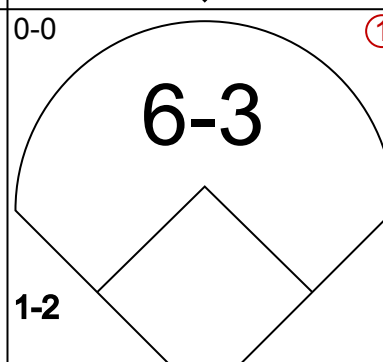
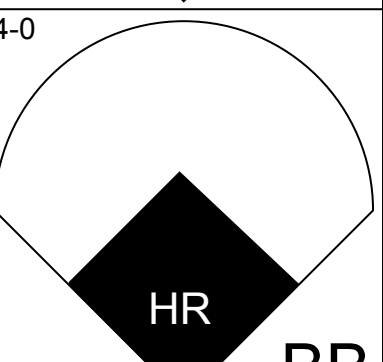
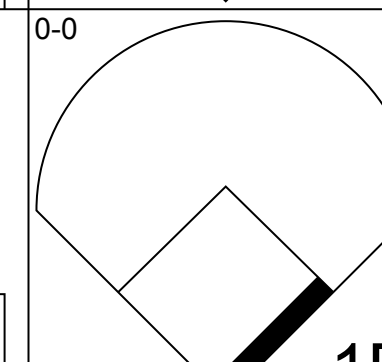
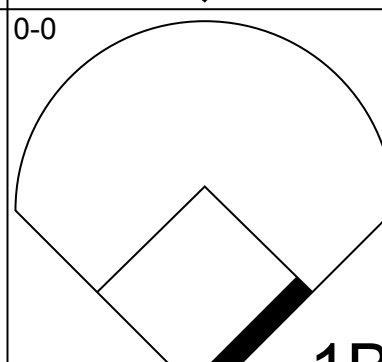
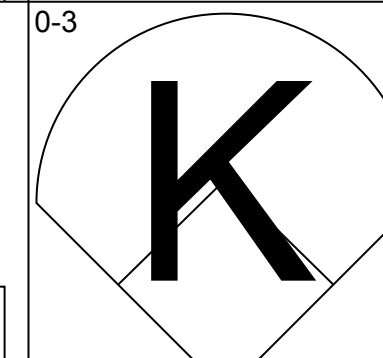
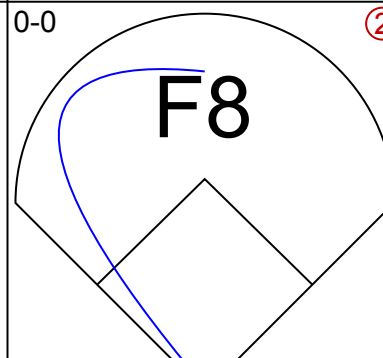
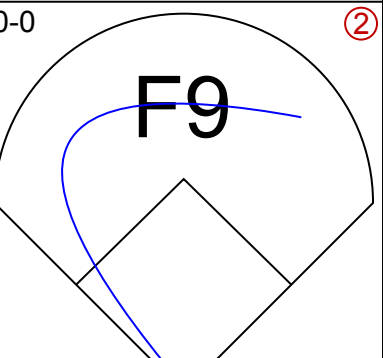
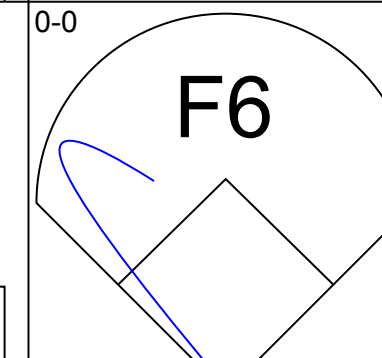
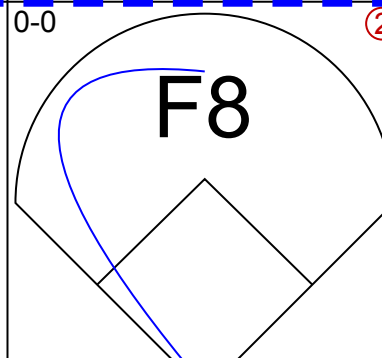
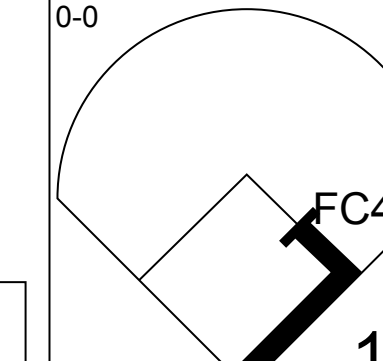
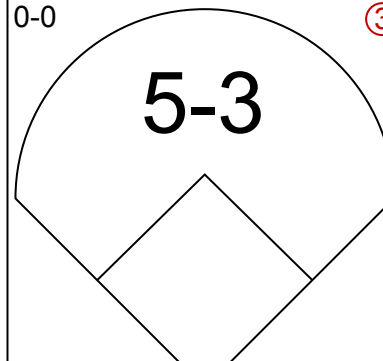
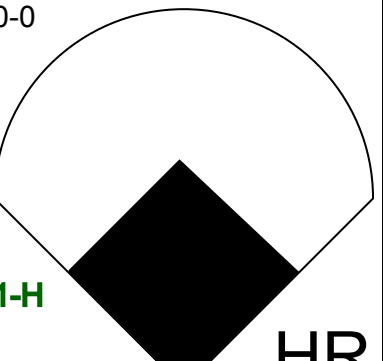

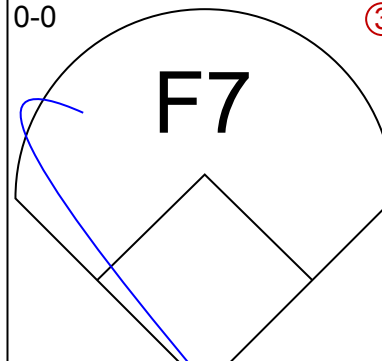

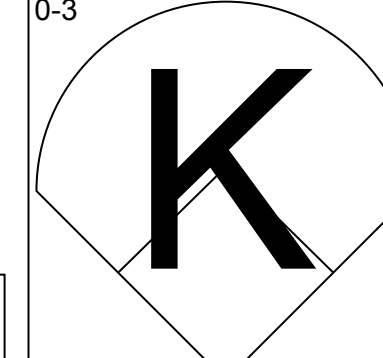
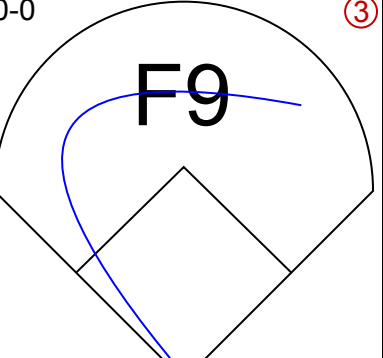


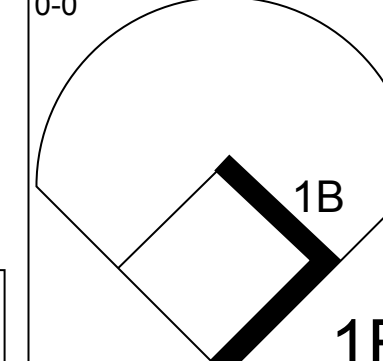



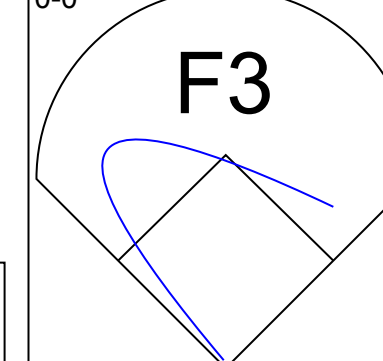



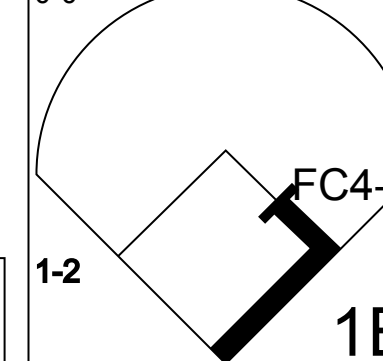




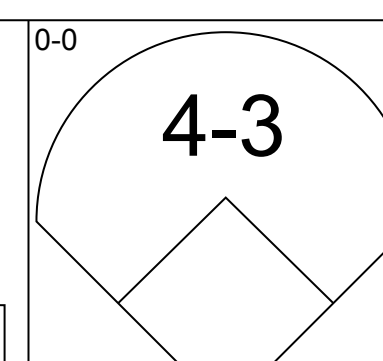
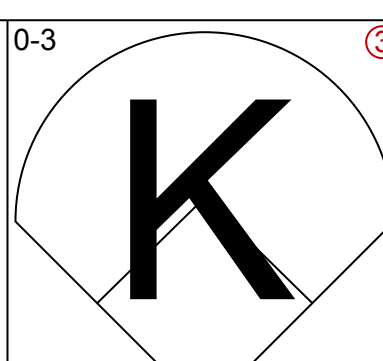
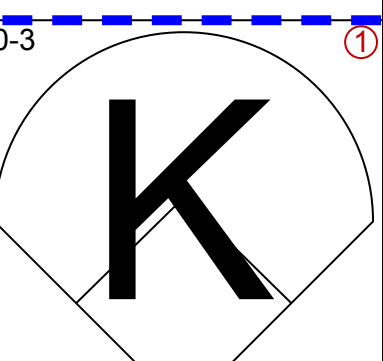
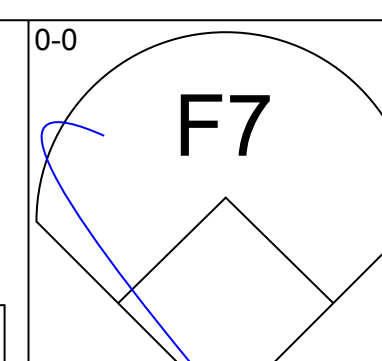
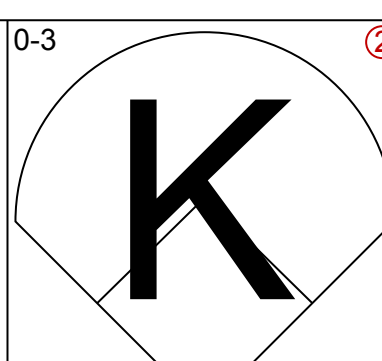
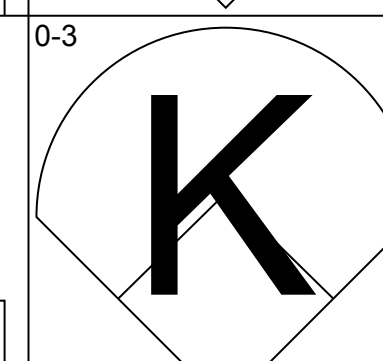
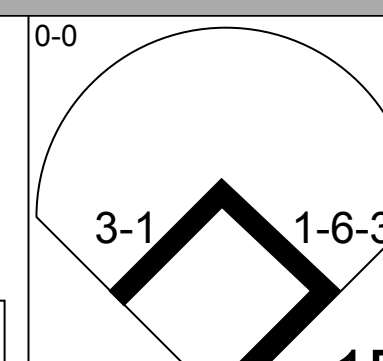
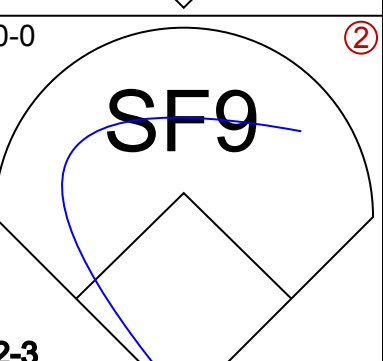
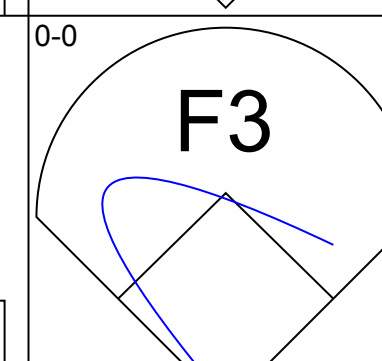
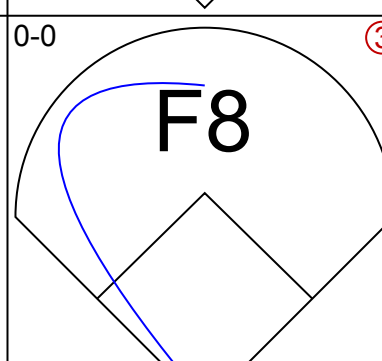
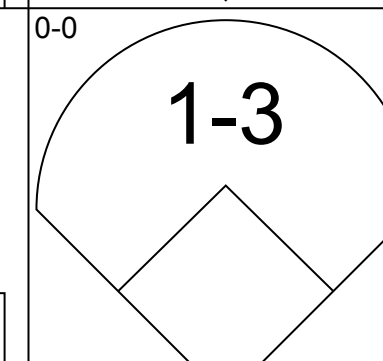
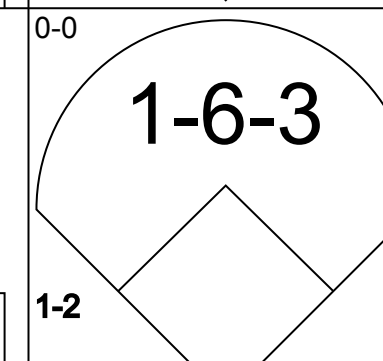
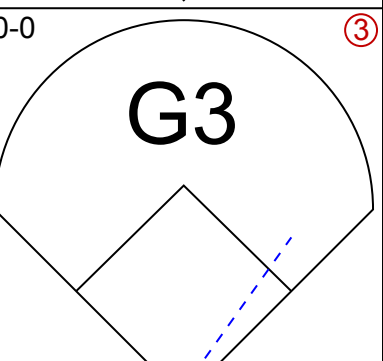


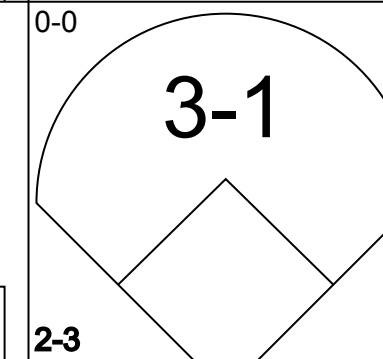



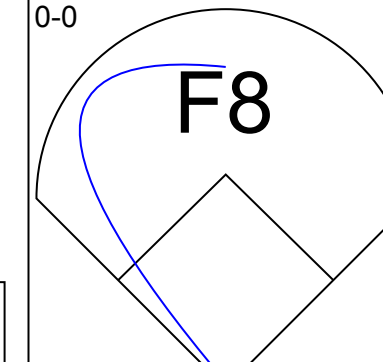




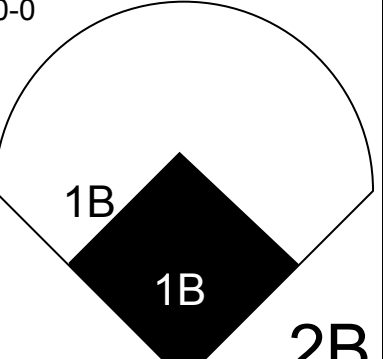



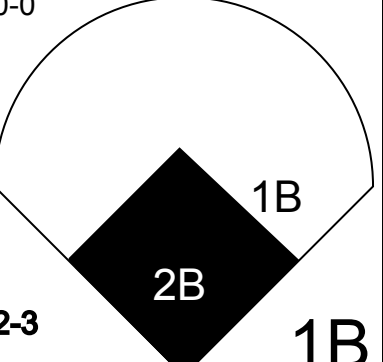

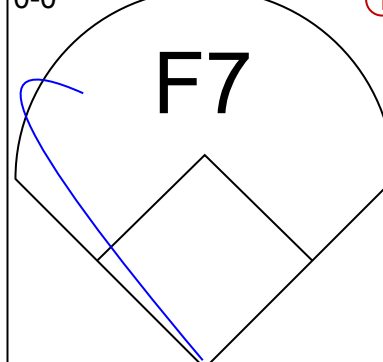
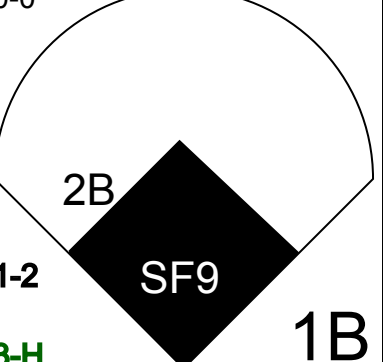
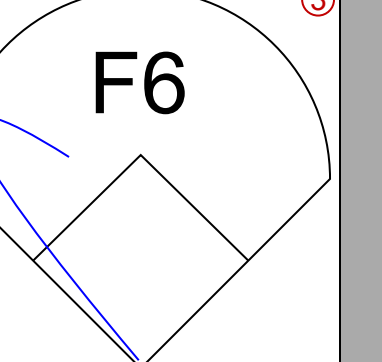
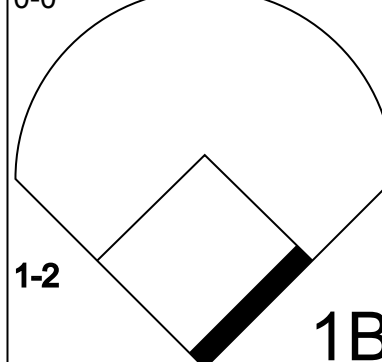
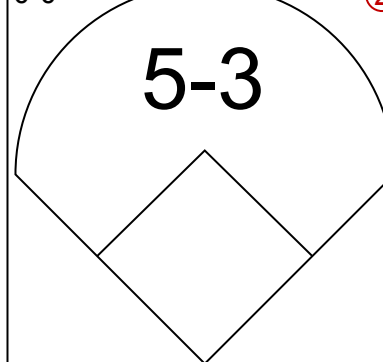
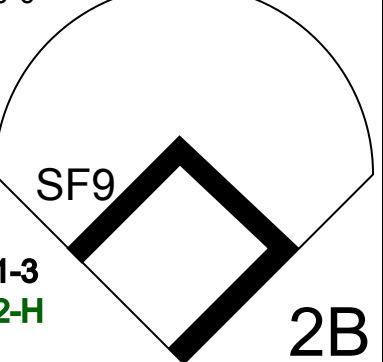
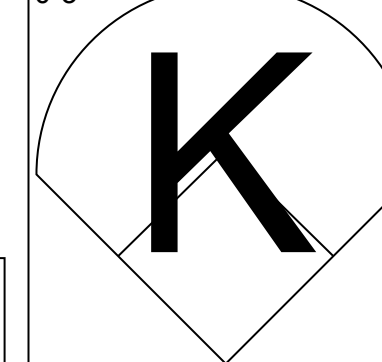
Batter	1	2	3	4	5	6	7	8	9	AB	R	H	RBI	BB	SO	LOB	TOP					
Dave Collins, S OBP: 0.387, SLG: 0.448 Sam Mejias, R OBP: 0.333, SLG: 0.381	0-0 4-3	0-0 1B 2B		0-0 6-3		0-0 FC6-4 WP		0-0 6-3		5	0	1	0	0	0	2	<p>Cincinnati Reds @ San Francisco Giants</p> <p>Candlestick Park, San Francisco, CA</p> <p>Wed Jun 03 1981, 10:05 PM EDT</p> <p>Att: 7,114 - Unknown</p>					
Ron Oester, S OBP: 0.375, SLG: 0.426	0-0 1B 2B	0-0 G6-4-3 1B			4-0 FC5-4 BB	0-0 1-2 2-3 1B		0-3 K		4	1	3	0	1	1	0						
Ken Griffey, L OBP: 0.329, SLG: 0.389	0-0 1B SF9 1B	0-0 G6-4-3			0-0 F5	0-0 F7			0-0 L6	5	1	1	0	0	0	5						
George Foster, R OBP: 0.350, SLG: 0.518	0-0 WP 1B 1-2 2H 1B			4-0 L4-3 BB		0-0 FC5-4 PB 2B		4-0 2B BB	0-0 6-3	3	2	1	1	2	0	1						
Dave Concepcion, R OBP: 0.364, SLG: 0.431	0-0 WP 1-2 2-3 1B			0-0 L4-3		0-0 1-2 2B		0-0 1B SF9 2B	0-3 K	5	1	3	2	0	1	1						
Ray Knight, R OBP: 0.332, SLG: 0.376	0-0 SF9			4-0 BB		0-0 3-1		0-0 G6-4-3 1B		2	0	1	1	1	0	1						
Dan Driessen, L OBP: 0.341, SLG: 0.320	3-H 4-0 1-2 2-3 BB			0-0 6-3		4-0 FC6-4 WP BB		0-0 SF9		1	1	0	1	2	0	1						
Mike O'Berry, R OBP: 0.310, SLG: 0.333	0-3 K			0-0 F9		0-0 FC6-4 1B		0-0 G6-4-3		4	0	1	0	0	1	4						
Frank Pastore, R OBP: 0.091, SLG: 0.091		0-3 K		0-3 K		0-0 F1		0-0 6-3		4	0	0	0	0	2	2						
Inning Stats	R: 2 E: 0 K: 1 S: 9	H: 4 LOB: 3 BB: 1 P: 13	R: 0 E: 0 K: 1 S: 6	H: 2 LOB: 1 BB: 0 P: 6	R: 0 E: 0 K: 0 S: 2	H: 0 LOB: 1 BB: 2 P: 10	R: 0 E: 0 K: 1 S: 5	H: 0 LOB: 0 BB: 0 P: 5	R: 1 E: 0 K: 0 S: 4	H: 1 LOB: 1 BB: 1 P: 8	R: 1 E: 0 K: 0 S: 5	H: 2 LOB: 2 BB: 1 P: 9	R: 2 E: 0 K: 0 S: 4	H: 2 LOB: 0 BB: 1 P: 8	R: 0 E: 0 K: 1 S: 5	H: 0 LOB: 0 BB: 0 P: 5		R: 0 E: 0 K: 1 S: 5	H: 0 LOB: 0 BB: 0 P: 5	1B: 7 2B: 5 3B: 0 HR: 0	SF: 2 SAC: 0 DP: 3 HBP: 0	WP: 2 PB: 1 CS: 0
PITCHER	IP WLS BF H R ER SO BB IBB HBP BLK WP HR S P ERA WHIP	IP WLS BF H R ER SO BB IBB HBP BLK WP HR S P ERA WHIP																				
Vida Blue, L ERA: 2.27	(1, 1)	6.0	L	31	9	5	5	3	6	0	0	0	0	0	2	0	31	55	7.50	2.500		
Randy Moffitt, R ERA: 7.27	(7, 1)	1.0		4	2	1	1	0	0	0	0	0	0	0	0	0	4	4	9.00	2.000		
Gary Lavelle, L ERA: 3.78	(8, 1)	2.0		6	0	0	0	2	0	0	0	0	0	0	0	0	10	10	0.00	0.000		

AB	33
R	6
H	11
RBI	5
BB	6
SO	5
LOB	17



Batter	1	2	3	4	5	6	7	8	9	AB	R	H	RBI	BB	SO	LOB	BOTTOM					
Joe Morgan, L OBP: 0.348, SLG: 0.362	0-0 4-3 1B 2B				0-0 F9		0-0 E4			4	1	1	0	0	1	1	<p>Cincinnati Reds @ San Francisco Giants</p> <p>Candlestick Park, San Francisco, CA</p> <p>Wed Jun 03 1981, 10:05 PM EDT</p> <p>Att: 7,114 - Unknown</p>					
Enos Cabell, R OBP: 0.285, SLG: 0.338	0-0 4-3			0-0 F9		0-0 6-3		0-3 K		4	0	0	0	0	1	2						
Jack Clark, R OBP: 0.286, SLG: 0.379	0-0 BB 1B			4-0 1B BB		0-0 5-3		0-0 FC6-4 1B		3	0	2	1	1	0	0						
Darrell Evans, L OBP: 0.323, SLG: 0.402	3-H 4-0 1-2 BB			0-0 F8		0-0 F9		0-0 FC6-4		3	0	0	0	1	0	2						
Jerry Martin, R OBP: 0.316, SLG: 0.367	0-3 K			0-0 1-2 1B		0-3 K		0-0 F4		4	0	1	0	0	2	3						
Milt May, L OBP: 0.357, SLG: 0.355	0-0 F8			0-0 4-3		0-0 F2		0-0 4-3		4	0	0	0	0	0	5						
Dave Bergman, L OBP: 0.342, SLG: 0.431		0-0 4-3		0-0 4-3		0-0 HR		0-0 F7		4	1	1	1	0	0	0						
Johnnie LeMaster, R OBP: 0.329, SLG: 0.319 Bill North, S OBP: 0.372, SLG: 0.333		0-0 1B		0-3 K		0-3 K		0-0 F8		3	0	1	0	0	2	0						
Vida Blue, S OBP: 0.318, SLG: 0.263 Randy Moffitt, R	(1, 1)	9.0	W	36	6	2	2	8	2	0	0	0	0	0	0	0		<p>GIANTS</p>				
Rennie Stennett, R OBP: 0.276, SLG: 0.278 Gary Lavelle, S OBP: 0.400, SLG: 0.400 Jim Weinford, R OBP: 0.276, SLG: 0.412	(7, PH)																					
Inning Stats	R: 1 E: 0 K: 1 S: 7	H: 2 LOB: 2 BB: 1 P: 11	R: 0 E: 0 K: 2 S: 8	H: 1 LOB: 1 BB: 0 P: 8	R: 0 E: 0 K: 0 S: 4	H: 1 LOB: 2 BB: 1 P: 8	R: 0 E: 0 K: 1 S: 5	H: 0 LOB: 0 BB: 0 P: 5	R: 0 E: 0 K: 0 S: 3	H: 0 LOB: 0 BB: 0 P: 3	R: 0 E: 0 K: 1 S: 5	H: 0 LOB: 0 BB: 0 P: 5	R: 1 E: 1 K: 3 S: 11	H: 1 LOB: 1 BB: 0 P: 11	R: 0 E: 0 K: 0 S: 4	H: 1 LOB: 1 BB: 0 P: 4	R: 0 E: 0 K: 0 S: 3	H: 0 LOB: 0 BB: 0 P: 3	1B: 4 2B: 1 3B: 0 HR: 1	SF: 0 SAC: 0 DP: 0 HBP: 0	WP: 0 PB: 0 CS: 0	PA: 36
PITCHER	IP WLS BF H R ER SO BB IBB HBP BLK WP HR S P ERA WHIP	IP WLS BF H R ER SO BB IBB HBP BLK WP HR S P ERA WHIP																				
Frank Pastore, R ERA: 3.27	(1, 1)	9.0	W	36	6	2	2	8	2	0	0	0	0	0	0	0	1	50	58	2.00	0.889	

Batter	1	2	3	4	5	6	7	8	9	AB	R	H	RBI	BB	SO	LOB	TOP										
Bill North, S OBP: 0.366, SLG: 0.322 (1, 8)										4	1	0	0	1	3	4	San Francisco Giants @ Pittsburgh Pirates Three Rivers Stadium, Pittsburgh, PA Fri Jun 05 1981, 7:05 PM EDT Att: 8,361 - Unknown										
Enos Cabell, R OBP: 0.283, SLG: 0.349 (1, 5)										5	1	1	2	0	2	0											
Jack Clark, R OBP: 0.298, SLG: 0.387 (1, 9)										4	1	3	0	1	0	1											
Darrell Evans, L OBP: 0.316, SLG: 0.391 (1, 3)										5	0	0	0	0	1	5											
Larry Herndon, R OBP: 0.342, SLG: 0.440 (1, 7)										5	1	2	2	0	1	2											
Joe Morgan, L OBP: 0.345, SLG: 0.355 (1, 4)										3	1	0	0	1	1	1											
Milt May, L OBP: 0.360, SLG: 0.359 (1, 2)										4	0	2	0	0	0	1											
Johnnie LeMaster, R OBP: 0.321, SLG: 0.311 (1, 6)										4	0	0	1	0	2	3											
Allen Ripley, R OBP: 0.154, SLG: 0.154 (5, 1) Al Holland, R OBP: 0.200, SLG: 0.200 (8, 1) Fred Breining, R OBP: 0.225, SLG: 0.225 (8, PH) Dave Bergman, L OBP: 0.225, SLG: 0.225 (8, PH) Greg Minton, S OBP: 0.424, SLG: 0.424 (9, 1) Gary Lavelle, S OBP: 0.400, SLG: 0.400 (9, 1)										2	0	1	0	0	0	2											
Inning Stats	R: 0 E: 0 K: 3 S: 10	H: 1 LOB: 1 BB: 0 P: 10	R: 1 E: 1 K: 1 S: 8	H: 2 LOB: 2 BB: 0 P: 8	R: 0 E: 1 K: 0 S: 4	H: 0 LOB: 1 BB: 0 P: 4	R: 0 E: 0 K: 1 S: 7	H: 2 LOB: 2 BB: 0 P: 7	R: 2 E: 0 K: 0 S: 4	H: 1 LOB: 0 BB: 1 P: 8	R: 0 E: 0 K: 2 S: 7	H: 0 LOB: 0 BB: 0 P: 7	R: 0 E: 0 K: 2 S: 8	H: 1 LOB: 1 BB: 0 P: 8	R: 0 E: 0 K: 2 S: 7	H: 0 LOB: 1 BB: 1 P: 11	R: 2 E: 0 K: 1 S: 7	H: 2 LOB: 1 BB: 1 P: 11	1B: 7 2B: 0 3B: 0 HR: 2	SF: 0 SAC: 0 DP: 0 HBP: 0	WP: 0 PB: 1 CS: 0	PA: 41					
PITCHER	IP	WLS	BF	H	R	ER	SO	BB	IBB	HBP	BLK	WP	HR	S	P	ERA	WHIP										
Pascual Perez, R ERA: 2.75 (1, 1)	5.0		24	6	3	3	5	1	0	0	0	0	1	33	37	5.40	1.400										
Victor Cruz, R ERA: 2.16 (6, 1)	2.0		7	1	0	0	4	0	0	0	0	0	0	15	15	0.00	0.500										
Rod Scurry, L ERA: 4.18 (8, 1)	1.0		4	0	0	0	2	1	0	0	0	0	0	7	11	0.00	1.000										
Enrique Romo, R ERA: 5.14 (9, 1)	0.1	L	4	2	2	2	1	1	0	0	0	0	1	5	9	54.00	9.000										
Grant Jackson, L ERA: 2.69 (9, 1)	0.2		2	0	0	0	0	0	0	0	0	0	0	2	2	0.00	0.000										

Batter	1	2	3	4	5	6	7	8	9	AB	R	H	RBI	BB	SO	LOB	BOTTOM										
Omar Moreno, L OBP: 0.285, SLG: 0.328 (1, 8)										5	0	0	0	0	3	4	San Francisco Giants @ Pittsburgh Pirates Three Rivers Stadium, Pittsburgh, PA Fri Jun 05 1981, 7:05 PM EDT Att: 8,361 - Unknown										
Tim Foli, R OBP: 0.299, SLG: 0.319 (1, 6)										4	0	1	1	0	1	2											
Dave Parker, L OBP: 0.293, SLG: 0.475 (1, 9)										4	0	0	0	0	1	2											
Willie Stargell, L OBP: 0.325, SLG: 0.325 (8, 1) Victor Cruz, R OBP: 0.225, SLG: 0.225 (8, PH) Rod Scurry, L OBP: 0.225, SLG: 0.225 (8, PH) Kurt Bevacqua, R OBP: 0.200, SLG: 0.200 (8, PH) Phil Garner, R OBP: 0.392, SLG: 0.392 (8, PH) Enrique Romo, R OBP: 0.392, SLG: 0.392 (8, PH) Grant Jackson, S OBP: 0.424, SLG: 0.424 (9, 1)										2	0	0	0	0	1	0											
Mike Easter, L OBP: 0.367, SLG: 0.546 (1, 7)										3	0	1	0	1	0	1											
Bill Madlock, R OBP: 0.418, SLG: 0.469 (1, 5)										3	1	1	0	1	0	3											
Dale Berra, R OBP: 0.356, SLG: 0.378 (1, 4)										3	1	1	0	1	2	3											
Steve Nicosia, R OBP: 0.301, SLG: 0.326 (1, 2) John Milner, L OBP: 0.236, SLG: 0.220 (8, PH)										3	1	1	1	0	0	2											
Pascual Perez, R OBP: 0.100, SLG: 0.100 (1, 1) Jason Thompson, L OBP: 0.329, SLG: 0.360 (5, PH) Tony Peña, R OBP: 0.333, SLG: 0.397 (8, PH)										1	0	0	0	0	0	0											
Inning Stats	R: 0 E: 0 K: 1 S: 5	H: 0 LOB: 0 BB: 0 P: 5	R: 0 E: 0 K: 1 S: 5	H: 0 LOB: 1 BB: 1 P: 9	R: 0 E: 0 K: 1 S: 5	H: 0 LOB: 0 BB: 0 P: 5	R: 0 E: 0 K: 0 S: 4	H: 1 LOB: 1 BB: 0 P: 4	R: 3 E: 0 K: 1 S: 9	H: 4 LOB: 1 BB: 0 P: 9	R: 0 E: 1 K: 2 S: 8	H: 0 LOB: 2 BB: 1 P: 12	R: 0 E: 0 K: 1 S: 5	H: 0 LOB: 0 BB: 0 P: 5	R: 0 E: 0 K: 1 S: 6	H: 2 LOB: 1 BB: 0 P: 6	R: 0 E: 0 K: 1 S: 6	H: 1 LOB: 2 BB: 1 P: 10	1B: 5 2B: 4 3B: 0 HR: 0	SF: 1 SAC: 0 DP: 1 HBP: 0	WP: 0 PB: 0 SB: 2 CS: 0	PA: 38					
PITCHER	IP	WLS	BF	H	R	ER	SO	BB	IBB	HBP	BLK	WP	HR	S	P	ERA	WHIP										
Allen Ripley, R ERA: 3.39 (1, 1)	4.0		18	5	3	3	3	1	0	0	0	0	0	23	27	0.00	0.900										
Al Holland, L ERA: 3.12 (5, 1)	3.1		14	2	0	0	5	1	0	0	0	0	0	23	27	0.00	0.900										
Fred Breining, R ERA: 2.25 (8, 1)	0.2	W	1	0	0	0	0	0	0	0	0	0	0	1	1	0.00	0.000										
Greg Minton, R ERA: 4.07 (9, 1)	0.0		2	1	0	0	0	1	0	0	0	0	0	1	5	∞	∞										
Gary Lavelle, L ERA: 3.67 (9, 1)	1.0	S	3	0	0	0	1	0	0	0	0	0	0	5	5	0.00	0.000										



Batter	1	2	3	4	5	6	7	8	9	AB	R	H	RBI	BB	SO	LOB	TOP																					
Bill North, S OBP: 0.360, SLG: 0.312 (1, 8)	E1 1B FC5-2-5		K			4-3		F9		4	0	0	0	0	1	0																						
Enos Cabell, R Joe Pettini, R OBP: 0.278, SLG: 0.341 (8, 5)	G5-3 1B FC5-2-4			6-3		F8		F3		4	0	1	0	0	0	0																						
Joe Morgan, L OBP: 0.341, SLG: 0.365 (1, 4)	FC5-2-5			F8				F9		4	1	1	1	0	0	2																						
Jack Clark, R OBP: 0.296, SLG: 0.378 (1, 9)	G5-3 2-3F			6-3				HR 1B		4	0	1	0	0	0	2																						
Darrell Evans, L OBP: 0.318, SLG: 0.419 (1, 3)		4-3				HR		5-3		3	1	1	1	1	0	0																						
Larry Hemdon, R OBP: 0.333, SLG: 0.427 (1, 7)		4-3				1B 9-2-5		1-4-3		4	0	1	0	0	0	2																						
Milt May, L OBP: 0.374, SLG: 0.389 (1, 2)		F7				1B				3	0	2	0	0	0	0																						
Johnnie LeMaster, R OBP: 0.315, SLG: 0.305 (1, 6)			K			9-2-5		F9		3	0	0	0	0	1	3																						
Vida Blue, S Jim Wohlford, R Fred Breining, R OBP: 0.292, SLG: 0.238 (7, PH)			K			F5		G6-4-3		2	0	0	0	0	1	1																						
								1-2F		1	0	0	0	0	0	0																						
Inning Stats	R: 0 E: 1 K: 0 S: 4	H: 1 LOB: 1 BB: 0 P: 4	R: 0 E: 0 K: 0 S: 3	H: 0 LOB: 0 BB: 0 P: 3	R: 0 E: 0 K: 3 S: 9	H: 0 LOB: 0 BB: 0 P: 9	R: 0 E: 0 K: 0 S: 3	H: 0 LOB: 0 BB: 0 P: 3	R: 1 E: 0 K: 0 S: 5	H: 3 LOB: 1 BB: 1 P: 5	R: 1 E: 0 K: 0 S: 5	H: 2 LOB: 2 BB: 1 P: 9	R: 0 E: 0 K: 0 S: 3	H: 1 LOB: 0 BB: 0 P: 3	R: 0 E: 0 K: 0 S: 3	H: 0 LOB: 0 BB: 0 P: 3	R: 0 E: 0 K: 0 S: 3	H: 0 LOB: 0 BB: 0 P: 3	1B: 5 2B: 1 3B: 0 HR: 2	SF: 0 SAC: 0 DP: 3 HBP: 0	WP: 0 PB: 0 SB: 0 CS: 0	PA: 33																
PITCHER	IP	WLS	BF	H	R	ER	SO	BB	IBB	HBP	BLK	WP	HR	S	P	ERA	WHIP	PITCHER				IP	WLS	BF	H	R	ER	SO	BB	IBB	HBP	BLK	WP	HR	S	P	ERA	WHIP
Eddie Solomon, R ERA: 2.85 (1, 1)	6.0	W	25	7	2	2	3	1	0	0	0	0	2	30	34	3.00	1.333					6.0	W	25	7	2	2	3	1	0	0	0	0	2	30	34	3.00	1.333
Enrique Romo, R ERA: 4.65 (7, 1)	3.0	S	8	0	0	0	0	0	0	0	0	0	0	8	8	0.00	0.000					3.0	S	8	0	0	0	0	0	0	0	0	8	8	0.00	0.000		

San Francisco Giants @ Pittsburgh Pirates
Three Rivers Stadium, Pittsburgh, PA
Sun Jun 07 1981, 3:33 AM EDT
Att: 32,244 - Unknown

AB 32
R 2
H 7
RBI 2
BB 1
SO 3
LOB 11



Batter	1	2	3	4	5	6	7	8	9	AB	R	H	RBI	BB	SO	LOB	BOTTOM																					
Omar Moreno, L OBP: 0.287, SLG: 0.325 (1, 8)	G3	K			K			IBB		3	0	0	0	1	2	1																						
Tim Foli, R OBP: 0.288, SLG: 0.307 (1, 6)	F9		5-3		3-1			F7		4	0	0	0	0	0	2																						
Lee Lacy, R OBP: 0.309, SLG: 0.383 (1, 9)	E5 WP 2B		F8					F8		4	1	0	0	0	0	0																						
Bill Madlock, R OBP: 0.435, SLG: 0.489 (1, 5)	2B BB		S BB					F7 HR		2	2	1	1	2	0	0																						
Mike Easter, L OBP: 0.356, SLG: 0.531 (1, 7)	2B		K					F8		4	0	1	2	0	1	1																						
Gary Alexander, R Jason Thompson, L OBP: 0.398, SLG: 0.706 (7, 3)	F9				E5 G4-6-3			K		3	0	0	0	0	1	1																						
Tony Peña, R OBP: 0.319, SLG: 0.379 (1, 2)		6-3			G4-6-3 1-2F			F8		3	0	0	0	0	0	1																						
Dale Berra, R OBP: 0.370, SLG: 0.385 (1, 4)	SH2-4 1B				K			SH3-4 1B		3	0	2	0	0	1	0																						
Eddie Solomon, R Enrique Romo, R OBP: 0.100, SLG: 0.100 (7, 1)	SH2-4				L4			SH3-4		1	0	0	0	0	0	0																						
										0	0	0	0	0	0	0																						
Inning Stats	R: 2 E: 1 K: 0 S: 5	H: 1 LOB: 1 BB: 1 P: 9	R: 0 E: 0 K: 1 S: 6	H: 1 LOB: 1 BB: 0 P: 6	R: 0 E: 0 K: 1 S: 5	H: 0 LOB: 1 BB: 1 P: 9	R: 0 E: 1 K: 1 S: 5	H: 0 LOB: 0 BB: 0 P: 5	R: 0 E: 0 K: 1 S: 6	H: 1 LOB: 2 BB: 1 P: 8	R: 0 E: 0 K: 0 S: 4	H: 1 LOB: 0 BB: 1 P: 8	R: 0 E: 0 K: 0 S: 3	H: 0 LOB: 0 BB: 0 P: 3	R: 0 E: 0 K: 0 S: 3	H: 0 LOB: 0 BB: 0 P: 3	1B: 2 2B: 1 3B: 0 HR: 1	SF: 0 SAC: 2 DP: 1 HBP: 0	WP: 1 PB: 0 SB: 1 CS: 0	PA: 32																		
PITCHER	IP	WLS	BF	H	R	ER	SO	BB	IBB	HBP	BLK	WP	HR	S	P	ERA	WHIP	PITCHER				IP	WLS	BF	H	R	ER	SO	BB	IBB	HBP	BLK	WP	HR	S	P	ERA	WHIP
Vida Blue, L ERA: 2.21 (1, 1)	6.0	L	24	3	3	1	5	2	0	0	0	0	1	32	40	1.50	0.833					6.0	L	24	3	3	1	5	2	0	0	0	1	32	40	1.50	0.833	
Fred Breining, R ERA: 2.05 (7, 1)	2.0		8	1	0	0	0	0	1	0	0	0	0	7	11	0.00	0.500					2.0		8	1	0	0	0	0	1	0	7	11	0.00	0.500			

San Francisco Giants @ Pittsburgh Pirates
Three Rivers Stadium, Pittsburgh, PA
Sun Jun 07 1981, 3:33 AM EDT
Att: 32,244 - Unknown

AB 27
R 3
H 4
RBI 3
BB 3
SO 5
LOB 6



Batter	1	2	3	4	5	6	7	8	9	AB	R	H	RBI	BB	SO	LOB	TOP		
Bill North, S OBP: 0.357, SLG: 0.305 (1, 8)										3	0	0	0	1	2	1	San Francisco Giants @ Chicago Cubs Wrigley Field, Chicago, IL Wed Jun 10 1981, 3:33 AM CDT Att: 4,735 - Unknown livebaseballscorecards.com		
Enos Cabell, R OBP: 0.277, SLG: 0.339 (1, 5)										4	0	1	0	0	1	1			
Joe Morgan, L OBP: 0.344, SLG: 0.368 (1, 4)										4	0	2	0	0	0	1			
Darrell Evans, L OBP: 0.312, SLG: 0.411 (1, 3)										4	1	0	0	0	1	2			
Larry Herndon, R OBP: 0.333, SLG: 0.436 (1, 9)										3	0	1	1	0	1	0			
Jerry Martin, R OBP: 0.306, SLG: 0.354 (1, 7)										3	0	0	0	0	1	1			
Milt May, L OBP: 0.374, SLG: 0.388 (8, PR)										3	0	1	0	0	0	0			
Mike Sadek, R OBP: 0.341, SLG: 0.273 (8, 2)										0	0	0	0	0	0	0			
Johnnie LeMaster, R OBP: 0.310, SLG: 0.299 (1, 6)										3	0	0	0	0	1	2			
Allen Ripley, R OBP: 0.148, SLG: 0.148 (6, PH)										1	0	0	0	0	1	0			
Rennie Stennett, R OBP: 0.273, SLG: 0.274 (6, PH)										1	0	0	0	0	0	0			
Fred Breining, R (6, PH)										0	0	0	0	0	0	0			
Dave Bergman, L OBP: 0.329, SLG: 0.412 (8, PH)										1	0	0	0	0	0	1			
Greg Minton, S (8, 1)										0	0	0	0	0	0	0			
Inning Stats	R: 0 E: 0 K: 3 S: 10	H: 1 LOB: 1 BB: 0 P: 10	R: 0 E: 1 K: 0 S: 4	H: 0 LOB: 1 BB: 0 P: 4	R: 0 E: 0 K: 1 S: 5	H: 0 LOB: 0 BB: 0 P: 5	R: 0 E: 0 K: 1 S: 5	H: 0 LOB: 0 BB: 0 P: 5	R: 0 E: 0 K: 2 S: 7	H: 0 LOB: 0 BB: 0 P: 7	R: 1 E: 0 K: 0 S: 4	H: 2 LOB: 1 BB: 0 P: 4	R: 0 E: 0 K: 1 S: 6	H: 1 LOB: 1 BB: 0 P: 6	R: 0 E: 0 K: 0 S: 3	H: 1 LOB: 0 BB: 0 P: 3	1B: 4 2B: 0 3B: 1 HR: 0	SF: 0 SAC: 0 DP: 1 HBP: 0	WP: 0 PA: 31 PB: 0 SB: 0 CS: 1
PITCHER	IP WLS BF H R ER SO BB IBB HBP BLK WP HR S P ERA WHIP																		
Mike Krukow, R ERA: 5.28 (1, 1)	5.0 W 17 1 0 0 7 0 0 0 0 0 0 0 31 31 0.00 0.200																		
Rawly Eastwick, R ERA: 2.35 (6, 1)	2.0 8 3 1 1 0 1 0 0 0 0 0 0 7 11 4.50 2.000																		
Dick Tidrow, R ERA: 4.35 (8, 1)	2.0 S 6 1 0 0 1 0 0 0 0 0 0 0 8 8 0.00 0.500																		

Batter	1	2	3	4	5	6	7	8	9	AB	R	H	RBI	BB	SO	LOB	BOTTOM		
Ivan De Jesus, R OBP: 0.251, SLG: 0.176 (1, 6)										4	0	1	0	0	0	1	San Francisco Giants @ Chicago Cubs Wrigley Field, Chicago, IL Wed Jun 10 1981, 3:33 AM CDT Att: 4,735 - Unknown livebaseballscorecards.com		
Steve Dillard, R OBP: 0.297, SLG: 0.348 (1, 4)										4	0	0	0	0	0	2			
Bill Buckner, L OBP: 0.349, SLG: 0.465 (1, 3)										3	0	0	0	1	0	1			
Jerry Morales, R OBP: 0.359, SLG: 0.353 (8, 8)										3	1	2	1	0	0	0			
Mike Lum, L OBP: 0.226, SLG: 0.143 (1, 7)										3	0	0	0	0	0	3			
Tye Waller, R OBP: 0.250, SLG: 0.500 (8, 5)										3	0	0	0	0	2	1			
Ken Reitz, R OBP: 0.281, SLG: 0.313 (1, 5)										3	0	1	1	0	0	0			
Jody Davis, R OBP: 0.318, SLG: 0.282 (1, 2)										3	0	0	0	0	0	1			
Mike Krukow, R OBP: 0.250, SLG: 0.300 (6, 1)										2	1	1	0	0	0	0			
Rawly Eastwick, R (6, 1)										0	0	0	0	0	0	0			
Dick Tidrow, R (8, 1)										0	0	0	0	0	0	0			
Carlos Lezcano, R OBP: 0.077, SLG: 0.077 (8, 9)										1	0	0	0	0	0	0			
Inning Stats	R: 0 E: 0 K: 0 S: 3	H: 0 LOB: 0 BB: 0 P: 3	R: 1 E: 0 K: 1 S: 7	H: 2 LOB: 1 BB: 0 P: 7	R: 1 E: 0 K: 0 S: 5	H: 2 LOB: 2 BB: 1 P: 9	R: 0 E: 0 K: 1 S: 5	H: 0 LOB: 0 BB: 0 P: 5	R: 0 E: 0 K: 1 S: 5	H: 0 LOB: 0 BB: 0 P: 3	R: 0 E: 0 K: 0 S: 3	H: 0 LOB: 0 BB: 0 P: 3	R: 0 E: 0 K: 0 S: 3	H: 0 LOB: 0 BB: 0 P: 3	R: 0 E: 0 K: 0 S: 4	H: 1 LOB: 1 BB: 0 P: 4	1B: 4 2B: 1 3B: 0 HR: 0	SF: 0 SAC: 0 DP: 0 HBP: 0	WP: 0 PA: 30 PB: 1 SB: 0 CS: 0
PITCHER	IP WLS BF H R ER SO BB IBB HBP BLK WP HR S P ERA WHIP																		
Allen Ripley, R ERA: 3.41 (1, 1)	5.0 L 20 4 2 2 2 2 0 0 0 0 0 0 6 6 0.00 0.800																		
Fred Breining, R ERA: 1.53 (8, 1)	2.0 6 0 0 0 0 0 0 0 0 0 0 0 6 6 0.00 0.000																		
Greg Minton, R ERA: 3.8 (8, 1)	1.0 4 1 0 0 0 0 0 0 0 0 1 0 0 4 4 0.00 1.000																		

Batter	1	2	3	4	5	6	7	8	9	AB	R	H	RBI	BB	SO	LOB	TOP																			
Bill North, S OBP: 0.354, SLG: 0.298 Jim Wohlford, R OBP: 0.282, SLG: 0.389	P3		S BB			F9		6-3		2	0	0	0	1	0	0	San Francisco Giants @ Chicago Cubs Wrigley Field, Chicago, IL Thu Jun 11 1981, 3:33 AM CDT Att: 5,017 - Unknown																			
Enos Cabell, R OBP: 0.275, SLG: 0.335 Randy Moffitt, R	5-3 1B		5-3 1-2			6-3		6-3		4	0	1	0	0	0	1																				
Joe Morgan, L OBP: 0.346, SLG: 0.389	5-3			3-1		HR		L4		4	1	1	1	0	0	1																				
Darrell Evans, L OBP: 0.314, SLG: 0.406	4-3			1B		1B		6-3		4	0	2	0	0	0	1																				
Larry Herndon, R OBP: 0.325, SLG: 0.424		F9		F8		4-3		4-3		4	0	0	0	0	0	2																				
Jerry Martin, R OBP: 0.297, SLG: 0.336	5-3			5-3				6-3		3	0	0	0	0	0	1																				
Milt May, L OBP: 0.371, SLG: 0.385	6-3				K			E3		3	0	0	0	0	1	0																				
Johnnie LeMaster, R OBP: 0.305, SLG: 0.294			P4			G4-6-3 1B		G6-4-3		3	0	1	0	0	0	1																				
Tom Griffin, R Fred Breining, R Rennie Stennett, R Al Holland, L Dave Bergman, L Joe Pettini, R	P4		P4			G4-6-3 1-2		K		0	0	0	0	0	0	0	GIANTS																			
Inning Stats	R: 0 E: 0 K: 0 S: 4	H: 1 LOB: 1 BB: 0 P: 4	R: 0 E: 0 K: 0 S: 3	H: 0 LOB: 0 BB: 0 P: 3	R: 0 E: 0 K: 0 S: 3	H: 0 LOB: 1 BB: 1 P: 7	R: 0 E: 0 K: 0 S: 4	H: 1 LOB: 0 BB: 0 P: 4	R: 0 E: 0 K: 1 S: 5	H: 1 LOB: 0 BB: 0 P: 5	R: 1 E: 0 K: 0 S: 5	H: 2 LOB: 1 BB: 0 P: 5	R: 0 E: 1 K: 0 S: 3	H: 0 LOB: 0 BB: 0 P: 3	R: 0 E: 0 K: 1 S: 5	H: 0 LOB: 0 BB: 0 P: 5		R: 0 E: 0 K: 0 S: 3	H: 0 LOB: 0 BB: 0 P: 3	1B: 4 2B: 0 3B: 0 HR: 1	SF: 0 SAC: 0 DP: 2 HBP: 0	WP: 0 PB: 1 SB: 1 CS: 0	PA: 32													
PITCHER	IP	WLS	BF	H	R	ER	SO	BB	IBB	HBP	BLK	WP	HR	S	P	ERA	WHIP	PITCHER	IP	WLS	BF	H	R	ER	SO	BB	IBB	HBP	BLK	WP	HR	S	P	ERA	WHIP	
Randy Martz, R ERA: 4.5	(1, 1)	7.0	W	26	5	1	1	1	1	1	0	0	0	0	0	0	1.29	0.857	Doug Capilla, L ERA: 2.25	(8, 1)	2.0	6	0	0	0	1	0	0	0	0	0	0	0	0	0.00	0.000

Batter	1	2	3	4	5	6	7	8	9	AB	R	H	RBI	BB	SO	LOB	BOTTOM																			
Ivan De Jesus, R OBP: 0.263, SLG: 0.185	S 2B BB			FC1-5 1B		G6-4-3 BB				2	1	2	0	2	0	0	San Francisco Giants @ Chicago Cubs Wrigley Field, Chicago, IL Thu Jun 11 1981, 3:33 AM CDT Att: 5,017 - Unknown																			
Steve Dillard, R OBP: 0.301, SLG: 0.351	3-1 1B 2B	F6		FC1-5 L9-3		G6-4-3				4	1	1	1	0	0	5																				
Bill Buckner, L OBP: 0.350, SLG: 0.471	3-1			L9-3		F8				4	0	1	0	0	0	3																				
Mike Lum, L OBP: 0.308, SLG: 0.314	2B BB 1B	3-1			K		K			4	1	1	1	0	2	2																				
Jerry Morales, R OBP: 0.366, SLG: 0.353	2B BB				F8		P6			2	1	0	0	2	0	0																				
Hector Cruz, R OBP: 0.372, SLG: 0.580	K			F8		K		HR		4	1	1	1	0	2	3																				
Ken Reitz, R OBP: 0.274, SLG: 0.312	2B			K		K		6-3		4	0	1	2	0	2	1																				
Jody Davis, R OBP: 0.313, SLG: 0.349	6-3			F3		HR		K		4	1	1	1	0	1	2																				
Randy Martz, L Doug Capilla, L				FC1-5 1B 1B		BB BB		5-3		2	0	1	0	1	1	0	CBS																			
Inning Stats	R: 4 E: 0 K: 1 S: 8	H: 3 LOB: 1 BB: 2 P: 16	R: 0 E: 0 K: 1 S: 7	H: 2 LOB: 2 BB: 0 P: 7	R: 0 E: 0 K: 1 S: 5	H: 0 LOB: 1 BB: 1 P: 9	R: 0 E: 0 K: 0 S: 4	H: 2 LOB: 1 BB: 0 P: 4	R: 0 E: 0 K: 2 S: 7	H: 0 LOB: 0 BB: 0 P: 7	R: 1 E: 0 K: 1 S: 5	H: 1 LOB: 1 BB: 2 P: 13	R: 0 E: 0 K: 1 S: 5	H: 0 LOB: 0 BB: 0 P: 5	R: 1 E: 0 K: 1 S: 6	H: 1 LOB: 0 BB: 0 P: 6		R: 0 E: 0 K: 1 S: 6	H: 0 LOB: 0 BB: 0 P: 6	1B: 5 2B: 3 3B: 0 HR: 2	SF: 0 SAC: 0 DP: 2 HBP: 0	WP: 0 PB: 0 SB: 1 CS: 0	PA: 36													
PITCHER	IP	WLS	BF	H	R	ER	SO	BB	IBB	HBP	BLK	WP	HR	S	P	ERA	WHIP	PITCHER	IP	WLS	BF	H	R	ER	SO	BB	IBB	HBP	BLK	WP	HR	S	P	ERA	WHIP	
Tom Griffin, R ERA: 4.46	(1, 1)	0.2	L	7	3	4	4	1	0	0	0	0	0	0	7	15	54.00	7.500	Fred Breining, R ERA: 1.75	(1, 1)	3.1	14	4	0	0	2	1	0	0	0	0	0	17	21	0.00	1.500
Al Holland, L ERA: 3.05	(5, 1)	3.0	11	1	1	1	4	2	0	0	0	0	1	17	25	3.00	1.000	Randy Moffitt, R ERA: 7.94	(8, 1)	1.0	4	1	1	1	1	0	0	0	0	0	1	6	6	9.00	1.000	

Batter	1	2	3	4	5	6	7	8	9	AB	R	H	RBI	BB	SO	LOB	TOP										
Tony Scott, S OBP: 0.264, SLG: 0.321 (1, 8)	F6		G3		G3		F8		SH1-4 2B BB	4	1	1	0	1	0	3											
Craig Reynolds, L OBP: 0.275, SLG: 0.419 Gary Woods, R OBP: 0.267, SLG: 0.246 (7, PH) (7, 9)	F6		F2		K		SF9		SH1-4	3	0	0	0	0	1	3											
Terry Puhl, L OBP: 0.332, SLG: 0.366 Dave Smith, R Joe Sambito, L Denny Walling, L OBP: 0.335, SLG: 0.352 Frank LaCorte, R OBP: 0.500, SLG: 0.500 (9, PH) (9, 1)	G3			K	F8		E4		2B	4	0	0	0	0	1	1											
Jose Cruz, L OBP: 0.316, SLG: 0.464 (1, 7)		F9		K			F9		G3	5	0	0	0	0	2	2											
Cesar Cedeno, R OBP: 0.361, SLG: 0.413 (1, 3)	6-3			E 1B			F8 S 1B		F2	5	2	3	0	0	0	1											
Art Howe, R OBP: 0.411, SLG: 0.466 (1, 5)	F7			E9 1B			F8		6-3	4	0	0	0	0	0	3											
Alan Ashby, S OBP: 0.358, SLG: 0.316 (1, 2)			F7		L4				FC G4-6-3	4	0	1	2	0	0	1											
Joe Pittman, R OBP: 0.368, SLG: 0.371 (1, 4)			FC1-6 1B		F6		F8 SF9 1B		G4-6-3	4	1	2	0	0	0	3											
Don Sutton, R OBP: 0.161, SLG: 0.037 Harry Spilman, L OBP: 0.300, SLG: 0.259 Kiko Garcia, R OBP: 0.291, SLG: 0.260 (7, PH) (7, 6)			FC1-6 1B				SF9 F8 E 1B		SH1-4 BB 2B BB	2	0	1	0	0	0	1											
Inning Stats	R: 0 E: 0 K: 0 S: 3	H: 0 LOB: 0 BB: 0 P: 3	R: 0 E: 0 K: 0 S: 3	H: 0 LOB: 0 BB: 0 P: 3	R: 0 E: 0 K: 0 S: 5	H: 2 LOB: 2 BB: 0 P: 5	R: 1 E: 1 K: 2 S: 10	H: 2 LOB: 2 BB: 0 P: 10	R: 0 E: 0 K: 0 S: 4	H: 1 LOB: 1 BB: 0 P: 4	R: 2 E: 1 K: 1 S: 8	H: 2 LOB: 1 BB: 0 P: 8	R: 1 E: 0 K: 0 S: 4	H: 1 LOB: 0 BB: 0 P: 4	R: 2 E: 0 K: 0 S: 4	H: 1 LOB: 1 BB: 2 P: 12	1B: 8 2B: 2 3B: 0 HR: 0	SF: 1 SAC: 1 DP: 1 HBP: 0	WP: 0 PB: 0 SB: 1 CS: 0	PA: 41							
PITCHER	IP	WLS	BF	H	R	ER	SO	BB	IBB	HBP	BLK	WP	HR	S	P	ERA	WHIP										
Doyle Alexander, R ERA: 2.61 Bob Tufts, L ERA: 2.41 Fred Breining, R ERA: 2.41 Al Holland, L ERA: 3.0	6.0		26	7	2	1	3	0	0	0	0	0	0	32	32	1.50	1.167										

Houston Astros @ San Francisco Giants
Candlestick Park, San Francisco, CA
Mon Aug 10 1981, 10:05 PM EDT
Att: 11,115 - Unknown


AB 37
R 6
H 10
RBI 5
BB 2
SO 4
LOB 18



Batter	1	2	3	4	5	6	7	8	9	AB	R	H	RBI	BB	SO	LOB	BOTTOM										
Joe Morgan, L OBP: 0.347, SLG: 0.404 (1, 4)	4-3				L3		4-3		1B 2B BB	4	2	1	1	1	0	0											
Enos Cabell, R OBP: 0.275, SLG: 0.333 Fred Breining, R Al Holland, R OBP: 0.200, SLG: 0.200 Jeffrey Leonard, R OBP: 0.150, SLG: 0.316 (8, 1) (9, 1) (9, PH)	6-3		F3		1B		6-3		K	4	0	1	0	0	0	0											
Jack Clark, R OBP: 0.303, SLG: 0.380 (1, 9)	1B 2B BB		F8		1B				4-3	4	1	2	0	1	0	0											
Darrell Evans, L OBP: 0.320, SLG: 0.416 (1, 5)	2B 1B				F5				K	5	1	3	1	0	1	2											
Larry Herndon, R OBP: 0.327, SLG: 0.442 (1, 7)	2B		F9		F8				L4	5	1	2	3	0	0	5											
Jerry Martin, R OBP: 0.295, SLG: 0.328 (1, 8)	5-3				K				1B BB	3	0	0	0	1	2	1											
Milt May, L OBP: 0.374, SLG: 0.387 (1, 2)			K		FC4-6 1B		F7		1B	4	0	2	0	0	1	0											
Johnnie LeMaster, R OBP: 0.300, SLG: 0.289 Jim Wolford, R OBP: 0.275, SLG: 0.378 Billy Smith, S OBP: 0.156, SLG: 0.195 (1, 6) (8, PH) (9, 6)			F9		FC4-6		K		F8	3	0	0	0	0	1	1											
Doyle Alexander, R OBP: 0.214, SLG: 0.231 Bob Tufts, L Dave Bergman, L OBP: 0.314, SLG: 0.387 (7, PH) (8, 3)	1-3				4-3				F4	2	0	0	0	0	0	1											
Inning Stats	R: 2 E: 0 K: 0 S: 5	H: 2 LOB: 1 BB: 1 P: 9	R: 0 E: 0 K: 1 S: 5	H: 0 LOB: 0 BB: 0 P: 5	R: 1 E: 0 K: 0 S: 5	H: 2 LOB: 1 BB: 0 P: 5	R: 0 E: 0 K: 1 S: 6	H: 1 LOB: 1 BB: 0 P: 6	R: 0 E: 0 K: 0 S: 5	H: 2 LOB: 2 BB: 0 P: 5	R: 0 E: 0 K: 2 S: 7	H: 0 LOB: 0 BB: 0 P: 7	R: 0 E: 0 K: 0 S: 3	H: 0 LOB: 0 BB: 0 P: 3	R: 1 E: 0 K: 1 S: 7	H: 2 LOB: 2 BB: 1 P: 11	R: 1 E: 0 K: 1 S: 7	H: 2 LOB: 2 BB: 1 P: 11	1B: 7 2B: 2 3B: 0 HR: 2	SF: 0 SAC: 0 DP: 0 HBP: 0	WP: 0 PB: 0 SB: 0 CS: 0	PA: 41					
PITCHER	IP	WLS	BF	H	R	ER	SO	BB	IBB	HBP	BLK	WP	HR	S	P	ERA	WHIP										
Don Sutton, R ERA: 3.49 Dave Smith, R ERA: 4.57 Joe Sambito, L ERA: 1.59 Frank LaCorte, R ERA: 3.28	6.0		26	7	3	3	4	1	0	0	0	0	1	9	13	5.40	1.800										


Houston Astros @ San Francisco Giants
Candlestick Park, San Francisco, CA
Mon Aug 10 1981, 10:05 PM EDT
Att: 11,115 - Unknown

AB 38
R 5
H 11
RBI 5
BB 3
SO 6
LOB 13



Batter	1	2	3	4	5	6	7	8	9	AB	R	H	RBI	BB	SO	LOB	TOP			
Tony Scott, S OBP: 0.263, SLG: 0.320 (1, 8)	0-0 WP SH5-3 2B 1B		0-0 G3		0-0 6-3			0-0 1-3		4	1	1	0	0	0	0	Houston Astros @ San Francisco Giants Candlestick Park, San Francisco, CA Tue Aug 11 1981, 10:05 PM EDT Att: 12,354 - Unknown livebaseballscorecards.com			
Craig Reynolds, L OBP: 0.271, SLG: 0.413 (1, 6)	0-0 SH5-3 1-2		0-0 F5			0-0 F8		0-0 4-3		3	0	0	0	0	0	0				
Terry Puhl, L OBP: 0.331, SLG: 0.368 (1, 9)	0-0 F8 2-3		0-0 2B			0-0 F8		0-0 F8		4	0	1	0	0	0	1				
Jose Cruz, L OBP: 0.319, SLG: 0.473 (1, 7)	0-0 2B		0-0 4-3			0-0 G3		0-0 1B 2B		4	1	2	1	0	0	1				
Cesar Cedeno, R OBP: 0.359, SLG: 0.409 (1, 3)	0-3 K			0-0 3-1			0-0 6-3		0-0 2B 1B	4	0	1	0	0	1	1				
Art Howe, R OBP: 0.404, SLG: 0.457 (1, 5)		0-0 F7		0-0 5-3			0-0 5-3		0-0 6-3	4	0	0	0	0	0	0				
Alan Ashby, S OBP: 0.358, SLG: 0.317 (1, 2)		0-3 K		0-0 F7			0-0 1B			3	0	1	0	0	1	0				
Joe Pittman, R OBP: 0.366, SLG: 0.369 Billy Smith, R (7, 1)		0-0 1B			0-0 1-3		0-0 F9			3	0	1	0	0	0	1				
Joe Niekro, R OBP: 0.222, SLG: 0.176 Dickie Thon, R OBP: 0.267, SLG: 0.173 (1, 1) (7, 4)		0-0 F8			0-3 K			0-0 F8		2	0	0	0	0	1	1				
1 0 0 0 0 0 0										1	0	0	0	0	0	0				
Inning Stats	R: 1 E: 0 K: 1 S: 7	H: 2 LOB: 1 BB: 0 P: 7	R: 0 E: 0 K: 1 S: 6	H: 1 LOB: 1 BB: 0 P: 6	R: 0 E: 0 K: 0 S: 4	H: 1 LOB: 1 BB: 0 P: 4	R: 0 E: 0 K: 0 S: 3	H: 0 LOB: 0 BB: 0 P: 3	R: 0 E: 0 K: 0 S: 5	H: 0 LOB: 0 BB: 0 P: 5	R: 0 E: 0 K: 0 S: 3	H: 1 LOB: 1 BB: 0 P: 4	R: 0 E: 0 K: 0 S: 3	H: 0 LOB: 0 BB: 0 P: 3	R: 1 E: 0 K: 0 S: 4	H: 2 LOB: 2 BB: 0 P: 4	1B: 4 2B: 3 3B: 0 HR: 0	SF: 0 SAC: 1 DP: 0 HBP: 0	WP: 1 PB: 0 SB: 0 CS: 0	PA: 33
PITCHER	IP WLS BF H R ER SO BB IBB HBP BLK WP HR S P ERA WHIP																			
Tom Griffin, R ERA: 4.22 Greg Minton, R ERA: 3.74 (1, 1) (9, 1)	8.1 W 31 6 2 2 3 0 0 0 0 1 0 37 37 2.16 0.720																			
0.2 S 2 1 0 0 0 0 0 0 0 0 0 2 2 0.00 1.500																				

Batter	1	2	3	4	5	6	7	8	9	AB	R	H	RBI	BB	SO	LOB	BOTTOM			
Joe Morgan, L OBP: 0.356, SLG: 0.415 (1, 4)	0-0 S 1B 1B			0-0 F3			4-0 1B SH1-4 G1-2-3 BB			3	1	2	1	1	0	1	Houston Astros @ San Francisco Giants Candlestick Park, San Francisco, CA Tue Aug 11 1981, 10:05 PM EDT Att: 12,354 - Unknown livebaseballscorecards.com			
Enos Cabell, R OBP: 0.271, SLG: 0.329 (1, 3)	0-3 K 1-2	2H 2B		0-3 K			0-0 SH1-4 1-2			3	0	0	0	0	3	3				
Jack Clark, R OBP: 0.306, SLG: 0.383 (1, 9)	0-0 F9		0-0 1B 1B	0-3 K			0-0 1B 2-3			4	1	2	0	0	1	2				
Darrell Evans, L OBP: 0.328, SLG: 0.420 (1, 5)	0-0 2B 2H 1B		0-0 1B FC5-2 1B		0-0 F9		4-0 1B IBB			3	0	2	1	1	0	0				
Larry Herndon, R OBP: 0.330, SLG: 0.448 (1, 7)	0-0 1-3 2B		0-0 FC5-2 1B		0-0 F3		0-0 G1-2-3			4	0	2	1	0	0	3				
Jerry Martin, R OBP: 0.287, SLG: 0.317 (1, 8)	0-3 K		0-0 FC5-2 1-2 3H		0-3 K			0-0 6-3		4	0	0	0	0	2	4				
Milt May, L OBP: 0.366, SLG: 0.379 (1, 2)		0-0 5-3		0-0 K			0-0 1-3		0-0 6-3	4	0	0	0	0	1	2				
Johnnie LeMaster, R OBP: 0.304, SLG: 0.290 (1, 6)		0-0 SH3-4 2B 1B		0-0 F7			0-0 4-3		4-0 CS BB	3	1	1	0	1	0	2				
Tom Griffin, R OBP: 0.222, SLG: 0.308 Greg Minton, S (1, 1) (9, 1)		0-0 SH3-4 1-2			0-0 1B		0-0 5-3		0-0 CS	2	0	1	0	0	0	0				
1 0 0 0 0 0 0										0	0	0	0	0	0	0				
Inning Stats	R: 1 E: 0 K: 2 S: 10	H: 3 LOB: 2 BB: 0 P: 10	R: 1 E: 0 K: 1 S: 7	H: 2 LOB: 1 BB: 0 P: 7	R: 1 E: 0 K: 1 S: 8	H: 3 LOB: 2 BB: 0 P: 8	R: 0 E: 0 K: 2 S: 8	H: 1 LOB: 1 BB: 0 P: 8	R: 0 E: 0 K: 1 S: 5	H: 0 LOB: 0 BB: 0 P: 5	R: 0 E: 0 K: 0 S: 3	H: 0 LOB: 0 BB: 0 P: 3	R: 0 E: 0 K: 0 S: 3	H: 1 LOB: 2 BB: 2 P: 11	R: 0 E: 0 K: 0 S: 2	H: 0 LOB: 0 BB: 1 P: 6	1B: 8 2B: 2 3B: 0 HR: 0	SF: 0 SAC: 2 DP: 1 HBP: 0	WP: 0 PB: 0 SB: 1 CS: 1	PA: 36
PITCHER	IP WLS BF H R ER SO BB IBB HBP BLK WP HR S P ERA WHIP																			
Joe Niekro, R ERA: 2.92 Billy Smith, R ERA: 4.91 (1, 1) (7, 1)	6.1 L 31 10 3 3 3 7 1 0 0 0 0 0 0 3 7 4.26 1.737																			
1.2 4 0 0 0 0 0 1 0 0 0 0 0 0 3 7 0.00 0.600																				

Batter	1	2	3	4	5	6	7	8	9	AB	R	H	RBI	BB	SO	LOB	TOP										
Joe Morgan, L OBP: 0.395, SLG: 0.400 (1, 4)	4-0 CS BB	4-0 1-2 BB		0-0 P5		0-0 FC4-6 PO		0-0 G3	3 0 0 1 2 0 3								San Francisco Giants @ Cincinnati Reds Riverfront Stadium, Cincinnati, OH Fri Aug 14 1981, 7:05 PM EDT Unknown livebaseballscorecards.com										
Enos Cabell, R OBP: 0.296, SLG: 0.325 (1, 3)	0-3 K	0-0 L1			0-0 5-3	0-0 PO	0-0 F8	0-0 F3	5 0 0 0 0 1 4																		
Jack Clark, R OBP: 0.307, SLG: 0.392 (1, 9)	4-0 2B BB		0-0 6-3		0-0 F7		0-0 HR	0-0 F6	4 2 1 1 1 0 0																		
Darrell Evans, L OBP: 0.325, SLG: 0.432 (1, 5)	0-0 1-H 2B		0-0 F9		0-0 F7		0-0 6-3		4 0 1 1 0 0 0																		
Larry Herndon, R OBP: 0.332, SLG: 0.443 (1, 7)	0-0 G3		4-0 BB		0-0 E6 1B		0-0 F8		3 1 0 0 1 0 1																		
Milt May, L OBP: 0.363, SLG: 0.375 (1, 2)		0-0 G1-6-3 1B	0-0 4-3		0-0 BB FC2 1B		0-0 4-3		4 0 2 0 0 0 1																		
Jeffrey Leonard, R OBP: 0.200, SLG: 0.375 (1, 8)		0-0 G1-6-3 1-2		0-3 K	0-0 FC2 BB FC4-6 1B		0-0 2B		4 1 2 1 0 1 1																		
Johnnie LeMaster, R OBP: 0.309, SLG: 0.291 (1, 6)		0-0 1B	0-0 6-3		0-0 FC4-6 FC2 BB		0-0 F3		3 0 1 0 1 0 1																		
Ed Whitson, R OBP: 0.182, SLG: 0.100 (1, 1)		0-0 1-3 BB 1B	4-0 BB		0-0 FC2 FC4-6		0-0 5-3		3 0 1 0 1 0 4																		
Inning Stats	R: 1 E: 0 K: 1 S: 5	H: 1 LOB: 1 BB: 2 P: 13	R: 0 E: 0 K: 0 S: 5	H: 3 LOB: 3 BB: 1 P: 9	R: 0 E: 0 K: 1 S: 3	H: 0 LOB: 1 BB: 1 P: 7	R: 0 E: 0 K: 1 S: 5	H: 0 LOB: 0 BB: 0 P: 3	R: 2 E: 1 K: 0 S: 5	H: 2 LOB: 1 BB: 1 P: 9	R: 1 E: 0 K: 0 S: 4	H: 1 LOB: 0 BB: 0 P: 4	R: 0 E: 0 K: 0 S: 4	H: 1 LOB: 1 BB: 0 P: 4	R: 0 E: 0 K: 0 S: 3	H: 0 LOB: 0 BB: 0 P: 3		1B: 5 2B: 2 3B: 0 HR: 1	SF: 0 SAC: 0 DP: 1 HBP: 0	WP: 0 PA: 40 PB: 0 SB: 0 CS: 1							
PITCHER	IP	WLS	BF	H	R	ER	SO	BB	IBB	HBP	BLK	WP	HR	S	P	ERA	WHIP										
Bruce Berenyi, R ERA: 4.13 (1, 1)	5.0	L	26	6	3	1	2	6	0	0	0	0	0	24	48	1.80	2.400										
Geoff Combe, R ERA: 7.07 (6, 1)	1.0		2	0	0	0	0	0	0	0	0	0	0	2	2	0.00	0.000										
Doug Bair, R ERA: 5.97 (7, 1)	3.0		11	2	1	1	0	0	0	0	0	0	1	11	11	3.00	0.667										

Batter	1	2	3	4	5	6	7	8	9	AB	R	H	RBI	BB	SO	LOB	BOTTOM										
Dave Collins, S OBP: 0.372, SLG: 0.421 (1, 9)	0-0 5-3		0-0 F8			0-0 G4-6-3 1-2		0-0 G4-6-3 1-2	4 0 0 0 0 0 2								San Francisco Giants @ Cincinnati Reds Riverfront Stadium, Cincinnati, OH Fri Aug 14 1981, 7:05 PM EDT Unknown livebaseballscorecards.com										
Ron Oester, S OBP: 0.348, SLG: 0.407 (1, 4)	0-0 G3			0-0 F7			0-0 1B	0-0 F7	4 0 1 0 0 0 0																		
Dave Concepcion, R OBP: 0.367, SLG: 0.460 (1, 6)	0-0 6-3			0-0 4-3			0-0 F2		3 0 0 0 0 0 1																		
George Foster, R OBP: 0.364, SLG: 0.560 (1, 7)		4-0 FC4-6 BB		0-0 F8			0-0 F8		2 0 0 0 1 0 1																		
Dan Driessen, L OBP: 0.341, SLG: 0.394 (1, 3)		0-3 K			0-0 F8		0-0 4-3		3 0 0 0 0 1 2																		
Ray Knight, R OBP: 0.329, SLG: 0.369 (1, 5)		0-0 P9			0-0 G3-6-3 1B			0-0 F8	3 0 1 0 0 0 1																		
Joe Nolan, L OBP: 0.357, SLG: 0.417 (1, 2)		0-0 FC4-6 1-2			0-0 G3-6-3 1-2			0-0 4-3	3 0 0 0 0 0 2																		
Sam Mejias, R OBP: 0.333, SLG: 0.344 (1, 8)			0-0 F9			0-0 G4-6-3 1B		0-0 5-3	3 0 1 0 0 0 0																		
Bruce Berenyi, R OBP: 0.160, SLG: 0.174 Geoff Combe, R (6, 1)			0-0 1-3			0-0 F8			1 0 0 0 0 0 0																		
Rafael Landestoy, S OBP: 0.298, SLG: 0.182 (6, PH)									0 0 0 0 0 0 0																		
Doug Bair, R OBP: 0.333, SLG: 1.333 (7, 1)									1 0 0 0 0 0 1																		
Larry Blitzer, L OBP: 0.400, SLG: 0.462 (9, PH)									0 0 0 0 0 0 0																		
Larry Blitzer, L OBP: 0.400, SLG: 0.462 (9, PH)									1 0 1 0 0 0 0																		
Inning Stats	R: 0 E: 0 K: 0 S: 3	H: 0 LOB: 0 BB: 0 P: 3	R: 0 E: 0 K: 1 S: 5	H: 0 LOB: 1 BB: 1 P: 9	R: 0 E: 0 K: 0 S: 3	H: 0 LOB: 0 BB: 0 P: 3	R: 0 E: 0 K: 0 S: 3	H: 0 LOB: 0 BB: 0 P: 3	R: 0 E: 0 K: 0 S: 3	H: 1 LOB: 0 BB: 0 P: 3	R: 0 E: 0 K: 0 S: 4	H: 1 LOB: 1 BB: 0 P: 4	R: 0 E: 0 K: 0 S: 3	H: 0 LOB: 0 BB: 0 P: 3	R: 0 E: 0 K: 0 S: 3	H: 1 LOB: 0 BB: 0 P: 3	1B: 4 2B: 0 3B: 0 HR: 0	SF: 0 SAC: 0 DP: 3 HBP: 0	WP: 0 PA: 29 PB: 0 SB: 0 CS: 0								
PITCHER	IP	WLS	BF	H	R	ER	SO	BB	IBB	HBP	BLK	WP	HR	S	P	ERA	WHIP										
Ed Whitson, R ERA: 3.82 (1, 1)	9.0	W	29	4	0	0	1	1	0	0	0	0	0	30	34	0.00	0.556										



Batter	1	2	3	4	5	6	7	8	9	AB	R	H	RBI	BB	SO	LOB	TOP				
Joe Morgan, L (1,4) OBP: 0.350, SLG: 0.389	F2		P6			K	P6		L4	5	0	0	0	0	1	0	San Francisco Giants @ Cincinnati Reds Riverfront Stadium, Cincinnati, OH Sat Aug 15 1981, 7:05 PM EDT Att: 20,671 - Unknown				
Dave Bergman, L (1,3) OBP: 0.323, SLG: 0.388	P6			F6		HR	F6		F5	5	1	1	0	0	0	0					
Jack Clark, R (1,9) OBP: 0.369, SLG: 0.411	5-3			F2		HR	F8			3	1	1	2	0	0	0					
Jerry Martin, R (6,8) OBP: 0.288, SLG: 0.333						HR				1	0	0	0	0	0	0					
Darrell Evans, L (1,5) OBP: 0.329, SLG: 0.441		4-3		1B	BB	1B			F4	3	1	1	0	1	0	0					
Larry Herndon, R (1,7) OBP: 0.335, SLG: 0.441		4-3				1B	E	BB	F8	3	0	1	0	1	0	0					
Jeffrey Leonard, R (1,8) OBP: 0.294, SLG: 0.576				1B			E	BB		4	2	2	1	0	0	4					
Milt May, L (1,2) OBP: 0.366, SLG: 0.378		HR		F8		1B			1B	4	0	2	2	0	0	0					
Johnnie LeMaster, R (1,6) OBP: 0.310, SLG: 0.290			K				L4-3	BB	F2	3	0	0	0	1	1	4					
Doyle Alexander, R (1,1) OBP: 0.188, SLG: 0.200										4	0	0	0	0	1	4					
Greg Minton, S (9,1)					L4-3		1-3			0	0	0	0	0	0	0					
Inning Stats	R: 0 E: 0 K: 0 S: 3	H: 0 LOB: 0 BB: 0 P: 3	R: 1 E: 0 K: 0 S: 4	H: 1 LOB: 0 BB: 0 P: 4	R: 0 E: 0 K: 2 S: 7	H: 0 LOB: 0 BB: 0 P: 7	R: 0 E: 0 K: 0 S: 4	H: 1 LOB: 2 BB: 1 P: 8	R: 0 E: 0 K: 0 S: 2	H: 0 LOB: 0 BB: 1 P: 6	R: 3 E: 1 K: 1 S: 10	H: 4 LOB: 3 BB: 1 P: 14	R: 0 E: 0 K: 0 S: 3	H: 0 LOB: 0 BB: 0 P: 3	R: 1 E: 0 K: 0 S: 5	H: 2 LOB: 1 BB: 0 P: 5	R: 0 E: 0 K: 0 S: 3	H: 0 LOB: 0 BB: 0 P: 3	1B: 4 2B: 2 3B: 1 HR: 2	SF: 0 SAC: 0 DP: 1 HBP: 0	WP: 0 PA: 38 PB: 0 SB: 0 CS: 0
PITCHER	IP WLS BF H R ER SO BB IBB HBP BLK WP HR S P ERA WHIP																				
Frank Pastore, R (1,1) ERA: 3.79	5.1 L 22 5 4 4 3 2 0 0 0 0 0 2 26 34 6.75 1.312																				
Geoff Combe, R (6,1) ERA: 7.07	0.0 3 1 0 0 0 1 0 0 0 0 0 0 2 6 ∞ ∞																				
Doug Bair, R (6,1) ERA: 5.64	1.2 5 0 0 0 0 0 0 0 0 0 0 0 5 5 0.00 0.000																				
Joe Price, L (8,1) ERA: 2.89	2.0 8 2 1 1 0 0 0 0 0 0 0 0 8 8 4.50 1.000																				



Batter	1	2	3	4	5	6	7	8	9	AB	R	H	RBI	BB	SO	LOB	BOTTOM				
Dave Collins, S (1,9) OBP: 0.367, SLG: 0.417	S		B1-3		FC4-6		F9		4-3	5	0	1	0	0	0	2	San Francisco Giants @ Cincinnati Reds Riverfront Stadium, Cincinnati, OH Sat Aug 15 1981, 7:05 PM EDT Att: 20,671 - Unknown				
Ken Griffey, L (1,8) OBP: 0.350, SLG: 0.393	1B				F9				6-3	2	0	0	0	2	0	1					
Dave Concepcion, R (1,6) OBP: 0.362, SLG: 0.453					BB					4	0	1	0	0	1	4					
George Foster, R (1,7) OBP: 0.370, SLG: 0.570									2B	4	0	2	0	0	0	3					
Dan Driessen, L (1,3) OBP: 0.333, SLG: 0.378										4	0	0	0	0	0	6					
Ray Knight, R (1,5) OBP: 0.331, SLG: 0.378										4	1	2	0	0	0	1					
Joe Nolan, L (1,2) OBP: 0.354, SLG: 0.412										4	0	1	1	0	1	2					
Ron Oester, S (1,4) OBP: 0.348, SLG: 0.418										4	1	1	1	0	0	1					
Frank Pastore, R (1,1) OBP: 0.115, SLG: 0.115										2	0	1	0	0	0	0					
Geoff Combe, R (6,1) OBP: 0.333, SLG: 1.333										0	0	0	0	0	0	0					
Doug Bair, R (6,1) OBP: 0.299, SLG: 0.177										1	0	0	0	0	0	0					
Rafael Landestoy, S (7,PH) OBP: 0.299, SLG: 0.177										0	0	0	0	0	0	0					
Joe Price, R (8,1) OBP: 0.396, SLG: 0.429										1	0	0	0	0	0	1					
Inning Stats	R: 0 E: 0 K: 0 S: 4	H: 1 LOB: 2 BB: 1 P: 8	R: 1 E: 0 K: 0 S: 4	H: 1 LOB: 0 BB: 0 P: 4	R: 0 E: 0 K: 0 S: 4	H: 1 LOB: 2 BB: 1 P: 8	R: 0 E: 0 K: 0 S: 3	H: 1 LOB: 0 BB: 0 P: 3	R: 0 E: 0 K: 1 S: 6	H: 1 LOB: 1 BB: 0 P: 6	R: 0 E: 0 K: 1 S: 6	H: 1 LOB: 0 BB: 0 P: 6	R: 0 E: 0 K: 0 S: 3	H: 0 LOB: 0 BB: 0 P: 3	R: 0 E: 0 K: 0 S: 4	H: 1 LOB: 1 BB: 0 P: 4	R: 1 E: 0 K: 0 S: 5	H: 2 LOB: 1 BB: 0 P: 5	1B: 6 2B: 2 3B: 0 HR: 1	SF: 0 SAC: 0 DP: 1 HBP: 0	WP: 0 PA: 37 PB: 0 SB: 2 CS: 0
PITCHER	IP WLS BF H R ER SO BB IBB HBP BLK WP HR S P ERA WHIP																				
Doyle Alexander, R (1,1) ERA: 2.58	8.0 W 34 9 2 2 2 2 2 0 0 0 0 0 1 36 44 2.25 1.375																				
Greg Minton, R (9,1) ERA: 3.51	1.0 S 3 0 0 0 0 0 0 0 0 0 0 0 3 3 0.00 0.000																				



Batter	1	2	3	4	5	6	7	8	9	AB	R	H	RBI	BB	SO	LOB	TOP					
Larry Herndon, R OBP: 0.329, SLG: 0.434 Fred Breining, R (7, 1) Bob Tufts, L (8, 1) Al Holland, R OBP: 0.200, SLG: 0.200 (8, 1)	K		F7			L8	G6-4-3			4	0	0	0	0	1	4	San Francisco Giants @ Cincinnati Reds Riverfront Stadium, Cincinnati, OH Sun Aug 16 1981, 3:33 AM EDT Att: 20,309 - Unknown livebaseballscorecards.com					
Enos Cabell, R OBP: 0.280, SLG: 0.318 (1, 3)	F5			F9		F7		6-3	4	0	0	0	0	0	1							
Jack Clark, R OBP: 0.312, SLG: 0.412 (1, 9)	K			4-1 1B		1-2 1B		F9	4	0	2	0	0	1	0							
Darrell Evans, L OBP: 0.324, SLG: 0.433 (1, 5)		K		4-1		P4		G3	4	0	0	0	0	1	3							
Jeffrey Leonard, R OBP: 0.289, SLG: 0.528 (1, 8)		S BB		K			F8		K	3	0	0	0	1	2	1						
Milt May, L OBP: 0.368, SLG: 0.380 Bob Brenly, R OBP: 0.200, SLG: 0.200 (9, PR)		K			G3			G4-3 1B	4	1	2	0	0	1	1							
Rennie Stennett, R OBP: 0.287, SLG: 0.288 Billy Smith, S OBP: 0.196, SLG: 0.195 (7, PR)						1B 2B		1B	0	0	0	0	0	0	0							
Jim Wohlford, R OBP: 0.262, SLG: 0.359 (9, PH)					6-3			G4-3 1B	3	0	1	0	0	0	1							
Johnnie LeMaster, R OBP: 0.307, SLG: 0.286 Dave Bergman, L OBP: 0.330, SLG: 0.407 (7, PH)			L6						2	0	0	0	0	0	0							
Tom Griffin, R OBP: 0.241, SLG: 0.321 Joe Morgan, L OBP: 0.353, SLG: 0.389 (7, PH)			K						1	0	1	1	0	0	0							
Inning Stats	R: 0 E: 0 K: 2 S: 7	H: 0 LOB: 0 BB: 0 P: 7	R: 0 E: 0 K: 2 S: 7	H: 0 LOB: 1 BB: 1 P: 11	R: 0 E: 0 K: 1 S: 5	H: 0 LOB: 0 BB: 0 P: 5	R: 0 E: 0 K: 1 S: 6	H: 1 LOB: 1 BB: 0 P: 6	R: 0 E: 0 K: 0 S: 3	H: 0 LOB: 0 BB: 0 P: 3	R: 0 E: 0 K: 0 S: 5	H: 2 LOB: 2 BB: 0 P: 5	R: 1 E: 0 K: 0 S: 5	H: 3 LOB: 3 BB: 1 P: 9	R: 0 E: 0 K: 0 S: 3	H: 0 LOB: 0 BB: 0 P: 3	R: 0 E: 0 K: 1 S: 5	H: 1 LOB: 1 BB: 0 P: 5	1B: 6 2B: 1 3B: 0 HR: 0	SF: 0 SAC: 0 DP: 2 HBP: 0	WP: 0 PB: 0 SB: 1 CS: 0	PA: 34
PITCHER	IP WLS BF	H R ER SO	BB IBB HBP BLK	WP HR S P	ERA WHIP	PITCHER														ERA WHIP		
Mario Soto, R ERA: 3.43 Tom Hume, R ERA: 3.2	(1, 1) (7, 1)	6.1 W 26	6 1 1 6	1 0 0 1	0 0 9 13	1.42 1.105															0.00 0.375	

Batter	1	2	3	4	5	6	7	8	9	AB	R	H	RBI	BB	SO	LOB	BOTTOM					
Dave Collins, S OBP: 0.369, SLG: 0.414 (1, 9)	S 1B BB		F7				6-3			2	1	0	0	1	0	0	San Francisco Giants @ Cincinnati Reds Riverfront Stadium, Cincinnati, OH Sun Aug 16 1981, 3:33 AM EDT Att: 20,309 - Unknown livebaseballscorecards.com					
Ron Oester, S OBP: 0.350, SLG: 0.417 (1, 4)	F5		S BB		G5-4-3 1B		F7			3	0	1	0	1	0	1						
Dave Concepcion, R OBP: 0.357, SLG: 0.445 (1, 6)	K		K		G5-4-3		6-3			4	0	0	0	0	2	4						
George Foster, R OBP: 0.379, SLG: 0.580 (1, 7)	2H 1B					4-3 1B 2B		G3-2-4 1B	3	1	3	1	1	0	0							
Dan Driessen, L OBP: 0.331, SLG: 0.370 (1, 3)	1-3		F8			4-3		G3-2-4 BB	3	0	0	0	1	0	4							
Ray Knight, R OBP: 0.333, SLG: 0.374 (1, 5)		BB BB			F9		F9		G3-2-4 BB	2	0	0	0	2	0	1						
Joe Nolan, L OBP: 0.358, SLG: 0.406 (1, 2)		1-2 BB			G3		1B IBB		G3-2-4	2	0	0	0	2	0	3						
Sam Mejias, R OBP: 0.381, SLG: 0.400 (1, 8)		K			K		FC6 1B			3	0	1	1	1	2	1						
Mario Soto, R OBP: 0.086, SLG: 0.059 Tom Hume, R (7, 1)		F7			P3		FC6		K	3	0	0	0	0	3							
Inning Stats	R: 1 E: 0 K: 1 S: 6	H: 1 LOB: 1 BB: 1 P: 10	R: 0 E: 0 K: 1 S: 4	H: 0 LOB: 2 BB: 2 P: 12	R: 0 E: 0 K: 1 S: 5	H: 0 LOB: 2 BB: 2 P: 13	R: 0 E: 0 K: 1 S: 5	H: 0 LOB: 0 BB: 0 P: 5	R: 0 E: 0 K: 0 S: 3	H: 1 LOB: 1 BB: 0 P: 4	R: 1 E: 0 K: 0 S: 5	H: 2 LOB: 2 BB: 1 P: 9	R: 0 E: 0 K: 0 S: 3	H: 0 LOB: 0 BB: 0 P: 3	R: 0 E: 0 K: 1 S: 5	H: 1 LOB: 3 BB: 3 P: 17		R: 0 E: 0 K: 1 S: 5	H: 0 LOB: 0 BB: 0 P: 3	1B: 4 2B: 1 3B: 0 HR: 0	SF: 0 SAC: 0 DP: 2 HBP: 1	WP: 0 PB: 0 SB: 2 CS: 0
PITCHER	IP WLS BF	H R ER SO	BB IBB HBP BLK	WP HR S P	ERA WHIP	PITCHER														ERA WHIP		
Tom Griffin, R ERA: 4.13 Fred Breining, R ERA: 2.06 Bob Tufts, L ERA: Al Holland, L ERA: 3.02	(1, 1) (7, 1) (8, 1) (8, 1)	6.0 L 27	4 2 2 4	1 0 0 0	0 0 0 4	3.00 1.500															0.00 2.000	
		1.0	5	1	0	0	0	1	0	0	0	0	0	0	4	8	0.00	2.000				
		0.0	1	0	0	0	0	1	0	0	0	0	0	0	4	∞	∞					
		1.0	3	0	0	0	1	0	1	0	0	0	0	4	8	0.00	0.000					

Batter	1	2	3	4	5	6	7	8	9	10	11	AB	R	H	RBI	BB	SO	LOB	TOP			
Joe Morgan, L OBP: 0.353, SLG: 0.389 (1, 4)	G3		F8			F7		F9		IBB	1B	5	1	1	3	1	0	0				
Enos Cabell, R OBP: 0.269, SLG: 0.323 (1, 3)	4-3 1B			6-3		G5-4-3 HBP		5-3		1B	1B	5	0	3	1	0	0	0				
Jack Clark, R OBP: 0.305, SLG: 0.402 Al Holland, R OBP: 0.200, SLG: 0.200 (1, 9) (11, 1)	4-3			1-3		G5-4-3		6-3		F4	E5	6	0	0	0	0	0	6				
Darrell Evans, L OBP: 0.324, SLG: 0.430 (1, 5)	G3			4-3						F9	G3	6	1	2	0	0	0	6				
Larry Herndon, R OBP: 0.328, SLG: 0.439 (1, 7) (9, 8) (11, 9)		K				G3		SH1-4 1B		K	2B	4	1	1	0	0	2	1				
Milt May, L OBP: 0.364, SLG: 0.381 (1, 2)	G3			6-3		6-3		FC 2B		FC	6-3	5	0	1	1	0	0	2				
Jerry Martin, R OBP: 0.289, SLG: 0.333 Dave Bergman, L OBP: 0.327, SLG: 0.402 (1, 8) (9, PH) (9, 7)	F4					1B		6-3		G1-6-3	2B	3	0	1	0	0	0	1				
Jeffrey Leonard, R OBP: 0.309, SLG: 0.528 (11, PH) (11, 8)						1B					2B	0	1	0	0	1	0	0				
Johnnie LeMaster, R OBP: 0.311, SLG: 0.287 Jim Wohlford, R OBP: 0.279, SLG: 0.359 Billy Smith, S OBP: 0.195, SLG: 0.195 (1, 6) (11, PH) (11, 6)			K							L5	2B	3	0	1	0	1	1	0				
Vida Blue, S OBP: 0.286, SLG: 0.280 Greg Minton, S OBP: 0.167, SLG: 0.167 (1, 1) (10, 1) (11, PH) (11, 7)	F8					K		K		1B	F5	4	0	1	0	0	2	4				
Inning Stats	R: 0 E: 0 K: 0 S: 4	H: 1 LOB: 1 BB: 0 P: 4	R: 0 E: 0 K: 1 S: 5	H: 0 LOB: 0 BB: 0 P: 5	R: 0 E: 0 K: 1 S: 5	H: 0 LOB: 0 BB: 0 P: 5	R: 0 E: 0 K: 0 S: 3	H: 0 LOB: 0 BB: 0 P: 3	R: 0 E: 0 K: 1 S: 7	H: 2 LOB: 2 BB: 0 P: 7	R: 0 E: 0 K: 0 S: 3	H: 0 LOB: 0 BB: 0 P: 3	R: 0 E: 0 K: 1 S: 6	H: 1 LOB: 1 BB: 0 P: 6	R: 0 E: 0 K: 0 S: 5	H: 2 LOB: 3 BB: 1 P: 9	R: 4 E: 1 K: 0 S: 7	H: 3 LOB: 2 BB: 2 P: 15	1B: 7 2B: 3 3B: 1 HR: 0	SF: 0 SAC: 1 DP: 2 HBP: 1	WP: 1 PB: 0 SB: 0 CS: 0	PA: 49
PITCHER	IP ERA WLS BF H R ER SO BB IBB HBP BLK WP HR S P ERA WHIP	8.0 2.8 0.1 3 1 0 0 1 0 0 0 0 1 0 5 5 0.00 3.000	1.0 L 9 3 4 4 0 2 0 0 0 0 0 0 7 15 36.00 5.000	PITCHER																		

San Francisco Giants @ Pittsburgh Pirates
Three Rivers Stadium, Pittsburgh, PA
Mon Aug 17 1981, 7:05 PM EDT
Att: 7,117 - Unknown

livebaseballscores.com

AB 43
R 5
H 11
RBI 5
BB 4
SO 5
LOB 25

GIANTS

Batter	1	2	3	4	5	6	7	8	9	10	11	AB	R	H	RBI	BB	SO	LOB	BOTTOM			
Omar Moreno, L OBP: 0.302, SLG: 0.322 (1, 8)	G3		CS 1B			SH1-3 1B		K		FC4 BB		4	0	2	0	1	1	0				
Tim Lincecum, R OBP: 0.289, SLG: 0.307 (1, 6)	F6		F7			SH1-3				L4	FC4	4	0	0	0	0	0	4				
Dave Parker, L OBP: 0.280, SLG: 0.429 (1, 9)	F4			5-3 2B		G3				F9	K	5	0	1	0	0	1	1				
Bill Madlock, R OBP: 0.406, SLG: 0.454 (1, 5)		F6		5-3		6-3					FC4-6 1B	5	0	2	0	0	0	2				
Bill Robinson, R OBP: 0.182, SLG: 0.182 (1, 3)		1B E 1B		5-3		K				6-3	FC4-6 1B	5	1	2	0	0	1	2				
Les Lacy, R OBP: 0.312, SLG: 0.375 (1, 7)		E 1B		6-3		L9-3 BB				BB S BB	FC4-6	3	0	1	0	2	0	3				
Phil Garner, R OBP: 0.336, SLG: 0.348 (1, 4)		E6 L4-3		6-3		L9-3				F8	K	5	0	0	1	0	1	5				
Tony Peña, R OBP: 0.343, SLG: 0.400 (1, 2)	L4-3			3-1		4-3				BB IBB		3	0	0	0	1	0	2				
Eddie Solomon, R OBP: 0.285, SLG: 0.293 Gary Anderson, R OBP: 0.255, SLG: 0.345 Grant Jackson, S OBP: 0.181 Kent Tekulve, R OBP: 0.266, SLG: 0.298 Mike Easter, L OBP: 0.226, SLG: 0.111 (1, 1) (8, PH) (8, 1) (8, 1) (8, PH) (11, 1)			5-3			K		K		F7		2	0	0	0	0	1	0				
Inning Stats	R: 0 E: 0 K: 0 S: 3	H: 0 LOB: 0 BB: 0 P: 3	R: 1 E: 1 K: 0 S: 5	H: 2 LOB: 1 BB: 0 P: 5	R: 0 E: 0 K: 0 S: 3	H: 1 LOB: 0 BB: 0 P: 3	R: 0 E: 0 K: 0 S: 4	H: 1 LOB: 1 BB: 0 P: 4	R: 0 E: 0 K: 1 S: 5	H: 0 LOB: 0 BB: 0 P: 5	R: 0 E: 0 K: 2 S: 7	H: 0 LOB: 0 BB: 0 P: 7	R: 0 E: 0 K: 0 S: 4	H: 1 LOB: 1 BB: 0 P: 4	R: 0 E: 0 K: 0 S: 3	H: 0 LOB: 3 BB: 3 P: 15	R: 0 E: 0 K: 2 S: 9	H: 2 LOB: 2 BB: 0 P: 9	1B: 6 2B: 4 3B: 0 HR: 0	SF: 0 SAC: 1 DP: 2 HBP: 0	WP: 0 PB: 0 SB: 1 CS: 1	PA: 43
PITCHER	IP ERA WLS BF H R ER SO BB IBB HBP BLK WP HR S P ERA WHIP	9.2 2.31 0.1 W 1 0 0 0 0 0 0 0 0 0 0 9 9 0.00 2.000	PITCHER																			

San Francisco Giants @ Pittsburgh Pirates
Three Rivers Stadium, Pittsburgh, PA
Mon Aug 17 1981, 7:05 PM EDT
Att: 7,117 - Unknown

livebaseballscores.com

AB 38
R 1
H 8
RBI 1
BB 4
SO 6
LOB 21

P

Batter	1	2	3	4	5	6	7	8	9	AB	R	H	RBI	BB	SO	LOB	TOP	
Joe Morgan, L (1,4) OBP: 0.395, SLG: 0.398	4-0 CS BB			0-0 G6-4-3 1B 2B 1B		0-0 F8 2B 2B		0-0 4-3		3	2	2	0	1	0	0		
Enos Cabell, R (1,3) OBP: 0.294, SLG: 0.317	0-0 6-3			0-0 G6-4-3 1B		0-0 6-3		0-0 F9		4	0	1	0	0	0	2		
Jeffrey Leonard, R (1,9) OBP: 0.277, SLG: 0.455	0-0 5-3			0-0 G6-4-3		0-0 F8		0-0 6-3		4	0	0	0	0	0	3		
Darrell Evans, L (1,5) OBP: 0.333, SLG: 0.441		0-0 G3		0-0 2B		4-0 2B BB			0-0 PB 3-1 1B	3	1	2	1	1	0	0		
Larry Herndon, R (1,7) OBP: 0.327, SLG: 0.440		0-3 K2-3		0-0 3-H F4		0-0 2B		0-0 1-H 3-H 2B	0-0 F2	4	0	1	2	0	1	2		
Milt May, L (1,2) OBP: 0.365, SLG: 0.377		0-0 F8			4-0 FC6-4 BB		0-0 6-3		0-0 3-1	3	0	0	0	1	0	2		
Jerry Martin, R (1,8) OBP: 0.280, SLG: 0.317			0-0 F8		0-0 FC6-4 5-3		0-0 3-1		0-0 L4	4	0	0	0	0	0	2		
Johnnie LeMaster, R (1,6) OBP: 0.310, SLG: 0.287			0-0 6-3		0-0 5-3		0-0 G6-4-3 1B			3	0	1	0	0	0	1		
Doyle Alexander, R (1,1) ERA: 2.89			0-3 K		0-3 K		0-0 G6-4-3			1	0	0	0	0	1	0		
Bob Tufts, L (3,1) ERA: 7.71										0	0	0	0	0	0	0		
Rennie Stennett, R (5, Ph) ERA: 2.17										0	0	0	0	0	1	1		
Fred Breining, R (5, 1) ERA: 2.17										0	0	0	0	0	0	0		
Jim Wohlford, R (7, Ph) ERA: 2.85										0	0	0	0	0	1	1		
Al Holland, L (7, 1) ERA: 2.85										0	0	0	0	0	0	0		
Inning Stats	R: 0 E: 0 K: 0 S: 2	H: 0 LOB: 0 BB: 1 P: 6	R: 0 E: 0 K: 1 S: 5	H: 0 LOB: 0 BB: 0 P: 5	R: 0 E: 0 K: 1 S: 5	H: 3 LOB: 1 BB: 0 P: 5	R: 1 E: 0 K: 0 S: 5	H: 3 LOB: 1 BB: 1 P: 9	R: 0 E: 0 K: 0 S: 3	H: 1 LOB: 0 BB: 0 P: 3	R: 0 E: 0 K: 0 S: 4	H: 1 LOB: 1 BB: 0 P: 4	R: 0 E: 0 K: 0 S: 4	H: 1 LOB: 1 BB: 0 P: 4	1B: 4 2B: 3 3B: 0 HR: 0	SF: 0 SAC: 0 DP: 2 HBP: 0	WP: 0 PB: 1 SB: 0 CS: 1	PA: 34
PITCHER	IP WLS BF H R ER SO BB IBB HBP BLK WP HR S P ERA WHIP																	
Odell Jones, R (1, 1) ERA: 2.89	5.2 W 23 5 3 3 3 3 3 0 0 0 0 0 0 0 0 0 0 4.76 1.412																	
Grant Jackson, L (6, 1) ERA: 1.46	3.1 S 11 2 0 0 0 0 0 0 0 0 0 0 0 0 0 0 0 0.00 0.600																	

San Francisco Giants @ Pittsburgh Pirates
Three Rivers Stadium, Pittsburgh, PA
Wed Aug 19 1981, 7:05 PM EDT
Att: 8,414 - Unknown

AB	31
R	3
H	7
RBI	3
BB	3
SO	3
LOB	14



Batter	1	2	3	4	5	6	7	8	9	AB	R	H	RBI	BB	SO	LOB	BOTTOM			
Omar Moreno, L (1,8) OBP: 0.307, SLG: 0.345	0-3 K		0-0 1B 3B 2B	0-0 2-H 3B		4-0 CS BB				3	1	2	1	1	1	0				
Tim Foli, R (1,6) OBP: 0.292, SLG: 0.310	0-3 K		0-0 3B	0-0 5-3		0-0 CS	0-0 G6-4-3 1B			4	1	2	0	0	1	1				
Bill Madlock, R (1,5) OBP: 0.415, SLG: 0.473	0-0 2B		0-0 1B	0-0 1-H 3-H SF7 3B		0-0 6-3	0-0 G6-4-3 1B			4	1	3	2	0	0	0				
Jason Thompson, L (1,3) OBP: 0.327, SLG: 0.354	0-0 F7		0-0 SF7	0-0 SF7	4-0 G4-6-3 BB		0-0 G6-4-3	0-0 1-2 2-3		2	0	0	1	1	0	3				
Mike Easter, L (1,7) OBP: 0.342, SLG: 0.493		0-0 G6-4-3 1B	0-0 F7	0-0 F7	0-0 G4-6-3	0-0 1-2	0-0 F7			4	0	1	0	0	0	2				
Tony Peña, R (1,2) OBP: 0.364, SLG: 0.456		0-0 G6-4-3	0-0 1-2	0-0 HR		0-0 E SF7 1B		0-0 F9		4	2	2	1	0	0	1				
Lee Lacy, R (1,9) OBP: 0.325, SLG: 0.413		0-0 HR	0-0 6-3	0-0 6-3		0-0 E8 SF7 1B		0-0 F8		4	1	2	1	0	0	0				
Phil Garner, R (1,4) OBP: 0.325, SLG: 0.333		0-0 5-3	0-0 HR	4-0 SH5-4 3B BB		0-0 SF7		0-0 6-3		2	1	0	1	1	0	0				
Odell Jones, R (1, 1) ERA: 2.89			0-0 5-3	0-0 5-3		0-0 K				1	0	0	0	0	0	0				
Grant Jackson, S (6, 1) ERA: 1.46				0-0 SH5-4		0-0 K				1	0	0	0	0	1	1				
Inning Stats	R: 0 E: 0 K: 2 S: 8	H: 1 LOB: 1 BB: 0 P: 8	R: 1 E: 0 K: 0 S: 4	H: 2 LOB: 0 BB: 0 P: 4	R: 3 E: 0 K: 0 S: 6	H: 3 LOB: 0 BB: 0 P: 6	R: 2 E: 0 K: 0 S: 5	H: 2 LOB: 1 BB: 1 P: 9	R: 0 E: 0 K: 1 S: 2	H: 2 LOB: 0 BB: 1 P: 6	R: 1 E: 1 K: 1 S: 6	H: 2 LOB: 1 BB: 1 P: 10	R: 0 E: 0 K: 0 S: 4	H: 2 LOB: 1 BB: 0 P: 4	R: 0 E: 0 K: 0 S: 3	H: 0 LOB: 0 BB: 0 P: 3	1B: 6 2B: 2 3B: 2 HR: 2	SF: 2 SAC: 1 DP: 3 HBP: 0	WP: 0 PB: 0 SB: 0 CS: 1	PA: 36
PITCHER	IP WLS BF H R ER SO BB IBB HBP BLK WP HR S P ERA WHIP																			
Doyle Alexander, R (1, 1) ERA: 2.89	2.2 L 13 6 4 4 2 0 0 0 0 0 0 0 0 0 0 0 0 13.50 2.250																			
Bob Tufts, L (3, 1) ERA: 7.71	1.1 7 2 2 2 0 1 0 0 0 0 0 1 6 10 13.50 2.250																			
Fred Breining, R (5, 1) ERA: 2.17	2.0 8 2 1 1 1 2 0 0 0 0 0 0 8 16 4.50 2.000																			
Al Holland, L (7, 1) ERA: 2.85	2.0 7 2 0 0 0 0 0 0 0 0 0 0 7 7 0.00 1.000																			

San Francisco Giants @ Pittsburgh Pirates
Three Rivers Stadium, Pittsburgh, PA
Wed Aug 19 1981, 7:05 PM EDT
Att: 8,414 - Unknown

AB	29
R	7
H	12
RBI	7
BB	3
SO	3
LOB	8



Batter	1	2	3	4	5	6	7	8	9	AB	R	H	RBI	BB	SO	LOB	TOP		
Joe Morgan, L OBP: 0.362, SLG: 0.390 (1, 4)	3-1		P6			F3	FC3-6			4	0	0	0	0	0	1	San Francisco Giants @ Chicago Cubs Wrigley Field, Chicago, IL Sat Aug 22 1981, 3:33 AM CDT Att: 16,486 - Unknown - 70 F		
Enos Cabell, R OBP: 0.280, SLG: 0.310 (1, 3)	5-3			F3		6-3		K		4	0	0	0	0	1	0			
Jack Clark, R OBP: 0.313, SLG: 0.426 (1, 9)				HR		1B	1B	5-3		3	2	2	1	1	0	0			
Darrell Evans, L OBP: 0.327, SLG: 0.430 (1, 5)	4-3			G3		1B	1B	F9		4	0	1	0	0	0	1			
Larry Herndon, R OBP: 0.331, SLG: 0.444 (1, 7)		6-3		FC6-4		1B		K		4	0	2	1	0	1	0			
Jeffrey Leonard, R OBP: 0.273, SLG: 0.442 (1, 8)	5-3			FC6-4		1B	F7	F9		4	0	0	0	0	0	3			
Milt May, L OBP: 0.361, SLG: 0.378 Bob Brenly, R OBP: 0.222, SLG: 0.125 (9, 2)	4-3					K		F8		4	0	0	0	0	2	0			
Billy Smith, S OBP: 0.216, SLG: 0.200 (1, 6)				F9		F9	3-4-1			3	0	0	0	0	0	0			
Vida Blue, S OBP: 0.290, SLG: 0.286 Greg Minton, S (9, 1)	1-3					F8				3	0	1	0	0	0	0			
										0	0	0	0	0	0	0			
Inning Stats	R: 0 E: 0 K: 0 S: 3	H: 0 LOB: 1 BB: 1 P: 7	R: 0 E: 0 K: 0 S: 3	H: 0 LOB: 0 BB: 0 P: 3	R: 0 E: 0 K: 0 S: 3	H: 0 LOB: 0 BB: 0 P: 3	R: 1 E: 0 K: 0 S: 5	H: 2 LOB: 1 BB: 0 P: 5	R: 0 E: 0 K: 1 S: 5	H: 0 LOB: 0 BB: 0 P: 5	R: 1 E: 0 K: 0 S: 6	H: 3 LOB: 2 BB: 0 P: 6	R: 0 E: 0 K: 0 S: 4	H: 1 LOB: 1 BB: 0 P: 4	R: 0 E: 0 K: 1 S: 5	H: 0 LOB: 0 BB: 0 P: 5	1B: 5 2B: 0 3B: 0 HR: 1	SF: 0 SAC: 0 DP: 0 HBP: 0	WP: 0 PA: 34 PB: 0 SB: 0 CS: 0
PITCHER	IP WLS BF H R ER SO BB IBB HBP BLK WP HR S P ERA WHIP	8.0 L 31 6 2 2 2 1 0 0 0 0 1 34 38 2.25 0.875	1.0 S 3 0 0 0 2 0 0 0 0 0 0 7 7 0.00 0.000																

Batter	1	2	3	4	5	6	7	8	9	AB	R	H	RBI	BB	SO	LOB	BOTTOM		
Steve Henderson, R OBP: 0.361, SLG: 0.388 Mike Griffin, R (9, 1)	F8		G6-4-3			FC5-4		4-3		4	0	0	0	0	0	2	San Francisco Giants @ Chicago Cubs Wrigley Field, Chicago, IL Sat Aug 22 1981, 3:33 AM CDT Att: 16,486 - Unknown - 70 F		
Pat Tabler, R OBP: 0.375, SLG: 0.286 (1, 4)	5-3		1B		CS	K				3	0	1	0	1	1	0			
Bill Buckner, L OBP: 0.332, SLG: 0.448 (1, 3)	1-4-3					F8		K		4	0	1	0	0	1	1			
Bobby Bonds, R OBP: 0.451, SLG: 0.548 (1, 8)		1B	F8			CS		P4		2	1	0	0	2	0	3			
Leon Durham, L OBP: 0.350, SLG: 0.462 (1, 9)	5-3					CS	L8	F8		4	0	0	0	0	1	2			
Jody Davis, R OBP: 0.310, SLG: 0.354 (1, 2)			FC6-4		F8		F9			3	0	1	1	0	0	0			
Ken Reitz, R OBP: 0.279, SLG: 0.311 (1, 5)			P7		P4		F7			3	0	0	0	0	0	1			
Ivan De Jesus, R OBP: 0.267, SLG: 0.206 Jerry Morales, R OBP: 0.352, SLG: 0.354 (8, PH) (9, 7)			FC6-4			F9		F6		2	0	0	0	0	0	1			
Doug Bird, R OBP: 0.400, SLG: 0.250 Hector Cruz, R OBP: 0.362, SLG: 0.544 Mike Tyson, R OBP: 0.228, SLG: 0.277 (8, PH) (9, 6)					G6-4-3	FC5-4		F7		1	0	1	0	1	0	0			
										1	0	0	0	0	0	0			
										0	0	0	0	0	0	0			
Inning Stats	R: 0 E: 0 K: 0 S: 3	H: 0 LOB: 0 BB: 0 P: 3	R: 1 E: 0 K: 0 S: 4	H: 1 LOB: 1 BB: 1 P: 8	R: 0 E: 0 K: 0 S: 4	H: 2 LOB: 2 BB: 1 P: 8	R: 0 E: 0 K: 1 S: 5	H: 0 LOB: 0 BB: 0 P: 5	R: 0 E: 0 K: 0 S: 2	H: 0 LOB: 0 BB: 1 P: 6	R: 0 E: 0 K: 1 S: 4	H: 0 LOB: 0 BB: 1 P: 8	R: 0 E: 0 K: 0 S: 3	H: 0 LOB: 0 BB: 0 P: 3	R: 0 E: 0 K: 0 S: 3	H: 1 LOB: 1 BB: 0 P: 6	1B: 4 2B: 0 3B: 0 HR: 0	SF: 0 SAC: 0 DP: 1 HBP: 0	WP: 0 PA: 34 PB: 0 SB: 1 CS: 2
PITCHER	IP WLS BF H R ER SO BB IBB HBP BLK WP HR S P ERA WHIP	8.0 W 28 3 1 0 0 1 0 0 0 0 0 6 44 0.00 1.000	1.0 S 4 1 0 0 1 0 0 0 0 0 0 6 6 0.00 1.000																



Batter	1	2	3	4	5	6	7	8	9	10	AB	R	H	RBI	BB	SO	LOB	TOP									
Joe Morgan, L (1,4) OBP: 0.361, SLG: 0.391 Rennie Stennett, R (10,PH) OBP: 0.264, SLG: 0.264	4-3		1B BB		6-3			1B 3B		F3	3	1	1	0	1	0	0										
Enos Cabell, R (1,3) OBP: 0.261, SLG: 0.314	E1		1-2 1B			F9		F9			5	0	2	0	0	0	1										
Jack Clark, R (1,9) OBP: 0.319, SLG: 0.420	L8		F9				1B	5-3			4	0	1	0	1	0	4										
Darrell Evans, L (1,5) OBP: 0.328, SLG: 0.435	G3				F8		K	S 1B		F7	5	0	1	1	0	1	4										
Larry Herndon, R (1,7) OBP: 0.327, SLG: 0.442		F8			F9		K	3H 0-0 P4		P4	5	0	0	0	0	1	4										
Jeffrey Leonard, R (1,8) OBP: 0.286, SLG: 0.483		5-3						E S 1B			4	0	2	0	0	1	0										
Mitt May, L (1,2) OBP: 0.353, SLG: 0.373 Bob Brenly, R (9,PR) OBP: 0.222, SLG: 0.125		4-3			4-3			K			4	0	1	0	0	1	2										
Johnnie LeMaster, R (1,6) OBP: 0.306, SLG: 0.283 Jim Wolford, R (7,PH) OBP: 0.295, SLG: 0.328 Al Holland, R (7,1) OBP: 0.200, SLG: 0.200 Dave Bergman, L (9,PH) OBP: 0.317, SLG: 0.389 Greg Minton, S (9,1)			6-3			K		L4			2	0	0	0	0	1	0										
Doyle Alexander, R (1,1) OBP: 0.171, SLG: 0.182 Billy Smith, S (7,PH) OBP: 0.246, SLG: 0.220			F7		5-3			P6			2	0	0	0	0	0	0										
Inning Stats	R: 0 E: 1 K: 0 S: 4	H: 0 LOB: 1 BB: 0 P: 4	R: 0 E: 0 K: 0 S: 3	H: 0 LOB: 0 BB: 0 P: 3	R: 0 E: 0 K: 0 S: 4	H: 1 LOB: 2 BB: 1 P: 8	R: 0 E: 0 K: 0 S: 4	H: 1 LOB: 1 BB: 0 P: 4	R: 0 E: 0 K: 1 S: 5	H: 0 LOB: 0 BB: 0 P: 5	R: 0 E: 0 K: 2 S: 8	H: 1 LOB: 1 BB: 0 P: 8	R: 0 E: 0 K: 1 S: 6	H: 1 LOB: 1 BB: 0 P: 6	R: 1 E: 0 K: 0 S: 5	H: 2 LOB: 1 BB: 0 P: 5	R: 0 E: 0 K: 3 S: 10	H: 1 LOB: 2 BB: 0 P: 10	R: 0 E: 0 K: 0 S: 4	H: 1 LOB: 1 BB: 1 P: 8	1B: 5 2B: 2 3B: 1 HR: 0	SF: 0 SAC: 0 DP: 0 HBP: 0	WP: 0 PB: 0 SB: 2 CS: 0	PA: 41			
PITCHER	IP	WLS	BF	H	R	ER	SO	BB	IBB	HBP	BLK	WP	HR	S	P	ERA	WHIP										
Silvio Martinez, R (1,1) ERA: 3.67	7.0		27	4	0	0	4	1	0	0	0	0	0	34	38	0.00	0.714										
Bruce Sutter, R (8,1) ERA: 2.57	2.0		9	3	1	1	3	0	0	0	0	0	0	15	15	4.50	1.500										
Jim Kaat, L (10,1) ERA: 2.32	1.0	W	5	1	0	0	0	0	1	0	0	0	0	4	8	0.00	1.000										

San Francisco Giants @ St. Louis Cardinals
 Busch Stadium, St. Louis, MO
 Mon Aug 24 1981, 7:05 PM CDT
 Att: 13,385 - Unknown

AB	39
R	1
H	8
RBI	1
BB	2
SO	7
LOB	19




Batter	1	2	3	4	5	6	7	8	9	10	AB	R	H	RBI	BB	SO	LOB	BOTTOM									
Tom Herr, S (1,4) OBP: 0.348, SLG: 0.381	BLK 1B		L6			WP 1B 2B		6-3			5	1	3	1	0	0	0										
Ken Oberkfell, L (1,5) OBP: 0.351, SLG: 0.354	K 1-2				F8	S 1B		L6			4	0	1	1	0	1	1										
Keith Hernandez, L (1,3) OBP: 0.397, SLG: 0.487	K					F7 1-2				CS BB	3	0	1	0	1	1	2										
George Hendrick, R (1,8) OBP: 0.343, SLG: 0.481	P6				F7	2-3				CS BB 1-2	4	0	0	0	0	1	4										
Dane Iorg, L (1,7) OBP: 0.372, SLG: 0.477 Bruce Sutter, R (8,1) Steve Braun, L (9,PH) OBP: 0.400, SLG: 0.368 Glenn Brummer, R (10,2) OBP: 0.233, SLG: 0.250					L9			1-6-3		1B BB	3	0	1	0	0	0	1										
Darrell Porter, L (1,2) OBP: 0.405, SLG: 0.400 Jim Kaat, L (10,1) OBP: 0.600, SLG: 0.750					3-1					1-3 1B	4	0	2	0	0	0	0										
Sikto Lezcano, R (1,9) OBP: 0.361, SLG: 0.371			F8			K				F7	4	0	0	0	0	2	3										
Mike Ramsey, S (1,6) OBP: 0.389, SLG: 0.380			K			3-1					4	0	0	0	0	2	1										
Silvio Martinez, R (1,1) OBP: 0.267, SLG: 0.310 Tito Landrum, R (8,7) OBP: 0.273, SLG: 0.359			F9			F5		K		E S 1B	2	0	0	0	0	0	0										
Inning Stats	R: 0 E: 0 K: 2 S: 8	H: 1 LOB: 1 BB: 0 P: 8	R: 0 E: 0 K: 0 S: 3	H: 1 LOB: 0 BB: 0 P: 3	R: 0 E: 0 K: 1 S: 5	H: 0 LOB: 0 BB: 0 P: 5	R: 0 E: 0 K: 0 S: 4	H: 1 LOB: 1 BB: 0 P: 4	R: 0 E: 0 K: 1 S: 5	H: 0 LOB: 0 BB: 0 P: 5	R: 1 E: 0 K: 0 S: 5	H: 2 LOB: 1 BB: 0 P: 5	R: 0 E: 0 K: 2 S: 8	H: 1 LOB: 1 BB: 0 P: 8	R: 0 E: 0 K: 1 S: 5	H: 0 LOB: 0 BB: 0 P: 5	R: 0 E: 0 K: 1 S: 5	H: 2 LOB: 2 BB: 0 P: 13	R: 1 E: 0 K: 0 S: 3	H: 2 LOB: 1 BB: 0 P: 3	1B: 8 2B: 2 3B: 0 HR: 0	SF: 0 SAC: 0 DP: 1 HBP: 0	WP: 1 PB: 0 SB: 2 CS: 1	PA: 37			
PITCHER	IP	WLS	BF	H	R	ER	SO	BB	IBB	HBP	BLK	WP	HR	S	P	ERA	WHIP										
Doyle Alexander, R (1,1) ERA: 2.81	6.0		22	5	1	1	4	0	0	0	1	1	0	30	30	1.50	0.833										
Al Holland, L (7,1) ERA: 2.68	2.0		7	1	0	0	3	0	0	0	0	0	0	13	13	0.00	0.500										
Greg Minton, R (9,1) ERA: 3.31	1.1	L	8	3	1	1	1	2	0	0	0	0	0	8	16	6.75	3.750										

San Francisco Giants @ St. Louis Cardinals
 Busch Stadium, St. Louis, MO
 Mon Aug 24 1981, 7:05 PM CDT
 Att: 13,385 - Unknown

AB	35
R	2
H	9
RBI	2
BB	2
SO	8
LOB	12



Batter	1	2	3	4	5	6	7	8	9	AB	R	H	RBI	BB	SO	LOB	TOP								
Enos Cabell, R OBP: 0.260, SLG: 0.312 (1, 3)	F9	F9					F8		5-3	5	0	1	1	0	0	3	San Francisco Giants @ St. Louis Cardinals Busch Stadium, St. Louis, MO Tue Aug 25 1981, 7:05 PM CDT Att: 13,086 - Unknown								
Larry Herndon, R OBP: 0.325, SLG: 0.438 (1, 7)	5-3		6-3		P4			5-3	F9	5	1	1	0	0	0	2									
Jack Clark, R OBP: 0.318, SLG: 0.417 (1, 9)	F8			G4-6-3	F8			5-3		4	0	1	0	0	0	2									
Darrell Evans, L OBP: 0.329, SLG: 0.431 (1, 5)		1B	G4-6-3		4-3			1B		2	1	0	0	2	0	1									
Jeffrey Leonard, R OBP: 0.284, SLG: 0.469 (1, 8)		BB			5-3		F8	F8		4	1	1	0	0	0	2									
Bob Brenly, R OBP: 0.308, SLG: 0.250 (1, 2)		K			P6					4	0	2	1	0	1	2									
Johnnie LetMaster, R OBP: 0.305, SLG: 0.282 (1, 6)					P4			5-3		4	0	1	0	0	0	3									
Joe Pettini, R OBP: 0.250, SLG: 0.286 (1, 4)						SH1-4		5-3	5-3	3	1	1	1	1	0	0									
Tom Griffin, R OBP: 0.206, SLG: 0.281 (1, 1)		SF7			SH1-4			5-3		1	0	0	1	0	0	0									
Al Holland, R OBP: 0.333, SLG: 0.200 (7, 1)									S	0	0	0	0	0	1	0									
Inning Stats	R: 0 E: 0 K: 0 S: 3	H: 0 LOB: 0 BB: 0 P: 3	R: 2 E: 0 K: 1 S: 7	H: 2 LOB: 2 BB: 2 P: 15	R: 0 E: 0 K: 0 S: 3	H: 1 LOB: 0 BB: 0 P: 3	R: 0 E: 0 K: 0 S: 3	H: 0 LOB: 0 BB: 0 P: 3	R: 1 E: 0 K: 0 S: 5	H: 2 LOB: 1 BB: 0 P: 5	R: 0 E: 0 K: 0 S: 4	H: 1 LOB: 1 BB: 0 P: 4	R: 0 E: 0 K: 0 S: 3	H: 0 LOB: 0 BB: 0 P: 3	R: 1 E: 0 K: 0 S: 5	H: 2 LOB: 2 BB: 1 P: 9	R: 0 E: 0 K: 0 S: 3	H: 0 LOB: 1 BB: 1 P: 7	1B: 7 2B: 1 3B: 0 HR: 0	SF: 1 SAC: 1 DP: 1 HBP: 0	WP: 0 PB: 0 SB: 1 CS: 0	PA: 38			
PITCHER	IP	WLS	BF	H	R	ER	SO	BB	IBB	HBP	BLK	WP	HR	S	P	ERA	WHIP								
John Martin, L ERA: 2.67 (1, 1)	7.0	L	28	6	3	3	1	2	0	0	0	0	0	28	36	3.86	1.143								
Mark Littell, R ERA: 2.55 (8, 1)	1.0		6	2	1	1	0	0	1	0	0	0	0	5	9	9.00	2.000								
Bob Shirley, L ERA: 4.5 (9, 1)	1.0		4	0	0	0	0	1	0	0	0	0	0	3	7	0.00	1.000								

Batter	1	2	3	4	5	6	7	8	9	AB	R	H	RBI	BB	SO	LOB	BOTTOM									
Garry Templeton, S OBP: 0.292, SLG: 0.375 (1, 6)	4-3		F8		3-1				F9	5	0	1	0	0	0	2	San Francisco Giants @ St. Louis Cardinals Busch Stadium, St. Louis, MO Tue Aug 25 1981, 7:05 PM CDT Att: 13,086 - Unknown									
Tom Herr, S OBP: 0.346, SLG: 0.375 (1, 4)	6-3		6-3		1-3					4	0	0	0	1	0	4										
Keith Hernandez, L OBP: 0.393, SLG: 0.478 (1, 3)	3-1			E1	F8				F8	4	1	0	0	1	0	1										
George Hendrick, R OBP: 0.344, SLG: 0.492 (1, 8)						P6			F9	5	1	2	2	0	1	4										
Dane Iorg, L OBP: 0.368, SLG: 0.470 (1, 7)		G6-3			F9					4	0	1	0	0	1	1										
Ken Oberkfell, L OBP: 0.353, SLG: 0.357 (1, 5)		6-3								4	0	2	0	0	1	1										
Sixto Lezcano, R OBP: 0.364, SLG: 0.374 (1, 9)										4	0	2	0	0	2	2										
Gene Tenace, R OBP: 0.402, SLG: 0.379 (1, 2)										1	0	0	0	3	0	2										
John Martin, S OBP: 0.222, SLG: 0.294 (1, 1)										1	0	0	0	0	0	2										
Darrell Porter, L OBP: 0.400, SLG: 0.394 (7, PH)										1	0	0	0	0	0	1										
Mark Littell, L OBP: 0.400, SLG: 0.400 (8, 1)										0	0	0	0	0	0	0										
Tito Landrum, R OBP: 0.269, SLG: 0.354 (8, PH)										1	0	0	0	0	0	2										
Bob Shirley, R OBP: 0.305, SLG: 0.105 (9, 1)										0	0	0	0	0	0	0										
Inning Stats	R: 0 E: 0 K: 0 S: 3	H: 0 LOB: 0 BB: 0 P: 3	R: 0 E: 0 K: 0 S: 4	H: 1 LOB: 0 BB: 0 P: 3	R: 0 E: 0 K: 1 S: 8	H: 2 LOB: 2 BB: 1 P: 12	R: 0 E: 0 K: 2 S: 8	H: 1 LOB: 1 BB: 0 P: 8	R: 0 E: 0 K: 1 S: 6	H: 1 LOB: 3 BB: 2 P: 14	R: 0 E: 0 K: 1 S: 7	H: 2 LOB: 2 BB: 0 P: 7	R: 0 E: 0 K: 0 S: 3	H: 0 LOB: 1 BB: 1 P: 7	1B: 7 2B: 0 3B: 0 HR: 1	SF: 0 SAC: 1 DP: 1 HBP: 0	WP: 0 PB: 0 SB: 2 CS: 0	PA: 40								
PITCHER	IP	WLS	BF	H	R	ER	SO	BB	IBB	HBP	BLK	WP	HR	S	P	ERA	WHIP									
Tom Griffin, R ERA: 4.0 (1, 1)	6.0	W	26	5	2	1	3	2	0	0	0	0	0	1	29	41	1.50	1.167								
Al Holland, L ERA: 2.55 (7, 1)	3.0	S	14	3	0	0	2	2	0	0	0	0	0	16	24	0.00	1.667									



Batter	1	2	3	4	5	6	7	8	9	AB	R	H	RBI	BB	SO	LOB	TOP		
Enos Cabell, R OBP: 0.262, SLG: 0.311 (1, 3)	F9	1B							5-3	4	0	1	1	1	0	0	San Francisco Giants @ St. Louis Cardinals Busch Stadium, St. Louis, MO Wed Aug 26 1981, 3:33 AM CDT Att: 7,766 - Unknown livebaseballscorecards.com		
Milt May, L OBP: 0.354, SLG: 0.374 (1, 2)	4-3				G5-4-3				4-3	5	1	2	0	0	0	1			
Jack Clark, R OBP: 0.326, SLG: 0.426 (1, 9)	1B				1B				1B	4	1	3	0	1	0	2			
Darrell Evans, L OBP: 0.337, SLG: 0.434 (1, 5)	1B				1B				1B	3	0	2	0	2	0	0			
Jeffrey Leonard, R OBP: 0.306, SLG: 0.471 (1, 7)	L6				L7				1B	4	0	2	1	1	0	2			
Jerry Martin, R OBP: 0.284, SLG: 0.327 (1, 8)		2B			CS				K	5	1	2	0	0	1	5			
Johnnie LeMaster, R OBP: 0.299, SLG: 0.277 (1, 6)		F3			CS				F5	4	0	0	0	0	0	1			
Joe Pettini, R OBP: 0.167, SLG: 0.182 (1, 4)	1-3				F9				6-3	4	0	0	0	0	0	1			
Gary Lavelle, S OBP: 0.429, SLG: 0.571 Fred Breining, R ERA: 6.35 Bob Tufts, L OBP: 0.250, SLG: 0.318 Jim Wohlford, R OBP: 0.143, SLG: 0.143 (8, PH) Allen Ripley, R (8, 1)		1B			K				F9	2	1	1	1	0	1	0			
Inning Stats	R: 0 E: 0 K: 0 S: 5	H: 2 LOB: 2 BB: 0 P: 5	R: 2 E: 0 K: 0 S: 7	H: 4 LOB: 2 BB: 0 P: 7	R: 0 E: 0 K: 0 S: 3	H: 1 LOB: 0 BB: 0 P: 3	R: 0 E: 0 K: 1 S: 5	H: 0 LOB: 0 BB: 0 P: 5	R: 0 E: 0 K: 0 S: 3	H: 0 LOB: 0 BB: 0 P: 3	R: 2 E: 0 K: 0 S: 4	H: 1 LOB: 2 BB: 3 P: 16	R: 0 E: 0 K: 0 S: 3	H: 0 LOB: 0 BB: 0 P: 3	R: 0 E: 0 K: 1 S: 8	H: 3 LOB: 3 BB: 0 P: 8		1B: 10 2B: 3 3B: 0 HR: 0	SF: 0 SAC: 0 DP: 1 HBP: 0
PITCHER	IP	WLS	BF	H	R	ER	SO	BB	IBB	HBP	BLK	WP	HR	S	P	ERA	WHIP		
Joaquin Andujar, R ERA: 5.1 Bob Sykes, L ERA: 6.35 Jim Kaat, L ERA: 2.18 Bruce Sutter, R ERA: 2.56	5.0	W	23	9	2	2	1	1	1	0	0	0	0	23	31	3.60	2.000		

Batter	1	2	3	4	5	6	7	8	9	AB	R	H	RBI	BB	SO	LOB	BOTTOM			
Garry Templeton, S OBP: 0.291, SLG: 0.373 Mike Ramsey, S OBP: 0.379, SLG: 0.370 (4, 6)	K2-3				6-3				4-3	1	0	0	0	0	1	0	San Francisco Giants @ St. Louis Cardinals Busch Stadium, St. Louis, MO Wed Aug 26 1981, 3:33 AM CDT Att: 7,766 - Unknown livebaseballscorecards.com			
Tom Herr, S OBP: 0.344, SLG: 0.373 (1, 4)	P4				F8				5-3	4	1	1	1	0	0	0				
Keith Hernandez, L OBP: 0.395, SLG: 0.489 (1, 3)	K				HR				K	3	2	1	1	1	2	0				
George Hendrick, R OBP: 0.350, SLG: 0.494 (1, 8)					F7				1B	3	1	2	0	1	0	0				
Sixto Lezcano, R OBP: 0.365, SLG: 0.382 Steve Braun, L OBP: 0.385, SLG: 0.350 Bob Sykes, S Jim Kaat, L OBP: 0.667, SLG: 0.800 Bruce Sutter, R (9, 1) Darrell Porter, L OBP: 0.393, SLG: 0.386 (1, 2)		G1-6-3			1B				1B	2	1	1	0	0	0	1				
Tito Landrum, R OBP: 0.282, SLG: 0.353 (6, 9)					1B				F8	3	1	1	0	1	0	1				
Ken Oberkfell, L OBP: 0.352, SLG: 0.355 (1, 5)					G1-6-3				4-3	4	1	1	0	0	0	1				
Joaquin Andujar, S Gene Tenace, R Dane Iorg, L (6, 7)					F8				1B	1	0	0	0	0	0	0				
Inning Stats	R: 0 E: 0 K: 2 S: 7	H: 0 LOB: 0 BB: 0 P: 7	R: 0 E: 0 K: 0 S: 3	H: 1 LOB: 0 BB: 0 P: 3	R: 0 E: 0 K: 0 S: 3	H: 1 LOB: 0 BB: 0 P: 3	R: 1 E: 0 K: 0 S: 4	H: 1 LOB: 0 BB: 0 P: 4	R: 0 E: 0 K: 1 S: 11	H: 6 LOB: 1 BB: 3 P: 23	R: 0 E: 0 K: 0 S: 3	H: 0 LOB: 0 BB: 0 P: 3	R: 0 E: 0 K: 1 S: 7	H: 2 LOB: 2 BB: 0 P: 7	R: 0 E: 0 K: 0 S: 4	H: 1 LOB: 1 BB: 0 P: 4		1B: 8 2B: 2 3B: 1 HR: 1	SF: 0 SAC: 0 DP: 2 HBP: 0	WP: 3 PA: 37 PB: 0 SB: 2 CS: 0
PITCHER	IP	WLS	BF	H	R	ER	SO	BB	IBB	HBP	BLK	WP	HR	S	P	ERA		WHIP		
Gary Lavelle, L ERA: 4.09 Fred Breining, R ERA: 3.06 Bob Tufts, L ERA: 3.6 Allen Ripley, R ERA: 3.85	4.1	L	17	5	4	4	3	1	1	0	0	1	0	3	11	8.31	1.385			

Batter	1	2	3	4	5	6	7	8	9	10	11	12	13	AB R H RBI BB SO LOB	TOP															
Omar Moreno, L (1.8) OBP: 0.351, SLG: 0.359	F7		3-1		WP 1B		4-3		S 1B			SH1-3 1B		6 0 3 2 0 0 1	Pittsburgh Pirates @ San Francisco Giants Candlestick Park, San Francisco, CA Thu Aug 27 1981, 10:05 PM EDT Att: 10,807 - Unknown															
Tim Foli, R (1.8) OBP: 0.280, SLG: 0.289	1-3			F6	F9		F7		5-3			SH1-3 1B		5 0 0 0 0 0 4																
Bill Madlock, R (1.5) OBP: 0.422, SLG: 0.483	F7			F7	1-4-3			6-3		F4		G4-6-3 IBB		5 0 0 0 1 0 2																
Bill Robinson, R (1.3) OBP: 0.282, SLG: 0.410		6-3				F7				F7		G4-6-3 IBB		2 0 1 0 0 0 0																
Mike Easter, L (4. PR) OBP: 0.335, SLG: 0.471 (4.7)					2B							1-2		4 0 1 0 0 0 2																
Lee Lacy, R (1.9) OBP: 0.316, SLG: 0.394		6-3		F8				5-3		4-3			F9 2B	6 0 1 0 0 0 2																
Tony Peña, R (1.2) OBP: 0.360, SLG: 0.439						2B 1B	6-3		K				F9 2B	6 1 3 0 0 1 2																
Gary Alexander, R (1.7) OBP: 0.314, SLG: 0.563 (4.3)													K	3 2 2 1 0 1 1																
Jason Thompson, L (7.3) OBP: 0.337, SLG: 0.390						1B 1B 2B		1B WP 2B	4-3 3-1 1B		K		K	3 1 1 0 0 2 2																
Phil Garner, R (1.4) OBP: 0.328, SLG: 0.339				F8					3-1		CI			3 0 1 0 0 1 1																
Willie Stargell, L (9. PH) OBP: 0.351, SLG: 0.347								WP SH2-3 1B		1-2			IBB	1 0 0 0 0 0 1																
Dale Berra, R (9.4) OBP: 0.343, SLG: 0.370														0 0 0 0 1 0 0																
Eddie Solomon, R (1.1) Willie Montgomery, L (8. PR) Kent Tekulve, R (8.1) Steve Niekro, R (11. PR) Grant Jackson, S (11. PR) Don Robinson, R (13. PR) OBP: 0.187, SLG: 0.187 (13.1)				K					SH2-3 1B				G4-3 1-2	2 0 1 0 0 1 0																
Inning Stats	R: 0 E: 0 K: 0 S: 3	H: 0 LOB: 0 BB: 0 P: 3	R: 0 E: 0 K: 1 S: 6	H: 1 LOB: 1 BB: 0 P: 6	R: 0 E: 0 K: 1 S: 5	H: 0 LOB: 0 BB: 0 P: 5	R: 0 E: 0 K: 0 S: 4	H: 1 LOB: 1 BB: 0 P: 4	R: 2 E: 0 K: 1 S: 9	H: 4 LOB: 2 BB: 0 P: 9	R: 0 E: 0 K: 0 S: 3	H: 0 LOB: 0 BB: 0 P: 3	R: 1 E: 0 K: 0 S: 5	H: 2 LOB: 1 BB: 0 P: 5	R: 0 E: 0 K: 1 S: 6	H: 1 LOB: 1 BB: 0 P: 6	R: 1 E: 0 K: 0 S: 6	H: 2 LOB: 1 BB: 0 P: 5	R: 0 E: 0 K: 0 S: 3	H: 0 LOB: 0 BB: 0 P: 3	R: 0 E: 1 K: 1 S: 6	H: 1 LOB: 1 BB: 0 P: 6	R: 0 E: 0 K: 0 S: 3	H: 1 LOB: 1 BB: 1 P: 7	R: 0 E: 0 K: 2 S: 8	H: 1 LOB: 2 BB: 1 P: 12	1B: 9 2B: 5 3B: 0 HR: 0	SF: 0 SAC: 2 DP: 2 HBP: 0	WP: 2 PB: 0 SB: 2 CS: 0	PA: 54
PITCHER	IP WLS BF H R ER SO BB IBB HBP BLK WP HR S P ERA WHIP	7.0 29 8 3 3 3 0 0 0 0 2 0 35 3.86 1.143	4.0 16 4 1 1 2 0 0 0 0 0 0 20 2.25 1.000	2.0 9 2 0 0 2 0 2 0 0 0 0 11 0.00 1.000	PITCHER													PITCHER												

AB	49
R	4
H	14
RBI	3
BB	2
SO	7
LOB	23



Batter	1	2	3	4	5	6	7	8	9	10	11	12	13	AB R H RBI BB SO LOB	BOTTOM																
Joe Morgan, L (1.4) OBP: 0.360, SLG: 0.404	F3						F8			4-3		F8		6 1 2 1 0 0 2	Pittsburgh Pirates @ San Francisco Giants Candlestick Park, San Francisco, CA Thu Aug 27 1981, 10:05 PM EDT Att: 10,807 - Unknown																
Enos Cabell, R (1.3) OBP: 0.294, SLG: 0.311	5-3									6-3			6-3	6 1 2 0 0 0 0																	
Jack Clark, R (1.9) OBP: 0.327, SLG: 0.439	6-3			L4			5-3			6-3			HR	6 1 2 4 0 0 2																	
Darrell Evans, L (1.5) OBP: 0.334, SLG: 0.427		4-3			4-3			F7						4 0 0 0 0 1 0																	
Larry Herndon, R (1.7) OBP: 0.326, SLG: 0.437		6-3			5-3									5 0 2 0 0 0 2																	
Jeffrey Leonard, R (1.8) OBP: 0.299, SLG: 0.444														4 0 0 0 1 0 2																	
Al Holland, R (12.1) OBP: 0.333, SLG: 0.200					6-3			4-3						0 0 0 0 0 0 0																	
Milt May, L (1.2) OBP: 0.351, SLG: 0.370		6-3												5 1 1 0 0 0 2																	
Johnnie LeMaster, R (1.6) OBP: 0.294, SLG: 0.271														4 0 0 0 0 0 1																	
Jim Willingham, R (12. PR) OBP: 0.285, SLG: 0.333														1 0 1 0 0 0 0																	
Joe Pappalardo, R (13.6) OBP: 0.167, SLG: 0.182														0 0 0 0 0 0 0																	
Vida Blue, S (1.1) OBP: 0.281, SLG: 0.276														1 1 0 0 0 0 0																	
Dave Bergman, L (7. PH) OBP: 0.324, SLG: 0.396														1 0 1 0 0 0 0																	
Greg Minton, S (8.1) OBP: 0.267, SLG: 0.325														1 0 0 0 0 0 1																	
Jerry Martin, R (12.8) OBP: 0.282, SLG: 0.325														1 0 0 0 0 1 1																	
Inning Stats	R: 0 E: 0 K: 0 S: 3	H: 0 LOB: 0 BB: 0 P: 3	R: 0 E: 0 K: 0 S: 3	H: 0 LOB: 1 BB: 1 P: 7	R: 0 E: 0 K: 0 S: 5	H: 2 LOB: 2 BB: 0 P: 5	R: 0 E: 0 K: 0 S: 3	H: 0 LOB: 0 BB: 0 P: 3	R: 1 E: 0 K: 0 S: 4	H: 2 LOB: 0 BB: 0 P: 4	R: 0 E: 0 K: 0 S: 3	H: 1 LOB: 0 BB: 0 P: 3	R: 0 E: 0 K: 0 S: 3	H: 0 LOB: 0 BB: 0 P: 3	R: 0 E: 0 K: 1 S: 6	H: 1 LOB: 1 BB: 0 P: 6	R: 0 E: 0 K: 1 S: 5	H: 1 LOB: 0 BB: 0 P: 5	R: 1 E: 0 K: 0 S: 2	H: 1 LOB: 0 BB: 0 P: 2	1B: 8 2B: 2 3B: 0 HR: 2	SF: 0 SAC: 1 DP: 2 HBP: 1	WP: 0 PB: 0 SB: 0 CS: 0	PA: 48							
PITCHER	IP WLS BF H R ER SO BB IBB HBP BLK WP HR S P ERA WHIP	8.0 33 8 4 1 0 1 0 0 0 1 0 31 1.12 1.125	2.0 6 0 0 0 0 0 0 0 0 0 0 6 0.00 0.000	2.0 7 2 0 0 2 0 0 0 0 0 0 11 0.00 1.000	0.1 L 2 1 1 1 0 0 0 0 0 0 1 2 2 27.00 3.000	PITCHER													PITCHER												

AB	45
R	5
H	11
RBI	5
BB	1
SO	2
LOB	13



Batter	1	2	3	4	5	6	7	8	9	AB	R	H	RBI	BB	SO	LOB	TOP			
Omar Moreno, L (1.8) OBP: 0.317, SLG: 0.354	F6		G3			K		F8		4	0	0	0	0	1	1				
Tim Foli, R (1.6) OBP: 0.280, SLG: 0.288	F9			6-3			1B E	F7		4	1	1	0	0	0	0				
Mike Easter, L (1.7) OBP: 0.333, SLG: 0.467	F8			F8			FC4-6 1B	4-3		4	0	1	0	0	0	0				
Jason Thompson, L (1.3) OBP: 0.330, SLG: 0.379		F7		F7			FC4-6 1B	F4		4	0	0	0	0	0	1				
Dale Berra, R (1.5) OBP: 0.342, SLG: 0.369		S 6-3 1B			F5		K			3	0	1	0	0	1	1				
Tony Peña, R (1.2) OBP: 0.352, SLG: 0.430		6-3		6-3			5-3			3	0	0	0	0	0	2				
Lee Lacy, R (1.9) OBP: 0.316, SLG: 0.392		F2			F8			1B		3	0	1	0	0	0	1				
Phil Garner, R (1.4) OBP: 0.323, SLG: 0.333			F9		5-3			F8		3	0	0	0	0	0	1				
Rod Scurry, L (1.1) OBP: 0.200, SLG: 0.077						G3				1	0	0	0	0	0	0				
Odell Jones, R (5.1)			F6					K		1	0	0	0	0	0	0				
Willie Montanez, L (8. PH) OBP: 0.205, SLG: 0.190										1	0	0	0	0	1	1				
Kent Tekulve, R (8.1)										0	0	0	0	0	0	0				
Inning Stats	R: 0 E: 0 K: 0 S: 3	H: 0 LOB: 0 BB: 0 P: 3	R: 0 E: 0 K: 0 S: 4	H: 1 LOB: 1 BB: 0 P: 4	R: 0 E: 0 K: 0 S: 3	H: 0 LOB: 0 BB: 0 P: 3	R: 0 E: 0 K: 0 S: 3	H: 0 LOB: 0 BB: 0 P: 3	R: 0 E: 0 K: 1 S: 5	H: 0 LOB: 0 BB: 0 P: 5	R: 1 E: 1 K: 1 S: 7	H: 2 LOB: 1 BB: 0 P: 7	R: 0 E: 0 K: 1 S: 6	H: 1 LOB: 1 BB: 0 P: 6	R: 0 E: 0 K: 0 S: 3	H: 0 LOB: 0 BB: 0 P: 3	1B: 4 2B: 0 3B: 0 HR: 0	SF: 0 SAC: 0 DP: 0 HBP: 0	WP: 0 PB: 0 SB: 1 CS: 0	PA: 31
PITCHER Ed Whitson, R (1.1) ERA: 3.57	IP: 9.0 WLS: W BF: 31 H: 4 R: 1 ER: 0 SO: 3 BB: 0 IBB: 0 HBP: 0 BLK: 0 WP: 0 HR: 0 S: 37 P: 37 ERA: 0.00 WHIP: 0.444															PITCHER				

Pittsburgh Pirates @ San Francisco Giants
Candlestick Park, San Francisco, CA
Fri Aug 28 1981, 10:05 PM EDT
Att: 8,418 - Unknown

AB	31
R	1
H	4
RBI	0
BB	0
SO	3
LOB	8



Batter	1	2	3	4	5	6	7	8	9	AB	R	H	RBI	BB	SO	LOB	BOTTOM			
Joe Morgan, L (1.4) OBP: 0.365, SLG: 0.410	FC1-6 1B		2B BB	2B		F5		L1		4	1	2	1	1	0	0				
Enos Cabell, R (1.3) OBP: 0.259, SLG: 0.306	FC1-6 E		F3	1-3		F6		5-3		5	1	0	0	0	0	3				
Jack Clark, R (1.9) OBP: 0.334, SLG: 0.444	E5		2B	IBB		BB		BB		2	0	1	1	3	0	0				
Darrell Evans, L (1.5) OBP: 0.332, SLG: 0.421	4-3		BB	K		G3		F7		4	0	0	0	1	1	4				
Larry Herndon, R (1.7) OBP: 0.321, SLG: 0.430		4-3	G3		6-3		E3 FC1-6 S			4	0	0	0	0	0	2				
Jerry Martin, R (1.8) OBP: 0.287, SLG: 0.331		BB BB		HR 2B	5-3		F6			3	1	1	0	1	0	1				
Bob Brenly, R (1.2) OBP: 0.471, SLG: 0.538		G6-4-3 BB		HR	1B BB		FC1-6 BB			1	1	1	2	3	0	0				
Johnnie LeMaster, R (1.6) OBP: 0.297, SLG: 0.276	G6-4-3		E6 SH3-4 2B 1B		1B 1B		FC1-6			4	1	2	0	0	0	4				
Ed Whitson, R (1.1) OBP: 0.172, SLG: 0.111			6-3	SH3-4	6-3		K			3	0	0	0	0	1	4				
Inning Stats	R: 1 E: 1 K: 0 S: 4	H: 1 LOB: 0 BB: 0 P: 4	R: 0 E: 0 K: 0 S: 2	H: 0 LOB: 2 BB: 2 P: 10	R: 1 E: 0 K: 0 S: 4	H: 1 LOB: 2 BB: 2 P: 12	R: 3 E: 1 K: 1 S: 9	H: 4 LOB: 2 BB: 1 P: 13	R: 0 E: 0 K: 0 S: 4	H: 1 LOB: 2 BB: 1 P: 8	R: 0 E: 0 K: 0 S: 3	H: 0 LOB: 1 BB: 1 P: 7	R: 0 E: 1 K: 1 S: 6	H: 0 LOB: 2 BB: 1 P: 10	R: 0 E: 0 K: 0 S: 3	H: 0 LOB: 1 BB: 1 P: 7	1B: 3 2B: 3 3B: 0 HR: 1	SF: 0 SAC: 1 DP: 1 HBP: 0	WP: 0 PB: 0 SB: 1 CS: 0	PA: 40
PITCHER Rod Scurry, L (1.1) ERA: 4.3	IP: 4.2 WLS: L BF: 26 H: 7 R: 5 ER: 4 SO: 1 BB: 5 IBB: 1 HBP: 0 BLK: 0 WP: 0 HR: 1 S: 22 P: 46 ERA: 7.71 WHIP: 2.571															PITCHER				
Odell Jones, R (5.1) ERA: 2.29	2.1	10	0	0	0	1	2	0	0	0	0	10	18	0.00	0.857					
Kent Tekulve, R (8.1) ERA: 2.84	1.0	4	0	0	0	0	1	0	0	0	0	3	7	0.00	1.000					

Pittsburgh Pirates @ San Francisco Giants
Candlestick Park, San Francisco, CA
Fri Aug 28 1981, 10:05 PM EDT
Att: 8,418 - Unknown

AB	30
R	5
H	7
RBI	4
BB	9
SO	2
LOB	18



Batter	1	2	3	4	5	6	7	8	9	AB	R	H	RBI	BB	SO	LOB	TOP										
Omar Moreno, L (1, 8) OBP: 0.318, SLG: 0.351	F5		F8			K		4-3	6-3	5	0	1	1	1	1	5	Pittsburgh Pirates @ San Francisco Giants Candlestick Park, San Francisco, CA Sat Aug 29 1981, 6:33 AM EDT Att: 10,738 - Unknown										
Tim Foli, R (1, 6) OBP: 0.274, SLG: 0.282	F7		F5		F8		F7	4-3		5	0	0	0	0	0	5											
Mike Easler, L (1, 7) OBP: 0.331, SLG: 0.461	K			4-3	K		1B	F7		5	1	1	0	0	2	4											
Jason Thompson, L (1, 3) OBP: 0.337, SLG: 0.382		FC6-4		G3	4-3			FC5-4	1B	4	0	2	0	1	0	2											
Dale Berra, R (1, 5) OBP: 0.347, SLG: 0.373	FC6-4			1B		F6		CI		4	0	2	0	0	0	1											
Tony Peña, R (1, 2) OBP: 0.347, SLG: 0.421	F9			FC5-4		F7		FC5-4	FC4-6	5	0	1	1	0	0	6											
Lee Lacy, R (1, 9) OBP: 0.319, SLG: 0.388	K2-3			FC5-4		1B			F7	4	0	1	0	1	1	3											
Phil Garner, R (1, 4) OBP: 0.335, SLG: 0.339			S		1B	1B		K		3	1	2	0	2	1	3											
Luis Tiant, R (1, 1)			K						K	1	0	0	0	0	1	1											
Willie Montanez, L (5, PH) OBP: 0.214, SLG: 0.200			K						K	1	0	1	0	0	0	0											
Don Robinson, R (5, 1) OBP: 0.375, SLG: 0.286										1	1	1	0	1	0	0											
Steve Nicosia, R (9, PH) OBP: 0.285, SLG: 0.304										1	0	0	0	0	1	1											
Inning Stats	R: 0 E: 0 K: 1 S: 5	H: 0 LOB: 0 BB: 0 P: 5	R: 0 E: 0 K: 1 S: 6	H: 1 LOB: 1 BB: 0 P: 6	R: 0 E: 0 K: 1 S: 6	H: 1 LOB: 1 BB: 0 P: 6	R: 0 E: 0 K: 0 S: 5	H: 2 LOB: 2 BB: 0 P: 5	R: 1 E: 0 K: 1 S: 7	H: 2 LOB: 2 BB: 1 P: 11	R: 0 E: 0 K: 1 S: 7	H: 2 LOB: 3 BB: 1 P: 11	R: 1 E: 0 K: 1 S: 8	H: 3 LOB: 3 BB: 1 P: 12	R: 1 E: 0 K: 0 S: 4	H: 0 LOB: 3 BB: 3 P: 16	R: 0 E: 0 K: 1 S: 6	H: 1 LOB: 1 BB: 0 P: 6	1B: 12 2B: 0 3B: 0 HR: 0	SF: 0 SAC: 0 DP: 0 HBP: 0	WP: 0 PB: 0 SB: 1 CS: 0	PA: 46					
PITCHER	IP	WLS	BF	H	R	ER	SO	BB	IBB	HBP	BLK	WP	HR	S	P	ERA	WHIP										
Doyle Alexander, R (1, 1) ERA: 2.81	6.1	W	32	11	2	2	5	2	0	0	0	0	0	40	48	2.84	2.053										
Fred Breining, R (7, 1) ERA: 3.02	0.2		5	0	1	0	1	3	0	0	0	0	0	4	16	0.00	4.500										
Greg Minton, R (8, 1) ERA: 3.19	1.0		5	0	0	0	1	0	0	0	0	0	0	4	8	0.00	1.000										
Al Holland, L (9, 1) ERA: 2.43	1.0		4	1	0	0	1	0	0	0	0	0	0	6	6	0.00	1.000										

Batter	1	2	3	4	5	6	7	8	9	AB	R	H	RBI	BB	SO	LOB	BOTTOM										
Joe Morgan, L (1, 4) OBP: 0.367, SLG: 0.407	BB		F5							2	1	0	0	2	0	1	Pittsburgh Pirates @ San Francisco Giants Candlestick Park, San Francisco, CA Sat Aug 29 1981, 6:33 AM EDT Att: 10,738 - Unknown										
Joe Pettini, R (7, 4) OBP: 0.154, SLG: 0.167	1B	F9					FC5			1	0	0	0	0	0	2											
Dave Bergman, L (1, 3) OBP: 0.346, SLG: 0.409	BB									2	1	1	0	3	0	1											
Jack Clark, R (1, 9) OBP: 0.332, SLG: 0.439	BB									5	1	1	1	0	3	3											
Darrell Evans, L (1, 5) OBP: 0.330, SLG: 0.415	F8		F8			4-3		F8		4	0	0	0	1	0	3											
Jeffrey Leonard, R (1, 7) OBP: 0.305, SLG: 0.434	BB									4	2	1	0	1	1	3											
Jerry Martin, R (1, 8) OBP: 0.281, SLG: 0.323	BB									4	0	0	0	0	1	6											
Milt May, L (1, 2) OBP: 0.353, SLG: 0.372	E6									4	1	2	0	0	0	0											
Johnnie LeMaster, R (1, 6) OBP: 0.301, SLG: 0.281	K									3	1	1	2	1	1	1											
Doyle Alexander, R (1, 1) OBP: 0.211, SLG: 0.250										3	1	2	1	0	0	0											
Fred Breining, R (7, 1)										1	0	0	0	0	0	2											
Greg Minton, S (8, 1)										0	0	0	0	0	0	0											
Al Holland, R (9, 1) OBP: 0.333, SLG: 0.200										0	0	0	0	0	0	0											
Inning Stats	R: 4 E: 1 K: 2 S: 9	H: 1 LOB: 1 BB: 3 P: 21	R: 0 E: 0 K: 1 S: 6	H: 1 LOB: 1 BB: 0 P: 6	R: 3 E: 0 K: 0 S: 7	H: 4 LOB: 1 BB: 0 P: 7	R: 0 E: 0 K: 2 S: 7	H: 0 LOB: 2 BB: 2 P: 15	R: 1 E: 0 K: 0 S: 4	H: 1 LOB: 1 BB: 1 P: 8	R: 0 E: 0 K: 1 S: 5	H: 0 LOB: 0 BB: 0 P: 5	R: 0 E: 0 K: 0 S: 4	H: 1 LOB: 2 BB: 1 P: 8	R: 0 E: 0 K: 0 S: 3	H: 0 LOB: 1 BB: 1 P: 7	1B: 5 2B: 3 3B: 0 HR: 0	SF: 0 SAC: 0 DP: 0 HBP: 0	WP: 2 PB: 0 SB: 0 CS: 0	PA: 41							
PITCHER	IP	WLS	BF	H	R	ER	SO	BB	IBB	HBP	BLK	WP	HR	S	P	ERA	WHIP										
Luis Tiant, R (1, 1) ERA: 5.6	4.0	L	24	6	7	4	5	5	0	0	0	1	0	16	28	2.25	1.250										
Don Robinson, R (5, 1) ERA: 7.27	4.0		17	2	1	1	1	3	0	0	0	0	0	16	28	2.25	1.250										



Batter	1	2	3	4	5	6	7	8	9	AB	R	H	RBI	BB	SO	LOB	TOP					
Omar Moreno, L (1,8) OBP: 0.314, SLG: 0.347	L4		F7	K			K			4	0	0	0	0	2	5						
Lee Lacy, R (1,9) OBP: 0.310, SLG: 0.377	5-3		K	FC6-4			FC6-4			4	0	0	0	0	1	5						
Bill Madlock, R (1,5) OBP: 0.423, SLG: 0.480	CS		WP	1B			F9			3	0	1	0	1	0	1						
Jason Thompson, L (1,3) OBP: 0.346, SLG: 0.384	CS	1B	1B	BB			K			2	0	1	0	2	1	0						
Mike Easter, L (1,7) OBP: 0.329, SLG: 0.458		1B	F5				F9			4	0	1	0	0	0	4						
Tony Peña, R (1,2) OBP: 0.338, SLG: 0.410	F4			K			F8			4	0	0	0	0	1	2						
Dale Berra, R (1,6) OBP: 0.344, SLG: 0.370	F9			BB			L6			4	0	1	0	0	0	2						
Phil Garner, R (1,4) OBP: 0.333, SLG: 0.333	F7			FC6-4			6-3			3	0	0	0	1	0	2						
Pascual Perez, R (1,1) OBP: 0.176, SLG: 0.294				WP						2	0	1	0	0	1	3						
Willie Montanez, L (7, PH) OBP: 0.224, SLG: 0.210				1B						1	0	1	0	0	0	0						
Grant Jackson, S (7, 1) OBP: 0.271, SLG: 0.440				1B			FC6-4			1	0	0	0	0	1	0						
Dave Parker, L (9, PH) OBP: 0.271, SLG: 0.440				1B						1	0	0	0	0	1	0						
Inning Stats	R: 0 E: 0 K: 0 S: 2	H: 0 LOB: 0 BB: 1 P: 6	R: 0 E: 0 K: 0 S: 5	H: 2 LOB: 2 BB: 0 P: 5	R: 0 E: 0 K: 1 S: 7	H: 2 LOB: 3 BB: 1 P: 11	R: 0 E: 0 K: 3 S: 11	H: 1 LOB: 3 BB: 1 P: 15	R: 0 E: 0 K: 1 S: 5	H: 0 LOB: 0 BB: 0 P: 5	R: 0 E: 0 K: 0 S: 3	H: 0 LOB: 0 BB: 0 P: 3	R: 0 E: 0 K: 1 S: 6	H: 1 LOB: 1 BB: 0 P: 6	R: 0 E: 0 K: 0 S: 2	H: 0 LOB: 0 BB: 1 P: 6	R: 0 E: 0 K: 1 S: 5	H: 0 LOB: 0 BB: 0 P: 5	1B: 6 2B: 0 3B: 0 HR: 0	SF: 0 SAC: 0 DP: 1 HBP: 0	WP: 2 PB: 0 SB: 0 CS: 1	PA: 37
PITCHER Tom Griffin, R (1,1) ERA: 3.66	IP: 9.0 WLS: W BF: 36 H: 6 R: 0 ER: 0 SO: 7 BB: 4 IBB: 0 HBP: 0 BLK: 0 WP: 2 HR: 0 S: 46 P: 62 ERA: 0.00 WHIP: 1.111											PITCHER	IP: 9.0 WLS: W BF: 36 H: 6 R: 0 ER: 0 SO: 7 BB: 4 IBB: 0 HBP: 0 BLK: 0 WP: 2 HR: 0 S: 46 P: 62 ERA: 0.00 WHIP: 1.111									

Pittsburgh Pirates @ San Francisco Giants
Candlestick Park, San Francisco, CA
Sun Aug 30 1981, 6:33 AM EDT
Att: 18,117 - Unknown


AB 32
R 0
H 6
RBI 0
BB 4
SO 7
LOB 24



Batter	1	2	3	4	5	6	7	8	9	AB	R	H	RBI	BB	SO	LOB	BOTTOM			
Joe Morgan, L (1,4) OBP: 0.367, SLG: 0.401	F3		G6-3				5-3			3	1	0	0	2	0	1				
Dave Bergman, L (1,3) OBP: 0.357, SLG: 0.412	4-3			SH5-3			1B			4	2	2	0	1	0	3				
Jack Clark, R (1,9) OBP: 0.340, SLG: 0.451				SH5-3			2B			4	1	3	1	1	1	0				
Darrell Evans, L (1,5) OBP: 0.335, SLG: 0.421	F9			SH5-3			2B			3	0	2	1	1	0	1				
Larry Herndon, R (1,7) OBP: 0.323, SLG: 0.428				1B			6-3			4	1	1	0	1	0	5				
Jerry Martin, R (1,8) OBP: 0.290, SLG: 0.327	5-3			E			6-3			4	0	2	1	1	1	2				
Milt May, L (1,2) OBP: 0.354, SLG: 0.368	4-3			E			FC2-6			3	0	0	0	2	0	3				
Johnnie LeMaster, R (1,6) OBP: 0.300, SLG: 0.281				K			E5			4	0	1	0	0	1	5				
Tom Griffin, R (1,1) OBP: 0.211, SLG: 0.257				G6-3			F8			3	0	0	0	1	0	5				
Inning Stats	R: 0 E: 0 K: 0 S: 4	H: 1 LOB: 1 BB: 0 P: 4	R: 0 E: 0 K: 0 S: 3	H: 0 LOB: 0 BB: 0 P: 3	R: 0 E: 0 K: 1 S: 4	H: 0 LOB: 0 BB: 1 P: 8	R: 2 E: 1 K: 0 S: 5	H: 2 LOB: 3 BB: 3 P: 17	R: 2 E: 0 K: 0 S: 6	H: 3 LOB: 3 BB: 2 P: 14	R: 1 E: 0 K: 0 S: 3	H: 1 LOB: 2 BB: 3 P: 15	R: 0 E: 0 K: 0 S: 5	H: 2 LOB: 3 BB: 1 P: 9	R: 0 E: 0 K: 2 S: 9	H: 2 LOB: 2 BB: 0 P: 9	1B: 8 2B: 3 3B: 0 HR: 0	SF: 0 SAC: 1 DP: 2 HBP: 0	WP: 1 PB: 0 SB: 1 CS: 0	PA: 43
PITCHER Pascual Perez, R (1,1) ERA: 4.34 Grant Jackson, L (7, 1) ERA: 2.51	IP: 6.0 WLS: L BF: 32 H: 7 R: 5 ER: 4 SO: 1 BB: 5 IBB: 4 HBP: 0 BLK: 0 WP: 1 HR: 0 S: 25 P: 61 ERA: 6.00 WHIP: 2.000											PITCHER	IP: 2.0 WLS: 11 BF: 4 H: 4 R: 0 ER: 0 SO: 2 BB: 1 IBB: 0 HBP: 0 BLK: 0 WP: 0 HR: 0 S: 14 P: 18 ERA: 0.00 WHIP: 2.500							

Pittsburgh Pirates @ San Francisco Giants
Candlestick Park, San Francisco, CA
Sun Aug 30 1981, 6:33 AM EDT
Att: 18,117 - Unknown

AB 32
R 5
H 11
RBI 3
BB 10
SO 3
LOB 25



Batter	1	2	3	4	5	6	7	8	9	AB	R	H	RBI	BB	SO	LOB	TOP		
Tom Herr, S OBP: 0.348, SLG: 0.370 (1, 4)										4	2	2	0	0	0	2			
Ken Oberkfell, L OBP: 0.391, SLG: 0.365 (1, 5)										4	0	1	1	0	0	1			
Keith Hernandez, L OBP: 0.403, SLG: 0.494 (1, 3)										4	1	1	2	0	0	1			
George Hendrick, R OBP: 0.359, SLG: 0.505 (1, 8)										4	0	1	0	0	0	1			
Dane Iorg, L OBP: 0.356, SLG: 0.462 Bruce Sutter, R (8, 1)										4	0	0	0	0	0	0			
Darrell Porter, L OBP: 0.383, SLG: 0.388 (1, 2)										4	1	1	0	0	0	1			
Sixto Lezcano, R OBP: 0.367, SLG: 0.382 (1, 9)										3	0	3	1	1	0	0			
Mike Ramsey, S OBP: 0.325, SLG: 0.321 (1, 6)										4	0	0	0	0	1	5			
Lary Sorensen, R OBP: 0.054, SLG: 0.081 Steve Braun, L (8, PH) Tito Landrum, R (8, 7)										2	0	0	0	0	1	2			
Inning Stats	R: 1 E: 0 K: 0 S: 4	H: 1 LOB: 0 BB: 0 P: 4	R: 0 E: 0 K: 1 S: 7	H: 2 LOB: 2 BB: 0 P: 7	R: 1 E: 0 K: 0 S: 4	H: 2 LOB: 0 BB: 0 P: 4	R: 1 E: 1 K: 0 S: 4	H: 2 LOB: 0 BB: 0 P: 4	R: 0 E: 0 K: 0 S: 3	H: 0 LOB: 0 BB: 0 P: 3	R: 0 E: 0 K: 0 S: 3	H: 0 LOB: 0 BB: 1 P: 6	R: 2 E: 0 K: 0 S: 6	H: 4 LOB: 2 BB: 0 P: 6	R: 0 E: 0 K: 1 S: 7	H: 2 LOB: 2 BB: 0 P: 7	1B: 11 2B: 2 3B: 0 HR: 0	SF: 0 SAC: 1 DP: 3 HBP: 0	WP: 0 PA: 37 PB: 0 SB: 0 CS: 1
PITCHER	IP WLS BF H R ER SO BB IBB HBP BLK WP HR S P ERA WHIP																		
Ed Whitson, R (1, 1) ERA: 3.57	5.0 L 20 7 3 2 1 0 0 0 0 0 0 0 22 22 3.60 1.400																		
Gary Lavelle, L (6, 1) ERA: 3.91	2.0 6 0 0 0 0 1 0 0 0 0 0 0 5 9 0.00 0.500																		
Greg Minton, R (8, 1) ERA: 3.38	2.0 11 6 2 2 1 0 0 0 0 0 0 0 13 13 9.00 3.000																		

St. Louis Cardinals @ San Francisco Giants
Candlestick Park, San Francisco, CA
Wed Sep 02 1981, 6:33 AM EDT
Att: 8,996 - Unknown

AB	35
R	5
H	13
RBI	5
BB	1
SO	2
LOB	13



Batter	1	2	3	4	5	6	7	8	9	AB	R	H	RBI	BB	SO	LOB	BOTTOM				
Joe Morgan, L OBP: 0.379, SLG: 0.403 (1, 4)										2	0	1	1	2	0	1					
Dave Bergman, L OBP: 0.345, SLG: 0.394 (1, 3)										4	0	0	0	0	0	4					
Jack Clark, R OBP: 0.334, SLG: 0.443 (1, 9)										4	0	0	0	0	0	1					
Darrell Evans, L OBP: 0.333, SLG: 0.414 (1, 5)										4	0	0	0	0	0	2					
Larry Herndon, R OBP: 0.317, SLG: 0.419 (1, 7)										4	0	1	0	0	2	2					
Jerry Martin, R OBP: 0.299, SLG: 0.337 (1, 8)										4	0	2	0	0	1	1					
Milt May, L OBP: 0.360, SLG: 0.382 Guy Sulzarz, R (9, PR)										4	1	3	0	0	0	1					
Johnnie LeMaster, R OBP: 0.301, SLG: 0.283 Jeffrey Leonard, R (9, PH)										3	1	1	1	0	0	2					
Ed Whitson, R (1, 1) Max Verstabel, L (5, PH) Gary Lavelle, S (8, 1) Jim Wichtford, R (7, PH) Greg Minton, S (8, 1) Enos Cabell, R (9, PH)										1	0	0	0	0	1	1					
Inning Stats	R: 0 E: 0 K: 0 S: 2	H: 0 LOB: 0 BB: 1 P: 6	R: 0 E: 0 K: 1 S: 5	H: 1 LOB: 0 BB: 0 P: 5	R: 0 E: 0 K: 1 S: 6	H: 1 LOB: 1 BB: 0 P: 6	R: 0 E: 0 K: 0 S: 3	H: 0 LOB: 0 BB: 0 P: 3	R: 2 E: 0 K: 1 S: 9	H: 4 LOB: 2 BB: 0 P: 9	R: 0 E: 0 K: 0 S: 3	H: 0 LOB: 0 BB: 0 P: 3	R: 0 E: 0 K: 0 S: 4	H: 1 LOB: 1 BB: 0 P: 4	R: 0 E: 1 K: 1 S: 6	H: 0 LOB: 2 BB: 1 P: 10	R: 0 E: 0 K: 1 S: 6	H: 2 LOB: 2 BB: 0 P: 6	1B: 5 2B: 4 3B: 0 HR: 0	SF: 0 SAC: 0 DP: 2 HBP: 0	WP: 0 PA: 36 PB: 0 SB: 0 CS: 1
PITCHER	IP WLS BF H R ER SO BB IBB HBP BLK WP HR S P ERA WHIP																				
Lary Sorensen, R (1, 1) ERA: 3.11	7.0 W 27 7 2 2 3 1 0 0 0 0 0 0 12 16 0.00 1.500																				
Bruce Sutter, R (8, 1) ERA: 2.59	2.0 S 9 2 0 0 2 1 0 0 0 0 0 0 12 16 0.00 1.500																				

St. Louis Cardinals @ San Francisco Giants
Candlestick Park, San Francisco, CA
Wed Sep 02 1981, 6:33 AM EDT
Att: 8,996 - Unknown


AB	34
R	2
H	9
RBI	2
BB	2
SO	5
LOB	20




Batter	1	2	3	4	5	6	7	8	9	AB	R	H	RBI	BB	SO	LOB	TOP					
Bobby Bonds, R (1,8) OBP: 0.386, SLG: 0.393 Tye Waller, R (6,8) OBP: 0.294, SLG: 0.400	0-0 6-3		0-0 1B			0-0 4-3		0-0 L7	0-0 L7	3	0	1	0	0	0	0	Chicago Cubs @ San Francisco Giants Candlestick Park, San Francisco, CA Thu Sep.03 1981, 6:33 AM EDT Att.: 5,573 - Sunny - 78 F					
Ivan De Jesus, R (1,6) OBP: 0.294, SLG: 0.208	0-0 F8		0-0 P9			0-0 F9		0-0 5-3	0-0 5-3	4	0	0	0	0	0	1						
Bill Buckner, L (1,3) OBP: 0.334, SLG: 0.434	0-0 1B		0-0 F9			0-0 F9		0-0 P7	0-0 P7	4	0	1	0	0	0	0						
Leon Durham, L (1,9) OBP: 0.351, SLG: 0.468	0-0 G3			0-0 5-3				0-0 F7		3	0	0	0	0	0	1						
Jody Davis, R (1,2) OBP: 0.341, SLG: 0.385 Bill Hayes, R (8,2)		0-3 K		0-0 F8				0-0 L5		3	0	0	0	0	1	0						
Mike Lum, L (1,7) OBP: 0.300, SLG: 0.358	0-0 F8			0-0 6-3				0-0 4-3		3	0	0	0	0	0	0						
Ken Reitz, R (1,5) OBP: 0.277, SLG: 0.297		4-0 BB BB			0-3 K			0-0 P8		2	0	0	0	1	1	0						
Pat Tabler, R (1,4) OBP: 0.271, SLG: 0.150		4-0 BB BB			0-0 L7			0-0 L9		2	0	0	0	1	0	0						
Doug Bird, R (1,1) OBP: 0.200, SLG: 0.111 Mel Hall, L (5, PH)		0-3 K			0-0 F9			0-3 K		1	0	0	0	0	1	2						
Bill Caudill, R (5,1) OBP: 0.250, SLG: 0.143 Doug Capilla, L (7,1) Scot Thompson, L (7,7) OBP: 0.212, SLG: 0.221										1	0	0	0	0	0	0						
Inning Stats	R: 0 E: 0 K: 0 S: 4	H: 1 LOB: 1 BB: 0 P: 4	R: 0 E: 0 K: 2 S: 7	H: 0 LOB: 2 BB: 2 P: 15	R: 0 E: 0 K: 0 S: 3	H: 1 LOB: 0 BB: 0 P: 3	R: 0 E: 0 K: 0 S: 3	H: 0 LOB: 0 BB: 0 P: 3	R: 0 E: 0 K: 0 S: 3	H: 0 LOB: 0 BB: 0 P: 3	R: 0 E: 0 K: 0 S: 5	H: 0 LOB: 0 BB: 0 P: 5	R: 0 E: 0 K: 0 S: 3	H: 0 LOB: 0 BB: 0 P: 3	R: 0 E: 0 K: 0 S: 5	H: 0 LOB: 0 BB: 0 P: 5	R: 0 E: 0 K: 0 S: 3	H: 0 LOB: 0 BB: 0 P: 3	1B: 2 2B: 0 3B: 0 HR: 0	SF: 0 SAC: 0 DP: 0 HBP: 0	WP: 0 PB: 0 SB: 0 CS: 1	PA: 30
PITCHER Doyle Alexander, R (1,1) ERA: 2.59	IP: 9.0 WLS: W BF: 30 H: 2 R: 0 ER: 0 SO: 4 BB: 2 IBB: 0 HBP: 0 BLK: 0 WP: 0 HR: 0 S: 36 P: 44 ERA: 0.00 WHIP: 0.444															PITCHER						

Batter	1	2	3	4	5	6	7	8	9	AB	R	H	RBI	BB	SO	LOB	BOTTOM			
Joe Morgan, L (1,4) OBP: 0.380, SLG: 0.399 Joe Pettini, R (6, PR) OBP: 0.143, SLG: 0.154	0-0 F3			0-0 BB		4-0 BB		0-0 F9		2	1	0	0	2	0	1	Chicago Cubs @ San Francisco Giants Candlestick Park, San Francisco, CA Thu Sep.03 1981, 6:33 AM EDT Att.: 5,573 - Sunny - 78 F			
Enos Cabell, R (1,3) OBP: 0.281, SLG: 0.313	0-0 F7			0-0 SF8	0-0 P4	0-0 E6		0-0 4-3		5	1	2	1	0	0	0				
Jack Clark, R (1,9) OBP: 0.335, SLG: 0.453	0-0 5-3			0-0 SF8	0-0 HR	0-3 K		4-0 WP		3	2	1	2	1	1	3				
Darrell Evans, L (1,5) OBP: 0.337, SLG: 0.425	0-0 6-3			0-0 1B	0-0 F7			0-0 WP		5	3	3	0	0	0	0				
Jeffrey Leonard, R (1,8) OBP: 0.330, SLG: 0.444	0-0 1-3			0-0 2B	4-0 BB			0-0 1B		4	2	3	3	1	0	0				
Larry Hemdon, R (1,7) OBP: 0.322, SLG: 0.426	0-0 L9			0-0 1B	0-0 F8			0-0 FC6-4		5	1	3	1	0	0	1				
Milt May, L (1,2) OBP: 0.367, SLG: 0.387 Bob Brenly, R (7, PH) OBP: 0.474, SLG: 0.500				0-0 CS	0-0 SF9	0-0 E		0-0 FC5-4		2	1	2	0	1	0	0				
Johnnie LeMaster, R (1,6) OBP: 0.300, SLG: 0.283 Guy Sularz, R (8,4)			0-0 6-3	0-0 E	0-0 1B			0-0 FC6-4		4	1	1	2	0	0	4				
Doyle Alexander, R (1,1) OBP: 0.195, SLG: 0.237			0-0 K	0-0 SF9		0-0 SH3-4		0-0 G6-4-3		2	0	0	1	0	1	2				
Inning Stats	R: 0 E: 0 K: 0 S: 3	H: 0 LOB: 0 BB: 0 P: 3	R: 0 E: 0 K: 1 S: 5	H: 1 LOB: 0 BB: 0 P: 5	R: 0 E: 1 K: 0 S: 8	H: 5 LOB: 1 BB: 2 P: 16	R: 1 E: 0 K: 0 S: 4	H: 1 LOB: 1 BB: 1 P: 8	R: 1 E: 1 K: 1 S: 7	H: 2 LOB: 3 BB: 1 P: 11	R: 2 E: 0 K: 0 S: 5	H: 3 LOB: 2 BB: 1 P: 9	R: 2 E: 0 K: 0 S: 6	H: 3 LOB: 2 BB: 1 P: 10	R: 2 E: 0 K: 0 S: 6	H: 3 LOB: 2 BB: 1 P: 10		1B: 11 2B: 1 3B: 2 HR: 1	SF: 2 SAC: 1 DP: 1 HBP: 0	WP: 1 PB: 0 SB: 0 CS: 1
PITCHER Doug Bird, R (1,1) ERA: 3.09 Bill Caudill, R (5,1) ERA: 5.75 Doug Capilla, L (7,1) ERA: 3.13	IP: 4.0 WLS: L BF: 19 H: 6 R: 6 ER: 5 SO: 1 BB: 1 IBB: 0 HBP: 0 BLK: 0 WP: 0 HR: 1 S: 19 P: 27 ERA: 11.25 WHIP: 1.750															PITCHER				

AB 28
R 0
H 2
RBI 0
BB 2
SO 4
LOB 4



AB 34
R 12
H 15
RBI 10
BB 6
SO 2
LOB 13



Batter	1	2	3	4	5	6	7	8	9	AB	R	H	RBI	BB	SO	LOB	TOP				
Ivan De Jesus, R OBP: 0.260, SLG: 0.266 (1, 6)	0-0 HBP HR 1B	0-3 K		0-0 F8		0-0 1-3	0-3 K		0-0 L9	6	1	1	0	0	2	3	Chicago Cubs @ San Francisco Giants Candlestick Park, San Francisco, CA Sat Sep 05 1981, 6:33 AM EDT Alt. 9,548 - Unknown - 74 F				
Steve Henderson, R OBP: 0.366, SLG: 0.379 (1, 7)	1-0 HR HBP	0-3 K		0-0 E6 1B 1-3 1B		0-0 F S 1B	0-0 2B 3B		0-0 F9	5	3	2	2	0	1	1					
Bill Buckner, L OBP: 0.342, SLG: 0.453 (1, 3)	0-0 1-H 2-H HR			0-0 1-3		0-0 F7				5	1	3	4	0	0	2					
Leon Durham, L OBP: 0.357, SLG: 0.464 (1, 9)	0-0 E4 S 1B	0-0 L7		0-0 1B 2-3 1B		0-0 E IBB				4	0	1	0	1	1	3					
Jerry Morales, R OBP: 0.354, SLG: 0.351 (1, 8)	0-3 K		0-0 2B 1B	0-0 1-2 1B		0-0 E6			0-0 P6	5	1	2	1	0	1	3					
Tim Blackwell, S OBP: 0.336, SLG: 0.359 (1, 2)	0-0 F9		0-0 1-H 2B	0-0 5-3		0-0 L9			0-0 F8	5	0	1	1	0	0	6					
Ken Reitz, R OBP: 0.294, SLG: 0.298 Steve Dillard, R OBP: 0.275, SLG: 0.363 (7, PR) (7, 5)	0-0 FC5 BB 1B		0-0 L7		0-3 K		4-0 FC2-5 1B BB		0-3 K	3	0	1	0	1	1	1					
Pat Tabler, R OBP: 0.286, SLG: 0.170 (1, 4)	4-0 1-2 2-3 BB		0-0 1-3		0-0 L7		0-0 FC2-5 3B 1B		0-0 SH2-4 1B	4	1	2	0	1	0	1					
Mike Krukow, R OBP: 0.206, SLG: 0.235 (1, 1)	0-0 FC5 2-3F		0-3 K		0-0 1-3		0-0 FC2-5 3B		0-0 SH2-4 1-2	4	1	0	0	0	1	6					
Inning Stats	R: 3 E: 1 K: 1 S: 9	H: 3 LOB: 3 BB: 1 P: 14	R: 0 E: 0 K: 2 S: 8	H: 1 LOB: 1 BB: 0 P: 8	R: 1 E: 0 K: 1 S: 7	H: 2 LOB: 1 BB: 0 P: 7	R: 1 E: 1 K: 0 S: 6	H: 2 LOB: 2 BB: 0 P: 6	R: 0 E: 0 K: 1 S: 5	H: 0 LOB: 0 BB: 0 P: 5	R: 0 E: 1 K: 2 S: 10	H: 1 LOB: 3 BB: 1 P: 9	R: 3 E: 0 K: 2 S: 10	H: 3 LOB: 2 BB: 1 P: 14	R: 0 E: 0 K: 1 S: 5	H: 0 LOB: 0 BB: 0 P: 5		R: 0 E: 0 K: 0 S: 4	H: 1 LOB: 1 BB: 0 P: 4	1B: 9 2B: 2 3B: 1 HR: 1	SF: 0 SAC: 1 DP: 0 HBP: 1
PITCHER	IP WLS BF H R ER SO BB IBB HBP BLK WP HR S P ERA WHIP	IP WLS BF H R ER SO BB IBB HBP BLK WP HR S P ERA WHIP	IP WLS BF H R ER SO BB IBB HBP BLK WP HR S P ERA WHIP	IP WLS BF H R ER SO BB IBB HBP BLK WP HR S P ERA WHIP	IP WLS BF H R ER SO BB IBB HBP BLK WP HR S P ERA WHIP	IP WLS BF H R ER SO BB IBB HBP BLK WP HR S P ERA WHIP	IP WLS BF H R ER SO BB IBB HBP BLK WP HR S P ERA WHIP	IP WLS BF H R ER SO BB IBB HBP BLK WP HR S P ERA WHIP	IP WLS BF H R ER SO BB IBB HBP BLK WP HR S P ERA WHIP	IP WLS BF H R ER SO BB IBB HBP BLK WP HR S P ERA WHIP	IP WLS BF H R ER SO BB IBB HBP BLK WP HR S P ERA WHIP	IP WLS BF H R ER SO BB IBB HBP BLK WP HR S P ERA WHIP	IP WLS BF H R ER SO BB IBB HBP BLK WP HR S P ERA WHIP	IP WLS BF H R ER SO BB IBB HBP BLK WP HR S P ERA WHIP	IP WLS BF H R ER SO BB IBB HBP BLK WP HR S P ERA WHIP	IP WLS BF H R ER SO BB IBB HBP BLK WP HR S P ERA WHIP	IP WLS BF H R ER SO BB IBB HBP BLK WP HR S P ERA WHIP	IP WLS BF H R ER SO BB IBB HBP BLK WP HR S P ERA WHIP	IP WLS BF H R ER SO BB IBB HBP BLK WP HR S P ERA WHIP		
Alan Hargeshimer, R ERA: 4.03 (1, 1)	0.2 L 7 3 3 3 1 0 0 0 0 0 1 8 9 40.50 4.500	4.1 20 5 2 1 4 1 0 0 0 0 0 0 27 31 2.08 1.385	2.0 13 4 3 3 2 1 1 0 0 0 0 15 23 13.50 2.500	2.0 7 1 0 0 1 0 0 0 0 0 0 9 9 0.00 0.500																	

AB	42
R	8
H	13
RBI	8
BB	3
SO	8
LOB	26



Batter	1	2	3	4	5	6	7	8	9	AB	R	H	RBI	BB	SO	LOB	BOTTOM				
Joe Morgan, L OBP: 0.372, SLG: 0.388 Fred Breining, R (8, 1)	0-0 4-3 1B		0-3 K		0-0 4-3		0-3 K		0-0 E8 1B	4	0	1	0	0	2	1	Chicago Cubs @ San Francisco Giants Candlestick Park, San Francisco, CA Sat Sep 05 1981, 6:33 AM EDT Alt. 9,548 - Unknown - 74 F				
Jim Wohlford, R OBP: 0.250, SLG: 0.313 (9, PH)	0-0 4-3 1B		0-3 K			0-0 1B 1B 1B	0-0 FC6-4		0-0 1-2 2-3 1B	5	0	2	0	0	1	2					
Dave Bergman, L OBP: 0.344, SLG: 0.391 (1, 3)	0-0 4-3 1B		0-3 K			0-0 F9			0-0 E6 1B SF8	4	1	0	1	0	1	2					
Jack Clark, R OBP: 0.328, SLG: 0.452 (1, 9)	0-0 L7		0-3 K			0-0 F9			0-0 SF9	4	1	0	1	0	1	2					
Darrell Evans, L OBP: 0.343, SLG: 0.425 (1, 5)	0-0 P5			0-0 1B		0-0 1-2 1B 1B			0-0 F7	5	0	3	0	0	0	3					
Jeffrey Leonard, R OBP: 0.323, SLG: 0.420 (1, 7)		0-3 K		0-0 F9		0-3 K			0-3 K	4	0	0	0	0	3	5					
Jerry Martin, R OBP: 0.298, SLG: 0.337 (1, 8)		0-3 K		0-0 F8		0-0 1-2 2-3 1B			0-0 SF8	3	0	1	1	0	1	1					
Milt May, L OBP: 0.365, SLG: 0.382 Jeff Ransom, R (8, PH) (9, 2)		0-0 1B 1B		0-0 F9		0-0 6-3			0-0 F8	3	0	1	0	0	0	4					
Johnnie LeMaster, R OBP: 0.304, SLG: 0.287 (1, 6)		0-0 1-2 1B		0-0 G3		0-0 L8			0-0 1B E SF9 1B	4	1	2	0	0	0	0					
Alan Hargeshimer, R ERA: 4.31 (1, 1)	9.0 W 40 11 2 0 11 0 0 0 0 0 0 62 62 0.00 1.222	9.0 W 40 11 2 0 11 0 0 0 0 0 0 62 62 0.00 1.222	9.0 W 40 11 2 0 11 0 0 0 0 0 0 62 62 0.00 1.222	9.0 W 40 11 2 0 11 0 0 0 0 0 0 62 62 0.00 1.222	9.0 W 40 11 2 0 11 0 0 0 0 0 0 62 62 0.00 1.222	9.0 W 40 11 2 0 11 0 0 0 0 0 0 62 62 0.00 1.222	9.0 W 40 11 2 0 11 0 0 0 0 0 0 62 62 0.00 1.222	9.0 W 40 11 2 0 11 0 0 0 0 0 0 62 62 0.00 1.222	9.0 W 40 11 2 0 11 0 0 0 0 0 0 62 62 0.00 1.222	9.0 W 40 11 2 0 11 0 0 0 0 0 0 62 62 0.00 1.222	9.0 W 40 11 2 0 11 0 0 0 0 0 0 62 62 0.00 1.222	9.0 W 40 11 2 0 11 0 0 0 0 0 0 62 62 0.00 1.222	9.0 W 40 11 2 0 11 0 0 0 0 0 0 62 62 0.00 1.222	9.0 W 40 11 2 0 11 0 0 0 0 0 0 62 62 0.00 1.222	9.0 W 40 11 2 0 11 0 0 0 0 0 0 62 62 0.00 1.222	9.0 W 40 11 2 0 11 0 0 0 0 0 0 62 62 0.00 1.222		9.0 W 40 11 2 0 11 0 0 0 0 0 0 62 62 0.00 1.222	9.0 W 40 11 2 0 11 0 0 0 0 0 0 62 62 0.00 1.222	9.0 W 40 11 2 0 11 0 0 0 0 0 0 62 62 0.00 1.222	9.0 W 40 11 2 0 11 0 0 0 0 0 0 62 62 0.00 1.222
Inning Stats	R: 0 E: 0 K: 0 S: 4	H: 1 LOB: 1 BB: 0 P: 4	R: 0 E: 0 K: 3 S: 11	H: 2 LOB: 0 BB: 0 P: 11	R: 0 E: 0 K: 3 S: 9	H: 0 LOB: 0 BB: 0 P: 9	R: 0 E: 0 K: 0 S: 4	H: 1 LOB: 1 BB: 0 P: 4	R: 0 E: 0 K: 1 S: 5	H: 0 LOB: 0 BB: 0 P: 5	R: 0 E: 0 K: 1 S: 8	H: 3 LOB: 3 BB: 0 P: 8	R: 0 E: 0 K: 1 S: 6	H: 1 LOB: 1 BB: 0 P: 6	R: 1 E: 1 K: 1 S: 7	H: 1 LOB: 1 BB: 0 P: 7	R: 1 E: 1 K: 1 S: 8	H: 2 LOB: 2 BB: 0 P: 8	1B: 11 2B: 0 3B: 0 HR: 0	SF: 2 SAC: 0 DP: 0 HBP: 0	WP: 0 PA: 40 PB: 0 SB: 0 CS: 0
PITCHER	IP WLS BF H R ER SO BB IBB HBP BLK WP HR S P ERA WHIP	IP WLS BF H R ER SO BB IBB HBP BLK WP HR S P ERA WHIP	IP WLS BF H R ER SO BB IBB HBP BLK WP HR S P ERA WHIP	IP WLS BF H R ER SO BB IBB HBP BLK WP HR S P ERA WHIP	IP WLS BF H R ER SO BB IBB HBP BLK WP HR S P ERA WHIP	IP WLS BF H R ER SO BB IBB HBP BLK WP HR S P ERA WHIP	IP WLS BF H R ER SO BB IBB HBP BLK WP HR S P ERA WHIP	IP WLS BF H R ER SO BB IBB HBP BLK WP HR S P ERA WHIP	IP WLS BF H R ER SO BB IBB HBP BLK WP HR S P ERA WHIP	IP WLS BF H R ER SO BB IBB HBP BLK WP HR S P ERA WHIP	IP WLS BF H R ER SO BB IBB HBP BLK WP HR S P ERA WHIP	IP WLS BF H R ER SO BB IBB HBP BLK WP HR S P ERA WHIP	IP WLS BF H R ER SO BB IBB HBP BLK WP HR S P ERA WHIP	IP WLS BF H R ER SO BB IBB HBP BLK WP HR S P ERA WHIP	IP WLS BF H R ER SO BB IBB HBP BLK WP HR S P ERA WHIP	IP WLS BF H R ER SO BB IBB HBP BLK WP HR S P ERA WHIP	IP WLS BF H R ER SO BB IBB HBP BLK WP HR S P ERA WHIP	IP WLS BF H R ER SO BB IBB HBP BLK WP HR S P ERA WHIP	IP WLS BF H R ER SO BB IBB HBP BLK WP HR S P ERA WHIP	IP WLS BF H R ER SO BB IBB HBP BLK WP HR S P ERA WHIP	


AB	38
R	2
H	11
RBI	2
BB	0
SO	11
LOB	23




Batter	1	2	3	4	5	6	7	8	9	AB	R	H	RBI	BB	SO	LOB	TOP			
Ivan De Jesus, R OBP: 0.258, SLG: 0.204 Scot Thompson, L OBP: 0.211, SLG: 0.219 Tye Waller, R OBP: 0.294, SLG: 0.400	F9		K			L7		FC1-2		3	0	0	0	0	1	0	Chicago Cubs @ San Francisco Giants Candlestick Park, San Francisco, CA Sun Sep 06 1981, 6:33 AM EDT Att: 12,036 - Unknown - 68 F			
Steve Henderson, R OBP: 0.363, SLG: 0.373 Dave Geisel, L	K			K			B1-3	FC4-6		4	0	0	0	0	2	3				
Bill Buckner, L OBP: 0.341, SLG: 0.450	E4			1-3					K	4	0	1	0	0	1	0				
Jerry Morales, R OBP: 0.347, SLG: 0.343	F7			5-3					4-3	4	0	0	0	0	0	2				
Leon Durham, L OBP: 0.351, SLG: 0.457	E4			6-3					4-3	4	0	0	0	0	0	1				
Jody Davis, R OBP: 0.336, SLG: 0.366 Ken Kravec, L	F5			K						2	0	0	0	1	1	1				
Tim Blackwell, S OBP: 0.336, SLG: 0.359	5-3			L8						0	0	0	0	0	0	0				
Steve Dillard, R OBP: 0.270, SLG: 0.307 Dick Tidrow, R OBP: 0.297, SLG: 0.297 Mike Tyson, R OBP: 0.297, SLG: 0.297 Jim Tracy, L OBP: 0.300, SLG: 0.321 Scott Fischer, R OBP: 0.194, SLG: 0.200	5-3									2	0	0	0	0	0	0				
Pat Tabler, R OBP: 0.276, SLG: 0.163 Mike Lum, L OBP: 0.323, SLG: 0.368				6-3						2	0	0	0	0	0	0				
Mike Griffin, R OBP: 0.143, SLG: 0.143 Willie Hernandez, L Hector Cruz, R OBP: 0.339, SLG: 0.481			K							1	0	0	0	0	1	0				
Inning Stats	R: 0 E: 1 K: 1 S: 6	H: 0 LOB: 1 BB: 0 P: 6	R: 0 E: 1 K: 0 S: 3	H: 0 LOB: 0 BB: 0 P: 3	R: 0 E: 0 K: 2 S: 7	H: 0 LOB: 0 BB: 0 P: 7	R: 0 E: 0 K: 1 S: 5	H: 0 LOB: 0 BB: 0 P: 5	R: 0 E: 0 K: 0 S: 3	H: 0 LOB: 0 BB: 0 P: 3	R: 0 E: 0 K: 0 S: 4	H: 1 LOB: 1 BB: 0 P: 4	R: 0 E: 0 K: 1 S: 7	H: 2 LOB: 3 BB: 1 P: 11	R: 0 E: 0 K: 1 S: 5	H: 0 LOB: 0 BB: 0 P: 5	1B: 3 2B: 0 3B: 0 HR: 0	SF: 0 SAC: 0 DP: 0 HBP: 0	WP: 0 PB: 0 SB: 0 CS: 1	PA: 32
PITCHER	IP WLS BF H R ER SO BB IBB HBP BLK WP HR S P ERA WHIP	7.0 W 24 1 0 0 5 1 0 0 0 0 0 0 33 37 0.00 0.286	2.0 S 8 2 0 0 2 0 0 0 0 0 0 0 12 12 0.00 1.000																	

Batter	1	2	3	4	5	6	7	8	9	AB	R	H	RBI	BB	SO	LOB	BOTTOM						
Larry Herndon, R OBP: 0.317, SLG: 0.428	L3		F8			1-3		F3		3-1							5	0	0	0	0	2	
Enos Cabell, R OBP: 0.283, SLG: 0.317	1B		1-3			1B		F9									4	1	2	0	0	2	
Jack Clark, R OBP: 0.327, SLG: 0.450	F3		6-3			1B		FC5-4									4	0	1	0	0	3	
Darrell Evans, L OBP: 0.345, SLG: 0.426	1B					1B		F7		F5							4	1	2	0	0	2	
Jerry Martin, R OBP: 0.302, SLG: 0.341	6-3					1B		K									4	0	2	1	0	1	2
Milt May, L OBP: 0.367, SLG: 0.383			6-3			1B		4-3									4	0	2	1	0	0	2
Johnnie LeMaster, R OBP: 0.309, SLG: 0.296	F9					1B		B2-3									3	1	2	0	0	1	
Joe Pettini, R OBP: 0.118, SLG: 0.125	F9					1B		K									3	0	0	0	0	1	3
Vida Blue, S OBP: 0.270, SLG: 0.265 Greg Minton, S	6-3					G3		4-3									3	0	1	1	0	0	3
Inning Stats	R: 0 E: 0 K: 0 S: 5	H: 2 LOB: 2 BB: 0 P: 5	R: 0 E: 0 K: 0 S: 4	H: 1 LOB: 1 BB: 0 P: 4	R: 0 E: 0 K: 0 S: 3	H: 0 LOB: 0 BB: 0 P: 3	R: 1 E: 0 K: 0 S: 6	H: 3 LOB: 2 BB: 0 P: 6	R: 1 E: 0 K: 0 S: 6	H: 3 LOB: 2 BB: 0 P: 6	R: 0 E: 0 K: 1 S: 6	H: 1 LOB: 1 BB: 0 P: 6	R: 0 E: 0 K: 1 S: 5	H: 0 LOB: 0 BB: 0 P: 5	R: 0 E: 0 K: 1 S: 5	H: 0 LOB: 0 BB: 0 P: 5	1B: 11 2B: 1 3B: 0 HR: 0	SF: 0 SAC: 2 DP: 0 HBP: 0	WP: 0 PB: 0 SB: 0 CS: 0	PA: 37			
PITCHER	IP WLS BF H R ER SO BB IBB HBP BLK WP HR S P ERA WHIP	4.1 L 21 8 2 2 0 0 0 0 0 0 0 0 1 1 4.15 1.846	0.1 1 0 0 0 0 0 0 0 0 0 0 0 1 1 0.00 0.000	2.1 12 4 1 1 1 0 0 0 0 0 0 0 14 14 3.86 1.714	1.0 3 0 0 0 0 1 0 0 0 0 0 0 5 5 0.00 0.000																		

AB 31
R 0
H 3
RBI 0
BB 1
SO 7
LOB 13



AB 35
R 3
H 12
RBI 3
BB 0
SO 2
LOB 20



Batter	1	2	3	4	5	6	7	8	9	AB	R	H	RBI	BB	SO	LOB	TOP																					
Joe Morgan, L OBP: 0.372, SLG: 0.383 (1, 4)										3	0	0	0	2	1	1	San Francisco Giants @ Los Angeles Dodgers Dodger Stadium, Los Angeles, CA Mon Sep 07 1981, 7:05 PM PDT Att: 49,561 - Unknown																					
Enos Cabell, R OBP: 0.283, SLG: 0.316 (1, 3)										4	0	1	0	0	0	3																						
Jack Clark, R OBP: 0.329, SLG: 0.449 (1, 9)										3	0	1	0	1	0	4																						
Darrell Evans, L OBP: 0.344, SLG: 0.423 (1, 5)										4	0	1	0	0	0	2																						
Larry Herndon, R OBP: 0.316, SLG: 0.425 (1, 7)										4	1	1	0	0	1	1																						
Jerry Martin, R OBP: 0.301, SLG: 0.339 (1, 8)										4	0	1	0	0	1	1																						
Milt May, L OBP: 0.369, SLG: 0.387 (1, 2)										3	0	1	0	1	1	2																						
Johnnie LeMaster, R OBP: 0.307, SLG: 0.295 (1, 6)										4	0	1	1	0	1	3																						
Ed Whitson, R OBP: 0.194, SLG: 0.107 (3, 1)										0	0	0	0	1	0	0																						
Allen Ripley, R OBP: 0.143, SLG: 0.143 (5, PH)										0	0	0	0	0	0	0																						
Billy Smith, R OBP: 0.254, SLG: 0.251 (5, 1)										1	0	0	0	0	0	0																						
Fred Breining, R OBP: 0.254, SLG: 0.251 (5, 1)										0	0	0	0	0	0	0																						
Max Venable, L OBP: 0.259, SLG: 0.250 (5, 1)										1	0	0	0	0	0	2																						
Mike Rowland, R OBP: 0.341, SLG: 0.387 (9, PH)										0	0	0	0	0	0	0																						
Dave Bergman, L OBP: 0.341, SLG: 0.387 (9, PH)										1	0	0	0	0	0	0																						
Inning Stats	R: 0 E: 0 K: 0 S: 2	H: 0 LOB: 1 BB: 2 P: 10	R: 0 E: 0 K: 0 S: 4	H: 1 LOB: 1 BB: 0 P: 4	R: 0 E: 0 K: 1 S: 5	H: 1 LOB: 1 BB: 1 P: 9	R: 0 E: 0 K: 3 S: 11	H: 2 LOB: 2 BB: 0 P: 11	R: 0 E: 0 K: 0 S: 3	H: 1 LOB: 2 BB: 1 P: 7	R: 1 E: 0 K: 0 S: 5	H: 2 LOB: 2 BB: 1 P: 9	R: 0 E: 0 K: 0 S: 4	H: 1 LOB: 0 BB: 0 P: 4	R: 0 E: 0 K: 1 S: 5	H: 0 LOB: 0 BB: 0 P: 5	R: 0 E: 0 K: 0 S: 3	H: 0 LOB: 0 BB: 0 P: 3	1B: 7 2B: 1 3B: 0 HR: 0	SF: 0 SAC: 0 DP: 2 HBP: 0	WP: 0 PB: 0 SB: 0 CS: 0	PA: 37																
PITCHER	IP	WLS	BF	H	R	ER	SO	BB	IBB	HBP	BLK	WP	HR	S	P	ERA	WHIP	PITCHER				IP	WLS	BF	H	R	ER	SO	BB	IBB	HBP	BLK	WP	HR	S	P	ERA	WHIP
Bob Welch, R ERA: 3.61 (1, 1)	5.2	W	26	7	1	1	4	5	0	0	0	0	0	29	49	1.59	2.118																					
Alejandro Pena, R ERA: 2.21 (6, 1)	0.1		1	0	0	0	0	0	0	0	0	0	0	1	1	0.00	0.000																					
Tom Niedenfuer, R ERA: 1.72 (7, 1)	3.0	S	10	1	0	0	1	0	0	0	0	0	0	12	12	0.00	0.333																					

AB	32
R	1
H	8
RBI	1
BB	5
SO	5
LOB	19



Batter	1	2	3	4	5	6	7	8	9	AB	R	H	RBI	BB	SO	LOB	BOTTOM																					
Davey Lopes, R OBP: 0.286, SLG: 0.280 (1, 4)										3	2	1	0	1	0	0	San Francisco Giants @ Los Angeles Dodgers Dodger Stadium, Los Angeles, CA Mon Sep 07 1981, 7:05 PM PDT Att: 49,561 - Unknown																					
Ken Landreaux, L OBP: 0.317, SLG: 0.399 (1, 8)										4	0	2	0	0	1	1																						
Dusty Baker Jr., R OBP: 0.351, SLG: 0.436 (1, 7)										4	0	1	0	0	0	2																						
Candy Maldonado, R (9, 7)										0	0	0	0	0	0	0																						
Steve Garvey, R OBP: 0.322, SLG: 0.414 (1, 3)										1	0	1	1	0	0	0																						
Mike Marshall, R OBP: 0.333, SLG: 0.667 (1, PR) (2, 3)										3	1	1	0	0	0	1																						
Ron Cey, R OBP: 0.366, SLG: 0.464 (1, 5)										3	2	1	2	0	0	2																						
Pedro Guerrero, R OBP: 0.389, SLG: 0.502 (1, 9)										3	0	0	0	1	0	2																						
Mike Scioscia, L OBP: 0.371, SLG: 0.357 (1, 2)										2	0	0	0	0	0	0																						
Derrel Thomas, S OBP: 0.342, SLG: 0.360 (1, 6)										2	0	0	0	1	0	0																						
Bob Welch, R OBP: 0.278, SLG: 0.314 (1, 1)										2	0	0	0	0	1	0																						
Alejandro Pena, R (6, 1)										0	0	0	0	0	0	0																						
Reggie Smith, S OBP: 0.286, SLG: 0.375 (6, PH)										0	0	0	1	0	0	0																						
Tom Niedenfuer, R (7, 1)										0	0	0	0	0	0	0																						
Inning Stats	R: 1 E: 0 K: 1 S: 8	H: 3 LOB: 2 BB: 0 P: 8	R: 0 E: 0 K: 0 S: 3	H: 0 LOB: 0 BB: 0 P: 3	R: 3 E: 0 K: 0 S: 5	H: 3 LOB: 0 BB: 1 P: 9	R: 0 E: 0 K: 1 S: 5	H: 0 LOB: 0 BB: 0 P: 5	R: 0 E: 0 K: 0 S: 4	H: 1 LOB: 1 BB: 0 P: 4	R: 0 E: 0 K: 0 S: 2	H: 0 LOB: 1 BB: 2 P: 11	R: 0 E: 0 K: 0 S: 3	H: 0 LOB: 0 BB: 0 P: 3	R: 0 E: 0 K: 0 S: 3	H: 0 LOB: 0 BB: 0 P: 3	1B: 5 2B: 2 3B: 0 HR: 1	SF: 1 SAC: 1 DP: 2 HBP: 1	WP: 0 PB: 0 SB: 1 CS: 0	PA: 33																		
PITCHER	IP	WLS	BF	H	R	ER	SO	BB	IBB	HBP	BLK	WP	HR	S	P	ERA	WHIP	PITCHER				IP	WLS	BF	H	R	ER	SO	BB	IBB	HBP	BLK	WP	HR	S	P	ERA	WHIP
Ed Whitson, R ERA: 3.84 (1, 1)	2.2	L	14	6	4	4	1	1	0	0	0	0	0	6	6	0.00	0.000																					
Allen Ripley, R ERA: 3.84 (3, 1)	1.1		4	0	0	0	1	0	0	0	0	0	0	6	6	0.00	0.000																					
Fred Breining, R ERA: 2.84 (5, 1)	1.0		4	1	0	0	0	0	0	0	0	0	0	4	4	0.00	1.000																					
Mike Rowland, R ERA: 3.0 (6, 1)	3.0		11	0	1	1	0	1	1	1	0	0	0	8	17	3.00	0.333																					



Batter	1	2	3	4	5	6	7	8	9	AB	R	H	RBI	BB	SO	LOB	TOP											
Joe Morgan, L (1,4) OBP: 0.374, SLG: 0.382										3	0	1	0	1	0	1	San Francisco Giants @ Los Angeles Dodgers Dodger Stadium, Los Angeles, CA Tue Sep 08 1981, 7:05 PM PDT Att: 31,702 - Unknown											
Dave Bergman, L (1,3) OBP: 0.346, SLG: 0.386										3	0	1	0	1	0	1												
Jack Clark, R (1,9) OBP: 0.326, SLG: 0.443										4	0	0	0	0	1	3												
Darrell Evans, L (1,5) OBP: 0.343, SLG: 0.419										3	0	0	0	1	1	2												
Larry Herndon, R (1,7) OBP: 0.315, SLG: 0.421										3	0	0	0	1	0	2												
Jerry Martin, R (1,8) OBP: 0.300, SLG: 0.333										3	0	0	0	1	0	2												
Milt May, L (1,2) OBP: 0.364, SLG: 0.381										4	0	0	0	0	1	3												
Johnnie LeMaster, R (1,6) OBP: 0.307, SLG: 0.296										3	0	1	0	0	1	1												
Doyle Alexander, R (1,1) OBP: 0.186, SLG: 0.225										2	0	0	0	0	2	2	livebaseballscores.com											
Mike Rowland, R (7,1)										0	0	0	0	0	0	0												
Billy Smith, S (8,PH) OBP: 0.280, SLG: 0.228										1	0	0	0	0	0	0												
Alan Hargesheimer, R (8,1)										0	0	0	0	0	0	0												
Inning Stats	R: 0 E: 0 K: 1 S: 6	H: 1 LOB: 2 BB: 1 P: 10	R: 0 E: 0 K: 2 S: 7	H: 0 LOB: 1 BB: 1 P: 11	R: 0 E: 0 K: 0 S: 2	H: 0 LOB: 0 BB: 1 P: 6	R: 0 E: 0 K: 0 S: 3	H: 0 LOB: 0 BB: 0 P: 3	R: 0 E: 0 K: 1 S: 6	H: 1 LOB: 1 BB: 0 P: 6	R: 0 E: 0 K: 0 S: 3	H: 0 LOB: 0 BB: 0 P: 3	R: 0 E: 0 K: 1 S: 5	H: 0 LOB: 0 BB: 0 P: 5	R: 0 E: 0 K: 0 S: 4	H: 1 LOB: 1 BB: 0 P: 4		R: 0 E: 0 K: 1 S: 5	H: 0 LOB: 2 BB: 2 P: 13	1B: 3 2B: 0 3B: 0 HR: 0	SF: 0 SAC: 0 DP: 1 HBP: 0	WP: 0 PB: 0 SB: 2 CS: 0	PA: 34					
PITCHER	IP	WLS	BF	H	R	ER	SO	BB	IBB	HBP	BLK	WP	HR	S	P	ERA		WHIP										
Burt Hooton, R (1,1) ERA: 2.18	6.0	W	22	2	0	0	4	3	0	0	0	0	0	27	39	0.00		0.833										
Alejandro Pena, R (7,1) ERA: 1.59	2.1		10	1	0	0	2	2	0	0	0	0	0	12	20	0.00		1.286										
Dave Stewart, R (9,1) ERA: 1.64	0.2	S	2	0	0	0	0	0	0	0	0	0	0	2	2	0.00	0.000											

Batter	1	2	3	4	5	6	7	8	9	AB	R	H	RBI	BB	SO	LOB	BOTTOM										
Davey Lopes, R (1,4) OBP: 0.290, SLG: 0.280										3	1	1	0	1	0	0	San Francisco Giants @ Los Angeles Dodgers Dodger Stadium, Los Angeles, CA Tue Sep 08 1981, 7:05 PM PDT Att: 31,702 - Unknown										
Ken Landreaux, L (1,8) OBP: 0.314, SLG: 0.394										4	0	0	0	0	0	4											
Dusty Baker Jr., R (1,7) OBP: 0.352, SLG: 0.444										3	1	1	2	1	0	3											
Ron Roenicke, S (9,7) OBP: 0.182, SLG: 0.182										0	0	0	0	0	0	0											
Steve Garvey, R (1,3) OBP: 0.324, SLG: 0.415										4	1	2	0	0	0	1											
Ron Cey, R (1,5) OBP: 0.371, SLG: 0.476										3	1	2	2	1	0	1											
Derrel Thomas, S (9,5) OBP: 0.342, SLG: 0.360										0	0	0	0	0	0	0											
Pedro Guerrero, R (1,9) OBP: 0.384, SLG: 0.495										4	0	0	0	0	0	2											
Steve Yeager, R (1,2) OBP: 0.283, SLG: 0.352										3	0	1	0	0	1	1	livebaseballscores.com										
Bill Russell, R (1,6) OBP: 0.278, SLG: 0.281										3	0	1	0	0	0	1											
Burt Hooton, R (1,1) OBP: 0.270, SLG: 0.265										1	0	0	0	0	0	0											
Rick Monday, L (6,PH) OBP: 0.359, SLG: 0.483										1	0	0	0	0	1	0											
Alejandro Pena, R (7,1)										1	0	0	0	0	1	2											
Dave Stewart, R (9,1) OBP: 0.500, SLG: 0.800										0	0	0	0	0	0	0											
Inning Stats	R: 0 E: 0 K: 0 S: 3	H: 0 LOB: 0 BB: 0 P: 3	R: 0 E: 0 K: 0 S: 2	H: 0 LOB: 0 BB: 1 P: 6	R: 0 E: 0 K: 0 S: 3	H: 0 LOB: 0 BB: 0 P: 3	R: 0 E: 0 K: 0 S: 3	H: 0 LOB: 1 BB: 1 P: 7	R: 0 E: 0 K: 0 S: 6	H: 1 LOB: 1 BB: 0 P: 6	R: 4 E: 0 K: 1 S: 8	H: 3 LOB: 0 BB: 1 P: 12	R: 0 E: 0 K: 1 S: 8	H: 3 LOB: 3 BB: 0 P: 8	R: 0 E: 0 K: 0 S: 3	H: 1 LOB: 0 BB: 0 P: 3		R: 0 E: 0 K: 0 S: 3	H: 1 LOB: 0 BB: 0 P: 3	1B: 6 2B: 1 3B: 0 HR: 2	SF: 0 SAC: 0 DP: 2 HBP: 0	WP: 0 PB: 0 SB: 0 CS: 0	PA: 33				
PITCHER	IP	WLS	BF	H	R	ER	SO	BB	IBB	HBP	BLK	WP	HR	S	P	ERA		WHIP									
Doyle Alexander, R (1,1) ERA: 2.75	6.1	L	28	7	4	4	3	3	0	0	0	0	2	31	43	5.68	1.579										
Mike Rowland, R (7,1) ERA: 2.45	0.2		2	0	0	0	0	0	0	0	0	0	0	2	2	0.00	0.000										
Alan Hargesheimer, R (8,1) ERA: 16.2	1.0		3	1	0	0	0	0	0	0	0	0	0	3	3	0.00	1.000										



Batter	1	2	3	4	5	6	7	8	9	10	11	AB	R	H	RBI	BB	SO	LOB	TOP						
Joe Morgan, L OBP: 0.375, SLG: 0.383 Guy Suarez, R OBP: 0.333, SLG: 0.333 Joe Pettini, R OBP: 0.118, SLG: 0.125	BLK 2B 1B		G3		F7			1B		4-3	F8	5	1	2	0	0	0	1							
Enos Cabell, R OBP: 0.315 Al Holland, R OBP: 0.286, SLG: 0.167	3-1 1-2		4-3			E 1B		F4		F9	4-3	4	0	1	0	0	0	2							
Jack Clark, R OBP: 0.327, SLG: 0.455	6-3 2-H 2B		K		F7			K			HR	5	1	2	2	0	2	2							
Darrell Evans, L OBP: 0.344, SLG: 0.417	6-3 2-3 1B			G5-4-3 1B		FC5-4 IBB		F8		K		4	0	1	0	1	1	2							
Larry Herndon, R OBP: 0.313, SLG: 0.417	K			F4		K			SH1-4 1B	F9		5	0	1	0	0	2	5							
Jeffrey Leonard, R OBP: 0.330, SLG: 0.411		6-3 1B BB		G5-4-3 1-2		FC5-4			SH1-4 1-2		S 1B BB	2	2	0	0	2	0	3							
Milt May, L OBP: 0.361, SLG: 0.375	6-3 1-2				F9			K		IBB	F9	4	0	0	0	1	1	2							
Johnnie LeMaster, R OBP: 0.313, SLG: 0.302						F8		F8		F7		5	1	3	2	0	0	2							
Tom Griffin, R OBP: 0.220, SLG: 0.289 Dave Bergman, L OBP: 0.348, SLG: 0.414 Greg Minton, S OBP: 0.285 Jim Wohlford, R OBP: 0.245, SLG: 0.306		CS 1B		SH1-3 1B		SH1-3		4-3		G3		2	0	0	0	0	1	1							
Inning Stats	R: 1 E: 0 K: 1 S: 7	H: 2 LOB: 1 BB: 0 P: 7	R: 1 E: 0 K: 1 S: 5	H: 1 LOB: 0 BB: 1 P: 9	R: 0 E: 0 K: 1 S: 5	H: 0 LOB: 0 BB: 0 P: 5	R: 0 E: 0 K: 0 S: 3	H: 1 LOB: 0 BB: 0 P: 3	R: 0 E: 0 K: 0 S: 4	H: 1 LOB: 2 BB: 0 P: 10	R: 0 E: 0 K: 1 S: 6	H: 1 LOB: 1 BB: 0 P: 6	R: 0 E: 0 K: 0 S: 4	H: 1 LOB: 2 BB: 1 P: 8	R: 1 E: 0 K: 1 S: 7	H: 1 LOB: 0 BB: 0 P: 7	R: 3 E: 0 K: 0 S: 5	H: 2 LOB: 0 BB: 1 P: 9	1B: 8 2B: 1 3B: 0 HR: 2	SF: 0 SAC: 2 DP: 1 HBP: 0	WP: 0 PB: 1 SB: 1 CS: 1	PA: 47			
PITCHER	IP 5.0	WLS 3.0	BF 19	H 5	R 2	ER 0	SO 3	BB 0	IBB 0	HBP 0	BLK 0	WP 0	HR 0	S 24	P 28	ERA 0.00	WHIP 0.667								
Dave Goltz, R ERA: 3.09 Ted Power, R ERA: Dave Stewart, R ERA: 1.59 Steve Howe, L ERA: 2.85 Tom Niedenfuer, R ERA: 3.24	(1, 1) (6, 1) (9, 1) (10, 1) (11, 1)																								

San Francisco Giants @ Los Angeles Dodgers
Dodger Stadium, Los Angeles, CA
Wed Sep 09 1991, 7:05 PM PDT
Att: 31,482 - Unknown

AB 41
R 6
H 11
RBI 6
BB 4
SO 7
LOB 22



Batter	1	2	3	4	5	6	7	8	9	10	11	AB	R	H	RBI	BB	SO	LOB	BOTTOM					
Davey Lopes, R OBP: 0.288, SLG: 0.278	K		1B 1B		6-3			6-3	G4-2-3			5	0	1	0	0	1	4						
Ken Landreaux, L OBP: 0.313, SLG: 0.392 Candy Maldonado, R (10, PH) Bobby Mitchell, L	6-3				F5			FC1-6-5		K		4	0	1	0	0	0	1						
Dusty Baker Jr., R OBP: 0.350, SLG: 0.439								4-3		F8		4	0	0	0	1	0	3						
Steve Garvey, R OBP: 0.328, SLG: 0.426	FC5-4 BB				5-3							5	2	3	1	0	0	1						
Ron Cey, R OBP: 0.312, SLG: 0.474 Derrell Thomas, S OBP: 0.341, SLG: 0.358 Reggie Smith, S OBP: 0.276, SLG: 0.360 Steve Howe, L OBP: 0.313, SLG: 0.414 Mike Marshall, R OBP: 0.313, SLG: 0.414 Tom Niedenfuer, R OBP: 0.245, SLG: 0.306		K										1	0	0	0	0	1	0						
Jay Johnstone, L OBP: 0.309, SLG: 0.435 Mark Bradley, R OBP: 0.280, SLG: 0.347		K										4	0	2	0	0	2	0						
Mike Scioscia, L OBP: 0.389, SLG: 0.355 Gary Weiss, S												4	0	1	1	0	0	3						
Bill Russell, R OBP: 0.274, SLG: 0.278 Rick Monday, L OBP: 0.365, SLG: 0.489												3	0	0	0	0	0	3						
Steve Sax, R OBP: 0.309, SLG: 0.346												1	0	0	0	0	0	1						
Dave Goltz, R OBP: 0.313, SLG: 0.411 Ron Landreaux, R OBP: 0.313, SLG: 0.392 Ted Power, R ERA: Jack Perconte, L OBP: 0.276, SLG: 0.360 Dave Stewart, R OBP: 0.348, SLG: 0.414 Pedro Guerrero, R OBP: 0.313, SLG: 0.414												1	0	0	0	0	1	0						
Inning Stats	R: 0 E: 0 K: 1 S: 5	H: 0 LOB: 1 BB: 1 P: 9	R: 0 E: 0 K: 2 S: 7	H: 0 LOB: 0 BB: 0 P: 7	R: 0 E: 0 K: 1 S: 7	H: 2 LOB: 2 BB: 0 P: 7	R: 0 E: 0 K: 0 S: 4	H: 2 LOB: 3 BB: 0 P: 5	R: 0 E: 0 K: 0 S: 3	H: 0 LOB: 0 BB: 0 P: 3	R: 0 E: 0 K: 0 S: 4	H: 1 LOB: 1 BB: 0 P: 4	R: 2 E: 0 K: 0 S: 7	H: 5 LOB: 2 BB: 0 P: 7	R: 1 E: 0 K: 2 S: 8	H: 1 LOB: 0 BB: 0 P: 8	R: 0 E: 0 K: 1 S: 5	H: 0 LOB: 1 BB: 1 P: 9	1B: 10 2B: 0 3B: 0 HR: 1	SF: 0 SAC: 0 DP: 3 HBP: 1	WP: 0 PB: 0 SB: 0 CS: 0	PA: 45		
PITCHER	IP 7.0	WLS 2.0	BF 27	H 5	R 5	ER 2	SO 0	BB 0	IBB 0	HBP 0	BLK 0	WP 0	HR 0	S 35	P 40	ERA 0.00	WHIP 0.857							
Tom Griffin, R ERA: 3.23 Greg Minton, R ERA: 3.34 Al Holland, L ERA: 2.95	(1, 1) (8, 1) (10, 1)																							

San Francisco Giants @ Los Angeles Dodgers
Dodger Stadium, Los Angeles, CA
Wed Sep 09 1991, 7:05 PM PDT
Att: 31,482 - Unknown

AB 42
R 3
H 11
RBI 3
BB 2
SO 8
LOB 19



Batter	1	2	3	4	5	6	7	8	9	AB	R	H	RBI	BB	SO	LOB	TOP		
Joe Morgan, L OBP: 0.370, SLG: 0.377 (1, 4)	F9		K		F8			F4		4	0	0	0	0	1	5	San Francisco Giants @ Houston Astros Astrodome, Houston, TX Fri Sep 11 1981, 8:05 PM EDT Att: 23,677 - Unknown		
Enos Cabell, R OBP: 0.259, SLG: 0.311 (1, 3)	F9		K			4-3		F7		4	0	0	0	0	1	3			
Jack Clark, R OBP: 0.326, SLG: 0.452 (1, 9)	K			G6-4-3 1B		5-3			5-3	4	0	1	0	0	1	0			
Darrell Evans, L OBP: 0.340, SLG: 0.412 (1, 5)		1-3		K		F8			F8	4	0	0	0	0	1	1			
Larry Herndon, R OBP: 0.309, SLG: 0.412 (1, 7)	F3			G6-4-3 1-2			F8		F8	4	0	0	0	0	0	1			
Jeffrey Leonard, R OBP: 0.320, SLG: 0.398 (1, 8)	K				K		F4			3	0	0	0	0	2	0			
Milt May, L OBP: 0.364, SLG: 0.378 (1, 2)							F7			3	0	2	0	0	0	0			
Johnnie LeMaster, R OBP: 0.313, SLG: 0.302 (1, 6)					F7			F5		3	0	1	0	0	0	1			
Vida Blue, S OBP: 0.265, SLG: 0.257 (4, 1)										1	0	0	0	0	0	2			
Fred Breining, R OBP: 0.242, SLG: 0.241 (5, 1)										0	0	0	0	0	0	0			
Billy Smith, S OBP: 0.242, SLG: 0.241 (5, 1)										1	0	1	0	0	0	0			
Allen Ripley, R OBP: 0.242, SLG: 0.241 (5, 1)										0	0	0	0	0	0	0			
Max Venable, L OBP: 0.242, SLG: 0.241 (8, 1)										0	0	0	0	1	0	0			
Bob Tufts, L OBP: 0.242, SLG: 0.241 (8, 1)										0	0	0	0	0	0	0			
Inning Stats	R: 0 E: 0 K: 1 S: 5	H: 0 LOB: 0 BB: 0 P: 5	R: 0 E: 0 K: 1 S: 5	H: 0 LOB: 0 BB: 0 P: 5	R: 0 E: 0 K: 2 S: 9	H: 2 LOB: 2 BB: 0 P: 9	R: 0 E: 0 K: 1 S: 5	H: 1 LOB: 0 BB: 0 P: 5	R: 0 E: 0 K: 1 S: 7	H: 2 LOB: 2 BB: 0 P: 7	R: 0 E: 0 K: 0 S: 3	H: 0 LOB: 0 BB: 0 P: 3	R: 0 E: 0 K: 0 S: 3	H: 0 LOB: 1 BB: 1 P: 7	R: 0 E: 0 K: 0 S: 3	H: 0 LOB: 0 BB: 0 P: 3	1B: 5 2B: 0 3B: 0 HR: 0	SF: 0 SAC: 0 DP: 1 HBP: 0	WP: 0 PA: 32 PB: 0 SB: 0 CS: 0
PITCHER Don Sutton, R ERA: 3.01 (1, 1)	IP: 9.0 WLS: W BF: 32 H: 5 R: 0 ER: 0 SO: 6 BB: 1 IBB: 0 HBP: 0 BLK: 0 WP: 0 HR: 0 S: 43 P: 47 ERA: 0.00 WHIP: 0.667																		

Batter	1	2	3	4	5	6	7	8	9	AB	R	H	RBI	BB	SO	LOB	BOTTOM		
Tony Scott, S OBP: 0.290, SLG: 0.351 (1, 8)	1B FC3-2 4-3	F9		FC1-6 1B BB			4-3			3	1	1	0	2	0	2	San Francisco Giants @ Houston Astros Astrodome, Houston, TX Fri Sep 11 1981, 8:05 PM EDT Att: 23,677 - Unknown		
Phil Garner, R OBP: 0.309, SLG: 0.305 (1, 4)	4-3			FC3-6 1B	FC1-6 1B		F8		6-3	5	0	2	0	0	0	3			
Cesar Cedeno, R OBP: 0.332, SLG: 0.383 (1, 3)				FC3-6 1B	FC1-6 1B					4	2	1	0	0	0	3			
Harry Spillman, L OBP: 0.360, SLG: 0.326 (6, 3)	FC3-2 1B			BB 1B	FC6-4 1B		1-3		3-1	1	0	0	0	0	0	0			
Jose Cruz, L OBP: 0.310, SLG: 0.439 (1, 7)	FC3-2 1B			BB 1B	FC6-4 1B		F8		WP 1B	5	1	3	1	0	0	2			
Art Howe, R OBP: 0.383, SLG: 0.436 (1, 5)				1B	FC6-4 1B					3	1	1	1	2	0	2			
Gary Woods, R OBP: 0.292, SLG: 0.277 (1, 9)	F9			1B E	F7					5	0	1	2	0	2	6			
Kiko Garcia, R OBP: 0.342, SLG: 0.352 (1, 6)				FC6-4 1B						4	1	2	1	0	0	1			
Luis Pujols, R OBP: 0.283, SLG: 0.292 (1, 2)		5-3		FC6-4 1-2 2-3			1-3		F8	4	0	0	0	0	0	4			
Don Sutton, R OBP: 0.229, SLG: 0.140 (1, 1)				5-3			K			4	0	2	1	0	1	3			
Inning Stats	R: 1 E: 0 K: 0 S: 6	H: 3 LOB: 2 BB: 0 P: 6	R: 0 E: 0 K: 0 S: 4	H: 1 LOB: 1 BB: 0 P: 4	R: 3 E: 1 K: 0 S: 7	H: 3 LOB: 2 BB: 1 P: 11	R: 1 E: 0 K: 0 S: 5	H: 2 LOB: 2 BB: 1 P: 9	R: 0 E: 0 K: 1 S: 6	H: 1 LOB: 2 BB: 1 P: 10	R: 0 E: 0 K: 0 S: 3	H: 0 LOB: 0 BB: 0 P: 3	R: 1 E: 0 K: 1 S: 7	H: 2 LOB: 1 BB: 0 P: 7	R: 0 E: 0 K: 1 S: 6	H: 1 LOB: 2 BB: 1 P: 10	1B: 12 2B: 1 3B: 0 HR: 0	SF: 0 SAC: 0 DP: 0 HBP: 0	WP: 1 PA: 42 PB: 0 SB: 1 CS: 0
PITCHER Vida Blue, L ERA: 2.45 (1, 1)	IP: 3.0 WLS: L BF: 20 H: 8 R: 5 ER: 5 SO: 0 BB: 2 IBB: 0 HBP: 0 BLK: 0 WP: 0 HR: 0 S: 18 P: 26 ERA: 15.00 WHIP: 3.333																		
Fred Breining, R ERA: 2.79 (4, 1)	IP: 1.0 WLS: L BF: 4 H: 1 R: 0 ER: 0 SO: 0 BB: 0 IBB: 0 HBP: 0 BLK: 0 WP: 0 HR: 4 S: 4 P: 4 ERA: 0.00 WHIP: 1.000																		
Allen Ripley, R ERA: 3.8 (5, 1)	IP: 3.0 WLS: L BF: 13 H: 3 R: 1 ER: 1 SO: 2 BB: 1 IBB: 0 HBP: 0 BLK: 0 WP: 0 HR: 16 S: 20 P: 20 ERA: 3.00 WHIP: 1.333																		
Bob Tufts, L ERA: 3.0 (8, 1)	IP: 1.0 WLS: L BF: 5 H: 1 R: 0 ER: 0 SO: 1 BB: 1 IBB: 0 HBP: 0 BLK: 0 WP: 1 HR: 0 S: 6 P: 10 ERA: 0.00 WHIP: 2.000																		

Batter	1	2	3	4	5	6	7	8	9	AB	R	H	RBI	BB	SO	LOB	TOP										
Enos Cabell, R OBP: 0.261, SLG: 0.315 (1, 3)	F4		2B		G6-3		K		G6-4-3	5	0	2	0	0	1	2	San Francisco Giants @ Houston Astros Astrodome, Houston, TX Sun Sep 13 1981, 8:05 PM EDT Att. 19,642 - Dome										
Johnnie LeMaster, R OBP: 0.300, SLG: 0.295 (1, 6)	5-3		F7		K		1B		F9	5	0	1	0	0	1	3											
Jack Clark, R OBP: 0.328, SLG: 0.458 (1, 9)	6-3		K				1B		G6-4-3	5	0	2	0	0	1	2											
Larry Hemdon, R OBP: 0.314, SLG: 0.410 (1, 7)		E			F8		4-3			3	0	1	0	1	0	2											
Jerry Martin, R OBP: 0.299, SLG: 0.332 (1, 8)		E5					5-3		K	4	0	1	0	0	1	3											
Bob Brenly, R OBP: 0.409, SLG: 0.412 Darrell Evans, L OBP: 0.335, SLG: 0.405 (8, PH) (8, 5)		L6			K		F4		F7	3	0	0	0	0	1	5											
Guy Sularz, R OBP: 0.333, SLG: 0.200 Milt May, L OBP: 0.368, SLG: 0.380 (8, PH) (8, 2)		4-3			F3		FC6-4		1B	2	0	0	0	1	0	3											
Joe Pettini, R OBP: 0.156, SLG: 0.118 Jim Wofford, R OBP: 0.296, SLG: 0.294 Joe Morgan, L OBP: 0.372, SLG: 0.379 (6, PH) (6, 4)		K			G6-3		FC6-4		1B	1	0	0	0	1	1	2											
Doyle Alexander, R OBP: 0.178, SLG: 0.214 Max Venable, L OBP: 0.304, SLG: 0.222 Al Holland, R OBP: 0.286, SLG: 0.167 (8, PH) (8, 1)					K		SH		6-3	2	0	0	0	0	1	0											
Inning Stats	R: 0 E: 0 K: 0 S: 3	H: 0 LOB: 0 BB: 0 P: 3	R: 0 E: 1 K: 1 S: 7	H: 1 LOB: 2 BB: 0 P: 7	R: 0 E: 0 K: 2 S: 8	H: 1 LOB: 1 BB: 0 P: 8	R: 0 E: 0 K: 1 S: 6	H: 1 LOB: 1 BB: 0 P: 6	R: 0 E: 1 K: 1 S: 5	H: 0 LOB: 1 BB: 1 P: 9	R: 0 E: 0 K: 0 S: 4	H: 1 LOB: 3 BB: 2 P: 12	R: 0 E: 0 K: 1 S: 7	H: 2 LOB: 2 BB: 0 P: 7	R: 0 E: 0 K: 2 S: 9	H: 2 LOB: 2 BB: 0 P: 9		R: 0 E: 0 K: 0 S: 3	H: 1 LOB: 0 BB: 0 P: 3	1B: 8 2B: 1 3B: 0 HR: 0	SF: 0 SAC: 1 DP: 2 HBP: 0	WP: 0 PB: 0 SB: 0 CS: 0	PA: 39				
PITCHER	IP	WLS	BF	H	R	ER	SO	BB	IBB	HBP	BLK	WP	HR	S	P	ERA	WHIP										
Bob Knepper, L ERA: 1.75	7.0	W	31	6	0	0	6	3	0	0	0	0	0	40	52	0.00	1.286										
Frank LaCorte, R ERA: 3.0	2.0	S	8	3	0	0	2	0	0	0	0	0	0	12	12	0.00	1.500										

Batter	1	2	3	4	5	6	7	8	9	AB	R	H	RBI	BB	SO	LOB	BOTTOM										
Tony Scott, S OBP: 0.292, SLG: 0.350 (1, 8)	FC6-4		SH5-3		F7		F7			3	0	1	0	1	0	1	San Francisco Giants @ Houston Astros Astrodome, Houston, TX Sun Sep 13 1981, 8:05 PM EDT Att. 19,642 - Dome										
Phil Garner, R OBP: 0.312, SLG: 0.302 (1, 4)	FC6-4		SH5-3		6-3		5-3			3	1	0	0	0	0	2											
Terry Puhl, L OBP: 0.315, SLG: 0.355 (1, 9)	F7		5-3		1-3				F7	4	0	0	0	0	0	2											
Jose Cruz, L OBP: 0.309, SLG: 0.433 (1, 7)	WP				4-3		K			3	0	1	0	1	1	0											
Denny Walling, L OBP: 0.352, SLG: 0.370 (1, 3)	4-3		5-3		1-3		WP		1B	3	1	0	0	1	0	3											
Alan Ashby, S OBP: 0.360, SLG: 0.383 (1, 2)		E7			F9		K		1B	4	0	1	0	0	1	0											
Kiko Garcia, R OBP: 0.344, SLG: 0.348 (1, 5)		4-3			5-3		F8		1B	3	0	0	0	1	0	1											
Craig Reynolds, L OBP: 0.282, SLG: 0.389 (1, 6)		5-3					2B		FC6-4	4	1	3	1	0	0	1											
Bob Knepper, L OBP: 0.146, SLG: 0.175 Danny Heep, L OBP: 0.311, SLG: 0.272 Scott Loucks, R OBP: 0.333, SLG: 0.333 (7, PH) (7, PR) (8, 1)		1-3			1-3		2B		FC6-4	2	0	0	0	0	0	2											
Inning Stats	R: 1 E: 0 K: 0 S: 5	H: 2 LOB: 1 BB: 0 P: 5	R: 0 E: 1 K: 0 S: 4	H: 0 LOB: 1 BB: 0 P: 4	R: 0 E: 0 K: 0 S: 3	H: 0 LOB: 2 BB: 2 P: 11	R: 0 E: 0 K: 0 S: 4	H: 1 LOB: 1 BB: 0 P: 4	R: 0 E: 0 K: 0 S: 3	H: 0 LOB: 0 BB: 0 P: 3	R: 0 E: 0 K: 1 S: 5	H: 0 LOB: 0 BB: 0 P: 5	R: 1 E: 0 K: 0 S: 5	H: 2 LOB: 1 BB: 0 P: 5	R: 1 E: 0 K: 1 S: 7	H: 2 LOB: 3 BB: 2 P: 15		R: 1 E: 0 K: 1 S: 7	H: 2 LOB: 3 BB: 2 P: 15	1B: 5 2B: 1 3B: 1 HR: 0	SF: 0 SAC: 1 DP: 0 HBP: 0	WP: 2 PB: 0 SB: 0 CS: 0	PA: 36				
PITCHER	IP	WLS	BF	H	R	ER	SO	BB	IBB	HBP	BLK	WP	HR	S	P	ERA	WHIP										
Doyle Alexander, R ERA: 2.74	7.0	L	29	5	2	2	1	2	0	0	0	1	0	29	37	2.57	1.000										
Al Holland, L ERA: 2.41	1.0		7	2	1	1	1	1	1	0	0	1	0	7	15	9.00	3.000										

Batter	1	2	3	4	5	6	7	8	9	AB	R	H	RBI	BB	SO	LOB	TOP					
Brett Butler, L OBP: 0.367, SLG: 0.358 Rufino Linares, R OBP: 0.293, SLG: 0.378	0-0 K 1B		4-0 FC4-2-5-3 1B BB		4-0 1B SF6 BB		0-0 G1-6-3		0-0 4-3	1	1	1	0	2	0	0						
Claudell Washington, L OBP: 0.360, SLG: 0.425	0-3 K		0-0 FC4-2-5-3 1B		0-0 1B		0-3 K			4	0	2	0	0	0	2						
Bob Homer, R OBP: 0.346, SLG: 0.430	0-0 F7		0-0 FC4-2-5-3 1B		0-0 1B				0-0 6-3	4	0	1	1	0	0	2						
Chris Chambliss, L OBP: 0.359, SLG: 0.427		0-0 BB 1B		0-0 F8		0-0 SF6		0-0 1B		3	0	2	1	0	0	0						
Dale Murphy, R OBP: 0.330, SLG: 0.390	0-3 K		0-3 K		0-0 F2			0-0 F8		4	0	0	0	0	2	4						
Glenn Hubbard, R OBP: 0.322, SLG: 0.372	0-0 F7			1-0 HBP		0-0 5-3		0-3 K		3	0	0	0	0	1	2						
Bruce Benedict, R OBP: 0.339, SLG: 0.365	4-0 1B BB		0-3 K		0-0 5-3			4-0 G4-6-3 BB		2	0	0	0	2	1	1						
Rafael Ramirez, R OBP: 0.277, SLG: 0.294 Biff Pocoreba, S OBP: 0.260, SLG: 0.216	0-0 F2				0-0 F8		0-0 4-3		0-0 G4-6-3	3	0	0	0	0	0	2						
Tommy Boggs, R OBP: 0.385, SLG: 0.584 Brian Kasperling, L OBP: 0.347, SLG: 0.487 John Montefusco, R OBP: 0.307, SLG: 0.413 Brook Jacobson, R OBP: 0.300, SLG: 0.408 Steve Bedrosian, R OBP: 0.340, SLG: 0.498 Jerry Royster, R OBP: 0.340, SLG: 0.294			0-3 K		0-0 1B BB 1B		0-0 G1-6-3 1B		0-0 1B	1	0	0	0	0	0	0						
Inning Stats	R: 0 E: 0 K: 1 S: 5	H: 1 LOB: 0 BB: 0 P: 5	R: 0 E: 0 K: 1 S: 6	H: 1 LOB: 2 BB: 1 P: 10	R: 0 E: 0 K: 1 S: 5	H: 1 LOB: 1 BB: 1 P: 9	R: 0 E: 0 K: 2 S: 7	H: 0 LOB: 1 BB: 0 P: 8	R: 2 E: 0 K: 0 S: 6	H: 3 LOB: 2 BB: 1 P: 10	R: 0 E: 0 K: 0 S: 3	H: 0 LOB: 0 BB: 0 P: 3	R: 0 E: 0 K: 1 S: 5	H: 1 LOB: 0 BB: 0 P: 5	R: 0 E: 0 K: 1 S: 6	H: 1 LOB: 1 BB: 0 P: 6	R: 0 E: 0 K: 0 S: 3	H: 1 LOB: 1 BB: 1 P: 7	1B: 9 2B: 1 3B: 0 HR: 0	SF: 1 SAC: 0 DP: 3 HBP: 1	WP: 0 PB: 0 SB: 0 CS: 0	PA: 37
PITCHER	IP	WLS	BF	H	R	ER	SO	BB	IBB	HBP	BLK	WP	HR	S	P	ERA	WHIP					
Tom Griffin, R ERA: 3.25	5.0	W	23	6	2	2	5	3	0	1	0	0	0	29	42	3.60	1.800					
Fred Breining, R ERA: 2.73	1.0		3	0	0	0	0	0	0	0	0	0	0	3	3	0.00	0.000					
Gary Lavelle, L ERA: 3.6	2.0		8	2	0	0	2	1	0	0	0	0	0	11	15	0.00	1.500					
Greg Minton, R ERA: 3.29	1.0	S	3	1	0	0	0	0	0	0	0	0	0	3	3	0.00	1.000					

Atlanta Braves @ San Francisco Giants
Candlestick Park, San Francisco, CA
Mon Sep 14 1981, 10:05 PM EDT
Att. 4,938 - Unknown

AB 31
R 2
H 9
RBI 2
BB 4
SO 7
LOB 15



Batter	1	2	3	4	5	6	7	8	9	AB	R	H	RBI	BB	SO	LOB	BOTTOM					
Joe Morgan, L OBP: 0.367, SLG: 0.374	0-0 F7			0-3 K			0-3 K			4	0	0	0	0	2	1						
Enos Cabell, R OBP: 0.258, SLG: 0.311	0-0 E6 BB		0-0 5-3		0-0 L3		0-0 6-3			4	1	0	0	0	0	1						
Jack Clark, R OBP: 0.324, SLG: 0.453	0-0 F3		0-0 F7		0-3 K		0-0 F9			4	0	0	0	0	1	1						
Darrell Evans, L OBP: 0.337, SLG: 0.404	4-0 BB 1B BB		0-0 FC5-4 1B		0-0 F5		0-0 F7			3	1	1	0	1	0	0						
Larry Herndon, R OBP: 0.313, SLG: 0.408	0-0 E5 BB		0-0 FC5-4		0-0 4-3		0-0 G3 1B			4	1	1	0	0	0	3						
Milt May, L OBP: 0.370, SLG: 0.380	4-0 1B BB		0-0 F6		0-0 G6-4-3 1B		0-0 G3			3	0	1	1	1	0	2						
Jerry Martin, R OBP: 0.308, SLG: 0.347	0-0 1B		0-0 SH 3B		0-0 G6-4-3		0-0 FC6-4 IBB			3	1	2	2	1	0	1						
Johnnie LetMaster, R OBP: 0.307, SLG: 0.296	0-0 F6		0-0 SH SH1-4		0-0 E6 1B		0-0 FC6-4			3	0	1	1	0	0	4						
Tom Griffin, R OBP: 0.214, SLG: 0.282 Fred Breining, R		0-3 K		3-H SH1-4		0-0 1-3				1	0	0	0	0	1	0						
Max Venable, L OBP: 0.333, SLG: 0.200 Gary Lavelle, S OBP: 0.444, SLG: 0.500 Greg Minton, S				1-2 K						1	0	0	0	0	0	0						
Inning Stats	R: 3 E: 2 K: 0 S: 6	H: 1 LOB: 2 BB: 2 P: 14	R: 0 E: 0 K: 1 S: 5	H: 0 LOB: 0 BB: 0 P: 5	R: 0 E: 0 K: 0 S: 4	H: 1 LOB: 1 BB: 0 P: 4	R: 1 E: 0 K: 1 S: 7	H: 1 LOB: 1 BB: 0 P: 7	R: 0 E: 0 K: 1 S: 5	H: 2 LOB: 1 BB: 0 P: 4	R: 0 E: 0 K: 1 S: 5	H: 0 LOB: 0 BB: 0 P: 5	R: 0 E: 0 K: 0 S: 4	H: 0 LOB: 1 BB: 0 P: 4	R: 0 E: 0 K: 1 S: 5	H: 1 LOB: 2 BB: 1 P: 8	R: 0 E: 0 K: 0 S: 4	H: 1 LOB: 2 BB: 1 P: 8	1B: 5 2B: 0 3B: 1 HR: 0	SF: 0 SAC: 2 DP: 1 HBP: 0	WP: 0 PB: 0 SB: 1 CS: 0	PA: 35
PITCHER	IP	WLS	BF	H	R	ER	SO	BB	IBB	HBP	BLK	WP	HR	S	P	ERA	WHIP					
Tommy Boggs, R ERA: 3.96	4.0	L	20	3	4	1	2	2	0	0	0	0	0	22	30	2.25	1.250					
John Montefusco, R ERA: 3.63	2.0		7	2	0	0	1	0	0	0	0	0	0	9	9	0.00	1.000					
Steve Bedrosian, R ERA: 3.24	2.0		8	1	0	0	1	0	1	0	0	0	0	9	13	0.00	0.500					

Atlanta Braves @ San Francisco Giants
Candlestick Park, San Francisco, CA
Mon Sep 14 1981, 10:05 PM EDT
Att. 4,938 - Unknown

AB 30
R 4
H 6
RBI 4
BB 3
SO 4
LOB 14



Batter	1	2	3	4	5	6	7	8	9	AB	R	H	RBI	BB	SO	LOB	TOP										
Brett Butler, L OBP: 0.369, SLG: 0.375 (1, 7)	6-3		1B FC5-2 2B	1B		5-3		G3		5	0	2	0	0	0	0	Atlanta Braves @ San Francisco Giants Candlestick Park, San Francisco, CA Tue Sep 15 1981, 10:05 PM EDT Att: 3,588 - Unknown										
Claudell Washington, L OBP: 0.368, SLG: 0.432 (1, 9)	F2		FC3-6 WP 1B	1B		F		G6-4-3 1B		5	1	4	2	0	0	0											
Bob Homer, R OBP: 0.343, SLG: 0.423 (1, 5)	5-3		FC5-2 FC3-6 1-2 3-H	F8				G6-4-3 1-2		4	0	0	0	1	0	5											
Chris Chambliss, L OBP: 0.354, SLG: 0.421 (1, 3)		5-3	FC3-6 BB WP 1-2 2-3		F8	F5			K	5	1	0	0	0	1	4											
Dale Murphy, R OBP: 0.333, SLG: 0.399 (1, 8)		1B BB	WP 1-2 BB		K				1-3	3	1	1	1	2	1	0											
Glenn Hubbard, R OBP: 0.320, SLG: 0.372 (1, 4)	F9		K 1-3 2-H 3-H						6-3	5	0	1	0	0	1	2											
Bruce Benedict, R OBP: 0.347, SLG: 0.372 (1, 2)		1B		FC4-6 S 1B						3	0	3	0	1	0	0											
Luis Gomez, R OBP: 0.364, SLG: 0.222 (1, 6)	F9		FC4-6-5 1B SH1-4 1B		F9					4	1	0	0	0	0	6											
Phil Niekro, R OBP: 0.085, SLG: 0.085 Gene Garber, R (7, 1)			2B 1B 1B	SH1-4		F2			K	3	1	1	0	0	1	1											
Inning Stats	R: 0 E: 0 K: 0 S: 3	H: 0 LOB: 0 BB: 0 P: 3	R: 0 E: 0 K: 0 S: 4	H: 1 LOB: 2 BB: 1 P: 8	R: 3 E: 0 K: 1 S: 8	H: 3 LOB: 1 BB: 1 P: 12	R: 1 E: 0 K: 0 S: 6	H: 3 LOB: 2 BB: 0 P: 6	R: 0 E: 1 K: 0 S: 4	H: 1 LOB: 2 BB: 1 P: 8	R: 1 E: 0 K: 1 S: 7	H: 2 LOB: 1 BB: 0 P: 7	R: 0 E: 0 K: 0 S: 3	H: 1 LOB: 0 BB: 0 P: 3	R: 0 E: 0 K: 1 S: 5	H: 0 LOB: 0 BB: 0 P: 5	1B: 9 2B: 2 3B: 0 HR: 1	SF: 0 SAC: 1 DP: 1 HBP: 0	WP: 3 PB: 0 SB: 1 CS: 0	PA: 42							
PITCHER	IP	WLS	BF	H	R	ER	SO	BB	IBB	HBP	BLK	WP	HR	S	P	ERA	WHIP										
Allen Ripley, R ERA: 4.04 (1, 1)	3.2		20	7	4	4	1	2	0	0	0	1	0	20	28	9.82	2.455										
Mike Rowland, R ERA: 1.5 (4, 1)	0.1		1	0	0	0	0	0	0	0	0	0	0	1	1	0.00	0.000										
Al Holland, L ERA: 2.34 (5, 1)	2.0		10	2	0	0	1	0	2	0	0	0	0	10	18	0.00	1.000										
Fred Breining, R ERA: 2.8 (7, 1)	2.0		8	3	1	1	1	0	0	0	0	0	1	10	10	4.50	1.500										
Greg Minton, R ERA: 3.25 (9, 1)	1.0	W	3	0	0	0	1	0	0	0	0	0	0	5	5	0.00	0.000										

Batter	1	2	3	4	5	6	7	8	9	AB	R	H	RBI	BB	SO	LOB	BOTTOM										
Joe Morgan, L OBP: 0.369, SLG: 0.375 Fred Breining, R (7, 1)			F9			F2		F8		4	0	2	0	0	0	2	Atlanta Braves @ San Francisco Giants Candlestick Park, San Francisco, CA Tue Sep 15 1981, 10:05 PM EDT Att: 3,588 - Unknown										
Max Venable, L OBP: 0.308, SLG: 0.182 Greg Minton, S (9, 1)	CS 1B				S 1B					1	0	0	0	0	0	0											
Enos Cabell, R OBP: 0.257, SLG: 0.309 (1, 3)			G3		L6					5	1	1	0	0	0	1											
Larry Hemdon, R OBP: 0.318, SLG: 0.409 (1, 7)	F8			4-3 E 1B	K					4	3	2	0	1	1	2											
Darrell Evans, L OBP: 0.340, SLG: 0.404 Joe Pettini, R OBP: 0.156, SLG: 0.118 (9, PR)				4-3						3	0	1	1	2	0	2											
Jeffrey Leonard, R OBP: 0.324, SLG: 0.408 (1, 9)					E2 1B 1B					5	1	2	2	0	0	3											
Milt May, L OBP: 0.367, SLG: 0.374 (1, 2)					1-3					4	0	0	0	1	1	3											
Jerry Martin, R OBP: 0.310, SLG: 0.345 (1, 8)						L7				4	0	1	0	1	1	5											
Johnnie LeMaster, R OBP: 0.309, SLG: 0.299 Dave Bergman, L OBP: 0.346, SLG: 0.408 (9, PH)										4	0	2	1	0	1	1											
Allen Ripley, R OBP: 0.136, SLG: 0.136 Mike Rowland, R Jack Clark, R OBP: 0.325, SLG: 0.451 Al Holland, R OBP: 0.308, SLG: 0.182 Billy Smith, S OBP: 0.270, SLG: 0.250 (7, 4)			F2		L5					1	0	0	0	0	0	0											
Inning Stats	R: 0 E: 0 K: 0 S: 4	H: 2 LOB: 1 BB: 0 P: 4	R: 0 E: 0 K: 1 S: 6	H: 1 LOB: 0 BB: 0 P: 6	R: 0 E: 0 K: 0 S: 3	H: 0 LOB: 0 BB: 0 P: 3	R: 2 E: 1 K: 0 S: 6	H: 3 LOB: 2 BB: 1 P: 10	R: 0 E: 0 K: 1 S: 6	H: 1 LOB: 2 BB: 1 P: 10	R: 0 E: 0 K: 1 S: 7	H: 2 LOB: 2 BB: 0 P: 7	R: 1 E: 1 K: 0 S: 4	H: 0 LOB: 2 BB: 2 P: 12	R: 0 E: 0 K: 0 S: 3	H: 0 LOB: 0 BB: 0 P: 3	R: 3 E: 1 K: 1 S: 8	H: 3 LOB: 3 BB: 1 P: 12	1B: 11 2B: 1 3B: 0 HR: 0	SF: 0 SAC: 1 DP: 0 HBP: 0	WP: 0 PB: 0 SB: 1 CS: 1	PA: 44					
PITCHER	IP	WLS	BF	H	R	ER	SO	BB	IBB	HBP	BLK	WP	HR	S	P	ERA	WHIP										
Phil Niekro, R ERA: 2.98 Gene Garber, R ERA: 2.99 (7, 1)	6.1	L	31	9	3	2	3	4	1	0	0	0	0	33	49	2.84	2.053										



Batter	1	2	3	4	5	6	7	8	9	10	AB	R	H	RBI	BB	SO	LOB		
Paul Householder, S OBP: 0.311, SLG: 0.366			G3	4-3			F8				5	1	2	0	0	0	2		
Ken Griffey, L OBP: 0.373, SLG: 0.424	L5						6-3				4	0	2	0	1	0	1		
Eddie Milner, L (10, PR)											0	0	0	0	0	0	0		
Dave Concepcion, R OBP: 0.372, SLG: 0.441			F7				L3				5	0	3	1	0	0	1		
George Foster, R OBP: 0.262, SLG: 0.514	F5										5	0	2	0	0	0	6		
Joe Price, R OBP: 0.286, SLG: 0.314											0	0	0	0	0	0	0		
Tom Hume, R OBP: 0.286, SLG: 0.314											0	0	0	0	0	0	0		
Dan Driessen, L OBP: 0.343, SLG: 0.384	G3		4-3				F7				4	0	0	0	1	0	5		
Ray Knight, R OBP: 0.333, SLG: 0.364		P6									5	0	1	0	0	0	3		
Ron Oester, S OBP: 0.316, SLG: 0.375											4	0	2	0	0	0	0		
Mike O'Berry, R OBP: 0.262, SLG: 0.245											2	0	0	0	1	0	2		
Mike Vail, R OBP: 0.179, SLG: 0.179	F3										1	0	0	0	0	1	0		
Joe Nolan, L OBP: 0.383, SLG: 0.387											0	0	0	0	0	0	0		
Tom Seaver, R OBP: 0.304, SLG: 0.292											3	0	0	0	1	2	2		
Sam Mejias, R OBP: 0.327, SLG: 0.356	K										0	0	0	0	0	0	0		
Inning Stats	R: 0 E: 0 K: 0 S: 5	H: 2 LOB: 2 BB: 0 P: 5	R: 0 E: 0 K: 1 S: 6	H: 1 LOB: 1 BB: 0 P: 6	R: 0 E: 0 K: 0 S: 4	H: 1 LOB: 2 BB: 1 P: 8	R: 0 E: 0 K: 0 S: 3	H: 0 LOB: 2 BB: 2 P: 11	R: 0 E: 0 K: 1 S: 6	H: 2 LOB: 1 BB: 0 P: 4	R: 0 E: 0 K: 0 S: 3	H: 0 LOB: 0 BB: 0 P: 3	R: 0 E: 0 K: 1 S: 5	H: 0 LOB: 0 BB: 0 P: 5	R: 1 E: 0 K: 0 S: 5	H: 3 LOB: 3 BB: 1 P: 9	1B: 10 2B: 2 3B: 0 HR: 0	SF: 0 SAC: 0 DP: 2 HBP: 0	
PITCHER	IP 8.0	WLS 33	H 9	R 0	ER 0	SO 2	BB 3	IBB 0	HBP 0	BLK 0	WP 0	HR 0	S 34	P 46	ERA 0.00	WHIP 1.500			
Ed Whitson, R ERA: 3.78	(1, 1)																		
Al Holland, L ERA: 2.43	(9, 1)	1.0	L	5	2	1	1	1	0	0	0	0	0	7	7	9.00	2.000		
Greg Minton, R ERA: 3.11	(10, 1)	1.0		4	1	0	0	0	0	1	0	0	3	7	0.00	1.000			

TOP

Cincinnati Reds @ San Francisco Giants
Candlestick Park, San Francisco, CA

Thu Sep 17 1981, 10:05 PM EDT
Att: 4,721 - Unknown

AB	38
R	1
H	12
RBI	1
BB	4
SO	3
LOB	22

WP: 1 PA: 42
PB: 0
SB: 1
CS: 0

Batter	1	2	3	4	5	6	7	8	9	10	AB	R	H	RBI	BB	SO	LOB			
Joe Morgan, L OBP: 0.368, SLG: 0.371	F9							P4		SH1-4	3	0	0	0	1	1	2			
Dave Bergman, L OBP: 0.338, SLG: 0.398	F8		L9					4-3		F8	3	0	0	0	1	0	2			
Jim Whitford, R OBP: 0.232, SLG: 0.288											1	0	0	0	0	0	1			
Jack Clark, R OBP: 0.329, SLG: 0.464											4	0	2	0	0	0	2			
Joe Pettini, R OBP: 0.158, SLG: 0.118											0	0	0	0	0	0	0			
Jerry Martin, R OBP: 0.308, SLG: 0.344											1	0	0	0	0	0	1			
Darrell Evans, L OBP: 0.346, SLG: 0.415	F8							F5		SH5-4	3	0	0	0	0	0	1			
Jeffrey Leonard, R OBP: 0.325, SLG: 0.415											3	0	0	0	1	1	0			
Larry Hemdon, R OBP: 0.318, SLG: 0.409											4	0	0	0	0	1	2			
Mitt May, L OBP: 0.376, SLG: 0.380											2	0	1	0	2	0	0			
Johnnie LeMaster, R OBP: 0.310, SLG: 0.300											4	0	1	0	0	0	4			
Ed Whitson, R OBP: 0.176, SLG: 0.097											2	0	0	0	0	0	2			
Enos Cabell, R OBP: 0.259, SLG: 0.314											1	0	1	0	0	0	0			
Al Holland, R OBP: 0.286, SLG: 0.167											0	0	0	0	0	0	0			
Billy Smith, S OBP: 0.290, SLG: 0.237											0	0	0	0	1	0	0			
Greg Minton, S ERA: 3.14											0	0	0	0	0	0	0			
Inning Stats	R: 0 E: 0 K: 0 S: 4	H: 1 LOB: 1 BB: 0 P: 4	R: 0 E: 0 K: 1 S: 6	H: 1 LOB: 1 BB: 0 P: 6	R: 0 E: 0 K: 0 S: 3	H: 0 LOB: 1 BB: 1 P: 7	R: 0 E: 0 K: 1 S: 5	H: 0 LOB: 0 BB: 0 P: 5	R: 0 E: 0 K: 1 S: 5	H: 1 LOB: 1 BB: 1 P: 9	R: 0 E: 0 K: 0 S: 2	H: 0 LOB: 0 BB: 0 P: 6	R: 0 E: 0 K: 0 S: 3	H: 0 LOB: 0 BB: 0 P: 3	R: 0 E: 0 K: 0 S: 4	H: 1 LOB: 3 BB: 2 P: 12	R: 0 E: 0 K: 0 S: 3	H: 0 LOB: 1 BB: 1 P: 7	1B: 4 2B: 1 3B: 0 HR: 0	SF: 0 SAC: 2 DP: 1 HBP: 0
PITCHER	IP 9.0	WLS 35	H 5	R 0	ER 0	SO 3	BB 1	IBB 0	HBP 0	BLK 0	WP 0	HR 0	S 36	P 56	ERA 0.000	WHIP 0.889				
Tom Seaver, R ERA: 2.58	(1, 1)																			
Joe Price, L ERA: 2.87	(10, 1)	0.1		2	0	0	0	0	0	0	1	5	0.00	3.000						
Tom Hume, R ERA: 3.14	(10, 1)	0.2	S	2	0	0	0	0	0	0	2	2	0.00	0.000						

BOTTOM

Cincinnati Reds @ San Francisco Giants
Candlestick Park, San Francisco, CA

Thu Sep 17 1981, 10:05 PM EDT
Att: 4,721 - Unknown

AB	31
R	0
H	5
RBI	0
BB	6
SO	3
LOB	17

WP: 0 PA: 39
PB: 0
SB: 0
CS: 2

Batter	1	2	3	4	5	6	7	8	9	AB	R	H	RBI	BB	SO	LOB	TOP					
Terry Puhl, L OBP: 0.318, SLG: 0.364 Gary Woods, R OBP: 0.287, SLG: 0.272										3	0	2	1	0	0	0	Houston Astros @ San Francisco Giants Candlestick Park, San Francisco, CA Fri Sep 18 1981, 10:05 PM EDT Att: 8,183 - Unknown					
Phil Garner, R OBP: 0.326, SLG: 0.307										4	0	1	1	0	0	3						
Tony Scott, S OBP: 0.298, SLG: 0.355										4	0	1	0	0	0	3						
Jose Cruz, L OBP: 0.308, SLG: 0.422										4	0	0	0	0	2	2						
Cesar Cedeno, R OBP: 0.324, SLG: 0.372										4	0	0	0	0	0	1						
Art Howe, R OBP: 0.378, SLG: 0.428										4	0	0	0	0	1	0						
Alan Ashby, S OBP: 0.354, SLG: 0.375										3	1	0	0	1	0	0						
Craig Reynolds, L OBP: 0.282, SLG: 0.393 Dickie Thon, R OBP: 0.306, SLG: 0.289										3	1	2	0	0	1	0						
Bob Knepper, L OBP: 0.143, SLG: 0.171 Harry Schiraldi, L OBP: 0.240, SLG: 0.306 Billy Smith, R OBP: 0.285, SLG: 0.289 Danny Heep, L OBP: 0.285, SLG: 0.289 Scott Loucks, R OBP: 0.285, SLG: 0.289 Joe Sambito, L OBP: 0.285, SLG: 0.289										1	0	0	0	0	1	0						
Inning Stats	R: 0 E: 0 K: 1 S: 6	H: 1 LOB: 1 BB: 0 P: 6	R: 0 E: 0 K: 0 S: 3	H: 0 LOB: 0 BB: 0 P: 3	R: 0 E: 0 K: 2 S: 7	H: 0 LOB: 0 BB: 0 P: 7	R: 0 E: 0 K: 0 S: 4	H: 1 LOB: 1 BB: 0 P: 4	R: 2 E: 0 K: 0 S: 6	H: 3 LOB: 2 BB: 1 P: 10	R: 0 E: 0 K: 0 S: 3	H: 0 LOB: 0 BB: 0 P: 3	R: 0 E: 0 K: 1 S: 7	H: 2 LOB: 2 BB: 0 P: 7	R: 0 E: 0 K: 1 S: 5	H: 0 LOB: 0 BB: 0 P: 5		R: 0 E: 0 K: 2 S: 7	H: 0 LOB: 0 BB: 0 P: 7	1B: 7 2B: 0 3B: 0 HR: 0	SF: 0 SAC: 0 DP: 0 HBP: 0	WP: 0 PB: 0 SB: 0 CS: 0
PITCHER	IP WLS BF H R ER SO BB IBB HBP BLK WP HR S P ERA WHIP																					
Doyle Alexander, R ERA: 2.75 Al Holland, L ERA: 2.35	6.1 W 27 7 2 2 3 1 0 0 0 0 0 0 0 0 2.84 1.263																					

AB 34
R 2
H 7
RBI 2
BB 1
SO 7
LOB 13



Batter	1	2	3	4	5	6	7	8	9	AB	R	H	RBI	BB	SO	LOB	BOTTOM					
Joe Morgan, L OBP: 0.372, SLG: 0.381										4	2	3	0	0	0	1	Houston Astros @ San Francisco Giants Candlestick Park, San Francisco, CA Fri Sep 18 1981, 10:05 PM EDT Att: 8,183 - Unknown					
Enos Cabell, R OBP: 0.282, SLG: 0.319										4	0	2	2	0	0	1						
Jack Clark, R OBP: 0.333, SLG: 0.464										2	1	1	0	2	0	0						
Darrell Evans, L OBP: 0.345, SLG: 0.411										3	0	0	0	1	0	3						
Larry Herndon, R OBP: 0.314, SLG: 0.405										3	0	0	1	0	0	1						
Jerry Martin, R OBP: 0.317, SLG: 0.352										4	1	3	1	0	1	0						
Milt May, L OBP: 0.374, SLG: 0.382										4	0	1	0	0	0	2						
Johnnie LeMaster, R OBP: 0.313, SLG: 0.304										3	0	1	1	1	0	0						
Doyle Alexander, R ERA: 1.96 Billy Smith, R ERA: 3.06 Joe Sambito, L ERA: 2.11										2	1	1	0	0	0	1						
Inning Stats	R: 2 E: 0 K: 0 S: 5	H: 3 LOB: 2 BB: 1 P: 9	R: 1 E: 0 K: 0 S: 5	H: 3 LOB: 1 BB: 0 P: 5	R: 0 E: 0 K: 0 S: 2	H: 0 LOB: 0 BB: 1 P: 6	R: 1 E: 0 K: 0 S: 5	H: 2 LOB: 1 BB: 0 P: 5	R: 0 E: 0 K: 0 S: 3	H: 0 LOB: 0 BB: 0 P: 3	R: 0 E: 0 K: 0 S: 3	H: 1 LOB: 0 BB: 0 P: 3	R: 1 E: 0 K: 1 S: 7	H: 2 LOB: 2 BB: 1 P: 11	R: 0 E: 0 K: 2 S: 8	H: 1 LOB: 2 BB: 1 P: 12		R: 0 E: 0 K: 2 S: 8	H: 1 LOB: 2 BB: 1 P: 12	1B: 8 2B: 4 3B: 0 HR: 0	SF: 1 SAC: 0 DP: 2 HBP: 0	WP: 0 PB: 0 SB: 1 CS: 1
PITCHER	IP WLS BF H R ER SO BB IBB HBP BLK WP HR S P ERA WHIP																					
Bob Knepper, L ERA: 1.96 Billy Smith, R ERA: 3.06 Joe Sambito, L ERA: 2.11	4.0 L 19 8 4 4 0 0 2 0 0 0 0 0 0 0 9.00 2.500																					

AB 31
R 5
H 12
RBI 5
BB 4
SO 3
LOB 11



Batter	1	2	3	4	5	6	7	8	9	AB	R	H	RBI	BB	SO	LOB	TOP																					
Terry Puhl, L OBP: 0.317, SLG: 0.359 (1, 9)	G3	F8		F6				4-3		4	0	0	0	1	0	3	Houston Astros @ San Francisco Giants Candlestick Park, San Francisco, CA Sat Sep 19 1981, 6:33 AM EDT Att: 11,522 - Unknown																					
Phil Garner, R OBP: 0.327, SLG: 0.313 (1, 4)	F8		1B			1-3		K		5	1	2	0	0	1	3																						
Tony Scott, S Scott Loucks, R (1, 8) (8, 8)	4-3				FC1-4-6				K	4	2	2	1	0	0	1																						
Jose Cruz, L OBP: 0.307, SLG: 0.419 (1, 7)			FC3-6						K	1	0	0	0	0	1	0																						
Denny Walling, L OBP: 0.354, SLG: 0.367 (1, 3)		G6-3			E3				4-3	5	1	1	0	0	0	2																						
Art Howe, R OBP: 0.378, SLG: 0.428 (1, 5)			K							5	0	2	0	0	2	3																						
Alan Ashby, S OBP: 0.364, SLG: 0.394 (1, 2)										5	1	2	1	0	0	4																						
Craig Reynolds, L OBP: 0.282, SLG: 0.391 (1, 6)										2	2	2	1	2	0	0																						
Vern Ruhle, R OBP: 0.462, SLG: 0.350 (1, 1)										4	1	1	1	0	0	3																						
Inning Stats	R: 0 E: 0 K: 0 S: 3	H: 0 LOB: 0 BB: 0 P: 3	R: 3 E: 0 K: 0 S: 6	H: 4 LOB: 1 BB: 1 P: 10	R: 1 E: 0 K: 1 S: 6	H: 2 LOB: 0 BB: 0 P: 6	R: 1 E: 0 K: 1 S: 6	H: 1 LOB: 1 BB: 1 P: 10	R: 1 E: 1 K: 0 S: 7	H: 1 LOB: 1 BB: 0 P: 7	R: 1 E: 0 K: 0 S: 4	H: 2 LOB: 1 BB: 0 P: 4	R: 1 E: 0 K: 1 S: 7	H: 2 LOB: 1 BB: 0 P: 7	R: 0 E: 0 K: 1 S: 6	H: 1 LOB: 1 BB: 0 P: 6	1B: 11 2B: 2 3B: 0 HR: 1	SF: 0 SAC: 1 DP: 1 HBP: 0	WP: 1 PB: 0 SB: 1 CS: 1	PA: 42																		
PITCHER	IP	WLS	BF	H	R	ER	SO	BB	IBB	HBP	BLK	WP	HR	S	P	ERA	WHIP	PITCHER				IP	WLS	BF	H	R	ER	SO	BB	IBB	HBP	BLK	WP	HR	S	P	ERA	WHIP
Tom Griffin, R ERA: 3.48 (1, 1)	2.0	L	12	6	4	4	0	1	0	0	0	0	0	11	15	18.00	3.500																					
Bob Tufts, L ERA: 3.0 (3, 1)	3.0		12	2	2	1	3	1	0	0	0	1	0	17	21	3.00	1.000																					
Alan Hargeshheimer, R ERA: 5.62 (6, 1)	2.0		9	3	1	1	0	0	1	0	0	0	0	8	12	4.50	1.500																					
Mike Rowland, R ERA: 5.06 (8, 1)	2.0		9	3	1	1	2	0	0	0	0	0	1	13	13	4.50	1.500																					

Batter	1	2	3	4	5	6	7	8	9	AB	R	H	RBI	BB	SO	LOB	BOTTOM																					
Joe Morgan, L OBP: 0.368, SLG: 0.375 (1, 4)	G3		G3					F7		4	0	0	0	0	0	0	Houston Astros @ San Francisco Giants Candlestick Park, San Francisco, CA Sat Sep 19 1981, 6:33 AM EDT Att: 11,522 - Unknown																					
Enos Cabell, R OBP: 0.282, SLG: 0.321 (1, 3)			F2			F7			F3	4	1	1	0	0	0	0																						
Jack Clark, R OBP: 0.335, SLG: 0.465 (1, 9)	F3								F7	4	0	2	0	0	0	1																						
Darrell Evans, L OBP: 0.344, SLG: 0.409 (1, 5)			F4			G6-4-3			G3	4	0	1	1	0	0	2																						
Jeffrey Leonard, R OBP: 0.317, SLG: 0.404 (1, 7)	F8									3	0	0	0	0	0	1																						
Jerry Martin, R OBP: 0.312, SLG: 0.347 (1, 8)										3	0	0	0	0	0	0																						
Milt May, L OBP: 0.374, SLG: 0.379 (1, 2)										2	0	0	0	1	0	0																						
Mike Rowland, R OBP: 1.000, SLG: 1.000 (8, 1)										0	0	0	0	0	0	0																						
Johnnie LeMaster, R OBP: 0.309, SLG: 0.301 (1, 6)										3	0	0	0	0	0	1																						
Tom Griffin, R OBP: 0.209, SLG: 0.275 Bob Tufts, L (1, 1) (3, 1)										1	0	0	0	0	1	1																						
Max Venable, L OBP: 0.286, SLG: 0.167 (5, PH)										0	0	0	0	0	0	0																						
Alan Hargeshheimer, R Jeff Ransom, R (6, 1) (8, 2)										0	0	0	0	0	0	0																						
Inning Stats	R: 1 E: 0 K: 0 S: 5	H: 2 LOB: 1 BB: 0 P: 5	R: 0 E: 0 K: 1 S: 5	H: 0 LOB: 1 BB: 1 P: 9	R: 0 E: 0 K: 0 S: 4	H: 1 LOB: 0 BB: 0 P: 4	R: 0 E: 0 K: 0 S: 3	H: 0 LOB: 0 BB: 0 P: 3	R: 0 E: 0 K: 0 S: 3	H: 1 LOB: 0 BB: 0 P: 3	R: 0 E: 0 K: 0 S: 3	H: 0 LOB: 0 BB: 0 P: 3	R: 0 E: 0 K: 0 S: 3	H: 0 LOB: 0 BB: 0 P: 3	R: 0 E: 0 K: 0 S: 3	H: 0 LOB: 0 BB: 0 P: 3	1B: 3 2B: 1 3B: 0 HR: 0	SF: 0 SAC: 0 DP: 1 HBP: 0	WP: 0 PB: 0 SB: 0 CS: 0	PA: 31																		
PITCHER	IP	WLS	BF	H	R	ER	SO	BB	IBB	HBP	BLK	WP	HR	S	P	ERA	WHIP	PITCHER				IP	WLS	BF	H	R	ER	SO	BB	IBB	HBP	BLK	WP	HR	S	P	ERA	WHIP
Vern Ruhle, R ERA: 2.89 (1, 1)	9.0	W	31	4	1	1	1	1	0	0	0	0	0	32	36	1.00	0.556																					

Batter	1	2	3	4	5	6	7	8	9	AB	R	H	RBI	BB	SO	LOB	TOP					
Dickie Thon, R OBP: 0.308, SLG: 0.293 (1, 5)										6	1	2	0	0	0	2	Houston Astros @ San Francisco Giants Candlestick Park, San Francisco, CA Sun Sep 20 1981, 6:33 AM EDT Att: 16,824 - Unknown					
Phil Garner, R OBP: 0.327, SLG: 0.313 (1, 4)										6	0	2	0	0	0	3						
Tony Scott, S OBP: 0.308, SLG: 0.375 (1, 8)										5	2	4	1	1	0	2						
Jose Cruz, L OBP: 0.310, SLG: 0.418 (1, 7)										3	2	1	1	2	1	3						
Art Howe, R OBP: 0.381, SLG: 0.429 (1, 3)										4	1	2	0	1	0	3						
Gary Woods, R OBP: 0.287, SLG: 0.272 (1, 9)										0	0	0	0	0	0	0						
Terry Puhl, L OBP: 0.324, SLG: 0.366 (1, 9)										3	1	2	2	2	0	2						
Kiko Garcia, R OBP: 0.331, SLG: 0.336 (1, 6)										5	0	1	1	0	2	9						
Luis Pujols, R OBP: 0.297, SLG: 0.308 (1, 2)										5	0	2	2	0	0	2						
Nolan Ryan, R OBP: 0.250, SLG: 0.182 (1, 1)										5	0	0	0	0	1	4						
Inning Stats	R: 4 E: 0 K: 1 S: 9	H: 4 LOB: 2 BB: 2 P: 17	R: 0 E: 0 K: 1 S: 7	H: 2 LOB: 2 BB: 0 P: 7	R: 1 E: 0 K: 0 S: 6	H: 3 LOB: 2 BB: 0 P: 6	R: 0 E: 0 K: 0 S: 3	H: 0 LOB: 2 BB: 2 P: 11	R: 0 E: 0 K: 0 S: 3	H: 0 LOB: 0 BB: 0 P: 3	R: 2 E: 0 K: 1 S: 8	H: 3 LOB: 2 BB: 1 P: 12	R: 0 E: 0 K: 0 S: 3	H: 0 LOB: 0 BB: 0 P: 3	R: 0 E: 0 K: 1 S: 6	H: 2 LOB: 2 BB: 1 P: 10	R: 0 E: 0 K: 0 S: 5	H: 2 LOB: 2 BB: 0 P: 5	1B: 13 2B: 2 3B: 0 HR: 1	SF: 0 SAC: 0 DP: 0 HBP: 0	WP: 1 PB: 0 SB: 2 CS: 0	PA: 48
PITCHER	IP WLS BF H R ER SO BB IBB HBP BLK WP HR S P ERA WHIP																					
Gary Lavelle, L ERA: 4.23 (1, 1)	0.1 L 5 3 4 4 0 1 0 0 0 0 0 0 4 8 108.00 12.000																					
Allen Ripley, R ERA: 4.07 (3, 1)	1.2 12 6 1 1 2 1 0 0 0 0 0 0 15 5.40 4.200																					
Fred Breining, R ERA: 2.95 (6, 1)	3.0 11 0 0 0 2 1 1 0 0 0 1 0 9 17 0.00 0.333																					
Al Holland, L ERA: 2.52 (8, 1)	2.0 10 3 2 2 1 1 0 0 0 0 0 1 11 9.00 2.000																					
Bob Tufts, L ERA: 2.45 (8, 1)	2.0 10 4 0 0 1 1 0 0 0 0 0 0 11 0.00 2.500																					
Batter	1	2	3	4	5	6	7	8	9	AB	R	H	RBI	BB	SO	LOB	BOTTOM					
Joe Morgan, L OBP: 0.369, SLG: 0.372 (1, 4)										2	0	0	0	2	0	0	Houston Astros @ San Francisco Giants Candlestick Park, San Francisco, CA Sun Sep 20 1981, 6:33 AM EDT Att: 16,824 - Unknown					
Enos Cabell, R OBP: 0.264, SLG: 0.323 (1, 3)										4	1	2	0	0	1	1						
Jack Clark, R OBP: 0.334, SLG: 0.462 (1, 9)										4	1	1	0	0	1	3						
Darrell Evans, L OBP: 0.344, SLG: 0.405 (1, 5)										3	1	0	0	1	1	1						
Larry Herndon, R OBP: 0.316, SLG: 0.405 (1, 7)										2	0	1	1	1	0	0						
Jeffrey Leonard, R OBP: 0.323, SLG: 0.407 (1, 8)										4	0	2	2	0	1	3						
Milt May, L OBP: 0.372, SLG: 0.378 (1, 2)										4	0	1	0	0	1	4						
Johnnie LeMaster, R OBP: 0.306, SLG: 0.298 (9, PH)										3	0	0	0	0	0	1						
Dave Bergman, L OBP: 0.336, SLG: 0.395 (9, PH)										1	0	0	0	0	1	2						
Gary Lavelle, S OBP: 0.444, SLG: 0.500 (1, 1)										0	0	0	0	0	0	0						
Allen Ripley, R OBP: 0.155, SLG: 0.133 (3, 1)										1	0	0	0	0	0	0						
Fred Breining, R OBP: 0.236, SLG: 0.233 (5, PH)										0	0	0	0	0	0	0						
Billy Smith, S OBP: 0.135, SLG: 0.125 (8, 1)										0	0	0	0	0	0	0						
Al Holland, R OBP: 0.225, SLG: 0.154 (7, PH)										1	0	0	0	0	0	0						
Max Venables, L OBP: 0.225, SLG: 0.154 (8, 1)										0	0	0	0	0	0	0						
Bob Tufts, L OBP: 0.311, SLG: 0.345 (9, PH)										1	0	0	0	0	1	2						
Inning Stats	R: 3 E: 0 K: 1 S: 7	H: 2 LOB: 1 BB: 2 P: 15	R: 0 E: 0 K: 0 S: 3	H: 0 LOB: 1 BB: 1 P: 7	R: 0 E: 0 K: 1 S: 5	H: 0 LOB: 0 BB: 0 P: 5	R: 0 E: 0 K: 0 S: 3	H: 1 LOB: 0 BB: 0 P: 3	R: 0 E: 0 K: 2 S: 7	H: 0 LOB: 0 BB: 0 P: 7	R: 0 E: 0 K: 1 S: 6	H: 1 LOB: 2 BB: 1 P: 10	R: 0 E: 0 K: 0 S: 3	H: 0 LOB: 0 BB: 0 P: 3	R: 0 E: 0 K: 1 S: 5	H: 1 LOB: 0 BB: 0 P: 5	R: 0 E: 0 K: 2 S: 9	H: 2 LOB: 2 BB: 0 P: 9	1B: 7 2B: 0 3B: 0 HR: 0	SF: 1 SAC: 0 DP: 2 HBP: 0	WP: 2 PB: 0 SB: 0 CS: 0	PA: 36
PITCHER	IP WLS BF H R ER SO BB IBB HBP BLK WP HR S P ERA WHIP																					
Nolan Ryan, R ERA: 1.85 (1, 1)	9.0 W 36 7 3 3 8 4 0 0 0 2 0 48 64 3.00 1.222																					

Batter	1	2	3	4	5	6	7	8	9	AB	R	H	RBI	BB	SO	LOB	TOP										
Steve Sax, R OBP: 0.311, SLG: 0.345 (1, 4)	K			3-1 WP 1B	4-3		L8		4-3	5	1	1	0	0	1	2	Los Angeles Dodgers @ San Francisco Giants Candlestick Park, San Francisco, CA Tue Sep 22 1981, 10:05 PM EDT Att: 28,046 - Unknown										
Ken Landreaux, L OBP: 0.296, SLG: 0.368 (1, 8)	6-3			L5		P5			1-3	5	0	1	0	0	0	1											
Rick Monday, L OBP: 0.393, SLG: 0.595 Mike Marshall, R OBP: 0.429, SLG: 0.571 Bobby Castillo, R OBP: 0.444, SLG: 0.667 Terry Forster, L (7, 1)	F9			3-1					5-3	3	1	1	1	0	0	1											
Steve Garvey, R OBP: 0.318, SLG: 0.407 (1, 3)		F7		FC6-4 1B		F8			G6-4-3 BB	3	0	1	1	1	0	0											
Dusty Baker Jr., R OBP: 0.359, SLG: 0.448 (1, 7)		5-3		3-H FC6-4 1B					G6-4-3 BB	3	0	1	0	1	0	1											
Pedro Guerrero, R OBP: 0.372, SLG: 0.484 (1, 5)									G6-4-3 BB	3	0	0	0	1	1	2											
Mike Scioscia, L OBP: 0.360, SLG: 0.332 (1, 2)				F8		F8				2	0	0	0	2	0	0											
Bill Russell, R OBP: 0.277, SLG: 0.277 Reggie Smith, S OBP: 0.342, SLG: 0.367 Gary Weiss, S OBP: 0.188, SLG: 0.143 Jay Johnstone, L OBP: 0.286, SLG: 0.394 Derrel Thomas, S OBP: 0.341, SLG: 0.349 (6, 6)				K		1B			3-1	2	0	1	0	0	1	0											
Fernando Valenzuela, L OBP: 0.279, SLG: 0.300 Bobby Mitchell, L (7, 9)				K					K	2	0	1	0	0	1	0											
									K	2	0	0	0	0	2	0											
Inning Stats	R: 0 E: 0 K: 1 S: 5	H: 0 LOB: 0 BB: 0 P: 5	R: 0 E: 0 K: 1 S: 5	H: 0 LOB: 0 BB: 0 P: 5	R: 0 E: 0 K: 2 S: 7	H: 0 LOB: 0 BB: 0 P: 7	R: 1 E: 0 K: 0 S: 5	H: 2 LOB: 1 BB: 0 P: 5	R: 0 E: 0 K: 0 S: 5	H: 2 LOB: 2 BB: 2 P: 13	R: 0 E: 0 K: 1 S: 6	H: 1 LOB: 1 BB: 0 P: 6	R: 0 E: 0 K: 0 S: 2	H: 0 LOB: 2 BB: 3 P: 14	R: 0 E: 0 K: 1 S: 5	H: 0 LOB: 0 BB: 0 P: 5	1B: 4 2B: 2 3B: 0 HR: 1	SF: 0 SAC: 0 DP: 1 HBP: 0	WP: 1 PB: 0 SB: 0 CS: 0	PA: 38							
PITCHER	IP	WLS	BF	H	R	ER	SO	BB	IBB	HBP	BLK	WP	HR	S	P	ERA	WHIP										
Ed Whitson, R ERA: 3.71 (1, 1)	6.2	W	29	7	2	2	5	2	0	0	0	1	1	37	45	2.70	1.350										
Al Holland, L ERA: 2.51 (7, 1)	0.1		3	0	0	0	0	2	0	0	0	0	0	1	9	0.00	6.000										
Greg Minton, R ERA: 3.03 (8, 1)	2.0	S	6	0	0	0	1	1	0	0	0	0	0	7	11	0.00	0.500										

AB	33
R	2
H	7
RBI	2
BB	5
SO	6
LOB	13



Batter	1	2	3	4	5	6	7	8	9	AB	R	H	RBI	BB	SO	LOB	BOTTOM										
Joe Morgan, L OBP: 0.370, SLG: 0.373 (1, 4)	FC6-4 1B			2-H 1B		F8			K	5	0	2	1	0	1	2	Los Angeles Dodgers @ San Francisco Giants Candlestick Park, San Francisco, CA Tue Sep 22 1981, 10:05 PM EDT Att: 28,046 - Unknown										
Enos Cabell, R OBP: 0.283, SLG: 0.322 (1, 3)	F4			G3					5-3	5	1	1	0	0	0	2											
Jack Clark, R OBP: 0.333, SLG: 0.460 (1, 9)	FC6-4 1B			IHR 1B		5-3			E5 F2 1B	4	1	1	0	0	0	2											
Darrell Evans, L OBP: 0.348, SLG: 0.413 (1, 5)				F7					F2 1B	3	1	2	1	1	0	1											
Larry Herndon, R OBP: 0.318, SLG: 0.415 (1, 7)	4-3			IHR					F2 1B	4	1	2	3	0	0	4											
Jerry Martin, R OBP: 0.314, SLG: 0.341 (1, 8)				K					FC6-4 BB	2	0	0	0	2	2	1											
Milt May, L OBP: 0.368, SLG: 0.372 (1, 2)				K					K	4	0	0	0	0	3	5											
Johnnie LeMaster, R OBP: 0.309, SLG: 0.298 (1, 6)				SH1-4 1B					FC6-4 1B	3	1	1	0	1	1	3											
Ed Whitson, R OBP: 0.171, SLG: 0.094 Al Holland, R OBP: 0.222, SLG: 0.125 Greg Minton, S (7, 1)				SH1-4 BB					4-3	1	0	0	0	0	1	0											
				SH1-4					K	0	0	0	0	0	0	0											
				SH1-4					K	1	0	0	0	0	0	0											
Inning Stats	R: 0 E: 0 K: 0 S: 4	H: 1 LOB: 2 BB: 1 P: 8	R: 0 E: 0 K: 0 S: 3	H: 0 LOB: 2 BB: 2 P: 11	R: 2 E: 0 K: 1 S: 7	H: 2 LOB: 0 BB: 0 P: 7	R: 1 E: 0 K: 1 S: 7	H: 2 LOB: 1 BB: 0 P: 7	R: 1 E: 0 K: 2 S: 9	H: 2 LOB: 1 BB: 0 P: 9	R: 0 E: 0 K: 2 S: 7	H: 0 LOB: 0 BB: 0 P: 7	R: 1 E: 1 K: 1 S: 8	H: 2 LOB: 3 BB: 1 P: 12	R: 0 E: 0 K: 1 S: 5	H: 0 LOB: 0 BB: 0 P: 5	1B: 7 2B: 0 3B: 1 HR: 1	SF: 0 SAC: 2 DP: 0 HBP: 0	WP: 1 PB: 0 SB: 2 CS: 0	PA: 38							
PITCHER	IP	WLS	BF	H	R	ER	SO	BB	IBB	HBP	BLK	WP	HR	S	P	ERA	WHIP										
Fernando Valenzuela, L ERA: 2.49 Bobby Castillo, R ERA: 5.66 Terry Forster, L ERA: 4.85 (7, 1)	6.0	L	28	7	4	4	6	3	0	0	0	0	0	37	49	6.00	1.667										
	0.1		5	2	1	0	0	1	0	0	0	0	0	4	8	0.00	9.000										
	1.2		5	0	0	0	2	0	0	0	0	0	0	9	9	0.00	0.000										

AB	32
R	5
H	9
RBI	5
BB	4
SO	8
LOB	20





Batter	1	2	3	4	5	6	7	8	9	AB	R	H	RBI	BB	SO	LOB	TOP								
Derrel Thomas, S OBP: 0.333, SLG: 0.340 (1, 4)	0-0 4-3	0-0 F8			0-0 G3	0-0 6-3			0-0 1-3	5	0	0	1	0	0	2	Los Angeles Dodgers @ San Francisco Giants Candlestick Park, San Francisco, CA Wed Sep 23 1981, 10:05 PM EDT Att: 13,058 - Unknown AB 37 R 4 H 10 RBI 4 BB 4 SO 2 LOB 16								
Ken Landreau, L OBP: 0.294, SLG: 0.364 (1, 8)	0-0 G3		0-0 6-3		0-0 F7	0-0 1-3		4-0 FC5-4 BB	3	0	0	0	0	0	0	0									
Ron Roenicke, S OBP: 0.342, SLG: 0.242 (6, PH) (6, 8)									1	0	0	0	1	0	2										
Dusty Baker Jr., R OBP: 0.363, SLG: 0.448 (1, 7)	4-0 PB 1B BB		0-0 1B 1B		0-0 FC6-4 1B		0-0 F6		0-0 FC5-4 1B 1-2	4	1	2	0	1	0	1									
Steve Garvey, R OBP: 0.322, SLG: 0.410 (1, 3)	0-0 WP 1B		0-0 1B		0-0 FC6-4 1-2		0-0 4-3		0-0 1B	5	1	3	1	0	0	1									
Rick Monday, L OBP: 0.400, SLG: 0.620 (1, 9)	0-0 1B 1B		0-3 K				0-0 HR		0-3 K	5	1	3	2	0	2	4									
Pedro Guerrero, R OBP: 0.374, SLG: 0.483 (1, 5)	0-0 1-2 1B		0-0 F7			4-0 1B 6-3 BB		0-0 FC4 1B	3	1	1	0	1	0	3										
Mike Scioscia, L OBP: 0.355, SLG: 0.327 (1, 2)	0-0 F8			0-0 F7		0-0 F8		0-0 6-3	4	0	0	0	0	0	3										
Bill Russell, R OBP: 0.277, SLG: 0.277 (1, 6)		0-0 6-3		0-0 1-3		0-0 6-3 BB 1B		0-0 6-3	4	0	1	0	0	0	0										
Jerry Reuss, L OBP: 0.196, SLG: 0.196 (5, PH) Reggie Smith, S OBP: 0.299, SLG: 0.367 (5, 1) Dave Goltz, R OBP: 0.159, SLG: 0.043 (5, 1) Tom Niedenfuer, R OBP: 0.426, SLG: 0.200 (8, PH) Jack Perconte, L OBP: 0.444, SLG: 0.867 (8, 1)		0-0 L7		0-0 4-3		4-0 1-2 BB		0-0 F7	2	0	0	0	0	0	0	0									
Inning Stats	R: 2 E: 0 K: 0 S: 6	H: 3 LOB: 2 BB: 1 P: 10	R: 0 E: 0 K: 0 S: 3	H: 0 LOB: 0 BB: 0 P: 3	R: 0 E: 0 K: 1 S: 7	H: 2 LOB: 2 BB: 0 P: 7	R: 0 E: 0 K: 0 S: 3	H: 0 LOB: 0 BB: 0 P: 3	R: 0 E: 0 K: 0 S: 4	H: 1 LOB: 1 BB: 0 P: 4	R: 2 E: 0 K: 0 S: 5	H: 2 LOB: 2 BB: 2 P: 13	R: 0 E: 0 K: 0 S: 4	H: 1 LOB: 1 BB: 0 P: 4	R: 0 E: 0 K: 0 S: 3	H: 0 LOB: 0 BB: 0 P: 3	R: 0 E: 0 K: 1 S: 6	H: 1 LOB: 2 BB: 1 P: 10	1B: 9 2B: 0 3B: 0 HR: 1	SF: 0 SAC: 0 DP: 0 HBP: 0	WP: 1 PB: 1 SB: 0 CS: 0	PA: 41			
PITCHER	IP	WLS	BF	H	R	ER	SO	BB	IBB	HBP	BLK	WP	HR	S	P	ERA	WHIP								
Doyle Alexander, R ERA: 2.9	(1, 1)	5.1	27	8	4	4	1	3	0	0	0	1	1	26	38	6.75	2.062								
Gary Lavelle, L ERA: 4.18	(6, 1)	0.2	W	2	0	0	0	0	0	0	0	0	0	2	2	0.00	0.000								
Fred Breining, R ERA: 2.81	(7, 1)	3.0	S	12	2	0	0	1	1	0	0	0	0	13	17	0.00	1.000								

Batter	1	2	3	4	5	6	7	8	9	AB	R	H	RBI	BB	SO	LOB	BOTTOM								
Joe Morgan, L OBP: 0.373, SLG: 0.383 (1, 4)	0-0 1-3	0-3 K			0-0 HR	4-0 1B IBB		4-0 1B BB	3	1	1	1	2	1	0	Los Angeles Dodgers @ San Francisco Giants Candlestick Park, San Francisco, CA Wed Sep 23 1981, 10:05 PM EDT Att: 13,058 - Unknown AB 32 R 8 H 11 RBI 8 BB 6 SO 7 LOB 16									
Enos Cabell, R OBP: 0.288, SLG: 0.325 (1, 3)	0-0 BB 3B 1B		0-0 F4		0-0 F9	1-2 2-3 3-H 1B		1-2 2-3 1B	5	1	3	2	0	0	0										
Jack Clark, R OBP: 0.334, SLG: 0.456 (1, 9)	4-0 1-2 3B BB		4-0 BB		0-0 5-3	0-3 K		0-3 K	3	1	0	0	2	2	5										
Darrell Evans, L OBP: 0.349, SLG: 0.411 (1, 5)	0-3 K		0-0 F4			4-0 BB 1B BB		1-0 G4-6-3 HBP	2	1	0	0	1	1	3										
Joe Pettini, R OBP: 0.156, SLG: 0.118 (9, 5)									0	0	0	0	0	0	0										
Larry Herndon, R OBP: 0.320, SLG: 0.421 (1, 7)	0-0 1H 2H 1B 3B		0-0 4-3			4-0 1-2 1B BB		0-0 G4-6-3 1-2	3	2	1	2	1	0	2										
Jerry Martin, R OBP: 0.313, SLG: 0.340 (1, 8)	0-0 1B 3H 1B			0-0 F8		0-3 K		0-0 F7	4	0	1	1	0	1	2										
Bob Brenly, R OBP: 0.417, SLG: 0.421 (1, 2)	0-0 1B			0-0 F4		0-0 3-1 1B 1B		0-0 K 1B 1B	2	0	1	0	0	0	0										
Milt May, L OBP: 0.372, SLG: 0.377 (6, PH) (7, 2)									2	1	2	1	0	0	0										
Johnnie LeMaster, R OBP: 0.311, SLG: 0.301 (1, 6)		0-0 1-3		0-0 L5		0-0 3-1 1B 1B		0-0 1B BB 1B	4	1	2	1	0	0	0										
Doyle Alexander, R OBP: 0.184, SLG: 0.217 (1, 1) Gary Lavelle, S OBP: 0.444, SLG: 0.500 (6, 1) Max Venable, L OBP: 0.250, SLG: 0.143 (6, PH) Fred Breining, R ERA: 5.55 (7, 1)		0-3 K		0-0 F6		1-2 2-3 1B		0-3 K	2	0	0	0	0	1	0										
Inning Stats	R: 3 E: 0 K: 1 S: 8	H: 4 LOB: 2 BB: 1 P: 12	R: 0 E: 0 K: 2 S: 7	H: 0 LOB: 0 BB: 0 P: 7	R: 0 E: 0 K: 0 S: 3	H: 0 LOB: 0 BB: 1 P: 7	R: 0 E: 0 K: 0 S: 3	H: 0 LOB: 0 BB: 0 P: 3	R: 1 E: 0 K: 0 S: 4	H: 1 LOB: 0 BB: 0 P: 4	R: 4 E: 0 K: 2 S: 10	H: 3 LOB: 3 BB: 3 P: 22	R: 0 E: 0 K: 0 S: 2	H: 0 LOB: 0 BB: 0 P: 3	R: 0 E: 0 K: 2 S: 9	H: 3 LOB: 3 BB: 1 P: 13	1B: 9 2B: 0 3B: 1 HR: 1	SF: 0 SAC: 0 DP: 1 HBP: 1	WP: 0 PB: 0 SB: 0 CS: 0	PA: 39					
PITCHER	IP	WLS	BF	H	R	ER	SO	BB	IBB	HBP	BLK	WP	HR	S	P	ERA	WHIP								
Jerry Reuss, L ERA: 2.37	(1, 1)	5.0	L	21	5	4	3	2	0	0	0	0	0	25	33	7.20	1.400								
Dave Goltz, R ERA: 3.65	(6, 1)	0.0	L	2	0	2	0	2	0	0	0	0	0	0	8	∞	∞								
Tom Niedenfuer, R ERA: 4.13	(6, 1)	2.0	10	3	2	2	2	0	1	1	0	0	0	12	17	9.00	1.500								
Bobby Castillo, R ERA: 5.55	(8, 1)	1.0	6	3	0	0	2	1	0	0	0	0	0	9	13	0.00	4.000								

Batter	1	2	3	4	5	6	7	8	9	AB	R	H	RBI	BB	SO	LOB	TOP			
Steve Sax, R OBP: 0.316, SLG: 0.348										5	0	2	1	0	0	2	Los Angeles Dodgers @ San Francisco Giants Candlestick Park, San Francisco, CA Thu Sep 24 1981, 10:05 PM EDT Att: 12,726 - Unknown			
Ken Landreaux, L OBP: 0.292, SLG: 0.365										5	0	1	0	0	0	3				
Dusty Baker Jr., R OBP: 0.363, SLG: 0.448										5	1	2	0	0	1	1				
Steve Garvey, R OBP: 0.323, SLG: 0.412										5	2	2	1	0	0	3				
Rick Monday, L OBP: 0.406, SLG: 0.615										1	2	0	0	1	0	1				
Mike Marshall, R OBP: 0.375, SLG: 0.500 (6, PH)										1	0	0	0	0	0	2				
Ron Roenicke, S OBP: 0.342, SLG: 0.242										0	0	0	0	0	0	0				
Pedro Guerrero, R OBP: 0.372, SLG: 0.478										5	0	1	0	0	1	5				
Mike Scioscia, L OBP: 0.362, SLG: 0.344										4	1	3	3	1	0	2				
Bill Russell, R OBP: 0.283, SLG: 0.283										5	1	3	2	0	0	3				
Bob Welch, R OBP: 0.262, SLG: 0.293										3	0	1	0	0	2	1				
Inning Stats	R: 0 E: 0 K: 0 S: 4	H: 2 LOB: 1 BB: 0 P: 4	R: 1 E: 1 K: 0 S: 5	H: 1 LOB: 2 BB: 0 P: 6	R: 5 E: 0 K: 0 S: 9	H: 6 LOB: 2 BB: 1 P: 13	R: 0 E: 1 K: 1 S: 6	H: 0 LOB: 1 BB: 0 P: 6	R: 0 E: 0 K: 1 S: 5	H: 1 LOB: 0 BB: 0 P: 5	R: 0 E: 1 K: 1 S: 6	H: 2 LOB: 1 BB: 0 P: 6	R: 0 E: 0 K: 0 S: 3	H: 0 LOB: 0 BB: 1 P: 3	R: 1 E: 0 K: 1 S: 6	H: 2 LOB: 2 BB: 1 P: 10	1B: 12 2B: 4 3B: 0 HR: 1	SF: 0 SAC: 2 DP: 3 HBP: 1	WP: 0 PB: 0 SB: 1 CS: 0	PA: 44
PITCHER	IP WLS BF H R ER SO BB IBB HBP BLK WP HR S P ERA WHIP																			
Tom Griffin, R ERA: 3.76	(1, 1) 2.2 L 17 7 6 5 0 1 0 0 1 0 0 1 15 20 16.88 3.000																			
Bob Tufts, L ERA: 2.19	(3, 1) 1.1 7 2 0 0 1 0 0 0 0 0 0 0 9 9 0.00 1.500																			
Mike Rowland, R ERA: 4.38	(5, 1) 1.2 7 2 0 0 1 0 0 0 0 0 0 0 9 9 0.00 1.200																			
Gary Lavelle, L ERA: 4.15	(6, 1) 0.1 1 0 0 0 0 0 0 0 0 0 0 0 1 1 0.00 0.000																			
Fred Breining, R ERA: 2.73	(7, 1) 2.0 7 2 0 0 1 0 0 0 0 0 0 0 9 9 0.00 1.000																			

Batter	1	2	3	4	5	6	7	8	9	AB	R	H	RBI	BB	SO	LOB	BOTTOM					
Joe Morgan, L OBP: 0.371, SLG: 0.383										5	1	1	0	0	1	3	Los Angeles Dodgers @ San Francisco Giants Candlestick Park, San Francisco, CA Thu Sep 24 1981, 10:05 PM EDT Att: 12,726 - Unknown					
Enos Cabell, R OBP: 0.297, SLG: 0.324										5	0	1	1	0	1	3						
Jack Clark, R OBP: 0.337, SLG: 0.461										5	1	3	0	0	0	1						
Milt May, L OBP: 0.372, SLG: 0.375										4	0	1	0	1	0	2						
Larry Herndon, R OBP: 0.320, SLG: 0.419										4	0	1	0	0	1	4						
Jerry Martin, R OBP: 0.316, SLG: 0.347										4	1	2	1	0	1	2						
Dave Bergman, L OBP: 0.327, SLG: 0.383										4	0	0	0	0	1	3						
Johnnie LeMaster, R OBP: 0.311, SLG: 0.298										3	0	0	0	1	0	0						
Tom Griffin, R ERA: 3.76	(1, 1) 2.2 L 17 7 6 5 0 1 0 0 1 0 0 1 15 20 16.88 3.000																					
Bob Tufts, L ERA: 2.19	(3, 1) 1.1 7 2 0 0 1 0 0 0 0 0 0 0 9 9 0.00 1.500																					
Mike Rowland, R ERA: 4.38	(5, 1) 1.2 7 2 0 0 1 0 0 0 0 0 0 0 9 9 0.00 1.200																					
Gary Lavelle, L ERA: 4.15	(6, 1) 0.1 1 0 0 0 0 0 0 0 0 0 0 0 1 1 0.00 0.000																					
Fred Breining, R ERA: 2.73	(7, 1) 2.0 7 2 0 0 1 0 0 0 0 0 0 0 9 9 0.00 1.000																					
Inning Stats	R: 0 E: 0 K: 1 S: 6	H: 1 LOB: 2 BB: 1 P: 10	R: 1 E: 0 K: 0 S: 5	H: 2 LOB: 1 BB: 1 P: 9	R: 1 E: 0 K: 1 S: 7	H: 2 LOB: 1 BB: 0 P: 7	R: 1 E: 0 K: 1 S: 7	H: 2 LOB: 1 BB: 0 P: 7	R: 0 E: 0 K: 1 S: 4	H: 1 LOB: 1 BB: 0 P: 4	R: 0 E: 1 K: 1 S: 6	H: 0 LOB: 1 BB: 0 P: 6	R: 0 E: 0 K: 1 S: 6	H: 1 LOB: 1 BB: 0 P: 6	R: 0 E: 0 K: 1 S: 5	H: 0 LOB: 0 BB: 0 P: 5	R: 0 E: 0 K: 0 S: 4	H: 1 LOB: 1 BB: 0 P: 4	1B: 7 2B: 3 3B: 0 HR: 0	SF: 0 SAC: 0 DP: 0 HBP: 0	WP: 2 PB: 0 SB: 0 CS: 0	PA: 40
PITCHER	IP WLS BF H R ER SO BB IBB HBP BLK WP HR S P ERA WHIP																					
Bob Welch, R ERA: 3.48	(1, 1) 9.0 W 40 10 3 3 3 6 2 0 0 0 1 0 50 58 3.00 1.333																					

Batter	1	2	3	4	5	6	7	8	9	AB	R	H	RBI	BB	SO	LOB	TOP					
Joe Morgan, L (1,4) OBP: 0.366, SLG: 0.378	F9		F6			F7		F8		4	0	0	0	0	0	0	San Francisco Giants @ San Diego Padres Jack Murphy Stadium, San Diego, CA Fri Sep 25 1981, 10:05 PM EDT Att: 5,463 - Unknown livebaseballscorecards.com					
Enos Cabell, R (1,5) OBP: 0.287, SLG: 0.325 Joe Pettini, R (8,5) OBP: 0.158, SLG: 0.118	6-3			1B G4-6-3 2B		F4		1-3		4	1	1	0	0	0	0						
Jack Clark, R (1,9) OBP: 0.339, SLG: 0.461	6-3			1B G4-6-3 2-3				F9		4	0	2	0	0	0	0						
Mitt May, L (1,2) OBP: 0.374, SLG: 0.377		G6-3 1B		G4-6-3 1-2 3-H		3-4-3			1B FC6-4 1B	4	1	2	0	0	0	2						
Jeffrey Leonard, R (1,7) OBP: 0.328, SLG: 0.419		1-2 1B				F7		F8		4	0	2	0	0	0	1						
Dave Bergman, L (1,3) OBP: 0.331, SLG: 0.409		G6-3 1-2 2-3		4-3				HR	FC6-4 1-3 1B	4	1	2	1	0	0	3						
Max Venable, L (1,8) OBP: 0.250, SLG: 0.167 Larry Herndon, R (9, PH) OBP: 0.319, SLG: 0.417	4-3				G3				FC6-4 1-2 3-H	3	0	1	0	0	0	1						
Johnnie LeMaster, R (1,6) OBP: 0.310, SLG: 0.297			F9						5-3	4	0	1	0	0	1	2						
Al Holland, R (1,1) OBP: 0.167, SLG: 0.091 Greg Minton, S (9,1)			K			F6				3	0	0	0	0	1	2						
										0	0	0	0	0	0	0						
Inning Stats	R: 0 E: 0 K: 0 S: 3	H: 0 LOB: 0 BB: 0 P: 3	R: 0 E: 0 K: 0 S: 4	H: 2 LOB: 1 BB: 0 P: 4	R: 0 E: 0 K: 1 S: 5	H: 0 LOB: 0 BB: 0 P: 5	R: 1 E: 0 K: 0 S: 5	H: 3 LOB: 1 BB: 0 P: 5	R: 0 E: 0 K: 0 S: 3	H: 1 LOB: 0 BB: 0 P: 3	R: 0 E: 0 K: 0 S: 4	H: 1 LOB: 1 BB: 0 P: 4	R: 1 E: 0 K: 1 S: 7	H: 2 LOB: 1 BB: 0 P: 7	R: 0 E: 0 K: 0 S: 3	H: 0 LOB: 0 BB: 0 P: 3	R: 1 E: 0 K: 0 S: 5	H: 2 LOB: 1 BB: 0 P: 5	1B: 8 2B: 2 3B: 0 HR: 1	SF: 0 SAC: 0 DP: 2 HBP: 0	WP: 0 PB: 0 SB: 1 CS: 0	PA: 35
PITCHER	IP WLS BF H R ER SO BB IBB HBP BLK WP HR S P ERA WHIP																					
Steve Fireovid, R (1,1) ERA: 3.38 Gary Lucas, L (8,1) ERA: 2.18	7.0 L 27 9 2 2 2 0 0 0 0 0 0 1 31 31 2.57 1.286																					

Batter	1	2	3	4	5	6	7	8	9	AB	R	H	RBI	BB	SO	LOB	BOTTOM			
Ozzie Smith, S (1,6) OBP: 0.296, SLG: 0.261	F8	F7			4-3			5-3		4	0	0	0	0	0	2	San Francisco Giants @ San Diego Padres Jack Murphy Stadium, San Diego, CA Fri Sep 25 1981, 10:05 PM EDT Att: 5,463 - Unknown livebaseballscorecards.com			
Juan Bonilla, R (1,4) OBP: 0.342, SLG: 0.350	F9		3-1		4-3			6-3		4	0	0	0	0	0	0				
Gene Richards, L (1,7) OBP: 0.372, SLG: 0.420	1B		5-3			5-3			BB 1B	4	0	2	0	0	0	0				
Luis Salazar, R (1,5) OBP: 0.331, SLG: 0.399			F8			L6			BB 1-2 BB	3	0	1	0	1	0	0				
Ruppert Jones, L (1,8) OBP: 0.312, SLG: 0.369	G3			6-3		L8			F7	4	0	0	0	0	0	4				
Barry Evans, R (1,3) OBP: 0.372, SLG: 0.386 Broderick Perkins, L (9, PH) OBP: 0.312, SLG: 0.455		FC3-6 2B		F8				F9	F8	3	0	1	0	0	0	0				
Dave Edwards, R (1,9) OBP: 0.288, SLG: 0.312 Terry Kennedy, L (9, PH) OBP: 0.339, SLG: 0.376		E BB						F9	4-3	2	0	1	0	1	0	0				
Doug Gwosdz, R (1,2) OBP: 0.200, SLG: 0.125 Gary Lucas, L (8,1) OBP: 0.100, SLG: 0.100		F5			K			F7		3	0	0	0	0	1	3				
Steve Fireovid, S (1,1) OBP: 0.167, SLG: 0.167 Steve Swisher, R (8,2) OBP: 0.207, SLG: 0.148		FC3-6 1-3 2-3							K	2	0	0	0	0	1	2				
										1	0	0	0	0	1	0				
Inning Stats	R: 0 E: 0 K: 0 S: 5	H: 2 LOB: 2 BB: 0 P: 5	R: 0 E: 1 K: 0 S: 4	H: 1 LOB: 2 BB: 1 P: 8	R: 0 E: 0 K: 1 S: 6	H: 0 LOB: 0 BB: 0 P: 3	R: 0 E: 0 K: 1 S: 6	H: 1 LOB: 1 BB: 0 P: 6	R: 0 E: 0 K: 1 S: 5	H: 0 LOB: 0 BB: 0 P: 5	R: 0 E: 0 K: 0 S: 3	H: 0 LOB: 0 BB: 0 P: 3	R: 0 E: 0 K: 1 S: 5	H: 0 LOB: 2 BB: 0 P: 5	R: 0 E: 0 K: 0 S: 4	H: 1 LOB: 2 BB: 1 P: 8	1B: 4 2B: 1 3B: 0 HR: 0	SF: 0 SAC: 0 DP: 0 HBP: 0	WP: 0 PB: 0 SB: 1 CS: 0	PA: 34
PITCHER	IP WLS BF H R ER SO BB IBB HBP BLK WP HR S P ERA WHIP																			
Al Holland, L (1,1) ERA: 2.28 Greg Minton, R (9,1) ERA: 2.99	1.0 S 3 0 0 0 0 0 0 0 0 0 0 0 3 3 0.00 0.000																			

Batter	1	2	3	4	5	6	7	8	9	AB	R	H	RBI	BB	SO	LOB	TOP										
Joe Morgan, L (1.4) OBP: 0.362, SLG: 0.368										3	0	0	0	2	1	2	San Francisco Giants @ Cincinnati Reds Riverfront Stadium, Cincinnati, OH Mon Sep 28 1981, 7:05 PM EDT Att: 12,944 - Unknown livebaseballscorecards.com										
Dave Bergman, L (1.3) OBP: 0.325, SLG: 0.359										5	0	1	0	0	0	2											
Jack Clark, R (1.9) OBP: 0.342, SLG: 0.465										5	0	2	0	0	0	2											
Jeffrey Leonard, R (1.7) OBP: 0.314, SLG: 0.434										4	0	0	0	0	1	4											
Darrell Evans, L (1.5) OBP: 0.351, SLG: 0.412										4	2	2	0	0	0	1											
Jerry Martin, R (1.8) OBP: 0.321, SLG: 0.359										3	2	1	2	1	1	0											
Milt May, L (1.2) OBP: 0.375, SLG: 0.381										2	0	1	1	1	0	0											
Johnnie LeMaster, R (1.6) OBP: 0.314, SLG: 0.297										3	0	1	1	1	1	1											
Alan Hargesheimer, R (1.1) Greg Minton, S (8.1)										3	0	0	0	0	2	3	GIANTS										
Inning Stats	R: 0 E: 0 K: 1 S: 5	H: 0 LOB: 1 BB: 1 P: 9	R: 2 E: 0 K: 0 S: 5	H: 2 LOB: 1 BB: 1 P: 9	R: 0 E: 0 K: 0 S: 4	H: 1 LOB: 1 BB: 0 P: 4	R: 0 E: 0 K: 1 S: 5	H: 0 LOB: 0 BB: 0 P: 5	R: 0 E: 0 K: 1 S: 7	H: 2 LOB: 2 BB: 0 P: 7	R: 2 E: 0 K: 1 S: 7	H: 2 LOB: 1 BB: 1 P: 11	R: 0 E: 0 K: 0 S: 3	H: 0 LOB: 0 BB: 0 P: 3	R: 0 E: 0 K: 2 S: 8	H: 1 LOB: 2 BB: 1 P: 12		R: 0 E: 0 K: 0 S: 2	H: 0 LOB: 0 BB: 1 P: 6	1B: 6 2B: 1 3B: 0 HR: 1	SF: 1 SAC: 1 DP: 1 HBP: 0	WP: 1 PB: 0 SB: 1 CS: 0	PA: 39				
PITCHER	IP	WLS	BF	H	R	ER	SO	BB	IBB	HBP	BLK	WP	HR	S	P	ERA	WHIP										
Frank Pastore, R (1.1) ERA: 3.79	5.0	L	25	7	4	4	3	3	0	0	0	1	1	28	40	7.20	2.000										
Joe Edelen, R (6.1) ERA: 5.25	2.0		6	0	0	0	1	0	0	0	0	0	0	8	8	0.00	0.000										
Joe Price, L (8.1) ERA: 2.55	2.0		8	1	0	0	2	1	1	0	0	0	0	10	18	0.00	1.000										

Batter	1	2	3	4	5	6	7	8	9	AB	R	H	RBI	BB	SO	LOB	BOTTOM										
Paul Householder, S (1.9) OBP: 0.333, SLG: 0.383										3	0	0	0	1	1	3	San Francisco Giants @ Cincinnati Reds Riverfront Stadium, Cincinnati, OH Mon Sep 28 1981, 7:05 PM EDT Att: 12,944 - Unknown livebaseballscorecards.com										
Ken Griffey, L (1.8) OBP: 0.375, SLG: 0.418										3	0	0	0	1	0	1											
Dave Concepcion, R (1.6) OBP: 0.362, SLG: 0.412										2	0	0	0	2	0	2											
George Foster, R (1.7) OBP: 0.375, SLG: 0.513										4	0	0	0	0	1	4											
Johnny Bench, R (1.3) OBP: 0.398, SLG: 0.516										4	0	0	0	0	0	1											
Joe Nolan, L (1.2) OBP: 0.375, SLG: 0.416										3	0	1	0	1	0	0											
Ray Knight, R (1.5) OBP: 0.320, SLG: 0.360										4	0	0	0	0	0	2											
Ron Oester, S (1.4) OBP: 0.326, SLG: 0.383										3	0	2	0	0	0	1											
Frank Pastore, R (1.1) OBP: 0.136, SLG: 0.140										2	0	1	0	0	1	1	REDS										
Joe Edelen, R (6.1) OBP: 0.200, SLG: 0.200										0	0	0	0	0	0	0											
Neil Fiala, L (7. PH) OBP: 0.200, SLG: 0.200										1	0	0	0	0	1	1											
Joe Price, R (8.1)										0	0	0	0	0	0	0											
Inning Stats	R: 0 E: 0 K: 1 S: 5	H: 0 LOB: 1 BB: 1 P: 9	R: 0 E: 0 K: 0 S: 2	H: 0 LOB: 0 BB: 1 P: 6	R: 0 E: 0 K: 2 S: 8	H: 1 LOB: 1 BB: 0 P: 8	R: 0 E: 0 K: 0 S: 3	H: 0 LOB: 0 BB: 0 P: 3	R: 0 E: 0 K: 0 S: 5	H: 2 LOB: 2 BB: 0 P: 5	R: 0 E: 0 K: 0 S: 3	H: 0 LOB: 1 BB: 1 P: 7	R: 0 E: 0 K: 1 S: 6	H: 1 LOB: 1 BB: 0 P: 6	R: 0 E: 0 K: 0 S: 2	H: 0 LOB: 1 BB: 2 P: 10	R: 0 E: 0 K: 0 S: 3	H: 0 LOB: 0 BB: 0 P: 3	1B: 2 2B: 2 3B: 0 HR: 0	SF: 0 SAC: 0 DP: 2 HBP: 0	WP: 0 PB: 0 SB: 0 CS: 0	PA: 34					
PITCHER	IP	WLS	BF	H	R	ER	SO	BB	IBB	HBP	BLK	WP	HR	S	P	ERA	WHIP										
Alan Hargesheimer, R (1.1) ERA: 3.68	7.0	W	28	4	0	0	4	4	0	0	0	0	0	32	48	0.00	1.143										
Greg Minton, R (8.1) ERA: 2.84	2.0		6	0	0	0	0	1	0	0	0	0	0	5	9	0.00	0.500										

Batter	1	2	3	4	5	6	7	8	9	AB	R	H	RBI	BB	SO	LOB	TOP								
Joe Morgan, L (1, 4) OBP: 0.368, SLG: 0.377	F2		2B			2B	2B		FC4 IBB	3	2	2	0	2	0	0	San Francisco Giants @ Cincinnati Reds Riverfront Stadium, Cincinnati, OH Tue Sep 29 1981, 7:05 PM EDT Att: 13,117 - Unknown livebaseballscorecards.com								
Enos Cabell, R (1, 5) OBP: 0.270, SLG: 0.327 Gary Lavelle, S (7, 1) OBP: 0.364, SLG: 0.400 Greg Minton, S (8, 1)	1B 2B		BB			2B	BB		FC4	2	1	2	0	2	0	0									
Jack Clark, R (1, 9) OBP: 0.341, SLG: 0.466	F8		F7			F7	1B			4	0	1	1	0	0	5									
Jeffrey Leonard, R (1, 3) OBP: 0.319, SLG: 0.444	2H 1B				F6	5-3 2B			6-3	4	0	2	2	0	0	0									
Larry Herndon, R (1, 7) OBP: 0.322, SLG: 0.414		6-3			6-3		5-3 IBB		5-3	3	0	0	0	1	0	0									
Jerry Martin, R (1, 8) OBP: 0.316, SLG: 0.352	F5		F7			5-3			K	4	0	0	0	0	1	2									
Bob Brenly, R (1, 2) OBP: 0.429, SLG: 0.500 Milt May, L (9, PH) OBP: 0.374, SLG: 0.379	L4				F8	F8			6-3	3	0	0	0	0	0	2									
Johnnie LeMaster, R (1, 6) OBP: 0.313, SLG: 0.294			G3		F4		F8		4-3 BB	3	0	0	0	1	0	0									
Al Holland, R (1, 1) OBP: 0.143, SLG: 0.077 Fred Breining, R (6, 1) Max Venable, L (7, PH) OBP: 0.238, SLG: 0.158 Darrell Evans, L (7, 5) OBP: 0.350, SLG: 0.411			K		F9		K		4-3	2	0	0	0	0	1	0									
									1-2	1	0	0	0	0	0	1									
Inning Stats	R: 0 E: 0 K: 0 S: 4	H: 2 LOB: 2 BB: 0 P: 4	R: 0 E: 0 K: 0 S: 3	H: 0 LOB: 0 BB: 0 P: 3	R: 0 E: 0 K: 1 S: 6	H: 1 LOB: 2 BB: 1 P: 10	R: 0 E: 0 K: 0 S: 3	H: 0 LOB: 0 BB: 0 P: 3	R: 0 E: 0 K: 0 S: 5	H: 0 LOB: 0 BB: 0 P: 3	R: 2 E: 0 K: 0 S: 5	H: 2 LOB: 2 BB: 2 P: 13	R: 1 E: 0 K: 1 S: 6	H: 2 LOB: 2 BB: 1 P: 10	R: 0 E: 0 K: 1 S: 5	H: 0 LOB: 0 BB: 0 P: 5	R: 0 E: 0 K: 0 S: 3	H: 0 LOB: 2 BB: 2 P: 11	1B: 2 2B: 5 3B: 0 HR: 0	SF: 0 SAC: 0 DP: 0 HBP: 0	WP: 0 PB: 0 SB: 0 CS: 0	PA: 38			
PITCHER	IP	WLS	BF	H	R	ER	SO	BB	IBB	HBP	BLK	WP	HR	S	P	ERA	WHIP								
Charlie Leibrandt, L (1, 1) ERA: 3.8	5.1		22	5	2	2	1	2	0	0	0	0	0	22	30	3.38	1.312								
Michael LaCoss, R (6, 1) ERA: 6.12	0.2		3	0	0	0	0	0	1	0	0	0	0	2	6	0.00	0.000								
Paul Moskau, R (7, 1) ERA: 4.19	1.0		5	2	1	1	1	1	0	0	0	0	0	6	10	9.00	3.000								
Tom Hume, R (8, 1) ERA: 2.84	2.0	W	8	0	0	0	1	1	1	0	0	0	0	8	16	0.00	0.500								

Batter	1	2	3	4	5	6	7	8	9	AB	R	H	RBI	BB	SO	LOB	BOTTOM								
Paul Householder, S (1, 9) OBP: 0.342, SLG: 0.391	K			F9		SF9 1B		L3 1B		4	1	2	0	0	1	0	San Francisco Giants @ Cincinnati Reds Riverfront Stadium, Cincinnati, OH Tue Sep 29 1981, 7:05 PM EDT Att: 13,117 - Unknown livebaseballscorecards.com								
Ken Griffey, L (1, 8) OBP: 0.374, SLG: 0.414	F8			F8		1B BB		F7		3	0	0	0	1	0	1									
Dave Concepcion, R (1, 6) OBP: 0.359, SLG: 0.409	6-3			L3		SF9		L3		3	0	0	1	0	0	1									
George Foster, R (1, 7) OBP: 0.376, SLG: 0.515		5-3				K		FC5-6 2B		4	0	2	1	0	1	0									
Johnny Bench, R (1, 3) OBP: 0.400, SLG: 0.534 Rafael Landestoy, S (9, PH) OBP: 0.253, SLG: 0.171		K				HR		FC5-6 1B		4	1	2	1	0	1	2									
Ray Knight, R (1, 5) OBP: 0.317, SLG: 0.356		5-3				F8		FC5-6 1B		4	0	0	0	0	0	2									
Ron Oester, S (1, 4) OBP: 0.328, SLG: 0.384			K			F7		FC4-6 1B		4	0	2	1	0	1	0									
Mike O'Berry, R (1, 2) OBP: 0.254, SLG: 0.231 Dave Collins, S (7, PH) OBP: 0.382, SLG: 0.394 Joe Nolan, L (8, 2) OBP: 0.375, SLG: 0.416			K			F8		P4		2	0	0	0	0	1	0									
Charlie Leibrandt, R (1, 1) Michael LaCoss, R (6, 1) Junior Kennedy, R (7, 1) Paul Moskau, R (7, 1) Mike Vail, R (7, PH) Tom Hume, R (8, 1)			F9			BB 1B SF9		FC4-6		1	0	0	0	0	0	0									
										1-2 2H	0	0	0	0	0	0									
Inning Stats	R: 0 E: 0 K: 1 S: 5	H: 0 LOB: 0 BB: 0 P: 5	R: 0 E: 0 K: 1 S: 5	H: 0 LOB: 0 BB: 0 P: 5	R: 0 E: 0 K: 2 S: 7	H: 0 LOB: 0 BB: 0 P: 7	R: 0 E: 0 K: 0 S: 3	H: 0 LOB: 0 BB: 0 P: 3	R: 1 E: 0 K: 1 S: 6	H: 1 LOB: 0 BB: 0 P: 6	R: 2 E: 0 K: 0 S: 6	H: 3 LOB: 2 BB: 1 P: 10	R: 0 E: 0 K: 0 S: 4	H: 1 LOB: 1 BB: 0 P: 4	R: 0 E: 0 K: 0 S: 3	H: 1 LOB: 0 BB: 0 P: 3	R: 1 E: 0 K: 0 S: 4	H: 3 LOB: 2 BB: 0 P: 4	1B: 7 2B: 2 3B: 0 HR: 1	SF: 1 SAC: 0 DP: 1 HBP: 0	WP: 0 PB: 0 SB: 0 CS: 0	PA: 34			
PITCHER	IP	WLS	BF	H	R	ER	SO	BB	IBB	HBP	BLK	WP	HR	S	P	ERA	WHIP								
Al Holland, L (1, 1) ERA: 2.43	5.2		22	4	3	3	5	1	0	0	0	0	0	31	35	4.76	0.882								
Fred Breining, R (6, 1) ERA: 2.69	0.1		1	0	0	0	0	0	0	0	0	0	0	1	1	0.00	0.000								
Gary Lavelle, L (7, 1) ERA: 3.71	1.1		6	2	0	0	0	0	0	0	0	0	0	6	6	0.00	1.500								
Greg Minton, R (8, 1) ERA: 2.91	1.0	L	5	3	1	1	0	0	0	0	0	0	0	5	5	9.00	3.000								



Batter	1	2	3	4	5	6	7	8	9	AB	R	H	RBI	BB	SO	LOB	TOP			
Joe Morgan, L (1,4) OBP: 0.371, SLG: 0.377	4-0 1B BB		0-0 CS 1B	0-0 F9		4-0 BB BB		0-3 K		3	1	1	0	2	1	0	San Francisco Giants @ Atlanta Braves Atlanta-Fulton County Stadium, Atlanta, GA Thu Oct 01 1981, 7:05 PM EDT Att: 2,160 - Unknown livebaseballscorecards.com			
Enos Cabell, R (1,3) OBP: 0.275, SLG: 0.327	0-0 1B 1-3 1B		0-3 K	4-0 BB		4-0 BB BB		0-0 4-3		3	1	1	0	2	1	1				
Jack Clark, R (1,9) OBP: 0.341, SLG: 0.460	0-3 K		4-0 1B BB	0-0 5-3		4-0 BB		0-0 5-3		3	1	0	1	2	1	3				
Darrell Evans, L (1,5) OBP: 0.354, SLG: 0.417	0-0 1-3 3-H 1B		0-0 1B 1B			0-0 F8		0-0 G3		0-0 F7		5	1	2	1	0		3		
Larry Herndon, R (1,7) OBP: 0.326, SLG: 0.416	0-0 1-3		0-0 1B 1B			0-0 G4-6-3 1B		0-0 F9		4	1	2	3	0	0	1				
Jerry Martin, R (1,8) OBP: 0.310, SLG: 0.345	0-0 P6		0-0 1B 1B			0-0 G4-6-3 1-2		0-0 5-3		4	0	1	0	0	0	2				
Milt May, L (1,2) OBP: 0.375, SLG: 0.384		0-3 K	0-0 1-2 2-H 1B			0-0 BB BB 2B		0-0 F8		4	1	2	1	0	1	0				
Johnnie LeMaster, R (1,6) OBP: 0.306, SLG: 0.287		0-0 5-3	0-0 P6			0-0 L6		0-0 5-3		4	0	0	0	0	0	3				
Doyle Alexander, R (1,1) OBP: 0.204, SLG: 0.255		0-0 6-3		0-0 F8		0-0 P5		0-3 K		3	0	0	0	0	0	1				
Greg Minton, S (7,1)										1	0	0	0	0	1	0	GIANTS			
Inning Stats	R: 2 E: 0 K: 1 S: 7	H: 2 LOB: 1 BB: 1 P: 11	R: 0 E: 0 K: 1 S: 5	H: 0 LOB: 0 BB: 0 P: 5	R: 3 E: 0 K: 1 S: 9	H: 5 LOB: 2 BB: 1 P: 13	R: 0 E: 0 K: 0 S: 3	H: 0 LOB: 1 BB: 1 P: 7	R: 0 E: 0 K: 0 S: 3	H: 1 LOB: 0 BB: 0 P: 3	R: 1 E: 0 K: 0 S: 4	H: 1 LOB: 3 BB: 3 P: 16	R: 0 E: 0 K: 0 S: 3	H: 0 LOB: 0 BB: 0 P: 3	R: 0 E: 0 K: 0 S: 3	H: 0 LOB: 0 BB: 0 P: 3		1B: 8 2B: 1 3B: 0 HR: 0	SF: 0 SAC: 0 DP: 1 HBP: 0	WP: 0 PB: 0 SB: 0 CS: 1
PITCHER	IP WLS BF H R ER SO BB IBB HBP BLK WP HR S P ERA WHIP																			
Phil Niekro, R (1,1) ERA: 3.1	2.2 L 16 7 5 5 3 2 0 0 0 0 0 0 20 28 16.88 3.375																			
Bob Walk, R (3,1) ERA: 4.57	2.1 8 1 0 0 0 1 0 0 0 0 0 0 7 11 0.00 0.857																			
Steve Bedrosian, R (6,1) ERA: 4.44	2.0 10 1 1 1 0 3 0 0 0 0 0 0 7 19 4.50 2.000																			
José Álvarez, R (8,1) ERA:	2.0 6 0 0 0 2 0 0 0 0 0 0 0 10 10 0.00 0.000																			

Batter	1	2	3	4	5	6	7	8	9	AB	R	H	RBI	BB	SO	LOB	BOTTOM					
Brett Butler, L (1,9) OBP: 0.362, SLG: 0.324	0-0 P6		0-3 K		0-0 S 1B		0-0 4-3			4	0	1	1	0	1	1	San Francisco Giants @ Atlanta Braves Atlanta-Fulton County Stadium, Atlanta, GA Thu Oct 01 1981, 7:05 PM EDT Att: 2,160 - Unknown livebaseballscorecards.com					
Rufino Linares, R (1,7) OBP: 0.285, SLG: 0.375	0-0 F7		0-0 5-3		0-0 F9		0-0 6-3			4	0	0	0	0	0	2						
Bob Homer, R (1,5) OBP: 0.340, SLG: 0.442	0-0 1B		0-0 HR			0-3 K		0-0 FC6-4 1B		4	1	3	1	0	1	0						
Chris Chambliss, L (1,3) OBP: 0.342, SLG: 0.399	0-0 G3		0-3 K			0-0 2B		0-0 F7		4	0	1	0	0	1	2						
Dale Murphy, R (1,8) OBP: 0.323, SLG: 0.396		0-0 6-3		0-0 F9		0-0 6-3		0-0 FC6-4		4	0	0	0	0	0	2						
Glenn Hubbard, R (1,4) OBP: 0.304, SLG: 0.351		0-3 K		0-0 F9		0-0 L6		0-0 5-3		4	0	0	0	0	1	2						
Matt Sinatro, R (1,2) OBP: 0.393, SLG: 0.333		0-0 1B 2B		0-3 K			4-0 3-1 1B 4-3 BB		0-0 5-3	3	1	1	0	1	1	0						
Paul Runge, R (1,6) OBP: 0.350, SLG: 0.333		0-0 2-3 1B			0-0 6-3		0-0 4-3 3-1 1B		0-0 1-3	4	0	2	0	0	0	0						
Phil Niekro, R (1,1) OBP: 0.077, SLG: 0.077		0-0 F9			0-0 6-3		0-0 3-1		0-0 3-1	1	0	0	0	0	0	2						
Bob Walk, R (3,1) OBP: 0.143, SLG: 0.143										0	0	0	0	0	0	0						
Brian Aspinette, R (5, PH) OBP: 0.302, SLG: 0.302										0	0	0	0	0	0	0						
Steve Bedrosian, R (6,1) OBP: 0.302, SLG: 0.302										0	0	0	0	0	0	0						
Larry Whitenton, L (7, PH) OBP: 0.426, SLG: 0.326										0	0	0	0	0	0	2						
José Álvarez, R (8,1) OBP: 0.204, SLG: 0.255										0	0	0	0	0	0	0						
Bill Pogoroba, S (9, PH) OBP: 0.000, SLG: 0.215										0	0	0	0	0	0	0						
Inning Stats	R: 0 E: 0 K: 0 S: 4	H: 1 LOB: 1 BB: 0 P: 4	R: 0 E: 0 K: 1 S: 7	H: 2 LOB: 2 BB: 0 P: 7	R: 1 E: 0 K: 2 S: 8	H: 1 LOB: 0 BB: 0 P: 8	R: 0 E: 0 K: 1 S: 5	H: 0 LOB: 0 BB: 0 P: 5	R: 0 E: 0 K: 0 S: 4	H: 1 LOB: 1 BB: 0 P: 4	R: 0 E: 0 K: 1 S: 6	H: 1 LOB: 1 BB: 0 P: 6	R: 1 E: 0 K: 0 S: 4	H: 1 LOB: 1 BB: 1 P: 8	R: 0 E: 0 K: 0 S: 4	H: 1 LOB: 1 BB: 0 P: 4	R: 0 E: 0 K: 0 S: 3	H: 0 LOB: 0 BB: 0 P: 3	1B: 5 2B: 2 3B: 0 HR: 1	SF: 0 SAC: 0 DP: 0 HBP: 0	WP: 0 PB: 0 SB: 1 CS: 0	PA: 36
PITCHER	IP WLS BF H R ER SO BB IBB HBP BLK WP HR S P ERA WHIP																					
Doyle Alexander, R (1,1) ERA: 2.89	6.0 W 24 6 1 1 5 0 0 0 0 0 0 0 1 34 34 1.50 1.000																					
Greg Minton, R (7,1) ERA: 2.92	3.0 S 12 2 1 1 0 1 0 0 0 0 0 0 11 15 3.00 1.000																					

Batter	1	2	3	4	5	6	7	8	9	10	11	12	13	AB	R	H	RBI	BB	SO	LOB	TOP					
Ozzie Smith, S OBP: 0.295, SLG: 0.257 (1, 6)														5	2	0	0	2	2	3						
Juan Bonilla, R OBP: 0.340, SLG: 0.349 (1, 4)														5	0	2	0	0	0	0						
Luis Salazar, R OBP: 0.325, SLG: 0.401 (8, 9) (11, 5)														6	0	1	1	0	3	2						
Barry Evans, R OBP: 0.375, SLG: 0.380 (10, PH) Randy Bass, L OBP: 0.299, SLG: 0.320 (10, 3)														4	0	1	0	0	0	4						
Dave Edwards, R OBP: 0.286, SLG: 0.327 (11, 9)														5	2	2	0	1	2	2						
Jose Moreno, S OBP: 0.234, SLG: 0.239 (8, 9) Ruppert Jones, L OBP: 0.314, SLG: 0.367														4	0	1	0	0	0	2						
Doug Gwostz, R OBP: 0.245, SLG: 0.247 Broderick Perkins, LF OBP: 0.255, SLG: 0.255 Gary Lucas, L OBP: 0.255, SLG: 0.255 Jim Frazier, R OBP: 0.255, SLG: 0.255 John Littlefield, R OBP: 0.255, SLG: 0.255 Danny Boone, L OBP: 0.255, SLG: 0.255														3	0	1	1	0	1	2						
Mario Ramirez, R OBP: 0.250, SLG: 0.100 Gene Richards, L OBP: 0.372, SLG: 0.410 (11, 7)														3	0	0	0	1	2							
Juan Eichelberger, R OBP: 0.087, SLG: 0.087 Steve Swisher, R OBP: 0.200, SLG: 0.143 Eric Show, R OBP: 0.330, SLG: 0.383 (11, 2)														3	0	0	0	0	1	2						
Inning Stats	R: 0 E: 0 K: 1 S: 5	H: 0 LOB: 0 BB: 0 P: 5	R: 0 E: 0 K: 1 S: 6	H: 1 LOB: 1 BB: 0 P: 6	R: 1 E: 0 K: 1 S: 9	H: 2 LOB: 2 BB: 1 P: 13	R: 1 E: 0 K: 2 S: 7	H: 2 LOB: 1 BB: 0 P: 7	R: 1 E: 2 K: 0 S: 8	H: 0 LOB: 1 BB: 1 P: 12	R: 0 E: 0 K: 0 S: 4	H: 1 LOB: 1 BB: 0 P: 4	R: 0 E: 0 K: 1 S: 5	H: 0 LOB: 0 BB: 0 P: 3	R: 0 E: 0 K: 1 S: 5	H: 0 LOB: 0 BB: 0 P: 5	R: 0 E: 1 K: 1 S: 6	H: 0 LOB: 2 BB: 2 P: 14	1B: 5 2B: 2 3B: 1 HR: 0	SF: 1 SAC: 2 DP: 0 HBP: 0	W/P: 0 PB: 0 SB: 2 CS: 0	PA: 55				
PITCHER	IP 8.0	WLS 36	BF 8	H 3	ER 2	SO 9	BB 2	IBB 1	HBP 0	BLK 0	WP 0	HR 0	S 51	P 63	ERA 2.25	WHIP 1.250										
Al Holland, L ERA: 2.41	2.0	6	0	0	0	1	0	0	0	0	0	0	8	8	0.00	0.000										
Fred Branning, R ERA: 2.61	3.0	L	13	0	1	0	3	2	1	0	0	0	16	28	0.00	0.667										
Mike Rowland, R ERA: 3.45																										

San Diego Padres @ San Francisco Giants
Candlestick Park, San Francisco, CA
Sat Oct 03 1981, 6:33 AM EDT
Unknown

AB 46
R 4
H 8
RBI 2
BB 6
SO 13
LOB 23



Batter	1	2	3	4	5	6	7	8	9	10	11	12	13	AB	R	H	RBI	BB	SO	LOB	BOTTOM					
Max Venable, L OBP: 0.296, SLG: 0.375 Larry Herndon, R OBP: 0.325, SLG: 0.415 (13, PH)														5	1	2	1	1	0	3						
Joe Pettini, R OBP: 0.160, SLG: 0.091 (1, 6)														5	0	0	1	1	1	1						
Jim Wohlford, R OBP: 0.203, SLG: 0.250 (1, 7)														6	0	0	0	0	1	2						
Jeffrey Leonard, R OBP: 0.331, SLG: 0.488 (1, 8)														5	0	3	0	1	1	0						
Dave Bergman, L OBP: 0.331, SLG: 0.395 (1, 3)														4	0	1	0	2	1	4						
Bob Brenly, R OBP: 0.432, SLG: 0.514 (1, 5)														4	1	1	0	1	1	4						
Jeff Ransom, R OBP: 0.250, SLG: 0.143 (1, 2)														5	1	1	0	1	1	1						
Guy Sularz, R OBP: 0.250, SLG: 0.214 (1, 4)														5	0	2	1	0	1	4						
Al Holland, R ERA: 3.33 Darryl Strawberry, LF OBP: 0.288, SLG: 0.477 Fred Branning, R ERA: 1.96 Gary Lucas, L ERA: 2.10 John Littlefield, R ERA: 3.02 Danny Boone, L ERA: 2.88														3	0	0	0	0	1	5						
Inning Stats	R: 1 E: 0 K: 0 S: 4	H: 1 LOB: 1 BB: 1 P: 8	R: 2 E: 0 K: 1 S: 7	H: 2 LOB: 1 BB: 1 P: 11	R: 0 E: 0 K: 1 S: 5	H: 1 LOB: 2 BB: 1 P: 9	R: 0 E: 0 K: 0 S: 5	H: 2 LOB: 3 BB: 1 P: 9	R: 0 E: 0 K: 0 S: 3	H: 1 LOB: 2 BB: 2 P: 11	R: 0 E: 0 K: 2 S: 7	H: 0 LOB: 2 BB: 1 P: 12	R: 0 E: 0 K: 1 S: 6	H: 1 LOB: 2 BB: 1 P: 10	R: 0 E: 0 K: 0 S: 4	H: 0 LOB: 0 BB: 0 P: 4	R: 0 E: 0 K: 1 S: 5	H: 0 LOB: 0 BB: 0 P: 5	R: 0 E: 0 K: 1 S: 5	H: 0 LOB: 0 BB: 0 P: 5	R: 0 E: 0 K: 0 S: 2	H: 0 LOB: 1 BB: 1 P: 6	1B: 4 2B: 5 3B: 2 HR: 0	SF: 1 SAC: 0 DP: 3 HBP: 1	W/P: 2 PB: 0 SB: 1 CS: 2	PA: 55
PITCHER	IP 7.0	WLS 32	BF 8	H 3	ER 3	SO 3	BB 3	IBB 3	HBP 0	BLK 0	WP 1	HR 0	S 32	P 56	ERA 3.86	WHIP 1.571										
Juan Eichelberger, R ERA: 3.13	3.0	14	2	0	0	3	1	1	0	0	0	0	17	26	0.00	1.000										
Eric Show, R ERA: 1.96	2.0	W	6	0	0	0	2	0	0	0	0	0	10	10	0.00	0.000										
John Littlefield, R ERA: 3.02	0.1	2	0	0	0	0	1	0	0	0	0	0	1	5	0.00	3.000										
Danny Boone, L ERA: 2.88	0.2	S	1	0	0	0	0	0	0	0	0	0	1	1	0.00	0.000										

San Diego Padres @ San Francisco Giants
Candlestick Park, San Francisco, CA
Sat Oct 03 1981, 6:33 AM EDT
Unknown

AB 44
R 3
H 10
RBI 3
BB 9
SO 8
LOB 26



Batter	1	2	3	4	5	6	7	8	9	AB	R	H	RBI	BB	SO	LOB	TOP
Ozzie Smith, S OBP: 0.294, SLG: 0.256 (1, 6)	4-3		1B 4-3		F8		F3		K	5	1	1	0	0	1	2	San Diego Padres @ San Francisco Giants Candlestick Park, San Francisco, CA Sat Oct 03 1981, 6:38 AM EDT Att: 4,313 - Unknown livebaseballscorecards.com
Juan Bonilla, R OBP: 0.338, SLG: 0.348 (1, 4)	1B		SF7		6-3			4-3	4-3	4	1	1	1	0	0	1	
Gene Richards, L OBP: 0.373, SLG: 0.409 (1, 7)	1B		2B 4-3		F8			6-3		3	1	1	0	1	0	0	
Terry Kennedy, L OBP: 0.337, SLG: 0.382 (1, 2)	E3		4-3		4-3			K		4	0	1	2	0	1	1	
Ruppert Jones, L OBP: 0.316, SLG: 0.371 (1, 8)	G4-6-3		1B 2B		F8				E 1B 2B	4	1	2	1	0	0	2	
Luis Salazar, R OBP: 0.329, SLG: 0.403 (9, 5)		B2-3		1B		CS BB			E5 2B 1B	3	1	2	0	1	0	0	
Randy Bass, L OBP: 0.294, SLG: 0.314 John Littlefield, R (7, 1)	3-1			4-3		CS	G3		K	3	0	0	0	0	0	0	
Dave Edwards, R OBP: 0.283, SLG: 0.324 (9, PH)				4-3		1-2			K	1	0	0	0	0	1	2	
Tim Flannery, L OBP: 0.261, SLG: 0.338 Jose Moreno, S OBP: 0.250, SLG: 0.277 Mike Armstrong, R (9, 1)	6-3			4-3			FC4-6 1B		1B 2B	3	0	1	0	0	0	0	
Tim Lollar, L OBP: 0.250, SLG: 0.333 Broderick Perkins, L OBP: 0.311, SLG: 0.352 (7, 3)			1B SF7 BB	4-3		1-2	FC4-6		1B	1	1	0	0	1	0	0	
Inning Stats	R: 1 E: 1 K: 0 S: 4	H: 2 LOB: 1 BB: 1 P: 8	R: 0 E: 0 K: 0 S: 3	H: 0 LOB: 0 BB: 0 P: 3	R: 3 E: 0 K: 0 S: 6	H: 4 LOB: 2 BB: 1 P: 10	R: 0 E: 0 K: 0 S: 3	H: 0 LOB: 0 BB: 0 P: 3	R: 0 E: 1 K: 0 S: 4	H: 1 LOB: 1 BB: 0 P: 4	R: 0 E: 0 K: 1 S: 5	H: 0 LOB: 0 BB: 0 P: 5	R: 3 E: 1 K: 2 S: 11	H: 4 LOB: 1 BB: 0 P: 11	1B: 9 2B: 2 3B: 0 HR: 0	SF: 1 SAC: 0 DP: 1 HBP: 0	WP: 0 PA: 39 PB: 0 CS: 1 SB: 1
PITCHER	IP WLS BF H R ER SO BB IBB HBP BLK WP HR S P ERA WHIP	7.0 L 28 7 4 4 0 3 0 0 0 0 0 25 37 5.14 1.429	2.0 10 4 3 3 3 0 0 0 0 0 0 16 16 13.50 2.000														

Batter	1	2	3	4	5	6	7	8	9	AB	R	H	RBI	BB	SO	LOB	BOTTOM
Max Venable, L OBP: 0.290, SLG: 0.357 (1, 9)	CS 1B	FC1-2			4-3		F9			4	0	1	0	0	0	3	San Diego Padres @ San Francisco Giants Candlestick Park, San Francisco, CA Sat Oct 03 1981, 6:38 AM EDT Att: 4,313 - Unknown livebaseballscorecards.com
Joe Pettini, R OBP: 0.207, SLG: 0.120 (1, 6)	FC3-6 BB	K			2B 1B		L5			3	1	1	0	1	1	3	
Jim Wohlford, R OBP: 0.191, SLG: 0.234 (1, 7)	FC3-6 FC6-4		6-3		F9			6-3		4	0	0	0	0	0	2	
Jeffrey Leonard, R OBP: 0.342, SLG: 0.510 (1, 3)	FC6-4					1-H	2B		CS BB	3	0	2	1	1	0	1	
Jerry Martin, R OBP: 0.309, SLG: 0.340 (1, 8)		HBP 1B BB	F4		F3			1-3		3	1	0	0	1	0	3	
Bob Brenly, R OBP: 0.438, SLG: 0.512 (1, 5)		1B HBP FC1-2 1B	F8			G6-4-3 1B		F8		4	0	2	0	0	0	1	
Jeff Ransom, R OBP: 0.167, SLG: 0.091 (1, 2)		F8			F7		G6-4-3 1B	F9		4	0	0	0	0	0	3	
Guy Sularz, R OBP: 0.250, SLG: 0.176 (1, 4)		FC1-2 HBP			5-3			6-3		3	0	0	0	0	1	0	
Alan Hargeshimer, R OBP: 0.200, SLG: 0.200 Dave Bergman, L OBP: 0.329, SLG: 0.392 Bob Tufts, L (8, 1)		FC1-2 HBP			1-3		F8			2	0	1	1	0	0	0	
Inning Stats	R: 0 E: 0 K: 0 S: 3	H: 1 LOB: 1 BB: 1 P: 7	R: 1 E: 0 K: 1 S: 7	H: 2 LOB: 3 BB: 1 P: 12	R: 0 E: 0 K: 0 S: 4	H: 1 LOB: 1 BB: 0 P: 4	R: 0 E: 0 K: 0 S: 3	H: 0 LOB: 0 BB: 0 P: 3	R: 1 E: 0 K: 0 S: 5	H: 2 LOB: 1 BB: 0 P: 5	R: 0 E: 0 K: 0 S: 3	H: 1 LOB: 0 BB: 0 P: 3	R: 0 E: 0 K: 1 S: 5	H: 0 LOB: 0 BB: 1 P: 5	1B: 5 2B: 1 3B: 1 HR: 0	SF: 0 SAC: 0 DP: 1 HBP: 1	
PITCHER	IP WLS BF H R ER SO BB IBB HBP BLK WP HR S P ERA WHIP	6.0 W 26 7 2 2 1 2 0 1 0 0 5 9 0.00 0.500	1.0 3 0 0 0 1 0 0 0 0 0 0 5 5 0.00 0.000														



Batter	1	2	3	4	5	6	7	8	9	AB	R	H	RBI	BB	SO	LOB	TOP				
Luis Salazar R (1.5) OBP: 0.329, SLG: 0.403 Tim Flannery L (5.5) OBP: 0.268, SLG: 0.343	G3		FC6-4 1B		4-3		S 1B 1B		6-3	3	0	1	1	0	0	0					
Juan Bonilla R (1.4) OBP: 0.337, SLG: 0.344	L3		FC6-4 BLK		E BB		5-3		4-3	4	0	0	0	1	0	3					
Gene Richards L (1.7) OBP: 0.373, SLG: 0.407 Alan Wiggins S (5.7) OBP: 0.300, SLG: 0.357	6-3		1-2 3-H 2-3 BB		E6				1B	2	0	0	0	1	0	1					
Barry Evans R (1.3) OBP: 0.371, SLG: 0.376 Brodieck Perkins L (3. PH) OBP: 0.314, SLG: 0.398		F9	4-3		F4				SH1-4 1B	1	0	0	0	0	0	0					
Dave Edwards R (1.9) OBP: 0.282, SLG: 0.321	5-3			K		S 1B			SH1-4 F9	4	0	1	0	0	1	2					
Ruppert Jones L (1.8) OBP: 0.318, SLG: 0.370	3-1					K			E 1B IBB	3	0	1	0	1	1	1					
Terry Kennedy L (1.2) OBP: 0.241, SLG: 0.250 Doug Gwosdz R (4.2) OBP: 0.241, SLG: 0.250			1B 1-3 1B			K2-3			E 1B	2	1	2	0	0	0	0					
Ozzie Smith S (1.6) OBP: 0.294, SLG: 0.256 Mario Ramirez R (3.6) OBP: 0.200, SLG: 0.077			1-3 1B		K				E5 G4-6-3	1	0	0	0	0	0	1					
Steve Mura R (1.1) OBP: 0.174, SLG: 0.159 Jose Morones S (7. PH) OBP: 0.247, SLG: 0.271 John Littlefield R (7.1) OBP: 0.250, SLG: 0.250 Randy Esch S (8. PH) OBP: 0.250, SLG: 0.313 Eric Show R (8.1) OBP: 0.250, SLG: 0.250 Danny Boone L (8.1) OBP: 0.250, SLG: 0.250 John Littlefield R (8.1)			FC6-4 BLK 1B		5-3		K		G4-6-3 1-2 2-3	2	1	1	0	0	0	0					
Inning Stats	R: 0 E: 0 K: 0 S: 3	H: 0 LOB: 0 BB: 0 P: 3	R: 0 E: 0 K: 0 S: 3	H: 0 LOB: 0 BB: 0 P: 3	R: 2 E: 0 K: 0 S: 6	H: 3 LOB: 2 BB: 1 P: 10	R: 0 E: 0 K: 2 S: 8	H: 2 LOB: 1 BB: 0 P: 8	R: 0 E: 1 K: 3 S: 10	H: 1 LOB: 1 BB: 0 P: 10	R: 0 E: 0 K: 1 S: 6	H: 2 LOB: 2 BB: 0 P: 6	R: 1 E: 0 K: 0 S: 5	H: 2 LOB: 2 BB: 0 P: 9	R: 0 E: 0 K: 0 S: 5	H: 2 LOB: 2 BB: 0 P: 5	1B: 11 2B: 1 3B: 0 HR: 0	SF: 0 SAC: 1 DP: 1 HBP: 0	WP: 0 PB: 0 SB: 2 CS: 0	PA: 41	
PITCHER	IP WLS BF H R ER SO BB IBB HBP BLK WP HR S P ERA WHIP																				
Gary Lavelle L (1.1) ERA: 3.84	2.2	11	3	2	2	0	0	0	0	0	0	11	11	6.75	1.125						
Fred Breining R (3.1) ERA: 2.55	5.1	W 25	7	1	1	6	2	1	0	1	0	0	34	46	1.69	1.688					
Greg Minton R (9.1) ERA: 2.88	1.0	S 5	2	0	0	0	0	0	0	0	0	0	5	5	0.00	2.000					

San Diego Padres @ San Francisco Giants
Candlestick Park, San Francisco, CA
Sun Oct 04 1981, 6:33 AM EDT
Att: 16,006 - Unknown

AB 37
R 3
H 12
RBI 2
BB 3
SO 6
LOB 20



Batter	1	2	3	4	5	6	7	8	9	AB	R	H	RBI	BB	SO	LOB	BOTTOM			
Max Venable L (1.9) OBP: 0.278, SLG: 0.313	S E BB		F9	F6		4-3			K	4	1	0	0	1	1	6				
Joe Pettini R (1.6) OBP: 0.182, SLG: 0.103 Larry Herndon R (8. PH) OBP: 0.325, SLG: 0.415 Milt May L (8. PH) OBP: 0.376, SLG: 0.383 Greg Minton S (9.1)	F8		6-3		G3		6-3	G3		4	0	0	0	0	0	1				
Jim Wohlford R (1.7) OBP: 0.205, SLG: 0.250	K		BB BB		1B 2B		6-3	F5		4	0	1	0	1	1	3				
Jerry Martin R (1.8) OBP: 0.308, SLG: 0.336	E6		BB BB		F8		K			3	0	0	0	1	1	1				
Dave Bergman L (1.3) OBP: 0.333, SLG: 0.391	4-3		4-3		1B			1B E BB		3	1	1	0	1	0	3				
Bob Brenly R (1.5) OBP: 0.423, SLG: 0.489		F8		F8	6-3			E 1B 1B		4	1	1	0	0	0	2				
Jeff Ransom R (1.2) OBP: 0.313, SLG: 0.333				SH1-4 BB 1B		F8		E7 1B G3 1B		4	1	3	0	0	0	0				
Guy Sularz R (1.4) OBP: 0.292, SLG: 0.200		L9		SH1-4 BB		K		G3 1B		3	0	1	1	1	1	1				
Gary Lavelle S (1.1) OBP: 0.333, SLG: 0.364 Fred Breining R (3.1) Darrell Evans L (8. PH) OBP: 0.350, SLG: 0.417 Jeffrey Leonard R (8. PH) OBP: 0.346, SLG: 0.510 Johnnie L McMaster R (9.6) OBP: 0.300, SLG: 0.267				SH1-4				G3 IBB		1	0	0	0	0	1	1				
Inning Stats	R: 1 E: 1 K: 1 S: 6	H: 0 LOB: 1 BB: 1 P: 10	R: 0 E: 0 K: 1 S: 6	H: 1 LOB: 1 BB: 0 P: 6	R: 0 E: 0 K: 0 S: 3	H: 0 LOB: 2 BB: 2 P: 11	R: 0 E: 0 K: 0 S: 4	H: 1 LOB: 2 BB: 1 P: 8	R: 0 E: 0 K: 1 S: 5	H: 2 LOB: 0 BB: 0 P: 5	R: 0 E: 0 K: 1 S: 5	H: 0 LOB: 0 BB: 0 P: 5	R: 3 E: 1 K: 1 S: 8	H: 3 LOB: 3 BB: 2 P: 16	R: 0 E: 0 K: 0 S: 5	H: 0 LOB: 0 BB: 0 P: 5	1B: 5 2B: 2 3B: 0 HR: 0	SF: 0 SAC: 1 DP: 0 HBP: 0	WP: 0 PB: 0 SB: 1 CS: 0	PA: 39
PITCHER	IP WLS BF H R ER SO BB IBB HBP BLK WP HR S P ERA WHIP																			
Steve Mura R (1.1) ERA: 4.28	6.0	28	4	1	0	3	5	0	0	0	0	29	49	0.00	1.500					
John Littlefield R (7.1) ERA: 2.39	1.0	3	0	0	0	1	0	0	0	0	0	5	5	0.00	0.000					
Eric Show R (8.1) ERA: 3.13	0.0	L 4	3	3	3	0	1	0	0	0	0	3	7	*	*					
Danny Boone L (8.1) ERA: 2.84	0.1	2	0	0	0	1	0	1	0	0	0	3	7	0.00	0.000					
John Littlefield R (8.1) ERA: 3.86	0.2	2	0	0	0	0	0	0	0	0	0	2	2	0.00	0.000					

San Diego Padres @ San Francisco Giants
Candlestick Park, San Francisco, CA
Sun Oct 04 1981, 6:33 AM EDT
Att: 16,006 - Unknown

AB 31
R 4
H 7
RBI 2
BB 7
SO 5
LOB 20

