

San Francisco Giants - 1982

Batter	1	2	3	4	5	6	7	8	9	AB R H RBI BB SO LOB	TOP																
Chili Davis, S (1, 7) 0-0 S	0-3 K		0-3 K		0-0 6-3		0-0 F8		0-3 K	5 0 0 0 0 3 0	<p>San Francisco Giants @ Los Angeles Dodgers Dodger Stadium, Los Angeles, CA</p> <p>Tue Apr 06 1982, 3:33 AM PST Att. 49,662 - Unknown</p>																
Joe Morgan, L (1, 4) OBP: 0.200, SLG: 0.200	0-0 4-3		0-0 WP 1B		0-0 G1		0-0 F9		0-0 F7	5 0 1 0 0 0 0																	
Jack Clark, R (1, 9) OBP: 0.500, SLG: 1.333	0-0 HR		0-0 F8 1-2			0-0 F8	4-0 FC5-4 BB			3 1 1 1 1 0 1																	
Reggie Smith, S (1, 3) OBP: 0.750, SLG: 0.667 Gary Lavelle, S (7, 1) Greg Minton, S (9, 1)	0-0 1B			0-0 FC4-6 1B		4-0 BB 1B	0-0 FC5-4 1-2f			3 1 2 0 1 0 1 0 0 0 0 0 0 0 0 0 0 0 0 0 0																	
Darrell Evans, L (1, 5) (8, 3)	0-0 F8			0-0 FC4-6 1B 1-2f		4-0 1B 1B BB		0-0 F8		3 1 0 0 1 0 2																	
Jeffrey Leonard, R (1, 8) OBP: 0.500, SLG: 0.500		0-0 4-3		0-0 F8		0-0 1B 1B 1B		0-0 E S CS 1B		4 0 2 1 0 0 1																	
Milt May, L (1, 2) OBP: 0.500, SLG: 0.500		0-0 3-1		0-0 1B 1B		0-0 1B 1B		0-0 P3		4 0 2 1 0 0 1																	
Johnnie LeMaster, R (1, 6) OBP: 0.250, SLG: 0.250		0-0 F4		0-0 G3		0-0 G6-4-3 1B		0-0 E6 1-3		4 0 1 0 0 0 3																	
Al Holland, R (1, 1) Jim Wohlford, R (8, PH) Jim Barr, R (6, 1) Dave Bergman, L (7, 3) Guy Sularz, R (8, PH) (8, 5)			0-0 4-3		0-0 5-3	0-0 G6-4-3 1-2f		0-0 CS 3-H	0-0 F9	2 0 0 0 0 0 0 1 0 0 0 0 0 3 0 0 0 0 0 0 0 0 0 0 0 0 0 0 1 0 0 0 0 0 0																	
Inning Stats	R: 1 E: 0 K: 1 S: 7	H: 2 LOB: 1 BB: 0 P: 7	R: 0 E: 0 K: 0 S: 3	H: 0 LOB: 0 BB: 0 P: 3	R: 0 E: 0 K: 1 S: 6	H: 1 LOB: 1 BB: 0 P: 6	R: 0 E: 0 K: 0 S: 5	H: 2 LOB: 2 BB: 0 P: 5	R: 0 E: 0 K: 0 S: 3	H: 0 LOB: 0 BB: 0 P: 3		R: 2 E: 0 K: 0 S: 5	H: 3 LOB: 2 BB: 2 P: 13	R: 0 E: 0 K: 0 S: 3	H: 0 LOB: 1 BB: 1 P: 7	R: 0 E: 1 K: 0 S: 4	H: 1 LOB: 1 BB: 0 P: 4	R: 0 E: 0 K: 1 S: 5	H: 0 LOB: 0 BB: 0 P: 5	1B: 8 2B: 0 3B: 0 HR: 1	SF: 0 SAC: 0 DP: 1 HBP: 0	WP: 1 PB: 0 SB: 1 CS: 1	PA: 39				
PITCHER	IP WLS BF H R ER SO BB IBB HBP BLK WP HR S P ERA WHIP																										
Jerry Reuss, L (1, 1) ERA: 5.06	5.1		26	8	3	3	2	2	0	0	0	1	1	28	36	5.06	1.875										
Dave Stewart, R (6, 1) ERA:	1.2		5	0	0	0	0	1	0	0	0	0	0	4	8	0.00	0.600										
Terry Forster, L (8, 1) ERA:	2.0	W	7	1	0	0	1	0	0	0	0	0	0	9	9	0.00	0.500										

livebaseballscorecards.com

AB	35
R	3
H	9
RBI	3
BB	3
SO	3
LOB	12



Batter	1	2	3	4	5	6	7	8	9	AB	R	H	RBI	BB	SO	LOB
Steve Sax, R (1, 4) OBP: 0.600, SLG: 0.500	0-0 F9-3 1B		4-0 BB 1B SF9 BB		0-0 F8		0-0 F4		0-0 1B IBB	4	1	2	0	1	0	2
Ken Landreaux, L (1, 8) OBP: 0.250, SLG: 0.250 Ron Roenicke, S (9, PH)	0-0 F9-3 1-2		0-0 BB 1B		0-0 L5		0-0 3-1		4-0 1B IBB	4	0	1	1	0	0	3
Dusty Baker Jr., R (1, 7) OBP: 0.400, SLG: 0.250	0-0 F9		4-0 1-2 2-3 BB		0-0 F7			0-0 5-3	0-0 1-2 2-3 3-H 1B	4	0	1	1	1	0	0
Steve Garvey, R (1, 3)		0-3 K	0-0 SF9		0-0 F8			0-3 K		3	0	0	1	0	2	0
Ron Cey, R (1, 5) OBP: 0.500, SLG: 0.750		0-0 L5-4 1B	0-3 K		0-0 L5			0-0 2B		4	0	2	0	0	1	2
Pedro Guerrero, R (1, 9) OBP: 0.500, SLG: 0.333		0-0 1-2 1B		0-0 E6 CS		0-0 F9		4-0 IBB		3	0	1	0	1	0	0
Steve Yeager, R (1, 2) OBP: 0.500, SLG: 1.250		0-0 L5-4 2-3		0-0 1-2 HR			0-0 SH2-4 1B		0-0 3-1	4	1	2	1	0	0	4
Bill Russell, R (1, 6) OBP: 0.667, SLG: 1.000			0-0 FC1-6 1B		0-0 F7		0-0 SH2-4		0-0 1B 2B	3	1	2	0	0	0	0
Jerry Reuss, L (1, 1)			0-0 FC1-6 BB 1B		0-3 K		4-0 IBB		0-3 K	2	1	0	0	0	1	1
Dave Stewart, R (6, 1)										0	0	0	0	0	0	0
Rick Monday, L (7, PH)										0	0	0	0	1	0	0
Terry Forster, L (8, 1)										0	0	0	0	0	0	0
Mark Belanger, R (9, PH)										1	0	0	0	0	1	1

Inning Stats	R: 0	H: 1	E: 0	K: 0	S: 3	H: 2	LOB: 1	E: 0	K: 1	S: 6	R: 2	H: 2	E: 0	K: 1	S: 7	R: 1	H: 1	E: 1	K: 1	S: 6	R: 0	H: 0	E: 0	K: 0	S: 3	R: 0	H: 1	E: 0	K: 1	S: 6	R: 1	H: 3	E: 0	K: 1	S: 6	1B: 8	SF: 1	2B: 4	3B: 0	HR: 1	WP: 0	PB: 0	SB: 0	CS: 1	PA: 39
--------------	------	------	------	------	------	------	--------	------	------	------	------	------	------	------	------	------	------	------	------	------	------	------	------	------	------	------	------	------	------	------	------	------	------	------	------	-------	-------	-------	-------	-------	-------	-------	-------	-------	--------


PITCHER	IP	WLS	BF	H	R	ER	SO	BB	IBB	HBP	BLK	WP	HR	S	P	ERA	WHIP
Al Holland, L (1, 1) ERA: 5.4	5.0		21	6	3	3	3	2	0	0	0	0	1	25	33	5.40	1.600
Jim Barr, R (6, 1) ERA:	1.2		7	1	0	0	0	0	1	0	0	0	0	6	10	0.00	0.600
Gary Lavelle, L (7, 1) ERA: 5.4	1.2	L	10	3	1	1	2	0	2	0	0	0	0	12	20	5.40	1.800
Greg Minton, R (9, 1) ERA:	0.0		1	1	0	0	0	0	0	0	0	0	0	1	1	∞	∞

BOTTOM


San Francisco Giants @ Los Angeles Dodgers
Dodger Stadium, Los Angeles, CA

Tue Apr 06 1982, 3:33 AM PST
Att. 49,662 - Unknown

AB	32
R	4
H	11
RBI	4
BB	5
SO	5
LOB	13



PITCHER	IP	WLS	BF	H	R	ER	SO	BB	IBB	HBP	BLK	WP	HR	S	P	ERA	WHIP
---------	----	-----	----	---	---	----	----	----	-----	-----	-----	----	----	---	---	-----	------

Batter	1	2	3	4	5	6	7	8	9	AB R H RBI BB SO LOB	TOP									
Chili Davis, S (1, 7) X	0-0 F8 ①	4-0 BB 1-2 2-3			0-0 P4 ②			0-3 K ①		3 0 0 0 1 1 0	<p>San Francisco Giants @ Los Angeles Dodgers Dodger Stadium, Los Angeles, CA</p> <p>Wed Apr 07 1982, 6:05 PM PST Att: 36,207 - Unknown</p>									
Joe Morgan, L (1, 4) X	0-0 F8 ②	0-0 1-3 ③			0-0 3-1 ③		0-3 K ②		4 0 0 0 0 1 3											
Jack Clark, R (1, 9) X	0-0 F8 ③			4-0 CS BB		0-0 F8 ①		0-0 6-3 ③		3 0 0 0 1 0 0										
Reggie Smith, S (1, 3)		0-0 F8 S 1B	0-0 L6 ① ②		0-0 F7 ②			0-0 6-3 ①		4 1 1 0 0 0 1										
Darrell Evans, L (1, 5)		0-0 F8 ①	0-0 F8 ③		0-0 F7 ③			0-0 F9 ②		4 0 0 0 0 0 1										
Jeffrey Leonard, R (1, 8)		1-0 1B 1B HBP		0-0 F8 ①		0-0 F7 ①		0-0 6-3 ③		3 1 0 0 0 0 0										
Milt May, L (1, 2)		0-0 BB 1B 1B		0-0 4-3 ②		0-0 1B				3 0 2 1 0 0 0										
Johnnie LeMaster, R (1, 6)		0-0 BB 1B		0-0 F7 ③		0-3 K ②				3 0 1 1 0 1 1										
Alan Fowlkes, R (1, 1)		0-3 K ②			0-3 K ①		0-0 G3 ③			1 0 0 0 0 0 1 2										
Fred Breining, R (2, 1)										0 0 0 0 0 0 0 0										
Duane Kuiper, L (5, PH)										1 0 0 0 0 0 1 0	<p>WP: 0 PA: 33</p> <p>PB: 0</p> <p>SB: 1</p> <p>CS: 1</p>									
Renie Martin, R (5, 1)										0 0 0 0 0 0 0 0										
Max Venable, L (7, PH)										1 0 0 0 0 0 0 1										
Greg Minton, S (7, 1)										0 0 0 0 0 0 0 0										
Inning Stats	R: 0 E: 0 K: 0 S: 3	H: 0 LOB: 0 BB: 0 P: 3	R: 2 E: 0 K: 1 S: 8	H: 3 LOB: 3 BB: 1 P: 13	R: 0 E: 0 K: 0 S: 2	H: 0 LOB: 0 BB: 1 P: 6	R: 0 E: 0 K: 0 S: 3	H: 0 LOB: 0 BB: 0 P: 3	R: 0 E: 0 K: 1 S: 5	H: 0 LOB: 0 BB: 0 P: 5	R: 0 E: 0 K: 1 S: 6	H: 1 LOB: 1 BB: 0 P: 6	R: 0 E: 0 K: 2 S: 7	H: 0 LOB: 0 BB: 0 P: 7	R: 0 E: 0 K: 0 S: 3	H: 0 LOB: 0 BB: 0 P: 3	1B: 4 2B: 0 3B: 0 HR: 0	SF: 0 SAC: 0 DP: 0 HBP: 1		
PITCHER	IP WLS BF H R ER SO BB IBB HBP BLK WP HR S P ERA WHIP																			
Bob Welch, R (1, 1) ERA: 3.0	6.0 W 23 3 2 2 2 2 2 0 1 0 0 0 24 33 3.00 0.833																			
Alejandro Pena, R (7, 1) ERA:	2.0 7 1 0 0 3 0 0 0 0 0 0 0 13 13 0.00 0.500																			
Steve Howe, L (9, 1) ERA:	1.0 3 0 0 0 0 0 0 0 0 0 0 0 3 3 0.00 0.000																			

livebaseballscorecards.com

AB	30
R	2
H	4
RBI	2
BB	2
SO	5
LOB	9

Batter	1	2	3	4	5	6	7	8	9	AB R H RBI BB SO LOB	TOP
Joe Morgan, L (1, 4) OBP: 0.154, SLG: 0.083 Greg Minton, S (8, 1)	0-3 K		4-0 1B BB		0-0 F7			0-0 P4		3 0 0 0 1 1 0 0 0 0 0 0 0 0	San Francisco Giants @ Cincinnati Reds Riverfront Stadium, Cincinnati, OH Fri Apr 09 1982, 6:05 PM EST Att. 10,069 - Unknown livebaseballscorecards.com
Dave Bergman, L (1, 7) OBP: 0.500, SLG: 0.333	4-0 F7 BB		0-0 FC6-4 1B			0-0 P6		0-0 F7		3 0 1 0 1 0 0	
Jack Clark, R (1, 9) OBP: 0.250, SLG: 0.400	0-0 F7		0-0 FC6-4			0-0 F9			0-3 K	4 0 0 0 0 1 3	
Reggie Smith, S (1, 3) OBP: 0.333, SLG: 0.273	0-0 F8			0-0 4-3		0-0 F5			0-0 L3	4 0 0 0 0 0 1	
Darrell Evans, L (1, 5) OBP: 0.417, SLG: 0.400		0-0 FC5-4 1B		0-0 F9 2B			0-0 G6-4-3 1B		4-0 FC5-4 BB	3 0 3 0 1 0 0	
Jeffrey Leonard, R (1, 8) OBP: 0.250, SLG: 0.182		0-0 FC5-4		0-0 F9		0-0 G6-4-3			0-0 FC5-4	4 0 0 0 0 0 4	
Milt May, L (1, 2) OBP: 0.400, SLG: 0.400		0-0 G4-6-3		0-0 4-3			0-0 E4			3 0 0 0 0 0 2	
Johnnie LeMaster, R (1, 6) OBP: 0.200, SLG: 0.200			0-0 1-3		0-0 F9		0-0 FC5-4			3 0 0 0 0 0 1	
Dan Schatzeder, L (1, 1) Jim Barr, R (5, 1) Duane Kuiper, L (8, PH) (8, 4)			0-0 P6		0-3 K			0-0 1-3		2 0 0 0 0 1 0 0 0 0 0 0 0 0 1 0 0 0 0 0 0	
Inning Stats	R: 0 H: 0 E: 0 LOB: 1 K: 1 BB: 1 S: 5 P: 9	R: 0 H: 1 E: 0 LOB: 0 K: 0 BB: 0 S: 3 P: 3	R: 0 H: 1 E: 0 LOB: 2 K: 0 BB: 1 S: 4 P: 8	R: 0 H: 1 E: 0 LOB: 1 K: 0 BB: 0 S: 4 P: 4	R: 0 H: 0 E: 0 LOB: 0 K: 1 BB: 0 S: 5 P: 5	R: 0 H: 0 E: 0 LOB: 0 K: 0 BB: 0 S: 3 P: 3	R: 0 H: 1 E: 1 LOB: 1 K: 0 BB: 0 S: 4 P: 4	R: 0 H: 0 E: 0 LOB: 0 K: 0 BB: 0 S: 3 P: 3	R: 0 H: 0 E: 0 LOB: 1 K: 1 BB: 1 S: 5 P: 9	1B: 3 SF: 0 2B: 1 SAC: 0 3B: 0 DP: 2 HR: 0 HBP: 0	WP: 0 PA: 33 PB: 0 SB: 0 CS: 0
PITCHER Frank Pastore, R (1, 1) ERA:	IP WLS BF H R ER SO BB IBB HBP BLK WP HR S P ERA WHIP										
	9.0 W 33 4 0 0 3 3 0 0 0 0 0 0 36 48 0.00 0.778										



Batter	1	2	3	4	5	6	7	8	9	AB	R	H	RBI	BB	SO	LOB
Ron Oester, S OBP: 0.429, SLG: 0.364 (1, 4)	4-0 E BB	0-0 F8		4-0 IBB	0-0 3-1		0-3 K			3	1	0	0	2	1	4
Dan Driessen, L OBP: 0.286, SLG: 0.167 (1, 3)	0-0 E5 BB FC6-4 1B		0-0 1-3	0-0 3-1		0-0 G4-6-3 1B 1B		0-0 E7 4-3 FC		5	3	2	0	0	0	2
Dave Concepcion, R OBP: 0.462, SLG: 0.455 (1, 6)	4-0 FC6-4 BB BB		0-0		4-0 1B 2B BB	0-0 G4-6-3 1B		0-0 4-3		3	1	2	0	2	0	1
Cesar Cedeno, R OBP: 0.154, SLG: 0.231 (1, 8)	0-0 P4		0-0 F8		0-0 2B BB 1B	0-0 G4-6-3		0-0 FC FC3-6 1B		5	1	1	1	0	0	6
Johnny Bench, R OBP: 0.455, SLG: 0.444 (1, 5)	4-0 FC6-4 BB		0-0 F7		0-0 BB FC5-2 2B	0-0		0-0 FC3-6 1B		3	0	2	3	1	0	1
Wayne Krenchicki, L OBP: 0.500, SLG: 0.500 (6, PR)	1-2 2-3 3-H BB				1-3 2-H FC5-2 2B	3-H 1B		1-2 FC3-6 1B		1	0	1	0	0	0	0
Paul Householder, S OBP: 0.308, SLG: 0.692 (1, 9)	0-0 FC6-4			0-0 6-3	0-0 P4	0-0 F8		0-0 FC3-6 FC6-4		5	0	0	1	0	0	7
Mike Vail, R OBP: 0.600, SLG: 1.000 (1, 7)	0-0 6-3			0-0 2B	4-0 FC5-2 BB IBB		0-0 F7		0-0 FC6-4	3	1	1	0	1	0	2
Eddie Milner, L OBP: 0.667, SLG: 0.500 (8, 7)								1-2 FC6-4		1	0	0	0	0	0	2
Alex Trevino, R OBP: 0.583, SLG: 0.556 (1, 2)		0-0 1B		0-0 2B	4-0 FC5-2 BB		0-0 1B			3	0	3	2	1	0	0
Frank Pastore, R (1, 1)		0-0 5-3		0-3 K	0-0 FC5-2		0-0 F7			4	0	0	0	0	1	5


Inning Stats	R: 2	H: 1	E: 1	LOB: 2	K: 0	BB: 3	S: 4	P: 16	R: 0	H: 1	E: 0	LOB: 0	K: 0	BB: 0	S: 3	P: 3	R: 0	H: 1	E: 0	LOB: 1	K: 0	BB: 0	S: 4	P: 4	R: 1	H: 2	E: 0	LOB: 2	K: 1	BB: 1	S: 7	P: 11	R: 2	H: 2	E: 0	LOB: 3	K: 0	BB: 3	S: 5	P: 17	R: 1	H: 3	E: 0	LOB: 1	K: 0	BB: 0	S: 5	P: 5	R: 0	H: 1	E: 0	LOB: 1	K: 1	BB: 0	S: 6	P: 6	R: 1	H: 1	E: 1	LOB: 2	K: 0	BB: 0	S: 6	P: 6
PITCHER	IP	WLS	BF	H	R	ER	SO	BB	IBB	HBP	BLK	WP	HR	S	P	ERA	WHIP																																															
Dan Schatzeder, L (1, 1)	4.1	L	25	7	5	4	1	4	2	0	0	0	0	21	45	8.31	2.538																																															
Jim Barr, R (5, 1)	2.2		12	4	1	1	1	1	0	0	0	0	0	13	17	3.38	1.875																																															
Greg Minton, R (8, 1)	1.0		6	1	1	0	0	0	0	0	0	0	0	6	6	0.00	1.000																																															

BOTTOM

San Francisco Giants @ Cincinnati Reds
 Riverfront Stadium, Cincinnati, OH
 Fri Apr 09 1982, 6:05 PM EST
 Att. 10,069 - Unknown

livebaseballscorecards.com

AB	36
R	7
H	12
RBI	7
BB	7
SO	2
LOB	30



WP: 0	PA: 43
PB: 0	SB: 0
CS: 0	

TOP

San Francisco Giants @ Cincinnati Reds
Riverfront Stadium, Cincinnati, OH

Sat Apr 10 1982, 3:33 AM EST
Att. 11,906 - Unknown

AB	35
R	7
H	9
RBI	7
BB	8
SO	11
LOB	16



AB R H RBI BB SO LOB

5	1	1	1	1	0	2	1
---	---	---	---	---	---	---	---

3	1	0	0	2	1	1
---	---	---	---	---	---	---

5	2	2	2	0	2	1
---	---	---	---	---	---	---

5	1	2	0	0	0	1
---	---	---	---	---	---	---

3	2	2	1	2	1	1
---	---	---	---	---	---	---

4	0	1	0	0	1	3
0	0	0	0	0	0	0
0	0	0	0	0	0	0

2	0	0	0	3	0	2
---	---	---	---	---	---	---

2	0	0	0	1	1	1
0	0	0	1	0	0	0
0	0	0	0	0	0	0
1	0	1	2	0	0	0
0	0	0	0	0	0	0

2	0	0	0	0	2	0
1	0	0	0	0	1	1
0	0	0	0	0	0	0
0	0	0	0	0	0	0
2	0	0	0	0	0	4

1B:	7	SF:	1
2B:	0	SAC:	1
3B:	0	DP:	0
HR:	2	HBP:	0

WP:	1	PA:	45
PB:	1		
SB:	0		
CS:	2		

Batter	1	2	3	4	5	6	7	8	9	10
Chili Davis, S (1, 7) OBP: 0.143, SLG: 0.308	0-0 HR		0-0 F2		0-3 K		0-3 K		0-0 F7	
Duane Kuiper, L (1, 4) OBP: 0.153, SLG: 0.308	0-3 K		4-0 BB			4-0 HR BB	0-0 F5		0-0 6-3	
Jack Clark, R (1, 9) OBP: 0.294, SLG: 0.600	0-0 P6		0-3 K			0-0 HR 1B		0-0 E1 PB 1B	0-3 K	
Reggie Smith, S (1, 3) OBP: 0.353, SLG: 0.313	0-0 4-3			0-0 F5		0-0 1B		0-0 P4		0-0 SH5-4 BB 1B
Darrell Evans, L (1, 5) OBP: 0.529, SLG: 0.462		0-0 CS 1B		4-0 BB		0-3 K		0-0 BB SF7 1B		4-0 SH5-4 1B BB
Jeffrey Leonard, R (1, 8) OBP: 0.250, SLG: 0.200 Greg Minton, S (8, 1) Guy Sularz, R (10, PH) (10, 6)		0-0 F9		0-3 K		0-0 F8		0-0 WP BB 1B		0-0 SH5-4
Milt May, L (1, 2) OBP: 0.467, SLG: 0.333		4-0 BB		0-0 F9		0-0 4-3		4-0 1-2 2-3 BB		4-0 CS 1B IBB
Johnnie LeMaster, R (1, 6) OBP: 0.231, SLG: 0.167 Dave Bergman, L (8, PH) Joe Pettini, R (8, 6) Joe Morgan, L (10, PH) OBP: 0.214, SLG: 0.154 Jim Barr, R (10, 1)		0-3 K			0-0 F3		4-0 BB	0-0 SF7		0-0 1-2 2-H 3-H 1B
Rich Gale, R (1, 1) Champ Summers, L (7, PH) Fred Breining, R (7, 1) Gary Lavelle, S (7, 1) Max Venable, L (8, PH) (8, 6)			0-3 K		0-3 K		0-3 K	0-0 P6		0-0 F8

Inning Stats	R: 1	H: 1	E: 0	LOB: 0	K: 1	S: 6	R: 0	H: 1	E: 0	LOB: 1	K: 1	S: 5	R: 0	H: 0	E: 0	LOB: 1	K: 2	S: 7	R: 0	H: 0	E: 0	LOB: 0	K: 2	S: 7	R: 2	H: 2	E: 0	LOB: 1	K: 1	S: 7	R: 0	H: 0	E: 0	LOB: 1	K: 2	S: 7	R: 2	H: 3	E: 1	LOB: 2	K: 0	S: 6	R: 0	H: 0	E: 0	LOB: 0	K: 1	S: 5	R: 2	H: 2	E: 0	LOB: 1	K: 0	S: 4	1B: 7	2B: 0	3B: 0	HR: 2	SF: 1	SAC: 1	DP: 0	HBP: 0	WP: 1	PA: 45
--------------	------	------	------	--------	------	------	------	------	------	--------	------	------	------	------	------	--------	------	------	------	------	------	--------	------	------	------	------	------	--------	------	------	------	------	------	--------	------	------	------	------	------	--------	------	------	------	------	------	--------	------	------	------	------	------	--------	------	------	-------	-------	-------	-------	-------	--------	-------	--------	-------	--------

PITCHER	IP	WLS	BF	H	R	ER	SO	BB	IBB	HBP	BLK	WP	HR	S	P	ERA	WHIP
Mario Soto, R (1, 1) ERA: 3.77	7.1		31	5	4	4	10	5	0	0	0	0	2	46	66	4.91	1.364
Joe Price, L (8, 1) ERA: 27.0	0.0		3	2	0	0	0	1	0	0	0	0	0	2	6	∞	∞
Jim Kern, R (8, 1) ERA:	0.2		2	0	1	1	0	0	0	0	0	1	0	2	2	13.50	0.000
Tom Hume, R (9, 1) ERA: 6.75	2.0	L	9	2	2	2	1	1	1	0	0	0	0	9	17	9.00	1.500

Batter	1	2	3	4	5	6	7	8	9	AB R H RBI BB SO LOB
--------	---	---	---	---	---	---	---	---	---	----------------------

Ron Oester, S OBP: 0.320, SLG: 0.364 (1, 4)	0-0 L1	0-0 L5		0-0 F8			0-0 6-3		0-0 5-3	5 0 0 0 0 0 4
Dan Driessen, L OBP: 0.348, SLG: 0.250 (1, 3)	0-0 1B		4-0 2B SF9 BB		0-0 1B		0-0 4-3			3 1 2 0 1 0 0
Dave Concepcion, R OBP: 0.500, SLG: 0.556 (1, 6)	0-0 1B		0-0 SF9 2B		0-0 F9			0-0 BB 1B		4 0 3 0 0 0 1
Cesar Cedeno, R OBP: 0.227, SLG: 0.250 (1, 8)	0-0 F9		0-0 SF9 2B		0-0 P5			4-0 BB 1B		2 0 0 1 1 0 3
Johnny Bench, R OBP: 0.300, SLG: 0.235 (1, 5)	0-0 1-3		0-3 K		0-0 6-3			0-3 BB		4 0 0 0 0 2 6
Paul Householder, S OBP: 0.409, SLG: 0.579 (1, 9)		0-0 6-3	0-0 6-3			0-0 F8		0-0 G6-4-3		4 0 0 0 0 0 3
Mike Vail, R OBP: 0.400, SLG: 0.556 (1, 7)		0-0 F9		0-0 1B		0-0 5-3		0-0 6-3		4 0 1 0 0 0 0
Mike O'Berry, R OBP: 0.250, SLG: 0.500 (1, 2)		0-0 2B		0-0 F8		0-0 6-3		0-0 5-3		4 0 1 0 0 0 1
Charlie Leibrandt, R (1, 1) Joe Edelen, R (4, 1) Jim Kern, R (6, 1) German Barranca, L (7, PH) Joe Price, R (8, 1) Larry Bittner, L (9, PH)		4-0 BB		0-0 B2			0-3 K	0-0 E7		0 0 0 0 0 1 0 0 1 0 0 0 0 0 0 1 0 0 0 0 0 0 0 0 1 0 0 0 0 0 1 0 0 0 0 0 0 0 0 0 1 0 0 0 0 0 0 0

Inning Stats	R: 0	H: 2	E: 0	K: 0	S: 5	LOB: 2	BB: 0	P: 5	R: 0	H: 1	E: 0	K: 0	S: 4	LOB: 2	BB: 1	P: 8	R: 1	H: 1	E: 0	K: 1	S: 6	LOB: 1	BB: 1	P: 10	R: 0	H: 1	E: 0	K: 0	S: 4	LOB: 1	BB: 0	P: 4	R: 0	H: 0	E: 0	K: 0	S: 3	LOB: 0	BB: 0	P: 3	R: 0	H: 0	E: 0	K: 1	S: 5	LOB: 0	BB: 0	P: 5	R: 0	H: 1	E: 0	K: 1	S: 5	LOB: 1	BB: 1	P: 9	R: 0	H: 0	E: 1	K: 0	S: 4	LOB: 1	BB: 0	P: 4	1B: 5	SF: 1	2B: 2	SAC: 0	3B: 0	DP: 1	HR: 0	HBP: 0	WP: 0	PA: 37
--------------	------	------	------	------	------	--------	-------	------	------	------	------	------	------	--------	-------	------	------	------	------	------	------	--------	-------	-------	------	------	------	------	------	--------	-------	------	------	------	------	------	------	--------	-------	------	------	------	------	------	------	--------	-------	------	------	------	------	------	------	--------	-------	------	------	------	------	------	------	--------	-------	------	-------	-------	-------	--------	-------	-------	-------	--------	-------	--------

PITCHER	IP	WLS	BF	H	R	ER	SO	BB	IBB	HBP	BLK	WP	HR	S	P	ERA	WHIP
Al Holland, L (1, 1) ERA: 3.0	7.0		31	7	1	1	2	3	0	0	0	0	0	32	44	1.29	1.429
Gary Lavelle, L (8, 1) ERA: 2.25	2.0		6	0	0	0	1	0	0	0	0	0	0	8	8	0.00	0.000

BOTTOM

San Francisco Giants @ Cincinnati Reds
 Riverfront Stadium, Cincinnati, OH
 Sun Apr 11 1982, 3:33 AM EST
 Att. 11,205 - Unknown

livebaseballscorecards.com

AB	33
R	1
H	7
RBI	1
BB	3
SO	3
LOB	19



Batter	1	2	3	4	5	6	7	8	9	AB R H RBI BB SO LOB	TOP											
Gene Richards, L (1, 7) OBP: 0.286, SLG: 0.231	0-0 F8		0-0 F8		0-0 1-3			0-0 4-3		4 0 0 0 0 0 0	San Diego Padres @ San Francisco Giants Candlestick Park, San Francisco, CA Tue Apr 13 1982, 6:33 AM EST Att: 41,410 - Unknown livebaseballscorecards.com											
Juan Bonilla, R (1, 4) OBP: 0.250, SLG: 0.118	0-0 F8		0-0 F4			0-0 1B		0-0 F4		4 1 1 0 0 0 0												
Garry Templeton, S (1, 6) OBP: 0.095, SLG: 0.095	0-0 E5 WP		0-0 1B			0-0 CS 1B		0-0 6-3		4 0 2 0 0 0 0												
Ruppert Jones, L (1, 8) OBP: 0.429, SLG: 0.444	4-0 1-2 BB		0-0 G3			0-0 1-2 3-H 1B		0-0 6-3 1B		3 0 2 1 1 0 1												
Sixto Lezcano, R (1, 9) OBP: 0.238, SLG: 0.263	0-0 L5		0-3 K			0-0 F7		0-0 F9		4 0 0 0 0 1 4												
Terry Kennedy, L (1, 2) OBP: 0.200, SLG: 0.158		0-0 F4		0-0 G3		0-0 4-3		0-0 6-3		4 0 0 0 0 0 2												
Luis Salazar, R (1, 5) OBP: 0.250, SLG: 0.250		0-0 PB S SF8 1B		0-3 K			0-0 4-3	0-0 F9		4 1 1 0 0 1 1												
Randy Bass, L (1, 3) OBP: 0.100, SLG: 0.111		0-0 SF8		0-0 G3			0-0 6-3			2 0 0 1 0 0 0												
John Montefusco, R (1, 1) OBP: 0.333, SLG: 0.333		0-3 K		0-3 K			0-3 K			2 0 0 0 0 2 0												
Danny Boone, L (6, 1)										0 0 0 0 0 0 0												
Tim Flannery, L (7, PH) OBP: 0.333, SLG: 0.667										1 0 0 0 0 1 0												
John Curtis, L (7, 1)										0 0 0 0 0 0 0												
Floyd Chiffer, R (8, 1)										0 0 0 0 0 0 0												
Inning Stats	R: 0 E: 1 K: 0 S: 4	H: 0 LOB: 2 BB: 1 P: 8	R: 1 E: 0 K: 1 S: 6	H: 1 LOB: 0 BB: 0 P: 6	R: 0 E: 0 K: 0 S: 4	H: 1 LOB: 1 BB: 0 P: 4	R: 0 E: 0 K: 2 S: 7	H: 0 LOB: 0 BB: 0 P: 7	R: 0 E: 0 K: 1 S: 5	H: 0 LOB: 0 BB: 0 P: 5	R: 1 E: 0 K: 0 S: 5	H: 3 LOB: 1 BB: 0 P: 5	R: 0 E: 0 K: 1 S: 5	H: 0 LOB: 0 BB: 0 P: 5	R: 0 E: 0 K: 0 S: 3	H: 0 LOB: 0 BB: 0 P: 3	R: 0 E: 0 K: 0 S: 4	H: 1 LOB: 1 BB: 0 P: 4	1B: 6 2B: 0 3B: 0 HR: 0	SF: 1 SAC: 0 DP: 0 HBP: 0	WP: 1 PB: 1 SB: 1 CS: 1	PA: 34
PITCHER	IP WLS BF H R ER SO BB IBB HBP BLK WP HR S P ERA WHIP	IP WLS BF H R ER SO BB IBB HBP BLK WP HR S P ERA WHIP																				
Alan Fowlkes, R (1, 1) ERA: 3.52	6.0 W 24 5 2 1 4 1 0 0 1 1 0 31 35 1.50 1.000																					
Greg Minton, R (7, 1) ERA:	3.0 S 10 1 0 0 1 0 0 0 0 0 0 0 12 12 0.00 0.333																					



Batter	1	2	3	4	5	6	7	8	9
Chili Davis, S (1, 7) OBP: 0.250, SLG: 0.333	0-0 F8		0-0 4-3		0-0 1-3 2B		0-0 F9		
Joe Morgan, L (1, 4) OBP: 0.304, SLG: 0.238	0-0 G3		0-0 2B 1B		0-0 F9		4-0 BB		
Jack Clark, R (1, 9) OBP: 0.308, SLG: 0.429	0-0 5-3		4-0 2B BB		0-0 1-3		4-0 BB		
Reggie Smith, S (1, 3) OBP: 0.440, SLG: 0.409		0-0 1B 5-3 1B	0-0 1B 2B		0-0 4-3		0-0 F8		
Dave Bergman, L (8, 3) OBP: 0.333, SLG: 0.250			1-H 2-H						
Darrell Evans, L (1, 5) OBP: 0.500, SLG: 0.400		0-0 F8 5-3 1B	0-0 G3			0-0 F9	0-0 F5		
Jeffrey Leonard, R (1, 8) OBP: 0.360, SLG: 0.391		0-0 5-3		0-0 2B		0-0 1B		0-0 4-3	
Milt May, L (1, 2) OBP: 0.348, SLG: 0.250		0-0 F8		0-0 1-3		0-0 F6		0-0 3-1	
Johnnie LeMaster, R (1, 6) OBP: 0.318, SLG: 0.167		0-0 F9		0-0 6-3		4-0 IBB		0-0 F5	
Alan Fowlkes, R (1, 1)			0-3 K		0-0 F9		0-0 F9		
Duane Kuiper, L (6, PH)									
Greg Minton, S (7, 1)									


AB	R	H	RBI	BB	SO	LOB
4	0	1	0	0	0	0
3	1	1	0	1	0	1
2	1	0	0	2	0	1
4	1	2	2	0	0	3
0	0	0	0	0	0	0
4	0	1	0	0	0	3
4	0	2	1	0	0	1
4	0	0	0	0	0	3
3	0	0	0	1	0	2
2	0	0	0	0	1	1
1	0	0	0	0	0	2
0	0	0	0	0	0	0

BOTTOM

San Diego Padres @ San Francisco Giants
Candlestick Park, San Francisco, CA

Tue Apr 13 1982, 6:33 AM EST
Att. 41,410 - Unknown

AB	31
R	3
H	7
RBI	3
BB	4
SO	1
LOB	17



Inning Stats		R: 0	H: 0	E: 0	K: 0	S: 3	R: 1	H: 2	E: 0	K: 0	S: 5	R: 2	H: 2	E: 0	K: 1	S: 7	R: 0	H: 1	E: 0	K: 0	S: 4	R: 0	H: 1	E: 0	K: 0	S: 4	R: 0	H: 0	E: 0	K: 0	S: 3	R: 0	H: 0	E: 0	K: 0	S: 3											
PITCHER		IP	WLS	BF	H	R	ER	SO	BB	IBB	HBP	BLK	WP	HR	S	P	ERA	WHIP	PITCHER										IP	WLS	BF	H	R	ER	SO	BB	IBB	HBP	BLK	WP	HR	S	P	ERA	WHIP		
John Montefusco, R (1, 1) ERA: 5.4	(1, 1)	5.2	L	26	7	3	3	1	1	1	0	0	0	0	26	34	4.76	1.412																													
Danny Boone, L (6, 1) ERA: 13.5	(6, 1)	0.1		1	0	0	0	0	0	0	0	0	0	0	1	1	0.00	0.000																													
John Curtis, L (7, 1) ERA:	(7, 1)	1.0		5	0	0	0	0	2	0	0	0	0	0	3	11	0.00	2.000																													
Floyd Chiffer, R (8, 1) ERA:	(8, 1)	1.0		3	0	0	0	0	0	0	0	0	0	0	3	3	0.00	0.000																													

WP: 0	PA: 35
PB: 0	
SB: 3	
CS: 0	

Batter	1	2	3	4	5	6	7	8	9	AB R H RBI BB SO LOB	TOP											
Gene Richards, L (1, 7) OBP: 0.316, SLG: 0.235 Dave Edwards, R (9, 7) OBP: 0.200, SLG: 0.400	0-0 2B 1B	0-0 F8		4-0 WP BB			0-0 FC6-4 FC6-4 1-2f		0-0 4-3	4 1 1 0 1 0 3 0 0 0 0 0 0 0	San Diego Padres @ San Francisco Giants Candlestick Park, San Francisco, CA Wed Apr 14 1982, 9:05 PM EST Att. 6,212 - Unknown livebaseballscorecards.com											
Juan Bonilla, R (1, 4) OBP: 0.292, SLG: 0.286	0-0 4-3 1-H 2B		0-0 6-3 2B	0-0 6-3 1-2 2-3 3-H			0-0 FC6-4 FC6-4 1-2f			4 1 2 1 0 0 3												
Garry Templeton, S (1, 6) OBP: 0.080, SLG: 0.080	0-0 6-3		0-0 6-3 2-3				0-0 1-6-3			4 0 0 0 0 0 3												
Ruppert Jones, L (1, 8) OBP: 0.360, SLG: 0.364	0-0 4-3 2-3		0-0 4-3					0-0 F7		4 0 0 0 0 0 2												
Sixto Lezcano, R (1, 9) OBP: 0.240, SLG: 0.304	0-0 2B 3-H		0-0 G3					0-3 K		4 0 1 1 0 1 1												
Luis Salazar, R (1, 5) OBP: 0.208, SLG: 0.208	0-0 1-3			0-0 6-3			0-0 F3	0-3 K		4 0 0 0 0 1 1												
Kurt Bevacqua, R (1, 3)		0-3 K		0-0 6-3			0-0 4-3		0-0 2-3	4 0 0 0 0 1 0												
Doug Gwosdz, R (1, 2) OBP: 0.750, SLG: 0.667		0-0 1B		4-0 1B WP BB			0-0 3-1		0-0 SH2-4 1B	3 1 2 0 1 0 0												
Tim Lollar, L (1, 1) OBP: 0.800, SLG: 0.750 Luis DeLeon, R (7, 1) Gary Lucas, L (9, 1)		0-3 K		0-0 WP BB 1B			4-0 FC6-4 BB		0-0 SH2-4	2 0 1 0 1 1 1 0 0 0 0 0 0 0 0 0 0 0 0 0 0												
Inning Stats	R: 2 E: 0 K: 0 S: 6	H: 3 LOB: 1 BB: 0 P: 6	R: 0 E: 0 K: 2 S: 8	H: 1 LOB: 1 BB: 0 P: 8	R: 0 E: 0 K: 0 S: 4	H: 1 LOB: 1 BB: 0 P: 4	R: 1 E: 0 K: 0 S: 4	H: 1 LOB: 2 BB: 2 P: 12	R: 0 E: 0 K: 0 S: 3	H: 0 LOB: 0 BB: 0 P: 3	R: 0 E: 0 K: 0 S: 3	H: 0 LOB: 0 BB: 0 P: 3	R: 0 E: 0 K: 0 S: 3	H: 0 LOB: 1 BB: 1 P: 7	R: 0 E: 0 K: 2 S: 7	H: 0 LOB: 0 BB: 0 P: 7	R: 0 E: 0 K: 0 S: 4	H: 1 LOB: 1 BB: 0 P: 4	1B: 4 2B: 3 3B: 0 HR: 0	SF: 0 SAC: 1 DP: 0 HBP: 0	WP: 1 PB: 0 SB: 0 CS: 0	PA: 37
PITCHER	IP WLS BF H R ER SO BB IBB HBP BLK WP HR S P ERA WHIP																				PITCHER	IP WLS BF H R ER SO BB IBB HBP BLK WP HR S P ERA WHIP
Dan Schatzeder, L (1, 1) ERA: 7.88	3.2 L 19 6 3 3 2 2 0 0 0 0 0 21 29 7.36 2.182																					
Renie Martin, R (4, 1) ERA:	1.1 4 0 0 0 0 0 0 0 0 0 1 0 4 4 0.00 0.000																					
Fred Breining, R (6, 1) ERA: 5.4	2.0 7 0 0 0 0 0 1 0 0 0 0 0 6 10 0.00 0.500																					
Gary Lavelle, L (8, 1) ERA: 1.5	2.0 7 1 0 0 0 2 0 0 0 0 0 0 11 11 0.00 0.500																					

AB	33
R	3
H	7
RBI	2
BB	3
SO	4
LOB	14



Batter	1	2	3	4	5	6	7	8	9	AB R H RBI BB SO LOB
Chili Davis, S (1, 7) OBP: 0.276, SLG: 0.320	0-0 1-3		0-3 K		0-0 1B		4-0 BB		0-3 K	4 0 1 0 1 2 0
Joe Morgan, L (1, 4) OBP: 0.357, SLG: 0.250	4-0 BB 1B		0-0 BB 1B		0-0 F4		4-0 G5-4-3		0-0 F7	3 0 1 0 2 0 1
Jack Clark, R (1, 9) OBP: 0.367, SLG: 0.458	0-0 1-2 1B		4-0 1-2 BB		0-0 1-2 1B		0-0 G5-4-3			3 0 2 0 1 0 2
Reggie Smith, S (1, 3) OBP: 0.379, SLG: 0.346	0-3 K		0-0 F3		0-3 K				0-3 K	4 0 0 0 0 3 5
Darrell Evans, L (1, 5) OBP: 0.467, SLG: 0.348	4-0 1-2 2-3 BB			0-0 F6		0-0 4-3		0-0 G3		3 0 0 0 1 0 0
Jeffrey Leonard, R (1, 8) OBP: 0.345, SLG: 0.370	0-3 K		0-0 1-3		0-0 1B		0-3 K		0-3 K	4 0 1 0 0 2 3
Johnnie LeMaster, R (1, 6) OBP: 0.308, SLG: 0.143		0-0 F9		4-0 BB		0-0 F3		0-0 4-3		3 0 0 0 1 0 1
Jeff Ransom, R (1, 2)		0-0 F2		0-3 K		0-0 F9		0-0 HR 1B		3 0 0 0 0 1 2
Milt May, L (9, PH) OBP: 0.375, SLG: 0.286		0-0 F2		0-3 K		0-0 F9		0-0 HR 1B		1 1 1 0 0 0 0
Dan Schatzeder, L (1, 1)		0-3 K			0-0 1-3		0-0 F7		0-0 HR	1 0 0 0 0 0 1 0
Renie Martin, R (4, 1)										0 0 0 0 0 0 0 0
Guy Sulzarz, R (5, PH)										1 0 0 0 0 0 0 0
Fred Breining, R (8, 1)										0 0 0 0 0 0 0 0
Duane Kuiper, L (7, PH)										1 0 0 0 0 0 0 0
Gary Lavelle, S (8, 1)										0 0 0 0 0 0 0 0
Champ Summers, L (9, PH) OBP: 0.500, SLG: 2.000										1 1 1 2 0 0 0 0

Inning Stats	R: 0	H: 1	E: 0	K: 2	S: 8	LOB: 3	BB: 2	P: 16	R: 0	H: 0	E: 0	K: 1	S: 5	LOB: 0	BB: 0	P: 5	R: 0	H: 1	E: 0	K: 1	S: 5	LOB: 1	BB: 1	P: 9	R: 0	H: 0	E: 0	K: 1	S: 5	LOB: 1	BB: 1	P: 9	R: 0	H: 2	E: 0	K: 1	S: 7	LOB: 2	BB: 0	P: 7	R: 0	H: 1	E: 0	K: 0	S: 4	LOB: 1	BB: 0	P: 4	R: 0	H: 0	E: 0	K: 0	S: 2	LOB: 1	BB: 2	P: 10	R: 0	H: 0	E: 0	K: 2	S: 7	LOB: 0	BB: 0	P: 7	R: 2	H: 2	E: 0	K: 1	S: 7	LOB: 0	BB: 0	P: 7	1B: 6	2B: 0	3B: 0	HR: 1	SF: 0	SAC: 0	DP: 1	HBP: 0	WP: 0	PA: 38
--------------	------	------	------	------	------	--------	-------	-------	------	------	------	------	------	--------	-------	------	------	------	------	------	------	--------	-------	------	------	------	------	------	------	--------	-------	------	------	------	------	------	------	--------	-------	------	------	------	------	------	------	--------	-------	------	------	------	------	------	------	--------	-------	-------	------	------	------	------	------	--------	-------	------	------	------	------	------	------	--------	-------	------	-------	-------	-------	-------	-------	--------	-------	--------	-------	--------

PITCHER	IP	WLS	BF	H	R	ER	SO	BB	IBB	HBP	BLK	WP	HR	S	P	ERA	WHIP
Tim Lollar, L (1, 1) ERA: 3.09	6.1	W	29	5	0	0	6	6	0	0	0	0	0	35	59	0.00	1.737
Luis DeLeon, R (7, 1) ERA: 4.15	2.0		7	2	2	2	2	0	0	0	0	0	1	11	11	9.00	1.000
Gary Lucas, L (9, 1) ERA:	0.2	S	2	0	0	0	1	0	0	0	0	0	0	4	4	0.00	0.000

BOTTOM

San Diego Padres @ San Francisco Giants
Candlestick Park, San Francisco, CA

Wed Apr 14 1982, 9:05 PM EST
Att. 6,212 - Unknown

AB	32
R	2
H	7
RBI	2
BB	6
SO	9
LOB	14



Batter	1	2	3	4	5	6	7	8	9	AB R H RBI BB SO LOB	TOP									
Ron Oester, S (1, 4) OBP: 0.317, SLG: 0.368	0-3 K		0-3 K		0-0 FC4-6 1B			0-0 3-1		4 0 1 1 0 2 1										
Dan Driessen, L (1, 3) OBP: 0.341, SLG: 0.294	0-0 P4		4-0 BB		0-0 FC4-6 1-2f			0-0 F8		3 0 0 0 1 0 1										
Dave Concepcion, R (1, 6) OBP: 0.400, SLG: 0.484	0-0 1B		0-0 F8		0-0 G3			0-0 6-3		4 0 1 0 0 0 3										
Johnny Bench, R (1, 5) OBP: 0.297, SLG: 0.242	0-0 1-3			0-0 E8 6-3		0-3 K			0-3 K	4 0 0 0 0 2 1										
Cesar Cedeno, R (1, 8) OBP: 0.256, SLG: 0.278		0-0 4-3		0-0 6-3 2-3		0-0 G3		0-0 P6		4 0 0 0 0 0 1										
Paul Householder, S (1, 9) OBP: 0.278, SLG: 0.344		0-0 F3		0-3 K		0-0 F8		0-3 K		4 0 0 0 0 2 1										
Clint Hurdle, L (1, 7) OBP: 0.286, SLG: 0.263		0-0 F8		0-0 F7			0-0 4-3			3 0 0 0 0 0 1										
Mike O'Berry, R (1, 2) OBP: 0.353, SLG: 0.357			4-0 SH3-4 BB		0-3 K		0-0 4-3			2 0 0 0 1 1 0										
Mario Soto, R (1, 1) OBP: 0.400, SLG: 0.500			0-0 SH3-4		0-0 1B 3B		0-0 6-3			0 0 0 0 0 0 0										
German Barranca, L (5, PH) OBP: 0.333, SLG: 0.833										1 1 1 0 0 0 0										
Charlie Leibbrandt, R (5, 1)										0 0 0 0 0 0 0										
Eddie Milner, L (7, PH) OBP: 0.375, SLG: 0.286										1 0 0 0 0 0 0										
Joe Price, R (7, 1)										0 0 0 0 0 0 0										
Inning Stats	R: 0 E: 0 K: 1 S: 6	H: 1 LOB: 1 BB: 0 P: 6	R: 0 E: 0 K: 0 S: 3	H: 0 LOB: 0 BB: 0 P: 3	R: 0 E: 0 K: 1 S: 5	H: 0 LOB: 2 BB: 2 P: 13	R: 0 E: 1 K: 1 S: 6	H: 0 LOB: 1 BB: 0 P: 6	R: 1 E: 0 K: 1 S: 7	H: 2 LOB: 1 BB: 0 P: 7	R: 0 E: 0 K: 0 S: 5	H: 0 LOB: 0 BB: 0 P: 5	R: 0 E: 0 K: 0 S: 3	H: 0 LOB: 0 BB: 0 P: 3	R: 0 E: 0 K: 2 S: 7	H: 0 LOB: 0 BB: 0 P: 7	1B: 2 2B: 0 3B: 1 HR: 0	SF: 0 SAC: 1 DP: 0 HBP: 0	WP: 0 PB: 0 SB: 0 CS: 0	PA: 33
PITCHER Rich Gale, R (1, 1) ERA: 3.0	IP: 9.0 WLS: W BF: 33 H: 3 R: 1 ER: 1 SO: 7 BB: 2 IBB: 0 HBP: 0 BLK: 0 WP: 0 HR: 0 S: 45 P: 53 ERA: 1.00 WHIP: 0.556																			

Cincinnati Reds @ San Francisco Giants
Candlestick Park, San Francisco, CA

Fri Apr 16 1982, 9:05 PM EST
Att: 10,201 - Unknown

livebaseballscorecards.com

AB 30
R 1
H 3
RBI 1
BB 2
SO 7
LOB 9



Batter	1	2	3	4	5	6	7	8	9	AB	R	H	RBI	BB	SO	LOB
Chili Davis, S OBP: 0.303, SLG: 0.321 (1, 7) BBB	4-0 G6-4-3 1B BB		0-0 1B 1B	0-3 K		0-0 F8				3	2	1	0	1	1	1
Duane Kuiper, L OBP: 0.385, SLG: 0.200 (1, 4) X	0-0 G6-4-3 1-2 1B		0-0 F8 1B 1B		0-0 F8		1-0 HBP			3	1	2	0	0	0	0
Jack Clark, R OBP: 0.382, SLG: 0.444 (1, 9) X	0-0 G6-4-3 1-2f 2-3		0-0 E S 1B		4-0 2B BB		0-0 F3			3	1	1	1	1	0	3
Reggie Smith, S OBP: 0.364, SLG: 0.333 (1, 3) Dave Bergman, L OBP: 0.333, SLG: 0.250 (8, 3) X	0-0 1B		0-0 F8		0-0 F9		0-0 F3			4	0	1	1	0	0	4
Darrell Evans, L OBP: 0.441, SLG: 0.370 (1, 5) X	0-0 4-3		0-3 K		0-0 1B 2B		0-0 P4			4	1	1	1	0	1	3
Jeffrey Leonard, R OBP: 0.333, SLG: 0.355 (1, 8) X		0-0 6-3	0-3 K		0-0 S 1B		0-0 F9			4	0	1	1	0	1	1
Milt May, L OBP: 0.393, SLG: 0.440 (1, 2) X		0-0 HR		0-0 SH3 1B		0-3 K		0-0 F7		4	1	2	1	0	1	1
Johnnie LeMaster, R OBP: 0.267, SLG: 0.120 (1, 6) X		0-0 F7		0-3 K		0-0 F2		0-0 F2		4	0	0	0	0	0	1
Rich Gale, R (1, 1) X		0-0 F9		0-0 SH3		0-3 K				2	0	0	0	0	1	0

Inning Stats	R: 1	H: 2	E: 0	K: 0	S: 4	H: 1	LOB: 1	BB: 1	P: 8	R: 1	H: 1	E: 0	K: 0	S: 4	R: 2	H: 3	E: 0	K: 2	S: 10	R: 0	H: 1	E: 0	K: 2	S: 8	R: 2	H: 2	E: 0	K: 1	S: 7	R: 0	H: 0	E: 0	K: 1	S: 5	R: 0	H: 0	E: 0	K: 0	S: 3	R: 0	H: 0	E: 0	K: 0	S: 3	R: 0	H: 0	E: 0	K: 0	S: 3
--------------	------	------	------	------	------	------	--------	-------	------	------	------	------	------	------	------	------	------	------	-------	------	------	------	------	------	------	------	------	------	------	------	------	------	------	------	------	------	------	------	------	------	------	------	------	------	------	------	------	------	------

PITCHER	IP	WLS	BF	H	R	ER	SO	BB	IBB	HBP	BLK	WP	HR	S	P	ERA	WHIP
Mario Soto, R ERA: 4.91 (1, 1)	4.0	L	19	7	4	4	4	1	0	0	0	0	1	26	30	9.00	2.000
Charlie Leibrandt, L ERA: 3.86 (5, 1)	2.0		9	2	2	2	2	1	0	0	0	0	0	12	16	9.00	1.500
Joe Price, L ERA: 3.18 (7, 1)	2.0		7	0	0	0	0	0	0	1	0	0	0	6	7	0.00	0.000

BOTTOM

Cincinnati Reds @ San Francisco Giants
Candlestick Park, San Francisco, CA

Fri Apr 16 1982, 9:05 PM EST
Att. 10,201 - Unknown

livebaseballscorecards.com

AB	31
R	6
H	9
RBI	5
BB	2
SO	6
LOB	14

GIANTS

WP: 0	PA: 35
PB: 0	
SB: 3	
CS: 0	

Batter	1	2	3	4	5	6	7	8	9	AB R H RBI BB SO LOB	TOP											
Ron Oester, S (1, 4) OBP: 0.326, SLG: 0.419	0-3 K			x 0-0 FC3-6 1B		x 0-0 SF9 3B	x 0-0 F7		x 0-0 5-3	5 1 2 0 0 1 1	<p>Cincinnati Reds @ San Francisco Giants Candlestick Park, San Francisco, CA</p> <p>Sat Apr 17 1982, 6:33 AM EST Att: 11,605 - Unknown</p> <p>livebaseballscorecards.com</p>											
Dan Driessen, L (1, 3) OBP: 0.348, SLG: 0.297	0-0 6-3			x 0-0 FC3-6 WP 1B		x 0-0 SF9	x 4-0 FC5-4 BB		x 0-0 E1 E 1B	3 2 1 1 1 0 1												
Dave Concepcion, R (1, 6) OBP: 0.350, SLG: 0.417	0-0 F9			x 0-0 6-3		x 0-0 6-3	x 0-0 FC5-4		x 0-0 E6 1B 2B	5 1 0 0 0 0 3												
Johnny Bench, R (1, 5) OBP: 0.357, SLG: 0.297		x 0-0 L7		x 0-0 2-H 1B		x 0-0 1B 1B		x 4-0 BB 5-3 BB	x 0-0 2B 1-2 WP 1B	4 2 3 1 1 0 0												
Cesar Cedeno, R (1, 8) OBP: 0.273, SLG: 0.317		x 0-0 F9		x 0-0 6-3		x 0-0 1B 1B		x 0-0 5-3	x 0-0 WP 1B 2B	5 1 2 1 0 0 2												
Mike Vail, R (1, 7) OBP: 0.375, SLG: 0.467		x 0-0 6-3			x 0-0 F9			x 0-0 L4	x 4-0 1B BB	4 0 1 1 0 0 1												
Eddie Milner, L (8, 7) OBP: 0.444, SLG: 0.286						x 1-2 2-H 1B			x 2-3 3-H BB	0 0 0 0 1 0 0												
Paul Householder, S (1, 9) OBP: 0.293, SLG: 0.417			x 0-0 F7		x 0-0 HR	x 0-0 G3		x 4-0 BB IBB	x 0-3 K	4 1 1 1 1 1 4												
Mike O'Berry, R (1, 2) OBP: 0.364, SLG: 0.333			x 0-0 F9		x 0-0 F8		x 0-0 6-3	x 4-0 1-2 2-3 BB	x 0-0 1-3 3-H 1B	4 0 1 1 1 0 0												
Bruce Berenyi, R (1, 1) OBP: 0.286, SLG: 0.286			x 0-3 K		x 0-3 K		x 0-0 BB 1B	x 0-0 4-3	x 0-0 4-3	3 0 1 0 0 2 0												
Tom Hume, R (7, 1)										2 0 0 0 0 0 5												
Inning Stats	R: 0 E: 0 K: 1 S: 5	H: 0 LOB: 0 BB: 0 P: 5	R: 0 E: 0 K: 0 S: 3	H: 0 LOB: 0 BB: 0 P: 3	R: 0 E: 0 K: 1 S: 5	H: 0 LOB: 0 BB: 0 P: 5	R: 1 E: 0 K: 0 S: 5	H: 2 LOB: 1 BB: 0 P: 5	R: 1 E: 0 K: 1 S: 6	H: 1 LOB: 0 BB: 0 P: 6	R: 2 E: 0 K: 0 S: 7	H: 4 LOB: 2 BB: 0 P: 7	R: 0 E: 0 K: 0 S: 4	H: 1 LOB: 2 BB: 1 P: 8	R: 0 E: 0 K: 0 S: 3	H: 0 LOB: 3 BB: 3 P: 15	R: 4 E: 2 K: 1 S: 10	H: 4 LOB: 2 BB: 1 P: 14	1B: 9 2B: 1 3B: 1 HR: 1	SF: 1 SAC: 0 DP: 0 HBP: 0	WP: 2 PB: 0 SB: 0 CS: 0	PA: 45
PITCHER	IP WLS BF H R ER SO BB IBB HBP BLK WP HR S P ERA WHIP																					
Al Holland, L (1, 1) ERA: 4.08	5.2 L 24 7 4 4 3 0 0 0 0 1 1 30 30 6.35 1.235																					
Jim Barr, R (6, 1) ERA: 1.35	1.1 6 1 0 0 0 1 0 0 0 0 0 5 9 0.00 1.500																					
Renie Martin, R (8, 1) ERA:	0.2 5 0 0 0 0 2 1 0 0 0 0 2 14 0.00 3.000																					
Gary Lavelle, L (8, 1) ERA: 3.68	1.1 10 4 4 2 1 1 0 0 0 1 0 11 15 13.50 3.750																					

AB	39
R	8
H	12
RBI	6
BB	5
SO	4
LOB	17



Batter	1	2	3	4	5	6	7	8	9	AB	R	H	RBI	BB	SO	LOB
Chili Davis, S (1, 7) OBP: 0.351, SLG: 0.333 Guy Sularz, R (8, 4)	4-0 BB S BB		4-0 FC 6-3 4-3 BB		0-3 K		0-0 1-2 1B		0-0 F8	2	1	1	0	2	1	0
Duane Kuiper, L (1, 4) OBP: 0.313, SLG: 0.154 Champ Summers, L (7, PH) OBP: 0.333, SLG: 1.333 Renie Martin, R (8, 1) Gary Lavelle, S (8, 1) Dave Bergman, L (9, PH) OBP: 0.286, SLG: 0.200	0-3 K		0-0 6-3		0-0 6-3		0-0 F9		0-0 4-3	3	0	0	0	0	1	2
Jack Clark, R (1, 9) OBP: 0.368, SLG: 0.400	4-0 BB BB		0-0 FC 4-3 2-3		0-0 4-3			0-0 5-3		3	0	0	0	1	0	1
Reggie Smith, S (1, 3) OBP: 0.378, SLG: 0.313	4-0 BB BB		0-0 4-3		4-0 BB BB			0-0 4-3		2	0	0	1	2	0	1
Darrell Evans, L (1, 5) OBP: 0.421, SLG: 0.333	0-0 G4-6-3 1-2 2-3 BB		0-0 4-3		0-0 F8			0-0 4-3		3	0	0	0	1	0	4
Jeffrey Leonard, R (1, 8) OBP: 0.324, SLG: 0.343		0-0 5-3	0-0 FC6		4-0 G6-3			0-0 4-3		4	1	1	0	0	0	3
Milt May, L (1, 2) OBP: 0.438, SLG: 0.481		0-0 2B		4-0 L1-3 BB		0-0 6-3		0-0 4-3		2	0	1	0	2	0	0
Johnnie LeMaster, R (1, 6) OBP: 0.250, SLG: 0.111 Max Venable, L (7, PH) OBP: 0.200, SLG: 0.200		0-3 K		0-0 P4		0-0 F7		0-0 1B		2	0	0	0	0	1	2
Al Holland, R (1, 1) Jim Barr, R (6, 1) Joe Pettini, R (7, PH) (8, 6)		0-3 K		0-0 L1-3		4-0 1B BB		0-0 P6		2	0	0	0	0	1	2

Inning Stats	R: 0	H: 0	E: 0	K: 1	S: 4	R: 0	H: 1	E: 0	K: 2	S: 8	R: 1	H: 0	E: 0	K: 0	S: 4	R: 0	H: 0	E: 0	K: 0	S: 2	R: 0	H: 0	E: 0	K: 1	S: 5	R: 0	H: 0	E: 0	K: 0	S: 2	R: 0	H: 1	E: 0	K: 0	S: 4	R: 0	H: 0	E: 0	K: 0	S: 3	R: 1	H: 2	E: 0	K: 0	S: 5	1B: 3	SF: 0	2B: 2	SAC: 0	3B: 0	DP: 3	HR: 0	HBP: 0	WP: 0	PA: 38
--------------	------	------	------	------	------	------	------	------	------	------	------	------	------	------	------	------	------	------	------	------	------	------	------	------	------	------	------	------	------	------	------	------	------	------	------	------	------	------	------	------	------	------	------	------	------	-------	-------	-------	--------	-------	-------	-------	--------	-------	--------

PITCHER	IP	WLS	BF	H	R	ER	SO	BB	IBB	HBP	BLK	WP	HR	S	P	ERA	WHIP
Bruce Berenyi, R (1, 1) ERA: 3.26	6.2	W	28	2	1	1	4	8	0	0	0	0	0	28	60	1.35	1.500
Tom Hume, R (7, 1) ERA: 5.0	2.1	S	10	2	1	1	0	1	0	0	0	0	9	13	3.86	1.286	

BOTTOM


Cincinnati Reds @ San Francisco Giants
Candlestick Park, San Francisco, CA

Sat Apr 17 1982, 6:33 AM EST
Att. 11,605 - Unknown

livebaseballscorecards.com

AB	29
R	2
H	4
RBI	2
BB	9
SO	4
LOB	23



Batter	1	2	3	4	5	6	7	8	9	AB R H RBI BB SO LOB	TOP														
Ron Oester, S (1, 4) OBP: 0.340, SLG: 0.426	0-0 3-1		0-0 2-3 1B		0-0 F9			0-0 1-2 FC4-6 1B		4 0 2 0 0 0 0	<p>Cincinnati Reds @ San Francisco Giants Candlestick Park, San Francisco, CA</p> <p>Sun Apr 18 1982, 6:33 AM EST Att: 39,154 - Unknown</p> <p>livebaseballscorecards.com</p> <table border="0"> <tr><td>AB</td><td>30</td></tr> <tr><td>R</td><td>2</td></tr> <tr><td>H</td><td>10</td></tr> <tr><td>RBI</td><td>2</td></tr> <tr><td>BB</td><td>2</td></tr> <tr><td>SO</td><td>4</td></tr> <tr><td>LOB</td><td>11</td></tr> </table> 	AB	30	R	2	H	10	RBI	2	BB	2	SO	4	LOB	11
AB	30																								
R	2																								
H	10																								
RBI	2																								
BB	2																								
SO	4																								
LOB	11																								
Dan Driessen, L (1, 3) OBP: 0.340, SLG: 0.300	0-0 CS 1B		0-0 SF8			0-0 4-3		0-0 1-2f 2-3 FC4-6 1B		3 0 1 1 0 0 2															
Dave Concepcion, R (1, 6) OBP: 0.341, SLG: 0.400	0-3 K		0-0 F3			0-0 5-3		0-0 1-2 3-H G6-4-3 1B		4 0 1 1 0 1 2															
Johnny Bench, R (1, 5) OBP: 0.326, SLG: 0.268		0-0 F9	0-0 F9			0-0 E6		0-0 1-2f G6-4-3		4 0 0 0 0 0 3															
Cesar Cedeno, R (1, 8) OBP: 0.292, SLG: 0.333		0-0 CS 1B		0-0 S 8-2 HBP 1B		0-0 F9		0-0 P4		4 0 2 0 0 0 1															
Paul Householder, S (1, 9) OBP: 0.333, SLG: 0.421		4-0 S 1B BB		1-0 CS HBP		0-3 K		0-0 G6-4-3 1B		2 0 1 0 1 1 0															
Clint Hurdle, L (1, 7) OBP: 0.280, SLG: 0.227		4-0 1B IBB		0-0 8-2		0-3 K		0-0 1-2f G6-4-3		3 0 0 0 1 1 3															
Mike O'Berry, R (1, 2) OBP: 0.360, SLG: 0.333		0-0 1-2 2-H 1B		0-3 K		0-0 F7				3 0 1 0 0 1 0															
Tom Seaver, R (1, 1) OBP: 0.500, SLG: 1.000			0-0 1B SF8 2B		0-0 5-3			0-0 FC4-6 1B 1B		2 1 1 0 0 0 0															
Jim Kern, R (7, 1)										0 0 0 0 0 0 0															
German Barranca, L (8, PH) OBP: 0.429, SLG: 0.857										1 1 1 0 0 0 0															
Bob Shirley, R (8, 1)										0 0 0 0 0 0 0															
Inning Stats	R: 0 E: 0 K: 1 S: 5	H: 1 LOB: 0 BB: 0 P: 5	R: 0 E: 0 K: 0 S: 3	H: 2 LOB: 2 BB: 2 P: 11	R: 1 E: 0 K: 0 S: 5	H: 2 LOB: 1 BB: 0 P: 5	R: 0 E: 0 K: 0 S: 2	H: 1 LOB: 0 BB: 0 P: 3	R: 0 E: 1 K: 0 S: 4	H: 0 LOB: 1 BB: 0 P: 4	R: 0 E: 0 K: 2 S: 7	H: 0 LOB: 0 BB: 0 P: 7	R: 1 E: 0 K: 0 S: 5	H: 3 LOB: 1 BB: 0 P: 5	R: 0 E: 0 K: 0 S: 3	H: 1 LOB: 0 BB: 0 P: 3	1B: 9 2B: 2 3B: 0 HR: 0	SF: 1 SAC: 0 DP: 3 HBP: 1	WP: 0 PB: 0 SB: 2 CS: 3	PA: 34					
PITCHER	IP WLS BF H R ER SO BB IBB HBP BLK WP HR S P ERA WHIP	IP WLS BF H R ER SO BB IBB HBP BLK WP HR S P ERA WHIP	IP WLS BF H R ER SO BB IBB HBP BLK WP HR S P ERA WHIP	IP WLS BF H R ER SO BB IBB HBP BLK WP HR S P ERA WHIP	IP WLS BF H R ER SO BB IBB HBP BLK WP HR S P ERA WHIP	IP WLS BF H R ER SO BB IBB HBP BLK WP HR S P ERA WHIP	IP WLS BF H R ER SO BB IBB HBP BLK WP HR S P ERA WHIP	IP WLS BF H R ER SO BB IBB HBP BLK WP HR S P ERA WHIP	IP WLS BF H R ER SO BB IBB HBP BLK WP HR S P ERA WHIP	IP WLS BF H R ER SO BB IBB HBP BLK WP HR S P ERA WHIP	IP WLS BF H R ER SO BB IBB HBP BLK WP HR S P ERA WHIP	IP WLS BF H R ER SO BB IBB HBP BLK WP HR S P ERA WHIP	IP WLS BF H R ER SO BB IBB HBP BLK WP HR S P ERA WHIP	IP WLS BF H R ER SO BB IBB HBP BLK WP HR S P ERA WHIP	IP WLS BF H R ER SO BB IBB HBP BLK WP HR S P ERA WHIP	IP WLS BF H R ER SO BB IBB HBP BLK WP HR S P ERA WHIP	IP WLS BF H R ER SO BB IBB HBP BLK WP HR S P ERA WHIP	IP WLS BF H R ER SO BB IBB HBP BLK WP HR S P ERA WHIP	IP WLS BF H R ER SO BB IBB HBP BLK WP HR S P ERA WHIP	IP WLS BF H R ER SO BB IBB HBP BLK WP HR S P ERA WHIP					
Alan Fowlkes, R (1, 1) ERA: 3.07	7.0	W	28	8	2	2	4	1	1	1	0	0	0	0	33	42	2.57	1.286							
Greg Minton, R (8, 1) ERA:	2.0	S	6	2	0	0	0	0	0	0	0	0	0	6	6	0.00	1.000								

Batter	1	2	3	4	5	6	7	8	9
Chili Davis, S OBP: 0.366, SLG: 0.364 (1, 8) BB (7, 7)	4-0 G4-6-3 BB		0-0 4-3		0-0 L9-6 2-H 2B		0-0 F8		
Duane Kuiper, L OBP: 0.300, SLG: 0.176 (1, 4) X	0-0 G4-6-3 1-2f			0-0 L6	0-0 L9-6 2-3			0-0 E7 1B	
Jack Clark, R OBP: 0.357, SLG: 0.364 (1, 9) X	0-0 4-3			4-0 HR BB		0-3 K		0-0 F9	
Reggie Smith, S OBP: 0.400, SLG: 0.429 Dave Bergman, L OBP: 0.250, SLG: 0.167 (1, 3) (7, 3)		0-0 G6-3 1B		0-0 HR		0-0 F8		0-0 P6	
Darrell Evans, L OBP: 0.405, SLG: 0.412 (1, 5) X		0-0 G6-3 1-2f 1B		0-0 P6		0-0 HR		0-0 G3	
Champ Summers, L OBP: 0.500, SLG: 1.000 Max Venable, L OBP: 0.200, SLG: 0.200 (1, 7) (7, 8)		0-0 1B		4-0 FC6-4 BB		0-0 F8			
Milt May, L OBP: 0.400, SLG: 0.433 (1, 2) X		0-0 4-3		0-0 FC6-4 1-2f			0-0 F8		
Johnnie LeMaster, R OBP: 0.257, SLG: 0.103 (1, 6) S			0-3 K		4-0 SH2-4 2B BB		0-3 K		
Alan Fowlkes, R Greg Minton, S (1, 1) (8, 1)			0-3 K		0-0 SH2-4 1-2		4-0 BB		

Inning Stats	R: 0 E: 0 K: 0 S: 2	H: 0 LOB: 0 BB: 1 P: 6	R: 0 E: 0 K: 0 S: 4	H: 2 LOB: 1 BB: 0 P: 4	R: 0 E: 0 K: 2 S: 7	H: 0 LOB: 0 BB: 0 P: 7	R: 2 E: 0 K: 0 S: 4	H: 1 LOB: 1 BB: 2 P: 12	R: 1 E: 0 K: 0 S: 3	H: 1 LOB: 0 BB: 1 P: 7	R: 1 E: 0 K: 1 S: 6	H: 1 LOB: 0 BB: 0 P: 6	R: 0 E: 0 K: 1 S: 5	H: 0 LOB: 1 BB: 1 P: 9	R: 0 E: 1 K: 0 S: 4	H: 1 LOB: 1 BB: 0 P: 4
1B: 3 2B: 2 3B: 0 HR: 2	SF: 0 SAC: 1 DP: 3 HBP: 0	WP: 0 PB: 0 SB: 0 CS: 0														

PITCHER	IP	WLS	BF	H	R	ER	SO	BB	IBB	HBP	BLK	WP	HR	S	P	ERA	WHIP
Tom Seaver, R ERA: 6.0 (1, 1)	6.0	L	24	5	4	4	3	4	0	0	0	0	2	26	42	6.00	1.500
Jim Kern, R ERA: 10.8 (7, 1)	1.0		4	0	0	0	1	1	0	0	0	0	0	5	9	0.00	1.000
Bob Shirley, L ERA: 6.35 (8, 1)	1.0		4	1	0	0	0	0	0	0	0	0	0	4	4	0.00	1.000

BOTTOM

Cincinnati Reds @ San Francisco Giants
Candlestick Park, San Francisco, CA

Sun Apr 18 1982, 6:33 AM EST
Att. 39,154 - Unknown

AB	26
R	4
H	6
RBI	4
BB	5
SO	4
LOB	9



WP	HR	S	P	ERA	WHIP
0	0	0	0	0.00	1.000

Batter	1	2	3	4	5	6	7	8	9	AB R H RBI BB SO LOB	TOP
Chili Davis, S (1, 7) OBP: 0.386, SLG: 0.472 Max Venable, L (7, 7) OBP: 0.143, SLG: 0.143	0-0 L8		0-0 HR		0-0 1B			0-0 F5	0-0 6-3	3 1 2 1 0 0 0 2 0 0 0 0 0 1	San Francisco Giants @ San Diego Padres Jack Murphy Stadium, San Diego, CA Mon Apr 19 1982, 9:05 PM EST Att: 17,121 - Unknown livebaseballscorecards.com
Joe Morgan, L (1, 4) OBP: 0.323, SLG: 0.222 Duane Kuiper, L (7, 4) OBP: 0.286, SLG: 0.167	0-0 4-3		0-0 F4		0-0 G3			0-0 L6		3 0 0 0 0 0 1 1 0 0 0 0 0 0	
Jack Clark, R (1, 9) OBP: 0.333, SLG: 0.333 Jim Wohlford, R (7, 9)	0-0 6-3		0-0 F7			0-3 K		0-0 F8		3 0 0 0 0 1 0 1 0 0 0 0 0 0	
Reggie Smith, S (1, 3) OBP: 0.395, SLG: 0.421 Dave Bergman, L (7, 3) OBP: 0.333, SLG: 0.714		0-0 F3	0-0 1B			0-0 F8			0-0 HR	3 0 1 0 0 0 0 1 1 1 1 0 0 0	
Darrell Evans, L (1, 5) OBP: 0.400, SLG: 0.486 Guy Sularz, R (7, 5) OBP: 0.250, SLG: 0.500		0-0 HR		0-0 F4		0-0 G3			0-0 1B 2B	3 1 1 1 0 0 0 1 1 1 0 0 0 0	
Jeffrey Leonard, R (1, 8) OBP: 0.341, SLG: 0.436		0-0 HR		0-0 F3			0-0 F6		0-0 1B G3 1B	4 2 2 2 0 0 0	
Milt May, L (1, 2) OBP: 0.410, SLG: 0.441		0-0 F9		0-0 4-3			0-0 FC6-4 1B		0-0 G3 1B	4 0 2 0 0 0 0	
Johnnie LeMaster, R (1, 6) OBP: 0.263, SLG: 0.125 Joe Pettini, R (7, 6)		0-0 1B			0-3 K		0-3 K		0-3 K	3 0 1 0 0 2 1 1 0 0 0 0 1 2	
Dan Schatzeder, L (1, 1) Fred Breining, R (5, 1) Renie Martin, R (6, 1) Champ Summers, L (9, PH) OBP: 0.429, SLG: 0.833		0-0 F5			0-0 4-3		0-0 FC6-4		0-0 G3	2 0 0 0 0 0 1 0 0 0 0 0 0 0 1 0 0 0 0 0 1 1 0 0 1 0 0 1	
Inning Stats	R: 0 H: 0 E: 0 LOB: 0 K: 0 BB: 0 S: 3 P: 3	R: 2 H: 3 E: 0 LOB: 1 K: 0 BB: 0 S: 6 P: 6	R: 1 H: 2 E: 0 LOB: 1 K: 0 BB: 0 S: 4 P: 4	R: 0 H: 0 E: 0 LOB: 0 K: 0 BB: 0 S: 3 P: 3	R: 0 H: 1 E: 0 LOB: 1 K: 1 BB: 0 S: 6 P: 6	R: 0 H: 0 E: 0 LOB: 0 K: 1 BB: 0 S: 5 P: 5	R: 0 H: 1 E: 0 LOB: 1 K: 1 BB: 0 S: 6 P: 6	R: 0 H: 0 E: 0 LOB: 0 K: 0 BB: 0 S: 3 P: 3	R: 3 H: 4 E: 0 LOB: 1 K: 1 BB: 0 S: 9 P: 9	1B: 6 SF: 0 2B: 1 SAC: 0 3B: 0 DP: 0 HR: 4 HBP: 0	
PITCHER Juan Eichelberger, R (1, 1) ERA: 3.81	IP WLS BF H R ER SO BB IBB HBP BLK WP HR S P ERA WHIP										
	9.0 W 37 11 6 6 4 0 0 0 0 0 4 45 45 6.00 1.222										



Batter	1	2	3	4	5	6	7	8	9	AB	R	H	RBI	BB	SO	LOB
Gene Richards, L (1, 7) OBP: 0.317, SLG: 0.333 Joe Lefebvre, L (7, 9) OBP: 0.500, SLG: 0.429	0-0 F7	0-0 4-3		0-0 1B 2B	0-0 F7		0-0 F8			4	0	1	0	0	0	2
Juan Bonilla, R (1, 4) OBP: 0.378, SLG: 0.333 Tim Flannery, L (7, PH) OBP: 0.400, SLG: 0.800	0-0 1B 1B	0-0 F8		0-0 1B	0-0 1-2 1B		0-0 1B 2B			4	1	3	1	0	0	0
Garry Templeton, S (1, 6) OBP: 0.217, SLG: 0.239 Mario Ramirez, R (7, 6) OBP: 1.000, SLG: 1.000	0-0 1B 2B 1B		0-0 4-3		0-0 1B		0-0 1B 1B			4	2	2	0	0	0	2
Ruppert Jones, L (1, 8) OBP: 0.467, SLG: 0.605 Randy Bass, L (7, PH) OBP: 0.182, SLG: 0.200	0-0 F6		0-0 WP 2B 1B		0-0 CS 1B		0-0 HR			4	2	3	2	0	0	2
Sixto Lezcano, R (1, 9) OBP: 0.348, SLG: 0.419 Dave Edwards, R (6, PR) OBP: 0.167, SLG: 0.333	0-0 1-3 2-H 2B 1B		0-0 F9		0-0 1-3 2B 1B		0-0 1B 1B			4	2	3	1	0	0	1
Terry Kennedy, L (1, 2) OBP: 0.324, SLG: 0.438	0-0 E 1B 2B		0-0 1-H 2B		0-0 1-H 1B 2B		0-0 G6-4-3 1B			5	2	4	4	0	0	0
Luis Salazar, R (1, 5) OBP: 0.233, SLG: 0.200 Kurt Bevacqua, R (8, 5) OBP: 0.222, SLG: 0.067	0-0 E5 1B 2-3		0-0 6-3		0-0 SH 1B E 1B		0-0 G6-4-3 1B			4	1	2	2	0	0	2
Broderick Perkins, L (1, 3) OBP: 0.444, SLG: 0.500	0-0 1-3 3-H 1B		0-0 6-3		0-0 E 1-2 1B 1B		0-0 G6-4-3 1-2f 2-3			5	1	3	1	0	0	2
Juan Eichelberger, R (1, 1)		0-3 K		0-3 K	0-0 SH 1-3 2-H 1B		0-0 6-3			4	0	0	0	0	2	4

Inning Stats	R: 4	H: 5	E: 1	LOB: 2	K: 0	BB: 0	S: 8	P: 8	R: 0	H: 0	E: 0	LOB: 0	K: 1	BB: 0	S: 5	P: 5	R: 1	H: 2	E: 0	LOB: 1	K: 0	BB: 0	S: 5	P: 5	R: 0	H: 2	E: 0	LOB: 2	K: 1	BB: 0	S: 6	P: 6	R: 5	H: 7	E: 1	LOB: 2	K: 0	BB: 0	S: 10	P: 10	R: 2	H: 4	E: 0	LOB: 2	K: 0	BB: 0	S: 6	P: 6	R: 1	H: 3	E: 0	LOB: 1	K: 0	BB: 0	S: 5	P: 5	R: 0	H: 1	E: 0	LOB: 1	K: 0	BB: 1	S: 3	P: 7
PITCHER	IP	WLS	BF	H	R	ER	SO	BB	IBB	HBP	BLK	WP	HR	S	P	ERA	WHIP																																															
Dan Schatzeder, L (1, 1) ERA: 9.0	4.0	L	22	11	7	6	2	0	0	0	0	1	0	26	26	13.50	2.750																																															
Fred Breining, R (5, 1) ERA: 7.5	1.0		8	5	3	1	0	0	0	0	0	0	0	8	8	9.00	5.000																																															
Renie Martin, R (6, 1) ERA: 3.86	3.0		15	8	3	3	0	1	0	0	0	0	1	14	18	9.00	3.000																																															

BOTTOM


San Francisco Giants @ San Diego Padres
Jack Murphy Stadium, San Diego, CA

Mon Apr 19 1982, 9:05 PM EST
 Att. 17,121 - Unknown

livebaseballscorecards.com

AB	43
R	13
H	24
RBI	12
BB	1
SO	2
LOB	17

WP: 1 **PA: 45**
PB: 0 **SB: 2**
SF: 0 **SAC: 1**
3B: 0 **DP: 3**
HR: 1 **HBP: 0**
CS: 1



Batter	1	2	3	4	5	6	7	8	9	AB R H RBI BB SO LOB	TOP									
Chili Davis, S OBP: 0.375, SLG: 0.450 (1, 7) (7, 8)	0-3 K		0-0 CS 1B		0-0 F8		0-0 5-3			4 0 1 0 0 1 1	San Francisco Giants @ San Diego Padres Jack Murphy Stadium, San Diego, CA Tue Apr 20 1982, 9:05 PM EST Att. 17,865 - Unknown livebaseballscorecards.com									
Joe Morgan, L OBP: 0.371, SLG: 0.267 (1, 4) BBB	4-0 BB		0-0 1-2 1B		0-0 9-2			0-0 G6-4-3 1B		3 0 2 0 1 0 1										
Jack Clark, R OBP: 0.327, SLG: 0.308 (1, 9) SSS	0-3 K		0-0 F2			4-0 BBB 5-3 1B BB		0-0 F8		3 1 0 0 1 1 3										
Reggie Smith, S OBP: 0.362, SLG: 0.381 (1, 3) X	0-0 F3		0-0 5-3			0-0 5-3		0-0 G6-4-3		4 0 0 0 0 0 4										
Darrell Evans, L OBP: 0.367, SLG: 0.439 (1, 5)		0-0 F8		0-0 G3		0-0 F9		0-0 F6		4 0 0 0 0 0 1										
Jeffrey Leonard, R OBP: 0.333, SLG: 0.419 (1, 8) (7, 7)		0-0 5-3		0-3 SSS K		0-0 1B		0-0 F6		4 0 1 1 0 1 0										
Milt May, L OBP: 0.419, SLG: 0.553 (1, 2)		0-0 1B 2B		0-0 4-3		0-0 F8		0-0 HR		4 2 2 1 0 0 1										
Guy Sularz, R OBP: 0.375, SLG: 0.429 (1, 6)		0-0 2-H 1B			4-0 BBB 2B BB		0-0 F8		0-0 6-3	3 1 1 1 1 0 0										
Rich Gale, R (1, 1)		0-0 6-3			0-0 F8 1-H 9-2 2B		0-3 K			1 0 0 0 0 0 1										
Duane Kuiper, L OBP: 0.318, SLG: 0.263 (5, PH)										1 0 1 1 0 0 0										
Jim Barr, R (5, 1)										0 0 0 0 0 0 0										
Joe Pettini, R (7, PH)										1 0 0 0 0 1 0										
Gary Lavelle, S (7, 1)										0 0 0 0 0 0 0										
Inning Stats	R: 0 E: 0 K: 2 S: 7	H: 0 LOB: 1 BB: 1 P: 11	R: 1 E: 0 K: 0 S: 5	H: 2 LOB: 1 BB: 0 P: 5	R: 0 E: 0 K: 0 S: 4	H: 0 LOB: 0 BB: 0 P: 5	R: 1 E: 0 K: 0 S: 3	H: 1 LOB: 0 BB: 1 P: 7	R: 1 E: 0 K: 0 S: 4	H: 1 LOB: 1 BB: 1 P: 8	R: 0 E: 0 K: 1 S: 5	H: 0 LOB: 0 BB: 0 P: 5	R: 0 E: 0 K: 0 S: 3	H: 1 LOB: 0 BB: 0 P: 3	R: 1 E: 0 K: 0 S: 4	H: 1 LOB: 0 BB: 0 P: 4	1B: 5 2B: 3 3B: 0 HR: 1	SF: 0 SAC: 0 DP: 2 HBP: 0	WP: 0 PB: 0 SB: 0 CS: 1	PA: 35
PITCHER	IP WLS BF H R ER SO BB IBB HBP BLK WP HR S P ERA WHIP																			IP WLS BF H R ER SO BB IBB HBP BLK WP HR S P ERA WHIP
John Curtis, L ERA: 3.86 (1, 1)	6.0 W 25 6 3 3 3 3 0 0 0 0 0 28 40 4.50 1.500																			
Danny Boone, L ERA: 4.91 (7, 1)	3.0 S 10 2 1 1 1 0 0 0 0 0 1 12 12 3.00 0.667																			



Batter	1	2	3	4	5	6	7	8	9
Gene Richards, L (1, 7) OBP: 0.304, SLG: 0.318 Dave Edwards, R (9, 7) OBP: 0.167, SLG: 0.333	0-0 BB 1B	0-0 F7		0-0 F7		0-0 G4-3-6 1-2f		0-0 FC6 1-2f	
Juan Bonilla, R (1, 4) OBP: 0.388, SLG: 0.395	0-3 K		0-0 E 1B E 1B	0-0 3B			0-0 5-3		
Garry Templeton, S (1, 6) OBP: 0.240, SLG: 0.245	4-0 G4-6-3 1-2 BB		0-0 E8 E SF7 1B	0-0 6-3			0-0 F8		
Ruppert Jones, L (1, 8) OBP: 0.449, SLG: 0.571	0-0 G4-6-3 1-2f		0-0 F8		0-0 S 2B 1B		0-3 K		
Sixto Lezcano, R (1, 9) OBP: 0.360, SLG: 0.468		0-0 1B 3B	0-0 E6 1-3 HR 3-H		0-3 K 1-2		0-0 1B 1B		
Terry Kennedy, L (1, 2) OBP: 0.342, SLG: 0.457		0-0 4-3 1B 1B 3-H	0-0 SF7 3-H		0-3 K		0-0 1B 1B 1-3 FC6-2		
Luis Salazar, R (1, 5) OBP: 0.277, SLG: 0.341		0-3 K	0-0 1-H HR		0-0 2B 2-H		0-0 FC6 FC6-2 1-2 3-H 1B		
Broderick Perkins, L (1, 3) OBP: 0.364, SLG: 0.400		0-0 4-3 1-3	0-0 F9			0-0 4-3	0-0 FC6-2 FC6 1-2 2-H		
John Curtis, L (1, 1) OBP: 0.500, SLG: 0.500 Tim Flannery, L (6, PH) OBP: 0.500, SLG: 0.833 Danny Boone, L (7, 1)		0-0 1B 3-H		0-3 K		0-0 G4-3-6 1B	0-0 FC6 1-2f 2-3		

AB	R	H	RBI	BB	SO	LOB
5	0	1	0	0	0	4
0	0	0	0	0	0	0
4	1	2	0	0	1	1
3	1	1	0	1	0	1
4	1	1	0	0	1	4
4	3	2	1	0	1	2
3	1	2	2	0	1	1
4	1	3	4	0	1	1
4	0	0	0	0	0	3
2	0	1	1	0	1	0
1	0	1	0	0	0	0
1	0	0	0	0	0	2

BOTTOM

San Francisco Giants @ San Diego Padres
Jack Murphy Stadium, San Diego, CA
 Tue Apr 20 1982, 9:05 PM EST
 Att. 17,865 - Unknown

livebaseballscorecards.com

AB	35
R	8
H	14
RBI	8
BB	1
SO	6
LOB	19



1B: 10	SF: 1
2B: 1	SAC: 0
3B: 2	DP: 2
HR: 1	HBP: 0

WP: 1	PA: 37
PB: 0	
SB: 1	
CS: 0	

Inning Stats	R	H	E	K	S	P	IP	WLS	BF	H	R	ER	SO	BB	IBB	HBP	BLK	WP	HR	S	P	ERA	WHIP
Rich Gale, R (1, 1) ERA: 3.32	0	1	0	1	5	9	4.0	L	21	8	6	2	3	1	0	0	0	1	1	26	30	4.50	2.250
Jim Barr, R (5, 1) ERA: 2.08	0	1	0	1	9	9	2.0		7	3	1	1	2	0	0	0	0	0	0	11	11	4.50	1.500
Gary Lavelle, L (7, 1) ERA: 3.86	0	1	0	1	9	9	2.0		9	3	1	1	1	0	0	0	0	0	0	11	11	4.50	1.500

Batter	1	2	3	4	5	6	7	8	9	AB R H RBI BB SO LOB	TOP		
Chili Davis, S (1, 8) OBP: 0.396, SLG: 0.455	0-0 HR 1B		0-0 4-3		0-0 F7		4-0 BB 1B 1-2 BB	0-0 1B		4 1 2 0 1 0 2	San Francisco Giants @ San Diego Padres Jack Murphy Stadium, San Diego, CA Wed Apr 21 1982, 9:05 PM EST Att. 24,577 - Unknown livebaseballscorecards.com		
Joe Morgan, L (1, 4) OBP: 0.425, SLG: 0.412	0-0 1-H HR		4-0 BB		0-0 FC5-4 1-2 2-3		0-0 BB 1B	0-0 1B 1-2 2-H		4 1 3 3 1 0 2			
Jack Clark, R (1, 9) OBP: 0.315, SLG: 0.279	0-0 F8		0-0 F9		0-0 F8		4-0 BB 1B	0-3 K		4 0 0 1 1 1 5			
Reggie Smith, S (1, 3) OBP: 0.327, SLG: 0.340	0-0 F4		0-0 F9		0-0 F7		0-3 K		0-0 6-3	5 0 0 0 0 1 4			
Darrell Evans, L (1, 5) OBP: 0.352, SLG: 0.435	0-0 F6			0-0 F9		0-0 F9	0-0 F5		0-0 HR 2B	5 1 1 0 0 0 3			
Champ Summers, L (1, 7) OBP: 0.500, SLG: 0.750		0-0 F8 1B		0-0 6-3		4-0 1B BB	0-3 K		0-0 HR 2-H	2 0 1 0 1 0 0 2 1 1 2 0 1 3			
Jim Wohlford, R (7, PH) OBP: 0.250, SLG: 1.000													
Guy Sularz, R (1, 6) OBP: 0.462, SLG: 0.500		0-0 F8 1-2		0-0 3-1		0-0 1B		0-0 1B 1B	0-0 1B 1B	5 1 3 0 0 0 1			
Jeff Ransom, R (1, 2) OBP: 0.125, SLG: 0.125		0-3 K			0-0 FC5-4 1B	0-0 F4		0-0 F7	0-0 F7	5 0 1 0 0 1 5			
Al Holland, R (1, 1) Gary Lavelle, S (5, 1) Duane Kuiper, L (7, PH) Atlee Hammaker, S (7, 1) Joe Pettini, R (8, PH) Fred Breining, R (8, 1) Jeffrey Leonard, R (9, PH) OBP: 0.326, SLG: 0.409		0-0 6-3			0-0 FC1 FC5-4 1B		0-0 1B BB BB 1B	0-0 F8	0-0 F9	2 0 0 0 0 0 2 0 0 0 0 0 0 0 1 1 1 0 0 0 0 0 0 0 0 0 0 0 1 0 0 0 0 0 1 0 0 0 0 0 0 0 1 0 0 0 0 0 1			
Inning Stats	R: 2 H: 2 E: 0 LOB: 0 K: 0 BB: 0 S: 5 P: 5	R: 0 H: 1 E: 0 LOB: 1 K: 1 BB: 0 S: 6 P: 6	R: 0 H: 0 E: 0 LOB: 1 K: 0 BB: 1 S: 3 P: 7	R: 0 H: 0 E: 0 LOB: 0 K: 0 BB: 0 S: 3 P: 3	R: 0 H: 1 E: 1 LOB: 2 K: 0 BB: 0 S: 5 P: 5	R: 0 H: 1 E: 0 LOB: 2 K: 0 BB: 1 S: 4 P: 8	R: 1 H: 2 E: 0 LOB: 3 K: 2 BB: 2 S: 9 P: 17	R: 1 H: 3 E: 0 LOB: 2 K: 1 BB: 0 S: 8 P: 8	R: 2 H: 3 E: 0 LOB: 1 K: 0 BB: 0 S: 6 P: 6	1B: 10 SF: 0 2B: 1 SAC: 0 3B: 0 DP: 0 HR: 2 HBP: 0	WP: 0 PA: 45 PB: 0 SB: 0 CS: 0		
PITCHER John Montefusco, R (1, 1) ERA: 5.32 Gary Lucas, L (7, 1) ERA: 2.79	IP WLS BF H R ER SO BB IBB HBP BLK WP HR S P ERA WHIP	6.0 W 28 6 3 3 1 3 0 0 0 0 1 27 39 4.50 1.500	3.0 S 17 7 3 3 3 1 0 0 0 0 0 1 22 26 9.00 2.667	PITCHER									



Batter	1	2	3	4	5	6	7	8	9	AB R H RBI BB SO LOB	TOP	
Steve Sax, R (1, 4) OBP: 0.397, SLG: 0.371	0-0 5-3	0-3 K			4-0 2B BB	0-0 1-3		4-0 1B BB	4-0 1-2 BB	3 1 0 0 3 1 2		
Ken Landreaux, L (1, 8) OBP: 0.441, SLG: 0.468	0-0 S 1B		0-0 4-3		0-0 2B SF7 1B	0-0 F9		0-0 1-2 HR 1B	0-3 K	6 2 3 0 0 1 2		
Pedro Guerrero, R (1, 9) OBP: 0.333, SLG: 0.393	0-3 K 1-2		0-0 5-3		0-0 WP E 2B		0-0 F7	0-0 1-2 HR 1B		5 2 2 1 0 1 1		
Rick Monday, L (1, 7) OBP: 0.474, SLG: 0.667 Ron Roenicke, S (8, 7)	4-0 BB		0-0 4-3		0-0 SF7		0-0 1B 1B	0-3 K		3 1 1 1 1 1 2 0 0 0 0 0 0 0		
Ron Cey, R (1, 5) OBP: 0.385, SLG: 0.508 Derrel Thomas, S (8, 5)	0-0 6-3			0-0 1B SF9 2B	0-0 E7 2B 1B		0-0 1B 4-6-3 1B	0-0 1-H 2-H HR		5 3 4 4 0 0 2 0 0 0 0 0 0 0		
Steve Garvey, R (1, 3) OBP: 0.242, SLG: 0.306		0-0 F6		0-0 2-3 1B	0-0 2-3 2B		0-0 1-3 3-H 1B	0-0 F8		5 0 3 1 0 0 0		
Mike Scioscia, L (1, 2) OBP: 0.341, SLG: 0.306		4-0 BB BB		0-0 SF9	4-0 G4-6-3 IBB		0-0 4-6-3 1-2 3-H 1B	0-0 4-3		2 0 0 2 2 0 1		
Bill Russell, R (1, 6) OBP: 0.408, SLG: 0.350 Jorge Orta, L (9, PH)		4-0 BB BB		0-3 K	0-0 G4-6-3 1-2f		4-0 3-H 1B		0-0 F8	2 0 0 0 2 1 4 1 0 0 0 0 0 0 0 0 0 0 0 0 0		
Mark Belanger, R (9, 6) OBP: 0.500, SLG: 0.571		1-2 BB		0-3 K								
Bob Welch, R (1, 1) OBP: 0.077, SLG: 0.083		0-3 K		0-3 K			0-0 F7	0-3 K	0-0 BB 1B	5 0 1 0 0 3 5		
Inning Stats	R: 0 E: 0 K: 1 S: 6 H: 1 LOB: 2 BB: 1 P: 10	R: 0 E: 0 K: 2 S: 7 H: 0 LOB: 2 BB: 2 P: 15	R: 0 E: 0 K: 0 S: 3 H: 0 LOB: 0 BB: 0 P: 3	R: 1 E: 0 K: 2 S: 9 H: 2 LOB: 1 BB: 0 P: 9	R: 3 E: 1 K: 0 S: 6 H: 4 LOB: 2 BB: 2 P: 14	R: 0 E: 0 K: 0 S: 3 H: 0 LOB: 0 BB: 0 P: 3	R: 2 E: 0 K: 1 S: 8 H: 3 LOB: 2 BB: 1 P: 12	R: 3 E: 0 K: 1 S: 7 H: 3 LOB: 0 BB: 1 P: 11	R: 0 E: 0 K: 1 S: 6 H: 1 LOB: 2 BB: 1 P: 10	1B: 10 2B: 3 3B: 0 HR: 1 SF: 2 SAC: 0 DP: 1 HBP: 0	WP: 1 PB: 0 SB: 1 CS: 0 PA: 47	
PITCHER	IP WLS BF H R ER SO BB IBB HBP BLK WP HR S P ERA WHIP											
Alan Fowlkes, R (1, 1) ERA: 4.26	4.1 L 23 6 4 4 5 4 0 0 0 1 0 29 45 8.31 2.308											
Bill Laskey, R (5, 1) ERA:	0.2 3 1 0 0 0 0 0 1 0 0 0 0 2 6 0.00 1.500											
Dan Schatzeder, L (6, 1) ERA: 10.2	3.0 16 6 5 5 2 1 1 0 0 0 1 18 26 15.00 2.333											
Greg Minton, R (9, 1) ERA:	1.0 5 1 0 0 1 1 0 0 0 0 0 6 10 0.00 2.000											

Los Angeles Dodgers @ San Francisco Giants
 Candlestick Park, San Francisco, CA
 Fri Apr 23 1982, 9:05 PM EST
 Att: 26,900 - Unknown

livebaseballscorecards.com

AB 37
 R 9
 H 14
 RBI 9
 BB 8
 SO 8
 LOB 19



Batter	1	2	3	4	5	6	7	8	9	AB R H RBI BB SO LOB	TOP																									
Steve Sax, R (1, 4) OBP: 0.403, SLG: 0.400	0-0 F3		0-0 F4		0-0 SF7 3B		4-0 G4-6-3 BB		0-0 SH1-4	3 1 1 0 1 0 1																										
Ken Landreaux, L (1, 8) OBP: 0.452, SLG: 0.469	0-0 2B 1B		4-0 WP 1-2 HR BB		0-0 SF7		0-0 G4-6-3 1-2f		4-0 FC6-4 IBB	2 2 1 1 2 0 2																										
Pedro Guerrero, R (1, 9) OBP: 0.338, SLG: 0.459	0-0 1-H 2B		0-0 1-H 2-H HR		0-0 F8			0-0 F8	0-0 FC6-4 1B 1-2f 2-3 3-H	5 1 2 5 0 0 2																										
Rick Monday, L (1, 7) Alejandro Pena, R (9, 1) Terry Forster, L (9, 1)	0-0 4-3		0-0 6-3			0-0 6-3		4-0 1B BB	0-0 FC6-4 1B 1-2 3-H	4 0 1 1 1 0 0 0 0 0 0 0 0 0 0 0 0 0 0 0 0																										
Ron Cey, R (1, 5) OBP: 0.371, SLG: 0.500		0-0 F4		0-0 5-3		0-0 6-3 2B		0-3 K	0-0 FC6-4 1-2f	5 0 1 0 0 1 3																										
Steve Garvey, R (1, 3) OBP: 0.243, SLG: 0.303		0-3 K		0-0 F8		0-0 6-3 2-3		0-0 1-3 1B		4 0 1 0 0 1 1																										
Steve Yeager, R (1, 2) Jay Johnstone, L (8, PH) Mike Scioscia, L (8, 2) OBP: 0.435, SLG: 0.306		0-0 F5		0-0 1B		0-0 5-3		0-0 F9		3 0 1 0 0 0 1 1 0 0 0 0 0 2 0 0 0 0 0 0 0																										
Bill Russell, R (1, 6) Ron Roenicke, S (9, PH) Mark Belanger, R (9, 6) OBP: 0.423, SLG: 0.372			0-0 FC1-6 1B		0-0 5-3		0-0 SH3-4 1B		4-0 1B FC6-4 BB	3 0 2 0 0 0 1 0 1 0 0 1 0 0 0 0 0 0 0 0 0																										
Burt Hooton, R (1, 1) Dave Stewart, R (7, 1) Steve Howe, L (7, 1) Jorge Orta, L (9, PH) Derrel Thomas, S (9, 7) OBP: 0.333, SLG: 0.167			0-0 WP 1-2f HR BB		0-0 5-3		0-0 SH3-4 1-2		0-0 FC6-4 SH1-4 1B 1B	2 1 0 0 0 0 1 0 0 0 0 0 0 0 0 0 0 0 0 0 0 1 1 1 0 0 0 0 0 0 0 0 0 0 0																										
Inning Stats	R: 1 E: 0 K: 0 S: 4	H: 2 LOB: 0 BB: 0 P: 4	R: 0 E: 0 K: 1 S: 5	H: 0 LOB: 0 BB: 0 P: 5	R: 3 E: 0 K: 0 S: 5	H: 2 LOB: 0 BB: 1 P: 9	R: 0 E: 0 K: 0 S: 4	H: 1 LOB: 1 BB: 0 P: 4	R: 1 E: 0 K: 0 S: 4	H: 1 LOB: 0 BB: 0 P: 4	R: 0 E: 0 K: 0 S: 3	H: 1 LOB: 1 BB: 1 P: 7	R: 0 E: 0 K: 1 S: 6	H: 1 LOB: 2 BB: 1 P: 10	R: 2 E: 0 K: 0 S: 5	H: 2 LOB: 2 BB: 2 P: 13	1B: 7 2B: 2 3B: 1 HR: 1	SF: 1 SAC: 2 DP: 1 HBP: 0	WP: 1 PB: 0 SB: 0 CS: 0	PA: 41																
PITCHER	IP WLS BF H R ER SO BB IBB HBP BLK WP HR S P ERA WHIP																																			
Jim Barr, R (1, 1) ERA: 4.3	6.0		25	7	5	5	1	1	0	0	0	1	1	26	30	7.50	1.333																			
Fred Breining, R (7, 1) ERA: 5.63	1.0		4	1	0	0	0	1	0	0	0	0	0	3	7	0.00	2.000																			
Greg Minton, R (8, 1) ERA: 1.38	2.0	L	12	3	2	2	1	2	1	0	0	0	0	11	23	9.00	2.500																			

Los Angeles Dodgers @ San Francisco Giants
 Candlestick Park, San Francisco, CA
 Sat Apr 24 1982, 10:05 PM EST
 Att: 28,832 - Unknown

livebaseballscorecards.com

AB	33
R	7
H	11
RBI	7
BB	5
SO	2
LOB	14



BOTTOM

Los Angeles Dodgers @ San Francisco Giants
Candlestick Park, San Francisco, CA
Sat Apr 24 1982, 10:05 PM EST
Att. 28,832 - Unknown

livebaseballscorecards.com

AB 33
R 6
H 6
RBI 5
BB 4
SO 5
LOB 14



WP: 1 PA: 37
PB: 1
SB: 0
CS: 0

AB R H RBI BB SO LOB

5 0 1 1 0 0 1

4 1 1 0 0 1 2

3 1 0 0 1 0 3

4 0 0 0 0 0 3

4 1 2 2 0 0 0

4 1 1 1 0 1 1

2 1 0 0 2 1 1

2 0 0 0 0 1 0

1 1 0 0 1 0 1

1B: 5 SF: 0
2B: 1 SAC: 0
3B: 0 DP: 1
HR: 0 HBP: 0

Batter	1	2	3	4	5	6	7	8	9
Guy Sularz, R OBP: 0.389, SLG: 0.412 (1, 5) (8, 6)	0-0 6-3 ①		0-0 5-3 ③			0-0 F8 ③	0-0 1-2 2-H 1B		0-0 F2 ③
Joe Morgan, L OBP: 0.396, SLG: 0.381 (1, 4)	0-0 F9 ②			0-0 G4-6-3 1B			E3 3-1 BB 2B		
Chili Davis, S OBP: 0.377, SLG: 0.412 (1, 8)	0-0 4-3 ③			0-0 F7 ①			3-1 BB		F9
Champ Summers, L OBP: 0.333, SLG: 0.500 (1, 7)		0-0 3-1 ①		0-0 G4-6-3 1-2f ② ③			0-0 3-1 ①	0-0 F8 ①	
Jeffrey Leonard, R OBP: 0.340, SLG: 0.438 (1, 9)		0-0 FC4-6 1B			0-0 6-3 ①		0-0 1B 2B	0-0 F9 ②	
Dave Bergman, L OBP: 0.308, SLG: 0.545 (1, 3)		0-0 FC4-6 1-2f ②			0-0 F8 ②		0-0 BB BB E 1B	0-3 K ③	
Jeff Ransom, R OBP: 0.188, SLG: 0.071 (1, 2)		0-3 K ③			0-0 F8 ③		4-0 BB BB E BB 1-2		4-0 FC1-6 BB
Johnnie LeMaster, R OBP: 0.256, SLG: 0.135 Darrell Evans, L OBP: 0.367, SLG: 0.420 (7, PH) (8, 5)			0-3 K ①			0-0 F6 ①	4-0 1-2 2-3 E BB		0-0 FC1-6 PB WP 1-2f ①
Jim Barr, R Duane Kuiper, L OBP: 0.380, SLG: 0.318 Fred Greining, R Reggie Smith, S OBP: 0.304, SLG: 0.314 Jack Clark, R OBP: 0.286, SLG: 0.271 Greg Minton, S Jim Wohlford, R OBP: 0.200, SLG: 0.800 (1, 1) (6, PH) (7, 1) (7, PH) (7, PH) (8, 1) (9, PH)			0-0 F9 ②			0-0 1B	0-0 E6 1B		0-3 K ②

Inning Stats	R: 0 E: 0 K: 0 S: 3	H: 0 LOB: 0 BB: 0 P: 3	R: 0 E: 0 K: 1 S: 6	H: 1 LOB: 1 BB: 0 P: 6	R: 0 E: 0 K: 1 S: 5	H: 0 LOB: 0 BB: 0 P: 5	R: 0 E: 0 K: 0 S: 3	H: 1 LOB: 0 BB: 0 P: 3	R: 0 E: 0 K: 0 S: 3	H: 0 LOB: 0 BB: 0 P: 3	R: 0 E: 0 K: 0 S: 3	H: 1 LOB: 0 BB: 0 P: 3	R: 6 E: 2 K: 1 S: 10	H: 3 LOB: 2 BB: 3 P: 22	R: 0 E: 0 K: 1 S: 5	H: 0 LOB: 0 BB: 0 P: 5	R: 0 E: 0 K: 1 S: 5	H: 0 LOB: 1 BB: 1 P: 9	1B: 5 2B: 1 3B: 0 HR: 0	SF: 0 SAC: 0 DP: 1 HBP: 0
--------------	------------------------------	---------------------------------	------------------------------	---------------------------------	------------------------------	---------------------------------	------------------------------	---------------------------------	------------------------------	---------------------------------	------------------------------	---------------------------------	-------------------------------	----------------------------------	------------------------------	---------------------------------	------------------------------	---------------------------------	----------------------------------	------------------------------------

PITCHER	IP	WLS	BF	H	R	ER	SO	BB	IBB	HBP	BLK	WP	HR	S	P	ERA	WHIP
Burt Hooton, R ERA: 4.43 (1, 1)	6.1		24	5	4	3	2	1	0	0	0	0	0	27	31	4.26	0.947
Dave Stewart, R ERA: 5.4 (7, 1)	0.0		2	0	0	0	0	2	0	0	0	0	0	0	8	∞	∞
Steve Howe, L ERA: 5.63 (7, 1)	1.2	W	7	1	2	0	2	0	0	0	0	0	0	11	11	0.00	0.600
Alejandro Pena, R ERA: 1.86 (9, 1)	0.0		1	0	0	0	0	1	0	0	0	0	0	0	4	∞	∞
Terry Forster, L ERA: 5.0 (9, 1)	1.0	S	3	0	0	0	1	0	0	0	0	1	0	5	5	0.00	0.000

Batter	1	2	3	4	5	6	7	8	9	AB R H RBI BB SO LOB	TOP					
Steve Sax, R (1, 4) OBP: 0.390, SLG: 0.386	0-0 CS 1B	0-0 6-3		0-0 F9			0-0 4-3		0-0 4-3	5 0 1 0 0 0 4	<p>Los Angeles Dodgers @ San Francisco Giants Candlestick Park, San Francisco, CA</p> <p>Sun Apr 25 1982, 6:33 AM EDT Att: 47,808 - Unknown</p> <p>livebaseballscorecards.com</p>					
Ken Landreaux, L (1, 8) OBP: 0.442, SLG: 0.456 Ron Roenicke, S (9, PH)	0-0 1-2 S 1B		0-3 K		0-0 4-3		0-0 4-3	0-0 F4	4 1 1 0 0 1 0 1 0 0 0 0 0 0							
Pedro Guerrero, R (1, 9) OBP: 0.357, SLG: 0.462	0-3 1-2 K		4-0 FC4-6 BB		0-0 1-4-3		0-0 BB 1B	0-0 1B	4 1 2 0 1 1 1							
Rick Monday, L (1, 7) OBP: 0.500, SLG: 0.571 Dusty Baker Jr., R (9, PH) OBP: 0.321, SLG: 0.431	0-0 2-H 1B		0-0 FC4-6 CS		4-0 BB		4-0 1B BB	0-0 F4	2 0 1 1 2 0 1 1 0 0 0 0 0 1							
Ron Cey, R (1, 5) OBP: 0.365, SLG: 0.485	0-3 K		0-0 CS	0-3 K	0-3 K		0-0 1-3 2-H 1B		4 0 1 1 0 3 2							
Steve Garvey, R (1, 3) OBP: 0.243, SLG: 0.314		0-0 6-3 1B 2B		0-0 6-3		0-0 F8	0-0 1-3		4 1 1 0 0 0 2							
Mike Scioscia, L (1, 2) OBP: 0.333, SLG: 0.300		0-0 6-3		0-0 BB WP 1B		0-0 F7		0-0 F5	4 0 1 0 0 0 1							
Bill Russell, R (1, 6) OBP: 0.446, SLG: 0.391 Mark Belanger, R (8, 6) OBP: 0.500, SLG: 0.571		0-0 1-3 1B		4-0 BB BB		0-0 FC6-4 1B		0-0 5-3	3 0 2 1 1 0 0 0 0 0 0 0 0 0							
Fernando Valenzuela, L (1, 1) OBP: 0.154, SLG: 0.083 Steve Howe, L (8, 1) Dave Stewart, R (8, 1)		0-0 1-3		4-0 1-2 2-3 BB		0-0 FC6-4		0-3 K	3 0 0 0 1 1 2 0 0 0 0 0 0 0 0 0 0 0 0 0 0							
Inning Stats	R: 1 H: 3 E: 0 LOB: 1 K: 2 BB: 0 S: 9 P: 9	R: 1 H: 2 E: 0 LOB: 1 K: 0 BB: 0 S: 5 P: 5	R: 0 H: 0 E: 0 LOB: 0 K: 1 BB: 1 S: 4 P: 8	R: 0 H: 1 E: 0 LOB: 3 K: 1 BB: 2 S: 6 P: 14	R: 0 H: 0 E: 0 LOB: 1 K: 1 BB: 1 S: 5 P: 9	R: 0 H: 1 E: 0 LOB: 1 K: 0 BB: 0 S: 4 P: 4	R: 1 H: 2 E: 0 LOB: 2 K: 0 BB: 1 S: 5 P: 9	R: 0 H: 0 E: 0 LOB: 0 K: 1 BB: 0 S: 5 P: 5	R: 0 H: 1 E: 0 LOB: 1 K: 0 BB: 0 S: 4 P: 4	1B: 9 SF: 0 2B: 1 SAC: 0 3B: 0 DP: 0 HR: 0 HBP: 0		WP: 1 PA: 41 PB: 0 SB: 1 CS: 2				
PITCHER	IP WLS BF H R ER SO BB IBB HBP BLK WP HR S P ERA WHIP												PITCHER	IP WLS BF H R ER SO BB IBB HBP BLK WP HR S P ERA WHIP		
Rich Gale, R (1, 1) ERA: 3.51	6.2	WLS 32	H 9 R 3 ER 3 SO 5 BB 5 IBB 0 HBP 0 BLK 0 WP 1 HR 0 S 37 P 57 ERA 4.05 WHIP 2.100													
Fred Breining, R (7, 1) ERA: 4.82	1.1	W 4	H 0 R 0 ER 0 SO 1 BB 0 IBB 0 HBP 0 BLK 0 WP 0 HR 6 S 6 P 6 ERA 0.00 WHIP 0.000													
Gary Lavelle, L (9, 1) ERA: 3.09	1.0	S 4	H 1 R 0 ER 0 SO 0 BB 0 IBB 0 HBP 0 BLK 0 WP 0 HR 4 S 4 P 4 ERA 0.00 WHIP 1.000													

livebaseballscorecards.com

AB	35
R	3
H	10
RBI	3
BB	5
SO	6
LOB	14



Batter	1	2	3	4	5	6	7	8	9	AB R H RBI BB SO LOB	TOP
Tim Raines, S OBP: 0.340, SLG: 0.375 (1, 7) X	0-0 E5 G3 S 1B	4-0 FC6-4 BB			0-0 E8 1B		0-0 SH1-4 1-2		0-0 3-1	3 1 1 0 1 0 0	
Wallace Johnson, S OBP: 0.278, SLG: 0.273 (1, 4) X Mike Phillips, L (7, 4)	0-0 G3	0-0 FC6-4 1-2f			0-0 L3		0-0 F7			4 0 0 0 0 0 6 0 0 0 0 0 0 0	
Andre Dawson, R OBP: 0.361, SLG: 0.436 (1, 8) X	0-0 S 1B				0-0 F7		4-0 FC4-6 IBB			3 0 1 1 1 0 1	
Al Oliver, L OBP: 0.345, SLG: 0.449 (1, 3) S S	0-3 3-H K 1-2				0-0 F7		0-0 FC4-6 1-2f			4 0 0 0 0 1 4	
Gary Carter, R OBP: 0.375, SLG: 0.500 (1, 2) X	0-0 F2				0-0 F8			0-0 6-3		4 0 0 0 0 0 1	
Warren Cromartie, L OBP: 0.386, SLG: 0.500 (1, 9) B B B B		4-0 SH5-4 1B BB			0-0 F7		0-0 4-3		0-3 K	3 0 0 0 1 1 0	
Tim Wallach, R OBP: 0.255, SLG: 0.273 (1, 5) X		0-0 F9			0-3 K		0-0 6-3		0-0 F7	4 0 0 0 0 1 1	
Chris Speier, R OBP: 0.244, SLG: 0.415 (1, 6) X		0-0 SH5-4 1-2 1B			0-0 HR		0-0 1B 3B		0-0 5-3	4 2 3 1 0 0 0	
Steve Rogers, R OBP: 0.308, SLG: 0.182 (1, 1) X		0-0 SH5-4 1-2 2-3			0-0 6-3		0-0 SH1-4 1B		0-0 6-3	3 0 1 1 0 0 0	
Inning Stats	R: 1 E: 1 K: 1 S: 7 H: 1 LOB: 1 BB: 0 P: 7	R: 0 E: 0 K: 0 S: 4 H: 1 LOB: 3 BB: 2 P: 12	R: 0 E: 0 K: 0 S: 3 H: 0 LOB: 0 BB: 0 P: 3	R: 1 E: 0 K: 1 S: 6 H: 1 LOB: 0 BB: 0 P: 6	R: 0 E: 1 K: 0 S: 4 H: 1 LOB: 1 BB: 0 P: 4	R: 0 E: 0 K: 0 S: 3 H: 0 LOB: 0 BB: 0 P: 3	R: 1 E: 0 K: 0 S: 5 H: 2 LOB: 2 BB: 1 P: 9	R: 0 E: 0 K: 1 S: 5 H: 0 LOB: 0 BB: 0 P: 5	R: 0 E: 0 K: 0 S: 3 H: 0 LOB: 0 BB: 0 P: 3	1B: 4 2B: 0 3B: 1 HR: 1 SF: 0 SAC: 2 DP: 0 HBP: 0	WP: 0 PB: 0 SB: 2 CS: 0 PA: 37
PITCHER Al Holland, L ERA: 3.99 (1, 1) Gary Lavelle, L ERA: 2.63 (8, 1)	IP 7.0 WLS L BF 31 H 6 R 3 ER 2 SO 2 BB 2 IBB 1 HBP 0 BLK 0 WP 0 HR 1 S 32 P 44 ERA 2.57 WHIP 1.143	IP 2.0 WLS L BF 6 H 0 R 0 ER 0 SO 1 BB 0 IBB 0 HBP 0 BLK 0 WP 0 HR 0 S 8 P 8 ERA 0.00 WHIP 0.000	PITCHER IP WLS BF H R ER SO BB IBB HBP BLK WP HR S P ERA WHIP								ERA WHIP

Montreal Expos @ San Francisco Giants
 Candlestick Park, San Francisco, CA
 Tue Apr 27 1982, 10:05 PM EDT
 Att. 5,587 - Unknown

AB	32
R	3
H	6
RBI	3
BB	3
SO	3
LOB	13



Batter	1	2	3	4	5	6	7	8	9	AB R H RBI BB SO LOB
Chili Davis, S OBP: 0.357, SLG: 0.373 (1, 8) X	0-0 F7 SUS	0-3 K SUS		0-0 G3 1-2 3-H			0-3 K SUS		0-0 4-3 X	5 0 0 1 0 2 3
Joe Morgan, L OBP: 0.429, SLG: 0.458 (1, 4) X	0-0 BB 1B		0-0 F7 X	0-0 F9 X			0-0 BB 1B X			4 0 2 0 0 0 1
Jeffrey Leonard, R OBP: 0.310, SLG: 0.446 (1, 7) S S S	0-3 K SUS		0-3 K SUS		0-3 K SUS		0-0 5-3 X			4 0 0 0 0 3 2
Reggie Smith, S OBP: 0.317, SLG: 0.315 (1, 3) B B B Guy Sularz, R OBP: 0.368, SLG: 0.389 (9, 5) B B B	4-0 BB 1-2		0-0 BB 1B X		0-0 F9 X		0-0 1-3 X			3 0 1 0 1 0 0 0 0 0 0 0 0 0
Darrell Evans, L OBP: 0.353, SLG: 0.375 (1, 5) X (9, 3)	0-0 F6 X		0-0 G3 X		0-0 F9 X		4-0 BB B B B B X			3 0 0 0 1 0 3
Jack Clark, R OBP: 0.299, SLG: 0.268 (1, 9) X		0-0 E6 FC5-4 X		0-0 1B E 1B X		0-3 K SUS X	0-0 F8 X			4 1 1 0 0 1 1
Jeff Ransom, R OBP: 0.217, SLG: 0.143 (1, 2) X		0-0 FC5-4 SH1-4 1-2 1B X		0-0 FC6-4 1-2 1B X		0-0 5-3 X	0-3 K SUS X			4 0 1 0 0 1 2
Johnnie LeMaster, R OBP: 0.265, SLG: 0.143 (1, 6) X Dave Bergman, L OBP: 0.266, SLG: 0.500 (9, PH) X		0-0 SH1-4 1-2 1B X		0-0 FC6-4 1B G3 1-2f 2-H X		0-0 1-3 X				3 1 1 0 0 0 1 1 0 0 0 0 0 0
Al Holland, R OBP: 0.100, SLG: 0.100 (1, 1) X Duane Kuiper, L OBP: 0.346, SLG: 0.304 (7, PH) X Gary Lavelle, S (8, 1) X Champ Summers, L OBP: 0.316, SLG: 0.471 (9, PH) X		0-0 SH1-4 1-2 2-3 X		0-0 G3 2-3 1B X		0-0 4-3 X				1 0 1 0 0 0 0 1 0 0 0 0 0 0 0 0 0 0 0 0 0 1 0 0 0 0 0 0

Inning Stats	R: 0 E: 0 K: 1 S: 6	H: 1 LOB: 2 BB: 1 P: 10	R: 0 E: 1 K: 1 S: 7	H: 1 LOB: 2 BB: 0 P: 7	R: 0 E: 0 K: 1 S: 6	H: 1 LOB: 1 BB: 0 P: 6	R: 2 E: 1 K: 0 S: 6	H: 3 LOB: 1 BB: 0 P: 6	R: 0 E: 0 K: 1 S: 5	H: 0 LOB: 0 BB: 0 P: 5	R: 0 E: 0 K: 1 S: 5	H: 0 LOB: 0 BB: 0 P: 5	R: 0 E: 0 K: 1 S: 6	H: 1 LOB: 1 BB: 0 P: 6	R: 0 E: 0 K: 1 S: 5	H: 0 LOB: 1 BB: 1 P: 9	R: 0 E: 0 K: 0 S: 3	H: 0 LOB: 0 BB: 0 P: 3	1B: 7 2B: 0 3B: 0 HR: 0	SF: 0 SAC: 1 DP: 0 HBP: 0	WP: 0 PB: 0 SB: 0 CS: 0	PA: 37
PITCHER Steve Rogers, R ERA: 1.54 (1, 1)	IP 9.0 WLS W BF 37 H 7 R 2 ER 1 SO 7 BB 2 IBB 0 HBP 0 BLK 0 WP 0 HR 0 S 49 P 57 ERA 1.00 WHIP 1.000																					


BOTTOM

Montreal Expos @ San Francisco Giants
Candlestick Park, San Francisco, CA

Tue Apr 27 1982, 10:05 PM EDT
Att. 5,587 - Unknown

livebaseballscorecards.com

AB	34
R	2
H	7
RBI	1
BB	2
SO	7
LOB	13



Batter	1	2	3	4	5	6	7	8	9	AB R H RBI BB SO LOB	TOP	
Tim Raines, S (1, 7) OBP: 0.333, SLG: 0.353 BB 	4-0 		0-0 F8 		0-3 K 			0-0 4-3 		3 0 0 0 1 1 2	Montreal Expos @ San Francisco Giants Candlestick Park, San Francisco, CA Wed Apr 28 1982, 6:33 AM EDT Att. 6,065 - Unknown livebaseballscorecards.com AB 30 R 0 H 3 RBI 0 BB 1 SO 2 LOB 9 	
Wallace Johnson, S (1, 4) OBP: 0.250, SLG: 0.243 	0-0 F9 1-2 			0-0 3-1 		0-0 4-3 		0-0 F8 	4 0 0 0 0 0 1			
Andre Dawson, R (1, 8) OBP: 0.338, SLG: 0.407 	0-0 F4 			0-0 5-3 		0-0 F8 		0-0 F2 	4 0 0 0 0 0 1			
Al Oliver, L (1, 3) OBP: 0.339, SLG: 0.453 	0-0 F7 			0-0 WP 2B 		0-0 F7 		0-0 6-3 	4 0 1 0 0 0 1			
Warren Cromartie, L (1, 9) OBP: 0.367, SLG: 0.469 		0-0 F6 		0-0 F9 2-3 		0-0 F5 			3 0 0 0 0 0 1			
Tim Wallach, R (1, 5) OBP: 0.260, SLG: 0.277 		0-0 F2 		0-0 1B 1B 		0-3 K 			3 0 1 0 0 1 0			
Chris Speier, R (1, 6) OBP: 0.229, SLG: 0.386 		0-0 F2 		0-0 F8 		0-0 F9 			3 0 0 0 0 0 1			
Tim Blackwell, S (1, 2) OBP: 0.333, SLG: 0.333 			0-0 F9 		0-0 1B 1B 			0-0 1-3 	3 0 1 0 0 0 0			
Bill Gullickson, R (1, 1) John Milner, L (5, PH) Bill Lee, L (5, 1) Bob James, R (7, 1) Terry Francona, L (8, PH) Woodie Fryman, R (8, 1) 			0-0 1-3 		0-0 F5 		0-0 F7 		1 0 0 0 0 0 0 1 0 0 0 0 0 2 0 0 0 0 0 0 0 0 0 0 0 0 0 0 1 0 0 0 0 0 0 0 0 0 0 0 0 0			
Inning Stats R: 0 H: 0 E: 0 LOB: 1 K: 0 BB: 1 S: 3 P: 7	R: 0 H: 0 E: 0 LOB: 0 K: 0 BB: 0 S: 3 P: 3	R: 0 H: 0 E: 0 LOB: 0 K: 0 BB: 0 S: 3 P: 3	R: 0 H: 0 E: 0 LOB: 0 K: 0 BB: 0 S: 3 P: 3	R: 0 H: 1 E: 0 LOB: 1 K: 0 BB: 0 S: 4 P: 4	R: 0 H: 2 E: 0 LOB: 2 K: 1 BB: 0 S: 7 P: 7	R: 0 H: 0 E: 0 LOB: 0 K: 0 BB: 0 S: 3 P: 3	R: 0 H: 0 E: 0 LOB: 0 K: 1 BB: 0 S: 5 P: 5	R: 0 H: 0 E: 0 LOB: 0 K: 0 BB: 0 S: 3 P: 3	R: 0 H: 0 E: 0 LOB: 0 K: 0 BB: 0 S: 3 P: 3	1B: 2 SF: 0 2B: 1 SAC: 0 3B: 0 DP: 0 HR: 0 HBP: 0	WP: 1 PA: 31 PB: 0 SB: 1 CS: 0	
PITCHER Bill Laskey, R (1, 1) ERA:	IP WLS BF H R ER SO BB IBB HBP BLK WP HR S P ERA WHIP 9.0 W 31 3 0 0 2 1 0 0 0 1 0 34 38 0.00 0.444											PITCHER IP WLS BF H R ER SO BB IBB HBP BLK WP HR S P ERA WHIP

Batter	1	2	3	4	5	6	7	8	9
Chili Davis, S OBP: 0.347, SLG: 0.355 (1, 7)	0-0 F2		4-0 1B BB	0-0 G4-3		0-0 SF9		0-0 5-3	
Duane Kuiper, L OBP: 0.355, SLG: 0.321 (1, 4)	0-0 1-3		0-0 FC5-4 1B		0-0 4-3	0-0 4-3		0-0 G4-3-6 1B	
Jeffrey Leonard, R OBP: 0.302, SLG: 0.426 (1, 8)	0-3 K		0-0 FC5-4		0-0 F8		0-0 S 1B	0-0 G4-3-6	
Champ Summers, L OBP: 0.435, SLG: 0.550 (1, 3)		0-0 1B		0-0 1B 1B	4-0 1B BB		0-0 1B 1B		
Darrell Evans, L OBP: 0.361, SLG: 0.383 (1, 5)		0-3 K		0-0 1B SF8 1B	0-0 1B		0-0 F7		
Jack Clark, R OBP: 0.310, SLG: 0.271 (1, 9)		0-0 F9		0-0 1B SF8 1B	0-0 F7		4-0 1B SF8 BB		
Jeff Ransom, R OBP: 0.259, SLG: 0.208 (1, 2)		0-0 5-3		0-0 SF8		0-0 1B SF9 1B	0-0 PB SF8 1B		
Johnnie LeMaster, R OBP: 0.283, SLG: 0.178 (1, 6)			0-0 F9	0-0 1B 1B		0-0 1B	0-0 SF8		
Bill Laskey, R OBP: 0.250, SLG: 0.250 (1, 1)			0-3 K	0-0 G4-3 1B		0-3 K	0-3 K		

AB	R	H	RBI	BB	SO	LOB
3	0	0	1	1	0	2
5	0	2	0	0	0	1
5	1	1	0	0	1	3
3	2	3	1	1	0	0
4	1	2	0	0	1	2
3	2	1	1	1	0	3
3	1	2	2	0	0	1
3	0	2	1	0	0	0
4	0	1	1	0	3	3

AB	R	H	RBI	BB	SO	LOB
33	7	14	7	3	5	15

Inning Stats	R: 0	H: 0	E: 0	K: 1	S: 5	LOB: 0	BB: 0	P: 5
R: 0 H: 1 E: 0 K: 1 S: 6	R: 0 H: 1 E: 0 K: 1 S: 6	R: 3 H: 5 E: 0 K: 0 S: 7	R: 0 H: 1 E: 0 K: 0 S: 4	R: 1 H: 2 E: 0 K: 1 S: 7	R: 3 H: 3 E: 0 K: 1 S: 8	R: 0 H: 1 E: 0 K: 0 S: 3		

WP	HR	S	P	ERA	WHIP
0	0	3	3	6.75	2.000
0	0	5	9	13.50	3.000
0	0	3	3	0.00	1.000

BOTTOM

Montreal Expos @ San Francisco Giants
Candlestick Park, San Francisco, CA
 Wed Apr 28 1982, 6:33 AM EDT
 Att. 6,065 - Unknown

livebaseballscorecards.com



Batter	1	2	3	4	5	6	7	8	9	AB	R	H	RBI	BB	SO	LOB
Chili Davis, S OBP: 0.354, SLG: 0.364 (1, 7) (1, 8)	0-0 1B 1B	0-0 4-3		0-0 CS 1B			0-0 F6			4	1	2	0	0	0	0
Duane Kuiper, L OBP: 0.343, SLG: 0.313 (1, 4)	0-0 1B 1B	0-0 4-3		0-0 1-2 4-3			0-0 4-3			4	1	1	0	0	0	1
Jeffrey Leonard, R OBP: 0.302, SLG: 0.426 Dave Bergman, L OBP: 0.278, SLG: 0.438 (1, 8) (1, 3)	0-0 1B 1B		0-0 4-3	0-0 F5			0-3 K			0	0	0	0	0	0	0
Champ Summers, L OBP: 0.407, SLG: 0.500 (1, 3) (1, 7)	0-0 1B 1B		0-0 E4 1B 2B			0-0 G3		0-0 6-3		4	2	1	1	0	0	0
Darrell Evans, L OBP: 0.382, SLG: 0.453 (1, 5)	0-0 1B HR		0-0 2B 1B			0-0 G4-6-3 1B		0-0 F8		4	2	3	3	0	0	0
Jack Clark, R OBP: 0.320, SLG: 0.302 (1, 9)	0-3 K		0-0 WP 2B			0-0 G4-6-3		0-0 1B		4	0	2	2	0	1	1
Jeff Ransom, R OBP: 0.258, SLG: 0.185 (1, 2)	0-0 F3		0-0 F3			4-0 G4-6-3 BB		0-0 F6		3	0	0	0	1	0	2
Johnnie LeMaster, R OBP: 0.286, SLG: 0.170 (1, 6)	0-0 5-3		4-0 FC6-4 IBB			0-0 G4-6-3		0-0 F6		2	0	0	0	1	0	1
Alan Fowlkes, R OBP: 0.222, SLG: 0.125 (1, 1)		0-0 6-3	0-0 FC6-4			0-0 F7				3	0	0	0	0	0	2

Inning Stats	R: 5	H: 5	E: 0	LOB: 0	K: 1	S: 10	P: 10	R: 0	H: 0	E: 0	LOB: 0	K: 0	S: 3	R: 2	H: 2	E: 1	LOB: 2	K: 0	S: 6	R: 0	H: 1	E: 0	LOB: 0	K: 0	S: 3	R: 0	H: 1	E: 0	LOB: 0	K: 0	S: 3	R: 0	H: 0	E: 0	LOB: 0	K: 1	S: 5	R: 0	H: 0	E: 0	LOB: 0	K: 0	S: 4	R: 0	H: 1	E: 0	LOB: 1	K: 0	S: 4	1B: 8	SF: 0	3B: 0	DP: 2	HR: 1	HBP: 0
--------------	------	------	------	--------	------	-------	-------	------	------	------	--------	------	------	------	------	------	--------	------	------	------	------	------	--------	------	------	------	------	------	--------	------	------	------	------	------	--------	------	------	------	------	------	--------	------	------	------	------	------	--------	------	------	-------	-------	-------	-------	-------	--------

PITCHER	IP	WLS	BF	H	R	ER	SO	BB	IBB	HBP	BLK	WP	HR	S	P	ERA	WHIP
Ray Burris, R ERA: 3.12 (1, 1)	3.0	L	18	7	7	6	1	0	1	0	0	1	1	19	23	18.00	2.333
Bill Lee, L ERA: 5.63 (4, 1)	2.0		6	2	0	0	0	0	0	0	0	0	0	6	6	0.00	1.000
Bob James, R ERA: 2.7 (6, 1)	2.0		6	0	0	0	1	1	0	0	0	0	0	7	11	0.00	0.500
Woodie Fryman, L ERA: (8, 1)	1.0		4	1	0	0	0	0	0	0	0	0	0	4	4	0.00	1.000

BOTTOM

Montreal Expos @ San Francisco Giants
Candlestick Park, San Francisco, CA

Thu Apr 29 1982, 10:05 PM EDT
Att. 5,484 - Unknown

AB	32
R	7
H	10
RBI	7
BB	2
SO	2
LOB	7

livebaseballscorecards.com

GIANTS

WP: 1	PA: 34
PB: 0	
SB: 0	
CS: 1	

Batter	1	2	3	4	5	6	7	8	9	AB R H RBI BB SO LOB	TOP		
Mookie Wilson, S OBP: 0.312, SLG: 0.438 (1, 8) X	0-0 6-3		0-0 F7		0-0 4-3		0-0 FC4-2-5 S 1B		0-3 K	5 0 1 1 0 1 1			
Wally Backman, S OBP: 0.360, SLG: 0.435 Tom Verzyer, R OBP: 0.286, SLG: 0.429 (1, 4) BB (9, 4) BB	4-0 CS BB		0-0 HR 1B		0-0 4-3		0-3 FC4-2-5 3-H 1-3			3 1 1 0 1 0 1 0 0 0 0 0 0 0			
George Foster, R OBP: 0.263, SLG: 0.329 Joel Youngblood, R OBP: 0.276, SLG: 0.400 (1, 7) X (8, 7)	0-0 5-3 1-2		0-0 P3		0-0 F9		0-0 P6			4 0 0 0 0 0 2 0 0 0 0 0 0 0			
Dave Kingman, R OBP: 0.347, SLG: 0.662 Mike Jorgensen, L OBP: 0.364, SLG: 0.222 (1, 3) (8, 3)		0-0 F9	0-0 HR		0-0 FC5-4 1B		0-0 F9			4 1 2 2 0 0 0 0 0 0 0 0 0 0			
Ellis Valentine, R OBP: 0.267, SLG: 0.273 (1, 9)		0-0 1B FC5-2 1B	0-0 F9		0-0 FC5-4 1-2f		0-0 6-3			4 0 1 0 0 0 1			
John Stearns, R OBP: 0.338, SLG: 0.478 (1, 2)		0-0 FC5-2 1-3 1B		0-0 2-3		0-0 F9		0-0 SH1-4 1B		4 1 2 0 0 0 1			
Hubie Brooks, R OBP: 0.354, SLG: 0.294 (1, 5)		4-0 FC5-2 BB		0-0 1-3		0-0 SH5-4 1B 2B		0-0 SH1-4		2 1 1 0 1 0 0			
Ron Gardenhire, R OBP: 0.377, SLG: 0.382 (1, 6)		0-0 FC5-2 1-2 2-3 3-H		0-0 1-3		0-0 SH5-4 2-3		0-0 4-3 1B		3 0 1 1 0 0 3			
Mike Scott, R OBP: 0.167, SLG: 0.182 Rusty Staub, L OBP: 0.263, SLG: 0.125 Craig Swan, R Pete Falcone, L Neil Allen, R (1, 1) (7, PH) (7, 1) (8, 1) (9, 1)		0-3 K		0-3 K		0-0 1-3		0-0 4-3		2 0 0 0 0 2 3 1 0 0 0 0 0 1 0 0 0 0 0 0 0 1 0 0 0 0 0 1 0 0 0 0 0 0 0			
Inning Stats	R: 0 E: 0 K: 0 S: 2 H: 0 LOB: 0 BB: 1 P: 6	R: 0 E: 0 K: 1 S: 7 H: 2 LOB: 3 BB: 1 P: 11	R: 2 E: 0 K: 0 S: 5 H: 2 LOB: 0 BB: 0 P: 5	R: 0 E: 0 K: 0 S: 3 H: 0 LOB: 0 BB: 0 P: 3	R: 0 E: 0 K: 1 S: 5 H: 0 LOB: 0 BB: 0 P: 5	R: 0 E: 0 K: 0 S: 4 H: 1 LOB: 1 BB: 0 P: 4	R: 1 E: 1 K: 0 S: 7 H: 2 LOB: 1 BB: 0 P: 7	R: 0 E: 0 K: 0 S: 3 H: 0 LOB: 0 BB: 0 P: 3	R: 1 E: 0 K: 1 S: 7 H: 2 LOB: 1 BB: 0 P: 7	1B: 7 2B: 1 3B: 0 HR: 1 SF: 0 SAC: 2 DP: 0 HBP: 0	WP: 0 PB: 0 SB: 1 CS: 1 PA: 37		
PITCHER	IP WLS BF H R ER SO BB IBB HBP BLK WP HR S P ERA WHIP	IP WLS BF H R ER SO BB IBB HBP BLK WP HR S P ERA WHIP											
Rich Gale, R ERA: 3.58 (1, 1)	7.0 29 7 3 3 3 2 0 0 0 0 0 1 33 41 3.86 1.286	Fred Breining, R ERA: 4.76 (8, 1)	2.0 8 2 1 1 1 0 0 0 0 0 0 0 10 10 4.50 1.000										

New York Mets @ San Francisco Giants
Candlestick Park, San Francisco, CA

AB	33
R	4
H	9
RBI	4
BB	2
SO	3
LOB	14



Fri Apr 30 1982, 10:05 PM EDT
Att. 5,961 - Unknown

livebaseballscorecards.com

Batter	1	2	3	4	5	6	7	8	9	AB	R	H	RBI	BB	SO	LOB
Chili Davis, S OBP: 0.361, SLG: 0.400 (1, 8)	0-0 2B		0-0 6-3		0-0 2B			0-0 P6		4	0	2	1	0	0	0
Joe Morgan, L OBP: 0.400, SLG: 0.423 (1, 4)	0-0 F8			0-0 F8	0-0 G3			0-0 6-3		4	0	0	0	0	0	3
Dave Bergman, L OBP: 0.273, SLG: 0.450 (1, 3)	0-0 4-3			0-0 P4	0-0 F8			0-0 2B		4	0	1	0	0	0	3
Champ Summers, L OBP: 0.419, SLG: 0.462 (1, 7)	0-0 4-3			4-0 BB		0-0 F9		4-0 BB		2	0	0	0	2	0	1
Darrell Evans, L OBP: 0.363, SLG: 0.426 (1, 5)		0-0 5-3		0-0 F7		0-0 F8		0-0 F9		4	0	0	0	0	0	3
Jim Wohlford, R OBP: 0.333, SLG: 0.625 (1, 9)		0-3 K			4-0 1B 5-3 BB	0-0 6-3			0-0 WP BB HR 1B	3	2	1	0	1	1	0
Jeff Ransom, R OBP: 0.286, SLG: 0.200 (1, 2)		0-0 5-3			0-0 2B 1B		0-0 P4		4-0 WP HR BB	3	2	1	0	1	0	0
Johnnie LeMaster, R OBP: 0.271, SLG: 0.160 (1, 6)			0-0 6-3		0-0 5-3		0-0 F9		0-0 HR	3	0	0	1	0	0	1
Reggie Smith, S OBP: 0.328, SLG: 0.382 (9, PH)					3-H 2B BB		0-0 F9		1-H 2-H	1	1	1	3	0	0	0
Rich Gale, R (1, 1)			0-0 5-3							1	0	0	0	1	0	0
Jose Barrios, R (7, PH)										1	0	0	0	0	0	0
Fred Breining, R (8, 1)										0	0	0	0	0	0	0

Inning Stats	R: 0	H: 1	E: 0	LOB: 1	K: 0	S: 4	P: 4	R: 0	H: 0	E: 0	LOB: 0	K: 1	S: 5	P: 5	R: 0	H: 0	E: 0	LOB: 0	K: 0	S: 3	P: 3	R: 0	H: 0	E: 0	LOB: 1	K: 0	S: 3	P: 7	R: 2	H: 2	E: 0	LOB: 2	K: 0	S: 5	P: 13	R: 0	H: 0	E: 0	LOB: 0	K: 0	S: 3	P: 3	R: 0	H: 1	E: 0	LOB: 2	K: 0	S: 4	P: 8	R: 3	H: 2	E: 0	LOB: 0	K: 0	S: 2	P: 6	1B: 2	SF: 0	2B: 3	SAC: 0	3B: 0	DP: 0	HR: 1	HBP: 0
--------------	------	------	------	--------	------	------	------	------	------	------	--------	------	------	------	------	------	------	--------	------	------	------	------	------	------	--------	------	------	------	------	------	------	--------	------	------	-------	------	------	------	--------	------	------	------	------	------	------	--------	------	------	------	------	------	------	--------	------	------	------	-------	-------	-------	--------	-------	-------	-------	--------

PITCHER	IP	WLS	BF	H	R	ER	SO	BB	IBB	HBP	BLK	WP	HR	S	P	ERA	WHIP
Mike Scott, R ERA: 2.81 (1, 1)	6.0		24	3	2	2	1	3	0	0	0	0	0	23	35	3.00	1.000
Craig Swan, R ERA: 2.38 (7, 1)	1.2		6	1	0	0	0	0	0	0	0	0	0	6	6	0.00	0.600
Pete Falcone, L ERA: 3.72 (8, 1)	0.1		4	1	2	2	0	2	0	0	0	0	0	2	10	54.00	9.000
Neil Allen, R ERA: 1.35 (9, 1)	0.0	L	1	1	1	1	0	0	0	0	0	1	1	1	1	∞	∞

BOTTOM


New York Mets @ San Francisco Giants
Candlestick Park, San Francisco, CA

Fri Apr 30 1982, 10:05 PM EDT
Att. 5,961 - Unknown

livebaseballscorecards.com

AB	30
R	5
H	6
RBI	5
BB	5
SO	1
LOB	11

WP: 1 PA: 35
PB: 0
SB: 0
CS: 0



Batter	1	2	3	4	5	6	7	8	9	AB R H RBI BB SO LOB	TOP	
Bob Bailor, R (1, 4) OBP: 0.289, SLG: 0.333 Mike Jorgensen, L (9, PH) OBP: 0.417, SLG: 0.300	4-0 2B BB		0-0 E6 SH		0-0 F3		0-3 K		0-0 WP 1B	3 1 0 0 1 1 0 1 0 1 1 0 0 0		
John Stearns, R (1, 2) OBP: 0.333, SLG: 0.479	0-0 BLK 4-3 2B		0-0 SH G6-4-3		0-0 F7		0-0 6-3		0-0 F8	4 1 1 1 0 0 1		
George Foster, R (1, 7) OBP: 0.271, SLG: 0.324	0-0 4-3 2B		0-3 K		0-0 1B			0-0 F9 1B	4-0 BB BB	4 0 1 1 1 1 2		
Dave Kingman, R (1, 3) OBP: 0.338, SLG: 0.630	0-0 6-3		0-0 G6-4-3 1-2f		0-3 K			0-0 1B 1B	0-0 F3	5 0 1 0 0 1 5		
Ellis Valentine, R (1, 9) OBP: 0.286, SLG: 0.292	0-0 F7			0-0 1B 1B		0-0 5-3		0-0 1-2 1B		4 0 2 0 0 0 0		
Joel Youngblood, R (1, 8) OBP: 0.275, SLG: 0.410		0-0 F9		0-3 K		0-0 2B		0-0 F9		4 0 1 0 0 1 3		
Hubie Brooks, R (1, 5) OBP: 0.349, SLG: 0.292		0-0 5-3		0-0 1-2 1B		0-0 6-3		0-0 P3		4 0 1 0 0 0 3		
Ron Gardenhire, R (1, 6) OBP: 0.375, SLG: 0.368 Jesse Orosco, R (6, 1) Rusty Staub, L (9, PH) OBP: 0.250, SLG: 0.118		4-0 BB BB		0-0 F7		0-0 6-3			0-0 F7	2 0 0 0 1 0 3 0 0 0 0 0 0 0 1 0 0 0 0 0 0		
Pat Zachry, R (1, 1) Wally Backman, S (6, 4) OBP: 0.365, SLG: 0.458		0-3 K		0-0 1-3			0-0 6-3		0-0 1B 2B	2 0 0 0 0 1 3 2 1 1 0 0 0 0		
Inning Stats	R: 2 H: 1 E: 0 LOB: 0 K: 0 BB: 1 S: 4 P: 8	R: 0 H: 0 E: 0 LOB: 1 K: 1 BB: 1 S: 5 P: 9	R: 0 H: 0 E: 2 LOB: 1 K: 1 BB: 0 S: 6 P: 6	R: 0 H: 2 E: 0 LOB: 2 K: 1 BB: 0 S: 7 P: 7	R: 0 H: 1 E: 0 LOB: 1 K: 1 BB: 0 S: 6 P: 6	R: 0 H: 1 E: 0 LOB: 1 K: 0 BB: 0 S: 4 P: 4	R: 0 H: 0 E: 0 LOB: 0 K: 1 BB: 0 S: 5 P: 5	R: 0 H: 2 E: 0 LOB: 2 K: 0 BB: 0 S: 5 P: 5	R: 1 H: 2 E: 0 LOB: 2 K: 0 BB: 1 S: 5 P: 9	1B: 6 SF: 0 2B: 3 SAC: 1 3B: 0 DP: 1 HR: 0 HBP: 0	WP: 1 PA: 40 PB: 0 SB: 0 CS: 0	
PITCHER	IP WLS BF H R ER SO BB IBB HBP BLK WP HR S P ERA WHIP											
Atlee Hammaker, L (1, 1) ERA: 6.0	5.0 W 22 4 2 2 4 2 0 0 0 1 0 0 28 36 3.60 1.200											
Jim Barr, R (6, 1) ERA: 4.0	3.1 15 5 1 1 1 0 0 0 0 0 0 0 17 17 2.70 1.500											
Greg Minton, R (9, 1) ERA: 1.32	0.2 S 3 0 0 0 0 1 0 0 0 0 1 0 2 6 0.00 1.500											

New York Mets @ San Francisco Giants
 Candlestick Park, San Francisco, CA
 Sat May 01 1982, 6:33 AM EDT
 Att. 6,466 - Unknown

livebaseballscorecards.com

AB 36
R 3
H 9
RBI 3
BB 3
SO 5
LOB 20



Batter	1	2	3	4	5	6	7	8	9
Chili Davis, S (1, 8) OBP: 0.375, SLG: 0.413	0-0 CS 1B	0-0 P6		0-0 CS 1B	0-0 4-3			0-0 1-2 1B	
Joe Morgan, L (1, 4) OBP: 0.369, SLG: 0.386	0-3 K 1-2	0-3 K		0-0 F8 1-2 3-H			0-3 K	0-0 F7 2-3	
Champ Summers, L (1, 7) OBP: 0.369, SLG: 0.400	4-0 BB		0-0 G3		0-0 F8		0-0 P5	0-0 F8	
Reggie Smith, S (1, 3) OBP: 0.338, SLG: 0.379 Jose Barrios, R (7, 3)	0-3 K		4-0 BB BB		0-0 BB 1B		0-0 4-3		
Darrell Evans, L (1, 5) OBP: 0.369, SLG: 0.414		4-0 1B E BB		0-0 F7			0-0 F8	4-0 FC1-6 BB	
Dave Bergman, L (1, 9) OBP: 0.346, SLG: 0.455		0-0 E 1B 1-3		4-0 1-2 BB		4-0 1B 2B BB		0-0 FC1-6 BLK 1-2f	
Jeff Ransom, R (1, 2) OBP: 0.282, SLG: 0.206		0-0 FC 1B 1-3 3-H		0-0 P4		0-0 2B 1B 1-3 2-H		0-0 P6 1-2	
Johnnie LeMaster, R (1, 6) OBP: 0.302, SLG: 0.189		0-0 1B 1-2 3-H		0-0 1B CS 1B		4-0 2B IBB		0-3 K	
Atlee Hammaker, S (1, 1) Duane Kuiper, L (5, PH) OBP: 0.361, SLG: 0.364 Jim Barr, R (6, 1) OBP: 0.500, SLG: 0.500 Greg Minton, S (9, 1)		0-0 P1		0-3 K 1-2		0-0 2B		0-0 F7 1B 1B	

Inning Stats	R: 0	H: 1	E: 0	LOB: 1	K: 2	S: 7	P: 11	R: 2	H: 2	E: 1	LOB: 2	K: 1	BB: 1	S: 8	P: 12	R: 0	H: 0	E: 0	LOB: 2	K: 0	BB: 2	S: 3	P: 11	R: 1	H: 2	E: 0	LOB: 0	K: 1	BB: 0	S: 6	P: 6	R: 3	H: 3	E: 0	LOB: 2	K: 0	BB: 2	S: 6	P: 14	R: 0	H: 0	E: 0	LOB: 0	K: 1	BB: 0	S: 5	P: 5	R: 0	H: 0	E: 0	LOB: 1	K: 1	BB: 1	S: 5	P: 9	R: 0	H: 2	E: 0	LOB: 1	K: 0	BB: 0	S: 4	P: 4
Pat Zachry, R (1, 1) ERA: 5.93 Jesse Orosco, L (6, 1) ERA: 2.55	IP	WLS	BF	H	R	ER	SO	BB	IBB	HBP	BLK	WP	HR	S	P	ERA	WHIP																																														
	5.0	L	28	8	6	5	4	5	1	0	0	0	0	30	54	9.00	2.600																																														
	3.0		11	2	0	0	2	1	0	0	1	0	0	14	18	0.00	1.000																																														

BOTTOM

New York Mets @ San Francisco Giants
Candlestick Park, San Francisco, CA

Sat May 01 1982, 6:33 AM EDT
Att. 6,466 - Unknown

AB	32
R	6
H	10
RBI	4
BB	7
SO	6
LOB	23

1B:	9	SF:	0	WP:	0	PA:	39
2B:	2	SAC:	0	PB:	0		
3B:	0	DP:	1	SB:	1		
HR:	0	HBP:	0	CS:	3		

Batter	1	2	3	4	5	6	7	8	9	AB R H RBI BB SO LOB	TOP									
Mookie Wilson, S (1, 8) OBP: 0.306, SLG: 0.426	0-0 G3		0-0 FC4-6 1B		0-0 FC3-6 1B		0-0 FC4-6		0-0 FC4	5 0 1 0 0 0 3	New York Mets @ San Francisco Giants Candlestick Park, San Francisco, CA Sun May 02 1982, 6:33 AM EDT Unknown livebaseballscorecards.com									
Bob Bailor, R (1, 5) Pete Falcone, L (7, 1) Rusty Staub, L (9, PH) OBP: 0.238, SLG: 0.111	0-0 S 1B		0-0 1B		0-0 FC3-6		0-0 F8		0-0 5-3	4 0 2 0 0 0 2 0 0 0 0 0 0 0 1 0 0 0 0 0 1										
George Foster, R (1, 7) OBP: 0.270, SLG: 0.321	0-3 K 1-2		0-0 1-3		0-0 F9			0-0 G1-5-3 E 1B		4 0 1 0 0 1 4										
Dave Kingman, R (1, 3) OBP: 0.321, SLG: 0.597	0-3 K			0-0 E6 G5-4-3 1B	0-0 F3			0-0 E6 G1-5-3 HR		4 2 0 0 0 1 3										
Ellis Valentine, R (1, 9) OBP: 0.283, SLG: 0.288		0-3 K		0-0 G5-4-3 1B		0-0 F7		0-0 G1-5-3 1-2 2-3f		4 0 1 0 0 1 2										
John Stearns, R (1, 2) OBP: 0.329, SLG: 0.507		0-3 K		0-0 G5-4-3 1-2f 2-3		0-0 F9		0-0 HR		4 1 1 2 0 1 2										
Ron Gardenhire, R (1, 4) OBP: 0.368, SLG: 0.361		0-0 6-3		0-0 1B 3-H		0-0 F3		0-0 5-3		4 0 1 1 0 0 0										
Tom Verzyer, R (1, 6) Gary Rajsich, L (9, PH) OBP: 0.500, SLG: 0.600 OBP: 0.310, SLG: 0.308			0-0 FC4-6 1B	0-0 1-3 1B		0-0 FC4-6 1B			0-0 F7	3 0 3 0 0 0 0 1 0 0 0 0 0 0										
Ed Lynch, R (1, 1) Joel Youngblood, R (4, PH) Jesse Orosco, R (4, 1) Wally Backman, S (7, PH) OBP: 0.370, SLG: 0.460			0-3 K	0-0 L5			0-3 K		0-0 FC4 1B	1 0 0 0 0 1 1 1 0 0 0 0 0 2 0 0 0 0 0 0 0 2 0 1 0 0 1 1										
Inning Stats	R: 0 E: 0 K: 2 S: 8	H: 1 LOB: 1 BB: 0 P: 8	R: 0 E: 0 K: 2 S: 7	H: 0 LOB: 0 BB: 0 P: 7	R: 0 E: 0 K: 1 S: 7	H: 2 LOB: 2 BB: 0 P: 7	R: 1 E: 1 K: 0 S: 6	H: 3 LOB: 2 BB: 0 P: 6	R: 0 E: 0 K: 0 S: 4	H: 1 LOB: 1 BB: 0 P: 4		R: 0 E: 0 K: 1 S: 6	H: 1 LOB: 1 BB: 0 P: 6	R: 2 E: 1 K: 0 S: 5	H: 2 LOB: 0 BB: 0 P: 5	R: 0 E: 0 K: 0 S: 4	H: 1 LOB: 1 BB: 0 P: 4	1B: 10 2B: 0 3B: 0 HR: 1	SF: 0 SAC: 0 DP: 2 HBP: 0	WP: 0 PB: 0 SB: 1 CS: 0
PITCHER	IP WLS BF H R ER SO BB IBB HBP BLK WP HR S P ERA WHIP																			
Al Holland, L (1, 1) ERA: 3.22	7.0 W 30 9 2 1 6 0 0 0 0 0 0 0 42 42 1.29 1.286																			
Greg Minton, R (8, 1) ERA: 1.72	2.0 S 8 2 1 0 0 0 0 0 0 0 0 0 1 8 8 0.00 1.000																			



Batter	1	2	3	4	5	6	7	8	9	AB	R	H	RBI	BB	SO	LOB
Chili Davis, S OBP: 0.380, SLG: 0.449 (1, 8)	0-0 HR	4-0 2B 1-2 BB		0-3 K			0-3 K			3	1	1	1	1	2	0
Duane Kuiper, L OBP: 0.375, SLG: 0.405 (1, 4)	0-0 F7	0-0 2B 1-3 2-H 3-H			0-0 6-3		0-0 1B			4	0	2	2	0	0	0
Champ Summers, L OBP: 0.375, SLG: 0.382 (1, 7)	0-0 4-3	0-0 G3			0-0 1B FC5-4		0-0 F9			4	0	1	0	0	0	3
Jack Clark, R OBP: 0.320, SLG: 0.302 (9, 9)										0	0	0	0	0	0	0
Reggie Smith, S OBP: 0.338, SLG: 0.377 (1, 3)	0-0 P6		0-0 1B		0-3 K			0-3 K		3	0	1	0	0	1	1
Jose Barrios, R (8, 3)										1	0	0	0	0	1	0
Darrell Evans, L OBP: 0.364, SLG: 0.446 (1, 5)		0-0 HR	0-0 F8		0-0 FC5-4 1-2f			0-0 4-1		4	1	1	1	0	0	2
Dave Bergman, L OBP: 0.333, SLG: 0.423 (1, 9)		0-0 1B 2B 3-1 1B	0-0 F8		0-0 F8		0-0 F8		0-3 K	4	1	1	0	0	1	1
(9, 7)																
Milt May, L OBP: 0.391, SLG: 0.512 (1, 2)		0-0 3-1 1-2	0-0 F7		0-3 K		0-3 K			3	0	0	0	0	1	2
Johnnie LeMaster, R OBP: 0.303, SLG: 0.196 (1, 6)		0-0 2B 1B 2-3		0-3 K		0-0 6-3				3	1	1	0	0	1	0
Al Holland, R OBP: 0.077, SLG: 0.077 (1, 1)		0-0 P2		0-3 K			0-0 P3			3	0	0	0	0	1	2
Greg Minton, S (8, 1)										0	0	0	0	0	0	0

Inning Stats	R: 1	H: 1	E: 0	K: 0	S: 4	H: 1	LOB: 0	BB: 0	P: 4	R: 3	H: 4	E: 0	K: 0	S: 7	H: 1	LOB: 2	BB: 1	P: 11	R: 0	H: 1	E: 0	K: 0	S: 4	R: 0	H: 0	E: 0	K: 3	S: 9	R: 0	H: 1	E: 0	K: 1	S: 6	R: 0	H: 0	E: 0	K: 1	S: 5	R: 0	H: 1	E: 0	K: 1	S: 6	R: 0	H: 0	E: 0	K: 2	S: 7	R: 0	H: 0	E: 0	K: 1	S: 7	R: 0	H: 0	E: 0	K: 2	S: 7
--------------	------	------	------	------	------	------	--------	-------	------	------	------	------	------	------	------	--------	-------	-------	------	------	------	------	------	------	------	------	------	------	------	------	------	------	------	------	------	------	------	------	------	------	------	------	------	------	------	------	------	------	------	------	------	------	------	------	------	------	------	------

PITCHER	IP	WLS	BF	H	R	ER	SO	BB	IBB	HBP	BLK	WP	HR	S	P	ERA	WHIP
Ed Lynch, R ERA: 2.7 (1, 1)	3.0	L	16	6	4	4	0	1	0	0	0	0	2	15	19	12.00	2.333
Jesse Orosco, L ERA: 2.18 (4, 1)	3.0		10	1	0	0	5	0	0	0	0	0	0	20	20	0.00	0.333
Pete Falcone, L ERA: 3.38 (7, 1)	2.0		7	1	0	0	3	0	0	0	0	0	0	13	13	0.00	0.500

BOTTOM

New York Mets @ San Francisco Giants
Candlestick Park, San Francisco, CA

Sun May 02 1982, 6:33 AM EDT
Unknown

AB	32
R	4
H	8
RBI	4
BB	1
SO	8
LOB	11

livebaseballscorecards.com

GIANTS

WP: 0	PA: 33
PB: 0	SB: 0
CS: 0	

Batter	1	2	3	4	5	6	7	8	9	AB	R	H	RBI	BB	SO	LOB
Guy Sularz, R (1, 6) OBP: 0.348, SLG: 0.333 Milt May, L (9, PH) OBP: 0.383, SLG: 0.500	0-0 P4 BB	4-0 FC6 BB			0-0 F7		0-0 FC1-6 G4-6-3 1-2f		0-0 G6-4-3 1-2f	3	0	0	0	1	0	1
Joe Morgan, L (1, 4) OBP: 0.362, SLG: 0.377	0-0 FC6-4 1B	0-0 FC6 1-2f			0-0 4-3		0-0 G4-6-3 1-2f			4	0	1	0	0	0	4
Chili Davis, S (1, 8) OBP: 0.375, SLG: 0.439	0-0 FC6-4 BB 1-2f		0-0 5-3		0-0 FC6-4 1B			0-0 F9		4	0	1	0	0	0	1
Jack Clark, R (1, 9) OBP: 0.316, SLG: 0.288	4-0 1-2 BB		0-3 K		0-0 FC6-4 1-2f			0-0 4-3		3	0	0	0	1	1	1
Darrell Evans, L (1, 5) OBP: 0.359, SLG: 0.436	0-3 K		0-0 P5			0-3 K		0-0 FC5-4 1B		4	0	1	0	0	2	2
Jose Barrios, R (1, 3) OBP: 0.200, SLG: 0.200		0-0 2B 1B		0-0 F9		0-0 1B 1B		0-0 FC5-4 1-2f		4	0	2	0	0	0	1
Jim Wohlford, R (1, 7) OBP: 0.538, SLG: 0.833		0-0 1-3 2B		0-0 1B		0-0 1B 1B		0-0 G6-4-3 1B		4	0	4	0	0	0	0
Jeff Ransom, R (1, 2) OBP: 0.262, SLG: 0.189 Reggie Smith, S (9, PH) OBP: 0.333, SLG: 0.371	0-0 P4	0-0 P4		0-0 F9		0-0 G6-4-3 1-2f		0-3 K		3	0	0	0	0	0	5
Bill Laskey, R (1, 1) OBP: 0.167, SLG: 0.167 Duane Kuiper, L (7, PH) OBP: 0.390, SLG: 0.405 Fred Breining, R (8, 1) Dave Bergman, L (9, PH) OBP: 0.355, SLG: 0.423	0-0 1-3	0-0 1-3		0-3 K			1-0 FC1-6 HBP	4-0 G6-4-3 BB		2	0	0	0	0	1	3

Inning Stats	R: 0	H: 1	E: 0	K: 1	S: 6	R: 0	H: 2	E: 0	K: 0	S: 5	R: 0	H: 0	E: 0	K: 1	S: 5	R: 0	H: 1	E: 0	K: 1	S: 6	R: 0	H: 2	E: 0	K: 1	S: 6	R: 0	H: 0	E: 0	K: 0	S: 4	R: 0	H: 1	E: 0	K: 0	S: 2	R: 0	H: 1	E: 0	K: 0	S: 4	R: 0	H: 1	E: 0	K: 1	S: 5	R: 0	H: 1	E: 0	K: 1	S: 5	1B: 8	2B: 1	3B: 0	HR: 0	SF: 0	SAC: 0	DP: 3	HBP: 1	WP: 0	PB: 0	SB: 0	CS: 0	PA: 37
--------------	------	------	------	------	------	------	------	------	------	------	------	------	------	------	------	------	------	------	------	------	------	------	------	------	------	------	------	------	------	------	------	------	------	------	------	------	------	------	------	------	------	------	------	------	------	------	------	------	------	------	-------	-------	-------	-------	-------	--------	-------	--------	-------	-------	-------	-------	--------

PITCHER	IP	WLS	BF	H	R	ER	SO	BB	IBB	HBP	BLK	WP	HR	S	P	ERA	WHIP
Randy Jones, L (1, 1) ERA: 2.79	8.0	W	34	9	0	0	4	2	0	1	0	0	0	39	48	0.00	1.375
Neil Allen, R (9, 1) ERA: 1.26	1.0	S	3	0	0	0	1	1	0	0	0	0	0	4	8	0.00	1.000

BOTTOM

New York Mets @ San Francisco Giants
Candlestick Park, San Francisco, CA
 Sun May 02 1982, 6:38 AM EDT
 Att. 20,543 - Unknown

livebaseballscorecards.com

AB	33
R	0
H	9
RBI	0
BB	3
SO	5
LOB	21



Batter	1	2	3	4	5	6	7	8	9	AB R H RBI BB SO LOB	TOP										
Bob Dernier, R OBP: 0.327, SLG: 0.333 (1, 8) BB BB (6, 9)	4-0 S S 1B BB	X 0-0 1B		X 0-0 WP 2-H 2B			0-3 K		X 0-0 F8	4 1 2 1 1 1 0											
Pete Rose, S OBP: 0.312, SLG: 0.357 (1, 3) BB BB (6, 9)	4-0 S 1-2 1B BB	X 0-0 L9		X 0-0 4-3			0-0 F9			3 1 0 0 1 0 2											
Mike Schmidt, R OBP: 0.379, SLG: 0.435 (1, 5) S S (6, 9)	0-3 K 1-2 2-3	0-3 K			X 0-0 F9			X 0-0 4-3 SF9 2B		4 1 1 0 0 2 3											
Gary Matthews, R OBP: 0.290, SLG: 0.322 Greg Gross, L OBP: 0.320, SLG: 0.292 (1, 7) (8, 7)	0-0 BB 1B		X 0-0 6-3		X 0-0 G5-4-3 1B			X 0-0 4-3		4 1 2 2 0 0 1 0 0 0 0 0 0 0											
Bo Diaz, R OBP: 0.321, SLG: 0.548 (1, 2) BB BB (6, 9)	4-0 F9 1-2 1B BB		S S 0-3 K		X 0-0 G5-4-3 1-2f			4-0 IBB		2 0 0 0 2 1 1											
George Vukovich, L OBP: 0.143, SLG: 0.143 Garry Maddox, R OBP: 0.208, SLG: 0.280 Dick Davis, R OBP: 0.333, SLG: 0.444 (1, 9) (6, 8) (8, PH) (8, 8)	0-0 1-2 2-H 1B		X 0-0 6-3		X 0-0 F9			X 0-0 SF9		3 0 1 1 0 0 0 0 0 0 0 0 0 0 0 0 0 1 0 0 0											
Dave Roberts, R OBP: 0.174, SLG: 0.136 (1, 4) X	0-0 F9 2-3		X 0-0 4-3		X 0-0 5-3			S S 0-3 K		4 0 0 0 0 1 3											
Ivan De Jesus, R OBP: 0.308, SLG: 0.256 (1, 6) X	0-0 L9		BB BB BB 4-0 SH5-4 2B BB		X 0-0 P4			X 0-0 6-3		3 1 0 0 1 0 2											
Dick Ruthven, R OBP: 0.222, SLG: 0.222 Sid Monge, S Ed Farmer, R (1, 1) (3, 1) (8, 1)		0-3 K		X 0-0 SH5-4			S S 0-3 K		S S 0-3 K	1 0 0 0 0 1 0 1 0 0 0 0 1 0 1 0 0 0 0 1 0											
Inning Stats	R: 3 E: 0 K: 1 S: 7	H: 2 LOB: 2 BB: 3 P: 19	R: 0 E: 0 K: 2 S: 8	H: 1 LOB: 1 BB: 0 P: 8	R: 0 E: 0 K: 1 S: 5	H: 0 LOB: 0 BB: 0 P: 5	R: 1 E: 0 K: 0 S: 4	H: 1 LOB: 1 BB: 1 P: 8	R: 0 E: 0 K: 0 S: 3	H: 0 LOB: 0 BB: 0 P: 3	R: 0 E: 0 K: 2 S: 7	H: 0 LOB: 0 BB: 0 P: 7	R: 1 E: 0 K: 1 S: 6	H: 1 LOB: 1 BB: 1 P: 10	R: 0 E: 0 K: 1 S: 5	H: 0 LOB: 0 BB: 0 P: 5	1B: 4 2B: 2 3B: 0 HR: 0	SF: 1 SAC: 1 DP: 1 HBP: 0	WP: 1 PB: 0 SB: 3 CS: 0	PA: 37	
PITCHER	IP WLS BF H R ER SO BB IBB HBP BLK WP HR S P ERA WHIP																				
Alan Fowlkes, R ERA: 4.76 Dan Schatzeder, L ERA: 7.48 Gary Lavelle, L ERA: 2.87 (1, 1) (1, 1) (8, 1)	0.1 L 2.0	5 24 8	1 4 1	3 1 1	3 5 2	1 1 0	1 5 2	3 1 0	0 0 1	0 0 0	0 1 0	0 0 0	4 33 11	16 37 15	81.00 1.35 4.50	12.000 0.750 0.500					

Philadelphia Phillies @ San Francisco Giants
Candlestick Park, San Francisco, CA
Mon May 03 1982, 10:05 PM EDT
Att. 12,022 - Unknown

livebaseballscorecards.com

AB	30
R	5
H	6
RBI	5
BB	5
SO	8
LOB	12



Batter	1	2	3	4	5	6	7	8	9	AB	R	H	RBI	BB	SO	LOB
Chili Davis, S (1, 8) OBP: 0.380, SLG: 0.442	0-3 K	0-3 K		0-0 CS 1B			0-0 G4-6-3 1B			4	0	2	0	0	2	2
Joe Morgan, L (1, 4) OBP: 0.342, SLG: 0.354	0-0 1-3		0-0 P6	0-0 CS 1-2	0-0 F8		0-0 G4-6-3 1-2f			4	0	0	0	0	0	1
Champ Summers, L (1, 7) OBP: 0.386, SLG: 0.378	0-0 1-3		1-0 BB 1B HBP		0-0 1B			0-0 3-1		3	1	1	0	0	0	0
Reggie Smith, S (1, 3) OBP: 0.315, SLG: 0.348		0-0 F7	0-0 P4		0-0 P4			0-0 F3		4	0	0	0	0	0	2
Darrell Evans, L (1, 5) OBP: 0.375, SLG: 0.475		0-0 HR	4-0 BB 1B BB	1-2 BB	0-0 4-3			4-0 BB		2	1	1	1	2	0	1
Jack Clark, R (1, 9) OBP: 0.313, SLG: 0.286		0-0 E5 1B	0-0 1-2 2-H 1B		0-3 K			0-3 K		4	1	1	1	0	2	1
Milt May, L (1, 2) OBP: 0.353, SLG: 0.457		0-0 F8	0-0 L8		0-0 F7			0-0 6-3		4	0	0	0	0	0	3
Johnnie LeMaster, R (1, 6) OBP: 0.304, SLG: 0.203		0-0 1B		0-0 F8		0-0 F8		0-0 4-3		3	0	1	0	0	0	0
Duane Kuiper, L (9, PH) OBP: 0.381, SLG: 0.395		1-2 2-H 1B		0-3 K			0-0 6-3		0-0 G3	1	0	0	0	0	0	0

Inning Stats	R: 0	H: 0	E: 0	K: 1	S: 5	R: 2	H: 3	E: 1	K: 1	S: 9	R: 1	H: 1	E: 0	K: 0	S: 4	R: 0	H: 1	E: 0	K: 1	S: 5	R: 0	H: 1	E: 0	K: 0	S: 4	R: 0	H: 0	E: 0	K: 1	S: 5	R: 0	H: 1	E: 0	K: 0	S: 3	R: 0	H: 0	E: 0	K: 1	S: 5	R: 0	H: 0	E: 0	K: 0	S: 3	R: 0	H: 0	E: 0	K: 0	S: 3	1B: 6	SF: 0	2B: 0	SAC: 0	3B: 0	DP: 1	HR: 1	HBP: 1	WP: 0	PA: 37
--------------	------	------	------	------	------	------	------	------	------	------	------	------	------	------	------	------	------	------	------	------	------	------	------	------	------	------	------	------	------	------	------	------	------	------	------	------	------	------	------	------	------	------	------	------	------	------	------	------	------	------	-------	-------	-------	--------	-------	-------	-------	--------	-------	--------

PITCHER	IP	WLS	BF	H	R	ER	SO	BB	IBB	HBP	BLK	WP	HR	S	P	ERA	WHIP
Dick Ruthven, R (1, 1) ERA: 4.91	2.2		15	4	3	2	2	1	0	0	0	0	0	17	22	6.75	1.875
Sid Monge, L (3, 1) ERA: 4.85	5.0	W	17	3	0	0	2	1	0	0	0	0	0	20	24	0.00	0.800
Ed Farmer, R (8, 1) ERA: 3.0	1.1	S	4	0	0	0	1	0	0	0	0	0	0	6	6	0.00	0.000

BOTTOM

Philadelphia Phillies @ San Francisco Giants
Candlestick Park, San Francisco, CA
Mon May 03 1982, 10:05 PM EDT
Att. 12,022 - Unknown

livebaseballscorecards.com

AB	33
R	3
H	7
RBI	3
BB	2
SO	5
LOB	10



Batter	1	2	3	4	5	6	7	8	9	AB	R	H	RBI	BB	SO	LOB	TOP																					
Bob Dernier, R OBP: 0.328, SLG: 0.333 (1, 8) (5, 9)	0-3 K	0-0 S 1B		0-0 6-3		0-0 1B S 9-2 1B	0-3 K		0-0 6-3	6	0	2	0	0	2	3																						
Pete Rose, S OBP: 0.316, SLG: 0.352 Ron Reed, R (8, 1)	0-0 L7	4-0 FC5-4 BB		0-0 F7		0-0 2B 1B	0-0 FC6-4			4	0	1	1	1	0	2																						
Mike Schmidt, R OBP: 0.382, SLG: 0.385 (1, 5)	4-0 BB	0-0 FC5-4 BB				0-0 9-2 BB	0-0 P6			3	0	0	0	2	0	6																						
Gary Matthews, R OBP: 0.292, SLG: 0.333 Garry Maddox, R OBP: 0.218, SLG: 0.308 (1, 7) (5, 8)	0-3 K		0-0 FC1-6 2B		0-0 FC6-4 HR	0-0 2B		0-0 F9		3	2	1	0	0	1	2																						
Bo Diaz, R OBP: 0.314, SLG: 0.519 (1, 2)		4-0 HR BB	0-0 6-3		0-0 E5 HR	0-0 P4		0-0 E5		4	2	0	0	1	0	4																						
George Vukovich, L OBP: 0.212, SLG: 0.281 (1, 9) (5, 7)		0-3 K	4-0 FC1-6 IBB		0-0 HR		0-0 1B SH	0-0 F5		4	2	2	3	1	1	2																						
Manny Trillo, R OBP: 0.302, SLG: 0.281 (1, 4)		0-0 HR 1B	0-0 FC1-6		0-0 1-3 1B		0-0 SH SH FC6-4 1B	0-3 K		5	2	3	0	0	1	2																						
Ivan De Jesus, R OBP: 0.285, SLG: 0.244 (1, 6)	0-3 K	0-3 L6		0-0 1-3 1B		0-0 SH SH FC6-4 SH		0-0 5-3		4	0	0	1	0	1	4																						
Steve Carlton, L OBP: 0.167, SLG: 0.333 Del Unser, L (8, 3)	0-0 HR		0-0 F7		0-0 6-3		0-0 SH FC6-4	0-3 K		3	1	1	3	0	0	1																						
Inning Stats	R: 0 E: 0 K: 2 S: 7 H: 0 LOB: 1 BB: 1 P: 11	R: 3 E: 0 K: 2 S: 10 H: 3 LOB: 2 BB: 2 P: 18	R: 1 E: 0 K: 0 S: 4 H: 1 LOB: 1 BB: 1 P: 8	R: 0 E: 0 K: 0 S: 3 H: 0 LOB: 0 BB: 0 P: 3	R: 3 E: 1 K: 0 S: 6 H: 2 LOB: 1 BB: 1 P: 10	R: 0 E: 0 K: 0 S: 5 H: 3 LOB: 2 BB: 0 P: 5	R: 2 E: 1 K: 1 S: 9 H: 2 LOB: 2 BB: 0 P: 9	R: 0 E: 1 K: 1 S: 6 H: 0 LOB: 1 BB: 0 P: 6	R: 0 E: 0 K: 1 S: 5 H: 0 LOB: 0 BB: 0 P: 5	1B: 7 2B: 3 3B: 0 HR: 2 SF: 0 SAC: 2 DP: 1 HBP: 0	WP: 0 PB: 0 SB: 3 CS: 0	PA: 46																										
PITCHER	IP	WLS	BF	H	R	ER	SO	BB	IBB	HBP	BLK	WP	HR	S	P	ERA	WHIP	PITCHER	IP	WLS	BF	H	R	ER	SO	BB	IBB	HBP	BLK	WP	HR	S	P	ERA	WHIP			
Rich Gale, R ERA: 4.62 (1, 1)	4.1	L	24	5	7	6	4	4	1	0	0	0	2	27	47	12.46	2.077																					
Jim Barr, R ERA: 3.66 (5, 1)	1.2		8	4	0	0	0	0	0	0	0	0	0	8	8	0.00	2.400																					
Fred Breining, R ERA: 4.11 (7, 1)	2.0		11	2	2	1	2	0	0	0	0	0	0	15	15	4.50	1.000																					
Greg Minton, R ERA: 1.62 (9, 1)	1.0		3	0	0	0	1	0	0	0	0	0	0	5	5	0.00	0.000																					

Philadelphia Phillies @ San Francisco Giants
Candlestick Park, San Francisco, CA
Tue May 04 1982, 10:05 PM EDT
Att. 5,656 - Unknown

livebaseballscores.com

AB	39
R	9
H	11
RBI	8
BB	5
SO	7
LOB	26



Batter	1	2	3	4	5	6	7	8	9	AB	R	H	RBI	BB	SO	LOB
Chili Davis, S OBP: 0.381, SLG: 0.440 (1, 8)	0-0 F9		0-0 1B 1B	0-3 K		0-3 K		0-0 1-3 1B		5	1	2	0	0	2	2
Joe Morgan, L OBP: 0.372, SLG: 0.406 (1, 4)	0-0 2B		0-0 1B 1B	0-0 1B 2B		4-0 1-2 BB		0-0 P6		4	1	3	1	1	0	2
Jim Wohlford, R OBP: 0.500, SLG: 0.706 (1, 7)	0-0 F8		0-0 1B 1B	0-0 1B		0-0 E1		0-0 1-3		5	0	2	2	0	0	5
Jack Clark, R OBP: 0.295, SLG: 0.267 (1, 9)	0-3 K		0-3 1B	0-3 K		0-0 F8		0-0 6-3		5	0	0	0	0	3	9
Darrell Evans, L OBP: 0.366, SLG: 0.452 (1, 5)		0-3 K	4-0 BB		0-3 K	0-0 4-3			0-3 K	4	0	0	0	1	3	3
Jose Barrios, R OBP: 0.125, SLG: 0.125 (1, 3)		0-0 E9 1B BB	0-3 K		0-0 6-3		0-0 6-3		0-0 3-1	5	1	0	0	0	1	3
Jeff Ransom, R OBP: 0.277, SLG: 0.175 (1, 2)		4-0 1B BB	0-0 F8		4-0 BB		0-0 F2		0-0 5-3	3	0	0	0	2	0	3
Johnnie LeMaster, R OBP: 0.301, SLG: 0.206 (1, 6)		0-0 1B		0-3 K	0-0 F7		0-0 F8			4	0	1	1	0	1	1
Rich Gale, R OBP: 0.182, SLG: 0.100 (1, 1)		0-3 K		0-0 2B 1B		4-0 E BB BB		4-0 1-3 1B BB		2	1	1	0	0	1	1
Jim Barr, R OBP: 0.500, SLG: 0.500 (5, 1)										0	0	0	0	0	0	0
Duane Kuiper, L OBP: 0.385, SLG: 0.395 (6, PH)										0	0	0	0	1	0	0
Fred Breining, R OBP: 0.385, SLG: 0.395 (7, 1)										0	0	0	0	0	0	0
Dave Bergman, L OBP: 0.364, SLG: 0.407 (8, PH)										0	0	0	0	1	0	0
Greg Minton, S OBP: 0.364, SLG: 0.407 (9, 1)										0	0	0	0	0	0	0

Inning Stats	R: 0	H: 1	E: 0	LOB: 1	K: 1	BB: 0	S: 6	P: 6	R: 1	H: 1	E: 1	LOB: 1	K: 2	BB: 1	S: 8	P: 12	R: 1	H: 3	E: 0	LOB: 3	K: 2	BB: 1	S: 10	P: 14	R: 2	H: 3	E: 0	LOB: 1	K: 3	BB: 0	S: 12	P: 12	R: 0	H: 0	E: 0	LOB: 1	K: 1	BB: 1	S: 5	P: 9	R: 0	H: 0	E: 1	LOB: 3	K: 1	BB: 2	S: 6	P: 14	R: 0	H: 0	E: 0	LOB: 0	K: 0	BB: 0	S: 3	P: 3	R: 0	H: 1	E: 0	LOB: 2	K: 0	BB: 1	S: 4	P: 8	R: 0	H: 0	E: 0	LOB: 0	K: 1	BB: 0	S: 5	P: 5	1B: 7	2B: 2	3B: 0	HR: 0	SF: 0	SAC: 0	DP: 0	HBP: 0	WP: 0	PA: 43
PITCHER	IP	WLS	BF	H	R	ER	SO	BB	IBB	HBP	BLK	WP	HR	S	P	ERA	WHIP																																																																	
Steve Carlton, L ERA: 4.78 (1, 1)	7.0	W	35	8	4	3	10	5	0	0	0	0	0	50	70	3.86	1.857																																																																	
Ron Reed, R ERA: 2.05 (8, 1)	2.0		8	1	0	0	1	1	0	0	0	0	0	9	13	0.00	1.000																																																																	


BOTTOM

Philadelphia Phillies @ San Francisco Giants
Candlestick Park, San Francisco, CA

Tue May 04 1982, 10:05 PM EDT
Att. 5,656 - Unknown

livebaseballscores.com

AB	37
R	4
H	9
RBI	4
BB	6
SO	11
LOB	29



BOTTOM

San Francisco Giants @ New York Mets
Shea Stadium, Flushing, NY
Thu May 06 1982, 7:05 PM EDT
Att. 10,013 - Unknown

livebaseballscorecards.com

AB	32
R	3
H	8
RBI	3
BB	2
SO	4
LOB	12



WP:	0	PA:	35
PB:	0	SB:	1
CS:	1		

AB R H RBI BB SO LOB

4 1 1 0 0 1 1
4 1 3 0 0 0 0
0 0 0 0 0 0 0

4 0 0 0 0 1 4

3 1 1 3 1 0 0

4 0 2 0 0 0 1

4 0 1 0 0 1 1

3 0 0 0 1 0 2

3 0 0 0 0 1 2

2 0 0 0 0 0 0

1 0 0 0 0 0 1
0 0 0 0 0 0 0

1B:	6	SF:	0
2B:	1	SAC:	1
3B:	0	DP:	1
HR:	1	HBP:	0

Batter	1	2	3	4	5	6	7	8	9
Mookie Wilson, S OBP: 0.342, SLG: 0.460 (1, 8)	0-0 1B HR 2B	0-3 K			0-0 5-3		0-0 4-3		
Bob Bailor, R Wally Backman, S OBP: 0.371, SLG: 0.429 (8, PR) (9, 4)	0-0 2-3 HR 1B	0-0 F7			0-0 1B			0-0 G5-4-3 1B	
George Foster, R OBP: 0.280, SLG: 0.358 (1, 7)	0-3 K		0-0 L5		0-0 5-3			0-0 G5-4-3 1-2	
Dave Kingman, R OBP: 0.317, SLG: 0.565 (1, 3)	0-0 1-H 3-H HR		0-0 F8			0-0 F7		4-0 S BB	
John Stearns, R OBP: 0.333, SLG: 0.477 (1, 2)	0-0 1B 1B		0-0 5-3			0-0 CS 1B		0-0 4-3 1-2	
Joel Youngblood, R OBP: 0.250, SLG: 0.345 (1, 9)	0-0 1-2 1B			0-3 K		0-0 F9 1-2			0-0 5-3
Hubie Brooks, R OBP: 0.350, SLG: 0.306 (1, 5)	0-0 P6			0-0 F3			4-0 SH5-4 BB		0-0 6-3
Ron Gardenhire, R OBP: 0.321, SLG: 0.303 (1, 6)	0-3 K			0-0 G3			0-0 SH5-4 1-2		0-0 F9
Randy Jones, R Rusty Staub, L Jesse Orosco, R OBP: 0.154, SLG: 0.154 OBP: 0.217, SLG: 0.100 (7, PH) (8, 1)		0-0 F8			0-0 G3		0-0 6-3		

Inning Stats	1	2	3	4	5	6	7	8	9				
R: 3 E: 0 K: 2 S: 12	H: 5 LOB: 2 BB: 0 P: 12	R: 0 E: 0 K: 1 S: 5	H: 0 LOB: 0 BB: 0 P: 5	R: 0 E: 0 K: 0 S: 3	H: 0 LOB: 0 BB: 0 P: 3	R: 0 E: 0 K: 0 S: 5	H: 1 LOB: 1 BB: 0 P: 4	R: 0 E: 0 K: 0 S: 3	H: 1 LOB: 2 BB: 1 P: 7	R: 0 E: 0 K: 0 S: 3	H: 0 LOB: 0 BB: 0 P: 3	1B: 6 2B: 1 3B: 0 HR: 1	SF: 0 SAC: 1 DP: 1 HBP: 0

PITCHER	IP	WLS	BF	H	R	ER	SO	BB	IBB	HBP	BLK	WP	HR	S	P	ERA	WHIP
Atlee Hammaker, L ERA: 5.25 (1, 1)	6.0		24	7	3	3	4	0	0	0	0	0	1	32	32	4.50	1.167
Fred Breining, R ERA: 3.71 (7, 1)	1.2		7	1	0	0	0	2	0	0	0	0	0	5	13	0.00	1.800
Greg Minton, R ERA: 1.5 (8, 1)	1.1	W	4	0	0	0	0	0	0	0	0	0	0	4	4	0.00	0.000

San Francisco Giants @ New York Mets
 Shea Stadium, Flushing, NY
 Fri May 07 1982, 7:05 PM EDT
 Att. 16,782 - Unknown

AB	30
R	2
H	6
RBI	2
BB	5
SO	6
LOB	13



AB R H RBI BB SO LOB

3	0	0	0	1	1	0
4	0	0	0	0	1	1
4	1	1	0	0	1	0
0	0	0	0	0	0	0
3	0	0	0	0	1	1
0	0	0	0	0	0	0
0	1	0	0	1	0	0
3	0	2	0	1	0	1
2	0	2	1	2	0	0
4	0	0	1	0	1	6
0	0	0	0	0	0	0
4	0	1	0	0	0	2
2	0	0	0	0	1	0
1	0	0	0	0	0	2

Batter	1	2	3	4	5	6	7	8	9
Chili Davis, S (1, 8) OBP: 0.377, SLG: 0.429	0-0 F8		0-3 K		0-0 P6			4-0 L9-3 BB	
Joe Morgan, L (1, 4) OBP: 0.345, SLG: 0.364	0-0 P6			0-3 K		0-0 G3		0-0 L9-3	
Dave Bergman, L (1, 3) OBP: 0.351, SLG: 0.387	0-3 K			0-0 1B		0-0 F8		0-0 4-3	
Jose Barrios, R (8, 3) OBP: 0.200, SLG: 0.158				1B					
Champ Summers, L (1, 7) OBP: 0.362, SLG: 0.350		0-0 E6		0-0 F5		0-3 K		4-0 BB	
Fred Breining, R (7, 1)								BB	
Duane Kuiper, L (9, PH) OBP: 0.400, SLG: 0.385								BB	
Darrell Evans, L (1, 5) OBP: 0.376, SLG: 0.444		0-0 F8		0-0 1B		0-0 1B		4-0 FC4	
Jack Clark, R (1, 9) OBP: 0.333, SLG: 0.309		4-0 S		0-0 1B		0-0 1B		4-0 FC4	
Milt May, L (1, 2) OBP: 0.305, SLG: 0.389				1-2 BB		1-2 2-H		1-2 2-3	
Jeffrey Leonard, R (9, PR) OBP: 0.302, SLG: 0.426		0-0 1-3		0-3 K		0-0 F9		0-0 FC4	
Johnnie LeMaster, R (1, 6) OBP: 0.321, SLG: 0.239			0-0 F7		0-0 5-3		0-0 1B	0-0 L4-3	
Bill Laskey, R (1, 1) OBP: 0.125, SLG: 0.125			0-3 K		0-0 G3		0-0 P3		
Jim Wohlford, R (7, PH) OBP: 0.435, SLG: 0.591									

Inning Stats	R: 0	H: 0	E: 0	LOB: 0	K: 1	BB: 0	S: 5	P: 5	R: 0	H: 0	E: 1	LOB: 1	K: 0	BB: 1	S: 3	P: 7	R: 0	H: 0	E: 0	LOB: 0	K: 2	BB: 0	S: 7	P: 7	R: 1	H: 3	E: 0	LOB: 2	K: 2	BB: 0	S: 10	P: 10	R: 0	H: 0	E: 0	LOB: 0	K: 0	BB: 0	S: 3	P: 3	R: 0	H: 0	E: 0	LOB: 0	K: 1	BB: 0	S: 5	P: 5	R: 0	H: 3	E: 0	LOB: 2	K: 0	BB: 0	S: 5	P: 5	R: 0	H: 0	E: 0	LOB: 0	K: 0	BB: 1	S: 2	P: 6	R: 1	H: 0	E: 0	LOB: 2	K: 0	BB: 3	S: 2	P: 14	1B: 6	SF: 0	2B: 2	SAC: 0	3B: 0	DP: 2	HR: 0	HBP: 0	WP: 0	PA: 35
--------------	------	------	------	--------	------	-------	------	------	------	------	------	--------	------	-------	------	------	------	------	------	--------	------	-------	------	------	------	------	------	--------	------	-------	-------	-------	------	------	------	--------	------	-------	------	------	------	------	------	--------	------	-------	------	------	------	------	------	--------	------	-------	------	------	------	------	------	--------	------	-------	------	------	------	------	------	--------	------	-------	------	-------	-------	-------	-------	--------	-------	-------	-------	--------	-------	--------

PITCHER	IP	WLS	BF	H	R	ER	SO	BB	IBB	HBP	BLK	WP	HR	S	P	ERA	WHIP
Charlie Puleo, R (1, 1) ERA: 4.58	8.0	W	31	6	2	2	6	3	0	0	0	0	0	40	52	2.25	1.125
Pete Falcone, L (9, 1) ERA: 3.38	0.0		1	0	0	0	0	1	0	0	0	0	0	4	4	∞	∞
Neil Allen, R (9, 1) ERA: 1.53	1.0	S	3	0	0	0	0	1	0	0	0	0	0	2	6	0.00	1.000

PITCHER	IP	WLS	BF	H	R	ER	SO	BB	IBB	HBP	BLK	WP	HR	S	P	ERA	WHIP
---------	----	-----	----	---	---	----	----	----	-----	-----	-----	----	----	---	---	-----	------

Batter	1	2	3	4	5	6	7	8	9	AB	R	H	RBI	BB	SO	LOB
--------	---	---	---	---	---	---	---	---	---	----	---	---	-----	----	----	-----

Mookie Wilson, S (1, 8) OBP: 0.347, SLG: 0.462	0-0 1B G6-4-3 1B	0-0 F7			0-0 SH1-3 S 6-3 1B	0-0 P6				4	2	2	0	0	0	5
John Stearns, R (1, 2) OBP: 0.344, SLG: 0.484	0-0 1-3 G6-4-3 1B		0-0 5-3		0-0 SH1-3 1-3		0-0 G6-4-3 1B			3	0	2	0	0	0	0
George Foster, R (1, 7) OBP: 0.279, SLG: 0.354	0-0 G6-4-3 1-2f		0-0		0-0 6-3		0-0 G6-4-3 1-2f			4	0	1	1	0	0	2
Ellis Valentine, R (8, 7) OBP: 0.263, SLG: 0.268	0-0 3-H		0-0 1B		0-0 3-H		0-3 K			0	0	0	0	0	0	0
Dave Kingman, R (1, 3) OBP: 0.314, SLG: 0.583	0-0 HR		0-0 P6		0-0 F5		0-3 K			4	1	1	1	0	1	1
Mike Jorgensen, L (9, 3) OBP: 0.462, SLG: 0.300			0-0 P6		0-0 F5		0-3 K			0	0	0	0	0	0	0
Gary Rajsich, L (1, 9) OBP: 0.281, SLG: 0.276	0-3 K		0-3 K		0-0 F9		0-0 P3			3	0	0	0	0	2	1
Joel Youngblood, R (7, 9) OBP: 0.246, SLG: 0.339			0-3 K		0-0 F9		0-0 P3			1	0	0	0	0	0	0
Hubie Brooks, R (1, 5) OBP: 0.346, SLG: 0.315		0-0 F8		0-0 4-3		0-0 1B 2B		0-0 F3		4	0	1	0	0	0	0
Wally Backman, S (1, 4) OBP: 0.394, SLG: 0.467		0-0 1B 2B		0-0 4-3		0-0 SH3 1B		0-0 CS 1B		4	0	3	0	0	0	0
Tom Verzyer, R (9, 4) OBP: 0.500, SLG: 0.600		0-0 1B 2B		0-0 4-3		2-3 SH3 1B		0-0 CS 1B		0	0	0	0	0	0	0
Ron Gardenhire, R (1, 6) OBP: 0.337, SLG: 0.312		0-0 1B		4-0 BB		0-0 SH3 1-2		0-0 CS 1-2		1	0	1	0	1	0	0
Charlie Puleo, R (1, 1) OBP: 0.250, SLG: 0.143		0-3 K		0-0 6-3		4-0 BB				2	0	0	0	1	1	3
Pete Falcone, L (9, 1) OBP: 1.000, SLG: 1.000		0-3 K		0-0 6-3		4-0 BB				0	0	0	0	0	0	0
Neil Allen, R (9, 1) OBP: 1.000, SLG: 1.000		0-3 K		0-0 6-3		4-0 BB				0	0	0	0	0	0	0

Inning Stats	R: 2 E: 0 K: 1 S: 7	H: 3 LOB: 0 BB: 0 P: 7	R: 0 E: 0 K: 1 S: 7	H: 2 LOB: 2 BB: 0 P: 7	R: 0 E: 0 K: 1 S: 6	H: 1 LOB: 1 BB: 0 P: 6	R: 0 E: 0 K: 0 S: 3	H: 0 LOB: 1 BB: 1 P: 7	R: 0 E: 0 K: 0 S: 3	H: 0 LOB: 1 BB: 1 P: 7	R: 1 E: 0 K: 0 S: 4	H: 1 LOB: 0 BB: 0 P: 4	R: 0 E: 0 K: 0 S: 5	H: 2 LOB: 3 BB: 1 P: 9	R: 0 E: 0 K: 1 S: 5	H: 1 LOB: 0 BB: 0 P: 5	R: 0 E: 0 K: 0 S: 3	H: 1 LOB: 0 BB: 0 P: 3	1B: 8 2B: 2 3B: 0 HR: 1	SF: 0 SAC: 2 DP: 2 HBP: 0	WP: 0 PB: 0 SB: 1 CS: 1	PA: 35
--------------	------------------------------	---------------------------------	------------------------------	---------------------------------	------------------------------	---------------------------------	------------------------------	---------------------------------	------------------------------	---------------------------------	------------------------------	---------------------------------	------------------------------	---------------------------------	------------------------------	---------------------------------	------------------------------	---------------------------------	----------------------------------	------------------------------------	----------------------------------	--------

PITCHER	IP	WLS	BF	H	R	ER	SO	BB	IBB	HBP	BLK	WP	HR	S	P	ERA	WHIP
Bill Laskey, R (1, 1) ERA: 1.99	6.0	L	28	9	3	3	3	2	0	0	0	0	1	32	40	4.50	1.833
Fred Breining, R (7, 1) ERA: 3.32	2.0		6	2	0	0	1	0	0	0	0	0	0	8	8	0.00	1.000

BOTTOM

San Francisco Giants @ New York Mets
 Shea Stadium, Flushing, NY
 Fri May 07 1982, 7:05 PM EDT
 Att. 16,782 - Unknown

AB	30
R	3
H	11
RBI	2
BB	2
SO	4
LOB	12



PITCHER	IP	WLS	BF	H	R	ER	SO	BB	IBB	HBP	BLK	WP	HR	S	P	ERA	WHIP
---------	----	-----	----	---	---	----	----	----	-----	-----	-----	----	----	---	---	-----	------

Batter	1	2	3	4	5	6	7	8	9	AB R H RBI BB SO LOB
Mookie Wilson, S OBP: 0.352, SLG: 0.458 (1, 8)	0-0 G3	0-0 1B			0-0 P6			4-0 BB		3 0 1 2 1 0 0
John Stearns, R OBP: 0.330, SLG: 0.463 (1, 2)	0-0 6-3	0-0 F8			0-0 L6			0-3 K		4 0 0 0 0 1 3
George Foster, R OBP: 0.270, SLG: 0.340 (1, 7)	0-0 F9				0-0 L5			0-3 K		4 0 0 0 0 1 1
Dave Kingman, R OBP: 0.312, SLG: 0.570 (1, 3)		0-0 1B			0-3 K			0-0 F8		4 1 1 0 0 1 0
Ellis Valentine, R OBP: 0.262, SLG: 0.267 (1, 9)		0-0 F8			0-0 F2			0-0 L4-3		4 0 1 0 0 0 1
Hubie Brooks, R OBP: 0.343, SLG: 0.304 (1, 5)		4-0 1B			0-0 5-3			0-0 L4-3		3 1 0 0 1 0 1
Ron Gardenhire, R OBP: 0.337, SLG: 0.313 (1, 6)		0-0 1B			0-0 F3			0-0 5-3		3 1 1 1 0 0 0
Tom Veryzer, R OBP: 0.462, SLG: 0.538 (1, 4)		0-0 1B			0-0 L6			0-3 K		3 0 1 0 0 1 0
Mike Scott, R OBP: 0.116, SLG: 0.125 Jesse Orosco, R Ed Lynch, R Neil Allen, R Rusty Staub Craig Swan, R		0-3 K			0-3 K			0-0 F8		2 0 0 0 0 2 3

Inning Stats	R: 0 E: 0 K: 3 S: 3	H: 0 LOB: 0 BB: 0 P: 3	R: 3 E: 0 K: 1 S: 9	H: 4 LOB: 2 BB: 1 P: 13	R: 0 E: 0 K: 1 S: 5	H: 0 LOB: 0 BB: 0 P: 5	R: 0 E: 0 K: 3 S: 3	H: 0 LOB: 0 BB: 0 P: 3	R: 0 E: 0 K: 1 S: 5	H: 0 LOB: 0 BB: 0 P: 5	R: 0 E: 0 K: 1 S: 5	H: 0 LOB: 0 BB: 0 P: 5	R: 0 E: 0 K: 2 S: 7	H: 0 LOB: 1 BB: 1 P: 11	R: 0 E: 0 K: 0 S: 3	H: 1 LOB: 0 BB: 0 P: 3	1B: 5 2B: 1 3B: 0 HR: 0	SF: 0 SAC: 0 DP: 1 HBP: 0	WP: 0 PB: 0 SB: 0 CS: 0	PA: 33
--------------	------------------------------	---------------------------------	------------------------------	----------------------------------	------------------------------	---------------------------------	------------------------------	---------------------------------	------------------------------	---------------------------------	------------------------------	---------------------------------	------------------------------	----------------------------------	------------------------------	---------------------------------	----------------------------------	------------------------------------	----------------------------------	--------

PITCHER	IP	WLS	BF	H	R	ER	SO	BB	IBB	HBP	BLK	WP	HR	S	P	ERA	WHIP
Al Holland, L ERA: 3.76	2.0		11	4	3	3	1	1	0	0	0	0	0	12	16	13.50	2.500
Jim Barr, R ERA: 3.04	4.0		12	0	0	0	2	0	0	0	0	0	0	16	16	0.00	0.000
Gary Lavelle, L ERA: 2.7	1.0	W	3	0	0	0	1	0	0	0	0	0	0	5	5	0.00	0.000
Greg Minton, R ERA: 1.35	2.0		7	1	0	0	2	1	0	0	0	0	0	10	14	0.00	1.000

BOTTOM

San Francisco Giants @ New York Mets
 Shea Stadium, Flushing, NY
 Sat May 08 1982, 3:33 AM EDT
 Att. 17,448 - Unknown

livebaseballscorecards.com

AB	31
R	3
H	5
RBI	3
BB	2
SO	6
LOB	9



San Francisco Giants @ Montreal Expos
 Olympic Stadium, Montreal, QB
 Mon May 10 1982, 7:05 PM EDT
 Att. 18,307 - Unknown

AB	31
R	4
H	7
RBI	1
BB	6
SO	1
LOB	15



Batter	1	2	3	4	5	6	7	8	9	AB R H RBI BB SO LOB	TOP																
Chili Davis, S (1, 8) OBP: 0.362, SLG: 0.430	0-0 F5		0-0 F9		0-0 F8		0-0 G1-6-3		0-0 4-3	5 0 0 0 0 0 2																	
Duane Kuiper, L (1, 4) OBP: 0.389, SLG: 0.362	0-0 5-3		4-0 G6-3 BB		0-0 G4-6-3		0-0 4-3		0-0 F2	3 0 0 0 1 0 1																	
Gary Lavelle, S (7, 1)										0 0 0 0 0 0 0																	
Fred Breining, R (8, 1)										0 0 0 0 0 0 0																	
Champ Summers, L (9, PH) OBP: 0.354, SLG: 0.341										1 0 0 0 0 0 0																	
Tom O'Malley, L (1, 5) OBP: 0.538, SLG: 0.909	0-0 F6		0-0 G6-3		0-0 5-3			0-0 1B 2B		4 0 1 0 0 0 1																	
Darrell Evans, L (1, 3) OBP: 0.352, SLG: 0.420		0-0 4-3		0-0 F2		0-0 F3		0-3 K		4 0 0 0 0 1 1																	
Jack Clark, R (1, 9) OBP: 0.349, SLG: 0.330		0-0 E8 E 2B		4-0 1B BB		0-0 5-3		4-0 1B IBB		2 1 1 0 2 0 0																	
Milt May, L (1, 2) OBP: 0.300, SLG: 0.369		0-0 E6 F8 3-H		0-0 FC6-4 1B			0-0 1B E 1B	0-0 1-2 2-3 1B		4 1 3 0 0 0 0																	
Jim Wohlford, R (1, 7) OBP: 0.472, SLG: 0.563		0-0 F8 2-3		0-0 F9			0-0 1-2 E 1B	4-0 IBB		3 1 1 0 1 0 3																	
Johnnie LeMaster, R (1, 6) OBP: 0.323, SLG: 0.280		4-0 IBB		0-0 FC6-4 1-2f			0-0 SH 1B 1-H 2-H	0-0 F9		2 1 0 0 1 0 5																	
Rich Gale, R (1, 1) OBP: 0.231, SLG: 0.091		0-0 6-3			4-0 G4-6-3 BB		0-0 3-H 1B G1-6-3		0-0 F3	1 0 0 0 1 0 2																	
Joe Morgan, L (7, PH) OBP: 0.368, SLG: 0.373										2 0 1 1 0 0 0																	
Inning Stats	R: 0 E: 0 K: 0 S: 3	H: 0 LOB: 0 BB: 0 P: 3	R: 1 E: 2 K: 0 S: 5	H: 1 LOB: 2 BB: 1 P: 9	R: 0 E: 0 K: 0 S: 2	H: 0 LOB: 0 BB: 1 P: 6	R: 0 E: 0 K: 0 S: 4	H: 1 LOB: 2 BB: 1 P: 8	R: 0 E: 0 K: 0 S: 2	H: 0 LOB: 0 BB: 1 P: 6	R: 0 E: 0 K: 0 S: 3	H: 0 LOB: 0 BB: 0 P: 3	R: 3 E: 1 K: 0 S: 6	H: 3 LOB: 0 BB: 0 P: 6	R: 0 E: 0 K: 1 S: 6	H: 2 LOB: 3 BB: 2 P: 14	R: 0 E: 0 K: 0 S: 3	H: 0 LOB: 0 BB: 0 P: 3	1B: 5 2B: 2 3B: 0 HR: 0	SF: 0 SAC: 1 DP: 3 HBP: 0	WP: 0 PB: 0 SB: 0 CS: 0	PA: 38					
PITCHER	IP WLS BF H R ER SO BB IBB HBP BLK WP HR S P ERA WHIP																										
Charlie Lea, R (1, 1) ERA: 3.79	6.0		26	4	4	2	0	3	1	0	0	0	0	22	38	3.00	1.167										
Woodie Fryman, L (7, 1) ERA: 0.96	2.0	W	9	3	0	0	1	0	2	0	0	0	0	9	17	0.00	1.500										
Jeff Reardon, R (9, 1) ERA:	1.0	S	3	0	0	0	0	0	0	0	0	0	0	3	3	0.00	0.000										

Batter	1	2	3	4	5	6	7	8	9	AB R H RBI BB SO LOB	TOP											
Chili Davis, S OBP: 0.363, SLG: 0.437 (1, 8) X	0-0 CS 1B			X 0-0 F8		X 0-0 4-3	0-3 K		X 0-0 G1 2-H 2B	5 0 2 1 0 1 0												
Joe Morgan, L OBP: 0.380, SLG: 0.372 (1, 4) X	0-0 F9 1-2			X 0-0 S 1B		X 0-3 K	4-0 BB		X 4-0 G1 BB	3 0 1 0 2 1 1												
Tom O'Malley, L OBP: 0.444, SLG: 0.688 (1, 5) S S S	0-3 K			X 0-3 K 1-2		X 0-0 BB 2B 1B	0-0 F5		X 0-0 G1 1-2 2-3	5 1 1 0 0 2 4												
Darrell Evans, L OBP: 0.354, SLG: 0.408 (1, 3)		X 0-0 F7		X 0-0 F7		X 4-0 2B 1-2 1B BB		X 4-0 WP S BB	X 0-0 4-3	3 1 0 0 2 0 3												
Jack Clark, R OBP: 0.354, SLG: 0.379 (1, 9)		X 0-0 5-3			X 0-0 HR	X 0-0 1-3 2-H 1B 2B		X 0-3 K 1-3		4 2 2 2 0 1 1												
Milt May, L OBP: 0.311, SLG: 0.368 (1, 2)		X 0-0 F3			X 0-0 FC5-4 1B	4-0 1B IBB		X 0-0 1-3		3 0 1 0 1 0 1												
Jim Wohlford, R OBP: 0.450, SLG: 0.528 (1, 7)			X 0-0 5-3		X 0-3 K	X 0-0 1-2 2-H 3-H 1B		X 0-0 F8		4 0 1 2 0 1 2												
Johnnie LeMaster, R OBP: 0.320, SLG: 0.279 (1, 6)			X 0-0 F6		X 0-0 FC5-4 1-2f	X 0-0 F6		X 0-0 CS 1B		4 0 1 0 0 0 3												
Atlee Hammaker, S (1, 1)			X 0-0 4-3		X 0-0 6-3		X 0-3 K		X 0-0 1-2 2B 2B	2 0 0 0 0 0 1												
Jim Barr, R OBP: 0.333, SLG: 0.333 (6, 1)										0 0 0 0 0 0 0												
Dan Schatzeder, L OBP: 0.125, SLG: 0.125 (6, 1)										1 0 0 0 0 1 0												
Greg Minton, S OBP: 0.333, SLG: 0.667 (8, 1)										1 1 1 0 0 0 0												
Inning Stats	R: 0 E: 0 K: 1 S: 5	H: 1 LOB: 0 BB: 0 P: 5	R: 0 E: 0 K: 0 S: 3	H: 0 LOB: 0 BB: 0 P: 3	R: 0 E: 0 K: 0 S: 3	H: 0 LOB: 0 BB: 0 P: 3	R: 0 E: 0 K: 1 S: 6	H: 1 LOB: 1 BB: 0 P: 6	R: 1 E: 0 K: 1 S: 7	H: 2 LOB: 1 BB: 0 P: 7	R: 3 E: 0 K: 1 S: 8	H: 3 LOB: 2 BB: 2 P: 16	R: 0 E: 0 K: 2 S: 7	H: 0 LOB: 1 BB: 1 P: 11	R: 0 E: 0 K: 1 S: 5	H: 0 LOB: 1 BB: 1 P: 9	R: 1 E: 0 K: 0 S: 5	H: 3 LOB: 2 BB: 1 P: 9	1B: 6 2B: 3 3B: 0 HR: 1	SF: 0 SAC: 0 DP: 0 HBP: 0	WP: 1 PB: 0 SB: 2 CS: 2	PA: 40
PITCHER	IP WLS BF H R ER SO BB IBB HBP BLK WP HR S P ERA WHIP																					
Scott Sanderson, R ERA: 2.53 (1, 1)	7.0 L 30 7 4 4 6 2 1 0 0 0 0 1 39 51 5.14 1.286																					
Bryn Smith, R ERA: 6.14 (8, 1)	1.1 7 3 1 1 1 1 0 0 0 1 0 8 12 6.75 3.000																					
Tom Gorman, L ERA: (9, 1)	0.2 3 0 0 0 0 1 0 0 0 0 0 2 6 0.00 1.500																					

San Francisco Giants @ Montreal Expos
 Olympic Stadium, Montreal, QB
 Tue May 11 1982, 7:05 PM EDT
 Att. 16,298 - Unknown

AB	35
R	5
H	10
RBI	5
BB	5
SO	7
LOB	16



Batter	1	2	3	4	5	6	7	8	9	AB R H RBI BB SO LOB	TOP									
Chili Davis, S (1, 8) OBP: 0.367, SLG: 0.443	4-0 CS BB		0-0 FC6-4 E 1-2f 2-3		0-0 4-3		0-0 S 2B			3 1 1 1 1 0 2										
Joe Morgan, L (1, 4) OBP: 0.375, SLG: 0.360	0-0 4-3 1-2		4-0 E 1-2 BB			0-0 4-3	0-3 K 2-3			3 0 0 0 1 1 2										
Tom O'Malley, L (1, 5) OBP: 0.364, SLG: 0.550	0-3 K		0-0 E3 1-3 2-H 3-H			0-0 F7		0-0 G3		4 0 0 0 0 1 1										
Darrell Evans, L (1, 3) OBP: 0.359, SLG: 0.421		0-0 F5	0-0 4-3			0-0 2B		0-0 CS 1B		4 0 2 0 0 0 2										
Jack Clark, R (1, 9) OBP: 0.350, SLG: 0.367		0-0 F8		0-0 F7		4-0 BB		0-3 K 1-2		3 0 0 0 1 1 1										
Milt May, L (1, 2) OBP: 0.295, SLG: 0.347		0-0 1-3		0-0 F5		0-0 F4		0-0 G3		4 0 0 0 0 0 2										
Jim Wohlford, R (1, 7) OBP: 0.432, SLG: 0.525			0-0 E5 FC6-4 E	0-0 1-3			0-0 2B 2B		0-0 F9	4 2 1 0 0 0 0	AB 32 R 3 H 4 RBI 1 BB 3 SO 6 LOB 15									
Johnnie LeMaster, R (1, 6) OBP: 0.307, SLG: 0.267			0-0 E5 FC6-4		0-0 5-3		0-3 K		0-3 K	4 0 0 0 0 2 2										
Bill Laskey, R (1, 1) OBP: 0.091, SLG: 0.091			0-3 K		0-0 F9		0-0 F8			3 0 0 0 0 1 3										
Dan Schatzeder, L (7, 1) OBP: 0.125, SLG: 0.125										0 0 0 0 0 0 0										
Greg Minton, S (8, 1) OBP: 0.333, SLG: 0.667										0 0 0 0 0 0 0										
Inning Stats	R: 0 E: 0 K: 1 S: 4	H: 0 LOB: 0 BB: 1 P: 8	R: 0 E: 0 K: 0 S: 3	H: 0 LOB: 0 BB: 0 P: 3	R: 2 E: 3 K: 1 S: 8	H: 0 LOB: 2 BB: 1 P: 12	R: 0 E: 0 K: 0 S: 3	H: 0 LOB: 0 BB: 0 P: 3	R: 0 E: 0 K: 0 S: 4	H: 1 LOB: 2 BB: 1 P: 8	R: 1 E: 0 K: 2 S: 9	H: 2 LOB: 1 BB: 0 P: 9	R: 0 E: 0 K: 1 S: 5	H: 1 LOB: 0 BB: 0 P: 5	R: 0 E: 0 K: 1 S: 5	H: 0 LOB: 0 BB: 0 P: 5	1B: 1 2B: 3 3B: 0 HR: 0	SF: 0 SAC: 0 DP: 0 HBP: 0	WP: 0 PB: 0 SB: 1 CS: 2	PA: 35
PITCHER	IP WLS BF H R ER SO BB IBB HBP BLK WP HR S P ERA WHIP																			
Steve Rogers, R (1, 1) ERA: 1.93	7.0 L 29 3 3 1 4 3 0 0 0 0 0 0 34 46 1.29 0.857																			
Woodie Fryman, L (8, 1) ERA: 0.87	1.0 3 1 0 0 1 0 0 0 0 0 0 0 5 5 0.00 1.000																			
Jeff Reardon, R (9, 1) ERA:	1.0 3 0 0 0 1 0 0 0 0 0 0 0 5 5 0.00 0.000																			

San Francisco Giants @ Montreal Expos
Olympic Stadium, Montreal, QB
Wed May 12 1982, 7:05 PM EDT
Att: 13,019 - Unknown

livebaseballscorecards.com



BOTTOM

San Francisco Giants @ Montreal Expos
Olympic Stadium, Montreal, QB
Wed May 12 1982, 7:05 PM EDT
Att. 13,019 - Unknown

livebaseballscorecards.com

AB	33
R	2
H	8
RBI	1
BB	4
SO	2
LOB	18



WP	1	PA	37
PB	0		
SB	0		
CS	0		

AB R H RBI BB SO LOB

5	0	2	0	0	0	1
3	0	0	0	1	0	4
4	1	1	0	0	1	3
4	0	1	0	0	0	1
2	1	1	1	2	0	1
4	0	1	0	0	0	3
4	0	0	0	0	0	4
0	0	0	0	0	0	0
3	0	1	0	0	0	0
1	0	0	0	0	0	0
1	0	0	0	0	0	0
0	0	0	0	0	0	0
1	0	0	0	0	0	0

Batter	1	2	3	4	5	6	7	8	9
Tim Raines, S OBP: 0.398, SLG: 0.417 (1, 4)	0-0 4-3 1B		0-0 3-1 1B		0-0 F4		0-0 1B		0-0 G3
Warren Cromartie, L OBP: 0.301, SLG: 0.337 (1, 9)	4-0 G4-6-3 BB		0-0 3-1		0-0 F9		0-0 G3		
Andre Dawson, R OBP: 0.344, SLG: 0.441 (1, 8)	0-0 G4-6-3 1-2f		0-3 K		0-0 F8			0-0 E4 4-3 WP 1B	
Al Oliver, L OBP: 0.347, SLG: 0.438 (1, 3)		0-0 1B		0-0 F6		0-0 4-3		0-0 4-3	
Gary Carter, R OBP: 0.384, SLG: 0.577 (1, 2)		0-0 F3		4-0 BB		0-0 HR		4-0 BB	
Tim Wallach, R OBP: 0.353, SLG: 0.462 (1, 5)		0-0 F6		0-0 F7		0-0 1B		0-0 F8	
Terry Francona, L OBP: 0.286, SLG: 0.263 (1, 7)		0-0 G3		0-0 F9		0-0 G3		0-0 4-1	
Jeff Reardon, R OBP: 0.500, SLG: 1.000 (9, 1)									
Chris Speier, R OBP: 0.266, SLG: 0.345 (1, 6)			0-0 3-1 1B		0-0 5-3		0-0 F8		0-0 F7
John Milner, L OBP: 0.167, SLG: 0.167 (9, PH)			0-3 K						
Steve Rogers, R OBP: 0.300, SLG: 0.125 (1, 1)					4-0 BB		0-0 1B		0-0 L4
Brad Mills, L OBP: 0.400, SLG: 0.400 (7, PH)									
Woodie Fryman, R (8, 1)									
Jerry White, S OBP: 0.258, SLG: 0.400 (9, 7)									

Inning Stats	R: 0	H: 0	E: 0	K: 0	S: 2	R: 0	H: 1	E: 0	K: 0	S: 4	R: 0	H: 2	E: 0	K: 2	S: 9	R: 0	H: 0	E: 0	K: 0	S: 3	R: 0	H: 0	E: 0	K: 0	S: 3	R: 1	H: 2	E: 0	K: 0	S: 5	R: 0	H: 2	E: 0	K: 0	S: 4	R: 1	H: 1	E: 1	K: 0	S: 4	R: 0	H: 0	E: 0	K: 0	S: 3
--------------	------	------	------	------	------	------	------	------	------	------	------	------	------	------	------	------	------	------	------	------	------	------	------	------	------	------	------	------	------	------	------	------	------	------	------	------	------	------	------	------	------	------	------	------	------

PITCHER	IP	WLS	BF	H	R	ER	SO	BB	IBB	HBP	BLK	WP	HR	S	P	ERA	WHIP
Bill Laskey, R ERA: 1.84 (1, 1)	6.2	W	28	7	1	1	2	3	0	0	0	0	1	29	41	1.35	1.500
Dan Schatzeder, L ERA: 7.13 (7, 1)	0.2		3	1	1	0	0	0	0	0	0	0	0	3	3	0.00	1.500
Greg Minton, R ERA: 1.88 (8, 1)	1.2	S	6	0	0	0	0	1	0	0	0	1	0	5	9	0.00	0.600

PITCHER	IP	WLS	BF	H	R	ER	SO	BB	IBB	HBP	BLK	WP	HR	S	P	ERA	WHIP
---------	----	-----	----	---	---	----	----	----	-----	-----	-----	----	----	---	---	-----	------

Batter	1	2	3	4	5	6	7	8	9	AB R H RBI BB SO LOB	TOP
Chili Davis, S OBP: 0.364, SLG: 0.437 (1, 8) X	0-0 F5		0-0 6-3			0-0 4-3		0-0 FC6-4 1B		4 0 1 0 0 0 0	San Francisco Giants @ Philadelphia Phillies Veterans Stadium, Philadelphia, PA Thu May 13 1982, 7:05 PM EDT Att. 23,053 - Unknown
Joe Morgan, L OBP: 0.361, SLG: 0.344 (1, 4) X	0-0 3-1		0-0 F9			0-0 3-1		0-0 FC6-4 1-2f		4 0 0 0 0 0 1	
Tom O'Malley, L OBP: 0.346, SLG: 0.500 (1, 5) X	0-0 L5				0-0 G3			0-0 F7		4 0 1 0 0 0 1	
Darrell Evans, L OBP: 0.356, SLG: 0.423 (1, 3) X		0-0 3-1 1B 2B			0-0 F6			0-0 G3		4 1 1 0 0 0 2	
Jack Clark, R OBP: 0.355, SLG: 0.366 (1, 9) S		0-3 K			4-0 FC5-4 BB		0-0 BLK 1B 1B		0-0 6-3	3 0 1 0 1 1 1	
Champ Summers, L OBP: 0.327, SLG: 0.311 (1, 7) X		0-0 3-1 2-3			0-0 FC5-4 1-2f		0-0 F9		0-0 F8	4 0 0 0 0 0 3	
Milt May, L OBP: 0.305, SLG: 0.355 (1, 2) X		0-0 3-H 1B				0-0 F7		0-0 BLK 1-2 1B		4 0 2 1 0 0 0	
Johnnie LeMaster, R OBP: 0.298, SLG: 0.258 (1, 6) X		0-0 4-3				0-0 F8		0-0 6-3 1-2 2-3		3 0 0 0 0 0 3	
Alan Fowlkes, R OBP: 0.231, SLG: 0.167 (1, 1) S			0-3 K			0-3 K		0-0 F8		2 0 0 0 0 2 0	
Jim Barr, R OBP: 0.333, SLG: 0.333 (5, 1) S										0 0 0 0 0 0 0	
Dave Bergman, L OBP: 0.359, SLG: 0.375 (7, PH) S										1 0 0 0 0 0 2	
Fred Breining, R (7, 1) S										0 0 0 0 0 0 0	
Inning Stats	R: 0 E: 0 K: 0 S: 3 H: 0 LOB: 0 BB: 0 P: 3	R: 1 E: 0 K: 1 S: 7 H: 2 LOB: 1 BB: 0 P: 7	R: 0 E: 0 K: 1 S: 5 H: 0 LOB: 0 BB: 0 P: 5	R: 0 E: 0 K: 0 S: 3 H: 0 LOB: 1 BB: 1 P: 7	R: 0 E: 0 K: 1 S: 5 H: 0 LOB: 0 BB: 0 P: 5	R: 0 E: 0 K: 0 S: 4 H: 1 LOB: 1 BB: 0 P: 4	R: 0 E: 0 K: 0 S: 5 H: 2 LOB: 2 BB: 0 P: 5	R: 0 E: 0 K: 0 S: 4 H: 1 LOB: 1 BB: 0 P: 4	R: 0 E: 0 K: 0 S: 3 H: 0 LOB: 0 BB: 0 P: 3	1B: 5 2B: 1 3B: 0 HR: 0 SF: 0 SAC: 0 DP: 0 HBP: 0	WP: 0 PB: 0 SB: 0 CS: 0 PA: 34
PITCHER Dick Ruthven, R ERA: 3.42 (1, 1)	IP: 9.0 WLS: W BF: 34 H: 6 R: 1 ER: 1 SO: 3 BB: 1 IBB: 0 HBP: 0 BLK: 1 WP: 0 HR: 0 S: 39 P: 43 ERA: 1.00 WHIP: 0.778										

livebaseballscorecards.com

AB	33
R	1
H	6
RBI	1
BB	1
SO	3
LOB	13



Batter	1	2	3	4	5	6	7	8	9	AB	R	H	RBI	BB	SO	LOB
Bob Demier, R OBP: 0.365, SLG: 0.345 (1, 8) (9, 9)	0-0 3-1 1B 2B		0-0 1B		4-0 BLK S E BB	0-0 E5 CS		0-0 2B 2-H 2B		4	2	3	1	1	0	0
Pete Rose, S OBP: 0.350, SLG: 0.366 Del Unser, L (1, 3) (9, 3)	0-0 3-1 2-3		0-0 HBP 1B		0-0 1-3 1-2	0-0 CS 1-2		0-0 2B SF8 1B		5	1	2	0	0	0	3
Mike Schmidt, R OBP: 0.394, SLG: 0.500 (1, 5)	0-0 HR 3-H 1B		1-0 HBP 1B		4-0 E BLK BLK BB			0-0 SF8 1-3 2B		2	3	2	1	1	0	0
Gary Matthews, R OBP: 0.299, SLG: 0.350 Garry Maddox, R OBP: 0.237, SLG: 0.309 (1, 7) (9, 8)	0-0 HR 1-H		0-3 K		0-3 K			0-0 SF8 2-3 3-H		3	1	1	3	0	2	4
Bo Diaz, R OBP: 0.356, SLG: 0.583 (1, 2)	0-0 6-3		0-3 K		0-0 E6 BLK			0-0 1-6-3 3-H		4	0	0	1	0	1	3
George Vukovich, L OBP: 0.351, SLG: 0.431 (1, 9) (9, 7)	0-0 F8				0-0 G3			0-0 4-3 3-H		3	0	0	0	1	0	0
Manny Trillo, R OBP: 0.320, SLG: 0.344 (1, 4)		0-0 F7			0-3 K			0-0 F9		4	0	1	0	0	1	2
Ivan De Jesus, R OBP: 0.289, SLG: 0.250 (1, 6)		0-0 1-3			0-0 1B			0-0 4-3		4	1	1	0	0	0	1
Dick Ruthven, R OBP: 0.133, SLG: 0.133 (1, 1)		0-3 K			0-0 4-3			0-0 6-3		4	0	0	0	0	2	2

Inning Stats	R: 3	H: 3	E: 0	K: 0	S: 6	LOB: 0	BB: 0	P: 6	R: 0	H: 0	E: 0	K: 1	S: 5	LOB: 0	BB: 0	P: 5	R: 0	H: 2	E: 0	K: 2	S: 8	LOB: 2	BB: 0	P: 9	R: 0	H: 1	E: 0	K: 1	S: 6	LOB: 1	BB: 0	P: 6	R: 2	H: 0	E: 1	K: 0	S: 6	LOB: 2	BB: 3	P: 18	R: 0	H: 0	E: 1	K: 0	S: 3	LOB: 0	BB: 0	P: 3	R: 2	H: 2	E: 0	K: 0	S: 5	LOB: 0	BB: 0	P: 5	R: 1	H: 2	E: 0	K: 1	S: 7	LOB: 1	BB: 0	P: 7
PITCHER	IP	WLS	BF	H	R	ER	SO	BB	IBB	HBP	BLK	WP	HR	S	P	ERA	WHIP																																															
Alan Fowlkes, R ERA: 5.45 (1, 1)	4.2	L	24	6	5	3	5	2	1	1	2	0	0	30	43	5.79	1.714																																															
Jim Barr, R ERA: 2.84 (5, 1)	1.1		4	0	0	0	0	0	0	0	0	0	0	4	4	0.00	0.000																																															
Fred Breining, R ERA: 4.09 (7, 1)	2.0		10	4	3	3	1	0	0	0	0	0	0	12	12	13.50	2.000																																															

BOTTOM

San Francisco Giants @ Philadelphia Phillies
Veterans Stadium, Philadelphia, PA
Thu May 13 1982, 7:05 PM EDT
Att. 23,053 - Unknown

AB	33
R	8
H	10
RBI	6
BB	3
SO	6
LOB	15

WP: 0 PA: 39
PB: 0
SB: 2
CS: 1



livebaseballscorecards.com

Batter	1	2	3	4	5	6	7	8	9	AB R H RBI BB SO LOB	TOP									
Joe Morgan, L (1, 4) OBP: 0.345, SLG: 0.327	0-0 F8		0-0 CS 1B		0-3 K			0-3 K		4 0 1 1 0 2 1										
Milt May, L (1, 2) OBP: 0.291, SLG: 0.338	0-0 G3		0-0 CS	0-0 3-1	0-0 F8			0-0 F7		4 0 0 0 0 0 1										
Chili Davis, S (1, 8) OBP: 0.351, SLG: 0.418	0-3 K			0-0 BLK HR 1B	0-3 K			0-0 4-3		4 1 1 0 0 2 1										
Champ Summers, L (1, 7) Greg Minton, S (8, 1) Bob Brenly, R (9, PH) OBP: 0.327, SLG: 0.375 OBP: 0.333, SLG: 0.667 OBP: 0.250, SLG: 0.250		0-0 4-3		0-0 HR		0-0 3-1		0-0 5-3		3 1 1 2 0 0 0 0 0 0 0 0 0 0 1 0 0 0 0 0 0										
Jack Clark, R (1, 9) OBP: 0.336, SLG: 0.343		0-0 5-3		0-0 F9		0-0 L5		0-0 5-3		4 0 0 0 0 0 0										
Darrell Evans, L (1, 3) OBP: 0.352, SLG: 0.410		0-0 4-3		0-0 FC5 1B 1B		0-0 F9		4-0 BB		3 0 1 0 1 0 0										
Tom O'Malley, L (1, 5) OBP: 0.333, SLG: 0.464			0-3 K	0-0 1-2 1B		0-0 F8		0-0 4-3		4 0 1 0 0 1 1										
Johnnie LeMaster, R (1, 6) OBP: 0.291, SLG: 0.253			0-0 F4	0-0 FC5		0-0 6-3				3 0 0 0 0 0 2										
Renie Martin, R (1, 1) Dan Schatzeder, L (7, 1) Jim Wohlford, R (8, 7) OBP: 0.500, SLG: 0.500 OBP: 0.125, SLG: 0.125 OBP: 0.404, SLG: 0.488			0-0 E1 1B 1B		0-0 S 1B		0-0 F9			3 1 2 0 0 0 0 0 0 0 0 0 0 0 0 0 0 0 0 0 0										
Inning Stats	R: 0 E: 0 K: 1 S: 5	H: 0 LOB: 0 BB: 0 P: 5	R: 0 E: 0 K: 0 S: 3	H: 0 LOB: 0 BB: 0 P: 3	R: 1 E: 1 K: 1 S: 6	H: 2 LOB: 0 BB: 0 P: 6	R: 2 E: 0 K: 0 S: 7	H: 4 LOB: 2 BB: 0 P: 7	R: 0 E: 0 K: 2 S: 8	H: 1 LOB: 1 BB: 0 P: 8	R: 0 E: 0 K: 0 S: 3	H: 0 LOB: 0 BB: 0 P: 3	R: 0 E: 0 K: 1 S: 5	H: 0 LOB: 0 BB: 0 P: 5	R: 0 E: 0 K: 0 S: 3	H: 0 LOB: 1 BB: 1 P: 7	1B: 6 2B: 0 3B: 0 HR: 1	SF: 0 SAC: 0 DP: 0 HBP: 0	WP: 0 PB: 0 SB: 1 CS: 1	PA: 35
PITCHER	IP WLS BF H R ER SO BB IBB HBP BLK WP HR S P ERA WHIP																			
Larry Christenson, R (1, 1) ERA: 2.98	8.0 W 30 7 3 2 5 0 0 0 0 1 0 1 40 40 2.25 0.875																			
Sparky Lyle, L (9, 1) ERA: 2.92	1.0 S 4 0 0 0 0 1 0 0 0 0 0 0 3 7 0.00 1.000																			

San Francisco Giants @ Philadelphia Phillies
Veterans Stadium, Philadelphia, PA
Sat May 15 1982, 7:05 PM EDT
Att: 29,785 - Unknown

livebaseballscorecards.com

AB	33
R	3
H	7
RBI	3
BB	1
SO	5
LOB	6



Batter	1	2	3	4	5	6	7	8	9
Bob Demier, R OBP: 0.375, SLG: 0.378 (1, 8) BB (8, 9)	4-0 L4-3 BB			0-0 E6 SH2-3 1B		4-0 1B SF8 BB		0-0 HR	
Pete Rose, S OBP: 0.347, SLG: 0.362 (1, 3) X	0-0 L4-3 1-2			0-0 SH2-3 1-2		0-0 1B 1B		0-0 6-3	
Mike Schmidt, R OBP: 0.405, SLG: 0.500 (1, 5) X	0-0 6-3			4-0 CS 1B BB		0-0 SF8 3-H		4-0 HR BB	
Gary Matthews, R OBP: 0.326, SLG: 0.408 Sparky Lyle, L (9, 1)		0-0 5-3		0-0 1-2 2-H 1B		0-0 1-2 FC6-4 1B		0-0 1-H HR	
Bo Diaz, R OBP: 0.349, SLG: 0.560 (1, 2) X		0-0 CS 1B		0-0 5-3 2-3		0-0 FC6-4 1-2f		0-0 F6	
George Yukovich, L OBP: 0.365, SLG: 0.429 Garry Maddox, R OBP: 0.233, SLG: 0.304 (7, PH) (8, 8)		0-3 K 1-2			4-0 G4-6-3 BB		0-3 K		
Manny Trillo, R OBP: 0.317, SLG: 0.333 (1, 4) X			0-0 5-3		0-0 G4-6-3 1-2f		0-0 6-3		
Ivan De Jesus, R OBP: 0.281, SLG: 0.244 (1, 6) X			0-0 6-3		0-3 K		0-3 K		
Larry Christenson, R OBP: 0.059, SLG: 0.059 Dick Davis, R OBP: 0.322, SLG: 0.446 Greg Gross, L OBP: 0.393, SLG: 0.292 (8, PH) (9, 7)			0-3 K			0-0 5-3		0-0 6-3	

AB	R	H	RBI	BB	SO	LOB
2	3	1	1	2	0	0
3	0	1	0	0	0	1
1	1	0	1	2	0	0
4	1	3	3	0	0	0
0	0	0	0	0	0	0
4	0	1	0	0	0	4
1	0	0	0	1	1	1
1	0	0	0	0	1	0
3	0	0	0	0	0	1
3	0	0	0	0	2	0
2	0	0	0	0	1	0
1	0	0	0	0	0	0
0	0	0	0	0	0	0

BOTTOM

San Francisco Giants @ Philadelphia Phillies
Veterans Stadium, Philadelphia, PA
Sat May 15 1982, 7:05 PM EDT
Att. 29,785 - Unknown

livebaseballscorecards.com

AB	25
R	5
H	6
RBI	5
BB	5
SO	5
LOB	7



1B:	4	SF:	1
2B:	1	SAC:	1
3B:	0	DP:	2
HR:	2	HBP:	0

WP:	0	PA:	32
PB:	0		
SB:	0		
CS:	2		

Inning Stats		R: 0	H: 0	E: 0	K: 0	S: 2	R: 0	H: 1	E: 0	K: 1	S: 5	R: 0	H: 0	E: 0	K: 1	S: 5	R: 1	H: 1	E: 1	K: 0	S: 4	R: 0	H: 0	E: 0	K: 1	S: 4	R: 1	H: 2	E: 0	K: 0	S: 5	R: 0	H: 0	E: 0	K: 2	S: 7	R: 3	H: 2	E: 0	K: 0	S: 5
PITCHER		IP	WLS	BF	H	R	ER	SO	BB	IBB	HBP	BLK	WP	HR	S	P	ERA	WHIP	PITCHER		IP	WLS	BF	H	R	ER	SO	BB	IBB	HBP	BLK	WP	HR	S	P	ERA	WHIP				
Renie Martin, R ERA: 2.77		(1, 1)		23	4	2	1	3	4	0	0	0	0	0	25	41	1.50	1.333	Dan Schatzeder, L ERA: 7.01		(7, 1)		6	1	1	1	2	0	0	0	0	0	1	10	10	5.40	0.600				
Greg Minton, R ERA: 2.49		(8, 1)	L	3	1	2	2	0	1	0	0	0	0	1	2	6	54.00	6.000	Greg Minton, R ERA: 2.49		(8, 1)	L	3	1	2	2	0	1	0	0	0	1	2	6	54.00	6.000					

Batter	1	2	3	4	5	6	7	8	9	AB R H RBI BB SO LOB	TOP							
Duane Kuiper, L (1, 4) OBP: 0.390, SLG: 0.353	0-0 4-3		0-0 2B 1B			0-0 4-3		4-0 BB		3 0 1 0 1 0 0	San Francisco Giants @ Philadelphia Phillies Veterans Stadium, Philadelphia, PA Sun May 16 1982, 3:33 AM EDT Att: 38,125 - Unknown							
Milt May, L (1, 2) OBP: 0.289, SLG: 0.345	0-0 F8		0-0 1-3 2B			0-0 4-3		0-0 F8		4 0 1 0 0 0 1								
Chili Davis, S (1, 8) OBP: 0.342, SLG: 0.406	0-0 4-3		0-0 L5			0-3 K		0-3 K		4 0 0 0 0 2 2								
Champ Summers, L (1, 7) OBP: 0.305, SLG: 0.346		0-3 K2-3		0-3 K		0-0 F9		0-0 F8		4 0 0 0 0 2 0								
Jack Clark, R (1, 9) OBP: 0.333, SLG: 0.366		0-0 HR		0-0 1-3		0-3 K		0-3 K		4 1 1 1 0 2 0								
Darrell Evans, L (1, 3) OBP: 0.352, SLG: 0.403		0-0 1-3		0-0 3-1		4-0 BB				2 0 0 0 1 0 0								
Tom O'Malley, L (1, 5) OBP: 0.303, SLG: 0.419		0-0 4-3			0-0 4-3		0-0 F7			3 0 0 0 0 0 1								
Johnnie LeMaster, R (1, 6) OBP: 0.283, SLG: 0.245			0-0 5-3		0-0 5-3			0-0 F6		3 0 0 0 0 0 0								
Atlee Hammaker, S (1, 1) Jim Barr, R (7, 1) Guy Sularz, R (8, PH) Fred Breining, R (8, 1)			0-0 4-3		0-0 F8			0-3 K		2 0 0 0 0 0 0 0 0 0 0 0 0 0 1 0 0 0 0 1 0 0 0 0 0 0 0 0								
Inning Stats	R: 0 E: 0 K: 0 S: 3	H: 0 LOB: 0 BB: 0 P: 3	R: 1 E: 0 K: 1 S: 6	H: 1 LOB: 0 BB: 0 P: 6	R: 0 E: 0 K: 0 S: 5	H: 2 LOB: 2 BB: 0 P: 5	R: 0 E: 0 K: 1 S: 5	H: 0 LOB: 0 BB: 0 P: 5	R: 0 E: 0 K: 1 S: 5	H: 0 LOB: 1 BB: 1 P: 9	R: 0 E: 0 K: 1 S: 5	H: 0 LOB: 1 BB: 1 P: 9	R: 0 E: 0 K: 2 S: 7	H: 0 LOB: 0 BB: 0 P: 7	1B: 1 2B: 1 3B: 0 HR: 1	SF: 0 SAC: 0 DP: 0 HBP: 0	WP: 0 PB: 0 SB: 0 CS: 0	PA: 32
PITCHER Mike Krukow, R (1, 1) ERA: 2.86	IP: 9.0 WLS: W BF: 32 H: 3 R: 1 ER: 1 SO: 7 BB: 2 IBB: 0 HBP: 0 BLK: 0 WP: 0 HR: 1 S: 44 P: 52 ERA: 1.00 WHIP: 0.556											PITCHER IP: WLS: BF: H: R: ER: SO: BB: IBB: HBP: BLK: WP: HR: S: P: ERA: WHIP						

livebaseballscorecards.com

AB	30
R	1
H	3
RBI	1
BB	2
SO	7
LOB	4



Batter	1	2	3	4	5	6	7	8	9	AB R H RBI BB SO LOB	TOP											
Omar Moreno, L (1, 8) OBP: 0.299, SLG: 0.301	0-0 F8		0-3 K		0-3 K			0-0 G3-1		4 0 0 0 0 2 2	Pittsburgh Pirates @ San Francisco Giants Candlestick Park, San Francisco, CA Tue May 18 1982, 10:05 PM EDT Att. 8,925 - Unknown livebaseballscorecards.com											
Lee Lacy, R (1, 9) OBP: 0.365, SLG: 0.304	0-3 K		0-0 FC3-6			0-0 F9		0-3 K	4 0 0 0 0 2 1													
Bill Madlock, R (1, 5) OBP: 0.357, SLG: 0.403	4-0 1B BB		0-0 4-3			0-0 F8		0-0 6-3	3 0 0 0 1 0 1													
Jason Thompson, L (1, 3) OBP: 0.467, SLG: 0.704	0-0 1-2 1B		0-0 4-3			0-0 4-3		0-0 HR	4 1 2 1 0 0 0													
Mike Easler, L (1, 7) OBP: 0.374, SLG: 0.379	0-0 G3		4-0 BB			0-0 F8		0-3 K	3 0 0 0 1 1 2													
Johnny Ray, S (1, 4) OBP: 0.352, SLG: 0.412		0-0 L1		0-0 F5		0-0 G3			3 0 0 0 0 0 1													
Dale Berra, R (1, 6) OBP: 0.257, SLG: 0.278		0-0 F3		0-0 1-3		0-0 F5			3 0 0 0 0 0 1													
Steve Nicosia, R (1, 2) OBP: 0.250, SLG: 0.211 Reggie Walton, R (8, PH)		0-0 6-3		0-3 K			0-0 F7		2 0 0 0 0 1 0													
Tony Peña, R (8, 2) OBP: 0.293, SLG: 0.420				0-3 K			0-0 G3-1 1B		1 0 0 0 0 0 0													
John Candelaria, L (1, 1) OBP: 0.300, SLG: 0.300 Willie Montanez, L (8, PH) Kent Tekulve, R (8, 1)		0-0 FC3-6 1B							0 0 0 0 0 0 0													
Inning Stats	R: 0 E: 0 K: 1 S: 6	H: 1 LOB: 2 BB: 1 P: 10	R: 0 E: 0 K: 0 S: 3	H: 0 LOB: 0 BB: 0 P: 3	R: 0 E: 0 K: 1 S: 6	H: 1 LOB: 1 BB: 0 P: 6	R: 0 E: 0 K: 0 S: 3	H: 0 LOB: 1 BB: 1 P: 7	R: 0 E: 0 K: 0 S: 9	H: 0 LOB: 0 BB: 0 P: 9	R: 0 E: 0 K: 0 S: 3	H: 0 LOB: 0 BB: 0 P: 3	R: 0 E: 0 K: 0 S: 3	H: 0 LOB: 0 BB: 0 P: 3	R: 0 E: 0 K: 2 S: 3	H: 1 LOB: 0 BB: 0 P: 3	R: 1 E: 0 K: 2 S: 8	H: 1 LOB: 0 BB: 0 P: 8	1B: 3 2B: 0 3B: 0 HR: 1	SF: 0 SAC: 0 DP: 1 HBP: 0	WP: 0 PB: 0 SB: 1 CS: 0	PA: 32
PITCHER Bill Laskey, R (1, 1) ERA: 1.64	IP: 9.0 WLS: W BF: 32 H: 4 R: 1 ER: 1 SO: 7 BB: 2 IBB: 0 HBP: 0 BLK: 0 WP: 0 HR: 1 S: 44 P: 52 ERA: 1.00 WHIP: 0.667											PITCHER IP: WLS: BF: H: R: ER: SO: BB: IBB: HBP: BLK: WP: HR: S: P: ERA: WHIP:										



Batter	1	2	3	4	5	6	7	8	9	AB R H RBI BB SO LOB	TOP		
Omar Moreno, L (1, 8) OBP: 0.297, SLG: 0.320	0-0 F9		0-0 4-3		0-0 HR			0-0 G3		4 1 1 1 0 0 0	Pittsburgh Pirates @ San Francisco Giants Candlestick Park, San Francisco, CA Wed May 19 1982, 6:33 AM EDT Att. 5,042 - Unknown		
Lee Lacy, R (1, 9) OBP: 0.339, SLG: 0.280	0-0 6-3		0-0 6-3		0-0 1-3			0-0 F8		4 0 0 0 0 0 0			
Bill Madlock, R (1, 5) OBP: 0.347, SLG: 0.391	0-0 P3			0-3 K					0-0 6-3	4 0 0 0 0 1 0			
Jason Thompson, L (1, 3) OBP: 0.468, SLG: 0.692		0-0 4-3		4-0 BB				0-0 F7	4-0 G6-4-3 BB	2 0 0 0 2 0 0			
Bill Robinson, R (1, 7) OBP: 0.273, SLG: 0.469		0-0 F7		0-3 K				4-0 CS BB	0-0 G6-4-3 1-2f	3 0 0 0 1 1 2			
Johnny Ray, S (1, 4) OBP: 0.352, SLG: 0.410		0-0 BLK 1B		0-0 4-3			0-0 CS 1-2	0-0 F8		3 0 1 0 0 0 1			
Tony Peña, R (1, 2) OBP: 0.294, SLG: 0.412		4-0 1-2 BB			0-0 E8 1B			0-0 F9		2 1 0 0 1 0 0			
Dale Berra, R (1, 6) OBP: 0.260, SLG: 0.260		0-3 K			0-0 CS 1B			0-0 1-3		3 0 1 1 0 1 2			
Don Robinson, R (1, 1) OBP: 0.222, SLG: 0.278 Rod Scurry, L (8, 1) OBP: 0.500, SLG: 0.500 Kent Tekulve, R (8, 1)			0-0 1-3		0-3 K 1-2			0-3 K2-3		3 0 0 0 0 2 1 0 0 0 0 0 0 0 0 0 0 0 0 0 0			
Inning Stats	R: 0 E: 0 K: 0 S: 3 H: 0 LOB: 0 BB: 0 P: 3	R: 0 E: 0 K: 1 S: 6 H: 1 LOB: 2 BB: 1 P: 10	R: 0 E: 0 K: 0 S: 3 H: 0 LOB: 0 BB: 0 P: 3	R: 0 E: 0 K: 2 S: 7 H: 0 LOB: 1 BB: 1 P: 11	R: 2 E: 1 K: 1 S: 7 H: 2 LOB: 0 BB: 0 P: 7	R: 0 E: 0 K: 0 S: 2 H: 0 LOB: 0 BB: 1 P: 6	R: 0 E: 0 K: 0 S: 3 H: 0 LOB: 0 BB: 0 P: 3	R: 0 E: 0 K: 1 S: 5 H: 0 LOB: 0 BB: 0 P: 5	R: 0 E: 0 K: 0 S: 2 H: 0 LOB: 0 BB: 1 P: 6	1B: 2 2B: 0 3B: 0 HR: 1 SF: 0 SAC: 0 DP: 1 HBP: 0	WP: 0 PB: 0 SB: 0 CS: 2 PA: 33		
PITCHER	IP WLS BF H R ER SO BB IBB HBP BLK WP HR S P ERA WHIP											PITCHER	IP WLS BF H R ER SO BB IBB HBP BLK WP HR S P ERA WHIP
Mike Chris, L (1, 1) ERA: 2.3	7.0 L 26 3 2 0 4 3 0 0 0 1 0 1 31 43 0.00 0.857												
Greg Minton, R (8, 1) ERA: 2.3	2.0 6 0 0 0 1 1 0 0 0 0 0 0 7 11 0.00 0.500												

livebaseballscorecards.com

AB	28
R	2
H	3
RBI	2
BB	4
SO	5
LOB	6



Batter	1	2	3	4	5	6	7	8	9	AB R H RBI BB SO LOB	TOP																										
Omar Moreno, L (1, 8) OBP: 0.302, SLG: 0.325	0-0 E S 1B	0-0 F8		0-0 F8			0-0 1B 1-2			4 1 2 0 0 0 2	Pittsburgh Pirates @ San Francisco Giants Candlestick Park, San Francisco, CA Thu May 20 1982, 6:33 AM EDT Att. 4,085 - Unknown livebaseballscorecards.com																										
Lee Lacy, R (1, 9) OBP: 0.350, SLG: 0.283	4-0 1B E 1-2 BB	0-0 F9			0-0 6-3		0-0 1-3 2-H 1B			3 0 1 0 1 0 1																											
Johnny Ray, S (1, 4) OBP: 0.342, SLG: 0.399	0-0 L7 1-2 2-3		0-3 K		0-0 5-3		0-0 G3			4 0 0 0 0 1 4																											
Jason Thompson, L (1, 3) OBP: 0.469, SLG: 0.683	4-0 1B BB		0-0 FC3-6 1B		0-0 F7		0-3 K			3 0 1 0 1 1 0																											
Mike Easler, L (1, 7) OBP: 0.362, SLG: 0.364	0-3 K		0-0 FC3-6 1-2f		0-0 6-3		0-0 F8			4 0 0 0 0 1 4																											
Tony Peña, R (1, 2) OBP: 0.293, SLG: 0.407	0-0 1-2 2-3 3-H 1B		0-0 F9		0-0 6-3		0-0 1-3			4 0 1 1 0 0 1																											
Ken Reitz, R (1, 5) OBP: 0.259, SLG: 0.278	0-3 K			0-0 F8		0-3 K		0-0 P4		4 0 0 0 0 2 3																											
Dale Berra, R (1, 6) OBP: 0.259, SLG: 0.278		0-3 K		0-0 1-3 1B		0-0 F8		0-0 F9		4 0 1 0 0 1 0																											
Rick Rhoden, R (1, 1) OBP: 0.333, SLG: 0.789		4-0 BB BB		0-0 1-3 1B		4-0 1B BB		0-0 6-3		1 0 0 0 1 0 1																											
Willie Stargell, L (7, PH) OBP: 0.281, SLG: 0.200										0 0 0 0 1 0 0																											
Don Robinson, R (7, PR) OBP: 0.222, SLG: 0.278										0 0 0 0 0 0 0																											
Rod Scurry, L (7, 1) OBP: 0.500, SLG: 0.500										0 0 0 0 0 0 0																											
Reggie Walton, R (9, PH)										1 0 0 0 0 0 0																											
Inning Stats	R: 1 E: 1 K: 2 S: 9	H: 2 LOB: 3 BB: 2 P: 17	R: 0 E: 0 K: 1 S: 5	H: 0 LOB: 1 BB: 1 P: 9	R: 0 E: 0 K: 1 S: 6	H: 1 LOB: 1 BB: 0 P: 6	R: 0 E: 0 K: 0 S: 4	H: 1 LOB: 1 BB: 0 P: 4	R: 0 E: 0 K: 1 S: 5	H: 0 LOB: 0 BB: 0 P: 5	R: 0 E: 0 K: 0 S: 4	H: 2 LOB: 2 BB: 1 P: 8	R: 0 E: 0 K: 1 S: 5	H: 0 LOB: 0 BB: 0 P: 5	R: 0 E: 0 K: 0 S: 3	H: 0 LOB: 0 BB: 0 P: 3	1B: 6 2B: 0 3B: 0 HR: 0	SF: 0 SAC: 0 DP: 0 HBP: 0	WP: 0 PB: 0 SB: 1 CS: 0	PA: 36																	
PITCHER	IP WLS BF H R ER SO BB IBB HBP BLK WP HR S P ERA WHIP																																				
Rich Gale, R (1, 1) ERA: 3.79	7.0		30	6	1	1	5	4	0	0	0	0	0	0	36	52	1.29	1.429																			
Gary Lavelle, L (8, 1) ERA: 3.18	2.0	W	6	0	0	0	1	0	0	0	0	0	0	8	8	0.00	0.000																				

AB	32
R	1
H	6
RBI	1
BB	4
SO	6
LOB	16



Batter	1	2	3	4	5	6	7	8	9
Chili Davis, S OBP: 0.345, SLG: 0.396 (1, 8)	0-0 5-3 1B			0-3 K		0-0 P6		0-3 K	
Joe Morgan, L OBP: 0.344, SLG: 0.321 (1, 4)	0-0 5-3 1-2			0-0 F8		0-0 3-1		0-0 1B 2-H 2-3	
Jack Clark, R OBP: 0.319, SLG: 0.341 (1, 9)	0-3 K			0-3 K		0-3 K			
Darrell Evans, L OBP: 0.350, SLG: 0.388 (1, 5) (9, 3)		0-0 G4-6-3 1B			0-0 1B G3 1B		0-0 F8		
Champ Summers, L OBP: 0.303, SLG: 0.316 (1, 7) Gary Lavelle, S (8, 1)		0-0 G4-6-3 1-2f			0-3 K		0-0 F7		
Milt May, L OBP: 0.302, SLG: 0.356 (1, 2)		0-0 4-3			0-0 G3 1B 1-3		0-0 4-3		
Dave Bergman, L OBP: 0.341, SLG: 0.333 (1, 3) Guy Sularz, R (8, PH) OBP: 0.344, SLG: 0.310 (9, 5)			0-0 4-3		0-0 G3			4-0 WP SH1-4 1B BB	
Johnnie LeMaster, R OBP: 0.289, SLG: 0.241 (1, 6)		0-0 5-3			0-0 FC6-4 IBB			0-0 SH1-4	
Rich Gale, R OBP: 0.235, SLG: 0.071 (1, 1) Jim Wohlford, R (8, 7) OBP: 0.377, SLG: 0.438			0-3 K		0-0 FC6-4			4-0 WP 1B IBB	

Inning Stats	R: 0 E: 0 K: 1 S: 5	H: 1 LOB: 0 BB: 0 P: 5	R: 0 E: 0 K: 0 S: 3	H: 1 LOB: 0 BB: 0 P: 3	R: 0 E: 0 K: 1 S: 5	H: 0 LOB: 0 BB: 0 P: 5	R: 0 E: 0 K: 2 S: 7	H: 0 LOB: 0 BB: 0 P: 7	R: 1 E: 0 K: 1 S: 7	H: 2 LOB: 2 BB: 1 P: 11	R: 0 E: 0 K: 1 S: 5	H: 0 LOB: 0 BB: 0 P: 5	R: 0 E: 0 K: 0 S: 3	H: 0 LOB: 0 BB: 2 P: 3	R: 2 E: 0 K: 1 S: 5	H: 1 LOB: 1 BB: 2 P: 13
--------------	------------------------------	---------------------------------	------------------------------	---------------------------------	------------------------------	---------------------------------	------------------------------	---------------------------------	------------------------------	----------------------------------	------------------------------	---------------------------------	------------------------------	---------------------------------	------------------------------	----------------------------------

PITCHER	IP	WLS	BF	H	R	ER	SO	BB	IBB	HBP	BLK	WP	HR	S	P	ERA	WHIP
Rick Rhoden, R ERA: 6.97 (1, 1)	6.0		21	4	1	1	6	0	1	0	0	0	0	32	36	1.50	0.667
Rod Scurry, L ERA: 3.46 (7, 1)	2.0	L	8	1	2	2	1	1	1	0	0	1	0	8	16	9.00	1.000

BOTTOM

Pittsburgh Pirates @ San Francisco Giants
Candlestick Park, San Francisco, CA

Thu May 20 1982, 6:33 AM EDT
Att. 4,085 - Unknown

AB	25
R	3
H	5
RBI	3
BB	3
SO	7
LOB	8

WP: 1 PA: 29
PB: 0
SB: 0
CS: 0

1B: 5 SF: 0
2B: 0 SAC: 1
3B: 0 DP: 1
HR: 0 HBP: 0



PITCHER	IP	WLS	BF	H	R	ER	SO	BB	IBB	HBP	BLK	WP	HR	S	P	ERA	WHIP
---------	----	-----	----	---	---	----	----	----	-----	-----	-----	----	----	---	---	-----	------

Batter	1	2	3	4	5	6	7	8	9	AB R H RBI BB SO LOB	TOP											
Steve Henderson, R (1, 7) Lee Smith, R (7, 1) Willie Hernandez, L (8, 1) Bill Campbell, R (8, 1)	0-3 K		0-0 5-3			0-0 5-3	4-0 FC6-4 IBB			3 0 0 0 1 1 0	Chicago Cubs @ San Francisco Giants Candlestick Park, San Francisco, CA Fri May 21 1982, 10:05 PM EDT Att. 20,650 - Cloudy - 59 F											
Junior Kennedy, R (1, 4) OBP: 0.231, SLG: 0.229	0-0 4-3			0-0 4-3		0-0 5-3	0-0 SF9			3 0 0 1 0 0 0												
Bill Buckner, L (1, 3) OBP: 0.310, SLG: 0.373	0-0 1-3			0-0 FC3-6 CS 1B			3-H 1B 2B FC6-4			4 1 2 0 0 0 2												
Keith Moreland, R (1, 9) OBP: 0.389, SLG: 0.575		0-0 F8		0-0 FC3-6 1B		0-0 1B 23 1B BB	0-0 F8			4 1 2 0 0 0 0												
Leon Durham, L (1, 8) OBP: 0.384, SLG: 0.465		4-0 S E BB		0-0 FC3-6 S 1-2f 2-3		4-0 23 1B 1B 2B BB	0-0 6-3			2 2 0 0 2 0 2												
Jody Davis, R (1, 2) OBP: 0.233, SLG: 0.348		0-0 F9 1-H		0-0 CS 1-2 3-H	0-0 P4	0-0 23 1B 2B 1B	0-0 F7			4 1 1 1 0 0 0												
Larry Bowa, S (1, 6) OBP: 0.231, SLG: 0.246		0-0 4-3			0-0 1-3	0-0 P5				4 0 0 0 0 0 3												
23 Ryne Sandberg, R (1, 5) OBP: 0.243, SLG: 0.298			0-3 K		0-0 5-3	0-0 2B SF9 1B				4 1 1 1 0 1 0												
Doug Bird, R (1, 1) Dan Briggs, L (6, PH) Dick Tidrow, R (6, 1) Bob Molinaro, L (7, PH) Gary Woods, R (7, PH)			0-0 P3			0-0 F8	0-0 1-3 2-H 3-H 2B			1 0 0 0 0 0 0 1 0 2 0 1 2 0 1 0												
Inning Stats	R: 0 E: 0 K: 1 S: 5	H: 0 LOB: 0 BB: 0 P: 5	R: 1 E: 0 K: 0 S: 3	H: 0 LOB: 0 BB: 1 P: 7	R: 0 E: 0 K: 1 S: 5	H: 0 LOB: 0 BB: 0 P: 5	R: 0 E: 0 K: 0 S: 4	H: 2 LOB: 1 BB: 0 P: 4	R: 0 E: 0 K: 0 S: 3	H: 0 LOB: 0 BB: 0 P: 3		R: 0 E: 0 K: 0 S: 3	H: 0 LOB: 0 BB: 0 P: 3	R: 5 E: 0 K: 0 S: 8	H: 5 LOB: 2 BB: 2 P: 16	R: 0 E: 0 K: 0 S: 3	H: 0 LOB: 0 BB: 0 P: 3	R: 0 E: 0 K: 1 S: 5	H: 0 LOB: 0 BB: 0 P: 5	1B: 5 2B: 2 3B: 0 HR: 0	SF: 1 SAC: 0 DP: 0 HBP: 0	WP: 0 PB: 0 SB: 2 CS: 1
PITCHER	IP WLS BF H R ER SO BB IBB HBP BLK WP HR S P ERA WHIP																					
Renie Martin, R (1, 1) ERA: 3.32	6.0 L 23 4 4 3 2 2 0 0 0 0 0 0 25 33 4.50 1.000																					
Fred Breining, R (7, 1) ERA: 4.63	0.1 3 2 0 0 0 0 0 0 0 0 0 0 3 3 0.00 6.000																					
Dan Schatzeder, L (7, 1) ERA: 6.59	1.2 7 1 2 2 0 0 0 1 0 0 0 0 6 10 10.80 0.600																					
Jim Barr, R (9, 1) ERA: 2.67	1.0 3 0 0 0 0 1 0 0 0 0 0 0 5 5 0.00 0.000																					

livebaseballscorecards.com

AB	32
R	6
H	7
RBI	5
BB	3
SO	3
LOB	7



Batter	1	2	3	4	5	6	7	8	9	AB	R	H	RBI	BB	SO	LOB
Joe Morgan, L OBP: 0.349, SLG: 0.321 (1, 4)	4-0 F9 S SF7 BB		X 0-0 L8		X 0-0 L7			X 0-0 FC1-4 1B		3	1	1	0	1	0	0
Milt May, L OBP: 0.303, SLG: 0.366 (1, 2) Bob Brenly, R OBP: 0.500, SLG: 0.444 (8, PH) (9, 2)	0-0 F9		X 0-0 1B 2B		X 0-0 4-3			X 0-0 FC1-4 1B 1-2f 2-3		3	0	1	0	0	0	1
Chili Davis, S OBP: 0.349, SLG: 0.401 (1, 8)	0-0 SF7		X 0-0 1B				X 0-0 4-3	X 0-0 1B 1-2 3-H		3	0	2	2	0	0	0
Darrell Evans, L OBP: 0.342, SLG: 0.376 (1, 5)	0-0 G3		X 0-0 P4				X 0-0 F7	X 0-3 K		4	0	0	0	0	1	3
Champ Summers, L OBP: 0.304, SLG: 0.333 (8, PH) Jack Clark, R OBP: 0.317, SLG: 0.339 (9, 9)		X 0-0 1B FC6-4 2B		X 0-3 K		X 0-0 P4		X 0-0 6-3		3	1	1	0	0	1	0
Dave Bergman, L OBP: 0.333, SLG: 0.325 (1, 3)		X 0-0 FC6-4 1B		X 0-0 F8			X 0-3 K	X 0-0 F8		4	0	1	0	0	1	0
Jim Wohlford, R OBP: 0.368, SLG: 0.481 (1, 9) (9, 7)		X 0-0 FC6-4 1B 1-2f 3-H		X 0-0 HR			X 0-0 4-3	X 0-0 F8		4	1	1	2	0	0	1
Johnnie LeMaster, R OBP: 0.288, SLG: 0.241 (1, 6)		X 0-0 1B 1-3		X 0-0 1-3			X 0-0 5-3	X 0-0 P5		4	0	1	0	0	0	0
Renie Martin, R OBP: 0.333, SLG: 0.333 (1, 1) Fred Breining, R (7, 1) Dan Schatzeder, L OBP: 0.125, SLG: 0.125 (7, 1) Duane Kuiper, L OBP: 0.400, SLG: 0.345 (8, PH) Jim Barr, R OBP: 0.333, SLG: 0.333 (9, 1)		X 0-3 K		X 0-3 K				X 0-0 FC1-4 1B 1B		2	0	0	0	0	2	1

Inning Stats	R: 1	H: 0	E: 0	K: 0	S: 3	H: 0	LOB: 0	BB: 1	P: 7	R: 1	H: 3	E: 0	K: 1	S: 7	R: 0	H: 2	E: 0	K: 0	S: 4	R: 1	H: 1	E: 0	K: 1	S: 6	R: 0	H: 0	E: 0	K: 1	S: 5	R: 0	H: 0	E: 0	K: 0	S: 3	R: 0	H: 0	E: 0	K: 1	S: 5	R: 1	H: 3	E: 0	K: 1	S: 8	R: 0	H: 0	E: 0	K: 0	S: 3	1B: 6	SF: 1	2B: 2	3B: 0	HR: 1	WP: 0	PA: 35
--------------	------	------	------	------	------	------	--------	-------	------	------	------	------	------	------	------	------	------	------	------	------	------	------	------	------	------	------	------	------	------	------	------	------	------	------	------	------	------	------	------	------	------	------	------	------	------	------	------	------	------	-------	-------	-------	-------	-------	-------	--------


PITCHER	IP	WLS	BF	H	R	ER	SO	BB	IBB	HBP	BLK	WP	HR	S	P	ERA	WHIP
Doug Bird, R ERA: 3.45 (1, 1)	5.0		20	6	3	3	3	1	0	0	0	0	1	25	29	5.40	1.400
Dick Tidrow, R ERA: 4.34 (6, 1)	1.0	W	3	0	0	0	0	0	0	0	0	0	0	3	3	0.00	0.000
Lee Smith, R ERA: 2.82 (7, 1)	1.0		5	2	1	1	1	0	0	0	0	0	0	7	7	9.00	2.000
Willie Hernandez, L ERA: 2.95 (8, 1)	0.2		3	1	0	0	1	0	0	0	0	0	0	5	5	0.00	1.500
Bill Campbell, R ERA: 3.42 (8, 1)	1.1	S	4	0	0	0	0	0	0	0	0	0	0	4	4	0.00	0.000

BOTTOM

Chicago Cubs @ San Francisco Giants
Candlestick Park, San Francisco, CA

Fri May 21 1982, 10:05 PM EDT
Att. 20,650 - Cloudy - 59 F

AB	33
R	4
H	9
RBI	4
BB	1
SO	5
LOB	10



PITCHER	IP	WLS	BF	H	R	ER	SO	BB	IBB	HBP	BLK	WP	HR	S	P	ERA	WHIP
---------	----	-----	----	---	---	----	----	----	-----	-----	-----	----	----	---	---	-----	------

Batter	1	2	3	4	5	6	7	8	9	AB R H RBI BB SO LOB	TOP
Steve Henderson, R (1, 7) <small>OBP: 0.314, SLG: 0.314</small> Lee Smith, R (8, 1) Willie Hernandez, L (9, 1)	0-0 5-3		0-3 K		0-0 CS 2-H 3-H 1B			0-0 BLK 1B		4 0 2 2 0 1 0 0 0 0 0 0 0 0 0 0 0 0 0 0 0	Chicago Cubs @ San Francisco Giants Candlestick Park, San Francisco, CA Sat May 22 1982, 6:33 AM EDT Att. 8,401 - Sunny - 70 F
Junior Kennedy, R (1, 4) <small>OBP: 0.209, SLG: 0.205</small>	0-0 5-3		0-3 K		0-0 CS 1-2	0-0 5-3		0-0 F9 1-2	4 0 0 0 0 1 1		
Bill Buckner, L (1, 3) <small>OBP: 0.308, SLG: 0.370</small>	0-0 4-3			0-0 4-3		0-0 3-1		0-0 1B FC6-2 1B	4 0 1 0 0 0 0		
Keith Moreland, R (1, 9) <small>OBP: 0.379, SLG: 0.560</small>		0-0 4-3		0-0 5-3		0-0 L6		0-0 4-3 1-2	4 0 0 0 0 0 1		
Leon Durham, L (1, 8) <small>OBP: 0.387, SLG: 0.462</small>		0-0 F8 1B 1B		0-0 F7		0-3 K		4-0 FC6-2 1B IBB	3 0 1 0 1 1 0		
Jody Davis, R (1, 2) <small>OBP: 0.247, SLG: 0.357</small>		0-0 1-2 1B		0-0 P3		0-3 K		0-0 FC6-2 1-2 2-3 1B	4 0 2 0 0 1 0		
Larry Bowa, S (1, 6) <small>OBP: 0.231, SLG: 0.246</small>		0-0 F8 2-3		0-0 23 1B 1B		0-0 5-3		0-0 FC6-2 1-2 2-3 3-H 1B	4 1 1 0 0 0 5		
23 Ryne Sandberg, R (1, 5) <small>OBP: 0.243, SLG: 0.296</small>		0-0 5-3		0-0 1B S 1B				0-0 F9 1-3	4 1 1 0 0 0 5		
Allen Ripley, R (1, 1) <small>OBP: 0.400, SLG: 0.400</small> Hector Cruz, R (8, PH) Gary Woods, R (8, 7) <small>OBP: 0.333, SLG: 0.430</small>			0-3 K		0-0 P3 1-2		0-0 F7		2 0 0 0 0 1 2 1 0 0 0 0 0 0 0 0 0 0 0 0 0		
Inning Stats	R: 0 H: 0 E: 0 LOB: 0 K: 0 BB: 0 S: 3 P: 3	R: 0 H: 2 E: 0 LOB: 2 K: 0 BB: 0 S: 5 P: 5	R: 0 H: 0 E: 0 LOB: 0 K: 3 BB: 0 S: 9 P: 9	R: 0 H: 0 E: 0 LOB: 0 K: 0 BB: 0 S: 3 P: 3	R: 2 H: 3 E: 0 LOB: 0 K: 0 BB: 0 S: 5 P: 5	R: 0 H: 0 E: 0 LOB: 0 K: 0 BB: 0 S: 3 P: 3	R: 0 H: 0 E: 0 LOB: 0 K: 2 BB: 0 S: 7 P: 7	R: 0 H: 1 E: 0 LOB: 1 K: 0 BB: 0 S: 4 P: 4	R: 0 H: 2 E: 0 LOB: 3 K: 0 BB: 1 S: 5 P: 9	1B: 8 SF: 0 2B: 0 SAC: 0 3B: 0 DP: 0 HR: 0 HBP: 0	WP: 0 PA: 36 PB: 0 SB: 1 CS: 1
PITCHER Atlee Hammaker, L (1, 1) <small>ERA: 4.83</small> Greg Minton, R (9, 1) <small>ERA: 2.22</small>	IP WLS BF H R ER SO BB IBB HBP BLK WP HR S P ERA WHIP 8.0 L 29 6 2 2 5 0 0 0 0 0 0 0 39 39 2.25 0.750 1.0 6 2 0 0 0 0 0 1 0 0 0 0 5 9 0.00 2.000	PITCHER IP WLS BF H R ER SO BB IBB HBP BLK WP HR S P ERA WHIP									

livebaseballscorecards.com

AB	34
R	2
H	8
RBI	2
BB	1
SO	5
LOB	14



Batter	1	2	3	4	5	6	7	8	9	AB R H RBI BB SO LOB
Joe Morgan, L (1, 4) OBP: 0.353, SLG: 0.330	0-3 K ①		4-0 BB			0-0 F9 ①			0-0 4-3 2B	3 0 1 0 1 1 0
Milt May, L (1, 2) OBP: 0.291, SLG: 0.351	0-3 K ②		0-0 F7 ③			0-0 1-3 ②			0-0 F8 ①	4 0 0 0 0 1 2
Chili Davis, S (1, 8) OBP: 0.341, SLG: 0.391	0-0 F7 ③				0-0 F8 ①				0-0 4-3 ②	4 0 0 0 0 1 1
Darrell Evans, L (1, 5) OBP: 0.341, SLG: 0.375 Jack Clark, R (9, PH) OBP: 0.315, SLG: 0.336		0-0 F8 ①			0-0 G3-6-3 1B				0-0 G3 ③	3 0 1 0 0 0 0 1 0 0 0 0 0 1
Champ Summers, L (1, 7) OBP: 0.292, SLG: 0.317		0-0 F5 ②			0-0 G3-6-3 1-2f				0-0 4-3 ②	3 0 0 0 0 0 1
Dave Bergman, L (1, 3) OBP: 0.353, SLG: 0.333		0-0 BLK 1B			4-0 1B SF7 BB				0-0 P6 ③	2 1 1 0 1 0 0
Jim Wohlford, R (1, 9) OBP: 0.383, SLG: 0.481		0-3 K ③			0-0 G6-4-3 1B				4-0 L3-4 BB	2 0 1 0 1 1 1
Johnnie LeMaster, R (1, 6) OBP: 0.281, SLG: 0.237			0-0 F9 ①		0-0 SF7 ①				0-0 L3-4 ① ②	2 0 0 1 0 0 1
Atlee Hammaker, S (1, 1) Tom O'Malley, L (8, PH) OBP: 0.294, SLG: 0.406 Greg Minton, S (9, 1) OBP: 0.333, SLG: 0.667			0-0 1-3 ②		0-0 G6-4-3 1-2f				0-3 K ③	2 0 0 0 0 0 1 1 0 0 0 0 1 0 0 0 0 0 0 0 0

Inning Stats	R: 0	H: 0	E: 0	K: 2	S: 7	LOB: 0	BB: 0	P: 7	R: 0	H: 1	E: 0	K: 1	S: 6	LOB: 1	BB: 0	P: 6	R: 0	H: 0	E: 0	K: 0	S: 3	LOB: 1	BB: 1	P: 7	R: 0	H: 1	E: 0	K: 0	S: 3	LOB: 0	BB: 0	P: 3	R: 1	H: 1	E: 0	K: 0	S: 3	LOB: 0	BB: 1	P: 7	R: 0	H: 0	E: 0	K: 1	S: 5	LOB: 0	BB: 0	P: 5	R: 0	H: 0	E: 0	K: 0	S: 3	LOB: 0	BB: 0	P: 3	R: 0	H: 0	E: 0	K: 1	S: 4	LOB: 0	BB: 1	P: 8	R: 0	H: 1	E: 0	K: 0	S: 4	LOB: 1	BB: 0	P: 4	1B: 3	SF: 1	2B: 2	SAC: 0	3B: 0	DP: 3	HR: 0	HBP: 0	WP: 0	PA: 31
--------------	------	------	------	------	------	--------	-------	------	------	------	------	------	------	--------	-------	------	------	------	------	------	------	--------	-------	------	------	------	------	------	------	--------	-------	------	------	------	------	------	------	--------	-------	------	------	------	------	------	------	--------	-------	------	------	------	------	------	------	--------	-------	------	------	------	------	------	------	--------	-------	------	------	------	------	------	------	--------	-------	------	-------	-------	-------	--------	-------	-------	-------	--------	-------	--------

PITCHER	IP	WLS	BF	H	R	ER	SO	BB	IBB	HBP	BLK	WP	HR	S	P	ERA	WHIP
Allen Ripley, R (1, 1) ERA: 5.4	7.0	W	24	3	1	1	4	2	0	0	1	0	0	30	38	1.29	0.714
Lee Smith, R (8, 1) ERA: 2.63	1.2		6	1	0	0	1	1	0	0	0	0	0	7	11	0.00	1.200
Willie Hernandez, L (9, 1) ERA: 2.91	0.1	S	1	0	0	0	0	0	0	0	0	0	0	1	1	0.00	0.000


BOTTOM

Chicago Cubs @ San Francisco Giants
Candlestick Park, San Francisco, CA

Sat May 22 1982, 6:33 AM EDT
Att. 8,401 - Sunny - 70 F

AB	27
R	1
H	4
RBI	1
BB	3
SO	5
LOB	8

livebaseballscorecards.com



Batter	1	2	3	4	5	6	7	8	9	10	AB	R	H	RBI	BB	SO	LOB	TOP		
Steve Henderson, R (1, 7) <small>S</small> <small>OBP: 0.306, SLG: 0.306</small> Bob Molinaro, L (8, PH) <small>S</small> <small>OBP: 0.346, SLG: 0.190</small> Gary Woods, R (8, PR) <small>S</small> <small>OBP: 0.341, SLG: 0.430</small> (8, 7)	0-3 K			x 0-0 F8		x 0-0 6-3		x 0-0 SH5-4 1B	4-0 IBB		3	0	0	0	0	1	0			
Junior Kennedy, R (1, 4) <small>X</small> <small>OBP: 0.234, SLG: 0.302</small>	0-0 6-3			x 0-0 HR			x 0-0 S 1B	x 0-0 SH5-4	x 0-0 P5		4	1	2	1	0	0	3			
Bill Buckner, L (1, 3) <small>X</small> <small>OBP: 0.305, SLG: 0.361</small>	0-0 F9			x 0-0 4-3			x 0-0 F8	4-0 IBB		x 0-0 P5	4	0	0	0	1	0	1			
Keith Moreland, R (1, 9) <small>X</small> <small>OBP: 0.367, SLG: 0.542</small>			x 0-0 F4			x 0-3 K	x 0-3 K			x 0-0 6-3	5	0	0	0	0	3	4			
Leon Durham, L (1, 8) <small>X</small> <small>OBP: 0.381, SLG: 0.449</small>			x 0-0 F8		x 0-0 3-1		x 4-0 IBB	x 0-0 G3		x 0-3 K	4	0	0	0	1	1	3			
Jody Davis, R (1, 2) <small>S</small> <small>OBP: 0.247, SLG: 0.351</small>			x 0-3 K		x 0-0 F7		x 0-3 K			x 0-0 FC3-6 1B	4	0	1	0	0	2	2			
Larry Bowa, S (1, 6) <small>X</small> <small>OBP: 0.232, SLG: 0.246</small>			x 0-0 F8		x 0-0 P2			x 0-0 SH 23 1B 1B	x 0-0 FC3-6 23 1B 1B		4	1	1	0	0	0	1			
23 Ryne Sandberg, R (1, 5) <small>X</small> <small>OBP: 0.250, SLG: 0.302</small>			x 0-0 6-3		x 0-0 F7		x 0-0 SH 1B 1B	x 0-0 SH 1B 1B	x 0-0 5-3 1B		4	1	2	0	0	0	0			
Randy Martz, L (1, 1) <small>X</small> <small>OBP: 0.333, SLG: 0.364</small> Bump Willis, S (8, PR) <small>S</small> <small>OBP: 0.373, SLG: 0.396</small> Bill Campbell, R (8, 1) Willie Hernandez, L (8, 1) Lee Smith, R (8, 1) Dan Briggs, L (9, PH) Dick Tidrow, R (9, 1)			x 0-0 4-1		x 0-0 P6		x 0-0 SH5-4 1B	x 0-0 5-3			2	0	0	0	0	0	0			
Inning Stats	R: 0 E: 0 K: 1 S: 5	H: 0 LOB: 0 BB: 0 P: 5	R: 0 E: 0 K: 1 S: 5	H: 0 LOB: 0 BB: 0 P: 5	R: 0 E: 0 K: 0 S: 3	H: 1 LOB: 0 BB: 0 P: 6	R: 0 E: 0 K: 0 S: 3	H: 0 LOB: 0 BB: 0 P: 3	R: 0 E: 0 K: 2 S: 8	H: 1 LOB: 2 BB: 1 P: 12	R: 2 E: 1 K: 1 S: 9	H: 3 LOB: 3 BB: 1 P: 13	R: 0 E: 0 K: 0 S: 5	H: 2 LOB: 3 BB: 1 P: 9	R: 0 E: 0 K: 1 S: 5	H: 0 LOB: 0 BB: 0 P: 5	1B: 6 2B: 0 3B: 0 HR: 1	SF: 0 SAC: 2 DP: 0 HBP: 0	WP: 0 PB: 0 SB: 1 CS: 0	PA: 41
PITCHER Bill Laskey, R (1, 1) <small>ERA: 1.99</small> Greg Minton, R (8, 1) <small>ERA: 2.1</small> Jim Barr, R (9, 1) <small>ERA: 2.63</small> Gary Lavelle, L (10, 1) <small>ERA: 3.04</small>	IP 7.0 1.2 0.1 1.0	WLS 27 10 1 3	BF 27 10 1 3	H 4 3 0 0	R 3 0 0 0	ER 3 0 0 1	SO 5 1 0 1	BB 0 2 0 0	IBB 1 0 0 0	HBP 0 0 0 0	BLK 0 0 0 0	WP 0 0 0 0	HR 1 0 0 0	S 36 10 1 5	P 40 18 1 5	ERA 3.86 0.00 0.00 0.00	WHIP 0.571 1.800 0.000 0.000			

Chicago Cubs @ San Francisco Giants
 Candlestick Park, San Francisco, CA
 Sun May 23 1982, 6:33 AM EDT
 Sunny - 75 F

livebaseballscorecards.com

AB 36
R 3
H 7
RBI 3
BB 3
SO 7
LOB 16



Batter	1	2	3	4	5	6	7	8	9	AB	R	H	RBI	BB	SO	LOB	TOP					
Gary Woods, R (1, 8) OBP: 0.333, SLG: 0.418	0-0 P6		0-0 5-3	0-0 F3		0-0 F8		0-0 1B		5	0	1	0	0	0	2						
Junior Kennedy, R (1, 4) OBP: 0.231, SLG: 0.292	0-0 F8		0-0 4-3	0-0 1B 1-2 2-H		0-0 6-3		0-0 F9		5	0	1	1	0	0	1						
Bill Buckner, L (1, 3) OBP: 0.313, SLG: 0.364	0-0 P5		4-0 BB BB	0-0 1B 1-2 2-3		0-0 PB 1B			0-0 F9	4	0	2	0	1	0	0						
Keith Moreland, R (1, 9) OBP: 0.368, SLG: 0.532		4-0 BB BB BB	4-0 BB BB FC6-4	0-0 6-3		0-0 F7			0-0 F3	3	0	0	0	2	0	4						
Hector Cruz, R (1, 7) OBP: 0.300, SLG: 0.250		4-0 BB BB BB	0-0 FC6-4 1-2		4-0 BB BB 5-3				0-0 F8	3	1	1	0	2	0	2						
23 Ryne Sandberg, R (1, 5) OBP: 0.255, SLG: 0.306		0-0 CS 1B 1-3		0-0 BB 1B		0-0 F8			0-0 2B	5	1	2	0	0	0	2						
Larry Bowa, S (1, 6) OBP: 0.239, SLG: 0.248		0-0 CS 1B 1-2 3-H		0-0 P4 1B		4-0 BB 5-3			0-0 F7	3	0	1	1	1	0	1						
Larry Cox, R (1, 2)		4-0 FC5-4 1-2 2-3		4-0 BB 1B		0-0 5-3			0-0 1-3	1	1	0	0	2	0	2						
Bob Molinaro, L (8, PH) OBP: 0.333, SLG: 0.182		4-0 FC5-4 1-2 2-3		4-0 BB 1B		0-0 5-3			0-0 1-3	1	0	0	0	0	0	0						
Jody Davis, R (8, 2) OBP: 0.247, SLG: 0.351		4-0 FC5-4 1-2 2-3		1-2 BB 1B		1-2 BB 2-3			0-0 F8	0	0	0	0	0	0	0						
Dan Larson, R (1, 1) OBP: 0.200, SLG: 0.200		0-0 FC5-4 1-2		0-0 BB 1B		0-3 K			0-0 F8	1	0	0	0	0	0	2						
Steve Henderson, R (4, PH) OBP: 0.311, SLG: 0.312										1	0	1	1	0	0	0						
Lee Smith, R (4, 1)										1	0	0	0	0	1	2						
Dan Briggs, L (8, PH) OBP: 0.125, SLG: 0.125										1	0	0	0	0	0	0						
Bill Campbell, R (8, 1)										0	0	0	0	0	0	0						
Inning Stats	R: 0 E: 0 K: 0 S: 3	H: 0 LOB: 0 BB: 0 P: 3	R: 1 E: 0 K: 0 S: 3	H: 2 LOB: 2 BB: 3 P: 15	R: 0 E: 0 K: 0 S: 3	H: 0 LOB: 2 BB: 2 P: 11	R: 2 E: 0 K: 0 S: 7	H: 4 LOB: 3 BB: 1 P: 11	R: 0 E: 0 K: 1 S: 5	H: 0 LOB: 2 BB: 2 P: 13	R: 0 E: 0 K: 0 S: 4	H: 1 LOB: 1 BB: 0 P: 4	R: 0 E: 0 K: 0 S: 3	H: 0 LOB: 0 BB: 0 P: 3	R: 0 E: 0 K: 0 S: 4	H: 1 LOB: 1 BB: 0 P: 4	R: 0 E: 0 K: 0 S: 4	H: 1 LOB: 1 BB: 0 P: 4	1B: 8 2B: 1 3B: 0 HR: 0	SF: 0 SAC: 0 DP: 0 HBP: 0	WP: 0 PB: 1 SB: 0 CS: 3	PA: 42
PITCHER	IP	WLS	BF	H	R	ER	SO	BB	IBB	HBP	BLK	WP	HR	S	P	ERA	WHIP					
Mike Chris, L (1, 1) ERA: 2.38	4.1		25	6	3	3	0	7	1	0	0	0	0	17	49	6.23	3.000					
Dan Schatzeder, L (5, 1) ERA: 6.21	1.2	W	6	1	0	0	1	0	0	0	0	0	0	8	8	0.00	0.600					
Jim Barr, R (7, 1) ERA: 2.37	3.0	S	11	2	0	0	0	0	0	0	0	0	0	11	11	0.00	0.667					

Chicago Cubs @ San Francisco Giants
 Candlestick Park, San Francisco, CA
 Sun May 23 1982, 6:38 AM EDT
 Att. 17,865 - Sunny - 76 F

livebaseballscorecards.com

AB	34
R	3
H	9
RBI	3
BB	8
SO	1
LOB	18



Batter	1	2	3	4	5	6	7	8	9
Duane Kuiper, L (1, 4) OBP: 0.414, SLG: 0.383	0-0 4-3 1B	0-0 2B		0-0 1-3 1B		0-0 FC5-4 1B		0-0 FC4-8 1B	
Jim Wohlford, R (1, 7) OBP: 0.400, SLG: 0.500	0-0 CS 1B	0-0 P4			0-0 6-3 BLK SF9 1B	0-0 FC5-4		0-0 FC4-6	
Chili Davis, S (1, 8) OBP: 0.353, SLG: 0.414	4-0 1-2 BB		0-0 3-1 1B 2B		0-0 6-3 1-3		4-0 4-3 S BB		
Reggie Smith, S (1, 3) OBP: 0.325, SLG: 0.386	0-0 F8		0-0 3-1		0-0 SF9		0-0 F9		
Dave Bergman, L (6, 3) OBP: 0.358, SLG: 0.341			2-3		3-H		1-2		
Darrell Evans, L (1, 5) OBP: 0.343, SLG: 0.369		4-0 1B 3B BB	0-0 CS 1B		4-0 WP BB		0-0 4-3		
Jack Clark, R (1, 9) OBP: 0.303, SLG: 0.321		0-0 F9	0-3 K		0-3 K		0-0 F8		
Bob Brenly, R (1, 2) OBP: 0.429, SLG: 0.385		0-0 1-3 3B 1B		0-3 K		0-0 5-3		0-0 F9	
Johnnie LeMaster, R (1, 6) OBP: 0.301, SLG: 0.287		0-0 1-H 3-H SF8 3B		0-0 1-3		0-0 S 1B		0-3 K	
Mike Chris, L (1, 1) OBP: 0.250, SLG: 0.333		0-0 SF8		0-0		0-3 K		0-0	
Dan Schatzeder, L (5, 1) OBP: 0.125, SLG: 0.125									
Tom O'Malley, L (6, PH) OBP: 0.278, SLG: 0.382									
Jim Barr, R (7, 1) OBP: 0.500, SLG: 0.500									

Inning Stats	R: 0	H: 1	E: 0	K: 0	S: 3	R: 3	H: 3	E: 0	K: 0	S: 6	R: 1	H: 2	E: 0	K: 1	S: 6	R: 0	H: 1	E: 0	K: 1	S: 6	R: 1	H: 1	E: 0	K: 1	S: 7	R: 0	H: 0	E: 0	K: 0	S: 3	R: 0	H: 2	E: 0	K: 1	S: 7
	LOB: 1	BB: 1	P: 7	LOB: 1	BB: 1	LOB: 1	BB: 1	LOB: 1	BB: 1	P: 7	LOB: 1	BB: 1	LOB: 1	BB: 1	P: 7	LOB: 1	BB: 0	LOB: 1	BB: 1	P: 10	LOB: 1	BB: 0	LOB: 1	BB: 1	P: 7	LOB: 1	BB: 1	LOB: 2	BB: 0	LOB: 2	BB: 0	LOB: 2	BB: 0	P: 7	

PITCHER	IP	WLS	BF	H	R	ER	SO	BB	IBB	HBP	BLK	WP	HR	S	P	ERA	WHIP
Dan Larson, R (1, 1) ERA: 7.53	3.0	L	15	6	4	4	1	2	0	0	0	0	0	15	23	12.00	2.667
Lee Smith, R (4, 1) ERA: 2.86	4.0		18	4	2	2	3	2	0	0	1	1	0	22	30	4.50	1.500
Bill Campbell, R (8, 1) ERA: 3.6	1.0		5	2	0	0	1	0	0	0	0	0	0	7	7	0.00	2.000

AB	R	H	RBI	BB	SO	LOB
5	0	3	1	0	0	1
5	1	2	0	0	0	4
2	1	1	0	2	0	1
2	0	0	1	0	0	2
1	0	0	0	0	0	1
2	1	1	1	2	0	1
4	0	0	0	0	2	4
4	1	1	0	0	1	0
4	2	2	2	0	1	0
1	0	1	1	0	0	0
0	0	0	0	0	0	0
1	0	0	0	0	1	1
1	0	1	0	0	0	0

WP	PA	3B	SF	SAC	DP	HBP
1	38	1	2	0	1	0
0		2	2	0	0	0
2		1	0	0	0	0
2		0	0	0	0	0

Chicago Cubs @ San Francisco Giants
 Candlestick Park, San Francisco, CA
 Sun May 23 1982, 6:38 AM EDT
 Att. 17,865 - Sunny - 76 F

livebaseballscores.com

AB	32
R	6
H	12
RBI	6
BB	4
SO	5
LOB	15



Batter	1	2	3	4	5	6	7	8	9	AB R H RBI BB SO LOB	TOP									
Ozzie Smith, S (1, 6) OBP: 0.355, SLG: 0.406	0-0 6-3		4-0 BB	0-0 3B 1B		0-0 1-3			0-0 F7	4 1 1 1 1 0 0										
Willie McGee, S (1, 8) OBP: 0.368, SLG: 0.500	0-0 G3		0-0 4-3	0-0 1B 3B		0-0 CS 1B			0-3 K	5 1 2 3 0 1 1										
Lonnie Smith, R (1, 7) OBP: 0.392, SLG: 0.489	0-0 2B		0-0 P4	0-0 S 1B		0-0 6-3			0-0 5-3	5 0 2 1 0 0 2										
Keith Hernandez, L (1, 3) OBP: 0.408, SLG: 0.369	0-0 G3		4-0 IBB	4-0 IBB			0-0 6-3			2 0 0 0 2 0 1										
Ken Oberkfell, L (1, 5) OBP: 0.366, SLG: 0.327		0-0 L7	0-0 F9	0-0 F7			0-3 K			4 0 0 0 0 1 4										
David Green, R (1, 9) OBP: 0.328, SLG: 0.410		0-0 6-3 S 3B 1B		0-0 P6			0-0 F9			4 2 2 0 0 0 2										
Orlando Sanchez, L (1, 2) OBP: 0.160, SLG: 0.087		0-0 6-3		0-0 1B BB 3B 1B	0-0 F7			0-0 5-3		4 1 1 0 0 0 1										
Mike Ramsey, S (1, 4) OBP: 0.356, SLG: 0.436		0-0 3B		4-0 1B 3B BB	0-0 G3-6-3 1B			0-3 K		3 1 2 1 1 1 0										
Joaquin Andujar, S (1, 1) OBP: 0.154, SLG: 0.154		0-3 K		0-0 P6	0-0 G3-6-3			0-3 K		4 0 0 0 0 2 5										
Inning Stats	R: 0 E: 0 K: 0 S: 4	H: 1 LOB: 1 BB: 0 P: 4	R: 1 E: 0 K: 1 S: 7	H: 2 LOB: 1 BB: 0 P: 7	R: 0 E: 0 K: 0 S: 3	H: 0 LOB: 2 BB: 2 P: 11	R: 5 E: 0 K: 0 S: 8	H: 5 LOB: 2 BB: 2 P: 16	R: 0 E: 0 K: 0 S: 3	H: 1 LOB: 0 BB: 0 P: 3	R: 0 E: 0 K: 1 S: 5	H: 0 LOB: 0 BB: 0 P: 5	R: 0 E: 0 K: 1 S: 5	H: 0 LOB: 0 BB: 0 P: 5	R: 0 E: 0 K: 1 S: 5	H: 0 LOB: 0 BB: 0 P: 5	1B: 7 2B: 1 3B: 2 HR: 0	SF: 0 SAC: 0 DP: 1 HBP: 0	WP: 0 PB: 0 SB: 2 CS: 1	PA: 39
PITCHER	IP WLS BF H R ER SO BB IBB HBP BLK WP HR S P ERA WHIP																			
Rich Gale, R (1, 1) ERA: 4.48	3.1 L 20 7 6 6 1 2 1 0 0 0 0 0 19 31 16.20 2.700																			
Fred Breining, R (4, 1) ERA: 4.15	2.2 10 3 0 0 0 0 0 1 0 0 0 0 9 13 0.00 1.125																			
Gary Lavelle, L (7, 1) ERA: 2.7	3.0 9 0 0 0 0 4 0 0 0 0 0 0 0 17 17 0.00 0.000																			

St. Louis Cardinals @ San Francisco Giants
Candlestick Park, San Francisco, CA

Mon May 24 1982, 10:05 PM EDT
Att. 13,290 - Unknown - 69 F

livebaseballscorecards.com

AB	35
R	6
H	10
RBI	6
BB	4
SO	5
LOB	16



Batter	1	2	3	4	5	6	7	8	9
Duane Kuiper, L (1, 4) OBP: 0.405, SLG: 0.375	0-0 G3		0-0 1B			0-0 F8		0-0 G3	
Jim Wohlford, R (1, 7) OBP: 0.392, SLG: 0.485	0-3 K		0-0 F9			0-0 FC6-4 1B		0-0 5-3	
Chili Davis, S (1, 8) OBP: 0.346, SLG: 0.404	0-0 L5			0-3 K		0-0 FC6-4		0-0 L7	
Reggie Smith, S (1, 3) OBP: 0.313, SLG: 0.370 Gary Lavelle, S (7, 1) Dave Bergman, L (9, PH) OBP: 0.352, SLG: 0.333		0-0 2-3		0-0 F5		0-0 L5		0-3 K	
Darrell Evans, L (1, 5) OBP: 0.341, SLG: 0.366 (7, 3)		0-0 1-3		0-0 1-3			0-0 F9 1B	0-0 F7	
Jack Clark, R (1, 9) OBP: 0.310, SLG: 0.328		0-0 1B			0-0 6-3		0-0 G4-6-3 1B		
Milt May, L (1, 2) OBP: 0.282, SLG: 0.337		0-0 6-3			0-0 4-3		0-0 F9		
Johnnie LeMaster, R (1, 6) OBP: 0.295, SLG: 0.280			0-0 F9		0-3 K		0-0 G4-6-3		
Rich Gale, R (1, 1) OBP: 0.222, SLG: 0.067 Fred Breining, R (4, 1) Tom O'Malley, L (6, PH) OBP: 0.289, SLG: 0.389 (7, 5)			0-3 K			0-0 FC6-4 1B		0-0 F7	

AB	R	H	RBI	BB	SO	LOB
4	0	1	0	0	0	1
4	0	1	0	0	1	1
4	0	0	0	0	1	2
3	0	0	0	0	0	2
1	0	0	0	0	0	0
1	0	0	0	0	1	0
4	0	1	0	0	0	0
3	0	2	0	0	0	0
3	0	0	0	0	0	3
3	0	0	0	0	1	2
1	0	0	0	0	1	0
0	0	0	0	0	0	0
2	0	1	0	0	0	0

AB	32
R	0
H	6
RBI	0
BB	0
SO	5
LOB	11


Inning Stats	R: 0	H: 0	E: 0	K: 1	S: 5	H: 0	LOB: 0	BB: 0	P: 5	R: 0	H: 1	E: 0	K: 0	S: 4	H: 1	LOB: 1	BB: 0	P: 4	R: 0	H: 0	E: 0	K: 1	S: 6	H: 1	LOB: 1	BB: 0	P: 6	R: 0	H: 0	E: 0	K: 1	S: 5	H: 0	LOB: 0	BB: 0	P: 5	R: 0	H: 2	E: 0	K: 0	S: 5	H: 2	LOB: 2	BB: 0	P: 5	R: 0	H: 2	E: 0	K: 0	S: 4	H: 0	LOB: 1	BB: 0	P: 4	R: 0	H: 0	E: 0	K: 0	S: 3	H: 0	LOB: 0	BB: 0	P: 3	R: 0	H: 0	E: 0	K: 1	S: 5	H: 0	LOB: 0	BB: 0	P: 5	1B: 6	2B: 0	3B: 0	HR: 0	SF: 0	SAC: 0	DP: 1	HBP: 0	WP: 0	PA: 32
PITCHER Joaquin Andujar, R (1, 1) ERA: 2.45	IP	WLS	BF	H	R	ER	SO	BB	IBB	HBP	BLK	WP	HR	S	P	ERA	WHIP																	PITCHER	IP	WLS	BF	H	R	ER	SO	BB	IBB	HBP	BLK	WP	HR	S	P	ERA	WHIP																															

BOTTOM

St. Louis Cardinals @ San Francisco Giants
Candlestick Park, San Francisco, CA
Mon May 24 1982, 10:05 PM EDT
Att: 13,290 - Unknown - 69 F

livebaseballscorecards.com



Batter	1	2	3	4	5	6	7	8	9	AB R H RBI BB SO LOB	TOP	
Ozzie Smith, S OBP: 0.345, SLG: 0.394 (1, 6) X	0-0 B1-3		0-0 1-3		0-0 L7		0-3 K	0-0 6-3		5 0 0 0 0 1 2		
Willie McGee, S OBP: 0.333, SLG: 0.435 (1, 8) X	0-0 1-3			0-0 4-3		0-3 K	0-0 3B 1B		0-3 K	5 1 1 0 0 2 0		
Lonnie Smith, R OBP: 0.392, SLG: 0.483 (1, 7) X	0-0 F7			0-0 1B 1B		4-0 E 4-3 BB	0-3 K		0-0 5-3	4 2 1 0 1 1 1		
Keith Hernandez, L OBP: 0.408, SLG: 0.366 (1, 3) X		0-0 6-3		0-0 1B 1B		0-0 4-3	4-0 3B IBB		0-0 4-3	4 2 1 1 1 0 0		
Ken Oberkfell, L OBP: 0.371, SLG: 0.352 (1, 5) X		0-0 F5		0-0 E9 SF8 1B		0-0 6-3	0-0 3B			4 1 2 3 0 0 0		
David Green, R OBP: 0.323, SLG: 0.406 (1, 9) X		0-0 E3 CS		0-0 SF8		0-0 1B 1B	0-0 5-3			3 1 1 1 0 0 1		
Mike Ramsey, S OBP: 0.381, SLG: 0.448 (1, 4) X	0-0 CS	0-0 3-1	0-0 3-1	0-0 S 1B		0-0 S 1B		4-0 FC1-6 BB		3 1 2 0 1 0 0	AB 36 R 8 H 10 RBI 7 BB 3 SO 6 LOB 8	
Glenn Brummer, R OBP: 0.278, SLG: 0.389 (1, 2) X			0-3 K	0-0 1-3		0-0 1B		0-0 FC1-6 WP		4 0 1 2 0 1 2		
Dave LaPoint, L OBP: 0.200, SLG: 0.200 Doug Bair, R (7, 1)			0-0 1B		0-0 6-3	0-0 6-3		0-3 K		3 0 1 0 0 0 1 1 0 0 0 0 1 1		
Inning Stats	R: 0 E: 0 K: 0 S: 3 H: 0 LOB: 0 BB: 0 P: 3	R: 0 E: 1 K: 0 S: 3 H: 0 LOB: 0 BB: 0 P: 3	R: 0 E: 0 K: 1 S: 6 H: 1 LOB: 1 BB: 0 P: 6	R: 3 E: 1 K: 0 S: 7 H: 4 LOB: 1 BB: 0 P: 7	R: 0 E: 0 K: 1 S: 5 H: 0 LOB: 0 BB: 0 P: 5	R: 3 E: 1 K: 0 S: 6 H: 3 LOB: 1 BB: 1 P: 10	R: 2 E: 0 K: 2 S: 9 H: 2 LOB: 1 BB: 1 P: 13	R: 0 E: 0 K: 1 S: 5 H: 0 LOB: 1 BB: 1 P: 9	R: 0 E: 0 K: 1 S: 5 H: 0 LOB: 0 BB: 0 P: 5	1B: 9 2B: 0 3B: 1 HR: 0 SF: 1 SAC: 0 DP: 0 HBP: 0	WP: 1 PB: 0 SB: 3 CS: 1 PA: 41	
PITCHER	IP WLS BF H R ER SO BB IBB HBP BLK WP HR S P ERA WHIP											
Renie Martin, R ERA: 4.38 (1, 1)	5.2 L 26 8 6 5 2 1 0 0 0 0 0 0 29 33 7.94 1.588											
Jim Barr, R ERA: 2.84 (6, 1)	1.1 7 2 2 2 2 0 1 0 0 0 0 0 10 14 13.50 1.500											
Greg Minton, R ERA: 1.97 (8, 1)	2.0 7 0 0 0 0 2 1 0 0 0 1 0 10 14 0.00 0.500											

St. Louis Cardinals @ San Francisco Giants
 Candlestick Park, San Francisco, CA
 Tue May 25 1982, 10:05 PM EDT
 Att: 5,650 - Unknown - 73 F

livebaseballscorecards.com

Batter	1	2	3	4	5	6	7	8	9	AB	R	H	RBI	BB	SO	LOB
Johnnie LeMaster, R (1, 6) OBP: 0.299, SLG: 0.292	0-0 G3		0-3 K						0-0 F8							5 0 2 1 0 1 1
Jim Wohlford, R (1, 7) OBP: 0.380, SLG: 0.466	0-0 1-3								0-0 P4							5 0 1 0 0 1 4
Chili Davis, S (1, 8) OBP: 0.342, SLG: 0.398	0-3 K								0-0 FC6-4							5 0 1 0 0 2 4
Reggie Smith, S (1, 3) OBP: 0.310, SLG: 0.403									0-3 K							4 1 1 1 0 1 3
Greg Minton, S (8, 1) OBP: 0.333, SLG: 0.667																0 0 0 0 0 0 0
Champ Summers, L (9, PH) OBP: 0.288, SLG: 0.313																1 0 0 0 0 0 1 1
Jack Clark, R (1, 9) OBP: 0.309, SLG: 0.326																4 0 1 0 0 0 1
Bob Brenly, R (1, 2) OBP: 0.444, SLG: 0.471																4 1 2 0 0 0 1
Tom O'Malley, L (1, 5) OBP: 0.310, SLG: 0.400																4 1 2 0 0 0 0
Guy Sularz, R (1, 4) OBP: 0.306, SLG: 0.273																4 0 0 0 0 0 5
Renie Martin, R (1, 1) OBP: 0.375, SLG: 0.375																2 0 1 0 0 1 0
Jim Barr, R (6, 1) OBP: 0.500, SLG: 0.500																0 0 0 0 0 0 0
Duane Kuiper, L (7, PH) OBP: 0.413, SLG: 0.385																1 0 1 0 0 0 0
Dave Bergman, L (8, 3) OBP: 0.345, SLG: 0.326																1 0 0 0 0 0 2

Inning Stats	R: 0	H: 0	E: 0	K: 1	S: 5	R: 1	H: 1	E: 0	K: 0	S: 4	R: 0	H: 0	E: 0	K: 2	S: 7	R: 0	H: 1	E: 0	K: 1	S: 6	R: 2	H: 3	E: 1	K: 0	S: 7	R: 0	H: 2	E: 0	K: 1	S: 5	R: 0	H: 2	E: 0	K: 1	S: 7	R: 0	H: 2	E: 0	K: 0	S: 5	R: 0	H: 1	E: 0	K: 2	S: 8	1B: 9	SF: 0	2B: 2	SAC: 0	3B: 0	DP: 0	HR: 1	HBP: 0	WP: 0	PA: 40
--------------	------	------	------	------	------	------	------	------	------	------	------	------	------	------	------	------	------	------	------	------	------	------	------	------	------	------	------	------	------	------	------	------	------	------	------	------	------	------	------	------	------	------	------	------	------	-------	-------	-------	--------	-------	-------	-------	--------	-------	--------

PITCHER	IP	WLS	BF	H	R	ER	SO	BB	IBB	HBP	BLK	WP	HR	S	P	ERA	WHIP
Dave LaPoint, L (1, 1) ERA: 3.62	6.2	W	30	9	3	2	4	0	0	0	0	0	1	38	38	2.70	1.350
Doug Bair, R (7, 1) ERA: 1.61	2.1		10	3	0	0	3	0	0	0	0	0	0	16	16	0.00	1.286


BOTTOM

St. Louis Cardinals @ San Francisco Giants
 Candlestick Park, San Francisco, CA

Tue May 25 1982, 10:05 PM EDT
 Att. 5,650 - Unknown - 73 F

livebaseballscorecards.com

AB 40
R 3
H 12
RBI 2
BB 0
SO 7
LOB 22



Batter	1	2	3	4	5	6	7	8	9	AB R H RBI BB SO LOB	TOP											
Ozzie Smith, S OBP: 0.341, SLG: 0.388 (1, 6) X	0-0 HBP 1B 1B	0-0 L6	0-0 F9			0-0 F8		0-0 F7		5 1 1 0 0 0 2												
Mike Ramsey, S OBP: 0.397, SLG: 0.460 (1, 4) X	0-0 1B HBP SF9 1B	0-0 F7			0-0 G6-4-3 1B	0-3 K		0-0 CS 1B		5 1 3 0 0 1 0												
Lonnie Smith, R OBP: 0.397, SLG: 0.484 (1, 7) H	1-0 SF9 1B 1-2 2-3 2B HBP 1B	0-0 1B 1B			0-0 G6-4-3 1-2f 1B	0-3 K	0-3 K	0-0 S 1-2 1B		4 3 2 0 0 1 1												
Keith Hernandez, L OBP: 0.408, SLG: 0.367 (1, 3) X	0-0 1-2 2-3 3-H 2B 1B	0-0 1-3 1B 1B			0-3 K	0-0 4-3		0-3 S 1-2 K 1B		5 1 2 1 0 2 1												
David Green, R OBP: 0.329, SLG: 0.412 (1, 8) X	0-0 SF9 2-3 3-H 1B	0-0 1-2 3-H 1B			0-0 F9	0-0 1-3		0-0 2-H 1B		4 0 2 3 0 0 0												
Tito Landrum, R OBP: 0.386, SLG: 0.500 (1, 9) X	0-0 3-1 1-H 3-H 2B 2B	0-0 L5			0-0 1B B5-6 1B	0-0 HR		0-0 6-3		5 2 3 3 0 0 3												
Ken Oberkfell, L OBP: 0.367, SLG: 0.349 (1, 5) X	0-0 3-1 2-3				0-0 4-3	0-0 1-3 1B		0-0 1-3		4 0 1 0 0 0 1												
Glenn Brummer, R OBP: 0.364, SLG: 0.500 (1, 2) X	0-0 3-H 2B				0-0 SH2-4 1B	0-0 B5-6 3-Hf		0-0 FC1-6 1B		4 0 3 1 0 0 2												
Steve Mura, R OBP: 0.105, SLG: 0.056 (1, 1) S S S	0-3 K				0-0 SH2-4	0-0 6-3		0-0 FC1-6 1-2f		2 0 0 0 0 1 1												
Jim Kaat, L (6, 1)										0 0 0 0 0 0 0												
Willie McGee, S OBP: 0.320, SLG: 0.417 (8, PH)										1 0 0 0 0 0 1												
Bruce Sutter, R (8, 1)										0 0 0 0 0 0 0												
Inning Stats	R: 5 E: 0 K: 1 S: 10	H: 5 LOB: 1 BB: 0 P: 11	R: 1 E: 0 K: 0 S: 6	H: 3 LOB: 2 BB: 0 P: 6	R: 0 E: 0 K: 0 S: 4	H: 1 LOB: 1 BB: 0 P: 4	R: 0 E: 0 K: 1 S: 5	H: 1 LOB: 0 BB: 0 P: 5	R: 0 E: 0 K: 1 S: 4	H: 2 LOB: 1 BB: 0 P: 4	R: 0 E: 0 K: 1 S: 5	H: 0 LOB: 0 BB: 0 P: 5	R: 0 E: 0 K: 1 S: 5	H: 0 LOB: 0 BB: 0 P: 5	R: 1 E: 0 K: 0 S: 5	H: 2 LOB: 1 BB: 0 P: 5	R: 1 E: 0 K: 1 S: 7	H: 3 LOB: 1 BB: 0 P: 7	1B: 14 2B: 3 3B: 0 HR: 1	SF: 1 SAC: 1 DP: 2 HBP: 1	WP: 0 PB: 0 SB: 2 CS: 1	PA: 42
PITCHER	IP WLS BF H R ER SO BB IBB HBP BLK WP HR S P ERA WHIP																					
Atlee Hammaker, L ERA: 6.19 (1, 1)	0.1 L 6 4 5 5 0 0 0 0 1 0 0 0 5 6 135.00 12.000																					
Fred Breining, R ERA: 3.82 (1, 1)	4.2 20 8 1 1 2 0 0 0 0 0 0 24 24 1.93 1.714																					
Dan Schatzeder, L ERA: 5.81 (6, 1)	2.0 6 0 0 0 2 0 0 0 0 0 0 10 10 0.00 0.000																					
Gary Lavelle, L ERA: 3.14 (8, 1)	2.0 10 5 2 2 1 0 0 0 0 0 0 1 12 12 9.00 2.500																					

St. Louis Cardinals @ San Francisco Giants
 Candlestick Park, San Francisco, CA
 Wed May 26 1982, 6:33 AM EDT
 Att. 6,187 - Sunny - 73 F

livebaseballscorecards.com

AB	39
R	8
H	17
RBI	8
BB	0
SO	5
LOB	12



Batter	1	2	3	4	5	6	7	8	9	AB	R	H	RBI	BB	SO	LOB
Joe Morgan, L (1, 4) OBP: 0.352, SLG: 0.325	0-0 BB 1B		0-3 K		0-0 G3-6-1 1-2f		0-0 3-1			4	1	1	0	0	1	1
Jim Wohlford, R (1, 7) OBP: 0.398, SLG: 0.480	4-0 1B 1-2 BB		0-0 2B			0-0 1-3		4-0 6-3 BB		2	1	1	0	2	0	0
Chili Davis, S (1, 8) OBP: 0.340, SLG: 0.394	0-0 1B 1-2 2-H		0-0 6-3			0-0 G3		0-0 6-3 1-2		4	0	1	1	0	0	2
Reggie Smith, S (1, 3) OBP: 0.330, SLG: 0.457	0-0 1B 1-3 2-H			0-0 FC6-4 1B		0-0 HR		0-3 K		4	1	3	2	0	1	1
Jack Clark, R (1, 9) OBP: 0.319, SLG: 0.354	0-0 G5-4-3 1-2f			0-0 FC6-4 1B		0-0 HR		4-0 BB		3	1	2	1	1	0	1
Bob Brenly, R (1, 2) OBP: 0.429, SLG: 0.450		0-0 6-3		0-0 FC6-4 1B		0-0 1B		0-0 1-3		3	0	1	0	0	0	2
Milt May, L (8, PH) OBP: 0.279, SLG: 0.333				0-0 G4-6-3 1-2f 2-3						1	0	0	0	0	0	2
Tom O'Malley, L (1, 5) OBP: 0.304, SLG: 0.386		0-0 G6-3 1B		0-0 G4-6-3 1-2f		0-0 5-3				4	0	1	0	0	1	3
Johnnie LeMaster, R (1, 6) OBP: 0.297, SLG: 0.291		0-0 G6-3 1-2f			0-0 G3-6-1 1B		0-0 P6		0-3 K	4	0	1	0	0	1	1
Atlee Hammaker, S (1, 1) Fred Breining, R (1, 1) Champ Summers, L (5, PH) Dan Schatzeder, L (6, 1) Guy Sularz, R (7, PH) Gary Lavelle, S (8, 1) Duane Kuiper, L (9, PH)			0-0 1-3		0-0 F5		0-0 5-3		0-3 K	0	0	0	0	0	0	0

Inning Stats	R: 2	H: 3	E: 0	LOB: 0	K: 0	P: 8	R: 0	H: 1	E: 0	LOB: 0	K: 0	P: 3	R: 0	H: 1	E: 0	LOB: 1	K: 1	P: 6	R: 0	H: 2	E: 0	LOB: 1	K: 0	P: 4	R: 0	H: 1	E: 0	LOB: 0	K: 0	P: 3	R: 2	H: 3	E: 0	LOB: 1	K: 0	P: 6	R: 0	H: 0	E: 0	LOB: 0	K: 0	P: 3	R: 0	H: 0	E: 0	LOB: 2	K: 1	P: 13	R: 0	H: 0	E: 0	LOB: 0	K: 3	P: 9	1B: 8	SF: 0	2B: 1	SAC: 0	3B: 0	DP: 4	HR: 2	HBP: 0	WP: 0	PA: 36
--------------	------	------	------	--------	------	------	------	------	------	--------	------	------	------	------	------	--------	------	------	------	------	------	--------	------	------	------	------	------	--------	------	------	------	------	------	--------	------	------	------	------	------	--------	------	------	------	------	------	--------	------	-------	------	------	------	--------	------	------	-------	-------	-------	--------	-------	-------	-------	--------	-------	--------

PITCHER	IP	WLS	BF	H	R	ER	SO	BB	IBB	HBP	BLK	WP	HR	S	P	ERA	WHIP
Steve Mura, R (1, 1) ERA: 3.75	5.2	W	24	11	4	4	1	1	0	0	0	0	2	25	29	6.35	2.118
Jim Kaat, L (6, 1) ERA: 4.82	1.1		4	0	0	0	0	0	0	0	0	0	0	4	4	0.00	0.000
Bruce Sutter, R (8, 1) ERA: 3.23	2.0	S	8	0	0	0	4	2	0	0	0	0	0	14	22	0.00	1.000

BOTTOM

St. Louis Cardinals @ San Francisco Giants
Candlestick Park, San Francisco, CA
Wed May 26 1982, 6:33 AM EDT
Att. 6,187 - Sunny - 73 F

livebaseballscorecards.com

AB	33
R	4
H	11
RBI	4
BB	3
SO	5
LOB	14



Batter	1	2	3	4	5	6	7	8	9	AB R H RBI BB SO LOB	TOP									
Joe Morgan, L (1, 4) <small>OBP: 0.363, SLG: 0.349</small> Guy Sularz, R (5, 4) <small>OBP: 0.289, SLG: 0.257</small>	0-0 1B 2B	0-0 1B 3B 2B	4-0 BB		0-0 4-3			0-0 P6		3 2 2 0 1 0 0 1 0 0 0 0 0 1	San Francisco Giants @ Pittsburgh Pirates Three Rivers Stadium, Pittsburgh, PA Fri May 28 1982, 7:05 PM EDT Att. 7,273 - Unknown									
Jim Wohlford, R (1, 7) <small>OBP: 0.409, SLG: 0.488</small>	0-0 1B HR	0-0 3B 1B	0-0 F8		0-0 6-3			0-0 FC4-6 1B		5 2 3 1 0 0 2										
Chili Davis, S (1, 8) <small>OBP: 0.337, SLG: 0.400</small>	0-0 P6	0-0 SF9 3B		0-0 4-3			0-0 F8	0-0 P5		5 1 1 2 0 0 3										
Reggie Smith, S (1, 3) <small>OBP: 0.340, SLG: 0.470</small> Dave Bergman, L (5, 3) <small>OBP: 0.333, SLG: 0.313</small>	0-0 HR 1B	0-0 SF9		0-0 HR 1B			0-0 F7	0-0 FC4-6		2 2 2 1 0 0 0 2 0 0 0 0 0 2										
Jack Clark, R (1, 9) <small>OBP: 0.322, SLG: 0.396</small>	0-0 HR	0-0 F8		0-0 HR			0-0 F8		0-0 6-3	5 2 2 5 0 0 0										
Bob Brenly, R (1, 2) <small>OBP: 0.395, SLG: 0.480</small>	0-0 1B 3B	0-3 K		0-3 K			0-0 4-3	0-0 F8		5 1 1 0 0 2 0										
Tom O'Malley, L (1, 5) <small>OBP: 0.353, SLG: 0.449</small>	0-0 5-3 1B		0-0 BB 1B	0-0 2B			0-3 K	0-0 E8 1B		5 0 4 1 0 1 0										
Johnnie LeMaster, R (1, 6) <small>OBP: 0.288, SLG: 0.281</small>	0-0 5-3		0-3 K	0-0 F7			0-0 F9	0-3 K		5 0 0 0 0 2 4										
Bill Laskey, R (1, 1) <small>OBP: 0.100, SLG: 0.100</small> Champ Summers, L (8, PH) <small>OBP: 0.293, SLG: 0.308</small> Dan Schatzeder, L (8, 1) <small>OBP: 0.125, SLG: 0.125</small>	0-3 K		0-3 K		0-0 1-3			4-0 1B BB		3 0 0 0 0 2 2 0 0 0 0 1 0 0 0 0 0 0 0 0 0										
Inning Stats	R: 5 E: 0 K: 1 S: 11	H: 6 LOB: 1 BB: 0 P: 11	R: 3 E: 0 K: 1 S: 8	H: 3 LOB: 0 BB: 0 P: 8	R: 0 E: 0 K: 2 S: 8	H: 1 LOB: 2 BB: 1 P: 12	R: 2 E: 0 K: 1 S: 8	H: 3 LOB: 1 BB: 0 P: 8	R: 0 E: 0 K: 0 S: 3	H: 0 LOB: 0 BB: 0 P: 3	R: 0 E: 0 K: 1 S: 5	H: 0 LOB: 0 BB: 0 P: 5	R: 0 E: 0 K: 0 S: 4	H: 1 LOB: 2 BB: 1 P: 8	R: 0 E: 1 K: 1 S: 6	H: 1 LOB: 1 BB: 0 P: 6	1B: 8 2B: 3 3B: 2 HR: 2	SF: 1 SAC: 0 DP: 0 HBP: 0	WP: 0 PA: 44 PB: 0 SB: 0 CS: 0	
PITCHER	IP WLS BF H R ER SO BB IBB HBP BLK WP HR S P ERA WHIP																			
John Candelaria, L (1, 1) <small>ERA: 3.86</small> Enrique Romo, R (2, 1) <small>ERA: 5.63</small> Randy Niemann, L (5, 1) <small>ERA: 10.5</small> Manny Sarmiento, R (8, 1) <small>ERA: 1.17</small>	1.0 L 11 8 7 7 1 0 0 0 0 0 0 1 13 13 63.00 8.000																			

AB	41
R	10
H	15
RBI	10
BB	2
SO	7
LOB	14



Batter	1	2	3	4	5	6	7	8	9	AB R H RBI BB SO LOB	TOP			
Joe Morgan, L (1, 4) OBP: 0.371, SLG: 0.354	0-0 WP S WP 1B		0-0 P6		4-0 SH 1B HR BB	0-0 G3		0-0 S 1B		4 2 2 0 1 0 0	San Francisco Giants @ Pittsburgh Pirates Three Rivers Stadium, Pittsburgh, PA Sat May 29 1982, 7:05 PM EDT Att. 8,283 - Unknown			
Jim Wohlford, R (1, 7) OBP: 0.398, SLG: 0.471	0-3 K 1-3		0-0 6-3		0-0 SH HR 1B	0-0 L6		0-3 K 1-2		5 1 1 0 0 2 2				
Chili Davis, S (1, 8) OBP: 0.335, SLG: 0.397	0-3 K		0-0 1B		0-0 SH HR 1-2 2-3		0-3 K 1-2	0-0 4-3		4 1 1 0 0 2 2				
Reggie Smith, S (1, 3) OBP: 0.347, SLG: 0.459 Dave Bergman, L (7, PR) OBP: 0.345, SLG: 0.327	4-0 WP BB		0-0 P5		0-0 F8		4-0 HR BB		0-0 1B 1B	2 0 0 0 2 0 4 1 1 1 0 0 0 0				
Jack Clark, R (1, 9) OBP: 0.330, SLG: 0.438	0-0 P3 1-2 3-H			4-0 CS BB 1-H 2-H 3-H	0-0 HR		0-0 HR		0-0 F3	4 2 2 6 1 0 2				
Tom O'Malley, L (1, 5) OBP: 0.339, SLG: 0.415		0-3 K		4-0 HR BB	0-0 F7		0-0 4-3		0-0 P6	4 1 0 0 1 1 2				
Milt May, L (1, 2) OBP: 0.310, SLG: 0.380		4-0 BB		0-0 HR 1B	0-0 1B		4-0 BB		0-0 1B	3 1 3 2 2 0 0				
Johnnie LeMaster, R (1, 6) OBP: 0.278, SLG: 0.271		0-3 K		0-3 K F9	0-0 F9		0-0 5-3		0-0 F9	5 0 0 0 0 2 5				
Mike Chris, L (1, 1) OBP: 0.167, SLG: 0.200 Jim Barr, R (4, 1) OBP: 0.333, SLG: 0.333 Greg Minton, S (9, 1) OBP: 0.333, SLG: 0.667		0-0 F8		0-3 K		0-0 F8		0-0 P4		2 0 0 0 0 1 1 2 0 0 0 0 0 0 0 0 0 0 0 0 0				
Inning Stats	R: 1 E: 0 K: 2 S: 8 H: 1 LOB: 1 BB: 1 P: 12	R: 0 E: 0 K: 2 S: 7 H: 0 LOB: 1 BB: 1 P: 11	R: 0 E: 0 K: 0 S: 4 H: 1 LOB: 1 BB: 0 P: 4	R: 2 E: 0 K: 2 S: 7 H: 1 LOB: 0 BB: 2 P: 15	R: 4 E: 0 K: 0 S: 7 H: 3 LOB: 1 BB: 1 P: 11	R: 0 E: 0 K: 0 S: 3 H: 0 LOB: 0 BB: 0 P: 3	R: 2 E: 0 K: 1 S: 6 H: 1 LOB: 1 BB: 2 P: 14	R: 0 E: 0 K: 1 S: 6 H: 1 LOB: 1 BB: 0 P: 6	R: 0 E: 0 K: 0 S: 5 H: 2 LOB: 2 BB: 0 P: 5	1B: 7 2B: 0 3B: 0 HR: 3 SF: 0 SAC: 1 DP: 0 HBP: 0	WP: 2 PB: 0 SB: 2 CS: 1 PA: 44			
PITCHER	IP WLS BF H R ER SO BB IBB HBP BLK WP HR S P ERA WHIP												PITCHER	IP WLS BF H R ER SO BB IBB HBP BLK WP HR S P ERA WHIP
Don Robinson, R (1, 1) ERA: 4.82	6.1 L 32 7 9 9 7 6 0 0 0 2 3 40 64 12.79 2.053													
Rod Scurry, L (7, 1) ERA: 3.1	0.2 3 0 0 0 0 1 0 0 0 0 0 2 6 0.00 1.500													
Manny Sarmiento, R (8, 1) ERA: 1.08	2.0 9 3 0 0 0 1 0 0 0 0 0 0 11 11 0.00 1.500													

livebaseballscorecards.com

AB	36
R	9
H	10
RBI	8
BB	7
SO	8
LOB	18




Batter	1	2	3	4	5	6	7	8	9	10	11	12	13	AB R H RBI BB SO LOB
Omar Moreno, L (1, 8) OBP: 0.311, SLG: 0.328	4-0 1B SF7 BB	4-0 1-2 3-H BB		0-3 K			0-3 K	4-0 PO S IBB		0-0 FC4-6-4-6-3-2 1-2 2-H		0-0 4-3		4 1 0 0 3 2 2
Lee Lacy, R (1, 9) (12, 5) OBP: 0.352, SLG: 0.346	0-0 CS 1B	F8		0-3 K			0-0 E6 S	0-0 PO 1-3	0-0 S 1B		0-0 6-3		0-0 P3	7 0 2 0 0 1 2
Johnny Ray, S (1, 4) OBP: 0.356, SLG: 0.443	0-0 SF7 1-2 3-H		0-0 2B 3B		0-0 CS 1B		0-0 E1 BB	0-0 P2 1-2	0-0 S 1B		0-0 2B SF8 1B		0-0 HR	6 3 4 2 0 0 2
Jason Thompson, L (1, 3) OBP: 0.444, SLG: 0.637	0-0 F7		0-0 1B 2B		0-3 K 1-2		4-0 S BB	4-0 S IBB	0-0 F8		0-0 2B			5 1 2 1 1 1 2
Mike Easter, L (1, 7) OBP: 0.367, SLG: 0.380		0-0 BB SF8 1B	0-0 S 1B	0-0 1-3	0-0 1-3		0-3 K	0-0 S IBB	4-0 S IBB		4-0 IBB			3 1 2 1 0 0 0 1 0 0 0 2 1 3
Bill Robinson, R (7, PH) (8, 7) (12, 9) OBP: 0.310, SLG: 0.463														
Dale Berra, R (1, 5) OBP: 0.296, SLG: 0.295		1-0 BB HBP 1B	4-0 S 1B	4-0 BLK 5-3 BB			0-0 1-3		0-0 3-1		0-0 SF8			1 1 0 0 2 0 3 1 0 0 0 0 0 2 0 0 0 0 0 0 0 0 0 0 1 0 0 0 0 0 0 0 0 0 0
Willie Montanez, L (9, PH) OBP: 0.308, SLG: 0.346		F9 BB	E 5-3 BB											
Ken Reitz, R (10, 5) OBP: 0.339, SLG: 0.409		1-2 PB HBP												
Bill Madlock, R (11, PH) OBP: 0.339, SLG: 0.409														
Tony Peña, R (12, 2) OBP: 0.291, SLG: 0.403		1-2 PB HBP												
Steve Nicosia, R (1, 2) (12, 7) OBP: 0.267, SLG: 0.250		4-0 PB BB	0-0 5-3	0-0 5-3			0-0 F6	0-0 SH5-4 2B	0-0 S 1B	0-0 FC4-6-4-6-3	0-0 SH1-4 1B	0-0 3-H F9		5 0 2 0 1 0 4
Jim Smith, R (1, 6) OBP: 0.370, SLG: 0.391		0-0 SF8	0-3 K	0-3 K			0-0 5-3	0-0 SH5-4	0-0 SH1-4	0-0 SH1-4		0-0 F9		3 0 0 1 0 1 2
Rich Floden, R Rich Floden, L Kent Tekulic, R Willie Stargel, L Greg Minton, R Reggie Williams, C Randy Niemann, L Don Robinson, R Gabe Gomez, R		0-0 F9		0-0 5-3			0-0 1-3	0-0 F5		1-0 HBP		0-0 F7		2 0 0 0 0 0 0 2 1 0 1 0 0 0 0 0 0 0 0 0 0 0 0 0 0 0

Inning Stats	R: 1	H: 1	E: 0	LOB: 0	K: 0	BB: 1	S: 3	P: 7	R: 2	H: 3	E: 1	LOB: 1	K: 1	BB: 1	S: 7	P: 11	R: 0	H: 1	E: 0	LOB: 0	K: 2	BB: 0	S: 7	P: 7	R: 0	H: 1	E: 0	LOB: 1	K: 0	BB: 1	S: 3	P: 7	R: 0	H: 0	E: 2	LOB: 3	K: 2	BB: 1	S: 9	P: 13	R: 0	H: 1	E: 0	LOB: 1	K: 0	BB: 1	S: 3	P: 7	R: 0	H: 1	E: 0	LOB: 2	K: 0	BB: 1	S: 4	P: 8	R: 0	H: 1	E: 0	LOB: 1	K: 0	BB: 0	S: 3	P: 4	R: 1	H: 2	E: 0	LOB: 2	K: 0	BB: 1	S: 5	P: 9	R: 0	H: 0	E: 0	LOB: 0	K: 0	BB: 0	S: 3	P: 3	R: 1	H: 1	E: 0	LOB: 0	K: 0	BB: 0	S: 2	P: 2	1B: 7	SF: 3	2B: 4	SAC: 2	3B: 1	DP: 1	HR: 1	HBP: 2	WP: 0	PA: 58
--------------	------	------	------	--------	------	-------	------	------	------	------	------	--------	------	-------	------	-------	------	------	------	--------	------	-------	------	------	------	------	------	--------	------	-------	------	------	------	------	------	--------	------	-------	------	-------	------	------	------	--------	------	-------	------	------	------	------	------	--------	------	-------	------	------	------	------	------	--------	------	-------	------	------	------	------	------	--------	------	-------	------	------	------	------	------	--------	------	-------	------	------	------	------	------	--------	------	-------	------	------	-------	-------	-------	--------	-------	-------	-------	--------	-------	--------

PITCHER	IP	WLS	BF	H	R	ER	SO	BB	IBB	HBP	BLK	WP	HR	S	P	ERA	WHIP
Rich Gale, R (1, 1) ERA: 4.88	2.1		15	5	5	4	0	4	0	1	0	0	0	10	27	15.43	3.857
Fred Breining, R (3, 1) ERA: 3.51	2.2		8	1	0	0	4	0	0	0	0	0	0	16	16	0.00	0.375
Gary Lavelle, L (6, 1) ERA: 2.93	2.0		10	0	0	0	2	2	0	0	1	0	0	12	20	0.00	1.000
Greg Minton, R (8, 1) ERA: 2.19	4.0		19	5	1	1	0	0	3	1	0	0	0	15	28	2.25	1.250
Jim Barr, R (12, 1) ERA: 2.65	1.1	L	5	1	1	1	0	0	0	0	0	0	0	5	5	6.75	0.750

San Francisco Giants @ Pittsburgh Pirates
 Three Rivers Stadium, Pittsburgh, PA
 Sun May 30 1982, 3:33 AM EDT
 Att: 18,279 - Unknown

AB	41
R	7
H	12
RBI	6
BB	9
SO	6
LOB	26



Batter	1	2	3	4	5	6	7	8	9	10	11	AB R H RBI BB SO LOB	TOP																	
Duane Kuiper, L (1.4) OBP: 0.425, SLG: 0.408												5 1 2 0 0 0 0	<p>San Francisco Giants @ St. Louis Cardinals Busch Stadium, St. Louis, MO Tue Jun 01 1982, 7:05 PM CDT Att. 15,964 - Unknown</p>																	
Jim Wohlford, R (1.7) OBP: 0.400, SLG: 0.500												5 1 1 1 0 0 1																		
Chili Davis, S (1.9) OBP: 0.327, SLG: 0.383												5 0 0 0 0 3 4																		
Reggie Smith, S (1.3) OBP: 0.330, SLG: 0.431												5 0 2 2 0 0 0 0 0 0 0 0 0 0																		
Dave Bergman, L (11. PR) OBP: 0.339, SLG: 0.320																														
Darrell Evans, L (1.5) OBP: 0.353, SLG: 0.385												5 1 2 0 0 0 1																		
Milt May, L (1.2) OBP: 0.333, SLG: 0.390												3 0 1 0 2 0 2																		
Max Venable, L (1.8) OBP: 0.182, SLG: 0.100												3 0 0 0 1 1 4 1 0 1 1 0 0 0																		
Jack Clark, R (11. PH) OBP: 0.330, SLG: 0.436																														
Johnnie LeMaster, R (1.6) OBP: 0.269, SLG: 0.261												5 0 0 0 0 1 5																		
Atlee Hammaker, S (1.1) OBP: 0.083, SLG: 0.083												2 1 1 0 0 0 0 1 0 0 0 0 0 0 2 0 0 0 0 1 2 0 0 0 0 0 0 0																		
Champ Summers, L (8. PH) OBP: 0.306, SLG: 0.338																														
Greg Minton, S (8.1) OBP: 0.167, SLG: 0.333																														
Gary Lavelle, S (11.1) OBP: 0.167, SLG: 0.333																														
Inning Stats	R: 0 H: 0 E: 0 K: 1 S: 5	H: 0 LOB: 0 BB: 0 P: 5	R: 0 H: 0 E: 0 K: 0 S: 3	H: 0 LOB: 1 BB: 1 P: 7	R: 3 H: 4 E: 1 K: 1 S: 9	H: 4 LOB: 1 BB: 0 P: 9	R: 0 H: 1 E: 0 K: 1 S: 5	H: 1 LOB: 0 BB: 0 P: 5	R: 0 H: 0 E: 0 K: 0 S: 3	H: 0 LOB: 0 BB: 0 P: 3	R: 0 H: 0 E: 0 K: 0 S: 2	H: 0 LOB: 0 BB: 1 P: 6	R: 0 H: 1 E: 0 K: 0 S: 4	H: 1 LOB: 1 BB: 0 P: 4	R: 0 H: 1 E: 1 K: 1 S: 6	H: 1 LOB: 2 BB: 1 P: 10	R: 0 H: 0 E: 1 K: 1 S: 6	H: 0 LOB: 1 BB: 0 P: 6	R: 1 H: 3 E: 0 K: 1 S: 8	H: 3 LOB: 2 BB: 0 P: 8	1B: 9 SF: 0 2B: 1 SAC: 0 3B: 0 DP: 1 HR: 0 HBP: 0	WP: 0 PA: 45 PB: 0 SB: 0 CS: 1								
PITCHER	IP WLS BF H R ER SO BB IBB HBP BLK WP HR S P ERA WHIP																													
John Stuper, R (1.1) ERA: 3.38	8.0	30	6	3	3	3	2	0	0	0	0	0	0	34	42	3.38	1.000													
Bruce Sutter, R (9.1) ERA: 3.34	2.0	9	1	0	0	2	0	1	0	0	0	0	0	12	16	0.00	0.500													
Jim Kaat, L (11.1) ERA: 5.06	0.1	L	3	2	1	1	0	0	0	0	0	0	0	3	3	27.00	6.000													
Doug Bair, R (11.1) ERA: 1.82	0.2	3	1	0	0	1	0	0	0	0	0	0	0	5	5	0.00	1.500													

livebaseballscorecards.com

AB	42
R	4
H	10
RBI	4
BB	3
SO	6
LOB	19



Batter	1	2	3	4	5	6	7	8	9	AB R H RBI BB SO LOB	TOP												
Duane Kuiper, L (1, 4) OBP: 0.418, SLG: 0.400	0-0 6-3			x 0-0 FC3-6 1B		x 0-0 6-3		x 0-0 F7		4 0 1 0 0 0 0	San Francisco Giants @ St. Louis Cardinals Busch Stadium, St. Louis, MO Wed Jun 02 1982, 7:05 PM CDT Att: 13,977 - Unknown livebaseballscorecards.com												
Jim Wohlford, R (1, 7) OBP: 0.386, SLG: 0.481	0-0 F8			x 0-0 FC3-6 1B 1-2f		x 0-0 1-5-3		x 0-0 4-3		4 0 0 0 0 0 1													
Chili Davis, S (1, 8) OBP: 0.326, SLG: 0.377	0-0 F7			x 0-0 P6		BB BB BB 4-0 1B BB		x 0-0 F7		3 0 0 0 1 0 1													
Reggie Smith, S (1, 3) OBP: 0.336, SLG: 0.434		x 0-0 F7		x 0-0 1-3 1B		x 0-0 1-3 1B		x 0-0 6-3		4 0 2 0 0 0 0													
Jack Clark, R (1, 9) OBP: 0.322, SLG: 0.425		SS 0-3 K		SS 0-3 K		x 0-0 L8		x 0-0 F3		4 0 0 0 0 2 4													
Darrell Evans, L (1, 5) OBP: 0.351, SLG: 0.388		x 0-0 F8			x 0-0 F9		x 0-0 4-3	x 0-0 2B		4 0 1 0 0 0 0													
Milt May, L (1, 2) OBP: 0.331, SLG: 0.385			x 0-0 4-3		x 0-0 1B		x 0-0 6-3	x 0-0 4-3		4 0 1 0 0 0 1													
Johnnie LeMaster, R (1, 6) OBP: 0.270, SLG: 0.263			x 0-0 P4		x 0-0 L5		x 0-0 1B			3 0 1 0 0 0 1													
Bill Laskey, R (1, 1) OBP: 0.087, SLG: 0.087			x 0-0 4-3		SS 0-3 K		x 0-0 6-3			3 0 0 0 0 1 2													
Inning Stats	R: 0 E: 0 K: 0 S: 3	H: 0 LOB: 0 BB: 0 P: 3	R: 0 E: 0 K: 1 S: 5	H: 0 LOB: 0 BB: 0 P: 5	R: 0 E: 0 K: 0 S: 3	H: 0 LOB: 0 BB: 0 P: 3	R: 0 E: 0 K: 1 S: 7	H: 2 LOB: 2 BB: 0 P: 7	R: 0 E: 0 K: 1 S: 6	H: 1 LOB: 1 BB: 0 P: 6	R: 0 E: 0 K: 0 S: 4	H: 1 LOB: 2 BB: 1 P: 8	R: 0 E: 0 K: 0 S: 4	H: 1 LOB: 1 BB: 0 P: 4	R: 0 E: 0 K: 0 S: 3	H: 0 LOB: 0 BB: 0 P: 3	R: 0 E: 0 K: 0 S: 4	H: 1 LOB: 1 BB: 0 P: 4	1B: 5 2B: 1 3B: 0 HR: 0	SF: 0 SAC: 0 DP: 0 HBP: 0	WP: 0 PB: 0 SB: 0 CS: 0	PA: 34	
PITCHER Joaquin Andujar, R (1, 1) ERA: 2.37	IP 9.0	WLS W	BF 34	H 6	R 0	ER 0	SO 3	BB 1	IBB 0	HBP 0	BLK 0	WP 0	HR 0	S 39	P 43	ERA 0.00	WHIP 0.778					ERA 0.00	WHIP 0.778



Batter	1	2	3	4	5	6	7	8	9
Ozzie Smith, S OBP: 0.344, SLG: 0.386 (1, 6)	0-0 3-1 BLK 1B		4-0 G3 S 1B BB		0-0 G3			0-0 S 1B	
Willie McGee, S OBP: 0.375, SLG: 0.457 (1, 8)	0-0 L8 1-2		0-0 G3 1-3		0-0 4-3			0-3 K 1-3	
Keith Hernandez, L OBP: 0.386, SLG: 0.356 (1, 3)	0-0 3-1 2-3		0-0 1B					0-3 K	
George Hendrick, R OBP: 0.321, SLG: 0.466 (1, 9)	0-0 P6		0-0 5-3					0-3 K	
Dane Iorg, L OBP: 0.377, SLG: 0.330 (1, 7)		0-3 K		0-0 3-1				0-0 F8	
Ken Oberkfell, L OBP: 0.336, SLG: 0.326 (1, 5)		0-0 3-1		0-3 K				0-0 F8 2B	
Mike Ramsey, S OBP: 0.400, SLG: 0.432 (1, 4)		0-0 S 1B		0-3 K				0-0 F8 2-3	
Glenn Brummer, R OBP: 0.290, SLG: 0.387 (1, 2)		0-0 L8 1-2						0-0 F9	
Joaquin Andujar, S OBP: 0.194, SLG: 0.258 (1, 1)			0-0 F9					0-0 P6 3B	

Inning Stats	R: 0 E: 0 K: 4 S: 4	H: 1 LOB: 1 BB: 0 P: 4	R: 0 E: 0 K: 1 S: 6	H: 1 LOB: 1 BB: 0 P: 6	R: 1 E: 0 K: 0 S: 4	H: 1 LOB: 1 BB: 1 P: 8	R: 0 E: 0 K: 2 S: 7	H: 0 LOB: 0 BB: 0 P: 7	R: 0 E: 0 K: 0 S: 4	H: 1 LOB: 1 BB: 0 P: 4	R: 0 E: 0 K: 0 S: 3	H: 0 LOB: 0 BB: 0 P: 3	R: 0 E: 0 K: 0 S: 4	H: 1 LOB: 1 BB: 0 P: 4	R: 0 E: 0 K: 3 S: 10	H: 1 LOB: 1 BB: 0 P: 10
	1B: 4 2B: 1 3B: 1 HR: 0	SF: 0 SAC: 0 DP: 0 HBP: 0	WP: 0 PB: 0 SB: 4 CS: 0	WP: 0 PA: 31												

PITCHER	IP	WLS	BF	H	R	ER	SO	BB	IBB	HBP	BLK	WP	HR	S	P	ERA	WHIP
Bill Laskey, R ERA: 2.09 (1, 1)	8.0	L	31	6	1	1	6	1	0	0	1	0	0	42	46	1.12	0.875

BOTTOM

AB	R	H	RBI	BB	SO	LOB
3	1	2	0	1	0	1
4	0	0	0	0	1	4
4	0	1	1	0	1	2
4	0	0	0	0	1	3
3	0	0	0	0	1	0
3	0	1	0	0	1	0
3	0	1	0	0	1	1
3	0	0	0	0	0	2
3	0	1	0	0	0	1

AB	30
R	1
H	6
RBI	1
BB	1
SO	6
LOB	14



WP	PA
0	31

San Francisco Giants @ St. Louis Cardinals
 Busch Stadium, St. Louis, MO
 Wed Jun 02 1982, 7:05 PM CDT
 Att. 13,977 - Unknown

livebaseballscorecards.com

Batter	1	2	3	4	5	6	7	8	9	AB R H RBI BB SO LOB	TOP											
Joe Morgan, L (1, 4) OBP: 0.383, SLG: 0.370	1-0 HR HBP	0-3 K		4-3			4-0 G6-4-3 BB		0-0 3-1	3 1 0 0 1 1 3												
Jim Wohlford, R (1, 7) OBP: 0.378, SLG: 0.468	0-0 F8	0-3 K		0-0 CS 1B			0-0 G6-4-3 1-2f		0-0 F9	5 0 1 0 0 1 5												
Chili Davis, S (1, 8) OBP: 0.325, SLG: 0.389	0-0 HR		0-0 5-3	0-0 CS 1-2	0-0 5-3			0-0 F7		4 1 1 2 0 0 0												
Reggie Smith, S (1, 3) OBP: 0.325, SLG: 0.418 Dave Bergman, L (8, 3) OBP: 0.339, SLG: 0.320	0-0 G3		0-0 3-1		0-0 3-1			0-3 K		4 0 0 0 0 1 0 0 0 0 0 0 0 0												
Jack Clark, R (1, 9) OBP: 0.332, SLG: 0.422	4-0 S BB		4-0 2B BB		0-0 F7			4-0 1B BB		1 1 0 0 3 0 0												
Milt May, L (1, 2) OBP: 0.336, SLG: 0.397	0-0 4-3 1-2		0-0 1B 2B		0-0 4-3			0-0 1B		4 1 2 1 0 0 1												
Tom O'Malley, L (1, 5) OBP: 0.358, SLG: 0.383		4-0 SH3-4 1B BB	0-0 FC6-4 1B		0-0 5-3			0-0 G3		3 0 1 1 1 0 2												
Johnnie LeMaster, R (1, 6) OBP: 0.270, SLG: 0.262		0-0 SH3-4 1B	0-0 FC6-4		0-0 4-3				0-0 4-3	4 0 1 0 0 0 1												
Mike Chris, L (1, 1) OBP: 0.167, SLG: 0.200 Fred Breining, R (1, 1) OBP: 0.400, SLG: 0.400 Jim Barr, R (6, 1) OBP: 0.375, SLG: 0.500 Greg Minton, S (9, 1) OBP: 0.167, SLG: 0.333		0-0 SH3-4		0-0 5-3			0-0 3-1		0-0 3-1 2B	0 0 0 0 0 0 0 1 0 0 0 0 0 0 2 0 1 0 0 0 0 0 0 0 0 0 0 0												
Inning Stats	R: 2 E: 0 K: 0 S: 4	H: 1 LOB: 1 BB: 1 P: 9	R: 0 E: 0 K: 2 S: 8	H: 1 LOB: 2 BB: 1 P: 12	R: 2 E: 0 K: 0 S: 5	H: 2 LOB: 1 BB: 1 P: 9	R: 0 E: 0 K: 0 S: 3	H: 1 LOB: 0 BB: 0 P: 3	R: 0 E: 0 K: 0 S: 3	H: 0 LOB: 0 BB: 0 P: 3	R: 0 E: 0 K: 0 S: 3	H: 0 LOB: 0 BB: 0 P: 3	R: 0 E: 0 K: 0 S: 2	H: 0 LOB: 0 BB: 1 P: 6	R: 0 E: 0 K: 1 S: 6	H: 1 LOB: 2 BB: 1 P: 10	R: 0 E: 0 K: 0 S: 4	H: 1 LOB: 1 BB: 0 P: 4	1B: 4 2B: 2 3B: 0 HR: 1	SF: 0 SAC: 1 DP: 1 HBP: 1	WP: 0 PB: 0 SB: 1 CS: 1	PA: 39
PITCHER	IP WLS BF H R ER SO BB IBB HBP BLK WP HR S P ERA WHIP																					
Fergie Jenkins, R (1, 1) ERA: 3.23	5.0 L 23 5 4 4 2 3 0 1 0 0 0 1 23 36 7.20 1.600																					
Dick Tidrow, R (6, 1) ERA: 4.66	2.0 6 0 0 0 0 1 0 0 0 0 0 0 5 9 0.00 0.500																					
Lee Smith, R (8, 1) ERA: 2.54	2.0 9 2 0 0 1 1 0 0 0 0 0 0 10 14 0.00 1.500																					

San Francisco Giants @ Chicago Cubs
Wrigley Field, Chicago, IL
Fri Jun 04 1982, 3:33 AM CDT
Att. 7,034 - Sunny - 57 F

livebaseballscorecards.com

AB 31
R 4
H 7
RBI 4
BB 5
SO 3
LOB 12



BOTTOM

San Francisco Giants @ Chicago Cubs
Wrigley Field, Chicago, IL
Fri Jun 04 1982, 3:33 AM CDT
Att. 7,034 - Sunny - 57 F

livebaseballscorecards.com

AB	33
R	3
H	7
RBI	3
BB	5
SO	6
LOB	16



WP	0	PA	38
PB	0		
SB	1		
CS	0		

AB R H RBI BB SO LOB

4 1 1 1 1 1 1

3 0 0 0 2 0 1

3 0 2 1 1 0 0

4 0 1 0 0 0 6

3 0 0 1 1 1 1

3 0 0 0 0 0 3
1 0 0 0 0 0 1
0 0 0 0 0 0 0

4 1 2 0 0 0 0

3 0 0 0 0 2 1
1 0 0 0 0 0 1

1 0 0 0 0 1 0
1 1 1 0 0 0 0
0 0 0 0 0 0 0
1 0 0 0 0 1 0
0 0 0 0 0 0 0
1 0 0 0 0 0 1

1B: 6 SF: 0
2B: 1 SAC: 0
3B: 0 DP: 1
HR: 0 HBP: 0

Batter	1	2	3	4	5	6	7	8	9
Bump Wills, S (1, 4) OBP: 0.361, SLG: 0.388	4-0 BB BB BB 23 BLK BB		x 0-0 3-1 1		5 0-3 K 2		x 0-0 F5 2		x 0-0 23 S 1B 2-H
23 Ryne Sandberg, R (1, 5) OBP: 0.255, SLG: 0.287	4-0 BB BB BB 1-2 BB		x 0-0 F9 2		BBB 4-0 1B BB 1-2		x 0-0 4-3 3		x 0-0 F7 3 1-2
Bill Buckner, L (1, 3) OBP: 0.309, SLG: 0.351	4-0 BB BB BB 1-2 2-3 BB		x 0-0 1B		x 0-0 1-3 2-H 1B		x 0-0 F9 1		
Keith Moreland, R (1, 9) OBP: 0.362, SLG: 0.500	x 0-0 F8 1		x 0-0 F8 3		x 0-0 L6 3		x 0-0 1B		
Leon Durham, L (1, 8) OBP: 0.352, SLG: 0.406	4-0 BB BB BB 1-2 2-3 3-H G6-4-3 BB			5 0-3 K 1		x 0-0 L7 1		x 0-0 F8 2	
Steve Henderson, R (1, 7) OBP: 0.310, SLG: 0.302	x 0-0 G6-4-3 3 3-H		x 0-0 5-3 2		x 0-0 4-3 2		x 0-0 G3 3		
Bob Molinaro, L (8, PH) OBP: 0.324, SLG: 0.194									
Hector Cruz, R (9, 7) OBP: 0.267, SLG: 0.231									
Larry Bowa, S (1, 6) OBP: 0.247, SLG: 0.254		x 0-0 F8 1		x 0-0 F8 3		x 0-0 2B		x 0-0 4-3 1B 1B	
Jody Davis, R (1, 2) OBP: 0.250, SLG: 0.336		5 0-3 K 2			5 0-3 K 1		x 0-0 6-3 3		x 0-0 4-3 1 1-2
Jay Johnstone, L (9, PH) OBP: 0.300, SLG: 0.143									
Fergie Jenkins, R (1, 1) OBP: 0.056, SLG: 0.056		5 0-3 K 3			x 0-0 23 BB 1B 1B		5 0-3 K 1		x 0-0 F7 2
Scot Thompson, L (5, PH) OBP: 0.429, SLG: 0.333									
Dick Tidrow, R (6, 1) OBP: 0.128, SLG: 0.128									
Dan Briggs, L (7, PH) OBP: 0.128, SLG: 0.128									
Lee Smith, R (8, 1) OBP: 0.336, SLG: 0.390									
Gary Woods, R (9, PH) OBP: 0.336, SLG: 0.390									

Inning Stats	R: 1	H: 0	E: 0	K: 0	S: 2	LOB: 2	BB: 4	P: 18	R: 0	H: 0	E: 0	K: 2	S: 7	LOB: 0	BB: 0	P: 7	R: 0	H: 1	E: 0	K: 0	S: 4	LOB: 1	BB: 0	P: 4	R: 0	H: 0	E: 0	K: 1	S: 5	LOB: 0	BB: 0	P: 5	R: 1	H: 2	E: 0	K: 2	S: 9	LOB: 2	BB: 1	P: 13	R: 0	H: 1	E: 0	K: 0	S: 4	LOB: 1	BB: 0	P: 4	R: 0	H: 0	E: 0	K: 1	S: 5	LOB: 0	BB: 0	P: 5	R: 0	H: 1	E: 0	K: 0	S: 4	LOB: 1	BB: 0	P: 4	R: 1	H: 2	E: 0	K: 0	S: 5	LOB: 1	BB: 0	P: 5
--------------	------	------	------	------	------	--------	-------	-------	------	------	------	------	------	--------	-------	------	------	------	------	------	------	--------	-------	------	------	------	------	------	------	--------	-------	------	------	------	------	------	------	--------	-------	-------	------	------	------	------	------	--------	-------	------	------	------	------	------	------	--------	-------	------	------	------	------	------	------	--------	-------	------	------	------	------	------	------	--------	-------	------

PITCHER	IP	WLS	BF	H	R	ER	SO	BB	IBB	HBP	BLK	WP	HR	S	P	ERA	WHIP
Mike Chris, L (1, 1) ERA: 4.7	0.1		5	0	1	1	0	4	0	0	1	0	0	1	17	27.00	12.000
Fred Breining, R (1, 1) ERA: 2.95	4.2	W	17	3	1	1	5	1	0	0	0	0	0	26	30	1.93	0.857
Jim Barr, R (6, 1) ERA: 2.68	3.0		12	3	1	1	1	0	0	0	0	0	0	14	14	3.00	1.000
Greg Minton, R (9, 1) ERA: 1.94	1.0	S	4	1	0	0	0	0	0	0	0	0	0	4	4	0.00	1.000

Batter	1	2	3	4	5	6	7	8	9	AB R H RBI BB SO LOB	TOP																						
Joe Morgan, L (1, 4) OBP: 0.392, SLG: 0.376	0-0 1B	4-0 BB		0-0 P4			0-0 1B			3 0 2 0 1 0 1	San Francisco Giants @ Chicago Cubs Wrigley Field, Chicago, IL Sat Jun 05 1982, 3:33 AM CDT Att. 24,072 - Sunny - 62 F livebaseballscorecards.com																						
Jim Wohlford, R (1, 7) OBP: 0.374, SLG: 0.460	0-0 1B	0-0 F9			0-0 6-3		0-0 F7			4 0 1 0 0 0 2																							
Chili Davis, S (1, 8) OBP: 0.319, SLG: 0.382	0-0 F7		0-0 4-3		0-3 K		0-0 1-3			4 0 0 0 0 1 2																							
Reggie Smith, S (1, 3) OBP: 0.323, SLG: 0.412 Dave Bergman, L (8, 3) OBP: 0.339, SLG: 0.320	0-0 F8		0-0 BB 1B		0-0 3-1		0-0 F8			4 0 1 0 0 0 2 0 0 0 0 0 0 0																							
Jack Clark, R (1, 9) OBP: 0.330, SLG: 0.415	0-3 K		4-0 BB G4-6-3		0-0 F9		0-0 F9			3 0 0 0 1 1 2																							
Tom O'Malley, L (1, 5) OBP: 0.352, SLG: 0.391		0-0 HR 2B	0-0 G4-6-3		0-0 F8		0-0 G3			4 1 1 0 0 0 2																							
Bob Brenly, R (1, 2) OBP: 0.324, SLG: 0.438		0-0 6-3		0-0 2B		0-0 6-3		0-0 F9		4 0 1 0 0 0 1																							
Johnnie LeMaster, R (1, 6) OBP: 0.269, SLG: 0.268		0-0 6-3		0-0 F9		0-3 K		0-0 2B		4 0 1 0 0 1 2																							
Rich Gale, R (1, 1) OBP: 0.227, SLG: 0.263 Gary Lavelle, S (8, 1) Greg Minton, S (9, 1) OBP: 0.167, SLG: 0.333		0-0 HR	0-3 K		0-3 K		0-3 K			3 1 1 2 0 2 1 1 0 0 0 0 1 1 0 0 0 0 0 0 0																							
Inning Stats	R: 0 E: 0 K: 1 S: 7	H: 2 LOB: 2 BB: 0 P: 7	R: 2 E: 0 K: 0 S: 5	H: 2 LOB: 1 BB: 1 P: 9	R: 0 E: 0 K: 0 S: 3	H: 1 LOB: 1 BB: 1 P: 7	R: 0 E: 0 K: 1 S: 6	H: 1 LOB: 1 BB: 0 P: 6	R: 0 E: 0 K: 1 S: 5	H: 0 LOB: 0 BB: 0 P: 5	R: 0 E: 0 K: 0 S: 3	H: 0 LOB: 0 BB: 0 P: 3	R: 0 E: 0 K: 2 S: 8	H: 1 LOB: 1 BB: 0 P: 8	R: 0 E: 0 K: 0 S: 3	H: 0 LOB: 0 BB: 0 P: 3	R: 0 E: 0 K: 1 S: 6	H: 1 LOB: 1 BB: 0 P: 6	1B: 4 2B: 3 3B: 0 HR: 1	SF: 0 SAC: 0 DP: 1 HBP: 0	WP: 0 PB: 0 SB: 0 CS: 0	PA: 36											
PITCHER Doug Bird, R (1, 1) ERA: 4.04 Bill Campbell, R (9, 1) ERA: 3.0	IP 8.0	WLS L	BF 32	H 7	R 2	ER 2	SO 5	BB 2	IBB 0	HBP 0	BLK 0	WP 0	HR 1	S 40	P 48	ERA 2.25	WHIP 1.125																
											PITCHER	IP	WLS	BF	H	R	ER	SO	BB	IBB	HBP	BLK	WP	HR	S	P	ERA	WHIP					



Batter	1	2	3	4	5	6	7	8	9	AB R H RBI BB SO LOB	TOP									
Joe Morgan, L (1, 4) OBP: 0.380, SLG: 0.363	0-0 F9	0-0 1-3			0-0 F8		0-0 4-3	0-3 K		5 0 0 0 0 1 3	San Francisco Giants @ Chicago Cubs Wrigley Field, Chicago, IL Sun Jun 06 1982, 3:33 AM CDT Att. 14,730 - Overcast - 62 F									
Jim Wohlford, R (1, 7) OBP: 0.367, SLG: 0.453	0-0 E4 HR		0-0 4-3 SH2-3 1B		0-0 F8		0-0 SF9	0-0 1-3	4 1 1 1 0 0 0											
Chili Davis, S (1, 8) OBP: 0.322, SLG: 0.395	0-0 1-H HR		0-0 SH2-3 1-2		0-0 F7		0-0 1B 1B BB	0-3 K	3 2 1 2 1 1 0											
Reggie Smith, S (1, 3) OBP: 0.321, SLG: 0.407	0-0 6-3		0-0 4-3		0-3 K		0-0 1B 1-3 1B	0-3 K	4 0 1 0 0 1 1											
Jim Barr, R (7, PR) OBP: 0.375, SLG: 0.500									0 0 0 0 0 0 0											
Gary Lavelle, S (8, 1)									1 0 0 0 0 1 0											
Greg Minton, S (9, 1) OBP: 0.167, SLG: 0.333									0 0 0 0 0 0 0											
Jack Clark, R (1, 9) OBP: 0.328, SLG: 0.411	0-0 F9		0-0 5-3		0-0 P5		0-0 1-2 1B		4 0 1 1 0 0 1											
Tom O'Malley, L (1, 5) OBP: 0.347, SLG: 0.382		0-0 G3			0-0 F8		0-0 BB 1B	0-3 K	4 0 1 0 0 1 2											
Bob Brenly, R (1, 2) OBP: 0.368, SLG: 0.543		0-0 HR			0-0 6-3		0-0 1-2 BB	0-0 S 1B	3 1 2 1 1 0 0											
Johnnie LeMaster, R (1, 6) OBP: 0.274, SLG: 0.279		0-0 SH1-4 1B			0-0 2B		0-3 K	0-0 1-3	4 0 2 0 0 1 3											
Renie Martin, R (1, 1) OBP: 0.250, SLG: 0.250		0-0 SH1-4			0-0 5-3		0-0 4-3 SF9 2B	0-3 K	1 0 0 0 0 0 1											
Duane Kuiper, L (7, PH) OBP: 0.424, SLG: 0.420									1 1 1 0 0 0 0											
Dave Bergman, L (7, 3) OBP: 0.333, SLG: 0.314									1 0 0 0 0 1 1											
Inning Stats	R: 2 E: 1 K: 0 S: 5	H: 1 LOB: 0 BB: 0 P: 5	R: 1 E: 0 K: 0 S: 5	H: 2 LOB: 1 BB: 0 P: 5	R: 0 E: 0 K: 0 S: 4	H: 1 LOB: 1 BB: 0 P: 4	R: 0 E: 0 K: 0 S: 4	H: 1 LOB: 1 BB: 0 P: 4	R: 0 E: 0 K: 2 S: 8	H: 1 LOB: 2 BB: 1 P: 12	R: 2 E: 0 K: 1 S: 8	H: 3 LOB: 2 BB: 1 P: 12	R: 0 E: 0 K: 2 S: 8	H: 1 LOB: 1 BB: 0 P: 8	R: 0 E: 0 K: 2 S: 7	H: 0 LOB: 0 BB: 0 P: 7	1B: 6 2B: 2 3B: 0 HR: 2	SF: 1 SAC: 2 DP: 0 HBP: 0	WP: 0 PB: 0 SB: 1 CS: 0	PA: 40
PITCHER	IP WLS BF H R ER SO BB IBB HBP BLK WP HR S P ERA WHIP																			
Randy Martz, R (1, 1) ERA: 3.52	6.0 L 27 7 4 3 2 1 0 0 0 0 2 30 34 4.50 1.333																			
Lee Smith, R (7, 1) ERA: 2.72	0.2 5 2 1 1 0 1 0 0 0 0 0 4 8 13.50 4.500																			
Willie Hernandez, L (7, 1) ERA: 2.08	1.1 5 1 0 0 3 0 0 0 0 0 0 11 11 0.00 0.750																			
Bill Campbell, R (9, 1) ERA: 2.9	1.0 3 0 0 0 2 0 0 0 0 0 0 7 7 0.00 0.000																			

livebaseballscorecards.com

AB	35
R	5
H	10
RBI	5
BB	2
SO	7
LOB	12



Batter	1	2	3	4	5	6	7	8	9	AB R H RBI BB SO LOB	TOP									
Dickie Thon, R OBP: 0.295, SLG: 0.309 (1, 5)	0-0 F8		0-0 F8		0-0 F3		0-0 F8			4 0 0 0 0 0 2										
Tony Scott, S OBP: 0.293, SLG: 0.324 (1, 8)	0-0 1B			0-0 G6-4-3 1B		0-0 6-3		0-0 F9		4 0 2 0 0 0 0										
Ray Knight, R OBP: 0.346, SLG: 0.451 (1, 3)	0-0 F7			0-0 G6-4-3 1-2f		0-0 G3 1B		0-0 F9		4 0 1 0 0 0 2										
Jose Cruz, L OBP: 0.324, SLG: 0.383 (1, 7)	0-0 F4			0-0 4-3		0-0 G3 1-2		0-0 FC6-4 1B		4 0 1 0 0 0 2										
Phil Gamero, R OBP: 0.311, SLG: 0.423 (1, 4)		0-0 5-3			0-0 1B 2B		0-0 F7		0-0 FC6-4 1-2f	4 1 1 0 0 0 2										
Alan Knicely, R OBP: 0.286, SLG: 0.233 (1, 9)		0-0 5-3			0-0 G6-4-3 2-H 1B 1B		0-3 K		0-3 K	4 1 1 1 0 2 0										
Kiko Garcia, R OBP: 0.250, SLG: 0.364 (1, 6)		0-0 G3			0-0 G6-4-3 1-2 1B		0-0 HR		0-0 G3	4 1 2 1 0 0 0										
Luis Pujols, R OBP: 0.353, SLG: 0.355 (1, 2)			0-0 F8		0-0 G6-4-3 1-2f 2-3		4-0 SH1-4 BB		0-0 1B	3 0 1 0 1 0 2										
Nolan Ryan, R OBP: 0.214, SLG: 0.154 (1, 1)			0-0 F9		0-0 1B		0-0 SH1-4		0-0 F9	2 0 1 1 0 0 0										
Danny Boone, L OBP: 0.200, SLG: 0.400 (7, 1)										0 0 0 0 0 0 0										
Scott Loucks, R (9, PH)										1 0 0 0 0 0 1										
Inning Stats	R: 0 E: 0 K: 0 S: 4	H: 1 LOB: 1 BB: 0 P: 4	R: 0 E: 0 K: 0 S: 3	H: 0 LOB: 0 BB: 0 P: 3	R: 0 E: 0 K: 0 S: 3	H: 1 LOB: 0 BB: 0 P: 3	R: 2 E: 0 K: 0 S: 6	H: 4 LOB: 1 BB: 0 P: 6	R: 0 E: 0 K: 0 S: 4	H: 1 LOB: 1 BB: 0 P: 4	R: 1 E: 0 K: 1 S: 6	H: 1 LOB: 1 BB: 1 P: 10	R: 0 E: 0 K: 0 S: 4	H: 1 LOB: 1 BB: 0 P: 4	R: 0 E: 0 K: 1 S: 6	H: 1 LOB: 1 BB: 0 P: 6	1B: 8 2B: 1 3B: 0 HR: 1	SF: 0 SAC: 1 DP: 2 HBP: 0	WP: 0 PB: 0 SB: 0 CS: 0	PA: 36
PITCHER	IP WLS BF H R ER SO BB IBB HBP BLK WP HR S P ERA WHIP																			
Atlee Hammaker, L (1, 1) ERA: 5.56	6.1 W 25 8 3 3 1 0 0 0 0 0 1 27 27 4.26 1.263																			
Al Holland, L (7, 1) ERA: 3.69	0.2 3 0 0 0 0 1 0 0 0 0 0 2 6 0.00 1.500																			
Gary Lavelle, L (8, 1) ERA: 2.62	2.0 S 8 2 0 0 1 0 0 0 0 0 0 10 10 0.00 1.000																			

Houston Astros @ San Francisco Giants
 Candlestick Park, San Francisco, CA
 Tue Jun 08 1982, 10:05 PM EDT
 Att. 9,426 - Unknown

livebaseballscorecards.com

AB	34
R	3
H	10
RBI	3
BB	1
SO	2
LOB	11



Batter	1	2	3	4	5	6	7	8	9
Joe Morgan, L (1, 4) OBP: 0.375, SLG: 0.358	0-0 1-3 SUS	0-3 K			0-0 F5		0-0 E 1-2 1B	0-0 4-3	
Jim Wohlford, R (1, 7) OBP: 0.364, SLG: 0.446	0-0 S 1B 1B		0-0 E6 2B		0-3 K		0-0 F9		
Chili Davis, S (1, 8) OBP: 0.329, SLG: 0.404	0-0 F8 1-2		0-0 WP 1-H 2B		4-0 CS BB		0-0 E7 1-3 2-H 1B		
Reggie Smith, S (1, 3) Dave Bergman, L (7, 3) OBP: 0.328, SLG: 0.308	0-0 E 1B 1B 2-H		0-0 G3 2-3		0-0 CS 1-2	0-3 K	0-0 F6		
Jack Clark, R (1, 9) OBP: 0.337, SLG: 0.433	0-0 E8 1-H 1B		0-0 5-3			0-0 HR		4-0 G3 2B BB	
Tom O'Malley, L (1, 5) OBP: 0.329, SLG: 0.361	0-0 4-3		0-0 1-3			0-3 K		0-0 G3 1-2	
Bob Brenly, R (1, 2) OBP: 0.357, SLG: 0.500		0-0 4-3		0-0 1-3		0-0 6-3		4-0 2B IBB	
Johnnie LeMaster, R (1, 6) OBP: 0.274, SLG: 0.284		0-0 2B		0-0 G3			0-0 6-3	0-0 F7	
Atlee Hammaker, S (1, 1) Al Holland, R (7, 1) Champ Summers, L (7, PH) Gary Lavelle, S (8, 1) OBP: 0.071, SLG: 0.071 OBP: 0.071, SLG: 0.071 OBP: 0.314, SLG: 0.347 OBP: 0.200, SLG: 0.400		0-0 F3		0-0 6-3			0-0 E 1B 1B	0-0 1-H 2-H 2B	

Inning Stats	R: 2	H: 3	E: 1	K: 0	S: 6	LOB: 1	BB: 0	P: 6
	R: 0	H: 1	E: 0	K: 1	S: 6	LOB: 1	BB: 0	P: 6
	R: 1	H: 1	E: 1	K: 0	S: 5	LOB: 1	BB: 0	P: 5
	R: 0	H: 0	E: 0	K: 0	S: 3	LOB: 0	BB: 0	P: 3
	R: 0	H: 0	E: 0	K: 1	S: 4	LOB: 0	BB: 1	P: 8
	R: 1	H: 1	E: 0	K: 2	S: 8	LOB: 0	BB: 0	P: 8
	R: 1	H: 3	E: 1	K: 0	S: 6	LOB: 2	BB: 0	P: 6
	R: 2	H: 1	E: 0	K: 0	S: 4	LOB: 1	BB: 2	P: 12

PITCHER	IP	WLS	BF	H	R	ER	SO	BB	IBB	HBP	BLK	WP	HR	S	P	ERA	WHIP
Nolan Ryan, R (1, 1) ERA: 4.69	6.2	L	30	9	5	3	4	1	0	0	0	1	1	37	41	4.05	1.500
Danny Boone, L (7, 1) ERA: 6.23	1.1		7	1	2	2	0	1	1	0	0	0	0	5	13	13.50	1.500

AB R H RBI BB SO LOB

5	0	1	0	0	1	2
4	2	1	0	0	1	2
3	0	2	2	1	0	1
3	1	1	1	0	1	1
1	0	0	0	0	0	2
3	2	2	1	1	0	1
4	0	0	0	0	1	3
3	1	0	0	1	0	0
4	0	1	0	0	0	2
2	0	0	0	0	0	1
0	0	0	0	0	0	0
1	1	1	0	0	0	0
1	0	1	2	0	0	0

1B: 6	SF: 0	WP: 1	PA: 38
2B: 3	SAC: 0	PB: 0	
3B: 0	DP: 0	SB: 1	
HR: 1	HBP: 0	CS: 1	

Houston Astros @ San Francisco Giants
Candlestick Park, San Francisco, CA
Tue Jun 08 1982, 10:05 PM EDT
Att. 9,426 - Unknown

AB	34
R	7
H	10
RBI	6
BB	3
SO	4
LOB	15



PITCHER	IP	WLS	BF	H	R	ER	SO	BB	IBB	HBP	BLK	WP	HR	S	P	ERA	WHIP
---------	----	-----	----	---	---	----	----	----	-----	-----	-----	----	----	---	---	-----	------

Batter	1	2	3	4	5	6	7	8	9	AB R H RBI BB SO LOB	TOP	
Denny Walling, L (1, 3) OBP: 0.265, SLG: 0.236	0-0 1-6-3		0-0 1B SF9 2B		0-0 F7		0-0 F8		0-3 K	5 1 1 2 0 1 1		
Terry Puhl, L (1, 9) OBP: 0.313, SLG: 0.367	0-0 2-3		0-0 SF9 1B		0-0 F5		0-0 F9			4 0 1 0 0 0 1		
Ray Knight, R (1, 5) OBP: 0.345, SLG: 0.454	0-0 F9		0-0 SF9		0-0 2B			0-3 K		3 0 1 2 0 1 0		
Jose Cruz, L (1, 7) OBP: 0.323, SLG: 0.377		0-3 K	0-0 F1		4-0 BB			0-3 K		3 0 0 0 1 2 1		
Phil Garner, R (1, 4) OBP: 0.306, SLG: 0.415		0-0 4-3		0-0 F3		0-0 F4		0-0 4-3		4 0 0 0 0 0 2		
Alan Ashby, S (1, 2) OBP: 0.328, SLG: 0.444		0-0 G3		4-0 BB		0-0 F4		0-3 K		3 0 0 0 1 1 0		
Luis Pujols, R (9, 2) OBP: 0.353, SLG: 0.355										0 0 0 0 0 0 0		
Tony Scott, S (1, 8) OBP: 0.298, SLG: 0.328			0-0 1B 2B 1B		0-0 F8		0-3 K		0-0 HR 1B	4 2 2 0 0 1 1		
Scott Loucks, R (9, 8)										0 0 0 0 0 0 0		
Craig Reynolds, L (1, 6) OBP: 0.303, SLG: 0.318			0-0 SH1-4 2B 1B		0-0 F8		0-0 G3		0-0 HR	4 2 2 2 0 0 1		
Joe Niekro, R (1, 1) OBP: 0.097, SLG: 0.161			0-0 SH1-4		0-0 2B		0-3 K		0-0 F8	3 1 1 0 0 1 0		
Inning Stats	R: 0 H: 0 E: 0 LOB: 0 K: 0 BB: 0 S: 3 P: 3	R: 0 H: 0 E: 0 LOB: 0 K: 1 BB: 0 S: 5 P: 5	R: 3 H: 4 E: 0 LOB: 1 K: 0 BB: 0 S: 7 P: 7	R: 0 H: 0 E: 0 LOB: 1 K: 0 BB: 1 S: 3 P: 7	R: 1 H: 2 E: 0 LOB: 2 K: 0 BB: 1 S: 5 P: 9	R: 0 H: 0 E: 0 LOB: 0 K: 1 BB: 0 S: 5 P: 5	R: 0 H: 0 E: 0 LOB: 0 K: 1 BB: 0 S: 5 P: 5	R: 0 H: 0 E: 0 LOB: 0 K: 2 BB: 0 S: 7 P: 7	R: 2 H: 2 E: 0 LOB: 0 K: 2 BB: 0 S: 9 P: 9	1B: 4 SF: 1 2B: 3 SAC: 1 3B: 0 DP: 0 HR: 1 HBP: 0	WP: 0 PA: 37 PB: 0 SB: 0 CS: 0	
PITCHER	IP WLS BF H R ER SO BB IBB HBP BLK WP HR S P ERA WHIP											
Bill Laskey, R (1, 1) ERA: 2.49	4.2 L 21 6 4 4 1 1 0 0 0 0 0 0 22 26 7.71 1.500											
Al Holland, L (5, 1) ERA: 3.4	3.1 11 0 0 0 4 1 0 0 0 0 0 0 18 22 0.00 0.300											
Fred Breining, R (9, 1) ERA: 3.3	1.0 5 2 2 2 2 0 0 0 0 0 0 1 9 9 18.00 2.000											

Houston Astros @ San Francisco Giants
Candlestick Park, San Francisco, CA

Wed Jun 09 1982, 6:33 AM EDT
Att. 7,217 - Unknown

livebaseballscorecards.com

AB 33
R 6
H 8
RBI 6
BB 2
SO 7
LOB 7



Batter	1	2	3	4	5	6	7	8	9	AB	R	H	RBI	BB	SO	LOB
Duane Kuiper, L (1, 4) OBP: 0.412, SLG: 0.400	4-0 2B 4-3 BB		0-0 6-3		0-0 G3		0-0 5-3		0-0 F6	4	1	0	0	1	0	1
Jim Wohlford, R (1, 7) OBP: 0.362, SLG: 0.442	0-0 4-3 1-3 2B		0-0 F9		0-0 FC4-6 1B		0-0 F9		0-3 K	5	0	2	0	0	1	1
Chili Davis, S (1, 8) OBP: 0.323, SLG: 0.398	0-0 4-3 2-3 3-H			0-0 3-1 1B 2B		0-0 FC4-6 1-2f		0-0 F8		4	1	1	1	0	0	2
Darrell Evans, L (1, 3) OBP: 0.342, SLG: 0.376	0-0 F6			0-0 3-1 2-3		0-3 K		0-3 K		4	0	0	0	0	2	3
Jack Clark, R (1, 9) OBP: 0.340, SLG: 0.433	0-3 K			0-0 1B E 1B		0-0 F9 1B		0-0 1B 1B		4	1	3	1	0	1	1
Milt May, L (1, 2) OBP: 0.340, SLG: 0.400		0-0 4-3		0-0 1B E 1B		0-0 F9		0-0 1B 1B		4	0	2	0	0	0	1
Tom O'Malley, L (1, 5) OBP: 0.302, SLG: 0.329		0-0 F7		0-0 E1 1B		0-0 F8		0-0 4-3		4	0	0	1	0	0	4
Johnnie LeMaster, R (1, 6) OBP: 0.279, SLG: 0.286		0-3 K		0-0 1B 1-2 2-3		0-0 1-3			4-0 BB	3	0	1	0	1	1	1
Mike Chris, L (1, 1) OBP: 0.187, SLG: 0.200			0-3 K		0-0 F8		0-3 K		0-3 K	0	0	0	0	0	0	0
Fred Brenning, R (2, 1) OBP: 0.333, SLG: 0.333										1	0	0	0	0	1	0
Champ Summers, L (4, PH) OBP: 0.310, SLG: 0.342										1	0	0	0	0	0	2
Jim Barr, R (5, 1) OBP: 0.375, SLG: 0.500										0	0	0	0	0	0	0
Max Venable, L (7, PH) OBP: 0.167, SLG: 0.091										1	0	0	0	0	1	0
Gary Lavelle, S (8, 1) OBP: 0.230, SLG: 0.400										0	0	0	0	0	0	0
Joe Morgan, L (9, PH) OBP: 0.376, SLG: 0.361										1	0	0	0	0	1	1

Inning Stats	R: 1	H: 1	E: 0	LOB: 1	K: 1	BB: 1	S: 6	P: 10	R: 0	H: 0	E: 0	LOB: 0	K: 1	BB: 0	S: 5	P: 5	R: 0	H: 0	E: 1	LOB: 2	K: 0	BB: 0	S: 7	P: 7	R: 0	H: 1	E: 0	LOB: 1	K: 1	BB: 0	S: 6	P: 6	R: 0	H: 1	E: 0	LOB: 1	K: 0	BB: 0	S: 4	P: 4	R: 0	H: 0	E: 0	LOB: 0	K: 1	BB: 0	S: 5	P: 5	R: 0	H: 2	E: 0	LOB: 2	K: 1	BB: 0	S: 7	P: 7	R: 0	H: 0	E: 0	LOB: 1	K: 2	BB: 1	S: 7	P: 11	1B: 7	SF: 0	2B: 2	SAC: 0	3B: 0	DP: 0	HR: 0	HBP: 0	WP: 0	PA: 38
--------------	------	------	------	--------	------	-------	------	-------	------	------	------	--------	------	-------	------	------	------	------	------	--------	------	-------	------	------	------	------	------	--------	------	-------	------	------	------	------	------	--------	------	-------	------	------	------	------	------	--------	------	-------	------	------	------	------	------	--------	------	-------	------	------	------	------	------	--------	------	-------	------	-------	-------	-------	-------	--------	-------	-------	-------	--------	-------	--------

PITCHER	IP	WLS	BF	H	R	ER	SO	BB	IBB	HBP	BLK	WP	HR	S	P	ERA	WHIP
Bob Walk, R (1, 1) ERA: 3.49	6.0		26	7	3	3	4	1	0	0	0	0	0	33	37	4.50	1.333
Steve Bedrosian, R (7, 1) ERA: 1.5	2.0		9	2	0	0	2	1	0	0	0	0	0	12	16	0.00	1.500
Al Hrabosky, L (9, 1) ERA: 0.64	0.2		2	0	0	0	1	0	0	0	0	0	0	4	4	0.00	0.000
Gene Garber, R (9, 1) ERA: 1.55	0.1	S	1	0	0	0	1	0	0	0	0	0	0	3	3	0.00	0.000

BOTTOM

Atlanta Braves @ San Francisco Giants
Candlestick Park, San Francisco, CA

Fri Jun 11 1982, 10:05 PM EDT
Att. 21,487 - Unknown

livebaseballscorecards.com

AB	36
R	3
H	9
RBI	3
BB	2
SO	8
LOB	17



Batter	1	2	3	4	5	6	7	8	9	AB R H RBI BB SO LOB	TOP											
Brett Butler, L (1, 8) OBP: 0.318, SLG: 0.238	0-0 SH3-4 1B		0-0 1-3		0-0 FC1-6 E S 1B	4-0 2B BB		0-0 F7	0-0 4-3	5 2 1 0 1 0 3												
Glenn Hubbard, R (1, 4) OBP: 0.343, SLG: 0.368	0-0 SH3-4 1-2		0-3 K		0-0 3B 1B	0-0 2B		0-3 K		4 1 2 4 0 2 0												
Chris Chambliss, L (1, 3) OBP: 0.344, SLG: 0.466	0-0 F4			0-0 4-3	0-0 WP 3B	0-0 F8			4-0 1B 1B E BB	4 2 1 1 1 0 2												
Dale Murphy, R (1, 7) OBP: 0.394, SLG: 0.608	0-0 F7			0-0 2B 1B	0-0 F4 3B	0-3 K			0-3 K	5 1 1 0 0 2 3												
Bob Homer, R (1, 5) OBP: 0.400, SLG: 0.554		0-0 G6-4-3 1B		0-0 1B 2B	0-0 2B		0-0 3-1 1B		0-0 E 1B	5 0 5 1 0 0 0 0 1 0 0 0 0 0												
Jerry Royster, R (9, PR) OBP: 0.237, SLG: 0.235																						
Claudell Washington, L (1, 9) OBP: 0.344, SLG: 0.402		0-0 G6-4-3 1-2f		4-0 1B BB	0-0 F6		0-0 3-1		0-0 E2 S 1B	4 1 1 0 1 0 3												
Bruce Benedict, R (1, 2) OBP: 0.314, SLG: 0.289		0-0 1B		0-3 K		0-0 4-3	0-0 6-3		0-0 1B 1B	5 0 2 1 0 1 3												
Rafael Ramirez, R (1, 6) OBP: 0.304, SLG: 0.364		0-0 F9		0-0 1B		0-0 4-3	0-0 6-3		0-0 1B 1B	5 1 3 0 0 0 2												
Phil Niekro, R (1, 1) OBP: 0.296, SLG: 0.370			0-0 L4		0-0 FC1-6 1B	4-0 2B BB		0-0 F4	0-3 K	2 0 1 0 0 0 0 0 1 0 0 1 0 0 0 0 0 0 0 0 0 1 0 0 0 0 0 0 1 0 0 0 0 1 2												
Randy Johnson, R (6, PH) OBP: 0.308, SLG: 0.182																						
Larry McWilliams, L (6, 1) OBP: 0.286, SLG: 0.167																						
Steve Bedrosian, R (6, 1)																						
Al Hrabosky, R (8, 1) OBP: 0.500, SLG: 0.500																						
Inning Stats	R: 0 E: 0 K: 0 S: 4	H: 1 LOB: 1 BB: 0 P: 4	R: 0 E: 0 K: 0 S: 4	H: 2 LOB: 1 BB: 0 P: 4	R: 0 E: 0 K: 1 S: 5	H: 0 LOB: 0 BB: 0 P: 5	R: 1 E: 0 K: 1 S: 7	H: 3 LOB: 2 BB: 1 P: 11	R: 3 E: 0 K: 0 S: 7	H: 4 LOB: 1 BB: 0 P: 7	R: 3 E: 0 K: 1 S: 7	H: 2 LOB: 1 BB: 2 P: 15	R: 0 E: 0 K: 0 S: 4	H: 1 LOB: 1 BB: 0 P: 4	R: 0 E: 0 K: 1 S: 5	H: 0 LOB: 0 BB: 0 P: 5	R: 3 E: 1 K: 2 S: 11	H: 4 LOB: 2 BB: 1 P: 15	1B: 13 2B: 3 3B: 1 HR: 0	SF: 0 SAC: 1 DP: 1 HBP: 0	WP: 1 PB: 0 SB: 3 CS: 0	PA: 46
PITCHER	IP WLS BF H R ER SO BB IBB HBP BLK WP HR S P ERA WHIP																					
Rich Gale, R (1, 1) ERA: 4.72	4.1 L 21 9 4 4 2 1 0 0 0 0 0 0 24 28 8.31 2.308																					
Al Holland, L (5, 1) ERA: 3.95	1.0 7 2 3 3 0 2 0 0 0 1 0 5 13 27.00 4.000																					
Fred Breining, R (6, 1) ERA: 3.23	0.2 3 1 0 0 1 0 0 0 0 0 0 5 5 0.00 1.500																					
Jim Barr, R (7, 1) ERA: 2.3	2.0 7 1 0 0 1 0 0 0 0 0 0 9 9 0.00 0.500																					
Greg Minton, R (9, 1) ERA: 2.23	1.0 8 4 3 2 2 1 0 0 0 0 0 11 15 18.00 5.000																					

Atlanta Braves @ San Francisco Giants
 Candlestick Park, San Francisco, CA
 Sat Jun 12 1982, 6:33 AM EDT
 Att: 10,569 - Unknown

AB	41
R	10
H	17
RBI	7
BB	4
SO	6
LOB	18



WP: 1	PA: 46
-------	--------

Batter	1	2	3	4	5	6	7	8	9	AB	R	H	RBI	BB	SO	LOB
Joe Morgan, L (1, 4) OBP: 0.376, SLG: 0.358 Greg Minton, S (9, 1) OBP: 0.167, SLG: 0.333	0-0 F9		0-0 1B		4-0 1B BB	0-0 F5		0-0 F3		4	0	1	0	1	0	1
Jim Wohlford, R (1, 7) OBP: 0.356, SLG: 0.433	0-0 F2		0-0 F7		0-0 1B	0-0 4-3			0-0 F3	5	0	1	0	0	0	1
Chili Davis, S (1, 8) OBP: 0.316, SLG: 0.390	0-3 K			0-0 F6	0-3 K		0-0 F7		0-0 5-3	5	0	0	0	0	2	2
Darrell Evans, L (1, 3) OBP: 0.348, SLG: 0.379		0-3 K		0-3 K		4-0 1B BB	0-0 1B		0-0 1B	4	1	2	0	1	2	0
Jack Clark, R (1, 9) OBP: 0.351, SLG: 0.436		4-0 1B BB		4-0 1B BB		0-0 1B BB	0-0 F9		0-0 1B	3	1	2	0	2	0	1
Bob Brenly, R (1, 2) OBP: 0.360, SLG: 0.478		0-0 G6-4-3 1B		0-0 1B		0-0 1B HR	0-3 K		0-0 F3	5	1	3	1	0	1	3
Tom O'Malley, L (1, 5) OBP: 0.300, SLG: 0.325		0-0 G6-4-3		0-0 3-1		0-0 1B HR		0-3 K		4	1	1	1	0	1	4
Johnnie LeMaster, R (1, 6) OBP: 0.275, SLG: 0.281 Duane Kuiper, L (8, PH) (9, 4) OBP: 0.408, SLG: 0.395			0-0 F8		0-3 K	0-3 K		0-0 L6		3	0	0	0	0	2	2
Rich Gale, R (1, 1) Al Holland, R (5, 1) Fred Greening, R (6, 1) Champ Summers, L (6, PH) Jim Barr, R (7, 1) Dave Bergman, L (8, PH) Guy Sularz, R (9, 8) OBP: 0.275, SLG: 0.243			0-3 K		0-0 6-3	0-0 HR		4-0 BB		1	0	0	0	0	1	0

Inning Stats	R: 0	H: 0	E: 0	K: 1	S: 5	LOB: 0	BB: 0	P: 5	R: 0	H: 1	E: 0	K: 1	S: 5	LOB: 1	BB: 1	P: 9	R: 0	H: 1	E: 0	K: 1	S: 6	LOB: 1	BB: 0	P: 6	R: 0	H: 1	E: 0	K: 2	S: 8	LOB: 2	BB: 1	P: 12	R: 5	H: 4	E: 0	K: 1	S: 9	LOB: 0	BB: 1	P: 13	R: 0	H: 1	E: 0	K: 1	S: 6	LOB: 1	BB: 0	P: 6	R: 0	H: 0	E: 0	K: 1	S: 5	LOB: 1	BB: 1	P: 9	R: 0	H: 2	E: 0	K: 0	S: 5	LOB: 2	BB: 0	P: 5	1B: 10	SF: 0	2B: 0	SAC: 0	3B: 0	DP: 1	HR: 1	HBP: 0	WP: 0	PA: 42
--------------	------	------	------	------	------	--------	-------	------	------	------	------	------	------	--------	-------	------	------	------	------	------	------	--------	-------	------	------	------	------	------	------	--------	-------	-------	------	------	------	------	------	--------	-------	-------	------	------	------	------	------	--------	-------	------	------	------	------	------	------	--------	-------	------	------	------	------	------	------	--------	-------	------	--------	-------	-------	--------	-------	-------	-------	--------	-------	--------

PITCHER	IP	WLS	BF	H	R	ER	SO	BB	IBB	HBP	BLK	WP	HR	S	P	ERA	WHIP
Phil Niekro, R (1, 1) ERA: 2.82	5.0	W	21	4	0	0	6	3	0	0	0	0	0	30	42	0.00	1.400
Larry McWilliams, L (6, 1) ERA: 6.47	0.0		4	3	4	4	0	1	0	0	0	0	0	3	7	∞	∞
Steve Bedrosian, R (6, 1) ERA: 1.6	2.2		11	2	1	1	3	1	0	0	0	0	1	16	20	3.38	1.125
Al Hrabosky, L (8, 1) ERA: 0.59	1.1	S	6	2	0	0	0	0	0	0	0	0	0	6	6	0.00	1.500

BOTTOM

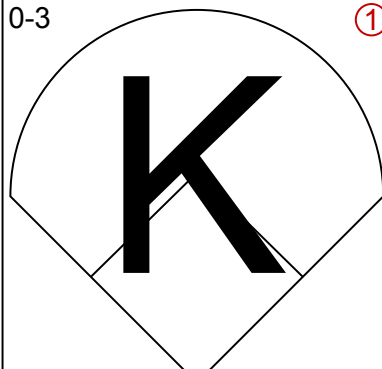
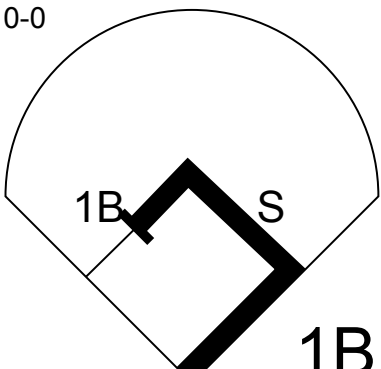
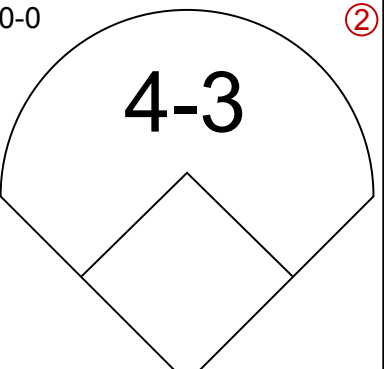
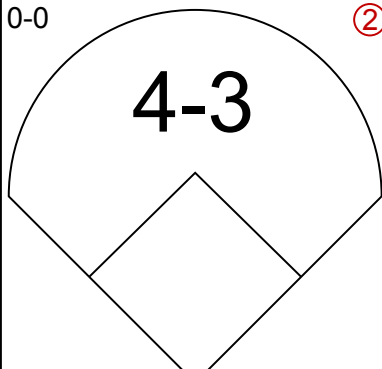
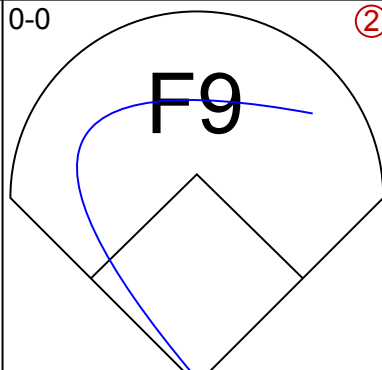
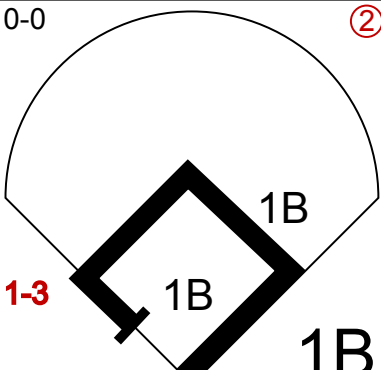
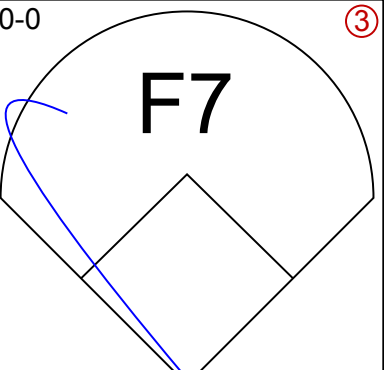
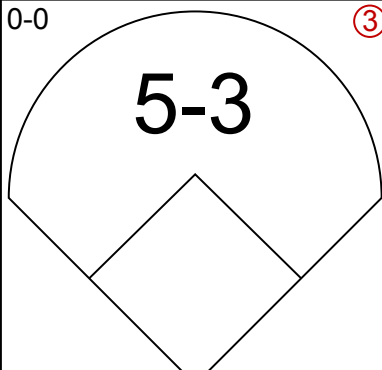
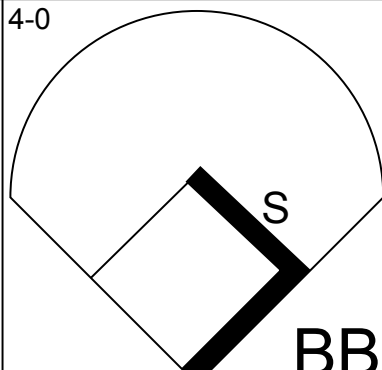
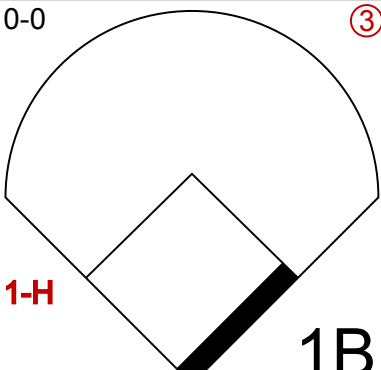
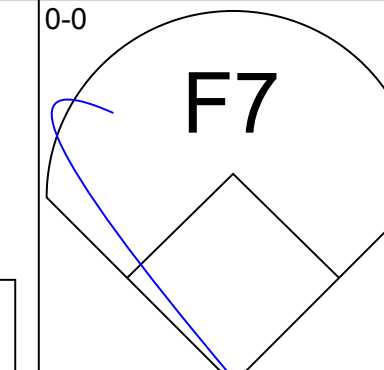
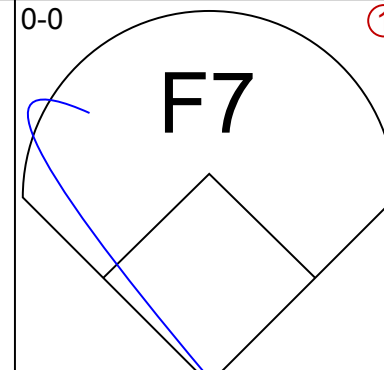
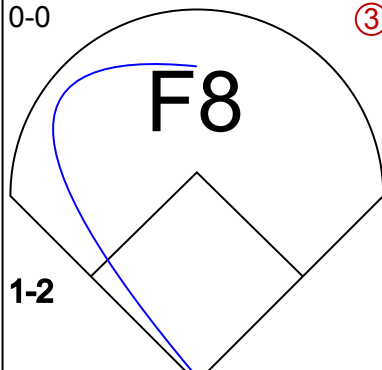
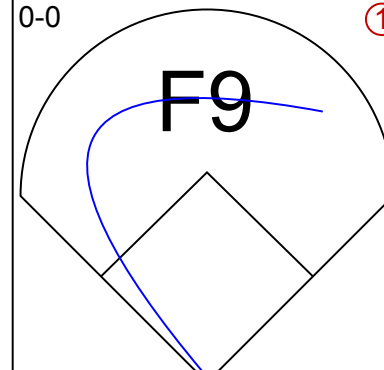
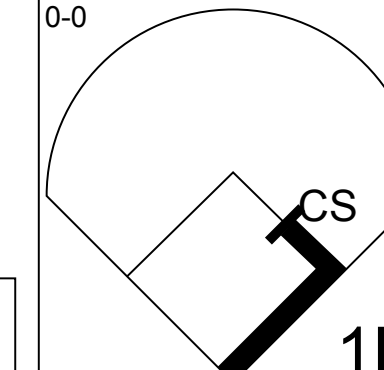
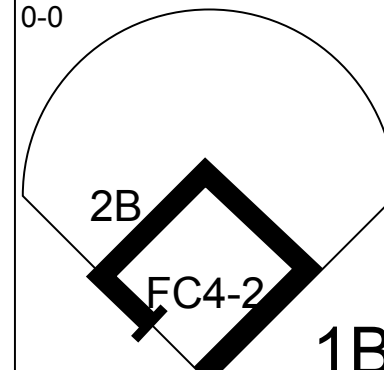
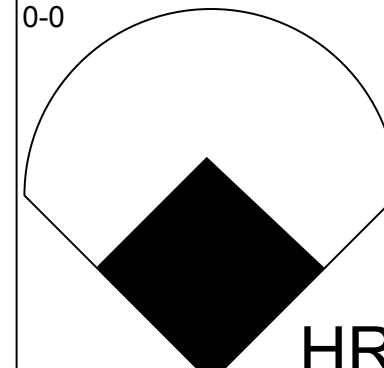
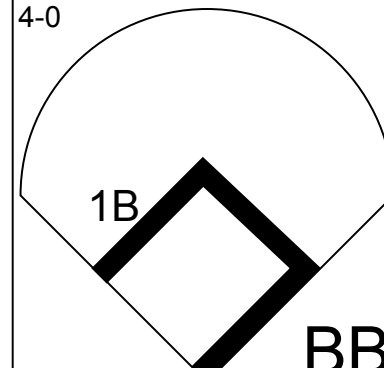
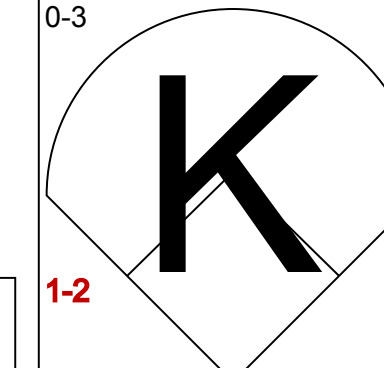
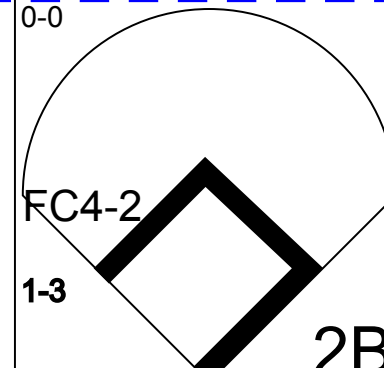
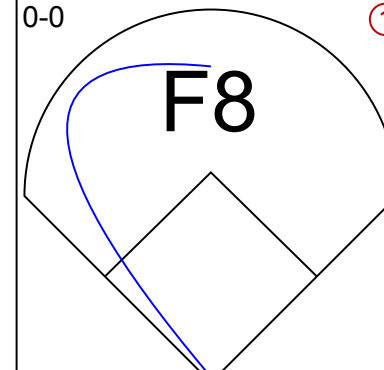
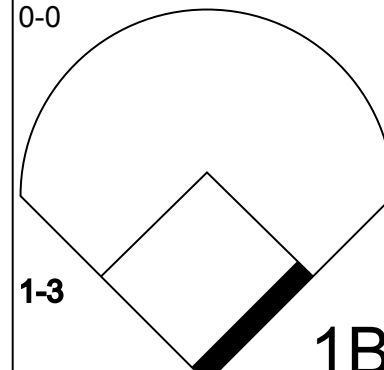
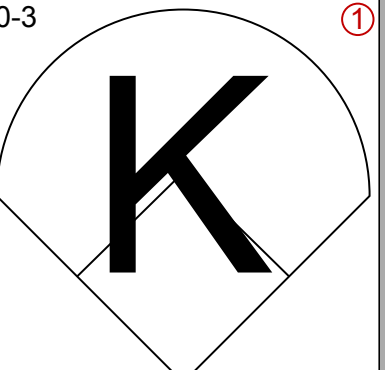
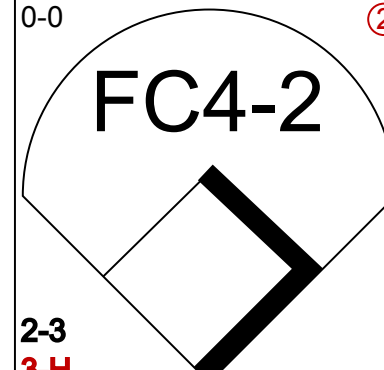
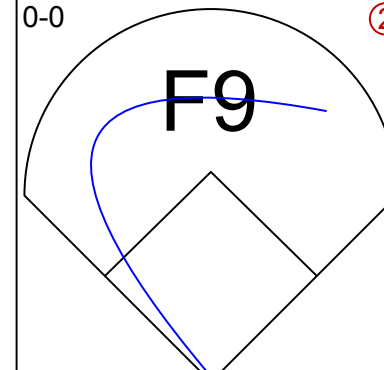
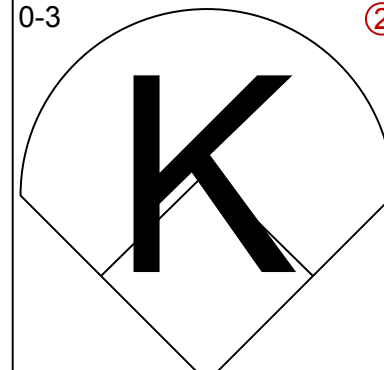
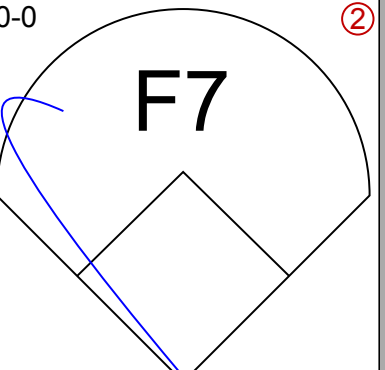
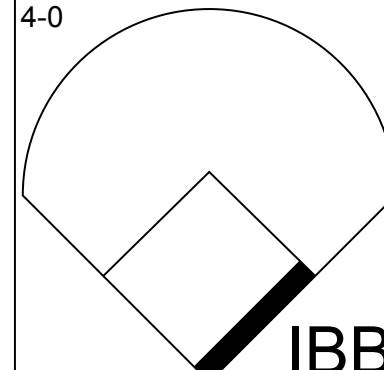
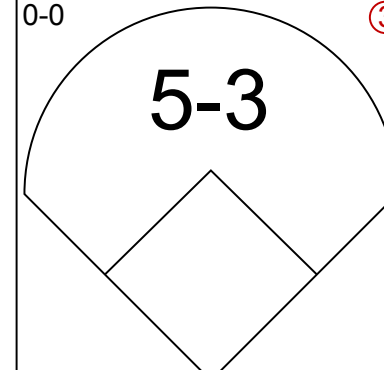
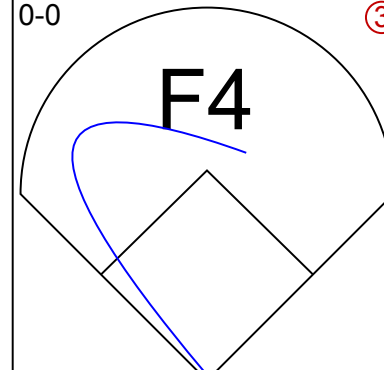
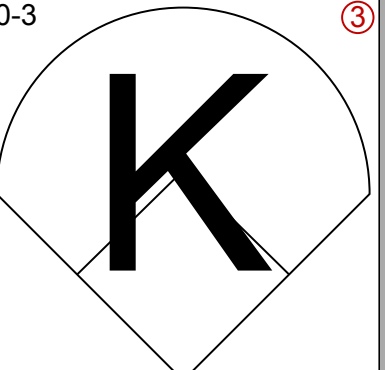
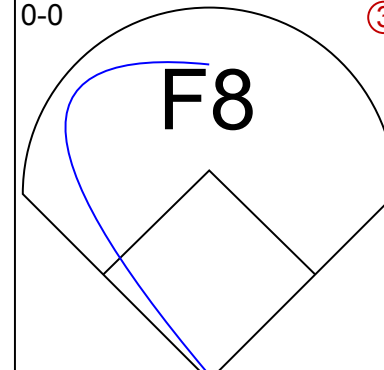
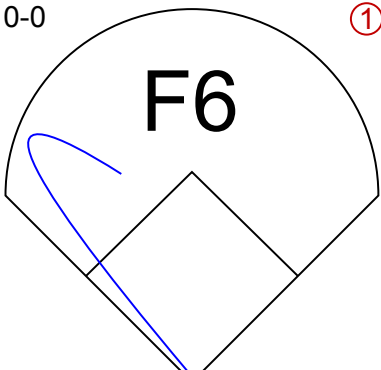
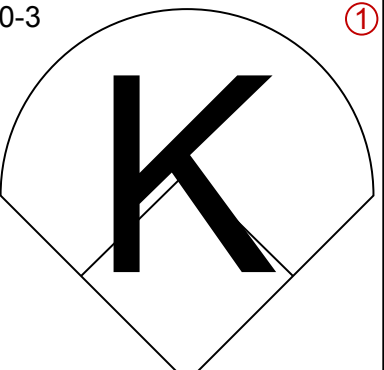
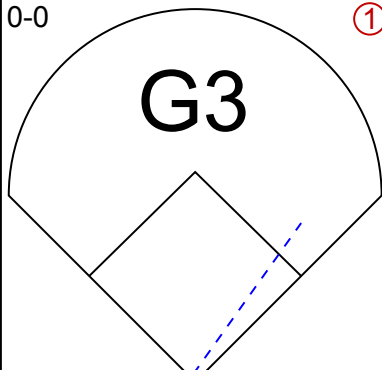
Atlanta Braves @ San Francisco Giants
Candlestick Park, San Francisco, CA

Sat Jun 12 1982, 6:33 AM EDT
Att. 10,569 - Unknown

AB	37
R	5
H	11
RBI	5
BB	5
SO	9
LOB	14



PITCHER	IP	WLS	BF	H	R	ER	SO	BB	IBB	HBP	BLK	WP	HR	S	P	ERA	WHIP
---------	----	-----	----	---	---	----	----	----	-----	-----	-----	----	----	---	---	-----	------

Batter	1	2	3	4	5	6	7	8	9	AB R H RBI BB SO LOB	TOP		
Brett Butler, L (1, 8) OBP: 0.317, SLG: 0.239	0-3 		0-0 		0-0 			0-0 		4 0 1 0 0 1 0	Atlanta Braves @ San Francisco Giants Candlestick Park, San Francisco, CA Sun Jun 13 1982, 6:33 AM EDT Unknown		
Glenn Hubbard, R (1, 4) OBP: 0.343, SLG: 0.368 Jerry Royster, R (8, PH) OBP: 0.231, SLG: 0.229 (8, 4)	0-0 		0-0 		0-0 			0-0 		3 0 1 0 0 0 0 1 0 0 0 0 0 0			
Chris Chambliss, L (1, 3) OBP: 0.347, SLG: 0.464	4-0 		0-0 		0-0 			0-0 		3 0 1 0 1 0 0			
Dale Murphy, R (1, 7) OBP: 0.396, SLG: 0.606	0-0 			0-0 		0-0 		0-0 		4 0 2 0 0 0 1			
Bob Horner, R (1, 5) OBP: 0.407, SLG: 0.578		0-0 		4-0 		0-3 		0-0 		3 1 2 1 1 1 1			
Larry Whisenton, L (1, 9) OBP: 0.406, SLG: 0.436		0-0 		0-0 		0-3 		0-0 		4 0 1 0 0 1 2			
Biff Pocoroba, S (1, 2) OBP: 0.410, SLG: 0.462		0-0 		0-3 		0-0 		4-0 		3 0 0 0 1 1 2			
Rafael Ramirez, R (1, 6) OBP: 0.300, SLG: 0.358 Claudell Washington, L (9, PH) OBP: 0.342, SLG: 0.400		0-0 		0-0 		0-3 		0-0 		3 0 0 0 0 1 2 1 0 0 0 0 0 3			
Ken Dayley, L (1, 1) OBP: 0.308, SLG: 0.250 Ken Smith, L (8, PH) OBP: 0.520, SLG: 0.429 Preston Hanna, R (8, 1) OBP: 0.500, SLG: 0.750 Larry McWilliams, L (8, 1) OBP: 0.286, SLG: 0.167			0-0 		0-3 			0-0 		2 0 0 0 0 1 0 1 0			
Inning Stats	R: 0 H: 0 E: 0 LOB: 1 K: 1 BB: 1 S: 5 P: 9	R: 1 H: 1 E: 0 LOB: 0 K: 0 BB: 0 S: 4 P: 4	R: 0 H: 3 E: 0 LOB: 2 K: 0 BB: 0 S: 4 P: 4	R: 0 H: 1 E: 0 LOB: 2 K: 1 BB: 1 S: 6 P: 10	R: 0 H: 0 E: 0 LOB: 0 K: 1 BB: 0 S: 5 P: 5	R: 0 H: 1 E: 0 LOB: 0 K: 1 BB: 0 S: 5 P: 5	R: 0 H: 0 E: 0 LOB: 0 K: 2 BB: 0 S: 7 P: 7	R: 0 H: 0 E: 0 LOB: 0 K: 0 BB: 0 S: 3 P: 3	R: 0 H: 2 E: 0 LOB: 3 K: 0 BB: 1 S: 5 P: 9	1B: 6 SF: 0 2B: 1 SAC: 0 3B: 0 DP: 0 HR: 1 HBP: 0		WP: 0 PA: 35 PB: 0 SB: 2 CS: 1	
PITCHER	IP WLS BF H R ER SO BB IBB HBP BLK WP HR S P ERA WHIP											PITCHER	IP WLS BF H R ER SO BB IBB HBP BLK WP HR S P ERA WHIP
Renie Martin, R (1, 1) ERA: 4.29 Greg Minton, R (9, 1) ERA: 2.2	8.1 W 31 7 1 1 6 2 0 0 0 0 1 41 49 1.08 1.080												0.2 S 4 1 0 0 0 0 1 0 0 0 0 3 7 0.00 1.500

AB	32
R	1
H	8
RBI	1
BB	3
SO	6
LOB	11



Batter	1	2	3	4	5	6	7	8	9	AB	R	H	RBI	BB	SO	LOB
Joe Morgan, L (1, 4) OBP: 0.379, SLG: 0.354	4-0 E S BB		0-0 4-3		4-0 S BB		0-0 F6			2	0	0	0	2	0	0
Jim Wohlford, R (1, 7) OBP: 0.353, SLG: 0.423	0-0 F9 1-3			0-0 F3	4-0 BB			0-0 4-3		3	0	0	0	1	0	1
Chili Davis, S (1, 8) OBP: 0.319, SLG: 0.389	0-0 F7			0-0 F8 BB 1B	0-0 6-3			4-0 1B BB		3	1	1	0	1	0	3
Jack Clark, R (1, 9) OBP: 0.353, SLG: 0.451	0-3 K			4-0 1B BB		0-0 HR		0-0 F8		3	1	1	1	1	1	2
Bob Brenly, R (1, 2) OBP: 0.352, SLG: 0.460		0-0 5-3		0-0 F8		0-0 F5		0-0 S 1B		4	0	1	0	0	0	2
Darrell Evans, L (1, 3) OBP: 0.356, SLG: 0.380		4-0 G4-6-3 BB		0-0 1-2 3-H 1B		0-0 G3		4-0 1-2 IBB		2	0	1	1	2	0	0
Guy Sularz, R (1, 5) OBP: 0.256, SLG: 0.225		0-0 G4-6-3		0-0 F8		0-0 F4		0-0 5-3		3	0	0	0	0	0	3
Duane Kuiper, L (8, PH) OBP: 0.404, SLG: 0.391										1	0	0	0	0	0	3
Dave Bergman, L (9, 3) OBP: 0.333, SLG: 0.302										0	0	0	0	0	0	0
Johnnie LeMaster, R (1, 6) OBP: 0.271, SLG: 0.277			0-0 6-3		0-0 F9		0-0 F8			3	0	0	0	0	0	0
Renie Martin, R (1, 1) OBP: 0.200, SLG: 0.200			0-0 6-3		0-0 F8		0-0 F6			3	0	0	0	0	0	0
Greg Minton, S (9, 1) OBP: 0.167, SLG: 0.333										0	0	0	0	0	0	0

Inning Stats	R: 0	H: 0	E: 0	K: 1	S: 5	LOB: 1	BB: 1	P: 9	R: 0	H: 0	E: 0	K: 0	S: 2	LOB: 0	BB: 1	P: 6	R: 0	H: 0	E: 0	K: 0	S: 3	LOB: 0	BB: 0	P: 3	R: 1	H: 2	E: 0	K: 0	S: 5	LOB: 2	BB: 1	P: 9	R: 0	H: 0	E: 0	K: 0	S: 3	LOB: 2	BB: 2	P: 11	R: 1	H: 1	E: 0	K: 0	S: 4	LOB: 0	BB: 0	P: 4	R: 0	H: 0	E: 0	K: 0	S: 3	LOB: 0	BB: 0	P: 3	R: 0	H: 1	E: 0	K: 0	S: 4	LOB: 3	BB: 2	P: 12
--------------	------	------	------	------	------	--------	-------	------	------	------	------	------	------	--------	-------	------	------	------	------	------	------	--------	-------	------	------	------	------	------	------	--------	-------	------	------	------	------	------	------	--------	-------	-------	------	------	------	------	------	--------	-------	------	------	------	------	------	------	--------	-------	------	------	------	------	------	------	--------	-------	-------

PITCHER	IP	WLS	BF	H	R	ER	SO	BB	IBB	HBP	BLK	WP	HR	S	P	ERA	WHIP
Ken Dayley, L (1, 1) ERA: 5.28	7.0	L	28	3	2	2	1	5	0	0	0	0	1	25	45	2.57	1.143
Preston Hanna, R (8, 1) ERA: 4.56	0.2		5	1	0	0	0	1	1	0	0	0	0	3	11	0.00	3.000
Larry McWilliams, L (8, 1) ERA: 6.4	0.1		1	0	0	0	0	0	0	0	0	0	0	1	1	0.00	0.000

BOTTOM

Atlanta Braves @ San Francisco Giants
Candlestick Park, San Francisco, CA

Sun Jun 13 1982, 6:33 AM EDT
Unknown

AB	27
R	2
H	4
RBI	2
BB	7
SO	1
LOB	14

livebaseballscorecards.com



WP	HR	S	P	ERA	WHIP
0	0	0	0	0	0

Batter	1	2	3	4	5	6	7	8	9	AB R H RBI BB SO LOB	TOP											
Claudell Washington, L OBP: 0.339, SLG: 0.395 (1, 9)	0-3 K		0-3 K	0-0 1-3		0-0 1-3		0-0 FC5-2 1B		5 0 1 1 0 2 1	Atlanta Braves @ San Francisco Giants Candlestick Park, San Francisco, CA Sun Jun 13 1982, 6:38 AM EDT Att: 27,521 - Unknown livebaseballscorecards.com											
Rafael Ramirez, R OBP: 0.302, SLG: 0.359 (1, 6)	0-0 HR 1B		0-0 F9		0-0 BB SF8 1B		0-3 K	0-0 FC5-2		5 2 2 0 0 1 3												
Dale Murphy, R OBP: 0.400, SLG: 0.618 (1, 8)	0-0 HR		0-0 1B 1B		4-0 SF8 BB BB BB BB BB		0-3 K	0-0 F9		4 1 2 2 1 1 3												
Bob Homer, R OBP: 0.411, SLG: 0.574 (1, 5)	0-3 K		0-0 1B		4-0 FC6-4 BB 1-2 2-3		4-0 BB		0-0 1-3	3 0 1 0 2 1 0												
Bob Watson, R OBP: 0.264, SLG: 0.408 (1, 3) Chris Chambliss, L OBP: 0.342, SLG: 0.457 (5, PH) (5, 3)	0-0 F6		0-0 F3		0-0 L4		0-0 F7		0-0 3-1	2 0 0 0 0 0 2 3 0 0 0 0 0 4												
Rufino Linares, R OBP: 0.323, SLG: 0.339 (1, 7)		0-0 1-3		0-0 2B 1B		0-0 SF8 2-3 3-H		0-0 1-3	0-0 6-3	4 1 1 1 0 0 0												
Bruce Benedict, R OBP: 0.324, SLG: 0.308 (1, 2)		0-0 1B		0-0 F9 2B 1-H		0-0 FC6-4 1-2f		0-0 CI S 1B 1B		4 1 3 1 0 0 2												
Jerry Royster, R OBP: 0.233, SLG: 0.211 (1, 4)		0-3 K		0-0 F9 2-3		0-0 6-3		4-0 1B CI FC5-2 BB 1-2		3 0 0 0 1 1 2												
Rick Camp, R Gene Garber, R (6, 1)		0-0 1-3		0-3 K		0-0 5-3		0-1 CI FC5-2 1B 1-2 2-3		3 0 0 0 0 1 2 0 0 0 0 0 0 0												
Inning Stats	R: 2 E: 0 K: 2 S: 9	H: 2 LOB: 0 BB: 0 P: 9	R: 0 E: 0 K: 1 S: 6	H: 1 LOB: 1 BB: 0 P: 6	R: 0 E: 0 K: 1 S: 7	H: 2 LOB: 2 BB: 0 P: 7	R: 1 E: 0 K: 1 S: 7	H: 2 LOB: 1 BB: 0 P: 7	R: 1 E: 0 K: 0 S: 4	H: 1 LOB: 2 BB: 2 P: 12	R: 0 E: 0 K: 0 S: 3	H: 0 LOB: 0 BB: 0 P: 3	R: 0 E: 0 K: 2 S: 7	H: 0 LOB: 1 BB: 1 P: 11	R: 1 E: 1 K: 0 S: 6	H: 2 LOB: 3 BB: 1 P: 10	R: 0 E: 0 K: 0 S: 3	H: 0 LOB: 0 BB: 0 P: 3	1B: 8 2B: 1 3B: 0 HR: 1	SF: 1 SAC: 0 DP: 0 HBP: 0	WP: 0 PB: 0 SB: 2 CS: 0	PA: 42
PITCHER	IP WLS BF H R ER SO BB IBB HBP BLK WP HR S P ERA WHIP											PITCHER	IP WLS BF H R ER SO BB IBB HBP BLK WP HR S P ERA WHIP									
Atlee Hammaker, L ERA: 5.84 (1, 1)	4.0 L 21 8 4 4 5 1 0 0 0 0 1 30 34 9.00 2.250																					
Jim Barr, R ERA: 2.16 (5, 1)	3.0 11 0 0 0 2 2 0 0 0 0 0 0 13 21 0.00 0.667																					
Gary Lavelle, L ERA: 2.35 (8, 1)	2.0 10 2 1 0 0 0 1 0 0 0 0 0 9 13 0.00 1.500																					



Batter	1	2	3	4	5	6	7	8	9	AB	R	H	RBI	BB	SO	LOB
Duane Kuiper, L (1, 4) OBP: 0.398, SLG: 0.385	0-0 CS 1B		0-0 1-3		0-0 6-3		0-0 F7			4	0	1	0	0	0	0
Dave Bergman, L (1, 3) OBP: 0.343, SLG: 0.304	4-0 1B 1-2 BB		0-0 3-1		0-0 1B			0-0 4-3		3	0	1	0	1	0	0
Tom O'Malley, L (1, 5) OBP: 0.309, SLG: 0.345	0-0 G5-4-3 1B		0-0 2B		0-3 K			0-0 F8		4	0	2	0	0	1	1
Jack Clark, R (1, 9) OBP: 0.352, SLG: 0.447	0-0 G5-4-3 1-2f		0-0 F4		0-0 G3-6-1 1B			0-3 K		4	0	1	0	0	1	3
Champ Summers, L (1, 7) OBP: 0.326, SLG: 0.395		0-0 1B 5-3 1B		0-0 3-1 1B		0-0 G3-6-1 1-2f		0-0 F8		4	1	2	0	0	0	1
Milt May, L (1, 2) OBP: 0.338, SLG: 0.396		0-0 F7		0-0 3-1 1-2		0-0 1B		0-3 K		4	0	1	0	0	1	2
Max Venable, L (1, 8) OBP: 0.250, SLG: 0.200		0-0 5-3 1B		0-0 F9		0-0 4-3		0-0 1B		4	0	2	0	0	0	2
Johnnie LeMaster, R (1, 6) OBP: 0.266, SLG: 0.271		0-0 5-3 1-2 3-H		0-0 4-3		0-0 6-3		0-0 F7		4	0	0	1	0	0	3
Atlee Hammaker, S (1, 1) OBP: 0.067, SLG: 0.067		0-0 6-3			0-3 K		0-0 3-1			1	0	0	0	0	0	1
Jim Barr, R (5, 1) OBP: 0.333, SLG: 0.444										1	0	0	0	0	1	0
Darrell Evans, L (7, PH) OBP: 0.354, SLG: 0.378										1	0	0	0	0	0	0
Gary Lavelle, S (8, 1) OBP: 0.200, SLG: 0.400										0	0	0	0	0	0	0

Inning Stats	R: 0	H: 2	E: 0	K: 0	S: 3	R: 1	H: 2	E: 0	K: 0	S: 5	R: 0	H: 1	E: 0	K: 0	S: 4	R: 0	H: 1	E: 0	K: 0	S: 4	R: 0	H: 2	E: 0	K: 0	S: 4	R: 0	H: 0	E: 0	K: 0	S: 3	R: 0	H: 0	E: 0	K: 1	S: 5	R: 0	H: 1	E: 0	K: 1	S: 6	1B: 9	SF: 0	2B: 1	SAC: 0	3B: 0	DP: 2	HR: 0	HBP: 0	WP: 0	PA: 35
--------------	------	------	------	------	------	------	------	------	------	------	------	------	------	------	------	------	------	------	------	------	------	------	------	------	------	------	------	------	------	------	------	------	------	------	------	------	------	------	------	------	-------	-------	-------	--------	-------	-------	-------	--------	-------	--------

PITCHER	IP	WLS	BF	H	R	ER	SO	BB	IBB	HBP	BLK	WP	HR	S	P	ERA	WHIP
Rick Camp, R (1, 1) ERA: 4.29	5.2	W	24	9	1	1	2	1	0	0	0	0	0	27	31	1.59	1.765
Gene Garber, R (6, 1) ERA: 1.43	3.1	S	11	1	0	0	2	0	0	0	0	0	0	15	15	0.00	0.300

BOTTOM

Atlanta Braves @ San Francisco Giants
Candlestick Park, San Francisco, CA

livebaseballscorecards.com

AB	34
R	1
H	10
RBI	1
BB	1
SO	4
LOB	13



WP: 0	PA: 35
PB: 0	
SB: 0	
CS: 1	

Sun Jun 13 1982, 6:38 AM EDT
Att. 27,521 - Unknown

San Francisco Giants @ Cincinnati Reds
Riverfront Stadium, Cincinnati, OH

Tue Jun 15 1982, 7:05 PM EDT
Att. 21,416 - Unknown

livebaseballscorecards.com

AB 33
R 4
H 11
RBI 4
BB 7
SO 6
LOB 19



Batter	1	2	3	4	5	6	7	8	9	AB R H RBI BB SO LOB	TOP														
Joe Morgan, L (1, 4) OBP: 0.390, SLG: 0.364	0-0 G4-6-3 1B	0-0 1B SF8 1B		0-0 F8		0-0 S 1B		4-0 BB BB		4 1 3 0 1 0 0															
Jim Wohlford, R (1, 7) OBP: 0.355, SLG: 0.418	0-0 G4-6-3 1-2f	0-0 1-3 2-H 1B		0-0 F8		0-0 4-3 1-2		4-0 G4-6-3 1-2 BB		4 0 1 1 1 0 2															
Chili Davis, S (1, 8) OBP: 0.325, SLG: 0.392	0-0 WP 2B 1B	0-0 SF8			0-0 8-4 1B 1B		1-0 6-3 S 2B HBP	0-0 G4-6-3 1-2f		3 2 2 1 0 0 2															
Jack Clark, R (1, 9) OBP: 0.357, SLG: 0.453	4-0 2B 1-2 BB	0-0 F4			0-0 BB 1-2 1B		0-3 K 1-2		0-0 SH1-3 2B	4 0 2 0 1 1 2															
Milt May, L (1, 2) OBP: 0.336, SLG: 0.399	0-0 1-3 2-H 2B		0-0 F8		0-0 8-4 2-3f		0-0 6-3		0-0 SH1-3 2-3	4 0 1 1 0 0 3															
Darrell Evans, L (1, 3) OBP: 0.360, SLG: 0.383	4-0 BB		0-0 G3		4-0 BB 1-2 BB		0-0 2B 3-H		0-3 K S	3 0 1 1 2 1 1															
Tom O'Malley, L (1, 5) OBP: 0.313, SLG: 0.341	0-3 K		0-0 FC5-4 1B		0-0 4-3		4-0 IBB		0-0 1-3	4 0 1 0 1 1 6															
Johnnie LeMaster, R (1, 6) OBP: 0.261, SLG: 0.265		0-0 5-3	0-0 FC5-4 1-2f			0-0 1-3	0-3 K			4 0 0 0 0 1 3															
Bill Laskey, R (1, 1) OBP: 0.115, SLG: 0.080				0-3 K		0-0 F8		0-3 K		2 1 0 0 1 1 0															
Al Holland, R (7, 1) OBP: 0.059, SLG: 0.059										1 0 0 0 0 1 0															
Greg Minton, S (8, 1) OBP: 0.167, SLG: 0.333		4-0 1B BB								0 0 0 0 0 0 0															
Gary Lavelle, S (9, 1) OBP: 0.200, SLG: 0.400										0 0 0 0 0 0 0															
Inning Stats	R: 1 E: 0 K: 1 S: 7	H: 3 LOB: 3 BB: 2 P: 15	R: 2 E: 0 K: 0 S: 5	H: 2 LOB: 1 BB: 1 P: 9	R: 0 E: 0 K: 0 S: 4	H: 1 LOB: 1 BB: 0 P: 4	R: 0 E: 0 K: 1 S: 5	H: 0 LOB: 0 BB: 0 P: 5	R: 0 E: 0 K: 0 S: 4	H: 2 LOB: 2 BB: 1 P: 8	R: 0 E: 0 K: 0 S: 4	H: 1 LOB: 1 BB: 0 P: 4	R: 1 E: 0 K: 2 S: 8	H: 1 LOB: 2 BB: 1 P: 13	R: 0 E: 0 K: 1 S: 4	H: 0 LOB: 1 BB: 2 P: 12	R: 0 E: 0 K: 1 S: 6	H: 1 LOB: 1 BB: 0 P: 6	1B: 8 2B: 4 3B: 0 HR: 0	SF: 1 SAC: 1 DP: 3 HBP: 1	WP: 1 PB: 0 SB: 2 CS: 0	PA: 43			
PITCHER	IP	WLS	BF	H	R	ER	SO	BB	IBB	HBP	BLK	WP	HR	S	P	ERA	WHIP								
Tom Seaver, R (1, 1) ERA: 5.63	1.1	L	11	5	3	3	1	3	0	0	0	1	0	10	22	20.25	6.000								
Frank Pastore, R (2, 1) ERA: 4.38	5.2		24	5	1	1	3	1	1	1	0	0	0	27	36	1.59	1.059								
Bob Shirley, L (8, 1) ERA: 4.61	1.1		6	1	0	0	1	2	0	0	0	0	0	6	14	0.00	2.250								
Joe Price, L (9, 1) ERA: 3.06	0.2		2	0	0	0	1	0	0	0	0	0	0	4	4	0.00	0.000								

San Francisco Giants @ Cincinnati Reds
 Riverfront Stadium, Cincinnati, OH

Wed Jun 16 1982, 7:05 PM EDT
 Att. 18,127 - Unknown

livebaseballscorecards.com

AB	36
R	3
H	9
RBI	2
BB	4
SO	8
LOB	23



WP	1	PA	40
PB	0		
SB	1		
CS	0		

AB R H RBI BB SO LOB

TOP

Batter	1	2	3	4	5	6	7	8	9
Joe Morgan, L (1, 4) OBP: 0.390, SLG: 0.371	0-0 1B		0-0 2B		0-3 K		0-0 F6		0-0 F8
Jim Wohlford, R (1, 7) OBP: 0.363, SLG: 0.417	0-0 F2		0-0 6-3		0-0 1B		4-0 2B BB		4-0 BB
Chili Davis, S (1, 8) OBP: 0.326, SLG: 0.394	4-0 BB		0-0 F2		0-0 F8		0-0 2B		0-0 F7
Jack Clark, R (1, 9) OBP: 0.354, SLG: 0.447	0-3 K		0-0 1B		0-0 F7		0-3 K		0-0 F8
Milt May, L (1, 2) OBP: 0.340, SLG: 0.408	0-3 K		0-0 G3		0-0 2B		0-0 FC5-4 1B		
Dave Bergman, L (1, 3) OBP: 0.338, SLG: 0.333		0-0 WP 3B		0-0 4-3		0-0 F7		0-3 K	
Tom O'Malley, L (1, 5) OBP: 0.301, SLG: 0.326		0-3 K		0-0 6-3		0-0 1-3		0-0 L4	
Johnnie LeMaster, R (1, 6) OBP: 0.260, SLG: 0.270		0-0 F5		0-3 K		0-0 2B		0-0 FC5-4	
Mike Chris, L (1, 1) OBP: 0.167, SLG: 0.200		0-3 K		0-0 4-3		0-0 4-3		0-0 BB	
Jim Barr, R (1, 1) OBP: 0.300, SLG: 0.400								4-0 BB	
Max Venable, L (5, PH) OBP: 0.235, SLG: 0.188									
Al Holland, R (5, 1) OBP: 0.056, SLG: 0.056									
Duane Kuiper, L (9, PH) OBP: 0.404, SLG: 0.385									

Inning Stats	R: 0	H: 1	E: 0	K: 2	S: 8	P: 12	R: 1	H: 1	E: 0	K: 2	S: 8	P: 8	R: 0	H: 2	E: 0	K: 0	S: 5	P: 5	R: 0	H: 0	E: 0	K: 1	S: 5	P: 5	R: 0	H: 1	E: 0	K: 1	S: 6	P: 6	R: 0	H: 1	E: 0	K: 0	S: 4	P: 4	R: 2	H: 2	E: 0	K: 1	S: 7	P: 11	R: 0	H: 1	E: 0	K: 1	S: 6	P: 6	R: 0	H: 0	E: 0	K: 0	S: 3	P: 11	1B: 4	SF: 0	2B: 4	SAC: 0	3B: 1	DP: 0	HR: 0	HBP: 0	WP: 1	PA: 40
--------------	------	------	------	------	------	-------	------	------	------	------	------	------	------	------	------	------	------	------	------	------	------	------	------	------	------	------	------	------	------	------	------	------	------	------	------	------	------	------	------	------	------	-------	------	------	------	------	------	------	------	------	------	------	------	-------	-------	-------	-------	--------	-------	-------	-------	--------	-------	--------

PITCHER	IP	WLS	BF	H	R	ER	SO	BB	IBB	HBP	BLK	WP	HR	S	P	ERA	WHIP	PITCHER	IP	WLS	BF	H	R	ER	SO	BB	IBB	HBP	BLK	WP	HR	S	P	ERA	WHIP
Mario Soto, R (1, 1) ERA: 2.5	8.1	W	38	9	3	3	8	4	0	0	0	1	0	50	66	3.24	1.560	Tom Hume, R (9, 1) ERA: 2.11	0.2	S	2	0	0	0	0	0	0	0	0	0	2	2	0.00	0.000	

Batter	1	2	3	4	5	6	7	8	9	AB R H RBI BB SO LOB
Eddie Milner, L OBP: 0.324, SLG: 0.370 (1, 7)	0-0 CS 1B	0-0 2-H WP 1B		0-0 F7			0-3 K			4 1 2 1 0 1 1
Rafael Landestoy, S OBP: 0.314, SLG: 0.344 (1, 5)	4-0 1B 2B BB 1-2	4-0 1B BB 1-2		0-0 6-3			0-0 4-3			2 1 0 0 2 0 1
Dave Concepcion, R OBP: 0.340, SLG: 0.383 (1, 6)	0-0 S 2B 1B 1-3	0-0 S 1B 1-3 2-H			4-0 CS BB		0-0 4-3			3 1 2 1 1 0 0
Dan Driessen, L OBP: 0.383, SLG: 0.477 (1, 3)	0-0 L4 1-2	0-3 K 1-2			0-3 K 1-2		0-0 5-3			4 0 0 0 0 2 5
Cesar Cedeno, R OBP: 0.367, SLG: 0.471 (1, 8)	0-0 2-H 3-H 2B		0-3 K		0-0 F8		0-0 F9			4 0 1 2 0 1 0
Duane Walker, L OBP: 0.263, SLG: 0.278 (1, 9)	0-3 K		0-0 G4-6-3 1B		0-3 K		0-0 3-1			4 0 1 0 0 2 1
Ron Oester, S OBP: 0.309, SLG: 0.356 (1, 4)		0-0 1-6-3 1B 1B	0-0 G4-6-3		0-0 4-3 1B					3 1 2 0 0 0 1
Alex Trevino, R OBP: 0.332, SLG: 0.285 (1, 2)		0-0 1-6-3		0-0 1B		0-0 4-3				3 0 1 0 0 0 2
Charlie Leibrandt, R OBP: 0.231, SLG: 0.167 Tom Hume, R (8, 1)		0-3 K		0-3 K		0-0 5-3				3 0 0 0 0 2 3 0 0 0 0 0 0 0

Inning Stats		R: 2	H: 3	E: 0	LOB: 1	K: 1	P: 11	R: 2	H: 3	E: 0	LOB: 2	K: 2	P: 10	R: 0	H: 1	E: 0	LOB: 0	K: 1	P: 5	R: 0	H: 0	E: 0	LOB: 0	K: 1	P: 8	R: 0	H: 1	E: 0	LOB: 1	K: 1	P: 6	R: 0	H: 0	E: 0	LOB: 0	K: 1	P: 5	R: 0	H: 0	E: 0	LOB: 0	K: 0	P: 3								
PITCHER	IP	WLS	BF	H	R	ER	SO	BB	IBB	HBP	BLK	WP	HR	S	P	ERA	WHIP													PITCHER	IP	WLS	BF	H	R	ER	SO	BB	IBB	HBP	BLK	WP	HR	S	P	ERA	WHIP				
Rich Gale, R ERA: 4.82 (1, 1)	6.0	L	27	9	4	4	7	3	0	0	0	1	0	38	50	6.00	2.000																																		
Gary Lavelle, L ERA: 2.2 (7, 1)	2.0		6	0	0	0	1	0	0	0	0	0	0	8	8	0.00	0.000																																		


BOTTOM

San Francisco Giants @ Cincinnati Reds
Riverfront Stadium, Cincinnati, OH

Thu Jun 17 1982, 3:33 AM EDT
Att. 18,808 - Unknown

livebaseballscorecards.com

AB	30
R	4
H	9
RBI	4
BB	3
SO	8
LOB	14



WP: 1	PA: 33
PB: 0	
SB: 2	
CS: 2	

Batter	1	2	3	4	5	6	7	8	9	AB R H RBI BB SO LOB	TOP		
Duane Kuiper, L (1, 4) OBP: 0.381, SLG: 0.370	0-0 F7	0-0 FC4-6		0-0 4-3		0-0 3-1			0-0 F8	5 0 0 1 0 0 4			
Jim Wohlford, R (1, 7) OBP: 0.357, SLG: 0.408	0-0 E6 1B SF8	0-3 K			0-0 G4-6-3 1B		0-0 G4-6-3 1B		0-0 E6 1B	5 1 2 0 0 1 2			
Chili Davis, S (1, 8) OBP: 0.330, SLG: 0.400	0-0 1B		0-0 5-3		0-0 G4-6-3 1-2f		0-0 G4-6-3 1-2f		0-0 FC5-4 1B	5 0 2 0 0 0 2			
Jack Clark, R (1, 9) OBP: 0.349, SLG: 0.436	0-0 SF8		4-0 1B BB		0-0 FC5-4 1B		0-0 L6		0-0 FC5-4 1-2f	3 0 1 1 1 0 2			
Bob Brenly, R (1, 2) Milt May, L (8, PH) OBP: 0.350, SLG: 0.446 OBP: 0.342, SLG: 0.431	0-0 4-3		0-0 1B		0-0 FC5-4 1-2f				HR	3 0 1 0 0 0 2 1 1 1 1 0 0 0			
Darrell Evans, L (1, 3) OBP: 0.365, SLG: 0.393		0-0 FC4-6 2B	0-0 F9			0-0 BB 1B		0-0 F8		4 1 2 0 0 0 2			
Guy Sularz, R (1, 5) OBP: 0.280, SLG: 0.277		0-0 FC4-6 1B	0-3 K			0-0 F3		0-0 5-3		4 0 1 0 0 1 3			
Johnnie LeMaster, R (1, 6) Al Holland, R (6, 1) Max Venable, L (8, PH) Greg Minton, S (8, 1) OBP: 0.252, SLG: 0.261 OBP: 0.056, SLG: 0.056 OBP: 0.222, SLG: 0.176 OBP: 0.167, SLG: 0.333		0-0 6-3		0-0 1-3		0-0 F7		0-0 F9		3 0 0 0 0 0 3 0 0 0 0 0 0 0 1 0 0 0 0 0 0 0 0 0 0 0 0 0			
Renie Martin, R (1, 1) Fred Breining, R (1, 1) Tom O'Malley, L (6, PH) OBP: 0.200, SLG: 0.200 OBP: 0.375, SLG: 0.286 OBP: 0.311, SLG: 0.323		4-0 FC4-6 BB	0-3 K		0-0 BB 1B				0-0 F8	0 0 0 0 0 0 0 1 0 0 0 1 1 0 1 0 0 0 1 0 0			
Inning Stats	R: 1 H: 1 E: 1 LOB: 1 K: 0 BB: 0 S: 5 P: 5	R: 1 H: 2 E: 0 LOB: 2 K: 1 BB: 1 S: 7 P: 11	R: 0 H: 1 E: 0 LOB: 2 K: 1 BB: 1 S: 6 P: 10	R: 0 H: 0 E: 0 LOB: 0 K: 1 BB: 0 S: 5 P: 5	R: 0 H: 2 E: 0 LOB: 1 K: 0 BB: 0 S: 4 P: 4	R: 0 H: 1 E: 0 LOB: 2 K: 0 BB: 1 S: 4 P: 8	R: 0 H: 1 E: 0 LOB: 0 K: 0 BB: 0 S: 3 P: 3	R: 1 H: 1 E: 0 LOB: 0 K: 0 BB: 0 S: 4 P: 4	R: 0 H: 1 E: 1 LOB: 2 K: 0 BB: 0 S: 5 P: 5	1B: 8 SF: 1 2B: 1 SAC: 0 3B: 0 DP: 2 HR: 1 HBP: 0	WP: 0 PA: 40 PB: 0 SB: 0 CS: 0		
PITCHER	IP WLS BF H R ER SO BB IBB HBP BLK WP HR S P ERA WHIP											PITCHER	IP WLS BF H R ER SO BB IBB HBP BLK WP HR S P ERA WHIP
Ken Dayley, L (1, 1) ERA: 4.71	5.2 W 27 7 2 1 3 3 0 0 0 0 0 0 30 42 1.59 1.765												
Rick Camp, R (6, 1) ERA: 4.17	3.1 S 13 3 1 1 0 0 0 0 0 0 0 0 1 13 2.70 0.900												

San Francisco Giants @ Atlanta Braves
 Atlanta-Fulton County Stadium, Atlanta, GA

Fri Jun 18 1982, 7:05 PM EDT
 Att. 29,247 - Unknown

livebaseballscorecards.com

AB 36
 R 3
 H 10
 RBI 3
 BB 3
 SO 3
 LOB 20



Batter	1	2	3	4	5	6	7	8	9	AB	R	H	RBI	BB	SO	LOB
Claudell Washington, L OBP: 0.345, SLG: 0.414	4-0 BB 1B BB	0-0 SH1-4 SF8 2B		0-0 SH1-4 2B	0-0 L6			0-3 K		4	2	2	0	1	1	1
Rafael Ramirez, R OBP: 0.297, SLG: 0.350	0-0 BB BB 1-2 FC5-2 1B	0-0 SH1-4		0-0 SH1-4				0-0 F8	0-0 4-3	3	0	1	0	0	0	0
Chris Chambliss, L OBP: 0.339, SLG: 0.459	4-0 FC5-2 BB 1-2 2-3 1B BB	0-0 SF8		0-0 4-3				0-3 K		2	1	0	1	1	1	1
Dale Murphy, R OBP: 0.392, SLG: 0.592	4-0 FC5-2 1-2 2-3 3-H 1B BB	0-0 5-3		0-3 K				4-0 BB		2	1	0	1	2	1	1
Bob Horner, R OBP: 0.409, SLG: 0.556	0-0 FC5-2 1-2 2-3 3-H 2B 1B		4-0 BB BB 6-3 BB		0-0 HR 1B			0-0 F8		3	2	1	0	1	0	4
Larry Whisenton, L OBP: 0.375, SLG: 0.387	0-0 F7		0-0 F7		0-0 F7			0-3 K		4	0	0	0	0	1	5
Bruce Benedict, R OBP: 0.332, SLG: 0.331	0-0 2B 1-2 2-H 3-H 1B		0-0 6-3	1-2	0-0 HR			0-0 F7		4	2	2	4	0	0	1
Randy Johnson, R OBP: 0.321, SLG: 0.304	0-0 2B 1-H 2-H 2B		4-0 IBB		0-0 F7			0-0 F3		3	0	1	2	1	0	0
Ken Dayley, L OBP: 0.313, SLG: 0.214	0-0 4-3		0-3 K		4-0 BB			0-0 1-3		2	0	0	0	1	1	3
Rick Camp, R										1	0	0	0	0	0	0

Inning Stats	R: 5	H: 3	LOB: 1	K: 0	S: 6	P: 18	R: 1	H: 1	LOB: 0	K: 0	S: 4	P: 4	R: 0	H: 0	LOB: 2	K: 1	S: 5	P: 13	R: 0	H: 1	LOB: 1	K: 1	S: 6	P: 6	R: 2	H: 2	LOB: 1	K: 0	S: 5	P: 9	R: 0	H: 0	LOB: 1	K: 1	S: 5	P: 9	R: 0	H: 0	LOB: 0	K: 1	S: 5	P: 5	R: 0	H: 0	LOB: 0	K: 1	S: 5	P: 5	R: 0	H: 0	LOB: 0	K: 1	S: 5	P: 5
1B: 3	SF: 1	2B: 3	SAC: 2	3B: 0	DP: 0	HR: 1	HBP: 0	WP: 0	PA: 38	PB: 0	SB: 0	CS: 0	WP: 0	PA: 38	ERA	WHIP	ERA	WHIP																																				

PITCHER	IP	WLS	BF	H	R	ER	SO	BB	IBB	HBP	BLK	WP	HR	S	P	ERA	WHIP
Renie Martin, R ERA: 5.27	(1, 1)	0.2	L	8	3	5	5	0	3	0	0	0	0	5	17	67.50	9.000
Fred Breining, R ERA: 3.48	(1, 1)	4.1		20	4	3	3	2	2	1	0	0	0	1	21	6.23	1.385
Al Holland, L ERA: 3.99	(6, 1)	2.0		7	0	0	0	2	1	0	0	0	0	10	14	0.00	0.500
Greg Minton, R ERA: 2.47	(8, 1)	1.0		3	0	0	0	1	0	0	0	0	0	5	5	0.00	0.000

BOTTOM

San Francisco Giants @ Atlanta Braves
Atlanta-Fulton County Stadium, Atlanta, GA

Fri Jun 18 1982, 7:05 PM EDT
Att. 29,247 - Unknown

AB	28
R	8
H	7
RBI	8
BB	7
SO	5
LOB	16



WP	PA	ERA	WHIP
0	38		

Batter	1	2	3	4	5	6	7	8	9	AB R H RBI BB SO LOB	TOP																									
Duane Kuiper, L (1, 6) OBP: 0.377, SLG: 0.366 Guy Sularz, R (1, 6) OBP: 0.288, SLG: 0.286 Dave Bergman, L (8, PH) OBP: 0.333, SLG: 0.328 Johnnie LeMaster, R (8, 6) OBP: 0.256, SLG: 0.264	0-0 4-3		0-0 1B		0-0 6-3			0-0 G3	0-0 BB 1-3 HR 1B	1 0 0 0 0 0 0 2 0 1 0 0 0 0 1 0 0 0 0 0 0 1 1 1 1 0 0 0																										
Joe Morgan, L (1, 4) OBP: 0.398, SLG: 0.374	0-0 1B		0-3 K			0-0 3-4-1		0-0 4-3 1B	4-0 1-2 HR BB	4 1 2 0 1 1 1																										
Chili Davis, S (1, 8) OBP: 0.327, SLG: 0.408	0-3 K			0-0 E1 FC4-6		0-3 K		0-0 4-3 1-2	0-0 1-H 2-H 3-H HR	5 1 1 4 0 2 1																										
Jack Clark, R (1, 9) OBP: 0.342, SLG: 0.426 Greg Minton, S (9, 1) OBP: 0.167, SLG: 0.333		0-0 6-3		0-0 FC4-6 2B		0-3 K		0-0 F7	0-3 K	5 1 0 0 0 2 3 0 0 0 0 0 0 0																										
Milt May, L (1, 2) OBP: 0.352, SLG: 0.446 Max Venable, L (9, PR) OBP: 0.222, SLG: 0.176		0-0 4-3		0-0 4-3 2B			0-0 4-3 1B 1B		0-0 1B FC4-6 1B	4 1 3 1 0 0 0 0 1 0 0 0 0 0																										
Champ Summers, L (1, 7) OBP: 0.320, SLG: 0.384 Jim Wohlford, R (9, 7) OBP: 0.357, SLG: 0.408		0-0 F6		0-0 4-3			0-0 4-3 1-2		0-0 FC4-6 1B	4 0 1 0 0 0 2 0 0 0 0 0 0 0																										
Darrell Evans, L (1, 3) OBP: 0.363, SLG: 0.406			0-0 HR	0-0 F4			0-0 F8		0-0 FC4-6 E 1B	4 2 1 2 0 0 3																										
Tom O'Malley, L (1, 5) OBP: 0.309, SLG: 0.320			0-0 6-3		0-0 F5		0-0 1B		0-3 K	4 0 1 1 0 1 1																										
Atlee Hammaker, S (1, 1) OBP: 0.059, SLG: 0.059 Jim Barr, R (5, 1) OBP: 0.273, SLG: 0.364 Gary Lavelle, S (8, 1) OBP: 0.200, SLG: 0.400 Bob Brenly, R (9, PH) OBP: 0.361, SLG: 0.456			0-0 4-3		0-0 1-3		0-0 5-3		0-0 E4 1B HR 1B	2 0 0 0 0 0 0 1 0 0 0 0 0 1 0 0 0 0 0 0 0 1 1 1 0 0 0 0																										
Inning Stats	R: 0 E: 0 K: 1 S: 5	H: 1 LOB: 0 BB: 0 P: 5	R: 0 E: 0 K: 0 S: 3	H: 0 LOB: 0 BB: 0 P: 3	R: 1 E: 0 K: 1 S: 7	H: 2 LOB: 1 BB: 0 P: 7	R: 1 E: 1 K: 0 S: 5	H: 1 LOB: 1 BB: 0 P: 5	R: 0 E: 0 K: 2 S: 7	H: 0 LOB: 0 BB: 0 P: 7	R: 1 E: 0 K: 0 S: 5	H: 2 LOB: 1 BB: 0 P: 5	R: 0 E: 0 K: 0 S: 4	H: 1 LOB: 1 BB: 0 P: 4	R: 6 E: 1 K: 2 S: 12	H: 5 LOB: 1 BB: 1 P: 16	1B: 9 2B: 1 3B: 0 HR: 2	SF: 0 SAC: 0 DP: 0 HBP: 0	WP: 0 PB: 0 SB: 0 CS: 0	PA: 40																
PITCHER	IP WLS BF H R ER SO BB IBB HBP BLK WP HR S P ERA WHIP																																			
Rick Mahler, R (1, 1) ERA: 4.0	7.1		29	7	3	2	4	0	0	0	0	0	1	37	37	2.46	0.955																			
Gene Garber, R (8, 1) ERA: 1.74	0.2	L	4	2	2	2	0	0	0	0	0	0	0	4	4	27.00	3.000																			
Al Hrabosky, L (9, 1) ERA: 2.5	0.2		5	2	0	0	1	1	0	0	0	0	0	6	10	0.00	4.500																			
Steve Bedrosian, R (9, 1) ERA: 1.76	0.1		2	1	4	4	1	0	0	0	0	0	1	4	4	108.00	3.000																			

San Francisco Giants @ Atlanta Braves
Atlanta-Fulton County Stadium, Atlanta, GA

AB	39
R	9
H	12
RBI	9
BB	1
SO	6
LOB	12



Sat Jun 19 1982, 7:05 PM EDT
Att. 30,497 - Unknown

livebaseballscorecards.com

Batter	1	2	3	4	5	6	7	8	9	AB R H RBI BB SO LOB
Claudell Washington, L (1, 9) OBP: 0.346, SLG: 0.412	0-0 S E 1B	4-0 1B BB		0-0 6-3		0-0 F7		0-3 K 1-2		4 1 1 0 1 1 3
Rafael Ramirez, R (1, 6) OBP: 0.303, SLG: 0.360	0-0 F8 1-2	0-0 1B 1-2 2-H			0-0 1B 2B	0-0 1B			0-0 F9	5 1 3 0 0 0 1
Dale Murphy, R (1, 8) OBP: 0.368, SLG: 0.584	0-0 E2 1B 2-H		0-0 6-3		0-3 K	0-0 F8			0-3 K	5 0 1 0 0 2 3
Bob Horner, R (1, 5) OBP: 0.409, SLG: 0.552	0-0 L5		0-0 FC6-4 1B		0-0 1B 1B 2-H		0-0 F9		0-0 5-3	5 0 2 1 0 0 1
Bob Watson, R (1, 3) OBP: 0.262, SLG: 0.375 Chris Chambliss, L (7, 3) OBP: 0.338, SLG: 0.457	0-0 F8		0-0 F8		0-0 F9		0-0 F8			3 0 0 0 0 0 3 1 0 0 0 0 0 0
Rufino Linares, R (1, 7) OBP: 0.360, SLG: 0.423		0-0 S 2B 1B	0-0 FC6-4		0-0 1B 1-2 1B		0-0 HR			4 2 3 1 0 0 1
Bruce Benedict, R (1, 2) OBP: 0.330, SLG: 0.335		0-0 1B 2B 1-H		0-0 F7	0-0 F9		0-0 5-3			4 0 1 1 0 0 2
Randy Johnson, R (1, 4) OBP: 0.344, SLG: 0.308		0-0 F8		0-0 SH1-4 1B		0-0 6-3		1-0 CS HBP		3 0 1 0 0 0 1
Rick Mahler, R (1, 1) OBP: 0.182, SLG: 0.156 Gene Garber, R (8, 1)		0-0 F7		0-0 SH1-4		0-0 1B 1B		0-3 K		2 0 1 0 0 0 1 1 0 0 0 0 1 1 0 0 0 0 0 0 0 0 0 0 0 0 0 0

Inning Stats	R: 1 E: 1 K: 0 S: 5	H: 2 LOB: 1 BB: 0 P: 5	R: 1 E: 0 K: 0 S: 5	H: 3 LOB: 3 BB: 1 P: 9	R: 0 E: 0 K: 0 S: 4	H: 1 LOB: 1 BB: 0 P: 4	R: 0 E: 0 K: 0 S: 4	H: 1 LOB: 1 BB: 0 P: 4	R: 1 E: 0 K: 1 S: 8	H: 3 LOB: 2 BB: 0 P: 8	R: 0 E: 0 K: 0 S: 5	H: 2 LOB: 2 BB: 0 P: 5	R: 1 E: 0 K: 0 S: 4	H: 1 LOB: 0 BB: 0 P: 4	R: 0 E: 0 K: 2 S: 6	H: 0 LOB: 0 BB: 0 P: 7	R: 0 E: 0 K: 1 S: 5	H: 0 LOB: 0 BB: 0 P: 5	1B: 10 2B: 2 3B: 0 HR: 1	SF: 0 SAC: 1 DP: 0 HBP: 1	WP: 0 PB: 0 SB: 2 CS: 1	PA: 40
--------------	------------------------------	---------------------------------	------------------------------	---------------------------------	------------------------------	---------------------------------	------------------------------	---------------------------------	------------------------------	---------------------------------	------------------------------	---------------------------------	------------------------------	---------------------------------	------------------------------	---------------------------------	------------------------------	---------------------------------	-----------------------------------	------------------------------------	----------------------------------	--------

PITCHER	IP	WLS	BF	H	R	ER	SO	BB	IBB	HBP	BLK	WP	HR	S	P	ERA	WHIP
Atlee Hammaker, L (1, 1) ERA: 5.67	4.2		24	10	3	2	1	1	0	0	0	0	0	25	29	3.86	2.357
Jim Barr, R (5, 1) ERA: 2.57	2.2		12	3	1	1	1	0	0	1	0	0	1	13	14	3.38	1.125
Gary Lavelle, L (8, 1) ERA: 2.16	0.2	W	1	0	0	0	1	0	0	0	0	0	0	3	3	0.00	0.000
Greg Minton, R (9, 1) ERA: 2.42	1.0		3	0	0	0	1	0	0	0	0	0	0	5	5	0.00	0.000


BOTTOM

San Francisco Giants @ Atlanta Braves
Atlanta-Fulton County Stadium, Atlanta, GA

Sat Jun 19 1982, 7:05 PM EDT
Att. 30,497 - Unknown

livebaseballscorecards.com

AB	37
R	4
H	13
RBI	3
BB	1
SO	4
LOB	17



Batter	1	2	3	4	5	6	7	8	9	AB	R	H	RBI	BB	SO	LOB
Claudell Washington, L (1, 9) OBP: 0.345, SLG: 0.409	0-3 K		0-0 L4		0-0 CS 1B		0-3 K			4	0	1	0	0	2	2
Rafael Ramirez, R (1, 6) OBP: 0.298, SLG: 0.354	0-0 F7		0-3 K		0-3 K 1-2		0-0 4-3			4	0	0	0	0	2	3
Chris Chambliss, L (1, 3) OBP: 0.336, SLG: 0.467	0-0 F7		0-0 F6		0-0 HR		0-0 F9			4	1	1	1	0	0	2
Dale Murphy, R (1, 8) OBP: 0.390, SLG: 0.595		0-0 3-1		0-0 2B 1B	0-0 HR			0-0 F3		4	2	2	1	0	0	0
Bob Horner, R (1, 5) OBP: 0.407, SLG: 0.546		0-0 1B		0-3 K	0-0 F7			0-3 K		4	0	1	0	0	2	1
Larry Whisenton, L (1, 7) OBP: 0.368, SLG: 0.394		0-3 K		0-0 1-H 2B		0-0 F2		0-0 G3		4	0	1	1	0	1	1
Biff Pocoroba, S (1, 2) OBP: 0.400, SLG: 0.446		0-0 F5		0-0 F6		0-0 1B			0-0 4-3	4	0	1	0	0	0	2
Randy Johnson, R (1, 4) OBP: 0.361, SLG: 0.345			0-0 SH 2B	4-0 BB		0-0 F8			0-0 5-3	3	0	1	0	1	0	1
Bob Walk, R (1, 1) Ken Smith, L (4, PH) Preston Hanna, R (5, 1) Bob Watson, R (6, PH) Al Hrabosky, R (7, 1) Rick Camp, R (7, 1) Rufino Linares, R (9, PH)			0-0 SH 2-3	0-0 F5		0-0 F3			0-0 5-3	0	0	0	0	0	0	0

Inning Stats	R: 0	H: 0	E: 0	K: 1	S: 5	R: 0	H: 1	E: 0	K: 1	S: 6	R: 0	H: 1	E: 1	K: 1	S: 7	R: 1	H: 2	E: 0	K: 1	S: 7	R: 2	H: 3	E: 0	K: 1	S: 7	R: 0	H: 1	E: 0	K: 0	S: 4	R: 0	H: 0	E: 0	K: 1	S: 5	R: 0	H: 0	E: 0	K: 0	S: 3	R: 0	H: 0	E: 0	K: 0	S: 3	1B: 4	2B: 3	3B: 0	HR: 2	SF: 0	SAC: 1	DP: 1	HBP: 0	WP: 0	PA: 36
--------------	------	------	------	------	------	------	------	------	------	------	------	------	------	------	------	------	------	------	------	------	------	------	------	------	------	------	------	------	------	------	------	------	------	------	------	------	------	------	------	------	------	------	------	------	------	-------	-------	-------	-------	-------	--------	-------	--------	-------	--------

PITCHER	IP	WLS	BF	H	R	ER	SO	BB	IBB	HBP	BLK	WP	HR	S	P	ERA	WHIP
Bill Laskey, R (1, 1) ERA: 2.43	6.0	W	27	8	3	3	5	1	0	0	0	0	2	36	40	4.50	1.500
Gary Lavelle, L (7, 1) ERA: 2.11	1.0		3	0	0	0	1	0	0	0	0	0	0	5	5	0.00	0.000
Greg Minton, R (8, 1) ERA: 2.32	2.0	S	6	0	0	0	1	0	0	0	0	0	0	8	8	0.00	0.000


BOTTOM

San Francisco Giants @ Atlanta Braves
Atlanta-Fulton County Stadium, Atlanta, GA


Sun Jun 20 1982, 3:33 AM EDT
Att. 18,556 - Unknown

AB	34
R	3
H	8
RBI	3
BB	1
SO	7
LOB	15

livebaseballscorecards.com



Batter	1	2	3	4	5	6	7	8	9	AB R H RBI BB SO LOB
Johnnie LeMaster, R OBP: 0.254, SLG: 0.259 (1, 6)	0-0 F7		0-0 1-3		0-0 F9		0-0 E9 1B		0-0 F3	5 1 0 0 0 0 1
Joe Morgan, L OBP: 0.395, SLG: 0.388 (1, 4)	0-0 F8		0-0 G3		0-0 1B		0-0 1B 2-H		0-0 G3	5 0 2 1 0 0 1
Chili Davis, S OBP: 0.330, SLG: 0.414 (1, 8)	0-0 4-3			0-0 4-3	0-0 F7		0-0 1B 1-3		0-0 HR	5 1 2 1 0 0 1
Darrell Evans, L OBP: 0.362, SLG: 0.415 (1, 3)		0-0 HR		4-0 E BB		0-0 5-3	0-3 K		0-0 F8	4 2 1 1 1 1 2
Jim Wohlford, R OBP: 0.362, SLG: 0.409 (1, 7)		0-3 K		0-0 E7 1B 2B		0-3 K		0-0 2-3 SH1-4 1B		4 1 2 1 0 2 0
Bob Brenly, R OBP: 0.375, SLG: 0.458 (1, 2)		0-0 F7		0-0 S 1B		4-0 S 1B BB		0-0 SH1-4		2 1 1 1 1 0 0
Max Venable, L OBP: 0.261, SLG: 0.227 (1, 9)		0-0 F8		0-0 F9		0-0 CS 1B		0-0 2-3		4 0 1 1 0 0 2
Tom O'Malley, L OBP: 0.314, SLG: 0.311 (1, 5)			0-0 5-3	0-0 4-3		0-0 CS	0-0 4-3	4-0 IBB		3 0 0 0 1 0 1
Alan Fowlkes, R OBP: 0.267, SLG: 0.214 (1, 1)			0-0 1-3 1B		0-3 K		0-0 F7	0-3 K		2 0 1 0 0 1 0
Al Holland, R OBP: 0.056, SLG: 0.056 (6, 1)										0 0 0 0 0 0 0
Jim Barr, R OBP: 0.231, SLG: 0.308 (6, 1)										2 0 0 0 0 1 2
Gary Lavelle, S OBP: 0.200, SLG: 0.400 (9, 1)										0 0 0 0 0 0 0
Greg Minton, S OBP: 0.167, SLG: 0.333 (9, 1)										0 0 0 0 0 0 0

TOP	
San Francisco Giants @ Atlanta Braves Atlanta-Fulton County Stadium, Atlanta, GA Mon Jun 21 1982, 7:05 PM EDT Att: 10,485 - Unknown	
AB 36 R 6 H 10 RBI 6 BB 3 SO 5 LOB 10	
Inning Stats R: 0 H: 0 E: 0 K: 0 S: 3 H: 0 LOB: 0 BB: 0 P: 3 R: 1 H: 1 E: 0 K: 1 S: 6 H: 1 LOB: 0 BB: 0 P: 6 R: 0 H: 1 E: 0 K: 0 S: 4 H: 1 LOB: 1 BB: 0 P: 4 R: 2 H: 2 E: 1 K: 0 S: 5 H: 2 LOB: 1 BB: 1 P: 9 R: 0 H: 1 E: 0 K: 1 S: 6 H: 1 LOB: 1 BB: 0 P: 6 R: 1 H: 1 E: 0 K: 1 S: 5 H: 1 LOB: 0 BB: 1 P: 9 R: 1 H: 2 E: 1 K: 1 S: 8 H: 2 LOB: 2 BB: 0 P: 8 R: 0 H: 1 E: 0 K: 1 S: 6 H: 1 LOB: 2 BB: 1 P: 10 R: 1 H: 1 E: 0 K: 0 S: 4 H: 1 LOB: 0 BB: 0 P: 4 1B: 7 SF: 0 2B: 1 SAC: 1 3B: 0 DP: 0 HR: 2 HBP: 0	WP: 0 PA: 41 PB: 0 SB: 2 CS: 1

PITCHER																	
IP	WLS	BF	H	R	ER	SO	BB	IBB	HBP	BLK	WP	HR	S	P	ERA	WHIP	
Phil Niekro, R (1, 1)	6.0	25	6	4	4	3	2	0	0	0	0	1	29	37	6.00	1.333	
Rick Camp, R (7, 1)	3.0	15	4	2	1	2	0	1	0	0	0	1	18	22	3.00	1.333	

BOTTOM

San Francisco Giants @ Atlanta Braves
Atlanta-Fulton County Stadium, Atlanta, GA

Mon Jun 21 1982, 7:05 PM EDT
Att. 10,485 - Unknown

livebaseballscorecards.com

AB	37
R	7
H	17
RBI	7
BB	3
SO	1
LOB	17



WP	1	PA	42
PB	0		
SB	0		
CS	1		

AB R H RBI BB SO LOB

3	1	1	0	0	0	1
0	0	0	1	0	0	0
0	0	0	0	0	0	0
1	1	1	1	0	0	0
4	0	2	0	0	0	1
1	0	1	1	0	0	0
0	0	0	0	0	0	0
5	1	2	1	0	0	2
4	1	2	1	1	0	1
5	1	1	0	0	0	4
5	0	4	1	0	0	1
2	1	0	0	1	0	2
3	0	1	1	0	0	4
0	0	0	0	0	0	0
0	1	0	0	1	0	0
2	0	1	0	0	1	0
2	0	1	0	0	0	1

Batter	1	2	3	4	5	6	7	8	9
Brett Butler, L (1, 8) OBP: 0.316, SLG: 0.240 Bob Watson, R (6, PH) OBP: 0.254, SLG: 0.368 Rick Camp, R (7, 1) Larry Whisenton, L (9, PH) OBP: 0.377, SLG: 0.433	0-0 E 1B		0-0 FC4-6 CS 1-2f		0-0 5-3	0-0 SF8-3-5-4 2-3 3-H			0-0 1B 3B
Rafael Ramirez, R (1, 6) OBP: 0.302, SLG: 0.360 Biff Pocoroba, S (9, PH) OBP: 0.409, SLG: 0.456 Glenn Hubbard, R (9, PR) OBP: 0.343, SLG: 0.368	0-0 5-3 1-3		0-0 2B 1-2		0-0 1B		0-0 F9		0-0 WP FC6-2 1B 3-H
Claudell Washington, L (1, 9) OBP: 0.346, SLG: 0.409	0-0 L5-3 3-H 1B		0-0 4-3		0-0 4-3		0-0 F9		0-0 FC6-2 WP 1B 1-2
Dale Murphy, R (1, 7) OBP: 0.394, SLG: 0.606 (7, 8)	0-0 L5-3 1-2			0-0 FC5-4 1B		0-0 HR	0-0 4-3		4-0 1B FC6-2 IBB 1-2 2-3
Bob Horner, R (1, 5) OBP: 0.402, SLG: 0.542		0-0 5-3		0-0 FC5-4 BB 1B 1-2f		0-0 3-1 1B 2B		0-0 F9	0-0 FC6-2 1B 1-2 2-3 3-Hf
Chris Chambliss, L (1, 3) OBP: 0.346, SLG: 0.475		0-0 5-3 1B		0-0 BB 1B 1-2		0-0 3-1 2-3		0-0 G5-4-3 1B 1-2 2-3 3-H	0-0 1B
Bruce Benedict, R (1, 2) OBP: 0.330, SLG: 0.331		0-0 5-3 1-2		4-0 BB BB BB BB G6-4-3 BB 1-2 2-3		0-1 CI 1B 1B SF8-3-5-4		0-0 G5-4-3 1-2f	
Randy Johnson, R (1, 4) OBP: 0.359, SLG: 0.344 Ken Smith, L (9, PH) OBP: 0.500, SLG: 0.391 Jerry Royster, R (9, PH) OBP: 0.250, SLG: 0.211		0-0 F7		0-0 G6-4-3 1-2f		0-0 SF8-3-5-4 1B 1-2 3-H			4-0 BB BB BB BB 6-3 BB
Phil Niekro, R (1, 1) OBP: 0.290, SLG: 0.355 Rufino Linares, R (6, PH) OBP: 0.359, SLG: 0.419 (7, 7)			0-0 FC4-6 1B		0-3 K	0-0 1B 1-2 2-3			0-0 6-3 1-2

Inning Stats	R: 1 E: 1 K: 0 S: 4	H: 2 LOB: 0 BB: 0 P: 4	R: 0 E: 0 K: 0 S: 4	H: 1 LOB: 1 BB: 0 P: 4	R: 0 E: 0 K: 0 S: 4	H: 2 LOB: 1 BB: 0 P: 4	R: 0 E: 0 K: 0 S: 4	H: 2 LOB: 2 BB: 1 P: 8	R: 0 E: 0 K: 1 S: 6	H: 1 LOB: 1 BB: 0 P: 6	R: 3 E: 1 K: 0 S: 7	H: 4 LOB: 1 BB: 0 P: 7	R: 0 E: 0 K: 0 S: 3	H: 0 LOB: 0 BB: 0 P: 3	R: 0 E: 0 K: 0 S: 3	H: 1 LOB: 0 BB: 0 P: 3	R: 3 E: 0 K: 0 S: 6	H: 4 LOB: 3 BB: 2 P: 14	1B: 13 2B: 4 3B: 1 HR: 1	SF: 1 SAC: 0 DP: 4 HBP: 0
--------------	------------------------------	---------------------------------	------------------------------	---------------------------------	------------------------------	---------------------------------	------------------------------	---------------------------------	------------------------------	---------------------------------	------------------------------	---------------------------------	------------------------------	---------------------------------	------------------------------	---------------------------------	------------------------------	----------------------------------	-----------------------------------	------------------------------------

PITCHER	IP	WLS	BF	H	R	ER	SO	BB	IBB	HBP	BLK	WP	HR	S	P	ERA	WHIP
Alan Fowlkes, R (1, 1) ERA: 5.23	5.0		23	10	3	2	1	1	0	0	0	0	1	24	28	3.60	2.200
Al Holland, L (6, 1) ERA: 3.96	0.1		4	2	0	0	0	0	0	0	0	0	0	4	4	0.00	6.000
Jim Barr, R (6, 1) ERA: 2.45	2.2		7	1	1	0	0	0	0	0	0	0	0	7	7	0.00	0.375
Gary Lavelle, L (9, 1) ERA: 2.32	0.0		1	0	1	1	0	1	0	0	0	0	0	4	4	∞	∞
Greg Minton, R (9, 1) ERA: 2.65	0.2	L	7	4	2	2	0	0	1	0	0	1	0	6	10	27.00	6.000

Batter	1	2	3	4	5	6	7	8	9	AB R H RBI BB SO LOB	TOP									
Jim Wohlford, R (1, 7) OBP: 0.354, SLG: 0.399	0-0 5-3		0-0 5-3			0-0 L4			0-0 G6-4-3	4 0 0 0 0 0 1										
Joe Morgan, L (1, 4) OBP: 0.394, SLG: 0.387	0-0 1B			0-3 K				0-0 G3		3 0 1 0 0 1 0										
Chili Davis, S (1, 8) OBP: 0.330, SLG: 0.414	0-0 1B			0-0 G3				0-0 4-3		3 0 1 0 0 0 0										
Jack Clark, R (1, 9) OBP: 0.336, SLG: 0.433	0-3 K			0-0 F8				0-0 F7		3 0 0 0 0 1 2										
Milt May, L (1, 2) OBP: 0.341, SLG: 0.429		0-0 6-3			0-0 3-1			0-0 F7		3 0 0 0 0 0 0										
Darrell Evans, L (1, 3) OBP: 0.357, SLG: 0.409		0-3 K			0-0 F5			0-0 4-3		3 0 0 0 0 1 0										
Tom O'Malley, L (1, 5) OBP: 0.306, SLG: 0.303		0-0 F6			0-0 5-3			0-0 F8		3 0 0 0 0 0 0										
Johnnie LeMaster, R (1, 6) OBP: 0.252, SLG: 0.257			0-0 5-3			0-0 5-3			0-0 6-3	2 0 0 0 0 0 0										
Duane Kuiper, L (9, PH) OBP: 0.379, SLG: 0.363										1 0 0 0 0 0 0										
Rich Gale, R (1, 1) OBP: 0.259, SLG: 0.333			0-3 K			0-3 K			0-0 G6-4-3	2 0 0 0 0 2 0										
Dave Bergman, L (9, PH) OBP: 0.351, SLG: 0.349										1 0 1 0 0 0 0										
Inning Stats	R: 0 E: 0 K: 1 S: 6	H: 2 LOB: 1 BB: 0 P: 6	R: 0 E: 0 K: 1 S: 5	H: 0 LOB: 0 BB: 0 P: 5	R: 0 E: 0 K: 1 S: 5	H: 0 LOB: 0 BB: 0 P: 5	R: 0 E: 0 K: 1 S: 3	H: 0 LOB: 0 BB: 0 P: 3	R: 0 E: 0 K: 1 S: 5	H: 0 LOB: 0 BB: 0 P: 5	R: 0 E: 0 K: 0 S: 3	H: 0 LOB: 0 BB: 0 P: 3	R: 0 E: 0 K: 0 S: 3	H: 0 LOB: 0 BB: 0 P: 3	R: 0 E: 0 K: 0 S: 3	H: 1 LOB: 0 BB: 0 P: 3	1B: 3 2B: 0 3B: 0 HR: 0	SF: 0 SAC: 0 DP: 1 HBP: 0	WP: 0 PB: 0 SB: 0 CS: 0	PA: 28
PITCHER Vern Ruhle, R (1, 1) ERA: 2.9	IP 9.0 WLS W BF 28 H 3 R 0 ER 0 SO 5 BB 0 IBB 0 HBP 0 BLK 0 WP 0 HR 0 S 38 P 38 ERA 0.00 WHIP 0.333																			PITCHER IP WLS BF H R ER SO BB IBB HBP BLK WP HR S P ERA WHIP

San Francisco Giants @ Houston Astros
 Astrodome, Houston, TX
 Tue Jun 22 1982, 8:05 PM EDT
 Att. 12,966 - Unknown

AB	28
R	0
H	3
RBI	0
BB	0
SO	5
LOB	3



Batter	1	2	3	4	5	6	7	8	9	AB	R	H	RBI	BB	SO	LOB
Dickie Thon, R OBP: 0.316, SLG: 0.347 (1, 6)	4-0 F9 1B BB		0-0 5-3		0-0 F4		0-3 K			3	0	0	0	1	1	0
Terry Puhl, L OBP: 0.307, SLG: 0.368 (1, 9)	0-0 CS 1-2 1B		0-0 F6		0-0 4-3		0-0 4-3			4	0	1	0	0	0	0
Ray Knight, R OBP: 0.343, SLG: 0.436 (1, 3)	0-0 F9 2-3		4-0 1B BB			0-0 1B G4-6-3 1B		0-0 2-3		3	1	1	0	1	0	2
Jose Cruz, L OBP: 0.336, SLG: 0.368 (1, 7)	0-0 6-3 1-2		0-0 1-3 1B			0-0 1-3 1B G4-6-3 1B		0-0 F4		4	0	2	0	0	0	2
Alan Ashby, S OBP: 0.314, SLG: 0.404 (1, 2)		4-0 FC3-6 BB	0-0 F7			0-0 G4-6-3 1-2f 3-H		0-0 4-3		3	0	0	0	1	0	3
Phil Garner, R OBP: 0.304, SLG: 0.407 (1, 4)		0-0 FC3-6 1-2f		0-0 6-3		0-0 1B 3B				3	1	1	0	0	0	1
Tony Scott, S OBP: 0.288, SLG: 0.326 (1, 8)		0-0 FC3-6 1-2f		0-0 G3		0-0 FC5-4 1B 3-H				3	0	1	1	0	0	1
Art Howe, R OBP: 0.304, SLG: 0.317 (1, 5)		4-0 1-2 IBB		0-0 3-1		0-0 FC5-4 1-2f				2	0	0	0	1	0	1
Vern Ruhle, R OBP: 0.211, SLG: 0.118 (1, 1)		0-3 K			0-3 K		0-3 K			3	0	0	0	0	3	2

Inning Stats	R: 0 E: 0 K: 0 S: 3	H: 1 LOB: 1 BB: 1 P: 7	R: 0 E: 0 K: 1 S: 5	H: 0 LOB: 2 BB: 2 P: 13	R: 0 E: 0 K: 0 S: 4	H: 1 LOB: 2 BB: 1 P: 8	R: 0 E: 0 K: 0 S: 3	H: 0 LOB: 0 BB: 0 P: 3	R: 0 E: 0 K: 1 S: 5	H: 0 LOB: 0 BB: 0 P: 5	R: 2 E: 0 K: 0 S: 6	H: 4 LOB: 1 BB: 0 P: 6	R: 0 E: 0 K: 2 S: 7	H: 0 LOB: 0 BB: 0 P: 7	R: 0 E: 0 K: 0 S: 3	H: 0 LOB: 0 BB: 0 P: 3	1B: 5 2B: 0 3B: 1 HR: 0	SF: 0 SAC: 0 DP: 1 HBP: 0	WP: 0 PB: 0 SB: 1 CS: 1	PA: 32														
PITCHER Rich Gale, R ERA: 4.58 (1, 1)	IP 8.0	WLS L	BF 32	H 6	R 2	ER 2	SO 4	BB 3	IBB 1	HBP 0	BLK 0	WP 0	HR 0	S 36	P 52	ERA 2.25	WHIP 1.125																	
																	PITCHER	IP	WLS	BF	H	R	ER	SO	BB	IBB	HBP	BLK	WP	HR	S	P	ERA	WHIP


BOTTOM

San Francisco Giants @ Houston Astros
Astrodome, Houston, TX

Tue Jun 22 1982, 8:05 PM EDT
Att. 12,966 - Unknown

livebaseballscorecards.com

AB	28
R	2
H	6
RBI	1
BB	4
SO	4
LOB	12



Batter	1	2	3	4	5	6	7	8	9	AB	R	H	RBI	BB	SO	LOB	TOP								
Duane Kuiper, L (1, 4) OBP: 0.367, SLG: 0.349	0-0 4-3		0-0 4-3		0-0 FC1-4 BB 1B	0-3 K		0-0 FC6-4 1B		4	1	0	0	0	1	2	San Francisco Giants @ Houston Astros Astrodome, Houston, TX Wed Jun 23 1982, 8:05 PM EDT Att. 14,295 - Unknown								
Fred Breining, R (6, 1) OBP: 0.375, SLG: 0.286	0-0 F7		0-0 F5		4-0 1B BB		4-0 G3 SF7 BB	0-3 K	3	2	0	0	2	1	2										
Max Venable, L (8, PH) OBP: 0.292, SLG: 0.261																									
Greg Minton, S (8, 1) OBP: 0.167, SLG: 0.333																									
Joe Morgan, L (1, 5) OBP: 0.395, SLG: 0.381	0-0 F7		0-0 F5		4-0 1B BB		4-0 G3 SF7 BB	0-3 K	4	1	0	0	1	2	5										
Chili Davis, S (1, 8) OBP: 0.328, SLG: 0.407	0-3 K				4-0 WP 3B BB	0-3 K		0-0 FC6-4	2	2	1	2	2	0	0										
Jack Clark, R (1, 9) OBP: 0.341, SLG: 0.442		4-0 HR BB		0-0 1B 3B	4-0 1B BB		0-0 SF7	0-0 F4	5	0	3	3	0	1	1										
Milt May, L (1, 2) OBP: 0.349, SLG: 0.435	0-0 F6		0-0 FC5-4 1B		0-0 1B		0-3 K	0-0 4-3 1B	5	2	2	2	0	0	4										
Darrell Evans, L (1, 3) OBP: 0.358, SLG: 0.429	0-0 HR		0-0 F8		0-0 F8			0-0 6-3 1B 2B	5	2	2	2	0	0	4										
Dave Bergman, L (1, 7) OBP: 0.342, SLG: 0.338	0-0 F6		0-3 K			4-0 CS BB		0-0 6-3	2	0	0	0	0	1	1										
Jim Wohlford, R (5, 7) OBP: 0.353, SLG: 0.394	0-0 F6		0-0 K					0-0 F6	2	0	0	0	1	0	2										
Johnnie LeMaster, R (1, 6) OBP: 0.252, SLG: 0.257	0-0 F8		0-0 FC5-4			0-0 F4		0-0 2B 1B	4	1	1	1	0	0	2										
Renie Martin, R (1, 1) OBP: 0.278, SLG: 0.389	0-0 4-3		0-0 4-3		0-0 FC1-4 1B	0-0 3B		0-0 1B 2B	3	0	2	0	0	0	0										
Al Holland, R (6, 1) OBP: 0.056, SLG: 0.056									0	0	0	0	0	0	0										
Gary Lavelle, S (6, 1) OBP: 0.200, SLG: 0.400									0	0	0	0	0	0	0										
Tom O'Malley, L (6, 5) OBP: 0.311, SLG: 0.318									1	0	1	0	0	0	0										
Inning Stats	R: 0 E: 0 K: 1 S: 5	H: 0 LOB: 0 BB: 0 P: 5	R: 2 E: 0 K: 0 S: 4	H: 1 LOB: 0 BB: 1 P: 8	R: 0 E: 0 K: 0 S: 3	H: 0 LOB: 0 BB: 0 P: 3	R: 2 E: 0 K: 1 S: 7	H: 2 LOB: 1 BB: 1 P: 11	R: 2 E: 0 K: 1 S: 7	H: 2 LOB: 2 BB: 2 P: 15	R: 0 E: 0 K: 1 S: 5	H: 1 LOB: 1 BB: 1 P: 9	R: 1 E: 0 K: 1 S: 5	H: 0 LOB: 0 BB: 1 P: 9	R: 2 E: 0 K: 1 S: 9	H: 4 LOB: 2 BB: 0 P: 9	R: 0 E: 0 K: 0 S: 4	H: 1 LOB: 1 BB: 0 P: 4	1B: 6 2B: 2 3B: 2 HR: 1	SF: 1 SAC: 0 DP: 0 HBP: 0	WP: 1 PB: 0 SB: 1 CS: 1	PA: 43			
PITCHER	IP	WLS	BF	H	R	ER	SO	BB	IBB	HBP	BLK	WP	HR	S	P	ERA	WHIP								
Nolan Ryan, R (1, 1) ERA: 4.83	4.2		23	5	6	6	3	4	0	0	0	1	1	25	41	11.57	1.929								
George Cappuzzello, L (5, 1) ERA: 3.38	0.1		1	0	0	0	0	0	0	0	0	0	0	1	1	0.00	0.000								
Bob Knepper, L (6, 1) ERA: 4.91	1.0		4	1	0	0	1	1	0	0	0	0	0	5	9	0.00	2.000								
Frank LaCorte, R (7, 1) ERA: 6.0	1.1	L	8	3	3	3	1	1	0	0	0	0	0	9	13	20.25	3.000								
Bert Roberge, R (8, 1) ERA:	1.2		7	2	0	0	1	0	0	0	0	0	0	9	9	0.00	1.200								

livebaseballscorecards.com

AB	36
R	9
H	11
RBI	9
BB	6
SO	6
LOB	19



Batter	1	2	3	4	5	6	7	8	9	10	AB R H RBI BB SO LOB	TOP												
Max Venable, L (1, 7) OBP: 0.276, SLG: 0.321	0-0 G3		0-0 F8		0-0 G3	0-0 G3			0-0 F9		5 1 1 0 0 0 2	San Francisco Giants @ Houston Astros Astrodome, Houston, TX Thu Jun 24 1982, 8:05 PM EDT Att. 13,782 - Unknown												
Joe Morgan, L (1, 4) OBP: 0.396, SLG: 0.380 Duane Kuiper, L (7, 4) OBP: 0.364, SLG: 0.346	0-0 FC4-6 1B		0-0 E4 1B		4-0 G3 WP PB BB				0-0 F9		3 2 1 0 1 0 0 1 0 0 0 0 0 1													
Chili Davis, S (1, 8) OBP: 0.322, SLG: 0.400	0-0 FC4-6 1B		0-3 K 1B		0-0 G3				0-0 F9		5 0 0 1 0 1 3													
Jack Clark, R (1, 9) OBP: 0.350, SLG: 0.464	0-0 1-2 1B		0-0 1-2 2-H 1B		0-0 WP S 1B				0-3 K		5 1 4 2 0 1 0													
Milt May, L (1, 2) OBP: 0.339, SLG: 0.422	0-0 G3		0-0 F5		0-3 K2-3				0-0 F9		5 0 0 0 0 1 5													
Darrell Evans, L (1, 3) OBP: 0.355, SLG: 0.420		0-0 G3		4-0 PB BB	0-0 G3				0-0 F7		4 0 0 0 1 0 1													
Tom O'Malley, L (1, 5) OBP: 0.317, SLG: 0.319		4-0 G6-4-3 BB		0-3 K		0-0 5-3 1B			0-3 K		3 0 1 0 1 2 1													
Johnnie LeMaster, R (1, 6) OBP: 0.252, SLG: 0.257		0-0 G6-4-3		0-3 K		0-0 5-3			0-0 1B		4 0 1 0 0 1 3													
Atee Hammaker, S (1, 1) OBP: 0.048, SLG: 0.048			0-0 5-3		0-3 K2-3				0-0 F3		4 0 0 0 0 2 3													
Inning Stats	R: 0 E: 0 K: 0 S: 5	H: 2 LOB: 2 BB: 0 P: 5	R: 0 E: 0 K: 0 S: 2	H: 0 LOB: 0 BB: 1 P: 6	R: 1 E: 1 K: 1 S: 8	H: 1 LOB: 2 BB: 0 P: 8	R: 0 E: 0 K: 3 S: 9	H: 0 LOB: 1 BB: 1 P: 13	R: 2 E: 0 K: 1 S: 7	H: 2 LOB: 1 BB: 1 P: 11	R: 0 E: 0 K: 1 S: 6		H: 1 LOB: 1 BB: 0 P: 6	R: 0 E: 0 K: 1 S: 5	H: 0 LOB: 0 BB: 0 P: 5	R: 0 E: 0 K: 1 S: 5	H: 0 LOB: 0 BB: 0 P: 5	R: 0 E: 0 K: 0 S: 4	H: 1 LOB: 1 BB: 0 P: 4	R: 1 E: 0 K: 0 S: 4	H: 1 LOB: 0 BB: 0 P: 4	1B: 6 2B: 0 3B: 1 HR: 1	SF: 0 SAC: 0 DP: 1 HBP: 0	WP: 2 PB: 4 SB: 1 CS: 0
PITCHER Joe Niekro, R (1, 1) ERA: 2.59	IP 10.0 WLS L BF 42 H 8 R 4 ER 3 SO 8 BB 3 IBB 0 HBP 0 BLK 0 WP 2 HR 1 S 55 P 67 ERA 2.70 WHIP 1.100											PITCHER	IP WLS BF H R ER SO BB IBB HBP BLK WP HR S P ERA WHIP											

livebaseballscorecards.com

AB	39
R	4
H	8
RBI	3
BB	3
SO	8
LOB	19



Batter	1	2	3	4	5	6	7	8	9	AB	R	H	RBI	BB	SO	LOB
Max Venable, L (1, 7) OBP: 0.281, SLG: 0.419 Jim Wohlford, R (7, PH) OBP: 0.351, SLG: 0.392 (8, 7)	0-0 F9	0-0 F9			0-0 HR		0-0 G5-4-3			3	1	1	1	0	0	0
Duane Kuiper, L (1, 4) OBP: 0.368, SLG: 0.355	4-0 1B BB		0-0 2B		0-3 K			0-3 K		3	1	1	0	1	2	0
Chili Davis, S (1, 8) OBP: 0.322, SLG: 0.398	0-0 FC4-6 1B		0-0 F9		0-0 F4			0-0 6-3		4	0	1	0	0	0	0
Jack Clark, R (1, 9) OBP: 0.348, SLG: 0.460	0-0 FC4-6 1B		0-0 6-3			0-0 5-3		0-0 F7		4	0	1	1	0	0	0
Milt May, L (1, 2) OBP: 0.337, SLG: 0.414	0-0 FC4-6 BB			0-0 4-3		4-0 BB		0-3 K		3	0	0	0	1	1	2
Darrell Evans, L (1, 3) OBP: 0.357, SLG: 0.419	4-0 1-2 BB			0-0 1B		0-0 F5		0-0 F5		3	0	1	0	1	0	1
Tom O'Malley, L (1, 5) OBP: 0.310, SLG: 0.310 Bob Brenly, R (9, PH) OBP: 0.369, SLG: 0.450	0-0 F9			0-0 F9		0-0 G3		0-3 K		3	0	0	0	0	0	5
Johnnie LeMaster, R (1, 6) OBP: 0.249, SLG: 0.253		0-3 K		0-0 F9			0-0 F5			3	0	0	0	0	1	1
Bill Laskey, R (1, 1) OBP: 0.103, SLG: 0.071 Jim Barr, R (7, 1) OBP: 0.231, SLG: 0.308 Dave Bergman, L (7, PH) OBP: 0.351, SLG: 0.348 Al Holland, R (8, 1) OBP: 0.056, SLG: 0.056		0-3 K			0-3 K		0-0 G5-4-3 1B			2	0	0	0	0	2	0

Inning Stats	R: 1	H: 2	E: 0	K: 0	S: 5	R: 0	H: 0	E: 0	K: 2	S: 7	R: 0	H: 1	E: 0	K: 0	S: 3	R: 0	H: 1	E: 0	K: 0	S: 4	R: 1	H: 1	E: 0	K: 2	S: 8	R: 0	H: 0	E: 0	K: 0	S: 3	R: 0	H: 0	E: 0	K: 1	S: 5	R: 0	H: 0	E: 0	K: 2	S: 7	R: 0	H: 0	E: 0	K: 2	S: 7	1B: 4	2B: 1	3B: 0	HR: 1	SF: 0	SAC: 0	DP: 1	HBP: 0	WP: 0	PB: 0	SB: 0	CS: 0	PA: 34
--------------	------	------	------	------	------	------	------	------	------	------	------	------	------	------	------	------	------	------	------	------	------	------	------	------	------	------	------	------	------	------	------	------	------	------	------	------	------	------	------	------	------	------	------	------	------	-------	-------	-------	-------	-------	--------	-------	--------	-------	-------	-------	-------	--------

PITCHER	IP	WLS	BF	H	R	ER	SO	BB	IBB	HBP	BLK	WP	HR	S	P	ERA	WHIP
Juan Eichelberger, R (1, 1) ERA: 3.98	6.1	W	27	6	2	2	4	3	0	0	0	0	1	32	44	2.84	1.421
Gary Lucas, L (7, 1) ERA: 3.49	2.2	S	7	0	0	0	3	0	0	0	0	0	0	13	13	0.00	0.000

BOTTOM

San Diego Padres @ San Francisco Giants
Candlestick Park, San Francisco, CA

AB	31
R	2
H	6
RBI	2
BB	3
SO	7
LOB	10



WP: 0	PA: 34
ERA	WHIP

Fri Jun 25 1982, 10:05 PM EDT
Att. 10,269 - Unknown

livebaseballscorecards.com

Batter	1	2	3	4	5	6	7	8	9	10	11	12	13	14	15	AB	R	H	RBI	BB	SO	LOB	BOTTOM												
Jim Wohlford, R OBP: 0.342, SLG: 0.380 Gary Lavelle, S OBP: 0.333, SLG: 0.500	F9		F6		FC5-4	F9		K			SH3-4					5	0	0	0	0	1	4	San Diego Padres @ San Francisco Giants Candlestick Park, San Francisco, CA Sat Jun 26 1982, 6:33 AM EDT Att. 8,612 - Unknown livebaseballscorecards.com												
Joe Morgan, L OBP: 0.397, SLG: 0.372	SH1-3 BB		4-3				6-3		F8		1B IBB		1B			4	0	0	0	3	0	1													
Chili Davis, S OBP: 0.325, SLG: 0.400	SH1-3			HR			F6		K					G4-6-3 1B		6	1	3	0	0	2	2													
Jack Clark, R OBP: 0.347, SLG: 0.453				F9				K			F9			G4-6-3 1B		6	0	1	0	1	1	4													
Bob Brenly, R OBP: 0.368, SLG: 0.492 Milt May, L OBP: 0.335, SLG: 0.410	F3			HR			FC5-4			6-3				F5		3	2	1	2	0	0	3													
Darrell Evans, L OBP: 0.355, SLG: 0.412				F4			G3			3-1				G3		6	0	1	0	1	0	1													
Tom O'Malley, L OBP: 0.311, SLG: 0.320				6-3							G5-4-3 BB			4-3		6	1	2	1	0	1	2													
Johnnie LeMaster, R OBP: 0.251, SLG: 0.268 Champ Summers, L OBP: 0.316, SLG: 0.379				F8			G3				L5			6-3		6	1	2	3	0	0	1													
Alan Fowlkes, R OBP: 0.250, SLG: 0.200 Fred Breining, R OBP: 0.444, SLG: 0.375 Duane Kuiper, L OBP: 0.273, SLG: 0.355 Jim Barr, C OBP: 0.231, SLG: 0.308 Dave Ekstrom, L OBP: 0.250, SLG: 0.348 Greg Mitton, S OBP: 0.197, SLG: 0.333 Max Venable, L OBP: 0.280, SLG: 0.412				6-3							SH3-4 1B 1B			3-1		1	0	0	0	0	0	0													
Inning Stats	R: 0 E: 0 K: 0 S: 3	H: 0 LOB: 2 BB: 2 P: 11	R: 0 E: 0 K: 0 S: 5	H: 0 LOB: 0 BB: 0 P: 5	R: 0 E: 0 K: 0 S: 3	H: 0 LOB: 0 BB: 0 P: 3	R: 2 E: 0 K: 0 S: 5	H: 2 LOB: 0 BB: 0 P: 5	R: 0 E: 0 K: 1 S: 6	H: 1 LOB: 2 BB: 1 P: 10	R: 3 E: 0 K: 0 S: 6	H: 3 LOB: 1 BB: 1 P: 10	R: 0 E: 0 K: 1 S: 5	H: 0 LOB: 0 BB: 0 P: 5	R: 1 E: 0 K: 1 S: 6	H: 2 LOB: 2 BB: 2 P: 14	R: 0 E: 0 K: 1 S: 5	H: 0 LOB: 0 BB: 0 P: 5	R: 0 E: 0 K: 0 S: 4	H: 1 LOB: 1 BB: 0 P: 4	R: 0 E: 0 K: 0 S: 4	H: 2 LOB: 2 BB: 1 P: 8		R: 0 E: 0 K: 0 S: 3	H: 0 LOB: 0 BB: 0 P: 3	R: 0 E: 0 K: 0 S: 4	H: 1 LOB: 1 BB: 0 P: 4	R: 0 E: 0 K: 1 S: 5	H: 1 LOB: 0 BB: 0 P: 5	R: 0 E: 0 K: 0 S: 4	H: 1 LOB: 1 BB: 0 P: 4	1B: 11 2B: 1 3B: 0 HR: 2	SF: 0 SAC: 3 DP: 2 HBP: 0	WP: 0 PB: 0 SB: 1 CS: 0	PA: 63
PITCHER	IP	WLS	BF	H	R	ER	SO	BB	IBB	HBP	BLK	WP	HR	S	P	ERA	WHIP																		
John Curtis, L ERA: 3.76	5.2		26	6	5	5	27	39								7.94	1.588																		
Dave Dravecky, L ERA: 6.75	0.0		1	0	0	0	0	1	0	0	0	0	0	0	4	∞	∞																		
Floyd Chiffer, R ERA: 1.95	2.1		10	2	1	1	2	1	1	0	0	0	0	12	20	3.86	1.286																		
Gary Lucas, L ERA: 3.43	0.2		2	0	0	0	1	0	0	0	0	0	0	4	4	0.00	0.000																		
Luis DelaCruz, R ERA: 2.04	4.1		17	4	0	0	0	0	1	0	0	0	0	16	20	0.00	0.923																		
PITCHER	IP	WLS	BF	H	R	ER	SO	BB	IBB	HBP	BLK	WP	HR	S	P	ERA	WHIP																		
Eric Show, R ERA: 1.75	2.0		7	2	0	0	1	0	0	0	0	0	0	9	9	0.00	1.000																		

San Diego Padres @ San Francisco Giants
 Candlestick Park, San Francisco, CA
 Sat Jun 26 1982, 6:33 AM EDT
 Att. 8,612 - Unknown

AB	53
R	6
H	14
RBI	6
BB	7
SO	6
LOB	20



Batter	1	2	3	4	5	6	7	8	9	AB	R	H	RBI	BB	SO	LOB
--------	---	---	---	---	---	---	---	---	---	----	---	---	-----	----	----	-----

Jim Wohlford, R <small>(1, 7)</small> <small>OBP: 0.340, SLG: 0.374</small>	0-0 5-3 			4-0 5-3 PB BB 		0-0 F9 		0-0 FC6-4 1-2f 		3	0	0	0	1	0	1						
Duane Kuiper, L <small>(1, 4)</small> <small>OBP: 0.369, SLG: 0.345</small>	0-3 K 			0-0 5-3 1-2 		0-3 K 			4-0 2B 5-3 BB 	3	1	0	0	1	2	1						
Chili Davis, S <small>(1, 8)</small> <small>OBP: 0.324, SLG: 0.401</small>	0-0 F2 			0-3 K 2-3 			0-0 L5 		0-0 2B 1-3 	4	0	1	0	0	1	1						
Jack Clark, R <small>(1, 9)</small> <small>OBP: 0.342, SLG: 0.445</small>		0-0 F7 		0-3 K 			0-0 6-3 		0-0 5-3 	4	0	0	1	0	1	2						
Bob Brenly, R <small>(1, 2)</small> <small>OBP: 0.366, SLG: 0.477</small> Milt May, L <small>(9, PH)</small> <small>OBP: 0.339, SLG: 0.410</small>		0-0 F3 			0-0 F8 		4-0 		4-0 	2	0	0	0	1	0	0						
Darrell Evans, L <small>(1, 3)</small> <small>OBP: 0.354, SLG: 0.423</small>		0-3 K 			0-0 		0-3 K 		0-3 K 	4	1	1	1	0	3	3						
Tom O'Malley, L <small>(1, 5)</small> <small>OBP: 0.312, SLG: 0.320</small> Joe Morgan, L <small>(9, PH)</small> <small>OBP: 0.396, SLG: 0.371</small>			0-0 		0-0 F8 			0-0 F9 	0-0 F6 	3	0	1	0	0	0	0						
Johnnie LeMaster, R <small>(1, 6)</small> <small>OBP: 0.248, SLG: 0.265</small>			0-3 K 1-2 		0-0 5-3 			0-3 K 		3	0	0	0	0	2	1						
Rich Gale, R <small>(1, 1)</small> <small>OBP: 0.250, SLG: 0.320</small> Al Holland, R <small>(6, 1)</small> <small>OBP: 0.053, SLG: 0.053</small> Guy Sularz, R <small>(8, PH)</small> <small>OBP: 0.302, SLG: 0.286</small> Fred Breining, R <small>(9, 1)</small> <small>OBP: 0.444, SLG: 0.375</small>			0-3 K 		0-3 K 		0-3 K 		4-0 FC6-4 BB 	1	0	0	0	0	1	0						
Inning Stats	R: 0 E: 0 K: 1 S: 5	H: 0 LOB: 0 BB: 0 P: 5	R: 0 E: 0 K: 1 S: 5	H: 0 LOB: 0 BB: 0 P: 5	R: 0 E: 0 K: 2 S: 7	H: 1 LOB: 0 BB: 0 P: 7	R: 0 E: 0 K: 2 S: 7	H: 0 LOB: 1 BB: 1 P: 11	R: 1 E: 0 K: 0 S: 4	H: 1 LOB: 0 BB: 0 P: 4	R: 0 E: 0 K: 2 S: 7	H: 0 LOB: 0 BB: 0 P: 7	R: 0 E: 0 K: 1 S: 5	H: 0 LOB: 1 BB: 1 P: 9	R: 0 E: 0 K: 1 S: 5	H: 0 LOB: 1 BB: 1 P: 9	R: 1 E: 0 K: 1 S: 6	H: 1 LOB: 2 BB: 2 P: 14	1B: 1 2B: 1 3B: 0 HR: 1	SF: 0 SAC: 0 DP: 0 HBP: 0	WP: 0 PB: 1 SB: 0 CS: 1	PA: 34

PITCHER	IP	WLS	BF	H	R	ER	SO	BB	IBB	HBP	BLK	WP	HR	S	P	ERA	WHIP
Tim Lollar, L <small>(1, 1)</small> <small>ERA: 2.7</small>	8.0	W	30	3	2	2	10	4	0	0	0	0	1	46	62	2.25	0.875
Floyd Chiffer, R <small>(9, 1)</small> <small>ERA: 1.89</small>	1.0	S	4	0	0	0	1	1	0	0	0	0	0	5	9	0.00	1.000


BOTTOM


San Diego Padres @ San Francisco Giants
 Candlestick Park, San Francisco, CA
 Sun Jun 27 1982, 6:33 AM EDT
 Att. 23,387 - Unknown

livebaseballscorecards.com

AB	29
R	2
H	3
RBI	2
BB	5
SO	11
LOB	11



Batter	1	2	3	4	5	6	7	8	9	AB R H RBI BB SO LOB	TOP																					
Eddie Milner, L (1, 7) OBP: 0.343, SLG: 0.391	0-3 K		0-0 1-H 3B		0-0 P4			0-0 4-3		4 0 1 1 0 1 0	<p>Cincinnati Reds @ San Francisco Giants Candlestick Park, San Francisco, CA</p> <p>Mon Jun 28 1982, 10:05 PM EDT Att. 10,867 - Unknown</p> <p>livebaseballscorecards.com</p> <table border="1"> <tr><td>AB</td><td>31</td></tr> <tr><td>R</td><td>1</td></tr> <tr><td>H</td><td>5</td></tr> <tr><td>RBI</td><td>1</td></tr> <tr><td>BB</td><td>4</td></tr> <tr><td>SO</td><td>7</td></tr> <tr><td>LOB</td><td>16</td></tr> </table> 	AB	31	R	1	H	5	RBI	1	BB	4	SO	7	LOB	16							
AB	31																															
R	1																															
H	5																															
RBI	1																															
BB	4																															
SO	7																															
LOB	16																															
Ron Oester, S (1, 4) OBP: 0.315, SLG: 0.350 Ben Hayes, R (5, 1) German Barranca, L (8, PH) OBP: 0.304, SLG: 0.432 Joe Price, R (8, 1)	0-0 G1-6-3 1B		0-3 K		0-0 1B			0-0 F9		3 0 2 0 0 1 1 0 0 0 0 0 0 0 1 0 0 0 0 0 0 0 0 0 0 0 0 0																						
Dave Concepcion, R (1, 6) OBP: 0.342, SLG: 0.379	0-0 G1-6-3 1-2f		4-0 BB		0-0 5-6-3			4-0 BB		2 0 0 0 2 0 2																						
Cesar Cedeno, R (1, 8) OBP: 0.358, SLG: 0.474		4-0 BB	0-0 F8		0-3 K			0-0 4-3		3 0 0 0 1 1 3																						
Dan Driessen, L (1, 3) OBP: 0.396, SLG: 0.457		0-3 K		0-0 6-3				0-0 4-3		4 0 1 0 0 1 1																						
Johnny Bench, R (1, 5) OBP: 0.300, SLG: 0.330		0-0 P6		0-0 1B				0-0 K		4 0 1 0 0 1 2																						
Duane Walker, L (1, 9) OBP: 0.302, SLG: 0.300		0-0 F8		0-3 K				0-3 K		4 0 0 0 0 2 3																						
Dave Vanorder, R (1, 2) OBP: 0.267, SLG: 0.286			4-0 3B BB		0-0 F8			0-0 4-3		3 1 0 0 1 0 3																						
Charlie Leibrandt, R (1, 1) OBP: 0.214, SLG: 0.154 Greg Harris, S (1, 1) OBP: 0.200, SLG: 0.200 Wayne Krenchicki, L (5, PH) OBP: 0.321, SLG: 0.400			0-0 F5		0-0 L4			0-0 4-3		0 0 0 0 0 0 0 1 0 0 0 0 0 1 2 0 0 0 0 0 0																						
Inning Stats	R: 0 E: 0 K: 1 S: 5	H: 1 LOB: 0 BB: 0 P: 5	R: 0 E: 0 K: 1 S: 5	H: 0 LOB: 1 BB: 1 P: 9	R: 1 E: 0 K: 1 S: 6	H: 1 LOB: 2 BB: 2 P: 14	R: 0 E: 0 K: 1 S: 6	H: 1 LOB: 1 BB: 0 P: 6	R: 0 E: 0 K: 2 S: 7	H: 0 LOB: 0 BB: 0 P: 7	R: 0 E: 0 K: 1 S: 5	H: 0 LOB: 0 BB: 0 P: 5	R: 0 E: 0 K: 0 S: 3	H: 0 LOB: 1 BB: 1 P: 7	R: 0 E: 1 K: 0 S: 4	H: 1 LOB: 1 BB: 0 P: 4	1B: 3 2B: 1 3B: 1 HR: 0	SF: 0 SAC: 0 DP: 2 HBP: 0	WP: 0 PB: 0 SB: 0 CS: 0	PA: 35												
PITCHER Renie Martin, R (1, 1) ERA: 4.58	IP 9.0	WLS W	BF 35	H 5	R 1	ER 1	SO 7	BB 4	IBB 0	HBP 0	BLK 0	WP 0	HR 0	S 45	P 61	ERA 1.00	WHIP 1.000															
											PITCHER	IP	WLS	BF	H	R	ER	SO	BB	IBB	HBP	BLK	WP	HR	S	P	ERA	WHIP				

Batter	1	2	3	4	5	6	7	8	9	AB R H RBI BB SO LOB	TOP														
Eddie Milner, L (1, 7) OBP: 0.342, SLG: 0.389	0-0 G3			0-3 K		0-0 S 1B			0-0 4-3	4 0 1 0 0 1 0	<p>Cincinnati Reds @ San Francisco Giants Candlestick Park, San Francisco, CA</p> <p>Tue Jun 29 1982, 10:05 PM EDT Att. 4,394 - Unknown</p> <p>livebaseballscorecards.com</p> <table border="1"> <tr><td>AB</td><td>31</td></tr> <tr><td>R</td><td>0</td></tr> <tr><td>H</td><td>4</td></tr> <tr><td>RBI</td><td>0</td></tr> <tr><td>BB</td><td>0</td></tr> <tr><td>SO</td><td>4</td></tr> <tr><td>LOB</td><td>5</td></tr> </table> 	AB	31	R	0	H	4	RBI	0	BB	0	SO	4	LOB	5
AB	31																								
R	0																								
H	4																								
RBI	0																								
BB	0																								
SO	4																								
LOB	5																								
Ron Oester, S (1, 4) OBP: 0.312, SLG: 0.346	0-0 6-3			0-0 6-3		0-0 F8			0-0 P3	4 0 0 0 0 0 1															
Dave Concepcion, R (1, 6) OBP: 0.344, SLG: 0.380	0-0 G3			0-0 1B 1B		0-0 4-3			0-0 1B	4 0 2 0 0 0 1															
Cesar Cedeno, R (1, 8) OBP: 0.357, SLG: 0.470		0-0 4-3		0-0 1-3 1B		0-0 L6			0-0 F9	4 0 1 0 0 0 1															
Johnny Bench, R (1, 5) OBP: 0.297, SLG: 0.326		0-0 F8		0-3 K		0-0 5-3				3 0 0 0 0 1 2															
Dan Driessen, L (1, 3) OBP: 0.392, SLG: 0.452		0-0 4-3			0-0 B1-3		0-0 6-3			3 0 0 0 0 0 0															
Paul Householder, S (1, 9) OBP: 0.245, SLG: 0.300			0-0 6-3		0-0 P4			0-0 B1-3		3 0 0 0 0 0 0															
Dave Vangorder, R (1, 2) OBP: 0.222, SLG: 0.235			0-0 1-3		0-0 F9			0-0 F3		3 0 0 0 0 0 0															
Bob Shirley, R (1, 1) OBP: 0.167, SLG: 0.167 Joe Price, R (6, 1) Rafael Landestoy, S (8, PH) OBP: 0.264, SLG: 0.280 Jim Kern, R (8, 1)			0-3 K		0-0 F9			0-3 K		2 0 0 0 0 1 0 0 0 0 0 0 0 0 1 0 0 0 0 1 0 0 0 0 0 0 0 0															
Inning Stats	R: 0 H: 0 E: 0 LOB: 0 K: 0 BB: 0 S: 3 P: 3	R: 0 H: 0 E: 0 LOB: 0 K: 0 BB: 0 S: 3 P: 3	R: 0 H: 0 E: 0 LOB: 0 K: 1 BB: 0 S: 5 P: 5	R: 0 H: 2 E: 0 LOB: 2 K: 2 BB: 0 S: 9 P: 9	R: 0 H: 0 E: 0 LOB: 0 K: 0 BB: 0 S: 3 P: 3	R: 0 H: 1 E: 0 LOB: 1 K: 0 BB: 0 S: 4 P: 4	R: 0 H: 0 E: 0 LOB: 0 K: 0 BB: 0 S: 3 P: 3	R: 0 H: 0 E: 0 LOB: 0 K: 1 BB: 0 S: 5 P: 5	R: 0 H: 1 E: 0 LOB: 1 K: 0 BB: 0 S: 4 P: 4	1B: 4 SF: 0 2B: 0 SAC: 0 3B: 0 DP: 0 HR: 0 HBP: 0	WP: 0 PA: 31 PB: 0 SB: 1 CS: 0														
PITCHER Atlee Hammaker, L (1, 1) ERA: 4.56	IP WLS BF H R ER SO BB IBB HBP BLK WP HR S P ERA WHIP											PITCHER IP WLS BF H R ER SO BB IBB HBP BLK WP HR S P ERA WHIP													

Batter	1	2	3	4	5	6	7	8	9	AB R H RBI BB SO LOB	TOP																
Joe Morgan, L (1, 4) OBP: 0.392, SLG: 0.397	0-0 G1		0-0 F5		0-0 F9		0-0 2B		0-0 HR	5 1 2 3 0 0 2	San Francisco Giants @ San Diego Padres Jack Murphy Stadium, San Diego, CA Fri Jul 02 1982, 10:05 PM EDT Unknown livebaseballscorecards.com																
Johnnie LeMaster, R (1, 6) OBP: 0.258, SLG: 0.278	0-3 K			0-0 5-3		0-0 HR 1B	0-0 F7		0-0 4-3	5 1 1 0 0 1 2																	
Chili Davis, S (1, 8) OBP: 0.326, SLG: 0.396	0-3 K			0-0 F7		0-0 HR 1B		0-0 F3	0-0 5-3	5 1 1 0 0 1 1																	
Jack Clark, R (1, 9) OBP: 0.342, SLG: 0.450		0-0 F8		0-0 2B		0-0 HR		0-0 4-3		4 1 2 3 0 0 0																	
Jim Wohlford, R (1, 7) OBP: 0.333, SLG: 0.364		0-0 4-3		0-3 K		0-0 F9		0-0 6-3		4 0 0 0 0 1 1																	
Darrell Evans, L (1, 3) OBP: 0.354, SLG: 0.436		0-0 4-3			0-0 HR	0-0 1-3			4-0 FC1-6 BB	3 1 1 1 1 0 0																	
Guy Sularz, R (1, 5) OBP: 0.288, SLG: 0.273			0-0 L4		0-0 F5	0-0 6-3			0-0 FC1-6 1B E	4 1 0 0 0 0 1																	
Milt May, L (1, 2) OBP: 0.342, SLG: 0.415			0-0		0-0		0-0 1-3		0-0 E	4 0 3 0 0 0 0																	
Max Venable, L (9, PR) OBP: 0.302, SLG: 0.390									1-3 HR	0 1 0 0 0 0 0																	
Greg Minton, S (9, 1) OBP: 0.143, SLG: 0.286									1B HR	0 0 0 0 0 0 0																	
Alan Fowlkes, R (1, 1) OBP: 0.235, SLG: 0.188			0-3 K		0-0 F3		0-3 K		0-0 E6 HR	1 0 0 0 0 1 1																	
Reggie Smith, S (5, PH) OBP: 0.317, SLG: 0.397										1 0 0 0 0 0 1																	
Al Holland, R (5, 1) OBP: 0.050, SLG: 0.050										1 0 0 0 0 1 0																	
Bob Brenly, R (9, PH) OBP: 0.363, SLG: 0.444										1 1 0 1 0 0 1																	
Inning Stats	R: 0 E: 0 K: 2 S: 7	H: 0 LOB: 0 BB: 0 P: 7	R: 0 E: 0 K: 0 S: 3	H: 0 LOB: 0 BB: 0 P: 3	R: 0 E: 0 K: 1 S: 6	H: 1 LOB: 1 BB: 0 P: 6	R: 0 E: 0 K: 1 S: 6	H: 1 LOB: 1 BB: 0 P: 6	R: 1 E: 0 K: 0 S: 5	H: 2 LOB: 1 BB: 0 P: 5	R: 3 E: 0 K: 0 S: 6	H: 3 LOB: 0 BB: 0 P: 6	R: 0 E: 0 K: 1 S: 6	H: 1 LOB: 1 BB: 0 P: 6	R: 0 E: 0 K: 0 S: 3	H: 0 LOB: 0 BB: 0 P: 3	R: 4 E: 1 K: 0 S: 6	H: 2 LOB: 1 BB: 1 P: 10	1B: 5 2B: 2 3B: 0 HR: 3	SF: 0 SAC: 0 DP: 0 HBP: 0	WP: 0 PB: 0 SB: 0 CS: 0	PA: 39					
PITCHER	IP WLS BF H R ER SO BB IBB HBP BLK WP HR S P ERA WHIP																										
John Curtis, L (1, 1) ERA: 3.86	5.0		21	6	3	3	4	0	0	0	0	0	1	29	29	5.40	1.200										
Floyd Chiffer, R (6, 1) ERA: 2.58	2.0		8	2	1	1	1	0	0	0	0	0	1	10	10	4.50	1.000										
Dave Dravecky, L (8, 1) ERA: 5.0	1.1	L	6	1	2	2	0	1	0	0	0	0	0	5	9	13.50	1.500										
Gary Lucas, L (9, 1) ERA: 3.48	0.2		4	1	2	1	0	0	0	0	0	0	1	4	4	13.50	1.500										



Batter	1	2	3	4	5	6	7	8	9	AB	R	H	RBI	BB	SO	LOB
Gene Richards, L (1, 7) OBP: 0.348, SLG: 0.369	0-0 1B S FC 1B	0-0 F7		0-3 K			0-0 6-3		0-0 4-3	5	1	1	0	0	1	3
Tim Flannery, L (1, 4) OBP: 0.324, SLG: 0.336	0-0 1-3 2B FC 1B	0-0 3-1			0-0 F5		0-0 F7			4	1	1	0	0	0	1
Garry Templeton, S (1, 6) OBP: 0.287, SLG: 0.376	0-0 2B SF7 FC		0-0 F7		0-0 F9			0-3 K		4	1	0	1	0	1	1
Ruppert Jones, L (1, 8) OBP: 0.406, SLG: 0.476	0-0 1-3 2-H 2B 4-3		0-0 F7		0-3 K			0-0 HR		4	1	2	2	0	1	0
Sixto Lezcano, R (1, 9) OBP: 0.374, SLG: 0.459	0-0 SF7		0-0 F7			4-0 FC6-4 BB		4-0 S BB		1	0	0	1	2	0	0
Alan Wiggins, S (8, PR) OBP: 0.319, SLG: 0.303	0-0 3-H									0	0	0	0	0	0	0
Terry Kennedy, L (1, 2) OBP: 0.289, SLG: 0.452	0-0 4-3			0-0 FC4-6 1B		0-3 K		0-3 K		4	0	1	0	0	2	3
Broderick Perkins, L (1, 3) OBP: 0.378, SLG: 0.393	0-0 4-3			0-0 FC4-6 1B 1-2f		0-3 K		0-3 K		4	0	0	0	0	2	5
Luis Salazar, R (1, 5) OBP: 0.255, SLG: 0.337		0-0 S 1B		0-0 F8		0-0 FC6-4 1-2f			0-0 6-3	4	0	1	0	0	0	2
John Curtis, L (1, 1) OBP: 0.250, SLG: 0.321		0-3 K		0-0 1B					0-0 F4	2	0	1	0	0	1	1
Floyd Chittler, R (6, 1)										0	0	0	0	0	0	0
Dave Edwards, R (7, PH) OBP: 0.207, SLG: 0.345										0	1	0	0	0	0	0
Dave Dravecky, R (8, 1)										0	0	0	0	0	0	0
Gary Lucas, L (9, 1)										0	0	0	0	0	0	0
Joe Lefebvre, L (9, PH) OBP: 0.237, SLG: 0.217		1-2 K		1-2 1B					0-0 F4	1	0	0	0	0	0	0

Inning Stats	R: 3	H: 3	E: 0	K: 0	S: 7	H: 3	LOB: 1	BB: 0	P: 7	R: 0	H: 1	E: 0	K: 1	S: 6	H: 0	LOB: 1	BB: 0	P: 6	R: 0	H: 0	E: 0	K: 0	S: 3	H: 0	LOB: 0	BB: 0	P: 3	R: 0	H: 2	E: 0	K: 1	S: 7	H: 0	LOB: 2	BB: 0	P: 7	R: 0	H: 0	E: 0	K: 1	S: 5	H: 0	LOB: 0	BB: 0	P: 5	R: 0	H: 0	E: 0	K: 2	S: 7	H: 0	LOB: 1	BB: 1	P: 11	R: 0	H: 0	E: 0	K: 0	S: 3	H: 1	LOB: 2	BB: 1	P: 14	R: 0	H: 0	E: 0	K: 0	S: 3	H: 0	LOB: 0	BB: 0	P: 3	R: 1	H: 1	E: 0	K: 3	S: 10	H: 1	LOB: 2	BB: 1	P: 14	R: 0	H: 0	E: 0	K: 0	S: 3	H: 0	LOB: 0	BB: 0	P: 3	1B: 5	SF: 1	2B: 1	SAC: 0	3B: 0	DP: 0	HR: 1	HBP: 0	WP: 0	PA: 37
--------------	------	------	------	------	------	------	--------	-------	------	------	------	------	------	------	------	--------	-------	------	------	------	------	------	------	------	--------	-------	------	------	------	------	------	------	------	--------	-------	------	------	------	------	------	------	------	--------	-------	------	------	------	------	------	------	------	--------	-------	-------	------	------	------	------	------	------	--------	-------	-------	------	------	------	------	------	------	--------	-------	------	------	------	------	------	-------	------	--------	-------	-------	------	------	------	------	------	------	--------	-------	------	-------	-------	-------	--------	-------	-------	-------	--------	-------	--------

PITCHER	IP	WLS	BF	H	R	ER	SO	BB	IBB	HBP	BLK	WP	HR	S	P	ERA	WHIP
Alan Fowlkes, R (1, 1) ERA: 5.79	4.0		19	6	3	3	2	0	0	0	0	0	0	23	23	6.75	1.500
Al Holland, L (5, 1) ERA: 3.81	4.0	W	15	1	1	1	6	2	0	0	0	0	1	25	33	2.25	0.750
Greg Minton, R (9, 1) ERA: 2.21	1.0		3	0	0	0	0	0	0	0	0	0	0	3	3	0.00	0.000


BOTTOM

San Francisco Giants @ San Diego Padres
Jack Murphy Stadium, San Diego, CA

Fri Jul 02 1982, 10:05 PM EDT
 Unknown

AB	34
R	4
H	7
RBI	4
BB	2
SO	8
LOB	16

livebaseballscorecards.com



Batter	1	2	3	4	5	6	7	8	9	AB R H RBI BB SO LOB	TOP	
Duane Kuiper, L (1, 4) <small>OBP: 0.393, SLG: 0.364</small> Reggie Smith, S (9, PH) <small>OBP: 0.314, SLG: 0.394</small> Max Venable, L (9, PR) <small>OBP: 0.302, SLG: 0.390</small>	4-0 		0-3 		0-0 		0-0 		0-0 	3 0 1 0 1 1 0 1 0 0 0 0 0 2 0 0 0 0 0 0 0	San Francisco Giants @ San Diego Padres Jack Murphy Stadium, San Diego, CA Fri Jul 02 1982, 10:05 PM EDT Att: 26,120 - Unknown livebaseballscorecards.com	
Johnnie LeMaster, R (1, 6) <small>OBP: 0.257, SLG: 0.277</small>	0-0 		0-0 		0-0 		0-0 	0-0 	5 0 1 0 0 0 3			
Chili Davis, S (1, 8) <small>OBP: 0.325, SLG: 0.397</small>	0-0 		0-0 		0-0 		0-0 		4 1 1 0 0 0 2			
Jack Clark, R (1, 9) <small>OBP: 0.345, SLG: 0.451</small>		0-0 	0-0 		0-0 		0-0 		4 0 2 1 0 0 2			
Jim Wohlford, R (1, 7) <small>OBP: 0.332, SLG: 0.367</small>		0-0 	0-0 		0-0 		0-0 		4 1 1 0 0 0 1			
Darrell Evans, L (1, 3) <small>OBP: 0.352, SLG: 0.433</small>		0-0 		0-0 		0-0 		0-0 		4 0 1 0 0 0 1		
Bob Brenly, R (1, 2) <small>OBP: 0.369, SLG: 0.432</small>		4-0 		0-0 		0-0 		4-0 	2 0 0 0 2 0 1			
Tom O'Malley, L (1, 5) <small>OBP: 0.340, SLG: 0.353</small>		0-0 		0-0 		4-0 		0-0 	3 0 1 1 1 0 1			
Rich Gale, R (1, 1) <small>OBP: 0.226, SLG: 0.286</small> Gary Lavelle, S (7, 1) <small>OBP: 0.333, SLG: 0.500</small> Joe Morgan, L (9, PH) <small>OBP: 0.394, SLG: 0.397</small>		0-3 		0-3 	0-3 	0-3 		4-0 	3 0 0 0 0 3 4 0 0 0 0 0 0 0 0 0 0 0 1 0 0			
Inning Stats	R: 0 H: 0 E: 0 LOB: 0 K: 0 BB: 1 S: 2 P: 6	R: 1 H: 3 E: 0 LOB: 2 K: 1 BB: 1 S: 7 P: 11	R: 1 H: 2 E: 0 LOB: 1 K: 1 BB: 0 S: 7 P: 7	R: 0 H: 0 E: 0 LOB: 0 K: 0 BB: 0 S: 3 P: 3	R: 0 H: 2 E: 0 LOB: 2 K: 1 BB: 0 S: 7 P: 7	R: 0 H: 1 E: 0 LOB: 2 K: 1 BB: 1 S: 6 P: 10	R: 0 H: 0 E: 0 LOB: 0 K: 0 BB: 0 S: 3 P: 3	R: 0 H: 0 E: 0 LOB: 0 K: 0 BB: 0 S: 3 P: 3	R: 0 H: 0 E: 0 LOB: 2 K: 0 BB: 2 S: 3 P: 11	1B: 6 SF: 0 2B: 2 SAC: 0 3B: 0 DP: 1 HR: 0 HBP: 0	WP: 0 PA: 38 PB: 0 SB: 1 CS: 1	
PITCHER Tim Lollar, L (1, 1) <small>ERA: 2.67</small> Gary Lucas, L (9, 1) <small>ERA: 3.4</small>	IP WLS BF H R ER SO BB IBB HBP BLK WP HR S P ERA WHIP 8.0 W 34 8 2 2 4 3 1 0 0 0 0 38 54 2.25 1.375 1.0 S 4 0 0 0 0 1 0 0 0 0 0 0 3 7 0.00 1.000											PITCHER IP WLS BF H R ER SO BB IBB HBP BLK WP HR S P ERA WHIP



Batter	1	2	3	4	5	6	7	8	9	AB	R	H	RBI	BB	SO	LOB
Gene Richards, L (1, 7) OBP: 0.346, SLG: 0.364 Alan Wiggins, S (9, 7) OBP: 0.319, SLG: 0.303	0-0 5-3		4-0 CS BB			0-0 3-1		0-0 F6		3	0	0	0	1	0	0
Tim Flannery, L (1, 4) OBP: 0.331, SLG: 0.343	0-0 1B		0-0 CS 1-2	0-0 3-1			0-0 3B 1B			3	1	2	0	0	0	0
Garry Templeton, S (1, 6) OBP: 0.287, SLG: 0.382	0-3 K			0-0 6-3			0-0 1-H SF8 3B			3	1	1	1	0	1	1
Ruppert Jones, L (1, 8) OBP: 0.402, SLG: 0.472	0-0 G3			0-0 4-3			0-0 SF8			2	0	0	1	0	0	1
Sixto Lezcano, R (1, 9) OBP: 0.373, SLG: 0.457		0-0 G3-6-3 1B			0-0 5-3		0-0 F9			3	0	1	0	0	0	0
Terry Kennedy, L (1, 2) OBP: 0.289, SLG: 0.462		0-0 G3-6-3 1-2f			0-0 F8		0-0 HR			3	1	1	1	0	0	1
Broderick Perkins, L (1, 3) OBP: 0.371, SLG: 0.386		0-0 L3			0-0 F8		0-0 4-3			3	0	0	0	0	0	0
Luis Salazar, R (1, 5) OBP: 0.252, SLG: 0.333			0-0 2-3			0-0 F9		0-0 1-3		3	0	0	0	0	0	0
Tim Lollar, L (1, 1) OBP: 0.304, SLG: 0.467 Gary Lucas, L (9, 1)			0-0 F6			0-0 F5		0-0 F4		3	0	0	0	0	0	0

Inning Stats	R: 0	H: 1	E: 0	LOB: 1	K: 1	S: 6	P: 6	R: 0	H: 1	E: 0	LOB: 0	K: 0	S: 3	P: 3	R: 0	H: 0	E: 0	LOB: 0	K: 0	S: 2	P: 6	R: 0	H: 0	E: 0	LOB: 0	K: 0	S: 3	P: 3	R: 0	H: 0	E: 0	LOB: 0	K: 0	S: 3	P: 3	R: 3	H: 3	E: 0	LOB: 0	K: 0	S: 6	P: 6	R: 0	H: 0	E: 0	LOB: 0	K: 0	S: 3	P: 3	R: 0	H: 0	E: 0	LOB: 0	K: 0	S: 3	P: 3
1B: 3	SF: 1	2B: 0	SAC: 0	3B: 1	DP: 1	HR: 1	HBP: 0	WP: 0	PA: 29	CS: 1																																														

PITCHER	IP	WLS	BF	H	R	ER	SO	BB	IBB	HBP	BLK	WP	HR	S	P	ERA	WHIP
Rich Gale, R (1, 1) ERA: 4.59	6.0		21	4	2	2	1	1	0	0	0	0	0	22	26	3.00	0.833
Gary Lavelle, L (7, 1) ERA: 2.92	2.0	L	7	1	1	1	0	0	0	0	0	0	1	7	7	4.50	0.500

BOTTOM

San Francisco Giants @ San Diego Padres
Jack Murphy Stadium, San Diego, CA

livebaseballscorecards.com

AB	26
R	3
H	5
RBI	3
BB	1
SO	1
LOB	3



WP	PA	ERA	WHIP
0	29		

Fri Jul 02 1982, 10:05 PM EDT
Att. 26,120 - Unknown

Batter	1	2	3	4	5	6	7	8	9	10	11	12	13	14	15	AB	R	H	RBI	BB	SO	LOB	TOP				
Duane Kuiper, L OBP: 0.395, SLG: 0.378 (1, 4)	0-0 SF8 3B	0-0 F7			0-0 G6-3 1B		0-0 3-1		0-0 4-3			0-0 F6		4-0 BB		6	1	2	0	1	0	2					
Johnnie LeMaster, R OBP: 0.256, SLG: 0.281 (1, 6)	0-0 5-3		0-0 1B 2B		0-0 G6-3 1-2		0-0 F2		0-0 K	0-3 K		0-0 FC3-6 SH1-3 1B	0-3 K		7	1	2	0	0	2	3						
Chili Davis, S OBP: 0.330, SLG: 0.411 (1, 8)	0-0 SF8		0-0 1-1-3 1B		4-0 1B BB		0-0 FC6-4 1B		0-0 F8	0-0 K		0-0 SH1-3		0-0 HR	4	1	3	3	1	0	0						
Jack Clark, R OBP: 0.347, SLG: 0.460 (1, 9)	0-0 HR		0-0 F8		0-0 1-3 1B		0-0 FC6-4		0-3 K	0-3 K		4-0 FC3-6 BB		0-3 K	6	1	2	1	1	2	2						
Jim Wohlford, R OBP: 0.326, SLG: 0.389 (8, 1)	0-0 6-3		0-0 L1-3		0-0 5-3		0-3 K		0-0 F9		0-0 E3	0-0 FC3-6 IBB		0-3 K	4	0	0	0	0	1	3						
Gary Lavelle, S OBP: 0.231, SLG: 0.500 (8, 1)																											
Jim Barr, R OBP: 0.231, SLG: 0.308 (11, PH)																											
Reggie Smith, S OBP: 1.213, SLG: 0.391 (11, PH)																											
Al Holland, R OBP: 0.050, SLG: 0.050 (13, PH)																											
Dave Bergman, S OBP: 0.126, SLG: 0.353 (13, PH)																											
Greg Minton, S OBP: 0.126, SLG: 0.250 (13, 1)																											
Darrell Evans, L OBP: 0.354, SLG: 0.434 (1, 3)		0-0 FC1-4-5 2B		0-0 F9		0-0 G3		0-0 L3		0-0 E3	0-0 G5-4-3		4-0 IBB		0-0 1B	6	0	2	0	1	0	0					
Bob Brenly, R OBP: 0.348, SLG: 0.405 (1, 2)		0-0 FC1-4-5-1 S		0-0 F7		0-0 5-3		0-0 1-3		0-0 G5-4-3		0-0 4-3		0-0 F8	5	0	0	0	0	0	2						
Milt May, L OBP: 0.338, SLG: 0.411 (13, 2)		2-3																									
Tom O'Malley, L OBP: 0.340, SLG: 0.343 (1, 5)		4-0 BB 1-2 BB		4-0 BB		0-0 E4 FC6-4		0-0 G3		0-0 1-3		0-0 G3		0-3 K	4	0	0	0	2	1	0						
Renie Martin, R OBP: 0.292, SLG: 0.375 (1, 1)		0-3 K		0-3 K		0-0 FC6-4		0-0 F9		0-0 F9		0-0 G3		0-0 F9	3	0	0	0	0	2	4						
Max Venable, L OBP: 0.283, SLG: 0.364 (8, 7)																											
Inning Stats	R: 2 E: 0 K: 0 S: 5	H: 2 LOB: 0 BB: 0 P: 5	R: 0 E: 0 K: 1 S: 6	H: 1 LOB: 2 BB: 1 P: 10	R: 1 E: 0 K: 1 S: 4	H: 2 LOB: 0 BB: 0 P: 4	R: 0 E: 0 K: 1 S: 5	H: 0 LOB: 1 BB: 1 P: 9	R: 0 E: 0 K: 0 S: 4	H: 0 LOB: 0 BB: 0 P: 4	R: 0 E: 0 K: 1 S: 5	H: 0 LOB: 0 BB: 0 P: 5	R: 0 E: 0 K: 2 S: 7	H: 0 LOB: 0 BB: 0 P: 7	R: 0 E: 0 K: 0 S: 3	H: 0 LOB: 0 BB: 0 P: 3	R: 0 E: 0 K: 0 S: 3	R: 0 E: 0 K: 0 S: 4	H: 1 LOB: 3 BB: 2 P: 12	R: 0 E: 0 K: 2 S: 7	H: 0 LOB: 1 BB: 1 P: 11	R: 1 E: 0 K: 2 S: 9	H: 2 LOB: 1 BB: 0 P: 9	1B: 6 2B: 3 3B: 1 HR: 2	SF: 1 SAC: 1 DP: 3 HBP: 0	WP: 0 PB: 0 SB: 1 CS: 0	PA: 61
PITCHER	IP	WLS	BF	H	R	ER	SO	BB	IBB	HBP	BLK	WP	HR	S	P	ERA	WHIP										
Chris Welsh, L ERA: 4.29 (1, 1)	7.0		31	8	3	3	2	3	0	0	0	0	1	32	44	3.86	1.571										
Luis DeLeon, R ERA: 1.88 (8, 1)	3.0		9	0	0	0	3	0	0	0	0	0	0	15	15	0.00	0.000										
Gary Lucas, L ERA: 3.25 (11, 1)	2.0		6	0	0	0	0	0	0	0	0	0	0	6	6	0.00	0.000										
Eric Show, R ERA: 2.16 (13, 1)	2.0		10	1	0	0	2	2	1	0	0	0	0	11	23	0.00	1.500										
Floyd Chiffer, R ERA: 2.75 (15, 1)	1.0	L	5	2	1	1	2	0	0	0	0	0	1	9	9	9.00	2.000										

San Francisco Giants @ San Diego Padres
Jack Murphy Stadium, San Diego, CA

Sat Jul 03 1982, 10:05 PM EDT
Att: 44,981 - Unknown

livebaseballscores.com

AB 53
R 4
H 11
RBI 4
BB 6
SO 9
LOB 22



Batter	1	2	3	4	5	6	7	8	9	AB R H RBI BB SO LOB	TOP	
Johnnie LeMaster, R (1, 6) <small>OBP: 0.258, SLG: 0.278</small>	0-3 		0-0 			4-0 	0-0 			3 1 0 0 1 1 0	San Francisco Giants @ San Diego Padres Jack Murphy Stadium, San Diego, CA Sun Jul 04 1982, 6:33 AM EDT Att: 12,567 - Unknown livebaseballscorecards.com	
Max Venable, L (1, 7) <small>OBP: 0.260, SLG: 0.333</small>	0-0 			0-0 		0-0 		0-0 		4 0 0 0 0 0 1		
Chili Davis, S (1, 8) <small>OBP: 0.330, SLG: 0.419</small>	0-0 			0-0 		0-0 		0-0 		4 1 1 2 0 0 0		
Jack Clark, R (1, 9) <small>OBP: 0.345, SLG: 0.468</small>		0-0 		0-0 		0-0 		0-0 		4 1 1 1 0 0 0		
Milt May, L (1, 2) <small>OBP: 0.342, SLG: 0.410</small>		0-0 			0-0 	4-0 		0-0 		3 0 1 0 1 0 0		
Reggie Smith, S (1, 3) Dave Bergman, L (6, 3) <small>OBP: 0.313, SLG: 0.389</small> <small>OBP: 0.358, SLG: 0.348</small>		0-0 			0-0 	0-0 		0-0 		3 0 1 0 0 0 2 1 0 0 0 0 0 0		
Tom O'Malley, L (1, 5) Greg Minton, S (9, 1) <small>OBP: 0.337, SLG: 0.340</small> <small>OBP: 0.125, SLG: 0.250</small>		0-0 			0-0 	0-0 		0-0 		4 0 1 0 0 0 3 0 0 0 0 0 0 0		
Duane Kuiper, L (1, 4) <small>OBP: 0.383, SLG: 0.372</small>			0-3 		0-0 		4-0 			2 0 0 0 1 1 2		
Atlee Hammaker, S (1, 1) Guy Sularz, R (9, 5) <small>OBP: 0.074, SLG: 0.074</small> <small>OBP: 0.288, SLG: 0.273</small>			0-0 		0-3 		0-0 			3 0 0 0 0 1 3 0 0 0 0 0 0 0		
Inning Stats	R: 0 H: 0 E: 0 LOB: 0 K: 1 BB: 0 S: 5 P: 5	R: 0 H: 1 E: 1 LOB: 1 K: 0 BB: 0 S: 4 P: 4	R: 0 H: 0 E: 0 LOB: 0 K: 1 BB: 0 S: 5 P: 5	R: 0 H: 0 E: 0 LOB: 0 K: 0 BB: 0 S: 3 P: 3	R: 0 H: 2 E: 0 LOB: 2 K: 1 BB: 0 S: 7 P: 7	R: 3 H: 2 E: 0 LOB: 1 K: 0 BB: 2 S: 5 P: 13	R: 0 H: 0 E: 0 LOB: 0 K: 0 BB: 1 S: 2 P: 6	R: 0 H: 0 E: 0 LOB: 0 K: 0 BB: 0 S: 3 P: 3	R: 0 H: 0 E: 0 LOB: 0 K: 0 BB: 0 S: 3 P: 3	1B: 3 SF: 0 2B: 0 SAC: 0 3B: 0 DP: 2 HR: 2 HBP: 0		WP: 0 PA: 34 PB: 0 SB: 0 CS: 0
PITCHER John Montefusco, R (1, 1) <small>ERA: 3.98</small> Dave Dravecky, L (6, 1) <small>ERA: 3.55</small>	IP WLS BF H R ER SO BB IBB HBP BLK WP HR S P ERA WHIP 5.1 0 23 5 3 3 3 2 0 0 0 0 2 27 35 5.06 1.312											PITCHER IP WLS BF H R ER SO BB IBB HBP BLK WP HR S P ERA WHIP 3.2 W 11 0 0 0 0 1 0 0 0 0 0 10 14 0.00 0.273



BOTTOM

San Francisco Giants @ San Diego Padres
Jack Murphy Stadium, San Diego, CA

livebaseballscorecards.com

AB 31
R 4
H 9
RBI 4
BB 3
SO 8
LOB 8



WP: 1 PA: 36
PB: 0
SB: 2
CS: 0

Sun Jul 04 1982, 6:33 AM EDT
Att. 12,567 - Unknown

Batter	1	2	3	4	5	6	7	8	9	AB	R	H	RBI	BB	SO	LOB
Alan Wiggins, S OBP: 0.321, SLG: 0.311 (1, 9)	0-0 S 1B		0-3 K		0-0 2B		0-0 G6-4-3 1-2f			4	1	2	0	0	1	1
Gene Richards, L OBP: 0.347, SLG: 0.361 (1, 7)	0-0 BLK 1B		0-0 1B		0-0 6-3			0-0 F7		4	0	2	1	0	0	1
Luis Salazar, R OBP: 0.254, SLG: 0.333 (1, 5)	0-0 F9		0-0 G6-4-3 1B		0-0 F4			0-0 F9		4	0	1	0	0	0	1
Kurt Bevacqua, R OBP: 0.324, SLG: 0.310 (1, 3)	0-3 K		0-0 G6-4-3		0-0 5-3			0-3 K		4	0	0	0	0	2	3
Dave Edwards, R OBP: 0.212, SLG: 0.333 (1, 8)	0-3 K			0-0 F9		0-0 L4			0-0 WP SF9 1B	4	1	1	0	0	1	1
Joe Pittman, R OBP: 0.255, SLG: 0.298 Tim Flannery, L OBP: 0.328, SLG: 0.341 (1, 4) (6, 4)		0-0 F8		0-0 F3			0-0 HR 1B		0-0 SH5-4	2	0	0	0	0	0	0
Mario Ramirez, R OBP: 0.250, SLG: 0.227 Garry Templeton, S OBP: 0.291, SLG: 0.392 (1, 6) (7, PH) (8, 6)		0-3 K		0-0 F8			0-0 HR		4-0 WP IBB	2	0	0	0	0	1	0
Steve Swisher, R OBP: 0.273, SLG: 0.429 Sixto Lezcano, R OBP: 0.367, SLG: 0.445 (1, 2) (9, PH)		0-0 1B			0-0 6-3		0-3 K		4-0 BB	3	0	1	0	0	1	0
John Montefusco, R OBP: 0.147, SLG: 0.094 Dave Dravecky, R OBP: 0.289, SLG: 0.459 (1, 1) (6, 1) (9, PH)		0-3 K			0-3 K		4-0 G6-4-3 BB		0-0 SF9	2	0	0	0	0	2	1

Batter	1	2	3	4	5	6	7	8	9
Alan Wiggins, S OBP: 0.321, SLG: 0.311 (1, 9)	0-0 S 1B		0-3 K		0-0 2B		0-0 G6-4-3 1-2f		
Gene Richards, L OBP: 0.347, SLG: 0.361 (1, 7)	0-0 BLK 1B		0-0 1B		0-0 6-3			0-0 F7	
Luis Salazar, R OBP: 0.254, SLG: 0.333 (1, 5)	0-0 F9		0-0 G6-4-3 1B		0-0 F4			0-0 F9	
Kurt Bevacqua, R OBP: 0.324, SLG: 0.310 (1, 3)	0-3 K		0-0 G6-4-3		0-0 5-3			0-3 K	
Dave Edwards, R OBP: 0.212, SLG: 0.333 (1, 8)	0-3 K			0-0 F9		0-0 L4			0-0 WP SF9 1B
Joe Pittman, R OBP: 0.255, SLG: 0.298 Tim Flannery, L OBP: 0.328, SLG: 0.341 (1, 4) (6, 4)		0-0 F8		0-0 F3			0-0 HR 1B		0-0 SH5-4
Mario Ramirez, R OBP: 0.250, SLG: 0.227 Garry Templeton, S OBP: 0.291, SLG: 0.392 (1, 6) (7, PH) (8, 6)		0-3 K		0-0 F8			0-0 HR		4-0 WP IBB
Steve Swisher, R OBP: 0.273, SLG: 0.429 Sixto Lezcano, R OBP: 0.367, SLG: 0.445 (1, 2) (9, PH)		0-0 1B			0-0 6-3		0-3 K		4-0 BB
John Montefusco, R OBP: 0.147, SLG: 0.094 Dave Dravecky, R OBP: 0.289, SLG: 0.459 (1, 1) (6, 1) (9, PH)		0-3 K			0-3 K		4-0 G6-4-3 BB		0-0 SF9

Inning Stats	R: 1	H: 2	E: 0	K: 2	S: 9	H: 2	LOB: 1	BB: 0	P: 9	R: 0	H: 1	E: 0	K: 2	S: 8	H: 2	LOB: 1	BB: 0	P: 8	R: 0	H: 2	E: 0	K: 1	S: 6	H: 2	LOB: 1	BB: 0	P: 6	R: 0	H: 0	E: 0	K: 0	S: 3	R: 0	H: 1	E: 0	K: 1	S: 6	R: 0	H: 0	E: 0	K: 0	S: 3	R: 2	H: 2	E: 0	K: 1	S: 6	R: 0	H: 0	E: 0	K: 1	S: 5	R: 0	H: 0	E: 0	K: 1	S: 5	R: 1	H: 1	E: 0	K: 0	S: 3	1B: 7	2B: 1	3B: 0	HR: 1	SF: 1	SAC: 1	DP: 2	HBP: 0	WP: 1	PA: 36
--------------	------	------	------	------	------	------	--------	-------	------	------	------	------	------	------	------	--------	-------	------	------	------	------	------	------	------	--------	-------	------	------	------	------	------	------	------	------	------	------	------	------	------	------	------	------	------	------	------	------	------	------	------	------	------	------	------	------	------	------	------	------	------	------	------	------	-------	-------	-------	-------	-------	--------	-------	--------	-------	--------

PITCHER	IP	WLS	BF	H	R	ER	SO	BB	IBB	HBP	BLK	WP	HR	S	P	ERA	WHIP
Atlee Hammaker, L ERA: 4.54 (1, 1)	8.1	L	34	9	4	4	8	1	1	0	1	0	1	48	56	4.32	1.200
Greg Minton, R ERA: 2.1 (9, 1)	0.1		2	0	0	0	0	1	0	0	0	1	0	1	5	0.00	3.000

Batter	1	2	3	4	5	6	7	8	9	AB R H RBI BB SO LOB	TOP											
Johnnie LeMaster, R (1, 6) <small>OBP: 0.253, SLG: 0.273</small>	0-0 1-3		0-0 F4		0-0 FC5-4		0-0 F4		0-0 L3	5 0 0 0 0 0 1												
Duane Kuiper, L (1, 4) <small>OBP: 0.390, SLG: 0.368</small>	0-0 6-3		0-0 1B		0-0 6-3		0-3 K			4 0 1 0 0 1 1												
Chili Davis, S (1, 8) <small>OBP: 0.329, SLG: 0.423</small>	0-0 F7		0-3 K			0-0 1B 3B	0-0 4-3			4 1 1 0 0 1 1												
Jack Clark, R (1, 9) <small>OBP: 0.350, SLG: 0.474</small>		0-0 5-3		0-0 4-3 1B		4-0 1B E BB		0-0 3-1 SF8 2B		3 2 2 0 1 0 0												
Milt May, L (1, 2) <small>OBP: 0.345, SLG: 0.411</small>		0-0 BB 1B		0-0 4-3		0-0 E8 4-3 1B		0-0 3-1		4 0 2 1 0 0 2												
Darrell Evans, L (1, 3) <small>OBP: 0.353, SLG: 0.431</small>		4-0 1-2 BB		0-3 K		0-0 4-3		0-0 SF8		2 0 0 1 1 1 2												
Max Venable, L (1, 7) <small>OBP: 0.241, SLG: 0.308</small>		0-0 P3		0-0 L3		0-0 4-3		0-3 K		4 0 0 0 0 1 4												
Tom O'Malley, L (1, 5) <small>OBP: 0.335, SLG: 0.333</small>		0-3 K			0-0 G3	4-0 IBB		0-0 4-3		3 0 0 0 1 1 2												
Bill Laskey, R (1, 1) <small>OBP: 0.114, SLG: 0.061</small>			0-3 K		4-0 FC5-4 BB	0-0 G3		0-0 F7		3 0 0 0 1 1 2												
Inning Stats	R: 0 E: 0 K: 0 S: 3	H: 0 LOB: 0 BB: 0 P: 3	R: 0 E: 0 K: 1 S: 6	H: 1 LOB: 2 BB: 1 P: 10	R: 0 E: 0 K: 2 S: 8	H: 1 LOB: 1 BB: 0 P: 8	R: 0 E: 0 K: 1 S: 6	H: 1 LOB: 1 BB: 0 P: 6	R: 0 E: 0 K: 0 S: 3	H: 0 LOB: 1 BB: 1 P: 7	R: 2 E: 1 K: 0 S: 5	H: 2 LOB: 2 BB: 2 P: 13	R: 0 E: 0 K: 1 S: 5	H: 0 LOB: 0 BB: 0 P: 5	R: 1 E: 0 K: 1 S: 6	H: 1 LOB: 0 BB: 0 P: 6	R: 0 E: 0 K: 0 S: 3	H: 0 LOB: 0 BB: 0 P: 3	1B: 4 2B: 1 3B: 1 HR: 0	SF: 1 SAC: 0 DP: 0 HBP: 0	WP: 0 PB: 0 SB: 1 CS: 0	PA: 37
PITCHER	IP WLS BF H R ER SO BB IBB HBP BLK WP HR S P ERA WHIP																					
Dick Ruthven, R (1, 1) <small>ERA: 3.36</small>	6.0 L 27 5 2 1 4 3 1 0 0 0 0 0 0 31 47 1.50 1.333																					
Ron Reed, R (7, 1) <small>ERA: 3.33</small>	2.0 7 1 1 1 2 0 0 0 0 0 0 0 11 11 4.50 0.500																					
Tug McGraw, L (9, 1) <small>ERA:</small>	1.0 3 0 0 0 0 0 0 0 0 0 0 0 0 3 3 0.00 0.000																					

San Francisco Giants @ Philadelphia Phillies
Veterans Stadium, Philadelphia, PA
 Mon Jul 05 1982, 7:05 PM EDT
 Att: 63,501 - Unknown

livebaseballscorecards.com

AB	32
R	3
H	6
RBI	2
BB	4
SO	6
LOB	15



Batter	1	2	3	4	5	6	7	8	9	AB	R	H	RBI	BB	SO	LOB
Bob Demier, R OBP: 0.346, SLG: 0.335 (1, 9)	0-0 F8	0-0 FC5-6-4		0-3 K		0-0 F9		0-0 G5-4-3		5	0	0	0	0	1	7
Pete Rose, S OBP: 0.358, SLG: 0.376 (1, 3)	4-0 BB		0-0 F6		0-0 1B FC3-6	4-0 BB		0-0 F8		3	1	1	0	2	0	0
Gary Matthews, R OBP: 0.348, SLG: 0.444 (1, 7)	0-3 K		0-0 1B		0-0 1B FC3-6	0-0 BB		0-3 K		5	0	2	0	0	2	4
Mike Schmidt, R OBP: 0.426, SLG: 0.489 (1, 5)	0-3 K		0-0 1B		0-3 K		0-0 F7		0-0 5-3	5	0	1	0	0	2	3
Bo Diaz, R OBP: 0.364, SLG: 0.517 (1, 2)		0-0 BB FC6-2	0-0 L8		0-0 FC3-6		0-3 K			4	0	1	1	0	1	3
Garry Maddox, R OBP: 0.321, SLG: 0.452 (1, 8)		4-0 BB FC6-2	0-0 F3		0-0 F4		0-0 1B			3	0	1	0	1	0	3
Manny Trillo, R OBP: 0.311, SLG: 0.304 (1, 4)		4-0 BB FC6-2		0-0 S		0-0 SH1-4		0-0 F4		3	0	1	0	1	0	1
Ivan De Jesus, R OBP: 0.306, SLG: 0.303 (1, 6)		0-0 F9		0-0 F4		0-0 SH1-4		0-0 G5-4-3		3	0	1	0	0	0	4
Dick Ruthven, R OBP: 0.056, SLG: 0.057 (1, 1)		0-0 FC6-2		0-3 K		4-0 BB		0-0 F9		2	0	0	0	0	1	4
Greg Gross, L OBP: 0.350, SLG: 0.319 (6, PH)										0	0	0	0	1	0	0
Ron Reed, R OBP: 0.286, SLG: 0.500 (7, 1)										0	0	0	0	0	0	0
George Vukovich, L OBP: 0.301, SLG: 0.395 (8, PH)										1	0	0	0	0	0	1
Tug McGraw, R (9, 1)										0	0	0	0	0	0	0

Inning Stats	R: 0	H: 0	E: 0	K: 2	S: 7	R: 0	H: 1	E: 0	K: 0	S: 4	R: 0	H: 2	E: 0	K: 0	S: 5	R: 1	H: 2	E: 0	K: 1	S: 7	R: 0	H: 0	E: 1	K: 0	S: 4	R: 0	H: 1	E: 0	K: 1	S: 6	R: 0	H: 1	E: 0	K: 0	S: 3	R: 0	H: 0	E: 0	K: 1	S: 5	1B: 7	SF: 0	2B: 1	SAC: 1	3B: 0	DP: 1	HR: 0	HBP: 0	WP: 0	PA: 40
--------------	------	------	------	------	------	------	------	------	------	------	------	------	------	------	------	------	------	------	------	------	------	------	------	------	------	------	------	------	------	------	------	------	------	------	------	------	------	------	------	------	-------	-------	-------	--------	-------	-------	-------	--------	-------	--------

PITCHER	IP	WLS	BF	H	R	ER	SO	BB	IBB	HBP	BLK	WP	HR	S	P	ERA	WHIP
Bill Laskey, R ERA: 2.44 (1, 1)	9.0	W	40	8	1	1	7	5	0	0	0	0	0	49	69	1.00	1.444

BOTTOM

San Francisco Giants @ Philadelphia Phillies
Veterans Stadium, Philadelphia, PA
Mon Jul 05 1982, 7:05 PM EDT
Att. 63,501 - Unknown

livebaseballscorecards.com

AB	34
R	1
H	8
RBI	1
BB	5
SO	7
LOB	30



Batter	1	2	3	4	5	6	7	8	9	AB R H RBI BB SO LOB	TOP																	
Johnnie LeMaster, R OBP: 0.250, SLG: 0.269 (1, 6) X	0-0 5-3		0-3 K			0-0 F9		0-0 6-3		4 0 0 0 0 1 1																		
Duane Kuiper, L OBP: 0.380, SLG: 0.358 (1, 4) X	0-0 4-3			0-0 F7		0-0 4-3		0-0 1-3		4 0 0 0 0 0 0																		
Chili Davis, S OBP: 0.331, SLG: 0.427 (1, 8) S S S	0-3 K			0-0 F9			0-0 1B 2B	0-0 1B 1B		4 1 2 0 0 1 0																		
Jack Clark, R OBP: 0.349, SLG: 0.471 (1, 9) X		0-0 1-3		0-0 6-3			0-0 6-3	0-0 1-3 1B		4 0 1 0 0 0 1																		
Milt May, L OBP: 0.343, SLG: 0.408 (1, 2) X		0-0 L3			0-0 3-1		0-0 1B BB	0-0 F9		4 1 1 1 0 0 2																		
Reggie Smith, S OBP: 0.318, SLG: 0.388 (1, 3) X		0-0 F9			0-0 1B		4-0 1B BB		0-3 K	3 0 1 0 1 1 0																		
Max Venable, L OBP: 0.232, SLG: 0.296 (1, 7) X			0-0 F3		0-3 K		0-0 F8		0-3 K	2 0 0 0 0 1 1																		
Champ Summers, L OBP: 0.313, SLG: 0.375 (7, PH)										1 0 0 0 0 0 2																		
Jim Wohlford, R OBP: 0.324, SLG: 0.358 (7, 7)										1 0 0 0 0 1 0																		
Tom O'Malley, L OBP: 0.339, SLG: 0.338 (1, 5) X			0-0 SH1-4 1B		0-3 K		0-0 1-2 2-H 1B		0-0 G3	4 0 2 1 0 1 1																		
Alan Fowlkes, R OBP: 0.222, SLG: 0.176 (1, 1) X			0-0 SH1-4				0-0 4-3			1 0 0 0 0 0 0																		
Joe Morgan, L OBP: 0.393, SLG: 0.395 (7, PH)								0-0 F2		1 0 0 0 0 0 2																		
Fred Breining, R OBP: 0.444, SLG: 0.375 (7, 1) X			1-2							0 0 0 0 0 0 0																		
Inning Stats	R: 0 E: 0 K: 1 S: 5	H: 0 LOB: 0 BB: 0 P: 5	R: 0 E: 0 K: 0 S: 3	H: 0 LOB: 0 BB: 0 P: 3	R: 0 E: 0 K: 1 S: 6	H: 1 LOB: 1 BB: 0 P: 6	R: 0 E: 0 K: 0 S: 3	H: 0 LOB: 0 BB: 0 P: 3	R: 0 E: 0 K: 2 S: 8	H: 1 LOB: 1 BB: 0 P: 8	R: 0 E: 0 K: 0 S: 3	H: 0 LOB: 0 BB: 0 P: 3	R: 2 E: 0 K: 0 S: 6	H: 3 LOB: 2 BB: 1 P: 10	R: 0 E: 0 K: 0 S: 5	H: 2 LOB: 2 BB: 0 P: 5	R: 0 E: 0 K: 2 S: 7	H: 0 LOB: 0 BB: 0 P: 7	1B: 6 2B: 1 3B: 0 HR: 0	SF: 0 SAC: 1 DP: 0 HBP: 0	WP: 0 PB: 0 SB: 0 CS: 0	PA: 35						
PITCHER	IP WLS BF H R ER SO BB IBB HBP BLK WP HR S P ERA WHIP																											
Larry Christenson, R ERA: 3.45 (1, 1)	6.2		26	5	2	2	4	1	0	0	0	0	0	0	33	37	2.70	0.900										
Sparky Lyle, L ERA: 3.56 (7, 1)	1.1	W	6	2	0	0	0	0	0	0	0	0	0	6	6	0.00	1.500											
Tug McGraw, L ERA: (9, 1)	1.0	S	3	0	0	0	2	0	0	0	0	0	0	7	7	0.00	0.000											

San Francisco Giants @ Philadelphia Phillies
Veterans Stadium, Philadelphia, PA
Tue Jul 06 1982, 7:05 PM EDT
Att. 22,470 - Unknown

livebaseballscorecards.com

AB	33
R	2
H	7
RBI	2
BB	1
SO	6
LOB	10



Batter	1	2	3	4	5	6	7	8	9	AB	R	H	RBI	BB	SO	LOB
Bob Demier, R OBP: 0.346, SLG: 0.335 (1, 9)	0-0 5-3		0-0 1B		0-0 F5			0-0 SH1-4		3	1	1	0	0	0	1
Pete Rose, S OBP: 0.360, SLG: 0.376 (1, 3)	0-0 6-3		0-0 1B			0-0 4-3		4-0 1B BB IBB		3	0	1	1	1	0	0
Gary Matthews, R OBP: 0.350, SLG: 0.453 (1, 7) Tug McGraw, R (9, 1)	0-0 HR		0-0 1-3			0-0 F9		4-0 1B BB		3	1	1	1	1	0	1
Mike Schmidt, R OBP: 0.420, SLG: 0.480 (1, 5)	0-0 6-3			0-3 K		0-0 5-3		0-0 F2		4	0	0	0	0	1	3
Bo Diaz, R OBP: 0.365, SLG: 0.515 (1, 2)		0-0 F7		0-3 K		4-0 FC3-6 BB		0-0 1-2 2-3 3-H 1B		3	0	1	1	1	1	0
Garry Maddox, R OBP: 0.314, SLG: 0.441 (1, 8)		0-0 6-3		0-0 F9		0-0 FC3-6		0-0 F4		4	0	0	0	0	0	4
Manny Trillo, R OBP: 0.308, SLG: 0.300 (1, 4)		0-3 K		0-3 K		0-0 F5				3	0	0	0	0	2	1
Ivan De Jesus, R OBP: 0.306, SLG: 0.304 (1, 6)			0-0 F8		0-0 1B		0-0 F9			3	0	1	0	0	0	1
Larry Christenson, R OBP: 0.077, SLG: 0.128 (1, 1) Sparky Lyle, L OBP: 0.667, SLG: 0.500 (7, 1) Greg Gross, L OBP: 0.358, SLG: 0.329 (8, PH) (9, 7)			0-3 K		0-3 K			0-0 BB SH1-4 1B		2	0	0	0	0	2	1

Inning Stats	R: 1	H: 1	E: 0	LOB: 0	K: 0	S: 4	R: 0	H: 0	E: 0	LOB: 0	K: 1	S: 5	R: 0	H: 2	E: 0	LOB: 1	K: 1	S: 7	R: 0	H: 0	E: 0	LOB: 0	K: 2	S: 7	R: 0	H: 1	E: 0	LOB: 1	K: 2	S: 8	R: 0	H: 0	E: 0	LOB: 0	K: 0	S: 3	R: 0	H: 0	E: 0	LOB: 1	K: 0	S: 3	R: 1	H: 2	E: 0	LOB: 3	K: 0	S: 5
	1	1	0	0	0	4	0	0	0	0	1	5	0	2	0	1	1	7	0	0	0	0	0	7	0	0	0	0	0	1	0	8	0	0	0	3	0	0	0	0	1	0	0	2	3	0	5	


PITCHER	IP	WLS	BF	H	R	ER	SO	BB	IBB	HBP	BLK	WP	HR	S	P	ERA	WHIP
Alan Fowlkes, R ERA: 5.49 (1, 1)	6.0		22	4	2	2	6	0	0	0	0	0	1	34	34	3.00	0.667
Fred Breining, R ERA: 3.43 (7, 1)	2.0	L	11	2	1	1	0	2	1	0	0	0	0	8	20	4.50	2.000

BOTTOM

San Francisco Giants @ Philadelphia Phillies
Veterans Stadium, Philadelphia, PA

Tue Jul 06 1982, 7:05 PM EDT
Att. 22,470 - Unknown

AB	29
R	3
H	6
RBI	3
BB	3
SO	6
LOB	12



WP	PA	3B	HR	S	P	ERA	WHIP
0	33	0	0	0	0	0	0

Batter	1	2	3	4	5	6	7	8	9	AB R H RBI BB SO LOB	TOP											
Johnnie LeMaster, R (1, 6) <small>OBP: 0.251, SLG: 0.273</small> Dave Bergman, L (8, PH) <small>OBP: 0.354, SLG: 0.343</small> Jim Wohlford, R (8, 7) <small>OBP: 0.323, SLG: 0.356</small>	0-0 CS 2B		0-3 K			0-0 F8		0-0 F8	0-0 P6	3 0 1 0 0 1 0 1 0 0 0 0 0 1 1 0 0 0 0 0 1												
Duane Kuiper, L (1, 4) <small>OBP: 0.380, SLG: 0.359</small>	0-0 6-3 2-3			0-0 4-3 3-1 1B		0-3 K		0-0 1B 1-2 HR 1B	0-0 1-3	5 1 2 0 0 1 2												
Chili Davis, S (1, 8) <small>OBP: 0.330, SLG: 0.425</small>	0-0 P6			0-0 3-1 1-2			0-0 F7	0-0 1-3 2-H 1B		4 0 1 1 0 0 1												
Reggie Smith, S (1, 3) <small>OBP: 0.322, SLG: 0.413</small> Guy Sularz, R (8, 6) <small>OBP: 0.288, SLG: 0.273</small>		0-0 F7		0-0 4-3 2-3			0-0 BB BB 1B	0-0 3-H HR		4 1 2 2 0 0 1 0 0 0 0 0 0 0												
Milt May, L (1, 2) <small>OBP: 0.341, SLG: 0.405</small>		0-0 L3		0-3 K			0-3 K	0-0 BB 1B		4 0 1 0 0 2 2												
Darrell Evans, L (1, 5) <small>OBP: 0.358, SLG: 0.431</small>		0-0 1B			0-0 F2		4-0 BB BB 1-2 BB	4-0 1-2 BB		2 0 1 0 2 0 0												
Champ Summers, L (1, 7) <small>OBP: 0.311, SLG: 0.363</small> Greg Minton, S (8, 1) <small>OBP: 0.125, SLG: 0.250</small>		0-3 K			0-0 4-3		4-0 1-2 2-3 BB	0-0 4-3		3 0 0 0 1 1 3 0 0 0 0 0 0 0												
Max Venable, L (1, 9) <small>OBP: 0.217, SLG: 0.276</small>			0-0 4-3		0-0 P4		0-0 P6		0-3 K	4 0 0 0 0 1 3												
Rich Gale, R (1, 1) <small>OBP: 0.212, SLG: 0.267</small> Tom O'Malley, L (8, PH) <small>OBP: 0.335, SLG: 0.333</small>			0-0 4-3			0-3 K		0-0 E6 1B 1B	0-0 E6	2 0 0 0 0 1 0 2 1 0 0 0 0 0												
Inning Stats	R: 0 E: 0 K: 0 S: 3	H: 1 LOB: 0 BB: 0 P: 3	R: 0 E: 0 K: 1 S: 6	H: 1 LOB: 1 BB: 0 P: 6	R: 0 E: 0 K: 1 S: 6	H: 0 LOB: 0 BB: 0 P: 5	R: 0 E: 0 K: 1 S: 6	H: 1 LOB: 1 BB: 0 P: 6	R: 0 E: 0 K: 0 S: 3	H: 0 LOB: 0 BB: 0 P: 3	R: 0 E: 0 K: 2 S: 7	H: 0 LOB: 0 BB: 0 P: 7	R: 0 E: 0 K: 1 S: 6	H: 1 LOB: 3 BB: 2 P: 14	R: 3 E: 1 K: 0 S: 7	H: 4 LOB: 2 BB: 1 P: 11	R: 0 E: 1 K: 1 S: 6	H: 0 LOB: 1 BB: 0 P: 6	1B: 6 2B: 1 3B: 0 HR: 1	SF: 0 SAC: 0 DP: 0 HBP: 0	WP: 0 PB: 0 SB: 0 CS: 1	PA: 38
PITCHER	IP WLS BF H R ER SO BB IBB HBP BLK WP HR S P ERA WHIP																					
Brent Gaff, R (1, 1) <small>ERA: 2.84</small> Neil Allen, R (8, 1) <small>ERA: 2.84</small>	7.2 L 32 8 3 0 6 2 0 0 0 0 0 1 42 50 0.00 1.304																					
	1.1 6 0 0 0 1 1 0 0 0 0 0 0 7 11 0.00 0.750																					

San Francisco Giants @ New York Mets
 Shea Stadium, Flushing, NY
 Wed Jul 07 1982, 7:05 PM EDT
 Att: 13,875 - Unknown

livebaseballscorecards.com

AB	35
R	3
H	8
RBI	3
BB	3
SO	7
LOB	14



BOTTOM

San Francisco Giants @ New York Mets
Shea Stadium, Flushing, NY
Wed Jul 07 1982, 7:05 PM EDT
Att. 13,875 - Unknown

livebaseballscorecards.com

AB 35
R 2
H 8
RBI 1
BB 3
SO 8
LOB 19



WP: 0 PA: 39
PB: 0
SB: 4
CS: 2

AB R H RBI BB SO LOB

4 0 1 0 1 0 1

5 1 1 0 0 0 2

3 0 0 0 0 1 1
1 0 1 0 0 0 0

4 0 1 1 0 0 1

4 0 1 0 0 1 2

4 1 1 0 0 1 3

2 0 0 0 2 1 2

3 0 2 0 0 1 1
1 0 0 0 0 0 3
0 0 0 0 0 0 0

3 0 0 0 0 3 3

0 0 0 0 0 0 0
1 0 0 0 0 0 0

1B: 7 SF: 0
2B: 1 SAC: 0
3B: 0 DP: 0
HR: 0 HBP: 0

Batter	1	2	3	4	5	6	7	8	9
Mookie Wilson, S OBP: 0.314, SLG: 0.344 (1, 8)	F8		5-3						4-3
Bob Bailor, R OBP: 0.319, SLG: 0.342 (1, 5) (9, 6)	F9			E8 4-3 1B	CS 1-2	F9	1-3		6-3
Rusty Staub, L OBP: 0.306, SLG: 0.345 Joel Youngblood, R OBP: 0.277, SLG: 0.348 (1, 9) (7, 9)	F9			4-3		K		6-3 1B	
Dave Kingman, R OBP: 0.292, SLG: 0.453 (1, 3)		F9		E S 1B		E5		F8	
George Foster, R OBP: 0.340, SLG: 0.396 (1, 7)		F8		3-H 1-2		6-3		6-3 1B	
Ron Hodges, L OBP: 0.391, SLG: 0.461 (1, 2)		K		E4 FC6 2-3		S E 2B		6-3 1-2 2-3	
Wally Backman, S OBP: 0.386, SLG: 0.370 (1, 4)			K	FC6 1-2f		S BB		IBB	
Ron Gardenhire, R OBP: 0.285, SLG: 0.305 Mike Jorgensen, L OBP: 0.377, SLG: 0.339 (8, PH) Phil Mankowski, L OBP: 0.167, SLG: 0.167 (9, 5)			S 1B		CS 1B	K 1-2 2-H		F8	
Brent Gaff, R OBP: 0.333, SLG: 0.200 Neil Allen, R OBP: 0.273, SLG: 0.321 Gary Rajsich, L (9, PH)			K 1-2		K 1-2			F9	

Inning Stats	R: 0	H: 0	E: 0	K: 0	S: 3	LOB: 0	BB: 0	P: 3
	R: 0	H: 0	E: 0	K: 1	S: 5 <td>LOB: 0</td> <td>BB: 0</td> <td>P: 5 </td>	LOB: 0	BB: 0	P: 5
	R: 1	H: 2	E: 2	K: 1	S: 8 <td>LOB: 2</td> <td>BB: 0</td> <td>P: 8 </td>	LOB: 2	BB: 0	P: 8
	R: 0	H: 2	E: 0	K: 1	S: 5 <td>LOB: 0</td> <td>BB: 0</td> <td>P: 5 </td>	LOB: 0	BB: 0	P: 5
	R: 0	H: 0	E: 1	K: 1	S: 6 <td>LOB: 1</td> <td>BB: 0</td> <td>P: 6 </td>	LOB: 1	BB: 0	P: 6
	R: 1	H: 1	E: 0	K: 2	S: 8 <td>LOB: 2</td> <td>BB: 2</td> <td>P: 16 </td>	LOB: 2	BB: 2	P: 16
	R: 0	H: 2	E: 0	K: 0	S: 5 <td>LOB: 3</td> <td>BB: 1</td> <td>P: 9 </td>	LOB: 3	BB: 1	P: 9

PITCHER	IP	WLS	BF	H	R	ER	SO	BB	IBB	HBP	BLK	WP	HR	S	P	ERA	WHIP
Rich Gale, R ERA: 4.37 (1, 1)	7.0	W	29	6	2	1	8	1	1	0	0	0	0	43	51	1.29	1.000
Greg Minton, R ERA: 2.04 (8, 1)	2.0	S	9	2	0	0	0	0	1	0	0	0	0	8	12	0.00	1.000

San Francisco Giants @ New York Mets
 Shea Stadium, Flushing, NY

Thu Jul 08 1982, 7:05 PM EDT
 Att. 12,087 - Unknown

livebaseballscorecards.com

AB	39
R	9
H	15
RBI	9
BB	6
SO	5
LOB	25



WP: 0	PA: 49
PB: 0	
SB: 1	
CS: 0	

AB	R	H	RBI	BB	SO	LOB
3	2	2	0	2	0	0
4	0	0	0	1	0	6
6	3	4	2	0	0	2
2	2	0	0	3	0	1
1	0	0	0	0	0	2
5	0	3	3	0	0	2
0	0	0	0	0	0	0
4	1	2	3	0	0	1
5	0	0	0	0	3	6
4	1	2	1	0	0	2
4	0	1	0	0	2	3
0	0	0	0	0	0	0
1	0	1	0	0	0	0

Batter	1	2	3	4	5	6	7	8	9				
Johnnie LeMaster, R OBP: 0.260, SLG: 0.277 (1, 6)	0-0 F7	4-0 BB		4-0 BB 1B	0-0 FC4-6 1B			0-0 SH1-4 1B	0-0 SH1				
Duane Kuiper, L OBP: 0.375, SLG: 0.349 (1, 4)	0-0 4-3	0-0 4-3		0-0 F7	0-0 FC4-6			0-0 SH1-4	4-0 6-3 BB				
Chili Davis, S OBP: 0.335, SLG: 0.429 (1, 8)	0-0 E S 1B		0-0 FC5-4 BLK SF7 1B	0-0 1-2 2-H 1B			0-0 F8	0-0 BB 1B	0-0 6-3				
Jack Clark, R OBP: 0.353, SLG: 0.467 Max Venable, L OBP: 0.213, SLG: 0.271 (1, 9) (8, 9)	0-0 F8		4-0 FC5-4 BB	4-0 1-2 2-3 2B BB			0-0 F8	4-0 1-2 1B BB	0-0 F8				
Reggie Smith, S OBP: 0.331, SLG: 0.420 Dave Bergman, L OBP: 0.354, SLG: 0.343 (1, 3) (8, 3)		0-0 FC6-4 1B	0-0 FC5-4	0-0 2B 1B			0-0 F9	0-0 1-3 2-H 1B					
Jim Wohlford, R OBP: 0.324, SLG: 0.364 (1, 7)		0-0 FC6-4 1B	0-0 SF7	0-0 1-3 2B			0-0 4-1	0-0 1-2 FC6-4 1B					
Bob Brenly, R OBP: 0.330, SLG: 0.381 (1, 2)		0-0 3-1	0-0 F7	0-3 K			0-3 K	0-3 K					
Tom O'Malley, L OBP: 0.343, SLG: 0.344 (1, 5)		0-0 2B 1B		0-0 1B 2B	1-0 HBP		0-0 E3	0-0 FC6-4					
Renie Martin, R OBP: 0.286, SLG: 0.393 Gary Lavelle, S OBP: 0.333, SLG: 0.500 Greg Minton, S OBP: 0.222, SLG: 0.333 (1, 1) (8, 1) (8, 1)	0-0 1-3 2B	0-0 2B	0-0 P1	0-0 K	0-3 K		0-3 K		0-0 6-3 SH1 1B				
Inning Stats	R: 0 E: 0 K: 0 S: 4 H: 1 LOB: 1 BB: 0 P: 4	R: 1 E: 0 K: 0 S: 6 H: 3 LOB: 3 BB: 1 P: 10	R: 1 E: 0 K: 0 S: 4 H: 1 LOB: 1 BB: 1 P: 8	R: 4 E: 0 K: 1 S: 9 H: 4 LOB: 2 BB: 2 P: 17	R: 0 E: 0 K: 1 S: 5 H: 1 LOB: 1 BB: 0 P: 6	R: 0 E: 0 K: 0 S: 3 H: 0 LOB: 0 BB: 0 P: 3	R: 0 E: 1 K: 2 S: 8 H: 0 LOB: 1 BB: 0 P: 8	R: 3 E: 0 K: 1 S: 9 H: 4 LOB: 2 BB: 1 P: 13	R: 0 E: 0 K: 0 S: 4 H: 1 LOB: 2 BB: 1 P: 8				
PITCHER	IP WLS BF H R ER SO BB IBB HBP BLK WP HR S P ERA WHIP											PITCHER	IP WLS BF H R ER SO BB IBB HBP BLK WP HR S P ERA WHIP
Jesse Orosco, L ERA: 3.49 (1, 1)	3.2 L 21 7 5 5 0 3 0 0 1 0 0 18 30 12.27 2.727												
Pat Zachry, R ERA: 4.54 (4, 1)	0.1 4 2 1 1 1 1 1 0 0 0 0 0 5 9 27.00 9.000												
Randy Jones, L ERA: 4.8 (5, 1)	3.0 11 1 0 0 3 0 0 0 1 0 0 0 16 17 0.00 0.333												
Terry Leach, R ERA: 2.57 (8, 1)	1.0 8 4 3 3 1 1 1 0 0 0 0 0 9 13 27.00 5.000												
Mike Scott, R ERA: 4.33 (9, 1)	1.0 5 1 0 0 0 0 1 0 0 0 0 0 4 8 0.00 2.000												

Batter	1	2	3	4	5	6	7	8	9	AB R H RBI BB SO LOB	TOP									
Johnnie LeMaster, R (1, 6) <small>OBP: 0.256, SLG: 0.273</small>	0-0 5-3		0-3 K		0-3 K		0-0 P5			4 0 0 0 0 2 0										
Joe Morgan, L (1, 4) <small>OBP: 0.395, SLG: 0.411</small>	0-0 L6		0-0 1B			0-0 HR	0-0 F8			4 1 2 1 0 0 0										
Chili Davis, S (1, 8) <small>OBP: 0.337, SLG: 0.430</small>	0-0 1B		0-0 F8			0-0 HR 1B		0-0 P6		4 1 2 0 0 0 1										
Jack Clark, R (1, 9) <small>OBP: 0.355, SLG: 0.478</small>	0-0 F7			0-0 F7 1B		0-0 HR 1B		0-0 P6		4 1 2 2 0 0 1										
Reggie Smith, S (1, 3) <small>OBP: 0.329, SLG: 0.411</small> Dave Bergman, L (8, 3) <small>OBP: 0.354, SLG: 0.343</small>		BB 4-0		0-0 F7 1-2		0-0 4-3		0-0 F9		3 0 0 0 1 0 1 0 0 0 0 0 0 0										
Milt May, L (1, 2) <small>OBP: 0.335, SLG: 0.397</small>	0-3 K		0-0 P1		0-0 F9			0-3 K		4 0 0 0 0 2 2										
Champ Summers, L (1, 7) <small>OBP: 0.311, SLG: 0.355</small> Jim Wohlford, R (8, 7) <small>OBP: 0.323, SLG: 0.362</small>		0-0 F7		0-0 F5		4-0 BB		0-0 6-3		2 0 0 0 1 0 2 1 0 0 0 0 0 0										
Tom O'Malley, L (1, 5) <small>OBP: 0.341, SLG: 0.337</small>	0-0 1-3			0-0 F8		0-0 G3		4-0 BB		3 0 0 0 1 0 2										
Atlee Hammaker, S (1, 1) <small>OBP: 0.067, SLG: 0.067</small> Jim Barr, R (8, 1) <small>OBP: 0.231, SLG: 0.308</small> Al Holland, R (8, 1) <small>OBP: 0.050, SLG: 0.050</small> Duane Kuiper, L (9, PH) <small>OBP: 0.373, SLG: 0.347</small> Greg Minton, S (9, 1) <small>OBP: 0.222, SLG: 0.333</small>		0-0 4-3		0-3 K		0-0 4-3		0-0 5-3		3 0 0 0 0 1 0 0 0 0 0 0 0 0 0 0 0 0 0 0 0 1 0 0 0 0 0 1 0 0 0 0 0 0 0										
Inning Stats	R: 0 E: 0 K: 0 S: 4	H: 1 LOB: 1 BB: 0 P: 4	R: 0 E: 0 K: 1 S: 5	H: 0 LOB: 1 BB: 1 P: 9	R: 0 E: 0 K: 1 S: 6	H: 1 LOB: 1 BB: 0 P: 6	R: 0 E: 0 K: 0 S: 4	H: 1 LOB: 1 BB: 0 P: 4	R: 0 E: 0 K: 2 S: 7	H: 0 LOB: 0 BB: 0 P: 7	R: 3 E: 0 K: 0 S: 6	H: 3 LOB: 1 BB: 1 P: 10	R: 0 E: 0 K: 0 S: 3	H: 0 LOB: 0 BB: 0 P: 3	R: 0 E: 0 K: 1 S: 5	H: 0 LOB: 0 BB: 1 P: 9	1B: 4 2B: 0 3B: 0 HR: 2	SF: 0 SAC: 0 DP: 0 HBP: 0	WP: 0 PB: 0 SB: 0 CS: 0	PA: 36
PITCHER	IP WLS BF H R ER SO BB IBB HBP BLK WP HR S P ERA WHIP																			
Steve Rogers, R (1, 1) <small>ERA: 2.13</small> Woodie Fryman, L (8, 1) <small>ERA: 4.63</small>	7.0 L 29 6 3 3 4 2 0 0 0 0 0 2 35 43 3.86 1.143																			

San Francisco Giants @ Montreal Expos
 Olympic Stadium, Montreal, QB
 Fri Jul 09 1982, 7:05 PM EDT
 Att: 31,339 - Unknown

livebaseballscorecards.com

AB	33
R	3
H	6
RBI	3
BB	3
SO	5
LOB	10



Batter	1	2	3	4	5	6	7	8	9	AB R H RBI BB SO LOB	TOP	
Johnnie LeMaster, R (1, 6) OBP: 0.253, SLG: 0.270	0-0 1-3		0-0 F7			0-0 P4		0-3 K		4 0 0 0 0 1 0		
Joe Morgan, L (1, 4) OBP: 0.392, SLG: 0.408	0-0 L3		0-3 K			0-0 P6		0-0 1B		4 0 1 0 0 1 0		
Chili Davis, S (1, 8) OBP: 0.333, SLG: 0.425	0-0 1-3			0-3 K			0-0 P5	0-0 G5-4-3		4 0 0 0 0 1 1		
Jack Clark, R (1, 9) OBP: 0.357, SLG: 0.479		0-0 1B 1B		0-0 5-3			0-0 1B		0-0 6-3	4 1 2 0 0 0 0		
Reggie Smith, S (1, 3) OBP: 0.327, SLG: 0.407		0-0 FC3-6 1B		0-0 3-1			0-3 K		0-0 F9	4 0 1 0 0 1 1		
Milt May, L (1, 2) OBP: 0.333, SLG: 0.394		0-0 1B			0-0 5-3		0-0 P4		0-0 1-3	4 0 1 1 0 0 1		
Champ Summers, L (1, 7) OBP: 0.312, SLG: 0.354		0-0 FC3-6 1B			0-0 4-3			0-0 1B		3 1 1 0 0 0 2		
Tom O'Malley, L (1, 5) OBP: 0.340, SLG: 0.337		0-0 G1-6-3			0-0 4-3			0-0 1B		3 1 1 0 0 0 2		
Bill Laskey, R (1, 1) OBP: 0.114, SLG: 0.061			0-3 K			0-0 5-3		0-0 1B		0 0 0 0 0 0 0		
Fred Breining, R (2, 1) OBP: 0.400, SLG: 0.333								0-0 1B		1 0 0 0 0 0 1 0		
Max Venable, L (6, PH) OBP: 0.210, SLG: 0.267								0-0 1B		1 0 0 0 0 0 0 0		
Gary Lavelle, S (6, 1) OBP: 0.333, SLG: 0.500								0-0 1B		0 0 0 0 0 0 0 0		
Al Holland, R (7, 1) OBP: 0.050, SLG: 0.050								0-0 1B		0 0 0 0 0 0 0 0		
Darrell Evers, L (8, PH) OBP: 0.360, SLG: 0.446								0-0 1B		1 1 1 3 0 0 0 0		
Jim Barr, R (8, 1) OBP: 0.231, SLG: 0.308								1-H 2-H HR		0 0 0 0 0 0 0 0		
Inning Stats	R: 0 H: 0 E: 0 LOB: 0 K: 0 BB: 0 S: 3 P: 3	R: 1 H: 3 E: 0 LOB: 1 K: 0 BB: 0 S: 5 P: 5	R: 0 H: 0 E: 0 LOB: 0 K: 2 BB: 0 S: 7 P: 7	R: 0 H: 0 E: 0 LOB: 0 K: 1 BB: 0 S: 5 P: 5	R: 0 H: 0 E: 0 LOB: 0 K: 0 BB: 0 S: 3 P: 3	R: 0 H: 0 E: 0 LOB: 0 K: 0 BB: 0 S: 3 P: 3	R: 0 H: 1 E: 0 LOB: 1 K: 1 BB: 0 S: 6 P: 6	R: 3 H: 4 E: 0 LOB: 0 K: 1 BB: 0 S: 8 P: 8	R: 0 H: 0 E: 0 LOB: 0 K: 0 BB: 0 S: 3 P: 3	1B: 7 SF: 0 2B: 0 SAC: 0 3B: 0 DP: 2 HR: 1 HBP: 0	WP: 0 PA: 33 PB: 0 SB: 0 CS: 0	
PITCHER	IP WLS BF H R ER SO BB IBB HBP BLK WP HR S P ERA WHIP											
Bill Gullickson, R (1, 1) ERA: 4.02	7.1 W 28 7 4 4 5 0 0 0 0 0 0 1 38 38 4.91 0.955											
Woodie Fryman, L (8, 1) ERA: 4.42	1.2 S 5 1 0 0 0 0 0 0 0 0 0 0 5 5 0.00 0.600											

San Francisco Giants @ Montreal Expos
Olympic Stadium, Montreal, QB
Sat Jul 10 1982, 7:05 PM EDT
Att: 36,076 - Unknown

livebaseballscorecards.com

AB	33
R	4
H	8
RBI	4
BB	0
SO	5
LOB	7



Batter	1	2	3	4	5	6	7	8	9
Tim Raines, S OBP: 0.366, SLG: 0.378 (1, 7)	0-0 1B S 2B 1B	4-0 BB 1B		0-0 3-1 2-3 1B		0-0 FC5-4 1-2 1B	0-3 K		
Mike Gates, L OBP: 0.300, SLG: 0.310 (1, 4)	0-0 2B 1-3 6-3 1B	4-0 1B 1-2 2-3 BB		0-0 3-H 0-3 1B		0-3 K		0-3 K	
Andre Dawson, R OBP: 0.340, SLG: 0.482 (1, 8)	0-0 6-3 1-3 2B	0-0 1-2 2-3 3-H 1B		0-3 K		0-0 FC5-4 1-2f 2-3		0-0 HR	
Al Oliver, L OBP: 0.382, SLG: 0.534 (1, 3)	0-0 F5	0-0 F7		0-0 E4		0-0 4-3		0-0 6-3	
Gary Carter, R OBP: 0.388, SLG: 0.575 (1, 2)	0-0 6-3 2-3 3-H		0-0 F8	0-3 K 1-2		0-0 WP 2B		0-0 2B	
Tim Wallach, R OBP: 0.323, SLG: 0.445 (1, 5)	0-0 F8		0-0 5-3	0-0 6-3		0-0 F8 2-3		0-0 F7	
Warren Cromartie, L OBP: 0.340, SLG: 0.401 (1, 9)		0-0 F8	0-0 4-3	4-0 FC6-4 IBB		0-3 K			
Chris Speier, R OBP: 0.304, SLG: 0.349 (1, 6)		0-0 4-3		0-0 3-1 SH1-4 1B		0-0 FC6-4 1-2f		4-0 2B IBB	
Bill Gullickson, R OBP: 0.135, SLG: 0.167 (1, 1)		0-0 BB 1B		0-0 SH1-4		4-0 FC5-4 1B BB		0-0 1-H 3-H 2B	
Woodie Fryman, R (8, 1)									

Inning Stats	R: 2 E: 0 K: 0 S: 6	H: 3 LOB: 1 BB: 0 P: 6	R: 2 E: 0 K: 0 S: 5	H: 2 LOB: 2 BB: 2 P: 13	R: 0 E: 0 K: 0 S: 3	H: 0 LOB: 0 BB: 0 P: 3	R: 1 E: 0 K: 1 S: 7	H: 2 LOB: 1 BB: 0 P: 7	R: 0 E: 1 K: 1 S: 6	H: 0 LOB: 2 BB: 1 P: 10	R: 0 E: 0 K: 1 S: 6	H: 1 LOB: 2 BB: 1 P: 10	R: 2 E: 0 K: 2 S: 9	H: 2 LOB: 1 BB: 1 P: 13	R: 1 E: 0 K: 1 S: 7	H: 2 LOB: 1 BB: 0 P: 7
1B: 6 2B: 5 3B: 0 HR: 1	SF: 0 SAC: 1 DP: 0 HBP: 0	WP: 1 PB: 0 SB: 2 CS: 0	1B: 6 2B: 5 3B: 0 HR: 1	SF: 0 SAC: 1 DP: 0 HBP: 0	WP: 1 PB: 0 SB: 2 CS: 0	WP: 1 PB: 0 SB: 2 CS: 0	WP: 1 PB: 0 SB: 2 CS: 0	WP: 1 PB: 0 SB: 2 CS: 0	WP: 1 PB: 0 SB: 2 CS: 0	WP: 1 PB: 0 SB: 2 CS: 0	WP: 1 PB: 0 SB: 2 CS: 0	WP: 1 PB: 0 SB: 2 CS: 0	WP: 1 PB: 0 SB: 2 CS: 0	WP: 1 PB: 0 SB: 2 CS: 0	WP: 1 PB: 0 SB: 2 CS: 0	

PITCHER	IP	WLS	BF	H	R	ER	SO	BB	IBB	HBP	BLK	WP	HR	S	P	ERA	WHIP
Bill Laskey, R ERA: 2.75 (1, 1)	1.2	L	12	5	4	4	0	2	0	0	0	0	0	10	18	21.60	4.200
Fred Breining, R ERA: 3.39 (2, 1)	3.1		14	2	1	1	2	0	1	0	0	0	0	17	21	2.70	0.600
Gary Lavelle, L ERA: 3.16 (6, 1)	1.0		5	1	0	0	1	1	0	0	0	0	0	6	10	0.00	2.000
Al Holland, L ERA: 3.9 (7, 1)	1.0		6	2	2	2	2	0	1	0	0	1	0	9	13	18.00	2.000
Jim Barr, R ERA: 2.74 (8, 1)	1.0		5	2	1	1	1	0	0	0	0	0	1	7	7	9.00	2.000

AB R H RBI BB SO LOB

4	2	2	0	1	1	2
4	1	2	1	1	2	2
5	1	3	4	0	1	3
5	0	0	0	0	0	6
5	1	2	1	0	1	2
5	0	0	0	0	0	4
3	0	0	0	1	1	1
3	2	1	0	1	0	2
2	1	2	2	1	0	0
0	0	0	0	0	0	0

AB	36
R	8
H	12
RBI	8
BB	5
SO	6
LOB	22



WP	HR	S	P	ERA	WHIP
1	0	7	7	9.00	2.000

San Francisco Giants @ Montreal Expos
 Olympic Stadium, Montreal, QB
 Sat Jul 10 1982, 7:05 PM EDT
 Att. 36,076 - Unknown

livebaseballscorecards.com

Batter	1	2	3	4	5	6	7	8	9	10	AB	R	H	RBI	BB	SO	LOB
Johnnie LeMaster, R OBP: 0.252, SLG: 0.268 (1, 6)	0-3 		0-0 		0-0 		0-0 		0-0 		5	1	1	0	0	1	0
Joe Morgan, L OBP: 0.396, SLG: 0.421 (1, 4)	0-0 		0-0 		4-0 		0-3 		4-0 		3	1	1	1	2	1	1
Chili Davis, S OBP: 0.334, SLG: 0.427 (1, 8)	0-0 		0-0 		0-0 		0-0 		0-0 		5	0	2	0	0	0	2
Jack Clark, R OBP: 0.351, SLG: 0.470 (1, 9)		0-0 	0-0 		0-0 		0-0 		0-3 		5	0	0	0	0	1	4
Reggie Smith, S OBP: 0.331, SLG: 0.425 Dave Bergman, L OBP: 0.349, SLG: 0.338 (1, 3) (8, 3)		0-0 		0-0 		4-0 		0-0 		0-0 	3	2	1	1	1	0	0
Milt May, L OBP: 0.335, SLG: 0.423 (1, 2)		0-0 		0-0 		0-0 		0-0 		0-0 	1	0	0	0	0	0	0
Champ Summers, L OBP: 0.324, SLG: 0.398 Jim Wohlford, R OBP: 0.327, SLG: 0.360 (1, 7) (6, PH) (6, 7)		0-0 		0-0 		4-0 		4-0 		0-3 	2	1	2	1	0	0	0
Tom O'Malley, L OBP: 0.339, SLG: 0.335 Greg Minton, S OBP: 0.200, SLG: 0.300 (1, 5) (8, 1)		0-3 		0-0 		0-0 		0-0 		0-0 	1	1	0	0	2	1	0
Alan Fowlkes, R OBP: 0.200, SLG: 0.158 Jim Barr, R OBP: 0.214, SLG: 0.286 Al Holland, R OBP: 0.050, SLG: 0.050 Darrell Evans, L OBP: 0.359, SLG: 0.444 (1, 1) (5, 1) (8, 1) (8, 5)		0-0 		0-0 		0-3 		0-0 		0-0 	4	0	1	2	0	1	2

TOP	
AB	39
R	8
H	10
RBI	7
BB	5
SO	6
LOB	10
WP: 0	PA: 44
PB: 0	
SB: 5	
CS: 0	

Inning Stats	
R: 0	H: 0
E: 0	LOB: 0
K: 1	BB: 0
S: 5	P: 5

Inning Stats	
R: 3	H: 3
E: 0	LOB: 0
K: 1	BB: 0
S: 8	P: 8

Inning Stats	
R: 1	H: 2
E: 0	LOB: 0
K: 0	BB: 0
S: 4	P: 4

Inning Stats	
R: 0	H: 1
E: 0	LOB: 1
K: 0	BB: 0
S: 4	P: 4

Inning Stats	
R: 2	H: 1
E: 0	LOB: 1
K: 0	BB: 2
S: 3	P: 11

Inning Stats	
R: 0	H: 0
E: 0	LOB: 1
K: 0	BB: 1
S: 3	P: 7

Pitcher																
IP	WLS	BF	H	R	ER	SO	BB	IBB	HBP	BLK	WP	HR	S	P	ERA	WHIP

Scott Sanderson, R ERA: 3.2 (1, 1)	5.0		21	6	4	4	3	1	0	0	0	4	26	30	7.20	1.400
Bryn Smith, R ERA: 3.71 (6, 1)	0.2		3	0	1	1	0	1	0	0	0	0	2	6	13.50	1.500
Dan Schatzeder, L ERA: 6.66 (6, 1)	0.1		2	1	1	1	0	1	0	0	0	0	1	5	27.00	3.000
Ray Burris, R ERA: 4.67 (7, 1)	2.0		9	1	1	0	1	1	0	0	0	0	10	14	0.00	1.000
Jeff Reardon, R ERA: 1.89 (9, 1)	2.0	L	9	2	1	1	2	1	0	0	0	1	12	16	4.50	1.500

IP	WLS	BF	H	R	ER	SO	BB	IBB	HBP	BLK	WP	HR	S	P	ERA	WHIP
5.0		21	6	4	4	3	1	0	0	0	0	4	26	30	7.20	1.400
0.2		3	0	1	1	0	1	0	0	0	0	0	2	6	13.50	1.500
0.1		2	1	1	1	0	1	0	0	0	0	0	1	5	27.00	3.000
2.0		9	1	1	0	1	1	0	0	0	0	0	10	14	0.00	1.000
2.0	L	9	2	1	1	2	1	0	0	0	0	1	12	16	4.50	1.500

San Francisco Giants @ Montreal Expos
 Olympic Stadium, Montreal, QB
 Sun Jul 11 1982, 3:33 AM EDT
 Att. 36,090 - Unknown

livebaseballscores.com

BOTTOM

San Francisco Giants @ Montreal Expos
Olympic Stadium, Montreal, QB

Sun Jul 11 1982, 3:33 AM EDT
Att: 36,090 - Unknown

livebaseballscorecards.com

AB 41
R 7
H 16
RBI 7
BB 2
SO 2
LOB 14



WP: 0 PA: 46
PB: 0
SB: 3
CS: 0

AB R H RBI BB SO LOB

6 1 2 1 0 0 2

4 1 2 0 0 0 0
0 0 0 0 0 0 0
1 0 0 0 0 0 2
0 0 0 0 0 0 0

4 1 2 1 0 0 1

4 0 2 0 1 0 2

4 2 3 3 0 0 1

4 1 1 0 1 0 2

5 1 2 1 0 1 2

5 0 2 1 0 0 0

0 0 0 0 0 0 0
1 0 0 0 0 0 0
0 0 0 0 0 0 0
0 0 0 0 0 0 0
1 0 0 0 0 0 0
0 0 0 0 0 0 0
1 0 0 0 0 1 2
1 0 0 0 0 0 0

1B: 14 SF: 2
2B: 1 SAC: 1
3B: 1 DP: 1
HR: 1 HBP: 0

Table with 10 columns (Batter 1-10) and 10 rows of player data. Each cell contains a batting order diagram (diamond) with annotations like 'G3', 'F7', '1B', 'SF7', 'FC6-4-5', 'SH5-4', 'P5', '6-3', '3-1', 'K', 'IBB', 'HR', and 'BB'. Includes player names and statistics like OBP and SLG.

Inning Stats table with columns for R, H, E, K, S, H, LOB, BB, P, and rows for each of the 10 batters.

Pitcher statistics table with columns for IP, WLS, BF, H, R, ER, SO, BB, IBB, HBP, BLK, WP, HR, S, P, ERA, WHIP, and rows for Alan Fowlkes, R; Jim Barr, R; Al Holland, L; Greg Minton, R.

Pitcher statistics table with columns for IP, WLS, BF, H, R, ER, SO, BB, IBB, HBP, BLK, WP, HR, S, P, ERA, WHIP, and rows for Alan Fowlkes, R; Jim Barr, R; Al Holland, L; Greg Minton, R.

Batter	1	2	3	4	5	6	7	8	9	AB R H RBI BB SO LOB	TOP											
Bob Dernier, R OBP: 0.341, SLG: 0.338 (1, 9) X	0-0 4-3		0-3 K		0-0 G3		0-0 P4		0-0 G6-4-3	5 0 0 0 0 1 5												
Pete Rose, S OBP: 0.351, SLG: 0.364 (1, 3) B B B	4-0 BB		0-0 5-3		0-0 5-3			0-0 E6 HR		3 1 0 0 1 0 2												
Gary Matthews, R OBP: 0.344, SLG: 0.464 (1, 7) S S S	0-3 K		0-0 F9			0-0 3-1		0-0 HR		4 1 1 2 0 1 1												
Mike Schmidt, R OBP: 0.431, SLG: 0.490 (1, 5) X	0-0 F9			0-3 K		0-3 K		0-0 F2		4 0 0 0 0 2 1												
Bo Diaz, R OBP: 0.353, SLG: 0.503 (1, 2) X		0-0 5-3 1B		0-0 E5 G5-4-3		0-0 F2		0-0 6-3		4 0 1 0 0 0 0												
Garry Maddox, R OBP: 0.298, SLG: 0.421 (1, 8) X		0-0 5-3 1-2		0-0 G5-4-3 1-2f			0-0 4-3	0-0 1B		4 0 1 0 0 0 2												
Manny Trillo, R OBP: 0.316, SLG: 0.313 (1, 4) X			0-0 P4			0-0 2B 1B	1-0 1B HBP	0-0 F8		3 0 1 0 0 0 2												
Ivan De Jesus, R OBP: 0.316, SLG: 0.314 (1, 6) X		4-0 IBB			0-0 2B	0-0 1-3 2B	0-0 1-2 1B		0-0 6-3	3 0 2 0 1 0 0												
Mike Krukow, R OBP: 0.209, SLG: 0.233 Tug McGraw, R (8, 1) X		0-0 6-3			0-3 K		0-3 K		0-0 E1 G6-4-3	3 0 0 0 0 2 6 1 0 0 0 0 0 0												
Inning Stats	R: 0 E: 0 K: 1 S: 5	H: 0 LOB: 1 BB: 1 P: 9	R: 0 E: 0 K: 0 S: 4	H: 1 LOB: 2 BB: 1 P: 8	R: 0 E: 0 K: 1 S: 5	H: 0 LOB: 0 BB: 0 P: 5	R: 0 E: 1 K: 1 S: 5	H: 0 LOB: 0 BB: 0 P: 5	R: 0 E: 0 K: 1 S: 6	H: 2 LOB: 2 BB: 0 P: 7	R: 0 E: 0 K: 1 S: 5	H: 0 LOB: 0 BB: 0 P: 5	R: 0 E: 0 K: 1 S: 6	H: 1 LOB: 2 BB: 0 P: 7	R: 2 E: 1 K: 0 S: 6	H: 2 LOB: 1 BB: 0 P: 6	R: 0 E: 1 K: 0 S: 3	H: 0 LOB: 0 BB: 0 P: 3	1B: 4 2B: 1 3B: 0 HR: 1	SF: 0 SAC: 0 DP: 2 HBP: 1	WP: 0 PB: 0 SB: 0 CS: 0	PA: 37
PITCHER	IP WLS BF H R ER SO BB IBB HBP BLK WP HR S P ERA WHIP																					
Rich Gale, R ERA: 4.15 (1, 1)	8.0 L 34 6 2 1 6 1 1 1 0 0 1 43 52 1.12 0.875																					
Greg Minton, R ERA: 1.99 (9, 1)	1.0 3 0 0 0 0 0 0 0 0 0 0 3 3 0.00 0.000																					

Philadelphia Phillies @ San Francisco Giants
Candlestick Park, San Francisco, CA
Thu Jul 15 1982, 10:05 PM EDT
Att. 8,004 - Unknown

livebaseballscores.com

AB	34
R	2
H	6
RBI	2
BB	2
SO	6
LOB	19



Batter	1	2	3	4	5	6	7	8	9
Johnnie LeMaster, R (1, 6) <small>OBP: 0.250, SLG: 0.266</small> Darrell Evans, L (8, PH) <small>OBP: 0.361, SLG: 0.444</small> (9, 5)	0-0 L8		0-3 K			0-0 6-3		4-0 FC4-8 BB	
Joe Morgan, L (1, 4) <small>OBP: 0.394, SLG: 0.418</small> Greg Minton, S (9, 1) <small>OBP: 0.200, SLG: 0.300</small>	0-0 P4			0-0 G5-4-3 1B		0-0 F7		0-0 FC4-6 1-2f	
Chili Davis, S (1, 8) <small>OBP: 0.333, SLG: 0.425</small>	0-0 G3			0-0 G5-4-3 1-2f			0-0 1B SF8 1B	0-3 K	
Jack Clark, R (1, 9) <small>OBP: 0.356, SLG: 0.471</small>		4-0 PB BB		4-0 WP S BB			0-0 BB 1B		0-0 P6
Reggie Smith, S (1, 3) <small>OBP: 0.335, SLG: 0.423</small>		0-0 F8 1-2		0-3 K 1-3			0-0 BB 1B		4-0 BB
Milt May, L (1, 2) <small>OBP: 0.329, SLG: 0.417</small>		0-0 F8			0-3 K		0-0 SF8		0-0 P4
Champ Summers, L (1, 7) <small>OBP: 0.333, SLG: 0.394</small> Max Venable, L (7, PR) <small>OBP: 0.210, SLG: 0.267</small> (8, 7) Jim Wohlford, R (9, PH) <small>OBP: 0.326, SLG: 0.358</small>		0-0 F8			4-0 K		4-0 G6-4-3 BB		0-0 F3
Tom O'Malley, L (1, 5) <small>OBP: 0.333, SLG: 0.329</small> Guy Sularz, R (9, 6) <small>OBP: 0.288, SLG: 0.273</small>			0-0 4-3		0-0 7-1-3 1-2f		0-0 G6-4-3 1-2f		
Rich Gale, R (1, 1) <small>OBP: 0.200, SLG: 0.250</small> Duane Kuiper, L (8, PH) <small>OBP: 0.371, SLG: 0.345</small> (9, 4)			0-3 K			0-3 K		0-3 K	


AB	R	H	RBI	BB	SO	LOB
3	0	0	0	0	1	0
0	0	0	0	1	0	0
4	0	1	0	0	0	1
0	0	0	0	0	0	0
4	1	1	0	0	1	2
2	0	1	0	2	0	0
3	0	1	0	1	1	2
3	0	0	1	0	1	2
1	0	0	0	2	0	1
0	0	0	0	0	0	0
1	0	0	0	0	0	1
3	0	0	0	0	0	4
0	0	0	0	0	0	0
2	0	0	0	0	2	0
1	0	0	0	0	1	0

BOTTOM

Philadelphia Phillies @ San Francisco Giants
 Candlestick Park, San Francisco, CA

Thu Jul 15 1982, 10:05 PM EDT
 Att. 8,004 - Unknown

AB	27
R	1
H	4
RBI	1
BB	6
SO	7
LOB	13



Inning Stats	R	H	E	K	S	H	LOB	BB	P	R	H	E	K	S	H	LOB	BB	P	ERA	WHIP
Mike Krukow, R (1, 1) <small>ERA: 2.56</small> Tug McGraw, L (8, 1) <small>ERA: 1.69</small>	7	1	0	1	6	4	1	0	1	1	0	0	1	1	0	0	0	0	0.00	0.600

WP	HR	S	P	ERA	WHIP
1	0	7	11	0.00	0.600

Batter	1	2	3	4	5	6	7	8	9	AB R H RBI BB SO LOB	TOP									
Pete Rose, S (1, 3) OBP: 0.347, SLG: 0.360	0-0 6-3			0-0 4-3		0-0 5-3		0-0 F7		4 0 0 0 0 0 1										
George Vukovich, L (1, 9) OBP: 0.315, SLG: 0.402	0-0 CS 1B			0-0 P3		4-0 BB		0-3 K		3 0 1 0 1 1 1										
Gary Matthews, R (1, 7) OBP: 0.343, SLG: 0.462	0-3 K			0-0 F2		0-0 F9				4 0 1 0 0 1 2										
Bob Dernier, R (9, 9) OBP: 0.341, SLG: 0.338	1-2 K									0 0 0 0 0 0 0										
Mike Schmidt, R (1, 5) OBP: 0.432, SLG: 0.490		0-0 G4-6-3 1B			0-0 G3 PB 1B		0-3 K		0-0 5-3 1B	4 1 2 0 0 1 1										
Bo Diaz, R (1, 2) OBP: 0.352, SLG: 0.500		0-0 G4-6-3 1-2f			0-0 G3		0-0 FC5-4 1B		0-3 K	4 0 1 0 0 1 3										
Garry Maddox, R (1, 8) OBP: 0.297, SLG: 0.417		0-0 L8			0-0 1-3 1B		0-0 FC5-4 S 1-2f		0-0 4-3	4 0 1 1 0 0 2										
Manny Trillo, R (1, 4) OBP: 0.313, SLG: 0.309			0-0 3-1		0-0 1-3		0-0 G3			3 0 0 0 0 0 2										
Ivan De Jesus, R (1, 6) OBP: 0.316, SLG: 0.312			0-3 K		0-0 1-3			4-0 SH5-4 BB		2 0 0 0 1 1 1										
Steve Carlton, L (1, 1) OBP: 0.222, SLG: 0.315			0-0 1-3			0-0 4-3		0-0 SH5-4		2 0 0 0 0 0 0										
Inning Stats	R: 0 E: 0 K: 1 S: 5	H: 1 LOB: 0 BB: 0 P: 5	R: 0 E: 0 K: 0 S: 3	H: 1 LOB: 0 BB: 0 P: 3	R: 0 E: 0 K: 1 S: 5	H: 0 LOB: 0 BB: 0 P: 5	R: 0 E: 0 K: 0 S: 3	H: 0 LOB: 0 BB: 0 P: 3	R: 1 E: 0 K: 0 S: 5	H: 2 LOB: 1 BB: 0 P: 5	R: 0 E: 0 K: 1 S: 6	H: 1 LOB: 1 BB: 0 P: 6	R: 0 E: 0 K: 1 S: 5	H: 0 LOB: 1 BB: 1 P: 9	R: 0 E: 0 K: 1 S: 6	H: 1 LOB: 1 BB: 0 P: 6	1B: 6 2B: 0 3B: 0 HR: 0	SF: 0 SAC: 1 DP: 1 HBP: 0	WP: 0 PB: 1 SB: 1 CS: 1	PA: 33
PITCHER	IP WLS BF H R ER SO BB IBB HBP BLK WP HR S P ERA WHIP																			
Bill Laskey, R (1, 1) ERA: 2.63	8.0 L 29 5 1 1 4 2 0 0 0 0 0 0 35 43 1.12 0.875																			
Jim Barr, R (9, 1) ERA: 3.0	1.0 4 1 0 0 1 0 0 0 0 0 0 0 6 6 0.00 1.000																			

Philadelphia Phillies @ San Francisco Giants
Candlestick Park, San Francisco, CA

Fri Jul 16 1982, 10:05 PM EDT
Att. 7,720 - Unknown

livebaseballscorecards.com

AB	30
R	1
H	6
RBI	1
BB	2
SO	5
LOB	13



Batter	1	2	3	4	5	6	7	8	9	AB	R	H	RBI	BB	SO	LOB
Johnnie LeMaster, R OBP: 0.250, SLG: 0.266 (1, 6)	0-0 F8		0-0 FC3-6 1B		0-0 5-3			0-0 5-3		4	0	1	0	0	0	1
Joe Morgan, L OBP: 0.392, SLG: 0.415 (1, 4)	0-0 1B		0-0 FC3-6 WP 1-2f			0-0 4-3			0-0 4-3	4	0	1	0	0	0	1
Chili Davis, S OBP: 0.330, SLG: 0.421 (1, 8)	0-0 L8		0-3 K 1-2			0-0 L9			0-3 K	4	0	0	0	0	2	2
Jack Clark, R OBP: 0.352, SLG: 0.464 (1, 9)	0-0 F2			0-0 5-3		0-0 P4			0-0 F7	4	0	0	0	0	0	1
Reggie Smith, S OBP: 0.341, SLG: 0.420 (1, 3)		4-0 BB BB BB BB	4-0 FC6-4 BB		4-0 FC6-3 BB			0-0 F8		1	0	0	0	2	0	0
Jim Wohlford, R OBP: 0.322, SLG: 0.353 (1, 7)		0-0 FC6-4 PB 1-2f		0-0 FC6-3 1-2f			0-0 F8			3	0	0	0	0	0	2
Bob Brenly, R OBP: 0.330, SLG: 0.372 (1, 2)		4-0 BB BB BB	4-0 G4-6-3 BB 1-2		0-3 K			0-0 F8		2	0	0	0	1	1	1
Tom O'Malley, L OBP: 0.333, SLG: 0.330 (1, 5)		0-0 G4-6-3 1-2f			0-0 CS 1B			0-0 3-1		3	0	1	0	0	0	2
Bill Laskey, R OBP: 0.135, SLG: 0.086 (1, 1)			0-3 K		0-0 CS 1B			0-3 K		2	0	1	0	0	1	0
Darrell Evans, L OBP: 0.360, SLG: 0.442 (8, PH)					0-0 CS 1B					1	0	0	0	0	1	0
Jim Barr, R OBP: 0.214, SLG: 0.286 (9, 1)					1-2					0	0	0	0	0	0	0

Inning Stats	R: 0 E: 0 K: 0 S: 4	H: 1 LOB: 1 BB: 0 P: 4	R: 0 E: 0 K: 0 S: 2	H: 0 LOB: 1 BB: 2 P: 10	R: 0 E: 0 K: 2 S: 8	H: 1 LOB: 1 BB: 0 P: 8	R: 0 E: 0 K: 1 S: 5	H: 0 LOB: 1 BB: 1 P: 9	R: 0 E: 0 K: 0 S: 3	H: 2 LOB: 0 BB: 0 P: 3	R: 0 E: 0 K: 0 S: 3	H: 0 LOB: 0 BB: 0 P: 3	R: 0 E: 0 K: 0 S: 3	H: 0 LOB: 0 BB: 0 P: 3	R: 0 E: 0 K: 1 S: 5	H: 0 LOB: 0 BB: 0 P: 5	R: 0 E: 0 K: 1 S: 5	H: 0 LOB: 0 BB: 0 P: 5	1B: 4 2B: 0 3B: 0 HR: 0	SF: 0 SAC: 0 DP: 1 HBP: 0	WP: 1 PB: 1 SB: 0 CS: 2	PA: 31											
PITCHER Steve Carlton, L ERA: 3.47 (1, 1)	IP 9.0	WLS W	BF 31	H 4	R 0	ER 0	SO 5	BB 3	IBB 0	HBP 0	BLK 0	WP 1	HR 0	S 38	P 50	ERA 0.00	WHIP 0.778																
PITCHER																	IP	WLS	BF	H	R	ER	SO	BB	IBB	HBP	BLK	WP	HR	S	P	ERA	WHIP


BOTTOM

Philadelphia Phillies @ San Francisco Giants
Candlestick Park, San Francisco, CA

Fri Jul 16 1982, 10:05 PM EDT
Att. 7,720 - Unknown

livebaseballscorecards.com

AB	28
R	0
H	4
RBI	0
BB	3
SO	5
LOB	10



Batter	1	2	3	4	5	6	7	8	9	10	11	AB R H RBI BB SO LOB	TOP																
Bob Dernier, R OBP: 0.337, SLG: 0.332 (1, 9) (4, 8)	E6 S E	6-3			5-3		6-3		5-3		B B B B 4-0 1B	5 1 0 0 1 0 2	Philadelphia Phillies @ San Francisco Giants Candlestick Park, San Francisco, CA Sat Jul 17 1982, 6:33 AM EDT Att. 30,790 - Unknown																
Pete Rose, S OBP: 0.350, SLG: 0.362 (1, 3)	E7 CS 1B		1-3		4-3		4-3		4-3		0-0 1B 2B 1B	6 1 3 1 0 0 0																	
Gary Matthews, R OBP: 0.341, SLG: 0.458 Greg Gross, L OBP: 0.388, SLG: 0.338 (1, 7) (9, 7)	5-3		P4		3-1		F8		E9 1B		0-0 1B 2B 1B	5 0 1 0 0 0 2 1 1 1 0 0 0 0																	
Mike Schmidt, R OBP: 0.434, SLG: 0.504 (1, 5)	4-0 1B BB		K		5-3			HR	5-3		0-0 1B 2B	5 1 2 3 1 1 1																	
Bo Diaz, R OBP: 0.354, SLG: 0.500 (1, 2)	0-0 1B				F6		1B		6-3		0-0 1B E3 1B	6 0 3 0 0 0 0																	
Garry Maddox, R OBP: 0.299, SLG: 0.418 George Vukovich, L OBP: 0.320, SLG: 0.400 (1, 8) (4, PR) (4, 9)	F7		1B 1B		F8		1B 1B	BB 1B 1B	4-3		4-0 1B IBB	2 0 1 0 0 0 2 3 0 1 0 1 0 1																	
Manny Trillo, R OBP: 0.317, SLG: 0.311 (1, 4)		G3			P3		1B	BB 1B		4-0 BB	0-0 F7	5 0 2 0 1 0 4																	
Ivan De Jesus, R OBP: 0.320, SLG: 0.318 (1, 6)		SH3-1 1B			P4		SH1-4 1B 2B	1-2 2-3 BB	F9			4 1 2 0 1 0 3																	
Dick Ruthven, R OBP: 0.049, SLG: 0.050 Tug McGraw, R OBP: 0.260, SLG: 0.429 Ron Reed, R OBP: 0.288, SLG: 0.432 Bill Robinson, R OBP: 0.167, SLG: 0.500 Sparky Lyle, S OBP: 0.167, SLG: 0.500 Sid Monge, S (1, 1) (8, 1) (9, 1) (11, PH) (11, 1) (11, 1)		SH3-1 1-2			1-3		SH1-4 1B 2B	0-3 K			0-3 K	2 0 0 0 0 0 1 4 0 0 0 0 0 0 0 0 0 0 0 0 0 0 0 0 1 0 0 0 0 0 1 0 0 0 0 0 0 0 0 0 0 0 0 0 0 0 0 0																	
Inning Stats	R: 1 E: 2 K: 0 S: 5	H: 2 LOB: 2 BB: 1 P: 9	R: 0 E: 0 K: 0 S: 4	H: 1 LOB: 1 BB: 0 P: 4	R: 0 E: 0 K: 1 S: 5	H: 0 LOB: 0 BB: 0 P: 5	R: 0 E: 0 K: 0 S: 5	H: 2 LOB: 2 BB: 0 P: 5	R: 0 E: 0 K: 0 S: 3	H: 0 LOB: 0 BB: 0 P: 3	R: 0 E: 0 K: 0 S: 4	H: 1 LOB: 1 BB: 0 P: 4		R: 1 E: 0 K: 0 S: 5	H: 2 LOB: 1 BB: 0 P: 5	R: 1 E: 0 K: 1 S: 7	H: 3 LOB: 2 BB: 1 P: 11	R: 0 E: 0 K: 0 S: 4	H: 1 LOB: 1 BB: 0 P: 4	R: 0 E: 0 K: 0 S: 3	H: 0 LOB: 1 BB: 1 P: 7	R: 2 E: 1 K: 1 S: 8	H: 4 LOB: 3 BB: 2 P: 16	1B: 13 2B: 2 3B: 0 HR: 1	SF: 0 SAC: 2 DP: 0 HBP: 0	WP: 0 PB: 0 SB: 1 CS: 1	PA: 52		
PITCHER	IP WLS BF H R ER SO BB IBB HBP BLK WP HR S P ERA WHIP													IP WLS BF H R ER SO BB IBB HBP BLK WP HR S P ERA WHIP															
Renie Martin, R ERA: 4.15 (1, 1)	7.0	30	8	2	1	1	1	1	0	0	0	0	0	0	31	35	1.29	1.286											
Greg Minton, R ERA: 2.06 (8, 1)	2.0	10	4	1	1	1	1	0	0	0	0	0	1	11	15	4.50	2.500												
Al Holland, L ERA: 3.82 (10, 1)	1.0	4	0	0	0	0	1	0	0	0	0	0	0	3	7	0.00	1.000												
Fred Breining, R ERA: 3.65 (11, 1)	0.2	L	4	2	2	2	1	1	0	0	0	0	0	5	9	27.00	4.500												
Jim Barr, R ERA: 2.99 (11, 1)	0.1	4	2	0	0	0	0	1	0	0	0	0	0	3	7	0.00	6.000												

AB	45
R	5
H	16
RBI	4
BB	5
SO	3
LOB	19



WP: 0	PA: 52
PB: 0	
SB: 1	
CS: 1	

1B: 13	SF: 0
2B: 2	SAC: 2
3B: 0	DP: 0
HR: 1	HBP: 0

WP: 0	PA: 52
PB: 0	
SB: 1	
CS: 1	

Batter	1	2	3	4	5	6	7	8	9	10	11	AB R H RBI BB SO LOB
Joe Morgan, L OBP: 0.401, SLG: 0.426 (1, 4)	L9		SH3-4 1B				S 1B		1B 1B		1B 1B	6 0 5 2 0 0 0
Johnnie LeMaster, R OBP: 0.255, SLG: 0.289 (1, 6)	CS BB		SH3-4		L7		5-3		1B 1B		1B 1B	4 0 2 0 1 0 2
Chili Davis, S OBP: 0.325, SLG: 0.414 (1, 8)	K		6-3			4-3		F5	K		G4-6-3	6 0 0 0 0 2 7
Jack Clark, R OBP: 0.355, SLG: 0.463 (1, 9)		F8 SF8 1B BB	6-3			CS 1B		BB	P4			3 1 1 0 2 0 4
Reggie Smith, S OBP: 0.343, SLG: 0.416 (1, 3)		1B 1B			F8		BB BB	K			6-3	4 0 1 0 1 1 1
Milt May, L OBP: 0.326, SLG: 0.412 Bob Brenly, R OBP: 0.330, SLG: 0.372 (1, 2) (10, PR) (11, 2)		F8			G3		4-3	F9			1B	5 0 1 0 0 0 4 0 0 0 0 0 0 0
Champ Summers, L OBP: 0.325, SLG: 0.386 Greg Minton, S OBP: 0.200, SLG: 0.300 Duane Kuiper, L OBP: 0.374, SLG: 0.349 Guy Suletz, R OBP: 0.289, SLG: 0.273 Al Holland, R OBP: 0.050, SLG: 0.050 Dave Bergman, L OBP: 0.327, SLG: 0.347 Fred Breining, R OBP: 0.460, SLG: 0.333 Jim Barr, R OBP: 0.214, SLG: 0.286 (1, 7) (8, 1) (9, PH) (9, PR) (10, 1) (10, PH) (11, 1) (11, 1)		SF8			6-3			L3			1B 1B	2 0 0 1 0 0 0 0 0 0 0 0 0 0 1 0 1 0 0 0 0 0 1 0 0 0 0 0 0 0 0 0 0 0 0 1 0 1 0 0 0 0 0 0 0 0 0 0 0 0 0 0 0 0 0 0
Tom O'Malley, L OBP: 0.338, SLG: 0.335 Max Venable, L OBP: 0.210, SLG: 0.267 (1, 5) (7, PR) (8, 7)		FC6-4 1B			4-3			S 1B 1B			G4-6-3	3 0 2 2 0 0 0 0 1 0 0 0 0 0
Jim Wohlford, R OBP: 0.323, SLG: 0.354 (9, PH) (10, 7)		1B							1B 1B		1B	2 0 1 0 0 0 2
Renie Martin, R OBP: 0.267, SLG: 0.367 Darrell Evans, L OBP: 0.356, SLG: 0.437 (1, 1) (7, PH) (8, 5)		FC6-4			5-3			K	K		G3	2 0 0 0 0 0 2 3 0 0 0 0 2 3

BOTTOM

Philadelphia Phillies @ San Francisco Giants
Candlestick Park, San Francisco, CA
Sat Jul 17 1982, 6:33 AM EDT
Att. 30,790 - Unknown

livebaseballscores.com

AB	42
R	3
H	15
RBI	3
BB	4
SO	5
LOB	25



Inning Stats	R: 0	H: 0	E: 0	K: 1	S: 4	P: 8	R: 1	H: 2	E: 0	K: 0	S: 5	P: 9	R: 0	H: 1	E: 0	K: 0	S: 4	R: 0	H: 0	E: 0	K: 0	S: 3	P: 3	R: 0	H: 1	E: 0	K: 0	S: 4	P: 4	R: 0	H: 1	E: 0	K: 0	S: 3	P: 7	R: 1	H: 2	E: 0	K: 1	S: 7	P: 7	R: 0	H: 0	E: 0	K: 1	S: 5	P: 9	R: 1	H: 4	E: 0	K: 2	S: 11	P: 11	R: 0	H: 2	E: 0	K: 0	S: 4	P: 4	R: 0	H: 2	E: 0	K: 0	S: 4	P: 4
	0	0	0	1	4	8	1	2	0	0	5	9	0	1	0	0	4	3	0	0	0	0	0	3	3	0	1	0	0	0	4	7	0	1	0	0	0	7	7	0	2	0	1	11	11	0	2	0	0	4	4	0	2	0	0	4	4								

WP: 0	PA: 48
PB: 0	
SB: 2	
CS: 2	

PITCHER	IP	WLS	BF	H	R	ER	SO	BB	IBB	HBP	BLK	WP	HR	S	P	ERA	WHIP
Dick Ruthven, R ERA: 3.21 (1, 1)	7.1		31	7	2	2	2	4	0	0	0	0	0	31	47	2.46	1.500
Tug McGraw, L ERA: 2.25 (8, 1)	1.1		8	4	1	1	3	0	0	0	0	0	0	14	14	6.75	3.000
Ron Reed, R ERA: 3.02 (9, 1)	1.1	W	5	2	0	0	0	0	0	0	0	0	0	5	5	0.00	1.500
Sparky Lyle, L ERA: 3.94 (11, 1)	0.1		3	2	0	0	0	0	0	0	0	0	0	3	3	0.00	6.000
Sid Monge, L ERA: 3.78 (11, 1)	0.2	S	1	0	0	0	0	0	0	0	0	0	0	1	1	0.00	0.000

Batter	1	2	3	4	5	6	7	8	9	AB R H RBI BB SO LOB	TOP
Bob Dernier, R OBP: 0.336, SLG: 0.334 (1, 8) X	0-0 G3 HR 2B		0-3 K		0-0 5-3		0-0 F9			4 1 1 0 0 1 3	
Pete Rose, S OBP: 0.351, SLG: 0.364 (1, 3) X	0-0 G3 2-3		0-0 1B		0-0 1B 2-H		0-0 6-3			4 0 2 1 0 0 3	
Gary Matthews, R OBP: 0.340, SLG: 0.455 Greg Gross, L OBP: 0.388, SLG: 0.338 (1, 7) X (9, 7) X	0-0 5-3		0-0 F7		0-0 1B 1-3			0-0 F9		4 0 1 0 0 0 2 0 0 0 0 0 0 0	
Mike Schmidt, R OBP: 0.431, SLG: 0.512 (1, 5) X	0-0 HR 3-H		0-0 5-3			0-0 F8		0-3 K		4 1 1 2 0 1 1	
Bo Diaz, R OBP: 0.350, SLG: 0.493 (1, 2) X	0-0 1-3			0-0 F8		0-0 P3		0-3 K		4 0 0 0 0 1 0	
Bill Robinson, R OBP: 0.287, SLG: 0.424 (1, 9) X		0-0 5-3		0-0 1B G4-6-3		0-3 K			0-0 L7	4 0 1 0 0 1 0	
Manny Trillo, R OBP: 0.319, SLG: 0.314 (1, 4) X				0-0 1B E 1-2f			0-0 1B SH1-4		0-0 G3	4 0 2 0 0 0 1	
Ivan De Jesus, R OBP: 0.323, SLG: 0.320 (1, 6) X		0-0 E3 G6-4-3			0-0 1B SH1-4		0-0 1B SH1-4		0-0 G3	4 1 2 0 0 0 1	
Larry Christenson, R OBP: 0.071, SLG: 0.119 Tug McGraw, R (9, 1) X		0-0 G6-4-3			0-0 SH1-4		0-0 SH1-4			1 0 0 0 0 0 2 0 0 0 0 0 0 0	
Inning Stats	R: 2 H: 2 E: 0 LOB: 0 K: 0 BB: 0 S: 5 P: 5	R: 0 H: 1 E: 1 LOB: 1 K: 0 BB: 0 S: 4 P: 4	R: 0 H: 1 E: 0 LOB: 1 K: 1 BB: 0 S: 6 P: 6	R: 0 H: 1 E: 0 LOB: 0 K: 0 BB: 0 S: 3 P: 3	R: 1 H: 3 E: 0 LOB: 2 K: 0 BB: 0 S: 5 P: 5	R: 0 H: 0 E: 0 LOB: 0 K: 1 BB: 0 S: 5 P: 5	R: 0 H: 2 E: 0 LOB: 2 K: 0 BB: 0 S: 5 P: 5	R: 0 H: 0 E: 0 LOB: 0 K: 2 BB: 0 S: 7 P: 7	R: 0 H: 0 E: 0 LOB: 0 K: 0 BB: 0 S: 3 P: 3	1B: 8 SF: 0 2B: 1 SAC: 2 3B: 0 DP: 2 HR: 1 HBP: 0	WP: 0 PA: 35 PB: 0 SB: 0 CS: 0
PITCHER Atee Hammaker, L ERA: 4.15 (1, 1)	IP WLS BF H R ER SO BB IBB HBP BLK WP HR S P ERA WHIP										
	9.0 W 35 10 3 3 4 0 0 0 0 0 1 43 43 3.00 1.111										

Philadelphia Phillies @ San Francisco Giants
Candlestick Park, San Francisco, CA
Sun Jul 18 1982, 6:33 AM EDT
Att. 15,657 - Unknown

livebaseballscorecards.com

AB	33
R	3
H	10
RBI	3
BB	0
SO	4
LOB	13



Batter	1	2	3	4	5	6	7	8	9	AB R H RBI BB SO LOB	TOP											
Mookie Wilson, S OBP: 0.320, SLG: 0.372 (1, 8)	0-3 K		0-0 L6		0-0 1B	0-0 G3			0-0 4-3	5 0 1 0 0 1 5												
John Stearns, R OBP: 0.349, SLG: 0.414 (1, 2)	4-0 CS BB		0-0 5-3		0-0 F5		0-0 P4		0-0 P4	4 0 0 0 1 0 5												
George Foster, R OBP: 0.338, SLG: 0.398 (1, 7)	0-0 P6			0-0 F7	0-0 F8		0-0 4-3			4 0 0 0 0 0 4												
Dave Kingman, R OBP: 0.309, SLG: 0.497 (1, 3)		0-0 F8		0-0 F8		0-3 K	4-0 BB			3 0 0 0 1 1 0												
Ellis Valentine, R OBP: 0.259, SLG: 0.372 (1, 9)		0-0 1-3		0-0 1B		0-0 2B	0-0 5-3			4 1 2 0 0 0 1												
Phil Mankowski, L OBP: 0.242, SLG: 0.267 (1, 5)		0-0 F5		0-3 K		0-0 FC6-4 2B		0-3 K		4 0 1 1 0 2 1												
Wally Backman, S OBP: 0.387, SLG: 0.362 (1, 4)			0-0 1B E 1B		4-0 1B 1B BB	4-0 FC6-4 BB		0-3 K		2 0 1 0 2 1 0												
Ron Gardenhire, R OBP: 0.281, SLG: 0.299 (1, 6)			0-0 1B		0-0 1B 1B	0-0 FC6-4 BB		0-0 5-3		4 0 2 0 0 0 2												
Charlie Puleo, R OBP: 0.171, SLG: 0.147 (1, 1)			0-3 K		0-0 P4	4-0 BB		0-0 6-3		1 0 0 0 0 0 1 2												
Gary Raisch, L OBP: 0.264, SLG: 0.310 (5, PH)										1 0 0 0 0 0 0 2												
Jesse Orosco, R OBP: 0.284, SLG: 0.346 (5, 1)										0 0 0 0 0 0 0 0												
Joel Youngblood, R OBP: 0.250, SLG: 0.160 (6, PH)										0 0 0 0 0 1 0 0												
Randy Jones, R OBP: 0.250, SLG: 0.160 (6, 1)										0 0 0 0 0 0 0 0												
Rusty Staub, L OBP: 0.284, SLG: 0.300 (9, PH)										1 0 0 0 0 0 0 0												
Inning Stats	R: 0 E: 0 K: 1 S: 4	H: 0 LOB: 0 BB: 1 P: 8	R: 0 E: 0 K: 0 S: 3	H: 0 LOB: 0 BB: 0 P: 3	R: 0 E: 1 K: 1 S: 7	H: 2 LOB: 2 BB: 0 P: 7	R: 0 E: 0 K: 1 S: 6	H: 1 LOB: 1 BB: 0 P: 6	R: 0 E: 0 K: 0 S: 5	H: 2 LOB: 3 BB: 1 P: 9	R: 1 E: 0 K: 1 S: 7	H: 2 LOB: 3 BB: 2 P: 15	R: 0 E: 0 K: 0 S: 3	H: 0 LOB: 1 BB: 1 P: 7	R: 0 E: 0 K: 2 S: 7	H: 0 LOB: 0 BB: 0 P: 7	R: 0 E: 0 K: 0 S: 3	H: 0 LOB: 0 BB: 0 P: 3	1B: 5 2B: 2 3B: 0 HR: 0	SF: 0 SAC: 0 DP: 0 HBP: 0	WP: 0 PB: 0 SB: 0 CS: 1	PA: 38
PITCHER	IP WLS BF H R ER SO BB IBB HBP BLK WP HR S P ERA WHIP	IP WLS BF H R ER SO BB IBB HBP BLK WP HR S P ERA WHIP																				
Rich Gale, R ERA: 4.04 (1, 1)	5.1 W 25 7 1 1 4 3 0 0 0 0 0 30 42 1.69 1.875	Al Holland, L ERA: 3.61 (6, 1)	3.2 S 13 0 0 0 2 2 0 0 0 0 0 15 23 0.00 0.545																			

New York Mets @ San Francisco Giants
 Candlestick Park, San Francisco, CA
 Tue Jul 20 1982, 10:05 PM EDT
 Att. 9,569 - Unknown

livebaseballscorecards.com

AB	33
R	1
H	7
RBI	1
BB	5
SO	6
LOB	22



Batter	1	2	3	4	5	6	7	8	9
Jeffrey Leonard, R OBP: 0.294, SLG: 0.400 (1, 7)	F8		K	F9		F7		FC6-4 BB	
Joe Morgan, L OBP: 0.399, SLG: 0.430 (1, 4)	F2		1B 1-2 BB	FC4-6 BB		K		P3	
Chili Davis, S OBP: 0.325, SLG: 0.410 (1, 8)	BB		1B 1-3 2-H	FC4-6 S		K		FC6-4 1-2f	
Jack Clark, R OBP: 0.364, SLG: 0.467 (1, 9)	5-3		1B 1-2 BB	K		2B 1B			
Reggie Smith, S OBP: 0.349, SLG: 0.423 (1, 3)		3-1	1B 1-3 2-H 3-H	E	4-3 2B	F8			
Dave Bergman, L OBP: 0.357, SLG: 0.347 (8, 3)									
Milt May, L OBP: 0.332, SLG: 0.417 (1, 2)		FC6-4 BB	1B 1-3 3-H	E	1-3	1-3 2B			
Tom O'Malley, L OBP: 0.330, SLG: 0.323 (1, 5)		F7	K	K	4-3	4-3			
Johnnie LeMaster, R OBP: 0.253, SLG: 0.263 (1, 6)		FC6-4 1-2f	E9 1-3 3-H	E	K	K		S SH1-4 BB	
Rich Gale, R OBP: 0.216, SLG: 0.265 (1, 1)						4-3		SH1-4	
Al Holland, R OBP: 0.048, SLG: 0.048 (6, 1)								1-2	

Inning Stats	R: 0 E: 0 K: 0 S: 3	H: 0 LOB: 1 BB: 1 P: 7	R: 0 E: 0 K: 0 S: 3	H: 0 LOB: 1 BB: 1 P: 7	R: 5 E: 1 K: 3 S: 14	H: 4 LOB: 2 BB: 2 P: 22	R: 0 E: 0 K: 1 S: 5	H: 0 LOB: 1 BB: 1 P: 9	R: 0 E: 0 K: 1 S: 6	H: 1 LOB: 1 BB: 0 P: 6	R: 0 E: 0 K: 1 S: 5	H: 0 LOB: 0 BB: 0 P: 5	R: 0 E: 0 K: 1 S: 7	H: 2 LOB: 2 BB: 0 P: 7	R: 0 E: 0 K: 0 S: 3	H: 0 LOB: 2 BB: 2 P: 11
--------------	------------------------------	---------------------------------	------------------------------	---------------------------------	-------------------------------	----------------------------------	------------------------------	---------------------------------	------------------------------	---------------------------------	------------------------------	---------------------------------	------------------------------	---------------------------------	------------------------------	----------------------------------

PITCHER	IP	WLS	BF	H	R	ER	SO	BB	IBB	HBP	BLK	WP	HR	S	P	ERA	WHIP
Charlie Puleo, R ERA: 4.22 (1, 1)	4.0	L	22	4	5	4	4	5	0	0	0	0	0	25	45	9.00	2.250
Jesse Orosco, L ERA: 3.43 (5, 1)	1.0		4	1	0	0	1	0	0	0	0	0	0	6	6	0.00	1.000
Randy Jones, L ERA: 4.65 (6, 1)	3.0		13	2	0	0	2	2	0	0	0	0	0	15	23	0.00	1.333

BOTTOM


New York Mets @ San Francisco Giants
Candlestick Park, San Francisco, CA

Tue Jul 20 1982, 10:05 PM EDT
Att. 9,569 - Unknown

AB	R	H	RBI	BB	SO	LOB
4	0	0	0	1	1	1
3	1	0	0	2	1	2
4	1	1	1	1	1	3
3	1	1	0	1	1	2
4	1	2	2	0	0	1
0	0	0	0	0	0	0
3	0	2	1	1	0	1
4	0	0	0	0	1	6
3	0	0	0	1	1	3
2	1	1	0	0	1	2
1	0	0	0	0	0	0

AB	31
R	5
H	7
RBI	4
BB	7
SO	7
LOB	21

livebaseballscorecards.com



WP	PA
0	39

BOTTOM

New York Mets @ San Francisco Giants
Candlestick Park, San Francisco, CA

Wed Jul 21 1982, 6:33 AM EDT
Att. 7,916 - Unknown

AB	33
R	2
H	9
RBI	2
BB	0
SO	7
LOB	10



WP	0	PA	35
PB	0	SB	0
CS	1		

AB	3	R	0	H	0	RBI	1	BB	0	SO	0	LOB	1
	0	0	0	0	0	0	0	0	0	0	0	0	0

4	0	2	1	0	1	0							
---	---	---	---	---	---	---	--	--	--	--	--	--	--

4	0	1	0	0	2	2							
---	---	---	---	---	---	---	--	--	--	--	--	--	--

4	0	1	0	0	0	1							
---	---	---	---	---	---	---	--	--	--	--	--	--	--

4	0	0	0	0	1	1							
---	---	---	---	---	---	---	--	--	--	--	--	--	--

4	0	2	0	0	1	0							
---	---	---	---	---	---	---	--	--	--	--	--	--	--

4	1	1	0	0	0	1							
---	---	---	---	---	---	---	--	--	--	--	--	--	--

4	1	2	0	0	0	3							
---	---	---	---	---	---	---	--	--	--	--	--	--	--

0	0	0	0	0	0	0							
1	0	0	0	0	0	1							
0	0	0	0	0	0	0							
0	0	0	0	0	0	0							
1	0	0	0	0	0	1							

1B	7	SF	1
2B	3	SAC	1
3B	0	DP	2
HR	0	HBP	0

Batter	1	2	3	4	5	6	7	8	9
Jeffrey Leonard, R (1, 7) OBP: 0.278, SLG: 0.382 Fred Breining, R (8, 1) OBP: 0.400, SLG: 0.333	0-0 P6		0-0 SF8		0-0 5-3		0-0 5-3		
Joe Morgan, L (1, 4) OBP: 0.401, SLG: 0.435	0-0 F8		0-0 3-H 0-0 1B		0-0 2B			0-3 K	
Chili Davis, S (1, 8) OBP: 0.324, SLG: 0.408	0-3 K		0-0 F9		0-3 K			0-0 G6-4-3 1B	
Jack Clark, R (1, 9) OBP: 0.363, SLG: 0.464		0-0 F8		0-0 CS 1B		0-0 6-3		0-0 G6-4-3 1-2f	
Reggie Smith, S (1, 3) OBP: 0.342, SLG: 0.413		0-0 4-3		0-3 K 1-2		0-0 F8		0-0 6-3	
Bob Brenly, R (1, 2) OBP: 0.337, SLG: 0.378		0-0 F7		0-0 1B 1B		0-3 K		0-0 FC5-4 1B	
Tom O'Malley, L (1, 5) OBP: 0.329, SLG: 0.321			0-0 E3 SH1-4 1B SF8		0-0 1-2 1B		0-0 4-3	0-0 F2	
Johnnie LeMaster, R (1, 6) OBP: 0.256, SLG: 0.270			0-0 SH1-4 1-2 1B		0-0 F9		0-0 2B	0-0 FC5-4 1-2f	
Bill Laskey, R (1, 1) OBP: 0.136, SLG: 0.086 Gary Lavelle, S (3, 1) OBP: 0.286, SLG: 0.429 Jim Barr, R (6, 1) OBP: 0.214, SLG: 0.286 Al Holland, R (7, 1) OBP: 0.048, SLG: 0.048 Jim Wohlford, R (7, PH) OBP: 0.321, SLG: 0.351			0-0 SH1-4		0-3 K		0-3 K		

Inning Stats	R: 0	H: 0	E: 0	LOB: 0	K: 1	S: 5	P: 5	R: 0	H: 0	E: 0	LOB: 0	K: 0	S: 3	P: 3	R: 2	H: 2	E: 1	LOB: 1	K: 0	S: 6	P: 6	R: 0	H: 3	E: 0	LOB: 2	K: 1	S: 7	P: 7	R: 0	H: 1	E: 0	LOB: 1	K: 2	S: 8	P: 8	R: 0	H: 0	E: 0	LOB: 0	K: 1	S: 5	P: 5	R: 0	H: 1	E: 0	LOB: 1	K: 1	S: 6	P: 6	R: 0	H: 1	E: 0	LOB: 0	K: 1	S: 5	P: 5	R: 0	H: 1	E: 0	LOB: 1	K: 0	S: 4	P: 4	R: 0	H: 1	E: 0	LOB: 1	K: 0	S: 4	P: 4
--------------	------	------	------	--------	------	------	------	------	------	------	--------	------	------	------	------	------	------	--------	------	------	------	------	------	------	--------	------	------	------	------	------	------	--------	------	------	------	------	------	------	--------	------	------	------	------	------	------	--------	------	------	------	------	------	------	--------	------	------	------	------	------	------	--------	------	------	------	------	------	------	--------	------	------	------

PITCHER	IP	WLS	BF	H	R	ER	SO	BB	IBB	HBP	BLK	WP	HR	S	P	ERA	WHIP
Pete Falcone, L (1, 1) ERA: 3.67	5.0	W	21	6	2	0	4	0	0	0	0	0	0	29	29	0.00	1.200
Jesse Orosco, L (6, 1) ERA: 3.21	4.0	S	14	3	0	0	3	0	0	0	0	0	0	20	20	0.00	0.750

Batter	1	2	3	4	5	6	7	8	9	AB R H RBI BB SO LOB	TOP	
Tim Raines, S (1, 7) OBP: 0.358, SLG: 0.371	0-3 K			x 0-0 CS 1B		x 0-0 1B		0-3 K		4 0 2 0 0 2 0		
Andre Dawson, R (1, 8) OBP: 0.335, SLG: 0.473	0-0 P5		x 0-0 1-2 5-3			0-3 K			0-0 1-3	4 0 0 0 0 1 2		
Al Oliver, L (1, 3) OBP: 0.383, SLG: 0.537	0-0 F7		x 0-0 5-3				0-0 HR		0-0 F6	4 1 1 1 0 0 0		
Gary Carter, R (1, 2) OBP: 0.389, SLG: 0.571		x 0-0 F3			x 0-0 6-3 2B		0-3 K		0-0 FC6-4 1B	4 0 2 0 0 1 0		
Tim Wallach, R (1, 5) OBP: 0.329, SLG: 0.457		x 0-0 F7			x 0-0 F7		0-0 HR		0-0 FC6-4 1-2f	4 1 1 1 0 0 2		
Chris Speier, R (1, 6) OBP: 0.306, SLG: 0.345		x 0-0 4-3			x 0-0 6-3		0-0 4-3			3 0 0 0 0 0 1		
Frank Taveras, R (7, 6) OBP: 0.217, SLG: 0.235					2-3					0 0 0 0 0 0 0		
Dan Norman, R (1, 9) OBP: 0.323, SLG: 0.382			x 0-0 6-3		x 0-0 F8		0-3 K			3 0 0 0 0 1 1		
Mike Gates, L (1, 4) OBP: 0.291, SLG: 0.311			x 0-0 6-3			x 0-0 4-3		0-3 K		1 0 0 0 0 0 0		
Wallace Johnson, S (6, PH) OBP: 0.224, SLG: 0.217										2 0 0 0 0 1 0		
David Palmer, R (1, 1) Chris Smith, S (6, PH) Dan Schatzeder, L (6, 1) Jerry White, S (8, PH) Woodie Fryman, R (8, 1) OBP: 0.500, SLG: 0.500			0-3 K		x 0-0 F9			x 0-0 F7		1 0 0 0 0 1 0		
	R: 0 H: 0 E: 0 LOB: 0 K: 1 BB: 0 S: 5 P: 5	R: 0 H: 0 E: 0 LOB: 0 K: 0 BB: 0 S: 3 P: 3	R: 0 H: 0 E: 0 LOB: 0 K: 1 BB: 0 S: 5 P: 5	R: 0 H: 1 E: 0 LOB: 0 K: 0 BB: 0 S: 3 P: 3	R: 0 H: 1 E: 0 LOB: 1 K: 0 BB: 0 S: 4 P: 4	R: 0 H: 1 E: 0 LOB: 1 K: 1 BB: 0 S: 6 P: 6	R: 2 H: 2 E: 0 LOB: 0 K: 2 BB: 0 S: 9 P: 9	R: 0 H: 0 E: 0 LOB: 0 K: 2 BB: 0 S: 7 P: 7	R: 0 H: 1 E: 0 LOB: 1 K: 0 BB: 0 S: 4 P: 4	1B: 3 SF: 0 2B: 1 SAC: 0 3B: 0 DP: 0 HR: 2 HBP: 0	WP: 0 PA: 32 PB: 0 SB: 0 CS: 1	
PITCHER Atlee Hammaker, L (1, 1) ERA: 3.97	IP WLS BF H R ER SO BB IBB HBP BLK WP HR S P ERA WHIP											PITCHER IP WLS BF H R ER SO BB IBB HBP BLK WP HR S P ERA WHIP

Montreal Expos @ San Francisco Giants
 Candlestick Park, San Francisco, CA

Sat Jul 24 1982, 10:05 PM EDT
 Att: 10,055 - Unknown

AB	32
R	2
H	6
RBI	2
BB	0
SO	7
LOB	6



Batter	1	2	3	4	5	6	7	8	9
Jeffrey Leonard, R (1, 7) OBP: 0.263, SLG: 0.355	0-0 1-3 K	0-3 K			0-0 5-3		0-0 F9		
Joe Morgan, L (1, 4) OBP: 0.407, SLG: 0.451	0-0 4-3 HBP 1B		0-0 CS 1B		0-0 P4		0-3 K		
Chili Davis, S (1, 8) OBP: 0.324, SLG: 0.407	1-0 4-3 1B HBP		0-0 S 2B		0-3 K		0-3 K		
Jack Clark, R (1, 9) OBP: 0.359, SLG: 0.465	0-0 4-3 1-2 2-3		0-0 5-3		0-0 F9		0-0 E6 BB 1B		
Darrell Evans, L (1, 5) OBP: 0.360, SLG: 0.436 (9, 3)	0-0 S 1B		4-0 BB		0-0 P5		0-0 BB 1B		
Milt May, L (1, 2) OBP: 0.331, SLG: 0.409	2-H 3-H 4-0 BB		0-0 F2		0-0 E6 WP 1B		0-0 F8		
Dave Bergman, L (1, 3) OBP: 0.352, SLG: 0.342 Jim Wohlford, R (8, PH) OBP: 0.328, SLG: 0.355 Guy Sularz, R (9, 5) OBP: 0.288, SLG: 0.273	0-0 G3		0-0 F7		0-0 1B		4-0 BB 1B		
Johnnie LeMaster, R (1, 6) OBP: 0.258, SLG: 0.271		0-3 K	0-3 K		0-0 P4		0-0 1B		
Atlee Hammaker, S (1, 1) OBP: 0.054, SLG: 0.054		0-0 1-3	0-3 K		0-0 5-3		0-3 K		

AB	R	H	RBI	BB	SO	LOB
4	0	0	0	0	1	0
4	1	2	0	0	1	0
3	1	1	0	0	2	0
4	1	0	0	0	0	3
3	1	2	2	1	0	0
3	1	0	0	1	0	4
3	0	1	1	0	0	2
0	0	0	0	1	0	0
0	0	0	0	0	0	0
4	0	1	2	0	2	1
4	0	0	0	0	2	2

BOTTOM

Montreal Expos @ San Francisco Giants
Candlestick Park, San Francisco, CA

Sat Jul 24 1982, 10:05 PM EDT
Att. 10,055 - Unknown

AB	32
R	5
H	7
RBI	5
BB	3
SO	8
LOB	12

WP: 1 PA: 36
PB: 0
SB: 2
CS: 1



Inning Stats	R	H	E	K	S	R	H	E	K	S	R	H	E	K	S	R	H	E	K	S	R	H	E	K	S	R	H	E	K	S	R	H	E	K	S
R: 2 E: 0 K: 0 S: 5	H: 2 LOB: 2 BB: 1 P: 10	R: 0 E: 0 K: 2 S: 7	H: 0 LOB: 0 BB: 0 P: 7	R: 0 E: 0 K: 0 S: 4	H: 2 LOB: 2 BB: 1 P: 8	R: 0 E: 0 K: 2 S: 7	H: 0 LOB: 0 BB: 0 P: 7	R: 0 E: 0 K: 1 S: 5	H: 0 LOB: 0 BB: 0 P: 5	R: 1 E: 1 K: 0 S: 5	H: 1 LOB: 1 BB: 0 P: 5	R: 0 E: 0 K: 1 S: 5	H: 0 LOB: 0 BB: 0 P: 5	R: 0 E: 0 K: 1 S: 5	H: 0 LOB: 0 BB: 0 P: 5	R: 2 E: 1 K: 2 S: 10	H: 2 LOB: 2 BB: 1 P: 14	R: 0 E: 0 K: 1 S: 5	H: 0 LOB: 0 BB: 0 P: 5	R: 2 E: 1 K: 2 S: 10	H: 2 LOB: 2 BB: 1 P: 14	R: 0 E: 0 K: 1 S: 5	H: 0 LOB: 0 BB: 0 P: 5	R: 0 E: 0 K: 1 S: 5	H: 0 LOB: 0 BB: 0 P: 5	R: 0 E: 0 K: 1 S: 5	H: 0 LOB: 0 BB: 0 P: 5	R: 0 E: 0 K: 1 S: 5	H: 0 LOB: 0 BB: 0 P: 5	R: 0 E: 0 K: 1 S: 5	H: 0 LOB: 0 BB: 0 P: 5	R: 0 E: 0 K: 1 S: 5	H: 0 LOB: 0 BB: 0 P: 5		

PITCHER	IP	WLS	BF	H	R	ER	SO	BB	IBB	HBP	BLK	WP	HR	S	P	ERA	WHIP
David Palmer, R (1, 1) ERA: 3.81	5.0	L	21	4	2	2	5	2	0	0	0	0	0	28	37	3.60	1.200
Dan Schatzeder, L (6, 1) ERA: 6.27	2.0		8	1	1	0	1	0	0	0	0	1	0	10	10	0.00	0.500
Woodie Fryman, L (8, 1) ERA: 4.24	1.0		7	2	2	0	2	1	0	0	0	0	0	10	14	0.00	3.000

Batter	1	2	3	4	5	6	7	8	9	AB R H RBI BB SO LOB	TOP									
Tim Raines, S (1, 7) OBP: 0.357, SLG: 0.368	0-0 F7		0-0 5-3			0-0 F8		4-0 IBB		3 0 0 0 1 0 0	Montreal Expos @ San Francisco Giants Candlestick Park, San Francisco, CA Sun Jul 25 1982, 6:33 AM EDT Att: 15,542 - Unknown livebaseballscorecards.com									
Mike Gates, L (1, 4) OBP: 0.281, SLG: 0.300	0-0 F5		0-0 F9			0-0 F7		0-3 K		4 0 0 0 0 1 2										
Andre Dawson, R (1, 8) OBP: 0.334, SLG: 0.479	0-0 E6				0-0 F9		0-0 F2		0-0 HR	4 1 1 1 0 0 0										
Al Oliver, L (1, 3) OBP: 0.382, SLG: 0.534	0-3 K				0-0 6-3		0-0 1B		0-3 K	4 0 1 0 0 2 1										
Gary Carter, R (1, 2) OBP: 0.388, SLG: 0.567		0-0 5-3			0-0 F9		0-0 1B		0-0 F2	4 0 1 0 0 0 0										
Warren Cromartie, L (1, 9) OBP: 0.334, SLG: 0.386		0-0 1B			0-0 F7		0-0 1B		0-0 FC5-4	4 1 2 0 0 0 2										
Tim Wallach, R (1, 5) OBP: 0.328, SLG: 0.454		0-0 1B			0-3 K		0-0 F3		0-0 FC5-4	4 0 1 0 0 1 1										
Frank Taveras, R (1, 6) OBP: 0.221, SLG: 0.241		0-0 SF7-5-3			0-0 F8		0-0 SH3-4			2 0 1 1 0 0 0										
Scott Sanderson, R (1, 1) OBP: 0.194, SLG: 0.206			0-3 K			0-3 K		0-0 SH3-4		2 0 0 0 0 2 0										
Jeff Reardon, R (8, 1) OBP: 0.143, SLG: 0.286								1-2 SH3-4		0 0 0 0 0 0 0										
Inning Stats	R: 0 E: 1 K: 1 S: 6	H: 0 LOB: 1 BB: 0 P: 6	R: 1 E: 0 K: 0 S: 4	H: 2 LOB: 0 BB: 0 P: 4	R: 0 E: 0 K: 1 S: 5	H: 0 LOB: 0 BB: 0 P: 5	R: 0 E: 0 K: 0 S: 3	H: 0 LOB: 0 BB: 0 P: 3	R: 0 E: 0 K: 1 S: 5	H: 0 LOB: 0 BB: 0 P: 5	R: 0 E: 0 K: 0 S: 4	H: 2 LOB: 1 BB: 0 P: 4	R: 0 E: 0 K: 1 S: 6	H: 1 LOB: 2 BB: 1 P: 10	R: 1 E: 0 K: 1 S: 7	H: 2 LOB: 1 BB: 0 P: 7	1B: 6 2B: 1 3B: 0 HR: 1	SF: 1 SAC: 1 DP: 2 HBP: 0	WP: 0 PB: 0 SB: 1 CS: 0	PA: 34
PITCHER	IP WLS BF H R ER SO BB IBB HBP BLK WP HR S P ERA WHIP																			
Rich Gale, R (1, 1) ERA: 3.86	8.0 W 29 5 1 1 5 0 1 0 0 0 0 0 38 42 1.12 0.625																			
Greg Minton, R (9, 1) ERA: 2.04	1.0 S 5 2 1 1 1 0 0 0 0 0 0 1 7 7 9.00 2.000																			

Montreal Expos @ San Francisco Giants
 Candlestick Park, San Francisco, CA
 Sun Jul 25 1982, 6:33 AM EDT
 Att: 15,542 - Unknown

AB 31
R 2
H 7
RBI 2
BB 1
SO 6
LOB 6



Batter	1	2	3	4	5	6	7	8	9
Max Venable, L (1, 7) OBP: 0.212, SLG: 0.266	0-0 BB 1B		0-3 K			0-0 4-3		0-0 G3	
Duane Kuiper, L (1, 4) OBP: 0.384, SLG: 0.357	4-0 1-2 BB		0-0 1B			0-0 1B		0-0 1B 1B	
Chili Davis, S (1, 8) OBP: 0.323, SLG: 0.405	0-0 F5		0-0 4-3			0-0 F8		0-0 1B E 1B	
Jack Clark, R (1, 9) OBP: 0.358, SLG: 0.463	0-0 F2			0-0 6-3		0-0 P4		0-0 E5 1B	
Reggie Smith, S (1, 3) OBP: 0.335, SLG: 0.398 Greg Minton, S (9, 1) OBP: 0.182, SLG: 0.273	0-0 F5			0-0 G3			0-0 F7	0-0 F7	
Darrell Evans, L (1, 5) OBP: 0.356, SLG: 0.431		0-3 K		0-0 F7			0-0 G3		
Bob Brenly, R (1, 2) OBP: 0.324, SLG: 0.362		0-0 F8			0-0 5-3		0-0 F8		
Johnnie LeMaster, R (1, 6) OBP: 0.256, SLG: 0.270 Dave Bergman, L (8, PH) OBP: 0.348, SLG: 0.338 (9, 3)		0-0 1-3			0-3 K			0-0 L6	
Rich Gale, R (1, 1) OBP: 0.205, SLG: 0.250 Champ Summers, L (8, PH) OBP: 0.328, SLG: 0.381 Guy Sularz, R (8, PR) OBP: 0.288, SLG: 0.273 (9, 6)			0-3 K			0-0 5-3		4-0 E G3 1B BB	

Inning Stats	R: 0	H: 1	E: 0	LOB: 2	K: 0	BB: 1	S: 4	P: 8
	R: 0	H: 0	E: 0	LOB: 0	K: 1	BB: 0	S: 5	P: 5
	R: 0	H: 1	E: 0	LOB: 1	K: 2	BB: 0	S: 8	P: 8
	R: 0	H: 0	E: 0	LOB: 0	K: 0	BB: 0	S: 3	P: 3
	R: 0	H: 0	E: 0	LOB: 0	K: 1	BB: 0	S: 5	P: 5
	R: 0	H: 1	E: 0	LOB: 1	K: 0	BB: 0	S: 4	P: 4
	R: 0	H: 0	E: 0	LOB: 0	K: 0	BB: 0	S: 3	P: 3
	R: 3	H: 2	E: 2	LOB: 2	K: 0	BB: 1	S: 6	P: 10

PITCHER	IP	WLS	BF	H	R	ER	SO	BB	IBB	HBP	BLK	WP	HR	S	P	ERA	WHIP
Scott Sanderson, R (1, 1) ERA: 2.93	7.2	L	29	3	2	0	4	2	0	0	0	0	0	35	43	0.00	0.652
Jeff Reardon, R (8, 1) ERA: 1.86	0.1		3	2	1	0	0	0	0	0	0	0	0	3	3	0.00	6.000

BOTTOM

Montreal Expos @ San Francisco Giants
Candlestick Park, San Francisco, CA

Sun Jul 25 1982, 6:33 AM EDT
Att. 15,542 - Unknown

AB	R	H	RBI	BB	SO	LOB
4	0	1	0	0	1	1
3	1	2	0	1	0	2
4	1	1	1	0	0	4
4	0	1	1	0	0	3
4	0	0	0	0	0	4
0	0	0	0	0	0	0
3	0	0	0	0	1	0
3	0	0	0	0	0	0
2	0	0	0	0	1	0
1	0	0	0	0	0	0
2	0	0	0	0	1	0
0	0	0	0	1	0	0
0	1	0	0	0	0	0

AB	30
R	3
H	5
RBI	2
BB	2
SO	4
LOB	14

livebaseballscorecards.com

GIANTS

WP: 0	PA: 32
PB: 0	SB: 0
CS: 0	

Batter	1	2	3	4	5	6	7	8	9	AB R H RBI BB SO LOB	TOP
Steve Sax, R (1, 4) OBP: 0.338, SLG: 0.331	0-0 L4		0-0 F8			0-0 F3		0-0 6-3		4 0 0 0 0 0 2	<p>Los Angeles Dodgers @ San Francisco Giants</p> <p>Candlestick Park, San Francisco, CA</p> <p>Mon Jul 26 1982, 10:05 PM EDT</p> <p>Att: 47,225 - Unknown</p> <p>livebaseballscorecards.com</p>
Bill Russell, R (1, 6) OBP: 0.350, SLG: 0.306	0-0 P4			0-0 1B		4-0 BB		0-3 K	3 0 1 0 1 1 0		
Dusty Baker Jr., R (1, 7) OBP: 0.354, SLG: 0.479	0-0 F7			0-0 P6		0-0 G4-6-3		0-0 P6	4 0 0 0 0 0 2		
Pedro Guerrero, R (1, 8) OBP: 0.347, SLG: 0.522		0-3 K		0-3 K		0-0 F8		0-0 5-3	4 0 0 0 0 2 1		
Ron Cey, R (1, 5) OBP: 0.329, SLG: 0.406		0-3 K		0-3 K		0-0 6-3			3 0 0 0 0 2 1		
Rick Monday, L (1, 9) OBP: 0.388, SLG: 0.511		0-0 1-3			0-0 SF8		0-3 K		3 1 1 0 0 1 0		
Steve Garvey, R (1, 3) OBP: 0.265, SLG: 0.387			0-0 L6		0-0 SF8		0-0 F8		2 0 0 1 0 0 0		
Mike Scioscia, L (1, 2) OBP: 0.300, SLG: 0.288			4-0 SH3-4		3-H 0-0 4-3		0-0 1B		2 0 1 0 1 0 0		
Fernando Valenzuela, L (1, 1) OBP: 0.156, SLG: 0.131			0-0 SH3-4		0-0 1-3		0-0 P6		1 0 0 0 0 0 0		
Jorge Orta, L (8, PH) OBP: 0.281, SLG: 0.330			1-2						1 0 0 0 0 0 1		
Tom Niedenfuer, R (8, 1)									0 0 0 0 0 0 0		
Inning Stats	R: 0 H: 0 E: 0 LOB: 0 K: 0 BB: 0 S: 3 P: 3	R: 0 H: 0 E: 0 LOB: 0 K: 2 BB: 0 S: 7 P: 7	R: 0 H: 0 E: 0 LOB: 1 K: 0 BB: 1 S: 3 P: 7	R: 0 H: 1 E: 0 LOB: 1 K: 2 BB: 0 S: 8 P: 8	R: 1 H: 1 E: 0 LOB: 0 K: 0 BB: 0 S: 4 P: 4	R: 0 H: 0 E: 0 LOB: 0 K: 0 BB: 1 S: 2 P: 6	R: 0 H: 0 E: 0 LOB: 0 K: 1 BB: 0 S: 5 P: 5	R: 0 H: 1 E: 0 LOB: 1 K: 0 BB: 0 S: 4 P: 4	R: 0 H: 0 E: 0 LOB: 0 K: 1 BB: 0 S: 5 P: 5	1B: 2 SF: 1 2B: 0 SAC: 1 3B: 1 DP: 1 HR: 0 HBP: 0	WP: 0 PA: 31 PB: 0 SB: 0 CS: 0
PITCHER Bill Laskey, R (1, 1) ERA: 2.69	IP WLS BF H R ER SO BB IBB HBP BLK WP HR S P ERA WHIP										



Batter	1	2	3	4	5	6	7	8	9	AB	R	H	RBI	BB	SO	LOB
Jeffrey Leonard, R (1, 7) OBP: 0.262, SLG: 0.342	4-0 L3 BB		0-3 K	0-3 K			0-0 F8			3	0	0	0	1	2	0
Joe Morgan, L (1, 4) OBP: 0.405, SLG: 0.446	0-0 L3 1-2		4-0 BB 1B BB	0-0 F8			0-0 L6			3	1	0	0	1	0	1
Chili Davis, S (1, 8) OBP: 0.325, SLG: 0.405	0-0 F9		4-0 1B 2B BB				0-0 F9		0-0 S 5-3 SF8 1B	3	2	1	0	1	0	0
Jack Clark, R (1, 9) OBP: 0.356, SLG: 0.463		0-0 3-1 2B	0-0 F9			0-0 F3		0-0 5-3		4	0	1	0	0	0	3
Reggie Smith, S (1, 3) OBP: 0.338, SLG: 0.397 Dave Bergman, L (8, PR) OBP: 0.348, SLG: 0.338 (9, 3)		0-3 K	0-0 2B 1B			0-0 F8		4-0 S BB		3	1	1	1	1	1	1
Bob Brenly, R (1, 2) OBP: 0.349, SLG: 0.368		4-0 3-1 BB	4-0 2B IBB			0-0 G1-6-3 1B		4-0 1-2 2-3 BB		1	1	1	0	3	0	0
Tom O'Malley, L (1, 5) OBP: 0.327, SLG: 0.326		0-0 3-1 1-2 2-3	0-0 1B 2B			0-0 F7		0-0 SF8		3	1	1	4	0	0	3
Johnnie LeMaster, R (1, 6) OBP: 0.259, SLG: 0.270		4-0 IBB	0-0 1B			0-0 G1-6-3 1-2f		0-3 K		3	0	1	1	1	1	3
Bill Laskey, R (1, 1) OBP: 0.125, SLG: 0.079		0-0 F3		0-3 K			0-3 K			3	0	0	0	0	2	3

Inning Stats	R: 0	H: 0	E: 0	K: 0	S: 2	LOB: 0	BB: 1	P: 6
R: 0 H: 0 E: 0 K: 0 S: 2 LOB: 0 BB: 1 P: 6	R: 0 H: 1 E: 0 K: 0 S: 3 LOB: 0 BB: 0 P: 3	R: 0 H: 0 E: 0 K: 1 S: 5 LOB: 0 BB: 0 P: 5	R: 1 H: 1 E: 0 K: 1 S: 6 LOB: 2 BB: 2 P: 14	R: 5 H: 3 E: 0 K: 1 S: 7 LOB: 1 BB: 3 P: 19	R: 0 H: 0 E: 0 K: 2 S: 7 LOB: 0 BB: 0 P: 7	R: 0 H: 1 E: 0 K: 0 S: 3 LOB: 0 BB: 0 P: 3	R: 0 H: 0 E: 0 K: 1 S: 5 LOB: 0 BB: 0 P: 5	R: 1 H: 1 E: 0 K: 1 S: 6 LOB: 2 BB: 2 P: 14
PITCHER Fernando Valenzuela, L (1, 1) ERA: 3.04 Tom Niedenfuer, R (8, 1) ERA: 4.4	IP: 7.0 WLS: L BF: 29 H: 5 R: 5 ER: 5 SO: 5 BB: 4 IBB: 2 HBP: 0 BLK: 0 WP: 0 HR: 0 S: 33 P: 57 ERA: 6.43 WHIP: 1.286	IP: 1.0 WLS: L BF: 6 H: 1 R: 1 ER: 1 SO: 1 BB: 2 IBB: 0 HBP: 0 BLK: 0 WP: 0 HR: 0 S: 6 P: 14 ERA: 9.00 WHIP: 3.000	IP: 0.0 WLS: L BF: 0 H: 0 R: 0 ER: 0 SO: 0 BB: 0 IBB: 0 HBP: 0 BLK: 0 WP: 0 HR: 0 S: 0 P: 0 ERA: 0.00 WHIP: 0.000	IP: 0.0 WLS: L BF: 0 H: 0 R: 0 ER: 0 SO: 0 BB: 0 IBB: 0 HBP: 0 BLK: 0 WP: 0 HR: 0 S: 0 P: 0 ERA: 0.00 WHIP: 0.000	IP: 0.0 WLS: L BF: 0 H: 0 R: 0 ER: 0 SO: 0 BB: 0 IBB: 0 HBP: 0 BLK: 0 WP: 0 HR: 0 S: 0 P: 0 ERA: 0.00 WHIP: 0.000	IP: 0.0 WLS: L BF: 0 H: 0 R: 0 ER: 0 SO: 0 BB: 0 IBB: 0 HBP: 0 BLK: 0 WP: 0 HR: 0 S: 0 P: 0 ERA: 0.00 WHIP: 0.000	IP: 0.0 WLS: L BF: 0 H: 0 R: 0 ER: 0 SO: 0 BB: 0 IBB: 0 HBP: 0 BLK: 0 WP: 0 HR: 0 S: 0 P: 0 ERA: 0.00 WHIP: 0.000	IP: 0.0 WLS: L BF: 0 H: 0 R: 0 ER: 0 SO: 0 BB: 0 IBB: 0 HBP: 0 BLK: 0 WP: 0 HR: 0 S: 0 P: 0 ERA: 0.00 WHIP: 0.000

BOTTOM


Los Angeles Dodgers @ San Francisco Giants
Candlestick Park, San Francisco, CA

Mon Jul 26 1982, 10:05 PM EDT
Att. 47,225 - Unknown

livebaseballscorecards.com

AB	26
R	6
H	6
RBI	6
BB	8
SO	6
LOB	14

WP: 0 PA: 35
PB: 0
SB: 2
CS: 0



Batter	1	2	3	4	5	6	7	8	9	AB R H RBI BB SO LOB	TOP									
Steve Sax, R (1, 4) OBP: 0.339, SLG: 0.332	0-0 E9 SF8 1B	0-0 1-3		0-0 E3		0-0 F9		0-0 S 1B		5 1 2 0 0 0 4										
Ken Landreaux, L (1, 8) OBP: 0.371, SLG: 0.414	0-3 K	0-0 1B		0-0 P4			0-0 4-3	0-3 K 1-2		5 0 1 1 0 2 3										
Dusty Baker Jr., R (1, 7) OBP: 0.352, SLG: 0.479	0-0 SF8			0-0 F8		0-0 6-3	0-0 E G3 2B		0-0 5-3	4 1 1 1 0 0 0										
Pedro Guerrero, R (1, 9) OBP: 0.353, SLG: 0.523	4-0 3-H BB			0-0 HR 1B		0-0 6-3	0-0 E7 G3 2-3 1B		4-0 2B BB	3 2 2 0 2 0 0										
Ron Cey, R (1, 5) OBP: 0.330, SLG: 0.412	0-0 1-3			0-0 1-H HR		0-0 F8	4-0 G3 IBB		0-0 P4	4 1 1 2 1 0 2										
Steve Garvey, R (1, 3) OBP: 0.269, SLG: 0.395		0-0 PB E 1B		0-0 5-3		0-0 4-3 2B	0-0 G3 1-2 2-3 3-H		0-0 1-H 2B	5 1 3 2 0 0 2										
Bill Russell, R (1, 6) OBP: 0.348, SLG: 0.302		0-0 SH3-4 1-H 1B		0-3 K		0-0 4-3 2-3	0-0 P6		4-0 IBB	4 1 0 0 1 1 3										
Mike Scioscia, L (1, 2) OBP: 0.303, SLG: 0.286		4-0 SH3-4 1B BB		0-0 F8		4-0 IBB		0-0 4-3	0-3 K	2 0 0 0 2 0 0 1 0 0 0 0 1 2 0 0 0 0 0 0 0										
Jose Morales, R (9, PH) OBP: 0.316, SLG: 0.188																				
Don Crow, R (9, 2)																				
Vicente Romo, R (1, 1) OBP: 0.200, SLG: 0.200		0-0 SH3-4		0-0 5-3		0-3 K		0-0 5-3		0 0 0 0 0 0 0 2 0 0 0 0 1 2 1 0 0 0 0 0 0 0 0 0 0 0 0 0										
Joe Beckwith, L (2, 1)																				
Mike Marshall, R (8, PH) OBP: 0.377, SLG: 0.466																				
Steve Howe, L (8, 1)		1-2 2-3																		
Inning Stats	R: 1 E: 1 K: 1 S: 6	H: 1 LOB: 1 BB: 1 P: 10	R: 2 E: 1 K: 0 S: 5	H: 2 LOB: 2 BB: 1 P: 9	R: 2 E: 0 K: 1 S: 7	H: 2 LOB: 0 BB: 0 P: 7	R: 0 E: 1 K: 0 S: 4	H: 0 LOB: 1 BB: 0 P: 4	R: 0 E: 0 K: 1 S: 6	H: 1 LOB: 2 BB: 1 P: 10	R: 1 E: 1 K: 0 S: 5	H: 2 LOB: 2 BB: 1 P: 9	R: 0 E: 0 K: 1 S: 6	H: 1 LOB: 1 BB: 0 P: 6	R: 1 E: 0 K: 1 S: 6	H: 1 LOB: 2 BB: 2 P: 14	1B: 6 2B: 3 3B: 0 HR: 1	SF: 1 SAC: 1 DP: 0 HBP: 0	WP: 0 PB: 1 SB: 1 CS: 0	PA: 44
PITCHER	IP WLS BF H R ER SO BB IBB HBP BLK WP HR S P ERA WHIP																			
Renie Martin, R (1, 1) ERA: 4.47	6.1 L 32 8 6 3 3 2 2 0 0 0 1 34 50 4.26 1.579																			
Fred Breining, R (7, 1) ERA: 3.58	0.2 2 0 0 0 0 0 0 0 0 0 0 2 2 0.00 0.000																			
Gary Lavelle, L (8, 1) ERA: 3.12	2.0 10 2 1 1 2 1 1 0 0 0 0 12 20 4.50 1.500																			

Los Angeles Dodgers @ San Francisco Giants
 Candlestick Park, San Francisco, CA
 Tue Jul 27 1982, 10:05 PM EDT
 Att. 15,442 - Unknown

livebaseballscorecards.com

AB	36
R	7
H	10
RBI	6
BB	6
SO	5
LOB	18



Batter	1	2	3	4	5	6	7	8	9	AB	R	H	RBI	BB	SO	LOB
Jeffrey Leonard, R (1, 7) OBP: 0.250, SLG: 0.325	0-3 K	0-3 K			0-0 F8			0-3 K		4	0	0	0	0	3	2
Joe Morgan, L (1, 4) OBP: 0.403, SLG: 0.443	0-0 4-3	0-0 P5			0-0 F9			0-0 2B SF9 1B		4	1	1	0	0	0	2
Chili Davis, S (1, 8) OBP: 0.326, SLG: 0.407	4-0 S BB		0-3 K		0-0 F5			0-0 1-3 2B		3	0	1	0	1	1	0
Jack Clark, R (1, 9) OBP: 0.353, SLG: 0.459	0-0 F9 1-2		0-0 4-3		0-0 6-3			0-0 SF9		3	0	0	1	0	0	1
Reggie Smith, S (1, 3) OBP: 0.336, SLG: 0.390		0-0 4-3	4-0 BB		0-0 F9			0-0 3-H F2		3	0	0	0	1	0	1
Milt May, L (1, 2) OBP: 0.331, SLG: 0.408 Guy Sularz, R (9, PH) OBP: 0.283, SLG: 0.268		0-0 1B 2B 1B	0-0 1-3		0-0 1-3			0-0 5-3		3	1	1	0	0	0	1
Tom O'Malley, L (1, 5) OBP: 0.326, SLG: 0.325		0-0 1B 2B 1B		0-0 4-3			0-0 F7	0-0 4-3		4	1	1	0	0	0	0
Johnnie LeMaster, R (1, 6) OBP: 0.259, SLG: 0.273		0-0 FC 1-H 2-H 2B	0-3 K		0-0 P5			0-0 6-3		4	0	1	2	0	1	0
Renie Martin, R (1, 1) OBP: 0.250, SLG: 0.344 Fred Breining, R (7, 1) OBP: 0.400, SLG: 0.333 Max Venable, L (7, PH) OBP: 0.209, SLG: 0.262 Gary Lavelle, S (8, 1) OBP: 0.286, SLG: 0.429		0-0 FC 2-3	0-0 F9		0-0 4-3					2	0	0	0	0	0	1

Inning Stats	R: 0	H: 0	E: 0	K: 1	S: 5	R: 2	H: 3	E: 0	K: 1	S: 9	R: 0	H: 0	E: 0	K: 1	S: 5	R: 0	H: 0	E: 0	K: 0	S: 3	R: 0	H: 0	E: 0	K: 0	S: 3	R: 1	H: 2	E: 0	K: 1	S: 7	R: 0	H: 0	E: 0	K: 0	S: 3	R: 0	H: 0	E: 0	K: 0	S: 3	1B: 3	2B: 2	3B: 0	HR: 0	SF: 1	SAC: 0	DP: 0	HBP: 0	WP: 0	PB: 0	SB: 1	CS: 0	PA: 35
--------------	------	------	------	------	------	------	------	------	------	------	------	------	------	------	------	------	------	------	------	------	------	------	------	------	------	------	------	------	------	------	------	------	------	------	------	------	------	------	------	------	-------	-------	-------	-------	-------	--------	-------	--------	-------	-------	-------	-------	--------

PITCHER	IP	WLS	BF	H	R	ER	SO	BB	IBB	HBP	BLK	WP	HR	S	P	ERA	WHIP
Vicente Romo, R (1, 1) ERA: 3.03	1.1		9	3	2	2	1	1	0	0	0	0	0	10	14	13.50	3.000
Joe Beckwith, R (2, 1) ERA:	5.2	W	18	0	0	0	3	1	0	0	0	0	0	23	27	0.00	0.176
Steve Howe, L (8, 1) ERA: 2.07	2.0		8	2	1	1	1	0	0	0	0	0	0	10	10	4.50	1.000

BOTTOM

Los Angeles Dodgers @ San Francisco Giants
Candlestick Park, San Francisco, CA
Tue Jul 27 1982, 10:05 PM EDT
Att. 15,442 - Unknown

livebaseballscorecards.com

AB	32
R	3
H	5
RBI	3
BB	2
SO	5
LOB	8



Batter	1	2	3	4	5	6	7	8	9	AB	R	H	RBI	BB	SO	LOB	TOP																						
Steve Sax, R (1, 4) OBP: 0.336, SLG: 0.329	0-3 K			X 0-0 F9		X 0-0 F3		X 0-0 6-3		4	0	0	0	0	1	0																							
Ken Landreaux, L (1, 8) OBP: 0.372, SLG: 0.415	0-0 G3			X 0-0 FC5-4 1B		X 0-0 1B		X 0-0 F8		4	0	2	0	0	0	0																							
Dusty Baker Jr., R (1, 7) OBP: 0.353, SLG: 0.480	0-0 F8			X 0-0 FC5-4 1-2f HR		X 0-0 1B			X 0-0 FC6-4 1B	4	1	2	0	0	0	1																							
Pedro Guerrero, R (1, 9) OBP: 0.352, SLG: 0.529		0-3 K		X 0-0 1-H HR		X 0-0 1-3		X 0-0 F9		4	1	1	2	0	1	3																							
Ron Cey, R (1, 5) OBP: 0.329, SLG: 0.413		0-3 K		X 0-0 2B		X 0-0 F2		X 0-0 FC6-4 1-2f 1B		4	0	1	0	0	1	3																							
Steve Garvey, R (1, 3) OBP: 0.269, SLG: 0.394		0-0 P4		X 0-0 5-3			X 0-0 G3		X 0-0 1-2 1B	4	0	1	0	0	0	1																							
Bill Russell, R (1, 6) OBP: 0.344, SLG: 0.298			X 0-0 F6		X 0-0 L3		X 0-0 6-3		X 0-0 6-3	4	0	0	0	0	0	2																							
Mike Scioscia, L (1, 2) OBP: 0.304, SLG: 0.286			X 0-0 F8		X 0-0 G4-6-3 1B		0-3 K			3	0	1	0	0	1	0																							
Dave Stewart, R (1, 1) OBP: 0.214, SLG: 0.185			0-3 K		X 0-0 G4-6-3 1-2f			X 0-0 6-3		0	0	0	0	0	0	0																							
Ricky Wright, L (1, 1) OBP: 1.000, SLG: 1.000										1	0	0	0	0	1	0																							
Steve Shirley, L (3, 1) OBP: 0.276, SLG: 0.326										0	0	0	0	0	0	0																							
Jorge Orta, L (5, PH)										1	0	0	0	0	0	1																							
Terry Forster, L (5, 1)										0	0	0	0	0	0	0																							
Ron Roenicke, S (8, PH)										1	0	0	0	0	0	0																							
Tom Niedertuer, R (8, 1)										0	0	0	0	0	0	0																							
Inning Stats	R: 0 E: 0 K: 1 S: 5	H: 0 LOB: 0 BB: 0 P: 5	R: 0 E: 0 K: 2 S: 7	H: 0 LOB: 0 BB: 0 P: 7	R: 0 E: 0 K: 1 S: 5	H: 0 LOB: 0 BB: 0 P: 5	R: 2 E: 0 K: 0 S: 6	H: 3 LOB: 1 BB: 0 P: 6	R: 0 E: 0 K: 0 S: 3	H: 1 LOB: 0 BB: 0 P: 3	R: 0 E: 0 K: 0 S: 5	H: 2 LOB: 2 BB: 0 P: 5	R: 0 E: 0 K: 1 S: 5	H: 0 LOB: 0 BB: 0 P: 5	R: 0 E: 0 K: 0 S: 3	H: 0 LOB: 0 BB: 0 P: 3	R: 0 E: 0 K: 0 S: 5	H: 2 LOB: 2 BB: 0 P: 5	1B: 6 2B: 1 3B: 0 HR: 1	SF: 0 SAC: 0 DP: 1 HBP: 0	WP: 0 PB: 0 SB: 0 CS: 0	PA: 34																	
PITCHER	IP	WLS	BF	H	R	ER	SO	BB	IBB	HBP	BLK	WP	HR	S	P	ERA	WHIP					PITCHER	IP	WLS	BF	H	R	ER	SO	BB	IBB	HBP	BLK	WP	HR	S	P	ERA	WHIP
Fred Breining, R (1, 1) ERA: 3.58	5.0	W	18	4	2	2	4	0	0	0	0	0	1	26	26	3.60	0.800																						
Gary Lavelle, L (6, 1) ERA: 2.92	4.0	S	16	4	0	0	1	0	0	0	0	0	0	18	18	0.00	1.000																						

Los Angeles Dodgers @ San Francisco Giants
 Candlestick Park, San Francisco, CA
 Wed Jul 28 1982, 10:05 PM EDT
 Att. 14,054 - Unknown

livebaseballscorecards.com

AB	34
R	2
H	8
RBI	2
BB	0
SO	5
LOB	11



Batter	1	2	3	4	5	6	7	8	9	AB	R	H	RBI	BB	SO	LOB
Joe Morgan, L OBP: 0.403, SLG: 0.442 (1, 4)										5	1	2	1	0	0	3
Milt May, L OBP: 0.328, SLG: 0.404 (1, 2)										5	0	1	0	0	1	1
Chili Davis, S OBP: 0.325, SLG: 0.403 (1, 8)										4	1	0	0	1	1	3
Jack Clark, R OBP: 0.356, SLG: 0.459 (1, 9)										4	1	2	1	1	1	3
Reggie Smith, S OBP: 0.340, SLG: 0.389 (1, 3)										3	1	1	1	1	2	1
Dave Bergman, L OBP: 0.348, SLG: 0.338 (8, 3)										0	0	0	0	0	0	0
Jeffrey Leonard, R OBP: 0.261, SLG: 0.333 (1, 7)										4	0	2	1	0	1	2
Tom O'Malley, L OBP: 0.329, SLG: 0.338 (1, 5)										4	1	2	1	0	0	1
Johnnie LeMaster, R OBP: 0.262, SLG: 0.271 (1, 6)										2	1	0	0	2	1	1
Fred Breining, R OBP: 0.333, SLG: 0.273 (1, 1)										2	0	0	0	0	2	4
Gary Lavelle, S OBP: 0.222, SLG: 0.333 (5, PH)										2	0	0	0	0	1	1

Inning Stats	R: 4	H: 5	E: 0	LOB: 3	K: 10	S: 10	P: 18	R: 0	H: 1	E: 0	LOB: 2	K: 3	S: 10	P: 14	R: 0	H: 0	E: 0	LOB: 0	K: 1	S: 5	R: 0	H: 0	E: 0	LOB: 0	K: 1	S: 5	R: 0	H: 0	E: 0	LOB: 1	K: 1	S: 6	R: 0	H: 0	E: 1	LOB: 1	K: 0	S: 4	R: 0	H: 0	E: 0	LOB: 0	K: 0	S: 4
--------------	------	------	------	--------	-------	-------	-------	------	------	------	--------	------	-------	-------	------	------	------	--------	------	------	------	------	------	--------	------	------	------	------	------	--------	------	------	------	------	------	--------	------	------	------	------	------	--------	------	------

PITCHER	IP	WLS	BF	H	R	ER	SO	BB	IBB	HBP	BLK	WP	HR	S	P	ERA	WHIP
Dave Stewart, R ERA: 4.34 (1, 1)	0.1	L	6	4	4	4	0	1	0	0	0	0	0	5	9	108.00	15.000
Ricky Wright, L ERA: 9.0 (1, 1)	2.0		13	4	2	2	5	3	0	0	0	0	0	20	32	9.00	3.500
Steve Shirley, L ERA: 4.63 (3, 1)	1.2		6	1	0	0	2	0	0	0	0	0	0	10	10	0.00	0.600
Terry Forster, L ERA: 3.61 (5, 1)	3.0		11	1	0	0	3	1	0	0	0	0	0	16	20	0.00	0.667
Tom Niedenfuer, R ERA: 4.25 (8, 1)	1.0		4	0	0	0	0	0	0	0	0	0	0	4	4	0.00	0.000

BOTTOM

Los Angeles Dodgers @ San Francisco Giants
Candlestick Park, San Francisco, CA

Wed Jul 28 1982, 10:05 PM EDT
Att. 14,054 - Unknown

AB	35
R	6
H	10
RBI	5
BB	5
SO	10
LOB	20

livebaseballscorecards.com

WP	PA	ERA	WHIP
0	40		

Batter	1	2	3	4	5	6	7	8	9	AB R H RBI BB SO LOB	TOP																													
Joe Morgan, L (1, 4) OBP: 0.401, SLG: 0.439	0-3 K		0-0 L4			0-0 CS 1B		0-0 FC4-6		4 0 1 0 0 1 2	San Francisco Giants @ Houston Astros Astrodome, Houston, TX Fri Jul 30 1982, 8:05 PM EDT Att. 17,407 - Unknown livebaseballscorecards.com																													
Milt May, L (1, 2) OBP: 0.323, SLG: 0.398	0-3 K		0-0 F8			0-0 P6		0-0 6-3		4 0 0 0 0 1 3																														
Chili Davis, S (1, 8) OBP: 0.322, SLG: 0.399	0-3 K				0-3 K		0-0 4-3		0-0 F9	4 0 0 0 0 2 0																														
Jack Clark, R (1, 9) OBP: 0.352, SLG: 0.454		0-0 F7			0-3 K		0-3 K		0-0 P6	4 0 0 0 0 2 0																														
Reggie Smith, S (1, 3) OBP: 0.347, SLG: 0.409		4-0 F9 S BB			0-3 K		0-0 1B		0-0 HR	3 1 2 1 1 1 0																														
Jeffrey Leonard, R (1, 7) OBP: 0.250, SLG: 0.319		0-0 F9 1-3			0-0 F7		0-0 L1		0-3 K	4 0 0 0 0 1 2																														
Tom O'Malley, L (1, 5) OBP: 0.333, SLG: 0.340		4-0 FC5-4 BB			0-3 K			0-0 FC4-6 BB 1B		2 0 1 0 1 1 0																														
Guy Sularz, R (1, 6) OBP: 0.274, SLG: 0.259		0-0 FC5-4			0-0 P6			0-0 F5		2 0 0 0 0 0 2																														
Darrell Evans, L (8, PH) OBP: 0.355, SLG: 0.429		1-2						4-0 FC4-6 BB		1 0 0 0 0 0 1																														
Rich Gale, R (1, 1) OBP: 0.195, SLG: 0.237			0-0 5-3			0-3 K				2 0 0 0 0 1 0	GIANTS																													
Duane Kuiper, L (8, PH) OBP: 0.388, SLG: 0.357										0 0 0 0 1 0 0																														
Jim Barr, R (8, 1) OBP: 0.214, SLG: 0.286										0 0 0 0 0 0 0																														
Inning Stats	R: 0 E: 0 K: 3 S: 9	H: 0 LOB: 0 BB: 0 P: 9	R: 0 E: 0 K: 0 S: 3	H: 0 LOB: 2 BB: 2 P: 11	R: 0 E: 0 K: 0 S: 3	H: 0 LOB: 0 BB: 0 P: 3	R: 0 E: 0 K: 3 S: 9	H: 0 LOB: 0 BB: 0 P: 9	R: 0 E: 0 K: 1 S: 5	H: 0 LOB: 0 BB: 0 P: 5	R: 0 E: 0 K: 1 S: 5	H: 1 LOB: 0 BB: 0 P: 5	R: 0 E: 0 K: 1 S: 6	H: 1 LOB: 1 BB: 0 P: 6	R: 0 E: 0 K: 0 S: 4	H: 1 LOB: 2 BB: 1 P: 8	R: 1 E: 0 K: 1 S: 6	H: 1 LOB: 0 BB: 0 P: 6	1B: 3 2B: 0 3B: 0 HR: 1	SF: 0 SAC: 0 DP: 0 HBP: 0	WP: 0 PB: 0 SB: 1 CS: 1	PA: 33																		
PITCHER Don Sutton, R (1, 1) ERA: 3.02	IP 9.0	WLS W	BF 33	H 4	R 1	ER 1	SO 10	BB 3	IBB 0	HBP 0	BLK 0	WP 0	HR 1	S 50	P 62	ERA 1.00	WHIP 0.778						PITCHER	IP	WLS	BF	H	R	ER	SO	BB	IBB	HBP	BLK	WP	HR	S	P	ERA	WHIP

Batter	1	2	3	4	5	6	7	8	9
Dickie Thon, R OBP: 0.311, SLG: 0.385 (1, 6)	0-0 5-3 ①		0-0 6-3 ①		0-0 FC1-6 1B ①		0-0 5-3 ③		
Terry Puhl, L OBP: 0.327, SLG: 0.387 (1, 8) (7, 9)	0-0 1-3 ②		0-0 F2 ②		0-0 FC1-6 G6-4-3 1-2f ①			0-0 3-1 ①	
Ray Knight, R OBP: 0.369, SLG: 0.431 (1, 3)	0-0 1B ③		0-0 6-3 ③		0-0 G6-4-3 1-2f ② ③			0-0 1B 1B ②	
Jose Cruz, L OBP: 0.347, SLG: 0.394 (1, 7)	0-3 K ③			0-0 BB HR 1B ①		0-0 CS 1B ①		0-0 P4 ②	
Danny Heep, L OBP: 0.341, SLG: 0.400 (1, 9) Tony Scott, S OBP: 0.276, SLG: 0.312 (7, 8)		0-0 3-1 ①		4-0 BB BB BB BB 1-2 HR BB ①		0-0 L6 ①		0-0 FC4-6 1B ②	
Phil Garner, R OBP: 0.301, SLG: 0.427 (1, 4)		4-0 1B BB ②		0-0 1-H 2-H HR ②		4-0 1-2 BB ②		0-0 FC4-6 1-2f ③	
Art Howe, R OBP: 0.318, SLG: 0.301 (1, 5)		0-0 1-3 1B ③		0-3 K ①		0-0 4-3 ③			
Alan Knicely, R OBP: 0.286, SLG: 0.267 (1, 2)		0-3 K ②		0-0 5-3 ②			0-0 F8 ①		
Don Sutton, R OBP: 0.190, SLG: 0.161 (1, 1)		0-0 F4 ③		0-0 G3 ③			0-3 K ②		

Inning Stats	R: 0	H: 1	E: 0	LOB: 1	K: 1	S: 6	P: 6	R: 0	H: 1	E: 0	LOB: 2	K: 1	S: 6	P: 10	R: 0	H: 0	E: 0	LOB: 0	K: 0	S: 3	R: 3	H: 2	E: 0	LOB: 0	K: 1	S: 7	P: 11	R: 0	H: 1	E: 0	LOB: 0	K: 0	S: 3	R: 0	H: 1	E: 0	LOB: 1	K: 0	S: 3	R: 0	H: 0	E: 0	LOB: 0	K: 1	S: 5	R: 0	H: 2	E: 0	LOB: 2	K: 0	S: 5	R: 0	H: 2	E: 0	LOB: 2	K: 0	S: 5	P: 5
--------------	------	------	------	--------	------	------	------	------	------	------	--------	------	------	-------	------	------	------	--------	------	------	------	------	------	--------	------	------	-------	------	------	------	--------	------	------	------	------	------	--------	------	------	------	------	------	--------	------	------	------	------	------	--------	------	------	------	------	------	--------	------	------	------

PITCHER	IP	WLS	BF	H	R	ER	SO	BB	IBB	HBP	BLK	WP	HR	S	P	ERA	WHIP
Rich Gale, R ERA: 3.86 (1, 1)	7.0	L	28	6	3	3	4	3	0	0	0	0	1	33	45	3.86	1.286
Jim Barr, R ERA: 3.0 (8, 1)	1.0		5	2	0	0	0	0	0	0	0	0	0	5	5	0.00	2.000

BOTTOM


San Francisco Giants @ Houston Astros
Astrodome, Houston, TX

Fri Jul 30 1982, 8:05 PM EDT
Att. 17,407 - Unknown

AB	R	H	RBI	BB	SO	LOB
4	0	1	0	0	0	0
4	0	0	0	0	0	1
4	0	2	0	0	0	1
4	1	2	0	0	1	2
2	1	0	0	1	0	1
1	0	1	0	0	0	0
2	1	1	3	2	0	2
3	0	1	0	0	1	1
3	0	0	0	0	1	2
3	0	0	0	0	1	2

AB	30
R	3
H	8
RBI	3
BB	3
SO	4
LOB	12

livebaseballscorecards.com



WP	PA
0	33

San Francisco Giants @ Houston Astros
Astrodome, Houston, TX

Sat Jul 31 1982, 8:05 PM EDT
Unknown

AB	33
R	5
H	7
RBI	5
BB	2
SO	7
LOB	10



AB R H RBI BB SO LOB

4	0	1	1	0	0	0
4	0	1	1	0	0	0
4	0	0	0	0	1	3
4	1	1	1	0	1	2
2	1	1	0	0	0	0
2	0	0	0	0	1	0
4	1	1	2	0	1	2
4	1	1	0	0	1	1
2	0	0	0	0	1	2
1	0	0	0	0	0	0
0	0	0	0	0	0	0
0	0	0	0	0	0	0

Batter	1	2	3	4	5	6	7	8	9
Joe Morgan, L (1, 4) OBP: 0.399, SLG: 0.436	0-0 F8	0-0 1B		0-0 F8			0-0 G3		
Milt May, L (1, 2) OBP: 0.322, SLG: 0.395	0-0 6-3	0-0 1B			0-0 E1			0-0 F7	
Chili Davis, S (1, 8) OBP: 0.319, SLG: 0.395	0-0 P6	0-0 F9			0-0 G4-3-6			0-3 K	
Jack Clark, R (1, 9) OBP: 0.351, SLG: 0.460		HR			0-0 6-3			0-3 K	
Reggie Smith, S (1, 3) OBP: 0.348, SLG: 0.410		1B	0-0 6-3			0-0 5-3			0-3 K
Guy Sularz, R (3, 6) OBP: 0.266, SLG: 0.250		2B							
Darrell Evans, L (1, 6) OBP: 0.360, SLG: 0.430		1B	4-0			0-3 K			4-0 BB
Jeffrey Leonard, R (1, 7) OBP: 0.250, SLG: 0.326		1B	0-0 G6-4-3			0-3 K			0-0 F7
Tom O'Malley, L (1, 5) OBP: 0.332, SLG: 0.338		1B				0-3 K			0-0 4-3
Bill Laskey, R (1, 1) OBP: 0.119, SLG: 0.075		1B					0-0 F8		
Duane Kuiper, L (7, PH) OBP: 0.385, SLG: 0.355		K					0-0 P6		
Al Holland, R (7, 1) OBP: 0.043, SLG: 0.043									
Greg Minton, S (9, 1) OBP: 0.182, SLG: 0.273									

Inning Stats	R: 0	H: 0	E: 0	K: 0	S: 3	P: 3	R: 5	H: 7	E: 0	K: 1	S: 12	P: 12	R: 0	H: 0	E: 0	K: 0	S: 2	P: 6	R: 0	H: 0	E: 0	K: 1	S: 5	P: 5	R: 0	H: 0	E: 1	K: 2	S: 7	P: 7	R: 0	H: 0	E: 0	K: 0	S: 3	P: 3	R: 0	H: 0	E: 0	K: 2	S: 7	P: 7	R: 0	H: 0	E: 0	K: 1	S: 5	P: 9
--------------	------	------	------	------	------	------	------	------	------	------	-------	-------	------	------	------	------	------	------	------	------	------	------	------	------	------	------	------	------	------	------	------	------	------	------	------	------	------	------	------	------	------	------	------	------	------	------	------	------

PITCHER	IP	WLS	BF	H	R	ER	SO	BB	IBB	HBP	BLK	WP	HR	S	P	ERA	WHIP
Vern Rühle, R (1, 1) ERA: 3.92	1.0	L	8	5	5	5	0	0	0	0	0	0	1	8	8	45.00	5.000
George Cappuzzello, L (2, 1) ERA: 1.96	3.0		11	2	0	0	2	1	0	0	0	0	0	14	18	0.00	1.000
Dave Smith, R (5, 1) ERA: 4.83	3.0		9	0	0	0	2	0	0	0	0	0	0	13	13	0.00	0.000
Randy Moffitt, R (8, 1) ERA: 3.18	2.0		7	0	0	0	3	1	0	0	0	0	0	12	16	0.00	0.500

1B: 5	SF: 0
2B: 1	SAC: 0
3B: 0	DP: 2
HR: 1	HBP: 0
WP: 0	PA: 35
PB: 0	
SB: 0	
CS: 0	

PITCHER	IP	WLS	BF	H	R	ER	SO	BB	IBB	HBP	BLK	WP	HR	S	P	ERA	WHIP
---------	----	-----	----	---	---	----	----	----	-----	-----	-----	----	----	---	---	-----	------

BOTTOM

San Francisco Giants @ Houston Astros
Astrodome, Houston, TX
Sat Jul 31 1982, 8:05 PM EDT
Unknown

livebaseballscorecards.com

AB	37
R	4
H	10
RBI	4
BB	2
SO	4
LOB	17



WP:	0	PA:	39
PB:	0	SB:	2
CS:	0		

AB R H RBI BB SO LOB

5	1	1	1	0	0	1
4	0	1	0	0	1	2
0	0	0	0	0	0	0
1	0	1	1	0	0	0
4	1	1	1	1	0	2
3	0	1	1	1	0	2
4	0	0	0	0	0	2
4	0	1	0	0	0	1
4	1	2	0	0	0	1
4	0	2	0	0	2	1
0	0	0	0	0	0	0
0	0	0	0	0	0	0
1	0	0	0	0	0	1
0	0	0	0	0	0	0
0	0	0	0	0	0	0
2	1	0	0	0	1	2

1B:	6	SF:	0
2B:	4	SAC:	0
3B:	0	DP:	1
HR:	0	HBP:	0

WP:	0	PA:	39
PB:	0	SB:	2
CS:	0		

1B:	6	SF:	0
2B:	4	SAC:	0
3B:	0	DP:	1
HR:	0	HBP:	0

Batter	1	2	3	4	5	6	7	8	9
Dickie Thon, R OBP: 0.309, SLG: 0.385 (1, 6)	0-0 6-3		0-0 F7		0-0 1B 2B		0-0 E5		0-0 6-3
Terry Puhl, L OBP: 0.326, SLG: 0.389 Randy Moffitt, R (8, 1)	0-0 2B		0-3 K		0-0 F7		0-0 L3		0-0 1B
Harry Spilman, L OBP: 0.294, SLG: 0.471 (9, PH)	0-0 2B		4-0 2B BB		0-0 G6-4-3 1B		0-0 F7		0-0 5-3
Ray Knight, R OBP: 0.369, SLG: 0.429 (1, 3)	0-0 F2		0-0 2B		0-0 G6-4-3 1B		0-0 F7		0-0 5-3
Jose Cruz, L OBP: 0.349, SLG: 0.397 (1, 7)	0-0 5-3		0-0 2B		0-0 G6-4-3		0-0 FC5-4 BB		0-0 5-3
Danny Heep, L OBP: 0.331, SLG: 0.386 (1, 9)		0-0 6-3	0-0 4-3		0-0 4-3		0-0 F7		0-0 F7
Phil Garner, R OBP: 0.300, SLG: 0.427 (1, 4)		0-0 5-3		0-0 2B		0-0 P4		0-0 FC5-4	
Art Howe, R OBP: 0.321, SLG: 0.305 (1, 5)		0-0 1B 1B		0-0 F7		0-0 5-3		0-0 FC4 1B	
Alan Knicely, R OBP: 0.295, SLG: 0.278 Craig Reynolds, L OBP: 0.312, SLG: 0.313 (9, PR)		0-0 1B		0-3 K		0-3 K		0-0 FC4 1B	
Vern Ruhle, R OBP: 0.291, SLG: 0.130 George Cappuzzello, R Denny Walling, L OBP: 0.291, SLG: 0.284 Dave Smith, R Tony Scott, S OBP: 0.276, SLG: 0.310 (8, 8)		0-0 4-3		0-0 3-1		0-3 K		0-0 FC4 1B	

Inning Stats	R: 0	H: 1	E: 0	LOB: 1	K: 0	BB: 0	S: 4	R: 0	H: 2	E: 0	LOB: 2	K: 0	BB: 0	S: 5	R: 1	H: 1	E: 0	LOB: 1	K: 1	BB: 1	S: 6	R: 0	H: 1	E: 0	LOB: 1	K: 1	BB: 1	S: 6	R: 1	H: 2	E: 0	LOB: 0	K: 0	BB: 0	S: 4	R: 0	H: 0	E: 0	LOB: 0	K: 0	BB: 0	S: 3	R: 0	H: 0	E: 1	LOB: 1	K: 2	BB: 0	S: 8	R: 0	H: 0	E: 0	LOB: 1	K: 0	BB: 1	S: 3	R: 2	H: 3	E: 0	LOB: 1	K: 0	BB: 0	S: 6	R: 0	H: 0	E: 0	LOB: 0	K: 0	BB: 0	S: 6	R: 0	H: 0	E: 0	LOB: 1	K: 0	BB: 1	S: 7	R: 0	H: 0	E: 0	LOB: 1	K: 0	BB: 1	S: 7	R: 0	H: 0	E: 0	LOB: 1	K: 0	BB: 1	S: 7
--------------	------	------	------	--------	------	-------	------	------	------	------	--------	------	-------	------	------	------	------	--------	------	-------	------	------	------	------	--------	------	-------	------	------	------	------	--------	------	-------	------	------	------	------	--------	------	-------	------	------	------	------	--------	------	-------	------	------	------	------	--------	------	-------	------	------	------	------	--------	------	-------	------	------	------	------	--------	------	-------	------	------	------	------	--------	------	-------	------	------	------	------	--------	------	-------	------	------	------	------	--------	------	-------	------

PITCHER	IP	WLS	BF	H	R	ER	SO	BB	IBB	HBP	BLK	WP	HR	S	P	ERA	WHIP
Bill Laskey, R ERA: 2.7 (1, 1)	6.0	W	25	7	2	2	2	1	0	0	0	0	0	28	32	3.00	1.333
Al Holland, L ERA: 3.67 (7, 1)	2.0		10	2	2	2	2	1	0	0	0	0	0	13	17	9.00	1.500
Greg Minton, R ERA: 2.02 (9, 1)	1.0	S	4	1	0	0	0	0	0	0	0	0	0	4	4	0.00	1.000

PITCHER	IP	WLS	BF	H	R	ER	SO	BB	IBB	HBP	BLK	WP	HR	S	P	ERA	WHIP
---------	----	-----	----	---	---	----	----	----	-----	-----	-----	----	----	---	---	-----	------

Batter	1	2	3	4	5	6	7	8	9	AB R H RBI BB SO LOB	TOP
Max Venable, L (1, 8) OBP: 0.222, SLG: 0.271	0-0 E 1B		0-0 6-3		0-0 G4-6-3 2-3 1B		0-3 K		0-3 K	5 0 2 0 0 2 1	San Francisco Giants @ Houston Astros Astrodome, Houston, TX Sat Jul 31 1982, 8:05 PM EDT Att: 28,190 - Unknown livebaseballscorecards.com
Duane Kuiper, L (1, 4) OBP: 0.388, SLG: 0.354 Jim Barr, R (7, 1) OBP: 0.214, SLG: 0.286	4-0 L6-3 1-3 BB		0-0 1B		0-0 G4-6-3 1-2		0-0 4-3			3 0 1 0 1 0 3 0 0 0 0 0 0 0	
Dave Bergman, L (1, 3) OBP: 0.333, SLG: 0.321	0-0 L6-3 1-2		0-0 4-3				0-0 6-3		0-0 F8	4 0 0 0 0 0 3	
Jack Clark, R (1, 9) OBP: 0.350, SLG: 0.458	0-3 K			0-0 5-3		0-3 K		0-0 F9 1B	4 0 1 0 0 2 1		
Darrell Evans, L (1, 6) OBP: 0.365, SLG: 0.432		0-0 F5		4-0 BB 1B		0-0 BB 1B		0-0 1-2 1B	3 0 2 0 1 0 0		
Champ Summers, L (1, 7) OBP: 0.325, SLG: 0.370		0-0 G3		0-0 F7		4-0 1-2 BB		0-0 F9 2-3	3 0 0 0 1 0 3		
Tom O'Malley, L (1, 5) OBP: 0.331, SLG: 0.336		0-0 E1 1B		0-3 K		0-3 K		0-0 F8	4 0 1 0 0 2 5		
Bob Brenly, R (1, 2) OBP: 0.348, SLG: 0.361 Milt May, L (9, PH) OBP: 0.321, SLG: 0.394		0-0 6-3			4-0 1B SH3-4 BB		0-0 F7		0-0 4-3	2 0 0 0 1 0 1 1 0 0 0 0 0 0	
Atlee Hammaker, S (1, 1) OBP: 0.053, SLG: 0.053 Joe Morgan, L (7, PH) OBP: 0.400, SLG: 0.444 (7, 4)			0-3 K		0-0 SH3-4 1-2		0-0 3B		0-0 L3	1 0 0 0 0 1 0 2 0 1 0 0 0 0	
Inning Stats	R: 0 H: 1 E: 1 LOB: 1 K: 1 BB: 1 S: 5 P: 9	R: 0 H: 1 E: 1 LOB: 1 K: 0 BB: 0 S: 4 P: 4	R: 0 H: 1 E: 0 LOB: 1 K: 1 BB: 0 S: 6 P: 6	R: 0 H: 0 E: 0 LOB: 1 K: 1 BB: 1 S: 5 P: 9	R: 0 H: 1 E: 0 LOB: 1 K: 0 BB: 1 S: 3 P: 7	R: 0 H: 1 E: 0 LOB: 2 K: 2 BB: 1 S: 8 P: 12	R: 0 H: 1 E: 0 LOB: 1 K: 1 BB: 0 S: 6 P: 6	R: 0 H: 2 E: 0 LOB: 2 K: 0 BB: 0 S: 5 P: 5	R: 0 H: 0 E: 0 LOB: 0 K: 1 BB: 0 S: 5 P: 5	1B: 7 SF: 0 2B: 1 SAC: 1 3B: 1 DP: 2 HR: 0 HBP: 0	WP: 0 PA: 37 PB: 0 SB: 0 CS: 0
PITCHER Michael LaCoss, R (1, 1) ERA: 3.06 Frank LaCorte, R (6, 1) ERA: 4.84	IP WLS BF H R ER SO BB IBB HBP BLK WP HR S P ERA WHIP	5.2 W 24 5 0 0 4 4 0 0 0 0 0 0 28 44 0.00 1.588	3.1 S 13 3 0 0 3 0 0 0 0 0 0 0 19 19 0.00 0.900	PITCHER IP WLS BF H R ER SO BB IBB HBP BLK WP HR S P ERA WHIP							

AB	32
R	0
H	8
RBI	0
BB	4
SO	7
LOB	17



Batter	1	2	3	4	5	6	7	8	9	AB R H RBI BB SO LOB	TOP		
Joe Morgan, L (1, 4) OBP: 0.403, SLG: 0.438	4-0 SH1-3 1B SF9 BB	4-0 IBB		4-0 S BB		0-0 4-3			0-3 K	2 1 0 0 3 1 1			
Jim Wohlford, R (1, 7) OBP: 0.325, SLG: 0.352	0-0 SH1-3 1B	0-0 F9		0-0 F9			0-0 6-3		0-3 K	5 1 1 0 0 1 4			
Milt May, L (1, 2) OBP: 0.315, SLG: 0.383	0-0 SH1-3	0-0 F7			4-0 WP BB		0-0 1-3		0-0 F9	3 0 0 0 1 0 3			
Jack Clark, R (1, 9) OBP: 0.347, SLG: 0.460	0-0 SF9		0-0 6-3		0-0 P4		0-0 F8			3 0 0 1 0 0 1			
Reggie Smith, S (1, 3) OBP: 0.348, SLG: 0.409	0-0 1B		0-3 K		0-0 F7			4-0 1B BB		3 0 1 1 1 1 1			
Jeffrey Leonard, R (1, 8) OBP: 0.278, SLG: 0.359		0-0 PB S 1B	0-0 S 1B		0-0 L6			0-0 1-2 1B		4 1 3 0 0 0 1			
Tom O'Malley, L (1, 5) OBP: 0.333, SLG: 0.346		4-0 1B BB	0-0 6-3			0-0 3B		0-0 P5		3 0 1 0 1 0 3			
Johnnie LeMaster, R (1, 6) OBP: 0.269, SLG: 0.277		0-0 SH1-4 1B		0-0 G1-4-3 1B		0-0 L6		0-3 K		3 0 2 1 0 0 1			
Darrell Evans, L (8, PH) OBP: 0.363, SLG: 0.432		1-3 3-H 1B		0-0 G1-4-3 1B		0-3 K		0-0 F5		1 0 0 0 0 1 2			
Fred Breining, R (1, 1) OBP: 0.333, SLG: 0.273		0-0 SH1-4		0-0 G1-4-3		0-3 K				0 0 0 0 0 0 0			
Al Holland, R (3, 1) OBP: 0.042, SLG: 0.042										1 0 0 0 0 0 1			
Champ Summers, L (6, PH) OBP: 0.253, SLG: 0.267										1 0 0 0 0 1 1			
Jim Barr, R (6, 1) OBP: 0.214, SLG: 0.286										0 0 0 0 0 0 0			
Dave Bergman, L (8, PH) OBP: 0.326, SLG: 0.313										1 0 0 0 0 0 2			
Gary Lavelle, S (8, 1) OBP: 0.222, SLG: 0.333										0 0 0 0 0 0 0			
Inning Stats	R: 2 H: 2 E: 0 LOB: 1 K: 0 BB: 1 S: 4 P: 8	R: 1 H: 2 E: 0 LOB: 3 K: 0 BB: 2 S: 5 P: 13	R: 0 H: 1 E: 0 LOB: 1 K: 1 BB: 0 S: 6 P: 6	R: 0 H: 1 E: 0 LOB: 1 K: 0 BB: 1 S: 3 P: 7	R: 0 H: 0 E: 0 LOB: 1 K: 0 BB: 1 S: 3 P: 7	R: 0 H: 1 E: 0 LOB: 1 K: 1 BB: 0 S: 6 P: 6	R: 0 H: 0 E: 0 LOB: 0 K: 0 BB: 0 S: 3 P: 3	R: 0 H: 1 E: 0 LOB: 2 K: 1 BB: 1 S: 6 P: 10	R: 0 H: 0 E: 0 LOB: 0 K: 2 BB: 0 S: 7 P: 7	1B: 7 SF: 1 2B: 0 SAC: 2 3B: 1 DP: 1 HR: 0 HBP: 0	WP: 1 PA: 39 PB: 1 SB: 3 CS: 0		
PITCHER Bob Walk, R (1, 1) ERA: 4.21 Steve Bedrosian, R (8, 1) ERA: 1.89	IP WLS BF H R ER SO BB IBB HBP BLK WP HR S P ERA WHIP	7.0 W 33 8 3 3 2 5 1 0 0 1 0 31 55 3.86 1.857	2.0 S 6 0 0 0 3 0 0 0 0 0 0 0 12 12 0.00 0.000										

San Francisco Giants @ Atlanta Braves
Atlanta-Fulton County Stadium, Atlanta, GA

Mon Aug 02 1982, 7:05 PM EDT
Att: 15,018 - Unknown

livebaseballscorecards.com

AB	30
R	3
H	8
RBI	3
BB	6
SO	5
LOB	21



Batter	1	2	3	4	5	6	7	8	9	AB R H RBI BB SO LOB
Rafael Ramirez, R OBP: 0.306, SLG: 0.357 (1, 6)	0-0 6-3		0-0 1B WP 1B	0-0 F8		0-0 5-3			0-0 1-3	5 1 1 0 0 0 2
Glenn Hubbard, R OBP: 0.344, SLG: 0.382 (1, 4)	4-0 FC6-4 BB		0-0 1-3 WP HR 1B	0-0 F8			0-0 F7			3 1 1 0 1 0 0
Terry Harper, R OBP: 0.366, SLG: 0.314 (1, 9)	0-0 F7		0-0 F8		0-0 6-3		0-0 6-3			4 0 0 0 0 0 3
Dale Murphy, R OBP: 0.378, SLG: 0.556 (1, 8)	0-0 FC6-4 1-2f		0-3 1-2 3-H K		0-0 L4		0-0 6-3			4 0 0 0 0 1 2
Bob Horner, R OBP: 0.373, SLG: 0.525 Rufino Linares, R OBP: 0.355, SLG: 0.426 (1, 5) (9, 7)		0-0 6-3	0-0 2-H HR K		0-3 K			0-0 F8		4 1 1 2 0 1 0 0 0 0 0 0 0 0
Chris Chambliss, L OBP: 0.332, SLG: 0.423 (1, 3)		4-0 BB BB	0-0 S 1B			0-0 4-3 1B		0-0 4-3		3 0 2 0 1 0 0
Jerry Royster, R OBP: 0.333, SLG: 0.333 (1, 7) (9, 5) Steve Bedrosian, R (9, 1)		4-0 BB BB	4-0 1-2 IBB			0-0 4-3 1-2		0-0 6-3		2 0 0 0 2 0 1 0 0 0 0 0 0 0
Bruce Benedict, R OBP: 0.294, SLG: 0.288 (1, 2)		0-0 F7	0-0 F8			0-0 5-3			0-0 5-3	4 0 0 0 0 0 5
Rick Camp, R Carlos Diaz, R Larry Whisenton, L Gene Gardner, R Al Hrabosky, R Biff Pocoroba, S OBP: 0.367, SLG: 0.446 OBP: 0.100, SLG: 0.100 OBP: 0.333, SLG: 0.333 OBP: 0.376, SLG: 0.446 (1, 1) (6, 1) (6, PH) (7, 1) (9, 1) (9, 5)		0-0 F9		0-0 6-3		4-0 IBB			0-0 3-1	2 0 0 0 0 0 2 0 0 0 0 0 0 0 0 0 0 0 1 0 0 0 0 0 0 0 0 0 0 0 0 0 0 0 0 1 0 0 0 0 0 0

Inning Stats	R: 0 E: 0 K: 0 S: 3	H: 0 LOB: 1 BB: 1 P: 7	R: 0 E: 0 K: 0 S: 3	H: 0 LOB: 2 BB: 2 P: 11	R: 3 E: 0 K: 1 S: 9	H: 4 LOB: 2 BB: 1 P: 13	R: 0 E: 0 K: 0 S: 3	H: 0 LOB: 0 BB: 0 P: 3	R: 0 E: 0 K: 1 S: 5	H: 0 LOB: 0 BB: 0 P: 5	R: 0 E: 0 K: 0 S: 4	H: 1 LOB: 2 BB: 1 P: 8	R: 0 E: 0 K: 0 S: 3	H: 0 LOB: 0 BB: 0 P: 3	R: 0 E: 0 K: 0 S: 3	H: 0 LOB: 0 BB: 0 P: 3	R: 0 E: 0 K: 0 S: 3	H: 0 LOB: 0 BB: 0 P: 3	1B: 4 2B: 0 3B: 0 HR: 1	SF: 0 SAC: 0 DP: 0 HBP: 0	WP: 1 PB: 0 SB: 1 CS: 0	PA: 37
--------------	------------------------------	---------------------------------	------------------------------	----------------------------------	------------------------------	----------------------------------	------------------------------	---------------------------------	------------------------------	---------------------------------	------------------------------	---------------------------------	------------------------------	---------------------------------	------------------------------	---------------------------------	------------------------------	---------------------------------	----------------------------------	------------------------------------	----------------------------------	--------

PITCHER	IP	WLS	BF	H	R	ER	SO	BB	IBB	HBP	BLK	WP	HR	S	P	ERA	WHIP
Rich Gale, R ERA: 3.88 (1, 1)	6.0		28	5	3	3	2	3	2	0	0	1	1	27	47	4.50	1.333
Fred Breining, R ERA: 4.14 (7, 1)	1.0		3	0	0	0	0	0	0	0	0	0	0	3	3	0.00	0.000
Greg Minton, R ERA: 2.03 (8, 1)	2.0	W	6	0	0	0	0	0	0	0	0	0	0	6	6	0.00	0.000


BOTTOM

San Francisco Giants @ Atlanta Braves
Atlanta-Fulton County Stadium, Atlanta, GA

Tue Aug 03 1982, 7:05 PM EDT
Att. 21,489 - Unknown

livebaseballscorecards.com

AB	32
R	3
H	5
RBI	2
BB	5
SO	2
LOB	15



Batter	1	2	3	4	5	6	7	8	9	AB R H RBI BB SO LOB	TOP																
Chili Davis, S (1, 8) OBP: 0.320, SLG: 0.391	0-3 K		0-0 1B		0-0 1B		0-0 3-1		4-0 1B 1-2 BB	4 0 2 0 1 1 0	<p>San Francisco Giants @ Atlanta Braves Atlanta-Fulton County Stadium, Atlanta, GA</p> <p>Wed Aug 04 1982, 7:05 PM EDT Att: 13,607 - Unknown</p> <p>livebaseballscorecards.com</p> <table border="1"> <tr><td>AB</td><td>34</td></tr> <tr><td>R</td><td>3</td></tr> <tr><td>H</td><td>9</td></tr> <tr><td>RBI</td><td>3</td></tr> <tr><td>BB</td><td>4</td></tr> <tr><td>SO</td><td>6</td></tr> <tr><td>LOB</td><td>17</td></tr> </table>	AB	34	R	3	H	9	RBI	3	BB	4	SO	6	LOB	17		
AB	34																										
R	3																										
H	9																										
RBI	3																										
BB	4																										
SO	6																										
LOB	17																										
Joe Morgan, L (1, 4) OBP: 0.412, SLG: 0.439	4-0 BB		0-0 P6		0-0 G6-4-3 1B			4-0 5-3 BB	0-0 1B 1-3 2-H	3 0 2 1 2 0 1																	
Jack Clark, R (1, 9) OBP: 0.344, SLG: 0.451	0-0 F7			0-0 P6	0-0 G6-4-3 1-2f			0-0 5-3 1-2	0-0 F7	5 0 0 0 0 0 6																	
Reggie Smith, S (1, 3) OBP: 0.353, SLG: 0.424	0-0 P6			0-0 HR				4-0 IBB		3 1 1 1 1 0 1																	
Jeffrey Leonard, R (1, 7) OBP: 0.262, SLG: 0.360		H 1-0 G3 FC8-2 HBP		0-0 2B G3		0-0 P4		0-3 K		3 1 1 0 0 1 2																	
Milt May, L (1, 2) OBP: 0.317, SLG: 0.383		X 0-0 G3 1-3		0-0 G3 2-3		0-0 1B		0-0 F8		4 0 1 0 0 0 4																	
Tom O'Malley, L (1, 5) OBP: 0.335, SLG: 0.357		X 0-0 FC8-2 3-H		0-0 1B 3-H		0-0 F8			X 0-0 F8	4 0 1 1 0 0 2																	
Johnnie LeMaster, R (1, 6) OBP: 0.265, SLG: 0.273			0-3 K	0-0 F8			0-0 6-3		0-3 K	3 0 0 0 0 1 1 1 0 0 0 0 1 0																	
Darrell Evans, L (9, PH) OBP: 0.362, SLG: 0.431									0-0 K 1B	1 0 0 0 0 1 0 2 0 0 0 0 1 0 0 0 0 0 0 0 0 1 0 1 0 0 0 0 0 1 0 0 0 0 0 0 0 0 0 0 0 0																	
Alan Fowles, R (1, 1) OBP: 0.190, SLG: 0.150			0-3 K		0-0 2-3																						
Jim Barr, R (4, 1) OBP: 0.188, SLG: 0.250																											
Gary Lavelle, S (8, 1) OBP: 0.222, SLG: 0.333																											
Champ Summers, L (9, PH) OBP: 0.329, SLG: 0.373																											
Max Venable, L (9, PR) OBP: 0.219, SLG: 0.268																											
Greg Vinton, S (9, 1) OBP: 0.167, SLG: 0.273																											
Inning Stats	R: 0 E: 0 K: 1 S: 5	H: 0 LOB: 1 BB: 1 P: 9	R: 0 E: 0 K: 0 S: 2	H: 0 LOB: 0 BB: 0 P: 3	R: 0 E: 0 K: 2 S: 8	H: 1 LOB: 1 BB: 0 P: 8	R: 2 E: 0 K: 0 S: 6	H: 3 LOB: 1 BB: 0 P: 6	R: 0 E: 0 K: 0 S: 4	H: 2 LOB: 1 BB: 0 P: 4	R: 0 E: 0 K: 0 S: 4	H: 1 LOB: 1 BB: 0 P: 4	R: 0 E: 0 K: 1 S: 5	H: 0 LOB: 0 BB: 0 P: 5	R: 0 E: 0 K: 1 S: 5	H: 0 LOB: 2 BB: 2 P: 13	R: 1 E: 0 K: 1 S: 7	H: 2 LOB: 2 BB: 1 P: 11	1B: 7 2B: 2 3B: 0 HR: 1	SF: 0 SAC: 0 DP: 2 HBP: 1	WP: 0 PB: 0 SB: 2 CS: 0	PA: 39					
PITCHER	IP WLS BF H R ER SO BB IBB HBP BLK WP HR S P ERA WHIP																										
Joe Cowley, R (1, 1) ERA: 4.47	4.1		20	6	2	2	3	1	0	1	0	0	1	24	29	4.15	1.615										
Rick Mahler, R (5, 1) ERA: 4.32	2.2		8	1	0	0	1	0	0	0	0	0	0	10	10	0.00	0.375										
Steve Bedrosian, R (8, 1) ERA: 1.94	2.0	L	11	2	1	1	2	2	1	0	0	0	0	12	24	4.50	2.000										



Batter	1	2	3	4	5	6	7	8	9	AB	R	H	RBI	BB	SO	LOB
Claudell Washington, L (1, 9) OBP: 0.337, SLG: 0.378	0-0 4-3		0-0 4-3		0-0 F8		4-0 IBB			3	0	0	0	1	0	1
Rafael Ramirez, R (1, 6) OBP: 0.305, SLG: 0.355	0-0 P2		1-0 HBP		0-0 F9		0-0 F8			3	0	0	0	0	0	2
Terry Harper, R (1, 7) OBP: 0.356, SLG: 0.289	0-0 F8		0-3 K		1-0 CS HBP		0-3 K			3	0	0	0	0	2	2
Dale Murphy, R (1, 8) OBP: 0.379, SLG: 0.556		0-0 F5		0-0 HR 1B		0-3 K		0-0 G6-4-3 1B		4	1	2	0	0	1	1
Bob Horner, R (1, 5) OBP: 0.375, SLG: 0.533		0-0 F7		0-0 HR 1B		0-0 1B		0-0 G6-4-3		4	1	2	2	0	0	1
Chris Chambliss, L (1, 3) OBP: 0.334, SLG: 0.422		4-0 BB		0-0 G1-6-3 1B		0-0 F8		0-0 4-3		3	0	1	0	1	0	1
Biff Pocoroba, S (1, 2) OBP: 0.362, SLG: 0.427		0-0 F8		0-0 G1-6-3		0-0 F8		0-0 F8		4	0	0	0	0	0	2
Jerry Royster, R (1, 4) OBP: 0.346, SLG: 0.364		0-0 SH3 1B		0-0 5-3		0-0 F7		0-0 F7		3	0	2	0	0	0	0
Larry Whisenton, L (9, PH) OBP: 0.364, SLG: 0.441										1	0	0	0	0	0	0
Joe Cowley, R (1, 1) OBP: 0.200, SLG: 0.200										1	0	0	0	0	0	0
Rick Mahler, R (5, 1) OBP: 0.213, SLG: 0.244										1	0	0	0	0	0	0
Bob Porter, L (7, PH) OBP: 0.158, SLG: 0.158										1	0	0	0	0	0	1
Steve Bedrosian, R (8, 1)										0	0	0	0	0	0	0

Inning Stats	R: 0	H: 0	E: 0	K: 3	S: 3	H: 0	LOB: 0	BB: 0	P: 3	R: 0	H: 0	E: 0	K: 1	S: 6	H: 1	LOB: 2	BB: 0	P: 7	R: 2	H: 3	E: 0	K: 0	S: 5	H: 0	LOB: 0	BB: 0	P: 5	R: 0	H: 1	E: 0	K: 1	S: 5	H: 1	LOB: 1	BB: 0	P: 6	R: 0	H: 1	E: 0	K: 0	S: 4	H: 1	LOB: 2	BB: 1	P: 8	R: 0	H: 1	E: 0	K: 1	S: 5	H: 1	LOB: 0	BB: 0	P: 5	R: 0	H: 0	E: 0	K: 0	S: 3	H: 0	LOB: 0	BB: 0	P: 3	1B: 5	SF: 0	2B: 1	SAC: 1	3B: 0	DP: 2	HR: 1	HBP: 2	WP: 0	PA: 35
--------------	------	------	------	------	------	------	--------	-------	------	------	------	------	------	------	------	--------	-------	------	------	------	------	------	------	------	--------	-------	------	------	------	------	------	------	------	--------	-------	------	------	------	------	------	------	------	--------	-------	------	------	------	------	------	------	------	--------	-------	------	------	------	------	------	------	------	--------	-------	------	-------	-------	-------	--------	-------	-------	-------	--------	-------	--------

PITCHER	IP	WLS	BF	H	R	ER	SO	BB	IBB	HBP	BLK	WP	HR	S	P	ERA	WHIP
Alan Fowlkes, R (1, 1) ERA: 5.54	3.0		15	4	2	2	1	1	0	1	0	0	1	15	20	6.00	1.667
Jim Barr, R (4, 1) ERA: 3.04	4.0		14	2	0	0	1	0	1	1	0	0	0	14	19	0.00	0.500
Gary Lavelle, L (8, 1) ERA: 3.02	1.0	W	3	1	0	0	1	0	0	0	0	0	0	5	5	0.00	1.000
Greg Minton, R (9, 1) ERA: 2.0	1.0	S	3	0	0	0	0	0	0	0	0	0	0	3	3	0.00	0.000

BOTTOM

San Francisco Giants @ Atlanta Braves
Atlanta-Fulton County Stadium, Atlanta, GA

Wed Aug 04 1982, 7:05 PM EDT
Att. 13,607 - Unknown

livebaseballscorecards.com

AB	30
R	2
H	7
RBI	2
BB	2
SO	3
LOB	11



Batter	1	2	3	4	5	6	7	8	9	AB R H RBI BB SO LOB	TOP											
Dickie Thon, R OBP: 0.313, SLG: 0.391 (1, 6)	0-0 F2		0-0 F8		0-0 F9			0-0 1B S 2B 1B	0-0 F8	5 1 1 0 0 0 3												
Terry Puhl, L OBP: 0.327, SLG: 0.388 (1, 8)	0-0 6-3			0-0 F5		0-0 E7 6-3 1B		0-0 2B 1-3 G3 1B		4 1 2 0 0 0 0												
Ray Knight, R OBP: 0.367, SLG: 0.425 (1, 3)	0-0 F8			0-0 1B		0-0 6-3		0-0 G3 1-3 2B 3-H		4 0 2 1 0 0 1												
Jose Cruz, L OBP: 0.344, SLG: 0.389 (1, 7)		0-0 2B 1B		0-0 F5		0-0 F3		0-0 G3 2-3 3-H		4 0 1 1 0 0 3												
Danny Heep, L OBP: 0.315, SLG: 0.367 (1, 9)		0-0 F7		0-0 F5		0-0 F7		0-3 K		4 0 0 0 0 1 4												
Phil Garner, R OBP: 0.308, SLG: 0.428 (1, 4)		0-0 1-2 2B			0-0 1B G3 1B		0-0 1B		0-0 5-3	4 0 3 0 0 0 1												
Alan Knicely, R OBP: 0.302, SLG: 0.298 (1, 2)		0-0 F9			0-0 G3 1-2		0-0 F8		0-0 1-3	4 0 0 0 0 0 3												
Art Howe, R OBP: 0.322, SLG: 0.316 (1, 5)			0-0 4-3		0-0 SH3 1B 2-3		0-3 K		0-0 1B	4 0 2 0 0 1 1												
Vern Ruhle, R OBP: 0.222, SLG: 0.125 (1, 1)			0-3 K		0-0 SH3		0-0 4-3		0-0 F8	1 0 0 0 0 1 0												
Harry Spilman, L OBP: 0.238, SLG: 0.381 (7, PH)										1 0 0 0 0 0 1												
George Cappuzzello, R (7, 1)										0 0 0 0 0 0 0												
Randy Moffitt, R (7, 1)										0 0 0 0 0 0 0												
Denny Walling, L OBP: 0.293, SLG: 0.280 (9, PH)										1 0 0 0 0 0 1												
Inning Stats	R: 0 E: 0 K: 0 S: 3	H: 0 LOB: 0 BB: 0 P: 3	R: 0 E: 0 K: 0 S: 4	H: 2 LOB: 1 BB: 0 P: 4	R: 0 E: 0 K: 1 S: 5	H: 0 LOB: 0 BB: 0 P: 5	R: 0 E: 0 K: 0 S: 4	H: 1 LOB: 1 BB: 0 P: 4	R: 0 E: 0 K: 1 S: 5	H: 2 LOB: 2 BB: 0 P: 5	R: 0 E: 1 K: 0 S: 4	H: 1 LOB: 1 BB: 0 P: 4	R: 0 E: 0 K: 1 S: 6	H: 1 LOB: 1 BB: 0 P: 6	R: 2 E: 0 K: 1 S: 8	H: 3 LOB: 1 BB: 0 P: 8	R: 0 E: 0 K: 0 S: 4	H: 1 LOB: 1 BB: 0 P: 4	1B: 9 2B: 2 3B: 0 HR: 0	SF: 0 SAC: 1 DP: 0 HBP: 0	WP: 0 PB: 0 SB: 1 CS: 0	PA: 37
PITCHER	IP WLS BF H R ER SO BB IBB HBP BLK WP HR S P ERA WHIP																					
Bill Laskey, R ERA: 2.56 (1, 1)	7.0 W 27 7 0 0 2 0 0 0 0 0 0 0 31 31 0.00 1.000																					
Al Holland, L ERA: 3.79 (8, 1)	0.0 3 3 2 2 0 0 0 0 0 0 0 0 3 3 ∞ ∞																					
Greg Minton, R ERA: 1.96 (8, 1)	2.0 S 7 1 0 0 1 0 0 0 0 0 0 0 9 9 0.00 0.500																					

Houston Astros @ San Francisco Giants
 Candlestick Park, San Francisco, CA
 Thu Aug 05 1982, 10:05 PM EDT
 Att. 5,357 - Unknown

livebaseballscores.com

AB	36
R	2
H	11
RBI	2
BB	0
SO	3
LOB	18



Batter	1	2	3	4	5	6	7	8	9
Chili Davis, S OBP: 0.323, SLG: 0.394 (1, 8)	0-0 F7		0-0 CS 1B		0-0 1-2 3-H 1B		0-0 HBP 2B 1B		
Joe Morgan, L OBP: 0.413, SLG: 0.438 (1, 4)	0-0 4-3		0-0 SF7		4-0 1-2 2-3 BB		1-0 2B 6-3 HBP		
Jack Clark, R OBP: 0.345, SLG: 0.457 (1, 9)	0-0 2B		0-0 CS	0-0 F7	0-0 FC5-4		0-0 6-3 1-3 2-H 2B		
Darrell Evans, L OBP: 0.364, SLG: 0.428 (1, 3)	0-0 F9			0-0 P4		4-0 1B BB	4-0 6-3 IBB		
Jeffrey Leonard, R OBP: 0.273, SLG: 0.348 (1, 7)		0-0 3-1		0-0 F3		0-0 6-3	0-0 6-3		
Milt May, L OBP: 0.313, SLG: 0.377 (1, 2)		0-0 P6			0-0 L5	0-0 F8	0-0 F9		
Tom O'Malley, L OBP: 0.337, SLG: 0.360 (1, 5)		0-0 6-3			0-0 1B 1B	0-0 2-H FC4-6 1B		0-0 F2	
Johnnie LeMaster, R OBP: 0.265, SLG: 0.273 (1, 6)			0-0 1B SH3 SF7 1B		0-0 L4	0-0 FC4-6		0-3 K	
Bill Laskey, R OBP: 0.136, SLG: 0.095 (1, 1)			0-0 SH3		0-0 BB 1B 1B		0-0 5-3	0-3 K	
Al Holland, R OBP: 0.042, SLG: 0.042 (8, 1)									
Greg Minton, S OBP: 0.154, SLG: 0.250 (8, 1)									

AB	R	H	RBI	BB	SO	LOB
4	1	3	1	0	0	0
1	1	0	1	1	0	0
4	0	2	1	0	0	3
2	1	0	0	2	0	1
4	0	0	1	0	0	3
4	0	0	0	0	0	3
4	1	2	1	0	0	0
4	1	1	0	0	1	2
2	0	1	0	0	0	0
0	0	0	0	0	0	0
1	0	0	0	0	1	0

WP	HR	S	P	ERA	WHIP
0	0	24	32	4.50	1.500
0	0	3	4	54.00	6.000
0	0	9	13	0.00	0.000

Inning Stats	R: 0	H: 1	E: 0	K: 0	S: 4	LOB: 1	BB: 0	P: 4	R: 0	H: 0	E: 0	K: 0	S: 3	LOB: 0	BB: 0	P: 3	R: 1	H: 2	E: 0	K: 0	S: 4	LOB: 0	BB: 0	P: 4	R: 0	H: 0	E: 0	K: 0	S: 3	LOB: 0	BB: 0	P: 3	R: 1	H: 3	E: 0	K: 0	S: 6	LOB: 3	BB: 1	P: 10	R: 1	H: 1	E: 0	K: 0	S: 4	LOB: 1	BB: 1	P: 8	R: 2	H: 2	E: 0	K: 0	S: 5	LOB: 2	BB: 1	P: 10	R: 0	H: 0	E: 0	K: 2	S: 7	LOB: 0	BB: 0	P: 7
1B: 7	SF: 1	2B: 2	SAC: 1	3B: 0	DP: 0	HR: 0	HBP: 1	WP: 0	PA: 37																																																							

BOTTOM

Houston Astros @ San Francisco Giants
 Candlestick Park, San Francisco, CA
 Thu Aug 05 1982, 10:05 PM EDT
 Att. 5,357 - Unknown

livebaseballscorecards.com

AB	30
R	5
H	9
RBI	5
BB	3
SO	2
LOB	12



Batter	1	2	3	4	5	6	7	8	9	AB	R	H	RBI	BB	SO	LOB	TOP										
Dickie Thon, R OBP: 0.317, SLG: 0.392 (1, 6) X	0-0 1-3	0-0 F9		0-0 1B		0-0 HR 1B	4-0 BB BB BB			4	1	2	1	1	0	0											
Tony Scott, S OBP: 0.276, SLG: 0.313 (1, 8) X	0-0 4-3		0-0 6-3	0-0 5-3		0-0 F8	0-0 F7			5	0	0	0	0	0	6											
Ray Knight, R OBP: 0.368, SLG: 0.423 (1, 3) B B B B	4-0 HR BB		0-0 4-3	4-0 IBB		0-0 F2		0-0 G3		2	1	0	0	2	0	1											
Denny Walling, L OBP: 0.291, SLG: 0.277 (6, 3)										1	0	0	0	0	0	0											
Jose Cruz, L OBP: 0.347, SLG: 0.399 (1, 7) X	0-0 HR 1B		0-0 BB 1B	0-0 4-3		0-0 HR		0-3 K		5	2	3	2	0	1	3											
Phil Gamer, R OBP: 0.309, SLG: 0.433 (1, 4) X	0-0 HR		0-0 BB 1B		0-3 K	0-0 F8		0-0 6-3		4	1	1	3	1	1	0											
Alan Knicely, R OBP: 0.306, SLG: 0.296 (1, 2) X	0-0 1B		0-0 F3		0-0 E3 2B		1-0 HR 1B HBP		0-0 F7	4	0	1	0	0	0	2											
Art Howe, R OBP: 0.326, SLG: 0.325 (1, 5) X	0-0 P4			0-0 1B 1B	0-0 2B		0-0 FC5-4 1B		0-0 6-3	5	1	3	0	0	0	1											
Terry Puhl, L OBP: 0.326, SLG: 0.385 (1, 9) X		0-0 4-3		0-0 1B 1B	0-3 K		0-0 FC5-4		0-0 G3	5	0	1	0	0	1	4											
Nolan Ryan, R OBP: 0.190, SLG: 0.130 (1, 1)										4	0	0	0	0	1	6											
Dave Smith, R (7, 1)		0-0 5-3			0-3 K	0-0 4-3				0	0	0	0	0	0	0											
Randy Moffitt, R (9, 1)										0	0	0	0	0	0	0											
Luis Pujols, R OBP: 0.216, SLG: 0.305 (9, 2)										0	0	0	0	0	0	0											
Inning Stats	R: 3 E: 0 K: 0 S: 6	H: 3 LOB: 1 BB: 1 P: 10	R: 0 E: 0 K: 0 S: 3	H: 0 LOB: 0 BB: 0 P: 3	R: 0 E: 0 K: 0 S: 4	H: 1 LOB: 2 BB: 1 P: 8	R: 1 E: 0 K: 1 S: 8	H: 3 LOB: 3 BB: 1 P: 12	R: 0 E: 1 K: 2 S: 9	H: 1 LOB: 2 BB: 0 P: 9	R: 2 E: 0 K: 0 S: 5	H: 2 LOB: 0 BB: 0 P: 5	R: 0 E: 0 K: 0 S: 4	H: 1 LOB: 3 BB: 1 P: 9	R: 0 E: 0 K: 1 S: 5	H: 0 LOB: 0 BB: 0 P: 5	R: 0 E: 0 K: 0 S: 3	H: 0 LOB: 0 BB: 0 P: 3	1B: 8 2B: 1 3B: 0 HR: 2	SF: 0 SAC: 0 DP: 0 HBP: 1	WP: 0 PB: 0 SB: 1 CS: 0	PA: 44					
PITCHER	IP	WLS	BF	H	R	ER	SO	BB	IBB	HBP	BLK	WP	HR	S	P	ERA	WHIP										
Atlee Hammaker, L ERA: 4.11 (1, 1)	5.2		31	10	6	6	3	2	1	0	0	0	2	34	46	9.53	2.118										
Al Holland, L ERA: 3.77 (6, 1)	0.1		1	0	0	0	0	0	0	0	0	0	0	1	1	0.00	0.000										
Jim Barr, R ERA: 3.0 (7, 1)	1.0		6	1	0	0	0	1	0	1	0	0	0	4	9	0.00	2.000										
Gary Lavelle, L ERA: 2.93 (8, 1)	2.0	W	6	0	0	0	1	0	0	0	0	0	0	8	8	0.00	0.000										

Houston Astros @ San Francisco Giants
Candlestick Park, San Francisco, CA
Fri Aug 06 1982, 10:05 PM EDT
Att. 8,430 - Unknown

livebaseballscorecards.com

AB	39
R	6
H	11
RBI	6
BB	4
SO	4
LOB	23



BOTTOM

Houston Astros @ San Francisco Giants
Candlestick Park, San Francisco, CA
Fri Aug 06 1982, 10:05 PM EDT
Att. 8,430 - Unknown

livebaseballscorecards.com

AB 39
R 7
H 14
RBI 7
BB 5
SO 8
LOB 19



WP: 0 PA: 44
PB: 0
SB: 1
CS: 0

AB R H RBI BB SO LOB

5 1 1 1 0 2 1

5 0 1 0 0 2 1

3 2 2 2 2 0 0

4 3 4 2 1 0 0

4 0 2 1 0 1 5

1 0 0 0 0 0 0

5 0 1 0 0 0 5

0 1 0 0 0 0 0

4 0 1 0 1 0 1

3 0 1 0 1 0 2

5 1 1 1 0 2 1

5 0 1 0 0 2 1

3 2 2 2 2 0 0

4 3 4 2 1 0 0

4 0 2 1 0 1 5

1 0 0 0 0 0 0

5 0 1 0 0 0 5

0 1 0 0 0 0 0

4 0 1 0 1 0 1

3 0 1 0 1 0 2

1 0 1 1 0 0 0

2 0 0 0 0 2 1

0 0 0 0 0 0 0

1 0 0 0 0 1 2

0 0 0 0 0 0 0

1 0 0 0 0 0 0

1 0 0 0 0 0 1

1 0 0 0 0 0 0

1 0 0 0 0 0 0

1 0 0 0 0 0 1

1B: 6 SF: 0
2B: 3 SAC: 0
3B: 0 DP: 0
HR: 5 HBP: 0

WP: 0 PA: 44
PB: 0
SB: 1
CS: 0

Batter	1	2	3	4	5	6	7	8	9
Chili Davis, S (1, 8) OBP: 0.322, SLG: 0.399	0-0 P5		0-3 K		0-3 K		0-0 HR	0-0 F9	
Duane Kuiper, L (1, 4) OBP: 0.384, SLG: 0.348	0-0 BB BB 1B		0-3 K		0-0 6-3		0-3 K	0-0 4-3	
Jack Clark, R (1, 9) OBP: 0.351, SLG: 0.475	4-0 BB 1-2 BB		4-0 BB 1B BB		0-0 F8		0-0 HR	0-0 HR	
Reggie Smith, S (1, 3) OBP: 0.366, SLG: 0.467	4-0 BB 1-2 2-3 BB		0-0 BB 1B		0-0 HR		0-0 1B 2B	0-0 HR	
Jeffrey Leonard, R (1, 7) OBP: 0.280, SLG: 0.361	0-0 F3		0-3 K		0-0 HR		0-0 G3 1B	0-0 6-3	
Gary Lavelle, S (8, 1) OBP: 0.200, SLG: 0.300									
Milt May, L (1, 2) OBP: 0.311, SLG: 0.374	0-0 L8				0-0 F8		0-0 1-3	0-0 G3	
Bob Brenly, R (9, PR) OBP: 0.348, SLG: 0.361									
Tom O'Malley, L (1, 5) OBP: 0.339, SLG: 0.358		0-0 F7			0-0 F8		4-0 BB	0-0 4-3	
Johnnie LeMaster, R (1, 6) OBP: 0.268, SLG: 0.276		0-0 6-3			0-0 BB 2B		0-0 P4	4-0 FC3-6 BB	
Darrell Evans, L (9, PH) OBP: 0.366, SLG: 0.430									
Atlee Hammaker, S (1, 1) OBP: 0.050, SLG: 0.050		0-3 K			0-3 K		0-3 K	0-0 FC3-6	
Al Holland, R (6, 1) OBP: 0.042, SLG: 0.042									
Champ Summers, L (6, PH) OBP: 0.326, SLG: 0.369									
Jim Barr, R (7, 1) OBP: 0.188, SLG: 0.250									
Max Venable, L (8, 7) OBP: 0.216, SLG: 0.264									

Inning Stats	R: 0	H: 1	E: 0	K: 0	S: 4	H: 0	LOB: 3	BB: 2	P: 12	R: 0	H: 0	E: 0	K: 1	S: 5	H: 0	LOB: 0	BB: 0	P: 5	R: 0	H: 1	E: 0	K: 3	S: 10	H: 1	LOB: 2	BB: 1	P: 14	R: 0	H: 0	E: 0	K: 1	S: 6	H: 2	LOB: 2	BB: 1	P: 11	R: 3	H: 4	E: 0	K: 1	S: 9	H: 0	LOB: 1	BB: 0	P: 7	R: 0	H: 0	E: 0	K: 0	S: 3	H: 5	LOB: 2	BB: 0	P: 6	1B: 6	SF: 0	2B: 3	SAC: 0	3B: 0	DP: 0	HR: 5	HBP: 0	WP: 0	PA: 44
--------------	------	------	------	------	------	------	--------	-------	-------	------	------	------	------	------	------	--------	-------	------	------	------	------	------	-------	------	--------	-------	-------	------	------	------	------	------	------	--------	-------	-------	------	------	------	------	------	------	--------	-------	------	------	------	------	------	------	------	--------	-------	------	-------	-------	-------	--------	-------	-------	-------	--------	-------	--------

PITCHER	IP	WLS	BF	H	R	ER	SO	BB	IBB	HBP	BLK	WP	HR	S	P	ERA	WHIP
Nolan Ryan, R (1, 1) ERA: 3.65	6.1		31	8	4	4	8	4	0	0	0	0	3	43	59	5.68	1.895
Dave Smith, R (7, 1) ERA: 4.95	1.2		9	3	2	2	0	1	0	0	0	0	2	8	12	10.80	2.400
Randy Moffitt, R (9, 1) ERA: 3.0	0.1	L	4	3	1	1	0	0	0	0	0	0	0	4	4	27.00	9.000

Batter	1	2	3	4	5	6	7	8	9	AB R H RBI BB SO LOB	TOP											
Dickie Thon, R OBP: 0.320, SLG: 0.392 (1, 6) X	0-0 6-3 ①		4-0 S S BB			0-0 2B 1B		0-0 F9 ① X	0-0 P4 ③	3 0 1 0 1 0 1												
Terry Puhl, L OBP: 0.325, SLG: 0.387 (1, 8) X	0-0 P3 ②		0-0 S ③			0-0 F8 ①		0-0 4-3 1B		5 0 1 0 0 0 2												
Ray Knight, R OBP: 0.365, SLG: 0.418 (1, 3) X	0-0 F9 ③				0-0 5-3 ①		0-0 1-H 2B	0-0 4-3 ②		4 0 0 0 0 0 2												
Jose Cruz, L OBP: 0.351, SLG: 0.402 (1, 7) X		0-0 G3 ①			0-0 F3 ②		0-0 6-3 ③	0-0 F3 ③		3 1 2 0 1 0 0												
Phil Garner, R OBP: 0.308, SLG: 0.439 (1, 4) X		0-0 6-3 ②			4-0 BB		0-0 5-3 1B	0-0 HR 1B		4 1 1 2 0 1 2												
Art Howe, R OBP: 0.325, SLG: 0.324 (1, 5) X		0-0 1B			0-3 K		0-0 5-3 ①	0-0 HR		4 0 1 0 0 2 1												
Denny Walling, L OBP: 0.298, SLG: 0.272 (1, 9) X		0-0 4-3 ③			0-0 5-3 ①		0-3 K	0-3 K		2 0 0 0 2 0 1												
Luis Pujols, R OBP: 0.210, SLG: 0.295 (1, 2) X			0-0 F9 ①		0-0 1-3 ②		4-0 FC5-4 IBB	4-0 BB		4 0 0 0 0 1 3												
Joe Niekro, R OBP: 0.103, SLG: 0.138 (7, 1) X			0-0 6-3 ②		0-0 6-3 ③		0-0 FC5-4 ③	0-3 K		2 0 1 0 0 0 0												
Frank LaCorte, R (7, 1) X										0 0 0 0 0 0 0												
Harry Spilman, L OBP: 0.227, SLG: 0.364 (8, PH) X										1 0 0 0 0 0 0												
Bert Roberge, R (8, 1) X										0 0 0 0 0 0 0												
Randy Moffitt, R (8, 1) X										0 0 0 0 0 0 0												
Alan Knicely, R OBP: 0.304, SLG: 0.293 (9, PH) X										1 0 0 0 0 0 1												
Inning Stats	R: 0 E: 0 K: 0 S: 3	H: 0 LOB: 0 BB: 0 P: 3	R: 0 E: 0 K: 0 S: 4	H: 1 LOB: 1 BB: 0 P: 4	R: 0 E: 0 K: 0 S: 2	H: 0 LOB: 1 BB: 1 P: 6	R: 0 E: 0 K: 1 S: 5	H: 0 LOB: 1 BB: 1 P: 9	R: 0 E: 0 K: 0 S: 3	H: 0 LOB: 0 BB: 0 P: 3	R: 0 E: 0 K: 0 S: 4	H: 2 LOB: 1 BB: 0 P: 4	R: 0 E: 0 K: 1 S: 6	H: 1 LOB: 2 BB: 1 P: 10	R: 0 E: 0 K: 0 S: 4	H: 1 LOB: 1 BB: 0 P: 4	R: 2 E: 0 K: 2 S: 9	H: 2 LOB: 1 BB: 1 P: 13	1B: 5 2B: 1 3B: 0 HR: 1	SF: 0 SAC: 0 DP: 0 HBP: 0	WP: 0 PB: 0 SB: 1 CS: 0	PA: 37
PITCHER	IP WLS BF H R ER SO BB IBB HBP BLK WP HR S P ERA WHIP																					
Renie Martin, R ERA: 4.01 (1, 1)	8.1 W 35 7 2 2 3 3 1 0 0 0 1 36 52 2.16 1.200																					
Al Holland, L ERA: 3.74 (9, 1)	0.2 2 0 0 0 1 0 0 0 0 0 0 4 4 0.00 0.000																					

Houston Astros @ San Francisco Giants
 Candlestick Park, San Francisco, CA
 Sat Aug 07 1982, 6:33 AM EDT
 Att: 11,780 - Unknown

livebaseballscores.com

AB	33
R	2
H	7
RBI	2
BB	4
SO	4
LOB	13



Batter	1	2	3	4	5	6	7	8	9	AB	R	H	RBI	BB	SO	LOB
Chili Davis, S OBP: 0.323, SLG: 0.399 (1, 8)	0-3 K		0-0 5-3		0-0 S 1B		0-0 PB WP PB 1-2 1B	0-3 K		5	1	2	0	0	2	3
Joe Morgan, L OBP: 0.412, SLG: 0.438 (1, 4)	4-0 1B BB		0-0 F7		0-0 P4		0-0 F5	0-0 1B 2B		4	1	1	3	1	0	2
Jack Clark, R OBP: 0.353, SLG: 0.474 (1, 9)	0-0 F7		4-0 1B BB		0-0 F7		4-0 PB 1B BB	0-0 1B PB 1B		3	2	1	0	2	0	2
Reggie Smith, S OBP: 0.372, SLG: 0.472 (1, 3)	0-0 1-2 1B		0-0 1-3 1B		0-0 G3		0-0 1-1 3-1 1B	0-0 G3 PB 1B		4	0	3	1	0	0	1
Dave Bergman, L OBP: 0.340, SLG: 0.329 (8, 3)										1	0	1	1	0	0	0
Jeffrey Leonard, R OBP: 0.285, SLG: 0.358 (1, 7)	0-3 K		0-0 4-3				0-0 CS 1B	0-0 F8	0-0 G3 BB	4	0	1	0	1	1	5
Tom O'Malley, L OBP: 0.340, SLG: 0.359 (1, 5)		0-0 6-3 1B		0-0 E1 FC5-4		0-0 F9		0-0 1B 1B 1B G3		5	1	2	0	0	0	3
Bob Brenly, R OBP: 0.350, SLG: 0.356 (1, 2)		0-0 6-3		0-0 P6		0-0 5-3		0-0 1B 1B 1B HBP		4	1	1	0	0	0	3
Johnnie LeMaster, R OBP: 0.267, SLG: 0.275 (1, 6)		0-0 F7		0-0 F7			0-0 P6	0-0 1B 1B K		5	1	1	0	0	1	5
Renie Martin, R OBP: 0.278, SLG: 0.361 (1, 1)		0-0 5-3		0-0 FC5-4			0-0 WP PB 1B 1B	0-0 1-2 2-3 3-H 2B 1B		4	2	2	1	0	0	2
Al Holland, R OBP: 0.042, SLG: 0.042 (9, 1)				1-2f						0	0	0	0	0	0	0

Inning Stats	R: 0	H: 1	E: 0	LOB: 2	K: 2	BB: 1	S: 8	R: 0	H: 1	E: 0	LOB: 1	K: 0	BB: 0	S: 4	R: 0	H: 1	E: 1	LOB: 1	K: 0	BB: 0	S: 4	R: 0	H: 1	E: 0	LOB: 0	K: 0	BB: 0	S: 3	R: 3	H: 3	E: 0	LOB: 1	K: 0	BB: 1	S: 6	R: 6	H: 7	E: 0	LOB: 3	K: 2	BB: 1	S: 14	P: 19
--------------	------	------	------	--------	------	-------	------	------	------	------	--------	------	-------	------	------	------	------	--------	------	-------	------	------	------	------	--------	------	-------	------	------	------	------	--------	------	-------	------	------	------	------	--------	------	-------	-------	-------

PITCHER	IP	WLS	BF	H	R	ER	SO	BB	IBB	HBP	BLK	WP	HR	S	P	ERA	WHIP
Joe Niekro, R ERA: 2.98 (1, 1)	6.2	L	31	8	3	2	2	3	0	0	0	1	0	32	44	2.70	1.650
Frank LaCorte, R ERA: 5.12 (7, 1)	0.1		1	0	0	0	0	0	0	0	0	0	0	1	1	0.00	0.000
Bert Roberge, R ERA: 10.13 (8, 1)	0.1		6	5	5	5	1	0	0	0	0	0	0	8	8	135.00	15.000
Randy Moffitt, R ERA: 3.21 (8, 1)	0.2		6	2	1	1	1	1	0	1	0	0	0	6	11	13.50	4.500

BOTTOM

Houston Astros @ San Francisco Giants
Candlestick Park, San Francisco, CA

Sat Aug 07 1982, 6:33 AM EDT
Att. 11,780 - Unknown

AB	39
R	9
H	15
RBI	6
BB	4
SO	4
LOB	26

livebaseballscorecards.com

GIANTS

WP: 1	PA: 44
PB: 3	
SB: 1	
CS: 1	

Batter	1	2	3	4	5	6	7	8	9	AB R H RBI BB SO LOB
Chili Davis, S (1, 8) OBP: 0.324, SLG: 0.399	0-3 K2-3		0-0 P4		0-0 G5-3 1B		0-0 F9		0-0 1B 1B	5 1 2 0 0 1 1
Joe Morgan, L (1, 4) OBP: 0.412, SLG: 0.438	0-0 1B		0-0 F8		0-0 F5 1-2		0-0 F8		0-0 1B 1B	5 0 2 1 0 0 2
Jack Clark, R (1, 9) OBP: 0.356, SLG: 0.473	0-3 K			4-0 1B 1B	4-0 BB		0-0 F3		0-0 1B 1B	3 1 1 1 2 1 1
Reggie Smith, S (1, 3) OBP: 0.375, SLG: 0.473	0-0 F8			0-0 S 1B 1B	0-0 G5-3 2-3f			0-0 1B 1B		4 0 2 0 0 0 3
Jeffrey Leonard, R (1, 7) OBP: 0.284, SLG: 0.354		0-3 K		0-0 P1		0-3 K		0-0 G5-3 1B 1B		4 0 1 0 0 2 2
Bob Brenly, R (1, 2) OBP: 0.355, SLG: 0.362		0-0 F3		0-0 BB 1B	1-2 2-H	0-0 5-3		0-0 1-2 2-3 1B		4 0 2 1 0 0 0
Tom O'Malley, L (1, 5) OBP: 0.338, SLG: 0.357		0-3 K		0-3 K	2-3	0-0 1B 1B		0-0 F3		4 0 1 0 0 2 5
Johnnie LeMaster, R (1, 6) OBP: 0.269, SLG: 0.275			0-0 1-3	4-0 1-2 BB		0-0 1-3 1B		0-0 G5-3 2-3f		3 0 1 0 1 0 3
Rich Gale, R (1, 1) OBP: 0.222, SLG: 0.244			0-0 1B	0-3 K		0-3 K		4-0 1B BB		2 0 1 0 0 1 3
Gary Lavelle, S (6, 1) OBP: 0.200, SLG: 0.300										0 0 0 0 0 0 0
Jim Wohlford, R (6, PH) OBP: 0.324, SLG: 0.350										1 0 0 0 0 1 2
Fred Greining, R (7, 1) OBP: 0.333, SLG: 0.273										0 0 0 0 0 0 0
Duane Kuiper, L (9, PH) OBP: 0.187, SLG: 0.348										0 0 0 0 1 0 0
Max Venable, L (9, PR) OBP: 0.216, SLG: 0.264										0 1 0 0 0 0 0

Inning Stats	R: 0	H: 1	E: 0	K: 2	S: 8	LOB: 1	BB: 0	P: 8	R: 0	H: 0	E: 0	K: 2	S: 7	LOB: 0	BB: 0	P: 7	R: 0	H: 1	E: 0	K: 0	S: 4	LOB: 1	BB: 0	P: 4	R: 1	H: 2	E: 0	K: 2	S: 9	LOB: 3	BB: 2	P: 17	R: 0	H: 1	E: 0	K: 0	S: 3	LOB: 1	BB: 1	P: 7	R: 0	H: 2	E: 0	K: 2	S: 9	LOB: 2	BB: 0	P: 9	R: 0	H: 0	E: 0	K: 0	S: 3	LOB: 0	BB: 0	P: 3	R: 0	H: 3	E: 0	K: 0	S: 5	LOB: 2	BB: 0	P: 5	R: 2	H: 3	E: 0	K: 0	S: 3	LOB: 2	BB: 1	P: 7	1B: 13	2B: 0	3B: 0	HR: 0	SF: 0	SAC: 0	DP: 2	HBP: 0	WP: 0	PB: 0	SB: 2	CS: 0	PA: 39
PITCHER	IP	WLS	BF	H	R	ER	SO	BB	IBB	HBP	BLK	WP	HR	S	P	ERA	WHIP																																																																				
Bob Knepper, L (1, 1) ERA: 4.57	8.0	L	38	12	3	3	8	4	0	0	0	0	0	50	66	3.38	2.000																																																																				
Frank LaCorte, R (9, 1) ERA: 5.12	0.0		1	1	0	0	0	0	0	0	0	0	0	1	1	∞	∞																																																																				

BOTTOM

Houston Astros @ San Francisco Giants
Candlestick Park, San Francisco, CA

Sun Aug 08 1982, 6:33 AM EDT
Unknown

AB	35
R	3
H	13
RBI	3
BB	4
SO	8
LOB	22

livebaseballscorecards.com

Batter	1	2	3	4	5	6	7	8	9	AB R H RBI BB SO LOB	TOP																	
Dickie Thon, R OBP: 0.316, SLG: 0.392 (1, 6) X	0-0 P6		0-0 P6		0-0 1B 3B		0-3 K		0-0 E6	5 1 1 2 0 1 3																		
Terry Puhl, L OBP: 0.328, SLG: 0.386 (1, 9) X	0-0 P6			0-0 1-3	0-0 1B			0-0 4-3	0-3 K	5 0 1 1 0 1 2																		
Ray Knight, R OBP: 0.365, SLG: 0.416 (1, 5) X	0-0 F9			0-0 4-3	0-0 1B			0-0 1B 1B		4 0 2 0 0 0 0																		
Jose Cruz, L OBP: 0.351, SLG: 0.400 (1, 7) X		0-0 6-3		0-0 1B		0-3 K		0-0 1B 1B		4 0 2 0 0 1 0																		
Danny Heep, L OBP: 0.307, SLG: 0.356 (1, 3) X		0-0 G3		0-0 F8		0-0 6-3		0-3 K		4 0 0 0 0 1 3																		
Phil Garner, R OBP: 0.305, SLG: 0.434 (1, 4) X		0-0 6-3			0-0 FC3-6 1B 3B 1B		0-0 F8		0-0 F8	4 1 1 0 0 0 2																		
Alan Knicely, R OBP: 0.283, SLG: 0.282 (1, 2) X			0-0 6-3		0-0 F7		0-0 1-3		0-0 F9	4 0 0 0 0 0 1																		
Tony Scott, S OBP: 0.279, SLG: 0.315 (1, 8) X			0-0 SH3-4 1B		0-0 FC3-6 1B		0-0 L5		0-0 E G3 1B	4 0 3 0 0 0 0																		
Michael LaCoss, R OBP: 0.250, SLG: 0.250 (1, 1) X			0-0 SH3-4		0-0 FC3-6 3B		0-0 2B		0-0 G3	0 0 0 0 0 0 0																		
Harry Spilman, L OBP: 0.217, SLG: 0.348 (5, PH) X					1-2 2-3					1 1 0 0 0 0 2																		
Bert Roberge, R (5, 1) X										0 0 0 0 0 0 0																		
Kiko Garcia, R OBP: 0.227, SLG: 0.338 (7, PH) X										1 0 1 0 0 0 0																		
Frank LaCorte, R (7, 1) X										0 0 0 0 0 0 0																		
Dave Smith, R (7, 1) X										0 0 0 0 0 0 0																		
Denny Walling, L OBP: 0.285, SLG: 0.289 (9, PH) X										1 0 0 0 0 0 1																		
Inning Stats	R: 0 E: 0 K: 0 S: 3	H: 0 LOB: 0 BB: 0 P: 3	R: 0 E: 0 K: 0 S: 3	H: 0 LOB: 0 BB: 0 P: 3	R: 0 E: 0 K: 0 S: 4	H: 1 LOB: 1 BB: 0 P: 4	R: 0 E: 0 K: 0 S: 4	H: 1 LOB: 1 BB: 0 P: 4	R: 3 E: 0 K: 1 S: 5	H: 5 LOB: 2 BB: 0 P: 5	R: 0 E: 0 K: 1 S: 6	H: 1 LOB: 1 BB: 0 P: 6	R: 0 E: 0 K: 1 S: 7	H: 2 LOB: 2 BB: 0 P: 7	R: 0 E: 1 K: 1 S: 7	H: 1 LOB: 2 BB: 0 P: 7	1B: 9 2B: 1 3B: 1 HR: 0	SF: 0 SAC: 1 DP: 0 HBP: 0	WP: 0 PB: 0 SB: 0 CS: 0	PA: 38								
PITCHER	IP WLS BF H R ER SO BB IBB HBP BLK WP HR S P ERA WHIP																											
Alan Fowlkes, R ERA: 5.56 (1, 1)	4.2		19	5	3	3	0	0	0	0	0	0	0	19	19	5.79	1.071											
Gary Lavelle, L ERA: 2.78 (5, 1)	3.0	W	13	5	0	0	3	0	0	0	0	0	0	19	19	0.00	1.667											
Greg Minton, R ERA: 1.93 (8, 1)	1.1		6	1	0	0	1	0	0	0	0	0	0	8	8	0.00	0.750											

Houston Astros @ San Francisco Giants
 Candlestick Park, San Francisco, CA
 Sun Aug 08 1982, 6:38 AM EDT
 Att: 22,937 - Unknown

livebaseballscorecards.com

AB	37
R	3
H	11
RBI	3
BB	0
SO	4
LOB	14



Batter	1	2	3	4	5	6	7	8	9
Chili Davis, S OBP: 0.324, SLG: 0.401 (1, 8)	0-0 SH3 FC 2B		0-0 1B E 1B		0-0 4-3		0-0 F8 2-3	0-0 F8	
Duane Kuiper, L OBP: 0.390, SLG: 0.347 (1, 4)	0-0 SH3 2-3		0-0 E G1-2-3 1B		0-0 F7		4-0 2B BB	0-0 F7	
Jack Clark, R OBP: 0.353, SLG: 0.468 (1, 9)	0-0 FC CS 3-H		0-0 E4 1-3 3-H		0-3 K		0-0 4-3 1-2 2-3 3-H		
Reggie Smith, S OBP: 0.376, SLG: 0.476 (1, 3)	0-0 F8		4-0 IBB		0-3 K		0-0 1B 2B		
Dave Bergman, L OBP: 0.340, SLG: 0.329 (8, 3)									
Darrell Evans, L OBP: 0.367, SLG: 0.429 (1, 6)	0-0 CS 1-2	0-0 4-3	0-0 G1-2-3 3-H			4-0 BB	0-0 FC4-6 1B		
Milt May, L OBP: 0.310, SLG: 0.372 (1, 2)		0-0 F9		0-0 G4-6-3 1B PB 1B		0-0 F7	0-0 FC4-6 1-2f		
Max Venable, L OBP: 0.231, SLG: 0.267 (1, 7)		0-0 1-3		0-0 G4-6-3 1B		0-3 K		4-0 SH1-3 1B BB	
Tom O'Malley, L OBP: 0.341, SLG: 0.360 (1, 5)			0-0 4-3	0-0 G4-6-3 1-2f 2-3			0-0 F8 E 4-3 1B	0-0 SH1-3 1B	
Alan Fowlkes, R OBP: 0.174, SLG: 0.136 (1, 1)			0-3 K 1B	0-0 6-3			0-0 E1 4-3 BB 2B	0-0 SH1-3	
Gary Lavelle, S OBP: 0.182, SLG: 0.273 (5, 1)									
Greg Minton, S OBP: 0.154, SLG: 0.250 (8, 1)									

Inning Stats	R: 1 E: 0 K: 0 S: 4	H: 1 LOB: 0 BB: 0 P: 4	R: 0 E: 0 K: 0 S: 3	H: 0 LOB: 0 BB: 0 P: 3	R: 2 E: 1 K: 1 S: 8	H: 2 LOB: 2 BB: 1 P: 12	R: 1 E: 0 K: 0 S: 4	H: 2 LOB: 0 BB: 0 P: 4	R: 0 E: 0 K: 1 S: 5	H: 0 LOB: 0 BB: 0 P: 5	R: 0 E: 0 K: 2 S: 7	H: 0 LOB: 1 BB: 1 P: 11	R: 4 E: 1 K: 0 S: 7	H: 3 LOB: 1 BB: 1 P: 11	R: 0 E: 0 K: 0 S: 4	H: 1 LOB: 2 BB: 1 P: 8
--------------	------------------------------	---------------------------------	------------------------------	---------------------------------	------------------------------	----------------------------------	------------------------------	---------------------------------	------------------------------	---------------------------------	------------------------------	----------------------------------	------------------------------	----------------------------------	------------------------------	---------------------------------

PITCHER														PITCHER																			
IP	WLS	BF	H	R	ER	SO	BB	IBB	HBP	BLK	WP	HR	S	P	ERA	WHIP	IP	WLS	BF	H	R	ER	SO	BB	IBB	HBP	BLK	WP	HR	S	P	ERA	WHIP
Michael LaCoss, R ERA: 3.26 (1, 1)	4.0		18	5	4	3	1	0	0	0	1	0	19	23	6.75	1.250																	
Bert Roberge, R ERA: 8.1 (5, 1)	2.0		7	0	0	0	3	1	0	0	0	0	12	16	0.00	0.500																	
Frank LaCorte, R ERA: 5.05 (7, 1)	0.2		6	2	4	0	0	1	0	0	0	0	5	9	0.00	4.500																	
Dave Smith, R ERA: 4.8 (7, 1)	1.1		7	2	0	0	0	1	0	0	0	0	6	10	0.00	2.250																	

BOTTOM

Houston Astros @ San Francisco Giants
Candlestick Park, San Francisco, CA

Sun Aug 08 1982, 6:38 AM EDT
Att. 22,937 - Unknown

AB	R	H	RBI	BB	SO	LOB
5	2	2	0	0	0	4
3	1	1	1	1	0	2
4	0	0	3	0	1	3
3	1	1	2	1	1	1
0	0	0	0	0	0	0
3	0	1	1	1	0	3
4	1	1	0	0	0	2
3	0	1	0	1	1	1
4	1	2	0	0	0	2
2	1	0	0	0	1	0
1	1	0	0	0	0	1
0	0	0	0	0	0	0

AB	32
R	8
H	9
RBI	7
BB	4
SO	4
LOB	19

livebaseballscorecards.com

GIANTS

1B:	7	SF:	0	WP:	1	PA:	39
2B:	2	SAC:	2	PB:	1		
3B:	0	DP:	2	SB:	0		
HR:	0	HBP:	0	CS:	1		

Batter	1	2	3	4	5	6	7	8	9	AB R H RBI BB SO LOB	TOP								
Claudell Washington, L OBP: 0.333, SLG: 0.388 Carlos Diaz, R	(1, 9) (8, 1) E4 SH1		(1, 2) (2) 4-1		(1, 3) 0-0 1-3			(1, 3) 0-0 6-3		4 0 0 0 0 0 2 0 0 0 0 0 0 0									
Rafael Ramirez, R OBP: 0.298, SLG: 0.342	(1, 6) SH1		(1, 3) 0-0 F9		(1, 3) 0-0 1-3			(1, 3) 0-0 6-3	3 0 0 0 0 0 1										
Dale Murphy, R OBP: 0.372, SLG: 0.541	(1, 8) 6-3			(1, 3) 0-0 F3		(1, 3) 0-0 G1-4-3 1B		(1, 3) 0-3 K	4 0 1 0 0 1 1										
Bob Horner, R OBP: 0.365, SLG: 0.511	(1, 5) K			(1, 3) 0-0 F9		(1, 3) 0-0 G1-4-3 1-2f		(1, 3) 0-0 4-3	4 0 0 0 0 1 2										
Chris Chambliss, L OBP: 0.326, SLG: 0.410	(1, 3)	(1, 3) 0-0 3-1		(1, 3) 0-0 FC6-4 1B		(1, 3) 0-0 6-3			3 0 1 0 0 0 0										
Glenn Hubbard, R OBP: 0.340, SLG: 0.381	(1, 4)	(1, 4) 0-0 F7		(1, 3) 0-0 FC6-4 1-2f		(1, 3) 0-0 4-3			3 0 0 0 0 0 1										
Terry Harper, R OBP: 0.344, SLG: 0.283	(1, 7) (8, 9) 4-3				(1, 3) 0-0 SH3-4 1B		(1, 3) 0-0 F8		3 0 1 0 0 0 0										
Bruce Benedict, R OBP: 0.287, SLG: 0.278 Biff Pocoroba, S OBP: 0.349, SLG: 0.410	(1, 2) (8, PH) (8, 2)		(1, 3) 0-0 F8		(1, 3) 0-0 F2		(1, 3) 0-0 F7		2 0 0 0 0 0 1 1 0 0 0 0 0 0										
Pascual Perez, R Larry Whisenton, L OBP: 0.365, SLG: 0.462	(1, 1) (8, PH) (8, 7)		(1, 3) 0-0 E6 4-1		(1, 3) 0-0 SH3-4 1-2		(1, 3) 0-0 6-3		1 0 0 0 0 0 0 1 0 0 0 0 0 0										
Inning Stats	R: 0 E: 1 K: 1 S: 6	H: 0 LOB: 1 BB: 0 P: 6	R: 0 E: 0 K: 0 S: 3	H: 0 LOB: 0 BB: 0 P: 3	R: 0 E: 1 K: 0 S: 4	H: 0 LOB: 1 BB: 0 P: 4	R: 0 E: 0 K: 0 S: 4	H: 1 LOB: 1 BB: 0 P: 4	R: 0 E: 0 K: 0 S: 3	H: 1 LOB: 1 BB: 0 P: 3	R: 0 E: 0 K: 0 S: 3	H: 0 LOB: 0 BB: 0 P: 3	R: 0 E: 0 K: 1 S: 5	H: 0 LOB: 0 BB: 0 P: 5	1B: 3 2B: 0 3B: 0 HR: 0	SF: 0 SAC: 2 DP: 1 HBP: 0	WP: 0 PB: 0 SB: 0 CS: 0	PA: 31	
PITCHER Jim Barr, R ERA: 2.7	(1, 1)	IP: 9.0 WLS: W BF: 31 H: 3 R: 0 ER: 0 SO: 2 BB: 0 IBB: 0 HBP: 0 BLK: 0 WP: 0 HR: 0 S: 35 P: 35 ERA: 0.00 WHIP: 0.333																	

Atlanta Braves @ San Francisco Giants
Candlestick Park, San Francisco, CA

AB	29
R	0
H	3
RBI	0
BB	0
SO	2
LOB	8



Mon Aug 09 1982, 10:05 PM EDT
Att: 29,846 - Unknown

livebaseballscorecards.com

Batter	1	2	3	4	5	6	7	8	9
Chili Davis, S OBP: 0.322, SLG: 0.398 (1, 8)	0-0 1-3			0-0 F8	0-0 3-1		0-0 FC6		
Joe Morgan, L OBP: 0.413, SLG: 0.437 (1, 4)	0-0 F9			0-0 G6-4-3 1B		4-0 E G6-4-3 BB		0-0 F5	
Jack Clark, R OBP: 0.352, SLG: 0.468 (1, 9)	0-0 5-3			0-0 G6-4-3 1-2f		0-0 E6 G6-4-3 1-3		0-0 4-3 3B 2B	
Reggie Smith, S OBP: 0.378, SLG: 0.474 (1, 3)		0-0 F9			0-0 2B 1B	4-0 G6-4-3 IBB		0-0 4-3	
Dave Bergman, L OBP: 0.340, SLG: 0.329 (9, 3)								2-3	
Jeffrey Leonard, R OBP: 0.290, SLG: 0.362 (1, 7)		0-0 F8			0-0 4-3 1B 2B	0-0 G6-4-3 1-2f 2-3 3-H		4-0 3B IBB	
Darrell Evans, L OBP: 0.366, SLG: 0.433 (1, 6)		0-0 6-3			0-0 4-3 2-3	0-0 F7		0-0 1-H 3-H 3B	
Milt May, L OBP: 0.306, SLG: 0.367 (1, 2)			0-0 G3		0-0 6-3		0-0 4-3	0-3 K	
Tom O'Malley, L OBP: 0.341, SLG: 0.357 (1, 5)			0-3 K		4-0 1B IBB		0-0 G3		
Jim Barr, R OBP: 0.263, SLG: 0.316 (1, 1)			0-0 6-3		0-0 1-2 3-H 1B		0-0 FC6 1B		

Inning Stats	R: 0	H: 0	E: 0	K: 0	S: 3	LOB: 0	BB: 0	P: 3	R: 0	H: 0	E: 0	K: 0	S: 3	LOB: 0	BB: 0	P: 3	R: 0	H: 1	E: 0	K: 0	S: 3	LOB: 0	BB: 0	P: 3	R: 2	H: 3	E: 0	K: 0	S: 6	LOB: 2	BB: 1	P: 10	R: 1	H: 0	E: 1	K: 0	S: 3	LOB: 1	BB: 2	P: 11	R: 0	H: 1	E: 0	K: 0	S: 4	LOB: 1	BB: 0	P: 4	R: 2	H: 2	E: 0	K: 1	S: 7	LOB: 1	BB: 1	P: 11	
	0	0	0	0	3	0	0	3	0	0	0	0	3	0	0	0	3	0	1	0	0	3	0	0	3	2	3	0	0	6	2	1	10	1	0	1	0	3	1	2	11	0	0	1	0	4	1	0	4	2	2	0	1	7	1	11	11

PITCHER	IP	WLS	BF	H	R	ER	SO	BB	IBB	HBP	BLK	WP	HR	S	P	ERA	WHIP
Pascual Perez, R ERA: 2.19 (1, 1)	7.0	L	28	5	3	2	1	1	2	0	0	0	0	27	39	2.57	0.857
Carlos Diaz, L ERA: 4.2 (8, 1)	1.0		6	2	2	2	1	0	1	0	0	0	0	7	11	18.00	2.000

BOTTOM

AB R H RBI BB SO LOB

4	0	0	0	0	0	3
3	1	1	0	1	0	0
4	1	1	0	0	0	2
3	1	1	0	1	0	1
0	0	0	0	0	0	0
3	2	1	1	1	0	2
4	0	1	2	0	0	2
4	0	0	0	0	1	2
2	0	0	0	1	1	0
3	0	2	1	0	0	0

AB 30
R 5
H 7
RBI 4
BB 4
SO 2
LOB 12




Atlanta Braves @ San Francisco Giants
Candlestick Park, San Francisco, CA

Mon Aug 09 1982, 10:05 PM EDT
Att. 29,846 - Unknown

WP	HR	S	P	ERA	WHIP
0	0	0	0	0	0

livebaseballscorecards.com

Batter	1	2	3	4	5	6	7	8	9	AB R H RBI BB SO LOB	TOP											
Jerry Royster, R (1, 5) OBP: 0.341, SLG: 0.346	0-0 FC4-6 1B	0-0 1-3			0-3 K			0-0 F8		4 0 1 0 0 1 1												
Larry Whisenton, L (1, 7) OBP: 0.362, SLG: 0.455	0-0 FC4-6 1-2f HR		0-0 5-3 1B		0-0 F7			0-0 L4		4 1 1 0 0 0 1												
Dale Murphy, R (1, 8) OBP: 0.371, SLG: 0.545	0-0 1-H HR		0-0 5-3 1-2		0-0 6-3			0-0 F2		4 1 1 2 0 0 1												
Chris Chambliss, L (1, 3) Randy Johnson, R (9, PR) OBP: 0.325, SLG: 0.408 OBP: 0.321, SLG: 0.333	0-0 4-3		0-0 F7		0-0 4-3			0-0 1B		4 0 1 0 0 0 1 0 0 0 0 0 0 0												
Terry Harper, R (1, 9) OBP: 0.354, SLG: 0.298	0-0 E 1B		0-0 1-3		0-0 CS 1B			0-0 P4		4 0 2 0 0 0 2												
Glenn Hubbard, R (1, 4) OBP: 0.337, SLG: 0.377	0-3 K 1-2			0-0 P3		0-0 CS 1-2	0-0 6-3	0-0 F7		4 0 0 0 0 1 2												
Biff Pocoroba, S (1, 2) Claudell Washington, L (7, PR) Bruce Benedict, R (7, 2) Bob Horner, R (9, PH) OBP: 0.357, SLG: 0.412 OBP: 0.333, SLG: 0.388 OBP: 0.287, SLG: 0.278 OBP: 0.364, SLG: 0.509		0-0 4-3 1B		0-0 F7		4-0 1-3 BB		0-3 K		2 0 1 0 1 0 0 0 0 0 0 0 0 0 0 0 0 0 0 0 0 1 0 0 0 0 1 1	AB 33 R 2 H 7 RBI 2 BB 1 SO 6 LOB 14											
Rafael Ramirez, R (1, 6) OBP: 0.296, SLG: 0.340		0-0 4-3		0-3 K		0-0 1-3				3 0 0 0 0 1 2												
Rick Mahler, R (1, 1) Bob Porter, L (7, PH) Al Hrabosky, R (7, 1) Steve Bedrosian, R (8, 1) OBP: 0.204, SLG: 0.234 OBP: 0.190, SLG: 0.150 OBP: 0.333, SLG: 0.333		0-3 K			0-0 1-3		0-3 K			2 0 0 0 0 1 1 1 0 0 0 0 1 2 0 0 0 0 0 0 0 0 0 0 0 0 0 0												
Inning Stats	R: 2 E: 1 K: 1 S: 8	H: 3 LOB: 1 BB: 0 P: 8	R: 0 E: 0 K: 1 S: 6	H: 1 LOB: 1 BB: 0 P: 6	R: 0 E: 0 K: 0 S: 4	H: 1 LOB: 1 BB: 0 P: 4	R: 0 E: 0 K: 1 S: 5	H: 0 LOB: 0 BB: 0 P: 5	R: 0 E: 0 K: 1 S: 5	H: 0 LOB: 0 BB: 0 P: 5	R: 0 E: 0 K: 0 S: 3	H: 1 LOB: 0 BB: 0 P: 3	R: 0 E: 0 K: 1 S: 5	H: 0 LOB: 2 BB: 1 P: 9	R: 0 E: 0 K: 0 S: 3	H: 0 LOB: 0 BB: 0 P: 3	R: 0 E: 0 K: 1 S: 6	H: 1 LOB: 1 BB: 0 P: 6	1B: 6 2B: 0 3B: 0 HR: 1	SF: 0 SAC: 0 DP: 0 HBP: 0	WP: 0 PB: 0 SB: 0 CS: 1	PA: 35
PITCHER Bill Laskey, R (1, 1) ERA: 2.52	IP 9.0 WLS W BF 34 H 7 R 2 ER 2 SO 6 BB 1 IBB 0 HBP 0 BLK 0 WP 0 HR 1 S 45 P 49 ERA 2.00 WHIP 0.889											PITCHER	IP WLS BF H R ER SO BB IBB HBP BLK WP HR S P ERA WHIP									

Atlanta Braves @ San Francisco Giants
Candlestick Park, San Francisco, CA
Tue Aug 10 1982, 10:05 PM EDT
Att: 19,390 - Unknown

livebaseballscorecards.com

Batter	1	2	3	4	5	6	7	8	9	10	11	12	AB	R	H	RBI	BB	SO	LOB
Chili Davis, S OBP: 0.323, SLG: 0.397 (1, 8)	0-0 S BB E 1B		0-0 1B		0-0 1-3	0-0 F8		0-0 F3			4-0 CS BB		5	1	2	0	1	0	4
Joe Morgan, L OBP: 0.410, SLG: 0.429 (1, 4)	0-3 K		0-0 F9		0-0 2-3		0-0 1B G6-4-3 1B		0-0 P4		0-0 CS	4-0 FC6-4 BB	5	1	1	0	1	1	2
Jack Clark, R OBP: 0.351, SLG: 0.465 (1, 9)	4-0 E 1-2 BB		0-0 F8			0-0 1B PB 2B	0-0 1-3 G6-4-3 1B		0-0 P4			0-0 FC6-4 HR	5	2	2	0	1	0	2
Reggie Smith, S OBP: 0.379, SLG: 0.479 (1, 3)	0-3 K 1-2 2-H			0-0 1B 4-3 1B		0-0 F7	0-0 1-2f 3-H G6-4-3		0-0 P5			0-0 HR	6	2	2	2	0	1	3
Jeffrey Leonard, R OBP: 0.299, SLG: 0.377 (1, 7)	0-0 6-3			0-0 FC5 1-3 1B		0-0 E PB 1B	0-0 5-3			0-0 F9			5	1	2	0	0	0	1
Darrell Evans, L OBP: 0.363, SLG: 0.426 (1, 6)		0-0 F9		0-0 4-3		0-0 E4 1B		0-0 F9		4-0 G4-6-3 BB			4	1	0	1	1	0	2
Tom O'Malley, L OBP: 0.335, SLG: 0.349 (1, 5)		0-3 K		0-0 F8		0-0 F8		0-0 1B 1B		0-0 G4-6-3			5	0	1	0	0	1	4
Bob Brenly, R OBP: 0.349, SLG: 0.355 (1, 2)		0-0 6-3		0-0 FC5		0-0 1B 1-3 3-H 1B		0-0 P6			0-0 L3		5	0	1	1	0	0	2
Altee Hammaker, S OBP: 0.148, SLG: 0.049 (1, 1)			0-0 5-3		0-0 5-3		0-0 1-3 3-H 1B		0-0 1-2 1B		0-3 K		1	0	0	0	0	0	0
Alan Fowlkes, R OBP: 0.167, SLG: 0.130 (4, 1)													1	0	0	0	0	0	0
Champ Summers, L OBP: 0.131, SLG: 0.375 (6, PH)													1	0	1	1	0	0	0
Al Holland, R OBP: 0.242, SLG: 0.042 (7, 1)													0	0	0	0	0	0	0
Jim Wohlford, R OBP: 0.127, SLG: 0.353 (8, PH)													1	0	1	0	0	0	0
Fred Breming, R OBP: 0.308, SLG: 0.250 (9, 1)													1	0	0	0	0	1	0

Inning Stats	R: 1	H: 1	E: 0	LOB: 1	K: 2	P: 8	R: 0	H: 0	E: 0	LOB: 0	K: 1	P: 5	R: 0	H: 1	E: 0	LOB: 1	K: 0	P: 4	R: 1	H: 2	E: 0	LOB: 0	K: 0	P: 3	R: 3	H: 4	E: 1	LOB: 2	K: 0	P: 8	R: 1	H: 2	E: 0	LOB: 0	K: 0	P: 4	R: 0	H: 2	E: 0	LOB: 2	K: 0	P: 5	R: 0	H: 0	E: 0	LOB: 0	K: 0	P: 3	R: 0	H: 0	E: 0	LOB: 0	K: 0	P: 6	R: 0	H: 0	E: 0	LOB: 0	K: 1	P: 8	R: 2	H: 1	E: 0	LOB: 0	K: 0	P: 6	1B: 11	2B: 1	3B: 0	HR: 1	SF: 0	SAC: 0	DP: 2	HBP: 0	WP: 0	PA: 50
--------------	------	------	------	--------	------	------	------	------	------	--------	------	------	------	------	------	--------	------	------	------	------	------	--------	------	------	------	------	------	--------	------	------	------	------	------	--------	------	------	------	------	------	--------	------	------	------	------	------	--------	------	------	------	------	------	--------	------	------	------	------	------	--------	------	------	------	------	------	--------	------	------	--------	-------	-------	-------	-------	--------	-------	--------	-------	--------

PITCHER	IP	WLS	BF	H	R	ER	SO	BB	IBB	HBP	BLK	WP	HR	S	P	ERA	WHIP
Phil Niekro, R ERA: 3.32 (1, 1)	5.2		25	6	5	1	3	1	0	0	0	0	0	30	34	1.59	1.235
Steve Bedrosian, R ERA: 1.94 (6, 1)	0.1		3	2	0	0	0	0	0	0	0	0	0	3	3	0.00	6.000
Gene Garber, R ERA: 2.79 (7, 1)	1.0		4	2	1	1	0	0	0	0	0	0	0	4	4	9.00	2.000
Al Hrabosky, L ERA: 3.67 (8, 1)	3.0		11	2	0	0	0	1	0	0	0	0	0	10	14	0.00	1.000
Carlos Diaz, L ERA: 4.96 (11, 1)	1.1	L	6	1	2	2	1	2	0	0	0	0	1	6	14	13.50	2.250

Atlanta Braves @ San Francisco Giants
Candlestick Park, San Francisco, CA

Wed Aug 11 1982, 6:33 AM EDT
Att: 22,940 - Unknown

livebaseballscorecards.com

AB	45
R	8
H	13
RBI	5
BB	4
SO	4
LOB	20



Batter	1	2	3	4	5	6	7	8	9	AB R H RBI BB SO LOB	TOP																
Chili Davis, S (1, 8) OBP: 0.323, SLG: 0.395	0-0 5-3		0-0 5-3			0-0 1B 2B		0-0 F8		4 1 1 0 0 0 1																	
Joe Morgan, L (1, 4) OBP: 0.414, SLG: 0.436	0-0 G3			0-0 1B 2B		0-0 2B 1B F9-4-2		0-0 1B 1B		4 1 3 0 0 0 0																	
Jack Clark, R (1, 9) OBP: 0.354, SLG: 0.471	0-0 F9			0-0 1B 1B		0-0 F9-4-2 2B		0-0 1B 1B		4 0 3 1 0 0 0																	
Reggie Smith, S (1, 3) OBP: 0.385, SLG: 0.481		0-0 FC5-4 1B		0-0 G4-6-3 1B		0-0 IBB		0-0 F7		3 0 2 1 1 0 2																	
Jeffrey Leonard, R (1, 7) OBP: 0.293, SLG: 0.369		0-0 FC5-4		0-0 F9		0-0 F9-4-2		0-0 F2		3 0 0 0 0 0 6																	
Champ Summers, L (8, PH) OBP: 0.328, SLG: 0.372		0-0 CS		0-0 F9		0-0 F9-4-2		0-0 F2		1 0 0 0 0 0 2																	
Max Venable, L (8, 7) OBP: 0.231, SLG: 0.267		0-0 CS		0-0 F9		0-0 F9-4-2		0-0 F2		0 0 0 0 0 0 0																	
Darrell Evans, L (1, 6) OBP: 0.359, SLG: 0.421		0-3 K2-3		0-0 G4-6-3		0-3 K			0-0 F9	4 0 0 0 0 2 5																	
Bob Brenly, R (1, 2) OBP: 0.346, SLG: 0.345			0-0 5-3			0-0 F8		0-0 P6	4-0 BB	3 0 0 0 1 0 0	AB 33 R 2 H 10 RBI 2 BB 2 SO 4 LOB 18																
Tom O'Malley, L (1, 5) OBP: 0.333, SLG: 0.348			0-0 SH1-4 1B			0-0 F5		0-0 F8	0-0 F8	4 0 1 0 0 0 1																	
Renie Martin, R (1, 1) OBP: 0.263, SLG: 0.342			0-0 SH1-4			0-3 K2-3		0-0 F8	0-3 K	2 0 0 0 0 1 0																	
Al Holland, R (8, 1) OBP: 0.042, SLG: 0.042			0-0 SH1-4			0-3 K2-3		0-0 F8	0-3 K	0 0 0 0 0 0 0																	
Jim Wohlford, R (9, PH) OBP: 0.325, SLG: 0.352			1-2							1 0 0 0 0 1 1																	
Inning Stats	R: 0 E: 0 K: 0 S: 3	H: 0 LOB: 0 BB: 0 P: 3	R: 0 E: 0 K: 1 S: 5	H: 1 LOB: 0 BB: 0 P: 5	R: 0 E: 0 K: 0 S: 4	H: 1 LOB: 1 BB: 0 P: 4	R: 1 E: 0 K: 0 S: 5	H: 3 LOB: 1 BB: 0 P: 5	R: 0 E: 0 K: 1 S: 5	H: 0 LOB: 0 BB: 0 P: 5	R: 1 E: 0 K: 1 S: 7	H: 3 LOB: 2 BB: 1 P: 11	R: 0 E: 0 K: 0 S: 3	H: 0 LOB: 0 BB: 0 P: 3	R: 0 E: 0 K: 0 S: 5	H: 2 LOB: 2 BB: 0 P: 5	R: 0 E: 0 K: 1 S: 5	H: 0 LOB: 1 BB: 1 P: 9	1B: 8 2B: 3 3B: 0 HR: 0	SF: 0 SAC: 1 DP: 2 HBP: 0	WP: 0 PB: 0 SB: 0 CS: 1	PA: 36					
PITCHER	IP WLS BF H R ER SO BB IBB HBP BLK WP HR S P ERA WHIP																										
Jerry Reuss, L (1, 1) ERA: 3.41	5.0		21	8	2	2	2	0	0	0	0	0	0	25	25	3.60	1.600										
Tom Niedenfuer, R (6, 1) ERA: 3.46	3.0	W	11	2	0	0	1	0	1	0	0	0	0	12	16	0.00	0.667										
Steve Howe, L (9, 1) ERA: 2.25	1.0		4	0	0	0	1	1	0	0	0	0	0	5	9	0.00	1.000										

San Francisco Giants @ Los Angeles Dodgers
Dodger Stadium, Los Angeles, CA
Thu Aug 12 1982, 3:33 AM PDT
Att: 47,725 - Unknown

livebaseballscorecards.com



Batter	1	2	3	4	5	6	7	8	9
Steve Sax, R OBP: 0.339, SLG: 0.351 (1, 4)	0-0 4-3		0-0 2B		0-3 K			0-0 1B S BB 1B	
Ken Landreaux, L OBP: 0.364, SLG: 0.421 (1, 8)	0-0 F7		0-0 F7		0-0 P6			4-0 BB 1B 1-2 1B BB	
Dusty Baker Jr., R OBP: 0.371, SLG: 0.492 (1, 7) Ron Roenicke, S OBP: 0.343, SLG: 0.306 (9, 7)	0-0 F9		0-0 F8		0-0 F7			0-0 BB 1-2 1B 2-3 1B	
Pedro Guerrero, R OBP: 0.363, SLG: 0.526 (1, 9)		0-0 L6		0-0 F9		0-0 F8		4-0 1B FC6-2 BB 1-2 2-3 3-H	
Ron Cey, R OBP: 0.330, SLG: 0.436 (1, 5)		0-0 1-3		0-0 HR		0-0 6-3		0-0 FC6-2 4-3 1B 1-3 2-H 3-H	
Steve Garvey, R OBP: 0.289, SLG: 0.408 (1, 3)		0-0 1B 1B		0-0 E9 3B 1B		0-0 F8		4-0 4-3 FC6-2 IBB	
Bill Russell, R OBP: 0.349, SLG: 0.319 (1, 6)		0-0 1-2 1B		0-0 2-H 3B		0-0 F9		0-0 FC6-2 4-3 1-2 2-3 3-H	
Mike Scioscia, L OBP: 0.302, SLG: 0.291 (1, 2) Jose Morales, R OBP: 0.318, SLG: 0.167 (8, PH) Steve Yeager, R OBP: 0.336, SLG: 0.351 (9, 2)		0-0 F9		0-0 G3		0-0 F2		0-0 4-3 1-2 2-3 3-H	
Jerry Reuss, L OBP: 0.228, SLG: 0.218 (1, 1) Tom Niedenfuer, R (6, 1) Mike Marshall, R OBP: 0.368, SLG: 0.438 (8, PH) Steve Howe, L (9, 1)			0-3 K	0-3 K		0-0 P6		0-3 K S S S	

AB	R	H	RBI	BB	SO	LOB
4	1	2	0	0	1	0
3	1	0	0	1	0	1
4	1	1	0	0	0	1
0	0	0	0	0	0	0
3	0	0	1	1	0	0
4	2	2	3	0	0	0
3	1	2	0	1	0	0
4	0	2	1	0	0	3
3	0	0	0	0	0	3
1	0	0	1	0	0	2
0	0	0	0	0	0	0
2	0	0	0	0	2	1
1	0	0	0	0	0	0
1	0	0	0	0	1	2
0	0	0	0	0	0	0

WP	PA
36	36

Inning Stats	R	H	E	K	S	P	ERA	WHIP
1	0	0	0	0	3	5	7.71	1.429
2	0	2	0	0	5	6	0.00	1.000
3	0	1	0	1	6	10		
4	2	3	1	1	8	0		
5	0	0	0	1	5	43		
6	0	0	0	0	3			
7	0	0	0	0	3			
8	4	3	0	1	20			
9	0	0	0	0	0			

San Francisco Giants @ Los Angeles Dodgers
Dodger Stadium, Los Angeles, CA
 Thu Aug 12 1982, 3:33 AM PDT
 Att. 47,725 - Unknown

AB	33
R	6
H	9
RBI	6
BB	3
SO	4
LOB	13



Batter	1	2	3	4	5	6	7	8	9	AB R H RBI BB SO LOB	TOP									
Chili Davis, S (1, 8) OBP: 0.320, SLG: 0.392	0-0 6-3		0-0 F5			0-0 F8		0-3 K		4 0 0 0 0 1 1	San Francisco Giants @ Los Angeles Dodgers Dodger Stadium, Los Angeles, CA Fri Aug 13 1982, 7:05 PM PDT Att: 47,702 - Unknown									
Joe Morgan, L (1, 5) OBP: 0.412, SLG: 0.432	0-0 F8			0-0 L5		4-0 BB		0-3 K		3 0 0 0 1 1 1										
Jack Clark, R (1, 9) OBP: 0.354, SLG: 0.467 Gary Lavelle, S (8, 1) OBP: 0.182, SLG: 0.273	4-0 BB			0-0 F8		0-0 P5		0-0 F8		3 0 0 0 1 0 2 0 0 0 0 0 0 0										
Reggie Smith, S (1, 3) OBP: 0.383, SLG: 0.490	0-0 F8			0-0 F7		0-0 F2		0-0 HR		4 1 1 1 0 0 2										
Jeffrey Leonard, R (1, 7) OBP: 0.286, SLG: 0.359		0-3 K			0-3 K		0-0 6-3		0-3 K	4 0 0 0 0 3 0										
Darrell Evans, L (1, 6) OBP: 0.358, SLG: 0.422		0-0 1-3			0-0 F9		0-0 4-3 2B		0-0 F8	4 0 1 0 0 0 0										
Milt May, L (1, 2) OBP: 0.309, SLG: 0.377		0-3 K			4-0 1B BB		0-0 4-3		0-0 6-3	3 0 0 0 1 1 1										
Duane Kuiper, L (1, 4) OBP: 0.389, SLG: 0.347			0-0 3-1		0-0 1-2 1B		0-0 L1			3 0 1 0 0 0 1										
Rich Gale, R (1, 1) OBP: 0.213, SLG: 0.233 Alan Fowlkes, R (6, 1) OBP: 0.167, SLG: 0.130 Dave Bergman, L (8, PH) OBP: 0.347, SLG: 0.329			0-3 K		0-3 K			4-0 WP BB		2 0 0 0 0 2 2 0 0 0 0 0 0 0 0 0 0 0 1 0 0										
Inning Stats	R: 0 E: 0 K: 0 S: 3	H: 0 LOB: 1 BB: 1 P: 7	R: 0 E: 0 K: 2 S: 7	H: 0 LOB: 0 BB: 0 P: 7	R: 0 E: 0 K: 1 S: 5	H: 0 LOB: 0 BB: 0 P: 5	R: 0 E: 0 K: 2 S: 8	H: 1 LOB: 2 BB: 1 P: 12	R: 0 E: 0 K: 0 S: 3	H: 0 LOB: 1 BB: 1 P: 7	R: 0 E: 0 K: 0 S: 4	H: 1 LOB: 1 BB: 0 P: 4	R: 0 E: 0 K: 2 S: 7	H: 0 LOB: 1 BB: 1 P: 11	R: 1 E: 0 K: 1 S: 6	H: 1 LOB: 0 BB: 0 P: 6	1B: 1 2B: 1 3B: 0 HR: 1	SF: 0 SAC: 0 DP: 0 HBP: 0	WP: 1 PB: 0 SB: 0 CS: 0	PA: 34
PITCHER Bob Welch, R (1, 1) ERA: 2.87	IP: 9.0 WLS: W BF: 34 H: 3 R: 1 ER: 1 SO: 8 BB: 4 IBB: 0 HBP: 0 BLK: 0 WP: 1 HR: 1 S: 46 P: 62 ERA: 1.00 WHIP: 0.778											PITCHER	IP: 9.0 WLS: W BF: 34 H: 3 R: 1 ER: 1 SO: 8 BB: 4 IBB: 0 HBP: 0 BLK: 0 WP: 1 HR: 1 S: 46 P: 62 ERA: 1.00 WHIP: 0.778							

livebaseballscorecards.com

AB	30
R	1
H	3
RBI	1
BB	4
SO	8
LOB	10



Batter	1	2	3	4	5	6	7	8	9	AB R H RBI BB SO LOB	TOP
Chili Davis, S OBP: 0.321, SLG: 0.397 (1, 8) X	0-0 HR		0-3 K	0-0 P6			4-0 BB		0-0 F7	4 1 1 1 1 1 2	
Joe Morgan, L OBP: 0.410, SLG: 0.439 (1, 4) S S S (8, 5)	0-3 K		0-0 HR		0-0 F8		0-0 F8			4 1 1 1 0 1 1	
Jack Clark, R OBP: 0.353, SLG: 0.468 (1, 9) X	0-0 P4		0-0 F7		0-0 6-3			0-0 5-3 2B		4 0 1 0 0 0 0	
Reggie Smith, S OBP: 0.384, SLG: 0.490 (1, 3) X	0-0 1B			0-0 1B SF7	0-0 4-3			0-0 5-3		4 1 2 0 0 0 1	
Darrell Evans, L OBP: 0.357, SLG: 0.419 (1, 5) X (8, 6)	0-0 F5			0-0 1B SF7		0-0 F9		0-0 5-3		4 1 1 0 0 0 2	
Jeffrey Leonard, R OBP: 0.285, SLG: 0.354 (1, 7)		0-3 K		0-0 SF7		0-3 K		4-0 IBB		2 0 0 1 1 2 0	
Milt May, L OBP: 0.308, SLG: 0.373 (1, 2)		0-0 F8		1-2 3-H	4-0 1B IBB	0-0 G3		0-0 F9		3 0 0 0 1 0 2	
Johnnie LeMaster, R OBP: 0.270, SLG: 0.276 Duane Kuiper, L OBP: 0.387, SLG: 0.345 (1, 6) (8, 4)		0-0 6-3		0-0 F3			0-0 CS 1B		0-0 4-3	3 0 1 0 0 0 2 1 0 0 0 0 0 0	
Jim Barr, R OBP: 0.273, SLG: 0.318 Gary Lavelle, S OBP: 0.182, SLG: 0.273 Fred Breining, R OBP: 0.286, SLG: 0.231 Al Holland, R OBP: 0.042, SLG: 0.042 Greg Minton, S OBP: 0.154, SLG: 0.250 (1, 1) (7, 1) (8, 1) (9, 1) (9, 1)			0-0 F5	0-0 1B		0-3 K		0-0 3-1		3 0 1 1 0 1 1 0 0 0 0 0 0 0 1 0	
Inning Stats	R: 1 H: 2 E: 0 LOB: 1 K: 1 BB: 0 S: 7 P: 7	R: 0 H: 0 E: 0 LOB: 0 K: 1 BB: 0 S: 5 P: 5	R: 1 H: 1 E: 0 LOB: 0 K: 1 BB: 0 S: 6 P: 6	R: 2 H: 3 E: 0 LOB: 2 K: 0 BB: 1 S: 6 P: 10	R: 0 H: 0 E: 0 LOB: 0 K: 0 BB: 0 S: 3 P: 3	R: 0 H: 0 E: 0 LOB: 0 K: 1 BB: 0 S: 5 P: 5	R: 0 H: 1 E: 0 LOB: 1 K: 1 BB: 1 S: 5 P: 9	R: 0 H: 1 E: 0 LOB: 2 K: 0 BB: 1 S: 4 P: 8	R: 0 H: 0 E: 0 LOB: 0 K: 0 BB: 0 S: 3 P: 3	1B: 5 SF: 1 2B: 1 SAC: 0 3B: 0 DP: 0 HR: 2 HBP: 0	WP: 0 PA: 37 PB: 0 SB: 0 CS: 1
PITCHER Dave Stewart, R ERA: 3.81 Ricky Wright, L ERA: 2.77 (1, 1) (8, 1)	IP WLS BF H R ER SO BB IBB HBP BLK WP HR S P ERA WHIP	7.0 L 29 7 4 4 5 1 1 0 0 0 0 2 37 45 5.14 1.143	2.0 8 1 0 0 0 0 0 1 0 0 0 0 7 11 0.00 0.500	PITCHER IP WLS BF H R ER SO BB IBB HBP BLK WP HR S P ERA WHIP							

San Francisco Giants @ Los Angeles Dodgers
 Dodger Stadium, Los Angeles, CA
 Sat Aug 14 1982, 7:05 PM PDT
 Att: 50,955 - Unknown

livebaseballscorecards.com

AB 33
 R 4
 H 8
 RBI 4
 BB 3
 SO 5
 LOB 11



Batter	1	2	3	4	5	6	7	8	9	AB	R	H	RBI	BB	SO	LOB	BOTTOM																																																																																																														
Steve Sax, R (1, 4) OBP: 0.336, SLG: 0.354	0-0 6-3		0-0 P6		0-0 L5-3		0-0 F9		0-0 F9	5	0	0	0	0	0	4	San Francisco Giants @ Los Angeles Dodgers Dodger Stadium, Los Angeles, CA Sat Aug 14 1982, 7:05 PM PDT Att. 50,955 - Unknown																																																																																																														
Ken Landreaux, L (1, 8) OBP: 0.366, SLG: 0.421 Mike Marshall, R (9, PH) OBP: 0.364, SLG: 0.431	0-0 F8		0-0 CS 1B			0-0 F9	0-0 F2		0-0 FC6-4	4	0	1	0	0	0	1																																																																																																															
Dusty Baker Jr., R (1, 7) OBP: 0.376, SLG: 0.494	0-0 5-3		0-0 P3			0-0 2B SF8 1B		0-0 6-3 1B		4	1	2	0	0	0	1																																																																																																															
Pedro Guerrero, R (1, 9) OBP: 0.365, SLG: 0.531		0-0 4-3		0-0 F9		0-0 1-3 2B		0-3 K		4	0	1	0	0	1	1																																																																																																															
Ron Cey, R (1, 5) OBP: 0.336, SLG: 0.440		0-0 1B 2B 1B		0-0 F8		4-0 BB		0-0 6-3		3	1	1	0	1	0	1																																																																																																															
Steve Garvey, R (1, 3) OBP: 0.289, SLG: 0.407		0-0 FC5-4 1B		0-0 1B		0-0 SF8		0-0 F7		3	0	2	1	0	0	1																																																																																																															
Steve Yeager, R (1, 2) OBP: 0.328, SLG: 0.342 Ron Roenicke, S (9, PH) OBP: 0.350, SLG: 0.314		0-0 FC5-4 2B		0-0 P4		0-0 1-3			0-0 1B	3	0	0	0	0	0	5																																																																																																															
Bill Russell, R (1, 6) OBP: 0.352, SLG: 0.321		0-0 1-3 3-H 2B		0-0 F8		0-0 F8		0-0 FC6-4 1B		4	0	2	1	0	0	0																																																																																																															
Dave Stewart, R (1, 1) OBP: 0.229, SLG: 0.235 Jorge Orta, L (7, PH) OBP: 0.288, SLG: 0.337 Ricky Wright, L (8, 1) OBP: 0.200, SLG: 0.400 Rick Monday, L (9, PH) OBP: 0.384, SLG: 0.531 Jose Morales, R (9, PH) OBP: 0.304, SLG: 0.158		0-0 2-3		0-0 L5-3 1B			0-0 F9 2B		0-3 K	2	0	1	0	0	0	2																																																																																																															
Inning Stats	R: 0 E: 0 K: 0 S: 3	H: 0 LOB: 0 BB: 0 P: 3	R: 1 E: 0 K: 0 S: 6	H: 3 LOB: 2 BB: 0 P: 6	R: 0 E: 0 K: 0 S: 3	H: 1 LOB: 0 BB: 0 P: 3	R: 0 E: 0 K: 0 S: 4	H: 1 LOB: 1 BB: 0 P: 4	R: 0 E: 0 K: 0 S: 3	H: 1 LOB: 0 BB: 0 P: 3	R: 1 E: 0 K: 0 S: 5	H: 2 LOB: 2 BB: 1 P: 9	R: 0 E: 0 K: 0 S: 4	H: 1 LOB: 1 BB: 0 P: 4	R: 0 E: 0 K: 1 S: 6	H: 1 LOB: 1 BB: 0 P: 6		R: 0 E: 0 K: 1 S: 7	H: 2 LOB: 2 BB: 0 P: 7	1B: 9 2B: 4 3B: 0 HR: 0	SF: 1 SAC: 0 DP: 1 HBP: 0	WP: 0 PB: 0 SB: 0 CS: 1	PA: 38																																																																																																								
PITCHER	IP WLS BF H R ER SO BB IBB HBP BLK WP HR S P ERA WHIP	<table border="1"> <thead> <tr> <th>PITCHER</th> <th>IP</th> <th>WLS</th> <th>BF</th> <th>H</th> <th>R</th> <th>ER</th> <th>SO</th> <th>BB</th> <th>IBB</th> <th>HBP</th> <th>BLK</th> <th>WP</th> <th>HR</th> <th>S</th> <th>P</th> <th>ERA</th> <th>WHIP</th> </tr> </thead> <tbody> <tr> <td>Jim Barr, R (1, 1) ERA: 2.7</td> <td>6.2</td> <td></td> <td>28</td> <td>9</td> <td>2</td> <td>2</td> <td>0</td> <td>1</td> <td>0</td> <td>0</td> <td>0</td> <td>0</td> <td>0</td> <td>27</td> <td>31</td> <td>2.70</td> <td>1.500</td> </tr> <tr> <td>Gary Lavelle, L (7, 1) ERA: 2.72</td> <td>0.1</td> <td></td> <td>2</td> <td>1</td> <td>0</td> <td>0</td> <td>0</td> <td>0</td> <td>0</td> <td>0</td> <td>0</td> <td>0</td> <td>0</td> <td>2</td> <td>2</td> <td>0.00</td> <td>3.000</td> </tr> <tr> <td>Fred Breining, R (8, 1) ERA: 3.73</td> <td>1.0</td> <td></td> <td>5</td> <td>2</td> <td>0</td> <td>0</td> <td>1</td> <td>0</td> <td>0</td> <td>0</td> <td>0</td> <td>0</td> <td>0</td> <td>7</td> <td>7</td> <td>0.00</td> <td>2.000</td> </tr> <tr> <td>Al Holland, L (9, 1) ERA: 3.68</td> <td>0.2</td> <td></td> <td>2</td> <td>0</td> <td>0</td> <td>0</td> <td>1</td> <td>0</td> <td>0</td> <td>0</td> <td>0</td> <td>0</td> <td>0</td> <td>4</td> <td>4</td> <td>0.00</td> <td>0.000</td> </tr> <tr> <td>Greg Minton, R (9, 1) ERA: 1.92</td> <td>0.1</td> <td>S</td> <td>1</td> <td>0</td> <td>0</td> <td>0</td> <td>0</td> <td>0</td> <td>0</td> <td>0</td> <td>0</td> <td>0</td> <td>0</td> <td>1</td> <td>1</td> <td>0.00</td> <td>0.000</td> </tr> </tbody> </table>																		PITCHER	IP	WLS	BF	H	R	ER	SO	BB	IBB	HBP	BLK	WP	HR	S	P	ERA	WHIP	Jim Barr, R (1, 1) ERA: 2.7	6.2		28	9	2	2	0	1	0	0	0	0	0	27	31	2.70	1.500	Gary Lavelle, L (7, 1) ERA: 2.72	0.1		2	1	0	0	0	0	0	0	0	0	0	2	2	0.00	3.000	Fred Breining, R (8, 1) ERA: 3.73	1.0		5	2	0	0	1	0	0	0	0	0	0	7	7	0.00	2.000	Al Holland, L (9, 1) ERA: 3.68	0.2		2	0	0	0	1	0	0	0	0	0	0	4	4	0.00	0.000	Greg Minton, R (9, 1) ERA: 1.92	0.1	S	1	0	0	0	0	0	0	0	0	0	0	1	1	0.00	0.000
PITCHER	IP	WLS	BF	H	R	ER	SO	BB	IBB	HBP	BLK	WP	HR	S	P	ERA	WHIP																																																																																																														
Jim Barr, R (1, 1) ERA: 2.7	6.2		28	9	2	2	0	1	0	0	0	0	0	27	31	2.70	1.500																																																																																																														
Gary Lavelle, L (7, 1) ERA: 2.72	0.1		2	1	0	0	0	0	0	0	0	0	0	2	2	0.00	3.000																																																																																																														
Fred Breining, R (8, 1) ERA: 3.73	1.0		5	2	0	0	1	0	0	0	0	0	0	7	7	0.00	2.000																																																																																																														
Al Holland, L (9, 1) ERA: 3.68	0.2		2	0	0	0	1	0	0	0	0	0	0	4	4	0.00	0.000																																																																																																														
Greg Minton, R (9, 1) ERA: 1.92	0.1	S	1	0	0	0	0	0	0	0	0	0	0	1	1	0.00	0.000																																																																																																														

AB	36
R	2
H	12
RBI	2
BB	1
SO	2
LOB	20



WP: 0	PA: 38
PB: 0	
SB: 0	
CS: 1	

livebaseballscores.com

Batter	1	2	3	4	5	6	7	8	9	AB	R	H	RBI	BB	SO	LOB	TOP										
Chili Davis, S OBP: 0.320, SLG: 0.395 (1, 8)	0-3 K	0-0 S 1B		0-0 4-3		0-0 F3		0-3 K		5	0	1	1	0	2	1											
Joe Morgan, L OBP: 0.410, SLG: 0.437 (1, 4)	0-3 K2-3	0-3 K		0-0 3-1		4-0 E F7-2 BB		0-0 1B 1B		4	0	1	0	1	2	1											
Jack Clark, R OBP: 0.353, SLG: 0.465 Max Venable, L OBP: 0.231, SLG: 0.267 (1, 9) (8, PR) (8, 9)	4-0 2B BB		0-3 K	0-3 K		0-0 E7 1-3 2-H		0-0 1B 1B		4	1	1	0	1	2	1											
Reggie Smith, S OBP: 0.392, SLG: 0.498 Dave Bergman, L OBP: 0.347, SLG: 0.329 (1, 3) (8, 3)	0-0 3B 2B		0-0 HR 1B		0-0 E7 G3 HR 1B	4-0 IBB		0-0 F8		4	3	3	1	1	0	2											
Darrell Evans, L OBP: 0.358, SLG: 0.435 (1, 5)	0-0 3B		0-0 HR		0-0 G3	0-0 F7-2			0-3 K	5	1	2	3	0	1	4											
Jeffrey Leonard, R OBP: 0.288, SLG: 0.371 (1, 7)	4-0 CS BB		0-3 K		0-0 HR		0-0 P4		0-0 5-3	4	1	1	2	1	1	0											
Bob Brenly, R OBP: 0.348, SLG: 0.356 (1, 2)	0-0 CS 1-2	0-0 1B 2B	0-0 1B 1B		0-0 L6		0-0 F8		0-3 K	5	1	2	0	0	1	0											
Joe Pettini, R OBP: 0.222, SLG: 0.125 (1, 6)		0-0 6-3	0-0 1B		0-0 F9		0-0 5-3			4	0	1	0	0	0	1											
Bill Laskey, R OBP: 0.122, SLG: 0.085 Duane Kuiper, L OBP: 0.390, SLG: 0.349 Fred Breining, R OBP: 0.267, SLG: 0.214 Gary Lavelle, S OBP: 0.182, SLG: 0.273 Greg Minton, S OBP: 0.154, SLG: 0.250 (1, 1) (6, PH) (6, 1) (8, 1) (9, 1)		0-3 K	0-3 K			0-0 BB E 1B		0-0 6-3		2	0	0	0	0	2	3											
Inning Stats	R: 2 E: 0 K: 2 S: 8	H: 2 LOB: 1 BB: 2 P: 16	R: 1 E: 0 K: 2 S: 9	H: 2 LOB: 1 BB: 0 P: 9	R: 2 E: 0 K: 3 S: 13	H: 4 LOB: 2 BB: 0 P: 13	R: 0 E: 0 K: 1 S: 5	H: 0 LOB: 0 BB: 0 P: 5	R: 2 E: 1 K: 0 S: 5	H: 2 LOB: 0 BB: 0 P: 5	R: 1 E: 1 K: 0 S: 4	H: 1 LOB: 2 BB: 2 P: 12	R: 0 E: 0 K: 0 S: 3	H: 0 LOB: 0 BB: 0 P: 3	R: 0 E: 0 K: 1 S: 7	H: 2 LOB: 2 BB: 0 P: 7	R: 0 E: 0 K: 2 S: 7	H: 0 LOB: 0 BB: 0 P: 7	1B: 8 2B: 3 3B: 1 HR: 2	SF: 0 SAC: 0 DP: 1 HBP: 0	WP: 0 PB: 0 SB: 1 CS: 1	PA: 44					
PITCHER	IP	WLS	BF	H	R	ER	SO	BB	IBB	HBP	BLK	WP	HR	S	P	ERA	WHIP										
Fernando Valenzuela, L ERA: 3.0 (1, 1)	3.0	L	18	8	5	5	7	2	0	0	0	0	1	30	38	15.00	3.333										
Joe Beckwith, R ERA: 3.38 (4, 1)	2.0		8	2	2	2	1	0	0	0	0	0	1	10	10	9.00	1.000										
Ricky Wright, L ERA: 2.4 (6, 1)	2.0		9	1	1	0	0	1	1	0	0	0	0	7	15	0.00	1.000										
Terry Forster, L ERA: 3.21 (8, 1)	2.0		8	2	0	0	3	0	0	0	0	0	0	14	14	0.00	1.000										

San Francisco Giants @ Los Angeles Dodgers
Dodger Stadium, Los Angeles, CA
Sun Aug 15 1982, 3:33 AM PDT
Att: 48,352 - Unknown

livebaseballscorecards.com

AB	39
R	8
H	13
RBI	7
BB	4
SO	11
LOB	13



Batter	1	2	3	4	5	6	7	8	9	AB	R	H	RBI	BB	SO	LOB
Steve Sax, R (1, 4) OBP: 0.337, SLG: 0.353	0-0 F7		0-0 4-3		0-0 F9			0-0 1B	4-0 1B	4	2	1	0	1	0	1
Ken Landreaux, L (1, 8) OBP: 0.361, SLG: 0.415	0-0 F8		0-0 P6			0-0 6-3		0-0 F8	0-3 K	5	0	0	0	0	1	3
Dusty Baker Jr., R (1, 7) OBP: 0.377, SLG: 0.493	0-3 K			0-0 F9		0-0 P6		0-0 1B	0-0 1B	5	2	2	1	0	1	0
Pedro Guerrero, R (1, 9) OBP: 0.370, SLG: 0.531		1-0 SF7 HBP		0-0 1B		4-0 BB		0-0 E5	4-0 1B	2	1	1	0	2	0	2
Ron Cey, R (1, 5) OBP: 0.335, SLG: 0.437		0-0 P6		0-0 F8		0-3 K		0-0 F8	0-0 1B	5	0	1	2	0	1	6
Steve Garvey, R (1, 3) OBP: 0.291, SLG: 0.409		0-0 E6		0-0 F9			0-0 1B	0-0 2B	0-3 K	5	0	2	2	0	1	4
Mike Scioscia, L (1, 2) OBP: 0.301, SLG: 0.288		0-0 SF7			4-0 BB		0-0 F9	0-0 F8		1	0	0	1	1	0	1
Jose Morales, R (8, PH) OBP: 0.292, SLG: 0.150										1	0	0	0	0	0	2
Steve Yeager, R (9, 2) OBP: 0.328, SLG: 0.342										0	0	0	0	0	0	0
Mark Belanger, R (1, 6) OBP: 0.313, SLG: 0.256		0-3 K		0-0 F8			0-0 P6		0-0 P1	3	0	0	0	0	1	3
Ron Roenicke, S (9, PH) OBP: 0.346, SLG: 0.310										1	0	0	0	0	0	0
Fernando Valenzuela, L (1, 1) OBP: 0.178, SLG: 0.157			0-0 F5		0-0 F9				0-0 1B	0	0	0	0	0	0	0
Jorge Orta, L (3, PH) OBP: 0.286, SLG: 0.333										1	0	0	0	0	0	0
Joe Beckwith, L (4, 1) OBP: 0.286, SLG: 0.333										0	0	0	0	0	0	0
Mike Marshall, R (5, PH) OBP: 0.359, SLG: 0.424										1	0	0	0	0	0	1
Ricky Wright, L (6, 1) OBP: 0.200, SLG: 0.400										0	0	0	0	0	0	0
Rick Monday, L (7, PH) OBP: 0.382, SLG: 0.527										1	0	0	0	0	1	1
Terry Forster, L (8, 1) OBP: 0.352, SLG: 0.527										0	0	0	0	0	0	0
Bill Russell, R (9, PH) OBP: 0.353, SLG: 0.323										1	1	1	0	0	0	0

BOTTOM

San Francisco Giants @ Los Angeles Dodgers
 Dodger Stadium, Los Angeles, CA
 Sun Aug 15 1982, 3:33 AM PDT
 Att. 48,352 - Unknown


livebaseballscorecards.com

AB	36
R	6
H	8
RBI	6
BB	4
SO	6
LOB	24



Inning Stats	R: 0	H: 0	E: 0	K: 1	S: 5	R: 1	H: 0	E: 1	K: 1	S: 6	R: 0	H: 0	E: 0	K: 0	S: 3	R: 0	H: 1	E: 0	K: 0	S: 4	R: 0	H: 0	E: 0	K: 0	S: 3	R: 0	H: 0	E: 0	K: 1	S: 5	R: 0	H: 1	E: 0	K: 1	S: 6	R: 2	H: 3	E: 1	K: 0	S: 7	R: 3	H: 3	E: 0	K: 2	S: 10	1B: 7	SF: 1	2B: 1	3B: 0	HR: 0	WP: 0	PB: 0	SB: 0	CS: 0	PA: 42
--------------	------	------	------	------	------	------	------	------	------	------	------	------	------	------	------	------	------	------	------	------	------	------	------	------	------	------	------	------	------	------	------	------	------	------	------	------	------	------	------	------	------	------	------	------	-------	-------	-------	-------	-------	-------	-------	-------	-------	-------	--------

PITCHER	IP	WLS	BF	H	R	ER	SO	BB	IBB	HBP	BLK	WP	HR	S	P	ERA	WHIP
Bill Laskey, R (1, 1) ERA: 2.44	5.0		19	1	1	0	2	1	0	0	0	0	0	21	26	0.00	0.400
Fred Breining, R (6, 1) ERA: 3.61	2.2		14	4	2	0	2	1	0	0	0	0	0	17	21	0.00	1.875
Gary Lavelle, L (8, 1) ERA: 3.05	1.0		6	2	3	3	1	1	0	0	0	0	0	7	11	27.00	3.000
Greg Minton, R (9, 1) ERA: 1.91	0.1	S	3	1	0	0	1	1	0	0	0	0	0	4	8	0.00	6.000

Batter	1	2	3	4	5	6	7	8	9	AB R H RBI BB SO LOB	TOP																												
Chili Davis, S (1, 8) OBP: 0.321, SLG: 0.397 BBB	4-0 BB K		0-3 K			0-0 E7 1B 2B			0-0 F7	3 1 1 0 1 1 0																													
Joe Morgan, L (1, 4) OBP: 0.409, SLG: 0.434 SSS	0-3 K 1-2			0-0 E4 G5-4-3		0-0 1B		0-0 F7	4 0 1 1 0 1 1																														
Jack Clark, R (1, 9) OBP: 0.352, SLG: 0.462 BBB	4-0 BB			0-0 G5-4-3 1-2f		0-3 K		0-0 F3	3 0 0 0 1 1 2																														
Reggie Smith, S (1, 3) OBP: 0.388, SLG: 0.492 X	0-0 G3			0-0 F7			0-0 3-1		3 0 0 0 0 0 1																														
Darrell Evans, L (1, 5) OBP: 0.355, SLG: 0.431 X		0-0 F9			0-0 4-3		0-0 6-3		3 0 0 0 0 0 0																														
Jeffrey Leonard, R (1, 7) OBP: 0.263, SLG: 0.364 X		0-0 4-3			0-0 6-3		0-0 F8		3 0 0 0 0 0 0																														
Milt May, L (1, 2) OBP: 0.305, SLG: 0.369 X		0-0 F5			0-0 G3			0-0 4-3	3 0 0 0 0 0 0																														
Joe Pettini, R (1, 6) OBP: 0.182, SLG: 0.100 Duane Kuiper, L (8, PH) OBP: 0.388, SLG: 0.347 Guy Sularz, R (8, 6) OBP: 0.262, SLG: 0.246			0-0 F7			0-0 P6		0-3 K	2 0 0 0 0 0 0 1 0 0 0 0 1 0 0 0 0 0 0 0 0		AB 28 R 1 H 2 RBI 1 BB 2 SO 4 LOB 4																												
Atlee Hammaker, S (1, 1) OBP: 0.048, SLG: 0.048 Max Venable, L (6, PH) OBP: 0.228, SLG: 0.263 Al Holland, R (6, 1) OBP: 0.042, SLG: 0.042 Jim Wohlford, R (8, PH) OBP: 0.324, SLG: 0.350 Fred Breining, R (8, 1) OBP: 0.267, SLG: 0.214			0-0 4-3			0-0 P6		0-0 F7	1 0 0 0 0 0 0 1 0 0 0 0 0 0 0 0 0 0 0 0 0 1 0 0 0 0 0 0 0 0 0 0 0 0 0																														
Inning Stats	R: 0 E: 0 K: 1 S: 4	H: 0 LOB: 1 BB: 2 P: 12	R: 0 E: 0 K: 0 S: 3	H: 0 LOB: 0 BB: 0 P: 3	R: 0 E: 0 K: 1 S: 5	H: 0 LOB: 0 BB: 0 P: 5	R: 0 E: 1 K: 0 S: 3	H: 0 LOB: 0 BB: 0 P: 3	R: 0 E: 0 K: 0 S: 3	H: 0 LOB: 0 BB: 0 P: 3	R: 0 E: 0 K: 0 S: 5	H: 0 LOB: 0 BB: 0 P: 5	R: 0 E: 0 K: 0 S: 3	H: 0 LOB: 0 BB: 0 P: 3	R: 0 E: 0 K: 0 S: 3	H: 0 LOB: 0 BB: 0 P: 3	1B: 1 2B: 1 3B: 0 HR: 0	SF: 0 SAC: 0 DP: 1 HBP: 0	WP: 0 PB: 0 SB: 0 CS: 0	PA: 30																			
PITCHER Rick Rhoden, R (1, 1) ERA: 4.63	IP 9.0	WLS W	BF 30	H 2	R 1	ER 1	SO 4	BB 2	IBB 0	HBP 0	BLK 0	WP 0	HR 0	S 36	P 44	ERA 1.00	WHIP 0.444					PITCHER	IP 9.0	WLS W	BF 30	H 2	R 1	ER 1	SO 4	BB 2	IBB 0	HBP 0	BLK 0	WP 0	HR 0	S 36	P 44	ERA 1.00	WHIP 0.444

San Francisco Giants @ Pittsburgh Pirates
 Three Rivers Stadium, Pittsburgh, PA
 Tue Aug 17 1982, 7:05 PM EDT
 Att: 11,345 - Unknown

livebaseballscorecards.com

Batter	1	2	3	4	5	6	7	8	9	AB	R	H	RBI	BB	SO	LOB
Lee Lacy, R OBP: 0.361, SLG: 0.394 (1, 7) (9, 9)	0-0 5-3		0-0 2B 1B	0-0 1-2 2-3 1B		0-0 P4				4	1	2	0	0	0	0
Dale Berra, R OBP: 0.308, SLG: 0.390 (1, 6) SS	0-3 K		0-0 1-H 2B	0-3 K			0-0 F7			4	0	1	1	0	2	3
Bill Madlock, R OBP: 0.361, SLG: 0.470 (1, 5) X	0-0 F8		0-0 F8		0-0 HR 2B		0-0 5-3			4	1	1	0	0	0	1
Jason Thompson, L OBP: 0.405, SLG: 0.528 (1, 3) X		0-0 4-3	0-0 6-3		0-0 HR		0-0 F8			4	1	1	2	0	0	1
Tony Peña, R OBP: 0.332, SLG: 0.430 (1, 2) X		0-0 1B 1B		0-0 SH E 1B		0-0 4-3		0-0 1B 1B		4	1	3	0	0	0	0
Dick Davis, R OBP: 0.291, SLG: 0.444 (1, 9) Mike Easler, L OBP: 0.347, SLG: 0.438 (8, PH) (9, 7)		0-0 F8		0-0 SH 1B E 1-3	0-3 K		0-0 1B 1-3			2	0	0	0	0	1	1
Johnny Ray, S OBP: 0.324, SLG: 0.399 (1, 4) X		0-0 1-2 1B		0-0 L5		0-0 F8		0-0 F7		4	0	1	0	0	0	4
Omar Moreno, L OBP: 0.296, SLG: 0.314 (1, 8) X		0-0 G3		0-0 E3 1-2 3-H 1B		0-0 1-3		0-0 F7		4	0	0	1	0	0	5
Rick Rhoden, R OBP: 0.273, SLG: 0.500 (1, 1) X			0-0 P6	0-0 F5		0-0 6-3		0-0 L6		4	0	0	0	0	0	4

Inning Stats	R: 0	H: 0	E: 0	K: 1	S: 5	LOB: 0	BB: 0	P: 5	R: 0	H: 2	E: 0	K: 0	S: 5	LOB: 2	BB: 0	P: 5	R: 1	H: 2	E: 0	K: 0	S: 5	LOB: 1	BB: 0	P: 5	R: 1	H: 2	E: 2	K: 1	S: 9	LOB: 3	BB: 0	P: 9	R: 2	H: 2	E: 0	K: 1	S: 7	LOB: 0	BB: 0	P: 7	R: 0	H: 0	E: 0	K: 0	S: 3	LOB: 0	BB: 0	P: 3	R: 0	H: 0	E: 0	K: 0	S: 5	LOB: 2	BB: 0	P: 5	R: 0	H: 2	E: 0	K: 0	S: 5	LOB: 2	BB: 0	P: 5
--------------	------	------	------	------	------	--------	-------	------	------	------	------	------	------	--------	-------	------	------	------	------	------	------	--------	-------	------	------	------	------	------	------	--------	-------	------	------	------	------	------	------	--------	-------	------	------	------	------	------	------	--------	-------	------	------	------	------	------	------	--------	-------	------	------	------	------	------	------	--------	-------	------


PITCHER	IP	WLS	BF	H	R	ER	SO	BB	IBB	HBP	BLK	WP	HR	S	P	ERA	WHIP
Atlee Hammaker, L ERA: 4.41 (1, 1)	5.0	L	25	8	4	3	3	0	0	0	0	0	1	31	31	5.40	1.600
Al Holland, L ERA: 3.59 (6, 1)	2.0		6	0	0	0	0	0	0	0	0	0	0	6	6	0.00	0.000
Fred Breining, R ERA: 3.57 (8, 1)	1.0		5	2	0	0	0	0	0	0	0	0	0	5	5	0.00	2.000

BOTTOM

San Francisco Giants @ Pittsburgh Pirates
 Three Rivers Stadium, Pittsburgh, PA
 Tue Aug 17 1982, 7:05 PM EDT
 Att. 11,345 - Unknown

livebaseballscorecards.com

AB	35
R	4
H	10
RBI	4
BB	0
SO	3
LOB	19



WP: 0	PA: 36
PB: 0	
SB: 0	
CS: 0	

Batter	1	2	3	4	5	6	7	8	9	AB R H RBI BB SO LOB	TOP			
Chili Davis, S OBP: 0.319, SLG: 0.400 (1, 8) X	0-0 HR	0-3 K			0-3 K		0-0 5-3		0-3 K	6 1 1 1 0 4 4				
Joe Morgan, L OBP: 0.411, SLG: 0.441 (1, 4) X Guy Sularz, R OBP: 0.258, SLG: 0.242 (9, PH) (9, 4)	0-0 4-3 S HR 1B	0-0 P6			E3 HR			0-0 2B 3B	0-0 P4	4 3 2 0 1 0 1 1 0 0 0 0 0 1				
Jack Clark, R OBP: 0.357, SLG: 0.476 (1, 9) S S S Max Venable, L OBP: 0.228, SLG: 0.263 (9, 9)	0-3 K 1-2		0-0 G4-6-3 1B		0-0 HR			0-0 WP SF7 2B		5 2 4 6 0 1 1 0 0 0 0 0 0 0				
Reggie Smith, S OBP: 0.384, SLG: 0.484 (1, 3) X Dave Bergman, L OBP: 0.347, SLG: 0.329 (8, 3)	0-0 4-3 2-3		0-0 G4-6-3 1-2f		0-0 BB			0-0 F2 2-3		4 1 0 0 1 0 5 0 0 0 0 0 0 0				
Darrell Evans, L OBP: 0.355, SLG: 0.430 (1, 5) B B B B	4-0 HR BB		0-0 3-1		0-0 2B 1B	0-0 3-1		0-0 SF7 3-H		3 2 1 1 1 0 0				
Jeffrey Leonard, R OBP: 0.287, SLG: 0.390 (1, 7) X	0-0 1-H 3-H HR		0-0 6-3		0-0 2B 2B	0-0 6-3		0-3 K		5 2 2 5 0 1 0				
Milt May, L OBP: 0.310, SLG: 0.377 (1, 2) B B B B	4-0 BB		0-0 F8		0-0 1B 2B	0-0 4-3		0-0 1B 2B		4 2 2 1 1 0 0				
Joe Pettini, R OBP: 0.250, SLG: 0.200 (1, 6) X	0-0 F2		0-0 L5		0-0 WP 1B 1B		0-3 K		0-0 1B	5 1 2 1 0 1 1				
Renie Martin, R OBP: 0.256, SLG: 0.333 (1, 1) Duane Kuiper, L OBP: 0.394, SLG: 0.354 (5, PH) Alan Fowlkes, R OBP: 0.154, SLG: 0.120 (5, 1)		0-0 P6			0-0 HR 1B		0-0 6-3		0-0 F4	1 0 0 0 0 0 0 2 2 2 1 0 0 0 2 0 0 0 0 0 1				
Inning Stats	R: 4 E: 0 K: 1 S: 8 H: 3 LOB: 1 BB: 2 P: 16	R: 0 E: 0 K: 1 S: 5 H: 0 LOB: 0 BB: 0 P: 5	R: 0 E: 0 K: 0 S: 3 H: 1 LOB: 0 BB: 0 P: 3	R: 0 E: 0 K: 0 S: 3 H: 0 LOB: 0 BB: 0 P: 3	R: 9 E: 1 K: 2 S: 16 H: 8 LOB: 2 BB: 2 P: 24	R: 0 E: 0 K: 0 S: 3 H: 0 LOB: 0 BB: 0 P: 3	R: 0 E: 0 K: 1 S: 5 H: 0 LOB: 0 BB: 0 P: 5	R: 2 E: 0 K: 1 S: 7 H: 2 LOB: 0 BB: 0 P: 7	R: 1 E: 0 K: 1 S: 7 H: 2 LOB: 1 BB: 0 P: 7	1B: 8 2B: 4 3B: 1 HR: 3 SF: 1 SAC: 0 DP: 1 HBP: 0	WP: 2 PB: 0 SB: 1 CS: 0 PA: 47			
PITCHER	IP WLS BF H R ER SO BB IBB HBP BLK WP HR S P ERA WHIP												PITCHER	IP WLS BF H R ER SO BB IBB HBP BLK WP HR S P ERA WHIP
Don Robinson, R ERA: 4.08 (1, 1)	4.1 L 23 7 9 8 3 3 0 0 0 0 0 3 26 38 16.61 2.308													
Enrique Romo, R ERA: 4.43 (5, 1)	0.0 3 3 1 1 0 0 0 0 0 0 0 0 3 3 ∞ ∞													
Randy Niemann, L ERA: 5.53 (5, 1)	2.2 11 2 3 3 2 1 0 0 0 1 0 14 18 10.12 1.125													
Ross Baumgarten, L ERA: 6.53 (8, 1)	2.0 10 4 3 3 2 0 0 0 0 1 0 14 14 13.50 2.000													

San Francisco Giants @ Pittsburgh Pirates
 Three Rivers Stadium, Pittsburgh, PA
 Wed Aug 18 1982, 7:05 PM EDT
 Att: 14,205 - Unknown

AB	42
R	16
H	16
RBI	16
BB	4
SO	7
LOB	14



Batter	1	2	3	4	5	6	7	8	9	AB	R	H	RBI	BB	SO	LOB
Lee Lacy, R (1, 9) OBP: 0.362, SLG: 0.392	4-0 1B SF7 BB		0-0 1-2 HR 1B		0-0 6-3		0-0 F8		0-0 F9	4	2	1	0	1	0	2
Johnny Ray, S (1, 4) OBP: 0.327, SLG: 0.407	0-0 1-3 G3-6-3 1B		0-0 1-H 2-H HR		0-0 1-3		0-0 2-H FC5-4 1B		0-0 1-2f FC6-4	5	1	3	4	0	0	1
Bill Madlock, R (1, 5) OBP: 0.362, SLG: 0.478 Ross Baumgarten, L (8, 1) OBP: 0.091, SLG: 0.091 John Milner, L (9, PH) OBP: 0.283, SLG: 0.325	0-0 3-H SF7		0-0 HR		0-0 1B		0-0 1-2f FC5-4		0-0 G3	3	1	2	2	0	0	1
Jason Thompson, L (1, 3) OBP: 0.402, SLG: 0.523	0-0 1-2f G3-6-3		0-3 K		0-0 4-3		0-0 F8		0-0 F8	4	0	0	0	0	1	2
Tony Peña, R (1, 2) OBP: 0.329, SLG: 0.425		0-3 K	0-0 4-3		0-3 K		0-0 P4			4	0	0	0	0	2	0
Mike Easler, L (1, 7) OBP: 0.343, SLG: 0.432		0-0 6-3		0-3 K		0-0 6-3		0-0 3-1		4	0	0	0	0	1	0
Dale Berra, R (1, 6) OBP: 0.310, SLG: 0.402		0-0 6-3		0-0 HR		0-0 4-3				4	2	2	1	0	0	0
Omar Moreno, L (1, 8) OBP: 0.299, SLG: 0.320			0-0 1B 1B		0-0 CS 1B		0-0 E3 1B		0-0 2-H E8 1B 2B	4	2	3	1	0	0	0
Don Robinson, R (1, 1) OBP: 0.329, SLG: 0.470 Enrique Romo, R (5, 1) OBP: 0.333, SLG: 0.556 Randy Niemann, L (5, 1) Richie Hebner, L (7, PH) OBP: 0.362, SLG: 0.442			0-0 1-2 HR 1B		0-0 1-2 5-3		0-0 1-2 P6		0-0 3-H FC6-4 1B	2	1	1	0	0	0	1

Inning Stats	R: 1	H: 1	E: 0	K: 0	S: 3	R: 0	H: 0	E: 0	K: 1	S: 5	R: 4	H: 5	E: 0	K: 1	S: 9	R: 1	H: 2	E: 0	K: 1	S: 6	R: 0	H: 1	E: 0	K: 0	S: 4	R: 0	H: 0	E: 0	K: 1	S: 5	R: 1	H: 1	E: 1	K: 0	S: 5	R: 0	H: 0	E: 0	K: 0	S: 3	R: 2	H: 3	E: 1	K: 0	S: 6	1B: 8	2B: 2	3B: 0	HR: 3	SF: 1	SAC: 0	DP: 1	HBP: 0	WP: 0	PB: 0	SB: 1	CS: 1	PA: 39
--------------	------	------	------	------	------	------	------	------	------	------	------	------	------	------	------	------	------	------	------	------	------	------	------	------	------	------	------	------	------	------	------	------	------	------	------	------	------	------	------	------	------	------	------	------	------	-------	-------	-------	-------	-------	--------	-------	--------	-------	-------	-------	-------	--------


PITCHER	IP	WLS	BF	H	R	ER	SO	BB	IBB	HBP	BLK	WP	HR	S	P	ERA	WHIP
Renie Martin, R (1, 1) ERA: 4.58	4.0		18	8	6	6	3	1	0	0	0	0	3	23	27	13.50	2.250
Alan Fowlkes, R (5, 1) ERA: 5.33	5.0	W	21	5	3	2	1	0	0	0	0	0	0	23	23	3.60	1.000


BOTTOM

San Francisco Giants @ Pittsburgh Pirates
Three Rivers Stadium, Pittsburgh, PA

Wed Aug 18 1982, 7:05 PM EDT
Att. 14,205 - Unknown

AB	37
R	9
H	13
RBI	9
BB	1
SO	4
LOB	9



Batter	1	2	3	4	5	6	7	8	9	AB R H RBI BB SO LOB	TOP											
Chili Davis, S (1, 8) OBP: 0.319, SLG: 0.403	0-0 SF7 3B		0-0 5-3		0-0 G3			0-0 F7		4 1 1 0 0 0 0	San Francisco Giants @ Pittsburgh Pirates Three Rivers Stadium, Pittsburgh, PA Thu Aug 19 1982, 7:05 PM EDT Att. 8,015 - Unknown livebaseballscorecards.com											
Duane Kuiper, L (1, 4) OBP: 0.391, SLG: 0.354	0-0 SF7		0-0 6-3			0-0 G5-4-3 1B		0-0 4-3		3 0 1 1 0 0 0												
Jack Clark, R (1, 9) OBP: 0.360, SLG: 0.477	0-0 3-H 1B		0-3 K			4-0 1-2 BB		0-0 1B		3 0 2 0 1 1 0												
Reggie Smith, S (1, 3) OBP: 0.383, SLG: 0.479	0-0 F8			4-0 L4-6 1B BB		0-0 G5-4-3 1-2f 2-3		0-0 P4		3 0 0 0 1 0 4												
Jeffrey Leonard, R (1, 7) OBP: 0.286, SLG: 0.387	0-0 F8			0-0 1-2 1B 1B		0-3 K		0-0 F8		4 0 1 0 0 1 2												
Darrell Evans, L (1, 5) OBP: 0.352, SLG: 0.425		0-3 K		0-0 L4-6 2-3		0-0 F9		0-0 3-1		4 0 0 0 0 1 2												
Bob Brenly, R (1, 2) OBP: 0.360, SLG: 0.369		0-0 1B		0-0 1-H 1B		0-0 FC1-6 1B		0-3 K		4 0 3 0 0 1 0												
Joe Pettini, R (1, 6) OBP: 0.211, SLG: 0.167		0-0 F9		0-0 6-3		0-0 FC1-6 1-2f		0-0 K		3 0 0 0 0 0 2												
Rich Gale, R (1, 1) OBP: 0.208, SLG: 0.227		0-3 K		0-0 1-3		0-3 K				1 0 0 0 0 1 1												
Max Venable, L (5, PH) OBP: 0.225, SLG: 0.260										1 0 0 0 0 0 0												
Al Holland, R (5, 1) OBP: 0.042, SLG: 0.042										0 0 0 0 0 0 0												
Jim Wofford, R (7, PH) OBP: 0.323, SLG: 0.348										1 0 0 0 0 1 1												
Gary Lavelle, S (7, 1) OBP: 0.182, SLG: 0.273										0 0 0 0 0 0 0												
Greg Vinton, S (8, 1) OBP: 0.154, SLG: 0.250										0 0 0 0 0 0 0												
Inning Stats	R: 1 E: 0 K: 0 S: 5	H: 2 LOB: 1 BB: 0 P: 5	R: 0 E: 0 K: 2 S: 8	H: 1 LOB: 1 BB: 0 P: 8	R: 0 E: 0 K: 1 S: 5	H: 0 LOB: 0 BB: 0 P: 5	R: 0 E: 0 K: 0 S: 3	H: 2 LOB: 2 BB: 1 P: 7	R: 0 E: 0 K: 0 S: 3	H: 0 LOB: 0 BB: 0 P: 3	R: 0 E: 0 K: 1 S: 5	H: 1 LOB: 1 BB: 1 P: 9	R: 0 E: 0 K: 1 S: 6	H: 1 LOB: 1 BB: 0 P: 6	R: 0 E: 0 K: 0 S: 4	H: 1 LOB: 1 BB: 0 P: 4	R: 0 E: 0 K: 1 S: 5	H: 0 LOB: 0 BB: 0 P: 5	1B: 7 2B: 1 3B: 1 HR: 0	SF: 1 SAC: 0 DP: 2 HBP: 0	WP: 0 PB: 0 SB: 1 CS: 0	PA: 34
PITCHER	IP WLS BF H R ER SO BB IBB HBP BLK WP HR S P ERA WHIP																					
John Candelaria, L (1, 1) ERA: 2.48	7.0 W 27 7 1 1 5 2 0 0 0 0 0 0 35 43 1.29 1.286																					
Rod Scurry, L (8, 1) ERA: 1.97	2.0 7 1 0 0 1 0 0 0 0 0 0 0 9 9 0.00 0.500																					

BOTTOM

San Francisco Giants @ St. Louis Cardinals
Busch Stadium, St. Louis, MO
 Fri Aug 20 1982, 7:05 PM CDT
 Att. 28,413 - Cloudy

livebaseballscorecards.com

AB	36
R	7
H	14
RBI	7
BB	4
SO	1
LOB	17



WP: 0	PA: 43
PB: 0	
SB: 4	
CS: 0	

AB	R	H	RBI	BB	SO	LOB
5	2	2	0	0	0	0
5	2	4	0	0	0	0
2	2	2	3	2	0	0
4	0	1	2	0	1	4
0	0	0	0	0	0	0
0	0	0	0	0	0	0
0	0	0	0	0	0	0
0	0	0	0	0	0	0
3	0	0	0	1	0	3
0	0	0	0	0	0	0
1	0	1	0	0	0	0
0	0	0	0	0	0	0
5	0	2	1	0	0	2
4	0	1	1	0	0	3
3	0	0	0	1	0	1
3	1	1	0	0	0	4
0	0	0	0	0	0	0
1	0	0	0	0	0	0

Batter	1	2	3	4	5	6	7	8	9
Tom Herr, S OBP: 0.351, SLG: 0.337 (1, 4)	0-0 1B S SF9 1B		0-0 1B 1-2 1B	4-3 1		0-0 P4		0-0 4-3 2	
Lonnie Smith, R OBP: 0.388, SLG: 0.439 (1, 7)	0-0 SF9 S 1-3 5-3 1B		0-0 1B 1-2 2-3 1B	6-3 2		0-0 F8 S 1B		0-0 PO 1B	
Keith Hernandez, L OBP: 0.380, SLG: 0.405 (1, 3)	0-0 SF9 1-3 3-H		0-0 1B S 1-3 2-H 3-H 1B	E8 2B		4-0 BB 1-2		0-0 PO 1-2	4-0 1B SH2-4 FC1-6-5-2 BB
George Hendrick, R OBP: 0.316, SLG: 0.449 Jeff Lahti, R (7, 1)	0-0 5-3 2		0-3 K 1			0-0 F8 2-3		0-0 SH2-4 1-2	0-0 SH2-4 1
John Martin, S OBP: 0.167, SLG: 0.091 Bruce Sutter, R OBP: 0.200, SLG: 0.250 Mike Ramsey, S OBP: 0.330, SLG: 0.348 (9, PH)	0-0 3-H 3		4-0 G3 1B 1-2 BB			0-0 F8 3		0-0 FC1-6-5-2 2-3 1B	0-0 FC1-6-5-2 2
Darrell Porter, L OBP: 0.342, SLG: 0.399 Gene Tenace, R OBP: 0.510, SLG: 0.613 Dane Iorg, L OBP: 0.388, SLG: 0.372 Glenn Brummer, R OBP: 0.259, SLG: 0.333 (9, PR)			0-0 G3 1-2 BB			0-0 F8 3		0-0 FC1-6-5-2 2-3 1B	0-0 FC1-6-5-2 2
Willie McGee, S OBP: 0.349, SLG: 0.423 (1, 8)		0-0 F7 1B	0-0 G3 1-2 2-3 3-H 1B			0-0 F7 1		0-0 G3 1	0-0 FC1-6-5-2 1-2 3-H 2
Ken Oberkfell, L OBP: 0.328, SLG: 0.352 (1, 5)		0-0 F7 1-2	0-0 G3 1-2 2-3 3-H 1B			0-0 FC3-6 1B		0-0 6-3 2	0-0 FC3-6 2
Ozzie Smith, S OBP: 0.365, SLG: 0.344 (1, 6)		0-0 4-3 3	4-0 IBB			0-0 FC3-6 1-2		0-0 F9 3	0-0 F9 3
Steve Mura, R OBP: 0.102, SLG: 0.064 Jim Kaat, L (7, 1) David Green, R OBP: 0.345, SLG: 0.434 (7, 9)			0-0 1B 1-2 1B			0-0 L6 3		0-0 6-3 1	0-0 6-3 1

Inning Stats	R	H	E	K	S	H	LOB	BB	P
R: 2 H: 2 E: 0 K: 5 S: 5	2	2	0	5	5	1	0	0	5
R: 0 H: 1 E: 0 K: 3 S: 3	0	1	0	3	3	1	0	0	3
R: 4 H: 5 E: 0 K: 1 S: 10	4	5	0	1	10	3	2	18	10
R: 1 H: 2 E: 1 K: 5 S: 5	1	2	1	5	5	1	0	5	5
R: 0 H: 1 E: 0 K: 4 S: 4	0	1	0	4	4	1	0	4	4
R: 0 H: 1 E: 0 K: 4 S: 4	0	1	0	4	4	1	2	8	4
R: 0 H: 0 E: 0 K: 3 S: 3	0	0	0	3	3	0	0	3	3
R: 0 H: 1 E: 0 K: 3 S: 3	0	1	0	3	3	1	0	3	3

PITCHER	IP	WLS	BF	H	R	ER	SO	BB	IBB	HBP	BLK	WP	HR	S	P	ERA	WHIP
Jim Barr, R ERA: 3.19 (1, 1)	2.0		12	7	6	6	0	0	0	0	0	0	0	12	12	27.00	3.500
Alan Fowlkes, R ERA: 5.25 (3, 1)	3.0		15	4	1	1	1	1	1	0	0	0	0	15	23	3.00	1.667
Al Holland, L ERA: 3.57 (6, 1)	1.0		5	1	0	0	0	1	0	0	0	0	0	4	8	0.00	2.000
Gary Lavelle, L ERA: 2.92 (7, 1)	2.1	W	8	1	0	0	0	1	0	0	0	0	0	7	11	0.00	0.857
Greg Minton, R ERA: 1.88 (9, 1)	0.2	S	2	1	0	0	0	0	0	0	0	0	0	2	2	0.00	1.500

Batter	1	2	3	4	5	6	7	8	9	AB R H RBI BB SO LOB	TOP	
Chili Davis, S OBP: 0.318, SLG: 0.404 (1, 8) X	0-0 F9		0-3 K		0-0 F9	0-0 G6-3		0-0 5-3		5 0 0 0 0 1 4		
Joe Morgan, L OBP: 0.415, SLG: 0.453 (1, 4) X	0-0 WP BB SF8 1B		0-0 F8		0-0 HR		4-0 1B S FC7-2 BB		0-0 4-3	4 2 2 1 1 0 1		
Jack Clark, R OBP: 0.365, SLG: 0.475 (1, 9) B B B	4-0 SF8 WP 1-2 BB		4-0 BB 1-2 BB		0-0 HR 1B		0-0 6-3 1-2		0-0 F7	3 1 1 0 2 0 1		
Jeffrey Leonard, R OBP: 0.292, SLG: 0.421 (1, 3) X (3, 7)	0-0 SF8 1-3 2-H		4-0 BB 1-2 2-3		0-0 HR 1-H		0-0 S 2-3 1B		0-0 6-3	3 1 2 3 1 0 0		
Jim Wohlford, R OBP: 0.323, SLG: 0.348 Dave Bergman, L OBP: 0.343, SLG: 0.337 (1, 7) X (3, 3)	0-0 6-3		0-0 5-3		0-0 4-3		0-0 FC7-2 1-2 3-H		0-0 6-3	2 0 0 0 0 0 4 2 0 0 0 0 0 2		
Darrell Evans, L OBP: 0.354, SLG: 0.431 (1, 5) X		0-0 G6-4-3 1B		0-0 4-3	0-0 F8			0-0 G3		4 0 1 0 0 0 0		
Bob Brenly, R OBP: 0.371, SLG: 0.437 (1, 2)		0-3 K		0-0 HR		0-0 SH2-4 2B		0-0 HR		4 2 3 2 0 1 1		
Joe Pettini, R OBP: 0.185, SLG: 0.120 (1, 6) X		0-0 G6-4-3 1-2f		0-0 4-3		0-0 SH2-4 2-3		0-0 F7		3 0 0 0 0 0 1		
Bill Laskey, R OBP: 0.140, SLG: 0.104 Fred Breining, R OBP: 0.250, SLG: 0.200 Champ Summers, L OBP: 0.331, SLG: 0.268 Al Holland, R OBP: 0.042, SLG: 0.042 Duane Kuiper, L OBP: 0.384, SLG: 0.354 Max Venable, L OBP: 0.241, SLG: 0.275 Greg Minton, S OBP: 0.154, SLG: 0.250 (1, 1) (3, 1) (6, PH) (6, 1) (8, PH) (8, PH) (8, 1)			0-0 BB BB 1B		0-0 F9		1-0 G6-3 HBP		4-0 BB	1 0 1 0 0 0 0 1 0 1 0 0 0 0 0 0 0 0 0 0 0 0 0 0 0 0		
Inning Stats	R: 1 H: 1 E: 0 LOB: 1 K: 0 BB: 1 S: 4 P: 8	R: 0 H: 1 E: 0 LOB: 0 K: 1 BB: 0 S: 5 P: 5	R: 0 H: 1 E: 0 LOB: 3 K: 1 BB: 2 S: 6 P: 14	R: 1 H: 1 E: 0 LOB: 0 K: 0 BB: 0 S: 4 P: 4	R: 3 H: 3 E: 0 LOB: 0 K: 0 BB: 0 S: 6 P: 6	R: 0 H: 1 E: 0 LOB: 1 K: 0 BB: 0 S: 3 P: 4	R: 0 H: 1 E: 0 LOB: 1 K: 0 BB: 1 S: 3 P: 7	R: 1 H: 1 E: 0 LOB: 1 K: 0 BB: 1 S: 4 P: 8	R: 0 H: 0 E: 0 LOB: 0 K: 0 BB: 0 S: 3 P: 3	1B: 5 SF: 1 2B: 2 SAC: 1 3B: 0 DP: 3 HR: 4 HBP: 1	WP: 1 PA: 40 PB: 0 SB: 2 CS: 0	
PITCHER	IP WLS BF H R ER SO BB IBB HBP BLK WP HR S P ERA WHIP											
Dave LaPoint, L ERA: 3.83 (1, 1)	5.0 W 24 7 5 5 2 3 0 0 0 1 3 25 37 9.00 2.000											
Jeff Lahti, R ERA: 3.34 (6, 1)	1.1 7 2 0 0 0 1 0 1 0 0 0 5 10 0.00 2.250											
Jim Kaat, L ERA: 3.64 (7, 1)	2.0 7 1 1 1 0 1 0 0 0 0 1 6 10 4.50 1.000											
Bruce Sutter, R ERA: 3.24 (9, 1)	0.2 S 2 0 0 0 0 0 0 0 0 0 0 2 2 0.00 0.000											

San Francisco Giants @ St. Louis Cardinals
 Busch Stadium, St. Louis, MO
 Sat Aug 21 1982, 7:05 PM CDT
 Att: 35,376 - Unknown

livebaseballscorecards.com

AB 32
 R 6
 H 10
 RBI 6
 BB 5
 SO 2
 LOB 14



Batter	1	2	3	4	5	6	7	8	9	AB	R	H	RBI	BB	SO	LOB
--------	---	---	---	---	---	---	---	---	---	----	---	---	-----	----	----	-----

Tom Herr, S OBP: 0.349, SLG: 0.333 (1, 4)	4-0 CS BB		0-0 E3 3B	0-0 4-3	0-0 4-3		0-0 6-3			4	1	0	0	1	0	2
Lonnie Smith, R OBP: 0.390, SLG: 0.452 (1, 7)	0-0 F9 1-2		0-0 2B 3B	0-0 F9		0-0 IHR		0-0 FC6-4 1B		5	2	3	2	0	0	1
Keith Hernandez, L OBP: 0.382, SLG: 0.408 (1, 3)	0-0 FC6-4 1B		0-0 E 2B 3-H	4-0 S BB		0-3 K		0-0 FC6-4 G4-6-3 1-2f		4	1	2	1	1	1	1
George Hendrick, R OBP: 0.317, SLG: 0.447 (1, 9)	0-0 FC6-4 1-2f		0-0 E3 2B 6-3	4-0 BB 1-2		0-0 FC4-6 1B		0-0 G4-6-3 1-2f		4	1	1	0	1	0	3
Willie McGee, S OBP: 0.348, SLG: 0.424 (1, 8)		0-0 E3 1B	0-0 6-3 1B 2B 3-H	0-0 L8		0-0 FC4-6 1-2f				4	2	1	1	0	0	3
Ken Oberkfell, L OBP: 0.327, SLG: 0.349 (1, 5)		0-0 G3	0-0 6-3 2-3 3-H		0-0 F7	4-0 BB 1-2				3	0	0	1	1	0	2
Darrell Porter, L OBP: 0.347, SLG: 0.403 (1, 2)		0-0 1B 3-H	0-0 1B 3-H		0-0 G3 1B	0-0 P6				4	0	3	2	0	0	2
Ozzie Smith, S OBP: 0.362, SLG: 0.341 (1, 6)		0-0 F9	0-0 F7		0-0 G3		0-0 F7			4	0	0	0	0	0	3
Dave LaPoint, L OBP: 0.067, SLG: 0.067 (1, 1)		0-0 4-3	0-3 K		4-0 BB		0-0 1-3			2	0	0	0	0	1	2
Steve Braun, L OBP: 0.364, SLG: 0.283 (5, PH)										0	0	0	0	1	0	0
Jeff Lahti, R (6, 1)										0	0	0	0	0	0	0
Jim Kaat, L (7, 1)										1	0	0	0	0	0	0
Bruce Sutter, R OBP: 0.200, SLG: 0.250 (9, 1)										0	0	0	0	0	0	0

Inning Stats	R: 0	H: 1	E: 0	LOB: 1	K: 0	BB: 1	S: 3	R: 1	H: 1	E: 1	LOB: 1	K: 0	BB: 0	S: 5	R: 5	H: 4	E: 2	LOB: 1	K: 1	BB: 0	S: 11	R: 0	H: 0	E: 0	LOB: 2	K: 0	BB: 2	S: 3	R: 0	H: 1	E: 0	LOB: 2	K: 0	BB: 1	S: 4	R: 1	H: 2	E: 0	LOB: 2	K: 1	BB: 1	S: 7	R: 0	H: 0	E: 0	LOB: 0	K: 0	BB: 0	S: 3	R: 0	H: 1	E: 0	LOB: 0	K: 0	BB: 0	S: 3	1B: 6	SF: 0	2B: 2	SAC: 0	3B: 1	DP: 1	HR: 1	HBP: 0	WP: 0	PA: 40
--------------	------	------	------	--------	------	-------	------	------	------	------	--------	------	-------	------	------	------	------	--------	------	-------	-------	------	------	------	--------	------	-------	------	------	------	------	--------	------	-------	------	------	------	------	--------	------	-------	------	------	------	------	--------	------	-------	------	------	------	------	--------	------	-------	------	-------	-------	-------	--------	-------	-------	-------	--------	-------	--------

PITCHER	IP	WLS	BF	H	R	ER	SO	BB	IBB	HBP	BLK	WP	HR	S	P	ERA	WHIP
Bill Laskey, R (1, 1) ERA: 2.53	2.0	L	14	5	6	2	0	1	1	0	0	0	0	13	17	9.00	3.000
Fred Breining, R (3, 1) ERA: 3.45	3.0		14	2	0	0	1	3	0	0	0	0	0	13	25	0.00	1.667
Al Holland, L (6, 1) ERA: 3.59	2.0		9	2	1	1	1	1	0	0	0	0	0	10	14	4.50	1.500
Greg Minton, R (8, 1) ERA: 1.86	1.0		3	1	0	0	0	0	0	0	0	0	0	3	3	0.00	1.000

BOTTOM

San Francisco Giants @ St. Louis Cardinals
Busch Stadium, St. Louis, MO
 Sat Aug 21 1982, 7:05 PM CDT
 Att. 35,376 - Unknown

livebaseballscorecards.com

AB	35
R	7
H	10
RBI	7
BB	5
SO	2
LOB	19



Batter	1	2	3	4	5	6	7	8	9	10	11	12	AB	R	H	RBI	BB	SO	LOB	TOP						
Max Venable, L (1, 7) OBP: 0.247, SLG: 0.291	0-0 4-3 1B		0-0 P6 1B			0-0 P6 2B	0-0 G3			0-0 2B		0-0 F9	6	0	2	0	0	0	0							
Joe Morgan, L (1, 4) OBP: 0.411, SLG: 0.451	0-0 4-3		0-0 P6 1-2			0-0 1B 2B	0-0 L6			0-3 K		0-0 3-1	6	1	1	0	0	1	2							
Chil Davis, S (1, 8) OBP: 0.320, SLG: 0.404	0-0 FC5-4 1B			0-0 4-3		0-0 2B 1B	0-0 F9			4-0 G4-6-3 IBB		0-0 P6	5	1	2	0	1	0	0							
Jack Clark, R (1, 9) OBP: 0.366, SLG: 0.476	0-0 FC5-4			4-0 1B BB		0-0 1B 2B		0-3 K		0-0 G4-6-3			3	1	1	2	1	1	1							
Al Holland, R (8, 1) OBP: 0.042, SLG: 0.042													0	0	0	0	0	0	0							
Greg Minton, S (8, 1) OBP: 0.154, SLG: 0.250													0	0	0	0	0	0	0							
Jim Wohlford, R (10, PH) OBP: 0.321, SLG: 0.347													1	0	0	0	0	0	2							
Gary Lavelle, S (10, 1) OBP: 0.167, SLG: 0.250													0	0	0	0	0	0	0							
Darrell Evans, L (1, 5) OBP: 0.357, SLG: 0.434		0-0 G6-4-3 1B		0-0 1B		0-0 1B FC4-6		0-0 G3			0-0 1-3		5	1	3	1	0	0	0							
Dave Bergman, L (1, 3) OBP: 0.336, SLG: 0.330		0-0 G6-4-3		0-0 F9		0-0 1B FC4-6		0-0 1-3			0-0 F9		5	0	1	0	0	0	2							
Milt May, L (1, 2) OBP: 0.312, SLG: 0.381		0-0 4-3				0-3 K FC4-6 1B				0-0 4-3		0-0 2B	5	0	1	1	0	1	1							
Joe Pettini, R (1, 6) OBP: 0.194, SLG: 0.138			0-0 6-3			0-0 L6				0-0 3-1		1-0 HBP	4	0	1	0	0	0	0							
Champ Summers, L (11, PH) OBP: 0.336, SLG: 0.366													0	0	0	0	0	0	0							
Guy Sularz, R (11, 6) OBP: 0.258, SLG: 0.242						1-2 1B							0	0	0	0	0	0	0							
Atlee Hammaker, S (1, 1) OBP: 0.044, SLG: 0.044			0-3 K			0-3 K				0-0 6-3		0-0 6-3	3	0	0	0	0	2	2							
Fred Breining, R (7, 1) OBP: 0.250, SLG: 0.200													0	0	0	0	0	0	0							
Jeffrey Leonard, R (8, 9) OBP: 0.289, SLG: 0.416													2	0	0	0	0	0	2							
Inning Stats	R: 0 E: 0 K: 0 S: 4	H: 1 LOB: 1 BB: 0 P: 4	R: 0 E: 0 K: 0 S: 3	H: 1 LOB: 0 BB: 0 P: 3	R: 0 E: 0 K: 1 S: 6	H: 1 LOB: 1 BB: 0 P: 6	R: 0 E: 0 K: 0 S: 7	H: 0 LOB: 0 BB: 0 P: 7	R: 4 E: 0 K: 0 S: 9	H: 6 LOB: 2 BB: 0 P: 9	R: 0 E: 0 K: 0 S: 3	H: 0 LOB: 0 BB: 0 P: 3	R: 0 E: 0 K: 1 S: 5	H: 0 LOB: 0 BB: 0 P: 5	R: 0 E: 0 K: 0 S: 3	H: 0 LOB: 0 BB: 0 P: 3	R: 0 E: 0 K: 1 S: 5	H: 1 LOB: 2 BB: 0 P: 5	R: 0 E: 0 K: 0 S: 4	H: 1 LOB: 2 BB: 0 P: 5	R: 0 E: 0 K: 0 S: 3	H: 0 LOB: 0 BB: 0 P: 3	1B: 8 2B: 4 3B: 0 HR: 0	SF: 0 SAC: 0 DP: 2 HBP: 1	WP: 0 PB: 0 SB: 2 CS: 0	PA: 48
PITCHER	IP	WLS	BF	H	R	ER	SO	BB	IBB	HBP	BLK	WP	HR	S	P	ERA	WHIP									
Joaquin Andujar, R (1, 1) ERA: 2.88	5.1		24	9	4	4	3	1	0	0	0	0	0	29	33	6.75	1.875									
John Martin, L (6, 1) ERA: 4.33	1.2		6	1	0	0	0	0	0	0	0	0	0	6	6	0.00	0.600									
Doug Bair, R (8, 1) ERA: 2.58	2.0		6	0	0	0	1	0	0	0	0	0	0	8	8	0.00	0.000									
Jim Kaat, L (10, 1) ERA: 3.54	1.2		7	2	0	0	1	0	1	0	0	0	0	8	12	0.00	1.200									
Jeff Lahti, R (11, 1) ERA: 3.19	1.1	W	5	0	0	0	0	0	0	1	0	0	0	4	5	0.00	0.000									

San Francisco Giants @ St. Louis Cardinals
 Busch Stadium, St. Louis, MO
 Sun Aug 22 1982, 3:33 AM CDT
 Att: 46,827 - Unknown

livebaseballscorecards.com

AB	45
R	4
H	12
RBI	4
BB	2
SO	5
LOB	12



Batter	1	2	3	4	5	6	7	8	9	10	11	12
Tom Herr, S OBP: 0.346, SLG: 0.331 (1, 4)	0-0 F8		0-0 L8		0-0 F7		0-0 1B		0-0 6-3		0-0 FC1-5	
Lonnie Smith, R OBP: 0.389, SLG: 0.452 Doug Bair, R (8, 1)	0-3 K		0-3 K			0-0 5-3	0-0 6-3		0-0 2B		0-0 1-3	
Ken Oberkfell, L OBP: 0.329, SLG: 0.354 Jim Kaat, L (10, 1)									3-H 2B		1-3	
Keith Hernandez, L OBP: 0.380, SLG: 0.404 (1, 3)	0-0 3-1			0-0 1-3		0-0 F7		0-0 6-3	4-0 IBB		0-0 L3	
George Hendrick, R OBP: 0.317, SLG: 0.448 (1, 9)		0-0 2B		0-0 HR		0-0 5-3		0-0 F8	0-0 5-3			0-0 F7
Gene Tenace, R OBP: 0.514, SLG: 0.623 Steve Braun, L OBP: 0.375, SLG: 0.298 Glenn Brummer, R OBP: 0.268, SLG: 0.339 (9, 2)		0-0 2B		0-3 K		4-0 BB		0-0 1B		0-3 K		0-0 1B
Willie McGee, S OBP: 0.354, SLG: 0.439 (1, 8)		0-0 5-3		0-0 HR		0-0 5-3		0-0 1B		0-0 1B		0-0 1B
Mike Ramsey, S OBP: 0.330, SLG: 0.348 Darrell Porter, L OBP: 0.346, SLG: 0.402 Julio Gonzalez, R OBP: 0.235, SLG: 0.303 (9, 5)		0-0 F9		0-0 F8			0-0 1B	0-0 4-3		0-3 K		0-0 F3
Ozzie Smith, S OBP: 0.360, SLG: 0.339 (1, 6)		0-0 1-3			0-0 1-3		0-0 SH2-4		0-3 K	0-0 F9		0-0 1B
Joaquin Andujar, S OBP: 0.189, SLG: 0.230 John Martin, S OBP: 0.167, SLG: 0.091 David Green, R OBP: 0.352, SLG: 0.435 (8, 7)			0-3 K		0-3 K		0-3 K		1-0 6-3		0-0 FC1-5	0-0 S

AB	R	H	RBI	BB	SO	LOB
6	0	1	0	0	0	2
4	0	1	0	0	2	2
0	0	0	0	0	0	0
1	0	1	1	0	0	0
0	0	0	0	0	0	0
1	0	0	0	0	0	1
5	0	0	0	1	0	2
6	2	2	0	0	0	3
2	0	1	1	1	1	1
1	0	1	0	0	0	0
2	1	1	0	0	1	0
6	1	4	2	0	0	3
3	0	1	0	0	0	1
1	0	0	0	0	0	2
2	0	0	0	0	1	3
5	0	1	0	0	1	2
2	0	0	0	0	2	0
0	0	0	0	0	0	0
3	1	1	0	0	1	3

AB	50
R	5
H	15
RBI	4
BB	2
SO	9
LOB	25

Inning Stats	R	H	E	K	S	P	IP	WLS	BF	H	R	ER	SO	BB	IBB	HBP	BLK	WP	HR	S	P	ERA	WHIP
Atlee Hammaker, L ERA: 4.4	0	0	0	5	5	6.1	0	0	26	6	3	3	5	1	0	0	0	0	1	35	39	4.26	1.105
Fred Breining, R ERA: 3.43	0	0	0	0	0	0.2	0	0	3	1	0	0	1	0	0	0	0	0	0	5	5	0.00	1.500
Al Holland, L ERA: 3.58	0	0	0	0	0	0.1	0	0	1	0	0	0	0	0	0	0	0	0	0	1	1	0.00	0.000
Greg Minton, R ERA: 1.92	0	1	0	1	1	1.2	0	1	10	3	1	1	1	0	1	1	0	0	0	10	15	5.40	1.800
Gary Lavelle, L ERA: 2.94	0	1	0	1	2	2.2	0	1	14	5	1	1	2	0	0	0	0	0	0	17	17	3.38	1.875

WP	PA
0	54

San Francisco Giants @ St. Louis Cardinals
 Busch Stadium, St. Louis, MO
 Sun Aug 22 1982, 3:33 AM CDT
 Att: 46,827 - Unknown



Batter	1	2	3	4	5	6	7	8	9	AB R H RBI BB SO LOB	TOP	
Chili Davis, S (1, 8) OBP: 0.321, SLG: 0.411 Alan Fowlkes, R (7, 1) OBP: 0.148, SLG: 0.115	0-0 		0-0 		0-0 		0-0 			4 2 2 2 0 0 2 0 0 0 0 0 0 0	San Francisco Giants @ Chicago Cubs Wrigley Field, Chicago, IL Mon Aug 23 1982, 3:33 AM CDT Att. 13,780 - Sunny - 70 F	
Joe Morgan, L (1, 4) OBP: 0.412, SLG: 0.454	0-0 		0-0 		0-0 		0-0 			4 0 2 2 0 0 0		
Jack Clark, R (1, 9) OBP: 0.363, SLG: 0.472	0-3 		0-0 		0-0 		0-0 			4 0 0 1 0 1 2		
Reggie Smith, S (1, 3) OBP: 0.377, SLG: 0.470		0-0 		0-0 		0-0 		0-0 		4 0 1 0 0 0 0		
Darrell Evans, L (1, 5) OBP: 0.353, SLG: 0.429		0-0 		0-3 		0-0 		0-3 		4 0 0 0 0 2 0		
Jeffrey Leonard, R (1, 7) OBP: 0.268, SLG: 0.418		0-0 		0-0 		0-0 		0-0 		4 0 1 0 0 0 0		
Bob Brenly, R (1, 2) OBP: 0.361, SLG: 0.423			0-0 	0-0 		0-0 		0-0 		4 0 0 0 0 0 1		
Joe Pettini, R (1, 6) OBP: 0.257, SLG: 0.188			0-0 		0-0 		0-0 		4-0 	3 2 2 0 1 0 0		
Renie Martin, R (1, 1) OBP: 0.275, SLG: 0.350 Al Holland, R (5, 1) OBP: 0.042, SLG: 0.042 Max Venable, L (7, PH) OBP: 0.242, SLG: 0.284 (7, 8)			0-0 		0-0 		0-0 		0-0 	1 1 1 0 0 0 0 0 0 0 0 0 0 0 2 0 0 0 0 0 1		
Inning Stats	R: 0 H: 0 E: 0 LOB: 0 K: 1 BB: 0 S: 5 P: 5	R: 0 H: 0 E: 0 LOB: 0 K: 0 BB: 0 S: 3 P: 3	R: 2 H: 3 E: 0 LOB: 1 K: 0 BB: 0 S: 6 P: 6	R: 0 H: 1 E: 0 LOB: 1 K: 1 BB: 0 S: 6 P: 6	R: 2 H: 4 E: 0 LOB: 2 K: 0 BB: 0 S: 6 P: 6	R: 0 H: 0 E: 0 LOB: 0 K: 0 BB: 0 S: 3 P: 3	R: 1 H: 1 E: 0 LOB: 0 K: 0 BB: 0 S: 4 P: 4	R: 0 H: 0 E: 0 LOB: 0 K: 1 BB: 0 S: 5 P: 5	R: 0 H: 0 E: 0 LOB: 1 K: 0 BB: 1 S: 3 P: 7	1B: 6 SF: 0 2B: 2 SAC: 1 3B: 0 DP: 0 HR: 1 HBP: 0	WP: 0 PA: 36 PB: 0 SB: 0 CS: 0	
PITCHER Doug Bird, R (1, 1) ERA: 4.83 Dick Tidrow, R (8, 1) ERA: 3.32	IP WLS BF H R ER SO BB IBB HBP BLK WP HR S P ERA WHIP 7.0 W 29 9 5 5 2 0 0 0 0 0 0 1 33 33 6.43 1.286											PITCHER IP WLS BF H R ER SO BB IBB HBP BLK WP HR S P ERA WHIP

livebaseballscorecards.com

AB	34
R	5
H	9
RBI	5
BB	1
SO	3
LOB	6



Batter	1	2	3	4	5	6	7	8	9
Bump Wills, S (1, 4) Junior Kennedy, R (9, 4) OBP: 0.329, SLG: 0.362 OBP: 0.293, SLG: 0.267	0-0 23 CS 23 3B 1B	0-0 F7			0-0 F9	0-0 E8 23 S 23 1B		0-0 G3	
23 Ryne Sandberg, R (1, 5) OBP: 0.306, SLG: 0.367	0-0 1B 3B		0-3 K		0-0 S 1B	0-0 CS 1B			
Bill Buckner, L (1, 3) OBP: 0.347, SLG: 0.425	0-0 FC3-6 1B		0-0 PB 1B		0-0 1B 1B	0-0 CS 1B	0-0 4-3 1B		
Leon Durham, L (1, 8) OBP: 0.387, SLG: 0.528	0-0 FC3-6 2B		0-0 L1-3 1B		0-0 1B BB		0-0 4-3 1B		
Steve Henderson, R (1, 7) Dick Tidrow, R (8, 1) OBP: 0.297, SLG: 0.355	0-0 F9		0-0 L1-3		0-0 F8		0-0 4-3 1B		
Jay Johnstone, L (1, 9) OBP: 0.362, SLG: 0.440	0-0 1B 2B			0-0 F2	0-0 FC6-4 1B		0-0 4-3		
Jody Davis, R (1, 2) OBP: 0.299, SLG: 0.379	0-0 F9			0-0 F8	0-0 FC6-4		0-3 K		
Larry Bowa, S (1, 6) OBP: 0.301, SLG: 0.305		0-0 F8		0-0 1B		0-0 4-3	0-0 E1 1B		
Doug Bird, R (1, 1) Gary Woods, R (8, 7) OBP: 0.130, SLG: 0.152 OBP: 0.328, SLG: 0.385		0-0 F9		0-0 4-3		0-3 K	0-0 F2		

Inning Stats	R: 3 E: 0 K: 0 S: 7	H: 4 LOB: 1 BB: 0 P: 7	R: 0 E: 0 K: 0 S: 3	H: 0 LOB: 0 BB: 0 P: 3	R: 1 E: 0 K: 1 S: 6	H: 2 LOB: 0 BB: 0 P: 6	R: 0 E: 0 K: 0 S: 4	H: 1 LOB: 1 BB: 0 P: 4	R: 2 E: 0 K: 0 S: 6	H: 3 LOB: 2 BB: 1 P: 10	R: 1 E: 1 K: 1 S: 6	H: 1 LOB: 0 BB: 0 P: 6	R: 1 E: 0 K: 0 S: 4	H: 2 LOB: 0 BB: 0 P: 4	R: 0 E: 1 K: 1 S: 6	H: 1 LOB: 1 BB: 0 P: 6
1B: 12 2B: 2 3B: 1 HR: 0	SF: 0 SAC: 0 DP: 1 HBP: 0	WP: 0 PB: 1 SB: 2 CS: 2	PA: 38													

PITCHER	IP	WLS	BF	H	R	ER	SO	BB	IBB	HBP	BLK	WP	HR	S	P	ERA	WHIP
Renie Martin, R (1, 1) ERA: 4.64	4.1	L	21	9	6	3	1	0	0	0	0	0	0	23	23	6.23	2.077
Al Holland, L (5, 1) ERA: 3.51	1.2		8	2	1	0	1	1	0	0	0	0	0	9	13	0.00	1.800
Alan Fowlkes, R (7, 1) ERA: 5.23	2.0		8	3	1	1	1	0	0	0	0	0	0	10	10	4.50	1.500

BOTTOM

San Francisco Giants @ Chicago Cubs
Wrigley Field, Chicago, IL
Mon Aug 23 1982, 3:33 AM CDT
Att. 13,780 - Sunny - 70 F

livebaseballscores.com

AB	36
R	8
H	14
RBI	8
BB	1
SO	3
LOB	13



Batter	1	2	3	4	5	6	7	8	9	AB R H RBI BB SO LOB	TOP									
Chili Davis, S OBP: 0.322, SLG: 0.413 (1, 8) X	0-0 G3 S 2B 1B	0-0			0-0 F9		0-0 G3		0-0 3-1	5 1 2 0 0 0 0										
Joe Morgan, L OBP: 0.410, SLG: 0.452 (1, 4) S S S	0-3 K 1-2	0-0 6-3			0-0 BB 1B		0-0 P4			4 0 1 0 0 1 2										
Jack Clark, R OBP: 0.366, SLG: 0.471 (1, 9) B B B B	4-0 G3 2B BB				4-0 F7		4-0 BB 1-2 BB			1 1 0 0 3 0 0										
Reggie Smith, S OBP: 0.372, SLG: 0.463 (1, 3) X	0-0 G3 1-2 2-3				0-0 F8		0-0 3-1			4 0 0 0 0 0 5										
Darrell Evans, L OBP: 0.352, SLG: 0.429 (1, 5) X	0-0 2B 2-H 3-H				0-0 G3		0-0 G3		0-0 F9	4 0 1 2 0 0 0										
Jeffrey Leonard, R OBP: 0.287, SLG: 0.411 (1, 7) S S S	0-3 K				0-0 F9		4-0 S 1B BB		0-0 F9	3 1 0 0 1 1 1										
Bob Brenly, R OBP: 0.351, SLG: 0.410 (1, 2) X		0-0 F8			0-0 L6		0-3 K 1-2		0-0 F7	4 0 0 0 0 1 1										
Guy Sularz, R OBP: 0.271, SLG: 0.303 (1, 6) X		0-0 HR			0-0 5-3		0-0 2-H 1B		0-3 K	4 1 2 2 0 1 0										
Rich Gale, R OBP: 0.204, SLG: 0.222 (1, 1)		0-3 K			0-3 K		0-0 3-1		0-0 F8	1 0 0 0 0 1 0										
Al Holland, R OBP: 0.040, SLG: 0.040 (2, 1)										1 0 0 0 0 1 0										
Duane Kuiper, L OBP: 0.392, SLG: 0.352 (6, PH)										1 0 0 0 0 0 1										
Fred Breining, R OBP: 0.250, SLG: 0.200 (6, 1)										0 0 0 0 0 0 0										
Dave Bergman, L OBP: 0.333, SLG: 0.326 (9, PH)										1 0 0 0 0 0 0										
Inning Stats	R: 2 E: 0 K: 2 S: 9	H: 2 LOB: 1 BB: 1 P: 13	R: 1 E: 0 K: 1 S: 7	H: 2 LOB: 1 BB: 0 P: 7	R: 0 E: 0 K: 0 S: 3	H: 0 LOB: 0 BB: 0 P: 3	R: 0 E: 0 K: 0 S: 3	H: 0 LOB: 0 BB: 0 P: 3	R: 0 E: 0 K: 1 S: 6	H: 1 LOB: 2 BB: 1 P: 10	R: 0 E: 0 K: 0 S: 3	H: 0 LOB: 1 BB: 1 P: 7	R: 0 E: 0 K: 0 S: 3	H: 0 LOB: 0 BB: 0 P: 3	R: 0 E: 0 K: 1 S: 5	H: 0 LOB: 0 BB: 0 P: 5	1B: 3 2B: 2 3B: 0 HR: 1	SF: 0 SAC: 0 DP: 0 HBP: 0	WP: 0 PB: 0 SB: 2 CS: 0	PA: 37
PITCHER Fergie Jenkins, R ERA: 3.34 (1, 1)	IP: 7.0 WLS: W BF: 31 H: 6 R: 4 ER: 4 SO: 5 BB: 4 IBB: 0 HBP: 0 BLK: 0 WP: 0 HR: 1 S: 37 P: 53 ERA: 5.14 WHIP: 1.429																			
PITCHER Bill Campbell, R ERA: 3.94 (8, 1)	IP: 2.0 WLS: 6 BF: 0 H: 0 R: 0 ER: 0 SO: 1 BB: 0 IBB: 0 HBP: 0 BLK: 0 WP: 0 HR: 0 S: 8 P: 8 ERA: 0.00 WHIP: 0.000																			

San Francisco Giants @ Chicago Cubs
 Wrigley Field, Chicago, IL
 Tue Aug 24 1982, 3:33 AM CDT
 Att. 13,712 - Overcast - 75 F

AB	33
R	4
H	6
RBI	4
BB	4
SO	6
LOB	10



Batter	1	2	3	4	5	6	7	8	9
Bump Wills, S (1, 4) OBP: 0.333, SLG: 0.364 Junior Kennedy, R (8, 4) OBP: 0.292, SLG: 0.266	4-0 G6-3 23 1B BB	0-0 HR 1B		0-0 23 S 23 BLK 23 1B			0-3 K	0-0 FC6-4	
23 Ryne Sandberg, R (1, 5) OBP: 0.309, SLG: 0.370	0-0 G6-3 1-2 1B	0-0 F7		0-0 G1-6-3 1-H 1B			0-0 E S 1B		
Bill Buckner, L (1, 3) OBP: 0.348, SLG: 0.431	0-0 G6-3 1-2f 2-3	0-0 HR		0-0 G1-6-3 1-2f			0-0 FC6-4 1-H 1B		
Leon Durham, L (1, 8) OBP: 0.386, SLG: 0.524	4-0 FC6-4 BB	0-3 K			0-0 4-3		0-0 F7		
Steve Henderson, R (1, 7) OBP: 0.292, SLG: 0.349 Bill Campbell, R (8, 1)	0-0 FC6-4 1-2f		0-0 6-3		0-0 F7		0-0 FC6-4 1-2f		
Jay Johnstone, L (1, 9) OBP: 0.360, SLG: 0.434		4-0 1B BB 1B BB	0-0 4-3		0-3 K		0-0 F7		
Jody Davis, R (1, 2) OBP: 0.296, SLG: 0.375		0-0 P6	0-0 6-3			0-0 6-3	0-0 E6 1B		
Larry Bowa, S (1, 6) OBP: 0.301, SLG: 0.302		4-0 1B 1-2 1B BB		0-0 6-3		0-0 F8	0-0 F9		
Fergie Jenkins, R (1, 1) OBP: 0.173, SLG: 0.216 Scot Thompson, L (8, 7) OBP: 0.395, SLG: 0.375		0-0 HR 1B		0-0 1B 2B		0-0 6-3	0-0 FC6-4 1-2 1B		

Inning Stats	R: 0 E: 0 K: 0 S: 3	H: 1 LOB: 2 BB: 2 P: 11	R: 5 E: 0 K: 1 S: 8	H: 3 LOB: 0 BB: 2 P: 16	R: 0 E: 0 K: 0 S: 3	H: 0 LOB: 0 BB: 0 P: 3	R: 2 E: 0 K: 0 S: 5	H: 3 LOB: 0 BB: 0 P: 5	R: 0 E: 0 K: 1 S: 5	H: 0 LOB: 0 BB: 0 P: 5	R: 0 E: 0 K: 0 S: 3	H: 0 LOB: 0 BB: 0 P: 3	R: 1 E: 0 K: 1 S: 7	H: 2 LOB: 1 BB: 0 P: 7	R: 0 E: 1 K: 0 S: 5	H: 1 LOB: 2 BB: 0 P: 5
1B: 8 2B: 1 3B: 0 HR: 1	SF: 0 SAC: 0 DP: 2 HBP: 0	WP: 0 PA: 37														

PITCHER	IP	WLS	BF	H	R	ER	SO	BB	IBB	HBP	BLK	WP	HR	S	P	ERA	WHIP
Rich Gale, R (1, 1) ERA: 4.24	1.1	L	10	3	4	4	0	4	0	0	0	0	0	6	22	27.00	5.250
Al Holland, L (2, 1) ERA: 3.66	3.2		14	4	3	3	2	0	0	0	1	0	1	18	18	7.36	1.091
Fred Breining, R (6, 1) ERA: 3.41	3.0		13	3	1	1	1	0	0	0	0	0	0	15	15	3.00	1.000


BOTTOM

San Francisco Giants @ Chicago Cubs
Wrigley Field, Chicago, IL
Tue Aug 24 1982, 3:33 AM CDT
Att. 13,712 - Overcast - 75 F

livebaseballscorecards.com

AB	33
R	8
H	10
RBI	8
BB	4
SO	3
LOB	13



Batter	1	2	3	4	5	6	7	8	9	AB R H RBI BB SO LOB	TOP										
Chili Davis, S (1, 8) OBP: 0.320, SLG: 0.410	0-0 F9		0-0 G3			0-0 3-1			0-0 E4	4 0 0 0 0 0 0	San Francisco Giants @ Chicago Cubs Wrigley Field, Chicago, IL Wed Aug 25 1982, 3:33 AM CDT Att. 17,291 - Sunny - 66 F livebaseballscorecards.com AB 28 R 2 H 4 RBI 2 BB 1 SO 3 LOB 8 										
Duane Kuiper, L (1, 4) Joe Morgan, L (9, PH) OBP: 0.392, SLG: 0.352 OBP: 0.409, SLG: 0.451	0-0 F7			0-0 G4-6-3 1B		0-0 1-3			0-3 K	3 0 1 0 0 0 0 1 0 0 0 0 1 1											
Jack Clark, R (1, 9) OBP: 0.363, SLG: 0.467	0-3 K			0-0 G4-6-3 1-2f		0-0 5-3			0-0 G6-4-3 1-2f	4 0 0 0 0 1 2											
Reggie Smith, S (1, 3) OBP: 0.375, SLG: 0.476		0-0 G3-6 1B		0-0 4-3		0-0 HR				3 1 2 1 0 0 0											
Darrell Evans, L (1, 5) OBP: 0.352, SLG: 0.427		0-0 G3-6 1-2f			4-0 FC4-6 BB	0-0 F9				2 0 0 0 1 0 1											
Jeffrey Leonard, R (1, 7) OBP: 0.263, SLG: 0.404		0-0 F9			0-0 FC4-6 1-2f	0-0 6-3				3 0 0 0 0 0 1											
Milt May, L (1, 2) OBP: 0.313, SLG: 0.383			0-0 4-3 SH1 2B		0-0 3-1 1-2	0-0 1-3				3 1 1 0 0 0 1											
Guy Sularz, R (1, 6) OBP: 0.260, SLG: 0.290			0-0 4-3 2-3		0-3 K	0-0 F8				3 0 0 0 0 1 2											
Jim Barr, R (1, 1) Fred Breining, R (3, 1) Jim Wofford, R (6, PH) Gary Lavelle, S (6, 1) Max Venable, L (8, PH) Greg Vinton, S (8, 1) OBP: 0.261, SLG: 0.304 OBP: 0.250, SLG: 0.200 OBP: 0.320, SLG: 0.345 OBP: 0.187, SLG: 0.250 OBP: 0.238, SLG: 0.281 OBP: 0.154, SLG: 0.250			0-0 SH1 3-H		0-0 5-3	0-0 P6				0 0 0 1 0 0 0 0 0 0 0 0 0 0 1 0 0 0 0 0 0 0 0 0 0 0 0 0 1 0 0 0 0 0 0 0 0 0 0 0 0 0											
Inning Stats	R: 0 E: 0 K: 1 S: 5	H: 0 LOB: 0 BB: 0 P: 5	R: 0 E: 0 K: 0 S: 3	H: 1 LOB: 0 BB: 0 P: 3	R: 1 E: 0 K: 0 S: 4	H: 1 LOB: 0 BB: 0 P: 4	R: 0 E: 0 K: 0 S: 3	H: 0 LOB: 1 BB: 1 P: 9	R: 0 E: 0 K: 0 S: 3	H: 0 LOB: 0 BB: 0 P: 3	R: 1 E: 0 K: 0 S: 4	H: 1 LOB: 0 BB: 0 P: 4	R: 0 E: 0 K: 0 S: 3	H: 0 LOB: 0 BB: 0 P: 3	R: 0 E: 1 K: 1 S: 5	H: 0 LOB: 0 BB: 0 P: 5	1B: 2 2B: 1 3B: 0 HR: 1	SF: 0 SAC: 1 DP: 3 HBP: 0	WP: 0 PB: 0 SB: 0 CS: 0	PA: 30	
PITCHER Randy Martz, R (1, 1) Lee Smith, R (9, 1) ERA: 4.14 ERA: 3.1	IP 8.0	WLS W	BF 28	H 4	R 2	ER 2	SO 2	BB 1	IBB 0	HBP 0	BLK 0	WP 0	HR 1	S 31	P 35	ERA 2.25	WHIP 0.625				
PITCHER	IP	WLS	BF	H	R	ER	SO	BB	IBB	HBP	BLK	WP	HR	S	P	ERA	WHIP				

Batter	1	2	3	4	5	6	7	8	9
Bump Wills, S (1, 4) OBP: 0.335, SLG: 0.368 Junior Kennedy, R (8, 4) OBP: 0.292, SLG: 0.266	0-0 F8		0-0 1B 2B		0-3 K		0-0 23 FC5-4 1B		
23 Ryne Sandberg, R (1, 5) OBP: 0.307, SLG: 0.367	0-0 5-3		0-0 SF9		0-0 P4		0-0 FC5-4		
Bill Buckner, L (1, 3) OBP: 0.349, SLG: 0.432	0-0 G3		0-0 3B 1B			0-0 1B		0-0 F9	
Leon Durham, L (1, 8) OBP: 0.389, SLG: 0.530		0-0 CS 1B	0-0 1B 3B			0-0 1B		0-0 3-1	
Steve Henderson, R (1, 7) OBP: 0.293, SLG: 0.349 Scot Thompson, L (8, PH) OBP: 0.409, SLG: 0.375 (9, 7)		0-0 G6-4-3 1B	0-3 K			0-3 K		4-0 BB	
Jay Johnstone, L (1, 9) OBP: 0.355, SLG: 0.426		0-0 G6-4-3		0-0 G3		0-3 K		0-0 4-3	
Jody Davis, R (1, 2) OBP: 0.296, SLG: 0.374			0-0 FC1-5 1B		0-3 K		0-3 K		
Larry Bowa, S (1, 6) OBP: 0.301, SLG: 0.303			0-0 FC1-5 2B 1B		0-3 K		0-0 5-3		
Randy Martz, L (1, 1) OBP: 0.306, SLG: 0.258 Lee Smith, R (9, 1) OBP: 0.125, SLG: 0.267			0-0 FC1-5 2B 23 SF9			0-0 G3		4-0 1B BB	

AB	R	H	RBI	BB	SO	LOB
4	1	2	1	0	1	0
0	0	0	0	0	0	0
3	0	0	1	0	0	2
4	1	2	1	0	0	0
4	0	3	1	0	0	0
3	0	1	0	0	2	2
0	0	0	0	1	0	0
4	0	0	0	0	1	3
3	0	1	0	0	2	0
3	1	1	0	0	1	0
2	1	0	0	1	0	2
0	0	0	0	0	0	0
1B: 8	SF: 1	2B: 1	SAC: 0	3B: 1	DP: 1	HR: 0
	HBP: 0					

BOTTOM

San Francisco Giants @ Chicago Cubs
Wrigley Field, Chicago, IL
Wed Aug 25 1982, 3:33 AM CDT
Att: 17,291 - Sunny - 66 F

livebaseballscorecards.com

AB	30
R	4
H	10
RBI	4
BB	2
SO	7
LOB	9



Inning Stats		R: 0	H: 0	R: 0	H: 2	R: 0	H: 5	R: 0	H: 0	R: 0	H: 2	R: 0	H: 1	R: 0	H: 0	R: 0	H: 0
		E: 0	LOB: 0	E: 0	LOB: 0	E: 0	LOB: 1	E: 0	LOB: 0	E: 0	LOB: 1	E: 0	LOB: 2	E: 0	LOB: 0	E: 0	LOB: 1
		K: 0	BB: 0	K: 0	BB: 0	K: 1	BB: 0	K: 2	BB: 0	K: 1	BB: 0	K: 1	BB: 1	K: 0	BB: 1	K: 0	BB: 1
		S: 3	P: 3	S: 3	P: 3	S: 10	P: 10	S: 7	P: 7	S: 5	P: 5	S: 8	P: 8	S: 6	P: 10	S: 3	P: 7
PITCHER	IP	WLS	BF	H	R	ER	SO	BB	IBB	HBP	BLK	WP	HR	S	P	ERA	WHIP
Jim Barr, R (1, 1) ERA: 3.46	2.2	L	13	7	4	4	0	0	0	0	0	0	0	13	13	13.50	2.625
Fred Breining, R (3, 1) ERA: 3.33	2.1		7	0	0	0	4	0	0	0	0	0	0	15	15	0.00	0.000
Gary Lavelle, L (6, 1) ERA: 2.87	2.0		9	3	0	0	3	1	0	0	0	0	0	14	18	0.00	2.000
Greg Minton, R (8, 1) ERA: 1.9	1.0		4	0	0	0	0	1	0	0	0	0	0	3	7	0.00	1.000

WP	PA	ERA	WHIP
0	33		
0			
1			
1			

Batter	1	2	3	4	5	6	7	8	9	AB R H RBI BB SO LOB	TOP											
Omar Moreno, L (1, 8) OBP: 0.293, SLG: 0.314	0-0 F8		0-0 F8		0-0 B1-3			0-0 1B SH1-4 FC3-6 1B		4 1 1 0 0 0 0	Pittsburgh Pirates @ San Francisco Giants Candlestick Park, San Francisco, CA Fri Aug 27 1982, 10:05 PM EDT Att. 9,820 - Unknown											
Johnny Ray, S (1, 4) OBP: 0.321, SLG: 0.401	0-0 1-3		0-0 F2			0-0 1-3		0-0 SH1-4		3 0 0 0 0 0 0												
Bill Madlock, R (1, 5) OBP: 0.366, SLG: 0.484 Rod Scurry, L (8, 1) OBP: 0.250, SLG: 0.350	0-0 F3			0-0 CS 1B		0-0 F5		0-0 FC3-6 1B		4 0 2 0 0 0 0 0 0 0 0 0 0 0												
Jason Thompson, L (1, 3) OBP: 0.403, SLG: 0.521		0-0 HR 1B		0-3 K 1-2		4-0 BB		0-0 FC3-6		3 1 1 1 1 1 2												
Richie Hebner, L (1, 9) OBP: 0.353, SLG: 0.431 Lee Lacy, R (6, 9) OBP: 0.364, SLG: 0.391		0-0 P6		0-0 BLK 1B		0-0 F8		0-0 F8		3 0 1 0 0 0 2 1 0 0 0 0 0 1												
Mike Easler, L (1, 7) OBP: 0.345, SLG: 0.439		0-0 P6		4-0 BB 1-2		0-0 4-3		0-0 G3		3 0 0 0 1 0 1												
Tony Peña, R (1, 2) OBP: 0.330, SLG: 0.439		0-0 1-H HR		0-0 4-3		0-0 1B		0-0 1B		4 1 3 2 0 0 2												
Dale Berra, R (1, 6) OBP: 0.309, SLG: 0.390		0-0 5-3			0-0 F7		0-0 F8		0-0 P4	4 0 0 0 0 0 2												
Rick Rhoden, R (1, 1) OBP: 0.257, SLG: 0.471 Jim Morrison, R (8, 5) OBP: 0.285, SLG: 0.446			0-0 F8		0-0 1-3		0-0 4-3		0-0 P5	3 0 0 0 0 0 1 1 0 0 0 0 0 1												
Inning Stats	R: 0 E: 0 K: 0 S: 3	H: 0 LOB: 0 BB: 0 P: 3	R: 2 E: 0 K: 0 S: 5	H: 2 LOB: 0 BB: 0 P: 5	R: 0 E: 0 K: 0 S: 3	H: 0 LOB: 0 BB: 0 P: 3	R: 0 E: 0 K: 1 S: 6	H: 2 LOB: 2 BB: 1 P: 10	R: 0 E: 0 K: 0 S: 3	H: 0 LOB: 0 BB: 0 P: 3		R: 0 E: 0 K: 0 S: 3	H: 0 LOB: 1 BB: 1 P: 7	R: 0 E: 0 K: 0 S: 4	H: 1 LOB: 1 BB: 0 P: 4	R: 1 E: 0 K: 0 S: 5	H: 2 LOB: 1 BB: 0 P: 5	R: 0 E: 0 K: 0 S: 4	H: 1 LOB: 1 BB: 0 P: 4	1B: 7 2B: 0 3B: 0 HR: 1	SF: 0 SAC: 1 DP: 0 HBP: 0	WP: 0 PB: 0 SB: 0 CS: 1
PITCHER Bill Laskey, R (1, 1) ERA: 2.55	IP 9.0	WLS L	BF 36	H 8	R 3	ER 3	SO 1	BB 2	IBB 0	HBP 0	BLK 1	WP 0	HR 1	S 36	P 44	ERA 3.00	WHIP 1.111					

livebaseballscorecards.com

AB	33
R	3
H	8
RBI	3
BB	2
SO	1
LOB	12



Batter	1	2	3	4	5	6	7	8	9	AB R H RBI BB SO LOB	TOP	
Omar Moreno, L (1, 8) OBP: 0.293, SLG: 0.313	0-3 K		0-3 K		0-0 5-3			0-0 S 1B		4 0 1 0 0 2 2	Pittsburgh Pirates @ San Francisco Giants Candlestick Park, San Francisco, CA Sat Aug 28 1982, 6:33 AM EDT Att: 15,759 - Unknown livebaseballscorecards.com	
Lee Lacy, R (1, 7) OBP: 0.367, SLG: 0.400 Mike Easler, L (8, PH) OBP: 0.344, SLG: 0.438 (8, 7)	0-0 G5-4-3 1B			0-0 6-3		0-0 6-3 3B		0-3 K 1-2		3 1 2 0 0 0 0 1 0 0 0 0 1 1		
Bill Madlock, R (1, 5) OBP: 0.366, SLG: 0.482	0-0 G5-4-3 1-2f			0-0 2B SF9 1B		0-0 6-3		0-0 5-3		4 1 1 1 0 0 2		
Jason Thompson, L (1, 3) OBP: 0.402, SLG: 0.521		0-0 4-3		0-0 SF9 1-3 2B		0-0 3-1		0-0 4-3		4 0 1 0 0 0 0		
Dick Davis, R (1, 9) OBP: 0.279, SLG: 0.407 Richie Hebner, L (9, PH) OBP: 0.351, SLG: 0.429		0-0 6-3		0-0 SF9 2-3 3-H		0-0 1-3		0-0 F7		2 0 0 1 0 0 0 1 0 0 0 0 0 0		
Dale Berra, R (1, 6) OBP: 0.306, SLG: 0.386		0-3 K		0-0 L3			0-0 1-4-3		0-0 4-3	4 0 0 0 0 1 1		
Johnny Ray, S (1, 4) OBP: 0.320, SLG: 0.399			0-0 6-3		0-0 F5		0-0 F8			3 0 0 0 0 0 0		
Steve Nicosia, R (1, 2) OBP: 0.356, SLG: 0.380			0-0 1B		0-0 3-1		0-3 K			3 0 1 0 0 1 0		
Don Robinson, R (1, 1) OBP: 0.333, SLG: 0.465 John Milner, L (8, PH) OBP: 0.280, SLG: 0.302 Kent Tekulve, R (8, 1) OBP: 0.091, SLG: 0.091			0-3 K		0-0 1B			0-0 6-3		2 0 1 0 0 1 1 1 0 0 0 0 0 0 0 0 0 0 0 0 0		
Inning Stats	R: 0 H: 1 E: 0 LOB: 0 K: 1 BB: 0 S: 5 P: 5	R: 0 H: 0 E: 0 LOB: 0 K: 1 BB: 0 S: 5 P: 5	R: 0 H: 1 E: 0 LOB: 1 K: 2 BB: 0 S: 8 P: 8	R: 1 H: 2 E: 0 LOB: 1 K: 0 BB: 0 S: 5 P: 5	R: 0 H: 1 E: 0 LOB: 1 K: 0 BB: 0 S: 4 P: 4	R: 1 H: 1 E: 0 LOB: 0 K: 0 BB: 0 S: 4 P: 4	R: 0 H: 0 E: 0 LOB: 0 K: 1 BB: 0 S: 5 P: 5	R: 0 H: 1 E: 0 LOB: 1 K: 1 BB: 0 S: 6 P: 6	R: 0 H: 0 E: 0 LOB: 0 K: 0 BB: 0 S: 3 P: 3	1B: 5 SF: 1 2B: 1 SAC: 0 3B: 1 DP: 1 HR: 0 HBP: 0	WP: 0 PA: 33 PB: 0 SB: 1 CS: 0	
PITCHER Atlee Hammaker, L (1, 1) ERA: 4.31 Greg Minton, R (8, 1) ERA: 1.86	IP WLS BF H R ER SO BB IBB HBP BLK WP HR S P ERA WHIP											PITCHER IP WLS BF H R ER SO BB IBB HBP BLK WP HR S P ERA WHIP
	7.0 W 26 6 2 2 5 0 0 0 0 0 0 0 36 36 2.57 0.857											

AB	32
R	2
H	7
RBI	2
BB	0
SO	6
LOB	7



Batter	1	2	3	4	5	6	7	8	9	AB	R	H	RBI	BB	SO	LOB
Joe Morgan, L (1, 4) OBP: 0.404, SLG: 0.444	0-0 F7		0-0 P6		0-0 1-3		0-3 K			4	0	0	0	0	1	1
Darrell Evans, L (1, 5) OBP: 0.355, SLG: 0.435	0-0 F5		0-0 F8		4-0 PB BB		0-0 1-2 1B			3	0	1	0	1	0	0
Chili Davis, S (1, 8) OBP: 0.317, SLG: 0.405	0-0 E4 1B		0-0 F7		0-3 K 1-2		0-0 F8			4	1	0	0	0	1	3
Jack Clark, R (1, 9) OBP: 0.366, SLG: 0.472	0-0 CS 1B			0-0 1B 2B		0-0 L5		0-0 2B SF8 1B		4	1	3	1	0	0	1
Reggie Smith, S (1, 3) OBP: 0.372, SLG: 0.470	0-0 CS	0-0 4-3		0-0 S 1B		0-0 F7		0-0 F7		4	0	1	0	0	0	1
Dave Bergman, L (9, 3) OBP: 0.333, SLG: 0.326	1-2			2-3						0	0	0	0	0	0	0
Jeffrey Leonard, R (1, 7) OBP: 0.291, SLG: 0.404		BB BB	4-0	0-3 K 1-2		0-0 F9		0-0 1-3 2B		3	1	1	0	1	1	2
Max Venable, L (9, 7) OBP: 0.239, SLG: 0.281										0	0	0	0	0	0	0
Milt May, L (1, 2) OBP: 0.314, SLG: 0.389			0-0	4-0		0-0 F9		4-0		2	1	1	2	2	0	0
Bob Brenly, R (8, PR) OBP: 0.351, SLG: 0.410		1-H								0	0	0	0	0	0	0
Guy Sularz, R (1, 6) OBP: 0.250, SLG: 0.276			0-0	0-0		0-0 F9		0-0		3	0	0	0	0	0	3
Champ Summers, L (8, PH) OBP: 0.333, SLG: 0.368			F7	L3				F7		0	0	0	1	0	0	0
Joe Pettini, R (9, 6) OBP: 0.257, SLG: 0.188								SF8		0	0	0	0	0	0	0
Atlee Hammaker, S (1, 1) OBP: 0.043, SLG: 0.043			0-3	0-0				3-H		2	0	0	0	0	1	3
Duane Kuiper, L (7, PH) OBP: 0.390, SLG: 0.350										1	0	0	0	0	0	0
Greg Minton, S (8, 1) OBP: 0.143, SLG: 0.231										1	0	0	0	0	0	2

Inning Stats	R: 1	H: 1	E: 1	LOB: 0	K: 0	BB: 0	S: 4	P: 4	R: 2	H: 1	E: 0	LOB: 0	K: 1	BB: 1	S: 6	P: 10	R: 0	H: 0	E: 0	LOB: 0	K: 0	BB: 0	S: 3	P: 3	R: 0	H: 2	E: 0	LOB: 3	K: 1	BB: 1	S: 7	P: 11	R: 0	H: 0	E: 0	LOB: 1	K: 1	BB: 1	S: 5	P: 9	R: 0	H: 0	E: 0	LOB: 0	K: 0	BB: 0	S: 3	P: 3	R: 0	H: 1	E: 1	LOB: 2	K: 1	BB: 0	S: 7	P: 7	R: 1	H: 2	E: 0	LOB: 2	K: 0	BB: 1	S: 5	P: 9
PITCHER	IP	WLS	BF	H	R	ER	SO	BB	IBB	HBP	BLK	WP	HR	S	P	ERA	WHIP																																															
Don Robinson, R (1, 1) ERA: 3.87	7.0	L	30	5	3	2	4	2	1	0	0	0	1	35	47	2.57	1.000																																															
Kent Tekulve, R (8, 1) ERA: 2.84	1.0		6	2	1	1	0	0	1	0	0	0	0	5	9	9.00	2.000																																															

BOTTOM

Pittsburgh Pirates @ San Francisco Giants
Candlestick Park, San Francisco, CA

Sat Aug 28 1982, 6:33 AM EDT
Att. 15,759 - Unknown

AB	31
R	4
H	7
RBI	4
BB	4
SO	4
LOB	16

livebaseballscorecards.com

GIANTS

WP: 0	PA: 37
PB: 1	
SB: 1	
CS: 1	

Batter	1	2	3	4	5	6	7	8	9	AB R H RBI BB SO LOB	TOP											
Omar Moreno, L (1, 8) OBP: 0.292, SLG: 0.312	0-0 SH2-4 1B	0-3 K		0-3 K			0-0 F8		0-0 1-3	5 1 1 0 0 2 2												
Lee Lacy, R (1, 9) OBP: 0.366, SLG: 0.396	4-0 SH2-4 1B	0-0 G3			0-0 F8		0-0 F9			3 1 0 0 1 0 1												
Johnny Ray, S (1, 4) OBP: 0.320, SLG: 0.398	0-0 SH2-4		0-0 HR 1B		0-0 4-3		0-0 P3			3 1 1 0 0 0 0												
Jason Thompson, L (1, 3) OBP: 0.401, SLG: 0.525	0-3 K		0-0 HR		0-0 G3			0-3 K		4 1 1 2 0 2 2												
Mike Easler, L (1, 7) OBP: 0.348, SLG: 0.440	4-0 1B IBB		0-0 G6-3 1B		0-0 F7			0-0 G4-6-3 1B		3 0 2 0 1 0 0												
Jim Morrison, R (1, 5) OBP: 0.284, SLG: 0.442	0-0 1B		0-3 K		0-3 K			0-0 G4-6-3		4 0 1 2 0 2 2												
Tony Peña, R (1, 2) OBP: 0.330, SLG: 0.437	0-0 4-3		0-0 G6-3		0-0 E 1B 1B			0-3 K		4 0 1 0 0 1 3												
Dale Berra, R (1, 6) OBP: 0.308, SLG: 0.387		0-0 6-3		0-3 K		0-0 E8 1B		0-0 SH5-4 1B		4 0 2 0 0 1 0												
John Candelaria, L (1, 1) OBP: 0.315, SLG: 0.292		0-0 1B		0-3 K		0-3 K		0-0 SH5-4		3 0 1 0 0 2 2												
Rod Scurry, L (8, 1) OBP: 0.250, SLG: 0.350								1-2		0 0 0 0 0 0 0												
Inning Stats	R: 2 E: 0 K: 1 S: 7	H: 2 LOB: 2 BB: 2 P: 15	R: 0 E: 0 K: 1 S: 6	H: 1 LOB: 1 BB: 0 P: 6	R: 2 E: 0 K: 1 S: 7	H: 3 LOB: 0 BB: 0 P: 7	R: 0 E: 0 K: 3 S: 9	H: 0 LOB: 0 BB: 0 P: 9	R: 0 E: 0 K: 0 S: 3	H: 0 LOB: 0 BB: 0 P: 3	R: 0 E: 1 K: 2 S: 9	H: 2 LOB: 2 BB: 0 P: 9	R: 0 E: 0 K: 0 S: 3	H: 0 LOB: 0 BB: 0 P: 3	R: 0 E: 0 K: 1 S: 5	H: 1 LOB: 0 BB: 0 P: 5	R: 0 E: 0 K: 1 S: 6	H: 1 LOB: 1 BB: 0 P: 6	1B: 9 2B: 0 3B: 0 HR: 1	SF: 0 SAC: 2 DP: 2 HBP: 0	WP: 0 PB: 0 SB: 2 CS: 0	PA: 37
PITCHER	IP WLS BF H R ER SO BB IBB HBP BLK WP HR S P ERA WHIP																					
Renie Martin, R (1, 1) ERA: 4.87	2.0 L 13 5 4 4 2 1 1 0 0 0 0 1 15 23 18.00 3.000																					
Al Holland, L (3, 1) ERA: 3.48	5.0 17 3 0 0 6 0 0 0 0 0 0 0 29 29 0.00 0.600																					
Gary Lavelle, L (8, 1) ERA: 2.8	2.0 7 2 0 0 2 0 0 0 0 0 0 0 11 11 0.00 1.000																					

Pittsburgh Pirates @ San Francisco Giants
 Candlestick Park, San Francisco, CA
 Sun Aug 29 1982, 6:33 AM EDT
 Att: 22,017 - Unknown

AB	33
R	4
H	10
RBI	4
BB	2
SO	10
LOB	12



Batter	1	2	3	4	5	6	7	8	9	AB	R	H	RBI	BB	SO	LOB
Chili Davis, S OBP: 0.318, SLG: 0.405 (1, 8)	0-3 K			0-0 F8 1B	0-0 1-2 2-H 1B		0-0 F7		0-3 K	5	0	2	1	0	2	1
Duane Kuiper, L OBP: 0.385, SLG: 0.346 (1, 4)	0-0 6-3			0-0 1-2 1B	0-0 4-3			0-0 F9	0-0 4-3	5	0	1	0	0	0	2
Jack Clark, R OBP: 0.365, SLG: 0.472 (1, 9)	0-0 F8			0-0 F8		0-0 5-3		0-0 1B 2B		4	1	1	0	0	0	2
Reggie Smith, S OBP: 0.373, SLG: 0.470 (1, 3)		0-0 5-3		0-3 K		0-0 1B		0-0 2B 4-3 1B		4	1	2	1	0	1	2
Jeffrey Leonard, R OBP: 0.290, SLG: 0.406 (1, 7)		0-3 K		0-0 F7		0-3 K		0-0 4-3 2B		4	0	1	0	0	2	3
Darrell Evans, L OBP: 0.352, SLG: 0.431 (1, 5)		0-0 P6			0-3 K	0-0 F8		0-0 4-3		4	0	0	1	0	1	2
Bob Brenly, R OBP: 0.361, SLG: 0.416 (1, 2)			0-0 G4-6-3 1B		0-0 6-3		0-0 FC8-4 1B	0-0 BB		3	0	2	0	1	0	0
Guy Sularz, R OBP: 0.250, SLG: 0.275 (1, 6)			0-0 G4-6-3		0-0 1B 1B		0-0 FC8-4	0-0 5-3		4	1	1	0	0	0	4
Renie Martin, R OBP: 0.275, SLG: 0.350 (1, 1)			0-3 K		0-0 1B		0-0 F8		0-0 F5	0	0	0	0	0	0	0
Al Holland, R OBP: 0.074, SLG: 0.074 (3, 1)										2	0	1	0	0	1	0
Jim Wohlford, R OBP: 0.319, SLG: 0.344 (7, PH)										1	0	0	0	0	0	1
Gary Lavelle, S OBP: 0.167, SLG: 0.250 (8, 1)										0	0	0	0	0	0	0
Joe Morgan, L OBP: 0.403, SLG: 0.442 (9, PH)										1	0	0	0	0	0	0

Inning Stats	R: 0	H: 0	E: 0	K: 1	S: 5	LOB: 0	BB: 0	P: 5	R: 0	H: 0	E: 0	K: 1	S: 5	LOB: 0	BB: 0	P: 5	R: 0	H: 1	E: 0	K: 1	S: 5	LOB: 0	BB: 0	P: 5	R: 0	H: 2	E: 0	K: 1	S: 7	LOB: 2	BB: 0	P: 7	R: 1	H: 3	E: 0	K: 1	S: 8	LOB: 2	BB: 0	P: 8	R: 0	H: 1	E: 0	K: 1	S: 6	LOB: 1	BB: 0	P: 6	R: 0	H: 1	E: 0	K: 0	S: 4	LOB: 1	BB: 0	P: 4	R: 2	H: 3	E: 0	K: 0	S: 6	LOB: 2	BB: 1	P: 10	R: 0	H: 0	E: 0	K: 1	S: 5	LOB: 0	BB: 0	P: 5	1B: 9	SF: 0	2B: 2	SAC: 0	3B: 0	DP: 1	HR: 0	HBP: 0	WP: 0	PA: 38
--------------	------	------	------	------	------	--------	-------	------	------	------	------	------	------	--------	-------	------	------	------	------	------	------	--------	-------	------	------	------	------	------	------	--------	-------	------	------	------	------	------	------	--------	-------	------	------	------	------	------	------	--------	-------	------	------	------	------	------	------	--------	-------	------	------	------	------	------	------	--------	-------	-------	------	------	------	------	------	--------	-------	------	-------	-------	-------	--------	-------	-------	-------	--------	-------	--------


PITCHER	IP	WLS	BF	H	R	ER	SO	BB	IBB	HBP	BLK	WP	HR	S	P	ERA	WHIP
John Candelaria, L ERA: 2.64 (1, 1)	7.1	W	31	10	3	3	6	0	0	0	0	0	0	43	43	3.68	1.364
Rod Scurry, L ERA: 1.75 (8, 1)	1.2	S	7	1	0	0	1	1	0	0	0	0	0	8	12	0.00	1.200

BOTTOM

Pittsburgh Pirates @ San Francisco Giants
Candlestick Park, San Francisco, CA

Sun Aug 29 1982, 6:33 AM EDT
Att. 22,017 - Unknown

AB	37
R	3
H	11
RBI	3
BB	1
SO	7
LOB	17



Batter	1	2	3	4	5	6	7	8	9	AB R H RBI BB SO LOB	TOP						
Bump Wills, S (1, 4) OBP: 0.343, SLG: 0.375	0-0 23 PB 1B		0-0 23 1B 1B	0-3 K		0-0 5-3		0-0 4-3		5 1 2 0 0 1 2							
23 Ryne Sandberg, R (1, 5) OBP: 0.307, SLG: 0.364	0-3 K 1-2		0-0 G3 1B 1B	0-0 FC4-6 E 1-2 2-H 1B		0-3 K		0-0 5-3		5 0 2 1 0 2 1							
Bill Buckner, L (1, 3) OBP: 0.347, SLG: 0.431	0-3 K		0-0 F9	0-0 E3 FC4-6 1-2 2-3		0-0 2B		0-0 6-3		5 0 1 0 0 1 5							
Leon Durham, L (1, 8) OBP: 0.387, SLG: 0.521	0-3 K		0-0 G3 1B 1-2 2-H	0-0 FC4-6 1-2f 2-3 3-H		4-0 IBB		4-0 CS BB		3 0 1 2 2 1 3							
Steve Henderson, R (1, 7) OBP: 0.307, SLG: 0.360		0-0 1B 1B	0-0 G3 1-2 2-3	0-3 K		0-0 F7		0-0 1B		5 0 2 0 0 1 6							
Jay Johnstone, L (1, 9) OBP: 0.350, SLG: 0.412		0-3 K	4-0 IBB		0-3 K		0-0 F9		0-0 F9	4 0 0 0 1 2 2							
Jody Davis, R (1, 2) OBP: 0.297, SLG: 0.378		0-0 1B	0-3 K		0-3 K		0-3 K			4 0 1 0 0 3 3							
Larry Bowa, S (1, 6) OBP: 0.302, SLG: 0.302		0-0 F8		0-0 23 1B 1B		4-0 BB		0-0 F9		3 1 1 0 1 0 2							
Randy Martz, L (1, 1) OBP: 0.308, SLG: 0.242		0-3 K		4-0 E 23 1B FC4-6 BB		0-0 1-3		0-0 1-3		2 1 0 0 1 1 3							
Willie Hernandez, L (7, 1)										0 0 0 0 0 0 0							
Mike Proly, R (7, 1) OBP: 0.300, SLG: 0.400										0 0 0 0 0 0 0							
Scot Thompson, L (8, PH) OBP: 0.391, SLG: 0.357										1 0 0 0 0 0 0							
Lee Smith, R (8, 1) OBP: 0.125, SLG: 0.267										0 0 0 0 0 0 0							
Inning Stats	R: 0 H: 1 E: 0 LOB: 1 K: 3 BB: 0 S: 10 P: 10	R: 0 H: 2 E: 0 LOB: 2 K: 2 BB: 0 S: 9 P: 9	R: 1 H: 3 E: 0 LOB: 3 K: 1 BB: 1 S: 8 P: 12	R: 2 H: 2 E: 1 LOB: 2 K: 2 BB: 1 S: 10 P: 14	R: 0 H: 0 E: 0 LOB: 1 K: 2 BB: 1 S: 7 P: 11	R: 0 H: 1 E: 0 LOB: 2 K: 1 BB: 1 S: 6 P: 10	R: 0 H: 0 E: 0 LOB: 0 K: 1 BB: 0 S: 5 P: 5	R: 0 H: 0 E: 0 LOB: 0 K: 0 BB: 0 S: 3 P: 3	R: 0 H: 1 E: 0 LOB: 1 K: 0 BB: 1 S: 3 P: 7	1B: 9 SF: 0 2B: 1 SAC: 0 3B: 0 DP: 0 HR: 0 HBP: 0	WP: 0 PA: 42 PB: 1 SB: 0 CS: 1						
PITCHER	IP WLS BF H R ER SO BB IBB HBP BLK WP HR S P ERA WHIP																
Fred Breining, R (1, 1) ERA: 3.31	6.0	32	9	3	2	11	2	2	0	0	0	0	0	50	66	3.00	1.833
Al Holland, L (7, 1) ERA: 3.44	1.0	W	3	0	0	1	0	0	0	0	0	0	0	5	5	0.00	0.000
Greg Minton, R (8, 1) ERA: 1.82	2.0	S	7	1	0	0	1	0	0	0	0	0	0	6	10	0.00	1.000

Chicago Cubs @ San Francisco Giants
Candlestick Park, San Francisco, CA

Tue Aug 31 1982, 6:33 AM EDT
Att: 8,827 - Sunny - 65 F

livebaseballscorecards.com

AB 37
R 3
H 10
RBI 3
BB 5
SO 12
LOB 27



Batter	1	2	3	4	5	6	7	8	9	AB	R	H	RBI	BB	SO	LOB
Chili Davis, S OBP: 0.318, SLG: 0.405 (1, 8)	0-0 E 1B	0-0 3-1			0-3 K		0-0 SH1-4			3	0	1	0	0	1	2
Joe Morgan, L OBP: 0.404, SLG: 0.441 (1, 4)	0-0 F7		0-0 F9		4-0 FC1-4 BB		0-0 1B 1B			3	0	1	1	1	0	1
Jack Clark, R OBP: 0.366, SLG: 0.471 (1, 9)	0-0 F8		4-0 HR BB		0-0 FC1-4		0-0 G5-4-3 1B			3	1	1	1	1	0	2
Reggie Smith, S OBP: 0.372, SLG: 0.478 (1, 3)	0-0 E4		0-0 HR		0-0 4-3		0-0 G5-4-3			4	1	1	2	0	0	4
Greg Minton, S OBP: 0.143, SLG: 0.231 (8, 1)	1-2		1-H				1-2 2-H			0	0	0	0	0	0	0
Darrell Evans, L OBP: 0.348, SLG: 0.426 (1, 5)	0-0 P3		0-0 F3			0-0 3-1		0-0 1-3		4	0	0	0	0	0	2
Jeffrey Leonard, R OBP: 0.285, SLG: 0.398 (1, 7)		0-0 5-3	0-0 5-3		0-3 K		0-0 6-3			4	0	0	0	0	1	0
Max Venable, L OBP: 0.239, SLG: 0.281 (9, 7)										0	0	0	0	0	0	0
Milt May, L OBP: 0.310, SLG: 0.384 (1, 2)		0-0 3-1		0-0 G3		0-0 L3		0-0 F9		4	0	0	0	0	0	0
Guy Sularz, R OBP: 0.256, SLG: 0.280 (1, 6)		0-0		0-0 F7			0-0 SH1-4 BB 1B 1B			2	0	1	0	0	0	0
Duane Kuiper, L OBP: 0.388, SLG: 0.349 (7, PH)										1	0	1	0	0	0	0
Joe Pettini, R OBP: 0.257, SLG: 0.188 (7, PR)		WP 1B								0	1	0	0	0	0	0
Fred Breining, R OBP: 0.278, SLG: 0.188 (1, 1)		4-0		0-0 5-3			4-0 SH1-4 1B BB			1	0	0	0	1	0	0
Al Holland, R OBP: 0.074, SLG: 0.074 (7, 1)										0	0	0	0	0	0	0
Champ Summers, L OBP: 0.333, SLG: 0.368 (7, PH)										0	0	0	0	0	0	0
Jim Wohlford, R OBP: 0.322, SLG: 0.344 (7, PH)		1-2								0	1	0	0	1	0	0
Dave Bergman, L OBP: 0.333, SLG: 0.326 (8, 3)		BB								0	0	0	0	0	0	0

Inning Stats	R: 0	H: 1	E: 1	LOB: 2	K: 0	BB: 0	S: 5	P: 5
	R: 0	H: 1	E: 0	LOB: 2	K: 0	BB: 1	S: 4	P: 8
	R: 2	H: 1	E: 0	LOB: 0	K: 0	BB: 1	S: 4	P: 8
	R: 0	H: 0	E: 0	LOB: 0	K: 0	BB: 0	S: 3	P: 3
	R: 0	H: 0	E: 0	LOB: 1	K: 1	BB: 1	S: 5	P: 9
	R: 0	H: 0	E: 0	LOB: 0	K: 1	BB: 0	S: 5	P: 5
	R: 2	H: 3	E: 0	LOB: 2	K: 0	BB: 1	S: 5	P: 9
	R: 0	H: 0	E: 0	LOB: 0	K: 0	BB: 0	S: 3	P: 3

PITCHER	IP	WLS	BF	H	R	ER	SO	BB	IBB	HBP	BLK	WP	HR	S	P	ERA	WHIP
Randy Martz, R ERA: 4.15 (1, 1)	6.0		26	4	3	3	2	3	3	0	0	1	1	27	39	4.50	1.167
Willie Hernandez, L ERA: 3.19 (7, 1)	0.1	L	3	1	0	0	0	1	0	0	0	0	0	2	6	0.00	6.000
Mike Proly, R ERA: 2.09 (7, 1)	0.2		2	1	1	1	0	0	0	0	0	0	0	2	2	13.50	1.500
Lee Smith, R ERA: 3.07 (8, 1)	1.0		3	0	0	0	0	0	0	0	0	0	0	3	3	0.00	0.000


BOTTOM

Chicago Cubs @ San Francisco Giants
Candlestick Park, San Francisco, CA

Tue Aug 31 1982, 6:33 AM EDT
Att. 8,827 - Sunny - 65 F

AB	29
R	4
H	6
RBI	4
BB	4
SO	2
LOB	11

livebaseballscorecards.com



WP: 1	PA: 34
PB: 0	
SB: 0	
CS: 0	

Batter	1	2	3	4	5	6	7	8	9	AB R H RBI BB SO LOB
Chili Davis, S (1, 8) OBP: 0.315, SLG: 0.401	0-0 4-3		0-0 F5	0-0 P5			0-0 F7		0-0 F7	5 0 0 0 0 0 2
Joe Morgan, L (1, 4) OBP: 0.404, SLG: 0.441	0-0 2B 1B		0-0 2B 1B	0-3 K			0-3 K		0-0 3-1	5 2 2 0 0 2 2
Jack Clark, R (1, 9) OBP: 0.366, SLG: 0.471	0-0 2B		4-0 2B BB				0-3 K		0-3 K	4 0 1 1 1 3 1
Reggie Smith, S (1, 3) OBP: 0.373, SLG: 0.492	0-0 HR		0-0 2B				0-0 4-3		0-0 F8	4 1 2 2 0 0 0
Darrell Evans, L (1, 5) OBP: 0.345, SLG: 0.421	0-0 4-3		0-0 F8				0-3 K		0-3 K	4 0 0 0 0 2 2
Max Venable, L (1, 7) OBP: 0.250, SLG: 0.290		0-0 F9		0-0 G3 2B 1B			0-0 F5		0-0 1B 1B	4 2 2 0 0 0 0
Milt May, L (1, 2) OBP: 0.310, SLG: 0.382		0-0 4-3		0-0 G3 1B			0-0 F7		0-0 1B 1B	4 0 1 0 0 0 1
Joe Pettini, R (8, PR) OBP: 0.257, SLG: 0.188				1-2					1-3 1B	0 0 0 0 0 0 0
Guy Sularz, R (1, 6) OBP: 0.258, SLG: 0.294		0-0 4-3		0-0 1B 2B			0-0 F8		0-0 1B	3 1 1 1 0 0 0
Champ Summers, L (8, PH) OBP: 0.333, SLG: 0.368				2-H					1-3 1B	0 0 0 0 0 0 0
Bob Brenly, R (8, PH) OBP: 0.365, SLG: 0.420									3-H 1B	1 0 1 1 0 0 0
Bill Laskey, R (1, 1) OBP: 0.143, SLG: 0.113			0-3 K	0-0 1B					0-0 F9	2 0 1 1 0 1 0
Rich Gale, R (6, 1) OBP: 0.204, SLG: 0.222										0 0 0 0 0 0 0
Gary Lavelle, S (6, 1) OBP: 0.187, SLG: 0.250										0 0 0 0 0 0 0
Duane Kuiper, L (7, PH) OBP: 0.351, SLG: 0.358										1 0 1 0 0 0 0
Jim Barr, R (8, 1) OBP: 0.261, SLG: 0.304										0 0 0 0 0 0 0
Jim Wohlford, R (8, PH) OBP: 0.320, SLG: 0.342				2-H						1 0 0 0 0 0 2
Greg Minton, S (9, 1) OBP: 0.143, SLG: 0.231										0 0 0 0 0 0 0

Inning Stats	R: 2 E: 0 K: 0 S: 5	H: 3 LOB: 0 BB: 0 P: 5	R: 0 E: 0 K: 0 S: 3	H: 0 LOB: 0 BB: 0 P: 3	R: 1 E: 0 K: 1 S: 7	H: 2 LOB: 2 BB: 1 P: 11	R: 2 E: 0 K: 1 S: 8	H: 3 LOB: 1 BB: 0 P: 8	R: 0 E: 0 K: 2 S: 7	H: 0 LOB: 0 BB: 0 P: 7	R: 0 E: 0 K: 0 S: 3	H: 0 LOB: 0 BB: 0 P: 3	R: 0 E: 0 K: 2 S: 8	H: 1 LOB: 1 BB: 0 P: 8	R: 1 E: 0 K: 1 S: 8	H: 3 LOB: 2 BB: 0 P: 8	R: 0 E: 0 K: 1 S: 5	H: 0 LOB: 0 BB: 0 P: 5	1B: 7 2B: 4 3B: 0 HR: 1	SF: 0 SAC: 0 DP: 0 HBP: 0	WP: 0 PB: 0 SB: 1 CS: 0	PA: 39
--------------	------------------------------	---------------------------------	------------------------------	---------------------------------	------------------------------	----------------------------------	------------------------------	---------------------------------	------------------------------	---------------------------------	------------------------------	---------------------------------	------------------------------	---------------------------------	------------------------------	---------------------------------	------------------------------	---------------------------------	----------------------------------	------------------------------------	----------------------------------	--------

PITCHER	IP	WLS	BF	H	R	ER	SO	BB	IBB	HBP	BLK	WP	HR	S	P	ERA	WHIP
Allen Ripley, R (1, 1) ERA: 4.21	3.1		18	8	5	5	1	1	0	0	0	0	1	19	23	13.50	2.700
Ken Kravec, L (4, 1) ERA: 4.22	0.2		2	0	0	0	1	0	0	0	0	0	0	4	4	0.00	0.000
Bill Campbell, R (5, 1) ERA: 3.92	1.0	W	3	0	0	0	2	0	0	0	0	0	0	7	7	0.00	0.000
Dick Tidrow, R (6, 1) ERA: 3.55	2.2		11	3	1	1	3	0	0	0	0	0	0	17	17	3.38	1.125
Willie Hernandez, L (8, 1) ERA: 3.19	0.0		1	1	0	0	0	0	0	0	0	0	0	1	1	∞	∞

Chicago Cubs @ San Francisco Giants
 Candlestick Park, San Francisco, CA
 Wed Sep 01 1982, 6:33 AM EDT
 Att. 7,463 - Sunny - 72 F

AB	38
R	6
H	12
RBI	6
BB	1
SO	8
LOB	10



PITCHER	IP	WLS	BF	H	R	ER	SO	BB	IBB	HBP	BLK	WP	HR	S	P	ERA	WHIP
Lee Smith, R (8, 1) ERA: 3.03	1.1		4	0	0	0	1	0	0	0	0	0	0	6	6	0.00	0.000

Batter	1	2	3	4	5	6	7	8	9	10	AB	R	H	RBI	BB	SO	LOB	TOP										
Tom Herr, S OBP: 0.340, SLG: 0.324 (1, 4) X	0-0 G6-4-3 1B			0-0 4-3		0-0 F8		0-0 4-3			4	0	1	0	0	0	1	St. Louis Cardinals @ San Francisco Giants Candlestick Park, San Francisco, CA Fri Sep 03 1982, 10:05 PM EDT Att: 6,901 - Unknown										
Lonnie Smith, R OBP: 0.387, SLG: 0.450 Tito Landrum, R OBP: 0.351, SLG: 0.409 (1, 7) X (9, 7)	0-0 G6-4-3 1-2f			0-0 G3			0-0 2B		0-0 P4		4	1	1	0	0	0	1											
Keith Hernandez, L OBP: 0.392, SLG: 0.411 (1, 3) S	0-3 K			0-0 F8			0-0 4-3 2B BLK		0-0 CS 1B		4	1	2	1	0	1	0											
George Hendrick, R OBP: 0.314, SLG: 0.433 (1, 9)		0-0 E5 FC6-4			0-0 F7		0-0 4-3		0-3 K		4	0	0	0	0	1	2											
Gene Tenace, R OBP: 0.489, SLG: 0.577 Darrell Porter, L OBP: 0.346, SLG: 0.395 (1, 2) (10, PH) (10, 2)		0-3 K			0-3 K		0-3 K		0-0 CS	4-0 FC1-6 BB	3	0	0	0	0	3	2											
Willie McGee, S OBP: 0.345, SLG: 0.418 (1, 8)		0-0 FC6-4 CS 1-2f			0-3 K		4-0 BLK IBB		0-0 FC1-6 5-3 S 1-2f		3	0	0	0	1	1	2											
Ken Oberkfell, L OBP: 0.327, SLG: 0.345 David Green, R OBP: 0.336, SLG: 0.409 Mike Ramsey, S OBP: 0.317, SLG: 0.333 (1, 5) (7, PH) (7, 5)		0-0 CS	0-0 P6			0-3 K	0-0 G3		0-0 5-3		2	0	0	0	0	1	0											
Ozzie Smith, S OBP: 0.352, SLG: 0.331 (1, 6)			0-0 6-3			0-0 SH2-4 1B		0-3 K		0-0 F7		4	0	1	0	0	1											
Bob Forsch, R OBP: 0.242, SLG: 0.286 Bruce Sutter, R OBP: 0.167, SLG: 0.200 (1, 1) (8, 1)			0-0 G3			0-0 SH2-4		0-3 K			2	0	0	0	0	1	0											
						1-2					0	0	0	0	0	0	0											
Inning Stats	R: 0 E: 0 K: 1 S: 5	H: 1 LOB: 0 BB: 0 P: 5	R: 0 E: 1 K: 1 S: 5	H: 0 LOB: 0 BB: 0 P: 5	R: 0 E: 0 K: 0 S: 3	H: 0 LOB: 0 BB: 0 P: 3	R: 0 E: 0 K: 0 S: 3	H: 0 LOB: 0 BB: 0 P: 3	R: 0 E: 0 K: 1 S: 6	H: 1 LOB: 1 BB: 0 P: 6	R: 2 E: 0 K: 1 S: 7	H: 2 LOB: 1 BB: 1 P: 11	R: 0 E: 0 K: 2 S: 7	H: 0 LOB: 0 BB: 0 P: 7	R: 0 E: 0 K: 1 S: 5	H: 1 LOB: 0 BB: 0 P: 5	R: 0 E: 0 K: 0 S: 3	H: 0 LOB: 1 BB: 1 P: 7	1B: 3 2B: 2 3B: 0 HR: 0	SF: 0 SAC: 1 DP: 1 HBP: 0	WP: 0 PB: 0 SB: 1 CS: 2	PA: 37						
PITCHER	IP WLS BF H R ER SO BB IBB HBP BLK WP HR S P ERA WHIP																											
Atlee Hammaker, L ERA: 4.22 (1, 1)	7.0																											
Al Holland, L ERA: 3.38 (8, 1)	2.0																											
Greg Minton, R ERA: 1.79 (10, 1)	1.0	W	4	0	0	0	0	1	0	0	0	0	0	0	3	7	0.00	1.000										

livebaseballscorecards.com

AB	32
R	2
H	5
RBI	1
BB	2
SO	9
LOB	11



BOTTOM

St. Louis Cardinals @ San Francisco Giants
Candlestick Park, San Francisco, CA
Fri Sep 03 1982, 10:05 PM EDT
Att. 6,901 - Unknown

livebaseballscorecards.com

AB 32
R 3
H 9
RBI 3
BB 7
SO 3
LOB 20



WP: 0 PA: 43
PB: 0
SB: 0
CS: 1

AB R H RBI BB SO LOB

3 1 1 1 2 0 2

5 0 2 0 0 0 4

4 1 2 0 0 0 2

3 0 0 1 2 0 4

3 0 0 0 0 1 1
1 0 0 0 1 0 3

4 0 0 1 0 1 3

3 0 1 0 0 0 1
0 1 0 0 0 0 0

3 0 1 0 0 0 1
0 0 0 0 0 0 0

0 0 0 0 0 0 0
0 0 0 0 0 0 0

2 0 1 0 0 1 0
1 0 1 0 0 0 0
0 0 0 0 0 0 0
0 0 0 0 1 0 0
0 0 0 0 0 0 0

1B: 7 SF: 1
2B: 1 SAC: 2
3B: 1 DP: 1
HR: 0 HBP: 0

Batter	1	2	3	4	5	6	7	8	9	10
Max Venable, L OBP: 0.267, SLG: 0.292 (1, 7)	4-0 E 1B 4-3 BB		4-0 BB BB BB 1-2 1B BB		0-0 6-3		0-0 CS 3-H	0-0 SH5-3 1B	0-0 FC1-6 1-2f 3-H	
Joe Morgan, L OBP: 0.404, SLG: 0.440 (1, 4)	0-0 E7 4-3 1-3 1B		0-0 F9		0-0 F7			0-0 SH5-3 1-2 1B	0-0 B2-3	
Chili Davis, S OBP: 0.316, SLG: 0.406 (1, 8)	0-0 F5		0-0 G5-4-3 1-2 2-3 1B			0-0 6-3		0-0 SH5-3 1-2 2-3		0-0 SF8 3B
Jack Clark, R OBP: 0.366, SLG: 0.468 (1, 9)	0-0 4-3 2-3 3-H		0-0 G5-4-3 1-2f			0-0 5-3		4-0 IBB		4-0 IBB IBB
Reggie Smith, S OBP: 0.370, SLG: 0.487 Dave Bergman, L OBP: 0.336, SLG: 0.323 (1, 3) (7, 3)	0-0 4-3			0-3 K		0-0 3-1		0-0 P6		4-0 IBB IBB
Darrell Evans, L OBP: 0.341, SLG: 0.417 (1, 5)		0-0 G3		0-0 4-3			0-3 K	0-0 P4		0-0 SF8 3-H
Milt May, L OBP: 0.312, SLG: 0.385 Guy Sularz, R OBP: 0.258, SLG: 0.294 (1, 2) (9, PR) (10, 6)		0-0 F8		4-0 BB			0-0 F8		0-0 SH1-3 FC1-6 2B	
Johnnie LeMaster, R OBP: 0.270, SLG: 0.276 Joe Pettini, R OBP: 0.257, SLG: 0.188 (1, 6) (7, PR) (8, 6)		0-0 6-3		0-0 5-3			0-0 1B CS 1B		0-0 SH1-3 2-3	
Duane Kuiper, L OBP: 0.391, SLG: 0.358 Greg Minton, S OBP: 0.143, SLG: 0.231 (9, PH) (10, 1)							0-0 1B 1-3 1B		4-0 FC1-6 BB	
Atlee Hammaker, S OBP: 0.091, SLG: 0.091 Champ Summers, L OBP: 0.336, SLG: 0.374 Al Holland, R OBP: 0.074, SLG: 0.074 Jim Wainford, R OBP: 0.323, SLG: 0.342 Bob Brenly, R OBP: 0.365, SLG: 0.420 (1, 1) (7, PH) (8, 1) (9, PH) (9, PR) (10, 2)			0-0 1B BB 1B		0-3 K					

Inning Stats	R: 1	H: 1	E: 1	K: 0	S: 4	R: 0	H: 0	E: 0	K: 0	S: 3	R: 0	H: 2	E: 0	K: 0	S: 4	R: 0	H: 0	E: 0	K: 1	S: 5	R: 0	H: 0	E: 0	K: 1	S: 5	R: 0	H: 2	E: 0	K: 1	S: 6	R: 0	H: 2	E: 0	K: 0	S: 5	R: 1	H: 1	E: 0	K: 0	S: 4	R: 0	H: 1	E: 0	K: 0	S: 2	R: 1	H: 2	E: 0	K: 0	S: 10	1B: 7	2B: 1	3B: 1	HR: 0	SF: 1	SAC: 2	DP: 1	HBP: 0
PITCHER	IP	WLS	BF	H	R	ER	SO	BB	IBB	HBP	BLK	WP	HR	S	P	ERA	WHIP																																									
Bob Forsch, R ERA: 3.76 (1, 1)	7.0		29	7	1	0	3	3	0	0	0	0	0	32	44	0.00	1.429																																									
Bruce Sutter, R ERA: 3.29 (8, 1)	2.1	L	13	2	2	2	0	1	3	0	0	0	0	9	25	7.71	1.286																																									

Batter	1	2	3	4	5	6	7	8	9	AB R H RBI BB SO LOB	TOP																
Tom Herr, S (1, 4) OBP: 0.336, SLG: 0.320	0-0 4-3		0-0 F7	0-0 6-3		0-0 6-3			0-0 4-3	5 0 0 0 0 0 2																	
Lonnie Smith, R (1, 7) OBP: 0.392, SLG: 0.455	0-0 E 2B		0-0 S 2B 1B		4-0 E S SF8 BB	1-0 S HBP			0-0 S S 1B	3 3 3 0 1 0 0																	
Keith Hernandez, L (1, 3) OBP: 0.390, SLG: 0.412	0-0 P6		0-0 1-H 1B 2B		0-0 S S SF8 1-H	0-3 K 1-2			0-3 S S K 1-2	4 0 1 2 0 2 4																	
George Hendrick, R (1, 9) OBP: 0.317, SLG: 0.433	0-0 E7 2-H 1B		0-0 2-H 1B		0-0 5-3				0-0 F8	4 0 2 1 1 0 0																	
Darrell Porter, L (1, 2) OBP: 0.347, SLG: 0.391	0-3 S S K		4-0 S S K BB		4-0 S S 1B BB				0-0 S S 3-1 2-3	3 0 0 0 2 1 3																	
Willie McGee, S (1, 8)		0-0 HR	0-3 S S K		0-0 1-2 1B				0-0 6-3	4 1 2 1 0 1 2																	
Ken Oberkfell, L (1, 5) OBP: 0.324, SLG: 0.341		0-0 G3		0-0 1-3	0-0 3-1				0-0 6-3	4 0 0 0 0 0 2																	
Ozzie Smith, S (1, 6) OBP: 0.353, SLG: 0.330		4-0 CS BB		4-0 BLK BB		0-0 E6 6-3 SH1			0-0 5-3	2 0 0 0 2 0 0																	
Dave LaPoint, L (1, 1) OBP: 0.091, SLG: 0.063		0-3 K	0-3 K		0-3 K				0-0 F7	2 0 0 0 0 2 2																	
Doug Bair, R (7, 1) OBP: 0.111, SLG: 0.111										1 0 0 0 0 0 0																	
Jim Kaat, L (9, 1)										0 0 0 0 0 0 0																	
Bruce Sutter, R (9, 1) OBP: 0.167, SLG: 0.200										0 0 0 0 0 0 0																	
Inning Stats	R: 1 E: 1 K: 1 S: 7	H: 2 LOB: 1 BB: 0 P: 7	R: 1 E: 0 K: 1 S: 5	H: 1 LOB: 0 BB: 1 P: 9	R: 1 E: 0 K: 1 S: 7	H: 3 LOB: 2 BB: 1 P: 11	R: 0 E: 0 K: 1 S: 5	H: 0 LOB: 1 BB: 1 P: 9	R: 1 E: 0 K: 0 S: 4	H: 1 LOB: 2 BB: 2 P: 12	R: 0 E: 1 K: 1 S: 6	H: 0 LOB: 2 BB: 0 P: 7	R: 0 E: 0 K: 0 S: 3	H: 0 LOB: 0 BB: 0 P: 3	R: 0 E: 0 K: 0 S: 3	H: 0 LOB: 0 BB: 0 P: 3	R: 0 E: 0 K: 1 S: 6	H: 1 LOB: 2 BB: 1 P: 10	1B: 5 2B: 2 3B: 0 HR: 1	SF: 1 SAC: 1 DP: 0 HBP: 1	WP: 0 PB: 0 SB: 5 CS: 1	PA: 41					
PITCHER	IP	WLS	BF	H	R	ER	SO	BB	IBB	HBP	BLK	WP	HR	S	P	ERA	WHIP										
Mark Dempsey, R (1, 1) ERA: 10.13	2.2		14	6	3	3	2	2	0	0	0	0	1	16	24	10.12	3.000										
Mike Chris, L (3, 1) ERA: 6.52	2.1		11	1	1	1	2	3	0	0	1	0	0	12	24	3.86	1.714										
Jim Barr, R (6, 1) ERA: 3.36	2.0		8	0	0	0	1	0	0	1	0	0	0	9	10	0.00	0.000										
Gary Lavelle, L (8, 1) ERA: 2.69	2.0	W	8	1	0	0	1	0	1	0	0	0	0	9	13	0.00	0.500										

St. Louis Cardinals @ San Francisco Giants
 Candlestick Park, San Francisco, CA
 Sat Sep 04 1982, 10:05 PM EDT
 Att: 11,711 - Unknown

livebaseballscorecards.com

AB 32
 R 4
 H 8
 RBI 4
 BB 6
 SO 6
 LOB 15



Batter	1	2	3	4	5	6	7	8	9	AB	R	H	RBI	BB	SO	LOB	BOTTOM	
Jim Wohlford, R (1, 7) OBP: 0.326, SLG: 0.345 Jeffrey Leonard, R (9, PH) OBP: 0.288, SLG: 0.401	0-0 BB BB 1B		0-3 K		0-0 F8		0-0 S 1B		0-0 G3 1B HR 1B	4	0	2	0	0	1	0	St. Louis Cardinals @ San Francisco Giants Candlestick Park, San Francisco, CA Sat Sep 04 1982, 10:05 PM EDT Att. 11,711 - Unknown	
Joe Morgan, L (1, 4) OBP: 0.404, SLG: 0.440	0-0 F8		0-0 G6-4-3 1B		0-0 F8		0-0 F8		0-0 G3 HR 1B	5	1	2	0	0	0	3		
Chili Davis, S (1, 8) OBP: 0.317, SLG: 0.404	0-3 K		0-0 G6-4-3 1-2f			0-0 2B 1B	4-0 FC6-4 BB		0-0 G3 1-2 2-3	4	1	1	0	1	1	4		
Jack Clark, R (1, 9) OBP: 0.369, SLG: 0.477	4-0 BB 1-2 BB			0-0 L7		0-0 1-H 2B	0-0 FC6-4 1-2f		0-0 HR 2-H 3-H	4	1	2	4	1	0	2		
Reggie Smith, S (1, 3) OBP: 0.369, SLG: 0.482	4-0 FC6-4 1-2 2-3 BB			0-0 6-3		0-3 K		0-3 K		3	0	0	0	1	2	1		
Bob Brenly, R (1, 2) OBP: 0.365, SLG: 0.418 Milt May, L (8, PH) OBP: 0.311, SLG: 0.384 (9, 2)	0-0 FC6-4 1-2f			0-0 HBP 1B		0-3 K		0-3 K		3	0	1	0	0	1	4		
Darrell Evans, L (1, 5) OBP: 0.345, SLG: 0.417		4-0 L4-3 BB		1-0 HBP 1B		0-0 F8		0-0 1B		2	0	1	0	1	0	1		
Guy Sularz, R (1, 6) OBP: 0.261, SLG: 0.287 Champ Summers, L (8, PH) OBP: 0.336, SLG: 0.371 Joe Pettini, R (9, 6)		0-0 L4-3 1-2		0-0 6-3			4-0 F8 1B E BB	0-3 K		2	1	0	0	1	0	3		
Mark Dempsey, R (1, 1) Mike Chris, L (3, 1) Brad Weisman, R (5, PH) Jim Barr, R (6, 1) John Rabb, R (7, PH) Gary Lavelle, S (8, 1) Duane Kuiper, L (9, PH) OBP: 0.187, SLG: 0.250 OBP: 0.389, SLG: 0.356		0-0 F8			0-0 L9		0-3 K		0-0 1-3	1	0	0	0	0	0	0		
Inning Stats	R: 0 H: 1 E: 0 LOB: 3 K: 1 BB: 2 S: 6 P: 14	R: 0 H: 0 E: 0 LOB: 0 K: 0 BB: 1 S: 2 P: 6	R: 0 H: 1 E: 0 LOB: 0 K: 1 BB: 0 S: 5 P: 5	R: 0 H: 1 E: 0 LOB: 2 K: 0 BB: 0 S: 4 P: 5	R: 0 H: 0 E: 0 LOB: 0 K: 0 BB: 0 S: 3 P: 3	R: 1 H: 2 E: 0 LOB: 1 K: 2 BB: 0 S: 9 P: 9	R: 1 H: 1 E: 0 LOB: 2 K: 1 BB: 2 S: 6 P: 14	R: 0 H: 1 E: 0 LOB: 1 K: 3 BB: 0 S: 10 P: 10	R: 3 H: 3 E: 0 LOB: 0 K: 0 BB: 0 S: 5 P: 5	1B: 8 SF: 0 2B: 2 SAC: 0 3B: 0 DP: 2 HR: 1 HBP: 1	WP: 0 PA: 40 PB: 0 SB: 1 CS: 0							
PITCHER Dave LaPoint, L (1, 1) ERA: 3.66 Doug Bair, R (7, 1) ERA: 2.75 Jim Kaat, L (9, 1) ERA: 3.86 Bruce Sutter, R (9, 1) ERA: 3.38	IP WLS BF H R ER SO BB IBB HBP BLK WP HR S P ERA WHIP 6.2 1 30 6 2 1 5 5 0 1 0 0 0 34 55 1.35 1.650 1.2 7 2 1 1 3 0 0 0 0 0 0 0 13 13 5.40 1.200 0.0 1 1 0 0 0 0 0 0 0 0 0 0 1 1 ∞ ∞ 0.1 L 2 1 2 2 0 0 0 0 0 0 0 1 2 2 54.00 3.000	PITCHER IP WLS BF H R ER SO BB IBB HBP BLK WP HR S P ERA WHIP 0.0 0 0 0 0 0 0 0 0 0 0 0 0 0 0 0 0 0 0.0 0 0 0 0 0 0 0 0 0 0 0 0 0 0 0 0 0 0.0 0 0 0 0 0 0 0 0 0 0 0 0 0 0 0 0 0 0.0 0 0 0 0 0 0 0 0 0 0 0 0 0 0 0 0 0 0.0 0 0 0 0 0 0 0 0 0 0 0 0 0 0 0 0 0 0.0 0 0 0 0 0 0 0 0 0 0 0 0 0 0 0 0 0 0.0 0 0 0 0 0 0 0 0 0 0 0 0 0 0 0 0 0 0.0 0 0 0 0 0 0 0 0 0 0 0 0 0 0 0 0 0																

livebaseballscorecards.com

AB	34
R	5
H	10
RBI	4
BB	5
SO	8
LOB	20



Batter	1	2	3	4	5	6	7	8	9	AB R H RBI BB SO LOB	TOP	
Tom Herr, S (1, 4) OBP: 0.335, SLG: 0.319	0-0 3-1		0-0 F7			0-0 HBP 1B		0-0 F8		4 1 1 0 0 0 1	St. Louis Cardinals @ San Francisco Giants Candlestick Park, San Francisco, CA Sun Sep 05 1982, 6:33 AM EDT Att. 19,577 - Sunny - 75 F	
Lonnie Smith, R (1, 7) OBP: 0.394, SLG: 0.457	0-0 F9			0-0 5-3 2B		1-0 1B 1-2 HBP		4-0 CS BB		2 0 1 0 1 0 0		
Keith Hernandez, L (1, 3) OBP: 0.390, SLG: 0.411	0-0 L6			0-3 K		0-0 1-3 2-H 1B		0-0 F5		4 0 1 1 0 1 2		
George Hendrick, R (1, 9) OBP: 0.315, SLG: 0.429		0-3 K		0-0 5-3		0-0 5-3		0-0 6-3		4 0 0 0 0 1 4		
Darrell Porter, L (1, 2) OBP: 0.343, SLG: 0.386		0-3 K		0-0 4-3		0-0 G3		0-0 P6		4 0 0 0 0 1 3		
Willie McGee, S (1, 8) OBP: 0.346, SLG: 0.426		0-0 G3			0-0 4-3	0-0 4-3		0-0 G3 1B		4 0 1 0 0 0 2		
Ken Oberkfell, L (1, 5) OBP: 0.326, SLG: 0.348			0-0 6-3 2B		0-0 2B		0-0 3-1		0-0 G3	4 0 2 0 0 0 1		
Ozzie Smith, S (1, 6) OBP: 0.351, SLG: 0.327			0-0 6-3		0-3 K2-3		0-0 B5-3		0-0 1-6-3	4 0 0 0 0 1 3		
John Stuper, R (1, 1) OBP: 0.156, SLG: 0.194 John Martin, S (8, 1) OBP: 0.167, SLG: 0.091 Jim Kaat, L (8, 1)			0-0 6-3		0-3 K		0-3 K			3 0 0 0 0 2 2 0 0 0 0 0 0 0 0 0 0 0 0 0 0		
Inning Stats	R: 0 E: 0 K: 0 S: 3 H: 0 LOB: 0 BB: 0 P: 3	R: 0 E: 0 K: 2 S: 7 H: 0 LOB: 0 BB: 0 P: 7	R: 0 E: 0 K: 0 S: 4 H: 1 LOB: 1 BB: 0 P: 4	R: 0 E: 0 K: 1 S: 6 H: 1 LOB: 1 BB: 0 P: 6	R: 0 E: 0 K: 2 S: 8 H: 1 LOB: 1 BB: 0 P: 8	R: 1 E: 0 K: 0 S: 5 H: 2 LOB: 2 BB: 0 P: 6	R: 0 E: 0 K: 1 S: 5 H: 0 LOB: 0 BB: 0 P: 5	R: 0 E: 0 K: 0 S: 3 H: 0 LOB: 1 BB: 1 P: 7	R: 0 E: 0 K: 0 S: 4 H: 1 LOB: 1 BB: 0 P: 4	1B: 3 2B: 3 3B: 0 HR: 0 SF: 0 SAC: 0 DP: 0 HBP: 1	WP: 0 PB: 0 SB: 0 CS: 1 PA: 35	
PITCHER Fred Breining, R (1, 1) ERA: 3.12	IP WLS BF H R ER SO BB IBB HBP BLK WP HR S P ERA WHIP	9.0 W 35 6 1 1 6 1 0 1 0 0 0 0 45 50 1.00 0.778										

AB	33
R	1
H	6
RBI	1
BB	1
SO	6
LOB	18



WP: 0	PA: 35
PB: 0	
SB: 0	
CS: 1	

Batter	1	2	3	4	5	6	7	8	9
Max Venable, L (1, 7) Jeffrey Leonard, R (8, PH) Johnnie LeMaster, R (9, 6) OBP: 0.257, SLG: 0.280 OBP: 0.292, SLG: 0.401 OBP: 0.270, SLG: 0.276	0-0 P6		0-0 4-3		0-0 F9		0-0 F8	4-0 2B BB	
Joe Morgan, L (1, 4) OBP: 0.408, SLG: 0.443	4-0 BB		4-0 BB		4-0 4-3		4-0 BB	0-0 1-3 2-3 3-H 2B	
Chili Davis, S (1, 8) OBP: 0.316, SLG: 0.408	0-0 F6		0-0 4-3			0-0 HR	0-0 1-3	0-0 F7	
Jack Clark, R (1, 9) OBP: 0.366, SLG: 0.473	0-0 4-3			0-0 5-3		0-0 6-3		0-3 K	
Reggie Smith, S (1, 3) Jim Wohlford, R (9, 7) OBP: 0.367, SLG: 0.477 OBP: 0.326, SLG: 0.345		0-0 4-3		4-0 BB		0-0 F7		0-0 L8	
Darrell Evans, L (1, 5) OBP: 0.346, SLG: 0.419		0-0 G3		0-0 F8		4-0 BB		0-0 1B 2B	
Milt May, L (1, 2) OBP: 0.313, SLG: 0.383		0-0 FC6-4 1B		0-0 G3		0-0 2-3		4-0 BB 1B IBB	
Guy Sularz, R (1, 6) Dwayne Klumper, L (7, PH) Joe Pettini, R (7, PR) Champ Summers, L (8, PH) Dave Bergman, L (9, 3) OBP: 0.266, SLG: 0.284 OBP: 0.352, SLG: 0.356 OBP: 0.257, SLG: 0.188 OBP: 0.341, SLG: 0.376 OBP: 0.336, SLG: 0.323		0-0 FC6-4 1-2f			4-0 SH3-4 S BB		4-0 SH2-4 BB	0-0 BB BB 1-2 2-H 2B 1B	
Fred Breining, R (1, 1) OBP: 0.300, SLG: 0.176			0-3 K		0-0 SH3-4 1-3		0-0 SH2-4 1-2	4-0 BB BB 1-2 2-3 2B BB	


AB	R	H	RBI	BB	SO	LOB
4	0	0	0	0	0	3
0	0	0	1	1	0	0
0	0	0	0	0	0	0
2	0	1	2	3	0	1
5	1	1	1	0	0	6
4	0	0	0	0	1	1
3	0	0	0	1	0	0
0	0	0	0	0	0	0
3	1	1	0	1	0	1
3	1	1	0	1	0	2
1	0	0	0	1	0	1
0	0	0	0	1	0	0
0	0	0	0	0	0	0
1	1	1	1	0	0	0
0	0	0	0	0	0	0
1	1	0	0	1	1	0

AB	R	H	RBI	BB	SO	LOB
27	5	5	5	10	2	15

Inning Stats	R: 0	H: 0	E: 0	K: 0	S: 3	H: 1	LOB: 1	BB: 1	P: 7	R: 0	H: 0	E: 0	K: 1	S: 5	H: 0	LOB: 1	BB: 1	P: 9	R: 0	H: 0	E: 0	K: 0	S: 3	H: 0	LOB: 1	BB: 1	P: 7	R: 1	H: 1	E: 0	K: 0	S: 4	H: 0	LOB: 2	BB: 2	P: 11	R: 4	H: 3	E: 0	K: 1	S: 8	H: 3	LOB: 2	BB: 3	P: 20
1B: 2	SF: 0	2B: 2	SAC: 2	3B: 0	DP: 0	HR: 1	HBP: 0	WP: 0	PA: 39	WP: 0	PA: 39	ERA	WHIP	ERA	WHIP																														

St. Louis Cardinals @ San Francisco Giants
Candlestick Park, San Francisco, CA
 Sun Sep 05 1982, 6:33 AM EDT
 Att: 19,577 - Sunny - 75 F

livebaseballscores.com



San Francisco Giants @ Atlanta Braves
 Atlanta-Fulton County Stadium, Atlanta, GA

Mon Sep 06 1982, 7:05 PM EDT
 Att. 9,051 - Unknown

AB	34
R	8
H	9
RBI	8
BB	7
SO	6
LOB	18



WP	1	PA	42
PB	0		
SB	2		
CS	0		

Batter		1	2	3	4	5	6	7	8	9	AB	R	H	RBI	BB	SO	LOB
Chili Davis, S OBP: 0.315, SLG: 0.406	(1, 8)	0-0 4-3			0-3 K		0-0 F7	0-0 FC4-6		0-0 G3 S 2B 1B	5	1	1	0	0	1	4
Joe Morgan, L OBP: 0.406, SLG: 0.438	(1, 4)	0-0 P5			0-0 P6		0-0 P2		4-0 BLK 1B BB	0-0 G3	4	1	0	1	1	0	2
Jack Clark, R OBP: 0.366, SLG: 0.471	(1, 9)	0-0 6-3			0-0 F7			0-0 BB 2B 1B	0-0 F9	4-0 2B 1B IBB	4	2	1	0	1	0	1
Reggie Smith, S OBP: 0.366, SLG: 0.472	(1, 3)		0-0 F7			0-0 4-3		4-0 2B 1B BB	0-3 K	0-0 1B 2B	3	1	0	0	1	1	1
Dave Bergman, L OBP: 0.342, SLG: 0.340	(8, 3)								1-2 BB	1-3 3-H	1	1	1	1	0	0	0
Darrell Evans, L OBP: 0.349, SLG: 0.418	(1, 5)		0-0 6-3			4-0 S BB		0-0 F8	4-0 1B IBB	0-0 G5-4-3 1B	3	1	1	2	2	0	2
Jeffrey Leonard, R OBP: 0.294, SLG: 0.406	(1, 7)		0-3 K			0-3 K		0-0 1B 2B	0-0 1B IBB	0-0 G5-4-3	5	0	2	2	0	2	2
Milt May, L OBP: 0.315, SLG: 0.383	(1, 2)			0-0 P6		0-0 P4		4-0 1B IBB	0-0 FC6-4 1B		3	0	1	1	1	0	1
Guy Sularz, R OBP: 0.271, SLG: 0.281	(1, 6)			0-0 5-3			4-0 WP SH3-4 BB	0-0 FC4-6 1B	0-0 FC6-4		1	0	0	0	1	0	0
Champ Summers, L OBP: 0.345, SLG: 0.381	(7, PH)							1-2 2-3 3-H			1	0	1	1	0	0	0
Joe Pettini, R OBP: 0.250, SLG: 0.182	(7, 6)							1-2 2-3 3-H		1-2f	1	0	0	0	0	0	2
Bill Laskey, R OBP: 0.143, SLG: 0.111	(1, 1)			0-3 K			0-0 SH3-4	0-3 K			1	0	0	0	0	1	0
Duane Kuiper, L OBP: 0.390, SLG: 0.354	(7, PH)									1B G3 1B	1	0	0	0	0	1	3
Al Holland, R OBP: 0.074, SLG: 0.074	(7, 1)										0	0	0	0	0	0	0
Greg Minton, S OBP: 0.200, SLG: 0.266	(8, 1)										1	1	1	0	0	0	0

Inning Stats

R: 0	H: 0	R: 0	H: 0	R: 0	H: 0	R: 0	H: 0	R: 0	H: 0	R: 2	H: 3	R: 2	H: 2	R: 4	H: 4
E: 0	LOB: 0	E: 0	LOB: 0	E: 0	LOB: 0	E: 0	LOB: 1	E: 0	LOB: 1	E: 0	LOB: 3	E: 0	LOB: 2	E: 0	LOB: 0
K: 0	BB: 0	K: 1	BB: 0	K: 1	BB: 0	K: 1	BB: 1	K: 0	BB: 1	K: 1	BB: 2	K: 1	BB: 2	K: 0	BB: 1
S: 3	P: 3	S: 5	P: 5	S: 5	P: 5	S: 5	P: 9	S: 3	P: 7	S: 8	P: 16	S: 7	P: 15	S: 6	P: 10

PITCHER		IP	WLS	BF	H	R	ER	SO	BB	IBB	HBP	BLK	WP	HR	S	P	ERA	WHIP
Tommy Boggs, R ERA: 1.71	(1, 1)	6.0		20	0	0	0	4	2	0	0	0	1	0	26	34	0.00	0.333
Steve Bedrosian, R ERA: 2.35	(7, 1)	0.1		3	1	2	2	0	1	0	0	0	0	0	2	6	54.00	6.000
Donnie Moore, R ERA: 4.86	(7, 1)	1.1	L	10	3	2	2	2	1	2	0	1	0	0	11	23	13.50	3.000
Carlos Diaz, L ERA: 4.62	(8, 1)	0.2		6	3	3	3	0	0	1	0	0	0	0	5	9	40.50	4.500
Ken Dayley, L ERA: 4.81	(9, 1)	0.0		2	2	1	1	0	0	0	0	0	0	0	2	2	∞	∞
José Álvarez, R ERA: 6.35	(9, 1)	0.2		1	0	0	0	0	0	0	0	0	0	0	1	1	0.00	0.000

Batter	1	2	3	4	5	6	7	8	9	AB R H RBI BB SO LOB
Jerry Royster, R (1, 4) OBP: 0.366, SLG: 0.363	0-0 L6-4 G3 1B		0-0 F4		0-0 SH3-4		0-0 5-3		0-0 F9	4 0 1 0 0 0 1
Rafael Ramirez, R (1, 6) OBP: 0.309, SLG: 0.349	0-0 G3 1-2		0-0 1B 1B		0-0 1B		0-3 K			4 0 2 0 0 1 1
Claudell Washington, L (1, 9) OBP: 0.331, SLG: 0.403	0-0 L6-4 2-3		0-0 F9		0-0 SF9		0-3 K			3 0 0 1 0 1 3
Dale Murphy, R (1, 8) OBP: 0.372, SLG: 0.526		0-0 5-3	0-0 1B 2-3		0-0 F8			1-0 HBP		3 0 1 0 0 0 1
Bob Horner, R (1, 5) OBP: 0.353, SLG: 0.495		0-0 HR	0-0 P6			0-0 F8		0-0 F8		4 1 1 1 0 0 4
Chris Chambliss, L (1, 3) OBP: 0.338, SLG: 0.425		4-0 BB BB		0-0 F8		0-0 2B		0-3 K		3 0 1 0 1 1 1
Rufino Linares, R (1, 7) OBP: 0.326, SLG: 0.385		0-0 F9		0-0 P4		4-0 BB		0-3 K		3 0 0 0 1 1 2
Matt Sinatro, R (1, 2) OBP: 0.207, SLG: 0.268 Ken Smith, L (9, PH) OBP: 0.410, SLG: 0.333		0-0 F7		0-0 3-1		0-0 F7			0-3 K	3 0 0 0 0 0 3 1 0 0 0 0 1 0
Tommy Boggs, R (1, 1) OBP: 0.333, SLG: 0.333 Bob Porter, L (6, PH) OBP: 0.167, SLG: 0.130 Steve Bedrosian, R (7, 1) OBP: 0.087, SLG: 0.045 Donnie Moore, L (7, 1) Carlos Diaz, R (8, 1) Ken Dayley, L (9, 1) José Alvarez, R (9, 1) Larry Whisenton, L (9, PH) OBP: 0.359, SLG: 0.432			0-0 1B 1B		0-0 1B SH3-4 SF9 1B		0-3 K		0-0 4-3	2 1 2 0 0 0 0 1 0 0 0 0 1 2 0 1 0 0 0 0 0 0

BOTTOM

San Francisco Giants @ Atlanta Braves
Atlanta-Fulton County Stadium, Atlanta, GA

livebaseballscorecards.com

AB	32
R	2
H	8
RBI	2
BB	2
SO	6
LOB	18



WP: 0	PA: 37
PB: 0	
SB: 0	
CS: 0	

Mon Sep 06 1982, 7:05 PM EDT
Att. 9,051 - Unknown

Inning Stats	R: 0	H: 1	E: 0	K: 0	S: 3	P: 3	R: 1	H: 1	E: 0	K: 0	S: 4	R: 0	H: 3	E: 0	K: 0	S: 6	R: 0	H: 0	E: 0	K: 0	S: 3	R: 1	H: 2	E: 0	K: 1	S: 5	R: 0	H: 1	E: 0	K: 2	S: 7	R: 0	H: 0	E: 0	K: 2	S: 7	R: 0	H: 0	E: 0	K: 1	S: 5	R: 0	H: 0	E: 0	K: 1	S: 5	1B: 6	SF: 1	2B: 2	SAC: 1	3B: 0	DP: 1	HR: 1	HBP: 1	WP: 0	PA: 37
--------------	------	------	------	------	------	------	------	------	------	------	------	------	------	------	------	------	------	------	------	------	------	------	------	------	------	------	------	------	------	------	------	------	------	------	------	------	------	------	------	------	------	------	------	------	------	------	-------	-------	-------	--------	-------	-------	-------	--------	-------	--------

PITCHER	IP	WLS	BF	H	R	ER	SO	BB	IBB	HBP	BLK	WP	HR	S	P	ERA	WHIP
Bill Laskey, R (1, 1) ERA: 2.65	6.0		27	8	2	2	1	2	0	0	0	0	1	27	35	3.00	1.667
Al Holland, L (7, 1) ERA: 3.34	1.0	W	4	0	0	0	2	0	0	1	0	0	0	7	8	0.00	0.000
Greg Minton, R (8, 1) ERA: 1.75	2.0	S	6	0	0	0	3	0	0	0	0	0	0	12	12	0.00	0.000

Batter	1	2	3	4	5	6	7	8	9	AB R H RBI BB SO LOB	TOP		
Chili Davis, S (1, 8) OBP: 0.315, SLG: 0.410	0-0 HR		0-0 F7		0-0 F2			0-0 3-1		4 1 1 1 0 0 1	San Francisco Giants @ Atlanta Braves Atlanta-Fulton County Stadium, Atlanta, GA Tue Sep 07 1982, 7:05 PM EDT Att. 7,523 - Unknown livebaseballscorecards.com		
Joe Morgan, L (1, 4) OBP: 0.407, SLG: 0.439	0-0 3-1 S 1B		0-3 K		0-0 G3			0-0 1-3 1B		4 0 2 0 0 1 1			
Jack Clark, R (1, 9) OBP: 0.365, SLG: 0.469	0-0 F7 1-2			0-0 HR 1B		0-0 F8		0-0 1-3 1-2		4 1 1 0 0 0 2			
Reggie Smith, S (1, 3) OBP: 0.365, SLG: 0.479 Dave Bergman, L (8, 3) OBP: 0.342, SLG: 0.340	0-0 3-1 2-3			0-0 1-H HR		0-0 F7		0-0 F8		4 1 1 2 0 0 2 0 0 0 0 0 0 0			
Darrell Evans, L (1, 5) OBP: 0.348, SLG: 0.417	0-0 F5			0-0 3-1		0-0 L3			0-0 G3-6-3 1B	4 0 1 0 0 0 1			
Jeffrey Leonard, R (1, 7) OBP: 0.293, SLG: 0.403		0-0 6-3		0-0 F9		0-0 4-3 S 1B		0-0 G3-6-3 1-2		4 0 1 0 0 0 1			
Milt May, L (1, 2) OBP: 0.314, SLG: 0.381		0-3 K		0-0 4-3		0-0 4-3 1-3		0-0 1B		4 0 1 0 0 1 1			
Johnnie LeMaster, R (1, 6) OBP: 0.268, SLG: 0.273		0-0 6-3			0-0 5-3		0-3 K		0-0 6-3	4 0 0 0 0 1 2			
Jim Barr, R (1, 1) OBP: 0.269, SLG: 0.308 Gary Lavelle, S (8, 1) OBP: 0.167, SLG: 0.250 Greg Minton, S (8, 1) OBP: 0.200, SLG: 0.286			0-0 6-3		0-0 1B		0-0 6-3			3 0 1 0 0 0 1 0 0 0 0 0 0 0 0 0 0 0 0 0 0			
Inning Stats	R: 1 H: 2 E: 0 LOB: 1 K: 0 BB: 0 S: 5 P: 5	R: 0 H: 0 E: 0 LOB: 0 K: 1 BB: 0 S: 5 P: 5	R: 0 H: 0 E: 0 LOB: 0 K: 1 BB: 0 S: 5 P: 5	R: 2 H: 2 E: 0 LOB: 0 K: 0 BB: 0 S: 5 P: 5	R: 0 H: 1 E: 0 LOB: 1 K: 0 BB: 0 S: 4 P: 4	R: 0 H: 0 E: 0 LOB: 0 K: 0 BB: 0 S: 3 P: 3	R: 0 H: 1 E: 0 LOB: 1 K: 1 BB: 0 S: 6 P: 6	R: 0 H: 1 E: 0 LOB: 1 K: 0 BB: 0 S: 4 P: 4	R: 0 H: 2 E: 0 LOB: 1 K: 0 BB: 0 S: 4 P: 4	1B: 7 SF: 0 2B: 0 SAC: 0 3B: 0 DP: 1 HR: 2 HBP: 0	WP: 0 PA: 35 PB: 0 SB: 2 CS: 0		
PITCHER	IP WLS BF H R ER SO BB IBB HBP BLK WP HR S P ERA WHIP											PITCHER	IP WLS BF H R ER SO BB IBB HBP BLK WP HR S P ERA WHIP
Rick Camp, R (1, 1) ERA: 3.41 Gene Garber, R (9, 1) ERA: 2.53	8.0 L 31 7 3 3 3 0 0 0 0 0 0 2 37 37 3.38 0.875												



Batter	1	2	3	4	5	6	7	8	9
Jerry Royster, R OBP: 0.369, SLG: 0.366 (1, 4)	0-0 BLK 1B		0-0 4-3		0-0 G6-4-3 1-2f 2-3			0-0 2B 1B	
Rafael Ramirez, R OBP: 0.308, SLG: 0.351 (1, 6)	0-0 F9 1-2		0-0 F9		0-0 6-3			0-0 1-H 2B	
Claudell Washington, L OBP: 0.329, SLG: 0.401 (1, 9)	0-0 F5			0-0 6-3		0-0 F8		4-0 BB BB BB BB	
Bob Watson, R OBP: 0.333, SLG: 0.473 (8, PH)									
Albert Hall, S OBP: 0.077, SLG: 0.077 (9, 1)									
Gene Garber, R OBP: 0.077, SLG: 0.077 (9, 1)									
Dale Murphy, R OBP: 0.371, SLG: 0.530 (1, 8)	0-3 K			0-0 HR		0-0 F8		0-3 K	
Bob Horner, R OBP: 0.350, SLG: 0.490 (1, 5)		0-0 F7		0-0 F8		0-0 P4		0-0 6-3	
Chris Chambliss, L OBP: 0.339, SLG: 0.425 (1, 3)		0-0 6-3		4-0 BB		0-0 G6-4-3 1B		0-0 3-1	
Rufino Linares, R OBP: 0.330, SLG: 0.387 (1, 7)		0-0 1B		0-0 F8		0-0 G6-4-3 1-2f		0-0 1B	
Matt Sinatro, R OBP: 0.197, SLG: 0.254 (1, 2)		0-0 F8			0-0 E4 G6-4-3 SH		0-0 F5	0-3 K	
Larry Whisenton, L OBP: 0.357, SLG: 0.429 (9, PH)									
Rick Camp, R OBP: 0.390, SLG: 0.314 (1, 1)			0-3 K		0-0 SH G6-4-3 1-2			0-0 3-1	0-0 4-3
Ken Smith, L OBP: 0.390, SLG: 0.314 (8, PH)									
Ken Smith, L OBP: 0.390, SLG: 0.314 (9, 7)									

Inning Stats	R: 0	H: 1	E: 0	K: 1	S: 6	LOB: 1	BB: 0	P: 6	R: 0	H: 1	E: 0	K: 0	S: 4	LOB: 1	BB: 0	P: 4	R: 0	H: 0	E: 1	K: 0	S: 4	LOB: 1	BB: 0	P: 4	R: 0	H: 0	E: 0	K: 0	S: 3	LOB: 0	BB: 0	P: 3	R: 0	H: 1	E: 0	K: 0	S: 3	LOB: 0	BB: 0	P: 3	R: 1	H: 2	E: 0	K: 1	S: 7	LOB: 2	BB: 1	P: 11	R: 0	H: 1	E: 0	K: 1	S: 6	LOB: 1	BB: 0	P: 6	1B: 5	SF: 0	2B: 1	SAC: 1	3B: 0	DP: 2	HR: 1	HBP: 0	WP: 0	PA: 36
--------------	------	------	------	------	------	--------	-------	------	------	------	------	------	------	--------	-------	------	------	------	------	------	------	--------	-------	------	------	------	------	------	------	--------	-------	------	------	------	------	------	------	--------	-------	------	------	------	------	------	------	--------	-------	-------	------	------	------	------	------	--------	-------	------	-------	-------	-------	--------	-------	-------	-------	--------	-------	--------

PITCHER	IP	WLS	BF	H	R	ER	SO	BB	IBB	HBP	BLK	WP	HR	S	P	ERA	WHIP
Jim Barr, R ERA: 3.3 (1, 1)	7.1	W	29	6	2	2	2	1	0	0	1	0	1	32	36	2.46	0.955
Gary Lavelle, L ERA: 2.69 (8, 1)	0.0		1	0	0	0	0	1	0	0	0	0	0	4	4	∞	∞
Greg Minton, R ERA: 1.73 (8, 1)	1.2	S	6	1	0	0	2	0	0	0	0	0	0	10	10	0.00	0.600

BOTTOM

San Francisco Giants @ Atlanta Braves
Atlanta-Fulton County Stadium, Atlanta, GA

Tue Sep 07 1982, 7:05 PM EDT
Att. 7,523 - Unknown

AB 33
R 2
H 7
RBI 2
BB 2
SO 4
LOB 15

WP: 0 PA: 36
PB: 0
SB: 0
CS: 0



AB	R	H	RBI	BB	SO	LOB
4	1	2	0	0	0	2
4	0	1	1	0	0	2
3	0	0	0	0	0	1
0	0	0	0	1	0	0
0	0	0	0	0	0	0
0	0	0	0	0	0	0
4	1	1	1	0	2	3
4	0	0	0	0	0	2
3	0	1	0	1	0	0
4	0	2	0	0	0	2
3	0	0	0	0	0	1
1	0	0	0	0	1	1
1	0	0	0	0	1	0
2	0	0	0	0	0	1

Batter	1	2	3	4	5	6	7	8	9	AB R H RBI BB SO LOB	TOP	
Chili Davis, S (1, 8) OBP: 0.313, SLG: 0.407	0-3 K		0-0 P4		0-0 6-3		0-0 F8			4 0 0 0 0 1 2	San Francisco Giants @ Houston Astros Astrodome, Houston, TX Wed Sep 08 1982, 8:05 PM EDT Att. 9,880 - Unknown	
Joe Morgan, L (1, 4) OBP: 0.406, SLG: 0.439 Andy McGaffigan, R (7, 1)	0-0 4-3		0-0 F3			0-0 1B SF9 2B	0-3 K			4 1 1 0 0 1 1 0 0 0 0 0 0 0		
Jack Clark, R (1, 9) OBP: 0.366, SLG: 0.472 Tom O'Malley, L (8, 5) OBP: 0.333, SLG: 0.348	0-0 F8			0-0 4-3 2B		0-0 1B 2-3 1B		0-3 K		4 0 2 0 0 1 0 0 0 0 0 0 0 0		
Reggie Smith, S (1, 3) OBP: 0.364, SLG: 0.479 Dave Bergman, L (6, 3) OBP: 0.339, SLG: 0.337		0-0 1B PB 1B		0-0 4-3		0-0 SF9		0-0 3-1		2 0 1 1 0 0 1 1 0 0 0 0 0 0		
Darrell Evans, L (1, 5) OBP: 0.347, SLG: 0.413 Ron Pruitt, R (8, 9)		0-0 F3		4-0 G6-4-3 BB		0-3 K		0-3 K		3 0 0 0 1 2 2 0 0 0 0 0 0 0		
Jeffrey Leonard, R (1, 7) OBP: 0.293, SLG: 0.400		0-0 F7		0-0 G6-4-3		0-0 1B		0-0 F7		4 0 1 0 0 0 3		
Milt May, L (1, 2) OBP: 0.314, SLG: 0.378		4-0 1B BB			0-0 F8		0-0 4-3		0-0 G3	3 0 0 0 1 0 2		
Johnnie LeMaster, R (1, 6) OBP: 0.272, SLG: 0.279		0-0 1B			0-0 FC1-6 1B		0-0 1B		0-3 K	4 0 3 0 0 1 0		
Atlee Hammaker, S (1, 1) OBP: 0.059, SLG: 0.059 Alan Fowlkes, R (6, 1) OBP: 0.148, SLG: 0.115 Max Venable, L (7, PH) OBP: 0.255, SLG: 0.277 Brad Wellman, R (7, 4)			0-0 P3		0-0 FC1-6		0-3 K			2 0 0 0 0 0 1 0 0 0 0 0 0 0 1 0 0 0 0 1 1 0 0 0 0 0 0 0		
Inning Stats	R: 0 E: 0 K: 1 S: 5 H: 0 LOB: 0 BB: 0 P: 5	R: 0 E: 0 K: 0 S: 4 H: 2 LOB: 2 BB: 1 P: 8	R: 0 E: 0 K: 0 S: 3 H: 0 LOB: 0 BB: 0 P: 3	R: 0 E: 0 K: 0 S: 3 H: 1 LOB: 1 BB: 1 P: 7	R: 0 E: 0 K: 0 S: 4 H: 1 LOB: 1 BB: 0 P: 4	R: 1 E: 0 K: 1 S: 8 H: 3 LOB: 2 BB: 0 P: 8	R: 0 E: 0 K: 2 S: 8 H: 1 LOB: 1 BB: 0 P: 8	R: 0 E: 0 K: 2 S: 7 H: 0 LOB: 0 BB: 0 P: 7	R: 0 E: 0 K: 1 S: 5 H: 0 LOB: 0 BB: 0 P: 5	1B: 6 2B: 2 3B: 0 HR: 0 SF: 1 SAC: 0 DP: 1 HBP: 0	WP: 0 PB: 1 SB: 1 CS: 0 PA: 35	
PITCHER Joe Niekro, R (1, 1) ERA: 2.63	IP WLS BF H R ER SO BB IBB HBP BLK WP HR S P ERA WHIP	9.0 W 35 8 1 1 7 2 0 0 0 0 0 0 47 55 1.00 1.111										

livebaseballscorecards.com

AB	32
R	1
H	8
RBI	1
BB	2
SO	7
LOB	13



Batter	1	2	3	4	5	6	7	8	9	AB R H RBI BB SO LOB	TOP											
Max Venable, L (1, 7) OBP: 0.252, SLG: 0.267	0-0 3-1		0-3 K		0-0 FC3-6			4-0 SH3 S BB	0-0 FC6-2-5	4 0 0 0 1 1 4												
Duane Kuiper, L (1, 4) OBP: 0.388, SLG: 0.352	0-0 4-3			0-0 F8	0-0 FC6-4			0-0 SH3	0-0 1B	4 0 1 1 0 0 2												
Chili Davis, S (1, 8) OBP: 0.310, SLG: 0.404	0-3 K			0-0 6-3		0-0 G3		0-3 K	0-3 K	5 0 0 0 0 3 3												
Jack Clark, R (1, 9) OBP: 0.367, SLG: 0.473		0-3 K		0-0 2B		4-0 G6-3 BB		0-0 6-3		3 0 1 0 1 1 1												
Darrell Evans, L (1, 5) OBP: 0.349, SLG: 0.413		4-0 1B BB		0-0 F9		0-0 G6-3			0-0 1B BLK 1B	3 1 1 0 1 0 2												
Dave Bergman, L (1, 3) OBP: 0.362, SLG: 0.392		0-0 1B			0-0 1B 1B		0-0 HR		0-0 BLK 1B 1B	4 3 4 1 0 0 0												
Milt May, L (1, 2) OBP: 0.316, SLG: 0.379		0-0 F7			0-0 FC3-6 1B 1B		0-0 F7		0-0 1B BLK 1B	4 0 2 0 0 0 1												
Johnnie LeMaster, R (1, 6) OBP: 0.270, SLG: 0.276			0-0 F5		0-3 K		0-0 5-3		0-0 1B BLK 1B	3 0 0 0 0 1 2												
Joe Morgan, L (9, PH) OBP: 0.407, SLG: 0.441									1-3 2-H 3-H	1 1 1 1 0 0 0												
Joe Pettini, R (9, 6) OBP: 0.250, SLG: 0.182									0-0 1B	0 0 0 0 0 0 0												
Renie Martin, R (1, 1) OBP: 0.286, SLG: 0.357			0-0 5-3		0-0 FC3-6 1B		0-3 K		0-3 K	2 0 1 1 0 0 0												
Al Holland, R (6, 1) OBP: 0.071, SLG: 0.071					1-2 3-H					1 0 0 0 0 1 0												
Greg Minton, S (7, 1) OBP: 0.188, SLG: 0.267										1 0 0 0 0 1 2												
Inning Stats	R: 0 E: 0 K: 1 S: 5	H: 0 LOB: 0 BB: 0 P: 5	R: 0 E: 0 K: 1 S: 5	H: 1 LOB: 1 BB: 1 P: 9	R: 0 E: 0 K: 1 S: 5	H: 0 LOB: 0 BB: 0 P: 5	R: 0 E: 0 K: 0 S: 4	H: 1 LOB: 1 BB: 0 P: 4	R: 1 E: 0 K: 1 S: 8	H: 3 LOB: 2 BB: 0 P: 8	R: 0 E: 0 K: 0 S: 2	H: 0 LOB: 0 BB: 1 P: 6	R: 1 E: 0 K: 1 S: 6	H: 1 LOB: 0 BB: 0 P: 6	R: 0 E: 0 K: 1 S: 5	H: 0 LOB: 1 BB: 1 P: 9	R: 3 E: 0 K: 2 S: 12	H: 5 LOB: 2 BB: 0 P: 12	1B: 9 2B: 1 3B: 0 HR: 1	SF: 0 SAC: 1 DP: 1 HBP: 0	WP: 0 PB: 0 SB: 1 CS: 0	PA: 39
PITCHER	IP WLS BF H R ER SO BB IBB HBP BLK WP HR S P ERA WHIP																					
Michael LaCoss, R (1, 1) ERA: 3.12	7.0 L 27 6 2 2 5 2 0 0 0 0 0 1 35 43 2.57 1.143																					
Frank LaCorte, R (8, 1) ERA: 4.39	1.0 7 3 3 3 1 1 0 0 0 0 0 0 8 12 27.00 4.000																					
Bert Roberge, R (9, 1) ERA: 3.86	1.0 5 2 0 0 0 2 0 0 0 0 1 0 0 9 9 0.00 2.000																					

San Francisco Giants @ Houston Astros
Astrodome, Houston, TX
Thu Sep 09 1982, 4:33 AM EDT
Att. 3,770 - Unknown

AB	35
R	5
H	11
RBI	4
BB	3
SO	8
LOB	17



livebaseballscorecards.com

Batter	1	2	3	4	5	6	7	8	9	AB R H RBI BB SO LOB
Terry Puhl, L (1, 9) OBP: 0.333, SLG: 0.395	0-0 4-3		0-0 5-3 1B		0-0 1-3		0-0 1-3 1B			4 0 2 0 0 0 1
Dickie Thon, R (1, 6) OBP: 0.315, SLG: 0.393	0-0 F8-4-3 1B		0-0 5-3			0-3 K	0-0 FC6-4 1B			4 0 2 1 0 1 2
Ray Knight, R (1, 5) OBP: 0.352, SLG: 0.409	0-0 F8-4-3 1-2			0-0 F8		0-0 2B	0-0 FC6-4 1-2f			4 0 1 0 0 0 3
Harry Spilman, L (1, 3) OBP: 0.273, SLG: 0.323		0-0 4-3 1B		0-0 G3		4-0 BB		0-0 4-3		3 0 1 0 1 0 0
Jose Cruz, L (1, 7) OBP: 0.342, SLG: 0.371		0-0 4-3 1-2		4-0 BB		0-0 F8		0-3 K		3 0 0 0 1 1 3
Alan Ashby, S (1, 2) OBP: 0.324, SLG: 0.427		0-0 F8		0-0 F8		0-0 P6		0-0 4-3		4 0 0 0 0 0 4
Kevin Bass, S (1, 8) OBP: 0.083, SLG: 0.043		0-0 F9			0-3 K		0-0 5-3		0-0 3-1	4 0 0 0 0 1 1
Bill Doran, S (1, 4) OBP: 0.429, SLG: 0.417			0-3 K		0-0 SH1-4 1B		0-0 P4		0-3 K	4 0 1 0 0 2 0
Michael LaCoss, R (1, 1) OBP: 0.316, SLG: 0.385 Alan Knicely, S (7, PH) OBP: 0.277, SLG: 0.254 Scott Loucks, R (7, PR) OBP: 0.105, SLG: 0.056 Frank LaCorte, R (8, 1) Bert Roberge, R (9, 1) Denny Walling, L (9, PH) OBP: 0.309, SLG: 0.262			0-0 1B 5-3 2B		0-0 SH1-4 1-2		4-0 1B 1B BB		0-0 F7	1 0 1 0 0 0 0 0 0 0 0 1 0 0 0 1 0 0 0 0 0 0 0 0 0 0 0 0 0 0 0 0 0 0 0 1 0 0 0 0 0 0

BOTTOM

San Francisco Giants @ Houston Astros
Astrodome, Houston, TX
Thu Sep 09 1982, 4:33 AM EDT
Att. 3,770 - Unknown

livebaseballscorecards.com

AB	32
R	1
H	8
RBI	1
BB	3
SO	5
LOB	14



Inning Stats	R: 0	H: 1	E: 0	LOB: 0	K: 0	P: 3	R: 0	H: 1	E: 0	LOB: 1	K: 0	P: 4	R: 0	H: 2	E: 0	LOB: 2	K: 1	P: 6	R: 0	H: 0	E: 0	LOB: 1	K: 0	P: 7	R: 0	H: 1	E: 0	LOB: 1	K: 1	P: 6	R: 0	H: 1	E: 0	LOB: 2	K: 1	P: 10	R: 1	H: 2	E: 0	LOB: 2	K: 0	P: 9	R: 0	H: 0	E: 0	LOB: 0	K: 1	P: 5	R: 0	H: 0	E: 0	LOB: 0	K: 1	P: 5	R: 0	H: 0	E: 0	LOB: 0	K: 1	P: 5	1B: 6	SF: 0	2B: 3	SAC: 1	3B: 0	DP: 1	HR: 0	HBP: 0	WP: 0	PA: 36
--------------	------	------	------	--------	------	------	------	------	------	--------	------	------	------	------	------	--------	------	------	------	------	------	--------	------	------	------	------	------	--------	------	------	------	------	------	--------	------	-------	------	------	------	--------	------	------	------	------	------	--------	------	------	------	------	------	--------	------	------	------	------	------	--------	------	------	-------	-------	-------	--------	-------	-------	-------	--------	-------	--------

PITCHER	IP	WLS	BF	H	R	ER	SO	BB	IBB	HBP	BLK	WP	HR	S	P	ERA	WHIP
Renie Martin, R (1, 1) ERA: 4.66	5.1	W	22	6	0	0	3	2	0	0	0	0	0	26	34	0.00	1.500
Al Holland, L (6, 1) ERA: 3.39	1.1		6	1	1	1	0	1	0	0	0	0	0	5	9	6.75	1.500
Greg Minton, R (7, 1) ERA: 1.69	2.1	S	8	1	0	0	2	0	0	0	0	0	0	12	12	0.00	0.429

WP: 0 PA: 36

PITCHER	IP	WLS	BF	H	R	ER	SO	BB	IBB	HBP	BLK	WP	HR	S	P	ERA	WHIP
---------	----	-----	----	---	---	----	----	----	-----	-----	-----	----	----	---	---	-----	------

Batter	1	2	3	4	5	6	7	8	9	AB R H RBI BB SO LOB	TOP
Johnnie LeMaster, R (1, 6) <small>OBP: 0.269, SLG: 0.275</small>	0-0 		0-0 		0-0 		0-0 	0-0 		5 0 1 0 0 0 6	San Francisco Giants @ San Diego Padres Jack Murphy Stadium, San Diego, CA Fri Sep 10 1982, 10:05 PM EDT Att. 13,341 - Unknown
Joe Morgan, L (1, 4) <small>OBP: 0.405, SLG: 0.445</small>	0-0 			0-0 	0-3 		0-0 		0-0 	5 1 1 1 0 1 3	
Chili Davis, S (1, 8) <small>OBP: 0.309, SLG: 0.406</small>	0-0 			0-0 		0-0 		0-3 	0-3 	5 1 1 0 0 2 1	
Jack Clark, R (1, 9) <small>OBP: 0.369, SLG: 0.473</small>	0-0 			0-0 	4-0 			0-0 	0-0 	4 2 2 1 1 0 1	
Jim Wohlford, R (1, 7) <small>OBP: 0.328, SLG: 0.345</small> Max Venable, L (9, 7) <small>OBP: 0.252, SLG: 0.267</small>		0-0 		0-0 	0-0 			4-0 		3 1 1 0 1 0 1 0 0 0 0 0 0 0	
Darrell Evans, L (1, 3) <small>OBP: 0.350, SLG: 0.416</small>		0-3 		0-3 	0-0 			0-0 		4 0 2 2 0 2 2	
Bob Brenly, R (1, 2) <small>OBP: 0.362, SLG: 0.414</small>		0-0 		0-0 	0-0 			0-0 		4 0 1 1 0 0 3	
Tom O'Malley, L (1, 5) <small>OBP: 0.336, SLG: 0.347</small>			0-3 	0-0 			0-0 	4-0 		3 0 1 0 1 1 2	
Fred Breining, R (1, 1) <small>OBP: 0.304, SLG: 0.200</small>			0-0 		0-3 		0-0 	0-3 		3 0 1 0 0 2 3	
Inning Stats	R: 0 H: 1 E: 0 LOB: 1 K: 0 BB: 0 S: 4 P: 4	R: 0 H: 0 E: 0 LOB: 0 K: 1 BB: 0 S: 5 P: 5	R: 0 H: 1 E: 0 LOB: 0 K: 1 BB: 0 S: 5 P: 5	R: 2 H: 4 E: 0 LOB: 2 K: 1 BB: 0 S: 9 P: 9	R: 0 H: 0 E: 0 LOB: 0 K: 2 BB: 0 S: 7 P: 7	R: 1 H: 1 E: 0 LOB: 1 K: 0 BB: 1 S: 4 P: 8	R: 0 H: 1 E: 0 LOB: 1 K: 0 BB: 0 S: 4 P: 4	R: 2 H: 3 E: 1 LOB: 3 K: 2 BB: 2 S: 10 P: 18	R: 0 H: 0 E: 0 LOB: 0 K: 1 BB: 0 S: 5 P: 5	1B: 8 SF: 0 2B: 2 SAC: 1 3B: 1 DP: 2 HR: 1 HBP: 0	
PITCHER Dave Dravecky, L (1, 1) <small>ERA: 2.64</small> Gary Lucas, L (8, 1) <small>ERA: 3.5</small> Mike Griffin, R (8, 1) <small>ERA:</small> Floyd Chiffer, R (9, 1) <small>ERA: 2.53</small>	IP WLS BF H R ER SO BB IBB HBP BLK WP HR S P ERA WHIP 7.1 L 32 9 5 5 6 2 0 0 0 0 0 1 42 50 6.14 1.500 0.0 3 2 0 0 0 1 0 0 0 0 0 0 2 6 ∞ ∞ 0.2 2 0 0 0 1 0 0 0 0 0 0 0 4 4 0.00 0.000 1.0 3 0 0 0 1 0 0 0 0 0 0 0 5 5 0.00 0.000	PITCHER IP WLS BF H R ER SO BB IBB HBP BLK WP HR S P ERA WHIP									

livebaseballscorecards.com

AB	36
R	5
H	11
RBI	5
BB	3
SO	8
LOB	22



Batter	1	2	3	4	5	6	7	8	9	AB	R	H	RBI	BB	SO	LOB
Garry Templeton, S OBP: 0.282, SLG: 0.355 (1, 6)	4-0 BB 1-4-6-3		0-3 K		0-0 P4			0-0 1-3		3	0	0	0	1	1	0
Joe Lefebvre, L OBP: 0.277, SLG: 0.309 (1, 5)	0-0 F7			0-0 FC3-6 1B		0-0 4-3		0-0 4-3		4	0	1	0	0	0	1
Ruppert Jones, L OBP: 0.384, SLG: 0.430 (1, 8)	0-0 G1-4-6-3 1-2f			0-0 FC3-6 E S 2B		0-0 F7			0-3 K	4	1	0	0	0	1	2
Terry Kennedy, L OBP: 0.328, SLG: 0.489 (1, 2)		0-0 F8		0-0 1-H 2B		0-0 F5			0-0 1-3	4	0	1	1	0	0	0
Sixto Lezcano, R OBP: 0.388, SLG: 0.474 (1, 9)		0-0 1B		0-0 1B			0-0 G3 1B		4-0 BB	3	0	3	0	1	0	0
Broderick Perkins, L OBP: 0.348, SLG: 0.367 (1, 3)		0-0 F8		0-0 FC4-6 1B			0-0 F5		0-0 F8	4	0	1	0	0	0	3
Gene Richards, L OBP: 0.331, SLG: 0.344 (1, 7)		0-0 4-3		0-0 FC4-6 1-2f			0-0 G3			3	0	0	0	0	0	4
Tim Flannery, L OBP: 0.321, SLG: 0.325 (1, 4)			0-0 L4		0-0 F8		0-0 4-3			3	0	0	0	0	0	1
Dave Dravecky, R OBP: 0.250, SLG: 0.200 (1, 1)			0-0 1-3			0-0 4-3				2	0	0	0	0	0	0
Gary Lucas, L (8, 1)										0	0	0	0	0	0	0
Mike Griffin, R (8, 1)										0	0	0	0	0	0	0
Rick Lancellotti, L OBP: 0.242, SLG: 0.258 (8, PH)										1	0	0	0	0	0	0
Floyd Chiffer, R (9, 1)								0-0 F7		0	0	0	0	0	0	0

Inning Stats	R: 0	H: 0	E: 0	LOB: 0	K: 0	BB: 1	S: 2	P: 6	R: 0	H: 1	E: 0	LOB: 1	K: 0	BB: 0	S: 4	P: 4	R: 0	H: 0	E: 0	LOB: 0	K: 1	BB: 0	S: 5	P: 5	R: 1	H: 4	E: 0	LOB: 2	K: 0	BB: 0	S: 6	P: 6	R: 0	H: 0	E: 0	LOB: 0	K: 0	BB: 0	S: 3	P: 3	R: 0	H: 0	E: 0	LOB: 0	K: 0	BB: 0	S: 3	P: 3	R: 0	H: 1	E: 0	LOB: 1	K: 0	BB: 0	S: 4	P: 4	R: 0	H: 0	E: 0	LOB: 0	K: 0	BB: 0	S: 3	P: 3	R: 0	H: 0	E: 0	LOB: 0	K: 1	BB: 1	S: 5	P: 9	1B: 5	SF: 0	2B: 1	SAC: 0	3B: 0	DP: 1	HR: 0	HBP: 0	WP: 0	PA: 33	ERA	WHIP
PITCHER Fred Breining, R ERA: 2.96 (1, 1)	IP	WLS	BF	H	R	ER	SO	BB	IBB	HBP	BLK	WP	HR	S	P	ERA	WHIP	IP	WLS	BF	H	R	ER	SO	BB	IBB	HBP	BLK	WP	HR	S	P	ERA	WHIP																																																		


BOTTOM

San Francisco Giants @ San Diego Padres
Jack Murphy Stadium, San Diego, CA

Fri Sep 10 1982, 10:05 PM EDT
Att. 13,341 - Unknown

livebaseballscorecards.com

AB	31
R	1
H	6
RBI	1
BB	2
SO	2
LOB	11



Batter	1	2	3	4	5	6	7	8	9	AB R H RBI BB SO LOB	TOP		
Johnnie LeMaster, R (1, 6) <small>OBP: 0.271, SLG: 0.277</small>	0-0 		0-0 	0-0 	0-0 		0-3 			5 0 2 2 0 1 3	San Francisco Giants @ San Diego Padres Jack Murphy Stadium, San Diego, CA Sat Sep 11 1982, 10:05 PM EDT Att. 14,674 - Unknown livebaseballscorecards.com		
Joe Morgan, L (1, 4) <small>OBP: 0.407, SLG: 0.448</small>	4-0 		0-0 	0-0 		0-0 		0-0 	4 0 2 1 1 0 1				
Chili Davis, S (1, 8) <small>OBP: 0.310, SLG: 0.403</small>	0-0 		0-0 		4-0 	4-0 		0-0 	3 1 0 0 2 0 4				
Jack Clark, R (1, 9) <small>OBP: 0.368, SLG: 0.472</small>		0-3 		0-0 	0-0 	0-0 		0-0 	5 1 1 0 0 1 3				
Jim Wohlford, R (1, 7) Max Venable, L (7, 7) <small>OBP: 0.335, SLG: 0.346</small> <small>OBP: 0.250, SLG: 0.264</small>		0-0 		0-0 	4-0 	4-0 		0-0 	2 2 1 1 2 0 0 1 0 0 0 0 0 1				
Darrell Evans, L (1, 3) <small>OBP: 0.348, SLG: 0.414</small>		0-0 		0-0 	0-0 	0-0 		0-0 	5 1 1 1 0 0 3				
Bob Brenly, R (1, 2) Milt May, L (5, PH) <small>OBP: 0.358, SLG: 0.408</small> <small>OBP: 0.318, SLG: 0.385</small>			0-0 	0-0 	0-0 		0-0 	0-0 	2 1 0 0 0 0 1 3 0 2 1 0 0 0				
Tom O'Malley, L (1, 5) <small>OBP: 0.340, SLG: 0.356</small>			0-0 	0-0 	0-0 		0-0 	0-0 	5 2 3 2 0 0 1				
Bill Laskey, R (1, 1) Al Holland, R (6, 1) <small>OBP: 0.136, SLG: 0.105</small> <small>OBP: 0.069, SLG: 0.069</small>			0-3 	0-0 	0-0 		0-0 		3 0 0 0 0 1 5 1 0 0 0 0 0 1				
Inning Stats	R: 0 H: 0 E: 0 LOB: 0 K: 0 BB: 1 S: 2 P: 6	R: 0 H: 0 E: 0 LOB: 0 K: 1 BB: 0 S: 5 P: 5	R: 1 H: 3 E: 0 LOB: 2 K: 1 BB: 0 S: 8 P: 8	R: 4 H: 4 E: 2 LOB: 1 K: 0 BB: 0 S: 8 P: 8	R: 3 H: 3 E: 1 LOB: 2 K: 0 BB: 2 S: 6 P: 14	R: 0 H: 0 E: 0 LOB: 2 K: 0 BB: 2 S: 3 P: 11	R: 0 H: 1 E: 0 LOB: 1 K: 1 BB: 0 S: 6 P: 6	R: 0 H: 1 E: 0 LOB: 1 K: 0 BB: 0 S: 4 P: 4	R: 0 H: 0 E: 0 LOB: 0 K: 0 BB: 0 S: 3 P: 3	1B: 8 SF: 0 2B: 4 SAC: 0 3B: 0 DP: 0 HR: 0 HBP: 0		WP: 0 PA: 44 PB: 0 SB: 1 CS: 1	
PITCHER	IP WLS BF H R ER SO BB IBB HBP BLK WP HR S P ERA WHIP											PITCHER	IP WLS BF H R ER SO BB IBB HBP BLK WP HR S P ERA WHIP
Chris Welsh, L (1, 1) <small>ERA: 4.48</small>	4.1 L 24 8 8 6 2 3 0 0 0 0 0 0 25 37 12.46 2.538												
Mike Griffin, R (5, 1) <small>ERA:</small>	0.2 4 2 0 0 0 0 0 0 0 0 0 0 4 4 0.00 3.000												
Andy Hawkins, R (6, 1) <small>ERA: 4.28</small>	2.0 9 1 0 0 1 2 0 0 0 0 0 0 9 17 0.00 1.500												
Gary Lucas, L (8, 1) <small>ERA: 3.42</small>	2.0 7 1 0 0 0 0 0 0 0 0 0 0 7 7 0.00 0.500												



Batter	1	2	3	4	5	6	7	8	9	AB R H RBI BB SO LOB
Gene Richards, L (1, 7) OBP: 0.328, SLG: 0.340	0-0 F7		0-0 F7		0-0 4-3		0-0 1-3		0-0 4-3	5 0 0 1 0 0 1
Joe Lefebvre, L (1, 5) OBP: 0.275, SLG: 0.306	0-3 K		0-0 F8		0-0 3B 1B		0-3 K		0-0 G3	5 1 1 1 0 2 0
Ruppert Jones, L (1, 8) OBP: 0.387, SLG: 0.438	0-0 E S 1B			0-0 1B	0-0 3B			0-0 E1		4 0 3 1 0 0 0
Terry Kennedy, L (1, 2) OBP: 0.326, SLG: 0.485	0-0 G3			0-0 F9	0-0 F5			0-0 E6		4 0 0 0 0 0 4
Sixto Lezcano, R (1, 9) OBP: 0.387, SLG: 0.472		0-0 P6		0-3 K		0-0 G3 1B		0-0 P4		4 0 1 0 0 1 3
Broderick Perkins, L (1, 3) OBP: 0.344, SLG: 0.362		0-0 4-3		0-3 K		0-0 F7		0-0 F8		4 0 0 0 0 1 4
Luis Salazar, R (1, 6) OBP: 0.288, SLG: 0.354		0-0 S 1B			0-0 2B 4-3 1B	0-0 G3		0-0 E1		4 1 2 0 0 0 3
Tim Flannery, L (1, 4) OBP: 0.321, SLG: 0.327		0-0 F7			0-0 4-3 1B 2B	0-0 F7		0-0 P3		4 1 1 0 0 0 5
Chris Welsh, L (1, 1) Mike Griffin, R (5, 1) Rick Lancellotti, L (5, PH) Andy Hawkins, R (6, 1) Dave Edwards, R (7, PH) Gary Lucas, L (8, 1) Joe Lansford, R (9, PH)			0-0 L4		0-0 F5		0-0 1-3		0-0 1-3	1 0 0 0 0 0 0 0 0 0 0 0 0 0 1 0 0 0 0 0 2 0 0 0 0 0 0 0 1 0 0 0 0 0 0 0 0 0 0 0 0 0 1 0 0 0 0 0 0

Inning Stats	R: 0	H: 1	E: 0	LOB: 1	K: 1	BB: 0	S: 6	P: 6	R: 0	H: 1	E: 0	LOB: 1	K: 0	BB: 0	S: 4	P: 4	R: 0	H: 0	E: 0	LOB: 0	K: 0	BB: 0	S: 3	P: 3	R: 0	H: 1	E: 0	LOB: 1	K: 2	BB: 0	S: 8	P: 8	R: 3	H: 4	E: 0	LOB: 1	K: 0	BB: 0	S: 7	P: 7	R: 0	H: 1	E: 0	LOB: 1	K: 0	BB: 0	S: 4	P: 4	R: 0	H: 0	E: 0	LOB: 0	K: 1	BB: 0	S: 5	P: 5	R: 0	H: 0	E: 3	LOB: 3	K: 0	BB: 0	S: 6	P: 6	R: 0	H: 0	E: 0	LOB: 0	K: 0	BB: 0	S: 3	P: 3	1B: 6	SF: 0	2B: 1	SAC: 0	3B: 1	DP: 0	HR: 0	HBP: 0	WP: 0	PA: 38
PITCHER	IP	WLS	BF	H	R	ER	SO	BB	IBB	HBP	BLK	WP	HR	S	P	ERA	WHIP																																																																	
Bill Laskey, R (1, 1) ERA: 2.73	5.0	W	23	8	3	3	3	0	0	0	0	0	0	29	29	5.40	1.600																																																																	
Al Holland, L (6, 1) ERA: 3.26	4.0	S	15	0	0	0	1	0	0	0	0	0	0	17	17	0.00	0.000																																																																	

BOTTOM

San Francisco Giants @ San Diego Padres
Jack Murphy Stadium, San Diego, CA

livebaseballscorecards.com

AB	38
R	3
H	8
RBI	3
BB	0
SO	4
LOB	22



WP: 0	PA: 38
PB: 0	
SB: 2	
CS: 0	

Sat Sep 11 1982, 10:05 PM EDT
Att. 14,674 - Unknown

Batter	1	2	3	4	5	6	7	8	9	10	11	AB R H RBI BB SO LOB	TOP											
Gary Redus, R (1, 7) OBP: 0.250, SLG: 0.333	0-0 6-3		0-0 CS 1B			0-0 5-3		0-0 1B 2B		0-0 1-3		5 1 2 2 0 0 0	Cincinnati Reds @ San Francisco Giants Candlestick Park, San Francisco, CA Mon Sep 13 1982, 10:05 PM EDT Att. 10,178 - Unknown											
Duane Walker, L (1, 9) OBP: 0.315, SLG: 0.347	0-0 4-3		0-0 CS 1-2	0-0 F9			0-0 G3	0-0 1B 2H		0-0 F8		5 0 1 1 0 0 0												
Dave Concepcion, R (1, 6) OBP: 0.339, SLG: 0.378	0-0 6-3			0-0 P4			0-0 F9	0-0 FC6-4 1B			0-0 F9	5 0 1 0 0 0 0												
Dan Driessen, L (1, 3) OBP: 0.368, SLG: 0.406		0-0 E5 5-3		0-0 1-3			0-0 1B	0-0 FC6-4 1-2f			0-0 4-1	5 0 1 0 0 0 2												
Paul Householder, S (1, 8) OBP: 0.265, SLG: 0.330		0-0 5-3 1-2			0-0 4-3		0-0 L6		0-0 4-3 CS 2B		0-0 1B 1B	5 1 2 0 0 0 2												
Wayne Krenchicki, L (1, 5) OBP: 0.311, SLG: 0.349		0-0 L8			0-0 3-1			0-0 6-3	0-0 4-3		0-0 1B IBB	4 0 0 0 0 0 2												
Johnny Bench, R (11, PH) OBP: 0.317, SLG: 0.393									2-3		1-3 1B 1B	1 1 1 0 0 0 0												
Ron Oester, S (1, 4) OBP: 0.296, SLG: 0.337		0-0 4-3			0-0 5-3			0-0 E 2B 1B	4-0 CS IBB		4-0 1B 1-2 IBB	3 1 1 0 2 0 1												
Dave Vangorder, R (1, 2) OBP: 0.279, SLG: 0.243			0-0 6-3			0-0 G6-4-3 1B		0-0 E6 2B	0-3 K		0-0 1B	2 0 1 0 0 0 0												
Mike Vail, R (8, PH) OBP: 0.270, SLG: 0.384								1-2 2B	3-H		1-3 2-H 3-H 1B	1 1 0 0 0 0 1												
Alex Trevino, R (8, 2) OBP: 0.304, SLG: 0.292												1 0 0 0 0 1 2												
Cesar Cedeno, R (11, PH) OBP: 0.353, SLG: 0.425												1 0 1 2 0 0 0												
Charlie Leibrandt, R (11, 1) OBP: 0.120, SLG: 0.083												0 0 0 0 0 0 0												
Frank Pastore, R (1, 1) OBP: 0.185, SLG: 0.284												1 0 0 0 0 1 0												
Rafael Landestoy, S (8, PH) OBP: 0.277, SLG: 0.280												1 0 0 0 0 0 1												
Bill Scherrer, L (8, 1) OBP: 0.372, SLG: 0.423												0 0 0 0 0 0 0												
Larry Blittner, L (8, PH) OBP: 0.333, SLG: 0.333												1 0 0 0 0 0 2												
Brad Lesley, R (8, 1) OBP: 0.352, SLG: 0.250												0 0 0 0 0 0 0												
Joe Price, R (9, 1) OBP: 0.352, SLG: 0.250												0 0 0 0 0 0 0												
Mike O'Berry, R (9, 2) OBP: 0.352, SLG: 0.250												2 0 0 0 0 0 2												
Inning Stats	R: 0 H: 0 E: 0 K: 3 S: 3	H: 0 LOB: 0 BB: 0 P: 3	R: 0 H: 0 E: 1 K: 4 S: 4	H: 0 LOB: 1 BB: 0 P: 4	R: 0 H: 1 E: 0 K: 1 S: 5	H: 0 LOB: 0 BB: 0 P: 5	R: 0 H: 0 E: 0 K: 3 S: 3	H: 0 LOB: 0 BB: 0 P: 3	R: 0 H: 0 E: 0 K: 3 S: 3	H: 0 LOB: 0 BB: 0 P: 3	R: 0 H: 1 E: 0 K: 0 S: 3	H: 1 LOB: 0 BB: 0 P: 3	R: 0 H: 1 E: 0 K: 0 S: 4	H: 1 LOB: 1 BB: 0 P: 4	R: 3 H: 4 E: 1 K: 1 S: 8	H: 4 LOB: 2 BB: 0 P: 8	R: 0 H: 1 E: 0 K: 1 S: 5	H: 1 LOB: 1 BB: 1 P: 9	R: 0 H: 0 E: 0 K: 3 S: 3	H: 0 LOB: 0 BB: 0 P: 3	R: 2 H: 3 E: 0 K: 0 S: 6	H: 3 LOB: 2 BB: 1 P: 10	1B: 9 SF: 0 2B: 2 SAC: 0 3B: 0 DP: 1 HR: 0 HBP: 0	WP: 0 PA: 46 PB: 0 SB: 0 CS: 3
PITCHER	IP WLS BF H R ER SO BB IBB HBP BLK WP HR S P ERA WHIP														IP WLS BF H R ER SO BB IBB HBP BLK WP HR S P ERA WHIP									
Jim Barr, R (1, 1) ERA: 3.09	7.2 28 5 3 0 1 0 0 0 0 0 0 0 30 30 0.00 0.652																							
Greg Minton, R (8, 1) ERA: 1.67	1.1 7 3 0 0 1 0 1 0 0 0 0 0 8 12 0.00 2.250																							
Gary Lavelle, L (10, 1) ERA: 2.83	2.0 L 10 3 2 2 0 0 0 1 0 0 0 0 9 13 9.00 1.500																							

livebaseballscorecards.com

AB	43
R	5
H	11
RBI	5
BB	2
SO	2
LOB	15



Batter	1	2	3	4	5	6	7	8	9	10	11	AB R H RBI BB SO LOB	BOTTOM				
Jeffrey Leonard, R OBP: 0.298, SLG: 0.407 (1, 7)	4-3 		P4 		4-3 1B 2B 		1B 		F3 		FC6-4 1B 	6 1 3 1 0 0 3	Cincinnati Reds @ San Francisco Giants Candlestick Park, San Francisco, CA Mon Sep 13 1982, 10:05 PM EDT Att. 10,178 - Unknown				
Joe Morgan, L OBP: 0.404, SLG: 0.451 (1, 4)	HR 		K 		4-3 2-3 		K 		4-3 		FC6-4 1-2f 2-3 	6 1 1 1 0 2 7					
Chili Davis, S OBP: 0.310, SLG: 0.405 (1, 8)	K 		K 		1B 			F5 		HBP FC3-2 2B 	SF8 	5 0 2 2 0 2 0					
Jack Clark, R OBP: 0.367, SLG: 0.470 (1, 9)	1B 			5-3 		F8 		5-3 		FC3-2 HBP IBB 	F8 	5 0 1 0 1 0 2					
Darrell Evans, L OBP: 0.347, SLG: 0.409 Guy Sularz, R OBP: 0.271, SLG: 0.281 (1, 5) (11, 5)	4-3 			F2 		L3 		K 		FC3-2 HBP 		4 0 0 0 0 1 1 0 0 0 0 0 0 0					
Dave Bergman, L OBP: 0.367, SLG: 0.390 Brad Wellman, R (10, PH) Champ Summers, L OBP: 0.345, SLG: 0.381 (11, 3)		L9 		BB 		5-3 			1B 1B 		K 	3 0 1 0 1 0 0 1 0 0 0 0 1 3 0 0 0 0 0 0 0					
Milt May, L OBP: 0.317, SLG: 0.382 (1, 2)		6-3 		P6 		P6 			1B IBB 		FC3-2 	5 0 1 0 0 0 4					
Johnnie LeMaster, R OBP: 0.274, SLG: 0.282 Duane Kuiper, L OBP: 0.388, SLG: 0.352 Ron Pruitt, R (9, PH) Joe Pettini, R OBP: 0.243, SLG: 0.176 (10, 6)		FC6-4 1B 			SH2-3 2B 2B 		P4 		1-2 IBB 		K 	3 1 2 0 0 0 0 0 0 0 0 0 0 0 0 0 0 0 1 0 0 1 0 0 0 0 1 3					
Jim Barr, R OBP: 0.250, SLG: 0.286 Greg Minton, S OBP: 0.188, SLG: 0.267 Jim Wohlford, R OBP: 0.333, SLG: 0.345 Gary Lavelle, S OBP: 0.167, SLG: 0.250 Tom O'Malley, L OBP: 0.342, SLG: 0.358 (11, PH)		FC6-4 1-2f 			SH2-3 		5-3 		K 		FC6-4 1B SF8 1B 	2 0 0 0 0 0 1 0 0 0 0 0 0 0 1 0 0 0 0 1 3 0 0 0 0 0 0 0 1 1 1 0 0 0 0					
Inning Stats	R: 1 H: 2 E: 0 LOB: 1 K: 1 BB: 0 S: 7 P: 7	R: 0 H: 1 E: 0 LOB: 1 K: 0 BB: 0 S: 4 P: 4	R: 0 H: 0 E: 0 LOB: 0 K: 2 BB: 0 S: 7 P: 7	R: 0 H: 0 E: 0 LOB: 1 K: 0 BB: 1 S: 3 P: 7	R: 2 H: 3 E: 0 LOB: 1 K: 0 BB: 0 S: 6 P: 6	R: 0 H: 0 E: 0 LOB: 0 K: 0 BB: 0 S: 3 P: 3	R: 0 H: 1 E: 0 LOB: 1 K: 1 BB: 0 S: 6 P: 6	R: 0 H: 0 E: 0 LOB: 0 K: 1 BB: 0 S: 5 P: 5	R: 0 H: 2 E: 0 LOB: 3 K: 2 BB: 1 S: 8 P: 13	R: 1 H: 2 E: 0 LOB: 1 K: 0 BB: 0 S: 5 P: 5	1B: 8 SF: 1 2B: 3 SAC: 1 3B: 0 DP: 0 HR: 1 HBP: 1	WP: 0 PA: 49 PB: 0 SB: 0 CS: 0					
PITCHER	IP WLS BF H R ER SO BB IBB HBP BLK WP HR S P ERA WHIP																
Frank Pastore, R ERA: 3.78 (1, 1)	5.0	22	6	3	3	3	1	0	0	0	0	0	1	27	31	5.40	1.400
Bill Scherrer, L ERA: (6, 1)	2.0	7	1	0	0	1	0	0	0	0	0	0	0	9	9	0.00	0.500
Brad Lesley, R ERA: 2.83 (8, 1)	1.0	5	2	0	0	1	0	0	0	0	0	0	0	7	7	0.00	2.000
Joe Price, L ERA: 2.86 (9, 1)	2.0	W 10	1	0	0	3	0	2	1	0	0	0	0	13	22	0.00	0.500
Charlie Leibrandt, L ERA: 4.83 (11, 1)	1.0	S 5	2	1	1	0	0	0	0	0	0	0	0	5	5	9.00	2.000

livebaseballscores.com

AB 43
R 4
H 12
RBI 4
BB 3
SO 8
LOB 27



Batter	1	2	3	4	5	6	7	8	9	AB R H RBI BB SO LOB	TOP		
Gary Redus, R (1, 7) OBP: 0.222, SLG: 0.294	0-3 K		0-0 L9		0-0 L5			0-3 K		4 0 0 0 0 2 2	<p>Cincinnati Reds @ San Francisco Giants</p> <p>Candlestick Park, San Francisco, CA</p> <p>Tue Sep 14 1982, 10:05 PM EDT</p> <p>Att. 3,728 - Unknown</p>		
Rafael Landestoy, S (1, 5) Ben Hayes, R (8, 1)	0-0 1-3		0-0 6-3		0-3 K			0-3 K		4 0 0 0 0 2 2 0 0 0 0 0 0 0			
Dave Concepcion, R (1, 6) OBP: 0.339, SLG: 0.377	0-0 1B		0-0 5-3				0-0 1-3	0-0 F8		4 0 1 0 0 0 2			
Johnny Bench, R (1, 3) OBP: 0.317, SLG: 0.391 (8, 5)	0-0 F3			0-0 FC6-4 1B			0-0 6-3		0-0 6-3	4 0 1 0 0 0 1			
Mike Vail, R (1, 9) Duane Walker, L (6, 9) Ron Oester, S (9, PH) OBP: 0.295, SLG: 0.337		0-0 G4-3 1B		0-0 FC6-4 FC6-4 1-2f			0-0 1-4-3		0-3 K	3 0 1 0 0 0 1 0 0 0 0 0 0 0 1 0 0 0 0 0 1 0			
Paul Householder, S (1, 8) OBP: 0.265, SLG: 0.329		0-0 G4-3 1-2f		0-0 FC6-4 S 1B 1-2f					0-3 K	4 0 1 0 0 1 2			
Alex Trevino, R (1, 2) OBP: 0.307, SLG: 0.302		0-0 HR		4-0 1B 1-2 IBB			0-0 5-3 1-2			2 1 1 1 1 0 1			
Tom Lawless, R (1, 4) OBP: 0.247, SLG: 0.250		0-0 5-3		0-0 1B 1-2 2-H			0-0 4-3			3 0 1 0 0 0 0			
Bruce Berenyi, R (1, 1) OBP: 0.228, SLG: 0.286 Cesar Cedeno, R (8, PH) OBP: 0.354, SLG: 0.427 (8, 3)			0-0 2B		0-3 K			0-0 S 1B		2 0 1 0 0 1 0 1 0 1 0 0 0 0			
Inning Stats	R: 0 H: 1 E: 0 LOB: 1 K: 1 BB: 0 S: 6 P: 6	R: 1 H: 2 E: 0 LOB: 0 K: 0 BB: 0 S: 4 P: 4	R: 0 H: 1 E: 0 LOB: 1 K: 0 BB: 0 S: 4 P: 4	R: 0 H: 2 E: 0 LOB: 2 K: 0 BB: 1 S: 4 P: 8	R: 0 H: 0 E: 0 LOB: 0 K: 2 BB: 0 S: 7 P: 7	R: 0 H: 0 E: 0 LOB: 0 K: 0 BB: 0 S: 3 P: 3	R: 0 H: 1 E: 0 LOB: 0 K: 0 BB: 0 S: 3 P: 3	R: 0 H: 1 E: 0 LOB: 1 K: 2 BB: 0 S: 8 P: 8	R: 0 H: 0 E: 0 LOB: 0 K: 2 BB: 0 S: 7 P: 7	1B: 6 SF: 0 2B: 1 SAC: 0 3B: 0 DP: 1 HR: 1 HBP: 0	WP: 0 PA: 33 PB: 0 SB: 2 CS: 1		
PITCHER	IP WLS BF H R ER SO BB IBB HBP BLK WP HR S P ERA WHIP											PITCHER	IP WLS BF H R ER SO BB IBB HBP BLK WP HR S P ERA WHIP
Atlee Hammaker, L (1, 1) ERA: 4.24	7.0 W 27 8 1 1 3 0 1 0 0 0 1 32 36 1.29 1.143												
Al Holland, L (8, 1) ERA: 3.2	2.0 S 6 0 0 0 4 0 0 0 0 0 0 0 14 14 0.00 0.000												

livebaseballscorecards.com

AB	32
R	1
H	8
RBI	1
BB	1
SO	7
LOB	11



Batter	1	2	3	4	5	6	7	8	9	AB	R	H	RBI	BB	SO	LOB
--------	---	---	---	---	---	---	---	---	---	----	---	---	-----	----	----	-----

Chili Davis, S <small>OBP: 0.309, SLG: 0.403</small> (1, 8)	0-3 		0-3 			0-0 				3	0	0	0	0	2	0
Tom O'Malley, L <small>OBP: 0.346, SLG: 0.357</small> (1, 5)	4-0 			0-0 			4-0 			1	0	0	0	2	0	0
Joe Pettini, R <small>OBP: 0.243, SLG: 0.176</small> (7, PR)							0-0 			0	0	0	0	0	0	0
Joe Morgan, L <small>OBP: 0.403, SLG: 0.451</small> (1, 4)	0-3 			0-0 			0-0 			3	0	1	0	0	1	2
Jack Clark, R <small>OBP: 0.366, SLG: 0.467</small> (1, 9)	0-3 			0-0 			0-0 			3	1	0	0	0	1	4
Dave Bergman, L <small>OBP: 0.366, SLG: 0.417</small> (1, 3)		0-0 			0-0 		0-0 			3	1	1	2	0	0	0
Jeffrey Leonard, R <small>OBP: 0.298, SLG: 0.406</small> (1, 7)		0-3 			0-0 		0-0 			3	0	1	0	0	1	0
Max Venable, L <small>OBP: 0.250, SLG: 0.264</small> (8, 7)							0-0 			0	0	0	0	0	0	0
Milt May, L <small>OBP: 0.314, SLG: 0.379</small> (1, 2)		0-3 			0-0 		0-0 	0-0 		3	0	0	0	0	1	0
Johnnie LeMaster, R <small>OBP: 0.272, SLG: 0.280</small> (1, 6)			0-0 			0-0 				3	0	0	0	0	1	0
Atlee Hammaker, S <small>OBP: 0.057, SLG: 0.057</small> (1, 1)				0-0 		0-0 				2	0	0	0	0	0	0
Al Holland, R <small>OBP: 0.067, SLG: 0.067</small> (8, 1)								0-3 		1	0	0	0	0	1	0

Inning Stats	R: 0	H: 0	E: 0	LOB: 1	K: 3	S: 9	R: 0	H: 0	E: 0	LOB: 0	K: 2	S: 7	R: 0	H: 0	E: 0	LOB: 0	K: 1	S: 5	R: 0	H: 1	E: 0	LOB: 0	K: 0	S: 3	R: 0	H: 0	E: 0	LOB: 0	K: 0	S: 3	R: 0	H: 0	E: 0	LOB: 0	K: 0	S: 3	R: 2	H: 2	E: 0	LOB: 1	K: 0	S: 4	R: 0	H: 0	E: 0	LOB: 0	K: 2	S: 7	R: 0	H: 0	E: 0	LOB: 0	K: 2	S: 7	1B: 2	SF: 0	2B: 0	SAC: 0	3B: 0	DP: 1	HR: 1	HBP: 0
--------------	------	------	------	--------	------	------	------	------	------	--------	------	------	------	------	------	--------	------	------	------	------	------	--------	------	------	------	------	------	--------	------	------	------	------	------	--------	------	------	------	------	------	--------	------	------	------	------	------	--------	------	------	------	------	------	--------	------	------	-------	-------	-------	--------	-------	-------	-------	--------

PITCHER	IP	WLS	BF	H	R	ER	SO	BB	IBB	HBP	BLK	WP	HR	S	P	ERA	WHIP
Bruce Berenyi, R <small>ERA: 3.48</small>	(1, 1)	7.0	L	24	3	2	6	2	0	0	0	1	1	34	42	2.57	0.714
Ben Hayes, R <small>ERA: 2.38</small>	(8, 1)	1.0		3	0	0	2	0	0	0	0	0	0	7	7	0.00	0.000

BOTTOM

Cincinnati Reds @ San Francisco Giants
 Candlestick Park, San Francisco, CA
 Tue Sep 14 1982, 10:05 PM EDT
 Att. 3,728 - Unknown

AB	25
R	2
H	3
RBI	2
BB	2
SO	8
LOB	6



WP	PA	ERA	WHIP
1	28		

Batter	1	2	3	4	5	6	7	8	9	AB R H RBI BB SO LOB	TOP																										
Gary Redus, R (1, 7) OBP: 0.200, SLG: 0.263	0-0 F9			0-0 F7		0-0 P4		0-0 F8		4 0 0 0 0 0 0	Cincinnati Reds @ San Francisco Giants Candlestick Park, San Francisco, CA Wed Sep 15 1982, 10:05 PM EDT Att. 3,858 - Unknown																										
Duane Walker, L (1, 9) OBP: 0.314, SLG: 0.342	0-3 K			0-0 4-3		0-3 K		4-0 CS BB		3 0 0 0 1 2 0																											
Dave Concepcion, R (1, 6) OBP: 0.340, SLG: 0.378	0-0 4-3			0-0 4-3			0-0 HR 1B	0-0 1-2 1B		4 1 2 0 0 0 0																											
Dan Driessen, L (1, 3) OBP: 0.367, SLG: 0.411		0-0 F9			0-0 L9		0-0 1-H HR	0-0 4-3		4 1 1 2 0 0 1																											
Paul Householder, S (1, 8) OBP: 0.263, SLG: 0.325		0-3 K			0-0 3-1		0-3 K		0-0 4-3	4 0 0 0 0 2 0																											
Wayne Krenchicki, L (1, 5) OBP: 0.317, SLG: 0.351		0-0 6-3			4-0 HR BB		0-0 CS 1B		0-0 FC5-4 1B	2 1 1 0 1 0 0																											
Mike Vail, R (9, PH) OBP: 0.275, SLG: 0.387										1 0 1 0 0 0 0																											
Tom Lawless, R (9, PR) OBP: 0.247, SLG: 0.250										0 0 0 0 0 0 0																											
Ron Oester, S (1, 4) OBP: 0.297, SLG: 0.344			0-0 1-3		0-0 1-H HR		0-0 1-2 1B		0-3 K	4 1 2 2 0 1 1																											
Alex Trevino, R (1, 2) OBP: 0.307, SLG: 0.301			0-0 1-3		0-3 K		4-0 1-2 IBB		0-0 FC5-4	2 0 0 0 1 1 0																											
Cesar Cedeno, R (9, PH) OBP: 0.354, SLG: 0.426									1-2f	1 0 0 0 0 0 1																											
Bob Shirley, R (1, 1) OBP: 0.147, SLG: 0.121			0-0 F9		0-0 1-3		0-3 K			2 0 0 0 0 0 0																											
Ben Hayes, R (6, 1)										1 0 0 0 0 1 2																											
Joe Price, R (8, 1) OBP: 0.333, SLG: 0.333										0 0 0 0 0 0 0																											
Brad Lesley, R (8, 1)										0 0 0 0 0 0 0																											
Johnny Bench, R (8, 3) OBP: 0.317, SLG: 0.391										0 0 0 0 0 0 0																											
Inning Stats	R: 0 E: 0 K: 1 S: 5	H: 0 LOB: 0 BB: 0 P: 5	R: 0 E: 0 K: 1 S: 5	H: 0 LOB: 0 BB: 0 P: 5	R: 0 E: 0 K: 0 S: 3	H: 0 LOB: 0 BB: 0 P: 3	R: 0 E: 0 K: 0 S: 3	H: 0 LOB: 0 BB: 0 P: 3	R: 2 E: 0 K: 1 S: 6	H: 1 LOB: 0 BB: 1 P: 10	R: 0 E: 0 K: 2 S: 5	H: 0 LOB: 0 BB: 0 P: 5	R: 2 E: 0 K: 2 S: 10	H: 4 LOB: 2 BB: 1 P: 14	R: 0 E: 0 K: 0 S: 3	H: 1 LOB: 1 BB: 1 P: 7	R: 0 E: 0 K: 1 S: 6	H: 1 LOB: 1 BB: 0 P: 6	1B: 5 2B: 0 3B: 0 HR: 2	SF: 0 SAC: 0 DP: 0 HBP: 0	WP: 0 PB: 0 SB: 1 CS: 2	PA: 35															
PITCHER	IP WLS BF H R ER SO BB IBB HBP BLK WP HR S P ERA WHIP																																				
Renie Martin, R (1, 1) ERA: 4.72	6.0		22	3	4	4	4	1	0	0	0	0	2	29	33	6.00	0.667																				
Rich Gale, R (7, 1) ERA: 4.23	2.0	W	9	3	0	0	2	1	1	0	0	0	0	11	19	0.00	2.000																				
Gary Lavelle, L (9, 1) ERA: 2.8	1.0	S	4	1	0	0	1	0	0	0	0	0	0	6	6	0.00	1.000																				

livebaseballscorecards.com

AB	32
R	4
H	7
RBI	4
BB	3
SO	7
LOB	5



Batter	1	2	3	4	5	6	7	8	9
Joe Morgan, L (1, 4) OBP: 0.403, SLG: 0.447	0-0 F8	0-3 K			4-0 BB	0-0 F9		4-0 BB	
Jim Wohlford, R (1, 7) OBP: 0.332, SLG: 0.340 Champ Summers, L (8, PH) OBP: 0.343, SLG: 0.378 Joe Pettini, R (9, 6) OBP: 0.243, SLG: 0.176	4-0 S 2B BB	0-0 FC5-4			0-0 F7	0-0 1-3		0-3 K	
Jeffrey Leonard, R (1, 8) OBP: 0.292, SLG: 0.397 Gary Lavelle, S (9, 1) OBP: 0.167, SLG: 0.250	0-3 K		0-0 L1		0-3 K		0-3 K	0-3 K	
Jack Clark, R (1, 9) OBP: 0.366, SLG: 0.475	0-0 2B		0-3 K		0-0 HR		0-0 5-3		
Darrell Evans, L (1, 3) OBP: 0.346, SLG: 0.406	4-0 BB		0-0 P4		0-3 K 1B E		0-0 P6		
Bob Brenly, R (1, 2) OBP: 0.357, SLG: 0.407 Duane Kuiper, L (8, PH) OBP: 0.386, SLG: 0.350 Max Venable, L (9, 7) OBP: 0.250, SLG: 0.264	0-3 K			0-3 K		0-0 E BB 1-3 1B		0-0 P6	
Tom O'Malley, L (1, 5) OBP: 0.348, SLG: 0.357		0-3 K		0-0 F3		4-0 E BB 1-2 BB		0-0 HR 1B	
Johnnie LeMaster, R (1, 6) OBP: 0.272, SLG: 0.279 Chili Davis, S (8, PH) OBP: 0.310, SLG: 0.409		4-0 1B BB		0-0 L5		0-0 E4		0-0 HR	
Renie Martin, R (1, 1) OBP: 0.289, SLG: 0.356 Rich Gale, R (7, 1) OBP: 0.204, SLG: 0.222 Milt May, L (8, PH) OBP: 0.316, SLG: 0.381		0-0 FC5-4 1-2 1B			0-0 F9	0-3 K		0-0 BB 1B	

Inning Stats	R: 1 E: 0 K: 2 S: 8	H: 1 LOB: 2 BB: 2 P: 16	R: 0 E: 0 K: 2 S: 8	H: 1 LOB: 2 BB: 1 P: 12	R: 0 E: 0 K: 1 S: 5	H: 0 LOB: 0 BB: 0 P: 5	R: 0 E: 0 K: 1 S: 5	H: 0 LOB: 0 BB: 0 P: 5	R: 0 E: 0 K: 1 S: 5	H: 0 LOB: 1 BB: 1 P: 9	R: 2 E: 1 K: 2 S: 11	H: 2 LOB: 3 BB: 1 P: 15	R: 0 E: 0 K: 1 S: 5	H: 0 LOB: 0 BB: 0 P: 5	R: 2 E: 0 K: 2 S: 10	H: 3 LOB: 2 BB: 1 P: 14
--------------	------------------------------	----------------------------------	------------------------------	----------------------------------	------------------------------	---------------------------------	------------------------------	---------------------------------	------------------------------	---------------------------------	-------------------------------	----------------------------------	------------------------------	---------------------------------	-------------------------------	----------------------------------

PITCHER	IP	WLS	BF	H	R	ER	SO	BB	IBB	HBP	BLK	WP	HR	S	P	ERA	WHIP
Bob Shirley, L (1, 1) ERA: 3.5	5.0		25	4	3	2	8	5	0	0	0	0	1	36	56	3.60	1.800
Ben Hayes, R (6, 1) ERA: 2.48	2.1		9	1	1	1	2	0	0	0	0	0	0	13	13	3.86	0.429
Joe Price, L (8, 1) ERA: 2.99	0.0	L	3	2	1	1	0	1	0	0	0	0	1	2	6	∞	∞
Brad Lesley, R (8, 1) ERA: 2.76	0.2		2	0	0	0	2	0	0	0	0	0	0	6	6	0.00	0.000

BOTTOM

Cincinnati Reds @ San Francisco Giants
Candlestick Park, San Francisco, CA

Wed Sep 15 1982, 10:05 PM EDT
Att. 3,858 - Unknown

AB	R	H	RBI	BB	SO	LOB
3	0	0	0	2	1	5
3	1	0	0	1	0	6
1	0	0	0	0	1	2
0	0	0	0	0	0	0
5	0	0	0	0	4	4
0	0	0	0	0	0	0
4	1	2	2	0	1	0
3	1	0	0	1	1	0
3	0	1	0	0	2	2
1	0	0	0	0	0	0
0	0	0	0	0	0	0
3	1	1	0	1	1	0
2	0	0	0	1	0	2
1	1	1	2	0	0	0
3	0	1	0	0	1	3
0	0	0	0	0	0	0
1	0	1	0	0	0	0

AB	33
R	5
H	7
RBI	4
BB	6
SO	12
LOB	24

livebaseballscorecards.com

WP	PA
0	39

GIANTS

PITCHER	IP	WLS	BF	H	R	ER	SO	BB	IBB	HBP	BLK	WP	HR	S	P	ERA	WHIP
---------	----	-----	----	---	---	----	----	----	-----	-----	-----	----	----	---	---	-----	------

Batter	1	2	3	4	5	6	7	8	9	AB R H RBI BB SO LOB	TOP
Gene Richards, L (1, 7) OBP: 0.331, SLG: 0.347	0-0 4-3			0-0 6-3 2B 1B		0-0 6-3 CS 1B		0-0 6-3		4 1 2 0 0 0 0	San Diego Padres @ San Francisco Giants Candlestick Park, San Francisco, CA Thu Sep 16 1982, 10:05 PM EDT Att. 4,372 - Unknown livebaseballscorecards.com
Tony Gwynn, L (1, 9) OBP: 0.321, SLG: 0.367	0-3 K			0-0 6-3 1-3 2B		0-0 3-1 1-2		0-0 2B 1B	4 1 2 0 0 1 1		
Ruppert Jones, L (1, 8) OBP: 0.378, SLG: 0.431	0-3 K			0-0 1-3		0-0 P6		0-0 1B 2B	4 1 1 0 0 1 2		
Terry Kennedy, L (1, 2) OBP: 0.327, SLG: 0.480		0-0 F8		0-0 6-3 2-3 3-H		0-0 1B 2B		0-0 2-H 3-H 1B	4 0 2 3 0 0 1		
Joe Lefebvre, L (1, 5) OBP: 0.286, SLG: 0.335		0-0 P6		0-0 4-3		0-3 K		0-0 1-3	4 0 0 0 0 1 2		
Broderick Perkins, L (1, 3) OBP: 0.336, SLG: 0.353		0-0 4-3		0-0 F8		0-0 K		0-0 F8	4 0 1 0 0 0 0		
Luis Salazar, R (1, 6) OBP: 0.283, SLG: 0.347			0-0 6-3		0-0 5-3	0-0 G4-6-3 2-3 1B			3 0 0 0 0 0 2		
Tim Flannery, L (1, 4) OBP: 0.320, SLG: 0.325			0-0 3-1		0-0 BLK 1B	0-0 G4-6-3 1-2f		0-0 1-3	3 0 1 0 0 0 0		
Tim Lollar, L (1, 1) OBP: 0.277, SLG: 0.400			0-3 K		0-3 K			0-0 3-1	2 0 0 0 0 2 1		
Andy Hawkins, R (7, 1)									0 0 0 0 0 0 0		
Rick Lancellotti, L (8, PH) OBP: 0.211, SLG: 0.222									1 0 0 0 0 0 0		
Chris Welsh, L (8, 1) OBP: 0.311, SLG: 0.333									0 0 0 0 0 0 0		
Inning Stats	R: 0 H: 0 E: 0 LOB: 0 K: 2 BB: 0 S: 7 P: 7	R: 0 H: 0 E: 0 LOB: 0 K: 0 BB: 0 S: 3 P: 3	R: 0 H: 0 E: 0 LOB: 0 K: 1 BB: 0 S: 5 P: 5	R: 1 H: 2 E: 0 LOB: 1 K: 0 BB: 0 S: 5 P: 5	R: 0 H: 1 E: 0 LOB: 1 K: 1 BB: 0 S: 6 P: 6	R: 0 H: 1 E: 0 LOB: 0 K: 0 BB: 0 S: 3 P: 3	R: 0 H: 2 E: 0 LOB: 1 K: 1 BB: 0 S: 6 P: 6	R: 0 H: 0 E: 0 LOB: 0 K: 0 BB: 0 S: 3 P: 3	R: 2 H: 3 E: 0 LOB: 0 K: 0 BB: 0 S: 5 P: 5	1B: 6 SF: 0 2B: 3 SAC: 0 3B: 0 DP: 1 HR: 0 HBP: 0	WP: 0 PA: 33 PB: 0 SB: 0 CS: 1
PITCHER	IP WLS BF H R ER SO BB IBB HBP BLK WP HR S P ERA WHIP										
Fred Breining, R (1, 1) ERA: 2.88	6.1 W 24 6 1 1 5 0 0 0 0 0 0 0 34 34 1.42 0.947										
Greg Minton, R (7, 1) ERA: 1.79	2.2 S 9 3 2 2 0 0 0 0 0 0 0 0 9 9 6.75 1.125										



Batter	1	2	3	4	5	6	7	8	9
Chili Davis, S OBP: 0.310, SLG: 0.414 (1, 8)	0-3 K		0-0 P6		0-0 6-3	0-0 HR		0-0 BB 1B	
Joe Morgan, L OBP: 0.405, SLG: 0.445 (1, 4)	0-0 5-3		4-0 HBP 1B BB		4-0 BB BB	0-0 4-3		4-0 BB 1B	
Jack Clark, R OBP: 0.372, SLG: 0.478 (1, 9)	0-0 2B		1-0 1B HBP		4-0 BB BB		4-0 1B SF9 BB	4-0 1B BB	
Darrell Evans, L OBP: 0.349, SLG: 0.409 (1, 3)	0-0 G3		0-0 1B		0-0 F7		0-0 1B SF9 1B	0-0 1B	
Dave Bergman, L OBP: 0.366, SLG: 0.417 (8, PR) (9, 3)			1-2 2-H 3-H		1-2 2-3		1-3 1B	1-2 2-H 3-H	
Jeffrey Leonard, R OBP: 0.296, SLG: 0.403 (1, 7)		0-0 2B	0-3 K		4-0 BB		0-0 SF9	0-0 1B	
Max Venable, L OBP: 0.257, SLG: 0.271 (8, 7)					1-2 2-3		1-2 3-H	1-2 2-H	
Tom O'Malley, L OBP: 0.345, SLG: 0.354 (1, 5)		0-0 F9	0-0 F9		0-3 K		0-0 1B 1B	0-0 F2	
Bob Brenly, R OBP: 0.353, SLG: 0.400 (1, 2)		0-0 F8		0-3 K		0-0 F2	0-0 1B	0-0 F8	
Johnnie LeMaster, R OBP: 0.269, SLG: 0.275 (1, 6)		0-3 K		0-0 F8		0-0 4-3	0-3 K	0-0 P3	
Fred Breining, R OBP: 0.346, SLG: 0.261 (1, 1)			0-0 HBP 1B BB		0-0 4-3		0-0 HR 1B		
Greg Minton, S OBP: 0.176, SLG: 0.250 (7, 1)									

Inning Stats	R: 0	H: 1	E: 0	K: 1	S: 6	LOB: 1	BB: 0	P: 6	R: 0	H: 1	E: 0	K: 1	S: 6	LOB: 1	BB: 0	P: 6	R: 2	H: 2	E: 0	K: 1	S: 7	LOB: 2	BB: 1	P: 12	R: 0	H: 0	E: 0	K: 1	S: 5	LOB: 0	BB: 0	P: 5	R: 2	H: 2	E: 0	K: 2	S: 10	LOB: 2	BB: 1	P: 14	R: 3	H: 3	E: 0	K: 0	S: 6	LOB: 2	BB: 2	P: 14
1B: 9	SF: 1	2B: 2	SAC: 0	3B: 0	DP: 0	HR: 1	HBP: 1	WP: 0	PA: 44																																							

PITCHER	IP	WLS	BF	H	R	ER	SO	BB	IBB	HBP	BLK	WP	HR	S	P	ERA	WHIP
Tim Lollar, L ERA: 3.35 (1, 1)	6.0	L	31	7	6	6	5	5	0	1	0	0	1	35	56	9.00	2.000
Andy Hawkins, R ERA: 4.06 (7, 1)	1.0		5	2	0	0	2	0	0	0	0	0	0	9	9	0.00	2.000
Chris Welsh, L ERA: 4.69 (8, 1)	1.0		8	3	3	3	0	2	0	0	0	0	0	6	14	27.00	5.000


BOTTOM

San Diego Padres @ San Francisco Giants
Candlestick Park, San Francisco, CA

Thu Sep 16 1982, 10:05 PM EDT
Att. 4,372 - Unknown

AB	35
R	9
H	12
RBI	9
BB	7
SO	7
LOB	24

livebaseballscores.com



Batter	1	2	3	4	5	6	7	8	9	AB R H RBI BB SO LOB	TOP											
Gene Richards, L (1, 7) OBP: 0.331, SLG: 0.348	0-3 K		0-0 2B 1B		0-0 CS 1B		0-0 4-3		0-0 6-3	5 1 2 0 0 1 2	San Diego Padres @ San Francisco Giants Candlestick Park, San Francisco, CA Fri Sep 17 1982, 10:05 PM EDT Att. 8,342 - Unknown livebaseballscorecards.com											
Tony Gwynn, L (1, 9) OBP: 0.325, SLG: 0.383	0-3 K		0-0 G3 1-H HR 2B		0-0 G3 1-2 2B		0-0 6-3			4 1 2 1 0 1 1												
Ruppert Jones, L (1, 8) OBP: 0.375, SLG: 0.427	0-0 F8		0-0 G3 2-3		0-0 G3 2-3			0-3 K		4 0 0 0 0 1 2												
Terry Kennedy, L (1, 2) OBP: 0.329, SLG: 0.485		4-0 1B 1B BB	0-0 HR 3-H		0-3 K			0-0 F2		3 2 1 2 1 1 1												
Joe Lefebvre, L (1, 5) OBP: 0.286, SLG: 0.333		0-0 F7	0-0 P4		0-0 G3			0-0 FC6 1B		4 0 1 0 0 0 1												
Broderick Perkins, L (1, 3) OBP: 0.335, SLG: 0.352		0-0 1B 1-2 1B	0-0 4-3		0-3 K			0-0 FC6 1-2f		4 0 1 0 0 1 1												
Luis Salazar, R (1, 6) OBP: 0.283, SLG: 0.346		0-3 K		0-0 F8		0-0 F7			0-0 SH1-4 1B	4 0 1 0 0 1 2												
Tim Flannery, L (1, 4) OBP: 0.322, SLG: 0.332		0-0 1-3 2-H 1B		0-0 1-3			0-0 3B		0-0 P4	4 0 2 1 0 0 1												
Dave Dravecky, R (1, 1) OBP: 0.222, SLG: 0.176 Gary Lucas, L (6, 1)		0-0 4-3		0-0 6-3			0-3 K		0-0 SH1-4	2 0 0 0 0 0 2 1 0 0 0 0 1 1												
Inning Stats	R: 0 E: 0 K: 2 S: 7	H: 0 LOB: 0 BB: 0 P: 7	R: 1 E: 0 K: 1 S: 7	H: 2 LOB: 2 BB: 1 P: 11	R: 3 E: 0 K: 0 S: 6	H: 3 LOB: 0 BB: 0 P: 6	R: 0 E: 0 K: 0 S: 3	H: 0 LOB: 0 BB: 0 P: 3	R: 0 E: 0 K: 1 S: 6	H: 2 LOB: 1 BB: 0 P: 6	R: 0 E: 0 K: 1 S: 5	H: 0 LOB: 0 BB: 0 P: 5	R: 0 E: 0 K: 1 S: 6	H: 1 LOB: 1 BB: 0 P: 6	R: 0 E: 0 K: 1 S: 6	H: 1 LOB: 1 BB: 0 P: 6	R: 0 E: 0 K: 0 S: 4	H: 1 LOB: 1 BB: 0 P: 4	1B: 6 2B: 2 3B: 1 HR: 1	SF: 0 SAC: 1 DP: 0 HBP: 0	WP: 0 PB: 0 SB: 0 CS: 1	PA: 37
PITCHER	IP WLS BF H R ER SO BB IBB HBP BLK WP HR S P ERA WHIP																					
Bill Laskey, R (1, 1) ERA: 2.9	2.1 L 13 5 4 4 3 1 0 0 0 0 0 1 18 22 15.43 2.571																					
Mike Chris, L (3, 1) ERA: 5.25	4.2 16 3 0 0 3 0 0 0 0 0 0 0 22 22 0.00 0.643																					
Gary Lavelle, L (8, 1) ERA: 2.74	2.0 8 2 0 0 1 0 0 0 0 0 0 0 10 10 0.00 1.000																					

AB	35
R	4
H	10
RBI	4
BB	1
SO	7
LOB	14



Batter	1	2	3	4	5	6	7	8	9	AB	R	H	RBI	BB	SO	LOB
Chili Davis, S OBP: 0.310, SLG: 0.413 (1, 8)	F8		L4-6 S 1B		F8		F3 1-2			4	0	1	0	0	0	1
Duane Kuiper, L OBP: 0.388, SLG: 0.353 (1, 4) Gary Lavelle, S OBP: 0.167, SLG: 0.250 (8, 1)	E6 1B		L4-6 1-3			1B 1B	F8			4	1	2	0	0	0	2
Jack Clark, R OBP: 0.371, SLG: 0.482 (1, 9)	G3									4	1	1	1	0	0	2
Darrell Evans, L OBP: 0.348, SLG: 0.407 (1, 3)	K									4	0	1	0	0	3	1
Jeffrey Leonard, R OBP: 0.295, SLG: 0.400 (1, 7)										4	0	1	1	0	2	0
Tom O'Malley, L OBP: 0.347, SLG: 0.367 (1, 5)										4	0	2	0	0	0	2
Bob Brenly, R OBP: 0.350, SLG: 0.396 (1, 2)										4	0	1	0	0	2	4
Johnnie LeMaster, R OBP: 0.267, SLG: 0.273 (1, 6) Joe Morgan, L OBP: 0.404, SLG: 0.444 (9, PH)										3	0	0	0	0	2	1
Bill Laskey, R OBP: 0.136, SLG: 0.105 (1, 1) Mike Chris, L OBP: 0.125, SLG: 0.143 (3, 1) Guy Sularz, R OBP: 0.276, SLG: 0.278 (7, PH)										1	0	0	0	0	0	0
										2	0	0	0	0	1	0
										1	0	0	0	1	0	1

Inning Stats	R: 0	H: 1	R: 0	H: 1	R: 0	H: 1	R: 1	H: 2	R: 0	H: 0	R: 1	H: 3	R: 0	H: 0	R: 0	H: 0	R: 0	H: 1	R: 0	H: 1	1B: 6	SF: 0	WP: 0	PA: 36
	E: 1	LOB: 1	E: 0	LOB: 1	E: 0	LOB: 0	E: 0	LOB: 1	E: 0	LOB: 0	E: 0	LOB: 2	E: 0	LOB: 1	E: 0	LOB: 0	E: 0	LOB: 1	E: 0	LOB: 1	2B: 2	SAC: 0	PB: 0	
	K: 1	BB: 0	K: 1	BB: 0	K: 1	BB: 0	K: 2	BB: 0	K: 0	BB: 0	K: 1	BB: 0	K: 1	BB: 1	K: 2	BB: 0	K: 1	BB: 0	K: 1	BB: 0	3B: 1	DP: 1	SB: 3	
	S: 6	P: 6	S: 6	P: 6	S: 5	P: 5	S: 9	P: 9	S: 3	P: 3	S: 8	P: 8	S: 5	P: 9	S: 7	P: 7	S: 6	P: 6	S: 6	P: 6	HR: 1	HBP: 0	CS: 0	


PITCHER	IP	WLS	BF	H	R	ER	SO	BB	IBB	HBP	BLK	WP	HR	S	P	ERA	WHIP
Dave Dravecky, L ERA: 2.69 (1, 1)	5.1	W	23	8	2	2	5	0	0	0	0	0	1	33	33	3.38	1.500
Gary Lucas, L ERA: 3.18 (6, 1)	3.2	S	13	1	0	0	5	1	0	0	0	0	0	22	26	0.00	0.545

BOTTOM

San Diego Padres @ San Francisco Giants
Candlestick Park, San Francisco, CA

Fri Sep 17 1982, 10:05 PM EDT
Att. 8,342 - Unknown

AB	35
R	2
H	9
RBI	2
BB	1
SO	10
LOB	15



Batter	1	2	3	4	5	6	7	8	9	AB R H RBI BB SO LOB	TOP	
Gene Richards, L (1, 7) x OBP: 0.329, SLG: 0.345	0-0 ① 5-3			x 0-0 ① P6		x 0-0 ③ F8		x 0-0 ③ 6-3		4 0 0 0 0 0 0	San Diego Padres @ San Francisco Giants Candlestick Park, San Francisco, CA Sat Sep 18 1982, 6:33 AM EDT Att: 35,888 - Unknown livebaseballscorecards.com	
Tony Gwynn, L (1, 9) x OBP: 0.329, SLG: 0.386	0-0 ② 5-3			x 0-0 6-3 1B			x 0-0 1B 1B	x 0-0 ① 4-3	4 1 2 0 0 0 0			
Ruppert Jones, L (1, 8) x OBP: 0.374, SLG: 0.426	0-0 ③ G3			x 0-0 ② 6-3			x 0-0 1-3 1B 1B	0-3 ② K	4 0 1 0 0 1 1			
Joe Lefebvre, L (1, 5) OBP: 0.285, SLG: 0.332		x 0-0 G1-6-3 1B		x 0-0 ③ F5			x 0-0 ① P6	0-3 ③ K	4 0 1 0 0 1 3			
Broderick Perkins, L (1, 3) OBP: 0.332, SLG: 0.348		x 0-0 ① F9			x 0-0 ① F7		0-3 ② K		3 0 0 0 0 1 3			
Luis Salazar, R (1, 6) OBP: 0.283, SLG: 0.346		x 0-0 ② ③ G1-6-3 1-2f			x 0-0 ② 5-3		x 0-0 1-2 1B		3 0 1 1 0 0 1			
Tim Flannery, L (1, 4) OBP: 0.320, SLG: 0.330			x 0-0 ① F7		x 0-0 ③ G3		0-3 ③ K		3 0 0 0 0 1 2			
Steve Swisher, R (1, 2) OBP: 0.273, SLG: 0.340			0-3 ② K			0-3 ① K		0-3 ① K	3 0 0 0 0 3 0			
Juan Eichelberger, R (1, 1) OBP: 0.113, SLG: 0.154			0-3 ③ K			x 0-0 ② 5-3		x 0-0 ② F9	2 0 0 0 0 1 0			
Kurt Bevacqua, R (8, PH) OBP: 0.326, SLG: 0.297									1 0 0 0 0 0 0			
Gary Lucas, L (8, 1)									0 0 0 0 0 0 0			
Inning Stats	R: 0 H: 0 E: 0 LOB: 0 K: 0 BB: 0 S: 3 P: 3	R: 0 H: 1 E: 0 LOB: 0 K: 0 BB: 0 S: 3 P: 3	R: 0 H: 0 E: 0 LOB: 0 K: 2 BB: 0 S: 7 P: 7	R: 0 H: 1 E: 1 LOB: 1 K: 0 BB: 0 S: 4 P: 4	R: 0 H: 0 E: 0 LOB: 0 K: 0 BB: 0 S: 3 P: 3	R: 0 H: 0 E: 0 LOB: 0 K: 1 BB: 0 S: 5 P: 5	R: 1 H: 3 E: 0 LOB: 2 K: 2 BB: 0 S: 10 P: 10	R: 0 H: 0 E: 0 LOB: 0 K: 1 BB: 0 S: 5 P: 5	R: 0 H: 0 E: 0 LOB: 0 K: 2 BB: 0 S: 7 P: 7	1B: 5 SF: 0 2B: 0 SAC: 0 3B: 0 DP: 1 HR: 0 HBP: 0	WP: 0 PA: 31 PB: 0 SB: 0 CS: 0	
PITCHER	IP WLS BF H R ER SO BB IBB HBP BLK WP HR S P ERA WHIP											
Rich Gale, R (1, 1) ERA: 4.13	6.0 W 21 4 1 1 3 0 0 0 0 0 0 0 27 27 1.50 0.667											
Gary Lavelle, L (7, 1) ERA: 2.65	3.0 S 10 1 0 0 5 0 0 0 0 0 0 0 20 20 0.00 0.333											



Batter	1	2	3	4	5	6	7	8	9	AB	R	H	RBI	BB	SO	LOB	BOTTOM
--------	---	---	---	---	---	---	---	---	---	----	---	---	-----	----	----	-----	--------

Chili Davis, S (1, 8) OBP: 0.309, SLG: 0.411 	0-0 4-3 		0-3 K 		0-3 K 		0-0 	0-0 F8 		5	0	1	0	0	2	3	San Diego Padres @ San Francisco Giants Candlestick Park, San Francisco, CA Sat Sep 18 1982, 6:33 AM EDT Att. 35,888 - Unknown livebaseballscorecards.com
--	-----------------------	--	---------------------	--	---------------------	--	---------	----------------------	--	---	---	---	---	---	---	---	--

Duane Kuiper, L (1, 4) OBP: 0.390, SLG: 0.350 	4-0 		0-0 5-3 		4-0 		0-0 F8 		2	0	0	0	2	0	2	
---	---------	--	-----------------------	--	---------	--	----------------------	--	---	---	---	---	---	---	---	--

Jack Clark, R (1, 9) OBP: 0.372, SLG: 0.481 	0-0 G5-4-3 			4-0 	0-0 		0-0 5-3 		3	1	1	0	1	0	2	
---	--------------------------	--	--	---------	---------	--	-----------------------	--	---	---	---	---	---	---	---	--

Darrell Evans, L (1, 5) OBP: 0.351, SLG: 0.416 		0-0 F7 		0-0 	0-0 		4-0 		3	1	2	1	1	0	0	
--	--	----------------------	--	---------	---------	--	---------	--	---	---	---	---	---	---	---	--

Jeffrey Leonard, R (1, 7) OBP: 0.294, SLG: 0.395 		4-0 		0-0 G5-4-3 	0-0 5-3 		0-0 FC5-4 		3	0	0	0	1	0	4	
--	--	---------	--	--------------------------	-----------------------	--	-------------------------	--	---	---	---	---	---	---	---	--

Dave Bergman, L (1, 3) OBP: 0.370, SLG: 0.446 		0-0 F8 		0-0 	0-0 P6 		0-0 		4	1	2	2	0	0	1	
---	--	----------------------	--	---------	----------------------	--	---------	--	---	---	---	---	---	---	---	--

Milt May, L (1, 2) OBP: 0.316, SLG: 0.387 		0-0 G3 		0-3 K 	0-0 		0-0 4-3 		4	1	1	1	0	1	2	
---	--	----------------------	--	---------------------	---------	--	-----------------------	--	---	---	---	---	---	---	---	--

Guy Sularz, R (1, 6) OBP: 0.294, SLG: 0.290 		4-0 		0-0 P4 	0-0 		0-0 		3	0	2	0	1	0	0	
---	--	---------	--	----------------------	---------	--	---------	--	---	---	---	---	---	---	---	--

Rich Gale, R (1, 1) OBP: 0.212, SLG: 0.213 Gary Lavelle, S (7, 1) OBP: 0.167, SLG: 0.250 		0-3 K 		4-0 	0-3 K 		0-0 SH1-4 		2	0	0	0	1	2	2	
---	--	---------------------	--	---------	---------------------	--	-------------------------	--	---	---	---	---	---	---	---	--

Inning Stats	R: 0	H: 0	E: 0	LOB: 0	K: 0	S: 2	P: 6	R: 0	H: 0	E: 0	LOB: 1	K: 0	S: 3	R: 0	H: 0	E: 0	LOB: 1	K: 2	S: 7	R: 1	H: 2	E: 0	LOB: 1	K: 1	S: 6	R: 0	H: 1	E: 0	LOB: 2	K: 1	S: 5	R: 2	H: 3	E: 0	LOB: 1	K: 1	S: 8	R: 0	H: 1	E: 0	LOB: 2	K: 0	S: 4	R: 1	H: 2	E: 0	LOB: 1	K: 0	S: 5	1B: 6	SF: 0	2B: 0	SAC: 1	3B: 0	DP: 2	HR: 3	HBP: 0	WP: 0	PA: 37
--------------	------	------	------	--------	------	------	------	------	------	------	--------	------	------	------	------	------	--------	------	------	------	------	------	--------	------	------	------	------	------	--------	------	------	------	------	------	--------	------	------	------	------	------	--------	------	------	------	------	------	--------	------	------	-------	-------	-------	--------	-------	-------	-------	--------	-------	--------

PITCHER	IP	WLS	BF	H	R	ER	SO	BB	IBB	HBP	BLK	WP	HR	S	P	ERA	WHIP
Juan Eichelberger, R (1, 1) ERA: 3.9	7.0	L	32	7	3	3	5	6	1	0	0	0	2	35	63	3.86	1.857
Gary Lucas, L (8, 1) ERA: 3.25	1.0		5	2	1	1	0	0	0	0	0	0	1	5	5	9.00	2.000




Batter	1	2	3	4	5	6	7	8	9	10	11	AB R H RBI BB SO LOB	TOP														
Alan Wiggins, S OBP: 0.310, SLG: 0.300 (1, 8)	0-0 4-3	0-0 FC6-4			0-0 1-3 SH5-3 1B		0-0 FC1-6 1B		0-0 F2			5 1 2 0 0 0 3	San Diego Padres @ San Francisco Giants Candlestick Park, San Francisco, CA Sun Sep 19 1982, 6:33 AM EDT Att. 11,566 - Unknown														
Tony Gwynn, L OBP: 0.333, SLG: 0.389 (1, 9)	0-0 1B SF8 1B		0-0 S 1B		0-0 SH5-3		0-0 FC1-6 CS		0-3 K			4 1 2 0 0 1 2															
Kurt Bevacqua, R OBP: 0.321, SLG: 0.293 (1, 3)	0-0 1-3 1B		0-0 P4		0-0 1-3		0-0 F9			0-0 F9		5 0 1 1 0 0 3															
Terry Kennedy, L OBP: 0.329, SLG: 0.485 Steve Swisher, R OBP: 0.263, SLG: 0.327 (1, 2) (5, 2)	0-0 SF8		0-3 K		0-0 1B			0-0 E4 F7-4 SH3-4		0-3 K		2 0 1 2 0 1 1 2 0 0 0 0 1 0															
Luis Salazar, R OBP: 0.281, SLG: 0.343 (1, 6)	0-3 K		0-3 K		0-0 F9			0-0 SH3-4		0-0 5-3		4 0 0 0 0 2 3															
Joe Lefebvre, L OBP: 0.283, SLG: 0.326 (1, 5)		0-3 K		0-3 K		0-0 4-3		4-0 BB			0-3 K	4 0 0 0 1 3 0															
George Hinshaw, R Broderick Perkins, L OBP: 0.331, SLG: 0.346 (1, 7) (8, PH) (8, 7)		0-0 5-3		0-0 F8		0-0 F9		0-0 F7-4			0-0 F8	3 0 0 0 0 0 0 2 0 0 0 0 0 2															
Joe Pittman, R OBP: 0.289, SLG: 0.271 (1, 4)		0-0 1B 1B		0-0 P4		0-0 1B			4-0 BB		0-0 6-3	4 0 2 0 1 0 0															
Eric Show, R OBP: 0.135, SLG: 0.135 Dave Dravecky, R OBP: 0.211, SLG: 0.167 Luis DeLeon, R OBP: 0.167, SLG: 0.182 (1, 1) (7, 1) (10, 1)		0-0 FC6-4 1B			0-0 SH5-3 1-3 1B		0-3 K		0-0 B3			3 1 2 0 0 1 1 1 0 0 0 0 0 1 0 0 0 0 0 0 0															
Inning Stats	R: 1 E: 0 K: 1 S: 7	H: 2 LOB: 1 BB: 0 P: 7	R: 0 E: 0 K: 1 S: 7	H: 2 LOB: 2 BB: 0 P: 7	R: 0 E: 0 K: 2 S: 8	H: 1 LOB: 1 BB: 0 P: 8	R: 0 E: 0 K: 1 S: 5	H: 0 LOB: 0 BB: 0 P: 5	R: 2 E: 0 K: 0 S: 6	H: 3 LOB: 1 BB: 0 P: 6	R: 0 E: 0 K: 1 S: 6	H: 1 LOB: 1 BB: 0 P: 6		R: 0 E: 0 K: 0 S: 3	H: 1 LOB: 0 BB: 0 P: 3	R: 0 E: 1 K: 0 S: 3	H: 0 LOB: 1 BB: 1 P: 7	R: 0 E: 0 K: 1 S: 5	H: 0 LOB: 1 BB: 1 P: 9	R: 0 E: 0 K: 1 S: 5	H: 0 LOB: 0 BB: 0 P: 5	R: 0 E: 0 K: 1 S: 5	H: 0 LOB: 0 BB: 0 P: 5	1B: 10 2B: 1 3B: 0 HR: 0	SF: 1 SAC: 2 DP: 1 HBP: 0	WP: 0 PB: 0 SB: 2 CS: 1	PA: 44
PITCHER	IP WLS BF H R ER SO BB IBB HBP BLK WP HR S P ERA WHIP													IP WLS BF H R ER SO BB IBB HBP BLK WP HR S P ERA WHIP													
Atlee Hammaker, L ERA: 4.21 (1, 1)	7.1		33	10	3	3	6	1	0	0	0	0	0	0	44	48	3.68	1.500									
Greg Minton, R ERA: 1.78 (8, 1)	0.2		1	0	0	0	0	0	0	0	0	0	0	0	1	1	0.00	0.000									
Al Holland, L ERA: 3.12 (9, 1)	3.0	W	10	0	0	0	3	1	0	0	0	0	0	0	15	19	0.00	0.333									

AB	39
R	3
H	10
RBI	3
BB	2
SO	9
LOB	16



livebaseballscorecards.com

Batter	1	2	3	4	5	6	7	8	9	10	11	AB R H RBI BB SO LOB	BOTTOM				
Chili Davis, S OBP: 0.308, SLG: 0.409 (1, 8)	0-0 3-1	0-0 SF9		4-0 BB			0-0 4-3	0-0 P6		0-0 3-1		4 0 0 1 1 0 2	San Diego Padres @ San Francisco Giants Candlestick Park, San Francisco, CA Sun Sep 19 1982, 6:33 AM EDT Att. 11,566 - Unknown livebaseballscores.com AB 36 R 4 H 7 RBI 4 BB 11 SO 7 LOB 24 				
Duane Kuiper, L OBP: 0.393, SLG: 0.348 (1, 4)	0-0 F8	0-0 1B		0-0 1-3			4-0 BB		4-0 SH5-4 1B		0-0 G3	4 0 1 1 2 0 2					
Jack Clark, R OBP: 0.375, SLG: 0.480 (1, 9)	4-0 BB	0-0 F2			0-3 K		4-0 1-2		0-0 SH5-4 1B		4-0 1B	3 1 1 0 3 1 2					
Darrell Evans, L OBP: 0.352, SLG: 0.415 (1, 5) (8, 3)	0-0 F8		0-0 F7		4-0 FC4-6 BB		0-3 K		0-0 SH5-4		0-0 1B	4 0 1 0 1 1 3					
Dave Bergman, L OBP: 0.369, SLG: 0.439 (1, 3) Jim Wohlford, R OBP: 0.331, SLG: 0.339 (7, PH) Tom O'Malley, L OBP: 0.348, SLG: 0.368 (8, 5)		4-0 1B BB	0-0 F7		0-0 FC4-6		0-3 K		0-0 5-3		0-0 1B	2 1 0 0 1 0 1 1 0 0 0 0 1 2 2 0 1 1 0 0 2					
Milt May, L OBP: 0.312, SLG: 0.383 (1, 2) Bob Brenly, R OBP: 0.354, SLG: 0.396 (8, PR) (9, 2)		0-0 F8	0-3 K		0-3 K			0-0 E3				4 0 0 0 0 2 2 0 0 0 0 1 0 0					
Max Venable, L OBP: 0.271, SLG: 0.279 (1, 7)		0-0 HBP 1B 1-3 SF9 1B		0-0 E6		4-0 K BB		0-0 1B CS		0-0 F3		4 1 2 0 1 0 3					
Guy Sularz, R OBP: 0.295, SLG: 0.292 (1, 6) Joe Morgan, L OBP: 0.404, SLG: 0.443 (8, PH) Joe Pettini, R OBP: 0.237, SLG: 0.171 (9, 6)		0-0 SF9 HBP 1-2 1B 1B	0-0 F3		0-3 K		0-0 F7			0-0 F7		3 1 1 1 0 1 2 1 0 0 0 0 0 2 1 0 0 0 0 0 0					
Atlee Hammaker, S OBP: 0.071, SLG: 0.055 (1, 1) Greg Minton, S OBP: 0.176, SLG: 0.250 (8, 1) Jeffrey Leonard, R OBP: 0.297, SLG: 0.395 (8, PH) Al Holland, R OBP: 0.065, SLG: 0.065 (9, 1)		1-0 1B HBP	0-0 6-3		0-0 1-3		4-0 BB			0-3 K		2 0 0 0 0 0 1 0 0 0 0 0 0 0 0 0 0 0 1 0 0 1 0 0 0 0 1 0					
Inning Stats	R: 0 H: 0 E: 0 LOB: 1 K: 0 BB: 1 S: 3 P: 7	R: 3 H: 3 E: 0 LOB: 2 K: 0 BB: 1 S: 6 P: 11	R: 0 H: 0 E: 0 LOB: 0 K: 1 BB: 0 S: 5 P: 5	R: 0 H: 0 E: 1 LOB: 2 K: 0 BB: 1 S: 4 P: 8	R: 0 H: 0 E: 0 LOB: 1 K: 2 BB: 1 S: 7 P: 11	R: 0 H: 0 E: 0 LOB: 0 K: 1 BB: 1 S: 4 P: 8	R: 0 H: 0 E: 0 LOB: 2 K: 2 BB: 2 S: 7 P: 15	R: 0 H: 1 E: 1 LOB: 2 K: 0 BB: 1 S: 4 P: 8	R: 0 H: 1 E: 0 LOB: 3 K: 0 BB: 2 S: 4 P: 12	R: 0 H: 0 E: 0 LOB: 0 K: 1 BB: 0 S: 5 P: 5	R: 1 H: 2 E: 0 LOB: 2 K: 0 BB: 1 S: 3 P: 7	1B: 7 SF: 1 2B: 0 SAC: 1 3B: 0 DP: 0 HR: 0 HBP: 1		WP: 0 PA: 50 PB: 0 SB: 2 CS: 1			
PITCHER	IP WLS BF H R ER SO BB IBB HBP BLK WP HR S P ERA WHIP																
Eric Show, R ERA: 2.57 (1, 1)	6.1		30	3	3	3	4	7	0	1	0	0		0	30	59	4.26
Dave Dravecky, L ERA: 2.61 (7, 1)	2.2		13	2	0	0	2	2	1	0	1	0	0	14	26	0.00	1.500
Luis DeLeon, R ERA: 2.06 (10, 1)	1.1	L	7	2	1	1	1	1	0	0	0	0	0	8	12	6.75	2.250

Batter	1	2	3	4	5	6	7	8	9	AB	R	H	RBI	BB	SO	LOB
Gary Redus, R OBP: 0.263, SLG: 0.396 (1, 7)	4-0 S 1B E BB	0-3 K			0-0 F9 WP 2B	0-0 1B				3	2	2	2	1	1	1
Duane Walker, L OBP: 0.295, SLG: 0.321 (1, 9)	0-0 S 1-2 E 1B	0-0 F8			0-0 F9	0-3 K				4	1	1	0	0	1	3
Dave Concepcion, R OBP: 0.346, SLG: 0.382 (1, 6)	4-0 G6-4-3 1-3 2-H 1B E BB		0-0 G3		0-0 3-4			4-0 1B BB		2	1	0	0	2	0	1
Dan Driessen, L OBP: 0.368, SLG: 0.413 (1, 3)	0-0 E6 1-2 G6-4-3 3-H		0-0 4-3		4-0 WP IBB			0-0 F8		3	0	0	1	1	0	2
Cesar Cedeno, R OBP: 0.352, SLG: 0.422 (1, 8)	0-0 G6-4-3 1-2r 2-3		0-3 K		0-3 K			0-0 4-3 1B		4	0	1	0	0	2	3
Johnny Bench, R OBP: 0.319, SLG: 0.401 (1, 5)	0-0 1B			0-0 CS 1B		0-0 5-3		0-0 4-3		4	0	2	1	0	0	2
Wayne Krenchicki, L OBP: 0.316, SLG: 0.349 (8, 5)										0	0	0	0	0	0	0
Ron Oester, S OBP: 0.301, SLG: 0.356 (1, 4)	0-3 K		0-0 3-1		0-0 4-3 BB 1B			0-0 4-3		4	1	1	0	0	1	2
Alex Trevino, R OBP: 0.311, SLG: 0.299 (1, 2)			0-0 4-3		4-0 BB			0-0 F8		2	1	0	0	2	0	0
Bob Shirley, R OBP: 0.162, SLG: 0.139 (1, 1)			0-0		0-0 6-3			0-0 4-3		3	0	1	0	0	0	3
Ben Hayes, R (7, 1)										1	0	0	0	0	0	0

Inning Stats	R: 3	H: 2	E: 1	LOB: 1	K: 1	S: 7	P: 15	R: 0	H: 1	E: 0	LOB: 1	K: 1	S: 6	P: 6	R: 0	H: 0	E: 0	LOB: 0	K: 1	S: 5	P: 5	R: 0	H: 1	E: 0	LOB: 1	K: 1	S: 3	P: 7	R: 1	H: 1	E: 0	LOB: 1	K: 1	S: 6	P: 10	R: 2	H: 2	E: 0	LOB: 1	K: 1	S: 7	P: 11	R: 0	H: 1	E: 0	LOB: 2	K: 0	S: 3	P: 7	R: 0	H: 0	E: 0	LOB: 0	K: 0	S: 3	P: 3
--------------	------	------	------	--------	------	------	-------	------	------	------	--------	------	------	------	------	------	------	--------	------	------	------	------	------	------	--------	------	------	------	------	------	------	--------	------	------	-------	------	------	------	--------	------	------	-------	------	------	------	--------	------	------	------	------	------	------	--------	------	------	------

PITCHER	IP	WLS	BF	H	R	ER	SO	BB	IBB	HBP	BLK	WP	HR	S	P	ERA	WHIP
Fred Breining, R ERA: 3.03 (1, 1)	5.2	L	28	7	6	4	4	4	1	0	0	1	0	31	51	6.35	1.941
Al Holland, L ERA: 3.11 (6, 1)	0.1		1	0	0	0	1	0	0	0	0	0	0	3	3	0.00	0.000
Gary Lavelle, L ERA: 2.65 (7, 1)	0.0		1	0	0	0	0	1	0	0	0	0	0	4	4	∞	∞
Greg Minton, R ERA: 1.75 (7, 1)	2.0		6	1	0	0	0	0	0	0	0	0	0	6	6	0.00	0.500


BOTTOM

San Francisco Giants @ Cincinnati Reds
Riverfront Stadium, Cincinnati, OH

Tue Sep 21 1982, 7:05 PM EDT
Att. 6,038 - Unknown

livebaseballscorecards.com

AB	30
R	6
H	8
RBI	4
BB	6
SO	5
LOB	17



WP	1	PA	36
PB	0		
SB	3		
CS	1		

Batter	1	2	3	4	5	6	7	8	9	AB R H RBI BB SO LOB	TOP
Chili Davis, S OBP: 0.305, SLG: 0.404 (1, 8) X	0-0 F9 ①		0-0 F9 ①		0-0 G1-6-3 1B		0-0 4-3 ①			4 0 1 0 0 0 0	San Francisco Giants @ Cincinnati Reds Riverfront Stadium, Cincinnati, OH Wed Sep 22 1982, 7:05 PM EDT Att. 6,384 - Unknown livebaseballscorecards.com
Duane Kuiper, L OBP: 0.385, SLG: 0.340 (1, 4) X	0-0 6-3 ②		0-3 K ②		0-0 G1-6-3 1-2f ②		0-3 K ②			4 0 0 0 0 2 1	
Jack Clark, R OBP: 0.379, SLG: 0.488 (1, 9) X	0-0 P4 ③		0-0 1B ③		0-0 1B ③		0-0 P6 ③			4 0 2 0 0 0 0	
Darrell Evans, L OBP: 0.350, SLG: 0.410 (1, 5) X		0-0 F8 ①	0-0 P6 ③		0-0 P6 ③			0-0 F9 ①		4 0 0 0 0 0 2	
Reggie Smith, S OBP: 0.367, SLG: 0.478 (1, 3) BB Dave Bergman, L OBP: 0.366, SLG: 0.435 (8, 3) BB		4-0 1B 1B BB		0-0 1B 2B		4-0 1B BB		0-0 P4 ②		2 2 1 0 2 0 0 0 0 0 0 0 0 0	
Jeffrey Leonard, R OBP: 0.292, SLG: 0.386 (1, 7) X Max Venable, L OBP: 0.271, SLG: 0.279 (8, 7) X		0-0 F3 ②		0-3 K ①		0-3 K ① 1-2		0-3 K ③		4 0 0 0 0 3 3 0 0 0 0 0 0 0	
Milt May, L OBP: 0.316, SLG: 0.386 (1, 2) X		0-0 1B 1B 1-3		0-0 1B 2-H		0-3 K ②			0-3 K ①	4 0 2 1 0 2 1	
Johnnie LeMaster, R OBP: 0.270, SLG: 0.277 (1, 6) X		0-0 1B 1-2 3-H		0-3 K ②		4-0 1B IBB			0-0 F7 ②	3 0 1 1 1 1 1	
Renie Martin, R OBP: 0.271, SLG: 0.333 (1, 1) X Al Holland, R OBP: 0.063, SLG: 0.063 (8, 1) X		0-3 K ③		0-0 5-3 ③		0-3 K2-3 ③			0-0 1-3 ③	3 0 0 0 0 2 5 1 0 0 0 0 0 0	
Inning Stats	R: 0 H: 0 E: 0 LOB: 0 K: 0 BB: 0 S: 3 P: 3	R: 1 H: 2 E: 0 LOB: 2 K: 1 BB: 1 S: 7 P: 11	R: 0 H: 1 E: 0 LOB: 1 K: 1 BB: 0 S: 6 P: 6	R: 1 H: 2 E: 0 LOB: 1 K: 2 BB: 0 S: 9 P: 9	R: 0 H: 2 E: 0 LOB: 1 K: 0 BB: 0 S: 4 P: 4	R: 0 H: 0 E: 0 LOB: 2 K: 3 BB: 2 S: 9 P: 17	R: 0 H: 0 E: 0 LOB: 0 K: 1 BB: 0 S: 5 P: 5	R: 0 H: 0 E: 0 LOB: 0 K: 1 BB: 0 S: 5 P: 5	R: 0 H: 0 E: 0 LOB: 0 K: 1 BB: 0 S: 5 P: 5	1B: 6 SF: 0 2B: 1 SAC: 0 3B: 0 DP: 1 HR: 0 HBP: 0	WP: 0 PA: 36 PB: 0 SB: 1 CS: 0
PITCHER Mario Soto, R ERA: 2.79 (1, 1) Brad Lesley, R ERA: 2.51 (9, 1)	IP WLS BF H R ER SO BB IBB HBP BLK WP HR S P ERA WHIP	8.0 L 33 7 2 2 9 2 1 0 0 0 0 0 48 60 2.25 1.125	1.0 3 0 0 0 1 0 0 0 0 0 0 0 5 5 0.00 0.000	PITCHER IP WLS BF H R ER SO BB IBB HBP BLK WP HR S P ERA WHIP							



Batter	1	2	3	4	5	6	7	8	9
Duane Walker, L (1, 7) OBP: 0.292, SLG: 0.316 Johnny Bench, R (8, PH) OBP: 0.318, SLG: 0.400 Brad Lesley, R (9, 1)	0-0 F9		0-3 K			0-3 K		0-0 1-3	
Paul Householder, S (1, 9) OBP: 0.261, SLG: 0.321	0-0 6-3		4-0 G4-6-3 BB			0-0 F8		0-0 5-3	
Dave Concepcion, R (1, 6) OBP: 0.344, SLG: 0.379	0-3 K		0-0 G4-6-3 1-2f			0-0 6-3		0-0 F7	
Dan Driessen, L (1, 3) OBP: 0.369, SLG: 0.413		0-0 BB G3 1B		0-0 P6		4-0 FC5-4 BB		0-3 K	
Cesar Cedeno, R (1, 8) OBP: 0.350, SLG: 0.418		0-0 F8		0-0 4-3		0-0 FC5-4 G3 1-2f		0-0 F2	
Wayne Krenchicki, L (1, 5) OBP: 0.311, SLG: 0.343		0-0 G3 1-2		0-0 F9		0-0 G3 1-3			
Ron Oester, S (1, 4) OBP: 0.301, SLG: 0.355		4-0 FC5 BB IBB		4-3		0-0 F8			
Alex Trevino, R (1, 2) OBP: 0.313, SLG: 0.300		4-0 BB BB BB 1-2 2-3 BB		0-0 F9		0-0 1-3 1B		0-0 1-3 1B	
Mario Soto, R (1, 1) OBP: 0.224, SLG: 0.225 Larry Bittner, L (8, PH) OBP: 0.371, SLG: 0.420 Mike Vail, R (8, PH) OBP: 0.272, SLG: 0.383 (9, 7)		0-0 FC5 2-3f		0-0 P5		0-3 K			

AB	R	H	RBI	BB	SO	LOB
3	0	0	0	0	2	0
1	0	0	0	0	0	1
0	0	0	0	0	0	0
3	0	0	0	1	0	1
4	0	0	0	0	1	1
3	0	1	0	1	1	0
4	0	0	0	0	0	2
3	0	0	0	0	0	2
2	0	0	0	1	0	1
2	0	1	0	1	0	0
2	0	0	0	0	0	3
0	0	0	0	0	0	0
1	0	0	0	0	1	1

BOTTOM

San Francisco Giants @ Cincinnati Reds
Riverfront Stadium, Cincinnati, OH

livebaseballscorecards.com

AB	28
R	0
H	2
RBI	0
BB	4
SO	5
LOB	12



WP: 0	PA: 32
PB: 0	
SB: 1	
CS: 0	

PITCHER	IP	WLS	BF	H	R	ER	SO	BB	IBB	HBP	BLK	WP	HR	S	P	ERA	WHIP
Renie Martin, R (1, 1) ERA: 4.48	7.0	W	26	2	0	0	3	3	1	0	0	0	0	28	44	0.00	0.714
Al Holland, L (8, 1) ERA: 3.05	2.0	S	6	0	0	0	2	0	0	0	0	0	0	10	10	0.00	0.000

Wed Sep 22 1982, 7:05 PM EDT
Att. 6,384 - Unknown

San Francisco Giants @ Cincinnati Reds
 Riverfront Stadium, Cincinnati, OH

Thu Sep 23 1982, 3:33 AM EDT
 Att. 6,629 - Unknown

livebaseballscorecards.com

AB	37
R	11
H	14
RBI	10
BB	6
SO	3
LOB	13



AB R H RBI BB SO LOB

5	0	1	0	0	0	3
4	1	0	0	1	1	3
5	1	2	1	0	0	1
4	3	3	1	1	0	1
3	3	2	2	1	0	0
1	0	0	0	0	0	1
2	2	0	0	3	0	0
4	1	2	2	0	0	0
5	0	1	1	0	2	4
2	0	2	2	0	0	0
1	0	0	0	0	0	0
0	0	0	0	0	0	0
1	0	1	1	0	0	0
0	0	0	0	0	0	0

1B:	9	SF:	1
2B:	3	SAC:	0
3B:	1	DP:	2
HR:	1	HBP:	0
WP:	1	PA:	44
PB:	0		
SB:	1		
CS:	0		

Batter	1	2	3	4	5	6	7	8	9
Chili Davis, S OBP: 0.304, SLG: 0.404 (1, 8)	0-0 F8		0-0 F8	0-0 2B		0-0 G3	0-0 G4-6-3		
Joe Morgan, L OBP: 0.400, SLG: 0.436 (1, 4)	4-0 6-3 BB		0-0 F7	0-3 K			0-0 G3	0-0 P6	
Jack Clark, R OBP: 0.379, SLG: 0.491 (1, 9)	0-0 6-3		0-0 F8		0-0 6-3		0-0 2B	0-0 FC6-4 1B	
Darrell Evans, L OBP: 0.354, SLG: 0.416 (1, 5)	0-0 1B			4-0 2B SF7 BB	0-0 HR 1B		0-0 BB WP 2B	0-0 FC6-4	
Reggie Smith, S OBP: 0.372, SLG: 0.492 Max Venable, L OBP: 0.269, SLG: 0.277 (1, 3) (7, 7)	0-0 2-6	0-0 4-3		0-0 SF7 1B 2B	0-0 HR		4-0 WP BB 1B IBB	0-0 L3	
Dave Bergman, L OBP: 0.375, SLG: 0.427 (1, 7) (7, 3)		4-0 1B BB		4-0 1B SF7 IBB	0-0 F7		4-0 1B WP BB	0-0 F9	
Bob Brenly, R OBP: 0.355, SLG: 0.398 (1, 2)		0-0 1B		0-0 SF7	0-0 1-4-3		0-0 1B 1B	0-0 F7	
Johnnie LeMaster, R OBP: 0.269, SLG: 0.276 (1, 6)		0-0 G1-6-3		0-3 K		0-0 F8	0-0 1B 1B	0-3 K	
Bill Laskey, R OBP: 0.164, SLG: 0.136 Atlee Hammaker, S OBP: 0.070, SLG: 0.054 Jim Barr, R OBP: 0.250, SLG: 0.286 Champ Summers, L OBP: 0.348, SLG: 0.383 Gary Lavelle, S OBP: 0.167, SLG: 0.250 (1, 1) (4, 1) (6, 1) (7, PH) (7, 1)			0-0 1B	0-0 2B 1B		0-0 F7	0-0 G4-6-3 1B		

Inning Stats	R: 1	H: 1	R: 0	H: 1	R: 0	H: 1	R: 3	H: 3	R: 2	H: 2	R: 0	H: 0	R: 5	H: 5	R: 0	H: 1	R: 0	H: 0	R: 0	H: 0	
E: 0	LOB: 1	E: 0	LOB: 1	E: 0	LOB: 1	E: 0	LOB: 2	E: 0	LOB: 0	E: 0	LOB: 1	E: 0	LOB: 1	E: 0	LOB: 0	E: 0	LOB: 0	E: 0	LOB: 0	E: 0	LOB: 0
K: 0	BB: 1	K: 0	BB: 1	K: 0	BB: 0	K: 2	BB: 2	K: 0	BB: 0	K: 0	BB: 2	K: 0	BB: 2	K: 0	BB: 0	K: 1	BB: 0	K: 0	BB: 0	K: 1	BB: 0
S: 3	P: 7	S: 3	P: 7	S: 4	P: 4	S: 10	P: 18	S: 5	P: 5	S: 3	P: 3	S: 7	P: 15	S: 4	P: 4	S: 5	P: 5	S: 5	P: 5	S: 5	P: 5

PITCHER	IP	WLS	BF	H	R	ER	SO	BB	IBB	HBP	BLK	WP	HR	S	P	ERA	WHIP
Frank Pastore, R ERA: 3.95 (1, 1)	3.2	L	20	6	4	4	1	3	1	0	0	0	0	17	33	9.82	2.455
Joe Price, L ERA: 2.97 (4, 1)	0.1		1	0	0	0	1	0	0	0	0	0	0	3	3	0.00	0.000
Greg Harris, R ERA: 5.01 (5, 1)	2.0		8	2	2	2	0	0	0	0	0	0	1	8	8	9.00	1.000
Charlie Leibrandt, L ERA: 5.25 (7, 1)	0.1		7	4	5	5	0	1	1	0	0	1	0	5	13	135.00	15.000
Brad Lesley, R ERA: 2.38 (7, 1)	1.2		6	2	0	0	0	0	0	0	0	0	0	6	6	0.00	1.200

PITCHER	IP	WLS	BF	H	R	ER	SO	BB	IBB	HBP	BLK	WP	HR	S	P	ERA	WHIP
Ben Hayes, R ERA: 2.14 (9, 1)	1.0		3	0	0	0	1	0	0	0	0	0	0	5	5	0.00	0.000

BOTTOM

San Francisco Giants @ Cincinnati Reds

Riverfront Stadium, Cincinnati, OH

Thu Sep 23 1982, 3:33 AM EDT
Att. 6,629 - Unknown

livebaseballscorecards.com

AB	36
R	7
H	12
RBI	6
BB	4
SO	4
LOB	14



WP	0	PA	41
PB	0		
SB	1		
CS	0		

AB	R	H	RBI	BB	SO	LOB
2	0	1	0	0	0	0
2	0	1	1	0	1	1
0	0	0	0	0	0	0
1	1	1	0	0	0	0
4	1	2	2	1	0	2
5	0	0	0	0	1	4
5	2	2	1	0	1	1
4	0	0	0	1	0	0
2	1	1	0	0	0	1
1	0	0	0	0	0	0
0	0	0	0	0	0	0
0	0	0	0	1	0	0
4	2	2	1	0	0	2
3	0	1	1	1	1	2
0	0	0	0	0	0	0
0	0	0	0	0	0	0
0	0	0	0	0	0	0
2	0	0	0	0	0	1

Batter	1	2	3	4	5	6	7	8	9
Duane Walker, L (1, 7) OBP: 0.293, SLG: 0.318 Mike Vail, R (4, PH) OBP: 0.275, SLG: 0.384 Brad Lesley, R (7, 1) Mike O'Berry, R (9, 2) Paul Householder, S (1, 9) OBP: 0.265, SLG: 0.336 Dave Concepcion, R (1, 6) OBP: 0.341, SLG: 0.375 Dan Driessen, L (1, 3) OBP: 0.369, SLG: 0.421 Cesar Cedeno, R (1, 8) OBP: 0.348, SLG: 0.415 Wayne Krenchicki, L (1, 5) OBP: 0.313, SLG: 0.345 Rafael Landestoy, S (6, PH) OBP: 0.259, SLG: 0.260 Charlie Leibbrandt, R (7, 1) OBP: 0.120, SLG: 0.083 Larry Blittner, L (7, 7) OBP: 0.374, SLG: 0.420 Ron Oester, S (1, 4) OBP: 0.303, SLG: 0.358 Dave Vangorder, R (1, 2) OBP: 0.281, SLG: 0.250 Ben Hayes, R (9, 1) Frank Pastore, R (1, 1) OBP: 0.299, SLG: 0.278 Joe Price, S (4, 1) OBP: 0.333, SLG: 0.333 Eddie Milner, L (4, PH) OBP: 0.338, SLG: 0.378 Bill Scherrer, L (4, PH) OBP: 0.338, SLG: 0.378 Greg Harris, S (5, 1) OBP: 0.211, SLG: 0.167 Alex Trevino, R (6, PH) OBP: 0.312, SLG: 0.298	0-0 P6 1B		0-0 S 1B	0-0 1-2 2-H 1B		0-3 K 1B		0-0 F9 1B	0-0 HR 1B
			4-0 G4-6-3 1-2 BB	0-0 4-3				0-0 F9	0-0 HR 1-H
	0-3 K		0-0 G4-6-3 1-2f		0-0 1-3			0-0 F9	0-0 6-3
	0-0 F7			0-0 E 2B	0-3 K			0-0 6-3	0-0 HR
		0-0 P6		4-0 FC3-6 BB	0-0 F7			0-0 6-3	0-0 L8
		0-0		0-0 FC3-6 1B		0-0 6-3		4-0 BB	
		0-0 G4-3 1-2f		0-0 1-2f 2-H 1B		0-0 2B		0-0 F8	
			4-0 1B SH3-4 BB	0-3 K		0-0 2B		0-0 F9	
			0-0 SH3-4	0-0 1B		0-0 6-3		0-0 4-3	
			1-2 1B	1-2 1B					

Inning	R	H	E	K	S	P	BB	SO	LOB
1	0	1	0	1	6	3	0	3	6
2	0	1	0	0	3	3	0	0	0
3	0	1	0	0	3	3	0	1	11
4	3	4	1	1	9	5	1	13	0
5	0	0	0	1	5	5	0	0	0
6	1	2	0	1	7	7	0	0	0
7	0	0	0	0	3	3	0	0	0
8	0	0	0	0	3	7	0	1	0
9	3	3	0	0	6	6	0	0	0

PITCHER	IP	WLS	BF	H	R	ER	SO	BB	IBB	HBP	BLK	WP	HR	S	P	ERA	WHIP
Bill Laskey, R (1, 1) ERA: 2.99	3.2		18	6	3	3	2	3	0	0	0	0	0	19	31	7.36	2.455
Atlee Hammaker, L (4, 1) ERA: 4.22	2.0	W	9	3	1	1	1	0	0	0	0	0	0	11	11	4.50	1.500
Jim Barr, R (6, 1) ERA: 3.08	0.1		1	0	0	0	1	0	0	0	0	0	0	3	3	0.00	0.000
Gary Lavelle, L (7, 1) ERA: 2.85	3.0		13	3	3	3	0	1	0	0	0	0	2	12	16	9.00	1.333

Batter	1	2	3	4	5	6	7	8	9	AB R H RBI BB SO LOB	TOP																	
Chili Davis, S (1, 8) OBP: 0.306, SLG: 0.406	0-0 6-3			0-0 F9	0-0 2B			0-0 BB 1B		4 1 2 2 0 0 0	San Francisco Giants @ Los Angeles Dodgers Dodger Stadium, Los Angeles, CA Fri Sep 24 1982, 7:05 PM PDT Att. 50,666 - Unknown																	
Joe Morgan, L (1, 4) OBP: 0.397, SLG: 0.432	0-0 4-3			0-0 F8	0-0 F8			0-0 P6		4 0 0 0 0 0 4																		
Jack Clark, R (1, 9) OBP: 0.380, SLG: 0.492	0-0 6-3			0-0 2B		0-3 K		4-0 BB 1B		3 0 1 0 1 1 0																		
Darrell Evans, L (1, 5) OBP: 0.354, SLG: 0.414		0-0 P6		0-0 6-3		0-0 P5		0-0 1B		4 0 1 1 0 0 1																		
Reggie Smith, S (1, 3) OBP: 0.368, SLG: 0.486		0-3 K			0-0 G3	0-0 6-3		0-3 K		4 0 0 0 0 2 0																		
Dave Bergman, L (9, 3) OBP: 0.375, SLG: 0.427										0 0 0 0 0 0 0																		
Jeffrey Leonard, R (1, 7) OBP: 0.291, SLG: 0.384		0-3 K			0-0 BB S 2B 1B		0-3 K		0-0 4-3	4 1 1 0 0 2 0																		
Milt May, L (1, 2) OBP: 0.315, SLG: 0.385			0-3 K		0-0 F8		0-3 K		0-0 1B	4 0 1 0 0 2 1																		
Johnnie LeMaster, R (1, 6) OBP: 0.269, SLG: 0.274			0-0 F8		4-0 BB 2B BB		0-0 6-3		0-0 F8	3 1 0 0 1 0 1																		
Rich Gale, R (1, 1) OBP: 0.208, SLG: 0.208			0-3 K		4-0 2B BB		0-0 4-3			1 0 0 0 0 1 0																		
Tom O'Malley, L (5, PH) OBP: 0.350, SLG: 0.368										0 0 0 0 1 0 0																		
Brad Weisman, R (5, PR)										0 0 0 0 0 0 0																		
Al Holland, R (5, 1)										0 0 0 0 0 0 0																		
Duane Kuiper, L (8, PH) OBP: 0.383, SLG: 0.338										1 0 0 0 0 0 0																		
Greg Winton, S (8, 1) OBP: 0.176, SLG: 0.250										0 0 0 0 0 0 0																		
Inning Stats	R: 0 E: 0 K: 0 S: 3	H: 0 LOB: 0 BB: 0 P: 3	R: 0 E: 0 K: 2 S: 7	H: 0 LOB: 0 BB: 0 P: 7	R: 0 E: 0 K: 2 S: 7	H: 0 LOB: 0 BB: 0 P: 7	R: 0 E: 0 K: 0 S: 4	H: 1 LOB: 1 BB: 0 P: 4	R: 2 E: 0 K: 0 S: 5	H: 2 LOB: 3 BB: 2 P: 13	R: 0 E: 0 K: 1 S: 5	H: 0 LOB: 0 BB: 0 P: 5	R: 0 E: 0 K: 2 S: 7	H: 0 LOB: 0 BB: 0 P: 7	R: 1 E: 0 K: 0 S: 4	H: 2 LOB: 2 BB: 1 P: 8	R: 0 E: 0 K: 1 S: 6	H: 1 LOB: 1 BB: 0 P: 6	1B: 4 2B: 2 3B: 0 HR: 0	SF: 0 SAC: 0 DP: 0 HBP: 0	WP: 0 PB: 0 SB: 1 CS: 0	PA: 35						
PITCHER	IP WLS BF H R ER SO BB IBB HBP BLK WP HR S P ERA WHIP																											
Bob Welch, R (1, 1) ERA: 3.46	4.2		19	3	2	2	4	2	0	0	0	0	0	0	25	33	3.86	1.071										
Terry Forster, L (5, 1) ERA: 2.87	2.1		7	0	0	0	3	0	0	0	0	0	0	0	13	13	0.00	0.000										
Steve Howe, L (8, 1) ERA: 2.13	2.0	L	9	3	1	1	1	1	0	0	0	0	0	0	10	14	4.50	2.000										

livebaseballscorecards.com

AB	32
R	3
H	6
RBI	3
BB	3
SO	8
LOB	7



Batter	1	2	3	4	5	6	7	8	9	AB	R	H	RBI	BB	SO	LOB	TOP		
Chili Davis, S OBP: 0.306, SLG: 0.408 (1, 8)	0-0 6-3		0-0 6-3	0-0 4-3			0-0 3B 2B	0-0 1B 1-3 2-H		5	1	2	1	0	0	1			
Joe Morgan, L OBP: 0.400, SLG: 0.440 (1, 4)	4-0 G5-4-3 BB		0-0 S 1B		0-0 F9		0-0 2-H 3B	0-0 1B 1-2 3-H		4	1	3	2	1	0	0			
Jack Clark, R OBP: 0.379, SLG: 0.490 (1, 9)	0-0 G5-4-3 1-2f		0-0 F3		0-0 FC3-6 1B		0-0 4-3	0-0 F7		5	0	1	0	0	0	5			
Reggie Smith, S OBP: 0.368, SLG: 0.486 Tom O'Malley, L OBP: 0.347, SLG: 0.364 (1, 3) (3, PR) (3, 5)		0-0 5-3	0-0 BB 1B		0-0 FC3-6 1-2f		0-0 G3	0-3 K		2	0	1	1	0	0	0			
Darrell Evans, L OBP: 0.356, SLG: 0.418 (1, 5) (3, 3)		0-0 1B 3B	4-0 1-2 BB		0-0 F9		4-0 BB		0-0 L3	3	1	1	0	2	0	1			
Jeffrey Leonard, R OBP: 0.293, SLG: 0.388 Max Venable, L OBP: 0.269, SLG: 0.277 (1, 7) (9, 7)		0-0 S 1B	0-0 F8			0-0 PB 2B	0-0 F8		0-3 K	5	0	2	1	0	1	4			
Bob Brenly, R OBP: 0.351, SLG: 0.392 (1, 2)		0-0 F2 1-2		0-3 K		0-0 P2		0-0 E6 SH3-4 1B	0-0 CS 1B	5	1	1	0	0	1	2			
Johnnie LeMaster, R OBP: 0.269, SLG: 0.273 (1, 6)		4-0 BB		0-0 1-3		0-3 K		0-0 SH3-4	0-0 CS	2	0	0	0	1	1	1			
Jim Barr, R OBP: 0.258, SLG: 0.290 Gary Lavelle, S OBP: 0.167, SLG: 0.250 Andy McGaffigan, R OBP: 0.332, SLG: 0.340 Jim Wohlford, R OBP: 0.176, SLG: 0.250 (1, 1) (7, 1) (7, 1) (8, PH) (8, 1)		0-0 F8		0-0 WP 1B		0-0 4-3		0-0 E5 1B		3	0	1	0	0	0	3			
Inning Stats	R: 0 E: 0 K: 0 S: 2	H: 0 LOB: 0 BB: 1 P: 6	R: 1 E: 0 K: 0 S: 5	H: 2 LOB: 2 BB: 1 P: 9	R: 1 E: 0 K: 1 S: 6	H: 1 LOB: 1 BB: 0 P: 6	R: 0 E: 0 K: 1 S: 6	H: 1 LOB: 1 BB: 0 P: 6	R: 1 E: 0 K: 0 S: 5	H: 2 LOB: 2 BB: 1 P: 9	R: 2 E: 2 K: 1 S: 9	H: 2 LOB: 2 BB: 0 P: 9	R: 0 E: 0 K: 1 S: 5	H: 1 LOB: 0 BB: 0 P: 5	1B: 8 2B: 2 3B: 2 HR: 0	SF: 0 SAC: 1 DP: 1 HBP: 0	WP: 1 PB: 1 SB: 2 CS: 1	PA: 44	
PITCHER	IP WLS BF H R ER SO BB IBB HBP BLK WP HR S P ERA WHIP	IP WLS BF H R ER SO BB IBB HBP BLK WP HR S P ERA WHIP	IP WLS BF H R ER SO BB IBB HBP BLK WP HR S P ERA WHIP	IP WLS BF H R ER SO BB IBB HBP BLK WP HR S P ERA WHIP	IP WLS BF H R ER SO BB IBB HBP BLK WP HR S P ERA WHIP	IP WLS BF H R ER SO BB IBB HBP BLK WP HR S P ERA WHIP	IP WLS BF H R ER SO BB IBB HBP BLK WP HR S P ERA WHIP	IP WLS BF H R ER SO BB IBB HBP BLK WP HR S P ERA WHIP	IP WLS BF H R ER SO BB IBB HBP BLK WP HR S P ERA WHIP	IP WLS BF H R ER SO BB IBB HBP BLK WP HR S P ERA WHIP	IP WLS BF H R ER SO BB IBB HBP BLK WP HR S P ERA WHIP	IP WLS BF H R ER SO BB IBB HBP BLK WP HR S P ERA WHIP	IP WLS BF H R ER SO BB IBB HBP BLK WP HR S P ERA WHIP	IP WLS BF H R ER SO BB IBB HBP BLK WP HR S P ERA WHIP	IP WLS BF H R ER SO BB IBB HBP BLK WP HR S P ERA WHIP	IP WLS BF H R ER SO BB IBB HBP BLK WP HR S P ERA WHIP	IP WLS BF H R ER SO BB IBB HBP BLK WP HR S P ERA WHIP	IP WLS BF H R ER SO BB IBB HBP BLK WP HR S P ERA WHIP	
Fernando Valenzuela, L ERA: 2.88 (1, 1)	7.1 L 37 10 5 3 2 4 0 0 0 1 0 37 53 3.68 1.909																		
Terry Forster, L ERA: 2.85 (8, 1)	0.2 3 1 0 0 1 0 0 0 0 0 0 0 5 5 0.00 1.500																		
Tom Niedenfuer, R ERA: 2.48 (9, 1)	1.0 3 1 0 0 1 0 0 0 0 0 0 0 5 5 0.00 1.000																		

San Francisco Giants @ Los Angeles Dodgers
Dodger Stadium, Los Angeles, CA
Sat Sep 25 1982, 3:33 AM PDT
Att: 49,634 - Unknown

AB	38
R	5
H	12
RBI	5
BB	4
SO	4
LOB	22



Batter	1	2	3	4	5	6	7	8	9	AB	R	H	RBI	BB	SO	LOB
Ken Landreaux, L (1, 8) OBP: 0.345, SLG: 0.410 Ron Roenicke, S (7, PH) OBP: 0.353, SLG: 0.336 (8, 8)	0-0 6-3 ①		0-0 4-3 ②		0-0 3-1 ②		0-0 F8 ②	0-0 4-3 ③		3	0	0	0	0	0	2
Bill Russell, R (1, 6) OBP: 0.351, SLG: 0.338	0-3 K ②		0-0 2B ③		0-0 1B ③		0-0 1B ③		0-0 5-3 ①	5	0	3	3	0	1	0
Dusty Baker Jr., R (1, 7) OBP: 0.362, SLG: 0.465	0-0 1B ③		0-0 L6 ③		0-3 K ③		0-0 1B ③		0-3 K ②	5	0	2	0	0	2	2
Pedro Guerrero, R (1, 9) OBP: 0.380, SLG: 0.545		0-0 6-3 ①		0-0 L6 ①		0-0 HR		0-0 G3 ③	0-0 1B	5	1	2	1	0	0	2
Steve Garvey, R (1, 3) OBP: 0.294, SLG: 0.416		0-0 5-3 ②		0-0 5-3 ②		0-0 F3 ①		0-0 F7 ①	0-0 F7 ③	5	0	0	0	0	0	1
Ron Cey, R (1, 5) OBP: 0.323, SLG: 0.427		0-0 1B		4-0 BB		0-0 4-3 ②		0-0 F7 ②		3	0	1	0	1	0	0
Mike Scioscia, L (1, 2) OBP: 0.303, SLG: 0.292 Steve Yeager, R (7, 2) OBP: 0.291, SLG: 0.326		0-0 4-3 ③		0-0 G3 ③		0-0 4-3 ③		0-0 1B BB 1B		3	0	0	0	0	0	2
Derrel Thomas, S (1, 4) OBP: 0.327, SLG: 0.298 Rick Monday, L (8, PH) OBP: 0.377, SLG: 0.495 Mark Bradley, R (8, PR) Alex Taveras, R (9, 4)			0-0 4-3 2B 4-3 1B		0-0 3-1 1B SH1-4 1B		0-0 F8 CS 1B 1B	4-0 1B BB		3	3	3	0	0	0	0
Fernando Valenzuela, L (1, 1) OBP: 0.188, SLG: 0.207 Terry Forster, L (8, 1) Jorge Orta, L (8, PH) OBP: 0.306, SLG: 0.327 Tom Niedenfuer, R (9, 1)			0-0 4-3 ①		0-0 SH1-4 ①		0-3 K ①	0-0 1B ①		2	0	0	0	0	1	2

Inning Stats	R: 0	H: 1	E: 0	LOB: 1	K: 1	P: 5	R: 0	H: 1	E: 0	LOB: 1	K: 0	P: 4	R: 1	H: 2	E: 0	LOB: 1	K: 0	P: 5	R: 0	H: 0	E: 0	LOB: 1	K: 0	P: 7	R: 1	H: 2	E: 0	LOB: 1	K: 1	P: 7	R: 1	H: 3	E: 0	LOB: 2	K: 1	P: 8	R: 0	H: 2	E: 0	LOB: 3	K: 0	P: 9	R: 0	H: 1	E: 0	LOB: 1	K: 1	P: 6	1B: 11	SF: 0	2B: 1	SAC: 1	3B: 0	DP: 0	HR: 1	HBP: 0	WP: 0	PA: 41
--------------	------	------	------	--------	------	------	------	------	------	--------	------	------	------	------	------	--------	------	------	------	------	------	--------	------	------	------	------	------	--------	------	------	------	------	------	--------	------	------	------	------	------	--------	------	------	------	------	------	--------	------	------	--------	-------	-------	--------	-------	-------	-------	--------	-------	--------

PITCHER	IP	WLS	BF	H	R	ER	SO	BB	IBB	HBP	BLK	WP	HR	S	P	ERA	WHIP
Jim Barr, R (1, 1) ERA: 3.15	6.0		25	7	3	3	2	1	0	0	0	0	1	28	32	4.50	1.333
Gary Lavelle, L (7, 1) ERA: 2.83	0.2		5	3	1	0	1	0	0	0	0	0	0	7	7	0.00	4.500
Andy McGaffigan, R (7, 1) ERA:	0.1	W	1	0	0	0	0	0	0	0	0	0	0	1	1	0.00	0.000
Greg Minton, R (8, 1) ERA: 1.69	2.0	S	10	3	0	0	1	1	0	0	0	0	0	11	15	0.00	2.000

BOTTOM

San Francisco Giants @ Los Angeles Dodgers
 Dodger Stadium, Los Angeles, CA
 Sat Sep 25 1982, 3:33 AM PDT
 Att. 49,634 - Unknown

livebaseballscores.com

AB	38
R	4
H	13
RBI	4
BB	2
SO	4
LOB	15



Batter	1	2	3	4	5	6	7	8	9	AB R H RBI BB SO LOB	TOP	
Chili Davis, S OBP: 0.307, SLG: 0.407 (1, 8) X	0-0 6-3	4-0 BB			0-0 F8	0-0 F8		0-0 1B		4 0 1 0 1 0 0		
Joe Morgan, L OBP: 0.402, SLG: 0.443 (1, 4) X	0-0 3B	0-0 3-1			4-0 2B BB	4-0 FC5-4 BB		0-0 4-3		3 1 1 0 2 0 4		
Jack Clark, R OBP: 0.377, SLG: 0.489 (1, 9) X	0-0 F7		0-0 F7		0-0 HR 2B	0-0 FC5-4		0-0 4-3		5 1 1 1 0 0 2		
Darrell Evans, L OBP: 0.356, SLG: 0.423 (1, 3) B B B	4-0 BB		0-0 6-3		0-0 HR		0-0 5-3		0-0 L5	4 1 1 2 1 0 0		
Jeffrey Leonard, R OBP: 0.295, SLG: 0.388 (1, 7) X Max Venable, L OBP: 0.269, SLG: 0.277 (9, 7) X	0-0 1-3		0-0 6-3		0-0 S 1B		0-0 FC4-6 1B		0-0 L1	5 0 2 0 0 0 2 0 0 0 0 0 0 0		
Milt May, L OBP: 0.312, SLG: 0.381 (1, 2) X		0-0 F8		0-0 F7	0-3 K		0-0 FC4-6			4 0 0 0 0 1 2		
Tom O'Malley, L OBP: 0.352, SLG: 0.367 (1, 5) X		0-0 FC6-4 1B		0-0 1B	4-0 BB		0-0 1-3			3 0 2 0 1 0 1		
Johnnie LeMaster, R OBP: 0.267, SLG: 0.270 (1, 6) X		0-0 FC6-4 BB 1-2f		0-0 F7	0-0 F7			0-0 F8		4 0 0 0 0 0 4		
Fred Breining, R OBP: 0.323, SLG: 0.222 (1, 1) B B B Al Holland, R OBP: 0.061, SLG: 0.061 (6, 1) B B B	4-0 BB BB		0-3 K		0-0 P4			0-3 K		2 0 0 0 1 1 1 1 0 0 0 0 1 0		
Inning Stats	R: 0 H: 1 E: 0 LOB: 2 K: 0 BB: 1 S: 4 P: 8	R: 0 H: 1 E: 0 LOB: 3 K: 0 BB: 2 S: 4 P: 12	R: 0 H: 0 E: 0 LOB: 0 K: 0 BB: 0 S: 3 P: 3	R: 0 H: 1 E: 0 LOB: 1 K: 1 BB: 0 S: 6 P: 6	R: 3 H: 3 E: 0 LOB: 2 K: 1 BB: 2 S: 8 P: 16	R: 0 H: 0 E: 0 LOB: 1 K: 0 BB: 1 S: 3 P: 7	R: 0 H: 1 E: 0 LOB: 1 K: 0 BB: 0 S: 4 P: 4	R: 0 H: 1 E: 0 LOB: 1 K: 1 BB: 0 S: 6 P: 6	R: 0 H: 0 E: 0 LOB: 0 K: 0 BB: 0 S: 3 P: 3	1B: 5 SF: 0 2B: 1 SAC: 0 3B: 1 DP: 0 HR: 1 HBP: 0	WP: 0 PA: 41 PB: 0 SB: 2 CS: 0	
PITCHER	IP WLS BF H R ER SO BB IBB HBP BLK WP HR S P ERA WHIP											
Burt Hooton, R ERA: 3.98 (1, 1)	4.1 L 23 6 3 3 1 4 0 0 0 0 0 1 21 37 6.23 2.308											
Ricky Wright, L ERA: 3.13 (5, 1)	0.2 3 0 0 0 1 1 0 0 0 0 0 0 4 8 0.00 1.500											
Dave Stewart, R ERA: 3.81 (6, 1)	1.0 4 0 0 0 0 1 0 0 0 0 0 0 3 7 0.00 1.000											
Steve Howe, L ERA: 2.09 (7, 1)	2.0 8 2 0 0 1 0 0 0 0 0 0 0 10 10 0.00 1.000											
Tom Niedenfuer, R ERA: 2.44 (9, 1)	1.0 3 0 0 0 0 0 0 0 0 0 0 0 3 3 0.00 0.000											

San Francisco Giants @ Los Angeles Dodgers
Dodger Stadium, Los Angeles, CA
Sun Sep 26 1982, 3:33 AM PDT
Att: 46,331 - Unknown

livebaseballscorecards.com

AB 35
R 3
H 8
RBI 3
BB 6
SO 3
LOB 16



Batter	1	2	3	4	5	6	7	8	9	AB	R	H	RBI	BB	SO	LOB
Bill Russell, R OBP: 0.350, SLG: 0.335 (1, 6)	0-0 F8		0-3 K		0-0 F9		4-0 1B FC5-4 BB		0-0 F7	4	1	0	0	1	1	1
Rick Monday, L OBP: 0.377, SLG: 0.492 (1, 9) Ron Roenicke, S OBP: 0.354, SLG: 0.338 (7, PH) (8, 8)	0-0 1B		0-0 3-1			0-0 3-1	0-0 1-3 FC5-4 1B		0-0 F7	3	0	1	0	0	0	0
Dusty Baker Jr., R OBP: 0.363, SLG: 0.464 (1, 7)	0-0 1-2 1B			0-0 5-3		4-0 1B BB	0-0 1-2f 3-H FC5-4			3	1	1	1	1	0	1
Pedro Guerrero, R OBP: 0.379, SLG: 0.543 (1, 8) (8, 9)	0-3 K		0-3 K		0-0 1-2 1B	0-0 1-2 1B	0-0 F8			4	0	1	0	0	2	3
Steve Garvey, R OBP: 0.296, SLG: 0.418 (1, 3)	0-0 F8			0-0 1B		0-0 1-3 2-H 1B		0-0 WP 1B		4	0	3	1	0	0	2
Ron Cey, R OBP: 0.322, SLG: 0.425 (1, 5)		0-0 F8		0-3 K		4-0 1-2 BB		0-0 P5		3	0	0	0	1	1	2
Mike Scioscia, L OBP: 0.301, SLG: 0.290 (1, 2) Jose Morales, R OBP: 0.314, SLG: 0.355 (6, PH) Alex Taveras, R (7, 4) Candy Maldonado, R (8, PH) Tom Niedenfuer, R (9, 1)		0-0 F8		0-0 F8		0-0 F8	0-0 F8	0-3 K		2	0	0	0	0	0	0
Derrel Thomas, S OBP: 0.330, SLG: 0.302 (1, 4) Mike Marshall, R OBP: 0.339, SLG: 0.436 (6, PH) Steve Howe, L (7, 1) Mark Bradley, R (8, PH) Steve Sax, R OBP: 0.329, SLG: 0.351 (9, 4)		0-3 K		0-0 FC3-6 1B		0-0 F9		0-0 5-3		1	0	0	0	0	0	3
Burt Hooton, R OBP: 0.088, SLG: 0.206 (1, 1) Ricky Wright, L OBP: 0.125, SLG: 0.250 (5, 1) Jorge Orta, L OBP: 0.304, SLG: 0.324 (5, PH) Dave Stewart, R OBP: 0.200, SLG: 0.205 (6, 1) Steve Yeager, R OBP: 0.288, SLG: 0.323 (7, 2)			0-0 F7		0-0 FC3-6 1-2f		0-0 P5		0-0 F2	1	0	0	0	0	0	0

Inning Stats	R: 0	H: 2	E: 0	K: 1	S: 7	R: 0	H: 0	E: 0	K: 1	S: 5	R: 0	H: 0	E: 0	K: 1	S: 5	R: 0	H: 1	E: 0	K: 2	S: 8	R: 0	H: 1	E: 0	K: 0	S: 4	R: 1	H: 2	E: 0	K: 0	S: 5	R: 1	H: 1	E: 0	K: 0	S: 4	R: 0	H: 1	E: 0	K: 1	S: 6	R: 0	H: 0	E: 0	K: 0	S: 3	1B: 8	2B: 0	3B: 0	HR: 0	SF: 0	SAC: 0	DP: 0	HBP: 0	WP: 1	PB: 0	SB: 0	CS: 0	PA: 38
--------------	------	------	------	------	------	------	------	------	------	------	------	------	------	------	------	------	------	------	------	------	------	------	------	------	------	------	------	------	------	------	------	------	------	------	------	------	------	------	------	------	------	------	------	------	------	-------	-------	-------	-------	-------	--------	-------	--------	-------	-------	-------	-------	--------

PITCHER	IP	WLS	BF	H	R	ER	SO	BB	IBB	HBP	BLK	WP	HR	S	P	ERA	WHIP
Fred Breining, R ERA: 2.98 (1, 1)	5.1	W	24	6	1	1	5	2	0	0	0	0	0	32	40	1.69	1.500
Al Holland, L ERA: 2.96 (6, 1)	3.2	S	14	2	1	1	1	1	0	0	0	1	0	15	19	2.46	0.818

BOTTOM

San Francisco Giants @ Los Angeles Dodgers
Dodger Stadium, Los Angeles, CA
 Sun Sep 26 1982, 3:33 AM PDT
 Att. 46,331 - Unknown

livebaseballscorecards.com

AB	35
R	2
H	8
RBI	2
BB	3
SO	6
LOB	18



Batter	1	2	3	4	5	6	7	8	9	AB R H RBI BB SO LOB	TOP	
Claudell Washington, L OBP: 0.331, SLG: 0.418 (1, 9) X	0-0 G3		0-0 G3	4-0 E 2B IBB		0-0 4-3		0-3 K		4 1 0 0 1 1 0		
Rafael Ramirez, R OBP: 0.317, SLG: 0.382 (1, 6) B B B	4-0 E BB		0-0 HR	0-0 1-3 2-H 3-H 2B		0-0 CS 1B		0-3 K		4 2 2 2 1 1 1		
Dale Murphy, R OBP: 0.377, SLG: 0.513 (1, 8) X	0-0 F9 1-3		4-0 S E SF7 BB	0-3 K		4-0 1-2 BB		0-3 K		3 1 0 0 2 2 3		
Chris Chambliss, L OBP: 0.340, SLG: 0.438 (1, 3) X	0-0 4-3		0-0 SF7 1-H	0-0 1-H 3-H 2B		0-0 6-3		0-0 F8		4 0 1 3 0 0 2		
Terry Harper, R OBP: 0.343, SLG: 0.307 (1, 7) X		0-0 1B 1B	0-0 5-3	0-0 4-3		0-0 G4-6-3 1B		0-0 1B		4 0 2 0 0 0 1		
Jerry Royster, R OBP: 0.347, SLG: 0.379 (1, 5) X		0-0 1-3 1B		0-0 SH S 1B	0-0 F8	0-0 G4-6-3 1-2f		0-0 1B		4 1 2 0 0 0 1		
Glenn Hubbard, R OBP: 0.320, SLG: 0.350 (1, 4) X		0-0 P5		0-0 SH BLK E 1B	0-0 1B	0-0 L5		0-0 L5		3 1 1 0 0 0 2		
Bruce Benedict, R OBP: 0.310, SLG: 0.301 (1, 2) 0.0.0.0		0-3 K		0-0 BLK E 1B	0-0 F2	0-0 F2		0-0 F5		4 1 1 1 0 1 3		
Phil Niekro, R OBP: 0.188, SLG: 0.238 (1, 1) X		0-0 F2		0-3 K 1-2 2-3	0-0 P6	0-0 P6		0-0 F8		4 0 0 0 0 1 5		
Inning Stats	R: 0 E: 1 K: 0 S: 3 H: 0 LOB: 1 BB: 1 P: 7	R: 0 E: 0 K: 1 S: 7 H: 2 LOB: 2 BB: 0 P: 7	R: 2 E: 1 K: 0 S: 4 H: 1 LOB: 0 BB: 1 P: 8	R: 5 E: 1 K: 2 S: 12 H: 3 LOB: 1 BB: 1 P: 16	R: 0 E: 0 K: 0 S: 4 H: 1 LOB: 1 BB: 0 P: 4	R: 0 E: 0 K: 0 S: 3 H: 1 LOB: 1 BB: 1 P: 7	R: 0 E: 0 K: 0 S: 3 H: 1 LOB: 0 BB: 0 P: 3	R: 0 E: 0 K: 1 S: 5 H: 0 LOB: 0 BB: 0 P: 5	R: 0 E: 0 K: 2 S: 7 H: 0 LOB: 0 BB: 0 P: 7	1B: 7 2B: 1 3B: 0 HR: 1 SF: 1 SAC: 1 DP: 1 HBP: 0	WP: 0 PB: 0 SB: 2 CS: 1 PA: 40	
PITCHER	IP WLS BF H R ER SO BB IBB HBP BLK WP HR S P ERA WHIP											
Renie Martin, R ERA: 4.63 (1, 1)	3.1 L 19 5 6 4 2 2 2 1 0 1 0 1 20 32 10.80 2.100											
Andy McGaffigan, R ERA: (4, 1)	4.2 18 4 1 0 2 1 0 0 0 0 0 0 21 25 0.00 1.071											
Mark Dempsey, R ERA: 7.36 (9, 1)	1.0 3 0 0 0 2 0 0 0 0 0 0 0 7 7 0.00 0.000											

Atlanta Braves @ San Francisco Giants
Candlestick Park, San Francisco, CA

AB	34
R	7
H	9
RBI	6
BB	4
SO	6
LOB	18



Mon Sep 27 1982, 10:05 PM EDT
Att: 45,783 - Unknown

livebaseballscorecards.com

Batter	1	2	3	4	5	6	7	8	9	AB	R	H	RBI	BB	SO	LOB
Chili Davis, S OBP: 0.305, SLG: 0.404 (1, 8)	0-0 F9			0-0 3-1		0-0 6-3		0-0 6-3		4	0	0	0	0	0	0
Joe Morgan, L OBP: 0.403, SLG: 0.442 (1, 4) Duane Kuiper, L OBP: 0.380, SLG: 0.335 (6, 4)	0-0 F7			4-0 1B BB		0-0 F7			0-0 G3	1	0	0	0	1	0	0
Jack Clark, R OBP: 0.376, SLG: 0.491 (1, 9)	0-3 K			0-0 P4		0-0 3B			0-0 6-3	4	0	1	0	0	1	1
Darrell Evans, L OBP: 0.356, SLG: 0.422 (1, 5)		0-0 4-3		0-0 1-3 1B		0-0 F3			0-0 G3	4	0	1	0	0	0	1
Reggie Smith, S OBP: 0.368, SLG: 0.483 (1, 3)		0-0 F9		4-0 1-2 BB			0-0 G3			2	0	0	0	1	0	0
Jeffrey Leonard, R OBP: 0.292, SLG: 0.384 (1, 7)		0-0 F3		0-0 4-3			0-0 F8			3	0	0	0	0	0	3
Bob Brenly, R OBP: 0.345, SLG: 0.385 (1, 2)			0-0 4-3		0-0 4-3		0-0 F7			3	0	0	0	0	0	0
Johnnie LeMaster, R OBP: 0.265, SLG: 0.268 (1, 6)			0-0 4-3		0-0 6-3			0-3 K		3	0	0	0	0	1	0
Renie Martin, R OBP: 0.265, SLG: 0.327 (1, 1) Andy McGaffigan, R (4, 1) Tom O'Malley, L OBP: 0.351, SLG: 0.366 (8, PH) Mark Dempsey, R (9, 1)			0-3 K		0-3 K			0-3 K		1	0	0	0	0	1	0
										1	0	0	0	0	1	0
										1	0	0	0	0	1	0
										1	0	0	0	0	1	0
										0	0	0	0	0	0	0

Inning Stats	R: 0	H: 0	E: 0	K: 1	S: 5	R: 0	H: 0	E: 0	K: 0	S: 3	R: 0	H: 0	E: 0	K: 1	S: 5	R: 0	H: 0	E: 0	K: 1	S: 5	R: 0	H: 1	E: 0	K: 0	S: 4	R: 0	H: 0	E: 0	K: 1	S: 5	R: 0	H: 1	E: 0	K: 0	S: 4	R: 0	H: 0	E: 0	K: 2	S: 7	R: 0	H: 0	E: 0	K: 0	S: 3	R: 0	H: 0	E: 0	K: 0	S: 3	R: 0	H: 0	E: 0	K: 0	S: 3
	LOB: 0	BB: 0	P: 5			LOB: 0	BB: 0	P: 3			LOB: 0	BB: 0	P: 5			LOB: 0	BB: 0	P: 5			LOB: 0	BB: 0	P: 5	LOB: 3	BB: 2	P: 12	LOB: 0	BB: 0	P: 5	LOB: 1	BB: 0	P: 4	LOB: 0	BB: 0	P: 3	LOB: 0	BB: 0	P: 7	LOB: 0	BB: 0	P: 7	LOB: 0	BB: 0	P: 3	1B: 1	SF: 0	2B: 0	SAC: 0	3B: 1	DP: 0	HR: 0	HBP: 0			

PITCHER	IP	WLS	BF	H	R	ER	SO	BB	IBB	HBP	BLK	WP	HR	S	P	ERA	WHIP
Phil Niekro, R ERA: 3.75 (1, 1)	9.0	W	31	2	0	0	5	2	0	0	0	0	0	39	47	0.00	0.444

BOTTOM

Atlanta Braves @ San Francisco Giants
Candlestick Park, San Francisco, CA
 Mon Sep 27 1982, 10:05 PM EDT
 Att. 45,783 - Unknown

AB	29
R	0
H	2
RBI	0
BB	2
SO	5
LOB	5



WP	PA	ERA	WHIP
0	31		

Batter	1	2	3	4	5	6	7	8	9	AB R H RBI BB SO LOB	TOP		
Claudell Washington, L OBP: 0.333, SLG: 0.421 (1, 9) X	0-0 SH1-3 S 1B		0-0 BB 2B	0-0 FC6-5 S		0-0 G3			0-0 S 2B 1B	5 3 3 1 0 0 1			
Rafael Ramirez, R OBP: 0.316, SLG: 0.381 (1, 6) X	0-0 SH1-3 1-3		0-0 BB 2B 1B	0-0 F7 1-2		0-3 K			0-0 F7 1-2	4 1 1 0 0 1 2			
Dale Murphy, R OBP: 0.379, SLG: 0.512 (1, 8) X	0-0 CS 1B		4-0 BB 2B BB	0-0 6-3		0-3 K			4-0 BB 2B	3 2 1 1 2 1 0			
Chris Chambliss, L OBP: 0.339, SLG: 0.438 (1, 3) X	0-0 G3 1-2		0-0 P6	0-3 K		0-3 K			0-0 4-3 1-H 2-H 2B	5 0 1 2 0 2 4			
Terry Harper, R OBP: 0.345, SLG: 0.313 (1, 7) X		0-0 F3	0-0 1B 2B	4-0 1B WP BB		0-0 5-3			0-0 4-3 2-3	4 1 1 3 1 0 1			
Jerry Royster, R OBP: 0.356, SLG: 0.388 (1, 5) X		0-0 CS 1B	0-0 S 1B	0-0 S 1B		0-0 G3 S 1B			0-0 G3	5 0 4 1 0 0 1			
Glenn Hubbard, R OBP: 0.319, SLG: 0.348 (1, 4) X		0-0 F9 1-2	0-0 F8 1-2	4-0 IBB		0-0 G3 1-3			0-0 G3	3 0 0 0 1 0 3			
Bruce Benedict, R OBP: 0.312, SLG: 0.303 (1, 2) X			0-0 SH3-4 2B 1B	0-0 FC6-5 SH1-4 1B		0-3 F8			0-3 K	4 1 2 0 0 1 4			
Rick Mahler, R OBP: 0.242, SLG: 0.241 (1, 1) X			0-0 SH3-4 1-2	0-0 SH1-4 1-2		0-3 K			0-0 1-3	0 0 0 0 0 0 0			
Pascual Perez, R OBP: 0.316, SLG: 0.313 (3, 1) X										2 0 0 0 0 1 1			
Inning Stats	R: 1 H: 2 E: 0 LOB: 0 K: 0 BB: 0 S: 4 P: 4	R: 0 H: 1 E: 0 LOB: 0 K: 0 BB: 0 S: 3 P: 3	R: 5 H: 5 E: 0 LOB: 1 K: 0 BB: 1 S: 8 P: 12	R: 0 H: 1 E: 0 LOB: 1 K: 0 BB: 0 S: 4 P: 4	R: 0 H: 1 E: 0 LOB: 3 K: 1 BB: 2 S: 6 P: 14	R: 0 H: 0 E: 0 LOB: 0 K: 2 BB: 0 S: 7 P: 7	R: 0 H: 0 E: 0 LOB: 0 K: 2 BB: 0 S: 7 P: 7	R: 0 H: 1 E: 0 LOB: 1 K: 1 BB: 0 S: 6 P: 6	R: 2 H: 2 E: 0 LOB: 1 K: 0 BB: 1 S: 5 P: 9	1B: 10 SF: 0 2B: 3 SAC: 3 3B: 0 DP: 0 HR: 0 HBP: 0	WP: 1 PA: 42 PB: 0 SB: 6 CS: 2		
PITCHER	IP WLS BF H R ER SO BB IBB HBP BLK WP HR S P ERA WHIP											PITCHER	IP WLS BF H R ER SO BB IBB HBP BLK WP HR S P ERA WHIP
Bill Laskey, R ERA: 3.15 (1, 1)	2.1 L 11 6 4 4 0 0 0 0 0 0 0 0 0 11 11 15.43 2.571												
Rich Gale, R ERA: 4.19 (3, 1)	0.0 1 0 0 0 0 1 0 0 0 0 0 0 0 4 ∞ ∞												
Al Holland, L ERA: 2.99 (3, 1)	1.2 8 3 2 2 0 0 0 0 0 0 0 0 8 8 10.80 1.800												
Gary Lavelle, L ERA: 2.74 (5, 1)	3.0 12 1 0 0 5 1 1 0 0 1 0 20 28 0.00 0.667												
Greg Minton, R ERA: 1.81 (8, 1)	2.0 10 3 2 2 1 1 0 0 0 0 0 0 11 15 9.00 2.000												

Atlanta Braves @ San Francisco Giants
Candlestick Park, San Francisco, CA

AB 35
R 8
H 13
RBI 8
BB 4
SO 6
LOB 17



Tue Sep 28 1982, 10:05 PM EDT
Att: 17,071 - Unknown

livebaseballscorecards.com

Batter	1	2	3	4	5	6	7	8	9	AB R H RBI BB SO LOB
Chili Davis, S (1, 8) OBP: 0.306, SLG: 0.404	0-3 K	0-0 FC6		0-0 CS 1B			0-0 G3 1B		0-0 F7	5 0 2 0 0 1 1
Joe Morgan, L (1, 4) OBP: 0.402, SLG: 0.439	4-0 S BB		0-0 F8	0-0 F8			0-0 G3			3 0 0 0 1 0 2
Jack Clark, R (1, 9) OBP: 0.376, SLG: 0.489	0-3 K		0-0 WP 1B				0-0 6-3			4 1 1 0 0 1 2
Darrell Evans, L (1, 5) OBP: 0.358, SLG: 0.422	4-0 BB		4-0 1B 1B BB			0-0 F7		0-0 FC6-4 1B		2 1 1 0 2 0 0
Reggie Smith, S (1, 3) OBP: 0.367, SLG: 0.480	0-3 K		0-0 1B FC5-2 1B			0-0 F5		0-3 K		4 0 1 1 0 2 3
Jeffrey Leonard, R (1, 7) OBP: 0.298, SLG: 0.398		0-0 HR	0-0 FC5-2 1B			4-0 G6-3 BB		0-3 K		3 1 2 2 1 1 1
Milt May, L (1, 2) OBP: 0.309, SLG: 0.377		0-0 F8	0-0 FC5-2			0-0 F8		0-0 FC6-4		4 0 0 0 0 0 4
Johnnie LeMaster, R (1, 6) OBP: 0.263, SLG: 0.266		0-3 K	0-0 6-3			0-0 G6-3			0-0 3-1	3 0 0 0 0 1 3
Dave Bergman, L (9, PH) OBP: 0.372, SLG: 0.424										1 0 0 0 0 0 0
Bill Laskey, R (1, 1) OBP: 0.161, SLG: 0.133		0-0 E5				0-0 F7		0-0 G3		1 0 0 0 0 0 0
Rich Gale, R (3, 1) OBP: 0.208, SLG: 0.208										0 0 0 0 0 0 0
Al Holland, R (3, 1) OBP: 0.081, SLG: 0.061										0 0 0 0 0 0 0
Duane Kuiper, L (4, PH) OBP: 0.378, SLG: 0.333										1 0 0 0 0 0 0
Gary Lavelle, S (5, 1) OBP: 0.197, SLG: 0.250										0 0 0 0 0 0 0
Tom O'Malley, L (7, PH) OBP: 0.350, SLG: 0.365										1 0 0 0 0 0 0
Greg Minton, S (8, 1) OBP: 0.176, SLG: 0.250										0 0 0 0 0 0 0
Champ Summers, L (9, PH) OBP: 0.345, SLG: 0.380										1 0 0 0 0 0 0

Inning Stats	R: 0 E: 0 K: 3 S: 9	H: 0 LOB: 2 BB: 2 P: 17	R: 1 E: 1 K: 1 S: 7	H: 1 LOB: 1 BB: 0 P: 7	R: 2 E: 0 K: 0 S: 6	H: 3 LOB: 2 BB: 1 P: 10	R: 0 E: 0 K: 0 S: 3	H: 1 LOB: 0 BB: 0 P: 3	R: 0 E: 0 K: 0 S: 3	H: 0 LOB: 0 BB: 0 P: 3	R: 0 E: 0 K: 0 S: 2	H: 0 LOB: 0 BB: 1 P: 6	R: 0 E: 0 K: 0 S: 4	H: 1 LOB: 1 BB: 0 P: 4	R: 0 E: 0 K: 2 S: 8	H: 1 LOB: 1 BB: 0 P: 8	R: 0 E: 0 K: 0 S: 3	H: 0 LOB: 0 BB: 0 P: 3	1B: 6 2B: 0 3B: 0 HR: 1	SF: 0 SAC: 0 DP: 1 HBP: 0	WP: 1 PB: 0 SB: 1 CS: 1	PA: 37
--------------	------------------------------	----------------------------------	------------------------------	---------------------------------	------------------------------	----------------------------------	------------------------------	---------------------------------	------------------------------	---------------------------------	------------------------------	---------------------------------	------------------------------	---------------------------------	------------------------------	---------------------------------	------------------------------	---------------------------------	----------------------------------	------------------------------------	----------------------------------	--------

PITCHER	IP	WLS	BF	H	R	ER	SO	BB	IBB	HBP	BLK	WP	HR	S	P	ERA	WHIP
Rick Mahler, R (1, 1) ERA: 4.23	2.1		15	4	3	3	4	3	0	0	0	1	1	20	32	11.57	3.000
Pascual Perez, R (3, 1) ERA: 3.07	6.2	W	22	3	0	0	2	1	0	0	0	0	0	25	29	0.00	0.600

BOTTOM

Atlanta Braves @ San Francisco Giants
Candlestick Park, San Francisco, CA

livebaseballscores.com

AB	33
R	3
H	7
RBI	3
BB	4
SO	6
LOB	16



PITCHER	IP	WLS	BF	H	R	ER	SO	BB	IBB	HBP	BLK	WP	HR	S	P	ERA	WHIP
---------	----	-----	----	---	---	----	----	----	-----	-----	-----	----	----	---	---	-----	------

Tue Sep 28 1982, 10:05 PM EDT
Att. 17,071 - Unknown

Batter	1	2	3	4	5	6	7	8	9	AB R H RBI BB SO LOB	TOP							
Dickie Thon, R OBP: 0.326, SLG: 0.397 (1, 6)	0-0 CS 1B		0-0 1B			0-0 F7		0-0 E6 FC4-6		4 0 2 0 0 0 0	Houston Astros @ San Francisco Giants Candlestick Park, San Francisco, CA Wed Sep 29 1982, 10:05 PM EDT Att. 8,117 - Unknown livebaseballscorecards.com							
Bill Doran, S OBP: 0.291, SLG: 0.296 (1, 4)	0-0 4-3 1-2		0-0 F9			4-0 F9 S BB		0-0 FC4-6 G6-4-3 1-2f		3 0 0 0 1 0 4								
Ray Knight, R OBP: 0.344, SLG: 0.406 (1, 3)	0-0 4-3		0-0 F9			0-0 F9 1-3		0-0 G6-4-3 1-2f		4 0 0 0 0 0 4								
Phil Garner, R OBP: 0.316, SLG: 0.423 (1, 5)		0-0 FC3-6 1B		0-0 FC4-6 1B		0-0 F7			0-0 6-3	4 0 2 0 0 0 1								
Jose Cruz, L OBP: 0.339, SLG: 0.372 (1, 7)		0-0 FC3-6 G6-4-3 1-2f		0-0 FC4-6 CS 1-2f			0-0 2B 1B		0-0 1-6-3	4 0 1 0 0 0 2								
Tony Scott, S OBP: 0.263, SLG: 0.294 (1, 8)		0-0 G6-4-3 1-2f		0-0 F9			0-0 2B 1-H		0-0 F8	4 0 1 0 0 0 2								
Terry Puhl, L OBP: 0.331, SLG: 0.375 (1, 9)			0-0 2B 1B	0-0 CS 1-2	0-3 K		4-0 FC5-4 BB			2 1 1 0 1 1 0								
Luis Pujols, R OBP: 0.235, SLG: 0.324 (1, 2)			0-0 2B		0-3 K		0-0 P6			2 0 1 1 0 1 0								
Art Howe, R OBP: 0.316, SLG: 0.328 (7, PH)			1-H 2B		0-3 K					1 0 0 0 0 0 2								
Frank LaCorte, R (7, 1)										0 0 0 0 0 0 0								
Dave Smith, R (7, 1)										0 0 0 0 0 0 0								
Joe Niekro, R OBP: 0.102, SLG: 0.116 (1, 1)			0-0 P2		0-3 K		0-0 FC5-4 1-2f			2 0 0 0 0 1 1								
Alan Ashby, S OBP: 0.310, SLG: 0.417 (7, PH)										1 0 0 0 0 0 2								
Inning Stats	R: 0 E: 0 K: 0 S: 3	H: 1 LOB: 0 BB: 0 P: 3	R: 0 E: 0 K: 0 S: 3	H: 1 LOB: 0 BB: 0 P: 3	R: 1 E: 0 K: 0 S: 6	H: 3 LOB: 2 BB: 0 P: 6	R: 0 E: 0 K: 0 S: 9	H: 0 LOB: 0 BB: 0 P: 9	R: 0 E: 0 K: 3 S: 4	H: 0 LOB: 2 BB: 1 P: 8	R: 0 E: 1 K: 0 S: 3	H: 0 LOB: 0 BB: 0 P: 3	R: 0 E: 0 K: 0 S: 3	H: 0 LOB: 0 BB: 0 P: 3	1B: 6 2B: 2 3B: 0 HR: 0	SF: 0 SAC: 0 DP: 2 HBP: 0	WP: 0 PB: 0 SB: 1 CS: 2	PA: 34
PITCHER	IP WLS BF H R ER SO BB IBB HBP BLK WP HR S P ERA WHIP																	
Atlee Hammaker, L ERA: 4.11 (1, 1)	6.1 W 25 8 1 1 3 2 0 0 0 0 0 0 29 37 1.42 1.579																	
Gary Lavelle, L ERA: 2.67 (7, 1)	2.2 S 8 0 0 0 0 0 0 0 0 0 0 0 8 8 0.00 0.000																	

AB	31
R	1
H	8
RBI	1
BB	2
SO	3
LOB	18



Batter	1	2	3	4	5	6	7	8	9
Chili Davis, S (1, 8) OBP: 0.308, SLG: 0.410 Max Venable, L (7, PR) OBP: 0.275, SLG: 0.292 (8, 8)	0-0 1-3 1B	0-0 1-2 1B			0-0 HR		4-0 2B BB	0-0 1B 2B	
Joe Morgan, L (1, 4) OBP: 0.400, SLG: 0.437	0-0 F8	0-0 F9			0-3 K		0-3 K 1-2	0-0 1B 2-3	
Jack Clark, R (1, 9) OBP: 0.377, SLG: 0.492	0-0 S 1B		0-0 CS 1B		0-0 1-3 2B		0-0 F7	0-3 K	
Darrell Evans, L (1, 5) OBP: 0.357, SLG: 0.422	0-0 4-3 1-2		0-3 K		0-0 1-3 2-3		0-0 BB 1B 2B	0-0 4-3	
Reggie Smith, S (1, 3) OBP: 0.371, SLG: 0.481 Dave Bergman, L (7, PR) OBP: 0.372, SLG: 0.424 (8, 3)		0-0 HR 1B	0-0 F7		4-0 BB 1B IBB		4-0 BB 1B IBB		
Jeffrey Leonard, R (1, 7) OBP: 0.304, SLG: 0.413		0-0 1-H HR	0-0 1-2 1B		0-3 K		4-0 1B 1-2 2-3 BB		
Milt May, L (1, 2) OBP: 0.309, SLG: 0.375		0-0 4-3	0-0 CS	0-0 P4		0-0 P6	0-0 1-3 2-H 3-H 1B		
Guy Sularz, R (1, 6) OBP: 0.294, SLG: 0.290		0-3 K		0-3 K		0-0 B5-6-4 1B	0-0 4-3		
Atlee Hammaker, S (1, 1) OBP: 0.083, SLG: 0.068 Gary Lavelle, S (7, 1) OBP: 0.154, SLG: 0.231		0-0 1B 1B		0-0 4-3		0-0 B5-6-4 1-2f		0-0 3-1	

AB	R	H	RBI	BB	SO	LOB
3	1	2	1	1	0	0
1	1	1	0	0	0	0
5	0	1	0	0	2	3
5	0	3	0	0	1	3
5	1	1	1	0	1	5
2	1	1	0	2	0	1
0	1	0	0	0	0	0
3	1	2	2	1	1	2
4	0	1	2	0	0	0
4	0	1	0	0	2	3
3	0	1	0	0	0	1
1	0	0	0	0	0	0

WP	HR	S	P	ERA	WHIP
0	2	19	41	4.50	1.833
0	0	3	18	40.50	6.000
0	0	8	8	0.00	1.500

1B	2B	3B	HR	SF	SAC	DP	HBP
9	3	0	2	0	0	1	0
0	0	0	0	0	0	0	0
0	0	0	0	0	0	0	0

WP	HR	S	P	ERA	WHIP
0	2	19	41	4.50	1.833
0	0	3	18	40.50	6.000
0	0	8	8	0.00	1.500

BOTTOM

Houston Astros @ San Francisco Giants
 Candlestick Park, San Francisco, CA
 Wed Sep 29 1982, 10:05 PM EDT
 Att: 8,117 - Unknown

livebaseballscorecards.com

AB	36
R	6
H	14
RBI	6
BB	4
SO	7
LOB	18



PITCHER	IP	WLS	BF	H	R	ER	SO	BB	IBB	HBP	BLK	WP	HR	S	P	ERA	WHIP
Joe Niekro, R (1, 1) ERA: 2.55	6.0	L	27	10	3	3	5	1	0	0	0	0	2	36	40	4.50	1.833
Frank LaCorte, R (7, 1) ERA: 4.48	0.2		7	2	3	3	1	2	1	0	0	0	0	6	18	40.50	6.000
Dave Smith, R (7, 1) ERA: 3.84	1.1		6	2	0	0	1	0	0	0	0	0	0	8	8	0.00	1.500

Batter	1	2	3	4	5	6	7	8	9	AB	R	H	RBI	BB	SO	LOB	TOP	
Terry Puhl, L (1, 8) OBP: 0.330, SLG: 0.376	0-0 6-3 1B 2B		0-0 F9	0-0 SH1-3		0-0 F9		0-0 3-1		4	1	1	0	0	0	1		
Dickie Thon, R (1, 6) OBP: 0.325, SLG: 0.397	0-0 6-3 2-3		0-0 F7	0-0 2B			0-0 5-3		0-0 F9	5	0	1	2	0	0	1		
Ray Knight, R (1, 5) OBP: 0.343, SLG: 0.403	0-0 L6		0-0 E1 HR	4-0 IBB			0-0 6-3		0-0 F7	4	1	0	0	1	0	1		
Harry Spilman, L (1, 3) OBP: 0.339, SLG: 0.491	0-0 3-H 1B		0-0 2-H HR	0-0 F5			0-0 1B 1B		0-0 HR	5	2	4	4	0	0	2		
Jose Cruz, L (1, 7) OBP: 0.341, SLG: 0.374	0-0 P6		0-0 1B		0-0 F8		0-0 1-3 1B		0-0 1B 1B	5	0	3	0	0	0	1		
Alan Ashby, S (1, 2) OBP: 0.309, SLG: 0.414		0-0 F7	0-0 3-1		0-0 6-3		0-0 P5		0-0 1-2 1B	5	0	1	0	0	0	3		
Denny Walling, L (1, 9) OBP: 0.315, SLG: 0.270		0-0 CS 1B		0-0 1B 2B 1B	0-0 F9			0-0 FC4-6 1B	0-0 F7	4	1	3	0	0	0	0		
Tim Tolman, R (9, PH) OBP: 0.333, SLG: 0.294										1	0	0	0	0	0	2		
Scott Loucks, R (9, 8) OBP: 0.244, SLG: 0.256										0	0	0	0	0	0	0		
Bill Doran, S (1, 4) OBP: 0.300, SLG: 0.306		0-0 1-2 1B		0-0 SH1-3 2B 1B	0-0 F9			0-0 FC4-6 S		4	1	2	0	0	0	1		
Michael LaCoss, R (1, 1) OBP: 0.280, SLG: 0.292	0-3 K		0-3 K	0-3 K	0-0 P6			0-3 K		3	0	0	0	0	2	3		
Bert Roberge, R (7, 1)										1	0	0	0	0	1	1		
Danny Boone, L (8, 1) OBP: 0.167, SLG: 0.333										0	0	0	0	0	0	0		
Dave Smith, R (9, 1)										0	0	0	0	0	0	0		
Inning Stats	R: 1 E: 0 K: 0 S: 5 H: 2 LOB: 1 BB: 0 P: 5	R: 0 E: 0 K: 1 S: 6 H: 2 LOB: 1 BB: 0 P: 6	R: 2 E: 1 K: 0 S: 6 H: 2 LOB: 1 BB: 0 P: 6	R: 2 E: 0 K: 1 S: 8 H: 3 LOB: 2 BB: 1 P: 12	R: 0 E: 0 K: 0 S: 3 H: 0 LOB: 0 BB: 0 P: 3	R: 0 E: 0 K: 0 S: 3 H: 0 LOB: 0 BB: 0 P: 3	R: 0 E: 0 K: 0 S: 3 H: 0 LOB: 0 BB: 0 P: 3	R: 0 E: 0 K: 0 S: 5 H: 2 LOB: 2 BB: 0 P: 5	R: 0 E: 0 K: 1 S: 6 H: 1 LOB: 1 BB: 0 P: 6	R: 1 E: 0 K: 0 S: 6 H: 3 LOB: 2 BB: 0 P: 6	1B: 11 2B: 2 3B: 0 HR: 2 SF: 0 SAC: 1 DP: 0 HBP: 0	WP: 0 PB: 0 SB: 1 CS: 1 PA: 43						
PITCHER	IP	WLS	BF	H	R	ER	SO	BB	IBB	HBP	BLK	WP	HR	S	P	ERA	WHIP	
Jim Barr, R (1, 1) ERA: 3.29	3.0		17	8	5	3	1	0	0	0	0	0	1	19	19	9.00	2.667	
Mike Chris, L (4, 1) ERA: 4.85	2.0		8	1	0	0	1	0	1	0	0	0	0	9	13	0.00	0.500	
Al Holland, L (6, 1) ERA: 2.94	2.0		8	2	0	0	0	0	0	0	0	0	0	8	8	0.00	1.000	
Greg Minton, R (8, 1) ERA: 1.8	1.0		4	1	0	0	1	0	0	0	0	0	0	6	6	0.00	1.000	
Rich Gale, R (9, 1) ERA: 4.23	0.2		5	3	1	1	0	0	0	0	0	0	1	5	5	13.50	4.500	
PITCHER	IP	WLS	BF	H	R	ER	SO	BB	IBB	HBP	BLK	WP	HR	S	P	ERA	WHIP	
Gary Lavelle, L (9, 1) ERA: 2.67	0.1		1	0	0	0	0	0	0	0	0	0	0	1	1	0.00	0.000	

Houston Astros @ San Francisco Giants
 Candlestick Park, San Francisco, CA
 Thu Sep 30 1982, 10:05 PM EDT
 Att. 13,082 - Unknown

AB	41
R	6
H	15
RBI	6
BB	1
SO	3
LOB	16



BOTTOM

Houston Astros @ San Francisco Giants
Candlestick Park, San Francisco, CA

livebaseballscorecards.com

AB 40
R 7
H 15
RBI 7
BB 4
SO 5
LOB 19



WP: 0 PA: 44
PB: 0
SB: 1
CS: 0

ERA WHIP

Thu Sep 30 1982, 10:05 PM EDT
Att. 13,082 - Unknown

AB R H RBI BB SO LOB

5 1 2 1 0 1 2

4 0 2 2 1 0 3

5 0 1 1 0 0 2

3 1 1 0 2 1 2

5 1 1 0 0 0 4

5 1 1 0 0 2 1

4 1 3 0 0 0 0

0 1 0 0 0 0 0

0 0 0 0 0 0 0

0 0 0 0 1 0 0

1 0 0 0 0 0 0

1 0 1 0 0 0 0

1 1 1 0 0 0 0

1 0 0 0 0 0 0

0 0 0 0 0 0 0

1 0 0 0 0 0 0

1 0 0 0 0 0 0

1 0 1 0 0 0 0

1B: 13 SF: 0
2B: 2 SAC: 0
3B: 0 DP: 1
HR: 0 HBP: 0

Batter	1	2	3	4	5	6	7	8	9
Max Venable, L (1, 8) OBP: 0.280, SLG: 0.297	0-0 L4			0-0 4-3	0-3 K		0-0 1B	0-0 1B	
Joe Morgan, L (1, 4) OBP: 0.401, SLG: 0.437	0-0 G6-4-3 1B			4-0 BB		0-0 1-3	0-0 1B	0-0 F7	
Jack Clark, R (1, 9) OBP: 0.376, SLG: 0.489	0-0 G6-4-3 1-2f			0-0 F8		0-0 F9	0-0 1B		0-0 F7
Darrell Evans, L (1, 5) OBP: 0.359, SLG: 0.424		0-0 F8		4-0 BB		0-0 2B	0-3 K		4-0 BB 1B
Reggie Smith, S (1, 3) OBP: 0.369, SLG: 0.476		0-0 4-3		0-0 G3		0-0 G3		0-0 2B 1B	0-0 P6
Jeffrey Leonard, R (1, 7) OBP: 0.303, SLG: 0.409		0-0 5-3			0-3 K		0-0 6-3	0-3 K	0-0 BB 1B
Milt May, L (1, 2) OBP: 0.313, SLG: 0.382			0-0 4-3		0-0 1B		0-0 1B 1B	0-0 1B	4-0 BB 1B
Brad Wellman, R (8, PR)							0-0 1B 1B	0-0 2B	1-2 2-3 BB
Rich Gale, R (9, 1) OBP: 0.208, SLG: 0.208							0-0 1B	0-0 6-3	1-2 2-3 BB
Gary Lavelle, S (9, 1) OBP: 0.154, SLG: 0.231							0-0 1B	0-0 6-3	0-0 BB 1B
Jim Wohlford, R (9, PH) OBP: 0.335, SLG: 0.340							0-0 1B	0-0 2B	1-2 2-3 BB
Guy Sularz, R (1, 9) OBP: 0.291, SLG: 0.287			0-0 5-3		0-0 1B		0-0 1B	0-0 6-3	0-0 BB 1B
Tom O'Malley, L (5, PH) OBP: 0.352, SLG: 0.367					1-2 1B		0-0 1B	0-0 6-3	1-2 2-3 BB 1B
Joe Pettini, R (5, PR) OBP: 0.256, SLG: 0.194							0-0 1B	0-0 6-3	1-2 2-3 BB 1B
Duane Kuiper, L (8, PH) OBP: 0.377, SLG: 0.332							0-0 1B	0-0 6-3	1-2 2-3 BB 1B
Johnnie LeMaster, R (9, 9) OBP: 0.263, SLG: 0.266							0-0 1B	0-0 6-3	1-2 2-3 BB 1B
Ron Fruit, R (9, PH) OBP: 1.000, SLG: 1.000							0-0 1B	0-0 6-3	1-2 2-3 BB 1B
Jim Barr, R (1, 1) OBP: 0.280, SLG: 0.281			0-0 5-3		0-3 K		0-0 F9	0-0 1B	
Mike Chris, L (4, 1) OBP: 0.125, SLG: 0.143									
Champ Summers, L (5, PH) OBP: 0.343, SLG: 0.377									
Al Holland, R (6, 1) OBP: 0.061, SLG: 0.061									
Dave Bergman, L (7, PH) OBP: 0.070, SLG: 0.420									
Greg Minton, S (8, 1) OBP: 0.176, SLG: 0.250									
Bob Brenly, R (8, PH) OBP: 0.349, SLG: 0.389									

Inning Stats	R: 0	H: 1	E: 0	LOB: 0	K: 0	S: 3	R: 0	H: 0	E: 0	LOB: 0	K: 0	S: 3	R: 0	H: 0	E: 0	LOB: 2	K: 0	S: 3	R: 0	H: 2	E: 0	LOB: 2	K: 3	S: 11	R: 0	H: 1	E: 0	LOB: 1	K: 0	S: 4	R: 3	H: 5	E: 0	LOB: 2	K: 1	S: 10	R: 2	H: 4	E: 0	LOB: 2	K: 1	S: 9	R: 2	H: 2	E: 0	LOB: 2	K: 0	S: 4	R: 2	H: 2	E: 0	LOB: 2	K: 0	S: 4	1B: 13	SF: 0	2B: 2	SAC: 0	3B: 0	DP: 1	HR: 0	HBP: 0	WP: 0	PA: 44
--------------	------	------	------	--------	------	------	------	------	------	--------	------	------	------	------	------	--------	------	------	------	------	------	--------	------	-------	------	------	------	--------	------	------	------	------	------	--------	------	-------	------	------	------	--------	------	------	------	------	------	--------	------	------	------	------	------	--------	------	------	--------	-------	-------	--------	-------	-------	-------	--------	-------	--------

PITCHER	IP	WLS	BF	H	R	ER	SO	BB	IBB	HBP	BLK	WP	HR	S	P	ERA	WHIP
Michael LaCoss, R (1, 1) ERA: 2.9	6.2		30	9	3	3	3	2	0	0	0	0	0	34	42	4.05	1.650
Bert Roberge, R (7, 1) ERA: 4.21	1.0		7	4	2	2	2	0	0	0	0	0	0	11	11	18.00	4.000
Danny Boone, L (8, 1) ERA: 4.71	1.0	L	5	1	2	2	0	1	0	0	0	0	0	4	8	18.00	2.000
Dave Smith, R (9, 1) ERA: 3.84	0.0		2	1	0	0	0	1	0	0	0	0	0	1	5	∞	∞

Batter	1	2	3	4	5	6	7	8	9	AB R H RBI BB SO LOB	TOP	
Steve Sax, R (1, 4) OBP: 0.333, SLG: 0.359	0-0 CS 1B		0-0 F8 2-3		0-3 K			4-0 BB HR 1B BB	0-0 6-3	4 1 1 0 1 1 4		
Ken Landreaux, L (1, 8) OBP: 0.342, SLG: 0.404	4-0 S BB		0-0 F8		0-0 4-3			0-3 K	0-0 P6	4 0 0 0 1 1 5		
Dusty Baker Jr., R (1, 7) OBP: 0.359, SLG: 0.455	0-0 5-3 1-2			0-0 F9		4-0 CS BB		0-0 BB HR 1B		3 1 1 0 1 0 1		
Steve Garvey, R (1, 3) OBP: 0.301, SLG: 0.419	0-0 5-3			0-3 K		0-0 CS 1B		4-0 HR BB		3 1 1 0 1 1 1		
Rick Monday, L (1, 9) OBP: 0.377, SLG: 0.490		0-3 K		0-0 4-3		0-3 K		0-0 HR		4 1 1 4 0 2 1		
Derrel Thomas, S (9, 9) OBP: 0.330, SLG: 0.302										0 0 0 0 0 0 0		
Ron Cey, R (1, 5) OBP: 0.319, SLG: 0.416		0-0 5-3			0-0 SH BB 1B		0-0 F8	4-0 BB		3 0 1 0 1 0 0		
Mike Scioscia, L (1, 2) OBP: 0.305, SLG: 0.291		0-0 6-3			0-0 F9		0-0 FC5-4 1B	0-0 F2		4 0 1 0 0 0 2		
Bill Russell, R (1, 6) OBP: 0.355, SLG: 0.337			0-0 F8 SH1-4 1B		4-0 SH BB		0-0 FC5-4 1-2	0-0 F7		3 0 1 0 1 0 2		
Jerry Reuss, L (1, 1) OBP: 0.241, SLG: 0.260			0-0 SH1-4		0-0 SH		0-3 K		0-0 6-3	2 0 0 0 0 1 1		
Inning Stats	R: 0 E: 0 K: 0 S: 3 H: 1 LOB: 1 BB: 1 P: 7	R: 0 E: 0 K: 1 S: 5 H: 0 LOB: 0 BB: 0 P: 5	R: 0 E: 0 K: 0 S: 4 H: 1 LOB: 1 BB: 0 P: 4	R: 0 E: 0 K: 1 S: 5 H: 0 LOB: 0 BB: 0 P: 5	R: 0 E: 1 K: 1 S: 7 H: 1 LOB: 3 BB: 1 P: 11	R: 0 E: 0 K: 1 S: 4 H: 1 LOB: 0 BB: 1 P: 8	R: 0 E: 0 K: 1 S: 6 H: 1 LOB: 1 BB: 0 P: 6	R: 4 E: 0 K: 1 S: 7 H: 2 LOB: 1 BB: 3 P: 19	R: 0 E: 0 K: 0 S: 3 H: 0 LOB: 0 BB: 0 P: 3	1B: 6 2B: 0 3B: 0 HR: 1 SF: 0 SAC: 2 DP: 0 HBP: 0	WP: 0 PB: 0 SB: 1 CS: 3 PA: 38	
PITCHER	IP WLS BF H R ER SO BB IBB HBP BLK WP HR S P ERA WHIP											
Fred Breining, R (1, 1) ERA: 3.08	7.1 L 33 7 4 4 6 6 0 0 0 0 0 1 39 63 4.91 1.773											
Al Holland, L (8, 1) ERA: 2.93	0.2 2 0 0 0 0 0 0 0 0 0 0 0 2 2 0.00 0.000											
Andy McGaffigan, R (9, 1) ERA:	1.0 3 0 0 0 0 0 0 0 0 0 0 0 3 3 0.00 0.000											

Los Angeles Dodgers @ San Francisco Giants
 Candlestick Park, San Francisco, CA
 Fri Oct 01 1982, 10:05 PM EDT
 Att: 53,281 - Unknown

livebaseballscorecards.com

AB 30
 R 4
 H 7
 RBI 4
 BB 6
 SO 6
 LOB 17



Batter	1	2	3	4	5	6	7	8	9	AB	R	H	RBI	BB	SO	LOB	BOTTOM
--------	---	---	---	---	---	---	---	---	---	----	---	---	-----	----	----	-----	--------

Jim Wohlford, R <small>(1, 7)</small> <small>OBP: 0.333, SLG: 0.339</small>	0-0 5-3		0-3 K			0-3 K			0-0 5-3 1B	4	0	1	0	0	2	0	Los Angeles Dodgers @ San Francisco Giants Candlestick Park, San Francisco, CA <small>Fri Oct 01 1982, 10:05 PM EDT</small> <small>Att. 53,281 - Unknown</small>
--	-------------------	--	-----------------	--	--	-----------------	--	--	--------------------------------	---	---	---	---	---	---	---	---

Joe Morgan, L <small>(1, 4)</small> <small>OBP: 0.399, SLG: 0.434</small>	0-0 4-3		0-3 K			0-0 G3			0-0 F7	4	0	0	0	0	1	1	
--	-------------------	--	-----------------	--	--	------------------	--	--	------------------	---	---	---	---	---	---	---	--

Jack Clark, R <small>(1, 9)</small> <small>OBP: 0.375, SLG: 0.487</small>	0-0 L4			0-0 L5			4-0 G4-6-3 BB		0-0 5-3 1-2	3	0	0	0	1	0	1	
--	------------------	--	--	------------------	--	--	-----------------------------------	--	---------------------------------	---	---	---	---	---	---	---	--

Darrell Evans, L <small>(1, 5)</small> <small>OBP: 0.358, SLG: 0.421</small>		0-0 F8		0-0 3-1			0-0 L5		4-0 BB	3	0	0	0	1	0	1	
---	--	------------------	--	-------------------	--	--	------------------	--	------------------	---	---	---	---	---	---	---	--

Reggie Smith, S <small>(1, 3)</small> <small>OBP: 0.367, SLG: 0.477</small>		0-0 2B		0-0 6-3			0-0 G4-6-3 1-2f		0-3 K	4	0	1	0	0	1	3	
--	--	------------------	--	-------------------	--	--	-------------------------------------	--	-----------------	---	---	---	---	---	---	---	--

Jeffrey Leonard, R <small>(1, 8)</small> <small>OBP: 0.303, SLG: 0.406</small>		4-0 BB			0-0 4-3			0-0 P3		2	0	0	0	1	0	0	
---	--	------------------	--	--	-------------------	--	--	------------------	--	---	---	---	---	---	---	---	--

Bob Brenly, R <small>(1, 2)</small> <small>OBP: 0.343, SLG: 0.382</small>		0-0 F8			0-0 5-3			0-0 6-3		3	0	0	0	0	0	2	
--	--	------------------	--	--	-------------------	--	--	-------------------	--	---	---	---	---	---	---	---	--

Johnnie LeMaster, R <small>(1, 6)</small> <small>OBP: 0.264, SLG: 0.267</small>		0-0 F9			0-0 5-3			0-0 1B		3	0	1	0	0	0	2	
--	--	------------------	--	--	-------------------	--	--	------------------	--	---	---	---	---	---	---	---	--

Fred Breining, R <small>(1, 1)</small> <small>OBP: 0.303, SLG: 0.207</small>			0-3 K			0-3 K		0-3 K		2	0	0	0	0	2	0	
---	--	--	-----------------	--	--	-----------------	--	-----------------	--	---	---	---	---	---	---	---	--

Inning Stats	R: 0 H: 0 E: 0 LOB: 0 K: 0 BB: 0 S: 3 P: 3	R: 0 H: 1 E: 0 LOB: 2 K: 0 BB: 1 S: 4 P: 8	R: 0 H: 0 E: 0 LOB: 0 K: 3 BB: 0 S: 9 P: 9	R: 0 H: 0 E: 0 LOB: 0 K: 0 BB: 0 S: 3 P: 3	R: 0 H: 0 E: 0 LOB: 0 K: 0 BB: 0 S: 3 P: 3	R: 0 H: 0 E: 0 LOB: 0 K: 2 BB: 0 S: 7 P: 7	R: 0 H: 0 E: 0 LOB: 0 K: 0 BB: 1 S: 2 P: 6	R: 0 H: 1 E: 0 LOB: 1 K: 1 BB: 0 S: 6 P: 6	R: 0 H: 1 E: 0 LOB: 2 K: 1 BB: 1 S: 6 P: 10	1B: 2 SF: 0 2B: 1 SAC: 0 3B: 0 DP: 1 HR: 0 HBP: 0	WP: 0 PA: 32 PB: 0 SB: 0 CS: 0
---------------------	---	---	---	---	---	---	---	---	--	--	---

PITCHER Jerry Reuss, L <small>(1, 1)</small> <small>ERA: 3.15</small>	IP 9.0 WLS W BF 32 H 3 R 0 ER 0 SO 7 BB 3 IBB 0 HBP 0 BLK 0 WP 0 HR 0 S 43 P 55 ERA 0.00 WHIP 0.667	PITCHER	IP WLS BF H R ER SO BB IBB HBP BLK WP HR S P ERA WHIP
--	---	----------------	---

livebaseballscorecards.com

AB	29
R	0
H	3
RBI	0
BB	3
SO	7
LOB	11



Batter	1	2	3	4	5	6	7	8	9	AB R H RBI BB SO LOB	TOP		
Steve Sax, R (1, 4) OBP: 0.337, SLG: 0.361	4-0 F9 BB	0-0 HR 1B 1-2 2-H		0-0 1B		0-0 1B 1B	0-0 F9		4-0 1B BB	4 2 3 1 2 0 1			
Ken Landreaux, L (1, 8) OBP: 0.342, SLG: 0.409	0-0 F9 1-2	0-0 HR		0-0 5-3		0-0 1B SF8 1-3	0-0 5-3		0-0 F7	6 2 2 3 0 0 5			
Dusty Baker Jr., R (1, 7) OBP: 0.360, SLG: 0.456	0-0 F8	0-0 F8			0-0 HR 2B	0-0 F9 1B 1-3 3-H		0-3 K	0-0 1B 1-3 2-H	5 1 2 1 0 1 0 1 0 1 1 0 0 0			
Mark Belanger, R (8, 6) OBP: 0.309, SLG: 0.260													
Steve Garvey, R (1, 3) OBP: 0.301, SLG: 0.419		0-0 FC3-6 1B	0-3 K		0-3 K	0-0 SF8 3-H		0-3 K	0-3 K	3 0 1 1 0 2 1 2 0 0 0 0 2 2			
Greg Brock, L (7, 3) OBP: 0.167, SLG: 0.176													
Rick Monday, L (1, 9) OBP: 0.373, SLG: 0.485		0-0 FC3-6 1B E BB 1-2f	0-3 K		0-3 K	0-0 1B 1-2		0-3 K		2 1 0 0 0 1 1 1 0 0 0 0 1 1 2 0 1 0 0 1 0			
Mike Marshall, R (5, PH) OBP: 0.336, SLG: 0.432													
Derrel Thomas, S (5, 9) OBP: 0.333, SLG: 0.306													
Ron Cey, R (1, 5) OBP: 0.322, SLG: 0.422		4-0 E 1B BB 1-2	0-0 HR		4-0 HR IBB	0-0 F9 2-3		0-0 K	4-0 1B 2B BB	2 3 1 1 2 0 2 0 1 0 0 1 0 0			
Dave Stewart, R (6, 1) OBP: 0.220, SLG: 0.205													
Mike Scioscia, L (1, 2) OBP: 0.303, SLG: 0.298		0-0 E3 1B 1-2 2-3	0-0 F9		0-0 HR 1-H 2-H	0-0 4-3		0-0 K	0-0 F8	5 2 1 3 0 0 5			
Bill Russell, R (1, 6) OBP: 0.358, SLG: 0.341		0-0 HR 1B 1-2 2-H 3-H		0-0 4-3	0-0 1B		0-0 1B		0-0 2B 1B 1-2	4 1 3 2 0 0 0 1 1 1 0 0 0 0			
Mark Bradley, R (8, 7) OBP: 0.333, SLG: 0.333													
Bob Welch, R (1, 1) OBP: 0.167, SLG: 0.153		0-0 B3-4		0-0 F8	0-3 K		0-0 F2		0-0 1B 2B 1-H 2-H	3 0 0 0 0 1 3 2 1 1 2 0 0 1			
Alex Taveras, R (6, 5) OBP: 0.333, SLG: 0.667													
Inning Stats	R: 0 E: 0 K: 0 S: 2 H: 0 LOB: 0 BB: 1 P: 6	R: 6 E: 1 K: 0 S: 8 H: 4 LOB: 0 BB: 1 P: 12	R: 1 E: 0 K: 2 S: 8 H: 1 LOB: 0 BB: 0 P: 8	R: 0 E: 0 K: 0 S: 4 H: 1 LOB: 1 BB: 0 P: 4	R: 3 E: 0 K: 3 S: 12 H: 3 LOB: 1 BB: 1 P: 16	R: 2 E: 0 K: 0 S: 7 H: 4 LOB: 2 BB: 0 P: 7	R: 0 E: 0 K: 0 S: 4 H: 1 LOB: 1 BB: 0 P: 4	R: 0 E: 0 K: 3 S: 9 H: 0 LOB: 0 BB: 0 P: 9	R: 3 E: 0 K: 1 S: 8 H: 3 LOB: 2 BB: 2 P: 16	1B: 12 2B: 2 3B: 0 HR: 3 SF: 1 SAC: 0 DP: 0 HBP: 0	WP: 0 PB: 0 SB: 0 CS: 0 PA: 49		
PITCHER	IP WLS BF H R ER SO BB IBB HBP BLK WP HR S P ERA WHIP											PITCHER	IP WLS BF H R ER SO BB IBB HBP BLK WP HR S P ERA WHIP
Renie Martin, R (1, 1) ERA: 4.65	1.1 L 7 1 3 3 0 2 0 0 0 0 0 5 13 20.25 2.250												
Al Holland, L (2, 1) ERA: 3.33	3.2 20 8 7 5 5 0 0 1 0 0 0 3 29 33 12.27 2.182												
Mark Dempsey, R (6, 1) ERA: 7.94	2.0 11 5 2 2 0 0 0 0 0 0 0 0 11 11 9.00 2.500												
Scott Garrelts, R (8, 1) ERA: 13.5	2.0 11 3 3 3 4 2 0 0 0 0 0 0 17 25 13.50 2.500												

Los Angeles Dodgers @ San Francisco Giants
Candlestick Park, San Francisco, CA

Sat Oct 02 1982, 6:33 AM EDT
Att: 46,562 - Unknown

AB	43
R	15
H	17
RBI	15
BB	5
SO	9
LOB	22



Batter	1	2	3	4	5	6	7	8	9	AB	R	H	RBI	BB	SO	LOB
Max Venable, L (1, 8) OBP: 0.271, SLG: 0.287	0-0 5-3			0-0 P6		0-0 F9	0-0 4-3			4	0	0	0	0	0	1
Joe Morgan, L (1, 4) OBP: 0.399, SLG: 0.433 Brad Wellman, R (6, 4) OBP: 0.250, SLG: 0.250	0-0 5-3			4-0 WP BB BB		0-0 1B		0-0 F9		1	0	0	0	1	0	0
Jack Clark, R (1, 9) OBP: 0.374, SLG: 0.485 Champ Summers, L (6, 9) OBP: 0.338, SLG: 0.371	0-3 K			0-3 K		0-3 K		0-0 F7		2	0	0	0	0	2	1
Darrell Evans, L (1, 5) OBP: 0.359, SLG: 0.420 Tom O'Malley, L (6, 5) OBP: 0.350, SLG: 0.364		0-0 F9		4-0 WP BB 1-2		0-0 F7		0-0 F8		1	0	0	0	1	0	0
Reggie Smith, S (1, 3) OBP: 0.365, SLG: 0.474 Dave Bergman, L (6, 3) OBP: 0.364, SLG: 0.413		0-0 F8		0-3 K			0-0 F8		0-0 P6	2	0	0	0	0	1	2
Jeffrey Leonard, R (1, 7) OBP: 0.307, SLG: 0.420 John Rabb, R (8, 7) OBP: 0.500, SLG: 1.500		0-3 K			0-0 G5-3 S 1B		0-0 HR		0-0 3B	3	1	2	1	0	1	0
Milt May, L (1, 2) OBP: 0.311, SLG: 0.380 Ron Pruitt, R (6, 2) OBP: 0.600, SLG: 0.750			0-0 F9		0-0 F7		0-0 2B		0-0 5-3	2	0	0	0	0	0	1
Johnnie LeMaster, R (1, 6) OBP: 0.265, SLG: 0.266 Joe Pettini, R (5, PR) OBP: 0.268, SLG: 0.237			0-0 F9		4-0 BB		0-0 2B		0-0 5-3	1	0	0	0	1	0	0
Renie Martin, R (1, 1) OBP: 0.296, SLG: 0.327 Al Holland, R (2, 1) OBP: 0.059, SLG: 0.059 Duane Kuiper, L (5, PH) OBP: 0.375, SLG: 0.330 Mark Dempsey, R (6, 1) OBP: 0.332, SLG: 0.337 Jim Wohlford, R (7, PH) Scott Garretts, R (8, 1)			0-3 K		0-0 G5-3 2-3f		0-3 K			0	0	0	0	0	0	0

Inning Stats	R: 0 E: 0 K: 1 S: 5	H: 0 LOB: 0 BB: 0 P: 5	R: 0 E: 0 K: 1 S: 5	H: 0 LOB: 0 BB: 0 P: 5	R: 0 E: 0 K: 1 S: 5	H: 0 LOB: 0 BB: 0 P: 5	R: 0 E: 0 K: 2 S: 7	H: 0 LOB: 2 BB: 2 P: 15	R: 0 E: 0 K: 0 S: 3	H: 1 LOB: 1 BB: 1 P: 7	R: 0 E: 0 K: 1 S: 6	H: 1 LOB: 1 BB: 0 P: 6	R: 2 E: 0 K: 1 S: 8	H: 3 LOB: 1 BB: 0 P: 8	R: 0 E: 0 K: 0 S: 3	H: 0 LOB: 0 BB: 0 P: 3	R: 0 E: 0 K: 0 S: 4	H: 1 LOB: 1 BB: 0 P: 4	1B: 2 2B: 2 3B: 1 HR: 1	SF: 0 SAC: 0 DP: 1 HBP: 0	WP: 1 PB: 0 SB: 1 CS: 0	PA: 35
PITCHER	IP	WLS	BF	H	R	ER	SO	BB	IBB	HBP	BLK	WP	HR	S	P	ERA	WHIP					
Bob Welch, R (1, 1) ERA: 3.36	5.0	W	18	1	0	0	5	3	0	0	0	1	0	25	37	0.00	0.800					
Dave Stewart, R (6, 1) ERA: 3.81	4.0	S	17	5	2	2	2	0	0	0	0	0	1	21	21	4.50	1.250					

BOTTOM

Los Angeles Dodgers @ San Francisco Giants
Candlestick Park, San Francisco, CA

livebaseballscorecards.com

AB	32
R	2
H	6
RBI	2
BB	3
SO	7
LOB	12



Sat Oct 02 1982, 6:33 AM EDT
 Att. 46,562 - Unknown

Batter	1	2	3	4	5	6	7	8	9	AB R H RBI BB SO LOB	TOP																									
Steve Sax, R (1, 4) OBP: 0.335, SLG: 0.359	0-0 F8		0-0 2-3			0-0 F8		0-0 4-3		4 0 0 0 0 0 0	Los Angeles Dodgers @ San Francisco Giants Candlestick Park, San Francisco, CA Sun Oct 03 1982, 6:33 AM EDT Att: 47,457 - Unknown livebaseballscorecards.com																									
Ken Landreaux, L (1, 8) OBP: 0.341, SLG: 0.410	0-3 K		0-0 P5			0-0 P6		0-0 2B 2B		4 1 1 0 0 1 0																										
Dusty Baker Jr., R (1, 7) OBP: 0.361, SLG: 0.458	0-0 CS 1B		0-0 F2			0-0 F8		0-0 2B 2B		4 0 2 1 0 0 0																										
Steve Garvey, R (1, 3) OBP: 0.301, SLG: 0.418	0-0 CS 1-2	0-0 FC4-6 1B		0-0 F7		0-0 F9	0-3 K			4 0 1 0 0 1 1																										
Rick Monday, L (1, 9) OBP: 0.372, SLG: 0.481		0-0 FC4-6 HR 1-2f		0-0 4-3		0-0 1B 1B 1B	0-0 1-3			4 1 1 0 0 0 2																										
Ron Cey, R (1, 5) OBP: 0.323, SLG: 0.428		0-0 HR 1-H		0-3 K		0-0 1B 1B	0-0 5-3			4 1 2 2 0 1 0																										
Mike Scioscia, L (1, 2) OBP: 0.302, SLG: 0.296		0-0 P3			0-0 F8	0-0 1B 1-2 2-3	0-3 K			2 0 0 0 0 0 0																										
Jose Morales, R (7, PH) OBP: 0.351, SLG: 0.394										1 0 1 0 0 0 0																										
Mark Bradley, R (7, PR) OBP: 0.333, SLG: 0.333										0 0 0 0 0 0 0																										
Steve Yeager, R (7, 2) OBP: 0.294, SLG: 0.321										0 0 0 0 0 0 0																										
Ron Roenicke, S (9, PH) OBP: 0.359, SLG: 0.336										1 0 0 0 0 1 0																										
Bill Russell, R (1, 6) OBP: 0.357, SLG: 0.340		0-0 WP 1B			0-0 6-3	0-3 K	0-0 5-3			4 0 1 0 0 1 3																										
Fernando Valenzuela, L (1, 1) OBP: 0.190, SLG: 0.200		0-0 F8 1-2			0-0 F8	0-0 4-3				2 0 0 0 0 0 1																										
Jorge Orta, L (7, PH) OBP: 0.295, SLG: 0.313										1 0 0 0 0 0 3																										
Tom Niedenfuer, R (7, 1)										0 0 0 0 0 0 0																										
Terry Forster, L (7, 1)										0 0 0 0 0 0 0																										
Inning Stats	R: 0 E: 0 K: 1 S: 5	H: 1 LOB: 0 BB: 0 P: 5	R: 2 E: 0 K: 0 S: 6	H: 3 LOB: 1 BB: 0 P: 6	R: 0 E: 0 K: 0 S: 3	H: 0 LOB: 0 BB: 0 P: 3	R: 0 E: 0 K: 1 S: 5	H: 0 LOB: 0 BB: 0 P: 5	R: 0 E: 0 K: 0 S: 3	H: 0 LOB: 0 BB: 0 P: 3	R: 0 E: 0 K: 1 S: 8	H: 3 LOB: 3 BB: 0 P: 8	R: 1 E: 0 K: 1 S: 7	H: 2 LOB: 1 BB: 0 P: 7	R: 0 E: 0 K: 1 S: 5	H: 0 LOB: 0 BB: 0 P: 5	1B: 6 2B: 2 3B: 0 HR: 1	SF: 0 SAC: 0 DP: 0 HBP: 0	WP: 1 PB: 0 SB: 0 CS: 1	PA: 36																
PITCHER	IP WLS BF H R ER SO BB IBB HBP BLK WP HR S P ERA WHIP																																			
Bill Laskey, R (1, 1) ERA: 3.14	6.1		24	6	2	2	2	0	0	0	0	1	1	28	28	2.84	0.947																			
Gary Lavelle, L (7, 1) ERA: 2.67	0.0		1	1	0	0	0	0	0	0	0	0	0	1	1	∞	∞																			
Greg Minton, R (7, 1) ERA: 1.83	2.2	W	10	2	1	1	3	0	0	0	0	0	0	16	16	3.38	0.750																			



Batter	1	2	3	4	5	6	7	8	9
Max Venable, L (1, 8) OBP: 0.265, SLG: 0.280 Jim Wohlford, R (7, PH) OBP: 0.331, SLG: 0.336 (8, 7)	0-3 K	0-3 K			0-0 F9		0-3 K		
Joe Morgan, L (1, 4) OBP: 0.400, SLG: 0.438	4-0 BB		0-0 P6		0-3 K		0-0 HR		
Jack Clark, R (1, 9) OBP: 0.372, SLG: 0.481	0-3 K		0-3 K		2-3		0-0 5-3		
Reggie Smith, S (1, 3) OBP: 0.364, SLG: 0.470 Dave Bergman, L (9, 3) OBP: 0.364, SLG: 0.413	0-3 K		4-0 S BB		0-0 6-3		0-0 F8		
Darrell Evans, L (1, 5) OBP: 0.360, SLG: 0.419		0-0 2B BB	4-0 1B BB		0-0 F9		0-3 K		
Jeffrey Leonard, R (1, 7) OBP: 0.306, SLG: 0.421 (8, 8)		0-0 BB	0-3 K		0-3 K		0-0 1-3		
Bob Brenly, R (1, 2) OBP: 0.348, SLG: 0.383		4-0 S6-4-3 BB		0-0 F7		0-0 2B HR	1B		
Johnnie LeMaster, R (1, 6) OBP: 0.267, SLG: 0.266 Joe Pettini, R (4, 6) OBP: 0.262, SLG: 0.231 Champ Summers, L (7, PH) OBP: 0.342, SLG: 0.384 Guy Sularz, R (7, PR) OBP: 0.291, SLG: 0.287 (8, 6)		4-0 G6-4-3 BB		0-0 F9		0-0 1B HR	2B		
Bill Laskey, R (1, 1) OBP: 0.156, SLG: 0.129 Gary Lavelle, S (7, 1) OBP: 0.154, SLG: 0.231 Greg Minton, S (7, 1) OBP: 0.167, SLG: 0.235		0-0 G6-4-3		0-3 K		0-3 K			

AB	R	H	RBI	BB	SO	LOB
3	0	0	0	0	2	1
1	0	0	0	0	1	2
3	1	1	3	1	1	0
4	0	0	0	0	2	2
3	0	0	0	1	1	1
0	0	0	0	0	0	0
3	1	1	0	1	1	0
4	1	1	0	0	2	2
2	1	1	0	1	0	0
0	0	0	1	1	0	0
1	0	0	0	0	0	0
1	0	1	0	0	0	0
0	1	0	0	0	0	0
2	0	0	0	0	1	2
0	0	0	0	0	0	0
1	0	0	0	0	1	2

BOTTOM

Los Angeles Dodgers @ San Francisco Giants
Candlestick Park, San Francisco, CA
 Sun Oct 03 1982, 6:33 AM EDT
 Att. 47,457 - Unknown

livebaseballscorecards.com

AB	28
R	5
H	5
RBI	4
BB	5
SO	12
LOB	12



1B: 2	SF: 0
2B: 2	SAC: 0
3B: 0	DP: 1
HR: 1	HBP: 0

WP: 0	PA: 33
PB: 0	
SB: 1	
CS: 0	

Inning Stats		R: 0	H: 0	E: 0	K: 3	S: 9	R: 2	H: 2	E: 0	K: 1	S: 6	R: 0	H: 0	E: 0	K: 2	S: 7	R: 0	H: 0	E: 0	K: 1	S: 5	R: 0	H: 0	E: 0	K: 1	S: 5	R: 0	H: 0	E: 0	K: 1	S: 5	R: 3	H: 3	E: 0	K: 2	S: 10	R: 0	H: 0	E: 0	K: 1	S: 5
PITCHER		IP	WLS	BF	H	R	ER	SO	BB	IBB	HBP	BLK	WP	HR	S	P	ERA	WHIP	PITCHER		IP	WLS	BF	H	R	ER	SO	BB	IBB	HBP	BLK	WP	HR	S	P	ERA	WHIP				
Fernando Valenzuela, L (1, 1) ERA: 2.87		6.0		24	2	2	2	9	5	0	0	0	0	0	37	57	3.00	1.167	Terry Forster, L (7, 1) ERA: 3.04		1.2		6	1	1	1	2	0	0	0	0	1	10	10	5.40	0.600					
Tom Niedenfuer, R (7, 1) ERA: 2.71		0.1	L	3	2	2	2	1	0	0	0	0	0	0	5	5	54.00	6.000	Tom Niedenfuer, R (7, 1) ERA: 2.71		0.1	L	3	2	2	2	1	0	0	0	0	0	5	5	54.00	6.000					