

**San Francisco Giants - 1983**





Batter	1	2	3	4	5	6	7	8	9	AB	R	H	RBI	BB	SO	LOB
Johnnie LeMaster, R (1, 6) OBP: 0.333, SLG: 0.333	0-0 F3		0-0 F9		0-0 1B 2B 1B	0-0 F7		0-0 1B 1B	0-0 5-3	6	2	2	0	0	0	1
Duane Kuiper, L (1, 4) OBP: 0.333, SLG: 0.333	0-0 1-3		0-3 K		0-0 1B 1B	0-0 4-3		0-0 1B 1B	0-3 K	6	1	2	0	0	2	1
Chili Davis, S (1, 8) OBP: 0.200, SLG: 0.800	0-0 1-3		0-3 K		0-3 K			0-3 K		5	1	1	1	0	3	5
Jack Clark, R (1, 9) OBP: 0.250, SLG: 0.500 Andy McGaffigan, R (7, 1) Champ Summers, L (8, PH) Gary Lavelle, S (9, 1)		0-0 F3		0-0 F9	0-0 1B 2B	0-0 F7		0-0 E9 1B 1B		4	1	1	1	0	0	0
Jeffrey Leonard, R (1, 7) OBP: 0.400, SLG: 0.400		0-0 1-3		0-0 F9	0-0 F2 1B			0-0 FC5-2-5 1B		5	2	2	2	0	0	2
Darrell Evans, L (1, 3) OBP: 0.800, SLG: 2.000		4-0 HR BB		0-0 HR	0-0 F2 1B			0-0 1B BB		3	2	2	2	2	0	1
Bob Brenly, R (1, 2) OBP: 0.600, SLG: 1.250		0-0 HR		4-0 1B BB	0-0 F9			0-0 1B		4	1	2	4	1	0	2
Tom O'Malley, L (1, 5) OBP: 0.400, SLG: 0.250		0-0 G3		0-0 1B	0-0 HR BB			0-0 F7		4	1	1	0	1	0	3
Mike Krukow, R (1, 1) Renie Martin, R (2, 1) Mike Vail, R (4, PH) Jim Barr, R (5, 1) Mike Chris, L (5, 1) Max Venable, L (6, PH)			0-0 2B	0-0 F9	0-0 HR			0-0 L4	0-0 5-3	0	0	0	0	0	0	0

Inning Stats	R: 0	H: 0	E: 0	K: 3	S: 3	P: 3	R: 2	H: 1	E: 0	K: 0	S: 4	R: 0	H: 1	E: 0	K: 2	S: 8	R: 1	H: 2	E: 0	K: 0	S: 5	R: 3	H: 4	E: 0	K: 1	S: 9	R: 3	H: 2	E: 0	K: 0	S: 5	R: 1	H: 2	E: 1	K: 1	S: 9	R: 3	H: 4	E: 0	K: 1	S: 5	R: 0	H: 0	E: 0	K: 1	S: 5	1B: 9	2B: 3	3B: 0	HR: 4	SF: 0	SAC: 0	DP: 0	HBP: 0	WP: 0	PA: 47
--------------	------	------	------	------	------	------	------	------	------	------	------	------	------	------	------	------	------	------	------	------	------	------	------	------	------	------	------	------	------	------	------	------	------	------	------	------	------	------	------	------	------	------	------	------	------	------	-------	-------	-------	-------	-------	--------	-------	--------	-------	--------

PITCHER	IP	WLS	BF	H	R	ER	SO	BB	IBB	HBP	BLK	WP	HR	S	P	ERA	WHIP
Tim Lollar, L (1, 1) ERA: 10.8	5.0		25	8	6	6	3	2	0	0	0	0	2	29	37	10.80	2.000
Elias Sosa, R (6, 1) ERA: 36.0	1.0		8	4	4	4	0	1	0	0	0	0	2	7	11	36.00	5.000
Mike Couchee, R (7, 1) ERA: 16.2	1.2		10	4	3	3	1	1	0	0	0	0	0	11	15	16.20	3.000
Gary Lucas, L (8, 1) ERA:	1.1	S	4	0	0	0	1	0	0	0	0	0	0	6	6	0.00	0.000

BOTTOM

San Diego Padres @ San Francisco Giants  
Candlestick Park, San Francisco, CA

AB	43
R	13
H	16
RBI	13
BB	4
SO	5
LOB	18



PITCHER	IP	WLS	BF	H	R	ER	SO	BB	IBB	HBP	BLK	WP	HR	S	P	ERA	WHIP
---------	----	-----	----	---	---	----	----	----	-----	-----	-----	----	----	---	---	-----	------

Tue Apr 05 1983, 6:33 AM EST  
Att. 50,542 - Unknown

livebaseballscorecards.com



Batter	1	2	3	4	5	6	7	8	9	AB R H RBI BB SO LOB	TOP
Gene Richards, L (1, 7) OBP: 0.600, SLG: 0.875 Alan Wiggins, S (7, 7)	0-0 HR		0-0 1B 1B	0-0 S 1B		0-0 4-3			0-0 F9	4 2 3 1 0 0 0 1 0 0 0 0 0 1	<b>San Diego Padres @ San Francisco Giants</b> Candlestick Park, San Francisco, CA Wed Apr 06 1983, 9:05 PM EST Att. 8,929 - Unknown <a href="http://livebaseballscorecards.com">livebaseballscorecards.com</a>
Juan Bonilla, R (1, 4) OBP: 0.273, SLG: 0.364	0-0 F8		0-0 2B 1B	0-0 4-3			0-0 F4	0-0 FC4-6	5 1 1 1 0 0 2		
Steve Garvey, R (1, 3) OBP: 0.400, SLG: 0.375	0-0 F5		0-0 F7		0-0 E6 1B		0-3 K		4 0 0 0 0 1 1		
Terry Kennedy, L (1, 2) OBP: 0.600, SLG: 0.667	0-0 1B		4-0 2B IBB		0-0 F5		0-0 L4		3 1 1 0 1 0 1		
Sixto Lezcano, R (1, 9) OBP: 0.400, SLG: 0.286	0-0 F8		0-0 1B 2B		0-0 L5		0-0 5-3		4 1 1 2 0 0 2		
Ruppert Jones, L (1, 8)		0-0 F7	0-0 S 1B		0-0 1-2 1B		0-0 1-3		4 0 2 1 0 0 0		
Garry Templeton, S (1, 6) OBP: 0.375, SLG: 0.875		0-0 6-3	0-0 G3		0-0 F8		0-0 G3		4 0 0 0 0 0 3		
Luis Salazar, R (1, 5) OBP: 0.400, SLG: 0.500		0-0 F9		0-0 5-3		0-0 5-3		0-0 F9	4 0 0 0 0 0 0		
Dave Dravecky, R (1, 1)			0-0 E6 1B 1B	0-0 F2		0-0 6-3		0-0 E6 FC4-6	4 0 0 0 0 0 0		
<b>Inning Stats</b>	R: 1 H: 2 E: 0 LOB: 1 K: 0 BB: 0 S: 5 P: 5	R: 0 H: 0 E: 0 LOB: 0 K: 0 BB: 0 S: 3 P: 3	R: 4 H: 4 E: 1 LOB: 1 K: 0 BB: 1 S: 7 P: 11	R: 0 H: 1 E: 0 LOB: 1 K: 0 BB: 0 S: 4 P: 4	R: 0 H: 1 E: 1 LOB: 2 K: 0 BB: 0 S: 5 P: 5	R: 0 H: 0 E: 0 LOB: 0 K: 0 BB: 0 S: 3 P: 3	R: 0 H: 0 E: 0 LOB: 0 K: 1 BB: 0 S: 5 P: 5	R: 0 H: 0 E: 0 LOB: 0 K: 0 BB: 0 S: 3 P: 3	R: 0 H: 0 E: 1 LOB: 1 K: 0 BB: 0 S: 4 P: 4	1B: 6 SF: 0 2B: 1 SAC: 0 3B: 0 DP: 0 HR: 1 HBP: 0	WP: 0 PA: 38 PB: 0 SB: 2 CS: 0
<b>PITCHER</b>	IP WLS BF H R ER SO BB IBB HBP BLK WP HR S P ERA WHIP										
Bill Laskey, R (1, 1) ERA: 6.43	7.0 L 31 8 5 5 1 0 0 0 0 0 0 1 32 36 6.43 1.143										
Gary Lavelle, L (8, 1) ERA:	2.0 7 0 0 0 0 0 0 0 0 0 0 0 7 7 0.00 0.000										

Batter	1	2	3	4	5	6	7	8	9	AB	R	H	RBI	BB	SO	LOB
Johnnie LeMaster, R (1, 6) OBP: 0.300, SLG: 0.400	0-0 F6		0-0 G3 HR 2B		0-0 F8		0-0 FC6-4			4	1	1	0	0	0	1
Duane Kuiper, L (1, 4) OBP: 0.200, SLG: 0.200	0-0 4-3		0-0 G3		0-0 1-3		0-0 F8			4	0	0	0	0	0	2
Chili Davis, S (1, 8) OBP: 0.222, SLG: 0.889	0-0 E9		0-0 HR		0-0 F8		0-0 F3			4	1	1	2	0	0	0
Jack Clark, R (1, 9) OBP: 0.250, SLG: 0.500	0-0 F4		0-0 F2		0-0 2B		0-0 F9			4	1	1	0	0	0	1
Jeffrey Leonard, R (1, 7) OBP: 0.444, SLG: 0.556		0-0 E S 1B	0-0 6-3		0-0 2B		0-0 F8			4	0	2	1	0	0	0
Darrell Evans, L (1, 3) OBP: 0.444, SLG: 0.857		0-0 L4		0-0 3-1		0-0 F7		0-0 L1		4	0	0	0	0	0	2
Bob Brenly, R (1, 2) OBP: 0.333, SLG: 0.625		0-0 F4		0-0 F8		0-0 F4		0-0 F9		4	0	0	0	0	0	2
Tom O'Malley, L (1, 5) OBP: 0.333, SLG: 0.143		4-0 BB		0-0 F6		0-0 F6		0-0 4-3		3	0	0	0	1	0	0
Bill Laskey, R (1, 1)		0-0 5-3			0-0 6-3		1-0 FC6-4 HBP			2	0	0	0	0	0	2
Joel Youngblood, R (7, PH)										0	0	0	0	0	0	0
Gary Lavelle, S (8, 1)										0	0	0	0	0	0	0

BOTTOM

San Diego Padres @ San Francisco Giants  
 Candlestick Park, San Francisco, CA  
 Wed Apr 06 1983, 9:05 PM EST  
 Att. 8,929 - Unknown

livebaseballscorecards.com

AB	33
R	3
H	5
RBI	3
BB	1
SO	0
LOB	10



Inning Stats	R	H	E	K	S	H	LOB	BB	P	R	R	ER	SO	BB	IBB	HBP	BLK	WP	HR	S	P	ERA	WHIP	1B	SF	2B	SAC	3B	DP	HR	HBP	WP	PA	ERA	WHIP
PITCHER Dave Dravecky, L (1, 1) ERA: 3.0	0	0	1	0	4	0	1	0	3	0	0	3	0	0	0	1	0	0	1	33	38	3.00	0.667	1	0	3	0	0	0	1	1	0	35		





Batter	1	2	3	4	5	6	7	8	9
Johnnie LeMaster, R OBP: 0.286, SLG: 0.308 (1, 6)	0-3 K		H 1-0 WP HBP		0-3 K		X 0-0 5-3		
Duane Kuiper, L OBP: 0.214, SLG: 0.231 (1, 4)	0-0 L5		X 0-0 SF7 1-2 2-H		X 0-0 L7		X 0-0 1B 1B		
Max Venable, L OBP: 0.143, SLG: 0.571 (1, 8)	0-3 K		X 0-0 3-1		X 0-0 3-1		X 0-0 P4		
Jack Clark, R OBP: 0.250, SLG: 0.417 (1, 9)		X 0-0 6-3		X 0-0 4-3		X 0-0 1-3	X 0-0 1-2 1B		
Jeffrey Leonard, R OBP: 0.538, SLG: 0.692 (1, 7)		X 0-0 CS 1B		X 0-0 E7 PB SF9 1B		X 0-0 2B	X 0-0 F8		
Darrell Evans, L OBP: 0.385, SLG: 0.667 (1, 3)		X 0-0 G3 1-2		X 0-0 SF9 2-H		4-0 IBB	X 0-0 F9		
Tom O'Malley, L OBP: 0.417, SLG: 0.333 (1, 5)			X 0-0 2B 2B	B B B 4-0 FC6-4 BB		X 0-0 G3			
Bob Brenly, R OBP: 0.333, SLG: 0.636 (1, 2)			X 0-0 WP SF7 2B 2-H	X 0-0 FC6-4 1-2f		X 0-0 1-3			
Fred Breining, R Greg Minton, S (9, 1)			S S 0-3 K		S S 0-3 K		S S 0-3 K		

AB	R	H	RBI	BB	SO	LOB
3	0	0	0	0	2	0
3	0	1	1	0	0	0
4	0	0	0	0	1	2
4	0	1	0	0	0	0
4	1	3	0	0	0	2
2	0	0	1	1	0	3
2	1	1	0	1	0	2
3	1	1	1	0	0	1
3	0	0	0	0	3	1
0	0	0	0	0	0	0

**BOTTOM**

Philadelphia Phillies @ San Francisco Giants  
Candlestick Park, San Francisco, CA

Fri Apr 08 1983, 9:05 PM EST  
Att. 13,624 - Unknown

livebaseballscorecards.com

<b>AB</b>	<b>28</b>
<b>R</b>	<b>3</b>
<b>H</b>	<b>7</b>
<b>RBI</b>	<b>3</b>
<b>BB</b>	<b>2</b>
<b>SO</b>	<b>6</b>
<b>LOB</b>	<b>11</b>



Inning Stats		R: 0	H: 0	R: 0	H: 1	R: 2	H: 2	R: 1	H: 1	R: 0	H: 0	R: 0	H: 1	R: 0	H: 2
		E: 0	LOB: 0	E: 0	LOB: 0	E: 0	LOB: 1	E: 1	LOB: 1	E: 0	LOB: 0	E: 0	LOB: 2	E: 0	LOB: 2
		K: 2	BB: 0	K: 0	BB: 0	K: 1	BB: 0	K: 0	BB: 1	K: 2	BB: 0	K: 1	BB: 0	K: 1	BB: 0
		S: 7	P: 7	S: 3	P: 3	S: 7	P: 8	S: 4	P: 8	S: 7	P: 7	S: 5	P: 8	S: 5	P: 5

PITCHER		IP	WLS	BF	H	R	ER	SO	BB	IBB	HBP	BLK	WP	HR	S	P	ERA	WHIP
Larry Christenson, R ERA: 2.57 (1, 1)		7.0	L	28	5	3	2	6	1	1	1	0	1	0	37	46	2.57	0.857
Tug McGraw, L ERA: (8, 1)		1.0		5	2	0	0	0	0	0	0	0	0	0	5	5	0.00	2.000

WP	PA	33
WP: 1	PA: 33	
PB: 1	CS: 1	
SB: 0		
CS: 1		



Batter	1	2	3	4	5	6	7	8	9	AB R H RBI BB SO LOB	TOP	
Pete Rose, S (1, 9) Alejandro Sanchez, R (7, 9)	0-0 1-6-3		0-0 FC6-5			0-0 3-1	0-0 HR 1B	0-3 K		4 1 1 2 0 0 1 1 0 0 0 0 1 2	<b>Philadelphia Phillies @ San Francisco Giants</b> <b>Candlestick Park, San Francisco, CA</b> Sun Apr 10 1983, 6:33 AM EST Att. 20,988 - Unknown	
Gary Matthews, R (1, 7) Len Matuszek, L (7, 3)	0-3 K		0-0 G1			0-3 K	0-0 HR	0-0 4-3		4 1 1 3 0 2 1 1 0 0 0 0 0 2		
Joe Morgan, L (1, 4) Ed Farmer, R (9, 1)	0-0 1B			0-0 3-1			BB 2B		0-0 3-1	3 1 1 0 1 0 0 0 0 0 0 0 0 0		
Mike Schmidt, R (1, 5)	0-0 F8			4-0 BB			BB 2B		4-0 FC4-6 BB	1 1 0 0 4 0 1		
Tony Perez, R (1, 3) Bob Demier, R (7, PR)		0-0 F3		0-0 G5-4-3			BB 1B		0-0 FC4-6 1B 2B	3 0 1 2 0 0 1 2 2 0 0 0 0 3		
Bo Diaz, R (1, 2)		0-0 F9			0-0 L9		5-3		0-0 2B 1B	5 1 1 0 0 0 3		
Greg Gross, L (1, 8)		0-0 4-3			0-0 L5		E 1B IBB	SH5-3 2B	0-0 2B	4 1 2 2 1 0 0		
Ivan De Jesus, R (1, 6)			0-0 F5		0-0 F8		E7 1B BB	SH5-3 BB	0-0 6-3	4 1 1 1 1 0 1		
Steve Carlton, L (1, 1) Larry Milbourne, S (9, 4)			0-0 E9 FC6-5 1B			0-0 4-3	HR BB	SH5-3		2 1 1 0 1 0 0 0 0 0 0 0 0 0		
<b>Inning Stats</b>	R: 0 H: 1 E: 0 LOB: 1 K: 1 BB: 0 S: 6 P: 6	R: 0 H: 0 E: 0 LOB: 0 K: 0 BB: 0 S: 3 P: 3	R: 0 H: 1 E: 1 LOB: 1 K: 0 BB: 0 S: 4 P: 4	R: 0 H: 0 E: 0 LOB: 0 K: 0 BB: 1 S: 2 P: 6	R: 0 H: 0 E: 0 LOB: 0 K: 0 BB: 0 S: 3 P: 3	R: 0 H: 0 E: 0 LOB: 0 K: 1 BB: 0 S: 5 P: 5	R: 8 H: 4 E: 1 LOB: 2 K: 0 BB: 5 S: 7 P: 28	R: 0 H: 1 E: 0 LOB: 2 K: 1 BB: 1 S: 6 P: 10	R: 2 H: 2 E: 0 LOB: 1 K: 0 BB: 1 S: 5 P: 9	1B: 5 SF: 0 2B: 3 SAC: 1 3B: 0 DP: 1 HR: 1 HBP: 1	WP: 1 PA: 44 PB: 0 SB: 0 CS: 0	
<b>PITCHER</b>	IP WLS BF H R ER SO BB IBB HBP BLK WP HR S P ERA WHIP											
Bill Laskey, R (1, 1) ERA: 4.85	6.0 L 22 2 2 2 2 3 0 0 0 0 0 0 23 35 3.00 0.833											
Greg Minton, R (7, 1) ERA: 81.0	0.1 7 4 6 6 0 1 1 0 0 0 0 1 5 13 162.00 15.000											
Mike Chris, L (7, 1) ERA: 8.1	1.2 9 1 0 0 1 2 0 1 0 1 0 8 17 0.00 1.800											
Renie Martin, R (9, 1) ERA: 7.36	1.0 6 2 2 2 0 1 0 0 0 0 0 0 5 9 18.00 3.000											

livebaseballscorecards.com

AB	34
R	10
H	9
RBI	10
BB	8
SO	3
LOB	15



Batter	1	2	3	4	5	6	7	8	9	AB	R	H	RBI	BB	SO	LOB
Johnnie LeMaster, R (1, 6) OBP: 0.409, SLG: 0.368 Champ Summers, L (9, PH) OBP: 0.333, SLG: 0.333	0-0 SH1-3 1B		0-3 K		0-0 CS	0-0 SH5-4 1B		0-0 BB 2-3 1B	0-0 3-1	4	1	3	1	0	1	0
Duane Kuiper, L (1, 4) OBP: 0.381, SLG: 0.333	0-0 SH1-3 1-2			0-0 F7		0-0 SH5-4 1-2		0-0 2-3 1B		2	0	1	0	0	0	0
Chili Davis, S (1, 8) OBP: 0.308, SLG: 0.750 Tom O'Malley, L (8, PR) OBP: 0.400, SLG: 0.273 (9, 5)	0-0 5-3			0-0 S 1B		0-3 K		4-0 2-3 BB		3	0	1	0	1	1	2
Jack Clark, R (1, 3) OBP: 0.200, SLG: 0.300 (9, 9)	0-0 F9			0-3 K 1-2		0-0 F8		0-0 2-3		4	0	0	1	0	1	5
Jeffrey Leonard, R (1, 7) OBP: 0.429, SLG: 0.500 (9, 8)		0-0 G4-6-3 1B		4-0 IBB		0-3 K		0-0 F8		3	0	1	0	1	1	3
Darrell Evans, L (1, 5) OBP: 0.286, SLG: 0.412 (9, 3)		0-0 G4-6-3 1-2		0-3 K		0-0 F8		0-0 3-1		4	0	0	0	0	1	3
Joel Youngblood, R (1, 9) (9, 7)		0-3 K		0-3 K		0-3 K		0-0 F7		4	0	0	0	0	3	0
Bob Brenly, R (1, 2) OBP: 0.300, SLG: 0.632			0-3 K		0-0 P4		0-0 E9 1B	0-0 BB 1B		4	1	1	0	0	1	0
Bill Laskey, R (1, 1) Greg Minton, S (7, 1) Mike Chris, L (7, 1) Mike Vail, R (8, PH) Renie Martin, R (9, 1) Dave Bergman, L (9, PH)			0-3 K		4-0 CS BB		0-3 K	0-3 BB 1B	4-0 BB	1	0	0	0	1	1	0


Inning Stats	R: 0	H: 1	E: 0	LOB: 1	K: 0	BB: 0	S: 4	P: 4	R: 0	H: 1	E: 0	LOB: 0	K: 1	BB: 0	S: 5	P: 5	R: 0	H: 0	E: 0	LOB: 0	K: 3	BB: 0	S: 9	P: 9	R: 0	H: 1	E: 0	LOB: 2	K: 2	BB: 1	S: 8	P: 12	R: 0	H: 0	E: 0	LOB: 0	K: 1	BB: 1	S: 4	P: 8	R: 0	H: 1	E: 0	LOB: 1	K: 1	BB: 0	S: 6	P: 6	R: 0	H: 0	E: 0	LOB: 0	K: 2	BB: 0	S: 7	P: 7	R: 2	H: 2	E: 1	LOB: 3	K: 1	BB: 1	S: 8	P: 12	R: 0	H: 1	E: 0	LOB: 2	K: 0	BB: 1	S: 4	P: 8	1B: 7	SF: 0	2B: 0	SAC: 2	3B: 0	DP: 1	HR: 0	HBP: 0	WP: 0	PA: 38
PITCHER	IP	WLS	BF	H	R	ER	SO	BB	IBB	HBP	BLK	WP	HR	S	P	ERA	WHIP																																																																	
Steve Carlton, L (1, 1) ERA: 1.2	8.0	W	32	6	2	0	11	2	1	0	0	0	0	51	63	0.00	1.000																																																																	
Ed Farmer, R (9, 1) ERA:	1.0		5	1	0	0	0	1	0	0	0	0	0	4	8	0.00	2.000																																																																	

BOTTOM

Philadelphia Phillies @ San Francisco Giants  
Candlestick Park, San Francisco, CA

livebaseballscores.com

AB 31  
R 2  
H 7  
RBI 2  
BB 4  
SO 11  
LOB 16



WP: 0 PA: 38  
PB: 0  
SB: 1  
CS: 1

Sun Apr 10 1983, 6:33 AM EST  
Att. 20,988 - Unknown



Batter	1	2	3	4	5	6	7	8	9	AB R H RBI BB SO LOB	TOP		
<b>Johnnie LeMaster, R</b> OBP: 0.407, SLG: 0.391 (1, 6) BB	4-0 HR BB		x 0-0 F8		0-3 K		x 0-0 2-H 2B		x 0-0 6-3	4 1 1 1 1 1 1			
<b>Duane Kuiper, L</b> OBP: 0.320, SLG: 0.273 (1, 4) SS	0-3 K		x 0-0 5-3		0-0 4-3		x 0-0 F5			4 0 0 0 0 1 3			
<b>Chili Davis, S</b> OBP: 0.471, SLG: 1.200 (1, 8) X	0-0 1-H HR			x 0-0 HR		4-0 FC5-4 BB		x 0-0 3-1 BLK SF8 1B		3 3 3 3 1 0 0			
<b>Jack Clark, R</b> OBP: 0.208, SLG: 0.292 (1, 9) X	0-0 G6-4-3 1B			x 0-0 1-3		x 0-0 F7		x 0-0 3-1		4 0 1 0 0 0 2			
<b>Jeffrey Leonard, R</b> OBP: 0.360, SLG: 0.435 (1, 7) X	0-0 G6-4-3 1-2f			x 0-0 F9		x 0-0 FC5-4 1-2f		x 0-0 SF8		3 0 0 1 0 0 2			
<b>Darrell Evans, L</b> OBP: 0.280, SLG: 0.381 (1, 3) SS		0-3 K		0-3 K		x 0-0 4-3		x 0-0 3-H S 1B		4 0 1 0 0 2 1			
<b>Bob Brenly, R</b> OBP: 0.333, SLG: 0.591 (1, 2) X		0-0 6-3			x 0-0 WP 1B 1B		4-0 SH1-4 2B BB		x 0-0 F7 1-2	3 2 1 0 1 0 1			
<b>Tom O'Malley, L</b> OBP: 0.316, SLG: 0.200 (1, 5) SS		0-3 K		0-3 K		0-0 1-2 K		x 0-0 F7	x 0-0 F5	4 0 0 0 0 2 2			
<b>Fred Breining, R</b> OBP: 0.200, SLG: 0.200 (1, 1) <b>Gary Lavelle, S</b> (8, 1) <b>Greg Minton, S</b> (9, 1)			x 0-0 F9		x 0-0 2-H 1B		x 0-0 SH1-4		x 0-0 3-1	2 0 1 1 0 0 0 1 0 0 0 0 0 0 0 0 0 0 0 0 0			
<b>Inning Stats</b>	R: 2 H: 2 E: 0 LOB: 0 K: 1 BB: 1 S: 6 P: 10	R: 0 H: 0 E: 0 LOB: 0 K: 2 BB: 0 S: 7 P: 7	R: 0 H: 0 E: 0 LOB: 0 K: 0 BB: 0 S: 3 P: 3	R: 1 H: 1 E: 0 LOB: 0 K: 1 BB: 0 S: 6 P: 6	R: 1 H: 2 E: 0 LOB: 1 K: 2 BB: 0 S: 9 P: 9	R: 0 H: 0 E: 0 LOB: 1 K: 0 BB: 1 S: 3 P: 7	R: 1 H: 1 E: 0 LOB: 1 K: 0 BB: 1 S: 4 P: 8	R: 1 H: 2 E: 0 LOB: 1 K: 0 BB: 0 S: 5 P: 5	R: 0 H: 0 E: 0 LOB: 0 K: 0 BB: 0 S: 3 P: 3	1B: 5 SF: 1 2B: 1 SAC: 1 3B: 0 DP: 1 HR: 2 HBP: 0	WP: 1 PA: 37 PB: 0 SB: 1 CS: 0		
<b>PITCHER</b>	IP WLS BF H R ER SO BB IBB HBP BLK WP HR S P ERA WHIP											<b>PITCHER</b>	IP WLS BF H R ER SO BB IBB HBP BLK WP HR S P ERA WHIP
<b>Dave Dravecky, L</b> ERA: 4.15 (1, 1)	4.0 L 15 3 3 3 4 1 0 0 0 0 2 22 26 6.75 1.000												
<b>Elias Sosa, R</b> ERA: 14.73 (5, 1)	2.2 13 3 2 2 2 2 0 0 0 1 0 15 23 6.75 1.875												
<b>Mike Couchee, R</b> ERA: 9.0 (7, 1)	1.1 6 2 1 1 0 0 0 0 0 1 0 6 6 6.75 1.500												
<b>Chris Welsh, L</b> ERA: (9, 1)	1.0 3 0 0 0 0 0 0 0 0 0 0 3 3 0.00 0.000												

**San Francisco Giants @ San Diego Padres**  
**Jack Murphy Stadium, San Diego, CA**  
 Tue Apr 12 1983, 9:05 PM EST  
 Att: 45,397 - Unknown

<b>AB</b>	32
<b>R</b>	6
<b>H</b>	8
<b>RBI</b>	6
<b>BB</b>	3
<b>SO</b>	6
<b>LOB</b>	12



Batter	1	2	3	4	5	6	7	8	9	AB	R	H	RBI	BB	SO	LOB
Gene Richards, L (1, 7) OBP: 0.382, SLG: 0.393	4-0 BB		0-0 1B		0-0 F8		0-0 F8		0-0 2B 3-1 1B	4	1	2	0	1	0	1
Juan Bonilla, R (1, 4) OBP: 0.382, SLG: 0.424	0-0 F8		0-0 1B		0-0 F8		0-0 1-3		0-0 3-1 1B 2B	5	1	2	0	0	0	2
Steve Garvey, R (1, 3) OBP: 0.344, SLG: 0.467	0-0 F3		0-0 1-3		0-0 HR			0-0 1B 2B	0-0 5-3	5	2	2	1	0	0	4
Terry Kennedy, L (1, 2) OBP: 0.367, SLG: 0.346	0-0 F6			0-0 F8	0-3 K			0-0 1B 2B G1-6-3	0-0 3-1	5	0	1	2	0	1	2
Sixto Lezcano, R (1, 9) OBP: 0.367, SLG: 0.261		4-0 BB FC4-6		0-0 1B E		0-0 F4		0-0 1B 2B G1-6-3	0-0 1B	4	0	2	1	1	0	1
Ruppert Jones, L (1, 8) OBP: 0.172, SLG: 0.172		0-0 L3		0-0 F7		0-0 F7		0-0 2B E6	0-0 F7	5	1	0	0	0	0	3
Garry Templeton, S (1, 6) OBP: 0.280, SLG: 0.480		0-0 FC4-6		0-0 E7 1B		0-0 4-3		0-0 2B E		3	0	1	0	0	0	1
Mike Couchee, R (7, 1)				1-3 1B				1-H 2B		0	0	0	0	0	0	0
Kurt Bevacqua, R (8, PH) OBP: 1.000, SLG: 2.000		1-2f								1	0	1	1	0	0	0
Luis Salazar, R (1, 5) OBP: 0.379, SLG: 0.393		0-0 F8		4-0 IBB			0-0 6-3	0-0 E4		3	0	0	0	1	0	2
Dave Dravecky, R (1, 1)			0-0 5-3		0-0 F8			0-0 1B	0-0 4-3	1	0	0	0	0	0	0
Jerry Turner, L (4, PH)										1	0	0	0	0	0	3
Elias Sosa, R (5, 1)										0	0	0	0	0	0	0
Tim Flannery, L (7, 6) OBP: 0.286, SLG: 0.286										2	0	1	0	0	0	2
Chris Welsh, L (9, 1)										0	0	0	0	0	0	0

Inning Stats	R: 0	H: 0	E: 0	K: 0	S: 3	H: 0	LOB: 1	BB: 1	P: 7	R: 0	H: 0	E: 0	K: 0	S: 3	H: 2	LOB: 1	BB: 1	P: 7	R: 0	H: 2	E: 1	K: 0	S: 5	H: 2	LOB: 3	BB: 1	P: 9	R: 1	H: 1	E: 0	K: 1	S: 6	H: 0	LOB: 0	BB: 0	P: 3	R: 0	H: 0	E: 0	K: 0	S: 3	H: 0	LOB: 0	BB: 0	P: 3	R: 0	H: 1	E: 0	K: 0	S: 4	H: 1	LOB: 1	BB: 0	P: 4	R: 2	H: 3	E: 2	K: 0	S: 7	H: 3	LOB: 2	BB: 0	P: 7	R: 2	H: 3	E: 0	K: 0	S: 6	H: 3	LOB: 1	BB: 0	P: 6	1B: 8	2B: 3	3B: 0	HR: 1	SF: 0	SAC: 0	DP: 1	HBP: 0	WP: 0	PB: 0	SB: 0	CS: 0	PA: 42
--------------	------	------	------	------	------	------	--------	-------	------	------	------	------	------	------	------	--------	-------	------	------	------	------	------	------	------	--------	-------	------	------	------	------	------	------	------	--------	-------	------	------	------	------	------	------	------	--------	-------	------	------	------	------	------	------	------	--------	-------	------	------	------	------	------	------	------	--------	-------	------	------	------	------	------	------	------	--------	-------	------	-------	-------	-------	-------	-------	--------	-------	--------	-------	-------	-------	-------	--------


PITCHER	IP	WLS	BF	H	R	ER	SO	BB	IBB	HBP	BLK	WP	HR	S	P	ERA	WHIP
Fred Breining, R (1, 1) ERA: 2.3	7.0	W	30	7	2	2	1	2	1	0	0	0	1	29	41	2.57	1.286
Gary Lavelle, L (8, 1) ERA: 1.69	1.0		7	3	2	1	0	0	0	0	0	0	0	7	7	9.00	3.000
Greg Minton, R (9, 1) ERA: 37.8	1.0	S	5	2	1	1	0	0	0	0	0	0	0	5	5	9.00	2.000

**BOTTOM**

**San Francisco Giants @ San Diego Padres**  
**Jack Murphy Stadium, San Diego, CA**

Tue Apr 12 1983, 9:05 PM EST  
 Att. 45,397 - Unknown

<b>AB</b>	<b>39</b>
<b>R</b>	<b>5</b>
<b>H</b>	<b>12</b>
<b>RBI</b>	<b>5</b>
<b>BB</b>	<b>3</b>
<b>SO</b>	<b>1</b>
<b>LOB</b>	<b>21</b>



PITCHER	IP	WLS	BF	H	R	ER	SO	BB	IBB	HBP	BLK	WP	HR	S	P	ERA	WHIP
---------	----	-----	----	---	---	----	----	----	-----	-----	-----	----	----	---	---	-----	------



Batter	1	2	3	4	5	6	7	8	9	AB R H RBI BB SO LOB	TOP
<b>Johnnie LeMaster, R</b> (1, 6) <small>OBP: 0.419, SLG: 0.519</small>	0-0  <b>HR</b>		0-0 5-3 		0-0  <b>1B</b>		0-3 <b>K</b>			4 1 2 1 0 1 1	<b>San Francisco Giants @ San Diego Padres</b> Jack Murphy Stadium, San Diego, CA Wed Apr 13 1983, 9:05 PM EST Att. 15,494 - Unknown <a href="http://livebaseballscorecards.com">livebaseballscorecards.com</a>
<b>Duane Kuiper, L</b> (1, 4) <small>OBP: 0.286, SLG: 0.240</small> <b>Max Venable, L</b> (8, PH) <small>OBP: 0.182, SLG: 0.727</small> <b>Joe Pettini, R</b> (8, 4)	0-0 <b>F9</b>		0-0 <b>F7</b>		0-0 <b>F5</b>		0-0 <b>F9</b>			3 0 0 0 0 0 1 1 0 0 0 0 0 0 0 0 0 0 0 0 0	
<b>Chili Davis, S</b> (1, 8) <small>OBP: 0.476, SLG: 1.105</small>	0-0 <b>F8</b>		0-3 <b>K</b>		0-0  <b>2B</b>		0-0  <b>1B</b>			4 0 2 0 0 1 0	
<b>Jack Clark, R</b> (1, 9) <small>OBP: 0.286, SLG: 0.308</small>	4-0  <b>BB</b>			4-0  <b>FC5-4 BB</b>		0-0 <b>F8</b>		0-0  <b>FC6-4 1B</b>		2 0 1 0 2 0 1	
<b>Jeffrey Leonard, R</b> (1, 7) <small>OBP: 0.310, SLG: 0.370</small>	0-0 <b>F8</b>			0-0  <b>FC5-4 1B</b>		0-0 <b>F8</b>		0-0  <b>FC6-4 FC6</b>		4 0 0 0 0 0 5	
<b>Darrell Evans, L</b> (1, 3) <small>OBP: 0.276, SLG: 0.360</small>		0-0 <b>G3</b>		0-0  <b>G4-6-3 1B</b>		0-0 <b>F2</b>		0-0  <b>FC6</b>		4 0 1 0 0 0 3	
<b>Tom O'Malley, L</b> (1, 5) <small>OBP: 0.318, SLG: 0.222</small> <b>Joel Youngblood, R</b> (9, PH)		0-0  <b>FC2-6 1B</b>		0-0 <b>G4-6-3</b>		0-0 <b>F9</b>		0-0 <b>6-3</b>		3 0 1 0 0 0 2 1 0 0 0 0 0 0	
<b>Bob Brenly, R</b> (1, 2) <small>OBP: 0.321, SLG: 0.538</small>		0-0  <b>FC2-6</b>		0-3 <b>K</b>		0-0  <b>FC4-6 1B</b>		0-0 <b>6-3</b>		4 0 1 0 0 1 1	
<b>Atlee Hammaker, S</b> (1, 1) <b>Champ Summers, L</b> (7, PH) <small>OBP: 0.250, SLG: 0.250</small> <b>Renie Martin, R</b> (7, 1) <small>OBP: 1.000, SLG: 2.000</small> <b>Gary Lavelle, S</b> (7, 1) <b>Mike Vail, R</b> (9, PH)		0-0 <b>F7</b>		0-3 <b>K</b>		0-0  <b>FC4-6</b>		0-3 <b>K</b>		2 0 0 0 0 1 1 1 0 0 0 0 0 1 0 0 0 0 0 0 0 0 0 0 0 0 0 0 1 0 0 0 0 1 0	
<b>Inning Stats</b>	R: 1 H: 1 E: 0 LOB: 1 K: 0 BB: 1 S: 4 P: 8	R: 0 H: 1 E: 0 LOB: 1 K: 0 BB: 0 S: 4 P: 4	R: 0 H: 0 E: 0 LOB: 0 K: 1 BB: 0 S: 5 P: 5	R: 0 H: 1 E: 0 LOB: 1 K: 0 BB: 1 S: 3 P: 7	R: 0 H: 1 E: 0 LOB: 1 K: 2 BB: 0 S: 8 P: 8	R: 0 H: 1 E: 0 LOB: 1 K: 0 BB: 0 S: 4 P: 4	R: 0 H: 1 E: 0 LOB: 1 K: 1 BB: 0 S: 6 P: 6	R: 0 H: 2 E: 0 LOB: 2 K: 0 BB: 0 S: 5 P: 5	R: 0 H: 0 E: 0 LOB: 0 K: 1 BB: 0 S: 5 P: 5	1B: 6 SF: 0 2B: 1 SAC: 0 3B: 0 DP: 1 HR: 1 HBP: 0	
<b>PITCHER</b> <b>Eric Show, R</b> (1, 1) <small>ERA: 1.98</small> <b>Gary Lucas, L</b> (8, 1) <small>ERA:</small>	IP WLS BF H R ER SO BB IBB HBP BLK WP HR S P ERA WHIP 7.2 W 32 8 1 1 4 2 0 0 0 0 0 1 38 46 1.17 1.304 1.1 S 4 0 0 0 1 0 0 0 0 0 0 0 6 6 0.00 0.000										





Batter	1	2	3	4	5	6	7	8	9	AB R H RBI BB SO LOB	TOP
<b>Johnnie LeMaster, R</b> (1, 6) <small>OBP: 0.417, SLG: 0.467</small>	0-3 K		0-0 F2		0-0 5-3		4-0 FC3-6 BB		4-0 S 1B BB	3 1 0 0 2 1 0	<b>San Francisco Giants @ San Diego Padres</b> Jack Murphy Stadium, San Diego, CA Thu Apr 14 1983, 6:33 AM EST Att: 20,407 - Unknown
<b>Max Venable, L</b> (1, 9) <small>OBP: 0.188, SLG: 0.533</small>	0-0 4-3		0-0 E1 S		1-0 1B HBP		0-0 FC3-6 WP 1B	0-3 K	4 2 0 0 0 1 2		
<b>Chili Davis, S</b> (1, 8) <small>OBP: 0.538, SLG: 1.043</small>	0-0 WP 1B		0-0 G3		0-0 8-4 1B		4-0 1B BB	0-0 1B	4 0 3 1 1 0 0		
<b>Darrell Evans, L</b> (1, 5) <b>Jack Clark, R</b> (9, PH) <small>OBP: 0.273, SLG: 0.345</small> <small>OBP: 0.276, SLG: 0.296</small>	0-0 G1		0-0 F8		0-0 8-4		0-0 FC6-4 1B	0-3 K	4 0 1 1 0 0 3 1 0 0 0 0 1 1		
<b>Jeffrey Leonard, R</b> (1, 7) <small>OBP: 0.303, SLG: 0.355</small>		0-0 F8 S 1B		0-3 K		0-0 6-3	0-0 FC6-4		4 1 1 0 0 1 2		
<b>Dave Bergman, L</b> (1, 3) <small>OBP: 0.800, SLG: 0.667</small>		0-0 F8		0-0 1B 1B		4-0 5-3 BB		0-0 G4-6-3 1B	3 0 2 0 1 0 1		
<b>Milt May, L</b> (1, 2) <small>OBP: 0.250, SLG: 0.250</small>		0-0 3-H 1B		0-3 K		0-0 5-3		0-0 G4-6-3	4 0 1 1 0 1 3		
<b>Duane Kuiper, L</b> (1, 4) <small>OBP: 0.281, SLG: 0.241</small>		0-0 F7		0-0 1-2 1B		0-0 4-3		0-0 F8	4 0 1 0 0 0 2		
<b>Andy McGaffigan, R</b> (1, 1) <b>Mike Chris, L</b> (5, 1) <b>Mike Vail, R</b> (7, PH) <b>Jim Barr, R</b> (7, 1) <b>Tom O'Malley, L</b> (9, PH) <small>OBP: 0.304, SLG: 0.211</small>		0-3 K		0-0 4-3			0-0 L4	0-0 G3	2 0 0 0 0 1 3 0 0 0 0 0 0 0 1 0 0 0 0 0 0 0 0 0 0 0 0 0 1 0 0 0 0 0 0		
<b>Inning Stats</b>	R: 0 H: 1 E: 0 LOB: 1 K: 1 BB: 0 S: 6 P: 6	R: 1 H: 2 E: 0 LOB: 1 K: 1 BB: 0 S: 7 P: 7	R: 1 H: 0 E: 2 LOB: 0 K: 0 BB: 0 S: 4 P: 4	R: 0 H: 2 E: 0 LOB: 2 K: 2 BB: 0 S: 9 P: 9	R: 0 H: 1 E: 0 LOB: 1 K: 0 BB: 0 S: 3 P: 4	R: 0 H: 0 E: 0 LOB: 1 K: 0 BB: 1 S: 3 P: 7	R: 1 H: 1 E: 0 LOB: 2 K: 0 BB: 2 S: 4 P: 12	R: 0 H: 1 E: 0 LOB: 0 K: 0 BB: 0 S: 3 P: 3	R: 1 H: 1 E: 0 LOB: 1 K: 2 BB: 1 S: 8 P: 12	1B: 9 SF: 0 2B: 1 SAC: 0 3B: 0 DP: 2 HR: 0 HBP: 1	
<b>PITCHER</b> <b>John Montefusco, R</b> (1, 1) <small>ERA: 5.4</small> <b>Chris Welsh, L</b> (7, 1) <small>ERA: 1.59</small> <b>Luis DeLeon, R</b> (7, 1) <small>ERA: 2.25</small> <b>Gary Lucas, L</b> (9, 1) <small>ERA:</small>	IP WLS BF H R ER SO BB IBB HBP BLK WP HR S P ERA WHIP 6.0 W 26 6 2 1 4 1 0 1 0 32 37 1.50 1.167 0.2 5 1 1 1 0 2 0 0 0 1 0 3 11 13.50 4.500 2.0 8 2 1 1 1 1 0 0 0 0 0 9 13 4.50 1.500 0.1 S 1 0 0 0 0 1 0 0 0 0 0 0 3 3 0.00 0.000	<b>PITCHER</b> IP WLS BF H R ER SO BB IBB HBP BLK WP HR S P ERA WHIP									

livebaseballscorecards.com

AB	35
R	4
H	9
RBI	3
BB	4
SO	6
LOB	17



Batter	1	2	3	4	5	6	7	8	9	AB	R	H	RBI	BB	SO	LOB
Gene Richards, L (1, 7) OBP: 0.375, SLG: 0.441 Chris Welsh, L (7, 1) Luis DeLeon, R (7, 1) Gary Lucas, L (9, 1)	0-0 F7 ①		0-0 G6-3 ①②		0-0 2B 3B		0-0 F2 ①			3	1	1	0	0	0	1
Juan Bonilla, R (1, 4) OBP: 0.357, SLG: 0.390	0-0 4-3 BLK HR 1B		0-0 1B		0-0 4-3		0-0 F3 ②			4	1	2	0	0	0	1
Steve Garvey, R (1, 3) OBP: 0.308, SLG: 0.432	0-0 4-3 ② 1-3		0-0 F7 ③		0-0 1B 2B 3-H		0-0 F9 ③			4	0	1	1	0	0	2
Terry Kennedy, L (1, 2) OBP: 0.432, SLG: 0.500	0-0 HR 3-H			4-0 1B HR BB		0-0 1B 2-H		0-0 F8 ①		3	2	2	2	1	0	0
Sixto Lezcano, R (1, 9) OBP: 0.405, SLG: 0.345	0-0 5-3 ③			0-0 1-2 HR 1B		4-0 IBB		0-0 6-3 ②		3	1	1	0	1	0	0
Ruppert Jones, L (1, 8) OBP: 0.167, SLG: 0.250		0-0 F5 ①		0-0 HR 1-H 2-H		0-0 F6 ③		0-0 G3 ③		4	1	1	3	0	0	2
Joe Lefebvre, L (1, 5)		0-0 K ②		0-0 G3 ①		0-0 4-3 ①				3	0	0	0	0	1	0
Luis Salazar, R (1, 6) OBP: 0.314, SLG: 0.324		0-0 6-3 ③		0-0 F9 ②		0-0 F4 ②				3	0	0	0	0	0	0
John Montefusco, R (1, 1) Alan Wiggins, S (6, PH) (7, 7)			4-0 G6-3 BB	0-3 K ③		0-0 F3 ③				1	0	0	0	1	1	0
										1	0	0	0	0	0	0

Inning Stats	R: 2	H: 2	E: 0	LOB: 0	K: 0	BB: 0	S: 5	P: 5	R: 0	H: 0	E: 0	LOB: 0	K: 1	BB: 0	S: 5	P: 5	R: 0	H: 1	E: 0	LOB: 1	K: 0	BB: 1	S: 3	P: 7	R: 3	H: 2	E: 0	LOB: 0	K: 1	BB: 1	S: 7	P: 11	R: 1	H: 3	E: 0	LOB: 2	K: 0	BB: 1	S: 5	P: 9	R: 0	H: 0	E: 0	LOB: 0	K: 0	BB: 0	S: 3	P: 3	R: 0	H: 0	E: 0	LOB: 0	K: 0	BB: 0	S: 3	P: 3	R: 0	H: 0	E: 0	LOB: 0	K: 0	BB: 0	S: 3	P: 3
--------------	------	------	------	--------	------	-------	------	------	------	------	------	--------	------	-------	------	------	------	------	------	--------	------	-------	------	------	------	------	------	--------	------	-------	------	-------	------	------	------	--------	------	-------	------	------	------	------	------	--------	------	-------	------	------	------	------	------	--------	------	-------	------	------	------	------	------	--------	------	-------	------	------

PITCHER	IP	WLS	BF	H	R	ER	SO	BB	IBB	HBP	BLK	WP	HR	S	P	ERA	WHIP
Andy McGaffigan, R (1, 1) ERA: 7.36	4.1	L	21	7	6	6	2	2	0	0	1	0	0	0	31	12.46	2.077
Mike Chris, L (5, 1) ERA: 5.4	1.2		6	1	0	0	0	0	1	0	0	0	0	5	9	0.00	0.600
Jim Barr, R (7, 1) ERA: 15.43	2.0		6	0	0	0	0	0	0	0	0	0	0	6	6	0.00	0.000

**BOTTOM**

**San Francisco Giants @ San Diego Padres**  
**Jack Murphy Stadium, San Diego, CA**  
 Thu Apr 14 1983, 6:33 AM EST  
 Att. 20,407 - Unknown

<b>AB</b>	<b>30</b>
<b>R</b>	<b>6</b>
<b>H</b>	<b>8</b>
<b>RBI</b>	<b>6</b>
<b>BB</b>	<b>3</b>
<b>SO</b>	<b>2</b>
<b>LOB</b>	<b>6</b>



WP	HR	S	P	ERA	WHIP
0	0	0	0	0	0

livebaseballscores.com



Batter	1	2	3	4	5	6	7	8	9	AB R H RBI BB SO LOB	TOP		
<b>Cesar Cedeno, R</b> (1, 9) OBP: 0.471, SLG: 0.625	0-0 2-3		0-3 K		4-0 CS BB		0-0 2-H 1B			3 0 1 1 1 1 0	<b>Cincinnati Reds @ San Francisco Giants</b> Candlestick Park, San Francisco, CA Fri Apr 15 1983, 9:05 PM EST Att. 6,891 - Unknown		
<b>Eddie Milner, L</b> (1, 8) OBP: 0.216, SLG: 0.200	0-0 4-3		0-0 F8		0-0 CS 1-2		0-0 S 1B		0-0 F7	4 0 1 0 0 0 0			
<b>Dave Concepcion, R</b> (1, 6) OBP: 0.351, SLG: 0.281	0-0 F8		0-0 F8		0-3 1-2 K				0-0 6-3	4 0 0 0 0 1 1			
<b>Johnny Bench, R</b> (1, 5) OBP: 0.324, SLG: 0.361 <b>Wayne Krenchicki, L</b> (8, 5)		0-0 HR 1B		4-0 1B K BB		0-0 F8			0-0 F7	3 1 1 0 1 0 1 0 0 0 0 0 0 0			
<b>Dan Driessen, L</b> (1, 3) OBP: 0.400, SLG: 0.414		0-0 1-H HR		0-0 F6		4-0 IBB			0-0 G3	3 1 1 2 1 0 1			
<b>Ron Oester, S</b> (1, 4) OBP: 0.412, SLG: 0.645		0-0 1B		0-0 1-3 1B		0-0 4-3			0-0 1-3	4 0 2 0 0 0 2			
<b>Jeff Jones, R</b> (1, 7) OBP: 0.375, SLG: 0.280		0-3 K		0-3 K 3-H		4-0 SH2-4 1B BB			4-0 S BB	2 1 0 0 2 2 3			
<b>Alex Trevino, R</b> (1, 2) OBP: 0.345, SLG: 0.320		0-3 K		0-0 L5		0-3 K			4-0 1-2 BB	3 0 0 0 1 2 2			
<b>Bruce Berenyi, R</b> (1, 1) OBP: 0.250, SLG: 0.250 <b>Rich Gale, R</b> (4, 1) <b>Tom Hume, R</b> (9, 1)		0-3 K		0-3 K		0-0 SH2-4 1-2			0-3 K	1 0 0 0 0 1 1 2 0 0 0 0 2 2 0 0 0 0 0 0 0			
<b>Inning Stats</b>	R: 0 E: 0 K: 0 S: 3 H: 0 LOB: 0 BB: 0 P: 3	R: 2 E: 0 K: 3 S: 12 H: 3 LOB: 1 BB: 0 P: 12	R: 0 E: 0 K: 1 S: 5 H: 0 LOB: 0 BB: 0 P: 5	R: 0 E: 0 K: 1 S: 5 H: 1 LOB: 2 BB: 1 P: 9	R: 0 E: 0 K: 1 S: 4 H: 0 LOB: 0 BB: 1 P: 8	R: 0 E: 0 K: 1 S: 6 H: 1 LOB: 2 BB: 1 P: 10	R: 1 E: 0 K: 1 S: 5 H: 1 LOB: 1 BB: 1 P: 9	R: 0 E: 0 K: 0 S: 3 H: 0 LOB: 0 BB: 0 P: 3	R: 0 E: 0 K: 1 S: 5 H: 0 LOB: 2 BB: 2 P: 13	1B: 5 2B: 0 3B: 0 HR: 1 SF: 0 SAC: 1 DP: 0 HBP: 0	WP: 0 PB: 0 SB: 2 CS: 1 PA: 37		
<b>PITCHER</b>	IP WLS BF H R ER SO BB IBB HBP BLK WP HR S P ERA WHIP											<b>PITCHER</b>	IP WLS BF H R ER SO BB IBB HBP BLK WP HR S P ERA WHIP
<b>Bill Laskey, R</b> (1, 1) ERA: 4.29 <b>Greg Minton, R</b> (9, 1) ERA: 23.63	8.0 L 31 6 3 3 8 3 1 0 0 0 1 43 59 3.38 1.125												

<b>AB</b>	29
<b>R</b>	3
<b>H</b>	6
<b>RBI</b>	3
<b>BB</b>	6
<b>SO</b>	9
<b>LOB</b>	13







Batter	1	2	3	4	5	6	7	8	9	AB R H RBI BB SO LOB	TOP											
<b>Cesar Cedeno, R</b> (1, 9) OBP: 0.522, SLG: 0.650	0-3 K		0-0 SH1-3 1B 1B	4-0 BB		1-0 HR HBP	0-3 K		0-0 FC5-2 1B 1-3 2B	4 3 2 0 1 2 0												
<b>Eddie Milner, L</b> (1, 8) OBP: 0.279, SLG: 0.250	0-0 WP 1B		0-0 1B SH1-3 1-2 1B	0-0 3-1		0-0 HR 1B	4-0 FC6-4 BB		0-3 K	5 1 3 0 1 1 4												
<b>Dave Concepcion, R</b> (1, 6) OBP: 0.357, SLG: 0.278	0-0 F9		0-0 SH1-3		0-0 1B 1B	0-0 F2	0-0 FC6-4		4-0 FC5-2 1B IBB	4 1 1 0 1 0 4												
<b>Johnny Bench, R</b> (1, 5) OBP: 0.333, SLG: 0.439 <b>Tom Hume, R</b> (8, 1)	0-0 6-3		0-0 F7		0-0 BB 1B 1-2 1B	0-0 HR		0-0 6-3	0-0 FC5-2 1B	5 1 2 3 0 0 3 1 0 0 0 0 0 3												
<b>Dan Driessen, L</b> (1, 3) OBP: 0.463, SLG: 0.471 <b>Rafael Landestoy, S</b> (9, PR) (9, 3)		0-0 1B SF8 1B	0-0 1B		0-0 F8	4-0 1B 1B BB		0-0 1B 1B	0-0 1B	5 2 4 3 1 0 2 0 0 0 0 0 0 0												
<b>Ron Oester, S</b> (1, 4) OBP: 0.450, SLG: 0.649		0-0 1B	0-0 G3		0-0 BB 1B 1-2 2-H	0-0 1B 1B		0-0 1B	0-0 G3	6 0 4 0 0 0 4												
<b>Jeff Jones, R</b> (1, 7) OBP: 0.378, SLG: 0.286		0-0 SF8		0-3 K	4-0 BB	0-0 1B		0-0 F3		3 0 1 2 1 1 2	<b>AB 43</b>											
<b>Alex Trevino, R</b> (1, 2) OBP: 0.294, SLG: 0.267	0-3 K		0-3 K		0-0 6-3	0-0 F3		0-0 F9		5 0 0 0 0 2 8	<b>R 8</b>											
<b>Mario Soto, R</b> (1, 1) OBP: 0.091, SLG: 0.182 <b>Wayne Krenchicki, L</b> (8, 5) OBP: 0.500, SLG: 0.500	0-0 3-1		0-0 2B		0-0 F4	0-0 4-3		0-0 FC5-2 1B		4 0 1 0 0 0 1 1 0 1 0 0 0 0	<b>H 19</b>											
<b>Inning Stats</b>	R: 0 E: 0 K: 1 S: 6	H: 1 LOB: 1 BB: 0 P: 6	R: 1 E: 0 K: 1 S: 7	H: 2 LOB: 1 BB: 0 P: 7	R: 1 E: 0 K: 0 S: 6	H: 3 LOB: 2 BB: 0 P: 6	R: 0 E: 0 K: 2 S: 8	H: 1 LOB: 2 BB: 1 P: 12	R: 0 E: 0 K: 0 S: 5	H: 3 LOB: 3 BB: 1 P: 9	R: 4 E: 0 K: 0 S: 7	H: 4 LOB: 2 BB: 1 P: 12	R: 0 E: 0 K: 1 S: 5	H: 0 LOB: 1 BB: 1 P: 9	R: 0 E: 0 K: 0 S: 5	H: 2 LOB: 2 BB: 0 P: 5	R: 2 E: 0 K: 1 S: 8	H: 3 LOB: 2 BB: 1 P: 12	1B: 16 2B: 2 3B: 0 HR: 1	SF: 1 SAC: 1 DP: 0 HBP: 1	WP: 1 PB: 0 SB: 0 CS: 0	PA: 51
<b>PITCHER</b>	IP WLS BF H R ER SO BB IBB HBP BLK WP HR S P ERA WHIP																					
<b>Fred Breining, R</b> (1, 1) ERA: 3.8	5.2 L 31 12 5 5 4 2 0 1 0 1 1 36 45 7.94 2.471																					
<b>Mike Chris, L</b> (6, 1) ERA: 5.68	1.1 8 2 1 1 1 2 0 0 0 0 0 8 16 6.75 3.000																					
<b>Jim Barr, R</b> (8, 1) ERA: 12.46	2.0 12 5 2 2 1 0 1 0 0 0 0 13 17 9.00 2.500																					

**Cincinnati Reds @ San Francisco Giants**  
**Candlestick Park, San Francisco, CA**  
 Sat Apr 16 1983, 6:33 AM EST  
 Att. 7,620 - Unknown

<b>AB</b>	43
<b>R</b>	8
<b>H</b>	19
<b>RBI</b>	8
<b>BB</b>	5
<b>SO</b>	6
<b>LOB</b>	31



livebaseballscorecards.com

Batter	1	2	3	4	5	6	7	8	9	AB	R	H	RBI	BB	SO	LOB
Johnnie LeMaster, R (1, 6) Mike Vail, R (9, PH)	0-0 F1		0-0 5-3		0-3 K		0-0 1-3		1-0 HBP	4	0	0	0	0	1	2
Darrell Evans, L (1, 3)	4-0 CS 1B BB			4-0 WP 1B BB		0-0 G3		0-0 1-3	0-0 F7	3	1	0	0	2	0	3
Jack Clark, R (1, 9)	0-0 1-2 1B			0-0 F8 1-2		4-0 BB BB		0-0 1-3	0-0 F6	4	0	1	0	1	0	4
Chili Davis, S (1, 8)	0-3 K 2-3			0-3 K		4-0 1-2 BB		0-3 K		3	0	0	0	1	3	3
Jeffrey Leonard, R (1, 7)		0-3 K		0-0 S 1B		0-3 K		0-0 E S 1B 1B		4	1	2	1	0	2	2
Milt May, L (1, 2)		0-0 3-1		0-0 G3 1-2		0-0 1-3		0-0 1-3		4	0	0	0	0	0	4
Tom O'Malley, L (1, 5)		0-0 6-3			0-3 K		0-0 4-3		0-0 BB HBP 1B	4	1	1	1	0	1	0
Duane Kuiper, L (1, 4)			0-0 F8		0-3 K		4-0 BB		4-0 HBP BB BB	2	0	0	0	2	1	0
Fred Breining, R (1, 1) Mike Chris, L (6, 1)			0-0 4-3		4-0 BB		0-3 K		4-0 HBP BB	1	0	0	0	1	0	0
Dave Bergman, L (7, PH) Jim Barr, R (8, 1) Champ Summers, L (9, PH)									1-2 2-3 BB	0	0	0	0	0	0	0

Inning Stats	R: 0	H: 1	E: 0	K: 1	S: 5	LOB: 2	BB: 1	P: 9	R: 0	H: 0	E: 0	K: 1	S: 5	LOB: 0	BB: 0	P: 5	R: 0	H: 0	E: 0	K: 0	S: 3	LOB: 0	BB: 0	P: 3	R: 1	H: 1	E: 0	K: 1	S: 6	LOB: 1	BB: 1	P: 10	R: 0	H: 0	E: 0	K: 3	S: 9	LOB: 1	BB: 1	P: 13	R: 0	H: 0	E: 0	K: 1	S: 5	LOB: 2	BB: 2	P: 13	R: 0	H: 0	E: 0	K: 1	S: 5	LOB: 1	BB: 1	P: 9	R: 0	H: 0	E: 0	K: 1	S: 5	LOB: 0	BB: 0	P: 5	R: 2	H: 2	E: 0	K: 0	S: 5	LOB: 3	BB: 2	P: 14	1B: 4	SF: 0	2B: 1	SAC: 0	3B: 0	DP: 1	HR: 0	HBP: 1
PITCHER	IP	WLS	BF	H	R	ER	SO	BB	IBB	HBP	BLK	WP	HR	S	P	ERA	WHIP																																																															
Mario Soto, R (1, 1) ERA: 2.1	7.0	W	28	2	1	1	8	6	0	0	0	1	0	38	62	1.29	1.143																																																															
Tom Hume, R (8, 1) ERA: 6.0	2.0		11	2	2	2	1	2	0	1	0	0	0	10	19	9.00	2.000																																																															

BOTTOM

Cincinnati Reds @ San Francisco Giants  
Candlestick Park, San Francisco, CA

livebaseballscores.com

AB	30
R	3
H	4
RBI	3
BB	8
SO	9
LOB	19



WP: 1	PA: 39
PB: 0	
SB: 2	
CS: 1	

Sat Apr 16 1983, 6:33 AM EST  
Att. 7,620 - Unknown



Batter	1	2	3	4	5	6	7	8	9	AB R H RBI BB SO LOB	TOP							
<b>Cesar Cedeno, R</b> (1, 9) OBP: 0.444, SLG: 0.542	0-0 3-1			0-3 K			0-0 6-3		0-0 FC6-4	4 0 0 0 0 1 1	<b>Cincinnati Reds @ San Francisco Giants</b> Candlestick Park, San Francisco, CA Sun Apr 17 1983, 6:33 AM EST Unknown <a href="http://livebaseballscorecards.com">livebaseballscorecards.com</a>							
<b>Eddie Milner, L</b> (1, 8) OBP: 0.261, SLG: 0.233	0-3 K			0-0 6-3			0-3 K			3 0 0 0 0 2 0								
<b>Dave Concepcion, R</b> (1, 6) OBP: 0.333, SLG: 0.256	0-0 4-3			0-3 K			0-0 F9			3 0 0 0 0 1 0								
<b>Johnny Bench, R</b> (1, 5) OBP: 0.333, SLG: 0.432		0-0 F8			0-0 F8			0-0 G6-4-3 1B		3 0 1 0 0 0 0								
<b>Jeff Jones, R</b> (1, 3) OBP: 0.350, SLG: 0.258		0-0 F9			0-3 K			0-0 F8		3 0 0 0 0 1 1								
<b>Alan Knicely, R</b> (1, 7) OBP: 0.250, SLG: 0.250		0-3 K			0-3 K			0-0 G6-4-3		3 0 0 0 0 2 1								
<b>Kelly Paris, R</b> (1, 4)			0-3 K			0-3 K			0-3 K	3 0 0 0 0 3 0								
<b>Dann Bilardello, R</b> (1, 2) OBP: 0.286, SLG: 0.429			0-0 F9			0-0 F8			0-0 FC6-4 1B	3 0 1 0 0 0 0								
<b>Joe Price, R</b> (1, 1) <b>Alex Trevino, R</b> (9, PH) OBP: 0.286, SLG: 0.258			0-0 4-3			0-0 F9			0-0 F7	2 0 0 0 0 0 0 1 0 0 0 0 0 1								
<b>Inning Stats</b>	R: 0 E: 0 K: 1 S: 5	H: 0 LOB: 0 BB: 0 P: 5	R: 0 E: 0 K: 1 S: 5	H: 0 LOB: 0 BB: 0 P: 5	R: 0 E: 0 K: 1 S: 5	H: 0 LOB: 0 BB: 0 P: 5	R: 0 E: 0 K: 2 S: 7	H: 0 LOB: 0 BB: 0 P: 7	R: 0 E: 0 K: 1 S: 5	H: 0 LOB: 0 BB: 0 P: 5	R: 0 E: 0 K: 1 S: 5	H: 1 LOB: 0 BB: 0 P: 3	R: 0 E: 0 K: 1 S: 6	H: 1 LOB: 1 BB: 0 P: 6	1B: 2 2B: 0 3B: 0 HR: 0	SF: 0 SAC: 0 DP: 1 HBP: 0	WP: 0 PB: 0 SB: 0 CS: 0	PA: 28
<b>PITCHER</b> <b>Atee Hammaker, L</b> (1, 1) ERA: 1.2	IP: 9.0 WLS: W BF: 28 H: 2 R: 0 ER: 0 SO: 10 BB: 0 IBB: 0 HBP: 0 BLK: 0 WP: 0 HR: 0 S: 48 P: 48 ERA: 0.00 WHIP: 0.222																	







Batter	1	2	3	4	5	6	7	8	9	AB R H RBI BB SO LOB	TOP											
<b>Eddie Milner, L</b> OBP: 0.269, SLG: 0.229 (1, 8)		0-0 			0-0 		0-0 		0-0 	5 2 1 1 1 0 2												
<b>Tom Foley, L</b> OBP: 0.500, SLG: 0.500 (1, 6)			0-3 		0-0 		0-0 		4-0 	4 2 2 3 2 1 0												
<b>Cesar Cedeno, R</b> OBP: 0.455, SLG: 0.533 (1, 9)			0-0 			0-0 		0-0 	0-0 	6 1 3 2 0 0 1												
<b>Dan Driessen, L</b> OBP: 0.435, SLG: 0.436 <b>Rafael Landestoy, S</b> (7, 3)			0-0 			0-0 		0-0 	0-0 	5 1 1 1 0 0 4 1 0 0 0 0 0 1												
<b>Ron Oester, S</b> OBP: 0.444, SLG: 0.659 (1, 4)	0-0 	0-0 		0-0 		0-0 		0-0 		4 2 2 1 0 0 0												
<b>Jeff Jones, R</b> OBP: 0.422, SLG: 0.353 (1, 7)	4-0 	0-0 		4-0 		0-0 		0-0 		3 2 3 1 2 0 0												
<b>Wayne Krenchicki, L</b> OBP: 0.286, SLG: 0.333 (1, 5)	0-0 	0-0 		0-0 		0-0 		0-0 		4 0 1 1 0 0 4												
<b>Alex Trevino, R</b> OBP: 0.275, SLG: 0.229 (1, 2)	4-0 	0-0 		0-0 			0-0 	0-0 		4 1 0 0 1 0 4												
<b>Frank Pastore, R</b> OBP: 0.364, SLG: 0.300 <b>Ben Hayes, R</b> (9, 1)	4-0 	0-0 		0-0 		0-3 		0-0 		4 1 1 2 1 1 1 0 0 0 0 0 0 0												
<b>Inning Stats</b>	R: 9 E: 1 K: 0 S: 8	H: 4 LOB: 1 BB: 5 P: 28	R: 1 E: 0 K: 0 S: 6	H: 3 LOB: 2 BB: 0 P: 6	R: 0 E: 0 K: 1 S: 5	H: 0 LOB: 0 BB: 0 P: 5	R: 0 E: 0 K: 0 S: 3	H: 0 LOB: 1 BB: 1 P: 7	R: 0 E: 0 K: 0 S: 3	H: 0 LOB: 0 BB: 0 P: 3	R: 1 E: 0 K: 0 S: 5	H: 2 LOB: 1 BB: 0 P: 5	R: 0 E: 0 K: 1 S: 8	H: 3 LOB: 3 BB: 0 P: 8	R: 1 E: 0 K: 0 S: 5	H: 2 LOB: 1 BB: 0 P: 5	R: 0 E: 0 K: 0 S: 3	H: 0 LOB: 1 BB: 1 P: 7	1B: 11 2B: 3 3B: 0 HR: 0	SF: 2 SAC: 0 DP: 0 HBP: 0	WP: 0 PB: 0 SB: 1 CS: 0	PA: 49
<b>PITCHER</b>	IP WLS BF H R ER SO BB IBB HBP BLK WP HR S P ERA WHIP																					
<b>Mark Calvert, R</b> ERA: 10.8 (1, 1)	0.0 L 4 2 4 3 0 0 1 0 0 0 0 0 3 7 ∞ ∞																					
<b>Renie Martin, R</b> ERA: 5.91 (1, 1)	0.2 5 0 0 0 0 2 1 0 0 0 0 2 14 0.00 3.000																					
<b>Mike Chris, L</b> ERA: 9.82 (1, 1)	4.1 20 5 6 5 1 2 0 0 0 0 0 20 28 10.38 1.615																					
<b>Jim Barr, R</b> ERA: 17.18 (6, 1)	3.0 16 7 2 2 1 0 0 0 0 0 0 18 18 6.00 2.333																					
<b>Greg Minton, R</b> (9, 1)	1.0 4 0 0 0 0 1 0 0 0 0 0 3 7 0.00 1.000																					

**Cincinnati Reds @ San Francisco Giants**  
Candlestick Park, San Francisco, CA  
Sun Apr 17 1983, 6:38 AM EST  
Att: 37,094 - Unknown

AB	40
R	12
H	14
RBI	12
BB	7
SO	2
LOB	17



WP: 0	PA: 49
PB: 0	
SB: 1	
CS: 0	







BOTTOM

Los Angeles Dodgers @ San Francisco Giants  
Candlestick Park, San Francisco, CA  
Mon Apr 18 1983, 9:05 PM EST  
Att. 14,703 - Unknown

livebaseballscorecards.com

AB 31  
R 3  
H 4  
RBI 3  
BB 5  
SO 5  
LOB 15



WP: 0 PA: 36  
PB: 0  
SB: 0  
CS: 1

AB R H RBI BB SO LOB

4 0 1 0 0 0 0  
3 0 0 0 0 1 1  
1 0 1 1 0 0 0  
0 0 0 0 0 0 0

4 0 0 0 0 0 2

3 0 1 0 1 1 2

3 0 0 0 1 0 2

2 1 0 0 2 0 1

3 0 0 0 1 0 3  
0 0 0 0 0 0 0

4 1 1 2 0 1 2

2 0 0 0 0 1 0  
0 0 0 0 0 0 0  
0 0 0 0 0 0 0  
1 1 0 0 0 0 0  
0 0 0 0 0 0 0  
1 0 0 0 0 1 2

1B: 3 SF: 0  
2B: 0 SAC: 0  
3B: 0 DP: 1  
HR: 1 HBP: 0

Batter	1	2	3	4	5	6	7	8	9
Johnnie LeMaster, R (1, 6) OBP: 0.365, SLG: 0.349	0-0 E4 CS		0-0 F9			0-0 4-3		0-0 FC6-4 1B 1-2	
Duane Kuiper, L (1, 4) OBP: 0.283, SLG: 0.200 Joel Youngblood, R (8, PH) OBP: 0.250, SLG: 0.273 Greg Minton, S (9, 1)	0-3 K 1-2			0-0 F7		0-0 4-3		0-0 FC6-4 1B 1-2 2-H	
Chili Davis, S (1, 8) OBP: 0.391, SLG: 0.675	0-0 F9			0-0 P6			0-0 F7	0-0 FC6-4 1-2 2-3	
Jack Clark, R (1, 9) OBP: 0.283, SLG: 0.262		4-0 BB BB		0-0 1B			0-3 K	0-0 6-3	
Jeffrey Leonard, R (1, 7) OBP: 0.288, SLG: 0.367		0-0 F9		0-0 6-3			0-0 6-3	4-0 F9 BB BB	
Darrell Evans, L (1, 3) OBP: 0.300, SLG: 0.381		4-0 BB BB BB			0-0 F8			4-0 HR BB	0-0 F8
Tom O'Malley, L (1, 5) OBP: 0.306, SLG: 0.226 Max Venable, L (9, PR) OBP: 0.200, SLG: 0.526		0-0 G1-6-3 BB			0-0 F9			0-0 F9	4-0 BB BB BB
Milt May, L (1, 2) OBP: 0.188, SLG: 0.333			0-0 4-3		0-3 K			0-0 HR	0-0 F9
Andy McGaffigan, R (1, 1) Gary Lavelle, S (8, 1) Champ Summers, L (8, PH) OBP: 0.450, SLG: 0.250 Mike Vail, R (8, PH) Joe Pettini, R (9, 4) OBP: 0.143, SLG: 0.429 Dave Bergman, L (9, PH) OBP: 0.417, SLG: 0.222			0-0 1-3			0-3 K		0-0 E6 1B 1B	0-3 K

Inning Stats	R: 0	H: 0	E: 1	LOB: 0	K: 1	BB: 0	S: 5	P: 5	R: 0	H: 0	E: 0	LOB: 1	K: 0	BB: 2	S: 2	P: 10	R: 0	H: 0	E: 0	LOB: 0	K: 0	BB: 0	S: 3	P: 3	R: 0	H: 1	E: 0	LOB: 1	K: 0	BB: 0	S: 4	P: 4	R: 0	H: 0	E: 0	LOB: 0	K: 1	BB: 0	S: 5	P: 5	R: 0	H: 0	E: 0	LOB: 0	K: 1	BB: 0	S: 5	P: 5	R: 0	H: 0	E: 0	LOB: 0	K: 1	BB: 0	S: 5	P: 5	R: 3	H: 3	E: 1	LOB: 2	K: 0	BB: 1	S: 7	P: 11	R: 0	H: 0	E: 0	LOB: 2	K: 1	BB: 2	S: 5	P: 13	1B: 3	SF: 0	2B: 0	SAC: 0	3B: 0	DP: 1	HR: 1	HBP: 0
--------------	------	------	------	--------	------	-------	------	------	------	------	------	--------	------	-------	------	-------	------	------	------	--------	------	-------	------	------	------	------	------	--------	------	-------	------	------	------	------	------	--------	------	-------	------	------	------	------	------	--------	------	-------	------	------	------	------	------	--------	------	-------	------	------	------	------	------	--------	------	-------	------	-------	------	------	------	--------	------	-------	------	-------	-------	-------	-------	--------	-------	-------	-------	--------

PITCHER	IP	WLS	BF	H	R	ER	SO	BB	IBB	HBP	BLK	WP	HR	S	P	ERA	WHIP
Burt Hooton, R (1, 1) ERA: 4.42	7.1		26	2	2	2	4	3	0	0	0	0	1	31	43	2.46	0.682
Steve Howe, L (8, 1) ERA:	0.1		4	2	1	0	0	0	0	0	0	0	0	4	4	0.00	6.000
Tom Niedenfuer, R (8, 1) ERA: 3.0	0.1	W	1	0	0	0	0	0	0	0	0	0	0	1	1	0.00	0.000
Joe Beckwith, R (9, 1) ERA: 7.2	0.1		3	0	0	0	0	2	0	0	0	0	0	1	9	0.00	6.000
Dave Stewart, R (9, 1) ERA: 2.61	0.2	S	2	0	0	0	1	0	0	0	0	0	0	4	4	0.00	0.000

PITCHER	IP	WLS	BF	H	R	ER	SO	BB	IBB	HBP	BLK	WP	HR	S	P	ERA	WHIP
Burt Hooton, R (1, 1) ERA: 4.42	7.1		26	2	2	2	4	3	0	0	0	0	1	31	43	2.46	0.682
Steve Howe, L (8, 1) ERA:	0.1		4	2	1	0	0	0	0	0	0	0	0	4	4	0.00	6.000
Tom Niedenfuer, R (8, 1) ERA: 3.0	0.1	W	1	0	0	0	0	0	0	0	0	0	0	1	1	0.00	0.000
Joe Beckwith, R (9, 1) ERA: 7.2	0.1		3	0	0	0	0	2	0	0	0	0	0	1	9	0.00	6.000
Dave Stewart, R (9, 1) ERA: 2.61	0.2	S	2	0	0	0	1	0	0	0	0	0	0	4	4	0.00	0.000



Batter	1	2	3	4	5	6	7	8	9	10	AB R H RBI BB SO LOB	TOP												
Steve Sax, R (1, 4) OBP: 0.403, SLG: 0.385	0-0 F8		0-0 F8		0-0	0-0	0-0 5-3		0-0 5-3		5 0 1 1 0 0 1	<b>Los Angeles Dodgers @ San Francisco Giants</b> <b>Candlestick Park, San Francisco, CA</b> Wed Apr 20 1983, 9:05 PM EST Att. 24,520 - Unknown <a href="http://livebaseballscorecards.com">livebaseballscorecards.com</a>												
Ken Landreaux, L (1, 8) OBP: 0.264, SLG: 0.313	0-0 F8		0-0 F7		1-2 3-H 1B	0-3 K	0-0 1-3		0-3 K		5 0 0 0 0 2 3													
Dusty Baker Jr., R (1, 7) OBP: 0.367, SLG: 0.442	0-0 2B 1B			0-3 K		0-0 HR		0-0 1B 1B		0-0 F7	5 1 3 1 0 1 0													
Pedro Guerrero, R (1, 5) OBP: 0.379, SLG: 0.618	0-0 1-3 2B			0-0 L5		0-0 CS 1B		0-0 1-3 1B		0-0 F9	5 0 3 0 0 0 0													
Greg Brock, L (1, 3) OBP: 0.345, SLG: 0.611	0-0 4-3			0-0 G1		0-0 1-2 1B		4-0 1-2 BB		0-0 1B	4 0 2 0 1 0 2													
Mike Marshall, R (1, 9) OBP: 0.229, SLG: 0.212		0-3 K			0-0 CS 1B	0-0 F9		0-0 F9		0-0 F7	5 0 1 0 0 1 5													
Derrel Thomas, S (1, 6) OBP: 0.444, SLG: 0.379		0-0 F8			0-0 4-3	0-0 F9		0-0 L5			4 0 0 0 0 0 5													
Mike Scioscia, L (1, 2) OBP: 0.308, SLG: 0.385		0-0 F7			0-0 1B 1B		0-0 SH1-4 1B		0-0 4-3		4 1 2 0 0 0 3													
Fernando Valenzuela, L (1, 1) OBP: 0.182, SLG: 0.182			0-3 K				0-0 SH1-4		0-0 6-3		3 0 1 0 0 1 0													
Alejandro Pena, R (10, 1) OBP: 0.500, SLG: 0.500					0-3 K		0-0 1-3 1B				0 0 0 0 0 0 0													
<b>Inning Stats</b>	R: 0 H: 2 E: 0 K: 0 S: 5	H: 2 LOB: 2 BB: 0 P: 5	R: 0 H: 0 E: 0 K: 1 S: 5	H: 0 LOB: 0 BB: 0 P: 5	R: 0 H: 0 E: 0 K: 1 S: 5	H: 0 LOB: 0 BB: 0 P: 5	R: 1 H: 4 E: 0 K: 1 S: 8	H: 2 LOB: 2 BB: 0 P: 8	R: 1 H: 3 E: 0 K: 0 S: 5	H: 1 LOB: 1 BB: 0 P: 4	R: 0 H: 2 E: 0 K: 0 S: 5	H: 2 LOB: 3 BB: 1 P: 9	R: 0 H: 0 E: 0 K: 1 S: 5	H: 0 LOB: 0 BB: 0 P: 5	R: 0 H: 1 E: 0 K: 0 S: 4	H: 1 LOB: 1 BB: 0 P: 4	1B: 11 2B: 1 3B: 0 HR: 1	SF: 0 SAC: 1 DP: 0 HBP: 0	WP: 0 PA: 42					
<b>PITCHER</b>	IP WLS BF H R ER SO BB IBB HBP BLK WP HR S P ERA WHIP																							
Fred Breining, R (1, 1) ERA: 3.76	5.0																							
Gary Lavelle, L (6, 1) ERA: 0.96	2.0	W	7	2	0	0	0	0	0	0	0	0	7	7	0.00	1.000								
Greg Minton, R (8, 1) ERA: 9.39	3.0		13	3	0	0	1	1	0	0	0	0	14	18	0.00	1.333								







Batter	1	2	3	4	5	6	7	8	9	AB R H RBI BB SO LOB	TOP											
Johnnie LeMaster, R (1, 6) OBP: 0.377, SLG: 0.353	0-0 5-3		0-0 F8			0-0 BB 1B		0-3 K		4 0 1 1 0 1 0												
Duane Kuiper, L (1, 4) OBP: 0.308, SLG: 0.205 Renie Martin, R (6, 1) OBP: 1.000, SLG: 2.000 Mike Vail, R (8, PH) OBP: 0.143, SLG: 0.077 Mark Calvert, R (8, 1)	0-0 F5			0-0 G6-4-3 1B		4-0 BB BB BB 1-2 2-3 BB		0-0 6-3		2 0 1 0 1 0 0 0 0 0 0 0 0 0 1 0 0 0 0 0 0 0 0 0 0 0 0 0												
Chili Davis, S (1, 8) OBP: 0.364, SLG: 0.633	0-0 2B			0-3 K		0-0 F7		0-0 2B		4 0 2 0 0 1 4												
Jack Clark, R (1, 9) OBP: 0.273, SLG: 0.265	4-0 PO BB			0-0 G6-4-3 1-2f		0-0 SF8		0-0 F4		2 0 0 1 1 0 2												
Jeffrey Leonard, R (1, 7) OBP: 0.283, SLG: 0.351	0-0 PO 1-2	0-0 F8			0-0 1-3	0-3 K			0-0 F9	4 0 0 0 0 1 2												
Darrell Evans, L (1, 3) OBP: 0.276, SLG: 0.327		0-0 3-1			0-0 F5		0-0 6-3		4-0 BB 1B	3 0 0 0 1 0 0												
Tom O'Malley, L (1, 5) OBP: 0.318, SLG: 0.282		0-0 3-1			0-0 F7		0-0 4-3 1B		0-0 L1-3 1-2 1B	4 0 2 0 0 0 0												
Milt May, L (1, 2) OBP: 0.200, SLG: 0.316			0-0 3-1			0-0 2B 1B 1B		0-0 4-3	0-0 L1-3 1-2	4 1 1 0 0 0 3												
Bill Laskey, R (1, 1) Mike Chris, L (5, 1) Joel Youngblood, R (6, PH) OBP: 0.333, SLG: 0.385			0-3 K			0-0 BB SF8 2B		0-0 F8		1 0 0 0 0 1 0 0 0 0 0 0 0 0 2 1 1 0 0 0 1												
<b>Inning Stats</b>	R: 0 E: 0 K: 0 S: 3	H: 1 LOB: 1 BB: 1 P: 7	R: 0 E: 0 K: 0 S: 3	H: 0 LOB: 0 BB: 0 P: 3	R: 0 E: 0 K: 1 S: 5	H: 0 LOB: 0 BB: 0 P: 5	R: 0 E: 0 K: 1 S: 5	H: 1 LOB: 0 BB: 0 P: 5	R: 0 E: 0 K: 0 S: 3	H: 0 LOB: 0 BB: 0 P: 3	R: 2 E: 0 K: 1 S: 8	H: 3 LOB: 2 BB: 1 P: 12	R: 0 E: 0 K: 0 S: 4	H: 1 LOB: 1 BB: 0 P: 4	R: 0 E: 0 K: 1 S: 6	H: 1 LOB: 1 BB: 0 P: 6	R: 0 E: 0 K: 0 S: 3	H: 1 LOB: 1 BB: 1 P: 7	1B: 5 2B: 4 3B: 0 HR: 0	SF: 1 SAC: 0 DP: 2 HBP: 0	WP: 0 PB: 0 SB: 0 CS: 0	PA: 36
<b>PITCHER</b>	IP WLS BF H R ER SO BB IBB HBP BLK WP HR S P ERA WHIP																					
Fergie Jenkins, R (1, 1) ERA: 4.03 Willie Hernandez, L (7, 1) ERA: 1.17	6.0 W 23 5 2 2 3 2 0 0 0 0 0 0 27 35 3.00 1.167																					
	3.0 S 12 3 0 0 1 1 0 0 0 0 0 0 13 17 0.00 1.333																					

**San Francisco Giants @ Chicago Cubs**  
 Wrigley Field, Chicago, IL  
 Fri Apr 22 1983, 3:33 AM CST  
 Att. 6,630 - Unknown

[livebaseballscorecards.com](http://livebaseballscorecards.com)

AB	31
R	2
H	8
RBI	2
BB	3
SO	4
LOB	12



Batter	1	2	3	4	5	6	7	8	9	AB	R	H	RBI	BB	SO	LOB
Gary Woods, R OBP: 0.267, SLG: 0.385 (1, 7) (6, 9)	0-0 HR	0-0 6-3			0-0 2B 1B		0-0 F6			4	2	2	2	0	0	0
23 Ryne Sandberg, R OBP: 0.192, SLG: 0.220 (1, 4)	4-0 L3 BB		0-0 1-3		4-0 2B 3-4 BB		0-0 6-3 2B			2	1	1	0	2	0	0
Bill Buckner, L OBP: 0.208, SLG: 0.264 (1, 3)	0-0 L3 1-2		0-0 F9		0-0 3-4 2B		0-0 6-3			4	0	1	1	0	0	2
Leon Durham, L OBP: 0.378, SLG: 0.459 (1, 8)	0-0 HR		0-0 4-3		0-0 3-4		0-0 F4			4	1	1	2	0	0	2
Ron Cey, R OBP: 0.288, SLG: 0.239 (1, 5)	0-0 F8			0-0 F8	4-0 BB			4-0 G6-3 BB		2	0	0	0	2	0	0
Keith Moreland, R OBP: 0.333, SLG: 0.462 Scott Thompson, L OBP: 0.261, SLG: 0.364 (1, 9) (6, 7)		0-0 HR 1B		0-3 K	0-0 F9			0-0 G6-3 1-2f		3	1	1	0	0	1	2
Jody Davis, R OBP: 0.304, SLG: 0.350 (1, 2)		0-0 HR		0-0 F7		0-0 5-3		4-0 BB		3	1	1	2	1	0	0
Larry Bowa, S OBP: 0.255, SLG: 0.250 (1, 6)		0-0 F8			4-0 SH2-4 1B BB		0-0 1-3		0-0 G3	3	1	0	0	1	0	1
Fergie Jenkins, R OBP: 0.143, SLG: 0.286 Tom Veryzer, R Willie Hernandez, L (1, 1) (6, PH) (7, 1)		0-0 1-3			0-0 SH2-4 1-2		0-0 F6			1	0	0	0	0	0	0

Inning Stats	R: 2	H: 2	E: 0	LOB: 0	K: 0	P: 8	R: 2	H: 2	E: 0	LOB: 0	K: 0	P: 5	R: 0	H: 0	E: 0	LOB: 0	K: 0	P: 3	R: 0	H: 0	E: 0	LOB: 0	K: 1	P: 5	R: 3	H: 2	E: 0	LOB: 2	K: 0	P: 17	R: 0	H: 0	E: 0	LOB: 0	K: 0	P: 3	R: 0	H: 1	E: 0	LOB: 1	K: 0	P: 4	R: 0	H: 0	E: 0	LOB: 1	K: 0	P: 10
	S: 4	BB: 1	S: 5	BB: 0	S: 3	BB: 0	S: 5	BB: 0	S: 3	BB: 0	S: 5	BB: 0	S: 5	BB: 3	S: 3	BB: 0	S: 4	BB: 0	S: 3	BB: 1	S: 2	BB: 2	S: 2	BB: 2	S: 2	BB: 0	S: 2	BB: 0	S: 3	BB: 0	S: 3	BB: 0	S: 3	BB: 0	S: 4	BB: 0	S: 2	BB: 0	S: 2	BB: 2	S: 2	BB: 10						


PITCHER	IP	WLS	BF	H	R	ER	SO	BB	IBB	HBP	BLK	WP	HR	S	P	ERA	WHIP
Bill Laskey, R ERA: 5.68 (1, 1)	4.1	L	19	5	6	6	1	2	0	0	0	0	3	19	27	12.46	1.615
Mike Chris, L ERA: 6.35 (5, 1)	0.2		5	1	1	1	0	2	0	0	0	0	0	3	11	13.50	4.500
Renie Martin, R ERA: 7.71 (6, 1)	2.0		7	1	0	0	0	0	0	0	0	0	0	7	7	0.00	0.500
Mark Calvert, R ERA: 18.0 (8, 1)	1.0		4	0	0	0	0	2	0	0	0	0	0	2	10	0.00	2.000

**BOTTOM**

**San Francisco Giants @ Chicago Cubs**  
Wrigley Field, Chicago, IL  
Fri Apr 22 1983, 3:33 AM CST  
Att. 6,630 - Unknown

livebaseballscorecards.com

<b>AB</b>	<b>28</b>
<b>R</b>	<b>7</b>
<b>H</b>	<b>7</b>
<b>RBI</b>	<b>7</b>
<b>BB</b>	<b>6</b>
<b>SO</b>	<b>1</b>
<b>LOB</b>	<b>8</b>



WP: 0	PA: 35
PB: 0	
SB: 0	
CS: 0	



Batter	1	2	3	4	5	6	7	8	9	AB R H RBI BB SO LOB	TOP
<b>Johnnie LeMaster, R</b> (1, 6) <small>OBP: 0.385, SLG: 0.352</small>	4-0 	0-0 4-3 		0-0 G4-6-3 			0-0 FC3-6 			3 1 1 0 1 0 2	<b>San Francisco Giants @ Chicago Cubs</b> Wrigley Field, Chicago, IL Sat Apr 23 1983, 3:33 AM CST Att. 12,859 - Unknown <a href="http://livebaseballscorecards.com">livebaseballscorecards.com</a>
<b>Joel Youngblood, R</b> (1, 5) <small>OBP: 0.368, SLG: 0.529</small>	0-0 		0-0 		0-0 F7 		0-0 F4 			4 2 2 1 0 0 1	
<b>Chili Davis, S</b> (1, 8) <small>OBP: 0.356, SLG: 0.673</small>	0-0 		0-0 		0-3 K 		0-0 FC3-6 			3 1 1 3 0 1 1	
<b>Jack Clark, R</b> (1, 9) <small>OBP: 0.271, SLG: 0.264</small>	0-0 		0-0 		0-0 F7 		0-0 PO 	0-0 5-3 		4 1 1 0 0 0 0	
<b>Jeffrey Leonard, R</b> (1, 7) <small>OBP: 0.266, SLG: 0.333</small>	0-0 		0-0 		0-0 5-3 			0-0 F8 		3 0 0 1 0 0 1	
<b>Mike Vail, R</b> (1, 3) <b>Dave Bergman, L</b> (6, 3) <small>OBP: 0.176, SLG: 0.125</small> <small>OBP: 0.385, SLG: 0.200</small>	0-0 		0-0 		0-0 			0-0 4-3 		3 0 1 0 0 0 1 1 0 0 0 0 0 0	
<b>Bob Brenly, R</b> (1, 2) <small>OBP: 0.286, SLG: 0.425</small>		0-0 	0-0 1-3 		0-0 			0-3 K 		4 0 1 0 0 1 1	
<b>Joe Pettini, R</b> (1, 4) <small>OBP: 0.167, SLG: 0.273</small>		0-0 		0-0 		0-0 5-3 		0-0 5-3 		4 0 0 0 0 0 3	
<b>Atlee Hammaker, S</b> (1, 1) <small>OBP: 0.111, SLG: 0.111</small>			0-3 K 	0-0 		0-3 K 		0-0 6-3 		4 0 0 0 0 2 3	
<b>Inning Stats</b>	R: 2 H: 2 E: 0 LOB: 1 K: 0 BB: 1 S: 5 P: 9	R: 0 H: 1 E: 0 LOB: 1 K: 1 BB: 0 S: 6 P: 6	R: 3 H: 2 E: 1 LOB: 0 K: 0 BB: 0 S: 6 P: 6	R: 0 H: 0 E: 1 LOB: 0 K: 0 BB: 0 S: 3 P: 3	R: 0 H: 0 E: 0 LOB: 0 K: 1 BB: 0 S: 5 P: 5	R: 0 H: 1 E: 1 LOB: 2 K: 1 BB: 0 S: 7 P: 7	R: 0 H: 1 E: 0 LOB: 0 K: 0 BB: 0 S: 3 P: 3	R: 0 H: 0 E: 0 LOB: 0 K: 0 BB: 0 S: 3 P: 3	R: 0 H: 0 E: 0 LOB: 0 K: 1 BB: 0 S: 5 P: 5	1B: 5 SF: 2 2B: 0 SAC: 0 3B: 1 DP: 2 HR: 1 HBP: 0	WP: 0 PA: 37 PB: 1 SB: 0 CS: 0
<b>PITCHER</b> <b>Steve Trout, L</b> (1, 1) <small>ERA: 5.21</small> <b>Mike Proly, R</b> (4, 1) <small>ERA:</small> <b>Warren Brusstar, R</b> (7, 1) <small>ERA: 6.17</small> <b>Bill Campbell, R</b> (9, 1) <small>ERA: 6.17</small>	IP WLS BF H R ER SO BB IBB HBP BLK WP HR S P ERA WHIP 3.0 L 16 5 5 4 1 1 0 0 0 0 0 1 17 21 12.00 2.000 3.0 11 1 0 0 2 0 0 0 0 0 0 0 15 15 0.00 0.333 2.0 6 1 0 0 0 0 0 0 0 0 0 0 6 6 0.00 0.500 1.0 3 0 0 0 0 1 0 0 0 0 0 0 5 5 0.00 0.000	<b>PITCHER</b> IP WLS BF H R ER SO BB IBB HBP BLK WP HR S P ERA WHIP									







Batter	1	2	3	4	5	6	7	8	9	AB R H RBI BB SO LOB	TOP
<b>Johnnie LeMaster, R</b> (1, 6) <small>OBP: 0.391, SLG: 0.379</small>	0-0 		0-0 <b>F6</b>		0-0 <b>1-3</b>			0-0 <b>FC1-5</b> <b>1B</b>		4 1 2 0 0 0 2	<b>San Francisco Giants @ Chicago Cubs</b> Wrigley Field, Chicago, IL Sun Apr 24 1983, 3:33 AM CDT Att. 9,388 - Unknown
<b>Joel Youngblood, R</b> (1, 4) <small>OBP: 0.318, SLG: 0.450</small> <b>Max Venable, L</b> (8, PH) <small>OBP: 0.190, SLG: 0.500</small> <b>Gary Lavelle, S</b> (8, 1)	0-0 <b>4-3</b>		0-3 <b>K</b>			0-0 <b>5-3</b>		0-0 <b>FC1-5</b> <b>G6-4-3</b>	3 0 0 0 0 1 1 1 0 0 0 0 0 2 0 0 0 0 0 0 0		
<b>Chili Davis, S</b> (1, 8) <small>OBP: 0.349, SLG: 0.643</small>	0-0 			0-0 <b>G3</b>		0-3 <b>K</b>		0-0 <b>G6-4-3</b>	4 0 1 1 0 1 2		
<b>Jack Clark, R</b> (1, 9) <small>OBP: 0.254, SLG: 0.246</small>	0-0 <b>F9</b>			0-3 <b>K</b>		0-3 <b>K</b>		0-3 <b>K</b>	4 0 0 0 0 3 1		
<b>Jeffrey Leonard, R</b> (1, 7) <small>OBP: 0.265, SLG: 0.328</small>	0-0 			0-0 <b>F9</b>			0-0 <b>F7</b>	0-3 <b>K</b>	4 0 1 0 0 1 0		
<b>Dave Bergman, L</b> (1, 3) <small>OBP: 0.294, SLG: 0.143</small>	0-0 <b>CS</b>	0-0 <b>F7</b>			0-0 <b>F5</b>		0-0 <b>3-1</b>	0-0 <b>6-3</b>	4 0 0 0 0 0 0		
<b>Tom O'Malley, L</b> (1, 5) <small>OBP: 0.340, SLG: 0.293</small>		4-0 			0-0 <b>F4</b>		0-0 		2 0 1 0 1 0 0		
<b>Milt May, L</b> (1, 2) <small>OBP: 0.174, SLG: 0.273</small>		0-0 <b>G4-6-3</b>			0-0 <b>E4</b> 		0-0 <b>1-3</b>		3 0 0 0 0 0 2		
<b>Andy McGaffigan, R</b> (1, 1) <b>Champ Summers, L</b> (5, PH) <small>OBP: 0.500, SLG: 0.400</small> <b>Jim Barr, R</b> (5, 1) <b>Duane Kuiper, L</b> (8, PH) <small>OBP: 0.321, SLG: 0.222</small> (8, 4)			0-3 <b>K</b>		0-0 		0-0 	0-0 <b>FC1-5</b> <b>1B</b>	1 0 0 0 0 1 0 1 0 1 0 0 0 0 0 0 0 0 0 0 0 1 0 1 0 0 0 0		
<b>Inning Stats</b>	R: 1 H: 3 E: 0 LOB: 1 K: 0 BB: 0 S: 5 P: 5	R: 0 H: 0 E: 0 LOB: 0 K: 0 BB: 1 S: 2 P: 6	R: 0 H: 0 E: 0 LOB: 0 K: 2 BB: 0 S: 7 P: 7	R: 0 H: 0 E: 0 LOB: 0 K: 1 BB: 0 S: 5 P: 5	R: 0 H: 1 E: 1 LOB: 2 K: 0 BB: 0 S: 5 P: 5	R: 0 H: 0 E: 0 LOB: 0 K: 2 BB: 0 S: 7 P: 7	R: 0 H: 1 E: 0 LOB: 1 K: 0 BB: 0 S: 4 P: 4	R: 0 H: 2 E: 0 LOB: 1 K: 0 BB: 0 S: 4 P: 4	R: 0 H: 0 E: 0 LOB: 0 K: 2 BB: 0 S: 7 P: 7	1B: 6 SF: 0 2B: 1 SAC: 0 3B: 0 DP: 2 HR: 0 HBP: 0	WP: 0 PA: 34 PB: 0 SB: 0 CS: 1
<b>PITCHER</b> <b>Paul Moskau, R</b> (1, 1) <small>ERA: 7.56</small> <b>Bill Campbell, R</b> (6, 1) <small>ERA: 5.27</small> <b>Lee Smith, R</b> (8, 1) <small>ERA:</small>	IP WLS BF H R ER SO BB IBB HBP BLK WP HR S P ERA WHIP 5.0 W 19 4 1 1 3 1 0 0 0 0 0 0 24 28 1.80 1.000 2.0 9 3 0 0 2 0 0 0 0 0 0 0 13 13 0.00 1.500 2.0 S 5 0 0 0 2 0 0 0 0 0 0 0 9 9 0.00 0.000	<b>PITCHER</b> IP WLS BF H R ER SO BB IBB HBP BLK WP HR S P ERA WHIP									

livebaseballscorecards.com

<b>AB</b>	<b>32</b>
<b>R</b>	<b>1</b>
<b>H</b>	<b>7</b>
<b>RBI</b>	<b>1</b>
<b>BB</b>	<b>1</b>
<b>SO</b>	<b>7</b>
<b>LOB</b>	<b>10</b>



Batter	1	2	3	4	5	6	7	8	9	AB	R	H	RBI	BB	SO	LOB
Gary Woods, R OBP: 0.217, SLG: 0.286 (1, 9) (9, 8)	0-0 F8		0-0 6-3		0-0 23 SH1 1B		0-0 L4			4	0	1	0	0	0	0
23 Ryne Sandberg, R OBP: 0.203, SLG: 0.228 (1, 4) (9, 9)	0-0 E7 1B		0-0 CS 1B		0-0 SH1 1-2		0-0 6-3			3	1	1	0	0	0	0
Bill Buckner, L OBP: 0.213, SLG: 0.262 (1, 3) (9, 9)	0-0 2-H 1B		0-0 CS 1-2	0-0 HR 1B	0-0 F9		0-0 4-3			4	1	2	1	0	0	1
Leon Durham, L OBP: 0.404, SLG: 0.512 Jay Johnstone, L (1, 8) (9, 9)	0-3 K			0-0 1-H HR	4-0 IBB		4-0 FC5-4 BB			2	1	1	2	2	1	1
Ron Cey, R OBP: 0.271, SLG: 0.226 (1, 5) (9, 9)	0-3 K			0-0 F9	0-0 F8		0-0 FC5-4 1B 1-2f			4	1	0	0	0	1	4
Scott Thompson, L OBP: 0.259, SLG: 0.346 (1, 7) (9, 9)		0-3 K		0-0 6-3		0-0 4-3		0-0 1-2 CI 1B		4	1	1	0	0	1	0
Larry Bowa, S OBP: 0.264, SLG: 0.260 (1, 6) (9, 9)		0-0 G3		0-0 2B 1B		0-0 F6		0-1 CI 1B 1-2 2-3		3	0	1	0	0	0	0
Steve Lake, R OBP: 0.400, SLG: 0.800 Wayne Nordhagen, R (8, PH) OBP: 0.222, SLG: 0.438 Jody Davis, R OBP: 0.286, SLG: 0.326 (1, 2) (8, 1) (9, 2)		0-0 F5		0-0 1-3 2B		0-0 1-4-3		0-0 1-3 2-H 3-H 1B		3	0	1	0	0	0	0
Paul Moskau, R Bill Campbell, R Lee Smith, R (1, 1) (6, 1) (8, 1)			0-0 6-3	0-0 5-3			0-3 K	0-3 K		2	0	0	0	0	0	2

**BOTTOM**

**San Francisco Giants @ Chicago Cubs**  
Wrigley Field, Chicago, IL  
Sun Apr 24 1983, 3:33 AM CDT  
Att. 9,388 - Unknown

[livebaseballscorecards.com](http://livebaseballscorecards.com)

<b>AB</b>	<b>32</b>
<b>R</b>	<b>5</b>
<b>H</b>	<b>9</b>
<b>RBI</b>	<b>5</b>
<b>BB</b>	<b>2</b>
<b>SO</b>	<b>5</b>
<b>LOB</b>	<b>10</b>



Inning	R	H	E	K	S	P	IP	WLS	BF	H	R	ER	SO	BB	IBB	HBP	BLK	WP	HR	S	P	ERA	WHIP
1	1	1	1	2	9		4.0	L	18	6	3	2	3	0	0	0	0	0	1	24	24	4.50	1.500
2	0	0	0	1	5		3.0		11	1	0	0	1	0	1	0	0	0	0	12	16	0.00	0.333
3	0	0	0	1	5		1.0		7	2	2	1	1	1	0	0	0	0	0	8	12	9.00	3.000

PITCHER	IP	WLS	BF	H	R	ER	SO	BB	IBB	HBP	BLK	WP	HR	S	P	ERA	WHIP
Andy McGaffigan, R ERA: 5.3 (1, 1)	4.0	L	18	6	3	2	3	0	0	0	0	0	1	24	24	4.50	1.500
Jim Barr, R ERA: 6.97 (5, 1)	3.0		11	1	0	0	1	0	1	0	0	0	0	12	16	0.00	0.333
Gary Lavelle, L ERA: 1.74 (8, 1)	1.0		7	2	2	1	1	1	0	0	0	0	0	8	12	9.00	3.000

WP	PA	ERA	WHIP
0	37		



Batter	1	2	3	4	5	6	7	8	9	AB R H RBI BB SO LOB	TOP
<b>Johnnie LeMaster, R</b> <small>(1, 6) OBP: 0.397, SLG: 0.367</small> 										2 0 0 0 2 0 2	<b>San Francisco Giants @ Pittsburgh Pirates</b> Three Rivers Stadium, Pittsburgh, PA Tue Apr 26 1983, 7:05 PM EDT Att. 7,103 - Unknown <a href="http://livebaseballscorecards.com">livebaseballscorecards.com</a>
<b>Joel Youngblood, R</b> <small>(1, 5) OBP: 0.269, SLG: 0.375</small> 										4 0 0 0 0 2 4	
<b>Chili Davis, S</b> <small>(1, 8) OBP: 0.328, SLG: 0.600</small> 										4 0 0 0 0 2 2	
<b>Jack Clark, R</b> <small>(1, 9) OBP: 0.258, SLG: 0.237</small> 										2 0 0 0 1 1 1	
<b>Jeffrey Leonard, R</b> <small>(1, 7) OBP: 0.254, SLG: 0.313</small> 										3 0 0 0 0 0 1	
<b>Mike Vail, R</b> <small>(1, 3) OBP: 0.150, SLG: 0.105</small> 										3 0 0 0 0 1 0	
<b>Bob Brenly, R</b> <small>(1, 2) OBP: 0.289, SLG: 0.419</small> 										3 0 1 0 0 1 0	
<b>Joe Pettini, R</b> <small>(1, 4) OBP: 0.133, SLG: 0.214</small> <b>Greg Minton, S</b> <small>(8, 1)</small> 										3 0 0 0 0 0 1 0 0 0 0 0 0 0	
<b>Fred Breining, R</b> <small>(1, 1) OBP: 0.273, SLG: 0.111</small> <b>Tom O'Malley, L</b> <small>(8, 5) OBP: 0.354, SLG: 0.293</small> 										1 0 0 0 1 1 0 0 0 0 0 1 0 0	
<b>Inning Stats</b>	R: 0 H: 0 E: 0 LOB: 1 K: 1 BB: 1 S: 5 P: 9	R: 0 H: 0 E: 0 LOB: 0 K: 1 BB: 0 S: 5 P: 5	R: 0 H: 0 E: 0 LOB: 1 K: 1 BB: 1 S: 5 P: 9	R: 0 H: 0 E: 0 LOB: 0 K: 1 BB: 1 S: 4 P: 8	R: 0 H: 1 E: 0 LOB: 0 K: 0 BB: 0 S: 3 P: 3	R: 0 H: 0 E: 0 LOB: 0 K: 1 BB: 1 S: 4 P: 8	R: 0 H: 0 E: 0 LOB: 0 K: 1 BB: 0 S: 5 P: 5	R: 0 H: 0 E: 0 LOB: 0 K: 1 BB: 0 S: 5 P: 5	R: 0 H: 0 E: 0 LOB: 1 K: 1 BB: 1 S: 5 P: 9	1B: 1 SF: 0 2B: 1 SAC: 0 3B: 0 DP: 3 HR: 0 HBP: 0	
<b>PITCHER</b> <b>Larry McWilliams, L</b> <small>(1, 1) ERA: 2.15</small>	IP WLS BF H R ER SO BB IBB HBP BLK WP HR S P ERA WHIP 9.0 W 30 1 0 0 8 5 0 0 0 0 0 0 41 61 0.00 0.667										



Batter	1	2	3	4	5	6	7	8	9	AB R H RBI BB SO LOB
Lee Lacy, R OBP: 0.365, SLG: 0.500 (1, 7)	0-0 F4		0-0 1B 2B 1B		0-0 6-3	0-0 L7				4 1 1 0 0 0 2
Lee Mazzilli, S OBP: 0.403, SLG: 0.458 (1, 8)	0-0 F4		0-0 1-3 2B 1B		0-3 K		0-0 4-3			4 1 1 0 0 1 0
Bill Madlock, R OBP: 0.321, SLG: 0.340 (1, 5)	0-0 F8		0-0 1B 1-H 3-H 2B		0-0 2B		0-0 F4			4 0 2 2 0 0 0
Jason Thompson, L OBP: 0.361, SLG: 0.462 (1, 3)		0-3 K	0-0 F7		0-0 G3		0-0 4-3			4 0 0 0 0 1 2
Dave Parker, L OBP: 0.304, SLG: 0.273 (1, 9)		0-0 1B 1B	0-0 2-3 1B			0-3 K		0-0 4-3		4 0 2 0 0 1 0
Johnny Ray, S OBP: 0.259, SLG: 0.385 (1, 4)		0-0 F7	0-0 1-3			0-0 HR		0-0 4-3		4 1 1 1 0 0 3
Tony Peña, R OBP: 0.327, SLG: 0.333 (1, 2)		0-0 1-2 1B		0-0 1-3		0-0 4-3		0-3 K		4 0 1 0 0 1 0
Dale Berra, R OBP: 0.294, SLG: 0.447 (1, 6)		0-0 1-3		0-0 F8		0-3 K 1B				3 0 0 0 0 1 2
Larry McWilliams, L OBP: 0.333, SLG: 0.250 (1, 1)			0-0 1-3	0-3 K		0-0 1-2 1B				3 0 1 0 0 1 0

Inning Stats	R: 0	H: 0	E: 0	K: 0	S: 3	R: 0	H: 2	E: 0	K: 1	S: 7	R: 2	H: 4	E: 0	K: 0	S: 7	R: 0	H: 0	E: 0	K: 1	S: 5	R: 0	H: 1	E: 0	K: 1	S: 6	R: 1	H: 2	E: 0	K: 2	S: 10	R: 0	H: 0	E: 0	K: 0	S: 3	R: 0	H: 0	E: 0	K: 1	S: 5	1B: 6	2B: 2	3B: 0	HR: 1	SF: 0	SAC: 0	DP: 0	HBP: 0	WP: 1	PB: 0	SB: 2	CS: 0
--------------	------	------	------	------	------	------	------	------	------	------	------	------	------	------	------	------	------	------	------	------	------	------	------	------	------	------	------	------	------	-------	------	------	------	------	------	------	------	------	------	------	-------	-------	-------	-------	-------	--------	-------	--------	-------	-------	-------	-------

PITCHER	IP	WLS	BF	H	R	ER	SO	BB	IBB	HBP	BLK	WP	HR	S	P	ERA	WHIP
Fred Breining, R ERA: 3.78 (1, 1)	7.0	L	31	9	3	3	5	0	0	0	0	1	1	41	41	3.86	1.286
Greg Minton, R ERA: 8.31 (8, 1)	1.0		3	0	0	0	1	0	0	0	0	0	0	5	5	0.00	0.000

**BOTTOM**

**San Francisco Giants @ Pittsburgh Pirates**  
 Three Rivers Stadium, Pittsburgh, PA  
 Tue Apr 26 1983, 7:05 PM EDT  
 Att. 7,103 - Unknown


[livebaseballscorecards.com](http://livebaseballscorecards.com)

<b>AB</b>	<b>34</b>
<b>R</b>	<b>3</b>
<b>H</b>	<b>9</b>
<b>RBI</b>	<b>3</b>
<b>BB</b>	<b>0</b>
<b>SO</b>	<b>6</b>
<b>LOB</b>	<b>9</b>



<b>WP: 1</b>	<b>PA: 34</b>
<b>PB: 0</b>	
<b>SB: 2</b>	
<b>CS: 0</b>	



Batter	1	2	3	4	5	6	7	8	9	AB R H RBI BB SO LOB	TOP		
Johnnie LeMaster, R OBP: 0.390, SLG: 0.359 (1, 6)	0-0 F8		0-0 F8		0-0 S 1B			0-0 1-3		4 0 1 0 0 0 0	<b>San Francisco Giants @ Pittsburgh Pirates</b> Three Rivers Stadium, Pittsburgh, PA Wed Apr 27 1983, 3:33 AM EDT Att. 5,267 - Unknown <a href="http://livebaseballscorecards.com">livebaseballscorecards.com</a>		
Max Venable, L OBP: 0.160, SLG: 0.417 (1, 7)	0-0 F9		0-0 1-3		0-0 F9			0-3 K		4 0 0 0 0 1 1			
Chili Davis, S OBP: 0.324, SLG: 0.578 (1, 8)	0-0 5-3			0-0 6-3 BLK CS 1B				0-0 F2		4 0 1 0 0 0 0			
Jack Clark, R OBP: 0.257, SLG: 0.238 (1, 9)		0-0 E S 1B		0-0 6-3		0-0 F7		0-0 F8		4 1 1 0 0 0 1			
Darrell Evans, L OBP: 0.306, SLG: 0.392 (1, 3)		0-0 F7		4-0 CS 1B BB		0-0 HR		4-0 1B BB		2 2 1 1 2 0 1			
Tom O'Malley, L OBP: 0.385, SLG: 0.318 (1, 5)		4-0 1B BB		0-0 1B		0-0 G3		0-0 1-2 1B		3 0 2 1 1 0 0			
Milt May, L OBP: 0.192, SLG: 0.280 (1, 2)		0-0 G1-6-3 1B		0-0 F7			0-0 5-3	0-3 K		3 0 1 1 0 0 1			
Jeffrey Leonard, R OBP: 0.250, SLG: 0.309 (9, PH)		1-2 3-H 1B		0-0 G1-6-3				0-3 K		1 0 0 0 0 1 2			
Bob Brenly, R OBP: 0.269, SLG: 0.419 (9, 2)		0-0 G1-6-3		0-0 K				0-3 CS 1B		0 0 0 0 0 0 0			
Duane Kuiper, L OBP: 0.321, SLG: 0.229 (1, 4)		0-0 G1-6-3		0-3 K						3 0 1 0 0 1 2			
Mike Vail, R OBP: 0.143, SLG: 0.100 (9, PH)										1 0 0 0 0 1 2			
Joe Pettini, R OBP: 0.133, SLG: 0.214 (9, 4)										0 0 0 0 0 0 0			
Bill Laskey, R (1, 1)			0-3 K		0-0 G3					3 0 0 0 0 1 1			
Gary Lavelle, S (8, 1)										0 0 0 0 0 0 0			
Greg Minton, S (9, 1)										0 0 0 0 0 0 0			
<b>Inning Stats</b>	R: 0 E: 0 K: 0 S: 3 H: 0 LOB: 0 BB: 0 P: 3	R: 1 E: 0 K: 0 S: 4 H: 2 LOB: 1 BB: 1 P: 8	R: 0 E: 0 K: 1 S: 5 H: 0 LOB: 0 BB: 0 P: 5	R: 1 E: 0 K: 0 S: 4 H: 2 LOB: 1 BB: 1 P: 8	R: 0 E: 0 K: 1 S: 6 H: 1 LOB: 1 BB: 0 P: 6	R: 1 E: 0 K: 0 S: 4 H: 1 LOB: 0 BB: 0 P: 4	R: 0 E: 0 K: 0 S: 3 H: 1 LOB: 0 BB: 0 P: 3	R: 0 E: 0 K: 1 S: 5 H: 0 LOB: 0 BB: 0 P: 5	R: 0 E: 0 K: 2 S: 8 H: 1 LOB: 2 BB: 1 P: 12	1B: 7 2B: 0 3B: 0 HR: 1 SF: 0 SAC: 0 DP: 1 HBP: 0	WP: 0 PB: 0 SB: 2 CS: 3 PA: 35		
<b>PITCHER</b>	IP WLS BF H R ER SO BB IBB HBP BLK WP HR S P ERA WHIP											<b>PITCHER</b>	IP WLS BF H R ER SO BB IBB HBP BLK WP HR S P ERA WHIP
Rick Rhoden, R ERA: 3.16 (1, 1)	7.0 L 27 7 3 2 2 2 2 0 0 1 0 1 29 37 2.57 1.286												
Rod Scurry, L ERA: 0.79 (8, 1)	2.0 8 1 0 0 3 1 0 0 0 0 0 0 13 17 0.00 1.000												





Batter	1	2	3	4	5	6	7	8	9	10	11	12	13	14	15	16	AB	R	H	RBI	BB	SO	LOB	TOP								
Johnnie LeMaster, R OBP: 0.376, SLG: 0.338 (1, 6)	F3		5-3		F9		G3		5-3			FC5-6 2B				L6	7	1	1	0	1	0	1									
Joel Youngblood, R OBP: 0.267, SLG: 0.357 (1, 4)	F4				5-3		1-3			3-1		FC5-6 2B				F7	4	1	1	0	0	0	0	1								
Gary Lavelle, S (7, 1)																	0	0	0	0	0	0	0									
Milt May, L OBP: 0.167, SLG: 0.241 (8, 2)			1B E														4	1	0	0	0	0	0									
Chili Davis, S OBP: 0.342, SLG: 0.583 (1, 8)			1B														0	0	0	0	0	0	0									
Jack Clark, R OBP: 0.286, SLG: 0.250 (1, 9)			1B														4	1	0	0	0	1	3									
Jeffrey Leonard, R OBP: 0.247, SLG: 0.329 (1, 7)			E7														8	0	4	2	0	1	0									
Jim Barr, R (10, 1)			1B														5	0	2	0	2	0	1									
Dave Bergman, L OBP: 0.333, SLG: 0.143 (14, PH)			1B														5	0	1	0	0	1	5									
Renie Martin, R OBP: 1.000, SLG: 2.000 (14, 1)			BB														1	0	0	0	0	0	2									
Mark Calvert, R (15, 1)			BB														0	0	0	0	1	0	0									
Darrell Evans, L OBP: 0.333, SLG: 0.393 (1, 3)			F8														0	0	0	0	0	0	0									
Bob Brenly, R OBP: 0.306, SLG: 0.400 (1, 2)			G6-4-3														0	0	0	0	0	0	0									
Greg Minton, S (8, 1)			1B														0	0	0	0	0	0	0									
Max Venable, L OBP: 0.143, SLG: 0.370 (10, 7)			BB														0	0	0	0	0	0	0									
Tom O'Malley, L OBP: 0.356, SLG: 0.294 (1, 5)			L3														0	0	0	0	0	0	0									
Atlee Hammaker, S OBP: 0.091, SLG: 0.091 (1, 1)			F8														0	0	0	0	0	0	0									
Mike Vail, R OBP: 0.182, SLG: 0.143 (7, PH)			L3														0	0	0	0	0	0	0									
Joe Pettini, R OBP: 0.105, SLG: 0.167 (7, 4)			BB														0	0	0	0	0	0	0									
Inning Stats	R: 0 E: 0 K: 1 S: 7	H: 2 LOB: 2 BB: 0 P: 7	R: 0 E: 0 K: 0 S: 3	H: 1 LOB: 0 BB: 0 P: 3	R: 1 E: 1 K: 0 S: 5	H: 2 LOB: 2 BB: 1 P: 9	R: 0 E: 0 K: 0 S: 2	H: 0 LOB: 0 BB: 1 P: 6	R: 0 E: 0 K: 1 S: 5	H: 0 LOB: 0 BB: 0 P: 5	R: 0 E: 0 K: 0 S: 3	H: 1 LOB: 2 BB: 1 P: 8	R: 0 E: 0 K: 1 S: 5	H: 0 LOB: 0 BB: 0 P: 5	R: 0 E: 0 K: 0 S: 4	H: 1 LOB: 1 BB: 0 P: 4	R: 0 E: 0 K: 0 S: 3	H: 0 LOB: 0 BB: 0 P: 3	R: 2 E: 1 K: 0 S: 5	H: 1 LOB: 3 BB: 3 P: 17	R: 0 E: 0 K: 1 S: 6	H: 2 LOB: 1 BB: 0 P: 6	R: 0 E: 0 K: 0 S: 3	H: 1 LOB: 1 BB: 1 P: 7	R: 0 E: 0 K: 0 S: 3	H: 0 LOB: 0 BB: 0 P: 3	R: 0 E: 0 K: 1 S: 5	H: 0 LOB: 0 BB: 0 P: 5	1B: 11 2B: 2 3B: 1 HR: 0	SF: 0 SAC: 0 DP: 4 HBP: 0	WP: 0 PB: 0 SB: 1 CS: 0	PA: 66
PITCHER	IP	WLS	BF	H	R	ER	SO	BB	IBB	HBP	BLK	WP	HR	S	P	ERA	WHIP															
Dave LaPoint, L ERA: 1.73 (1, 1)	6.1		27	7	3	2	2	3	0	0	0	0	0	28	4	2.84	1.579															
Jeff Lahti, R ERA: 3.98 (7, 1)	1.2		7	1	0	0	0	0	1	0	0	0	0	6	10	0.00	0.600															
Bruce Sutter, R ERA: 0.84 (9, 1)	2.0		7	1	0	0	1	0	0	0	0	0	0	9	9	0.00	0.500															
John Martin, L ERA: 1.86 (11, 1)	1.2		10	1	2	1	0	2	1	0	0	0	0	7	19	5.40	1.800															
Jim Kaat, L ERA: 1.93 (12, 1)	1.1		5	2	0	0	1	0	0	0	0	0	0	7	7	0.00	1.500															
PITCHER	IP	WLS	BF	H	R	ER	SO	BB	IBB	HBP	BLK	WP	HR	S	P	ERA	WHIP															
Doug Bair, R ERA: 4.32 (14, 1)	3.0		10	1	0	0	1	1	0	0	0	0	0	11	15	0.00	0.667															

San Francisco Giants @ St. Louis Cardinals  
 Busch Stadium, St. Louis, MO  
 Fri Apr 29 1983, Postponed  
 Att. 16,438 - Unknown

livebaseballscores.com

AB 58  
 R 5  
 H 13  
 RBI 4  
 BB 8  
 SO 5  
 LOB 24





Batter	1	2	3	4	5	6	7	8	9	10	11	12	13	14	15	16	AB	R	H	RBI	BB	SO	LOB	BOTTOM					
Ozzie Smith, S OBP: 0.313, SLG: 0.339 (1, 6)	F7		5-3		6-3			FC3-6 1B		4-3		6-3		SH1-4		E6 WP FC4-2	7	1	0	0	0	0	2						
Ken Oberkell, L OBP: 0.295, SLG: 0.263 (1, 5) (12, 4)	6-3					K								F8			7	2	4	1	1	1	1						
Keith Hernandez, L OBP: 0.409, SLG: 0.541 (1, 3) B B B						K											5	1	2	1	3	1	2						
George Hendrick, R OBP: 0.377, SLG: 0.707 (1, 9) S S S Bruce Sutter, R (9, 1) Steve Braun, L (10, PH) John Martin, S OBP: 0.500, SLG: 0.500 (11, 1) Jamie Quirk, L OBP: 0.200, SLG: 0.200 (12, 5)	K			F7		6-3		5-3						6-3		FC4-2	4	0	0	0	0	1	3						
Lonnie Smith, R OBP: 0.368, SLG: 0.443 (1, 7)		6-3															5	1	2	1	1	0	0						
David Green, R OBP: 0.302, SLG: 0.397 (1, 8) (9, 9)																	6	0	2	1	0	0	3						
Darrell Porter, L OBP: 0.328, SLG: 0.327 (1, 2) Glenn Brummer, R OBP: 0.500, SLG: 0.750 (14, 2)																	5	0	0	0	1	2	2						
Mike Ramsey, S OBP: 0.291, SLG: 0.347 (1, 4) Dane Iorg, L OBP: 0.300, SLG: 0.750 (9, PH) Rafael Santana, R OBP: 0.500, SLG: 0.500 (10, 4) Jim Kast, L (12, 1) Doug Bair, R (14, 1)																	3	1	1	0	0	0	0						
Dave LaPoint, L (1, 1) Jeff Lahti, R (7, 1) Tom Herr, S OBP: 1.000, SLG: 1.000 (8, PH) Willie McGee, S (9, 8)																	1	0	0	0	0	0	0						
Inning Stats	R: 0 E: 0 K: 1 S: 5	H: 0 LOB: 1 BB: 1 P: 9	R: 0 E: 0 K: 1 S: 5	H: 1 LOB: 0 BB: 0 P: 5	R: 1 E: 0 K: 1 S: 5	H: 2 LOB: 1 BB: 0 P: 5	R: 1 E: 0 K: 1 S: 6	H: 2 LOB: 1 BB: 0 P: 6	R: 0 E: 0 K: 0 S: 3	H: 0 LOB: 0 BB: 0 P: 3	R: 0 E: 0 K: 0 S: 3	H: 0 LOB: 0 BB: 0 P: 3	R: 1 E: 0 K: 0 S: 6	H: 3 LOB: 2 BB: 1 P: 6	R: 0 E: 0 K: 0 S: 4	H: 1 LOB: 2 BB: 1 P: 8	R: 0 E: 0 K: 0 S: 3	H: 0 LOB: 0 BB: 0 P: 3	R: 2 E: 0 K: 0 S: 5	H: 3 LOB: 0 BB: 0 P: 5	R: 0 E: 0 K: 1 S: 5	H: 0 LOB: 0 BB: 0 P: 5	R: 0 E: 0 K: 1 S: 6	H: 1 LOB: 1 BB: 0 P: 6	R: 1 E: 2 K: 0 S: 4	H: 1 LOB: 3 BB: 1 P: 8	1B: 13 2B: 3 3B: 1 HR: 0	SF: 1 SAC: 3 DP: 3 HBP: 0	WP: 1 PA: 67

San Francisco Giants @ St. Louis Cardinals  
 Busch Stadium, St. Louis, MO  
 Fri Apr 29 1983, Postponed  
 Att: 16,438 - Unknown

livebaseballscores.com

AB	55
R	6
H	15
RBI	5
BB	8
SO	7
LOB	23



PITCHER	IP	WLS	BF	H	R	ER	SO	BB	IBB	HBP	BLK	WP	HR	S	P	ERA	WHIP
Atlee Hammaker, L ERA: 1.2 (1, 1)	6.0		22	5	2	2	5	1	0	0	0	0	0	31	35	3.00	1.000
Gary Lavelle, L ERA: 2.03 (7, 1)	1.2		8	3	1	1	0	0	0	0	0	0	0	8	8	5.40	1.800
Greg Minton, R ERA: 6.55 (8, 1)	2.0		11	1	0	0	0	3	1	0	0	0	0	7	23	0.00	2.000
Jim Barr, R ERA: 6.59 (10, 1)	3.1		12	4	2	2	1	0	0	0	0	0	0	14	14	5.40	1.200
Renie Martin, R ERA: 6.75 (14, 1)	1.0		5	0	0	0	0	1	1	0	0	0	0	3	11	0.00	1.000

PITCHER	IP	WLS	BF	H	R	ER	SO	BB	IBB	HBP	BLK	WP	HR	S	P	ERA	WHIP
Mark Calvert, R ERA: 6.75 (15, 1)	1.2		9	2	1	0	1	0	1	0	0	0	0	10	14	0.00	1.200

Batter	1	2	3	4	5	6	7	8	9	AB R H RBI BB SO LOB	TOP											
Johnnie LeMaster, R OBP: 0.400, SLG: 0.400 (1, 6)	0-0 G3-6-3 1B		0-0 3B		0-0 F9		4-0 BB 1-2 BB		0-0 3B 2B	4 1 3 0 1 0 0	<p>San Francisco Giants @ St. Louis Cardinals</p> <p>Busch Stadium, St. Louis, MO</p> <p>Sat Apr 30 1983, 7:05 PM CDT</p> <p>Att. 36,904 - Unknown</p>											
Max Venable, L OBP: 0.182, SLG: 0.452 (1, 7)	0-0 G3-6-3 1-2f		0-3 K		0-0 1B		0-0 SF8		0-0 E 3B	4 1 2 2 0 1 2												
Chili Davis, S OBP: 0.333, SLG: 0.571 (1, 8)	0-0 4-3			0-0 PB FC3-2 2B	0-0 4-3		0-3 K		0-0 FC3	5 0 1 0 0 1 3												
Jack Clark, R OBP: 0.268, SLG: 0.233 (1, 9)		0-0 5-3		0-3 K 2-3		0-0 4-3		0-0 F7	0-0 F8	5 0 0 0 0 1 2												
Darrell Evans, L OBP: 0.338, SLG: 0.383 (1, 3)		0-3 K		0-0 FC3-2 E 1B		0-0 4-3		0-0 BB 1B	4-0 IBB	4 1 1 0 1 1 1												
Milt May, L OBP: 0.200, SLG: 0.242 (1, 2)		0-0 PO 1B 1B		0-0 E6 1-3 1B		0-0 L4		4-0 BB 1-2	0-3 K	4 1 1 0 1 1 3												
Tom O'Malley, L OBP: 0.381, SLG: 0.345 (1, 5)		0-0 1-2 1B		0-0 E 1B 2-H 3-H		0-0 FC SF8 2B		0-0 F5		4 1 3 2 0 0 2												
Duane Kuiper, L OBP: 0.305, SLG: 0.216 (1, 4)	0-0 PO	0-0 4-3	0-0 6-3		0-0 FC BB		0-3 K			3 0 0 0 0 0 2												
Champ Summers, L OBP: 0.429, SLG: 0.333 (8, PH)										1 0 0 0 0 1 2												
Joe Pettini, R OBP: 0.105, SLG: 0.167 (8, 4)										0 0 0 0 0 0 0												
Andy McGaffigan, R Gary Lavelle, S (8, 1)			0-3 K		0-0 5-3		0-0 G2		0-3 K	3 0 0 0 0 1 2 1 0 0 0 0 1 0												
<b>Inning Stats</b>	R: 0 E: 0 K: 0 S: 3	H: 1 LOB: 0 BB: 0 P: 3	R: 0 E: 0 K: 1 S: 6	H: 2 LOB: 1 BB: 0 P: 6	R: 0 E: 0 K: 2 S: 8	H: 1 LOB: 1 BB: 0 P: 8	R: 2 E: 2 K: 1 S: 8	H: 2 LOB: 1 BB: 0 P: 8	R: 0 E: 0 K: 0 S: 4	H: 1 LOB: 1 BB: 0 P: 4	R: 0 E: 0 K: 0 S: 3	H: 0 LOB: 0 BB: 0 P: 3	R: 1 E: 0 K: 1 S: 7	H: 1 LOB: 2 BB: 1 P: 11	R: 0 E: 0 K: 1 S: 6	H: 1 LOB: 2 BB: 1 P: 10	R: 2 E: 1 K: 2 S: 10	H: 2 LOB: 2 BB: 1 P: 14	1B: 6 2B: 3 3B: 2 HR: 0	SF: 1 SAC: 0 DP: 1 HBP: 0	WP: 0 PB: 1 SB: 0 CS: 0	PA: 43
<b>PITCHER</b>	IP WLS BF H R ER SO BB IBB HBP BLK WP HR S P ERA WHIP																				<b>PITCHER</b>	IP WLS BF H R ER SO BB IBB HBP BLK WP HR S P ERA WHIP
Joaquin Andujar, R ERA: 2.92 (1, 1)	8.0 L 35 9 3 1 6 2 0 0 0 0 0 45 53 1.12 1.375																				Eric Rasmussen, R ERA: 4.91 (9, 1)	1.0 7 2 2 1 2 0 1 0 0 0 0 10 14 9.00 2.000

livebaseballscorecards.com

AB	38
R	5
H	11
RBI	4
BB	3
SO	8
LOB	19





Batter	1	2	3	4	5	6	7	8	9
Tom Herr, S (1, 4) OBP: 0.250, SLG: 0.250 Dane Iorg, L (8, PH) OBP: 0.571, SLG: 0.800 Rafael Santana, R (8, PR) OBP: 0.500, SLG: 0.500 (9, 5)	0-0 F8		0-0 L6		0-3 K			0-0 1B	
Ken Oberkfell, L (1, 5) OBP: 0.297, SLG: 0.254 David Green, R (8, PH) OBP: 0.297, SLG: 0.390 (9, 7)	0-0 F9			4-0 BB		0-0 F8		0-0 F9	
Lonnie Smith, R (1, 7) OBP: 0.361, SLG: 0.446 Eric Rasmussen, R (9, 1)	0-0 F8			0-0 F8		0-0 2B		0-0 L6	
Keith Hernandez, L (1, 3) OBP: 0.400, SLG: 0.523		0-3 K		0-3 K		0-0 F5		0-0 1B 1B	
George Hendrick, R (1, 9) OBP: 0.369, SLG: 0.677		0-0 F8		0-0 F8		0-0 6-3		0-0 1B 1B	
Willie McGee, S (1, 8) OBP: 0.250, SLG: 0.143		0-0 1B			0-0 F8		0-0 4-3	0-3 K	
Darrell Porter, L (1, 2) OBP: 0.308, SLG: 0.304		0-0 F9			0-0 G3		0-3 K	0-3 K	
Ozzie Smith, S (1, 6) OBP: 0.310, SLG: 0.333			0-0 6-3		0-0 1B WP 1B		0-0 L4	0-0 6-3	
Joaquin Andujar, S (1, 1) OBP: 0.167, SLG: 0.167 Steve Braun, L (8, PH) Mike Ramsey, S (9, 4) OBP: 0.291, SLG: 0.347			0-0 6-3		0-0 1B S 1B			0-0 F8	

AB	R	H	RBI	BB	SO	LOB
3	0	0	0	0	1	2
1	0	1	0	0	0	0
0	0	0	0	0	0	0
2	0	0	0	1	0	0
1	0	0	0	0	0	1
4	0	1	0	0	0	2
0	0	0	0	0	0	0
4	0	1	0	0	2	2
4	0	1	0	0	0	2
4	0	1	0	0	1	2
4	0	0	0	0	2	3
4	0	1	0	0	0	2
2	0	1	0	0	0	0
1	0	0	0	0	0	0
0	0	0	0	0	0	0

**BOTTOM**

San Francisco Giants @ St. Louis Cardinals  
 Busch Stadium, St. Louis, MO  
 Sat Apr 30 1983, 7:05 PM CDT  
 Att. 36,904 - Unknown

livebaseballscores.com

AB	34
R	0
H	7
RBI	0
BB	1
SO	6
LOB	16



Inning Stats	R: 0	H: 0	E: 0	K: 0	S: 3	R: 0	H: 1	E: 0	K: 1	S: 6	R: 0	H: 0	E: 0	K: 0	S: 3	R: 0	H: 0	E: 0	K: 1	S: 5	R: 0	H: 2	E: 0	K: 1	S: 7	R: 0	H: 1	E: 0	K: 0	S: 4	R: 0	H: 0	E: 0	K: 1	S: 5	R: 0	H: 1	E: 0	K: 0	S: 4	R: 0	H: 2	E: 0	K: 2	S: 9
--------------	------	------	------	------	------	------	------	------	------	------	------	------	------	------	------	------	------	------	------	------	------	------	------	------	------	------	------	------	------	------	------	------	------	------	------	------	------	------	------	------	------	------	------	------	------

PITCHER	IP	WLS	BF	H	R	ER	SO	BB	IBB	HBP	BLK	WP	HR	S	P	ERA	WHIP
Andy McGaffigan, R (1, 1) ERA: 3.81	7.1	W	28	5	0	0	4	1	0	0	0	1	0	35	39	0.00	0.818
Gary Lavelle, L (8, 1) ERA: 1.8	1.2	S	7	2	0	0	2	0	0	0	0	0	0	11	11	0.00	1.200

WP: 1	PA: 35
PB: 0	
SB: 2	
CS: 0	

PITCHER	IP	WLS	BF	H	R	ER	SO	BB	IBB	HBP	BLK	WP	HR	S	P	ERA	WHIP
---------	----	-----	----	---	---	----	----	----	-----	-----	-----	----	----	---	---	-----	------

Batter	1	2	3	4	5	6	7	8	9	AB R H RBI BB SO LOB	TOP		
<b>Johnnie LeMaster, R</b> (1, 6) <small>OBP: 0.406, SLG: 0.400</small>	0-0 	0-0 5-3 			0-0 6-3 2B 1B 	4-0 BB 		0-0 6-3 	0-0 5-3 	5 1 2 1 1 0 4	<b>San Francisco Giants @ St. Louis Cardinals</b> <b>Busch Stadium, St. Louis, MO</b> Sun May 01 1983, 3:33 AM CDT Att: 20,894 - Unknown		
<b>Max Venable, L</b> (1, 9) <small>OBP: 0.184, SLG: 0.400</small>	4-0 		0-0 F9 		0-0 6-3 	0-0 4-3 		0-0 G3 		4 0 0 0 1 0 3			
<b>Chili Davis, S</b> (1, 8) <small>OBP: 0.348, SLG: 0.563</small>	4-0 		0-0 F8 		4-0 2B BB 		0-0 F9 		0-0 3B 1B 	3 2 1 0 2 0 0			
<b>Darrell Evans, L</b> (1, 3) <small>OBP: 0.354, SLG: 0.446</small>	0-0 F8 		0-0 1B 1B 		0-0 F8 1B 2B 		0-0 G3 		0-0 1B 3B 	5 1 3 3 0 0 2			
<b>Jeffrey Leonard, R</b> (1, 7) <small>OBP: 0.256, SLG: 0.333</small>	0-0 FC6-4 		0-0 1B 		0-0 F8 		0-0 6-3 		0-0 1B 1B 	5 1 2 1 0 0 3			
<b>Tom O'Malley, L</b> (1, 5) <small>OBP: 0.368, SLG: 0.333</small>		0-0 E 1B 4-3 1B 	0-3 K 		0-0 G3 			0-0 4-3 	0-0 F6 	5 1 1 0 0 1 4			
<b>Bob Brenly, R</b> (1, 2) <small>OBP: 0.315, SLG: 0.375</small>		0-0 F6 		0-0 F7 		4-0 G6-4-3 BB BLK BB 		4-0 S 1B BB 	0-3 K 	3 2 0 0 2 1 2			
<b>Duane Kuiper, L</b> (1, 4) <small>OBP: 0.344, SLG: 0.241</small> <b>Joe Pettini, R</b> (9, PR) <small>OBP: 0.105, SLG: 0.167</small>		0-0 E7 4-3 1B 		0-0 1-3 		4-0 G6-4-3 BB 		4-0 E 1B 6-3 BB 	0-0 1B 	3 1 2 1 2 0 0 0 0 0 0 0 0 0			
<small>Fred Braining, R Mike Chils, L Champ Summers, L Rennie Martin, R Dave Espartero, S Mark Gilbert, R Milt May, L Joel Youngblood, R</small>		0-0 4-3 		0-0 F8 		0-0 G6-4-3 		0-0 E7 	0-0 1B 	1 0 0 1 0 0 1 1 0 0 0 0 0 0 1 0 1 0 1 0 0 0 0 0 0 0 0 0 0 0			
<b>Inning Stats</b>	R: 0 H: 1 E: 0 LOB: 2 K: 0 BB: 2 S: 3 P: 11	R: 1 H: 2 E: 1 LOB: 1 K: 0 BB: 0 S: 5 P: 5	R: 0 H: 2 E: 0 LOB: 2 K: 1 BB: 0 S: 7 P: 7	R: 0 H: 0 E: 0 LOB: 0 K: 0 BB: 0 S: 3 P: 3	R: 2 H: 2 E: 0 LOB: 1 K: 0 BB: 1 S: 5 P: 9	R: 1 H: 0 E: 0 LOB: 1 K: 0 BB: 3 S: 2 P: 14	R: 0 H: 0 E: 0 LOB: 0 K: 0 BB: 0 S: 3 P: 3	R: 2 H: 1 E: 1 LOB: 1 K: 0 BB: 2 S: 4 P: 12	R: 3 H: 5 E: 0 LOB: 2 K: 1 BB: 0 S: 10 P: 10	1B: 11 SF: 0 2B: 1 SAC: 0 3B: 1 DP: 1 HR: 0 HBP: 0	WP: 0 PA: 46 PB: 0 SB: 4 CS: 1		
<b>PITCHER</b>	IP WLS BF H R ER SO BB IBB HBP BLK WP HR S P ERA WHIP											<b>PITCHER</b>	IP WLS BF H R ER SO BB IBB HBP BLK WP HR S P ERA WHIP
<b>John Stuper, R</b> (1, 1) <small>ERA: 4.91</small> <b>Jeff Lahti, R</b> (6, 1) <small>ERA: 3.52</small> <b>Bruce Sutter, R</b> (8, 1) <small>ERA: 2.92</small>	5.0 W 26 7 4 3 1 5 0 0 0 0 0 0 23 43 5.40 2.400												


livebaseballscorecards.com

<b>AB</b>	38
<b>R</b>	9
<b>H</b>	13
<b>RBI</b>	8
<b>BB</b>	8
<b>SO</b>	2
<b>LOB</b>	21







Batter	1	2	3	4	5	6	7	8	9	AB R H RBI BB SO LOB	TOP														
Gary Woods, R (1, 7) OBP: 0.233, SLG: 0.325 Wayne Nordhagen, R (9, PH) OBP: 0.182, SLG: 0.350 Tom Verzyer, R (9, PR)	0-0 L3		0-0 6-3		0-3 K			0-0 F3	0-0 E5 23 FC1-6	4 0 0 0 0 1 2 1 0 0 0 0 0 1 0 0 0 0 0 0 0	<p><b>Chicago Cubs @ San Francisco Giants</b> Candlestick Park, San Francisco, CA</p> <p>Tue May 03 1983, 10:05 PM EDT Att. 6,483 - Unknown</p> <p>livebaseballscorecards.com</p> <table border="1"> <tr><td>AB</td><td>37</td></tr> <tr><td>R</td><td>4</td></tr> <tr><td>H</td><td>11</td></tr> <tr><td>RBI</td><td>3</td></tr> <tr><td>BB</td><td>1</td></tr> <tr><td>SO</td><td>5</td></tr> <tr><td>LOB</td><td>19</td></tr> </table> 	AB	37	R	4	H	11	RBI	3	BB	1	SO	5	LOB	19
AB	37																								
R	4																								
H	11																								
RBI	3																								
BB	1																								
SO	5																								
LOB	19																								
23 Ryne Sandberg, R (1, 4) OBP: 0.256, SLG: 0.288	0-0 F4		0-3 K			0-0 1B		0-0 HR	0-0 FC1-6 1-2f 3-H	5 1 2 2 0 1 2															
Bill Buckner, L (1, 3) OBP: 0.244, SLG: 0.284	0-0 1B			0-0 F8		0-0 F8		0-0 1B	0-0 G3	5 1 2 0 0 0 2															
Leon Durham, L (1, 8) OBP: 0.407, SLG: 0.462	0-3 K			4-0 BB		0-0 F8		0-0 F5		3 0 0 0 1 1 3															
Ron Cey, R (1, 5) OBP: 0.264, SLG: 0.228		0-0 1B		0-0 F9		0-0 F9		0-0 1B		4 0 2 1 0 0 2															
Keith Moreland, R (1, 9) OBP: 0.324, SLG: 0.448		0-0 G3-6-3 1-2f		0-0 F6			0-3 K	0-0 5-3		4 0 0 0 0 1 3															
Jody Davis, R (1, 2) OBP: 0.343, SLG: 0.469		0-0 F4			0-0 FC4-6 1B		0-0 FC3-6 1B		0-0 6-3	4 0 2 0 0 0 0															
Larry Bowa, S (1, 6) OBP: 0.282, SLG: 0.288			0-0 SH2-4 1B		0-0 FC4-6 FC6-4 1-2f		0-0 FC3-6 1-2f		0-0 1B E 1B	4 1 2 0 0 0 2															
Steve Trout, L (1, 1) Mike Proly, R (6, 1) Jay Johnstone, L (7, PH) Warren Brusstar, R (7, 1) Scot Thompson, L (9, PH) OBP: 0.285, SLG: 0.333			0-0 SH2-4		0-0 FC6-4 PB 1-2f		0-3 K		0-0 E 23 FC1-6 1B	1 0 0 0 0 0 1 0 0 0 0 0 0 0 1 0 0 0 0 1 1 0 0 0 0 0 0 0 1 1 1 0 0 0 0															
<b>Inning Stats</b>	R: 0 E: 0 K: 1 S: 6	H: 1 LOB: 1 BB: 0 P: 6	R: 0 E: 0 K: 0 S: 3	H: 1 LOB: 0 BB: 0 P: 3	R: 0 E: 0 K: 1 S: 6	H: 1 LOB: 1 BB: 0 P: 6	R: 0 E: 0 K: 1 S: 6	H: 1 LOB: 1 BB: 0 P: 6	R: 0 E: 0 K: 2 S: 8	H: 1 LOB: 1 BB: 0 P: 8	R: 2 E: 0 K: 0 S: 6	H: 3 LOB: 1 BB: 0 P: 6	R: 2 E: 1 K: 0 S: 6	H: 2 LOB: 1 BB: 0 P: 6	1B: 9 2B: 1 3B: 0 HR: 1	SF: 0 SAC: 1 DP: 1 HBP: 0	WP: 0 PB: 1 SB: 0 CS: 0	PA: 39							
<b>PITCHER</b>	IP WLS BF H R ER SO BB IBB HBP BLK WP HR S P ERA WHIP																								
Bill Laskey, R (1, 1) ERA: 4.5	7.1 W 30 8 2 2 5 1 0 0 0 0 1 39 43 2.46 1.227																								
Greg Minton, R (8, 1) ERA: 5.68	1.2 9 3 2 0 0 0 0 0 0 0 0 0 9 9 0.00 1.800																								









Batter	1	2	3	4	5	6	7	8	9
Johnnie LeMaster, R OBP: 0.410, SLG: 0.402 (1, 6)	0-0 1B 2B		0-0 SH1-4	0-0 F7		0-0 1B		0-3 K	
Darrell Evans, L OBP: 0.368, SLG: 0.451 (1, 3)	0-0 2-H 1B		4-0 2B 1B BB	4-0 BB		0-3 K			
Chili Davis, S OBP: 0.337, SLG: 0.534 (1, 8)	0-0 4-3		0-0 1-3 2-H 1B 2B	0-3 K		0-3 K			
Jack Clark, R OBP: 0.278, SLG: 0.238 (1, 9)	0-3 K		0-0 F8 1B		4-0 FC6-4 BB	0-3 K			
Jeffrey Leonard, R OBP: 0.267, SLG: 0.341 (1, 7)		0-0 1-3	4-0 IBB		0-0 FC6-4 1B E		0-3 K		
Tom O'Malley, L OBP: 0.368, SLG: 0.333 (1, 5)		0-0 6-3	0-0 F8		0-0 1-3 E 1B	0-0 F8			
Milt May, L OBP: 0.225, SLG: 0.243 (1, 2)		4-0 FC5-4 BB	0-3 K		0-0 1-3 E3 1B 3	0-0 1-3			
Duane Kuiper, L OBP: 0.353, SLG: 0.259 (1, 4)	0-0 FC5-4			0-0 SH1-4 1B		0-0 2-3 1B		0-0 6-3	
Atlee Hammaker, S OBP: 0.154, SLG: 0.154 Gary Lavelle, S (7, 1)			0-0 SH1-4 2B 1B	0-0 SH1-4		0-0 3		0-3 K	

Inning Stats	R: 1	H: 2	E: 0	K: 1	S: 6	LOB: 0	BB: 0	P: 6	R: 0	H: 0	E: 0	K: 0	S: 3	LOB: 1	BB: 1	P: 7	R: 3	H: 3	E: 0	K: 1	S: 8	LOB: 2	BB: 2	P: 16	R: 0	H: 1	E: 0	K: 1	S: 6	LOB: 2	BB: 1	P: 10	R: 3	H: 2	E: 1	K: 0	S: 5	LOB: 0	BB: 1	P: 9	R: 0	H: 1	E: 0	K: 3	S: 10	LOB: 1	BB: 0	P: 10	R: 0	H: 0	E: 0	K: 1	S: 5	LOB: 0	BB: 0	P: 5	R: 0	H: 0	E: 0	K: 2	S: 7	LOB: 0	BB: 0	P: 7	R: 0	H: 0	E: 0	K: 0	S: 7	LOB: 0	BB: 0	P: 7
1B: 7	2B: 3	3B: 0	HR: 0	SF: 0	SAC: 2	DP: 1	HBP: 0	WP: 0	PA: 37																																																															

PITCHER	IP	WLS	BF	H	R	ER	SO	BB	IBB	HBP	BLK	WP	HR	S	P	ERA	WHIP
Paul Moskau, R ERA: 8.04 (1, 1)	2.1	L	14	5	4	4	1	2	1	0	0	0	0	13	25	15.43	3.000
Craig Lefferts, L ERA: 2.45 (3, 1)	1.2		7	1	0	0	2	1	0	0	0	0	0	10	14	0.00	1.200
Mike Proby, R ERA: 2.57 (5, 1)	0.1		3	1	2	1	0	1	0	0	0	0	0	2	6	27.00	6.000
Willie Hernandez, L ERA: 2.81 (5, 1)	1.2		7	2	1	0	3	0	0	0	0	0	0	13	13	0.00	1.200
Bill Campbell, R ERA: 4.37 (7, 1)	1.0		3	0	0	0	1	0	0	0	0	0	0	5	5	0.00	0.000

**BOTTOM**

**Chicago Cubs @ San Francisco Giants**  
Candlestick Park, San Francisco, CA

Wed May 04 1983, 6:33 AM EDT  
Att. 7,921 - Unknown

livebaseballscorecards.com

AB	30
R	7
H	9
RBI	5
BB	5
SO	9
LOB	13

**GIANTS**

Batter	1	2	3	4	5	6	7	8	9	AB R H RBI BB SO LOB	TOP
Lee Lacy, R (1, 7) OBP: 0.351, SLG: 0.438	0-3 K		0-3 K		0-0 6-3			0-0 6-3		4 0 0 0 0 2 1	<b>Pittsburgh Pirates @ San Francisco Giants</b> Candlestick Park, San Francisco, CA Fri May 06 1983, 10:05 PM EDT Att: 16,476 - Unknown
Johnny Ray, S (1, 4) OBP: 0.296, SLG: 0.449	0-0 F7		0-0 F7			0-0 G3 2B		0-0 6-3		4 0 1 0 0 0 0	
Bill Madlock, R (1, 5) OBP: 0.329, SLG: 0.338	0-0 BLK WP 1B		0-0 5-3			0-0 G3 2-3		0-0 1B		4 1 2 0 0 0 1	
Jason Thompson, L (1, 3) OBP: 0.337, SLG: 0.421 Gene Tenace, R (8, PH) OBP: 0.111, SLG: 0.111 (8, 3)	4-0 1-H BB		0-3 K		0-3 K	0-3 K		0-3 K		2 0 0 0 1 2 1 1 0 0 0 0 1 1	
Dave Parker, L (1, 9) OBP: 0.288, SLG: 0.367	0-0 F8		0-0 F8		0-0 F7			0-0 L5		4 0 0 0 0 0 2	
Lee Mazzilli, S (1, 8) OBP: 0.402, SLG: 0.413		0-0 S 1B		0-3 K		0-0 3-1		0-0 5-3		4 0 1 0 0 1 0	
Tony Peña, R (1, 2) OBP: 0.295, SLG: 0.356		0-3 K 1-2		0-0 F6		0-0 1B		0-0 4-3		4 0 1 0 0 1 1	
Dale Berra, R (1, 6) OBP: 0.256, SLG: 0.333		0-3 K		0-0 F8		0-0 F3				3 0 0 0 0 1 2	
John Candelaria, L (1, 1) OBP: 0.154, SLG: 0.083 Mike Easler, L (7, PH) OBP: 0.412, SLG: 0.406 Rod Scurry, L (7, 1) Kent Tekulve, R (7, 1)		0-3 K		0-0 F2 BB			0-0 F2			1 0 0 0 1 1 1 1 0 0 0 0 0 1 0 0 0 0 0 0 0 0 0 0 0 0 0 0	
<b>Inning Stats</b>	R: 1 H: 1 E: 0 LOB: 1 K: 1 BB: 1 S: 6 P: 10	R: 0 H: 1 E: 0 LOB: 1 K: 3 BB: 0 S: 10 P: 10	R: 0 H: 0 E: 0 LOB: 0 K: 1 BB: 0 S: 5 P: 5	R: 0 H: 0 E: 0 LOB: 0 K: 2 BB: 0 S: 7 P: 7	R: 0 H: 0 E: 0 LOB: 1 K: 0 BB: 1 S: 3 P: 7	R: 0 H: 1 E: 0 LOB: 1 K: 1 BB: 0 S: 6 P: 6	R: 0 H: 1 E: 0 LOB: 1 K: 0 BB: 0 S: 4 P: 4	R: 0 H: 1 E: 0 LOB: 1 K: 1 BB: 0 S: 6 P: 6	R: 0 H: 0 E: 0 LOB: 0 K: 0 BB: 0 S: 3 P: 3	1B: 4 SF: 0 2B: 1 SAC: 0 3B: 0 DP: 0 HR: 0 HBP: 0	
<b>PITCHER</b> Andy McGaffigan, R (1, 1) ERA: 3.21 Gary Lavelle, L (8, 1) ERA: 1.42	IP WLS BF H R ER SO BB IBB HBP BLK WP HR S P ERA WHIP	7.2 W 30 5 1 1 8 2 0 0 1 1 0 44 52 1.17 0.913	1.1 S 4 0 0 0 1 0 0 0 0 0 0 6 6 0.00 0.000	<b>PITCHER</b> IP WLS BF H R ER SO BB IBB HBP BLK WP HR S P ERA WHIP							

<b>AB</b>	32
<b>R</b>	1
<b>H</b>	5
<b>RBI</b>	0
<b>BB</b>	2
<b>SO</b>	9
<b>LOB</b>	11







Batter	1	2	3	4	5	6	7	8	9	AB R H RBI BB SO LOB	TOP											
Lee Lacy, R (1, 7) OBP: 0.337, SLG: 0.419	0-0 6-3			0-0 F4	0-0 3-2			0-0 6-3		4 0 0 0 0 0 3	<b>Pittsburgh Pirates @ San Francisco Giants</b> Candlestick Park, San Francisco, CA Sat May 07 1983, 6:33 AM EDT Att: 10,874 - Unknown <a href="http://livebaseballscorecards.com">livebaseballscorecards.com</a>											
Johnny Ray, S (1, 4) OBP: 0.282, SLG: 0.427	0-0 G3			0-0 G3			0-0 3-1	0-0 F7	4 0 0 0 0 0 0													
Bill Madlock, R (1, 5) OBP: 0.326, SLG: 0.333	0-3 K			0-0 1B			0-0 F7	0-0 5-3	4 0 1 0 0 1 0													
Jason Thompson, L (1, 3) OBP: 0.333, SLG: 0.413		0-0 G3		0-3 K			0-0 5-3	0-0 1B	4 0 1 0 0 1 1													
Dave Parker, L (1, 9) OBP: 0.286, SLG: 0.346		0-0 G3			4-0 1B FC5-4 BB		0-0 F7	0-0 E3	3 1 0 0 1 0 1													
Lee Mazzilli, S (1, 8) OBP: 0.396, SLG: 0.405	0-3 K			0-0 1B FC5-4			0-0 F8	0-0 F8	4 0 1 0 0 1 2													
Tony Peña, R (1, 2) OBP: 0.284, SLG: 0.342			0-3 K	0-0 1B FC5-4 1-2 3-2			0-0 5-3		3 0 0 1 0 1 1													
Dale Berra, R (1, 6) OBP: 0.259, SLG: 0.333			0-3 K	0-0 1B 1-2			0-0 6-3		3 0 1 0 0 1 0													
Rick Rhoden, R (1, 1) OBP: 0.118, SLG: 0.118			0-3 K	0-0 1B 1-2 2-3			0-0 F8		2 0 1 0 0 1 0													
Richie Hebner, L (8, PH) OBP: 0.267, SLG: 0.167									1 0 0 0 0 0 0													
Randy Niemann, L (8, 1)									0 0 0 0 0 0 0													
<b>Inning Stats</b>	R: 0 E: 0 K: 1 S: 5	H: 0 LOB: 0 BB: 0 P: 5	R: 0 E: 0 K: 1 S: 5	H: 0 LOB: 0 BB: 0 P: 5	R: 0 E: 0 K: 3 S: 9	H: 0 LOB: 0 BB: 0 P: 9	R: 0 E: 0 K: 1 S: 6	H: 1 LOB: 1 BB: 0 P: 6	R: 1 E: 0 K: 0 S: 5	H: 3 LOB: 2 BB: 1 P: 9	R: 0 E: 0 K: 0 S: 3	H: 0 LOB: 0 BB: 0 P: 3	R: 0 E: 0 K: 0 S: 3	H: 0 LOB: 0 BB: 0 P: 3	R: 0 E: 0 K: 0 S: 3	H: 0 LOB: 0 BB: 0 P: 3	R: 0 E: 1 K: 0 S: 5	H: 1 LOB: 2 BB: 0 P: 5	1B: 5 2B: 1 3B: 0 HR: 0	SF: 0 SAC: 0 DP: 1 HBP: 0	WP: 0 PB: 0 SB: 0 CS: 0	PA: 33
<b>PITCHER</b> Fred Breining, R (1, 1) ERA: 3.77	IP: 9.0 WLS: W BF: 33 H: 5 R: 1 ER: 1 SO: 6 BB: 1 IBB: 0 HBP: 0 BLK: 0 WP: 0 HR: 0 S: 44 P: 48 ERA: 1.00 WHIP: 0.667											<b>PITCHER</b>	IP: WLS: BF: H: R: ER: SO: BB: IBB: HBP: BLK: WP: HR: S: P: ERA: WHIP:									











Batter	1	2	3	4	5	6	7	8	9
<b>Johnnie LeMaster, R</b> <small>(1, 6) OBP: 0.424, SLG: 0.396</small>	4-0  1B SF8 BB	0-0  HR 1B		0-0  F9		4-0  WP S BB		0-0  HR 1B <small>1-2 2-H</small>	
<b>Darrell Evans, L</b> <small>(1, 3) OBP: 0.406, SLG: 0.595</small>	0-0  SF8 HR 1B	0-0  HR <small>1-H</small>		4-0  FC3-6 BB		0-3  K 1-3		0-0  HR <small>1-H 2-H</small>	
<b>Chili Davis, S</b> <small>(1, 8) OBP: 0.351, SLG: 0.515</small>	0-0  SF8 <small>1-2 3-H</small>	4-0  L6-3 BB		0-0  FC3-6 <small>1-2f</small>		0-0  5-3		0-0  L8-3 1B <small>L8-3</small>	
<b>Jack Clark, R</b> <small>(1, 9) OBP: 0.301, SLG: 0.319</small>	0-0  HR <small>2-H</small>	0-0  F7		0-0  5-3		0-0  WP 1B <small>G6-4-3</small>		0-0  L8-3 <small>1-2</small>	
<b>Jeffrey Leonard, R</b> <small>(1, 7) OBP: 0.252, SLG: 0.316</small>	0-0  G3	0-0  L6-3 <small>1-2</small>		0-0  F8		0-0  G6-4-3 1B <small>1-2</small>		0-3  K	
<b>Tom O'Malley, L</b> <small>(1, 5) OBP: 0.379, SLG: 0.342</small>	4-0  BB 3B BB		0-0  F8		0-0  G3	0-0  G6-4-3 <small>1-2f 2-3</small>			
<b>Bob Brenly, R</b> <small>(1, 2) OBP: 0.333, SLG: 0.327</small>	4-0  3B BB		0-0  F9		4-0  BB	0-0  6-3 <small>3-H</small>			
<b>Duane Kuiper, L</b> <small>(1, 4) OBP: 0.355, SLG: 0.292</small>	0-0  FC6 3B <small>1-H 2-H</small>		0-0  FC6 1B		0-0  L3	4-0  HBP 1B BB			
<b>Bill Laskey, R</b> <small>(1, 1)</small>	0-3  K		0-0  FC6 <small>1-2f</small>			0-3  K		1-0  HR HBP 1B <small>1-2</small>	
<b>Jim Barr, R</b> <small>(9, 1)</small>									

AB	R	H	RBI	BB	SO	LOB
3	3	2	1	2	0	0
4	3	3	5	1	1	1
3	0	1	1	1	0	2
5	2	2	2	0	0	3
5	0	1	0	0	1	1
3	1	0	0	1	0	2
2	1	0	0	2	0	0
3	1	2	2	1	0	1
3	1	0	0	0	2	2
0	0	0	0	0	0	0
1B: 7	SF: 1	WP: 2	PA: 41	2B: 2	SAC: 0	PB: 0
3B: 1	DP: 3	SB: 2		HR: 3	HBP: 1	CS: 0

**BOTTOM**

**Pittsburgh Pirates @ San Francisco Giants**  
 Candlestick Park, San Francisco, CA  
 Sun May 08 1983, 6:33 AM EDT  
 Att. 19,123 - Unknown

[livebaseballscorecards.com](http://livebaseballscorecards.com)

<b>AB</b>	<b>31</b>
<b>R</b>	<b>12</b>
<b>H</b>	<b>11</b>
<b>RBI</b>	<b>11</b>
<b>BB</b>	<b>8</b>
<b>SO</b>	<b>4</b>
<b>LOB</b>	<b>12</b>



Inning Stats	R	H	E	K	S	H	LOB	BB	P	R	H	E	K	S	R	H	E	K	S	R	H	E	K	S	R	H	E	K	S	R	H	E	K	S						
<b>1</b>	5	3	0	8	20	3	1	3	2	7	5	0	1	11	2	7	0	4	8	0	0	0	0	0	0	0	0	0	0	0	0	0	0	0	0					
<b>2</b>	2	2	0	4	8	2	0	2	4	7	0	0	1	11	0	7	0	1	8	0	0	0	0	0	0	0	0	0	0	0	0	0	0	0	0	0				
<b>3</b>	0	1	0	0	4	0	1	3	4	0	0	0	0	10	0	0	0	0	11	0	0	0	0	0	0	0	0	0	0	0	0	0	0	0	0	0	0			
<b>4</b>	0	0	0	3	7	0	1	0	7	0	0	0	0	10	0	0	0	0	11	0	0	0	0	0	0	0	0	0	0	0	0	0	0	0	0	0	0	0		
<b>5</b>	0	0	0	3	7	0	1	0	7	0	0	0	0	10	0	0	0	0	11	0	0	0	0	0	0	0	0	0	0	0	0	0	0	0	0	0	0	0	0	
<b>6</b>	1	2	0	2	4	0	1	0	4	0	0	0	0	11	0	0	0	0	12	0	0	0	0	0	0	0	0	0	0	0	0	0	0	0	0	0	0	0	0	
<b>7</b>	0	0	0	4	12	0	0	0	4	0	0	0	0	11	0	0	0	0	12	0	0	0	0	0	0	0	0	0	0	0	0	0	0	0	0	0	0	0	0	
<b>8</b>	4	3	0	1	12	0	0	0	12	0	0	0	0	11	0	0	0	0	12	0	0	0	0	0	0	0	0	0	0	0	0	0	0	0	0	0	0	0	0	0
<b>9</b>	0	0	0	0	0	0	0	0	0	0	0	0	0	0	0	0	0	0	0	0	0	0	0	0	0	0	0	0	0	0	0	0	0	0	0	0	0	0	0	0

PITCHER	IP	WLS	BF	H	R	ER	SO	BB	IBB	HBP	BLK	WP	HR	S	P	ERA	WHIP
<b>Jim Bibby, R</b> <small>ERA: 13.5</small>	1.0	L	11	5	7	7	1	3	0	0	0	0	2	10	22	63.00	8.000
<b>Manny Sarmiento, R</b> <small>ERA: 4.63</small>	3.0		11	1	0	0	0	2	0	0	0	0	0	9	17	0.00	1.000
<b>Jim Winn, R</b> <small>ERA: 4.5</small>	2.0		8	0	0	0	2	2	0	0	0	1	0	10	18	0.00	1.000
<b>Randy Niemann, L</b> <small>ERA: 19.64</small>	2.0		11	5	5	5	1	1	0	1	0	1	1	11	16	22.50	3.000

PITCHER	IP	WLS	BF	H	R	ER	SO	BB	IBB	HBP	BLK	WP	HR	S	P	ERA	WHIP
<b>1B</b>	7		11	5	7	7	1	3	0	0	0	0	2	10	22	63.00	8.000
<b>2B</b>	2		11	1	0	0	0	2	0	0	0	0	0	9	17	0.00	1.000
<b>3B</b>	1		8	0	0	0	2	2	0	0	0	1	0	10	18	0.00	1.000
<b>HR</b>	3		11	5	5	5	1	1	0	1	0	1	1	11	16	22.50	3.000

Batter	1	2	3	4	5	6	7	8	9	AB R H RBI BB SO LOB	TOP																		
Ozzie Smith, S (1, 6) OBP: 0.295, SLG: 0.289 Dane Iorg, L (8, PH) OBP: 0.429, SLG: 0.500 Rafael Santana, R (8, PR) OBP: 0.750, SLG: 0.667 (8, 6)	0-0 6-3			0-0 6-3			0-0 G2	4-0 BB	0-0 1B	3 0 0 0 0 0 0 0 0 0 0 1 0 0 1 0 1 2 0 0 0	<b>St. Louis Cardinals @ San Francisco Giants</b> <b>Candlestick Park, San Francisco, CA</b> Mon May 09 1983, 10:05 PM EDT Att: 15,307 - Unknown																		
Mike Ramsey, S (1, 5) OBP: 0.333, SLG: 0.375 Ken Oberkfell, L (8, PH) OBP: 0.340, SLG: 0.333 (8, 5) (9, 4)	0-0 CS 1B			0-0 4-3			0-0 1B BB FC6 1B	0-0 F9		3 1 2 0 0 0 0 1 0 0 0 0 0 3																			
Keith Hernandez, L (1, 3) OBP: 0.349, SLG: 0.474 Jim Kaat, L (8, 1) Jamie Quirk, L (9, 5) OBP: 0.267, SLG: 0.400	0-3 K 1-2			0-0 F9			4-0 FC6 1B 1-2 BB	0-0 1-3		3 0 0 0 1 1 4 0 0 0 0 0 0 0 0 0 0 0 0 0 0																			
George Hendrick, R (1, 9) OBP: 0.394, SLG: 0.593 (8, 3)		0-0 F3			0-0 6-3		0-0 FC6 1B 1-2 2-3	0-0 3-1		4 0 1 0 0 0 0																			
Lonnie Smith, R (1, 7) OBP: 0.364, SLG: 0.469		0-3 K			0-0 F8		0-0 FC6 1-2f 2-3 3-H	0-0 2B 1B		4 1 1 1 0 1 2																			
Willie McGee, S (1, 8) OBP: 0.415, SLG: 0.447		0-0 CS 1B			0-0 F9		0-3 K	0-0 2B 1B 1-2		4 1 2 0 0 1 2																			
Glenn Brummer, R (1, 2) OBP: 0.364, SLG: 0.455 Darrell Porter, L (9, PH) OBP: 0.345, SLG: 0.375 (9, 2)	0-0 CS 1-2	0-0 6-3	0-0 6-3				0-0 6-3	0-0 F7	0-0 1B 2B	3 0 0 0 0 0 0 1 1 1 1 0 0 0																			
Tom Herr, S (1, 4) OBP: 0.269, SLG: 0.217 Bruce Sutter, R (9, 1)			0-3 K				0-0 F8	0-0 BB 1B 1B	0-0 B3-4	4 0 1 0 0 1 2 0 0 0 0 0 0 0																			
Dave LaPoint, L (1, 1) OBP: 0.154, SLG: 0.154 Doug Bair, R (7, 1) David Green, R (8, PH) OBP: 0.301, SLG: 0.373 (8, 9)			0-3 K				0-0 5-3	0-0 BB 1B 1-2	4-0 1B IBB	2 0 0 0 0 1 0 0 0 0 0 0 0 0 1 0 1 0 1 0 0																			
<b>Inning Stats</b>	R: 0 E: 0 K: 1 S: 5	H: 1 LOB: 0 BB: 0 P: 5	R: 0 E: 0 K: 1 S: 5	H: 1 LOB: 0 BB: 0 P: 5	R: 0 E: 0 K: 2 S: 7	H: 0 LOB: 0 BB: 0 P: 7	R: 0 E: 0 K: 0 S: 3	H: 0 LOB: 0 BB: 0 P: 3	R: 0 E: 0 K: 0 S: 3	H: 0 LOB: 0 BB: 0 P: 3		R: 1 E: 0 K: 1 S: 7	H: 2 LOB: 2 BB: 1 P: 11	R: 0 E: 0 K: 0 S: 5	H: 2 LOB: 3 BB: 1 P: 9	R: 3 E: 0 K: 0 S: 6	H: 4 LOB: 2 BB: 1 P: 10	1B: 9 2B: 1 3B: 0 HR: 0	SF: 0 SAC: 0 DP: 0 HBP: 0	WP: 0 PB: 0 SB: 0 CS: 2	PA: 38								
<b>PITCHER</b>	IP WLS BF H R ER SO BB IBB HBP BLK WP HR S P ERA WHIP																												
Atlee Hammaker, L (1, 1) ERA: 1.24	7.1		27	6	1	1	5	1	0	0	0	0	0	0	36	40	1.23	0.955											
Greg Minton, R (8, 1) ERA: 6.59	1.0		6	2	2	2	0	1	0	0	0	0	0	5	9	18.00	3.000												
Gary Lavelle, L (9, 1) ERA: 1.83	0.2	W	4	2	1	1	0	0	1	0	0	0	0	3	7	13.50	3.000												

livebaseballscorecards.com

**AB 34**  
**R 4**  
**H 10**  
**RBI 4**  
**BB 3**  
**SO 5**  
**LOB 13**





Batter	1	2	3	4	5	6	7	8	9	AB	R	H	RBI	BB	SO	LOB
Johnnie LeMaster, R (1, 6) OBP: 0.434, SLG: 0.414	0-0 SH1-3 BB 1B		0-0 F9		0-0 3-1 1B 2B		4-0 3B BB		0-0 SH 2B 1B	3	3	2	1	1	0	0
Darrell Evans, L (1, 3) OBP: 0.406, SLG: 0.590	4-0 SH1-3 BB 1-2		0-0 F2		0-0 3-1		0-0 F2		0-0 1B 2B	4	0	1	1	1	0	2
Chili Davis, S (1, 8) OBP: 0.365, SLG: 0.540	0-0 SH1-3 1-2 2-3			0-0 6-3		0-0 FC6-4 1B		0-0 3B	4-0 1B IBB	3	0	2	2	1	0	0
Jack Clark, R (1, 9) OBP: 0.306, SLG: 0.309	4-0 G6-4-3 IBB			0-0 6-3		0-0 FC6-4 1-2f		4-0 G5-4-3 IBB	0-3 K	3	0	0	0	2	1	4
Jeffrey Leonard, R (1, 7) OBP: 0.252, SLG: 0.307	0-0 G6-4-3 1-2f			4-0 1B BB		0-0 1-3		0-0 G5-4-3 1-2f	0-0 1B	3	0	0	0	1	0	5
Dave Bergman, L (9, PH) OBP: 0.381, SLG: 0.235									1-2 2-3 3-H	1	0	1	1	0	0	0
Joel Youngblood, R (1, 4) OBP: 0.310, SLG: 0.385		0-0 F8		0-0 1B		0-0 3-1 2B		0-0 3-1		3	0	2	0	0	0	0
Duane Kuiper, L (7, 4) OBP: 0.351, SLG: 0.288				1-3						1	0	0	0	0	0	0
Tom O'Malley, L (1, 5) OBP: 0.363, SLG: 0.325		0-0 F5		0-0 4-3		0-0 3-1		0-0 4-3		4	0	0	0	0	0	3
Bob Brenly, R (1, 2) OBP: 0.343, SLG: 0.328		0-0 5-3			0-0 BLK 2B 1B	4-0 IBB		0-0 F7		3	1	1	0	1	0	0
Atlee Hammaker, S (1, 1) OBP: 0.125, SLG: 0.125			0-0 5-3		0-3 K	0-0 F7			4-0 SH 2B BB	3	0	0	0	0	1	3
Greg Minton, S (8, 1)										0	0	0	0	0	0	0
Gary Lavelle, S (9, 1)										0	0	0	0	0	0	0
Milt May, L (9, PH) OBP: 0.244, SLG: 0.244										0	0	0	0	1	0	0
Max Venable, L (9, PR) OBP: 0.184, SLG: 0.400										0	1	0	0	0	0	0

Inning Stats	R: 0	H: 1	E: 0	K: 0	S: 3	R: 0	H: 0	E: 0	K: 0	S: 3	R: 0	H: 0	E: 0	K: 0	S: 3	R: 0	H: 1	E: 0	K: 0	S: 4	R: 2	H: 3	E: 0	K: 1	S: 8	R: 0	H: 1	E: 0	K: 0	S: 4	R: 1	H: 1	E: 0	K: 0	S: 3	R: 0	H: 0	E: 0	K: 0	S: 3	R: 2	H: 2	E: 0	K: 1	S: 6	1B: 5	2B: 3	3B: 1	SF: 0	SAC: 2	DP: 2	HBP: 0	WP: 0	PA: 41
--------------	------	------	------	------	------	------	------	------	------	------	------	------	------	------	------	------	------	------	------	------	------	------	------	------	------	------	------	------	------	------	------	------	------	------	------	------	------	------	------	------	------	------	------	------	------	-------	-------	-------	-------	--------	-------	--------	-------	--------

PITCHER	IP	WLS	BF	H	R	ER	SO	BB	IBB	HBP	BLK	WP	HR	S	P	ERA	WHIP
Dave LaPoint, L (1, 1) ERA: 2.29	6.1		30	7	3	3	1	3	2	0	1	0	0	27	47	4.26	1.579
Doug Bair, R (7, 1) ERA: 3.46	0.2		2	0	0	0	0	0	1	0	0	0	0	1	5	0.00	0.000
Jim Kaat, L (8, 1) ERA: 4.7	1.0		3	0	0	0	0	0	0	0	0	0	0	3	3	0.00	0.000
Bruce Sutter, R (9, 1) ERA: 3.45	0.1	L	6	2	2	2	1	1	1	0	0	0	0	6	14	54.00	9.000


**BOTTOM**

St. Louis Cardinals @ San Francisco Giants  
 Candlestick Park, San Francisco, CA

Mon May 09 1983, 10:05 PM EDT  
 Att. 15,307 - Unknown

AB	31
R	5
H	9
RBI	5
BB	8
SO	2
LOB	17

livebaseballscorecards.com



Batter	1	2	3	4	5	6	7	8	9	AB R H RBI BB SO LOB	TOP
<b>Lonnie Smith, R</b> (1, 7) X OBP: 0.369, SLG: 0.470 <b>David Green, R</b> (7, 7) OBP: 0.297, SLG: 0.368	0-0 	0-0 F9 			0-0 5-3 		0-0 G6-4-3 		0-0 F9 	4 1 2 0 0 0 0 1 0 0 0 0 0 1	
<b>Willie McGee, S</b> (1, 8) B B B OBP: 0.400, SLG: 0.415	4-0 SF8 		0-0 F8 		0-0 6-3 		0-3 K 			3 1 0 0 1 1 2	
<b>Dane Iorg, L</b> (1, 3) X OBP: 0.389, SLG: 0.429	0-0 		0-0 L4 		0-0 6-3 		0-0 G6-4-3 			4 1 1 0 0 0 2	
<b>George Hendrick, R</b> (1, 9) X OBP: 0.398, SLG: 0.596	0-0 SF8 		0-0 		0-0 		0-0 6-3 			3 1 2 1 0 0 0	
<b>Darrell Porter, L</b> (1, 2) X OBP: 0.352, SLG: 0.461	0-0 			0-0 E4 		0-0 		0-0 4-3 		4 2 2 5 0 0 0	
<b>Ken Oberkfell, L</b> (1, 5) X OBP: 0.337, SLG: 0.330	0-0 			0-0 FC3-6 		0-0 4-3 		0-0 F7 		4 1 1 0 0 0 1	
<b>Tom Herr, S</b> (1, 4) X OBP: 0.276, SLG: 0.346 <b>Mike Ramsey, S</b> (6, 4) OBP: 0.342, SLG: 0.385	0-0 G6-4-3 			0-0 		0-0 3-1 			0-0 	3 1 1 2 0 0 1 1 0 1 0 0 0 0	
<b>Ozzie Smith, S</b> (1, 6) X OBP: 0.294, SLG: 0.297		0-0 F7 		0-0 4-3 		0-0 6-3 			0-0 	4 0 1 0 0 0 0	
<b>John Martin, S</b> (1, 1) OBP: 0.200, SLG: 0.200 <b>John Stuper, R</b> (5, 1) OBP: 0.429, SLG: 0.333		0-0 F7 		0-3 K 			4-0 		0-0 	2 0 0 0 0 1 0 1 0 1 0 1 0 0	
<b>Inning Stats</b>	R: 4 H: 4 E: 0 LOB: 0 K: 0 BB: 1 S: 6 P: 10	R: 0 H: 0 E: 0 LOB: 0 K: 0 BB: 0 S: 3 P: 3	R: 0 H: 1 E: 0 LOB: 1 K: 0 BB: 0 S: 3 P: 3	R: 2 H: 1 E: 1 LOB: 0 K: 1 BB: 0 S: 7 P: 7	R: 0 H: 0 E: 0 LOB: 0 K: 0 BB: 0 S: 3 P: 3	R: 2 H: 2 E: 0 LOB: 0 K: 0 BB: 0 S: 5 P: 5	R: 0 H: 1 E: 0 LOB: 1 K: 1 BB: 1 S: 5 P: 9	R: 0 H: 0 E: 0 LOB: 0 K: 0 BB: 0 S: 3 P: 3	R: 0 H: 3 E: 0 LOB: 1 K: 0 BB: 0 S: 4 P: 4	1B: 8 SF: 1 2B: 1 SAC: 0 3B: 0 DP: 2 HR: 3 HBP: 0	WP: 1 PA: 37 PB: 0 SB: 1 CS: 1
<b>PITCHER</b> <b>Andy McGaffigan, R</b> (1, 1) ERA: 4.06 <b>Mark Calvert, R</b> (5, 1) ERA: 7.94 <b>Renie Martin, R</b> (7, 1) ERA: 4.5 <b>Jim Barr, R</b> (9, 1) ERA: 5.74	IP WLS BF H R ER SO BB IBB HBP BLK WP HR S P ERA WHIP 4.0 L 18 6 6 5 1 1 0 0 0 0 2 19 23 11.25 1.750 2.0 10 3 2 2 0 1 0 0 0 1 1 9 13 9.00 2.000 2.0 5 0 0 0 0 1 0 0 0 0 0 7 7 0.00 0.000 1.0 4 3 0 0 0 0 0 0 0 0 0 4 4 0.00 3.000	<b>PITCHER</b> IP WLS BF H R ER SO BB IBB HBP BLK WP HR S P ERA WHIP									

St. Louis Cardinals @ San Francisco Giants  
 Candlestick Park, San Francisco, CA  
 Tue May 10 1983, 10:05 PM EDT  
 Att: 16,444 - Unknown

livebaseballscorecards.com

**AB 34**  
**R 8**  
**H 12**  
**RBI 8**  
**BB 2**  
**SO 2**  
**LOB 7**





Batter	1	2	3	4	5	6	7	8	9	AB	R	H	RBI	BB	SO	LOB
Johnnie LeMaster, R OBP: 0.433, SLG: 0.437 (1, 6)	0-0 6-3 ①		0-0 HR		0-0 F7 ②		4-0 1B BB		0-0 F8 ①	4	1	1	1	1	0	0
Darrell Evans, L OBP: 0.406, SLG: 0.591 (1, 3)	0-0 F6 ②		0-0 2B		0-0 BB WP 1B		0-0 F3 ①		0-0 F3 ②	5	0	2	0	0	0	2
Chili Davis, S OBP: 0.383, SLG: 0.544 (1, 8)	4-0 BB		0-0 6-3 ③		4-0 BB BB		0-0 G6-4-3 1B		0-0 2B 1B	3	1	2	0	2	0	1
Jack Clark, R OBP: 0.319, SLG: 0.327 (1, 9)	0-0 L5 ③			0-0 HR 1B	4-0 FC6-4 BB		0-0 G6-4-3 ② ③		0-0 2B	4	1	2	1	1	0	4
Jeffrey Leonard, R OBP: 0.250, SLG: 0.330 (1, 7)		0-0 6-3 ①		0-0 HR 1B	0-0 FC6-4 ③			0-0 5-3 ①	0-0 5-3 ③	5	1	1	2	0	0	4
Joel Youngblood, R OBP: 0.311, SLG: 0.381 Duane Kuiper, L OBP: 0.359, SLG: 0.288 (8, PH) (9, 4)		0-0 6-3 ②		0-3 K ①		0-0 G1-6-3 1B		4-0 BB BB		3	0	1	0	0	1	0
Tom O'Malley, L OBP: 0.358, SLG: 0.313 (1, 5)		0-0 G3 ③		0-0 4-3 ②		0-3 K ①		4-0 BB 1-2 BB		3	0	0	0	1	1	1
Bob Brenly, R OBP: 0.329, SLG: 0.311 Jim Barr, R (9, 1)			0-0 F3 ①	0-0 6-3 ③		0-0 G1-6-3 ② ③		0-0 F6 ②		3	0	0	0	0	0	1
Andy McGaffigan, R Mark Calvert, R Renie Martin, R OBP: 1.000, SLG: 2.000 Milt May, L OBP: 0.255, SLG: 0.256 Champ Summers, L OBP: 0.333, SLG: 0.250 (8, PH)			0-3 K ②		0-3 K ①		0-0 1B WP 1B		0-0 F5 ③	1	0	0	0	0	1	0

Inning Stats	R: 0	H: 0	E: 0	K: 0	S: 3	R: 0	H: 0	E: 0	K: 0	S: 3	R: 1	H: 2	E: 0	K: 1	S: 7	R: 2	H: 2	E: 0	K: 1	S: 7	R: 0	H: 1	E: 0	K: 1	S: 6	R: 0	H: 1	E: 0	K: 1	S: 5	R: 0	H: 2	E: 0	K: 0	S: 4	R: 0	H: 0	E: 0	K: 0	S: 3	R: 1	H: 2	E: 0	K: 0	S: 5	1B: 6	SF: 0	2B: 2	SAC: 0	3B: 0	DP: 2	HR: 2	HBP: 0	WP: 2	PA: 41
--------------	------	------	------	------	------	------	------	------	------	------	------	------	------	------	------	------	------	------	------	------	------	------	------	------	------	------	------	------	------	------	------	------	------	------	------	------	------	------	------	------	------	------	------	------	------	-------	-------	-------	--------	-------	-------	-------	--------	-------	--------

PITCHER	IP	WLS	BF	H	R	ER	SO	BB	IBB	HBP	BLK	WP	HR	S	P	ERA	WHIP
John Martin, L ERA: 3.72 (1, 1)	4.2		22	5	3	3	3	3	0	0	0	1	2	25	37	5.79	1.714
John Stuper, R ERA: 5.27 (5, 1)	4.1	W	19	5	1	1	1	3	0	0	0	1	0	18	30	2.08	1.846

**BOTTOM**

**St. Louis Cardinals @ San Francisco Giants**  
**Candlestick Park, San Francisco, CA**  
 Tue May 10 1983, 10:05 PM EDT  
 Att. 16,444 - Unknown

[livebaseballscorecards.com](http://livebaseballscorecards.com)

<b>AB</b>	<b>35</b>
<b>R</b>	<b>4</b>
<b>H</b>	<b>10</b>
<b>RBI</b>	<b>4</b>
<b>BB</b>	<b>6</b>
<b>SO</b>	<b>4</b>
<b>LOB</b>	<b>17</b>



Batter	1	2	3	4	5	6	7	8	9	AB R H RBI BB SO LOB	TOP	
<b>Johnnie LeMaster, R</b> (1, 6) <small>OBP: 0.424, SLG: 0.421</small> BB	4-0  BB	0-3  BB		0-0  BB			0-0  BB		0-0  BB	4 1 0 0 1 1 3		
<b>Darrell Evans, L</b> (1, 3) <small>OBP: 0.423, SLG: 0.609</small> BB	0-0  1-H 2B	4-0  BB		0-3  BB			0-0  BB		0-0  BB	4 1 3 1 1 1 1		
<b>Chili Davis, S</b> (1, 8) <small>OBP: 0.376, SLG: 0.528</small> BB	0-0  2-3 2B	0-0  BB					0-0  BB		0-0  BB	5 0 1 0 0 0 4		
<b>Jack Clark, R</b> (1, 9) <small>OBP: 0.308, SLG: 0.314</small> SS	0-3  1-3 3-H		0-0  BB				0-0  BB		0-3  BB	4 0 0 0 0 2 2		
<b>Tom O'Malley, L</b> (1, 5) <small>OBP: 0.343, SLG: 0.299</small> BB	0-0  1-2		0-0  BB				0-0  BB		0-0  BB	4 0 0 0 0 0 1		
<b>Max Venable, L</b> (1, 7) <small>OBP: 0.190, SLG: 0.436</small> BB	0-0  BB		0-0  3B				0-0  BB		0-0  BB	4 1 1 0 0 0 1		
<b>Milt May, L</b> (1, 2) <small>OBP: 0.275, SLG: 0.277</small> BB		0-0  1B	0-0  3-H				0-0  BB		0-0  BB	4 1 2 0 0 0 0		
<b>Duane Kuiper, L</b> (1, 4) <small>OBP: 0.341, SLG: 0.271</small> BB		0-0  1-3 SF9		0-0  BB			0-0  BB		0-0  BB	4 0 0 0 0 0 2		
<b>Mike Krukow, R</b> (1, 1) <small>OBP: 0.500, SLG: 1.000</small> <b>Champ Summers, L</b> (7, PH) <small>OBP: 0.300, SLG: 0.222</small> <b>Jim Barr, R</b> (7, 1) <small>OBP: 0.500, SLG: 1.000</small> <b>Gary Lavelle, S</b> (9, 1) BB		0-0  1-2 3-H		0-0  BB			0-0  BB		0-0  2B	1 0 1 1 0 0 0 1 0 0 0 0 0 0 1 0 1 0 0 0 0 0 0 0 0 0 0 0		
<b>Inning Stats</b>	R: 2 H: 1 E: 0 LOB: 1 K: 1 BB: 1 S: 7 P: 11	R: 1 H: 1 E: 1 LOB: 2 K: 1 BB: 1 S: 7 P: 11	R: 1 H: 1 E: 0 LOB: 0 K: 0 BB: 0 S: 4 P: 4	R: 0 H: 1 E: 0 LOB: 1 K: 1 BB: 0 S: 6 P: 6	R: 0 H: 0 E: 0 LOB: 0 K: 0 BB: 0 S: 3 P: 3	R: 0 H: 0 E: 0 LOB: 0 K: 0 BB: 0 S: 3 P: 3	R: 0 H: 2 E: 0 LOB: 2 K: 1 BB: 0 S: 7 P: 7	R: 0 H: 1 E: 0 LOB: 1 K: 0 BB: 0 S: 4 P: 4	R: 0 H: 2 E: 0 LOB: 1 K: 0 BB: 0 S: 4 P: 4	1B: 5 SF: 1 2B: 3 SAC: 0 3B: 1 DP: 0 HR: 0 HBP: 0	WP: 1 PA: 39 PB: 1 SB: 0 CS: 1	
<b>PITCHER</b> <b>Bruce Berenyi, R</b> (1, 1) <small>ERA: 2.47</small> <b>Brad Lesley, R</b> (8, 1) <small>ERA:</small>	IP WLS BF H R ER SO BB IBB HBP BLK WP HR S P ERA WHIP 7.0 L 31 6 4 2 4 2 0 0 0 0 1 0 37 45 2.57 1.143											<b>PITCHER</b> IP WLS BF H R ER SO BB IBB HBP BLK WP HR S P ERA WHIP

San Francisco Giants @ Cincinnati Reds  
 Riverfront Stadium, Cincinnati, OH  
 Thu May 12 1983, 7:05 PM EDT  
 Att. 9,232 - Unknown

[livebaseballscorecards.com](http://livebaseballscorecards.com)

AB	36
R	4
H	9
RBI	2
BB	2
SO	4
LOB	14





Batter	1	2	3	4	5	6	7	8	9	AB	R	H	RBI	BB	SO	LOB
<b>Gary Redus, R</b> (1, 7) OBP: 0.382, SLG: 0.610	4-0 E S 6-3 BB		0-3 K			0-0 5-3		0-3 K		3	1	0	0	1	2	0
<b>Eddie Milner, L</b> (1, 8) OBP: 0.378, SLG: 0.319	4-0 6-3 E 1-2 BB		0-0 F7			4-0 G1-6-3 BB		0-0 6-3		2	0	0	0	2	0	0
<b>Dave Concepcion, R</b> (1, 6) OBP: 0.336, SLG: 0.284	0-3 K 1-2 2-3				4-0 1-3 BB	0-0 G1-6-3 1-2f		0-0 1B		3	0	1	0	1	1	3
<b>Johnny Bench, R</b> (1, 5) OBP: 0.363, SLG: 0.496	0-0 6-3 2-3 3-H				0-0 F9		0-0 F8		0-3 K	4	0	0	1	0	1	3
<b>Dan Driessen, L</b> (1, 3) OBP: 0.379, SLG: 0.355	0-0 3-1				0-0 1-3 1-2		0-0 F7		0-0 2-3	4	0	0	0	0	0	3
<b>Cesar Cedeño, R</b> (1, 9) OBP: 0.364, SLG: 0.402		0-0 F8			0-3 K		0-0 3-1			3	0	0	0	0	1	1
<b>Brad Lesley, R</b> (8, 1)										0	0	0	0	0	0	0
<b>Ron Oester, S</b> (1, 4) OBP: 0.357, SLG: 0.517		0-0 1-3				0-0 F8				3	1	1	0	0	0	0
<b>Dann Bilardello, R</b> (1, 2) OBP: 0.189, SLG: 0.308						0-3 K				2	0	0	0	0	1	0
<b>Wayne Krenchicki, L</b> (8, PH) OBP: 0.214, SLG: 0.231										1	0	0	1	0	0	0
<b>Alex Trevino, R</b> (9, 2) OBP: 0.286, SLG: 0.306										0	0	0	0	0	0	0
<b>Bruce Berenyi, R</b> (1, 1) OBP: 0.167, SLG: 0.167			0-0 5-3							2	0	0	0	0	0	0
<b>Paul Householder, S</b> (8, 9) OBP: 0.130, SLG: 0.174						0-0 F8				1	0	0	0	0	0	0

Inning Stats	R: 1	H: 0	E: 1	LOB: 1	K: 1	P: 13	R: 0	H: 0	E: 0	LOB: 0	K: 0	P: 3	R: 0	H: 0	E: 0	LOB: 0	K: 1	P: 5	R: 0	H: 0	E: 0	LOB: 1	K: 1	P: 9	R: 0	H: 0	E: 0	LOB: 0	K: 1	P: 5	R: 0	H: 0	E: 0	LOB: 0	K: 0	P: 6	R: 0	H: 0	E: 0	LOB: 0	K: 0	P: 3	R: 1	H: 1	E: 0	LOB: 0	K: 1	P: 6	R: 0	H: 1	E: 0	LOB: 1	K: 1	P: 6	1B: 1	SF: 0	2B: 0	SAC: 0	3B: 1	DP: 1	HR: 0	HBP: 0	WP: 0	PA: 32
--------------	------	------	------	--------	------	-------	------	------	------	--------	------	------	------	------	------	--------	------	------	------	------	------	--------	------	------	------	------	------	--------	------	------	------	------	------	--------	------	------	------	------	------	--------	------	------	------	------	------	--------	------	------	------	------	------	--------	------	------	-------	-------	-------	--------	-------	-------	-------	--------	-------	--------

PITCHER	IP	WLS	BF	H	R	ER	SO	BB	IBB	HBP	BLK	WP	HR	S	P	ERA	WHIP
<b>Mike Krukow, R</b> (1, 1) ERA: 3.21	6.0	W	21	0	1	0	4	4	0	0	0	0	0	25	41	0.00	0.667
<b>Jim Barr, R</b> (7, 1) ERA: 5.4	2.2		10	2	1	1	2	0	0	0	0	0	0	14	14	3.38	0.750
<b>Gary Lavelle, L</b> (9, 1) ERA: 1.8	0.1	S	1	0	0	0	0	0	0	0	0	0	0	1	1	0.00	0.000

**BOTTOM**

**San Francisco Giants @ Cincinnati Reds**  
Riverfront Stadium, Cincinnati, OH  
Thu May 12 1983, 7:05 PM EDT  
Att. 9,232 - Unknown

livebaseballscorecards.com

<b>AB</b>	<b>28</b>
<b>R</b>	<b>2</b>
<b>H</b>	<b>2</b>
<b>RBI</b>	<b>2</b>
<b>BB</b>	<b>4</b>
<b>SO</b>	<b>6</b>
<b>LOB</b>	<b>10</b>



Batter	1	2	3	4	5	6	7	8	9	AB R H RBI BB SO LOB	TOP	
<b>Johnnie LeMaster, R</b> (1, 6) <small>OBP: 0.416, SLG: 0.411</small>	0-3 		0-0 	0-0 		0-0 			0-0 	5 1 1 2 0 1 0		
<b>Darrell Evans, L</b> (1, 3) <small>OBP: 0.431, SLG: 0.649</small>	0-0 			2-H 3-H 					0-0 	5 2 3 2 0 0 0		
<b>Chili Davis, S</b> (1, 8) <small>OBP: 0.385, SLG: 0.532</small>	0-0 			2-H 					0-0 	3 1 1 1 2 0 1		
<b>Jack Clark, R</b> (1, 9) <small>OBP: 0.306, SLG: 0.311</small>		0-0 		6-3 					0-0 	4 0 1 0 0 1 2		
<b>Tom O'Malley, L</b> (1, 5) <small>OBP: 0.350, SLG: 0.292</small>		4-0 		4-0 		0-0 			0-0 	2 1 0 0 2 0 2		
<b>Max Venable, L</b> (1, 7) <small>OBP: 0.196, SLG: 0.442</small>		0-0 		0-0 		0-0 			0-0 	4 1 1 1 0 0 1		
<b>Milt May, L</b> (1, 2) <small>OBP: 0.273, SLG: 0.260</small>		0-0 		4-0 		0-3 			0-0 	3 1 0 0 1 1 1		
<b>Duane Kuiper, L</b> (1, 4) <small>OBP: 0.349, SLG: 0.284</small>			0-0 	0-0 		0-0 			0-0 	4 1 2 2 0 0 0		
<b>Fred Breining, R</b> (1, 1) <small>OBP: 0.222, SLG: 0.125</small> <b>Greg Minton, S</b> (8, 1)			0-3 	0-0 		0-0 			0-0 	3 0 0 0 0 1 1		
<b>Inning Stats</b>	R: 0 H: 1 E: 0 LOB: 0 K: 1 BB: 0 S: 5 P: 5	R: 0 H: 0 E: 0 LOB: 1 K: 0 BB: 1 S: 3 P: 7	R: 0 H: 0 E: 0 LOB: 0 K: 1 BB: 0 S: 5 P: 5	R: 8 H: 6 E: 0 LOB: 1 K: 1 BB: 3 S: 11 P: 23	R: 0 H: 0 E: 0 LOB: 0 K: 1 BB: 0 S: 5 P: 5	R: 0 H: 0 E: 0 LOB: 0 K: 0 BB: 0 S: 3 P: 3	R: 0 H: 1 E: 0 LOB: 1 K: 0 BB: 1 S: 3 P: 7	R: 0 H: 1 E: 0 LOB: 1 K: 0 BB: 0 S: 4 P: 4	R: 0 H: 0 E: 0 LOB: 0 K: 0 BB: 0 S: 3 P: 3	1B: 5 SF: 0 2B: 4 SAC: 1 3B: 0 DP: 2 HR: 1 HBP: 0	WP: 0 PA: 39 PB: 0 SB: 0 CS: 0	
<b>PITCHER</b> <b>Rich Gale, R</b> (1, 1) <small>ERA: 6.96</small> <b>Charlie Puleo, R</b> (4, 1) <small>ERA: 7.94</small> <b>Bill Scherrer, L</b> (8, 1) <small>ERA: 4.73</small> <b>Tom Hume, R</b> (9, 1) <small>ERA: 5.59</small>	IP WLS BF H R ER SO BB IBB HBP BLK WP HR S P ERA WHIP											<b>PITCHER</b> IP WLS BF H R ER SO BB IBB HBP BLK WP HR S P ERA WHIP

**San Francisco Giants @ Cincinnati Reds**  
 Riverfront Stadium, Cincinnati, OH  
 Fri May 13 1983, 7:05 PM EDT  
 Att: 15,241 - Unknown

[livebaseballscorecards.com](http://livebaseballscorecards.com)

<b>AB</b>	<b>33</b>
<b>R</b>	<b>8</b>
<b>H</b>	<b>9</b>
<b>RBI</b>	<b>8</b>
<b>BB</b>	<b>5</b>
<b>SO</b>	<b>4</b>
<b>LOB</b>	<b>8</b>





Batter	1	2	3	4	5	6	7	8	9	AB	R	H	RBI	BB	SO	LOB
Gary Redus, R OBP: 0.384, SLG: 0.594 (1, 7)	0-0 F3		0-0 FC5-2-6 E 1B			0-3 K	0-0 F3		0-0 BB 1B	5	1	2	0	0	1	1
Eddie Milner, L OBP: 0.386, SLG: 0.342 (1, 8)	0-0 1-3		0-0 FC5-2-6 1-3 2-H			0-0 2B		0-0 G5-4-3 2B	4-0 1B BB	4	2	2	0	1	0	2
Dave Concepcion, R OBP: 0.345, SLG: 0.306 (1, 6)	0-0 4-3		0-0 F3			0-0 2B		0-0 G5-4-3 1B	0-0 FC6-4 1B	5	0	3	2	0	0	2
Johnny Bench, R OBP: 0.357, SLG: 0.479 (1, 5)		4-0 G3 BLK 1B BB		0-0 L5		0-0 F7		0-0 G5-4-3 1-2f	0-0 FC6-4 1-2f	4	1	0	0	1	0	4
Dan Driessen, L OBP: 0.375, SLG: 0.351 (1, 3)		0-0 F7 1-2		0-3 K		0-0 4-3		0-0 1B		4	0	1	0	0	1	2
Ron Oester, S OBP: 0.354, SLG: 0.508 (1, 4)		0-0 G3 2-3		0-0 F7			0-0 4-1	0-0 1-3 1B		4	0	1	0	0	0	1
Tom Hume, R (9, 1)										0	0	0	0	0	0	0
Paul Householder, S OBP: 0.148, SLG: 0.185 (1, 9)		0-0 CS 1B 3-H		0-0 3-1		0-0 L4		0-3 K		4	0	1	1	0	1	2
Dann Bilardello, R OBP: 0.196, SLG: 0.309 (1, 2)		0-0 CS 1-2	0-0 E S FC5-2-6 1B		0-3 K		0-0 E5 2B		0-3 K	3	1	1	0	0	1	0
Tom Foley, L (9, PH) OBP: 0.364, SLG: 0.333										1	0	0	0	0	1	0
Rich Gale, R OBP: 0.333, SLG: 0.300 (1, 1)			0-3 K		0-3 K		0-0 2B		0-0 F8	1	0	0	0	0	1	1
Charlie Puleo, R (4, 1)										1	0	0	0	0	1	0
Duane Walker, L OBP: 0.357, SLG: 0.514 (7, PH)										1	0	1	1	0	0	0
Bill Scherrer, L OBP: 0.500, SLG: 0.500 (8, 1)										0	0	0	0	0	0	0
Wayne Krenchicki, L OBP: 0.200, SLG: 0.214 (9, 4)			1-2 K				2-H 2B			1	0	0	0	0	0	0

Inning Stats	R: 0	H: 0	E: 0	K: 0	S: 3	R: 1	H: 1	E: 0	K: 0	S: 3	R: 0	H: 2	E: 1	K: 1	S: 7	R: 0	H: 0	E: 0	K: 1	S: 5	R: 0	H: 0	E: 0	K: 2	S: 7	R: 1	H: 2	E: 0	K: 1	S: 7	R: 1	H: 1	E: 1	K: 0	S: 5	R: 1	H: 4	E: 0	K: 1	S: 8	R: 1	H: 2	E: 0	K: 1	S: 7	1B: 8	SF: 0	2B: 4	SAC: 0	3B: 0	DP: 1	HR: 0	HBP: 0	WP: 0	PA: 41
--------------	------	------	------	------	------	------	------	------	------	------	------	------	------	------	------	------	------	------	------	------	------	------	------	------	------	------	------	------	------	------	------	------	------	------	------	------	------	------	------	------	------	------	------	------	------	-------	-------	-------	--------	-------	-------	-------	--------	-------	--------

PITCHER	IP	WLS	BF	H	R	ER	SO	BB	IBB	HBP	BLK	WP	HR	S	P	ERA	WHIP
Fred Breining, R ERA: 3.78 (1, 1)	7.0	W	29	7	4	3	5	1	0	0	1	0	0	38	42	3.86	1.143
Greg Minton, R ERA: 6.32 (8, 1)	2.0		11	5	1	1	2	1	0	0	0	0	0	14	18	4.50	3.000

BOTTOM

San Francisco Giants @ Cincinnati Reds  
Riverfront Stadium, Cincinnati, OH  
Fri May 13 1983, 7:05 PM EDT  
Att. 15,241 - Unknown

livebaseballscorecards.com

AB	38
R	5
H	12
RBI	4
BB	2
SO	7
LOB	15



**San Francisco Giants @ Cincinnati Reds**  
 Riverfront Stadium, Cincinnati, OH

Sat May 14 1983, 7:05 PM EDT  
 Att: 15,748 - Unknown

[livebaseballscorecards.com](http://livebaseballscorecards.com)

<b>AB</b>	<b>35</b>
<b>R</b>	<b>8</b>
<b>H</b>	<b>10</b>
<b>RBI</b>	<b>8</b>
<b>BB</b>	<b>6</b>
<b>SO</b>	<b>7</b>
<b>LOB</b>	<b>13</b>



Batter	1	2	3	4	5	6	7	8	9	AB	R	H	RBI	BB	SO	LOB
Johnnie LeMaster, R OBP: 0.411, SLG: 0.405 (1, 6)	F2		F4	SH1-4				F2		4	0	1	0	0	0	1
Darrell Evans, L OBP: 0.438, SLG: 0.703 (1, 5)	G3		HR	HBP	IBB			HR		4	3	2	3	1	1	1
Chili Davis, S OBP: 0.385, SLG: 0.522 (1, 8)	F5		1B	HBP				K		4	1	1	2	1	2	0
Jack Clark, R OBP: 0.302, SLG: 0.306 (1, 9)		E7	5-3	K					F8	5	0	1	0	0	1	3
Dave Bergman, L OBP: 0.385, SLG: 0.200 (1, 3)		L4	1B	HBP	IBB			F7		3	0	0	0	2	0	1
Max Venable, L OBP: 0.255, SLG: 0.478 (1, 7)		CS	1B	HBP				2B		3	1	2	2	1	0	0
Milt May, L OBP: 0.267, SLG: 0.255 (1, 2)		FC5-4	4-3	4-3				4-3		5	0	1	1	0	1	6
Duane Kuiper, L OBP: 0.344, SLG: 0.273 (1, 4)	FC5-4			SH1-4	1B			L6		3	1	0	0	1	0	1
Bill Laskey, R OBP: 0.333, SLG: 0.125 (1, 1)			HR	1B						3	2	2	0	0	1	0
Gary Lavelle, S (7, 1)				SH1-4	1B					1	0	0	0	0	1	0
Greg Minton, S (8, 1)										0	0	0	0	0	0	0

Batter	1	2	3	4	5	6	7	8	9
Johnnie LeMaster, R OBP: 0.411, SLG: 0.405 (1, 6)	F2		F4	SH1-4				F2	
Darrell Evans, L OBP: 0.438, SLG: 0.703 (1, 5)	G3		HR	HBP	IBB			HR	
Chili Davis, S OBP: 0.385, SLG: 0.522 (1, 8)	F5		1B	HBP				K	
Jack Clark, R OBP: 0.302, SLG: 0.306 (1, 9)		E7	5-3	K					F8
Dave Bergman, L OBP: 0.385, SLG: 0.200 (1, 3)		L4	1B	HBP	IBB			F7	
Max Venable, L OBP: 0.255, SLG: 0.478 (1, 7)		CS	1B	HBP				2B	
Milt May, L OBP: 0.267, SLG: 0.255 (1, 2)		FC5-4	4-3	4-3				4-3	
Duane Kuiper, L OBP: 0.344, SLG: 0.273 (1, 4)	FC5-4			SH1-4	1B			L6	
Bill Laskey, R OBP: 0.333, SLG: 0.125 (1, 1)			HR	1B					
Gary Lavelle, S (7, 1)				SH1-4	1B				
Greg Minton, S (8, 1)									

Inning	1	2	3	4	5	6	7	8	9	1B	2B	3B	HR	SF	SAC	DP	HBP	WP	PA	
1	R: 0	H: 0	R: 1	H: 2	R: 3	H: 3	R: 0	H: 1	R: 0	H: 0	R: 1	H: 1	R: 0	H: 1	R: 0	H: 1	R: 0	H: 1	1B: 7	35
2	E: 0	LOB: 0	E: 1	LOB: 1	E: 0	LOB: 2	E: 0	LOB: 1	E: 0	LOB: 0	E: 0	LOB: 0	E: 0	LOB: 0	E: 0	LOB: 0	E: 0	LOB: 1	2B: 1	8
3	K: 0	BB: 0	K: 0	BB: 1	K: 0	BB: 2	K: 1	BB: 0	K: 1	BB: 0	K: 2	BB: 0	K: 1	BB: 0	K: 0	BB: 0	K: 0	BB: 0	3B: 0	10
4	S: 3	P: 3	S: 4	P: 8	S: 6	P: 14	S: 8	P: 8	S: 5	P: 5	S: 5	P: 5	S: 5	P: 5	S: 8	P: 8	S: 4	P: 4	HR: 2	13

PITCHER	IP	WLS	BF	H	R	ER	SO	BB	IBB	HBP	BLK	WP	HR	S	P	ERA	WHIP
Frank Pastore, R ERA: 7.05 (1, 1)	2.2	L	15	5	4	4	0	3	0	0	0	0	1	12	24	13.50	3.000
Greg Harris, R ERA: 27.0 (3, 1)	1.0		9	2	3	3	1	1	2	1	0	0	0	7	20	27.00	3.000
Bill Scherrer, L ERA: 3.78 (4, 1)	3.1		11	1	0	0	4	0	0	0	0	0	0	19	19	0.00	0.300
Brad Lesley, R ERA: 1.8 (8, 1)	2.0		8	2	1	1	2	0	0	0	0	0	1	12	12	4.50	1.000



BOTTOM

San Francisco Giants @ Cincinnati Reds  
Riverfront Stadium, Cincinnati, OH

livebaseballscorecards.com

AB	38
R	7
H	13
RBI	6
BB	1
SO	9
LOB	16



WP	0	PA	40
PB	0		
SB	0		
CS	0		

Sat May 14 1983, 7:05 PM EDT  
Att. 15,748 - Unknown

AB R H RBI BB SO LOB

5 0 0 0 0 4 2

5 1 1 0 0 1 1

4 1 1 0 0 1 1

5 1 3 1 0 1 1

4 2 3 0 0 0 1

3 1 2 2 0 0 2

3 0 1 1 0 0 3

1 0 0 0 0 0 2

4 0 0 0 0 2 3

0 0 0 0 0 0 0

1 0 0 0 0 0 0

0 0 0 0 1 0 0

1 0 0 0 0 0 0

0 0 0 0 0 0 0

1 1 1 0 0 0 0

1B: 9 SF: 0

2B: 3 SAC: 0

3B: 0 DP: 2

HR: 1 HBP: 1

WP: 0 PA: 40

PB: 0

SB: 0

CS: 0

1B: 9 SF: 0

2B: 3 SAC: 0

3B: 0 DP: 2

HR: 1 HBP: 1

WP: 0 PA: 40

PB: 0

SB: 0

CS: 0

1B: 9 SF: 0

2B: 3 SAC: 0

3B: 0 DP: 2

HR: 1 HBP: 1

WP: 0 PA: 40

PB: 0

SB: 0

CS: 0

1B: 9 SF: 0

2B: 3 SAC: 0

3B: 0 DP: 2

HR: 1 HBP: 1

WP: 0 PA: 40

PB: 0

SB: 0

CS: 0

1B: 9 SF: 0

2B: 3 SAC: 0

3B: 0 DP: 2

HR: 1 HBP: 1

WP: 0 PA: 40

PB: 0

SB: 0

CS: 0

1B: 9 SF: 0

2B: 3 SAC: 0

3B: 0 DP: 2

HR: 1 HBP: 1

WP: 0 PA: 40

PB: 0

SB: 0

CS: 0

1B: 9 SF: 0

2B: 3 SAC: 0

3B: 0 DP: 2

HR: 1 HBP: 1

WP: 0 PA: 40

PB: 0

SB: 0

CS: 0

1B: 9 SF: 0

2B: 3 SAC: 0

3B: 0 DP: 2

HR: 1 HBP: 1

WP: 0 PA: 40

PB: 0

SB: 0

CS: 0

1B: 9 SF: 0

2B: 3 SAC: 0

3B: 0 DP: 2

HR: 1 HBP: 1

WP: 0 PA: 40

PB: 0

SB: 0

CS: 0

1B: 9 SF: 0

2B: 3 SAC: 0

3B: 0 DP: 2

HR: 1 HBP: 1

WP: 0 PA: 40

PB: 0

SB: 0

CS: 0

1B: 9 SF: 0

2B: 3 SAC: 0

3B: 0 DP: 2

HR: 1 HBP: 1

WP: 0 PA: 40

PB: 0

SB: 0

CS: 0

1B: 9 SF: 0

2B: 3 SAC: 0

3B: 0 DP: 2

HR: 1 HBP: 1

WP: 0 PA: 40

PB: 0

SB: 0

CS: 0

1B: 9 SF: 0

2B: 3 SAC: 0

3B: 0 DP: 2

HR: 1 HBP: 1

WP: 0 PA: 40

PB: 0

SB: 0

CS: 0

1B: 9 SF: 0

2B: 3 SAC: 0

3B: 0 DP: 2

HR: 1 HBP: 1

WP: 0 PA: 40

PB: 0

SB: 0

CS: 0

1B: 9 SF: 0

2B: 3 SAC: 0

3B: 0 DP: 2

HR: 1 HBP: 1

WP: 0 PA: 40

PB: 0

SB: 0

CS: 0

1B: 9 SF: 0

2B: 3 SAC: 0

3B: 0 DP: 2

HR: 1 HBP: 1

WP: 0 PA: 40

PB: 0

SB: 0

CS: 0

1B: 9 SF: 0

2B: 3 SAC: 0

3B: 0 DP: 2

HR: 1 HBP: 1

WP: 0 PA: 40

PB: 0

SB: 0

CS: 0

1B: 9 SF: 0

2B: 3 SAC: 0

3B: 0 DP: 2

HR: 1 HBP: 1

WP: 0 PA: 40

PB: 0

SB: 0

CS: 0

1B: 9 SF: 0

2B: 3 SAC: 0

3B: 0 DP: 2

HR: 1 HBP: 1

WP: 0 PA: 40

PB: 0

SB: 0

CS: 0

1B: 9 SF: 0

2B: 3 SAC: 0

3B: 0 DP: 2

HR: 1 HBP: 1

WP: 0 PA: 40

PB: 0

SB: 0

CS: 0

1B: 9 SF: 0

2B: 3 SAC: 0

3B: 0 DP: 2

HR: 1 HBP: 1

WP: 0 PA: 40

PB: 0

SB: 0

CS: 0

1B: 9 SF: 0

2B: 3 SAC: 0

3B: 0 DP: 2

HR: 1 HBP: 1

WP: 0 PA: 40

PB: 0

SB: 0

CS: 0

1B: 9 SF: 0

2B: 3 SAC: 0

3B: 0 DP: 2

HR: 1 HBP: 1

WP: 0 PA: 40

PB: 0

SB: 0

CS: 0

1B: 9 SF: 0

2B: 3 SAC: 0

3B: 0 DP: 2

HR: 1 HBP: 1

WP: 0 PA: 40

PB: 0

SB: 0

CS: 0

1B: 9 SF: 0

2B: 3 SAC: 0

3B: 0 DP: 2

HR: 1 HBP: 1

WP: 0 PA: 40

PB: 0

SB: 0

CS: 0

1B: 9 SF: 0

2B: 3 SAC: 0

3B: 0 DP: 2

HR: 1 HBP: 1

WP: 0 PA: 40

PB: 0

SB: 0

CS: 0

1B: 9 SF: 0

2B: 3 SAC: 0

3B: 0 DP: 2

HR: 1 HBP: 1

WP: 0 PA: 40

PB: 0

SB: 0

CS: 0

1B: 9 SF: 0

2B: 3 SAC: 0

3B: 0 DP: 2

HR: 1 HBP: 1

WP: 0 PA: 40

PB: 0

SB: 0

CS: 0

1B: 9 SF: 0

2B: 3 SAC: 0

3B: 0 DP: 2

HR: 1 HBP: 1

WP: 0 PA: 40

PB: 0

SB: 0

CS: 0

1B: 9 SF: 0

2B: 3 SAC: 0

3B: 0 DP: 2

HR: 1 HBP: 1

WP: 0 PA: 40

PB: 0

SB: 0

CS: 0

1B: 9 SF: 0

2B: 3 SAC: 0

3B: 0 DP: 2

HR: 1 HBP: 1

WP: 0 PA: 40

PB: 0

SB: 0

CS: 0

1B: 9 SF: 0

2B: 3 SAC: 0

3B: 0 DP: 2

HR: 1 HBP: 1

WP: 0 PA: 40

PB: 0

SB: 0

CS: 0

1B: 9 SF: 0

Batter	1	2	3	4	5	6	7	8	9	AB R H RBI BB SO LOB	TOP
<b>Johnnie LeMaster, R</b> (1, 6) <small>OBP: 0.404, SLG: 0.397</small>	0-0 		0-0 			0-3 		0-0 	0-0 	5 1 1 0 0 1 1	<b>San Francisco Giants @ Cincinnati Reds</b> Riverfront Stadium, Cincinnati, OH Sun May 15 1983, 3:33 AM EDT Att. 21,642 - Unknown <a href="http://livebaseballscorecards.com">livebaseballscorecards.com</a>
<b>Darrell Evans, L</b> (1, 5) <small>OBP: 0.437, SLG: 0.683</small>	0-3 		0-0 			4-0 		4-0 	0-0 	3 1 0 0 2 1 1	
<b>Chili Davis, S</b> (1, 8) <small>OBP: 0.396, SLG: 0.534</small>	0-0 			4-0 		0-0 		0-0 		3 0 2 0 1 0 2	
<b>Jack Clark, R</b> (1, 9) <small>OBP: 0.300, SLG: 0.304</small>	0-0 			0-0 		0-0 		0-0 		4 1 1 1 0 0 3	
<b>Dave Bergman, L</b> (1, 3) <small>OBP: 0.367, SLG: 0.250</small>		0-0 		0-0 		0-0 		0-0 		4 1 1 1 0 0 2	
<b>Max Venable, L</b> (1, 7) <small>OBP: 0.255, SLG: 0.449</small>		0-0 			0-0 		0-0 	4-0 		3 1 0 0 1 0 0	
<b>Bob Brenly, R</b> (1, 2) <small>OBP: 0.325, SLG: 0.323</small>		0-0 			0-0 		0-0 	0-0 		4 0 1 2 0 0 0	
<b>Duane Kuiper, L</b> (1, 4) <small>OBP: 0.351, SLG: 0.275</small>			0-0 		4-0 		0-0 	0-0 		3 0 1 0 1 0 1	
<b>Atlee Hammaker, S</b> (1, 1) <small>OBP: 0.158, SLG: 0.111</small> <b>Jim Barr, R</b> (8, 1) <small>OBP: 0.333, SLG: 0.667</small> <b>Gary Lavelle, S</b> (9, 1)			4-0 		0-0 		0-0 		0-0 	2 0 0 0 1 0 2 1 0 0 0 0 0 0 0 0 0 0 0 0 0	
<b>Inning Stats</b>	R: 0 H: 1 E: 0 LOB: 1 K: 1 BB: 0 S: 6 P: 6	R: 0 H: 0 E: 0 LOB: 0 K: 0 BB: 0 S: 3 P: 3	R: 0 H: 0 E: 0 LOB: 1 K: 0 BB: 1 S: 3 P: 7	R: 0 H: 0 E: 0 LOB: 0 K: 0 BB: 1 S: 2 P: 6	R: 0 H: 0 E: 0 LOB: 1 K: 0 BB: 1 S: 3 P: 7	R: 1 H: 1 E: 0 LOB: 1 K: 1 BB: 1 S: 6 P: 10	R: 0 H: 1 E: 0 LOB: 1 K: 0 BB: 0 S: 4 P: 4	R: 4 H: 4 E: 1 LOB: 1 K: 0 BB: 2 S: 6 P: 14	R: 0 H: 0 E: 0 LOB: 0 K: 0 BB: 0 S: 3 P: 3	1B: 4 SF: 0 2B: 3 SAC: 0 3B: 0 DP: 1 HR: 0 HBP: 0	
<b>PITCHER</b> <b>Ted Power, R</b> (1, 1) <small>ERA: 1.61</small> <b>Tom Hume, R</b> (8, 1) <small>ERA: 7.2</small> <b>Bill Scherrer, L</b> (8, 1) <small>ERA: 3.5</small>	IP WLS BF H R ER SO BB IBB HBP BLK WP HR S P ERA WHIP 7.0 0 27 3 1 1 2 4 0 0 0 1 0 27 43 1.29 1.000 0.2 L 7 4 4 4 0 1 1 0 0 0 0 0 5 13 54.00 7.500 1.1 4 0 0 0 0 0 0 0 0 0 0 0 4 4 0.00 0.000										

San Francisco Giants @ Cincinnati Reds  
 Riverfront Stadium, Cincinnati, OH  
 Sun May 15 1983, 3:33 AM EDT  
 Att. 21,642 - Unknown

AB	32
R	5
H	7
RBI	4
BB	6
SO	2
LOB	12







Batter	1	2	3	4	5	6	7	8	9	AB R H RBI BB SO LOB	TOP	
<b>Johnnie LeMaster, R</b> (1, 6) <small>OBP: 0.400, SLG: 0.392</small>	0-3 		0-0 		0-0 		0-3 			4 0 1 0 0 2 2	<b>San Francisco Giants @ Philadelphia Phillies</b> Veterans Stadium, Philadelphia, PA Tue May 17 1983, 7:05 PM EDT Att: 21,123 - Unknown	
<b>Darrell Evans, L</b> (1, 5) <small>OBP: 0.438, SLG: 0.676</small>	0-0 		0-0 			0-0 		0-0 		4 0 2 0 0 0 0		
<b>Chili Davis, S</b> (1, 8) <small>OBP: 0.392, SLG: 0.525</small>	0-0 		0-0 			0-0 		0-3 		4 0 1 0 0 1 2		
<b>Jack Clark, R</b> (1, 9) <small>OBP: 0.299, SLG: 0.297</small>	0-3 		0-0 			0-0 		4-0 		3 0 0 0 1 1 4		
<b>Jeffrey Leonard, R</b> (1, 7) <small>OBP: 0.250, SLG: 0.321</small>	4-0 			0-0 		0-3 		0-0 		3 0 0 0 1 1 2		
<b>Dave Bergman, L</b> (1, 3) <b>Joel Youngblood, R</b> (9, PH) <small>OBP: 0.333, SLG: 0.222</small> <small>OBP: 0.304, SLG: 0.372</small>	0-0 			0-0 			0-0 		0-0 			3 0 0 0 0 0 3
<b>Bob Brenly, R</b> (1, 2) <small>OBP: 0.333, SLG: 0.391</small>		0-0 		0-0 			0-0 		0-0 			1 0 0 0 0 0 0
<b>Duane Kuiper, L</b> (1, 4) <small>OBP: 0.344, SLG: 0.268</small> <b>Champ Summers, L</b> (7, PH) <small>OBP: 0.364, SLG: 0.222</small> <b>Joe Pettini, R</b> (7, PR) <small>OBP: 0.100, SLG: 0.158</small>		0-0 		0-0 		0-0 		4-0 		0-0 		4 1 2 1 0 0 0
<b>Andy McGaffigan, R</b> (1, 1) <b>Max Venable, L</b> (7, PH) <small>OBP: 0.250, SLG: 0.440</small> <b>Jim Barr, R</b> (7, 1) <small>OBP: 0.333, SLG: 0.667</small> <b>Mike Vail, R</b> (9, PH) <small>OBP: 0.192, SLG: 0.200</small>		0-3 		0-3 		0-3 		0-0 		0-3 		2 0 0 0 0 2 0
<b>Inning Stats</b>	R: 0 H: 2 E: 0 LOB: 3 K: 2 BB: 1 S: 9 P: 13	R: 0 H: 0 E: 0 LOB: 0 K: 1 BB: 0 S: 5 P: 5	R: 0 H: 2 E: 0 LOB: 1 K: 0 BB: 0 S: 4 P: 4	R: 0 H: 0 E: 0 LOB: 0 K: 0 BB: 0 S: 3 P: 3	R: 0 H: 0 E: 0 LOB: 0 K: 1 BB: 0 S: 5 P: 5	R: 0 H: 0 E: 1 LOB: 1 K: 1 BB: 0 S: 6 P: 6	R: 0 H: 1 E: 0 LOB: 2 K: 1 BB: 1 S: 6 P: 10	R: 0 H: 0 E: 0 LOB: 1 K: 1 BB: 1 S: 5 P: 9	R: 1 H: 1 E: 0 LOB: 0 K: 1 BB: 0 S: 6 P: 6	1B: 4 SF: 0 2B: 1 SAC: 0 3B: 0 DP: 0 HR: 1 HBP: 0		WP: 0 PA: 36 PB: 0 SB: 1 CS: 0
<b>PITCHER</b> <b>John Denny, R</b> (1, 1) <small>ERA: 2.01</small> <b>Al Holland, L</b> (8, 1) <small>ERA: 3.38</small>	IP WLS BF H R ER SO BB IBB HBP BLK WP HR S P ERA WHIP 7.0 W 28 5 0 0 6 2 0 0 0 0 0 0 38 46 0.00 1.000											<b>PITCHER</b> IP WLS BF H R ER SO BB IBB HBP BLK WP HR S P ERA WHIP 2.0 S 8 1 1 1 2 1 0 0 0 0 0 1 11 15 4.50 1.000

livebaseballscorecards.com

<b>AB</b>	<b>33</b>
<b>R</b>	<b>1</b>
<b>H</b>	<b>6</b>
<b>RBI</b>	<b>1</b>
<b>BB</b>	<b>3</b>
<b>SO</b>	<b>8</b>
<b>LOB</b>	<b>15</b>





Batter	1	2	3	4	5	6	7	8	9
<b>Pete Rose, S</b> OBP: 0.338, SLG: 0.345 (1, 9) (9, 3)	0-0 4-3	0-0 F7			0-0 F8		0-0 1B		
<b>Gary Matthews, R</b> OBP: 0.336, SLG: 0.352 <b>Al Holland, R</b> OBP: 0.206, SLG: 0.133	0-0 2B		0-3 K		0-3 K		0-3 K		
<b>Mike Schmidt, R</b> OBP: 0.449, SLG: 0.580	0-0 F8		4-0 BB		0-0 F8			0-3 K	
<b>Tony Perez, R</b> OBP: 0.342, SLG: 0.431 <b>Von Hayes, L</b> OBP: 0.206, SLG: 0.133	0-0 6-3		0-0 P4		0-0 L7			0-3 K	
<b>Bo Diaz, R</b> OBP: 0.324, SLG: 0.394		0-0 2B SF8 1B	0-0 6-3		0-0 1B			0-0 L9	
<b>Garry Maddox, R</b> OBP: 0.337, SLG: 0.423		0-0 1-6-3 1B 2B		0-0 F8		0-3 K			
<b>Larry Milbourne, S</b> OBP: 0.308, SLG: 0.314		0-0 SF8		0-0 BLK 1B		0-0 F7			
<b>Ivan De Jesus, R</b> OBP: 0.270, SLG: 0.225		0-0 1-6-3 2-3		0-3 K 1-2		0-0 6-3			
<b>John Denny, R</b> OBP: 0.143, SLG: 0.100 <b>Bob Molinaro, L</b> OBP: 0.133, SLG: 0.429 <b>Greg Gross, L</b> OBP: 0.386, SLG: 0.432		0-0 1B		0-3 K		0-0 G3			

Inning Stats		R: 0	H: 1	E: 0	LOB: 1	K: 0	BB: 0	S: 4	R: 2	H: 3	E: 0	LOB: 1	K: 0	BB: 0	S: 6	R: 0	H: 0	E: 0	LOB: 1	K: 1	BB: 1	S: 5	R: 0	H: 1	E: 0	LOB: 1	K: 2	BB: 0	S: 8	R: 0	H: 0	E: 0	LOB: 0	K: 1	BB: 0	S: 5	R: 0	H: 1	E: 0	LOB: 1	K: 1	BB: 0	S: 6	R: 0	H: 1	E: 0	LOB: 1	K: 1	BB: 0	S: 6	R: 0	H: 0	E: 0	LOB: 0	K: 2	BB: 0	S: 7	R: 0	H: 0	E: 0	LOB: 0	K: 2	BB: 0	S: 7
<b>AB</b>	<b>30</b>																									<b>AB</b>	<b>30</b>																																					
<b>R</b>	<b>2</b>																									<b>R</b>	<b>2</b>																																					
<b>H</b>	<b>7</b>																									<b>H</b>	<b>7</b>																																					
<b>RBI</b>	<b>2</b>																									<b>RBI</b>	<b>2</b>																																					
<b>BB</b>	<b>1</b>																									<b>BB</b>	<b>1</b>																																					
<b>SO</b>	<b>8</b>																									<b>SO</b>	<b>8</b>																																					
<b>LOB</b>	<b>11</b>																									<b>LOB</b>	<b>11</b>																																					
<b>1B</b>	<b>5</b>	<b>SF</b>	<b>1</b>																									<b>1B</b>	<b>5</b>																																			
<b>2B</b>	<b>2</b>	<b>SAC</b>	<b>0</b>																									<b>2B</b>	<b>2</b>																																			
<b>3B</b>	<b>0</b>	<b>DP</b>	<b>0</b>																									<b>3B</b>	<b>0</b>																																			
<b>HR</b>	<b>0</b>	<b>HBP</b>	<b>0</b>																									<b>HR</b>	<b>0</b>																																			
<b>WP</b>	<b>0</b>	<b>PA</b>	<b>32</b>																									<b>WP</b>	<b>0</b>																																			
<b>PB</b>	<b>0</b>	<b>SB</b>	<b>0</b>																									<b>PB</b>	<b>0</b>																																			
<b>CS</b>	<b>0</b>	<b>ERA</b>	<b>3.92</b>																									<b>CS</b>	<b>0</b>																																			
<b>ERA</b>	<b>5.06</b>	<b>WHIP</b>	<b>1.167</b>																									<b>ERA</b>	<b>5.06</b>																																			
<b>WHIP</b>	<b>0.500</b>																									<b>WHIP</b>	<b>0.500</b>																																					

**BOTTOM**

San Francisco Giants @ Philadelphia Phillies  
Veterans Stadium, Philadelphia, PA  
Tue May 17 1983, 7:05 PM EDT  
Att. 21,123 - Unknown

livebaseballscorecards.com



Batter	1	2	3	4	5	6	7	8	9	AB R H RBI BB SO LOB	TOP		
<b>Johnnie LeMaster, R</b> <small>OBP: 0.406, SLG: 0.408</small> (1, 6) X	0-0  1B		0-0 X  1B		0-0 X  FC5-4 SF8		0-0 X  P4		0-0 X  1B FC4-6 2B	5 3 3 0 0 0 3	<b>San Francisco Giants @ Philadelphia Phillies</b> <b>Veterans Stadium, Philadelphia, PA</b> Wed May 18 1983, 7:05 PM EDT Att: 20,987 - Unknown		
<b>Darrell Evans, L</b> <small>OBP: 0.452, SLG: 0.676</small> (1, 5) X	0-0  6-3 1B		0-0 X  BB 1B		4-0 BB  BB		4-0 BB  HR BB	0-3 S  K	3 1 2 0 2 1 1				
<b>Jack Clark, R</b> <small>OBP: 0.309, SLG: 0.331</small> (1, 9) X	0-0  6-3		4-0 BB  G6-4-3 BB		0-0 X  SF8		0-0 X  HR	0-0 X  FC4-6 1B	3 1 2 6 1 0 1				
<b>Chili Davis, S</b> <small>OBP: 0.378, SLG: 0.504</small> (1, 8) S S	0-3  K		0-3 S  K		0-0 X  P6		0-0 X  G3	0-0 X  FC4-6 FC4 1B	5 0 0 1 0 2 6				
<b>Dave Bergman, L</b> <small>OBP: 0.316, SLG: 0.313</small> (1, 3) S S	0-3  K		0-0 X  G6-4-3 1-2f		0-3 S  K		0-0 X  HR	0-0 X  FC4 1-2f	5 1 1 1 0 2 5				
<b>Jeffrey Leonard, R</b> <small>OBP: 0.242, SLG: 0.310</small> (1, 7) X		0-0  5-3		0-0 X  6-3		0-0 X  F8		0-0 X  4-3	4 0 0 0 0 0 0				
<b>Bob Brenly, R</b> <small>OBP: 0.329, SLG: 0.384</small> (1, 2) X		0-0  1B		0-3 S  K		0-3 S  K		0-3 S  K	4 0 1 0 0 3 0				
<b>Duane Kuiper, L</b> <small>OBP: 0.340, SLG: 0.279</small> (1, 4) S S		0-3  K		0-0 X  4-3		0-0 X  BB HR 2B		0-0 X  L8	4 1 1 0 0 1 1				
<b>Mike Krukow, R</b> <small>OBP: 0.429, SLG: 0.667</small> <b>Greg Minton, S</b> (7, 1) X		0-0  L1		0-0 X  FC5-4 1B		0-0 X  FC5 BB HR		0-0 X  F8	3 1 1 0 0 0 2 1 0 0 0 0 0 0				
<b>Inning Stats</b>	R: 1 H: 2 E: 0 LOB: 1 K: 2 BB: 0 S: 9 P: 9	R: 0 H: 1 E: 0 LOB: 1 K: 1 BB: 0 S: 6 P: 6	R: 0 H: 2 E: 0 LOB: 2 K: 1 BB: 1 S: 6 P: 10	R: 0 H: 0 E: 0 LOB: 0 K: 1 BB: 0 S: 5 P: 5	R: 1 H: 1 E: 0 LOB: 1 K: 0 BB: 1 S: 4 P: 8	R: 0 H: 0 E: 0 LOB: 0 K: 2 BB: 0 S: 7 P: 7	R: 5 H: 3 E: 0 LOB: 0 K: 0 BB: 1 S: 7 P: 11	R: 0 H: 0 E: 0 LOB: 0 K: 1 BB: 0 S: 5 P: 5	R: 1 H: 2 E: 0 LOB: 1 K: 1 BB: 0 S: 7 P: 7	1B: 7 SF: 1 2B: 2 SAC: 0 3B: 0 DP: 1 HR: 2 HBP: 0		WP: 0 PA: 41 PB: 0 SB: 1 CS: 0	
<b>PITCHER</b>	IP WLS BF H R ER SO BB IBB HBP BLK WP HR S P ERA WHIP											<b>PITCHER</b>	IP WLS BF H R ER SO BB IBB HBP BLK WP HR S P ERA WHIP
<b>Dick Ruthven, R</b> <small>ERA: 5.61</small> (1, 1)	6.1 L 28 7 4 3 7 2 0 0 0 0 0 0 40 48 4.26 1.421												
<b>Sid Monge, L</b> <small>ERA: 6.94</small> (7, 1)	0.0 1 0 0 0 0 1 0 0 0 0 0 0 0 4 ∞ ∞												
<b>Porfi Altamirano, R</b> <small>ERA: 4.08</small> (7, 1)	0.2 4 2 3 3 0 0 0 0 0 0 0 2 4 4 40.50 3.000												
<b>Tug McGraw, L</b> <small>ERA: 1.0</small> (8, 1)	2.0 8 2 1 1 2 0 0 0 0 0 0 0 0 12 12 4.50 1.000												

livebaseballscorecards.com

<b>AB</b>	<b>37</b>
<b>R</b>	<b>8</b>
<b>H</b>	<b>11</b>
<b>RBI</b>	<b>8</b>
<b>BB</b>	<b>3</b>
<b>SO</b>	<b>9</b>
<b>LOB</b>	<b>19</b>







Batter	1	2	3	4	5	6	7	8	9	AB R H RBI BB SO LOB	TOP	
<b>Johnnie LeMaster, R</b> (1, 6) <small>OBP: 0.396, SLG: 0.396</small>	0-0 			0-0 		0-0 		0-0 		4 0 0 0 0 0 2	<b>San Francisco Giants @ Montreal Expos</b> Olympic Stadium, Montreal, QB Fri May 20 1983, 7:05 PM EDT Att. 25,143 - Unknown <a href="http://livebaseballscorecards.com">livebaseballscorecards.com</a>	
<b>Darrell Evans, L</b> (1, 3) <small>OBP: 0.439, SLG: 0.652</small>	0-3 			0-0 		0-0 		0-0 		4 0 0 0 0 1 2		
<b>Jack Clark, R</b> (1, 9) <small>OBP: 0.308, SLG: 0.323</small>	0-3 			4-0 		0-3 		0-0 		3 1 0 0 1 2 2		
<b>Chili Davis, S</b> (1, 8) <small>OBP: 0.375, SLG: 0.496</small>		0-0 		0-0 		0-3 		0-3 		4 0 1 0 0 2 0		
<b>Jeffrey Leonard, R</b> (1, 7) <small>OBP: 0.250, SLG: 0.325</small>		0-0 		0-0 		0-0 		0-0 		4 0 2 1 0 0 0		
<b>Tom O'Malley, L</b> (1, 5) <small>OBP: 0.336, SLG: 0.280</small>	0-3 		0-0 		0-0 		0-3 		0-3 			4 0 0 0 0 2 3
<b>Bob Brenly, R</b> (1, 2) <small>OBP: 0.318, SLG: 0.368</small>		0-0 		0-3 		0-0 				3 0 0 0 0 1 1		
<b>Duane Kuiper, L</b> (1, 4) <small>OBP: 0.340, SLG: 0.281</small>		0-0 		0-0 		0-0 		0-0 		3 0 1 0 0 0 0		
<b>Fred Breining, R</b> (1, 1) <small>OBP: 0.211, SLG: 0.118</small> <b>Renie Martin, R</b> (3, 1) <small>OBP: 0.500, SLG: 1.000</small> <b>Max Venable, L</b> (8, PH) <small>OBP: 0.263, SLG: 0.440</small> <b>Mark Calvert, R</b> (8, 1)		0-0 		0-3 		4-0 				1 0 0 0 0 0 0		
<b>Inning Stats</b>	R: 0 H: 0 E: 0 LOB: 0 K: 2 BB: 0 S: 7 P: 7	R: 0 H: 0 E: 0 LOB: 0 K: 1 BB: 0 S: 5 P: 5	R: 0 H: 0 E: 0 LOB: 0 K: 0 BB: 0 S: 3 P: 3	R: 1 H: 2 E: 0 LOB: 2 K: 0 BB: 1 S: 5 P: 9	R: 0 H: 0 E: 0 LOB: 0 K: 2 BB: 0 S: 7 P: 7	R: 0 H: 0 E: 0 LOB: 0 K: 1 BB: 0 S: 5 P: 5	R: 0 H: 1 E: 0 LOB: 1 K: 1 BB: 0 S: 6 P: 6	R: 0 H: 1 E: 0 LOB: 2 K: 0 BB: 1 S: 4 P: 8	R: 0 H: 0 E: 0 LOB: 0 K: 2 BB: 0 S: 7 P: 7	1B: 3 SF: 0 2B: 1 SAC: 0 3B: 0 DP: 0 HR: 0 HBP: 0	WP: 0 PA: 33 PB: 0 SB: 0 CS: 0	
<b>PITCHER</b> <b>Steve Rogers, R</b> (1, 1) <small>ERA: 2.41</small>	IP: 9.0 WLS: W BF: 33 H: 4 R: 1 ER: 1 SO: 9 BB: 2 IBB: 0 HBP: 0 BLK: 0 WP: 0 HR: 0 S: 49 P: 57 ERA: 1.00 WHIP: 0.667					<b>PITCHER</b> IP: WLS: BF: H: R: ER: SO: BB: IBB: HBP: BLK: WP: HR: S: P: ERA: WHIP						





Batter	1	2	3	4	5	6	7	8	9	AB	R	H	RBI	BB	SO	LOB
Tim Raines, S OBP: 0.372, SLG: 0.351 (1, 7)	0-0 2B SF8 1B	0-3 K		0-0 F8		0-0 SF7				3	1	1	1	0	1	3
Warren Cromartie, L OBP: 0.343, SLG: 0.423 (1, 9)	0-0 WP 1-3 2B	0-0 1-3 2-H 3-H 2B		0-0 1-3		0-0 FC4-6 1-2f				4	0	2	2	0	0	1
Andre Dawson, R OBP: 0.340, SLG: 0.581 (1, 8)	0-0 SF8 3-H	0-3 K			0-3 K					3	0	0	1	0	2	2
Al Oliver, L OBP: 0.352, SLG: 0.455 (1, 3)	0-0 F7 2-3									4	2	2	1	0	0	1
Terry Francona, L OBP: 0.176, SLG: 0.206 (8, 3)				HR 1B						0	0	0	0	0	0	0
Gary Carter, R OBP: 0.281, SLG: 0.450 (1, 2)	0-0 F8									4	1	1	2	0	0	1
Tim Wallach, R OBP: 0.291, SLG: 0.411 (1, 5)										4	0	1	0	0	0	0
Chris Speier, R OBP: 0.333, SLG: 0.293 (1, 6)										3	2	2	0	1	1	0
Doug Flynn, R OBP: 0.242, SLG: 0.250 (1, 4)										4	1	0	0	0	0	3
Steve Rogers, R OBP: 0.167, SLG: 0.130 (1, 1)										3	0	1	0	0	0	1


Inning Stats	R: 1	H: 2	E: 0	K: 0	S: 5	LOB: 1	BB: 0	P: 5	R: 2	H: 2	E: 2	K: 2	S: 11	LOB: 2	BB: 0	P: 11	R: 2	H: 2	E: 0	K: 1	S: 7	LOB: 0	BB: 0	P: 7	R: 0	H: 0	E: 0	K: 0	S: 3	LOB: 0	BB: 0	P: 3	R: 1	H: 2	E: 0	K: 1	S: 6	LOB: 0	BB: 0	P: 6	R: 1	H: 2	E: 0	K: 0	S: 5	LOB: 1	BB: 0	P: 5	R: 0	H: 0	E: 0	K: 0	S: 3	LOB: 0	BB: 0	P: 3	R: 0	H: 0	E: 0	K: 0	S: 3	LOB: 1	BB: 1	P: 7
PITCHER	IP	WLS	BF	H	R	ER	SO	BB	IBB	HBP	BLK	WP	HR	S	P	ERA	WHIP																																															
Fred Breining, R ERA: 4.14 (1, 1)	2.0	L	14	6	5	3	2	0	0	0	0	1	1	18	18	13.50	3.000																																															
Renie Martin, R ERA: 4.24 (3, 1)	5.0		18	4	2	2	2	0	0	0	0	0	1	22	22	3.60	0.800																																															
Mark Calvert, R ERA: 6.75 (8, 1)	1.0		4	0	0	0	0	1	0	0	0	0	0	3	7	0.00	1.000																																															

**BOTTOM**

**San Francisco Giants @ Montreal Expos**  
 Olympic Stadium, Montreal, QB  
 Fri May 20 1983, 7:05 PM EDT  
 Att. 25,143 - Unknown

livebaseballscorecards.com

AB	32
R	7
H	10
RBI	7
BB	1
SO	4
LOB	12



1B:	5	SF:	2	WP:	1	PA:	37
2B:	3	SAC:	1	PB:	0	SB:	0
3B:	0	DP:	0	CS:	1		
HR:	2	HBP:	0				

Batter	1	2	3	4	5	6	7	8	9	AB R H RBI BB SO LOB	TOP
<b>Johnnie LeMaster, R</b> (1, 6) <small>OBP: 0.387, SLG: 0.384</small>	0-3 	0-0 5-3 			0-0 6-3 		0-0 6-3 			4 0 0 0 0 1 0	<b>San Francisco Giants @ Montreal Expos</b> Olympic Stadium, Montreal, QB Sat May 21 1983, 3:33 AM EDT Att: 28,129 - Unknown <a href="http://livebaseballscorecards.com">livebaseballscorecards.com</a>
<b>Darrell Evans, L</b> (1, 3) <small>OBP: 0.441, SLG: 0.641</small>	4-0 		0-0 G3 		4-0 		0-0 F6 			2 1 0 0 2 0 0	
<b>Jack Clark, R</b> (1, 9) <small>OBP: 0.313, SLG: 0.331</small>	0-0 		4-0 		0-3 K 		0-0 F4 			3 2 1 0 1 1 1	
<b>Chili Davis, S</b> (1, 8) <small>OBP: 0.365, SLG: 0.481</small>	0-0 6-3 		0-0 F6 		0-0 F9 		0-0 F9 			4 0 0 1 0 0 3	
<b>Jeffrey Leonard, R</b> (1, 7) <small>OBP: 0.266, SLG: 0.347</small>	0-0 		0-0 		0-0 		0-0 F9 			4 2 3 1 0 0 0	
<b>Tom O'Malley, L</b> (1, 5) <small>OBP: 0.342, SLG: 0.299</small>	0-0 		0-0 		0-0 F4-3 		0-0 F5 			4 0 2 3 0 0 1	
<b>Joel Youngblood, R</b> (1, 4) <small>OBP: 0.280, SLG: 0.340</small>	0-0 5-3 			0-0 5-3 		0-0 6-3 		0-0 5-3 		4 0 0 0 0 0 1	
<b>Bob Brenly, R</b> (1, 2) <small>OBP: 0.308, SLG: 0.354</small>		0-0 F3 		0-0 5-3 		0-3 K 				3 0 0 0 0 1 0	
<b>Bill Laskey, R</b> (1, 1) <small>OBP: 0.304, SLG: 0.111</small> <b>Gary Lavelle, S</b> (6, 1)		0-0 6-3 		0-3 K 		0-0 F4-3 				2 0 0 0 0 1 0 1 0 0 0 0 0 0	
<b>Inning Stats</b>	R: 3 H: 3 E: 0 LOB: 1 K: 1 BB: 1 S: 8 P: 12	R: 0 H: 0 E: 0 LOB: 0 K: 0 BB: 0 S: 3 P: 3	R: 2 H: 2 E: 0 LOB: 1 K: 0 BB: 1 S: 4 P: 8	R: 0 H: 0 E: 0 LOB: 0 K: 1 BB: 0 S: 5 P: 5	R: 0 H: 0 E: 0 LOB: 1 K: 1 BB: 1 S: 5 P: 9	R: 0 H: 1 E: 0 LOB: 0 K: 0 BB: 0 S: 3 P: 3	R: 0 H: 0 E: 0 LOB: 0 K: 1 BB: 0 S: 5 P: 5	R: 0 H: 0 E: 0 LOB: 0 K: 0 BB: 0 S: 3 P: 3	R: 0 H: 0 E: 0 LOB: 0 K: 0 BB: 0 S: 3 P: 3	1B: 3 SF: 0 2B: 3 SAC: 0 3B: 0 DP: 0 HR: 0 HBP: 0	WP: 0 PA: 34 PB: 0 SB: 0 CS: 1
<b>SCOUTING</b> PITCHER <b>Scott Sanderson, R</b> (1, 1) <small>ERA: 5.58</small> <b>Ray Burris, R</b> (4, 1) <small>ERA: 1.99</small> <b>Randy Lerch, L</b> (6, 1) <small>ERA: 3.79</small> <b>Dan Schatzeder, L</b> (8, 1) <small>ERA: 1.15</small>	IP WLS BF H R ER SO BB IBB HBP BLK WP HR S P ERA WHIP 3.0 L 15 5 5 5 1 2 0 0 0 0 0 0 15 23 15.00 2.333 2.0 7 0 0 0 2 1 0 0 0 0 0 0 10 14 0.00 0.500 0.0 0 0 0 0 0 0 0 0 0 0 0 0 0 0 0.00 0.000 2.0 6 0 0 0 0 0 0 0 0 0 0 0 6 6 0.00 0.000	PITCHER IP WLS BF H R ER SO BB IBB HBP BLK WP HR S P ERA WHIP									

AB	31
R	5
H	6
RBI	5
BB	3
SO	4
LOB	6





Batter	1	2	3	4	5	6	7	8	9	AB	R	H	RBI	BB	SO	LOB
Tim Raines, S OBP: 0.369, SLG: 0.343 (1, 7)	0-0 4-3			4-0 HR BB	0-0 L6			0-0 1-3		3	1	0	0	1	0	1
Warren Cromartie, L OBP: 0.339, SLG: 0.416 (1, 9)	0-0 F8			0-0 F5 1-2		0-3 K		0-0 1B		4	0	1	0	0	1	1
Andre Dawson, R OBP: 0.338, SLG: 0.593 (1, 8)	0-0 L6			0-0 HR 2-H		0-0 5-3		0-0 F4		4	1	1	2	0	0	1
Al Oliver, L OBP: 0.349, SLG: 0.449 (1, 3)		0-0 4-3		0-0 4-3		0-0 1B 1B		0-0 4-3		4	0	1	0	0	0	1
Gary Carter, R OBP: 0.288, SLG: 0.447 (1, 2)		0-3 K		4-0 BB		0-0 FC6-4 1B		0-3 K		3	0	1	0	1	2	0
Tim Wallach, R OBP: 0.283, SLG: 0.398 (1, 5)		0-3 K		0-0 L5		0-0 FC6-4 1-2f		0-0 5-3		4	0	0	0	0	1	3
Chris Speier, R OBP: 0.314, SLG: 0.274 (1, 6)			0-0 F3		0-0 F8		0-0 F7		0-3 K	4	0	0	0	0	1	0
Doug Flynn, R OBP: 0.235, SLG: 0.242 (1, 4)			0-0 F9		0-0 F9		0-0 F8			3	0	0	0	0	0	0
Scott Sanderson, R OBP: 0.154, SLG: 0.231 (3, PH) Brad Mills, L OBP: 0.222, SLG: 0.222 (4, 1) Ray Burris, R OBP: 0.687, SLG: 0.500 (5, PH) Jerry White, S OBP: 0.269, SLG: 0.423 (7, PH) Randy Lerch, L OBP: 0.269, SLG: 0.423 (8, 1) Dan Schatzeder, L (8, 1)			0-0 6-3		4-0 BB		0-0 6-3			0	0	0	0	0	0	0

**BOTTOM**

**San Francisco Giants @ Montreal Expos**  
 Olympic Stadium, Montreal, QB  
 Sat May 21 1983, 3:33 AM EDT  
 Att. 28,129 - Unknown

AB	31
R	2
H	4
RBI	2
BB	3
SO	5
LOB	7



Inning Stats	R: 0	H: 0	E: 0	LOB: 0	K: 0	BB: 0	S: 3	P: 3	R: 0	H: 0	E: 0	LOB: 0	K: 0	BB: 0	S: 3	P: 7	R: 2	H: 1	E: 0	LOB: 1	K: 0	BB: 2	S: 4	P: 12	R: 0	H: 0	E: 0	LOB: 1	K: 0	BB: 1	S: 3	P: 7	R: 0	H: 2	E: 0	LOB: 2	K: 1	BB: 0	S: 7	P: 7	R: 0	H: 0	E: 0	LOB: 0	K: 0	BB: 0	S: 3	P: 3	R: 0	H: 1	E: 0	LOB: 1	K: 2	BB: 0	S: 7	P: 4	R: 0	H: 0	E: 0	LOB: 0	K: 2	BB: 0	S: 7	P: 7	1B: 3	SF: 0	2B: 0	SAC: 0	3B: 0	DP: 0	HR: 1	HBP: 0	WP: 0	PA: 34	PB: 0	SB: 1	CS: 0	ERA	WHIP
PITCHER	IP	WLS	BF	H	R	ER	SO	BB	IBB	HBP	BLK	WP	HR	S	P	ERA	WHIP																																																														
Bill Laskey, R ERA: 4.12 (1, 1)	5.0	W	19	1	2	2	2	3	0	0	0	0	0	20	32	3.60	0.800																																																														
Gary Lavelle, L ERA: 1.71 (6, 1)	4.0	S	15	3	0	0	3	0	0	0	0	0	0	21	21	0.00	0.750																																																														

Batter	1	2	3	4	5	6	7	8	9	AB R H RBI BB SO LOB	TOP									
Dave Bergman, L (1, 3) OBP: 0.302, SLG: 0.278	4-0 1B BB		0-0 G3		0-0 F5		0-0 L1		0-0 G3	4 0 0 0 1 0 2										
Darrell Evans, L (1, 6) OBP: 0.435, SLG: 0.636	0-0 F9		0-0 L3		0-0 BLK 2B			0-3 K		4 0 1 0 0 1 1										
Jack Clark, R (1, 9) OBP: 0.318, SLG: 0.326	0-0 L6		4-0 BB		0-0 6-3			4-0 FC6-4 BB		2 0 0 0 2 0 2										
Chili Davis, S (1, 8) OBP: 0.363, SLG: 0.475	0-0 1-2 1B		0-0 G3		0-0 F8			0-0 FC6-4 1-2f		4 0 1 0 0 0 2										
Jeffrey Leonard, R (1, 7) OBP: 0.265, SLG: 0.344	0-0 F7			0-0 1-3		0-0 CS BB 1B		0-0 F9		4 0 1 0 0 0 3										
Tom O'Malley, L (1, 5) OBP: 0.348, SLG: 0.293		0-3 K		0-0 F5		4-0 1-2 CS BB		4-0 BB BB		2 0 0 0 2 1 0										
Joel Youngblood, R (1, 4) OBP: 0.302, SLG: 0.360		0-0 FC3-6 1B		0-0 1B		0-0 P5 1-2 2-3		4-0 BB BB		3 0 2 0 0 0 2										
Max Venable, L (9, PH) OBP: 0.276, SLG: 0.440								1-2 BB		0 0 0 0 1 0 0										
Milt May, L (1, 2) OBP: 0.250, SLG: 0.237		0-0 FC3-6 1-2f		0-0 F4-3			0-0 G3		0-0 F9	4 0 0 0 0 0 4										
Atlee Hammaker, S (1, 1) OBP: 0.136, SLG: 0.095		0-3 K			0-0 1-3			0-3 K		3 0 0 0 0 1 1										
Champ Summers, L (9, PH) OBP: 0.333, SLG: 0.200								0-0 F9		1 0 0 0 0 1 2										
<b>Inning Stats</b>	R: 0 E: 0 K: 0 S: 4	H: 1 LOB: 2 BB: 1 P: 8	R: 0 E: 0 K: 2 S: 8	H: 1 LOB: 1 BB: 0 P: 8	R: 0 E: 0 K: 0 S: 3	H: 0 LOB: 1 BB: 1 P: 7	R: 0 E: 0 K: 0 S: 4	H: 1 LOB: 1 BB: 0 P: 4	R: 0 E: 0 K: 0 S: 3	H: 1 LOB: 1 BB: 1 P: 7	R: 0 E: 0 K: 0 S: 3	H: 0 LOB: 0 BB: 0 P: 3	R: 0 E: 0 K: 1 S: 5	H: 0 LOB: 1 BB: 1 P: 9	R: 0 E: 0 K: 1 S: 5	H: 0 LOB: 2 BB: 2 P: 13	1B: 4 2B: 1 3B: 0 HR: 0	SF: 0 SAC: 0 DP: 0 HBP: 0	WP: 0 PB: 0 SB: 0 CS: 2	PA: 37
<b>PITCHER</b>	IP WLS BF H R ER SO BB IBB HBP BLK WP HR S P ERA WHIP																			
Charlie Lea, R (1, 1) ERA: 2.66	8.0 W 34 5 0 0 3 6 0 0 1 0 0 34 58 0.00 1.375																			
Jeff Reardon, R (9, 1) ERA: 3.0	1.0 S 3 0 0 0 1 0 0 0 0 0 0 5 5 0.00 0.000																			

San Francisco Giants @ Montreal Expos  
Olympic Stadium, Montreal, QB  
Sun May 22 1983, 3:33 AM EDT  
Att: 30,734 - Unknown

livebaseballscorecards.com

AB	31
R	0
H	5
RBI	0
BB	6
SO	4
LOB	19





Batter	1	2	3	4	5	6	7	8	9	AB	R	H	RBI	BB	SO	LOB
Tim Raines, S OBP: 0.366, SLG: 0.357 (1, 7)	0-3 K		0-0 3B		0-0 SF8		0-0 5-3			3	0	1	1	0	1	0
Jim Wohlford, R OBP: 0.267, SLG: 0.400 (1, 9)	0-0 1-3		0-0 F8		0-0 E6		0-0 5-3 1B			4	0	1	0	0	0	1
Andre Dawson, R OBP: 0.329, SLG: 0.576 (1, 8)	0-0 4-3			0-0 F8	0-0 F8		0-0 5-3			4	0	0	0	0	0	2
Al Oliver, L OBP: 0.347, SLG: 0.443 (1, 3)		0-0 E1 FC5-4		0-3 K		0-0 2B E 1B	0-0 4-3			4	1	1	0	0	1	1
Gary Carter, R OBP: 0.303, SLG: 0.467 (1, 2)		0-0 F6		0-0 1B 1B		0-0 E 2B		0-0 E 1B		4	0	3	0	0	0	1
Tim Wallach, R OBP: 0.289, SLG: 0.397 (1, 5)		0-0 FC5-4 1-2f		0-0 1-2 1B		4-0 E BB	0-0 F8			3	0	1	0	1	0	2
Chris Speier, R OBP: 0.297, SLG: 0.258 (1, 6)		0-3 K		0-0 F7		0-3 K	0-3 K			4	0	0	0	0	3	7
Doug Flynn, R OBP: 0.236, SLG: 0.243 (1, 4)			0-0 F1-3		0-0 E9 SF8 1B	0-0 F5 G6-4-3	0-0 F5			4	1	1	0	0	0	3
Charlie Lea, R (1, 1) Jeff Reardon, R (9, 1)			0-0 4-3		0-0 4-3	0-0 G6-4-3	0-3 K			4	0	0	0	0	1	6
					2-3	1-2f				0	0	0	0	0	0	0

Inning Stats	R: 0	H: 0	E: 0	LOB: 0	K: 1	BB: 0	S: 5	P: 5	R: 0	H: 0	E: 1	LOB: 1	K: 1	BB: 0	S: 6	P: 6	R: 0	H: 1	E: 0	LOB: 1	K: 0	BB: 0	S: 4	P: 4	R: 0	H: 2	E: 0	LOB: 2	K: 1	BB: 0	S: 7	P: 7	R: 1	H: 1	E: 2	LOB: 1	K: 0	BB: 0	S: 5	P: 5	R: 1	H: 2	E: 1	LOB: 2	K: 1	BB: 1	S: 7	P: 11	R: 0	H: 1	E: 0	LOB: 1	K: 0	BB: 0	S: 4	P: 4	R: 0	H: 1	E: 1	LOB: 2	K: 2	BB: 0	S: 9	P: 9
PITCHER Atlee Hammaker, L (1, 1) ERA: 1.07	IP	WLS	BF	H	R	ER	SO	BB	IBB	HBP	BLK	WP	HR	S	P	ERA	WHIP	IP	WLS	BF	H	R	ER	SO	BB	IBB	HBP	BLK	WP	HR	S	P	ERA	WHIP	IP	WLS	BF	H	R	ER	SO	BB	IBB	HBP	BLK	WP	HR	S	P	ERA	WHIP													

**BOTTOM**


**San Francisco Giants @ Montreal Expos**  
Olympic Stadium, Montreal, QB

Sun May 22 1983, 3:33 AM EDT  
Att. 30,734 - Unknown

livebaseballscorecards.com

AB	34
R	2
H	8
RBI	1
BB	1
SO	6
LOB	23

WP: 0 PA: 36  
PB: 0  
SB: 0  
CS: 0



Batter	1	2	3	4	5	6	7	8	9	AB R H RBI BB SO LOB	TOP
<b>Johnnie LeMaster, R</b> (1, 6) <small>OBP: 0.387, SLG: 0.380</small>	0-0 		4-0 	0-3 		0-3 			0-0 	4 0 1 0 1 2 4	
<b>Darrell Evans, L</b> (1, 3) <small>OBP: 0.441, SLG: 0.648</small>	0-0 		0-0 		0-0 		0-3 		4-0 	4 0 2 0 1 1 2	
<b>Jack Clark, R</b> (1, 9) <small>OBP: 0.321, SLG: 0.328</small>	0-0 			0-0 	0-0 		0-0 		0-3 	5 1 2 0 0 1 4	
<b>Chili Davis, S</b> (1, 8) <small>OBP: 0.364, SLG: 0.472</small>	0-0 			0-0 	0-0 		0-0 		0-0 	5 1 2 0 0 0 4	
<b>Jeffrey Leonard, R</b> (1, 7) <small>OBP: 0.263, SLG: 0.338</small>		0-0 		0-0 	0-0 		0-3 		0-0 	5 0 1 1 0 1 6	
<b>Tom O'Malley, L</b> (1, 5) <small>OBP: 0.345, SLG: 0.284</small>		0-0 		4-0 		0-0 	0-0 			3 0 0 0 1 0 3	
<b>Milt May, L</b> (1, 2) <small>OBP: 0.254, SLG: 0.258</small> <b>Bob Brenly, R</b> (8, PH) <small>OBP: 0.304, SLG: 0.350</small>		0-0 		0-0 		0-0 		0-0 		3 1 1 1 0 0 1 1 0 0 0 0 0 0	<b>AB</b> 37 <b>R</b> 3 <b>H</b> 11 <b>RBI</b> 3 <b>BB</b> 4 <b>SO</b> 6 <b>LOB</b> 29
<b>Duane Kuiper, L</b> (1, 4) <small>OBP: 0.349, SLG: 0.286</small> <b>Joel Youngblood, R</b> (8, PH) <small>OBP: 0.296, SLG: 0.353</small>			4-0 	0-0 		0-0 		0-0 		2 0 1 0 1 0 1 1 0 0 0 0 0 0	
<b>Andy McGaffigan, R</b> (1, 1) <small>OBP: 0.059, SLG: 0.118</small> <b>Mike Vail, R</b> (8, PH) <small>OBP: 0.185, SLG: 0.192</small> <b>Greg Minton, S</b> (8, 1)			0-0 	0-3 		0-0 		0-0 		3 0 1 1 0 1 4 1 0 0 0 0 0 0 0 0 0 0 0 0 0	
<b>Inning Stats</b>	R: 0 H: 1 E: 0 LOB: 1 K: 0 BB: 0 S: 4 P: 4	R: 0 H: 1 E: 0 LOB: 0 K: 0 BB: 0 S: 3 P: 3	R: 0 H: 0 E: 0 LOB: 1 K: 0 BB: 2 S: 2 P: 10	R: 2 H: 3 E: 1 LOB: 3 K: 2 BB: 1 S: 11 P: 15	R: 0 H: 1 E: 0 LOB: 1 K: 0 BB: 0 S: 4 P: 4	R: 1 H: 2 E: 0 LOB: 1 K: 1 BB: 0 S: 7 P: 7	R: 0 H: 2 E: 0 LOB: 2 K: 2 BB: 0 S: 9 P: 9	R: 0 H: 0 E: 0 LOB: 0 K: 0 BB: 0 S: 3 P: 3	R: 0 H: 1 E: 0 LOB: 2 K: 1 BB: 1 S: 6 P: 10	1B: 7 SF: 0 2B: 5 SAC: 0 3B: 0 DP: 2 HR: 0 HBP: 0	WP: 0 PA: 41 PB: 0 SB: 1 CS: 0
<b>PITCHER</b> <b>Mike Torrez, R</b> (1, 1) <small>ERA: 4.74</small> <b>Doug Sisk, R</b> (7, 1) <small>ERA: 3.18</small> <b>Jesse Orosco, L</b> (8, 1) <small>ERA: 0.67</small>	IP WLS BF H R ER SO BB IBB HBP BLK WP HR S P ERA WHIP 6.1 0 31 10 3 3 4 3 0 0 0 0 0 0 36 48 4.26 2.053 0.2 0 2 0 0 0 1 0 0 0 0 0 0 0 4 4 0.00 0.000 2.0 W 8 1 0 0 1 1 0 0 0 0 0 0 0 9 13 0.00 1.000	<b>PITCHER</b> IP WLS BF H R ER SO BB IBB HBP BLK WP HR S P ERA WHIP									

**San Francisco Giants @ New York Mets**  
 Shea Stadium, Flushing, NY  
 Mon May 23 1983, 7:05 PM EDT  
 Att. 9,231 - Unknown

[livebaseballscorecards.com](http://livebaseballscorecards.com)





Batter	1	2	3	4	5	6	7	8	9
Mookie Wilson, S OBP: 0.302, SLG: 0.366 (1, 8)	0-0 3-1 ①		0-0 1B 2-H		0-0 F7 ③			0-0 G3 ①	
Hubie Brooks, R OBP: 0.331, SLG: 0.403 (1, 5)	0-3 K ②		0-0 1B G4-6-3 2-H			4-0 BB 6-3		0-0 1B SF8 1B	
Darryl Strawberry, L OBP: 0.228, SLG: 0.389 (1, 9)	0-3 K ③		0-0 1B G4-6-3 1-2f			0-0 F3 ①		0-0 1B 1-3	
George Foster, R OBP: 0.309, SLG: 0.436 (1, 7)		0-3 K ①		0-0 HR		0-0 6-3 1-2		0-0 SF8 1-2	
Dave Kingman, R OBP: 0.230, SLG: 0.354 Danny Heep, L OBP: 0.385, SLG: 0.494 (1, 3) (9, 3)		0-3 K ②		0-3 K ①		0-0 5-3 ③		0-0 F9 ③	
Bob Bailor, R OBP: 0.259, SLG: 0.277 (1, 4) (8, 6)		0-0 1B		0-0 F8 ②		0-0 F7 ①			
Ronn Reynolds, R OBP: 0.225, SLG: 0.194 (1, 2)		0-0 F8 ③		0-0 F8 ③		0-0 1B			
José Oquendo, S OBP: 0.362, SLG: 0.282 Rusty Staub, L OBP: 0.395, SLG: 0.290 Brian Giles, R OBP: 0.323, SLG: 0.293 (1, 6) (7, PH) (8, 4)			0-0 1B 2B		0-0 F7 ①		0-0 F7 ②		
Mike Torrez, R OBP: 0.118, SLG: 0.118 Doug Sisk, R (7, 1) Mike Jorgensen, L OBP: 0.368, SLG: 0.500 Jesse Orosco, R OBP: 0.250, SLG: 0.250 (8, 1)		0-3 K ①		0-0 5-3 ②		0-0 F9 ③			

AB	R	H	RBI	BB	SO	LOB
4	1	1	1	0	0	0
3	1	2	1	1	1	0
4	0	1	0	0	1	2
3	1	1	2	0	1	1
4	0	0	0	0	2	2
0	0	0	0	0	0	0
3	0	1	0	0	0	0
3	0	1	0	0	0	1
2	1	1	0	0	0	0
1	0	0	0	0	0	1
0	0	0	0	0	0	0
2	0	0	0	0	1	1
0	0	0	0	0	0	0
1	0	0	0	0	0	1
0	0	0	0	0	0	0

AB	R	H	RBI	BB	SO	LOB
30	4	8	4	1	6	9


Inning Stats	R: 0	H: 0	E: 0	K: 2	S: 7	H: 0	LOB: 0	BB: 0	P: 7	R: 0	H: 1	E: 0	K: 2	S: 8	H: 1	LOB: 1	BB: 0	P: 8	R: 2	H: 3	E: 0	K: 1	S: 7	H: 3	LOB: 0	BB: 0	P: 7	R: 1	H: 1	E: 0	K: 1	S: 6	H: 0	LOB: 0	BB: 0	P: 6	R: 0	H: 0	E: 0	K: 0	S: 3	H: 0	LOB: 0	BB: 0	P: 3	R: 0	H: 0	E: 0	K: 0	S: 3	H: 0	LOB: 1	BB: 1	P: 7	R: 0	H: 1	E: 0	K: 0	S: 4	H: 1	LOB: 1	BB: 0	P: 4	R: 1	H: 2	E: 0	K: 0	S: 5	H: 2	LOB: 1	BB: 0	P: 5
PITCHER Andy McGaffigan, R ERA: 3.91 Greg Minton, R ERA: 5.91	IP	WLS	BF	H	R	ER	SO	BB	IBB	HBP	BLK	WP	HR	S	P	ERA	WHIP																																																							
	7.0		27	6	3	3	6	1	0	0	0	0	0	38	42	3.86	1.000																																																							
	1.0	L	5	2	1	1	0	0	0	0	0	0	0	5	5	9.00	2.000																																																							

WP	PA	ERA	WHIP
0	32		

**San Francisco Giants @ New York Mets**  
 Shea Stadium, Flushing, NY  
 Mon May 23 1983, 7:05 PM EDT  
 Att. 9,231 - Unknown



livebaseballscores.com

Batter	1	2	3	4	5	6	7	8	9	AB R H RBI BB SO LOB	TOP	
Johnnie LeMaster, R OBP: 0.393, SLG: 0.384 (1, 6) X	0-0 5-3		0-0 HBP 1B		4-0 BB		0-0 1-3		0-0 2-H 1B	4 1 2 1 1 0 0		
Darrell Evans, L OBP: 0.439, SLG: 0.636 (1, 3) X	0-0 6-3		1-0 G4-6-3 HBP		0-0 F5		0-0 G3	0-0 2-H HR 1B	4 1 1 1 0 0 2			
Chili Davis, S OBP: 0.359, SLG: 0.483 (1, 8) X	0-0 F9		0-0 G4-6-3		0-0 L8		0-0 4-3	0-0 2-H HR	5 1 1 2 0 0 4			
Jack Clark, R OBP: 0.323, SLG: 0.360 (1, 9) X		0-0 F7 SF8 2B		0-0 HR		0-0 E8 F7	0-0 E1 1B	0-0 F2	5 2 2 1 0 0 0			
Jeffrey Leonard, R OBP: 0.262, SLG: 0.336 (1, 7) X	0-0 F7		0-0 G3		0-0 L6		0-0 1-3 1B		4 0 1 0 0 0 2			
Tom O'Malley, L OBP: 0.333, SLG: 0.276 (1, 5) X	0-0 SF8		0-0 L9		0-0 F7		0-0 6-3		3 0 0 1 0 0 3			
Bob Brenly, R OBP: 0.302, SLG: 0.345 (1, 2) X	0-0 1B		0-0 F8		0-0 F6			0-0 6-3	4 0 1 0 0 0 1		AB 34 R 6 H 10 RBI 6 BB 2 SO 0 LOB 12	
Duane Kuiper, L OBP: 0.364, SLG: 0.298 (1, 4) X	0-0 1-3 1B				4-0 SH1-4 BB		0-0 4-3	0-0 SH3-4 1B	3 1 2 0 1 0 0			
Mike Krukow, R OBP: 0.333, SLG: 0.500 (1, 1) X			0-0 L4		0-0 SH1-4		0-0 6-3	0-0 SH3-4	2 0 0 0 0 0 0			
<b>Inning Stats</b>	R: 0 E: 0 K: 0 S: 3 H: 0 LOB: 0 BB: 0 P: 3	R: 1 E: 0 K: 0 S: 5 H: 3 LOB: 2 BB: 0 P: 5	R: 0 E: 0 K: 0 S: 3 H: 1 LOB: 1 BB: 0 P: 4	R: 1 E: 0 K: 0 S: 4 H: 1 LOB: 0 BB: 0 P: 4	R: 0 E: 0 K: 0 S: 3 H: 0 LOB: 2 BB: 2 P: 11	R: 0 E: 1 K: 0 S: 4 H: 0 LOB: 1 BB: 0 P: 4	R: 0 E: 0 K: 0 S: 3 H: 0 LOB: 0 BB: 0 P: 3	R: 0 E: 1 K: 0 S: 5 H: 1 LOB: 2 BB: 0 P: 5	R: 4 E: 0 K: 0 S: 7 H: 4 LOB: 0 BB: 0 P: 7	1B: 7 2B: 1 3B: 0 HR: 2 SF: 1 SAC: 2 DP: 1 HBP: 1	WP: 0 PB: 0 SB: 0 CS: 0 PA: 40	
<b>PITCHER</b>	IP WLS BF H R ER SO BB IBB HBP BLK WP HR S P ERA WHIP											
Ed Lynch, R ERA: 3.89 (1, 1)	7.0 L 28 5 2 2 0 2 0 0 1 0 0 1 25 34 2.57 1.000											
Doug Sisk, R ERA: 4.07 (8, 1)	1.2 10 4 3 3 0 0 0 0 0 0 0 0 10 10 16.20 2.400											
Jesse Orosco, L ERA: 0.99 (9, 1)	0.1 2 1 1 1 0 0 0 0 0 0 0 0 1 2 27.00 3.000											

**San Francisco Giants @ New York Mets**  
 Shea Stadium, Flushing, NY  
 Tue May 24 1983, 7:05 PM EDT  
 Att. 11,511 - Unknown

[livebaseballscorecards.com](http://livebaseballscorecards.com)



Batter	1	2	3	4	5	6	7	8	9	AB R H RBI BB SO LOB
Mookie Wilson, S (1, 8) OBP: 0.301, SLG: 0.363	0-0 6-3 S 1B		0-0 F8		0-0 G3		0-3 K			4 0 1 0 0 1 2
Hubie Brooks, R (1, 5) OBP: 0.322, SLG: 0.391	0-0 6-3 1-3		0-0 F8			0-0 4-3		0-0 F3		4 0 0 0 0 0 1
Darryl Strawberry, L (1, 9) OBP: 0.213, SLG: 0.362	0-0 L3		0-3 K			0-3 K		0-3 K		4 0 0 0 0 3 1
George Foster, R (1, 7) OBP: 0.307, SLG: 0.438	0-0 5-3			0-0 6-3		0-0 2B		0-3 K		4 0 1 0 0 1 1
Dave Kingman, R (1, 3) OBP: 0.238, SLG: 0.410		0-3 K		0-0 HR		0-0 G3		0-0 HR		4 2 2 2 0 1 1
Brian Giles, R (1, 4) OBP: 0.316, SLG: 0.286 Danny Heep, L (9, PH) OBP: 0.381, SLG: 0.488		0-3 K		0-3 K			0-0 6-3	0-0 F8		3 0 0 0 0 2 0 1 0 0 0 0 0 0
Ronn Reynolds, R (1, 2) OBP: 0.233, SLG: 0.205 Ron Hodges, L (9, PH) OBP: 0.370, SLG: 0.263		0-0 1B 1B		0-0 F8			0-0 F6	0-0 1B		3 0 1 0 0 0 0 1 0 1 0 0 0 0
José Oquendo, S (1, 6) OBP: 0.380, SLG: 0.293 Mike Jorgensen, L (9, PH) OBP: 0.350, SLG: 0.471		0-0 1B			0-0 5-3		4-0 BB BB	0-3 K		2 0 1 0 1 0 0 1 0 0 0 0 1 1
Ed Lynch, R (1, 1) OBP: 0.250, SLG: 0.250 Rusty Staub, L (7, PH) OBP: 0.410, SLG: 0.290 Doug Sisk, R (8, 1) Jesse Orosco, R (9, 1) OBP: 0.250, SLG: 0.250 Bob Bailor, R (9, PH) OBP: 0.255, SLG: 0.271		0-0 1-6-3			0-3 K		4-0 BB BB	0-0 F8		2 0 0 0 0 1 2 0 0 0 0 1 0 0 0 0 0 0 0 0 0 0 0 0 0 0 0 0 1 0 0 0 0 0 1

Inning Stats	R: 0 H: 1 E: 0 K: 4 S: 4	H: 2 LOB: 2 BB: 0 P: 9	R: 0 H: 0 E: 0 K: 1 S: 5	H: 0 LOB: 0 BB: 0 P: 5	R: 1 H: 1 E: 0 K: 1 S: 6	H: 1 LOB: 0 BB: 0 P: 6	R: 0 H: 0 E: 0 K: 1 S: 5	H: 0 LOB: 0 BB: 0 P: 5	R: 0 H: 1 E: 0 K: 1 S: 6	H: 1 LOB: 1 BB: 0 P: 6	R: 0 H: 0 E: 0 K: 1 S: 5	H: 0 LOB: 2 BB: 2 P: 13	R: 0 H: 0 E: 0 K: 2 S: 7	H: 0 LOB: 0 BB: 0 P: 7	R: 1 H: 2 E: 0 K: 1 S: 7	H: 1 LOB: 1 BB: 0 P: 7	1B: 4 2B: 1 3B: 0 HR: 2	SF: 0 SAC: 0 DP: 0 HBP: 0	WP: 0 PB: 0 SB: 1 CS: 0	PA: 36
--------------	--------------------------	------------------------	--------------------------	------------------------	--------------------------	------------------------	--------------------------	------------------------	--------------------------	------------------------	--------------------------	-------------------------	--------------------------	------------------------	--------------------------	------------------------	-------------------------	---------------------------	-------------------------	--------

PITCHER	Mike Krukow, R (1, 1) ERA: 2.48	IP: 9.0 WLS: W BF: 36 H: 7 R: 2 ER: 2 SO: 10 BB: 2 IBB: 0 HBP: 0 BLK: 0 WP: 0 HR: 2 S: 54 P: 62 ERA: 2.00 WHIP: 1.000
PITCHER		IP: WLS: BF: H: R: ER: SO: BB: IBB: HBP: BLK: WP: HR: S: P: ERA: WHIP

**BOTTOM**

**San Francisco Giants @ New York Mets**  
 Shea Stadium, Flushing, NY  
 Tue May 24 1983, 7:05 PM EDT  
 Att. 11,511 - Unknown

AB	34
R	2
H	7
RBI	2
BB	2
SO	10
LOB	10



Batter	1	2	3	4	5	6	7	8	9	AB R H RBI BB SO LOB	TOP		
<b>Johnnie LeMaster, R</b> (1, 6) <small>OBP: 0.399, SLG: 0.413</small>	4-0 	0-0 F8 		0-0 1-H 2-H HR 		0-0 F6 		0-0 CS 2B 		4 2 2 3 1 0 0	<b>San Francisco Giants @ New York Mets</b> Shea Stadium, Flushing, NY Wed May 25 1983, 3:33 AM EDT Att. 8,874 - Unknown		
<b>Darrell Evans, L</b> (1, 3) <small>OBP: 0.432, SLG: 0.617</small>	4-0 E 1B 4-3 BB 	0-0 3-1 		0-0 F5 		0-0 F8 		0-3 2-3 K 		4 1 0 0 1 1 1			
<b>Chili Davis, S</b> (1, 8) <small>OBP: 0.360, SLG: 0.481</small>	0-0 4-3 1-2 E 1B 		0-0 E3 CS 	0-0 FC5-4 1B 		0-3 K 		0-3 K 		5 0 2 0 0 2 0			
<b>Jack Clark, R</b> (1, 9) <small>OBP: 0.319, SLG: 0.375</small>	0-0 F8 		0-3 K 1-2 	0-0 FC5-4 1-2f 			0-0 HR 		0-0 F8 			5 1 1 1 0 1 4	
<b>Jeffrey Leonard, R</b> (1, 7) <small>OBP: 0.274, SLG: 0.341</small>	0-0 E9 4-3 1-2 2-3 		0-0 E S 1B 		0-0 1B G6-4-3 1B 		0-0 F9 		4-0 BB 			4 1 2 0 1 0 2	
<b>Tom O'Malley, L</b> (1, 5) <small>OBP: 0.328, SLG: 0.273</small>	0-0 4-3 1-2 2-3 3-H 		0-0 4-1 1-3 		0-0 G6-4-3 HBP 1B 		0-0 6-3 		0-0 F8 			5 0 1 1 0 0 4	
<b>Bob Brenly, R</b> (1, 2) <small>OBP: 0.317, SLG: 0.337</small>	4-0 BB 			0-3 K 	1-0 G6-4-3 HBP 		4-0 1B BB 		0-0 1-3 			2 0 0 0 2 1 1	
<b>Duane Kuiper, L</b> (1, 4) <small>OBP: 0.388, SLG: 0.306</small>	0-0 6-3 			0-0 1B HR 1B 	0-0 G6-4-3 1-2f 2-3 3-H 		0-0 1B 					4 1 2 0 0 0 5	
<b>Fred Breining, R</b> (1, 1) <small>OBP: 0.211, SLG: 0.118</small> <b>Renie Martin, R</b> (1, 1) <small>OBP: 0.500, SLG: 0.750</small> <b>Jim Barr, R</b> (4, 1) <small>OBP: 0.200, SLG: 0.400</small> <b>Greg Minton, S</b> (7, 1) <b>Gary Lavelle, S</b> (7, 1)		0-3 K 		0-0 1B HR 1B 	0-0 6-3 		0-3 K 					0 0 0 0 0 0 0 2 1 1 0 0 1 0 2 0 0 0 0 1 3 0 0 0 0 0 0 0 0 0 0 0 0 0 0	
<b>Inning Stats</b>	R: 2 H: 1 E: 1 LOB: 3 K: 0 BB: 3 S: 5 P: 17	R: 0 H: 0 E: 0 LOB: 0 K: 1 BB: 0 S: 5 P: 5	R: 0 H: 1 E: 1 LOB: 1 K: 1 BB: 0 S: 6 P: 6	R: 3 H: 4 E: 0 LOB: 1 K: 1 BB: 0 S: 9 P: 9	R: 1 H: 2 E: 0 LOB: 1 K: 0 BB: 0 S: 4 P: 5	R: 0 H: 0 E: 0 LOB: 0 K: 1 BB: 0 S: 5 P: 5	R: 1 H: 2 E: 0 LOB: 2 K: 1 BB: 1 S: 7 P: 11	R: 0 H: 1 E: 0 LOB: 0 K: 2 BB: 0 S: 7 P: 7	R: 0 H: 0 E: 0 LOB: 1 K: 0 BB: 1 S: 3 P: 7	1B: 8 SF: 0 2B: 2 SAC: 0 3B: 0 DP: 2 HR: 2 HBP: 1		WP: 0 PA: 43 PB: 0 SB: 2 CS: 2	
<b>PITCHER</b>	IP WLS BF H R ER SO BB IBB HBP BLK WP HR S P ERA WHIP											<b>PITCHER</b>	IP WLS BF H R ER SO BB IBB HBP BLK WP HR S P ERA WHIP
<b>Neil Allen, R</b> (1, 1) <small>ERA: 4.38</small>	4.0 L 22 6 5 4 3 3 0 0 0 0 0 1 25 37 9.00 2.250												
<b>Rick Ownbey, R</b> (5, 1) <small>ERA: 6.08</small>	2.0 8 2 1 1 1 0 0 1 0 0 0 0 9 10 4.50 1.000												
<b>Craig Swan, R</b> (7, 1) <small>ERA: 4.8</small>	2.0 9 3 1 1 3 1 0 0 0 0 0 1 14 18 4.50 2.000												
<b>Doug Sisk, R</b> (9, 1) <small>ERA: 3.91</small>	1.0 4 0 0 0 0 0 1 0 0 0 0 0 3 7 0.00 1.000												

livebaseballscorecards.com

AB	37
R	7
H	11
RBI	5
BB	5
SO	7
LOB	20





Batter	1	2	3	4	5	6	7	8	9	AB	R	H	RBI	BB	SO	LOB
Mookie Wilson, S OBP: 0.298, SLG: 0.364 (1, 8)	0-0 6-3 1B 2B	0-0 F8		0-3 K		0-0 4-3		0-0 F8		5	1	1	0	0	1	2
Hubie Brooks, R OBP: 0.318, SLG: 0.380 Doug Sisk, R (9, 1)	0-0 6-3 2-3	0-3 K		4-0 1-2 BB			0-0 F9	0-0 6-3		4	0	0	0	1	1	1
Darryl Strawberry, L OBP: 0.212, SLG: 0.349 (1, 9)	0-0 1B HR 1B	0-0 F8		0-3 K			0-0 F8		0-3 K	5	1	1	1	0	2	3
George Foster, R OBP: 0.316, SLG: 0.465 (1, 7)	0-0 1-3 HR 1B		0-0 6-3		0-0 HR		0-0 BB BB 1B		0-3 K	5	3	3	1	0	1	0
Dave Kingman, R OBP: 0.244, SLG: 0.430 (1, 3)	0-0 1-H 3-H HR		0-0 L5		0-3 K		4-0 BB BB BB		0-3 K	4	1	1	3	1	2	0
Brian Giles, R OBP: 0.314, SLG: 0.279 (1, 4)	0-0 F4		0-0 F9		0-3 K		4-0 1-2 2-3 BB BB			3	0	0	0	1	1	0
Ronn Reynolds, R OBP: 0.261, SLG: 0.220 Ron Hodges, L OBP: 0.376, SLG: 0.263 (7, PH) (8, 2)	4-0 1B BB			0-0 2B FC3-2 1B	0-0 4-3		4-0 1-2 2-3 3-H BB BB			2	0	1	0	1	0	0
José Oquendo, S OBP: 0.396, SLG: 0.341 Danny Heep, L OBP: 0.378, SLG: 0.482 Bob Bailor, R OBP: 0.255, SLG: 0.271 (1, 6) (7, PH) (8, 6)	0-0 1-2 1B			0-0 FC3-2 1-3 2B		0-3 K	0-3 K			3	0	2	0	0	1	0
Neil Allen, R Rusty Staub, L OBP: 0.400, SLG: 0.281 Rick Ownby, R OBP: 0.125, SLG: 0.125 Mark Bradley, R OBP: 0.306, SLG: 0.227 Craig Swan, R OBP: 0.125, SLG: 0.125 Tucker Ashford, R (1, 1) (4, PH) (5, 1) (6, PH) (7, 1) (8, PH) (8, 9)	0-0 6-3			0-0 FC3-2 BB	0-3 K		0-0 F9			1	0	0	0	0	0	2

Inning Stats	R: 4	H: 5	E: 0	LOB: 2	K: 0	BB: 1	S: 8	P: 12	R: 0	H: 0	E: 0	LOB: 0	K: 1	BB: 0	S: 5	P: 5	R: 0	H: 0	E: 0	LOB: 0	K: 0	BB: 0	S: 3	P: 3	R: 1	H: 1	E: 0	LOB: 0	K: 2	BB: 0	S: 8	P: 8	R: 0	H: 0	E: 0	LOB: 0	K: 2	BB: 0	S: 7	P: 7	R: 1	H: 1	E: 0	LOB: 3	K: 1	BB: 3	S: 6	P: 18	R: 0	H: 0	E: 0	LOB: 0	K: 0	BB: 0	S: 3	P: 3	R: 0	H: 0	E: 0	LOB: 0	K: 3	BB: 0	S: 9	P: 9	1B: 5	SF: 0	2B: 2	SAC: 0	3B: 0	DP: 0	HR: 2	HBP: 0	WP: 0	PA: 41
--------------	------	------	------	--------	------	-------	------	-------	------	------	------	--------	------	-------	------	------	------	------	------	--------	------	-------	------	------	------	------	------	--------	------	-------	------	------	------	------	------	--------	------	-------	------	------	------	------	------	--------	------	-------	------	-------	------	------	------	--------	------	-------	------	------	------	------	------	--------	------	-------	------	------	-------	-------	-------	--------	-------	-------	-------	--------	-------	--------


PITCHER	IP	WLS	BF	H	R	ER	SO	BB	IBB	HBP	BLK	WP	HR	S	P	ERA	WHIP
Fred Breining, R ERA: 4.75 (1, 1)	0.2		7	4	4	4	0	1	0	0	0	0	0	12	10	54.00	7.500
Renie Martin, R ERA: 3.72 (1, 1)	2.1	W	10	3	0	0	1	0	0	0	0	0	0	12	12	0.00	1.286
Jim Barr, R ERA: 5.04 (4, 1)	3.2		15	2	2	2	6	2	0	0	0	0	1	25	33	4.91	1.091
Greg Minton, R ERA: 5.91 (7, 1)	0.0		2	0	0	0	0	2	0	0	0	0	0	8	8	∞	∞
Gary Lavelle, L ERA: 1.57 (7, 1)	2.1	S	7	0	0	0	4	0	0	0	0	0	0	15	15	0.00	0.000

**BOTTOM**

**San Francisco Giants @ New York Mets**  
 Shea Stadium, Flushing, NY  
 Wed May 25 1983, 3:33 AM EDT  
 Att. 8,874 - Unknown

livebaseballscorecards.com

<b>AB</b>	<b>36</b>
<b>R</b>	<b>6</b>
<b>H</b>	<b>9</b>
<b>RBI</b>	<b>6</b>
<b>BB</b>	<b>5</b>
<b>SO</b>	<b>11</b>
<b>LOB</b>	<b>13</b>



Batter	1	2	3	4	5	6	7	8	9	AB R H RBI BB SO LOB	TOP														
Johnnie LeMaster, R OBP: 0.393, SLG: 0.406 (1, 6)	0-0 6-3		0-0 S 1B		0-0 G3		0-0 E4 1B		0-0 P6	5 1 1 0 0 0 0	<p>San Francisco Giants @ Los Angeles Dodgers Dodger Stadium, Los Angeles, CA</p> <p>Thu May 26 1983, 7:05 PM PDT Att. 40,133 - Unknown</p> <p>livebaseballscorecards.com</p> <table border="1"> <tr><td>AB</td><td>36</td></tr> <tr><td>R</td><td>5</td></tr> <tr><td>H</td><td>10</td></tr> <tr><td>RBI</td><td>5</td></tr> <tr><td>BB</td><td>1</td></tr> <tr><td>SO</td><td>6</td></tr> <tr><td>LOB</td><td>11</td></tr> </table>	AB	36	R	5	H	10	RBI	5	BB	1	SO	6	LOB	11
AB	36																								
R	5																								
H	10																								
RBI	5																								
BB	1																								
SO	6																								
LOB	11																								
Darrell Evans, L OBP: 0.440, SLG: 0.618 (1, 3)	0-0 G4-6-3 1B		0-0 F9		4-0 BB		0-0 2-H 1B			3 0 2 1 1 0 1															
Chili Davis, S OBP: 0.352, SLG: 0.468 (1, 8)	0-0 G4-6-3 1-2f		0-3 K		0-0 5-3		0-0 1-3			4 0 0 0 0 1 4															
Jack Clark, R OBP: 0.329, SLG: 0.405 (1, 9)		0-0 HR 1B	0-0 5-3			0-0 HR		0-0 FC5-4 1B		4 2 3 1 0 0 1															
Jeffrey Leonard, R OBP: 0.280, SLG: 0.387 (1, 7)		0-0 1-H HR		0-0 HR		0-0 CS E5		0-0 1-2f FC5-4 1B		4 2 2 3 0 0 1															
Joel Youngblood, R OBP: 0.276, SLG: 0.327 (1, 4)		0-0 5-3		0-3 K		0-3 K		0-3 K		4 0 0 0 0 3 2															
Duane Kuiper, L OBP: 0.368, SLG: 0.306 (8, 4)										0 0 0 0 0 0 0															
Tom O'Malley, L OBP: 0.326, SLG: 0.272 (1, 5)		0-0 6-3		0-0 4-3		0-0 4-3		0-0 1-H 1B		4 0 1 0 0 0 1															
Bob Brenly, R OBP: 0.314, SLG: 0.333 (1, 2)		0-0 1B		0-0 F7		0-0 CS	0-0 F8		0-3 K	4 0 1 0 0 1 0															
Bill Laskey, R OBP: 0.269, SLG: 0.095 (1, 1)		0-3 K			0-0 1-3		0-0 5-3		0-0 L6	3 0 0 0 0 1 1															
Greg Minton, S (8, 1)										1 0 0 0 0 0 0															
<b>Inning Stats</b>	R: 0 E: 0 K: 0 S: 3	H: 1 LOB: 0 BB: 0 P: 3	R: 2 E: 0 K: 1 S: 8	H: 3 LOB: 1 BB: 0 P: 8	R: 0 E: 0 K: 1 S: 6	H: 1 LOB: 1 BB: 0 P: 6	R: 1 E: 0 K: 1 S: 6	H: 1 LOB: 0 BB: 0 P: 6	R: 1 E: 1 K: 0 S: 5	H: 1 LOB: 1 BB: 0 P: 5	R: 0 E: 0 K: 1 S: 6	H: 2 LOB: 1 BB: 0 P: 6	R: 0 E: 0 K: 1 S: 5	H: 0 LOB: 0 BB: 0 P: 5	1B: 7 2B: 0 3B: 0 HR: 3	SF: 0 SAC: 0 DP: 1 HBP: 0	WP: 0 PB: 0 SB: 1 CS: 1	PA: 38							
<b>PITCHER</b> Jerry Reuss, L ERA: 3.18 (1, 1)	IP: 8.0 WLS: L BF: 34 H: 10 R: 5 ER: 4 SO: 5 BB: 1 IBB: 0 HBP: 0 BLK: 0 WP: 0 HR: 3 S: 43 P: 47 ERA: 4.50 WHIP: 1.375											<b>PITCHER</b> Tom Niedenfuer, R ERA: 1.96 (9, 1)	IP: 1.0 WLS: 3 BF: 0 H: 0 R: 0 ER: 0 SO: 1 BB: 0 IBB: 0 HBP: 0 BLK: 0 WP: 0 HR: 0 S: 5 P: 5 ERA: 0.00 WHIP: 0.000												



Batter	1	2	3	4	5	6	7	8	9	AB	R	H	RBI	BB	SO	LOB
Steve Sax, R OBP: 0.350, SLG: 0.387 (1, 4)	0-0 6-3		0-0 F2			0-0 6-3		0-0 FC5-4 1B		4	0	0	0	0	0	1
Ron Roenicke, S OBP: 0.265, SLG: 0.266 (1, 9)	0-0 F7			0-0 FC4-6 1B		0-0 6-3		0-0 1-2 1B		4	0	2	0	0	0	0
Ken Landreaux, L OBP: 0.309, SLG: 0.434 (1, 8)	0-0 F8			0-0 FC4-6 CS 1-2f		0-0 4-3		0-0 6-3		4	0	0	0	0	0	3
Pedro Guerrero, R OBP: 0.381, SLG: 0.559 (1, 5)		0-0 F8		0-3 K			0-0 6-3		0-0 E6 6-3 PB	4	0	0	0	0	1	1
Greg Brock, L OBP: 0.360, SLG: 0.497 (1, 3)		0-0 F8		0-0 CS 1-2	0-0 F3		0-0 F9		0-0 F8	4	0	0	0	0	0	1
Rick Monday, L OBP: 0.379, SLG: 0.478 (1, 7)		0-0 HR			0-0 HR		0-0 F8		0-0 6-3 1-3	4	2	2	2	0	0	1
Steve Yeager, R OBP: 0.280, SLG: 0.415 (1, 2)		0-0 F9			0-3 K			0-0 F7	0-0 6-3	4	0	0	0	0	1	1
Dave Anderson, R OBP: 0.250, SLG: 0.400 (1, 6)			0-3 K		0-0 1B			0-0 1B 3B		3	1	2	0	0	1	0
Jerry Reuss, L OBP: 0.192, SLG: 0.200 (1, 1)			0-0 3-1			0-0 F7		0-0 FC5-4 1B 3-H		2	0	0	0	0	0	1
Dusty Baker Jr., R OBP: 0.308, SLG: 0.394 (8, PH)										1	0	1	1	0	0	0
Tom Niedenfuer, R (9, 1)										0	0	0	0	0	0	0

Inning Stats	R: 0	H: 0	E: 0	K: 0	S: 3	R: 1	H: 1	E: 0	K: 0	S: 4	R: 0	H: 0	E: 0	K: 1	S: 5	R: 0	H: 1	E: 0	K: 1	S: 5	R: 1	H: 2	E: 0	K: 1	S: 7	R: 0	H: 0	E: 0	K: 0	S: 3	R: 0	H: 0	E: 0	K: 0	S: 3	R: 1	H: 3	E: 0	K: 0	S: 6	R: 0	H: 0	E: 1	K: 0	S: 4	1B: 4	2B: 0	3B: 1	HR: 2	SF: 0	SAC: 0	DP: 0	HBP: 0	WP: 0	PA: 35
PITCHER	IP	WLS	BF	H	R	ER	SO	BB	IBB	HBP	BLK	WP	HR	S	P	ERA	WHIP																																						
Bill Laskey, R ERA: 4.07 (1, 1)	7.1	W	27	6	3	3	3	0	0	0	0	0	0	33	33	3.68	0.818																																						
Greg Minton, R ERA: 5.48 (8, 1)	1.2	S	7	1	0	0	0	0	0	0	0	0	0	7	7	0.00	0.600																																						

**BOTTOM**

**San Francisco Giants @ Los Angeles Dodgers**  
Dodger Stadium, Los Angeles, CA

Thu May 26 1983, 7:05 PM PDT  
Att. 40,133 - Unknown

[livebaseballscorecards.com](http://livebaseballscorecards.com)

<b>AB</b>	<b>34</b>
<b>R</b>	<b>3</b>
<b>H</b>	<b>7</b>
<b>RBI</b>	<b>3</b>
<b>BB</b>	<b>0</b>
<b>SO</b>	<b>3</b>
<b>LOB</b>	<b>9</b>



Batter	1	2	3	4	5	6	7	8	9	AB R H RBI BB SO LOB	TOP											
Johnnie LeMaster, R OBP: 0.396, SLG: 0.409 (1, 6)	0-3 K		0-0 CS 1B		0-0 F6	0-0 1B		0-0 SH1-3		4 0 2 0 0 1 0	San Francisco Giants @ Los Angeles Dodgers Dodger Stadium, Los Angeles, CA Fri May 27 1983, 7:05 PM PDT Att: 44,646 - Unknown											
Darrell Evans, L OBP: 0.450, SLG: 0.621 (1, 3) (7, 5)	0-0 1-3		0-0 BB 1B		0-0 BB 1B	0-0 1B		4-0 FC5-2 IBB		4 0 3 0 1 0 0												
Chili Davis, S OBP: 0.353, SLG: 0.460 (1, 8)	0-3 K		4-0 BB		4-0 BB	0-0 P6		0-0 FC5-2		3 0 0 0 2 1 4												
Jack Clark, R OBP: 0.326, SLG: 0.399 (1, 9)		0-0 1-3	0-3 K		0-3 K		0-0 SH1-3 1B	0-0 L7		5 0 1 0 0 2 6												
Jeffrey Leonard, R OBP: 0.284, SLG: 0.388 (1, 7)		0-0 E6 BB HR	0-0 P4			0-0 E 1B	0-0 SH1-3 1B	0-3 K		5 2 2 0 0 1 2												
Tom O'Malley, L OBP: 0.333, SLG: 0.276 (1, 5) Dave Bergman, L OBP: 0.295, SLG: 0.270 (7, 3)		4-0 HR BB		0-0 F7		0-0 SH1-3 HR 1B	0-0 SH1-3	0-0 P6		2 2 1 1 1 0 0 1 0 0 0 0 0 0												
Milt May, L OBP: 0.268, SLG: 0.308 (1, 2)		0-0 HR		0-0 F6		0-0 SH1-3	4-0 G6-4-3 IBB	0-3 K		3 1 1 3 1 1 0												
Duane Kuiper, L OBP: 0.365, SLG: 0.303 (1, 4) Joel Youngblood, R OBP: 0.279, SLG: 0.379 (3, 4)		0-0 F9		0-3 K		0-0 HR	0-0 G6-4-3			1 0 0 0 0 0 0 3 1 1 2 0 1 3												
Atlee Hammaker, S OBP: 0.154, SLG: 0.120 (1, 1) Gary Lavelle, S (9, 1)		0-0 4-3		0-3 K	0-3 K	0-0 F3		0-0 E5 SH1-3 FC5-2 1B		4 0 1 0 0 1 0 0 0 0 0 0 0 0												
<b>Inning Stats</b>	R: 0 E: 0 K: 2 S: 7	H: 0 LOB: 0 BB: 0 P: 7	R: 3 E: 1 K: 0 S: 5	H: 1 LOB: 0 BB: 1 P: 9	R: 0 E: 0 K: 1 S: 6	H: 2 LOB: 2 BB: 1 P: 10	R: 0 E: 0 K: 1 S: 5	H: 0 LOB: 0 BB: 0 P: 5	R: 0 E: 0 K: 2 S: 8	H: 1 LOB: 2 BB: 1 P: 12		R: 3 E: 1 K: 0 S: 8	H: 5 LOB: 2 BB: 0 P: 8	R: 0 E: 0 K: 0 S: 4	H: 2 LOB: 2 BB: 1 P: 8	R: 0 E: 1 K: 0 S: 4	H: 1 LOB: 2 BB: 1 P: 8	R: 0 E: 0 K: 2 S: 7	H: 0 LOB: 0 BB: 0 P: 7	1B: 10 2B: 0 3B: 0 HR: 2	SF: 0 SAC: 3 DP: 1 HBP: 0	WP: 0 PB: 0 SB: 0 CS: 1
<b>PITCHER</b>	IP WLS BF H R ER SO BB IBB HBP BLK WP HR S P ERA WHIP											<b>PITCHER</b>	IP WLS BF H R ER SO BB IBB HBP BLK WP HR S P ERA WHIP									
Bob Welch, R ERA: 3.54 (1, 1)	5.0 L 24 6 5 4 6 3 0 0 0 0 1 33 45 7.20 1.800																					
Tom Niedenfuer, R ERA: 2.21 (6, 1)	2.0 11 5 1 1 0 0 0 1 0 0 0 1 10 14 4.50 2.500																					
Joe Beckwith, R ERA: 3.21 (8, 1)	2.0 8 1 0 0 0 2 0 1 0 0 0 0 11 15 0.00 0.500																					

livebaseballscorecards.com

<b>AB</b>	35
<b>R</b>	6
<b>H</b>	12
<b>RBI</b>	6
<b>BB</b>	5
<b>SO</b>	8
<b>LOB</b>	15





Batter	1	2	3	4	5	6	7	8	9	AB R H RBI BB SO LOB
Rafael Landestoy, S (1, 4) OBP: 0.250, SLG: 0.333	0-0 SH5-3 2B		0-0 4-3		0-0 1B		0-0 5-3		0-3 K	5 0 2 0 0 1 2
Bill Russell, R (1, 6) OBP: 0.333, SLG: 0.291	0-0 SH5-3 2-3		0-0 4-3		0-0 6-3		0-0 6-3			3 0 0 0 0 0 1
Dusty Baker Jr., R (1, 7) OBP: 0.313, SLG: 0.396	0-3 K			0-0 BB 1B G6-4-3 1B		0-0 2B 1-4-3 1B		0-0 4-3		4 2 2 0 0 1 1
Pedro Guerrero, R (1, 5) OBP: 0.389, SLG: 0.571	0-3 K			0-0 G6-4-3 BB 1-2 1B		0-0 1-4-3 1-3 1B 2B		0-0 2B 1B		4 1 3 0 0 1 1
Mike Marshall, R (1, 3) OBP: 0.308, SLG: 0.383		4-0 BB BB BB BB FC4 BB		4-0 BB BB BB BB G6-4-3 1-2 2-3 BB		0-0 1-4-3		0-0 G3-6-3-4-2-3 1-2f		0 0 0 0 1 0 0 2 0 0 1 1 0 2
Rick Monday, L (3, 3) OBP: 0.375, SLG: 0.440										
Steve Yeager, R (1, 2) OBP: 0.279, SLG: 0.409		0-3 K		0-0 G6-4-3 1-2f 2-3 3-H		0-0 2-3 3-H 1B		0-0 5-3		4 0 1 1 0 1 3
Ron Roenicke, S (1, 8) OBP: 0.250, SLG: 0.250		0-3 K		0-3 K		0-3 K		0-0 F8		4 0 0 0 0 3 3
Candy Maldonado, R (1, 9) OBP: 0.125, SLG: 0.125		0-0 FC4 1-2f		0-3 K		0-0 F9		0-0 BLK 1B 1B		3 0 0 0 0 1 2 1 0 1 0 0 0 0
Jose Morales, R (9, PH) OBP: 0.444, SLG: 0.889										
Bob Welch, R (1, 1) OBP: 0.167, SLG: 0.222			0-0 1-3		0-0 6-3		0-0 5-3		0-0 BLK 1B	2 0 0 0 0 0 0
Tom Niedenfuer, R (6, 1)										0 0 0 0 0 0 0
Dave Sax, R (7, PH)										1 0 0 0 0 0 0
Joe Beckwith, L (8, 1)										0 0 0 0 0 0 0
Steve Sax, R (9, PH) OBP: 0.353, SLG: 0.390										1 0 1 0 0 0 0

BOTTOM

San Francisco Giants @ Los Angeles Dodgers  
 Dodger Stadium, Los Angeles, CA  
 Fri May 27 1983, 7:05 PM PDT  
 Att. 44,646 - Unknown


livebaseballscores.com

AB	34
R	3
H	10
RBI	2
BB	2
SO	8
LOB	15



Inning Stats	R: 0	H: 1	E: 0	K: 2	S: 8	LOB: 1	BB: 0	P: 8	R: 0	H: 0	E: 0	K: 2	S: 7	LOB: 1	BB: 1	P: 11	R: 0	H: 0	E: 0	K: 0	S: 3	LOB: 0	BB: 0	P: 3	R: 1	H: 2	E: 0	K: 1	S: 6	LOB: 1	BB: 1	P: 10	R: 0	H: 1	E: 0	K: 1	S: 6	LOB: 1	BB: 0	P: 6	R: 2	H: 3	E: 0	K: 1	S: 8	LOB: 1	BB: 0	P: 8	R: 0	H: 0	E: 0	K: 0	S: 3	LOB: 0	BB: 0	P: 3	R: 0	H: 1	E: 0	K: 1	S: 7	LOB: 0	BB: 0	P: 3	R: 0	H: 2	E: 0	K: 1	S: 7	LOB: 2	BB: 0	P: 7	1B: 8	SF: 0	2B: 2	SAC: 1	3B: 0	DP: 2	HR: 0	HBP: 0	WP: 0	PA: 37	PB: 0	SB: 0	CS: 0
--------------	------	------	------	------	------	--------	-------	------	------	------	------	------	------	--------	-------	-------	------	------	------	------	------	--------	-------	------	------	------	------	------	------	--------	-------	-------	------	------	------	------	------	--------	-------	------	------	------	------	------	------	--------	-------	------	------	------	------	------	------	--------	-------	------	------	------	------	------	------	--------	-------	------	------	------	------	------	------	--------	-------	------	-------	-------	-------	--------	-------	-------	-------	--------	-------	--------	-------	-------	-------

PITCHER	IP	WLS	BF	H	R	ER	SO	BB	IBB	HBP	BLK	WP	HR	S	P	ERA	WHIP
Atlee Hammaker, L (1, 1) ERA: 1.34	8.2	W	35	9	3	3	7	2	0	0	0	0	0	47	55	3.12	1.269
Gary Lavelle, L (9, 1) ERA: 1.55	0.1	S	2	1	0	0	1	0	0	0	1	0	0	4	4	0.00	3.000

Batter	1	2	3	4	5	6	7	8	9	AB R H RBI BB SO LOB	TOP														
Johnnie LeMaster, R OBP: 0.398, SLG: 0.414 (1, 6) X	0-0 F8 FC1 2B		0-0 5-3			4-0 BB			0-0 6-3	3 0 1 0 1 0 1	<p>San Francisco Giants @ Los Angeles Dodgers Dodger Stadium, Los Angeles, CA</p> <p>Sat May 28 1983, 3:33 AM PDT Att: 49,302 - Unknown</p> <p>livebaseballscorecards.com</p> <table border="1"> <tr><td>AB</td><td>28</td></tr> <tr><td>R</td><td>0</td></tr> <tr><td>H</td><td>2</td></tr> <tr><td>RBI</td><td>0</td></tr> <tr><td>BB</td><td>2</td></tr> <tr><td>SO</td><td>5</td></tr> <tr><td>LOB</td><td>9</td></tr> </table> 	AB	28	R	0	H	2	RBI	0	BB	2	SO	5	LOB	9
AB	28																								
R	0																								
H	2																								
RBI	0																								
BB	2																								
SO	5																								
LOB	9																								
Darrell Evans, L OBP: 0.440, SLG: 0.604 (1, 3) X	0-0 F8 2-3		0-3 K			0-0 F8			0-0 G3	4 0 0 0 0 1 3															
Chili Davis, S OBP: 0.346, SLG: 0.448 (1, 8) X	0-0 FC1 3-H			0-0 F8		0-0 L5			0-3 K	4 0 0 0 0 1 2															
Jack Clark, R OBP: 0.326, SLG: 0.394 (1, 9) X	0-0 P6			0-0 F9		4-0 L3 BB				2 0 0 0 1 0 1															
Jeffrey Leonard, R OBP: 0.278, SLG: 0.380 (1, 7) X		0-0 F8		0-0 L4		0-3 K				3 0 0 0 0 1 1															
Tom O'Malley, L OBP: 0.326, SLG: 0.269 (1, 5) X		0-0 4-3			0-0 4-3		0-0 L3 1-2			3 0 0 0 0 0 1															
Joel Youngblood, R OBP: 0.266, SLG: 0.361 (1, 4) X		0-3 K2-3			0-0 5-3			0-3 K		3 0 0 0 0 2 0															
Bob Brenly, R OBP: 0.306, SLG: 0.323 (1, 2) X			0-0 1-3		0-0 F8			0-0 P5		3 0 0 0 0 0 0															
Andy McGaffigan, R OBP: 0.089, SLG: 0.118 (1, 1) X Rennie Martin, R OBP: 0.600, SLG: 1.000 (2, 1) Wallace Johnson, S OBP: 0.250, SLG: 0.333 (6, PH) Jim Barr, R OBP: 0.200, SLG: 0.400 (6, 1) Max Venable, L OBP: 0.271, SLG: 0.431 (8, PH) Greg Minton, S OBP: 0.000, SLG: 0.000 (8, 1) X			0-0 2B			0-0 5-3		0-0 F9		0 0 0 0 0 0 0 1 0 1 0 0 0 0 1 0 0 0 0 0 0 0 0 0 0 0 0 0 1 0 0 0 0 0 0 0 0 0 0 0 0 0															
<b>Inning Stats</b>	R: 0 H: 1 E: 0 LOB: 1 K: 0 BB: 0 S: 4 P: 4	R: 0 H: 0 E: 0 LOB: 0 K: 1 BB: 0 S: 5 P: 5	R: 0 H: 1 E: 0 LOB: 1 K: 1 BB: 0 S: 6 P: 6	R: 0 H: 0 E: 0 LOB: 0 K: 0 BB: 0 S: 3 P: 3	R: 0 H: 0 E: 0 LOB: 0 K: 0 BB: 0 S: 3 P: 3	R: 0 H: 0 E: 0 LOB: 1 K: 0 BB: 1 S: 3 P: 7	R: 0 H: 0 E: 0 LOB: 0 K: 1 BB: 1 S: 4 P: 8	R: 0 H: 0 E: 0 LOB: 0 K: 1 BB: 0 S: 5 P: 5	R: 0 H: 0 E: 0 LOB: 0 K: 1 BB: 0 S: 5 P: 5	1B: 0 SF: 0 2B: 3 SAC: 0 3B: 0 DP: 1 HR: 0 HBP: 0	WP: 0 PA: 30 PB: 0 SB: 0 CS: 0														
<b>PITCHER</b> Fernando Valenzuela, L ERA: 3.04 (1, 1)	IP WLS BF H R ER SO BB IBB HBP BLK WP HR S P ERA WHIP																								
	9.0 W 30 2 0 0 5 2 0 0 0 0 0 0 0 38 46 0.00 0.444																								



Batter	1	2	3	4	5	6	7	8	9
Steve Sax, R OBP: 0.356, SLG: 0.393 (1, 4)	0-0 WP S 1B	0-0 4-3 BB 1-2 1B		0-0 L3			0-3 K		
Ken Landreaux, L OBP: 0.314, SLG: 0.432 (1, 8)	0-3 K 1-2	4-0 4-3 BB 1-2 2-3 1B			0-0 G3			0-0 1B S SF8 1B	
Dusty Baker Jr., R OBP: 0.311, SLG: 0.393 (1, 7)	0-0 F8	0-0 4-3 1-2 2-3 3-H			0-0 L3			0-0 1B 1-3 1B	
Pedro Guerrero, R OBP: 0.380, SLG: 0.556 (1, 5)	0-3 K 2-3	0-0 F7			0-3 K			0-0 F3	
Greg Brock, L OBP: 0.358, SLG: 0.490 (1, 3)		4-0 SH5-4 S 1B BB		0-0 F7		0-0 P6		0-0 SF8	
Rick Monday, L OBP: 0.371, SLG: 0.407 (1, 9)		4-0 SH5-4 S 1B BB		0-0 G3		0-0 P6		0-3 K	
Ron Roenicke, S OBP: 0.247, SLG: 0.246 (7, 9)		1-2 SH5-4 S 1B BB				0-3 K			
Steve Yeager, R OBP: 0.274, SLG: 0.402 (1, 2)		0-0 SH5-4 1-2 2-3		0-0 6-3					
Bill Russell, R OBP: 0.333, SLG: 0.292 (1, 6)		0-0 1B 2-H 3-H 1B		0-0 1-3			0-0 F2		
Fernando Valenzuela, L OBP: 0.258, SLG: 0.323 (1, 1)		0-0 BB 1B 4-3 1B 2-H		0-0 F7			0-0 L1		

Inning Stats	R: 0	H: 1	E: 0	K: 2	S: 8	LOB: 1	BB: 0	P: 8	R: 4	H: 3	E: 0	K: 0	S: 6	LOB: 2	BB: 3	P: 18	R: 0	H: 0	E: 0	K: 0	S: 3	LOB: 0	BB: 0	P: 3	R: 0	H: 0	E: 0	K: 0	S: 3	LOB: 0	BB: 0	P: 3	R: 0	H: 0	E: 0	K: 1	S: 5	LOB: 0	BB: 0	P: 5	R: 0	H: 0	E: 0	K: 1	S: 5	LOB: 0	BB: 0	P: 5	R: 0	H: 0	E: 0	K: 1	S: 5	LOB: 0	BB: 0	P: 5	R: 1	H: 2	E: 0	K: 1	S: 7	LOB: 1	BB: 0	P: 7
--------------	------	------	------	------	------	--------	-------	------	------	------	------	------	------	--------	-------	-------	------	------	------	------	------	--------	-------	------	------	------	------	------	------	--------	-------	------	------	------	------	------	------	--------	-------	------	------	------	------	------	------	--------	-------	------	------	------	------	------	------	--------	-------	------	------	------	------	------	------	--------	-------	------

PITCHER	IP	WLS	BF	H	R	ER	SO	BB	IBB	HBP	BLK	WP	HR	S	P	ERA	WHIP
Andy McGaffigan, R ERA: 4.5 (1, 1)	1.1	L	9	3	4	4	2	2	0	0	0	1	0	11	19	27.00	3.750
Renie Martin, R ERA: 3.13 (2, 1)	3.2		13	1	0	0	1	1	0	0	0	0	0	14	18	0.00	0.545
Jim Barr, R ERA: 4.67 (6, 1)	2.0		6	0	0	0	2	0	0	0	0	0	0	10	10	0.00	0.000
Greg Minton, R ERA: 5.63 (8, 1)	1.0		5	2	1	1	1	0	0	0	0	0	0	7	7	9.00	2.000

**BOTTOM**

San Francisco Giants @ Los Angeles Dodgers  
 Dodger Stadium, Los Angeles, CA  
 Sat May 28 1983, 3:33 AM PDT  
 Att. 49,302 - Unknown

AB	R	H	RBI	BB	SO	LOB
4	0	2	0	0	1	0
3	1	1	0	1	1	1
4	0	1	1	0	0	3
4	0	0	0	0	2	5
2	1	0	1	1	0	0
2	1	0	0	1	0	0
1	0	0	0	0	1	1
2	0	0	0	0	1	0
3	1	1	2	0	0	0
3	1	1	1	0	0	0

AB	28
R	5
H	6
RBI	5
BB	3
SO	6
LOB	10

livebaseballscorecards.com



1B	6	SF	1	WP	1	PA	33
2B	0	SAC	1	PB	0		
3B	0	DP	0	SB	3		
HR	0	HBP	0	CS	0		

Batter	1	2	3	4	5	6	7	8	9	AB R H RBI BB SO LOB	TOP																
<b>Johnnie LeMaster, R</b> (1, 6) <small>OBP: 0.393, SLG: 0.407</small>	0-0 6-3	0-0 1-3		0-0 1-2 1B		0-3 K		0-0 5-3		5 0 1 0 0 1 2																	
<b>Darrell Evans, L</b> (1, 3) <small>OBP: 0.439, SLG: 0.617</small>	0-3 K		0-0 HR	0-0 F8		0-0 3-1		0-0 SH1-4 1B		5 2 2 1 0 1 2																	
<b>Joel Youngblood, R</b> (1, 4) <small>OBP: 0.250, SLG: 0.338</small> <b>Dave Bergman, L</b> (9, PH) <small>OBP: 0.295, SLG: 0.270</small>	0-3 K		0-0 F7	0-3 K		0-3 K		0-0 SH1-4 1-2		4 0 0 0 0 3 2 0 0 0 0 0 0 0																	
<b>Jack Clark, R</b> (1, 9) <small>OBP: 0.333, SLG: 0.411</small>		0-0 P4	0-3 K		0-0 HR		4-0 BB	4-0 BB 1B IBB		3 2 1 1 2 1 0																	
<b>Jeffrey Leonard, R</b> (1, 7) <small>OBP: 0.262, SLG: 0.381</small> <b>Chili Davis, S</b> (9, 8) <small>OBP: 0.346, SLG: 0.448</small>		0-0 BLK 1B	0-0 BB 1B		0-3 K		0-0 F8	0-3 K		5 1 2 0 0 2 3 0 0 0 0 0 0 0																	
<b>Tom O'Malley, L</b> (1, 5) <small>OBP: 0.324, SLG: 0.262</small> <b>Champ Summers, L</b> (9, PH) <small>OBP: 0.365, SLG: 0.200</small> <b>Joe Pettini, R</b> (9, PR) <small>OBP: 0.100, SLG: 0.158</small>		0-3 K	4-0 BB 1B		0-0 E4 FC6-4		0-0 F9	4-0 1B BB		3 0 0 0 1 1 2 0 0 0 0 1 0 0 0 0 0 0 0 0 0																	
<b>Max Venable, L</b> (1, 8) <small>OBP: 0.281, SLG: 0.429</small>		0-0 1B	0-0 L3		0-0 FC6-4 FC5 1-2f		0-0 F5	0-0 BB 1B		5 1 2 3 0 0 4																	
<b>Milt May, L</b> (1, 2) <small>OBP: 0.289, SLG: 0.309</small>		0-0 1B		0-3 K	4-0 1-2 IBB		0-0 3-1	4-0 1-2 BB		3 0 1 1 2 1 0																	
<b>Mike Krukow, R</b> (1, 1) <small>OBP: 0.417, SLG: 0.545</small> <b>Greg Minton, S</b> (7, 1) <b>Gary Lavelle, S</b> (7, 1)		0-0 1B		0-0 F8 1B	0-0 FC5 2-3f		0-3 K	0-3 K		3 0 2 0 0 0 2 0 0 0 0 0 0 0 2 0 0 0 0 2 3																	
<b>Inning Stats</b>	R: 0 E: 0 K: 2 S: 7	H: 0 LOB: 0 BB: 0 P: 7	R: 2 E: 0 K: 1 S: 9	H: 4 LOB: 2 BB: 0 P: 9	R: 1 E: 0 K: 1 S: 7	H: 2 LOB: 2 BB: 1 P: 11	R: 0 E: 0 K: 2 S: 9	H: 2 LOB: 2 BB: 0 P: 9	R: 1 E: 1 K: 1 S: 7	H: 1 LOB: 2 BB: 1 P: 11	R: 0 E: 0 K: 2 S: 7	H: 0 LOB: 0 BB: 0 P: 7	R: 0 E: 0 K: 0 S: 3	H: 0 LOB: 1 BB: 1 P: 7	R: 0 E: 0 K: 1 S: 5	H: 0 LOB: 0 BB: 0 P: 5	R: 2 E: 0 K: 2 S: 9	H: 2 LOB: 3 BB: 3 P: 21	1B: 9 2B: 0 3B: 0 HR: 2	SF: 0 SAC: 1 DP: 0 HBP: 0	WP: 0 PB: 0 SB: 1 CS: 0	PA: 45					
<b>PITCHER</b>	IP WLS BF H R ER SO BB IBB HBP BLK WP HR S P ERA WHIP																										
<b>Alejandro Pena, R</b> (1, 1) <small>ERA: 2.38</small>	4.0		21	8	3	3	6	1	0	0	1	0	1	32	36	6.75	2.250										
<b>Joe Beckwith, R</b> (5, 1) <small>ERA: 3.38</small>	2.0		9	1	1	1	3	0	1	0	0	0	1	14	18	4.50	0.500										
<b>Tom Niedenfuer, R</b> (7, 1) <small>ERA: 2.01</small>	2.0		7	0	0	0	1	1	0	0	0	0	0	8	12	0.00	0.500										
<b>Dave Stewart, R</b> (9, 1) <small>ERA: 1.85</small>	1.0	L	8	2	2	2	2	2	1	0	0	0	0	9	21	18.00	4.000										

San Francisco Giants @ Los Angeles Dodgers  
Dodger Stadium, Los Angeles, CA  
Sun May 29 1983, 3:33 AM PDT  
Att: 45,332 - Unknown

livebaseballscorecards.com

<b>AB</b>	38
<b>R</b>	6
<b>H</b>	11
<b>RBI</b>	6
<b>BB</b>	6
<b>SO</b>	12
<b>LOB</b>	20







Batter	1	2	3	4	5	6	7	8	9	AB R H RBI BB SO LOB	TOP											
Mookie Wilson, S (1, 8) OBP: 0.282, SLG: 0.354	0-0 F8		0-3 K			4-0 BB		0-0 G3		3 0 0 0 1 1 1												
Bob Bailor, R (1, 4) OBP: 0.254, SLG: 0.267	0-0			0-0 4-3		0-0 G4-6-3		0-0 4-3	3 0 1 0 0 0 2													
Rick Ownbey, R (6, 1) OBP: 0.125, SLG: 0.125	5-3 1B					1-2f 2-3			0 0 0 0 0 0 0													
Rusty Staub, L (9, PH) OBP: 0.381, SLG: 0.265									1 0 0 0 0 0 0													
George Foster, R (1, 7) OBP: 0.318, SLG: 0.471	0-0 5-3			0-0 F6		0-3 K		0-0 1B 1B	4 0 1 0 0 1 2													
Dave Kingman, R (1, 3) OBP: 0.245, SLG: 0.426	0-0 F8			0-3 K			0-0 6-3	0-0 F7	4 0 0 0 0 1 2													
Darryl Strawberry, L (1, 9) OBP: 0.216, SLG: 0.329		0-0 4-3		0-3 K			0-0 F8	0-0 1B 1B	4 0 1 0 0 1 0													
Hubie Brooks, R (1, 5) OBP: 0.317, SLG: 0.377		0-0 F3		0-0 2B			0-0 6-3	0-0 F3	4 0 1 0 0 0 2													
Ron Hodges, L (1, 2) OBP: 0.370, SLG: 0.247		0-3 K		0-0 2B		0-0 3-1		0-0 1-3	3 0 0 0 0 1 1													
José Oquendo, S (1, 6) OBP: 0.355, SLG: 0.302			0-0 F9		0-3 K		0-0 K	0-3 K	3 0 0 0 0 2 1													
Neil Allen, R (1, 1)			0-3 K			4-0 BB		0-0 1B	1 0 0 0 0 1 0													
Carlos Diaz, R (5, 1)									0 0 0 0 0 0 0													
Tucker Ashford, R (6, PH) (6, 4) OBP: 0.333, SLG: 0.333									1 0 1 0 1 0 0													
<b>Inning Stats</b>	R: 0 E: 0 K: 0 S: 4	H: 1 LOB: 1 BB: 0 P: 4	R: 0 E: 0 K: 1 S: 5	H: 0 LOB: 0 BB: 0 P: 5	R: 0 E: 0 K: 2 S: 7	H: 0 LOB: 0 BB: 0 P: 7	R: 0 E: 0 K: 1 S: 5	H: 0 LOB: 0 BB: 0 P: 5	R: 0 E: 0 K: 2 S: 8	H: 1 LOB: 1 BB: 0 P: 8	R: 0 E: 0 K: 1 S: 4	H: 0 LOB: 1 BB: 2 P: 12	R: 0 E: 0 K: 0 S: 3	H: 0 LOB: 0 BB: 0 P: 3	R: 0 E: 0 K: 1 S: 6	H: 1 LOB: 1 BB: 0 P: 6	R: 0 E: 0 K: 0 S: 5	H: 2 LOB: 2 BB: 0 P: 5	1B: 4 2B: 1 3B: 0 HR: 0	SF: 0 SAC: 0 DP: 1 HBP: 0	WP: 0 PB: 0 SB: 0 CS: 0	PA: 33
<b>PITCHER</b>	IP WLS BF H R ER SO BB IBB HBP BLK WP HR S P ERA WHIP																					
Fred Breining, R (1, 1) ERA: 4.35	5.0 W 19 2 0 0 6 2 0 0 0 0 0 0 29 37 0.00 0.800																					
Andy McGaffigan, R (6, 1) ERA: 4.33	2.0 5 0 0 0 1 0 0 0 0 0 0 0 7 7 0.00 0.000																					
Jim Barr, R (8, 1) ERA: 4.34	2.0 9 3 0 0 1 0 0 0 0 0 0 0 11 11 0.00 1.500																					

**New York Mets @ San Francisco Giants**  
 Candlestick Park, San Francisco, CA  
 Mon May 30 1983, 6:33 AM EDT  
 Att: 29,863 - Unknown

livebaseballscorecards.com

AB	31
R	0
H	5
RBI	0
BB	2
SO	8
LOB	11





Batter	1	2	3	4	5	6	7	8	9	AB	R	H	RBI	BB	SO	LOB
Johnnie LeMaster, R (1, 6) OBP: 0.392, SLG: 0.406 Joe Pettini, R (5, PR) OBP: 0.095, SLG: 0.150 (6, 6)	0-0 F7	0-0 6-3			0-0 1B G4-6-3	0-0 G3				3	0	1	0	0	0	1
Darrell Evans, L (1, 3) OBP: 0.440, SLG: 0.634	0-0 HR		0-0 F7		0-0 1B G4-6-3	0-0 4-3				4	1	2	1	0	0	0
Max Venable, L (1, 8) OBP: 0.279, SLG: 0.417	0-3 K		0-0 1B S		0-0 1B G4-6-3			0-0 G3		4	0	1	0	0	1	1
Jack Clark, R (1, 9) OBP: 0.332, SLG: 0.414	0-0 5-3		0-0 F7		0-0 1B 2B			0-0 F5		4	1	1	0	0	0	1
Jeffrey Leonard, R (1, 7) OBP: 0.293, SLG: 0.382		4-0 1B BB	4-0 1B BB		0-0 1B BB			0-0 3-1		2	1	1	1	2	0	0
Tom O'Malley, L (1, 5) OBP: 0.336, SLG: 0.272		0-0 1B 4-3	0-0 G3		4-0 1B BB			0-0 BB 1B		3	1	2	0	1	0	2
Brad Wellman, R (1, 4) OBP: 0.750, SLG: 0.500		0-0 1B 4-3		0-0 L5	4-0 1B BB			4-0 BB G1-6-3		2	0	1	1	2	0	0
Milt May, L (1, 2) OBP: 0.275, SLG: 0.292		0-0 4-3		0-0 L9	0-0 F7			0-0 L7		4	0	0	1	0	0	6
Fred Breining, R (1, 1) OBP: 0.190, SLG: 0.105 Andy McGaffigan, R (6, 1) OBP: 0.111, SLG: 0.118 Jim Barr, R (8, 1) OBP: 0.167, SLG: 0.333		0-3 K		0-3 K		4-0 CS BB		0-0 G1-6-3		2	0	0	0	0	2	1
										0	0	0	0	1	0	0
										1	0	0	0	0	0	2

Inning Stats	R: 1	H: 1	E: 0	K: 1	S: 6	LOB: 0	BB: 0	P: 6	R: 2	H: 2	E: 0	K: 1	S: 7	LOB: 1	BB: 1	P: 11	R: 0	H: 1	E: 0	K: 0	S: 4	LOB: 2	BB: 1	P: 8	R: 0	H: 0	E: 0	K: 1	S: 5	LOB: 0	BB: 0	P: 5	R: 2	H: 4	E: 0	K: 0	S: 6	LOB: 3	BB: 2	P: 14	R: 0	H: 0	E: 0	K: 0	S: 2	LOB: 0	BB: 1	P: 6	R: 0	H: 0	E: 0	K: 0	S: 3	LOB: 0	BB: 0	P: 3	R: 0	H: 1	E: 0	K: 0	S: 3	LOB: 1	BB: 1	P: 7
1B: 7	SF: 0	2B: 1	SAC: 0	3B: 0	DP: 2	HR: 1	HBP: 0																																																									


**BOTTOM**

**New York Mets @ San Francisco Giants**  
Candlestick Park, San Francisco, CA

Mon May 30 1983, 6:33 AM EDT  
Att. 29,863 - Unknown

livebaseballscorecards.com

AB	30
R	5
H	9
RBI	4
BB	6
SO	3
LOB	15



WP: 0	PA: 36
PB: 0	
SB: 2	
CS: 1	

PITCHER	IP	WLS	BF	H	R	ER	SO	BB	IBB	HBP	BLK	WP	HR	S	P	ERA	WHIP
Neil Allen, R (1, 1) ERA: 4.97	4.2	L	23	8	5	5	3	2	0	0	0	0	1	27	35	9.64	2.143
Carlos Diaz, L (5, 1) ERA: 3.2	0.1		3	0	0	0	0	2	0	0	0	0	0	1	9	0.00	6.000
Rick Ownbey, R (6, 1) ERA: 5.46	3.0		10	1	0	0	0	2	0	0	0	0	0	8	16	0.00	1.000

Batter	1	2	3	4	5	6	7	8	9	AB R H RBI BB SO LOB	TOP	
<b>Mark Bradley, R</b> (1, 8) <small>OBP: 0.342, SLG: 0.258</small> <b>Doug Sisk, R</b> (7, 1)	4-0 		4-0 		0-0 	0-0 	0-3 			2 0 0 0 2 1 0 0 0 0 0 0 0 0	<b>New York Mets @ San Francisco Giants</b> Candlestick Park, San Francisco, CA Tue May 31 1983, 10:05 PM EDT Att. 7,890 - Unknown	
<b>Hubie Brooks, R</b> (1, 5) <small>OBP: 0.315, SLG: 0.380</small>	0-0 		0-0 		0-0 			0-0 		4 0 1 1 0 0 1		
<b>George Foster, R</b> (1, 7) <small>OBP: 0.316, SLG: 0.466</small>	0-3 		0-3 			0-0 		0-0 		4 0 1 0 0 2 3		
<b>Dave Kingman, R</b> (1, 3) <small>OBP: 0.252, SLG: 0.424</small>	0-3 		0-0 			4-0 		0-0 		3 0 1 0 1 1 3		
<b>Darryl Strawberry, L</b> (1, 9) <small>OBP: 0.218, SLG: 0.315</small>		0-3 		4-0 		0-0 		0-3 		3 0 0 0 1 2 3		
<b>Brian Giles, R</b> (1, 4) <small>OBP: 0.293, SLG: 0.258</small>		0-3 		0-0 		0-0 		0-0 		4 0 0 0 0 1 3		
<b>Ronn Reynolds, R</b> (1, 2) <small>OBP: 0.232, SLG: 0.180</small> <b>Tucker Ashford, R</b> (9, PH) <small>OBP: 0.313, SLG: 0.308</small>		0-0 		0-0 		0-0 		0-3 		3 0 0 0 0 0 3 1 0 0 0 0 1 0		
<b>José Oquendo, S</b> (1, 6) <small>OBP: 0.354, SLG: 0.304</small> <b>Bob Bailor, R</b> (9, PH) <small>OBP: 0.250, SLG: 0.262</small>			0-0 		0-0 		0-0 		0-3 			3 1 1 0 0 0 1 1 0 0 0 0 1 0
<b>Scott Holman, R</b> (1, 1) <small>OBP: 0.273, SLG: 0.273</small> <b>Mookie Wilson, S</b> (7, PH) <small>OBP: 0.281, SLG: 0.353</small> (7, 8)			0-0 		0-0 		0-0 					2 0 0 0 0 0 1 1 0 0 0 0 0 0
<b>Inning Stats</b>	R: 0 H: 0 E: 0 LOB: 1 K: 2 BB: 1 S: 7 P: 11	R: 0 H: 0 E: 0 LOB: 0 K: 2 BB: 0 S: 7 P: 7	R: 1 H: 2 E: 0 LOB: 2 K: 1 BB: 1 S: 7 P: 11	R: 0 H: 0 E: 0 LOB: 1 K: 0 BB: 1 S: 3 P: 7	R: 0 H: 0 E: 0 LOB: 0 K: 0 BB: 0 S: 3 P: 3	R: 0 H: 1 E: 0 LOB: 2 K: 0 BB: 1 S: 4 P: 8	R: 0 H: 0 E: 0 LOB: 0 K: 1 BB: 0 S: 5 P: 5	R: 0 H: 1 E: 1 LOB: 1 K: 1 BB: 0 S: 6 P: 6	R: 0 H: 0 E: 0 LOB: 0 K: 2 BB: 0 S: 7 P: 7	1B: 3 SF: 0 2B: 1 SAC: 0 3B: 0 DP: 0 HR: 0 HBP: 0		WP: 0 PA: 35 PB: 0 SB: 3 CS: 0
<b>PITCHER</b> <b>Bill Laskey, R</b> (1, 1) <small>ERA: 3.77</small> <b>Gary Lavelle, L</b> (8, 1) <small>ERA: 1.62</small>	IP WLS BF H R ER SO BB IBB HBP BLK WP HR S P ERA WHIP 7.2 W 31 4 1 1 6 4 0 0 0 0 0 0 39 55 1.17 1.043											<b>PITCHER</b> IP WLS BF H R ER SO BB IBB HBP BLK WP HR S P ERA WHIP

livebaseballscorecards.com

<b>AB</b>	<b>31</b>
<b>R</b>	<b>1</b>
<b>H</b>	<b>4</b>
<b>RBI</b>	<b>1</b>
<b>BB</b>	<b>4</b>
<b>SO</b>	<b>9</b>
<b>LOB</b>	<b>18</b>





Batter	1	2	3	4	5	6	7	8	9	AB	R	H	RBI	BB	SO	LOB
Brad Wellman, R OBP: 0.667, SLG: 0.571 (1, 4)	0-0 E S 4-3 1B	0-0 FC5-4 1-2f		0-0 BB 1-3 1B		0-0 F6		0-0 G3-6-3 1B		5	1	3	0	0	0	3
Darrell Evans, L OBP: 0.444, SLG: 0.650 (1, 3)	0-0 4-3 1-H		0-0 HR	0-0 BB 1-2 BB		0-0 1-2 1B		0-0 G3-6-3 1-2f 1B		4	1	2	2	1	0	1
Chili Davis, S OBP: 0.339, SLG: 0.438 (1, 8)	0-0 1-3		0-0 6-3	0-3 K		0-0 F2				4	0	0	0	0	1	5
Jack Clark, R OBP: 0.335, SLG: 0.418 (1, 9)	0-0 2B		0-0 FC5-4 BB		0-0 5-3		0-0 G3			3	0	1	0	1	0	0
Jeffrey Leonard, R OBP: 0.292, SLG: 0.385 Johnnie LeMaster, R OBP: 0.392, SLG: 0.406 (1, 7) (8, 6)	0-0 F9		0-0 FC5-4 1-2f		0-0 F7		0-0 WP FC4-2 2B			4	0	1	0	0	0	2
Tom O'Malley, L OBP: 0.347, SLG: 0.281 (1, 5)		0-0 4-3 5-3 1B	0-0 G3		0-0 1B		0-0 2-3 S BB			3	0	2	0	1	0	1
Joe Pettini, R OBP: 0.083, SLG: 0.130 Max Venable, L OBP: 0.275, SLG: 0.410 (1, 6) (7, PH) (8, 7)		0-0 5-3 1-2		0-0 4-3		0-0 F6		0-0 FC4-2 1-2 3-H		3	0	0	0	0	0	2
Milt May, L OBP: 0.262, SLG: 0.276 (1, 2)		0-0 4-3 2-3		0-0 E3 1B		0-0 F9		0-0 4-3		4	0	0	0	0	0	3
Bill Laskey, R OBP: 0.310, SLG: 0.091 Gary Lavelle, S (1, 1) (8, 1)		0-0 FC5-4 BB		0-0 F3		0-0 1B BB		0-3 K		1	0	0	0	2	0	1

Inning Stats	R: 1	H: 2	E: 0	K: 0	S: 5	LOB: 1	BB: 0	P: 5	R: 0	H: 1	E: 0	K: 0	S: 4	LOB: 2	BB: 1	P: 8	R: 1	H: 1	E: 0	K: 0	S: 4	LOB: 1	BB: 1	P: 8	R: 0	H: 1	E: 0	K: 0	S: 4	LOB: 1	BB: 0	P: 4	R: 0	H: 1	E: 0	K: 0	S: 4	LOB: 2	BB: 1	P: 8	R: 0	H: 1	E: 0	K: 1	S: 5	LOB: 0	BB: 0	P: 5
--------------	------	------	------	------	------	--------	-------	------	------	------	------	------	------	--------	-------	------	------	------	------	------	------	--------	-------	------	------	------	------	------	------	--------	-------	------	------	------	------	------	------	--------	-------	------	------	------	------	------	------	--------	-------	------

PITCHER	IP	WLS	BF	H	R	ER	SO	BB	IBB	HBP	BLK	WP	HR	S	P	ERA	WHIP
Scott Holman, R ERA: 4.18 (1, 1)	6.0	L	30	7	2	2	1	4	0	0	0	0	1	28	44	3.00	1.833
Doug Sisk, R ERA: 3.3 (7, 1)	2.0		8	2	0	0	1	1	0	0	0	1	0	9	13	0.00	1.500


**BOTTOM**

**New York Mets @ San Francisco Giants**  
Candlestick Park, San Francisco, CA

Tue May 31 1983, 10:05 PM EDT  
Att. 7,890 - Unknown

AB	33
R	2
H	9
RBI	2
BB	5
SO	2
LOB	20

WP: 1 PA: 38  
PB: 0  
SB: 2  
CS: 0



PITCHER	IP	WLS	BF	H	R	ER	SO	BB	IBB	HBP	BLK	WP	HR	S	P	ERA	WHIP
---------	----	-----	----	---	---	----	----	----	-----	-----	-----	----	----	---	---	-----	------

Batter	1	2	3	4	5	6	7	8	9	AB R H RBI BB SO LOB	TOP											
<b>Mark Bradley, R</b> (1, 9) <small>OBP: 0.333, SLG: 0.257</small>	0-0 G3			0-0 F7	0-3 K			0-0 E 1B 1B		4 1 1 0 0 1 2												
<b>Hubie Brooks, R</b> (1, 5) <small>OBP: 0.308, SLG: 0.370</small>	0-3 K			0-0 4-3		0-0 E4 FC6-4		0-0 F8		4 0 0 0 0 1 1												
<b>Mookie Wilson, S</b> (1, 8) <small>OBP: 0.275, SLG: 0.345</small>	0-0 6-3			0-0 E5 1B		0-0 FC6-4 CS 1-2f		0-0 E4 1B 1-2		4 1 0 0 0 0 2												
<b>George Foster, R</b> (1, 7) <small>OBP: 0.320, SLG: 0.467</small>		0-0 6-3		0-0 1B 1-H		0-3 K 1-2		0-0 1B 1-3 2-H		4 0 2 2 0 1 1												
<b>Dave Kingman, R</b> (1, 3) <small>OBP: 0.245, SLG: 0.413</small>		0-0 5-3		0-0 F9			0-0 5-3	0-0 F9		4 0 0 0 0 0 3												
<b>Brian Giles, R</b> (1, 4) <small>OBP: 0.291, SLG: 0.252</small>		0-3 K			0-0 6-3		0-0 E5 S	4-0 3-1 BB		3 0 0 0 1 1 0												
<b>Ronn Reynolds, R</b> (1, 2) <small>OBP: 0.220, SLG: 0.170</small> <b>Ron Hodges, L</b> (9, PH) <small>OBP: 0.366, SLG: 0.244</small>			0-0 6-3		0-0 5-3		0-0 F9 1-2	0-0 3-1		3 0 0 0 0 0 1 1 0 0 0 0 0 1												
<b>José Oquendo, S</b> (1, 6) <small>OBP: 0.353, SLG: 0.305</small> <b>Mike Jorgensen, L</b> (9, PH) <small>OBP: 0.318, SLG: 0.421</small>			0-0 5-3		0-0 1B 1B		0-3 K	0-3 K		3 0 1 0 0 1 1 1 0 0 0 0 1 1												
<b>Tom Seaver, R</b> (1, 1) <small>OBP: 0.304, SLG: 0.455</small> <b>Tucker Ashford, R</b> (8, PH) <small>OBP: 0.294, SLG: 0.286</small> <b>Jesse Orosco, R</b> (8, 1) <small>OBP: 0.250, SLG: 0.250</small> <b>Rusty Staub, L</b> (9, PH) <small>OBP: 0.372, SLG: 0.257</small>			0-3 K		0-0 1B			0-0 4-3	0-0 4-3	2 0 1 0 0 1 0 1 0 0 0 0 0 0 0 0 0 0 0 0 0 1 0 0 0 0 0 1												
<b>Inning Stats</b>	R: 0 E: 0 K: 1 S: 5	H: 0 LOB: 0 BB: 0 P: 5	R: 0 E: 0 K: 1 S: 5	H: 0 LOB: 0 BB: 0 P: 5	R: 0 E: 0 K: 1 S: 5	H: 0 LOB: 0 BB: 0 P: 5	R: 1 E: 1 K: 0 S: 5	H: 1 LOB: 1 BB: 0 P: 5	R: 0 E: 0 K: 1 S: 7	H: 2 LOB: 2 BB: 0 P: 7	R: 0 E: 1 K: 1 S: 5	H: 0 LOB: 0 BB: 0 P: 5	R: 0 E: 1 K: 1 S: 6	H: 0 LOB: 1 BB: 0 P: 6	R: 1 E: 1 K: 0 S: 6	H: 2 LOB: 2 BB: 0 P: 6	R: 0 E: 0 K: 1 S: 5	H: 0 LOB: 1 BB: 1 P: 9	1B: 5 2B: 0 3B: 0 HR: 0	SF: 0 SAC: 0 DP: 0 HBP: 0	WP: 0 PB: 0 SB: 2 CS: 1	PA: 36
<b>PITCHER</b>	IP WLS BF H R ER SO BB IBB HBP BLK WP HR S P ERA WHIP																					
<b>Atlee Hammaker, L</b> (1, 1) <small>ERA: 1.2</small> <b>Jim Barr, R</b> (8, 1) <small>ERA: 4.15</small>	7.2 W 31 5 2 0 6 0 0 0 0 0 0 0 43 43 0.00 0.652																					
	1.1 S 5 0 0 0 1 1 0 0 0 0 0 0 6 10 0.00 0.750																					

**New York Mets @ San Francisco Giants**  
 Candlestick Park, San Francisco, CA  
 Wed Jun 01 1983, 10:05 PM EDT  
 Att: 10,234 - Unknown

AB	35
R	2
H	5
RBI	2
BB	1
SO	7
LOB	14





Batter	1	2	3	4	5	6	7	8	9	AB	R	H	RBI	BB	SO	LOB	
Johnnie LeMaster, R OBP: 0.384, SLG: 0.397 (1, 6)	0-3 K ①		0-0 5-3 ②		0-0 F7 ②		0-0 5-3 ③			4	0	0	0	0	1	1	
Darrell Evans, L OBP: 0.446, SLG: 0.644 (1, 3)	0-0 FC5 BB 1B		4-0 1B E BB		0-0 F7 ③			0-0 6-3 ①		3	1	1	0	1	0	0	
Chili Davis, S OBP: 0.337, SLG: 0.434 (1, 8)	0-0 F8 ②		0-0 E6 1-H HR 1B			0-0 F2 ①		0-3 K ②		4	1	1	0	0	1	1	
Jack Clark, R OBP: 0.338, SLG: 0.435 (1, 9)	4-0 1-2 BB		0-0 HR			0-3 K ②		0-0 6-3 ③		3	1	1	2	1	1	0	
Max Venable, L OBP: 0.264, SLG: 0.391 (1, 7)	0-0 FC5 ③		0-0 F4 ③			0-0 F6 ③				3	0	0	0	0	0	2	
Tom O'Malley, L OBP: 0.346, SLG: 0.282 (1, 5)		0-0 F7 ①		0-0 F7 ①			0-0 E 1B 1B			3	1	1	0	0	0	0	
Brad Wellman, R OBP: 0.500, SLG: 0.400 (1, 4)		0-0 F8 ②		0-0 F8 ②			0-0 E1 1B 1B			3	0	0	0	0	0	1	
Milt May, L OBP: 0.264, SLG: 0.278 (1, 2)		0-3 K ③		0-0 F8 ③			0-0 1B 1-H 2-H			3	0	1	1	0	1	0	
Atlee Hammaker, S OBP: 0.138, SLG: 0.107 Jim Barr, R OBP: 0.167, SLG: 0.333 (8, 1)			0-3 K ①		0-0 1-3 ①		0-0 6-3 ②			3	0	0	0	0	1	1	
										0	0	0	0	0	0	0	
<b>Inning Stats</b>	R: 0 E: 0 K: 1 S: 6	H: 1 LOB: 2 BB: 1 P: 10	R: 0 E: 0 K: 1 S: 5	H: 0 LOB: 0 BB: 0 P: 5	R: 3 E: 1 K: 1 S: 7	H: 2 LOB: 0 BB: 1 P: 11	R: 0 E: 0 K: 0 S: 3	H: 0 LOB: 0 BB: 0 P: 3	R: 0 E: 0 K: 1 S: 5	H: 0 LOB: 0 BB: 0 P: 5	R: 1 E: 1 K: 0 S: 5	H: 2 LOB: 1 BB: 0 P: 5	R: 0 E: 0 K: 1 S: 5	H: 0 LOB: 0 BB: 0 P: 5	1B: 4 2B: 0 3B: 0 HR: 1	SF: 0 SAC: 0 DP: 0 HBP: 0	
<b>PITCHER</b> Tom Seaver, R ERA: 2.77 Jesse Orosco, L ERA: 0.89	IP 7.0 WLS L WLS L	WLS L L	BF 28	H 5	R 4	ER 3	SO 4	BB 2	IBB 0	HBP 0	BLK 0	WP 0	HR 1	S 34	P 42	ERA 3.86	WHIP 1.000
	IP 1.0		BF 3	H 0	R 0	ER 0	SO 1	BB 0	IBB 0	HBP 0	BLK 0	WP 0	HR 0	S 5	P 5	ERA 0.00	WHIP 0.000

**BOTTOM**

**New York Mets @ San Francisco Giants**  
Candlestick Park, San Francisco, CA

Wed Jun 01 1983, 10:05 PM EDT  
Att. 10,234 - Unknown

[livebaseballscorecards.com](http://livebaseballscorecards.com)

<b>AB</b>	<b>29</b>
<b>R</b>	<b>4</b>
<b>H</b>	<b>5</b>
<b>RBI</b>	<b>3</b>
<b>BB</b>	<b>2</b>
<b>SO</b>	<b>5</b>
<b>LOB</b>	<b>6</b>



WP: 0	PA: 31
PB: 0	
SB: 0	
CS: 0	

Batter	1	2	3	4	5	6	7	8	9	AB R H RBI BB SO LOB	TOP			
<b>Bryan Little, S</b> OBP: 0.386, SLG: 0.417 (1, 6) X	0-0 F7 ①		0-0 F7 ②		0-0 1B 4-3 2-3 3-H		4-0 HR BB		0-0 1B S 1B	4 3 2 1 1 0 0	<b>Montreal Expos @ San Francisco Giants</b> Candlestick Park, San Francisco, CA Thu Jun 02 1983, 10:05 PM EDT Att. 9,674 - Unknown  <b>livebaseballscorecards.com</b>			
<b>Terry Francona, L</b> OBP: 0.192, SLG: 0.255 (1, 7) X (7, 3)	0-0 6-3 ②		0-0 F7 ③		0-0 4-3 ②		0-0 F7 ①		0-0 1B BB 1B	5 1 1 1 0 0 2				
<b>Andre Dawson, R</b> OBP: 0.340, SLG: 0.557 (1, 8) X	0-0 G3 ③			0-0 F8 ① X	0-0 S 1B 2-H		0-0 HR 1-H		4-0 E 1B 1-2 6-3 BB	4 2 2 3 1 0 0				
<b>Al Oliver, L</b> OBP: 0.342, SLG: 0.422 (1, 3) <b>Jim Wohlford, R</b> OBP: 0.289, SLG: 0.395 (7, 7)		0-0 1B 1B		0-0 F7 ② X	0-0 6-3 ③		0-0 4-3 ②		0-0 E8 ① 1-3 2-H 3-H	4 1 1 0 0 0 1 1 0 1 2 0 0 0				
<b>Gary Carter, R</b> OBP: 0.305, SLG: 0.422 (1, 2) X		0-0 1B 1-2 1B		0-0 F3 ③		0-0 G3 2B		0-0 F6 ③	0-0 6-3 ② 3-H	5 1 2 1 0 0 0				
<b>Warren Cromartie, L</b> OBP: 0.352, SLG: 0.421 (1, 9) X		0-0 L4-3 1-3 2-H 1B			0-0 1B 1B	0-0 G3 ① 2-3		0-0 5-3 ① X	0-0 F8 ③	5 1 2 1 0 0 1				
<b>Tim Wallach, R</b> OBP: 0.330, SLG: 0.465 (1, 5) X		0-0 L4-3 ① 1-2 ②			0-0 1B 1B	0-0 2B 3-H		0-0 1B		4 1 3 1 0 0 2				
<b>Doug Flynn, R</b> OBP: 0.237, SLG: 0.259 (1, 4) X		0-0 F4-3 ③			0-0 1B SH2-4 1-3 2-H 4-3 1B	0-0 F5-3 ②		0-0 F9 ②		4 1 1 1 0 0 3				
<b>Charlie Lea, R</b> (1, 1) <b>Randy Lerch, L</b> OBP: 0.750, SLG: 1.000 (5, 1) <b>Ray Burris, R</b> OBP: 0.250, SLG: 0.250 (5, 1)			0-3 K ①		0-0 SH2-4 ① 1-2	0-3 K ③		0-3 K ③		1 0 0 0 0 1 0 0 0 0 0 0 0 0 2 0 0 0 0 2 2				
<b>Inning Stats</b>	R: 0 H: 0 E: 0 LOB: 0 K: 0 BB: 0 S: 3 P: 3	R: 1 H: 3 E: 0 LOB: 1 K: 0 BB: 0 S: 5 P: 5	R: 0 H: 0 E: 0 LOB: 0 K: 1 BB: 0 S: 5 P: 5	R: 0 H: 0 E: 0 LOB: 0 K: 0 BB: 0 S: 3 P: 3	R: 4 H: 5 E: 0 LOB: 1 K: 0 BB: 0 S: 8 P: 8	R: 1 H: 2 E: 0 LOB: 1 K: 1 BB: 0 S: 7 P: 7	R: 2 H: 1 E: 0 LOB: 0 K: 0 BB: 1 S: 4 P: 8	R: 0 H: 1 E: 0 LOB: 1 K: 1 BB: 0 S: 6 P: 6	R: 3 H: 3 E: 1 LOB: 0 K: 0 BB: 1 S: 5 P: 9	1B: 12 SF: 0 2B: 3 SAC: 1 3B: 0 DP: 1 HR: 1 HBP: 0	WP: 0 PA: 42 PB: 0 SB: 2 CS: 0			
<b>PITCHER</b>	IP WLS BF H R ER SO BB IBB HBP BLK WP HR S P ERA WHIP												<b>PITCHER</b>	IP WLS BF H R ER SO BB IBB HBP BLK WP HR S P ERA WHIP
<b>Andy McGaffigan, R</b> ERA: 4.66 (1, 1)	4.0 L 17 6 4 4 1 0 0 0 0 0 0 0 0 19 19 9.00 1.500													
<b>Greg Minton, R</b> ERA: 6.12 (5, 1)	1.0 5 2 1 1 0 0 0 0 0 0 0 0 0 5 5 9.00 2.000													
<b>Renie Martin, R</b> ERA: 3.96 (6, 1)	2.0 10 3 3 3 1 1 0 0 0 0 0 1 11 15 13.50 2.000													
<b>Brian Kingman, R</b> ERA: 9.0 (8, 1)	2.0 10 4 3 2 1 1 0 0 0 0 0 0 0 11 15 9.00 2.500													



**BOTTOM**

**Montreal Expos @ San Francisco Giants**  
 Candlestick Park, San Francisco, CA  
 Thu Jun 02 1983, 10:05 PM EDT  
 Att. 9,674 - Unknown

[livebaseballscorecards.com](http://livebaseballscorecards.com)

<b>AB</b>	<b>34</b>
<b>R</b>	<b>4</b>
<b>H</b>	<b>8</b>
<b>RBI</b>	<b>3</b>
<b>BB</b>	<b>4</b>
<b>SO</b>	<b>7</b>
<b>LOB</b>	<b>12</b>



<b>WP:</b> 0	<b>PA:</b> 38
<b>PB:</b> 0	
<b>SB:</b> 0	
<b>CS:</b> 0	

AB	R	H	RBI	BB	SO	LOB
2	0	0	0	0	0	1
2	0	0	1	1	1	1
5	0	1	0	0	0	3
3	0	0	0	1	1	1
3	0	1	1	1	0	0
4	0	0	0	0	3	3
4	1	2	1	0	1	0
4	1	1	0	0	0	1
4	1	3	0	0	0	0
1	0	0	0	0	0	1
0	0	0	0	0	0	0
0	1	0	0	1	0	0
0	0	0	0	0	0	0
1	0	0	0	0	0	0
0	0	0	0	0	0	0
1	0	0	0	0	0	1

Batter	1	2	3	4	5	6	7	8	9
Johnnie LeMaster, R (1, 6) OBP: 0.380, SLG: 0.392 Dave Bergman, L (5, PH) OBP: 0.298, SLG: 0.256 (6, 3)	0-0 F6		0-0 F8		4-0 F6-4-3 BB		0-3 K		0-0 F8
Darrell Evans, L (1, 3) OBP: 0.439, SLG: 0.630 (6, 6)	0-0 F5			0-0 F4-3	0-0 F6-4-3		0-0		0-0 F8
Chili Davis, S (1, 8) OBP: 0.335, SLG: 0.426	0-3 K			0-0 5-3	4-0 1B BB		0-0 F7		
Jack Clark, R (1, 9) OBP: 0.342, SLG: 0.433		0-0 F8		4-0 BB	0-0 1B			0-0 5-3	
Max Venable, L (1, 7) OBP: 0.250, SLG: 0.368		0-0 F6		0-3 K	0-3 K			0-3 K	
Tom O'Malley, L (1, 5) OBP: 0.350, SLG: 0.311		0-3 K			0-0 HR	0-0 G3		0-0 FC6-4 1B	
Brad Wellman, R (1, 4) OBP: 0.438, SLG: 0.357			0-0 6-3		0-0 1B BB 1B	0-0 F7		0-0 FC6-4	
Milt May, L (1, 2) OBP: 0.286, SLG: 0.313			0-0 1B		0-0 BB BB 1B	0-0 F2		0-0 2B	
Andy McGaffigan, R (1, 1) OBP: 0.106, SLG: 0.111 Greg Minton, S (5, 1) Champ Summers, L (5, PH) OBP: 0.429, SLG: 0.200 Renie Martin, R (6, 1) OBP: 0.600, SLG: 1.000 Wallace Johnson, S (7, PH) OBP: 0.400, SLG: 0.200 Brian Kingman, R (8, 1) Joel Youngblood, R (9, PH) OBP: 0.246, SLG: 0.333			0-3 K		4-0 F6-4-3 BB 1B BB		0-0 F7		0-0 F7

Inning Stats	R: 0	H: 0	E: 0	K: 1	S: 5	LOB: 0	BB: 0	P: 5	R: 0	H: 0	E: 0	K: 1	S: 5	LOB: 0	BB: 0	P: 5	R: 0	H: 0	E: 0	K: 1	S: 5	LOB: 1	BB: 1	P: 9	R: 4	H: 4	E: 0	K: 1	S: 8	LOB: 2	BB: 3	P: 20	R: 0	H: 0	E: 0	K: 0	S: 3	LOB: 0	BB: 0	P: 3	R: 0	H: 1	E: 0	K: 1	S: 6	LOB: 1	BB: 0	P: 6	R: 0	H: 1	E: 0	K: 1	S: 6	LOB: 1	BB: 0	P: 6	R: 0	H: 1	E: 0	K: 0	S: 4	LOB: 1	BB: 0	P: 4	1B: 6	SF: 0	2B: 1	SAC: 0	3B: 0	DP: 1	HR: 1	HBP: 0	WP: 0	PA: 38
--------------	------	------	------	------	------	--------	-------	------	------	------	------	------	------	--------	-------	------	------	------	------	------	------	--------	-------	------	------	------	------	------	------	--------	-------	-------	------	------	------	------	------	--------	-------	------	------	------	------	------	------	--------	-------	------	------	------	------	------	------	--------	-------	------	------	------	------	------	------	--------	-------	------	-------	-------	-------	--------	-------	-------	-------	--------	-------	--------

PITCHER	IP	WLS	BF	H	R	ER	SO	BB	IBB	HBP	BLK	WP	HR	S	P	ERA	WHIP
Charlie Lea, R (1, 1) ERA: 3.32	4.0		19	4	4	4	4	3	0	0	0	0	1	24	36	9.00	1.750
Randy Lerch, L (5, 1) ERA: 3.86	0.2		2	0	0	0	0	1	0	0	0	0	0	1	5	0.00	1.500
Ray Burris, R (5, 1) ERA: 1.78	4.1	W	17	4	0	0	3	0	0	0	0	0	0	23	23	0.00	0.923

Batter	1	2	3	4	5	6	7	8	9	AB R H RBI BB SO LOB	TOP	
<b>Tim Raines, S</b> (1, 7) <sup>x</sup> <small>OBP: 0.393, SLG: 0.387</small>	0-0 <b>3-1</b> 	0-0 <b>E6</b> 		0-0 <b>5-3</b> 		4-0 		0-0 	4 1 1 0 1 0 3			
<b>Bryan Little, S</b> (1, 6) <sup>x</sup> <small>OBP: 0.387, SLG: 0.417</small>	0-0 	0-0 <b>PO</b> 	0-0 <b>L4</b> 		0-0 <b>F8</b> 	0-0 <b>4-3</b> 		0-0 	5 2 2 0 0 0 2			
<b>Andre Dawson, R</b> (1, 8) <sup>x</sup> <small>OBP: 0.342, SLG: 0.568</small>	0-0 		0-0 		0-0 <b>F8</b> 		0-0 <b>6-3</b> 	0-0 	5 3 2 2 0 0 1			
<b>Al Oliver, L</b> (1, 3) <sup>x</sup> <small>OBP: 0.343, SLG: 0.427</small> <b>Terry Francona, L</b> (9, 3) <small>OBP: 0.192, SLG: 0.255</small>	0-0 		0-0 <b>F8</b> 		0-0 <b>6-3</b> 		0-0 <b>1-3</b> 	0-0 	5 1 2 3 0 0 0 0 0 0 0 0 0 0			
<b>Gary Carter, R</b> (1, 2) <sup>S S S</sup> <small>OBP: 0.308, SLG: 0.421</small>	0-3 <b>K</b> 		0-0 <b>F9</b> 		0-0 		0-0 <b>5-3</b> 	0-0 	5 1 2 1 0 1 1			
<b>Warren Cromartie, L</b> (1, 9) <sup>S S S</sup> <small>OBP: 0.353, SLG: 0.445</small>	0-3 <b>K</b> 			0-0 <b>2-3</b> 		0-0 		0-0 	4 1 2 3 0 1 1			
<b>Tim Wallach, R</b> (1, 5) <small>OBP: 0.337, SLG: 0.462</small> <b>Mike Phillips, L</b> (9, 5)		4-0 		1-0 		0-0 		0-0 	3 0 1 0 1 0 2 0 0 0 0 0 0 0			
<b>Doug Flynn, R</b> (1, 4) <small>OBP: 0.236, SLG: 0.257</small>		0-0 <b>F4-3</b> 		0-0 		0-0 		0-0 	5 0 1 0 0 0 4			
<b>Bill Gullickson, R</b> (1, 1)		0-0 <b>6-3</b> 		0-3 <b>K</b> 		0-0 <b>SH3-4</b> 		0-0 	3 0 0 0 0 1 4			
<b>Inning Stats</b>	R: 2 H: 3 E: 0 LOB: 1 K: 2 BB: 0 S: 10 P: 10	R: 0 H: 0 E: 1 LOB: 1 K: 0 BB: 1 S: 3 P: 7	R: 1 H: 1 E: 0 LOB: 0 K: 0 BB: 0 S: 4 P: 4	R: 0 H: 1 E: 0 LOB: 2 K: 1 BB: 0 S: 6 P: 7	R: 0 H: 0 E: 0 LOB: 0 K: 0 BB: 0 S: 3 P: 3	R: 2 H: 3 E: 0 LOB: 2 K: 0 BB: 1 S: 6 P: 10	R: 0 H: 0 E: 0 LOB: 0 K: 0 BB: 0 S: 3 P: 3	R: 0 H: 1 E: 0 LOB: 1 K: 0 BB: 0 S: 4 P: 4	R: 4 H: 4 E: 1 LOB: 1 K: 0 BB: 0 S: 8 P: 8	1B: 9 SF: 1 2B: 2 SAC: 1 3B: 0 DP: 0 HR: 2 HBP: 1	WP: 0 PA: 45 PB: 1 SB: 0 CS: 0	
<b>PITCHER</b> <b>Mike Krukow, R</b> (1, 1) <small>ERA: 3.38</small> <b>Greg Minton, R</b> (6, 1) <small>ERA: 5.67</small> <b>Jim Barr, R</b> (8, 1) <small>ERA: 4.73</small>	IP WLS BF H R ER SO BB IBB HBP BLK WP HR S P ERA WHIP 5.0 L 24 7 5 5 3 1 0 1 0 0 0 2 28 33 9.00 1.600					<b>PITCHER</b> IP WLS BF H R ER SO BB IBB HBP BLK WP HR S P ERA WHIP 2.0 8 1 0 0 0 1 0 0 0 0 0 0 7 11 0.00 1.000						

**Montreal Expos @ San Francisco Giants**  
 Candlestick Park, San Francisco, CA  
 Fri Jun 03 1983, 6:33 AM EDT  
 Att. 14,924 - Unknown

AB	39
R	9
H	13
RBI	9
BB	2
SO	3
LOB	18





Batter	1	2	3	4	5	6	7	8	9	AB	R	H	RBI	BB	SO	LOB
Max Venable, L (1, 7) OBP: 0.250, SLG: 0.361	0-0 F4-3		0-0 1B		0-0 G3		0-0 F5			4	0	1	0	0	0	1
Darrell Evans, L (1, 6) OBP: 0.431, SLG: 0.615	0-0 F7		0-0 F7		0-0 L6		0-0 F8			4	0	0	0	0	0	2
Chili Davis, S (1, 8) OBP: 0.333, SLG: 0.419	0-3 K		0-0 2-3		4-0 1B BB			0-3 K		3	0	0	0	1	2	1
Jack Clark, R (1, 9) OBP: 0.345, SLG: 0.434		0-0 F8		0-0 FC4-6 1B	0-0 1B			0-0 5-3		4	0	2	0	0	0	0
Dave Bergman, L (1, 3) OBP: 0.294, SLG: 0.256		0-0 1B 1B		0-0 FC4-6 FC3-6 1-2f		0-3 K		0-0 F8		4	0	1	0	0	1	1
Tom O'Malley, L (1, 5) OBP: 0.348, SLG: 0.309		0-3 K		0-0 FC3-6 HR 1-2f		0-0 1B			0-0 F9	4	1	1	0	0	1	2
Brad Wellman, R (1, 4) OBP: 0.450, SLG: 0.556		0-0 1B		0-0 HR 1-H		0-3 K			0-0 L3	4	1	2	2	0	1	1
Bob Brenly, R (1, 2) OBP: 0.295, SLG: 0.309		0-0 6-3		0-3 K		0-0 F7			0-3 K	4	0	0	0	0	2	3
Mike Krukow, R (1, 1) OBP: 0.429, SLG: 0.538			0-0 F4-3				0-0 F8			2	0	1	0	0	0	0
Greg Minton, S (6, 1)										0	0	0	0	0	0	0
Wallace Johnson, S (7, PH) OBP: 0.333, SLG: 0.200										1	0	0	0	0	0	0
Jim Barr, R (8, 1) OBP: 0.167, SLG: 0.333										0	0	0	0	0	0	0


Inning Stats	R: 0	H: 0	E: 0	K: 1	S: 5	R: 0	H: 2	E: 0	K: 1	S: 7	R: 0	H: 1	E: 0	K: 0	S: 4	R: 2	H: 2	E: 0	K: 1	S: 7	R: 0	H: 2	E: 0	K: 0	S: 4	R: 0	H: 1	E: 0	K: 2	S: 8	R: 0	H: 0	E: 0	K: 0	S: 3	R: 0	H: 0	E: 0	K: 1	S: 5	R: 0	H: 0	E: 0	K: 1	S: 5	1B: 7	2B: 0	3B: 0	HR: 1	SF: 0	SAC: 0	DP: 0	HBP: 0	WP: 0	PB: 0	SB: 1	CS: 0	PA: 35
--------------	------	------	------	------	------	------	------	------	------	------	------	------	------	------	------	------	------	------	------	------	------	------	------	------	------	------	------	------	------	------	------	------	------	------	------	------	------	------	------	------	------	------	------	------	------	-------	-------	-------	-------	-------	--------	-------	--------	-------	-------	-------	-------	--------

PITCHER	IP	WLS	BF	H	R	ER	SO	BB	IBB	HBP	BLK	WP	HR	S	P	ERA	WHIP
Bill Gullickson, R (1, 1) ERA: 4.0	9.0	W	35	8	2	2	7	1	0	0	0	0	1	48	52	2.00	1.000

**Montreal Expos @ San Francisco Giants**  
Candlestick Park, San Francisco, CA

Fri Jun 03 1983, 6:33 AM EDT  
Att. 14,924 - Unknown

<b>AB</b>	<b>34</b>
<b>R</b>	<b>2</b>
<b>H</b>	<b>8</b>
<b>RBI</b>	<b>2</b>
<b>BB</b>	<b>1</b>
<b>SO</b>	<b>7</b>
<b>LOB</b>	<b>11</b>



Batter	1	2	3	4	5	6	7	8	9	AB R H RBI BB SO LOB	TOP	
<b>Tim Raines, S</b> (1, 7) <small>OBP: 0.390, SLG: 0.384</small> (8, 4)	0-0 <b>4-3</b>		0-0 <b>FC6-4</b>			0-3 <b>K</b>		0-0 <b>FC4-2</b>		4 0 1 0 0 1 1	<b>Montreal Expos @ San Francisco Giants</b> Candlestick Park, San Francisco, CA Sat Jun 04 1983, 6:33 AM EDT Att. 15,130 - Unknown	
<b>Bryan Little, S</b> (1, 6) <small>OBP: 0.386, SLG: 0.410</small> (7, 4) <b>Jim Wohlford, R</b> (8, PH) <small>OBP: 0.282, SLG: 0.385</small> (8, 7)	0-0 <b>4-3</b>			0-0 <b>F9</b>			4-0 <b>FC6-4</b> <b>BB</b>	0-0 <b>F5</b>		2 0 0 0 1 0 0 1 0 0 0 0 0 2		
<b>Andre Dawson, R</b> (1, 8) <small>OBP: 0.340, SLG: 0.567</small>	0-0 <b>F7</b>			0-0 <b>F5</b>			0-0 <b>FC6-4</b> <b>S</b> <b>1B</b>	0-0 <b>2B</b>		4 1 1 1 0 0 1		
<b>Al Oliver, L</b> (1, 3) <small>OBP: 0.342, SLG: 0.423</small>		0-0 <b>G3</b>		0-0 <b>6-3</b>			0-0 <b>6-3</b> <b>1B</b>	0-0 <b>FC4-2</b>		4 0 1 0 0 0 2		
<b>Gary Carter, R</b> (1, 2) <small>OBP: 0.307, SLG: 0.417</small>		0-0 <b>5-3</b>			0-0 <b>F4</b>		0-0 <b>6-3</b> <b>1B</b>	0-3 <b>K</b>		4 0 1 1 0 1 2		
<b>Warren Cromartie, L</b> (1, 9) <small>OBP: 0.344, SLG: 0.433</small>		0-0 <b>F7</b>			0-0 <b>5-3</b>		0-0 <b>6-3</b>	0-0 <b>6-3</b>		4 0 0 0 0 0 2		
<b>Tim Wallach, R</b> (1, 5) <small>OBP: 0.335, SLG: 0.455</small>			0-0 <b>F2</b>		0-0 <b>F7</b>		4-0 <b>IBB</b>	0-0 <b>F7</b>		3 0 0 0 1 0 0		
<b>Doug Flynn, R</b> (1, 4) <small>OBP: 0.233, SLG: 0.254</small> <b>Jerry White, S</b> (7, PH) <small>OBP: 0.167, SLG: 0.063</small> <b>Mike Phillips, L</b> (7, 6)			0-3 <b>K</b>			0-0 <b>F3</b>	0-0 <b>F8</b>	0-0 <b>3-4-1</b>		2 0 0 0 0 1 0 1 0 0 0 0 0 3 1 0 0 0 0 0 0		
<b>Steve Rogers, R</b> (1, 1) <small>OBP: 0.161, SLG: 0.133</small> <b>Terry Crowley, L</b> (8, PH) <small>OBP: 0.667, SLG: 0.500</small> <b>Jeff Reardon, R</b> (8, 1)			0-0 <b>FC6-4</b> <b>1B</b>			0-0 <b>4-3</b>		0-0 <b>2B</b> <b>1B</b>		2 0 1 0 0 0 0 1 1 1 0 0 0 0 0 0 0 0 0 0 0		
<b>Inning Stats</b>	R: 0 H: 0 E: 0 LOB: 0 K: 0 BB: 0 S: 3 P: 3	R: 0 H: 0 E: 0 LOB: 0 K: 0 BB: 0 S: 3 P: 3	R: 0 H: 1 E: 0 LOB: 1 K: 1 BB: 0 S: 6 P: 6	R: 0 H: 0 E: 0 LOB: 0 K: 0 BB: 0 S: 3 P: 3	R: 0 H: 0 E: 0 LOB: 0 K: 0 BB: 0 S: 3 P: 3	R: 0 H: 0 E: 0 LOB: 0 K: 1 BB: 0 S: 5 P: 5	R: 1 H: 2 E: 0 LOB: 3 K: 0 BB: 2 S: 5 P: 13	R: 1 H: 3 E: 0 LOB: 2 K: 1 BB: 0 S: 8 P: 8	R: 0 H: 0 E: 0 LOB: 0 K: 0 BB: 0 S: 3 P: 3	1B: 5 SF: 0 2B: 1 SAC: 0 3B: 0 DP: 0 HR: 0 HBP: 0		WP: 0 PA: 35 PB: 0 SB: 1 CS: 0
<b>PITCHER</b> <b>Fred Breining, R</b> (1, 1) <small>ERA: 4.16</small> <b>Gary Lavelle, L</b> (8, 1) <small>ERA: 1.53</small>	IP WLS BF H R ER SO BB IBB HBP BLK WP HR S P ERA WHIP											<b>PITCHER</b> IP WLS BF H R ER SO BB IBB HBP BLK WP HR S P ERA WHIP

livebaseballscores.com

<b>AB</b>	<b>33</b>
<b>R</b>	<b>2</b>
<b>H</b>	<b>6</b>
<b>RBI</b>	<b>2</b>
<b>BB</b>	<b>2</b>
<b>SO</b>	<b>3</b>
<b>LOB</b>	<b>13</b>





Batter	1	2	3	4	5	6	7	8	9	AB R H RBI BB SO LOB
Max Venable, L (1, 7) OBP: 0.262, SLG: 0.368	0-0 5-3		0-0 CS 1B		0-0 F8			0-0 HR 1B		4 1 2 0 0 0 0
Darrell Evans, L (1, 3) OBP: 0.427, SLG: 0.624	0-0 F7		0-3 K			0-3 K		0-0 HR		4 1 1 2 0 2 1
Chili Davis, S (1, 8) OBP: 0.332, SLG: 0.412	0-3 K		4-0 BB			0-0 F7		0-0 F5		3 0 0 0 1 1 0
Jack Clark, R (1, 9) OBP: 0.343, SLG: 0.430		0-0 1B 1-3 1B	0-0 F4			0-3 K		0-3 K		4 1 1 0 0 2 1
Tom O'Malley, L (1, 5) OBP: 0.358, SLG: 0.329		0-0 1-3 CS 1B		0-0 F5-4-3 1B			0-0 1-3	0-0 2B		4 0 3 0 0 0 0
Joel Youngblood, R (1, 4) OBP: 0.247, SLG: 0.329		0-0 1-3 1B		0-3 K			0-0 5-3	0-0 F7		4 0 1 0 0 1 2
Brad Wellman, R (1, 6) OBP: 0.435, SLG: 0.524		0-0 1-3		0-0 F5-4-3			0-0 2B 1B			3 1 1 1 0 0 3
Milt May, L (1, 2) OBP: 0.309, SLG: 0.341		4-0 IBB			0-0 CS 1B		0-0 1-H 2B			2 0 2 1 1 0 0
Fred Breining, R (1, 1) OBP: 0.167, SLG: 0.091		0-3 K			0-0 5-3		0-3 K			3 0 0 0 0 2 5
Gary Lavelle, S (8, 1)										0 0 0 0 0 0 0

Inning Stats	R: 0	H: 0	E: 0	K: 1	S: 5	H: 0	LOB: 0	BB: 0	P: 5	R: 1	H: 3	E: 0	K: 1	S: 7	H: 1	LOB: 2	BB: 1	P: 11	R: 0	H: 1	E: 0	K: 1	S: 5	H: 1	LOB: 0	BB: 0	P: 5	R: 0	H: 1	E: 0	K: 0	S: 3	R: 0	H: 0	E: 0	K: 2	S: 7	H: 2	LOB: 1	BB: 0	P: 7	R: 1	H: 3	E: 0	K: 1	S: 8	H: 3	LOB: 1	BB: 0	P: 8
Steve Rogers, R (1, 1) ERA: 2.36	IP	WLS	BF	H	R	ER	SO	BB	IBB	HBP	BLK	WP	HR	S	P	ERA	WHIP																																	
Jeff Reardon, R (8, 1) ERA: 4.15	1.0	L	6	3	2	2	1	0	0	0	0	0	1	8	8	18.00	3.000																																	

**BOTTOM**

**Montreal Expos @ San Francisco Giants**  
Candlestick Park, San Francisco, CA

Sat Jun 04 1983, 6:33 AM EDT  
Att. 15,130 - Unknown

livebaseballscorecards.com

AB	31
R	4
H	11
RBI	4
BB	2
SO	8
LOB	12

**GIANTS**

WP: 0	PA: 33
PB: 0	SB: 0
CS: 3	

Batter	1	2	3	4	5	6	7	8	9	AB	R	H	RBI	BB	SO	LOB	TOP								
Tim Raines, S (1, 7) OBP: 0.386, SLG: 0.379	0-0 F3	0-0 1-2 2-H 1B		X 0-0 F9	X 0-0 FC6-4		X 0-0 L3			5	0	1	2	0	0	2									
Bryan Little, S (1, 6) OBP: 0.373, SLG: 0.396	0-0 F4	0-0 G3		X 0-0 G3	X 0-0 F9			X 0-0 1-3		5	0	0	0	0	0	4									
Andre Dawson, R (1, 8) OBP: 0.355, SLG: 0.603	0-0 2B		X 0-0 2B E 1B		X 0-0 E S 1B	X 0-0 2B		X 0-0 HR		5	4	5	1	0	0	0									
Al Oliver, L (1, 3) OBP: 0.353, SLG: 0.443	0-0 6-3		X 0-0 E7 4-3 1B		X 0-0 1B SF9	X 0-0 2B FC5-4		X 0-0 1B		5	3	4	2	0	0	1									
Gary Carter, R (1, 2) OBP: 0.309, SLG: 0.416		S 0-3 K	X 0-0 4-3		X 0-0 1B SF9	X 0-0 1B FC5-4		X 0-0 F7		5	1	2	0	0	1	2									
Tim Wallach, R (1, 5) OBP: 0.332, SLG: 0.450		X 0-0 F4	X 0-0 1B		X 0-0 1B SF9	X 0-0 1B FC5-4		X 0-0 F6		4	0	1	3	0	0	2									
Terry Francona, L (1, 9) OBP: 0.211, SLG: 0.268		X 0-0 E 1B	X 0-0 F5		X 0-0 1B	X 0-0 1B L4-3		X 0-0 5-3		5	2	2	1	0	0	1									
Doug Flynn, R (1, 4) OBP: 0.238, SLG: 0.259		X 0-0 F5		X 0-0 F1-3	X 0-0 1B FC6-4		X 0-0 CS 1B		X 0-0 F1	5	2	2	0	0	0	1									
Chris Welsh, L (1, 1) OBP: 0.357, SLG: 0.308		X 0-0		X 0-0	X 0-0		X 0-3 K		X 0-0 L6	3	0	3	2	0	0	0									
Ray Burris, R (5, 1) OBP: 0.250, SLG: 0.250										0	0	0	0	0	0	0									
Warren Cromartie, L (7, PH) OBP: 0.342, SLG: 0.430										1	0	0	0	0	1	1									
Bryn Smith, R (7, 1)										0	0	0	0	0	0	0									
Dan Schatzeder, L (7, 1)		1-2 3-H			1-3 2-H					1	0	0	0	0	0	0									
<b>Inning Stats</b>	R: 0 E: 0 K: 0 S: 4	H: 1 LOB: 1 BB: 0 P: 4	R: 2 E: 1 K: 1 S: 9	H: 3 LOB: 2 BB: 0 P: 9	R: 2 E: 1 K: 0 S: 5	H: 3 LOB: 0 BB: 0 P: 5	R: 0 E: 0 K: 0 S: 4	H: 1 LOB: 1 BB: 0 P: 4	R: 5 E: 0 K: 0 S: 9	H: 6 LOB: 1 BB: 0 P: 9	R: 2 E: 0 K: 0 S: 5	H: 3 LOB: 0 BB: 0 P: 5	R: 0 E: 0 K: 1 S: 5	H: 1 LOB: 0 BB: 0 P: 5	R: 1 E: 0 K: 0 S: 5	H: 2 LOB: 1 BB: 0 P: 5	R: 0 E: 0 K: 0 S: 3	H: 0 LOB: 0 BB: 0 P: 3	1B: 15 2B: 5 3B: 0 HR: 1	SF: 1 SAC: 0 DP: 1 HBP: 0	WP: 0 PB: 0 SB: 1 CS: 1	PA: 45			
<b>PITCHER</b>	IP	WLS	BF	H	R	ER	SO	BB	IBB	HBP	BLK	WP	HR	S	P	ERA	WHIP								
Bill Laskey, R (1, 1) ERA: 4.25	4.1	L	25	12	8	6	1	0	0	0	0	0	0	27	27	12.46	2.769								
Brian Kingman, R (5, 1) ERA: 13.5	0.2		5	3	2	2	0	0	0	0	0	0	0	5	5	27.00	4.500								
Greg Minton, R (6, 1) ERA: 5.79	1.0		4	2	1	1	0	0	0	0	0	0	0	4	4	9.00	2.000								
Renie Martin, R (7, 1) ERA: 3.81	1.0		3	1	0	0	1	0	0	0	0	0	0	5	5	0.00	1.000								
Jim Barr, R (8, 1) ERA: 4.72	2.0		8	2	1	1	0	0	0	0	0	0	1	8	8	4.50	1.000								

**Montreal Expos @ San Francisco Giants**  
Candlestick Park, San Francisco, CA

Sun Jun 05 1983, 6:33 AM EDT  
Att. 22,222 - Unknown

livebaseballscores.com

AB	44
R	12
H	20
RBI	11
BB	0
SO	2
LOB	14





BOTTOM

Montreal Expos @ San Francisco Giants  
Candlestick Park, San Francisco, CA  
Sun Jun 05 1983, 6:33 AM EDT  
Att. 22,222 - Unknown

livebaseballscorecards.com

AB 41  
R 9  
H 15  
RBI 9  
BB 3  
SO 5  
LOB 18



WP: 0 PA: 45  
PB: 0  
SB: 0  
CS: 0

AB	R	H	RBI	BB	SO	LOB
5	0	0	0	0	2	1
4	0	2	0	0	1	1
5	2	2	3	0	0	3
4	3	2	2	1	0	2
5	1	1	0	0	2	0
4	2	3	3	1	0	0
5	0	3	0	0	0	2
2	0	0	0	1	0	2
0	0	0	0	0	0	0
1	0	1	1	0	0	0
0	0	0	0	0	0	0
0	0	0	0	0	0	0
0	0	0	0	0	0	0
1	0	0	0	0	0	2
2	0	0	0	0	0	2
0	0	0	0	0	0	0
0	0	0	0	0	0	0
3	1	1	0	0	0	3

Batter	1	2	3	4	5	6	7	8	9
Brad Wellman, R (1, 6) OBP: 0.357, SLG: 0.423	0-0 F8		0-0 5-3		0-0 5-3	0-3 K		0-3 K	
Darrell Evans, L (1, 3) OBP: 0.431, SLG: 0.627	0-0 1B		1-0 HBP		0-0 F4-3	0-3 K		0-0 6-3 2B	
Chili Davis, S (1, 8) OBP: 0.333, SLG: 0.444	0-0 F9		0-0 5-3		0-0 HR	0-0 HR		0-0 6-3	
Jack Clark, R (1, 9) OBP: 0.349, SLG: 0.464	0-0 F8			0-0 HR	4-0 1B HR BB	0-0 HR		0-0 5-3	
Jeffrey Leonard, R (1, 7) OBP: 0.290, SLG: 0.380		0-0 6-3		0-0 6-3	0-0 HR 1B	0-3 K		0-3 K	
Joel Youngblood, R (1, 4) OBP: 0.282, SLG: 0.392		4-0 FC4-6 BB		0-0 1-3	0-0 HR		0-0 F4-3 1B 1B	0-0 2B 1B	
Tom O'Malley, L (1, 5) OBP: 0.365, SLG: 0.351		0-0 F2		0-0 2B	0-0 1B		0-0 F4-3	0-0 2B	
Bob Brenly, R (1, 2) OBP: 0.286, SLG: 0.303		0-0 FC4-6		4-0 FC5-4 BB	0-0 F8		0-0 2-H 1B	0-0 F4	
Rene Martin, R (7, 1) OBP: 0.000, SLG: 1.000									
Champ Summers, L (7, PH) OBP: 0.467, SLG: 0.273									
Wallace Johnson, S (7, PR) OBP: 0.233, SLG: 0.200									
Jim Barr, R (8, 1) OBP: 0.187, SLG: 0.333									
Johnnie LeMaster, R (9, PH) OBP: 0.379, SLG: 0.390									
Bill Laskey, R (1, 1) OBP: 0.290, SLG: 0.083			0-0 F4-3		0-0 FC5-4		0-0 HR 1B	0-0 F4-3	
Brian Kingman, R (5, 1)									
Greg Minton, S (6, 1)									
Milt May, L (6, 2) OBP: 0.309, SLG: 0.341									

Inning Stats	R: 0	H: 1	E: 0	K: 0	S: 4	H: 0	LOB: 1	BB: 0	P: 4	R: 0	H: 0	E: 0	K: 0	S: 3	H: 0	LOB: 1	BB: 1	P: 7	R: 0	H: 0	E: 0	K: 0	S: 3	R: 1	H: 2	E: 0	K: 0	S: 5	H: 4	LOB: 2	BB: 1	P: 9	R: 4	H: 4	E: 0	K: 0	S: 7	R: 3	H: 3	E: 0	K: 3	S: 12	H: 0	LOB: 0	BB: 0	P: 12	R: 1	H: 2	E: 0	K: 0	S: 4	R: 0	H: 1	E: 0	K: 1	S: 6	H: 1	LOB: 1	BB: 0	P: 6	R: 0	H: 2	E: 0	K: 1	S: 7	H: 2	LOB: 2	BB: 0	P: 7	1B: 7	SF: 0	2B: 3	SAC: 0	3B: 0	DP: 1	HR: 5	HBP: 1	WP: 0	PA: 45
--------------	------	------	------	------	------	------	--------	-------	------	------	------	------	------	------	------	--------	-------	------	------	------	------	------	------	------	------	------	------	------	------	--------	-------	------	------	------	------	------	------	------	------	------	------	-------	------	--------	-------	-------	------	------	------	------	------	------	------	------	------	------	------	--------	-------	------	------	------	------	------	------	------	--------	-------	------	-------	-------	-------	--------	-------	-------	-------	--------	-------	--------

PITCHER	IP	WLS	BF	H	R	ER	SO	BB	IBB	HBP	BLK	WP	HR	S	P	ERA	WHIP
Chris Welsh, L (1, 1) ERA: 4.62	4.2		25	7	5	5	0	3	0	1	0	0	3	21	34	9.64	2.143
Ray Burris, R (5, 1) ERA: 2.45	1.1		7	3	3	3	3	0	0	0	0	0	2	13	13	20.25	2.250
Bryn Smith, R (7, 1) ERA: 2.86	0.1		3	2	1	1	0	0	0	0	0	0	0	3	3	27.00	6.000
Dan Schatzeder, L (7, 1) ERA: 0.9	2.2	W	10	3	0	0	2	0	0	0	0	0	0	14	14	0.00	1.125





Batter	1	2	3	4	5	6	7	8	9
Omar Moreno, L (1, 8) OBP: 0.293, SLG: 0.339 Frank LaCorte, R (6, 1) Frank DiPino, L (8, 1) OBP: 0.333, SLG: 0.667	0-3 K		0-0 F8		0-3 K		0-0 SF7		
Kevin Bass, S (1, 9) OBP: 0.307, SLG: 0.403 Terry Puhl, L (8, 9) OBP: 0.322, SLG: 0.352	0-0 F4			0-0 F9	0-3 K		0-3 K		
Dickie Thon, R (1, 6) OBP: 0.346, SLG: 0.452	4-0 BB			0-0 E 2B 1B		0-0 5-3		0-0 3B	
Phil Garner, R (1, 5) OBP: 0.343, SLG: 0.408	0-0 6-3			0-0 E3 2B 1B		0-0 F8		0-0 F7	
Jose Cruz, L (1, 7) OBP: 0.377, SLG: 0.390		0-3 K		0-0 1B 2B		4-0 BB		0-0 4-3	
Ray Knight, R (1, 3) OBP: 0.366, SLG: 0.480 Denny Walling, L (9, 3) OBP: 0.184, SLG: 0.114		0-3 K		0-0 5-3		0-0 F9		0-0 5-3	
Bill Doran, S (1, 4) OBP: 0.343, SLG: 0.275		0-0 5-3		0-0 2-3 3-H 1B			0-0 6-3		
Luis Pujols, R (1, 2) OBP: 0.304, SLG: 0.302			0-0 4-3	0-0 F7			0-0 2B 1B		
Nolan Ryan, R (1, 1) OBP: 0.200, SLG: 0.111 Tony Scott, S (5, PH) OBP: 0.250, SLG: 0.311			0-3 K		0-0 F7		0-0 SF7 2B		

AB	R	H	RBI	BB	SO	LOB
3	0	0	0	0	2	0
0	0	0	1	0	0	0
0	0	0	0	0	0	0
4	0	0	0	0	2	0
0	0	0	0	0	0	0
3	1	2	0	1	0	0
4	1	0	0	0	0	3
3	0	1	1	1	1	1
4	0	0	0	0	1	4
0	0	0	0	0	0	0
3	0	1	1	0	0	0
3	1	1	0	0	0	2
1	0	0	0	0	1	0
2	1	1	1	0	0	0


**BOTTOM**

**San Francisco Giants @ Houston Astros**  
Astrodome, Houston, TX

Tue Jun 07 1983, 8:05 PM EDT  
Att. 16,464 - Dome

livebaseballscorecards.com

<b>AB</b>	<b>30</b>
<b>R</b>	<b>4</b>
<b>H</b>	<b>6</b>
<b>RBI</b>	<b>4</b>
<b>BB</b>	<b>2</b>
<b>SO</b>	<b>7</b>
<b>LOB</b>	<b>10</b>



Inning Stats	R: 0	H: 0	E: 0	LOB: 1	K: 1	BB: 1	S: 5	P: 9
R: 0 H: 0 E: 0 LOB: 0 K: 2 BB: 0 S: 7 P: 7	R: 0 H: 0 E: 0 LOB: 0 K: 1 BB: 0 S: 5 P: 5	R: 2 H: 3 E: 1 LOB: 2 K: 0 BB: 0 S: 7 P: 7	R: 0 H: 0 E: 0 LOB: 0 K: 2 BB: 0 S: 7 P: 7	R: 0 H: 0 E: 0 LOB: 1 K: 0 BB: 1 S: 3 P: 7	R: 2 H: 2 E: 0 LOB: 0 K: 1 BB: 0 S: 7 P: 7	R: 0 H: 1 E: 0 LOB: 1 K: 0 BB: 0 S: 4 P: 4		
PITCHER Atlee Hammaker, L (1, 1) ERA: 1.41	IP: 8.0 WLS: L BF: 33 H: 6 R: 4 ER: 3 SO: 7 BB: 2 IBB: 0 HBP: 0 BLK: 0 WP: 0 HR: 0 S: 45 P: 53 ERA: 3.38 WHIP: 1.000	PITCHER	IP: WLS: BF: H: R: ER: SO: BB: IBB: HBP: BLK: WP: HR: S: P: ERA: WHIP:					

WP: 0	PA: 33
PB: 0	SB: 0
CS: 0	
1B: 3	SF: 1
2B: 2	SAC: 0
3B: 1	DP: 0
HR: 0	HBP: 0

Batter	1	2	3	4	5	6	7	8	9	10	11	AB R H RBI BB SO LOB	TOP
<b>Johnnie LeMaster, R</b> (1, 6) <small>OBP: 0.386, SLG: 0.591</small> <b>Joe Pettini, R</b> (9, 6) <small>OBP: 0.083, SLG: 0.130</small> <b>Champ Summers, L</b> (10, PH) <small>OBP: 0.438, SLG: 0.250</small> <b>Gary Lavelle, S</b> (10, 1)												4 0 3 0 0 0 0 0 0 0 0 0 0 0 1 0 0 0 0 1 2 0 0 0 0 0 0 0	
<b>Darrell Evans, L</b> (1, 3) <small>OBP: 0.416, SLG: 0.597</small> (10, 6)												5 0 0 0 0 0 5	
<b>Chili Davis, S</b> (1, 8) <small>OBP: 0.324, SLG: 0.426</small>												5 0 0 0 0 1 0	
<b>Jack Clark, R</b> (1, 9) <small>OBP: 0.353, SLG: 0.469</small>												5 0 3 0 0 1 0	
<b>Jeffrey Leonard, R</b> (1, 7) <small>OBP: 0.292, SLG: 0.366</small>												5 0 0 0 0 3 3	
<b>Tom O'Malley, L</b> (1, 5) <small>OBP: 0.360, SLG: 0.353</small>												4 0 2 0 0 0 1	
<b>Brad Wellman, R</b> (1, 4) <small>OBP: 0.333, SLG: 0.344</small>												4 0 0 0 0 0 4	
<b>Milt May, L</b> (1, 2) <small>OBP: 0.324, SLG: 0.347</small> <b>Bob Brenly, R</b> (10, PR) <small>OBP: 0.296, SLG: 0.303</small> (10, 2)												4 0 2 0 0 0 0 0 0 0 0 0 0 0	
<b>Andy McGaffigan, R</b> (1, 1) <small>OBP: 0.091, SLG: 0.095</small> <b>Dave Bergman, L</b> (10, PH) <small>OBP: 0.308, SLG: 0.256</small> (10, 3)												3 0 0 0 0 3 1 0 0 0 0 1 0 0	
<b>Inning Stats</b>	R: 0 H: 1 E: 0 LOB: 0 K: 0 BB: 0 S: 3 P: 3	R: 0 H: 1 E: 0 LOB: 1 K: 1 BB: 0 S: 6 P: 6	R: 0 H: 1 E: 0 LOB: 1 K: 1 BB: 0 S: 6 P: 6	R: 0 H: 2 E: 0 LOB: 2 K: 1 BB: 0 S: 7 P: 7	R: 0 H: 0 E: 0 LOB: 0 K: 1 BB: 0 S: 5 P: 5	R: 0 H: 1 E: 0 LOB: 1 K: 1 BB: 0 S: 6 P: 6	R: 0 H: 2 E: 0 LOB: 1 K: 1 BB: 0 S: 6 P: 6	R: 0 H: 1 E: 0 LOB: 0 K: 0 BB: 0 S: 3 P: 3	R: 0 H: 0 E: 0 LOB: 0 K: 0 BB: 0 S: 3 P: 3	R: 0 H: 1 E: 0 LOB: 2 K: 2 BB: 1 S: 6 P: 10	R: 0 H: 0 E: 0 LOB: 0 K: 2 BB: 0 S: 7 P: 7	1B: 9 SF: 0 2B: 3 SAC: 0 3B: 0 DP: 2 HR: 0 HBP: 0	WP: 1 PA: 41 PB: 0 SB: 0 CS: 1
<b>PITCHER</b>	IP WLS BF H R ER SO BB IBB HBP BLK WP HR S P ERA WHIP												
<b>Joe Niekro, R</b> (1, 1) <small>ERA: 3.69</small> <b>Bill Dawley, R</b> (11, 1) <small>ERA: 1.95</small>	10.0 38 10 0 0 7 1 0 0 0 1 0 51 55 0.00 1.100												

**San Francisco Giants @ Houston Astros**  
 Astrodome, Houston, TX  
 Wed Jun 08 1983, 8:05 PM EDT  
 Att. 10,004 - Dome

[livebaseballscorecards.com](http://livebaseballscorecards.com)

<b>AB</b>	40
<b>R</b>	0
<b>H</b>	10
<b>RBI</b>	0
<b>BB</b>	1
<b>SO</b>	9
<b>LOB</b>	16





Batter	1	2	3	4	5	6	7	8	9	10	11	AB R H RBI BB SO LOB	BOTTOM													
<b>Omar Moreno, L</b> (1, 8) OBP: 0.291, SLG: 0.336	0-0 4-3		0-3 K			0-0 3-1			0-0 5-3		0-0 SH2-3 1B	5 1 1 0 0 1 0	<b>San Francisco Giants @ Houston Astros</b> Astrodome, Houston, TX Wed Jun 08 1983; 8:05 PM EDT Att. 10,004 - Dome													
<b>Terry Puhl, L</b> (1, 9) OBP: 0.320, SLG: 0.357	0-0 6-3			0-0 4-3			0-0 G3 CS 2B		0-0 G3		0-0 SH2-3 1-2	4 0 1 0 0 0 0														
<b>Dickie Thon, R</b> (1, 6) OBP: 0.343, SLG: 0.444	0-3 K			0-0 6-3			0-0 G3 2-3		0-0 F9		4-0 1B IBB	4 0 0 0 1 1 1														
<b>Phil Garner, R</b> (1, 5) OBP: 0.349, SLG: 0.410		0-0 S 1B		0-0 F4			4-0 2B 3-H BB		0-0 F8		0-0 1-2 2-H 1B	4 0 2 1 1 0 0														
<b>Jose Cruz, L</b> (1, 7) OBP: 0.379, SLG: 0.397		0-0 F3			0-0 L6-3 1B		0-0 1-3 2B		0-0 G3			4 0 2 0 0 0 1														
<b>Ray Knight, R</b> (1, 3) OBP: 0.364, SLG: 0.480		0-3 K			0-0 L6-3 1-2		0-3 K		0-0 2B			4 0 1 0 0 2 4														
<b>Denny Walling, L</b> (11, 3) OBP: 0.184, SLG: 0.114		1-2 K			1-2							0 0 0 0 0 0 0														
<b>Alan Ashby, S</b> (1, 2) OBP: 0.320, SLG: 0.500		0-0 4-3			0-0 F6			0-0 F9		4-0 IBB		3 0 0 0 1 0 1														
<b>Bill Doran, S</b> (1, 4) OBP: 0.338, SLG: 0.270			0-0 4-3			0-0 4-3		0-0 E6 CS		0-3 K		3 0 0 0 0 0 0														
<b>Kevin Bass, S</b> (10, PH) OBP: 0.303, SLG: 0.397												1 0 0 0 0 1 2														
<b>Bill Dawley, R</b> (11, 1) OBP: 0.500, SLG: 0.500												0 0 0 0 0 0 0														
<b>Joe Niekro, R</b> (1, 1) OBP: 0.074, SLG: 0.074			0-0 6-3			0-3 K		0-3 K 1-2			0-0 1-3	3 0 0 0 0 2 1														
<b>Craig Reynolds, L</b> (11, 4) OBP: 0.207, SLG: 0.214												1 0 0 0 0 0 0														
<b>Inning Stats</b>	R: 0 E: 0 K: 1 S: 5	H: 0 LOB: 0 BB: 0 P: 5	R: 0 E: 0 K: 1 S: 6	H: 1 LOB: 1 BB: 0 P: 6	R: 0 E: 0 K: 1 S: 5	H: 0 LOB: 0 BB: 0 P: 5	R: 0 E: 0 K: 0 S: 3	H: 0 LOB: 0 BB: 0 P: 3	R: 0 E: 0 K: 0 S: 3	H: 1 LOB: 0 BB: 0 P: 3	R: 0 E: 0 K: 1 S: 5	H: 0 LOB: 0 BB: 0 P: 5	R: 0 E: 0 K: 1 S: 6	H: 2 LOB: 2 BB: 1 P: 10	R: 0 E: 1 K: 1 S: 5	H: 0 LOB: 0 BB: 0 P: 5	R: 0 E: 0 K: 0 S: 3	H: 0 LOB: 0 BB: 0 P: 3	R: 0 E: 0 K: 1 S: 6	H: 1 LOB: 2 BB: 1 P: 10	R: 1 E: 0 K: 0 S: 4	H: 2 LOB: 2 BB: 1 P: 8	1B: 4 2B: 4 3B: 0 HR: 0	SF: 0 SAC: 1 DP: 1 HBP: 0	WP: 0 PB: 0 SB: 1 CS: 2	PA: 40
<b>PITCHER</b>	IP WLS BF H R ER SO BB IBB HBP BLK WP HR S P ERA WHIP												IP WLS BF H R ER SO BB IBB HBP BLK WP HR S P ERA WHIP													
<b>Andy McGaffigan, R</b> (1, 1) ERA: 4.03	9.0 0 30 4 0 0 6 1 0 0 0 0 0 41 45 0.00 0.556																									
<b>Gary Lavelle, L</b> (10, 1) ERA: 1.7	1.2 L 10 3 1 1 1 0 2 0 0 0 0 0 10 18 5.40 1.800																									

livebaseballscores.com



Batter	1	2	3	4	5	6	7	8	9	AB R H RBI BB SO LOB	TOP																													
Johnnie LeMaster, R (1, 6) OBP: 0.388, SLG: 0.390	0-3 K		0-0 6-3			4-0 BB		0-0 1B		3 0 1 0 1 1 0																														
Darrell Evans, L (1, 3) OBP: 0.413, SLG: 0.587	0-3 K			4-0 BB		0-0 F8		0-0 3-1		3 0 0 0 1 1 2																														
Chili Davis, S (1, 8) OBP: 0.319, SLG: 0.417	0-3 K			0-0 F9		0-3 K		0-0 F7		4 0 0 0 0 2 2																														
Jack Clark, R (1, 9) OBP: 0.351, SLG: 0.462		4-0 FC5-4 BB		0-0 F5		0-0 4-3		0-3 K		3 0 0 0 1 1 2																														
Jeffrey Leonard, R (1, 7) OBP: 0.290, SLG: 0.364 Joel Youngblood, R (2, PR) OBP: 0.280, SLG: 0.377 (2, 7)		0-0 FC5-4 1-2f		0-0 1-3			0-0 5-3	4-0 BB		1 0 0 0 0 0 1 2 0 0 0 1 0 1																														
Tom O'Malley, L (1, 5) OBP: 0.357, SLG: 0.350		0-3 K			0-0 G6-4-3 1B		0-0 1-3	0-3 K		4 0 1 0 0 2 2																														
Brad Wellman, R (1, 4) OBP: 0.308, SLG: 0.314		0-3 K			0-0 G6-4-3 1-2f		0-0 F9			3 0 0 0 0 1 2																														
Bob Brenly, R (1, 2) OBP: 0.297, SLG: 0.297			0-3 K		4-0 BB			0-0 F4		2 0 0 0 1 1 0																														
Mike Krukow, R (1, 1) OBP: 0.375, SLG: 0.467 Wallace Johnson, S (8, PH) OBP: 0.286, SLG: 0.167 Greg Minton, S (8, 1)			0-0 F8		0-3 K			0-0 F9		2 0 0 0 0 1 1 1 0 0 0 0 0 0 0 0 0 0 0 0 0																														
<b>Inning Stats</b>	R: 0 E: 0 K: 3 S: 9	H: 0 LOB: 0 BB: 0 P: 9	R: 0 E: 0 K: 2 S: 7	H: 0 LOB: 1 BB: 1 P: 11	R: 0 E: 0 K: 1 S: 5	H: 0 LOB: 0 BB: 0 P: 5	R: 0 E: 0 K: 0 S: 3	H: 0 LOB: 1 BB: 1 P: 7	R: 0 E: 0 K: 1 S: 5	H: 1 LOB: 1 BB: 1 P: 9	R: 0 E: 0 K: 1 S: 5	H: 0 LOB: 1 BB: 1 P: 9	R: 0 E: 0 K: 0 S: 3	H: 0 LOB: 0 BB: 0 P: 3	R: 0 E: 0 K: 0 S: 4	H: 1 LOB: 1 BB: 0 P: 4	R: 0 E: 0 K: 2 S: 7	H: 0 LOB: 1 BB: 1 P: 11	1B: 2 2B: 0 3B: 0 HR: 0	SF: 0 SAC: 0 DP: 1 HBP: 0	WP: 0 PB: 0 SB: 1 CS: 0	PA: 33																		
<b>PITCHER</b> Bob Knepper, L (1, 1) ERA: 3.06	IP 9.0	WLS W	BF 33	H 2	R 0	ER 0	SO 10	BB 5	IBB 0	HBP 0	BLK 0	WP 0	HR 0	S 48	P 68	ERA 0.00	WHIP 0.778						<b>PITCHER</b>	IP 9.0	WLS W	BF 33	H 2	R 0	ER 0	SO 10	BB 5	IBB 0	HBP 0	BLK 0	WP 0	HR 0	S 48	P 68	ERA 0.00	WHIP 0.778

San Francisco Giants @ Houston Astros  
Astrodome, Houston, TX  
Thu Jun 09 1983, 8:05 PM EDT  
Att. 10,701 - Dome

livebaseballscorecards.com

AB 28  
R 0  
H 2  
RBI 0  
BB 5  
SO 10  
LOB 13





Batter	1	2	3	4	5	6	7	8	9
Omar Moreno, L OBP: 0.295, SLG: 0.339 (1, 8)	0-0 CS 1B	0-0 6-3			0-0 CS 1B		0-0 5-3		
Terry Puhl, L OBP: 0.317, SLG: 0.348 (1, 9)	4-0 E S FC1-5 BB	0-0 G3			0-3 K			0-0 5-3	
Dickie Thon, R OBP: 0.337, SLG: 0.436 (1, 6)	0-0 FC1-5 S 2B		0-0 4-3		0-3 K			0-0 F6	
Phil Garner, R OBP: 0.351, SLG: 0.413 (1, 5)	0-0 1-H 3B 2B		0-0 F9			4-0 FC4-6 BB		0-0 5-3	
Jose Cruz, L OBP: 0.379, SLG: 0.406 (1, 7)	0-0 2-H 3B		0-0 F8			0-0 FC4-6			
Ray Knight, R OBP: 0.364, SLG: 0.475 Denny Walling, L OBP: 0.184, SLG: 0.114 (1, 3) (7, 3)	0-3 K			1-0 G4-6-3 HBP		0-3 K			
Alan Ashby, S OBP: 0.314, SLG: 0.489 (1, 2)		0-3 K		0-0 G4-6-3		0-3 K			
Bill Doran, S OBP: 0.338, SLG: 0.277 (1, 4)		0-0 3B 2B		0-0 6-3			0-0 4-3		
Bob Knepper, L OBP: 0.240, SLG: 0.333 (1, 1)		0-0 2-H 3B			0-0 1B 1B		0-3 K		

AB	R	H	RBI	BB	SO	LOB
4	0	2	0	0	0	1
3	0	0	0	1	1	3
4	1	0	0	0	1	2
3	1	1	1	1	0	0
3	0	1	1	0	0	1
2	0	0	0	0	2	2
0	0	0	0	0	0	0
3	0	0	0	0	2	2
3	1	1	0	0	0	0
3	0	2	1	0	1	0

**BOTTOM**

**San Francisco Giants @ Houston Astros**  
Astrodome, Houston, TX  
Thu Jun 09 1983, 8:05 PM EDT  
Att. 10,701 - Dome

[livebaseballscorecards.com](http://livebaseballscorecards.com)

<b>AB</b>	<b>28</b>
<b>R</b>	<b>3</b>
<b>H</b>	<b>7</b>
<b>RBI</b>	<b>3</b>
<b>BB</b>	<b>2</b>
<b>SO</b>	<b>7</b>
<b>LOB</b>	<b>11</b>



Inning	R	H	E	K	S	IP	WLS	BF	H	R	ER	SO	BB	IBB	HBP	BLK	WP	HR	S	P	ERA	WHIP
1	2	3	0	7	11	7.0		28	7	3	3	7	2	0	1	0	0	0	39	48	3.86	1.286
2	1	2	0	7	11	1.0		3	0	0	0	0	0	0	0	0	0	0	3	3	0.00	0.000

PITCHER	IP	WLS	BF	H	R	ER	SO	BB	IBB	HBP	BLK	WP	HR	S	P	ERA	WHIP
Mike Krukow, R ERA: 3.45 (1, 1)	7.0		28	7	3	3	7	2	0	1	0	0	0	39	48	3.86	1.286
Greg Minton, R ERA: 5.59 (8, 1)	1.0		3	0	0	0	0	0	0	0	0	0	0	3	3	0.00	0.000

WP	PA	ERA	WHIP
0	31		







Batter	1	2	3	4	5	6	7	8	9	AB R H RBI BB SO LOB	TOP
<b>Johnnie LeMaster, R</b> (1, 6) <small>OBP: 0.382, SLG: 0.383</small>	0-3 <b>K</b>		0-0 <b>E6</b> HR		0-0 <b>F9</b>			0-0 <b>F8</b>		4 1 0 0 0 1 1	<b>San Francisco Giants @ Atlanta Braves</b> Atlanta-Fulton County Stadium, Atlanta, GA Fri Jun 10 1983, 7:05 PM EDT Att. 38,550 - Unknown <a href="http://livebaseballscorecards.com">livebaseballscorecards.com</a>
<b>Darrell Evans, L</b> (1, 3) <small>OBP: 0.406, SLG: 0.571</small>	0-0 4-3		0-0 <b>F8</b>		0-0 <b>FC3-6</b>			0-0 <b>F5</b>		4 0 0 0 0 0 2	
<b>Joel Youngblood, R</b> (1, 7) <small>OBP: 0.279, SLG: 0.407</small>	0-3 <b>K</b>		0-0 HR		0-0 <b>L5</b>			0-0 5-3		4 1 1 2 0 1 1	
<b>Jack Clark, R</b> (1, 9) <small>OBP: 0.350, SLG: 0.455</small>		0-0 6-3	0-0 5-3			0-0 5-3			0-0 6-3	4 0 0 0 0 0 0	
<b>Chili Davis, S</b> (1, 8) <small>OBP: 0.319, SLG: 0.408</small>		4-0 1B BB	0-0 <b>F8</b>			0-0 5-3		0-3 <b>K</b>		3 1 0 0 1 1 0	
<b>Bob Brenly, R</b> (1, 2) <b>Dave Bergman, L</b> (9, PH) <small>OBP: 0.289, SLG: 0.288</small> <small>OBP: 0.321, SLG: 0.273</small>		0-0 <b>F4</b>		0-0 <b>F7</b>		0-0 2-3		0-0 1B		3 0 0 0 0 0 1 1 0 1 0 0 0 0	
<b>Tom O'Malley, L</b> (1, 5) <small>OBP: 0.356, SLG: 0.347</small>		4-0 WP 1B BB		0-0 <b>F7</b>			0-0 <b>F5</b>		0-0 <b>F8</b>	3 0 0 0 1 0 1	
<b>Wallace Johnson, S</b> (1, 4) <small>OBP: 0.300, SLG: 0.222</small>		0-0 WP 1B		0-0 6-3			0-0 <b>F8</b>			3 0 1 1 0 0 0	
<b>Bill Laskey, R</b> (1, 1) <b>Renie Martin, R</b> (4, 1) <b>Max Venable, L</b> (7, PH) <b>Brian Kingman, R</b> (7, 1)	0-3 <b>K</b>				0-0 FC3-6 1B		0-0 4-3			1 0 0 0 0 1 2 1 0 1 0 0 0 0 1 0 0 0 0 0 0 0 0 0 0 0 0 0	
<b>Inning Stats</b>	R: 0 H: 0 E: 0 LOB: 0 K: 2 BB: 0 S: 7 P: 7	R: 1 H: 1 E: 0 LOB: 2 K: 1 BB: 2 S: 6 P: 14	R: 2 H: 1 E: 1 LOB: 0 K: 0 BB: 0 S: 5 P: 5	R: 0 H: 0 E: 0 LOB: 0 K: 0 BB: 0 S: 3 P: 3	R: 0 H: 1 E: 0 LOB: 1 K: 0 BB: 0 S: 4 P: 4	R: 0 H: 0 E: 0 LOB: 0 K: 0 BB: 0 S: 3 P: 3	R: 0 H: 0 E: 0 LOB: 0 K: 0 BB: 0 S: 3 P: 3	R: 0 H: 0 E: 0 LOB: 0 K: 0 BB: 0 S: 3 P: 3	R: 0 H: 1 E: 0 LOB: 1 K: 1 BB: 0 S: 6 P: 6	1B: 3 SF: 0 2B: 0 SAC: 0 3B: 0 DP: 0 HR: 1 HBP: 0	
<b>PITCHER</b> <b>Pete Falcone, L</b> (1, 1) <small>ERA: 2.75</small> <b>Donnie Moore, R</b> (6, 1) <small>ERA: 4.5</small>	IP WLS BF H R ER SO BB IBB HBP BLK WP HR S P ERA WHIP 5.0 W 21 3 3 2 3 2 0 0 0 1 1 25 33 3.60 1.000 4.0 S 13 1 0 0 1 0 0 0 0 0 0 0 15 15 0.00 0.250	<b>PITCHER</b> IP WLS BF H R ER SO BB IBB HBP BLK WP HR S P ERA WHIP									





Batter	1	2	3	4	5	6	7	8	9	AB	R	H	RBI	BB	SO	LOB
<b>Brett Butler, L</b> OBP: 0.310, SLG: 0.327 (1, 7) X	0-0 F5	0-0 F5		0-0 1B			0-0 F9	0-0 F7		5	0	1	1	0	0	3
<b>Rafael Ramirez, R</b> OBP: 0.319, SLG: 0.338 (1, 6) X	0-0 F8	0-0 F5		0-0 F6			0-0 6-3			4	0	0	0	0	0	3
<b>Claudell Washington, L</b> OBP: 0.341, SLG: 0.439 (1, 9) X	0-0 1B		0-0 F8	0-3 K			0-0 3B			4	1	2	0	0	1	2
<b>Dale Murphy, R</b> OBP: 0.402, SLG: 0.576 (1, 8) X	0-0 1B		0-0 5-3		0-3 K		0-0 6-3			4	1	1	0	0	1	1
<b>Bob Horner, R</b> OBP: 0.399, SLG: 0.552 (1, 5) X	0-0 E8		0-0 F8		4-0 CS		0-0 F8			3	0	1	1	1	0	0
<b>Chris Chambliss, L</b> OBP: 0.338, SLG: 0.442 (1, 3) X		0-0 2B		0-0 FC4-6	0-3 K		0-0 F7			4	1	2	0	0	1	1
<b>Biff Pocoroba, S</b> OBP: 0.292, SLG: 0.364 (1, 2) X		0-0 1B		0-0 FC4-6		0-0 FC3-6	0-0 E			4	3	3	1	0	0	1
<b>Jerry Royster, R</b> OBP: 0.309, SLG: 0.280 (1, 4) X		0-0 SH1-4		0-0 1B		0-0 FC3-6	0-0 E2			4	1	2	1	0	0	2
<b>Pete Falcone, L</b> OBP: 0.100, SLG: 0.100 (1, 1) X		0-0 SH1-4		0-0 1B		0-0 G4-6-3	0-0 1B			1	0	1	1	0	0	0
<b>Donnie Moore, L</b> OBP: 0.333, SLG: 0.333 (6, 1) X		0-0 SH1-4		0-0 1B		0-0 G4-6-3	0-0 1B			2	0	1	1	0	0	1

Inning Stats	R: 2	H: 3	E: 1	LOB: 1	K: 0	BB: 0	S: 5	R: 2	H: 3	E: 0	LOB: 1	K: 0	BB: 0	S: 6	R: 0	H: 0	E: 0	LOB: 0	K: 0	BB: 0	S: 3	R: 2	H: 4	E: 0	LOB: 2	K: 1	BB: 0	S: 9	R: 0	H: 0	E: 0	LOB: 1	K: 2	BB: 1	S: 6	R: 0	H: 1	E: 0	LOB: 0	K: 0	BB: 0	S: 3	R: 0	H: 1	E: 0	LOB: 1	K: 0	BB: 0	S: 4	R: 1	H: 2	E: 1	LOB: 2	K: 0	BB: 0	S: 6
--------------	------	------	------	--------	------	-------	------	------	------	------	--------	------	-------	------	------	------	------	--------	------	-------	------	------	------	------	--------	------	-------	------	------	------	------	--------	------	-------	------	------	------	------	--------	------	-------	------	------	------	------	--------	------	-------	------	------	------	------	--------	------	-------	------

PITCHER	IP	WLS	BF	H	R	ER	SO	BB	IBB	HBP	BLK	WP	HR	S	P	ERA	WHIP
<b>Bill Laskey, R</b> ERA: 4.63 (1, 1)	3.1	L	19	10	6	5	0	0	0	0	0	0	0	19	19	13.50	3.000
<b>Renie Martin, R</b> ERA: 3.45 (4, 1)	2.2		8	1	0	0	3	1	0	0	0	0	0	13	17	0.00	0.750
<b>Brian Kingman, R</b> ERA: 7.71 (7, 1)	2.0		10	3	1	0	0	0	0	0	0	0	0	10	10	0.00	1.500

**BOTTOM**

**San Francisco Giants @ Atlanta Braves**  
Atlanta-Fulton County Stadium, Atlanta, GA

Fri Jun 10 1983, 7:05 PM EDT  
Att. 38,550 - Unknown

<b>AB</b>	<b>35</b>
<b>R</b>	<b>7</b>
<b>H</b>	<b>14</b>
<b>RBI</b>	<b>6</b>
<b>BB</b>	<b>1</b>
<b>SO</b>	<b>3</b>
<b>LOB</b>	<b>14</b>

livebaseballscorecards.com

**Braves**

<b>WP: 0</b>	<b>PA: 37</b>
<b>PB: 0</b>	
<b>SB: 0</b>	
<b>CS: 1</b>	





Batter	1	2	3	4	5	6	7	8	9	AB	R	H	RBI	BB	SO	LOB
Claudell Washington, L (1, 9) OBP: 0.333, SLG: 0.428	0-3 K		0-0 G3		0-3 K	0-0 FC4-6		0-0 FC6-4		5	0	0	0	0	2	4
Jerry Royster, R (1, 6) OBP: 0.300, SLG: 0.259	4-0 HR BB		0-0 4-3		0-0 1-3		0-0 F9		0-0 F8	4	1	0	0	1	0	0
Dale Murphy, R (1, 8) OBP: 0.410, SLG: 0.595	0-0 HR		0-0 1B			0-0 6-3	0-0 F8 1B		0-0 G3 BB E 1B	5	2	4	2	0	0	0
Bob Horner, R (1, 5) OBP: 0.404, SLG: 0.551	0-0 F9		0-3 K			0-0 2B 1B	0-0 1-2 1B		4-0 E G3 BB	4	2	2	0	1	1	1
Bob Watson, R (1, 3) OBP: 0.436, SLG: 0.551 Chris Chambliss, L (7, PH) OBP: 0.335, SLG: 0.437 (8, 3)	0-0 F7			0-3 K		0-0 1B 2B	0-0 F8 2-3		0-0 G3 1-2 2-3	3	1	1	0	0	1	0
Terry Harper, R (1, 7) OBP: 0.374, SLG: 0.413		0-0 F4		0-0 S 1B		0-0 E 1B	0-0 5-3		4-0 E BB	4	0	2	2	1	0	2
Glenn Hubbard, R (1, 4) OBP: 0.353, SLG: 0.397		0-0 6-3 1B		0-0 F8 1-2		0-0 F7		0-0 FC4-6 1B	0-0 E3 1-3 2-H 3-H	5	0	2	0	0	0	3
Bruce Benedict, R (1, 2) OBP: 0.408, SLG: 0.386		0-0 6-3 1-2		0-3 K		4-0 E IBB		0-0 F9	0-0 F8	4	0	0	0	1	1	5
Rick Behenna, R (1, 1) OBP: 0.333, SLG: 0.583 Randy Johnson, R (5, PH) OBP: 0.429, SLG: 0.455 Rick Garmon, R (6, 1) OBP: 0.089, SLG: 0.074 Biff Pocoreba, S (6, PH) OBP: 0.290, SLG: 0.348 Gene Garber, R (7, 1) Terry Forster, L (8, 1) OBP: 1.000, SLG: 1.333 Ken Smith, L (8, PH) OBP: 0.231, SLG: 0.417 Steve Bedrosian, R (9, 1)		0-3 K			0-0 F7	0-0 E3 FC4-6		0-0 FC4-6 FC6-4		1	0	0	0	0	1	1

Inning Stats	R: 2 E: 0 K: 1 S: 6	H: 1 LOB: 0 BB: 1 P: 10	R: 0 E: 0 K: 1 S: 6	H: 1 LOB: 1 BB: 0 P: 6	R: 0 E: 0 K: 1 S: 6	H: 1 LOB: 1 BB: 0 P: 8	R: 0 E: 0 K: 1 S: 5	H: 0 LOB: 0 BB: 0 P: 5	R: 2 E: 1 K: 0 S: 7	H: 3 LOB: 3 BB: 1 P: 11	R: 0 E: 0 K: 0 S: 5	H: 2 LOB: 2 BB: 0 P: 5	R: 0 E: 0 K: 0 S: 4	H: 1 LOB: 1 BB: 0 P: 4	R: 2 E: 1 K: 0 S: 5	H: 1 LOB: 2 BB: 2 P: 13	1B: 9 2B: 1 3B: 0 HR: 1	SF: 0 SAC: 0 DP: 0 HBP: 0
--------------	------------------------------	----------------------------------	------------------------------	---------------------------------	------------------------------	---------------------------------	------------------------------	---------------------------------	------------------------------	----------------------------------	------------------------------	---------------------------------	------------------------------	---------------------------------	------------------------------	----------------------------------	----------------------------------	------------------------------------

PITCHER	IP	WLS	BF	H	R	ER	SO	BB	IBB	HBP	BLK	WP	HR	S	P	ERA	WHIP
Atlee Hammaker, L (1, 1) ERA: 1.71	6.1	W	31	9	4	4	6	1	1	0	0	0	1	41	49	5.68	1.579
Greg Minton, R (7, 1) ERA: 5.06	2.0		9	2	2	0	0	1	0	0	0	0	0	8	12	0.00	1.500
Gary Lavelle, L (9, 1) ERA: 1.63	0.2	S	4	0	0	0	0	1	0	0	0	0	0	3	7	0.00	1.500

BOTTOM

San Francisco Giants @ Atlanta Braves  
Atlanta-Fulton County Stadium, Atlanta, GA

livebaseballscores.com

AB	40
R	6
H	11
RBI	4
BB	4
SO	6
LOB	23



WP: 0	PA: 44
PB: 0	
SB: 1	
CS: 0	

Sat Jun 11 1983, 7:05 PM EDT  
Att. 48,381 - Unknown

Batter	1	2	3	4	5	6	7	8	9	AB R H RBI BB SO LOB	TOP											
<b>Johnnie LeMaster, R</b> OBP: 0.380, SLG: 0.379 (1, 6) X	0-0 5-3		0-3 K		0-0 1B		4-0 BB			3 0 1 1 1 1 0												
<b>Tom O'Malley, L</b> OBP: 0.365, SLG: 0.371 (1, 5) X	0-0 G3		0-0 G3		0-0 1B		0-0 F8			4 0 1 0 0 0 2												
<b>Darrell Evans, L</b> OBP: 0.412, SLG: 0.604 (1, 3) X	0-0 2B				0-0 F5		0-0 F7		0-0 F9	4 0 1 0 0 0 2												
<b>Jack Clark, R</b> OBP: 0.346, SLG: 0.443 (1, 9) S S S	0-3 K				0-0 G3-6-3 1B		0-0 L6		0-0 5-3	4 0 1 0 0 1 1												
<b>Max Venable, L</b> OBP: 0.255, SLG: 0.378 (1, 8)					0-0 G3-6-3 1-2f		0-0 G6-4-3 1B		0-0 4-3	4 0 1 0 0 0 1												
<b>Joel Youngblood, R</b> OBP: 0.274, SLG: 0.416 (1, 7)					0-0 F7		0-0 HR		0-0 F9	4 1 1 1 0 0 1												
<b>Milt May, L</b> OBP: 0.308, SLG: 0.336 (1, 2)					0-0 1B		0-0 F8		4-0 S BB	3 0 1 0 0 0 0												
<b>Bob Brenly, R</b> OBP: 0.295, SLG: 0.288 (7, PR) (7, 2)										0 0 0 0 1 0 0	<b>AB 33</b>											
<b>Brad Wellman, R</b> OBP: 0.333, SLG: 0.348 (1, 4)					0-3 K		0-0 SH1-4 1B		0-3 K	3 1 1 0 0 1 2	<b>R 2</b>											
<b>Chili Davis, S</b> OBP: 0.318, SLG: 0.406 (9, PH)									1-2 K	1 0 0 0 0 1 1	<b>H 8</b>											
<b>Andy McGaffigan, R</b> OBP: 0.087, SLG: 0.091 (1, 1)					0-3 K		0-0 SH1-4		0-3 K	1 0 0 0 0 1 0	<b>RBI 2</b>											
<b>Champ Summers, L</b> OBP: 0.412, SLG: 0.231 (7, PH)										1 0 0 0 0 1 2	<b>BB 2</b>											
<b>Renie Martin, R</b> OBP: 0.667, SLG: 1.000 (7, 1)										0 0 0 0 0 0 0	<b>SO 7</b>											
<b>Dave Bergman, L</b> OBP: 0.315, SLG: 0.267 (9, PH)										1 0 0 0 0 1 1	<b>LOB 13</b>											
<b>Inning Stats</b>	R: 0 E: 0 K: 1 S: 6	H: 1 LOB: 1 BB: 0 P: 6	R: 0 E: 0 K: 1 S: 6	H: 1 LOB: 1 BB: 0 P: 6	R: 0 E: 0 K: 2 S: 7	H: 0 LOB: 0 BB: 0 P: 7	R: 0 E: 0 K: 0 S: 3	H: 1 LOB: 0 BB: 0 P: 3	R: 2 E: 0 K: 0 S: 7	H: 4 LOB: 2 BB: 0 P: 7	R: 0 E: 0 K: 0 S: 3	H: 1 LOB: 0 BB: 0 P: 3	R: 0 E: 1 K: 1 S: 6	H: 0 LOB: 2 BB: 1 P: 10	R: 0 E: 0 K: 0 S: 3	H: 0 LOB: 0 BB: 0 P: 3	R: 0 E: 0 K: 2 S: 7	H: 0 LOB: 1 BB: 1 P: 11	1B: 6 2B: 1 3B: 0 HR: 1	SF: 0 SAC: 1 DP: 2 HBP: 0	WP: 0 PB: 0 SB: 2 CS: 0	PA: 36
<b>PITCHER</b>	IP WLS BF H R ER SO BB IBB HBP BLK WP HR S P ERA WHIP												<b>PITCHER</b>	IP WLS BF H R ER SO BB IBB HBP BLK WP HR S P ERA WHIP								
<b>Pascual Perez, R</b> ERA: 2.8 (1, 1)	6.2 W 28 8 2 2 5 1 0 0 0 0 1 37 41 2.70 1.350																					
<b>Gene Garber, R</b> ERA: 4.4 (7, 1)	2.1 S 8 0 0 0 2 1 0 0 0 0 0 0 11 15 0.00 0.429																					

San Francisco Giants @ Atlanta Braves  
Atlanta-Fulton County Stadium, Atlanta, GA

Sun Jun 12 1983, 3:33 AM EDT  
Att. 24,676 - Unknown

livebaseballscorecards.com





Batter	1	2	3	4	5	6	7	8	9	AB	R	H	RBI	BB	SO	LOB
<b>Brett Butler, L</b> (1, 7) OBP: 0.319, SLG: 0.337	0-0 G3 1B		0-0 4-3		0-0 S 1B		0-0 1-2 1B			4	0	3	0	0	0	0
<b>Rafael Ramirez, R</b> (1, 6) OBP: 0.317, SLG: 0.336	0-0 G3 1-2		0-0 E5 HR 1B		0-0 F9 1-2		0-0 F7			4	1	1	0	0	0	4
<b>Dale Murphy, R</b> (1, 8) OBP: 0.416, SLG: 0.624	4-0 BB		0-0 2-H HR		0-0 HR		0-0 F9			3	2	2	3	1	0	2
<b>Bob Horner, R</b> (1, 5) OBP: 0.401, SLG: 0.545	0-0 F3		0-0 F9		0-0 1B		0-0 F3			4	0	1	0	0	0	2
<b>Chris Chambliss, L</b> (1, 3) OBP: 0.328, SLG: 0.427	0-0 3-1		0-0 G3		0-0 F8		0-0 G3			4	0	0	0	0	0	3
<b>Terry Harper, R</b> (1, 9) OBP: 0.360, SLG: 0.396		0-0 6-3		0-0 F8		0-0 F8		0-0 F3		4	0	0	0	0	0	1
<b>Claudell Washington, L</b> (9, 9) OBP: 0.333, SLG: 0.428										0	0	0	0	0	0	0
<b>Jerry Royster, R</b> (1, 4) OBP: 0.286, SLG: 0.246		0-0 F9		0-0 4-3		0-3 K				3	0	0	0	0	1	1
<b>Bruce Benedict, R</b> (1, 2) OBP: 0.402, SLG: 0.379		0-0 6-3		0-0 6-3		0-0 6-3		0-0 G3		3	0	0	0	0	0	0
<b>Pascual Perez, R</b> (1, 1) OBP: 0.129, SLG: 0.129			0-0 5-3		0-3 K		4-0 1B BB			2	0	0	0	0	1	0
<b>Gene Garber, R</b> (7, 1)										0	0	0	0	1	0	0

Inning Stats	R: 0	H: 1	E: 0	LOB: 2	K: 0	P: 8	R: 0	H: 0	E: 0	LOB: 0	K: 0	P: 3	R: 2	H: 2	E: 1	LOB: 0	K: 0	P: 5	R: 0	H: 0	E: 0	LOB: 0	K: 0	P: 3	R: 0	H: 1	E: 0	LOB: 1	K: 1	P: 6	R: 1	H: 2	E: 0	LOB: 1	K: 1	P: 7	R: 0	H: 1	E: 0	LOB: 2	K: 0	P: 8	R: 0	H: 0	E: 0	LOB: 0	K: 0	P: 3
	0	1	0	2	0	8	0	0	0	0	0	3	2	2	1	0	0	0	5	0	0	0	0	3	6	0	1	2	0	1	7	0	2	0	7	0	1	8	0	0	0	0	3					

PITCHER	IP	WLS	BF	H	R	ER	SO	BB	IBB	HBP	BLK	WP	HR	S	P	ERA	WHIP
<b>Andy McGaffigan, R</b> (1, 1) ERA: 4.07	6.0	L	25	6	3	3	2	1	0	0	0	0	2	28	32	4.50	1.167
<b>Renie Martin, R</b> (7, 1) ERA: 3.23	2.0		8	1	0	0	0	1	0	0	0	0	0	7	11	0.00	1.000

**BOTTOM**

**San Francisco Giants @ Atlanta Braves**  
Atlanta-Fulton County Stadium, Atlanta, GA


Sun Jun 12 1983, 3:33 AM EDT  
Att. 24,676 - Unknown

livebaseballscorecards.com

<b>AB</b>	<b>31</b>
<b>R</b>	<b>3</b>
<b>H</b>	<b>7</b>
<b>RBI</b>	<b>3</b>
<b>BB</b>	<b>2</b>
<b>SO</b>	<b>2</b>
<b>LOB</b>	<b>13</b>

**Braves**

<b>WP: 0</b>	<b>PA: 33</b>
<b>PB: 0</b>	
<b>SB: 1</b>	
<b>CS: 0</b>	

Batter	1	2	3	4	5	6	7	8	9	10	11	12	AB	R	H	RBI	BB	SO	LOB	TOP														
Omar Moreno, L (1, 8) OBP: 0.292, SLG: 0.344	0-0 5-3			0-0 1-3		0-3 K		0-3 K		0-0 FC6-4 1B			5	0	1	0	0	2	2	<p>Houston Astros @ San Francisco Giants Candlestick Park, San Francisco, CA</p> <p>Tue Jun 14 1983, 10:05 PM EDT Att: 8,361 - Unknown</p> <p>livebaseballscorecards.com</p> <table border="1"> <tr><td>AB</td><td>41</td></tr> <tr><td>R</td><td>3</td></tr> <tr><td>H</td><td>9</td></tr> <tr><td>RBI</td><td>3</td></tr> <tr><td>BB</td><td>4</td></tr> <tr><td>SO</td><td>12</td></tr> <tr><td>LOB</td><td>17</td></tr> </table> 	AB	41	R	3	H	9	RBI	3	BB	4	SO	12	LOB	17
AB	41																																	
R	3																																	
H	9																																	
RBI	3																																	
BB	4																																	
SO	12																																	
LOB	17																																	
Terry Puhl, L (1, 9) OBP: 0.333, SLG: 0.352	0-0			4-0 FC5-4		0-0		0-0 F7		0-0 F8			2	0	2	0	1	0	0															
Tim Tolman, R (8, PH) OBP: 0.333, SLG: 0.647	L6-3 1B			FC5-4 BB									1	0	0	0	0	0	2															
Bill Dawley, R (8, 1) OBP: 0.500, SLG: 0.500													0	0	0	0	0	0	0															
Denny Walling, L (11, PH) OBP: 0.200, SLG: 0.135													1	0	0	0	0	0	1															
Dave Smith, R (11, 1) OBP: 0.200, SLG: 0.135													0	0	0	0	0	0	0															
Dickie Thon, R (1, 6) OBP: 0.343, SLG: 0.434	0-0 L6-3 1-2			0-0 FC5-4 CS 1-2f		0-0 F7				0-0 F9		0-0 FC6-4 1-2f	5	0	0	0	0	0	4															
Phil Garner, R (1, 5) OBP: 0.345, SLG: 0.406		0-3 K		0-0 CS 1-2	0-3 K		0-3 K		0-0 6-3			0-0 G3 4-3 2B	5	1	1	0	0	3	0															
Jose Cruz, L (1, 7) OBP: 0.383, SLG: 0.411		0-0 CS 1B			0-0 CS 1B		0-0 F5		0-3 K			0-0 G3	5	0	2	0	0	1	1															
Ray Knight, R (1, 3) OBP: 0.358, SLG: 0.454	0-0 F9 1-2				0-0 4-1 1-2		0-0 F8			0-3 K		4-0 1B 4-3 IBB	4	0	0	0	1	1	2															
Alan Ashby, S (1, 2) OBP: 0.305, SLG: 0.467			0-0 4-3		0-3 K		4-0 WP BB		0-0 4-3		0-0 4-3	2	0	0	0	1	1	0																
Craig Reynolds, L (8, PR) OBP: 0.207, SLG: 0.214												0-0 1-2 3-H	0	0	0	0	0	0	0															
Luis Pujols, R (8, 2) OBP: 0.308, SLG: 0.292												4-0 1B 4-3 IBB	2	0	0	1	0	0	1															
Bill Doran, S (1, 4) OBP: 0.343, SLG: 0.294		0-3 K		0-0 K		0-0 HR		4-0 1-2 BB		0-0 4-3		0-0 2-3 1B	4	1	2	1	1	1	0															
Bob Knepper, L (1, 1) OBP: 0.259, SLG: 0.462			0-3 K		0-0 K		0-0 HR		0-3 K		0-3 K	0-0 G3	2	1	1	1	0	1	0															
Tony Scott, S (8, PH) OBP: 0.241, SLG: 0.300													3	0	0	0	0	2	4															
Inning Stats	R: 0 E: 0 K: 0 S: 3	H: 1 LOB: 0 BB: 0 P: 3	R: 0 E: 0 K: 1 S: 5	H: 1 LOB: 0 BB: 0 P: 5	R: 0 E: 0 K: 2 S: 7	H: 0 LOB: 0 BB: 0 P: 7	R: 0 E: 0 K: 0 S: 2	H: 0 LOB: 0 BB: 1 P: 6	R: 0 E: 0 K: 1 S: 5	H: 1 LOB: 0 BB: 0 P: 5	R: 2 E: 0 K: 2 S: 10	H: 3 LOB: 1 BB: 0 P: 10	R: 0 E: 0 K: 1 S: 5	H: 0 LOB: 0 BB: 0 P: 5	R: 0 E: 0 K: 1 S: 5	H: 0 LOB: 0 BB: 0 P: 5	R: 0 E: 0 K: 1 S: 5	H: 0 LOB: 0 BB: 0 P: 5	R: 0 E: 0 K: 1 S: 6	H: 1 LOB: 1 BB: 0 P: 6	R: 1 E: 0 K: 0 S: 5	H: 2 LOB: 2 BB: 1 P: 9	1B: 6 2B: 2 3B: 0 HR: 2	SF: 0 SAC: 0 DP: 1 HBP: 0	WP: 1 PB: 0 SB: 0 CS: 3	PA: 46								
PITCHER	IP	WLS	BF	H	R	ER	SO	BB	IBB	HBP	BLK	WP	HR	S	P	ERA	WHIP																	
Mike Krukow, R (1, 1) ERA: 3.33	7.0		25	6	2	2	7	2	0	0	0	0	2	37	45	2.57	1.143																	
Gary Lavelle, L (8, 1) ERA: 1.55	2.0		7	0	0	0	3	1	0	0	0	1	0	12	16	0.00	0.500																	
Greg Minton, R (10, 1) ERA: 4.89	3.0	L	13	3	1	1	2	0	1	0	0	0	0	16	20	3.00	1.000																	



Batter	1	2	3	4	5	6	7	8	9	10	11	12	AB	R	H	RBI	BB	SO	LOB
Johnnie LeMaster, R OBP: 0.379, SLG: 0.383 (1, 6)	0-0 E1 2B		0-0 FC6-4 1B E 1-2f		0-0 2-H 1B		0-0 5-3			0-0 F7		0-0 5-3	6	1	2	0	0	0	3
Joel Youngblood, R OBP: 0.290, SLG: 0.452 (1, 7)	0-3 K		0-0 E8 1B 1-H			0-0 HR	4-0 BB			0-0 G3			4	1	2	1	1	1	1
Darrell Evans, L OBP: 0.403, SLG: 0.590 (1, 3)	0-0 E1 2-H		0-0 F7			0-0 3-1	0-3 K			0-0 6-3			5	0	0	0	0	1	4
Jack Clark, R OBP: 0.343, SLG: 0.437 (1, 9)	0-0 F8			0-0 F9		0-0 2B 1B		0-0 6-3			0-0 6-3		5	0	1	0	0	0	1
Chili Davis, S OBP: 0.311, SLG: 0.396 (1, 8)		0-0 6-3		0-0 6-3		0-0 F8		0-0 F7			0-3 K		5	0	0	0	0	1	1
Tom O'Malley, L OBP: 0.366, SLG: 0.378 (1, 5)		0-0 G4-3 1B		0-0 P4		0-0 1-3 2B		0-3 K			0-3 K		5	0	2	0	0	2	0
Bob Brenly, R OBP: 0.288, SLG: 0.280 (1, 2)		0-0 G4-3			0-0 6-3		0-0 F7			0-0 G3			3	0	0	0	0	0	3
Max Venable, L OBP: 0.253, SLG: 0.374 (9, PH)													1	0	0	0	0	0	0
Greg Minton, S OBP: 0.333, SLG: 0.333 (10, 1)													0	0	0	0	0	0	0
Dave Bergman, L OBP: 0.309, SLG: 0.261 (12, PH)		1-2f											1	0	0	0	0	0	0
Brad Wellman, R OBP: 0.345, SLG: 0.347 (1, 4)			0-0 F4			0-0 B2-3 1B	4-0 FC5-6 BB			0-0 F9			3	0	1	0	1	0	0
Champ Summers, L OBP: 0.389, SLG: 0.214 (12, PH)													1	0	0	0	0	0	0
Mike Krukow, R OBP: 0.368, SLG: 0.412 (1, 1)			4-0 FC6-4 BB			0-0 B2-3	0-0 FC5-6 5-3			0-0 F8			2	0	0	0	1	0	2
Gary Lavelle, S (8, 1)													0	0	0	0	0	0	0
Milt May, L OBP: 0.311, SLG: 0.333 (9, PH) (10, 2)													1	0	0	0	1	0	0

Inning Stats	R: 0	H: 1	E: 1	LOB: 1	K: 1	S: 6	R: 0	H: 1	E: 0	LOB: 0	K: 0	S: 3	R: 1	H: 1	E: 1	LOB: 1	K: 0	S: 4	R: 0	H: 0	E: 0	LOB: 0	K: 0	S: 3	R: 0	H: 2	E: 0	LOB: 2	K: 0	S: 4	R: 1	H: 3	E: 0	LOB: 2	K: 0	S: 6	R: 0	H: 0	E: 0	LOB: 0	K: 1	S: 5	R: 0	H: 0	E: 0	LOB: 0	K: 1	S: 5	R: 0	H: 0	E: 0	LOB: 0	K: 0	S: 3	R: 0	H: 0	E: 0	LOB: 0	K: 0	S: 7	R: 0	H: 0	E: 0	LOB: 0	K: 2	S: 7	R: 0	H: 0	E: 0	LOB: 0	K: 0	S: 3	R: 0	H: 0	E: 0	LOB: 0	K: 0	S: 3	R: 0	H: 0	E: 0	LOB: 1	K: 0	S: 3	1B: 5	2B: 2	3B: 0	HR: 1	SF: 0	SAC: 0	DP: 1	HBP: 0	WP: 0	PA: 46
--------------	------	------	------	--------	------	------	------	------	------	--------	------	------	------	------	------	--------	------	------	------	------	------	--------	------	------	------	------	------	--------	------	------	------	------	------	--------	------	------	------	------	------	--------	------	------	------	------	------	--------	------	------	------	------	------	--------	------	------	------	------	------	--------	------	------	------	------	------	--------	------	------	------	------	------	--------	------	------	------	------	------	--------	------	------	------	------	------	--------	------	------	-------	-------	-------	-------	-------	--------	-------	--------	-------	--------

PITCHER	IP	WLS	BF	H	R	ER	SO	BB	IBB	HBP	BLK	WP	HR	S	P	ERA	WHIP
Bob Knepper, L ERA: 2.92 (1, 1)	7.0		30	8	2	1	2	3	0	0	0	0	1	31	43	1.29	1.571
Bill Dawley, R ERA: 1.65 (8, 1)	3.0		9	0	0	0	1	0	0	0	0	0	0	11	11	0.00	0.000
Dave Smith, R ERA: 3.45 (11, 1)	2.0	W	7	0	0	0	2	1	0	0	0	0	0	10	14	0.00	0.500


**BOTTOM**

**Houston Astros @ San Francisco Giants**  
Candlestick Park, San Francisco, CA

Tue Jun 14 1983, 10:05 PM EDT  
Att. 8,361 - Unknown

livebaseballscorecards.com

AB	42
R	2
H	8
RBI	1
BB	4
SO	5
LOB	15







Batter	1	2	3	4	5	6	7	8	9	AB	R	H	RBI	BB	SO	LOB
Johnnie LeMaster, R OBP: 0.377, SLG: 0.380 (1, 6)	0-3 K		0-0 1B HR	0-0 FC5-4			0-0 F9			4	1	1	0	0	1	1
Tom O'Malley, L OBP: 0.368, SLG: 0.380 (1, 5)	0-0 F8		0-0 1B HR			0-0 G3	0-0 HR 1B			4	2	2	0	0	0	0
Darrell Evans, L OBP: 0.409, SLG: 0.634 (1, 3)	0-0 HR		0-0 HR			0-0 L3	0-0 HR			4	3	3	6	0	0	0
Jack Clark, R OBP: 0.341, SLG: 0.434 (1, 9)	0-0 BB 1B		0-3 K			0-3 K	0-0 F9			4	0	1	0	0	2	0
Dave Bergman, L OBP: 0.305, SLG: 0.245 (1, 7)	4-0 BB		0-3 K			0-0 F8	0-0 G3			3	0	0	0	1	1	0
Max Venable, L OBP: 0.252, SLG: 0.400 (1, 8)	0-0 F7		0-0 4-3			0-0 HR		0-3 K		4	1	1	1	0	1	2
Milt May, L OBP: 0.333, SLG: 0.351 (1, 2)		4-0 BB		0-0 G4-6-3 1B		0-0 G4-6-3 1B		0-0 WP 1B		3	0	3	0	1	0	0
Brad Wellman, R OBP: 0.322, SLG: 0.321 (1, 4)		0-0 G4-6-3		0-0 G6-4-3		0-0 F7		0-3 K		4	0	0	0	0	1	4
Fred Breining, R OBP: 0.194, SLG: 0.172 (1, 1)		0-0 G3		0-0 FC5-4 1B		0-3 K		0-3 K		4	0	1	0	0	2	2

Inning Stats	R: 1	H: 2	E: 0	K: 1	S: 7	H: 2	LOB: 2	BB: 1	P: 11	R: 0	H: 0	E: 0	K: 0	S: 2	R: 3	H: 3	E: 0	K: 2	S: 10	R: 0	H: 2	E: 0	K: 1	S: 5	R: 0	H: 0	E: 0	K: 1	S: 5	R: 1	H: 2	E: 0	K: 1	S: 7	R: 2	H: 2	E: 0	K: 0	S: 5	R: 0	H: 1	E: 0	K: 3	S: 10	1B: 8	2B: 0	3B: 0	HR: 4	SF: 0	SAC: 0	DP: 2	HBP: 0
--------------	------	------	------	------	------	------	--------	-------	-------	------	------	------	------	------	------	------	------	------	-------	------	------	------	------	------	------	------	------	------	------	------	------	------	------	------	------	------	------	------	------	------	------	------	------	-------	-------	-------	-------	-------	-------	--------	-------	--------

PITCHER	IP	WLS	BF	H	R	ER	SO	BB	IBB	HBP	BLK	WP	HR	S	P	ERA	WHIP
Michael LaCoss, R ERA: 4.98 (1, 1)	5.0	L	22	7	4	4	4	2	0	0	0	0	2	28	36	7.20	1.800
Vern Ruhle, R ERA: 4.63 (6, 1)	2.0		10	4	3	3	1	0	0	0	0	0	2	12	12	13.50	2.000
Frank LaCorte, R ERA: 3.6 (8, 1)	1.0		4	1	0	0	3	0	0	0	0	1	0	10	10	0.00	1.000

**BOTTOM**

**Houston Astros @ San Francisco Giants**  
Candlestick Park, San Francisco, CA

Wed Jun 15 1983, 6:33 AM EDT  
Att. 10,555 - Unknown

livebaseballscorecards.com

AB	34
R	7
H	12
RBI	7
BB	2
SO	8
LOB	9

**GIANTS**

WP: 1	PA: 36
PB: 0	SB: 0
CS: 0	

Batter	1	2	3	4	5	6	7	8	9	AB R H RBI BB SO LOB	TOP											
<b>Omar Moreno, L</b> (1, 8) OBP: 0.293, SLG: 0.344	0-0 E S 3B 1B	0-0 CS 1B			0-0 F5			0-3 K	0-0 1B	5 1 3 1 0 1 0												
<b>Terry Puhl, L</b> (1, 9) OBP: 0.333, SLG: 0.366	0-0 1-H SF7 3B	0-0 CS 1B	0-0 L6		0-0 F8			0-0 S 1B	0-3 K	5 2 2 1 0 1 2												
<b>Ray Knight, R</b> (1, 3) OBP: 0.360, SLG: 0.452 <b>Denny Walling, L</b> (8, PR) OBP: 0.195, SLG: 0.132 (8, 3)	0-0 SF7		0-0 CS 1B		0-0 5-3			4-0 S 1B BB		2 0 1 1 1 0 0 0 1 0 0 0 0 0												
<b>Phil Garner, R</b> (1, 5) OBP: 0.342, SLG: 0.398	4-0 S BB		0-0 6-3					0-0 1-2 2-H 3B 1B		3 1 1 1 1 1 1												
<b>Jose Cruz, L</b> (1, 7) OBP: 0.384, SLG: 0.433	0-3 K			0-0 HR				0-0 1-H 2-H 3B		4 1 2 3 0 1 1												
<b>Alan Ashby, S</b> (1, 2) OBP: 0.293, SLG: 0.447	0-0 F7			0-0 4-3				0-3 K		4 0 0 0 0 1 2												
<b>Bill Doran, S</b> (1, 4) OBP: 0.338, SLG: 0.290		0-0 4-3		0-0 F7				0-0 4-3	0-0 6-3	4 0 0 0 0 0 0												
<b>Craig Reynolds, L</b> (1, 6) OBP: 0.206, SLG: 0.212		0-0 E8 1B		0-0 1B				0-0 4-3	0-0 4-3	4 1 1 0 0 0 0												
<b>Mike Scott, R</b> (1, 1) OBP: 0.133, SLG: 0.133 <b>Frank DiPino, L</b> (7, 1) OBP: 0.400, SLG: 0.500		0-3 K		0-3 K				0-3 K	4-0 1B BB	3 0 0 0 0 3 2 0 0 0 0 1 0 0												
<b>Inning Stats</b>	R: 2 E: 0 K: 1 S: 7	H: 2 LOB: 1 BB: 1 P: 11	R: 1 E: 1 K: 1 S: 6	H: 1 LOB: 0 BB: 0 P: 6	R: 0 E: 0 K: 0 S: 3	H: 1 LOB: 0 BB: 0 P: 3	R: 1 E: 0 K: 1 S: 7	H: 2 LOB: 1 BB: 0 P: 7	R: 0 E: 0 K: 0 S: 3	H: 0 LOB: 0 BB: 0 P: 3	R: 0 E: 0 K: 1 S: 5	H: 0 LOB: 0 BB: 0 P: 5	R: 0 E: 0 K: 1 S: 5	H: 0 LOB: 0 BB: 0 P: 5	R: 3 E: 0 K: 2 S: 9	H: 3 LOB: 1 BB: 1 P: 13	R: 0 E: 0 K: 1 S: 6	H: 1 LOB: 2 BB: 1 P: 10	1B: 7 2B: 0 3B: 2 HR: 1	SF: 1 SAC: 0 DP: 0 HBP: 0	WP: 0 PB: 0 SB: 3 CS: 2	PA: 39
<b>PITCHER</b>	IP WLS BF H R ER SO BB IBB HBP BLK WP HR S P ERA WHIP																					
<b>Bill Laskey, R</b> (1, 1) ERA: 4.57	7.0 L 27 6 4 3 5 1 0 0 0 0 0 1 36 40 3.86 1.000																					
<b>Gary Lavelle, L</b> (8, 1) ERA: 2.16	1.0 6 3 3 3 2 1 0 0 0 0 0 0 9 13 27.00 4.000																					
<b>Jim Barr, R</b> (9, 1) ERA: 4.78	1.0 5 1 0 0 1 1 0 0 0 0 0 0 6 10 0.00 2.000																					

Houston Astros @ San Francisco Giants  
Candlestick Park, San Francisco, CA  
Thu Jun 16 1983, 10:05 PM EDT  
Att. 7,879 - Unknown

livebaseballscorecards.com

AB 34  
R 7  
H 10  
RBI 7  
BB 3  
SO 8  
LOB 8







Batter	1	2	3	4	5	6	7	8	9	AB R H RBI BB SO LOB	TOP
Rafael Ramirez, R (1, 6) OBP: 0.319, SLG: 0.328	0-0 F4		0-0 F9		0-0 F3		0-0 6-3		0-0 5-3	5 0 0 0 0 0 3	
Jerry Royster, R (1, 7) OBP: 0.313, SLG: 0.268	0-0 F9		0-0 4-3		0-0 F9		0-0 G3			4 0 0 0 0 0 2	
Chris Chambliss, L (1, 3) OBP: 0.327, SLG: 0.419	0-0 F7		0-3 K							4 0 0 0 0 1 1	
Dale Murphy, R (1, 8) OBP: 0.401, SLG: 0.607		0-0 6-3		0-0 4-3		0-0 F9		0-0 6-3		4 0 0 0 0 0 0	
Terry Harper, R (1, 9) OBP: 0.388, SLG: 0.438		0-0 FC4-6 SH 1B		0-0 1B 3B		0-0 1B 1B		0-0 S 1B		4 1 4 0 0 0 0	
Randy Johnson, R (1, 5) OBP: 0.450, SLG: 0.438		0-0 SH FC4-6 1-2		0-0 6-3		4-0 1B BB		0-0 F7 1-2		2 0 0 0 1 0 2	
Glenn Hubbard, R (1, 4) OBP: 0.352, SLG: 0.393		0-0 FC4-6 1-2 2-3		0-0 1B		0-0 1B				4 0 3 1 0 0 2	
Bruce Benedict, R (1, 2) OBP: 0.381, SLG: 0.356		0-3 K		0-0 F9		0-0 1B		0-0 F9		3 0 0 0 0 1 3	
Pascual Perez, R (1, 1) OBP: 0.152, SLG: 0.152			0-0 E5 4-3 1B		0-0 1-3		0-0 E1 S		0-3 K	2 0 1 0 0 0 0	
Brett Butler, L (7, PH) OBP: 0.313, SLG: 0.326										1 0 0 0 0 0 0	
Terry Forster, L (7, 1) OBP: 1.000, SLG: 1.333										0 0 0 0 0 0 0	
Steve Bedrosian, R (8, 1)										0 0 0 0 0 0 0	
Bob Watson, R (9, PH) OBP: 0.443, SLG: 0.545										1 0 0 0 0 1 1	
<b>Inning Stats</b>	R: 0 H: 0 E: 0 LOB: 0 K: 0 BB: 0 S: 3 P: 3	R: 0 H: 1 E: 1 LOB: 2 K: 1 BB: 0 S: 7 P: 7	R: 0 H: 1 E: 1 LOB: 1 K: 1 BB: 0 S: 6 P: 6	R: 1 H: 2 E: 0 LOB: 1 K: 0 BB: 0 S: 5 P: 5	R: 0 H: 0 E: 0 LOB: 0 K: 0 BB: 0 S: 3 P: 3	R: 0 H: 2 E: 0 LOB: 2 K: 0 BB: 1 S: 4 P: 8	R: 0 H: 0 E: 1 LOB: 1 K: 0 BB: 0 S: 4 P: 4	R: 0 H: 1 E: 0 LOB: 1 K: 0 BB: 0 S: 4 P: 4	R: 0 H: 1 E: 0 LOB: 1 K: 1 BB: 0 S: 6 P: 6	1B: 7 SF: 0 2B: 0 SAC: 2 3B: 1 DP: 0 HR: 0 HBP: 0	WP: 0 PA: 37 PB: 0 SB: 2 CS: 0
<b>PITCHER</b>	IP WLS BF H R ER SO BB IBB HBP BLK WP HR S P ERA WHIP										
Atlee Hammaker, L (1, 1) ERA: 1.66	8.1 W 35 8 1 1 2 1 0 0 0 0 0 0 38 42 1.08 1.080										
Greg Minton, R (9, 1) ERA: 4.79	0.2 S 2 0 0 0 1 0 0 0 0 0 0 0 4 4 0.00 0.000										

Atlanta Braves @ San Francisco Giants  
 Candlestick Park, San Francisco, CA  
 Fri Jun 17 1983, 10:05 PM EDT  
 Att: 16,871 - Unknown

livebaseballscorecards.com

AB	34
R	1
H	8
RBI	1
BB	1
SO	3
LOB	14







Batter	1	2	3	4	5	6	7	8	9	AB R H RBI BB SO LOB	TOP														
<b>Brett Butler, L</b> (1, 7) OBP: 0.317, SLG: 0.335	0-3 K		0-0 F7		0-0 S 1B 2B		0-0 CS 1B			4 1 2 0 0 1 1	<b>Atlanta Braves @ San Francisco Giants</b> Candlestick Park, San Francisco, CA Sat Jun 18 1983, 6:33 AM EDT Att. 20,055 - Unknown  <a href="http://livebaseballscorecards.com">livebaseballscorecards.com</a>														
<b>Jerry Royster, R</b> (1, 5) OBP: 0.321, SLG: 0.270	0-0 F5		0-0 6-3		0-0 F7 PB 1B		4-0 1-2 BB			3 1 1 1 1 0 1															
<b>Claudell Washington, L</b> (1, 9) OBP: 0.322, SLG: 0.422	0-0 F6				0-0 HR		0-0 4-3			4 1 1 1 0 0 2															
<b>Dale Murphy, R</b> (1, 8) OBP: 0.402, SLG: 0.618		0-0 F9		0-3 K	0-0 HR		0-0 G6-4-3 1B			4 1 2 1 0 1 0															
<b>Chris Chambliss, L</b> (1, 3) OBP: 0.330, SLG: 0.415		0-3 K		4-0 BLK BB	4-0 CS BB		0-0 G6-4-3 1-2f			2 0 0 0 2 1 1															
<b>Glenn Hubbard, R</b> (1, 4) OBP: 0.350, SLG: 0.391		0-0 1B		0-0 5-3 1-2	0-0 CS 1-2	0-3 K		0-3 K		4 0 1 0 0 2 1															
<b>Biff Pocoroba, S</b> (1, 2) OBP: 0.310, SLG: 0.346		0-0 F4		4-0 IBB		0-0 FC4-6 1B				2 0 1 0 1 0 1															
<b>Randy Johnson, R</b> (9, PH) OBP: 0.429, SLG: 0.412										1 0 0 0 0 0 0															
<b>Rafael Ramirez, R</b> (1, 6) OBP: 0.318, SLG: 0.331			0-0 SH5-4 2B		0-0 5-3		0-0 F4			4 0 1 0 0 0 3															
<b>Ken Dayley, L</b> (1, 1)			0-0 SH5-4		0-3 K		0-0 FC4-6 1-2f			2 0 0 0 0 1 1															
<b>Gene Garber, R</b> (6, 1)										0 0 0 0 0 0 0															
<b>Terry Harper, R</b> (9, PH) OBP: 0.385, SLG: 0.434			2-3							1 0 0 0 0 1 0															
<b>Inning Stats</b>	R: 0 E: 0 K: 1 S: 5	H: 0 LOB: 0 BB: 0 P: 5	R: 0 E: 0 K: 1 S: 6	H: 1 LOB: 1 BB: 0 P: 6	R: 0 E: 0 K: 0 S: 4	H: 1 LOB: 1 BB: 0 P: 4	R: 1 E: 0 K: 1 S: 6	H: 1 LOB: 2 BB: 2 P: 14	R: 3 E: 0 K: 1 S: 7	H: 3 LOB: 0 BB: 1 P: 11	R: 0 E: 0 K: 1 S: 6	H: 1 LOB: 1 BB: 0 P: 6	R: 0 E: 0 K: 0 S: 2	H: 1 LOB: 0 BB: 1 P: 6	R: 0 E: 0 K: 1 S: 5	H: 1 LOB: 0 BB: 0 P: 5	R: 0 E: 0 K: 1 S: 5	H: 0 LOB: 0 BB: 0 P: 5	1B: 5 2B: 2 3B: 0 HR: 2	SF: 0 SAC: 1 DP: 1 HBP: 0	WP: 0 PB: 1 SB: 2 CS: 2	PA: 37			
<b>PITCHER</b>	IP	WLS	BF	H	R	ER	SO	BB	IBB	HBP	BLK	WP	HR	S	P	ERA	WHIP								
<b>Andy McGaffigan, R</b> (1, 1) ERA: 4.29	4.2		23	6	4	4	4	2	1	0	1	0	2	28	40	7.71	1.714								
<b>Jim Barr, R</b> (5, 1) ERA: 4.74	0.1		0	0	0	0	0	0	0	0	0	0	0	0	0	0.00	0.000								
<b>Renie Martin, R</b> (6, 1) ERA: 3.09	1.1		6	2	0	0	1	1	0	0	0	0	0	7	11	0.00	2.250								
<b>Gary Lavelle, L</b> (7, 1) ERA: 2.03	2.2	W	7	1	0	0	2	0	0	0	0	0	0	11	11	0.00	0.375								

<b>AB</b>	31
<b>R</b>	4
<b>H</b>	9
<b>RBI</b>	3
<b>BB</b>	4
<b>SO</b>	7
<b>LOB</b>	11





Batter	1	2	3	4	5	6	7	8	9
Johnnie LeMaster, R (1, 6) OBP: 0.377, SLG: 0.375	0-0 F9		0-3 K		0-0 F8		0-0 BLK S 1B		
Brad Wellman, R (1, 4) OBP: 0.329, SLG: 0.306	4-0 S BB		0-0 F9			0-0 5-3	0-3 K 1-3		
Darrell Evans, L (1, 3) OBP: 0.400, SLG: 0.610	0-3 K 1-2			0-0 1B 1B		0-0 HR 1B		4-0 1-3 HR BB	
Jack Clark, R (1, 9) OBP: 0.343, SLG: 0.452	0-3 K		0-3 K		0-0 HR 1-H		0-0 1-3 1-2		
Chili Davis, S (1, 8) OBP: 0.316, SLG: 0.414		0-0 2B		0-0 7-4-3 1B 1-2		0-0 F8		0-0 HR 2-H	
Jeffrey Leonard, R (1, 7) OBP: 0.290, SLG: 0.383		0-0 F8		0-0 7-4-3 1-2f		0-0 2B		0-0 HR	
Bob Brenly, R (1, 2) OBP: 0.279, SLG: 0.270		0-0 6-3			0-0 F5	0-0 F4		0-0 5-3	
Gary Lavelle, S (7, 1)									
Joe Pettini, R (1, 5) OBP: 0.107, SLG: 0.148		0-0 F8			0-0 1B		0-3 K	0-0 6-3	
Andy McGaffigan, R (1, 1) OBP: 0.083, SLG: 0.087			0-3 K		0-0 F8		0-0 G3		
Jim Barr, R (5, 1) OBP: 0.143, SLG: 0.286									
Wallace Johnson, S (5, PH) OBP: 0.273, SLG: 0.200									
Renie Martin, R (6, 1) OBP: 0.667, SLG: 1.000									
Milt May, L (7, 2) OBP: 0.323, SLG: 0.339									

Inning Stats	R: 0	H: 0	E: 0	K: 2	S: 7	R: 0	H: 1	E: 0	K: 0	S: 4	R: 0	H: 0	E: 0	K: 2	S: 7	R: 0	H: 2	E: 0	K: 1	S: 6	R: 0	H: 1	E: 0	K: 0	S: 4	R: 2	H: 3	E: 0	K: 0	S: 6	R: 0	H: 1	E: 0	K: 2	S: 8	R: 3	H: 2	E: 0	K: 0	S: 5
	LOB: 1	BB: 1	LOB: 1	BB: 0	P: 11	LOB: 0	BB: 0	LOB: 1	BB: 0	P: 4	LOB: 1	BB: 0	LOB: 1	BB: 0	P: 4	LOB: 1	BB: 0	LOB: 1	BB: 0	P: 6	LOB: 1	BB: 0	LOB: 1	BB: 0	P: 4	LOB: 1	BB: 0	LOB: 1	BB: 0	P: 6	LOB: 1	BB: 0	LOB: 1	BB: 0	P: 8	LOB: 0	BB: 1	P: 9		

PITCHER	IP	WLS	BF	H	R	ER	SO	BB	IBB	HBP	BLK	WP	HR	S	P	ERA	WHIP
Ken Dayley, L (1, 1) ERA: 3.18	5.2		24	7	2	2	5	1	0	0	0	0	1	33	37	3.18	1.412
Gene Garber, R (6, 1) ERA: 4.64	2.1	L	11	3	3	3	2	1	0	0	1	0	2	14	18	11.57	1.714

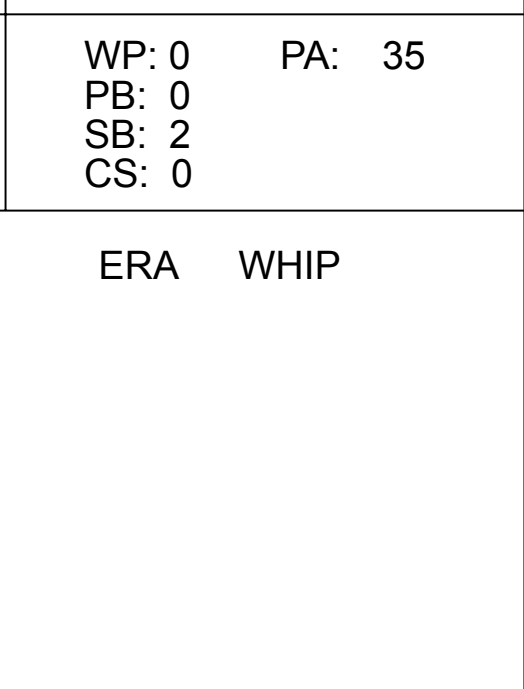
AB R H RBI BB SO LOB

4	0	1	0	0	1	1
3	0	0	0	1	1	1
3	2	2	0	1	1	1
4	1	1	2	0	2	3
4	1	3	2	0	0	0
4	1	2	1	0	0	3
3	0	0	0	0	0	2
1	0	0	0	0	0	0
4	0	1	0	0	1	1
1	0	0	0	0	1	0
0	0	0	0	0	0	0
1	0	0	0	0	0	1
0	0	0	0	0	0	0
1	0	0	0	0	0	0

1B: 5	SF: 0	WP: 0	PA: 35
2B: 3	SAC: 0	PB: 0	
3B: 0	DP: 1	SB: 2	
HR: 3	HBP: 0	CS: 0	

**Atlanta Braves @ San Francisco Giants**  
 Candlestick Park, San Francisco, CA  
 Sat Jun 18 1983, 6:33 AM EDT  
 Att. 20,055 - Unknown

AB	33
R	5
H	10
RBI	5
BB	2
SO	7
LOB	13



Batter	1	2	3	4	5	6	7	8	9	AB R H RBI BB SO LOB	TOP											
<b>Brett Butler, L</b> (1, 7) OBP: 0.329, SLG: 0.337	0-0 F5		4-0 CS BB		4-0 S 1B BB			0-0 BB E G3 1B	4-0 4-3 BB	2 2 1 0 3 0 0												
<b>Jerry Royster, R</b> (1, 5) OBP: 0.326, SLG: 0.278	0-0 1B 1B		0-0 6-3		0-0 S 1B			0-0 G3 BB 1B	0-0 4-3	5 2 2 1 0 0 4												
<b>Claudell Washington, L</b> (1, 9) OBP: 0.321, SLG: 0.419 <b>Bob Watson, R</b> (9, PH) OBP: 0.435, SLG: 0.536	0-0 S 1B 1B		0-3 K		0-3 K			0-0 F8	0-0 6-3	4 1 1 0 0 2 3 1 0 0 0 0 0 2												
<b>Dale Murphy, R</b> (1, 8) OBP: 0.400, SLG: 0.610	0-3 K 1-2			0-3 K		0-0 6-3		4-0 1-2 2-3 G3 BB 1B		3 1 0 0 1 2 2												
<b>Chris Chambliss, L</b> (1, 3) OBP: 0.333, SLG: 0.416	0-0 2-H 3-H 1B			0-0 FC6 1B		0-0 4-3		0-0 G3		4 0 2 3 0 0 2												
<b>Glenn Hubbard, R</b> (1, 4) OBP: 0.348, SLG: 0.388	0-0 4-3			0-0 F7		0-0 5-3		0-0 2-H 3-H 1B		4 0 1 2 0 0 2												
<b>Biff Pocoroba, S</b> (1, 2) OBP: 0.273, SLG: 0.300 <b>Terry Forster, L</b> (8, 1) OBP: 1.000, SLG: 1.333		0-0 4-3		0-0 FC6		0-0 F8		0-0 1-3		4 0 0 0 0 0 2 0 0 0 0 0 0 0												
<b>Rafael Ramirez, R</b> (1, 6) OBP: 0.317, SLG: 0.330		0-0 L5		0-0 F9		0-0 1B		0-0 E6 4-3 BB		4 0 1 0 0 0 0												
<b>Craig McMurtry, R</b> (1, 1) OBP: 0.167, SLG: 0.107 <b>Donnie Moore, L</b> (5, 1) OBP: 0.333, SLG: 0.333 <b>Terry Harper, R</b> (7, PH) OBP: 0.952, SLG: 0.430 <b>Steve Bedrosian, R</b> (7, 1) <b>Rick Camp, R</b> (7, 1) OBP: 0.065, SLG: 0.069 <b>Bruce Benedict, R</b> (8, 2) OBP: 0.379, SLG: 0.354		0-3 K		0-0 4-3		0-0 L4		0-0 F9		2 0 0 0 0 0 1 0 0 0 0 0 0 0 0 0 1 0 1 0 0 0 0 0 0 1												
<b>Inning Stats</b>	R: 2 E: 0 K: 1 S: 8	H: 3 LOB: 1 BB: 0 P: 8	R: 0 E: 0 K: 1 S: 5	H: 0 LOB: 0 BB: 0 P: 5	R: 0 E: 0 K: 1 S: 4	H: 0 LOB: 0 BB: 1 P: 8	R: 0 E: 0 K: 1 S: 6	H: 1 LOB: 1 BB: 0 P: 6	R: 1 E: 0 K: 1 S: 6	H: 1 LOB: 1 BB: 1 P: 10	R: 0 E: 0 K: 0 S: 3	H: 0 LOB: 0 BB: 0 P: 3	R: 0 E: 0 K: 0 S: 3	H: 1 LOB: 0 BB: 0 P: 3	R: 3 E: 1 K: 0 S: 6	H: 2 LOB: 1 BB: 1 P: 10	R: 0 E: 1 K: 0 S: 4	H: 0 LOB: 2 BB: 1 P: 8	1B: 8 2B: 0 3B: 0 HR: 0	SF: 0 SAC: 0 DP: 0 HBP: 0	WP: 0 PB: 0 SB: 3 CS: 1	PA: 39
<b>PITCHER</b>	IP WLS BF H R ER SO BB IBB HBP BLK WP HR S P ERA WHIP																					
<b>Mike Krukow, R</b> (1, 1) ERA: 3.38	7.1 W 31 7 6 3 5 3 0 0 0 0 0 0 38 50 3.68 1.364																					
<b>Greg Minton, R</b> (8, 1) ERA: 4.66	1.0 6 1 0 0 0 1 0 0 0 0 0 0 5 9 0.00 2.000																					
<b>Gary Lavelle, L</b> (9, 1) ERA: 2.0	0.2 S 2 0 0 0 0 0 0 0 0 0 0 0 2 2 0.00 0.000																					

**Atlanta Braves @ San Francisco Giants**  
Candlestick Park, San Francisco, CA

AB	35
R	6
H	8
RBI	6
BB	4
SO	5
LOB	18



Sun Jun 19 1983, 6:33 AM EDT  
Att: 48,811 - Unknown

[livebaseballscorecards.com](http://livebaseballscorecards.com)



Batter	1	2	3	4	5	6	7	8	9
Johnnie LeMaster, R OBP: 0.385, SLG: 0.392 (1, 6)	4-0 L5-4 S BB		0-0 FC5-4 1B 1-2f		4-0 BB 1B SF8		0-0 HR	0-0 4-3 S 1B	
Joel Youngblood, R OBP: 0.306, SLG: 0.450 (1, 5)	0-0 1-3		0-0 1B SF8 1B		0-0 SF8 BB 1B 1-2		4-0 2B BB	0-0 5-3	
Darrell Evans, L OBP: 0.407, SLG: 0.615 (1, 3)	4-0 BB		0-0 E 1B 1-3 3-H		4-0 S BB 1-2 2-3		0-0 HR 2B 1-H	0-0 4-3	
Jack Clark, R OBP: 0.344, SLG: 0.466 (1, 9)	0-0 L5-4		0-0 SF8		0-0 SF8		0-0 HR	4-0 IBB	
Chili Davis, S OBP: 0.314, SLG: 0.411 (1, 8)		0-0 1-3	0-0 F8		0-0 SF9		0-0 E 1B	0-0 F8	
Jeffrey Leonard, R OBP: 0.284, SLG: 0.375 (1, 7)		0-0 3-1		0-3 K	0-3 K		0-0 F9		
Milt May, L OBP: 0.321, SLG: 0.336 (1, 2)		0-0 PB 1B		0-0 E6 S		0-0 L6	0-0 E8 1B		
Brad Wellman, R OBP: 0.324, SLG: 0.303 (1, 4)		0-0 4-3		0-0 F8		0-0 L4	0-0 G4-6-3 1B		
Mike Krukow, R OBP: 0.348, SLG: 0.350 (1, 1)			4-0 FC5-4 BB		0-0 4-3	0-3 K	0-0 G4-6-3		
Greg Minton, S OBP: 0.333, SLG: 0.333 (8, 1)									
Gary Lavelle, S (9, 1)									

Inning Stats	R: 0 E: 0 K: 0 S: 2	H: 0 LOB: 1 BB: 2 P: 10	R: 0 E: 0 K: 0 S: 4	H: 1 LOB: 1 BB: 0 P: 4	R: 2 E: 1 K: 0 S: 5	H: 2 LOB: 1 BB: 1 P: 9	R: 0 E: 1 K: 1 S: 6	H: 0 LOB: 1 BB: 0 P: 6	R: 2 E: 0 K: 1 S: 6	H: 1 LOB: 1 BB: 2 P: 14	R: 0 E: 0 K: 1 S: 5	H: 0 LOB: 0 BB: 0 P: 5	R: 5 E: 1 K: 0 S: 8	H: 5 LOB: 1 BB: 1 P: 12	R: 0 E: 0 K: 0 S: 4	H: 1 LOB: 2 BB: 1 P: 8
1B: 7 2B: 2 3B: 0 HR: 2	SF: 3 SAC: 0 DP: 2 HBP: 0	WP: 0 PA: 41 ERA WHIP														

PITCHER	IP	WLS	BF	H	R	ER	SO	BB	IBB	HBP	BLK	WP	HR	S	P	ERA	WHIP
Craig McMurtry, R ERA: 3.4 (1, 1)	4.0	L	21	4	4	4	1	5	0	0	0	0	0	18	38	9.00	2.250
Donnie Moore, R ERA: 3.57 (5, 1)	2.0		6	0	0	0	2	0	0	0	0	0	0	10	10	0.00	0.000
Steve Bedrosian, R ERA: 2.98 (7, 1)	0.0		3	2	3	3	0	1	0	0	0	0	1	2	6	∞	∞
Rick Camp, R ERA: 4.18 (7, 1)	1.1		8	4	2	1	0	0	0	0	0	0	1	8	8	6.75	3.000
Terry Forster, L ERA: 1.64 (8, 1)	0.2		3	0	0	0	0	0	1	0	0	0	0	2	6	0.00	0.000

BOTTOM

Atlanta Braves @ San Francisco Giants  
Candlestick Park, San Francisco, CA

Sun Jun 19 1983, 6:33 AM EDT  
Att. 48,811 - Unknown

livebaseballscores.com

AB	31
R	9
H	10
RBI	9
BB	7
SO	3
LOB	17



Batter	1	2	3	4	5	6	7	8	9	10	AB R H RBI BB SO LOB	TOP														
Gary Redus, R OBP: 0.347, SLG: 0.461 (1, 7)	0-3 K		0-0 F3		0-0 F3	0-0 FC6-4		0-0 FC5-2 1B		0-0 5-3	6 0 0 0 0 1 5	<p>Cincinnati Reds @ San Francisco Giants</p> <p>Candlestick Park, San Francisco, CA</p> <p>Mon Jun 20 1983, 10:05 PM EDT</p> <p>Att. 23,280 - Unknown</p>														
Eddie Milner, L OBP: 0.357, SLG: 0.335 (1, 8)	0-0 F8		0-0 6-3		0-0 S 1B		0-0 F8	0-0 1-2 2-H 1B			5 0 2 1 0 0 0															
Dave Concepcion, R OBP: 0.295, SLG: 0.285 (1, 6)	0-0 2B		0-0 5-3		0-3 K 1-2		0-0 1B 2B 1B	0-0 F2			5 1 2 0 0 1 3															
Cesar Cedeno, R OBP: 0.303, SLG: 0.370 (1, 3)	4-0 BB			0-0 P3		0-0 4-3 1B	0-0 2B 1-2 1B		0-0 F3		4 1 2 0 1 0 0															
Paul Householder, S OBP: 0.343, SLG: 0.429 (1, 9)	0-0 F8			0-0 S 1B		0-0 4-3	0-0 1-3 2-H 2B		0-0 G3		5 0 2 1 0 0 3															
Nick Esasky, R OBP: 0.375, SLG: 0.286 (1, 5)		0-0 G6-4-3 1B 1B		0-3 K 1-2		4-0 G3 1B BB	0-0 8-3-5-2		0-0 1B		4 0 2 0 1 1 3															
Ron Oester, S OBP: 0.331, SLG: 0.440 (1, 4)		0-0 G6-4-3 1-2 1B		4-0 FC6-4 IBB		0-0 G3 1B		0-0 E FC5-2 1B	0-0 F7		4 0 3 1 1 0 1															
Alex Trevino, R OBP: 0.277, SLG: 0.290 Wayne Krenchicki, L OBP: 0.367, SLG: 0.319 Dann Bilardello, R OBP: 0.270, SLG: 0.322 (1, 2) (6, PH) (6, 2)		0-0 G6-4-3		0-0 FC6-4		0-0 G3		0-0 F3		0-0 6-3	2 0 0 0 0 0 4 1 0 0 0 0 0 2 2 0 0 0 0 0 1															
Charlie Puleo, R OBP: 0.167, SLG: 0.063 Duane Walker, L OBP: 0.345, SLG: 0.425 Bill Scherrer, L OBP: 0.500, SLG: 0.333 Ben Hayes, R Tom Foley, L OBP: 0.351, SLG: 0.355 Ted Power, R (1, 1) (8, PH) (8, 1) (8, 1) (10, PH) (10, 1)		0-3 K		0-0 5-3		4-0 FC6-4 BB		4-0 FC5-2 1B IBB		0-0 6-3	2 0 0 0 0 1 1 1 0 1 0 0 0 1 0 0 0 0 0 0 0 0 0 0 0 0 0 0 0 0 0 0 1 0 0 0 0 0 0 0 0 0 0 0 0 0 0 0															
<b>Inning Stats</b>	R: 0 E: 0 K: 1 S: 6	H: 1 LOB: 2 BB: 1 P: 10	R: 0 E: 0 K: 1 S: 6	H: 2 LOB: 1 BB: 0 P: 6	R: 0 E: 0 K: 0 S: 3	H: 0 LOB: 0 BB: 0 P: 3	R: 0 E: 0 K: 1 S: 6	H: 1 LOB: 2 BB: 1 P: 10	R: 0 E: 0 K: 1 S: 6	H: 1 LOB: 1 BB: 0 P: 6	R: 1 E: 0 K: 0 S: 5		H: 2 LOB: 3 BB: 2 P: 13	R: 1 E: 0 K: 0 S: 5	H: 3 LOB: 1 BB: 0 P: 5	R: 1 E: 1 K: 0 S: 5	H: 2 LOB: 2 BB: 1 P: 9	R: 0 E: 0 K: 0 S: 4	H: 1 LOB: 1 BB: 0 P: 4	R: 0 E: 0 K: 0 S: 3	H: 0 LOB: 0 BB: 0 P: 3	1B: 11 2B: 3 3B: 0 HR: 0	SF: 0 SAC: 0 DP: 2 HBP: 0	WP: 0 PB: 0 SB: 2 CS: 0	PA: 46	
<b>PITCHER</b>	IP WLS BF H R ER SO BB IBB HBP BLK WP HR S P ERA WHIP	IP WLS BF H R ER SO BB IBB HBP BLK WP HR S P ERA WHIP	IP WLS BF H R ER SO BB IBB HBP BLK WP HR S P ERA WHIP	IP WLS BF H R ER SO BB IBB HBP BLK WP HR S P ERA WHIP	IP WLS BF H R ER SO BB IBB HBP BLK WP HR S P ERA WHIP	IP WLS BF H R ER SO BB IBB HBP BLK WP HR S P ERA WHIP	IP WLS BF H R ER SO BB IBB HBP BLK WP HR S P ERA WHIP	IP WLS BF H R ER SO BB IBB HBP BLK WP HR S P ERA WHIP	IP WLS BF H R ER SO BB IBB HBP BLK WP HR S P ERA WHIP	IP WLS BF H R ER SO BB IBB HBP BLK WP HR S P ERA WHIP	IP WLS BF H R ER SO BB IBB HBP BLK WP HR S P ERA WHIP	IP WLS BF H R ER SO BB IBB HBP BLK WP HR S P ERA WHIP	IP WLS BF H R ER SO BB IBB HBP BLK WP HR S P ERA WHIP	IP WLS BF H R ER SO BB IBB HBP BLK WP HR S P ERA WHIP	IP WLS BF H R ER SO BB IBB HBP BLK WP HR S P ERA WHIP	IP WLS BF H R ER SO BB IBB HBP BLK WP HR S P ERA WHIP	IP WLS BF H R ER SO BB IBB HBP BLK WP HR S P ERA WHIP	IP WLS BF H R ER SO BB IBB HBP BLK WP HR S P ERA WHIP	IP WLS BF H R ER SO BB IBB HBP BLK WP HR S P ERA WHIP	IP WLS BF H R ER SO BB IBB HBP BLK WP HR S P ERA WHIP	IP WLS BF H R ER SO BB IBB HBP BLK WP HR S P ERA WHIP	IP WLS BF H R ER SO BB IBB HBP BLK WP HR S P ERA WHIP	IP WLS BF H R ER SO BB IBB HBP BLK WP HR S P ERA WHIP	IP WLS BF H R ER SO BB IBB HBP BLK WP HR S P ERA WHIP	IP WLS BF H R ER SO BB IBB HBP BLK WP HR S P ERA WHIP	IP WLS BF H R ER SO BB IBB HBP BLK WP HR S P ERA WHIP
Fred Breining, R ERA: 3.68 (1, 1)	6.1																									
Jim Barr, R ERA: 4.65 (7, 1)	2.2	11	3	1	1	0	0	1	0	0	0	0														
Greg Minton, R ERA: 4.54 (10, 1)	1.0	W 3	0	0	0	0	0	0	0	0	0	0														

AB	41
R	3
H	13
RBI	3
BB	5
SO	4
LOB	23





BOTTOM

Cincinnati Reds @ San Francisco Giants  
Candlestick Park, San Francisco, CA  
Mon Jun 20 1983, 10:05 PM EDT  
Att: 23,280 - Unknown

livebaseballscorecards.com



AB R H RBI BB SO LOB

5 0 1 0 0 1 2

5 0 1 0 0 0 1

4 1 1 0 1 0 2

4 0 0 0 1 2 1

2 1 0 0 3 1 2

5 1 3 2 0 0 1

3 0 0 0 0 0 2  
0 0 0 0 0 0 0  
1 0 0 0 0 0 1  
0 0 0 0 0 0 0

3 0 0 0 1 0 1

2 0 0 0 0 0 1  
2 1 2 2 0 0 0

AB 36  
R 4  
H 8  
RBI 4  
BB 6  
SO 4  
LOB 14

WP: 0 PA: 42  
PB: 0  
SB: 3  
CS: 0

1B: 5 SF: 0  
2B: 1 SAC: 0  
3B: 1 DP: 1  
HR: 1 HBP: 0

Batter	1	2	3	4	5	6	7	8	9	10
Johnnie LeMaster, R OBP: 0.381, SLG: 0.388 (1, 6)	0-0 G4-6-3 1B		0-0 F7		0-3 K		0-0 6-3		0-0 F8	
Joel Youngblood, R OBP: 0.301, SLG: 0.438 (1, 5)	0-0 G4-6-3 1-2f		0-0 F3		0-0 1B		0-0 F8		0-0 G3	
Darrell Evans, L OBP: 0.407, SLG: 0.609 (1, 3)	4-0 BB BB			0-0 4-3	0-0 F8			0-0 G3		0-0 1B 1B
Jack Clark, R OBP: 0.342, SLG: 0.458 (1, 9)	4-0 1-2 BB			0-3 K		0-0 6-3		0-3 K		0-0 F7
Chili Davis, S OBP: 0.319, SLG: 0.407 (1, 8)	0-0 G3			4-0 E 1B S BB		4-0 S BB		0-3 K		4-0 1B IBB
Jeffrey Leonard, R OBP: 0.292, SLG: 0.386 (1, 7)		0-0 5-3		0-0 1B		0-0 F6			0-0 4-3 3B 2B	0-0 1B
Milt May, L OBP: 0.314, SLG: 0.328 (1, 2)		0-0 4-3		0-0 F8		0-0 G3			0-0 6-3	
Jim Barr, R OBP: 0.143, SLG: 0.286 (7, 1)										
Tom O'Malley, L OBP: 0.369, SLG: 0.377 (9, PH)										
Greg Minton, S OBP: 0.333, SLG: 0.333 (10, 1)										
Brad Wellman, R OBP: 0.321, SLG: 0.290 (1, 4)		0-0 F3			4-0 FC1-6 BB			0-0 F9		0-0 4-3 2-3
Fred Breining, R OBP: 0.182, SLG: 0.161 (1, 1)			0-0 G3						0-0	
Bob Brenly, R OBP: 0.290, SLG: 0.327 (7, 2)					0-0 FC1-6 1B			0-0 HR		0-0 3B

Inning Stats	R: 0	H: 1	E: 0	K: 0	S: 3	P: 11	R: 0	H: 0	E: 0	K: 0	S: 3	P: 3	R: 0	H: 0	E: 0	K: 0	S: 3	P: 3	R: 1	H: 1	E: 0	K: 1	S: 6	P: 10	R: 0	H: 1	E: 0	K: 1	S: 6	P: 10	R: 0	H: 0	E: 0	K: 0	S: 3	P: 7	R: 1	H: 1	E: 0	K: 0	S: 4	P: 4	R: 0	H: 0	E: 0	K: 2	S: 7	P: 7	R: 1	H: 2	E: 0	K: 0	S: 5	P: 5	R: 1	H: 2	E: 0	K: 0	S: 4	P: 8	1B: 5	SF: 0	2B: 1	SAC: 0	3B: 1	DP: 1	HR: 1	HBP: 0
--------------	------	------	------	------	------	-------	------	------	------	------	------	------	------	------	------	------	------	------	------	------	------	------	------	-------	------	------	------	------	------	-------	------	------	------	------	------	------	------	------	------	------	------	------	------	------	------	------	------	------	------	------	------	------	------	------	------	------	------	------	------	------	-------	-------	-------	--------	-------	-------	-------	--------

PITCHER	IP	WLS	BF	H	R	ER	SO	BB	IBB	HBP	BLK	WP	HR	S	P	ERA	WHIP
Charlie Puleo, R ERA: 4.66 (1, 1)	7.0		29	4	2	1	2	5	0	0	0	0	1	28	48	1.29	1.286
Bill Scherrer, L ERA: 3.29 (8, 1)	1.2		7	2	1	1	2	0	0	0	0	0	0	11	11	5.40	1.200
Ben Hayes, R ERA: 9.82 (9, 1)	0.1		1	0	0	0	0	0	0	0	0	0	0	1	1	0.00	0.000
Ted Power, R ERA: 5.0 (10, 1)	0.2	L	5	2	1	1	0	0	1	0	0	0	0	4	8	13.50	3.000









Batter	1	2	3	4	5	6	7	8	9	AB R H RBI BB SO LOB	TOP											
Gary Redus, R (1, 7) OBP: 0.361, SLG: 0.500	4-0 CS BB		0-3 K			0-0 FC5-6 1B		0-0 HR		3 1 2 2 1 1 0	<b>Cincinnati Reds @ San Francisco Giants</b> Candlestick Park, San Francisco, CA Wed Jun 22 1983, 6:33 AM EDT Att: 18,043 - Unknown											
Kelly Paris, R (1, 6) OBP: 0.250, SLG: 0.222	0-3 K			0-0 F9		0-0 FC5-6		0-0 F7		4 0 0 0 0 1 3												
Paul Householder, S (1, 8) OBP: 0.348, SLG: 0.415	0-3 K			0-0 4-3		0-3 K		0-3 K		4 0 0 0 0 3 2												
Johnny Bench, R (1, 3) OBP: 0.304, SLG: 0.404		0-0 6-3		0-0 6-3		0-0 5-3		0-0 L5		4 0 0 0 0 0 2												
Alan Knicely, R (1, 9) OBP: 0.368, SLG: 0.258		0-3 K		0-0 6-3		0-0 HR		0-0 F9		2 0 0 0 0 1 0												
Eddie Milner, L (6, 8) OBP: 0.348, SLG: 0.338										2 1 1 1 0 0 0												
Nick Esasky, R (1, 5) OBP: 0.400, SLG: 0.368		0-0 1B		0-3 K		0-0 6-3 2B 1B		0-3 K		4 1 2 0 0 2 0												
Ron Oester, S (1, 4) OBP: 0.331, SLG: 0.430		0-3 K		0-0 4-3		0-3 K		0-0 3-1		4 0 0 0 0 2 2												
Alex Trevino, R (1, 2) OBP: 0.278, SLG: 0.284			0-0 F8			4-0 1B BB		0-0 6-3		2 1 0 0 1 0 1												
Mario Soto, R (1, 1) OBP: 0.179, SLG: 0.211			0-0 F4			4-0 FC5-6 1B BB		0-0 2B		2 0 1 1 1 0 0												
<b>Inning Stats</b>	R: 0 E: 0 K: 2 S: 6	H: 0 LOB: 0 BB: 1 P: 10	R: 0 E: 0 K: 2 S: 8	H: 1 LOB: 1 BB: 0 P: 8	R: 0 E: 0 K: 1 S: 5	H: 0 LOB: 0 BB: 0 P: 5	R: 0 E: 0 K: 0 S: 3	H: 0 LOB: 0 BB: 0 P: 3	R: 0 E: 0 K: 1 S: 5	H: 0 LOB: 0 BB: 0 P: 5	R: 1 E: 0 K: 1 S: 6	H: 1 LOB: 2 BB: 2 P: 14	R: 2 E: 0 K: 1 S: 7	H: 3 LOB: 1 BB: 0 P: 7	R: 1 E: 0 K: 1 S: 6	H: 1 LOB: 0 BB: 0 P: 6	R: 0 E: 0 K: 1 S: 5	H: 0 LOB: 0 BB: 0 P: 5	1B: 3 2B: 1 3B: 0 HR: 2	SF: 0 SAC: 0 DP: 0 HBP: 0	WP: 0 PB: 0 SB: 1 CS: 1	PA: 34
<b>PITCHER</b>	IP WLS BF H R ER SO BB IBB HBP BLK WP HR S P ERA WHIP																					
Mark Davis, L (1, 1) ERA: 1.8	5.0 L 19 2 1 1 6 3 0 0 0 0 0 0 28 40 1.80 1.000																					
Andy McGaffigan, R (6, 1) ERA: 4.33	2.0 8 3 2 2 2 0 0 0 0 0 0 1 12 12 9.00 1.500																					
Jim Barr, R (8, 1) ERA: 4.63	2.0 7 1 1 1 2 0 0 0 0 0 0 1 11 11 4.50 0.500																					

livebaseballscorecards.com

AB	31
R	4
H	6
RBI	4
BB	3
SO	10
LOB	10





Batter	1	2	3	4	5	6	7	8	9	AB R H RBI BB SO LOB
Johnnie LeMaster, R (1, 6) OBP: 0.387, SLG: 0.383	0-0 E S 1B		4-0 1B BB		0-0 F9		0-3 K		0-0 FC5-4 1-2f	4 0 1 0 1 1 2
Tom O'Malley, L (1, 5) OBP: 0.365, SLG: 0.372	0-3 K 1-3		0-0 1-2 1B			0-0 4-3		0-0 F5		4 0 1 0 0 1 1
Darrell Evans, L (1, 3) OBP: 0.409, SLG: 0.611	0-3 K		0-3 K			0-0 G3		0-0 1B		4 0 1 0 0 2 3
Jack Clark, R (1, 9) OBP: 0.346, SLG: 0.451	0-0 3-1			4-0 S BB		4-0 BB		0-3 K		2 0 0 0 2 1 2
Chili Davis, S (1, 8) OBP: 0.313, SLG: 0.395		0-0 F6		0-3 K 1-2		0-0 5-3		0-3 K		4 0 0 0 0 2 3
Jeffrey Leonard, R (1, 7) OBP: 0.286, SLG: 0.372		0-3 K		0-3 K		4-0 1B SF8 BB		0-0 6-3		3 1 0 0 1 2 1
Joel Youngblood, R (1, 4) OBP: 0.298, SLG: 0.451		0-0 6-3		0-3 K		0-0 SF8 S 1B		0-0 HR		4 1 2 1 0 1 1
Milt May, L (1, 2) John Rabb, R (9, PH) OBP: 0.312, SLG: 0.326 OBP: 0.200, SLG: 0.400			0-0 G3		0-0 F8		0-3 K		0-0 FC5-4 1B	4 0 1 0 0 1 2 0 0 0 0 0 0 0
Mark Davis, L (1, 1) Andy McGaffigan, R (6, 1) Champ Summers, L (7, PH) Jim Barr, R (8, 1) Dave Bergman, L (9, PH) OBP: 0.143, SLG: 0.286 OBP: 0.313, SLG: 0.245			0-0 F9		0-0 F5		0-0 SF8		0-0 F9	2 0 0 0 0 0 0 0 0 0 0 0 0 0 0 0 0 1 0 0 0 0 0 0 0 0 0 0 1 0 0 0 0 0 1

Inning Stats	R: 0	H: 1	E: 0	K: 2	S: 8	LOB: 1	BB: 0	P: 8	R: 0	H: 0	E: 0	K: 1	S: 5	LOB: 0	BB: 0	P: 5	R: 0	H: 1	E: 0	K: 3	S: 6	LOB: 2	BB: 1	P: 10	R: 0	H: 0	E: 0	K: 3	S: 9	LOB: 1	BB: 1	P: 13	R: 0	H: 0	E: 0	K: 0	S: 3	LOB: 0	BB: 0	P: 3	R: 0	H: 0	E: 0	K: 0	S: 3	LOB: 1	BB: 1	P: 7	R: 1	H: 1	E: 0	K: 2	S: 8	LOB: 1	BB: 1	P: 12	R: 0	H: 1	E: 0	K: 2	S: 8	LOB: 1	BB: 0	P: 8	R: 1	H: 2	E: 0	K: 0	S: 5	LOB: 1	BB: 0	P: 5	1B: 5	2B: 0	3B: 0	HR: 1	SF: 1	SAC: 0	DP: 0	HBP: 0	WP: 0	PA: 37
PITCHER Mario Soto, R (1, 1) ERA: 2.16	IP: 9.0	WLS: W	BF: 37	H: 6	R: 2	ER: 2	SO: 11	BB: 4	IBB: 0	HBP: 0	BLK: 0	WP: 0	HR: 1	S: 55	P: 71	ERA: 2.00	WHIP: 1.111																																																																	
																		PITCHER	IP	WLS	BF	H	R	ER	SO	BB	IBB	HBP	BLK	WP	HR	S	P	ERA	WHIP																																															


**BOTTOM**

**Cincinnati Reds @ San Francisco Giants**  
Candlestick Park, San Francisco, CA

Wed Jun 22 1983, 6:33 AM EDT  
Att. 18,043 - Unknown

livebaseballscorecards.com

AB	32
R	2
H	6
RBI	2
BB	4
SO	11
LOB	16







Batter	1	2	3	4	5	6	7	8	9
Johnnie LeMaster, R OBP: 0.385, SLG: 0.379	4-0 BB S	0-0 F6		0-0 FC5-4			0-0 6-3		
Tom O'Malley, L OBP: 0.363, SLG: 0.370	0-0 F6	0-0 1B		0-0 6-3			0-0 F9		
Darrell Evans, L OBP: 0.407, SLG: 0.603	4-0 BB G5-4-3	0-0 F9			0-0 1-3		0-3 K		
Jack Clark, R OBP: 0.345, SLG: 0.452	0-0 G5-4-3		0-0 SH3-4		0-0 F2		0-0 F9		
Chili Davis, S OBP: 0.314, SLG: 0.394		0-0 F6	0-0 SH3-4		0-0 1B		0-0 G3		
Jeffrey Leonard, R OBP: 0.290, SLG: 0.371		0-0 1B	0-3 K		0-3 K		4-0 2B		
John Rabb, R OBP: 0.333, SLG: 0.667		0-0 1B	0-0 F5		0-3 K		0-0 2B		
Brad Wellman, R OBP: 0.303, SLG: 0.269		0-0 1B		0-0 6-3		0-0 6-3	0-0 L6		
Mike Krukow, R OBP: 0.346, SLG: 0.348		0-0 1B		0-0 1B		0-0 L5			

Inning Stats	R: 0	H: 0	E: 0	K: 2	S: 2	R: 4	H: 4	E: 1	K: 0	S: 8	R: 0	H: 1	E: 0	K: 1	S: 6	R: 0	H: 1	E: 0	K: 1	S: 4	R: 0	H: 0	E: 0	K: 1	S: 5	R: 0	H: 0	E: 0	K: 1	S: 5	R: 1	H: 1	E: 0	K: 0	S: 4
	0	0	0	2	2	4	4	1	0	8	0	1	0	1	6	0	0	0	0	4	0	0	0	0	5	1	1	0	0	0	1	1	0	8	

PITCHER	IP	WLS	BF	H	R	ER	SO	BB	IBB	HBP	BLK	WP	HR	S	P	ERA	WHIP
Andy Hawkins, R ERA: 2.96	2.0	L	12	4	4	2	0	2	0	0	0	1	0	10	18	9.00	3.000
Elias Sosa, R ERA: 5.08	4.0		15	3	0	0	3	0	0	0	0	0	0	21	21	0.00	0.750
Sid Monge, L ERA: 3.1	2.0		8	1	1	1	1	1	0	0	0	0	0	9	13	4.50	1.000

**BOTTOM**


**San Diego Padres @ San Francisco Giants**  
Candlestick Park, San Francisco, CA

Fri Jun 24 1983, 10:05 PM EDT  
Att. 13,966 - Unknown

AB	R	H	RBI	BB	SO	LOB
3	0	0	0	1	0	2
4	0	1	1	0	0	2
3	0	0	0	1	1	1
4	0	1	0	0	0	2
3	0	1	0	0	0	0
3	2	1	0	1	2	2
4	1	2	1	0	1	1
4	1	1	1	0	0	1
3	1	1	1	0	0	1

AB	31
R	5
H	8
RBI	4
BB	3
SO	4
LOB	12

WP: 1 PA: 35  
PB: 0  
SB: 3  
CS: 0



Batter	1	2	3	4	5	6	7	8	9	AB R H RBI BB SO LOB	TOP																	
Luis Salazar, R (1, 5) OBP: 0.320, SLG: 0.363	0-0 F8		0-0 F3		0-0 2B		0-0 FC5-2 1B		0-0 SH3-4 1B	5 0 2 0 0 0 2																		
Alan Wiggins, S (1, 8) Kurt Bevacqua, R (7, PH) John Montefusco, R (7, 1) Gary Lucas, L (9, 1)	0-0 F8		0-0 F8		0-0 5-3		0-0 1B		0-0 SH3-4	3 0 0 0 0 0 1 1 0 1 1 0 0 0 0 0 0 0 0 0 0 0 0 0 0 0 0 0																		
Steve Garvey, R (1, 3) OBP: 0.345, SLG: 0.473	0-0 BB 2B		0-0 F6		0-0 F7		0-3 K		4-0 IBB	4 0 1 0 1 1 2																		
Terry Kennedy, L (1, 2) OBP: 0.354, SLG: 0.425	4-0 BB IBB			0-0 2B		0-3 K		0-0 F6	0-3 K	4 0 1 0 1 2 2																		
Sixto Lezcano, R (1, 9) OBP: 0.336, SLG: 0.328	4-0 1-2 2-3 BB			0-3 K		0-3 K		0-0 6-3		3 0 0 0 1 2 1																		
Garry Templeton, S (1, 6) OBP: 0.290, SLG: 0.365	0-0 F7			0-3 K			0-0 FC6-4 1B	0-0 E4 1B		4 1 1 0 0 1 4																		
Tony Gwynn, L (1, 7) OBP: 0.316, SLG: 0.333		0-0 F8		0-0 F7			0-0 FC6-4 1B	0-0 1B		4 1 1 1 0 0 2																		
Juan Bonilla, R (1, 4) OBP: 0.308, SLG: 0.319		0-0 F9			0-0 F9		0-0 1B FC5-2 1B	0-0 L4		4 0 1 0 0 0 1																		
Ed Whitson, R (1, 1) Ruppert Jones, L (7, PH) (7, 8) OBP: 0.118, SLG: 0.118 OBP: 0.273, SLG: 0.314		0-0 5-3			0-0 5-3		0-0 1B FC5-2 1B		0-3 K	2 0 0 0 0 0 0 2 1 1 1 0 1 0																		
<b>Inning Stats</b>	R: 0 E: 0 K: 0 S: 4	H: 1 LOB: 3 BB: 2 P: 12	R: 0 E: 0 K: 0 S: 3	H: 0 LOB: 0 BB: 0 P: 3	R: 0 E: 0 K: 2 S: 3	H: 1 LOB: 1 BB: 0 P: 8	R: 0 E: 0 K: 2 S: 4	H: 1 LOB: 1 BB: 0 P: 4	R: 0 E: 0 K: 2 S: 7	H: 0 LOB: 0 BB: 0 P: 7	R: 2 E: 0 K: 1 S: 9	H: 4 LOB: 2 BB: 0 P: 9	R: 1 E: 1 K: 0 S: 5	H: 1 LOB: 1 BB: 0 P: 5	R: 0 E: 0 K: 2 S: 8	H: 1 LOB: 2 BB: 1 P: 12	1B: 6 2B: 3 3B: 0 HR: 0	SF: 0 SAC: 1 DP: 0 HBP: 0	WP: 0 PB: 0 SB: 1 CS: 0	PA: 40								
<b>PITCHER</b>	IP WLS BF H R ER SO BB IBB HBP BLK WP HR S P ERA WHIP																											
Fred Breining, R (1, 1) ERA: 3.63	6.1		27	6	2	2	4	1	1	0	0	0	0	33	41	2.84	1.105											
Greg Minton, R (7, 1) ERA: 4.17	0.2		3	1	0	0	1	0	0	0	0	0	0	5	5	0.00	1.500											
Gary Lavelle, L (8, 1) ERA: 1.98	2.0	L	10	2	1	0	2	0	1	0	0	0	0	13	17	0.00	1.000											

San Diego Padres @ San Francisco Giants  
 Candlestick Park, San Francisco, CA  
 Sat Jun 25 1983, 6:33 AM EDT  
 Att. 17,082 - Unknown

AB	36
R	3
H	9
RBI	3
BB	3
SO	7
LOB	15





Batter	1	2	3	4	5	6	7	8	9	AB	R	H	RBI	BB	SO	LOB
Johnnie LeMaster, R OBP: 0.390, SLG: 0.380	4-0 S 1B BB	4-0 BB		x 0-0 L4-3 1-2			x 0-0 CS 1B			2	1	1	0	2	0	1
Tom O'Malley, L OBP: 0.357, SLG: 0.363	0-3 K 1-2	0-0 G3			x 0-0 G3		0-0 CS 1-2	0-0 F7		4	0	0	0	0	1	4
Darrell Evans, L OBP: 0.405, SLG: 0.596	4-0 1B E BB		x 0-0 F5		x 0-0 F5		x 0-0 F8			3	1	0	0	1	0	0
Jack Clark, R OBP: 0.347, SLG: 0.452	0-0 E8 7-4 1-1 2-1 1B		x 0-0 BB 1B		x 0-0 6-3		x 0-0 F5			4	0	2	1	0	0	0
Chili Davis, S OBP: 0.309, SLG: 0.388	0-0 7-4 2-3f		0-3 K		x 0-0 F9			x 0-0 F1		4	0	0	0	0	1	2
Jeffrey Leonard, R OBP: 0.299, SLG: 0.373		x 0-0 1B 1B	4-0 1-2 BB		x 0-0 F7			4-0 G6-3 BB		2	0	1	0	2	0	0
Joel Youngblood, R OBP: 0.298, SLG: 0.448		x 0-0 S 1B	0-0 F5		x 0-0 F8			x 0-0 G6-3 1-2f		3	0	1	0	0	0	2
Champ Summers, L (9, PH) OBP: 0.364, SLG: 0.188		1-3 K								1	0	0	0	0	0	1
John Rabb, R OBP: 0.333, SLG: 0.583		x 0-0 F3 1-2		x 0-0 F7			x 0-0 8-3 1B			3	0	1	0	0	0	2
Fred Breining, R OBP: 0.200, SLG: 0.182		0-3 K		x 0-0 L4-3 1B			x 0-0 8-3 1-2f			2	0	1	0	0	1	2
Greg Minton, S OBP: 0.333, SLG: 0.333										0	0	0	0	0	0	0
Milt May, L OBP: 0.310, SLG: 0.323										1	0	0	0	0	0	1
Gary Lavelle, S OBP: 0.310, SLG: 0.323										0	0	0	0	0	0	0

Inning Stats	R: 2	H: 1	E: 1	K: 1	S: 5	LOB: 0	BB: 2	P: 13	R: 0	H: 2	E: 0	K: 1	S: 7	LOB: 3	BB: 1	P: 11	R: 0	H: 1	E: 0	K: 1	S: 6	LOB: 2	BB: 1	P: 10	R: 0	H: 1	E: 0	K: 0	S: 3	LOB: 0	BB: 0	P: 3	R: 0	H: 0	E: 0	K: 0	S: 3	LOB: 0	BB: 0	P: 3	R: 0	H: 0	E: 0	K: 0	S: 3	LOB: 0	BB: 0	P: 3	R: 0	H: 2	E: 0	K: 0	S: 3	LOB: 0	BB: 0	P: 3	R: 0	H: 0	E: 0	K: 0	S: 2	LOB: 0	BB: 1	P: 6	1B: 7	2B: 3	3B: 0	HR: 0	SF: 0	SAC: 0	DP: 4	HBP: 0	WP: 0	PA: 35
PITCHER	IP	WLS	BF	H	R	ER	SO	BB	IBB	HBP	BLK	WP	HR	S	P	ERA	WHIP																																																									
Ed Whitson, R ERA: 3.12	(1, 1)	6.0		25	5	2	1	3	4	0	0	0	0	27	43	1.50	1.500																																																									
John Montefusco, R ERA: 5.01	(7, 1)	2.1	W	8	2	0	0	1	0	0	0	0	0	7	11	0.00	1.286																																																									
Gary Lucas, L ERA: 2.52	(9, 1)	0.2	S	1	0	0	0	0	0	0	0	0	0	1	1	0.00	0.000																																																									

**BOTTOM**

**San Diego Padres @ San Francisco Giants**  
Candlestick Park, San Francisco, CA

Sat Jun 25 1983, 6:33 AM EDT  
Att. 17,082 - Unknown

livebaseballscorecards.com

AB	29
R	2
H	7
RBI	1
BB	5
SO	3
LOB	15



Batter	1	2	3	4	5	6	7	8	9	AB R H RBI BB SO LOB	TOP									
Luis Salazar, R (1, 5) OBP: 0.318, SLG: 0.361	0-3 K		0-0 F9			0-0 E6			0-0 FC9-6 1B	4 0 1 0 0 1 0	<b>San Diego Padres @ San Francisco Giants</b> Candlestick Park, San Francisco, CA Sun Jun 26 1983, 6:33 AM EDT Unknown <a href="http://livebaseballscorecards.com">livebaseballscorecards.com</a>									
Juan Bonilla, R (1, 4) OBP: 0.304, SLG: 0.314	0-0 5-3			0-3 K		0-0 G6-4-3			0-0 FC9-6	4 0 0 0 0 1 2										
Steve Garvey, R (1, 3) OBP: 0.347, SLG: 0.477	0-0 6-3			0-0 6-3 2B			0-0 G3 SH1-4 1B		0-0 F9	4 0 2 0 0 0 1										
Sixto Lezcano, R (1, 9) OBP: 0.332, SLG: 0.323		0-3 K		0-0 6-3 2B			0-0 SH1-4		0-3 K	3 0 0 0 0 2 2										
Garry Templeton, S (1, 6) OBP: 0.291, SLG: 0.364		0-0 1B		0-0 F9			0-0 G3			3 0 1 0 0 0 2										
Kurt Bevacqua, R (1, 7) OBP: 0.480, SLG: 0.415		0-3 K			0-3 K		0-0 F8			3 0 0 0 0 2 2										
Kevin McReynolds, R (1, 8) OBP: 0.234, SLG: 0.304		0-3 K			0-3 K			0-3 K		3 0 0 0 0 3 1										
Doug Gwosdz, R (1, 2) OBP: 0.174, SLG: 0.050			0-0 5-3		0-0 F8			0-3 K		3 0 0 0 0 1 0										
Tim Lollar, L (1, 1) OBP: 0.259, SLG: 0.182			0-3 K			0-3 K		0-0 5-3		2 0 0 0 0 2 0										
Mario Ramirez, R (8, PH) OBP: 0.385, SLG: 0.338										1 0 0 0 0 0 0										
Andy Hawkins, R (8, 1) OBP: 0.120, SLG: 0.043										0 0 0 0 0 0 0										
<b>Inning Stats</b>	R: 0 E: 0 K: 1 S: 5	H: 0 LOB: 0 BB: 0 P: 5	R: 0 E: 0 K: 3 S: 10	H: 1 LOB: 1 BB: 0 P: 10	R: 0 E: 0 K: 1 S: 5	H: 0 LOB: 0 BB: 0 P: 5	R: 0 E: 0 K: 1 S: 6	H: 1 LOB: 1 BB: 0 P: 6	R: 0 E: 0 K: 2 S: 7	H: 0 LOB: 0 BB: 0 P: 7	R: 0 E: 0 K: 0 S: 4	H: 1 LOB: 1 BB: 0 P: 4	R: 0 E: 0 K: 2 S: 7	H: 0 LOB: 0 BB: 0 P: 7	R: 0 E: 0 K: 1 S: 6	H: 1 LOB: 1 BB: 0 P: 6	1B: 3 2B: 1 3B: 0 HR: 0	SF: 0 SAC: 1 DP: 1 HBP: 0	WP: 0 PB: 0 SB: 0 CS: 0	PA: 31
<b>PITCHER</b> Atlee Hammaker, L (1, 1) ERA: 1.52	IP: 9.0 WLS: W BF: 31 H: 4 R: 0 ER: 0 SO: 12 BB: 0 IBB: 0 HBP: 0 BLK: 0 WP: 0 HR: 0 S: 55 P: 55 ERA: 0.00 WHIP: 0.444																			

AB	30
R	0
H	4
RBI	0
BB	0
SO	12
LOB	10







Batter	1	2	3	4	5	6	7	8	9	AB	R	H	RBI	BB	SO	LOB
Luis Salazar, R (1, 5) OBP: 0.320, SLG: 0.362	0-0 CS 1B		0-0 F8		0-0 F9	0-0 F9		0-0 CS 1B		5	0	2	0	0	0	1
Alan Wiggins, S (1, 9) OBP: 0.348, SLG: 0.312	0-0 4-3 1-2		4-0 2B BB		0-0 1-3		0-0 4-3	0-0 CS 1-2	0-0 5-3	4	1	0	0	1	0	1
Steve Garvey, R (1, 3) OBP: 0.348, SLG: 0.479	0-0 F7		0-0 F7		0-0 2B		0-0 4-3 1B		0-0 6-3	5	2	2	0	0	0	1
Terry Kennedy, L (1, 2) OBP: 0.354, SLG: 0.426		0-0 4-3	0-0 1-H 2B		4-0 2B IBB		0-0 4-3		0-0 G3	4	0	1	1	1	0	1
Ruppert Jones, L (1, 8) OBP: 0.280, SLG: 0.329		0-0 HBP 4-3 1B	0-0 F6		0-0 1-3 2-H 2B		0-0 WP 1B			3	0	2	1	0	0	1
Kurt Bevacqua, R (7, PH) OBP: 0.490, SLG: 0.429							0-0 2-H 1B			1	0	1	1	0	0	0
Tony Gwynn, L (1, 7) OBP: 0.304, SLG: 0.318		0-0 4-3 1-2		0-3 K	0-0 1-3		0-0 WP 1B			4	0	1	0	0	1	3
Tim Flannery, L (1, 4) OBP: 0.352, SLG: 0.416		4-0 HBP IBB		0-0 2B		0-0 F8	0-0 4-3			2	0	1	0	1	0	0
Juan Bonilla, R (7, PH) OBP: 0.303, SLG: 0.313							1-2 2-3			1	0	0	0	0	0	2
Mario Ramirez, R (1, 6) OBP: 0.379, SLG: 0.325		1-0 1-2 2-3 HBP		0-3 K		0-0 F8		0-0 6-3		3	0	0	0	0	1	1
Eric Show, R (1, 1) OBP: 0.229, SLG: 0.235		0-3 K		0-3 K		0-0 2B		0-3 K		2	0	0	0	0	2	4
Sixto Lezcano, R (6, PH) OBP: 0.335, SLG: 0.332										1	0	1	0	0	0	0
Luis DeLeon, R (6, 1) OBP: 0.167, SLG: 0.167										0	0	0	0	0	0	0
Kevin McReynolds, R (8, PH) OBP: 0.231, SLG: 0.300										1	0	0	0	0	1	0
Sid Monge, S (8, 1) OBP: 0.250, SLG: 0.250										0	0	0	0	0	0	0

Inning Stats	R: 0	H: 1	R: 0	H: 1	R: 1	H: 1	R: 0	H: 1	R: 1	H: 2	R: 0	H: 1	R: 1	H: 3	R: 0	H: 1	R: 0	H: 0
	E: 0	LOB: 0	E: 0	LOB: 3	E: 0	LOB: 1	E: 0	LOB: 1	E: 0	LOB: 2	E: 0	LOB: 1	E: 0	LOB: 2	E: 0	LOB: 0	E: 0	LOB: 0
	K: 0	BB: 0	K: 1	BB: 1	K: 3	BB: 0	K: 0	BB: 1	K: 0	BB: 1	K: 3	BB: 0	K: 0	BB: 0	K: 1	BB: 0	K: 0	BB: 0
	S: 3	P: 3	S: 6	P: 11	S: 4	P: 8	S: 10	P: 10	S: 5	P: 9	S: 4	P: 4	S: 6	P: 6	S: 5	P: 5	S: 3	P: 3


PITCHER	IP	WLS	BF	H	R	ER	SO	BB	IBB	HBP	BLK	WP	HR	S	P	ERA	WHIP
Bill Laskey, R (1, 1) ERA: 4.67	6.0	W	28	7	2	2	4	1	2	1	0	0	0	32	45	3.00	1.333
Gary Lavelle, L (7, 1) ERA: 2.04	3.0	S	12	4	1	1	1	0	0	0	0	1	0	14	14	3.00	1.333

**TOP**

**San Diego Padres @ San Francisco Giants**  
Candlestick Park, San Francisco, CA

Sun Jun 26 1983, 6:38 AM EDT  
Att. 28,607 - Unknown

<b>AB</b>	<b>36</b>
<b>R</b>	<b>3</b>
<b>H</b>	<b>11</b>
<b>RBI</b>	<b>3</b>
<b>BB</b>	<b>3</b>
<b>SO</b>	<b>5</b>
<b>LOB</b>	<b>15</b>



<b>WP</b>	<b>1</b>	<b>PA</b>	<b>41</b>
<b>PB</b>	<b>0</b>		
<b>SB</b>	<b>0</b>		
<b>CS</b>	<b>2</b>		

livebaseballscorecards.com





Batter	1	2	3	4	5	6	7	8	9	AB R H RBI BB SO LOB	TOP																	
Johnnie LeMaster, R (1, 6) OBP: 0.374, SLG: 0.362	0-3 K		0-0 F8	0-3 K		0-0 9-2			0-0 F3	5 0 0 0 0 2 4																		
Brad Wellman, R (1, 4) OBP: 0.302, SLG: 0.274 Darrell Evans, L (9, PH) OBP: 0.404, SLG: 0.588	4-0 5-3 BB		0-0 FC1-6 2B		0-0 6-3			0-0 F8	0-0 E 1B	3 0 1 0 1 0 0 1 0 1 0 0 0 0																		
Chris Smith, S (1, 7) Max Venable, L (8, 7) OBP: 0.265, SLG: 0.393 Joel Youngblood, R (9, PH) OBP: 0.296, SLG: 0.444	0-0 5-3 1-2		0-0 FC1-6 2B		0-3 K			0-0 G3	0-0 E4 1-2	4 1 0 0 0 1 2 0 0 0 0 0 0 0 1 0 0 0 0 0 1																		
Jack Clark, R (1, 9) OBP: 0.343, SLG: 0.449	0-0 F9		0-0 1-H 1B 2B		0-0 5-3			0-0 F8	0-0 1-3	5 1 1 1 0 0 3																		
Jeffrey Leonard, R (1, 8) OBP: 0.306, SLG: 0.382		0-3 K	0-0 2-H 1B			0-0 1B 1B		0-0 SH1-3 SF9 1B		4 2 3 1 0 1 0																		
Rich Murray, R (1, 3) Dave Bergman, L (8, PH) OBP: 0.323, SLG: 0.259		0-0 4-3	0-0 F4			0-0 1B 1-2 9-2 1B		0-0 SH1-3 1-3		3 0 1 0 0 0 1 0 0 0 0 0 0 0																		
Bob Brenly, R (1, 2) OBP: 0.282, SLG: 0.333		0-0 2B		0-0 6-3		0-0 F8		0-0 SF9		3 0 1 1 0 0 2																		
Joe Pettini, R (1, 5) OBP: 0.194, SLG: 0.182 Greg Minton, S (8, 1) OBP: 0.333, SLG: 0.333 Jim Barr, R (8, 1) OBP: 0.143, SLG: 0.286		4-0 BB		0-3 K		0-0 1-3 2-H 1B		0-0 1-4-3		3 0 1 1 1 1 0 0 0 0 0 0 0 0 0 0 0 0 0 0 0																		
Mark Davis, L (1, 1) Milt May, L (6, PH) OBP: 0.308, SLG: 0.321 Andy McGaffigan, R (6, 1) OBP: 0.083, SLG: 0.087 Tom O'Malley, L (8, 5) OBP: 0.349, SLG: 0.354		0-0 L4		4-0 BB		0-0 FC		0-0 F8		1 0 0 0 1 0 2 1 0 0 0 0 0 2 0 0 0 0 0 0 0 1 0 0 0 0 0 0																		
<b>Inning Stats</b>	R: 0 E: 0 K: 1 S: 5	H: 0 LOB: 1 BB: 1 P: 9	R: 0 E: 0 K: 1 S: 6	H: 1 LOB: 2 BB: 1 P: 10	R: 2 E: 0 K: 0 S: 6	H: 3 LOB: 1 BB: 0 P: 6	R: 0 E: 0 K: 2 S: 7	H: 0 LOB: 1 BB: 1 P: 11	R: 0 E: 0 K: 1 S: 5	H: 0 LOB: 0 BB: 0 P: 5	R: 1 E: 0 K: 0 S: 6	H: 3 LOB: 2 BB: 0 P: 6	R: 0 E: 0 K: 0 S: 3	H: 0 LOB: 0 BB: 0 P: 3	R: 1 E: 0 K: 0 S: 4	H: 1 LOB: 0 BB: 0 P: 4	R: 0 E: 1 K: 0 S: 5	H: 1 LOB: 2 BB: 0 P: 5	1B: 6 2B: 4 3B: 0 HR: 0	SF: 1 SAC: 1 DP: 1 HBP: 0	WP: 0 PB: 0 SB: 1 CS: 0	PA: 40						
<b>PITCHER</b>	IP WLS BF H R ER SO BB IBB HBP BLK WP HR S P ERA WHIP																											
Joe Price, L (1, 1) ERA: 3.08	5.1		27	7	3	3	5	3	0	0	0	0	0	0	34	46	5.06	1.875										
Rich Gale, R (6, 1) ERA: 5.3	1.2		4	0	0	0	0	0	0	0	0	0	0	4	4	0.00	0.000											
Ted Power, R (8, 1) ERA: 4.72	1.2	W	6	1	1	1	0	0	0	0	0	0	0	6	6	5.40	0.600											
Bill Scherrer, L (9, 1) ERA: 2.98	0.0		2	1	0	0	0	0	0	0	0	0	0	2	2	∞	∞											
Ben Hayes, R (9, 1) ERA: 7.36	0.1	S	1	0	0	0	0	0	0	0	0	0	0	1	1	0.00	0.000											

San Francisco Giants @ Cincinnati Reds  
Riverfront Stadium, Cincinnati, OH

Tue Jun 28 1983, 7:05 PM EDT  
Att: 10,382 - Unknown

AB	35
R	4
H	9
RBI	4
BB	3
SO	5
LOB	17





Batter	1	2	3	4	5	6	7	8	9	AB	R	H	RBI	BB	SO	LOB
<b>Gary Redus, R</b> OBP: 0.343, SLG: 0.470 (1, 7)	0-0 3B 2B	0-0 F8			0-0 F8			0-0 F9		4	1	1	0	0	0	1
<b>Eddie Milner, L</b> OBP: 0.338, SLG: 0.335 (1, 8)	0-0 2-H E 3B		0-0 F7		0-0 CS 1-3 1B			0-0 E S 2B 1B		4	2	3	1	0	0	0
<b>Dave Concepcion, R</b> OBP: 0.284, SLG: 0.281 (1, 6)	0-0 5-3		0-0 F4		0-0 CS 1-2	0-0 5-3		0-0 BB 1-H 1B 2B		4	1	1	1	0	0	1
<b>Johnny Bench, R</b> OBP: 0.307, SLG: 0.405 (1, 3)	0-0 E5 3-H		0-0 F5			0-0 6-3		4-0 BB BB BB BB 1B BB FC1-2 BB		3	0	0	1	1	0	0
<b>Alan Knicely, R</b> OBP: 0.360, SLG: 0.341 (1, 9)	0-3 K			0-0 F8		4-0 BB BB BB BB BB		4-0 FC1-2 1B BB		2	0	0	0	2	1	1
<b>Paul Householder, S</b> OBP: 0.346, SLG: 0.409 (9, 9)								1-2 2-3 BB		0	0	0	0	0	0	0
<b>Nick Esasky, R</b> OBP: 0.250, SLG: 0.189 (1, 5)	0-0 F3			0-0 6-3		0-0 F9		0-0 FC1-2 1B		3	0	0	0	0	0	2
<b>Wayne Krenchicki, L</b> OBP: 0.357, SLG: 0.311 (8, PH) (9, 5)								1-2 2-3 3-H		1	0	1	1	0	0	0
<b>Ron Oester, S</b> OBP: 0.331, SLG: 0.432 (1, 4)		0-0 F7		0-0 F6			0-3 K	0-0 FC1-2 1-2 2-3 3-H		4	0	0	0	0	1	3
<b>Dann Bilardello, R</b> OBP: 0.255, SLG: 0.331 (1, 2)		0-0 HR			0-0 F9		0-0 4-3	0-0 5-3		4	1	1	1	0	0	3
<b>Joe Price, R</b> OBP: 0.138, SLG: 0.074 (1, 1)		0-3 K			4-0 1B BB		0-0 F9			1	0	0	0	1	1	0
<b>Rich Gale, R</b> OBP: 0.250, SLG: 0.214 (6, 1)										0	0	0	0	0	0	0
<b>Duane Walker, L</b> OBP: 0.354, SLG: 0.484 (7, PH) (8, 1)										0	0	0	0	0	0	0
<b>Ted Power, R</b> OBP: 0.400, SLG: 0.250 (9, 1)										0	0	0	0	0	0	0
<b>Bill Scherrer, L</b> OBP: 0.400, SLG: 0.250 (9, 1)										0	0	0	0	0	0	0
<b>Ben Hayes, R</b> OBP: 0.400, SLG: 0.250 (9, 1)										0	0	0	0	0	0	0

Inning Stats	R: 2	H: 2	E: 1	LOB: 1	K: 1	BB: 0	S: 8	P: 8	R: 1	H: 1	E: 0	LOB: 0	K: 1	BB: 0	S: 6	P: 6	R: 0	H: 0	E: 0	LOB: 0	K: 0	BB: 0	S: 3	P: 3	R: 0	H: 0	E: 0	LOB: 0	K: 0	BB: 0	S: 3	P: 3	R: 0	H: 1	E: 0	LOB: 1	K: 0	BB: 1	S: 3	P: 7	R: 0	H: 0	E: 0	LOB: 1	K: 0	BB: 1	S: 3	P: 7	R: 0	H: 0	E: 0	LOB: 0	K: 1	BB: 0	S: 5	P: 5	R: 2	H: 3	E: 0	LOB: 3	K: 0	BB: 2	S: 6	P: 14
--------------	------	------	------	--------	------	-------	------	------	------	------	------	--------	------	-------	------	------	------	------	------	--------	------	-------	------	------	------	------	------	--------	------	-------	------	------	------	------	------	--------	------	-------	------	------	------	------	------	--------	------	-------	------	------	------	------	------	--------	------	-------	------	------	------	------	------	--------	------	-------	------	-------

PITCHER	IP	WLS	BF	H	R	ER	SO	BB	IBB	HBP	BLK	WP	HR	S	P	ERA	WHIP
<b>Mark Davis, L</b> ERA: 3.6 (1, 1)	5.0		20	4	3	3	2	1	0	0	0	0	1	23	27	5.40	1.000
<b>Andy McGaffigan, R</b> ERA: 4.32 (6, 1)	2.1		9	1	1	1	1	1	0	0	0	0	0	10	14	3.86	0.857
<b>Greg Minton, R</b> ERA: 4.39 (8, 1)	0.0	L	4	2	1	1	0	2	0	0	0	0	0	2	10	∞	∞
<b>Jim Barr, R</b> ERA: 4.57 (8, 1)	0.2		2	0	0	0	0	0	0	0	0	0	0	2	2	0.00	0.000


**BOTTOM**

**San Francisco Giants @ Cincinnati Reds**  
Riverfront Stadium, Cincinnati, OH

Tue Jun 28 1983, 7:05 PM EDT  
Att. 10,382 - Unknown

<b>AB</b>	<b>31</b>
<b>R</b>	<b>5</b>
<b>H</b>	<b>7</b>
<b>RBI</b>	<b>5</b>
<b>BB</b>	<b>4</b>
<b>SO</b>	<b>3</b>
<b>LOB</b>	<b>11</b>

livebaseballscorecards.com



WP	PA	ERA	WHIP
0	36		

Batter	1	2	3	4	5	6	7	8	9	AB R H RBI BB SO LOB	TOP																	
Johnnie LeMaster, R OBP: 0.368, SLG: 0.355 (1, 6)	0-0 5-3	0-0 FC5		0-0 FC5-4		0-0 6-3			0-0 F8	5 0 0 0 0 0 4																		
Tom O'Malley, L OBP: 0.346, SLG: 0.364 (1, 5)	0-0 4-3		0-0 F7		0-0 F8		0-0 G3		0-0 HR	5 1 1 1 0 0 0																		
Joe Pettini, R OBP: 0.194, SLG: 0.182 (9, 5)										0 0 0 0 0 0 0																		
Darrell Evans, L OBP: 0.401, SLG: 0.579 (1, 3)	0-0 F8		0-0 F9		4-0 1B BB		0-0 6-3		0-0 4-3	4 1 0 0 1 0 0																		
Jack Clark, R OBP: 0.345, SLG: 0.451 (1, 9)		4-0 BB 1B BB	0-3 K		0-0 F7		0-0 1B 2B			3 2 1 0 1 1 1																		
Jeffrey Leonard, R OBP: 0.313, SLG: 0.403 (1, 8)		0-3 K		0-0 HR	0-0 1B		0-0 CS 1B			4 1 3 3 0 1 1																		
Chris Smith, S OBP: 0.236, SLG: 0.167 (1, 7)		0-0 BB BB 1B		0-0 F7	4-0 FC5-4 IBB		0-0 CS	0-0 F6		2 1 1 0 1 0 0																		
Max Venable, L OBP: 0.263, SLG: 0.389 (7, 7)		1-2 BB BB 1B			1-2 IBB		0-0 1-2			1 0 0 0 0 0 0																		
Bob Brenly, R OBP: 0.286, SLG: 0.349 (1, 2)		4-0 FC5 BB BB		0-0 3B	0-0 FC5-4		0-3 K			3 0 1 0 1 1 2	AB 32																	
Brad Wellman, R OBP: 0.310, SLG: 0.267 (1, 4)		4-0 1-2 2-3 3-H BB		4-0 FC5-4 BB		0-3 K		0-3 K		2 0 0 1 2 2 0	R 6																	
Mike Krukow, R OBP: 0.310, SLG: 0.320 (1, 1)		0-0 SF8		0-0 F7		0-0 F8			0-3 K	2 0 0 1 0 0 2	H 7																	
Gary Lavelle, S OBP: 0.333, SLG: 0.333 (7, 1)										1 0 0 0 0 1 0	RBI 6																	
Greg Minton, S OBP: 0.143, SLG: 0.286 (9, 1)										0 0 0 0 0 0 0	BB 6																	
Jim Barr, R OBP: 0.143, SLG: 0.286 (9, 1)										0 0 0 0 0 0 0	SO 6																	
<b>Inning Stats</b>	R: 0 E: 0 K: 0 S: 3	H: 0 LOB: 0 BB: 0 P: 3	R: 2 E: 0 K: 1 S: 6	H: 1 LOB: 2 BB: 3 P: 18	R: 0 E: 0 K: 1 S: 5	H: 0 LOB: 0 BB: 0 P: 5	R: 1 E: 0 K: 0 S: 5	H: 2 LOB: 2 BB: 1 P: 9	R: 1 E: 0 K: 0 S: 4	H: 1 LOB: 2 BB: 2 P: 12	R: 0 E: 0 K: 1 S: 5	H: 0 LOB: 0 BB: 0 P: 5	R: 1 E: 0 K: 0 S: 4	H: 2 LOB: 0 BB: 0 P: 4	R: 0 E: 0 K: 2 S: 7	H: 0 LOB: 0 BB: 0 P: 7	R: 1 E: 0 K: 1 S: 6	H: 1 LOB: 0 BB: 0 P: 6	1B: 3 2B: 1 3B: 1 HR: 2	SF: 1 SAC: 0 DP: 0 HBP: 0	WP: 0 PB: 0 SB: 1 CS: 1	PA: 40						
<b>PITCHER</b>	IP WLS BF H R ER SO BB IBB HBP BLK WP HR S P ERA WHIP																											
Bruce Berenyi, R ERA: 3.7 (1, 1)	5.0		25	4	4	4	2	5	1	0	0	0	0	1	23	47	7.20	1.800										
Rich Gale, R ERA: 5.28 (6, 1)	2.0		7	2	1	1	1	0	0	0	0	0	0	0	9	9	4.50	1.000										
Tom Hume, R ERA: 7.88 (8, 1)	0.2		2	0	0	0	1	0	0	0	0	0	0	0	4	4	0.00	0.000										
Ted Power, R ERA: 4.76 (8, 1)	1.1	W	5	1	1	1	2	0	0	0	0	0	1	9	9	6.75	0.750											

San Francisco Giants @ Cincinnati Reds  
Riverfront Stadium, Cincinnati, OH  
Wed Jun 29 1983, 7:05 PM EDT  
Att. 12,339 - Unknown

AB 32  
R 6  
H 7  
RBI 6  
BB 6  
SO 6  
LOB 10



WP: 0 PA: 40  
PB: 0  
SB: 1  
CS: 1

PITCHER IP WLS BF H R ER SO BB IBB HBP BLK WP HR S P ERA WHIP





**San Francisco Giants @ Cincinnati Reds**  
 Riverfront Stadium, Cincinnati, OH

Thu Jun 30 1983, 3:33 AM EDT  
 Att. 8,680 - Unknown

[livebaseballscorecards.com](http://livebaseballscorecards.com)

AB	34
R	5
H	7
RBI	5
BB	7
SO	9
LOB	17



WP:	0	PA:	41
PB:	0		
SB:	1		
CS:	0		

Batter	1	2	3	4	5	6	7	8	9	AB R H RBI BB SO LOB										
Johnnie LeMaster, R (1, 6) OBP: 0.367, SLG: 0.354 Joe Pettini, R (2, 6) OBP: 0.250, SLG: 0.200	0-3 K		0-0 2B 4-3 1B		4-0 BB 6-3 BB		4-0 BB 1-2 BB		0-0 F4	1 0 0 0 0 1 0 2 1 1 0 2 0 1										
Tom O'Malley, L (1, 5) OBP: 0.347, SLG: 0.369	0-0 F7		0-0 4-3 3B 2B		0-0 6-3		0-3 K		0-0 1B 1-3 1B	5 1 2 0 0 1 3										
Darrell Evans, L (1, 3) OBP: 0.400, SLG: 0.574 Rich Murray, R (5, 3) OBP: 0.400, SLG: 0.400	4-0 1B BB		0-0 4-3		0-0 F8		0-3 K		0-0 BB 1-3 1B	2 1 0 1 1 0 2 2 0 1 1 0 1 2										
Jack Clark, R (1, 9) OBP: 0.349, SLG: 0.453 Max Venable, L (5, PH) OBP: 0.264, SLG: 0.382	0-0 FC6-4 1B		0-0 3B BB		0-3 K		0-3 K		4-0 BB 1-2 BB	1 1 1 1 1 0 0 2 0 0 0 1 2 3										
Jeffrey Leonard, R (1, 8) OBP: 0.314, SLG: 0.411 Bob Brenly, R (6, 9) OBP: 0.284, SLG: 0.344	0-0 FC6-4		0-0 3B		0-0 6-3				0-0 F3 F4	3 0 1 2 0 0 1 2 0 0 0 0 0 3										
Chris Smith, S (1, 7)			0-0 F8 1-3		0-0 F6				0-0 F5	4 0 0 0 0 0 1										
Milt May, L (1, 2) OBP: 0.308, SLG: 0.316 John Rabb, R (6, 2) OBP: 0.250, SLG: 0.438			0-0 F9		0-0 F8 BB				0-0 5-3	2 0 0 0 1 0 0 1 0 0 0 0 0 0										
Brad Wellman, R (1, 4) OBP: 0.298, SLG: 0.256			0-0 F4		0-3 K				0-3 K	4 0 0 0 0 3 1										
Fred Breining, R (1, 1) OBP: 0.200, SLG: 0.182 Renie Martin, R (1, 1) OBP: 0.444, SLG: 0.667 Greg Minton, S (4, 1) OBP: 0.633, SLG: 0.333 Dave Bergman, L (7, PH) OBP: 0.353, SLG: 0.259 Andy McGaffigan, R (7, 1) OBP: 0.083, SLG: 0.087 Joel Youngblood, R (8, PH) OBP: 0.302, SLG: 0.449			0-0 F7		0-3 K		4-0 BB BB		0-0 1B 1B	0 0 0 0 0 0 0 2 0 0 0 0 0 1 0 0 0 0 0 0 0 0 0 0 0 0 0 1 0 0 0 0 0 0 0 0 0 1 1 1 0 0 0 0										
<b>Inning Stats</b>	R: 1 E: 0 K: 1 S: 6	H: 1 LOB: 1 BB: 1 P: 10	R: 0 E: 0 K: 0 S: 3	H: 0 LOB: 0 BB: 0 P: 3	R: 3 E: 0 K: 0 S: 6	H: 3 LOB: 1 BB: 1 P: 10	R: 0 E: 0 K: 2 S: 7	H: 0 LOB: 0 BB: 0 P: 7	R: 0 E: 0 K: 1 S: 5	H: 0 LOB: 1 BB: 1 P: 9	R: 0 E: 0 K: 3 S: 9	H: 0 LOB: 2 BB: 2 P: 17	R: 0 E: 0 K: 0 S: 3	H: 0 LOB: 0 BB: 0 P: 3	R: 1 E: 0 K: 1 S: 8	H: 3 LOB: 3 BB: 1 P: 12	1B: 5 2B: 1 3B: 1 HR: 0	SF: 0 SAC: 0 DP: 0 HBP: 0	WP: 0 PA: 41	
<b>PITCHER</b>	IP WLS BF H R ER SO BB IBB HBP BLK WP HR S P ERA WHIP																			
Charlie Puleo, R (1, 1) ERA: 5.34	6.0 W 27 4 4 4 5 5 0 0 0 0 0 0 32 52 6.00 1.500																			
Ted Power, R (7, 1) ERA: 4.68	3.0 S 14 3 1 1 4 2 0 0 0 0 0 0 20 28 3.00 1.667																			





Batter	1	2	3	4	5	6	7	8	9	AB R H RBI BB SO LOB	TOP											
Joel Youngblood, R (1, 5) OBP: 0.305, SLG: 0.443	4-0 BB 1B	0-0 1B		0-0 F9		0-0 4-3		0-0 5-3		4 1 1 0 1 0 2												
Darrell Evans, L (1, 3) OBP: 0.400, SLG: 0.571	0-0 F7	0-0 FC4-6 1B			0-0 1B BB SF8	0-0 F7		0-0 F9		5 1 2 0 0 0 1												
Jack Clark, R (1, 9) OBP: 0.350, SLG: 0.448	4-0 HBP 1B 1-2 BB	0-0 FC4-6			4-0 1B 1-2 1B BB	0-0 5-3		0-3 K		3 1 0 0 2 1 2												
Jeffrey Leonard, R (1, 8) OBP: 0.315, SLG: 0.411	0-0 HBP 1B 1-2 2-H		0-3 K		0-0 1B 1-2 2-3 1B		0-0 5-3	0-3 K		5 1 2 1 0 2 0												
Bob Brenly, R (1, 2) OBP: 0.276, SLG: 0.336	0-0 F9		0-0 F8		0-0 SF8		0-3 K			3 0 0 1 0 1 2												
Chris Smith, S (1, 7) OBP: 0.267, SLG: 0.154 Max Venable, L (7, 7) OBP: 0.264, SLG: 0.382	1-0 HBP		0-0 F9		0-0 1B 1-2 2-H 1B		0-3 K			3 0 1 1 0 1 0 0 0 0 0 0 0 0												
Brad Wellman, R (1, 4) OBP: 0.306, SLG: 0.266	0-0 F4			0-0 4-3 5-3 1B	0-0 1B 1-2 2-H 1B		0-0 F3			4 0 2 1 0 0 3												
Joe Pettini, R (1, 6) OBP: 0.227, SLG: 0.179		0-0 5-3		0-0 5-3	0-0 F8		0-0 5-3			4 0 0 0 0 0 3												
Bill Laskey, R (1, 1) OBP: 0.275, SLG: 0.121 Jim Barr, R (8, 1) OBP: 0.143, SLG: 0.286		0-3 K		0-0 4-3	0-0 5-3		0-0 1B			4 0 1 0 0 1 3 0 0 0 0 0 0 0												
<b>Inning Stats</b>	R: 1 E: 0 K: 0 S: 4	H: 1 LOB: 3 BB: 2 P: 13	R: 0 E: 0 K: 1 S: 7	H: 2 LOB: 2 BB: 0 P: 7	R: 0 E: 0 K: 1 S: 5	H: 0 LOB: 0 BB: 0 P: 5	R: 0 E: 0 K: 0 S: 4	H: 1 LOB: 1 BB: 0 P: 4	R: 3 E: 0 K: 0 S: 7	H: 4 LOB: 2 BB: 1 P: 11	R: 0 E: 0 K: 0 S: 3	H: 0 LOB: 0 BB: 0 P: 3	R: 0 E: 0 K: 2 S: 7	H: 0 LOB: 0 BB: 0 P: 7	R: 0 E: 0 K: 0 S: 4	H: 1 LOB: 1 BB: 0 P: 4	R: 0 E: 0 K: 2 S: 7	H: 0 LOB: 0 BB: 0 P: 7	1B: 9 2B: 0 3B: 0 HR: 0	SF: 1 SAC: 0 DP: 0 HBP: 1	WP: 0 PB: 0 SB: 0 CS: 0	PA: 40
<b>PITCHER</b>	IP WLS BF H R ER SO BB IBB HBP BLK WP HR S P ERA WHIP																					
Tim Lollar, L (1, 1) ERA: 5.08	4.1 L 24 7 4 4 2 3 0 1 0 0 0 0 24 37 8.31 2.308																					
Luis DeLeon, R (5, 1) ERA: 2.38	0.2 3 1 0 0 0 0 0 0 0 0 0 0 3 3 0.00 1.500																					
Elias Sosa, R (6, 1) ERA: 5.4	2.0 6 0 0 0 2 0 0 0 0 0 0 0 10 10 0.00 0.000																					
Sid Monge, L (8, 1) ERA: 2.81	2.0 7 1 0 0 2 0 0 0 0 0 0 0 11 11 0.00 0.500																					

San Francisco Giants @ San Diego Padres  
 Jack Murphy Stadium, San Diego, CA  
 Fri Jul 01 1983, 10:05 PM EDT  
 Att: 15,090 - Unknown

AB	35
R	4
H	9
RBI	4
BB	3
SO	6
LOB	16





Batter	1	2	3	4	5	6	7	8	9	AB	R	H	RBI	BB	SO	LOB
Luis Salazar, R OBP: 0.320, SLG: 0.378 (1, 5)	0-0 6-3 ①		0-0 1-3 ②		0-0 F8 ②			0-0 5-3 ①		4	0	0	0	0	0	1
Alan Wiggins, S OBP: 0.350, SLG: 0.315 (1, 8)	0-0 3-1 ②		0-0 4-3 ③		0-3 K ③			0-0 F9 ②		4	0	0	0	0	1	1
Steve Garvey, R OBP: 0.344, SLG: 0.485 (1, 3)	0-0 5-3 ③			0-0 F3 ①		0-0 F6 ①		0-0 HR ①		4	1	1	1	0	0	0
Terry Kennedy, L OBP: 0.353, SLG: 0.430 Gene Richards, L OBP: 0.342, SLG: 0.416 Doug Gwosdz, R OBP: 0.167, SLG: 0.048 (1, 2) (8, PR) (9, 2)		0-0 4-3 ①		0-0 FC4-6 2B		0-0 4-3 ②		0-0 1B ②		4	0	2	0	0	0	0
Sixto Lezcano, R OBP: 0.341, SLG: 0.349 (1, 9)		0-0 G6-3 1B		4-0 FC4-6 BB		0-0 F8 ③		0-3 K ③		3	0	1	0	1	1	1
Tony Gwynn, L OBP: 0.306, SLG: 0.343 (1, 7)		0-0 G6-3 ② ③ 1-2f		0-0 FC4-6 BB ② 1-2f 2-3		0-0 E8 4-3 2B ①		0-0 1-3 ①		4	1	1	0	0	0	3
Juan Bonilla, R OBP: 0.304, SLG: 0.311 (1, 4)			0-0 E5 SH3 1B		4-0 1-2 BB		0-0 4-3 ①		0-0 F8 ②	3	1	0	1	1	0	0
Mario Ramirez, R OBP: 0.367, SLG: 0.313 Ruppert Jones, L OBP: 0.270, SLG: 0.315 (1, 6) (9, PH)			0-0 SH3 ① 2-3		0-3 K ③		0-0 F9 ②		0-3 K ③	2	0	0	0	0	1	3
Tim Lollar, L OBP: 0.286, SLG: 0.217 Luis DelLeon, R OBP: 0.167, SLG: 0.167 Tim Flannery, L OBP: 0.346, SLG: 0.407 Elias Sosa, R OBP: 0.281, SLG: 0.349 Garry Templeton, S OBP: 0.281, SLG: 0.349 Sid Monge, S OBP: 0.250, SLG: 0.250 (1, 1) (5, 1) (5, PH) (6, 1) (7, PH) (8, 1)			0-0 1-3 3-H 1B		0-0 F7 ①		0-3 K ③			1	0	1	1	0	0	0

Inning Stats	R: 0	H: 0	E: 0	K: 0	S: 3	P: 3	R: 0	H: 1	E: 0	K: 0	S: 3	P: 3	R: 1	H: 1	E: 1	K: 1	S: 5	R: 0	H: 1	E: 0	K: 1	S: 6	P: 14	R: 0	H: 0	E: 0	K: 1	S: 5	P: 5	R: 0	H: 0	E: 0	K: 0	S: 3	R: 1	H: 1	E: 1	K: 1	S: 6	R: 1	H: 2	E: 0	K: 1	S: 7	P: 7	R: 0	H: 0	E: 0	K: 1	S: 5	P: 5	1B: 3	2B: 2	3B: 0	HR: 1	SF: 0	SAC: 1	DP: 1	HBP: 0	WP: 0	PB: 0	SB: 0	CS: 0	PA: 35
PITCHER	IP	WLS	BF	H	R	ER	SO	BB	IBB	HBP	BLK	WP	HR	S	P	ERA	WHIP																																															
Bill Laskey, R ERA: 4.5 (1, 1)	7.2	W	31	6	3	2	3	2	0	0	0	0	0	1	35	43	2.35	1.043																																														
Jim Barr, R ERA: 4.4 (8, 1)	1.1	S	4	0	0	0	2	0	0	0	0	0	0	0	8	8	0.00	0.000																																														


**BOTTOM**

**San Francisco Giants @ San Diego Padres**  
Jack Murphy Stadium, San Diego, CA

Fri Jul 01 1983, 10:05 PM EDT  
Att. 15,090 - Unknown

livebaseballscorecards.com

AB	32
R	3
H	6
RBI	3
BB	2
SO	5
LOB	9



Batter	1	2	3	4	5	6	7	8	9	10	AB R H RBI BB SO LOB	TOP											
Johnnie LeMaster, R (1.6) OBP: 0.364, SLG: 0.351	0-0 L5		0-0 1B	0-0 F5			0-0 6-3		0-0 F3		5 0 1 0 0 0 2												
Max Venable, L (1.7) OBP: 0.262, SLG: 0.374	0-0 F5		0-0 F9		0-0 F8		0-0 CS 1B		0-0 4-3		5 0 1 0 0 0 1												
Darrell Evans, L (1.3) OBP: 0.397, SLG: 0.563	0-3 K			4-0 1B 2B BB	0-0 F6		0-0 F7 1-2		0-0 F8		4 1 0 0 1 1 1												
Jack Clark, R (1.9) OBP: 0.351, SLG: 0.445		4-0 CS BB		0-0 2B 1-2 6-3 1B	0-0 F6		0-0 1-3		0-3 K		4 1 1 0 1 1 0												
Jeffrey Leonard, R (1.8) OBP: 0.322, SLG: 0.416		4-0 WP 1-2 BB		0-0 1B 1-3 2-H 2B		4-0 SH1-3 BB		0-0 F9			2 1 1 1 2 0 0												
Joel Youngblood, R (1.4) OBP: 0.299, SLG: 0.432		0-0 F3 1-2		0-0 6-3		0-0 SH1-3 1-2		0-0 F8			3 0 0 1 0 0 2												
Tom O'Malley, L (1.5) OBP: 0.341, SLG: 0.363		0-0 1-3		0-3 K		0-0 L3		0-3 K			4 0 0 0 0 2 3												
Bob Brenly, R (1.2) OBP: 0.282, SLG: 0.336			0-0 F3	0-0 2-H 1B 1B		4-0 IBB		0-3 K			3 1 1 1 1 1 0												
Atlee Hammaker, S (1.1) OBP: 0.159, SLG: 0.119			0-3 K	0-0 2-H 1B		0-0 5-3		4-0 BB			3 0 1 1 1 1 2												
<b>Inning Stats</b>	R: 0 E: 0 K: 1 S: 5	H: 0 LOB: 0 BB: 0 P: 5	R: 0 E: 0 K: 0 S: 2	H: 0 LOB: 1 BB: 2 P: 10	R: 0 E: 0 K: 1 S: 6	H: 1 LOB: 1 BB: 0 P: 6	R: 4 E: 0 K: 1 S: 9	H: 4 LOB: 1 BB: 1 P: 13	R: 0 E: 0 K: 0 S: 3	H: 0 LOB: 0 BB: 0 P: 3	R: 0 E: 0 K: 0 S: 3	H: 1 LOB: 0 BB: 0 P: 3	R: 0 E: 0 K: 0 S: 3	H: 0 LOB: 0 BB: 0 P: 3	R: 0 E: 0 K: 2 S: 7	H: 0 LOB: 1 BB: 1 P: 11	R: 0 E: 0 K: 1 S: 5	H: 0 LOB: 0 BB: 0 P: 5	1B: 5 2B: 1 3B: 0 HR: 0	SF: 0 SAC: 1 DP: 0 HBP: 0	WP: 1 PB: 0 SB: 0 CS: 2	PA: 40	
<b>PITCHER</b>	IP WLS BF H R ER SO BB IBB HBP BLK WP HR S P ERA WHIP																						
Eric Show, R (1.1) ERA: 3.27	3.2		18	5	4	4	3	3	0	0	0	0	1	0	21	33	9.82	2.182					
John Montefusco, R (4.1) ERA: 4.29	3.1		12	1	0	0	0	1	1	0	0	0	0	0	10	18	0.00	0.600					
Luis DeLeon, R (8.1) ERA: 2.28	2.0		7	0	0	0	2	1	0	0	0	0	0	0	10	14	0.00	0.500					
Gary Lucas, L (10.1) ERA: 2.33	1.0	W	3	0	0	0	1	0	0	0	0	0	0	0	5	5	0.00	0.000					

San Francisco Giants @ San Diego Padres  
 Jack Murphy Stadium, San Diego, CA  
 Sat Jul 02 1983, 10:05 PM EDT  
 Att. 18,177 - Unknown

AB	33
R	4
H	6
RBI	4
BB	6
SO	6
LOB	11





BOTTOM

San Francisco Giants @ San Diego Padres  
Jack Murphy Stadium, San Diego, CA

Sat Jul 02 1983, 10:05 PM EDT  
Att: 18,177 - Unknown

livebaseballscorecards.com

AB 37  
R 5  
H 12  
RBI 2  
BB 3  
SO 3  
LOB 17



AB R H RBI BB SO LOB

5 0 1 0 0 0 2

4 1 2 0 0 0 0

4 2 2 0 1 1 0

4 1 2 1 1 1 2

5 1 1 0 0 0 7

3 0 1 0 1 1 0

3 0 1 1 0 0 1

0 0 0 0 0 0 0

1 0 0 0 0 0 0

1 0 0 0 0 0 0

1 0 0 0 0 0 1

0 0 0 0 0 0 0

1 0 0 0 0 0 2

0 0 0 0 0 0 0

1 0 0 0 0 0 0

0 0 0 0 0 0 0

1B: 12 SF: 1

2B: 0 SAC: 2

3B: 0 DP: 3

HR: 0 HBP: 0

WP: 2 PA: 43

PB: 0

SB: 0

CS: 0

10

9

8

7

6

5

4

3

2

1

0

0

0

0-0

0-0

0-0

0-0

0-0

0-0

0-0

0-0

0-0

0-0

0-0

0-0

0-0

0-0

0-0

0-0

0-0

0-0

0-0

0-0

0-0

0-0

0-0

0-0

0-0

0-0

0-0

0-0

0-0

0-0

0-0

0-0

0-0

0-0

0-0

0-0

0-0

0-0

0-0

0-0

0-0

0-0

0-0

0-0

0-0

0-0

0-0

0-0

0-0

0-0

0-0

0-0

0-0

0-0

0-0

0-0

0-0

0-0

0-0

0-0

0-0

0-0

0-0

0-0

0-0

0-0

0-0

0-0

0-0

0-0

0-0

0-0

0-0

0-0

0-0

0-0

0-0

0-0

0-0

0-0

0-0

0-0

0-0

0-0

0-0

0-0

0-0

0-0

0-0

0-0

0-0

0-0

0-0

0-0

0-0

0-0

0-0

0-0

0-0

0-0

0-0

0-0

0-0

0-0

0-0

0-0

0-0

0-0

0-0

0-0

0-0

0-0

0-0

0-0

0-0

0-0

0-0

0-0

0-0

0-0

0-0

0-0

0-0

0-0

0-0

0-0

0-0

0-0

0-0

0-0

0-0

0-0

0-0

0-0

0-0

0-0

0-0

0-0

0-0

0-0

0-0

0-0

0-0

Luis Salazar, R (1, 5)  
OBP: 0.317, SLG: 0.374

Alan Wiggins, S (1, 8)  
OBP: 0.352, SLG: 0.319

Steve Garvey, R (1, 3)  
OBP: 0.348, SLG: 0.485

Sixto Lezcano, R (1, 9)  
OBP: 0.347, SLG: 0.352

Kurt Bevacqua, R (1, 7)  
OBP: 0.443, SLG: 0.442

Garry Templeton, S (1, 6)  
OBP: 0.287, SLG: 0.348

Bruce Bochy, R (1, 2)  
OBP: 0.250, SLG: 0.333

Ruppert Jones, L (9, PR)  
OBP: 0.270, SLG: 0.315

Doug Gwosdz, R (10, 2)  
OBP: 0.160, SLG: 0.045

Juan Bonilla, R (1, 4)  
OBP: 0.307, SLG: 0.314

Eric Show, R (1, 1)  
OBP: 0.222, SLG: 0.229

John Montefusco, R (4, 1)  
OBP: 0.273, SLG: 0.111

Gene Richards, L (7, PH)  
OBP: 0.340, SLG: 0.413

Luis Delmonico, F (8, 1)  
OBP: 0.167, SLG: 0.167

Mario Ramirez, R (9, PH)  
OBP: 0.364, SLG: 0.309

Gary Lucas, L (10, 1)

ATLEE HAMMAKER, L (1, 1)  
ERA: 1.7

IP: 9.2 WLS: L BF: 43 H: 12 R: 5 ER: 4 SO: 3 BB: 0 IBB: 3 HBP: 0 BLK: 1 WP: 2 HR: 0 S: 46 P: 58 ERA: 3.72 WHIP: 1.241

PITCHER

IP: 9.2 WLS: L BF: 43 H: 12 R: 5 ER: 4 SO: 3 BB: 0 IBB: 3 HBP: 0 BLK: 1 WP: 2 HR: 0 S: 46 P: 58 ERA: 3.72 WHIP: 1.241

WP: 2 PA: 43

PB: 0

SB: 0

CS: 0

Batter	1	2	3	4	5	6	7	8	9	AB R H RBI BB SO LOB	TOP																					
Johnnie LeMaster, R OBP: 0.360, SLG: 0.346 (1, 6) X	0-0 5-3 ①		0-0 F1 ②		0-3 K ③			0-0 F7 ①		4 0 0 0 0 1 2	<b>San Francisco Giants @ San Diego Padres</b> Jack Murphy Stadium, San Diego, CA Sun Jul 03 1983, 6:33 AM EDT Att. 20,391 - Unknown <a href="http://livebaseballscorecards.com">livebaseballscorecards.com</a>																					
Darrell Evans, L OBP: 0.392, SLG: 0.554 (1, 5) X	0-0 F9 ②		0-0 F8 ③			0-3 K ①		0-0 G3 ②		4 0 0 0 0 1 1																						
Jack Clark, R OBP: 0.350, SLG: 0.442 (1, 9) X	0-0 F3 ③			0-0 F7 ①		0-0 1B		0-0 F4 ③		4 0 1 0 0 0 0																						
Jeffrey Leonard, R OBP: 0.325, SLG: 0.430 (1, 8) X		0-0 F9 ①		0-0 HR		0-0 F7 ②		0-0 PB 1B		4 1 2 1 0 0 1																						
Joel Youngblood, R OBP: 0.290, SLG: 0.419 (1, 7) X		0-0 E4 FC4-6		0-0 F7 ②		0-0 F8 ③		0-0 F9 ① 1-2		4 0 0 0 0 0 2																						
Rich Murray, R OBP: 0.222, SLG: 0.222 (1, 3) X		0-0 FC4-6 1-2f		0-3 K ③			0-3 K ①		0-0 F8 ②	4 0 0 0 0 2 2																						
John Rabb, R OBP: 0.211, SLG: 0.368 (1, 2) Bob Brenly, R OBP: 0.280, SLG: 0.333 (8, 2)		0-3 K ③			0-0 F6 ①		0-0 F2 ②		0-0 5-3 ③	3 0 0 0 0 1 1 1 0 0 0 0 0 1																						
Brad Wellman, R OBP: 0.315, SLG: 0.278 (1, 4) X			0-0 F2 ①		0-0 SH1-4 1B		0-0 1B			3 0 2 0 0 0 0																						
Mark Davis, L (1, 1) Tom O'Malley, L (7, PH) Andy McGaffigan, R (7, 1)			4-0 BB		0-0 SH1-4 ②		0-0 F7 ③			0 0 0 0 1 0 0 1 0 0 0 0 0 1 0 0 0 0 0 0 0																						
<b>Inning Stats</b>	R: 0 E: 0 K: 0 S: 3	H: 0 LOB: 0 BB: 0 P: 3	R: 0 E: 1 K: 1 S: 6	H: 0 LOB: 1 BB: 0 P: 6	R: 0 E: 0 K: 0 S: 3	H: 0 LOB: 1 BB: 1 P: 7	R: 1 E: 0 K: 1 S: 6	H: 1 LOB: 0 BB: 0 P: 6	R: 0 E: 0 K: 1 S: 6	H: 1 LOB: 1 BB: 0 P: 6	R: 0 E: 0 K: 1 S: 6	H: 1 LOB: 1 BB: 0 P: 6	R: 0 E: 0 K: 0 S: 3	H: 0 LOB: 0 BB: 0 P: 3	R: 0 E: 0 K: 0 S: 4	H: 1 LOB: 1 BB: 0 P: 4	1B: 4 2B: 0 3B: 0 HR: 1	SF: 0 SAC: 1 DP: 0 HBP: 0	WP: 0 PB: 1 SB: 0 CS: 0	PA: 34												
<b>PITCHER</b> Dave Dravecky, L (1, 1) ERA: 3.07	IP 9.0	WLS W	BF 34	H 5	R 1	ER 1	SO 5	BB 1	IBB 0	HBP 0	BLK 0	WP 0	HR 1	S 43	P 47	ERA 1.00	WHIP 0.667															
											<b>PITCHER</b>	IP	WLS	BF	H	R	ER	SO	BB	IBB	HBP	BLK	WP	HR	S	P	ERA	WHIP				





Batter	1	2	3	4	5	6	7	8	9	AB	R	H	RBI	BB	SO	LOB
Luis Salazar, R OBP: 0.312, SLG: 0.367 (1, 5)	0-0 F7		0-0 1-3		0-3 K		0-3 K			4	0	0	0	0	2	2
Alan Wiggins, S OBP: 0.350, SLG: 0.317 (1, 8) (7, 7)	0-0 5-3		0-3 K		0-0 HR 1B			0-0 6-3		4	1	1	0	0	1	0
Steve Garvey, R OBP: 0.347, SLG: 0.492 (1, 3)	0-0 5-3		0-0 F8		0-0 HR			0-0 F9		4	1	1	4	0	0	0
Sixto Lezcano, R OBP: 0.345, SLG: 0.350 (1, 9)		0-3 K		0-0 F3	0-3 K			0-0 1B		4	0	1	0	0	2	0
Terry Kennedy, L OBP: 0.352, SLG: 0.425 (1, 2)		4-0 E BB BB		0-3 K		0-3 K		0-0 F8		3	0	0	0	1	2	1
Kurt Bevacqua, R OBP: 0.438, SLG: 0.426 (1, 7) Ruppert Jones, L OBP: 0.270, SLG: 0.315 (7, 8)		4-0 E BB BB		0-0 6-3		0-0 1-3				2	0	0	0	1	0	0
Garry Templeton, S OBP: 0.281, SLG: 0.342 (1, 6)		0-3 K			0-0 F7	0-0 F7				3	0	0	0	0	1	2
Juan Bonilla, R OBP: 0.307, SLG: 0.314 (1, 4)		0-0 E6 1-2 2-3			0-0 1B BB HR 1B		0-0 6-3			3	1	1	0	0	0	2
Dave Dravecky, R OBP: 0.163, SLG: 0.170 (1, 1)		0-3 K			4-0 1B BB HR BB		0-0 F2			2	1	0	0	1	1	3

Inning Stats	R: 0	H: 0	E: 0	LOB: 0	K: 0	BB: 0	S: 3	P: 3
	R: 0	H: 0	E: 1	LOB: 3	K: 3	BB: 2	S: 10	P: 18
	R: 0	H: 0	E: 0	LOB: 0	K: 1	BB: 0	S: 5	P: 5
	R: 0	H: 0	E: 0	LOB: 0	K: 1	BB: 0	S: 5	P: 5
	R: 4	H: 3	E: 0	LOB: 0	K: 2	BB: 1	S: 10	P: 14
	R: 0	H: 0	E: 0	LOB: 0	K: 1	BB: 0	S: 5	P: 5
	R: 0	H: 0	E: 0	LOB: 0	K: 1	BB: 0	S: 5	P: 5
	R: 0	H: 1	E: 0	LOB: 1	K: 0	BB: 0	S: 4	P: 4

PITCHER	IP	WLS	BF	H	R	ER	SO	BB	IBB	HBP	BLK	WP	HR	S	P	ERA	WHIP
Mark Davis, L ERA: 4.5 (1, 1)	6.0	L	25	3	4	4	8	3	0	0	0	0	1	38	50	6.00	1.000
Andy McGaffigan, R ERA: 4.12 (7, 1)	2.0		7	1	0	0	1	0	0	0	0	0	0	9	9	0.00	0.500


**BOTTOM**

**San Francisco Giants @ San Diego Padres**  
**Jack Murphy Stadium, San Diego, CA**  
 Sun Jul 03 1983, 6:33 AM EDT  
 Att. 20,391 - Unknown

<b>AB</b>	<b>29</b>
<b>R</b>	<b>4</b>
<b>H</b>	<b>4</b>
<b>RBI</b>	<b>4</b>
<b>BB</b>	<b>3</b>
<b>SO</b>	<b>9</b>
<b>LOB</b>	<b>10</b>




WP	PA	3B	HR	SF	SAC	DP	HBP	CS
0	32	0	0	0	0	0	0	0

Batter	1	2	3	4	5	6	7	8	9	AB R H RBI BB SO LOB	TOP											
<b>Brad Wellman, R</b> (1, 4) OBP: 0.310, SLG: 0.275	0-0 F8		0-0 F7		0-0 1B		0-0 F8		0-3 K	5 0 1 0 0 1 1	<b>San Francisco Giants @ San Diego Padres</b> <b>Jack Murphy Stadium, San Diego, CA</b> Mon Jul 04 1983, 10:05 PM EDT Att: 44,519 - Unknown <a href="http://livebaseballscorecards.com">livebaseballscorecards.com</a>											
<b>Darrell Evans, L</b> (1, 3) OBP: 0.392, SLG: 0.552	0-0 F8			0-0 1-3	0-0 1B			0-0 HR	0-0 6-3	5 1 2 0 0 0 0												
<b>Joel Youngblood, R</b> (1, 7) OBP: 0.296, SLG: 0.466	0-0 F8			0-0 HR	0-0 G4-6-3			0-0 HR		4 2 2 3 0 0 2												
<b>Jack Clark, R</b> (1, 9) OBP: 0.355, SLG: 0.447		0-0 F8		0-0 1B		0-0 1B		0-0 1B		4 0 3 0 0 0 0												
<b>Jeffrey Leonard, R</b> (1, 8) OBP: 0.324, SLG: 0.427		0-3 K		0-3 K		0-3 K		0-0 1B		4 0 1 0 0 3 2												
<b>Bob Brenly, R</b> (1, 2) OBP: 0.286, SLG: 0.338		0-0 5-3		0-0 1B		0-3 K		0-0 1B		4 0 2 0 0 1 1												
<b>Tom O'Malley, L</b> (1, 5) OBP: 0.342, SLG: 0.361			0-0 G3	4-0 BB		0-0 G3		0-0 F7		3 0 1 0 1 0 4												
<b>Joe Pettini, R</b> (1, 6) OBP: 0.213, SLG: 0.167			0-0 G3	0-0 5-3		0-0 F7		0-0 G6-4-3		3 0 0 0 0 0 4												
<b>Rich Murray, R</b> (8, PH) OBP: 0.200, SLG: 0.200			1-3							1 0 0 0 0 0 3												
<b>Johnnie LeMaster, R</b> (8, 6) OBP: 0.360, SLG: 0.346										0 0 0 0 0 0 0												
<b>Mike Krukow, R</b> (1, 1) OBP: 0.281, SLG: 0.286			0-0 5-3		0-3 K		0-3 K		0-0 1-3	3 0 0 0 0 2 1												
<b>Gary Lavelle, S</b> (7, 1) OBP: 0.260, SLG: 0.371										0 0 0 0 0 0 0												
<b>Max Venable, L</b> (9, PH)										1 0 0 0 0 0 0												
<b>Inning Stats</b>	R: 0 E: 0 K: 0 S: 3	H: 0 LOB: 0 BB: 0 P: 3	R: 0 E: 0 K: 1 S: 5	H: 0 LOB: 0 BB: 0 P: 5	R: 0 E: 0 K: 0 S: 4	H: 1 LOB: 1 BB: 0 P: 4	R: 1 E: 0 K: 1 S: 8	H: 3 LOB: 3 BB: 1 P: 12	R: 0 E: 0 K: 1 S: 6	H: 2 LOB: 1 BB: 0 P: 6	R: 0 E: 0 K: 2 S: 8	H: 1 LOB: 1 BB: 0 P: 8	R: 0 E: 0 K: 1 S: 5	H: 0 LOB: 0 BB: 0 P: 5	R: 2 E: 0 K: 0 S: 7	H: 5 LOB: 2 BB: 0 P: 7	R: 0 E: 0 K: 1 S: 5	H: 0 LOB: 0 BB: 0 P: 5	1B: 10 2B: 0 3B: 0 HR: 2	SF: 0 SAC: 0 DP: 2 HBP: 0	WP: 0 PB: 0 SB: 1 CS: 0	PA: 38
<b>PITCHER</b>	IP WLS BF H R ER SO BB IBB HBP BLK WP HR S P ERA WHIP																					
<b>Mark Thurmond, L</b> (1, 1) ERA: 1.69	5.0 W 22 7 1 1 3 1 0 0 0 0 0 1 27 31 1.80 1.600																					
<b>Luis DeLeon, R</b> (6, 1) ERA: 2.23	1.0 3 0 0 0 2 0 0 0 0 0 0 0 7 7 0.00 0.000																					
<b>Sid Monge, L</b> (7, 1) ERA: 3.0	1.0 4 1 1 1 1 0 0 0 0 0 0 0 6 6 9.00 1.000																					
<b>Eric Show, R</b> (8, 1) ERA: 3.35	0.0 4 4 1 1 0 0 0 0 0 0 0 1 4 4 ∞ ∞																					
<b>Gary Lucas, L</b> (8, 1) ERA: 2.21	2.0 S 5 0 0 0 1 0 0 0 0 0 0 0 7 7 0.00 0.000																					





Batter	1	2	3	4	5	6	7	8	9	AB R H RBI BB SO LOB	TOP														
Mel Hall, L (1, 8) OBP: 0.342, SLG: 0.397	0-3 K		0-0 4-3		0-3 K			0-0 4-3		4 0 0 0 0 2 1	<p><b>Chicago Cubs @ San Francisco Giants</b> Candlestick Park, San Francisco, CA</p> <p>Fri Jul 08 1983, 10:05 PM EDT Att: 10,094 - Unknown</p> <p>livebaseballscorecards.com</p> <table border="1"> <tr><td>AB</td><td>31</td></tr> <tr><td>R</td><td>1</td></tr> <tr><td>H</td><td>6</td></tr> <tr><td>RBI</td><td>1</td></tr> <tr><td>BB</td><td>0</td></tr> <tr><td>SO</td><td>8</td></tr> <tr><td>LOB</td><td>8</td></tr> </table> 	AB	31	R	1	H	6	RBI	1	BB	0	SO	8	LOB	8
AB	31																								
R	1																								
H	6																								
RBI	1																								
BB	0																								
SO	8																								
LOB	8																								
23 Ryne Sandberg, R (1, 4) OBP: 0.333, SLG: 0.403	0-0 4-3			0-0 F4		0-0 5-3		0-0 F9	4 0 0 0 0 0 0																
Bill Buckner, L (1, 3) OBP: 0.301, SLG: 0.443	0-0 F3			0-0 S 2B 1B		0-0 F5		0-0 1B	4 1 2 0 0 0 0																
Leon Durham, L (1, 7) OBP: 0.424, SLG: 0.559		0-0 1-3		0-3 K 1-2		0-0 4-3		0-3 K	4 0 0 0 0 2 2																
Ron Cey, R (1, 5) OBP: 0.324, SLG: 0.403		0-3 K		0-0 2-H 2B		0-0 L3 1B		0-0 F7	4 0 2 1 0 1 1																
Keith Moreland, R (1, 9) OBP: 0.359, SLG: 0.493		0-0 1B		0-3 K		0-3 K			3 0 1 0 0 2 2																
Larry Bowa, S (1, 6) OBP: 0.295, SLG: 0.332		0-0 F7			0-0 4-3		0-0 L3 1-2		3 0 0 0 0 0 2																
Jody Davis, R (1, 2) OBP: 0.297, SLG: 0.487			0-0 F8		0-0 SH1-4 1B		0-0 4-3		2 0 1 0 0 0 0																
Scot Thompson, L (8, PH) OBP: 0.218, SLG: 0.250					0-0 SH1-4				1 0 0 0 0 0 0																
Bill Campbell, R (8, 1)									0 0 0 0 0 0 0																
Warren Brusstar, R (8, 1)									0 0 0 0 0 0 0																
Dickie Noles, R (1, 1) OBP: 0.091, SLG: 0.091			0-3 K		0-0 SH1-4 1-2			0-0 F7	1 0 0 0 0 1 0																
Jay Johnstone, L (8, PH) OBP: 0.371, SLG: 0.462									1 0 0 0 0 0 0																
Steve Lake, R (8, 2) OBP: 0.345, SLG: 0.472									0 0 0 0 0 0 0																
<b>Inning Stats</b>	R: 0 E: 0 K: 1 S: 5	H: 0 LOB: 0 BB: 0 P: 5	R: 0 E: 0 K: 1 S: 6	H: 1 LOB: 1 BB: 0 P: 6	R: 0 E: 0 K: 1 S: 5	H: 0 LOB: 0 BB: 0 P: 5	R: 1 E: 0 K: 2 S: 9	H: 2 LOB: 1 BB: 0 P: 9	R: 0 E: 0 K: 1 S: 6	H: 1 LOB: 1 BB: 0 P: 6	R: 0 E: 0 K: 0 S: 3	H: 0 LOB: 0 BB: 0 P: 3	R: 0 E: 0 K: 1 S: 5	H: 1 LOB: 0 BB: 0 P: 5	R: 0 E: 0 K: 0 S: 3	H: 0 LOB: 0 BB: 0 P: 3	R: 0 E: 0 K: 1 S: 6	H: 1 LOB: 1 BB: 0 P: 6	1B: 5 2B: 2 3B: 0 HR: 0	SF: 0 SAC: 1 DP: 1 HBP: 0	WP: 0 PB: 0 SB: 1 CS: 0	PA: 32			
<b>PITCHER</b>	IP WLS BF H R ER SO BB IBB HBP BLK WP HR S P ERA WHIP																								
Bill Laskey, R (1, 1) ERA: 4.25	8.1 W 30 6 1 1 7 0 0 0 0 0 0 0 44 44 1.08 0.720																								
Gary Lavelle, L (9, 1) ERA: 2.03	0.2 S 2 0 0 0 1 0 0 0 0 0 0 0 4 4 0.00 0.000																								



Batter	1	2	3	4	5	6	7	8	9	AB	R	H	RBI	BB	SO	LOB
Johnnie LeMaster, R OBP: 0.358, SLG: 0.344 (1, 6)	0-3 K		0-0 1B SF8 1B	0-0 L6			0-0 4-3			4	1	1	0	0	1	0
Tom O'Malley, L OBP: 0.345, SLG: 0.361 (1, 5)	4-0 FC6-4 BB		0-0 E BB 1-3 1B			0-0 F9	0-0 6-3			3	0	1	0	1	0	0
Darrell Evans, L OBP: 0.393, SLG: 0.548 (1, 3)	0-0 F8		4-0 E BB 1-2			0-0 F9		4-0 S 2B BB		2	1	0	0	2	0	1
Jack Clark, R OBP: 0.350, SLG: 0.442 (1, 9)	0-0 FC6-4 1-2f		0-0 SF8 3-H			0-0 5-3		0-3 K 1-2		3	0	0	1	0	1	2
Jeffrey Leonard, R OBP: 0.327, SLG: 0.433 (1, 7)		0-0 S 1B	0-3 K 1-2 2-3			0-3 K		0-0 2B 2B		4	1	2	1	0	2	2
Chili Davis, S OBP: 0.309, SLG: 0.385 (1, 8)		0-0 F9 1-2	0-0 4-3			0-0 4-3 S 1B		0-0 CS 1B 2-H		4	0	2	1	0	0	3
Milt May, L OBP: 0.313, SLG: 0.338 (8, PR) Bob Brenly, R OBP: 0.286, SLG: 0.338 (9, 2)		0-0 F9		0-0 HR		0-0 4-3		4-0 CS BB 1-2		3	1	1	1	1	0	2
Duane Kuiper, L OBP: 0.364, SLG: 0.297 (1, 4)		4-0 IBB		0-3 K		0-3 K		0-0 CS 1-2		2	0	0	0	1	2	1
Bill Laskey, R OBP: 0.256, SLG: 0.111 Gary Lavelle, S (9, 1)		0-3 K		0-3 K			0-3 K			3	0	0	0	0	3	2
										0	0	0	0	0	0	0

Inning Stats	R: 0	H: 0	E: 0	K: 1	S: 5	LOB: 1	BB: 1	P: 9	R: 0	H: 1	E: 0	K: 1	S: 6	LOB: 2	BB: 1	P: 10	R: 1	H: 2	E: 1	K: 1	S: 7	LOB: 2	BB: 1	P: 11	R: 1	H: 1	E: 0	K: 2	S: 8	LOB: 0	BB: 0	P: 8	R: 0	H: 0	E: 0	K: 0	S: 3	LOB: 0	BB: 0	P: 3	R: 0	H: 1	E: 0	K: 2	S: 8	LOB: 1	BB: 0	P: 8	R: 0	H: 0	E: 0	K: 1	S: 5	LOB: 0	BB: 0	P: 5	R: 2	H: 2	E: 0	K: 1	S: 5	LOB: 1	BB: 2	P: 13
PITCHER	IP	WLS	BF	H	R	ER	SO	BB	IBB	HBP	BLK	WP	HR	S	P	ERA	WHIP																																															
Dickie Noles, R ERA: 5.4 (1, 1)	7.0	L	29	5	2	2	8	2	1	0	0	0	0	42	54	2.57	1.000																																															
Bill Campbell, R ERA: 3.47 (8, 1)	0.1		3	1	2	2	1	1	0	0	0	0	0	4	8	54.00	6.000																																															
Warren Brusstar, R ERA: 2.61 (8, 1)	0.2		2	1	0	0	0	1	0	0	0	0	0	1	5	0.00	3.000																																															

BOTTOM

Chicago Cubs @ San Francisco Giants  
Candlestick Park, San Francisco, CA

Fri Jul 08 1983, 10:05 PM EDT  
Att. 10,094 - Unknown

livebaseballscorecards.com

AB	28
R	4
H	7
RBI	4
BB	5
SO	9
LOB	13



WP: 0	PA: 35
PB: 0	
SB: 3	
CS: 2	

Batter	1	2	3	4	5	6	7	8	9	AB R H RBI BB SO LOB	TOP											
Gary Woods, R (1, 8) OBP: 0.328, SLG: 0.369 Mel Hall, L (7, PH) OBP: 0.344, SLG: 0.394 (7, 8)	0-0 F9		4-0 BB			0-0 E 23 1B 1-2 1B	4-0 IBB		0-3 K	2 1 1 0 1 0 0 1 0 0 0 1 1 0												
23 Ryne Sandberg, R (1, 4) OBP: 0.332, SLG: 0.401	0-3 K		0-0 L4			0-0 FC4-6 1B 1-2 2-3	0-0 F7			4 0 1 0 0 1 5												
Bill Buckner, L (1, 3) OBP: 0.297, SLG: 0.438	0-0 F9				0-0 F5	0-0 FC4-6 HR 1-2f 2-H 3-H	0-0 F7			4 1 0 1 0 0 4												
Ron Cey, R (1, 5) OBP: 0.323, SLG: 0.412		0-0 5-3			0-0 F3	0-0 HR 1-H		0-0 F2		4 1 1 2 0 0 0												
Leon Durham, L (1, 7) OBP: 0.416, SLG: 0.547		0-3 K			0-3 K	0-3 K		0-0 F8		4 0 0 0 0 3 0												
Keith Moreland, R (1, 9) OBP: 0.358, SLG: 0.489 Lee Smith, R (8, 1)		0-0 F9			0-3 K	0-0 F6		0-0 1B		4 0 1 0 0 1 0 0 0 0 0 0 0 0												
Jody Davis, R (1, 2) OBP: 0.296, SLG: 0.487			0-0 6-3		0-0 6-3		0-0 1B 2B	0-0 G3		4 0 1 0 0 0 1												
Larry Bowa, S (1, 6) OBP: 0.297, SLG: 0.335			0-0 SH1-4 1B		0-0 F7		0-0 SH1-3 1B 2-3		0-0 5-3	4 0 2 0 0 0 0												
Chuck Rainey, R (1, 1) OBP: 0.219, SLG: 0.138 Mike Proly, R (7, 1) Craig Lefferts, L (7, 1) OBP: 0.143, SLG: 0.077 Jay Johnstone, L (8, 9) OBP: 0.368, SLG: 0.457			0-0 SH1-4		0-0 SH1-4	4-0 23 1B FC4-6 BB	0-0 SH1-3		0-0 4-3	0 1 0 0 1 0 0 0 0 0 0 0 0 0 0 0 0 0 0 0 0 1 0 0 0 0 0 0												
<b>Inning Stats</b>	R: 0 E: 0 K: 1 S: 5	H: 0 LOB: 0 BB: 0 P: 5	R: 0 E: 0 K: 1 S: 5	H: 0 LOB: 0 BB: 0 P: 5	R: 0 E: 0 K: 0 S: 4	H: 1 LOB: 2 BB: 1 P: 8	R: 0 E: 0 K: 1 S: 5	H: 0 LOB: 0 BB: 0 P: 5	R: 0 E: 0 K: 1 S: 5	H: 0 LOB: 0 BB: 0 P: 5	R: 4 E: 1 K: 1 S: 8	H: 3 LOB: 0 BB: 1 P: 12	R: 0 E: 0 K: 0 S: 5	H: 2 LOB: 3 BB: 1 P: 9	R: 0 E: 0 K: 0 S: 4	H: 1 LOB: 1 BB: 0 P: 4	R: 0 E: 0 K: 1 S: 5	H: 0 LOB: 0 BB: 0 P: 5	1B: 5 2B: 1 3B: 0 HR: 1	SF: 0 SAC: 2 DP: 0 HBP: 0	WP: 0 PB: 0 SB: 1 CS: 0	PA: 37
<b>PITCHER</b>	IP WLS BF H R ER SO BB IBB HBP BLK WP HR S P ERA WHIP																					
Mark Davis, L (1, 1) ERA: 4.91	6.0 L 26 6 4 4 5 2 0 0 0 0 0 1 34 42 6.00 1.333																					
Jim Barr, R (7, 1) ERA: 4.31	1.0 4 0 0 0 0 0 0 1 0 0 0 0 3 7 0.00 0.000																					
Greg Minton, R (8, 1) ERA: 4.3	2.0 7 1 0 0 1 0 0 0 0 0 0 0 9 9 0.00 0.500																					

Chicago Cubs @ San Francisco Giants  
 Candlestick Park, San Francisco, CA  
 Sat Jul 09 1983, 6:33 AM EDT  
 Att. 13,335 - Unknown

livebaseballscores.com

AB	32
R	4
H	7
RBI	3
BB	3
SO	6
LOB	10

















Batter	1	2	3	4	5	6	7	8	9	AB	R	H	RBI	BB	SO	LOB
Johnnie LeMaster, R OBP: 0.357, SLG: 0.341 (1, 6)	0-0 FC1-6 4-3 1B 1B	0-0 1-2 2-H 1B		0-0 4-3		0-0 SH1-3		0-0 BB E7		4	1	2	1	0	0	0
Darrell Evans, L OBP: 0.398, SLG: 0.551 (1, 3)	0-0 FC1-6 1-2 1B	0-0 F3			0-0 G6-4-3 1B 1B	4-0 IBB		0-0 F2		4	0	2	0	1	0	3
Joel Youngblood, R OBP: 0.312, SLG: 0.469 (1, 5)	0-0 FC1-6 4-3 S 1-2f 2-3	0-0 F9			0-0 G6-4-3 1-2 1B	0-0 L5		4-0 BB IBB		4	0	1	0	1	0	7
Jack Clark, R OBP: 0.345, SLG: 0.428 (1, 9)	4-0 1-2 4-3 BB		0-0 4-3		0-0 G6-4-3 1-2f 2-3	0-0 F8		0-0 F9		4	0	0	0	1	0	7
Jeffrey Leonard, R OBP: 0.325, SLG: 0.448 (1, 7)	0-0 4-3 1-2 2-3 3-H		0-0 6-3		0-0 L6		0-0 F8	4-0 1-2 2-3 BB		4	0	0	1	1	0	3
Chili Davis, S OBP: 0.315, SLG: 0.388 (1, 8)	0-3 K		0-0 2B		0-0 1B 1B	0-3 K		0-0 F4		5	1	2	0	0	2	5
Bob Brenly, R OBP: 0.287, SLG: 0.338 (1, 2)		0-3 K	0-0 F8		0-0 1B S 1B 1B	0-0 1B 1B				4	1	2	0	0	1	1
Duane Kuiper, L OBP: 0.382, SLG: 0.314 Brad Wellman, R OBP: 0.308, SLG: 0.274 (6, PR) (7, 4)		4-0 1B 1B BB		0-0 B1-4 1B	0-0 SH1-3 1-H 3-H 1B	0-0 HBP 1B	0-0 FC6-4 1B			2	1	2	2	1	0	0
Atlee Hammaker, S OBP: 0.188, SLG: 0.133 (1, 1)		0-0 1B 1B		0-0 B1-4 1-2f	0-0 SH1-3 1-2 HBP	0-0 FC6-4				1	0	1	0	0	0	3

Inning Stats	R: 1	H: 2	E: 0	K: 1	S: 7	LOB: 2	BB: 1	P: 11	R: 1	H: 2	E: 0	K: 1	S: 7	LOB: 2	BB: 1	P: 11	R: 0	H: 1	E: 0	K: 0	S: 4	LOB: 1	BB: 0	P: 4	R: 0	H: 2	E: 0	K: 0	S: 4	LOB: 1	BB: 0	P: 4	R: 2	H: 3	E: 0	K: 0	S: 6	LOB: 3	BB: 1	P: 11	R: 0	H: 2	E: 0	K: 1	S: 7	LOB: 2	BB: 0	P: 7	R: 0	H: 0	E: 1	K: 0	S: 4	LOB: 3	BB: 2	P: 12
PITCHER	IP	WLS	BF	H	R	ER	SO	BB	IBB	HBP	BLK	WP	HR	S	P	ERA	WHIP																																							
Dick Ruthven, R ERA: 4.27 (1, 1)	5.0	L	27	11	4	4	2	2	0	0	0	0	0	28	37	7.20	2.600																																							
Mike Proly, R ERA: 3.58 (6, 1)	1.0		4	0	0	0	0	0	1	0	0	0	0	3	7	0.00	0.000																																							
Bill Campbell, R ERA: 3.45 (7, 1)	2.0		11	2	0	0	1	1	1	0	0	0	0	11	19	0.00	1.500																																							


**BOTTOM**

**Chicago Cubs @ San Francisco Giants**  
Candlestick Park, San Francisco, CA

Sun Jul 10 1983, 6:38 AM EDT  
Att. 26,563 - Unknown

AB	35
R	4
H	13
RBI	4
BB	5
SO	3
LOB	29

livebaseballscorecards.com



1B:	12	SF:	0	WP:	0	PA:	42
2B:	2	SAC:	1	PB:	0		
3B:	0	DP:	2	SB:	2		
HR:	0	HBP:	1	CS:	0		

Batter	1	2	3	4	5	6	7	8	9	AB R H RBI BB SO LOB	TOP	
Marvell Wynne, L (1, 8) OBP: 0.336, SLG: 0.414	0-0 G3	0-0 G3			0-3 K		0-0 F2			4 0 0 0 0 1 2	<b>Pittsburgh Pirates @ San Francisco Giants</b> Candlestick Park, San Francisco, CA Mon Jul 11 1983, 10:05 PM EDT Att: 18,429 - Unknown <a href="http://livebaseballscorecards.com">livebaseballscorecards.com</a>	
Johnny Ray, S (1, 4) OBP: 0.326, SLG: 0.375	0-0 F9		0-0 4-3		0-0 2B		0-0 F7			4 0 1 0 0 0 0		
Bill Madlock, R (1, 5) OBP: 0.373, SLG: 0.447	4-0 BB 1B BB		0-0 F7		0-0 F6		0-0 L5			3 1 0 0 1 0 1		
Jason Thompson, L (1, 3) OBP: 0.402, SLG: 0.444	4-0 1B 1-2 BB		0-0 L7		0-0 L9		0-3 K			3 0 0 0 1 1 0		
Mike Easler, L (1, 7) OBP: 0.368, SLG: 0.444	0-0 1B 1-2 2-H		0-0 1B G6-4-3 1B		0-0 1-3		0-0 HR			4 2 3 2 0 0 0		
Dave Parker, L (1, 9) OBP: 0.285, SLG: 0.349	0-0 F8		0-0 1B G6-4-3		0-0 1B CS		0-0 1B K 1B			4 0 3 0 0 0 2		
Tony Peña, R (1, 2) OBP: 0.313, SLG: 0.361		0-0 1B 6-3 SH5-3		0-0 1B G6-4-3		0-0 CS	0-0 4-3		0-3 K	4 0 1 0 0 1 2		
Dale Berra, R (1, 6) OBP: 0.306, SLG: 0.372		0-0 SH5-3		0-0 L9		0-0 1B E S	0-0 1B		0-0 1B S	3 0 2 0 0 0 0		
Don Robinson, R (1, 1) OBP: 0.167, SLG: 0.167 Manny Sarmiento, R (8, 1) Rod Scurry, L (9, 1)		0-0 6-3		0-0 F5		0-3 K	0-3 K		0-3 K	3 0 0 0 0 1 2 1 0 0 0 0 1 2 0 0 0 0 0 0 0		
<b>Inning Stats</b>	R: 1 H: 1 E: 0 LOB: 2 K: 0 BB: 2 S: 4 P: 12	R: 0 H: 1 E: 0 LOB: 1 K: 0 BB: 0 S: 4 P: 4	R: 0 H: 0 E: 0 LOB: 0 K: 0 BB: 0 S: 3 P: 3	R: 1 H: 2 E: 0 LOB: 0 K: 0 BB: 0 S: 4 P: 4	R: 0 H: 1 E: 0 LOB: 1 K: 1 BB: 0 S: 6 P: 6	R: 0 H: 1 E: 0 LOB: 0 K: 0 BB: 0 S: 3 P: 3	R: 0 H: 1 E: 1 LOB: 1 K: 1 BB: 0 S: 6 P: 6	R: 0 H: 0 E: 0 LOB: 0 K: 1 BB: 0 S: 5 P: 5	R: 1 H: 3 E: 0 LOB: 2 K: 2 BB: 0 S: 9 P: 9	1B: 8 SF: 0 2B: 1 SAC: 1 3B: 0 DP: 1 HR: 1 HBP: 0	WP: 0 PA: 37 PB: 0 SB: 2 CS: 1	
<b>PITCHER</b> Fred Breining, R (1, 1) ERA: 4.19 Jim Barr, R (9, 1) ERA: 4.32	IP WLS BF H R ER SO BB IBB HBP BLK WP HR S P ERA WHIP											<b>PITCHER</b> IP WLS BF H R ER SO BB IBB HBP BLK WP HR S P ERA WHIP

AB	33
R	3
H	10
RBI	2
BB	2
SO	5
LOB	11





Batter	1	2	3	4	5	6	7	8	9	AB R H RBI BB SO LOB
Johnnie LeMaster, R (1, 6) OBP: 0.356, SLG: 0.344 Dave Bergman, L (9, PH) OBP: 0.348, SLG: 0.255	0-0 E 4-3 2B	0-0 F8		0-3 K			0-0 F4		0-3 K	4 1 1 0 0 1 2 1 0 0 0 0 1 1
Darrell Evans, L (1, 3) OBP: 0.398, SLG: 0.557	4-0 4-3 E BB		0-0 HR		0-3 K		0-0 1-3		0-0 4-3	4 1 1 1 1 1 1
Joel Youngblood, R (1, 5) OBP: 0.310, SLG: 0.459	0-0 4-3 1-3 2-H		4-0 FC6-4 BB		0-0 5-3		0-3 K			3 0 0 1 1 1 1
Jack Clark, R (1, 9) OBP: 0.344, SLG: 0.429	0-0 F3		0-0 FC6-4 FC3-6 BB 1-2f		0-0 6-3			0-0 F9 2B		4 0 1 0 0 0 2
Jeffrey Leonard, R (1, 7) OBP: 0.327, SLG: 0.447	0-3 K		4-0 FC3-6 BB 1-2			0-0 G3 1B		0-0 F9 2-3		3 0 1 0 1 1 2
Chili Davis, S (1, 8) OBP: 0.314, SLG: 0.385		0-0 CS 1B	0-0 FC3-6 1-2f 2-3			0-0 F2		0-0 4-3		4 0 1 0 0 0 4
Milt May, L (1, 2) OBP: 0.302, SLG: 0.324		0-3 K 1-2	0-0 F9			0-0 G3 1-2		0-0 F5		4 0 0 0 0 1 5
Duane Kuiper, L (1, 4) OBP: 0.386, SLG: 0.315		0-0 1B 1B		0-0 4-3		4-0 FC4-6 IBB		0-0 4-3		3 0 1 0 1 0 0
Fred Breining, R (1, 1) OBP: 0.211, SLG: 0.194 Jim Barr, R (9, 1) OBP: 0.143, SLG: 0.286 Max Venable, L (9, PH) OBP: 0.269, SLG: 0.373		0-0 1B	0-3 K		0-3 K		0-0 FC4-6 1-2f		0-0 E8 1B	3 0 1 0 0 1 2 0 0 0 0 0 0 0 1 0 1 0 0 0 0

Inning Stats	R: 1 E: 1 K: 1 S: 6	H: 1 LOB: 1 BB: 1 P: 10	R: 0 E: 0 K: 1 S: 7	H: 3 LOB: 2 BB: 0 P: 7	R: 1 E: 0 K: 0 S: 4	H: 1 LOB: 2 BB: 2 P: 12	R: 0 E: 0 K: 2 S: 7	H: 0 LOB: 0 BB: 0 P: 7	R: 0 E: 0 K: 1 S: 5	H: 0 LOB: 0 BB: 0 P: 5	R: 0 E: 0 K: 0 S: 4	H: 1 LOB: 2 BB: 1 P: 8	R: 0 E: 0 K: 1 S: 5	H: 0 LOB: 0 BB: 0 P: 5	R: 0 E: 0 K: 0 S: 4	H: 1 LOB: 1 BB: 0 P: 4	R: 0 E: 1 K: 1 S: 6	H: 1 LOB: 1 BB: 0 P: 6	1B: 5 2B: 2 3B: 0 HR: 1	SF: 0 SAC: 0 DP: 0 HBP: 0	WP: 0 PB: 0 SB: 0 CS: 1	PA: 38
--------------	------------------------------	----------------------------------	------------------------------	---------------------------------	------------------------------	----------------------------------	------------------------------	---------------------------------	------------------------------	---------------------------------	------------------------------	---------------------------------	------------------------------	---------------------------------	------------------------------	---------------------------------	------------------------------	---------------------------------	----------------------------------	------------------------------------	----------------------------------	--------

PITCHER	IP	WLS	BF	H	R	ER	SO	BB	IBB	HBP	BLK	WP	HR	S	P	ERA	WHIP
Don Robinson, R (1, 1) ERA: 4.5	7.0		30	6	2	1	6	3	1	0	0	0	1	38	54	1.29	1.286
Manny Sarmiento, R (8, 1) ERA: 3.05	1.2	W	7	2	0	0	1	0	0	0	0	0	0	9	9	0.00	1.200
Rod Scurry, L (9, 1) ERA: 5.4	0.1	S	1	0	0	0	0	0	0	0	0	0	0	1	1	0.00	0.000


**BOTTOM**

**Pittsburgh Pirates @ San Francisco Giants**  
Candlestick Park, San Francisco, CA

Mon Jul 11 1983, 10:05 PM EDT  
Att. 18,429 - Unknown

livebaseballscores.com

<b>AB</b>	<b>34</b>
<b>R</b>	<b>2</b>
<b>H</b>	<b>8</b>
<b>RBI</b>	<b>2</b>
<b>BB</b>	<b>4</b>
<b>SO</b>	<b>7</b>
<b>LOB</b>	<b>20</b>



Batter	1	2	3	4	5	6	7	8	9	AB R H RBI BB SO LOB	TOP											
Marvell Wynne, L (1, 8) OBP: 0.330, SLG: 0.404	0-0 F5		0-0 F2		0-0 G6-4-3		0-0 4-3		0-0 1B	5 1 1 0 0 0 3												
Johnny Ray, S (1, 4) OBP: 0.327, SLG: 0.373	0-0 4-3			4-0 CS BB		0-0 E1 2B	0-0 G3		0-0 1-H FC4-6 1B	4 2 1 1 1 0 0												
Bill Madlock, R (1, 5) OBP: 0.377, SLG: 0.450	0-0 6-3			0-0 F6 1-2		4-0 2B BB	0-0 2B		4-0 1-3 FC4-6 BB	3 1 1 0 2 0 1												
Jason Thompson, L (1, 3) OBP: 0.402, SLG: 0.445		0-0 F9		4-0 BB		0-0 1-H 2-H 1B 2B	0-3 K		0-0 1-2f 3-H FC4-6	4 1 1 3 1 1 2												
Mike Easler, L (1, 7) OBP: 0.360, SLG: 0.434		0-3 K		0-3 K		0-3 K		0-3 K	0-0 G3	5 0 0 0 0 4 3												
Dave Parker, L (1, 9) OBP: 0.292, SLG: 0.357		0-0 F6			0-0 2B 1B	4-0 1B IBB		0-0 F8 2B		3 1 2 0 1 0 0												
Tony Peña, R (1, 2) OBP: 0.316, SLG: 0.368			0-0 F9		0-0 1B 2B	0-0 1B		0-0 F8		4 0 2 2 0 0 1												
Dale Berra, R (1, 6) OBP: 0.312, SLG: 0.375			0-0 1B		0-0 G6-4-3 1B	0-0 F3		4-0 CS IBB		3 0 2 0 1 0 2												
Lee Tunnell, R (1, 1) OBP: 0.160, SLG: 0.125			0-3 K		0-3 K	0-3 K		0-0 CS	0-3 K	3 0 0 0 0 3 5												
Cecilio Guante, R (6, 1) OBP: 0.222, SLG: 0.222								1-2		1 0 0 0 0 1 0												
<b>Inning Stats</b>	R: 0 E: 0 K: 0 S: 3	H: 0 LOB: 0 BB: 0 P: 3	R: 0 E: 0 K: 1 S: 5	H: 0 LOB: 0 BB: 0 P: 5	R: 0 E: 0 K: 1 S: 6	H: 1 LOB: 1 BB: 0 P: 6	R: 0 E: 0 K: 1 S: 4	H: 0 LOB: 1 BB: 2 P: 12	R: 1 E: 0 K: 1 S: 7	H: 3 LOB: 1 BB: 0 P: 7	R: 3 E: 1 K: 2 S: 10	H: 2 LOB: 2 BB: 2 P: 18	R: 0 E: 0 K: 1 S: 6	H: 1 LOB: 1 BB: 0 P: 6	R: 0 E: 0 K: 1 S: 5	H: 1 LOB: 1 BB: 1 P: 9	R: 2 E: 0 K: 1 S: 7	H: 2 LOB: 1 BB: 1 P: 11	1B: 6 2B: 4 3B: 0 HR: 0	SF: 0 SAC: 0 DP: 1 HBP: 0	WP: 0 PB: 0 SB: 3 CS: 2	PA: 42
<b>PITCHER</b>	IP WLS BF H R ER SO BB IBB HBP BLK WP HR S P ERA WHIP																					
Bill Laskey, R (1, 1) ERA: 4.3	5.0 L 22 5 4 3 4 3 0 0 0 0 0 0 27 39 5.40 1.600																					
Andy McGaffigan, R (6, 1) ERA: 3.94	2.0 9 2 0 0 3 0 1 0 0 0 0 0 14 18 0.00 1.000																					
Greg Minton, R (8, 1) ERA: 4.14	2.0 10 3 2 1 2 1 1 0 0 0 0 0 12 20 4.50 2.000																					

Pittsburgh Pirates @ San Francisco Giants  
 Candlestick Park, San Francisco, CA  
 Tue Jul 12 1983, 10:05 PM EDT  
 Att. 7,789 - Unknown

AB	35
R	6
H	10
RBI	6
BB	6
SO	9
LOB	17



livebaseballscorecards.com



Batter	1	2	3	4	5	6	7	8	9	AB	R	H	RBI	BB	SO	LOB
Johnnie LeMaster, R (1, 6) OBP: 0.355, SLG: 0.342	0-0 F8			0-0 6-3	0-3 K		0-0 1B			4	0	1	0	0	1	1
Darrell Evans, L (1, 3) OBP: 0.396, SLG: 0.560	0-0 4-3			0-0 SF8 3B		0-0 4-3	0-0 4-3			4	1	1	0	0	0	1
Jack Clark, R (1, 9) OBP: 0.343, SLG: 0.426	0-0 F9			0-0 SF8		4-0 BLK 1B BB		0-0 6-3		2	1	0	1	1	0	0
Jeffrey Leonard, R (1, 7) OBP: 0.326, SLG: 0.444		0-0 F8		0-0 WP 1B		0-3 K 1-2		0-3 K		4	0	1	0	0	2	1
Chili Davis, S (1, 8) OBP: 0.317, SLG: 0.385		0-3 K		4-0 1-2 BB		0-0 1B 1B		0-0 F4		3	0	1	1	1	1	0
Joel Youngblood, R (1, 5) OBP: 0.321, SLG: 0.467		0-0 PO 1B		0-0 F8		0-0 1-2 1B		0-0 1B		4	0	3	0	0	0	2
Bob Brenly, R (1, 2) OBP: 0.282, SLG: 0.331		0-0 PO 1-2	0-0 L9		0-0 F4	0-0 F2			0-3 K	3	0	0	0	0	0	2
Milt May, L (9, PH) OBP: 0.300, SLG: 0.322										1	0	0	0	0	1	1
Duane Kuiper, L (1, 4) OBP: 0.382, SLG: 0.313			0-0 F8		0-0 1B		0-0 F8		0-0 F7	4	0	1	0	0	0	1
Bill Laskey, R (1, 1) OBP: 0.244, SLG: 0.105			0-0 L3		0-0 F3		0-0 F6		0-3 K	2	0	0	0	0	0	1
Andy McGaffigan, R (6, 1) OBP: 0.080, SLG: 0.083										0	0	0	0	0	0	0
Tom O'Malley, L (7, PH) OBP: 0.341, SLG: 0.353										1	0	0	0	0	0	0
Greg Minton, S (8, 1) OBP: 0.333, SLG: 0.333										0	0	0	0	0	0	0
Dave Bergman, L (9, PH) OBP: 0.343, SLG: 0.250										1	0	0	0	0	1	1

Inning Stats	R: 0	H: 0	E: 0	K: 0	S: 3	R: 0	H: 1	E: 0	K: 1	S: 5	R: 0	H: 0	E: 0	K: 0	S: 3	R: 1	H: 2	E: 0	K: 0	S: 5	R: 0	H: 1	E: 0	K: 1	S: 6	R: 1	H: 2	E: 0	K: 1	S: 7	R: 0	H: 1	E: 0	K: 0	S: 4	R: 0	H: 0	E: 0	K: 1	S: 5	R: 0	H: 1	E: 0	K: 2	S: 8	1B: 7	2B: 0	3B: 1	SF: 1	SAC: 0	DP: 0	HBP: 0	WP: 1	PA: 37
PITCHER	IP	WLS	BF	H	R	ER	SO	BB	IBB	HBP	BLK	WP	HR	S	P	ERA	WHIP																																					
Lee Tunnell, R (1, 1) ERA: 4.79	5.2	W	23	5	2	2	3	2	0	0	1	1	0	27	35	3.18	1.235																																					
Cecilio Guante, R (6, 1) ERA: 3.0	3.1	S	13	3	0	0	3	0	0	0	0	0	0	19	19	0.00	0.900																																					

**BOTTOM**

**Pittsburgh Pirates @ San Francisco Giants**  
 Candlestick Park, San Francisco, CA

Tue Jul 12 1983, 10:05 PM EDT  
 Att. 7,789 - Unknown

livebaseballscorecards.com

**AB 33**  
**R 2**  
**H 8**  
**RBI 2**  
**BB 2**  
**SO 6**  
**LOB 11**



Batter	1	2	3	4	5	6	7	8	9	AB R H RBI BB SO LOB	TOP					
Lee Lacy, R (1, 8) OBP: 0.321, SLG: 0.420 Johnny Ray, S (9, PH) OBP: 0.329, SLG: 0.385 (9, 4)	0-0 HR 3B	0-0 2-H HR			0-0 F8		0-0 4-3		0-0 HR	4 2 2 2 0 0 0 1 1 1 1 0 0 0	<b>Pittsburgh Pirates @ San Francisco Giants</b> Candlestick Park, San Francisco, CA Wed Jul 13 1983, 6:33 AM EDT Att: 14,316 - Unknown <a href="http://livebaseballscorecards.com">livebaseballscorecards.com</a>					
Brian Harper, R (1, 7) OBP: 0.174, SLG: 0.403 Mike Easler, L (7, PH) OBP: 0.361, SLG: 0.449 (7, 7)	0-0 HR 3-H	0-0 5-3			0-0 4-3		0-0 4-3		0-0 HR	3 1 1 2 0 0 0 2 1 1 1 0 0 0						
Bill Madlock, R (1, 5) OBP: 0.374, SLG: 0.443	0-0 5-3		0-0 6-3		4-0 1B BB		0-0 E6		0-0 L6	4 0 0 0 1 0 0						
Jim Morrison, R (1, 4) OBP: 0.355, SLG: 0.610 (9, 6)	0-3 K		0-0 5-3		0-0 1-2 1B		0-0 1-3			4 0 1 0 0 1 1						
Tony Peña, R (1, 2) OBP: 0.315, SLG: 0.366	0-0 F3		0-0 F3		0-0 4-3			0-0 G3-6-3 1B		4 0 1 0 0 0 2						
Dave Parker, L (1, 9) OBP: 0.299, SLG: 0.363		0-0 5-3 E 1B		0-0 F9 BLK 1B		0-0 CS 1B		0-0 G3-6-3 1-2f		4 1 3 0 0 0 1						
Gene Tenace, R (1, 3) OBP: 0.267, SLG: 0.158 Jason Thompson, L (6, PH) OBP: 0.400, SLG: 0.442 (6, 3)		0-0 5-3 1-2		0-0 2-3 1-2		0-0 4-3 1-2		0-0 4-3		2 0 0 0 0 0 2 2 0 0 0 0 0 1						
Dale Berra, R (1, 6) OBP: 0.316, SLG: 0.379 Marvell Wynne, L (9, PH) OBP: 0.328, SLG: 0.400 (9, 8)		0-0 E7 SH2 HR 1B 2-H		0-0 F9 2-3		0-0 1B		0-0 F8		3 1 2 0 0 0 1 1 0 0 0 0 0 0						
John Candelaria, L (1, 1) OBP: 0.263, SLG: 0.176 Jim Bibby, R (4, 1) OBP: 0.133, SLG: 0.133 Lee Mazzilli, S (6, PH) OBP: 0.397, SLG: 0.394 Manny Sarmiento, R (6, 1) Richie Hebner, L (9, PH) OBP: 0.346, SLG: 0.394 Kent Tekulve, R (9, 1)		0-0 SH2 1-2		0-0 6-3		0-0 G3		0-0 G3		1 0 0 0 0 0 0 1 0 0 0 0 0 0 0 0 1 0 0 0 0 0 0 1 0 0 0 0 0 0 0 0 1 0 0 0 0 0 0 0 0 0 0 0 0 0 0 0						
<b>Inning Stats</b>	R: 2 H: 2 E: 0 LOB: 0 K: 1 BB: 0 S: 7 P: 7	R: 3 H: 3 E: 1 LOB: 0 K: 0 BB: 0 S: 6 P: 6	R: 0 H: 0 E: 0 LOB: 0 K: 0 BB: 0 S: 3 P: 3	R: 0 H: 1 E: 0 LOB: 1 K: 0 BB: 0 S: 4 P: 4	R: 0 H: 1 E: 0 LOB: 2 K: 0 BB: 1 S: 4 P: 8	R: 0 H: 2 E: 0 LOB: 1 K: 0 BB: 0 S: 4 P: 4	R: 0 H: 0 E: 1 LOB: 1 K: 0 BB: 0 S: 4 P: 4	R: 0 H: 1 E: 0 LOB: 0 K: 0 BB: 0 S: 3 P: 3	R: 2 H: 2 E: 0 LOB: 0 K: 0 BB: 0 S: 5 P: 5	1B: 7 SF: 0 2B: 0 SAC: 1 3B: 1 DP: 1 HR: 4 HBP: 0		WP: 0 PA: 39 PB: 0 SB: 0 CS: 1				
<b>PITCHER</b>	IP WLS BF H R ER SO BB IBB HBP BLK WP HR S P ERA WHIP															
Mark Davis, L (1, 1) ERA: 6.46	1.2	10	5	5	5	1	0	0	0	0	0	2	12	12	27.00	3.000
Renie Martin, R (2, 1) ERA: 3.21	3.1	14	3	0	0	0	1	0	0	1	0	0	13	17	0.00	1.200
Jim Barr, R (6, 1) ERA: 4.24	1.0	3	1	0	0	0	0	0	0	0	0	0	3	3	0.00	1.000
Greg Minton, R (7, 1) ERA: 4.25	3.0	L 12	3	2	2	0	0	0	0	0	0	2	12	12	6.00	1.000

AB	37
R	7
H	12
RBI	6
BB	1
SO	1
LOB	10





Batter	1	2	3	4	5	6	7	8	9	AB	R	H	RBI	BB	SO	LOB
Johnnie LeMaster, R OBP: 0.355, SLG: 0.344 (1, 6)	0-0 1B		0-3 K	0-0 SF9		0-0 1B E 1B		0-0 G3		4	1	2	1	0	1	1
Darrell Evans, L OBP: 0.399, SLG: 0.570 (1, 3)	0-0 F8		0-0 HR 1B	0-0 HR		0-0 E4 1B		0-0 6-3		5	2	3	1	0	0	1
Jack Clark, R OBP: 0.343, SLG: 0.433 (1, 9)	0-0 F7		0-0 HR 1B	4-0 BB		0-0 L7		0-0 6-3		4	1	1	2	1	0	2
Jeffrey Leonard, R OBP: 0.320, SLG: 0.435 (1, 7)	0-0 F6		0-3 K	0-3 K		0-3 K		0-0 5-3		5	0	0	0	0	3	2
Chili Davis, S OBP: 0.319, SLG: 0.382 (1, 8)		4-0 FC3-6 1B FC4-6 BB	4-0 BB BB		0-0 F7		0-0 F6			2	1	0	0	2	0	0
Joel Youngblood, R OBP: 0.325, SLG: 0.464 (1, 5)		0-0 FC3-6 1B	4-0 BB BB		0-3 K		0-0 6-3			3	0	1	0	1	1	0
Bob Brenly, R OBP: 0.282, SLG: 0.329 (1, 2)		0-0 FC3-6 FC4-6 1-2f 2-3	0-3 K		0-0 CS 1B		0-0 F2			4	0	1	0	0	1	4
Brad Wellman, R OBP: 0.298, SLG: 0.264 (1, 4)		0-0 FC4-6		0-0 L6	0-0 CS	0-0 F8		0-0 F7		4	0	0	1	0	0	1
Mark Davis, L (1, 1)		0-3 K		0-0 SF9 3B		0-0 4-3		0-0 1B		0	0	0	0	0	0	0
Renie Martin, R OBP: 0.455, SLG: 0.818 (2, 1)										2	1	1	0	0	1	1
Jim Bibby, R OBP: 0.143, SLG: 0.286 (6, 1)										0	0	0	0	0	0	0
Tom O'Malley, L OBP: 0.340, SLG: 0.351 (6, PH)										1	0	0	0	0	0	0
Greg Minton, S OBP: 0.500, SLG: 0.500 (7, 1)										1	0	1	0	0	0	0

Inning Stats	R: 0	H: 1	E: 0	LOB: 1	K: 0	BB: 0	S: 4	P: 4	R: 1	H: 1	E: 0	LOB: 1	K: 1	BB: 1	S: 6	R: 2	H: 2	E: 0	LOB: 2	K: 3	BB: 2	S: 11	R: 2	H: 2	E: 0	LOB: 1	K: 1	BB: 1	S: 7	R: 0	H: 1	E: 0	LOB: 0	K: 1	BB: 0	S: 5	R: 1	H: 2	E: 1	LOB: 1	K: 0	BB: 0	S: 5	R: 0	H: 0	E: 0	LOB: 0	K: 1	BB: 0	S: 5	R: 0	H: 1	E: 0	LOB: 1	K: 0	BB: 0	S: 4	R: 0	H: 0	E: 0	LOB: 0	K: 0	BB: 0	S: 3	R: 0	H: 0	E: 0	LOB: 0	K: 0	BB: 0	S: 3	1B: 7	SF: 1	2B: 0	SAC: 0	3B: 1	DP: 0	HR: 2	HBP: 0	WP: 0	PA: 41
--------------	------	------	------	--------	------	-------	------	------	------	------	------	--------	------	-------	------	------	------	------	--------	------	-------	-------	------	------	------	--------	------	-------	------	------	------	------	--------	------	-------	------	------	------	------	--------	------	-------	------	------	------	------	--------	------	-------	------	------	------	------	--------	------	-------	------	------	------	------	--------	------	-------	------	------	------	------	--------	------	-------	------	-------	-------	-------	--------	-------	-------	-------	--------	-------	--------

PITCHER	IP	WLS	BF	H	R	ER	SO	BB	IBB	HBP	BLK	WP	HR	S	P	ERA	WHIP
John Candelaria, L ERA: 4.26 (1, 1)	3.2		20	6	5	5	4	3	0	0	0	0	2	25	37	12.27	2.455
Jim Bibby, R ERA: 8.62 (4, 1)	1.1		5	1	0	0	2	1	0	0	0	0	0	8	12	0.00	1.500
Manny Sarmiento, R ERA: 2.9 (6, 1)	3.0	W	12	3	1	0	1	0	0	0	0	0	0	14	14	0.00	1.000
Kent Tekulve, R ERA: 1.94 (9, 1)	1.0	S	3	0	0	0	0	0	0	0	0	0	0	3	3	0.00	0.000

**BOTTOM**

**Pittsburgh Pirates @ San Francisco Giants**  
**Candlestick Park, San Francisco, CA**  
 Wed Jul 13 1983, 6:33 AM EDT  
 Att. 14,316 - Unknown

livebaseballscorecards.com

<b>AB</b>	<b>35</b>
<b>R</b>	<b>6</b>
<b>H</b>	<b>10</b>
<b>RBI</b>	<b>5</b>
<b>BB</b>	<b>4</b>
<b>SO</b>	<b>7</b>
<b>LOB</b>	<b>12</b>



Batter	1	2	3	4	5	6	7	8	9	AB R H RBI BB SO LOB	TOP	
Tom Herr, S (1, 4) OBP: 0.373, SLG: 0.382	4-0 F8 SH5-3 BB		0-0 6-3		0-3 K		0-0 2B		0-0 S HR 1B	4 1 2 1 1 1 2		
Willie McGee, S (1, 8) OBP: 0.330, SLG: 0.375	0-0 SH5-3 1-2		0-0 L6		0-0 FC4-6 1-2f 3-H		0-0 3-1		0-3 K 1-2	4 0 0 1 0 1 4		
Andy Van Slyke, L (1, 9) OBP: 0.318, SLG: 0.396 Floyd Rayford, R (9, PH) OBP: 0.277, SLG: 0.477 Bruce Sutter, R (9, 1)	0-0 F8 2-3		0-0 4-3		0-0 4-3			0-0 6-3	0-0 HR	4 0 0 0 0 0 2 1 1 1 2 0 0 0 0 0 0 0 0 0 0		
George Hendrick, R (1, 3) OBP: 0.399, SLG: 0.532	0-3 K			0-0 5-3		0-3 K		4-0 HR BB	0-3 K	4 1 0 0 1 3 2		
Darrell Porter, L (1, 2) OBP: 0.338, SLG: 0.429		0-0 F5		0-0 E4 E		0-0 4-3 2B		0-0 HR	0-3 K	5 1 2 2 0 1 1		
Dane Iorg, L (1, 7) OBP: 0.313, SLG: 0.380 (9, 9)		0-0 4-3		0-0 E5 G6-4-3 1-2		0-0 4-3 2-3		0-0 G3		4 0 0 0 0 0 2		
Ken Oberkfell, L (1, 5) OBP: 0.355, SLG: 0.344		0-0 E9 1B		0-0 G6-4-3 1-2f		0-0 F9		4-0 BB		3 0 0 0 1 0 3		
Ozzie Smith, S (1, 6) OBP: 0.276, SLG: 0.277		4-0 1B BB			0-0 SH FC4-6 2B		0-0 6-3	0-0 G3		3 1 1 0 1 0 1		
Dave LaPoint, L (1, 1) OBP: 0.250, SLG: 0.154 David Green, R (9, PH) OBP: 0.346, SLG: 0.412 Lonnie Smith, R (9, PR) OBP: 0.370, SLG: 0.425 (9, 7)		0-0 1B		0-0 SH FC4-6 2-3			0-3 K		0-0 1B 2B	2 0 1 0 0 1 0 1 0 1 0 0 0 0 0 1 0 0 0 0 0		
<b>Inning Stats</b>	R: 0 H: 0 E: 0 LOB: 1 K: 1 BB: 1 S: 5 P: 9	R: 0 H: 1 E: 1 LOB: 2 K: 0 BB: 1 S: 4 P: 8	R: 0 H: 0 E: 0 LOB: 0 K: 0 BB: 0 S: 3 P: 3	R: 0 H: 0 E: 2 LOB: 1 K: 0 BB: 0 S: 4 P: 4	R: 1 H: 1 E: 0 LOB: 1 K: 1 BB: 0 S: 7 P: 7	R: 0 H: 1 E: 0 LOB: 1 K: 1 BB: 0 S: 6 P: 6	R: 0 H: 1 E: 0 LOB: 1 K: 1 BB: 0 S: 6 P: 6	R: 2 H: 1 E: 0 LOB: 1 K: 0 BB: 2 S: 4 P: 12	R: 3 H: 3 E: 0 LOB: 1 K: 3 BB: 0 S: 12 P: 12	1B: 2 SF: 0 2B: 4 SAC: 2 3B: 0 DP: 1 HR: 2 HBP: 0	WP: 0 PA: 41 PB: 0 SB: 1 CS: 0	
<b>PITCHER</b> Mike Krukow, R (1, 1) ERA: 3.69 Gary Lavelle, L (9, 1) ERA: 2.56	IP WLS BF H R ER SO BB IBB HBP BLK WP HR S P ERA WHIP	8.0 35 5 3 3 4 4 0 0 0 0 1 39 55 3.38 1.125	1.0 L 6 3 3 3 3 0 0 0 0 0 1 12 12 27.00 3.000	<b>PITCHER</b> IP WLS BF H R ER SO BB IBB HBP BLK WP HR S P ERA WHIP								

St. Louis Cardinals @ San Francisco Giants  
 Candlestick Park, San Francisco, CA  
 Thu Jul 14 1983, 10:05 PM EDT  
 Att. 8,669 - Unknown

livebaseballscorecards.com

AB 35  
 R 6  
 H 8  
 RBI 6  
 BB 4  
 SO 7  
 LOB 17





Batter	1	2	3	4	5	6	7	8	9	AB	R	H	RBI	BB	SO	LOB
Johnnie LeMaster, R (1, 6) OBP: 0.354, SLG: 0.343 Tom O'Malley, L (9, PH) OBP: 0.338, SLG: 0.350	0-0 F4		0-0 1B		0-0 5-3		0-0 F9		0-0 4-3	4	0	1	0	0	0	1
Darrell Evans, L (1, 3) OBP: 0.399, SLG: 0.566	4-0 G4-6-3 BB		0-0 G3		0-0 F8			0-0 F4	0-0 1B 1B	4	0	1	0	1	0	1
Jack Clark, R (1, 9) OBP: 0.344, SLG: 0.431	0-0 G4-6-3 1-2f				0-0 F9		0-0 F8	4-0 HR BB	0-0 1-2 1B	4	1	1	0	1	0	1
Jeffrey Leonard, R (1, 7) OBP: 0.322, SLG: 0.432		4-0 G3 S BB		0-0 1B 1B		0-0 5-3		0-3 K	0-0 L6	4	1	1	0	1	1	3
Chili Davis, S (1, 8) OBP: 0.318, SLG: 0.391		0-0 F3 1-2		0-3 K		0-0 F4		0-0 HR		4	1	1	2	0	1	2
Joel Youngblood, R (1, 5) OBP: 0.329, SLG: 0.465		0-0 G3 2-3		0-0 1B 1B			0-0 E7 SH SF7	0-0 FC6-4 1B		4	1	2	0	0	0	1
Bob Brenly, R (1, 2) OBP: 0.282, SLG: 0.329		0-3 K		0-0 1B			0-0 SH SH2-4	0-0 FC6-4 1-2f		3	0	1	1	0	1	2
Brad Wellman, R (1, 4) OBP: 0.291, SLG: 0.259 Max Venable, L (9, PH) OBP: 0.275, SLG: 0.395			0-3 K		0-0 F9		0-0 SF7		0-0 4-3 3B	2	0	0	1	0	1	2
Mike Krukow, R (1, 1) OBP: 0.265, SLG: 0.267 Gary Lavelle, S (9, 1) Dave Bergman, L (9, PH) OBP: 0.338, SLG: 0.246			0-0 L6		0-0 F9		0-0 SH2-4		0-0 F6	0	0	0	0	0	0	0

Inning Stats	R: 0	H: 0	E: 0	K: 0	S: 2	R: 0	H: 0	E: 0	K: 1	S: 5	R: 0	H: 1	E: 0	K: 1	S: 6	R: 1	H: 3	E: 0	K: 1	S: 8	R: 0	H: 0	E: 0	K: 0	S: 3	R: 0	H: 0	E: 0	K: 0	S: 3	R: 1	H: 0	E: 1	K: 0	S: 5	R: 2	H: 2	E: 0	K: 1	S: 7	R: 1	H: 3	E: 0	K: 0	S: 6	1B: 7	2B: 0	3B: 1	SF: 1	SAC: 2	DP: 1	HBP: 0	WP: 0	PA: 40
PITCHER	IP	WLS	BF	H	R	ER	SO	BB	IBB	HBP	BLK	WP	HR	S	P	ERA	WHIP																																					
Dave LaPoint, L (1, 1) ERA: 3.38	8.0	W	34	6	4	3	4	3	0	0	0	0	1	39	51	3.38	1.125																																					
Bruce Sutter, R (9, 1) ERA: 3.53	1.0	S	6	3	1	1	0	0	0	0	0	0	0	6	6	9.00	3.000																																					

**BOTTOM**

St. Louis Cardinals @ San Francisco Giants  
Candlestick Park, San Francisco, CA

Thu Jul 14 1983, 10:05 PM EDT  
Att. 8,669 - Unknown

livebaseballscorecards.com

AB	34
R	5
H	9
RBI	5
BB	3
SO	4
LOB	14



Batter	1	2	3	4	5	6	7	8	9	AB R H RBI BB SO LOB	TOP																
Lonnie Smith, R (1, 7) OBP: 0.368, SLG: 0.427 Andy Van Slyke, L (8, 7) OBP: 0.324, SLG: 0.402	0-0 F8		0-0 1B 2B		0-0 6-3		0-0 E4 K2		0-0 1B 1B	4 1 1 0 0 0 1 1 0 1 0 0 0 0																	
Willie McGee, S (1, 8) OBP: 0.331, SLG: 0.375	0-0 F9		0-0 S 1B		0-3 K		0-3 K2		0-0 FC6-4 1B	5 0 2 1 0 2 2																	
David Green, R (1, 9) OBP: 0.352, SLG: 0.428	0-0 F8		4-0 BB 1-2 BB		0-0 CS 1B		0-0 HR		0-0 FC6-4 1-2f	4 1 2 1 1 0 2																	
George Hendrick, R (1, 3) OBP: 0.398, SLG: 0.527		0-0 4-3	0-0 4-3		4-0 1B BB		0-3 K			3 0 0 0 1 1 2																	
Floyd Rayford, R (1, 5) OBP: 0.275, SLG: 0.458 Ken Oberkfell, L (8, PR) OBP: 0.355, SLG: 0.344		0-3 K		0-0 F8		0-0 F8		0-0 1B SF7 1B		4 0 1 0 0 1 1 0 1 0 0 0 0 0																	
Tom Herr, S (1, 4) OBP: 0.379, SLG: 0.388		0-0 1B		0-0 6-3		0-0 1B		0-0 CS 1B		4 0 3 0 0 0 0																	
Glenn Brummer, R (1, 2) OBP: 0.347, SLG: 0.413 Darrell Porter, L (8, PH) OBP: 0.337, SLG: 0.429		0-0 F9		0-0 5-3		0-0 F7		0-0 SF7		3 0 0 0 0 0 3 0 0 0 1 0 0 0																	
Ozzie Smith, S (1, 6) OBP: 0.279, SLG: 0.288			0-3 K		4-0 FC2-6 BB		0-0 HR		0-0 CS 1-2	3 1 1 1 1 1 0																	
Joaquin Andujar, S (1, 1) OBP: 0.125, SLG: 0.146 Steve Braun, L (9, PH) OBP: 0.455, SLG: 0.556			0-3 K		0-0 FC2-6 6-3		0-0 6-3		0-3 K	3 0 0 0 0 1 1 1 0 0 0 0 1 0																	
<b>Inning Stats</b>	R: 0 E: 0 K: 0 S: 3	H: 0 LOB: 0 BB: 0 P: 3	R: 0 E: 0 K: 1 S: 6	H: 1 LOB: 1 BB: 0 P: 6	R: 1 E: 0 K: 2 S: 9	H: 2 LOB: 2 BB: 1 P: 13	R: 0 E: 0 K: 0 S: 3	H: 0 LOB: 0 BB: 0 P: 3	R: 0 E: 0 K: 1 S: 5	H: 0 LOB: 1 BB: 1 P: 9	R: 0 E: 0 K: 0 S: 4	H: 2 LOB: 2 BB: 1 P: 8	R: 1 E: 1 K: 1 S: 6	H: 1 LOB: 1 BB: 0 P: 6	R: 2 E: 0 K: 1 S: 7	H: 3 LOB: 1 BB: 0 P: 7	R: 0 E: 0 K: 1 S: 7	H: 2 LOB: 2 BB: 0 P: 7	1B: 8 2B: 2 3B: 0 HR: 2	SF: 1 SAC: 0 DP: 1 HBP: 0	WP: 0 PB: 0 SB: 1 CS: 2	PA: 40					
<b>PITCHER</b>	IP WLS BF H R ER SO BB IBB HBP BLK WP HR S P ERA WHIP																										
Atlee Hammaker, L (1, 1) ERA: 1.9	7.1		33	9	4	4	6	3	0	0	0	0	2	42	54	4.91	1.636										
Jim Barr, R (8, 1) ERA: 4.13	1.1	W	5	2	0	0	1	0	0	0	0	0	0	7	7	0.00	1.500										
Greg Minton, R (9, 1) ERA: 4.22	0.1	S	1	0	0	0	0	0	0	0	0	0	0	1	1	0.00	0.000										

St. Louis Cardinals @ San Francisco Giants  
 Candlestick Park, San Francisco, CA  
 Fri Jul 15 1983, 10:05 PM EDT  
 Att. 13,168 - Unknown

livebaseballscorecards.com

AB	35
R	4
H	11
RBI	4
BB	3
SO	7
LOB	12





Batter	1	2	3	4	5	6	7	8	9	AB	R	H	RBI	BB	SO	LOB
Johnnie LeMaster, R (1, 6) OBP: 0.353, SLG: 0.342	0-3 K ①		0-0 S 3B 1B		0-0 6-3 ①		0-0 6-3 ③			4	1	1	0	0	1	0
Darrell Evans, L (1, 3) OBP: 0.397, SLG: 0.561	0-0 F5		0-3 K ②		0-0 E6 G4-3			4-0 2B SF9 BB		3	1	0	0	1	1	1
Jack Clark, R (1, 9) OBP: 0.346, SLG: 0.433	0-3 K ③		4-0 3B BB		0-0 G4-3 ② ③			0-0 SF9 HR 2B		3	2	1	0	1	1	1
Jeffrey Leonard, R (1, 7) OBP: 0.321, SLG: 0.439		0-0 F9 ①	0-0 3B ①		0-0 6-3 ①			0-0 SF9 ①		3	0	1	3	0	0	0
Chili Davis, S (1, 8) OBP: 0.321, SLG: 0.401		0-3 K ②	0-0 F8 ③		4-0 BB			0-0 HR		3	1	1	2	1	1	1
Joel Youngblood, R (1, 4) OBP: 0.328, SLG: 0.460		0-0 1B 1B		0-0 F2 ①		0-3 K ②		0-0 F8 ②		4	0	1	0	0	1	1
Brad Wellman, R (9, 4) OBP: 0.291, SLG: 0.259										0	0	0	0	0	0	0
Tom O'Malley, L (1, 5) OBP: 0.341, SLG: 0.352		0-0 1B		0-0 F8 1B		0-0 4-3 ③		0-3 K ③		4	0	2	0	0	1	1
Milt May, L (1, 2) OBP: 0.301, SLG: 0.322		0-3 K ③		0-0 F8 ②			0-0 1B ①			3	0	1	0	0	1	3
Atlee Hammaker, S (1, 1) OBP: 0.176, SLG: 0.125			0-3 K ①		0-0 1-3 ③					3	0	0	0	0	2	1
Jim Barr, R (8, 1) OBP: 0.143, SLG: 0.286										0	0	0	0	0	0	0
Greg Minton, S (9, 1) OBP: 0.500, SLG: 0.500										0	0	0	0	0	0	0

<b>Inning Stats</b>	R: 0 E: 0 K: 2 S: 7	H: 0 LOB: 0 BB: 0 P: 7	R: 0 E: 0 K: 2 S: 9	H: 2 LOB: 2 BB: 0 P: 9	R: 2 E: 0 K: 2 S: 9	H: 2 LOB: 1 BB: 1 P: 13	R: 0 E: 0 K: 0 S: 4	H: 1 LOB: 1 BB: 0 P: 4	R: 0 E: 1 K: 0 S: 3	H: 0 LOB: 0 BB: 0 P: 3	R: 0 E: 0 K: 1 S: 5	H: 0 LOB: 1 BB: 1 P: 9	R: 0 E: 0 K: 1 S: 5	H: 1 LOB: 0 BB: 0 P: 5	R: 3 E: 0 K: 1 S: 7	H: 2 LOB: 0 BB: 1 P: 11	1B: 5 2B: 1 3B: 1 HR: 1	SF: 1 SAC: 0 DP: 1 HBP: 0	WP: 0 PB: 0 SB: 1 CS: 0	PA: 34
<b>PITCHER</b> Joaquin Andujar, R (1, 1) ERA: 4.0	IP	WLS	BF	H	R	ER	SO	BB	IBB	HBP	BLK	WP	HR	S	P	ERA	WHIP			
	8.0	L	34	8	5	5	9	3	0	0	0	0	1	49	61	5.62	1.375			


**BOTTOM**

St. Louis Cardinals @ San Francisco Giants  
Candlestick Park, San Francisco, CA

Fri Jul 15 1983, 10:05 PM EDT  
Att. 13,168 - Unknown

livebaseballscorecards.com

<b>AB</b>	<b>30</b>
<b>R</b>	<b>5</b>
<b>H</b>	<b>8</b>
<b>RBI</b>	<b>5</b>
<b>BB</b>	<b>3</b>
<b>SO</b>	<b>9</b>
<b>LOB</b>	<b>9</b>



Batter	1	2	3	4	5	6	7	8	9	AB	R	H	RBI	BB	SO	LOB	TOP								
<b>Lonnie Smith, R</b> (1, 7) <sup>x</sup> OBP: 0.368, SLG: 0.426 <b>Steve Braun, L</b> (8, 7) OBP: 0.455, SLG: 0.556	0-0 5-3		0-3 K		0-0 F8	0-0 1B		0-0 1B		5	0	2	3	0	1	1									
<b>Willie McGee, S</b> (1, 8) <sup>x</sup> OBP: 0.332, SLG: 0.376	0-0 G3		0-0 2-3			1-2 2-H 3-H 1B		0-0 1B		5	0	2	0	0	0	3									
<b>David Green, R</b> (1, 9) <sup>x</sup> OBP: 0.357, SLG: 0.432	0-0 1B			0-0 F7		0-0 S 2B 1B	0-0 BLK 2B 1B	0-0 6-3		5	2	3	0	0	0	1									
<b>Darrell Porter, L</b> (1, 2) <sup>x</sup> OBP: 0.334, SLG: 0.422	0-0 4-3			0-0 F9		4-0 2B 1-2 1B BB	0-0 F5		0-0 F6	4	1	0	0	1	0	2									
<b>Andy Van Slyke, L</b> (1, 3) <sup>x</sup> OBP: 0.327, SLG: 0.423		0-3 K2-3		0-0 F5		0-0 1B 2B	0-0 2B		0-3 K	5	1	2	2	0	2	0									
<b>Tom Herr, S</b> (1, 4) <b>Mike Ramsey, S</b> (7, 4) OBP: 0.331, SLG: 0.343		0-0 2-3			0-0 HR 1B	4-0 1B 1B IBB	0-0 F8		1-0 BB HBP	3	2	1	0	1	0	1									
<b>Ken Oberkfell, L</b> (1, 5) <sup>x</sup> OBP: 0.356, SLG: 0.353		0-0 F6			0-0 HR	0-0 F9	0-0 F6		4-0 BB BB BB	4	1	1	2	1	0	4									
<b>Ozzie Smith, S</b> (1, 6) <sup>x</sup> OBP: 0.280, SLG: 0.290			0-0 SH1-4 1B		0-0 4-3	0-0 1B 1B		0-0 E6 SH1-4 1B	0-0 F7	5	2	2	2	0	0	2									
<b>Bob Forsch, R</b> (1, 1) <b>John Martin, S</b> (5, 1) <b>Jeff Lahti, R</b> (5, 1) <b>Dane Iorg, L</b> (6, PH) <b>Dave Vonohlen, L</b> (6, 1)			0-0 SH1-4		0-0 5-3	4-0 1B IBB		0-0 SH1-4		1	0	0	0	0	0	0									
<b>Inning Stats</b>	R: 0 E: 0 K: 0 S: 4	H: 1 LOB: 1 BB: 0 P: 4	R: 0 E: 0 K: 1 S: 5	H: 0 LOB: 0 BB: 0 P: 5	R: 0 E: 0 K: 1 S: 6	H: 1 LOB: 1 BB: 0 P: 6	R: 0 E: 0 K: 0 S: 3	H: 0 LOB: 0 BB: 0 P: 3	R: 2 E: 0 K: 0 S: 5	H: 2 LOB: 0 BB: 0 P: 5	R: 5 E: 0 K: 0 S: 7	H: 5 LOB: 2 BB: 3 P: 19	R: 1 E: 0 K: 0 S: 5	H: 2 LOB: 1 BB: 0 P: 5	R: 1 E: 1 K: 0 S: 5	H: 2 LOB: 1 BB: 0 P: 5	R: 0 E: 0 K: 1 S: 5	H: 0 LOB: 2 BB: 1 P: 10	1B: 10 2B: 2 3B: 0 HR: 1	SF: 0 SAC: 2 DP: 0 HBP: 1	WP: 0 PB: 0 SB: 1 CS: 0	PA: 44			
<b>PITCHER</b>	IP	WLS	BF	H	R	ER	SO	BB	IBB	HBP	BLK	WP	HR	S	P	ERA	WHIP								
<b>Fred Breining, R</b> (1, 1) ERA: 4.49 <b>Andy McGaffigan, R</b> (6, 1) ERA: 4.01 <b>Pat Larkin, L</b> (7, 1) ERA: 3.0	5.1	L	24	7	6	6	2	1	1	0	0	0	1	26	34	10.12	1.500								
	0.2		5	2	1	1	0	0	1	0	0	0	0	4	8	13.50	3.000								
	3.0		15	4	2	1	1	1	0	1	1	0	0	15	20	3.00	1.667								

St. Louis Cardinals @ San Francisco Giants  
 Candlestick Park, San Francisco, CA  
 Sat Jul 16 1983, 6:33 AM EDT  
 Att: 39,692 - Unknown

livebaseballscorecards.com

AB	37
R	9
H	13
RBI	9
BB	4
SO	3
LOB	14





Batter	1	2	3	4	5	6	7	8	9	AB	R	H	RBI	BB	SO	LOB
Johnnie LeMaster, R OBP: 0.357, SLG: 0.344	4-0 BB		0-0 6-3	0-0 6-3		0-0 1B			0-0 1B	4	0	2	0	1	0	1
Darrell Evans, L OBP: 0.395, SLG: 0.555	0-0 F9		0-0 1B	0-0 F9		0-3 K			0-0 F7	5	1	1	0	0	1	4
Jack Clark, R OBP: 0.349, SLG: 0.434	4-0 BB		0-0 2B		0-0 1B				0-0 F6	4	1	2	0	1	0	1
Jeffrey Leonard, R OBP: 0.323, SLG: 0.443	0-3 K		0-0 SF8		0-0 S				0-0 5-3	4	0	2	1	0	1	2
Chili Davis, S OBP: 0.317, SLG: 0.397	0-0 F5		0-0 SF8		0-0 6-3				0-0 F9	3	0	0	1	0	0	4
Tom O'Malley, L OBP: 0.339, SLG: 0.348		0-0 F9	0-3 K		4-0 IBB				0-0 4-3	3	0	0	0	1	1	1
Milt May, L OBP: 0.303, SLG: 0.344		0-0 F9		0-0 HR		0-0 G6-4-3			0-0 F9	2	1	1	1	0	0	0
Bob Brenly, R OBP: 0.281, SLG: 0.327						1-2f				1	0	0	0	0	0	3
John Rabb, R OBP: 0.217, SLG: 0.348										1	0	0	0	0	0	0
Duane Kuiper, L OBP: 0.388, SLG: 0.322		0-0 FC6-4		0-0 SH3-4		0-3 K			0-0 F9	3	0	2	0	0	1	0
Joel Youngblood, R OBP: 0.326, SLG: 0.457										1	0	0	0	0	0	0
Fred Breining, R OBP: 0.205, SLG: 0.189		0-0 FC6-4		0-0 SH3-4		0-3 K			0-0 6-3	1	0	0	0	0	0	1
Andy McGaffigan, R OBP: 0.080, SLG: 0.083										0	0	0	0	0	0	0
Brad Wellman, R OBP: 0.289, SLG: 0.257										1	0	0	0	0	1	0
Pat Larkin, L										0	0	0	0	0	0	0
Joe Pettini, R OBP: 0.224, SLG: 0.182										1	0	0	0	0	0	0

Inning Stats	R: 0	H: 0	E: 0	K: 5	S: 5	R: 0	H: 1	E: 0	K: 0	S: 4	R: 2	H: 3	E: 0	K: 1	S: 8	R: 1	H: 2	E: 0	K: 0	S: 5	R: 0	H: 2	E: 0	K: 0	S: 4	R: 0	H: 1	E: 0	K: 3	S: 10	R: 0	H: 0	E: 0	K: 0	S: 3	R: 0	H: 0	E: 0	K: 0	S: 3	R: 0	H: 1	E: 0	K: 0	S: 4	1B: 8	SF: 1	2B: 1	SAC: 1	3B: 0	DP: 1	HR: 1	HBP: 0	WP: 0	PA: 39
--------------	------	------	------	------	------	------	------	------	------	------	------	------	------	------	------	------	------	------	------	------	------	------	------	------	------	------	------	------	------	-------	------	------	------	------	------	------	------	------	------	------	------	------	------	------	------	-------	-------	-------	--------	-------	-------	-------	--------	-------	--------

PITCHER	IP	WLS	BF	H	R	ER	SO	BB	IBB	HBP	BLK	WP	HR	S	P	ERA	WHIP
Bob Forsch, R ERA: 4.46	4.0		22	8	3	3	2	2	0	0	0	0	1	24	32	6.75	2.500
John Martin, L ERA: 3.62	0.1		2	0	0	0	0	0	1	0	0	0	0	1	5	0.00	0.000
Jeff Lahti, R ERA: 2.55	0.2	W	1	0	0	0	0	0	0	0	0	0	0	1	1	0.00	0.000
Dave Vonohlen, L ERA: 3.03	4.0	S	14	2	0	0	3	0	0	0	0	0	0	20	20	0.00	0.500

BOTTOM

St. Louis Cardinals @ San Francisco Giants  
Candlestick Park, San Francisco, CA  
Sat Jul 16 1983, 6:33 AM EDT  
Att. 39,692 - Unknown

livebaseballscores.com

AB	34
R	3
H	10
RBI	3
BB	3
SO	5
LOB	17



Batter	1	2	3	4	5	6	7	8	9	AB R H RBI BB SO LOB	TOP
<b>Lonnie Smith, R</b> (1, 7) <small>OBP: 0.371, SLG: 0.429</small> <b>Dave Rucker, L</b> (7, 1)	0-0 <b>F3</b> 		0-3 <b>K</b> 		0-0 <b>2B</b>		4-0 <b>BB</b>		3 0 1 0 1 1 1 0 0 0 0 0 0 0	<b>St. Louis Cardinals @ San Francisco Giants</b> <b>Candlestick Park, San Francisco, CA</b> Sun Jul 17 1983, 6:33 AM EDT Att: 25,819 - Unknown	
<b>Willie McGee, S</b> (1, 8) <small>OBP: 0.331, SLG: 0.374</small>	0-0 <b>1B</b>		0-0 <b>F6</b> 		0-3 <b>K</b> 		0-0 <b>3-1</b> 		4 0 1 0 0 1 5		
<b>David Green, R</b> (1, 9) <small>OBP: 0.351, SLG: 0.424</small>	0-3 <b>K</b> 			0-0 <b>F7</b> 		0-0 <b>F4</b> 		0-0 <b>6-3</b> 	4 0 0 0 0 1 1		
<b>Darrell Porter, L</b> (1, 2) <small>OBP: 0.333, SLG: 0.424</small>	0-3 <b>K</b> 			0-0 <b>1B</b>		0-3 <b>K</b> 		0-0 <b>1-3</b> 	4 1 1 0 0 2 1		
<b>Andy Van Slyke, L</b> (1, 3) <small>OBP: 0.325, SLG: 0.416</small>		0-0 <b>F4</b> 		0-0 <b>1B</b>		0-0 <b>L3</b> 		0-0 <b>F6</b> 	4 0 1 1 0 0 0		
<b>Tom Herr, S</b> (1, 4) <small>OBP: 0.378, SLG: 0.385</small>		0-0 <b>1B</b>		0-0 <b>6-3</b> 		0-0 <b>F9</b> 		0-0 <b>5-3</b> 	4 0 1 0 0 0 1		
<b>Ken Oberkfell, L</b> (1, 5) <small>OBP: 0.351, SLG: 0.348</small>		0-0 <b>G4-6-3</b> 		0-0 <b>F2</b> 		0-0 <b>4-3</b> 		0-0 <b>4-3</b> 	4 0 0 0 0 0 2		
<b>Ozzie Smith, S</b> (1, 6) <small>OBP: 0.283, SLG: 0.290</small>			4-0 <b>BB</b>		0-0 <b>5-3</b> 		0-0 <b>1B</b>	0-0 <b>6-3</b> 	3 0 1 0 1 0 0		
<b>John Stuper, R</b> (1, 1) <small>OBP: 0.200, SLG: 0.172</small> <b>Steve Braun, L</b> (7, PH) <small>OBP: 0.467, SLG: 0.595</small> (7, 7)			0-3 <b>K</b> 		0-0 <b>4-3</b> 		0-0 <b>2B</b>		2 0 0 0 0 1 1 1 0 1 0 0 0 0		
<b>Inning Stats</b>	R: 0 H: 1 E: 0 LOB: 1 K: 2 BB: 0 S: 8 P: 8	R: 0 H: 1 E: 0 LOB: 0 K: 0 BB: 0 S: 3 P: 3	R: 0 H: 0 E: 0 LOB: 1 K: 2 BB: 1 S: 7 P: 11	R: 1 H: 2 E: 0 LOB: 1 K: 0 BB: 0 S: 5 P: 5	R: 0 H: 1 E: 0 LOB: 1 K: 1 BB: 0 S: 6 P: 6	R: 0 H: 0 E: 0 LOB: 0 K: 1 BB: 0 S: 5 P: 5	R: 0 H: 2 E: 0 LOB: 3 K: 0 BB: 1 S: 5 P: 9	R: 0 H: 0 E: 0 LOB: 0 K: 0 BB: 0 S: 3 P: 3	R: 0 H: 0 E: 0 LOB: 0 K: 0 BB: 0 S: 3 P: 3	1B: 4 SF: 0 2B: 3 SAC: 0 3B: 0 DP: 1 HR: 0 HBP: 0	WP: 0 PA: 35 PB: 0 SB: 3 CS: 0
<b>PITCHER</b> <b>Bill Laskey, R</b> (1, 1) <small>ERA: 4.07</small>	IP WLS BF H R ER SO BB IBB HBP BLK WP HR S P ERA WHIP 9.0 W 35 7 1 1 6 2 0 0 0 0 0 0 45 53 1.00 1.000										

livebaseballscorecards.com

<b>AB</b>	<b>33</b>
<b>R</b>	<b>1</b>
<b>H</b>	<b>7</b>
<b>RBI</b>	<b>1</b>
<b>BB</b>	<b>2</b>
<b>SO</b>	<b>6</b>
<b>LOB</b>	<b>12</b>





Batter	1	2	3	4	5	6	7	8	9	AB	R	H	RBI	BB	SO	LOB
Johnnie LeMaster, R OBP: 0.355, SLG: 0.343 (1, 6)	0-0 5-3		0-0 E4		0-0 F8			0-0 CS 1B		4	0	1	0	0	0	0
Darrell Evans, L OBP: 0.391, SLG: 0.548 (1, 3)	0-0 3-1		0-3 K			0-0 L3		0-0 F8 1-2		4	0	0	0	0	1	2
Jack Clark, R OBP: 0.349, SLG: 0.436 (1, 9)	0-0 PB 2B		0-0 1-3			0-0 F8				3	0	1	0	0	0	1
Jeffrey Leonard, R OBP: 0.327, SLG: 0.455 (1, 7)	0-0 6-3 2-3			4-0 FC4-6 BB		0-0 HR				2	1	1	1	1	0	1
Chili Davis, S OBP: 0.314, SLG: 0.393 (1, 8)		0-0 5-3		0-0 FC4-6 6-3 1B 1-2f		0-0 1-3				3	1	0	0	0	0	1
Joel Youngblood, R OBP: 0.320, SLG: 0.448 (1, 5)		0-3 K		0-0 6-3 1-3			0-0 F7			3	0	0	0	0	1	1
Milt May, L OBP: 0.315, SLG: 0.373 (1, 2)		0-0 HR		0-0 CS 1B			4-0 G1-6-3 BB			2	1	2	2	1	0	0
Duane Kuiper, L OBP: 0.380, SLG: 0.314 (1, 4)		0-0 F7		0-0 CS 1-2		0-0 F7		0-0 G1-6-3 1-2f		3	0	0	0	0	0	1
Bill Laskey, R OBP: 0.229, SLG: 0.098 (1, 1)			0-3 K			0-0 F3		0-0 5-3		3	0	0	0	0	1	0

Inning Stats	R: 0	H: 1	E: 0	LOB: 1	K: 0	BB: 0	S: 4	P: 4	R: 1	H: 1	E: 0	LOB: 0	K: 1	BB: 0	S: 6	P: 6	R: 0	H: 0	E: 1	LOB: 1	K: 2	BB: 0	S: 8	P: 8	R: 1	H: 1	E: 0	LOB: 0	K: 0	BB: 1	S: 3	P: 7	R: 0	H: 0	E: 0	LOB: 0	K: 0	BB: 0	S: 3	P: 3	R: 1	H: 1	E: 0	LOB: 0	K: 0	BB: 0	S: 4	P: 4	R: 0	H: 0	E: 0	LOB: 0	K: 0	BB: 1	S: 2	P: 6	R: 0	H: 1	E: 0	LOB: 0	K: 0	BB: 0	S: 3	P: 3
John Stuper, R ERA: 4.44 (1, 1)	6.0	WLS	BF	H	R	ER	SO	BB	IBB	HBP	BLK	WP	HR	S	P	ERA	WHIP																																															
Dave Rucker, L ERA: 10.8 (7, 1)	2.0	WLS	BF	H	R	ER	SO	BB	IBB	HBP	BLK	WP	HR	S	P	ERA	WHIP																																															

**BOTTOM**

**St. Louis Cardinals @ San Francisco Giants**  
**Candlestick Park, San Francisco, CA**

Sun Jul 17 1983, 6:33 AM EDT  
 Att. 25,819 - Unknown

livebaseballscorecards.com

<b>AB</b>	<b>27</b>
<b>R</b>	<b>3</b>
<b>H</b>	<b>5</b>
<b>RBI</b>	<b>3</b>
<b>BB</b>	<b>2</b>
<b>SO</b>	<b>3</b>
<b>LOB</b>	<b>7</b>

**GIANTS**

1B: 2	SF: 0	WP: 1	PA: 30
2B: 1	SAC: 0	PB: 1	
3B: 0	DP: 1	SB: 0	
HR: 2	HBP: 0	CS: 2	

Batter	1	2	3	4	5	6	7	8	9	10	AB R H RBI BB SO LOB	TOP																
Johnnie LeMaster, R (1, 6) OBP: 0.369, SLG: 0.347	0-0 S E 1B		0-0 L4-6 S 1B		0-3 K			0-0 4-3 1B	0-0 4-3		5 1 3 0 0 1 3	<b>San Francisco Giants @ Chicago Cubs</b> Wrigley Field, Chicago, IL Tue Jul 19 1983, 3:33 AM CDT Att. 19,400 - Unknown																
Darrell Evans, L (1, 3) OBP: 0.391, SLG: 0.544	0-0 E9 1B 1B		0-0 L4-6 1-3					0-0 4-3 1-2		4-0 1B 1B E BB	4 2 1 1 1 0 2																	
Jack Clark, R (1, 9) OBP: 0.347, SLG: 0.433	0-0 5-3		0-3 K					0-0 5-3		0-0 E 1B CS 1B	5 0 1 0 0 1 2																	
Jeffrey Leonard, R (1, 7) OBP: 0.328, SLG: 0.452	0-0 F4			0-0 4-3				0-0 1-3		0-0 1-2 2-3 E 1B	4 0 1 0 1 0 2																	
Max Venable, L (1, 8) OBP: 0.272, SLG: 0.387	0-0 3-H 1B			0-0 1-6-3				0-0 F7 1-2		0-0 E2	5 0 1 1 0 0 3																	
Tom O'Malley, L (1, 5) Joe Pettini, R (9, PR) Dave Bergman, L (10, PH) Joel Youngblood, R (10, PH)	0-0 F9		0-0 4-3					0-0 F9		4-0 1B S BB	3 0 0 0 1 0 1 0 0 0 0 0 0 0 0 0 0 0 0 0 0 1 0 0 0 0 1 3																	
Milt May, L (1, 2) Bob Brenly, R (10, PH)		0-0 F8			0-0 HR			0-3 K		0-0 F8	4 1 1 1 0 2 1 1 0 0 0 0 0 2																	
Duane Kuiper, L (1, 4) OBP: 0.383, SLG: 0.314		0-0 3-1			0-0 3-1			0-0 1B		4-0 1B IBB	3 0 1 0 1 0 0																	
Mark Davis, L (1, 1) Jim Barr, R (6, 1) Greg Minton, S (8, 1)		0-0 4-3			0-3 K			0-0 F8		0-0 1-2 2-3 1B	2 0 0 0 0 1 0 1 0 0 0 0 0 1 1 0 1 0 0 0 0																	
<b>Inning Stats</b>	R: 2 E: 1 K: 0 S: 6	H: 3 LOB: 1 BB: 0 P: 6	R: 0 E: 0 K: 0 S: 3	H: 0 LOB: 0 BB: 0 P: 3	R: 0 E: 0 K: 1 S: 5	H: 1 LOB: 0 BB: 0 P: 5	R: 0 E: 0 K: 0 S: 3	H: 0 LOB: 0 BB: 0 P: 3	R: 1 E: 0 K: 2 S: 8	H: 1 LOB: 0 BB: 0 P: 8	R: 0 E: 0 K: 0 S: 3		H: 0 LOB: 1 BB: 1 P: 7	R: 0 E: 0 K: 1 S: 6	H: 1 LOB: 1 BB: 0 P: 6	R: 0 E: 0 K: 0 S: 4	H: 1 LOB: 1 BB: 0 P: 4	R: 0 E: 0 K: 1 S: 6	H: 1 LOB: 3 BB: 2 P: 14	R: 1 E: 1 K: 1 S: 7	H: 2 LOB: 2 BB: 1 P: 11	1B: 9 2B: 1 3B: 0 HR: 1	SF: 0 SAC: 0 DP: 1 HBP: 0	WP: 1 PB: 0 SB: 3 CS: 1	PA: 43			
<b>PITCHER</b>	IP WLS BF H R ER SO BB IBB HBP BLK WP HR S P ERA WHIP																											
Chuck Rainey, R (1, 1) ERA: 4.11	7.0		6	3	2	4	1	0	0	0	0	1	1	34	38	2.57	1.000											
Lee Smith, R (8, 1) ERA: 1.15	1.0	4	1	0	0	0	0	0	0	0	0	0	0	4	4	0.00	1.000											
Bill Campbell, R (9, 1) ERA: 3.2	1.0	L	8	2	1	0	1	2	1	0	0	0	0	7	19	0.00	4.000											
Warren Brusstar, R (10, 1) ERA: 2.23	0.0		2	1	0	0	0	0	0	0	0	0	0	2	2	∞	∞											
Craig Lefferts, L (10, 1) ERA: 3.14	1.0		2	0	0	0	1	0	0	0	0	0	0	4	4	0.00	0.000											

AB	39
R	4
H	10
RBI	3
BB	4
SO	6
LOB	20



1B	9
2B	1
3B	0
HR	1

WP	1
PB	0
SB	3
CS	1

ERA	2.57
WHIP	1.000

1B	9
2B	1
3B	0
HR	1

WP	1
PB	0
SB	3
CS	1

ERA	2.57
WHIP	1.000

1B	9
2B	1
3B	0
HR	1

WP	1
PB	0
SB	3
CS	1

ERA	2.57
WHIP	1.000

1B	9
2B	1
3B	0
HR	1

WP	1
PB	0
SB	3
CS	1

ERA	2.57
WHIP	1.000

1B	9
2B	1
3B	0
HR	1

WP	1
PB	0
SB	3
CS	1

ERA	2.57
WHIP	1.000

1B	9
2B	1
3B	0
HR	1

WP	1
PB	0
SB	3
CS	1

ERA	2.57
WHIP	1.000

1B	9
2B	1
3B	0
HR	1

WP	1
PB	0
SB	3
CS	1

ERA	2.57
WHIP	1.000

1B	9
2B	1
3B	0
HR	1

WP	1
PB	0
SB	3
CS	1

ERA	2.57
WHIP	1.000

1B	9
2B	1
3B	0
HR	1

WP	1
PB	0
SB	3
CS	1

ERA	2.57
WHIP	1.000

1B	9
2B	1
3B	0
HR	1

WP	1
PB	0
SB	3
CS	1

ERA	2.57
WHIP	1.000

1B	9
2B	1
3B	0
HR	1

WP	1
PB	0
SB	3
CS	1

ERA	2.57
WHIP	1.000

1B	9
2B	1
3B	0
HR	1

WP	1
PB	0
SB	3
CS	1

ERA	2.57
WHIP	1.000

1B	9
2B	1
3B	0
HR	1

WP	1
PB	0
SB	3
CS	1

ERA	2.57
WHIP	1.000

1B	9
2B	1
3B	0
HR	1

WP	1
PB	0
SB	3
CS	1

ERA	2.57
WHIP	1.000

1B	9
2B	1
3B	0
HR	1

WP	1
PB	0
SB	3
CS	1

ERA	2.57
WHIP	1.000

1B	9
2B	1
3B	0
HR	1

WP	1
PB	0
SB	3
CS	1

ERA	2.57
WHIP	1.000

1B	9
2B	1
3B	0
HR	1

WP	1
PB	0
SB	3
CS	1

ERA	2.57
WHIP	1.000

1B	9
2B	1
3B	0
HR	1

WP	1
PB	0
SB	3
CS	1

ERA	2.57
WHIP	1.000

1B	9
2B	1
3B	0
HR	1

WP	1
PB	0
SB	3
CS	1

ERA	2.57
WHIP	1.000

1B	9
2B	1
3B	0
HR	1

WP	1
PB	0
SB	3
CS	1

ERA	2.57
WHIP	1.000

1B	9
2B	1
3B	0
HR	1

WP	1
PB	0
SB	3
CS	1

ERA	2.57
WHIP	1.000

1B	9
2B	1
3B	0
HR	1

WP	1
PB	0
SB	3
CS	1

ERA	2.57
WHIP	1.000

1B	9
2B	1
3B	0
HR	1

WP	1
PB	0
SB	3
CS	1

ERA	2.57
WHIP	1.000

1B	9
2B	1
3B	0
HR	1

WP	1
PB	0
SB	3
CS	1

ERA	2.57
WHIP	1.000

1B	9
2B	1
3B	0
HR	1

WP	1
PB	0
SB	3
CS	1

ERA	2.57
WHIP	1.000

1B	9
2B	1



BOTTOM

San Francisco Giants @ Chicago Cubs  
Wrigley Field, Chicago, IL  
Tue Jul 19 1983, 3:33 AM CDT  
Att: 19,400 - Unknown

livebaseballscorecards.com

AB 36  
R 3  
H 11  
RBI 3  
BB 6  
SO 6  
LOB 22



WP: 0 PA: 46  
PB: 0  
SB: 1  
CS: 1

AB R H RBI BB SO LOB

4 0 0 0 1 3 4

5 0 2 0 0 0 3

5 0 2 0 0 0 4

4 1 1 1 0 0 3

3 2 2 0 2 1 0

5 0 2 0 0 0 4

3 0 1 1 1 1 1

3 0 0 1 1 0 1

2 0 1 0 0 1 2  
1 0 0 0 0 0 0  
0 0 0 0 0 0 0  
0 0 0 0 1 0 0  
0 0 0 0 0 0 0  
0 0 0 0 0 0 0  
0 0 0 0 0 0 0  
1 0 0 0 0 0 0

1B: 7 SF: 2  
2B: 3 SAC: 0  
3B: 0 DP: 2  
HR: 1 HBP: 1

Batter	1	2	3	4	5	6	7	8	9	10
Mel Hall, L OBP: 0.344, SLG: 0.418 (1, 8)	0-3 K		0-0 FC3-6 23 2B		0-3 K		4-0 23 1B BB	0-3 K		
23 Ryne Sandberg, R OBP: 0.320, SLG: 0.396 (1, 4)	0-0 F8		0-0 1-3 2B		0-0 6-3		0-0 1-2 1B	0-0 FC6-4		
Bill Buckner, L OBP: 0.306, SLG: 0.455 (1, 3)	0-0 F5		0-0 L6		0-0 CS 1B		0-0 L6		0-0 S 1B	
Ron Cey, R OBP: 0.333, SLG: 0.430 (1, 5)		1-0 G5-4-3 BB HBP		0-0 5-3	0-0 CS	0-0 HR	0-0 F7		0-0 F7	
Leon Durham, L OBP: 0.407, SLG: 0.519 (1, 7)		4-0 BB G5-4-3		0-0 2B SF9 1B		0-3 K		0-0 E SF8 1B	4-0 G6-4-3 BB	
Keith Moreland, R OBP: 0.353, SLG: 0.486 (1, 9)		0-0 G5-4-3		0-0 SF9 1-3 2B		0-0 1-3		0-0 SF8 1-3 1B	0-0 G6-4-3	
Jody Davis, R OBP: 0.317, SLG: 0.506 (1, 2)		0-3 K		0-0 SF9		0-0 2B		4-0 SF8 IBB		0-0 1-3
Larry Bowa, S OBP: 0.306, SLG: 0.340 (1, 6)			0-0 F8	0-0 BB		0-0 F1		0-0 SF8		0-0 F7
Chuck Rainey, R OBP: 0.250, SLG: 0.156 (7, PH) Scot Thompson, L OBP: 0.220, SLG: 0.250 (8, 1) Lee Smith, R OBP: 0.375, SLG: 0.448 (8, PH) Bill Campbell, R OBP: 0.317, SLG: 0.407 (9, 1) Warren Brusstar, R OBP: 0.317, SLG: 0.407 (10, 1) Craig Lefferts, L OBP: 0.133, SLG: 0.071 (10, PH) Thad Bosley, L OBP: 0.133, SLG: 0.071 (10, PH)			0-0 FC3-6 1B	0-3 K		0-0 F8	0-0 FC6-4 IBB		0-0 6-3	

Inning Stats	R: 0	H: 0	E: 0	K: 1	S: 5	R: 0	H: 0	E: 0	K: 1	S: 4	R: 0	H: 2	E: 0	K: 0	S: 5	R: 1	H: 2	E: 0	K: 1	S: 7	R: 0	H: 1	E: 0	K: 1	S: 5	R: 1	H: 2	E: 0	K: 1	S: 7	R: 0	H: 1	E: 0	K: 0	S: 4	R: 1	H: 2	E: 1	K: 1	S: 7	R: 0	H: 1	E: 0	K: 0	S: 3	R: 0	H: 1	E: 0	K: 0	S: 3	R: 0	H: 0	E: 0	K: 0	S: 3	1B: 7	SF: 2	2B: 3	SAC: 0	3B: 0	DP: 2	HR: 1	HBP: 1	WP: 0	PA: 46
--------------	------	------	------	------	------	------	------	------	------	------	------	------	------	------	------	------	------	------	------	------	------	------	------	------	------	------	------	------	------	------	------	------	------	------	------	------	------	------	------	------	------	------	------	------	------	------	------	------	------	------	------	------	------	------	------	-------	-------	-------	--------	-------	-------	-------	--------	-------	--------

PITCHER	IP	WLS	BF	H	R	ER	SO	BB	IBB	HBP	BLK	WP	HR	S	P	ERA	WHIP
Mark Davis, L ERA: 5.9 (1, 1)	5.1		23	6	2	2	5	2	0	1	0	0	1	30	39	3.38	1.500
Jim Barr, R ERA: 4.14 (6, 1)	2.0		13	4	1	1	0	1	2	0	0	0	0	10	22	4.50	2.500
Greg Minton, R ERA: 4.02 (8, 1)	2.2	W	9	1	0	0	1	1	0	0	0	0	0	10	14	0.00	0.750





**BOTTOM**

**San Francisco Giants @ Chicago Cubs**  
 Wrigley Field, Chicago, IL  
 Wed Jul 20 1983, 3:33 AM CDT  
 Att: 27,135 - Unknown

[livebaseballscorecards.com](http://livebaseballscorecards.com)

<b>AB</b>	<b>36</b>
<b>R</b>	<b>3</b>
<b>H</b>	<b>9</b>
<b>RBI</b>	<b>3</b>
<b>BB</b>	<b>1</b>
<b>SO</b>	<b>9</b>
<b>LOB</b>	<b>14</b>



WP: 0	PA: 40
PB: 0	
SB: 1	
CS: 0	

AB	R	H	RBI	BB	SO	LOB
4	1	2	0	0	0	1
4	1	1	1	0	3	1
5	0	0	0	0	0	3
3	0	0	1	1	1	2
4	0	1	0	0	1	1
4	0	1	0	0	0	1
4	1	2	1	0	0	1
4	0	0	0	0	3	3
2	0	1	0	0	0	1
0	0	0	0	0	0	0
1	0	1	0	0	0	0
1	0	0	0	0	1	0

Batter	1	2	3	4	5	6	7	8	9	10
Mel Hall, L OBP: 0.350, SLG: 0.420 (1, 8)	0-0 F9 23 S 1B		H 1-0 23 2B HBP		X 0-0 F7		X 0-0 G3			X 0-0 E9 23 SH3-4 1B
23 Ryne Sandberg, R OBP: 0.320, SLG: 0.397 (1, 4)	0-3 K 1-2		X 0-0 4-3 1-H SF7 2B		X 0-3 K			X 0-3 K		X 0-0 SH3-4 2-3
Bill Buckner, L OBP: 0.302, SLG: 0.449 (1, 3)	0-0 F9 2-3		X 0-0 4-3		X 0-0 F7			X 0-0 6-3		X 0-0 6-3
Leon Durham, L OBP: 0.404, SLG: 0.513 (1, 7)	0-0 F7		X 0-0 SF7 3-H		X 0-3 K			X 4-0 BB		X 0-0 4-3
Ron Cey, R OBP: 0.332, SLG: 0.428 (1, 5)		X 0-0 FC1-6 1B	X 0-0 F9		X 0-3 K			X 0-0 6-3		
Keith Moreland, R OBP: 0.352, SLG: 0.486 (1, 9)		X 0-0 FC1-6 1B 1-2f 1B		X 0-0 4-3 2B		X 0-0 6-3			X 0-0 5-3	
Jody Davis, R OBP: 0.320, SLG: 0.516 (1, 2)		X 0-0 1B 1-2 1B		X 0-0 4-3			X 0-0 4-3		X 0-0 HR	
Tom Veryzer, R OBP: 0.157, SLG: 0.176 (1, 6)		X 0-0 F2		X 0-3 K			X 0-3 K		X 0-3 K	
Steve Trout, L OBP: 0.262, SLG: 0.262 (1, 1)		X 0-0 1B 1-2 2-H		X 0-0 1-3			X 0-0 1B		X 0-3 K	
Warren Brusstar, R (7, 1)										
Jay Johnstone, L OBP: 0.381, SLG: 0.454 (7, PH)										
Lee Smith, R (8, 1)										

Inning Stats	R: 0	H: 1	E: 0	K: 1	S: 6	H: 3	LOB: 2	K: 0	P: 5	R: 2	H: 1	E: 0	K: 0	S: 4	R: 0	H: 0	E: 0	K: 1	S: 5	R: 0	H: 1	E: 0	K: 2	S: 7	R: 0	H: 1	E: 0	K: 1	S: 6	R: 0	H: 0	E: 0	K: 1	S: 5	R: 1	H: 1	E: 0	K: 2	S: 8	R: 0	H: 1	E: 1	K: 0	S: 4	1B: 6	SF: 1	2B: 2	3B: 0	HR: 1	SAC: 1	DP: 0	HBP: 1	WP: 0	PA: 40
--------------	------	------	------	------	------	------	--------	------	------	------	------	------	------	------	------	------	------	------	------	------	------	------	------	------	------	------	------	------	------	------	------	------	------	------	------	------	------	------	------	------	------	------	------	------	-------	-------	-------	-------	-------	--------	-------	--------	-------	--------

PITCHER	IP	WLS	BF	H	R	ER	SO	BB	IBB	HBP	BLK	WP	HR	S	P	ERA	WHIP
Mike Krukow, R ERA: 3.61 (1, 1)	7.0		28	7	2	2	6	0	0	1	0	0	0	39	40	2.57	1.000
Greg Minton, R ERA: 3.97 (8, 1)	3.0	W	12	2	1	1	3	1	0	0	0	0	1	17	21	3.00	1.000

Batter	1	2	3	4	5	6	7	8	9	AB R H RBI BB SO LOB	TOP	
<b>Johnnie LeMaster, R</b> (1, 6) <small>OBP: 0.350, SLG: 0.337</small>	0-0 		0-0 			0-0 		0-3 		4 0 0 0 0 1 0	<b>San Francisco Giants @ Chicago Cubs</b> Wrigley Field, Chicago, IL Thu Jul 21 1983, 3:33 AM CDT Att. 25,664 - Unknown	
<b>Darrell Evans, L</b> (1, 3) <small>OBP: 0.389, SLG: 0.540</small>	4-0 			0-0 		0-0 		0-0 		3 0 0 0 1 0 0		
<b>Jack Clark, R</b> (1, 9) <small>OBP: 0.347, SLG: 0.439</small>	0-3 			0-0 		0-3 		0-0 		4 0 1 0 0 2 1		
<b>Jeffrey Leonard, R</b> (1, 7) <small>OBP: 0.325, SLG: 0.455</small>	0-0 			0-0 		0-3 		0-3 		4 0 0 0 0 2 2		
<b>Max Venable, L</b> (1, 8) <small>OBP: 0.271, SLG: 0.397</small>		0-0 			0-3 		0-0 		0-0 			4 1 1 1 0 1 0
<b>Tom O'Malley, L</b> (1, 5) <small>OBP: 0.333, SLG: 0.339</small>		0-0 			0-3 		0-0 		0-0 			4 0 0 0 0 1 0
<b>Milt May, L</b> (1, 2) <small>OBP: 0.318, SLG: 0.404</small>		0-0 			0-0 		0-0 		0-0 			4 1 2 0 0 0 0
<b>Duane Kuiper, L</b> (1, 4) <small>OBP: 0.389, SLG: 0.317</small>			0-0 		4-0 		0-0 					2 0 1 1 1 0 0
<b>Atlee Hammaker, S</b> (1, 1) <small>OBP: 0.167, SLG: 0.118</small>			0-0 		0-0 		0-0 					3 0 0 0 0 0 3
<b>Inning Stats</b>	R: 0 H: 0 E: 0 LOB: 1 K: 1 BB: 1 S: 5 P: 9	R: 0 H: 0 E: 0 LOB: 0 K: 0 BB: 0 S: 3 P: 3	R: 0 H: 0 E: 0 LOB: 0 K: 0 BB: 0 S: 3 P: 3	R: 0 H: 0 E: 0 LOB: 0 K: 0 BB: 0 S: 3 P: 3	R: 0 H: 1 E: 0 LOB: 2 K: 2 BB: 1 S: 8 P: 12	R: 0 H: 0 E: 0 LOB: 0 K: 1 BB: 0 S: 5 P: 5	R: 2 H: 3 E: 0 LOB: 1 K: 1 BB: 0 S: 8 P: 8	R: 0 H: 1 E: 0 LOB: 1 K: 2 BB: 0 S: 8 P: 8	R: 0 H: 0 E: 0 LOB: 0 K: 0 BB: 0 S: 3 P: 3	1B: 2 SF: 0 2B: 2 SAC: 0 3B: 0 DP: 0 HR: 1 HBP: 0	WP: 0 PA: 34 PB: 0 SB: 0 CS: 0	
<b>PITCHER</b> <b>Dick Ruthven, R</b> (1, 1) <small>ERA: 4.27</small> <b>Lee Smith, R</b> (8, 1) <small>ERA: 1.21</small>	IP WLS BF H R ER SO BB IBB HBP BLK WP HR S P ERA WHIP 7.0 W 27 4 2 2 5 2 0 0 0 0 0 1 35 43 2.57 0.857 2.0 S 7 1 0 0 2 0 0 0 0 0 0 0 0 11 11 0.00 0.500	<b>PITCHER</b> IP WLS BF H R ER SO BB IBB HBP BLK WP HR S P ERA WHIP										

livebaseballscores.com

<b>AB</b>	<b>32</b>
<b>R</b>	<b>2</b>
<b>H</b>	<b>5</b>
<b>RBI</b>	<b>2</b>
<b>BB</b>	<b>2</b>
<b>SO</b>	<b>7</b>
<b>LOB</b>	<b>6</b>





Batter	1	2	3	4	5	6	7	8	9	AB	R	H	RBI	BB	SO	LOB	
23 Ryne Sandberg, R (1, 4) OBP: 0.321, SLG: 0.397	0-0 1B G6-4-3 1B		0-0 F8			0-0 F6		4-0 IBB		3	1	1	0	1	0	0	
Bill Buckner, L (1, 3) OBP: 0.301, SLG: 0.447	0-0 1-3 1B G6-4-3		0-0 G3			0-0 G3		0-0 1-3		4	0	1	0	0	0	2	
Keith Moreland, R (1, 9) OBP: 0.349, SLG: 0.481	0-0 1-2f 3-H G6-4-3				0-0 F7	0-3 K				3	0	0	0	0	1	1	
Ron Cey, R (1, 5) OBP: 0.330, SLG: 0.424	0-0 F8				0-0 F8			0-0 F8		3	0	0	0	0	0	0	
Jody Davis, R (1, 2) OBP: 0.320, SLG: 0.525		0-0 F8			0-0 HR			0-0 6-3		3	1	1	1	0	0	0	
Leon Durham, L (1, 7) OBP: 0.399, SLG: 0.506 Lee Smith, R (8, 1)		0-0 F8			0-0 G3			0-3 K		3	0	0	0	0	1	0	
Jerry Morales, R (1, 8) OBP: 0.225, SLG: 0.279		0-0 F3				0-3 K				3	0	1	0	0	1	0	
Tom Veryzer, R (1, 6) OBP: 0.170, SLG: 0.245			0-0 HR			0-3 K		0-0 SH3-4 1B		2	1	1	1	0	1	0	
Dick Ruthven, R (1, 1) OBP: 0.179, SLG: 0.184 Mel Hall, L (8, 8) OBP: 0.348, SLG: 0.418			0-0 6-3			0-3 K		0-3 K		2	0	0	0	0	1	0	
										1	0	0	0	0	1	1	
<b>Inning Stats</b>	R: 1 E: 0 K: 0 S: 4	H: 2 LOB: 0 BB: 0 P: 4	R: 0 E: 0 K: 0 S: 3	H: 0 LOB: 0 BB: 0 P: 3	R: 1 E: 0 K: 0 S: 4	H: 1 LOB: 0 BB: 0 P: 4	R: 1 E: 0 K: 0 S: 4	H: 1 LOB: 0 BB: 0 P: 4	R: 0 E: 0 K: 1 S: 5	H: 0 LOB: 0 BB: 0 P: 5	R: 0 E: 0 K: 1 S: 5	H: 0 LOB: 0 BB: 0 P: 5	R: 0 E: 0 K: 1 S: 6	H: 1 LOB: 2 BB: 1 P: 10			

**BOTTOM**

**San Francisco Giants @ Chicago Cubs**  
 Wrigley Field, Chicago, IL  
 Thu Jul 21 1983, 3:33 AM CDT  
 Att. 25,664 - Unknown

[livebaseballscorecards.com](http://livebaseballscorecards.com)

<b>AB</b>	<b>27</b>
<b>R</b>	<b>3</b>
<b>H</b>	<b>5</b>
<b>RBI</b>	<b>2</b>
<b>BB</b>	<b>1</b>
<b>SO</b>	<b>6</b>
<b>LOB</b>	<b>4</b>



PITCHER	IP	WLS	BF	H	R	ER	SO	BB	IBB	HBP	BLK	WP	HR	S	P	ERA	WHIP
Atlee Hammaker, L (1, 1) ERA: 1.98	8.0	L	29	5	3	3	6	0	1	0	0	0	2	40	44	3.38	0.625

WP: 0	PA: 29
PB: 0	
SB: 0	
CS: 0	







Batter	1	2	3	4	5	6	7	8	9	AB R H RBI BB SO LOB	TOP	
Johnnie LeMaster, R OBP: 0.350, SLG: 0.342 (1, 6)	0-0 PB 2B		0-0 3-H 2B		0-3 K			4-0 BLK BB		3 0 2 1 1 1 0	<b>San Francisco Giants @ Pittsburgh Pirates</b> Three Rivers Stadium, Pittsburgh, PA Sat Jul 23 1983, 3:33 AM EDT Att. 14,585 - Unknown	
Darrell Evans, L OBP: 0.383, SLG: 0.528 (1, 3)	0-0 F8 2-3		0-3 K			4-0 BB		0-0 F8 1-2		3 0 0 0 1 1 3		
Jack Clark, R OBP: 0.354, SLG: 0.443 (1, 9)	4-0 BB		0-3 K			0-0 F4		0-3 K		3 0 0 0 1 2 3		
Jeffrey Leonard, R OBP: 0.325, SLG: 0.453 (1, 7)	0-3 K		0-0 F8			0-0 F8		0-0 F6		4 0 0 0 0 1 5		
Milt May, L OBP: 0.314, SLG: 0.387 (1, 2)	0-0 4-3			0-3 K		0-3 K			4-0 BB G6-4-3	3 0 0 0 1 2 3		
Max Venable, L OBP: 0.273, SLG: 0.409 Bob Brenly, R OBP: 0.285, SLG: 0.344 (1, 8) (9, PH)		0-0 L8		0-0 L4			0-0 4-3 3B		0-3 K G6-4-3	3 1 1 0 0 0 0 1 0 0 0 0 1 1		
Tom O'Malley, L OBP: 0.332, SLG: 0.335 (1, 5)		0-0 F9		0-0 F6			0-0 4-3		0-0 G6-4-3 1-2f	4 0 0 1 0 0 1		
Duane Kuiper, L OBP: 0.384, SLG: 0.310 (1, 4)		0-0 F8			0-0 F4		0-0 1-3			3 0 0 0 0 0 0		
Bill Laskey, R OBP: 0.229, SLG: 0.098 Renie Martin, R OBP: 0.462, SLG: 0.923 Dave Bergman, L OBP: 0.329, SLG: 0.237 Pat Larkin, L (7, 1)			0-0 2B 3B		0-3 K		0-3 K			0 0 0 0 0 0 0 2 1 1 0 0 1 0 1 0 0 0 0 1 0 0 0 0 0 0 0 0		
<b>Inning Stats</b>	R: 0 H: 1 E: 0 LOB: 2 K: 1 BB: 1 S: 6 P: 10	R: 0 H: 0 E: 0 LOB: 0 K: 0 BB: 0 S: 3 P: 3	R: 1 H: 2 E: 0 LOB: 1 K: 2 BB: 0 S: 9 P: 9	R: 0 H: 0 E: 0 LOB: 0 K: 1 BB: 0 S: 5 P: 5	R: 0 H: 0 E: 0 LOB: 0 K: 2 BB: 0 S: 7 P: 7	R: 0 H: 0 E: 0 LOB: 1 K: 1 BB: 1 S: 5 P: 9	R: 1 H: 1 E: 0 LOB: 0 K: 1 BB: 0 S: 6 P: 6	R: 0 H: 0 E: 0 LOB: 1 K: 1 BB: 1 S: 5 P: 9	R: 0 H: 0 E: 0 LOB: 0 K: 1 BB: 1 S: 4 P: 8	1B: 0 SF: 0 2B: 2 SAC: 0 3B: 2 DP: 1 HR: 0 HBP: 0	WP: 0 PA: 34 PB: 1 SB: 0 CS: 0	
<b>PITCHER</b> Jose DeLeon, R ERA: 2.25 Rod Scurry, L ERA: 5.4	IP WLS BF H R ER SO BB IBB HBP BLK WP HR S P ERA WHIP											<b>PITCHER</b> IP WLS BF H R ER SO BB IBB HBP BLK WP HR S P ERA WHIP
	(1, 1) 8.0 W 32 4 2 2 9 4 0 0 1 0 0 0 46 62 2.25 1.000											
	(9, 1) 1.0 S 2 0 0 0 1 0 0 0 0 0 0 0 4 4 0.00 0.000											

livebaseballscores.com

AB	30
R	2
H	4
RBI	2
BB	4
SO	10
LOB	16







Batter	1	2	3	4	5	6	7	8	9	AB R H RBI BB SO LOB	TOP	
<b>Johnnie LeMaster, R</b> (1, 6) <small>OBP: 0.347, SLG: 0.339</small>										3 0 0 0 0 1 1	<b>San Francisco Giants @ Pittsburgh Pirates</b> Three Rivers Stadium, Pittsburgh, PA Sun Jul 24 1983, 3:33 AM EDT Unknown <a href="http://livebaseballscorecards.com">livebaseballscorecards.com</a>	
<b>Darrell Evans, L</b> (1, 3) <small>OBP: 0.379, SLG: 0.522</small>										4 0 0 0 0 3 4		
<b>Jack Clark, R</b> (1, 9) <small>OBP: 0.351, SLG: 0.438</small>										4 0 0 0 0 0 0		
<b>Jeffrey Leonard, R</b> (1, 7) <small>OBP: 0.327, SLG: 0.463</small>										4 1 2 1 0 0 1		
<b>Chili Davis, S</b> (1, 8) <small>OBP: 0.315, SLG: 0.398</small>										4 0 2 0 0 1 1		
<b>Joel Youngblood, R</b> (1, 4) <small>OBP: 0.324, SLG: 0.448</small>										4 0 1 0 0 0 2		
<b>Bob Brenly, R</b> (1, 2) <small>OBP: 0.286, SLG: 0.343</small>										3 0 1 0 0 1 1		
<b>Tom O'Malley, L</b> (1, 5) <small>OBP: 0.332, SLG: 0.335</small> <b>Joe Pettini, R</b> (8, PR) <small>OBP: 0.224, SLG: 0.182</small> (8, 5)										3 0 1 0 0 0 2 0 0 0 0 0 0 0		
<b>Mike Krukow, R</b> (1, 1) <small>OBP: 0.250, SLG: 0.250</small> <b>Greg Minton, S</b> (8, 1) <small>OBP: 0.500, SLG: 0.500</small>										3 0 1 0 0 0 1 0 0 0 0 0 0 0		
<b>Inning Stats</b>	R: 0 H: 0 E: 0 LOB: 0 K: 2 BB: 0 S: 7 P: 7	R: 1 H: 2 E: 0 LOB: 1 K: 1 BB: 0 S: 7 P: 7	R: 0 H: 1 E: 0 LOB: 1 K: 1 BB: 0 S: 5 P: 5	R: 0 H: 2 E: 0 LOB: 2 K: 0 BB: 0 S: 4 P: 4	R: 0 H: 1 E: 0 LOB: 0 K: 0 BB: 0 S: 3 P: 3	R: 0 H: 0 E: 0 LOB: 0 K: 0 BB: 0 S: 3 P: 3	R: 0 H: 0 E: 0 LOB: 0 K: 1 BB: 0 S: 5 P: 5	R: 0 H: 1 E: 1 LOB: 3 K: 1 BB: 0 S: 7 P: 7	R: 0 H: 1 E: 1 LOB: 1 K: 0 BB: 0 S: 4 P: 4	1B: 6 SF: 0 2B: 3 SAC: 1 3B: 0 DP: 3 HR: 1 HBP: 0		WP: 0 PA: 33 PB: 0 SB: 0 CS: 1
<b>PITCHER</b> <b>John Candelaria, L</b> (1, 1) <small>ERA: 3.88</small> <b>Manny Sarmiento, R</b> (8, 1) <small>ERA: 2.8</small> <b>Rod Scurry, L</b> (8, 1) <small>ERA: 5.36</small> <b>Kent Tekulve, R</b> (9, 1) <small>ERA: 1.91</small>	IP WLS BF H R ER SO BB IBB HBP BLK WP HR S P ERA WHIP											<b>PITCHER</b> IP WLS BF H R ER SO BB IBB HBP BLK WP HR S P ERA WHIP







Batter	1	2	3	4	5	6	7	8	9	10	11	AB	R	H	RBI	BB	SO	LOB	TOP							
Brad Wellman, R OBP: 0.290, SLG: 0.254 (1, 4)												6	1	2	0	0	0	2								
Joe Pettini, R OBP: 0.236, SLG: 0.200 (1, 6)												6	1	2	0	0	0	3								
Chili Davis, S OBP: 0.315, SLG: 0.394 (1, 8)												5	2	1	0	1	1	3								
Jeffrey Leonard, R OBP: 0.327, SLG: 0.469 (1, 7)												5	2	1	4	1	0	5								
Joel Youngblood, R OBP: 0.330, SLG: 0.472 (1, 9)												6	1	3	3	0	1	0								
Bob Brenly, R OBP: 0.285, SLG: 0.337 (1, 3)												3	0	0	0	1	0	0								
Dave Bergman, L OBP: 0.333, SLG: 0.233 (10, PH)												1	0	0	0	1	1	1								
Tom O'Malley, L OBP: 0.332, SLG: 0.336 (1, 5)												5	0	2	1	0	1	2								
John Rabb, R OBP: 0.286, SLG: 0.370 (1, 2)												4	0	2	0	1	2	3								
Mark Davis, L (1, 1)												3	0	0	0	0	2	3								
Jim Barr, R OBP: 0.111, SLG: 0.222 (8, 1)												1	0	0	0	0	1	1								
Greg Minton, S OBP: 0.571, SLG: 0.500 (10, 1)												0	1	0	0	1	0	0								
Andy McGaffigan, R OBP: 0.080, SLG: 0.083 (11, 1)												0	0	0	0	0	0	0								
<b>Inning Stats</b>	R: 0 E: 0 K: 1 S: 6	H: 1 LOB: 1 BB: 0 P: 6	R: 0 E: 0 K: 1 S: 6	H: 1 LOB: 1 BB: 0 P: 6	R: 0 E: 0 K: 1 S: 7	H: 2 LOB: 2 BB: 0 P: 7	R: 0 E: 0 K: 1 S: 5	H: 0 LOB: 0 BB: 0 P: 5	R: 0 E: 0 K: 0 S: 4	H: 1 LOB: 1 BB: 0 P: 4	R: 2 E: 0 K: 2 S: 8	H: 1 LOB: 2 BB: 3 P: 20	R: 0 E: 0 K: 0 S: 3	H: 0 LOB: 0 BB: 0 P: 3	R: 0 E: 0 K: 0 S: 3	H: 0 LOB: 0 BB: 0 P: 3	R: 0 E: 0 K: 1 S: 6	H: 2 LOB: 1 BB: 0 P: 6	R: 2 E: 1 K: 1 S: 8	H: 2 LOB: 2 BB: 1 P: 12	R: 4 E: 0 K: 1 S: 8	H: 3 LOB: 1 BB: 2 P: 16	1B: 10 2B: 1 3B: 0 HR: 2	SF: 1 SAC: 0 DP: 0 HBP: 0	WP: 0 PB: 0 SB: 1 CS: 0	PA: 52
<b>PITCHER</b>	IP	WLS	BF	H	R	ER	SO	BB	IBB	HBP	BLK	WP	HR	S	P	ERA	WHIP									
Larry McWilliams, L ERA: 3.03 (1, 1)	7.0		30	6	2	2	6	2	1	0	0	0	1	39	51	2.57	1.143									
Kent Tekulve, R ERA: 1.83 (8, 1)	2.1		11	4	2	0	1	0	0	0	0	0	0	13	13	0.00	1.714									
Rod Scully, L ERA: 5.48 (10, 1)	0.2	L	4	0	1	1	1	2	0	0	0	0	0	4	12	13.50	3.000									
Manny Sarmiento, R ERA: 3.17 (11, 1)	1.0		7	3	3	3	1	0	1	0	0	0	1	8	12	27.00	3.000									

San Francisco Giants @ Pittsburgh Pirates  
Three Rivers Stadium, Pittsburgh, PA  
Sun Jul 24 1983, 3:38 AM EDT  
Att. 39,660 - Unknown

AB	45
R	8
H	13
RBI	8
BB	6
SO	9
LOB	23





Batter	1	2	3	4	5	6	7	8	9	10	11	AB	R	H	RBI	BB	SO	LOB	BOTTOM
<b>Lee Lacy, R</b> (1, 8) <small>OBP: 0.341, SLG: 0.432</small> <b>Mike Easter, L</b> (10, PH) <small>OBP: 0.366, SLG: 0.441</small> (11, 7)	 <small>0-3</small>		 <small>0-0</small>		 <small>0-0</small>			 <small>0-0</small>		 <small>0-0</small> <small>1-H, 2-H</small>		4	0	2	0	0	1	1	
<b>Lee Mazzilli, S</b> (1, 3) <small>OBP: 0.390, SLG: 0.370</small> (10, 7) (11, 8)	 <small>0-0</small>		 <small>0-0</small> <small>2-3</small>		 <small>0-0</small>			 <small>0-0</small>		 <small>0-0</small>		5	0	0	0	0	0	3	
<b>Bill Madlock, R</b> (1, 5) <small>OBP: 0.384, SLG: 0.447</small>	 <small>0-0</small>		 <small>0-0</small>			 <small>0-0</small>		 <small>0-0</small> <small>1-2f</small>			 <small>0-0</small> <small>G4-6-3</small>	5	2	2	1	0	0	1	
<b>Jim Morrison, R</b> (1, 4) <small>OBP: 0.376, SLG: 0.584</small>	 <small>0-0</small>			 <small>0-0</small>		 <small>0-0</small>			 <small>0-0</small>		 <small>0-0</small> <small>G4-6-3</small> <small>1-2</small>	5	0	1	0	0	0	0	
<b>Brian Harper, R</b> (1, 7) <small>OBP: 0.193, SLG: 0.453</small> <b>Rod Scurry, L</b> (10, 1) <b>Manny Sarmiento, R</b> (11, 1) <b>Richie Hebner, L</b> (11, 7) <small>OBP: 0.341, SLG: 0.382</small>		 <small>0-0</small>		 <small>0-0</small>		 <small>0-3</small>			 <small>0-0</small> <small>G6-4-3</small>		 <small>0-0</small> <small>1-2f, 2-3</small>	4	1	2	1	0	1	0	
<b>Dave Parker, L</b> (1, 9) <small>OBP: 0.308, SLG: 0.397</small>		 <small>0-0</small>		 <small>4-0</small>			 <small>0-0</small>		 <small>0-0</small> <small>1-2f</small>		 <small>0-0</small> <small>3-H</small>	4	0	1	1	1	0	1	
<b>Gene Tenace, R</b> (1, 2) <small>OBP: 0.309, SLG: 0.200</small> <b>Marvell Wynne, L</b> (7, PR) <small>OBP: 0.309, SLG: 0.355</small> <b>Kent Tekulve, R</b> (8, 1) <b>Jason Thompson, L</b> (10, 3) <small>OBP: 0.398, SLG: 0.452</small>		 <small>0-3</small>		 <small>0-0</small> <small>1-2</small>		 <small>4-0</small>			 <small>0-0</small>		 <small>4-0</small>	2	0	0	0	1	1	1	
<b>Dale Berra, R</b> (1, 6) <small>OBP: 0.324, SLG: 0.383</small>		 <small>0-0</small>			 <small>0-0</small>		 <small>0-0</small> <small>1-2</small>		 <small>0-0</small> <small>1-2</small>		 <small>0-0</small> <small>2-3</small>	5	1	2	0	0	0	3	
<b>Larry McWilliams, L</b> (1, 1) <small>OBP: 0.137, SLG: 0.140</small> <b>Tony Peña, R</b> (8, 2) <small>OBP: 0.326, SLG: 0.383</small>		 <small>0-0</small> <small>1-2</small>			 <small>0-0</small>			 <small>0-0</small>		 <small>0-0</small> <small>1-2, 2-3f</small>		2	0	0	0	0	0	1	
<b>Inning Stats</b>	R: 1 H: 1 E: 0 LOB: 0 K: 1 BB: 0 S: 6 P: 6	R: 1 H: 2 E: 0 LOB: 1 K: 1 BB: 0 S: 7 P: 7	R: 0 H: 1 E: 0 LOB: 0 K: 0 BB: 0 S: 3 P: 3	R: 0 H: 0 E: 0 LOB: 1 K: 0 BB: 1 S: 3 P: 7	R: 0 H: 1 E: 0 LOB: 1 K: 0 BB: 0 S: 4 P: 4	R: 0 H: 0 E: 0 LOB: 0 K: 1 BB: 0 S: 5 P: 5	R: 0 H: 0 E: 0 LOB: 1 K: 0 BB: 1 S: 2 P: 6	R: 0 H: 1 E: 0 LOB: 1 K: 0 BB: 0 S: 4 P: 4	R: 0 H: 1 E: 0 LOB: 0 K: 0 BB: 0 S: 3 P: 3	R: 2 H: 3 E: 0 LOB: 0 K: 0 BB: 0 S: 5 P: 5	R: 1 H: 3 E: 0 LOB: 2 K: 0 BB: 1 S: 5 P: 9	1B: 8 SF: 0 2B: 4 SAC: 0 3B: 0 DP: 3 HR: 2 HBP: 0	WP: 2 PA: 44 PB: 0 SB: 1 CS: 1						
<b>PITCHER</b>	IP WLS BF H R ER SO BB IBB HBP BLK WP HR S P ERA WHIP																		
<b>Mark Davis, L</b> (1, 1) <small>ERA: 5.25</small>	7.0		27	6	2	2	3	2	0	0	0	1	2	31	39	2.57	1.143		
<b>Jim Barr, R</b> (8, 1) <small>ERA: 4.08</small>	2.0		7	2	1	1	0	0	0	0	0	0	0	7	7	4.50	1.000		
<b>Greg Minton, R</b> (10, 1) <small>ERA: 3.96</small>	1.2	W	9	5	2	2	0	1	0	0	0	0	0	8	12	10.80	3.600		
<b>Andy McGaffigan, R</b> (11, 1) <small>ERA: 4.0</small>	0.1	S	1	0	0	0	0	0	0	0	0	1	0	1	1	0.00	0.000		

San Francisco Giants @ Pittsburgh Pirates  
 Three Rivers Stadium, Pittsburgh, PA  
 Sun Jul 24 1983, 3:38 AM EDT  
 Att. 39,660 - Unknown

AB 41  
 R 5  
 H 13  
 RBI 5  
 BB 3  
 SO 3  
 LOB 15



Batter	1	2	3	4	5	6	7	8	9	AB R H RBI BB SO LOB	TOP
Johnnie LeMaster, R OBP: 0.346, SLG: 0.338 (1, 6)	0-0 F7 SH1-3 1B		0-0 F7			0-0 F7		0-0 6-3		4 0 1 0 0 0 1	<p>San Francisco Giants @ St. Louis Cardinals</p> <p>Busch Stadium, St. Louis, MO</p> <p>Mon Jul 25 1983, 7:05 PM CDT</p> <p>Att. 25,158 - Unknown</p>
Brad Wellman, R OBP: 0.291, SLG: 0.256 (1, 4)	0-0 SH1-3 1-2			0-0 F9		0-0 F7		0-0 BB 1B		3 0 1 0 0 0 1	
Chili Davis, S OBP: 0.315, SLG: 0.390 (1, 8)	0-0 F7 2-3			0-0 F9			4-0 BB 1B BB	0-0 F9		3 1 0 0 1 0 2	
Jeffrey Leonard, R OBP: 0.326, SLG: 0.464 (1, 7)	0-0 F3			0-3 K			0-0 F9 BB BB	4-0 FC6-4 BB		3 0 0 0 1 1 2	
Joel Youngblood, R OBP: 0.328, SLG: 0.464 (1, 9)		0-0 F9			0-0 F3		4-0 BB BB BB 1-2 HR BB	0-0 FC6-4 1-2f		3 1 0 0 1 0 2	
Bob Brenly, R OBP: 0.284, SLG: 0.335 (1, 3)		0-0 F8			0-0 F7		0-0 HR 1B	0-0 6-3		4 1 1 1 0 0 0	
Tom O'Malley, L OBP: 0.330, SLG: 0.333 (1, 5)		0-0 G3			0-0 F8		0-3 K	0-0 F7		2 0 0 0 0 0 0	
Pat Larkin, L OBP: 0.362, SLG: 0.308 (9, PH)							0-0 K	0-0 F7		1 0 0 0 0 1 2	
Duane Kuiper, L										1 0 0 0 0 0 0	
John Rabb, R OBP: 0.313, SLG: 0.467 (1, 2)			0-0 6-3			4-0 BB 5-3 BB	0-0 HR	0-0 F7		3 1 1 3 1 0 0	
Andy McGaffigan, R OBP: 0.077, SLG: 0.080 (1, 1)			0-3 K			0-0 5-3 1-2	0-0 1-3			1 0 0 0 0 1 0	
Joe Pettini, R OBP: 0.228, SLG: 0.192 (5, 5)										2 0 0 0 0 0 1	
<b>Inning Stats</b>	R: 0 H: 1 E: 0 LOB: 1 K: 0 BB: 0 S: 4 P: 4	R: 0 H: 0 E: 0 LOB: 0 K: 0 BB: 0 S: 3 P: 3	R: 0 H: 0 E: 0 LOB: 0 K: 1 BB: 0 S: 5 P: 5	R: 0 H: 0 E: 0 LOB: 0 K: 1 BB: 0 S: 5 P: 5	R: 0 H: 0 E: 0 LOB: 0 K: 0 BB: 0 S: 3 P: 3	R: 0 H: 0 E: 0 LOB: 1 K: 0 BB: 1 S: 3 P: 7	R: 4 H: 2 E: 0 LOB: 0 K: 1 BB: 2 S: 7 P: 15	R: 0 H: 1 E: 0 LOB: 2 K: 0 BB: 1 S: 4 P: 8	R: 0 H: 0 E: 0 LOB: 0 K: 0 BB: 0 S: 3 P: 3	1B: 3 SF: 0 2B: 0 SAC: 1 3B: 0 DP: 0 HR: 1 HBP: 0	WP: 0 PA: 35 PB: 0 SB: 0 CS: 0
<b>PITCHER</b> Dave LaPoint, L ERA: 3.35 (1, 1)	IP 7.0 WLS W BF 27 H 3 R 4 ER 4 SO 3 BB 3 IBB 0 HBP 0 BLK 0 WP 0 HR 1 S 30 P 42 ERA 5.14 WHIP 0.857										
Dave Vonohlen, L ERA: 2.84 (8, 1)	IP 2.0 WLS W BF 8 H 1 R 0 ER 0 SO 0 BB 1 IBB 0 HBP 0 BLK 0 WP 0 HR 0 S 7 P 11 ERA 0.00 WHIP 1.000										

livebaseballscorecards.com

AB	30
R	4
H	4
RBI	4
BB	4
SO	3
LOB	11





Batter	1	2	3	4	5	6	7	8	9
<b>Lonnie Smith, R</b> (1, 7) <small>OBP: 0.388, SLG: 0.462</small> <b>David Green, R</b> (9, 9) <small>OBP: 0.331, SLG: 0.393</small>	4-0 	0-0 5-3 		0-0 	0-0 			0-3 K 	
<b>Willie McGee, S</b> (1, 8) <small>OBP: 0.324, SLG: 0.371</small>	0-0 FC6 	0-0 G3 		0-0 	0-0 F9 			0-0 F8 	
<b>Andy Van Slyke, L</b> (1, 9) <small>OBP: 0.333, SLG: 0.409</small> (9, 7)	0-0 	0-0 F7 		0-0 G3 		4-0 		0-3 K 	
<b>George Hendrick, R</b> (1, 3) <small>OBP: 0.385, SLG: 0.511</small>	0-0 		0-0 		0-0 			0-0 F7 	
<b>Darrell Porter, L</b> (1, 2) <small>OBP: 0.329, SLG: 0.422</small>	4-0 		0-0 F2 		0-0 			0-0 F8 	
<b>Tom Herr, S</b> (1, 4) <small>OBP: 0.387, SLG: 0.378</small> <b>Bill Lyons, R</b> (6, PH) <small>OBP: 0.167, SLG: 0.167</small> (7, 4)	0-0 5-3 		0-0 G4-6-3 		0-0 F9 			0-0 FC6-4 	
<b>Ken Oberkfell, L</b> (1, 5) <small>OBP: 0.359, SLG: 0.349</small>	4-0 			0-0 G3 	0-0 			0-0 G3 	
<b>Ozzie Smith, S</b> (1, 6) <small>OBP: 0.290, SLG: 0.307</small> <b>Mike Ramsey, S</b> (7, 6) <small>OBP: 0.331, SLG: 0.343</small>	0-0 			0-0 	0-0 FC5-4 			0-3 K 	
<b>Dave LaPoint, L</b> (1, 1) <small>OBP: 0.250, SLG: 0.163</small> <b>Floyd Rayford, R</b> (7, PH) <small>OBP: 0.258, SLG: 0.424</small> <b>Dave Vonohlen, L</b> (8, 1)	0-3 K 			0-0 SH5-3 	0-0 			0-3 K 	


Inning Stats	R: 5	H: 3	E: 0	LOB: 1	K: 1	P: 20	R: 0	H: 0	E: 0	LOB: 0	K: 0	P: 3	R: 0	H: 1	E: 0	LOB: 0	K: 0	P: 3	R: 2	H: 3	E: 0	LOB: 1	K: 0	P: 6	R: 2	H: 5	E: 0	LOB: 3	K: 0	P: 8	R: 0	H: 0	E: 0	LOB: 1	K: 0	P: 7	R: 0	H: 0	E: 0	LOB: 0	K: 2	P: 7	R: 0	H: 0	E: 0	LOB: 0	K: 2	P: 7
	S: 8	BB: 3	S: 3	BB: 0	S: 3	BB: 3	S: 3	BB: 0	S: 3	BB: 0	S: 3	BB: 0	S: 6	BB: 0	S: 6	BB: 0	S: 6	BB: 0	S: 8	BB: 0	S: 8	BB: 0	S: 8	BB: 0	S: 8	BB: 0	S: 7	BB: 0	S: 7	BB: 0	S: 7	BB: 0	S: 7	BB: 0	S: 7	BB: 0	S: 7	BB: 0	S: 7	BB: 0	S: 7	BB: 0	S: 7	BB: 0	S: 7	BB: 0		

PITCHER	IP	WLS	BF	H	R	ER	SO	BB	IBB	HBP	BLK	WP	HR	S	P	ERA	WHIP
<b>Andy McGaffigan, R</b> (1, 1) <small>ERA: 4.48</small>	4.0	L	21	7	7	7	1	3	0	0	0	0	1	20	32	15.75	2.500
<b>Pat Larkin, L</b> (5, 1) <small>ERA: 5.0</small>	4.0		18	5	2	2	4	1	0	0	0	0	0	25	29	4.50	1.500

**BOTTOM**

AB	R	H	RBI	BB	SO	LOB
4	1	2	1	1	1	0
0	0	0	0	0	0	0
5	1	1	1	0	0	4
4	1	1	1	1	1	1
4	2	3	2	0	0	1
3	2	1	0	1	0	2
3	0	0	0	0	0	4
1	0	0	0	0	0	1
3	1	1	1	1	0	0
3	1	2	3	0	0	1
1	0	0	0	0	1	0
2	0	1	0	0	1	1
1	0	0	0	0	1	0
0	0	0	0	0	0	0

**AB 34**  
**R 9**  
**H 12**  
**RBI 9**  
**BB 4**  
**SO 5**  
**LOB 15**



**San Francisco Giants @ St. Louis Cardinals**  
**Busch Stadium, St. Louis, MO**  
 Mon Jul 25 1983, 7:05 PM CDT  
 Att. 25,158 - Unknown

WP: 0	PA: 39
PB: 0	SB: 3
CS: 0	

livebaseballscorecards.com

Batter	1	2	3	4	5	6	7	8	9	AB R H RBI BB SO LOB	TOP																									
Johnnie LeMaster, R OBP: 0.342, SLG: 0.333 (1, 6)	0-0 6-3		0-0 F8		0-0 F7	0-0 F7		0-0 F3		5 0 0 0 0 0 1	<p>San Francisco Giants @ St. Louis Cardinals</p> <p>Busch Stadium, St. Louis, MO</p> <p>Tue Jul 26 1983, 7:05 PM CDT</p> <p>Att. 27,226 - Unknown</p>																									
Max Venable, L OBP: 0.277, SLG: 0.408 (1, 9)	0-0 F8 S 1B		0-0 4-3		0-0 2B 1B		0-0 F4		0-0 6-3	5 1 2 0 0 0 0																										
Chili Davis, S OBP: 0.316, SLG: 0.386 (1, 8)	4-0 F8 1-2 BB		0-0 L6		4-0 2B 1-2 3B BB		0-0 F7		0-0 4-3	3 1 0 0 2 0 0																										
Darrell Evans, L OBP: 0.380, SLG: 0.526 (1, 5)	0-0 F8 1-2 2-3			0-0 F3 2B	0-0 1-3 2-H 3B 2B		0-0 3-1		0-0 5-3	5 1 2 1 0 0 2																										
Jeffrey Leonard, R OBP: 0.326, SLG: 0.468 (1, 7)	0-0 F4			0-0 F3 2-3	0-0 2-H 3-H 3B			0-0 F6		4 0 1 2 0 0 3																										
Dave Bergman, L OBP: 0.329, SLG: 0.234 Greg Minton, S OBP: 0.571, SLG: 0.500 (1, 3) (8, 1)		0-0 4-3		0-0 WP S 1B	0-0 6-3			0-0 4-3		4 0 1 0 0 0 1 0 0 0 0 0 0 0																										
Joel Youngblood, R OBP: 0.337, SLG: 0.478 (1, 4)		0-0 1B		H 1-0 1-3 BB HBP	0-0 F4			0-0 2B 3B		3 1 2 0 0 0 1																										
Milt May, L OBP: 0.314, SLG: 0.382 Bob Brenly, R OBP: 0.288, SLG: 0.345 (1, 2) (8, PH) (8, 3)		0-0 F7		BB 4-0 1-2 BB		0-0 4-3		0-0 2B 2B		2 0 0 0 1 0 1 1 1 1 1 0 0 0																										
Fred Breining, R OBP: 0.182, SLG: 0.167 John Rabb, R OBP: 0.333, SLG: 0.516 (1, 1) (8, PH) (8, 2)		0-3 K		0-3 K	0-3 K			0-0 2-H 2B		3 0 0 0 0 3 4 1 0 1 1 0 0 0																										
Inning Stats	R: 0 E: 0 K: 0 S: 4	H: 1 LOB: 2 BB: 1 P: 8	R: 0 E: 0 K: 1 S: 6	H: 1 LOB: 1 BB: 0 P: 6	R: 0 E: 0 K: 0 S: 3	H: 0 LOB: 0 BB: 0 P: 3	R: 0 E: 0 K: 1 S: 6	H: 2 LOB: 3 BB: 1 P: 11	R: 3 E: 0 K: 0 S: 6	H: 3 LOB: 1 BB: 1 P: 10		R: 0 E: 0 K: 1 S: 5	H: 0 LOB: 0 BB: 0 P: 5	R: 0 E: 0 K: 0 S: 3	H: 0 LOB: 0 BB: 0 P: 3	R: 2 E: 0 K: 0 S: 6	H: 3 LOB: 1 BB: 0 P: 6	R: 0 E: 0 K: 0 S: 3	H: 0 LOB: 0 BB: 0 P: 3	1B: 4 2B: 4 3B: 2 HR: 0	SF: 0 SAC: 0 DP: 0 HBP: 1	WP: 1 PB: 0 SB: 3 CS: 0	PA: 40													
PITCHER	IP WLS BF H R ER SO BB IBB HBP BLK WP HR S P ERA WHIP																																			
Joaquin Andujar, R ERA: 4.0 (1, 1)	7.2		34	8	4	4	3	3	0	1	0	1	0	36	49	4.70	1.435																			
Dave Vonohlen, L ERA: 3.08 (8, 1)	0.0		2	2	1	1	0	0	0	0	0	0	0	2	2	∞	∞																			
Jeff Lahti, R ERA: 3.5 (8, 1)	0.1		1	0	0	0	0	0	0	0	0	0	0	1	1	0.00	0.000																			
Dave Rucker, L ERA: 10.8 (9, 1)	1.0	W	3	0	0	0	0	0	0	0	0	0	0	3	3	0.00	0.000																			

livebaseballscorecards.com

AB	36
R	5
H	10
RBI	5
BB	3
SO	3
LOB	13





BOTTOM

San Francisco Giants @ St. Louis Cardinals  
Busch Stadium, St. Louis, MO  
Tue Jul 26 1983, 7:05 PM CDT  
Att. 27,226 - Unknown

livebaseballscorecards.com

AB 37  
R 6  
H 12  
RBI 4  
BB 4  
SO 6  
LOB 15



WP: 0 PA: 42  
PB: 0  
SB: 4  
CS: 0

AB R H RBI BB SO LOB

5	0	1	0	0	0	0
5	1	1	0	0	0	1
5	0	1	0	0	3	2
3	1	1	0	2	1	0
3	2	2	1	2	0	2
5	0	3	1	0	0	2
3	1	2	1	0	0	0
4	1	1	1	0	0	3
3	0	0	0	0	2	4
0	0	0	0	0	0	0
0	0	0	0	0	0	0
1	0	0	0	0	0	1
0	0	0	0	0	0	0

Batter	1	2	3	4	5	6	7	8	9
Lonnie Smith, R OBP: 0.385, SLG: 0.457 (1, 7)	0-0 5-3		0-0 F9	0-0 E6 1-3 2-H 1B			0-0 F8		0-0 5-3
Willie McGee, S OBP: 0.322, SLG: 0.368 (1, 8)	0-0 E4		0-0 6-3	0-0 F9 1-2 3-H			0-0 F8		0-0 1B 1B 1B
Andy Van Slyke, L OBP: 0.328, SLG: 0.400 (1, 9)	0-3 K 1-2		0-3 K		0-0 3-1		0-0 K 1B		0-3 K 1-2
George Hendrick, R OBP: 0.388, SLG: 0.509 (1, 3)		0-0 5-3		4-0 2B BB	0-3 K		4-0 K 1-2 BB		0-0 1B IBB 1B
Darrell Porter, L OBP: 0.336, SLG: 0.428 (1, 2)		0-0 1B 2B 1B		0-0 3-1 1B 2B 1-H	4-0 K BB		0-0 F9		4-0 1B IBB
Tom Herr, S OBP: 0.390, SLG: 0.382 (1, 4)		0-0 2B 1B		0-0 3-1	0-0 4-3			0-0 6-3 SH5-3 1B	0-0 1B 1-2 2-3 3-H
Ken Oberkfell, L OBP: 0.362, SLG: 0.355 (1, 5)		0-0 K 2B		0-0 1B 1B E 1B		0-0 L6		0-0 SH5-3	
Ozzie Smith, S OBP: 0.290, SLG: 0.306 (1, 6)		0-0 4-3		0-0 E S 1B		0-0 6-3		0-0 6-3	
Joaquin Andujar, S OBP: 0.113, SLG: 0.132 Dave Vonohlen, L Jeff Lahti, R Steve Braun, L Dave Rucker, L		0-0 4-3		0-3 K		0-3 K		0-0 G3	

Inning Stats	R: 0 E: 1 K: 1 S: 5	H: 0 LOB: 0 BB: 0 P: 5	R: 1 E: 0 K: 0 S: 6	H: 3 LOB: 2 BB: 0 P: 6	R: 0 E: 0 K: 1 S: 5	H: 0 LOB: 0 BB: 0 P: 5	R: 4 E: 1 K: 1 S: 9	H: 4 LOB: 1 BB: 1 P: 13	R: 0 E: 0 K: 1 S: 5	H: 0 LOB: 1 BB: 1 P: 9	R: 0 E: 0 K: 1 S: 5	H: 0 LOB: 0 BB: 0 P: 5	R: 0 E: 0 K: 0 S: 4	H: 1 LOB: 2 BB: 1 P: 8	R: 0 E: 0 K: 0 S: 4	H: 1 LOB: 1 BB: 0 P: 4	R: 1 E: 0 K: 1 S: 7	H: 3 LOB: 3 BB: 1 P: 11	1B: 10 2B: 2 3B: 0 HR: 0	SF: 0 SAC: 1 DP: 0 HBP: 0
--------------	------------------------------	---------------------------------	------------------------------	---------------------------------	------------------------------	---------------------------------	------------------------------	----------------------------------	------------------------------	---------------------------------	------------------------------	---------------------------------	------------------------------	---------------------------------	------------------------------	---------------------------------	------------------------------	----------------------------------	-----------------------------------	------------------------------------

PITCHER	IP	WLS	BF	H	R	ER	SO	BB	IBB	HBP	BLK	WP	HR	S	P	ERA	WHIP
Fred Breining, R ERA: 4.45 (1, 1)	7.0		32	8	5	3	5	3	0	0	0	0	0	39	51	3.86	1.571
Greg Minton, R ERA: 3.99 (8, 1)	1.2	L	10	4	1	1	1	0	1	0	0	0	0	11	15	5.40	2.400

Batter	1	2	3	4	5	6	7	8	9	AB R H RBI BB SO LOB	TOP														
<b>Johnnie LeMaster, R</b> <small>(1, 6) OBP: 0.340, SLG: 0.331</small>	0-0 		0-0 			0-0 	0-0 		0-0 	5 1 1 0 0 0 1															
<b>Darrell Evans, L</b> <small>(1, 5) OBP: 0.380, SLG: 0.525</small>	0-3 			0-3 		4-0 	0-0 		0-0 	4 2 1 0 1 2 0															
<b>Chili Davis, S</b> <small>(1, 8) OBP: 0.314, SLG: 0.383</small>	0-3 			4-0 		0-0 	0-0 		0-0 	3 0 0 1 1 1 1															
<b>Jeffrey Leonard, R</b> <small>(1, 7) OBP: 0.328, SLG: 0.468</small>		0-0 		0-0 		0-0 	0-0 			4 1 2 1 0 0 1															
<b>Joel Youngblood, R</b> <small>(1, 9) OBP: 0.340, SLG: 0.479</small>		0-0 		0-0 		0-3 	0-0 			4 0 2 0 0 1 3															
<b>Bob Brenly, R</b> <small>(1, 3) OBP: 0.287, SLG: 0.343</small>		0-0 		0-3 		0-0 		0-0 		4 1 1 1 0 1 3															
<b>John Rabb, R</b> <small>(1, 2) OBP: 0.314, SLG: 0.485</small>			0-3 		0-0 	0-0 		0-0 		2 0 0 0 0 1 0															
<b>Joe Pettini, R</b> <small>(5, 5) OBP: 0.228, SLG: 0.192</small>						1-2 				0 0 0 0 0 0 0															
<b>Tom O'Malley, L</b> <small>(6, PH) OBP: 0.331, SLG: 0.342</small>						1-2 				2 1 1 2 0 0 0															
<b>Brad Wellman, R</b> <small>(1, 4) OBP: 0.297, SLG: 0.264</small>		0-0 			0-0 	0-0 		0-0 		4 0 2 1 0 0 0															
<b>Renie Martin, R</b> <small>(1, 1) OBP: 0.438, SLG: 0.813</small>			0-0 		0-0 	0-3 		0-0 		3 0 1 0 0 1 1															
<b>Jim Barr, R</b> <small>(6, 1) OBP: 0.100, SLG: 0.200</small>										1 0 0 0 0 0 1															
<b>Inning Stats</b>	R: 0 E: 0 K: 2 S: 7	H: 0 LOB: 0 BB: 0 P: 7	R: 0 E: 0 K: 0 S: 3	H: 1 LOB: 0 BB: 0 P: 3	R: 0 E: 0 K: 1 S: 6	H: 1 LOB: 1 BB: 0 P: 6	R: 0 E: 0 K: 2 S: 8	H: 1 LOB: 2 BB: 1 P: 12	R: 0 E: 0 K: 0 S: 3	H: 0 LOB: 0 BB: 0 P: 3	R: 5 E: 1 K: 2 S: 12	H: 5 LOB: 1 BB: 1 P: 16	R: 1 E: 1 K: 0 S: 5	H: 2 LOB: 1 BB: 0 P: 5	R: 0 E: 0 K: 0 S: 4	H: 1 LOB: 1 BB: 0 P: 4	R: 0 E: 0 K: 0 S: 3	H: 0 LOB: 0 BB: 0 P: 3	1B: 9 2B: 1 3B: 1 HR: 0	SF: 1 SAC: 0 DP: 1 HBP: 0	WP: 0 PB: 0 SB: 1 CS: 0	PA: 39			
<b>PITCHER</b>	IP	WLS	BF	H	R	ER	SO	BB	IBB	HBP	BLK	WP	HR	S	P	ERA	WHIP								
<b>John Martin, L</b> <small>(1, 1) ERA: 3.57</small>	5.1		22	5	3	3	5	2	0	0	0	0	0	30	38	5.06	1.312								
<b>Jeff Lahti, R</b> <small>(6, 1) ERA: 3.93</small>	0.2		5	3	2	2	2	0	0	0	0	0	0	9	9	27.00	4.500								
<b>Dave Vonohlen, L</b> <small>(7, 1) ERA: 3.15</small>	2.0	W	9	3	1	1	0	0	0	0	0	0	0	9	9	4.50	1.500								
<b>Bruce Sutter, R</b> <small>(9, 1) ERA: 4.45</small>	1.0	S	3	0	0	0	0	0	0	0	0	0	0	3	3	0.00	0.000								

San Francisco Giants @ St. Louis Cardinals  
 Busch Stadium, St. Louis, MO  
 Wed Jul 27 1983, 3:33 AM CDT  
 Att: 31,616 - Unknown

[livebaseballscorecards.com](http://livebaseballscorecards.com)

AB	36
R	6
H	11
RBI	6
BB	2
SO	7
LOB	11







Batter	1	2	3	4	5	6	7	8	9	AB R H RBI BB SO LOB	TOP	
<b>Steve Sax, R</b> (1, 4) OBP: 0.341, SLG: 0.367 <b>Jose Morales, R</b> (9, PH) OBP: 0.344, SLG: 0.581	0-0 1-3		4-0 BB 1B S BB		0-0 6-3			0-0 P4	0-0 FC5	3 1 0 0 1 0 0 1 0 0 0 0 0 2		
<b>Ken Landreaux, L</b> (1, 8) OBP: 0.340, SLG: 0.473	0-0 2B		0-3 K		0-0 F8			0-0 HR		4 1 2 1 0 1 1		
<b>Dusty Baker Jr., R</b> (1, 7) OBP: 0.345, SLG: 0.430	0-3 K		4-0 1B BB BB		0-0 P3			0-0 F8		3 0 0 0 1 1 1		
<b>Pedro Guerrero, R</b> (1, 5) OBP: 0.373, SLG: 0.518	0-3 K		4-0 1B BB 1-2 2-3		0-3 K			4-0 BB		2 0 0 0 2 2 1		
<b>Mike Marshall, R</b> (1, 9) OBP: 0.322, SLG: 0.412		0-0 1B S	0-0 1B 1-2 2-3 3-H		0-0 5-3			0-0 F7		4 0 2 1 0 0 1		
<b>Greg Brock, L</b> (1, 3) OBP: 0.317, SLG: 0.370		0-0 P6	0-3 K		0-0 F9			0-0 4-3		4 0 0 0 0 1 4		
<b>Steve Yeager, R</b> (1, 2) OBP: 0.288, SLG: 0.423		0-3 K		0-3 K			0-0 F7	0-3 K		4 0 0 0 0 3 1		
<b>Bill Russell, R</b> (1, 6) OBP: 0.335, SLG: 0.329		0-0 F9		0-0 5-3			0-0 P6	4-0 FC5 PB BB		3 0 0 0 1 0 1		
<b>Alejandro Pena, R</b> (1, 1) OBP: 0.129, SLG: 0.226 <b>Steve Howe, L</b> (7, 1) <b>Rick Monday, L</b> (9, PH) OBP: 0.392, SLG: 0.440			0-0 5-3	0-3 K			0-0 F9	4-0 BB BB BB BB 1-2 BB		3 0 0 0 0 1 0 0 0 0 0 0 0 0 0 0 0 0 1 0 0		
<b>Inning Stats</b>	R: 0 H: 1 E: 0 LOB: 1 K: 2 BB: 0 S: 8 P: 8	R: 0 H: 1 E: 0 LOB: 1 K: 1 BB: 0 S: 6 P: 6	R: 1 H: 1 E: 0 LOB: 3 K: 2 BB: 3 S: 8 P: 20	R: 0 H: 0 E: 0 LOB: 0 K: 2 BB: 0 S: 7 P: 7	R: 0 H: 0 E: 0 LOB: 0 K: 0 BB: 0 S: 3 P: 3	R: 0 H: 0 E: 0 LOB: 0 K: 1 BB: 0 S: 5 P: 5	R: 0 H: 0 E: 0 LOB: 0 K: 0 BB: 0 S: 3 P: 3	R: 1 H: 1 E: 0 LOB: 1 K: 0 BB: 1 S: 4 P: 8	R: 0 H: 0 E: 0 LOB: 2 K: 1 BB: 2 S: 5 P: 13	1B: 2 SF: 0 2B: 1 SAC: 0 3B: 0 DP: 0 HR: 1 HBP: 0	WP: 0 PA: 37 PB: 1 SB: 2 CS: 0	
<b>PITCHER</b> <b>Mike Krukow, R</b> (1, 1) ERA: 3.43 <b>Greg Minton, R</b> (9, 1) ERA: 3.97	IP WLS BF H R ER SO BB IBB HBP BLK WP HR S P ERA WHIP	<b>PITCHER</b> IP WLS BF H R ER SO BB IBB HBP BLK WP HR S P ERA WHIP										

Los Angeles Dodgers @ San Francisco Giants  
 Candlestick Park, San Francisco, CA  
 Fri Jul 29 1983, 10:05 PM EDT  
 Att: 36,557 - Unknown

livebaseballscorecards.com

AB 31  
 R 2  
 H 4  
 RBI 2  
 BB 6  
 SO 9  
 LOB 12







Batter	1	2	3	4	5	6	7	8	9	AB R H RBI BB SO LOB	TOP
<b>Bill Russell, R</b> (1, 6) OBP: 0.333, SLG: 0.328 <b>Dave Stewart, R</b> (8, 1) OBP: 0.167, SLG: 0.167	0-0 <b>P3</b> 		0-0 <b>6-3</b> 		0-0 <b>F7</b> 			0-0 <b>1B</b>		4 0 1 0 0 0 2 0 0 0 0 0 0 0	<b>Los Angeles Dodgers @ San Francisco Giants</b> <b>Candlestick Park, San Francisco, CA</b> Sat Jul 30 1983, 6:33 AM EDT Att: 38,771 - Unknown
<b>Ken Landreaux, L</b> (1, 8) OBP: 0.335, SLG: 0.467	0-0 <b>F9</b> 		0-0 <b>4-3</b> 		0-0 <b>G3</b> 			0-3 <b>K</b> 		4 0 0 0 0 1 2	
<b>Dusty Baker Jr., R</b> (1, 7) OBP: 0.347, SLG: 0.434	0-0 <b>2B</b>			0-0 <b>1B</b>		0-0 <b>F7</b> 		0-0 <b>F4</b> 		4 0 2 0 0 0 1	
<b>Pedro Guerrero, R</b> (1, 5) OBP: 0.370, SLG: 0.512	0-0 <b>5-3</b> 			0-0 <b>F8</b> 		0-0 <b>F8</b> 		0-0 <b>F4</b> 		4 0 0 0 0 0 2	
<b>Mike Marshall, R</b> (1, 3) OBP: 0.332, SLG: 0.419		4-0 <b>BB</b>		0-0 <b>1B</b>		0-0 <b>1B</b>		0-0 <b>1B</b>		3 0 3 0 1 0 0	
<b>Steve Yeager, R</b> (1, 2) OBP: 0.266, SLG: 0.419 <b>Jack Fimple, R</b> (7, 2)		0-0 <b>G5-4-3</b> <b>1-2f</b>		0-0 <b>G6-3</b> <b>1-2f</b>		0-0 <b>F7</b> 		0-0 <b>F8</b> 		3 0 0 0 0 0 4 1 0 0 0 0 0 1	
<b>Candy Maldonado, R</b> (1, 9) OBP: 0.211, SLG: 0.222		0-0 <b>F3</b> 			0-3 <b>K</b> 		0-0 <b>F8</b> 		4-0 <b>BB</b>	3 0 0 0 1 1 1	
<b>Derrel Thomas, S</b> (1, 4) OBP: 0.371, SLG: 0.387 <b>Rafael Landestoy, S</b> (4, 4) OBP: 0.212, SLG: 0.184			0-0 <b>2B</b>		4-0 <b>BB</b>		0-0 <b>F7</b> 		0-0 <b>F7</b> 	1 0 1 0 0 0 0 2 0 0 0 1 0 3	
<b>Jerry Reuss, L</b> (1, 1) OBP: 0.255, SLG: 0.244 <b>Joe Beckwith, L</b> (3, 1) <b>Steve Sax, R</b> (5, PH) OBP: 0.340, SLG: 0.366 <b>Pat Zachry, R</b> (5, 1) <b>Dave Anderson, R</b> (8, PH) OBP: 0.211, SLG: 0.254 (8, 6)			0-0 <b>F1</b> 		0-3 <b>K</b> 		0-3 <b>K</b> 			1 0 0 0 0 0 1 0 0 0 0 0 0 0 1 0 0 0 0 1 1 0 0 0 0 0 0 0 1 0 0 0 0 1 0	
<b>Inning Stats</b>	R: 0 H: 1 E: 0 LOB: 1 K: 0 BB: 0 S: 4 P: 4	R: 0 H: 0 E: 0 LOB: 0 K: 0 BB: 1 S: 2 P: 6	R: 0 H: 1 E: 0 LOB: 1 K: 0 BB: 0 S: 4 P: 4	R: 0 H: 2 E: 0 LOB: 1 K: 0 BB: 0 S: 4 P: 4	R: 0 H: 0 E: 0 LOB: 1 K: 2 BB: 1 S: 7 P: 11	R: 0 H: 0 E: 0 LOB: 0 K: 0 BB: 0 S: 3 P: 3	R: 0 H: 1 E: 0 LOB: 1 K: 0 BB: 0 S: 4 P: 4	R: 0 H: 1 E: 0 LOB: 1 K: 2 BB: 0 S: 8 P: 8	R: 0 H: 1 E: 0 LOB: 2 K: 0 BB: 1 S: 4 P: 8	1B: 5 SF: 0 2B: 2 SAC: 0 3B: 0 DP: 2 HR: 0 HBP: 0	
<b>PITCHER</b> <b>Mark Davis, L</b> (1, 1) ERA: 4.2	IP WLS BF H R ER SO BB IBB HBP BLK WP HR S P ERA WHIP 9.0 W 35 7 0 0 4 3 0 0 0 0 0 0 40 52 0.00 1.111										

livebaseballscorecards.com

<b>AB</b>	<b>32</b>
<b>R</b>	<b>0</b>
<b>H</b>	<b>7</b>
<b>RBI</b>	<b>0</b>
<b>BB</b>	<b>3</b>
<b>SO</b>	<b>4</b>
<b>LOB</b>	<b>18</b>





Batter	1	2	3	4	5	6	7	8	9	AB	R	H	RBI	BB	SO	LOB	BOTTOM			
Johnnie LeMaster, R OBP: 0.335, SLG: 0.326 (1, 6)	0-3 K SH 1B	0-3 K		0-0 5-3		0-0 1B		0-0 F8		5	1	1	0	0	2	2	<b>Los Angeles Dodgers @ San Francisco Giants</b> <b>Candlestick Park, San Francisco, CA</b> Sat Jul 30 1983, 6:33 AM EDT Att. 38,771 - Unknown <a href="http://livebaseballscorecards.com">livebaseballscorecards.com</a>			
Tom O'Malley, L OBP: 0.332, SLG: 0.338 (1, 5)	0-0 SH 1B 2B	0-0 F7		1-0 1B HBP		0-0 F8		0-0 F7		3	1	0	0	0	0	3				
Chili Davis, S OBP: 0.320, SLG: 0.391 (1, 8)	0-0 F2		0-0 1B 1B	0-0 1B		0-3 K		0-0 1B 2-H 1B		5	1	3	1	0	1	3				
Jeffrey Leonard, R OBP: 0.326, SLG: 0.463 Max Venable, L OBP: 0.262, SLG: 0.413 (1, 7) (7, 7)	0-0 2B 1B		0-0 1B HR 1B	0-3 K		0-0 F9		0-0 1B		4	2	2	1	0	1	3				
Joel Youngblood, R OBP: 0.340, SLG: 0.477 (1, 9)	0-0 4-3 2B		0-0 1B HR 1B	0-0 5-3				0-0 F9		1	0	1	0	0	0	0				
Bob Brenly, R OBP: 0.295, SLG: 0.372 (1, 3)	0-0 4-3 2-3		0-0 HR			0-0 F2		0-0 3-1 2B		4	1	2	3	0	0	1				
John Rabb, R OBP: 0.310, SLG: 0.450 (1, 2)	0-3 K		0-0 6-3			0-0 1B		0-0 3-1 2-3		4	0	1	0	0	1	2				
Brad Wellman, R OBP: 0.289, SLG: 0.256 (1, 4)			0-0 1-3	0-3 K		0-0 F8		0-0 4-3		4	0	0	0	0	1	2				
Mark Davis, L OBP: 0.267, SLG: 0.154 (1, 1)			0-0 1B	0-3 K		0-0 F6		0-0 1B WP 1B		4	1	2	0	0	1	1				
<b>Inning Stats</b>	R: 3 E: 1 K: 2 S: 11	H: 2 LOB: 1 BB: 0 P: 11	R: 0 E: 0 K: 1 S: 6	H: 1 LOB: 1 BB: 0 P: 6	R: 4 E: 0 K: 2 S: 11	H: 4 LOB: 0 BB: 0 P: 11	R: 0 E: 0 K: 1 S: 6	H: 1 LOB: 2 BB: 0 P: 7	R: 0 E: 0 K: 0 S: 4	H: 1 LOB: 1 BB: 0 P: 4	R: 0 E: 0 K: 1 S: 6	H: 1 LOB: 1 BB: 0 P: 6	R: 0 E: 0 K: 0 S: 4	H: 1 LOB: 1 BB: 0 P: 4	R: 1 E: 0 K: 0 S: 6	H: 3 LOB: 2 BB: 0 P: 6	1B: 11 2B: 2 3B: 0 HR: 1	SF: 0 SAC: 1 DP: 0 HBP: 1	WP: 2 PB: 0 SB: 0 CS: 0	PA: 41
<b>PITCHER</b>	IP WLS BF H R ER SO BB IBB HBP BLK WP HR S P ERA WHIP	IP WLS BF H R ER SO BB IBB HBP BLK WP HR S P ERA WHIP	IP WLS BF H R ER SO BB IBB HBP BLK WP HR S P ERA WHIP	IP WLS BF H R ER SO BB IBB HBP BLK WP HR S P ERA WHIP	IP WLS BF H R ER SO BB IBB HBP BLK WP HR S P ERA WHIP	IP WLS BF H R ER SO BB IBB HBP BLK WP HR S P ERA WHIP	IP WLS BF H R ER SO BB IBB HBP BLK WP HR S P ERA WHIP	IP WLS BF H R ER SO BB IBB HBP BLK WP HR S P ERA WHIP	IP WLS BF H R ER SO BB IBB HBP BLK WP HR S P ERA WHIP	IP WLS BF H R ER SO BB IBB HBP BLK WP HR S P ERA WHIP	IP WLS BF H R ER SO BB IBB HBP BLK WP HR S P ERA WHIP	IP WLS BF H R ER SO BB IBB HBP BLK WP HR S P ERA WHIP	IP WLS BF H R ER SO BB IBB HBP BLK WP HR S P ERA WHIP	IP WLS BF H R ER SO BB IBB HBP BLK WP HR S P ERA WHIP	IP WLS BF H R ER SO BB IBB HBP BLK WP HR S P ERA WHIP	IP WLS BF H R ER SO BB IBB HBP BLK WP HR S P ERA WHIP	IP WLS BF H R ER SO BB IBB HBP BLK WP HR S P ERA WHIP	IP WLS BF H R ER SO BB IBB HBP BLK WP HR S P ERA WHIP		
Jerry Reuss, L ERA: 3.35 (1, 1)	2.0																			
Joe Beckwith, R ERA: 3.35 (3, 1)	2.0																			
Pat Zachry, R ERA: 2.61 (5, 1)	3.0																			
Dave Stewart, R ERA: 2.58 (8, 1)	1.0																			

Los Angeles Dodgers @ San Francisco Giants  
 Candlestick Park, San Francisco, CA  
 Sat Jul 30 1983, 6:33 AM EDT  
 Att. 38,771 - Unknown

AB 39  
 R 8  
 H 14  
 RBI 8  
 BB 0  
 SO 7  
 LOB 21



Batter	1	2	3	4	5	6	7	8	9	AB R H RBI BB SO LOB	TOP										
Steve Sax, R (1, 4) OBP: 0.338, SLG: 0.362	0-0 F8		0-0 6-3			0-0 F7	4-0 BB		0-0 FC2	4 0 0 0 1 0 2	<p>Los Angeles Dodgers @ San Francisco Giants</p> <p>Candlestick Park, San Francisco, CA</p> <p>Sun Jul 31 1983, 6:33 AM EDT Unknown</p>										
Rick Monday, L (1, 9) OBP: 0.385, SLG: 0.448 Steve Howe, L (9, 1)	0-0 3B			0-0 F7		0-0 F7	0-0 3-1		0-0 FC3-2	5 0 1 0 0 0 5 0 0 0 0 0 0 0											
Dusty Baker Jr., R (1, 7) OBP: 0.345, SLG: 0.429	0-3 K			0-0 F5		1-0 2B HBP		0-0 F8	0-0 FC5-2	4 0 0 0 0 1 4											
Pedro Guerrero, R (1, 5) OBP: 0.368, SLG: 0.511	0-0 P4			0-0 6-3		0-0 2B		0-0 6-3	0-0 P3	5 0 1 0 0 0 4											
Ken Landreaux, L (1, 8) OBP: 0.340, SLG: 0.482		0-0 4-3			0-0 HR	4-0 IBB		0-0 2B		3 1 2 1 1 0 0											
Mike Marshall, R (1, 3) OBP: 0.331, SLG: 0.416		0-0 6-3			0-0 1B	0-0 L4		0-0 5-3		4 0 1 0 0 0 4											
Steve Yeager, R (1, 2) OBP: 0.286, SLG: 0.416 Jack Fimple, R (8, 2) OBP: 0.500, SLG: 0.500		0-0 P6			0-0 FC6-4		1-0 SH3-4 HBP		0-0 SH HBP E 1B	2 0 0 0 0 0 1 1 1 1 0 0 0 0											
Bill Russell, R (1, 6) OBP: 0.333, SLG: 0.326			0-0 P5		0-0 P6		0-0 SH3-4		1-0 E SH FC3-2 HBP	2 0 0 0 0 0 1											
Burt Hooton, R (1, 1) OBP: 0.200, SLG: 0.209 Greg Brock, L (7, PH) OBP: 0.316, SLG: 0.369 Tom Niedenfuer, R (7, 1) Derrel Thomas, S (9, PH) OBP: 0.371, SLG: 0.387			0-0 F8		0-3 K		0-0 F5		0-0 SH FC3-2 E FC5-2	2 0 0 0 0 1 1 1 0 0 0 0 0 1 0 0 0 0 0 0 0 0 0 0 0 0 0 0											
<b>Inning Stats</b>	R: 0 E: 0 K: 1 S: 6	H: 1 LOB: 1 BB: 0 P: 6	R: 0 E: 0 K: 0 S: 3	H: 0 LOB: 0 BB: 0 P: 3	R: 0 E: 0 K: 0 S: 3	H: 0 LOB: 0 BB: 0 P: 3	R: 1 E: 0 K: 1 S: 7	H: 2 LOB: 1 BB: 0 P: 7	R: 0 E: 0 K: 0 S: 4	H: 1 LOB: 3 BB: 1 P: 9		R: 0 E: 0 K: 0 S: 3	H: 0 LOB: 2 BB: 1 P: 8	R: 0 E: 0 K: 0 S: 4	H: 1 LOB: 1 BB: 0 P: 4	R: 1 E: 2 K: 0 S: 6	H: 1 LOB: 3 BB: 0 P: 7	1B: 2 2B: 2 3B: 1 HR: 1	SF: 0 SAC: 2 DP: 0 HBP: 3	WP: 0 PB: 0 SB: 0 CS: 0	PA: 40
<b>PITCHER</b> Fred Breining, R (1, 1) ERA: 4.24 Greg Minton, R (9, 1) ERA: 3.92	IP 8.0	WLS L	BF 35	H 6	R 2	ER 1	SO 2	BB 1	IBB 1	HBP 3	BLK 0	WP 0	HR 1	S 34	P 45	ERA 1.12	WHIP 0.875				
<b>PITCHER</b>	IP	WLS	BF	H	R	ER	SO	BB	IBB	HBP	BLK	WP	HR	S	P	ERA	WHIP				

livebaseballscorecards.com

<b>AB</b>	<b>33</b>
<b>R</b>	<b>2</b>
<b>H</b>	<b>6</b>
<b>RBI</b>	<b>1</b>
<b>BB</b>	<b>2</b>
<b>SO</b>	<b>2</b>
<b>LOB</b>	<b>23</b>





Batter	1	2	3	4	5	6	7	8	9	AB	R	H	RBI	BB	SO	LOB
Johnnie LeMaster, R (1, 6) OBP: 0.332, SLG: 0.322	0-0 1-3 K	0-3 K			0-0 6-3 K			0-3 K		4	0	0	0	0	2	1
Tom O'Malley, L (1, 5) OBP: 0.331, SLG: 0.335	4-0 FC6-4 BB BB		0-0 P6			0-0 F8		0-0 F7		3	0	0	0	1	0	0
Chili Davis, S (1, 8) OBP: 0.322, SLG: 0.390	4-0 FC6-4 BB 1-2		0-0 F8			0-0 E S 1B		0-0 F5		3	0	1	0	1	0	0
Jeffrey Leonard, R (1, 7) OBP: 0.322, SLG: 0.457	0-0 FC6-4 1-2f 2-3		0-3 K			0-3 K 1-3			0-3 K	4	0	0	0	0	3	3
Darrell Evans, L (1, 3) OBP: 0.379, SLG: 0.521	0-3 K			0-3 K		4-0 FC6-4 IBB		0-0 F2		3	0	0	0	1	2	2
Joel Youngblood, R (1, 9) OBP: 0.338, SLG: 0.478		0-0 F3 SH1-3 2B		0-0 5-3		0-0 FC6-4 1-2f		0-0 4-3		4	1	1	0	0	0	2
John Rabb, R (1, 2) OBP: 0.289, SLG: 0.419		0-0 F3 2-3		0-0 5-3			0-0 F7			3	0	0	0	0	0	1
Duane Kuiper, L (1, 4) OBP: 0.369, SLG: 0.296		0-0 SH1-3 3-H			0-0 G3		0-0 P5			2	0	0	1	0	0	0
Fred Breining, R (1, 1) OBP: 0.191, SLG: 0.178		0-0			0-3 K		0-0 F9			3	0	1	0	0	1	0
Greg Minton, S (9, 1) OBP: 0.571, SLG: 0.500										0	0	0	0	0	0	0
Joe Pettini, R (9, 5) OBP: 0.228, SLG: 0.192										0	0	0	0	0	0	0

Inning Stats	R: 0	H: 0	E: 0	K: 1	S: 5	H: 0	LOB: 2	BB: 2	P: 13	R: 1	H: 2	E: 0	K: 1	S: 7	H: 0	LOB: 1	BB: 0	P: 7	R: 0	H: 0	E: 0	K: 1	S: 5	H: 0	LOB: 0	BB: 0	P: 5	R: 0	H: 0	E: 0	K: 1	S: 5	H: 1	LOB: 2	BB: 1	P: 10	R: 0	H: 0	E: 0	K: 0	S: 3	H: 0	LOB: 0	BB: 0	P: 3	R: 0	H: 0	E: 0	K: 1	S: 5	H: 0	LOB: 0	BB: 0	P: 5
--------------	------	------	------	------	------	------	--------	-------	-------	------	------	------	------	------	------	--------	-------	------	------	------	------	------	------	------	--------	-------	------	------	------	------	------	------	------	--------	-------	-------	------	------	------	------	------	------	--------	-------	------	------	------	------	------	------	------	--------	-------	------

PITCHER	IP	WLS	BF	H	R	ER	SO	BB	IBB	HBP	BLK	WP	HR	S	P	ERA	WHIP
Burt Hooton, R (1, 1) ERA: 3.8	6.0		24	3	1	1	6	2	1	0	0	0	0	33	45	1.50	0.833
Tom Niedenfuer, R (7, 1) ERA: 1.45	2.0	W	6	0	0	0	1	0	0	0	0	0	0	8	8	0.00	0.000
Steve Howe, L (9, 1) ERA: 1.28	1.0	S	3	0	0	0	1	0	0	0	0	0	0	5	5	0.00	0.000

**BOTTOM**

Los Angeles Dodgers @ San Francisco Giants  
Candlestick Park, San Francisco, CA

Sun Jul 31 1983, 6:33 AM EDT  
Unknown

AB	29
R	1
H	3
RBI	1
BB	3
SO	8
LOB	9



WP	PA	ERA	WHIP
0	33		
0			
1			
0			

Batter	1	2	3	4	5	6	7	8	9	AB R H RBI BB SO LOB	TOP																
Steve Sax, R (1, 4) OBP: 0.341, SLG: 0.365	0-0 G1 2B 1B		0-0 CS 1B	0-0 5-3			0-3 K		0-0 1B	5 1 3 1 0 1 2																	
Rick Monday, L (1, 9) OBP: 0.385, SLG: 0.445 Rafael Landestoy, S (9, PR) OBP: 0.212, SLG: 0.184	0-0 G1 1-2		0-0 F4 1-2		0-0 WP 4-3 1B		0-0 3-1		0-0 G4-6-3 1B	5 0 2 0 0 0 2 0 0 0 0 0 0 0																	
Dusty Baker Jr., R (1, 7) OBP: 0.346, SLG: 0.430 Derrel Thomas, S (8, PR) OBP: 0.369, SLG: 0.384	0-0 F8			0-0 HR 1B	0-0 4-3			0-0 E SF9 1B	0-0 G4-6-3 1-2f	4 1 2 0 0 0 2 1 1 0 0 0 0 2																	
Pedro Guerrero, R (1, 5) OBP: 0.369, SLG: 0.521	0-0 2-H 2B			0-0 1-H HR	0-0 F7 2-3			0-0 P5		4 1 2 3 0 0 2																	
Ken Landreaux, L (1, 8) OBP: 0.336, SLG: 0.477	0-0 F8			0-0 1-3	0-0 F9			0-0 1-H SF9		3 0 0 1 0 0 2																	
Mike Marshall, R (1, 3) OBP: 0.333, SLG: 0.417 Tom Niedenfuer, R (8, 1) Steve Howe, L (8, 1)		0-3 K		0-0 1B 1B 1B	0-0 5-3			0-0 1B		4 1 2 0 0 1 0 0 0 0 0 0 0 0 0 0 0 0 0 0 0																	
Bill Russell, R (1, 6) OBP: 0.332, SLG: 0.324 Dave Anderson, R (8, 6)		0-0 3-1		0-0 1-2 1B 1B	0-0 6-3			0-0 F8		4 0 1 0 0 0 1 0 0 0 0 0 0 0																	
Jack Fimple, R (1, 2) OBP: 0.500, SLG: 0.667		0-3 K2-3		0-0 1-2 2-3 1B	0-3 K			0-0 4-3 1B 2B		4 1 2 0 0 2 0																	
Fernando Valenzuela, L (1, 1) OBP: 0.266, SLG: 0.355 Greg Brock, L (8, 3) OBP: 0.315, SLG: 0.368			0-0 3-1	0-0 1-2 2-H 3-H 1B	0-0 4-3			0-0 2-3 4-3		3 0 1 1 0 0 0 1 0 0 0 0 0 1																	
<b>Inning Stats</b>	R: 1 E: 0 K: 0 S: 5	H: 2 LOB: 1 BB: 0 P: 5	R: 0 E: 0 K: 2 S: 7	H: 0 LOB: 0 BB: 0 P: 7	R: 0 E: 0 K: 0 S: 3	H: 1 LOB: 0 BB: 0 P: 3	R: 3 E: 0 K: 0 S: 8	H: 6 LOB: 2 BB: 0 P: 8	R: 0 E: 0 K: 0 S: 4	H: 1 LOB: 1 BB: 0 P: 4	R: 0 E: 0 K: 1 S: 5	H: 0 LOB: 0 BB: 0 P: 5	R: 0 E: 0 K: 1 S: 5	H: 0 LOB: 0 BB: 0 P: 5	R: 1 E: 1 K: 0 S: 5	H: 2 LOB: 1 BB: 0 P: 5	R: 1 E: 0 K: 0 S: 5	H: 3 LOB: 2 BB: 0 P: 5	1B: 12 2B: 2 3B: 0 HR: 1	SF: 1 SAC: 0 DP: 1 HBP: 0	WP: 1 PB: 0 SB: 0 CS: 1	PA: 39					
<b>PITCHER</b>	IP WLS BF H R ER SO BB IBB HBP BLK WP HR S P ERA WHIP																										
Renie Martin, R (1, 1) ERA: 3.64	7.1		31	11	5	4	4	0	0	0	0	1	1	39	39	4.91	1.500										
Pat Larkin, L (8, 1) ERA: 4.82	0.1		2	1	0	0	0	0	0	0	0	0	0	2	2	0.00	3.000										
Jim Barr, R (8, 1) ERA: 4.6	0.1	W	2	1	1	1	0	0	0	0	0	0	0	2	2	27.00	3.000										
Greg Minton, R (9, 1) ERA: 3.86	1.0	S	4	2	0	0	0	0	0	0	0	0	0	4	4	0.00	2.000										

Los Angeles Dodgers @ San Francisco Giants  
 Candlestick Park, San Francisco, CA  
 Sun Jul 31 1983, 6:38 AM EDT  
 Att: 53,178 - Unknown

livebaseballscorecards.com

AB 38  
 R 6  
 H 15  
 RBI 6  
 BB 0  
 SO 4  
 LOB 14






Batter	1	2	3	4	5	6	7	8	9
<b>Joe Pettini, R</b> (1, 6) <small>OBP: 0.233, SLG: 0.200</small> <b>Milt May, L</b> (8, PH) <small>OBP: 0.317, SLG: 0.386</small> <b>Max Venable, L</b> (8, PR) <small>OBP: 0.280, SLG: 0.410</small>	0-3 K	0-0 1B			0-0 4-3			FC1-5 1B	
<b>Darrell Evans, L</b> (1, 3) <small>OBP: 0.380, SLG: 0.519</small>	4-0 FC5-4 BB	0-3 K			0-0 4-3			BB FC1-5 1B 1B	
<b>Chili Davis, S</b> (1, 8) <small>OBP: 0.321, SLG: 0.389</small>	0-0 FC5-4		0-0 CS 1B			0-3 K		FC1-5 BB 1B	
<b>Jeffrey Leonard, R</b> (1, 7) <small>OBP: 0.321, SLG: 0.453</small>	0-0 F8		0-0 5-3			0-0 F9		BB BB BB 1B E BB	
<b>Bob Brenly, R</b> (1, 2) <small>OBP: 0.299, SLG: 0.380</small>		0-0 SH3-4 1B 2B		0-0 F9		0-0 P6		BB BB BB 1B E 1B	
<b>Joel Youngblood, R</b> (1, 9) <small>OBP: 0.336, SLG: 0.471</small>		BB BB BB 4-0 1B SH3-4 E BB		0-3 K			0-0 6-3	0-0 E5 SH1-3 1B	
<b>Tom O'Malley, L</b> (1, 5) <small>OBP: 0.331, SLG: 0.335</small>		0-0 SH3-4		0-3 K			0-0 G3	0-0 SH1-3 1B	
<b>Brad Wellman, R</b> (1, 4) <small>OBP: 0.283, SLG: 0.250</small> <b>Jim Barr, R</b> (8, 1) <small>OBP: 0.100, SLG: 0.200</small> <b>Greg Minton, S</b> (9, 1) <small>OBP: 0.571, SLG: 0.500</small>		1-2 2-3 0-0 F9		0-3 K			0-0 5-3	0-0 SH1-3	
<b>Renie Martin, R</b> (1, 1) <small>OBP: 0.444, SLG: 0.778</small> <b>Pat Larkin, L</b> (8, 1) <small>OBP: 0.335, SLG: 0.322</small> <b>Johnnie LeMaster, R</b> (8, 6) <small>OBP: 0.335, SLG: 0.322</small>		0-0 E S 1B 1B		0-0 1-3				1-2 2-3 1B BB 1B BB	

AB	R	H	RBI	BB	SO	LOB
3	0	1	1	0	1	0
1	0	1	0	0	0	0
1	0	0	0	0	0	3
3	1	1	1	1	1	1
4	1	1	0	0	1	3
3	1	0	0	1	0	2
4	2	2	2	0	0	0
3	1	0	1	1	1	1
3	0	1	1	0	1	0
3	0	0	0	0	1	2
0	0	0	0	0	0	0
0	0	0	0	0	0	0
2	1	1	1	0	0	0
0	0	0	0	0	0	0
0	1	0	0	2	0	0

**Los Angeles Dodgers @ San Francisco Giants**  
**Candlestick Park, San Francisco, CA**  
 Sun Jul 31 1983, 6:38 AM EDT  
 Att. 53,178 - Unknown

<b>AB</b>	<b>30</b>
<b>R</b>	<b>8</b>
<b>H</b>	<b>8</b>
<b>RBI</b>	<b>7</b>
<b>BB</b>	<b>5</b>
<b>SO</b>	<b>6</b>
<b>LOB</b>	<b>12</b>



Inning Stats		R: 0	H: 0	E: 0	K: 1	S: 5	LOB: 1	BB: 1	P: 9												
R: 3 H: 3 E: 0 K: 1 S: 8		H: 3 LOB: 1 BB: 1 P: 12		R: 0 H: 1 E: 0 K: 0 S: 3		H: 0 LOB: 0 BB: 0 P: 3		R: 0 H: 0 E: 0 K: 3 S: 9		H: 0 LOB: 0 BB: 0 P: 9		R: 0 H: 0 E: 0 K: 1 S: 5		H: 0 LOB: 0 BB: 0 P: 5		R: 0 H: 0 E: 0 K: 0 S: 3		R: 5 H: 4 E: 1 K: 0 S: 8		H: 3 LOB: 3 BB: 3 P: 20	
PITCHER		IP	WLS	BF	H	R	ER	SO	BB	IBB	HBP	BLK	WP	HR	S	P	ERA	WHIP			
<b>Fernando Valenzuela, L</b> (1, 1) <small>ERA: 3.83</small>		7.1	L	31	6	7	7	6	4	0	0	0	0	0	39	55	8.59	1.364			
<b>Tom Niedenfuer, R</b> (8, 1) <small>ERA: 1.45</small>		0.0		2	1	0	0	0	0	0	0	0	0	2	2	∞	∞				
<b>Steve Howe, L</b> (8, 1) <small>ERA: 1.26</small>		0.2		4	1	1	0	0	0	1	0	0	0	3	7	0.00	1.500				

WP	PA	ERA	WHIP
0	37		
0			
1			
1			

Batter	1	2	3	4	5	6	7	8	9	AB R H RBI BB SO LOB	TOP										
<b>Brett Butler, L</b> (1, 7) OBP: 0.350, SLG: 0.407	0-0 4-3			0-3 K		0-0 F8	0-0 3B		0-3 K	5 0 1 3 0 2 0											
<b>Rafael Ramirez, R</b> (1, 6) OBP: 0.325, SLG: 0.351	0-0 3-1			0-0 6-3		0-0 HR	0-0 F7		0-0 1-3	5 1 1 1 0 0 1											
<b>Claudell Washington, L</b> (1, 9) OBP: 0.330, SLG: 0.419	0-3 K			0-0 G3		0-0 4-3	0-0 F7		0-0 F8	5 0 0 0 0 1 1											
<b>Dale Murphy, R</b> (1, 8) OBP: 0.403, SLG: 0.533		0-0 F8			4-0 HR BB	0-3 K		0-0 PB 1B SF7 1B		3 2 1 0 1 1 0											
<b>Bob Homer, R</b> (1, 5) OBP: 0.384, SLG: 0.528 <b>Randy Johnson, R</b> (8, PR) OBP: 0.486, SLG: 0.467		0-0 F8			0-3 K		0-0 HR	0-0 PB 1B		4 1 2 1 0 1 1 0 0 0 0 0 0 0											
<b>Chris Chambliss, L</b> (1, 3) OBP: 0.383, SLG: 0.529		0-0 F7			0-0 HR		0-0 4-3	0-0 F4		4 1 1 2 0 0 2											
<b>Glenn Hubbard, R</b> (1, 4) OBP: 0.341, SLG: 0.402			0-0 F3		1-0 HBP		0-0 1B 1B 3B 1B	0-0 SF7		2 1 1 1 0 0 0											
<b>Biff Pocoroba, S</b> (1, 2) OBP: 0.345, SLG: 0.447			0-0 4-6-3		0-0 F8		0-0 1B 1B 3B 1B	4-0 IBB		3 1 1 0 1 0 1											
<b>Rick Camp, R</b> (1, 1) OBP: 0.103, SLG: 0.083 <b>Steve Bedrosian, R</b> (8, 1)			0-0 F8		0-3 K		0-0 1B 1B 3B 1B	0-3 K		4 1 1 0 0 2 3 0 0 0 0 0 0 0											
<b>Inning Stats</b>	R: 0 E: 0 K: 1 S: 5	H: 0 LOB: 0 BB: 0 P: 5	R: 0 E: 0 K: 0 S: 3	H: 0 LOB: 0 BB: 0 P: 3	R: 0 E: 0 K: 0 S: 3	H: 0 LOB: 0 BB: 0 P: 3	R: 2 E: 0 K: 1 S: 8	H: 1 LOB: 1 BB: 1 P: 13	R: 1 E: 0 K: 1 S: 6	H: 1 LOB: 0 BB: 0 P: 6	R: 4 E: 0 K: 0 S: 8	H: 5 LOB: 1 BB: 0 P: 8	R: 1 E: 0 K: 1 S: 7	H: 2 LOB: 2 BB: 1 P: 11	R: 0 E: 0 K: 1 S: 5	H: 0 LOB: 0 BB: 0 P: 5	1B: 5 2B: 0 3B: 1 HR: 3	SF: 1 SAC: 0 DP: 0 HBP: 1	WP: 0 PB: 1 SB: 0 CS: 0	PA: 39	
<b>PITCHER</b> <b>Andy McGaffigan, R</b> (1, 1) ERA: 4.57 <b>Jim Barr, R</b> (7, 1) ERA: 4.88 <b>Pat Larkin, L</b> (9, 1) ERA: 4.35	IP WLS BF H R ER SO BB IBB HBP BLK WP HR S P ERA WHIP	6.0 L 23 3 4 4 5 1 0 1 0 0 0 0 14 18 6.00 3.000	2.0 13 6 4 3 1 0 1 0 0 0 0 0 14 18 13.50 3.000	1.0 3 0 0 0 0 1 0 0 0 0 0 0 5 5 0.00 0.000					<b>PITCHER</b> IP WLS BF H R ER SO BB IBB HBP BLK WP HR S P ERA WHIP												

**Atlanta Braves @ San Francisco Giants**  
Candlestick Park, San Francisco, CA  
Mon Aug 01 1983, 10:05 PM EDT  
Att: 23,822 - Unknown

AB	35
R	8
H	9
RBI	8
BB	2
SO	7
LOB	9



WP	0	PA	39
PB	1		
SB	0		
CS	0		

1B	5	SF	1
2B	0	SAC	0
3B	1	DP	0
HR	3	HBP	1

ERA	4.57	WHIP	3.000
ERA	4.88	WHIP	3.000
ERA	4.35	WHIP	0.000



Batter	1	2	3	4	5	6	7	8	9	AB R H RBI BB SO LOB
Johnnie LeMaster, R (1, 6) OBP: 0.331, SLG: 0.318	0-0 6-3		0-0 F8		0-0 1-3		0-0 F4		0-3 K	5 0 0 0 0 1 0
Darrell Evans, L (1, 3) OBP: 0.379, SLG: 0.519	0-0 G3		0-0 F8		0-0 2B		0-0 3-1			4 0 1 0 0 0 0
Chili Davis, S (1, 8) OBP: 0.323, SLG: 0.386	4-0 BB			0-0 6-3	0-0 F8			4-0 1B 5-3 WP BB		2 1 0 0 2 0 1
Jack Clark, R (1, 9) OBP: 0.350, SLG: 0.436	0-0 5-3			0-0 2B 1B	0-0 F8			0-0 5-3		4 1 1 0 0 0 3
Jeffrey Leonard, R (1, 7) OBP: 0.323, SLG: 0.457		0-0 6-3		0-0 1B 2B		0-0 G3		0-0 WP 1B		4 1 2 0 0 0 0
Tom O'Malley, L (1, 5) OBP: 0.336, SLG: 0.339		0-0 2B		4-0 1B IBB		0-3 K		4-0 1-2 3-H BB		2 0 1 0 2 1 0
John Rabb, R (1, 2) Pat Larkin, L (9, 1) OBP: 0.327, SLG: 0.435		4-0 G4-6-3 BB		0-0 1-3 2-H 3-H 1B		0-0 E7 1B		0-0 G4-6-3		3 0 2 2 1 0 2 0 0 0 0 0 0 0
Duane Kuiper, L (1, 4) Milt May, L (9, 2) OBP: 0.369, SLG: 0.292		0-0 G4-6-3		4-0 BB		0-0 6-3			0-0 4-3	2 0 0 0 1 0 3 1 0 0 0 0 0 0
Andy McGaffigan, R (1, 1) Jim Barr, R (7, 1) Joel Youngblood, R (7, 4) OBP: 0.071, SLG: 0.074			0-0 6-3		0-0 5-3		0-0 6-3		0-3 K	2 0 0 0 0 0 2 0 0 0 0 0 0 0 2 0 0 0 0 1 0

Inning Stats	R: 0	H: 0	E: 0	K: 0	S: 3	R: 0	H: 1	E: 0	K: 0	S: 3	R: 0	H: 0	E: 0	K: 0	S: 3	R: 2	H: 3	E: 0	K: 0	S: 5	R: 0	H: 1	E: 0	K: 1	S: 6	R: 0	H: 0	E: 0	K: 0	S: 3	R: 1	H: 1	E: 0	K: 0	S: 3	R: 0	H: 0	E: 0	K: 2	S: 7	1B: 4	2B: 3	3B: 0	HR: 0	SF: 0	SAC: 0	DP: 2	HBP: 0	WP: 1	PB: 0	SB: 0	CS: 0	PA: 37
--------------	------	------	------	------	------	------	------	------	------	------	------	------	------	------	------	------	------	------	------	------	------	------	------	------	------	------	------	------	------	------	------	------	------	------	------	------	------	------	------	------	-------	-------	-------	-------	-------	--------	-------	--------	-------	-------	-------	-------	--------

PITCHER	IP	WLS	BF	H	R	ER	SO	BB	IBB	HBP	BLK	WP	HR	S	P	ERA	WHIP
Rick Camp, R (1, 1) ERA: 3.69	7.1	W	32	7	3	3	1	4	1	0	0	0	0	29	49	3.68	1.500
Steve Bedrosian, R (8, 1) ERA: 2.94	1.2		5	0	0	0	2	1	0	0	0	1	0	8	12	0.00	0.600

BOTTOM

Atlanta Braves @ San Francisco Giants  
Candlestick Park, San Francisco, CA

Mon Aug 01 1983, 10:05 PM EDT  
Att. 23,822 - Unknown

livebaseballscores.com

AB 31  
R 3  
H 7  
RBI 2  
BB 6  
SO 3  
LOB 11



Batter	1	2	3	4	5	6	7	8	9	AB R H RBI BB SO LOB
<b>Brett Butler, L</b> (1, 7) OBP: 0.351, SLG: 0.408	0-0 G3		0-0 3-1		0-0 1B 2B		4-0 WP S BB		0-0 6-3	4 1 1 0 1 0 0
<b>Rafael Ramirez, R</b> (1, 6) OBP: 0.323, SLG: 0.349	0-0 6-3		0-0 F4		0-0 6-3 HR 1B		0-0 F8		0-0 5-3	5 1 1 1 0 0 1
<b>Claudell Washington, L</b> (1, 9) OBP: 0.329, SLG: 0.420	0-0 2B		0-0 G3		0-0 6-3		0-3 K			4 0 1 0 0 1 2
<b>Dale Murphy, R</b> (1, 8) OBP: 0.404, SLG: 0.539	0-0 5-3			0-0 4-3	0-0 HR		4-0 WP BB			3 1 1 2 1 0 1
<b>Bob Homer, R</b> (1, 5) OBP: 0.383, SLG: 0.525		0-0 F8		0-0 E5 1B	0-0 1B		0-0 F8			4 0 1 0 0 0 2
<b>Chris Chambliss, L</b> (1, 3) OBP: 0.379, SLG: 0.523		0-3 K		0-0 F7	0-0 G3			0-3 K		4 0 0 0 0 2 2
<b>Glenn Hubbard, R</b> (1, 4) OBP: 0.345, SLG: 0.402		4-0 E BB		0-0 1-2 1B		4-0 G4-6-3 BB		0-0 1-3		2 0 1 0 2 0 0
<b>Biff Pocoroba, S</b> (1, 2) OBP: 0.330, SLG: 0.425		0-0 E3		0-0 F8		0-0 G4-6-3		0-0 5-3		4 0 0 0 0 0 4
<b>Pascual Perez, R</b> (1, 1) OBP: 0.164, SLG: 0.148		0-0 5-3			0-0 F2	0-0 1-3			0-0 4-3	2 0 0 0 0 0 2
<b>Donnie Moore, L</b> (5, 1) OBP: 0.571, SLG: 0.571										0 0 0 0 0 0 0
<b>Randy Johnson, R</b> (6, PH) OBP: 0.474, SLG: 0.452										1 0 0 0 0 0 0
<b>Gene Garber, R</b> (6, 1)										0 0 0 0 0 0 0
<b>Mike Jorgensen, L</b> (9, PH) OBP: 0.317, SLG: 0.360										1 0 0 0 0 0 0

Inning Stats	R: 0 E: 0 K: 0 S: 4	H: 1 LOB: 1 BB: 0 P: 4	R: 0 E: 1 K: 1 S: 6	H: 0 LOB: 2 BB: 1 P: 10	R: 0 E: 0 K: 0 S: 3	H: 1 LOB: 0 BB: 0 P: 3	R: 0 E: 1 K: 0 S: 5	H: 1 LOB: 2 BB: 0 P: 5	R: 3 E: 0 K: 0 S: 7	H: 4 LOB: 1 BB: 0 P: 7	R: 0 E: 0 K: 1 S: 5	H: 0 LOB: 0 BB: 2 P: 6	R: 0 E: 0 K: 1 S: 5	H: 0 LOB: 2 BB: 2 P: 13	R: 0 E: 0 K: 1 S: 5	H: 0 LOB: 0 BB: 0 P: 5	R: 0 E: 0 K: 0 S: 3	H: 0 LOB: 0 BB: 0 P: 3	1B: 3 2B: 2 3B: 0 HR: 1	SF: 0 SAC: 0 DP: 1 HBP: 0	WP: 1 PB: 0 SB: 1 CS: 0	PA: 38
--------------	------------------------------	---------------------------------	------------------------------	----------------------------------	------------------------------	---------------------------------	------------------------------	---------------------------------	------------------------------	---------------------------------	------------------------------	---------------------------------	------------------------------	----------------------------------	------------------------------	---------------------------------	------------------------------	---------------------------------	----------------------------------	------------------------------------	----------------------------------	--------

PITCHER	IP	WLS	BF	H	R	ER	SO	BB	IBB	HBP	BLK	WP	HR	S	P	ERA	WHIP
<b>Mike Krukow, R</b> (1, 1) ERA: 3.52	5.0	W	24	6	3	3	1	1	0	0	0	0	1	25	29	5.40	1.400
<b>Mark Calvert, R</b> (6, 1) ERA: 5.4	1.2		7	0	0	0	1	3	0	0	0	0	0	6	18	0.00	1.800
<b>Greg Minton, R</b> (7, 1) ERA: 3.73	2.1	S	7	0	0	0	1	0	0	0	0	1	0	9	9	0.00	0.000

**TOP**

**Atlanta Braves @ San Francisco Giants**  
Candlestick Park, San Francisco, CA

Tue Aug 02 1983, 10:05 PM EDT  
Att. 8,276 - Unknown

<b>AB</b>	<b>34</b>
<b>R</b>	<b>3</b>
<b>H</b>	<b>6</b>
<b>RBI</b>	<b>3</b>
<b>BB</b>	<b>4</b>
<b>SO</b>	<b>3</b>
<b>LOB</b>	<b>14</b>

[livebaseballscorecards.com](http://livebaseballscorecards.com)

**Braves**



Batter	1	2	3	4	5	6	7	8	9	AB	R	H	RBI	BB	SO	LOB
Johnnie LeMaster, R (1, 6) OBP: 0.333, SLG: 0.320	0-0 G6-3 1B		0-3 K			0-0 WP G3 1B				4	1	2	0	0	1	0
Tom O'Malley, L (1, 5) OBP: 0.332, SLG: 0.334	0-0 G6-3 1-2f		0-0 F8			0-0 G3 1-H				4	0	0	1	0	0	1
Chili Davis, S (1, 8) OBP: 0.325, SLG: 0.388	0-3 K			0-0 1B WP SF9 1B		0-0 1B S 1B			0-0 F8	4	2	2	0	0	1	0
Jack Clark, R (1, 9) OBP: 0.351, SLG: 0.437		0-0 1B WP 1B		0-0 1B BB 1B		0-3 K			0-3 K	4	2	2	0	0	2	1
Jeffrey Leonard, R (1, 7) OBP: 0.325, SLG: 0.457		4-0 CS 1B BB		0-0 SF9		0-0 1B 2B 1B			0-0 5-3	2	1	1	2	1	0	0
Joel Youngblood, R (1, 4) OBP: 0.336, SLG: 0.464		0-3 K		4-0 1B FC5-2 BB		0-0 2B 1B			0-0 F8	3	1	1	0	1	1	2
Dave Bergman, L (1, 3) OBP: 0.341, SLG: 0.271		0-0 1-2 2-H 1B		0-0 FC5-2 1B		0-0 1-H 2B			0-0 4-3	4	0	3	4	0	0	0
John Rabb, R (1, 2) OBP: 0.308, SLG: 0.408		0-3 K		0-0 FC5-2		0-0 F4			0-3 K	3	0	0	0	0	1	5
Bob Brenly, R (8, 2) OBP: 0.297, SLG: 0.378		0-3 K		1-2 3-H						1	0	0	0	0	1	0
Mike Krukow, R (1, 1) OBP: 0.222, SLG: 0.220			0-3 K		0-3 K				0-3 K	2	0	0	0	0	2	2
Mark Calvert, R (6, 1)										1	0	0	0	0	1	0
Greg Minton, S (7, 1) OBP: 0.571, SLG: 0.500										0	0	0	0	0	0	0

Inning Stats	R: 0	H: 1	E: 0	K: 1	S: 5	LOB: 0	BB: 0	P: 5	R: 1	H: 2	E: 0	K: 2	S: 8	LOB: 2	BB: 1	P: 12	R: 0	H: 0	E: 0	K: 2	S: 7	LOB: 0	BB: 0	P: 7	R: 2	H: 3	E: 0	K: 1	S: 8	LOB: 2	BB: 1	P: 12	R: 4	H: 5	E: 0	K: 1	S: 10	LOB: 1	BB: 0	P: 10	R: 0	H: 0	E: 0	K: 1	S: 5	LOB: 0	BB: 0	P: 5	R: 0	H: 0	E: 0	K: 1	S: 5	LOB: 0	BB: 0	P: 5	R: 0	H: 0	E: 0	K: 1	S: 5	LOB: 0	BB: 0	P: 5
PITCHER	IP	WLS	BF	H	R	ER	SO	BB	IBB	HBP	BLK	WP	HR	S	P	ERA	WHIP																																															
Pascual Perez, R (1, 1) ERA: 3.01	4.1	L	21	8	5	5	6	2	0	0	0	3	0	31	39	10.38	2.308																																															
Donnie Moore, R (5, 1) ERA: 4.02	0.2		5	3	2	1	0	0	0	0	0	0	0	7	7	27.00	4.500																																															
Gene Garber, R (6, 1) ERA: 4.46	3.0		9	0	0	0	3	0	0	0	0	0	0	15	15	0.00	0.000																																															

BOTTOM

Atlanta Braves @ San Francisco Giants  
Candlestick Park, San Francisco, CA  
Tue Aug 02 1983, 10:05 PM EDT  
Att. 8,276 - Unknown


livebaseballscorecards.com

AB	32
R	7
H	11
RBI	7
BB	2
SO	10
LOB	11



1B: 10	SF: 1	WP: 3	PA: 35
2B: 2	SAC: 0	PB: 0	
3B: 0	DP: 2	SB: 2	
HR: 0	HBP: 0	CS: 1	

PITCHER	IP	WLS	BF	H	R	ER	SO	BB	IBB	HBP	BLK	WP	HR	S	P	ERA	WHIP
Pascual Perez, R (1, 1) ERA: 3.01	4.1	L	21	8	5	5	6	2	0	0	0	3	0	31	39	10.38	2.308
Donnie Moore, R (5, 1) ERA: 4.02	0.2		5	3	2	1	0	0	0	0	0	0	0	7	7	27.00	4.500
Gene Garber, R (6, 1) ERA: 4.46	3.0		9	0	0	0	3	0	0	0	0	0	0	15	15	0.00	0.000

Batter	1	2	3	4	5	6	7	8	9	AB R H RBI BB SO LOB	TOP																
Rafael Ramirez, R (1, 6) OBP: 0.324, SLG: 0.352	0-0 F3		0-0 L4			0-0 5-3		0-0 CS 1B		5 1 2 1 0 0 3																	
Jerry Royster, R (1, 7) OBP: 0.369, SLG: 0.409	0-0 6-3		4-0 6-3 2B BB	0-0 G3		4-0 CS BB		0-0 1-2 HR		3 2 1 1 2 0 0																	
Dale Murphy, R (1, 8) OBP: 0.400, SLG: 0.532	0-3 K		0-0 6-3	0-0 F7		0-0 CS	0-0 F8	0-0 F5		5 0 0 0 0 1 2																	
Bob Homer, R (1, 5) OBP: 0.388, SLG: 0.534		0-0 1-3 1B	0-0 1B	0-0 FC6-4 1B			0-0 BB 2B	0-3 K		5 1 4 2 0 1 0																	
Randy Johnson, R (8, 5) OBP: 0.474, SLG: 0.452			2-H 3-H 2B							0 0 0 0 0 0 0																	
Bob Watson, R (1, 3) OBP: 0.443, SLG: 0.571		0-0 1-3 1B	4-0 1B	0-0 FC6-4			0-3 K		0-0 G3	3 1 1 0 1 1 2																	
Mike Jorgensen, L (7, 3) OBP: 0.311, SLG: 0.353			1B BB	1-2f						1 0 0 0 0 0 0																	
Terry Harper, R (1, 9) OBP: 0.352, SLG: 0.405		0-0 1-3 1B	0-3 K		0-0 K2 1B		4-0 BB IBB		0-0 4-3	2 0 0 0 0 1 4																	
Claudell Washington, L (4, 9) OBP: 0.332, SLG: 0.420			1-2 2-3							2 0 1 0 1 0 0																	
Glenn Hubbard, R (1, 4) OBP: 0.347, SLG: 0.402		0-3 K	0-0 1B		0-3 K2		4-0 1-2 2-3 BB		0-0 1-3	3 0 1 1 1 2 3																	
Steve Bedrosian, R (7, 1)			1-3 2-H 1B		1-2f					1 0 0 0 0 0 0	AB 36 R 6 H 12 RBI 6 BB 7 SO 8 LOB 20																
Bruce Benedict, R (1, 2) OBP: 0.375, SLG: 0.341		4-0 IBB	4-0 1B IBB		0-0 6-3		0-0 F8			2 0 0 0 2 0 3																	
Ken Dayley, L (1, 1) OBP: 0.292, SLG: 0.190		0-3 K	0-0 1B			0-3 K		0-0 1B 3B		3 0 1 1 0 2 3																	
Terry Forster, L (7, 1) OBP: 0.750, SLG: 1.000			1-2 2-3 3-H							0 0 0 0 0 0 0																	
Brett Butler, L (7, 7) OBP: 0.352, SLG: 0.415										1 1 1 0 0 0 0																	
Inning Stats	R: 0 E: 0 K: 1 S: 5	H: 0 LOB: 0 BB: 0 P: 5	R: 0 E: 0 K: 2 S: 9	H: 2 LOB: 3 BB: 1 P: 13	R: 4 E: 0 K: 1 S: 9	H: 4 LOB: 3 BB: 3 P: 21	R: 0 E: 0 K: 0 S: 4	H: 1 LOB: 1 BB: 0 P: 4	R: 0 E: 0 K: 1 S: 5	H: 1 LOB: 0 BB: 0 P: 5	R: 0 E: 0 K: 1 S: 4	H: 0 LOB: 0 BB: 1 P: 8	R: 0 E: 0 K: 1 S: 6	H: 1 LOB: 3 BB: 2 P: 14	R: 2 E: 0 K: 1 S: 7	H: 3 LOB: 0 BB: 0 P: 7	R: 0 E: 0 K: 0 S: 3	H: 0 LOB: 0 BB: 0 P: 3	1B: 7 2B: 4 3B: 1 HR: 1	SF: 0 SAC: 0 DP: 1 HBP: 0	WP: 0 PB: 0 SB: 0 CS: 2	PA: 44					
PITCHER	IP	WLS	BF	H	R	ER	SO	BB	IBB	HBP	BLK	WP	HR	S	P	ERA	WHIP										
Mark Davis, L (1, 1) ERA: 4.72	2.2		18	6	4	4	4	2	2	0	0	0	0	22	38	13.50	3.000										
Mark Calvert, R (3, 1) ERA: 3.55	4.1		17	3	0	0	3	2	1	0	0	0	0	20	32	0.00	1.154										
Jim Barr, R (8, 1) ERA: 5.09	1.0	L	5	3	2	2	1	0	0	0	0	0	1	7	7	18.00	3.000										
Greg Minton, R (9, 1) ERA: 3.68	1.0		3	0	0	0	0	0	0	0	0	0	0	3	3	0.00	0.000										

Atlanta Braves @ San Francisco Giants  
Candlestick Park, San Francisco, CA

Wed Aug 03 1983, 6:33 AM EDT  
Att: 20,015 - Unknown

livebaseballscorecards.com











Batter	1	2	3	4	5	6	7	8	9	AB	R	H	RBI	BB	SO	LOB
Johnnie LeMaster, R (1, 6) OBP: 0.337, SLG: 0.326	0-0 5-3		0-0 F9		0-0 1B		0-0 F2			4	0	1	0	0	0	1
Max Venable, L (1, 7) OBP: 0.284, SLG: 0.405	0-0 F6			0-0 FC9-6 1B	0-0 F3			4-0 FC1-6 BB		3	0	1	0	1	0	1
Chili Davis, S (1, 8) OBP: 0.325, SLG: 0.387	0-0 4-3			0-0 FC9-6 1B		0-0 6-3		0-0 FC1-6 1-3		4	0	1	0	0	0	1
Jack Clark, R (1, 9) OBP: 0.348, SLG: 0.430		4-0 G6-4-3 BB		0-0 FC9-6 1-2 2-3		0-0 1B		0-0 1-3 1-2		3	0	1	0	1	0	3
Dave Bergman, L (1, 3) OBP: 0.344, SLG: 0.284		0-0 G6-4-3 1-2f		0-0 F4 1-2		0-0 1B 2B		0-0 F8		4	1	1	0	0	0	4
Bob Brenly, R (1, 2) OBP: 0.300, SLG: 0.374		0-3 K		4-0 BB		0-0 1B		0-0 F8		3	0	1	1	1	1	0
Tom O'Malley, L (1, 5) OBP: 0.332, SLG: 0.334			0-0 FC6-4 1B		0-0 G3		0-0 F8		0-0 FC5-4 1B	2	0	1	0	0	0	3
Darrell Evans, L (6, 5) OBP: 0.379, SLG: 0.519										2	0	1	0	0	0	1
Duane Kuiper, L (1, 4) OBP: 0.366, SLG: 0.291			0-0 FC6-4 1-2f		0-0 B1-6-4 1B		0-0 F8		0-3 K	4	0	1	0	0	1	2
Fred Breining, R (1, 1) OBP: 0.184, SLG: 0.170			0-3 K		0-0 B1-6-4 1-2f		0-0 6-3		0-0 FC5-4 1-2f	2	0	0	0	0	1	2
Brad Wellman, R (7, PH) OBP: 0.297, SLG: 0.262										1	0	0	0	0	0	0
Andy McGaffigan, R (8, 1) OBP: 0.071, SLG: 0.074										0	0	0	0	0	0	0
Jim Barr, R (8, 1) OBP: 0.100, SLG: 0.200										0	0	0	0	0	0	0
Joel Youngblood, R (9, PH) OBP: 0.342, SLG: 0.477										1	0	0	0	0	0	1

Inning Stats	R: 0	H: 0	E: 0	K: 0	S: 3	R: 0	H: 0	E: 0	K: 1	S: 4	R: 0	H: 1	E: 0	K: 1	S: 6	R: 0	H: 2	E: 0	K: 0	S: 5	R: 0	H: 2	E: 0	K: 0	S: 4	R: 1	H: 3	E: 0	K: 0	S: 5	R: 0	H: 0	E: 0	K: 0	S: 3	R: 0	H: 0	E: 0	K: 0	S: 3	R: 0	H: 1	E: 0	K: 1	S: 6	1B: 8	SF: 0	2B: 1	SAC: 0	3B: 0	DP: 2	HR: 0	HBP: 0	WP: 0	PA: 36
PITCHER	IP	WLS	BF	H	R	ER	SO	BB	IBB	HBP	BLK	WP	HR	S	P	ERA	WHIP																																						
Phil Niekro, R (1, 1) ERA: 3.92	7.0	W	28	8	1	1	2	2	0	0	0	0	0	30	38	1.29	1.429																																						
Steve Bedrosian, R (8, 1) ERA: 2.77	2.0		8	1	0	0	1	1	0	0	0	0	0	9	13	0.00	1.000																																						

**BOTTOM**

**Atlanta Braves @ San Francisco Giants**  
Candlestick Park, San Francisco, CA

Thu Aug 04 1983, 10:05 PM EDT  
Att. 10,004 - Unknown

livebaseballscorecards.com

<b>AB</b>	<b>33</b>
<b>R</b>	<b>1</b>
<b>H</b>	<b>9</b>
<b>RBI</b>	<b>1</b>
<b>BB</b>	<b>3</b>
<b>SO</b>	<b>3</b>
<b>LOB</b>	<b>19</b>







Batter	1	2	3	4	5	6	7	8	9
Johnnie LeMaster, R OBP: 0.338, SLG: 0.344 (1, 6)	0-0 L5	0-0 HR		0-0 HR		0-0 L7		0-0 SF9	
Darrell Evans, L OBP: 0.379, SLG: 0.516 (1, 3)	0-0 WP 1B 2B 1B	0-0 F5		4-0 BB			0-0 F3	0-0 G3	
Chili Davis, S OBP: 0.330, SLG: 0.398 (1, 8)	0-0 WP 1B 2B		0-0 SF7 3B	0-0 1-3			0-0 BB 1B		
Jack Clark, R OBP: 0.347, SLG: 0.431 (1, 9)	0-0 G3 2B		0-0 4-3		0-0 1-3		0-0 F7		
Jeffrey Leonard, R OBP: 0.321, SLG: 0.449 (1, 7)	0-0 G3		0-0 SF7		0-0 F8		4-0 FC6-4 BB		
Joel Youngblood, R OBP: 0.345, SLG: 0.484 (1, 5)	0-0 6-3		0-0 BB		0-0 3B		0-0 FC6-4		
John Rabb, R OBP: 0.288, SLG: 0.375 (1, 2)		0-0 4-3	0-3 K		0-0 6-3			0-0 F2	
Brad Wellman, R OBP: 0.296, SLG: 0.257 (1, 4)		0-0 5-3		0-0 6-3		0-0 F2		4-0 1B SF9 BB	
Bill Laskey, R OBP: 0.235, SLG: 0.093 (1, 1)		4-0		0-0 5-3		0-3 K		0-0 SF9 S 1B	
Gary Lavelle, S (7, 1)									
Max Venable, L OBP: 0.288, SLG: 0.409 (8, PH)		HR							
Greg Minton, S OBP: 0.571, SLG: 0.500 (9, 1)		BB							

Inning Stats	R: 2	H: 3	E: 0	K: 0	S: 6	LOB: 1	BB: 0	P: 6	R: 2	H: 1	E: 0	K: 0	S: 4	LOB: 0	BB: 1	P: 8	R: 1	H: 1	E: 0	K: 1	S: 6	LOB: 1	BB: 1	P: 10	R: 0	H: 1	E: 0	K: 0	S: 4	LOB: 1	BB: 0	P: 4	R: 0	H: 0	E: 0	K: 1	S: 5	LOB: 0	BB: 0	P: 5	R: 0	H: 1	E: 0	K: 0	S: 4	LOB: 2	BB: 1	P: 8	R: 1	H: 1	E: 0	K: 0	S: 4	LOB: 1	BB: 1	P: 8
--------------	------	------	------	------	------	--------	-------	------	------	------	------	------	------	--------	-------	------	------	------	------	------	------	--------	-------	-------	------	------	------	------	------	--------	-------	------	------	------	------	------	------	--------	-------	------	------	------	------	------	------	--------	-------	------	------	------	------	------	------	--------	-------	------

PITCHER	IP	WLS	BF	H	R	ER	SO	BB	IBB	HBP	BLK	WP	HR	S	P	ERA	WHIP
Bob Knepper, L ERA: 3.48 (1, 1)	3.0	L	16	5	5	5	1	2	0	0	0	1	1	16	24	15.00	2.333
Vern Ruhle, R ERA: 4.42 (4, 1)	3.0		12	2	1	1	1	1	0	0	0	0	1	13	17	3.00	1.000
Michael LaCoss, R ERA: 4.96 (7, 1)	2.0		10	2	1	1	0	2	0	0	0	0	0	8	16	4.50	2.000

AB R H RBI BB SO LOB

4	2	2	4	0	0	0
4	1	1	0	1	0	1
4	2	3	0	0	0	1
4	0	1	2	0	0	2
2	0	0	1	1	0	1
3	0	1	0	1	0	3
4	0	0	0	0	1	2
3	1	0	0	1	0	0
2	1	0	0	1	1	0
0	0	0	0	0	0	0
1	0	1	0	0	0	0
0	0	0	0	0	0	0

AB	31
R	7
H	9
RBI	7
BB	5
SO	2
LOB	10



WP	HR	S	P	ERA	WHIP
1	0	0	38		

**Houston Astros @ San Francisco Giants**  
 Candlestick Park, San Francisco, CA  
 Fri Aug 05 1983, 10:05 PM EDT  
 Att. 6,212 - Unknown

livebaseballscores.com

Batter	1	2	3	4	5	6	7	8	9	AB R H RBI BB SO LOB	TOP
Omar Moreno, L (1, 8) OBP: 0.285, SLG: 0.329	0-0 5-3		0-0 1B		0-0 F7	0-0 1B		0-0 F9		5 0 2 1 0 0 1	<b>Houston Astros @ San Francisco Giants</b> Candlestick Park, San Francisco, CA Sat Aug 06 1983, 6:33 AM EDT Att. 9,859 - Unknown  livebaseballscorecards.com
Terry Puhl, L (1, 9) OBP: 0.351, SLG: 0.436	0-3 K		0-0 F8		0-0 F8	0-0 F9		0-0 L8		5 0 0 0 0 1 5	
Dickie Thon, R (1, 6) OBP: 0.354, SLG: 0.478	0-0 F7			0-0 G1	0-0 1B		0-3 K	0-0 FC5-4		5 0 1 0 0 1 1	
Phil Garner, R (1, 5) OBP: 0.323, SLG: 0.376		0-0 F8		0-0 G1 BLK 1B	4-0 1B		0-0 1B S 1B	0-0 F9		4 1 2 0 1 0 0	
Jose Cruz, L (1, 7) OBP: 0.380, SLG: 0.438		0-0 F8		0-0 G1	0-0 4-3		0-3 K	0-0 1B 3B		5 1 1 0 0 1 4	
Ray Knight, R (1, 3) OBP: 0.376, SLG: 0.476		0-0 P3		0-0 2B 1B		0-0 FC4-6 1B	4-0 1B IBB	0-3 K		4 1 2 1 1 1 1	
Alan Ashby, S (1, 2) OBP: 0.302, SLG: 0.429			0-0 6-3	0-0 2B		0-0 FC4-6 FC1-6 BB 1B	0-0 1B 1B	0-0 1B		5 1 3 2 0 0 1	
Bill Doran, S (1, 4) OBP: 0.371, SLG: 0.341			0-0 FC1-6 1B	4-0 IBB		4-0 FC1-6 1B BB	0-0 F8	0-0 4-3		3 0 1 0 2 0 4	
Mike Madden, L (1, 1) Denny Walling, L (6, PH) Bill Dawley, R (6, 1) OBP: 0.292, SLG: 0.343 OBP: 0.250, SLG: 0.250			0-0 FC1-6 1B	0-0 L6		0-0 FC1-6 1B		0-3 K FC5-4		2 0 0 0 0 0 3 1 0 0 0 0 0 2 1 0 0 0 0 1 0	
<b>Inning Stats</b>	R: 0 H: 0 E: 0 LOB: 0 K: 1 BB: 0 S: 5 P: 5	R: 0 H: 0 E: 0 LOB: 0 K: 0 BB: 0 S: 3 P: 3	R: 0 H: 2 E: 0 LOB: 2 K: 0 BB: 0 S: 5 P: 5	R: 2 H: 3 E: 0 LOB: 2 K: 0 BB: 1 S: 6 P: 10	R: 0 H: 1 E: 0 LOB: 2 K: 0 BB: 1 S: 4 P: 8	R: 1 H: 2 E: 0 LOB: 2 K: 0 BB: 1 S: 5 P: 9	R: 0 H: 2 E: 0 LOB: 3 K: 2 BB: 1 S: 9 P: 13	R: 0 H: 0 E: 0 LOB: 1 K: 1 BB: 0 S: 6 P: 6	R: 1 H: 2 E: 0 LOB: 1 K: 1 BB: 0 S: 7 P: 7	1B: 10 SF: 0 2B: 1 SAC: 0 3B: 1 DP: 0 HR: 0 HBP: 0	WP: 1 PA: 44 PB: 0 SB: 2 CS: 0
<b>PITCHER</b>	IP WLS BF H R ER SO BB IBB HBP BLK WP HR S P ERA WHIP										
Renie Martin, R (1, 1) ERA: 3.76	5.1 L 26 7 3 3 1 2 1 0 1 0 0 25 37 5.06 1.688										
Gary Lavelle, L (6, 1) ERA: 2.43	1.2 9 3 0 0 2 0 1 0 0 0 0 12 16 0.00 1.800										
Greg Minton, R (8, 1) ERA: 3.77	2.0 9 2 1 1 2 0 0 0 0 1 0 13 13 4.50 1.000										





Batter	1	2	3	4	5	6	7	8	9	AB	R	H	RBI	BB	SO	LOB
Johnnie LeMaster, R (1, 6) OBP: 0.337, SLG: 0.345	0-0 P4		0-0 F8 1B 2B		0-0 F8		0-0 F5			4	1	1	0	0	0	0
Darrell Evans, L (1, 3) OBP: 0.376, SLG: 0.511	0-0 6-3		0-0 F8 2-3		0-0 F8			0-0 F3		4	0	0	0	0	0	1
Chili Davis, S (1, 8) OBP: 0.329, SLG: 0.396	0-0 4-3		0-0 G4-3 1B 3-H		0-3 K			0-0 F4		4	0	1	1	0	1	0
Jack Clark, R (1, 9) OBP: 0.347, SLG: 0.427		4-0 G5-4-3 BB	0-0 G4-3 1-2f		0-0 L5			0-3 K		3	0	0	0	1	1	1
Jeffrey Leonard, R (1, 7) OBP: 0.323, SLG: 0.457		0-0 G5-4-3 1-2f		4-0 SH3-4 BB BB		0-0 HR		0-0 F7		3	1	1	1	1	0	1
Joel Youngblood, R (1, 5) OBP: 0.347, SLG: 0.480		1-0 BB S HBP		4-0 SH3-4 BB BB		0-3 K		0-0 F9		2	0	0	0	1	1	0
John Rabb, R (1, 2) OBP: 0.295, SLG: 0.368		4-0 BB BB		0-0 SH3-4 BB BB		0-3 K		0-0 4-1		1	0	0	0	1	1	0
Milt May, L (9, PH) OBP: 0.314, SLG: 0.382		1-2 BB BB		1-2 2-3						1	0	0	0	0	0	0
Brad Wellman, R (1, 4) OBP: 0.299, SLG: 0.255		4-0 BB BB		0-3 K				0-3 K		1	0	0	0	1	1	2
Max Venable, L (7, PH) OBP: 0.287, SLG: 0.407		1-2 2-3 BB		0-0 K						1	0	0	0	0	1	0
Greg Minton, S (8, 1) OBP: 0.571, SLG: 0.500		0-0 F3		0-0 5-3						0	0	0	0	0	0	0
Renie Martin, R (1, 1) OBP: 0.400, SLG: 0.700										2	0	0	0	0	0	5
Gary Lavelle, S (6, 1)										0	0	0	0	0	0	0
Duane Kuiper, L (7, PH) OBP: 0.364, SLG: 0.289										1	0	0	0	0	0	0

Inning Stats	R: 0	H: 0	E: 0	K: 0	S: 3	LOB: 0	BB: 0	P: 3	R: 0	H: 0	E: 0	K: 0	S: 2	LOB: 3	BB: 3	P: 15	R: 1	H: 2	E: 0	K: 0	S: 4	LOB: 0	BB: 0	P: 4	R: 0	H: 0	E: 0	K: 1	S: 5	LOB: 2	BB: 2	P: 13	R: 0	H: 0	E: 0	K: 1	S: 5	LOB: 0	BB: 0	P: 5	R: 1	H: 1	E: 0	K: 2	S: 8	LOB: 0	BB: 0	P: 8	R: 0	H: 0	E: 0	K: 1	S: 5	LOB: 0	BB: 0	P: 5	R: 0	H: 0	E: 0	K: 0	S: 3	LOB: 0	BB: 0	P: 3	1B: 1	SF: 0	2B: 1	SAC: 1	3B: 0	DP: 2	HR: 1	HBP: 1	WP: 0	PA: 34
PITCHER	IP	WLS	BF	H	R	ER	SO	BB	IBB	HBP	BLK	WP	HR	S	P	ERA	WHIP																																																									
Mike Madden, L (1, 1) ERA: 1.7	5.0	W	21	2	1	1	2	5	0	1	0	0	0	19	40	1.80	1.400																																																									
Bill Dawley, R (6, 1) ERA: 2.74	4.0	S	13	1	1	1	4	0	0	0	0	0	1	21	21	2.25	0.250																																																									

BOTTOM

Houston Astros @ San Francisco Giants  
Candlestick Park, San Francisco, CA

livebaseballscores.com

AB	27
R	2
H	3
RBI	2
BB	5
SO	6
LOB	10



WP: 0	PA: 34
PB: 0	CS: 0

Sat Aug 06 1983, 6:33 AM EDT  
Att. 9,859 - Unknown





Batter	1	2	3	4	5	6	7	8	9	AB R H RBI BB SO LOB
Johnnie LeMaster, R (1, 6) OBP: 0.336, SLG: 0.343	0-0 6-3		4-0 BB			0-0 1-3		0-0 F7		3 0 0 0 1 0 0
Darrell Evans, L (1, 3) OBP: 0.375, SLG: 0.508	0-3 K		0-0 E3 1B			0-0 F5		0-0 G3		4 0 1 1 0 1 0
Jack Clark, R (1, 9) OBP: 0.346, SLG: 0.424	0-0 F3		0-0 4-3			4-0 BB		0-0 6-3		3 0 0 0 1 0 2
Jeffrey Leonard, R (1, 7) OBP: 0.319, SLG: 0.451		0-3 K		0-0 6-3		0-0 F8		0-3 K		4 0 0 0 0 2 1
Chili Davis, S (1, 8) OBP: 0.327, SLG: 0.392		0-3 K		0-0 F7			0-3 K			3 0 0 0 0 2 0
Joel Youngblood, R (1, 5) OBP: 0.343, SLG: 0.473		0-0 F3		0-0 F9			0-0 F9			3 0 0 0 0 0 0
Milt May, L (1, 2) OBP: 0.314, SLG: 0.381			0-3 K		0-0 G4-6-3 1B			0-3 K		3 0 1 0 0 2 0
Duane Kuiper, L (1, 4) OBP: 0.363, SLG: 0.290			0-0 SH1-4 E 1B		0-0 G4-6-3			0-0 F8		3 1 1 0 0 0 1
Mike Krukow, R (1, 1) OBP: 0.217, SLG: 0.214			0-0 SH1-4		0-3 K			0-0 F8		1 0 0 0 0 1 0
Dave Bergman, L (8, PH) OBP: 0.341, SLG: 0.280										1 0 0 0 0 0 0
Greg Minton, S (9, 1) OBP: 0.571, SLG: 0.500										0 0 0 0 0 0 0

<b>Inning Stats</b>	R: 0 E: 0 K: 1 S: 5	H: 0 LOB: 0 BB: 0 P: 5	R: 0 E: 0 K: 2 S: 7	H: 0 LOB: 0 BB: 0 P: 7	R: 1 E: 1 K: 1 S: 7	H: 2 LOB: 2 BB: 1 P: 11	R: 0 E: 0 K: 0 S: 3	H: 0 LOB: 0 BB: 0 P: 3	R: 0 E: 0 K: 1 S: 5	H: 1 LOB: 0 BB: 0 P: 5	R: 0 E: 0 K: 0 S: 3	H: 0 LOB: 1 BB: 1 P: 7	R: 0 E: 0 K: 2 S: 7	H: 0 LOB: 0 BB: 0 P: 7	R: 0 E: 0 K: 0 S: 3	H: 0 LOB: 0 BB: 0 P: 3	R: 0 E: 0 K: 1 S: 5	H: 0 LOB: 0 BB: 0 P: 5	1B: 3 2B: 0 3B: 0 HR: 0	SF: 0 SAC: 1 DP: 1 HBP: 0	WP: 0 PB: 0 SB: 0 CS: 0	PA: 31	
<b>PITCHER</b> Nolan Ryan, R (1, 1) ERA: 2.16	IP: 9.0 WLS: W BF: 31 H: 3 R: 1 ER: 1 SO: 8	BB: 2 IBB: 0 HBP: 0 BLK: 0	WP: 0 HR: 0 S: 45 P: 53	ERA: 1.00 WHIP: 0.556	<b>PITCHER</b>	IP: 9.0 WLS: W BF: 31 H: 3 R: 1 ER: 1 SO: 8	BB: 2 IBB: 0 HBP: 0 BLK: 0	WP: 0 HR: 0 S: 45 P: 53	ERA: 1.00 WHIP: 0.556														

**BOTTOM**

**Houston Astros @ San Francisco Giants**  
Candlestick Park, San Francisco, CA

Sun Aug 07 1983, 6:33 AM EDT  
Att. 21,599 - Unknown

livebaseballscorecards.com

<b>AB</b>	<b>28</b>
<b>R</b>	<b>1</b>
<b>H</b>	<b>3</b>
<b>RBI</b>	<b>1</b>
<b>BB</b>	<b>2</b>
<b>SO</b>	<b>8</b>
<b>LOB</b>	<b>4</b>



Batter	1	2	3	4	5	6	7	8	9	AB R H RBI BB SO LOB	TOP											
Johnnie LeMaster, R OBP: 0.333, SLG: 0.338 (1, 6) X	0-0 6-3		0-3 K		0-0 F4		0-3 K		0-0 6-3	5 0 0 0 0 2 2	<p><b>San Francisco Giants @ Atlanta Braves</b> Atlanta-Fulton County Stadium, Atlanta, GA</p> <p>Tue Aug 09 1983, 7:05 PM EDT Att: 32,416 - Unknown</p> <p>livebaseballscorecards.com</p>											
Max Venable, L OBP: 0.292, SLG: 0.409 (1, 7) X	0-0 S HR 1B		0-0 BB BB 1B		0-0 4-3		0-3 K			4 1 2 0 0 1 1												
Jack Clark, R OBP: 0.347, SLG: 0.421 (1, 9) S S S	0-3 K 1-2		4-0 BB BB 1-2 BB		4-0 PB BB		0-0 FC6-4 1-2f			2 0 0 0 2 1 2												
Darrell Evans, L OBP: 0.376, SLG: 0.514 (1, 3) X	0-0 2-H HR		4-0 FC4-6 1-2 2-3 BB		0-0 3-1		0-0 F3			3 1 1 2 1 0 1												
Chili Davis, S OBP: 0.323, SLG: 0.388 (1, 8) S S S	0-3 K		0-0 F6		0-0 F8		0-0 1-3			4 0 0 0 0 1 3												
Tom O'Malley, L OBP: 0.331, SLG: 0.333 (1, 5) X		0-0 3-1	0-0 FC4-6 1-2f		0-0 1B		0-3 K			4 0 1 0 0 1 3												
Bob Brenly, R OBP: 0.299, SLG: 0.369 (1, 2)		0-3 K		0-0 F8		4-0 S BB		0-0 1-4-3		3 0 0 0 1 1 0												
Duane Kuiper, L OBP: 0.383, SLG: 0.286 (1, 4) H		1-0 HBP		0-0 L4		0-0 F8 1-2		1-0 HBP		2 0 0 0 0 0 1 0 0 0 0 0 0 0 0 0 0 0 0 0 0												
Andy McGaffigan, R OBP: 0.071, SLG: 0.074 (6, 1)				0-0 K						1 0 0 0 0 0 1 1 0 0 0 0 1 0 1 0 0 0 1 0 1												
Joel Youngblood, R OBP: 0.346, SLG: 0.473 (9, PH)				0-3 K		4-0 FC6-4 BB		0-0 F8														
Mark Davis, L OBP: 0.250, SLG: 0.143 (1, 1)		0-0 1-3																				
Mark Calvert, R (3, 1)																						
Brad Wellman, R OBP: 0.301, SLG: 0.253 (6, 4)																						
<b>Inning Stats</b>	R: 2 E: 0 K: 2 S: 9	H: 2 LOB: 0 BB: 0 P: 9	R: 0 E: 0 K: 1 S: 5	H: 0 LOB: 1 BB: 0 P: 6	R: 0 E: 0 K: 1 S: 6	H: 1 LOB: 3 BB: 2 P: 14	R: 0 E: 0 K: 1 S: 5	H: 0 LOB: 0 BB: 0 P: 5	R: 0 E: 0 K: 0 S: 3	H: 1 LOB: 1 BB: 1 P: 7	R: 0 E: 0 K: 2 S: 7	H: 0 LOB: 1 BB: 1 P: 11	R: 0 E: 0 K: 1 S: 5	H: 0 LOB: 0 BB: 0 P: 5	R: 0 E: 0 K: 0 S: 3	H: 0 LOB: 1 BB: 0 P: 4	1B: 3 2B: 0 3B: 0 HR: 1	SF: 0 SAC: 0 DP: 0 HBP: 2	WP: 0 PB: 1 SB: 2 CS: 0	PA: 37		
<b>PITCHER</b>	IP WLS BF H R ER SO BB IBB HBP BLK WP HR S P ERA WHIP	IP WLS BF H R ER SO BB IBB HBP BLK WP HR S P ERA WHIP	IP WLS BF H R ER SO BB IBB HBP BLK WP HR S P ERA WHIP	IP WLS BF H R ER SO BB IBB HBP BLK WP HR S P ERA WHIP	IP WLS BF H R ER SO BB IBB HBP BLK WP HR S P ERA WHIP	IP WLS BF H R ER SO BB IBB HBP BLK WP HR S P ERA WHIP	IP WLS BF H R ER SO BB IBB HBP BLK WP HR S P ERA WHIP	IP WLS BF H R ER SO BB IBB HBP BLK WP HR S P ERA WHIP	IP WLS BF H R ER SO BB IBB HBP BLK WP HR S P ERA WHIP	IP WLS BF H R ER SO BB IBB HBP BLK WP HR S P ERA WHIP	IP WLS BF H R ER SO BB IBB HBP BLK WP HR S P ERA WHIP	IP WLS BF H R ER SO BB IBB HBP BLK WP HR S P ERA WHIP	IP WLS BF H R ER SO BB IBB HBP BLK WP HR S P ERA WHIP	IP WLS BF H R ER SO BB IBB HBP BLK WP HR S P ERA WHIP	IP WLS BF H R ER SO BB IBB HBP BLK WP HR S P ERA WHIP	IP WLS BF H R ER SO BB IBB HBP BLK WP HR S P ERA WHIP	IP WLS BF H R ER SO BB IBB HBP BLK WP HR S P ERA WHIP	IP WLS BF H R ER SO BB IBB HBP BLK WP HR S P ERA WHIP	IP WLS BF H R ER SO BB IBB HBP BLK WP HR S P ERA WHIP	IP WLS BF H R ER SO BB IBB HBP BLK WP HR S P ERA WHIP	IP WLS BF H R ER SO BB IBB HBP BLK WP HR S P ERA WHIP	
Phil Niekro, R ERA: 3.86 (1, 1)	7.0 W	30 4 2 2 7	5 0 1 0	0 1 38 59	2.57 1.286																	
Terry Forster, L ERA: 2.09 (8, 1)	2.0	7 0 0 0 1	0 0 1 0	0 0 8 9	0.00 0.000																	





Batter	1	2	3	4	5	6	7	8	9
<b>Brett Butler, L</b> OBP: 0.347, SLG: 0.407 (1, 9) (9, 7)	0-0 6-3		0-0 4-3		0-0 E 1B	0-0 F7		0-0 G5-4-3 1B	
<b>Rafael Ramirez, R</b> OBP: 0.326, SLG: 0.357 (1, 6)	0-0 F8		0-0 4-3		0-0 E9 2B 1B	0-0 BB 1B		0-0 G5-4-3 1-2f	
<b>Dale Murphy, R</b> OBP: 0.404, SLG: 0.535 (1, 8)	0-0 F9			4-0 BLK 1B BB	0-0 E 2B	4-0 1-2 2-3 BB			
<b>Bob Horner, R</b> OBP: 0.386, SLG: 0.534 (1, 5)		0-0 HR		4-0 1B FC5-4 BB	0-0 F7	0-0 6-3			
<b>Terry Harper, R</b> OBP: 0.346, SLG: 0.398 (9, 9)									
<b>Bob Watson, R</b> OBP: 0.451, SLG: 0.609 (1, 3)		0-0 HR		0-0 FC5-4 1B	4-0 E IBB		0-3 K		
<b>Terry Forster, L</b> OBP: 0.750, SLG: 1.000 (8, 1)				1-3 2-H					
<b>Jerry Royster, R</b> OBP: 0.358, SLG: 0.399 (1, 7) (9, 5)		0-0 F8		0-0 FC5-4	0-0 E5 FC6-4		0-3 K		
<b>Glenn Hubbard, R</b> OBP: 0.338, SLG: 0.388 (1, 4)		0-3 K		0-0 F8	0-0 FC6-4		0-3 K		
<b>Bruce Benedict, R</b> OBP: 0.370, SLG: 0.332 (1, 2)		0-0 F8		0-0 6-3		4-0 FC4-6 BB		0-0 6-3	
<b>Phil Niekro, R</b> OBP: 0.167, SLG: 0.152 (1, 1)			0-0 F9		0-0 6-3	0-0 FC4-6 BB 1B		0-0 1B	
<b>Mike Jorgensen, L</b> OBP: 0.328, SLG: 0.386 (8, 3)								0-0 1B	

Inning Stats	R: 0 E: 0 K: 0 S: 3	H: 0 LOB: 0 BB: 0 P: 3	R: 2 E: 0 K: 1 S: 7	H: 2 LOB: 0 BB: 0 P: 7	R: 0 E: 0 K: 0 S: 3	H: 0 LOB: 0 BB: 0 P: 3	R: 2 E: 0 K: 0 S: 4	H: 1 LOB: 1 BB: 2 P: 12	R: 3 E: 2 K: 0 S: 7	H: 3 LOB: 2 BB: 1 P: 11	R: 0 E: 0 K: 0 S: 4	H: 1 LOB: 3 BB: 2 P: 12	R: 0 E: 0 K: 3 S: 9	H: 0 LOB: 0 BB: 0 P: 9	R: 0 E: 0 K: 0 S: 4	H: 2 LOB: 1 BB: 0 P: 4
1B: 6 2B: 1 3B: 0 HR: 2	SF: 0 SAC: 0 DP: 1 HBP: 0	WP: 0 PB: 0 SB: 0 CS: 0	1B: 6 2B: 1 3B: 0 HR: 2	SF: 0 SAC: 0 DP: 1 HBP: 0	WP: 0 PB: 0 SB: 0 CS: 0	1B: 6 2B: 1 3B: 0 HR: 2	SF: 0 SAC: 0 DP: 1 HBP: 0	WP: 0 PB: 0 SB: 0 CS: 0	1B: 6 2B: 1 3B: 0 HR: 2	SF: 0 SAC: 0 DP: 1 HBP: 0	WP: 0 PB: 0 SB: 0 CS: 0	1B: 6 2B: 1 3B: 0 HR: 2	SF: 0 SAC: 0 DP: 1 HBP: 0	WP: 0 PB: 0 SB: 0 CS: 0	1B: 6 2B: 1 3B: 0 HR: 2	SF: 0 SAC: 0 DP: 1 HBP: 0

PITCHER	IP	WLS	BF	H	R	ER	SO	BB	IBB	HBP	BLK	WP	HR	S	P	ERA	WHIP
<b>Mark Davis, L</b> ERA: 4.89 (1, 1)	2.0		8	2	2	2	1	0	0	0	0	0	0	10	10	9.00	1.000
<b>Mark Calvert, R</b> ERA: 4.96 (3, 1)	3.2	L	22	5	5	4	0	4	1	0	1	0	0	17	37	9.82	2.455
<b>Andy McGaffigan, R</b> ERA: 4.71 (6, 1)	2.1		8	2	0	0	3	0	0	0	0	0	0	14	14	0.00	0.857

**BOTTOM**

**San Francisco Giants @ Atlanta Braves**  
Atlanta-Fulton County Stadium, Atlanta, GA

Tue Aug 09 1983, 7:05 PM EDT  
Att. 32,416 - Unknown

AB	R	H	RBI	BB	SO	LOB
5	1	2	0	0	0	1
5	1	2	0	0	0	2
2	2	1	1	2	0	0
3	2	1	1	1	0	4
0	0	0	0	0	0	0
3	1	2	2	1	1	0
0	0	0	0	0	0	0
4	0	0	1	0	1	2
4	0	0	0	0	2	3
3	0	0	0	1	0	1
3	0	0	0	0	0	1
1	0	1	0	0	0	0

AB 33  
R 7  
H 9  
RBI 5  
BB 5  
SO 4  
LOB 14

**Braves**

WP: 0 PA: 38  
PB: 0  
SB: 0  
CS: 0

WP	HR	S	P	ERA	WHIP
0	0	0	0	0.00	0.857

Batter	1	2	3	4	5	6	7	8	9	AB R H RBI BB SO LOB	TOP
<b>Johnnie LeMaster, R</b> (1, 6) <small>OBP: 0.334, SLG: 0.340</small>	0-0 		0-0 SH1-4 1-2		0-0 4-3			0-0 6-3	0-0 1-3 2-H HR 1B	4 1 2 0 0 0 0	<b>San Francisco Giants @ Atlanta Braves</b> Atlanta-Fulton County Stadium, Atlanta, GA Wed Aug 10 1983, 3:33 AM EDT Att: 29,103 - Unknown <a href="http://livebaseballscorecards.com">livebaseballscorecards.com</a>
<b>Darrell Evans, L</b> (1, 3) <small>OBP: 0.378, SLG: 0.522</small>	0-0 		4-0 		0-0 F8			0-0 4-3	0-0 1-H 3-H HR	4 1 2 3 1 0 0	
<b>Jack Clark, R</b> (1, 9) <small>OBP: 0.345, SLG: 0.418</small>	0-0 F9 1-2		0-3 K		0-0 1-3			0-0 1B 1B	0-0 F7	5 1 1 0 0 1 4	
<b>Jeffrey Leonard, R</b> (1, 7) <small>OBP: 0.319, SLG: 0.449</small>		0-0 F7	0-0 1-3		0-0 F9			0-0 1B 1B		4 1 1 0 0 0 2	
<b>Chili Davis, S</b> (1, 8) <small>OBP: 0.323, SLG: 0.386</small>		0-0 5-3		0-0 F8			0-3 K	0-0 1-H 3-H 1B		4 0 1 1 0 1 0	
<b>Joel Youngblood, R</b> (1, 4) <small>OBP: 0.348, SLG: 0.487</small> <b>Brad Weisman, R</b> (8, 4) <small>OBP: 0.301, SLG: 0.253</small>				0-0 		0-0 5-3	0-0 4-3			4 1 2 1 0 0 1 0 0 0 0 0 0 0	
<b>Tom O'Malley, L</b> (1, 5) <small>OBP: 0.336, SLG: 0.337</small> <b>Joe Pettini, R</b> (9, PR) <small>OBP: 0.233, SLG: 0.200</small> <b>Gary Lavelle, S</b> (9, 1)		0-0 		0-3 K 1-2		0-0 5-3		0-0 2B 1B	1-0 1B 1B HBP	3 1 2 0 0 1 1 0 0 0 0 0 0 0 0 0 0 0 0 0 0	
<b>John Rabb, R</b> (1, 2) <small>OBP: 0.308, SLG: 0.393</small>	0-0 F7				0-0 G5-6-3 1B		0-0 		0-0 F4	4 0 2 1 0 0 2	
<b>Fred Breining, R</b> (1, 1) <small>OBP: 0.196, SLG: 0.167</small> <b>Milt May, L</b> (7, PH) <small>OBP: 0.313, SLG: 0.379</small> <b>Greg Minton, S</b> (7, 1) <small>OBP: 0.571, SLG: 0.500</small> <b>Dave Bergman, L</b> (9, PH) <small>OBP: 0.348, SLG: 0.289</small>			4-0 SH1-4 BB		0-0 G5-6-3 1-2f		0-3 K		0-0 1B 1B HR	1 0 0 0 1 0 1 1 0 0 0 0 1 1 0 0 0 0 0 0 0 1 1 1 0 0 0 0	
<b>Inning Stats</b>	R: 0 H: 2 E: 0 LOB: 0 K: 0 BB: 0 S: 3 P: 3	R: 1 H: 2 E: 0 LOB: 1 K: 0 BB: 0 S: 5 P: 5	R: 0 H: 0 E: 0 LOB: 2 K: 1 BB: 2 S: 5 P: 13	R: 0 H: 1 E: 0 LOB: 1 K: 1 BB: 0 S: 5 P: 5	R: 0 H: 1 E: 0 LOB: 0 K: 0 BB: 0 S: 3 P: 3	R: 0 H: 0 E: 0 LOB: 0 K: 0 BB: 0 S: 3 P: 3	R: 1 H: 2 E: 0 LOB: 1 K: 2 BB: 0 S: 9 P: 9	R: 2 H: 3 E: 1 LOB: 1 K: 0 BB: 0 S: 6 P: 6	R: 3 H: 3 E: 0 LOB: 1 K: 0 BB: 0 S: 5 P: 6	1B: 11 SF: 0 2B: 2 SAC: 1 3B: 0 DP: 2 HR: 2 HBP: 1	
<b>PITCHER</b> <b>Craig McMurtry, R</b> (1, 1) <small>ERA: 3.15</small> <b>Steve Bedrosian, R</b> (8, 1) <small>ERA: 2.84</small> <b>Terry Forster, L</b> (9, 1) <small>ERA: 2.24</small>	IP WLS BF H R ER SO BB IBB HBP BLK WP HR S P ERA WHIP 7.2 0 32 11 4 2 4 2 0 0 0 0 1 38 46 2.35 1.696 1.0 L 5 2 2 2 0 0 0 0 1 0 0 0 4 5 18.00 2.000 0.1 2 1 1 1 0 0 0 0 0 0 0 1 2 2 27.00 3.000	<b>PITCHER</b> IP WLS BF H R ER SO BB IBB HBP BLK WP HR S P ERA WHIP									





Batter	1	2	3	4	5	6	7	8	9	AB R H RBI BB SO LOB
Brett Butler, L (1, 7) OBP: 0.346, SLG: 0.404 Randy Johnson, R (9, PH) OBP: 0.463, SLG: 0.441	0-0 F2		4-0 G4-6-3 BB		0-0 F8			0-0 1-3	0-0 F8	3 0 0 0 1 0 1 1 0 0 0 0 0 1
Rafael Ramirez, R (1, 6) OBP: 0.328, SLG: 0.358	0-0 F7		0-0 G4-6-3 1-2f		0-0 1B			0-0 1B 2B 1B		4 1 2 1 0 0 1
Claudell Washington, L (1, 9) OBP: 0.322, SLG: 0.407	0-3 K		0-0 3-1		0-0 6-3			0-0 2B 1B 1-2		4 0 1 0 0 1 1
Bob Horner, R (1, 5) OBP: 0.387, SLG: 0.535		4-0 4-3 BB SF9 BB		0-0 E5		0-0 F8		0-0 1-3 2B		3 1 1 1 1 0 0
Dale Murphy, R (1, 8) OBP: 0.405, SLG: 0.532		4-0 SF9 1B 4-3 BB		0-3 K		0-0 F3		4-0 G6-4-3 IBB		2 1 0 0 2 1 1
Bob Watson, R (1, 3) OBP: 0.434, SLG: 0.582		0-0 4-3		0-0 F3		0-0 5-3		0-0 G6-4-3 1-2f		4 0 0 0 0 0 6
Jerry Royster, R (1, 4) OBP: 0.352, SLG: 0.393		0-0 SF9		0-0 5-3			0-0 6-3		0-0 6-3	3 0 0 1 0 0 1
Bruce Benedict, R (1, 2) OBP: 0.374, SLG: 0.338		0-0 1B			0-0 SH2-4 1B		0-3 K		0-0 1B	4 1 3 1 0 1 0
Craig McMurtry, R (1, 1) OBP: 0.130, SLG: 0.078 Steve Bedrosian, R (8, 1) Terry Forster, L (9, 1) OBP: 0.750, SLG: 1.000 Terry Harper, R (9, PH) OBP: 0.344, SLG: 0.395		0-3 K			0-0 SH2-4 1-2		0-0 1-3		0-3 K	2 0 0 0 0 1 1 0 0 0 0 0 0 0 0 0 0 0 0 0 0 1 0 0 0 0 1 1

Inning Stats	R: 0 E: 0 K: 1 S: 5	H: 0 LOB: 0 BB: 0 P: 5	R: 2 E: 0 K: 1 S: 6	H: 1 LOB: 1 BB: 2 P: 14	R: 0 E: 0 K: 0 S: 2	H: 0 LOB: 0 BB: 1 P: 6	R: 0 E: 1 K: 1 S: 6	H: 0 LOB: 1 BB: 0 P: 6	R: 1 E: 0 K: 0 S: 5	H: 2 LOB: 1 BB: 0 P: 5	R: 0 E: 0 K: 0 S: 3	H: 0 LOB: 0 BB: 0 P: 3	R: 0 E: 0 K: 1 S: 5	H: 0 LOB: 0 BB: 0 P: 5	R: 1 E: 0 K: 0 S: 5	H: 3 LOB: 2 BB: 1 P: 9	R: 0 E: 0 K: 1 S: 6	H: 1 LOB: 1 BB: 0 P: 6	1B: 6 2B: 1 3B: 0 HR: 0	SF: 1 SAC: 1 DP: 2 HBP: 0	WP: 0 PB: 0 SB: 0 CS: 0	PA: 37
--------------	------------------------------	---------------------------------	------------------------------	----------------------------------	------------------------------	---------------------------------	------------------------------	---------------------------------	------------------------------	---------------------------------	------------------------------	---------------------------------	------------------------------	---------------------------------	------------------------------	---------------------------------	------------------------------	---------------------------------	----------------------------------	------------------------------------	----------------------------------	--------

PITCHER	IP	WLS	BF	H	R	ER	SO	BB	IBB	HBP	BLK	WP	HR	S	P	ERA	WHIP
Fred Breining, R (1, 1) ERA: 4.11	6.0		24	3	3	3	3	3	3	0	0	0	0	27	39	4.50	1.000
Greg Minton, R (7, 1) ERA: 3.74	2.0	W	9	3	1	1	1	0	1	0	0	0	0	10	14	4.50	1.500
Gary Lavelle, L (9, 1) ERA: 2.39	1.0	S	4	1	0	0	1	0	0	0	0	0	0	6	6	0.00	1.000

**BOTTOM**

**San Francisco Giants @ Atlanta Braves**  
Atlanta-Fulton County Stadium, Atlanta, GA

Wed Aug 10 1983, 3:33 AM EDT  
Att. 29,103 - Unknown

livebaseballscorecards.com

AB	31
R	4
H	7
RBI	4
BB	4
SO	5
LOB	14



Batter	1	2	3	4	5	6	7	8	9	AB R H RBI BB SO LOB	TOP	
<b>Johnnie LeMaster, R</b> (1, 6) <small>OBP: 0.331, SLG: 0.337</small>	0-0 			0-0 	0-3 			0-0 		4 0 0 0 0 1 2	<b>San Francisco Giants @ Atlanta Braves</b> Atlanta-Fulton County Stadium, Atlanta, GA Thu Aug 11 1983, 7:05 PM EDT Att: 31,214 - Unknown  livebaseballscorecards.com	
<b>Darrell Evans, L</b> (1, 3) <small>OBP: 0.379, SLG: 0.522</small>	0-0 			0-0 		0-3 		0-0 		4 0 2 0 0 1 0		
<b>Jack Clark, R</b> (1, 9) <small>OBP: 0.347, SLG: 0.426</small>	0-0 			4-0 		0-0 		0-3 		3 1 1 1 1 1 2		
<b>Jeffrey Leonard, R</b> (1, 7) <small>OBP: 0.318, SLG: 0.447</small>		0-0 		0-0 		0-0 		0-0 		4 0 1 0 0 0 1		
<b>Chili Davis, S</b> (1, 8) <small>OBP: 0.322, SLG: 0.385</small>			0-3 		0-0 	0-0 		0-0 		4 0 1 0 0 1 1		
<b>Joel Youngblood, R</b> (1, 5) <small>OBP: 0.346, SLG: 0.483</small>			0-0 		0-3 		0-0 	0-0 		4 1 1 0 0 1 2		
<b>John Rabb, R</b> (1, 2) <small>OBP: 0.304, SLG: 0.385</small>			0-0 		0-0 		0-3 	0-0 		4 2 1 0 0 1 2		
<b>Brad Wellman, R</b> (1, 4) <small>OBP: 0.304, SLG: 0.252</small> <b>Duane Kuiper, L</b> (7, PH) <small>OBP: 0.364, SLG: 0.289</small> (7, 4)			0-0 		4-0 		0-0 	0-0 		1 0 0 0 1 0 0 2 0 1 1 0 0 1		
<b>Bill Laskey, R</b> (1, 1) <small>OBP: 0.235, SLG: 0.093</small> <b>Jim Barr, R</b> (2, 1) <small>OBP: 0.091, SLG: 0.182</small> <b>Tom O'Malley, L</b> (5, PH) <small>OBP: 0.339, SLG: 0.339</small> <b>Andy McCaffigan, R</b> (5, 1) <small>OBP: 0.071, SLG: 0.074</small> <b>Max Venable, L</b> (8, PH) <small>OBP: 0.290, SLG: 0.406</small> <b>Mark Calvert, R</b> (8, 1) <small>OBP: 0.311, SLG: 0.376</small> <b>Milt May, L</b> (9, PH)			0-0 		0-0 		0-0 	0-0 		0 0 0 0 0 0 0 1 0 0 0 0 0 0 1 0 1 1 0 0 0 0 0 0 0 0 0 0 1 0 0 0 0 0 0 0 0 0 0 0 0 0 1 0 0 0 0 0 1		
<b>Inning Stats</b>	R: 0 H: 1 E: 0 LOB: 0 K: 0 BB: 0 S: 3 P: 3	R: 0 H: 0 E: 0 LOB: 0 K: 1 BB: 0 S: 5 P: 5	R: 0 H: 0 E: 0 LOB: 0 K: 0 BB: 0 S: 3 P: 3	R: 0 H: 0 E: 0 LOB: 1 K: 0 BB: 1 S: 3 P: 7	R: 1 H: 2 E: 0 LOB: 2 K: 2 BB: 1 S: 9 P: 13	R: 1 H: 2 E: 0 LOB: 0 K: 1 BB: 0 S: 6 P: 6	R: 0 H: 1 E: 0 LOB: 0 K: 1 BB: 0 S: 5 P: 5	R: 0 H: 1 E: 0 LOB: 1 K: 1 BB: 0 S: 6 P: 6	R: 2 H: 2 E: 2 LOB: 1 K: 0 BB: 0 S: 6 P: 6	1B: 8 SF: 0 2B: 0 SAC: 0 3B: 0 DP: 2 HR: 1 HBP: 0	WP: 0 PA: 36 PB: 0 SB: 0 CS: 1	
<b>PITCHER</b> <b>Ken Dayley, L</b> (1, 1) <small>ERA: 4.6</small> <b>Rick Camp, R</b> (6, 1) <small>ERA: 3.83</small> <b>Gene Garber, R</b> (9, 1) <small>ERA: 4.24</small>	IP WLS BF H R ER SO BB IBB HBP BLK WP HR S P ERA WHIP											<b>PITCHER</b> IP WLS BF H R ER SO BB IBB HBP BLK WP HR S P ERA WHIP





Batter	1	2	3	4	5	6	7	8	9	AB	R	H	RBI	BB	SO	LOB
<b>Brett Butler, L</b> OBP: 0.345, SLG: 0.405 (1, 7)	0-0 F8	0-0 CS 2B		0-0 F9			0-0 F8			4	0	1	1	0	0	0
<b>Rafael Ramirez, R</b> OBP: 0.327, SLG: 0.356 (1, 6)	0-0 F9	4-0 1B BB			0-0 F9		0-0 F9			3	0	0	0	1	0	0
<b>Claudell Washington, L</b> OBP: 0.324, SLG: 0.408 (1, 9)	0-0 BB HR	0-0 1-3 1B			0-3 K		0-0 F8			4	1	2	0	0	1	0
<b>Bob Horner, R</b> OBP: 0.388, SLG: 0.534 (1, 5)	4-0 HR	0-0 6-3			0-0 HR		0-3 K			3	2	1	0	1	1	2
<b>Glenn Hubbard, R</b> OBP: 0.338, SLG: 0.388 (9, 4)	1-2 HR BB									0	0	0	0	0	0	0
<b>Dale Murphy, R</b> OBP: 0.407, SLG: 0.549 (1, 8)	0-0 1-H 2-H HR			0-0 F9		0-0 1-H HR	0-0 CS 1B			4	2	3	5	0	0	0
<b>Gerald Perry, L</b> OBP: 0.250, SLG: 0.500 (1, 3)	0-0 2B			0-0 1-3		0-0 F7	0-0 F8			4	0	1	0	0	0	1
<b>Jerry Royster, R</b> OBP: 0.347, SLG: 0.387 (1, 4)	0-0 F3			0-0 5-3			0-0 F9			3	0	0	0	0	0	1
<b>Bruce Benedict, R</b> OBP: 0.376, SLG: 0.339 (1, 2)		0-0 SH3-4 2B 1B		0-0 F8		4-0 BB CS BB				2	1	1	0	1	0	0
<b>Ken Dayley, L</b> OBP: 0.280, SLG: 0.182 (1, 1)		0-0 SH3-4		0-3 K			0-0 6-3			1	0	0	0	0	1	0
<b>Rick Camp, R</b> OBP: 0.098, SLG: 0.079 (6, 1)										1	0	0	0	0	0	1
<b>Gene Garber, R</b> (9, 1)		1-2 K								0	0	0	0	0	0	0

Inning Stats	R: 3	H: 3	E: 0	LOB: 1	K: 0	BB: 1	S: 6	P: 10	R: 1	H: 3	E: 0	LOB: 2	K: 0	BB: 1	S: 5	P: 9	R: 0	H: 0	E: 0	LOB: 0	K: 0	BB: 0	S: 3	P: 3	R: 0	H: 0	E: 0	LOB: 0	K: 1	BB: 0	S: 5	P: 5	R: 2	H: 2	E: 0	LOB: 0	K: 1	BB: 0	S: 7	P: 7	R: 0	H: 0	E: 0	LOB: 0	K: 0	BB: 1	S: 2	P: 6	R: 0	H: 0	E: 0	LOB: 0	K: 0	BB: 0	S: 3	P: 3	R: 0	H: 1	E: 0	LOB: 0	K: 1	BB: 0	S: 5	P: 5
--------------	------	------	------	--------	------	-------	------	-------	------	------	------	--------	------	-------	------	------	------	------	------	--------	------	-------	------	------	------	------	------	--------	------	-------	------	------	------	------	------	--------	------	-------	------	------	------	------	------	--------	------	-------	------	------	------	------	------	--------	------	-------	------	------	------	------	------	--------	------	-------	------	------

PITCHER	IP	WLS	BF	H	R	ER	SO	BB	IBB	HBP	BLK	WP	HR	S	P	ERA	WHIP
<b>Bill Laskey, R</b> ERA: 4.06 (1, 1)	1.2	L	12	6	4	4	0	2	0	0	0	0	1	10	18	21.60	4.800
<b>Jim Barr, R</b> ERA: 5.05 (2, 1)	2.1		7	0	0	0	1	0	0	0	0	0	0	9	9	0.00	0.000
<b>Andy McGaffigan, R</b> ERA: 4.75 (5, 1)	3.0		11	2	2	2	1	1	0	0	0	0	1	12	16	6.00	1.000
<b>Mark Calvert, R</b> ERA: 4.67 (8, 1)	1.0		3	1	0	0	1	0	0	0	0	0	0	5	5	0.00	1.000

**BOTTOM**

**San Francisco Giants @ Atlanta Braves**  
Atlanta-Fulton County Stadium, Atlanta, GA

Thu Aug 11 1983, 7:05 PM EDT  
Att. 31,214 - Unknown

AB	29
R	6
H	9
RBI	6
BB	3
SO	3
LOB	5

livebaseballscores.com



1B: 5	SF: 0	WP: 0	PA: 33
2B: 2	SAC: 1	PB: 0	
3B: 0	DP: 0	SB: 0	
HR: 2	HBP: 0	CS: 3	

Batter	1	2	3	4	5	6	7	8	9	AB R H RBI BB SO LOB	TOP									
Chili Davis, S (1, 8) OBP: 0.324, SLG: 0.384	0-0 F8		4-0 G6-4-3 BB			0-3 K2-3		0-0 1B FC4-6 1B		3 1 1 0 1 1 0										
Tom O'Malley, L (1, 5) OBP: 0.337, SLG: 0.338	0-0 6-3		0-0 G6-4-3			0-0 F7		0-0 FC4-6 1B		4 0 1 1 0 0 1										
Jack Clark, R (1, 9) OBP: 0.347, SLG: 0.423 Max Venable, L (7, 9) OBP: 0.288, SLG: 0.404	4-0 BB			0-0 5-3		0-3 K		0-0 FC4-6 G1-6-3		2 0 0 0 1 1 0 1 0 0 1 0 0 1										
Darrell Evans, L (1, 6) OBP: 0.376, SLG: 0.516 Gary Lavelle, S (8, 1)	0-0 4-3			0-0 4-3		0-0 F7		0-0 G1-6-3		4 0 0 0 0 0 2 0 0 0 0 0 0 0										
Jeffrey Leonard, R (1, 7) OBP: 0.315, SLG: 0.442			0-0 F8		0-0 5-3		0-3 K		0-0 F8	4 0 0 0 0 1 0										
Dave Bergman, L (1, 3) OBP: 0.344, SLG: 0.288			0-3 K		0-0 F7		0-0 1B 1B		0-0 E4 G4-6-3	4 0 1 0 0 1 0										
Milt May, L (1, 2) OBP: 0.322, SLG: 0.380 Bob Brenly, R (9, PH) OBP: 0.298, SLG: 0.367			4-0 BB		4-0 HBP BB		0-0 1-2 1B		0-0 G4-6-3	1 0 1 0 2 0 0 1 0 0 0 0 0 1										
Duane Kuiper, L (1, 4) OBP: 0.364, SLG: 0.285 Joe Pettini, R (7, 4) OBP: 0.233, SLG: 0.200			0-0 F8		1-0 G6-4-3 HBP		0-0 F7			2 0 0 0 0 0 3 0 0 0 0 0 0 0										
Renie Martin, R (1, 1) OBP: 0.381, SLG: 0.667 Mark Calvert, R (4, 1) Joel Youngblood, R (5, PH) OBP: 0.285, SLG: 0.431 Andy McCaffigan, R (5, 1) OBP: 0.071, SLG: 0.074 John Rabb, R (8, PH) OBP: 0.314, SLG: 0.385 Brad Wellman, R (8, 4) OBP: 0.304, SLG: 0.252			0-3 K		0-0 G6-4-3		0-0 G6-4-3		4-0 1B 1B BB	1 0 0 0 0 1 0 0 0 0 0 0 0 0 1 0 0 0 0 0 2 0 0 0 0 0 0 0 0 1 0 0 1 0 0 0 0 0 0 0 0 0										
<b>Inning Stats</b>	R: 0 E: 0 K: 0 S: 3	H: 0 LOB: 1 BB: 1 P: 7	R: 0 E: 0 K: 1 S: 5	H: 0 LOB: 1 BB: 1 P: 9	R: 0 E: 0 K: 1 S: 4	H: 0 LOB: 0 BB: 1 P: 8	R: 0 E: 0 K: 0 S: 2	H: 0 LOB: 1 BB: 1 P: 7	R: 0 E: 0 K: 2 S: 7	H: 2 LOB: 2 BB: 0 P: 7	R: 0 E: 0 K: 1 S: 7	H: 2 LOB: 2 BB: 0 P: 7	R: 2 E: 0 K: 0 S: 4	H: 2 LOB: 0 BB: 1 P: 8	R: 0 E: 1 K: 0 S: 3	H: 0 LOB: 0 BB: 0 P: 3	1B: 4 2B: 0 3B: 0 HR: 0	SF: 0 SAC: 0 DP: 4 HBP: 1	WP: 0 PB: 0 SB: 0 CS: 0	PA: 34
<b>PITCHER</b>	IP WLS BF H R ER SO BB IBB HBP BLK WP HR S P ERA WHIP																			
Nolan Ryan, R (1, 1) ERA: 2.18	7.0 W 29 4 2 2 5 5 0 1 0 0 0 33 54 2.57 1.286																			
Frank DiPino, L (8, 1) ERA: 2.66	2.0 S 5 0 0 0 0 0 0 0 0 0 0 5 5 0.00 0.000																			

**San Francisco Giants @ Houston Astros**  
Astrodome, Houston, TX  
Fri Aug 12 1983, 8:05 PM EDT  
Att: 27,814 - Unknown

AB	28
R	2
H	4
RBI	2
BB	5
SO	5
LOB	10





Batter	1	2	3	4	5	6	7	8	9	AB	R	H	RBI	BB	SO	LOB
Bill Doran, S OBP: 0.364, SLG: 0.330 (1, 4)	F7		F8	G3			4-3			4	0	0	0	0	0	1
Terry Puhl, L OBP: 0.343, SLG: 0.421 (1, 9)	K		1B		K		F7			4	1	1	0	0	2	0
Jerry Mumphrey, S OBP: 0.325, SLG: 0.411 (1, 8)	F8		1B		4-3		4-3			4	0	1	1	0	0	0
Phil Garner, R OBP: 0.325, SLG: 0.373 (1, 5)		1B	F7		1B			K		4	1	2	0	0	1	0
Jose Cruz, L OBP: 0.388, SLG: 0.455 (1, 7)		1B		2B		1B		G1-4-3		2	2	2	0	2	0	0
Ray Knight, R OBP: 0.362, SLG: 0.460 (1, 3)				1B				BB		4	1	1	1	0	0	3
Craig Reynolds, L OBP: 0.333, SLG: 0.364 (1, 6)										2	0	1	0	1	0	1
John Mizerock, L OBP: 0.297, SLG: 0.333 (1, 2)										2	0	2	2	0	0	0
Nolan Ryan, R OBP: 0.098, SLG: 0.061 (1, 1)										3	0	1	1	0	0	3
Frank DiPino, L OBP: 0.400, SLG: 0.500 (8, 1)										0	0	0	0	0	0	0

Inning Stats	R: 0	H: 0	E: 0	K: 1	S: 5	LOB: 0	BB: 0	P: 5	R: 2	H: 3	E: 0	K: 0	S: 4	LOB: 2	BB: 2	P: 12	R: 1	H: 2	E: 0	K: 0	S: 4	LOB: 0	BB: 0	P: 4	R: 2	H: 2	E: 1	K: 0	S: 5	LOB: 1	BB: 0	P: 6	R: 0	H: 2	E: 0	K: 1	S: 6	LOB: 2	BB: 0	P: 6	R: 0	H: 2	E: 0	K: 0	S: 4	LOB: 1	BB: 0	P: 4	R: 0	H: 0	E: 0	K: 0	S: 3	LOB: 0	BB: 0	P: 3	R: 0	H: 0	E: 0	K: 1	S: 4	LOB: 0	BB: 1	P: 8
--------------	------	------	------	------	------	--------	-------	------	------	------	------	------	------	--------	-------	-------	------	------	------	------	------	--------	-------	------	------	------	------	------	------	--------	-------	------	------	------	------	------	------	--------	-------	------	------	------	------	------	------	--------	-------	------	------	------	------	------	------	--------	-------	------	------	------	------	------	------	--------	-------	------

PITCHER	IP	WLS	BF	H	R	ER	SO	BB	IBB	HBP	BLK	WP	HR	S	P	ERA	WHIP
Renie Martin, R ERA: 4.26 (1, 1)	3.0	L	15	7	5	5	1	1	1	0	0	0	0	15	23	15.00	2.667
Mark Calvert, R ERA: 4.42 (4, 1)	1.0		4	0	0	0	0	0	1	0	0	0	0	3	4	0.00	0.000
Andy McGaffigan, R ERA: 4.62 (5, 1)	3.0		11	4	0	0	1	0	0	0	0	0	0	13	13	0.00	1.333
Gary Lavelle, L ERA: 2.35 (8, 1)	1.0		3	0	0	0	1	1	0	0	0	0	0	4	8	0.00	1.000


**BOTTOM**

**San Francisco Giants @ Houston Astros**  
Astrodome, Houston, TX

Fri Aug 12 1983, 8:05 PM EDT  
Att. 27,814 - Unknown

AB	29
R	5
H	11
RBI	5
BB	3
SO	3
LOB	8

livebaseballscorecards.com



1B: 9	SF: 0	WP: 0	PA: 33
2B: 3	SAC: 0	PB: 0	
3B: 0	DP: 2	SB: 2	
HR: 0	HBP: 1	CS: 0	

Batter	1	2	3	4	5	6	7	8	9	AB R H RBI BB SO LOB	TOP											
Johnnie LeMaster, R (1, 6) OBP: 0.328, SLG: 0.333	0-3 K		0-3 K2-3		0-3 K			0-3 K		4 0 0 0 0 4 3												
Max Venable, L (1, 8) OBP: 0.287, SLG: 0.406	0-0 F3			0-0 F5		0-0 F6		0-0 2B		4 0 1 0 0 0 0												
Jack Clark, R (1, 9) OBP: 0.344, SLG: 0.419	0-0 F4			0-0 F7		0-0 5-3			0-0 F2	4 0 0 0 0 0 0												
Darrell Evans, L (1, 3) OBP: 0.377, SLG: 0.519		0-0 F9		0-0 2B		0-0 1B			0-0 4-3	4 0 2 0 0 0 0												
Jeffrey Leonard, R (1, 7) OBP: 0.312, SLG: 0.437		0-0 4-3		0-0 F9		0-0 CS	0-3 K		0-0 F9	4 0 0 0 0 1 1												
Tom O'Malley, L (1, 5) OBP: 0.334, SLG: 0.334		0-0 5-3			0-0 F9		0-0 F7			3 0 0 0 0 0 0												
Milt May, L (1, 2) OBP: 0.327, SLG: 0.381			4-0 S BB		0-0 F9		0-0 1B			2 0 1 0 1 0 0												
Duane Kuiper, L (1, 4) OBP: 0.363, SLG: 0.299			0-0 F2		0-0 1B 3B		0-0 4-3			3 1 1 0 0 0 2												
Mike Krukow, R (1, 1) OBP: 0.229, SLG: 0.227			0-0 F7		0-0 S 1B			4-0 S BB		2 0 1 1 0 0 1												
Jim Barr, R (5, 1) OBP: 0.091, SLG: 0.182										0 0 0 0 0 0 0												
Dave Bergman, L (8, PH) OBP: 0.351, SLG: 0.288										0 0 0 0 1 0 0												
Greg Minton, S (8, 1) OBP: 0.571, SLG: 0.500										0 0 0 0 0 0 0												
<b>Inning Stats</b>	R: 0 E: 0 K: 1 S: 5	H: 0 LOB: 0 BB: 0 P: 5	R: 0 E: 0 K: 0 S: 3	H: 0 LOB: 0 BB: 0 P: 3	R: 0 E: 0 K: 1 S: 5	H: 0 LOB: 1 BB: 1 P: 9	R: 0 E: 0 K: 0 S: 4	H: 1 LOB: 1 BB: 0 P: 4	R: 1 E: 0 K: 1 S: 7	H: 2 LOB: 1 BB: 0 P: 7	R: 0 E: 0 K: 0 S: 3	H: 1 LOB: 0 BB: 0 P: 3	R: 0 E: 0 K: 1 S: 6	H: 1 LOB: 1 BB: 0 P: 6	R: 0 E: 0 K: 1 S: 4	H: 1 LOB: 2 BB: 1 P: 8	R: 0 E: 0 K: 0 S: 3	H: 0 LOB: 0 BB: 0 P: 3	1B: 3 2B: 2 3B: 1 HR: 0	SF: 0 SAC: 0 DP: 0 HBP: 0	WP: 0 PB: 0 SB: 2 CS: 1	PA: 33
<b>PITCHER</b>	IP WLS BF H R ER SO BB IBB HBP BLK WP HR S P ERA WHIP																					
Joe Niekro, R (1, 1) ERA: 3.38	7.0 W 27 5 1 1 4 2 0 0 0 0 0 0 33 41 1.29 1.000																					
Bill Dawley, R (8, 1) ERA: 2.5	2.0 S 5 1 0 0 1 0 0 0 0 0 0 0 7 7 0.00 0.500																					

**San Francisco Giants @ Houston Astros**  
 Astrodome, Houston, TX  
 Sat Aug 13 1983, 4:33 AM EDT  
 Att. 15,547 - Dome

[livebaseballscorecards.com](http://livebaseballscorecards.com)

**AB** 30  
**R** 1  
**H** 6  
**RBI** 1  
**BB** 2  
**SO** 5  
**LOB** 7





Batter	1	2	3	4	5	6	7	8	9	AB	R	H	RBI	BB	SO	LOB
Bill Doran, S OBP: 0.363, SLG: 0.327 (1, 4)	4-0 4-3 1B 5-3 BB		0-0 L4	0-3 K		0-0 4-3				3	1	0	0	1	1	1
Terry Puhl, L OBP: 0.348, SLG: 0.429 (1, 9)	0-0 4-3 1B 1-2		0-0 FC5-4 1B S	0-0 4-3		0-0 2B				4	1	3	0	0	0	1
Jerry Mumphrey, S OBP: 0.327, SLG: 0.408 (1, 8)	0-0 4-3 1-2 2-3		4-0 FC5-4 BB		4-0 3B BB	0-0 F6				2	1	0	0	2	0	3
Phil Garner, R OBP: 0.324, SLG: 0.372 (1, 5)	0-0 5-3		0-0 FC5-4 BB 1B 1-2 2-3		0-0 3B 1B	0-0 F8				4	1	1	1	0	0	3
Jose Cruz, L OBP: 0.386, SLG: 0.453 (1, 7)	0-3 K		0-0 BB 1B 3-H		0-0 F8	0-0 6-3				4	0	1	1	0	1	3
Ray Knight, R OBP: 0.366, SLG: 0.469 (1, 3)		0-0 F9 2B	4-0 1-2 2-3 BB		0-0 3B	0-0 L4				3	0	2	2	1	0	0
Denny Walling, L OBP: 0.280, SLG: 0.329 (8, 3)										0	0	0	0	0	0	0
Craig Reynolds, L OBP: 0.311, SLG: 0.339 (1, 6)		0-3 K	0-0 3-1		0-0 G3			0-0 F8		4	0	0	0	0	1	5
John Mizerock, L OBP: 0.293, SLG: 0.324 (1, 2)		0-0 F9		0-0 SH3-4 1B	0-3 K			0-0 1-3		4	0	1	0	0	1	2
Joe Niekro, R OBP: 0.108, SLG: 0.109 (1, 1)		0-0 F8		0-0 SH3-4		0-3 K		0-0 5-3		2	0	0	0	0	1	1
Bill Dawley, R OBP: 0.167, SLG: 0.167 (8, 1)				1-2						1	0	0	0	0	0	0

Inning Stats	R: 1	H: 1	R: 0	H: 1	R: 1	H: 2	R: 0	H: 1	R: 2	H: 2	R: 0	H: 1	R: 0	H: 0	R: 0	H: 0
	E: 0	LOB: 1	E: 0	LOB: 1	E: 0	LOB: 3	E: 0	LOB: 1	E: 0	LOB: 1	E: 0	LOB: 1	E: 0	LOB: 0	E: 0	LOB: 0
	K: 1	BB: 1	K: 1	BB: 0	K: 0	BB: 2	K: 1	BB: 0	K: 0	BB: 0	K: 0	BB: 0	K: 0	BB: 0	K: 0	BB: 0
	S: 6	P: 10	S: 6	P: 6	S: 5	P: 13	S: 6	P: 6	S: 7	P: 11	S: 6	P: 6	S: 3	P: 3	S: 3	P: 3


PITCHER	IP	WLS	BF	H	R	ER	SO	BB	IBB	HBP	BLK	WP	HR	S	P	ERA	WHIP
Mike Krukow, R ERA: 3.53 (1, 1)	4.1	L	24	7	4	4	3	4	0	0	0	0	0	26	42	8.31	2.538
Jim Barr, R ERA: 4.86 (5, 1)	2.2		9	1	0	0	2	0	0	0	0	0	0	13	13	0.00	0.375
Greg Minton, R ERA: 3.69 (8, 1)	1.0		3	0	0	0	0	0	0	0	0	0	0	3	3	0.00	0.000

**BOTTOM**

**San Francisco Giants @ Houston Astros**  
Astrodome, Houston, TX

Sat Aug 13 1983, 4:33 AM EDT  
Att. 15,547 - Dome

AB	31
R	4
H	8
RBI	4
BB	4
SO	5
LOB	19



WP	PA	ERA	WHIP
0	36		

Batter	1	2	3	4	5	6	7	8	9	AB R H RBI BB SO LOB	TOP	
<b>Johnnie LeMaster, R</b> (1, 6) <small>OBP: 0.329, SLG: 0.333</small>	0-0 		0-3 		0-0 		0-0 		4-0 	4 0 1 0 1 1 2	<b>San Francisco Giants @ Houston Astros</b> Astrodome, Houston, TX Sun Aug 14 1983, 8:05 PM EDT Att. 16,923 - Dome <a href="http://livebaseballscorecards.com">livebaseballscorecards.com</a>	
<b>Joel Youngblood, R</b> (1, 5) <small>OBP: 0.347, SLG: 0.485</small>	0-0 		0-0 		0-3 			0-0 	0-0 	4 0 2 1 0 1 1		
<b>Jack Clark, R</b> (1, 9) <small>OBP: 0.345, SLG: 0.420</small>	0-0 		0-0 			0-0 		0-0 		4 2 2 0 0 0 3		
<b>Jeffrey Leonard, R</b> (1, 7) <small>OBP: 0.316, SLG: 0.454</small>	0-0 			0-0 		0-0 		0-0 		4 2 3 2 0 0 1		
<b>Chili Davis, S</b> (1, 8) <small>OBP: 0.320, SLG: 0.381</small>		0-0 		0-0 		0-0 		0-0 		3 0 0 1 0 0 0		
<b>Bob Brenly, R</b> (1, 3) <small>OBP: 0.297, SLG: 0.365</small>		0-0 		0-3 		0-0 		0-0 		4 0 1 0 0 1 0		
<b>John Rabb, R</b> (1, 2) <small>OBP: 0.311, SLG: 0.368</small>		0-0 		0-0 		0-0 		4-0 		3 0 0 0 1 0 2		
<b>Brad Wellman, R</b> (1, 4) <small>OBP: 0.308, SLG: 0.253</small>			4-0 		0-0 		0-0 	0-0 		3 1 1 0 1 0 1		
<b>Mark Davis, L</b> (1, 1) <small>OBP: 0.235, SLG: 0.133</small> <b>Gary Lavelle, S</b> (7, 1)			0-0 		0-0 		0-0 	0-0 		1 0 0 0 0 0 0 1 0 0 0 0 0 1		
<b>Inning Stats</b>	R: 0 H: 1 E: 0 LOB: 1 K: 0 BB: 0 S: 4 P: 4	R: 0 H: 0 E: 0 LOB: 0 K: 0 BB: 0 S: 3 P: 3	R: 1 H: 1 E: 0 LOB: 1 K: 1 BB: 1 S: 6 P: 10	R: 1 H: 1 E: 0 LOB: 0 K: 1 BB: 0 S: 6 P: 6	R: 0 H: 2 E: 0 LOB: 1 K: 1 BB: 0 S: 6 P: 6	R: 1 H: 3 E: 0 LOB: 1 K: 0 BB: 0 S: 5 P: 5	R: 0 H: 0 E: 0 LOB: 0 K: 0 BB: 0 S: 3 P: 3	R: 2 H: 2 E: 1 LOB: 0 K: 0 BB: 0 S: 5 P: 5	R: 0 H: 0 E: 0 LOB: 1 K: 0 BB: 2 S: 2 P: 10	1B: 7 SF: 1 2B: 2 SAC: 2 3B: 1 DP: 1 HR: 1 HBP: 0	WP: 0 PA: 38 PB: 0 SB: 0 CS: 2	
<b>PITCHER</b> <b>Mike Madden, L</b> (1, 1) <small>ERA: 2.01</small> <b>Michael LaCoss, R</b> (7, 1) <small>ERA: 4.91</small>	IP WLS BF H R ER SO BB IBB HBP BLK WP HR S P ERA WHIP 6.0 L 25 8 3 3 3 1 0 0 1 0 1 30 34 4.50 1.500											IP WLS BF H R ER SO BB IBB HBP BLK WP HR S P ERA WHIP 3.0 12 2 2 1 0 2 0 0 0 0 0 0 10 18 3.00 1.333





Batter	1	2	3	4	5	6	7	8	9	AB R H RBI BB SO LOB	TOP
<b>Johnnie LeMaster, R</b> (1, 6) <small>OBP: 0.328, SLG: 0.329</small>	4-0  <b>HR</b> BB		0-0  <b>F7</b>	0-0  <b>6-3</b>		0-3  <b>K</b>		0-0  <b>F9</b>		4 1 0 0 1 1 2	<b>San Francisco Giants @ Los Angeles Dodgers</b> <b>Dodger Stadium, Los Angeles, CA</b> Mon Aug 15 1983, 7:05 PM PDT Att: 40,913 - Unknown
<b>Darrell Evans, L</b> (1, 3) <small>OBP: 0.382, SLG: 0.530</small>	0-0  <b>HR</b>		0-0  <b>G3</b>		0-0  <b>3-1 1B</b>		0-0  <b>HR 1B</b>	0-0  <b>1-3 1B</b>		5 2 4 2 0 0 0	
<b>Jack Clark, R</b> (1, 9) <b>Max Venable, L</b> (8, 9) <small>OBP: 0.350, SLG: 0.427</small> <small>OBP: 0.287, SLG: 0.406</small>	0-0  <b>6-3-5 1B</b>		0-0  <b>3B 2B</b>		0-0  <b>3-1 1B</b>		0-0  <b>HR 1B</b>	0-0  <b>P4</b>		5 2 4 0 0 0 2 0 0 0 0 0 0 0	
<b>Jeffrey Leonard, R</b> (1, 7) <b>Joel Youngblood, R</b> (9, 7) <small>OBP: 0.317, SLG: 0.467</small> <small>OBP: 0.347, SLG: 0.485</small>	0-0  <b>6-3-5 1-3f</b>		0-0  <b>1B 3B</b>		0-3  <b>K</b>		0-0  <b>HR 1B</b>		0-3  <b>K</b>	5 2 2 4 0 2 3 0 0 0 0 0 0 0	
<b>Chili Davis, S</b> (1, 8) <small>OBP: 0.321, SLG: 0.380</small>	4-0  <b>BB</b>		0-0  <b>1B 1B</b>		0-0  <b>3-1</b>		0-0  <b>F7</b>	0-0  <b>F8</b>		4 0 1 1 1 0 2	
<b>Tom O'Malley, L</b> (1, 5) <small>OBP: 0.332, SLG: 0.332</small>	0-3  <b>K</b>		0-0  <b>1B</b>		0-0  <b>F7</b>		0-0  <b>F8</b>	0-0  <b>4-3</b>		5 0 1 0 0 1 3	
<b>Milt May, L</b> (1, 2) <small>OBP: 0.320, SLG: 0.373</small>		0-0  <b>F8</b>	0-0  <b>F9</b>		0-0  <b>G1</b>		0-0  <b>3-1</b>			4 0 0 0 0 0 2	
<b>Duane Kuiper, L</b> (1, 4) <b>Brad Wellman, R</b> (8, PR) <small>OBP: 0.366, SLG: 0.299</small> <small>OBP: 0.308, SLG: 0.253</small>		0-0  <b>F8</b>		0-0  <b>F8</b>		4-0  <b>SH3-4 BB</b>		0-0  <b>1B 1B</b>		3 0 1 0 1 0 0 0 0 0 0 0 0 0	
<b>Fred Breining, R</b> (1, 1) <small>OBP: 0.185, SLG: 0.157</small>		0-0  <b>4-3</b>		0-3  <b>K</b>		0-0  <b>SH3-4</b>		0-0  <b>F2</b>		3 0 0 0 0 1 1	
<b>Inning Stats</b>	R: 2 H: 2 E: 0 LOB: 1 K: 1 BB: 2 S: 6 P: 14	R: 0 H: 0 E: 0 LOB: 0 K: 0 BB: 0 S: 3 P: 3	R: 2 H: 4 E: 0 LOB: 2 K: 0 BB: 0 S: 7 P: 7	R: 0 H: 0 E: 0 LOB: 0 K: 1 BB: 0 S: 5 P: 5	R: 0 H: 2 E: 0 LOB: 2 K: 1 BB: 0 S: 7 P: 7	R: 0 H: 0 E: 0 LOB: 1 K: 1 BB: 1 S: 5 P: 9	R: 3 H: 3 E: 0 LOB: 0 K: 0 BB: 0 S: 6 P: 6	R: 0 H: 2 E: 0 LOB: 2 K: 0 BB: 0 S: 5 P: 5	R: 0 H: 0 E: 0 LOB: 0 K: 1 BB: 0 S: 5 P: 5	1B: 9 SF: 0 2B: 2 SAC: 1 3B: 1 DP: 1 HR: 2 HBP: 0	WP: 0 PA: 42 PB: 0 SB: 0 CS: 0
<b>PITCHER</b> <b>Burt Hooton, R</b> (1, 1) <small>ERA: 4.17</small> <b>Pat Zachry, R</b> (3, 1) <small>ERA: 2.08</small> <b>Joe Beckwith, R</b> (6, 1) <small>ERA: 3.88</small> <b>Dave Stewart, R</b> (8, 1) <small>ERA: 2.96</small>	IP WLS BF H R ER SO BB IBB HBP BLK WP HR S P ERA WHIP 2.2 L 14 5 4 4 1 2 0 0 0 0 0 1 14 22 13.50 2.625 2.1 10 3 0 0 2 0 0 0 0 0 0 0 14 14 0.00 1.286 2.0 10 3 3 3 1 1 0 0 0 0 0 1 11 15 13.50 2.000 2.0 8 2 0 0 1 0 0 0 0 0 0 0 10 10 0.00 1.000	<b>PITCHER</b> IP WLS BF H R ER SO BB IBB HBP BLK WP HR S P ERA WHIP									

<b>AB</b>	<b>38</b>
<b>R</b>	<b>7</b>
<b>H</b>	<b>13</b>
<b>RBI</b>	<b>7</b>
<b>BB</b>	<b>3</b>
<b>SO</b>	<b>5</b>
<b>LOB</b>	<b>15</b>







Batter	1	2	3	4	5	6	7	8	9	AB R H RBI BB SO LOB	TOP											
<b>Johnnie LeMaster, R</b> (1, 6) <small>OBP: 0.325, SLG: 0.326</small>	0-0 F9			0-0 F9	0-0 5-3			0-0 P4		4 0 0 0 0 0 2	<b>San Francisco Giants @ Los Angeles Dodgers</b> <b>Dodger Stadium, Los Angeles, CA</b> Tue Aug 16 1983, 7:05 PM PDT Att: 41,339 - Unknown											
<b>Darrell Evans, L</b> (1, 3) <small>OBP: 0.378, SLG: 0.525</small>	0-3 K			0-3 K2-3			0-0 F4		4 0 0 0 0 3 0													
<b>Jack Clark, R</b> (1, 9) <small>OBP: 0.349, SLG: 0.428</small>	0-0 F2			0-0 2B			0-0 F8		4 0 1 0 0 0 0													
<b>Jeffrey Leonard, R</b> (1, 7) <small>OBP: 0.319, SLG: 0.467</small>		0-0 G6-3 1B		0-0 L6			0-0 1B		4 0 2 0 0 1 1													
<b>Chili Davis, S</b> (1, 8) <small>OBP: 0.321, SLG: 0.378</small>		0-0 L8			0-0 1B 1B		0-0 P4		4 1 1 0 0 1 2													
<b>Joel Youngblood, R</b> (1, 5) <small>OBP: 0.346, SLG: 0.481</small>		0-0 G6-3 1-2f			0-0 F8			0-0 5-3	4 0 1 0 0 0 2													
<b>Bob Brenly, R</b> (1, 2) <small>OBP: 0.296, SLG: 0.362</small>			0-3 K		0-0 P3		0-0 S 1B		4 0 1 0 0 1 2													
<b>Brad Wellman, R</b> (1, 4) <small>OBP: 0.309, SLG: 0.255</small>			0-0 F8		0-0 1B 1B		0-3 K		3 0 1 0 0 1 1													
<b>Bill Laskey, R</b> (1, 1) <small>OBP: 0.245, SLG: 0.111</small> <b>John Rabb, R</b> (7, PH) <small>OBP: 0.307, SLG: 0.362</small> <b>Greg Minton, S</b> (7, 1) <small>OBP: 0.571, SLG: 0.500</small>			0-3 K		0-0 1B 3-H		0-0 F8		2 0 1 1 0 1 0 1 0 0 0 0 0 1 0 0 0 0 0 0 0													
<b>Inning Stats</b>	R: 0 E: 0 K: 1 S: 5	H: 0 LOB: 0 BB: 0 P: 5	R: 0 E: 0 K: 0 S: 3	H: 1 LOB: 0 BB: 0 P: 3	R: 0 E: 0 K: 2 S: 7	H: 0 LOB: 0 BB: 0 P: 7	R: 0 E: 0 K: 1 S: 6	H: 1 LOB: 1 BB: 0 P: 6	R: 1 E: 0 K: 0 S: 6	H: 3 LOB: 2 BB: 0 P: 6	R: 0 E: 0 K: 1 S: 6	H: 1 LOB: 1 BB: 0 P: 6	R: 0 E: 0 K: 1 S: 6	H: 1 LOB: 1 BB: 0 P: 6	R: 0 E: 0 K: 0 S: 3	H: 0 LOB: 0 BB: 0 P: 3	R: 0 E: 0 K: 2 S: 8	H: 1 LOB: 1 BB: 0 P: 8	1B: 7 2B: 1 3B: 0 HR: 0	SF: 0 SAC: 0 DP: 1 HBP: 0	WP: 0 PB: 0 SB: 1 CS: 0	PA: 34
<b>PITCHER</b>	IP WLS BF H R ER SO BB IBB HBP BLK WP HR S P ERA WHIP																					
<b>Jerry Reuss, L</b> (1, 1) <small>ERA: 3.27</small> <b>Tom Niedenfuer, R</b> (8, 1) <small>ERA: 1.45</small>	7.0 W 27 7 1 1 6 0 0 0 0 0 0 0 39 39 1.29 1.000																					

livebaseballscores.com

<b>AB</b>	34
<b>R</b>	1
<b>H</b>	8
<b>RBI</b>	1
<b>BB</b>	0
<b>SO</b>	8
<b>LOB</b>	11





Batter	1	2	3	4	5	6	7	8	9
Steve Sax, R (1, 4) OBP: 0.343, SLG: 0.360	0-3 K ①		0-0 P2 ②		0-0 1-3 ③		0-0 F7 ②		
Bill Russell, R (1, 6) OBP: 0.330, SLG: 0.328	0-0 6-3 ②		0-0 F2 ③			0-0 F9 SF9 2B	0-0 ③		
Dusty Baker Jr., R (1, 7) OBP: 0.346, SLG: 0.416 Derrel Thomas, S (8, PR) OBP: 0.345, SLG: 0.346 (9, 7)	0-3 K ③			0-0 F9 1B S 1B		0-0 F9 2-3		0-0 S 1B 1B	
Pedro Guerrero, R (1, 5) OBP: 0.362, SLG: 0.524 Rafael Landestoy, S (9, 5) OBP: 0.222, SLG: 0.196		0-0 F9 ①		0-0 S 1B 1-2		0-0 SF9 ②		0-0 F8 ①	
Ken Landreaux, L (1, 8) OBP: 0.343, SLG: 0.486		0-0 F7 ②		0-0 P6 ①		0-0 F8 ③		0-0 S 1B 1-2	
Mike Marshall, R (1, 9) OBP: 0.341, SLG: 0.416		0-0 F9 ③		0-0 F9 ②			4-0 1B FC4-2 BB	0-0 G3 ②	
Greg Brock, L (1, 3) OBP: 0.322, SLG: 0.411			0-0 HR	0-0 L9 ③			0-0 1B FC4-2 2B 1B	4-0 FC6-4 IBB	
Jack Fimple, R (1, 2) OBP: 0.281, SLG: 0.389			0-0 F7 ①		0-3 K ①		0-0 FC4-2 ①	0-0 FC6-4 ③	
Jerry Reuss, L (1, 1) OBP: 0.260, SLG: 0.250 Rick Monday, L (7, PH) OBP: 0.374, SLG: 0.434 Tom Niedenfuer, R (8, 1)			0-0 1B		0-0 6-3 ②		0-0 ③	0-0 1-2 2B 1B	

AB	R	H	RBI	BB	SO	LOB
4	0	0	0	0	1	4
4	1	2	2	0	0	1
4	1	2	0	0	1	1
0	0	0	0	0	0	0
3	0	1	1	0	0	1
0	0	0	0	0	0	0
4	0	1	0	0	0	2
3	0	0	0	1	0	4
3	2	2	1	1	0	1
4	1	0	0	0	1	5
2	0	1	0	0	0	0
1	0	1	0	0	0	0
0	0	0	0	0	0	0

AB	32
R	5
H	10
RBI	4
BB	2
SO	3
LOB	19

Inning Stats		R: 0	H: 0	E: 0	LOB: 0	K: 2	BB: 0	S: 7	P: 7
Inning Stats		R: 0	H: 0	E: 0	LOB: 0	K: 0	BB: 0	S: 3	P: 3
Inning Stats		R: 1	H: 2	E: 0	LOB: 1	K: 0	BB: 0	S: 5	P: 5
Inning Stats		R: 1	H: 2	E: 0	LOB: 1	K: 0	BB: 0	S: 5	P: 5
Inning Stats		R: 0	H: 0	E: 0	LOB: 0	K: 1	BB: 0	S: 5	P: 5
Inning Stats		R: 1	H: 1	E: 0	LOB: 0	K: 0	BB: 0	S: 4	P: 4
Inning Stats		R: 2	H: 3	E: 0	LOB: 1	K: 0	BB: 1	S: 5	P: 9
Inning Stats		R: 0	H: 2	E: 0	LOB: 3	K: 0	BB: 1	S: 5	P: 9

WP	PA	35
WP: 0	PA: 35	
PB: 0	CS: 4	
SB: 4		
CS: 0		

San Francisco Giants @ Los Angeles Dodgers  
 Dodger Stadium, Los Angeles, CA  
 Tue Aug 16 1983, 7:05 PM PDT  
 Att. 41,339 - Unknown

PITCHER	IP	WLS	BF	H	R	ER	SO	BB	IBB	HBP	BLK	WP	HR	S	P	ERA	WHIP
Bill Laskey, R (1, 1) ERA: 4.08	6.0	L	23	5	3	3	3	0	0	0	0	0	1	29	29	4.50	0.833
Greg Minton, R (7, 1) ERA: 3.83	2.0		12	5	2	2	0	1	1	0	0	0	0	10	18	9.00	3.000



Batter	1	2	3	4	5	6	7	8	9	AB R H RBI BB SO LOB	TOP
<b>Tim Raines, S</b> (1, 7) <small>OBP: 0.380, SLG: 0.422</small> (9, 8)	0-0 F9 S HR 1B		4-0 1B S FC4-6 BB	0-0 L6		0-0 G4-6-3 1-2f		0-0 4-3 HR 1B		4 3 2 0 1 0 2	
<b>Bryan Little, S</b> (1, 6) <small>OBP: 0.353, SLG: 0.315</small> <b>Angel Salazar, R</b> (8, 6) <small>OBP: 0.333, SLG: 0.333</small>	4-0 1-2 HR BB		0-0 FC4-6 1B	0-0 1B WP 1B		0-0 6-3		0-0 4-3 1-2		4 2 2 0 1 0 1 0 0 0 0 0 0 0	
<b>Andre Dawson, R</b> (1, 8) <small>OBP: 0.347, SLG: 0.569</small> <b>Jim Wohlford, R</b> (9, 7) <small>OBP: 0.309, SLG: 0.385</small>	0-0 F9 1B		0-0 FC4-6 1-2f HR 1B	0-0 WP 1-3 2B 1B			0-0 F8	0-0 HR 2-H		5 3 2 4 0 0 3 0 0 0 0 0 0 0	
<b>Gary Carter, R</b> (1, 2) <small>OBP: 0.339, SLG: 0.467</small>	0-0 F9 2-3		0-0 HR 1-H	0-0 2B 1-H 3-H			0-0 1-3	0-0 1B		5 1 3 3 0 0 2	
<b>Tim Wallach, R</b> (1, 5) <small>OBP: 0.356, SLG: 0.473</small>	0-0 HR 1-H 3-H		0-0 1B	0-3 K 3-H			0-0 1B 1B	0-3 K		5 2 3 3 0 2 2	
<b>Mike Stenhouse, L</b> (1, 9) <small>OBP: 0.192, SLG: 0.200</small>	0-0 G3		0-3 K		0-0 F4		0-0 1B 1-2 1B	0-3 K		5 0 1 0 0 2 1	
<b>Terry Francona, L</b> (1, 3) <small>OBP: 0.223, SLG: 0.252</small>		0-0 4-3	0-0 F8		0-0 5-3		0-0 1B 1-3 2-H 1B	0-0 1-3		5 0 1 1 0 0 1	
<b>Doug Flynn, R</b> (1, 4) <small>OBP: 0.248, SLG: 0.274</small>		0-0 F5-3		0-0 1B S 1B	0-0 F4-3		0-3 K	0-0 F9		5 1 1 0 0 1 2	
<b>Steve Rogers, R</b> (1, 1) <small>OBP: 0.145, SLG: 0.132</small> <b>Bob James, R</b> (9, 1)		0-3 K	0-3 K 1-2		0-0 G4-6-3 1B		0-0 F7			4 0 1 0 0 2 1 0 0 0 0 0 0 0	
<b>Inning Stats</b>	R: 3 H: 2 E: 0 LOB: 0 K: 0 BB: 1 S: 5 P: 9	R: 0 H: 0 E: 0 LOB: 0 K: 1 BB: 0 S: 5 P: 5	R: 3 H: 3 E: 0 LOB: 1 K: 1 BB: 1 S: 8 P: 12	R: 3 H: 4 E: 0 LOB: 1 K: 2 BB: 0 S: 11 P: 11	R: 0 H: 0 E: 0 LOB: 0 K: 0 BB: 0 S: 3 P: 3	R: 0 H: 1 E: 0 LOB: 0 K: 0 BB: 0 S: 3 P: 3	R: 1 H: 3 E: 0 LOB: 2 K: 1 BB: 0 S: 8 P: 8	R: 2 H: 3 E: 0 LOB: 1 K: 1 BB: 0 S: 8 P: 8	R: 0 H: 0 E: 0 LOB: 0 K: 1 BB: 0 S: 5 P: 5	1B: 12 SF: 0 2B: 1 SAC: 0 3B: 0 DP: 1 HR: 3 HBP: 0	WP: 1 PA: 44 PB: 0 SB: 3 CS: 0
<b>PITCHER</b> <b>Renie Martin, R</b> (1, 1) <small>ERA: 4.89</small> <b>Andy McGaffigan, R</b> (3, 1) <small>ERA: 4.75</small> <b>Mark Calvert, R</b> (6, 1) <small>ERA: 4.43</small> <b>Jim Barr, R</b> (8, 1) <small>ERA: 4.98</small>	IP WLS BF H R ER SO BB IBB HBP BLK WP HR S P ERA WHIP 2.1 L 13 4 6 6 1 2 0 0 0 0 0 2 13 21 23.14 2.571 2.2 13 5 3 3 3 0 0 0 0 1 0 19 19 10.12 1.875 2.0 9 4 1 1 1 0 0 0 0 0 0 11 11 4.50 2.000 2.0 9 3 2 2 2 0 0 0 0 0 1 13 13 9.00 1.500	<b>PITCHER</b> IP WLS BF H R ER SO BB IBB HBP BLK WP HR S P ERA WHIP									

**Montreal Expos @ San Francisco Giants**  
 Candlestick Park, San Francisco, CA  
 Wed Aug 17 1983, 10:05 PM EDT  
 Att. 5,299 - Unknown

AB	42
R	12
H	16
RBI	11
BB	2
SO	7
LOB	15



livebaseballscorecards.com



BOTTOM

Montreal Expos @ San Francisco Giants  
Candlestick Park, San Francisco, CA  
Wed Aug 17 1983, 10:05 PM EDT  
Att. 5,299 - Unknown

livebaseballscorecards.com

AB 34  
R 5  
H 8  
RBI 5  
BB 2  
SO 4  
LOB 14



WP: 0 PA: 39  
PB: 0  
SB: 1  
CS: 0

AB	R	H	RBI	BB	SO	LOB
2	0	0	0	0	1	1
2	0	1	1	0	0	0
2	0	0	0	0	0	0
3	0	1	0	0	0	1
2	0	0	0	0	1	0
2	1	0	0	1	0	2
2	0	0	0	0	0	0
2	0	0	0	0	0	3
4	1	1	0	0	0	1
4	2	2	1	0	0	0
3	1	1	1	1	1	1
3	0	1	1	0	0	4
0	0	0	0	0	0	0
0	0	0	0	0	0	0
1	0	1	1	0	0	0
0	0	0	0	0	0	0
1	0	0	0	0	1	0
1	0	0	0	0	0	1

Batter	1	2	3	4	5	6	7	8	9
Johnnie LeMaster, R (1, 6) Joe Pettini, R (5, 6) OBP: 0.324, SLG: 0.325 OBP: 0.236, SLG: 0.211	0-0 G3		0-3 K		0-0 SF7		0-0 1B		0-0 F8
Darrell Evans, L (1, 3) Dave Bergman, L (5, PH) OBP: 0.377, SLG: 0.522 OBP: 0.350, SLG: 0.289	0-0 6-3			0-0 G3	0-0 F8		0-0 FC6-4 1B		0-0 F9
Jack Clark, R (1, 9) Max Venable, L (5, 9) OBP: 0.348, SLG: 0.426 OBP: 0.288, SLG: 0.401	0-0 5-3			0-3 K		4-0 F4-3 1B	0-0 F8		0-0 F6
Jeffrey Leonard, R (1, 7) Joel Youngblood, R (5, 7) OBP: 0.317, SLG: 0.465 OBP: 0.343, SLG: 0.477		0-0 5-3		0-0 F8		0-0 5-3	0-0 FC6-4		
Chili Davis, S (1, 8) OBP: 0.320, SLG: 0.377		0-0 F8			0-0 1B	0-0 F4-3		0-0 F6	
Tom O'Malley, L (1, 5) OBP: 0.334, SLG: 0.334		0-0 6-3			0-0 E	0-0 BB		0-0 E6	
John Rabb, R (1, 2) OBP: 0.316, SLG: 0.375			0-3 K		0-0 E6	0-0 BB		0-0 SF9	
Duane Kuiper, L (1, 4) OBP: 0.364, SLG: 0.300			0-0 SH5-4 1B		0-0 F7	0-0 F8		0-0 SF9	
Renie Martin, R (1, 1) Andy McCaffigan, R (3, 1) Milt May, L (5, PH) Mark Calvert, R (6, 1) Brad Wellman, R (7, PH) Jim Barr, R (8, 1) OBP: 0.381, SLG: 0.697 OBP: 0.071, SLG: 0.074 OBP: 0.324, SLG: 0.376 OBP: 0.297, SLG: 0.253 OBP: 0.083, SLG: 0.167			0-0 SH5-4		0-0 1B		0-3 K		0-0 6-3

Inning	R	H	E	K	S	H	LOB	BB	P
1	0	0	0	0	3	0	0	0	7
2	0	0	0	0	0	0	0	0	12
3	0	1	0	2	8	1	0	0	7
4	0	0	0	1	5	0	0	0	5
5	3	3	1	0	7	1	0	0	7
6	1	1	0	0	4	2	2	0	7
7	0	2	0	1	7	2	0	0	5
8	1	1	0	0	5	1	0	0	5
9	0	0	0	0	3	0	0	0	3

PITCHER	IP	WLS	BF	H	R	ER	SO	BB	IBB	HBP	BLK	WP	HR	S	P	ERA	WHIP
Steve Rogers, R (1, 1) ERA: 2.95	8.0	W	36	8	5	2	4	2	0	0	0	0	0	42	50	2.25	1.250
Bob James, R (9, 1) ERA: 4.37	1.0		3	0	0	0	0	0	0	0	0	0	3	3	0.00	0.000	

PITCHER	IP	WLS	BF	H	R	ER	SO	BB	IBB	HBP	BLK	WP	HR	S	P	ERA	WHIP
Steve Rogers, R (1, 1) ERA: 2.95	8.0	W	36	8	5	2	4	2	0	0	0	0	0	42	50	2.25	1.250
Bob James, R (9, 1) ERA: 4.37	1.0		3	0	0	0	0	0	0	0	0	0	3	3	0.00	0.000	

Batter	1	2	3	4	5	6	7	8	9	AB R H RBI BB SO LOB	TOP
<b>Tim Raines, S</b> (1, 7) <small>OBP: 0.384, SLG: 0.427</small>	0-0 		0-0 		0-0 		0-0 			4 1 4 1 0 0 0	<b>Montreal Expos @ San Francisco Giants</b> Candlestick Park, San Francisco, CA Thu Aug 18 1983, 10:05 PM EDT Att. 4,518 - Unknown
<b>Bryan Little, S</b> (1, 6) <small>OBP: 0.354, SLG: 0.319</small> <b>Al Oliver, L</b> (7, PH) <small>OBP: 0.352, SLG: 0.413</small> <b>Dan Schatzeder, L</b> (7, 1) <small>OBP: 0.200, SLG: 0.200</small>	0-0 		0-0 		0-0 		0-0 			2 0 1 1 0 0 1 0 0 0 1 0 0 0 0 0 0 0 0 0 0	
<b>Andre Dawson, R</b> (1, 8) <small>OBP: 0.344, SLG: 0.564</small>	0-3 		0-0 		0-0 		0-3 			4 0 0 0 0 2 6	
<b>Gary Carter, R</b> (1, 2) <small>OBP: 0.336, SLG: 0.462</small>	0-0 		0-0 				0-0 			4 0 0 0 0 0 2	
<b>Tim Wallach, R</b> (1, 5) <small>OBP: 0.355, SLG: 0.471</small>		0-0 		0-3 		0-0 		0-0 		4 0 1 0 0 1 0	
<b>Warren Cromartie, L</b> (1, 9) <small>OBP: 0.339, SLG: 0.379</small>		0-0 		0-0 		0-3 		0-0 		4 0 0 0 0 1 1	
<b>Terry Francona, L</b> (1, 3) <small>OBP: 0.217, SLG: 0.245</small>		0-0 		0-0 			0-0 			4 0 0 0 0 0 0	
<b>Doug Flynn, R</b> (1, 4) <small>OBP: 0.251, SLG: 0.276</small>			0-0 		0-0 		0-0 			4 2 2 0 0 0 0	
<b>Bryn Smith, R</b> (1, 1) <small>OBP: 0.200, SLG: 0.200</small> <b>Terry Crowley, L</b> (7, PH) <small>OBP: 0.385, SLG: 0.172</small> <b>Angel Salazar, R</b> (7, PR) <small>OBP: 0.333, SLG: 0.333</small> (7, 6) <b>Jim Wohlford, R</b> (9, PH) <small>OBP: 0.305, SLG: 0.380</small>			0-0 		0-0 		4-0 			1 0 1 0 0 0 0 0 0 0 0 1 0 0 0 0 0 0 0 0 0	
<b>Inning Stats</b>	R: 0 H: 1 E: 0 LOB: 1 K: 1 BB: 0 S: 6 P: 6	R: 0 H: 0 E: 0 LOB: 0 K: 0 BB: 0 S: 3 P: 3	R: 2 H: 3 E: 0 LOB: 1 K: 0 BB: 0 S: 6 P: 6	R: 0 H: 0 E: 0 LOB: 0 K: 1 BB: 0 S: 5 P: 5	R: 0 H: 2 E: 0 LOB: 2 K: 0 BB: 0 S: 5 P: 5	R: 0 H: 0 E: 0 LOB: 0 K: 1 BB: 0 S: 5 P: 5	R: 1 H: 2 E: 0 LOB: 2 K: 1 BB: 1 S: 7 P: 11	R: 0 H: 1 E: 0 LOB: 0 K: 0 BB: 0 S: 3 P: 3	R: 0 H: 0 E: 0 LOB: 0 K: 0 BB: 0 S: 3 P: 3	1B: 8 SF: 1 2B: 1 SAC: 2 3B: 0 DP: 1 HR: 0 HBP: 0	
<b>PITCHER</b> <b>Mike Krukow, R</b> (1, 1) <small>ERA: 3.56</small> <b>Greg Minton, R</b> (7, 1) <small>ERA: 3.7</small>	IP WLS BF H R ER SO BB IBB HBP BLK WP HR S P ERA WHIP 6.1 W 28 8 3 3 3 1 0 0 0 1 0 33 37 4.26 1.421										

livebaseballscorecards.com

AB	32
R	3
H	9
RBI	3
BB	1
SO	4
LOB	10





Batter	1	2	3	4	5	6	7	8	9	AB	R	H	RBI	BB	SO	LOB
Johnnie LeMaster, R OBP: 0.324, SLG: 0.326 (1, 6)	0-0 CS 1B	0-0 F5		0-0 6-3		0-0 S 1B		0-0 F8		5	0	2	0	0	0	1
Darrell Evans, L OBP: 0.377, SLG: 0.528 (1, 3)	0-0 1-2 HR		0-0 FC5-4 1B	0-0 F9		0-3 K 1-2		0-0 F8		5	1	2	1	0	1	1
Jack Clark, R OBP: 0.347, SLG: 0.424 (1, 9)	0-0 G3 1B 1B		0-0 FC5-4 E 1-2f 1B	0-0 6-3		0-3 K				4	2	1	0	0	1	2
Jeffrey Leonard, R OBP: 0.317, SLG: 0.462 (1, 7)	0-0 G3 1-2		0-0 E3 1B 2B		0-0 SH3-4 E 1B	0-3 K				4	1	1	0	0	1	3
Chili Davis, S OBP: 0.322, SLG: 0.378 (1, 8)	0-0 2-H 1B		0-0 2B 1-2 2-H 1B		0-0 E6 SH3-4 1-2		0-0 F8			4	0	2	2	0	0	1
Tom O'Malley, L OBP: 0.334, SLG: 0.344 (1, 5)	0-0 F4		0-0 F9		0-0 SH3-4 1-2 2-3		0-0 HR			3	1	1	1	0	0	3
John Rabb, R OBP: 0.325, SLG: 0.395 (1, 2)		0-0 E6 G3 G3	0-0 1-3 2-H 2B		0-3 K		0-0 F5-4-3 1B			4	0	2	1	0	1	2
Duane Kuiper, L OBP: 0.366, SLG: 0.296 Brad Wellman, R OBP: 0.307, SLG: 0.253 (1, 4) (8, 4)		0-0 G3 1-2	4-0 IBB		4-0 IBB		0-0 F5-4-3 1-2			2	0	0	0	2	0	2
Mike Krukow, R OBP: 0.216, SLG: 0.213 Greg Minton, S OBP: 0.500, SLG: 0.429 (1, 1) (7, 1)		0-0 G3 2-3	0-0 F4-3		0-0 L5			0-0 6-3		0	0	0	0	0	0	7
										1	0	0	0	0	0	0

Inning Stats	R: 2	H: 4	E: 0	LOB: 1	K: 0	BB: 0	S: 6	P: 6	R: 0	H: 0	E: 1	LOB: 1	K: 0	BB: 0	S: 4	P: 4	R: 2	H: 3	E: 1	LOB: 3	K: 0	BB: 1	S: 7	P: 11	R: 0	H: 0	E: 0	LOB: 0	K: 0	BB: 0	S: 3	P: 3	R: 0	H: 1	E: 1	LOB: 3	K: 1	BB: 1	S: 7	P: 11	R: 0	H: 1	E: 0	LOB: 1	K: 3	BB: 0	S: 10	P: 10	R: 1	H: 2	E: 0	LOB: 0	K: 0	BB: 0	S: 4	P: 4	R: 0	H: 0	E: 0	LOB: 0	K: 0	BB: 0	S: 3	P: 3
--------------	------	------	------	--------	------	-------	------	------	------	------	------	--------	------	-------	------	------	------	------	------	--------	------	-------	------	-------	------	------	------	--------	------	-------	------	------	------	------	------	--------	------	-------	------	-------	------	------	------	--------	------	-------	-------	-------	------	------	------	--------	------	-------	------	------	------	------	------	--------	------	-------	------	------

PITCHER	IP	WLS	BF	H	R	ER	SO	BB	IBB	HBP	BLK	WP	HR	S	P	ERA	WHIP
Bryn Smith, R ERA: 2.58 (1, 1)	6.0	L	31	9	4	2	4	0	0	0	0	0	1	37	45	3.00	1.500
Dan Schatzeder, L ERA: 3.13 (7, 1)	2.0		7	2	1	1	0	0	0	0	0	0	1	7	7	4.50	1.000

**BOTTOM**

**Montreal Expos @ San Francisco Giants**  
Candlestick Park, San Francisco, CA

Thu Aug 18 1983, 10:05 PM EDT  
Att. 4,518 - Unknown

AB	35
R	5
H	11
RBI	5
BB	2
SO	4
LOB	22

livebaseballscorecards.com



1B: 8	SF: 0	WP: 0	PA: 38
2B: 1	SAC: 1	PB: 0	
3B: 0	DP: 1	SB: 1	
HR: 2	HBP: 0	CS: 1	

**TOP**

**New York Mets @ San Francisco Giants**

Candlestick Park, San Francisco, CA

Fri Aug 19 1983, 10:05 PM EDT  
Att: 5,829 - Unknown

AB	45
R	7
H	14
RBI	7
BB	4
SO	5
LOB	18



AB R H RBI BB SO LOB

3	1	1	0	0	0	0
1	0	0	0	0	0	3
2	1	1	1	0	0	0

5	0	0	0	0	1	4
0	0	0	0	0	0	0
1	0	1	1	0	0	0
0	0	0	0	0	0	0

4	1	2	2	2	0	0
---	---	---	---	---	---	---

6	1	3	2	0	0	4
---	---	---	---	---	---	---

5	0	1	0	0	0	2
---	---	---	---	---	---	---

4	1	1	1	1	1	2
---	---	---	---	---	---	---

5	0	1	0	0	1	0
---	---	---	---	---	---	---

5	1	2	0	0	1	2
---	---	---	---	---	---	---

2	1	1	0	0	1	0
0	0	0	0	1	0	0
0	0	0	0	0	0	0
2	0	0	0	0	0	1

1B:	10	SF:	0
2B:	2	SAC:	0
3B:	0	DP:	0
HR:	2	HBP:	0

WP:	0	PA:	49
PB:	0		
SB:	0		
CS:	0		

Batter	1	2	3	4	5	6	7	8	9	10
Bob Bailor, R (1, 4) OBP: 0.301, SLG: 0.307 Rusty Staub, L (6, PH) OBP: 0.383, SLG: 0.402 Brian Giles, R (6, 4) OBP: 0.307, SLG: 0.291	0-0 1-3		0-0 F6		0-0 FC1-2 1B	0-0 FC6-4 1-2f		0-0 2B		0-0 E5 2B
Hubie Brooks, R (1, 5) OBP: 0.303, SLG: 0.346 Doug Sisk, R (8, 1) OBP: 0.500, SLG: 0.500 Ron Hodges, L (9, 2) OBP: 0.365, SLG: 0.268 Jesse Orosco, R (9, 1) OBP: 0.250, SLG: 0.273	0-0 F8		0-0 4-3		0-0 FC1-2 1B		0-0 6-3	0-3 K		0-0 2B
Keith Hernandez, L (1, 3) OBP: 0.375, SLG: 0.417	4-0 1B BB		0-0 F8		0-0 FC6-4 1B		0-0 1-3		0-0 HR 1B	4-0 IBB
George Foster, R (1, 7) OBP: 0.300, SLG: 0.424	0-0 1-2 1B			0-0 5-3	0-0 FC6-4 1-2f		0-0 1B 1B		0-0 1-H HR	0-0 F3
Mark Bradley, R (1, 8) OBP: 0.284, SLG: 0.326	0-0 F3			0-0 F4		0-0 F4	0-0 1-2 1B		0-0 1-4-3	
Darryl Strawberry, L (1, 9) OBP: 0.309, SLG: 0.463		0-0 HR		0-0 4-3		4-0 BB 1B BB	0-3 K		0-0 1-3	
Junior Ortiz, R (1, 2) OBP: 0.241, SLG: 0.228		0-0 5-3			0-3 K	0-0 1-2 BB 1B		0-0 6-3	0-0 L3	
José Oquendo, S (1, 6) OBP: 0.265, SLG: 0.246		0-0 6-3			0-0 1B FC1-2 1B	0-3 K		0-0 2B 1B		0-0 F8
Tom Seaver, R (1, 1) OBP: 0.231, SLG: 0.271 Dave Kingman, R (6, PH) OBP: 0.268, SLG: 0.395 Carlos Diaz, R (6, 1) Tucker Ashford, R (8, PH) OBP: 0.267, SLG: 0.222		0-3 K			0-0 FC1-2 1B 1B	4-0 1-2 BB FC6-4 BB		0-0 F2		0-0 6-3

Inning Stats	R: 0 E: 0 K: 0 S: 4	H: 1 LOB: 2 BB: 1 P: 8	R: 1 E: 0 K: 1 S: 6	H: 1 LOB: 0 BB: 0 P: 6	R: 0 E: 0 K: 0 S: 3	H: 0 LOB: 0 BB: 0 P: 3	R: 0 E: 0 K: 0 S: 3	H: 0 LOB: 0 BB: 0 P: 3	R: 2 E: 0 K: 1 S: 9	H: 4 LOB: 2 BB: 0 P: 9	R: 0 E: 0 K: 1 S: 6	H: 1 LOB: 3 BB: 2 P: 14	R: 0 E: 0 K: 1 S: 7	H: 2 LOB: 2 BB: 0 P: 7	R: 1 E: 0 K: 1 S: 7	H: 2 LOB: 1 BB: 0 P: 7	R: 2 E: 0 K: 0 S: 5	H: 2 LOB: 0 BB: 0 P: 5	R: 1 E: 1 K: 0 S: 5	H: 1 LOB: 2 BB: 1 P: 9	1B: 10 2B: 2 3B: 0 HR: 2	SF: 0 SAC: 0 DP: 0 HBP: 0
--------------	------------------------------	---------------------------------	------------------------------	---------------------------------	------------------------------	---------------------------------	------------------------------	---------------------------------	------------------------------	---------------------------------	------------------------------	----------------------------------	------------------------------	---------------------------------	------------------------------	---------------------------------	------------------------------	---------------------------------	------------------------------	---------------------------------	-----------------------------------	------------------------------------

PITCHER	IP	WLS	BF	H	R	ER	SO	BB	IBB	HBP	BLK	WP	HR	S	P	ERA	WHIP
---------	----	-----	----	---	---	----	----	----	-----	-----	-----	----	----	---	---	-----	------

Mark Davis, L (1, 1) ERA: 4.7	5.2		27	7	3	3	3	3	0	0	0	0	1	30	42	4.76	1.765
Jim Barr, R (6, 1) ERA: 4.95	0.1		1	0	0	0	0	0	0	0	0	0	0	1	1	0.00	0.000
Gary Lavelle, L (7, 1) ERA: 2.54	3.0		15	6	3	3	2	0	0	0	0	0	1	19	19	9.00	2.000
Greg Minton, R (10, 1) ERA: 3.66	1.0	L	6	1	1	0	0	0	1	0	0	0	0	5	9	0.00	1.000



BOTTOM

New York Mets @ San Francisco Giants  
Candlestick Park, San Francisco, CA  
Fri Aug 19 1983, 10:05 PM EDT  
Att. 5,829 - Unknown

livebaseballscorecards.com



AB R H RBI BB SO LOB

3	2	1	1	2	0	0
5	1	1	0	0	1	4
3	1	2	2	2	0	0
5	0	1	2	0	2	5
5	1	2	0	0	1	1
4	0	1	1	1	1	0
5	0	0	0	0	0	3
1	1	0	0	1	0	0
1	0	0	0	0	0	0
1	0	0	0	0	1	0
1	0	0	0	0	0	0
1	0	0	0	0	1	1
0	0	0	0	0	0	0

AB	36
R	6
H	9
RBI	6
BB	6
SO	7
LOB	14

WP	1	PA	43
PB	0		
SB	1		
CS	0		

1B	8	SF	0
2B	2	SAC	1
3B	0	DP	2
HR	0	HBP	0

Batter	1	2	3	4	5	6	7	8	9	10
Johnnie LeMaster, R OBP: 0.327, SLG: 0.326 (1, 6)	F4		1B BB		1B 1B		1-3		BB IBB	
Darrell Evans, L OBP: 0.375, SLG: 0.524 (1, 3)	WP 1B		F7		4-3		3-1		K	
Jack Clark, R OBP: 0.351, SLG: 0.426 (1, 9)	1B WP							G3		BB
Jeffrey Leonard, R OBP: 0.315, SLG: 0.459 (1, 7)	1B BB							5-3		BB
Chili Davis, S OBP: 0.323, SLG: 0.378 (1, 8)	8-3									K
Tom O'Malley, L OBP: 0.335, SLG: 0.343 (1, 5)		G3								K
John Rabb, R OBP: 0.307, SLG: 0.370 (1, 2)			F8				G6-4-3		F2	1-3
Duane Kuiper, L OBP: 0.368, SLG: 0.294 (1, 4)										
Joel Youngblood, R OBP: 0.342, SLG: 0.475 (6, PH)		4-3								
Gary Lavelle, S (7, 1)										
Max Venable, L OBP: 0.292, SLG: 0.411 (9, PH)									BB	2B
Joe Pettini, R OBP: 0.238, SLG: 0.211 (10, 4)										
Mark Davis, L OBP: 0.222, SLG: 0.125 (1, 1)										
Jim Barr, R OBP: 0.263, SLG: 0.167 (6, 1)										
Brad Wellman, R OBP: 0.305, SLG: 0.252 (7, 4)										
Dave Bergman, L OBP: 0.347, SLG: 0.286 (9, PH)										
Bob Brenly, R OBP: 0.266, SLG: 0.362 (9, PH)										
Greg Minton, S OBP: 0.500, SLG: 0.429 (10, 1)										

Inning Stats	R: 2	H: 2	E: 0	K: 0	S: 4	P: 8	R: 0	H: 0	E: 0	K: 0	S: 3	P: 3	R: 1	H: 1	E: 0	K: 0	S: 4	P: 8	R: 0	H: 0	E: 0	K: 0	S: 3	P: 3	R: 2	H: 2	E: 0	K: 1	S: 7	P: 11	R: 1	H: 2	E: 0	K: 0	S: 4	P: 4	R: 0	H: 0	E: 0	K: 1	S: 5	P: 5	R: 0	H: 1	E: 0	K: 0	S: 4	P: 8	R: 0	H: 1	E: 0	K: 3	S: 10	P: 18	R: 0	H: 0	E: 0	K: 2	S: 7	P: 7	1B: 8	SF: 0	2B: 2	SAC: 1	3B: 0	DP: 2	HR: 0	HBP: 0	WP: 1	PA: 43
--------------	------	------	------	------	------	------	------	------	------	------	------	------	------	------	------	------	------	------	------	------	------	------	------	------	------	------	------	------	------	-------	------	------	------	------	------	------	------	------	------	------	------	------	------	------	------	------	------	------	------	------	------	------	-------	-------	------	------	------	------	------	------	-------	-------	-------	--------	-------	-------	-------	--------	-------	--------

PITCHER	IP	WLS	BF	H	R	ER	SO	BB	IBB	HBP	BLK	WP	HR	S	P	ERA	WHIP
Tom Seaver, R ERA: 3.7 (1, 1)	5.0		22	5	5	5	1	3	0	0	0	1	0	21	33	9.00	1.600
Carlos Diaz, L ERA: 2.2 (6, 1)	2.0		7	2	1	1	1	0	0	0	0	0	0	9	9	4.50	1.000
Doug Sisk, R ERA: 2.52 (8, 1)	1.0		6	2	0	0	0	1	0	0	0	0	0	5	9	0.00	3.000
Jesse Orosco, L ERA: 1.18 (9, 1)	2.0	W	8	0	0	0	5	1	1	0	0	0	0	16	24	0.00	0.500

Batter	1	2	3	4	5	6	7	8	9	AB R H RBI BB SO LOB	TOP											
Danny Heep, L (1, 8) OBP: 0.330, SLG: 0.415	0-3 K2-3		0-0 F7		0-3 K	0-0 G3			0-0 4-3	5 0 0 0 0 2 2												
Hubie Brooks, R (1, 5) OBP: 0.302, SLG: 0.344	0-3 K		0-0 5-3		0-0 1B HR 1B	0-0 5-3			0-0 L6	5 1 1 0 0 1 1												
Keith Hernandez, L (1, 3) OBP: 0.379, SLG: 0.421	4-0 BB			0-0 4-3	0-0 1B HR 1B			4-0 2B	4-0 BB	3 1 2 0 2 0 0												
George Foster, R (1, 7) OBP: 0.301, SLG: 0.429	0-3 K			0-3 K	0-0 HR			4-0 BB	0-0 L3	4 1 1 4 1 2 2												
Darryl Strawberry, L (1, 9) OBP: 0.309, SLG: 0.458		0-3 K		0-0 F8	4-0 E BB			0-0 9-6-5		3 1 0 0 1 1 2												
Ron Hodges, L (1, 2) OBP: 0.372, SLG: 0.287		0-0 1B			0-0 2B			0-0 6-3		4 1 3 1 0 0 1												
Brian Giles, R (1, 4) OBP: 0.306, SLG: 0.291		0-0 F6			0-0 1B				0-3 K	4 1 1 0 0 1 2												
José Oquendo, S (1, 6) OBP: 0.262, SLG: 0.243		0-0 6-3			0-0 SH3 1B	0-0 F4			0-0 F9	3 0 0 1 0 0 1												
Ed Lynch, R (1, 1) OBP: 0.200, SLG: 0.182			0-0 6-3		0-0 1B HR 1B	0-0 G3 1B			0-3 K	4 1 2 1 0 1 0												
<b>Inning Stats</b>	R: 0 E: 0 K: 3 S: 9	H: 0 LOB: 1 BB: 1 P: 13	R: 0 E: 0 K: 1 S: 6	H: 1 LOB: 1 BB: 0 P: 6	R: 0 E: 0 K: 0 S: 3	H: 0 LOB: 0 BB: 0 P: 3	R: 0 E: 0 K: 1 S: 5	H: 0 LOB: 0 BB: 0 P: 5	R: 7 E: 1 K: 1 S: 12	H: 7 LOB: 1 BB: 1 P: 16	R: 0 E: 0 K: 0 S: 4	H: 1 LOB: 1 BB: 0 P: 4	R: 0 E: 0 K: 0 S: 3	H: 1 LOB: 1 BB: 1 P: 7	R: 0 E: 0 K: 2 S: 7	H: 0 LOB: 0 BB: 0 P: 7	R: 0 E: 0 K: 0 S: 3	H: 0 LOB: 1 BB: 1 P: 7	1B: 6 2B: 4 3B: 0 HR: 1	SF: 0 SAC: 1 DP: 1 HBP: 0	WP: 0 PB: 0 SB: 0 CS: 0	PA: 40
<b>PITCHER</b>	IP WLS BF H R ER SO BB IBB HBP BLK WP HR S P ERA WHIP																					
Fred Breining, R (1, 1) ERA: 4.21	4.2 L 21 6 5 5 6 1 0 0 0 0 0 0 32 36 9.64 1.500																					
Mark Calvert, R (5, 1) ERA: 4.98	1.1 8 3 2 2 0 1 0 0 0 0 0 1 7 11 13.50 3.000																					
Renie Martin, R (7, 1) ERA: 4.75	2.0 7 1 0 0 2 1 0 0 0 0 0 0 10 14 0.00 1.000																					
Andy McGaffigan, R (9, 1) ERA: 4.71	1.0 4 0 0 0 0 1 0 0 0 0 0 0 3 7 0.00 1.000																					

**New York Mets @ San Francisco Giants**  
 Candlestick Park, San Francisco, CA  
 Sat Aug 20 1983, 6:33 AM EDT  
 Att: 23,319 - Unknown

AB	35
R	7
H	10
RBI	7
BB	4
SO	8
LOB	11



WP: 0	PA: 40
-------	--------





Batter	1	2	3	4	5	6	7	8	9	AB R H RBI BB SO LOB	TOP											
<b>Mark Bradley, R</b> (1, 8) <small>OBP: 0.300, SLG: 0.333</small>	0-0 5-3		0-0 G6-4-3 1B		4-0 BB		0-3 K		0-0 1B S 1B	4 0 2 0 1 1 0	<b>New York Mets @ San Francisco Giants</b> Candlestick Park, San Francisco, CA Sun Aug 21 1983, 6:33 AM EDT Att: 12,020 - Unknown <a href="http://livebaseballscorecards.com">livebaseballscorecards.com</a>											
<b>Hubie Brooks, R</b> (1, 5) <small>OBP: 0.303, SLG: 0.342</small>	4-0 WP BB		0-0 G6-4-3 1-2		0-0 F9			0-0 F9	4-0 1B BB 1-2 BB	3 0 0 0 2 0 3												
<b>Keith Hernandez, L</b> (1, 3) <small>OBP: 0.377, SLG: 0.419</small>	0-3 K 1-2		0-0 F2				0-0 F8	0-0 5-3	0-0 1B 1-2 2-3 1B	5 0 1 0 0 1 1												
<b>George Foster, R</b> (1, 7) <b>Jesse Orosco, R</b> (9, 1) <small>OBP: 0.300, SLG: 0.433</small> <small>OBP: 0.250, SLG: 0.273</small>	0-0 F7			0-0 F7		0-0 HR		0-0 E5 1B 2B	0-0 F7	5 2 1 1 0 0 4 0 0 0 0 0 0 0												
<b>Darryl Strawberry, L</b> (1, 9) <small>OBP: 0.311, SLG: 0.457</small>		4-0 BB 1-3 BB		0-3 K		0-0 4-3		0-0 1B 2B 1B		3 1 1 0 1 1 0												
<b>Brian Giles, R</b> (1, 4) <b>Rusty Staub, L</b> (8, PH) <b>Bob Bailor, R</b> (8, PR) <small>OBP: 0.304, SLG: 0.288</small> <small>OBP: 0.389, SLG: 0.419</small> <small>OBP: 0.301, SLG: 0.307</small>		0-0 F7		0-0 F8		0-0 6-3		0-0 1B 2B		3 0 0 0 0 0 1 1 0 1 2 0 0 0 0 0 0 0 0 0 0												
<b>Junior Ortiz, R</b> (1, 2) <small>OBP: 0.242, SLG: 0.237</small>		0-0 1-3 1-2			0-0 4-3 2B		0-3 K	0-0 4-3		4 0 1 0 0 1 2												
<b>José Oquendo, S</b> (1, 6) <b>Tucker Ashford, R</b> (9, 4) <small>OBP: 0.270, SLG: 0.260</small> <small>OBP: 0.267, SLG: 0.222</small>		4-0 IBB		0-3 K			0-0 HR		0-0 CS 1B	3 1 2 1 1 1 1 0 0 0 0 0 0 0												
<b>Mike Torrez, R</b> (1, 1) <b>Danny Heep, L</b> (9, 7) <small>OBP: 0.058, SLG: 0.039</small> <small>OBP: 0.330, SLG: 0.415</small>		0-3 K		0-0 4-3 2-3			0-0 3-1		0-3 K 1-2	4 0 0 0 0 2 4 0 0 0 0 0 0 0												
<b>Inning Stats</b>	R: 0 E: 0 K: 1 S: 5	H: 0 LOB: 1 BB: 1 P: 9	R: 0 E: 0 K: 1 S: 5	H: 0 LOB: 2 BB: 2 P: 13	R: 0 E: 0 K: 0 S: 3	H: 1 LOB: 0 BB: 0 P: 3	R: 0 E: 0 K: 1 S: 5	H: 0 LOB: 0 BB: 0 P: 5	R: 0 E: 0 K: 1 S: 6	H: 1 LOB: 2 BB: 1 P: 10		R: 1 E: 0 K: 0 S: 4	H: 1 LOB: 0 BB: 0 P: 4	R: 1 E: 0 K: 2 S: 8	H: 1 LOB: 0 BB: 0 P: 8	R: 2 E: 1 K: 0 S: 6	H: 2 LOB: 1 BB: 0 P: 6	R: 0 E: 0 K: 1 S: 7	H: 3 LOB: 3 BB: 1 P: 11	1B: 5 2B: 2 3B: 0 HR: 2	SF: 0 SAC: 0 DP: 1 HBP: 0	WP: 1 PB: 0 SB: 1 CS: 1
<b>PITCHER</b>	IP WLS BF H R ER SO BB IBB HBP BLK WP HR S P ERA WHIP																					
<b>Atlee Hammaker, L</b> (1, 1) <small>ERA: 1.96</small>	6.0 L 24 3 1 1 4 3 1 0 0 1 1 28 44 1.50 1.000																					
<b>Gary Lavelle, L</b> (7, 1) <small>ERA: 2.63</small>	1.0 4 1 1 1 2 0 0 0 0 0 1 8 8 9.00 1.000																					
<b>Jim Barr, R</b> (8, 1) <small>ERA: 4.82</small>	2.0 12 5 2 0 1 1 0 0 0 0 0 13 17 0.00 3.000																					

**New York Mets @ San Francisco Giants**  
 Candlestick Park, San Francisco, CA  
 Sun Aug 21 1983, 6:33 AM EDT  
 Att: 12,020 - Unknown

<b>AB</b>	35
<b>R</b>	4
<b>H</b>	9
<b>RBI</b>	4
<b>BB</b>	5
<b>SO</b>	7
<b>LOB</b>	16





**BOTTOM**

**New York Mets @ San Francisco Giants**  
 Candlestick Park, San Francisco, CA

Sun Aug 21 1983, 6:33 AM EDT  
 Att. 12,020 - Unknown

[livebaseballscorecards.com](http://livebaseballscorecards.com)

<b>AB</b>	<b>31</b>
<b>R</b>	<b>3</b>
<b>H</b>	<b>5</b>
<b>RBI</b>	<b>3</b>
<b>BB</b>	<b>7</b>
<b>SO</b>	<b>5</b>
<b>LOB</b>	<b>13</b>



<b>WP:</b>	1	<b>PA:</b>	38
<b>PB:</b>	0		
<b>SB:</b>	1		
<b>CS:</b>	0		

AB R H RBI BB SO LOB

5	0	0	1	0	1	3
4	0	0	0	0	1	0
1	0	0	0	0	1	1
3	0	1	0	1	0	0
3	0	0	0	1	1	1
4	1	1	0	0	1	3
3	0	1	0	1	0	1
2	1	0	0	2	0	1
3	1	1	1	1	0	2
2	0	0	0	0	0	1
0	0	0	0	0	0	0
0	0	0	0	1	0	0
0	0	0	0	0	0	0
1	0	1	1	0	0	0
0	0	0	0	0	0	0

Batter	1	2	3	4	5	6	7	8	9
Johnnie LeMaster, R (1, 6) OBP: 0.325, SLG: 0.324	0-0 6-3		0-0 F9		0-0 F4		0-3 K		0-0 FC4-6
Dave Bergman, L (1, 3) OBP: 0.340, SLG: 0.315 John Rabb, R (9, PH) OBP: 0.293, SLG: 0.353	0-3 K		0-0 4-3			0-0 F4		0-0 F8	0-3 K
Jack Clark, R (1, 9) OBP: 0.354, SLG: 0.426	4-0 WP BB		0-0 F8			0-0 S 1B		0-0 F5	
Darrell Evans, L (1, 5) OBP: 0.371, SLG: 0.515	4-0 1-2 BB			0-0 F8		0-0 F8 1-2		0-3 K	
Jeffrey Leonard, R (1, 7) OBP: 0.314, SLG: 0.457	0-0 F8			0-3 K		0-0 5-3			0-0 1B 2B
Chili Davis, S (1, 8) OBP: 0.321, SLG: 0.374		0-0 G6-4-3 1B		4-0 BB			0-0 4-3		0-0 6-3
Joel Youngblood, R (1, 4) OBP: 0.344, SLG: 0.474		4-0 G6-4-3 1-2 BB		0-0 F3			0-0 5-3		4-0 1B BB
Bob Brenly, R (1, 2) OBP: 0.300, SLG: 0.362		0-0 G6-4-3 1-2f 2-3			0-0 5-3		4-0 BB BB		0-0 1B FC4-6 1B
Atlee Hammaker, S (1, 1) OBP: 0.181, SLG: 0.113 Gary Lavelle, S (7, 1) Max Venable, L (7, PH) OBP: 0.296, SLG: 0.411 Jim Barr, R (8, 1) OBP: 0.063, SLG: 0.167 Steve Nicosia, R (9, PH) OBP: 0.167, SLG: 0.255 Joe Pettini, R (9, PR) OBP: 0.236, SLG: 0.211		0-0 6-3			0-0 3-1		4-0 BB BB		0-0 FC4-6 1B

Inning Stats	R: 0 E: 0 K: 1 S: 5	H: 0 LOB: 2 BB: 2 P: 13	R: 0 E: 0 K: 0 S: 3	H: 1 LOB: 1 BB: 1 P: 7	R: 0 E: 0 K: 0 S: 3	H: 0 LOB: 0 BB: 0 P: 3	R: 0 E: 0 K: 1 S: 5	H: 0 LOB: 1 BB: 1 P: 9	R: 0 E: 0 K: 0 S: 3	H: 0 LOB: 0 BB: 0 P: 3	R: 0 E: 0 K: 0 S: 4	H: 1 LOB: 1 BB: 0 P: 4	R: 0 E: 0 K: 1 S: 5	H: 0 LOB: 2 BB: 2 P: 13	R: 0 E: 0 K: 1 S: 5	H: 0 LOB: 0 BB: 0 P: 5	R: 3 E: 0 K: 1 S: 8	H: 3 LOB: 1 BB: 1 P: 12	1B: 4 2B: 1 3B: 0 HR: 0	SF: 0 SAC: 0 DP: 1 HBP: 0
--------------	------------------------------	----------------------------------	------------------------------	---------------------------------	------------------------------	---------------------------------	------------------------------	---------------------------------	------------------------------	---------------------------------	------------------------------	---------------------------------	------------------------------	----------------------------------	------------------------------	---------------------------------	------------------------------	----------------------------------	----------------------------------	------------------------------------

PITCHER	IP	WLS	BF	H	R	ER	SO	BB	IBB	HBP	BLK	WP	HR	S	P	ERA	WHIP
Mike Torrez, R (1, 1) ERA: 4.12	8.1	W	36	5	3	3	4	7	0	0	0	1	0	37	65	3.24	1.440
Jesse Orosco, L (9, 1) ERA: 1.17	0.2	S	2	0	0	0	1	0	0	0	0	0	0	4	4	0.00	0.000

Batter	1	2	3	4	5	6	7	8	9	AB R H RBI BB SO LOB	TOP											
<b>Greg Gross, L</b> (1, 8) <small>OBP: 0.391, SLG: 0.378</small> <b>Tug McGraw, R</b> (6, 1) <small>OBP: 0.333, SLG: 0.333</small> <b>Ron Reed, R</b> (6, 1) <small>OBP: 0.200, SLG: 0.200</small> <b>Willie Hernandez, L</b> (6, 1) <small>OBP: 0.500, SLG: 0.500</small> <b>Kiko Garcia, R</b> (9, PH) <small>OBP: 0.343, SLG: 0.446</small>	0-0 F9		0-0 3-1		4-0 1B SF9 BB	0-0 6-3		0-0 L3	3 1 0 0 1 0 1 0 1 0 0 0 0 0 0													
<b>Pete Rose, S</b> (1, 3) <small>OBP: 0.326, SLG: 0.301</small>	0-0 4-3		0-0 F8		0-0 1-3 1B	0-0 4-3		0-0 F9	5 0 1 0 0 0 0													
<b>Joe Morgan, L</b> (1, 4) <small>OBP: 0.351, SLG: 0.354</small>	0-0 1B 1B		0-0 1B 1B		0-0 SF9	0-3 K		0-0 F5	4 0 2 1 0 1 0													
<b>Joe Lefebvre, L</b> (1, 5) <small>OBP: 0.418, SLG: 0.594</small>	0-0 1-3 1B		0-0 1-3 1B		0-0 3-H F5	0-0 2B			4 1 3 0 0 0 1													
<b>Gary Matthews, R</b> (1, 7) <small>OBP: 0.368, SLG: 0.394</small>	0-0 4-3			0-0 5-3		0-0 HR 1B	0-0 2B		4 1 2 1 0 0 2													
<b>Von Hayes, L</b> (1, 9) <small>OBP: 0.337, SLG: 0.389</small>		4-0 BB		0-0 3-1		0-0 1-H HR	0-3 K		3 1 1 2 1 1 1													
<b>Bo Diaz, R</b> (1, 2) <small>OBP: 0.300, SLG: 0.382</small>		0-0 F7		0-0 HR		0-0 4-3		0-0 6-3	4 1 1 1 0 0 1													
<b>Ivan De Jesus, R</b> (1, 6) <small>OBP: 0.328, SLG: 0.320</small>		0-3 K		0-0 4-3		0-0 L7		0-0 L4	4 0 0 0 0 1 1													
<b>Charles Hudson, S</b> (1, 1) <small>OBP: 0.195, SLG: 0.132</small> <b>Steve Jeltz, S</b> (5, PH) <b>Larry Andersen, R</b> (5, 1) <b>Garry Maddox, R</b> (6, PH) <small>OBP: 0.322, SLG: 0.387</small> (6, 8)		0-3 K		0-3 K		0-0 E8 1B		0-0 F8	1 0 0 0 0 1 1 1 0 0 0 0 1 0 0 0 0 0 0 0 0 2 0 1 0 0 0 0													
<b>Inning Stats</b>	R: 0 E: 0 K: 0 S: 5	H: 2 LOB: 2 BB: 0 P: 5	R: 0 E: 0 K: 2 S: 7	H: 0 LOB: 1 BB: 1 P: 11	R: 0 E: 0 K: 0 S: 4	H: 2 LOB: 2 BB: 0 P: 4	R: 1 E: 0 K: 0 S: 4	H: 1 LOB: 0 BB: 0 P: 4	R: 1 E: 0 K: 1 S: 6	H: 1 LOB: 1 BB: 1 P: 10	R: 2 E: 1 K: 0 S: 6	H: 3 LOB: 1 BB: 0 P: 6	R: 1 E: 0 K: 2 S: 9	H: 2 LOB: 1 BB: 0 P: 9	R: 0 E: 0 K: 0 S: 3	H: 0 LOB: 0 BB: 0 P: 3	R: 0 E: 0 K: 0 S: 3	H: 0 LOB: 0 BB: 0 P: 3	1B: 7 2B: 2 3B: 0 HR: 2	SF: 1 SAC: 0 DP: 0 HBP: 0	WP: 0 PB: 0 SB: 0 CS: 0	PA: 39
<b>PITCHER</b>	IP WLS BF H R ER SO BB IBB HBP BLK WP HR S P ERA WHIP																					
<b>Bill Laskey, R</b> (1, 1) <small>ERA: 4.19</small> <b>Andy McGaffigan, R</b> (6, 1) <small>ERA: 4.67</small> <b>Gary Lavelle, L</b> (7, 1) <small>ERA: 2.64</small>	5.0 W 24 8 4 4 3 2 0 0 0 0 0 2 28 36 7.20 2.000																					
	1.0 4 1 0 0 0 0 0 0 0 0 0 0 4 4 0.00 1.000																					
	3.0 S 11 2 1 1 2 0 0 0 0 0 0 0 15 15 3.00 0.667																					
		IP WLS BF H R ER SO BB IBB HBP BLK WP HR S P ERA WHIP																				

Philadelphia Phillies @ San Francisco Giants  
Candlestick Park, San Francisco, CA  
Mon Aug 22 1983, 10:05 PM EDT  
Att: 16,048 - Unknown

livebaseballscorecards.com

AB	36
R	5
H	11
RBI	5
BB	2
SO	5
LOB	8





Batter	1	2	3	4	5	6	7	8	9
Johnnie LeMaster, R OBP: 0.328, SLG: 0.325 (1, 6)	0-0 1B 2B 1B	0-0 CS 1B			0-3 K	0-0 E5 1B		4-0 BB	
Tom O'Malley, L OBP: 0.333, SLG: 0.340 (1, 5)	0-0 2B 1B 1-2	0-0 F8 1-2			0-3 K	0-0 2B 1B		0-0 F3	
Jack Clark, R OBP: 0.353, SLG: 0.427 (1, 9)	0-0 1B 2B 1-3 2-H		0-0 6-3		0-0 F3	0-3 K			
Darrell Evans, L OBP: 0.372, SLG: 0.514 (1, 3)	0-0 HR 1B 2-H 3-H		0-3 K			2B 1B BB			
Jeffrey Leonard, R OBP: 0.316, SLG: 0.465 (1, 7)	0-0 HR		0-0 1B			0-3 K	0-0 F8		
Chili Davis, S OBP: 0.321, SLG: 0.375 (1, 8)	0-0 6-3		0-0 4-3			0-0 1B 2B 1-3	0-3 K		
John Rabb, R OBP: 0.287, SLG: 0.345 Steve Nicosia, R OBP: 0.184, SLG: 0.271 Brad Wellman, R OBP: 0.303, SLG: 0.250 (7, 4)	0-0 6-3			0-0 6-3		0-0 1B E 1B 2-3 3-H	0-3 K		
Duane Kuiper, L OBP: 0.367, SLG: 0.301 Dave Bergman, L OBP: 0.346, SLG: 0.322 Gary Lavelle, S (7, 1)	0-0 F9			0-0 F5		0-0 BB E 1B 1-3 3-H		0-0 F9	
Bill Laskey, R OBP: 0.236, SLG: 0.106 Andy McGaffigan, R OBP: 0.071, SLG: 0.074 Bob Brenly, R OBP: 0.301, SLG: 0.360 (7, 2)		0-3 K		0-0 4-3		4-0 E 1B BB 1-2		0-3 K	

Inning Stats	R: 5	H: 5	E: 0	LOB: 0	K: 0	S: 8	P: 8	R: 0	H: 1	E: 0	LOB: 0	K: 1	S: 5	P: 5	R: 0	H: 1	E: 0	LOB: 1	K: 1	S: 6	P: 6	R: 0	H: 0	E: 0	LOB: 0	K: 0	S: 3	P: 3	R: 0	H: 0	E: 0	LOB: 0	K: 2	S: 7	P: 7	R: 6	H: 4	E: 1	LOB: 1	K: 3	S: 14	P: 22	R: 0	H: 0	E: 0	LOB: 0	K: 2	S: 7	P: 7	R: 0	H: 0	E: 0	LOB: 1	K: 1	S: 5	P: 9
--------------	------	------	------	--------	------	------	------	------	------	------	--------	------	------	------	------	------	------	--------	------	------	------	------	------	------	--------	------	------	------	------	------	------	--------	------	------	------	------	------	------	--------	------	-------	-------	------	------	------	--------	------	------	------	------	------	------	--------	------	------	------

PITCHER	IP	WLS	BF	H	R	ER	SO	BB	IBB	HBP	BLK	WP	HR	S	P	ERA	WHIP
Charles Hudson, R ERA: 3.52	(1, 1)	4.0	L	18	7	5	5	2	0	0	0	0	1	22	22	11.25	1.750
Larry Andersen, R ERA: 4.0	(5, 1)	1.0		3	0	0	2	0	0	0	0	0	0	7	7	0.00	0.000
Tug McGraw, L ERA: 3.22	(6, 1)	0.1		3	1	2	1	1	0	0	0	0	0	4	8	54.00	6.000
Ron Reed, R ERA: 3.01	(6, 1)	0.0		5	3	4	2	0	1	0	0	0	0	4	8	∞	∞
Willie Hernandez, L ERA: 3.28	(6, 1)	2.2		9	0	0	5	1	0	0	0	0	0	18	22	0.00	0.375

**BOTTOM**

Philadelphia Phillies @ San Francisco Giants  
Candlestick Park, San Francisco, CA

Mon Aug 22 1983, 10:05 PM EDT  
Att. 16,048 - Unknown

AB	R	H	RBI	BB	SO	LOB
4	2	2	0	1	1	1
5	1	2	2	0	1	2
4	1	1	1	0	1	1
3	2	1	2	1	2	1
4	1	2	2	0	1	1
4	1	1	0	0	1	1
2	0	0	0	0	0	0
1	0	1	1	0	0	0
1	1	0	0	0	1	0
2	0	0	0	0	0	0
1	1	1	1	0	0	0
1	0	0	0	0	0	0
2	0	0	0	0	1	0
0	0	0	0	0	0	0
1	1	0	0	1	1	0

livebaseballscorecards.com

AB	35
R	11
H	11
RBI	9
BB	3
SO	10
LOB	7

**GIANTS**

WP	PA
0	38
PB	0
SB	0
CS	1

Batter	1	2	3	4	5	6	7	8	9	AB R H RBI BB SO LOB	TOP									
Joe Morgan, L (1, 4) OBP: 0.351, SLG: 0.358	0-0 1B		0-0 2B		0-0 F7		0-0 F8		0-0 G3	5 0 2 0 0 0 0										
Pete Rose, S (1, 3) OBP: 0.328, SLG: 0.302	0-0 1B		0-3 K		4-0 1B		0-0 4-3		4-0 BB	3 0 1 0 1 1 1										
Al Holland, R (7, 1)	1-2 1B				BB					0 0 0 0 0 0 0										
Greg Gross, L (9, PH) OBP: 0.395, SLG: 0.378										0 0 0 0 1 0 0										
Mike Schmidt, R (1, 5) OBP: 0.382, SLG: 0.491	0-0 F8		0-0 5-3		0-3 K		0-0 F9		0-0 L5	5 0 0 0 0 1 5										
Joe Lefebvre, L (1, 9) OBP: 0.414, SLG: 0.585	0-3 K		0-0 6-3		0-0 1B				0-0 E4 SH3 PB 5-3	4 1 1 0 0 1 3										
Gary Matthews, R (1, 7) OBP: 0.365, SLG: 0.390	0-0 4-3				0-0 6-3		0-0 1-3		0-0 SH3	3 0 0 0 0 0 4										
Von Hayes, L (1, 8) OBP: 0.339, SLG: 0.388			0-0 4-3		0-0 1B		0-0 F5		4-0 5-3 IBB	3 0 1 0 1 0 0										
Bo Diaz, R (1, 2) OBP: 0.299, SLG: 0.381			0-0 1B		0-0 F8		0-3 K		0-0 5-3	4 0 1 1 0 1 2										
Ivan De Jesus, R (1, 6) OBP: 0.329, SLG: 0.320			0-0 F8		4-0 1B		0-0 1B		0-0 P5	3 0 1 0 1 0 2										
John Denny, R (1, 1) OBP: 0.190, SLG: 0.177			0-3 K		0-0 IBB		0-0 6-3		0-0 4-3	2 0 1 0 0 1 1										
Steve Jeltz, S (6, PH)										1 0 0 0 0 0 1										
Larry Andersen, R (6, 1)										0 0 0 0 0 0 0										
Tony Perez, R (7, 3) OBP: 0.313, SLG: 0.388			1-2 2-H 1B							1 0 0 0 0 0 0										
<b>Inning Stats</b>	R: 0 E: 0 K: 1 S: 7	H: 2 LOB: 2 BB: 0 P: 7	R: 0 E: 0 K: 1 S: 6	H: 1 LOB: 1 BB: 0 P: 6	R: 0 E: 0 K: 1 S: 6	H: 1 LOB: 1 BB: 0 P: 6	R: 0 E: 0 K: 0 S: 4	H: 2 LOB: 2 BB: 1 P: 8	R: 0 E: 0 K: 1 S: 6	H: 1 LOB: 2 BB: 1 P: 10	R: 0 E: 0 K: 1 S: 3	H: 0 LOB: 0 BB: 0 P: 3	R: 1 E: 1 K: 0 S: 4	H: 0 LOB: 1 BB: 1 P: 8	R: 0 E: 0 K: 0 S: 3	H: 0 LOB: 1 BB: 1 P: 7	1B: 7 2B: 1 3B: 0 HR: 0	SF: 0 SAC: 1 DP: 0 HBP: 0	WP: 0 PB: 1 SB: 1 CS: 0	PA: 39
<b>PITCHER</b>	IP WLS BF H R ER SO BB IBB HBP BLK WP HR S P ERA WHIP																			
Mike Krukow, R (1, 1) ERA: 3.37	8.0 W 35 8 1 0 5 1 2 0 0 0 0 42 54 0.00 1.125																			
Greg Minton, R (9, 1) ERA: 3.61	1.0 S 4 0 0 0 0 1 0 0 0 0 0 0 3 7 0.00 1.000																			

Philadelphia Phillies @ San Francisco Giants  
 Candlestick Park, San Francisco, CA  
 Tue Aug 23 1983, 10:05 PM EDT  
 Att. 6,885 - Unknown

livebaseballscorecards.com

AB	34
R	1
H	8
RBI	1
BB	4
SO	5
LOB	19







Batter	1	2	3	4	5	6	7	8	9	AB R H RBI BB SO LOB
--------	---	---	---	---	---	---	---	---	---	----------------------

<b>Juan Samuel, R</b> (1, 4) <small>OBP: 0.400, SLG: 0.750</small>	0-0 <b>F8</b>		0-0 <b>E8</b> 3B	0-3 <b>K</b>		4-0 <b>BB</b> 1-2 2-3 <b>IBB</b>		0-0 <b>F3</b>		4 1 1 0 1 1 3
<b>Joe Lefebvre, L</b> (1, 9) <small>OBP: 0.419, SLG: 0.587</small>	1-0 <b>FC6-4</b> <b>HBP</b>		0-0 <b>G2</b>		0-3 <b>K</b>	4-0 <b>BB</b>		0-0 <b>2B</b>		3 0 1 1 1 1 0
<b>Gary Matthews, R</b> (1, 7) <small>OBP: 0.361, SLG: 0.385</small>	0-0 <b>FC6-4</b> <b>1B</b> 1-2f		0-0 <b>6-3</b>		0-0 <b>F3</b>	0-0 <b>F8</b>		0-0 <b>P1</b>		5 0 0 0 0 0 5
<b>Mike Schmidt, R</b> (1, 5) <small>OBP: 0.384, SLG: 0.491</small>	0-0 <b>1B</b>		0-3 <b>K</b>		4-0 <b>FC5-4</b> <b>BB</b>		0-0 <b>G4-6-3</b> <b>1B</b>		0-0 <b>L7</b>	4 0 2 0 1 1 1
<b>Tony Perez, R</b> (1, 3) <small>OBP: 0.311, SLG: 0.382</small>	0-0 <b>F7</b>			4-0 <b>1B</b> <b>FC</b> <b>FC5-2</b> <b>BB</b>	0-0 <b>FC5-4</b> 1-2f		0-0 <b>G4-6-3</b>		0-3 <b>K</b>	4 0 0 0 1 1 5
<b>Bo Diaz, R</b> (1, 2) <small>OBP: 0.296, SLG: 0.377</small>		0-0 <b>F5</b>		0-0 <b>FC</b> <b>FC5-2</b> <b>1B</b> <b>FC1-2</b>		0-0 <b>F8</b>				4 0 0 0 0 1 1
<b>Bob Demier, R</b> (1, 8) <small>OBP: 0.286, SLG: 0.292</small> <b>Joe Morgan, L</b> (8, PH) <small>OBP: 0.350, SLG: 0.357</small> <b>Greg Gross, L</b> (8, 8) <small>OBP: 0.395, SLG: 0.378</small>		0-0 <b>F8</b>		0-0 <b>FC5-2</b> <b>E</b> <b>1B</b>		0-0 <b>L7</b>		0-0 <b>6-3</b>		3 1 1 0 0 0 0 1 0 0 0 0 0 0 0 0 0 0 0 0 0
<b>Ivan De Jesus, R</b> (1, 6) <small>OBP: 0.333, SLG: 0.323</small>		0-0 <b>E8</b> <b>1B</b>		0-0 <b>FC5-2</b> <b>E</b>	1-2 2-3 <b>3-Hf</b>	0-0 <b>WP</b> <b>1B</b> <b>BB</b> <b>1B</b>		4-0 <b>SH1-3</b> <b>BB</b>		3 1 2 0 1 0 3
<b>Steve Carlton, L</b> (1, 1) <small>OBP: 0.207, SLG: 0.259</small>		0-3 <b>K</b>		0-0 <b>FC1-2</b>	1-2 2-H <b>3-Hf</b>	0-0 <b>BB</b> <b>WP</b> <b>1B</b>		0-0 <b>SH1-3</b>		3 0 1 0 0 1 3

TOP

Philadelphia Phillies @ San Francisco Giants  
 Candlestick Park, San Francisco, CA  
 Wed Aug 24 1983, 6:33 AM EDT  
 Att: 14,317 - Unknown

livebaseballscorecards.com

AB	34
R	3
H	8
RBI	1
BB	5
SO	6
LOB	21



Inning Stats	R: 0	H: 1	E: 0	LOB: 2	K: 0	BB: 0	S: 4	P: 5	R: 0	H: 1	E: 1	LOB: 1	K: 1	BB: 0	S: 6	P: 6	R: 1	H: 1	E: 1	LOB: 0	K: 1	BB: 0	S: 6	P: 6	R: 1	H: 1	E: 1	LOB: 2	K: 1	BB: 1	S: 7	P: 11	R: 0	H: 0	E: 0	LOB: 1	K: 1	BB: 1	S: 5	P: 9	R: 1	H: 2	E: 0	LOB: 3	K: 0	BB: 2	S: 5	P: 13	R: 0	H: 1	E: 0	LOB: 0	K: 1	BB: 0	S: 5	P: 5	R: 0	H: 0	E: 0	LOB: 1	K: 0	BB: 1	S: 3	P: 7	R: 0	H: 1	E: 0	LOB: 1	K: 1	BB: 0	S: 6	P: 6	1B: 6	SF: 0	2B: 1	SAC: 1	3B: 1	DP: 1	HR: 0	HBP: 1	WP: 1	PA: 41
--------------	------	------	------	--------	------	-------	------	------	------	------	------	--------	------	-------	------	------	------	------	------	--------	------	-------	------	------	------	------	------	--------	------	-------	------	-------	------	------	------	--------	------	-------	------	------	------	------	------	--------	------	-------	------	-------	------	------	------	--------	------	-------	------	------	------	------	------	--------	------	-------	------	------	------	------	------	--------	------	-------	------	------	-------	-------	-------	--------	-------	-------	-------	--------	-------	--------

PITCHER	IP	WLS	BF	H	R	ER	SO	BB	IBB	HBP	BLK	WP	HR	S	P	ERA	WHIP
<b>Mark Davis, L</b> (1, 1) <small>ERA: 4.57</small>	5.2		29	6	3	2	4	3	1	1	0	1	0	32	49	3.18	1.588
<b>Renie Martin, R</b> (6, 1) <small>ERA: 4.54</small>	3.1	W	12	2	0	0	2	1	0	0	0	0	0	15	19	0.00	0.900

PITCHER	IP	WLS	BF	H	R	ER	SO	BB	IBB	HBP	BLK	WP	HR	S	P	ERA	WHIP
---------	----	-----	----	---	---	----	----	----	-----	-----	-----	----	----	---	---	-----	------



Batter	1	2	3	4	5	6	7	8	9	AB R H RBI BB SO LOB	
Johnnie LeMaster, R (1, 6) OBP: 0.324, SLG: 0.319	0-3 K	0-3 K		0-0 FC5-4			0-0 L7		4-0 HR BB	4 1 0 0 1 2 2	
Joel Youngblood, R (1, 5) OBP: 0.351, SLG: 0.488	0-0 1B			4-0 G5-4-3 BB		0-0 BB 1B	0-0 F9		0-0 HR	4 2 3 2 1 0 0	
Jack Clark, R (1, 9) OBP: 0.353, SLG: 0.423	0-0 1B			0-0 G5-4-3		4-0 BB 1B	4-0 FC5-4 BB			2 0 1 0 2 0 1	
Jeffrey Leonard, R (1, 7) OBP: 0.317, SLG: 0.468	0-0 1B			0-3 K		0-3 K	0-0 FC5-4			4 0 1 1 0 2 3	
Chili Davis, S (1, 8) OBP: 0.322, SLG: 0.374	0-0 L7			0-3 K		0-3 K		4-0 SH1-4 BB		3 0 0 0 1 2 4	
Steve Nicosia, R (1, 2) OBP: 0.208, SLG: 0.288	0-0 F9			0-0 HR 1B		0-0 F2		0-0 SH1-4		3 1 1 0 0 0 4	
Bob Brenly, R (1, 3) OBP: 0.303, SLG: 0.372		0-3 K		0-0 HR		0-3 K		4-0 G6-4-3 IBB		3 1 1 2 1 2 0	
Brad Wellman, R (1, 4) OBP: 0.311, SLG: 0.256		0-0 SH1-4 1B		0-0 FC2-6 1B		0-3 K		0-0 G6-4-3		4 0 2 0 0 1 2	
Mark Davis, L (1, 1) OBP: 0.211, SLG: 0.118		0-0 SH1-4		0-0 FC2-6		0-3 K				1 0 0 0 0 0 1	
Renie Martin, R (6, 1) OBP: 0.364, SLG: 0.636				0-0 FC5-4						1 0 0 0 0 1 0	
Tom O'Malley, L (9, PH) OBP: 0.330, SLG: 0.336									0-0 F8	1 0 0 0 0 0 0	
<b>Inning Stats</b>	R: 1 H: 3 E: 0 LOB: 2 K: 1 BB: 0 S: 8 P: 8	R: 0 H: 1 E: 0 LOB: 1 K: 2 BB: 0 S: 8 P: 8	R: 0 H: 0 E: 0 LOB: 0 K: 1 BB: 1 S: 4 P: 8	R: 2 H: 3 E: 0 LOB: 1 K: 1 BB: 0 S: 8 P: 8	R: 0 H: 1 E: 0 LOB: 2 K: 2 BB: 1 S: 8 P: 12	R: 0 H: 0 E: 0 LOB: 0 K: 3 BB: 0 S: 9 P: 9	R: 0 H: 0 E: 0 LOB: 1 K: 0 BB: 1 S: 3 P: 7	R: 0 H: 0 E: 0 LOB: 1 K: 0 BB: 2 S: 2 P: 10	R: 2 H: 1 E: 0 LOB: 0 K: 0 BB: 1 S: 2 P: 6	1B: 7 SF: 0 2B: 0 SAC: 2 3B: 0 DP: 2 HR: 2 HBP: 0	WP: 0 PA: 38 PB: 0 SB: 0 CS: 0

**BOTTOM**

Philadelphia Phillies @ San Francisco Giants  
Candlestick Park, San Francisco, CA

Wed Aug 24 1983, 6:33 AM EDT  
Att. 14,317 - Unknown

[livebaseballscorecards.com](http://livebaseballscorecards.com)

<b>AB</b>	<b>30</b>
<b>R</b>	<b>5</b>
<b>H</b>	<b>9</b>
<b>RBI</b>	<b>5</b>
<b>BB</b>	<b>6</b>
<b>SO</b>	<b>10</b>
<b>LOB</b>	<b>17</b>



<b>PITCHER</b> Steve Carlton, L (1, 1) ERA: 2.91	IP 8.1 WLS L BF 38 H 9 R 5 ER 5 SO 10 BB 5 IBB 1 HBP 0 BLK 0 WP 0 HR 2 S 52 P 76 ERA 5.40 WHIP 1.680
--	--

<b>PITCHER</b>	IP WLS BF H R ER SO BB IBB HBP BLK WP HR S P ERA WHIP
----------------	---

Batter	1	2	3	4	5	6	7	8	9	AB R H RBI BB SO LOB												
<b>Johnnie LeMaster, R</b> (1, 6) <small>OBP: 0.327, SLG: 0.321</small> <b>Joe Pettini, R</b> (9, PH) <small>OBP: 0.234, SLG: 0.207</small>	0-0 1B HR 1B	0-0 F3			4-0 WP 1B S BB		0-0 2B 1B	0-0 E6 2B 1B	0-0 4-3	4 4 2 0 1 0 0 1 0 0 0 0 0 1												
<b>Max Venable, L</b> (1, 9) <small>OBP: 0.304, SLG: 0.423</small>	0-0 1-3 S HR 1B		0-0 F9		0-3 K		0-0 1-H 2B	0-0 2B 1B		5 2 3 1 0 1 1												
<b>Joel Youngblood, R</b> (1, 4) <small>OBP: 0.359, SLG: 0.508</small> <b>Brad Wellman, R</b> (9, 4) <small>OBP: 0.311, SLG: 0.256</small>	0-0 1-H 3-H HR		0-0 HR 1B		4-0 1B 1B IBB		0-0 F8	0-0 1B 2B		4 4 3 4 1 0 1 0 0 0 0 0 0 0												
<b>Darrell Evans, L</b> (1, 3) <small>OBP: 0.377, SLG: 0.521</small>	0-0 G3		0-0 F9		0-0 1B 1B		4-0 IBB	4-0 1B IBB		3 0 1 1 2 0 1												
<b>Jeffrey Leonard, R</b> (1, 7) <small>OBP: 0.322, SLG: 0.480</small>	0-0 1B		0-0 HR		0-0 1B G3-6-3		0-0 F7	0-0 1-2 2-H 3-H 1B		5 1 4 5 0 0 2												
<b>Chili Davis, S</b> (1, 8) <small>OBP: 0.318, SLG: 0.369</small>	0-3 K		0-3 K2-3		0-0 G3-6-3		0-3 K	0-0 4-3		5 0 0 0 0 3 7												
<b>Tom O'Malley, L</b> (1, 5) <small>OBP: 0.328, SLG: 0.332</small>	0-0 4-3			0-3 K		0-0 4-3		4-0 B3-6-4 E 1B BB	0-0 6-3	4 1 0 0 1 1 1												
<b>Steve Nicosia, R</b> (1, 2) <small>OBP: 0.224, SLG: 0.286</small>		0-0 F6		0-0 F6		0-0 F8		0-0 B3-6-4 1B BB	4-0 BB	4 0 1 0 1 0 0												
<b>Fred Breining, R</b> (1, 1) <small>OBP: 0.167, SLG: 0.140</small>		0-3 K		0-0 1-3		0-3 K		0-0 B3-6-4 1-2f 2-3	0-3 K	5 0 0 0 0 3 3												
<b>Inning Stats</b>	R: 3 E: 0 K: 1 S: 9	H: 4 LOB: 1 BB: 0 P: 9	R: 0 E: 0 K: 1 S: 5	H: 0 LOB: 0 BB: 0 P: 5	R: 2 E: 0 K: 1 S: 7	H: 2 LOB: 0 BB: 0 P: 7	R: 0 E: 0 K: 1 S: 5	H: 0 LOB: 0 BB: 0 P: 5	R: 2 E: 0 K: 1 S: 6	H: 2 LOB: 1 BB: 2 P: 14	R: 0 E: 0 K: 1 S: 5	H: 0 LOB: 0 BB: 0 P: 5	R: 1 E: 0 K: 1 S: 7	H: 2 LOB: 2 BB: 1 P: 11	R: 4 E: 1 K: 0 S: 7	H: 4 LOB: 2 BB: 2 P: 15	R: 0 E: 0 K: 1 S: 5	H: 0 LOB: 1 BB: 1 P: 9	1B: 10 2B: 2 3B: 0 HR: 2	SF: 0 SAC: 0 DP: 2 HBP: 0	WP: 1 PB: 0 SB: 2 CS: 0	PA: 46
<b>PITCHER</b>	IP WLS BF H R ER SO BB IBB HBP BLK WP HR S P ERA WHIP																					
<b>Ed Lynch, R</b> (1, 1) <small>ERA: 3.76</small> <b>Tom Gorman, L</b> (4, 1) <small>ERA: 5.0</small> <b>Scott Holman, R</b> (7, 1) <small>ERA: 3.93</small> <b>Doug Sisk, R</b> (8, 1) <small>ERA: 2.46</small>	3.0 L 15 6 5 5 3 0 0 0 0 0 0 2 21 21 15.00 2.000																					
<b>PITCHER</b>	IP WLS BF H R ER SO BB IBB HBP BLK WP HR S P ERA WHIP																					

**San Francisco Giants @ New York Mets**  
 Shea Stadium, Flushing, NY  
 Fri Aug 26 1983, 7:05 PM EDT  
 Att: 29,840 - Unknown

<b>AB</b>	40
<b>R</b>	12
<b>H</b>	14
<b>RBI</b>	11
<b>BB</b>	6
<b>SO</b>	8
<b>LOB</b>	17





BOTTOM

San Francisco Giants @ New York Mets  
Shea Stadium, Flushing, NY  
Fri Aug 26 1983, 7:05 PM EDT  
Att. 29,840 - Unknown

livebaseballscorecards.com

AB 34  
R 1  
H 9  
RBI 1  
BB 2  
SO 2  
LOB 20



WP: 0 PA: 36  
PB: 0  
SB: 1  
CS: 0

AB R H RBI BB SO LOB

4 0 2 1 0 0 3

4 0 1 0 0 0 4

3 0 1 0 1 1 0

4 0 1 0 0 0 5

4 0 0 0 0 0 4

3 1 0 0 1 0 1

4 0 1 0 0 1 1

4 0 2 0 0 0 1

1B: 9 SF: 0  
2B: 1 SAC: 0  
3B: 0 DP: 2  
HR: 0 HBP: 0

Batter	1	2	3	4	5	6	7	8	9
Mookie Wilson, S OBP: 0.304, SLG: 0.355 (1, 8)	0-0 L6-4 S 1B		0-0 FC6-4 1-2f			0-0 1B 1B	0-0 FC6-4 1-2f 2-3 3-H		
Bob Bailor, R OBP: 0.294, SLG: 0.299 (1, 5)	0-0 F7 1-2		0-0 3-1			0-0 1B 1B	0-0 1-3		
Keith Hernandez, L OBP: 0.362, SLG: 0.420 (1, 3)	4-0 BB			0-0 F9		0-0 1B 2-3		0-3 K	
George Foster, R OBP: 0.298, SLG: 0.426 (1, 7)	0-0 L6-4 2-3			0-0 6-3		0-0 F2		0-0 1B	
Darryl Strawberry, L OBP: 0.312, SLG: 0.470 (1, 9)		0-0 4-3		0-0 F9		0-0 F5		0-0 F8	
Ron Hodges, L OBP: 0.367, SLG: 0.283 (1, 2)		0-0 F2			0-0 4-3		4-0 1B FC6-4 BB	0-0 F5	
Brian Giles, R OBP: 0.300, SLG: 0.284 (1, 4)		0-0 F4			0-0 G5-4-3 1B		0-3 K		0-0 5-3
José Oquendo, S OBP: 0.271, SLG: 0.262 (1, 6)			0-0 FC6-4 1B		0-0 G5-4-3 1-2f		0-0 FC6-4 1B 1B		0-0 F9
Ed Lynch, R OBP: 0.220, SLG: 0.182 (3, PH)			0-0 F6			0-0 F8	0-0 FC6-4 1B		0-0 4-3
Dave Kingman, R OBP: 0.269, SLG: 0.394 (4, 1)									
Tom Gorman, L OBP: 0.250, SLG: 0.250 (6, PH)									
Tucker Ashford, R OBP: 0.263, SLG: 0.218 (7, 1)									
Scott Holman, R OBP: 0.394, SLG: 0.426 (7, PH)									
Rusty Staub, L OBP: 0.500, SLG: 0.500 (8, 1)									
Doug Sisk, R OBP: 0.500, SLG: 0.500 (9, PH)									
Danny Heep, L OBP: 0.323, SLG: 0.404 (9, PH)									

Inning Stats	R: 0	H: 1	E: 0	K: 3	S: 3	R: 0	H: 0	E: 0	K: 0	S: 3	R: 0	H: 0	E: 0	K: 0	S: 3	R: 0	H: 1	E: 0	K: 0	S: 4	R: 0	H: 0	E: 0	K: 0	S: 3	R: 0	H: 3	E: 0	K: 0	S: 6	R: 1	H: 2	E: 0	K: 1	S: 7	R: 0	H: 1	E: 0	K: 1	S: 6	R: 0	H: 0	E: 0	K: 0	S: 3	1B: 9	SF: 0	2B: 1	SAC: 0	3B: 0	DP: 2	HR: 0	HBP: 0	WP: 0	PA: 36
--------------	------	------	------	------	------	------	------	------	------	------	------	------	------	------	------	------	------	------	------	------	------	------	------	------	------	------	------	------	------	------	------	------	------	------	------	------	------	------	------	------	------	------	------	------	------	-------	-------	-------	--------	-------	-------	-------	--------	-------	--------

PITCHER	IP	WLS	BF	H	R	ER	SO	BB	IBB	HBP	BLK	WP	HR	S	P	ERA	WHIP
Fred Breining, R ERA: 4.04 (1, 1)	9.0	W	36	9	1	1	2	2	0	0	0	0	0	38	46	1.00	1.222

Batter	1	2	3	4	5	6	7	8	9	AB R H RBI BB SO LOB	TOP
<b>Johnnie LeMaster, R</b> (1, 6) <small>OBP: 0.328, SLG: 0.322</small>	0-0 	0-0 4-3 			0-0 3-1 		0-3 		0-0 4-3 	5 1 2 0 0 1 0	<b>San Francisco Giants @ New York Mets</b> Shea Stadium, Flushing, NY Sat Aug 27 1983, 7:05 PM EDT Att: 14,172 - Unknown
<b>Max Venable, L</b> (1, 8) <small>OBP: 0.303, SLG: 0.415</small>	0-0 SH1-3 		0-0 G3 		0-0 3-1 		4-0 	0-0 F6 	3 0 0 0 1 0 1		
<b>Jack Clark, R</b> (1, 9) <small>OBP: 0.355, SLG: 0.424</small>	0-0 		0-0 F6 		0-0 F5 		0-0 E6 		4 1 2 1 0 0 1		
<b>Darrell Evans, L</b> (1, 3) <small>OBP: 0.378, SLG: 0.519</small>	4-0 		0-3 		0-0 		0-0 4-3 		3 0 1 0 1 1 2		
<b>Jeffrey Leonard, R</b> (1, 7) <small>OBP: 0.324, SLG: 0.487</small>	0-0 			0-0 F4 		0-0 G5-4-3 		0-0 	4 1 2 2 0 0 1		
<b>Joel Youngblood, R</b> (1, 4) <b>Brad Weisman, R</b> (8, 4) <small>OBP: 0.358, SLG: 0.508</small> <small>OBP: 0.311, SLG: 0.256</small>	0-0 F4 		0-0 6-3 		0-0 		0-3 		4 0 1 0 0 1 2 0 0 0 0 0 0 0		
<b>Tom O'Malley, L</b> (1, 5) <small>OBP: 0.330, SLG: 0.332</small>	0-0 FC6-4 		0-0 		4-0 		0-0 F8 		3 0 1 0 1 0 2		
<b>Steve Nicosia, R</b> (1, 2) <b>Dave Bergman, L</b> (6, PH) <b>Bob Brenly, R</b> (6, PH) <small>OBP: 0.217, SLG: 0.276</small> <small>OBP: 0.346, SLG: 0.322</small> <small>OBP: 0.301, SLG: 0.369</small>		0-0 5-3 		0-0 FC6-4 		0-0 L7 		0-0 F8 	2 0 0 0 0 0 1 0 0 0 0 0 0 0 2 0 0 0 0 0 2		
<b>Atlee Hammaker, S</b> (1, 1) <b>Joe Pettini, R</b> (7, PH) <b>Greg Minton, S</b> (7, 1) <b>Duane Kuiper, L</b> (9, PH) <small>OBP: 0.155, SLG: 0.109</small> <small>OBP: 0.231, SLG: 0.203</small> <small>OBP: 0.500, SLG: 0.429</small> <small>OBP: 0.362, SLG: 0.296</small>		0-3 		0-3 		0-3 		0-3 	2 0 0 0 0 2 0 1 0 0 0 0 1 0 0 0 0 0 0 0 0 1 0 0 0 0 1 0		
<b>Inning Stats</b>	R: 2 H: 3 E: 0 LOB: 2 K: 0 BB: 1 S: 6 P: 10	R: 0 H: 0 E: 0 LOB: 0 K: 1 BB: 0 S: 5 P: 5	R: 0 H: 0 E: 0 LOB: 0 K: 1 BB: 0 S: 5 P: 5	R: 0 H: 1 E: 0 LOB: 1 K: 0 BB: 0 S: 4 P: 4	R: 0 H: 1 E: 0 LOB: 1 K: 1 BB: 0 S: 6 P: 6	R: 0 H: 2 E: 0 LOB: 2 K: 0 BB: 1 S: 4 P: 8	R: 0 H: 1 E: 1 LOB: 2 K: 2 BB: 1 S: 8 P: 12	R: 1 H: 1 E: 0 LOB: 0 K: 1 BB: 0 S: 6 P: 6	R: 0 H: 0 E: 0 LOB: 0 K: 1 BB: 0 S: 5 P: 5	1B: 7 SF: 0 2B: 1 SAC: 1 3B: 0 DP: 1 HR: 1 HBP: 0	
<b>PITCHER</b> <b>Mike Torrez, R</b> (1, 1) <small>ERA: 4.09</small> <b>Jesse Orosco, L</b> (6, 1) <small>ERA: 1.21</small>	IP WLS BF H R ER SO BB IBB HBP BLK WP HR S P ERA WHIP 5.2 W 25 7 2 2 3 2 0 0 0 0 0 0 29 37 3.18 1.588 3.1 S 13 2 1 1 4 1 0 0 0 0 0 1 20 24 2.70 0.900	<b>PITCHER</b> IP WLS BF H R ER SO BB IBB HBP BLK WP HR S P ERA WHIP									

livebaseballscorecards.com

AB	34
R	3
H	9
RBI	3
BB	3
SO	7
LOB	12





Batter	1	2	3	4	5	6	7	8	9
Mookie Wilson, S OBP: 0.305, SLG: 0.358 (1, 8) X	0-0 WP E 2B		0-0 CS 1B		0-3 K		0-0 4-3	0-0 FC4-6 1-2f	
Bob Bailor, R OBP: 0.290, SLG: 0.295 (1, 5) X	0-0 E6 S WP 1B 2-H		0-0 F9 1-2		0-0 2-3		0-0 E6 PB S		
Keith Hernandez, L OBP: 0.383, SLG: 0.420 (1, 3) X	0-0 FC4-6 1-H 1B		0-0 4-3		0-0 1-3		4-0 PB BB 1-2		
George Foster, R OBP: 0.299, SLG: 0.425 (1, 7) H	1-0 FC4-6 1-2 HBP			0-0 HR 1B		0-0 5-3	0-3 K 1-2 2-3		
Darryl Strawberry, L OBP: 0.314, SLG: 0.489 (1, 9) X	0-0 FC4-6 1-2f 2-3 G4-6-3			0-0 HR		0-3 K		0-0 HR	
Brian Giles, R OBP: 0.299, SLG: 0.284 (1, 4) X	0-0 G4-6-3 1-2f			0-0 F7		0-0 FC6-4 1B		0-0 6-3	
Junior Ortiz, R OBP: 0.244, SLG: 0.240 (1, 2) X		0-0 L4		0-0 1B		0-0 FC6-4 1-2f		0-0 G3	
José Oquendo, S OBP: 0.278, SLG: 0.269 (1, 6) S		0-3 K		0-0 1B			0-0 4-3 SH3 E 1B	0-0 1B	
Mike Torrez, R OBP: 0.056, SLG: 0.038 Jesse Orosco, R OBP: 0.308, SLG: 0.333 (6, 1)		0-0 F9		0-0 4-3			0-0 SH3 1-2	0-0 FC4-6 1B	

Inning Stats	R: 2	H: 2	E: 1	K: 0	S: 5	LOB: 1	BB: 0	P: 6
	R: 0	H: 0	E: 0	K: 1	S: 5	LOB: 0	BB: 0	P: 5
	R: 0	H: 1	E: 0	K: 0	S: 3	LOB: 0	BB: 0	P: 3
	R: 2	H: 4	E: 0	K: 0	S: 6	LOB: 1	BB: 0	P: 6
	R: 0	H: 0	E: 0	K: 1	S: 5	LOB: 0	BB: 0	P: 5
	R: 0	H: 1	E: 0	K: 1	S: 6	LOB: 1	BB: 0	P: 6
	R: 1	H: 1	E: 1	K: 1	S: 7	LOB: 2	BB: 1	P: 11
	R: 1	H: 3	E: 0	K: 0	S: 6	LOB: 2	BB: 0	P: 6

AB	R	H	RBI	BB	SO	LOB
5	1	2	0	0	1	3
4	1	0	1	0	0	1
3	0	1	1	1	0	0
3	1	1	0	0	1	2
4	2	2	3	0	1	2
4	0	1	0	0	0	2
4	0	1	0	0	0	1
4	1	3	0	0	1	0
2	0	0	0	0	0	1
1	0	1	0	0	0	0

PITCHER	IP	WLS	BF	H	R	ER	SO	BB	IBB	HBP	BLK	WP	HR	S	P	ERA	WHIP
Atlee Hammaker, L ERA: 2.06 (1, 1)	6.0	L	25	8	4	3	3	0	0	0	0	2	1	30	31	4.50	1.333
Greg Minton, R ERA: 3.63 (7, 1)	2.0		12	4	2	1	1	1	0	0	0	0	1	13	17	4.50	2.500

BOTTOM

San Francisco Giants @ New York Mets  
Shea Stadium, Flushing, NY  
Sat Aug 27 1983, 7:05 PM EDT  
Att. 14,172 - Unknown

AB	34
R	6
H	12
RBI	5
BB	1
SO	4
LOB	12



WP	PA
2	37
PB: 1	
SB: 2	
CS: 1	

livebaseballscores.com





Batter	1	2	3	4	5	6	7	8	9	AB	R	H	RBI	BB	SO	LOB
Mookie Wilson, S (1, 8) OBP: 0.304, SLG: 0.356 Carlos Diaz, R (5, 1) Mark Bradley, R (7, PH) Scott Holman, R (8, 1) OBP: 0.263, SLG: 0.263	0-0 4-3	0-0 4-3		0-0 F8			0-0 F9			3	0	0	0	0	0	2
Bob Bailor, R (1, 5) OBP: 0.293, SLG: 0.298	0-0 SH5-3 BLK 1B		0-0 L4		0-0 F8		0-0 1B			4	0	2	0	0	0	0
Keith Hernandez, L (1, 3) OBP: 0.363, SLG: 0.418	0-0 SH5-3 1-3		1-0 1-3 2B HBP		0-3 K		0-3 K			2	1	0	0	0	2	1
George Foster, R (1, 7) OBP: 0.297, SLG: 0.422	0-0 F9		0-0 1-3 1-2		0-0 F7			0-0 F9		4	0	0	0	0	0	2
Darryl Strawberry, L (1, 9) OBP: 0.313, SLG: 0.489		0-0 F8	0-0 2-H 2B		0-0 4-3			0-0 4-3		4	0	1	1	0	0	0
Ron Hodges, L (1, 2) OBP: 0.371, SLG: 0.282 Junior Ortiz, R (8, PH) (9, 2) OBP: 0.242, SLG: 0.238		4-0 1B BLK 3-1 BB	4-0 1B BB		0-3 K		0-3 K			1	1	0	0	2	1	0
Brian Giles, R (1, 4) OBP: 0.302, SLG: 0.287		0-0 3-1 BB 1B	0-0 1-3 1B		0-0 1B					4	0	2	0	0	1	2
José Oquendo, S (1, 6) OBP: 0.277, SLG: 0.266		4-0 3-1 BB 1-2		0-0 F7		0-0 1-3				3	0	0	0	1	1	1
Craig Swan, R (1, 1) OBP: 0.077, SLG: 0.077 Tom Gorman, L (2, 1) OBP: 0.250, SLG: 0.250 Rusty Staub, L (2, PH) OBP: 0.391, SLG: 0.421 Doug Sisk, R (3, 1) OBP: 0.400, SLG: 0.400 Danny Heep, L (5, 8) OBP: 0.320, SLG: 0.400		0-0 3-1 1-2 2-3 3-H		0-0 6-3			0-0 6-3			0	0	0	0	0	0	0

Inning Stats	R: 0	H: 1	E: 0	LOB: 1	K: 0	P: 4	R: 1	H: 1	E: 0	LOB: 2	K: 0	P: 12	R: 1	H: 1	E: 0	LOB: 2	K: 0	P: 9	R: 0	H: 0	E: 0	LOB: 0	K: 0	P: 3	R: 0	H: 0	E: 0	LOB: 0	K: 1	P: 5	R: 0	H: 1	E: 0	LOB: 1	K: 1	P: 6	R: 0	H: 1	E: 0	LOB: 1	K: 1	P: 6	R: 0	H: 0	E: 0	LOB: 0	K: 1	P: 5	R: 0	H: 0	E: 0	LOB: 0	K: 2	P: 7	1B: 4	SF: 0	2B: 1	SAC: 1	3B: 0	DP: 0	HR: 0	HBP: 1	WP: 0	PA: 36
--------------	------	------	------	--------	------	------	------	------	------	--------	------	-------	------	------	------	--------	------	------	------	------	------	--------	------	------	------	------	------	--------	------	------	------	------	------	--------	------	------	------	------	------	--------	------	------	------	------	------	--------	------	------	------	------	------	--------	------	------	-------	-------	-------	--------	-------	-------	-------	--------	-------	--------

PITCHER	IP	WLS	BF	H	R	ER	SO	BB	IBB	HBP	BLK	WP	HR	S	P	ERA	WHIP
Bill Laskey, R (1, 1) ERA: 4.19	0.0		0	0	0	0	0	0	0	0	0	0	0	0	0	∞	∞
Andy McGaffigan, R (1, 1) ERA: 4.69	1.1		8	2	1	1	0	2	0	0	2	0	0	6	14	6.75	3.000
Jim Barr, R (2, 1) ERA: 4.65	4.2	W	18	2	1	1	2	0	1	1	0	0	0	20	25	1.93	0.429
Gary Lavelle, L (7, 1) ERA: 2.54	3.0	S	10	1	0	0	4	0	0	0	0	0	0	18	18	0.00	0.333

**BOTTOM**

**San Francisco Giants @ New York Mets**  
Shea Stadium, Flushing, NY  
Sun Aug 28 1983, 3:33 AM EDT  
Att. 14,163 - Unknown

livebaseballscores.com

<b>AB</b>	<b>31</b>
<b>R</b>	<b>2</b>
<b>H</b>	<b>5</b>
<b>RBI</b>	<b>2</b>
<b>BB</b>	<b>3</b>
<b>SO</b>	<b>6</b>
<b>LOB</b>	<b>10</b>



Batter	1	2	3	4	5	6	7	8	9	AB R H RBI BB SO LOB	TOP																			
Max Venable, L (1, 7) OBP: 0.299, SLG: 0.402	0-0 4-3		0-3 K			0-0 1-3			0-3 K	4 0 0 0 0 2 0	<b>San Francisco Giants @ Montreal Expos</b> Olympic Stadium, Montreal, QB Mon Aug 29 1983, 7:05 PM EDT Att: 30,485 - Unknown <a href="http://livebaseballscorecards.com">livebaseballscorecards.com</a>																			
Joel Youngblood, R (1, 4) OBP: 0.357, SLG: 0.502	0-0 1B		0-0 F7			0-0 F6-3			0-0 4-3	4 0 1 0 0 0 0																				
Jack Clark, R (1, 9) OBP: 0.352, SLG: 0.420	0-0 F9					0-0 4-3			0-0 F3	4 0 1 0 0 0 1																				
Darrell Evans, L (1, 6) OBP: 0.384, SLG: 0.534	0-0 1B					0-0 F5			0-0 F4-6-3 1B	3 0 2 0 0 0 1																				
Chili Davis, S (1, 8) OBP: 0.320, SLG: 0.369	0-0 F2					0-0 F4-6-3 1B			0-3 K	3 0 1 0 0 1 3																				
Tom O'Malley, L (1, 5) OBP: 0.327, SLG: 0.329			0-0 F7			0-0 F4-6-3			0-0 F4-6-3	3 0 0 0 0 0 3																				
Dave Bergman, L (1, 3) OBP: 0.348, SLG: 0.347			0-0 F7			0-0 F9			0-0 F6-4-3 1B	3 0 1 0 0 0 0																				
Bob Brenly, R (1, 2) OBP: 0.300, SLG: 0.366			0-3 K			0-0 5-3			0-0 F6-4-3	3 0 0 0 0 1 1																				
Mike Krukow, R (1, 1) OBP: 0.200, SLG: 0.196			0-3 K			0-3 K			0-3 K	2 0 0 0 0 2 0	<b>GIANTS</b>																			
Duane Kuiper, L (8, PH) OBP: 0.360, SLG: 0.294										1 0 0 0 0 1 0																				
Renie Martin, R (8, 1) OBP: 0.364, SLG: 0.636										0 0 0 0 0 0 0																				
<b>Inning Stats</b>	R: 0 E: 0 K: 0 S: 5	H: 2 LOB: 2 BB: 0 P: 5	R: 0 E: 0 K: 1 S: 5	H: 0 LOB: 0 BB: 0 P: 5	R: 0 E: 0 K: 2 S: 7	H: 0 LOB: 0 BB: 0 P: 7	R: 0 E: 0 K: 0 S: 4	H: 2 LOB: 1 BB: 0 P: 4	R: 0 E: 0 K: 1 S: 5	H: 0 LOB: 0 BB: 0 P: 5	R: 0 E: 0 K: 1 S: 5	H: 1 LOB: 0 BB: 0 P: 5	R: 0 E: 0 K: 1 S: 5	H: 1 LOB: 0 BB: 0 P: 5	R: 0 E: 0 K: 1 S: 5	H: 0 LOB: 0 BB: 0 P: 5	1B: 6 2B: 0 3B: 0 HR: 0	SF: 0 SAC: 0 DP: 3 HBP: 0	WP: 0 PB: 0 SB: 0 CS: 0	PA: 30										
<b>PITCHER</b> Bryn Smith, R (1, 1) ERA: 2.47	IP 9.0	WLS W	BF 30	H 6	R 0	ER 0	SO 7	BB 0	IBB 0	HBP 0	BLK 0	WP 0	HR 0	S 44	P 44	ERA 0.00	WHIP 0.667													
											<b>PITCHER</b>	IP	WLS	BF	H	R	ER	SO	BB	IBB	HBP	BLK	WP	HR	S	P	ERA	WHIP		



Batter	1	2	3	4	5	6	7	8	9	AB R H RBI BB SO LOB
--------	---	---	---	---	---	---	---	---	---	----------------------

<b>Tim Raines, S</b> <small>OBP: 0.381, SLG: 0.421</small> (1, 7) X	0-0  1B	0-0 3-1  1B		0-3 K  1B		0-0 SF7  1B		0-0  2B		4 1 2 1 0 1 2
<b>Manny Trillo, R</b> <small>OBP: 0.322, SLG: 0.347</small> (1, 4) X	0-0  1B		0-0  1B		0-0  HR	0-0 6-3  1B		0-0 1-3  1B		5 2 3 2 0 0 2
<b>Andre Dawson, R</b> <small>OBP: 0.353, SLG: 0.569</small> (1, 8) X	0-0 F9  1B		0-0 F6  1B		0-0 F7  1B		0-0  1B	0-0 F9  1B		5 0 1 0 0 0 4
<b>Al Oliver, L</b> <small>OBP: 0.347, SLG: 0.409</small> (1, 3) X	0-0  1B		0-0 F7  1B		0-0  2B		0-0  1B			4 0 2 0 0 0 2
<b>Tim Wallach, R</b> <small>OBP: 0.350, SLG: 0.470</small> (1, 5) X	0-0 F2  1B		0-0  1B		0-0 F9  1B		0-0  2B			4 1 0 0 0 0 5
<b>Warren Cromartie, L</b> <small>OBP: 0.344, SLG: 0.386</small> (1, 9) X	0-0  1B			0-0 G3  1B	4-0  IBB		0-0  2B			3 0 2 2 1 0 0
<b>Bobby Ramos, R</b> <small>OBP: 0.375, SLG: 0.340</small> (1, 2) X	0-3 K  1B			0-0  1B	0-0 L6  1B		0-0 4-3  1B			4 0 1 0 0 1 5
<b>Doug Flynn, R</b> <small>OBP: 0.267, SLG: 0.294</small> (1, 6) X			0-0  1B	4-0  BB		0-0  1B		0-0  1B		3 1 1 0 1 0 0
<b>Bryn Smith, R</b> <small>OBP: 0.190, SLG: 0.190</small> (1, 1) X			0-3 K  1B	0-0  1B		0-0  1B		0-0  1B		3 0 1 0 0 1 2

Inning Stats	R: 2	H: 4	E: 1	LOB: 2	K: 1	S: 9	P: 9	R: 0	H: 0	E: 0	LOB: 0	K: 1	S: 5	R: 0	H: 1	E: 0	LOB: 1	K: 0	S: 4	R: 0	H: 1	E: 0	LOB: 2	K: 1	S: 6	R: 1	H: 2	E: 0	LOB: 2	K: 0	S: 5	R: 1	H: 1	E: 1	LOB: 0	K: 0	S: 4	R: 1	H: 2	E: 0	LOB: 1	K: 0	S: 5	R: 0	H: 2	E: 0	LOB: 2	K: 0	S: 5	R: 0	H: 2	E: 0	LOB: 2	K: 0	S: 5
--------------	------	------	------	--------	------	------	------	------	------	------	--------	------	------	------	------	------	--------	------	------	------	------	------	--------	------	------	------	------	------	--------	------	------	------	------	------	--------	------	------	------	------	------	--------	------	------	------	------	------	--------	------	------	------	------	------	--------	------	------

PITCHER	IP	WLS	BF	H	R	ER	SO	BB	IBB	HBP	BLK	WP	HR	S	P	ERA	WHIP
<b>Mike Krukow, R</b> <small>ERA: 3.45</small> (1, 1)	7.0	L	34	11	5	4	3	1	1	0	0	0	1	38	46	5.14	1.714
<b>Renie Martin, R</b> <small>ERA: 4.48</small> (8, 1)	1.0		5	2	0	0	0	0	0	0	0	0	0	5	5	0.00	2.000

**BOTTOM**

**San Francisco Giants @ Montreal Expos**  
 Olympic Stadium, Montreal, QB  
 Mon Aug 29 1983, 7:05 PM EDT  
 Att. 30,485 - Unknown

AB	35
R	5
H	13
RBI	5
BB	2
SO	3
LOB	22



WP	HR	S	P	ERA	WHIP
0	0	0	0	0.00	2.000

Batter	1	2	3	4	5	6	7	8	9	AB R H RBI BB SO LOB	TOP	
Max Venable, L (1, 7) OBP: 0.292, SLG: 0.391 Joe Pettini, R (7, 6) OBP: 0.235, SLG: 0.197	0-0 1-3 K	0-3 K		0-0 F9		0-3 K	0-0 F7		4-0 2B HR 1-2 BB	5 0 0 0 0 2 2 0 1 0 0 1 0 0		
Joel Youngblood, R (1, 4) OBP: 0.360, SLG: 0.504	0-0 2B BB 1B		0-0 4-3		0-0 5-3	4-0 BB		0-0 6-3	0-0 1-3 HR 2-H 2-H	5 2 2 1 1 0 0		
Jack Clark, R (1, 9) OBP: 0.356, SLG: 0.429	0-0 BB BB 1-3 PB 2B		0-0 F6-3		4-0 BLK 2B BB	0-0 1-3		4-0 2B BB	0-0 2-H HR 3-H	4 3 2 3 2 0 1		
Darrell Evans, L (1, 6) OBP: 0.385, SLG: 0.531 Brad Wellman, R (7, 4) OBP: 0.314, SLG: 0.265	4-0 PB BB BB		4-0 BB		0-3 K 1-2		0-0 4-3	0-0 1-3 2B	0-0 F8	2 0 0 0 2 1 1 2 0 1 0 0 0 0		
Chili Davis, S (1, 8) OBP: 0.321, SLG: 0.368	0-3 K		0-0 F9		4-0 2B BB		0-0 E7 HR 1B	0-3 K		4 2 1 0 1 2 6		
Tom O'Malley, L (1, 5) OBP: 0.331, SLG: 0.332	4-0 PB BB 1-2 2-3 3-H			0-0 F5	0-0 1-H 2-H 1B 2B		1-0 HR HBP	0-3 K		3 2 1 3 1 1 2		
Dave Bergman, L (1, 3) OBP: 0.368, SLG: 0.430	0-3 K 1-2 2-3 3-H			0-0 HR	0-0 2-H 1B		0-0 HR		0-0 BB 2B 1B	5 3 4 5 0 1 2		
Bob Brenly, R (1, 2) OBP: 0.302, SLG: 0.367		0-0 CS 1B		0-0 SH1-4 1B	0-0 4-3		0-0 F7		0-3 K	5 0 2 0 0 1 2		
Mark Davis, L (1, 1) OBP: 0.227, SLG: 0.105 Greg Minton, S (7, 1) OBP: 0.444, SLG: 0.375		0-0 F3		0-0 SH1-4		0-0 F8	4-0 BB		0-3 K	2 0 0 0 1 0 1 1 0 0 0 0 1 1		
<b>Inning Stats</b>	R: 2 H: 2 E: 0 LOB: 2 K: 2 BB: 2 S: 9 P: 17	R: 0 H: 1 E: 0 LOB: 0 K: 1 BB: 0 S: 5 P: 5	R: 0 H: 0 E: 0 LOB: 1 K: 0 BB: 1 S: 3 P: 7	R: 1 H: 2 E: 0 LOB: 1 K: 0 BB: 0 S: 5 P: 5	R: 3 H: 2 E: 0 LOB: 1 K: 1 BB: 2 S: 7 P: 15	R: 0 H: 0 E: 0 LOB: 1 K: 1 BB: 1 S: 5 P: 9	R: 3 H: 2 E: 1 LOB: 1 K: 0 BB: 1 S: 5 P: 10	R: 0 H: 1 E: 0 LOB: 2 K: 2 BB: 1 S: 8 P: 12	R: 4 H: 3 E: 0 LOB: 0 K: 2 BB: 1 S: 10 P: 14	1B: 6 SF: 0 2B: 4 SAC: 1 3B: 0 DP: 0 HR: 3 HBP: 1	WP: 0 PA: 49 PB: 1 SB: 0 CS: 1	
<b>PITCHER</b>	IP WLS BF H R ER SO BB IBB HBP BLK WP HR S P ERA WHIP											
Ray Burris, R (1, 1) ERA: 3.35	4.2 L 24 6 6 5 4 5 0 0 1 0 1 27 47 9.64 2.357											
Bob James, R (5, 1) ERA: 5.1	2.1 13 3 3 3 1 2 0 1 0 0 1 12 21 11.57 2.143											
Jeff Reardon, R (8, 1) ERA: 3.04	1.0 5 1 0 0 2 1 0 0 0 0 0 8 12 0.00 2.000											
Greg Bargar, R (9, 1) ERA: 6.32	1.0 7 3 4 4 2 1 0 0 0 0 1 10 14 36.00 4.000											

San Francisco Giants @ Montreal Expos  
Olympic Stadium, Montreal, QB  
Tue Aug 30 1983, 7:05 PM EDT  
Att: 29,536 - Unknown

livebaseballscorecards.com

AB	38
R	13
H	13
RBI	12
BB	9
SO	9
LOB	18





Batter	1	2	3	4	5	6	7	8	9	AB R H RBI BB SO LOB
Tim Raines, S OBP: 0.380, SLG: 0.418 (1, 7)	0-0 G5-4-3 BB E 1B		0-0 G6-4-3 1-2f		0-0 E4 1-3 CS		0-0 G4-6-3 1-2f 2-3		0-0 4-3	5 1 1 0 0 0 4
Manny Trillo, R OBP: 0.322, SLG: 0.344 Jeff Reardon, R OBP: 0.143, SLG: 0.143 Mike Vail, R OBP: 0.309, SLG: 0.333 (1, 4) (8, 1) (9, 9)	4-0 G5-4-3 BB 1-2		0-0 E6 HBP		0-3 K 1-2 3-H		0-0 5-3			3 0 0 0 1 1 2 0 0 0 0 0 0 0 0 0 0 0 0 0 0
Andre Dawson, R OBP: 0.354, SLG: 0.567 Terry Francona, L OBP: 0.224, SLG: 0.252 (1, 8) (9, 3)	0-0 G5-4-3 1-2f 2-3		1-0 FC4-6 HBP		0-0 1B		0-0 F7			3 0 1 0 0 0 2 0 0 0 0 0 0 0
Al Oliver, L OBP: 0.344, SLG: 0.406 Greg Bargar, R OBP: 0.200, SLG: 0.200 (1, 3) (9, 1)	0-0 E8 3-H		0-0 FC4-6 1-2f		0-3 K		0-0 5-3			4 0 0 0 0 1 3 0 0 0 0 0 0 0
Tim Wallach, R OBP: 0.349, SLG: 0.467 (1, 5)	0-3 K				0-0 F7		0-0 3-1		4-0 1B BB	3 0 0 0 1 1 1
Jim Wohlford, R OBP: 0.309, SLG: 0.378 (1, 9) (9, 8)		0-0 1-3		0-0 WP 1B		0-3 K		0-0 1-2 1B		4 0 2 0 0 1 0
Bobby Ramos, R OBP: 0.350, SLG: 0.314 (1, 2)		0-3 K		0-3 K 1-2		0-0 5-3		0-0 4-3		4 0 0 0 0 2 3
Doug Flynn, R OBP: 0.266, SLG: 0.292 Bob James, R Angel Salazar, R OBP: 0.300, SLG: 0.222 (1, 6) (5, 1) (7, PH) (8, 6)		0-0 F5-3		0-3 K		4-0 G4-6-3 1B BB		0-0 5-3		2 0 0 0 0 1 1 0 0 0 0 0 0 0 1 0 0 0 1 0 0
Ray Burris, R OBP: 0.300, SLG: 0.297 Chris Speier, R OBP: 0.330, SLG: 0.325 (1, 1) (5, 6) (8, 4)			4-0 G6-4-3 BB		4-0 E CS BB		0-0 G4-6-3 1-2 1B		0-0 5-3	0 0 0 0 1 0 0 2 1 1 0 1 0 0

Inning Stats	R: 1	H: 1	R: 0	H: 0	R: 0	H: 0	R: 1	H: 1	R: 0	H: 0	R: 0	H: 1	R: 0	H: 1	R: 0	H: 0	R: 0	H: 0	R: 0	H: 0	1B: 5	SF: 0	WP: 1	PA: 37
	E: 1	LOB: 1	E: 0	LOB: 0	E: 1	LOB: 2	E: 1	LOB: 1	E: 0	LOB: 0	E: 0	LOB: 1	E: 0	LOB: 1	E: 0	LOB: 2	E: 0	LOB: 0	E: 0	LOB: 0	2B: 0	SAC: 0	PB: 0	
	K: 1	BB: 1	K: 1	BB: 0	K: 0	BB: 1	K: 2	BB: 1	K: 1	BB: 0	K: 0	BB: 1	K: 0	BB: 1	K: 0	BB: 1	K: 0	BB: 0	K: 0	BB: 0	3B: 0	DP: 3	SB: 0	
	S: 6	P: 10	S: 5	P: 5	S: 3	P: 8	S: 8	P: 8	S: 5	P: 5	S: 3	P: 7	S: 4	P: 8	S: 3	P: 3	S: 3	P: 3	S: 3	P: 3	HR: 0	HBP: 1	CS: 2	

PITCHER	IP	WLS	BF	H	R	ER	SO	BB	IBB	HBP	BLK	WP	HR	S	P	ERA	WHIP
Mark Davis, L ERA: 4.19 Greg Minton, R ERA: 3.51	(1, 1) (7, 1)	6.0 S	26 11	3 2	2 0	0 0	7 0	4 1	0 0	1 0	0 0	1 0	0 0	35 10	52 14	0.00 0.00	1.167 1.000


**BOTTOM**

**San Francisco Giants @ Montreal Expos**  
Olympic Stadium, Montreal, QB

Tue Aug 30 1983, 7:05 PM EDT  
Att. 29,536 - Unknown

livebaseballscorecards.com

AB	31
R	2
H	5
RBI	0
BB	5
SO	7
LOB	16



Batter	1	2	3	4	5	6	7	8	9	AB R H RBI BB SO LOB	TOP									
Chili Davis, S OBP: 0.319, SLG: 0.365 (1, 8) X	0-0 F4 ① X	0-0 F9 ③			0-0 F9 ① X			0-3 K ①		4 0 0 0 0 1 1										
Joel Youngblood, R OBP: 0.355, SLG: 0.496 (1, 4) X	0-0 F3 ②		0-0 F9 ① X		0-0 F6 ② X			0-0 F9 ② X		4 0 0 0 0 0 0										
Jack Clark, R OBP: 0.355, SLG: 0.426 (1, 9) X	0-0 F6 ③		4-0 BB ③		0-0 F2 ③ X			0-3 K ③		3 0 0 0 1 1 0										
Darrell Evans, L OBP: 0.386, SLG: 0.533 (1, 6)		0-0 1B 2B 1B X	0-0 F3 ② X		0-0 F8 ① X			0-0 2B X		4 1 2 0 0 0 1										
Jeffrey Leonard, R OBP: 0.322, SLG: 0.481 (1, 7)		0-3 K ① S	0-0 F9 ③ X		0-0 F2 ② X			0-0 F7 ① X		4 0 0 0 0 1 3										
Tom O'Malley, L OBP: 0.330, SLG: 0.331 (1, 5)		0-0 2B E 1B X		0-0 F7 ① X		0-0 F6-3 ③ X		0-0 F2 ② X		4 1 1 0 0 0 1										
Dave Bergman, L OBP: 0.367, SLG: 0.437 (1, 3)		0-0 1-3 E 1B X		0-0 G3 ② X		0-0 F7 ① X		0-0 F6 ③ X		3 1 1 1 0 0 0										
Steve Nicosia, R OBP: 0.213, SLG: 0.271 (9, PH)		0-0 1-3 E 2B X								0 0 0 0 0 0 0										
Max Venable, L OBP: 0.291, SLG: 0.389 (9, PH)		0-0 3-H E 2B X								1 0 0 0 0 0 1										
Bob Brenly, R OBP: 0.303, SLG: 0.371 (1, 2)		0-0 F8 ② X		0-0 2B X		0-0 F7 ② X				3 0 1 0 0 0 2										
Fred Breining, R OBP: 0.175, SLG: 0.150 (1, 1)		0-0 E9 1B X		0-3 K ③ S		0-3 K ③ S				3 0 1 2 0 2 1										
<b>Inning Stats</b>	R: 0 E: 0 K: 0 S: 3	H: 0 LOB: 0 BB: 0 P: 3	R: 3 E: 1 K: 1 S: 9	H: 4 LOB: 1 BB: 0 P: 9	R: 0 E: 0 K: 0 S: 3	H: 0 LOB: 1 BB: 1 P: 7	R: 0 E: 0 K: 1 S: 6	H: 1 LOB: 1 BB: 0 P: 6	R: 0 E: 0 K: 0 S: 3	H: 0 LOB: 0 BB: 0 P: 3	R: 0 E: 0 K: 1 S: 5	H: 0 LOB: 0 BB: 0 P: 5	R: 0 E: 0 K: 2 S: 7	H: 0 LOB: 0 BB: 0 P: 7	R: 0 E: 0 K: 0 S: 4	H: 1 LOB: 1 BB: 0 P: 4	1B: 3 2B: 3 3B: 0 HR: 0	SF: 0 SAC: 0 DP: 0 HBP: 0	WP: 0 PB: 0 SB: 0 CS: 0	PA: 34
<b>PITCHER</b>	IP WLS BF H R ER SO BB IBB HBP BLK WP HR S P ERA WHIP																			
Bill Gullickson, R ERA: 3.81 (1, 1)	8.1 W 32 6 3 3 5 1 0 0 0 0 0 0 41 45 3.24 0.840																			
Dan Schatzeder, L ERA: 3.03 (9, 1)	0.1 1 0 0 0 0 0 0 0 0 0 0 0 0 1 1 0.00 0.000																			
Jeff Reardon, R ERA: 3.03 (9, 1)	0.1 S 1 0 0 0 0 0 0 0 0 0 0 0 0 1 1 0.00 0.000																			

San Francisco Giants @ Montreal Expos  
Olympic Stadium, Montreal, QB  
Wed Aug 31 1983, 7:05 PM EDT  
Att: 22,883 - Unknown

AB	33
R	3
H	6
RBI	3
BB	1
SO	5
LOB	10







Batter	1	2	3	4	5	6	7	8	9	AB R H RBI BB SO LOB
--------	---	---	---	---	---	---	---	---	---	----------------------

<b>Johnnie LeMaster, R</b> <small>(1, 6) X</small> <small>OBP: 0.329, SLG: 0.322</small>	0-0  1B		0-3  K	0-0  CS <small>2-3</small>	4-0  CS BB		0-0  6-3		0-0  P6	4 1 1 0 1 1 0
<b>Dave Bergman, L</b> <small>(1, 3) X</small> <small>OBP: 0.371, SLG: 0.439</small> <b>Steve Nicosia, R</b> <small>(9, PH)</small> <small>OBP: 0.210, SLG: 0.267</small>	0-0  FC3-6 E 1B		0-3  K		0-0  G3 <small>1-2</small>		0-0  1B		0-0  6-3	4 0 2 0 0 1 1 1 0 0 0 0 0 0
<b>Jack Clark, R</b> <small>(1, 9) X</small> <small>OBP: 0.356, SLG: 0.429</small>	0-0  E4 FC3-6 1B		0-0  1B 2B		0-0  1B BB 1B		0-3  K			4 1 2 1 0 1 2
<b>Darrell Evans, L</b> <small>(1, 5) X</small> <small>OBP: 0.387, SLG: 0.532</small>	0-0  FC3-6 CS 1B		0-0  1B 2B		4-0  1B BB 1B		0-3  K			3 0 1 1 1 1 3
<b>Jeffrey Leonard, R</b> <small>(1, 7) S S S</small> <small>OBP: 0.321, SLG: 0.479</small>	0-3  K 1B		0-3  K		0-0  1B BB				0-3  K	4 0 1 0 0 3 3
<b>Joel Youngblood, R</b> <small>(1, 4)</small> <small>OBP: 0.354, SLG: 0.496</small>		0-0  F9		0-0  5-3	0-0  4-3				0-0  2B	4 0 1 0 0 0 3
<b>Chili Davis, S</b> <small>(1, 8)</small> <small>OBP: 0.318, SLG: 0.364</small>		0-3  K		0-0  CS BLK 1B			0-0  6-3		0-0  F7	4 0 1 0 0 1 1
<b>Bob Brenly, R</b> <small>(1, 2)</small> <small>OBP: 0.306, SLG: 0.368</small>		4-0  BB		4-0  BB			0-0  6-3		0-0  F8	2 0 0 0 2 0 1
<b>Atlee Hammaker, S</b> <small>(1, 1)</small> <small>OBP: 0.148, SLG: 0.103</small> <b>Jim Barr, R</b> <small>(8, 1)</small> <small>OBP: 0.071, SLG: 0.143</small> <b>Brad Wellman, R</b> <small>(9, PH)</small> <small>OBP: 0.312, SLG: 0.264</small>	0-0  L8		0-3  K		0-0  F9				0-3  K	3 0 0 0 0 1 3 0 0 0 0 0 0 0 1 0 0 0 0 1 0

Inning Stats	R: 1	H: 2	R: 0	H: 0	R: 1	H: 2	R: 0	H: 1	R: 0	H: 2	R: 0	H: 1	R: 0	H: 1	R: 0	H: 0	R: 0	H: 1	R: 0	H: 1	R: 0	H: 0	R: 0	H: 0	1B: 7	SF: 0	WP: 0	PA: 39
	E: 1	LOB: 1	E: 0	LOB: 1	E: 0	LOB: 1	E: 0	LOB: 1	E: 0	LOB: 3	E: 0	LOB: 0	E: 0	LOB: 1	E: 0	LOB: 0	E: 0	LOB: 1	E: 0	LOB: 1	E: 0	LOB: 0	E: 0	LOB: 0	2B: 2	SAC: 0	PB: 0	
	K: 1	BB: 0	K: 1	BB: 1	K: 3	BB: 0	K: 1	BB: 1	K: 0	BB: 2	K: 0	BB: 0	K: 2	BB: 0	K: 1	BB: 0	K: 0	BB: 0	K: 1	BB: 0	K: 1	BB: 0	K: 1	BB: 0	3B: 0	DP: 0	SB: 0	
	S: 7	P: 7	S: 5	P: 9	S: 11	P: 11	S: 5	P: 9	S: 4	P: 12	S: 3	P: 3	S: 8	P: 8	S: 6	P: 6	S: 5	P: 5	S: 5	P: 5	S: 5	P: 5	S: 5	P: 5	HR: 0	HBP: 0	CS: 3	

PITCHER	IP	WLS	BF	H	R	ER	SO	BB	IBB	HBP	BLK	WP	HR	S	P	ERA	WHIP
<b>Tony Ghelfi, R</b> <small>(1, 1)</small> <small>ERA: 3.6</small>	5.0	W	24	7	2	2	6	4	0	0	1	0	0	32	48	3.60	2.200
<b>Willie Hernandez, L</b> <small>(6, 1)</small> <small>ERA: 3.18</small>	3.0		11	2	0	0	3	0	0	0	0	0	0	17	17	0.00	0.667
<b>Al Holland, L</b> <small>(9, 1)</small> <small>ERA: 2.38</small>	1.0	S	3	0	0	0	1	0	0	0	0	0	0	5	5	0.00	0.000

TOP

San Francisco Giants @ Philadelphia Phillies  
 Veterans Stadium, Philadelphia, PA  
 Thu Sep 01 1983, 7:05 PM EDT  
 Att: 16,022 - Unknown

livebaseballscorecards.com

AB	34
R	2
H	9
RBI	2
BB	4
SO	10
LOB	17





Batter	1	2	3	4	5	6	7	8	9	AB	R	H	RBI	BB	SO	LOB
Juan Samuel, R OBP: 0.278, SLG: 0.344 (1, 4)	0-0 5-3		0-0 F9		0-0 2B 1B		0-0 6-3			4	1	1	0	0	0	1
Gary Matthews, R OBP: 0.364, SLG: 0.398 (1, 7) Greg Gross, L OBP: 0.386, SLG: 0.365 (9, 7)	0-0 F8		0-0 S 1B		0-0 BLK SF9 1-H 2-H 2B		0-0 F8			4	1	2	2	0	0	1
Mike Schmidt, R OBP: 0.397, SLG: 0.521 (1, 5)	0-0 6-3		0-3 K		4-0 SF9 BLK CS IBB			0-0 F8 SH3-4 1B		3	0	1	0	1	1	1
Tony Perez, R OBP: 0.311, SLG: 0.373 (1, 3) Willie Hernandez, L OBP: 0.455, SLG: 0.455 (6, 1) Kiko Garcia, R OBP: 0.348, SLG: 0.434 (8, PH) Al Holland, R (9, 1)		0-0 5-3	0-0 6-3		0-0 SF9 1-3 2-H			0-0 SH3-4 1-2		2	0	0	1	0	0	1
Sixto Lezcano, R OBP: 0.330, SLG: 0.353 (1, 9)		4-0 2B BB		0-3 K	0-0 CS 3-H	0-0 F7		0-0 F8 2-3		3	1	0	0	1	1	1
Garry Maddox, R OBP: 0.326, SLG: 0.393 (1, 8)		0-0 1-H 2B		0-0 F8		0-0 5-3		0-0 F8		4	0	1	1	0	0	1
Bo Diaz, R OBP: 0.289, SLG: 0.367 (1, 2)		0-3 K		0-0 F8		0-0 L8				3	0	0	0	0	1	1
Ivan De Jesus, R OBP: 0.327, SLG: 0.315 (1, 6)		4-0 FC4-6 IBB		0-3 K		0-0 5-4-3 1B				2	0	1	0	1	1	0
Tony Ghelfi, R (1, 1) Alejandro Sanchez, R OBP: 0.500, SLG: 0.500 (5, PH) Pete Rose, S OBP: 0.316, SLG: 0.291 (6, 3)		0-0 FC4-6 1-2f		0-0 2B 1B		0-0 5-4-3				1	0	0	0	0	0	2

Inning Stats	R: 0	H: 0	E: 0	K: 0	S: 3	R: 1	H: 1	E: 0	K: 1	S: 6	R: 0	H: 1	E: 0	K: 1	S: 6	R: 0	H: 0	E: 0	K: 1	S: 5	R: 3	H: 3	E: 0	K: 1	S: 7	R: 0	H: 0	E: 0	K: 0	S: 3	R: 0	H: 1	E: 0	K: 0	S: 4	R: 0	H: 1	E: 0	K: 0	S: 4
	LOB: 0	BB: 0	P: 3	ER: 4	SO: 4	LOB: 2	BB: 2	P: 14	LOB: 1	BB: 0	P: 6	LOB: 0	BB: 0	P: 5	LOB: 0	BB: 1	P: 11	LOB: 0	BB: 0	P: 3	LOB: 1	BB: 0	P: 4	LOB: 1	BB: 0	P: 4	LOB: 1	BB: 0	P: 4	LOB: 1	BB: 0	P: 4	LOB: 1	BB: 0	P: 4	LOB: 1	BB: 0	P: 4		


PITCHER	IP	WLS	BF	H	R	ER	SO	BB	IBB	HBP	BLK	WP	HR	S	P	ERA	WHIP
Atlee Hammaker, L (1, 1) ERA: 2.2	7.0	L	30	7	4	4	4	1	2	0	1	0	0	35	47	5.14	1.143
Jim Barr, R (8, 1) ERA: 4.59	1.0		3	0	0	0	0	0	0	0	0	0	0	3	3	0.00	0.000

**BOTTOM**

San Francisco Giants @ Philadelphia Phillies  
Veterans Stadium, Philadelphia, PA

Thu Sep 01 1983, 7:05 PM EDT  
Att. 16,022 - Unknown

AB	28
R	4
H	7
RBI	4
BB	3
SO	4
LOB	10



WP	HR	S	P	ERA	WHIP
0	0	0	0	0	0

Batter	1	2	3	4	5	6	7	8	9	AB R H RBI BB SO LOB	TOP								
Johnnie LeMaster, R OBP: 0.328, SLG: 0.321 (1, 6)	0-0 G4-6-3 1B		0-3 K			0-0 G4-3		0-0 F8		4 0 1 0 0 1 2									
Tom O'Malley, L OBP: 0.330, SLG: 0.331 Chili Davis, S OBP: 0.317, SLG: 0.363 (1, 5) (7, PR) (7, 8)	0-0 G4-6-3 1-2f			0-0 2-3			0-0 BB 1B 1B	0-0 F8		3 0 1 0 0 0 1 1 1 0 0 0 0 0									
Jack Clark, R OBP: 0.355, SLG: 0.428 (1, 9)	0-0 1-3			0-0 4-3			0-0 BB 1-2 1B	0-3 K		4 1 1 0 0 1 0									
Darrell Evans, L OBP: 0.388, SLG: 0.533 (1, 3) (7, 5)		0-0 G3		0-0 L3			4-0 G4-6-3 1-2 2-3 1B BB	0-0 2B		3 1 1 0 1 0 0									
Jeffrey Leonard, R OBP: 0.323, SLG: 0.481 (1, 8) (7, 7)		0-0 5-3			0-3 K		0-0 G4-6-3 1-2 2-H 3-H 1B	0-0 2B		4 0 2 3 0 1 0									
Dave Bergman, L OBP: 0.375, SLG: 0.436 (1, 7) (7, 3)		0-0 1B			0-0 5-3		0-0 G4-6-3 1-2f 2-3	4-0 IBB		3 0 1 0 1 0 2									
Joel Youngblood, R OBP: 0.349, SLG: 0.490 Brad Wellman, R OBP: 0.312, SLG: 0.264 (1, 4) (9, 4)		0-3 K			0-0 F7		0-3 K	0-0 F9		4 0 0 0 0 2 5 0 0 0 0 0 0 0									
Bob Brenly, R OBP: 0.310, SLG: 0.380 (1, 2)			0-0 SH3-4 CS 2B			0-0 FC2-5 2B		0-0 F7		3 0 2 0 0 0 0									
Renie Martin, R OBP: 0.348, SLG: 0.609 Gary Lavelle, S (1, 1) (7, 1)			0-0 SH3-4 2-3			0-0 FC2-5 G4-3 2-3		0-0 F8		1 0 0 0 0 0 1 1 0 0 0 0 0 0									
<b>Inning Stats</b>	R: 0 E: 0 K: 0 S: 3	H: 1 LOB: 0 BB: 0 P: 3	R: 0 E: 0 K: 1 S: 6	H: 1 LOB: 1 BB: 0 P: 6	R: 0 E: 0 K: 1 S: 5	H: 0 LOB: 0 BB: 0 P: 3	R: 0 E: 0 K: 1 S: 5	H: 0 LOB: 0 BB: 0 P: 5	R: 2 E: 0 K: 1 S: 7	H: 3 LOB: 2 BB: 1 P: 11	R: 0 E: 0 K: 0 S: 3	H: 0 LOB: 0 BB: 0 P: 3	R: 1 E: 0 K: 1 S: 7	H: 2 LOB: 2 BB: 1 P: 11	1B: 5 2B: 4 3B: 0 HR: 0	SF: 0 SAC: 1 DP: 3 HBP: 0	WP: 0 PB: 0 SB: 0 CS: 1	PA: 34	
<b>PITCHER</b>	IP WLS BF H R ER SO BB IBB HBP BLK WP HR S P ERA WHIP								IP WLS BF H R ER SO BB IBB HBP BLK WP HR S P ERA WHIP										
John Denny, R ERA: 2.5 (1, 1)	7.0																		
Ron Reed, R ERA: 3.55 (8, 1)	2.0	W	9	2	1	1	1	0	1	0	0	0	0	10	14	4.50	1.000		

San Francisco Giants @ Philadelphia Phillies  
Veterans Stadium, Philadelphia, PA

livebaseballscorecards.com

AB	31
R	3
H	9
RBI	3
BB	2
SO	5
LOB	11



Fri Sep 02 1983, 7:05 PM EDT  
Att: 22,916 - Unknown



Batter	1	2	3	4	5	6	7	8	9	AB	R	H	RBI	BB	SO	LOB
Joe Morgan, L (1, 4) OBP: 0.350, SLG: 0.363 Ozzie Virgil, R (9, PH) OBP: 0.273, SLG: 0.395	0-0 HR	0-3 K			0-0 1-3 1B		0-3 K		0-0 HR	4	1	2	1	0	2	1
Pete Rose, S (1, 3) OBP: 0.315, SLG: 0.289	4-0 F9 1B BB	0-0 1-3			0-0 3-1			0-0 4-3		3	0	0	0	1	0	3
Mike Schmidt, R (1, 5) OBP: 0.397, SLG: 0.520	0-0 1-2 BB 1B		0-0 F9		4-0 G5-4-3 IBB			0-0 F8		3	0	1	0	1	0	0
Gary Matthews, R (1, 7) OBP: 0.360, SLG: 0.394	0-0 F9		0-0 5-3		0-0 G5-4-3			0-0 4-3		4	0	0	0	0	0	5
Von Hayes, L (1, 9) OBP: 0.333, SLG: 0.375 Alejandro Sanchez, R (9, PH) OBP: 0.333, SLG: 0.333	4-0 1-2 BB		0-0 3-1			0-3 K			0-0 5-3	2	0	0	0	1	1	0
Garry Maddox, R (1, 8) OBP: 0.325, SLG: 0.391	0-3 K			0-0 F5		0-0 F8			0-0 HR 1B	4	1	1	0	0	1	3
Bo Diaz, R (1, 2) OBP: 0.289, SLG: 0.366 Bob Dernier, R (9, PR) OBP: 0.293, SLG: 0.296	0-0 F3			0-0 G4-6-3 1B		0-0 P6			0-0 E6 HR	4	0	1	0	0	0	4
Ivan De Jesus, R (1, 6) OBP: 0.325, SLG: 0.312		0-3 K		0-0 G4-6-3			0-0 F8		0-0 E5 HR	4	1	0	0	0	1	3
John Denny, R (1, 1) OBP: 0.212, SLG: 0.188 Greg Gross, L (7, PH) OBP: 0.386, SLG: 0.365 Sixto Lezcano, R (7, PH) OBP: 0.329, SLG: 0.352 Ron Reed, R (8, 1) OBP: 0.200, SLG: 0.200 Tony Perez, R (9, PH) OBP: 0.310, SLG: 0.371		4-0 BB			0-0 1B		0-0 P4		0-3 K	1	0	1	0	1	0	0

Inning Stats	R: 1	H: 2	E: 0	K: 1	S: 7	H: 2	LOB: 3	BB: 2	P: 15	R: 0	H: 0	E: 0	K: 2	S: 7	H: 0	LOB: 1	BB: 1	P: 11	R: 0	H: 0	E: 0	K: 0	S: 3	H: 1	LOB: 0	BB: 0	P: 3	R: 0	H: 2	E: 0	K: 0	S: 4	H: 0	LOB: 0	BB: 0	P: 5	R: 0	H: 0	E: 0	K: 1	S: 5	H: 0	LOB: 0	BB: 0	P: 5	R: 0	H: 0	E: 2	K: 1	S: 8	H: 2	LOB: 1	BB: 0	P: 8	R: 4	H: 2	E: 2	K: 1	S: 8	H: 2	LOB: 1	BB: 0	P: 8	1B: 5	SF: 0	2B: 0	SAC: 0	3B: 0	DP: 2	HR: 2	HBP: 0	WP: 0	PA: 37
--------------	------	------	------	------	------	------	--------	-------	-------	------	------	------	------	------	------	--------	-------	-------	------	------	------	------	------	------	--------	-------	------	------	------	------	------	------	------	--------	-------	------	------	------	------	------	------	------	--------	-------	------	------	------	------	------	------	------	--------	-------	------	------	------	------	------	------	------	--------	-------	------	-------	-------	-------	--------	-------	-------	-------	--------	-------	--------

PITCHER	IP	WLS	BF	H	R	ER	SO	BB	IBB	HBP	BLK	WP	HR	S	P	ERA	WHIP
Renie Martin, R (1, 1) ERA: 4.25	6.1		26	5	1	1	4	3	1	0	0	0	1	30	46	1.42	1.263
Gary Lavelle, L (7, 1) ERA: 2.46	2.1	L	11	2	4	0	2	0	0	0	0	0	1	15	15	0.00	0.857

BOTTOM

San Francisco Giants @ Philadelphia Phillies  
Veterans Stadium, Philadelphia, PA  
Fri Sep 02 1983, 7:05 PM EDT  
Att. 22,916 - Unknown

livebaseballscorecards.com

AB	33
R	5
H	7
RBI	5
BB	4
SO	6
LOB	22



Batter	1	2	3	4	5	6	7	8	9	AB R H RBI BB SO LOB	TOP	
Johnnie LeMaster, R (1, 6) OBP: 0.325, SLG: 0.318	0-3 K		0-0 P3		0-0 P4	0-0 5-3			0-0 F9	5 0 0 0 0 1 4		
Tom O'Malley, L (1, 5) OBP: 0.328, SLG: 0.330	0-0 4-3		0-0 1B		0-0 G3			0-0 G3	0-0 3-1	5 0 1 1 0 0 0		
Jack Clark, R (1, 9) OBP: 0.355, SLG: 0.425	0-3 K		0-0 F8			4-0 1B F8 1B BB		0-0 4-3		3 1 0 0 1 1 2		
Jeffrey Leonard, R (1, 7) OBP: 0.326, SLG: 0.483		4-0 CS BB		0-0 1B S 1B		0-0 F8 1-2		0-0 1B		3 1 2 0 1 0 1		
Joel Youngblood, R (1, 4) OBP: 0.349, SLG: 0.488	0-0 6-3		0-3 K		0-0 1B 1B			0-0 P4		3 1 1 0 0 1 2		
Brad Wellman, R (6, 4) OBP: 0.310, SLG: 0.262	1-2									1 0 0 0 0 0 1		
Chili Davis, S (1, 8) OBP: 0.315, SLG: 0.359	0-0 5-3		0-3 K		0-0 F9			0-0 4-3		4 0 0 0 0 1 3		
Bob Brenly, R (1, 3) OBP: 0.314, SLG: 0.381			0-0 4-3		0-0 WP S 1B	4-0 1B 1B IBB		0-0 G4-6-3 1B		2 1 1 1 1 0 0		
Dave Bergman, L (6, 3) OBP: 0.380, SLG: 0.441					1-H					1 0 1 0 0 0 0		
Steve Nicosia, R (1, 2) OBP: 0.227, SLG: 0.281			0-0 1B 1B		0-0 F9 1-3			0-0 G4-6-3 1-2f 1B		4 1 2 3 0 0 2		
Mike Krukow, R (1, 1) OBP: 0.224, SLG: 0.222			0-0 1B		0-3 K				0-0 F7	3 0 2 0 0 1 0		
Jim Barr, R (6, 1) OBP: 0.071, SLG: 0.143										0 0 0 0 0 0 0		
Max Venable, L (9, PH) OBP: 0.289, SLG: 0.387			1-2 1B							1 0 0 0 0 0 0		
Greg Minton, S (9, 1) OBP: 0.444, SLG: 0.375										0 0 0 0 0 0 0		
<b>Inning Stats</b>	R: 0 H: 0 E: 0 LOB: 0 K: 2 BB: 0 S: 7 P: 7	R: 0 H: 0 E: 0 LOB: 0 K: 0 BB: 1 S: 2 P: 6	R: 1 H: 3 E: 0 LOB: 2 K: 0 BB: 0 S: 6 P: 6	R: 1 H: 2 E: 0 LOB: 1 K: 2 BB: 0 S: 9 P: 9	R: 0 H: 0 E: 0 LOB: 0 K: 1 BB: 0 S: 5 P: 5	R: 3 H: 3 E: 0 LOB: 2 K: 0 BB: 2 S: 6 P: 14	R: 0 H: 1 E: 0 LOB: 1 K: 0 BB: 0 S: 4 P: 4	R: 0 H: 1 E: 0 LOB: 0 K: 0 BB: 0 S: 3 P: 3	R: 0 H: 0 E: 0 LOB: 0 K: 0 BB: 0 S: 3 P: 3	1B: 10 SF: 0 2B: 0 SAC: 0 3B: 0 DP: 1 HR: 0 HBP: 0	WP: 1 PA: 38 PB: 0 SB: 2 CS: 1	
<b>PITCHER</b>	IP WLS BF H R ER SO BB IBB HBP BLK WP HR S P ERA WHIP											
Steve Carlton, L (1, 1) ERA: 3.03	6.0 L 28 8 5 5 5 2 1 0 0 0 1 0 35 47 7.50 1.667											
Larry Andersen, R (7, 1) ERA: 2.08	3.0 10 2 0 0 0 0 0 0 0 0 0 0 10 10 0.00 0.667											

San Francisco Giants @ Philadelphia Phillies  
Veterans Stadium, Philadelphia, PA

livebaseballscorecards.com

AB	35
R	5
H	10
RBI	5
BB	3
SO	5
LOB	15



Sat Sep 03 1983, 7:05 PM EDT  
Att: 26,529 - Unknown



Batter	1	2	3	4	5	6	7	8	9	AB	R	H	RBI	BB	SO	LOB
Joe Morgan, L (1, 4) OBP: 0.349, SLG: 0.371	0-0 P4		0-0 L9			0-0 HR		0-0 6-3		4	1	1	2	0	0	1
Gary Matthews, R (1, 7) OBP: 0.357, SLG: 0.390	0-3 K			0-0 4-3		0-3 K		0-3 K		4	0	0	0	0	3	0
Mike Schmidt, R (1, 5) OBP: 0.396, SLG: 0.516	0-3 K			0-3 K		4-0 G3 1B BB		0-0 L3		3	0	0	0	1	2	0
Joe Lefebvre, L (1, 9) OBP: 0.408, SLG: 0.564		0-0 F8		0-0 4-3		0-0 G3 1B			0-0 F8 SF8 2B	4	1	2	0	0	0	0
Len Matuszek, L (1, 3)		0-0 4-3			0-0 P6	0-0 G3			0-0 F8	4	0	0	0	0	0	3
Garry Maddox, R (1, 8) OBP: 0.322, SLG: 0.386		0-0 4-3			0-0 6-3	0-0 L1			0-0 SF8	3	0	0	0	0	0	2
Larry Andersen, R (7, 1)										0	0	0	0	0	0	0
Greg Gross, L (9, PH) OBP: 0.384, SLG: 0.365										0	0	0	1	0	0	0
Bo Diaz, R (1, 2) OBP: 0.288, SLG: 0.365			0-0 4-3		0-3 K		0-0 6-3		0-0 S 1B	4	0	1	0	0	1	0
Bob Dernier, R (9, PR) OBP: 0.293, SLG: 0.296										0	0	0	0	0	0	0
Ivan De Jesus, R (1, 6) OBP: 0.325, SLG: 0.320			0-0 F7			0-0 HR	0-0 F8		0-0 4-3	3	1	1	1	0	0	0
Pete Rose, S (9, PH) OBP: 0.315, SLG: 0.288										1	0	0	0	0	0	1
Steve Carlton, L (1, 1) OBP: 0.212, SLG: 0.262			0-0 1B			0-0 HR 1B	0-3 K			1	0	1	0	0	0	0
Von Hayes, L (6, PH) OBP: 0.334, SLG: 0.376										2	1	1	0	0	1	0

Inning Stats	R: 0	H: 0	E: 0	K: 2	S: 7	LOB: 0	BB: 0	P: 7	R: 0	H: 0	E: 0	K: 0	S: 3	LOB: 0	BB: 0	P: 3	R: 0	H: 1	E: 0	K: 0	S: 4	LOB: 1	BB: 0	P: 4	R: 0	H: 0	E: 0	K: 1	S: 5	LOB: 0	BB: 0	P: 5	R: 3	H: 4	E: 0	K: 1	S: 9	LOB: 2	BB: 1	P: 13	R: 0	H: 0	E: 0	K: 1	S: 5	LOB: 0	BB: 0	P: 5	R: 0	H: 0	E: 0	K: 1	S: 5	LOB: 0	BB: 0	P: 5	R: 1	H: 2	E: 0	K: 0	S: 5	LOB: 2	BB: 0	P: 5	1B: 4	SF: 1	2B: 1	SAC: 0	3B: 0	DP: 0	HR: 2	HBP: 0	WP: 0	PA: 35
--------------	------	------	------	------	------	--------	-------	------	------	------	------	------	------	--------	-------	------	------	------	------	------	------	--------	-------	------	------	------	------	------	------	--------	-------	------	------	------	------	------	------	--------	-------	-------	------	------	------	------	------	--------	-------	------	------	------	------	------	------	--------	-------	------	------	------	------	------	------	--------	-------	------	-------	-------	-------	--------	-------	-------	-------	--------	-------	--------

PITCHER	IP	WLS	BF	H	R	ER	SO	BB	IBB	HBP	BLK	WP	HR	S	P	ERA	WHIP
Mike Krukow, R (1, 1) ERA: 3.5	5.1	W	21	4	3	3	5	1	0	0	0	0	0	30	34	5.06	0.938
Jim Barr, R (6, 1) ERA: 4.45	2.2		9	1	0	0	2	0	0	0	0	0	0	13	13	0.00	0.375
Greg Minton, R (9, 1) ERA: 3.57	1.0	S	5	2	1	1	0	0	0	0	0	0	0	5	5	9.00	2.000

BOTTOM

San Francisco Giants @ Philadelphia Phillies  
Veterans Stadium, Philadelphia, PA  
Sat Sep 03 1983, 7:05 PM EDT  
Att. 26,529 - Unknown

livebaseballscorecards.com

AB	33
R	4
H	7
RBI	4
BB	1
SO	7
LOB	7



Batter	1	2	3	4	5	6	7	8	9	AB	R	H	RBI	BB	SO	LOB	TOP										
Johnnie LeMaster, R OBP: 0.327, SLG: 0.318 (1, 6)	0-3 K	4-0 1B E BB		X 0-0 FC1-5-6 S 1B		H 1-0 FC6-4 1B HBP		X 0-0 FC3-6 4-3 1B 1-2f	0-3 K	4	2	1	0	1	2	3											
Tom O'Malley, L OBP: 0.329, SLG: 0.331 (1, 5)	0-0 E4 WP HR	0-0 1-3 2-H 1B		X 0-0 FC1-5-6 1-3 HR		X 0-0 FC6-4 1-2 1B		X 0-0 4-3 1-2		5	2	2	1	0	0	2											
Jack Clark, R OBP: 0.355, SLG: 0.431 (1, 9)	0-3 K	0-0 E5 2B		X 0-0 1-H HR		X 0-0 FC6-4 1-2f 2-3 WP		X 0-0 2-H 1B		5	1	2	3	0	1	3											
Darrell Evans, L OBP: 0.390, SLG: 0.544 (1, 3)	0-0 2-H HR	0-0 1-3 2B		X 0-3 K		X 0-0 P4		X 0-0 2-H 1B	0-0 1B 2B	5	2	3	2	0	1	2											
Jeffrey Leonard, R OBP: 0.327, SLG: 0.482 (1, 8) (7, 7)	0-0 1B	0-3 K		X 0-3 K		X 0-0 F8 1-2		X 0-0 2-H 1B	0-0 2B S 1B	5	1	2	1	0	2	4											
Joel Youngblood, R OBP: 0.348, SLG: 0.485 Chili Davis, S OBP: 0.314, SLG: 0.358 (1, 4) (7, 8)	0-0 5-3		X 0-0 F8		X 0-0 1B 1B		X 0-3 K		X 0-3 K	4	0	1	0	0	1	1											
Dave Bergman, L OBP: 0.368, SLG: 0.426 Brad Wellman, R OBP: 0.309, SLG: 0.261 (1, 7) (7, 4)		X 0-0 L4	X 0-0 5-3		X 0-0 F7		X 0-0 F8		X 0-3 K	4	0	0	0	0	0	1											
Steve Nicosia, R OBP: 0.254, SLG: 0.284 (1, 2)		BB 4-0 2B BB	X 0-0 F9		X 0-0 1-2 1B		X 0-3 K		X 4-0 2B IBB	3	1	1	0	2	1	0											
Mark Davis, L OBP: 0.261, SLG: 0.200 Andy McGaffigan, R OBP: 0.097, SLG: 0.133 Greg Minton, S OBP: 0.545, SLG: 0.600 (1, 1) (2, 1) (7, 1)		X 0-0 1-H 1B 2B		X 0-3 K		X 0-3 K		X 0-0 FC3-6 1B	X 0-0 1-3 2-H 2B	1	1	1	1	0	0	0											
<b>Inning Stats</b>	R: 2 E: 1 K: 2 S: 10	H: 2 LOB: 1 BB: 0 P: 10	R: 3 E: 1 K: 1 S: 8	H: 3 LOB: 2 BB: 2 P: 16	R: 0 E: 0 K: 0 S: 3	H: 0 LOB: 0 BB: 0 P: 3	R: 2 E: 0 K: 2 S: 9	H: 2 LOB: 0 BB: 0 P: 9	R: 0 E: 0 K: 2 S: 9	H: 2 LOB: 2 BB: 0 P: 9	R: 0 E: 0 K: 0 S: 4	H: 1 LOB: 2 BB: 0 P: 5	R: 0 E: 0 K: 2 S: 7	H: 0 LOB: 0 BB: 0 P: 7	R: 1 E: 0 K: 0 S: 4	H: 2 LOB: 1 BB: 0 P: 4	R: 2 E: 0 K: 3 S: 12	H: 3 LOB: 2 BB: 1 P: 16	1B: 9 2B: 4 3B: 0 HR: 2	SF: 0 SAC: 0 DP: 0 HBP: 1	WP: 2 PB: 0 SB: 2 CS: 0	PA: 46					
<b>PITCHER</b>	IP	WLS	BF	H	R	ER	SO	BB	IBB	HBP	BLK	WP	HR	S	P	ERA	WHIP										
Kevin Gross, R ERA: 3.34 (1, 1)	1.2	L	13	5	5	2	2	2	0	0	0	1	1	15	23	10.80	4.200										
Tug McGraw, L ERA: 3.67 (2, 1)	0.1		1	0	0	0	1	0	0	0	0	0	0	3	3	0.00	0.000										
Willie Hernandez, L ERA: 3.27 (3, 1)	3.0		15	5	2	2	4	0	0	1	0	0	1	22	23	6.00	1.667										
Larry Andersen, R ERA: 1.96 (6, 1)	1.0		3	0	0	0	0	0	0	0	0	1	0	3	3	0.00	0.000										
Ron Reed, R ERA: 3.76 (7, 1)	3.0		14	5	3	3	5	0	1	0	0	0	0	23	27	9.00	1.667										

San Francisco Giants @ Philadelphia Phillies  
Veterans Stadium, Philadelphia, PA  
Sun Sep 04 1983, 3:33 AM EDT  
Att: 24,385 - Unknown

livebaseballscorecards.com

AB	42
R	10
H	15
RBI	9
BB	3
SO	12
LOB	20





BOTTOM

San Francisco Giants @ Philadelphia Phillies  
Veterans Stadium, Philadelphia, PA

livebaseballscorecards.com

AB 34  
R 4  
H 7  
RBI 4  
BB 6  
SO 10  
LOB 22



WP: 0 PA: 40  
PB: 0  
SB: 0  
CS: 0

Sun Sep 04 1983, 3:33 AM EDT  
Att. 24,385 - Unknown

Batter	1	2	3	4	5	6	7	8	9	AB	R	H	RBI	BB	SO	LOB
Bob Demier, R (1, 8) Von Hayes, L (4, PH) Ron Reed, R (7, 1) Pete Rose, S (9, PH)	0-0 F7	0-0 L7		0-3 K		0-3 K			0-0 6-3 1B	2	0	0	0	0	0	2
Juan Samuel, R (1, 4)	0-3 K2-3	0-0 BB 1-2 2-3 1B		0-0 HR		0-0 F9			0-0 F9	5	1	2	1	0	1	1
Gary Matthews, R (1, 7)	4-0 BB	4-0 BB 1-2 2-3 3-H BB		0-3 K					0-0 6-3 1-2	3	0	1	1	2	1	1
Mike Schmidt, R (1, 5)	0-0 L5	0-3 K			0-0 F2				0-0 G4-3 1-2f	5	0	0	0	0	2	6
Sixto Lezcano, R (1, 9)		0-0 E BB 1B		0-3 K		0-3 K2-3			0-0 F8	4	1	1	0	0	2	0
Tony Perez, R (1, 3) Joe Morgan, L (8, PH) Kiko Garcia, R (9, 6)		4-0 BB 1-2 1B BB		0-3 K		4-0 BB 1B BB			4-0 FC3-6 E BB	1	1	0	0	2	1	0
Ozzie Virgil, R (1, 2) Joe Lefebvre, L (8, PH)		0-0 L5		4-0 BB		0-0 BB 1-2 1B			0-0 E4 FC3-6	2	0	1	0	1	0	2
Ivan De Jesus, R (1, 6) Len Matuszek, L (8, PH)		0-0 E5 1B BB 1-2 2-3 1B		0-0 G3		0-0 F7			0-0 FC3-6 G4-6-3 1-2f 2-3	3	1	0	0	0	0	5
Kevin Gross, R (1, 1) Tug McGraw, R (2, 1) Alejandro Sanchez, R (2, PH) Willie Hernandez, L (3, 1) Larry Andersen, R (6, 1) Greg Gross, L (6, PH)		0-0 BB 1-2 2-H 3-H 1B		0-3 K		0-0 6-3			0-0 G4-6-3 1-2f	0	0	0	0	0	0	2

Batter	1	2	3	4	5	6	7	8	9
Bob Demier, R (1, 8) Von Hayes, L (4, PH) Ron Reed, R (7, 1) Pete Rose, S (9, PH)	0-0 F7	0-0 L7		0-3 K		0-3 K			0-0 6-3 1B
Juan Samuel, R (1, 4)	0-3 K2-3	0-0 BB 1-2 2-3 1B		0-0 HR		0-0 F9			0-0 F9
Gary Matthews, R (1, 7)	4-0 BB	4-0 BB 1-2 2-3 3-H BB		0-3 K					0-0 6-3 1-2
Mike Schmidt, R (1, 5)	0-0 L5	0-3 K			0-0 F2				0-0 G4-3 1-2f
Sixto Lezcano, R (1, 9)		0-0 E BB 1B		0-3 K		0-3 K2-3			0-0 F8
Tony Perez, R (1, 3) Joe Morgan, L (8, PH) Kiko Garcia, R (9, 6)		4-0 BB 1-2 1B BB		0-3 K		4-0 BB 1B BB			4-0 FC3-6 E BB
Ozzie Virgil, R (1, 2) Joe Lefebvre, L (8, PH)		0-0 L5		4-0 BB		0-0 BB 1-2 1B			0-0 E4 FC3-6
Ivan De Jesus, R (1, 6) Len Matuszek, L (8, PH)		0-0 E5 1B BB 1-2 2-3 1B		0-0 G3		0-0 F7			0-0 FC3-6 G4-6-3 1-2f 2-3
Kevin Gross, R (1, 1) Tug McGraw, R (2, 1) Alejandro Sanchez, R (2, PH) Willie Hernandez, L (3, 1) Larry Andersen, R (6, 1) Greg Gross, L (6, PH)		0-0 BB 1-2 2-H 3-H 1B		0-3 K		0-0 6-3			0-0 G4-6-3 1-2f

Inning Stats	R: 0	H: 0	E: 0	K: 1	S: 5	LOB: 1	BB: 1	P: 9	R: 3	H: 3	E: 1	K: 1	S: 9	LOB: 3	BB: 2	P: 17	R: 0	H: 0	E: 0	K: 2	S: 7	LOB: 1	BB: 1	P: 11	R: 1	H: 1	E: 0	K: 3	S: 10	LOB: 0	BB: 0	P: 10	R: 0	H: 1	E: 0	K: 1	S: 6	LOB: 2	BB: 1	P: 10	R: 0	H: 0	E: 0	K: 1	S: 5	LOB: 0	BB: 0	P: 5	R: 0	H: 1	E: 0	K: 0	S: 3	LOB: 0	BB: 0	P: 3	R: 0	H: 0	E: 1	K: 0	S: 3	LOB: 1	BB: 1	P: 7	R: 0	H: 1	E: 0	K: 1	S: 6	LOB: 1	BB: 0	P: 6	1B: 6	SF: 0	2B: 0	SAC: 0	3B: 0	DP: 2	HR: 1	HBP: 0	WP: 0	PA: 40
--------------	------	------	------	------	------	--------	-------	------	------	------	------	------	------	--------	-------	-------	------	------	------	------	------	--------	-------	-------	------	------	------	------	-------	--------	-------	-------	------	------	------	------	------	--------	-------	-------	------	------	------	------	------	--------	-------	------	------	------	------	------	------	--------	-------	------	------	------	------	------	------	--------	-------	------	------	------	------	------	------	--------	-------	------	-------	-------	-------	--------	-------	-------	-------	--------	-------	--------

PITCHER	IP	WLS	BF	H	R	ER	SO	BB	IBB	HBP	BLK	WP	HR	S	P	ERA	WHIP
Mark Davis, L (1, 1) ERA: 4.22	1.2		12	3	3	3	1	1	3	0	0	0	0	11	23	5.40	3.600
Andy McGaffigan, R (2, 1) ERA: 4.6	4.1	W	18	3	1	1	8	2	0	0	0	0	1	32	40	2.08	1.154
Greg Minton, R (7, 1) ERA: 3.46	3.0	S	10	1	0	0	1	1	0	0	0	0	0	11	15	0.00	0.667

Batter	1	2	3	4	5	6	7	8	9	AB R H RBI BB SO LOB	TOP											
<b>Eddie Milner, L</b> (1, 8) OBP: 0.354, SLG: 0.379	0-0 E7 1B		0-0 3-1		0-0 F7		0-0 F7			4 1 1 0 0 0 0	<b>Cincinnati Reds @ San Francisco Giants</b> Candlestick Park, San Francisco, CA Mon Sep 05 1983, 6:33 AM EDT Att: 12,446 - Unknown <a href="http://livebaseballscorecards.com">livebaseballscorecards.com</a>											
<b>Gary Redus, R</b> (1, 7) OBP: 0.352, SLG: 0.448	0-0 F8		0-0 F7		0-3 K		0-3 K		4 0 0 0 0 2 1													
<b>Duane Walker, L</b> (1, 9) OBP: 0.293, SLG: 0.337	0-0 2-H 1B		0-0 F5		0-3 K		0-0 F8		4 0 1 1 0 1 0													
<b>Dan Driessen, L</b> (1, 3) OBP: 0.392, SLG: 0.432	0-0 1B			0-0 3-1 S SF9 1B		0-0 F9		0-0 1-3	4 1 2 0 0 0 0													
<b>Ron Oester, S</b> (1, 4) OBP: 0.306, SLG: 0.381 <b>Cesar Cedeno, R</b> (9, PH) OBP: 0.306, SLG: 0.360	0-3 K		0-0 3-1 1-3		1-0 S HBP		0-0 F5		2 0 0 0 0 1 2 1 0 0 0 0 0 0													
<b>Nick Esasky, R</b> (1, 5) OBP: 0.324, SLG: 0.424		0-0 F8		4-0 S BB		0-3 K 1-2		0-0 BB 1B	3 0 1 0 1 1 1													
<b>Dave Concepcion, R</b> (1, 6) OBP: 0.308, SLG: 0.287		0-0 L6		4-0 1-2 BB		0-0 F3		4-0 1-2 FC6-4 BB	2 0 0 0 2 0 1													
<b>Steve Christmas, L</b> (1, 2) OBP: 0.250, SLG: 0.167 <b>Johnny Bench, R</b> (9, PH) OBP: 0.304, SLG: 0.425		4-0 BB		0-0 SF9 3-H		0-0 F8		0-0 F3	1 0 0 1 1 0 0 1 0 0 0 0 0 2													
<b>Jeff Russell, R</b> (1, 1) OBP: 0.250, SLG: 0.545 <b>Dallas Williams, L</b> (9, PH) OBP: 0.143, SLG: 0.077		0-3 K		0-0 5-3		0-3 K		0-0 FC6-4 1-2f	3 0 0 0 0 2 3 1 0 0 0 0 0 2													
<b>Inning Stats</b>	R: 1 E: 1 K: 1 S: 7	H: 3 LOB: 1 BB: 0 P: 7	R: 0 E: 0 K: 1 S: 5	H: 0 LOB: 1 BB: 1 P: 9	R: 0 E: 0 K: 0 S: 3	H: 0 LOB: 0 BB: 0 P: 3	R: 1 E: 0 K: 0 S: 4	H: 1 LOB: 2 BB: 2 P: 12	R: 0 E: 0 K: 2 S: 7	H: 0 LOB: 0 BB: 0 P: 7	R: 0 E: 0 K: 1 S: 5	H: 0 LOB: 1 BB: 0 P: 6	R: 0 E: 0 K: 1 S: 5	H: 0 LOB: 0 BB: 0 P: 5	R: 0 E: 0 K: 1 S: 5	H: 0 LOB: 0 BB: 0 P: 5	R: 0 E: 0 K: 0 S: 4	H: 1 LOB: 2 BB: 1 P: 8	1B: 5 2B: 0 3B: 0 HR: 0	SF: 1 SAC: 0 DP: 0 HBP: 1	WP: 0 PB: 0 SB: 3 CS: 0	PA: 36
<b>PITCHER</b>	IP WLS BF H R ER SO BB IBB HBP BLK WP HR S P ERA WHIP																					
<b>Fred Breining, R</b> (1, 1) ERA: 3.93	8.0 W 31 4 2 2 7 3 0 1 0 0 0 0 41 54 2.25 0.875																					
<b>Gary Lavelle, L</b> (9, 1) ERA: 2.45	0.1 3 1 0 0 0 1 0 0 0 0 0 0 2 6 0.00 6.000																					
<b>Greg Minton, R</b> (9, 1) ERA: 3.43	0.2 S 2 0 0 0 0 0 0 0 0 0 0 0 2 2 0.00 0.000																					





Batter	1	2	3	4	5	6	7	8	9
Johnnie LeMaster, R (1, 6) OBP: 0.325, SLG: 0.315	0-3 K ①		0-3 K ③			0-0 F2 ①		0-0 4-3 ②	
Tom O'Malley, L (1, 5) OBP: 0.331, SLG: 0.329	0-0 4-3 ②			4-0 PB SH1-4 SF8 BB		4-0 G6-4-3 BB		0-0 1-3 ③	
Dan Gladden, R (1, 8) OBP: 0.325, SLG: 0.356	0-0 F8 ③			0-0 SH1-4 ①		0-0 G6-4-3 ② ③			
Darrell Evans, L (1, 3) OBP: 0.387, SLG: 0.542		0-0 F4 ①		0-0 SF8 ②			0-0 G3 ①		
Jeffrey Leonard, R (1, 7) OBP: 0.325, SLG: 0.479		0-0 F7 ②		0-3 K ③			0-0 F8 ②		
Chili Davis, S (1, 9) OBP: 0.312, SLG: 0.356		0-0 F8 ③			0-0 G3 ①		0-0 F8 ③		
Joel Youngblood, R (1, 4) OBP: 0.354, SLG: 0.490			4-0 6-3 BB		4-0 BB BB		0-0 HR 2B		
Brad Wellman, R (9, 4) OBP: 0.309, SLG: 0.261									
John Rabb, R (1, 2) OBP: 0.286, SLG: 0.333			0-3 K ①		4-0 G6-4-3 BB		0-0 HR ①		
Dave Bergman, L (8, PH) OBP: 0.373, SLG: 0.457					1-2 BB		2-H HR		
Bob Brenly, R (9, 2) OBP: 0.314, SLG: 0.381									
Fred Breining, R (1, 1) OBP: 0.169, SLG: 0.145			0-0 6-3 ②		0-0 G6-4-3 ② ③		0-3 K ①		
Max Venable, L (8, PH) OBP: 0.288, SLG: 0.385					1-2				
Gary Lavelle, S (9, 1)									
Greg Minton, S (9, 1) OBP: 0.545, SLG: 0.600					1-2				

Inning Stats	R: 0	H: 0	E: 0	LOB: 0	K: 1	BB: 0	S: 5	P: 5
	R: 0	H: 0	E: 0	LOB: 0	K: 0	BB: 0	S: 3	P: 3
	R: 0	H: 0	E: 0	LOB: 1	K: 2	BB: 1	S: 7	P: 11
	R: 1	H: 0	E: 0	LOB: 0	K: 1	BB: 1	S: 5	P: 9
	R: 0	H: 0	E: 0	LOB: 1	K: 0	BB: 2	S: 2	P: 10
	R: 0	H: 0	E: 0	LOB: 0	K: 0	BB: 1	S: 2	P: 6
	R: 0	H: 0	E: 0	LOB: 0	K: 0	BB: 0	S: 3	P: 3
	R: 2	H: 2	E: 0	LOB: 0	K: 1	BB: 0	S: 7	P: 7

PITCHER	IP	WLS	BF	H	R	ER	SO	BB	IBB	HBP	BLK	WP	HR	S	P	ERA	WHIP
Jeff Russell, R (1, 1) ERA: 2.19	8.0	L	29	2	3	2	5	5	0	0	0	0	1	34	54	2.25	0.875

**BOTTOM**

**Cincinnati Reds @ San Francisco Giants**  
Candlestick Park, San Francisco, CA

Mon Sep 05 1983, 6:33 AM EDT  
Att. 12,446 - Unknown

AB	R	H	RBI	BB	SO	LOB
4	0	0	0	0	2	1
2	1	0	0	2	0	0
2	0	0	0	0	0	1
2	0	0	1	0	0	0
3	0	0	0	0	1	0
3	0	0	0	0	0	0
1	1	1	0	2	0	0
0	0	0	0	0	0	0
1	0	0	0	1	1	1
1	1	1	2	0	0	0
0	0	0	0	0	0	0
2	0	0	0	0	0	3
1	0	0	0	0	1	0
0	0	0	0	0	0	0
0	0	0	0	0	0	0

AB	22
R	3
H	2
RBI	3
BB	5
SO	5
LOB	6

livebaseballscorecards.com



WP	PA
0	29

Batter	1	2	3	4	5	6	7	8	9	AB R H RBI BB SO LOB	TOP		
Gary Redus, R (1, 7) OBP: 0.353, SLG: 0.444 Dallas Williams, L (8, 7) OBP: 0.133, SLG: 0.071	0-3 K	4-0 2B BB			0-0 F3		0-0 E6 BB 1B	4-0 1B BB	0-3 K	3 3 0 1 2 1 0 1 0 0 0 0 1 1			
Paul Householder, S (1, 8) OBP: 0.320, SLG: 0.378	0-0 F7	0-0 2B			0-0 6-3		4-0 1B BB HBP	4-0 1B BB		3 1 1 3 2 0 0			
Dave Concepcion, R (1, 6) OBP: 0.309, SLG: 0.287 Tom Foley, L (7, 6) OBP: 0.259, SLG: 0.257	0-0 1B	0-0 G3			0-0 6-3		4-0 HBP 1B SF8	0-0 L1-3 1B		3 1 1 0 1 0 1 1 0 1 1 0 0 0			
Cesar Cedeno, R (1, 9) OBP: 0.305, SLG: 0.360	0-0 5-3					0-0 2B	0-0 F3	0-0 L1-3		5 1 1 0 0 0 6			
Nick Esasky, R (1, 5) OBP: 0.325, SLG: 0.427		0-3 K	0-3 K			0-0 1B 2B	0-0 BB HBP 1B	0-0 5-3		5 1 2 2 0 2 1			
Skeeter Barnes, R (1, 3)		1-0 E S BB HBP	0-0 F9			0-0 5-3	1-0 BB HBP		0-0 F9	3 1 0 1 0 0 1			
Dann Bilardello, R (1, 2) OBP: 0.257, SLG: 0.345		0-0 F7			0-0 F7		0-0 BB 1B	0-0 SF8	0-0 HR	4 1 2 3 0 0 1			
Ron Oester, S (1, 4) OBP: 0.311, SLG: 0.380 Alex Trevino, R (9, PR) OBP: 0.281, SLG: 0.283		4-0 BB E 2B IBB			0-0 5-3		4-0 BB G5-4-3	4-0 BB	4-0 BB	1 1 0 0 4 0 0 0 0 0 0 0 0 0			
Bruce Berenyi, R (1, 1) OBP: 0.170, SLG: 0.213 Rich Gale, R (6, 1) OBP: 0.227, SLG: 0.350		0-0 E6 2B			0-0 F3		0-0 G5-4-3	0-3 K	0-3 K	3 1 0 0 0 0 4 2 0 0 0 0 2 4			
<b>Inning Stats</b>	R: 0 H: 1 E: 0 LOB: 1 K: 1 BB: 0 S: 6 P: 6	R: 4 H: 1 E: 1 LOB: 1 K: 1 BB: 2 S: 7 P: 16	R: 0 H: 0 E: 0 LOB: 0 K: 1 BB: 0 S: 5 P: 5	R: 0 H: 0 E: 0 LOB: 0 K: 0 BB: 0 S: 3 P: 3	R: 0 H: 0 E: 0 LOB: 0 K: 0 BB: 0 S: 3 P: 3	R: 2 H: 3 E: 0 LOB: 1 K: 0 BB: 1 S: 5 P: 9	R: 3 H: 1 E: 1 LOB: 3 K: 1 BB: 3 S: 7 P: 20	R: 1 H: 1 E: 0 LOB: 1 K: 0 BB: 2 S: 3 P: 11	R: 1 H: 1 E: 0 LOB: 1 K: 2 BB: 1 S: 8 P: 12	1B: 4 SF: 1 2B: 4 SAC: 0 3B: 0 DP: 2 HR: 1 HBP: 2	WP: 0 PA: 46 PB: 0 SB: 1 CS: 0		
<b>PITCHER</b>	IP WLS BF H R ER SO BB IBB HBP BLK WP HR S P ERA WHIP											<b>PITCHER</b>	IP WLS BF H R ER SO BB IBB HBP BLK WP HR S P ERA WHIP
Atlee Hammaker, L (1, 1) ERA: 2.24	5.0 L 23 4 6 2 3 1 1 1 0 0 0 0 26 35 3.60 1.000												
Mark Calvert, R (6, 1) ERA: 5.09	1.1 10 2 3 1 0 3 0 1 0 0 0 6 19 6.75 3.750												
Randy Lerch, L (7, 1) ERA: 6.69	1.2 8 1 1 1 1 3 0 0 0 0 0 7 19 5.40 2.400												
Renie Martin, R (9, 1) ERA: 4.3	1.0 5 1 1 1 2 1 0 0 0 0 0 1 8 12 9.00 2.000												

Cincinnati Reds @ San Francisco Giants  
 Candlestick Park, San Francisco, CA  
 Tue Sep 06 1983, 10:05 PM EDT  
 Att. 3,562 - Unknown

AB	34
R	11
H	8
RBI	11
BB	9
SO	6
LOB	19





Batter	1	2	3	4	5	6	7	8	9	AB R H RBI BB SO LOB
Max Venable, L OBP: 0.295, SLG: 0.384 (1, 8) BBB (8, 9)	4-0 G6-4-3 BB		4-0 1-2 BB		0-0 F7		0-0 2-H 1B		0-0 4-3	3 0 1 1 2 0 2
Joel Youngblood, R OBP: 0.350, SLG: 0.483 (1, 4) X (8, 7)	0-0 G6-4-3 1-2f		0-3 K		0-0 G5-4-3 1-2f		0-3 K			4 0 0 0 0 2 5
Jack Clark, R OBP: 0.355, SLG: 0.433 Dan Gladden, R (7, PH) (8, 8)	0-0 2B		0-0 5-3			0-0 5-3	0-3 K			3 0 1 0 0 0 2 1 0 0 0 0 1 1
Darrell Evans, L OBP: 0.389, SLG: 0.544 Joe Pettini, R OBP: 0.232, SLG: 0.194 (1, 6) SSS (8, 6)	0-3 K			0-0 BB 2B		4-0 G3 BB		0-0 5-3		2 0 1 0 1 1 1 1 0 0 0 0 0 0
Jeffrey Leonard, R OBP: 0.325, SLG: 0.478 Guy Sularz, R (1, 7) (8, 5)		0-0 F9		0-0 BB 1B		0-0 G3 1-2		0-0 F8		3 0 1 0 0 0 1 1 0 0 0 0 0 0
Dave Bergman, L OBP: 0.387, SLG: 0.457 Brad Wellman, R OBP: 0.307, SLG: 0.259 (1, 3) (8, 4)		4-0 CS BB		4-0 1-2 2-3 BB		4-0 BB		0-0 F7		0 0 0 0 3 0 0 1 0 0 0 0 0 0
Tom O'Malley, L OBP: 0.329, SLG: 0.326 Randy Lerch, L OBP: 0.300, SLG: 0.333 Renie Martin, R OBP: 0.348, SLG: 0.609 Champ Summers, L OBP: 0.346, SLG: 0.158 (1, 5) (7, 1) (9, 1) (9, PH)		0-0 4-3 1-2		0-3 K		0-0 F4			0-0 F8	3 0 0 0 0 1 6 0 0 0 0 0 0 0 0 0 0 0 0 0 0 1 0 0 0 0 0 0
John Rabb, R OBP: 0.284, SLG: 0.340 (1, 2)			0-0 4-3	0-0 G6-4-3 1-2f			0-0 1B 2B		0-3 K	4 1 1 0 0 1 3
Atlee Hammaker, S OBP: 0.175, SLG: 0.103 Mark Calvert, R (1, 1) (6, 1)			4-0 BB BB		4-0 BB		0-3 K		0-0 1B	0 0 0 0 2 0 0 0 0 0 0 0 0 0 2 0 1 0 0 1 1
Chris Smith, S OBP: 0.294, SLG: 0.200 (7, 5) (8, 3)										

Inning Stats	R: 0	H: 1	E: 0	K: 1	S: 5	LOB: 1	BB: 1	P: 9	R: 0	H: 0	E: 0	K: 0	S: 2	LOB: 0	BB: 1	P: 6	R: 0	H: 2	E: 0	K: 1	S: 6	LOB: 2	BB: 2	P: 13	R: 0	H: 0	E: 0	K: 0	S: 2	LOB: 0	BB: 1	P: 6	R: 0	H: 0	E: 0	K: 0	S: 3	LOB: 2	BB: 2	P: 11	R: 1	H: 2	E: 0	K: 3	S: 11	LOB: 1	BB: 0	P: 11	R: 0	H: 0	E: 0	K: 0	S: 3	LOB: 0	BB: 0	P: 3	R: 0	H: 1	E: 0	K: 1	S: 6	LOB: 1	BB: 0	P: 6	1B: 3	2B: 3	3B: 0	HR: 0	SF: 0	SAC: 0	DP: 3	HBP: 0	WP: 0	PB: 0	SB: 0	CS: 1	PA: 37
--------------	------	------	------	------	------	--------	-------	------	------	------	------	------	------	--------	-------	------	------	------	------	------	------	--------	-------	-------	------	------	------	------	------	--------	-------	------	------	------	------	------	------	--------	-------	-------	------	------	------	------	-------	--------	-------	-------	------	------	------	------	------	--------	-------	------	------	------	------	------	------	--------	-------	------	-------	-------	-------	-------	-------	--------	-------	--------	-------	-------	-------	-------	--------


PITCHER	IP	WLS	BF	H	R	ER	SO	BB	IBB	HBP	BLK	WP	HR	S	P	ERA	WHIP
Bruce Berenyi, R ERA: 3.79 (1, 1)	5.1	W	22	3	0	0	3	7	0	0	0	0	0	21	49	0.00	1.875
Rich Gale, R ERA: 5.2 (6, 1)	3.2	S	15	3	1	1	4	1	0	0	0	0	0	22	26	2.46	1.091

**BOTTOM**


**Cincinnati Reds @ San Francisco Giants**  
Candlestick Park, San Francisco, CA

Tue Sep 06 1983, 10:05 PM EDT  
Att. 3,562 - Unknown

<b>AB</b>	<b>29</b>
<b>R</b>	<b>1</b>
<b>H</b>	<b>6</b>
<b>RBI</b>	<b>1</b>
<b>BB</b>	<b>8</b>
<b>SO</b>	<b>7</b>
<b>LOB</b>	<b>22</b>



livebaseballscorecards.com

Batter	1	2	3	4	5	6	7	8	9	AB R H RBI BB SO LOB	TOP											
<b>Brett Butler, L</b> (1, 7) OBP: 0.332, SLG: 0.395	1-0 BB HBP HBP	0-0 F4		0-0 L3		0-3 K		4-0 IBB		3 0 0 0 1 1 2												
<b>Glenn Hubbard, R</b> (1, 4) OBP: 0.323, SLG: 0.381	1-0 BB HBP	4-0 BB		0-0 F8			0-0 F2	0-0 F7		3 0 0 0 1 0 2												
<b>Claudell Washington, L</b> (1, 9) OBP: 0.324, SLG: 0.413 <b>Bob Watson, R</b> (9, PH) OBP: 0.404, SLG: 0.536	4-0 FC4-6 BB	0-0 F8		0-0 G3			0-0 1B		0-3 K	3 0 1 0 1 0 3 1 0 0 0 0 1 0												
<b>Dale Murphy, R</b> (1, 8) OBP: 0.402, SLG: 0.534	0-0 F4		0-0 F3		4-0 WP S BB		0-0 F8		0-0 5-3	4 0 0 0 1 0 4												
<b>Chris Chambliss, L</b> (1, 3) OBP: 0.365, SLG: 0.496	0-3 K		0-0 HR		0-3 K		4-0 1B IBB		0-0 5-3	4 1 1 1 1 2 4												
<b>Rafael Ramirez, R</b> (1, 6) OBP: 0.335, SLG: 0.360	0-0 FC4-6		0-3 K		0-3 K		0-0 1B			4 0 1 0 0 2 4												
<b>Bruce Benedict, R</b> (1, 2) OBP: 0.391, SLG: 0.346		4-0 SH1-4 BB	0-0 1B		0-0 1-3			0-0 6-3		3 0 1 0 1 0 1	AB 30 R 1 H 6 RBI 1 BB 7 SO 7 LOB 22											
<b>Randy Johnson, R</b> (1, 5) OBP: 0.370, SLG: 0.337		4-0 SH1-4 BB	0-0 1B			0-0 F8		0-0 SH3 1B		3 0 2 0 1 0 0												
<b>Pascual Perez, R</b> (1, 1) OBP: 0.176, SLG: 0.152		0-0 SH1-4	0-3 K			0-0 6-3		0-0 SH3		2 0 0 0 0 1 2												
<b>Inning Stats</b>	R: 0 E: 0 K: 1 S: 5	H: 0 LOB: 3 BB: 1 P: 11	R: 0 E: 0 K: 0 S: 3	H: 0 LOB: 3 BB: 3 P: 15	R: 1 E: 0 K: 2 S: 10	H: 3 LOB: 2 BB: 0 P: 10	R: 0 E: 0 K: 0 S: 3	H: 0 LOB: 0 BB: 0 P: 3	R: 0 E: 0 K: 2 S: 7	H: 0 LOB: 1 BB: 1 P: 11	R: 0 E: 0 K: 1 S: 5	H: 0 LOB: 0 BB: 0 P: 5	R: 0 E: 0 K: 0 S: 4	H: 2 LOB: 2 BB: 1 P: 8	R: 0 E: 0 K: 0 S: 4	H: 1 LOB: 2 BB: 1 P: 8	R: 0 E: 0 K: 1 S: 5	H: 0 LOB: 0 BB: 0 P: 5	1B: 5 2B: 0 3B: 0 HR: 1	SF: 0 SAC: 2 DP: 0 HBP: 2	WP: 1 PB: 0 SB: 2 CS: 0	PA: 41
<b>SCOTT GARRELT'S, R</b> (1, 1) ERA: 1.13 <b>GARY LAVELLE, L</b> (9, 1) ERA: 2.42	IP WLS BF H R ER SO BB IBB HBP BLK WP HR S P ERA WHIP	8.0 W 38 6 1 1 6 5 2 2 0 1 1 41 71 1.12 1.375	1.0 S 3 0 0 0 1 0 0 0 0 0 0 0 5 5 0.00 0.000																			

Atlanta Braves @ San Francisco Giants  
Candlestick Park, San Francisco, CA  
Wed Sep 07 1983, 10:05 PM EDT  
Att. 4,919 - Unknown

livebaseballscorecards.com



Batter	1	2	3	4	5	6	7	8	9
Johnnie LeMaster, R (1, 6) OBP: 0.326, SLG: 0.316	0-0 CS 1B		0-0 F4		0-3 K			0-0 CS 1B	
Max Venable, L (1, 8) OBP: 0.290, SLG: 0.376	0-0 4-3 1-2		0-0 3-1			0-0 F8		0-3 K 1-2	
Jack Clark, R (1, 9) OBP: 0.356, SLG: 0.438	0-3 K			1-0 S HBP		0-3 K		0-0 HR	
Darrell Evans, L (1, 5) OBP: 0.390, SLG: 0.542		4-0 FC6-4 BB		0-0 F9 1-2		0-3 K		4-0 BB	
Jeffrey Leonard, R (1, 7) OBP: 0.324, SLG: 0.476		0-3 K		0-3 K			0-0 WP S 1B	0-0 F7	
Dave Bergman, L (1, 3) OBP: 0.386, SLG: 0.454		0-0 FC6-4 1B		0-3 K			0-3 K 1-3		
Joel Youngblood, R (1, 4) OBP: 0.349, SLG: 0.480		0-0 FC6-4			0-0 F8		4-0 G6-4-3 BB		
Brad Wellman, R (8, 4) OBP: 0.307, SLG: 0.259		1-2 2-3							
Steve Nicosia, R (1, 2) OBP: 0.257, SLG: 0.286		0-0 G3			0-0 SH1-4 1B		0-0 G6-4-3 1-2f		
Scott Garrelts, R (1, 1) Tom O'Malley, L (8, PH) Joe Pettini, R (8, PR) Gary Lavelle, S (9, 1)			0-3 K		0-0 SH1-4			0-0 1B HR 2B	

Inning Stats	R: 0 E: 0 K: 1 S: 5	H: 1 LOB: 0 BB: 0 P: 5	R: 0 E: 0 K: 1 S: 6	H: 1 LOB: 2 BB: 1 P: 10	R: 0 E: 0 K: 1 S: 5	H: 0 LOB: 0 BB: 0 P: 5	R: 0 E: 0 K: 2 S: 7	H: 0 LOB: 1 BB: 0 P: 8	R: 0 E: 0 K: 1 S: 6	H: 1 LOB: 1 BB: 0 P: 6	R: 0 E: 0 K: 2 S: 7	H: 0 LOB: 0 BB: 0 P: 7	R: 0 E: 0 K: 1 S: 5	H: 1 LOB: 1 BB: 1 P: 9	R: 2 E: 0 K: 1 S: 7	H: 3 LOB: 2 BB: 1 P: 11
--------------	------------------------------	---------------------------------	------------------------------	----------------------------------	------------------------------	---------------------------------	------------------------------	---------------------------------	------------------------------	---------------------------------	------------------------------	---------------------------------	------------------------------	---------------------------------	------------------------------	----------------------------------

PITCHER	IP	WLS	BF	H	R	ER	SO	BB	IBB	HBP	BLK	WP	HR	S	P	ERA	WHIP
Pascual Perez, R (1, 1) ERA: 3.71	8.0	L	32	7	2	2	10	3	0	1	0	1	1	48	61	2.25	1.250

AB	R	H	RBI	BB	SO	LOB
4	0	2	0	0	1	1
4	0	0	0	0	1	4
3	1	1	2	0	2	0
2	0	0	0	2	1	1
4	0	1	0	0	2	4
3	0	1	0	0	2	2
2	0	0	0	1	0	2
0	0	0	0	0	0	0
3	0	1	0	0	0	4
1	0	0	0	0	1	0
1	0	1	0	0	0	0
0	1	0	0	0	0	0
0	0	0	0	0	0	0

WP	HR	S	P	ERA	WHIP
1	1	48	61	2.25	1.250

AB	27
R	2
H	7
RBI	2
BB	3
SO	10
LOB	18



WP	HR	S	P	ERA	WHIP
1	1	48	61	2.25	1.250

Atlanta Braves @ San Francisco Giants  
Candlestick Park, San Francisco, CA  
Wed Sep 07 1983, 10:05 PM EDT  
Att. 4,919 - Unknown

livebaseballscorecards.com





Batter	1	2	3	4	5	6	7	8	9	AB	R	H	RBI	BB	SO	LOB
Johnnie LeMaster, R OBP: 0.325, SLG: 0.317	F9		6-3			2B	K			5	1	1	1	0	1	3
Darrell Evans, L OBP: 0.388, SLG: 0.540	F2	F7		4-3		2B		4-3		5	0	1	1	0	0	0
Jack Clark, R OBP: 0.358, SLG: 0.438	1B	1B		1B		5-3		5-3		3	2	1	0	2	0	1
Jeffrey Leonard, R OBP: 0.327, SLG: 0.477	1B									5	1	3	0	0	1	1
Andy McGaffigan, R OBP: 0.097, SLG: 0.133	1B	1B		G6-4-3		1B		K		0	0	0	0	0	0	0
Joel Youngblood, R OBP: 0.345, SLG: 0.474	1B					K				4	1	0	1	0	2	3
Greg Minton, S OBP: 0.545, SLG: 0.600						K				0	0	0	0	0	0	0
Dave Bergman, L OBP: 0.383, SLG: 0.450	1B									1	0	0	0	0	1	0
Bob Brenly, R OBP: 0.312, SLG: 0.377	1B					F3		1-3		5	1	1	0	0	0	3
Dan Gladden, R OBP: 0.375, SLG: 0.375	1B									5	1	3	1	0	1	0
Brad Wellman, R OBP: 0.306, SLG: 0.259	1B					K		6-3		4	1	1	1	0	2	2
Mike Krukow, R OBP: 0.297, SLG: 0.255	2B									1	0	1	2	0	0	0
Renie Martin, R OBP: 0.248, SLG: 0.609										0	0	0	0	0	0	0
Jim Barr, R OBP: 0.071, SLG: 0.143										0	0	0	0	0	0	0
Champ Summers, L OBP: 0.253, SLG: 0.150										1	0	0	0	0	1	1
Randy Lerch, L OBP: 0.280, SLG: 0.333										0	0	0	0	0	0	0
Chris Smith, S OBP: 0.333, SLG: 0.313										1	1	1	0	0	0	0
Tom O'Malley, L OBP: 0.332, SLG: 0.331	2B					2B				0	0	0	0	1	0	0

Inning Stats	R: 6	H: 5	E: 1	LOB: 1	K: 0	BB: 1	S: 9	R: 1	H: 1	E: 0	LOB: 1	K: 0	BB: 1	S: 4	R: 0	H: 1	E: 0	LOB: 1	K: 2	BB: 0	S: 8	R: 0	H: 1	E: 0	LOB: 0	K: 0	BB: 0	S: 3	R: 0	H: 4	E: 0	LOB: 2	K: 1	BB: 0	S: 9	R: 0	H: 0	E: 0	LOB: 1	K: 2	BB: 1	S: 7	R: 0	H: 0	E: 0	LOB: 0	K: 1	BB: 0	S: 5	R: 0	H: 0	E: 0	LOB: 0	K: 1	BB: 0	S: 5	1B: 9	SF: 0	2B: 4	SAC: 0	3B: 0	DP: 1	HR: 0	HBP: 0
--------------	------	------	------	--------	------	-------	------	------	------	------	--------	------	-------	------	------	------	------	--------	------	-------	------	------	------	------	--------	------	-------	------	------	------	------	--------	------	-------	------	------	------	------	--------	------	-------	------	------	------	------	--------	------	-------	------	------	------	------	--------	------	-------	------	-------	-------	-------	--------	-------	-------	-------	--------

PITCHER	IP	WLS	BF	H	R	ER	SO	BB	IBB	HBP	BLK	WP	HR	S	P	ERA	WHIP
Ken Dayley, L ERA: 3.89	(1, 1)	0.2	8	4	6	0	0	1	0	0	0	0	0	7	11	0.00	7.500
Rick Camp, R ERA: 3.79	(1, 1)	0.1	2	1	0	0	0	0	0	0	0	0	0	2	2	0.00	3.000
Tony Brizzolara, R ERA: 4.15	(2, 1)	1.0	5	1	1	1	0	1	0	0	0	0	0	4	8	9.00	2.000
Tommy Boggs, R ERA:	(3, 1)	3.0	11	3	0	0	4	0	0	0	0	1	0	19	19	0.00	1.000
Jeff Dedmon, R ERA: 13.5	(6, 1)	0.0	3	3	2	2	0	0	0	0	0	0	0	3	3	∞	∞

**BOTTOM**

**Atlanta Braves @ San Francisco Giants**  
Candlestick Park, San Francisco, CA

Thu Sep 08 1983, 10:05 PM EDT  
Att. 3,720 - Unknown

livebaseballscorecards.com

AB	40
R	9
H	13
RBI	7
BB	3
SO	9
LOB	14



PITCHER	IP	WLS	BF	H	R	ER	SO	BB	IBB	HBP	BLK	WP	HR	S	P	ERA	WHIP
Gene Garber, R ERA: 4.22	(6, 1)	4.0	14	1	0	0	5	1	0	0	0	0	0	23	27	0.00	0.500

Batter	1	2	3	4	5	6	7	8	9	AB R H RBI BB SO LOB	TOP									
Tony Scott, S OBP: 0.263, SLG: 0.290 (1, 8)	0-3 K	0-0 6-3		0-0 SF9		0-0 6-3		0-0 4-3	0-0 4-3	5 0 0 1 0 1 2										
Bill Doran, S OBP: 0.381, SLG: 0.375 (1, 4)	0-0 SF9 3B		0-0 5-3	0-0 F4		0-0 L6		0-0 E3 1B		5 1 1 0 0 0 2										
Dickie Thon, R OBP: 0.348, SLG: 0.466 (1, 6)	4-0 WP BB BB		0-0 S 1B		0-0 F8		4-0 1B BB	0-0 F9		3 1 1 0 2 0 1										
Jose Cruz, L OBP: 0.385, SLG: 0.473 (1, 7)	0-0 SF9		0-3 K 1-2		0-0 6-3 HR 1B		0-3 K 1-3	0-0 BB 1B		4 1 2 1 0 2 2										
Ray Knight, R OBP: 0.357, SLG: 0.451 (1, 3)	4-0 WP 1-2 BB		0-0 F8		0-0 6-3 1-2		0-0 FC1-6 1-3 1B 1B	4-0 BB 1-2 BB		3 1 1 0 2 0 2										
Phil Garner, R OBP: 0.318, SLG: 0.363 (1, 5)	4-0 1-2 2-3 IBB		0-0 F8		0-0 HR 2-H		0-0 FC1-6 1-2 3-H 1B	0-0 F9		4 1 2 3 1 0 3										
Kevin Bass, S OBP: 0.255, SLG: 0.344 (1, 9)	0-0 F8		0-0 2B 1B		0-0 1B 1B		0-0 FC1-6 1-2 2-3 1B		0-0 G3 BLK 1B	5 1 3 0 0 0 5	AB 38 R 7 H 14 RBI 7 BB 5 SO 5 LOB 21									
George Bjorkman, R OBP: 0.400, SLG: 0.390 (1, 2)		0-3 K		0-0 1B 1-H SF9 2B		0-0 6-3 SH1-4 1B		0-0 1-2 3-H 1B	0-3 K	5 1 3 2 0 2 1										
Joe Niekro, R OBP: 0.104, SLG: 0.105 (1, 1)		0-0 F8		0-0 1B		0-0 SH1-4		0-0 F9	0-0 G3	3 0 1 0 0 0 2										
Frank DiPino, L OBP: 0.333, SLG: 0.400 (8, 1)				2-3 1B		1-2 1B		2-3		1 0 0 0 0 0 1										
Inning Stats	R: 1 E: 0 K: 1 S: 6	H: 1 LOB: 3 BB: 3 P: 18	R: 0 E: 0 K: 1 S: 5	H: 0 LOB: 0 BB: 0 P: 5	R: 0 E: 0 K: 1 S: 6	H: 1 LOB: 1 BB: 0 P: 6	R: 2 E: 0 K: 0 S: 5	H: 3 LOB: 1 BB: 0 P: 5	R: 0 E: 0 K: 0 S: 4	H: 1 LOB: 1 BB: 0 P: 4	R: 2 E: 0 K: 1 S: 8	H: 3 LOB: 2 BB: 1 P: 12	R: 0 E: 1 K: 0 S: 5	H: 1 LOB: 3 BB: 1 P: 9	R: 0 E: 0 K: 1 S: 6	H: 1 LOB: 1 BB: 0 P: 6	1B: 11 2B: 1 3B: 1 HR: 1	SF: 2 SAC: 1 DP: 0 HBP: 0	WP: 1 PB: 0 SB: 1 CS: 0	PA: 46
PITCHER	IP WLS BF H R ER SO BB IBB HBP BLK WP HR S P ERA WHIP																			
Mark Davis, L ERA: 4.52 (1, 1)	5.0 L 25 8 5 5 3 2 1 0 0 1 1 28 40 9.00 2.000																			
Mark Calvert, R ERA: 5.19 (6, 1)	3.0 17 5 2 2 1 2 0 0 0 0 0 17 25 6.00 2.333																			
Andy McGaffigan, R ERA: 4.6 (9, 1)	1.0 4 1 0 0 1 0 0 0 0 1 0 6 6 0.00 1.000																			

Houston Astros @ San Francisco Giants  
Candlestick Park, San Francisco, CA

Fri Sep 09 1983, 10:05 PM EDT  
Att. 4,195 - Unknown

livebaseballscorecards.com







Batter	1	2	3	4	5	6	7	8	9	AB R H RBI BB SO LOB	TOP											
Bill Doran, S (1, 4) OBP: 0.381, SLG: 0.375	0-3 K	0-0 1B		0-3 K		0-0 1B		0-0 F7		5 0 2 0 0 2 2												
Terry Puhl, L (1, 9) OBP: 0.354, SLG: 0.441	0-0 6-3	0-0 F6		0-0 4-3		0-0 4-3			0-0 G3	5 0 0 0 0 0 4												
Dickie Thon, R (1, 6) OBP: 0.347, SLG: 0.469	0-0 F3		0-0 HR		0-0 F6	0-0 F9			0-0 L5	5 1 1 1 0 0 1												
Jose Cruz, L (1, 7) OBP: 0.386, SLG: 0.472		0-0 F8	0-0 SH5-3 1B		0-0 S 1B		0-0 5-3		0-3 K	5 1 2 0 0 1 0												
Ray Knight, R (1, 3) OBP: 0.359, SLG: 0.451		4-0 2B 1B BB	0-0 SH5-3	0-0 1-2	0-0 1B 1B		0-0 F8			2 1 1 1 1 0 0												
Phil Garner, R (1, 5) OBP: 0.318, SLG: 0.364		0-0 1B 2B	0-0 F3	0-0 2	0-0 F7		0-0 5-3			4 1 1 0 0 0 2												
Jerry Mumphrey, S (1, 8) OBP: 0.336, SLG: 0.402		0-0 E SF7 1B	0-0 4-3	0-0 3	0-0 1B			0-0 4-3		4 1 2 2 0 0 1												
John Mizerock, L (1, 2) OBP: 0.263, SLG: 0.268		0-0 E3 1B		0-3 K SH1-4	0-0 3-1			0-0 SH2-4 1B		4 0 1 0 0 1 3												
Bob Knepper, L (1, 1) OBP: 0.209, SLG: 0.302		0-0 SF7		0-0 SH1-4		0-0 G3		0-0 SH2-4		0 0 0 1 0 0 0												
Jeff Heathcock, R (2, 1)				1-2				1-2		1 0 0 0 0 0 0												
<b>Inning Stats</b>	R: 0 E: 0 K: 1 S: 5	H: 0 LOB: 0 BB: 0 P: 5	R: 3 E: 1 K: 0 S: 7	H: 3 LOB: 2 BB: 1 P: 11	R: 1 E: 0 K: 0 S: 5	H: 2 LOB: 1 BB: 0 P: 5	R: 0 E: 0 K: 2 S: 8	H: 0 LOB: 1 BB: 0 P: 8	R: 1 E: 0 K: 0 S: 6	H: 3 LOB: 2 BB: 0 P: 6	R: 0 E: 0 K: 0 S: 4	H: 1 LOB: 1 BB: 0 P: 4	R: 0 E: 0 K: 0 S: 3	H: 0 LOB: 0 BB: 0 P: 3	R: 0 E: 0 K: 0 S: 4	H: 1 LOB: 1 BB: 0 P: 4	R: 0 E: 0 K: 1 S: 5	H: 0 LOB: 0 BB: 0 P: 5	1B: 8 2B: 1 3B: 0 HR: 1	SF: 1 SAC: 3 DP: 0 HBP: 0	WP: 1 PB: 0 SB: 1 CS: 0	PA: 40
<b>PITCHER</b>	IP WLS BF H R ER SO BB IBB HBP BLK WP HR S P ERA WHIP																					
Fred Breining, R (1, 1) ERA: 4.02	4.2 L 25 8 5 4 3 1 0 0 0 1 1 30 34 7.71 1.929																					
Renie Martin, R (5, 1) ERA: 4.53	2.1 8 1 0 0 0 0 0 0 0 0 0 8 8 0.00 0.429																					
Jim Barr, R (8, 1) ERA: 4.31	2.0 7 1 0 0 0 1 0 0 0 0 0 9 9 0.00 0.500																					

Houston Astros @ San Francisco Giants  
Candlestick Park, San Francisco, CA

Sat Sep 10 1983, 6:33 AM EDT  
Att. 6,030 - Unknown

livebaseballscorecards.com

AB	35
R	5
H	10
RBI	5
BB	1
SO	4
LOB	13













Batter	1	2	3	4	5	6	7	8	9	AB R H RBI BB SO LOB	TOP
<b>Johnnie LeMaster, R</b> (1, 6) <small>OBP: 0.321, SLG: 0.311</small> 										3 0 0 0 1 2 1	<b>San Francisco Giants @ San Diego Padres</b> Jack Murphy Stadium, San Diego, CA Tue Sep 13 1983, 10:05 PM EDT Att. 7,612 - Unknown  <b>San Francisco Giants</b>
<b>Max Venable, L</b> (1, 9) <small>OBP: 0.297, SLG: 0.393</small> 										3 1 1 2 1 0 1	
<b>Dan Gladden, R</b> (1, 8) <small>OBP: 0.292, SLG: 0.381</small> 										4 0 1 0 0 1 1	
<b>Darrell Evans, L</b> (1, 5) <small>OBP: 0.384, SLG: 0.532</small> 										4 0 0 0 0 1 2	
<b>Jeffrey Leonard, R</b> (1, 7) <small>OBP: 0.327, SLG: 0.477</small> 										4 1 1 1 0 2 0	
<b>Joel Youngblood, R</b> (1, 4) <small>OBP: 0.350, SLG: 0.473</small> 										3 0 2 0 1 0 0	
<b>Chris Smith, S</b> (1, 3) <small>OBP: 0.324, SLG: 0.355</small> 										4 0 0 0 0 1 3	
<b>Jeff Ransom, R</b> (1, 2) 										3 0 0 0 0 1 1	
<b>Scott Garrelts, R</b> (1, 1) <small>OBP: 0.333, SLG: 0.333</small> <b>Randy Lerch, L</b> (7, 1) <small>OBP: 0.300, SLG: 0.333</small> <b>Dave Bergman, L</b> (8, PH) <small>OBP: 0.386, SLG: 0.452</small> <b>Greg Minton, S</b> (8, 1) <small>OBP: 0.545, SLG: 0.600</small> 										2 1 1 0 0 1 0	
<b>Inning Stats</b> R: 0 H: 0 E: 0 K: 0 S: 2 H: 0 LOB: 0 BB: 1 P: 6 R: 0 H: 1 E: 0 K: 2 S: 8 H: 1 LOB: 1 BB: 0 P: 8 R: 2 H: 2 E: 0 K: 2 S: 9 H: 2 LOB: 0 BB: 0 P: 9 R: 0 H: 0 E: 0 K: 1 S: 5 H: 0 LOB: 0 BB: 0 P: 5 R: 0 H: 0 E: 0 K: 1 S: 5 H: 0 LOB: 0 BB: 0 P: 5 R: 0 H: 0 E: 0 K: 1 S: 5 H: 0 LOB: 0 BB: 0 P: 5 R: 1 H: 2 E: 0 K: 1 S: 7 H: 2 LOB: 1 BB: 0 P: 7 R: 0 H: 1 E: 0 K: 0 S: 4 H: 1 LOB: 2 BB: 1 P: 8 R: 0 H: 0 E: 0 K: 1 S: 4 H: 0 LOB: 1 BB: 1 P: 8	1B: 4 SF: 0 2B: 1 SAC: 0 3B: 0 DP: 2 HR: 2 HBP: 0	WP: 0 PA: 34 PB: 0 SB: 0 CS: 1									
<b>PITCHER</b> <b>Ed Whitson, R</b> (1, 1) <small>ERA: 4.68</small> <b>Sid Monge, L</b> (8, 1) <small>ERA: 3.89</small>	IP: 7.2 WLS: 30 BF: 6 H: 3 ER: 3 SO: 8 BB: 2 IBB: 0 HBP: 0 BLK: 0 WP: 0 HR: 2 S: 44 P: 52 ERA: 3.52 WHIP: 1.043 IP: 1.1 WLS: 4 H: 0 ER: 0 SO: 1 BB: 1 IBB: 0 HBP: 0 BLK: 0 WP: 0 HR: 0 S: 5 P: 9 ERA: 0.00 WHIP: 0.750	<b>PITCHER</b> IP WLS BF H R ER SO BB IBB HBP BLK WP HR S P ERA WHIP									

livebaseballscorecards.com

AB	31
R	3
H	6
RBI	3
BB	3
SO	9
LOB	9





Batter	1	2	3	4	5	6	7	8	9	AB	R	H	RBI	BB	SO	LOB
<b>Bobby Brown, S</b> (1, 7) OBP: 0.344, SLG: 0.438	0-0 6-3 1B		0-0 HR 1B		0-0 G3		0-0 F4		0-0 FC2-6 1B	5	1	2	0	0	0	0
<b>Alan Wiggins, S</b> (1, 3) OBP: 0.363, SLG: 0.333	0-0 G3		0-3 K 1-2		0-0 1B		0-0 4-3		0-0 FC2-6 1B	5	1	1	0	0	1	2
<b>Tony Gwynn, L</b> (1, 9) OBP: 0.345, SLG: 0.365	0-0 BLK 1B		0-0 F7		0-0 F8		0-0 1B		4-0 1B IBB	4	0	2	0	1	0	2
<b>Terry Kennedy, L</b> (1, 2) OBP: 0.351, SLG: 0.447	0-0 6-3 1-2		0-0 HR		4-0 IBB		0-3 K		4-0 1B IBB	3	1	1	2	2	1	2
<b>Kevin McReynolds, R</b> (1, 8) OBP: 0.255, SLG: 0.365		0-0 F9	0-0 F8		0-0 F5			0-0 SH5-4 1B	0-0 1B	5	0	2	1	0	0	2
<b>Garry Templeton, S</b> (1, 6) OBP: 0.296, SLG: 0.335		0-0 4-3		0-0 6-3		0-0 1B		0-0 SH5-4	0-0 1-2	3	0	1	0	0	0	0
<b>Luis Salazar, R</b> (1, 5) OBP: 0.285, SLG: 0.394		0-0 HR		0-0 1B 1B		0-0 F8		0-0 F9		4	1	2	1	0	0	2
<b>Juan Bonilla, R</b> (1, 4) OBP: 0.312, SLG: 0.312		0-0 1B		0-0 F2		0-0 F8		0-0 G3		3	0	1	0	0	0	2
<b>Gene Richards, L</b> (8, PH) OBP: 0.328, SLG: 0.390		0-0 1B		0-0 1-2		0-0 F8				1	0	0	0	0	0	1
<b>Edwin Rodriguez, R</b> (9, 4)		0-0 1B		0-0 1B		0-0 1-3				0	0	0	0	0	0	0
<b>Ed Whitson, R</b> (1, 1) OBP: 0.205, SLG: 0.162		0-0 F4		0-0 1B					0-0 F7	3	0	1	0	0	0	2
<b>Sid Monge, S</b> (8, 1) OBP: 0.100, SLG: 0.100										0	0	0	0	0	0	0
<b>Ruppert Jones, L</b> (9, PH) OBP: 0.304, SLG: 0.374				2-H						1	0	0	0	0	0	0

Inning Stats	R: 0	H: 1	E: 0	LOB: 1	K: 0	BB: 0	S: 4	P: 4	R: 1	H: 2	E: 0	LOB: 1	K: 0	BB: 0	S: 5	P: 5	R: 2	H: 2	E: 0	LOB: 0	K: 1	BB: 0	S: 7	P: 7	R: 0	H: 2	E: 0	LOB: 2	K: 0	BB: 0	S: 4	P: 4	R: 0	H: 1	E: 0	LOB: 2	K: 0	BB: 1	S: 4	P: 8	R: 0	H: 1	E: 0	LOB: 1	K: 1	BB: 0	S: 6	P: 6	R: 0	H: 1	E: 0	LOB: 1	K: 0	BB: 0	S: 4	P: 4	R: 0	H: 1	E: 0	LOB: 1	K: 1	BB: 0	S: 4	P: 4	R: 1	H: 2	E: 0	LOB: 3	K: 0	BB: 2	S: 4	P: 12	1B: 11	SF: 0	2B: 0	SAC: 1	3B: 0	DP: 0	HR: 2	HBP: 0	WP: 0	PA: 41
--------------	------	------	------	--------	------	-------	------	------	------	------	------	--------	------	-------	------	------	------	------	------	--------	------	-------	------	------	------	------	------	--------	------	-------	------	------	------	------	------	--------	------	-------	------	------	------	------	------	--------	------	-------	------	------	------	------	------	--------	------	-------	------	------	------	------	------	--------	------	-------	------	------	------	------	------	--------	------	-------	------	-------	--------	-------	-------	--------	-------	-------	-------	--------	-------	--------

PITCHER	IP	WLS	BF	H	R	ER	SO	BB	IBB	HBP	BLK	WP	HR	S	P	ERA	WHIP
<b>Scott Garrelts, R</b> (1, 1) ERA: 2.45	6.2		30	10	3	3	1	0	0	0	1	0	0	31	35	4.05	1.500
<b>Randy Lerch, L</b> (7, 1) ERA: 6.6	0.1		1	0	0	0	1	0	0	0	0	0	0	3	3	0.00	0.000
<b>Greg Minton, R</b> (8, 1) ERA: 3.53	1.2	L	10	3	1	1	0	0	2	0	0	0	0	8	16	5.40	1.800


**BOTTOM**

**San Francisco Giants @ San Diego Padres**  
Jack Murphy Stadium, San Diego, CA

Tue Sep 13 1983, 10:05 PM EDT  
Att. 7,612 - Unknown

livebaseballscorecards.com

<b>AB</b>	<b>37</b>
<b>R</b>	<b>4</b>
<b>H</b>	<b>13</b>
<b>RBI</b>	<b>4</b>
<b>BB</b>	<b>3</b>
<b>SO</b>	<b>2</b>
<b>LOB</b>	<b>15</b>



Batter	1	2	3	4	5	6	7	8	9	AB R H RBI BB SO LOB	TOP											
<b>Johnnie LeMaster, R</b> (1, 6) <small>OBP: 0.321, SLG: 0.311</small> <b>Guy Sularz, R</b> (6, PH) <small>OBP: 0.167, SLG: 0.167</small>	0-0 F9		0-0 1B		0-3 K	0-0 F3		0-0 F9		3 0 1 0 0 1 0 2 0 0 0 0 0 4	<b>San Francisco Giants @ San Diego Padres</b> Jack Murphy Stadium, San Diego, CA Wed Sep 14 1983, 10:05 PM EDT Att: 19,763 - Unknown <a href="http://livebaseballscorecards.com">livebaseballscorecards.com</a>											
<b>Max Venable, L</b> (1, 9) <small>OBP: 0.300, SLG: 0.390</small>	0-0 1B		1-0 HBP		0-0 4-3		0-3 K		0-0 3-1	4 0 1 0 0 1 0												
<b>Dan Gladden, R</b> (1, 8) <small>OBP: 0.241, SLG: 0.308</small>	0-0 1-2 5-3		0-0 1-2 FC1-2-5		0-0 F4		0-0 5-3		0-0 F8	5 0 0 0 0 0 3												
<b>Darrell Evans, L</b> (1, 5) <small>OBP: 0.384, SLG: 0.529</small>	4-0 BB		0-3 K		4-0 FC6-4 BB		0-0 F7		0-0 4-3	3 0 0 0 2 1 2												
<b>Jeffrey Leonard, R</b> (1, 7) <small>OBP: 0.325, SLG: 0.473</small>	0-3 K		0-0 5-3		0-0 FC6-4 1B		0-0 5-3			4 1 0 0 0 1 3												
<b>Joel Youngblood, R</b> (1, 4) <small>OBP: 0.351, SLG: 0.473</small>		0-0 5-3		0-0 1B		0-0 6-3		0-0 1B 2B		4 1 2 0 0 0 1												
<b>Chris Smith, S</b> (1, 3) <small>OBP: 0.342, SLG: 0.353</small>		0-3 K		0-0 F7		1-0 1B E HBP		0-0 2B 1B		3 1 1 0 0 1 1												
<b>Jeff Ransom, R</b> (1, 2) <small>OBP: 0.143, SLG: 0.143</small>		0-3 K		0-0 F7		0-0 1B E		0-3 K		4 0 1 1 0 2 3												
<b>Mike Krukow, R</b> (1, 1) <small>OBP: 0.262, SLG: 0.333</small> <b>Dave Bergman, L</b> (6, PH) <small>OBP: 0.384, SLG: 0.448</small> <b>Andy McGaffigan, R</b> (6, 1) <small>OBP: 0.097, SLG: 0.133</small> <b>Chili Davis, S</b> (8, PH) <small>OBP: 0.308, SLG: 0.353</small> <b>Gary Lavelle, S</b> (8, 1)			0-0 1B		0-0 HR	0-0 E7		0-0 2B		2 1 2 1 0 0 0 1 0 0 0 0 0 1 0 0 0 0 0 0 0 1 0 1 1 0 0 0 0 0 0 0 0 0 0												
<b>Inning Stats</b>	R: 0 E: 0 K: 1 S: 6	H: 1 LOB: 2 BB: 1 P: 10	R: 0 E: 0 K: 2 S: 7	H: 0 LOB: 0 BB: 0 P: 7	R: 0 E: 0 K: 1 S: 6	H: 2 LOB: 2 BB: 0 P: 7	R: 0 E: 0 K: 0 S: 4	H: 1 LOB: 1 BB: 0 P: 4	R: 1 E: 0 K: 1 S: 6	H: 1 LOB: 0 BB: 0 P: 6	R: 2 E: 1 K: 0 S: 5	H: 1 LOB: 2 BB: 1 P: 10	R: 0 E: 0 K: 1 S: 5	H: 0 LOB: 0 BB: 0 P: 5	R: 1 E: 0 K: 1 S: 8	H: 3 LOB: 2 BB: 0 P: 8	R: 0 E: 0 K: 0 S: 3	H: 0 LOB: 0 BB: 0 P: 3	1B: 7 2B: 1 3B: 0 HR: 1	SF: 0 SAC: 0 DP: 0 HBP: 2	WP: 0 PB: 0 SB: 2 CS: 0	PA: 40
<b>PITCHER</b>	IP WLS BF H R ER SO BB IBB HBP BLK WP HR S P ERA WHIP																					
<b>Eric Show, R</b> (1, 1) <small>ERA: 4.04</small> <b>Gary Lucas, L</b> (6, 1) <small>ERA: 2.98</small>	5.2 W 26 6 3 2 5 2 0 2 0 0 1 32 42 3.18 1.412																					





Batter	1	2	3	4	5	6	7	8	9
Bobby Brown, S (1, 7) Joe Lansford, R (8, 3)	L6		1B		1B		1B		
Alan Wiggins, S (1, 3) (8, 7)	F7		1B		FC6		F8		
Tony Gwynn, L (1, 9) OBP: 0.351, SLG: 0.372	1B		G3		1B		1B		
Terry Kennedy, L (1, 2) Doug Gwosdz, R (5, PR) (6, 2)	G3			K	FC6		G5-4-3		
Kevin McReynolds, R (1, 8) OBP: 0.265, SLG: 0.364		5-3		5-3	1B		SH5-4		
Garry Templeton, S (1, 6) OBP: 0.296, SLG: 0.335		K		E	1B		SH5-4		
Luis Salazar, R (1, 5) OBP: 0.285, SLG: 0.392		F7		E5			1B		
Juan Bonilla, R (1, 4) OBP: 0.311, SLG: 0.311			5-3	6-3			1B		
Eric Show, R (1, 1) Gary Lucas, L (6, 1)			F2		K		4-3		

AB	R	H	RBI	BB	SO	LOB
4	3	3	0	0	0	0
0	0	0	0	0	0	0
3	1	1	1	1	0	1
4	0	3	2	0	0	1
3	0	0	1	0	1	2
1	0	0	0	0	0	1
3	1	1	0	1	0	0
3	1	1	0	0	1	2
3	1	0	0	1	0	0
4	0	1	1	0	0	1
2	0	0	0	0	1	0
2	0	0	0	0	0	0


**BOTTOM**

**San Francisco Giants @ San Diego Padres**  
**Jack Murphy Stadium, San Diego, CA**

Wed Sep 14 1983, 10:05 PM EDT  
 Att. 19,763 - Unknown

livebaseballscorecards.com

AB	32
R	7
H	10
RBI	5
BB	3
SO	3
LOB	8




Inning Stats		R: 0	H: 1	R: 0	H: 0	R: 1	H: 2	R: 1	H: 1	R: 2	H: 3	R: 0	H: 0	R: 1	H: 2	R: 2	H: 1
E: 0	LOB: 1	E: 0	LOB: 0	E: 0	LOB: 0	E: 1	LOB: 1	E: 0	LOB: 0	E: 0	LOB: 2	E: 0	LOB: 0	E: 0	LOB: 0	E: 0	LOB: 0
K: 0	BB: 0	K: 1	BB: 0	K: 0	BB: 0	K: 1	BB: 0	K: 0	BB: 0	K: 1	BB: 1	K: 0	BB: 0	K: 0	BB: 0	K: 0	BB: 2
S: 4	P: 4	S: 5	P: 5	S: 5	P: 5	S: 7	P: 7	S: 8	P: 12	S: 3	P: 3	S: 4	P: 4	S: 3	P: 11	S: 3	P: 11


PITCHER		IP	WLS	BF	H	R	ER	SO	BB	IBB	HBP	BLK	WP	HR	S	P	ERA	WHIP
Mike Krukow, R (1, 1) ERA: 3.7	5.0	L	24	7	4	3	3	3	1	0	0	0	0	0	29	33	5.40	1.600
Andy McGaffigan, R (6, 1) ERA: 4.6	2.0		7	2	1	1	0	0	0	0	0	0	1	0	7	7	4.50	1.000
Gary Lavelle, L (8, 1) ERA: 2.61	1.0		5	1	2	2	0	0	2	0	0	0	0	0	3	11	18.00	3.000

WP	PA	36
WP: 1	PA: 36	
PB: 0	CS: 4	
SB: 4		
CS: 0		

Batter	1	2	3	4	5	6	7	8	9	AB R H RBI BB SO LOB	TOP																													
Steve Sax, R (1, 4) OBP: 0.338, SLG: 0.346	0-3 K		0-0 F8			0-0 F8			0-0 F8	4 0 0 0 0 1 0	<p>Los Angeles Dodgers @ San Francisco Giants Candlestick Park, San Francisco, CA</p> <p>Fri Sep 16 1983, 10:05 PM EDT Att. 22,220 - Unknown</p> <p>livebaseballscorecards.com</p> <table border="1"> <tr><td>AB</td><td>27</td></tr> <tr><td>R</td><td>0</td></tr> <tr><td>H</td><td>2</td></tr> <tr><td>RBI</td><td>0</td></tr> <tr><td>BB</td><td>2</td></tr> <tr><td>SO</td><td>8</td></tr> <tr><td>LOB</td><td>8</td></tr> </table> 	AB	27	R	0	H	2	RBI	0	BB	2	SO	8	LOB	8															
AB	27																																							
R	0																																							
H	2																																							
RBI	0																																							
BB	2																																							
SO	8																																							
LOB	8																																							
Bill Russell, R (1, 6) OBP: 0.312, SLG: 0.298	0-0 F2		0-0 6-3			0-0 G3			0-0 L3	4 0 0 0 0 0 0																														
Mike Marshall, R (1, 9) OBP: 0.350, SLG: 0.438	0-3 K				0-3 K				0-0 F8	3 0 0 0 0 2 0																														
Pedro Guerrero, R (1, 3) OBP: 0.366, SLG: 0.519 (8, 5)		0-0 S 1B			0-0 F3				0-0 F8	3 0 1 0 0 0 0																														
Candy Maldonado, R (1, 7) OBP: 0.230, SLG: 0.281		0-3 K 1-2			0-0 5-3				0-3 K	3 0 0 0 0 2 1																														
German Rivera, R (1, 5) Cecil Espy, S (8, PR) Greg Brock, L (8, 3) OBP: 0.337, SLG: 0.402		0-0 F7			0-0 CS 1B				4-0 FC5-4 BB	2 0 1 0 1 0 1 0 0 0 0 0 0 0 0 0 0 0 0 0 0																														
Ken Landreaux, L (1, 8) OBP: 0.336, SLG: 0.467		4-0 BB			0-0 P5				0-0 FC5-4 CS	2 0 0 0 1 0 2																														
Jack Fimple, R (1, 2) Dusty Baker Jr., R (8, PH) Tom Niedenfuer, R (8, 1) OBP: 0.291, SLG: 0.350 OBP: 0.343, SLG: 0.389		0-3 K2-3			0-3 K 1-2				0-0 P4	2 0 0 0 0 2 3 1 0 0 0 0 0 1 0 0 0 0 0 0 0																														
Fernando Valenzuela, L (1, 1) Jose Morales, R (8, PH) Steve Yeager, R (8, 2) OBP: 0.212, SLG: 0.277 OBP: 0.302, SLG: 0.500 OBP: 0.257, SLG: 0.392			0-0 4-3			0-3 K			0-0 CS 1-2	0-0 6-3	2 0 0 0 0 1 0 0 0 0 0 0 0 0 1 0 0 0 0 0 0																													
<b>Inning Stats</b>	R: 0 E: 0 K: 2 S: 7	H: 0 LOB: 0 BB: 0 P: 7	R: 0 E: 0 K: 2 S: 8	H: 1 LOB: 2 BB: 1 P: 12	R: 0 E: 0 K: 0 S: 3	H: 0 LOB: 0 BB: 0 P: 3	R: 0 E: 0 K: 1 S: 5	H: 0 LOB: 0 BB: 0 P: 5	R: 0 E: 0 K: 1 S: 5	H: 1 LOB: 1 BB: 0 P: 5	R: 0 E: 0 K: 1 S: 5	H: 0 LOB: 0 BB: 0 P: 5	R: 0 E: 0 K: 1 S: 5	H: 0 LOB: 0 BB: 0 P: 5	R: 0 E: 0 K: 0 S: 2	H: 0 LOB: 1 BB: 1 P: 6	R: 0 E: 0 K: 0 S: 3	H: 0 LOB: 0 BB: 0 P: 3	1B: 2 2B: 1 3B: 0 HR: 0	SF: 0 SAC: 0 DP: 1 HBP: 0	WP: 0 PB: 0 SB: 1 CS: 2	PA: 30																		
<b>PITCHER</b> Mark Davis, L (1, 1) ERA: 4.06	IP 9.0	WLS W	BF 29	H 2	R 0	ER 0	SO 8	BB 2	IBB 0	HBP 0	BLK 0	WP 0	HR 0	S 43	P 51	ERA 0.00	WHIP 0.444						<b>PITCHER</b>	IP	WLS	BF	H	R	ER	SO	BB	IBB	HBP	BLK	WP	HR	S	P	ERA	WHIP





Batter	1	2	3	4	5	6	7	8	9	AB R H RBI BB SO LOB	TOP														
Steve Sax, R (1, 4) OBP: 0.338, SLG: 0.345	0-0 6-3		0-0 L6			0-0 6-3		0-0 1B		4 0 1 0 0 0 0	<p>Los Angeles Dodgers @ San Francisco Giants Candlestick Park, San Francisco, CA</p> <p>Sat Sep 17 1983, 10:05 PM EDT Att: 23,982 - Unknown</p> <p>livebaseballscorecards.com</p> <table border="1"> <tr><td>AB</td><td>32</td></tr> <tr><td>R</td><td>1</td></tr> <tr><td>H</td><td>5</td></tr> <tr><td>RBI</td><td>1</td></tr> <tr><td>BB</td><td>1</td></tr> <tr><td>SO</td><td>4</td></tr> <tr><td>LOB</td><td>10</td></tr> </table> 	AB	32	R	1	H	5	RBI	1	BB	1	SO	4	LOB	10
AB	32																								
R	1																								
H	5																								
RBI	1																								
BB	1																								
SO	4																								
LOB	10																								
Bill Russell, R (1, 6) Joe Beckwith, L (8, 1) OBP: 0.310, SLG: 0.295	0-0 5-3		0-0 F7			0-0 5-3		0-0 P4		4 0 0 0 0 0 1 0 0 0 0 0 0 0															
Rick Monday, L (1, 7) OBP: 0.372, SLG: 0.431	0-0 2B			0-0 F9			0-0 4-3 BB 1B	0-0 1-3		4 0 2 0 0 0 1															
Pedro Guerrero, R (1, 5) OBP: 0.365, SLG: 0.516	0-0 5-3			0-0 F8			4-0 4-3 BB 1-2		0-3 K	3 0 0 0 1 1 1															
Ken Landreaux, L (1, 8) OBP: 0.333, SLG: 0.463		0-0 F9		0-0 6-3			0-0 4-3 1-2 2-3	0-0 F8	0-0 F8	4 0 0 0 0 0 2															
Mike Marshall, R (1, 9) OBP: 0.347, SLG: 0.434		0-3 K			0-0 F8		0-0 F8	0-3 K	0-3 K	4 0 0 0 0 2 2															
Greg Brock, L (1, 3) OBP: 0.337, SLG: 0.402		0-0 1B			0-0 4-3		0-0 F8			3 0 1 0 0 0 2															
Steve Yeager, R (1, 2) Derrel Thomas, S (8, PH) Dave Anderson, R (8, 6) OBP: 0.285, SLG: 0.390 OBP: 0.335, SLG: 0.331 OBP: 0.218, SLG: 0.242		0-3 K			0-0 F8			0-0 F3		2 0 0 0 0 1 1 1 0 0 0 0 0 0 0 0 0 0 0 0 0															
Rick Honeycutt, L (1, 1) Pat Zachry, R (5, 1) Rafael Landestoy, S (6, PH) Burt Hooton, R (6, 1) R.J. Reynolds, S (8, PH) Jack Trimble, R (8, 2) OBP: 0.150, SLG: 0.100 OBP: 0.500, SLG: 0.500 OBP: 0.220, SLG: 0.288 OBP: 0.210, SLG: 0.208 OBP: 0.278, SLG: 0.471 OBP: 0.291, SLG: 0.350			0-0 3-1			0-0 5-3		0-0 HR		1 0 0 0 0 0 0 0 0 0 0 0 0 0 1 0 0 0 0 0 0 0 0 0 0 0 0 0 1 1 1 1 0 0 0 0 0 0 0 0 0 0															
<b>Inning Stats</b>	R: 0 H: 1 E: 0 LOB: 1 K: 0 BB: 0 S: 4 P: 4	R: 0 H: 1 E: 0 LOB: 1 K: 2 BB: 0 S: 8 P: 8	R: 0 H: 0 E: 0 LOB: 0 K: 0 BB: 0 S: 3 P: 3	R: 0 H: 0 E: 0 LOB: 0 K: 0 BB: 0 S: 3 P: 3	R: 0 H: 0 E: 0 LOB: 0 K: 0 BB: 0 S: 3 P: 3	R: 0 H: 0 E: 0 LOB: 0 K: 0 BB: 0 S: 3 P: 3	R: 0 H: 1 E: 0 LOB: 2 K: 0 BB: 1 S: 4 P: 8	R: 1 H: 2 E: 0 LOB: 1 K: 0 BB: 0 S: 5 P: 5	R: 0 H: 0 E: 0 LOB: 0 K: 2 BB: 0 S: 7 P: 7	1B: 3 SF: 0 2B: 1 SAC: 0 3B: 0 DP: 0 HR: 1 HBP: 0	WP: 0 PA: 33 PB: 0 SB: 0 CS: 0														
<b>PITCHER</b> Fred Breining, R (1, 1) ERA: 3.88	IP WLS BF H R ER SO BB IBB HBP BLK WP HR S P ERA WHIP	9.0 W 33 5 1 1 4 1 0 0 0 0 1 40 44 1.00 0.667																							



Batter	1	2	3	4	5	6	7	8	9	AB	R	H	RBI	BB	SO	LOB
Johnnie LeMaster, R OBP: 0.318, SLG: 0.309 (1, 6)	0-0 1B 1B	0-0 1-3		0-0 5-3		0-0 4-3				4	1	1	0	0	0	2
Darrell Evans, L OBP: 0.384, SLG: 0.525 (1, 3)	0-0 1B FC6-4	0-0 F8		0-0 F8		4-0 G6-4-3 IBB				3	1	1	0	1	0	1
Jack Clark, R OBP: 0.358, SLG: 0.441 (1, 9)	0-0 FC6-4 1B		0-0 HR		0-0 L6	0-0 G6-4-3				4	1	2	2	0	0	2
Jeffrey Leonard, R OBP: 0.326, SLG: 0.474 (1, 7)	0-0 FC6-4 BB		4-0 S BB		0-0 2B		0-0 G3			3	1	1	1	1	0	1
Chili Davis, S OBP: 0.308, SLG: 0.353 (1, 8)	4-0 BB BB		0-0 P6		0-0 6-3 2B		0-0 F8			3	0	1	1	1	0	1
Joel Youngblood, R OBP: 0.350, SLG: 0.467 (1, 4)	0-0 F7		4-0 L4-3 IBB		0-0 6-3		0-0 F8			3	0	0	0	1	0	3
Brad Wellman, R OBP: 0.299, SLG: 0.253 (8, 4)			1-2 IBB		2-3					0	0	0	0	0	0	0
Tom O'Malley, L OBP: 0.336, SLG: 0.326 (1, 5)	4-0 FC6-4 BB		0-0 L4-3		4-0 FC6-4 IBB			0-0 4-3		2	0	0	0	2	0	2
Bob Brenly, R OBP: 0.309, SLG: 0.367 (1, 2)	0-0 FC6-4		4-0 SH5-4 BB		0-0 FC6-4			0-0 5-3		3	0	0	0	1	0	5
Fred Breining, R OBP: 0.188, SLG: 0.154 (1, 1)		0-3 K		0-0 SH5-4		4-0 4-3 BB		0-0 F8		2	0	0	0	1	1	0

Inning Stats	R: 2	H: 3	E: 0	K: 0	S: 6	LOB: 3	BB: 2	P: 14	R: 0	H: 0	E: 0	K: 1	S: 5	LOB: 0	BB: 0	P: 5	R: 1	H: 1	E: 0	K: 0	S: 3	LOB: 1	BB: 2	P: 11	R: 0	H: 0	E: 0	K: 0	S: 3	LOB: 1	BB: 1	P: 7	R: 1	H: 2	E: 0	K: 0	S: 5	LOB: 2	BB: 1	P: 9	R: 0	H: 0	E: 0	K: 0	S: 2	LOB: 1	BB: 2	P: 10	R: 0	H: 0	E: 0	K: 0	S: 3	LOB: 0	BB: 0	P: 3	R: 0	H: 0	E: 0	K: 0	S: 3	LOB: 0	BB: 0	P: 3
--------------	------	------	------	------	------	--------	-------	-------	------	------	------	------	------	--------	-------	------	------	------	------	------	------	--------	-------	-------	------	------	------	------	------	--------	-------	------	------	------	------	------	------	--------	-------	------	------	------	------	------	------	--------	-------	-------	------	------	------	------	------	--------	-------	------	------	------	------	------	------	--------	-------	------

PITCHER	IP	WLS	BF	H	R	ER	SO	BB	IBB	HBP	BLK	WP	HR	S	P	ERA	WHIP
Rick Honeycutt, L ERA: 2.9 (1, 1)	4.1	L	23	6	4	4	1	4	1	0	0	0	1	20	40	8.31	2.308
Pat Zachry, R ERA: 1.94 (5, 1)	0.2		3	0	0	0	0	0	1	0	0	0	0	2	6	0.00	0.000
Burt Hooton, R ERA: 3.97 (6, 1)	2.0		7	0	0	0	0	1	1	0	0	0	0	5	13	0.00	0.500
Joe Beckwith, R ERA: 3.6 (8, 1)	1.0		3	0	0	0	0	0	0	0	0	0	0	3	3	0.00	0.000

**BOTTOM**

Los Angeles Dodgers @ San Francisco Giants  
Candlestick Park, San Francisco, CA

Sat Sep 17 1983, 10:05 PM EDT  
Att. 23,982 - Unknown

AB	27
R	4
H	6
RBI	4
BB	8
SO	1
LOB	17

livebaseballscores.com



WP: 0	PA: 36
PB: 0	
SB: 1	
CS: 0	

Batter	1	2	3	4	5	6	7	8	9	AB R H RBI BB SO LOB	TOP			
Steve Sax, R (1, 4) OBP: 0.340, SLG: 0.349	0-0 FC5-4 1B		0-0 5-3		0-0 1B		0-0 E6		0-0 1B 2B	5 1 3 0 0 0 0				
R.J. Reynolds, S (1, 9) OBP: 0.268, SLG: 0.436	0-0 FC5-4 G3 1-2f		0-3 K		0-3 K		0-0 4-3		0-0 1B 2-H 3-H	5 0 1 2 0 2 3				
Rick Monday, L (1, 7) OBP: 0.370, SLG: 0.433 Bill Russell, R (9, PH) OBP: 0.309, SLG: 0.295	0-0 G3 1-2		0-0 4-3		0-0 4-3		0-0 2B		0-0 P6	4 0 1 0 0 0 1 1 0 0 0 0 0 1				
Pedro Guerrero, R (1, 5) OBP: 0.366, SLG: 0.514 Alex Taveras, R (8, 5) German Rivera, R (9, PH) OBP: 0.455, SLG: 0.500	4-0 BB			0-0 F9		4-0 BB BB		0-0 L5	0-3 K	2 0 0 0 2 0 1 0 0 0 0 0 0 0 1 0 0 0 0 1 1				
Ken Landreaux, L (1, 8) OBP: 0.333, SLG: 0.463	0-3 K			0-0 2B		0-0 F7		0-0 F5		4 0 1 0 0 1 4				
Greg Brock, L (1, 3) OBP: 0.336, SLG: 0.399		0-3 K		0-3 K		4-0 1-2 BB		0-0 P4		3 0 0 0 1 2 2				
Jack Fimple, R (1, 2) OBP: 0.287, SLG: 0.344 Dusty Baker Jr., R (6, PH) OBP: 0.343, SLG: 0.389 Steve Yeager, R (6, 2) Derrel Thomas, S (9, PH) OBP: 0.338, SLG: 0.352		0-3 K		0-0 6-3		0-0 4-3			0-0 HR	2 0 0 0 0 1 1 1 0 0 0 0 0 2 0 0 0 0 0 0 0 1 1 1 1 0 0 0				
Dave Anderson, R (1, 6) OBP: 0.221, SLG: 0.237 Cecil Espy, S (9, PH) OBP: 0.333, SLG: 0.333		4-0 BB			0-0 F2		0-0 F7		0-0 2B 1B 1B	2 0 0 0 1 0 0 1 1 1 0 0 0 0				
Jerry Reuss, L (1, 1) OBP: 0.258, SLG: 0.250 Rafael Landestoy, S (5, PH) OBP: 0.222, SLG: 0.283 Orel Hershiser, R (5, 1) Sid Bream, L (7, PH) OBP: 0.187, SLG: 0.167 Pat Zachry, R (7, 1) OBP: 0.500, SLG: 0.500 Jose Mouton, R (9, PH) OBP: 0.295, SLG: 0.488		0-3 K		0-3 K		0-0 F7		0-0 F7	0-0 F9	1 0 0 0 0 0 1 1 1 0 0 0 0 0 1 0 0 0 0 0 0 0 0 0 1 0 0 0 0 0 0 0 0 0 0 0 0 0 0 0 1 0 0 0 0 0 0 1				
<b>Inning Stats</b>	R: 0 H: 1 E: 0 LOB: 2 K: 1 BB: 1 S: 6 P: 10	R: 0 H: 0 E: 0 LOB: 1 K: 3 BB: 1 S: 9 P: 13	R: 0 H: 0 E: 0 LOB: 0 K: 1 BB: 0 S: 5 P: 5	R: 0 H: 1 E: 0 LOB: 1 K: 1 BB: 0 S: 6 P: 6	R: 0 H: 1 E: 0 LOB: 1 K: 2 BB: 0 S: 8 P: 8	R: 0 H: 0 E: 0 LOB: 2 K: 0 BB: 2 S: 3 P: 11	R: 0 H: 0 E: 1 LOB: 1 K: 0 BB: 0 S: 4 P: 4	R: 0 H: 1 E: 0 LOB: 1 K: 0 BB: 0 S: 4 P: 4	R: 3 H: 4 E: 0 LOB: 1 K: 1 BB: 0 S: 9 P: 9	1B: 4 SF: 0 2B: 3 SAC: 0 3B: 0 DP: 0 HR: 1 HBP: 0	WP: 0 PA: 40 PB: 0 SB: 1 CS: 0			
<b>PITCHER</b>	IP WLS BF H R ER SO BB IBB HBP BLK WP HR S P ERA WHIP												<b>PITCHER</b>	IP WLS BF H R ER SO BB IBB HBP BLK WP HR S P ERA WHIP
Mike Krukow, R (1, 1) ERA: 3.58	8.0 W 34 5 1 1 8 4 0 0 0 0 0 1 46 62 1.12 1.125													
Greg Minton, R (9, 1) ERA: 3.7	0.1 4 3 2 2 0 0 0 0 0 0 0 0 4 4 54.00 9.000													
Gary Lavelle, L (9, 1) ERA: 2.59	0.2 S 2 0 0 0 1 0 0 0 0 0 0 0 4 4 0.00 0.000													

Los Angeles Dodgers @ San Francisco Giants  
Candlestick Park, San Francisco, CA  
Sun Sep 18 1983, 6:33 AM EDT  
Att: 35,370 - Unknown

livebaseballscorecards.com

AB 36  
R 3  
H 8  
RBI 3  
BB 4  
SO 9  
LOB 18





Batter	1	2	3	4	5	6	7	8	9
Johnnie LeMaster, R OBP: 0.320, SLG: 0.310 (1, 6)	0-0 BB 1B 1B	0-3 K		0-0 F8			0-0 E 2B 1B		
Darrell Evans, L OBP: 0.385, SLG: 0.524 (1, 3) (7, 5)	0-0 BB 1B 1B	0-0 G4-6-3		0-0 F2			4-0 2B E 1B		
Jack Clark, R OBP: 0.360, SLG: 0.443 Max Venable, L OBP: 0.300, SLG: 0.390 (1, 9) (9, 9)	4-0 1B 1-2 2-3 BB		4-0 HR BB		0-0 6-3		0-0 E7 1-H 2B 3-H		
Jeffrey Leonard, R OBP: 0.324, SLG: 0.470 (1, 7)	0-0 L6		0-3 K		0-0 6-3		0-3 K		
Chili Davis, S OBP: 0.306, SLG: 0.350 (1, 8)	0-3 K		0-0 F9		0-0 4-3		0-0 F8		
Joel Youngblood, R OBP: 0.352, SLG: 0.477 Brad Wellman, R OBP: 0.299, SLG: 0.253 (1, 4) (9, 4)	0-0 1B 1-3 2-H 3-H		0-0 HR		0-0 5-3		0-0 5-3		
Tom O'Malley, L OBP: 0.338, SLG: 0.326 Joe Pettini, R OBP: 0.232, SLG: 0.194 Dave Bergman, L OBP: 0.388, SLG: 0.452 (1, 5) (6, PR) (7, 3)	4-0 FC6-4 BB		0-0 3-1		4-0 G1-6-3 BB		0-0 G5-4-3 1B		
Bob Brenly, R OBP: 0.304, SLG: 0.361 (1, 2)	0-0 FC6-4 1-2f			0-0 6-3		0-0 G1-6-3 1-2f		0-0 G5-4-3 1-2f	
Mike Krukow, R OBP: 0.281, SLG: 0.350 Greg Minton, S OBP: 0.545, SLG: 0.600 Gary Lavelle, S (1, 1) (9, 1) (9, 1)		0-0 G4-6-3 1B		0-0 1B			0-0 F9		

Inning Stats	R: 2	H: 3	E: 0	K: 1	S: 8	LOB: 3	BB: 2	P: 16	R: 0	H: 1	E: 0	K: 1	S: 5	LOB: 0	BB: 0	P: 5	R: 2	H: 1	E: 0	K: 1	S: 6	LOB: 0	BB: 1	P: 10	R: 0	H: 1	E: 0	K: 0	S: 4	R: 0	H: 0	E: 0	K: 0	S: 3	R: 0	H: 0	E: 0	K: 0	S: 2	R: 2	H: 2	E: 2	K: 1	S: 7	LOB: 1	BB: 1	P: 11	R: 0	H: 1	E: 0	K: 0	S: 3	LOB: 0	BB: 0	P: 3
--------------	------	------	------	------	------	--------	-------	-------	------	------	------	------	------	--------	-------	------	------	------	------	------	------	--------	-------	-------	------	------	------	------	------	------	------	------	------	------	------	------	------	------	------	------	------	------	------	------	--------	-------	-------	------	------	------	------	------	--------	-------	------

PITCHER	IP	WLS	BF	H	R	ER	SO	BB	IBB	HBP	BLK	WP	HR	S	P	ERA	WHIP
Jerry Reuss, L ERA: 2.99 (1, 1)	4.0	L	20	6	4	4	3	3	0	0	0	0	1	23	35	9.00	2.250
Orel Hershiser, R ERA: 2.45 (5, 1)	2.0		6	0	0	0	0	1	0	0	0	0	0	5	9	0.00	0.500
Pat Zachry, R ERA: 2.04 (7, 1)	2.0		9	3	2	1	1	0	1	0	0	0	0	10	14	4.50	1.500

**BOTTOM**

Los Angeles Dodgers @ San Francisco Giants  
Candlestick Park, San Francisco, CA

Sun Sep 18 1983, 6:33 AM EDT  
Att. 35,370 - Unknown

AB	30
R	6
H	9
RBI	5
BB	5
SO	4
LOB	19

livebaseballscorecards.com



1B	7	SF	0	WP	0	PA	35
2B	1	SAC	0	PB	0		
3B	0	DP	3	SB	0		
HR	1	HBP	0	CS	0		

Batter	1	2	3	4	5	6	7	8	9	AB R H RBI BB SO LOB	TOP	
Bobby Brown, S (1, 7) OBP: 0.356, SLG: 0.431 Joe Lansford, R (8, 3)	0-0 SH1-3 S 4-3 1B		0-0 F8		4-0 CS BB			0-3 K		3 1 1 0 1 1 0 0 0 0 0 0 0 0		
Alan Wiggins, S (1, 3) OBP: 0.362, SLG: 0.333 (8, 7)	0-0 SH1-3 1-3		0-0 6-3		0-0 F7 1-2			0-0 S PB 1B		3 1 1 0 0 0 1		
Tony Gwynn, L (1, 9) OBP: 0.356, SLG: 0.369	0-0 4-3 3-H		0-0 F8		0-0 4-3			4-0 1-H BB		3 0 0 1 1 0 0		
Terry Kennedy, L (1, 2) OBP: 0.348, SLG: 0.443	0-0 3-1			0-0 1B WP FC6-4 1B		0-0 F7		0-0 F8		4 1 1 0 0 0 1		
Kevin McReynolds, R (1, 8) OBP: 0.257, SLG: 0.340		0-0 E 6-3 1B		0-0 FC6-4 1-3 1B		0-0 F8		0-0 F9		4 1 2 0 0 0 1		
Garry Templeton, S (1, 6) OBP: 0.294, SLG: 0.336		0-0 E6 6-3 1-3		0-0 FC6-4 WP 1-2f 3-H		0-3 K		0-0 F8		4 0 0 1 0 1 2		
Luis Salazar, R (1, 5) OBP: 0.284, SLG: 0.385		0-0 6-3 1-2 3-H		4-0 G4-6-3 BB		0-0 F7		0-0 F4		3 0 0 1 1 0 1		
Juan Bonilla, R (1, 4) OBP: 0.311, SLG: 0.310		0-0 F9 3-H		0-0 G4-6-3 1-2f		0-0 1B		0-0 1B		4 0 2 0 0 0 3		
Ed Whitson, R (1, 1) OBP: 0.195, SLG: 0.154 Sid Monge, S (6, 1) OBP: 0.091, SLG: 0.091 Floyd Chiffer, R (7, 1)		0-0 L1		0-0 F3		0-3 K		0-3 K		2 0 0 0 0 0 1 1 0 0 0 0 1 1 1 0 0 0 0 1 1		
<b>Inning Stats</b>	R: 1 H: 1 E: 0 LOB: 0 K: 0 BB: 0 S: 4 P: 4	R: 1 H: 1 E: 1 LOB: 1 K: 0 BB: 0 S: 5 P: 5	R: 0 H: 0 E: 0 LOB: 0 K: 0 BB: 0 S: 3 P: 3	R: 1 H: 2 E: 0 LOB: 1 K: 0 BB: 1 S: 4 P: 8	R: 0 H: 0 E: 0 LOB: 0 K: 0 BB: 1 S: 2 P: 6	R: 0 H: 0 E: 0 LOB: 0 K: 2 BB: 0 S: 8 P: 8	R: 0 H: 1 E: 0 LOB: 1 K: 2 BB: 0 S: 8 P: 8	R: 1 H: 1 E: 0 LOB: 1 K: 1 BB: 1 S: 6 P: 10	R: 0 H: 1 E: 0 LOB: 1 K: 1 BB: 0 S: 6 P: 6	1B: 7 SF: 0 2B: 0 SAC: 1 3B: 0 DP: 1 HR: 0 HBP: 0	WP: 2 PA: 36 PB: 1 SB: 3 CS: 1	
<b>PITCHER</b> Scott Garrelts, R (1, 1) ERA: 2.61 Randy Lerch, L (7, 1) ERA: 6.36	IP WLS BF H R ER SO BB IBB HBP BLK WP HR S P ERA WHIP											<b>PITCHER</b> IP WLS BF H R ER SO BB IBB HBP BLK WP HR S P ERA WHIP
	6.0 L 23 4 3 2 0 2 0 0 0 2 0 21 29 3.00 1.000											
	3.0 13 3 1 1 4 1 0 0 0 0 0 20 24 3.00 1.333											

San Diego Padres @ San Francisco Giants  
 Candlestick Park, San Francisco, CA  
 Mon Sep 19 1983, 10:05 PM EDT  
 Att. 2,486 - Unknown

AB	32
R	4
H	7
RBI	3
BB	3
SO	4
LOB	12



livebaseballscorecards.com



Batter	1	2	3	4	5	6	7	8	9	AB R H RBI BB SO LOB
Dan Gladden, R OBP: 0.265, SLG: 0.323 (1, 8)	0-0 F8	0-0 BB S 1B		0-0 5-3			0-0 CS 1B		0-0 F3	5 0 2 0 0 0 0
Tom O'Malley, L OBP: 0.342, SLG: 0.326 (1, 5)	0-0 2B FC6-5 1B	4-0 BB 1-2 BB			0-3 K		4-0 1-2 BB			2 1 1 0 2 1 0
Joel Youngblood, R OBP: 0.353, SLG: 0.479 (1, 4)	0-0 FC6-5 1-3 2B	4-0 1-2 2-3 BB			0-0 F4		0-0 L6			3 0 1 0 1 0 1
Jeffrey Leonard, R OBP: 0.321, SLG: 0.466 (1, 7)	0-0 FC6-5 2B	0-3 K			0-0 F7		0-3 K			4 1 0 1 0 2 5
Chili Davis, S OBP: 0.305, SLG: 0.351 (1, 9)	0-0 1-H 2B		0-0 F5			0-0 F8		0-3 K		4 0 1 1 0 1 0
Chris Smith, S OBP: 0.333, SLG: 0.324 (1, 3)	4-0 BB		0-0 G3			0-0 F7		0-0 F7		3 0 0 0 1 0 0
Bob Brenly, R OBP: 0.304, SLG: 0.357 (1, 2)	0-0 F9		0-0 1-3			4-0 1B 1B BB		0-0 F9		3 0 0 0 1 0 2
Joe Pettini, R OBP: 0.225, SLG: 0.188 (6, PH)		0-0 F6		0-0 F8		0-0 1B 1-2 1B		0-0 6-3		2 0 0 0 0 0 0
Dave Bergman, L OBP: 0.392, SLG: 0.457 (6, PR)										1 0 1 0 0 0 0
Guy Sularz, R OBP: 0.167, SLG: 0.167 (7, 6)										0 0 0 0 0 0 0
Duane Kuiper, L OBP: 0.350, SLG: 0.284 (9, PH)										1 0 0 0 0 0 0
Scott Garrelts, R OBP: 0.200, SLG: 0.200 (6, PH)		0-3 K		0-0 F2		0-0 1-2 2-H 1B		0-0 F6		2 0 0 0 0 1 0
Max Venable, L OBP: 0.303, SLG: 0.393 (7, 1)										1 0 1 0 0 0 0
Randy Lerch, L OBP: 0.300, SLG: 0.333 (9, PH)										0 0 0 0 0 0 0
Darrell Evans, L OBP: 0.384, SLG: 0.523 (9, PH)										1 0 0 0 0 0 0

Inning Stats	R: 2	H: 3	E: 0	K: 0	S: 6	LOB: 2	BB: 1	P: 10	R: 0	H: 1	E: 0	K: 2	S: 8	LOB: 3	BB: 2	P: 16	R: 0	H: 0	E: 0	K: 0	S: 3	LOB: 0	BB: 0	P: 3	R: 0	H: 0	E: 0	K: 1	S: 5	LOB: 0	BB: 0	P: 5	R: 0	H: 2	E: 0	K: 0	S: 4	LOB: 2	BB: 1	P: 8	R: 0	H: 1	E: 0	K: 1	S: 5	LOB: 1	BB: 1	P: 9	R: 0	H: 0	E: 0	K: 1	S: 5	LOB: 0	BB: 0	P: 5	R: 0	H: 0	E: 0	K: 0	S: 3	LOB: 0	BB: 0	P: 3	1B: 5	2B: 2	3B: 0	HR: 0	SF: 0	SAC: 0	DP: 0	HBP: 0	WP: 0	PB: 0	SB: 2	CS: 1	PA: 37
--------------	------	------	------	------	------	--------	-------	-------	------	------	------	------	------	--------	-------	-------	------	------	------	------	------	--------	-------	------	------	------	------	------	------	--------	-------	------	------	------	------	------	------	--------	-------	------	------	------	------	------	------	--------	-------	------	------	------	------	------	------	--------	-------	------	------	------	------	------	------	--------	-------	------	-------	-------	-------	-------	-------	--------	-------	--------	-------	-------	-------	-------	--------

PITCHER	IP	WLS	BF	H	R	ER	SO	BB	IBB	HBP	BLK	WP	HR	S	P	ERA	WHIP
Ed Whitson, R ERA: 4.62 (1, 1)	5.2	W	26	5	2	2	3	4	0	0	0	0	0	28	44	3.18	1.588
Sid Monge, L ERA: 3.86 (6, 1)	0.2		3	2	0	0	0	1	0	0	0	0	0	2	6	0.00	4.500
Floyd Chiffer, R ERA: 3.5 (7, 1)	2.2	S	8	0	0	0	2	0	0	0	0	0	0	12	12	0.00	0.000

BOTTOM

San Diego Padres @ San Francisco Giants  
Candlestick Park, San Francisco, CA  
Mon Sep 19 1983, 10:05 PM EDT  
Att. 2,486 - Unknown

livebaseballscorecards.com

AB	32
R	2
H	7
RBI	2
BB	5
SO	5
LOB	8



Batter	1	2	3	4	5	6	7	8	9	AB R H RBI BB SO LOB	TOP												
Bobby Brown, S OBP: 0.356, SLG: 0.429 Gerry Davis, R (6, 9)	0-0 6-3			0-0 E4 4-3 SF9 1B		0-0 F7		0-0 6-3		3 1 1 0 0 0 1 1 0 0 0 0 0 0	<b>San Diego Padres @ San Francisco Giants</b> Candlestick Park, San Francisco, CA Tue Sep 20 1983, 10:05 PM EDT Att. 4,341 - Unknown <a href="http://livebaseballscorecards.com">livebaseballscorecards.com</a>												
Alan Wiggins, S OBP: 0.362, SLG: 0.333 Joe Lansford, R OBP: 0.500, SLG: 0.500 (6, 3)	0-0 4-3			0-0 4-3		0-0		0-0 1B 1B		3 0 1 0 0 0 1 1 0 1 0 0 0 0													
Tony Gwynn, L OBP: 0.355, SLG: 0.369 (6, 7)	0-0 5-3			0-0 SF9		0-0 F7		0-0 1B 1-3 1B		3 0 1 1 0 0 2													
Terry Kennedy, L OBP: 0.346, SLG: 0.440 Bruce Bochy, R OBP: 0.231, SLG: 0.324 (6, 2)			0-0 F7		0-0 4-3		0-0 F8		0-0 F3	3 0 0 0 0 0 2 1 0 0 0 0 0 2													
Kevin McReynolds, R OBP: 0.265, SLG: 0.346 (1, 8)			0-0 G4-6-3 1B		0-0 6-3		0-0 E 1B		0-0 F8	4 0 2 0 0 0 0													
Garry Templeton, S OBP: 0.292, SLG: 0.333 Edwin Rodriguez, R OBP: 0.250, SLG: 0.250 (7, 6)			0-0 G4-6-3 1-2f		0-0 4-3		0-0 L6 1-3		0-0 4-3	3 0 0 0 0 0 2 1 0 0 0 0 0 0													
Luis Salazar, R OBP: 0.284, SLG: 0.386 George Hinshaw, R (6, 5)			0-0 F9		0-0 1B		0-3 K		0-0 F8	2 0 1 0 0 0 0 2 0 0 0 0 1 1													
Juan Bonilla, R OBP: 0.310, SLG: 0.309 Marty Decker, R (7, 1)			0-0 4-3		0-0 L4		0-0 F8			2 0 0 0 0 0 1 0 0 0 0 0 0 0													
Eric Show, R OBP: 0.203, SLG: 0.194 Dennis Rasmussen, L Greg Booker, R Steve Fireovid, S Tim Flannery, L Ruppert Jones, L OBP: 0.304, SLG: 0.382 (7, PH)			0-3 K				0-0 1B 1B		0-0 F8	0 0 0 0 0 0 0 1 0 0 0 0 0 1 0 0 0 0 0 0 0 0 0 0 0 0 0 0 0 0 0 2 0 1 0 0 0 0 0 1 0 0 0 0 0 0 1													
<b>Inning Stats</b>	R: 0 E: 0 K: 0 S: 3	H: 0 LOB: 0 BB: 0 P: 3	R: 0 E: 0 K: 0 S: 3	H: 1 LOB: 0 BB: 0 P: 3	R: 0 E: 0 K: 1 S: 5	H: 0 LOB: 0 BB: 0 P: 5	R: 1 E: 1 K: 0 S: 4	H: 1 LOB: 0 BB: 0 P: 4	R: 0 E: 0 K: 0 S: 4	H: 1 LOB: 1 BB: 0 P: 4		R: 0 E: 0 K: 0 S: 5	H: 2 LOB: 2 BB: 0 P: 5	R: 0 E: 1 K: 1 S: 6	H: 1 LOB: 1 BB: 0 P: 6	R: 0 E: 0 K: 0 S: 5	H: 2 LOB: 2 BB: 0 P: 5	R: 0 E: 0 K: 0 S: 3	H: 0 LOB: 0 BB: 0 P: 3	1B: 8 2B: 0 3B: 0 HR: 0	SF: 1 SAC: 0 DP: 1 HBP: 0	WP: 0 PB: 0 SB: 0 CS: 0	PA: 34
<b>PITCHER</b> Mark Calvert, R ERA: 4.22 Andy McGaffigan, R ERA: 4.49	IP 6.0 3.0	WLS W S	BF 22 12	H 5 3	R 1 0	ER 0 0	SO 1 1	BB 0 0	IBB 0 0	HBP 0 0	BLK 0 0	WP 0 0	HR 0 0	S 24 14	P 24 14	ERA 0.00 0.00	WHIP 0.833 1.000						<b>PITCHER</b> IP WLS BF H R ER SO BB IBB HBP BLK WP HR S P ERA WHIP







Batter	1	2	3	4	5	6	7	8	9	AB R H RBI BB SO LOB	TOP
<b>Bobby Brown, S</b> (1, 7) OBP: 0.354, SLG: 0.426 <b>Ruppert Jones, L</b> (9, 8) OBP: 0.304, SLG: 0.382	0-3 <b>K</b>		0-0 <b>FC6-4</b>			0-0 <b>FC6</b> 1B		0-0 <b>E5</b> WP HR		4 1 1 0 0 1 1 0 0 0 0 0 0 0	<b>San Diego Padres @ San Francisco Giants</b> Candlestick Park, San Francisco, CA Wed Sep 21 1983, 6:33 AM EDT Atf. 5,294 - Unknown
<b>Alan Wiggins, S</b> (1, 3) OBP: 0.362, SLG: 0.333 <b>Joe Lansford, R</b> (8, PH) OBP: 0.667, SLG: 1.667 <b>Floyd Chiffer, R</b> (8, 1) <b>Gary Lucas, L</b> (9, 1)	0-0 <b>F8</b>			0-0 <b>BB</b> S 1B		0-0 <b>FC6</b> 1B		0-0 <b>HR</b>		3 1 1 0 0 0 1 1 1 1 2 0 0 0 0 0 0 0 0 0 0 0 0 0 0 0 0 0	
<b>Tony Gwynn, L</b> (1, 9) OBP: 0.357, SLG: 0.369	0-0 <b>4-3</b>			4-0 <b>BB</b>		0-0 <b>S</b> 1B		0-3 <b>K</b>		3 0 1 1 1 1 0	
<b>Kevin McReynolds, R</b> (1, 8) OBP: 0.256, SLG: 0.333		0-0 <b>6-3</b>		0-0 <b>F6</b>		0-0 <b>F9</b>			0-0 <b>F3</b>	4 0 0 0 0 0 2	
<b>Terry Kennedy, L</b> (1, 2) OBP: 0.346, SLG: 0.439 <b>George Hinshaw, R</b> (9, PR) <b>Doug Gwosdz, R</b> (9, 2) OBP: 0.200, SLG: 0.200		0-3 <b>K</b>		0-3 <b>K</b>			0-3 <b>K</b>		0-0 <b>FC6-4</b> 1B	4 0 1 0 0 0 3 1 0 0 0 0 0 0 0 0 0 0 0 0 0 0	
<b>Garry Templeton, S</b> (1, 6) OBP: 0.269, SLG: 0.330		0-0 <b>F8</b>			0-0 <b>6-3</b>		0-0 <b>6-3</b>		0-0 <b>FC6-4</b> WP 2B	4 1 0 0 0 0 1	
<b>Luis Salazar, R</b> (1, 5) OBP: 0.286, SLG: 0.389			0-0 <b>CS</b> 1B		0-0 <b>5-3</b>		0-0 <b>F7</b>		0-0 <b>2B</b>	4 0 2 1 0 0 0	
<b>Juan Bonilla, R</b> (1, 4) OBP: 0.308, SLG: 0.307			0-0 <b>F7</b>		0-0 <b>6-3</b>			0-0 <b>4-3</b>	0-0 <b>5-3</b>	4 0 0 0 0 0 3	
<b>Tim Lollar, L</b> (1, 1) OBP: 0.286, SLG: 0.339 <b>Kurt Bevacqua, R</b> (8, PH) OBP: 0.337, SLG: 0.347			0-0 <b>FC6-4</b> 1B			0-0 <b>4-3</b>		0-0 <b>F8</b>		2 0 1 0 0 0 0 1 0 0 0 0 0 0	
<b>Inning Stats</b>	R: 0 H: 0 E: 0 LOB: 0 K: 1 BB: 0 S: 5 P: 5	R: 0 H: 0 E: 0 LOB: 0 K: 1 BB: 0 S: 5 P: 5	R: 0 H: 2 E: 0 LOB: 1 K: 0 BB: 0 S: 4 P: 4	R: 0 H: 1 E: 0 LOB: 1 K: 1 BB: 1 S: 5 P: 9	R: 0 H: 0 E: 0 LOB: 0 K: 0 BB: 0 S: 3 P: 3	R: 1 H: 2 E: 1 LOB: 1 K: 0 BB: 0 S: 5 P: 5	R: 0 H: 0 E: 0 LOB: 0 K: 1 BB: 0 S: 5 P: 5	R: 2 H: 1 E: 1 LOB: 0 K: 1 BB: 0 S: 7 P: 7	R: 1 H: 2 E: 0 LOB: 2 K: 0 BB: 0 S: 5 P: 5	1B: 6 SF: 0 2B: 1 SAC: 0 3B: 0 DP: 0 HR: 1 HBP: 0	
<b>PITCHER</b> <b>Mark Davis, L</b> (1, 1) ERA: 3.72 <b>Gary Lavelle, L</b> (9, 1) ERA: 2.67	IP WLS BF H R ER SO BB IBB HBP BLK WP HR S P ERA WHIP	8.0 30 6 3 0 5 1 0 0 0 1 1 39 43 0.00 0.875	1.0 5 2 1 1 0 0 0 0 0 1 0 5 5 9.00 2.000	<b>PITCHER</b> IP WLS BF H R ER SO BB IBB HBP BLK WP HR S P ERA WHIP							

<b>AB</b>	<b>34</b>
<b>R</b>	<b>4</b>
<b>H</b>	<b>8</b>
<b>RBI</b>	<b>4</b>
<b>BB</b>	<b>1</b>
<b>SO</b>	<b>5</b>
<b>LOB</b>	<b>9</b>



livebaseballscorecards.com





Batter	1	2	3	4	5	6	7	8	9	AB R H RBI BB SO LOB	TOP									
Dan Gladden, R (1, 8) OBP: 0.277, SLG: 0.268	0-0 F8	0-0 CS 2-H 3-H 1B		0-0 F5		0-0 G6-4-3 1-2f			0-0 SH3-4 1-2	4 0 1 2 0 0 4	<b>San Francisco Giants @ Houston Astros</b> Astrodome, Houston, TX Fri Sep 23 1983, 8:05 PM EDT Att. 10,570 - Dome									
Tom O'Malley, L (1, 5) OBP: 0.344, SLG: 0.336	0-0 SH1-3 1B	0-0 CS 1-2	0-0 G3	0-0 6-3			0-0 G5-4-3 1B	0-3 K	5 0 2 0 0 1 4											
Joel Youngblood, R (1, 4) OBP: 0.357, SLG: 0.485 Brad Wellman, R (9, 4) OBP: 0.299, SLG: 0.249	0-0 SH1-3 1-2		0-0 F8		0-0 F8		0-0 G5-4-3 1B	0-0 K	4 0 2 1 0 0 0 0 0 0 0 0 0 0											
Jeffrey Leonard, R (1, 7) OBP: 0.325, SLG: 0.474	0-0 1B		0-0 1B		0-0 F7		0-0 G5-4-3 1-2f 2-3	0-3 K	5 0 2 0 0 1 3											
Chili Davis, S (1, 9) OBP: 0.306, SLG: 0.349	0-0 F9		0-0 F4		0-0 BB 1B		0-0 F7		4 0 1 0 0 0 4											
Chris Smith, S (1, 3) OBP: 0.347, SLG: 0.349 Dave Bergman, L (9, 3) OBP: 0.393, SLG: 0.481		0-0 WP 1B 2B		0-0 FC5-4 BB 1B	4-0 1-2 BB		0-0 F5		3 1 2 0 1 0 0 0 0 0 0 0 0 0											
Bob Brenly, R (1, 2) OBP: 0.303, SLG: 0.352		0-3 K 2-3		4-0 FC5-4 BB	0-0 4-3		0-0 1-3		3 0 0 0 1 1 3											
Joe Pettini, R (1, 6) OBP: 0.241, SLG: 0.186		4-0 S 1B BB		0-0 FC5-4 S 1-2f 2-3		0-0 5-3		0-0 F4	3 1 0 0 1 0 2											
Fred Breining, R (1, 1) OBP: 0.219, SLG: 0.164 Greg Minton, S (9, 1) OBP: 0.545, SLG: 0.600		0-3 K 1-2		4-0 BB		4-0 G6-4-3 BB		0-0 SH3-4 1B	2 1 1 0 2 1 2 0 0 0 0 0 0 0											
<b>Inning Stats</b>	R: 0 E: 0 K: 0 S: 5	H: 2 LOB: 2 BB: 0 P: 5	R: 2 E: 0 K: 2 S: 8	H: 2 LOB: 0 BB: 1 P: 12	R: 0 E: 0 K: 0 S: 4	H: 1 LOB: 1 BB: 0 P: 4	R: 0 E: 0 K: 0 S: 4	H: 1 LOB: 3 BB: 2 P: 12	R: 0 E: 0 K: 0 S: 2	H: 0 LOB: 0 BB: 1 P: 6	R: 0 E: 0 K: 0 S: 4	H: 2 LOB: 1 BB: 0 P: 4	R: 0 E: 0 K: 0 S: 3	H: 0 LOB: 0 BB: 0 P: 3	R: 1 E: 0 K: 2 S: 9	H: 2 LOB: 1 BB: 0 P: 9	1B: 10 2B: 1 3B: 0 HR: 0	SF: 0 SAC: 2 DP: 2 HBP: 0	WP: 1 PB: 0 SB: 2 CS: 1	PA: 41
<b>PITCHER</b>	IP WLS BF H R ER SO BB IBB HBP BLK WP HR S P ERA WHIP																			
Joe Niekro, R (1, 1) ERA: 3.57	5.0 L 25 7 2 2 2 4 0 0 0 1 0 25 41 3.60 2.200																			
Michael LaCoss, R (6, 1) ERA: 4.69	2.0 7 2 0 0 0 1 0 0 0 0 0 6 10 0.00 1.500																			
Bill Dawley, R (8, 1) ERA: 2.82	2.0 8 2 1 1 2 0 0 0 0 0 0 12 12 4.50 1.000																			

livebaseballscorecards.com

<b>AB</b>	33
<b>R</b>	3
<b>H</b>	11
<b>RBI</b>	3
<b>BB</b>	5
<b>SO</b>	4
<b>LOB</b>	22











Batter	1	2	3	4	5	6	7	8	9
Bill Doran, S OBP: 0.364, SLG: 0.361 (1, 4)	0-0 F9	0-0 1B 2B	0-3 K		0-0 E 1B		0-0 F9		
Terry Puhl, L OBP: 0.350, SLG: 0.437 (1, 9)	4-0 1B BB	0-0 1B		0-0 E3 CS	0-0 E4		0-0 L4		
Dickie Thon, R OBP: 0.346, SLG: 0.467 (1, 6)	0-0 1B 1B	0-0 5-3		4-0 2-3 BB	0-0 F7			0-0 2B	
Jose Cruz, L OBP: 0.389, SLG: 0.473 (1, 7)	0-3 K	0-0 6-3		0-0 2-3		0-0 E5 1B		0-0 F7	
Denny Walling, L OBP: 0.354, SLG: 0.431 (1, 3)	0-0 E9 1B		4-0 1B BB	4-0 IBB		0-0 5-3		0-3 K	
Phil Garner, R OBP: 0.316, SLG: 0.363 (1, 5)	4-0 1B BB		0-0 HBP 1B	0-0 F7		0-0 FC6-4 1B		0-0 F9	
Craig Reynolds, L OBP: 0.250, SLG: 0.250 (8, 5)			1-3			2-H			
Jerry Mumphrey, S OBP: 0.355, SLG: 0.419 (1, 8)	0-0 1B		1-0 HBP		0-3 K	0-0 FC6-4			
Alan Ashby, S OBP: 0.298, SLG: 0.400 (1, 2)	0-0 F9		0-3 K		4-0 E 1B BB	0-0 F7			
Mike Scott, R OBP: 0.184, SLG: 0.208 (1, 1)		0-0 2B 1B	0-0 F9		0-0 F3		0-0 F9		
Vern Ruhle, R OBP: 0.238, SLG: 0.111 (7, 1)									
Frank DiPino, L OBP: 0.286, SLG: 0.333 (7, 1)									

AB	R	H	RBI	BB	SO	LOB
5	1	2	0	0	1	3
4	1	1	2	1	0	2
4	1	2	0	1	0	3
5	1	0	0	0	1	4
3	1	1	1	2	1	2
3	0	2	1	1	0	2
1	0	0	0	0	0	1
3	0	1	1	0	1	1
3	0	0	0	1	1	6
3	1	1	0	0	0	4
0	0	0	0	0	0	0
1	0	0	0	0	0	0

**BOTTOM**

**San Francisco Giants @ Houston Astros**  
Astrodome, Houston, TX

Sat Sep 24 1983, 8:05 PM EDT  
Att. 12,619 - Dome

AB	35
R	6
H	10
RBI	5
BB	6
SO	5
LOB	28

livebaseballscorecards.com



Inning	R	H	E	K	S	IP	WLS	BF	H	R	ER	SO	BB	IBB	HBP	BLK	WP	HR	S	P	ERA	WHIP
1	3	3	1	8	16	1.1		11	6	5	5	1	2	0	0	0	0	0	11	19	33.75	6.000
2	2	1	0	2	5	2.2		13	1	0	0	2	2	1	1	0	0	0	13	26	0.00	1.125
3	2	1	0	1	5	2.0		11	2	1	0	1	1	0	0	0	0	0	12	16	0.00	1.500
4	0	0	0	0	5	1.0		3	0	0	0	0	0	0	0	0	0	3	3	0.00	0.000	
5	0	1	0	1	5	1.0		4	1	0	0	1	0	0	0	0	0	6	6	0.00	1.000	

WP	HR	S	P	ERA	WHIP
0	0	3	6	0.00	0.000
0	0	6	19	33.75	6.000
0	0	0	26	0.00	1.125
0	0	0	16	0.00	1.500
0	0	0	3	0.00	0.000
0	0	0	6	0.00	1.000

Batter	1	2	3	4	5	6	7	8	9	AB R H RBI BB SO LOB	TOP	
Chili Davis, S OBP: 0.308, SLG: 0.350 (1, 9)	0-0 G3	0-0 4-3 1B		0-3 K		0-0 F7			0-0 F7	5 0 1 1 0 1 1		
Chris Smith, S OBP: 0.390, SLG: 0.420 Brad Wellman, R OBP: 0.299, SLG: 0.249 (9, PR)	4-0 5-3 1B BB	0-0 4-3		0-3 K		0-0 1-3 1B			4-0 BB 1B BB	3 1 1 1 2 1 1 0 0 0 0 0 0 0		
Joel Youngblood, R OBP: 0.353, SLG: 0.477 (1, 4)	0-0 5-3	0-3 K			4-0 F9 BB BB	0-0 6-3			0-0 BB 1B	4 0 1 0 1 1 3		
Dave Bergman, L OBP: 0.397, SLG: 0.474 (1, 7)	0-0 2-H BB 1B		0-0 4-3		4-0 1-2 S BB		0-0 6-3		0-0 F2	4 0 1 1 1 0 2		
Max Venable, L OBP: 0.312, SLG: 0.392 (1, 8)	4-0 1-2 BB		4-0 2B BB		0-0 F9		0-0 F9		4-0 1-2 2-3 BB	2 0 0 0 3 0 2		
Tom O'Malley, L OBP: 0.344, SLG: 0.337 (1, 5)	0-3 K		0-0 1-3 2B		0-3 K		0-3 K		0-0 F8	5 0 1 0 0 3 7		
Bob Brenly, R OBP: 0.304, SLG: 0.348 (1, 2)		0-0 SH1-4 BB 1B	4-0 L3 IBB		4-0 BB			0-3 K		2 1 1 0 2 1 0	AB 31 R 3 H 7 RBI 3 BB 10 SO 7 LOB 22	
Guy Sularz, R OBP: 0.214, SLG: 0.083 (1, 6)		4-0 1B SH1-4 4-3 BB	0-0 L3		0-0 F8			0-0 5-3		3 1 0 0 1 0 6		
Scott Garrelts, R OBP: 0.250, SLG: 0.250 (1, 1)		0-0 SH1-4		0-0 F9		0-0 1B		0-0 F3		3 0 1 0 0 0 0	GIANTS	
Inning Stats	R: 1 E: 0 K: 1 S: 6 H: 1 LOB: 2 BB: 2 P: 14	R: 2 E: 0 K: 1 S: 7 H: 2 LOB: 1 BB: 1 P: 11	R: 0 E: 0 K: 0 S: 3 H: 1 LOB: 2 BB: 2 P: 11	R: 0 E: 0 K: 2 S: 7 H: 0 LOB: 0 BB: 0 P: 7	R: 0 E: 0 K: 1 S: 5 H: 0 LOB: 3 BB: 3 P: 17	R: 0 E: 0 K: 0 S: 4 H: 2 LOB: 1 BB: 0 P: 4	R: 0 E: 0 K: 1 S: 5 H: 0 LOB: 0 BB: 0 P: 5	R: 0 E: 0 K: 1 S: 5 H: 0 LOB: 0 BB: 0 P: 5	R: 0 E: 0 K: 0 S: 4 H: 1 LOB: 3 BB: 2 P: 12	1B: 6 2B: 2 3B: 0 HR: 0 SF: 0 SAC: 1 DP: 1 HBP: 0	WP: 0 PB: 0 SB: 1 CS: 0 PA: 42	
PITCHER	IP WLS BF H R ER SO BB IBB HBP BLK WP HR S P ERA WHIP											
Nolan Ryan, R ERA: 2.9 (1, 1)	4.0 L 22 4 3 3 4 6 1 0 0 0 0 0 23 51 6.75 2.500											
Bob Knepper, L ERA: 3.37 (5, 1)	1.0 4 0 0 0 1 1 0 0 0 0 0 0 5 9 0.00 1.000											
Michael LaCoss, R ERA: 4.62 (6, 1)	2.0 7 2 0 0 1 0 0 0 0 0 0 0 9 9 0.00 1.000											
Dave Smith, R ERA: 3.18 (8, 1)	2.0 9 1 0 0 1 2 0 0 0 0 0 0 9 17 0.00 1.500											

San Francisco Giants @ Houston Astros  
Astrodome, Houston, TX  
Sun Sep 25 1983, 8:05 PM EDT  
Att. 6,130 - Dome

livebaseballscorecards.com







San Francisco Giants @ Atlanta Braves  
 Atlanta-Fulton County Stadium, Atlanta, GA

Mon Sep 26 1983, 7:05 PM EDT  
 Att. 14,710 - Unknown

livebaseballscorecards.com

AB	30
R	2
H	5
RBI	2
BB	4
SO	5
LOB	10



AB	R	H	RBI	BB	SO	LOB
3	0	1	0	0	0	3
1	0	0	0	0	0	2
0	0	0	0	0	0	0
4	0	0	0	0	0	1
3	0	0	0	1	0	0
4	0	0	0	0	3	1
4	0	0	0	0	1	1
3	2	1	1	1	1	0
4	0	1	1	0	0	0
2	0	1	0	1	0	1
0	0	0	0	0	0	0
1	0	0	0	0	0	1
1	0	1	0	0	0	0
0	0	0	0	0	0	0
0	0	0	0	1	0	0
0	0	0	0	0	0	0

Batter	1	2	3	4	5	6	7	8	9
Johnnie LeMaster, R (1, 6) Chili Davis, S (7, PH) Andy McGaffigan, R (7, 1)	0-0 CS 1B		0-0 F8		0-0 G5-4-3 1-2f		0-0 F8		
Max Venable, L (1, 8) OBP: 0.307, SLG: 0.384	0-0 1-3 1-2			0-0 F9		0-0 F3		0-0 6-3	
Jack Clark, R (1, 9) OBP: 0.360, SLG: 0.441	0-0 F8			4-0 BB		0-0 F8		0-0 F5	
Darrell Evans, L (1, 3) OBP: 0.381, SLG: 0.522		0-3 K		0-3 K		0-3 K		0-0 4-3	
Jeffrey Leonard, R (1, 7) OBP: 0.322, SLG: 0.466		0-0 4-3		0-3 K			0-0 F7		0-0 G3
Joel Youngblood, R (1, 4) OBP: 0.355, SLG: 0.484		0-0 F9			0-0 HR		4-0 2B BB		0-3 K
Tom O'Malley, L (1, 5) OBP: 0.343, SLG: 0.338			0-0 6-3		0-0 F8		0-0 2B		0-0 4-3
Bob Brenly, R (1, 2) OBP: 0.308, SLG: 0.349			0-0 1-3 1B		4-0 1B BB		0-0 F7		
Mark Calvert, R (1, 1) Renie Martin, R (1, 1) Chris Smith, S (5, PH) Jim Barr, R (5, 1) Dave Bergman, L (7, PH) Joe Pestini, R (7, 6)			0-0 1-3		0-0 G5-4-3 1B		4-0 BB		
<b>Inning Stats</b>	R: 0 H: 1 E: 0 LOB: 0 K: 0 BB: 0 S: 3 P: 3	R: 0 H: 0 E: 0 LOB: 0 K: 1 BB: 0 S: 5 P: 5	R: 0 H: 1 E: 0 LOB: 1 K: 0 BB: 0 S: 4 P: 4	R: 0 H: 0 E: 0 LOB: 1 K: 2 BB: 1 S: 7 P: 11	R: 1 H: 2 E: 0 LOB: 1 K: 0 BB: 1 S: 4 P: 8	R: 0 H: 0 E: 0 LOB: 0 K: 1 BB: 0 S: 5 P: 5	R: 1 H: 1 E: 0 LOB: 2 K: 0 BB: 2 S: 4 P: 12	R: 0 H: 0 E: 0 LOB: 0 K: 0 BB: 0 S: 3 P: 3	R: 0 H: 0 E: 0 LOB: 0 K: 1 BB: 0 S: 5 P: 5

PITCHER	IP	WLS	BF	H	R	ER	SO	BB	IBB	HBP	BLK	WP	HR	S	P	ERA	WHIP
Phil Niekro, R (1, 1) ERA: 3.96	6.2	W	27	5	2	2	4	4	0	0	0	0	1	31	47	2.70	1.350
Gene Garber, R (7, 1) ERA: 4.3	2.1	S	7	0	0	0	1	0	0	0	0	0	0	9	9	0.00	0.000

PITCHER	IP	WLS	BF	H	R	ER	SO	BB	IBB	HBP	BLK	WP	HR	S	P	ERA	WHIP

WP: 0	PA: 34
PB: 0	
SB: 0	
CS: 1	



Batter	1	2	3	4	5	6	7	8	9	AB R H RBI BB SO LOB
<b>Brett Butler, L</b> OBP: 0.346, SLG: 0.401 (1, 7)	0-0 SH1-3 1B 2B	0-0 E4 E		0-0 3-1 S 1B	0-0 F8 2-3			0-0 E L5 1B		5 2 3 0 0 0 2
<b>Glenn Hubbard, R</b> OBP: 0.336, SLG: 0.402 (1, 4)	0-0 SH1-3 2-3	0-0 E9 1B 2B		0-3 K 1-2	0-0 4-3			0-0 E4 1-3		4 1 1 1 0 1 4
<b>Claude Washington, L</b> OBP: 0.317, SLG: 0.400 (1, 9)	0-0 PB WP 1B	0-0 1B		0-0 3-1 2-3		0-0 G3		0-0 L5 3-H		5 1 2 2 0 0 3
<b>Dale Murphy, R</b> OBP: 0.403, SLG: 0.552 (1, 8)	1-0 1B HBP	0-0 6-3		4-0 BB BB		0-0 G4-6-3 1B		0-0 6-3		3 0 1 0 1 0 1
<b>Chris Chambliss, L</b> OBP: 0.373, SLG: 0.494 (1, 3)	4-0 1B 2B BB	0-0 4-3		4-0 BB BB		0-0 G4-6-3 1-2				2 1 0 0 2 0 1
<b>Rafael Ramirez, R</b> OBP: 0.341, SLG: 0.374 (1, 6)	0-0 2B 1B		0-0 F7	0-0 6-3			0-0 F8			4 1 1 1 0 0 3
<b>Bruce Benedict, R</b> OBP: 0.391, SLG: 0.348 (1, 2)	4-0 2B IBB		0-0 6-3		4-0 F8 1B BB		0-0 3-1 E 1B			2 0 1 0 2 0 0
<b>Jerry Royster, R</b> OBP: 0.303, SLG: 0.330 (1, 5)	0-0 2B		0-0 1B		0-0 F8		0-0 3-1			4 0 2 2 0 0 2
<b>Phil Niekro, R</b> OBP: 0.185, SLG: 0.206 (1, 1)	0-0 F3		0-0 4-3		0-0 1B		0-3 K			3 0 1 0 0 0 3
<b>Gene Garber, R</b> (7, 1)					1-2 1B					1 0 0 0 0 1 1

Inning Stats	R: 4 E: 0 K: 0 S: 6	H: 4 LOB: 2 BB: 2 P: 15	R: 2 E: 2 K: 0 S: 5	H: 2 LOB: 0 BB: 0 P: 5	R: 0 E: 0 K: 0 S: 4	H: 1 LOB: 1 BB: 0 P: 4	R: 0 E: 0 K: 1 S: 6	H: 1 LOB: 3 BB: 2 P: 14	R: 0 E: 0 K: 0 S: 4	H: 1 LOB: 2 BB: 1 P: 8	R: 0 E: 0 K: 0 S: 3	H: 1 LOB: 0 BB: 0 P: 3	R: 0 E: 1 K: 1 S: 6	H: 1 LOB: 1 BB: 0 P: 6	R: 0 E: 1 K: 0 S: 4	H: 1 LOB: 1 BB: 0 P: 4
1B: 9 2B: 4 3B: 0 HR: 0	SF: 0 SAC: 1 DP: 2 HBP: 1	WP: 1 PB: 1 SB: 1 CS: 0	PA: 40													

PITCHER	IP	WLS	BF	H	R	ER	SO	BB	IBB	HBP	BLK	WP	HR	S	P	ERA	WHIP
<b>Mark Calvert, R</b> ERA: 5.23 (1, 1)	0.2	L	7	3	4	4	0	0	1	0	0	1	0	4	13	54.00	6.000
<b>Renie Martin, R</b> ERA: 4.24 (1, 1)	3.1		17	5	2	0	1	2	0	0	0	0	0	17	25	0.00	2.100
<b>Jim Barr, R</b> ERA: 4.16 (5, 1)	2.0		8	2	0	0	0	1	0	0	0	0	0	7	11	0.00	1.500
<b>Andy McGaffigan, R</b> ERA: 4.35 (7, 1)	2.0		8	2	0	0	1	0	0	0	0	0	0	10	10	0.00	1.000


**BOTTOM**


**San Francisco Giants @ Atlanta Braves**  
Atlanta-Fulton County Stadium, Atlanta, GA

Mon Sep 26 1983, 7:05 PM EDT  
Att. 14,710 - Unknown

livebaseballscorecards.com

<b>AB</b>	<b>33</b>
<b>R</b>	<b>6</b>
<b>H</b>	<b>12</b>
<b>RBI</b>	<b>6</b>
<b>BB</b>	<b>5</b>
<b>SO</b>	<b>2</b>
<b>LOB</b>	<b>20</b>



Batter	1	2	3	4	5	6	7	8	9	AB R H RBI BB SO LOB	TOP																
Johnnie LeMaster, R OBP: 0.319, SLG: 0.309 (1, 6)	0-0 F3			0-0 E5 2B		0-0 F3	0-0 1-2 1B		0-0 F9	5 1 1 0 0 0 0	<p><b>San Francisco Giants @ Atlanta Braves</b> Atlanta-Fulton County Stadium, Atlanta, GA</p> <p>Tue Sep 27 1983, 7:05 PM EDT Att: 29,838 - Unknown</p> <p>livebaseballscorecards.com</p> <table border="1"> <tr><td>AB</td><td>36</td></tr> <tr><td>R</td><td>6</td></tr> <tr><td>H</td><td>10</td></tr> <tr><td>RBI</td><td>6</td></tr> <tr><td>BB</td><td>2</td></tr> <tr><td>SO</td><td>6</td></tr> <tr><td>LOB</td><td>11</td></tr> </table> 	AB	36	R	6	H	10	RBI	6	BB	2	SO	6	LOB	11		
AB	36																										
R	6																										
H	10																										
RBI	6																										
BB	2																										
SO	6																										
LOB	11																										
Chili Davis, S OBP: 0.309, SLG: 0.354 (1, 9)	0-0 F8			0-0 1-H 3-1 2B		0-0 G3 2B	0-3 K		0-3 K	5 1 2 1 0 2 2																	
Max Venable, L OBP: 0.302, SLG: 0.377 (1, 8)	0-0 4-3			0-3 K		0-0 G3 2-3	0-3 K			4 0 0 0 0 2 4																	
Darrell Evans, L OBP: 0.380, SLG: 0.519 (1, 5)		0-0 F6		0-0 3-1		4-0 IBB		0-0 F5		3 0 0 1 1 0 0																	
Jeffrey Leonard, R OBP: 0.321, SLG: 0.464 (1, 7)		0-0 6-3		0-0 1B		0-0 F8		0-0 4-3		4 0 1 0 0 0 2																	
Dave Bergman, L OBP: 0.398, SLG: 0.467 (1, 3)		0-0 3-1			0-0 F7		0-0 1B 1B		0-0 L4	4 1 1 0 0 0 0																	
Joel Youngblood, R OBP: 0.352, SLG: 0.480 (1, 4)			0-3 K		0-0 4-3		0-0 F9		0-0 5-3	3 0 0 0 0 1 1 1 0 0 0 0 0 0																	
Brad Wellman, R OBP: 0.297, SLG: 0.247 (8, 4)																											
Bob Brenly, R OBP: 0.317, SLG: 0.356 (1, 2)			4-0 CS BB		0-0 1B		0-0 1-3 1B 1B		0-0 WP HR 1B	3 2 3 0 1 0 0																	
Mark Davis, L OBP: 0.233, SLG: 0.185 (1, 1)			0-0 F9		0-3 K		0-0 1B 1B		0-0 HR	2 0 0 0 0 1 2 1 0 1 2 0 0 0 0 0 0 0 0 0 0 1 1 1 2 0 0 0																	
Tom O'Malley, L OBP: 0.345, SLG: 0.340 (7, PH)																											
Joe Pettini, R OBP: 0.235, SLG: 0.181 (7, PR)																											
Greg Minton, S OBP: 0.583, SLG: 0.909 (7, 1)																											
<b>Inning Stats</b>	R: 0 E: 0 K: 0 S: 3	H: 0 LOB: 0 BB: 0 P: 3	R: 0 E: 0 K: 0 S: 3	H: 0 LOB: 0 BB: 0 P: 3	R: 0 E: 0 K: 1 S: 4	H: 0 LOB: 1 BB: 1 P: 8	R: 2 E: 1 K: 1 S: 7	H: 2 LOB: 1 BB: 0 P: 7	R: 0 E: 0 K: 1 S: 6	H: 1 LOB: 1 BB: 0 P: 6	R: 0 E: 0 K: 0 S: 4	H: 1 LOB: 2 BB: 1 P: 8	R: 2 E: 0 K: 2 S: 11	H: 4 LOB: 2 BB: 0 P: 11	R: 0 E: 0 K: 0 S: 3	H: 0 LOB: 0 BB: 0 P: 3	R: 2 E: 0 K: 1 S: 7	H: 2 LOB: 0 BB: 0 P: 7	1B: 7 2B: 2 3B: 0 HR: 1	SF: 0 SAC: 0 DP: 0 HBP: 0	WP: 1 PB: 0 SB: 1 CS: 1	PA: 38					
<b>PITCHER</b>	IP WLS BF H R ER SO BB IBB HBP BLK WP HR S P ERA WHIP																										
Len Barker, R ERA: 4.88 (1, 1)	6.0		23	4	2	0	3	1	1	0	0	0	0	27	35	0.00	0.833										
Steve Bedrosian, R ERA: 3.74 (7, 1)	0.1	L	4	3	2	2	0	0	0	0	0	0	0	4	4	54.00	9.000										
Donnie Moore, R ERA: 3.8 (7, 1)	1.2		6	1	0	0	2	0	0	0	0	0	0	10	10	0.00	0.600										
Gene Garber, R ERA: 4.53 (9, 1)	1.0		5	2	2	2	1	0	0	0	0	1	1	7	7	18.00	2.000										



Batter	1	2	3	4	5	6	7	8	9	AB	R	H	RBI	BB	SO	LOB
<b>Brett Butler, L</b> (1, 7) OBP: 0.346, SLG: 0.398	0-3 <b>K</b>			4-0 BB <b>CS</b> BB		0-0 <b>F7</b>		0-0 <b>F7</b>		3	0	0	0	1	1	3
<b>Glenn Hubbard, R</b> (1, 4) OBP: 0.336, SLG: 0.406	0-0 <b>5-3</b>			0-0 <b>F7</b> 1-2		0-0 <b>HR</b> 1-H		0-0 <b>F8</b>		4	1	1	2	0	0	3
<b>Rafael Ramirez, R</b> (1, 6) OBP: 0.340, SLG: 0.373	0-0 <b>F7</b>			4-0 BB BB		0-0 <b>6-3</b>		0-0 <b>6-3</b>		3	0	0	0	1	0	2
<b>Dale Murphy, R</b> (1, 8) OBP: 0.401, SLG: 0.548		0-0 <b>F8</b>		0-0 <b>F9</b>		0-0 <b>F8</b>			0-0 <b>5-3</b>	4	0	0	0	0	0	1
<b>Chris Chambliss, L</b> (1, 3) OBP: 0.372, SLG: 0.492		0-0 <b>F8</b>			0-0 <b>F6</b>		0-0 <b>3-1</b>		0-0 <b>E</b> 1B	4	0	1	0	0	0	0
<b>Brad Komminsk, R</b> (1, 9) OBP: 0.342, SLG: 0.303 <b>Claudell Washington, L</b> (7, PH) OBP: 0.318, SLG: 0.401 (8, 9)		0-3 <b>K</b>			0-0 <b>2B</b>		0-0 <b>4-3</b>		0-0 <b>E</b> 1B	2	0	1	0	0	1	0
<b>Bruce Benedict, R</b> (1, 2) OBP: 0.389, SLG: 0.347 <b>Paul Runge, R</b> (9, PR)			0-0 <b>CS</b> 1B		0-0 <b>F8</b>		0-0 <b>5-3</b>		0-0 <b>E6</b> G6-4-3	4	0	1	0	0	0	3
<b>Jerry Royster, R</b> (1, 5) OBP: 0.303, SLG: 0.328			0-0 <b>F9</b> 1-2		0-3 <b>K</b>			0-0 <b>1B</b> 1B	0-0 <b>G6-4-3</b> 1-2	4	0	1	0	0	1	5
<b>Len Barker, R</b> (1, 1) OBP: 0.125, SLG: 0.125 <b>Terry Harper, R</b> (6, PH) OBP: 0.343, SLG: 0.397 <b>Steve Bedrosian, R</b> (7, 1) OBP: 0.125, SLG: 0.125 <b>Donnie Moore, L</b> (7, 1) OBP: 0.500, SLG: 0.500 <b>Gerald Perry, L</b> (8, PH) OBP: 0.457, SLG: 0.567 <b>Gene Garber, R</b> (9, 1)			0-0 <b>F3</b>		4-0 <b>HR</b> BB			0-0 <b>1B</b> 1-2		1	0	0	0	0	0	0

Inning Stats	R: 0	H: 0	E: 0	LOB: 0	K: 1	BB: 0	S: 5	P: 5	R: 0	H: 0	E: 0	LOB: 0	K: 1	BB: 0	S: 3	P: 3	R: 0	H: 1	E: 0	LOB: 1	K: 0	BB: 2	S: 2	P: 10	R: 0	H: 1	E: 0	LOB: 1	K: 1	BB: 0	S: 6	P: 6	R: 2	H: 1	E: 0	LOB: 0	K: 0	BB: 1	S: 4	P: 8	R: 0	H: 0	E: 0	LOB: 0	K: 0	BB: 0	S: 3	P: 3	R: 0	H: 2	E: 0	LOB: 2	K: 0	BB: 0	S: 5	P: 5	R: 0	H: 2	E: 1	LOB: 3	K: 0	BB: 0	S: 5	P: 5	1B: 5	SF: 0	2B: 1	SAC: 0	3B: 0	DP: 1	HR: 1	HBP: 0	WP: 0	PA: 35
--------------	------	------	------	--------	------	-------	------	------	------	------	------	--------	------	-------	------	------	------	------	------	--------	------	-------	------	-------	------	------	------	--------	------	-------	------	------	------	------	------	--------	------	-------	------	------	------	------	------	--------	------	-------	------	------	------	------	------	--------	------	-------	------	------	------	------	------	--------	------	-------	------	------	-------	-------	-------	--------	-------	-------	-------	--------	-------	--------

PITCHER	IP	WLS	BF	H	R	ER	SO	BB	IBB	HBP	BLK	WP	HR	S	P	ERA	WHIP
<b>Mark Davis, L</b> (1, 1) ERA: 3.68	6.0	W	22	3	2	2	3	3	0	0	0	0	1	25	37	3.00	1.000
<b>Greg Minton, R</b> (7, 1) ERA: 3.56	3.0	S	13	4	0	0	0	0	0	0	0	0	0	13	13	0.00	1.333


**BOTTOM**

**San Francisco Giants @ Atlanta Braves**  
Atlanta-Fulton County Stadium, Atlanta, GA

Tue Sep 27 1983, 7:05 PM EDT  
Att. 29,838 - Unknown

livebaseballscorecards.com

<b>AB</b>	<b>32</b>
<b>R</b>	<b>2</b>
<b>H</b>	<b>7</b>
<b>RBI</b>	<b>2</b>
<b>BB</b>	<b>3</b>
<b>SO</b>	<b>3</b>
<b>LOB</b>	<b>17</b>









**San Francisco Giants @ Cincinnati Reds**  
 Riverfront Stadium, Cincinnati, OH

Thu Sep 29 1983, 3:33 AM EDT  
 Att. 8,067 - Unknown

AB	35
R	11
H	13
RBI	9
BB	5
SO	5
LOB	8



Batter	1	2	3	4	5	6	7	8	9	AB	R	H	RBI	BB	SO	LOB
Dan Gladden, R (1, 8) OBP: 0.283, SLG: 0.296	0-0 SH1-3 2B	0-0 2-3 3-H 1B		0-0 1-2 1B		0-0 4-3		0-0 SH 1B G6-3		4	1	3	1	0	0	0
Max Venable, L (1, 7) OBP: 0.298, SLG: 0.367	0-0 SH1-3	0-0 F8		0-0 F4		0-0 F4		0-0 G6-3 1B		3	0	0	0	0	0	4
Jeffrey Leonard, R (8, PH) OBP: 0.322, SLG: 0.464	0-0 SH1-3	0-0 F8		0-0 F4		0-0 F4		0-0 G6-3 1B		1	0	1	1	0	0	0
Brad Wellman, R (8, 4) OBP: 0.297, SLG: 0.247	0-0 SH1-3	0-0 F8		0-0 F4		0-0 F4		0-0 G6-3 1B		0	0	0	0	0	0	0
Chili Davis, S (1, 9) OBP: 0.307, SLG: 0.354	0-3 K		0-0 4-3		0-0 1B 2B		0-0 F9	0-0 G6-3		5	1	1	0	0	1	2
Darrell Evans, L (1, 5) OBP: 0.378, SLG: 0.512	0-3 K		0-3 K		4-0 1B BB		4-0 HR BB	0-0 1-3		3	1	0	0	2	2	1
Chris Smith, S (1, 3) OBP: 0.382, SLG: 0.458		0-0 F4	0-3 K		0-0 HR 1B		0-0 HR		0-0 4-3	4	2	2	3	0	1	0
Dave Bergman, L (7, 3) OBP: 0.393, SLG: 0.460		0-0 F4	0-3 K		1-3 2-H HR 1B		1-H HR		0-0 4-3	1	0	0	0	0	0	0
Joel Youngblood, R (1, 4) OBP: 0.354, SLG: 0.496		0-0 BB 1B		0-0 F4	0-0 HR		0-0 1-3		0-0 G6-4-3 1B	5	2	3	2	0	0	0
Jeff Ransom, R (1, 2) OBP: 0.375, SLG: 0.462		4-0 SH1-4 1B BB		0-0 HR	0-0 F8		0-3 K		0-0 G6-4-3	4	2	1	1	1	1	1
Joe Pettini, R (1, 6) OBP: 0.261, SLG: 0.215		0-0 1B SH1-4 1B		0-0 F7	0-0 F4				0-0 SH BB 1B	4	1	2	1	0	0	0
Mark Calvert, R (1, 1) OBP: 0.346, SLG: 0.577		0-0 SH1-4		4-0 1B BB		0-0 G3			4-0 SH 1B BB	0	0	0	0	1	0	0
Renie Martin, R (5, 1) OBP: 0.321, SLG: 0.143		0-0 SH1-4		4-0 1B BB					4-0 SH 1B BB	0	0	0	0	0	0	0
Champ Summers, L (6, PH) OBP: 0.300, SLG: 0.333		0-0 SH1-4		4-0 1B BB					4-0 SH 1B BB	1	0	0	0	0	0	0
Randy Lerch, L (6, 1) OBP: 0.615, SLG: 0.909		0-0 SH1-4		4-0 1B BB					4-0 SH 1B BB	0	0	0	0	0	0	0
Greg Minton, S (7, 1)		0-0 SH1-4		4-0 1B BB					4-0 SH 1B BB	0	1	0	0	1	0	0

Inning Stats	R: 0	H: 1	E: 0	K: 2	S: 8	LOB: 1	BB: 0	P: 8
--------------	------	------	------	------	------	--------	-------	------

PITCHER	IP	WLS	BF	H	R	ER	SO	BB	IBB	HBP	BLK	WP	HR	S	P	ERA	WHIP
Bruce Berenyi, R (1, 1) ERA: 3.86	4.1		24	9	6	6	4	3	0	0	0	0	2	29	41	12.46	2.769
Ted Power, R (5, 1) ERA: 4.62	0.2		2	0	0	0	0	0	0	0	0	0	0	2	2	0.00	0.000
Ben Hayes, R (6, 1) ERA: 6.59	2.0	L	8	1	2	2	1	1	0	0	0	0	1	9	13	9.00	1.000
Rich Gale, R (8, 1) ERA: 5.82	0.0		3	1	3	2	0	1	0	0	0	0	0	2	6	∞	∞
Bill Scherrer, L (8, 1) ERA: 2.74	2.0		6	2	0	0	0	0	0	0	0	0	0	6	6	0.00	1.000

Inning Stats	R: 0	H: 1	E: 0	K: 0	S: 3	LOB: 0	BB: 0	P: 3
--------------	------	------	------	------	------	--------	-------	------

PITCHER	IP	WLS	BF	H	R	ER	SO	BB	IBB	HBP	BLK	WP	HR	S	P	ERA	WHIP
---------	----	-----	----	---	---	----	----	----	-----	-----	-----	----	----	---	---	-----	------

1B	2B	3B	HR	SF	SAC	DP	HBP	WP	PA
8	2	0	3	0	3	2	0	0	43



BOTTOM

San Francisco Giants @ Cincinnati Reds  
Riverfront Stadium, Cincinnati, OH

AB	37
R	7
H	11
RBI	7
BB	7
SO	6
LOB	21



WP	0	PA	44
PB	0		
SB	0		
CS	1		

Thu Sep 29 1983, 3:33 AM EDT  
Att. 8,067 - Unknown

AB R H RBI BB SO LOB

5	1	4	2	0	0	0
4	1	0	0	1	0	4
3	1	2	0	2	0	0
4	1	1	1	1	1	4
4	0	0	1	1	0	3
5	0	2	1	0	2	4
4	1	1	0	1	1	3
2	1	0	0	1	0	0
2	0	0	0	0	0	2
2	0	0	0	0	0	1
0	0	0	0	0	0	0
1	0	1	2	0	0	0
0	1	0	0	0	0	0
0	0	0	0	0	0	0
1	0	0	0	0	1	1
0	0	0	0	0	0	0
0	0	0	0	0	0	0

1B	8	SF	0
2B	2	SAC	0
3B	1	DP	0
HR	0	HBP	0

Batter	1	2	3	4	5	6	7	8	9
Eddie Milner, L OBP: 0.350, SLG: 0.385 (1, 8)	0-0 CS 1B		0-0 BB FC4-6 1B	0-0 3B	0-0 1-H 2-H 2B			0-0 3-1	
Kelly Paris, R OBP: 0.323, SLG: 0.280 (1, 5) (8, 6)	0-0 F8 1-2		4-0 FC4-6 1B BB	0-0 F4	0-0 6-3			0-0 F8	
Ron Oester, S OBP: 0.323, SLG: 0.385 (1, 4)	4-0 BB BB BB BB		4-0 1-2 2-3 FC4-6 BB		0-0 2B 1B			0-0 FC4-6 1B	
Dan Driessen, L OBP: 0.391, SLG: 0.421 (1, 3)	4-0 1-2 BB BB		0-3 K		0-0 1-H 1B 2B			0-0 FC4-6 1-2f	
Paul Householder, S OBP: 0.331, SLG: 0.385 (1, 9)	4-0 1-2 2-3 BB		0-0 FC4-6 1B		0-0 F8 2-3			0-0 5-3	
Duane Walker, L OBP: 0.295, SLG: 0.332 (1, 7)	0-3 K		0-0 1-2 3-H 1B		0-3 K			0-0 5-3 1B	
Dann Bilardello, R OBP: 0.276, SLG: 0.395 (1, 2)			0-0 5-3		4-0 BB 1B BB			0-0 5-3 1-2	
Tom Foley, L OBP: 0.277, SLG: 0.264 Skeeter Barnes, R OBP: 0.367, SLG: 0.304 (7, PH) (8, 5)			0-0 G3		0-0 3-1			0-0 F3	
Bruce Berenyi, R OBP: 0.216, SLG: 0.273 Ted Power, R (5, 1) Johnny Bench, R OBP: 0.308, SLG: 0.432 Gary Redus, R OBP: 0.352, SLG: 0.444 Ben Hayes, R (6, 1) Steve Christmas, L OBP: 0.187, SLG: 0.100 Rich Gale, R (8, 1) Bill Scherrer, L OBP: 0.227, SLG: 0.350 Bill Scherrer, L OBP: 0.167, SLG: 0.091 (8, 1)			0-0 F8		0-3 K			0-3 K	

<b>Inning Stats</b>	R: 0 E: 0 K: 1 S: 5	H: 1 LOB: 3 BB: 3 P: 17	R: 0 E: 0 K: 0 S: 3	H: 0 LOB: 0 BB: 0 P: 3	R: 2 E: 0 K: 2 S: 9	H: 2 LOB: 2 BB: 2 P: 17	R: 0 E: 0 K: 1 S: 6	H: 1 LOB: 1 BB: 0 P: 6	R: 5 E: 0 K: 1 S: 9	H: 4 LOB: 2 BB: 2 P: 17	R: 0 E: 0 K: 0 S: 3	H: 0 LOB: 0 BB: 0 P: 3	R: 0 E: 0 K: 1 S: 6	H: 1 LOB: 1 BB: 0 P: 6	R: 0 E: 0 K: 0 S: 4	H: 1 LOB: 1 BB: 0 P: 4	R: 0 E: 0 K: 0 S: 4	H: 1 LOB: 1 BB: 0 P: 4	R: 0 E: 0 K: 0 S: 4	H: 1 LOB: 1 BB: 0 P: 4	1B: 8 2B: 2 3B: 1 HR: 0	SF: 0 SAC: 0 DP: 0 HBP: 0	WP: 0 PB: 0 SB: 0 CS: 1	PA: 44
---------------------	------------------------------	----------------------------------	------------------------------	---------------------------------	------------------------------	----------------------------------	------------------------------	---------------------------------	------------------------------	----------------------------------	------------------------------	---------------------------------	------------------------------	---------------------------------	------------------------------	---------------------------------	------------------------------	---------------------------------	------------------------------	---------------------------------	----------------------------------	------------------------------------	----------------------------------	--------

PITCHER	IP	WLS	BF	H	R	ER	SO	BB	IBB	HBP	BLK	WP	HR	S	P	ERA	WHIP
Mark Calvert, R ERA: 6.27 (1, 1)	4.2		27	7	7	7	5	7	0	0	0	0	0	30	58	13.50	3.000
Renie Martin, R ERA: 4.2 (5, 1)	0.1		2	1	0	0	0	0	0	0	0	0	0	2	2	0.00	3.000
Randy Lerch, L ERA: 6.02 (6, 1)	1.1	W	5	1	0	0	0	0	0	0	0	0	0	5	5	0.00	0.750
Greg Minton, R ERA: 3.47 (7, 1)	2.2	S	10	2	0	0	1	0	0	0	0	0	0	12	12	0.00	0.750

Batter	1	2	3	4	5	6	7	8	9	AB R H RBI BB SO LOB	TOP
<b>Johnnie LeMaster, R</b> (1, 6) OBP: 0.317, SLG: 0.307 <b>Andy McGaffigan, R</b> (7, 1) OBP: 0.097, SLG: 0.133 <b>Champ Summers, L</b> (9, PH) OBP: 0.310, SLG: 0.136 <b>Brad Wellman, R</b> (9, PR) OBP: 0.297, SLG: 0.247	0-0 		0-0 		0-3 		0-3 		0-0 	4 0 0 0 0 2 3 0 0 0 0 0 0 0 1 0 0 0 0 0 1 0 0 0 0 0 0 0	<b>San Francisco Giants @ Los Angeles Dodgers</b> <b>Dodger Stadium, Los Angeles, CA</b> Fri Sep 30 1983, 7:05 PM PDT Att. 42,928 - Unknown
<b>Darrell Evans, L</b> (1, 3) OBP: 0.378, SLG: 0.516	0-0 			0-0 		0-3 		0-0 	0-0 	5 1 2 1 0 1 1	
<b>Jack Clark, R</b> (1, 9) OBP: 0.361, SLG: 0.441 <b>Dan Gladden, R</b> (8, PR) OBP: 0.283, SLG: 0.296 (8, 9)	0-0 			0-0 		0-0 		0-0 		4 0 2 0 0 0 0 0 0 0 0 0 0 0	
<b>Jeffrey Leonard, R</b> (1, 7) OBP: 0.319, SLG: 0.461		0-0 		0-0 		0-3 		0-3 		4 0 0 0 0 2 3	
<b>Chili Davis, S</b> (1, 8) OBP: 0.305, SLG: 0.352		0-0 		0-0 			0-0 	0-1 		3 1 0 0 0 0 2	
<b>Joel Youngblood, R</b> (1, 4) OBP: 0.358, SLG: 0.500		0-3 		4-0 			0-0 	0-0 		3 1 2 1 1 1 0	
<b>Tom O'Malley, L</b> (1, 5) OBP: 0.345, SLG: 0.339			0-0 	0-3 			0-0 	0-0 		4 0 1 1 0 1 5	
<b>Bob Brenly, R</b> (1, 2) OBP: 0.317, SLG: 0.356 <b>Chris Smith, S</b> (9, PH) OBP: 0.391, SLG: 0.467 <b>Max Venable, L</b> (9, PR) OBP: 0.298, SLG: 0.367			0-0 		0-0 		0-0 		0-0 	3 0 1 0 0 0 1 1 0 1 0 0 0 0 0 0 0 0 0 0 0	
<b>Scott Garrelts, R</b> (1, 1) OBP: 0.222, SLG: 0.222 <b>John Rabb, R</b> (7, PH) OBP: 0.286, SLG: 0.340 <b>Joe Pettini, R</b> (7, 6) OBP: 0.261, SLG: 0.215 <b>Dave Bergman, L</b> (9, PH) OBP: 0.390, SLG: 0.457			0-0 		0-3 		0-0 		0-0 	1 0 0 0 0 1 0 1 0 1 0 0 0 0 0 0 0 0 0 0 0 1 0 0 0 0 0 1	
<b>Inning Stats</b>	R: 0 H: 0 E: 0 LOB: 0 K: 0 BB: 0 S: 3 P: 3	R: 0 H: 0 E: 0 LOB: 0 K: 1 BB: 0 S: 5 P: 5	R: 0 H: 1 E: 0 LOB: 1 K: 0 BB: 0 S: 4 P: 4	R: 0 H: 2 E: 0 LOB: 3 K: 1 BB: 1 S: 7 P: 11	R: 0 H: 0 E: 0 LOB: 0 K: 2 BB: 0 S: 7 P: 7	R: 0 H: 0 E: 0 LOB: 0 K: 2 BB: 0 S: 7 P: 7	R: 2 H: 3 E: 1 LOB: 2 K: 1 BB: 0 S: 8 P: 8	R: 1 H: 3 E: 1 LOB: 2 K: 1 BB: 0 S: 8 P: 8	R: 0 H: 1 E: 0 LOB: 1 K: 0 BB: 0 S: 4 P: 4	1B: 8 SF: 0 2B: 2 SAC: 1 3B: 0 DP: 1 HR: 1 HBP: 0	
<b>PITCHER</b> <b>Fernando Valenzuela, L</b> (1, 1) ERA: 3.75 <b>Orel Hershiser, R</b> (8, 1) ERA: 3.38	IP WLS BF H R ER SO BB IBB HBP BLK WP HR S P ERA WHIP 7.0 W 28 6 2 1 7 1 0 0 0 0 0 0 41 45 1.29 1.000 2.0 S 10 4 1 1 1 1 0 0 0 0 0 0 1 12 12 4.50 2.000										

livebaseballscorecards.com

<b>AB</b>	35
<b>R</b>	3
<b>H</b>	10
<b>RBI</b>	3
<b>BB</b>	1
<b>SO</b>	8
<b>LOB</b>	17





Batter	1	2	3	4	5	6	7	8	9	AB	R	H	RBI	BB	SO	LOB
--------	---	---	---	---	---	---	---	---	---	----	---	---	-----	----	----	-----

<b>Steve Sax, R</b> (1, 4) <small>OBP: 0.342, SLG: 0.350</small> <b>Rafael Landestoy, S</b> (6, PH) <small>OBP: 0.212, SLG: 0.270</small>	0-0 		0-0 		0-0 	0-0 				3	1	2	0	0	0	0
<b>Greg Brock, L</b> (1, 3) <small>OBP: 0.344, SLG: 0.398</small> <b>Sid Bream, L</b> (7, 3) <small>OBP: 0.333, SLG: 0.200</small>	4-0 		4-0 		0-0 		4-0 			1	1	1	0	2	0	0
<b>Dusty Baker Jr., R</b> (1, 7) <small>OBP: 0.346, SLG: 0.393</small> <b>Rick Monday, L</b> (7, 7) <small>OBP: 0.353, SLG: 0.401</small>	0-0 		4-0 		0-0 		0-0 			2	1	1	1	1	0	1
<b>Pedro Guerrero, R</b> (1, 5) <small>OBP: 0.370, SLG: 0.528</small> <b>Orel Hershiser, R</b> (8, 1)	0-0 		0-0 		0-3 		0-0 			4	0	1	0	0	1	4
<b>Ken Landreaux, L</b> (1, 8) <small>OBP: 0.328, SLG: 0.451</small> <b>Derrel Thomas, S</b> (7, 8) <small>OBP: 0.345, SLG: 0.379</small> <b>Cecil Espy, S</b> (8, 8) <small>OBP: 0.286, SLG: 0.286</small>	0-0 		0-0 		4-0 		0-0 			2	0	2	2	1	0	0
<b>Mike Marshall, R</b> (1, 9) <small>OBP: 0.348, SLG: 0.435</small> <b>Candy Maldonado, R</b> (7, 9) <small>OBP: 0.242, SLG: 0.293</small>		0-3 	0-3 		0-0 		0-0 			3	0	0	0	0	2	4
<b>Bill Russell, R</b> (1, 6) <small>OBP: 0.301, SLG: 0.285</small> <b>Dave Anderson, R</b> (6, PH) <small>OBP: 0.258, SLG: 0.278</small>		0-0 		0-0 		0-0 		0-0 		2	0	0	0	0	0	0
<b>Jack Fimple, R</b> (1, 2) <small>OBP: 0.304, SLG: 0.363</small> <b>Gilberto Reyes, R</b> (8, 2) <small>OBP: 0.194, SLG: 0.233</small>		0-0 		0-3 		0-0 		0-0 		3	0	0	0	0	1	0
<b>Fernando Valenzuela, L</b> (1, 1) <small>OBP: 0.194, SLG: 0.253</small> <b>German Rivera, R</b> (8, 5) <small>OBP: 0.400, SLG: 0.429</small>			0-0 		0-0 		0-0 			3	0	0	0	0	0	0

Inning Stats	R: 0	H: 2	E: 0	LOB: 2	K: 0	BB: 1	S: 4	P: 8	R: 0	H: 0	E: 0	LOB: 0	K: 1	BB: 0	S: 5	P: 5	R: 2	H: 3	E: 0	LOB: 2	K: 1	BB: 2	S: 7	P: 15	R: 0	H: 0	E: 0	LOB: 0	K: 1	BB: 0	S: 5	P: 5	R: 1	H: 2	E: 0	LOB: 2	K: 1	BB: 1	S: 7	P: 11	R: 1	H: 1	E: 0	LOB: 0	K: 0	BB: 0	S: 4	P: 4	R: 0	H: 0	E: 0	LOB: 0	K: 0	BB: 1	S: 2	P: 6	R: 0	H: 1	E: 1	LOB: 1	K: 0	BB: 0	S: 4	P: 4	1B: 8	SF: 0	2B: 1	SAC: 0	3B: 0	DP: 2	HR: 1	HBP: 0	WP: 1	PA: 35
--------------	------	------	------	--------	------	-------	------	------	------	------	------	--------	------	-------	------	------	------	------	------	--------	------	-------	------	-------	------	------	------	--------	------	-------	------	------	------	------	------	--------	------	-------	------	-------	------	------	------	--------	------	-------	------	------	------	------	------	--------	------	-------	------	------	------	------	------	--------	------	-------	------	------	-------	-------	-------	--------	-------	-------	-------	--------	-------	--------

PITCHER	IP	WLS	BF	H	R	ER	SO	BB	IBB	HBP	BLK	WP	HR	S	P	ERA	WHIP
<b>Scott Garrelts, R</b> (1, 1) <small>ERA: 2.52</small>	6.0	L	28	8	4	4	4	3	1	0	0	1	1	32	48	6.00	1.833
<b>Andy McGaffigan, R</b> (7, 1) <small>ERA: 4.29</small>	2.0		7	1	0	0	0	1	0	0	0	0	0	6	10	0.00	1.000

**BOTTOM**

San Francisco Giants @ Los Angeles Dodgers  
 Dodger Stadium, Los Angeles, CA  
 Fri Sep 30 1983, 7:05 PM PDT  
 Att. 42,928 - Unknown

AB	30
R	4
H	9
RBI	4
BB	5
SO	4
LOB	14



WP	PA	ERA	WHIP
1	35		

Batter	1	2	3	4	5	6	7	8	9	AB R H RBI BB SO LOB	TOP											
Dan Gladden, R (1, 8) OBP: 0.266, SLG: 0.276	0-0 5-3		0-0 4-3			0-0 F4	0-0 5-3			4 0 0 0 0 0 1	San Francisco Giants @ Los Angeles Dodgers Dodger Stadium, Los Angeles, CA Sat Oct 01 1983, 3:33 AM PDT Att: 34,707 - Unknown <a href="http://livebaseballscorecards.com">livebaseballscorecards.com</a>											
Joel Youngblood, R (1, 4) OBP: 0.357, SLG: 0.500 Dave Bergman, L (9, 3) OBP: 0.390, SLG: 0.457	0-0 5-3		0-0 2B			0-0 F3	0-0 4-3			4 0 1 0 0 0 1 0 0 0 0 0 0 0												
Guy Sularz, R (1, 5) OBP: 0.222, SLG: 0.125	0-0 6-3		0-0 F2			0-0 1B 2B 1B		0-0 1-3		4 1 1 0 0 0 1												
Jeffrey Leonard, R (1, 7) OBP: 0.321, SLG: 0.461		0-0 6-3		0-3 K		0-0 2B 1B		0-0 E S 1B		4 1 2 0 0 1 0												
Chris Smith, S (1, 3) OBP: 0.397, SLG: 0.476 Brad Wellman, R (9, 4) OBP: 0.297, SLG: 0.247		4-0 1B BB		0-0 4-3		0-0 1B 2B		0-0 F8		3 2 1 2 1 0 1 0 0 0 0 0 0 0												
John Rabb, R (1, 9) OBP: 0.284, SLG: 0.337		0-0 1-3 1-2		0-0 F7		0-0 2-H 1B		0-0 F8 1-3		4 0 1 1 0 0 2												
Jeff Ransom, R (1, 2) OBP: 0.350, SLG: 0.412		0-0 FC5-4 1B 2-H			0-0 F8	0-3 K			0-0 5-3	4 0 1 1 0 1 1												
Joe Pettini, R (1, 6) OBP: 0.261, SLG: 0.217		0-0 FC5-4 1-2f			0-0 5-3		0-0 SH1-4 1B		0-0 F6	4 0 1 0 0 0 1												
Mark Davis, L (1, 1) OBP: 0.212, SLG: 0.167 Gary Lavelle, S (9, 1)			0-3 K		0-0 P5		0-0 SH1-4 1-2		0-0 1-3	3 0 0 0 0 1 0 0 0 0 0 0 0 0												
<b>Inning Stats</b>	R: 0 E: 0 K: 0 S: 3	H: 0 LOB: 0 BB: 0 P: 3	R: 1 E: 0 K: 0 S: 4	H: 1 LOB: 1 BB: 1 P: 8	R: 0 E: 0 K: 1 S: 6	H: 1 LOB: 1 BB: 0 P: 6	R: 0 E: 0 K: 1 S: 5	H: 0 LOB: 0 BB: 0 P: 5	R: 0 E: 0 K: 0 S: 3	H: 0 LOB: 0 BB: 0 P: 3	R: 3 E: 0 K: 1 S: 9	H: 4 LOB: 1 BB: 0 P: 9	R: 0 E: 0 K: 0 S: 4	H: 1 LOB: 1 BB: 0 P: 4	R: 0 E: 0 K: 0 S: 4	H: 1 LOB: 1 BB: 0 P: 4	R: 0 E: 0 K: 0 S: 3	H: 0 LOB: 0 BB: 0 P: 3	1B: 6 2B: 2 3B: 0 HR: 0	SF: 0 SAC: 1 DP: 0 HBP: 0	WP: 0 PB: 0 SB: 1 CS: 0	PA: 36
<b>PITCHER</b>	IP WLS BF H R ER SO BB IBB HBP BLK WP HR S P ERA WHIP																				<b>PITCHER</b>	IP WLS BF H R ER SO BB IBB HBP BLK WP HR S P ERA WHIP
Burt Hooton, R (1, 1) ERA: 4.22	5.2 L 24 6 4 4 2 1 0 0 0 0 0 27 31 6.35 1.235																					
Rick Honeycutt, L (6, 1) ERA: 3.03	1.1 5 1 0 0 1 0 0 0 0 0 0 0 7 7 0.00 0.750																					
Pat Zachry, R (8, 1) ERA: 2.49	1.0 4 1 0 0 0 0 0 0 0 0 0 0 4 4 0.00 1.000																					
Larry White, R (9, 1) ERA: 1.8	1.0 3 0 0 0 0 0 0 0 0 0 0 0 3 3 0.00 0.000																					





Batter	1	2	3	4	5	6	7	8	9	AB	R	H	RBI	BB	SO	LOB
Cecil Espy, S OBP: 0.364, SLG: 0.400 (1, 8)	0-0 WP 2B		4-0 BB			0-0 6-3		0-3 K		3	0	1	0	1	1	0
Dave Anderson, R OBP: 0.250, SLG: 0.268 (1, 6)	0-3 K		0-0 F4			0-0 5-3			0-3 K	4	0	0	0	0	2	2
German Rivera, R OBP: 0.421, SLG: 0.412 (1, 5)	0-0 F9			4-0 BB		0-3 K			0-0 1B 1B	3	1	1	0	1	1	1
Jose Morales, R OBP: 0.283, SLG: 0.500 (1, 3)	0-3 K			0-0 4-3		0-0 F8			0-0 1B 1B	3	0	0	0	0	1	2
Sid Bream, L OBP: 0.333, SLG: 0.200 (8, 3)				1-2					1-2 1B 1B	0	0	0	0	0	0	0
Pedro Guerrero, R OBP: 0.371, SLG: 0.528 (9, PH)	2-3									1	0	1	0	0	0	0
Candy Maldonado, R OBP: 0.258, SLG: 0.295 (1, 9)		0-0 5-3		0-0 F7		4-0 FC5-4 BB			0-0 1-2 2-H 1B	3	0	1	1	1	0	1
Steve Yeager, R OBP: 0.257, SLG: 0.381 (1, 2)		0-0 F8		0-0 F8		0-3 K			0-0 F3	3	0	0	0	0	1	2
Gilberto Reyes, R OBP: 0.188, SLG: 0.226 (8, 2)										1	0	0	0	0	0	2
Alex Taveras, R (1, 4)		0-0 F9			0-3 K		0-0 FC5-4 1-2		0-0 G3	4	0	0	0	0	1	3
Rafael Landestoy, S OBP: 0.203, SLG: 0.258 (1, 7)			0-0 F9		0-0 F8			0-0 F8		3	0	0	0	0	0	0
Burt Hooton, R OBP: 0.208, SLG: 0.200 (1, 1)			0-0 F2		0-0 F9			0-0 5-3		2	0	0	0	0	0	0
Rick Honeycutt, L OBP: 0.083, SLG: 0.083 (6, 1)										0	0	0	0	0	0	0
Pat Zachry, R OBP: 0.500, SLG: 0.500 (8, 1)										0	0	0	0	0	0	0
Steve Sax, R OBP: 0.342, SLG: 0.349 (8, PH)										1	0	0	0	0	0	0
Larry White, R (9, 1)										0	0	0	0	0	0	0

Inning Stats	R: 0	H: 1	R: 0	H: 0	R: 0	H: 0	R: 0	H: 0	R: 0	H: 0	R: 0	H: 0	R: 1	H: 3	1B: 3	SF: 0
	E: 0	LOB: 1	E: 0	LOB: 0	E: 0	LOB: 1	E: 0	LOB: 0	E: 0	LOB: 0	E: 0	LOB: 1	E: 0	LOB: 2	2B: 1	SAC: 0
	K: 2	BB: 0	K: 0	BB: 0	K: 0	BB: 1	K: 1	BB: 0	K: 1	BB: 0	K: 1	BB: 1	K: 1	BB: 0	3B: 0	DP: 0
	S: 8	P: 8	S: 3	P: 3	S: 3	P: 7	S: 5	P: 5	S: 5	P: 5	S: 5	P: 9	S: 8	P: 8	HR: 0	HBP: 0

PITCHER	IP	WLS	BF	H	R	ER	SO	BB	IBB	HBP	BLK	WP	HR	S	P	ERA	WHIP
Mark Davis, L ERA: 3.49 (1, 1)	8.1	W	32	4	1	1	7	3	0	0	0	1	0	43	55	1.08	0.840
Gary Lavelle, L ERA: 2.64 (9, 1)	0.2	S	2	0	0	0	0	0	0	0	0	0	0	2	2	0.00	0.000

**BOTTOM**

**San Francisco Giants @ Los Angeles Dodgers**  
**Dodger Stadium, Los Angeles, CA**  
 Sat Oct 01 1983, 3:33 AM PDT  
 Att. 34,707 - Unknown

<b>AB</b>	<b>31</b>
<b>R</b>	<b>1</b>
<b>H</b>	<b>4</b>
<b>RBI</b>	<b>1</b>
<b>BB</b>	<b>3</b>
<b>SO</b>	<b>7</b>
<b>LOB</b>	<b>13</b>

livebaseballscores.com



Batter	1	2	3	4	5	6	7	8	9	AB R H RBI BB SO LOB	TOP											
Dan Gladden, R (1, 8) OBP: 0.275, SLG: 0.302	0-0 5-3	0-0 1-2 2-3 3-H 1B		0-0 E8 1B 2B		0-3 K		0-3 K 1-2		5 1 2 2 0 2 2												
Joel Youngblood, R (1, 4) OBP: 0.356, SLG: 0.499 Brad Wellman, R (1, 4) OBP: 0.296, SLG: 0.247	0-3 K	0-3 K		0-0 G4-6-3 1B		0-3 K		0-0 5-3		1 0 0 0 0 1 0 4 0 1 1 0 2 4												
Guy Sularz, R (1, 5) OBP: 0.217, SLG: 0.100	4-0 BB BB	0-0 F3		0-0 G4-6-3 1-2f		0-0 F8		0-0 F9		4 0 0 0 1 0 5												
Jeffrey Leonard, R (1, 7) OBP: 0.323, SLG: 0.461 Max Venable, L (4, 7) OBP: 0.295, SLG: 0.364	4-0 1-2 BB		0-0 FC5 1B	0-0 F8		0-3 K		0-3 K		2 0 1 0 1 0 0 2 0 0 0 0 2 0												
Chris Smith, S (1, 3) OBP: 0.403, SLG: 0.493	0-3 K		0-0 FC5 1B		0-0 F9 WP 2B		0-0 F7			4 1 2 0 0 1 2												
John Rabb, R (1, 9) OBP: 0.292, SLG: 0.346		4-0 BB BB 1B BB	0-0 FC5 1-2 2-3f		0-0 F9		0-0 2B			3 1 1 0 1 0 3												
Jeff Ransom, R (1, 2) OBP: 0.333, SLG: 0.350		4-0 1B BB BB	0-0 F3		0-3 K		0-0 F7			3 0 0 0 1 1 3												
Joe Pettini, R (1, 6) OBP: 0.260, SLG: 0.209		4-0 1-2 2-3 BB	0-0 F9		0-0 4-3		0-0 F7			3 0 0 0 1 0 2												
Mike Krukow, R (1, 1) OBP: 0.269, SLG: 0.333 Dave Bergman, L (4, PH) OBP: 0.394, SLG: 0.457 Jim Barr, R (4, 1) OBP: 0.133, SLG: 0.200 Champ Summers, L (8, PH) OBP: 0.333, SLG: 0.136 Johnnie LeMaster, R (8, PR) OBP: 0.317, SLG: 0.307 Greg Minton, S (8, 1) OBP: 0.615, SLG: 0.909 Gary Lavelle, S (8, 1)		0-3 K		4-0 E BB		0-0 WP 1B		4-0 CS BB		1 0 0 0 0 0 1 3 0 1 0 0 0 1 0 0 1 0 1 0 0 0 0 0 0 0 0 0 0 1 0												
<b>Inning Stats</b>	R: 0 E: 0 K: 2 S: 7	H: 0 LOB: 2 BB: 2 P: 15	R: 1 E: 0 K: 2 S: 8	H: 1 LOB: 3 BB: 3 P: 20	R: 0 E: 0 K: 0 S: 5	H: 2 LOB: 2 BB: 0 P: 5	R: 2 E: 1 K: 0 S: 4	H: 2 LOB: 0 BB: 1 P: 8	R: 1 E: 0 K: 1 S: 6	H: 1 LOB: 0 BB: 0 P: 6	R: 0 E: 0 K: 2 S: 8	H: 1 LOB: 1 BB: 0 P: 8	R: 0 E: 0 K: 1 S: 6	H: 1 LOB: 1 BB: 0 P: 6	R: 0 E: 0 K: 1 S: 4	H: 0 LOB: 1 BB: 1 P: 8	R: 0 E: 0 K: 1 S: 5	H: 0 LOB: 0 BB: 0 P: 5	1B: 5 2B: 3 3B: 0 HR: 0	SF: 0 SAC: 0 DP: 1 HBP: 0	WP: 3 PB: 0 SB: 0 CS: 1	PA: 40
<b>PITCHER</b>	IP WLS BF H R ER SO BB IBB HBP BLK WP HR S P ERA WHIP																					
Sid Fernandez, L (1, 1) ERA: 6.0	3.0 L 20 5 3 3 4 6 0 0 0 0 0 0 22 46 9.00 3.667																					
Rich Rodas, L (4, 1) ERA: 1.93	3.0 10 2 1 1 3 0 0 0 0 2 0 16 16 3.00 0.667																					
Larry White, R (7, 1) ERA: 1.29	2.0 7 1 0 0 2 1 0 0 0 0 0 10 14 0.00 1.000																					
Tom Niedenfuer, R (9, 1) ERA: 1.9	1.0 3 0 0 0 1 0 0 0 0 0 0 5 5 0.00 0.000																					

San Francisco Giants @ Los Angeles Dodgers  
Dodger Stadium, Los Angeles, CA  
Sun Oct 02 1983, 3:33 AM PDT  
Att: 47,007 - Unknown

livebaseballscorecards.com

AB	33
R	4
H	8
RBI	3
BB	7
SO	10
LOB	24





Batter	1	2	3	4	5	6	7	8	9
Steve Sax, R (1, 4) Rafael Landestoy, S (4, 4) OBP: 0.342, SLG: 0.350 OBP: 0.194, SLG: 0.246	0-0 E S 2B 1B	0-0 FC6-4 1-2f			0-0 4-3		0-0 F7		0-3 K
Greg Brock, L (1, 3) Sid Bream, L (7, 3) OBP: 0.343, SLG: 0.396 OBP: 0.308, SLG: 0.182	0-3 K 1-3		0-0 F9		0-3 K			0-0 G3	
Dusty Baker Jr., R (1, 7) R.J. Reynolds, S (4, 7) OBP: 0.346, SLG: 0.395 OBP: 0.267, SLG: 0.345	0-0 WP 6-3 2B 3-H		0-0 F8		0-0 G3			0-0 WP S FC6 1B	
Pedro Guerrero, R (1, 5) German Rivera, R (9, 5) OBP: 0.373, SLG: 0.531 OBP: 0.421, SLG: 0.412	0-0 6-3 2-H		0-0 1B 1B		0-0 2B			4-0 FC6 BB 1-3	
Mike Marshall, R (1, 9) Cecil Espy, S (8, 8) OBP: 0.347, SLG: 0.434 OBP: 0.333, SLG: 0.364	0-0 5-3		0-0 1B 1-2		0-0 F7			0-0 FC6 1B 1-2f 3-H	
Bill Russell, R (1, 6) Larry White, R (7, 1) Jose Morales, R (8, PH) Alex Taveras, R (8, PR) Tom Niedenfuer, R (9, 1)		0-0 G5-4-3 1B	0-0 F7		0-0 F8			0-0 1-2 1B	
Steve Yeager, R (1, 2) Jack Fimple, R (5, 2) OBP: 0.256, SLG: 0.379 OBP: 0.300, SLG: 0.358		0-0 G5-4-3 1-2f		0-3 K		0-0 F9		0-0 4-3	
Derrel Thomas, S (1, 8) Candy Maldonado, R (9, 9) OBP: 0.345, SLG: 0.375 OBP: 0.254, SLG: 0.290		4-0 1B BB		0-0 4-3			0-0 F8		0-0 5-3
Sid Fernandez, L (1, 1) Rich Rodas, L (4, 1) Dave Anderson, R (4, 6) Rick Monday, L (6, PH) OBP: 1.000, SLG: 1.000 OBP: 0.244, SLG: 0.261 OBP: 0.351, SLG: 0.399		0-0 FC6-4 1B 1-3		0-0 F2			0-0 F9		0-0 F9

AB	R	H	RBI	BB	SO	LOB
2	1	1	0	0	0	2
3	0	0	0	0	1	0
3	0	0	0	0	2	1
1	0	0	0	0	0	0
2	1	1	1	0	0	0
2	1	1	0	0	0	0
3	0	2	1	1	0	0
0	0	0	0	0	0	0
3	0	1	0	0	0	1
1	0	0	1	0	0	1
2	0	1	0	0	0	2
0	0	0	0	0	0	0
1	0	1	0	0	0	0
0	0	0	0	0	0	0
0	0	0	0	0	0	0
0	0	0	0	0	0	0
2	0	0	0	0	1	1
2	0	0	0	0	0	3
2	0	0	0	1	0	0
1	0	0	0	0	0	0
1	0	1	0	0	0	0
0	0	0	0	0	0	0
3	0	0	0	0	0	0
1	0	0	0	0	0	1

**BOTTOM**

**San Francisco Giants @ Los Angeles Dodgers**  
**Dodger Stadium, Los Angeles, CA**  
 Sun Oct 02 1983, 3:33 AM PDT  
 Att. 47,007 - Unknown

<b>AB</b>	<b>35</b>
<b>R</b>	<b>3</b>
<b>H</b>	<b>9</b>
<b>RBI</b>	<b>3</b>
<b>BB</b>	<b>2</b>
<b>SO</b>	<b>4</b>
<b>LOB</b>	<b>12</b>



Inning Stats	R: 2	H: 2	E: 0	LOB: 0	K: 1	S: 7	P: 7	R: 0	H: 2	E: 0	LOB: 2	K: 0	S: 4	P: 8	R: 0	H: 2	E: 0	LOB: 2	K: 0	S: 5	P: 5	R: 0	H: 0	E: 0	LOB: 0	K: 1	S: 5	P: 5	R: 0	H: 1	E: 0	LOB: 1	K: 0	S: 4	P: 4	R: 0	H: 0	E: 0	LOB: 0	K: 0	S: 3	P: 3	R: 1	H: 2	E: 0	LOB: 2	K: 0	S: 5	P: 9	R: 0	H: 0	E: 0	LOB: 0	K: 1	S: 5	P: 5	1B: 7	SF: 0	2B: 2	SAC: 0	3B: 0	DP: 1	HR: 0	HBP: 0	WP: 2	PA: 37
--------------	------	------	------	--------	------	------	------	------	------	------	--------	------	------	------	------	------	------	--------	------	------	------	------	------	------	--------	------	------	------	------	------	------	--------	------	------	------	------	------	------	--------	------	------	------	------	------	------	--------	------	------	------	------	------	------	--------	------	------	------	-------	-------	-------	--------	-------	-------	-------	--------	-------	--------

PITCHER	IP	WLS	BF	H	R	ER	SO	BB	IBB	HBP	BLK	WP	HR	S	P	ERA	WHIP
Mike Krukow, R (1, 1) ERA: 3.95	3.0		15	6	2	2	1	1	0	0	0	1	0	16	20	6.00	2.333
Jim Barr, R (4, 1) ERA: 3.98	4.0	W	13	1	0	0	2	0	0	0	0	0	0	17	17	0.00	0.250
Greg Minton, R (8, 1) ERA: 3.54	0.1		3	1	1	1	0	1	0	0	0	1	0	2	6	27.00	6.000
Gary Lavelle, L (8, 1) ERA: 2.59	1.2	S	6	1	0	0	1	0	0	0	0	0	0	8	8	0.00	0.600