



San Francisco Giants - 1983

Batter	1	2	3	4	5	6	7	8	9	AB	R	H	RBI	BB	SO	LOB	TOP	
Gene Richards, L (1,7) OBP: 0.500, SLG: 0.250 Alan Wiggins, S (8,7)	4-0 4-3 2B BB	0-0 FC4-6 BB 1B	0-0 4-3	0-0 4-3	0-0 1B WP E 1B	4-0 2B SF8 BB	0-0 F7			4 3 1 1 2 0 2 0 0 0 0 0 0 0								
Juan Bonilla, R (1,4) OBP: 0.333, SLG: 0.500	0-0 4-3	0-0 BB 1B	0-0 F8	0-0 F8	0-0 F2	0-0 SF8 FC4-6 2B	0-0 L3		6 1 2 1 0 0 3									
Steve Garvey, R (1,3) OBP: 0.667, SLG: 0.750	4-0 2B BB	0-0 F8	0-0 2B	0-0 2B	0-0 E BB 2B 1B	4-0 FC4-6 IBB	0-0 5-3		4 2 2 1 2 0 2									
Terry Kennedy, L (1,2) OBP: 0.667, SLG: 1.000	0-0 1-2 2B	4-0 1-2 BB	0-0 IBB	4-0 IBB	0-0 K	0-0 SF8	0-0 BB 1B		3 0 2 3 2 1 2									
Sixto Lezcano, R (1,9)	4-0 BB	0-0 F4	0-0 F8	0-0 F8	4-0 E 2B BB	0-0 FC4-6	4-0 BB 1B		3 1 0 1 3 0 6									
Ruppert Jones, L (1,8) OBP: 0.167, SLG: 0.167	0-3 K		0-3 K		0-0 1B E1	0-0 F8	0-0 G3		6 2 1 0 0 2 6									
Garry Templeton, S (1,6) Tim Flannery, L (5,6)		0-0 E1 2B 1B	0-0 HR		0-0 1B E1		0-3 K		4 3 3 4 0 0 0 2 0 0 0 0 1 0								AB 43 R 16 H 17 RBI 15 BB 10 SO 5 LOB 24	
Luis Salazar, R (1,5) OBP: 0.667, SLG: 0.833		0-0 1B 2B	0-0 CS 1B		0-0 1B F9		0-0 S 1B		6 2 4 1 0 0 1									
Tim Lollar, L (1,1) OBP: 0.750, SLG: 0.667 Elias Sosa, R (6,1) Mike Couchee, R (7,1) Gary Lucas, L (8,1)		0-0 1B 2B	0-0 F6		0-0 WP 1B 1B	4-0 BB 2B BB	0-3 K		3 2 2 3 1 0 1 1 0 0 0 0 1 1 0 0 0 0 0 0 0 1 0 0 0 0 0 0									
Inning Stats	R: 2 E: 0 K: 1 S: 5	H: 1 LOB: 3 BB: 1 P: 17	R: 1 E: 0 K: 1 S: 6	H: 2 LOB: 0 BB: 0 P: 6	R: 0 E: 0 K: 0 S: 4	H: 1 LOB: 2 BB: 1 P: 8	R: 3 E: 0 K: 0 S: 4	H: 1 LOB: 1 BB: 3 P: 16	R: 0 E: 0 K: 0 S: 4	H: 1 LOB: 1 BB: 0 P: 8	R: 0 E: 0 K: 0 S: 3	H: 0 LOB: 2 BB: 0 P: 3	1B: 11 2B: 5 3B: 0 HR: 1	SF: 1 SAC: 0 DP: 0 HBP: 0	WP: 1 PB: 0 SB: 1 CS: 1	PA: 54		
PITCHER	IP WLS BF H R ER SO BB IBB HBP BLK WP HR S P ERA WHIP	IP WLS BF H R ER SO BB IBB HBP BLK WP HR S P ERA WHIP															ERA WHIP	
Mike Krukow, R (1,1) ERA: 20.25	1.1 L 11 4 4 3 1 3 0 0 0 0 0 10 22 20.25 5.250															0.00 0.000		
Rene Martin, R (2,1) ERA: 3.38	2.2 12 3 1 1 1 1 1 0 0 0 1 12 20 3.38 1.500																	
Jim Barr, R (5,1) ERA: 108.0	0.1 7 6 6 4 0 0 0 0 0 1 0 7 7 108.00 18.000																	
Mike Chris, L (5,1) ERA: 16.2	1.2 12 2 5 3 1 3 1 0 0 0 0 10 26 16.20 3.000																	
Andy McGaffigan, R (7,1) ERA:	2.0 9 2 0 0 2 1 0 0 0 0 0 12 16 0.00 1.500																	

San Diego Padres @ San Francisco Giants
Candlestick Park, San Francisco, CA
Tue Apr 05 1983, 6:33 AM EST
Att: 50,542 - Unknown

Batter	1	2	3	4	5	6	7	8	9	AB	R	H	RBI	BB	SO	LOB	BOTTOM		
Johnnie LeMaster, R (1,6) OBP: 0.333, SLG: 0.333	0-0 F3		0-0 F9		0-0 1B 2B 1B	0-0 F7		0-0 1B 1B	0-0 5-3	6 2 2 0 0 0 1									
Duane Kuiper, L (1,4) OBP: 0.333, SLG: 0.333	0-0 1-3		0-3 K		0-0 2B 1B 1B	0-0 4-3		0-0 E 1B 1B	0-3 K	6 1 2 0 0 2 1									
Chili Davis, S (1,8) OBP: 0.200, SLG: 0.800	0-0 1-3		0-3 K		0-3 K	0-0 HR		0-3 K		5 1 1 1 1 0 3 5									
Jack Clark, R (1,9) OBP: 0.250, SLG: 0.500 Andy McGaffigan, R (7,1) Champ Summers, L (8, PH) OBP: 1.000, SLG: 1.000 Gary Lavelle, S (9,1)		0-0 F3		0-0 F9	0-0 1B 2B	0-0 F7		0-0 E9 1B 1B		4 1 1 1 0 0 0 0 0 0 0 0 0 0 1 1 1 1 0 0 0 0 0 0 0 0 0 0									
Jeffrey Leonard, R (1,7) OBP: 0.400, SLG: 0.400		0-0 1-3		0-0 F9	0-0 F2 1B			0-0 FC5-2-5 1B		5 2 2 2 0 0 2									
Darrell Evans, L (1,3) OBP: 0.800, SLG: 2.000		4-0 HR BB		0-0 HR	0-0 F2 1B			4-0 2B 1B		3 2 2 2 2 0 1									
Bob Brenly, R (1,2) OBP: 0.600, SLG: 1.250		0-0 HR		4-0 1B BB	0-0 F9			0-0 F7 1B		4 1 2 4 1 0 2									
Tom O'Malley, L (1,5) OBP: 0.400, SLG: 0.250		0-0 G3		0-0 1B	0-0 HR BB			4-0 HR BB	0-0 F7	4 1 1 0 1 0 3									
Mike Krukow, R (1,1) Rene Martin, R (2,1) Mike Vail, R (4, PH) Jim Barr, R (5,1) Mike Chris, L (5,1) Max Venable, L (6, PH) OBP: 0.333, SLG: 1.333				0-0 2B	0-0 F9			0-0 HR	0-0 L4	0 0 0 0 0 0 0 1 0 1 0 0 0 0 1 0 0 0 0 0 2 0 0 0 0 0 0 0 0 0 0 0 0 0 0 3 1 1 2 0 0 1									
Inning Stats	R: 0 E: 0 K: 0 S: 3	H: 0 LOB: 0 BB: 0 P: 3	R: 0 E: 0 K: 2 S: 8	H: 1 LOB: 0 BB: 0 P: 8	R: 1 E: 0 K: 0 S: 5	H: 2 LOB: 2 BB: 1 P: 9	R: 3 E: 0 K: 0 S: 5	H: 2 LOB: 1 BB: 1 P: 9	R: 1 E: 0 K: 0 S: 5	H: 2 LOB: 1 BB: 0 P: 5	R: 3 E: 1 K: 1 S: 9	H: 4 LOB: 2 BB: 1 P: 13	R: 0 E: 0 K: 1 S: 5	H: 0 LOB: 0 BB: 0 P: 5	1B: 9 2B: 3 3B: 0 HR: 4	SF: 0 SAC: 0 DP: 0 HBP: 0	WP: 0 PB: 0 SB: 0 CS: 0	PA: 47	
PITCHER	IP WLS BF H R ER SO BB IBB HBP BLK WP HR S P ERA WHIP	IP WLS BF H R ER SO BB IBB HBP BLK WP HR S P ERA WHIP															ERA WHIP		
Tim Lollar, L (1,1) ERA: 10.8	5.0 W 25 8 6 6 3 2 0 0 0 0 0 2 29 37 10.80 2.000																		
Elias Sosa, R (6,1) ERA: 36.0	1.0 8 4 4 4 0 1 0 0 0 0 0 2 7 11 36.00 5.000																		
Mike Couchee, R (7,1) ERA: 16.2	1.2 10 4 3 3 1 1 0 0 0 0 0 0 11 15 16.20 3.000																		
Gary Lucas, L (8,1) ERA:	1.1 S 4 0 0 0 1 0 0 0 0 0 0 6 6 0.00 0.000																		

San Diego Padres @ San Francisco Giants
Candlestick Park, San Francisco, CA
Tue Apr 05 1983, 6:33 AM EST
Att: 50,542 - Unknown

Batter	1	2	3	4	5	6	7	8	9	AB	R	H	RBI	BB	SO	LOB	TOP			
Gene Richards, L (1,7) OBP: 0.600, SLG: 0.875 Alan Wiggins, S (7,7)	0-0 HR		0-0 1B 1B	0-0 S 1B		0-0 4-3			0-0 F9	4	2	3	1	0	0	0	San Diego Padres @ San Francisco Giants Candlestick Park, San Francisco, CA Wed Apr 06 1983, 9:05 PM EST Att: 8,929 - Unknown livebaseballscorecards.com			
Juan Bonilla, R (1,4) OBP: 0.273, SLG: 0.364	0-0 F8		0-0 2B 1B	0-0 4-3			0-0 F4		0-0 FC4-6	5	1	1	1	0	0	2				
Steve Garvey, R (1,3) OBP: 0.400, SLG: 0.375	0-0 F5		0-0 F7				0-3 K			4	0	0	0	0	0	1				
Terry Kennedy, L (1,2) OBP: 0.600, SLG: 0.667	0-0 1B		4-0 2B IBB				0-0 F5			3	1	1	0	1	0	1				
Sixto Lezcano, R (1,9) OBP: 0.400, SLG: 0.286	0-0 F8		0-0 1B 2B				0-0 L5		0-0 5-3	4	1	1	2	0	0	2				
Ruppert Jones, L (1,8) OBP: 0.300, SLG: 0.300		0-0 F7	0-0 S 1B				0-0 1-2 1B		0-0 1-3	4	0	2	1	0	0	0				
Garry Templeton, S (1,6) OBP: 0.375, SLG: 0.875		0-0 6-3	0-0 G3				0-0 F8		0-0 G3	4	0	0	0	0	0	3				
Luis Salazar, R (1,5) OBP: 0.400, SLG: 0.500		0-0 F9		0-0 5-3			0-0 5-3		0-0 F9	4	0	0	0	0	0	0				
Dave Dravecky, R (1,1)			0-0 E6 1B 1B	0-0 F2			0-0 6-3		0-0 E6 FC4-6	4	0	0	0	0	0	0				
Inning Stats	R: 1 E: 0 K: 0 S: 5	H: 2 LOB: 1 BB: 0 P: 5	R: 0 E: 0 K: 0 S: 3	H: 0 LOB: 0 BB: 0 P: 3	R: 4 E: 1 K: 0 S: 7	H: 4 LOB: 1 BB: 1 P: 11	R: 0 E: 0 K: 0 S: 4	H: 1 LOB: 1 BB: 0 P: 4	R: 0 E: 1 K: 0 S: 5	H: 0 LOB: 0 BB: 0 P: 3	R: 0 E: 0 K: 1 S: 5	H: 0 LOB: 0 BB: 0 P: 5	R: 0 E: 0 K: 0 S: 3	H: 0 LOB: 0 BB: 0 P: 3	R: 0 E: 1 K: 0 S: 4	H: 0 LOB: 1 BB: 0 P: 4	1B: 6 2B: 1 3B: 0 HR: 1	SF: 0 SAC: 0 DP: 0 HBP: 0	WP: 0 PB: 0 SB: 2 CS: 0	PA: 38
PITCHER	IP WLS BF L	H R ER SO	BB IBB HBP BLK	WP HR S P	ERA WHIP	PITCHER	IP WLS BF L	H R ER SO	BB IBB HBP BLK	WP HR S P	ERA WHIP									
Bill Laskey, R (1,1) ERA: 6.43	7.0	8	5	5	1	0	0	0	0	0	0	0	0	0	0	0	6.43	1.143		
Gary Lavelle, L (8,1) ERA:	2.0	0	0	0	0	0	0	0	0	0	0	0	0	0	0	0	0.00	0.000		

Batter	1	2	3	4	5	6	7	8	9	AB	R	H	RBI	BB	SO	LOB	BOTTOM			
Johnnie LeMaster, R (1,6) OBP: 0.300, SLG: 0.400	0-0 F6		0-0 G3 HR 2B				0-0 FC6-4			4	1	1	0	0	0	1	San Diego Padres @ San Francisco Giants Candlestick Park, San Francisco, CA Wed Apr 06 1983, 9:05 PM EST Att: 8,929 - Unknown livebaseballscorecards.com			
Duane Kuiper, L (1,4) OBP: 0.200, SLG: 0.200	0-0 4-3		0-0 G3				0-0 F8			4	0	0	0	0	0	2				
Chili Davis, S (1,8) OBP: 0.222, SLG: 0.889	0-0 E9		0-0 HR				0-0 F8		0-0 F3	4	1	1	2	0	0	0				
Jack Clark, R (1,9) OBP: 0.250, SLG: 0.500	0-0 F4		0-0 F2				0-0 2B 2B		0-0 F9	4	1	1	0	0	0	1				
Jeffrey Leonard, R (1,7) OBP: 0.444, SLG: 0.556		0-0 E S 1B	0-0 6-3				0-0 2B 2B		0-0 F8	4	0	2	1	0	0	0				
Darrell Evans, L (1,3) OBP: 0.444, SLG: 0.857		0-0 L4		0-0 3-1			0-0 F7		0-0 L1	4	0	0	0	0	0	2				
Bob Brenly, R (1,2) OBP: 0.333, SLG: 0.625		0-0 F4		0-0 F8			0-0 F4		0-0 F9	4	0	0	0	0	0	2				
Tom O'Malley, L (1,5) OBP: 0.333, SLG: 0.143		4-0 BB		0-0 F6			0-0 F6		0-0 4-3	3	0	0	0	1	0	0				
Bill Laskey, R (1,1) Joel Youngblood, R (7,PH) Gary Lavelle, S (8,1)		0-0 5-3		0-0 6-3			1-0 FC6-4 HBP			2	0	0	0	0	0	2				
Inning Stats	R: 0 E: 1 K: 0 S: 4	H: 0 LOB: 1 BB: 0 P: 4	R: 0 E: 0 K: 0 S: 4	H: 1 LOB: 2 BB: 1 P: 8	R: 2 E: 0 K: 0 S: 5	H: 2 LOB: 0 BB: 0 P: 5	R: 0 E: 0 K: 0 S: 3	H: 0 LOB: 0 BB: 0 P: 3	R: 0 E: 0 K: 0 S: 3	H: 2 LOB: 1 BB: 0 P: 5	R: 0 E: 0 K: 0 S: 3	H: 0 LOB: 0 BB: 0 P: 3	R: 0 E: 0 K: 0 S: 3	H: 0 LOB: 0 BB: 0 P: 3	R: 0 E: 0 K: 0 S: 3	H: 0 LOB: 0 BB: 0 P: 3	1B: 1 2B: 3 3B: 0 HR: 1	SF: 0 SAC: 0 DP: 0 HBP: 1	WP: 0 PB: 0 SB: 1 CS: 0	PA: 35
PITCHER	IP WLS BF W	H R ER SO	BB IBB HBP BLK	WP HR S P	ERA WHIP	PITCHER	IP WLS BF W	H R ER SO	BB IBB HBP BLK	WP HR S P	ERA WHIP									
Dave Dravecky, L (1,1) ERA: 3.0	9.0	5	3	3	0	1	0	0	0	0	0	0	0	0	0	0	3.00	0.667		




Batter	1	2	3	4	5	6	7	8	9	AB	R	H	RBI	BB	SO	LOB	TOP								
Pete Rose, S OBP: 0.227, SLG: 0.286 Alejandro Sanchez, R (7, 9)	1-6-3		FC6-5			3-1	HR	K		4	1	1	2	0	0	1	Philadelphia Phillies @ San Francisco Giants Candlestick Park, San Francisco, CA Sun Apr 10 1983, 6:33 AM EST Att: 20,988 - Unknown								
Gary Matthews, R OBP: 0.381, SLG: 0.632 Len Matuszek, L (7, 3)	K		G1			K	HR	4-3		4	1	1	3	0	2	1									
Joe Morgan, L OBP: 0.364, SLG: 0.125 Ed Farmer, R (9, 1)				3-1					3-1	3	1	1	0	1	0	0									
Mike Schmidt, R OBP: 0.429, SLG: 0.357 (1, 5)	F8				G5-4-3				FC4-6	1	1	0	0	4	0	1									
Tony Perez, R OBP: 0.368, SLG: 0.389 Bob Dernier, R (7, PR) (7, 8)		F3			G5-4-3				FC4-6	3	0	1	2	0	0	1									
Bo Diaz, R OBP: 0.250, SLG: 0.211 (1, 2)		F9								2	2	0	0	0	0	3									
Greg Gross, L OBP: 0.385, SLG: 0.400 (7, 7)						L9				5	1	1	0	0	0	3									
Ivan De Jesus, R OBP: 0.235, SLG: 0.133 (1, 6)			F5			L5				4	1	2	2	1	0	0									
Steve Carlton, L OBP: 0.400, SLG: 0.250 Larry Milbourne, S OBP: 1.000, SLG: 1.000 (9, 4)					F8					4	1	1	1	1	0	1									
			E9							2	1	1	0	1	0	0									
Inning Stats	R: 0 E: 0 K: 1 S: 6	H: 1 LOB: 1 BB: 0 P: 6	R: 0 E: 0 K: 0 S: 3	H: 0 LOB: 0 BB: 0 P: 3	R: 0 E: 1 K: 0 S: 4	H: 1 LOB: 1 BB: 0 P: 4	R: 0 E: 0 K: 0 S: 2	H: 0 LOB: 0 BB: 1 P: 6	R: 0 E: 0 K: 0 S: 3	H: 0 LOB: 0 BB: 0 P: 3	R: 0 E: 0 K: 1 S: 5	H: 0 LOB: 0 BB: 0 P: 5	R: 8 E: 1 K: 0 S: 7	H: 4 LOB: 2 BB: 5 P: 28	R: 0 E: 0 K: 1 S: 6	H: 1 LOB: 2 BB: 1 P: 10	R: 2 E: 0 K: 0 S: 5	H: 2 LOB: 1 BB: 1 P: 9	1B: 5 2B: 3 3B: 0 HR: 1	SF: 0 SAC: 1 DP: 1 HBP: 1	WP: 1 PB: 0 SB: 0 CS: 0	PA: 44			
PITCHER	IP	WLS	BF	H	R	ER	SO	BB	IBB	HBP	BLK	WP	HR	S	P	ERA	WHIP								
Bill Laskey, R ERA: 4.85 Greg Minton, R ERA: 81.0 Mike Chris, L ERA: 8.1 Rennie Martin, R ERA: 7.36	(1, 1) (7, 1) (7, 1) (9, 1)	6.0 0.1 1.2 1.0	L 7 9 6	22 4 1 2	2 6 0 2	2 6 0 2	2 6 1 0	3 1 2 1	0 1 0 0	0 0 1 0	0 0 0 0	0 0 1 0	0 1 5 8	23 13 17 9	35	3.00	0.833								

Batter	1	2	3	4	5	6	7	8	9	AB	R	H	RBI	BB	SO	LOB	BOTTOM								
Johnnie LeMaster, R OBP: 0.409, SLG: 0.368 Champ Summers, L OBP: 0.333, SLG: 0.333 (9, PH)	SH1-3		K		CS	SH5-4		BB	3-1	4	1	3	1	0	1	0	Philadelphia Phillies @ San Francisco Giants Candlestick Park, San Francisco, CA Sun Apr 10 1983, 6:33 AM EST Att: 20,988 - Unknown								
Duane Kuiper, L OBP: 0.381, SLG: 0.333 (1, 4)	SH1-3				F7	SH5-4		2-H		2	0	1	0	0	0	0									
Chili Davis, S OBP: 0.368, SLG: 0.750 Tom O'Malley, L OBP: 0.400, SLG: 0.273 (9, 5)										3	0	1	0	1	1	2									
Jack Clark, R OBP: 0.200, SLG: 0.300 (9, 9)	F9									4	0	0	1	0	1	5									
Jeffrey Leonard, R OBP: 0.429, SLG: 0.500 (9, 8)										3	0	1	0	1	1	3									
Darrell Evans, L OBP: 0.286, SLG: 0.412 (9, 3)										4	0	0	0	0	1	3									
Joel Youngblood, R (9, 7)										4	0	0	0	0	3	0									
Bob Brenly, R OBP: 0.300, SLG: 0.632 (1, 2)										4	1	1	0	0	1	0									
Bill Laskey, R Greg Minton, S Mike Chris, L Mike Vail, R Rennie Martin, R Dave Bergman, L (9, PH)										1	0	0	0	1	1	0									
										0	0	0	0	0	0	0									
Inning Stats	R: 0 E: 0 K: 0 S: 4	H: 1 LOB: 1 BB: 0 P: 4	R: 0 E: 0 K: 1 S: 5	H: 1 LOB: 0 BB: 0 P: 5	R: 0 E: 0 K: 3 S: 9	H: 0 LOB: 0 BB: 0 P: 9	R: 0 E: 0 K: 2 S: 8	H: 1 LOB: 2 BB: 1 P: 12	R: 0 E: 0 K: 1 S: 4	H: 0 LOB: 0 BB: 1 P: 8	R: 0 E: 0 K: 1 S: 6	H: 1 LOB: 1 BB: 0 P: 6	R: 0 E: 0 K: 2 S: 7	H: 0 LOB: 0 BB: 0 P: 7	R: 2 E: 1 K: 1 S: 8	H: 2 LOB: 3 BB: 1 P: 12	R: 0 E: 0 K: 0 S: 4	H: 1 LOB: 2 BB: 1 P: 8	1B: 7 2B: 0 3B: 0 HR: 0	SF: 0 SAC: 2 DP: 1 HBP: 0	WP: 0 PB: 0 SB: 1 CS: 1	PA: 38			
PITCHER	IP	WLS	BF	H	R	ER	SO	BB	IBB	HBP	BLK	WP	HR	S	P	ERA	WHIP								
Steve Carlton, L Ed Farmer, R	(1, 1) (9, 1)	8.0 1.0	W 5	32 1	6 1	2 0	0 0	11 0	2 1	0 0	0 0	0 0	0 4	51 8	63	0.00	1.000								

AB	34
R	10
H	9
RBI	10
BB	8
SO	3
LOB	15



Batter	1	2	3	4	5	6	7	8	9	AB R H RBI BB SO LOB	TOP										
Johnnie LeMaster, R OBP: 0.407, SLG: 0.391	4-0 HR BB		0-0 F8		0-3 K		0-0 2B		0-0 6-3	4 1 1 1 1 1 1	San Francisco Giants @ San Diego Padres Jack Murphy Stadium, San Diego, CA Tue Apr 12 1983, 9:05 PM EST Att: 45,397 - Unknown livebaseballscorecards.com										
Duane Kuiper, L OBP: 0.320, SLG: 0.273	0-3 K		0-0 5-3		0-0 4-3		0-0 F5			4 0 0 0 0 1 3											
Chili Davis, S OBP: 0.471, SLG: 1.200	0-0 HR			0-0 HR		4-0 FC5-4 BB		0-0 3-1 BLK SF8 1B		3 3 3 3 1 0 0											
Jack Clark, R OBP: 0.208, SLG: 0.292	0-0 G6-4-3 1B			0-0 1-3		0-0 F7		0-0 3-1		4 0 1 0 0 0 2											
Jeffrey Leonard, R OBP: 0.360, SLG: 0.435	0-0 G6-4-3 1-2			0-0 F9		0-0 FC5-4 1-2		0-0 SF8		3 0 0 1 0 0 2											
Darrell Evans, L OBP: 0.280, SLG: 0.381		0-3 K		0-3 K		0-0 4-3		0-0 S 1B		4 0 1 0 0 2 1											
Bob Brenly, R OBP: 0.333, SLG: 0.591		0-0 6-3			0-0 WP 1B		4-0 SH1-4 2B BB		0-0 F7 1-2	3 2 1 0 1 0 1											
Tom O'Malley, L OBP: 0.316, SLG: 0.200		0-3 K			0-3 K		0-0 F7		0-0 F5	4 0 0 0 0 2 2											
Fred Breining, R OBP: 0.200, SLG: 0.200			0-0 F9				0-0 SH1-4		0-0 3-1	2 0 1 1 0 0 0											
Gary Lavelle, S										1 0 0 0 0 0 0											
Greg Minton, S										0 0 0 0 0 0 0											
Inning Stats	R: 2 E: 0 K: 1 S: 6	H: 2 LOB: 0 BB: 1 P: 10	R: 0 E: 0 K: 2 S: 7	H: 0 LOB: 0 BB: 0 P: 7	R: 0 E: 0 K: 0 S: 3	H: 0 LOB: 0 BB: 0 P: 3	R: 1 E: 0 K: 1 S: 6	H: 1 LOB: 0 BB: 0 P: 6	R: 1 E: 0 K: 2 S: 9	H: 2 LOB: 1 BB: 0 P: 9	R: 0 E: 0 K: 0 S: 3	H: 0 LOB: 1 BB: 1 P: 7	R: 1 E: 0 K: 0 S: 4	H: 1 LOB: 1 BB: 1 P: 8	R: 1 E: 0 K: 0 S: 5	H: 2 LOB: 1 BB: 0 P: 5	R: 0 E: 0 K: 0 S: 3	H: 0 LOB: 0 BB: 0 P: 3	1B: 5 2B: 1 3B: 0 HR: 2	SF: 1 SAC: 1 DP: 1 HBP: 0	WP: 1 PA: 37 PB: 0 SB: 1 CS: 0
PITCHER	IP WLS BF H R ER SO BB IBB HBP BLK WP HR S P ERA WHIP																				
Dave Dravecky, L ERA: 4.15	4.0 L 15 3 3 3 4 1 0 0 0 0 2 22 26 6.75 1.000																				
Elias Sosa, R ERA: 14.73	2.2 13 3 2 2 2 2 0 0 0 1 0 15 23 6.75 1.875																				
Mike Couchee, R ERA: 9.0	1.1 6 2 1 1 0 0 0 0 0 1 0 6 6 6.75 1.500																				
Chris Welsh, L ERA:	1.0 3 0 0 0 0 0 0 0 0 0 0 3 3 0.00 0.000																				

Batter	1	2	3	4	5	6	7	8	9	AB R H RBI BB SO LOB	BOTTOM										
Gene Richards, L OBP: 0.382, SLG: 0.393	4-0 BB		0-0 1B		0-0 F8		0-0 F8		0-0 2B 3-1 1B	4 1 2 0 1 0 1	San Francisco Giants @ San Diego Padres Jack Murphy Stadium, San Diego, CA Tue Apr 12 1983, 9:05 PM EST Att: 45,397 - Unknown livebaseballscorecards.com										
Juan Bonilla, R OBP: 0.382, SLG: 0.424	0-0 F8		0-0 1-3 1B		0-0 F8		0-0 1-3		0-0 3-1 1B 2B	5 1 2 0 0 0 2											
Steve Garvey, R OBP: 0.344, SLG: 0.467	0-0 F3		0-0 1-3		0-0 HR			0-0 1B 2B	0-0 5-3	5 2 2 1 0 0 4											
Terry Kennedy, L OBP: 0.367, SLG: 0.346	0-0 F6			0-0 F8	0-3 K			0-0 G1-6-3 1B	0-0 3-1	5 0 1 2 0 1 2											
Sixto Lezcano, R OBP: 0.367, SLG: 0.261		4-0 FC4-6 BB		0-0 E 1B		0-0 F4		0-0 G1-6-3 1-2	0-0 3-1 1B	4 0 2 1 1 0 1											
Ruppert Jones, L OBP: 0.172, SLG: 0.172		0-0 L3		0-0 F7		0-0 F7		0-0 E6 2B	0-0 F7	5 1 0 0 0 0 3											
Garry Templeton, S OBP: 0.280, SLG: 0.480		0-0 FC4-6		0-0 E7		0-0 4-3		0-0 E 1B		3 0 1 0 0 0 1											
Mike Couchee, R										0 0 0 0 0 0 0											
Kurt Bevacqua, R OBP: 1.000, SLG: 2.000		0-0 1-2		1-3 1B				0-0 1-2		1 0 1 1 0 0 0											
Luis Salazar, R OBP: 0.379, SLG: 0.393		0-0 F8		4-0 IBB				0-0 2-3 3-1		3 0 0 0 1 0 2											
Dave Dravecky, R			0-0 5-3		0-0 F8			0-0 2-3	0-0 4-3	1 0 0 0 0 0 0											
Jerry Turner, L (4, PH)										1 0 0 0 0 0 3											
Elias Sosa, R										0 0 0 0 0 0 0											
Tim Flannery, L OBP: 0.286, SLG: 0.286										2 0 1 0 0 0 2											
Chris Welsh, L										0 0 0 0 0 0 0											
Inning Stats	R: 0 E: 0 K: 0 S: 3	H: 0 LOB: 1 BB: 1 P: 7	R: 0 E: 0 K: 0 S: 3	H: 0 LOB: 1 BB: 1 P: 7	R: 0 E: 0 K: 0 S: 4	H: 2 LOB: 1 BB: 0 P: 4	R: 0 E: 0 K: 0 S: 5	H: 2 LOB: 3 BB: 1 P: 9	R: 1 E: 0 K: 1 S: 6	H: 1 LOB: 0 BB: 0 P: 6	R: 0 E: 0 K: 0 S: 3	H: 0 LOB: 0 BB: 0 P: 3	R: 0 E: 0 K: 0 S: 4	H: 1 LOB: 1 BB: 0 P: 4	R: 2 E: 2 K: 0 S: 7	H: 3 LOB: 2 BB: 0 P: 7	R: 2 E: 0 K: 0 S: 6	H: 3 LOB: 1 BB: 0 P: 6	1B: 8 2B: 3 3B: 0 HR: 1	SF: 0 SAC: 0 DP: 1 HBP: 0	WP: 0 PA: 42 PB: 0 SB: 0 CS: 0
PITCHER	IP WLS BF H R ER SO BB IBB HBP BLK WP HR S P ERA WHIP																				
Fred Breining, R ERA: 2.3	7.0 W 30 7 2 2 1 0 2 1 0 0 0 1 29 41 2.57 1.286																				
Gary Lavelle, L ERA: 1.09	1.0 7 3 2 1 0 0 0 0 0 0 0 7 7 9.00 3.000																				
Greg Minton, R ERA: 37.8	1.0 S 5 2 1 1 0 0 0 0 0 0 0 5 5 9.00 2.000																				

Batter	1	2	3	4	5	6	7	8	9	AB	R	H	RBI	BB	SO	LOB	TOP					
Johnnie LeMaster, R (1,6) OBP: 0.419, SLG: 0.519										4	1	2	1	0	1	1	San Francisco Giants @ San Diego Padres Jack Murphy Stadium, San Diego, CA Wed Apr 13 1983, 9:05 PM EST Att: 15,494 - Unknown livebaseballscorecards.com					
Duane Kuiper, L (1,4) OBP: 0.286, SLG: 0.240 Max Venable, L (8, PH) OBP: 0.182, SLG: 0.727 Joe Pettini, R (8,4)										3	0	0	0	0	0	1						
Chili Davis, S (1,8) OBP: 0.476, SLG: 1.105										4	0	2	0	0	1	0						
Jack Clark, R (1,9) OBP: 0.286, SLG: 0.308										2	0	1	0	2	0	1						
Jeffrey Leonard, R (1,7) OBP: 0.310, SLG: 0.370										4	0	0	0	0	0	5						
Darrell Evans, L (1,3) OBP: 0.276, SLG: 0.360										4	0	1	0	0	0	3						
Tom O'Malley, L (1,5) OBP: 0.259, SLG: 0.222 Joel Youngblood, R (9, PH)										3	0	1	0	0	0	2						
Bob Brenly, R (1,2) OBP: 0.321, SLG: 0.538										4	0	1	0	0	1	1						
Atlee Hammaker, S (1,1) Champ Summers, L (7, PH) OBP: 0.259, SLG: 0.250 Rene Martin, R (7,1) OBP: 1.000, SLG: 2.000 Gary Lavelle, S (7,1) Mike Vail, R (9, PH)										2	0	0	0	0	1	1						
Inning Stats	R: 1 E: 0 K: 0 S: 4	H: 1 LOB: 1 BB: 1 P: 8	R: 0 E: 0 K: 0 S: 4	H: 1 LOB: 1 BB: 0 P: 4	R: 0 E: 0 K: 1 S: 5	H: 0 LOB: 0 BB: 0 P: 5	R: 0 E: 0 K: 0 S: 3	H: 1 LOB: 1 BB: 1 P: 7	R: 0 E: 0 K: 2 S: 8	H: 1 LOB: 1 BB: 0 P: 8	R: 0 E: 0 K: 0 S: 4	H: 1 LOB: 1 BB: 0 P: 4	R: 0 E: 0 K: 1 S: 6	H: 1 LOB: 1 BB: 0 P: 6	R: 0 E: 0 K: 0 S: 5	H: 2 LOB: 2 BB: 0 P: 5		R: 0 E: 0 K: 1 S: 5	H: 0 LOB: 0 BB: 0 P: 5	1B: 6 2B: 1 3B: 0 HR: 1	SF: 0 SAC: 0 DP: 1 HBP: 0	WP: 0 PB: 0 SB: 1 CS: 0
PITCHER	IP WLS BF H R ER SO BB IBB HBP BLK WP HR S P ERA WHIP																					
Eric Show, R (1,1) ERA: 1.98	7.2 W 32 8 1 1 4 2 0 0 0 0 1 38 46 1.17 1.304																					
Gary Lucas, L (8,1) ERA:	1.1 S 4 0 0 0 1 0 0 0 0 0 0 6 6 0.00 0.000																					

Batter	1	2	3	4	5	6	7	8	9	AB	R	H	RBI	BB	SO	LOB	BOTTOM			
Gene Richards, L (1,7) OBP: 0.378, SLG: 0.387 Tim Flannery, L (8,6) OBP: 0.250, SLG: 0.250										3	1	1	0	0	0	0	San Francisco Giants @ San Diego Padres Jack Murphy Stadium, San Diego, CA Wed Apr 13 1983, 9:05 PM EST Att: 15,494 - Unknown livebaseballscorecards.com			
Juan Bonilla, R (1,4) OBP: 0.342, SLG: 0.378										4	0	0	0	0	1	1				
Steve Garvey, R (1,3) OBP: 0.314, SLG: 0.424										3	0	0	0	0	1	1				
Sixto Lezcano, R (1,9) OBP: 0.394, SLG: 0.346										3	1	2	1	0	0	0				
Terry Kennedy, L (1,2) OBP: 0.394, SLG: 0.379										3	0	2	1	0	0	0				
Kurt Bevacqua, R (1,5) OBP: 0.250, SLG: 0.500 Alan Wiggins, S (8,7)										3	0	0	0	0	1	3				
Luis Salazar, R (1,6) OBP: 0.344, SLG: 0.355										3	0	0	0	0	0	2				
Ruppert Jones, L (1,8) OBP: 0.156, SLG: 0.156										3	0	0	0	0	1	2				
Eric Show, R (1,1) Gary Lucas, L (8,1) ERA: 1.35										2	0	0	0	0	1	0				
Inning Stats	R: 0 E: 0 K: 0 S: 3	H: 0 LOB: 0 BB: 0 P: 3	R: 0 E: 0 K: 0 S: 3	H: 0 LOB: 0 BB: 0 P: 3	R: 0 E: 0 K: 2 S: 10	H: 3 LOB: 1 BB: 0 P: 10	R: 0 E: 0 K: 2 S: 7	H: 0 LOB: 0 BB: 0 P: 7	R: 0 E: 0 K: 1 S: 5	H: 0 LOB: 0 BB: 0 P: 5	R: 0 E: 0 K: 0 S: 5	H: 2 LOB: 2 BB: 0 P: 5	R: 0 E: 0 K: 1 S: 5	H: 0 LOB: 0 BB: 0 P: 5	R: 0 E: 0 K: 0 S: 5	H: 0 LOB: 0 BB: 0 P: 5		1B: 4 2B: 1 3B: 0 HR: 0	SF: 0 SAC: 0 DP: 0 HBP: 0	WP: 0 PB: 0 SB: 1 CS: 0
PITCHER	IP WLS BF H R ER SO BB IBB HBP BLK WP HR S P ERA WHIP																			
Atlee Hammaker, L (1,1) ERA: 3.0	6.0 L 21 3 2 2 5 0 0 0 0 0 0 31 31 3.00 0.500																			
Rene Martin, R (7,1) ERA: 6.23	0.2 4 2 0 0 0 0 0 0 0 0 0 4 4 0.00 3.000																			
Gary Lavelle, L (7,1) ERA: 1.35	1.1 4 0 0 0 1 0 0 0 0 0 0 6 6 0.00 0.000																			

Batter	1	2	3	4	5	6	7	8	9	AB	R	H	RBI	BB	SO	LOB	TOP
Cesar Cedeno, R OBP: 0.444, SLG: 0.542 (1, 9)	0-0 3-1			0-3 K			0-0 6-3		0-0 FC6-4	4	0	0	0	0	1	1	Cincinnati Reds @ San Francisco Giants Candlestick Park, San Francisco, CA Sun Apr 17 1983, 6:33 AM EST Unknown
Eddie Milner, L OBP: 0.261, SLG: 0.233 (1, 8)	0-3 K			0-0 6-3			0-3 K			3	0	0	0	0	2	0	
Dave Concepcion, R OBP: 0.333, SLG: 0.256 (1, 6)	0-0 4-3			0-3 K			0-0 F9			3	0	0	0	0	1	0	
Johnny Bench, R OBP: 0.333, SLG: 0.432 (1, 5)		0-0 F8			0-0 F8			0-0 G6-4-3 1B		3	0	1	0	0	0	0	
Jeff Jones, R OBP: 0.350, SLG: 0.258 (1, 3)		0-0 F9			0-3 K			0-0 F8		3	0	0	0	0	1	1	
Alan Knicely, R OBP: 0.250, SLG: 0.250 (1, 7)		0-3 K			0-3 K			0-0 G6-4-3		3	0	0	0	0	2	1	
Kelly Paris, R (1, 4)			0-3 K			0-3 K			0-3 K	3	0	0	0	0	3	0	
Dann Bilardello, R OBP: 0.286, SLG: 0.429 (1, 2)			0-0 F9			0-0 F8			0-0 FC6-4 1B	3	0	1	0	0	0	0	
Joe Price, R Alex Trevino, R OBP: 0.286, SLG: 0.256 (9, PH)			0-0 4-3			0-0 F9			0-0 F7	2	0	0	0	0	0	0	
Inning Stats	R: 0 E: 0 K: 1 S: 5	H: 0 LOB: 0 BB: 0 P: 5	R: 0 E: 0 K: 1 S: 5	H: 0 LOB: 0 BB: 0 P: 5	R: 0 E: 0 K: 2 S: 7	H: 0 LOB: 0 BB: 0 P: 7	R: 0 E: 0 K: 2 S: 7	H: 0 LOB: 0 BB: 0 P: 7	R: 0 E: 0 K: 1 S: 5	H: 0 LOB: 0 BB: 0 P: 5	R: 0 E: 0 K: 0 S: 3	H: 1 LOB: 0 BB: 0 P: 3	R: 0 E: 0 K: 1 S: 6	H: 1 LOB: 1 BB: 0 P: 6	1B: 2 2B: 0 3B: 0 HR: 0	SF: 0 SAC: 0 DP: 1 HBP: 0	WP: 0 PA: 28 PB: 0 SB: 0 CS: 0
PITCHER Atlee Hammaker, L ERA: 1.2 (1, 1)	IP: 9.0 WLS: W BF: 28 H: 2 R: 0 ER: 0 SO: 10 BB: 0 IBB: 0 HBP: 0 BLK: 0 WP: 0 HR: 0 S: 48 P: 48 ERA: 0.00 WHIP: 0.222																

Batter	1	2	3	4	5	6	7	8	9	AB	R	H	RBI	BB	SO	LOB	BOTTOM		
Johnnie LeMaster, R OBP: 0.375, SLG: 0.359 (1, 6)	4-0 2B SF8 BB		0-0 5-3			4-0 1-2 BB			0-3 K	2	1	0	0	2	1	1	Cincinnati Reds @ San Francisco Giants Candlestick Park, San Francisco, CA Sun Apr 17 1983, 6:33 AM EST Unknown		
Joel Youngblood, R OBP: 0.182, SLG: 0.200 (1, 5)	0-0 1-3 2B		0-0 F8		0-0 F8			0-0 1-3		4	0	1	0	0	0	2			
Dave Bergman, L OBP: 0.571, SLG: 0.400 (9, 3)			0-0 F8		0-0 F8			0-0 1-3		0	0	0	0	0	0	0			
Chili Davis, S OBP: 0.421, SLG: 0.788 (1, 8)	0-0 SF8		0-0 F7		0-0 F3			0-0 5-3		3	0	0	1	0	0	2			
Jack Clark, R OBP: 0.262, SLG: 0.256 (1, 3)	0-3 K		0-0 F9			0-0 F5		0-0 F6		4	0	0	0	0	1	1			
Darrell Evans, L OBP: 0.292, SLG: 0.278 (9, 5)			0-0 F9			0-0 F5		0-0 F6		0	0	0	0	0	0	0			
Jeffrey Leonard, R OBP: 0.295, SLG: 0.405 (1, 9)	0-0 F9			0-0 F8		0-0 HR				3	1	1	1	0	0	1			
Mike Vail, R Max Venable, L OBP: 0.188, SLG: 0.533 (7, 7)		0-0 F4		0-0 F5		0-0 F7				3	0	0	0	0	0	0			
Bob Brenly, R OBP: 0.324, SLG: 0.500 (1, 2)		0-0 3B 1B		0-0 F4		0-0 F2				3	1	1	0	0	0	0			
Joe Pettini, R OBP: 0.333, SLG: 1.000 (1, 4)		0-0 1-H 3B		0-0 F3		0-3 K				3	0	1	1	0	1	0			
Atlee Hammaker, S OBP: 0.200, SLG: 0.200 (1, 1)		0-0 5-3		0-0 BB 1B		0-0 5-3				3	0	1	0	0	0	1			
Inning Stats	R: 1 E: 0 K: 1 S: 6	H: 1 LOB: 1 BB: 1 P: 10	R: 1 E: 0 K: 0 S: 5	H: 2 LOB: 1 BB: 0 P: 5	R: 0 E: 0 K: 0 S: 3	H: 0 LOB: 0 BB: 0 P: 3	R: 0 E: 0 K: 0 S: 3	H: 0 LOB: 0 BB: 0 P: 3	R: 0 E: 0 K: 0 S: 4	H: 1 LOB: 2 BB: 1 P: 8	R: 1 E: 0 K: 0 S: 4	H: 1 LOB: 0 BB: 0 P: 4	R: 0 E: 0 K: 2 S: 7	H: 0 LOB: 0 BB: 0 P: 7	R: 0 E: 0 K: 0 S: 3	H: 0 LOB: 0 BB: 0 P: 3	1B: 2 2B: 1 3B: 1 HR: 1	SF: 1 SAC: 0 DP: 0 HBP: 0	WP: 0 PA: 31 PB: 0 SB: 0 CS: 0
PITCHER Joe Price, L ERA: 2.12 (1, 1)	IP: 8.0 WLS: L BF: 31 H: 5 R: 3 ER: 3 SO: 3 BB: 2 IBB: 0 HBP: 0 BLK: 0 WP: 0 HR: 1 S: 35 P: 43 ERA: 3.38 WHIP: 0.875																		

REDS
 CINCINNATI REDS

GIANTS
 SAN FRANCISCO GIANTS

Batter	1	2	3	4	5	6	7	8	9	AB	R	H	RBI	BB	SO	LOB	TOP											
Eddie Milner, L OBP: 0.269, SLG: 0.229	E6	F8			F5		1B		6-3	5	2	1	1	1	0	2	Cincinnati Reds @ San Francisco Giants Candlestick Park, San Francisco, CA Sun Apr 17 1983, 6:38 AM EST Att: 37,094 - Unknown											
Tom Foley, L OBP: 0.500, SLG: 0.500	BB		K		F6		1B		BB	4	2	2	3	2	1	0												
Cesar Cedeno, R OBP: 0.455, SLG: 0.533	1B		F9			F8	1B		F2	6	1	3	2	0	0	1												
Dan Driessen, L OBP: 0.435, SLG: 0.436 Rafael Landestoy, S	BB		4-3			F7	L3		1-3	5	1	1	1	0	0	4												
Ron Oester, S OBP: 0.444, SLG: 0.659	SF7	6-3			5-3	1B			2B	4	2	2	1	0	0	0												
Jeff Jones, R OBP: 0.422, SLG: 0.353	BB	1B				2B			1B	3	2	3	1	2	0	0												
Wayne Krenchicki, L OBP: 0.289, SLG: 0.333	G3	1B			F6				SF8	4	0	1	1	0	0	4												
Alex Trevino, R OBP: 0.275, SLG: 0.229	BB	F8			F9				6-3	4	1	0	0	1	0	4												
Frank Pastore, R OBP: 0.364, SLG: 0.300 Ben Hayes, R	BB	1B			F3		K		6-3	4	1	1	2	1	1	1												
Inning Stats	R: 9 E: 1 K: 0 S: 8	H: 4 LOB: 1 BB: 5 P: 28	R: 1 E: 0 K: 0 S: 6	H: 3 LOB: 2 BB: 0 P: 6	R: 0 E: 0 K: 1 S: 5	H: 0 LOB: 0 BB: 0 P: 5	R: 0 E: 0 K: 0 S: 3	H: 0 LOB: 1 BB: 1 P: 7	R: 0 E: 0 K: 0 S: 3	H: 0 LOB: 0 BB: 0 P: 3	R: 1 E: 0 K: 0 S: 5	H: 2 LOB: 1 BB: 0 P: 5	R: 0 E: 0 K: 1 S: 8	H: 3 LOB: 3 BB: 0 P: 8	R: 1 E: 0 K: 0 S: 5	H: 2 LOB: 1 BB: 0 P: 5	R: 0 E: 0 K: 0 S: 3	H: 0 LOB: 1 BB: 1 P: 7	1B: 11 2B: 3 3B: 0 HR: 0	SF: 2 SAC: 0 DP: 0 HBP: 0	WP: 0 PA: 49 PB: 0 SB: 1 CS: 0							
PITCHER	IP	WLS	BF	H	R	ER	SO	BB	IBB	HBP	BLK	WP	HR	S	P	ERA	WHIP											
Mark Calvert, R ERA: 10.8	(1, 1)	0.0	L	4	2	4	3	0	1	0	0	0	0	0	3	7	∞	∞										
Renie Martin, R ERA: 5.91	(1, 1)	0.2		5	0	0	0	0	2	1	0	0	0	2	14	0.00	3.000											
Mike Chris, L ERA: 9.82	(1, 1)	4.1		20	5	6	5	1	2	0	0	0	0	20	28	10.38	1.615											
Jim Barr, R ERA: 17.18	(6, 1)	3.0		16	7	2	2	1	0	0	0	0	0	18	18	6.00	2.333											
Greg Minton, R	(9, 1)	1.0		4	0	0	0	0	1	0	0	0	0	3	7	0.00	1.000											
Batter	1	2	3	4	5	6	7	8	9	AB	R	H	RBI	BB	SO	LOB	BOTTOM											
Max Venable, L OBP: 0.200, SLG: 0.526	L4		4-3			6-3				4	0	1	0	0	0	0	Cincinnati Reds @ San Francisco Giants Candlestick Park, San Francisco, CA Sun Apr 17 1983, 6:38 AM EST Att: 37,094 - Unknown											
Dave Bergman, L OBP: 0.455, SLG: 0.250	6-3			WP		F9			4-3	3	0	0	0	1	0	1												
Chili Davis, S OBP: 0.429, SLG: 0.750	F9		K				1B			3	1	1	0	1	1	1												
Darrell Evans, L OBP: 0.283, SLG: 0.400		HR			F7		F9			4	2	2	2	0	0	2												
Jeffrey Leonard, R OBP: 0.292, SLG: 0.391		K			1-3				6-3	4	0	1	0	0	1	2												
Milt May, L OBP: 0.167, SLG: 0.091		3-1				G6-4-3	BB		4-3	3	0	0	0	1	0	2												
Duane Kuiper, L OBP: 0.302, SLG: 0.216		4-3				1-3				3	0	1	1	1	0	0												
Joe Pettini, R OBP: 0.143, SLG: 0.429			F4			G6-4-3	BB		L6	4	0	0	0	0	0	3												
Mark Calvert, R Renie Martin, R Mike Chris, L Mike Vail, R Jim Barr, R Tom O'Malley, L Greg Minton, S	(1, 1) (1, 1) (1, 1) (5, 0) (6, 1) (6, 0) (9, 1)	F9				K			F7	0	0	0	0	0	0	0		0										
Inning Stats	R: 0 E: 0 K: 0 S: 3	H: 0 LOB: 0 BB: 0 P: 3	R: 1 E: 0 K: 1 S: 6	H: 1 LOB: 0 BB: 0 P: 6	R: 0 E: 0 K: 0 S: 3	H: 0 LOB: 0 BB: 0 P: 3	R: 0 E: 0 K: 1 S: 5	H: 0 LOB: 1 BB: 1 P: 9	R: 0 E: 0 K: 0 S: 4	H: 0 LOB: 1 BB: 2 P: 12	R: 0 E: 0 K: 0 S: 4	H: 1 LOB: 1 BB: 0 P: 4	R: 0 E: 0 K: 0 S: 3	H: 1 LOB: 0 BB: 0 P: 3	R: 0 E: 0 K: 0 S: 4	H: 1 LOB: 1 BB: 0 P: 4	R: 2 E: 0 K: 0 S: 5	H: 2 LOB: 1 BB: 1 P: 9	1B: 3 2B: 2 3B: 0 HR: 1	SF: 0 SAC: 0 DP: 2 HBP: 0	WP: 1 PA: 35 PB: 0 SB: 0 CS: 0							
PITCHER	IP	WLS	BF	H	R	ER	SO	BB	IBB	HBP	BLK	WP	HR	S	P	ERA	WHIP											
Frank Pastore, R ERA: 3.43	(1, 1)	8.0	W	29	4	1	1	3	3	0	0	0	0	0	32	44	1.12	0.875										
Ben Hayes, R ERA: 3.6	(9, 1)	1.0		6	2	2	2	0	1	0	0	0	0	5	9	18.00	3.000											

AB 40
R 12
H 14
RBI 12
BB 7
SO 2
LOB 17



AB 31
R 3
H 6
RBI 3
BB 4
SO 3
LOB 12



Batter	1	2	3	4	5	6	7	8	9	AB	R	H	RBI	BB	SO	LOB	TOP			
Steve Sax, R OBP: 0.421, SLG: 0.404										4	1	2	0	1	1	1	Los Angeles Dodgers @ San Francisco Giants Candlestick Park, San Francisco, CA Mon Apr 18 1983, 9:05 PM EST Att: 14,703 - Unknown			
Ken Landreaux, L OBP: 0.292, SLG: 0.349										5	1	2	1	0	0	2				
Dusty Baker Jr., R OBP: 0.345, SLG: 0.362										4	0	1	0	0	0	4				
Pedro Guerrero, R OBP: 0.358, SLG: 0.600										4	1	2	1	0	2	1				
Greg Brock, L OBP: 0.321, SLG: 0.620										2	0	1	1	2	0	0				
Mike Marshall, R OBP: 0.233, SLG: 0.214										4	0	0	0	0	0	5				
Ron Roenicke, S OBP: 0.200, SLG: 0.214										0	0	0	0	0	0	0				
Derrel Thomas, S OBP: 0.500, SLG: 0.440										3	1	0	0	1	0	1				
Steve Yeager, R OBP: 0.395, SLG: 0.594										2	0	1	0	1	0	0				
Burt Hooton, R Steve Howe, L Tom Niedenfuer, R Rick Monday, L Joe Beckwith, L Dave Stewart, R										3	0	0	0	0	1	3				
Inning Stats	R: 1 E: 1 K: 1 S: 6	H: 1 LOB: 0 BB: 0 P: 6	R: 0 E: 0 K: 0 S: 3	H: 0 LOB: 2 BB: 11	R: 0 E: 0 K: 2 S: 8	H: 1 LOB: 1 BB: 0 P: 8	R: 0 E: 0 K: 0 S: 3	H: 0 LOB: 0 BB: 0 P: 3	R: 0 E: 0 K: 0 S: 4	H: 2 LOB: 2 BB: 1 P: 8	R: 0 E: 0 K: 1 S: 6	H: 1 LOB: 1 BB: 0 P: 6	R: 2 E: 0 K: 0 S: 5	H: 3 LOB: 0 BB: 3 P: 5	R: 1 E: 0 K: 0 S: 3	H: 0 LOB: 2 BB: 3 P: 15	1B: 7 2B: 2 3B: 0 HR: 0	SF: 0 SAC: 2 DP: 1 HBP: 0	WP: 1 PB: 0 SB: 2 CS: 2	PA: 40
PITCHER	IP WLS BF H R ER SO BB IBB HBP BLK WP HR S P ERA WHIP	7.1 31 8 3 3 4 2 1 0 0 0 0 36 48 3.68 1.364	0.2 2 1 0 0 0 0 0 0 0 1 0 2 2 0.00 1.500	1.0 L 6 0 1 1 0 2 1 0 0 0 0 0 3 15 9.00 2.000																

Batter	1	2	3	4	5	6	7	8	9	AB	R	H	RBI	BB	SO	LOB	BOTTOM					
Johnnie LeMaster, R OBP: 0.365, SLG: 0.349										4	0	1	0	0	0	0	Los Angeles Dodgers @ San Francisco Giants Candlestick Park, San Francisco, CA Mon Apr 18 1983, 9:05 PM EST Att: 14,703 - Unknown					
Duane Kuiper, L OBP: 0.283, SLG: 0.200										3	0	0	0	0	1	1						
Joel Youngblood, R OBP: 0.250, SLG: 0.273										1	0	1	1	0	0	0						
Greg Minton, S										0	0	0	0	0	0	0						
Chili Davis, S OBP: 0.391, SLG: 0.675										4	0	0	0	0	0	2						
Jack Clark, R OBP: 0.283, SLG: 0.262										3	0	1	0	1	1	2						
Jeffrey Leonard, R OBP: 0.288, SLG: 0.367										3	0	0	0	1	0	2						
Darrell Evans, L OBP: 0.300, SLG: 0.381										2	1	0	0	2	0	1						
Tom O'Malley, L OBP: 0.306, SLG: 0.226										3	0	0	0	1	0	3						
Max Venable, L OBP: 0.200, SLG: 0.526										0	0	0	0	0	0	0						
Milt May, L OBP: 0.188, SLG: 0.333										4	1	1	2	0	1	2						
Andy McGaffigan, R Gary Lavelle, S Champ Summers, L Mike Vail, R Joe Pettini, R Dave Bergman, L										2	0	0	0	0	1	0						
Inning Stats	R: 0 E: 1 K: 1 S: 5	H: 0 LOB: 0 BB: 2 P: 5	R: 0 E: 0 K: 0 S: 2	H: 0 LOB: 1 BB: 2 P: 10	R: 0 E: 0 K: 0 S: 3	H: 0 LOB: 0 BB: 0 P: 3	R: 0 E: 0 K: 0 S: 4	H: 1 LOB: 1 BB: 0 P: 4	R: 0 E: 0 K: 1 S: 5	H: 0 LOB: 0 BB: 0 P: 5	R: 0 E: 0 K: 1 S: 5	H: 0 LOB: 0 BB: 0 P: 5	R: 3 E: 1 K: 0 S: 7	H: 3 LOB: 2 BB: 1 P: 11	R: 0 E: 0 K: 1 S: 5	H: 0 LOB: 2 BB: 2 P: 13	1B: 3 2B: 0 3B: 0 HR: 1	SF: 0 SAC: 0 DP: 1 HBP: 0	WP: 0 PB: 0 SB: 0 CS: 1	PA: 36		
PITCHER	IP WLS BF H R ER SO BB IBB HBP BLK WP HR S P ERA WHIP	7.1 26 2 2 2 4 3 0 0 0 0 0 31 43 2.46 0.682	0.1 4 2 1 0 0 0 0 0 0 0 0 4 4 0.00 6.000	0.1 W 1 0 0 0 0 0 0 0 0 0 0 1 1 0.00 0.000	0.1 3 0 0 0 0 2 0 0 0 0 0 1 9 0.00 6.000	0.2 S 2 0 0 0 1 0 0 0 0 0 0 0 4 4 0.00 0.000																

Batter	1	2	3	4	5	6	7	8	9	10	AB	R	H	RBI	BB	SO	LOB	TOP
Steve Sax, R OBP: 0.403, SLG: 0.385 (1, 4)	F8		F8				5-3		5-3		5	0	1	1	0	0	1	Los Angeles Dodgers @ San Francisco Giants Candlestick Park, San Francisco, CA Wed Apr 20 1983, 9:05 PM EST Att: 24,520 - Unknown livebaseballscorecards.com
Ken Landreaux, L OBP: 0.264, SLG: 0.313 (1, 8)	F8		F7		1B		1-3		K		5	0	0	0	0	2	3	
Dusty Baker Jr., R OBP: 0.367, SLG: 0.442 (1, 7)	2B 1B				K				1B		5	1	3	1	0	1	0	
Pedro Guerrero, R OBP: 0.379, SLG: 0.618 (1, 5)			L5				CS 1B		BB 1B		5	0	3	0	0	0	0	
Greg Brock, L OBP: 0.345, SLG: 0.611 (1, 3)	4-3		G1				1-2 1B		BB 1B		4	0	2	0	1	0	2	
Mike Marshall, R OBP: 0.228, SLG: 0.212 (1, 9)			K				CS 1B		F9		5	0	1	0	0	1	5	
Derrel Thomas, S OBP: 0.444, SLG: 0.379 (1, 6)	F8				4-3		F9		L5		4	0	0	0	0	0	5	
Mike Scioscia, L OBP: 0.308, SLG: 0.385 (1, 2)	F7				1B 1B				4-3		4	1	2	0	0	0	3	
Fernando Valenzuela, L OBP: 0.182, SLG: 0.182 Alejandro Pena, R OBP: 0.503, SLG: 0.500 (10, 1)			K				1B 1B		SH1-4 1B		3	0	1	0	0	1	0	
					1B 1B		SH1-4		6-3		0	0	0	0	0	0	0	
Inning Stats	R: 0 E: 0 K: 0 S: 5	H: 2 LOB: 2 BB: 0 P: 5	R: 0 E: 0 K: 1 S: 5	H: 0 LOB: 0 BB: 0 P: 5	R: 0 E: 0 K: 1 S: 5	H: 0 LOB: 0 BB: 0 P: 5	R: 0 E: 0 K: 1 S: 5	H: 3 LOB: 1 BB: 0 P: 5	R: 0 E: 0 K: 0 S: 4	H: 1 LOB: 1 BB: 0 P: 4	R: 0 E: 0 K: 1 S: 5	H: 0 LOB: 0 BB: 0 P: 5	R: 0 E: 0 K: 0 S: 4	H: 1 LOB: 1 BB: 0 P: 4	1B: 11 2B: 1 3B: 0 HR: 1	SF: 0 SAC: 1 DP: 0 HBP: 0	WP: 0 PB: 0 SB: 0 CS: 2	PA: 42
PITCHER	IP 5.0	WLS 2	BF 22	H 8	R 2	ER 2	SO 4	BB 0	IBB 0	HBP 0	BLK 0	WP 0	HR 1	S 30	P 30	ERA 3.60	WHIP 1.600	
Fred Breining, R ERA: 3.76 Gary Lavelle, L ERA: 0.96 Greg Minton, R ERA: 9.39	(1, 1) (6, 1) (8, 1)	2.0 W	7 13	2 3	0 0	0 0	0 1	0 1	0 0	0 0	0 0	0 0	0 0	7 14	7 18	0.00 0.00	1.000 1.333	

AB	40
R	2
H	13
RBI	2
BB	1
SO	5
LOB	19



Batter	1	2	3	4	5	6	7	8	9	10	AB	R	H	RBI	BB	SO	LOB	BOTTOM
Johnnie LeMaster, R OBP: 0.386, SLG: 0.362 (1, 6)	SH 1B		CS BB			K	FC6-4			FC BB 1B	4	0	2	0	1	1	2	Los Angeles Dodgers @ San Francisco Giants Candlestick Park, San Francisco, CA Wed Apr 20 1983, 9:05 PM EST Att: 24,520 - Unknown livebaseballscorecards.com
Duane Kuiper, L OBP: 0.286, SLG: 0.190 Joe Pettini, R OBP: 0.250, SLG: 0.429 (8, PR) (9, 4)	SH G5-4-3		FC1-5-6-1			F8		FC5-4 BB		FC BB	2	0	0	0	1	0	1	
Chili Davis, S OBP: 0.353, SLG: 0.600 (1, 8)	K		1-3			K		P6		K	5	0	0	0	0	3	7	
Jack Clark, R OBP: 0.275, SLG: 0.277 (1, 9)	G5-4-3				K		1B 2B	FC5-4 1-2		FC	5	1	1	1	0	1	5	
Jeffrey Leonard, R OBP: 0.304, SLG: 0.377 (1, 7)		6-3 S 1B			5-3		F8 2B 1B	K			4	1	2	1	0	1	1	
Darrell Evans, L OBP: 0.278, SLG: 0.348 (1, 3)	F8				F8		F5		F7		4	0	0	0	0	0	2	
Bob Brently, R OBP: 0.289, SLG: 0.444 (1, 2)		6-3			K		F8		K		4	0	0	0	0	2	2	
Tom O'Malley, L OBP: 0.300, SLG: 0.257 (1, 5)					L3				K		4	0	1	1	0	2	1	
Fred Breining, R OBP: 0.262, SLG: 0.125 Gary Lavelle, S OBP: 0.342, SLG: 0.273 Greg Minton, S OBP: 0.342, SLG: 0.083 Mike Vail, R OBP: 0.300, SLG: 0.526 (1, 1) (6, 1) (7, PR) (8, 1) (10, PR) (10, PR)			K			4-3		FC6-4 IBB		BB FC 1B	2	0	0	0	0	1	0	
											0	0	0	0	0	0	0	
Inning Stats	R: 0 E: 0 K: 1 S: 6	H: 1 LOB: 1 BB: 0 P: 6	R: 0 E: 0 K: 1 S: 6	H: 1 LOB: 1 BB: 0 P: 6	R: 0 E: 0 K: 1 S: 5	H: 0 LOB: 1 BB: 1 P: 9	R: 0 E: 0 K: 1 S: 5	H: 0 LOB: 0 BB: 0 P: 7	R: 2 E: 0 K: 0 S: 6	H: 3 LOB: 2 BB: 1 P: 10	R: 0 E: 0 K: 2 S: 7	H: 0 LOB: 1 BB: 0 P: 9	R: 0 E: 0 K: 2 S: 7	H: 0 LOB: 0 BB: 0 P: 7	1B: 5 2B: 2 3B: 0 HR: 0	SF: 0 SAC: 1 DP: 1 HBP: 0	WP: 0 PB: 0 SB: 1 CS: 1	PA: 40
PITCHER	IP 9.0	WLS L	BF 38	H 7	R 3	ER 3	SO 10	BB 3	IBB 1	HBP 0	BLK 0	WP 0	HR 0	S 54	P 70	ERA 3.00	WHIP 1.111	
Fernando Valenzuela, L ERA: 3.38 Alejandro Pena, R ERA: 1.59	(1, 1) (10, 1)	0.1 2	0 0	0 0	0 1	0 0	0 0	0 0	0 0	0 0	0 0	0 0	0 4	4 4	0.00 0.000	0.000		

AB	35
R	3
H	7
RBI	3
BB	4
SO	11
LOB	21



Batter	1	2	3	4	5	6	7	8	9	AB	R	H	RBI	BB	SO	LOB	TOP				
Johnnie LeMaster, R OBP: 0.377, SLG: 0.353 (1, 6)	5-3		F8					K		4	0	1	1	0	1	0	San Francisco Giants @ Chicago Cubs Wrigley Field, Chicago, IL Fri Apr 22 1983, 3:33 AM CST Att: 6,630 - Unknown				
Duane Kuiper, L OBP: 0.308, SLG: 0.205 Renie Martin, R OBP: 1.000, SLG: 2.000 Mike Vail, R OBP: 0.143, SLG: 0.077 Mark Calvert, R (8, PH) (6, 1)	F5			G6-4-3 1B				6-3		2	0	1	0	1	0	0					
Chili Davis, S OBP: 0.364, SLG: 0.633 (1, 8)				K			F7			4	0	2	0	0	1	4					
Jack Clark, R OBP: 0.273, SLG: 0.265 (1, 9)				G6-4-3 1-2 BB			SF8	F4		2	0	0	1	1	0	2					
Jeffrey Leonard, R OBP: 0.283, SLG: 0.351 (1, 7)	PO		F8				1-3 K			4	0	0	0	0	1	2					
Darrell Evans, L OBP: 0.276, SLG: 0.327 (1, 3)				3-1 F5				6-3		3	0	0	0	1	0	0					
Tom O'Malley, L OBP: 0.318, SLG: 0.282 (1, 5)				3-1 F7				4-3 1B		4	0	2	0	0	0	0					
Mitt May, L OBP: 0.200, SLG: 0.316 (1, 2)				3-1				2B 1B 1B		4	1	1	0	0	0	3					
Bill Laskey, R Mike Chris, L Joel Youngblood, R OBP: 0.333, SLG: 0.385 (6, PH) (6, 4)				K				BB SF8 2B		1	0	0	0	0	1	0					
Inning Stats	R: 0 E: 0 K: 0 S: 3	H: 1 LOB: 1 BB: 1 P: 7	R: 0 E: 0 K: 0 S: 3	H: 0 LOB: 0 BB: 0 P: 3	R: 0 E: 0 K: 1 S: 5	H: 0 LOB: 0 BB: 0 P: 5	R: 0 E: 0 K: 1 S: 5	H: 1 LOB: 0 BB: 0 P: 5	R: 0 E: 0 K: 0 S: 3	H: 0 LOB: 0 BB: 0 P: 3	R: 2 E: 0 K: 1 S: 8	H: 3 LOB: 2 BB: 1 P: 12	R: 0 E: 0 K: 0 S: 4	H: 1 LOB: 1 BB: 0 P: 4	R: 0 E: 0 K: 1 S: 6	H: 1 LOB: 1 BB: 0 P: 6		R: 0 E: 0 K: 0 S: 3	H: 1 LOB: 1 BB: 1 P: 7	1B: 5 2B: 4 3B: 0 HR: 0	SF: 1 SAC: 0 DP: 2 HBP: 0
PITCHER	IP WLS BF H R ER SO BB IBB HBP BLK WP HR S P ERA WHIP	6.0 W 23 5 2 2 3 2 0 0 0 0 0 27 35 3.00 1.167	3.0 S 12 3 0 0 1 1 0 0 0 0 0 13 17 0.00 1.333											IP WLS BF H R ER SO BB IBB HBP BLK WP HR S P ERA WHIP							

Batter	1	2	3	4	5	6	7	8	9	AB	R	H	RBI	BB	SO	LOB	BOTTOM				
Gary Woods, R OBP: 0.267, SLG: 0.385 (1, 7) (6, 9)										4	2	2	2	0	0	0	San Francisco Giants @ Chicago Cubs Wrigley Field, Chicago, IL Fri Apr 22 1983, 3:33 AM CST Att: 6,630 - Unknown				
23 Ryne Sandberg, R OBP: 0.192, SLG: 0.220 (1, 4)										2	1	1	0	2	0	0					
Bill Buckner, L OBP: 0.208, SLG: 0.264 (1, 3)										4	0	1	1	0	0	2					
Leon Durham, L OBP: 0.378, SLG: 0.459 (1, 8)										4	1	1	2	0	0	2					
Ron Cey, R OBP: 0.288, SLG: 0.239 (1, 5)										2	0	0	0	2	0	0					
Keith Moreland, R OBP: 0.333, SLG: 0.462 Scot Thompson, L OBP: 0.261, SLG: 0.364 (6, 7)										3	1	1	0	0	1	2					
Jody Davis, R OBP: 0.304, SLG: 0.350 (1, 2)										3	1	1	2	1	0	0					
Larry Bowa, S OBP: 0.255, SLG: 0.250 (1, 6)										3	1	0	0	1	0	1					
Fergie Jenkins, R OBP: 0.143, SLG: 0.286 Tom Verzyer, R Willie Hernandez, L (7, 1)										1	0	0	0	0	0	0					
Inning Stats	R: 2 E: 0 K: 0 S: 4	H: 2 LOB: 0 BB: 1 P: 8	R: 2 E: 0 K: 0 S: 5	H: 2 LOB: 0 BB: 0 P: 5	R: 0 E: 0 K: 1 S: 5	H: 0 LOB: 0 BB: 0 P: 5	R: 0 E: 0 K: 1 S: 5	H: 0 LOB: 0 BB: 0 P: 5	R: 3 E: 0 K: 0 S: 5	H: 2 LOB: 2 BB: 3 P: 17	R: 0 E: 0 K: 0 S: 3	H: 0 LOB: 0 BB: 0 P: 3	R: 0 E: 0 K: 0 S: 4	H: 1 LOB: 1 BB: 0 P: 4	R: 0 E: 0 K: 0 S: 2	H: 0 LOB: 1 BB: 2 P: 10		R: 0 E: 0 K: 0 S: 3	H: 0 LOB: 1 BB: 2 P: 10	1B: 2 2B: 3 3B: 0 HR: 3	SF: 0 SAC: 1 DP: 2 HBP: 0
PITCHER	IP WLS BF H R ER SO BB IBB HBP BLK WP HR S P ERA WHIP	4.1 L 19 5 1 1 1 2 0 0 0 0 0 3 11 13.50 4.500	2.0 7 1 0 0 0 0 0 0 0 0 0 0 7 7 0.00 0.500	1.0 4 0 0 0 0 2 0 0 0 0 0 0 2 10 0.00 2.000											IP WLS BF H R ER SO BB IBB HBP BLK WP HR S P ERA WHIP						



Batter	1	2	3	4	5	6	7	8	9	AB	R	H	RBI	BB	SO	LOB	TOP										
Johnnie LeMaster, R OBP: 0.391, SLG: 0.379 (1, 6)	0-0 4-3 1B 2B		0-0 F6		0-0 1-3			0-0 FC1-5 1B		4	1	2	0	0	0	2											
Joel Youngblood, R OBP: 0.318, SLG: 0.450 Max Venable, L OBP: 0.190, SLG: 0.500 Gary Lavelle, S (8, 1)	0-0 4-3 2-3		0-3 K			0-0 5-3		0-0 FC1-5 G6-4-3 1-2 2-3f		3	0	0	0	0	1	1											
Chili Davis, S OBP: 0.349, SLG: 0.643 (1, 8)	0-0 1B CS 1B 3-H		0-0 G3		0-0 K		0-3 K	0-0 G6-4-3 1-2f		4	0	1	1	0	1	2											
Jack Clark, R OBP: 0.254, SLG: 0.246 (1, 9)	0-0 F9		0-3 K		0-3 K				0-3 K	4	0	0	0	0	3	1											
Jeffrey Leonard, R OBP: 0.265, SLG: 0.328 (1, 7)	0-0 1-3 1B		0-0 F9				0-0 F7		0-3 K	4	0	1	0	0	1	0											
Dave Bergman, L OBP: 0.294, SLG: 0.143 (1, 3)	0-0 CS	0-0 F7			0-0 F5		0-0 3-1		0-0 6-3	4	0	0	0	0	0	0											
Tom O'Malley, L OBP: 0.340, SLG: 0.293 (1, 5)		4-0 G4-6-3 BB			0-0 F4					2	0	1	0	1	0	0											
Mitt May, L OBP: 0.174, SLG: 0.273 (1, 2)		0-0 G4-6-3 1-2f			0-0 E4 1B		0-0 1-3			3	0	0	0	0	0	2											
Andy McGaffigan, R (1, 1) Champ Summers, L OBP: 0.500, SLG: 0.400 Jim Barr, R (5, 1) Duane Kuiper, L OBP: 0.321, SLG: 0.222 (8, 4)			0-3 K		0-0 1-2 1B			0-0 FC1-5 1B 1B		1	0	0	0	0	1	0											
Inning Stats	R: 1 E: 0 K: 0 S: 5	H: 3 LOB: 1 BB: 0 P: 5	R: 0 E: 0 K: 0 S: 2	H: 0 LOB: 0 BB: 1 P: 6	R: 0 E: 0 K: 2 S: 7	H: 0 LOB: 0 BB: 0 P: 7	R: 0 E: 0 K: 1 S: 5	H: 0 LOB: 0 BB: 0 P: 5	R: 0 E: 1 K: 0 S: 5	H: 1 LOB: 2 BB: 0 P: 5	R: 0 E: 0 K: 0 S: 7	H: 0 LOB: 0 BB: 0 P: 7	R: 0 E: 0 K: 0 S: 4	H: 1 LOB: 1 BB: 0 P: 4	R: 0 E: 0 K: 0 S: 4	H: 2 LOB: 1 BB: 0 P: 4	R: 0 E: 0 K: 2 S: 7	H: 0 LOB: 0 BB: 0 P: 7	1B: 6 2B: 1 3B: 0 HR: 0	SF: 0 SAC: 0 DP: 2 HBP: 0	WP: 0 PB: 0 SB: 0 CS: 1	PA: 34					
PITCHER	IP	WLS	BF	H	R	ER	SO	BB	IBB	HBP	BLK	WP	HR	S	P	ERA	WHIP										
Paul Moskau, R ERA: 7.56 (1, 1)	5.0	W	19	4	1	1	3	1	0	0	0	0	0	24	28	1.80	1.000										
Bill Campbell, R ERA: 5.27 (6, 1)	2.0		9	3	0	0	2	0	0	0	0	0	0	13	13	0.00	1.500										
Lee Smith, R ERA: (8, 1)	2.0	S	5	0	0	0	2	0	0	0	0	0	0	9	9	0.00	0.000										

San Francisco Giants @ Chicago Cubs
Wrigley Field, Chicago, IL
Sun Apr 24 1983, 3:33 AM CDT
Att: 9,388 - Unknown

AB 32
R 1
H 7
RBI 1
BB 1
SO 7
LOB 10



Batter	1	2	3	4	5	6	7	8	9	AB	R	H	RBI	BB	SO	LOB	BOTTOM										
Gary Woods, R OBP: 0.217, SLG: 0.286 (1, 9) (9, 8)	0-0 F8		0-0 6-3		0-0 23 SH1 1B		0-0 L4			4	0	1	0	0	0	0											
23 Ryne Sandberg, R OBP: 0.203, SLG: 0.228 (1, 4)	0-0 E7 1B		0-0 CS 1B		0-0 SH1 1-2		0-0 6-3			3	1	1	0	0	0	0											
Bill Buckner, L OBP: 0.213, SLG: 0.262 (1, 3)	0-0 2-H 1B		0-0 CS 1-2		0-0 HR 1B		0-0 F9		0-0 4-3	4	1	2	1	0	0	1											
Leon Durham, L OBP: 0.404, SLG: 0.512 Jay Johnstone, L (9, 9)	0-3 K			0-0 HR	4-0 1B			4-0 FC5-4 BB		2	1	1	2	2	1	1											
Ron Cey, R OBP: 0.271, SLG: 0.226 (1, 5)	0-3 K			1-H HR	0-0 IBB			0-0 FC5-4 1B 1B		4	1	0	0	0	1	4											
Scot Thompson, L OBP: 0.295, SLG: 0.346 (1, 7)		0-3 K			0-0 6-3		0-0 4-3		0-0 CI 1B 1B	4	1	1	0	0	1	0											
Larry Bowa, S OBP: 0.284, SLG: 0.260 (1, 6)		0-0 G3			0-0 2B 1B		0-0 F6		0-1 CI 1B 1B 1-2 2-3	3	0	1	0	0	0	0											
Steve Lake, R OBP: 0.400, SLG: 0.800 Wayne Nordhagen, R OBP: 0.222, SLG: 0.438 Jody Davis, R OBP: 0.286, SLG: 0.326 (9, 2)		0-0 F5			0-0 1-3 2B		0-0 1-4-3		0-0 1-3 2-H 3-H 1B	3	0	1	0	0	0	0											
Paul Moskau, R Bill Campbell, R Lee Smith, R (1, 1) (6, 1) (8, 1)			0-0 6-3		0-0 5-3			0-3 K	0-3 K	2	0	0	0	0	0	2											
Inning Stats	R: 1 E: 1 K: 2 S: 9	H: 1 LOB: 1 BB: 0 P: 9	R: 0 E: 0 K: 1 S: 5	H: 0 LOB: 0 BB: 0 P: 5	R: 0 E: 0 K: 0 S: 3	H: 1 LOB: 0 BB: 0 P: 3	R: 2 E: 0 K: 0 S: 7	H: 4 LOB: 2 BB: 0 P: 7	R: 0 E: 0 K: 0 S: 4	H: 1 LOB: 2 BB: 1 P: 8	R: 0 E: 0 K: 0 S: 3	H: 0 LOB: 0 BB: 0 P: 3	R: 0 E: 0 K: 1 S: 5	H: 0 LOB: 0 BB: 0 P: 5	R: 2 E: 1 K: 1 S: 8	H: 2 LOB: 2 BB: 1 P: 12	R: 0 E: 0 K: 1 S: 8	H: 0 LOB: 0 BB: 0 P: 7	1B: 7 2B: 1 3B: 0 HR: 1	SF: 0 SAC: 1 DP: 0 HBP: 0	WP: 0 PB: 0 SB: 0 CS: 1	PA: 37					
PITCHER	IP	WLS	BF	H	R	ER	SO	BB	IBB	HBP	BLK	WP	HR	S	P	ERA	WHIP										
Andy McGaffigan, R ERA: 5.3 (1, 1)	4.0	L	18	6	3	2	3	0	0	0	0	0	0	24	24	4.50	1.500										
Jim Barr, R ERA: 6.97 (5, 1)	3.0		11	1	0	0	1	0	1	0	0	0	0	12	16	0.00	0.333										
Gary Lavelle, L ERA: 1.74 (8, 1)	1.0		7	2	2	1	1	1	0	0	0	0	0	8	12	9.00	3.000										

San Francisco Giants @ Chicago Cubs
Wrigley Field, Chicago, IL
Sun Apr 24 1983, 3:33 AM CDT
Att: 9,388 - Unknown

AB 32
R 5
H 9
RBI 5
BB 2
SO 5
LOB 10



Batter	1	2	3	4	5	6	7	8	9	AB	R	H	RBI	BB	SO	LOB	TOP		
Johnnie LeMaster, R OBP: 0.397, SLG: 0.367	4-0 BB 1-3		0-0 F7			4-0 BB G6-4-3			0-0 F3	2	0	0	0	2	0	2			
Joel Youngblood, R OBP: 0.289, SLG: 0.375	0-0 1-3		0-3 K			0-0 G6-4-3			0-3 K	4	0	0	0	0	2	4			
Chili Davis, S OBP: 0.328, SLG: 0.600	0-3 K			0-3 K					0-0 FC5-4	4	0	0	0	0	2	2			
Jack Clark, R OBP: 0.258, SLG: 0.237	0-0 6-3			4-0 BB G4-6-3					0-3 K	2	0	0	0	1	1	1			
Jeffrey Leonard, R OBP: 0.254, SLG: 0.313		0-0 4-3		0-0 BB G4-6-3					0-0 5-3	3	0	0	0	0	0	1			
Mike Vail, R OBP: 0.150, SLG: 0.105	0-3 K				0-0 G3				0-0 5-3	3	0	0	0	0	1	0			
Bob Brenly, R OBP: 0.289, SLG: 0.419	0-0 6-3				0-0 L3 1B				0-3 K	3	0	1	0	0	1	0			
Joe Pettini, R OBP: 0.133, SLG: 0.214 Greg Minton, S			0-0 F7		0-0 L3				0-0 F8	3	0	0	0	0	0	1			
Fred Breining, R OBP: 0.273, SLG: 0.111 Tom O'Malley, L			4-0 BB			0-3 K			4-0 BB FC5-4	1	0	0	0	1	1	0			
Inning Stats	R: 0 E: 0 K: 1 S: 5	H: 0 LOB: 1 BB: 1 P: 9	R: 0 E: 0 K: 1 S: 5	H: 0 LOB: 0 BB: 0 P: 5	R: 0 E: 0 K: 1 S: 5	H: 0 LOB: 1 BB: 1 P: 9	R: 0 E: 0 K: 1 S: 4	H: 0 LOB: 0 BB: 1 P: 8	R: 0 E: 0 K: 0 S: 3	H: 1 LOB: 0 BB: 0 P: 3	R: 0 E: 0 K: 1 S: 4	H: 0 LOB: 0 BB: 1 P: 8	R: 0 E: 0 K: 1 S: 5	H: 0 LOB: 0 BB: 0 P: 5	R: 0 E: 0 K: 1 S: 5	H: 0 LOB: 1 BB: 1 P: 9	1B: 1 2B: 1 3B: 0 HR: 0	SF: 0 SAC: 0 DP: 3 HBP: 0	WP: 0 PA: 30 PB: 0 SB: 0 CS: 0
PITCHER Larry McWilliams, L ERA: 2.15	IP: 9.0 WLS: W BF: 30 H: 1 R: 0 ER: 0 SO: 8 BB: 5 IBB: 0 HBP: 0 BLK: 0 WP: 0 HR: 0 S: 41 P: 61 ERA: 0.00 WHIP: 0.667															PITCHER	IP: 9.0 WLS: W BF: 30 H: 1 R: 0 ER: 0 SO: 8 BB: 5 IBB: 0 HBP: 0 BLK: 0 WP: 0 HR: 0 S: 41 P: 61 ERA: 0.00 WHIP: 0.667		

San Francisco Giants @ Pittsburgh Pirates
Three Rivers Stadium, Pittsburgh, PA
Tue Apr 26 1983, 7:05 PM EDT
Att: 7,103 - Unknown

AB 25
R 0
H 1
RBI 0
BB 5
SO 8
LOB 11



Batter	1	2	3	4	5	6	7	8	9	AB	R	H	RBI	BB	SO	LOB	BOTTOM		
Lee Lacy, R OBP: 0.365, SLG: 0.500	0-0 F4		0-0 1B 2B 1B			0-0 6-3			0-0 L7	4	1	1	0	0	0	2			
Lee Mazzilli, S OBP: 0.403, SLG: 0.458	0-0 F4		0-0 1B 2B 1B			0-3 K			0-0 4-3	4	1	1	0	0	1	0			
Bill Madlock, R OBP: 0.321, SLG: 0.340	0-0 F8		0-0 1B 2B			0-0 2B			0-0 F4	4	0	2	2	0	0	0			
Jason Thompson, L OBP: 0.361, SLG: 0.462		0-3 K	0-0 F7			0-0 G3			0-0 4-3	4	0	0	0	0	1	2			
Dave Parker, L OBP: 0.304, SLG: 0.273		0-0 1B 1B	0-0 1B			0-3 K			0-0 4-3	4	0	2	0	0	1	0			
Johnny Ray, S OBP: 0.259, SLG: 0.385		0-0 F7	0-0 1-3			0-0 HR			0-0 4-3	4	1	1	1	0	0	3			
Tony Peña, R OBP: 0.327, SLG: 0.333		0-0 1B		0-0 1-3		0-0 4-3			0-3 K	4	0	1	0	0	1	0			
Dale Berra, R OBP: 0.294, SLG: 0.447		0-0 1-3		0-0 F8		0-3 K 1B			0-0 K 1B	3	0	0	0	0	1	2			
Larry McWilliams, L OBP: 0.333, SLG: 0.250			0-0 1-3		0-3 K				0-0 1B	3	0	1	0	0	1	0			
Inning Stats	R: 0 E: 0 K: 0 S: 3	H: 0 LOB: 0 BB: 0 P: 3	R: 0 E: 0 K: 1 S: 7	H: 2 LOB: 2 BB: 0 P: 7	R: 2 E: 0 K: 0 S: 7	H: 4 LOB: 2 BB: 0 P: 7	R: 0 E: 0 K: 1 S: 5	H: 0 LOB: 0 BB: 0 P: 5	R: 0 E: 0 K: 1 S: 6	H: 1 LOB: 1 BB: 0 P: 6	R: 1 E: 0 K: 2 S: 10	H: 2 LOB: 2 BB: 0 P: 10	R: 0 E: 0 K: 1 S: 5	H: 0 LOB: 0 BB: 0 P: 3	R: 0 E: 0 K: 1 S: 5	H: 0 LOB: 0 BB: 0 P: 5	1B: 6 2B: 2 3B: 0 HR: 1	SF: 0 SAC: 0 DP: 0 HBP: 0	WP: 1 PA: 34 PB: 0 SB: 2 CS: 0
PITCHER Fred Breining, R ERA: 3.78 Greg Minton, R ERA: 6.31	IP: 7.0 WLS: L BF: 31 H: 9 R: 3 ER: 3 SO: 5 BB: 0 IBB: 0 HBP: 0 BLK: 0 WP: 0 HR: 1 S: 41 P: 41 ERA: 3.86 WHIP: 1.286															PITCHER	IP: 7.0 WLS: L BF: 31 H: 9 R: 3 ER: 3 SO: 5 BB: 0 IBB: 0 HBP: 0 BLK: 0 WP: 0 HR: 1 S: 41 P: 41 ERA: 3.86 WHIP: 1.286		

San Francisco Giants @ Pittsburgh Pirates
Three Rivers Stadium, Pittsburgh, PA
Tue Apr 26 1983, 7:05 PM EDT
Att: 7,103 - Unknown

AB 34
R 3
H 9
RBI 3
BB 0
SO 6
LOB 9



Batter	1	2	3	4	5	6	7	8	9	AB	R	H	RBI	BB	SO	LOB	TOP								
Johnnie LeMaster, R OBP: 0.390, SLG: 0.359	F8		F8					1-3		4	0	1	0	0	0	0									
Max Venable, L OBP: 0.160, SLG: 0.417	F9		1-3				F9	K		4	0	0	0	0	1	1									
Chili Davis, S OBP: 0.324, SLG: 0.578	5-3							F2		4	0	1	0	0	0	0									
Jack Clark, R OBP: 0.257, SLG: 0.238										4	1	1	0	0	0	1									
Darrell Evans, L OBP: 0.306, SLG: 0.392										2	2	1	1	2	0	1									
Tom O'Malley, L OBP: 0.385, SLG: 0.318										3	0	2	1	1	0	0									
Milt May, L OBP: 0.192, SLG: 0.280										3	0	1	1	0	0	1									
Jeffrey Leonard, R OBP: 0.250, SLG: 0.309										1	0	0	0	0	1	2									
Bob Brenly, R OBP: 0.289, SLG: 0.419										0	0	0	0	0	0	0									
Duane Kuiper, L OBP: 0.321, SLG: 0.229										3	0	1	0	0	1	2									
Mike Vail, R OBP: 0.143, SLG: 0.100										1	0	0	0	0	1	2									
Joe Pettini, R OBP: 0.133, SLG: 0.214										0	0	0	0	0	0	0									
Bill Laskey, R OBP: 0.133, SLG: 0.214										3	0	0	0	0	1	1									
Gary Lavelle, S OBP: 0.133, SLG: 0.214										0	0	0	0	0	0	0									
Greg Minton, S OBP: 0.133, SLG: 0.214										0	0	0	0	0	0	0									
Inning Stats	R: 0 E: 0 K: 0 S: 3	H: 0 LOB: 0 BB: 0 P: 3	R: 1 E: 0 K: 0 S: 4	H: 2 LOB: 1 BB: 1 P: 8	R: 0 E: 0 K: 1 S: 5	H: 0 LOB: 0 BB: 0 P: 5	R: 1 E: 0 K: 0 S: 4	H: 2 LOB: 1 BB: 0 P: 8	R: 0 E: 0 K: 1 S: 6	H: 1 LOB: 1 BB: 0 P: 6	R: 1 E: 0 K: 0 S: 4	H: 1 LOB: 0 BB: 0 P: 4	R: 0 E: 0 K: 0 S: 3	H: 1 LOB: 0 BB: 0 P: 3	R: 0 E: 0 K: 2 S: 5	H: 0 LOB: 0 BB: 0 P: 5	R: 0 E: 0 K: 2 S: 8	H: 1 LOB: 2 BB: 1 P: 12	1B: 7 2B: 0 3B: 0 HR: 1	SF: 0 SAC: 0 DP: 1 HBP: 0	WP: 0 PB: 0 SB: 2 CS: 3	PA: 35			
PITCHER	IP	WLS	BF	H	R	ER	SO	BB	IBB	HBP	BLK	WP	HR	S	P	ERA	WHIP								
Rick Rhoden, R ERA: 3.16	7.0	L	27	7	3	2	2	2	0	0	1	0	1	29	37	2.57	1.286								
Rod Scurry, L ERA: 0.79	2.0		8	1	0	0	3	1	0	0	0	0	0	13	17	0.00	1.000								

San Francisco Giants @ Pittsburgh Pirates
Three Rivers Stadium, Pittsburgh, PA
Wed Apr 27 1983, 3:33 AM EDT
Att: 5,267 - Unknown

AB	32
R	3
H	8
RBI	3
BB	3
SO	5
LOB	11



Batter	1	2	3	4	5	6	7	8	9	AB	R	H	RBI	BB	SO	LOB	BOTTOM								
Lee Lacy, R OBP: 0.343, SLG: 0.469	5-3		5-3							4	0	0	0	0	0	2									
Rod Scurry, L OBP: 0.343, SLG: 0.469										0	0	0	0	0	0	0									
Gene Tenace, R OBP: 0.143, SLG: 0.143										1	0	0	0	0	0	1									
Lee Mazzilli, S OBP: 0.409, SLG: 0.451										3	0	1	0	1	0	0									
Bill Madlock, R OBP: 0.316, SLG: 0.333										4	1	1	0	0	0	2									
Jason Thompson, L OBP: 0.369, SLG: 0.536										4	1	2	2	0	1	1									
Dave Parker, L OBP: 0.296, SLG: 0.269										4	0	1	0	0	0	1									
Johnny Ray, S OBP: 0.259, SLG: 0.375										4	0	1	0	0	0	1									
Tony Peña, R OBP: 0.321, SLG: 0.327										4	0	1	0	0	0	2									
Dale Berra, R OBP: 0.296, SLG: 0.429										2	0	0	0	1	1	1									
Rick Rhoden, R ERA: 4.96										2	0	0	0	0	0	3									
Mike Easler, L OBP: 0.400, SLG: 0.393										2	0	1	0	0	1	1									
Inning Stats	R: 0 E: 0 K: 0 S: 2	H: 0 LOB: 0 BB: 1 P: 6	R: 0 E: 1 K: 0 S: 5	H: 1 LOB: 3 BB: 1 P: 9	R: 0 E: 0 K: 1 S: 6	H: 1 LOB: 0 BB: 0 P: 6	R: 0 E: 0 K: 0 S: 3	H: 0 LOB: 0 BB: 0 P: 3	R: 0 E: 0 K: 1 S: 5	H: 0 LOB: 0 BB: 0 P: 5	R: 0 E: 0 K: 0 S: 4	H: 1 LOB: 1 BB: 0 P: 4	R: 0 E: 0 K: 0 S: 5	H: 2 LOB: 2 BB: 0 P: 5	R: 0 E: 0 K: 0 S: 5	H: 1 LOB: 1 BB: 0 P: 6	R: 0 E: 0 K: 1 S: 6	H: 1 LOB: 1 BB: 0 P: 6	1B: 6 2B: 1 3B: 0 HR: 1	SF: 0 SAC: 1 DP: 1 HBP: 0	WP: 0 PB: 0 SB: 0 CS: 0	PA: 37			
PITCHER	IP	WLS	BF	H	R	ER	SO	BB	IBB	HBP	BLK	WP	HR	S	P	ERA	WHIP								
Bill Laskey, R ERA: 4.96	7.1	W	31	7	2	2	2	2	0	0	0	0	0	33	41	2.46	1.227								
Gary Lavelle, L ERA: 1.54	1.1		5	1	0	0	1	0	0	0	0	0	0	7	7	0.00	0.750								
Greg Minton, R ERA: 8.0	0.1	S	1	0	0	0	0	0	0	0	0	0	0	1	1	0.00	0.000								

San Francisco Giants @ Pittsburgh Pirates
Three Rivers Stadium, Pittsburgh, PA
Wed Apr 27 1983, 3:33 AM EDT
Att: 5,267 - Unknown

AB	34
R	2
H	8
RBI	2
BB	2
SO	3
LOB	15



Batter	1	2	3	4	5	6	7	8	9	10	11	12	13	14	15	16	AB	R	H	RBI	BB	SO	LOB	TOP				
Johnie LeMaster, R OBP: 0.378, SLG: 0.338	F3		5-3		F9		G3		5-3			FC5-6 2B	S			L6	7	1	1	0	1	0	1					
Joel Youngblood, R OBP: 0.367, SLG: 0.367	F4				5-3		1-3			3-1		FC5-6 2B	K			F7	4	1	1	0	0	0	1					
Milt May, L OBP: 0.167, SLG: 0.241			E 1B														4	1	1	0	0	0	1					
Chili Davis, S OBP: 0.342, SLG: 0.583			E7 1B				F9		3-1	F6		FC1-5 1H 2H				K	8	0	4	2	0	1	0					
Jack Clark, R OBP: 0.286, SLG: 0.250							6-3		F8			BB FC1-5				G3-6-3	5	0	2	0	2	0	1					
Jeffrey Leonard, R OBP: 0.247, SLG: 0.329												FC1-5 BB					5	0	1	0	0	1	5					
Dave Bergman, L OBP: 0.333, SLG: 0.143	K						F3			6-3		FC1-5 BB					1	0	0	0	0	0	0					
Rennie Martin, R OBP: 1.000, SLG: 2.000												1-2 2-3					0	0	0	0	0	0	0					
Mark Calvert, R OBP: 0.167, SLG: 0.241																	0	0	0	0	0	0	0					
Darrell Evans, L OBP: 0.333, SLG: 0.393							F8									1-3	5	1	2	0	2	0	1					
Bob Brenly, R OBP: 0.306, SLG: 0.400																	2	1	0	0	2	0	3					
Greg Minton, S OBP: 0.143, SLG: 0.370																	0	0	0	0	0	0	0					
Max Venable, L OBP: 0.143, SLG: 0.370																	3	0	0	0	0	0	3					
Tom O'Malley, L OBP: 0.356, SLG: 0.294																	7	0	1	0	0	0	3					
Atlee Hammaker, S OBP: 0.091, SLG: 0.091																	2	0	0	0	0	1	0					
Mike Vail, R OBP: 0.182, SLG: 0.143																	1	0	1	2	0	0	0					
Joe Pittini, R OBP: 0.105, SLG: 0.167																	4	0	0	0	0	1	1					
Inning Stats	R: 0 E: 0 K: 1 S: 7	H: 2 LOB: 2 BB: 0 P: 7	R: 0 E: 0 K: 0 S: 3	H: 1 LOB: 0 BB: 0 P: 3	R: 1 E: 1 K: 0 S: 5	H: 2 LOB: 2 BB: 1 P: 9	R: 0 E: 0 K: 0 S: 2	H: 0 LOB: 0 BB: 1 P: 6	R: 0 E: 0 K: 1 S: 3	H: 0 LOB: 0 BB: 0 P: 5	R: 0 E: 0 K: 0 S: 3	H: 0 LOB: 0 BB: 0 P: 3	R: 2 E: 1 K: 0 S: 5	H: 1 LOB: 3 BB: 3 P: 17	R: 0 E: 0 K: 1 S: 6	H: 2 LOB: 1 BB: 0 P: 6	R: 0 E: 0 K: 0 S: 3	H: 0 LOB: 0 BB: 0 P: 3	R: 0 E: 0 K: 0 S: 3	H: 1 LOB: 1 BB: 1 P: 7	R: 0 E: 0 K: 0 S: 3	H: 0 LOB: 0 BB: 0 P: 3	R: 0 E: 0 K: 1 S: 5	H: 0 LOB: 0 BB: 0 P: 5	1B: 11 2B: 2 3B: 1 HR: 0	SF: 0 SAC: 0 DP: 4 HBP: 0	WP: 0 PB: 0 SB: 1 CS: 0	PA: 66
PITCHER	IP 6.1	WLS 27	BF 61	H 7	R 3	ER 2	SO 2	BB 3	IBB 0	HBP 0	BLK 0	WP 0	HR 0	S 28	P 40	ERA 2.84	WHIP 1.579											
Dave LaPoint, L ERA: 1.73	1.1	1.2	7	1	0	0	0	0	1	0	0	0	0	0	6	10	0.00	0.600										
Jeff Lahti, R ERA: 3.38	(7, 1)	2.0	7	1	0	0	1	0	0	0	0	0	0	0	9	9	0.00	0.500										
Bruce Sutter, R ERA: 0.84	(9, 1)	2.0	7	1	0	0	1	0	0	0	0	0	0	0	7	19	5.40	1.800										
John Martin, L ERA: 1.86	(11, 1)	1.2	10	1	2	1	0	2	1	0	0	0	0	7	19	5.40	1.800											
Jim Kaat, L ERA: 1.93	(12, 1)	1.1	5	2	0	0	1	0	0	0	0	0	0	7	7	0.00	1.500											
Batter	1	2	3	4	5	6	7	8	9	10	11	12	13	14	15	16	AB <th>R</th> <th>H</th> <th>RBI</th> <th>BB</th> <th>SO</th> <th>LOB</th> <th>BOTTOM</th>	R	H	RBI	BB	SO	LOB	BOTTOM				
Ozzie Smith, S OBP: 0.313, SLG: 0.339	F7		5-3		6-3			FC3-6 1B		4-3		6-3		SH1-4		E6	7	1	0	0	0	0	2					
Ken Oberkfell, L OBP: 0.286, SLG: 0.283	6-3						K					FC4-6 BB		F8		E 1B	7	2	4	1	1	1	1					
Keith Hernandez, L OBP: 0.409, SLG: 0.541												FC4-6 BB					5	1	2	1	3	1	2					
George Hendrick, R OBP: 0.377, SLG: 0.707																	4	0	0	0	0	1	3					
Bruce Sutter, R OBP: 0.500, SLG: 0.500																	0	0	0	0	0	0	0					
Steve Braun, L OBP: 0.200, SLG: 0.200																	0	0	0	0	0	1	0					
John Martin, S OBP: 0.200, SLG: 0.200																	0	0	0	0	0	0	0					
Jamie Quirk, L OBP: 0.200, SLG: 0.200																	3	0	1	1	0	0	4					
Lonnie Smith, R OBP: 0.368, SLG: 0.443																	5	1	2	1	1	0	0					
David Green, R OBP: 0.302, SLG: 0.397																	6	0	2	1	0	0	3					
Darrell Porter, L OBP: 0.328, SLG: 0.327																	5	0	0	0	1	2	2					
Glenn Brummer, R OBP: 0.500, SLG: 0.750																	1	0	1	0	0	0	0					
Mike Ramsey, S OBP: 0.347, SLG: 0.347																	3	1	1	0	0	0	0					
Dane Iorg, S OBP: 0.286, SLG: 0.286																	1	0	0	0	0	0	0					
Rafael Santana, R OBP: 0.286, SLG: 0.286																	1	0	1	0	0	0	0					
Jim Kaat, L OBP: 0.167, SLG: 0.241																	1	0	0	0	0	1	0					
Doug Bair, R ERA: 4.32																	1	0	0	0	0	1	1					
Dave LaPoint, L ERA: 1.73	1.1	1.2	7	1	0	0	0	0	1	0	0	0	0	0	6	10	0.00	0.600										
Jeff Lahti, R ERA: 3.38	(7, 1)	2.0	7	1	0	0	1	0	0	0	0	0	0	0	9	9	0.00	0.500										
Bruce Sutter, R ERA: 0.84	(9, 1)	2.0	7	1	0	0	1	0	0	0	0	0	0	0	7	19	5.40	1.800										
John Martin, L ERA: 1.86	(11, 1)	1.2	10	1	2	1	0	2	1	0	0	0	0	7	19	5.40	1.800											
Jim Kaat, L ERA: 1.93	(12, 1)	1.1	5	2	0	0	1	0	0	0	0	0	0	7	7	0.00	1.500											
Inning Stats	R: 0 E: 0 K: 1 S: 5	H: 0 LOB: 1 BB: 1 P: 9	R: 0 E: 0 K: 1 S: 5	H: 1 LOB: 0 BB: 0 P: 5	R: 1 E: 1 K: 0 S: 5	H: 2 LOB: 1 BB: 0 P: 6	R: 0 E: 0 K: 0 S: 6	H: 0 LOB: 0 BB: 0 P: 7	R: 0 E: 0 K: 0 S: 2	H: 0 LOB: 0 BB: 0 P: 3	R: 0 E: 0 K: 0 S: 3	H: 0 LOB: 0 BB: 0 P: 3	R: 2 E: 1 K: 0 S: 5	H: 3 LOB: 0 BB: 0 P: 5	R: 0 E: 0 K: 1 S: 5	H: 0 LOB: 0 BB: 0 P: 5	R: 0 E: 0 K: 0 S: 3	H: 0 LOB: 0 BB: 0 P: 3	R: 0 E: 0 K: 0 S: 3	H: 1 LOB: 2 BB: 2 P: 11	R: 0 E: 0 K: 1 S: 6	H: 1 LOB: 1 BB: 0 P: 6	R: 1 E: 2 K: 0 S: 4	H: 1 LOB: 3 BB: 1 P: 8	1B: 13 2B: 3 3B: 1 HR: 0	SF: 1 SAC: 3 DP: 3 HBP: 0	WP: 1 PB: 0 SB: 1 CS: 2	PA: 67
PITCHER	IP 6.0	WLS 22	BF 55	H 5	R 2	ER 2	SO 5	BB 1	IBB 0	HBP 0	BLK 0	WP 0	HR 0	S 31	P 35	ERA 3.00	WHIP 1.000											
Atlee Hammaker, L ERA: 1.2	1.1	1.2	8	3	1	1	0	0	0	0	0	0	0	8	8	5.40	1.800											
Gary Lavelle, L ERA: 2.03	(7, 1)	2.0	11	1	0	0	0	3	1	0	0	0	0	7	23	0.00	2.000											
Greg Minton, S ERA: 6.55	(8, 1)	3.1	12	4	2	2	1	0	0	0	0	0	0	14	14	5.40	1.200											
Jim Barr, R ERA: 6.59	(10, 1)	1.0	5	0	0	0	0	1	1	0	0	0	0	3	11	0.00	1.000											
Rennie Martin, R ERA: 6.75	(14, 1)	1.0	5	0	0	0	0	1	1	0	0	0	0	3	11	0.00	1.000											

San Francisco Giants @ St. Louis Cardinals
Busch Stadium, St. Louis, MO
Fri Apr 29 1983, Postponed
Att: 16,438 - Unknown

AB 58
R 13
H 5
RBI 4
BB 8
SO 5
LOB 24



San Francisco Giants @ St. Louis Cardinals
Busch Stadium, St. Louis, MO
Fri Apr 29 1983, Postponed
Att: 16,438 - Unknown

AB 55
R 16
H 15
RBI 5
BB 8
SO 7
LOB 23



Batter	1	2	3	4	5	6	7	8	9	AB	R	H	RBI	BB	SO	LOB	TOP			
Johnnie LeMaster, R OBP: 0.400, SLG: 0.400 (1, 6)										4	1	3	0	1	0	0	San Francisco Giants @ St. Louis Cardinals Busch Stadium, St. Louis, MO Sat Apr 30 1983, 7:05 PM CDT Att: 36,904 - Unknown			
Max Venable, L OBP: 0.192, SLG: 0.452 (1, 7)										4	1	2	2	0	1	2				
Chili Davis, S OBP: 0.333, SLG: 0.571 (1, 8)										5	0	1	0	0	1	3				
Jack Clark, R OBP: 0.268, SLG: 0.233 (1, 9)										5	0	0	0	0	1	2				
Darrell Evans, L OBP: 0.338, SLG: 0.383 (1, 3)										4	1	1	0	1	1	1				
Milt May, L OBP: 0.200, SLG: 0.242 (1, 2)										4	1	1	0	1	1	3				
Tom O'Malley, L OBP: 0.381, SLG: 0.345 (1, 5)										4	1	3	2	0	0	2				
Duane Kuiper, L OBP: 0.305, SLG: 0.216 Champ Summers, L OBP: 0.429, SLG: 0.333 Joe Pettini, R OBP: 0.105, SLG: 0.167 (1, 4)										3	0	0	0	0	0	2				
Andy McGaffigan, R Gary Lavelle, S (1, 1)										3	0	0	0	0	1	2				
										1	0	0	0	0	1	0				
Inning Stats	R: 0 E: 0 K: 0 S: 3	H: 1 LOB: 0 BB: 0 P: 3	R: 0 E: 0 K: 1 S: 6	H: 2 LOB: 1 BB: 0 P: 6	R: 0 E: 0 K: 2 S: 8	H: 1 LOB: 1 BB: 0 P: 8	R: 2 E: 2 K: 1 S: 8	H: 2 LOB: 1 BB: 0 P: 8	R: 0 E: 0 K: 0 S: 4	H: 0 LOB: 0 BB: 0 P: 3	R: 1 E: 0 K: 1 S: 7	H: 1 LOB: 2 BB: 1 P: 11	R: 0 E: 0 K: 1 S: 6	H: 1 LOB: 2 BB: 1 P: 10	R: 2 E: 1 K: 2 S: 10	H: 2 LOB: 2 BB: 1 P: 14	1B: 6 2B: 3 3B: 2 HR: 0	SF: 1 SAC: 0 DP: 1 HBP: 0	WP: 0 PB: 1 SB: 0 CS: 0	PA: 43
PITCHER	IP WLS BF H R ER SO BB IBB HBP BLK WP HR S P ERA WHIP																			
Joaquin Andujar, R ERA: 2.92 Eric Rasmussen, R ERA: 4.91 (1, 1)	8.0 L 35 9 3 1 6 2 0 0 0 0 0 0 0 45 53 1.12 1.375																			
(9, 1)	1.0 7 2 2 1 2 0 1 0 0 0 0 0 10 14 9.00 2.000																			

Batter	1	2	3	4	5	6	7	8	9	AB	R	H	RBI	BB	SO	LOB	BOTTOM			
Tom Herr, S OBP: 0.250, SLG: 0.250 Dane Iorg, L OBP: 0.371, SLG: 0.800 Rafael Santana, R OBP: 0.500, SLG: 0.500 (1, 4)										3	0	0	0	0	1	2	San Francisco Giants @ St. Louis Cardinals Busch Stadium, St. Louis, MO Sat Apr 30 1983, 7:05 PM CDT Att: 36,904 - Unknown			
Ken Oberkfell, L OBP: 0.297, SLG: 0.254 David Green, R OBP: 0.297, SLG: 0.390 (1, 5)										2	0	0	0	1	0	0				
Lonnie Smith, R OBP: 0.381, SLG: 0.446 Eric Rasmussen, R (1, 7)										4	0	1	0	0	0	2				
Keith Hernandez, L OBP: 0.400, SLG: 0.523 (1, 3)										4	0	1	0	0	2	2				
George Hendrick, R OBP: 0.369, SLG: 0.677 (1, 9)										4	0	1	0	0	0	2				
Willie McGee, S OBP: 0.250, SLG: 0.143 (1, 8)										4	0	1	0	0	1	2				
Darrell Porter, L OBP: 0.308, SLG: 0.304 (1, 2)										4	0	0	0	0	2	3				
Ozzie Smith, S OBP: 0.310, SLG: 0.333 (1, 6)										4	0	1	0	0	0	2				
Joaquin Andujar, S OBP: 0.167, SLG: 0.167 Steve Braun, L (8, PH)										2	0	1	0	0	0	0				
Mike Ramsey, S OBP: 0.291, SLG: 0.347 (9, 4)										1	0	0	0	0	0	0				
										0	0	0	0	0	0	0				
Inning Stats	R: 0 E: 0 K: 0 S: 3	H: 0 LOB: 0 BB: 0 P: 3	R: 0 E: 0 K: 1 S: 6	H: 1 LOB: 1 BB: 0 P: 6	R: 0 E: 0 K: 1 S: 5	H: 0 LOB: 0 BB: 1 P: 9	R: 0 E: 0 K: 1 S: 7	H: 2 LOB: 2 BB: 0 P: 7	R: 0 E: 0 K: 0 S: 4	H: 1 LOB: 1 BB: 0 P: 4	R: 0 E: 0 K: 1 S: 5	H: 0 LOB: 0 BB: 0 P: 5	R: 0 E: 0 K: 0 S: 4	H: 1 LOB: 1 BB: 0 P: 4	R: 0 E: 0 K: 2 S: 9	H: 2 LOB: 2 BB: 0 P: 9	1B: 6 2B: 1 3B: 0 HR: 0	SF: 0 SAC: 0 DP: 0 HBP: 0	WP: 1 PB: 0 SB: 2 CS: 0	PA: 35
PITCHER	IP WLS BF H R ER SO BB IBB HBP BLK WP HR S P ERA WHIP																			
Andy McGaffigan, R ERA: 3.81 Gary Lavelle, L ERA: 1.8 (1, 1)	1.2 S 7 2 0 0 2 0 0 0 0 0 0 0 11 11 0.00 1.200																			

Batter	1	2	3	4	5	6	7	8	9	AB	R	H	RBI	BB	SO	LOB	TOP		
Gary Woods, R (1, 7) Wayne Nordhagen, R (9, PH) Tom Verzyer, R (9, PR)	L3		6-3		K			F3	E5	4	0	0	0	0	1	2	Chicago Cubs @ San Francisco Giants Candlestick Park, San Francisco, CA Tue May 03 1983, 10:05 PM EDT Att: 6,483 - Unknown		
23 Ryne Sandberg, R (1, 4) Bill Buckner, L (1, 3)	F4		K			1B		HR	FC1-6	5	1	2	2	0	1	2			
Leon Durham, L (1, 8)	K				F8			1B	G3	5	1	2	0	0	2				
Ron Cey, R (1, 5)										3	0	0	0	1	3				
Keith Moreland, R (1, 9)	G3-6-3				F9					4	0	2	1	0	2				
Jody Davis, R (1, 2)	F4				F6					4	0	0	0	0	1	3			
Larry Bowa, S (1, 6)										4	0	2	0	0	0	0			
Steve Trout, L (1, 1) Mike Proly, R (6, 1) Jay Johnstone, L (7, PH) Warren Brusstar, R (7, 1) Scott Thompson, L (9, PH)										4	1	2	0	0	0	2			
Inning Stats	R: 0 E: 0 K: 1 S: 6	H: 1 LOB: 1 BB: 0 P: 6	R: 0 E: 0 K: 0 S: 3	H: 1 LOB: 0 BB: 0 P: 3	R: 0 E: 0 K: 1 S: 6	H: 0 LOB: 1 BB: 1 P: 7	R: 0 E: 0 K: 1 S: 6	H: 1 LOB: 1 BB: 0 P: 6	R: 0 E: 0 K: 2 S: 8	H: 1 LOB: 1 BB: 0 P: 8	R: 2 E: 0 K: 0 S: 6	H: 3 LOB: 1 BB: 0 P: 6	R: 2 E: 1 K: 0 S: 6	H: 2 LOB: 1 BB: 0 P: 6	1B: 9 2B: 1 3B: 0 HR: 1	SF: 0 SAC: 1 DP: 1 HBP: 0		WP: 0 PA: 39 PB: 1 SB: 0 CS: 0	
PITCHER	IP	WLS	BF	H	R	ER	SO	BB	IBB	HBP	BLK	WP	HR	S	P	ERA		WHIP	
Bill Laskey, R (1, 1) Greg Minton, R (8, 1)	7.1	W	30	8	2	2	5	1	0	0	0	0	1	39	43	2.46	1.227		
Greg Minton, R (8, 1)	1.2		9	3	2	0	0	0	0	0	0	0	0	9	9	0.00	1.800		



Batter	1	2	3	4	5	6	7	8	9	AB	R	H	RBI	BB	SO	LOB	BOTTOM		
Johnnie LeMaster, R (1, 6) Joel Youngblood, R (1, 4) Chili Davis, S (1, 8) Jack Clark, R (1, 9) Jeffrey Leonard, R (1, 7) Darrell Evans, L (1, 3) Bob Brenly, R (1, 2) Tom O'Malley, L (1, 5) Bill Laskey, R (1, 1) Greg Minton, S (8, 1)	S	F8		5-3		E		F3		3	0	0	0	2	0	3	Chicago Cubs @ San Francisco Giants Candlestick Park, San Francisco, CA Tue May 03 1983, 10:05 PM EDT Att: 6,483 - Unknown		
Joel Youngblood, R (1, 4)	F4		1B	5-3	1B	E5		F8		5	1	2	0	0	2				
Chili Davis, S (1, 8)	5-3		5-3		5-3			6-3		4	0	0	0	1	2				
Jack Clark, R (1, 9)	6-3		1B		5-3			FC5		4	0	1	0	0	4				
Jeffrey Leonard, R (1, 7)		E3		1B		F4		F8		4	2	2	1	0	0				
Darrell Evans, L (1, 3)	K		F5			G3-6-3		F8		4	1	1	0	0	1	4			
Bob Brenly, R (1, 2)	3-1		F3			G3-6-3		SF8		2	0	0	0	1	0	3			
Tom O'Malley, L (1, 5)	BB				FC3-6			SF8		2	0	1	2	1	0	2			
Bill Laskey, R (1, 1) Greg Minton, S (8, 1)					FC3-6			6-3		2	1	0	0	2	0	2			
Inning Stats	R: 0 E: 0 K: 0 S: 3	H: 0 LOB: 1 BB: 1 P: 7	R: 1 E: 1 K: 1 S: 7	H: 1 LOB: 2 BB: 1 P: 11	R: 1 E: 0 K: 0 S: 6	H: 3 LOB: 2 BB: 0 P: 6	R: 0 E: 0 K: 0 S: 3	H: 1 LOB: 2 BB: 1 P: 7	R: 0 E: 1 K: 0 S: 4	H: 0 LOB: 3 BB: 3 P: 17	R: 1 E: 0 K: 0 S: 4	H: 1 LOB: 1 BB: 1 P: 8	R: 0 E: 0 K: 0 S: 3	H: 0 LOB: 0 BB: 0 P: 3	1B: 5 2B: 2 3B: 0 HR: 0	SF: 1 SAC: 0 DP: 1 HBP: 1		WP: 0 PA: 39 PB: 2 SB: 0 CS: 0	
PITCHER	IP	WLS	BF	H	R	ER	SO	BB	IBB	HBP	BLK	WP	HR	S	P	ERA	WHIP		
Steve Trout, L (1, 1) Mike Proly, R (6, 1) Warren Brusstar, R (7, 1)	5.2	L	27	4	0	0	1	0	1	0	0	0	0	24	41	1.59	1.765		
Warren Brusstar, R (7, 1)	2.0		8	1	1	1	0	1	0	0	0	0	0	7	11	4.50	1.000		



Batter	1	2	3	4	5	6	7	8	9	AB	R	H	RBI	BB	SO	LOB	TOP								
23 Ryne Sandberg, R OBP: 0.284, SLG: 0.286										4	1	1	0	1	0	3	Chicago Cubs @ San Francisco Giants Candlestick Park, San Francisco, CA Wed May 04 1983, 6:33 AM EDT Att: 7,921 - Unknown AB 38 R 4 H 10 RBI 4 BB 1 SO 1 LOB 19								
Jerry Morales, R OBP: 0.211, SLG: 0.263										5	1	1	2	0	0	3									
Bill Buckner, L OBP: 0.232, SLG: 0.269										5	0	0	0	0	1	5									
Ron Cey, R OBP: 0.264, SLG: 0.229										4	0	1	2	0	0	1									
Keith Moreland, R OBP: 0.320, SLG: 0.437										4	0	1	0	0	0	1									
Wayne Nordhagen, R OBP: 0.192, SLG: 0.333										4	0	1	0	0	0	1									
Jody Davis, R OBP: 0.338, SLG: 0.456										4	0	1	0	0	0	1									
Larry Bowa, S OBP: 0.293, SLG: 0.312										4	1	2	0	0	0	3									
Inning Stats	R: 0 E: 0 K: 0 S: 4	H: 1 LOB: 1 BB: 0 P: 4	R: 0 E: 0 K: 0 S: 4	H: 1 LOB: 1 BB: 0 P: 4	R: 0 E: 0 K: 0 S: 3	H: 0 LOB: 1 BB: 1 P: 7	R: 0 E: 0 K: 0 S: 5	H: 2 LOB: 2 BB: 0 P: 5	R: 0 E: 0 K: 1 S: 6	H: 1 LOB: 1 BB: 0 P: 6	R: 0 E: 0 K: 0 S: 3	H: 0 LOB: 0 BB: 0 P: 3	R: 4 E: 1 K: 0 S: 8	H: 4 LOB: 1 BB: 0 P: 8	R: 0 E: 0 K: 0 S: 4	H: 1 LOB: 1 BB: 0 P: 4	R: 0 E: 0 K: 0 S: 3	H: 0 LOB: 0 BB: 0 P: 3	1B: 9 2B: 1 3B: 0 HR: 0	SF: 0 SAC: 0 DP: 0 HBP: 0	WP: 0 PB: 0 SB: 1 CS: 0	PA: 39			
PITCHER	IP	WLS	BF	H	R	ER	SO	BB	IBB	HBP	BLK	WP	HR	S	P	ERA	WHIP								
Atlee Hammaker, L ERA: 1.24	(1, 1)	6.1	W	29	8	4	1	1	1	0	0	0	0	30	34	1.42	1.421								
Gary Lavelle, L ERA: 1.53	(7, 1)	2.2		10	2	0	0	0	0	0	0	0	0	10	10	0.00	0.750								

Batter	1	2	3	4	5	6	7	8	9	AB	R	H	RBI	BB	SO	LOB	BOTTOM								
Johnnie LeMaster, R OBP: 0.410, SLG: 0.402										4	1	2	0	0	1	1	Chicago Cubs @ San Francisco Giants Candlestick Park, San Francisco, CA Wed May 04 1983, 6:33 AM EDT Att: 7,921 - Unknown AB 30 R 7 H 9 RBI 5 BB 5 SO 9 LOB 13								
Darrell Evans, L OBP: 0.398, SLG: 0.451										2	1	1	1	2	1	1									
Chili Davis, S OBP: 0.337, SLG: 0.534										4	1	1	1	0	2	3									
Jack Clark, R OBP: 0.278, SLG: 0.238										3	0	1	2	1	2	1									
Jeffrey Leonard, R OBP: 0.267, SLG: 0.341										3	1	0	0	1	1	1									
Tom O'Malley, L OBP: 0.388, SLG: 0.333										4	1	1	0	0	0	2									
Milt May, L OBP: 0.225, SLG: 0.243										3	1	0	0	1	1	2									
Duane Kuiper, L OBP: 0.353, SLG: 0.259										4	0	2	0	0	0	1									
Atlee Hammaker, S OBP: 0.154, SLG: 0.154										2	1	1	1	0	0	1									
Gary Lavelle, S ERA: 4.37	(7, 1)									1	0	0	0	0	1	0									
Inning Stats	R: 1 E: 0 K: 1 S: 6	H: 2 LOB: 0 BB: 0 P: 6	R: 0 E: 0 K: 0 S: 3	H: 0 LOB: 1 BB: 1 P: 7	R: 3 E: 0 K: 1 S: 8	H: 3 LOB: 2 BB: 2 P: 16	R: 0 E: 0 K: 1 S: 6	H: 1 LOB: 2 BB: 1 P: 10	R: 3 E: 1 K: 0 S: 5	H: 2 LOB: 0 BB: 1 P: 9	R: 0 E: 0 K: 3 S: 10	H: 1 LOB: 1 BB: 0 P: 10	R: 0 E: 0 K: 1 S: 5	H: 0 LOB: 0 BB: 0 P: 5	R: 0 E: 0 K: 2 S: 7	H: 0 LOB: 0 BB: 0 P: 7	1B: 7 2B: 3 3B: 0 HR: 0	SF: 0 SAC: 2 DP: 1 HBP: 0	WP: 0 PB: 0 SB: 0 CS: 0	PA: 37					
PITCHER	IP	WLS	BF	H	R	ER	SO	BB	IBB	HBP	BLK	WP	HR	S	P	ERA	WHIP								
Paul Moskau, R ERA: 9.04	(1, 1)	2.1	L	14	5	4	4	1	2	1	0	0	0	13	25	15.43	3.000								
Craig Lefferts, L ERA: 2.45	(3, 1)	1.2		7	1	0	0	2	1	0	0	0	0	10	14	0.00	1.200								
Mike Proly, R ERA: 2.51	(5, 1)	0.1		3	1	2	1	0	1	0	0	0	0	2	6	27.00	6.000								
Willie Hernandez, L ERA: 2.61	(5, 1)	1.2		7	2	1	0	3	0	0	0	0	0	13	13	0.00	1.200								
Bill Campbell, R ERA: 4.37	(7, 1)	1.0		3	0	0	0	1	0	0	0	0	0	5	5	0.00	0.000								
PITCHER	IP	WLS	BF	H	R	ER	SO	BB	IBB	HBP	BLK	WP	HR	S	P	ERA	WHIP								
Lee Smith, R ERA: 4.37	(8, 1)	1.0		3	0	0	0	2	0	0	0	0	0	7	7	0.00	0.000								



Batter	1	2	3	4	5	6	7	8	9	AB	R	H	RBI	BB	SO	LOB	TOP				
Lee Lacy, R OBP: 0.391, SLG: 0.438 (1, 7)										4	0	0	0	0	2	1	Pittsburgh Pirates @ San Francisco Giants Candlestick Park, San Francisco, CA Fri May 06 1983, 10:05 PM EDT Att: 16,476 - Unknown				
Johnny Ray, S OBP: 0.295, SLG: 0.449 (1, 4)										4	0	1	0	0	0	0					
Bill Madlock, R OBP: 0.329, SLG: 0.338 (1, 5)										4	1	2	0	0	0	1					
Jason Thompson, L OBP: 0.337, SLG: 0.421 Gene Tenace, R OBP: 0.111, SLG: 0.111 (8, PH) (8, 3)										2	0	0	0	1	2	1					
Dave Parker, L OBP: 0.288, SLG: 0.367 (1, 9)										4	0	0	0	0	0	2					
Lee Mazzilli, S OBP: 0.402, SLG: 0.413 (1, 8)										4	0	1	0	0	1	0					
Tony Peña, R OBP: 0.295, SLG: 0.356 (1, 2)										4	0	1	0	0	1	1					
Dale Berra, R OBP: 0.256, SLG: 0.333 (1, 6)										3	0	0	0	0	1	2					
John Candelaria, L OBP: 0.154, SLG: 0.083 Mike Easler, L OBP: 0.412, SLG: 0.406 Rod Scurry, L OBP: 0.054 Kent Tekulve, R OBP: 0.054 (7, PH) (7, 1) (7, 1)										1	0	0	0	1	1	1					
Inning Stats	R: 1 E: 0 K: 1 S: 6	H: 1 LOB: 1 BB: 1 P: 10	R: 0 E: 0 K: 3 S: 10	H: 1 LOB: 1 BB: 0 P: 10	R: 0 E: 0 K: 1 S: 5	H: 0 LOB: 0 BB: 0 P: 5	R: 0 E: 0 K: 2 S: 7	H: 0 LOB: 0 BB: 0 P: 7	R: 0 E: 0 K: 1 S: 3	H: 1 LOB: 1 BB: 0 P: 6	R: 0 E: 0 K: 0 S: 4	H: 1 LOB: 1 BB: 0 P: 4	R: 0 E: 0 K: 1 S: 6	H: 1 LOB: 1 BB: 0 P: 6	R: 0 E: 0 K: 0 S: 3	H: 0 LOB: 0 BB: 0 P: 3		1B: 4 2B: 1 3B: 0 HR: 0	SF: 0 SAC: 0 DP: 0 HBP: 0	WP: 2 PB: 0 SB: 1 CS: 0	PA: 34
PITCHER	IP WLS BF H R ER SO BB IBB HBP BLK WP HR S P ERA WHIP																				
Andy McGaffigan, R ERA: 3.21 Gary Lavelle, L ERA: 1.42	(1, 1) (8, 1)	7.2 S	30 4	5 0	1 0	1 0	8 1	2 0	0 0	0 0	1 0	1 0	44 6	52 6	1.17 0.00	0.913 0.000					

Batter	1	2	3	4	5	6	7	8	9	AB	R	H	RBI	BB	SO	LOB	BOTTOM			
Johnnie LeMaster, R OBP: 0.413, SLG: 0.400 (1, 6)										3	0	1	0	1	1	1	Pittsburgh Pirates @ San Francisco Giants Candlestick Park, San Francisco, CA Fri May 06 1983, 10:05 PM EDT Att: 16,476 - Unknown			
Joel Youngblood, R OBP: 0.282, SLG: 0.333 (1, 4)										3	0	0	0	1	0	4				
Chili Davis, S OBP: 0.353, SLG: 0.538 (1, 8)										3	1	2	0	1	1	0				
Jack Clark, R OBP: 0.287, SLG: 0.286 (1, 9)										4	1	2	2	0	1	3				
Jeffrey Leonard, R OBP: 0.255, SLG: 0.326 (1, 7)										4	0	0	0	0	0	1				
Bob Brenly, R OBP: 0.323, SLG: 0.340 (1, 2)										3	0	0	0	1	2	1				
Mike Vail, R OBP: 0.200, SLG: 0.208 Dave Bergman, L OBP: 0.350, SLG: 0.188 (1, 3) (7, 3)										3	0	1	0	0	0	0				
Tom O'Malley, L OBP: 0.392, SLG: 0.362 (1, 5)										3	0	3	0	0	0	0				
Andy McGaffigan, R Gary Lavelle, S (1, 1) (8, 1)										3	0	0	0	0	2	4				
Inning Stats	R: 0 E: 0 K: 2 S: 7	H: 0 LOB: 0 BB: 0 P: 7	R: 0 E: 0 K: 1 S: 5	H: 0 LOB: 0 BB: 0 P: 5	R: 0 E: 0 K: 1 S: 6	H: 2 LOB: 1 BB: 0 P: 6	R: 0 E: 0 K: 1 S: 5	H: 2 LOB: 2 BB: 1 P: 10	R: 2 E: 0 K: 0 S: 5	H: 2 LOB: 0 BB: 0 P: 5	R: 0 E: 0 K: 1 S: 6	H: 1 LOB: 3 BB: 2 P: 14	R: 0 E: 0 K: 0 S: 2	H: 0 LOB: 0 BB: 1 P: 6	1B: 7 2B: 1 3B: 0 HR: 1	SF: 0 SAC: 0 DP: 1 HBP: 0		WP: 1 PB: 0 SB: 0 CS: 2	PA: 34	
PITCHER	IP WLS BF H R ER SO BB IBB HBP BLK WP HR S P ERA WHIP																			
John Candelaria, L ERA: 4.33 Rod Scurry, L ERA: 0.64 Kent Tekulve, R ERA: 0.75	(1, 1) (7, 1) (7, 1)	6.0 L	25 5	8 1	2 0	2 0	6 0	1 2	0 0	0 0	1 0	1 3	11 11	3.00 0.00	1.500 4.500					



Batter	1	2	3	4	5	6	7	8	9	AB	R	H	RBI	BB	SO	LOB	TOP					
Lee Lacy, R OBP: 0.337, SLG: 0.419 (1, 7)	6-3			F4	3-2			6-3		4	0	0	0	0	0	3						
Johnny Ray, S OBP: 0.292, SLG: 0.427 (1, 4)	G3			G3			3-1		F7	4	0	0	0	0	0	0						
Bill Madlock, R OBP: 0.326, SLG: 0.333 (1, 5)	K						F7		5-3	4	0	1	0	0	1	0						
Jason Thompson, L OBP: 0.333, SLG: 0.413 (1, 3)		G3		K			5-3			4	0	1	0	0	1	1						
Dave Parker, L OBP: 0.286, SLG: 0.346 (1, 9)	G3					1B FC5-4 BB		F7	E3	3	1	0	0	1	0	1						
Lee Mazzilli, S OBP: 0.396, SLG: 0.405 (1, 8)	K							F8	F8	4	0	1	0	0	1	2						
Tony Peña, R OBP: 0.284, SLG: 0.342 (1, 2)			K					5-3		3	0	0	1	0	1	1						
Dale Berra, R OBP: 0.259, SLG: 0.333 (1, 6)			K						6-3	3	0	1	0	0	1	0						
Rick Rhoden, R OBP: 0.118, SLG: 0.118 (1, 1)			K							2	0	1	0	0	1	0						
Richie Hebner, L OBP: 0.287, SLG: 0.167 (8, PH)			K						F8	1	0	0	0	0	0	0						
Randy Niemann, L OBP: 0.167, SLG: 0.167 (8, 1)										0	0	0	0	0	0	0						
Inning Stats	R: 0 E: 0 K: 1 S: 5	H: 0 LOB: 0 BB: 0 P: 5	R: 0 E: 0 K: 1 S: 5	H: 0 LOB: 0 BB: 0 P: 5	R: 0 E: 0 K: 3 S: 9	H: 0 LOB: 0 BB: 0 P: 9	R: 0 E: 0 K: 1 S: 6	H: 1 LOB: 1 BB: 0 P: 6	R: 1 E: 0 K: 0 S: 5	H: 3 LOB: 2 BB: 1 P: 9	R: 0 E: 0 K: 0 S: 3	H: 0 LOB: 0 BB: 0 P: 3	R: 0 E: 0 K: 0 S: 3	H: 0 LOB: 0 BB: 0 P: 3	R: 0 E: 0 K: 0 S: 3	H: 0 LOB: 0 BB: 0 P: 3	R: 0 E: 1 K: 0 S: 5	H: 1 LOB: 2 BB: 0 P: 5	1B: 5 2B: 1 3B: 0 HR: 0	SF: 0 SAC: 0 DP: 1 HBP: 0	WP: 0 PB: 0 SB: 0 CS: 0	PA: 33
PITCHER Fred Breining, R ERA: 3.77 (1, 1)	IP: 9.0 WLS: W BF: 33 H: 5 R: 1 ER: 1 SO: 6 BB: 1 IBB: 0 HBP: 0 BLK: 0 WP: 0 HR: 0 S: 44 P: 48 ERA: 1.00 WHIP: 0.667															PITCHER	IP: 9.0 WLS: W BF: 33 H: 5 R: 1 ER: 1 SO: 6 BB: 1 IBB: 0 HBP: 0 BLK: 0 WP: 0 HR: 0 S: 44 P: 48 ERA: 1.00 WHIP: 0.667					

Pittsburgh Pirates @ San Francisco Giants
Candlestick Park, San Francisco, CA
Sat May 07 1983, 6:33 AM EDT
Att: 10,874 - Unknown

AB	32
R	1
H	5
RBI	1
BB	1
SO	6
LOB	8



Batter	1	2	3	4	5	6	7	8	9	AB	R	H	RBI	BB	SO	LOB	BOTTOM			
Johnnie LeMaster, R OBP: 0.407, SLG: 0.387 (1, 6)	F4				5-3					3	1	0	0	1	0	1				
Darrell Evans, L OBP: 0.385, SLG: 0.507 (1, 3)										4	2	3	1	0	0	1				
Chili Davis, S OBP: 0.349, SLG: 0.521 (1, 8)	K									3	0	0	0	1	2	2				
Jack Clark, R OBP: 0.296, SLG: 0.279 (1, 9)										2	1	0	0	2	1	2				
Jeffrey Leonard, R OBP: 0.255, SLG: 0.323 (1, 7)	G3									4	1	1	1	0	0	2				
Tom O'Malley, L OBP: 0.386, SLG: 0.356 (1, 5)										4	0	1	0	0	0	0				
Milt May, L OBP: 0.227, SLG: 0.244 (1, 2)										4	0	1	0	0	0	2				
Duane Kuiper, L OBP: 0.333, SLG: 0.242 (1, 4)										4	0	0	0	0	0	1				
Fred Breining, R OBP: 0.267, SLG: 0.154 (1, 1)										3	0	1	0	0	1	0				
Inning Stats	R: 0 E: 0 K: 1 S: 6	H: 1 LOB: 2 BB: 1 P: 10	R: 0 E: 0 K: 0 S: 3	H: 0 LOB: 0 BB: 0 P: 3	R: 4 E: 2 K: 2 S: 10	H: 2 LOB: 1 BB: 2 P: 18	R: 0 E: 0 K: 0 S: 3	H: 0 LOB: 0 BB: 0 P: 3	R: 1 E: 0 K: 1 S: 6	H: 1 LOB: 0 BB: 0 P: 6	R: 0 E: 0 K: 0 S: 3	H: 1 LOB: 0 BB: 0 P: 3	R: 0 E: 0 K: 0 S: 4	H: 1 LOB: 2 BB: 1 P: 8	R: 0 E: 0 K: 0 S: 4	H: 1 LOB: 1 BB: 0 P: 4	1B: 6 2B: 0 3B: 0 HR: 1	SF: 0 SAC: 0 DP: 1 HBP: 0	WP: 0 PB: 0 SB: 1 CS: 0	PA: 35
PITCHER Rick Rhoden, R ERA: 2.85 (1, 1)	IP: 7.0 WLS: L BF: 31 H: 6 R: 5 ER: 3 SO: 4 BB: 3 IBB: 1 HBP: 0 BLK: 0 WP: 1 HR: 1 S: 35 P: 51 ERA: 3.86 WHIP: 1.286															PITCHER	IP: 7.0 WLS: L BF: 31 H: 6 R: 5 ER: 3 SO: 4 BB: 3 IBB: 1 HBP: 0 BLK: 0 WP: 1 HR: 1 S: 35 P: 51 ERA: 3.86 WHIP: 1.286			
Randy Niemann, L ERA: 16.2 (8, 1)	1.0 L 4 1 0 0 0 0 0 0 0 0 4 4 0.00 1.000															PITCHER	1.0 L 4 1 0 0 0 0 0 0 0 4 4 0.00 1.000			

Pittsburgh Pirates @ San Francisco Giants
Candlestick Park, San Francisco, CA
Sat May 07 1983, 6:33 AM EDT
Att: 10,874 - Unknown

AB	31
R	5
H	7
RBI	2
BB	4
SO	4
LOB	11



Batter	1	2	3	4	5	6	7	8	9	AB	R	H	RBI	BB	SO	LOB	TOP				
Lee Mazzilli, S (1, 8) OBP: 0.400, SLG: 0.395	HBP		BB		F2			F6		2	0	0	0	1	0	0					
Johnny Ray, S (1, 4) OBP: 0.291, SLG: 0.419	F8		F5		F7			FC1-6 1B		4	0	1	0	0	0	3					
Dave Parker, L (1, 9) OBP: 0.267, SLG: 0.321	F7		F5		F7			FC1-6 1-2		4	0	0	0	0	0	4					
Jason Thompson, L (1, 3) OBP: 0.330, SLG: 0.398	K			K		1B BB		F3		3	0	0	0	1	2	2					
Mike Easter, L (1, 7) OBP: 0.421, SLG: 0.417	K		1B 1B		1B BB			F3		4	1	2	0	0	1	0					
Richie Hebner, L (1, 5) OBP: 0.283, SLG: 0.188	L4		1B 1B		G6-4-3 1-2			4-1		4	0	1	0	0	0	2					
Tony Peña, R (1, 2) OBP: 0.282, SLG: 0.338	4-3		1B 1B		F8			6-3		4	0	1	1	0	0	0					
Dale Berra, R (1, 6) OBP: 0.274, SLG: 0.338			BB BB		K					2	0	1	0	1	1	0					
Jim Bibby, R (1, 1) Manny Sarmiento, R (2, 1) Brian Harper, R (5, PH) Jim Winn, R (5, 1) Gene Tenace, R (7, PH) Randy Niemann, L (7, 1)			F8		F4			F9		0	0	0	0	0	0	0					
Inning Stats	R: 0 E: 0 K: 1 S: 5	H: 0 LOB: 1 BB: 0 P: 6	R: 0 E: 0 K: 1 S: 5	H: 0 LOB: 0 BB: 0 P: 5	R: 0 E: 0 K: 0 S: 3	H: 0 LOB: 2 BB: 2 P: 11	R: 1 E: 0 K: 1 S: 7	H: 4 LOB: 0 BB: 0 P: 7	R: 0 E: 0 K: 0 S: 3	H: 0 LOB: 0 BB: 1 P: 7	R: 0 E: 0 K: 1 S: 5	H: 0 LOB: 0 BB: 0 P: 5	R: 0 E: 0 K: 0 S: 4	H: 1 LOB: 1 BB: 0 P: 4	R: 0 E: 0 K: 0 S: 3	H: 0 LOB: 0 BB: 0 P: 3	1B: 6 2B: 0 3B: 0 HR: 0	SF: 0 SAC: 0 DP: 1 HBP: 1	WP: 0 PB: 0 SB: 0 CS: 0	PA: 34	
PITCHER	IP WLS BF H R ER SO	IP WLS BF H R ER SO	IP WLS BF H R ER SO	IP WLS BF H R ER SO	IP WLS BF H R ER SO	IP WLS BF H R ER SO	IP WLS BF H R ER SO	IP WLS BF H R ER SO	IP WLS BF H R ER SO	IP WLS BF H R ER SO	IP WLS BF H R ER SO	IP WLS BF H R ER SO	IP WLS BF H R ER SO	IP WLS BF H R ER SO	IP WLS BF H R ER SO	IP WLS BF H R ER SO	ERA WHIP	ERA WHIP			
Bill Laskey, R (1, 1) ERA: 3.94	8.0	31	6	1	1	4	3	0	0	0	0	0	0	0	0	0	0	1.12	1.125		
Jim Barr, R (9, 1) ERA: 6.14	1.0	3	0	0	0	0	0	0	0	0	0	0	0	0	0	3	3	0.00	0.000		

Pittsburgh Pirates @ San Francisco Giants
Candlestick Park, San Francisco, CA
Sun May 08 1983, 6:33 AM EDT
Att: 19,123 - Unknown

AB	30
R	1
H	6
RBI	1
BB	3
SO	4
LOB	12



Batter	1	2	3	4	5	6	7	8	9	AB	R	H	RBI	BB	SO	LOB	BOTTOM			
Johnnie LeMaster, R (1, 6) OBP: 0.424, SLG: 0.396	1B SF8 BB	HR 1B		F9		WP S BB		HR 1B		3	3	2	1	2	0	0				
Darrell Evans, L (1, 3) OBP: 0.496, SLG: 0.595	HR 1B	HR		FC3-6 BB		K		HR		4	3	3	5	1	1	1				
Chili Davis, S (1, 8) OBP: 0.351, SLG: 0.515	SF8	L6-3 BB		FC3-6 1-2		5-3		L8-3 1B		3	0	1	1	1	0	2				
Jack Clark, R (1, 9) OBP: 0.301, SLG: 0.319	HR	F7		5-3		WP 1B		L8-3 1-2		5	2	2	2	0	0	3				
Jeffrey Leonard, R (1, 7) OBP: 0.252, SLG: 0.316	G3	L6-3		F8		G6-4-3 1B		K		5	0	1	0	0	1	1				
Tom O'Malley, L (1, 5) OBP: 0.375, SLG: 0.342	BB 3B			F8		G3		G6-4-3 1-2		3	1	0	0	1	0	2				
Bob Brenly, R (1, 2) OBP: 0.333, SLG: 0.327	3B BB			F9		6-3				2	1	0	0	2	0	0				
Duane Kuiper, L (1, 4) OBP: 0.355, SLG: 0.292	3B			FC6 1B		L3		HBP 1B BB		3	1	2	2	1	0	1				
Bill Laskey, R (1, 1) Jim Barr, R (9, 1)	K			FC6 1-2		K		HR HBP		3	1	0	0	0	2	2				
Inning Stats	R: 5 E: 0 K: 1 S: 8	H: 3 LOB: 1 BB: 3 P: 20	R: 2 E: 0 K: 0 S: 4	H: 2 LOB: 0 BB: 1 P: 8	R: 0 E: 0 K: 0 S: 4	H: 1 LOB: 1 BB: 0 P: 4	R: 0 E: 0 K: 0 S: 3	H: 0 LOB: 1 BB: 1 P: 7	R: 0 E: 0 K: 0 S: 3	H: 0 LOB: 1 BB: 1 P: 7	R: 1 E: 0 K: 0 S: 4	H: 2 LOB: 0 BB: 0 P: 4	R: 4 E: 0 K: 1 S: 7	H: 3 LOB: 0 BB: 1 P: 12	R: 0 E: 0 K: 0 S: 3	H: 0 LOB: 0 BB: 0 P: 3	1B: 7 2B: 2 3B: 1 HR: 3	SF: 1 SAC: 0 DP: 3 HBP: 1	WP: 2 PB: 0 SB: 2 CS: 0	PA: 41
PITCHER	IP WLS BF H R ER SO	IP WLS BF H R ER SO	IP WLS BF H R ER SO	IP WLS BF H R ER SO	IP WLS BF H R ER SO	IP WLS BF H R ER SO	IP WLS BF H R ER SO	IP WLS BF H R ER SO	IP WLS BF H R ER SO	IP WLS BF H R ER SO	IP WLS BF H R ER SO	IP WLS BF H R ER SO	IP WLS BF H R ER SO	IP WLS BF H R ER SO	IP WLS BF H R ER SO	IP WLS BF H R ER SO	ERA WHIP	ERA WHIP		
Jim Bibby, R (1, 1) ERA: 13.5	1.0	11	1	0	0	0	2	0	0	0	0	0	9	17	0.00	1.000				
Manny Sarmiento, R (2, 1) ERA: 4.63	3.0	11	1	0	0	0	2	0	0	0	0	1	0	10	18	0.00	1.000			
Jim Winn, R (5, 1) ERA: 4.5	2.0	8	0	0	0	2	2	0	0	0	1	0	10	18	0.00	1.000				
Randy Niemann, L (7, 1) ERA: 19.64	2.0	11	5	5	5	1	1	0	1	0	1	1	11	16	22.50	3.000				

Pittsburgh Pirates @ San Francisco Giants
Candlestick Park, San Francisco, CA
Sun May 08 1983, 6:33 AM EDT
Att: 19,123 - Unknown


AB	31
R	12
H	11
RBI	11
BB	8
SO	4
LOB	12



Batter	1	2	3	4	5	6	7	8	9	AB	R	H	RBI	BB	SO	LOB	TOP		
Ozzie Smith, S (1,6) OBP: 0.295, SLG: 0.289	6-3			6-3			G2			3	0	0	0	0	0	0	St. Louis Cardinals @ San Francisco Giants Candlestick Park, San Francisco, CA Mon May 09 1983, 10:05 PM EDT Att: 15,307 - Unknown		
Dane Iorg, L (8,PH) OBP: 0.429, SLG: 0.500										0	0	0	0	1	0	0			
Rafael Santana, R (8,PH) OBP: 0.750, SLG: 0.667										1	0	1	2	0	0	0			
Mike Ramsey, S (1,5) OBP: 0.333, SLG: 0.375				4-3			1B BB			3	1	2	0	0	0	0			
Ken Oberkfell, L (8,PH) OBP: 0.340, SLG: 0.333							1B BB			1	0	0	0	0	0	3			
Keith Hernandez, L (1,3) OBP: 0.349, SLG: 0.474										3	0	0	0	1	1	4			
Jim Kaat, L (8,1) OBP: 0.267, SLG: 0.400				F9			FC6 1B			0	0	0	0	0	0	0			
Jamie Quirk, L (9,5)							FC6 1B			0	0	0	0	0	0	0			
George Hendrick, R (1,9) OBP: 0.394, SLG: 0.593										4	0	1	0	0	0	0			
Lonnie Smith, R (1,7) OBP: 0.364, SLG: 0.469										4	1	1	1	0	1	2			
Willie McGee, S (1,8) OBP: 0.415, SLG: 0.447										4	1	2	0	0	1	2			
Glenn Brummer, R (1,2) OBP: 0.364, SLG: 0.455										3	0	0	0	0	0	0			
Darrell Porter, L (9,PH) OBP: 0.345, SLG: 0.375				6-3			6-3			1	1	1	1	0	0	0			
Tom Herr, S (1,4) OBP: 0.269, SLG: 0.217										4	0	1	0	0	1	2			
Bruce Sutter, R (9,1)										0	0	0	0	0	0	0			
Dave LaPoint, L (1,1) OBP: 0.154, SLG: 0.154										2	0	0	0	0	1	0			
Doug Bair, R (7,1)										0	0	0	0	0	0	0			
David Green, R (8,PH) OBP: 0.301, SLG: 0.373										1	0	1	0	1	0	0			
Inning Stats	R: 0 E: 0 K: 1 S: 5	H: 1 LOB: 0 BB: 0 P: 5	R: 0 E: 0 K: 1 S: 5	H: 1 LOB: 0 BB: 0 P: 5	R: 0 E: 0 K: 2 S: 7	H: 0 LOB: 0 BB: 0 P: 7	R: 0 E: 0 K: 0 S: 3	H: 0 LOB: 0 BB: 0 P: 3	R: 0 E: 0 K: 0 S: 3	H: 0 LOB: 0 BB: 0 P: 3	R: 1 E: 0 K: 1 S: 7	H: 2 LOB: 1 BB: 1 P: 11	R: 0 E: 0 K: 0 S: 5	H: 2 LOB: 3 BB: 1 P: 9	R: 3 E: 0 K: 0 S: 6	H: 4 LOB: 2 BB: 1 P: 10	1B: 9 2B: 1 3B: 0 HR: 0	SF: 0 SAC: 0 DP: 0 HBP: 0	WP: 0 PA: 38 PB: 0 SB: 0 CS: 2
PITCHER	IP WLS BF H R ER SO BB IBB HBP BLK WP HR S P ERA WHIP																		
Atee Hammaker, L (1,1) ERA: 1.24	7.1	27	6	1	1	5	1	0	0	0	0	0	0	36	40	1.23	0.955		
Greg Minton, R (8,1) ERA: 6.59	1.0	6	2	2	2	0	1	0	0	0	0	0	5	9	18.00	3.000			
Gary Lavelle, L (9,1) ERA: 1.83	0.2	W	4	2	1	1	0	0	1	0	0	0	0	3	7	13.50	3.000		

Batter	1	2	3	4	5	6	7	8	9	AB	R	H	RBI	BB	SO	LOB	BOTTOM				
Johnnie LeMaster, R (1,6) OBP: 0.434, SLG: 0.414										3	3	2	1	1	0	0	St. Louis Cardinals @ San Francisco Giants Candlestick Park, San Francisco, CA Mon May 09 1983, 10:05 PM EDT Att: 15,307 - Unknown				
Darrell Evans, L (1,3) OBP: 0.496, SLG: 0.590										4	0	1	1	1	0	2					
Chili Davis, S (1,8) OBP: 0.365, SLG: 0.540										3	0	2	2	1	0	0					
Jack Clark, R (1,9) OBP: 0.306, SLG: 0.309										3	0	0	0	2	1	4					
Jeffrey Leonard, R (1,7) OBP: 0.252, SLG: 0.307										3	0	0	0	1	0	5					
Dave Bergman, L (9,PH) OBP: 0.381, SLG: 0.235										1	0	1	1	0	0	0					
Joel Youngblood, R (1,4) OBP: 0.310, SLG: 0.385										3	0	2	0	0	0	0					
Duane Kuiper, L (7,4) OBP: 0.351, SLG: 0.288										1	0	0	0	0	0	0					
Tom O'Malley, L (1,5) OBP: 0.363, SLG: 0.325										4	0	0	0	0	0	3					
Bob Brenly, R (1,2) OBP: 0.343, SLG: 0.328										3	1	1	0	1	0	0					
Atee Hammaker, S (1,1) ERA: 2.29										3	0	0	0	0	1	3					
Greg Minton, S (8,1) ERA: 3.46										0	0	0	0	0	0	0					
Gary Lavelle, S (9,1) ERA: 4.7										0	0	0	0	0	0	0					
Milt May, L (9,PH) OBP: 0.244, SLG: 0.244										0	0	0	0	1	0	0					
Max Venable, L (9,PH) OBP: 0.184, SLG: 0.400										0	1	0	0	0	0	0					
Inning Stats	R: 0 E: 0 K: 0 S: 3	H: 1 LOB: 2 BB: 2 P: 11	R: 0 E: 0 K: 0 S: 3	H: 0 LOB: 0 BB: 0 P: 3	R: 0 E: 0 K: 0 S: 3	H: 0 LOB: 0 BB: 0 P: 3	R: 0 E: 0 K: 0 S: 4	H: 1 LOB: 2 BB: 1 P: 8	R: 2 E: 0 K: 1 S: 8	H: 3 LOB: 1 BB: 0 P: 8	R: 0 E: 0 K: 0 S: 4	H: 1 LOB: 1 BB: 1 P: 8	R: 1 E: 0 K: 0 S: 3	H: 1 LOB: 2 BB: 2 P: 11	R: 0 E: 0 K: 0 S: 3	H: 0 LOB: 0 BB: 0 P: 3	R: 2 E: 0 K: 1 S: 6	H: 2 LOB: 3 BB: 2 P: 14	1B: 5 2B: 3 3B: 1 HR: 0	SF: 0 SAC: 2 DP: 2 HBP: 0	WP: 0 PA: 41 PB: 0 SB: 0 CS: 0
PITCHER	IP WLS BF H R ER SO BB IBB HBP BLK WP HR S P ERA WHIP																				
Dave LaPoint, L (1,1) ERA: 2.29	6.1	30	7	3	3	1	3	2	0	1	1	27	47	4.26	1.579						
Doug Bair, R (7,1) ERA: 3.46	0.2	2	0	0	0	0	0	1	0	0	0	1	5	0.00	0.000						
Jim Kaat, L (8,1) ERA: 4.7	1.0	3	0	0	0	0	0	0	0	0	0	3	3	0.00	0.000						
Bruce Sutter, R (9,1) ERA: 3.45	0.1	L	6	2	2	2	1	1	1	0	0	0	6	14	54.00	9.000					

AB	34
R	4
H	10
RBI	4
BB	3
SO	5
LOB	13



Batter	1	2	3	4	5	6	7	8	9	AB	R	H	RBI	BB	SO	LOB	TOP											
Lonnie Smith, R OBP: 0.369, SLG: 0.470 David Green, R OBP: 0.297, SLG: 0.368										4	1	2	0	0	0	0												
Willie McGee, S OBP: 0.400, SLG: 0.415										3	1	0	0	1	1	2												
Dane Iorg, L OBP: 0.389, SLG: 0.429										4	1	1	0	0	0	2												
George Hendrick, R OBP: 0.398, SLG: 0.596										3	1	2	1	0	0	0												
Darrell Porter, L OBP: 0.352, SLG: 0.461										4	2	2	5	0	0	0												
Ken Oberkfell, L OBP: 0.337, SLG: 0.330										4	1	1	0	0	0	1												
Tom Herr, S OBP: 0.276, SLG: 0.346 Mike Ramsey, S OBP: 0.342, SLG: 0.385									3	1	1	2	0	0	0	1												
Ozzie Smith, S OBP: 0.294, SLG: 0.297									4	0	1	0	0	0	0	0												
John Martin, S OBP: 0.200, SLG: 0.200 John Stuper, R OBP: 0.429, SLG: 0.333									2	0	0	0	0	1	0													
Inning Stats	R: 4 E: 0 K: 0 S: 6	H: 4 LOB: 0 BB: 1 P: 10	R: 0 E: 0 K: 0 S: 3	H: 0 LOB: 0 BB: 0 P: 3	R: 0 E: 0 K: 0 S: 3	H: 1 LOB: 1 BB: 0 P: 3	R: 2 E: 1 K: 1 S: 7	H: 1 LOB: 0 BB: 0 P: 7	R: 0 E: 0 K: 0 S: 3	H: 0 LOB: 0 BB: 0 P: 3	R: 2 E: 0 K: 0 S: 5	H: 2 LOB: 0 BB: 0 P: 5	R: 0 E: 0 K: 1 S: 5	H: 1 LOB: 1 BB: 1 P: 9	R: 0 E: 0 K: 0 S: 3	H: 0 LOB: 0 BB: 0 P: 3	R: 0 E: 0 K: 0 S: 4	H: 3 LOB: 1 BB: 0 P: 4	1B: 8 2B: 1 3B: 0 HR: 3	SF: 1 SAC: 0 DP: 2 HBP: 0	WP: 1 PB: 0 SB: 1 CS: 1	PA: 37						
PITCHER	IP	WLS	BF	H	R	ER	SO	BB	IBB	HBP	BLK	WP	HR	S	P	ERA	WHIP											
Andy McGaffigan, R ERA: 4.06	(1, 1)	4.0	L	18	6	6	5	1	1	0	0	0	0	2	19	23	11.25	1.750										
Mark Calvert, R ERA: 7.94	(5, 1)	2.0		10	3	2	2	0	1	0	0	0	1	1	9	13	9.00	2.000										
Renie Martin, R ERA: 4.5	(7, 1)	2.0		5	0	0	0	1	0	0	0	0	0	0	7	7	0.00	0.000										
Jim Barr, R ERA: 5.74	(9, 1)	1.0		4	3	0	0	0	0	0	0	0	0	4	4	0.00	3.000											

St. Louis Cardinals @ San Francisco Giants
Candlestick Park, San Francisco, CA
Tue May 10 1983, 10:05 PM EDT
Att: 16,444 - Unknown

AB 34
R 8
H 12
RBI 8
BB 2
SO 2
LOB 7





Batter	1	2	3	4	5	6	7	8	9	AB	R	H	RBI	BB	SO	LOB	BOTTOM										
Johnnie LeMaster, R OBP: 0.433, SLG: 0.437										4	1	1	1	1	0	0											
Darrell Evans, L OBP: 0.406, SLG: 0.591										5	0	2	0	0	0	2											
Chili Davis, S OBP: 0.383, SLG: 0.544										3	1	2	0	2	0	1											
Jack Clark, R OBP: 0.319, SLG: 0.327										4	1	2	1	1	0	4											
Jeffrey Leonard, R OBP: 0.250, SLG: 0.330										5	1	1	2	0	0	4											
Joel Youngblood, R OBP: 0.311, SLG: 0.381 Duane Kuiper, L OBP: 0.359, SLG: 0.288										3	0	1	0	0	1	0											
Tom O'Malley, L OBP: 0.358, SLG: 0.313										3	0	0	0	1	1	1											
Bob Brenly, R OBP: 0.329, SLG: 0.311 Jim Barr, R ERA: 5.74										3	0	0	0	0	0	1											
Andy McGaffigan, R Mark Calvert, R Renie Martin, R Milt May, L Chang Summers, L	(1, 1) (5, 1) (7, 1) (7, 2) (8, PH)									1 1 0 2 2	0 0 0 1 0	0 0 0 0 0	0 0 0 0 0	0 0 0 0 0	0 0 0 0 0	0 0 0 0 2											
Inning Stats	R: 0 E: 0 K: 0 S: 3	H: 0 LOB: 0 BB: 1 P: 7	R: 0 E: 0 K: 0 S: 3	H: 0 LOB: 0 BB: 0 P: 3	R: 1 E: 0 K: 1 S: 7	H: 2 LOB: 1 BB: 0 P: 7	R: 2 E: 0 K: 1 S: 7	H: 2 LOB: 0 BB: 0 P: 7	R: 0 E: 0 K: 1 S: 6	H: 1 LOB: 3 BB: 2 P: 14	R: 0 E: 0 K: 1 S: 5	H: 1 LOB: 0 BB: 0 P: 5	R: 0 E: 0 K: 0 S: 4	H: 2 LOB: 2 BB: 1 P: 8	R: 0 E: 0 K: 0 S: 3	H: 0 LOB: 2 BB: 2 P: 11	R: 0 E: 0 K: 0 S: 5	H: 2 LOB: 1 BB: 0 P: 5	1B: 6 2B: 2 3B: 0 HR: 2	SF: 0 SAC: 0 DP: 2 HBP: 0	WP: 2 PB: 0 SB: 0 CS: 0	PA: 41					
PITCHER	IP	WLS	BF	H	R	ER	SO	BB	IBB	HBP	BLK	WP	HR	S	P	ERA	WHIP										
John Martin, L ERA: 3.72 John Stuper, R ERA: 5.27	(1, 1) (5, 1)	4.2 4.1	W L	22 19	5 5	1 1	1 1	1 1	3 3	0 0	0 0	0 0	1 0	0 18	30	2.08	1.846										

St. Louis Cardinals @ San Francisco Giants
Candlestick Park, San Francisco, CA
Tue May 10 1983, 10:05 PM EDT
Att: 16,444 - Unknown

AB 35
R 4
H 10
RBI 4
BB 6
SO 4
LOB 17



Batter	1	2	3	4	5	6	7	8	9	AB	R	H	RBI	BB	SO	LOB	TOP										
Johnnie LeMaster, R OBP: 0.424, SLG: 0.421	4-0 2B BB	0-3 K		0-0 1-3			0-0 F8		0-0 FC1-5 CS	4	1	0	0	1	1	3	San Francisco Giants @ Cincinnati Reds Riverfront Stadium, Cincinnati, OH Thu May 12 1983, 7:05 PM EDT Att: 9,232 - Unknown AB 36 R 4 H 9 RBI 2 BB 2 SO 4 LOB 14 										
Darrell Evans, L OBP: 0.423, SLG: 0.609	0-0 4-3 1-H PB 2B	4-0		0-3 K			0-0 1B 1B		0-0 1B	4	1	3	1	1	1	1											
Chili Davis, S OBP: 0.376, SLG: 0.528	0-0 4-3 2-3	0-0 F7				0-0 G3			0-0 F9	5	0	1	0	0	0	4											
Jack Clark, R OBP: 0.308, SLG: 0.314	0-3 K 1-3 3-H			0-0 5-3			0-0 5-3		0-3 K	4	0	0	0	0	2	2											
Tom O'Malley, L OBP: 0.343, SLG: 0.299	0-0 1-3 1-2			0-0 G3			0-0 F5		0-0 F8	4	0	0	0	0	0	1											
Max Venable, L OBP: 0.190, SLG: 0.436	0-0 F7			0-0 WP 3B			0-0 3-1		0-0 F6	4	1	1	0	0	0	1											
Milt May, L OBP: 0.275, SLG: 0.277		0-0 E SF9 1B		0-0 F7			0-0 F8		0-0 1B	4	1	2	0	0	0	0											
Duane Kuiper, L OBP: 0.341, SLG: 0.271		0-0 E5 SF9 1-3		0-0 6-3			0-0 6-3		0-0 4-3	4	0	0	0	0	0	2											
Mike Krukow, R OBP: 0.500, SLG: 1.000		0-0 SF9		0-0			0-0 F4		0-0 FC1-5 2B	1	0	1	1	0	0	0											
Champ Summers, L (7, PH) OBP: 0.300, SLG: 0.222		1-2 3-H								1	0	0	0	0	0	0											
Jim Barr, R OBP: 0.500, SLG: 1.000										1	0	1	0	0	0	0											
Gary Lavelle, S OBP: 0.500, SLG: 1.000										0	0	0	0	0	0	0											
Inning Stats	R: 2 E: 0 K: 1 S: 7	H: 1 LOB: 1 BB: 1 P: 11	R: 1 E: 1 K: 1 S: 7	H: 1 LOB: 2 BB: 1 P: 11	R: 1 E: 0 K: 0 S: 4	H: 1 LOB: 0 BB: 0 P: 4	R: 0 E: 0 K: 1 S: 6	H: 1 LOB: 1 BB: 0 P: 6	R: 0 E: 0 K: 0 S: 3	H: 0 LOB: 0 BB: 0 P: 3	R: 0 E: 0 K: 0 S: 3	H: 0 LOB: 0 BB: 0 P: 3	R: 0 E: 0 K: 1 S: 7	H: 2 LOB: 2 BB: 0 P: 7	R: 0 E: 0 K: 0 S: 4	H: 1 LOB: 1 BB: 0 P: 4	R: 0 E: 0 K: 0 S: 4	H: 2 LOB: 1 BB: 0 P: 4	1B: 5 2B: 3 3B: 1 HR: 0	SF: 1 SAC: 0 DP: 0 HBP: 0	WP: 1 PB: 1 SB: 1 CS: 0	PA: 39					
PITCHER	IP	WLS	BF	H	R	ER	SO	BB	IBB	HBP	BLK	WP	HR	S	P	ERA	WHIP										
Bruce Berenyi, R ERA: 2.47	(1, 1)	7.0	L	31	6	4	2	4	2	0	0	0	0	0	45	2.57	1.143										
Brad Lesley, R ERA:	(8, 1)	2.0		8	3	0	0	0	0	0	0	0	0	8	8	0.00	1.500										

Batter	1	2	3	4	5	6	7	8	9	AB	R	H	RBI	BB	SO	LOB	BOTTOM										
Gary Redus, R OBP: 0.382, SLG: 0.610	4-0 E S 6-3 BB		0-3 K			0-0 5-3		0-3 K		3	1	0	0	1	2	0	San Francisco Giants @ Cincinnati Reds Riverfront Stadium, Cincinnati, OH Thu May 12 1983, 7:05 PM EDT Att: 9,232 - Unknown AB 28 R 2 H 2 RBI 2 BB 4 SO 6 LOB 10 										
Eddie Milner, L OBP: 0.378, SLG: 0.319	4-0 6-3 1-2 E BB		0-0 F7			4-0 G1-6-3 BB			0-0 6-3	2	0	0	0	2	0	0											
Dave Concepcion, R OBP: 0.336, SLG: 0.284	0-3 K 1-2 2-3			4-0 1-3 BB		0-0 G1-6-3			0-0 1B	3	0	1	0	1	1	3											
Johnny Bench, R OBP: 0.363, SLG: 0.496	0-0 6-3			0-0 F9			0-0 F8		0-3 K	4	0	0	1	0	1	3											
Dan Driessen, L OBP: 0.379, SLG: 0.355	0-0 3-1			0-0 1-3 1-2			0-0 F7		0-0 2-3	4	0	0	0	0	0	3											
Cesar Cedeno, R OBP: 0.394, SLG: 0.402		0-0 F8		0-3 K			0-0 3-1			3	0	0	0	0	1	1											
Brad Lesley, R ERA:	(8, 1)									0	0	0	0	0	0	0											
Ron Oester, S OBP: 0.357, SLG: 0.517		0-0 1-3				0-0 F8			0-0 4-3 3B	3	1	1	0	0	0	0											
Dann Bilardello, R OBP: 0.189, SLG: 0.308		0-0 6-3				0-3 K			0-0 4-3	2	0	0	0	0	1	0											
Wayne Krenchicki, L OBP: 0.214, SLG: 0.231									0-0 4-3	1	0	0	1	0	0	0											
Alex Trevino, R OBP: 0.286, SLG: 0.306									0-0 G3	0	0	0	0	0	0	0											
Bruce Berenyi, R OBP: 0.167, SLG: 0.167	(1, 1)								0-0 G3	2	0	0	0	0	0	0											
Paul Householder, S OBP: 0.130, SLG: 0.174	(8, 9)									1	0	0	0	0	0	0											
Inning Stats	R: 1 E: 1 K: 1 S: 5	H: 0 LOB: 1 BB: 2 P: 13	R: 0 E: 0 K: 0 S: 3	H: 0 LOB: 0 BB: 0 P: 3	R: 0 E: 0 K: 1 S: 5	H: 0 LOB: 0 BB: 0 P: 5	R: 0 E: 0 K: 1 S: 5	H: 0 LOB: 1 BB: 1 P: 9	R: 0 E: 0 K: 1 S: 5	H: 0 LOB: 0 BB: 0 P: 5	R: 0 E: 0 K: 0 S: 2	H: 0 LOB: 0 BB: 1 P: 6	R: 0 E: 0 K: 0 S: 3	H: 0 LOB: 0 BB: 0 P: 3	R: 1 E: 0 K: 1 S: 6	H: 1 LOB: 0 BB: 0 P: 6	R: 0 E: 0 K: 1 S: 6	H: 1 LOB: 1 BB: 0 P: 6	1B: 1 2B: 0 3B: 1 HR: 0	SF: 0 SAC: 0 DP: 1 HBP: 0	WP: 0 PB: 0 SB: 1 CS: 0	PA: 32					
PITCHER	IP	WLS	BF	H	R	ER	SO	BB	IBB	HBP	BLK	WP	HR	S	P	ERA	WHIP										
Mike Krukow, R ERA: 3.21	(1, 1)	6.0	W	21	1	0	4	4	0	0	0	0	0	25	41	0.00	0.667										
Jim Barr, R ERA: 5.4	(7, 1)	2.2		10	2	1	1	2	0	0	0	0	0	14	14	3.38	0.750										
Gary Lavelle, L ERA: 1.8	(9, 1)	0.1	S	1	0	0	0	0	0	0	0	0	0	1	1	0.00	0.000										

Batter	1	2	3	4	5	6	7	8	9	AB R H RBI BB SO LOB	TOP									
Johnnie LeMaster, R OBP: 0.416, SLG: 0.411	(1, 6) 0-3 K		X 0-0 F6	X 0-0 HR 1B		X 0-0 4-3			X 0-0 F6	5 1 1 2 0 1 0	San Francisco Giants @ Cincinnati Reds Riverfront Stadium, Cincinnati, OH Fri May 13 1983, 7:05 PM EDT Att: 15,241 - Unknown									
Darrell Evans, L OBP: 0.431, SLG: 0.649	(1, 3) 0-0 G4-6-3 1B			2B			X 0-0 F9		X 0-0 F8	5 2 3 2 0 0 0										
Chili Davis, S OBP: 0.385, SLG: 0.532	(1, 8) 0-0 G4-6-3 1-2			2B			X 4-0 1B BB		X 0-0 F8	3 1 1 1 2 0 1										
Jack Clark, R OBP: 0.306, SLG: 0.311	(1, 9)	X 0-0 F4		6-3			X 0-0 1-2 1B			4 0 1 0 0 1 2										
Tom O'Malley, L OBP: 0.350, SLG: 0.292	(1, 5)	BB		BB	X 4-0 2B 1B BB		X 0-0 F9		X 0-0 FC1-6-2	2 1 0 0 2 0 2										
Max Venable, L OBP: 0.196, SLG: 0.442	(1, 7)	X 0-0 F8		X 0-0 1-3 3-H 2B		X 0-0 F8			X 0-0 4-3	4 1 1 1 0 0 1										
Milt May, L OBP: 0.273, SLG: 0.260	(1, 2)	X 0-0 F5		SH2-4 1B IBB		X 0-3 K			X 0-0 1-3	3 1 0 0 1 1 1										
Duane Kuiper, L OBP: 0.349, SLG: 0.284	(1, 4)		X 0-0 4-3	X 0-0 SH2-4 1B		X 0-0 F8			X 0-0 FC6 1B	4 1 2 2 0 0 0										
Fred Breining, R OBP: 0.222, SLG: 0.125	(1, 1)		0-3 K	1-2 2-H 3-H 2-S		X 0-0 5-3			X 0-0 FC6	3 0 0 0 0 1 1										
Greg Minton, S (8, 1)										0 0 0 0 0 0 0	GIANTS									
Inning Stats	R: 0 E: 0 K: 1 S: 5	H: 1 LOB: 0 BB: 0 P: 5	R: 0 E: 0 K: 0 S: 3	H: 0 LOB: 1 BB: 1 P: 7	R: 0 E: 0 K: 1 S: 5	H: 0 LOB: 0 BB: 0 P: 5	R: 8 E: 0 K: 1 S: 11	H: 6 LOB: 1 BB: 3 P: 23	R: 0 E: 0 K: 1 S: 5	H: 0 LOB: 0 BB: 0 P: 5	R: 0 E: 0 K: 0 S: 3	H: 1 LOB: 1 BB: 1 P: 7	R: 0 E: 0 K: 0 S: 4	H: 1 LOB: 1 BB: 0 P: 4	R: 0 E: 0 K: 0 S: 3	H: 0 LOB: 0 BB: 0 P: 3	1B: 5 2B: 4 3B: 0 HR: 1	SF: 0 SAC: 1 DP: 2 HBP: 0	WP: 0 PB: 0 SB: 0 CS: 0	PA: 39
PITCHER	IP WLS BF H R ER SO BB IBB HBP BLK WP HR S P ERA WHIP																			
Rich Gale, R ERA: 6.96	(1, 1) 3.1 L 17 5 6 6 2 2 2 1 0 0 0 0 0 18 30 16.20 2.100																			
Charlie Puleo, R ERA: 7.94	(4, 1) 3.2 15 3 2 2 2 2 0 0 0 0 0 1 17 25 4.91 1.364																			
Bill Scherrer, L ERA: 4.73	(8, 1) 1.0 4 1 0 0 0 0 0 0 0 0 0 0 4 4 0.00 1.000																			
Tom Hume, R ERA: 5.59	(9, 1) 1.0 3 0 0 0 0 0 0 0 0 0 0 0 3 3 0.00 0.000																			

Batter	1	2	3	4	5	6	7	8	9	AB R H RBI BB SO LOB	BOTTOM											
Gary Redus, R OBP: 0.384, SLG: 0.594	(1, 7) 0-0 F3		X 0-0 FC5-2-6 1B			X 0-3 K	X 0-0 F3		X 0-0 BB 1B	5 1 2 0 0 1 1	San Francisco Giants @ Cincinnati Reds Riverfront Stadium, Cincinnati, OH Fri May 13 1983, 7:05 PM EDT Att: 15,241 - Unknown											
Eddie Milner, L OBP: 0.386, SLG: 0.342	(1, 8) 0-0 1-3		X 0-0 FC5-2-6 1-3 2-H			X 0-0 2B		X 0-0 1B G5-4-3 2B	X 4-0 1B BB	4 2 2 0 1 0 2												
Dave Concepcion, R OBP: 0.345, SLG: 0.306	(1, 6) 0-0 4-3		X 0-0 F3			X 0-0 2B		X 0-0 G5-4-3 1B	X 0-0 FC6-4 1B	5 0 3 2 0 0 2												
Johnny Bench, R OBP: 0.357, SLG: 0.479	(1, 5)	BB	X 4-0 G3 1B BLK BB		X 0-0 L5	X 0-0 F7		X 0-0 G5-4-3 1-2 3-H	X 0-0 FC6-4 1-2	4 1 0 0 1 0 4												
Dan Driessen, L OBP: 0.375, SLG: 0.351	(1, 3)	X 0-0 F7		X 0-3 K		X 0-0 4-3		X 0-0 1B		4 0 1 0 0 1 2												
Ron Oester, S OBP: 0.354, SLG: 0.508	(1, 4)	X 0-0 G3		X 0-0 F7			X 0-0 4-1	X 0-0 1B		4 0 1 0 0 0 1												
Tom Hume, R (9, 1)										0 0 0 0 0 0 0												
Paul Householder, S OBP: 0.149, SLG: 0.185	(1, 9)	X 0-0 CS 1B		X 0-0 3-1		X 0-0 L4		X 0-3 K		4 0 1 1 0 1 2												
Dann Bilardello, R OBP: 0.196, SLG: 0.309	(1, 2)		X 0-0 CS		X 0-3 K		X 0-0 E5 2B		X 0-3 K	3 1 1 0 0 1 0												
Tom Foley, L OBP: 0.384, SLG: 0.333	(9, PH)	X 0-0 CS		X 0-0 E5 1B		X 0-3 K				1 0 0 0 0 1 0												
Rich Gale, R OBP: 0.333, SLG: 0.300	(1, 1)					X 0-3 K				1 0 0 0 0 1 1												
Charlie Puleo, R ERA: 7.94	(4, 1)					X 0-3 K				1 0 0 0 0 1 0												
Duane Walker, L OBP: 0.357, SLG: 0.514	(7, PH)					X 0-0 2B				1 0 1 1 0 0 0												
Bill Scherrer, L OBP: 0.500, SLG: 0.500	(8, 1)					X 0-0 2B				0 0 0 0 0 0 0												
Wayne Krenchicki, L OBP: 0.250, SLG: 0.214	(9, 4)					X 0-0 2B				1 0 0 0 0 0 0												
Inning Stats	R: 0 E: 0 K: 0 S: 3	H: 0 LOB: 0 BB: 0 P: 3	R: 1 E: 0 K: 0 S: 3	H: 1 LOB: 0 BB: 1 P: 7	R: 0 E: 1 K: 1 S: 7	H: 2 LOB: 2 BB: 0 P: 7	R: 0 E: 0 K: 1 S: 5	H: 0 LOB: 0 BB: 0 P: 5	R: 0 E: 0 K: 2 S: 7	H: 0 LOB: 0 BB: 0 P: 7	R: 1 E: 0 K: 1 S: 7	H: 2 LOB: 1 BB: 0 P: 7	R: 1 E: 0 K: 0 S: 5	H: 1 LOB: 1 BB: 0 P: 5	R: 1 E: 0 K: 1 S: 8	H: 4 LOB: 2 BB: 0 P: 8	R: 1 E: 0 K: 1 S: 7	H: 2 LOB: 2 BB: 1 P: 11	1B: 8 2B: 4 3B: 0 HR: 0	SF: 0 SAC: 0 DP: 1 HBP: 0	WP: 0 PB: 0 SB: 1 CS: 1	PA: 41
PITCHER	IP WLS BF H R ER SO BB IBB HBP BLK WP HR S P ERA WHIP																					
Fred Breining, R ERA: 3.78	(1, 1) 7.0 W 29 7 4 3 5 1 0 0 0 0 0 0 14 42 3.86 1.143																					
Greg Minton, R ERA: 6.32	(8, 1) 2.0 11 5 1 1 2 1 0 0 0 0 0 0 14 18 4.50 3.000																					



Batter	1	2	3	4	5	6	7	8	9	AB	R	H	RBI	BB	SO	LOB	TOP							
Johnnie LeMaster, R OBP: 0.411, SLG: 0.405 (1, 6)	F2		F4	SH1-4				F2		4	0	1	0	0	0	1	San Francisco Giants @ Cincinnati Reds Riverfront Stadium, Cincinnati, OH Sat May 14 1983, 7:05 PM EDT Att: 15,748 - Unknown							
Darrell Evans, L OBP: 0.436, SLG: 0.703 (1, 5)	G3			1B	HBP	IBB				4	3	2	3	1	1	1								
Chili Davis, S OBP: 0.385, SLG: 0.522 (1, 8)	F5			5-3	1B	BB				4	1	1	2	1	2	0								
Jack Clark, R OBP: 0.302, SLG: 0.306 (1, 9)		E7	5-3		K					5	0	1	0	0	1	3								
Dave Bergman, L OBP: 0.385, SLG: 0.200 (1, 3)	L4			1B	HBP	IBB				3	0	0	0	2	0	1								
Max Venable, L OBP: 0.255, SLG: 0.478 (1, 7)				1B						3	1	2	2	1	0	0								
Milt May, L OBP: 0.267, SLG: 0.255 (1, 2)				1B	HBP					5	0	1	1	0	1	6								
Duane Kuiper, L OBP: 0.344, SLG: 0.273 (1, 4)	FC5-4			SH1-4	1B	BB		G3		3	1	0	0	1	0	1								
Bill Laskey, R OBP: 0.333, SLG: 0.125 Gary Lavelle, S Greg Minton, S (7, 1) (8, 1)				HR	1B					3	2	2	0	0	1	0	GIANTS							
Inning Stats	R: 0 E: 0 K: 0 S: 3	H: 0 LOB: 0 BB: 0 P: 3	R: 1 E: 1 K: 0 S: 4	H: 2 LOB: 1 BB: 1 P: 8	R: 3 E: 0 K: 0 S: 6	H: 3 LOB: 2 BB: 2 P: 14	R: 3 E: 0 K: 1 S: 7	H: 2 LOB: 3 BB: 3 P: 20	R: 0 E: 0 K: 2 S: 8	H: 1 LOB: 1 BB: 0 P: 8	R: 0 E: 0 K: 1 S: 5	H: 0 LOB: 0 BB: 0 P: 5	R: 0 E: 0 K: 1 S: 5	H: 0 LOB: 0 BB: 0 P: 5	R: 1 E: 0 K: 2 S: 8	H: 1 LOB: 0 BB: 0 P: 8		R: 0 E: 0 K: 0 S: 4	H: 1 LOB: 1 BB: 0 P: 4	1B: 7 2B: 1 3B: 0 HR: 2	SF: 0 SAC: 1 DP: 0 HBP: 1	WP: 0 PB: 0 SB: 2 CS: 2	PA: 43	
PITCHER	IP	WLS	BF	H	R	ER	SO	BB	IBB	HBP	BLK	WP	HR	S	P	ERA	WHIP							
Frank Pastore, R ERA: 7.05 (1, 1)	2.2	L	15	5	4	4	0	3	0	0	0	0	1	12	24	13.50	3.000							
Greg Harris, R ERA: 27.0 (3, 1)	1.0		9	2	3	3	1	1	2	1	0	0	0	7	20	27.00	3.000							
Bill Scherrer, L ERA: 3.78 (4, 1)	3.1		11	1	0	0	4	0	0	0	0	0	0	19	19	0.00	0.300							
Brad Lesley, R ERA: 1.8 (8, 1)	2.0		8	2	1	1	2	0	0	0	0	0	1	12	12	4.50	1.000							

Batter	1	2	3	4	5	6	7	8	9	AB	R	H	RBI	BB	SO	LOB	BOTTOM							
Gary Redus, R OBP: 0.359, SLG: 0.551 (1, 7)	K		K		K					5	0	0	0	0	4	2	San Francisco Giants @ Cincinnati Reds Riverfront Stadium, Cincinnati, OH Sat May 14 1983, 7:05 PM EDT Att: 15,748 - Unknown							
Eddie Milner, L OBP: 0.379, SLG: 0.344 (1, 8)	1-5-3		F7		FC6-4					5	1	1	0	0	1	1								
Dan Driessen, L OBP: 0.371, SLG: 0.348 Wayne Krenchicki, L (9, 5)	3-1				F9					4	1	1	0	0	1	1								
Johnny Bench, R OBP: 0.366, SLG: 0.500 (9, 3)					5-3					5	1	3	1	0	1	1								
Ron Oester, S OBP: 0.366, SLG: 0.516 (1, 4)					1B					4	2	3	0	0	0	1								
Paul Householder, S OBP: 0.228, SLG: 0.333 (1, 9)					1B					3	1	2	2	0	0	2								
Tom Foley, L OBP: 0.357, SLG: 0.333 Dave Concepcion, R (6, PH) (9, 6)					1B					3	0	1	1	0	0	3								
Alex Trevino, R OBP: 0.270, SLG: 0.288 (1, 2)					K					4	0	0	0	0	2	3								
Frank Pastore, R ERA: 7.05 (3, 1) Bill Scherrer, L Alan Knicely, R Brad Lesley, R Duane Walker, L (8, PH) (9, PH)					F7					0	0	0	0	0	0	0	REDS							
Inning Stats	R: 0 E: 0 K: 1 S: 5	H: 0 LOB: 0 BB: 0 P: 5	R: 1 E: 0 K: 1 S: 6	H: 2 LOB: 1 BB: 0 P: 7	R: 0 E: 0 K: 1 S: 5	H: 0 LOB: 0 BB: 0 P: 5	R: 1 E: 0 K: 2 S: 10	H: 3 LOB: 2 BB: 0 P: 10	R: 0 E: 0 K: 1 S: 5	H: 0 LOB: 1 BB: 1 P: 9	R: 2 E: 0 K: 0 S: 5	H: 2 LOB: 0 BB: 0 P: 5	R: 0 E: 0 K: 1 S: 5	H: 0 LOB: 0 BB: 0 P: 5	R: 0 E: 0 K: 0 S: 5	H: 3 LOB: 1 BB: 0 P: 5		R: 2 E: 0 K: 2 S: 10	H: 3 LOB: 1 BB: 0 P: 10	1B: 9 2B: 3 3B: 0 HR: 1	SF: 0 SAC: 0 DP: 2 HBP: 1	WP: 0 PB: 0 SB: 0 CS: 0	PA: 40	
PITCHER	IP	WLS	BF	H	R	ER	SO	BB	IBB	HBP	BLK	WP	HR	S	P	ERA	WHIP							
Bill Laskey, R ERA: 4.17 (7, 1)	6.0	W	26	7	4	4	6	1	0	0	0	0	0	9	9	6.75	2.250							
Greg Minton, R ERA: 6.75 (8, 1)	1.2	S	7	3	2	2	2	0	0	0	0	0	0	11	11	10.80	1.800							

Batter	1	2	3	4	5	6	7	8	9	AB	R	H	RBI	BB	SO	LOB	TOP								
Johnnie LeMaster, R OBP: 0.404, SLG: 0.397 (1, 6)										5	1	1	0	0	1	1	San Francisco Giants @ Cincinnati Reds Riverfront Stadium, Cincinnati, OH Sun May 15 1983, 3:33 AM EDT Att: 21,642 - Unknown								
Darrell Evans, L OBP: 0.437, SLG: 0.683 (1, 5)										3	1	0	0	2	1	1									
Chili Davis, S OBP: 0.396, SLG: 0.534 (1, 8)										3	0	2	0	1	0	2									
Jack Clark, R OBP: 0.300, SLG: 0.304 (1, 9)										4	1	1	1	0	0	3									
Dave Bergman, L OBP: 0.367, SLG: 0.250 (1, 3)										4	1	1	1	0	0	2									
Max Venable, L OBP: 0.255, SLG: 0.449 (1, 7)										3	1	0	0	1	0	0									
Bob Brenly, R OBP: 0.325, SLG: 0.323 (1, 2)										4	0	1	2	0	0	0									
Duane Kuiper, L OBP: 0.351, SLG: 0.275 (1, 4)										3	0	1	0	1	0	1									
Atlee Hammaker, S OBP: 0.158, SLG: 0.111 (1, 1)										2	0	0	0	1	0	2									
Jim Barr, R OBP: 0.333, SLG: 0.667 (8, 1)										1	0	0	0	0	0	0									
Gary Lavelle, S (9, 1)										0	0	0	0	0	0	0									
Inning Stats	R: 0 E: 0 K: 1 S: 6	H: 1 LOB: 1 BB: 0 P: 6	R: 0 E: 0 K: 0 S: 3	H: 0 LOB: 0 BB: 0 P: 3	R: 0 E: 0 K: 0 S: 3	H: 0 LOB: 0 BB: 1 P: 7	R: 0 E: 0 K: 0 S: 2	H: 0 LOB: 0 BB: 1 P: 6	R: 0 E: 0 K: 0 S: 3	H: 0 LOB: 1 BB: 1 P: 7	R: 1 E: 0 K: 1 S: 6	H: 1 LOB: 1 BB: 1 P: 10	R: 0 E: 0 K: 0 S: 4	H: 1 LOB: 1 BB: 0 P: 4	R: 4 E: 1 K: 0 S: 6	H: 4 LOB: 1 BB: 2 P: 14	R: 0 E: 0 K: 0 S: 3	H: 0 LOB: 0 BB: 0 P: 3	1B: 4 2B: 3 3B: 0 HR: 0	SF: 0 SAC: 0 DP: 1 HBP: 0	WP: 1 PB: 0 SB: 0 CS: 0	PA: 38			
PITCHER	IP	WLS	BF	H	R	ER	SO	BB	IBB	HBP	BLK	WP	HR	S	P	ERA	WHIP								
Ted Power, R ERA: 1.61 (1, 1)	7.0		27	3	1	1	2	4	0	0	0	1	0	27	43	1.29	1.000								
Tom Hume, R ERA: 7.2 (8, 1)	0.2	L	7	4	4	4	0	1	1	0	0	0	0	5	13	54.00	7.500								
Bill Scherrer, L ERA: 3.5 (8, 1)	1.1		4	0	0	0	0	0	0	0	0	0	0	4	4	0.00	0.000								



Batter	1	2	3	4	5	6	7	8	9	AB	R	H	RBI	BB	SO	LOB	BOTTOM								
Gary Redus, R OBP: 0.349, SLG: 0.521 (1, 7)										4	0	0	0	1	0	1	San Francisco Giants @ Cincinnati Reds Riverfront Stadium, Cincinnati, OH Sun May 15 1983, 3:33 AM EDT Att: 21,642 - Unknown								
Eddie Milner, L OBP: 0.369, SLG: 0.333 (1, 8)										4	0	0	0	0	1	3									
Dave Concepcion, R OBP: 0.333, SLG: 0.294 (1, 6)										4	0	0	0	0	0	0									
Johnny Bench, R OBP: 0.370, SLG: 0.523 (1, 3)										4	1	2	1	0	0	0									
Paul Householder, S OBP: 0.286, SLG: 0.485 (1, 9)										3	1	2	0	1	1	0									
Kelly Paris, R OBP: 0.167, SLG: 0.250 (1, 5)										4	0	2	1	0	1	2									
Ron Oester, S OBP: 0.362, SLG: 0.508 (1, 4)										4	0	1	0	0	0	3									
Dann Bilardello, R OBP: 0.224, SLG: 0.321 (1, 2)										1	0	1	0	1	0	0									
Wayne Krenchicki, L OBP: 0.250, SLG: 0.267 (9, PH)										0	0	0	0	0	0	0									
Alex Trevino, R OBP: 0.267, SLG: 0.284 (9, PH)										1	0	0	0	0	0	0									
Ted Power, R (1, 1)										1	0	0	0	0	1	2									
Alan Knicely, R OBP: 0.154, SLG: 0.154 (7, PH)										1	0	0	0	0	1	1									
Tom Hume, R (8, 1)										0	0	0	0	0	0	0									
Bill Scherrer, L OBP: 0.667, SLG: 0.500 (8, 1)										0	0	0	0	0	0	0									
Duane Walker, L OBP: 0.364, SLG: 0.513 (9, PH)										1	0	0	0	0	1	0									
Inning Stats	R: 0 E: 0 K: 0 S: 3	H: 0 LOB: 0 BB: 0 P: 3	R: 1 E: 0 K: 2 S: 8	H: 1 LOB: 2 BB: 2 P: 16	R: 0 E: 0 K: 1 S: 5	H: 0 LOB: 0 BB: 0 P: 5	R: 0 E: 0 K: 1 S: 6	H: 1 LOB: 1 BB: 0 P: 6	R: 0 E: 0 K: 0 S: 4	H: 1 LOB: 1 BB: 0 P: 4	R: 0 E: 0 K: 0 S: 4	H: 2 LOB: 1 BB: 0 P: 4	R: 0 E: 0 K: 1 S: 6	H: 1 LOB: 2 BB: 1 P: 10	R: 1 E: 0 K: 0 S: 5	H: 2 LOB: 1 BB: 0 P: 5	R: 0 E: 0 K: 1 S: 5	H: 0 LOB: 0 BB: 0 P: 5	1B: 4 2B: 1 3B: 2 HR: 1	SF: 0 SAC: 2 DP: 0 HBP: 0	WP: 0 PB: 0 SB: 0 CS: 0	PA: 37			
PITCHER	IP	WLS	BF	H	R	ER	SO	BB	IBB	HBP	BLK	WP	HR	S	P	ERA	WHIP								
Atlee Hammaker, L ERA: 1.24 (1, 1)	7.0	W	29	6	1	1	5	1	2	0	0	0	0	36	48	1.29	1.000								
Jim Barr, R ERA: 5.89 (8, 1)	1.0		5	2	1	1	0	0	0	0	0	0	0	5	5	9.00	2.000								
Gary Lavelle, L ERA: 2.01 (9, 1)	1.0	S	3	0	0	0	1	0	0	0	0	0	0	5	5	0.00	0.000								

Batter	1	2	3	4	5	6	7	8	9	AB	R	H	RBI	BB	SO	LOB	TOP				
Johnnie LeMaster, R (1, 6) OBP: 0.400, SLG: 0.392	0-3 K		0-0 1B		0-0 6-3		0-3 K			4	0	1	0	0	2	2	San Francisco Giants @ Philadelphia Phillies Veterans Stadium, Philadelphia, PA Tue May 17 1983, 7:05 PM EDT Att: 21,123 - Unknown				
Darrell Evans, L (1, 5) OBP: 0.436, SLG: 0.676	0-0 1B		0-0 FC4-6 1B			0-0 E4 FC4-6		0-0 P6		4	0	2	0	0	0	0					
Chili Davis, S (1, 8) OBP: 0.392, SLG: 0.525	0-0 1-3 1B		0-0 FC4-6 1-2			0-0 FC4-6 5-3 1-2		0-3 K		4	0	1	0	0	1	2					
Jack Clark, R (1, 9) OBP: 0.299, SLG: 0.297	0-3 1-2 K		0-0 F8			0-0 5-3 1-2		4-0 BB		3	0	0	0	1	1	4					
Jeffrey Leonard, R (1, 7) OBP: 0.250, SLG: 0.321	4-0 BB			0-0 6-3		0-3 K		0-0 F8		3	0	0	0	1	1	2					
Dave Bergman, L (1, 3) OBP: 0.333, SLG: 0.222	0-0 4-3			0-0 G3			0-0 1-3		0-0 F9	3	0	0	0	0	0	3					
Joel Youngblood, R (9, PH) OBP: 0.304, SLG: 0.372										1	0	0	0	0	0	0					
Bob Brenly, R (1, 2) OBP: 0.333, SLG: 0.391		0-0 6-3		0-0 P6			0-0 2B		0-0 HR	4	1	2	1	0	0	0					
Duane Kuiper, L (1, 4) OBP: 0.344, SLG: 0.268		0-0 5-3			0-0 P6		4-0 BB		0-0 6-3	2	0	0	0	0	0	0					
Champ Summers, L (7, PH) OBP: 0.394, SLG: 0.222										0	0	0	0	1	0	0					
Joe Pettini, R (7, PR) OBP: 0.100, SLG: 0.158										1	0	0	0	0	0	0					
Andy McGaffigan, R (1, 1) OBP: 0.250, SLG: 0.440		0-3 K			0-3 K		0-0 L9		0-3 K	2	0	0	0	0	2	0					
Max Venable, L (7, PH) OBP: 0.333, SLG: 0.667										1	0	0	0	0	0	2					
Jim Barr, R (7, 1) OBP: 0.333, SLG: 0.667										0	0	0	0	0	0	0					
Mike Vail, R (9, PH) OBP: 0.192, SLG: 0.200										1	0	0	0	0	1	0					
Inning Stats	R: 0 E: 0 K: 2 S: 9	H: 2 LOB: 3 BB: 1 P: 13	R: 0 E: 0 K: 1 S: 5	H: 0 LOB: 0 BB: 0 P: 5	R: 0 E: 0 K: 0 S: 4	H: 2 LOB: 1 BB: 0 P: 4	R: 0 E: 0 K: 0 S: 3	H: 0 LOB: 0 BB: 0 P: 3	R: 0 E: 0 K: 1 S: 5	H: 0 LOB: 1 BB: 0 P: 6	R: 0 E: 0 K: 1 S: 6	H: 1 LOB: 2 BB: 1 P: 10	R: 0 E: 0 K: 1 S: 5	H: 0 LOB: 1 BB: 1 P: 9	R: 1 E: 0 K: 1 S: 6	H: 1 LOB: 0 BB: 0 P: 6	1B: 4 2B: 1 3B: 0 HR: 1	SF: 0 SAC: 0 DP: 0 HBP: 0	WP: 0 PB: 0 SB: 1 CS: 0	PA: 36	
PITCHER	IP WLS BF H R ER SO BB IBB HBP BLK WP HR S P ERA WHIP	7.0 W 28 5 0 0 6 2 0 0 0 0 0 38 46 0.00 1.000	2.0 S 8 1 1 1 2 1 0 0 0 0 1 11 15 4.50 1.000																		

Batter	1	2	3	4	5	6	7	8	9	AB	R	H	RBI	BB	SO	LOB	BOTTOM				
Pete Rose, S (1, 9) OBP: 0.338, SLG: 0.345	0-0 4-3	0-0 F7			0-0 F8		0-0 1B			4	0	1	0	0	0	1	San Francisco Giants @ Philadelphia Phillies Veterans Stadium, Philadelphia, PA Tue May 17 1983, 7:05 PM EDT Att: 21,123 - Unknown				
Gary Matthews, R (1, 7) OBP: 0.336, SLG: 0.352	0-0 2B		0-3 K		0-3 K		0-3 K			4	0	1	0	0	3	1					
Al Holland, R (8, 1)										0	0	0	0	0	0	0					
Mike Schmidt, R (1, 5) OBP: 0.449, SLG: 0.580	0-0 F8		4-0 BB		0-0 F8			0-3 K		3	0	0	0	1	1	1					
Tony Perez, R (1, 3) OBP: 0.342, SLG: 0.431	0-0 6-3		0-0 P4		0-0 L7		0-3 K		0-3 K	4	0	0	0	0	1	2					
Von Hayes, L (9, 9) OBP: 0.206, SLG: 0.133										0	0	0	0	0	0	0					
Bo Diaz, R (1, 2) OBP: 0.324, SLG: 0.394		0-0 2B SF8 1B		0-0 6-3		0-0 1B		0-0 L9		4	1	2	0	0	0	1					
Gary Maddox, R (1, 8) OBP: 0.337, SLG: 0.423		0-0 1-6-3 1B 2B		0-0 F8		0-3 K				3	1	1	0	0	1	1					
Larry Milbourne, S (1, 4) OBP: 0.308, SLG: 0.314		0-0 SF8		0-0 BLK 1B		0-0 F7				2	0	1	1	0	0	1					
Ivan De Jesus, R (1, 6) OBP: 0.270, SLG: 0.225		0-0 3H 1-6-3 2-3		0-3 K		0-0 6-3		0-0 G3		3	0	0	0	0	1	2					
John Denny, R (1, 1) OBP: 0.143, SLG: 0.100		0-0 3H 1B		0-3 K						2	0	1	1	0	1	1					
Bob Molinaro, L (7, PH) OBP: 0.133, SLG: 0.429										1	0	0	0	0	0	0					
Greg Gross, L (8, 7) OBP: 0.396, SLG: 0.432										0	0	0	0	0	0	0					
Inning Stats	R: 0 E: 0 K: 0 S: 4	H: 1 LOB: 1 BB: 0 P: 4	R: 2 E: 0 K: 0 S: 6	H: 3 LOB: 1 BB: 0 P: 6	R: 0 E: 0 K: 1 S: 5	H: 0 LOB: 1 BB: 1 P: 9	R: 0 E: 0 K: 2 S: 8	H: 1 LOB: 1 BB: 0 P: 8	R: 0 E: 0 K: 1 S: 5	H: 0 LOB: 0 BB: 0 P: 5	R: 0 E: 0 K: 1 S: 6	H: 1 LOB: 1 BB: 0 P: 6	R: 0 E: 0 K: 1 S: 6	H: 1 LOB: 1 BB: 0 P: 6	R: 0 E: 0 K: 2 S: 7	H: 0 LOB: 0 BB: 0 P: 7	1B: 5 2B: 2 3B: 0 HR: 0	SF: 1 SAC: 0 DP: 0 HBP: 0	WP: 0 PB: 0 SB: 0 CS: 0	PA: 32	
PITCHER	IP WLS BF H R ER SO BB IBB HBP BLK WP HR S P ERA WHIP	6.0 L 25 6 2 2 5 1 0 0 1 0 0 13 13 3.00 1.167	2.0 7 1 0 0 3 0 0 0 0 0 0 0 13 13 0.00 0.500																		



Batter	1	2	3	4	5	6	7	8	9	AB	R	H	RBI	BB	SO	LOB	TOP		
Dave Bergman, L (1, 3) OBP: 0.302, SLG: 0.278	4-0 1B BB		0-0 G3		0-0 F5		0-0 L1		0-0 G3	4	0	0	0	1	0	2	San Francisco Giants @ Montreal Expos Olympic Stadium, Montreal, QB Sun May 22 1983, 3:33 AM EDT Att: 30,734 - Unknown livebaseballscorecards.com		
Darrell Evans, L (1, 6) OBP: 0.435, SLG: 0.636	0-0 F9		0-0 L3		0-0 BLK 2B			0-3 K		4	0	1	0	0	1	1			
Jack Clark, R (1, 9) OBP: 0.318, SLG: 0.326	0-0 L6		4-0 BB		0-0 6-3			4-0 FC6-4 BB		2	0	0	0	2	0	2			
Chili Davis, S (1, 8) OBP: 0.363, SLG: 0.475	0-0 1-2 1B		0-0 G3					0-0 FC6-4 1-2 BB		4	0	1	0	0	0	2			
Jeffrey Leonard, R (1, 7) OBP: 0.265, SLG: 0.344	0-0 F7				0-0 1-3			0-0 CS BB 1B		4	0	1	0	0	0	3			
Tom O'Malley, L (1, 5) OBP: 0.348, SLG: 0.293		0-3 K			0-0 F5			4-0 CS BB		2	0	0	0	2	1	0			
Joel Youngblood, R (1, 4) OBP: 0.302, SLG: 0.360		0-0 FC3-6 1B			0-0 1B			0-0 BB BB		3	0	2	0	0	0	2			
Max Venable, L (9, PH) OBP: 0.276, SLG: 0.440								4-0 1-2 BB		0	0	0	0	1	0	0			
Mitt May, L (1, 2) OBP: 0.250, SLG: 0.237		0-0 FC3-6 1-2			0-0 F4-3			0-0 G3		4	0	0	0	0	0	4			
Atlee Hammaker, S (1, 1) OBP: 0.136, SLG: 0.095		0-3 K			0-0 1-3			0-3 K		3	0	0	0	0	1	1			
Champ Summers, L (9, PH) OBP: 0.333, SLG: 0.200								0-0 F9		1	0	0	0	0	1	2			
Inning Stats	R: 0 E: 0 K: 0 S: 4	H: 1 LOB: 2 BB: 1 P: 8	R: 0 E: 0 K: 2 S: 8	H: 1 LOB: 1 BB: 0 P: 8	R: 0 E: 0 K: 0 S: 3	H: 0 LOB: 1 BB: 1 P: 7	R: 0 E: 0 K: 0 S: 4	H: 1 LOB: 1 BB: 0 P: 4	R: 0 E: 0 K: 0 S: 3	H: 0 LOB: 0 BB: 3 P: 3	R: 0 E: 0 K: 1 S: 5	H: 0 LOB: 1 BB: 1 P: 9	R: 0 E: 0 K: 1 S: 5	H: 0 LOB: 2 BB: 2 P: 13	1B: 4 2B: 1 3B: 0 HR: 0	SF: 0 SAC: 0 DP: 0 HBP: 0	WP: 0 PB: 0 SB: 0 CS: 2	PA: 37	
PITCHER	IP	WLS	BF	H	R	ER	SO	BB	IBB	HBP	BLK	WP	HR	S	P	ERA	WHIP		
Charlie Lea, R (1, 1) ERA: 2.66	8.0	W	34	5	0	0	3	6	0	0	1	0	0	34	58	0.00	1.375		
Jeff Reardon, R (9, 1) ERA: 3.0	1.0	S	3	0	0	0	1	0	0	0	0	0	0	5	5	0.00	0.000		

Batter	1	2	3	4	5	6	7	8	9	AB	R	H	RBI	BB	SO	LOB	BOTTOM			
Tim Raines, S (1, 7) OBP: 0.366, SLG: 0.357	0-3 K		0-0 3B		0-0 SF8		0-0 5-3			3	0	1	1	0	1	0	San Francisco Giants @ Montreal Expos Olympic Stadium, Montreal, QB Sun May 22 1983, 3:33 AM EDT Att: 30,734 - Unknown livebaseballscorecards.com			
Jim Welford, R (1, 9) OBP: 0.287, SLG: 0.400	0-0 1-3		0-0 F8		0-0 E6		0-0 5-3 1B			4	0	1	0	0	0	1				
Andre Dawson, R (1, 8) OBP: 0.329, SLG: 0.576	0-0 4-3				0-0 F8		0-0 F8		0-0 5-3 1-2	4	0	0	0	0	0	2				
Al Oliver, L (1, 3) OBP: 0.347, SLG: 0.443		0-0 E1 FC5-4			0-3 K		0-0 4-3		0-0 4-3	4	1	1	0	0	1	1				
Gary Carter, R (1, 2) OBP: 0.303, SLG: 0.467		0-0 F6			0-0 1B 1B		0-0 E 2B		0-0 E 1B	4	0	3	0	0	0	1				
Tim Lincecum, R (1, 5) OBP: 0.289, SLG: 0.397		0-0 FC5-4 1-2			0-0 1-2 1B		4-0 E BB		0-0 F8	3	0	1	0	1	0	2				
Chris Speier, R (1, 6) OBP: 0.297, SLG: 0.258		0-3 K			0-0 F7		0-3 K		0-3 K	4	0	0	0	0	3	7				
Doug Flynn, R (1, 4) OBP: 0.236, SLG: 0.243			0-0 F1-3		0-0 E9 SF8 1B		0-0 F5 G6-4-3		0-0 F5 1-3	4	1	1	0	0	0	3				
Charlie Lea, R (1, 1) Jeff Reardon, R (9, 1)			0-0 4-3		0-0 4-3		0-0 G6-4-3		0-3 K	4	0	0	0	0	1	6				
Inning Stats	R: 0 E: 0 K: 1 S: 5	H: 0 LOB: 0 BB: 0 P: 5	R: 0 E: 1 K: 1 S: 6	H: 0 LOB: 1 BB: 0 P: 6	R: 0 E: 0 K: 0 S: 4	H: 1 LOB: 1 BB: 0 P: 4	R: 0 E: 0 K: 1 S: 7	H: 2 LOB: 2 BB: 0 P: 7	R: 1 E: 2 K: 0 S: 5	H: 1 LOB: 1 BB: 0 P: 5	R: 1 E: 1 K: 1 S: 7	H: 2 LOB: 2 BB: 1 P: 11	R: 0 E: 0 K: 0 S: 4	H: 1 LOB: 1 BB: 0 P: 4	R: 0 E: 1 K: 2 S: 9	H: 1 LOB: 2 BB: 0 P: 9		1B: 6 2B: 1 3B: 1 HR: 0	SF: 1 SAC: 0 DP: 1 HBP: 0	WP: 0 PB: 0 SB: 0 CS: 0
PITCHER	IP	WLS	BF	H	R	ER	SO	BB	IBB	HBP	BLK	WP	HR	S	P	ERA	WHIP			
Atlee Hammaker, L (1, 1) ERA: 1.07	8.0	L	36	8	2	0	6	1	0	0	0	0	0	47	51	0.00	1.125			



Batter	1	2	3	4	5	6	7	8	9	AB	R	H	RBI	BB	SO	LOB	TOP										
Johnnie LeMaster, R OBP: 0.393, SLG: 0.384 (1, 6)	0-0 5-3		0-0 HBP 1B		4-0 BB		0-0 1-3		0-0 2H 1B 1B	4	1	2	1	1	0	0											
Darrell Evans, L OBP: 0.439, SLG: 0.636 (1, 3)	0-0 6-3		1-0 G4-6-3 HBP		0-0 F5			0-0 G3	0-0 2H HR 1B	4	1	1	1	0	0	2											
Chili Davis, S OBP: 0.359, SLG: 0.483 (1, 8)	0-0 F9		0-0 G4-6-3 1-2		0-0 L8			0-0 4-3	0-0 2H HR	5	1	1	2	0	0	4											
Jack Clark, R OBP: 0.323, SLG: 0.360 (1, 9)		0-0 F7 SF8 2B		0-0 HR		0-0 E8 F7		0-0 E1 1B	0-0 F2	5	2	2	1	0	0	0											
Jeffrey Leonard, R OBP: 0.262, SLG: 0.336 (1, 7)		0-0 F7 2-3		0-0 G3		0-0 L6		0-0 1B		4	0	1	0	0	0	2											
Tom O'Malley, L OBP: 0.333, SLG: 0.276 (1, 5)		0-0 SF8 3-H		0-0 L9		0-0 F7 1-2		0-0 6-3		3	0	0	1	0	0	3											
Bob Brenly, R OBP: 0.302, SLG: 0.345 (1, 2)		0-0 1B		0-0 F8		0-0 F6			0-0 6-3	4	0	1	0	0	0	1											
Duane Kuiper, L OBP: 0.364, SLG: 0.298 (1, 4)		0-0 1B 1-3				4-0 SH1-4 BB		0-0 4-3		3	1	2	0	1	0	0											
Mike Krukow, R OBP: 0.333, SLG: 0.500 (1, 1)			0-0 L4		0-0 SH1-4 1-2		0-0 6-3		0-0 SH3-4 1-2	2	0	0	0	0	0	0											
Inning Stats	R: 0 E: 0 K: 0 S: 3	H: 0 LOB: 0 BB: 0 P: 3	R: 1 E: 0 K: 0 S: 5	H: 3 LOB: 2 BB: 0 P: 5	R: 0 E: 0 K: 0 S: 3	H: 1 LOB: 1 BB: 0 P: 4	R: 1 E: 0 K: 0 S: 4	H: 1 LOB: 0 BB: 0 P: 4	R: 0 E: 0 K: 0 S: 3	H: 0 LOB: 2 BB: 0 P: 11	R: 0 E: 0 K: 0 S: 3	H: 0 LOB: 0 BB: 0 P: 3	R: 0 E: 1 K: 0 S: 5	H: 1 LOB: 2 BB: 0 P: 5	R: 4 E: 0 K: 0 S: 7	H: 4 LOB: 0 BB: 0 P: 7	1B: 7 2B: 1 3B: 0 HR: 2	SF: 1 SAC: 2 DP: 1 HBP: 1	WP: 0 PB: 0 SB: 0 CS: 0	PA: 40							
PITCHER	IP	WLS	BF	H	R	ER	SO	BB	IBB	HBP	BLK	WP	HR	S	P	ERA	WHIP										
Ed Lynch, R ERA: 3.89 (1, 1)	7.0	L	28	5	2	2	0	2	0	1	0	0	1	25	34	2.57	1.000										
Doug Sisk, R ERA: 4.07 (8, 1)	1.2		10	4	3	3	0	0	0	0	0	0	0	10	10	16.20	2.400										
Jesse Orosco, L ERA: 0.99 (9, 1)	0.1		2	1	1	1	0	0	0	0	0	0	1	2	2	27.00	3.000										

San Francisco Giants @ New York Mets
Shea Stadium, Flushing, NY
Tue May 24 1983, 7:05 PM EDT
Att: 11,511 - Unknown

AB 34
R 6
H 10
RBI 6
BB 2
SO 0
LOB 12

GIANTS

Batter	1	2	3	4	5	6	7	8	9	AB	R	H	RBI	BB	SO	LOB	BOTTOM										
Mookie Wilson, S OBP: 0.301, SLG: 0.363 (1, 8)	0-0 6-3 S 1B		0-0 F8		0-0 G3		0-3 K			4	0	1	0	0	1	2											
Hubie Brooks, R OBP: 0.322, SLG: 0.391 (1, 5)	0-0 6-3 1-3		0-0 F8			0-0 4-3		0-0 F3		4	0	0	0	0	0	1											
Darryl Strawberry, L OBP: 0.213, SLG: 0.362 (1, 9)	0-0 L3		0-3 K			0-3 K		0-3 K		4	0	0	0	0	3	1											
George Foster, R OBP: 0.307, SLG: 0.438 (1, 7)	0-0 5-3			0-0 6-3		0-0 2B		0-3 K		4	0	1	0	0	1	1											
Dave Kingman, R OBP: 0.238, SLG: 0.410 (1, 3)		0-3 K		0-0 HR		0-0 G3		0-0 HR		4	2	2	2	0	1	1											
Brian Giles, R OBP: 0.316, SLG: 0.286 (1, 4)		0-3 K		0-3 K			0-0 6-3		0-0 F8	3	0	0	0	0	2	0											
Danny Heep, L OBP: 0.381, SLG: 0.488 (9, PH)		0-0 K		0-0 K			0-0 6-3		0-0 F8	1	0	0	0	0	0	0											
Ronn Reynolds, R OBP: 0.233, SLG: 0.205 (1, 2)		0-0 1B		0-0 F8			0-0 F6		0-0 1B	3	0	1	0	0	0	0											
Ron Hodges, L OBP: 0.370, SLG: 0.263 (9, PH)		0-0 1B					0-0 BB		0-3 K	1	0	0	0	0	1	1											
José Oquendo, S OBP: 0.380, SLG: 0.293 (1, 6)		0-0 1B					0-0 5-3		0-3 K	2	0	1	0	1	0	0											
Mike Jorgensen, L OBP: 0.350, SLG: 0.471 (9, PH)		1-2 1B					0-3 K		0-0 F8	1	0	0	0	0	1	1											
Ed Lynch, R OBP: 0.250, SLG: 0.250 (1, 1)		0-0 1-6-3					4-0 BB		0-0 F8	2	0	0	0	0	1	2											
Rusty Staub, L OBP: 0.410, SLG: 0.290 (7, PH)							4-0 BB			0	0	0	0	1	0	0											
Doug Sisk, R OBP: 0.250, SLG: 0.250 (8, 1)							1-2 BB			0	0	0	0	0	0	0											
Jesse Orosco, R OBP: 0.250, SLG: 0.250 (9, 1)										0	0	0	0	0	0	0											
Bob Bailor, R OBP: 0.355, SLG: 0.271 (9, PH)										1	0	0	0	0	0	1											
Inning Stats	R: 0 E: 0 K: 0 S: 4	H: 1 LOB: 1 BB: 0 P: 4	R: 0 E: 0 K: 2 S: 9	H: 2 LOB: 2 BB: 0 P: 9	R: 0 E: 0 K: 1 S: 5	H: 0 LOB: 0 BB: 0 P: 5	R: 1 E: 0 K: 1 S: 6	H: 1 LOB: 0 BB: 0 P: 6	R: 0 E: 0 K: 1 S: 5	H: 0 LOB: 0 BB: 0 P: 5	R: 0 E: 0 K: 1 S: 6	H: 1 LOB: 1 BB: 0 P: 6	R: 0 E: 0 K: 1 S: 5	H: 0 LOB: 2 BB: 2 P: 13	R: 0 E: 0 K: 2 S: 7	H: 0 LOB: 0 BB: 0 P: 7	R: 1 E: 0 K: 1 S: 7	H: 2 LOB: 1 BB: 0 P: 7	1B: 4 2B: 1 3B: 0 HR: 2	SF: 0 SAC: 0 DP: 0 HBP: 0	WP: 0 PB: 0 SB: 1 CS: 0	PA: 36					
PITCHER	IP	WLS	BF	H	R	ER	SO	BB	IBB	HBP	BLK	WP	HR	S	P	ERA	WHIP										
Mike Krukow, R ERA: 2.48 (1, 1)	9.0	W	36	7	2	2	10	2	0	0	0	0	2	54	62	2.00	1.000										

San Francisco Giants @ New York Mets
Shea Stadium, Flushing, NY
Tue May 24 1983, 7:05 PM EDT
Att: 11,511 - Unknown

AB 34
R 2
H 7
RBI 2
BB 2
SO 10
LOB 10

Mets

Batter	1	2	3	4	5	6	7	8	9	AB	R	H	RBI	BB	SO	LOB	TOP								
Johnnie LeMaster, R OBP: 0.399, SLG: 0.413										4	2	2	3	1	0	0	San Francisco Giants @ New York Mets Shea Stadium, Flushing, NY Wed May 25 1983, 3:33 AM EDT Att: 8,874 - Unknown								
Darrell Evans, L OBP: 0.432, SLG: 0.617										4	1	0	0	1	1	1									
Chili Davis, S OBP: 0.360, SLG: 0.481										5	0	2	0	0	2	0									
Jack Clark, R OBP: 0.319, SLG: 0.375										5	1	1	1	0	1	4									
Jeffrey Leonard, R OBP: 0.274, SLG: 0.341										4	1	2	0	1	0	2									
Tom O'Malley, L OBP: 0.328, SLG: 0.273										5	0	1	1	0	0	4									
Bob Brenly, R OBP: 0.317, SLG: 0.337										2	0	0	0	2	1	1									
Duane Kuiper, L OBP: 0.368, SLG: 0.306										4	1	2	0	0	0	5									
Fred Breining, R OBP: 0.211, SLG: 0.118										0	0	0	0	0	0	0									
Rene Martin, R OBP: 0.500, SLG: 0.750										2	1	1	0	0	1	0									
Jim Barr, R OBP: 0.200, SLG: 0.400										2	0	0	0	0	1	3									
Greg Minton, S OBP: 0.200, SLG: 0.400										0	0	0	0	0	0	0									
Gary Lavelle, S OBP: 0.200, SLG: 0.400										0	0	0	0	0	0	0									
Inning Stats	R: 2 E: 1 K: 0 S: 5	H: 1 LOB: 3 BB: 3 P: 17	R: 0 E: 0 K: 1 S: 5	H: 0 LOB: 0 BB: 0 P: 5	R: 0 E: 1 K: 1 S: 6	H: 1 LOB: 1 BB: 0 P: 6	R: 3 E: 0 K: 1 S: 9	H: 4 LOB: 1 BB: 0 P: 9	R: 1 E: 0 K: 0 S: 4	H: 2 LOB: 1 BB: 0 P: 5	R: 0 E: 0 K: 1 S: 5	H: 0 LOB: 0 BB: 0 P: 5	R: 1 E: 0 K: 1 S: 7	H: 2 LOB: 2 BB: 1 P: 11	R: 0 E: 0 K: 2 S: 7	H: 1 LOB: 0 BB: 1 P: 7	R: 0 E: 0 K: 0 S: 3	H: 0 LOB: 1 BB: 1 P: 7	1B: 8 2B: 2 3B: 0 HR: 2	SF: 0 SAC: 0 DP: 2 HBP: 1	WP: 0 PB: 0 SB: 2 CS: 2	PA: 43			
PITCHER	IP	WLS	BF	H	R	ER	SO	BB	IBB	HBP	BLK	WP	HR	S	P	ERA	WHIP								
Neil Allen, R ERA: 4.38	4.0	L	22	6	5	4	3	3	0	0	0	0	1	25	37	9.00	2.250								
Rick Ownbey, R ERA: 6.09	2.0		8	2	1	1	1	0	0	1	0	0	0	9	10	4.50	1.000								
Craig Swan, R ERA: 4.8	2.0		9	3	1	1	3	1	0	0	0	0	1	14	18	4.50	2.000								
Doug Sisk, R ERA: 3.91	1.0		4	0	0	0	0	1	0	0	0	0	0	3	7	0.00	1.000								

Batter	1	2	3	4	5	6	7	8	9	AB	R	H	RBI	BB	SO	LOB	BOTTOM								
Mookie Wilson, S OBP: 0.298, SLG: 0.364										5	1	1	0	0	1	2	San Francisco Giants @ New York Mets Shea Stadium, Flushing, NY Wed May 25 1983, 3:33 AM EDT Att: 8,874 - Unknown								
Hubie Brooks, R OBP: 0.318, SLG: 0.380										4	0	0	0	1	1	1									
Daryl Strawberry, L OBP: 0.212, SLG: 0.349										5	1	1	1	0	2	3									
George Foster, R OBP: 0.316, SLG: 0.465											5	3	3	1	0	1		0							
Dave Kingman, R OBP: 0.244, SLG: 0.430											4	1	1	3	1	2		0							
Brian Giles, R OBP: 0.314, SLG: 0.279											3	0	0	0	1	1		0							
Ronn Reynolds, R OBP: 0.281, SLG: 0.220										2	0	1	0	1	0	0									
Ron Hodges, L OBP: 0.376, SLG: 0.263										0	0	0	1	1	0	0									
José Oquendo, S OBP: 0.396, SLG: 0.341										3	0	2	0	0	1	0									
Danny Heep, L OBP: 0.378, SLG: 0.482										1	0	0	0	0	1	3									
Bob Bailor, R OBP: 0.255, SLG: 0.271										0	0	0	0	0	0	0									
Neil Allen, R OBP: 0.200, SLG: 0.400										1	0	0	0	0	0	2									
Rusty Staub, L OBP: 0.200, SLG: 0.281										1	0	0	0	0	0	2									
Rick Ownbey, R OBP: 0.200, SLG: 0.281										0	0	0	0	0	0	0									
Mark Bradley, R OBP: 0.200, SLG: 0.281										0	0	0	0	0	0	0									
Craig Swan, R OBP: 0.200, SLG: 0.281										0	0	0	0	0	0	0									
Tucker Ashford, R OBP: 0.200, SLG: 0.281										0	0	0	0	0	0	0									
Inning Stats	R: 4 E: 0 K: 0 S: 8	H: 5 LOB: 2 BB: 1 P: 12	R: 0 E: 0 K: 1 S: 5	H: 0 LOB: 0 BB: 0 P: 5	R: 0 E: 0 K: 0 S: 3	H: 0 LOB: 0 BB: 0 P: 3	R: 0 E: 0 K: 2 S: 9	H: 2 LOB: 3 BB: 1 P: 13	R: 1 E: 0 K: 2 S: 8	H: 1 LOB: 0 BB: 0 P: 8	R: 0 E: 0 K: 2 S: 7	H: 0 LOB: 0 BB: 0 P: 7	R: 1 E: 0 K: 1 S: 6	H: 1 LOB: 3 BB: 3 P: 18	R: 0 E: 0 K: 0 S: 3	H: 0 LOB: 0 BB: 0 P: 3	R: 0 E: 0 K: 3 S: 9	H: 0 LOB: 0 BB: 0 P: 9	1B: 5 2B: 2 3B: 0 HR: 2	SF: 0 SAC: 0 DP: 0 HBP: 0	WP: 0 PB: 0 SB: 1 CS: 0	PA: 41			
PITCHER	IP	WLS	BF	H	R	ER	SO	BB	IBB	HBP	BLK	WP	HR	S	P	ERA	WHIP								
Fred Breining, R ERA: 4.75	0.2		4	4	4	4	0	1	0	0	0	0	0	6	10	54.00	7.500								
Rene Martin, R ERA: 3.72	2.1	W	10	3	0	0	1	0	0	0	0	0	0	12	12	0.00	1.286								
Jim Barr, R ERA: 5.04	3.2		15	2	2	2	6	2	0	0	0	0	1	25	33	4.91	1.091								
Greg Minton, R ERA: 5.91	0.0		2	0	0	0	0	2	0	0	0	0	0	0	8	∞	∞								
Gary Lavelle, L ERA: 1.57	2.1	S	7	0	0	0	4	0	0	0	0	0	0	15	15	0.00	0.000								

Batter	1	2	3	4	5	6	7	8	9	AB	R	H	RBI	BB	SO	LOB	TOP					
Johnnie LeMaster, R OBP: 0.393, SLG: 0.406 (1, 6)	6-3		1B																			
Darrell Evans, L OBP: 0.440, SLG: 0.618 (1, 3)	1B		F9																			
Chili Davis, S OBP: 0.352, SLG: 0.468 (1, 8)	G4-6-3		K																			
Jack Clark, R OBP: 0.329, SLG: 0.405 (1, 9)		HR	5-3																			
Jeffrey Leonard, R OBP: 0.280, SLG: 0.387 (1, 7)		HR																				
Joel Youngblood, R OBP: 0.276, SLG: 0.327 (1, 4)	5-3																					
Duane Kuiper, L OBP: 0.368, SLG: 0.306 (8, 4)																						
Tom O'Malley, L OBP: 0.326, SLG: 0.272 (1, 5)	6-3																					
Bob Brenly, R OBP: 0.314, SLG: 0.333 (1, 2)	1B																					
Bill Laskey, R OBP: 0.269, SLG: 0.095 (1, 1)	K																					
Greg Minton, S (8, 1)																						
Inning Stats	R: 0 E: 0 K: 0 S: 3	H: 1 LOB: 0 BB: 0 P: 3	R: 2 E: 0 K: 1 S: 8	H: 3 LOB: 1 BB: 0 P: 8	R: 0 E: 0 K: 1 S: 6	H: 1 LOB: 1 BB: 0 P: 6	R: 1 E: 0 K: 1 S: 6	H: 1 LOB: 0 BB: 0 P: 6	R: 0 E: 0 K: 0 S: 3	H: 0 LOB: 1 BB: 1 P: 7	R: 1 E: 1 K: 1 S: 6	H: 1 LOB: 1 BB: 0 P: 6	R: 1 E: 1 K: 0 S: 5	H: 1 LOB: 1 BB: 0 P: 5	R: 0 E: 0 K: 1 S: 6	H: 2 LOB: 1 BB: 0 P: 6	R: 0 E: 0 K: 1 S: 5	H: 0 LOB: 0 BB: 0 P: 5	1B: 7 2B: 0 3B: 0 HR: 3	SF: 0 SAC: 0 DP: 1 HBP: 0	WP: 0 PB: 0 SB: 1 CS: 1	PA: 38
PITCHER	IP	WLS	BF	H	R	ER	SO	BB	IBB	HBP	BLK	WP	HR	S	P	ERA	WHIP					
Jerry Reuss, L ERA: 3.18 (1, 1)	8.0	L	34	10	5	4	5	1	0	0	0	0	3	43	47	4.50	1.375					
Tom Niedenfuer, R ERA: 1.96 (9, 1)	1.0	S	3	0	0	0	1	0	0	0	0	0	0	5	5	0.00	0.000					

San Francisco Giants @ Los Angeles Dodgers
Dodger Stadium, Los Angeles, CA
Thu May 26 1983, 7:05 PM PDT
Att: 40,133 - Unknown

AB	36
R	5
H	10
RBI	5
BB	1
SO	6
LOB	11



Batter	1	2	3	4	5	6	7	8	9	AB	R	H	RBI	BB	SO	LOB	BOTTOM					
Steve Sax, R OBP: 0.350, SLG: 0.387 (1, 4)	6-3		F2																			
Ron Roenicke, S OBP: 0.285, SLG: 0.266 (1, 9)	F7																					
Ken Landreaux, L OBP: 0.309, SLG: 0.434 (1, 8)	F8																					
Pedro Guerrero, R OBP: 0.381, SLG: 0.559 (1, 5)		F8																				
Greg Brock, L OBP: 0.360, SLG: 0.497 (1, 3)	F8																					
Rick Monday, L OBP: 0.379, SLG: 0.478 (1, 7)		HR																				
Steve Yeager, R OBP: 0.280, SLG: 0.415 (1, 2)	F9																					
Dave Anderson, R OBP: 0.250, SLG: 0.400 (1, 6)																						
Jerry Reuss, L OBP: 0.192, SLG: 0.200 (1, 1)																						
Dusty Baker Jr., R OBP: 0.308, SLG: 0.394 (8, PH)																						
Tom Niedenfuer, R (9, 1)																						
Inning Stats	R: 0 E: 0 K: 0 S: 3	H: 0 LOB: 0 BB: 0 P: 3	R: 1 E: 0 K: 0 S: 4	H: 1 LOB: 0 BB: 0 P: 4	R: 0 E: 0 K: 1 S: 5	H: 0 LOB: 0 BB: 0 P: 5	R: 0 E: 0 K: 1 S: 5	H: 1 LOB: 0 BB: 0 P: 5	R: 1 E: 0 K: 1 S: 7	H: 2 LOB: 1 BB: 0 P: 7	R: 0 E: 0 K: 0 S: 3	H: 0 LOB: 0 BB: 0 P: 3	R: 0 E: 0 K: 0 S: 3	H: 0 LOB: 0 BB: 0 P: 3	R: 1 E: 0 K: 0 S: 6	H: 3 LOB: 2 BB: 0 P: 6	R: 0 E: 1 K: 0 S: 4	H: 0 LOB: 1 BB: 0 P: 4	1B: 4 2B: 0 3B: 1 HR: 2	SF: 0 SAC: 0 DP: 0 HBP: 0	WP: 0 PB: 1 SB: 0 CS: 1	PA: 35
PITCHER	IP	WLS	BF	H	R	ER	SO	BB	IBB	HBP	BLK	WP	HR	S	P	ERA	WHIP					
Bill Laskey, R ERA: 4.07 (1, 1)	7.1	W	27	6	3	3	3	0	0	0	0	0	2	33	33	3.68	0.818					
Greg Minton, R ERA: 5.49 (8, 1)	1.2	S	7	1	0	0	0	0	0	0	0	0	0	7	7	0.00	0.600					

San Francisco Giants @ Los Angeles Dodgers
Dodger Stadium, Los Angeles, CA
Thu May 26 1983, 7:05 PM PDT
Att: 40,133 - Unknown

AB	34
R	3
H	7
RBI	3
BB	0
SO	3
LOB	9



Batter	1	2	3	4	5	6	7	8	9	AB	R	H	RBI	BB	SO	LOB	TOP			
Johnnie LeMaster, R OBP: 0.398, SLG: 0.414										3	0	1	0	1	0	1				
Darrell Evans, L OBP: 0.440, SLG: 0.604										4	0	0	0	0	1	3				
Chili Davis, S OBP: 0.346, SLG: 0.448										4	0	0	0	0	1	2				
Jack Clark, R OBP: 0.326, SLG: 0.394										2	0	0	0	1	0	1				
Jeffrey Leonard, R OBP: 0.278, SLG: 0.380										3	0	0	0	0	1	1				
Tom O'Malley, L OBP: 0.326, SLG: 0.269										3	0	0	0	0	0	1				
Joel Youngblood, R OBP: 0.266, SLG: 0.361										3	0	0	0	0	2	0				
Bob Brenly, R OBP: 0.306, SLG: 0.323										3	0	0	0	0	0	0				
Andy McGaffigan, R Rene Martin, R Wallace Johnson, S Jim Barr, R Max Venable, L Greg Minton, S										0	0	0	0	0	0	0				
Inning Stats	R: 0 E: 0 K: 0 S: 4	H: 1 LOB: 1 BB: 0 P: 4	R: 0 E: 0 K: 1 S: 5	H: 0 LOB: 0 BB: 0 P: 5	R: 0 E: 0 K: 1 S: 6	H: 1 LOB: 1 BB: 0 P: 6	R: 0 E: 0 K: 0 S: 3	H: 0 LOB: 0 BB: 0 P: 3	R: 0 E: 0 K: 0 S: 3	H: 0 LOB: 1 BB: 1 P: 7	R: 0 E: 0 K: 1 S: 4	H: 0 LOB: 0 BB: 1 P: 8	R: 0 E: 0 K: 1 S: 5	H: 0 LOB: 0 BB: 0 P: 5	R: 0 E: 0 K: 1 S: 5	H: 0 LOB: 0 BB: 0 P: 5	1B: 0 2B: 3 3B: 0 HR: 0	SF: 0 SAC: 0 DP: 1 HBP: 0	WP: 0 PB: 0 SB: 0 CS: 0	PA: 30
PITCHER Fernando Valenzuela, L ERA: 3.04	IP: 9.0 WLS: W BF: 30 H: 2 R: 0 ER: 0 SO: 5 BB: 2 IBB: 0 HBP: 0 BLK: 0 WP: 0 HR: 0 S: 38 P: 46 ERA: 0.00 WHIP: 0.444															PITCHER				

San Francisco Giants @ Los Angeles Dodgers
Dodger Stadium, Los Angeles, CA
Sat May 28 1983, 3:33 AM PDT
Att: 49,302 - Unknown

AB 28
R 0
H 2
RBI 0
BB 2
SO 5
LOB 9



Batter	1	2	3	4	5	6	7	8	9	AB	R	H	RBI	BB	SO	LOB	BOTTOM	
Steve Sax, R OBP: 0.356, SLG: 0.393										4	0	2	0	0	1	0		
Ken Landreaux, L OBP: 0.314, SLG: 0.432										3	1	1	0	1	1	1		
Dusty Baker Jr., R OBP: 0.311, SLG: 0.393										4	0	1	1	0	0	3		
Pedro Guerrero, R OBP: 0.380, SLG: 0.556										4	0	0	0	0	2	5		
Greg Brock, L OBP: 0.358, SLG: 0.490										2	1	0	1	1	0	0		
Rick Monday, L OBP: 0.371, SLG: 0.407 Ron Roenicke, S OBP: 0.247, SLG: 0.246										2	1	0	0	1	0	0		
Steve Yeager, R OBP: 0.274, SLG: 0.402										2	0	0	0	0	1	0		
Bill Russell, R OBP: 0.333, SLG: 0.292										3	1	1	2	0	0	0		
Fernando Valenzuela, L OBP: 0.258, SLG: 0.323										3	1	1	1	0	0	0		
Inning Stats	R: 0 E: 0 K: 2 S: 8	H: 1 LOB: 1 BB: 0 P: 8	R: 4 E: 0 K: 0 S: 6	H: 3 LOB: 2 BB: 3 P: 18	R: 0 E: 0 K: 0 S: 3	H: 0 LOB: 0 BB: 0 P: 3	R: 0 E: 0 K: 0 S: 3	H: 0 LOB: 0 BB: 0 P: 3	R: 0 E: 0 K: 1 S: 5	H: 0 LOB: 0 BB: 0 P: 5	R: 0 E: 0 K: 1 S: 5	H: 0 LOB: 0 BB: 0 P: 5	R: 1 E: 0 K: 1 S: 7	H: 2 LOB: 1 BB: 0 P: 7	1B: 6 2B: 0 3B: 0 HR: 0	SF: 1 SAC: 1 DP: 0 HBP: 0	WP: 1 PB: 0 SB: 3 CS: 0	PA: 33
PITCHER Andy McGaffigan, R ERA: 4.5 Rene Martin, R ERA: 3.13 Jim Barr, R ERA: 4.67 Greg Minton, R ERA: 5.63	IP: 1.1 WLS: L BF: 9 H: 1 R: 0 ER: 0 SO: 4 BB: 2 IBB: 0 HBP: 0 BLK: 0 WP: 1 HR: 0 S: 11 P: 19 ERA: 27.00 WHIP: 3.750															PITCHER		

San Francisco Giants @ Los Angeles Dodgers
Dodger Stadium, Los Angeles, CA
Sat May 28 1983, 3:33 AM PDT
Att: 49,302 - Unknown

AB 28
R 5
H 6
RBI 5
BB 3
SO 6
LOB 10



Batter	1	2	3	4	5	6	7	8	9	AB	R	H	RBI	BB	SO	LOB	TOP										
Johnnie LeMaster, R OBP: 0.393, SLG: 0.407 (1, 6)	6-3	1-3															5 0 1 0 0 1 2										
Darrell Evans, L OBP: 0.439, SLG: 0.617 (1, 3) (9, 5)	K																5 2 2 1 0 1 2										
Joel Youngblood, R OBP: 0.350, SLG: 0.338 Dave Bergman, L OBP: 0.295, SLG: 0.270 (9, PH) (9, 3)	K																4 0 0 0 0 3 2 0 0 0 0 0 0 0										
Jack Clark, R OBP: 0.333, SLG: 0.411 (1, 9)																	3 2 1 1 2 1 0										
Jeffrey Leonard, R OBP: 0.282, SLG: 0.381 Chili Davis, S OBP: 0.346, SLG: 0.448 (1, 7) (9, 8)																	5 1 2 0 0 2 3 0 0 0 0 0 0 0										
Tom O'Malley, L OBP: 0.324, SLG: 0.262 Champ Summers, L OBP: 0.385, SLG: 0.200 Joe Pettini, R OBP: 0.100, SLG: 0.158 (9, PR) (9, 4)																	3 0 0 0 1 1 2 0 0 0 0 1 0 0 0 0 0 0 0 0 0										
Max Venable, L OBP: 0.281, SLG: 0.429 (1, 8) (9, 7)																	5 1 2 3 0 0 4										
Milt May, L OBP: 0.289, SLG: 0.309 (1, 2)																	3 0 1 1 2 1 0										
Mike Krukow, R OBP: 0.417, SLG: 0.545 Greg Minton, S (7, 1) Gary Lavelle, S (7, 1)																	3 0 2 0 0 0 2 0 0 0 0 0 0 0 2 0 0 0 0 2 3										
Inning Stats	R: 0 E: 0 K: 2 S: 7	H: 0 LOB: 0 BB: 0 P: 7	R: 2 E: 0 K: 1 S: 9	H: 4 LOB: 2 BB: 0 P: 9	R: 1 E: 0 K: 1 S: 7	H: 2 LOB: 2 BB: 1 P: 11	R: 0 E: 0 K: 2 S: 9	H: 2 LOB: 2 BB: 0 P: 9	R: 1 E: 1 K: 1 S: 7	H: 1 LOB: 2 BB: 1 P: 11	R: 0 E: 0 K: 0 S: 3	H: 0 LOB: 1 BB: 1 P: 7	R: 0 E: 0 K: 1 S: 5	H: 0 LOB: 0 BB: 0 P: 5	R: 2 E: 0 K: 2 S: 9	H: 2 LOB: 3 BB: 3 P: 21	1B: 9 2B: 0 3B: 0 HR: 2	SF: 0 SAC: 1 DP: 0 HBP: 0	WP: 0 PB: 0 SB: 1 CS: 0	PA: 45							
PITCHER	IP	WLS	BF	H	R	ER	SO	BB	IBB	HBP	BLK	WP	HR	S	P	ERA	WHIP										
Alejandro Pena, R ERA: 2.38 (1, 1)	4.0		21	8	3	3	6	1	0	0	1	0	1	32	36	6.75	2.250										
Joe Beckwith, R ERA: 3.39 (5, 1)	2.0		9	1	1	1	3	0	1	0	0	0	1	14	18	4.50	0.500										
Tom Niedenfuer, R ERA: 2.01 (7, 1)	2.0		7	0	0	0	1	1	0	0	0	0	0	8	12	0.00	0.500										
Dave Stewart, R ERA: 1.85 (9, 1)	1.0	L	8	2	2	2	2	2	1	0	0	0	0	9	21	18.00	4.000										

San Francisco Giants @ Los Angeles Dodgers
Dodger Stadium, Los Angeles, CA
Sun May 29 1983, 3:33 AM PDT
Att: 45,332 - Unknown

AB	38
R	6
H	11
RBI	6
BB	6
SO	12
LOB	20



Batter	1	2	3	4	5	6	7	8	9	AB	R	H	RBI	BB	SO	LOB	BOTTOM										
Steve Sax, R OBP: 0.363, SLG: 0.410 (1, 4)																	5 2 3 0 0 0 2										
Ken Landreaux, L OBP: 0.318, SLG: 0.434 Jose Morales, R OBP: 0.500, SLG: 1.000 Candy Maldonado, R OBP: 0.125, SLG: 0.125 (8, PR) (9, 8)																	4 1 2 0 0 0 1 1 0 1 1 0 0 0 0 0 0 0 0 0 0										
Dusty Baker Jr., R OBP: 0.319, SLG: 0.401 Dave Stewart, R OBP: 0.167, SLG: 0.167 (1, 7) (9, 1)																	4 1 2 1 1 1 2 0 0 0 0 0 0 0										
Pedro Guerrero, R OBP: 0.381, SLG: 0.552 (1, 5)																	5 0 2 2 0 0 3										
Greg Brock, L OBP: 0.356, SLG: 0.483 Bill Russell, R OBP: 0.331, SLG: 0.290 (1, 3) (9, PH)																	4 0 1 0 0 1 5 1 0 0 0 0 0 0										
Mike Marshall, R OBP: 0.304, SLG: 0.367 (1, 9)																	4 0 0 0 1 0 3										
Steve Yeager, R OBP: 0.289, SLG: 0.422 (1, 2)																	4 0 3 0 0 0 0										
Dave Anderson, R OBP: 0.200, SLG: 0.316 (1, 6)																	4 0 0 0 0 0 3										
Alejandro Pena, R OBP: 0.291, SLG: 0.391 Rick Monday, R OBP: 0.307, SLG: 0.393 Joe Beckwith, L (4, PH) (5, 1)																	1 0 0 0 0 1 1 1 0 0 0 0 1 2 0 0 0 0 0 0 0 1 0 0 0 0 1 0 0 0 0 0 0 0 0 1 0 0 0 0 0 0										
Ron Roenicke, S OBP: 0.345, SLG: 0.243 Tom Niedenfuer, R (7, 1) Rafael Landestoy, S OBP: 0.221, SLG: 0.336 (8, PH) (9, 7)																	1 0 0 0 0 0 0										
Inning Stats	R: 0 E: 0 K: 1 S: 6	H: 1 LOB: 2 BB: 1 P: 10	R: 0 E: 0 K: 1 S: 6	H: 1 LOB: 0 BB: 0 P: 6	R: 0 E: 0 K: 0 S: 5	H: 2 LOB: 0 BB: 0 P: 5	R: 0 E: 0 K: 1 S: 6	H: 1 LOB: 2 BB: 1 P: 10	R: 0 E: 0 K: 1 S: 7	H: 2 LOB: 2 BB: 0 P: 7	R: 0 E: 0 K: 1 S: 5	H: 0 LOB: 0 BB: 0 P: 5	R: 3 E: 0 K: 0 S: 7	H: 5 LOB: 2 BB: 0 P: 7	R: 1 E: 0 K: 0 S: 5	H: 2 LOB: 1 BB: 0 P: 5	R: 0 E: 0 K: 0 S: 3	H: 0 LOB: 0 BB: 0 P: 3	1B: 10 2B: 3 3B: 1 HR: 0	SF: 0 SAC: 0 DP: 0 HBP: 0	WP: 0 PB: 0 SB: 1 CS: 1	PA: 42					
PITCHER	IP	WLS	BF	H	R	ER	SO	BB	IBB	HBP	BLK	WP	HR	S	P	ERA	WHIP										
Mike Krukow, R ERA: 2.57 (1, 1)	6.0		29	9	2	2	5	2	0	0	0	0	0	37	45	3.00	1.833										
Greg Minton, R ERA: 6.0 (7, 1)	0.0		2	2	1	1	0	0	0	0	0	0	0	2	2	∞	∞										
Gary Lavelle, L ERA: 1.69 (7, 1)	3.0	W	11	3	1	1	0	0	0	0	0	0	0	11	11	3.00	1.000										

San Francisco Giants @ Los Angeles Dodgers
Dodger Stadium, Los Angeles, CA
Sun May 29 1983, 3:33 AM PDT
Att: 45,332 - Unknown

AB	40
R	4
H	14
RBI	4
BB	2
SO	5
LOB	22



Batter	1	2	3	4	5	6	7	8	9	AB	R	H	RBI	BB	SO	LOB	TOP										
Mookie Wilson, S (1, 8) OBP: 0.282, SLG: 0.354	F8		K			G4-6-3 BB		G3		3	0	0	0	1	1	1	New York Mets @ San Francisco Giants Candlestick Park, San Francisco, CA Mon May 30 1983, 6:33 AM EDT Att: 29,863 - Unknown										
Bob Bailor, R (1, 4) OBP: 0.284, SLG: 0.267				4-3		G4-6-3 BB		4-3		3	0	1	0	0	0	2											
Rick Ownbey, R (6, 1) OBP: 0.125, SLG: 0.125	5-3 1B					1-2 2-3				0	0	0	0	0	0	0											
Rusty Staub, L (9, PH) OBP: 0.351, SLG: 0.265										1	0	0	0	0	0	0											
George Foster, R (1, 7) OBP: 0.318, SLG: 0.471	5-3 1-2			F6		K		1B 1B		4	0	1	0	0	1	2											
Dave Kingman, R (1, 3) OBP: 0.245, SLG: 0.426	F8			K				F7		4	0	0	0	0	1	2											
Darryl Strawberry, L (1, 9) OBP: 0.216, SLG: 0.329		4-3			K			F8		4	0	1	0	0	1	0											
Hubie Brooks, R (1, 5) OBP: 0.317, SLG: 0.377		F3			3-1 2B			6-3		4	0	1	0	0	0	2											
Ron Hodges, L (1, 2) OBP: 0.370, SLG: 0.247			K		3-1 2-3			1-3		3	0	0	0	0	1	1											
José Oquendo, S (1, 6) OBP: 0.355, SLG: 0.302					F9			K		3	0	0	0	0	2	1											
Neil Allen, R (1, 1)					K					1	0	0	0	0	1	0											
Carlos Diaz, R (5, 1)										0	0	0	0	0	0	0											
Tucker Ashford, R (6, PH) OBP: 0.333, SLG: 0.333						G4-6-3 BB				1	0	1	0	1	0	0											
Inning Stats	R: 0 E: 0 K: 0 S: 4	H: 1 LOB: 1 BB: 0 P: 4	R: 0 E: 0 K: 1 S: 5	H: 0 LOB: 0 BB: 0 P: 5	R: 0 E: 0 K: 2 S: 7	H: 0 LOB: 0 BB: 0 P: 7	R: 0 E: 0 K: 1 S: 5	H: 0 LOB: 0 BB: 0 P: 5	R: 0 E: 0 K: 2 S: 8	H: 1 LOB: 1 BB: 0 P: 8	R: 0 E: 0 K: 1 S: 4	H: 0 LOB: 0 BB: 2 P: 12	R: 0 E: 0 K: 0 S: 3	H: 0 LOB: 0 BB: 0 P: 3	R: 0 E: 0 K: 1 S: 6	H: 1 LOB: 1 BB: 0 P: 6	R: 0 E: 0 K: 0 S: 5	H: 2 LOB: 2 BB: 0 P: 5	1B: 4 2B: 1 3B: 0 HR: 0	SF: 0 SAC: 0 DP: 1 HBP: 0	WP: 0 PB: 0 SB: 0 CS: 0	PA: 33					
PITCHER	IP	WLS	BF	H	R	ER	SO	BB	IBB	HBP	BLK	WP	HR	S	P	ERA	WHIP										
Fred Breining, R (1, 1) ERA: 4.35	5.0	W	19	2	0	0	6	2	0	0	0	0	0	29	37	0.00	0.800										
Andy McGaffigan, R (6, 1) ERA: 4.33	2.0		5	0	0	0	1	0	0	0	0	0	0	7	7	0.00	0.000										
Jim Barr, R (8, 1) ERA: 4.34	2.0		9	3	0	0	1	0	0	0	0	0	0	11	11	0.00	1.500										

Batter	1	2	3	4	5	6	7	8	9	AB	R	H	RBI	BB	SO	LOB	BOTTOM										
Johnnie LeMaster, R (1, 6) OBP: 0.392, SLG: 0.406	F7					G3				3	0	1	0	0	0	1	New York Mets @ San Francisco Giants Candlestick Park, San Francisco, CA Mon May 30 1983, 6:33 AM EDT Att: 29,863 - Unknown										
Joe Pettini, R (5, PH) OBP: 0.056, SLG: 0.150		6-3			1B G4-6-3 1B	1-2				1	1	0	0	0	0	1											
Darrell Evans, L (1, 3) OBP: 0.440, SLG: 0.634					F7	4-3				4	1	2	1	0	0	0											
Max Venable, L (1, 8) OBP: 0.279, SLG: 0.417					HR	G4-6-3 1B				4	0	1	0	0	1	1											
Jack Clark, R (1, 9) OBP: 0.332, SLG: 0.414					G4-6-3 1B	1-2 3-H				4	1	1	0	0	0	1											
Jeffrey Leonard, R (1, 7) OBP: 0.293, SLG: 0.382					F7	1B 2B				4	1	1	0	0	0	1											
Tom O'Malley, L (1, 5) OBP: 0.336, SLG: 0.272					5-3	BB 1B				2	1	1	1	2	0	0											
Brad Wellman, R (1, 4) OBP: 0.750, SLG: 0.500					BB 1B	BB 1B				3	1	2	0	1	0	2											
Milt May, L (1, 2) OBP: 0.275, SLG: 0.292					BB 1B	BB 1B				2	0	1	1	2	0	0											
Fred Breining, R (1, 1) ERA: 4.97					L5	BB 1B				4	0	0	1	2	0	0											
Andy McGaffigan, R (6, 1) OBP: 0.111, SLG: 0.116					L9	BB				4	0	0	1	0	0	6											
Jim Barr, R (8, 1) OBP: 0.167, SLG: 0.333					F7	BB				2	0	0	0	0	2	1											
Inning Stats	R: 1 E: 0 K: 1 S: 6	H: 1 LOB: 0 BB: 0 P: 6	R: 2 E: 0 K: 1 S: 7	H: 2 LOB: 1 BB: 1 P: 11	R: 0 E: 0 K: 0 S: 4	H: 1 LOB: 2 BB: 1 P: 8	R: 0 E: 0 K: 1 S: 5	H: 0 LOB: 0 BB: 0 P: 5	R: 2 E: 0 K: 0 S: 6	H: 4 LOB: 3 BB: 2 P: 14	R: 0 E: 0 K: 0 S: 2	H: 0 LOB: 1 BB: 1 P: 6	R: 0 E: 0 K: 0 S: 3	H: 0 LOB: 0 BB: 0 P: 3	R: 0 E: 0 K: 0 S: 3	H: 1 LOB: 1 BB: 1 P: 7	R: 0 E: 0 K: 0 S: 5	H: 1 LOB: 1 BB: 1 P: 7	1B: 7 2B: 1 3B: 0 HR: 1	SF: 0 SAC: 0 DP: 2 HBP: 0	WP: 0 PB: 0 SB: 0 CS: 1	PA: 36					
PITCHER	IP	WLS	BF	H	R	ER	SO	BB	IBB	HBP	BLK	WP	HR	S	P	ERA	WHIP										
Neil Allen, R (1, 1) ERA: 4.97	4.2	L	23	8	5	5	3	2	0	0	0	0	0	27	35	9.64	2.143										
Carlos Diaz, L (5, 1) ERA: 3.2	0.1		3	0	0	0	0	2	0	0	0	0	0	1	9	0.00	6.000										
Rick Ownbey, R (6, 1) ERA: 5.46	3.0		10	1	0	0	0	2	0	0	0	0	0	8	16	0.00	1.000										

AB 31
R 0
H 5
RBI 0
BB 2
SO 8
LOB 11



AB 30
R 5
H 9
RBI 4
BB 6
SO 3
LOB 15



Batter	1	2	3	4	5	6	7	8	9	AB	R	H	RBI	BB	SO	LOB	TOP				
Mark Bradley, R (1, 8) Doug Sisk, R (7, 1)	4-0 S BB		4-0 2B BB		0-0 6-3		0-3 K			2	0	0	0	2	1	0					
Hubie Brooks, R (1, 5) OBP: 0.315, SLG: 0.380	0-0 F6 1-2		0-0 2B 1-3 2-H		0-0 F8			0-0 F8		4	0	1	1	0	0	1					
George Foster, R (1, 7) OBP: 0.316, SLG: 0.466	0-3 K		0-3 K		0-0 FC4-6 BB 1B			0-0 1-3		4	0	1	0	0	2	3					
Dave Kingman, R (1, 3) OBP: 0.252, SLG: 0.424	0-3 K		0-0 F8		4-0 FC4-6 BB 1B			0-0 E 1B		3	0	1	0	1	1	3					
Darryl Strawberry, L (1, 9) OBP: 0.218, SLG: 0.315		0-3 K		4-0 4-3 S BB		0-0 F5		0-3 K		3	0	0	0	1	2	3					
Brian Giles, R (1, 4) OBP: 0.293, SLG: 0.258		0-3 K		0-0 F9 1-2		0-0 FC4-6			0-0 F9	4	0	0	0	0	1	3					
Ronn Reynolds, R (1, 2) OBP: 0.354, SLG: 0.304				0-0 4-3		0-0 5-3			0-3 K	3	0	0	0	0	0	3	AB 31				
Tucker Ashford, R (9, PH) OBP: 0.313, SLG: 0.308				0-0 L6		0-0 F8			0-3 K	1	0	0	0	0	1	0	R 1				
José Oquendo, S (1, 6) OBP: 0.354, SLG: 0.304				0-0 S 2B 1B		0-0 F8			0-3 K	3	1	1	0	0	0	1	H 4				
Bob Bailor, R (9, PH) OBP: 0.250, SLG: 0.262						0-0 F8			0-3 K	1	0	0	0	0	1	0	RBI 1				
Scott Holman, R (1, 1) OBP: 0.273, SLG: 0.273						0-0 F8				2	0	0	0	0	0	1	BB 4				
Mookie Wilson, S (7, PH) OBP: 0.281, SLG: 0.353						0-0 F6				1	0	0	0	0	0	0	SO 9				
																	LOB 18				
Inning Stats	R: 0 E: 0 K: 2 S: 7	H: 0 LOB: 1 BB: 1 P: 11	R: 0 E: 0 K: 2 S: 7	H: 0 LOB: 0 BB: 0 P: 7	R: 1 E: 0 K: 1 S: 7	H: 2 LOB: 2 BB: 1 P: 11	R: 0 E: 0 K: 0 S: 3	H: 0 LOB: 0 BB: 0 P: 7	R: 0 E: 0 K: 0 S: 4	H: 1 LOB: 2 BB: 1 P: 8	R: 0 E: 0 K: 1 S: 5	H: 0 LOB: 0 BB: 0 P: 5	R: 0 E: 1 K: 1 S: 6	H: 1 LOB: 1 BB: 0 P: 6	R: 0 E: 0 K: 2 S: 7	H: 0 LOB: 0 BB: 0 P: 7	1B: 3 2B: 1 3B: 0 HR: 0	SF: 0 SAC: 0 DP: 0 HBP: 0	WP: 0 PB: 0 SB: 3 CS: 0	PA: 35	
PITCHER	IP WLS BF H R ER SO BB IBB HBP BLK WP HR S P ERA WHIP	IP WLS BF H R ER SO BB IBB HBP BLK WP HR S P ERA WHIP	IP WLS BF H R ER SO BB IBB HBP BLK WP HR S P ERA WHIP	IP WLS BF H R ER SO BB IBB HBP BLK WP HR S P ERA WHIP	IP WLS BF H R ER SO BB IBB HBP BLK WP HR S P ERA WHIP	IP WLS BF H R ER SO BB IBB HBP BLK WP HR S P ERA WHIP	IP WLS BF H R ER SO BB IBB HBP BLK WP HR S P ERA WHIP	IP WLS BF H R ER SO BB IBB HBP BLK WP HR S P ERA WHIP	IP WLS BF H R ER SO BB IBB HBP BLK WP HR S P ERA WHIP	IP WLS BF H R ER SO BB IBB HBP BLK WP HR S P ERA WHIP	IP WLS BF H R ER SO BB IBB HBP BLK WP HR S P ERA WHIP	IP WLS BF H R ER SO BB IBB HBP BLK WP HR S P ERA WHIP	IP WLS BF H R ER SO BB IBB HBP BLK WP HR S P ERA WHIP	IP WLS BF H R ER SO BB IBB HBP BLK WP HR S P ERA WHIP	IP WLS BF H R ER SO BB IBB HBP BLK WP HR S P ERA WHIP	IP WLS BF H R ER SO BB IBB HBP BLK WP HR S P ERA WHIP	IP WLS BF H R ER SO BB IBB HBP BLK WP HR S P ERA WHIP	IP WLS BF H R ER SO BB IBB HBP BLK WP HR S P ERA WHIP	IP WLS BF H R ER SO BB IBB HBP BLK WP HR S P ERA WHIP	IP WLS BF H R ER SO BB IBB HBP BLK WP HR S P ERA WHIP	IP WLS BF H R ER SO BB IBB HBP BLK WP HR S P ERA WHIP

New York Mets @ San Francisco Giants
Candlestick Park, San Francisco, CA
Tue May 31 1983, 10:05 PM EDT
Att: 7,890 - Unknown

AB 31
R 1
H 4
RBI 1
BB 4
SO 9
LOB 18



Batter	1	2	3	4	5	6	7	8	9	AB	R	H	RBI	BB	SO	LOB	BOTTOM				
Brad Wellman, R (1, 4) OBP: 0.667, SLG: 0.571	0-0 E S 4-3 1B		0-0 FC5-4 1-2		0-0 BB 1B		0-0 F6		0-0 G3-6-3 1B	5	1	3	0	0	0	3					
Darrell Evans, L (1, 3) OBP: 0.444, SLG: 0.650	0-0 4-3 1-H		0-0 HR		4-0 1-2 BB		0-0 1B		0-0 G3-6-3 1-2	4	1	2	2	1	0	1					
Chili Davis, S (1, 8) OBP: 0.339, SLG: 0.438	0-0 1-3		0-0 6-3		0-3 K		0-0 F2			4	0	0	0	0	1	5					
Jack Clark, R (1, 9) OBP: 0.335, SLG: 0.418	0-0 2B		4-0 FC5-4 BB		0-0 5-3		0-0 G3			3	0	1	0	1	0	0					
Jeffrey Leonard, R (1, 7) OBP: 0.292, SLG: 0.385	0-0 F9		0-0 FC5-4 1-2		0-0 F7		0-0 WP FC4-2 2B			4	0	1	0	0	0	2					
Johnnie L McMaster, R (8, 6) OBP: 0.392, SLG: 0.466										0	0	0	0	0	0	0					
Tom O'Malley, L (1, 5) OBP: 0.347, SLG: 0.281		0-0 4-3 5-3 1B		0-0 G3		0-0 1B		4-0 2-3 BB		3	0	2	0	1	0	1					
Joe Pettini, R (1, 6) OBP: 0.083, SLG: 0.130		0-0 5-3		0-0 4-3		0-0 F6		0-0 FC4-2 1-2		3	0	0	0	0	0	2	AB 33				
Max Venable, L (7, PH) OBP: 0.275, SLG: 0.410		1-2		0-0 4-3		0-0 E3 1B		0-0 3-H 4-3		1	0	0	0	0	0	2	R 2				
Milt May, L (1, 2) OBP: 0.262, SLG: 0.276		0-0 4-3		0-0 2-3		0-0 F9		0-0 4-3		4	0	0	0	0	0	3	H 9				
Bill Laskey, R (1, 1) OBP: 0.310, SLG: 0.091		4-0		0-0 F3		4-0 1B BB		0-3 K		1	0	0	0	2	0	1	RBI 2				
Gary Lavelle, S (8, 1)										1	0	0	0	0	1	0	BB 5				
																	SO 2				
Inning Stats	R: 1 E: 0 K: 0 S: 5	H: 2 LOB: 1 BB: 0 P: 5	R: 0 E: 0 K: 0 S: 4	H: 1 LOB: 2 BB: 1 P: 8	R: 1 E: 0 K: 0 S: 4	H: 1 LOB: 1 BB: 1 P: 8	R: 0 E: 0 K: 1 S: 7	H: 1 LOB: 3 BB: 1 P: 11	R: 0 E: 0 K: 0 S: 4	H: 1 LOB: 2 BB: 1 P: 8	R: 0 E: 0 K: 0 S: 4	H: 1 LOB: 2 BB: 1 P: 8	R: 0 E: 0 K: 1 S: 5	H: 1 LOB: 0 BB: 0 P: 5	R: 0 E: 0 K: 2 S: 7	H: 0 LOB: 0 BB: 0 P: 7	1B: 6 2B: 2 3B: 0 HR: 1	SF: 0 SAC: 0 DP: 1 HBP: 0	WP: 1 PB: 0 SB: 2 CS: 0	PA: 38	
PITCHER	IP WLS BF H R ER SO BB IBB HBP BLK WP HR S P ERA WHIP	IP WLS BF H R ER SO BB IBB HBP BLK WP HR S P ERA WHIP	IP WLS BF H R ER SO BB IBB HBP BLK WP HR S P ERA WHIP	IP WLS BF H R ER SO BB IBB HBP BLK WP HR S P ERA WHIP	IP WLS BF H R ER SO BB IBB HBP BLK WP HR S P ERA WHIP	IP WLS BF H R ER SO BB IBB HBP BLK WP HR S P ERA WHIP	IP WLS BF H R ER SO BB IBB HBP BLK WP HR S P ERA WHIP	IP WLS BF H R ER SO BB IBB HBP BLK WP HR S P ERA WHIP	IP WLS BF H R ER SO BB IBB HBP BLK WP HR S P ERA WHIP	IP WLS BF H R ER SO BB IBB HBP BLK WP HR S P ERA WHIP	IP WLS BF H R ER SO BB IBB HBP BLK WP HR S P ERA WHIP	IP WLS BF H R ER SO BB IBB HBP BLK WP HR S P ERA WHIP	IP WLS BF H R ER SO BB IBB HBP BLK WP HR S P ERA WHIP	IP WLS BF H R ER SO BB IBB HBP BLK WP HR S P ERA WHIP	IP WLS BF H R ER SO BB IBB HBP BLK WP HR S P ERA WHIP	IP WLS BF H R ER SO BB IBB HBP BLK WP HR S P ERA WHIP	IP WLS BF H R ER SO BB IBB HBP BLK WP HR S P ERA WHIP	IP WLS BF H R ER SO BB IBB HBP BLK WP HR S P ERA WHIP	IP WLS BF H R ER SO BB IBB HBP BLK WP HR S P ERA WHIP	IP WLS BF H R ER SO BB IBB HBP BLK WP HR S P ERA WHIP	IP WLS BF H R ER SO BB IBB HBP BLK WP HR S P ERA WHIP

New York Mets @ San Francisco Giants
Candlestick Park, San Francisco, CA
Tue May 31 1983, 10:05 PM EDT
Att: 7,890 - Unknown

AB 33
R 2
H 9
RBI 2
BB 5
SO 2
LOB 20



Batter	1	2	3	4	5	6	7	8	9	AB	R	H	RBI	BB	SO	LOB	TOP			
Mark Bradley, R (1, 9) OBP: 0.333, SLG: 0.257	G3			F7	K			E 1B		4	1	1	0	0	1	2				
Hubie Brooks, R (1, 5) OBP: 0.308, SLG: 0.370	K			4-3				F8		4	0	0	0	0	1	1				
Mookie Wilson, S (1, 8) OBP: 0.275, SLG: 0.345	6-3			E5 1B				E4 1B		4	1	0	0	0	0	2				
George Foster, R (1, 7) OBP: 0.320, SLG: 0.467		6-3								4	0	2	2	0	1	1				
Dave Kingman, R (1, 3) OBP: 0.245, SLG: 0.413		5-3								4	0	0	0	0	0	3				
Brian Giles, R (1, 4) OBP: 0.291, SLG: 0.252	K									3	0	0	0	1	1	0				
Ronn Reynolds, R (1, 2) OBP: 0.220, SLG: 0.170			6-3							3	0	0	0	0	0	1				
Ron Hodges, L (9, PH) OBP: 0.366, SLG: 0.244				5-3				F9 1-2		1	0	0	0	0	0	1	AB 35			
José Oquendo, S (1, 6) OBP: 0.353, SLG: 0.305										3	0	1	0	0	1	1	R 2			
Mike Jorgensen, L (9, PH) OBP: 0.316, SLG: 0.421				5-3				K		1	0	0	0	0	1	1	H 5			
Tom Seaver, R (1, 1) OBP: 0.304, SLG: 0.455										2	0	1	0	0	1	0	RBI 2			
Tucker Ashford, R (8, PH) OBP: 0.294, SLG: 0.286										1	0	0	0	0	0	0	BB 1			
Jesse Orosco, R (8, 1) OBP: 0.250, SLG: 0.250										0	0	0	0	0	0	0	SO 7			
Rusty Staub, L (9, PH) OBP: 0.372, SLG: 0.257										1	0	0	0	0	0	1	LOB 14			
Inning Stats	R: 0 E: 0 K: 1 S: 5	H: 0 LOB: 0 BB: 0 P: 5	R: 0 E: 0 K: 1 S: 5	H: 0 LOB: 0 BB: 0 P: 5	R: 0 E: 0 K: 1 S: 5	H: 0 LOB: 0 BB: 0 P: 5	R: 1 E: 1 K: 0 S: 5	H: 1 LOB: 1 BB: 0 P: 5	R: 0 E: 0 K: 1 S: 7	H: 2 LOB: 2 BB: 0 P: 7	R: 0 E: 1 K: 1 S: 6	H: 0 LOB: 1 BB: 0 P: 6	R: 0 E: 1 K: 0 S: 6	H: 2 LOB: 2 BB: 0 P: 6	R: 0 E: 0 K: 1 S: 5	H: 0 LOB: 1 BB: 1 P: 9	1B: 5 2B: 0 3B: 0 HR: 0	SF: 0 SAC: 0 DP: 0 HBP: 0	WP: 0 PB: 0 SB: 2 CS: 1	PA: 36
PITCHER	IP WLS BF H R ER SO BB IBB HBP BLK WP HR S P ERA WHIP																			
Atlee Hammaker, L (1, 1) ERA: 1.2	7.2 W 31 5 2 0 6 0 0 0 0 0 0 0 43 43 0.00 0.652																			
Jim Barr, R (8, 1) ERA: 4.15	1.1 S 5 0 0 0 1 1 0 0 0 0 0 0 6 10 0.00 0.750																			

New York Mets @ San Francisco Giants
Candlestick Park, San Francisco, CA
Wed Jun 01 1983, 10:05 PM EDT
Att: 10,234 - Unknown

AB 35
R 2
H 5
RBI 2
BB 1
SO 7
LOB 14



Batter	1	2	3	4	5	6	7	8	9	AB	R	H	RBI	BB	SO	LOB	BOTTOM			
Johnnie LeMaster, R (1, 6) OBP: 0.384, SLG: 0.397	K		5-3		F7		5-3			4	0	0	0	0	1	1				
Darrell Evans, L (1, 3) OBP: 0.446, SLG: 0.644	FC5 BB 1B		E 1B BB		F7			6-3		3	1	1	0	1	0	0				
Chili Davis, S (1, 8) OBP: 0.337, SLG: 0.434	F8		E6 HR 1B				F2	K		4	1	1	0	0	1	1				
Jack Clark, R (1, 9) OBP: 0.338, SLG: 0.435							K	6-3		3	1	1	2	1	1	0				
Max Venable, L (1, 7) OBP: 0.264, SLG: 0.391	FC5 2-3f		F4				F6			3	0	0	0	0	0	2				
Tom O'Malley, L (1, 5) OBP: 0.346, SLG: 0.282			F7		F7			E 1B		3	1	1	0	0	0	0				
Brad Wellman, R (1, 4) OBP: 0.500, SLG: 0.400			F8		F8			E1 1B		3	0	0	0	0	0	1	AB 29			
Milt May, L (1, 2) OBP: 0.264, SLG: 0.278			K		F8					3	0	1	1	0	1	0	R 4			
Atlee Hammaker, S (1, 1) OBP: 0.138, SLG: 0.107										3	0	0	0	0	1	1	H 5			
Jim Barr, R (8, 1) OBP: 0.167, SLG: 0.333			K					6-3		0	0	0	0	0	0	0	RBI 3			
Inning Stats	R: 0 E: 0 K: 1 S: 6	H: 1 LOB: 2 BB: 1 P: 10	R: 0 E: 0 K: 1 S: 5	H: 0 LOB: 0 BB: 0 P: 5	R: 3 E: 1 K: 1 S: 7	H: 2 LOB: 1 BB: 1 P: 11	R: 0 E: 0 K: 0 S: 3	H: 0 LOB: 0 BB: 0 P: 3	R: 0 E: 0 K: 1 S: 5	H: 0 LOB: 0 BB: 0 P: 5	R: 1 E: 1 K: 0 S: 5	H: 2 LOB: 1 BB: 0 P: 5	R: 0 E: 0 K: 1 S: 5	H: 0 LOB: 0 BB: 0 P: 5	R: 0 E: 0 K: 1 S: 5	H: 0 LOB: 0 BB: 0 P: 5	1B: 4 2B: 0 3B: 0 HR: 1	SF: 0 SAC: 0 DP: 0 HBP: 0	WP: 0 PB: 0 SB: 0 CS: 0	PA: 31
PITCHER	IP WLS BF H R ER SO BB IBB HBP BLK WP HR S P ERA WHIP																			
Tom Seaver, R (1, 1) ERA: 2.77	7.0 L 28 5 4 3 4 2 0 0 0 0 0 0 34 42 3.86 1.000																			
Jesse Orosco, L (8, 1) ERA: 0.89	1.0 3 0 0 0 1 0 0 0 0 0 0 0 5 5 0.00 0.000																			

New York Mets @ San Francisco Giants
Candlestick Park, San Francisco, CA
Wed Jun 01 1983, 10:05 PM EDT
Att: 10,234 - Unknown

AB 29
R 4
H 5
RBI 3
BB 2
SO 5
LOB 6



Batter	1	2	3	4	5	6	7	8	9	AB	R	H	RBI	BB	SO	LOB	TOP										
Bryan Little, S OBP: 0.386, SLG: 0.417 (1, 6)										4	3	2	1	1	0	0	Montreal Expos @ San Francisco Giants Candlestick Park, San Francisco, CA Thu Jun 02 1983, 10:05 PM EDT Att: 9,674 - Unknown										
Terry Francona, L OBP: 0.192, SLG: 0.255 (1, 7) (7, 3)										5	1	1	1	0	0	2											
Andre Dawson, R OBP: 0.340, SLG: 0.557 (1, 8)										4	2	2	3	1	0	0											
Al Oliver, L OBP: 0.342, SLG: 0.422 Jim Wohlford, R OBP: 0.299, SLG: 0.395 (7, 7)										4	1	1	0	0	0	1											
Gary Carter, R OBP: 0.305, SLG: 0.422 (1, 2)										5	1	2	1	0	0	0											
Warren Cromartie, L OBP: 0.352, SLG: 0.421 (1, 9)										5	1	2	1	0	0	1											
Tim Wallach, R OBP: 0.330, SLG: 0.465 (1, 5)										4	1	3	1	0	0	2											
Doug Flynn, R OBP: 0.237, SLG: 0.259 (1, 4)										4	1	1	1	0	0	3											
Charlie Lea, R (1, 1)										1	0	0	0	0	1	0											
Randy Lerch, L OBP: 0.750, SLG: 1.000 Ray Burris, R OBP: 0.250, SLG: 0.250 (5, 1) (5, 1)										0	0	0	0	0	0	0											
Inning Stats	R: 0 E: 0 K: 0 S: 3	H: 0 LOB: 0 BB: 0 P: 3	R: 1 E: 0 K: 0 S: 5	H: 3 LOB: 1 BB: 0 P: 5	R: 0 E: 0 K: 1 S: 5	H: 0 LOB: 0 BB: 0 P: 5	R: 0 E: 0 K: 0 S: 3	H: 0 LOB: 0 BB: 0 P: 3	R: 4 E: 0 K: 0 S: 8	H: 5 LOB: 1 BB: 0 P: 8	R: 1 E: 0 K: 1 S: 7	H: 2 LOB: 1 BB: 0 P: 7	R: 2 E: 0 K: 0 S: 4	H: 1 LOB: 0 BB: 1 P: 8	R: 0 E: 0 K: 1 S: 6	H: 1 LOB: 1 BB: 0 P: 6	R: 3 E: 1 K: 0 S: 5	H: 3 LOB: 0 BB: 1 P: 9	1B: 12 2B: 3 3B: 0 HR: 1	SF: 0 SAC: 1 DP: 1 HBP: 0	WP: 0 PB: 0 CS: 2	PA: 42					
PITCHER	IP	WLS	BF	H	R	ER	SO	BB	IBB	HBP	BLK	WP	HR	S	P	ERA	WHIP										
Andy McGaffigan, R ERA: 4.66 (1, 1)	4.0	L	17	6	4	4	1	0	0	0	0	0	0	19	19	9.00	1.500										
Greg Minton, R ERA: 8.12 (5, 1)	1.0		5	2	1	1	0	0	0	0	0	0	0	5	5	9.00	2.000										
Renie Martin, R ERA: 3.96 (6, 1)	2.0		10	3	3	3	1	1	0	0	0	0	1	11	15	13.50	2.000										
Brian Kingman, R ERA: 9.0 (8, 1)	2.0		10	4	3	2	1	1	0	0	0	0	0	11	15	9.00	2.500										

Batter	1	2	3	4	5	6	7	8	9	AB	R	H	RBI	BB	SO	LOB	BOTTOM										
Johnnie LeMaster, R OBP: 0.380, SLG: 0.392 Dave Bergman, L OBP: 0.266, SLG: 0.256 (1, 6) (5, PH) (6, 3)										2	0	0	0	0	0	1	Montreal Expos @ San Francisco Giants Candlestick Park, San Francisco, CA Thu Jun 02 1983, 10:05 PM EDT Att: 9,674 - Unknown										
Darrell Evans, L OBP: 0.439, SLG: 0.630 (1, 3) (6, 6)										5	0	1	0	0	0	3											
Chili Davis, S OBP: 0.335, SLG: 0.426 (1, 8)										3	0	0	0	1	1	1											
Jack Clark, R OBP: 0.342, SLG: 0.433 (1, 9)										3	0	1	1	1	0	0											
Max Venable, L OBP: 0.250, SLG: 0.368 (1, 7)										4	0	0	0	0	3	3											
Tom O'Malley, L OBP: 0.350, SLG: 0.311 (1, 5)										4	1	2	1	0	1	0											
Brad Wellman, R OBP: 0.438, SLG: 0.357 (1, 4)										4	1	1	0	0	0	1											
Milt May, L OBP: 0.286, SLG: 0.313 (1, 2)										4	1	3	0	0	0	0											
Andy McGaffigan, R ERA: 4.66 (1, 1) Greg Minton, S (5, PH) Champ Summers, L OBP: 0.226, SLG: 0.250 Renie Martin, R ERA: 3.96 (7, PH) Wallace Johnson, S OBP: 0.402, SLG: 0.350 Brian Kingman, R ERA: 9.0 (8, PH) Joel Youngblood, R OBP: 0.406, SLG: 0.330 (9, PH)										1	0	0	0	0	1	1											
Inning Stats	R: 0 E: 0 K: 1 S: 5	H: 0 LOB: 0 BB: 0 P: 5	R: 0 E: 0 K: 1 S: 5	H: 0 LOB: 0 BB: 0 P: 5	R: 0 E: 0 K: 1 S: 6	H: 1 LOB: 1 BB: 0 P: 6	R: 0 E: 0 K: 1 S: 5	H: 0 LOB: 1 BB: 1 P: 9	R: 4 E: 0 K: 1 S: 8	H: 4 LOB: 2 BB: 3 P: 20	R: 0 E: 0 K: 0 S: 3	H: 0 LOB: 0 BB: 0 P: 3	R: 0 E: 0 K: 1 S: 6	H: 1 LOB: 1 BB: 0 P: 6	R: 0 E: 0 K: 1 S: 6	H: 1 LOB: 1 BB: 0 P: 6		R: 0 E: 0 K: 0 S: 4	H: 1 LOB: 1 BB: 0 P: 4	1B: 6 2B: 1 3B: 0 HR: 1	SF: 0 SAC: 0 DP: 1 HBP: 0	WP: 0 PB: 0 CS: 0	PA: 38				
PITCHER	IP	WLS	BF	H	R	ER	SO	BB	IBB	HBP	BLK	WP	HR	S	P	ERA	WHIP										
Charlie Lea, R ERA: 3.32 (1, 1)	4.0		19	4	4	4	4	3	0	0	0	0	1	24	36	9.00	1.750										
Randy Lerch, L ERA: 3.96 (5, 1)	0.2		2	0	0	0	0	1	0	0	0	0	0	1	5	0.00	1.500										
Ray Burris, R ERA: 1.78 (5, 1)	4.1	W	17	4	0	0	3	0	0	0	0	0	0	23	23	0.00	0.923										



Batter	1	2	3	4	5	6	7	8	9	AB	R	H	RBI	BB	SO	LOB	TOP					
Tim Raines, S (1, 7) OBP: 0.393, SLG: 0.387	3-1	E6		5-3													4 1 1 0 1 0 3					
Bryan Little, S (1, 6) OBP: 0.387, SLG: 0.417		PO	L4			F8	4-3										5 2 2 0 0 0 2					
Andre Dawson, R (1, 8) OBP: 0.342, SLG: 0.568																	5 3 2 2 0 0 1					
Al Oliver, L (1, 3) OBP: 0.343, SLG: 0.427																	5 1 2 3 0 0 0					
Terry Francona, L (9, 3) OBP: 0.192, SLG: 0.255																	0 0 0 0 0 0 0					
Gary Carter, R (1, 2) OBP: 0.308, SLG: 0.421																	5 1 2 1 0 1 1					
Warren Cromartie, L (1, 9) OBP: 0.393, SLG: 0.445																	4 1 2 3 0 1 1					
Tim Wallach, R (1, 5) Mike Phillips, L (9, 5)																	3 0 1 0 1 0 2					
Doug Flynn, R (1, 4) OBP: 0.236, SLG: 0.257																	5 0 1 0 0 0 4					
Bill Gullickson, R (1, 1)																	3 0 0 0 0 1 4					
Inning Stats	R: 2 E: 0 K: 2 S: 10	H: 3 LOB: 1 BB: 0 P: 10	R: 0 E: 1 K: 0 S: 3	H: 0 LOB: 1 BB: 1 P: 7	R: 1 E: 0 K: 0 S: 4	H: 1 LOB: 0 BB: 0 P: 4	R: 0 E: 0 K: 1 S: 6	H: 1 LOB: 2 BB: 0 P: 7	R: 0 E: 0 K: 0 S: 3	H: 0 LOB: 0 BB: 0 P: 3	R: 2 E: 0 K: 0 S: 6	H: 3 LOB: 2 BB: 1 P: 10	R: 0 E: 0 K: 0 S: 3	H: 0 LOB: 0 BB: 0 P: 3	R: 0 E: 0 K: 0 S: 4	H: 1 LOB: 1 BB: 0 P: 4	R: 4 E: 1 K: 0 S: 8	H: 4 LOB: 1 BB: 0 P: 8	1B: 9 2B: 2 3B: 0 HR: 2	SF: 1 SAC: 1 DP: 0 HBP: 1	WP: 0 PB: 1 SB: 0 CS: 0	PA: 45
PITCHER	IP WLS BF H R ER SO BB IBB HBP BLK WP HR S P ERA WHIP																					
Mike Krukow, R (1, 1) ERA: 3.38	5.0 L 24 7 5 5 3 1 0 1 0 0 2 28 33 9.00 1.600																					
Greg Minton, R (6, 1) ERA: 5.07	2.0 8 1 0 0 0 1 0 0 0 0 0 7 11 0.00 1.000																					
Jim Barr, R (8, 1) ERA: 4.73	2.0 12 5 4 3 0 0 0 0 0 0 0 12 12 13.50 2.500																					
Batter	1	2	3	4	5	6	7	8	9	AB	R	H	RBI	BB	SO	LOB	BOTTOM					
Max Venable, L (1, 7) OBP: 0.250, SLG: 0.361	F4-3																4 0 1 0 0 0 1					
Darrell Evans, L (1, 6) OBP: 0.431, SLG: 0.615																	4 0 0 0 0 0 2					
Chili Davis, S (1, 8) OBP: 0.333, SLG: 0.419																	3 0 0 0 1 2 1					
Jack Clark, R (1, 9) OBP: 0.345, SLG: 0.434																	4 0 2 0 0 0 0					
Dave Bergman, L (1, 3) OBP: 0.294, SLG: 0.256																	4 0 1 0 0 1 1					
Tom O'Malley, L (1, 5) OBP: 0.348, SLG: 0.309																	4 1 1 0 0 1 2					
Brad Wellman, R (1, 4) OBP: 0.450, SLG: 0.556																	4 1 2 2 0 1 1					
Bob Brenly, R (1, 2) OBP: 0.295, SLG: 0.309																	4 0 0 0 0 2 3					
Mike Krukow, R (1, 1) OBP: 0.429, SLG: 0.538																	2 0 1 0 0 0 0					
Greg Minton, S (6, 1)																	0 0 0 0 0 0 0					
Wallace Johnson, S (7, PH) OBP: 0.333, SLG: 0.200																	1 0 0 0 0 0 0					
Jim Barr, R (8, 1) OBP: 0.167, SLG: 0.333																	0 0 0 0 0 0 0					
Inning Stats	R: 0 E: 0 K: 1 S: 5	H: 0 LOB: 0 BB: 0 P: 5	R: 0 E: 0 K: 1 S: 7	H: 2 LOB: 2 BB: 0 P: 7	R: 0 E: 0 K: 0 S: 4	H: 1 LOB: 1 BB: 0 P: 4	R: 2 E: 0 K: 1 S: 7	H: 2 LOB: 0 BB: 0 P: 7	R: 0 E: 0 K: 0 S: 4	H: 2 LOB: 2 BB: 1 P: 8	R: 0 E: 0 K: 2 S: 8	H: 1 LOB: 1 BB: 0 P: 8	R: 0 E: 0 K: 0 S: 3	H: 0 LOB: 0 BB: 0 P: 3	R: 0 E: 0 K: 1 S: 5	H: 0 LOB: 0 BB: 0 P: 5	R: 0 E: 0 K: 1 S: 5	H: 0 LOB: 0 BB: 0 P: 5	1B: 7 2B: 0 3B: 0 HR: 1	SF: 0 SAC: 0 DP: 0 HBP: 0	WP: 0 PB: 0 SB: 1 CS: 0	PA: 35
PITCHER	IP WLS BF H R ER SO BB IBB HBP BLK WP HR S P ERA WHIP																					
Bill Gullickson, R (1, 1) ERA: 4.0	9.0 W 35 8 2 2 7 1 0 0 0 0 1 48 52 2.00 1.000																					

Montreal Expos @ San Francisco Giants
Candlestick Park, San Francisco, CA
Fri Jun 03 1983, 6:33 AM EDT
Att: 14,924 - Unknown

AB 39
R 9
H 13
RBI 9
BB 2
SO 3
LOB 18



Montreal Expos @ San Francisco Giants
Candlestick Park, San Francisco, CA
Fri Jun 03 1983, 6:33 AM EDT
Att: 14,924 - Unknown

AB 34
R 2
H 8
RBI 2
BB 1
SO 7
LOB 11



Batter	1	2	3	4	5	6	7	8	9	AB	R	H	RBI	BB	SO	LOB	TOP										
Tim Raines, S (1,7) OBP: 0.390, SLG: 0.384	4-3		FC6-4			K		FC4-2		4	0	1	0	0	1	1	Montreal Expos @ San Francisco Giants Candlestick Park, San Francisco, CA Sat Jun 04 1983, 6:33 AM EDT Att: 15,130 - Unknown livebaseballscorecards.com										
Bryan Little, S (1,6) OBP: 0.386, SLG: 0.410	4-3			F9			FC6-4	F5		2	0	0	0	1	0	0											
Jim Wohlford, R (8,PH) OBP: 0.282, SLG: 0.385							BB			1	0	0	0	0	0	2											
Andre Dawson, R (1,8) OBP: 0.340, SLG: 0.567	F7			F5			FC6-4			4	1	1	1	0	0	1											
Al Oliver, L (1,3) OBP: 0.342, SLG: 0.423		G3		6-3				FC4-2		4	0	1	0	0	0	2											
Gary Carter, R (1,2) OBP: 0.307, SLG: 0.417		5-3			F4					4	0	1	1	0	1	2											
Warren Cromartie, L (1,9) OBP: 0.344, SLG: 0.433			F7		5-3					4	0	0	0	0	0	2											
Tim Wallach, R (1,5) OBP: 0.335, SLG: 0.455				F2						3	0	0	0	1	0	0											
Doug Flynn, R (1,4) OBP: 0.233, SLG: 0.254						F3				2	0	0	0	0	1	0											
Jerry White, S (7,PH) OBP: 0.187, SLG: 0.063							F8			1	0	0	0	0	0	3											
Mike Phillips, L (7,6)										1	0	0	0	0	0	0											
Steve Rogers, R (1,1) OBP: 0.161, SLG: 0.133										2	0	1	0	0	0	0											
Terry Crowley, L (8,PH) OBP: 0.097, SLG: 0.500										1	1	1	0	0	0	0											
Jeff Reardon, R (8,1)										0	0	0	0	0	0	0											
Inning Stats	R: 0 E: 0 K: 0 S: 3	H: 0 LOB: 0 BB: 0 P: 3	R: 0 E: 0 K: 0 S: 3	H: 0 LOB: 0 BB: 0 P: 3	R: 0 E: 0 K: 1 S: 6	H: 1 LOB: 1 BB: 0 P: 6	R: 0 E: 0 K: 0 S: 3	H: 0 LOB: 0 BB: 0 P: 3	R: 0 E: 0 K: 1 S: 5	H: 0 LOB: 0 BB: 0 P: 5	R: 1 E: 0 K: 0 S: 5	H: 2 LOB: 3 BB: 2 P: 13	R: 1 E: 0 K: 1 S: 8	H: 3 LOB: 2 BB: 0 P: 8	R: 0 E: 0 K: 0 S: 3	H: 0 LOB: 0 BB: 0 P: 3	1B: 5 2B: 1 3B: 0 HR: 0	SF: 0 SAC: 0 DP: 0 HBP: 0	WP: 0 PB: 0 SB: 1 CS: 0	PA: 35							
PITCHER	IP	WLS	BF	H	R	ER	SO	BB	IBB	HBP	BLK	WP	HR	S	P	ERA	WHIP										
Fred Breining, R (1,1) ERA: 4.16	7.0		28	5	2	2	2	1	1	0	0	0	0	30	38	2.57	0.857										
Gary Lavelle, L (8,1) ERA: 1.53	2.0	W	7	1	0	0	1	0	0	0	0	0	0	9	9	0.00	0.500										

Batter	1	2	3	4	5	6	7	8	9	AB	R	H	RBI	BB	SO	LOB	BOTTOM										
Max Venable, L (1,7) OBP: 0.262, SLG: 0.368	5-3									4	1	2	0	0	0	0	Montreal Expos @ San Francisco Giants Candlestick Park, San Francisco, CA Sat Jun 04 1983, 6:33 AM EDT Att: 15,130 - Unknown livebaseballscorecards.com										
Darrell Evans, L (1,3) OBP: 0.427, SLG: 0.624	F7									4	1	1	2	0	2	1											
Chili Davis, S (1,8) OBP: 0.332, SLG: 0.412										3	0	0	0	1	1	0											
Jack Clark, R (1,9) OBP: 0.343, SLG: 0.430										4	1	1	0	0	2	1											
Tom O'Malley, L (1,5) OBP: 0.358, SLG: 0.329										4	0	3	0	0	0	0											
Joel Youngblood, R (1,4) OBP: 0.247, SLG: 0.329										4	0	1	0	0	1	2											
Brad Wellman, R (1,6) OBP: 0.435, SLG: 0.524										3	1	1	1	0	0	3											
Milt May, L (1,2) OBP: 0.309, SLG: 0.341										2	0	2	1	1	0	0											
Fred Breining, R (1,1) ERA: 2.36										3	0	0	0	0	2	5											
Gary Lavelle, S (8,1) ERA: 4.15										0	0	0	0	0	0	0											
Inning Stats	R: 0 E: 0 K: 1 S: 5	H: 0 LOB: 0 BB: 0 P: 5	R: 1 E: 0 K: 1 S: 7	H: 3 LOB: 2 BB: 1 P: 11	R: 0 E: 0 K: 1 S: 5	H: 1 LOB: 1 BB: 1 P: 9	R: 0 E: 0 K: 1 S: 5	H: 1 LOB: 0 BB: 0 P: 5	R: 0 E: 0 K: 2 S: 7	H: 0 LOB: 0 BB: 0 P: 7	R: 1 E: 0 K: 1 S: 7	H: 2 LOB: 1 BB: 0 P: 7	R: 2 E: 0 K: 1 S: 8	H: 3 LOB: 1 BB: 0 P: 8	R: 0 E: 0 K: 0 S: 3	H: 0 LOB: 0 BB: 0 P: 3	1B: 8 2B: 2 3B: 0 HR: 1	SF: 0 SAC: 0 DP: 1 HBP: 0	WP: 0 PB: 0 SB: 0 CS: 3	PA: 33							
PITCHER	IP	WLS	BF	H	R	ER	SO	BB	IBB	HBP	BLK	WP	HR	S	P	ERA	WHIP										
Steve Rogers, R (1,1) ERA: 2.36	7.0		27	8	2	2	7	1	0	0	0	0	0	39	47	2.57	1.286										
Jeff Reardon, R (8,1) ERA: 4.15	1.0	L	6	3	2	2	1	0	0	0	0	0	1	8	8	18.00	3.000										



Batter	1	2	3	4	5	6	7	8	9	AB	R	H	RBI	BB	SO	LOB	TOP										
Johnnie LeMaster, R (1,6) OBP: 0.379, SLG: 0.383	F8	BB	K		FC1-5 BB	K			K	3	0	0	1	2	2	1	San Francisco Giants @ Houston Astros Astrodome, Houston, TX Tue Jun 07 1983, 8:05 PM EDT Att: 16,464 - Dome										
Darrell Evans, L (1,3) OBP: 0.426, SLG: 0.613	F9	G3			FC1-5 2B BB		G3		K	4	1	0	0	1	1	3											
Chili Davis, S (1,8) OBP: 0.332, SLG: 0.437	FC6-4 BB		K		FC1-5 2B 1-2 2-3f		F7			3	0	0	0	1	1	2											
Jack Clark, R (1,9) OBP: 0.347, SLG: 0.465	FC6-4 1-2f		F8		2B 1-2 2-3f		F7			4	0	1	1	0	0	1											
Jeffrey Leonard, R (1,7) OBP: 0.300, SLG: 0.377	FC4-6 BB		K		FC1-5 2B 1-2 2-3f			G4-6-3 BB		1	0	0	0	3	1	0											
Tom O'Malley, L (1,5) OBP: 0.356, SLG: 0.342	FC4-6 1B 1-2f BB				F7			G4-6-3 1-2f		4	1	0	0	0	0	5											
Brad Wellman, R (1,4) OBP: 0.375, SLG: 0.393	1-4-3 1-2		G3		G3 BB			BB		2	0	0	0	2	0	1											
Mitt May, L (1,2) OBP: 0.317, SLG: 0.341	BB 1B IBB		G3		G3 1-2			4-3		3	0	1	0	1	0	2											
Atlee Hammaker, S (1,1) OBP: 0.156, SLG: 0.129	BB 1B		K		K			K		3	0	1	0	0	2	2											
Joel Youngblood, R (9, PH) OBP: 0.278, SLG: 0.387	1-2 2-3 1B				K			K		1	0	0	0	0	1	0											
Inning Stats	R: 0 E: 0 K: 0 S: 3	H: 0 LOB: 1 BB: 1 P: 7	R: 1 E: 0 K: 0 S: 4	H: 1 LOB: 3 BB: 3 P: 16	R: 0 E: 0 K: 2 S: 7	H: 0 LOB: 0 BB: 0 P: 7	R: 0 E: 0 K: 1 S: 6	H: 1 LOB: 1 BB: 0 P: 6	R: 1 E: 0 K: 0 S: 3	H: 1 LOB: 2 BB: 3 P: 15	R: 0 E: 0 K: 0 S: 7	H: 0 LOB: 1 BB: 1 P: 11	R: 0 E: 0 K: 0 S: 3	H: 0 LOB: 0 BB: 2 P: 3	R: 0 E: 0 K: 0 S: 2	H: 0 LOB: 1 BB: 2 P: 10	R: 0 E: 0 K: 3 S: 9	H: 0 LOB: 0 BB: 0 P: 9	1B: 2 2B: 1 3B: 0 HR: 0	SF: 0 SAC: 0 DP: 2 HBP: 0	WP: 0 PB: 0 SB: 1 CS: 0	PA: 38					
PITCHER	IP	WLS	BF	H	R	ER	SO	BB	IBB	HBP	BLK	WP	HR	S	P	ERA	WHIP										
Nolan Ryan, R (1,1) ERA: 3.31	5.0		24	3	2	2	3	6	1	0	0	0	0	23	51	3.60	1.800										
Frank LaCorte, R (6,1) ERA: 3.85	2.2	W	10	0	0	0	2	3	0	0	0	0	0	11	23	0.00	1.125										
Frank DiPino, L (8,1) ERA: 2.3	1.1	S	4	0	0	0	3	0	0	0	0	0	0	10	10	0.00	0.000										

Batter	1	2	3	4	5	6	7	8	9	AB	R	H	RBI	BB	SO	LOB	BOTTOM										
Omar Moreno, L (1,8) OBP: 0.293, SLG: 0.339	K		F8		K		SF7			3	0	0	0	0	2	0	San Francisco Giants @ Houston Astros Astrodome, Houston, TX Tue Jun 07 1983, 8:05 PM EDT Att: 16,464 - Dome										
Frank LaCorte, R (6,1)										0	0	0	1	0	0	0											
Frank DiPino, L (8,1) OBP: 0.333, SLG: 0.667										0	0	0	0	0	0	0											
Kevin Bass, S (1,9) OBP: 0.307, SLG: 0.403	F4				K					4	0	0	0	0	2	0											
Terry Puhl, L (8,9) OBP: 0.322, SLG: 0.352							K			0	0	0	0	0	0	0											
Dickie Thon, R (1,6) OBP: 0.346, SLG: 0.452	BB			E 2B 1B		5-3				3	1	2	0	1	0	0											
Phil Garner, R (1,5) OBP: 0.343, SLG: 0.408	6-3			E3 2B 1B		F8		F7		4	1	0	0	0	0	3											
Jose Cruz, L (1,7) OBP: 0.377, SLG: 0.390		K		1B 1-3 3-H		BB		4-3		3	0	1	1	1	1	1											
Ray Knight, R (1,3) OBP: 0.386, SLG: 0.480		K		5-3						4	0	0	0	0	1	4											
Denny Walling, L (9,3) OBP: 0.184, SLG: 0.114						F9		5-3		0	0	0	0	0	0	0											
Bill Doran, S (1,4) OBP: 0.343, SLG: 0.275		5-3						6-3		3	0	1	1	0	0	0											
Luis Pujols, R (1,2) OBP: 0.304, SLG: 0.302			4-3		F7		2B 1B			3	1	1	0	0	0	2											
Nolan Ryan, R (1,1) OBP: 0.200, SLG: 0.111			K							1	0	0	0	0	1	0											
Tony Scott, S (5, PH) OBP: 0.250, SLG: 0.311					F7		1-H SF7 2B			2	1	1	1	0	0	0											
Inning Stats	R: 0 E: 0 K: 1 S: 5	H: 0 LOB: 1 BB: 1 P: 9	R: 0 E: 0 K: 2 S: 7	H: 0 LOB: 0 BB: 0 P: 7	R: 0 E: 0 K: 1 S: 5	H: 0 LOB: 0 BB: 0 P: 5	R: 2 E: 1 K: 0 S: 7	H: 3 LOB: 2 BB: 0 P: 7	R: 0 E: 0 K: 2 S: 7	H: 0 LOB: 0 BB: 0 P: 7	R: 0 E: 0 K: 0 S: 3	H: 0 LOB: 1 BB: 1 P: 7	R: 2 E: 0 K: 1 S: 7	H: 2 LOB: 2 BB: 0 P: 7	R: 0 E: 0 K: 0 S: 4	H: 1 LOB: 1 BB: 0 P: 4	1B: 3 2B: 2 3B: 1 HR: 0	SF: 1 SAC: 0 DP: 0 HBP: 0	WP: 0 PB: 0 SB: 0 CS: 0	PA: 33							
PITCHER	IP	WLS	BF	H	R	ER	SO	BB	IBB	HBP	BLK	WP	HR	S	P	ERA	WHIP										
Atlee Hammaker, L (1,1) ERA: 1.41	8.0	L	33	6	4	3	7	2	0	0	0	0	0	45	53	3.38	1.000										

Batter	1	2	3	4	5	6	7	8	9	10	11	AB	R	H	RBI	BB	SO	LOB	TOP
Johnnie LeMaster, R <small>OBP: 0.398, SLG: 0.391</small> Joe Pettini, R <small>OBP: 0.083, SLG: 0.130</small> Champ Summers, L <small>OBP: 0.438, SLG: 0.250</small> Gary Lavelle, S <small>(10, 1)</small>	 <small>8-4-5</small> 1B		 1B		 F9			 <small>L4-3</small> 1B		 K		4 0 3 0 0 0 0 0 0 0 0 0 0 0 1 0 0 0 0 0 1 2 0 0 0 0 0 0 0 0	TOP						
Darrell Evans, L <small>OBP: 0.416, SLG: 0.597</small> <small>(1, 3)</small> <small>(10, 6)</small>	 8-4-5 1-2		 4-3			 4-3		 <small>L4-3</small> 1-2		 F2		5 0 0 0 0 0 5							
Chili Davis, S <small>OBP: 0.324, SLG: 0.426</small> <small>(1, 8)</small>	 6-3			 4-3		 F6		 F9		 K		5 0 0 0 0 1 0							
Jack Clark, R <small>OBP: 0.353, SLG: 0.469</small> <small>(1, 9)</small>		 <small>FC6-4</small> 1B		 1B 1B		 1B			 1-3		 K	5 0 3 0 0 1 0							
Jeffrey Leonard, R <small>OBP: 0.292, SLG: 0.366</small> <small>(1, 7)</small>		 K		 K		 K			 F8		 F9	5 0 0 0 0 3 3							
Tom O'Malley, L <small>OBP: 0.370, SLG: 0.353</small> <small>(1, 5)</small>		 <small>FC6-4</small> 1-2		 1-3 1B		 <small>FC4-5</small> 2B			 F9			4 0 2 0 0 0 1							
Brad Wellman, R <small>OBP: 0.333, SLG: 0.344</small> <small>(1, 4)</small>		 F8		 5-3		 <small>FC4-5</small> CS 2-3			 F4			4 0 0 0 0 0 4							
Mitt May, L <small>OBP: 0.324, SLG: 0.347</small> <small>(1, 2)</small> Bob Brenly, R <small>OBP: 0.296, SLG: 0.303</small> <small>(10, PR)</small> <small>(10, 2)</small>			 6-3		 F9		 WP 1-2 1B		 BB 1B			4 0 2 0 0 0 0 0 0 0 0 0 0 0							
Andy McGaffigan, R <small>OBP: 0.091, SLG: 0.095</small> <small>(1, 1)</small> Dave Bergman, L <small>OBP: 0.308, SLG: 0.256</small> <small>(10, PH)</small> <small>(10, 3)</small>			 K2-3		 K		 K 1-2		 BB 1-2 BB			3 0 0 0 0 3 1 0 0 0 0 1 0 0							
Inning Stats	R: 0 H: 1 E: 0 LOB: 0 K: 0 BB: 0 S: 3 P: 3	R: 0 H: 1 E: 0 LOB: 1 K: 1 BB: 0 S: 6 P: 6	R: 0 H: 1 E: 0 LOB: 1 K: 1 BB: 0 S: 6 P: 6	R: 0 H: 2 E: 0 LOB: 2 K: 1 BB: 0 S: 7 P: 7	R: 0 H: 0 E: 0 LOB: 0 K: 1 BB: 0 S: 5 P: 5	R: 0 H: 1 E: 0 LOB: 1 K: 1 BB: 0 S: 6 P: 6	R: 0 H: 2 E: 0 LOB: 1 K: 1 BB: 0 S: 6 P: 6	R: 0 H: 1 E: 0 LOB: 0 K: 0 BB: 0 S: 3 P: 3	R: 0 H: 0 E: 0 LOB: 0 K: 0 BB: 0 S: 3 P: 3	R: 0 H: 1 E: 0 LOB: 2 K: 1 BB: 1 S: 6 P: 10	R: 0 H: 0 E: 0 LOB: 0 K: 2 BB: 0 S: 7 P: 7	1B: 9 SF: 0 2B: 3 SAC: 0 3B: 0 DP: 2 HR: 0 HBP: 0	WP: 1 PA: 41 PB: 0 SB: 0 CS: 1						
PITCHER	IP WLS BF H R ER SO BB IBB HBP BLK WP HR S P ERA WHIP Joe Niekro, R (1, 1) ERA: 3.69 Bill Dawley, R (11, 1) ERA: 1.95	PITCHER																	

San Francisco Giants @ Houston Astros
Astrodome, Houston, TX
Wed Jun 08 1983, 8:05 PM EDT
Att: 10,004 - Dome

AB	40
R	0
H	10
RBI	0
BB	1
SO	9
LOB	16



Batter	1	2	3	4	5	6	7	8	9	10	11	AB	R	H	RBI	BB	SO	LOB	BOTTOM
Omar Moreno, L <small>OBP: 0.291, SLG: 0.336</small> <small>(1, 8)</small>	 4-3		 K			 3-1			 5-3		 <small>SH2-3</small> 1B	5 1 1 0 0 1 0							
Terry Puhl, L <small>OBP: 0.320, SLG: 0.357</small> <small>(1, 9)</small>	 6-3			 4-3		 G3 CS 2B		 G3		 <small>SH2-3</small> 1-2		4 0 1 0 0 0 0							
Dickie Thon, R <small>OBP: 0.343, SLG: 0.444</small> <small>(1, 6)</small>	 K			 6-3		 G3		 F9		 1B IBB		4 0 0 0 1 1 1							
Phil Garner, R <small>OBP: 0.349, SLG: 0.410</small> <small>(1, 5)</small>		 S 1B		 F4		 2B BB		 2B BB 3-H		 F8	 1-2 2-H 1B	4 0 2 1 1 0 0							
Jose Cruz, L <small>OBP: 0.379, SLG: 0.397</small> <small>(1, 7)</small>		 F3			 <small>L6-3</small> 1B		 1-3 2B		 G3			4 0 2 0 0 0 1							
Ray Knight, R <small>OBP: 0.364, SLG: 0.480</small> <small>(1, 3)</small> Denny Walling, L <small>OBP: 0.184, SLG: 0.114</small> <small>(11, 3)</small>		 K		 <small>L6-3</small> 1-2		 K		 K		 2B		4 0 1 0 0 2 4 0 0 0 0 0 0 0							
Alan Ashby, S <small>OBP: 0.320, SLG: 0.500</small> <small>(1, 2)</small>		 4-3			 F6		 F9		 F9		 IBB	3 0 0 0 1 0 1							
Bill Doran, S <small>OBP: 0.338, SLG: 0.270</small> <small>(1, 4)</small> Kevin Bass, S <small>OBP: 0.303, SLG: 0.397</small> <small>(10, PH)</small> Bill Dawley, R <small>OBP: 0.500, SLG: 0.500</small> <small>(11, 1)</small>			 4-3		 4-3		 E6 CS		 K			3 0 0 0 0 0 0 1 0 0 0 0 1 2 0 0 0 0 0 0 0							
Joe Niekro, R <small>OBP: 0.074, SLG: 0.074</small> <small>(1, 1)</small> Craig Reynolds, L <small>OBP: 0.207, SLG: 0.214</small> <small>(11, 4)</small>			 6-3		 K		 K 1-2		 K		 1-3	3 0 0 0 0 2 1 1 0 0 0 0 0 0							
Inning Stats	R: 0 H: 0 E: 0 LOB: 0 K: 1 BB: 0 S: 5 P: 5	R: 0 H: 1 E: 0 LOB: 1 K: 1 BB: 0 S: 6 P: 6	R: 0 H: 0 E: 0 LOB: 0 K: 1 BB: 0 S: 5 P: 5	R: 0 H: 0 E: 0 LOB: 0 K: 0 BB: 0 S: 3 P: 3	R: 0 H: 1 E: 0 LOB: 1 K: 0 BB: 0 S: 3 P: 3	R: 0 H: 0 E: 0 LOB: 0 K: 1 BB: 0 S: 5 P: 5	R: 0 H: 2 E: 0 LOB: 2 K: 1 BB: 1 S: 6 P: 10	R: 0 H: 0 E: 1 LOB: 0 K: 1 BB: 0 S: 5 P: 5	R: 0 H: 0 E: 0 LOB: 0 K: 0 BB: 0 S: 3 P: 3	R: 0 H: 1 E: 0 LOB: 2 K: 1 BB: 1 S: 4 P: 10	R: 1 H: 2 E: 0 LOB: 2 K: 0 BB: 1 S: 4 P: 8	1B: 4 SF: 0 2B: 4 SAC: 1 3B: 0 DP: 1 HR: 0 HBP: 0	WP: 0 PA: 40 PB: 0 SB: 1 CS: 2						
PITCHER	IP WLS BF H R ER SO BB IBB HBP BLK WP HR S P ERA WHIP Andy McGaffigan, R (1, 1) ERA: 4.03 Gary Lavelle, L (10, 1) ERA: 1.7	PITCHER																	

San Francisco Giants @ Houston Astros
Astrodome, Houston, TX
Wed Jun 08 1983, 8:05 PM EDT
Att: 10,004 - Dome

AB	36
R	1
H	7
RBI	1
BB	3
SO	7
LOB	10



Batter	1	2	3	4	5	6	7	8	9	AB	R	H	RBI	BB	SO	LOB	TOP			
Johnnie LeMaster, R (1, 6) OBP: 0.388, SLG: 0.390	0-3 K		0-0 6-3			4-0 BB		0-0 1B		3	0	1	0	1	1	0	San Francisco Giants @ Houston Astros Astrodome, Houston, TX Thu Jun 09 1983, 8:05 PM EDT Att: 10,701 - Dome			
Darrell Evans, L (1, 3) OBP: 0.413, SLG: 0.587	0-3 K			4-0 BB		0-0 F8		0-0 3-1		3	0	0	0	1	1	2				
Chili Davis, S (1, 8) OBP: 0.319, SLG: 0.417	0-3 K			0-0 F9		0-3 K		0-0 F7		4	0	0	0	0	2	2				
Jack Clark, R (1, 9) OBP: 0.351, SLG: 0.462		4-0 FC5-4 BB		0-0 F5		0-0 4-3		0-0 K		3	0	0	0	1	1	2				
Jeffrey Leonard, R (1, 7) OBP: 0.290, SLG: 0.364 Joel Youngblood, R (2, PR) OBP: 0.280, SLG: 0.377		0-0 FC5-4 1-2		0-0 1-3			0-0 5-3		4-0 BB	1	0	0	0	0	0	1				
Tom O'Malley, L (1, 5) OBP: 0.357, SLG: 0.350		0-3 K			0-0 G6-4-3 1B		0-0 1-3		0-3 K	4	0	1	0	0	2	2				
Brad Wellman, R (1, 4) OBP: 0.308, SLG: 0.314		0-3 K			0-0 G6-4-3 1-2		0-0 F9			3	0	0	0	0	1	2				
Bob Brenly, R (1, 2) OBP: 0.297, SLG: 0.297			0-3 K		4-0 BB			0-0 F4		2	0	0	0	1	1	0				
Mike Krukow, R (1, 1) OBP: 0.375, SLG: 0.467 Wallace Johnson, S (8, PH) OBP: 0.286, SLG: 0.167 Greg Minton, S (8, 1)			0-0 F8		0-3 K			0-0 F9		2	0	0	0	0	1	1				
										1	0	0	0	0	0	0				
										0	0	0	0	0	0	0				
Inning Stats	R: 0 E: 0 K: 3 S: 9	H: 0 LOB: 0 BB: 0 P: 9	R: 0 E: 0 K: 2 S: 7	H: 0 LOB: 1 BB: 1 P: 11	R: 0 E: 0 K: 1 S: 5	H: 0 LOB: 0 BB: 0 P: 5	R: 0 E: 0 K: 0 S: 3	H: 0 LOB: 1 BB: 1 P: 7	R: 0 E: 0 K: 1 S: 5	H: 1 LOB: 1 BB: 1 P: 9	R: 0 E: 0 K: 0 S: 3	H: 0 LOB: 0 BB: 0 P: 3	R: 0 E: 0 K: 0 S: 4	H: 1 LOB: 1 BB: 0 P: 4	R: 0 E: 0 K: 2 S: 7	H: 0 LOB: 1 BB: 1 P: 11	1B: 2 2B: 0 3B: 0 HR: 0	SF: 0 SAC: 0 DP: 1 HBP: 0	WP: 0 PB: 0 SB: 1 CS: 0	PA: 33
PITCHER Bob Knepper, L (1, 1) ERA: 3.06	IP: 9.0 WLS: W BF: 33 H: 2 R: 0 ER: 0 SO: 10 BB: 5 IBB: 0 HBP: 0 BLK: 0 WP: 0 HR: 0 S: 48 P: 68 ERA: 0.00 WHIP: 0.778															PITCHER				

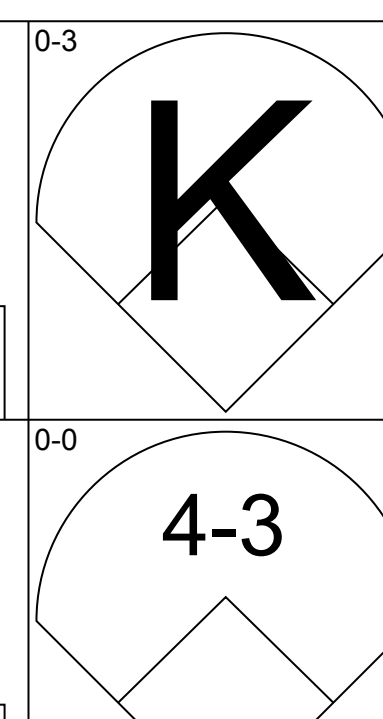
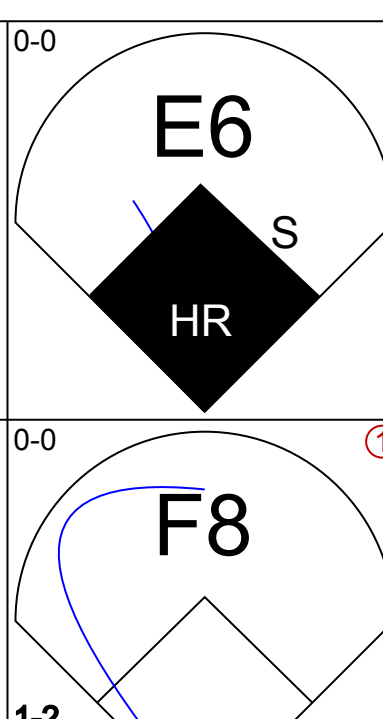
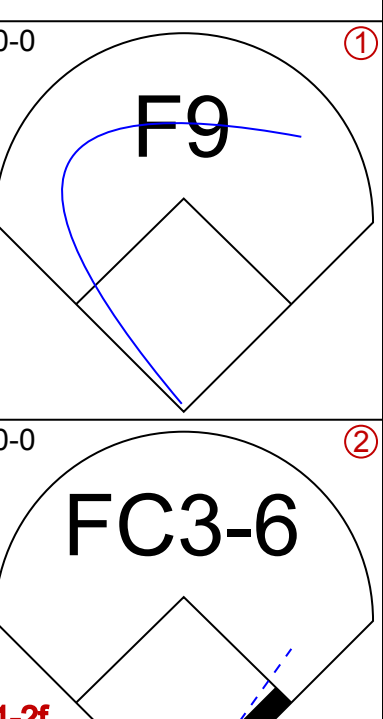
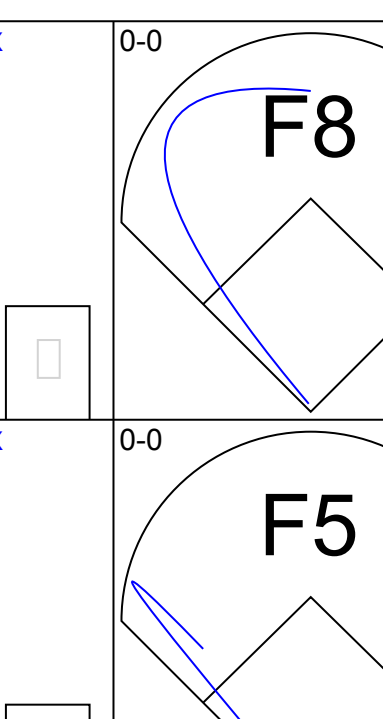
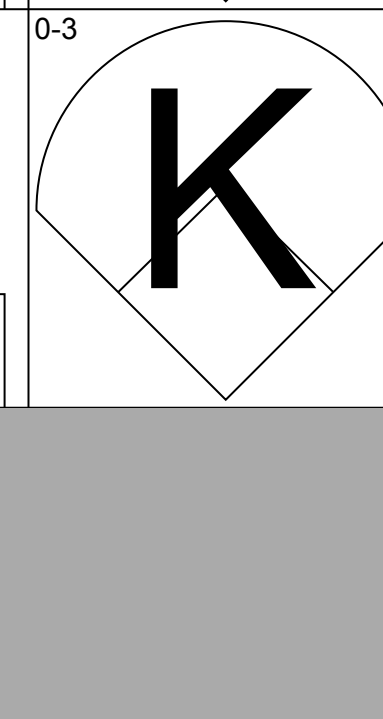
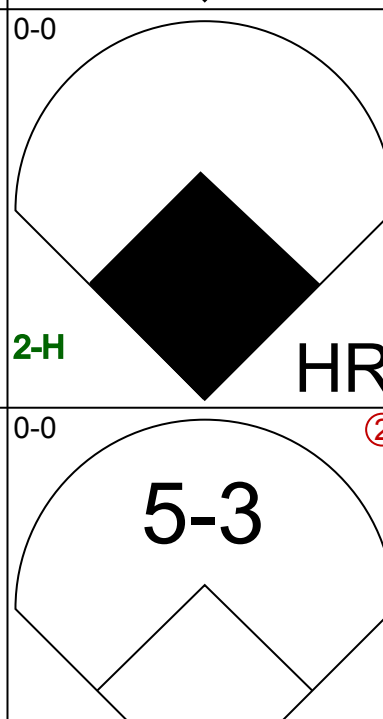
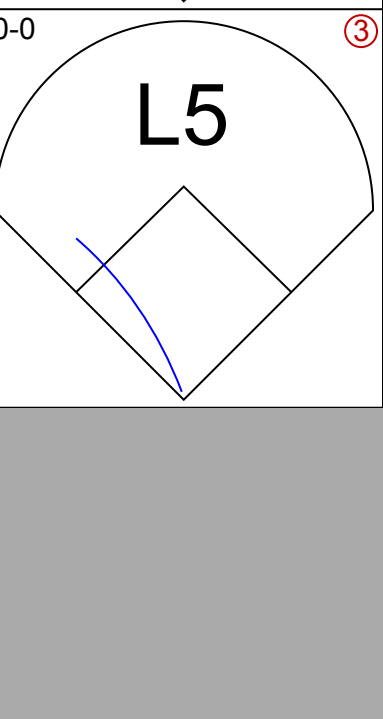
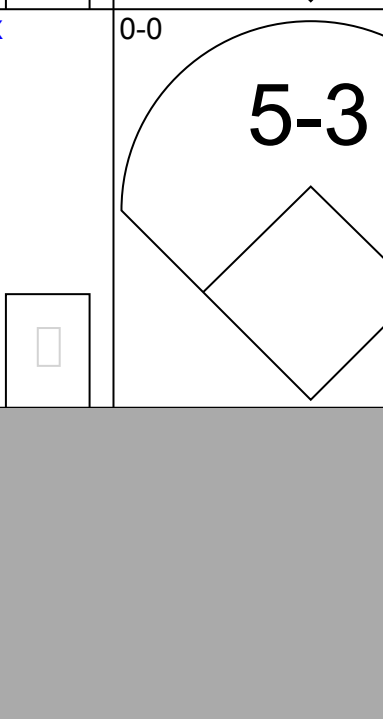

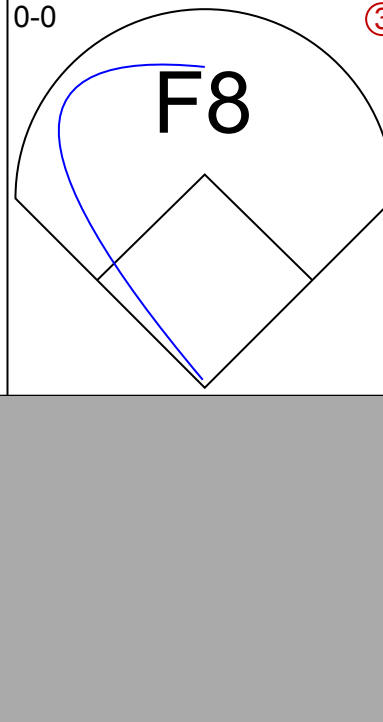


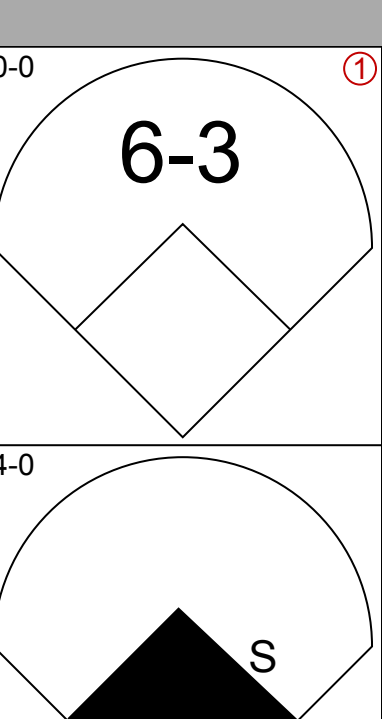
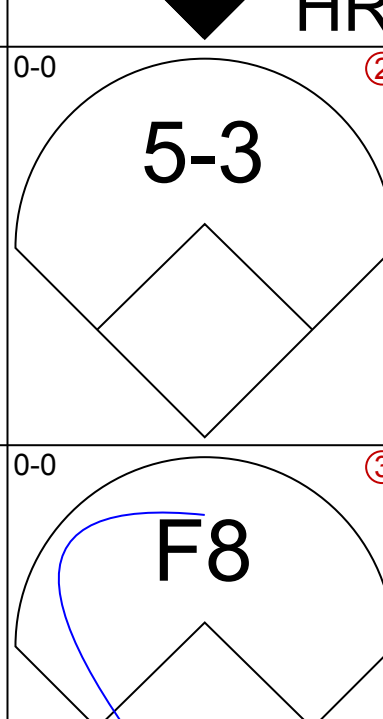
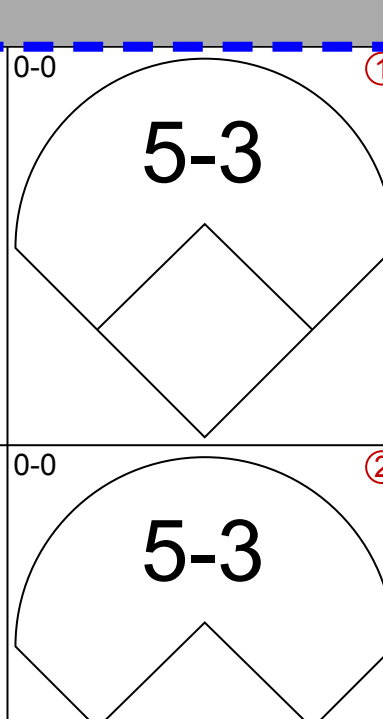
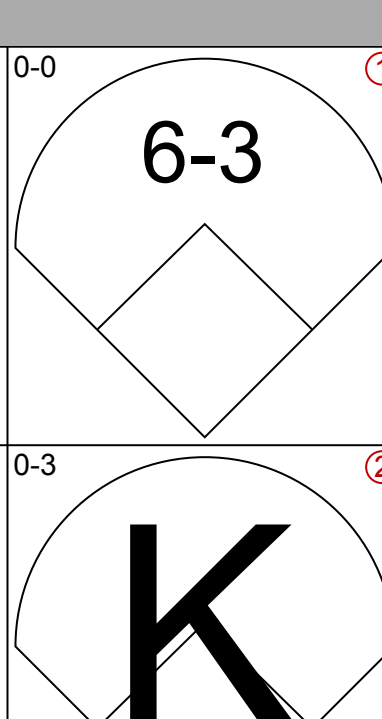
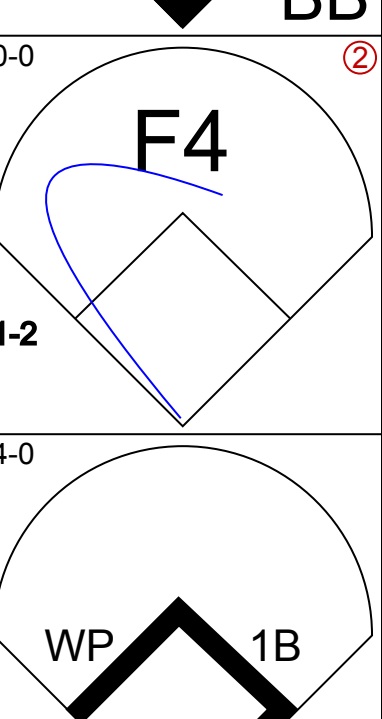

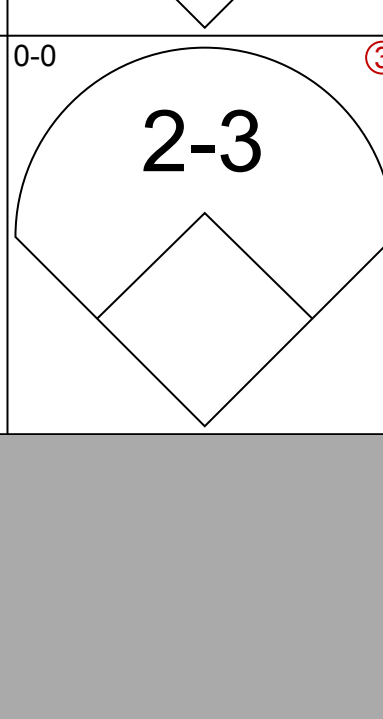
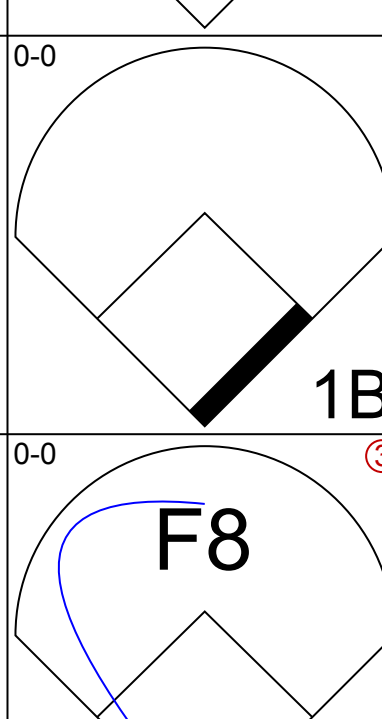
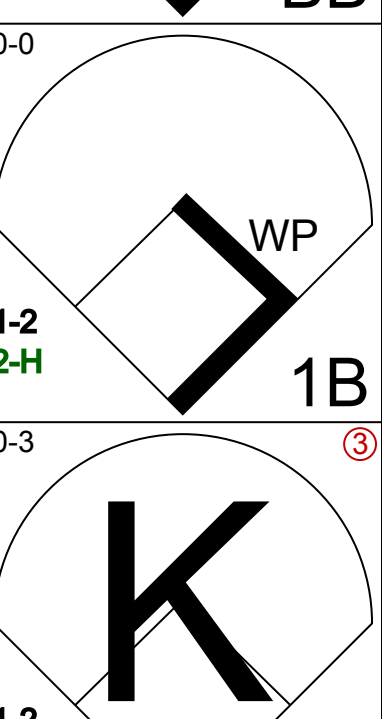
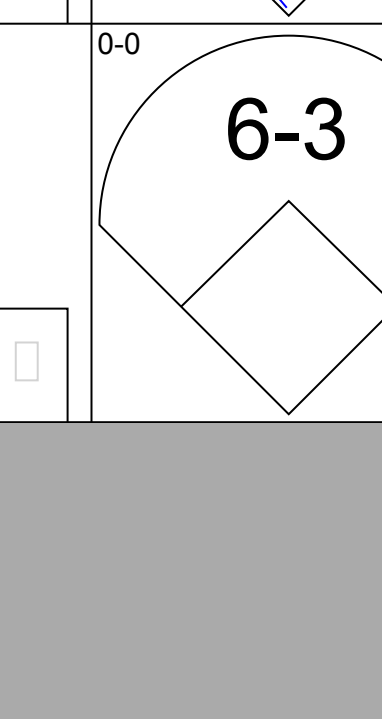


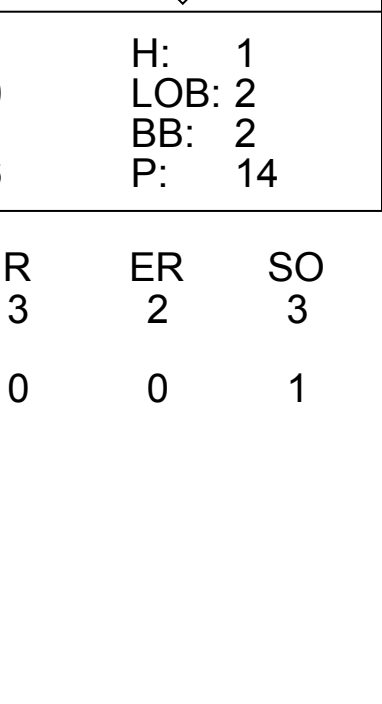
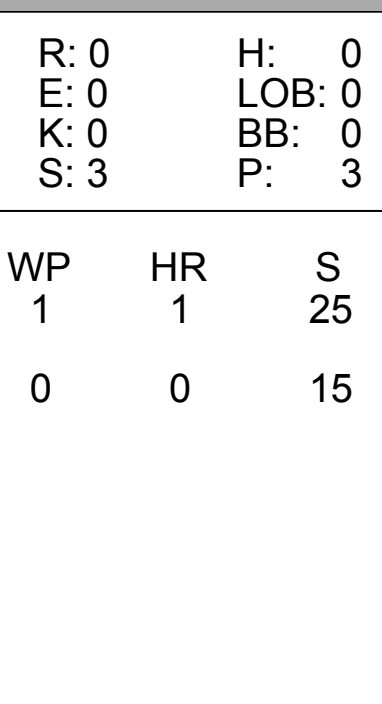
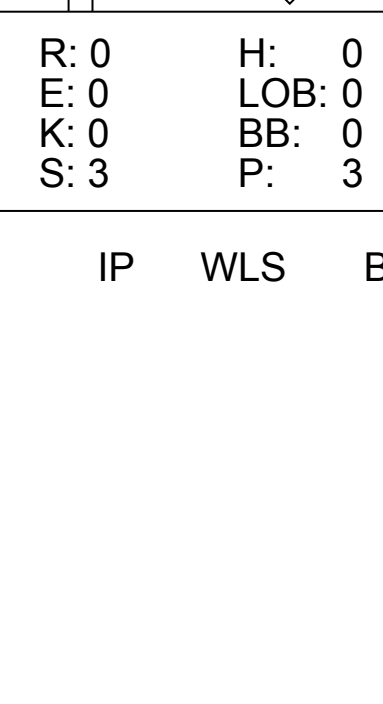
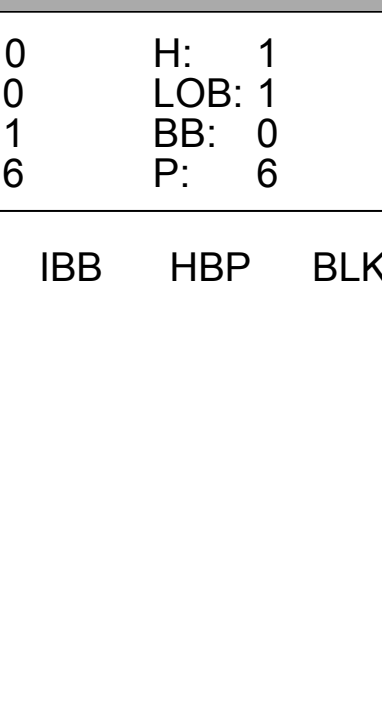
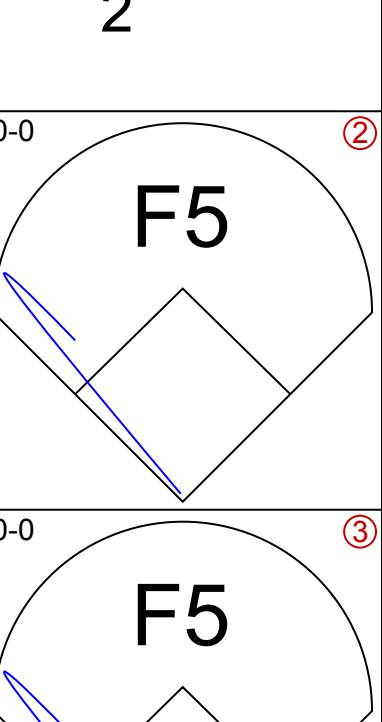
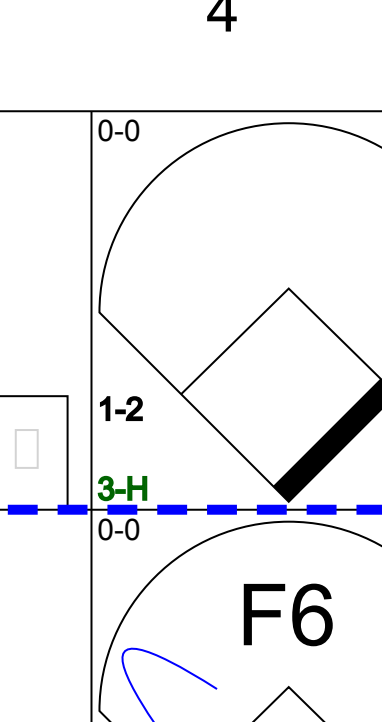
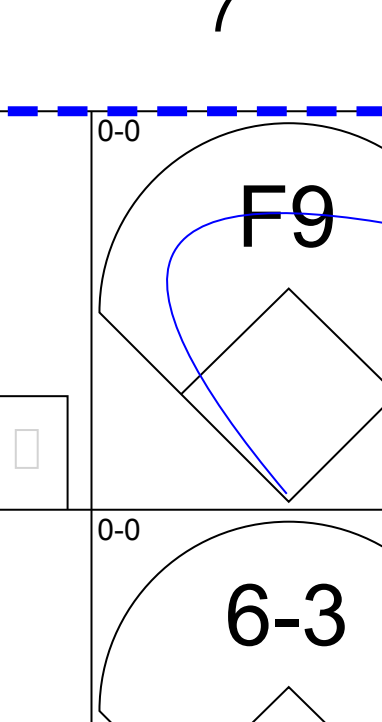

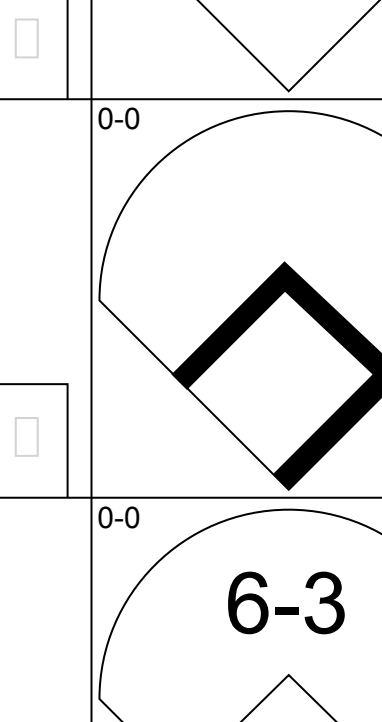
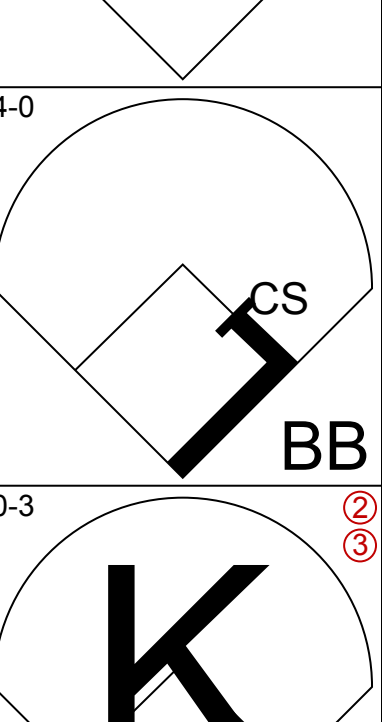
AB	28
R	0
H	2
RBI	0
BB	5
SO	10
LOB	13



Batter	1	2	3	4	5	6	7	8	9	AB	R	H	RBI	BB	SO	LOB	BOTTOM			
Omar Moreno, L (1, 8) OBP: 0.295, SLG: 0.339	0-0 CS 1B		0-0 6-3			0-0 CS 1-3 1B		0-0 5-3		4	0	2	0	0	0	1	San Francisco Giants @ Houston Astros Astrodome, Houston, TX Thu Jun 09 1983, 8:05 PM EDT Att: 10,701 - Dome			
Terry Puhl, L (1, 9) OBP: 0.317, SLG: 0.348	4-0 E FC1-5 BB		0-0 G3		0-3 K 1-2		0-0 5-3		3	0	0	0	1	1	3					
Dickie Thon, R (1, 6) OBP: 0.337, SLG: 0.436	0-0 FC1-5 2B		0-0 4-3		0-3 K		0-0 F6		4	1	0	0	0	1	2					
Phil Garner, R (1, 5) OBP: 0.351, SLG: 0.413	0-0 3B 2B		0-0 F9		4-0 FC4-6 BB		0-0 5-3		3	1	1	1	1	0	0					
Jose Cruz, L (1, 7) OBP: 0.379, SLG: 0.406	0-0 2H 3B		0-0 F8		0-0 FC4-6 1-2				3	0	1	1	0	0	1					
Ray Knight, R (1, 3) OBP: 0.384, SLG: 0.475 Denny Walling, L (7, 3) OBP: 0.184, SLG: 0.114	0-3 K			1-0 G4-6-3 HBP		0-3 K			2	0	0	0	0	2	2					
Alan Ashby, S (1, 2) OBP: 0.314, SLG: 0.489		0-3 K		0-0 G4-6-3 1-2		0-3 K			0	0	0	0	0	2	2					
Bill Doran, S (1, 4) OBP: 0.338, SLG: 0.277		0-0 3B 2B		0-0 6-3			0-0 4-3		3	1	1	0	0	0	0					
Bob Knepper, L (1, 1) OBP: 0.240, SLG: 0.333		0-0 2H 3B			0-0 1B		0-3 K		3	0	2	1	0	1	0					
										1B: 3 2B: 2 3B: 2 HR: 0	SF: 0 SAC: 0 DP: 1 HBP: 1	WP: 0 PB: 0 SB: 2 CS: 2	PA: 31							
Inning Stats	R: 2 E: 0 K: 1 S: 7	H: 3 LOB: 1 BB: 1 P: 11	R: 1 E: 0 K: 1 S: 7	H: 2 LOB: 1 BB: 0 P: 7	R: 0 E: 0 K: 0 S: 3	H: 0 LOB: 0 BB: 0 P: 3	R: 0 E: 0 K: 0 S: 2	H: 0 LOB: 0 BB: 0 P: 3	R: 0 E: 0 K: 2 S: 8	H: 2 LOB: 1 BB: 0 P: 8	R: 0 E: 0 K: 2 S: 7	H: 0 LOB: 1 BB: 1 P: 11	R: 0 E: 0 K: 1 S: 5	H: 0 LOB: 0 BB: 0 P: 5	R: 0 E: 0 K: 0 S: 3	H: 0 LOB: 0 BB: 0 P: 3	1B: 3 2B: 2 3B: 2 HR: 0	SF: 0 SAC: 0 DP: 1 HBP: 1	WP: 0 PB: 0 SB: 2 CS: 2	PA: 31
PITCHER Mike Krukow, R (1, 1) ERA: 3.45 Greg Minton, R (8, 1) ERA: 5.99	IP: 7.0 WLS: L BF: 28 H: 7 R: 3 ER: 3 SO: 7 BB: 2 IBB: 0 HBP: 1 BLK: 0 WP: 0 HR: 0 S: 39 P: 48 ERA: 3.86 WHIP: 1.286															PITCHER				

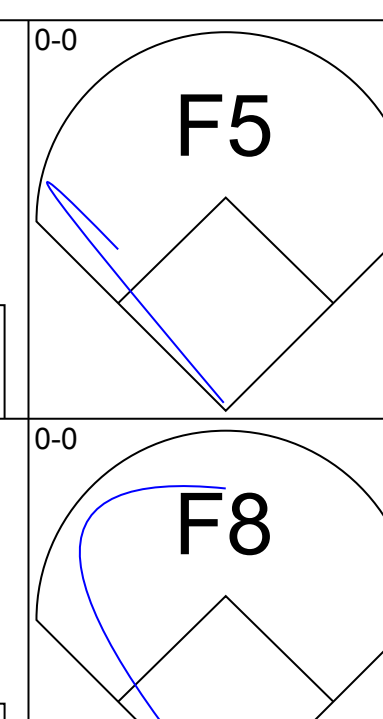
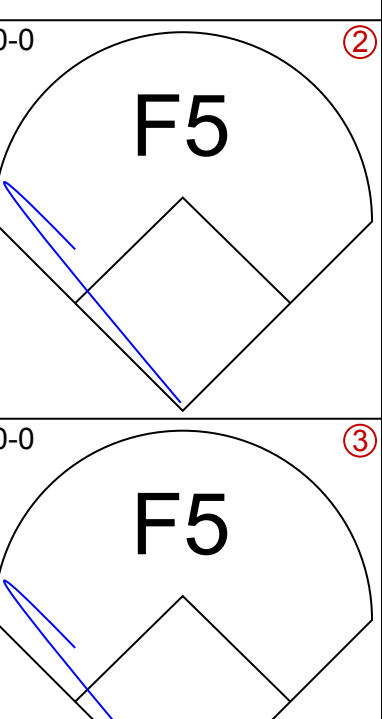
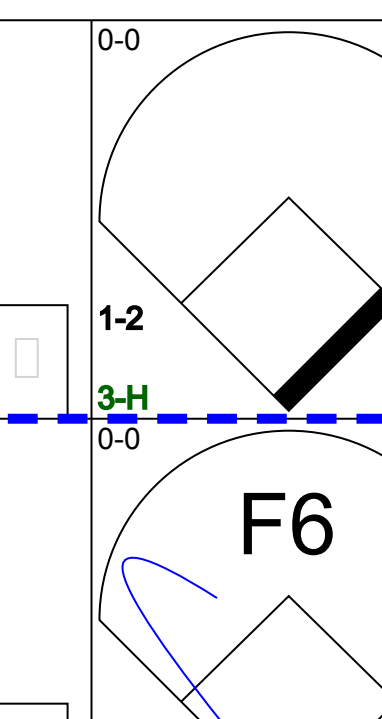
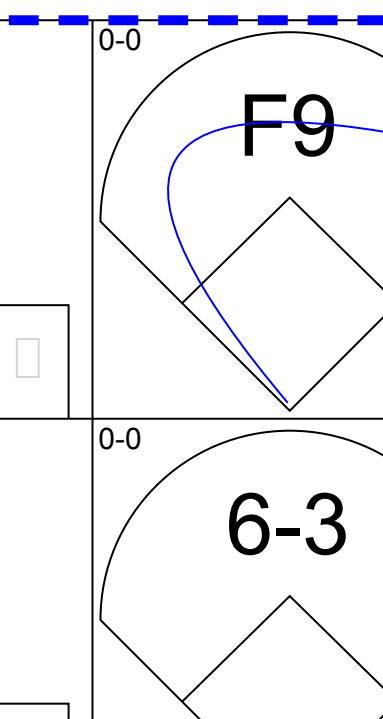
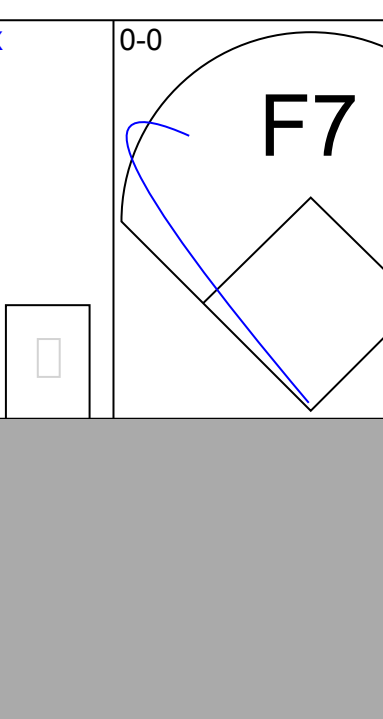
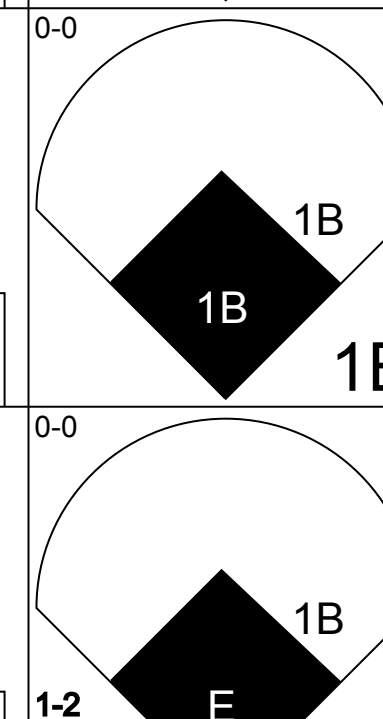

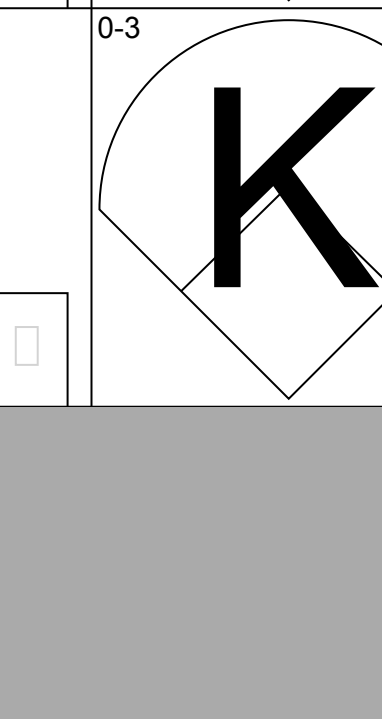
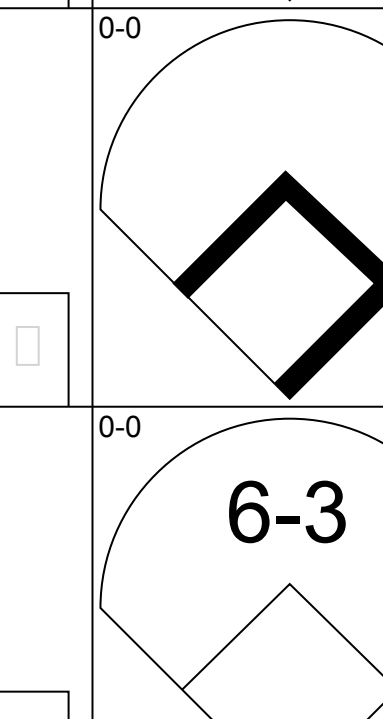
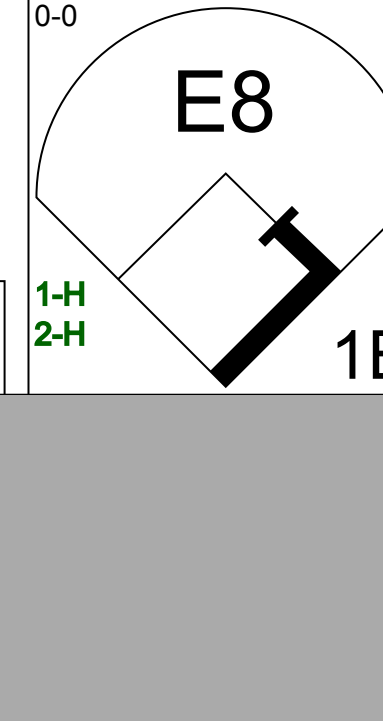
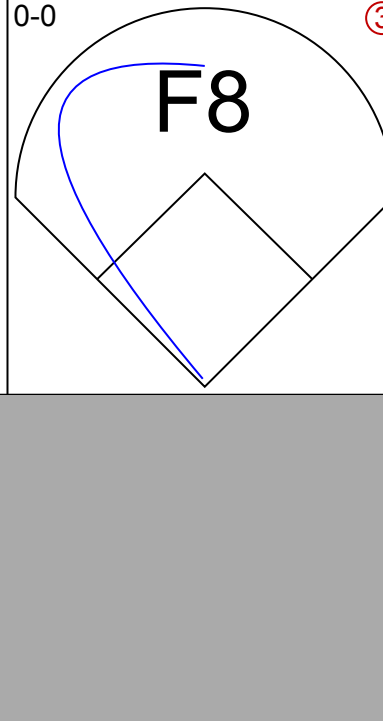
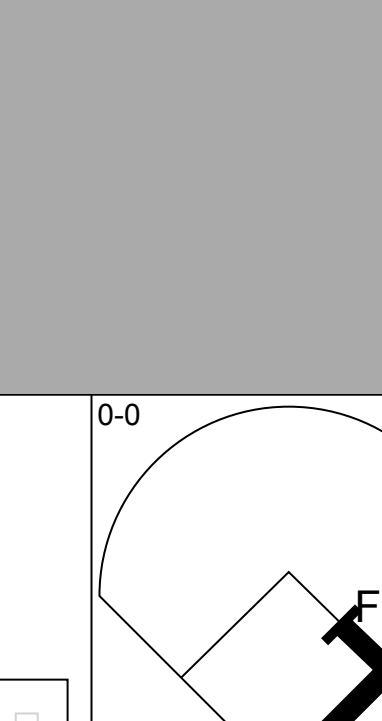







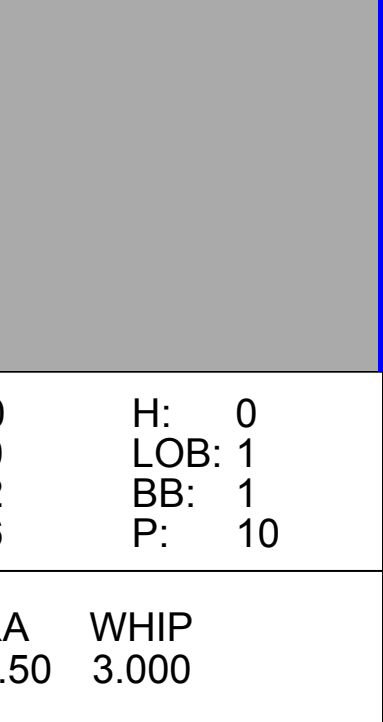
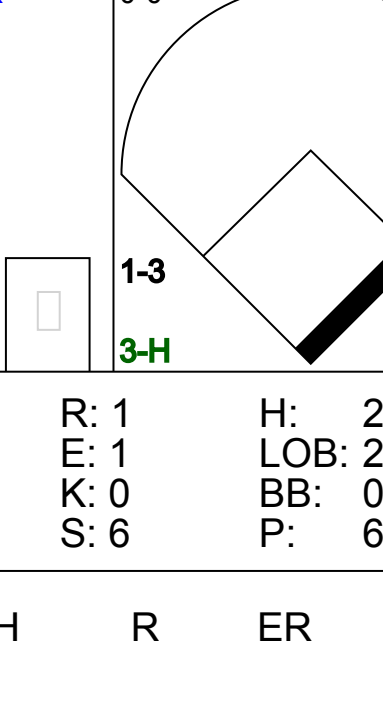
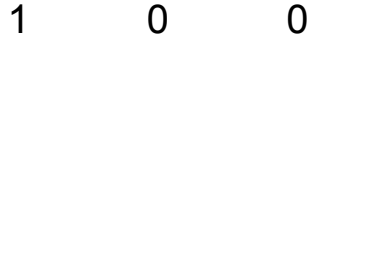
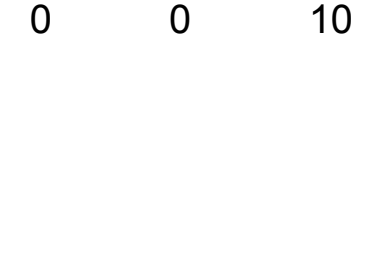
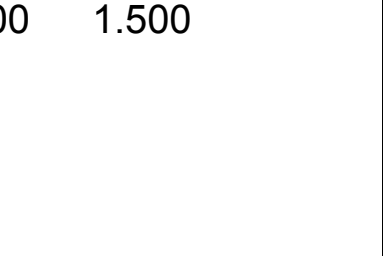



Batter	1	2	3	4	5	6	7	8	9	10	AB	R	H	RBI	BB	SO	LOB	TOP						
Johnnie LeMaster, R OBP: 0.388, SLG: 0.391 (1, 6)											5	1	2	0	0	1	1	San Francisco Giants @ Atlanta Braves Atlanta-Fulton County Stadium, Atlanta, GA Fri Jun 10 1983, 7:05 PM EDT Unknown						
Tom O'Malley, L OBP: 0.358, SLG: 0.354 (1, 5)											4	0	1	0	1	0	2							
Joe Pettini, R OBP: 0.083, SLG: 0.130 (10, PR)											5	2	2	1	0	0	2							
Darrell Evans, L OBP: 0.413, SLG: 0.582 (1, 3)											3	1	1	2	2	2	1							
Jack Clark, R OBP: 0.357, SLG: 0.465 (1, 9)											4	0	1	0	1	0	2							
Chili Davis, S OBP: 0.320, SLG: 0.414 (1, 8)											4	0	1	0	1	2	5							
Max Venable, L OBP: 0.270, SLG: 0.407 (1, 7)											5	1	2	3	0	0	4							
Milt May, L OBP: 0.312, SLG: 0.333 (1, 2)											4	0	0	0	0	1	2							
Brad Wellman, R OBP: 0.279, SLG: 0.282 (1, 4)											4	0	0	0	0	2	0							
Fred Breining, R OBP: 0.185, SLG: 0.180 (6, 1)											3	0	1	0	0	1	0							
Jim Barr, R OBP: 0.143, SLG: 0.286 (9, 1)											1	0	0	0	0	1	0							
Gary Lavelle, S (9, 1)											0	0	0	0	0	0	0							
Greg Minton, S (10, 1)											0	0	0	0	0	0	0							
Inning Stats	R: 3 E: 0 K: 0 S: 5	H: 3 LOB: 1 BB: 2 P: 13	R: 0 E: 0 K: 1 S: 6	H: 1 LOB: 1 BB: 0 P: 6	R: 0 E: 0 K: 1 S: 3	H: 1 LOB: 1 BB: 1 P: 7	R: 0 E: 0 K: 2 S: 6	H: 1 LOB: 1 BB: 0 P: 6	R: 1 E: 0 K: 1 S: 6	H: 1 LOB: 0 BB: 0 P: 6	R: 0 E: 0 K: 0 S: 3	H: 0 LOB: 0 BB: 0 P: 3	R: 0 E: 0 K: 1 S: 5	H: 1 LOB: 0 BB: 0 P: 5	R: 0 E: 0 K: 3 S: 9	H: 0 LOB: 0 BB: 0 P: 9	R: 2 E: 1 K: 1 S: 7	H: 1 LOB: 2 BB: 1 P: 11	1B: 6 2B: 3 3B: 0 HR: 1	SF: 0 SAC: 0 DP: 2 HBP: 0	WP: 0 PB: 0 SB: 1 CS: 1	PA: 42		
PITCHER	IP WLS BF H R ER SO BB IBB HBP BLK WP HR S P ERA WHIP	IP WLS BF H R ER SO BB IBB HBP BLK WP HR S P ERA WHIP	IP WLS BF H R ER SO BB IBB HBP BLK WP HR S P ERA WHIP	IP WLS BF H R ER SO BB IBB HBP BLK WP HR S P ERA WHIP	IP WLS BF H R ER SO BB IBB HBP BLK WP HR S P ERA WHIP	IP WLS BF H R ER SO BB IBB HBP BLK WP HR S P ERA WHIP	IP WLS BF H R ER SO BB IBB HBP BLK WP HR S P ERA WHIP	IP WLS BF H R ER SO BB IBB HBP BLK WP HR S P ERA WHIP	IP WLS BF H R ER SO BB IBB HBP BLK WP HR S P ERA WHIP	IP WLS BF H R ER SO BB IBB HBP BLK WP HR S P ERA WHIP	IP WLS BF H R ER SO BB IBB HBP BLK WP HR S P ERA WHIP	IP WLS BF H R ER SO BB IBB HBP BLK WP HR S P ERA WHIP	IP WLS BF H R ER SO BB IBB HBP BLK WP HR S P ERA WHIP	IP WLS BF H R ER SO BB IBB HBP BLK WP HR S P ERA WHIP	IP WLS BF H R ER SO BB IBB HBP BLK WP HR S P ERA WHIP	IP WLS BF H R ER SO BB IBB HBP BLK WP HR S P ERA WHIP	IP WLS BF H R ER SO BB IBB HBP BLK WP HR S P ERA WHIP	IP WLS BF H R ER SO BB IBB HBP BLK WP HR S P ERA WHIP	IP WLS BF H R ER SO BB IBB HBP BLK WP HR S P ERA WHIP	IP WLS BF H R ER SO BB IBB HBP BLK WP HR S P ERA WHIP	IP WLS BF H R ER SO BB IBB HBP BLK WP HR S P ERA WHIP	IP WLS BF H R ER SO BB IBB HBP BLK WP HR S P ERA WHIP	IP WLS BF H R ER SO BB IBB HBP BLK WP HR S P ERA WHIP	IP WLS BF H R ER SO BB IBB HBP BLK WP HR S P ERA WHIP
Phil Niekro, R ERA: 5.0 (1, 1)	8.0	33	9	4	4	6	3	0	0	0	0	0	0	0	0	0	0	4.50	1.500					
Rick Camp, R ERA: 3.76 (9, 1)	1.1	L	5	0	1	3	1	0	0	0	0	0	0	0	0	0	0	6.75	0.750					
Steve Bedrosian, R ERA: 2.66 (10, 1)	0.2	4	1	1	0	1	0	0	0	0	0	0	0	0	0	0	0	0.00	1.500					
Batter	1	2	3	4	5	6	7	8	9	10	AB	R	H	RBI	BB	SO	LOB	BOTTOM						
Brett Butler, L OBP: 0.313, SLG: 0.331 (1, 7)											3	0	0	0	1	1	1	San Francisco Giants @ Atlanta Braves Atlanta-Fulton County Stadium, Atlanta, GA Fri Jun 10 1983, 7:05 PM EDT Unknown						
Bob Watson, R OBP: 0.442, SLG: 0.543 (10, PH)											1	0	0	0	0	0	1							
Rafael Ramirez, R OBP: 0.324, SLG: 0.343 (1, 6)											5	0	0	0	0	0	2							
Claudell Washington, L OBP: 0.336, SLG: 0.427 (1, 9)											5	1	2	0	0	0	0							
Dale Murphy, R OBP: 0.405, SLG: 0.583 (1, 8)											3	2	2	2	2	0	2							
Bob Horner, R OBP: 0.397, SLG: 0.556 (1, 5)											3	1	1	2	1	0	2							
Chris Chambliss, L OBP: 0.335, SLG: 0.440 (1, 3)											4	0	0	0	0	2	2							
Glenn Hubbard, R OBP: 0.352, SLG: 0.397 (1, 4)											4	0	0	0	0	0	2							
Bruce Benedict, R OBP: 0.413, SLG: 0.395 (1, 2)											4	0	1	0	0	1	1							
Phil Niekro, R OBP: 0.250, SLG: 0.227 (1, 1)											2	0	1	0	0	0	1							
Jerry Royster, R OBP: 0.294, SLG: 0.261 (8, PH)											1	0	0	0	0	0	0							
Rick Camp, R OBP: 0.069, SLG: 0.074 (9, 1)											0	0	0	0	0	0	0							
Steve Bedrosian, R (10, 1)											0	0	0	0	0	0	0							
Terry Harper, R OBP: 0.363, SLG: 0.409 (10, PH)											0	0	0	0	1	0	0							
Inning Stats	R: 0 E: 0 K: 0 S: 2	H: 0 LOB: 0 BB: 1 P: 6	R: 0 E: 0 K: 1 S: 5	H: 0 LOB: 0 BB: 1 P: 9	R: 0 E: 0 K: 1 S: 5	H: 1 LOB: 0 BB: 1 P: 5	R: 2 E: 0 K: 1 S: 6	H: 1 LOB: 0 BB: 1 P: 10	R: 0 E: 0 K: 0 S: 4	H: 1 LOB: 1 BB: 0 P: 4	R: 0 E: 0 K: 0 S: 4	H: 0 LOB: 0 BB: 0 P: 5	R: 0 E: 0 K: 0 S: 3	H: 0 LOB: 0 BB: 0 P: 3	R: 2 E: 0 K: 0 S: 5	H: 2 LOB: 1 BB: 1 P: 9	R: 0 E: 1 K: 0 S: 4	H: 1 LOB: 2 BB: 1 P: 8	1B: 4 2B: 1 3B: 0 HR: 2	SF: 0 SAC: 0 DP: 1 HBP: 0	WP: 0 PB: 0 SB: 1 CS: 1	PA: 40		
PITCHER	IP WLS BF H R ER SO BB IBB HBP BLK WP HR S P ERA WHIP	IP WLS BF H R ER SO BB IBB HBP BLK WP HR S P ERA WHIP	IP WLS BF H R ER SO BB IBB HBP BLK WP HR S P ERA WHIP	IP WLS BF H R ER SO BB IBB HBP BLK WP HR S P ERA WHIP	IP WLS BF H R ER SO BB IBB HBP BLK WP HR S P ERA WHIP	IP WLS BF H R ER SO BB IBB HBP BLK WP HR S P ERA WHIP	IP WLS BF H R ER SO BB IBB HBP BLK WP HR S P ERA WHIP	IP WLS BF H R ER SO BB IBB HBP BLK WP HR S P ERA WHIP	IP WLS BF H R ER SO BB IBB HBP BLK WP HR S P ERA WHIP	IP WLS BF H R ER SO BB IBB HBP BLK WP HR S P ERA WHIP	IP WLS BF H R ER SO BB IBB HBP BLK WP HR S P ERA WHIP	IP WLS BF H R ER SO BB IBB HBP BLK WP HR S P ERA WHIP	IP WLS BF H R ER SO BB IBB HBP BLK WP HR S P ERA WHIP	IP WLS BF H R ER SO BB IBB HBP BLK WP HR S P ERA WHIP	IP WLS BF H R ER SO BB IBB HBP BLK WP HR S P ERA WHIP	IP WLS BF H R ER SO BB IBB HBP BLK WP HR S P ERA WHIP	IP WLS BF H R ER SO BB IBB HBP BLK WP HR S P ERA WHIP	IP WLS BF H R ER SO BB IBB HBP BLK WP HR S P ERA WHIP	IP WLS BF H R ER SO BB IBB HBP BLK WP HR S P ERA WHIP	IP WLS BF H R ER SO BB IBB HBP BLK WP HR S P ERA WHIP	IP WLS BF H R ER SO BB IBB HBP BLK WP HR S P ERA WHIP	IP WLS BF H R ER SO BB IBB HBP BLK WP HR S P ERA WHIP	IP WLS BF H R ER SO BB IBB HBP BLK WP HR S P ERA WHIP	IP WLS BF H R ER SO BB IBB HBP BLK WP HR S P ERA WHIP
Fred Breining, R ERA: 4.09 (1, 1)	5.2	22	4	2	2	3	3	0	0	0	0	0	0	0	0	0	0	3.18	1.235					
Jim Barr, R ERA: 4.91 (6, 1)	2.1	10	2	2	2	1	1	0	0	0	0	0	1	11	15	7.71	1.286							
Gary Lavelle, L ERA: 1.66 (9, 1)	1.0	W	4	0	0	0	1	0	0	0	0	0	0	3	7	0.00	1.000							
Greg Minton, R ERA: 5.4 (10, 1)	1.0	S	4	1	0	0	0	0	0	0	0	0	0	4	4	0.00	1.000							

Batter	1	2	3	4	5	6	7	8	9	AB	R	H	RBI	BB	SO	LOB	TOP		
Johnnie LeMaster, R OBP: 0.382, SLG: 0.383 (1, 6)										4	1	0	0	0	1	1	San Francisco Giants @ Atlanta Braves Atlanta-Fulton County Stadium, Atlanta, GA Fri Jun 10 1983, 7:05 PM EDT Att: 38,550 - Unknown		
Darrell Evans, L OBP: 0.406, SLG: 0.571 (1, 3)										4	0	0	0	0	0	2			
Joel Youngblood, R OBP: 0.279, SLG: 0.407 (1, 7)										4	1	1	2	0	1	1			
Jack Clark, R OBP: 0.350, SLG: 0.455 (1, 9)										4	0	0	0	0	0	0			
Chili Davis, S OBP: 0.319, SLG: 0.408 (1, 8)										3	1	0	0	1	1	0			
Bob Brenly, R OBP: 0.288, SLG: 0.288 (1, 2)										3	0	0	0	0	0	1			
Dave Bergman, L OBP: 0.321, SLG: 0.273 (9, PH)										1	0	1	0	0	0	0			
Tom O'Malley, L OBP: 0.356, SLG: 0.347 (1, 5)										3	0	0	0	1	0	1			
Wallace Johnson, S OBP: 0.300, SLG: 0.222 (1, 4)										3	0	1	1	0	0	0			
Bill Laskey, R OBP: 0.281, SLG: 0.080 (1, 1)										1	0	0	0	0	1	2			
Renie Martin, R OBP: 0.687, SLG: 1.000 (4, 1)										1	0	1	0	0	0	0			
Max Venable, L OBP: 0.267, SLG: 0.402 (7, PH)										1	0	0	0	0	0	0			
Brian Kingman, R OBP: 0.267, SLG: 0.402 (7, 1)										0	0	0	0	0	0	0			
Inning Stats	R: 0 E: 0 K: 2 S: 7	H: 0 LOB: 0 BB: 0 P: 7	R: 1 E: 0 K: 1 S: 6	H: 1 LOB: 2 BB: 2 P: 14	R: 2 E: 1 K: 0 S: 5	H: 1 LOB: 0 BB: 0 P: 5	R: 0 E: 0 K: 0 S: 3	H: 0 LOB: 2 BB: 0 P: 3	R: 0 E: 0 K: 0 S: 4	H: 1 LOB: 1 BB: 0 P: 4	R: 0 E: 0 K: 0 S: 3	H: 0 LOB: 0 BB: 0 P: 3	R: 0 E: 0 K: 0 S: 3	H: 0 LOB: 0 BB: 0 P: 3	R: 0 E: 0 K: 1 S: 6	H: 1 LOB: 1 BB: 0 P: 6	1B: 3 2B: 0 3B: 0 HR: 1	SF: 0 SAC: 0 DP: 0 HBP: 0	WP: 1 PA: 34 PB: 0 SB: 2 CS: 0
PITCHER	IP WLS BF H R ER SO BB IBB HBP BLK WP HR S P ERA WHIP																		
Pete Falcone, L ERA: 2.75 (1, 1)	5.0 W 21 3 3 2 3 2 0 0 0 1 1 25 33 3.60 1.000																		
Donnie Moore, R ERA: 4.5 (6, 1)	4.0 S 13 1 0 0 1 0 0 0 0 0 0 15 15 0.00 0.250																		

AB	32
R	3
H	4
RBI	3
BB	2
SO	4
LOB	8




Batter	1	2	3	4	5	6	7	8	9	AB	R	H	RBI	BB	SO	LOB	BOTTOM		
Brett Butler, L OBP: 0.310, SLG: 0.327 (1, 7)										5	0	1	1	0	0	3	San Francisco Giants @ Atlanta Braves Atlanta-Fulton County Stadium, Atlanta, GA Fri Jun 10 1983, 7:05 PM EDT Att: 38,550 - Unknown		
Rafael Ramirez, R OBP: 0.318, SLG: 0.338 (1, 6)										4	0	0	0	0	0	3			
Claudell Washington, L OBP: 0.341, SLG: 0.439 (1, 9)										4	1	2	0	0	1	2			
Dale Murphy, R OBP: 0.402, SLG: 0.576 (1, 8)										4	1	1	0	0	1	1			
Bob Horner, R OBP: 0.399, SLG: 0.552 (1, 5)										3	0	1	1	1	0	0			
Chris Chambliss, L OBP: 0.338, SLG: 0.442 (1, 3)										4	1	2	0	0	1	1			
Biff Pocoroba, S OBP: 0.292, SLG: 0.364 (1, 2)										4	3	3	1	0	0	1			
Jerry Royster, R OBP: 0.309, SLG: 0.280 (1, 4)										4	1	2	1	0	0	2			
Pete Falcone, L OBP: 0.100, SLG: 0.100 (1, 1)										1	0	1	1	0	0	0			
Donnie Moore, L OBP: 0.333, SLG: 0.333 (6, 1)										2	0	1	1	0	0	1			
Inning Stats	R: 2 E: 1 K: 0 S: 5	H: 3 LOB: 1 BB: 0 P: 5	R: 2 E: 0 K: 0 S: 6	H: 3 LOB: 1 BB: 0 P: 6	R: 0 E: 0 K: 0 S: 3	H: 0 LOB: 0 BB: 0 P: 3	R: 2 E: 0 K: 1 S: 9	H: 4 LOB: 2 BB: 0 P: 9	R: 0 E: 0 K: 2 S: 6	H: 0 LOB: 1 BB: 1 P: 10	R: 0 E: 0 K: 0 S: 3	H: 1 LOB: 0 BB: 0 P: 3	R: 0 E: 0 K: 0 S: 4	H: 1 LOB: 1 BB: 0 P: 4	R: 1 E: 1 K: 0 S: 6	H: 2 LOB: 2 BB: 0 P: 6	1B: 12 2B: 2 3B: 1 HR: 0	SF: 0 SAC: 1 DP: 2 HBP: 0	WP: 0 PA: 37 PB: 0 SB: 0 CS: 1
PITCHER	IP WLS BF H R ER SO BB IBB HBP BLK WP HR S P ERA WHIP																		
Bill Laskey, R ERA: 4.63 (1, 1)	3.1 L 19 10 6 5 0 0 0 0 0 0 0 13 17 0.00 0.750																		
Renie Martin, R ERA: 3.45 (4, 1)	2.2 8 1 0 0 3 1 0 0 0 0 0 13 17 0.00 0.750																		
Brian Kingman, R ERA: 7.71 (7, 1)	2.0 10 3 1 0 0 0 0 0 0 0 0 10 10 0.00 1.500																		




Batter	1	2	3	4	5	6	7	8	9	AB	R	H	RBI	BB	SO	LOB	TOP																				
Johnnie LeMaster, R OBP: 0.378, SLG: 0.380 (1, 6)	F4	F9		1B HR 1B		5-3		SF9		4	1	1	1	0	0	2	San Francisco Giants @ Atlanta Braves Atlanta-Fulton County Stadium, Atlanta, GA Sat Jun 11 1983, 7:05 PM EDT Att: 48,381 - Unknown livebaseballscorecards.com																				
Tom O'Malley, L OBP: 0.367, SLG: 0.374 (1, 5)	CI BB 1B		HR	1-2 HR 1B		4-3		1B BB		4	2	3	1	1	0	1																					
Darrell Evans, L OBP: 0.414, SLG: 0.606 (1, 3)	K		FC5 HBP 1B	1-2 HR 1B			HR	1-3 2-H 1B		5	2	4	5	0	1	1																					
Jack Clark, R OBP: 0.347, SLG: 0.447 (1, 9)	CI BB 1-2		F9	1-3			6-3	F9		4	0	0	0	1	0	3																					
Max Venable, L OBP: 0.255, SLG: 0.384 (1, 8)	CI 1-2 2-3		F5				K		G3	4	0	0	0	0	2	1																					
Joel Youngblood, R OBP: 0.275, SLG: 0.388 (1, 7)	F9		HBP				K		K	4	0	0	0	0	2	3																					
Milt May, L OBP: 0.307, SLG: 0.337 (1, 2)		4-3	FC5			F7		4-3	2B	5	0	1	0	0	0	2																					
Brad Wellman, R OBP: 0.333, SLG: 0.349 (1, 4)		S BB		P1-3 1B			2B	1B SF9 1B	K	4	1	3	0	1	1	1																					
Atlee Hammaker, S OBP: 0.143, SLG: 0.118 (1, 1)		F9		P1-3			K			3	0	0	0	0	1	3																					
Greg Minton, S OBP: 0.333, SLG: 0.333 (7, 1)				1-2				BB 1B		1	1	1	0	0	0	0																					
Gary Lavelle, S (9, 1)				1-2				1-3 1B 1B		0	0	0	0	0	0	0																					
Inning Stats	R: 0 E: 1 K: 1 S: 7	H: 1 LOB: 3 BB: 1 P: 11	R: 0 E: 0 K: 0 S: 3	H: 0 LOB: 1 BB: 1 P: 7	R: 1 E: 0 K: 0 S: 5	H: 2 LOB: 2 BB: 0 P: 6	R: 3 E: 0 K: 0 S: 6	H: 4 LOB: 0 BB: 0 P: 6	R: 0 E: 0 K: 2 S: 6	H: 1 LOB: 1 BB: 0 P: 6	R: 1 E: 0 K: 1 S: 6	H: 1 LOB: 0 BB: 0 P: 6	R: 2 E: 0 K: 0 S: 6	H: 3 LOB: 2 BB: 1 P: 10	R: 0 E: 0 K: 2 S: 8	H: 1 LOB: 1 BB: 0 P: 8	1B: 8 2B: 3 3B: 0 HR: 3	SF: 1 SAC: 0 DP: 1 HBP: 1	WP: 0 PA: 44 PB: 0 SB: 1 CS: 0																		
PITCHER	IP	WLS	BF	H	R	ER	SO	BB	IBB	HBP	BLK	WP	HR	S	P	ERA	WHIP	PITCHER		IP	WLS	BF	H	R	ER	SO	BB	IBB	HBP	BLK	WP	HR	S	P	ERA	WHIP	
Rick Behenna, R ERA: 4.71 (1, 1)	5.0		25	7	4	4	3	2	0	1	0	0	2	28	37	7.20	1.800																				
Rick Camp, R ERA: 3.73 (6, 1)	1.0		4	1	0	0	1	0	0	0	0	0	0	6	6	0.00	1.000																				
Gene Garber, R ERA: 4.78 (7, 1)	1.2	L	9	3	3	3	1	1	0	0	0	0	1	10	14	16.20	2.400																				
Terry Forster, L ERA: 1.76 (8, 1)	0.1		2	1	0	0	0	0	0	0	0	0	0	2	2	0.00	3.000																				
Steve Bedrosian, R ERA: 2.6 (9, 1)	1.0		4	1	0	0	2	0	0	0	0	0	0	8	8	0.00	1.000																				

Batter	1	2	3	4	5	6	7	8	9	AB	R	H	RBI	BB	SO	LOB	BOTTOM																				
Claudell Washington, L OBP: 0.333, SLG: 0.428 (1, 9)	K		G3			FC4-6		FC6-4		5	0	0	0	0	2	4	San Francisco Giants @ Atlanta Braves Atlanta-Fulton County Stadium, Atlanta, GA Sat Jun 11 1983, 7:05 PM EDT Att: 48,381 - Unknown livebaseballscorecards.com																				
Jerry Royster, R OBP: 0.300, SLG: 0.259 (1, 6)	HR BB		4-3		1-3		F9		F8	4	1	0	0	1	0	0																					
Dale Murphy, R OBP: 0.410, SLG: 0.595 (1, 8)	1-H HR		1B			6-3	F8 1B		G3 BB 1B	5	2	4	2	0	0	0																					
Bob Horner, R OBP: 0.404, SLG: 0.551 (1, 5)	F9		K			2B 1B	1-2 1B		1-2 E BB	4	2	2	0	1	1	1																					
Bob Watson, R OBP: 0.436, SLG: 0.551 (1, 3)					K		F8		G3	3	1	1	0	0	1	0																					
Chris Chambliss, L OBP: 0.335, SLG: 0.437 (7, PH) (8, 3)	F7					1-3 1B 2B	2-3		1-2 2-3	2	0	0	0	0	0	4																					
Terry Harper, R OBP: 0.374, SLG: 0.413 (1, 7)		F4		S 1B		E 1B	5-3		E BB	4	0	2	2	1	0	2																					
Glenn Hubbard, R OBP: 0.353, SLG: 0.397 (1, 4)			6-3 1B		F8			FC4-6 1B	E3	5	0	2	0	0	0	3																					
Bruce Benedict, R OBP: 0.408, SLG: 0.386 (1, 2)		6-3		K			E IBB	F9	F8	4	0	0	0	1	1	5																					
Rick Behenna, R OBP: 0.333, SLG: 0.560 (5, PH)					F7			FC4-6		1	0	0	0	0	1	1																					
Randy Johnson, R OBP: 0.429, SLG: 0.455 (6, PH)								FC6-4		1	0	0	0	0	0	0																					
Rick Camp, R OBP: 0.333, SLG: 0.405 (6, PH)										0	0	0	0	0	0	0																					
Bill Paschke, R OBP: 0.333, SLG: 0.348 (7, PH)										0	0	0	0	0	0	0																					
Gene Garber, R OBP: 0.333, SLG: 0.348 (7, PH)										0	0	0	0	0	0	0																					
Terry Forster, L OBP: 0.300, SLG: 1.333 (8, PH)										0	0	0	0	0	0	0																					
Ken Smith, L OBP: 0.221, SLG: 0.417 (8, PH)										1	0	0	0	0	0	1																					
Steve Bedrosian, R (9, 1)										0	0	0	0	0	0	0																					
Inning Stats	R: 2 E: 0 K: 1 S: 6	H: 1 LOB: 0 BB: 1 P: 10	R: 0 E: 0 K: 1 S: 6	H: 1 LOB: 0 BB: 0 P: 6	R: 0 E: 0 K: 2 S: 8	H: 1 LOB: 1 BB: 0 P: 8	R: 0 E: 0 K: 2 S: 8	H: 1 LOB: 1 BB: 0 P: 8	R: 0 E: 0 K: 1 S: 5	H: 0 LOB: 0 BB: 0 P: 5	R: 2 E: 1 K: 0 S: 7	H: 3 LOB: 3 BB: 1 P: 11	R: 0 E: 0 K: 0 S: 5	H: 2 LOB: 2 BB: 0 P: 5	R: 0 E: 0 K: 0 S: 4	H: 1 LOB: 1 BB: 0 P: 4	R: 2 E: 0 K: 0 S: 5	H: 1 LOB: 2 BB: 2 P: 13	1B: 9 2B: 1 3B: 0 HR: 1	SF: 0 SAC: 0 DP: 0 HBP: 0	WP: 0 PA: 44 PB: 0 SB: 1 CS: 0																
PITCHER	IP	WLS	BF	H	R	ER	SO	BB	IBB	HBP	BLK	WP	HR	S	P	ERA	WHIP	PITCHER		IP	WLS	BF	H	R	ER	SO	BB	IBB	HBP	BLK	WP	HR	S	P	ERA	WHIP	
Atlee Hammaker, L ERA: 1.71 (1, 1)	6.1	W	31	9	4	4	6	1	0	0	0	0	1	41	49	5.68	1.579																				
Greg Minton, R ERA: 5.08 (7, 1)	2.0		9	2	2	0	0	1	0	0	0	0	0	8	12	0.00	1.500																				
Gary Lavelle, L ERA: 1.63 (9, 1)	0.2	S	4	0	0	0	0	1	0	0	0	0	0	3	7	0.00	1.500																				



Batter	1	2	3	4	5	6	7	8	9	AB	R	H	RBI	BB	SO	LOB	TOP											
Johnnie LeMaster, R OBP: 0.380, SLG: 0.379	5-3		K							3	0	1	1	1	1	0	San Francisco Giants @ Atlanta Braves Atlanta-Fulton County Stadium, Atlanta, GA Sun Jun 12 1983, 3:33 AM EDT Att: 24,676 - Unknown livebaseballscorecards.com											
Tom O'Malley, L OBP: 0.365, SLG: 0.371	G3		G3							4	0	1	0	0	2													
Darrell Evans, L OBP: 0.412, SLG: 0.604				F5	F7					4	0	1	0	0	2													
Jack Clark, R OBP: 0.346, SLG: 0.443						L6				4	0	1	0	0	1													
Max Venable, L OBP: 0.255, SLG: 0.378		G3		G3-6-3						4	0	1	0	0	1													
Joel Youngblood, R OBP: 0.274, SLG: 0.416										4	1	1	1	0	1													
Milt May, L OBP: 0.308, SLG: 0.338 Bob Brenly, R OBP: 0.295, SLG: 0.288										3	0	1	0	0	0	AB 33 R 2 H 8 RBI 2 BB 2 SO 7 LOB 13												
Brad Wellman, R OBP: 0.333, SLG: 0.348 Chili Davis, S OBP: 0.316, SLG: 0.406										3	1	1	0	0	1													
Andy McGaffigan, R OBP: 0.087, SLG: 0.091 Champ Summers, L OBP: 0.412, SLG: 0.231 Rene Martin, R OBP: 0.667, SLG: 1.000 Dave Bergman, L OBP: 0.315, SLG: 0.267										1	0	0	0	0	1													
Inning Stats	R: 0 E: 0 K: 1 S: 6	H: 1 LOB: 1 BB: 0 P: 6	R: 0 E: 0 K: 1 S: 6	H: 1 LOB: 1 BB: 0 P: 6	R: 0 E: 0 K: 2 S: 7	H: 0 LOB: 0 BB: 0 P: 7	R: 0 E: 0 K: 0 S: 3	H: 1 LOB: 0 BB: 0 P: 3	R: 2 E: 0 K: 0 S: 7	H: 4 LOB: 2 BB: 0 P: 7	R: 0 E: 0 K: 0 S: 3	H: 0 LOB: 0 BB: 0 P: 10	R: 0 E: 0 K: 2 S: 3	H: 0 LOB: 0 BB: 0 P: 3	R: 0 E: 0 K: 2 S: 7			H: 0 LOB: 1 BB: 1 P: 11	1B: 6 2B: 1 3B: 0 HR: 1	SF: 0 SAC: 1 DP: 2 HBP: 0	WP: 0 PB: 0 SB: 2 CS: 0	PA: 36						
PITCHER	IP	WLS	BF	H	R	ER	SO	BB	IBB	HBP	BLK	WP	HR	S	P	ERA		WHIP										
Pascual Perez, R ERA: 2.8 Gene Garber, R ERA: 4.4	6.2	W	28	8	2	2	5	1	0	0	0	0	1	37	41	2.70		1.350										

Batter	1	2	3	4	5	6	7	8	9	AB	R	H	RBI	BB	SO	LOB	BOTTOM											
Brett Butler, L OBP: 0.319, SLG: 0.337										4	0	3	0	0	0	San Francisco Giants @ Atlanta Braves Atlanta-Fulton County Stadium, Atlanta, GA Sun Jun 12 1983, 3:33 AM EDT Att: 24,676 - Unknown livebaseballscorecards.com												
Rafael Ramirez, R OBP: 0.317, SLG: 0.336										4	1	1	0	0	4													
Dale Murphy, R OBP: 0.416, SLG: 0.624										3	2	2	3	1	2													
Bob Horner, R OBP: 0.401, SLG: 0.545										4	0	1	0	0	2													
Chris Chambliss, L OBP: 0.328, SLG: 0.427										4	0	0	0	0	3													
Terry Harper, R OBP: 0.350, SLG: 0.396 Claudell Washington, L OBP: 0.333, SLG: 0.428										4	0	0	0	0	1		AB 31 R 3 H 7 RBI 3 BB 2 SO 2 LOB 13											
Jerry Royster, R OBP: 0.286, SLG: 0.246										3	0	0	0	1														
Bruce Benedict, R OBP: 0.402, SLG: 0.379										3	0	0	0	0	0													
Pascual Perez, R OBP: 0.129, SLG: 0.129 Gene Garber, R										2	0	0	0	1														
Inning Stats	R: 0 E: 0 K: 0 S: 4	H: 1 LOB: 2 BB: 1 P: 8	R: 0 E: 0 K: 0 S: 3	H: 0 LOB: 0 BB: 0 P: 3	R: 2 E: 1 K: 0 S: 5	H: 2 LOB: 0 BB: 0 P: 5	R: 0 E: 0 K: 0 S: 3	H: 0 LOB: 0 BB: 0 P: 3	R: 0 E: 0 K: 1 S: 6	H: 1 LOB: 1 BB: 0 P: 6	R: 1 E: 0 K: 1 S: 7	H: 2 LOB: 1 BB: 0 P: 7	R: 0 E: 0 K: 0 S: 4	H: 1 LOB: 2 BB: 1 P: 8	R: 0 E: 0 K: 0 S: 3		H: 0 LOB: 0 BB: 0 P: 3	1B: 5 2B: 0 3B: 0 HR: 2	SF: 0 SAC: 0 DP: 0 HBP: 0	WP: 0 PB: 0 SB: 1 CS: 0	PA: 33							
PITCHER	IP	WLS	BF	H	R	ER	SO	BB	IBB	HBP	BLK	WP	HR	S	P		ERA	WHIP										
Andy McGaffigan, R ERA: 4.07 Rene Martin, R ERA: 3.23	6.0	L	25	6	3	3	2	1	0	0	0	0	2	28	32		4.50	1.167										

Batter	1	2	3	4	5	6	7	8	9	10	11	12	AB	R	H	RBI	BB	SO	LOB								
Omar Moreno, L (1.8) OBP: 0.292, SLG: 0.344	5-3			1-3		K		K			FC6-4 1B		5	0	1	0	0	2	2								
Terry Puhl, L (1.9) OBP: 0.333, SLG: 0.352 Tim Toivanen, R (8. PH) OBP: 0.353, SLG: 0.647 Bill Dawley, R (8.1) OBP: 0.500, SLG: 0.500 Denny Welling, L (11. PH) OBP: 0.200, SLG: 0.135 Dave Smith, R (11.1) OBP: 0.343, SLG: 0.434	1B			FC5-4 BB		1B		F7			F8		2	0	2	0	1	0	0								
Phil Garner, R (1.5) OBP: 0.345, SLG: 0.406				CS		K		K			6-3		5	1	1	0	0	3	0								
Jose Cruz, L (1.7) OBP: 0.383, SLG: 0.411				CS 1B		1B		F5			K		5	0	2	0	0	1	1								
Ray Knight, R (1.3) OBP: 0.358, SLG: 0.454	F9			4-1		4-1		F8			K		4	0	0	0	1	1	2								
Alan Ashby, S (1.2) OBP: 0.316, SLG: 0.487 Craig Reynolds, L (8. PH) OBP: 0.207, SLG: 0.214 Luis Pujols, R (8.2) OBP: 0.306, SLG: 0.292				4-3		K		WP BB			4-3		2	0	0	0	1	1	0								
Bill Doran, S (1.4) OBP: 0.343, SLG: 0.294				K		HR		BB			4-3		4	1	2	1	1	1	0								
Bob Knepper, L (1.1) OBP: 0.256, SLG: 0.462 Tony Scott, S (8. PH) OBP: 0.241, SLG: 0.300				K		HR		K			K		2	1	1	1	0	1	0								
Inning Stats	R: 0 E: 0 K: 0 S: 3	H: 1 LOB: 0 BB: 3 P: 3	R: 0 E: 0 K: 1 S: 5	H: 1 LOB: 0 BB: 0 P: 5	R: 0 E: 0 K: 2 S: 7	H: 0 LOB: 0 BB: 1 P: 7	R: 0 E: 0 K: 0 S: 2	H: 0 LOB: 0 BB: 1 P: 6	R: 0 E: 0 K: 1 S: 5	H: 1 LOB: 0 BB: 0 P: 5	R: 2 E: 0 K: 2 S: 10	H: 3 LOB: 1 BB: 0 P: 10	R: 0 E: 0 K: 1 S: 5	H: 0 LOB: 0 BB: 0 P: 5	R: 0 E: 0 K: 1 S: 5	H: 0 LOB: 0 BB: 0 P: 5	R: 0 E: 0 K: 1 S: 6	H: 1 LOB: 1 BB: 0 P: 6	R: 1 E: 0 K: 0 S: 5	H: 2 LOB: 2 BB: 1 P: 9	1B: 6 2B: 2 3B: 0 HR: 2	SF: 0 SAC: 0 DP: 1 HBP: 0	WP: 1 PB: 0 SB: 0 CS: 3	PA: 46			
PITCHER	IP WLS BF H R ER SO BB IBB HBP BLK WP HR S P ERA WHIP	7.0 2.0 25 6 0 0 3 1 0 0 0 0 0 12 16 0.00 0.500	3.0 L 13 3 1 1 2 0 1 0 0 0 0 16 20 3.00 1.000																								


TOP

Houston Astros @ San Francisco Giants
Candlestick Park, San Francisco, CA

Tue Jun 14 1983, 10:05 PM EDT
Att. 8,361 - Unknown

livebaseballscorecards.com

AB 41
R 3
H 9
RBI 3
BB 4
SO 12
LOB 17



Batter	1	2	3	4	5	6	7	8	9	10	11	12	AB	R	H	RBI	BB	SO	LOB								
Johmie LeMaster, R (1.6) OBP: 0.379, SLG: 0.393	E1 2B			FC6-4 1B E		1B		5-3			F7		6	1	2	0	0	0	3								
Joel Youngblood, R (1.7) OBP: 0.250, SLG: 0.452	K			E8 1B		HR		BB			G3		4	1	2	1	1	1	1								
Darrell Evans, L (1.3) OBP: 0.403, SLG: 0.590	E1 2H			F7		3-1		K			6-3		5	0	0	0	0	1	4								
Jack Clark, R (1.9) OBP: 0.343, SLG: 0.437	F8			F9		2B 1B		6-3			6-3		5	0	1	0	0	0	1								
Chili Davis, S (1.8) OBP: 0.311, SLG: 0.396				6-3		6-3		F8			F7		5	0	0	0	0	1	1								
Tom O'Malley, L (1.5) OBP: 0.366, SLG: 0.378				G4-3 1B		P4		K			K		5	0	2	0	0	2	0								
Bob Brenly, R (1.2) OBP: 0.286, SLG: 0.280 Max Venable, L (9. PH) OBP: 0.253, SLG: 0.374 Greg Minton, S (10.1) OBP: 0.333, SLG: 0.333 Dave Bergman, L (12. PH) OBP: 0.309, SLG: 0.261				G4-3 1B		6-3		F7			G3		3	0	0	0	0	0	3								
Brad Wellman, R (1.4) OBP: 0.345, SLG: 0.347 Champ Summers, L (12. PH) OBP: 0.399, SLG: 0.214				F4		B2-3 1B		FC5-6 BB			F9		3	0	1	0	1	0	0								
Mike Krukow, R (1.1) OBP: 0.356, SLG: 0.412 Gary Lavelle, S (8.1) OBP: 0.311, SLG: 0.333 Milt May, L (9. PH) OBP: 0.311, SLG: 0.333				FC6-4 BB		B2-3 1B		FC5-6 5-3			F8		2	0	0	0	1	0	2								
Inning Stats	R: 0 E: 1 K: 1 S: 6	H: 1 LOB: 1 BB: 0 P: 6	R: 0 E: 0 K: 0 S: 3	H: 1 LOB: 0 BB: 0 P: 3	R: 1 E: 1 K: 0 S: 4	H: 1 LOB: 1 BB: 1 P: 8	R: 0 E: 0 K: 0 S: 3	H: 0 LOB: 0 BB: 0 P: 3	R: 0 E: 0 K: 0 S: 4	H: 2 LOB: 2 BB: 0 P: 4	R: 1 E: 0 K: 0 S: 6	H: 3 LOB: 2 BB: 0 P: 6	R: 0 E: 0 K: 1 S: 5	H: 0 LOB: 2 BB: 2 P: 13	R: 0 E: 0 K: 1 S: 5	H: 0 LOB: 0 BB: 0 P: 5	R: 0 E: 0 K: 0 S: 3	H: 0 LOB: 0 BB: 0 P: 3	R: 0 E: 0 K: 0 S: 7	H: 0 LOB: 0 BB: 0 P: 7	R: 0 E: 0 K: 0 S: 3	H: 0 LOB: 1 BB: 1 P: 7	1B: 5 2B: 2 3B: 0 HR: 1	SF: 0 SAC: 0 DP: 1 HBP: 0	WP: 0 PB: 0 SB: 0 CS: 0	PA: 46	
PITCHER	IP WLS BF H R ER SO BB IBB HBP BLK WP HR S P ERA WHIP	7.0 3.0 2.0 W 7 0 0 0 0 2 1 0 0 0 0 11 14 0.00 0.500																									


BOTTOM

Houston Astros @ San Francisco Giants
Candlestick Park, San Francisco, CA

Tue Jun 14 1983, 10:05 PM EDT
Att. 8,361 - Unknown

livebaseballscorecards.com

AB 42
R 2
H 8
RBI 1
BB 4
SO 5
LOB 15



Batter	1	2	3	4	5	6	7	8	9	AB	R	H	RBI	BB	SO	LOB	TOP			
Omar Moreno, L (1, 8) OBP: 0.287, SLG: 0.339	F9			F7		K		F9	F9	4	0	0	0	0	1	1				
Terry Puhl, L (1, 9) OBP: 0.331, SLG: 0.349	K			F7			F7			4	0	1	0	0	1	0				
Dickie Thon, R (1, 6) OBP: 0.339, SLG: 0.429	F8			6-3			F3		F7	3	0	0	0	0	0	0				
Craig Reynolds, L (7, 6) OBP: 0.200, SLG: 0.207										1	0	0	0	0	0	1				
Phil Garner, R (1, 5) OBP: 0.340, SLG: 0.399		F7			F9		F2		F8	4	0	0	0	0	0	1				
Jose Cruz, L (1, 7) OBP: 0.382, SLG: 0.410		K			3-1			FC4-6 1B	SF8 1B	3	1	1	0	0	1	0				
Ray Knight, R (1, 3) OBP: 0.357, SLG: 0.452		6-3			F7			FC4-6 1B		3	0	1	0	0	0	0				
Alan Ashby, S (1, 2) OBP: 0.300, SLG: 0.458			K			K		FC4-6 1B		3	0	0	0	0	2	2				
Bill Doran, S (1, 4) OBP: 0.343, SLG: 0.296			F8					SF8		2	0	1	1	0	0	0				
Michael LaCoss, R (1, 1) OBP: 0.067, SLG: 0.034										1	0	0	0	0	1	0				
Denny Walling, L (6, PH) OBP: 0.195, SLG: 0.132										1	0	0	0	0	0	1				
Vern Riffe, R (6, 1) OBP: 0.250, SLG: 0.100										0	0	0	0	0	0	0				
Harry Spilman, L (8, PH) OBP: 0.255, SLG: 0.326										1	0	0	0	0	0	1				
Frank LaCorte, R (8, 1) OBP: 0.167, SLG: 0.400										0	0	0	0	0	0	0				
Inning Stats	R: 0 E: 0 K: 1 S: 5	H: 0 LOB: 0 BB: 0 P: 5	R: 0 E: 0 K: 1 S: 5	H: 0 LOB: 0 BB: 0 P: 5	R: 0 E: 0 K: 2 S: 7	H: 0 LOB: 0 BB: 0 P: 7	R: 0 E: 0 K: 0 S: 3	H: 0 LOB: 0 BB: 0 P: 3	R: 0 E: 0 K: 2 S: 8	H: 1 LOB: 1 BB: 0 P: 8	R: 0 E: 0 K: 0 S: 3	H: 0 LOB: 0 BB: 0 P: 3	R: 1 E: 0 K: 0 S: 5	H: 2 LOB: 1 BB: 0 P: 5	R: 0 E: 0 K: 0 S: 4	H: 1 LOB: 1 BB: 0 P: 4	1B: 4 2B: 0 3B: 0 HR: 0	SF: 1 SAC: 0 DP: 0 HBP: 0	WP: 0 PB: 0 SB: 0 CS: 0	PA: 31
PITCHER Fred Breining, R (1, 1) ERA: 3.75	IP: 9.0 W: 1 L: 0	WLS: 31 BF: 4	H: 4 R: 1 ER: 1 SO: 6	BB: 0 IBB: 0 HBP: 0 BLK: 0	WP: 0 HR: 0 S: 43 P: 43	ERA: 1.00 WHIP: 0.444	PITCHER	IP: 9.0 W: 1 L: 0	WLS: 31 BF: 4	H: 4 R: 1 ER: 1 SO: 6	BB: 0 IBB: 0 HBP: 0 BLK: 0	WP: 0 HR: 0 S: 43 P: 43	ERA: 1.00 WHIP: 0.444							

Houston Astros @ San Francisco Giants
Candlestick Park, San Francisco, CA
Wed Jun 15 1983, 6:33 AM EDT
Att: 10,555 - Unknown

AB	30
R	1
H	4
RBI	1
BB	0
SO	6
LOB	7



Batter	1	2	3	4	5	6	7	8	9	AB	R	H	RBI	BB	SO	LOB	BOTTOM			
Johnnie LeMaster, R (1, 6) OBP: 0.377, SLG: 0.380	K		1B HR	FC5-4			F9			4	1	1	0	0	1	1				
Tom O'Malley, L (1, 5) OBP: 0.365, SLG: 0.380	F8		1B HR		G3		HR 1B			4	2	2	0	0	0	0				
Darrell Evans, L (1, 3) OBP: 0.409, SLG: 0.634	HR		1H 3H HR		L3		1H HR			4	3	3	6	0	0	0				
Jack Clark, R (1, 9) OBP: 0.341, SLG: 0.434	BB 1B		K		K		F9			4	0	1	0	0	2	0				
Dave Bergman, L (1, 7) OBP: 0.305, SLG: 0.245	1-2 BB		K			F8	G3			3	0	0	0	1	1	0				
Max Venable, L (1, 8) OBP: 0.252, SLG: 0.400	F7		4-3			HR		K		4	1	1	1	0	1	2				
Milt May, L (1, 2) OBP: 0.333, SLG: 0.351		4-0 BB	G4-6-3 BB		G6-4-3 1B		1B			3	0	3	0	1	0	0				
Brad Wellman, R (1, 4) OBP: 0.322, SLG: 0.321		G4-6-3	1-2 G6-4-3		G6-4-3		F7		K	4	0	0	0	0	1	4				
Fred Breining, R (1, 1) OBP: 0.194, SLG: 0.172		G3			FC5-4 1B		K		K	4	0	1	0	0	2	2				
Inning Stats	R: 1 E: 0 K: 1 S: 7	H: 2 LOB: 2 BB: 1 P: 11	R: 0 E: 0 K: 0 S: 2	H: 0 LOB: 0 BB: 1 P: 6	R: 3 E: 0 K: 2 S: 10	H: 3 LOB: 0 BB: 0 P: 10	R: 0 E: 0 K: 0 S: 4	H: 2 LOB: 1 BB: 0 P: 4	R: 0 E: 0 K: 1 S: 5	H: 0 LOB: 0 BB: 0 P: 5	R: 1 E: 0 K: 1 S: 7	H: 2 LOB: 1 BB: 0 P: 7	R: 2 E: 0 K: 0 S: 5	H: 2 LOB: 0 BB: 0 P: 5	R: 0 E: 0 K: 3 S: 10	H: 1 LOB: 1 BB: 0 P: 10	1B: 8 2B: 0 3B: 0 HR: 4	SF: 0 SAC: 0 DP: 2 HBP: 0	WP: 1 PB: 0 SB: 0 CS: 0	PA: 36
PITCHER Michael LaCoss, R (1, 1) ERA: 4.98	IP: 5.0 W: 1 L: 0	WLS: 22 BF: 10	H: 4 R: 3 ER: 3 SO: 4	BB: 2 IBB: 0 HBP: 0 BLK: 0	WP: 0 HR: 2 S: 28 P: 36	ERA: 7.20 WHIP: 1.800	PITCHER	IP: 5.0 W: 1 L: 0	WLS: 22 BF: 10	H: 4 R: 3 ER: 3 SO: 4	BB: 2 IBB: 0 HBP: 0 BLK: 0	WP: 0 HR: 2 S: 28 P: 36	ERA: 7.20 WHIP: 1.800							
Vern Riffe, R (6, 1) ERA: 4.63	IP: 2.0 W: 0 L: 0	WLS: 10 BF: 4	H: 3 R: 3 ER: 3 SO: 1	BB: 0 IBB: 0 HBP: 0 BLK: 0	WP: 0 HR: 2 S: 12 P: 12	ERA: 13.50 WHIP: 2.000		IP: 2.0 W: 0 L: 0	WLS: 10 BF: 4	H: 3 R: 3 ER: 3 SO: 1	BB: 0 IBB: 0 HBP: 0 BLK: 0	WP: 0 HR: 2 S: 12 P: 12	ERA: 13.50 WHIP: 2.000							
Frank LaCorte, R (8, 1) ERA: 3.6	IP: 1.0 W: 0 L: 0	WLS: 4 BF: 1	H: 0 R: 0 ER: 0 SO: 3	BB: 0 IBB: 0 HBP: 0 BLK: 0	WP: 1 HR: 0 S: 10 P: 10	ERA: 0.00 WHIP: 1.000		IP: 1.0 W: 0 L: 0	WLS: 4 BF: 1	H: 0 R: 0 ER: 0 SO: 3	BB: 0 IBB: 0 HBP: 0 BLK: 0	WP: 1 HR: 0 S: 10 P: 10	ERA: 0.00 WHIP: 1.000							

Houston Astros @ San Francisco Giants
Candlestick Park, San Francisco, CA
Wed Jun 15 1983, 6:33 AM EDT
Att: 10,555 - Unknown

AB	34
R	7
H	12
RBI	7
BB	2
SO	8
LOB	9



Batter	1	2	3	4	5	6	7	8	9	AB	R	H	RBI	BB	SO	LOB	TOP										
Omar Moreno, L (1,8) OBP: 0.293, SLG: 0.344										5	1	3	1	0	1	0											
Terry Puhl, L (1,9) OBP: 0.333, SLG: 0.366										5	2	2	1	0	1	2											
Ray Knight, R (1,3) Denny Walling, L (6, PR) OBP: 0.195, SLG: 0.132										2	0	1	1	1	0	0											
Phil Garner, R (1,5) OBP: 0.342, SLG: 0.398										3	1	1	1	1	1	1											
Jose Cruz, L (1,7) OBP: 0.384, SLG: 0.433										4	1	2	3	0	1	1											
Alan Ashby, S (1,2) OBP: 0.293, SLG: 0.447										4	0	0	0	0	1	2											
Bill Doran, S (1,4) OBP: 0.338, SLG: 0.290										4	0	0	0	0	0	0											
Craig Reynolds, L (1,6) OBP: 0.206, SLG: 0.212										4	1	1	0	0	0	0											
Mike Scott, R (1,1) Frank DiPino, L (7,1) OBP: 0.400, SLG: 0.500										3	0	0	0	0	3	2											
Inning Stats	R: 2 E: 0 K: 1 S: 7	H: 2 LOB: 1 BB: 1 P: 11	R: 1 E: 1 K: 1 S: 6	H: 1 LOB: 0 BB: 0 P: 6	R: 0 E: 0 K: 0 S: 3	H: 1 LOB: 0 BB: 0 P: 3	R: 1 E: 0 K: 1 S: 7	H: 2 LOB: 1 BB: 0 P: 7	R: 0 E: 0 K: 0 S: 3	H: 0 LOB: 0 BB: 0 P: 3	R: 0 E: 0 K: 1 S: 5	H: 0 LOB: 0 BB: 0 P: 5	R: 0 E: 0 K: 1 S: 5	H: 0 LOB: 0 BB: 0 P: 5	R: 3 E: 0 K: 2 S: 9	H: 3 LOB: 1 BB: 1 P: 13	R: 0 E: 0 K: 1 S: 6	H: 1 LOB: 2 BB: 1 P: 10	1B: 7 2B: 0 3B: 2 HR: 1	SF: 1 SAC: 0 DP: 0 HBP: 0	WP: 0 PB: 0 SB: 3 CS: 2	PA: 39					
PITCHER	IP	WLS	BF	H	R	ER	SO	BB	IBB	HBP	BLK	WP	HR	S	P	ERA	WHIP										
Bill Laskey, R (1,1) ERA: 4.57	7.0	L	27	6	4	3	5	1	0	0	0	0	1	36	40	3.86	1.000										
Gary Lavelle, L (8,1) ERA: 2.16	1.0		6	3	3	3	2	1	0	0	0	0	0	9	13	27.00	4.000										
Jim Barr, R (9,1) ERA: 4.78	1.0		5	1	0	0	1	1	0	0	0	0	0	6	10	0.00	2.000										

Houston Astros @ San Francisco Giants
Candlestick Park, San Francisco, CA
Thu Jun 16 1983, 10:05 PM EDT
Att: 7,879 - Unknown



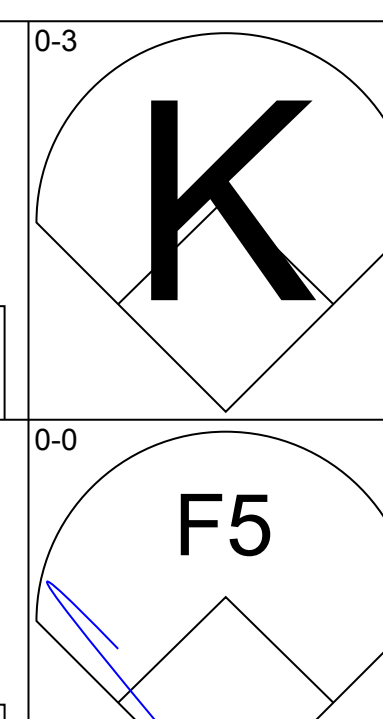
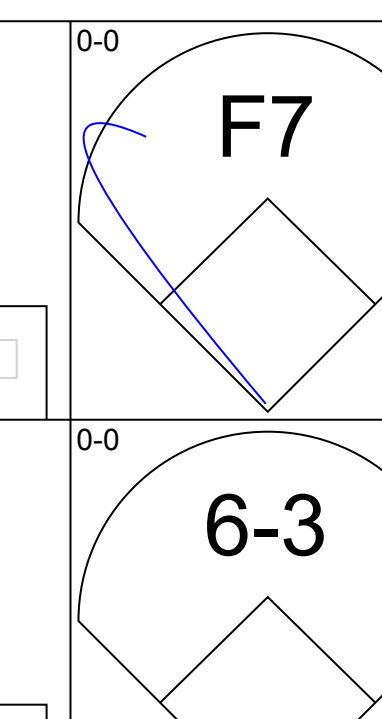
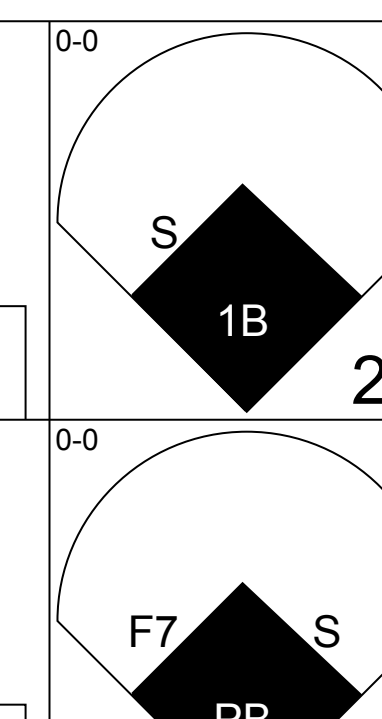
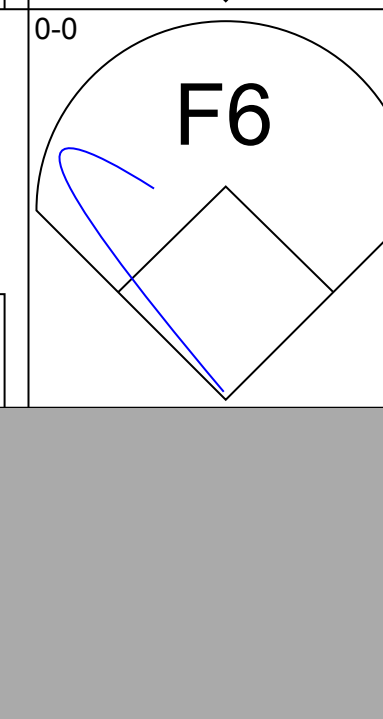

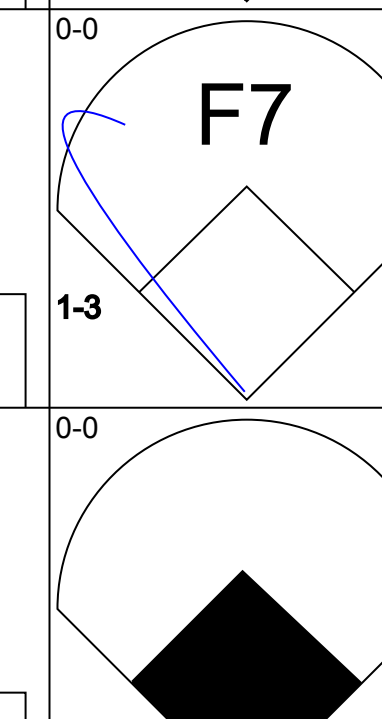

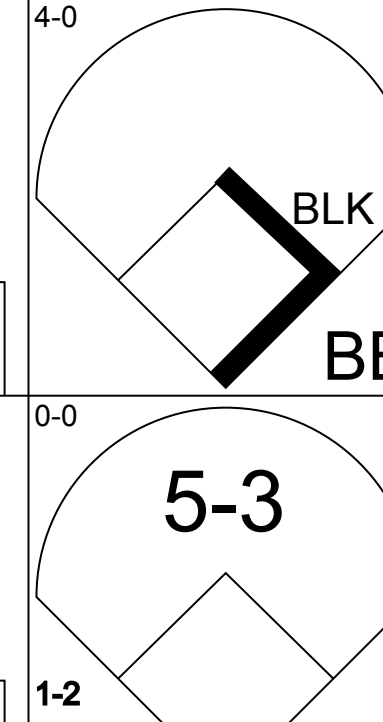
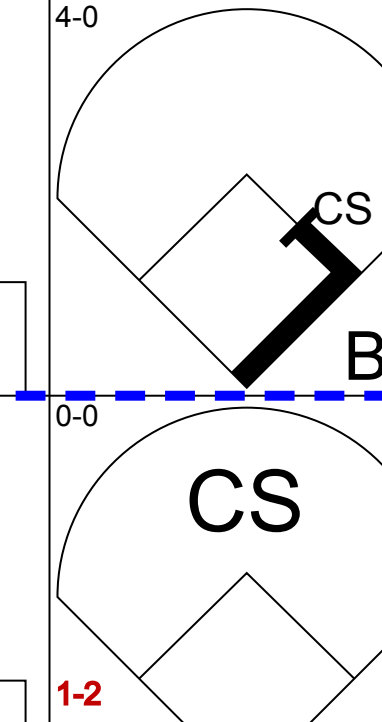
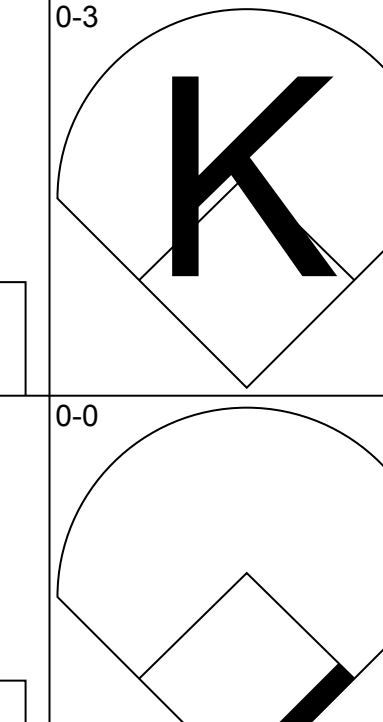
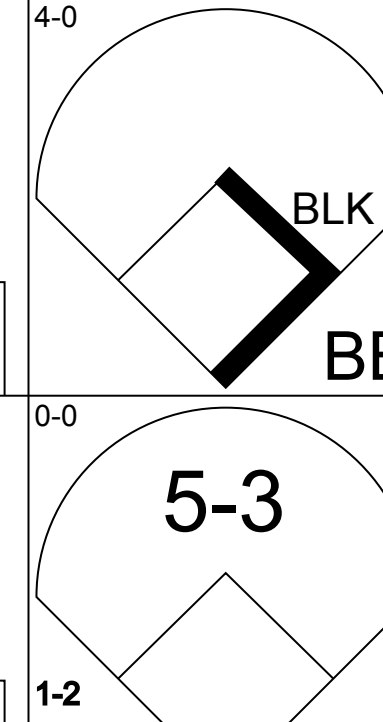
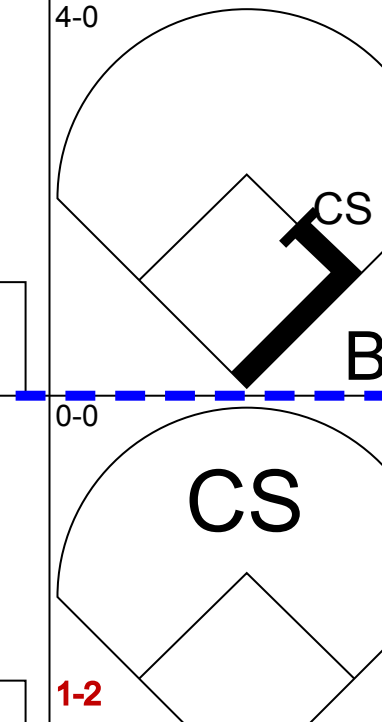

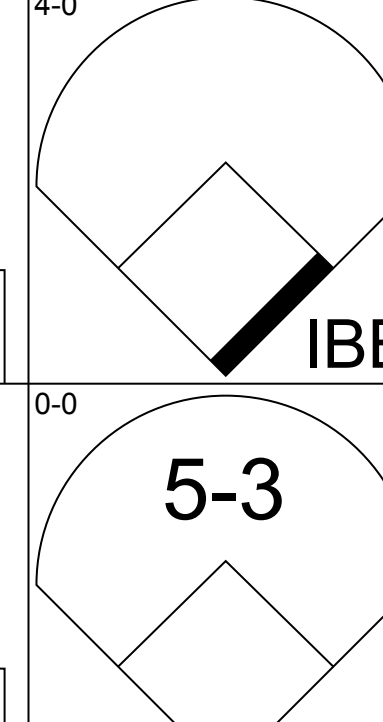

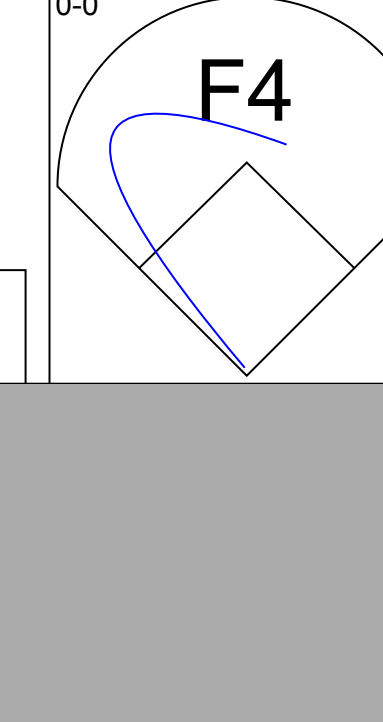
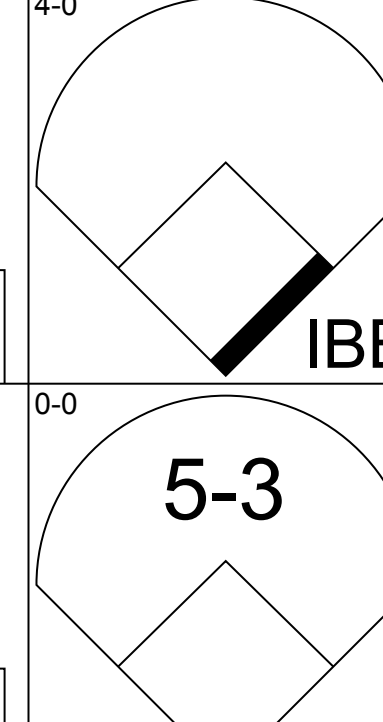


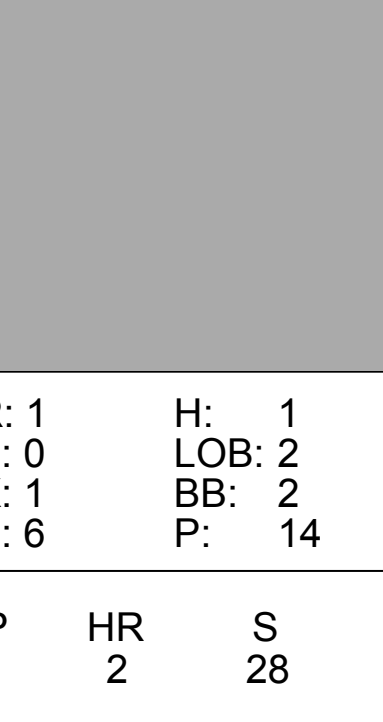
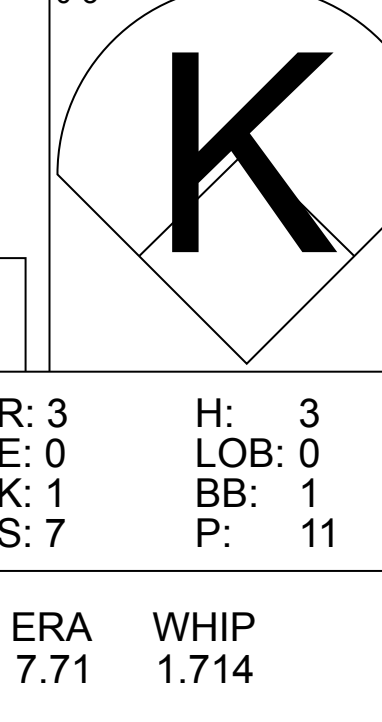
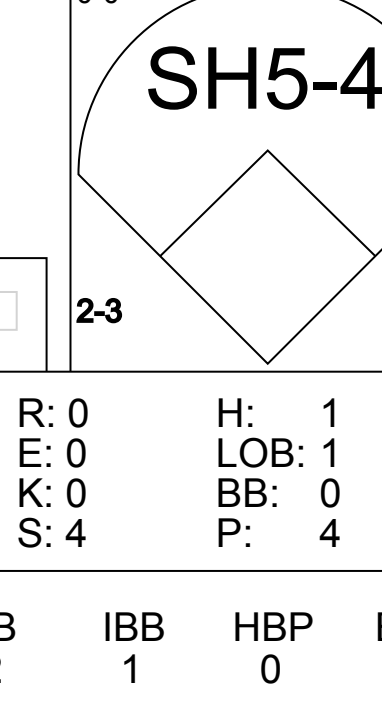
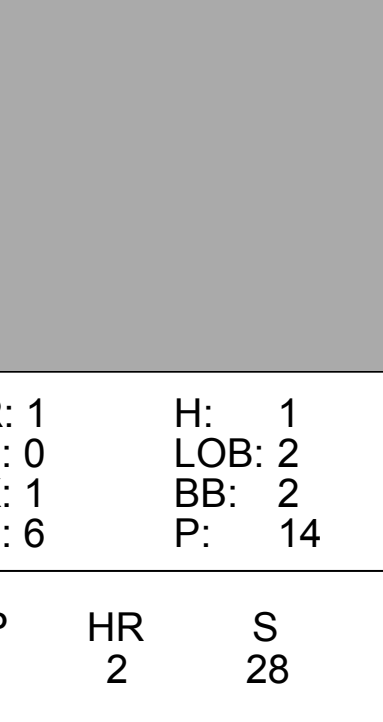
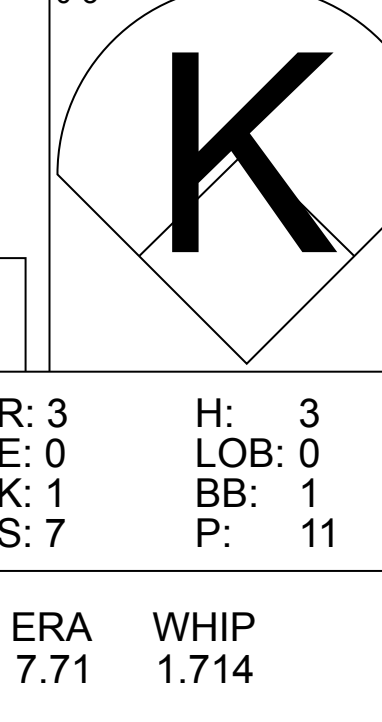
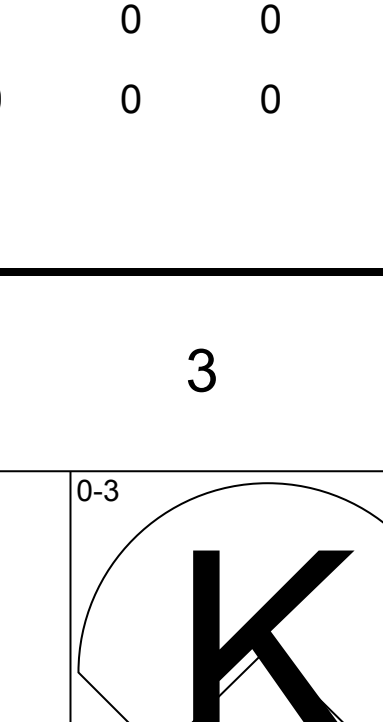
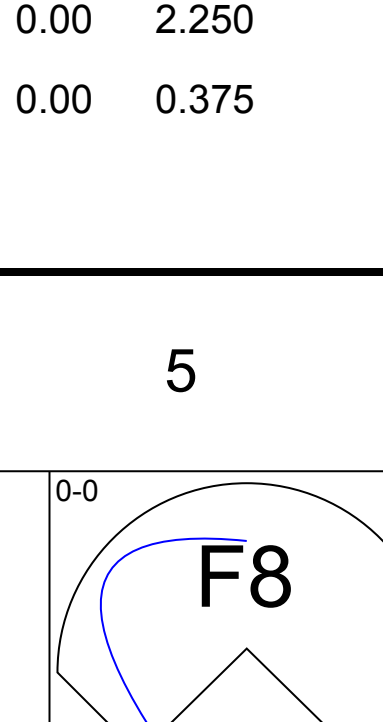
AB	34
R	7
H	10
RBI	7
BB	3
SO	8
LOB	8

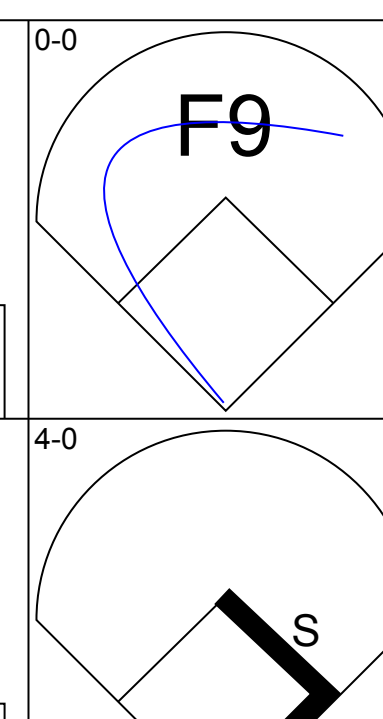
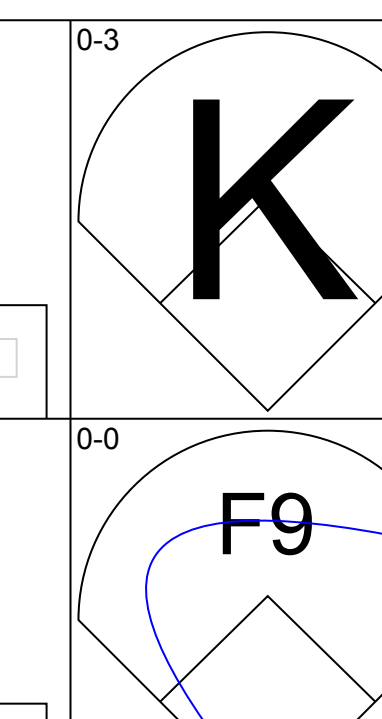
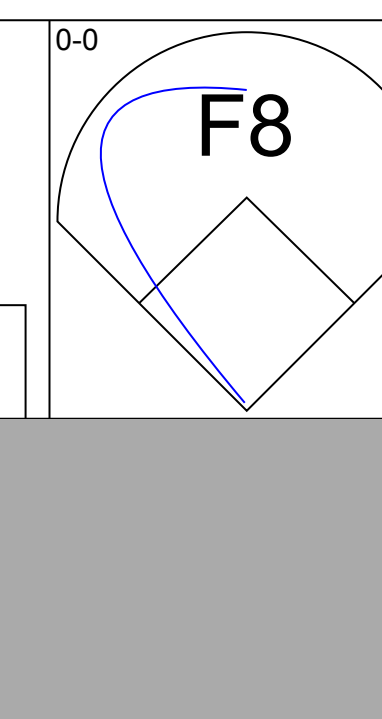
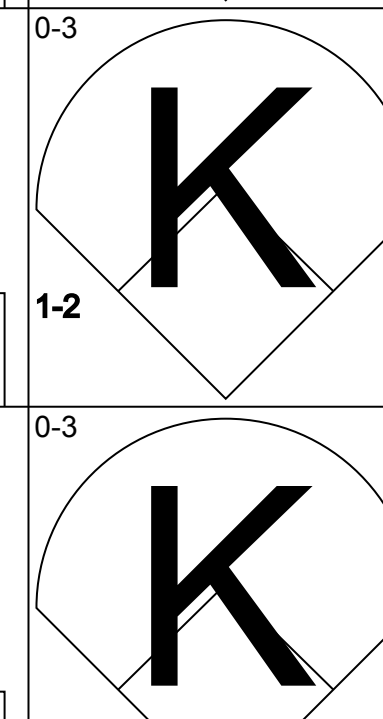



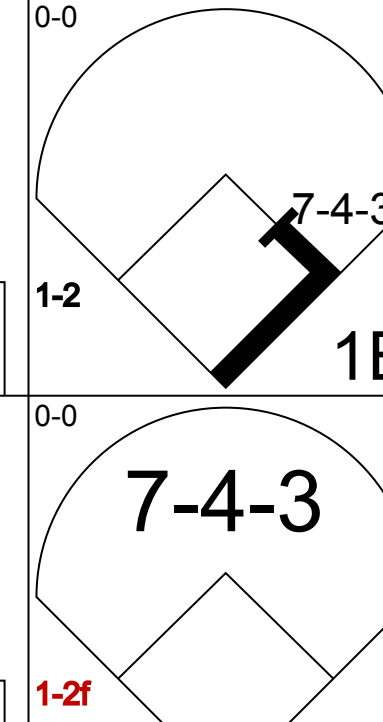



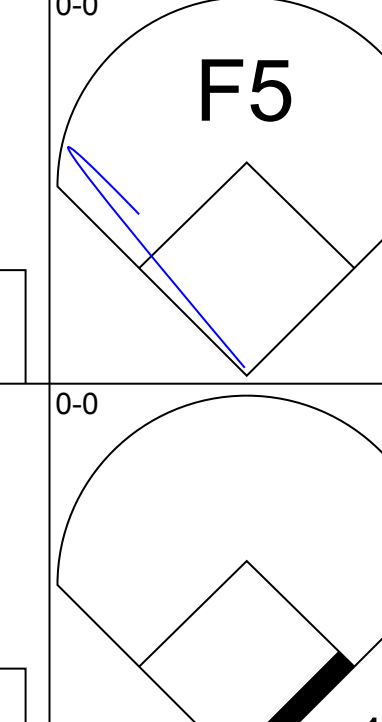
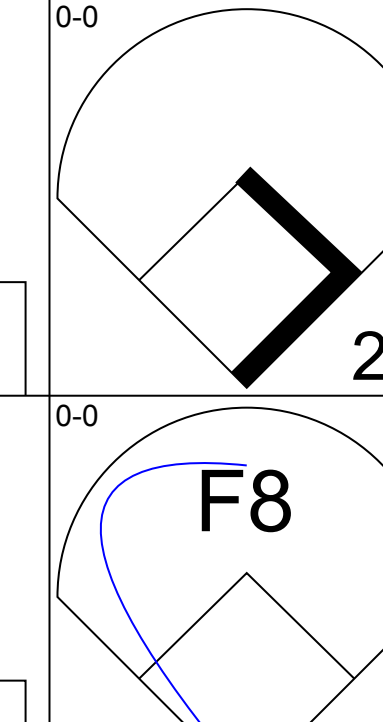
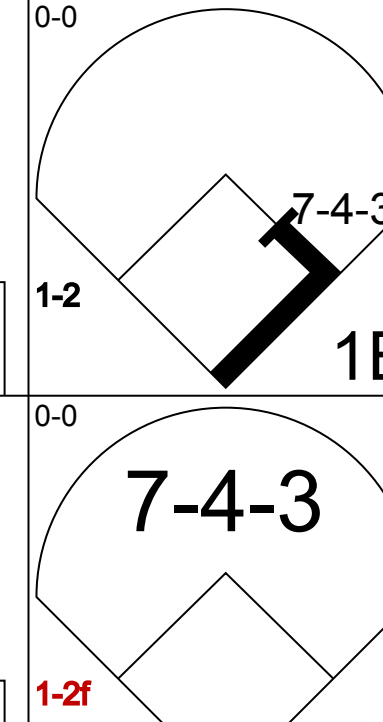



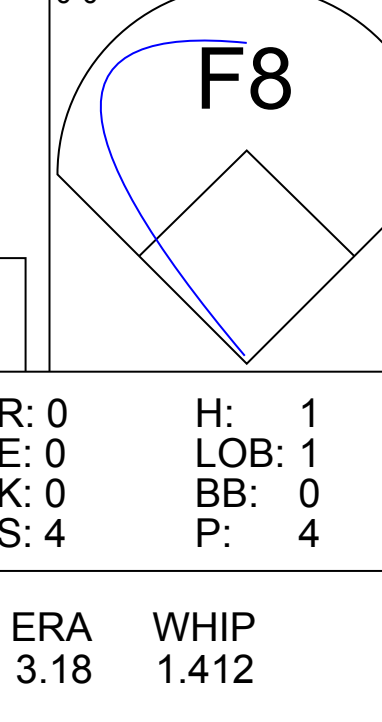


Batter	1	2	3	4	5	6	7	8	9	AB	R	H	RBI	BB	SO	LOB	BOTTOM										
Johnnie LeMaster, R (1,6) OBP: 0.377, SLG: 0.381										5	0	2	1	0	1	0											
Tom O'Malley, L (1,5) OBP: 0.365, SLG: 0.381										5	0	2	1	0	0	2											
Darrell Evans, L (1,3) OBP: 0.401, SLG: 0.620										5	0	0	0	0	0	5											
Jack Clark, R (1,9) OBP: 0.342, SLG: 0.430										4	0	1	0	1	0	2											
Chili Davis, S (1,8) Gary Lavelle, S (8,1) Jim Barr, R (9,1) OBP: 0.143, SLG: 0.286										3	0	0	0	1	2	4											
Max Venable, L (1,7) OBP: 0.252, SLG: 0.394										4	0	1	0	0	0	2											
Milt May, L (1,2) Bob Brenly, R (6, PH) OBP: 0.286, SLG: 0.278										3	0	1	0	0	1	2											
Brad Wellman, R (1,4) OBP: 0.333, SLG: 0.321										3	2	1	0	1	1	3											
Bill Laskey, R (1,1) Dave Bergman, L (7, PH) Joel Youngblood, R (8, PH)										1	0	0	0	0	1	0											
Inning Stats	R: 0 E: 0 K: 0 S: 4	H: 1 LOB: 1 BB: 0 P: 4	R: 0 E: 0 K: 2 S: 7	H: 0 LOB: 0 BB: 0 P: 7	R: 1 E: 1 K: 0 S: 4	H: 0 LOB: 1 BB: 1 P: 8	R: 0 E: 0 K: 1 S: 7	H: 2 LOB: 2 BB: 0 P: 7	R: 0 E: 0 K: 2 S: 7	H: 0 LOB: 0 BB: 0 P: 7	R: 0 E: 0 K: 0 S: 4	H: 0 LOB: 2 BB: 1 P: 8	R: 1 E: 0 K: 0 S: 6	H: 3 LOB: 3 BB: 1 P: 10	R: 0 E: 0 K: 1 S: 6	H: 1 LOB: 1 BB: 0 P: 6	R: 0 E: 0 K: 0 S: 4	H: 1 LOB: 1 BB: 0 P: 4	1B: 8 2B: 0 3B: 0 HR: 0	SF: 0 SAC: 1 DP: 0 HBP: 0	WP: 1 PB: 0 SB: 2 CS: 0	PA: 40					
PITCHER	IP	WLS	BF	H	R	ER	SO	BB	IBB	HBP	BLK	WP	HR	S	P	ERA	WHIP										
Mike Scott, R (1,1) ERA: 3.54	6.1	W	28	5	2	2	5	2	0	0	0	1	0	36	44	2.84	1.105										
Frank DiPino, L (7,1) ERA: 1.99	2.2	S	12	3	0	0	1	1	0	0	0	0	0	13	17	0.00	1.500										

Houston Astros @ San Francisco Giants
Candlestick Park, San Francisco, CA
Thu Jun 16 1983, 10:05 PM EDT
Att: 7,879 - Unknown



AB	36
R	2
H	8
RBI	2
BB	3
SO	6
LOB	23

Batter	1	2	3	4	5	6	7	8	9	AB	R	H	RBI	BB	SO	LOB	TOP			
Brett Butler, L OBP: 0.317, SLG: 0.335 (1, 7)										4	1	2	0	0	1	1	Atlanta Braves @ San Francisco Giants Candlestick Park, San Francisco, CA Sat Jun 18 1983, 6:33 AM EDT Att: 20,055 - Unknown			
Jerry Royster, R OBP: 0.321, SLG: 0.270 (1, 5)										3	1	1	1	1	0	1				
Claudell Washington, L OBP: 0.322, SLG: 0.422 (1, 9)										4	1	1	1	0	0	2				
Dale Murphy, R OBP: 0.402, SLG: 0.618 (1, 8)										4	1	2	1	0	1	0				
Chris Chambliss, L OBP: 0.330, SLG: 0.415 (1, 3)										2	0	0	0	2	1	1				
Glenn Hubbard, R OBP: 0.350, SLG: 0.391 (1, 4)										4	0	1	0	0	2	1				
Biff Pocoroba, S OBP: 0.310, SLG: 0.346 Randy Johnson, R OBP: 0.428, SLG: 0.412 (9, PH)										2	0	1	0	1	0	1				
Rafael Ramirez, R OBP: 0.318, SLG: 0.331 (1, 6)										4	0	1	0	0	0	3				
Ken Dayley, L Gene Garber, R Terry Harper, R OBP: 0.385, SLG: 0.434 (9, PH)										2	0	0	0	0	1	1				
Inning Stats	R: 0 E: 0 K: 1 S: 5	H: 0 LOB: 0 BB: 0 P: 5	R: 0 E: 0 K: 1 S: 6	H: 1 LOB: 1 BB: 0 P: 6	R: 0 E: 0 K: 0 S: 4	H: 1 LOB: 1 BB: 0 P: 4	R: 1 E: 0 K: 1 S: 6	H: 1 LOB: 2 BB: 2 P: 14	R: 3 E: 0 K: 1 S: 7	H: 3 LOB: 0 BB: 1 P: 11	R: 0 E: 0 K: 0 S: 2	H: 1 LOB: 0 BB: 1 P: 6	R: 0 E: 0 K: 1 S: 5	H: 1 LOB: 0 BB: 0 P: 5	R: 0 E: 0 K: 1 S: 5	H: 0 LOB: 0 BB: 0 P: 5		1B: 5 2B: 2 3B: 0 HR: 2	SF: 0 SAC: 1 DP: 1 HBP: 0	WP: 0 PB: 1 SB: 2 CS: 2
PITCHER	IP WLS BF H R ER SO BB IBB HBP BLK WP HR S P ERA WHIP																			
Andy McGaffigan, R ERA: 4.29 Jim Barr, R ERA: 4.74 Renie Martin, R ERA: 3.09 Gary Lavelle, L ERA: 2.03	(1, 1) (5, 1) (6, 1) (7, 1)	4.2 0.1 1.1 2.2	WLS 0 2 7	BF 23 0 6	H 6 0 1	R 4 0 0	ER 4 0 0	SO 4 0 1	BB 2 0 1	IBB 1 0 0	HBP 0 0 0	BLK 1 0 0	WP 0 0 0	HR 2 0 7	S 28 0 11	P 40 0 11	ERA 7.71 0.00 0.00 0.00	WHIP 1.714 0.000 2.250 0.375		

Batter	1	2	3	4	5	6	7	8	9	AB	R	H	RBI	BB	SO	LOB	BOTTOM			
Johnnie LeMaster, R OBP: 0.377, SLG: 0.375 (1, 6)										4	0	1	0	0	1	1	Atlanta Braves @ San Francisco Giants Candlestick Park, San Francisco, CA Sat Jun 18 1983, 6:33 AM EDT Att: 20,055 - Unknown			
Brad Wellman, R OBP: 0.329, SLG: 0.306 (1, 4)										3	0	0	0	1	1	1				
Darrell Evans, L OBP: 0.400, SLG: 0.610 (1, 3)										3	2	2	0	1	1	1				
Jack Clark, R OBP: 0.343, SLG: 0.452 (1, 9)										4	1	1	2	0	2	3				
Chili Davis, S OBP: 0.316, SLG: 0.414 (1, 8)										4	1	3	2	0	0	0				
Jeffrey Leonard, R OBP: 0.290, SLG: 0.383 (1, 7)										4	1	2	1	0	0	3				
Bob Brenly, R OBP: 0.279, SLG: 0.286 Gary Lavelle, S OBP: 0.867, SLG: 1.000 (7, 1)										3	0	0	0	0	0	2				
Joe Pettini, R OBP: 0.107, SLG: 0.148 (1, 5)										4	0	1	0	0	1	1				
Andy McGaffigan, R OBP: 0.083, SLG: 0.087 Jim Barr, R OBP: 0.143, SLG: 0.286 Wallace Johnson, S OBP: 0.273, SLG: 0.200 Renie Martin, R OBP: 0.867, SLG: 1.000 Milt May, L OBP: 0.323, SLG: 0.339 (7, 2)										1	0	0	0	0	1	0				
Inning Stats	R: 0 E: 0 K: 2 S: 7	H: 0 LOB: 1 BB: 1 P: 11	R: 0 E: 0 K: 0 S: 4	H: 1 LOB: 0 BB: 0 P: 4	R: 0 E: 0 K: 2 S: 7	H: 0 LOB: 0 BB: 0 P: 7	R: 0 E: 0 K: 1 S: 6	H: 2 LOB: 1 BB: 0 P: 6	R: 0 E: 0 K: 0 S: 4	H: 1 LOB: 1 BB: 0 P: 4	R: 2 E: 0 K: 0 S: 6	H: 3 LOB: 1 BB: 0 P: 6	R: 0 E: 0 K: 2 S: 8	H: 1 LOB: 1 BB: 0 P: 8	R: 3 E: 0 K: 0 S: 5	H: 2 LOB: 0 BB: 1 P: 9		1B: 5 2B: 3 3B: 0 HR: 3	SF: 0 SAC: 0 DP: 1 HBP: 0	WP: 0 PB: 0 SB: 2 CS: 0
PITCHER	IP WLS BF H R ER SO BB IBB HBP BLK WP HR S P ERA WHIP																			
Ken Dayley, L ERA: 3.18 Gene Garber, R ERA: 4.64	(1, 1) (6, 1)	5.2 2.1	WLS L	BF 24 11	H 7 3	R 2 3	ER 2 3	SO 5 2	BB 1 1	IBB 0 0	HBP 0 0	BLK 0 1	WP 0 0	HR 1 2	S 33 14	P 37 18	ERA 3.18 11.57	WHIP 1.412 1.714		





AB	31
R	4
H	9
RBI	3
BB	4
SO	7
LOB	11

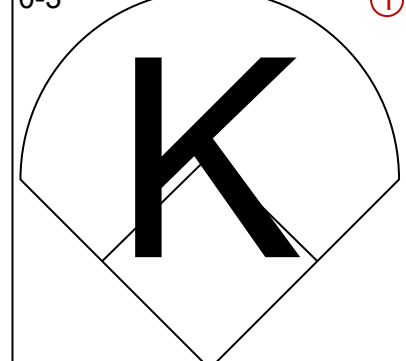
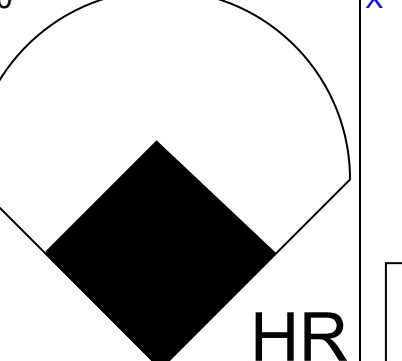
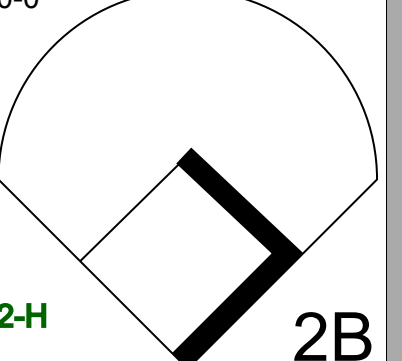
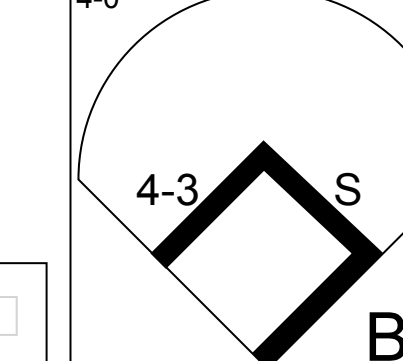
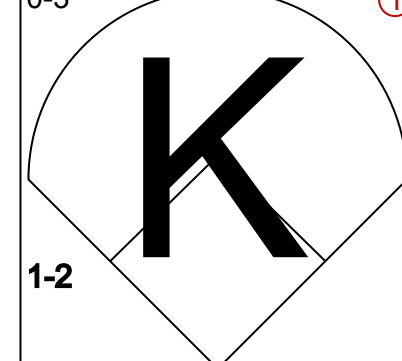
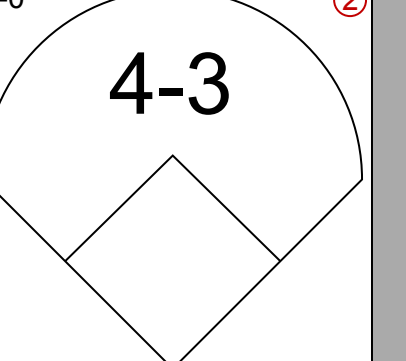
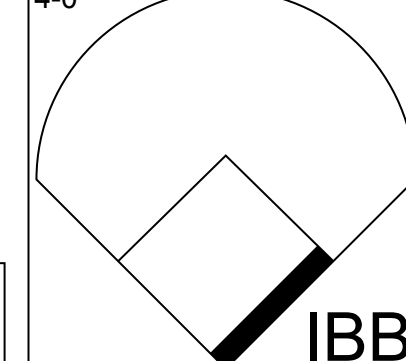
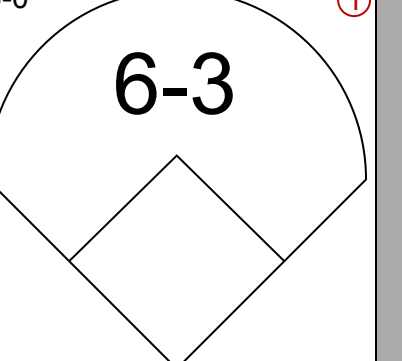
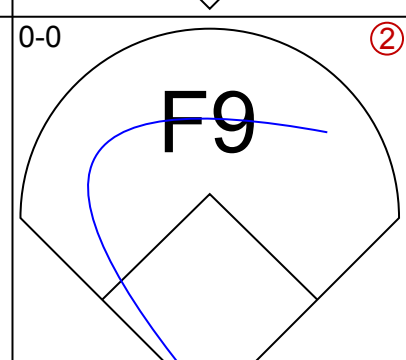
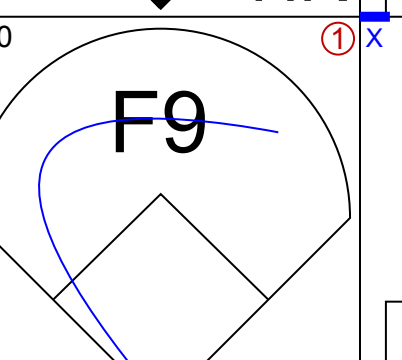
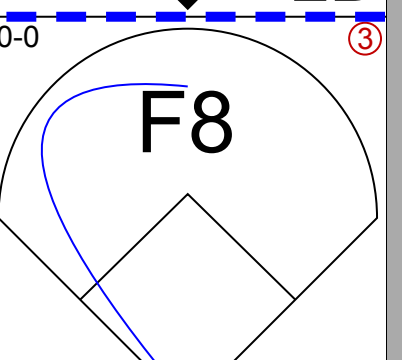
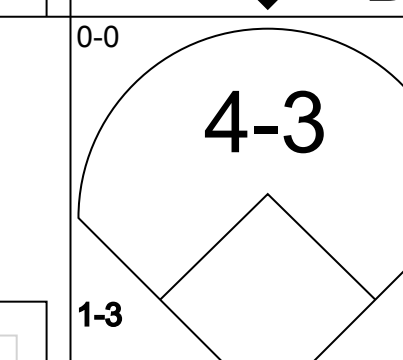
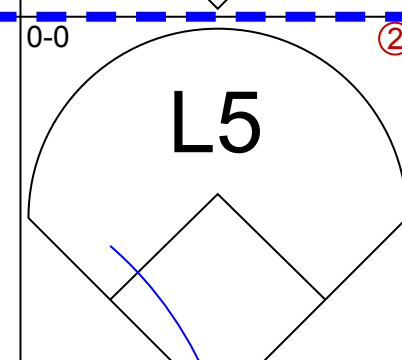
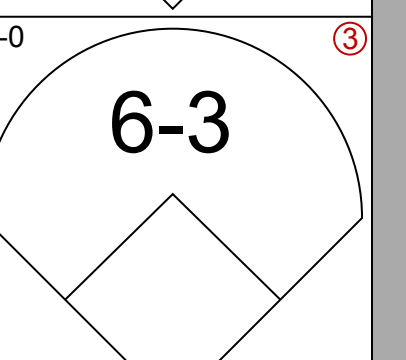
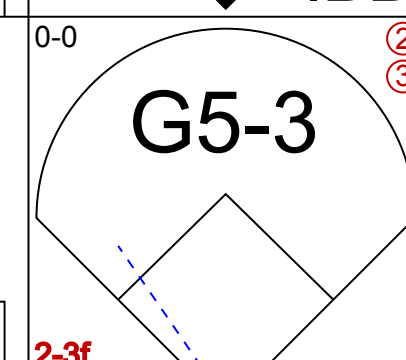
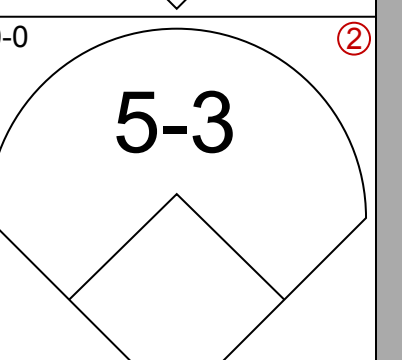
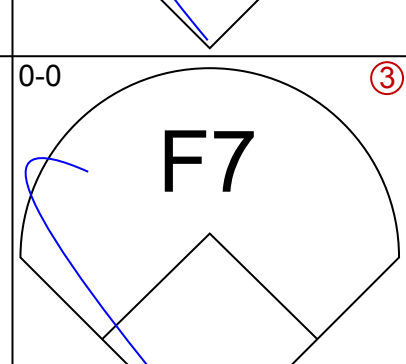
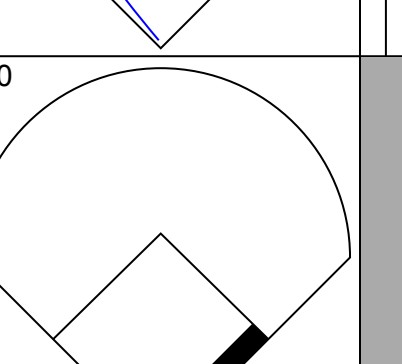
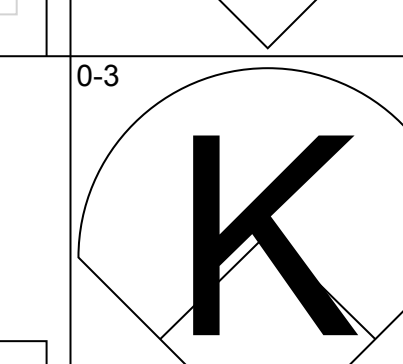
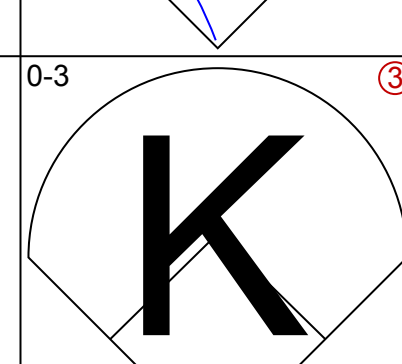
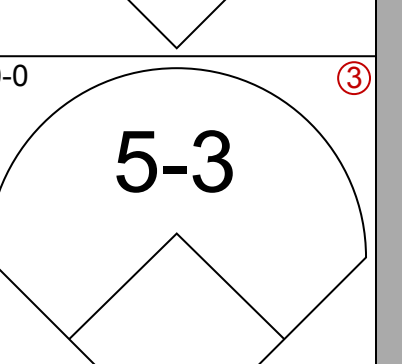
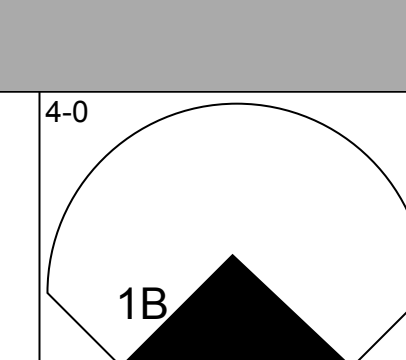
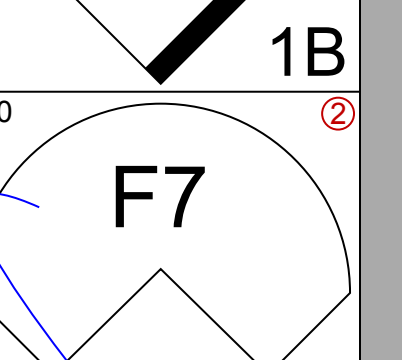
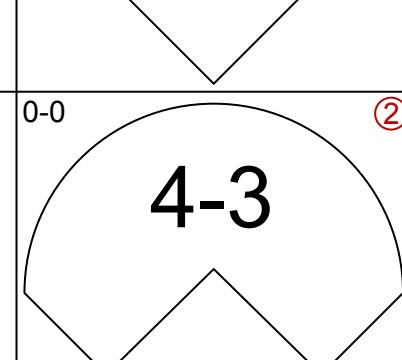
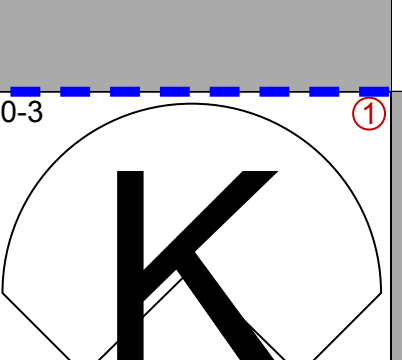
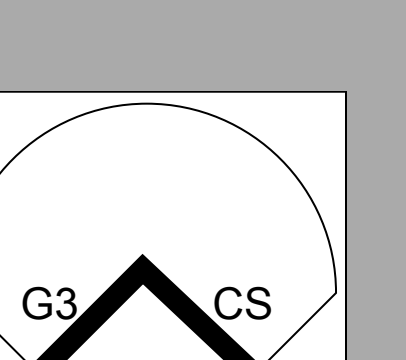
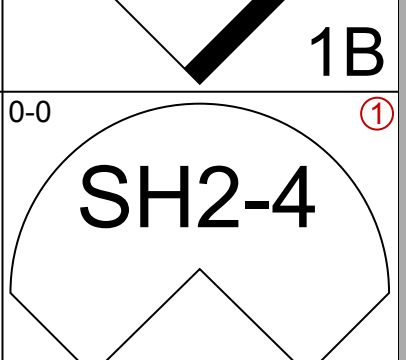
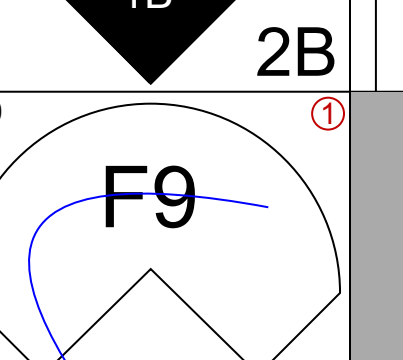
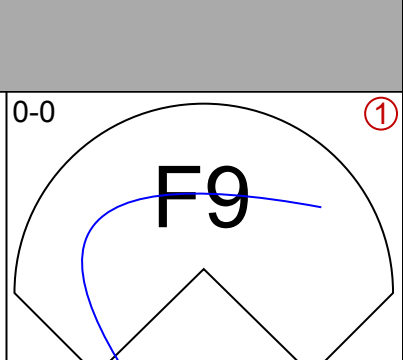
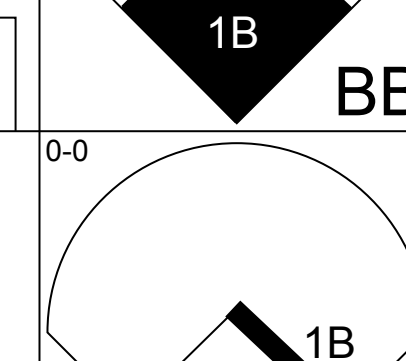
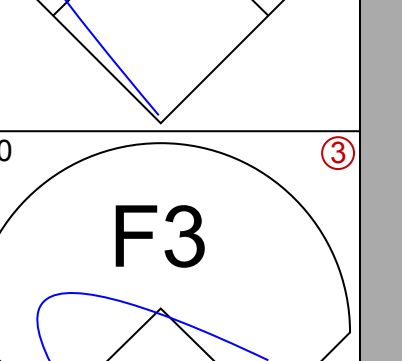
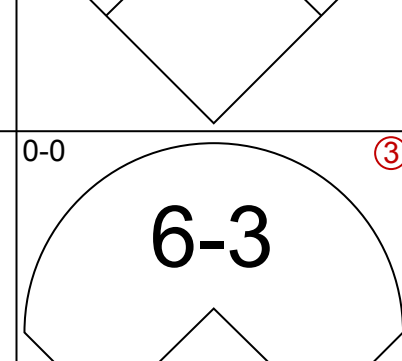
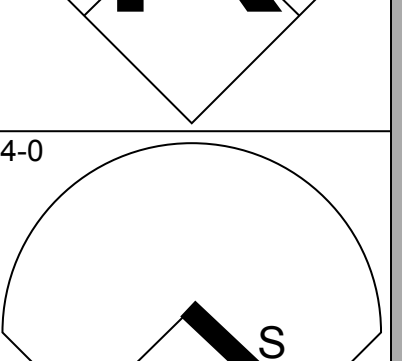
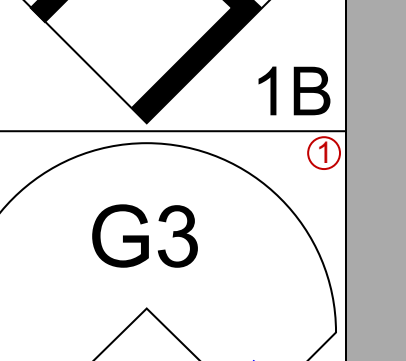
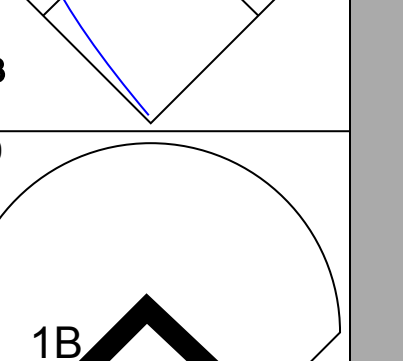
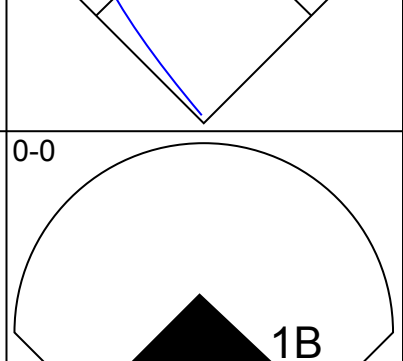

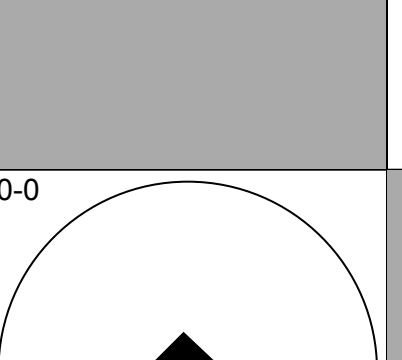
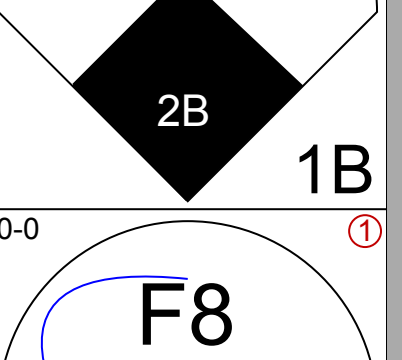
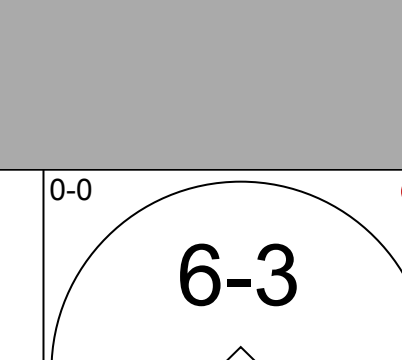
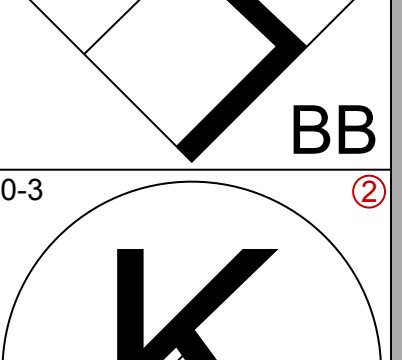
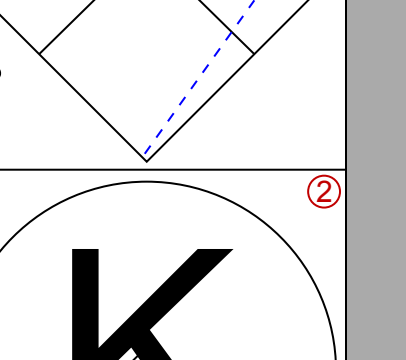
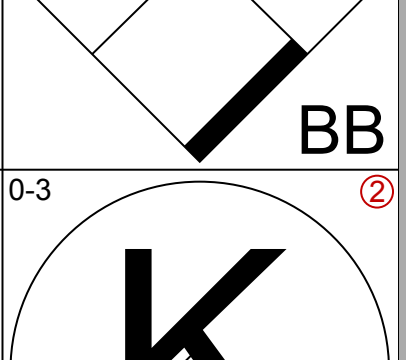
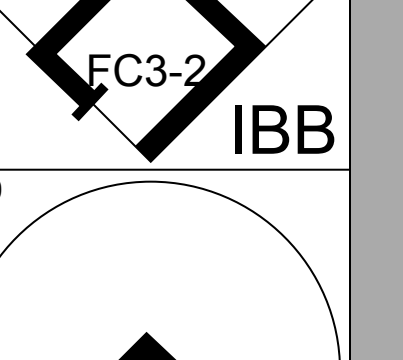
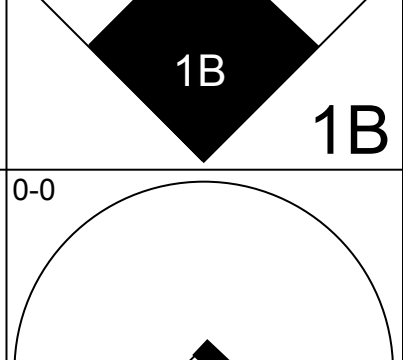
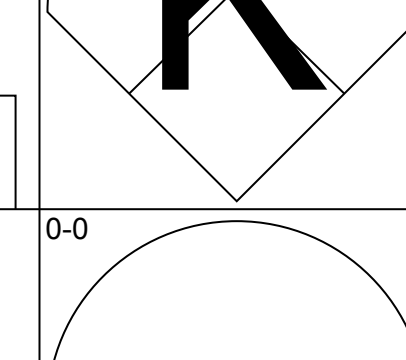


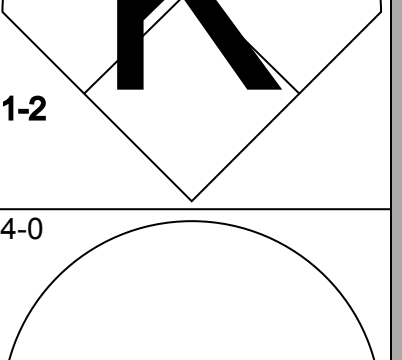
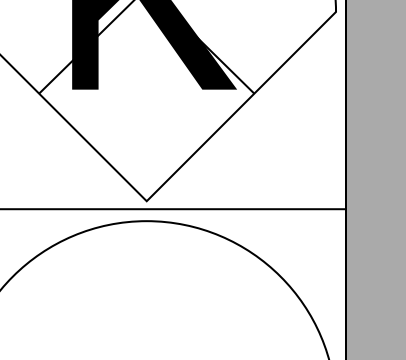
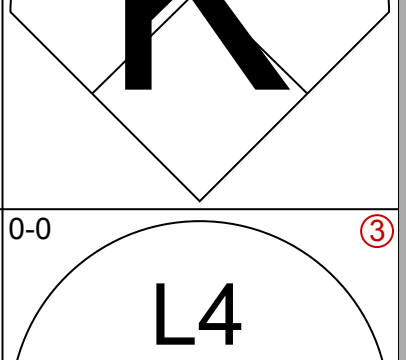
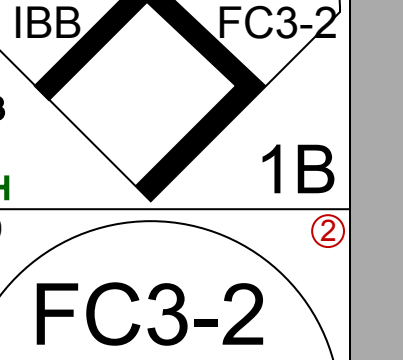
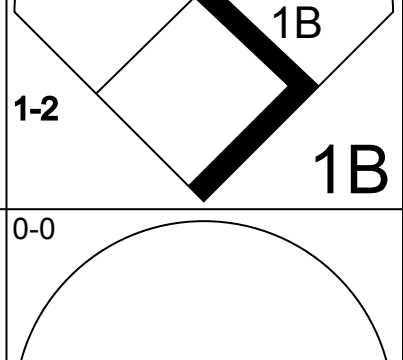

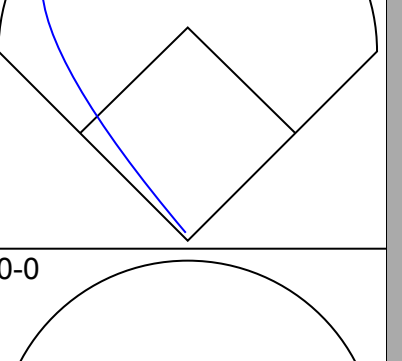

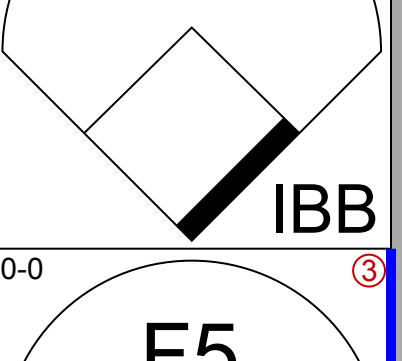
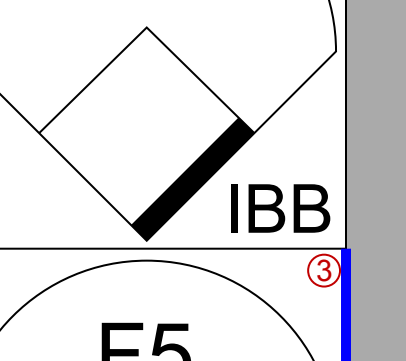
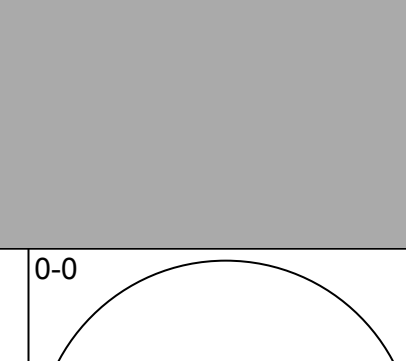
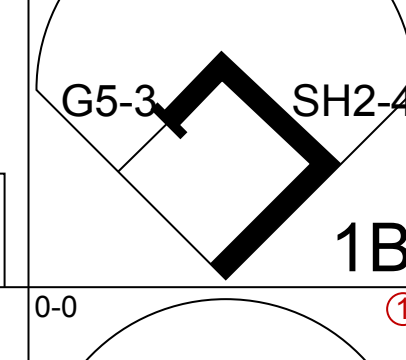
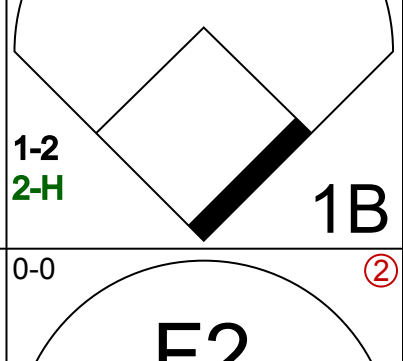

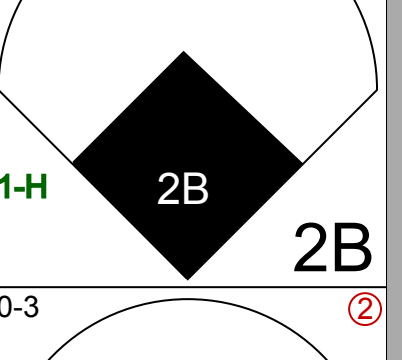
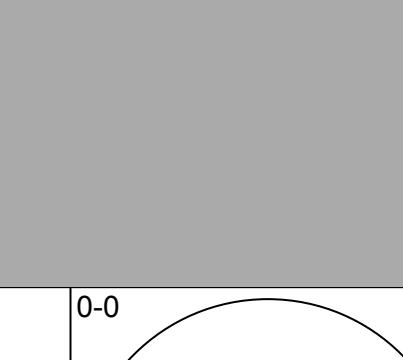
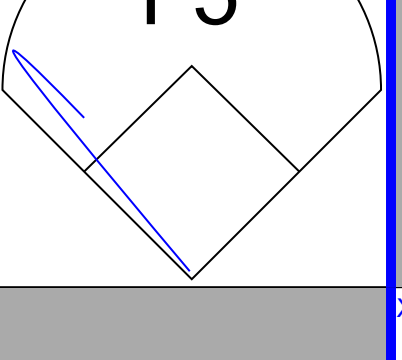
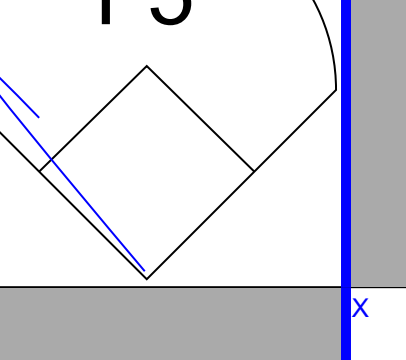
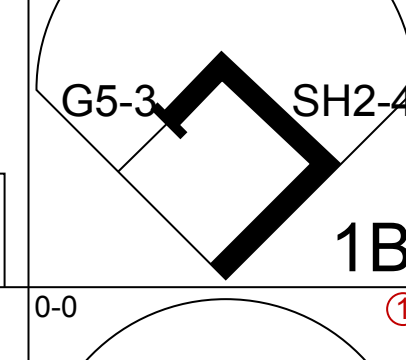
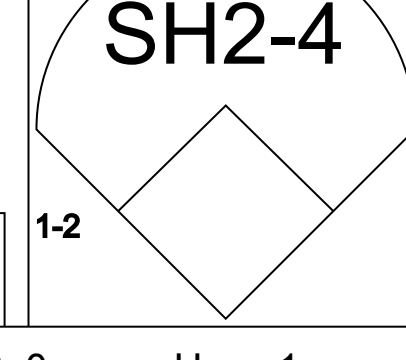
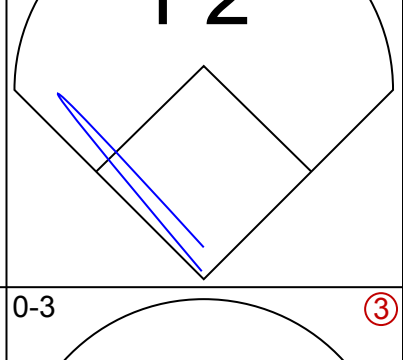

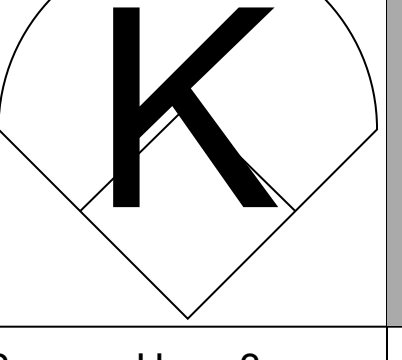
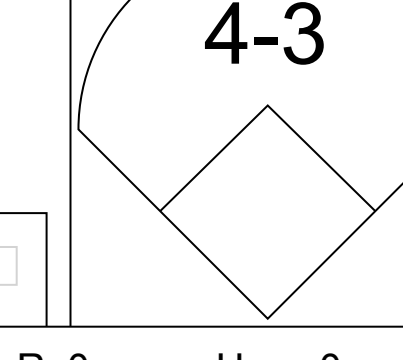


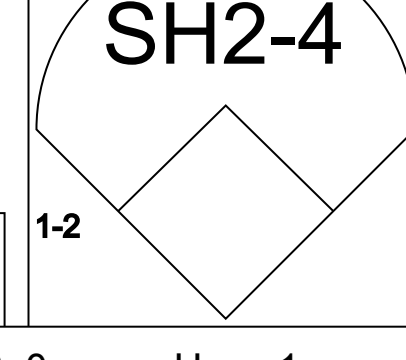
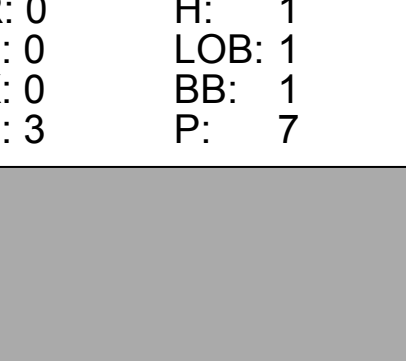
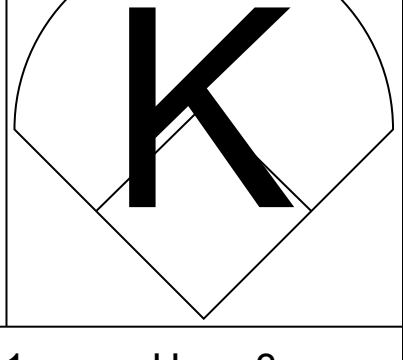
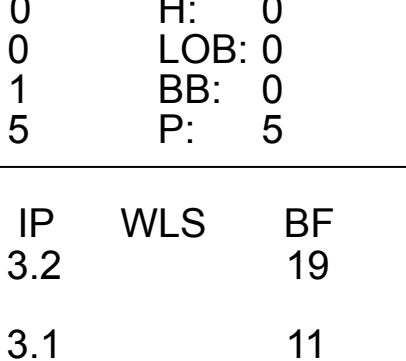
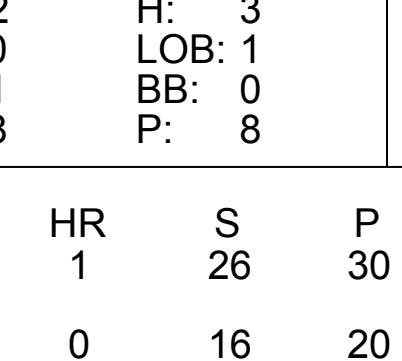
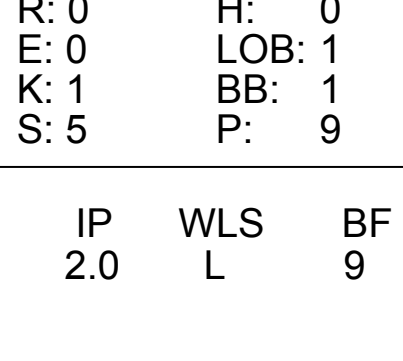
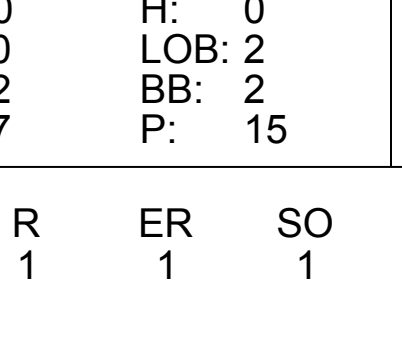
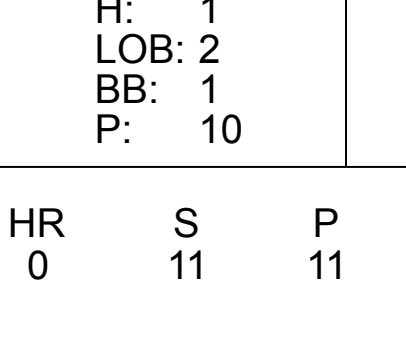
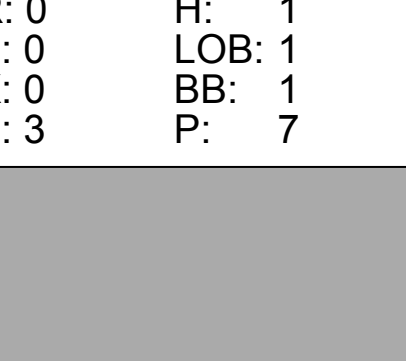










AB	33
R	5
H	10
RBI	5
BB	2
SO	7
LOB	13

livebaseballscores.com

livebaseballscores.com

Batter	1	2	3	4	5	6	7	8	9	10	AB	R	H	RBI	BB	SO	LOB	TOP						
Gary Redus, R OBP: 0.347, SLG: 0.461 (1, 7)	K		F3		F3	FC6-4		FC5-2		5-3	6	0	0	0	0	1	5	<p>Cincinnati Reds @ San Francisco Giants</p> <p>Candlestick Park, San Francisco, CA</p> <p>Mon Jun 20 1983, 10:05 PM EDT</p> <p>Att: 23,280 - Unknown</p> <p>livebaseballscorecards.com</p> <p>AB 41 R 3 H 13 RBI 3 BB 5 SO 4 LOB 23</p> 						
Eddie Milner, L OBP: 0.357, SLG: 0.335 (1, 8)	F8		6-3					F8			5	0	2	1	0	0	0							
Dave Concepcion, R OBP: 0.295, SLG: 0.285 (1, 6)			5-3					F2			5	1	2	0	0	1	3							
Cesar Cedeno, R OBP: 0.303, SLG: 0.370 (1, 3)					P3					F3	4	1	2	0	1	0	0							
Paul Householder, S OBP: 0.343, SLG: 0.429 (1, 9)										G3	5	0	2	1	0	0	3							
Nick Esasky, R OBP: 0.375, SLG: 0.286 (1, 5)											4	0	2	0	1	1	3							
Ron Oester, S OBP: 0.331, SLG: 0.440 (1, 4)											4	0	3	1	1	0	1							
Alex Trevino, R OBP: 0.277, SLG: 0.290 Wayne Krenchicki, L OBP: 0.367, SLG: 0.519 Dann Bilardello, R OBP: 0.270, SLG: 0.322 (1, 2)											2	0	0	0	0	0	4							
Charlie Puleo, R OBP: 0.387, SLG: 0.063 Dwight Gooden, R OBP: 0.346, SLG: 0.425 Bill Scherrer, L OBP: 0.305, SLG: 0.333 Ben Hayes, R OBP: 0.319, SLG: 0.355 Tom Foley, L OBP: 0.305, SLG: 0.355 Ted Power, R OBP: 0.305, SLG: 0.355 (8, PH)											0	1	0	0	1	0	0							
Inning Stats	R: 0 E: 0 K: 1 S: 6	H: 1 LOB: 2 BB: 1 P: 10	R: 0 E: 0 K: 1 S: 6	H: 2 LOB: 1 BB: 0 P: 6	R: 0 E: 0 K: 1 S: 6	H: 0 LOB: 0 BB: 0 P: 3	R: 0 E: 0 K: 1 S: 6	H: 1 LOB: 2 BB: 1 P: 10	R: 0 E: 0 K: 1 S: 6	H: 1 LOB: 1 BB: 0 P: 6	R: 1 E: 0 K: 0 S: 5	H: 2 LOB: 3 BB: 2 P: 13	R: 1 E: 0 K: 0 S: 5	H: 3 LOB: 1 BB: 0 P: 5	R: 1 E: 1 K: 0 S: 5	H: 2 LOB: 2 BB: 1 P: 9	R: 0 E: 0 K: 0 S: 4		H: 1 LOB: 1 BB: 0 P: 4	R: 0 E: 0 K: 0 S: 3	H: 0 LOB: 0 BB: 0 P: 3	1B: 11 2B: 3 3B: 0 HR: 0	SF: 0 SAC: 0 DP: 2 HBP: 0	WP: 0 PB: 0 SB: 2 CS: 0
PITCHER	IP	WLS	BF	H	R	ER	SO	BB	IBB	HBP	BLK	WP	HR	S	P	ERA	WHIP							
Fred Breining, R ERA: 3.68 Jim Barr, R ERA: 4.65 Greg Minton, R ERA: 4.54 (1, 1)	6.1	32	10	2	2	4	3	1	0	0	0	0	0	36	52	2.84	2.053							
(7, 1)	2.2	11	3	1	1	0	0	1	0	0	0	0	0	10	14	3.38	1.125							
(10, 1)	1.0	3	0	0	0	0	0	0	0	0	0	0	0	3	3	0.00	0.000							

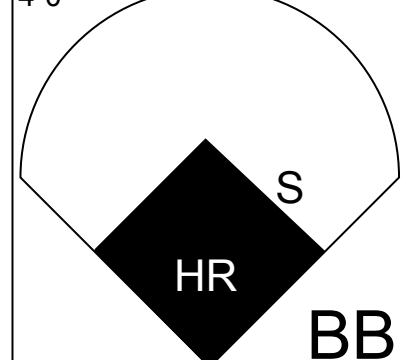

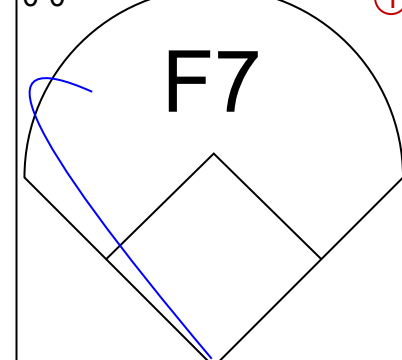
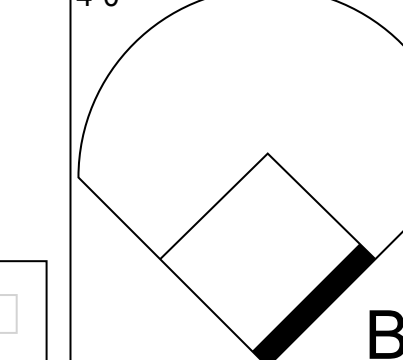
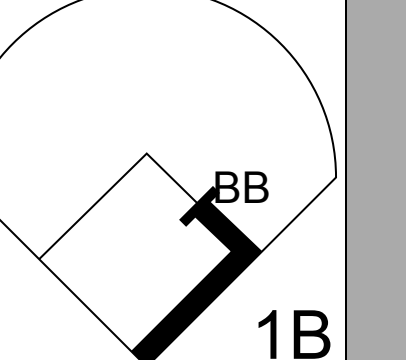
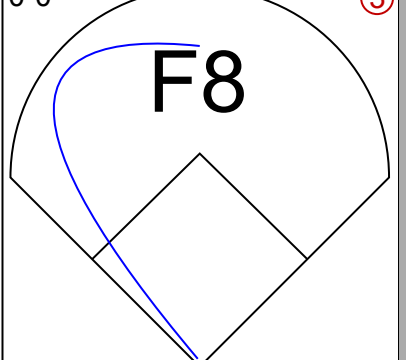
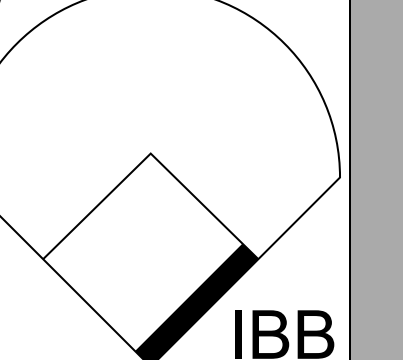
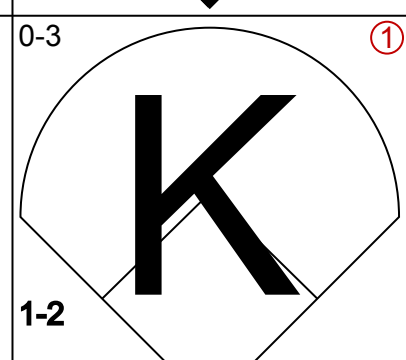

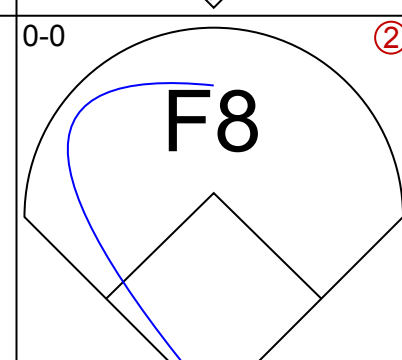
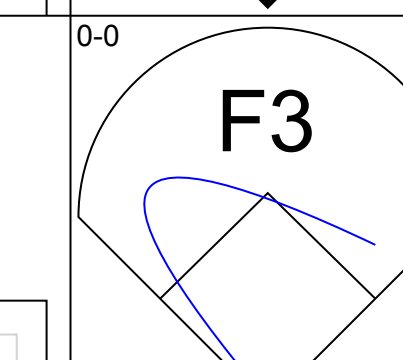
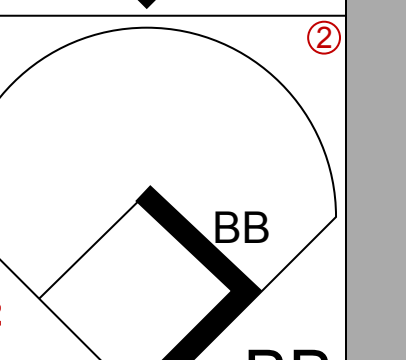

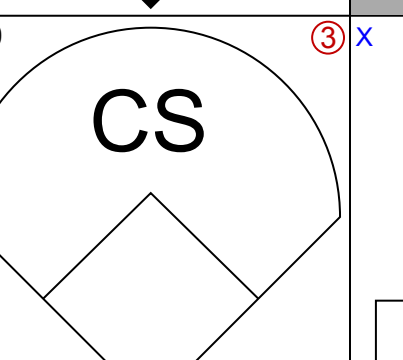

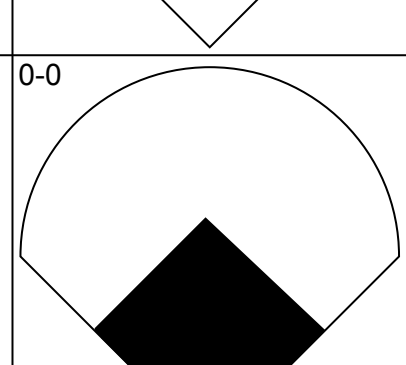
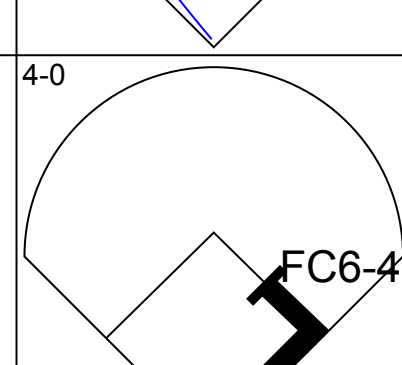
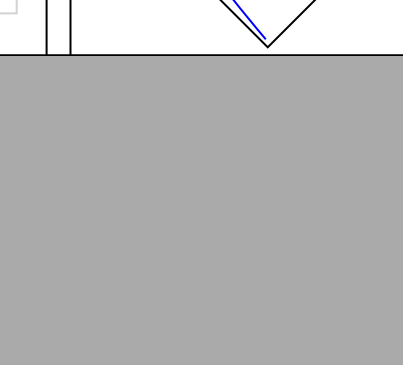
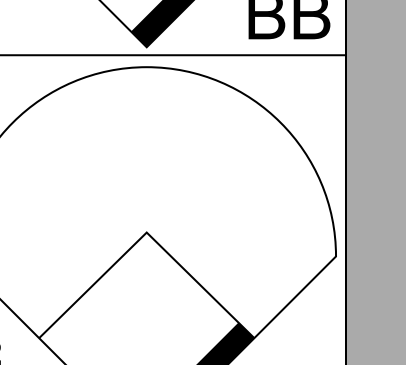

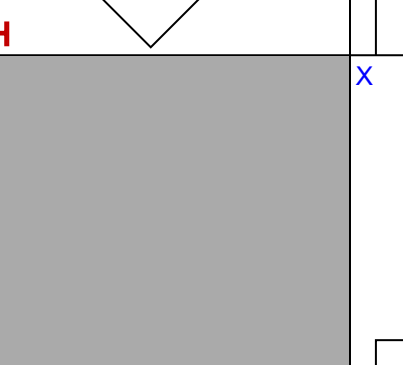

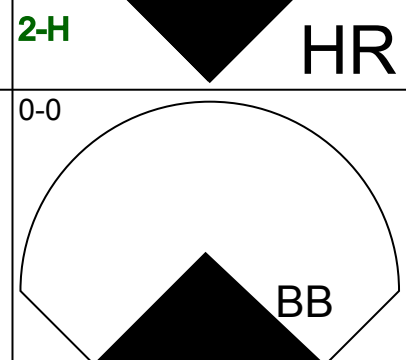
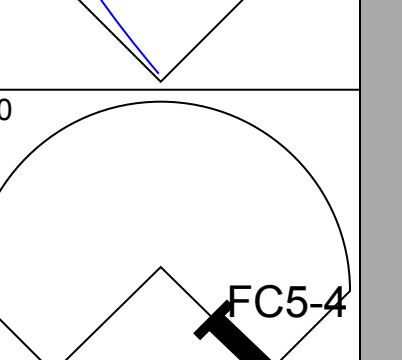
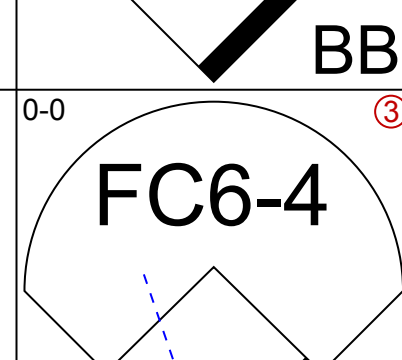
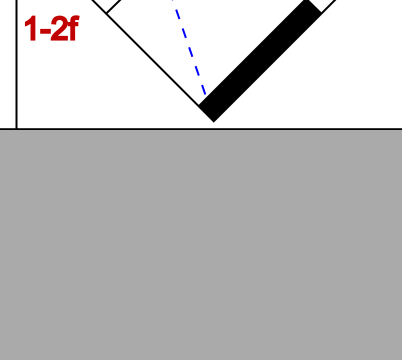
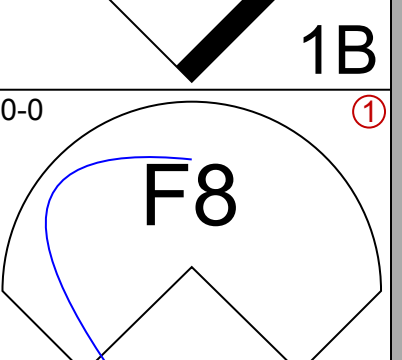
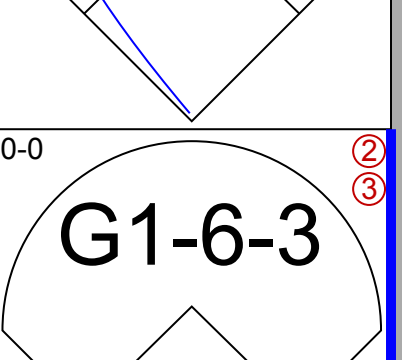
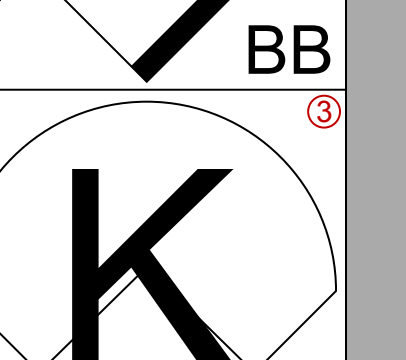


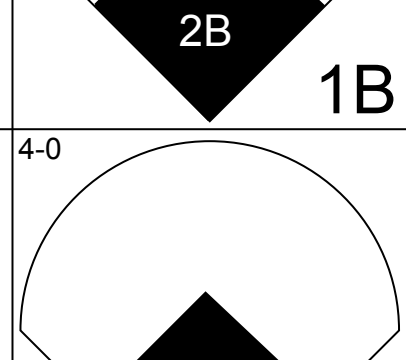
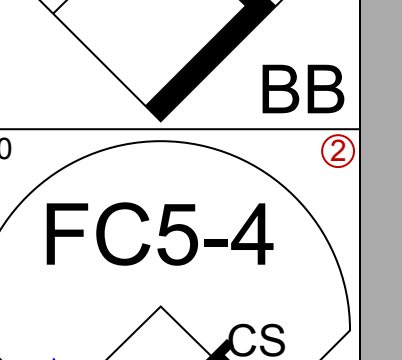
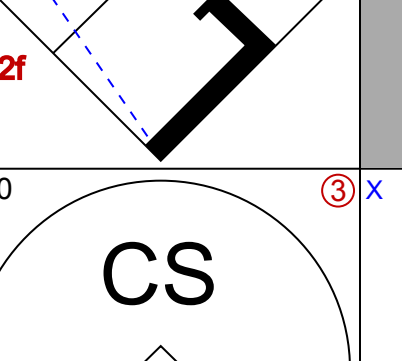
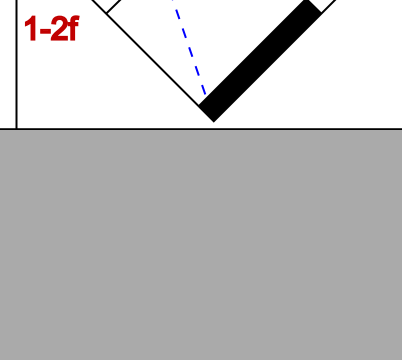

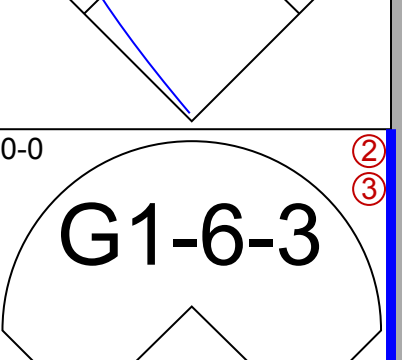
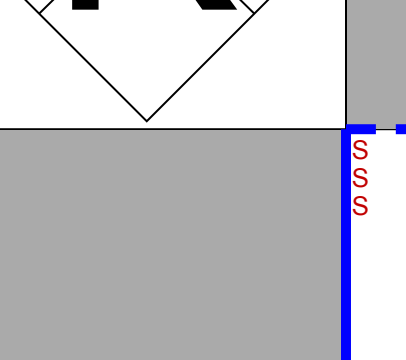

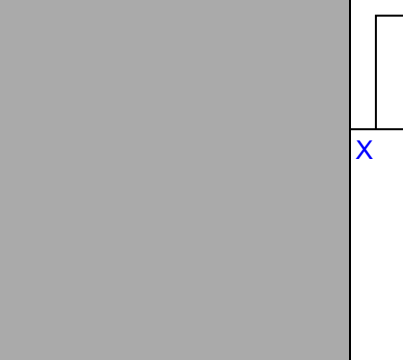
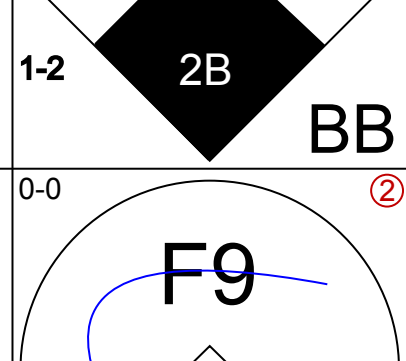
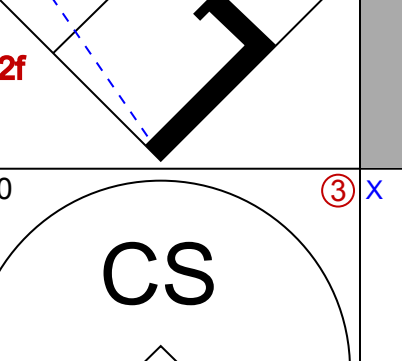

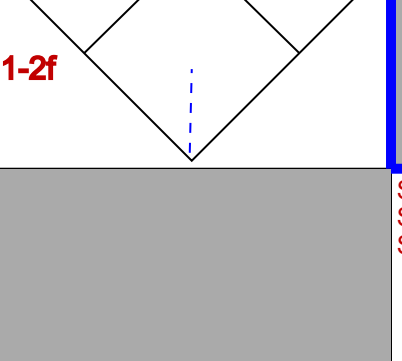
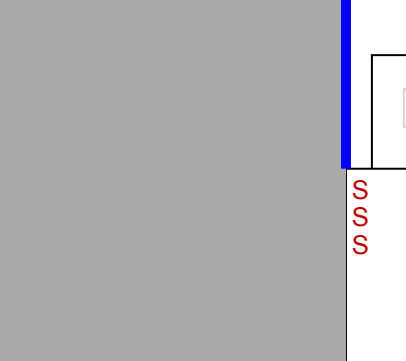

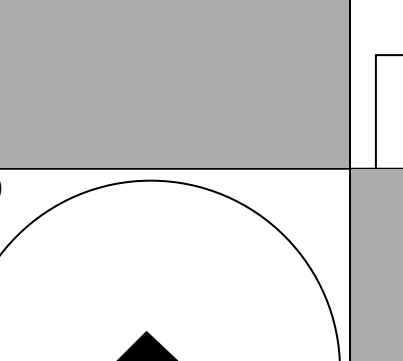
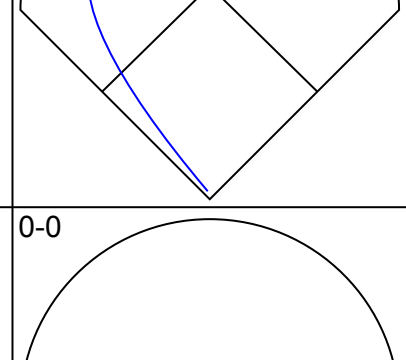
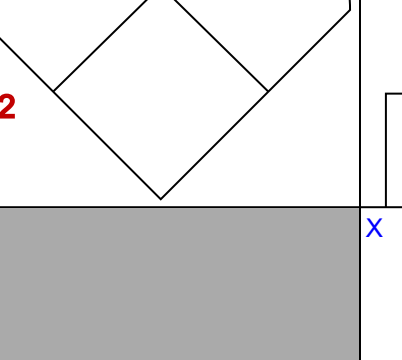




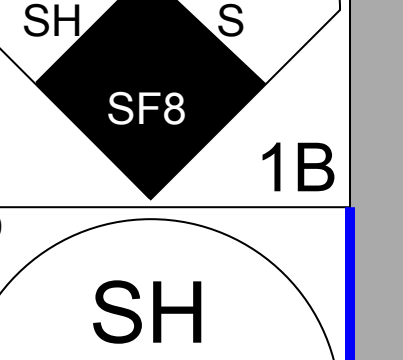
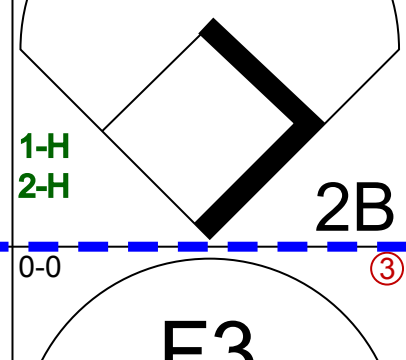




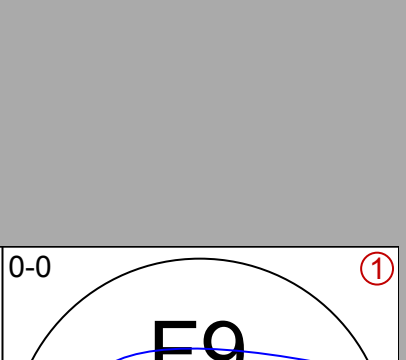
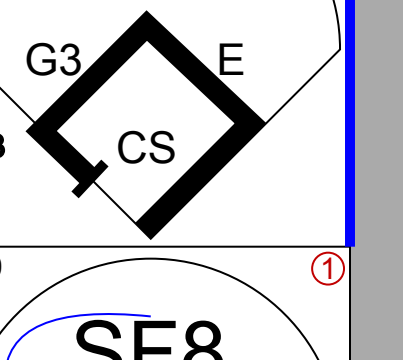
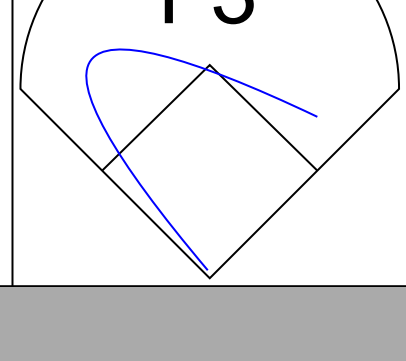

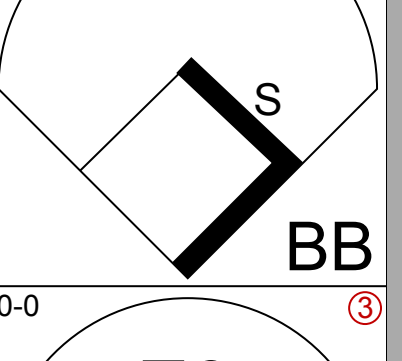



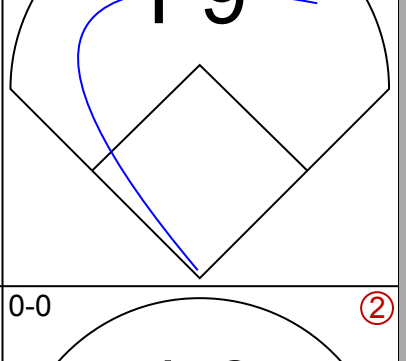
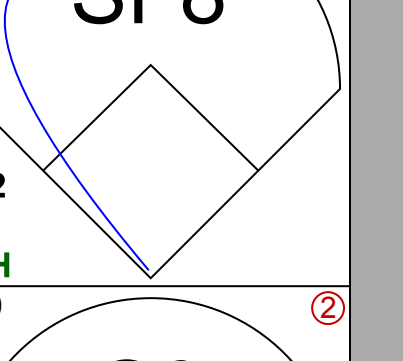
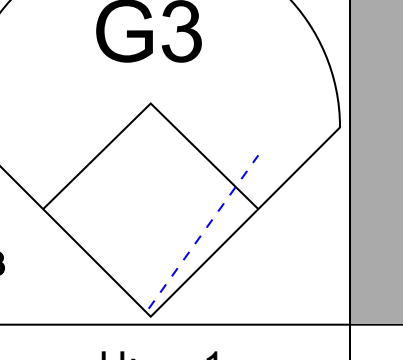
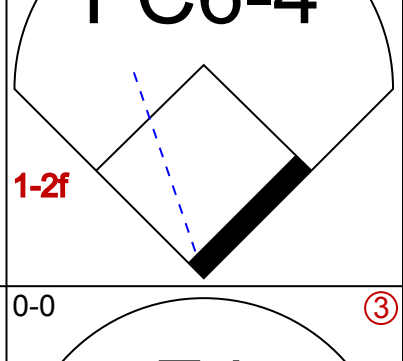




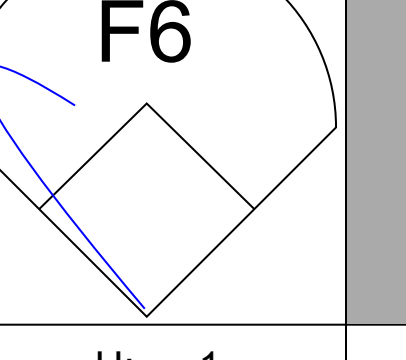
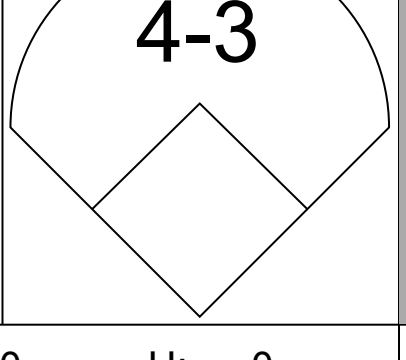
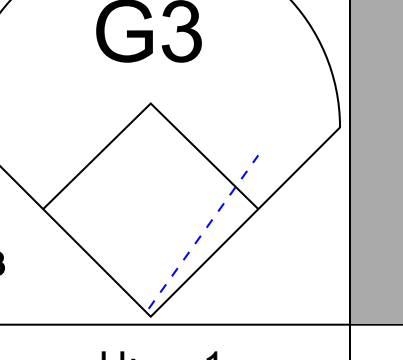
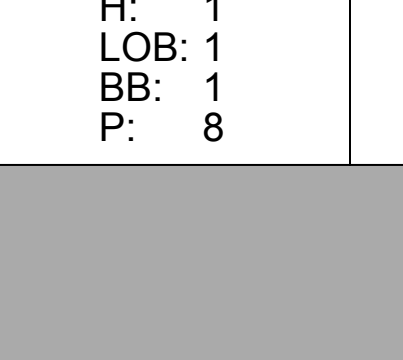
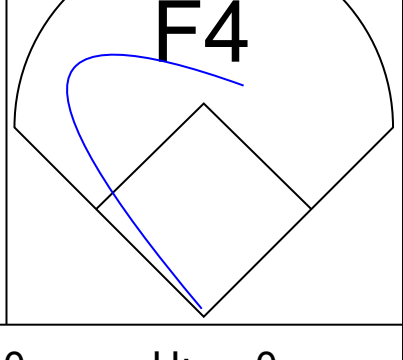
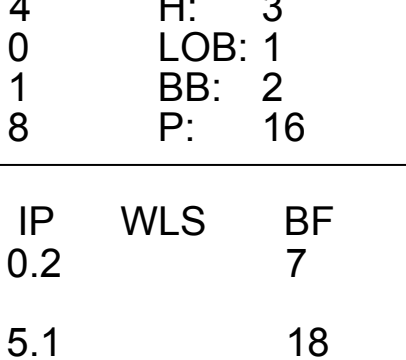
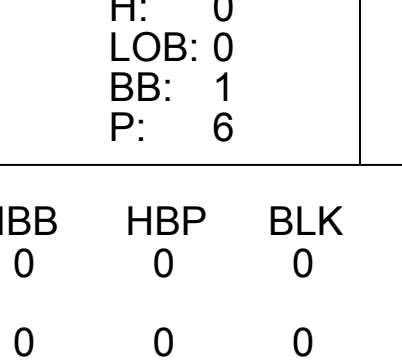
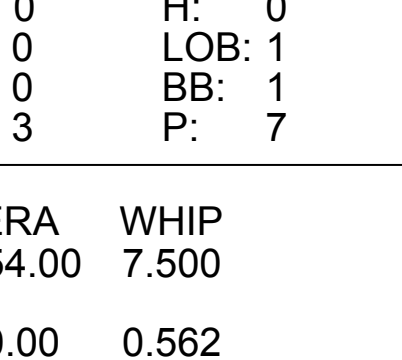
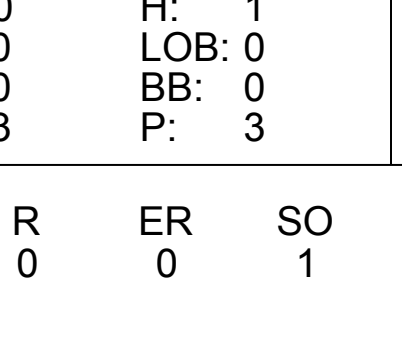
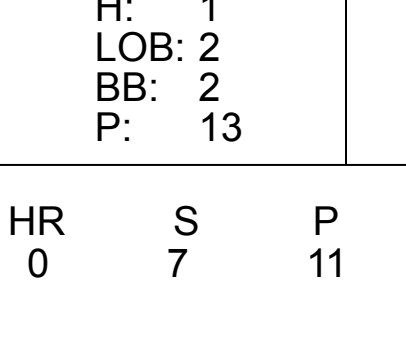
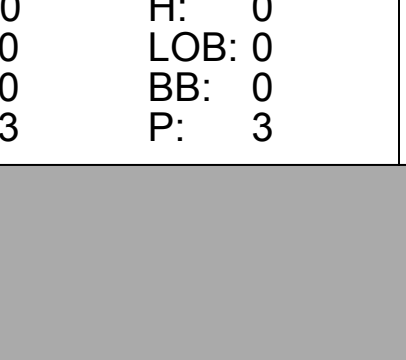
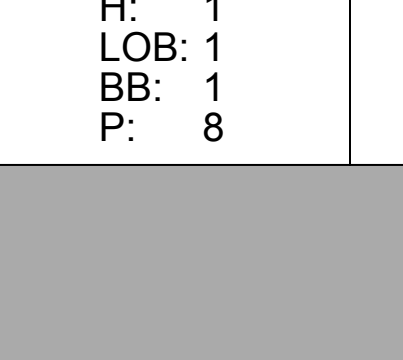

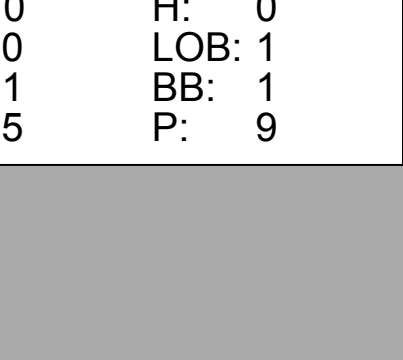


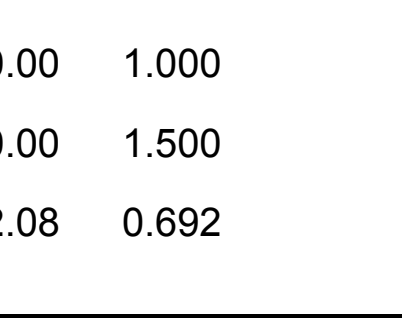





Batter	1	2	3	4	5	6	7	8	9	10	AB	R	H	RBI	BB	SO	LOB	BOTTOM						
Johnnie LeMaster, R OBP: 0.381, SLG: 0.388 (1, 6)			F7							F8	5	0	1	0	0	1	2	<p>Cincinnati Reds @ San Francisco Giants</p> <p>Candlestick Park, San Francisco, CA</p> <p>Mon Jun 20 1983, 10:05 PM EDT</p> <p>Att: 23,280 - Unknown</p> <p>livebaseballscorecards.com</p> <p>AB 36 R 4 H 8 RBI 4 BB 6 SO 4 LOB 14</p> 						
Joel Youngblood, R OBP: 0.301, SLG: 0.438 (1, 5)			F3							G3	5	0	1	0	0	0	1							
Darrell Evans, L OBP: 0.407, SLG: 0.609 (1, 3)											4	1	1	0	1	0	2							
Jack Clark, R OBP: 0.342, SLG: 0.458 (1, 9)											4	0	0	0	1	2	1							
Chili Davis, S OBP: 0.319, SLG: 0.407 (1, 8)											2	1	0	0	3	1	2							
Jeffrey Leonard, R OBP: 0.292, SLG: 0.386 (1, 7)											5	1	3	2	0	0	1							
Milt May, L OBP: 0.314, SLG: 0.328 Jim Barr, R OBP: 0.343, SLG: 0.286 Tom O'Malley, L OBP: 0.369, SLG: 0.377 Greg Minton, S OBP: 0.333, SLG: 0.333 (1, 2)											3	0	0	0	0	0	2							
Brad Wellman, R OBP: 0.321, SLG: 0.290 (1, 4)											3	0	0	0	1	0	1							
Fred Breining, R OBP: 0.182, SLG: 0.161 Bob Brenly, R OBP: 0.290, SLG: 0.327 (1, 1)											2	0	0	0	0	0	1							
(7, 2)											2	1	2	2	0	0	0							
Inning Stats	R: 0 E: 0 K: 0 S: 3	H: 1 LOB: 2 BB: 11 P: 11	R: 0 E: 0 K: 0 S: 3	H: 0 LOB: 0 BB: 0 P: 3	R: 0 E: 0 K: 0 S: 3	H: 0 LOB: 0 BB: 0 P: 3	R: 1 E: 0 K: 1 S: 6	H: 1 LOB: 1 BB: 1 P: 10	R: 0 E: 0 K: 1 S: 6	H: 1 LOB: 2 BB: 1 P: 10	R: 0 E: 0 K: 0 S: 3	H: 0 LOB: 1 BB: 0 P: 7	R: 1 E: 0 K: 2 S: 4	H: 1 LOB: 0 BB: 0 P: 4	R: 0 E: 0 K: 2 S: 7	H: 0 LOB: 0 BB: 0 P: 7	R: 1 E: 0 K: 0 S: 5	H: 2 LOB: 1 BB: 0 P: 5	R: 1 E: 0 K: 0 S: 4	H: 2 LOB: 2 BB: 1 P: 8	1B: 5 2B: 1 3B: 1 HR: 1	SF: 0 SAC: 0 DP: 1 HBP: 0	WP: 0 PB: 0 SB: 3 CS: 0	PA: 42
PITCHER	IP	WLS	BF	H	R	ER	SO	BB	IBB	HBP	BLK	WP	HR	S	P	ERA	WHIP							
Charlie Puleo, R ERA: 4.66 Bill Scherrer, L ERA: 3.20 Ben Hayes, R ERA: 9.82 Ted Power, R ERA: 5.0 (1, 1)	7.0	29	4	2	1	2	5	0	0	0	0	0	0	1	28	48	1.29	1.286						
(8, 1)	1.2	7	2	1	1	2	0	0	0	0	0	0	0	11	11	5.40	1.200							
(9, 1)	0.1	1	0	0	0	0	0	0	0	0	0	0	0	1	1	0.00	0.000							
(10, 1)	0.2	5	2	1	1	0	0	1	0	0	0	0	0	4	8	13.50	3.000							

Batter	1	2	3	4	5	6	7	8	9	10	11	12	13	14	15	16	AB	R	H	RBI	BB	SO	LOB	TOP														
Gary Redus, R OBP: 0.353, SLG: 0.480 (1.7)																	6	1	2	2	2	2	1															
Eddie Milner, L OBP: 0.347, SLG: 0.323 (1.8)																	8	0	0	0	0	0	5															
Dave Concepcion, R OBP: 0.298, SLG: 0.292 (1.8)																	8	1	3	0	0	2	2															
Cesar Cedeno, R OBP: 0.302, SLG: 0.362 (1.3)																		6	1	1	0	1	1	2														
Paul Housholder, S OBP: 0.398, SLG: 0.428 (1.9)																		5	1	2	0	3	0	2														
Nick Esasky, R OBP: 0.375, SLG: 0.333 (1.5)																		8	1	3	1	0	4	6														
Ron Oester, S OBP: 0.336, SLG: 0.437 (1.4)																		6	0	2	2	2	1	5														
Dann Bilardello, R OBP: 0.271, SLG: 0.331 (8. PH)																		3	1	1	1	0	1	2														
Duane Walker, L OBP: 0.341, SLG: 0.419 (8. PH)																		1	0	0	0	0	0	2														
Alex Trevino, R OBP: 0.277, SLG: 0.290 (8.2)																		0	0	0	0	0	0	0														
Johnny Bench, R OBP: 0.399, SLG: 0.411 (10. PH)																		1	0	0	0	0	0	2														
Alan Kniceley, R OBP: 0.389, SLG: 0.276 (10.2)																		2	0	1	0	1	0	2														
Inning Stats	R: 0 E: 0 K: 1 S: 5	H: 0 LOB: 0 BB: 0 P: 5	R: 1 E: 0 K: 2 S: 9	H: 2 LOB: 2 BB: 1 P: 13	R: 1 E: 0 K: 0 S: 5	H: 1 LOB: 1 BB: 0 P: 8	R: 0 E: 0 K: 0 S: 3	H: 0 LOB: 0 BB: 0 P: 3	R: 0 E: 0 K: 2 S: 7	H: 0 LOB: 1 BB: 1 P: 9	R: 0 E: 0 K: 1 S: 5	H: 1 LOB: 1 BB: 0 P: 8	R: 0 E: 0 K: 0 S: 6	H: 1 LOB: 2 BB: 1 P: 10	R: 0 E: 0 K: 1 S: 6	H: 1 LOB: 2 BB: 1 P: 10	R: 1 E: 0 K: 1 S: 7	H: 2 LOB: 3 BB: 2 P: 15	R: 0 E: 0 K: 0 S: 3	H: 0 LOB: 0 BB: 0 P: 3	R: 0 E: 0 K: 1 S: 6	H: 0 LOB: 0 BB: 0 P: 3	R: 0 E: 0 K: 0 S: 3	H: 0 LOB: 0 BB: 0 P: 3	R: 1 E: 0 K: 1 S: 8	H: 3 LOB: 2 BB: 0 P: 6	1B: 12 2B: 3 3B: 0 HR: 1	SF: 0 SAC: 2 DP: 1 HBP: 0	WP: 0 PB: 0 SB: 3 CS: 1	PA: 72								
PITCHER	IP 3.2	WLS 19	BF 7	H 4	R 4	ER 4	SO 4	BB 0	IBB 0	HBP 0	BLK 0	WP 0	HR 1	S 26	P 30	ERA 9.82	WHIP 2.182																					
Bill Laskey, R ERA: 4.76 (1.1)											Jim Barr, R ERA: 4.64 (15.1)	IP 2.0	WLS 2	BF 9	H 3	R 1	ER 1	SO 1	BB 0	IBB 0	HBP 0	BLK 0	WP 0	HR 0	S 11	P 11	ERA 4.50	WHIP 1.500										
Renie Martin, R ERA: 2.3 (4.1)	0.2	3.1	11	0	0	0	3	1	0	0	0	0	0	16	20	0.00	0.300																					
Andy McSaffigan, R ERA: 4.22 (8.1)	1.1	7	1	0	0	3	1	1	0	0	0	0	0	11	19	0.00	1.500																					
Greg Minton, R ERA: 4.24 (9.1)	2.2	10	1	0	0	2	0	1	0	0	0	0	0	13	17	0.00	0.375																					
Gary Lavelle, L ERA: 2.08 (12.1)	3.0	16	4	1	1	2	1	3	0	0	0	0	0	16	32	3.00	1.667																					

Cincinnati Reds @ San Francisco Giants
Candlestick Park, San Francisco, CA
Tue Jun 21 1983, 10:05 PM EDT
Att: 8,943 - Unknown

AB	61
R	16
H	6
RBI	6
BB	9
SO	15
LOB	39



Batter	1	2	3	4	5	6	7	8	9	10	11	12	13	14	15	16	AB	R	H	RBI	BB	SO	LOB	BOTTOM		
Johnnie LeMaster, R OBP: 0.386, SLG: 0.386 (1.6)																	4	1	1	0	3	0	0			
Joel Youngblood, R OBP: 0.291, SLG: 0.422 (1.5)																		4	0	0	0	0	1	2		
Dave Bergman, L OBP: 0.317, SLG: 0.250 (11.3)																		2	0	1	0	1	0	0		
Darrell Evans, L OBP: 0.411, SLG: 0.617 (11.3)																		5	1	2	2	2	1	1		
Jack Clark, R OBP: 0.344, SLG: 0.455 (1.9)																		6	1	2	0	1	1	5		
Chili Davis, S OBP: 0.318, SLG: 0.402 (1.8)																		3	1	0	0	1	0	2		
Greg Minton, S OBP: 0.333, SLG: 0.333 (9.1)																	0	0	0	0	0	0	0			
Bob Brenly, R OBP: 0.284, SLG: 0.319 (11. PH)																	3	0	0	0	0	0	1	2		
Jeffrey Leonard, R OBP: 0.287, SLG: 0.378 (1.7)																			7	1	1	0	0	3	2	
John Rabb, R OBP: 0.205, SLG: 0.400 (1.2)																			5	0	1	2	0	1	0	
Gary Lavelle, S ERA: 3.64 (12.1)																			0	0	0	0	0	0	0	
Joe Pettini, R OBP: 0.107, SLG: 0.148 (14. PH)																			0	0	0	0	0	0	0	
Jim Barr, R OBP: 0.143, SLG: 0.288 (15.1)																										

Batter	1	2	3	4	5	6	7	8	9	AB	R	H	RBI	BB	SO	LOB	TOP								
Gary Redus, R OBP: 0.361, SLG: 0.500 (1, 7)										3	1	2	2	1	1	0	Cincinnati Reds @ San Francisco Giants Candlestick Park, San Francisco, CA Wed Jun 22 1983, 6:33 AM EDT Att: 18,043 - Unknown								
Kelly Paris, R OBP: 0.250, SLG: 0.222 (1, 6)										4	0	0	0	0	1	3									
Paul Householder, S OBP: 0.348, SLG: 0.415 (1, 8) (6, 9)										4	0	0	0	0	3	2									
Johnny Bench, R OBP: 0.304, SLG: 0.404 (1, 3)										4	0	0	0	0	0	2									
Alan Knicely, R OBP: 0.368, SLG: 0.258 Eddie Milner, L OBP: 0.348, SLG: 0.338 (1, 9) (6, 8)										2	0	0	0	0	1	0									
Nick Esasky, R OBP: 0.400, SLG: 0.368 (1, 5)										4	1	2	0	0	2	0									
Ron Oester, S OBP: 0.331, SLG: 0.430 (1, 4)										4	0	0	0	0	2	2									
Alex Trevino, R OBP: 0.278, SLG: 0.284 (1, 2)										2	1	0	0	1	0	1									
Mario Soto, R OBP: 0.179, SLG: 0.211 (1, 1)										2	0	1	1	1	0	0									
Inning Stats	R: 0 E: 0 K: 2 S: 6	H: 0 LOB: 0 BB: 1 P: 10	R: 0 E: 0 K: 2 S: 8	H: 1 LOB: 1 BB: 0 P: 8	R: 0 E: 0 K: 1 S: 5	H: 0 LOB: 0 BB: 0 P: 5	R: 0 E: 0 K: 0 S: 3	H: 0 LOB: 0 BB: 0 P: 3	R: 0 E: 0 K: 1 S: 5	H: 0 LOB: 0 BB: 0 P: 5	R: 1 E: 0 K: 1 S: 6	H: 1 LOB: 2 BB: 2 P: 14	R: 2 E: 0 K: 1 S: 7	H: 3 LOB: 1 BB: 0 P: 7	R: 1 E: 0 K: 1 S: 6	H: 1 LOB: 0 BB: 0 P: 6		R: 0 E: 0 K: 1 S: 5	H: 0 LOB: 0 BB: 0 P: 5	1B: 3 2B: 1 3B: 0 HR: 2	SF: 0 SAC: 0 DP: 0 HBP: 0	WP: 0 PB: 0 SB: 1 CS: 1	PA: 34		
PITCHER	IP	WLS	BF	H	R	ER	SO	BB	IBB	HBP	BLK	WP	HR	S	P	ERA	WHIP								
Mark Davis, L ERA: 1.8 (1, 1)	5.0	L	19	2	1	1	6	3	0	0	0	0	0	28	40	1.80	1.000								
Andy McGaffigan, R ERA: 4.33 (6, 1)	2.0		8	3	2	2	2	0	0	0	0	0	1	12	12	9.00	1.500								
Jim Barr, R ERA: 4.63 (8, 1)	2.0		7	1	1	1	2	0	0	0	0	0	1	11	11	4.50	0.500								

AB	31
R	4
H	6
RBI	4
BB	3
SO	10
LOB	10



Batter	1	2	3	4	5	6	7	8	9	AB	R	H	RBI	BB	SO	LOB	BOTTOM								
Johnnie LeMaster, R OBP: 0.387, SLG: 0.383 (1, 6)										4	0	1	0	1	1	2	Cincinnati Reds @ San Francisco Giants Candlestick Park, San Francisco, CA Wed Jun 22 1983, 6:33 AM EDT Att: 18,043 - Unknown								
Tom O'Malley, L OBP: 0.365, SLG: 0.372 (1, 5)										4	0	1	0	0	1	1									
Darrell Evans, L OBP: 0.409, SLG: 0.611 (1, 3)										4	0	1	0	0	2	3									
Jack Clark, R OBP: 0.346, SLG: 0.451 (1, 9)										2	0	0	0	2	1	2									
Chili Davis, S OBP: 0.313, SLG: 0.395 (1, 8)										4	0	0	0	0	2	3									
Jeffrey Leonard, R OBP: 0.286, SLG: 0.372 (1, 7)										3	1	0	0	1	2	1									
Joel Youngblood, R OBP: 0.288, SLG: 0.451 (1, 4)										4	1	2	1	0	1	1									
Milt May, L OBP: 0.312, SLG: 0.326 John Rabb, R OBP: 0.200, SLG: 0.400 (9, PR)										4	0	1	0	0	1	2									
Mark Davis, L OBP: 0.383, SLG: 0.087 Champ Summers, L OBP: 0.381, SLG: 0.200 Jim Barr, R OBP: 0.143, SLG: 0.286 Dave Bergman, L OBP: 0.313, SLG: 0.245 (9, PH)										2	0	0	0	0	0	0									
Inning Stats	R: 0 E: 0 K: 2 S: 8	H: 1 LOB: 1 BB: 0 P: 8	R: 0 E: 0 K: 1 S: 5	H: 0 LOB: 0 BB: 0 P: 5	R: 0 E: 0 K: 1 S: 6	H: 1 LOB: 2 BB: 1 P: 10	R: 0 E: 0 K: 3 S: 9	H: 0 LOB: 1 BB: 1 P: 13	R: 0 E: 0 K: 0 S: 3	H: 0 LOB: 0 BB: 0 P: 3	R: 0 E: 0 K: 0 S: 3	H: 0 LOB: 1 BB: 1 P: 7	R: 1 E: 0 K: 2 S: 8	H: 1 LOB: 1 BB: 1 P: 12	R: 0 E: 0 K: 2 S: 8	H: 1 LOB: 1 BB: 0 P: 8		R: 1 E: 0 K: 0 S: 5	H: 2 LOB: 1 BB: 0 P: 5	1B: 5 2B: 0 3B: 0 HR: 1	SF: 1 SAC: 0 DP: 0 HBP: 0	WP: 0 PB: 0 SB: 3 CS: 0	PA: 37		
PITCHER	IP	WLS	BF	H	R	ER	SO	BB	IBB	HBP	BLK	WP	HR	S	P	ERA	WHIP								
Mario Soto, R ERA: 2.16 (1, 1)	9.0	W	37	6	2	2	11	4	0	0	0	0	1	55	71	2.00	1.111								

AB	32
R	2
H	6
RBI	2
BB	4
SO	11
LOB	16

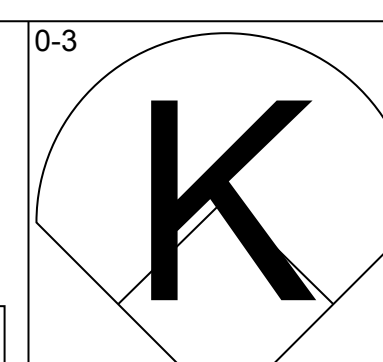
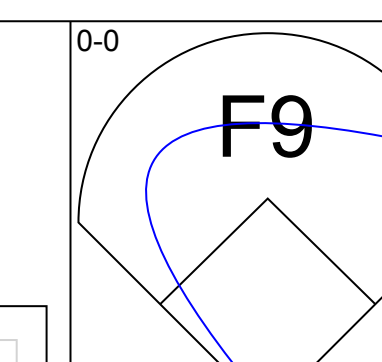
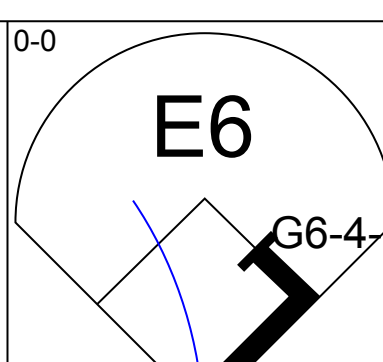
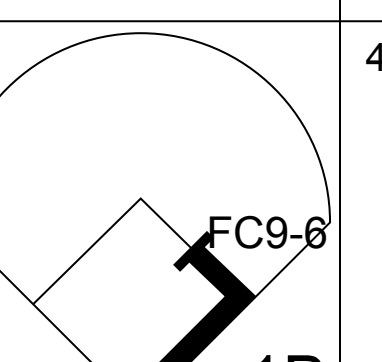
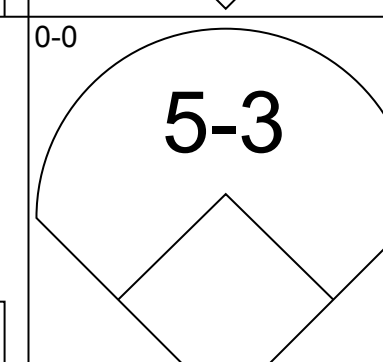
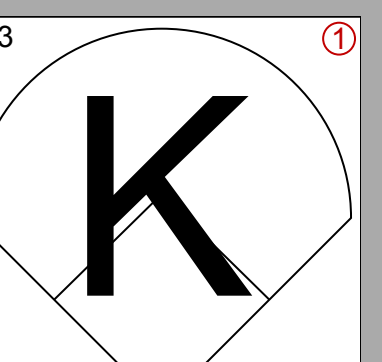
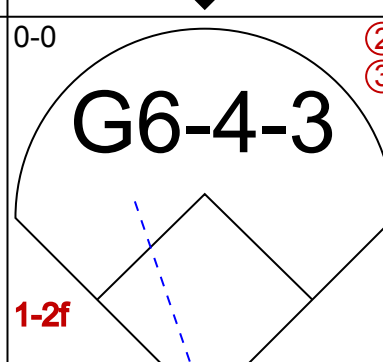
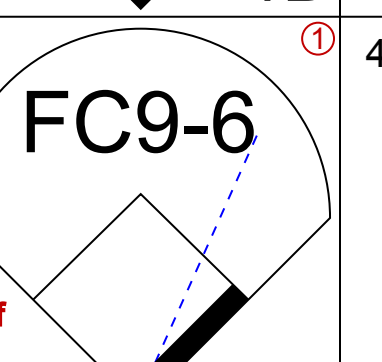
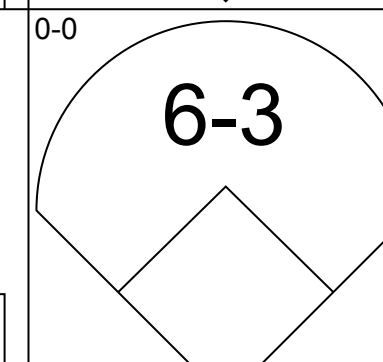
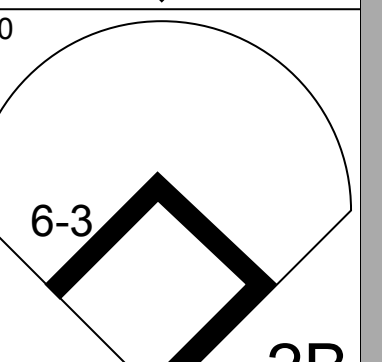
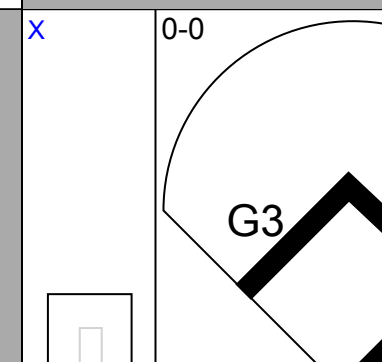
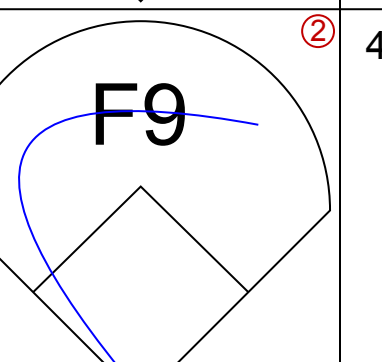
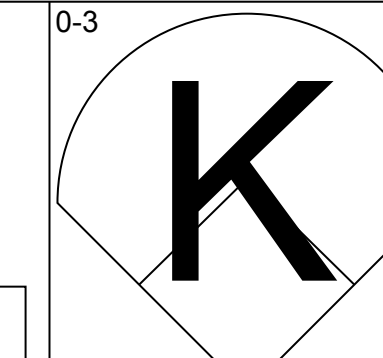
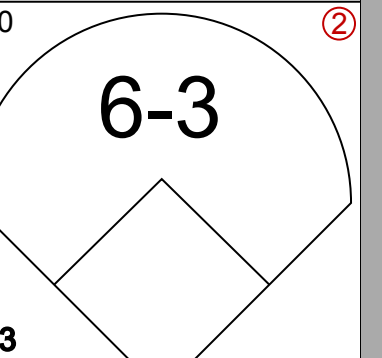
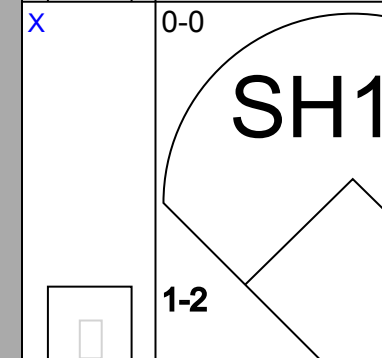
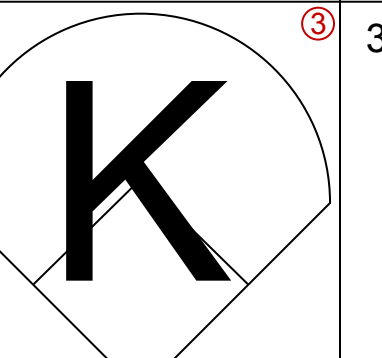
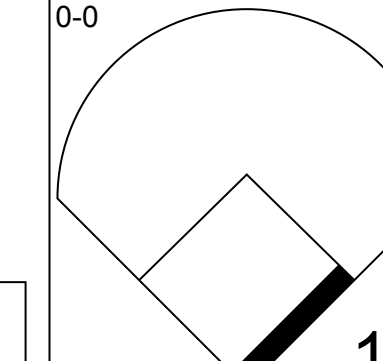
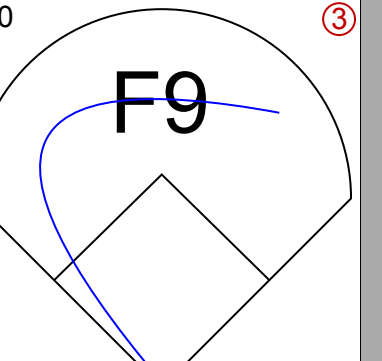
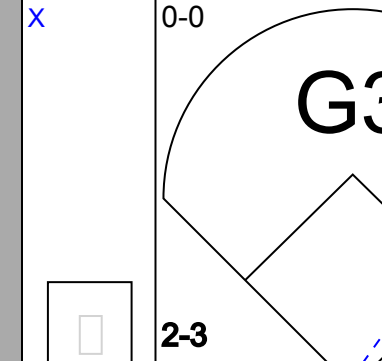

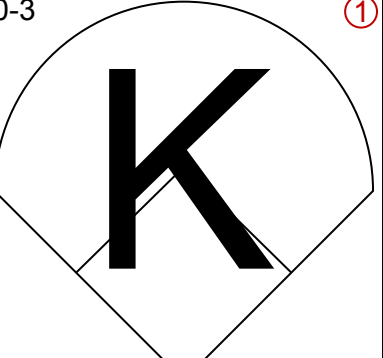
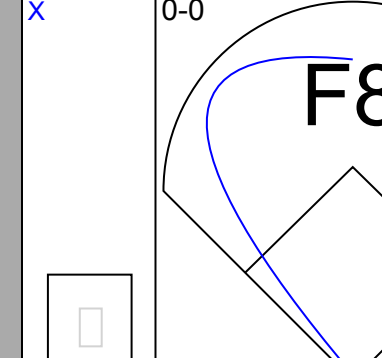

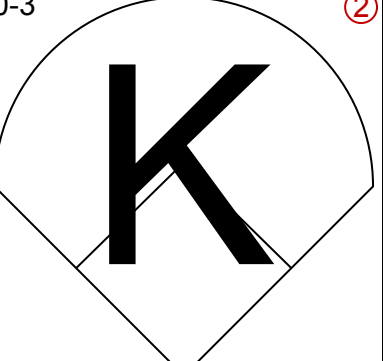
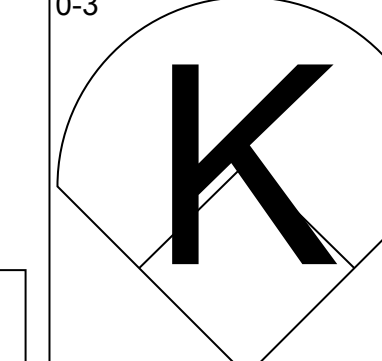
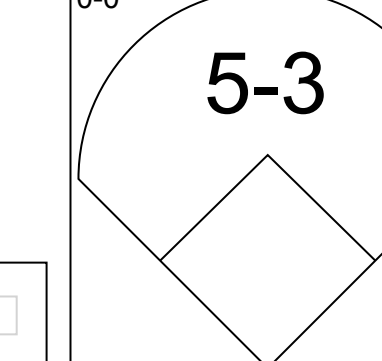
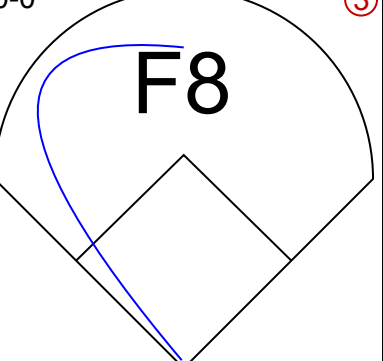
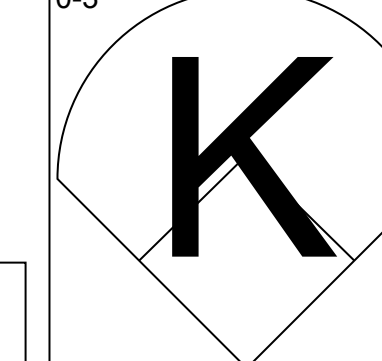
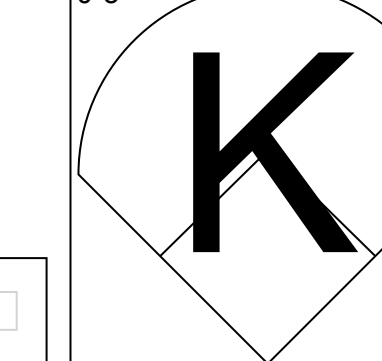

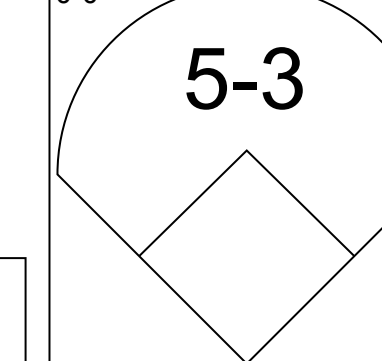


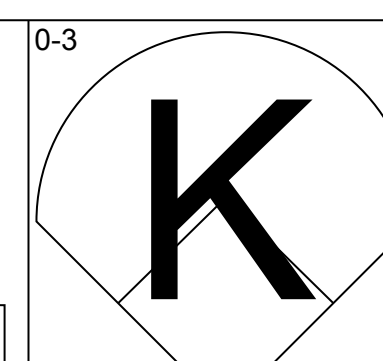
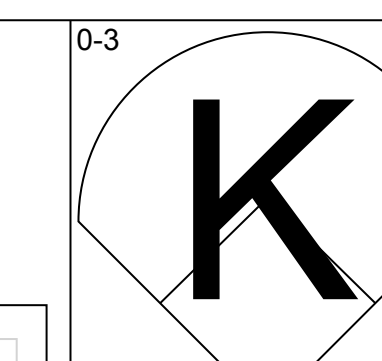
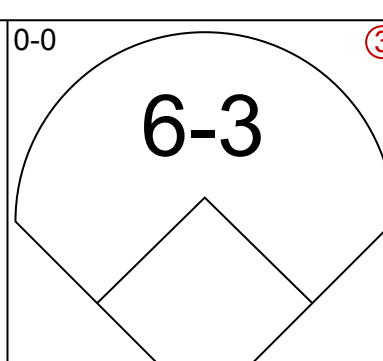
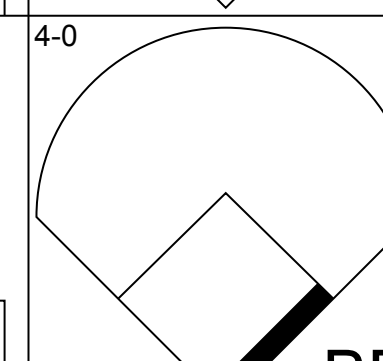

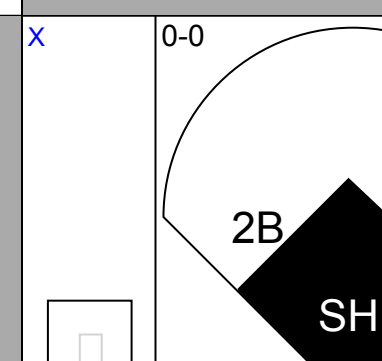

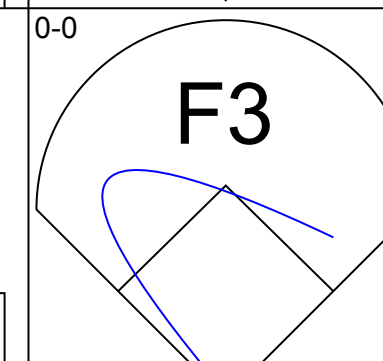
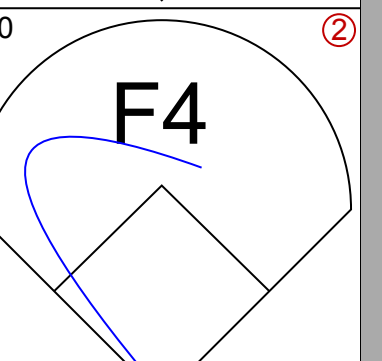
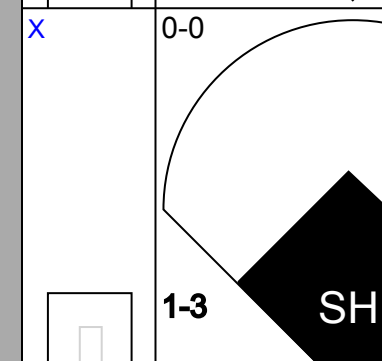
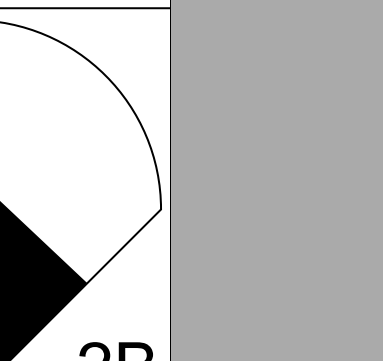
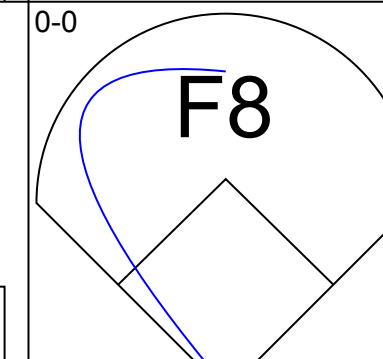
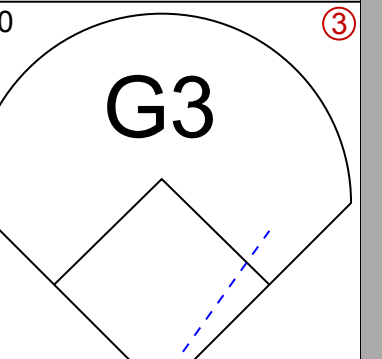
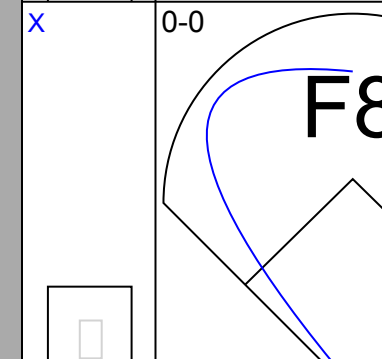
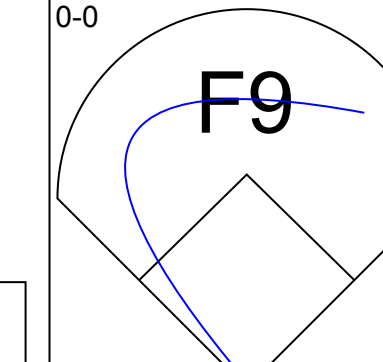
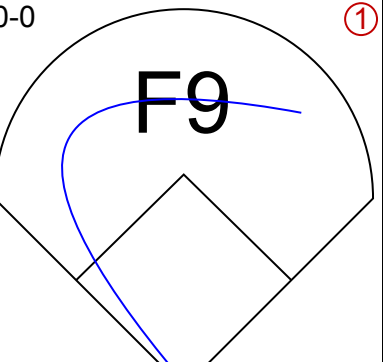
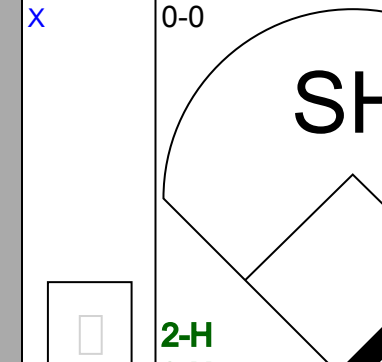
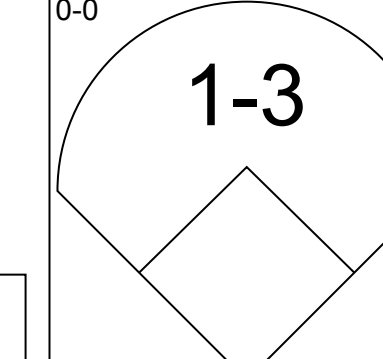
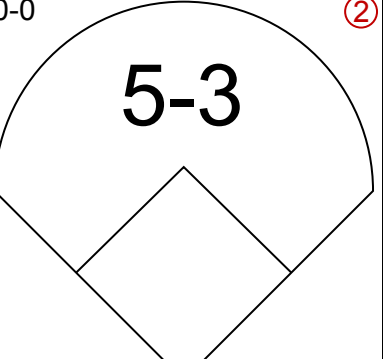
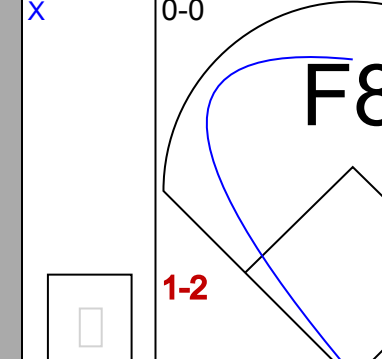
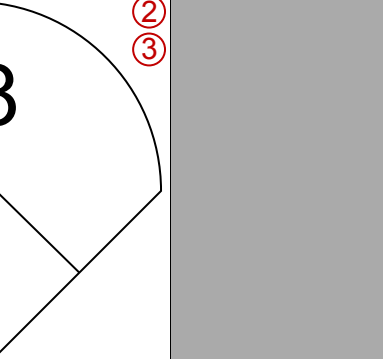
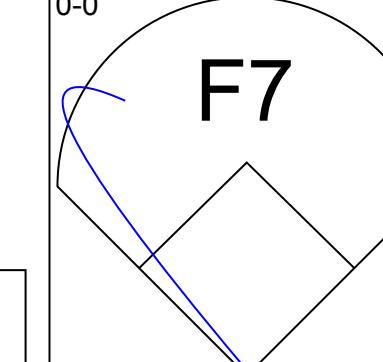
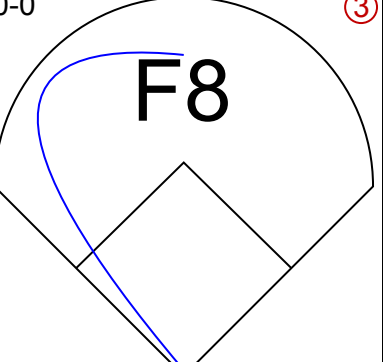
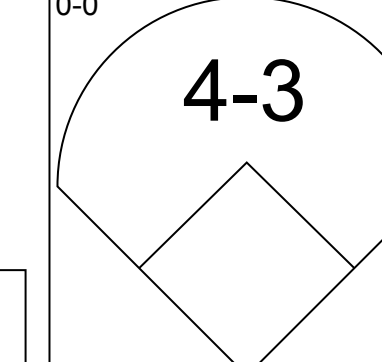
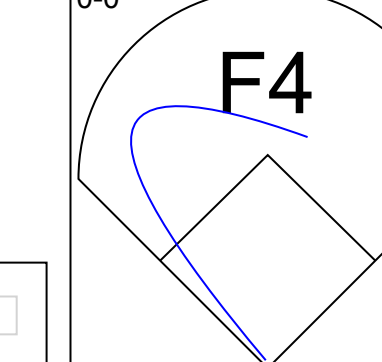
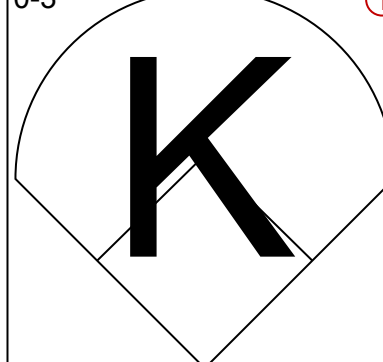
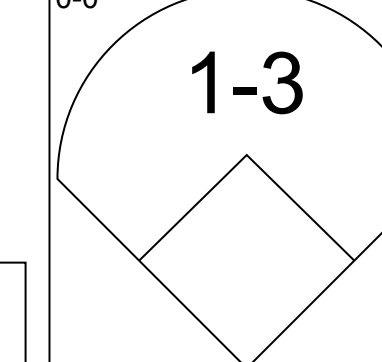
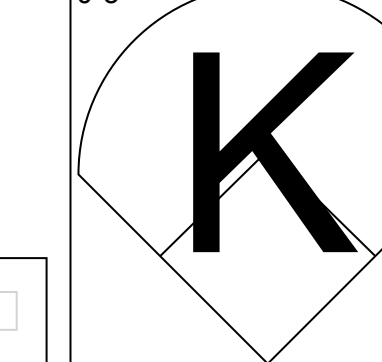
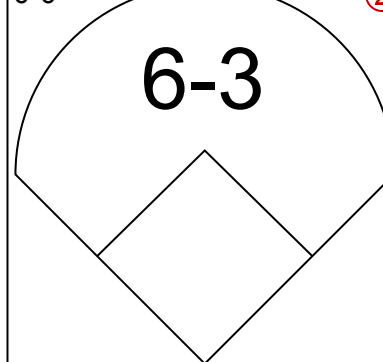
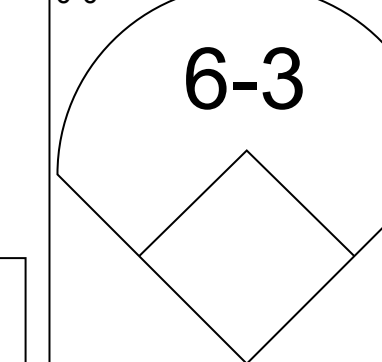
Batter	1	2	3	4	5	6	7	8	9	AB	R	H	RBI	BB	SO	LOB	TOP				
Luis Salazar, R OBP: 0.318, SLG: 0.357 (1, 5)	0-0 2B		0-0 FC4-6 1B		0-0 F8			0-0 1-3		4	0	2	0	0	0	0	San Diego Padres @ San Francisco Giants Candlestick Park, San Francisco, CA Fri Jun 24, 1983, 10:05 PM EDT Att: 13,966 - Unknown livebaseballscorecards.com				
Alan Wiggins, S OBP: 0.356, SLG: 0.324 (1, 8)	0-0 F3		0-0 FC4-6 S		0-0 4-3			0-0 4-3		4	0	0	0	0	0	3					
Steve Garvey, R OBP: 0.344, SLG: 0.472 (1, 3)	0-3 K		0-3 K		0-0 5-3			0-0 4-3		4	0	0	0	0	2	3					
Terry Kennedy, L OBP: 0.353, SLG: 0.424 (1, 2)	4-0 FC5-4 IBB		0-0 F9		0-0 F6			0-0 P2		3	0	0	0	1	0	2					
Sixto Lezcano, R OBP: 0.338, SLG: 0.333 (1, 9)	0-0 FC5-4 1-2		0-3 K		0-0 F7			0-3 K		4	0	0	0	0	2	2					
Gary Templeton, S OBP: 0.291, SLG: 0.368 (3, 1)		0-0 5-3		0-0 1-3				0-0 6-3		1	0	0	0	0	0	0					
Elias Sosa, R Gene Richards, L OBP: 0.340, SLG: 0.415 Sid Monge, S OBP: 0.250, SLG: 0.250 (7, PH) (7, 1)										1	0	0	0	0	0	0					
Tony Gwynn, L OBP: 0.333, SLG: 0.357 (1, 7)		0-0 G3		4-0 BB				0-0 6-3		2	0	0	0	1	0	0					
Juan Bonilla, R OBP: 0.309, SLG: 0.320 (1, 4)		0-0 4-3		0-0 G3				0-0 G3		3	0	0	0	0	0	1					
Andy Hawkins, R OBP: 0.120, SLG: 0.043 Tim Flannery, L OBP: 0.344, SLG: 0.405 (3, PH) (3, 5)			4-0 FC4-6 1B BB		0-0 F9			0-3 K		0	0	0	0	0	0	0					
Inning Stats	R: 0 E: 0 K: 1 S: 6	H: 1 LOB: 2 BB: 1 P: 10	R: 0 E: 0 K: 0 S: 3	H: 0 LOB: 0 BB: 0 P: 3	R: 0 E: 0 K: 1 S: 6	H: 1 LOB: 2 BB: 1 P: 10	R: 0 E: 0 K: 0 S: 5	H: 0 LOB: 0 BB: 0 P: 9	R: 0 E: 0 K: 0 S: 3	H: 0 LOB: 0 BB: 0 P: 3	R: 0 E: 0 K: 0 S: 3	H: 0 LOB: 0 BB: 0 P: 3	R: 0 E: 0 K: 1 S: 5	H: 0 LOB: 0 BB: 0 P: 5	R: 0 E: 0 K: 1 S: 5	H: 0 LOB: 0 BB: 0 P: 5	1B: 1 2B: 1 3B: 0 HR: 0	SF: 0 SAC: 0 DP: 0 HBP: 0	WP: 0 PB: 0 SB: 1 CS: 0	PA: 32	
PITCHER Mike Krukow, R ERA: 2.94 (1, 1)	IP: 9.0 WLS: W BF: 32	H: 2 R: 0 ER: 0 SO: 5	BB: 2 IBB: 1 HBP: 0 BLK: 0	WP: 0 HR: 0 S: 39 P: 51	ERA: 0.00 WHIP: 0.444	PITCHER											IP: 9.0 WLS: W BF: 32	H: 2 R: 0 ER: 0 SO: 5	BB: 2 IBB: 1 HBP: 0 BLK: 0	WP: 0 HR: 0 S: 39 P: 51	ERA: 0.00 WHIP: 0.444

Batter	1	2	3	4	5	6	7	8	9	AB	R	H	RBI	BB	SO	LOB	BOTTOM				
Johnnie LeMaster, R OBP: 0.385, SLG: 0.379 (1, 6)	4-0 S BB		0-0 F6		0-0 FC5-4 S			0-0 6-3		3	0	0	0	1	0	2	San Diego Padres @ San Francisco Giants Candlestick Park, San Francisco, CA Fri Jun 24, 1983, 10:05 PM EDT Att: 13,966 - Unknown livebaseballscorecards.com				
Tom O'Malley, L OBP: 0.363, SLG: 0.370 (1, 5)	0-0 F6		0-0 3-H		0-0 6-3			0-0 F9		4	0	1	1	0	0	2					
Darrell Evans, L OBP: 0.407, SLG: 0.603 (1, 3)	4-0 G5-4-3 BB		0-0 F9		0-0 1-3			0-3 K		3	0	0	0	1	1	1					
Jack Clark, R OBP: 0.345, SLG: 0.452 (1, 9)	0-0 G5-4-3 1-2		0-0 SH3-4 2B		0-0 F2			0-0 F9		4	0	1	0	0	0	2					
Chili Davis, S OBP: 0.314, SLG: 0.394 (1, 8)		0-0 F6		0-0 SH3-4				0-0 G3		3	0	1	0	0	0	0					
Jeffrey Leonard, R OBP: 0.290, SLG: 0.371 (1, 7)		0-0 2B 1B		0-3 K				4-0 2B BB		3	2	1	0	1	2	2					
John Rabb, R OBP: 0.333, SLG: 0.667 (1, 2)		0-0 1B E		0-0 F5				0-0 2B		4	1	2	1	0	1	1					
Brad Wellman, R OBP: 0.303, SLG: 0.269 (1, 4)		0-0 E WP		0-0 6-3				0-0 L6		4	1	1	1	0	0	1					
Mike Krukow, R OBP: 0.346, SLG: 0.348 (1, 1)		0-0 E6 WP		0-0 FC5-4 1B				0-0 L5		3	1	1	1	0	0	1					
Inning Stats	R: 0 E: 0 K: 0 S: 2	H: 0 LOB: 1 BB: 2 P: 10	R: 4 E: 1 K: 0 S: 8	H: 4 LOB: 1 BB: 0 P: 8	R: 0 E: 0 K: 1 S: 6	H: 1 LOB: 1 BB: 0 P: 6	R: 0 E: 0 K: 0 S: 4	H: 1 LOB: 1 BB: 0 P: 4	R: 0 E: 0 K: 1 S: 6	H: 1 LOB: 1 BB: 0 P: 6	R: 0 E: 0 K: 1 S: 5	H: 0 LOB: 0 BB: 0 P: 5	R: 0 E: 0 K: 1 S: 5	H: 0 LOB: 0 BB: 0 P: 5	R: 1 E: 0 K: 0 S: 4	H: 1 LOB: 1 BB: 1 P: 8		1B: 5 2B: 3 3B: 0 HR: 0	SF: 0 SAC: 1 DP: 1 HBP: 0	WP: 1 PB: 0 SB: 3 CS: 0	PA: 35
PITCHER Andy Hawkins, R ERA: 2.96 Elias Sosa, R ERA: 5.09 Sid Monge, L ERA: 3.1 (1, 1) (3, 1) (7, 1)	IP: 2.0 WLS: L BF: 12	H: 4 R: 4 ER: 2 SO: 0	BB: 2 IBB: 0 HBP: 0 BLK: 0	WP: 1 HR: 0 S: 10 P: 18	ERA: 9.00 WHIP: 3.000	PITCHER											IP: 2.0 WLS: L BF: 12	H: 4 R: 4 ER: 2 SO: 0	BB: 2 IBB: 0 HBP: 0 BLK: 0	WP: 1 HR: 0 S: 10 P: 18	ERA: 9.00 WHIP: 3.000

Batter	1	2	3	4	5	6	7	8	9	AB	R	H	RBI	BB	SO	LOB	TOP
Luis Salazar, R OBP: 0.320, SLG: 0.363 (1, 5)	F8		F3				FC5-2 1B		SH3-4 1B	5	0	2	0	0	0	2	San Diego Padres @ San Francisco Giants Candlestick Park, San Francisco, CA Sat Jun 25 1983, 6:33 AM EDT Att: 17,082 - Unknown livebaseballscorecards.com
Alan Wiggins, S OBP: 0.351, SLG: 0.319 Kurt Bevacqua, R OBP: 0.511, SLG: 0.447 John Montefusco, R OBP: 0.333, SLG: 0.143 Gary Lucas, L (9, 1)	F8		F8		5-3		1-2 3-H 0-0 1B		SH3-4 1-2	3	0	0	0	0	0	1	
Steve Garvey, R OBP: 0.345, SLG: 0.473 (1, 3)	BB 2B		F6				F7 1-2 2-H 0-0 1B		K	4	0	1	0	1	1	2	
Terry Kennedy, L OBP: 0.354, SLG: 0.425 (1, 2)	BB IBB						K		F6 1-2 2-H 0-0 1B	4	0	1	0	1	2	2	
Sixto Lezcano, R OBP: 0.336, SLG: 0.328 (1, 9)							K		6-3	3	0	0	0	1	2	1	
Gary Templeton, S OBP: 0.290, SLG: 0.365 (1, 6)	1-2 2-3 F7						K		E4 1B	4	1	1	0	0	1	4	
Tony Gwynn, L OBP: 0.316, SLG: 0.333 (1, 7)			F8				FC6-4 1B		1B	4	1	1	1	0	0	2	
Juan Bonilla, R OBP: 0.308, SLG: 0.319 (1, 4)			F9				1B FC5-2 1B		L4	4	0	1	0	0	0	1	
Ed Whitson, R OBP: 0.118, SLG: 0.118 Ruppert Jones, L OBP: 0.273, SLG: 0.314 (7, PH) (7, 8)			5-3				1-3 3-H FC5-2 1B		K	2	0	0	0	0	0	0	
Inning Stats	R: 0 E: 0 K: 0 S: 4	H: 1 LOB: 3 BB: 2 P: 12	R: 0 E: 0 K: 0 S: 3	H: 0 LOB: 0 BB: 0 P: 3	R: 0 E: 0 K: 2 S: 8	H: 1 LOB: 1 BB: 0 P: 8	R: 0 E: 0 K: 0 S: 4	H: 0 LOB: 0 BB: 0 P: 7	R: 2 E: 0 K: 1 S: 9	H: 4 LOB: 2 BB: 0 P: 9	R: 1 E: 1 K: 0 S: 5	H: 1 LOB: 1 BB: 0 P: 5	R: 0 E: 0 K: 2 S: 8	H: 1 LOB: 2 BB: 1 P: 12	1B: 6 2B: 3 3B: 0 HR: 0	SF: 0 SAC: 1 DP: 0 HBP: 0	
PITCHER	IP WLS BF H R ER SO BB IBB HBP BLK WP HR S P ERA WHIP	6.1 3 27 6 2 2 4 1 1 0 0 0 0 33 41 2.84 1.105	0.2 0 3 1 0 0 1 0 0 0 0 0 0 5 5 0.00 1.500	2.0 L 10 2 1 0 2 0 1 0 0 0 0 13 17 0.00 1.000	PITCHER												

Batter	1	2	3	4	5	6	7	8	9	AB	R	H	RBI	BB	SO	LOB	BOTTOM		
Johnnie LeMaster, R OBP: 0.390, SLG: 0.380 (1, 6)	S 1B BB			L4-3 1-2			CS 1B			2	1	1	0	2	0	1	San Diego Padres @ San Francisco Giants Candlestick Park, San Francisco, CA Sat Jun 25 1983, 6:33 AM EDT Att: 17,082 - Unknown livebaseballscorecards.com		
Tom O'Malley, L OBP: 0.357, SLG: 0.363 (1, 5)	K		G3				CS 1-2		F7	4	0	0	0	0	1	4			
Darrell Evans, L OBP: 0.405, SLG: 0.596 (1, 3)	1B BB		F5				F5		F8	3	1	0	0	1	0	0			
Jack Clark, R OBP: 0.347, SLG: 0.452 (1, 9)	E8 7-4 1-H 2-H 1B		BB 1B				6-3		F5	4	0	2	1	0	0	0			
Chili Davis, S OBP: 0.309, SLG: 0.388 (1, 8)	7-4		K				F9		F1	4	0	0	0	0	1	2			
Jeffrey Leonard, R OBP: 0.299, SLG: 0.373 (1, 7)			1B 1B				F7		G6-3 BB	2	0	1	0	2	0	0			
Joel Youngblood, R OBP: 0.298, SLG: 0.448 Champ Summers, L OBP: 0.364, SLG: 0.188 (9, PH)			S 1B				F8		G6-3 1-2	3	0	1	0	0	0	2			
John Rabb, R OBP: 0.333, SLG: 0.583 (1, 2)			F3				F7		8-3 1B	3	0	1	0	0	0	2			
Fred Breining, R OBP: 0.200, SLG: 0.182 Greg Minton, S OBP: 0.333, SLG: 0.333 Milt May, L OBP: 0.310, SLG: 0.323 Gary Lavelle, S (8, 1)			K				L4-3 1B		8-3	2	0	1	0	0	0	0			
Inning Stats	R: 2 E: 1 K: 1 S: 5	H: 1 LOB: 0 BB: 2 P: 13	R: 0 E: 0 K: 1 S: 7	H: 2 LOB: 3 BB: 1 P: 11	R: 0 E: 0 K: 1 S: 6	H: 1 LOB: 2 BB: 1 P: 10	R: 0 E: 0 K: 0 S: 3	H: 1 LOB: 0 BB: 0 P: 3	R: 0 E: 0 K: 0 S: 3	H: 0 LOB: 0 BB: 0 P: 3	R: 0 E: 0 K: 0 S: 3	H: 2 LOB: 0 BB: 0 P: 3	R: 0 E: 0 K: 0 S: 3	H: 0 LOB: 0 BB: 0 P: 3	R: 0 E: 0 K: 0 S: 2	H: 0 LOB: 0 BB: 1 P: 6		1B: 7 2B: 3 3B: 0 HR: 0	SF: 0 SAC: 0 DP: 4 HBP: 0
PITCHER	IP WLS BF H R ER SO BB IBB HBP BLK WP HR S P ERA WHIP	6.0 W 8 2 0 0 0 1 0 0 0 0 0 7 11 0.00 1.286	2.1 S 1 0 0 0 0 0 0 0 0 0 0 1 1 0.00 0.000	PITCHER															

Batter	1	2	3	4	5	6	7	8	9	AB	R	H	RBI	BB	SO	LOB	TOP			
Luis Salazar, R (1.5) OBP: 0.318, SLG: 0.361										4	0	1	0	0	1	0	San Diego Padres @ San Francisco Giants Candlestick Park, San Francisco, CA Sun Jun 26 1983, 6:33 AM EDT Unknown livebaseballscorecards.com			
Juan Bonilla, R (1.4) OBP: 0.304, SLG: 0.314										4	0	0	0	0	1	2				
Steve Garvey, R (1.3) OBP: 0.347, SLG: 0.477										4	0	2	0	0	0	1				
Sixto Lezcano, R (1.9) OBP: 0.332, SLG: 0.323										3	0	0	0	0	2	2				
Garry Templeton, S (1.6) OBP: 0.291, SLG: 0.364										3	0	1	0	0	0	2				
Kurt Bevacqua, R (1.7) OBP: 0.480, SLG: 0.415										3	0	0	0	0	2	2				
Kevin McReynolds, R (1.8) OBP: 0.234, SLG: 0.304										3	0	0	0	0	3	1				
Doug Gwosdz, R (1.2) OBP: 0.174, SLG: 0.050										3	0	0	0	0	1	0				
Tim Lollar, L (1.1) OBP: 0.259, SLG: 0.182										2	0	0	0	0	2	0				
Mario Ramirez, R (8, PH) OBP: 0.385, SLG: 0.338										1	0	0	0	0	0	0				
Andy Hawkins, R (8, 1) OBP: 0.120, SLG: 0.043										0	0	0	0	0	0	0				
Inning Stats	R: 0 E: 0 K: 1 S: 5	H: 0 LOB: 0 BB: 0 P: 5	R: 0 E: 0 K: 3 S: 10	H: 1 LOB: 1 BB: 0 P: 10	R: 0 E: 0 K: 1 S: 5	H: 0 LOB: 0 BB: 0 P: 5	R: 0 E: 0 K: 2 S: 6	H: 1 LOB: 1 BB: 0 P: 6	R: 0 E: 0 K: 2 S: 7	H: 0 LOB: 0 BB: 0 P: 7	R: 0 E: 1 K: 0 S: 4	H: 1 LOB: 1 BB: 0 P: 4	R: 0 E: 0 K: 0 S: 7	H: 0 LOB: 0 BB: 0 P: 7	R: 0 E: 0 K: 1 S: 6	H: 1 LOB: 1 BB: 0 P: 6	1B: 3 2B: 1 3B: 0 HR: 0	SF: 0 SAC: 1 DP: 1 HBP: 0	WP: 0 PB: 0 SB: 0 CS: 0	PA: 31
PITCHER Atlee Hammaker, L (1.1) ERA: 1.52	IP: 9.0 WLS: W BF: 31 H: 4 R: 0 ER: 0 SO: 12 BB: 0 IBB: 0 HBP: 0 BLK: 0 WP: 0 HR: 0 S: 55 P: 55 ERA: 0.00 WHIP: 0.444															PITCHER				

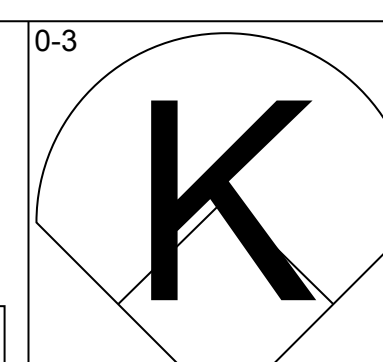
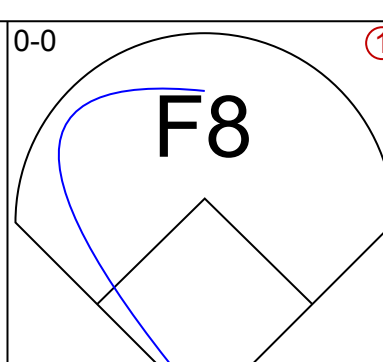
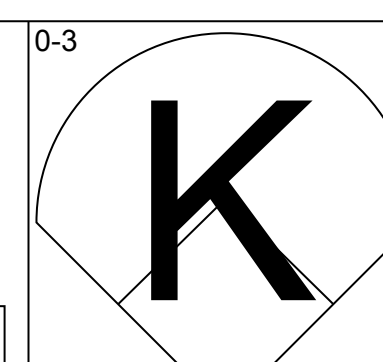
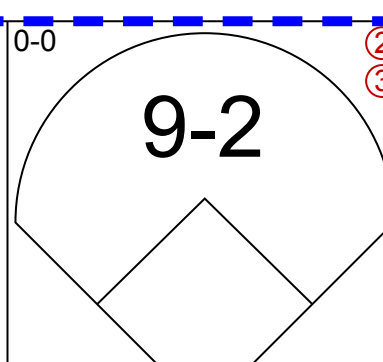
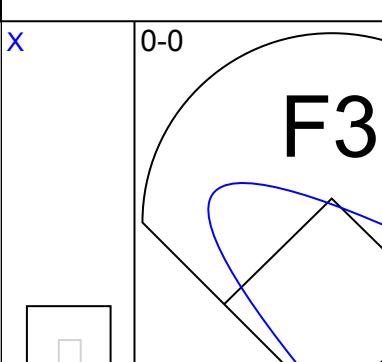
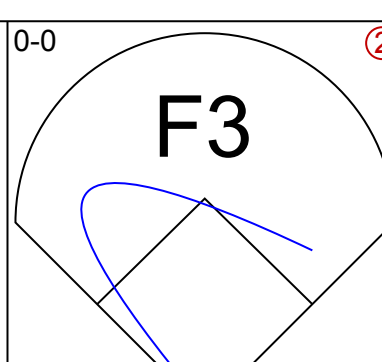
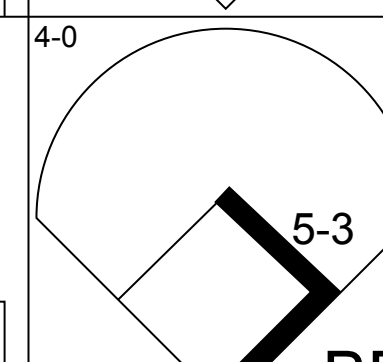
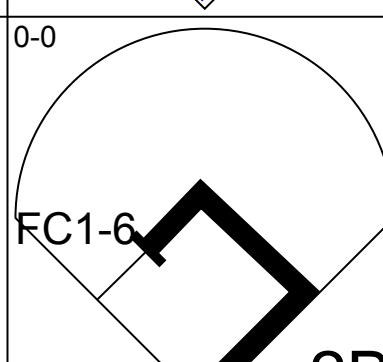
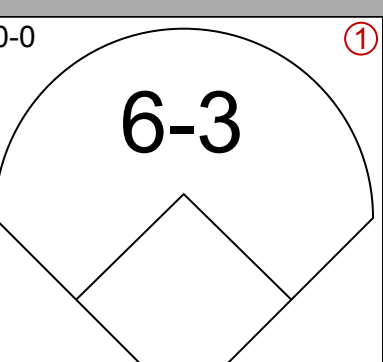
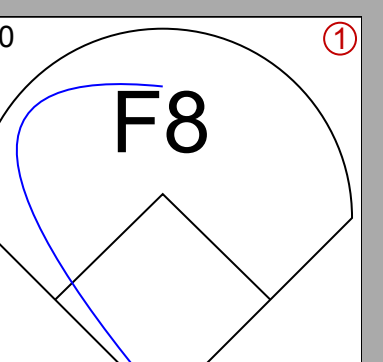
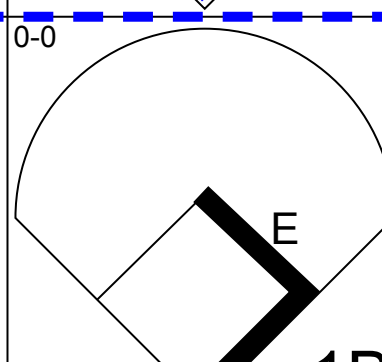
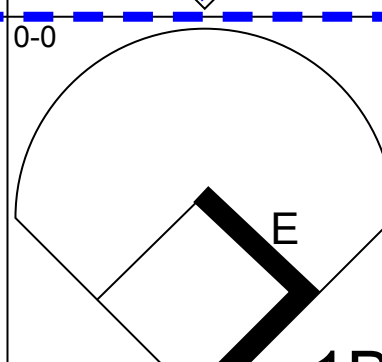
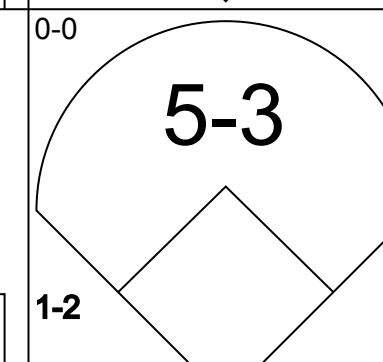
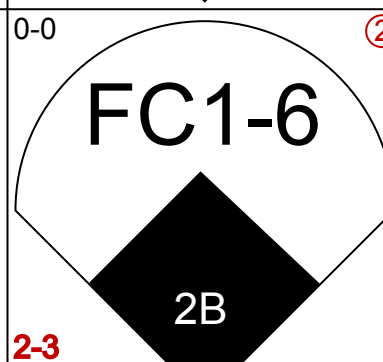
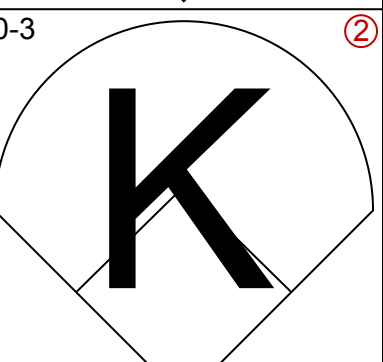
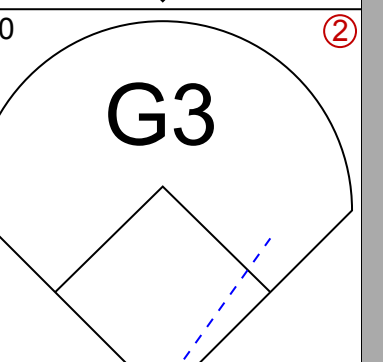
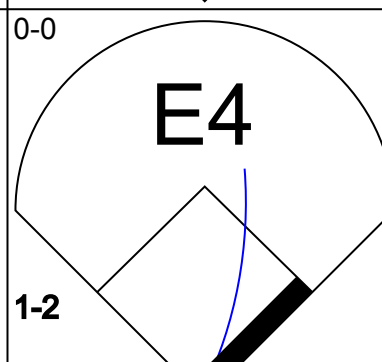
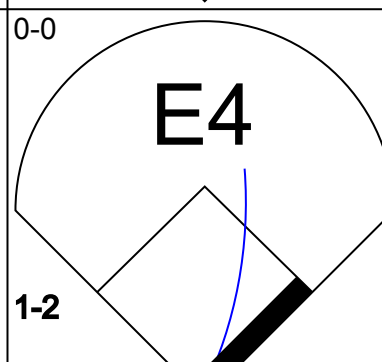
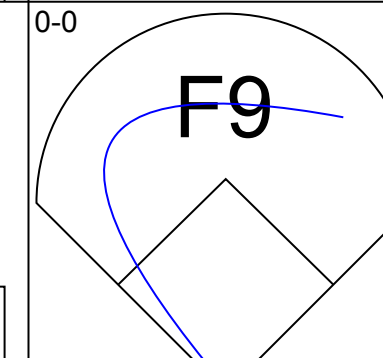
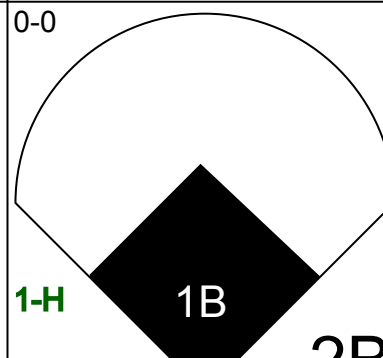
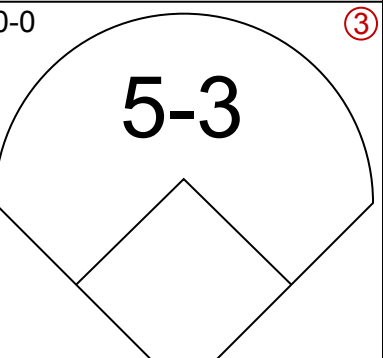
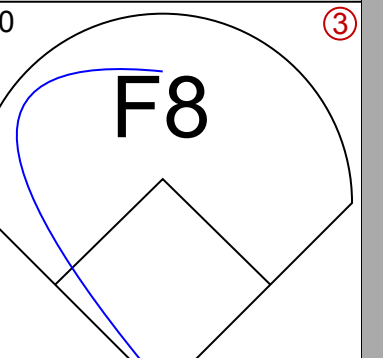
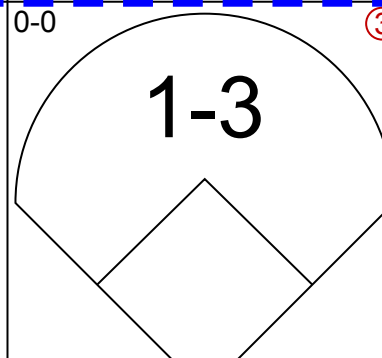
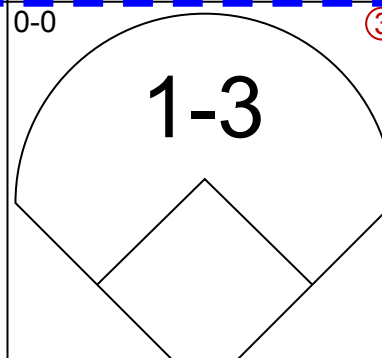

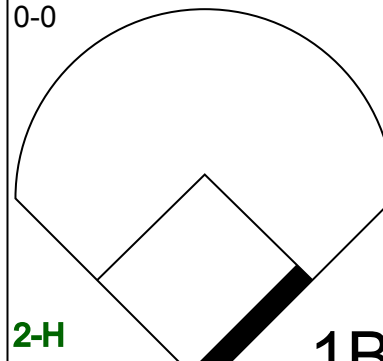




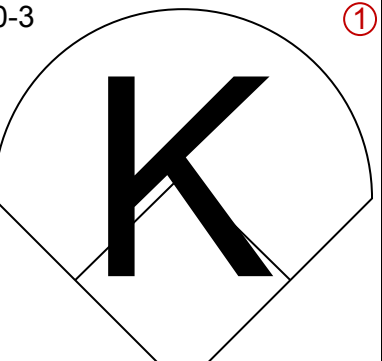
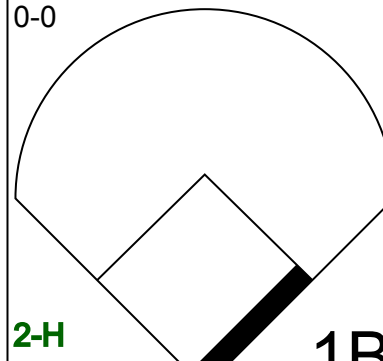
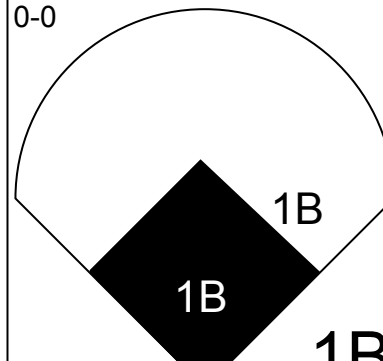
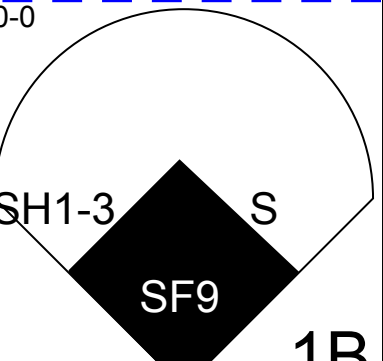
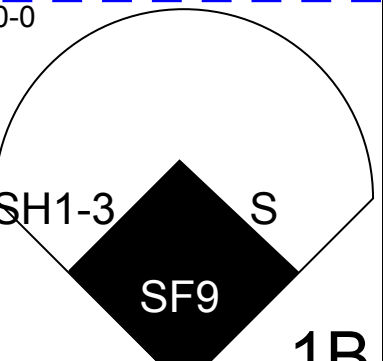
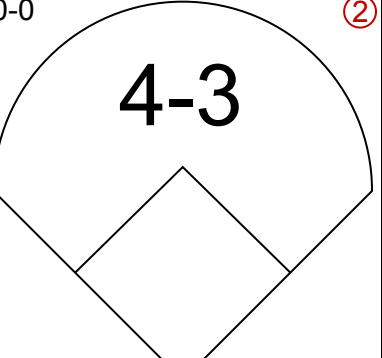
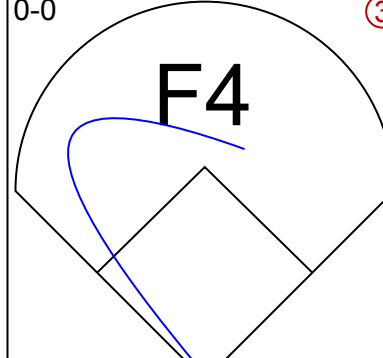
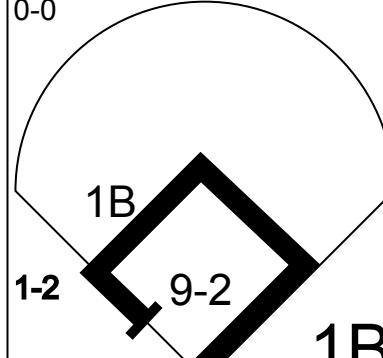
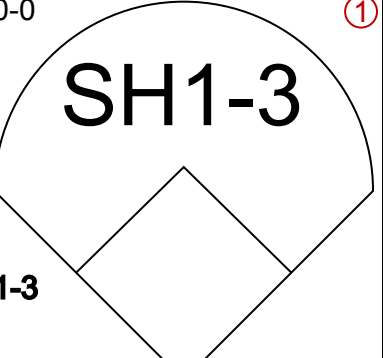
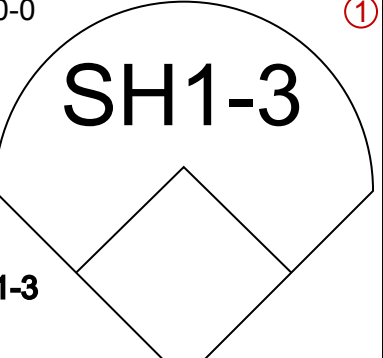
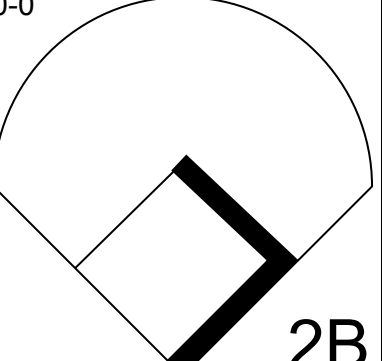
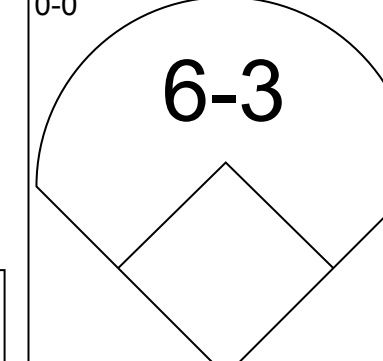
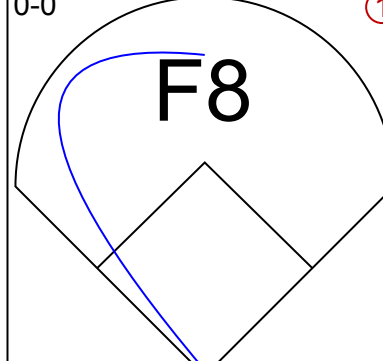
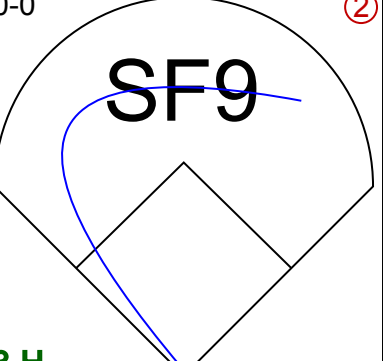
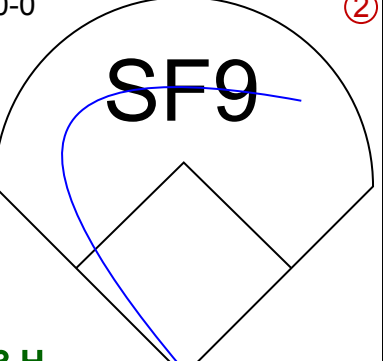
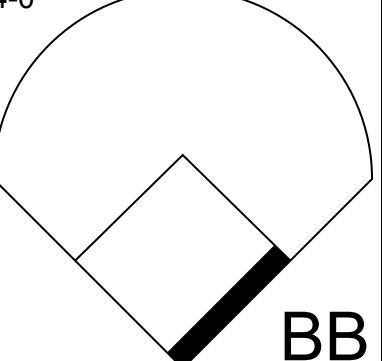
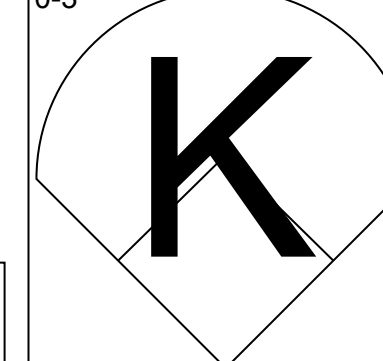
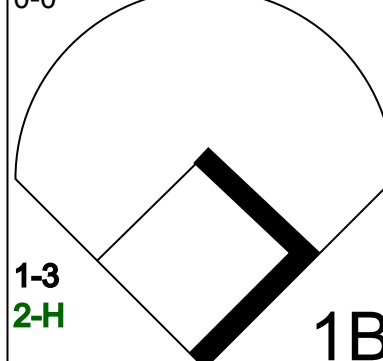
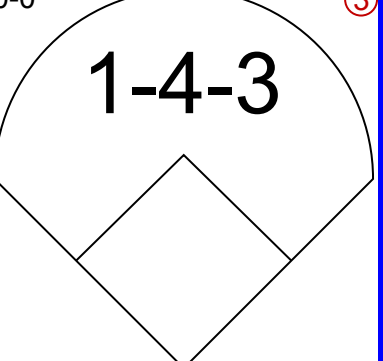
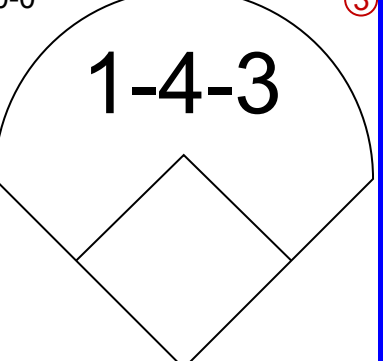
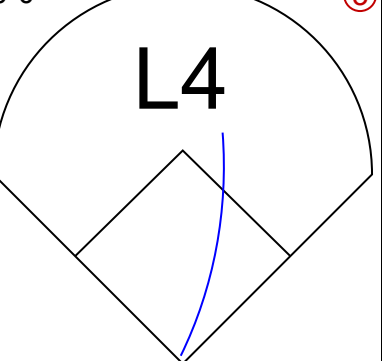
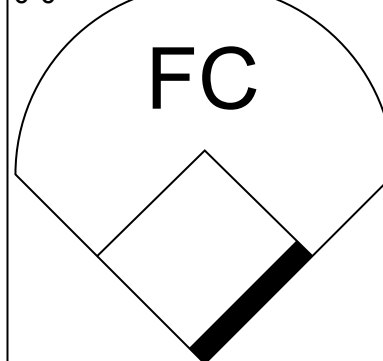
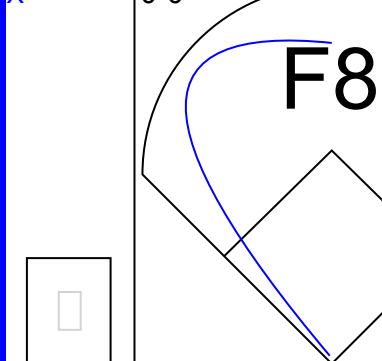
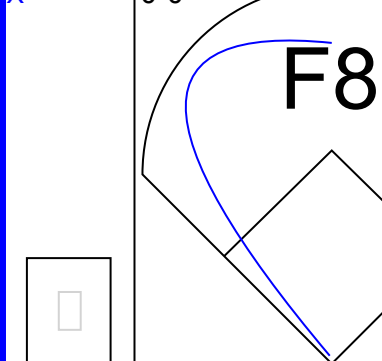
Batter	1	2	3	4	5	6	7	8	9	AB	R	H	RBI	BB	SO	LOB	BOTTOM			
Johnnie LeMaster, R (1.6) OBP: 0.386, SLG: 0.375										3	0	0	0	0	2	0	San Diego Padres @ San Francisco Giants Candlestick Park, San Francisco, CA Sun Jun 26 1983, 6:33 AM EDT Unknown livebaseballscorecards.com			
Darrell Evans, L (1.3) OBP: 0.407, SLG: 0.595										2	1	1	0	1	1	0				
Jack Clark, R (1.9) OBP: 0.347, SLG: 0.455										3	1	1	0	0	0	1				
Jeffrey Leonard, R (1.7) OBP: 0.295, SLG: 0.367										3	0	0	0	0	0	3				
Chili Davis, S (1.8) OBP: 0.307, SLG: 0.384										2	0	0	1	0	0	0				
John Rabb, R (1.2) OBP: 0.267, SLG: 0.467										3	0	0	0	0	0	1				
Tom O'Malley, L (1.5) OBP: 0.352, SLG: 0.357										3	0	0	0	0	0	0				
Brad Wellman, R (1.4) OBP: 0.293, SLG: 0.259										3	0	0	0	0	1	0				
Atlee Hammaker, S (1.1) OBP: 0.125, SLG: 0.103										3	0	0	0	0	1	0				
Inning Stats	R: 0 E: 0 K: 1 S: 5	H: 0 LOB: 1 BB: 1 P: 9	R: 0 E: 0 K: 0 S: 3	H: 0 LOB: 0 BB: 0 P: 3	R: 0 E: 0 K: 2 S: 7	H: 0 LOB: 0 BB: 0 P: 7	R: 0 E: 0 K: 1 S: 5	H: 0 LOB: 0 BB: 0 P: 5	R: 2 E: 1 K: 0 S: 5	H: 2 LOB: 0 BB: 0 P: 5	R: 0 E: 0 K: 0 S: 3	H: 0 LOB: 0 BB: 0 P: 3	R: 0 E: 0 K: 0 S: 3	H: 0 LOB: 0 BB: 0 P: 3	R: 0 E: 0 K: 1 S: 3	H: 0 LOB: 0 BB: 0 P: 3		1B: 1 2B: 1 3B: 0 HR: 0	SF: 0 SAC: 1 DP: 0 HBP: 0	WP: 0 PB: 0 SB: 0 CS: 1
PITCHER Tim Lollar, L (1.1) ERA: 4.87	IP: 7.0 WLS: L BF: 24 H: 2 R: 2 ER: 1 SO: 5 BB: 1 IBB: 0 HBP: 0 BLK: 0 WP: 0 HR: 0 S: 33 P: 37 ERA: 1.29 WHIP: 0.429															PITCHER				
Andy Hawkins, R (8, 1) ERA: 2.93	IP: 1.0 WLS: L BF: 3 H: 0 R: 0 ER: 0 SO: 0 BB: 0 IBB: 0 HBP: 0 BLK: 0 WP: 0 HR: 0 S: 3 P: 3 ERA: 0.00 WHIP: 0.000															PITCHER				

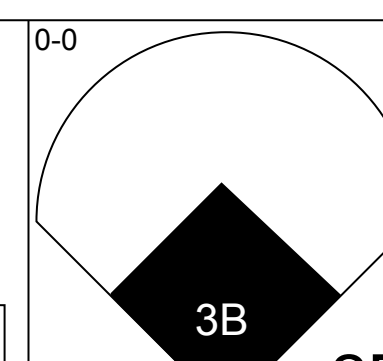
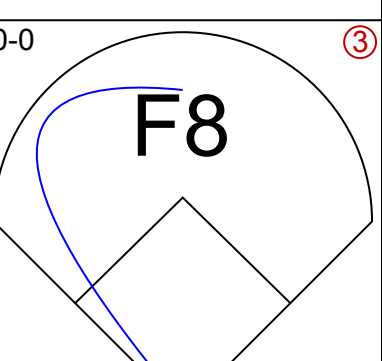
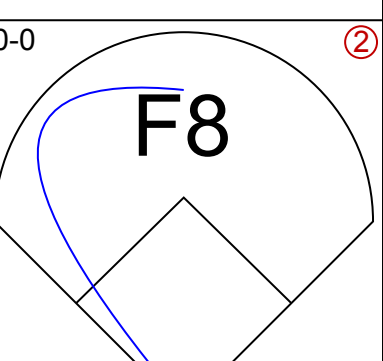
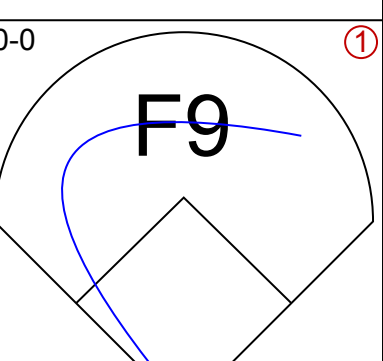

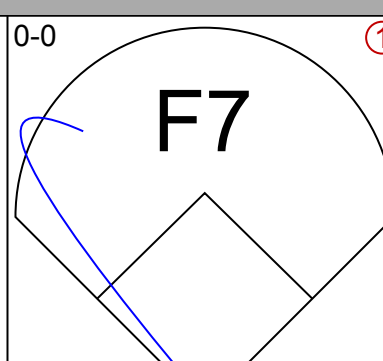
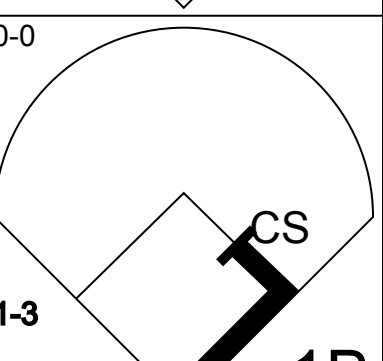
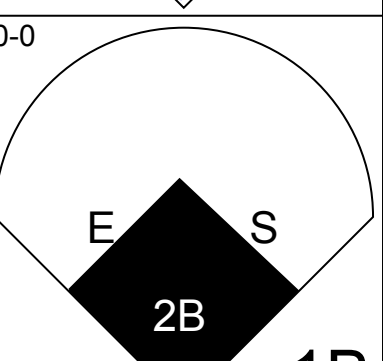
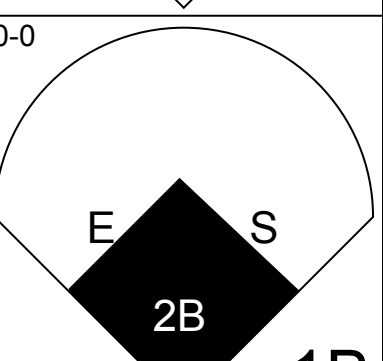
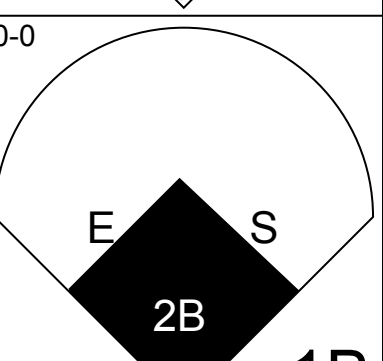
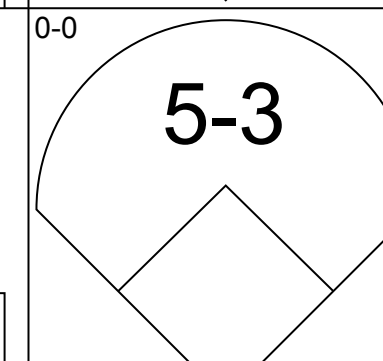
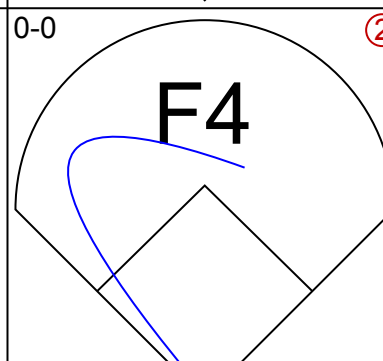
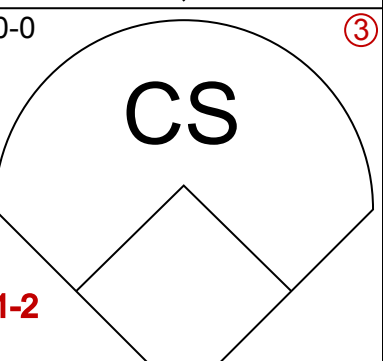
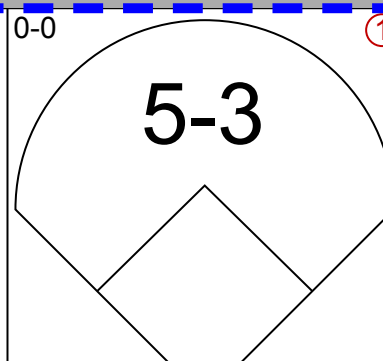
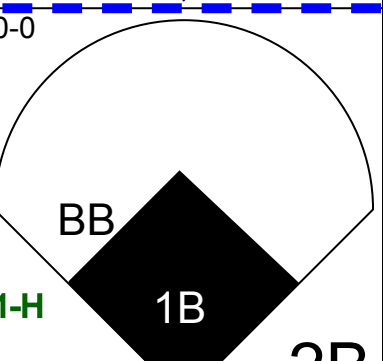
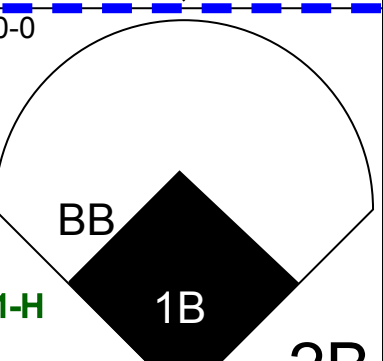
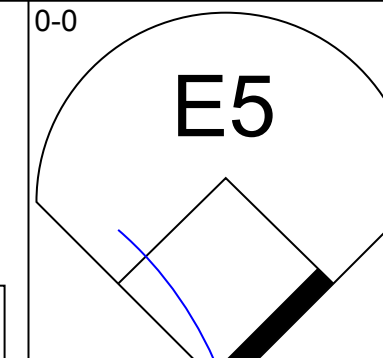
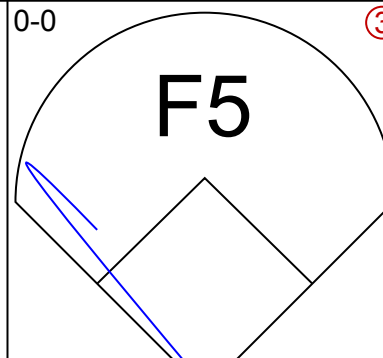
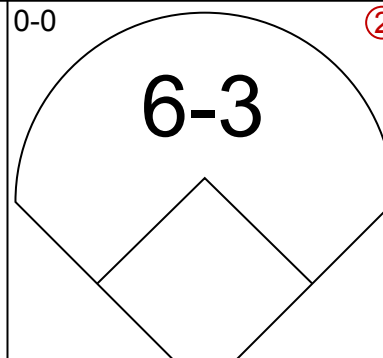
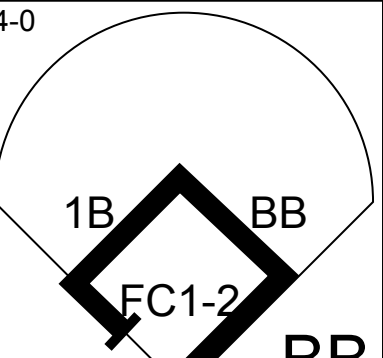
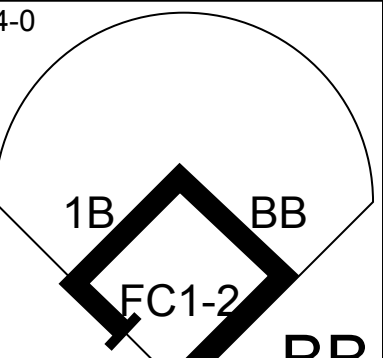
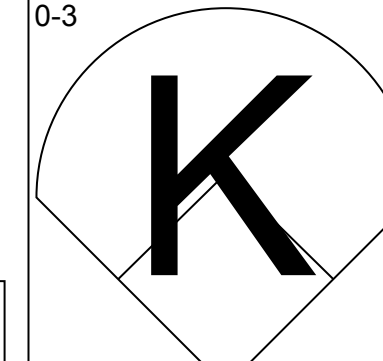
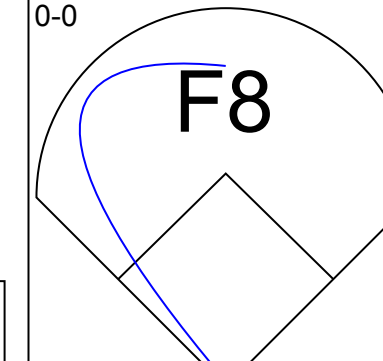
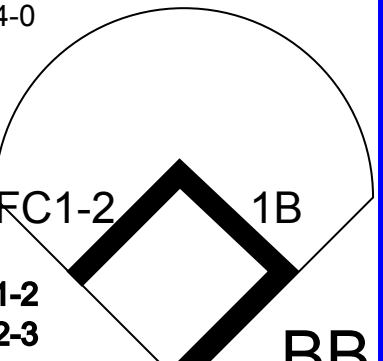
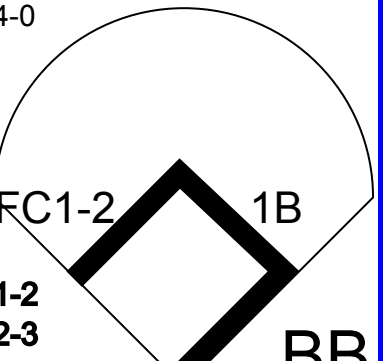
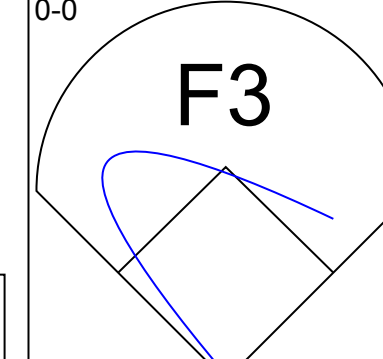
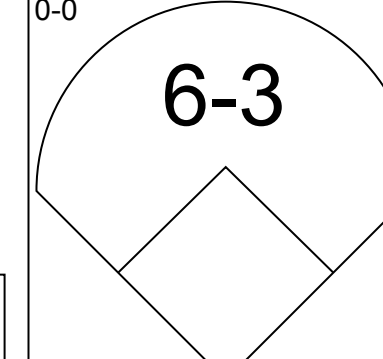
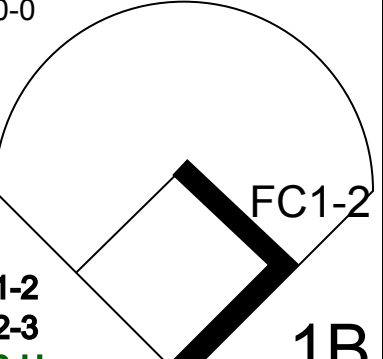
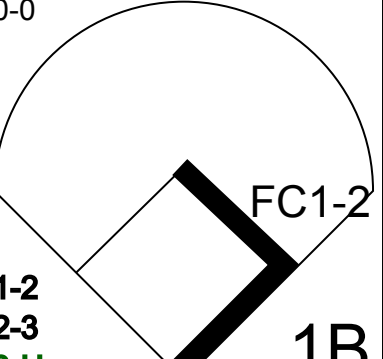
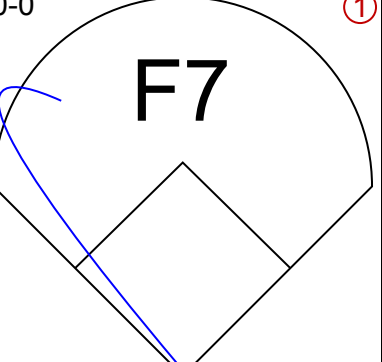
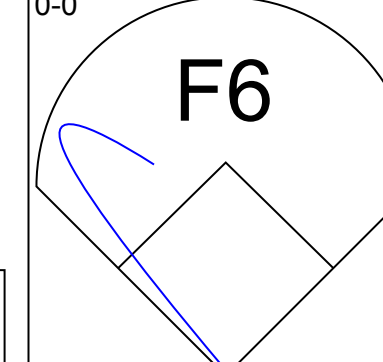

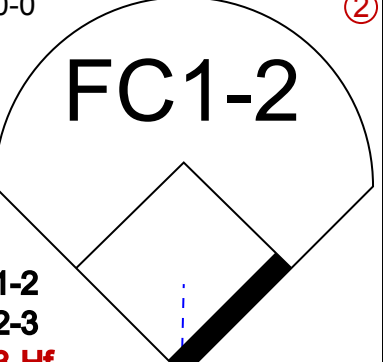
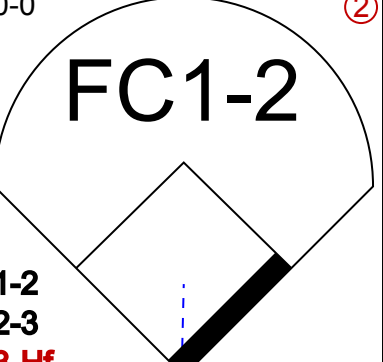
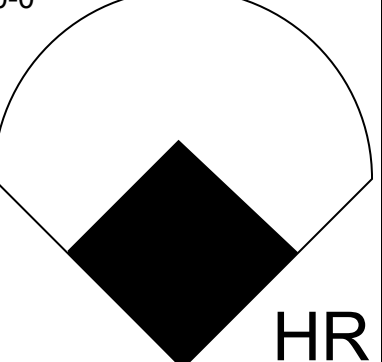
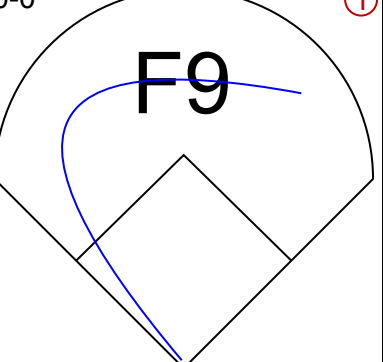
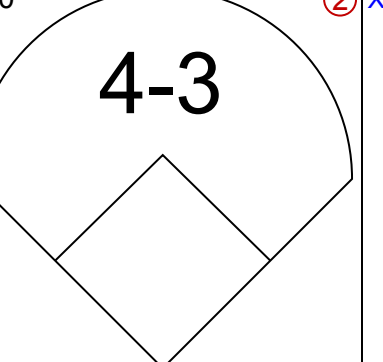
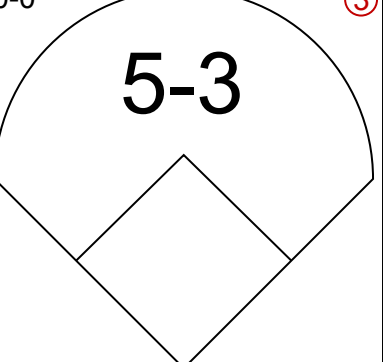
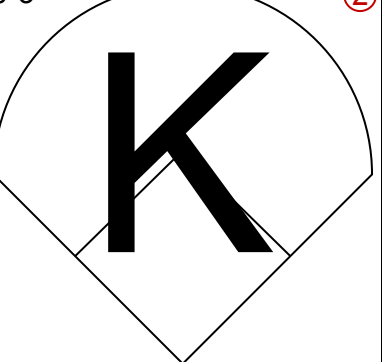
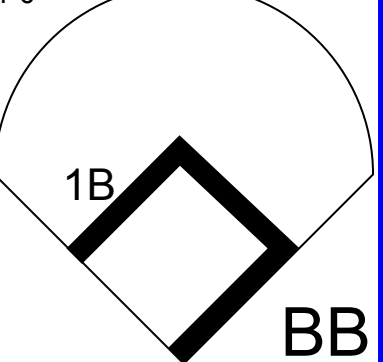
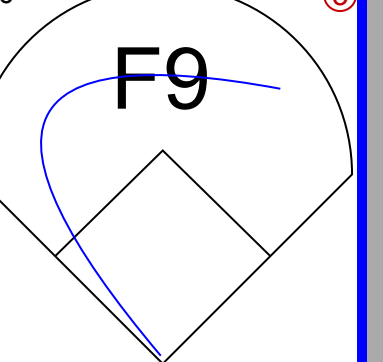



Batter	1	2	3	4	5	6	7	8	9	AB	R	H	RBI	BB	SO	LOB	TOP							
Luis Salazar, R OBP: 0.320, SLG: 0.362 (1,5)										5	0	2	0	0	0	1	San Diego Padres @ San Francisco Giants Candlestick Park, San Francisco, CA Sun Jun 26 1983, 6:38 AM EDT Att: 28,607 - Unknown livebaseballscores.com							
Alan Wiggins, S OBP: 0.348, SLG: 0.312 (1,9) (7,8)										4	1	0	0	1	0	1								
Steve Garvey, R OBP: 0.348, SLG: 0.479 (1,3)										5	2	2	0	0	0	1								
Terry Kennedy, L OBP: 0.354, SLG: 0.426 (1,2)										4	0	1	1	1	0	1								
Ruppert Jones, L OBP: 0.280, SLG: 0.329 (7, PH) Kurt Bevacqua, R OBP: 0.490, SLG: 0.429 (7,9)										3	0	2	1	0	0	1								
Tony Gwynn, L OBP: 0.304, SLG: 0.318 (1,7)										4	0	1	0	0	1	3								
Tim Flannery, L OBP: 0.352, SLG: 0.416 Juan Bonilla, R OBP: 0.303, SLG: 0.313 (7, PH) (7,4)										2	0	1	0	1	0	0								
Mario Ramirez, R OBP: 0.379, SLG: 0.325 (1,6)										3	0	0	0	0	1	1								
Eric Show, R OBP: 0.229, SLG: 0.235 Sixto Lezcano, R OBP: 0.335, SLG: 0.332 Luis DeLeon, R OBP: 0.167, SLG: 0.167 Kevin McReynolds, R OBP: 0.231, SLG: 0.300 Sid Monge, S OBP: 0.250, SLG: 0.250 (8, PH) (6, PH) (8, PH) (8,1)										2	0	0	0	0	2	4								
Inning Stats	R: 0 E: 0 K: 0 S: 3	H: 1 LOB: 0 BB: 0 P: 3	R: 0 E: 0 K: 1 S: 6	H: 1 LOB: 3 BB: 1 P: 11	R: 1 E: 0 K: 0 S: 4	H: 1 LOB: 1 BB: 0 P: 8	R: 0 E: 0 K: 3 S: 10	H: 1 LOB: 1 BB: 0 P: 10	R: 1 E: 0 K: 0 S: 5	H: 2 LOB: 2 BB: 1 P: 9	R: 0 E: 0 K: 0 S: 4	H: 1 LOB: 0 BB: 0 P: 4	R: 1 E: 0 K: 0 S: 6	H: 3 LOB: 2 BB: 0 P: 6	R: 0 E: 0 K: 1 S: 5	H: 1 LOB: 0 BB: 0 P: 5		R: 0 E: 0 K: 0 S: 3	H: 0 LOB: 0 BB: 0 P: 3	1B: 6 2B: 5 3B: 0 HR: 0	SF: 0 SAC: 0 DP: 0 HBP: 1	WP: 1 PB: 0 SB: 0 CS: 2	PA: 41	
PITCHER	IP WLS BF H R ER SO BB IBB HBP BLK WP HR S P ERA WHIP	6.0 W 28 7 2 2 4 1 2 1 0 0 0 32 45 3.00 1.333	3.0 S 12 4 1 1 1 0 0 0 0 1 0 14 14 3.00 1.333																					

Batter	1	2	3	4	5	6	7	8	9	AB	R	H	RBI	BB	SO	LOB	BOTTOM							
Johnnie LeMaster, R OBP: 0.380, SLG: 0.389 (1,6)										4	0	0	0	0	0	4	San Diego Padres @ San Francisco Giants Candlestick Park, San Francisco, CA Sun Jun 26 1983, 6:38 AM EDT Att: 28,607 - Unknown livebaseballscores.com							
Tom O'Malley, L OBP: 0.350, SLG: 0.355 Gary Lavelle, S (7,1)										4	1	1	0	0	0	1								
Darrell Evans, L OBP: 0.402, SLG: 0.586 (1,3) (7,5)										4	0	0	0	0	0	1								
Jack Clark, R OBP: 0.346, SLG: 0.450 (1,9)										3	1	0	0	1	0	0								
Champ Summers, L OBP: 0.360, SLG: 0.167 Chili Davis, S OBP: 0.306, SLG: 0.383 (6,8)										2	1	0	0	1	1	3								
Max Venable, L OBP: 0.285, SLG: 0.393 (6,7)										2	1	2	2	1	0	0								
Jeffrey Leonard, R OBP: 0.298, SLG: 0.375 (8, PH) (9,7)										1	0	1	0	0	0	0								
Bob Brenly, R OBP: 0.283, SLG: 0.325 (1,2)										4	0	1	1	0	1	4								
Joe Pettini, R OBP: 0.156, SLG: 0.167 (1,4)										3	0	1	1	1	1	0								
Bill Laskey, R OBP: 0.278, SLG: 0.103 Dave Bergman, L OBP: 0.323, SLG: 0.259 (6, PH) (7,3)										2	0	1	0	0	1	2								
Inning Stats	R: 0 E: 0 K: 0 S: 3	H: 0 LOB: 0 BB: 0 P: 3	R: 1 E: 0 K: 2 S: 8	H: 1 LOB: 2 BB: 2 P: 16	R: 0 E: 0 K: 0 S: 3	H: 0 LOB: 0 BB: 0 P: 3	R: 1 E: 1 K: 0 S: 6	H: 3 LOB: 3 BB: 1 P: 10	R: 2 E: 1 K: 1 S: 7	H: 2 LOB: 1 BB: 1 P: 11	R: 0 E: 0 K: 0 S: 4	H: 1 LOB: 1 BB: 0 P: 4	R: 0 E: 0 K: 0 S: 3	H: 0 LOB: 0 BB: 0 P: 3	R: 0 E: 0 K: 1 S: 5	H: 1 LOB: 0 BB: 0 P: 5	R: 0 E: 0 K: 1 S: 5	H: 1 LOB: 0 BB: 0 P: 5	1B: 5 2B: 3 3B: 0 HR: 0	SF: 0 SAC: 0 DP: 1 HBP: 0	WP: 1 PB: 0 SB: 0 CS: 1	PA: 35		
PITCHER	IP WLS BF H R ER SO BB IBB HBP BLK WP HR S P ERA WHIP	5.0 L 25 6 4 4 3 3 1 0 0 0 0 7 7 0.00 0.500	2.0 7 1 0 0 0 0 0 0 0 0 0 0 7 7 0.00 0.500	1.0 3 1 0 0 1 0 0 0 0 1 0 5 5 0.00 1.000																				



Batter	1	2	3	4	5	6	7	8	9	AB	R	H	RBI	BB	SO	LOB	TOP								
Johnnie LeMaster, R OBP: 0.374, SLG: 0.362 (1, 6)										5	0	0	0	0	2	4	San Francisco Giants @ Cincinnati Reds Riverfront Stadium, Cincinnati, OH Tue Jun 28 1983, 7:05 PM EDT Att: 10,382 - Unknown								
Brad Wellman, R OBP: 0.302, SLG: 0.274 Darrell Evans, L OBP: 0.404, SLG: 0.588 (1, 4)										3	0	1	0	1	0	0									
Chris Smith, S (1, 7)										4	1	0	0	0	1	2									
Max Venable, L OBP: 0.265, SLG: 0.393 Joel Youngblood, R OBP: 0.296, SLG: 0.444 (8, 7)										0	0	0	0	0	0	0									
Jack Clark, R OBP: 0.343, SLG: 0.449 (1, 9)										5	1	1	1	0	0	3									
Jeffrey Leonard, R OBP: 0.306, SLG: 0.382 (1, 8)										4	2	3	1	0	1	0									
Rich Murray, R OBP: 0.333, SLG: 0.333 Dave Bergman, L OBP: 0.323, SLG: 0.259 (8, 3)										3	0	1	0	0	0	1									
Bob Brenly, R OBP: 0.282, SLG: 0.333 (1, 2)										3	0	1	1	0	0	2									
Joe Pettini, R OBP: 0.194, SLG: 0.182 Greg Minton, S OBP: 0.333, SLG: 0.333 Jim Barr, R OBP: 0.143, SLG: 0.286 (8, 1)										3	0	1	1	1	1	0									
Mark Davis, L (1, 1)										1	0	0	0	1	0	2									
Milt May, L OBP: 0.308, SLG: 0.321 Andy McGaffigan, R OBP: 0.083, SLG: 0.087 Tom O'Malley, L OBP: 0.349, SLG: 0.354 (6, PH)										1	0	0	0	0	0	2									
Inning Stats	R: 0 E: 0 K: 1 S: 5	H: 0 LOB: 1 BB: 1 P: 9	R: 0 E: 0 K: 1 S: 6	H: 1 LOB: 2 BB: 1 P: 10	R: 2 E: 0 K: 0 S: 6	H: 3 LOB: 1 BB: 0 P: 6	R: 0 E: 0 K: 2 S: 7	H: 0 LOB: 1 BB: 1 P: 11	R: 0 E: 0 K: 1 S: 5	H: 0 LOB: 0 BB: 0 P: 5	R: 1 E: 0 K: 0 S: 6	H: 3 LOB: 2 BB: 0 P: 6	R: 0 E: 0 K: 0 S: 3	H: 0 LOB: 0 BB: 0 P: 3	R: 1 E: 0 K: 0 S: 4	H: 1 LOB: 0 BB: 0 P: 4	R: 0 E: 1 K: 0 S: 5	H: 1 LOB: 2 BB: 0 P: 5	1B: 6 2B: 4 3B: 0 HR: 0	SF: 1 SAC: 1 DP: 1 HBP: 0	WP: 0 PB: 0 SB: 1 CS: 0	PA: 40			
PITCHER	IP	WLS	BF	H	R	ER	SO	BB	IBB	HBP	BLK	WP	HR	S	P	ERA	WHIP								
Joe Price, L ERA: 3.08	5.1		27	7	3	3	5	3	0	0	0	0	0	34	46	5.06	1.875								
Rich Gale, R ERA: 5.3	1.2		4	0	0	0	0	0	0	0	0	0	0	4	4	0.00	0.000								
Ted Power, R ERA: 4.72	1.2	W	6	1	1	1	0	0	0	0	0	0	0	6	6	5.40	0.600								
Bill Scherrer, L ERA: 2.98	0.0		2	1	0	0	0	0	0	0	0	0	0	2	2	∞	∞								
Ben Hayes, R ERA: 7.39	0.1	S	1	0	0	0	0	0	0	0	0	0	0	1	1	0.00	0.000								

Batter	1	2	3	4	5	6	7	8	9	AB	R	H	RBI	BB	SO	LOB	BOTTOM								
Gary Redus, R OBP: 0.343, SLG: 0.470 (1, 7)										4	1	1	0	0	0	1	San Francisco Giants @ Cincinnati Reds Riverfront Stadium, Cincinnati, OH Tue Jun 28 1983, 7:05 PM EDT Att: 10,382 - Unknown								
Eddie Milner, L OBP: 0.338, SLG: 0.335 (1, 8)										4	2	3	1	0	0	0									
Dave Concepcion, R OBP: 0.284, SLG: 0.281 (1, 6)										4	1	1	1	0	0	1									
Johnny Bench, R OBP: 0.307, SLG: 0.405 (1, 3)										3	0	0	1	1	0	0									
Alan Knicely, R OBP: 0.360, SLG: 0.341 Paul Householder, S OBP: 0.346, SLG: 0.469 (1, 9)										2	0	0	0	2	1	1									
Nick Esasky, R OBP: 0.250, SLG: 0.189 Wayne Krenchicki, L OBP: 0.357, SLG: 0.311 (1, 5)										3	0	0	0	0	0	2									
Ron Oester, S OBP: 0.331, SLG: 0.432 (1, 4)										4	0	0	0	0	1	3									
Dann Bilardello, R OBP: 0.255, SLG: 0.331 (1, 2)										4	1	1	1	0	0	3									
Joe Price, L OBP: 0.138, SLG: 0.074 Rich Gale, R OBP: 0.290, SLG: 0.214 Dwight Gooden, R OBP: 0.346, SLG: 0.464 Ted Power, R OBP: 0.346, SLG: 0.464 Bill Scherrer, L OBP: 0.400, SLG: 0.290 Ben Hayes, R OBP: 0.349, SLG: 0.354 (1, 1)										1	0	0	0	1	1	0									
Inning Stats	R: 2 E: 1 K: 1 S: 8	H: 2 LOB: 1 BB: 0 P: 8	R: 1 E: 0 K: 1 S: 6	H: 1 LOB: 0 BB: 0 P: 6	R: 0 E: 0 K: 0 S: 3	H: 0 LOB: 0 BB: 0 P: 3	R: 0 E: 0 K: 0 S: 3	H: 0 LOB: 0 BB: 0 P: 3	R: 0 E: 0 K: 0 S: 3	H: 1 LOB: 1 BB: 1 P: 7	R: 0 E: 0 K: 0 S: 3	H: 0 LOB: 1 BB: 1 P: 7	R: 0 E: 0 K: 1 S: 5	H: 0 LOB: 0 BB: 0 P: 5	R: 2 E: 0 K: 0 S: 6	H: 3 LOB: 3 BB: 2 P: 14		R: 2 E: 0 K: 0 S: 6	H: 3 LOB: 3 BB: 2 P: 14	1B: 3 2B: 2 3B: 1 HR: 1	SF: 0 SAC: 0 DP: 0 HBP: 0	WP: 0 PB: 0 SB: 1 CS: 1	PA: 36		
PITCHER	IP	WLS	BF	H	R	ER	SO	BB	IBB	HBP	BLK	WP	HR	S	P	ERA	WHIP								
Mark Davis, L ERA: 3.6	5.0		20	4	3	3	2	1	0	0	0	0	0	10	14	3.86	0.857								
Andy McGaffigan, R ERA: 4.32	2.1		9	1	1	1	1	1	0	0	0	0	0	2	10	∞	∞								
Greg Minton, R ERA: 4.39	0.0	L	4	2	1	1	0	2	0	0	0	0	0	2	10	∞	∞								
Jim Barr, R ERA: 4.57	0.2		2	0	0	0	0	0	0	0	0	0	0	2	2	0.00	0.000								



Batter	1	2	3	4	5	6	7	8	9	AB	R	H	RBI	BB	SO	LOB	TOP											
Johnnie LeMaster, R OBP: 0.368, SLG: 0.355 (1, 6)	0-0 5-3	0-0 FC5		0-0 FC5-4		0-0 6-3			0-0 F8	5	0	0	0	0	0	4	San Francisco Giants @ Cincinnati Reds Riverfront Stadium, Cincinnati, OH Wed Jun 29 1983, 7:05 PM EDT Att: 12,339 - Unknown											
Tom O'Malley, L OBP: 0.346, SLG: 0.364 Joe Pettini, R OBP: 0.194, SLG: 0.182 (1, 5) (9, 5)	0-0 4-3		0-0 F7		0-0 F8		0-0 G3		0-0 HR	5	1	1	1	0	0	0												
Darrell Evans, L OBP: 0.401, SLG: 0.579 (1, 3)	0-0 F8		0-0 F9		4-0 1B 1B BB		0-0 6-3		0-0 4-3	4	1	0	0	1	0	0												
Jack Clark, R OBP: 0.345, SLG: 0.451 (1, 9)		4-0 BB 1B BB BB	0-3 K		0-0 F7		0-0 1B 2B			3	2	1	0	1	1	1												
Jeffrey Leonard, R OBP: 0.313, SLG: 0.403 (1, 8)		0-3 K		0-0 HR	0-0 S 1B		0-0 CS 1B			4	1	3	3	0	1	1												
Chris Smith, S OBP: 0.286, SLG: 0.167 Max Venable, L OBP: 0.263, SLG: 0.389 (1, 7) (7, 7)	0-0 BB BB 1B SF8		0-0 F7		4-0 FC5-4 IBB		0-0 CS 1B	0-0 F6		2	1	1	0	1	0	0												
Bob Brenly, R OBP: 0.288, SLG: 0.349 (1, 2)	4-0 FC5 BB 1-2 2-3		0-0 3B		0-0 FC5-4		0-3 K			3	0	1	0	1	1	2												
Brad Wellman, R OBP: 0.310, SLG: 0.267 (1, 4)	4-0 1-2 2-3 3-H BB		0-0 FC5-4 BB		0-3 K		0-3 K			2	0	0	1	2	2	0												
Mike Krukow, R OBP: 0.310, SLG: 0.320 Gary Lavelle, S (1, 1) (7, 1)	0-0 SF8		0-0 F7		0-0 F8			0-3 K		2	0	0	1	0	0	2												
Greg Minton, S OBP: 0.333, SLG: 0.333 Jim Barr, R OBP: 0.143, SLG: 0.286 (9, 1) (9, 1)										1	0	0	0	0	1	0												
Inning Stats	R: 0 E: 0 K: 0 S: 3	H: 0 LOB: 0 BB: 0 P: 3	R: 2 E: 0 K: 1 S: 6	H: 1 LOB: 2 BB: 3 P: 18	R: 0 E: 0 K: 1 S: 5	H: 0 LOB: 0 BB: 0 P: 5	R: 1 E: 0 K: 0 S: 5	H: 2 LOB: 2 BB: 1 P: 9	R: 1 E: 0 K: 0 S: 4	H: 1 LOB: 2 BB: 2 P: 12	R: 0 E: 0 K: 1 S: 5	H: 0 LOB: 0 BB: 0 P: 5	R: 1 E: 0 K: 0 S: 4	H: 2 LOB: 0 BB: 0 P: 4	R: 0 E: 0 K: 2 S: 7	H: 0 LOB: 0 BB: 0 P: 7	R: 1 E: 0 K: 1 S: 6	H: 1 LOB: 0 BB: 0 P: 6	1B: 3 2B: 1 3B: 1 HR: 2	SF: 1 SAC: 0 DP: 0 HBP: 0	WP: 0 PB: 0 SB: 1 CS: 1	PA: 40						
PITCHER	IP	WLS	BF	H	R	ER	SO	BB	IBB	HBP	BLK	WP	HR	S	P	ERA	WHIP											
Bruce Berenyi, R ERA: 3.7 (1, 1)	5.0		25	4	4	4	2	5	1	0	0	0	0	1	23	47	7.20	1.800										
Rich Gale, R ERA: 5.28 (6, 1)	2.0		7	2	1	1	1	0	0	0	0	0	0	0	9	9	4.50	1.000										
Tom Hume, R ERA: 7.88 Ted Power, R ERA: 4.76 (8, 1) (8, 1)	0.2	W	2	0	0	0	1	0	0	0	0	0	0	4	4	0.00	0.000											
	1.1		5	1	1	1	2	0	0	0	0	0	1	9	9	6.75	0.750											

Batter	1	2	3	4	5	6	7	8	9	AB	R	H	RBI	BB	SO	LOB	BOTTOM										
Gary Redus, R OBP: 0.349, SLG: 0.473 (1, 7)	0-0 E S 1B		0-3 K		0-0 F8		0-0 E3 CS 1B		0-0 1B SF7 1B	5	2	3	2	0	1	1	San Francisco Giants @ Cincinnati Reds Riverfront Stadium, Cincinnati, OH Wed Jun 29 1983, 7:05 PM EDT Att: 12,339 - Unknown										
Eddie Milner, L OBP: 0.336, SLG: 0.332 (1, 8)	0-0 F5		0-0 F5		0-0 F3		0-3 K		0-0 IBB 1B	5	0	1	1	0	1	2											
Dave Concepcion, R OBP: 0.289, SLG: 0.282 (1, 6) (9, 5)	0-0 2B		0-0 5-3		0-0 F7		4-0 FC5-4 E BB		4-0 IBB	3	2	1	1	2	0	0											
Cesar Cedeno, R OBP: 0.299, SLG: 0.361 (1, 3)	0-0 F8 1-H 2B		0-0 F4		0-0 E9 WP 1B		0-0 E4 FC5-4		0-0 SF7	4	0	2	2	0	0	1											
Duane Walker, L OBP: 0.354, SLG: 0.453 Paul Householder, S OBP: 0.344, SLG: 0.407 (1, 9) (8, PH) (9, 9)	0-0 F8		0-3 K		4-0 WP BB		0-0 FC5-4		0-0 1-2 2-3	2	0	0	0	1	1	1											
Ron Oester, S OBP: 0.327, SLG: 0.427 (1, 4)	0-0 L5		0-3 K		0-0 4-3		0-0 SF9			3	0	0	1	0	1	3											
Wayne Krenchicki, L OBP: 0.345, SLG: 0.299 Johnny Bench, R OBP: 0.305, SLG: 0.403 Tom Foley, L OBP: 0.341, SLG: 0.343 (1, 5) (8, PH) (9, 6)	0-0 F6		0-0 F6		0-0 4-3		0-3 K			3	0	0	0	0	0	0											
Dann Bilardello, R OBP: 0.262, SLG: 0.343 (1, 2)	0-3 K		0-0 6-3 2B		0-0 2B E 1B		0-3 K			4	1	2	0	0	2	0											
Bruce Berenyi, R OBP: 0.207, SLG: 0.241 Kelly Paris, R OBP: 0.289, SLG: 0.211 Rich Galen, R OBP: 0.295, SLG: 0.214 Alan Koczka, R OBP: 0.314, SLG: 0.381 Tom Hume, R Ted Power, R Nick Esasky, R OBP: 0.268, SLG: 0.189 (1, 1) (5, PH) (8, 1) (7, PH) (9, 1) (8, 1) (9, PH)	0-0 6-3		0-0 6-3		0-0 2B		0-0 E 2B		4-0 1B BB	1	0	0	0	0	0	0											
Inning Stats	R: 2 E: 1 K: 0 S: 6	H: 3 LOB: 1 BB: 0 P: 6	R: 0 E: 0 K: 1 S: 5	H: 0 LOB: 0 BB: 0 P: 5	R: 0 E: 0 K: 2 S: 7	H: 0 LOB: 0 BB: 0 P: 7	R: 0 E: 0 K: 0 S: 4	H: 1 LOB: 1 BB: 1 P: 8	R: 2 E: 1 K: 1 S: 7	H: 3 LOB: 0 BB: 0 P: 7	R: 1 E: 0 K: 1 S: 6	H: 0 LOB: 1 BB: 1 P: 10	R: 2 E: 0 K: 1 S: 6	H: 2 LOB: 2 BB: 2 P: 14	1B: 7 2B: 3 3B: 0 HR: 0	SF: 2 SAC: 0 DP: 0 HBP: 0		WP: 1 PB: 0 SB: 1 CS: 1	PA: 40								
PITCHER	IP	WLS	BF	H	R	ER	SO	BB	IBB	HBP	BLK	WP	HR	S	P	ERA	WHIP										
Mike Krukow, R ERA: 3.17 (1, 1)	6.1		28	8	4	4	4	1	0	0	0	0	0	35	39	5.68	1.421										
Gary Lavelle, L ERA: 2.13 (7, 1)	2.0		8	0	2	1	3	2	0	0	0	0	0	12	20	4.50	1.000										
Greg Minton, R ERA: 4.61 (9, 1)	0.0	L	3	2	0	0	0	0	1	0	0	0	0	2	6	∞	∞										
Jim Barr, R ERA: 4.53 (9, 1)	0.1		1	0	1	1	0	0	0	0	0	0	0	1	1	27.00	0.000										



Batter	1	2	3	4	5	6	7	8	9	AB	R	H	RBI	BB	SO	LOB	TOP			
Johnnie LeMaster, R OBP: 0.367, SLG: 0.354 Joe Pettini, R OBP: 0.250, SLG: 0.200	(1,6) 0-3 K		0-0 2B 4-3 1B		4-0 6-3 BB		4-0 1-2 BB		0-0 F4	1 0 0 0 0 1 0 2 1 1 0 2 0 1										
Tom O'Malley, L OBP: 0.347, SLG: 0.369	(1,5) 0-0 F7		0-0 4-3 3B 2B		0-0 6-3		0-3 K		0-0 1B 1-3 1B	5 1 2 0 0 1 3										
Darrell Evans, L OBP: 0.400, SLG: 0.574 Rich Murray, R OBP: 0.400, SLG: 0.400	(1,3) 4-0 1B BB		0-0 4-3		0-0 F8		0-3 K		0-0 BB 1-3 1B	2 1 0 1 1 0 2 2 0 1 1 0 1 2										
Jack Clark, R OBP: 0.349, SLG: 0.453 Max Venable, L OBP: 0.294, SLG: 0.382	(1,9) 0-0 FC6-4 1B		0-0 3B BB		0-3 K		0-3 K		0-0 1-2 BB	1 1 1 1 1 0 0 2 0 0 0 1 2 3										
Jeffrey Leonard, R OBP: 0.314, SLG: 0.411 Bob Brenly, R OBP: 0.284, SLG: 0.344	(1,8) 0-0 FC6-4		0-0 1-3 3B		0-0 6-3		0-0 F3		0-0 F4	3 0 1 2 0 0 1 2 0 0 0 0 0 3										
Chris Smith, S OBP: 0.182, SLG: 0.100			0-0 F8		0-0 F6		0-0 F5			4 0 0 0 0 0 1										
Milt May, L OBP: 0.308, SLG: 0.316 John Rabb, R OBP: 0.250, SLG: 0.438	(1,2) 0-0 F9		0-0 F8		0-0 F8		4-0 BB		0-0 5-3	2 0 0 0 1 0 0 1 0 0 0 0 0 0										
Brad Wellman, R OBP: 0.298, SLG: 0.256	(1,4) 0-0 F4				0-3 K		0-3 K		0-3 K	4 0 0 0 0 3 1										
Fred Breining, R OBP: 0.200, SLG: 0.182 Rene Martin, R OBP: 0.444, SLG: 0.687 Greg Minton, S OBP: 0.333, SLG: 0.533 Dave Bergman, L OBP: 0.300, SLG: 0.500 Andy McGaffigan, R OBP: 0.300, SLG: 0.444 Joel Youngblood, R OBP: 0.300, SLG: 0.444	(1,1) 0-0 F7		0-0 F7		0-3 K		4-0 BB BB		0-0 1B 1B	0 0 0 0 0 0 0 2 0 0 0 0 1 0 0 0 0 0 0 0 0 0 0 0 0 1 0 0 0 0 0 0 0 0 0 1 1 1 0 0 0 0										
Inning Stats	R: 1 E: 0 K: 1 S: 6	H: 1 LOB: 1 BB: 1 P: 10	R: 0 E: 0 K: 0 S: 3	H: 0 LOB: 0 BB: 0 P: 3	R: 3 E: 0 K: 0 S: 6	H: 3 LOB: 1 BB: 1 P: 10	R: 0 E: 0 K: 2 S: 7	H: 0 LOB: 0 BB: 0 P: 7	R: 0 E: 0 K: 1 S: 5	H: 0 LOB: 1 BB: 1 P: 9	R: 0 E: 0 K: 3 S: 9	H: 0 LOB: 2 BB: 2 P: 17	R: 0 E: 0 K: 0 S: 3	H: 0 LOB: 0 BB: 0 P: 3	R: 1 E: 0 K: 1 S: 8	H: 3 LOB: 3 BB: 1 P: 12	1B: 5 2B: 1 3B: 1 HR: 0	SF: 0 SAC: 0 DP: 0 HBP: 0	WP: 0 PB: 0 SB: 1 CS: 0	PA: 41
PITCHER	IP WLS BF H R ER SO BB IBB HBP BLK WP HR S P ERA WHIP	IP WLS BF H R ER SO BB IBB HBP BLK WP HR S P ERA WHIP																		
Charlie Puleo, R ERA: 5.34 Ted Power, R ERA: 4.68	(1,1) 6.0 W 27 4 4 4 5 5 0 0 0 0 0 32 52 6.00 1.500	(7,1) 3.0 S 14 3 1 1 4 2 0 0 0 0 0 20 28 3.00 1.667																		

San Francisco Giants @ Cincinnati Reds
Riverfront Stadium, Cincinnati, OH
Thu Jun 30 1983, 3:33 AM EDT
Att: 8,680 - Unknown

livebaseballscorecards.com

AB 34
R 5
H 7
RBI 5
BB 7
SO 9
LOB 17

GIANTS

Batter	1	2	3	4	5	6	7	8	9	AB	R	H	RBI	BB	SO	LOB	BOTTOM				
Gary Redus, R OBP: 0.353, SLG: 0.483	(1,7) 0-0 K		4-0 S BB		0-0 E5 G6-4-3		4-0 E 1B BB		0-0 6-3	4 1 1 3 2 1 1											
Dave Concepcion, R OBP: 0.285, SLG: 0.281 Tom Foley, L OBP: 0.349, SLG: 0.351	(1,6) 0-0 1B		0-0 6-3		0-0 G6-4-3		0-0 E 1B		0-0 3-1	4 1 1 0 0 0 2 2 0 1 1 0 0 0											
Duane Walker, L OBP: 0.337, SLG: 0.429	(1,9) 0-3 K		0-0 F7		0-0 L6		0-0 4-3		0-0 F7	5 0 0 0 0 1 4											
Cesar Cedeno, R OBP: 0.309, SLG: 0.367 Kelly Paris, R OBP: 0.262, SLG: 0.224	(1,3) 0-0 1B 1B		4-0 BB CI BB		0-0 1B IHR 1B		0-0 5-3		0-0 1B	3 2 2 1 1 0 0 1 0 1 0 0 0 0											
Ron Oester, S OBP: 0.332, SLG: 0.432	(1,4) 0-0 1B 1B		0-1 CI BB		0-0 1B IHR 1B		0-0 E4 G4-6-3		0-0 1B	4 2 3 0 0 0 0											
Paul Householder, S OBP: 0.351, SLG: 0.429	(1,8) 0-0 1B 1B		4-0 FC4-6 BB		0-0 1B IHR		0-0 G4-6-3		0-3 K	4 2 2 4 1 1 3											
Nick Esasky, R OBP: 0.283, SLG: 0.238	(1,5) 0-0 BB 1B 1B		0-3 K		0-0 1B E 2B		0-0 5-3		0-3 K	5 2 2 1 0 2 5											
Alan Knicely, R OBP: 0.375, SLG: 0.370	(1,2) 0-0 WP HR 1B		0-0 FC4-6		4-0 1B E BB		0-0 1-3		0-0 1-3	4 2 1 1 1 0 5											
Charlie Puleo, R OBP: 0.273, SLG: 0.158 Ted Power, R ERA: 4.22	(1,1) 4-0 HR BB		0-0 9-3		0-0 E G6-4-3 1B		0-0 BB 1B		0-3 K	3 3 2 0 1 0 0 1 0 0 0 0 1 0											
Inning Stats	R: 8 E: 0 K: 2 S: 14	H: 7 LOB: 1 BB: 1 P: 18	R: 0 E: 1 K: 1 S: 6	H: 0 LOB: 2 BB: 2 P: 14	R: 0 E: 0 K: 0 S: 3	H: 0 LOB: 1 BB: 1 P: 7	R: 6 E: 1 K: 0 S: 8	H: 5 LOB: 0 BB: 1 P: 12	R: 0 E: 1 K: 0 S: 3	H: 0 LOB: 0 BB: 0 P: 3	R: 1 E: 1 K: 0 S: 5	H: 2 LOB: 2 BB: 1 P: 9	R: 0 E: 0 K: 1 S: 5	H: 0 LOB: 0 BB: 0 P: 5	R: 0 E: 0 K: 1 S: 8	H: 0 LOB: 0 BB: 0 P: 12	1B: 13 2B: 1 3B: 0 HR: 2	SF: 0 SAC: 0 DP: 2 HBP: 0	WP: 1 PB: 0 SB: 2 CS: 0	PA: 47	
PITCHER	IP WLS BF H R ER SO BB IBB HBP BLK WP HR S P ERA WHIP	IP WLS BF H R ER SO BB IBB HBP BLK WP HR S P ERA WHIP																			
Fred Breining, R ERA: 4.26 Rene Martin, R ERA: 3.58 Greg Minton, R ERA: 4.5 Andy McGaffigan, R ERA: 4.22	(1,1) 0.2 L 9 6 7 7 2 1 0 0 0 0 1 1 15 31 15.43 3.857	(1,1) 2.1 17 5 6 4 1 4 0 0 0 0 1 1 15 31 15.43 3.857	(4,1) 3.0 13 3 2 1 0 1 0 0 0 0 0 0 12 16 3.00 1.333	(7,1) 2.0 8 2 0 0 3 0 0 0 0 0 0 0 14 14 0.00 1.000																	

San Francisco Giants @ Cincinnati Reds
Riverfront Stadium, Cincinnati, OH
Thu Jun 30 1983, 3:33 AM EDT
Att: 8,680 - Unknown

livebaseballscorecards.com

AB 40
R 15
H 16
RBI 11
BB 6
SO 6
LOB 20

REDS


Batter	1	2	3	4	5	6	7	8	9	AB	R	H	RBI	BB	SO	LOB	TOP			
Johnnie LeMaster, R OBP: 0.360, SLG: 0.346 (1, 6)	0-0 5-3		0-0 F1		0-3 K			0-0 F7		4	0	0	0	0	1	2	San Francisco Giants @ San Diego Padres Jack Murphy Stadium, San Diego, CA Sun Jul 03 1983, 6:33 AM EDT Att: 20,391 - Unknown livebaseballscorecards.com			
Darrell Evans, L OBP: 0.392, SLG: 0.554 (1, 5)	0-0 F9		0-0 F8			0-3 K		0-0 G3		4	0	0	0	0	1	1				
Jack Clark, R OBP: 0.350, SLG: 0.442 (1, 9)	0-0 F3			0-0 F7				0-0 F4		4	0	1	0	0	0	0				
Jeffrey Leonard, R OBP: 0.325, SLG: 0.430 (1, 8)		0-0 F9		0-0 HR				0-0 F7		4	1	2	1	0	0	1				
Joel Youngblood, R OBP: 0.290, SLG: 0.419 (1, 7)		0-0 E4 FC4-6		0-0 F7				0-0 F9		4	0	0	0	0	0	2				
Rich Murray, R OBP: 0.222, SLG: 0.222 (1, 3)		0-0 FC4-6		0-3 K				0-0 F8		4	0	0	0	0	2	2				
John Rabb, R OBP: 0.211, SLG: 0.368 Bob Brenly, R OBP: 0.280, SLG: 0.333 (8, 2)		0-3 K			0-0 F6			0-0 F2		3	0	0	0	0	1	1				
Brad Wellman, R OBP: 0.315, SLG: 0.278 (1, 4)			0-0 F2							3	0	2	0	0	0	0				
Mark Davis, L Tom O'Malley, L OBP: 0.340, SLG: 0.361 Andy McGaffigan, R OBP: 0.083, SLG: 0.087 (7, PH) (7, 1)			4-0 BB		0-0 SH1-4			0-0 F7		0	0	0	0	1	0	0				
Inning Stats	R: 0 E: 0 K: 0 S: 3	H: 0 LOB: 0 BB: 0 P: 3	R: 0 E: 1 K: 1 S: 6	H: 0 LOB: 1 BB: 0 P: 6	R: 0 E: 0 K: 0 S: 3	H: 0 LOB: 1 BB: 1 P: 7	R: 1 E: 0 K: 1 S: 6	H: 1 LOB: 0 BB: 0 P: 6	R: 0 E: 0 K: 1 S: 6	H: 1 LOB: 1 BB: 0 P: 6	R: 0 E: 0 K: 1 S: 6	H: 1 LOB: 1 BB: 0 P: 6	R: 0 E: 0 K: 0 S: 3	H: 0 LOB: 0 BB: 0 P: 3	R: 0 E: 0 K: 0 S: 4	H: 1 LOB: 1 BB: 0 P: 4		1B: 4 2B: 0 3B: 0 HR: 1	SF: 0 SAC: 1 DP: 0 HBP: 0	WP: 0 PB: 1 CS: 0
PITCHER Dave Dravecky, L ERA: 3.07 (1, 1)	IP: 9.0 WLS: W BF: 34 H: 5 R: 1 ER: 1 SO: 5 BB: 1 IBB: 0 HBP: 0 BLK: 0 WP: 0 HR: 1 S: 43 P: 47 ERA: 1.00 WHIP: 0.667															PITCHER				


Batter	1	2	3	4	5	6	7	8	9	AB	R	H	RBI	BB	SO	LOB	BOTTOM			
Luis Salazar, R OBP: 0.312, SLG: 0.367 (1, 5)	0-0 F7		0-0 1-3		0-3 K			0-3 K		4	0	0	0	0	2	2	San Francisco Giants @ San Diego Padres Jack Murphy Stadium, San Diego, CA Sun Jul 03 1983, 6:33 AM EDT Att: 20,391 - Unknown livebaseballscorecards.com			
Alan Wiggins, S OBP: 0.350, SLG: 0.317 (7, 7)	0-0 5-3		0-3 K		0-0 HR 1B			0-0 6-3		4	1	1	0	0	1	0				
Steve Garvey, R OBP: 0.347, SLG: 0.492 (1, 3)	0-0 5-3		0-0 F8		0-0 HR			0-0 F9		4	1	1	4	0	0	0				
Sixto Lezcano, R OBP: 0.345, SLG: 0.350 (1, 9)		0-3 K		0-0 F3		0-3 K		0-0 1B		4	0	1	0	0	2	0				
Terry Kennedy, L OBP: 0.352, SLG: 0.425 (1, 2)		4-0 E BB BB		0-3 K				0-0 F8		3	0	0	0	1	2	1				
Kurt Bevacqua, R OBP: 0.438, SLG: 0.426 Ruppert Jones, L OBP: 0.270, SLG: 0.315 (7, 8) (7, 8)		4-0 E BB		0-0 6-3				0-0 1-3		2	0	0	0	1	0	0				
Garry Templeton, S OBP: 0.281, SLG: 0.342 (1, 6)		0-3 K			0-0 F7			0-0 F7		3	0	0	0	0	1	2				
Juan Bonilla, R OBP: 0.307, SLG: 0.314 (1, 4)		0-0 E6			0-0 1B BB HR 1B			0-0 6-3		3	1	1	0	0	0	2				
Dave Dravecky, R OBP: 0.163, SLG: 0.170 (1, 1)		0-3 K			4-0 1B HR BB			0-0 F2		2	1	0	0	1	1	3				
Inning Stats	R: 0 E: 0 K: 0 S: 3	H: 0 LOB: 0 BB: 2 P: 18	R: 0 E: 0 K: 1 S: 5	H: 0 LOB: 0 BB: 0 P: 5	R: 0 E: 0 K: 1 S: 5	H: 0 LOB: 0 BB: 0 P: 5	R: 4 E: 0 K: 2 S: 10	H: 3 LOB: 0 BB: 1 P: 14	R: 0 E: 0 K: 1 S: 5	H: 0 LOB: 0 BB: 0 P: 5	R: 0 E: 0 K: 0 S: 4	H: 1 LOB: 1 BB: 0 P: 4	R: 0 E: 0 K: 0 S: 4	H: 0 LOB: 0 BB: 0 P: 3	R: 0 E: 0 K: 0 S: 4	H: 1 LOB: 1 BB: 0 P: 4		1B: 3 2B: 0 3B: 0 HR: 1	SF: 0 SAC: 0 DP: 0 HBP: 0	WP: 0 PB: 0 CS: 0
PITCHER Mark Davis, L ERA: 4.5 Andy McGaffigan, R ERA: 4.12 (7, 1)	IP: 6.0 WLS: L BF: 25 H: 3 R: 4 ER: 4 SO: 8 BB: 3 IBB: 0 HBP: 0 BLK: 0 WP: 0 HR: 1 S: 38 P: 50 ERA: 6.00 WHIP: 1.000															PITCHER				



Batter	1	2	3	4	5	6	7	8	9	AB	R	H	RBI	BB	SO	LOB	TOP										
Brad Wellman, R OBP: 0.310, SLG: 0.275 (1, 4)	F8		F7		1B		F8		K	5	0	1	0	0	1	1	San Francisco Giants @ San Diego Padres Jack Murphy Stadium, San Diego, CA Mon Jul 04 1983, 10:05 PM EDT Att: 44,519 - Unknown livebaseballscorecards.com										
Darrell Evans, L OBP: 0.392, SLG: 0.552 (1, 3)	F8			1-3	1B				6-3	5	1	2	0	0	0	0											
Joel Youngblood, R OBP: 0.296, SLG: 0.466 (1, 7)	F8			HR	G4-6-3					4	2	2	3	0	0	2											
Jack Clark, R OBP: 0.355, SLG: 0.447 (1, 9)		F8		1B						4	0	3	0	0	0	0											
Jeffrey Leonard, R OBP: 0.324, SLG: 0.427 (1, 8)	K			K						4	0	1	0	0	3	2											
Bob Brenly, R OBP: 0.286, SLG: 0.338 (1, 2)	5-3			1B						4	0	2	0	0	1	1											
Tom O'Malley, L OBP: 0.342, SLG: 0.361 (1, 5)			G3	1B		G3			F7	3	0	1	0	1	0	4											
Joe Pettini, R OBP: 0.213, SLG: 0.167 (1, 6)			G3							3	0	0	0	0	0	4											
Rich Murray, R OBP: 0.200, SLG: 0.200 (8, PH)				5-3						1	0	0	0	0	0	3											
Johnnie LeMaster, R OBP: 0.360, SLG: 0.346 (8, 6)									G6-4-3	0	0	0	0	0	0	0											
Mike Krukow, R OBP: 0.281, SLG: 0.286 (1, 1)										3	0	0	0	0	2	1											
Gary Lavelle, S (7, 1)										0	0	0	0	0	0	0											
Max Venable, L OBP: 0.260, SLG: 0.371 (9, PH)									1-3	1	0	0	0	0	0	0											
Inning Stats	R: 0 E: 0 K: 0 S: 3	H: 0 LOB: 0 BB: 0 P: 3	R: 0 E: 0 K: 1 S: 5	H: 0 LOB: 0 BB: 0 P: 5	R: 0 E: 0 K: 0 S: 4	H: 1 LOB: 1 BB: 0 P: 4	R: 1 E: 0 K: 1 S: 8	H: 3 LOB: 3 BB: 1 P: 12	R: 0 E: 0 K: 1 S: 6	H: 2 LOB: 1 BB: 0 P: 6	R: 0 E: 0 K: 2 S: 8	H: 1 LOB: 1 BB: 0 P: 8	R: 0 E: 0 K: 1 S: 5	H: 0 LOB: 0 BB: 0 P: 5	R: 2 E: 0 K: 0 S: 7	H: 5 LOB: 2 BB: 0 P: 7	R: 0 E: 0 K: 1 S: 5	H: 0 LOB: 0 BB: 0 P: 5	1B: 10 2B: 0 3B: 0 HR: 2	SF: 0 SAC: 0 DP: 2 HBP: 0	WP: 0 PB: 0 SB: 1 CS: 0	PA: 38					
PITCHER	IP	WLS	BF	H	R	ER	SO	BB	IBB	HBP	BLK	WP	HR	S	P	ERA	WHIP										
Mark Thurmond, L ERA: 1.69 (1, 1)	5.0	W	22	7	1	1	3	1	0	0	0	0	1	27	31	1.80	1.600										
Luis Delson, R ERA: 2.23 (6, 1)	1.0		3	0	0	0	2	0	0	0	0	0	0	7	7	0.00	0.000										
Sid Monge, L ERA: 3.0 (7, 1)	1.0		4	1	1	1	1	0	0	0	0	0	0	6	6	9.00	1.000										
Eric Show, R ERA: 3.35 (8, 1)	0.0		4	4	1	1	0	0	0	0	0	0	1	4	4	∞	∞										
Gary Lucas, L ERA: 2.21 (8, 1)	2.0	S	5	0	0	0	1	0	0	0	0	0	0	7	7	0.00	0.000										

Batter	1	2	3	4	5	6	7	8	9	AB	R	H	RBI	BB	SO	LOB	BOTTOM										
Luis Salazar, R OBP: 0.305, SLG: 0.359 (1, 5)	6-3		3-1		5-3	K		5-3		5	0	0	0	0	1	3	San Francisco Giants @ San Diego Padres Jack Murphy Stadium, San Diego, CA Mon Jul 04 1983, 10:05 PM EDT Att: 44,519 - Unknown livebaseballscorecards.com										
Alan Wiggins, S OBP: 0.357, SLG: 0.325 (1, 8)	BLK		1-3		E1	1B		1B		4	1	3	0	0	0	0											
Steve Garvey, R OBP: 0.349, SLG: 0.492 (1, 3)	6-3				K			1B		4	2	2	0	0	1	2											
Terry Kennedy, L OBP: 0.354, SLG: 0.424 (1, 2)	BLK				F9			SF9		1	0	0	1	2	0	1											
Sixto Lezcano, R OBP: 0.351, SLG: 0.364 (1, 9)	K									3	0	2	2	1	1	2											
Tony Gwynn, L OBP: 0.300, SLG: 0.359 (1, 7)										4	1	1	0	0	2	4											
Garry Templeton, S OBP: 0.281, SLG: 0.335 (1, 6)					F9					3	0	0	0	1	1	2											
Juan Bonilla, R OBP: 0.307, SLG: 0.312 (1, 4)		SF8			F8					2	0	0	1	1	1	0											
Mark Thurmond, L ERA: 1.69 (1, 1)										2	0	0	0	0	0	0											
Luis Delson, R ERA: 2.23 (6, 1)										0	0	0	0	0	0	0											
Gene Richards, S ERA: 2.41 (6, PH)										1	0	0	0	0	0	3											
Sid Monge, S ERA: 3.0 (7, 1)										0	0	0	0	0	0	0											
Eric Show, R ERA: 3.35 (8, 1)										0	0	0	0	0	0	0											
Gary Lucas, L ERA: 2.21 (8, 1)										1	0	0	0	0	0	0											
Inning Stats	R: 0 E: 0 K: 1 S: 6	H: 1 LOB: 2 BB: 1 P: 10	R: 1 E: 0 K: 1 S: 6	H: 1 LOB: 0 BB: 0 P: 6	R: 1 E: 0 K: 1 S: 7	H: 2 LOB: 2 BB: 1 P: 11	R: 0 E: 0 K: 0 S: 3	H: 0 LOB: 0 BB: 0 P: 3	R: 0 E: 1 K: 1 S: 6	H: 1 LOB: 1 BB: 0 P: 6	R: 0 E: 1 K: 1 S: 5	H: 0 LOB: 3 BB: 3 P: 17	R: 2 E: 0 K: 1 S: 8	H: 3 LOB: 1 BB: 0 P: 8	R: 0 E: 0 K: 1 S: 5	H: 0 LOB: 0 BB: 0 P: 5	1B: 6 2B: 1 3B: 1 HR: 0	SF: 2 SAC: 0 DP: 0 HBP: 0	WP: 2 PB: 0 SB: 2 CS: 0	PA: 37							
PITCHER	IP	WLS	BF	H	R	ER	SO	BB	IBB	HBP	BLK	WP	HR	S	P	ERA	WHIP										
Mike Krukow, R ERA: 3.38 (1, 1)	6.0	L	30	7	4	4	5	2	3	0	1	1	0	11	11	6.00	1.500										
Gary Lavelle, L ERA: 2.05 (7, 1)	2.0		7	1	0	0	2	0	0	0	0	0	0	11	11	0.00	0.500										

Batter	1	2	3	4	5	6	7	8	9	AB	R	H	RBI	BB	SO	LOB	TOP			
Mel Hall, L (1, 8) OBP: 0.342, SLG: 0.397	0-3 K		0-0 4-3		0-3 K			0-0 4-3		4	0	0	0	0	2	1	<p>Chicago Cubs @ San Francisco Giants Candlestick Park, San Francisco, CA</p> <p>Fri Jul 08 1983, 10:05 PM EDT Att: 10,094 - Unknown</p> <p>livebaseballscores.com</p> <p>AB 31 R 1 H 6 RBI 1 BB 0 SO 8 LOB 8</p> 			
23 Ryne Sandberg, R (1, 4) OBP: 0.333, SLG: 0.403	0-0 4-3			0-0 F4		0-0 5-3		0-0 F9		4	0	0	0	0	0	0				
Bill Buckner, L (1, 3) OBP: 0.301, SLG: 0.443	0-0 F3			0-0 S 2B 1B		0-0 F5		0-0 1B		4	1	2	0	0	0	0				
Leon Durham, L (1, 7) OBP: 0.424, SLG: 0.559		0-0 1-3		0-3 K 1-2		0-0 4-3		0-3 K		4	0	0	0	0	2	2				
Ron Cey, R (1, 5) OBP: 0.324, SLG: 0.403		0-3 K		0-0 2H 2B			0-0 L3 1B		0-0 F7	4	0	2	1	0	1	1				
Keith Moreland, R (1, 9) OBP: 0.359, SLG: 0.493		0-0 1B		0-3 K			0-3 K			3	0	1	0	0	2	2				
Larry Bowa, S (1, 6) OBP: 0.295, SLG: 0.332		0-0 F7			0-0 4-3		0-0 L3 1-2			3	0	0	0	0	0	2				
Jody Davis, R (1, 2) OBP: 0.297, SLG: 0.487			0-0 F8		0-0 SH1-4 1B			0-0 4-3		2	0	1	0	0	0	0				
Scot Thompson, L (8, PH) OBP: 0.219, SLG: 0.250										1	0	0	0	0	0	0				
Bill Campbell, R (8, 1)										0	0	0	0	0	0	0				
Warren Brusstar, R (8, 1)										0	0	0	0	0	0	0				
Dickie Noles, R (1, 1) OBP: 0.091, SLG: 0.091			0-3 K		0-0 SH1-4			0-0 F7		1	0	0	0	0	1	0				
Jay Johnstone, L (8, PH) OBP: 0.371, SLG: 0.462					1-2					1	0	0	0	0	0	0				
Steve Lake, R (8, 2) OBP: 0.345, SLG: 0.472										0	0	0	0	0	0	0				
Inning Stats	R: 0 E: 0 K: 1 S: 5	H: 0 LOB: 0 BB: 0 P: 5	R: 0 E: 0 K: 1 S: 6	H: 1 LOB: 1 BB: 0 P: 6	R: 0 E: 0 K: 1 S: 5	H: 0 LOB: 0 BB: 0 P: 5	R: 1 E: 0 K: 2 S: 9	H: 2 LOB: 1 BB: 0 P: 9	R: 0 E: 0 K: 0 S: 3	H: 0 LOB: 0 BB: 0 P: 3	R: 0 E: 0 K: 1 S: 5	H: 1 LOB: 0 BB: 0 P: 5	R: 0 E: 0 K: 0 S: 3	H: 0 LOB: 0 BB: 0 P: 3	R: 0 E: 0 K: 1 S: 6	H: 1 LOB: 1 BB: 0 P: 6	1B: 5 2B: 2 3B: 0 HR: 0	SF: 0 SAC: 1 DP: 1 HBP: 0	WP: 0 PB: 0 SB: 1 CS: 0	PA: 32
PITCHER	IP WLS BF H R ER SO BB IBB HBP BLK WP HR S P ERA WHIP																			
Bill Laskey, R (1, 1) ERA: 4.25	8.1 W 30 6 1 1 7 0 0 0 0 0 0 44 44 1.08 0.720																			
Gary Lavelle, L (9, 1) ERA: 2.03	0.2 S 2 0 0 0 1 0 0 0 0 0 0 4 4 0.00 0.000																			

Batter	1	2	3	4	5	6	7	8	9	AB	R	H	RBI	BB	SO	LOB	BOTTOM				
Johnnie LeMaster, R (1, 6) OBP: 0.358, SLG: 0.344	0-3 K		0-0 1B SF8 1B	0-0 L6			0-0 4-3			4	1	1	0	0	1	0	<p>Chicago Cubs @ San Francisco Giants Candlestick Park, San Francisco, CA</p> <p>Fri Jul 08 1983, 10:05 PM EDT Att: 10,094 - Unknown</p> <p>livebaseballscores.com</p> <p>AB 28 R 4 H 7 RBI 4 BB 5 SO 9 LOB 13</p> 				
Tom O'Malley, L (1, 5) OBP: 0.345, SLG: 0.361	4-0 FC6-4 BB		0-0 E BB 1B		0-0 F9		0-0 6-3			3	0	1	0	1	0	0					
Darrell Evans, L (1, 3) OBP: 0.393, SLG: 0.548	0-0 F8		4-0 E BB	0-0 F9			4-0 S BB			2	1	0	0	2	0	1					
Jack Clark, R (1, 9) OBP: 0.350, SLG: 0.442	0-0 FC6-4 1-2		0-0 SF8	0-0 5-3			0-3 K		0-0 1B 2B	3	0	0	1	0	1	2					
Jeffrey Leonard, R (1, 7) OBP: 0.327, SLG: 0.433		0-0 S 1B	0-3 K	1-2 2-3		0-3 K		0-0 1B 2B		4	1	2	1	0	2	2					
Chili Davis, S (1, 8) OBP: 0.309, SLG: 0.385		0-0 F9	0-0 4-3		0-0 4-3 S 1B		0-0 CS 1B		0-0 CS BB	4	0	2	1	0	3	3					
Milt May, L (1, 2) OBP: 0.313, SLG: 0.338		0-0 F9		0-0 HR		0-0 4-3		4-0 CS BB		3	1	1	1	1	0	2					
Bob Brenly, R (8, PR) OBP: 0.286, SLG: 0.338						0-0 4-3		1-2 CS BB		0	0	0	0	0	0	0					
Duane Kuiper, L (1, 4) OBP: 0.364, SLG: 0.297		4-0 IBB		0-3 K		0-3 K		0-0 CS		2	0	0	0	1	2	1					
Bill Laskey, R (1, 1) OBP: 0.256, SLG: 0.111		0-3 K		0-3 K			0-3 K			3	0	0	0	0	3	2					
Gary Lavelle, S (9, 1) ERA: 2.03										0	0	0	0	0	0	0					
Inning Stats	R: 0 E: 0 K: 1 S: 5	H: 0 LOB: 1 BB: 1 P: 9	R: 0 E: 0 K: 1 S: 6	H: 1 LOB: 2 BB: 1 P: 10	R: 1 E: 1 K: 1 S: 7	H: 2 LOB: 2 BB: 1 P: 11	R: 1 E: 0 K: 2 S: 8	H: 1 LOB: 0 BB: 0 P: 8	R: 0 E: 0 K: 0 S: 3	H: 0 LOB: 0 BB: 0 P: 3	R: 0 E: 0 K: 1 S: 5	H: 0 LOB: 0 BB: 0 P: 5	R: 0 E: 0 K: 1 S: 5	H: 0 LOB: 0 BB: 0 P: 5	R: 2 E: 0 K: 1 S: 5	H: 2 LOB: 1 BB: 2 P: 13		1B: 5 2B: 1 3B: 0 HR: 1	SF: 1 SAC: 0 DP: 0 HBP: 0	WP: 0 PB: 0 SB: 3 CS: 2	PA: 35
PITCHER	IP WLS BF H R ER SO BB IBB HBP BLK WP HR S P ERA WHIP																				
Dickie Noles, R (1, 1) ERA: 5.4	7.0 L 29 5 2 2 8 2 0 0 0 0 0 42 54 2.57 1.000																				
Bill Campbell, R (8, 1) ERA: 3.57	0.1 3 1 2 2 1 1 0 0 0 0 0 4 8 54.00 6.000																				
Warren Brusstar, R (8, 1) ERA: 2.61	0.2 2 1 0 0 0 1 0 0 0 0 0 1 5 0.00 3.000																				

Batter	1	2	3	4	5	6	7	8	9	AB	R	H	RBI	BB	SO	LOB	TOP							
Gary Woods, R OBP: 0.328, SLG: 0.369 Mel Hall, L OBP: 0.344, SLG: 0.394 (7, PH) (7, 8)	F9		BB	BB		E	IBB		K	2	1	1	0	1	0	0								
23 Ryne Sandberg, R OBP: 0.332, SLG: 0.401 (1, 4)	K		L4			FC4-6	F7			4	0	1	0	0	1	5								
Bill Buckner, L OBP: 0.297, SLG: 0.438 (1, 3)	F9			F5		FC4-6	F7			4	1	0	1	0	0	4								
Ron Cey, R OBP: 0.323, SLG: 0.412 (1, 5)		5-3		F3		HR		F2		4	1	1	2	0	0	0								
Leon Durham, L OBP: 0.416, SLG: 0.547 (1, 7)	K			K		K		F8		4	0	0	0	0	3	0								
Keith Moreland, R OBP: 0.358, SLG: 0.489 Lee Smith, R (8, 1)	F9				K	F6				4	0	1	0	0	1	0								
Jody Davis, R OBP: 0.296, SLG: 0.487 (1, 2)			6-3		6-3		1B	G3		4	0	1	0	0	0	1								
Larry Bowa, S OBP: 0.297, SLG: 0.335 (1, 6)			SH1-4	1B	F7		SH1-3	5-3		4	0	2	0	0	0	0								
Chuck Rainey, R OBP: 0.219, SLG: 0.138 Mike Proly, R (7, 1)	SH1-4					23	SH1-3	4-3		0	1	0	0	1	0	0								
Craig Lefferts, L OBP: 0.143, SLG: 0.077 Jay Johnstone, L OBP: 0.368, SLG: 0.457 (8, 9)						23	FC4-6			0	0	0	0	0	0	0								
Inning Stats	R: 0 E: 0 K: 1 S: 5	H: 0 LOB: 0 BB: 0 P: 5	R: 0 E: 0 K: 1 S: 5	H: 0 LOB: 0 BB: 0 P: 5	R: 0 E: 0 K: 0 S: 4	H: 1 LOB: 2 BB: 1 P: 8	R: 0 E: 0 K: 1 S: 5	H: 0 LOB: 0 BB: 0 P: 5	R: 0 E: 0 K: 1 S: 5	H: 0 LOB: 0 BB: 0 P: 5	R: 4 E: 1 K: 0 S: 8	H: 3 LOB: 3 BB: 1 P: 12	R: 0 E: 0 K: 0 S: 5	H: 2 LOB: 3 BB: 1 P: 9	R: 0 E: 0 K: 0 S: 4	H: 1 LOB: 1 BB: 0 P: 4	R: 0 E: 0 K: 1 S: 5	H: 0 LOB: 0 BB: 0 P: 5	1B: 5 2B: 1 3B: 0 HR: 1	SF: 0 SAC: 2 DP: 0 HBP: 0	WP: 0 PB: 0 SB: 1 CS: 0	PA: 37		
PITCHER	IP	WLS	BF	H	R	ER	SO	BB	IBB	HBP	BLK	WP	HR	S	P	ERA	WHIP							
Mark Davis, L ERA: 4.91 Jim Barr, R ERA: 4.31 Greg Minton, R ERA: 4.3	6.0	L	26	6	4	4	5	2	0	0	0	0	1	34	42	6.00	1.333							

Chicago Cubs @ San Francisco Giants
Candlestick Park, San Francisco, CA
Sat Jul 09 1983, 6:33 AM EDT
Att: 13,335 - Unknown



AB 32
R 4
H 7
RBI 3
BB 3
SO 6
LOB 10

Batter	1	2	3	4	5	6	7	8	9	AB	R	H	RBI	BB	SO	LOB	BOTTOM							
Johnnie LeMaster, R OBP: 0.356, SLG: 0.341 Joel Youngblood, R OBP: 0.262, SLG: 0.459 (8, 4)	1-3		1-3			F9	K		FC6-4	3	0	0	0	0	0	1								
Tom O'Malley, L OBP: 0.343, SLG: 0.356 (1, 5)	G3		6-3			3-1	BB			3	0	0	1	1	0	1								
Darrell Evans, L OBP: 0.392, SLG: 0.542 (1, 3)	K			F8		E	6-3			3	0	0	0	1	1	3								
Jack Clark, R OBP: 0.346, SLG: 0.436 (1, 9)		K		5-3		E5		F8		4	0	0	0	0	1	1								
Jeffrey Leonard, R OBP: 0.326, SLG: 0.442 (1, 7)		6-3		HR		5-3		K		4	1	1	1	0	1	2								
Chili Davis, S OBP: 0.308, SLG: 0.380 (1, 8)			PB	BB	F5		5-3	K		3	0	0	0	1	1	0								
Milt May, L OBP: 0.312, SLG: 0.336 (1, 2)	F9				G3		BB	BB	F5	4	1	1	0	0	0	1								
Duane Kuiper, L OBP: 0.367, SLG: 0.301 Max Venable, L OBP: 0.266, SLG: 0.371 Joe Pettini, R OBP: 0.229, SLG: 0.186 (8, 6)			SH3-4	1B	4-3		BB	FC6-4		2	0	1	0	0	0	0								
Mark Davis, L (1, 1) Jim Barr, R OBP: 0.143, SLG: 0.286 Dave Bergman, L OBP: 0.343, SLG: 0.259 Greg Minton, S OBP: 0.333, SLG: 0.333 Bob Brenly, R OBP: 0.284, SLG: 0.336 (8, PH)		SH3-4			4-3		BB	F7		1	0	0	0	0	0	0								
Inning Stats	R: 0 E: 0 K: 1 S: 5	H: 0 LOB: 0 BB: 0 P: 5	R: 0 E: 0 K: 1 S: 5	H: 0 LOB: 1 BB: 1 P: 9	R: 0 E: 0 K: 0 S: 4	H: 1 LOB: 1 BB: 0 P: 4	R: 1 E: 0 K: 0 S: 4	H: 1 LOB: 0 BB: 0 P: 4	R: 0 E: 0 K: 0 S: 3	H: 0 LOB: 0 BB: 0 P: 3	R: 0 E: 1 K: 0 S: 4	H: 0 LOB: 2 BB: 1 P: 8	R: 1 E: 0 K: 1 S: 6	H: 1 LOB: 3 BB: 3 P: 18	R: 0 E: 0 K: 2 S: 7	H: 0 LOB: 0 BB: 0 P: 7	R: 0 E: 0 K: 0 S: 4	H: 1 LOB: 1 BB: 0 P: 4	1B: 3 2B: 0 3B: 0 HR: 1	SF: 0 SAC: 1 DP: 0 HBP: 0	WP: 0 PB: 1 SB: 0 CS: 0	PA: 37		
PITCHER	IP	WLS	BF	H	R	ER	SO	BB	IBB	HBP	BLK	WP	HR	S	P	ERA	WHIP							
Chuck Rainey, R ERA: 3.99 Mike Proly, R ERA: 3.27 Craig Lefferts, L ERA: 3.42 Lee Smith, R ERA: 1.25	6.1	W	27	3	2	2	2	4	0	0	0	0	0	3	7	2.84	1.105							

Chicago Cubs @ San Francisco Giants
Candlestick Park, San Francisco, CA
Sat Jul 09 1983, 6:33 AM EDT
Att: 13,335 - Unknown



AB 31
R 2
H 4
RBI 2
BB 5
SO 5
LOB 14

Batter	1	2	3	4	5	6	7	8	9	AB	R	H	RBI	BB	SO	LOB	TOP				
Mel Hall, L (1, 8) <small>OBP: 0.342, SLG: 0.390</small> Jerry Morales, R (8, PH) <small>OBP: 0.222, SLG: 0.267</small> Bill Campbell, R (8, 1)	F7		F8	F8		G6-4-3		F8		4	1	1	0	0	0	1					
23 Ryne Sandberg, R (1, 4) <small>OBP: 0.330, SLG: 0.397</small>	6-3		F9	F9		K			K	5	1	1	1	0	2	0					
Bill Buckner, L (1, 3) <small>OBP: 0.301, SLG: 0.440</small>	K						4-3			5	2	3	2	0	1	0					
Leon Durham, L (1, 7) <small>OBP: 0.416, SLG: 0.558</small>		4-3								5	1	2	3	0	1	1					
Ron Cey, R (1, 5) <small>OBP: 0.318, SLG: 0.405</small>		F8	E5				F9		F9	5	0	0	0	0	0	2					
Jay Johnstone, L (1, 9) <small>OBP: 0.376, SLG: 0.457</small> Gary Woods, R (8, PH) <small>OBP: 0.325, SLG: 0.366</small>			4-3							2	0	1	0	1	0	1					
Larry Bowa, S (1, 6) <small>OBP: 0.297, SLG: 0.333</small>		FC6-4	F7				F9			4	1	1	0	0	0	4					
Steve Lake, R (1, 2) <small>OBP: 0.345, SLG: 0.464</small> Jody Davis, R (5, 2) <small>OBP: 0.299, SLG: 0.489</small>							F3			3	1	1	0	0	1	3					
Steve Trout, L (1, 1) <small>OBP: 0.223, SLG: 0.237</small> Mike Proly, R (5, 1) <small>ERA: 4.03</small> Warren Brusstar, R (7, 1) <small>ERA: 4.41</small> Craig Lefferts, L (7, 1) <small>OBP: 0.353, SLG: 0.259</small> Keith Moreland, R (8, PH) <small>OBP: 0.357, SLG: 0.489</small>			E2							2	1	0	0	0	1	1					
Inning Stats	R: 0 E: 0 K: 1 S: 5	H: 0 LOB: 0 BB: 0 P: 5	R: 0 E: 0 K: 0 S: 4	H: 1 LOB: 1 BB: 0 P: 4	R: 6 E: 2 K: 1 S: 12	H: 5 LOB: 1 BB: 0 P: 12	R: 0 E: 0 K: 1 S: 5	H: 0 LOB: 0 BB: 0 P: 5	R: 1 E: 0 K: 0 S: 5	H: 2 LOB: 2 BB: 1 P: 9	R: 0 E: 0 K: 1 S: 4	H: 0 LOB: 0 BB: 1 P: 8	R: 0 E: 0 K: 1 S: 5	H: 0 LOB: 0 BB: 0 P: 5	R: 1 E: 0 K: 1 S: 7	H: 2 LOB: 1 BB: 0 P: 7	R: 0 E: 0 K: 1 S: 6	H: 1 LOB: 1 BB: 0 P: 6	1B: 9 2B: 1 3B: 1 HR: 0	SF: 1 SAC: 0 DP: 1 HBP: 0	WP: 0 PA: 41 PB: 0 SB: 0 CS: 0
PITCHER	IP: 2.0 ERA: 3.72	WLS: 0 BF: 13	H: 6 R: 6 ER: 4 SO: 1	R: 0 LOB: 0 BB: 2 P: 0	BB: 0 IBB: 0 HBP: 0 BLK: 0	WP: 0 HR: 0 S: 15 P: 15	ERA: 18.00 WHIP: 3.000	PITCHER	IP: 1.0 ERA: 3.49	WLS: 0 BF: 4	H: 1 R: 0 ER: 0 SO: 1	R: 0 LOB: 0 BB: 0 P: 0	BB: 0 IBB: 0 HBP: 0 BLK: 0	WP: 0 HR: 0 S: 6 P: 6	ERA: 0.00 WHIP: 1.000	Mike Krukow, R (1, 1) <small>ERA: 3.72</small> Andy McGaffigan, R (3, 1) <small>ERA: 4.03</small> Jim Barr, R (5, 1) <small>ERA: 4.41</small> Greg Minton, R (6, 1) <small>ERA: 4.13</small> Gary Lavelle, L (8, 1) <small>ERA: 2.15</small>	Renie Martin, R (9, 1) <small>ERA: 3.49</small>				

Chicago Cubs @ San Francisco Giants
 Candlestick Park, San Francisco, CA
 Sun Jul 10 1983, 6:33 AM EDT
 Unknown

AB	38
R	8
H	11
RBI	7
BB	2
SO	7
LOB	14



Batter	1	2	3	4	5	6	7	8	9	AB	R	H	RBI	BB	SO	LOB	BOTTOM		
Johnnie LeMaster, R (1, 6) <small>OBP: 0.396, SLG: 0.339</small>	F9		3-1							4	2	1	0	1	0	0			
Darrell Evans, L (1, 3) <small>OBP: 0.395, SLG: 0.552</small>	4-3									4	3	2	0	1	1	1			
Joel Youngblood, R (1, 5) <small>OBP: 0.369, SLG: 0.475</small>	6-3									4	3	3	3	1	0	0			
Jack Clark, R (1, 9) <small>OBP: 0.347, SLG: 0.433</small>		6-3								4	1	1	1	1	0	2			
Jeffrey Leonard, R (1, 7) <small>OBP: 0.327, SLG: 0.455</small>										4	1	2	3	0	0	2			
Chili Davis, S (1, 8) <small>OBP: 0.314, SLG: 0.383</small>			1-3							3	0	2	2	1	0	0			
John Rabb, R (1, 2) <small>OBP: 0.227, SLG: 0.364</small> Duane Kuiper, L (8, 4) <small>OBP: 0.367, SLG: 0.301</small>										3	0	1	0	0	0	1			
Brad Wellman, R (1, 4) <small>OBP: 0.303, SLG: 0.267</small> Dave Bergman, L (7, PH) <small>OBP: 0.353, SLG: 0.259</small> Gary Lavelle, S (8, 1) <small>OBP: 0.367, SLG: 0.301</small>										3	0	0	0	0	1	2			
Renie Martin, R (9, 1) <small>OBP: 0.444, SLG: 0.667</small>										0	0	0	0	0	0	0			
Mike Krukow, R (1, 1) <small>ERA: 3.72</small> Andy McGaffigan, R (3, 1) <small>ERA: 4.03</small> Jim Barr, R (5, 1) <small>ERA: 4.41</small> Greg Minton, R (6, 1) <small>ERA: 4.13</small> Gary Lavelle, L (8, 1) <small>ERA: 2.15</small>	IP: 4.0 ERA: 4.37	WLS: 0 BF: 21	H: 8 R: 6 ER: 6 SO: 1	R: 0 LOB: 0 BB: 0 P: 0	BB: 0 IBB: 0 HBP: 0 BLK: 0	WP: 0 HR: 1 S: 23 P: 23	ERA: 13.50 WHIP: 2.000	PITCHER	IP: 1.0 ERA: 3.49	WLS: 0 BF: 4	H: 1 R: 0 ER: 0 SO: 1	R: 0 LOB: 0 BB: 0 P: 0	BB: 0 IBB: 0 HBP: 0 BLK: 0	WP: 0 HR: 0 S: 6 P: 6	ERA: 0.00 WHIP: 1.000	Steve Trout, L (1, 1) <small>OBP: 0.223, SLG: 0.237</small> Mike Proly, R (5, 1) <small>ERA: 4.03</small> Warren Brusstar, R (7, 1) <small>ERA: 2.57</small> Craig Lefferts, L (7, 1) <small>ERA: 3.4</small> Bill Campbell, R (8, 1) <small>ERA: 3.55</small>	Renie Martin, R (9, 1) <small>ERA: 3.49</small>		
Inning Stats	R: 0 E: 0 K: 0 S: 3	H: 0 LOB: 0 BB: 0 P: 3	R: 1 E: 0 K: 0 S: 4	H: 1 LOB: 0 BB: 0 P: 4	R: 0 E: 0 K: 1 S: 5	H: 0 LOB: 0 BB: 0 P: 5	R: 2 E: 1 K: 0 S: 8	H: 4 LOB: 3 BB: 0 P: 8	R: 3 E: 0 K: 0 S: 7	H: 5 LOB: 1 BB: 0 P: 7	R: 0 E: 0 K: 1 S: 5	H: 0 LOB: 0 BB: 1 P: 5	R: 2 E: 0 K: 0 S: 3	H: 0 LOB: 3 BB: 5 P: 23	R: 2 E: 0 K: 1 S: 6	H: 2 LOB: 1 BB: 1 P: 10	1B: 8 2B: 2 3B: 1 HR: 1	SF: 1 SAC: 0 DP: 0 HBP: 0	WP: 0 PA: 41 PB: 0 SB: 3 CS: 0

Chicago Cubs @ San Francisco Giants
 Candlestick Park, San Francisco, CA
 Sun Jul 10 1983, 6:33 AM EDT
 Unknown

AB	34
R	10
H	12
RBI	10
BB	6
SO	3
LOB	16



Batter	1	2	3	4	5	6	7	8	9	AB	R	H	RBI	BB	SO	LOB	TOP			
Gary Woods, R OBP: 0.328, SLG: 0.368 (1, 8)	0-0 4-3		0-0 6-3		0-0 F7		0-0 1B		0-0 1B	5	0	2	0	0	0	0	Chicago Cubs @ San Francisco Giants Candlestick Park, San Francisco, CA Sun Jul 10 1983, 6:38 AM EDT Att: 26,563 - Unknown livebaseballscorecards.com			
23 Ryne Sandberg, R OBP: 0.328, SLG: 0.394 (1, 4)	0-0 2B 1B		0-0 4-3		0-0 F8		0-0 F7		0-0 E4	5	1	1	0	0	0	2				
Bill Buckner, L OBP: 0.300, SLG: 0.446 (1, 3)	0-0 F8		0-0 HR		0-0 G3		0-3 K		0-0 F4	5	1	1	1	0	1	3				
Ron Cey, R OBP: 0.318, SLG: 0.406 (1, 5)	0-0 1-H 2B		0-0 6-3		0-0 F9		0-0 1-3			4	0	1	1	0	0	0				
Leon Durham, L OBP: 0.417, SLG: 0.555 (1, 7)	0-0 6-3			0-3 K		1-0 FC5 1B HBP		0-0 E 1B 1B		3	0	1	0	0	1	1				
Keith Moreland, R OBP: 0.392, SLG: 0.496 (1, 9)		0-0 5-3		0-0 2B		0-0 1-2 1B		0-0 E9		4	0	3	0	0	0	0				
Jody Davis, R OBP: 0.298, SLG: 0.485 (1, 2)		0-0 1-3 1B		0-0 F4		0-0 FC5 2-3f		0-0 6-3		4	0	1	0	0	0	5				
Tom Veryzer, R OBP: 0.159, SLG: 0.182 Larry Bowa, S OBP: 0.236, SLG: 0.332 (9, PH)		0-0 1-3		0-0 6-3			0-0 5-3		0-0 5-3	3	0	0	0	0	0	2				
Dick Ruthven, R OBP: 0.206, SLG: 0.212 Mike Proly, R (6, 1)		0-3 K			0-0 6-3		0-3 K		0-0 9-3	2	0	0	0	0	1	1				
Jerry Morales, R OBP: 0.219, SLG: 0.262 Bill Campbell, R (7, 1)										0	0	0	0	0	0	0				
Junior Kennedy, R OBP: 0.167, SLG: 0.136 (9, PH)										1	0	0	0	0	0	0				
Inning Stats	R: 1 E: 0 K: 0 S: 5	H: 2 LOB: 1 BB: 0 P: 5	R: 0 E: 0 K: 1 S: 6	H: 1 LOB: 1 BB: 0 P: 6	R: 1 E: 0 K: 0 S: 4	H: 1 LOB: 0 BB: 0 P: 4	R: 0 E: 0 K: 1 S: 6	H: 0 LOB: 1 BB: 0 P: 3	R: 0 E: 0 K: 0 S: 4	H: 1 LOB: 2 BB: 0 P: 5	R: 0 E: 0 K: 1 S: 6	H: 1 LOB: 1 BB: 0 P: 6	R: 0 E: 1 K: 1 S: 7	H: 2 LOB: 2 BB: 0 P: 7	R: 0 E: 1 K: 0 S: 5	H: 1 LOB: 2 BB: 0 P: 5	1B: 7 2B: 2 3B: 0 HR: 1	SF: 0 SAC: 0 DP: 0 HBP: 1	WP: 0 PB: 0 SB: 0 CS: 0	PA: 39
PITCHER Atlee Hammaker, L ERA: 1.72 (1, 1)	IP: 9.0 WLS: W BF: 39 H: 10 R: 2 ER: 2 SO: 4 BB: 0 IBB: 0 HBP: 1 BLK: 0 WP: 0 HR: 1 S: 46 P: 47 ERA: 2.00 WHIP: 1.11															PITCHER				

Batter	1	2	3	4	5	6	7	8	9	AB	R	H	RBI	BB	SO	LOB	BOTTOM	
Johnnie LeMaster, R OBP: 0.357, SLG: 0.341 (1, 6)	0-0 FC1-6 4-3 1B	0-0 1-2 2-H 1B		0-0 4-3		0-0 SH1-3		0-0 E7 BB		4	1	2	1	0	0	0	Chicago Cubs @ San Francisco Giants Candlestick Park, San Francisco, CA Sun Jul 10 1983, 6:38 AM EDT Att: 26,563 - Unknown livebaseballscorecards.com	
Darrell Evans, L OBP: 0.398, SLG: 0.551 (1, 3)	0-0 FC1-6 1-2 1B	0-0 F3			0-0 G6-4-3 1B	0-0 1B		0-0 F2		4	0	2	0	1	0	3		
Joel Youngblood, R OBP: 0.312, SLG: 0.469 (1, 5)	0-0 FC1-6 4-3 1-2 2-3 S	0-0 F9			0-0 G6-4-3 1B	0-0 L5		0-0 BB IBB		4	0	1	0	1	0	7		
Jack Clark, R OBP: 0.345, SLG: 0.428 (1, 9)	0-0 4-3 1-2 BB		0-0 4-3		0-0 G6-4-3 1-2 2-3	0-0 F8		0-0 F9		4	0	0	0	1	0	7		
Jeffrey Leonard, R OBP: 0.325, SLG: 0.448 (1, 7)	0-0 4-3 1-2 2-3 3-H		0-0 6-3		0-0 L6		0-0 F8	0-0 BB BB	0-0 1-2 2-3 BB	4	0	0	1	1	0	3		
Chili Davis, S OBP: 0.315, SLG: 0.388 (1, 8)	0-3 K		0-0 2B		0-0 1B 1B	0-3 K		0-0 F4		5	1	2	0	0	2	5		
Bob Brenly, R OBP: 0.287, SLG: 0.338 (1, 2)		0-3 K	0-0 F8		0-0 S 1B 1B	0-0 1B 1B				4	1	2	0	0	1	1		
Duane Kuiper, L OBP: 0.382, SLG: 0.314 Brad Weisman, R OBP: 0.308, SLG: 0.274 (6, PR) (7, 4)		0-0 1B BB		0-0 B1-4 1B		0-0 SH1-3 HBP 1-H 3-H 1B	0-0 FC6-4 1B			2	1	2	2	1	0	0		
Atlee Hammaker, S OBP: 0.188, SLG: 0.133 (1, 1)		0-0 1B		0-0 B1-4		0-0 SH1-3 HBP	0-0 FC6-4			3	0	1	0	0	0	3		
Inning Stats	R: 1 E: 0 K: 1 S: 7	H: 2 LOB: 2 BB: 1 P: 11	R: 1 E: 0 K: 1 S: 7	H: 2 LOB: 2 BB: 1 P: 11	R: 0 E: 0 K: 0 S: 4	H: 1 LOB: 1 BB: 0 P: 4	R: 0 E: 0 K: 0 S: 3	H: 2 LOB: 3 BB: 1 P: 11	R: 0 E: 0 K: 1 S: 7	H: 2 LOB: 2 BB: 0 P: 7	R: 0 E: 1 K: 0 S: 4	H: 0 LOB: 3 BB: 2 P: 12	R: 0 E: 1 K: 0 S: 4	H: 0 LOB: 3 BB: 2 P: 12	1B: 12 2B: 2 3B: 0 HR: 0	SF: 0 SAC: 1 DP: 2 HBP: 1		WP: 0 PB: 0 SB: 2 CS: 0
PITCHER Dick Ruthven, R ERA: 4.27 Mike Proly, R ERA: 3.58 Bill Campbell, R ERA: 3.45 (1, 1) (6, 1) (7, 1)	IP: 5.0 WLS: L BF: 27 H: 11 R: 4 ER: 4 SO: 2 BB: 2 IBB: 0 HBP: 1 BLK: 0 WP: 0 HR: 0 S: 28 P: 37 ERA: 7.20 WHIP: 2.600															PITCHER		



Batter	1	2	3	4	5	6	7	8	9	AB	R	H	RBI	BB	SO	LOB	TOP								
Marvell Wynne, L OBP: 0.336, SLG: 0.414	G3	G3			K		F2			4	0	0	0	0	1	2									
Johnny Ray, S OBP: 0.326, SLG: 0.375	F9		4-3					F7		4	0	1	0	0	0	0									
Bill Madlock, R OBP: 0.373, SLG: 0.447	BB 1B		F7		F6			L5		3	1	0	0	1	0	1									
Jason Thompson, L OBP: 0.402, SLG: 0.444	BB 1B		L7				L9	K		3	0	0	0	1	1	0									
Mike Easter, L OBP: 0.368, SLG: 0.444					1B G6-4-3		1-3			4	2	3	2	0	0	0									
Dave Parker, L OBP: 0.285, SLG: 0.349	F8				1B G6-4-3		CS	1B		4	0	3	0	0	0	2									
Tony Peña, R OBP: 0.313, SLG: 0.361					G6-4-3		CS	4-3		4	0	1	0	0	1	2									
Dale Berra, R OBP: 0.306, SLG: 0.372		SH5-3			L9					3	0	2	0	0	0	0									
Don Robinson, R OBP: 0.167, SLG: 0.167										3	0	0	0	0	1	2									
Manny Sarmiento, R OBP: 0.143, SLG: 0.286	6-3									1	0	0	0	0	1	2									
Rod Scurry, L OBP: 0.269, SLG: 0.373					F5					0	0	0	0	0	0	0									
Inning Stats	R: 1 E: 0 K: 0 S: 4	H: 1 LOB: 2 BB: 2 P: 12	R: 0 E: 0 K: 0 S: 4	H: 1 LOB: 1 BB: 0 P: 4	R: 0 E: 0 K: 0 S: 3	H: 0 LOB: 0 BB: 0 P: 3	R: 1 E: 0 K: 0 S: 4	H: 2 LOB: 0 BB: 0 P: 4	R: 0 E: 0 K: 1 S: 6	H: 1 LOB: 1 BB: 0 P: 6	R: 0 E: 0 K: 0 S: 3	H: 1 LOB: 0 BB: 0 P: 3	R: 0 E: 1 K: 1 S: 6	H: 1 LOB: 1 BB: 0 P: 6	R: 0 E: 0 K: 1 S: 5	H: 0 LOB: 0 BB: 0 P: 5	R: 0 E: 0 K: 2 S: 9	H: 3 LOB: 3 BB: 0 P: 9	1B: 8 2B: 1 3B: 0 HR: 1	SF: 0 SAC: 1 DP: 1 HBP: 0	WP: 0 PB: 0 SB: 2 CS: 1	PA: 37			
PITCHER	IP	WLS	BF	H	R	ER	SO	BB	IBB	HBP	BLK	WP	HR	S	P	ERA	WHIP								
Fred Breining, R ERA: 4.19	8.0	L	33	9	3	3	3	2	0	0	0	0	1	37	45	3.38	1.375								
Jim Barr, R ERA: 4.32	1.0		3	1	0	0	2	0	0	0	0	0	0	7	7	0.00	1.000								

Pittsburgh Pirates @ San Francisco Giants
Candlestick Park, San Francisco, CA
Mon Jul 11 1983, 10:05 PM EDT
Att: 18,429 - Unknown

AB	33
R	3
H	10
RBI	2
BB	2
SO	5
LOB	11



Batter	1	2	3	4	5	6	7	8	9	AB	R	H	RBI	BB	SO	LOB	BOTTOM								
Johnnie LeMaster, R OBP: 0.356, SLG: 0.344	E 4-3				K					4	1	1	0	0	1	2									
Dave Bergman, L OBP: 0.346, SLG: 0.255		F8								1	0	0	0	0	1	1									
Darrell Evans, L OBP: 0.398, SLG: 0.557	4-3 E BB									4	1	1	1	1	1	1									
Joel Youngblood, R OBP: 0.310, SLG: 0.459	4-3				5-3					3	0	0	1	1	1	1									
Jack Clark, R OBP: 0.344, SLG: 0.429	F3				6-3					4	0	1	0	0	0	2									
Jeffrey Leonard, R OBP: 0.327, SLG: 0.447										3	0	1	0	1	1	2									
Chili Davis, S OBP: 0.314, SLG: 0.385										4	0	1	0	0	0	4									
Milt May, L OBP: 0.302, SLG: 0.324										4	0	0	0	0	1	5									
Duane Kuiper, L OBP: 0.386, SLG: 0.315					4-3					3	0	1	0	1	0	0									
Fred Breining, R ERA: 4.5										3	0	1	0	0	1	2									
Jim Barr, R ERA: 3.05										0	0	0	0	0	0	0									
Max Venable, L OBP: 0.269, SLG: 0.373										1	0	1	0	0	0	0									
Inning Stats	R: 1 E: 1 K: 1 S: 6	H: 1 LOB: 1 BB: 1 P: 10	R: 0 E: 0 K: 1 S: 7	H: 3 LOB: 2 BB: 0 P: 7	R: 1 E: 0 K: 0 S: 4	H: 1 LOB: 2 BB: 2 P: 12	R: 0 E: 0 K: 2 S: 7	H: 0 LOB: 0 BB: 0 P: 7	R: 0 E: 0 K: 0 S: 5	H: 0 LOB: 0 BB: 0 P: 5	R: 0 E: 0 K: 0 S: 4	H: 1 LOB: 2 BB: 1 P: 8	R: 0 E: 0 K: 1 S: 5	H: 0 LOB: 0 BB: 0 P: 5	R: 0 E: 0 K: 0 S: 4	H: 1 LOB: 1 BB: 0 P: 4	R: 0 E: 1 K: 1 S: 6	H: 1 LOB: 1 BB: 0 P: 6	1B: 5 2B: 2 3B: 0 HR: 1	SF: 0 SAC: 0 DP: 0 HBP: 0	WP: 0 PB: 0 SB: 0 CS: 1	PA: 38			
PITCHER	IP	WLS	BF	H	R	ER	SO	BB	IBB	HBP	BLK	WP	HR	S	P	ERA	WHIP								
Don Robinson, R ERA: 4.5	7.0		30	6	2	1	6	3	1	0	0	0	1	38	54	1.29	1.286								
Manny Sarmiento, R ERA: 3.05	1.2	W	7	2	0	0	1	0	0	0	0	0	0	9	9	0.00	1.200								
Rod Scurry, L ERA: 5.4	0.1	S	1	0	0	0	0	0	0	0	0	0	0	1	1	0.00	0.000								

Pittsburgh Pirates @ San Francisco Giants
Candlestick Park, San Francisco, CA
Mon Jul 11 1983, 10:05 PM EDT
Att: 18,429 - Unknown

AB	34
R	2
H	8
RBI	2
BB	4
SO	7
LOB	20



Batter	1	2	3	4	5	6	7	8	9	AB	R	H	RBI	BB	SO	LOB	TOP								
Marvell Wynne, L (1, 8) OBP: 0.330, SLG: 0.404	F5		F2		G6-4-3		4-3		1B	5	1	1	0	0	0	3	Pittsburgh Pirates @ San Francisco Giants Candlestick Park, San Francisco, CA Tue Jul 12 1983, 10:05 PM EDT Att: 7,789 - Unknown livebaseballscorecards.com								
Johnny Ray, S (1, 4) OBP: 0.373, SLG: 0.373	4-3			CS BB		E1 2B	G3		1B FC4-6	4	2	1	1	1	0	0									
Bill Madlock, R (1, 5) OBP: 0.377, SLG: 0.450	6-3			F6		2B			1B FC4-6 BB	3	1	1	0	2	0	1									
Jason Thompson, L (1, 3) OBP: 0.402, SLG: 0.445		F9				1B 2B	K		1B FC4-6	4	1	1	3	1	1	2									
Mike Easter, L (1, 7) OBP: 0.360, SLG: 0.434	K			K		K			G3	5	0	0	0	0	4	3									
Dave Parker, L (1, 9) OBP: 0.292, SLG: 0.357	F6				2B 1B	1B IBB			F8 2B	3	1	2	0	1	0	0									
Tony Peña, R (1, 2) OBP: 0.316, SLG: 0.368			F9		1B 2B	1B 2B			F8	4	0	2	2	0	0	1									
Dale Berra, R (1, 6) OBP: 0.312, SLG: 0.375				1B	G6-4-3 1B	F3			CS IBB	3	0	2	0	1	0	2									
Lee Tunnell, R (1, 1) OBP: 0.160, SLG: 0.125			K		K	K			K	3	0	0	0	0	3	5									
Cecilio Guante, R (6, 1) OBP: 0.222, SLG: 0.222								CS	K	1	0	0	0	0	1	0									
Inning Stats	R: 0 E: 0 K: 0 S: 3	H: 0 LOB: 0 BB: 0 P: 3	R: 0 E: 0 K: 1 S: 5	H: 0 LOB: 0 BB: 0 P: 5	R: 0 E: 0 K: 1 S: 6	H: 1 LOB: 1 BB: 0 P: 6	R: 0 E: 0 K: 1 S: 4	H: 0 LOB: 1 BB: 2 P: 12	R: 1 E: 0 K: 1 S: 7	H: 3 LOB: 1 BB: 0 P: 7	R: 3 E: 0 K: 2 S: 10	H: 2 LOB: 2 BB: 2 P: 18	R: 0 E: 0 K: 1 S: 6	H: 1 LOB: 1 BB: 0 P: 6	R: 0 E: 0 K: 1 S: 5	H: 1 LOB: 1 BB: 1 P: 9	R: 2 E: 0 K: 1 S: 7	H: 2 LOB: 1 BB: 1 P: 11	1B: 6 2B: 4 3B: 0 HR: 0	SF: 0 SAC: 0 DP: 1 HBP: 0	WP: 0 PB: 0 SB: 3 CS: 2	PA: 42			
PITCHER	IP	WLS	BF	H	R	ER	SO	BB	IBB	HBP	BLK	WP	HR	S	P	ERA	WHIP								
Bill Laskey, R (1, 1) ERA: 4.3	5.0	L	22	5	4	3	4	3	0	0	0	0	0	27	39	5.40	1.600								
Andy McCaffigan, R (6, 1) ERA: 3.94	2.0		9	2	0	0	3	0	1	0	0	0	0	14	18	0.00	1.000								
Greg Minton, R (8, 1) ERA: 4.14	2.0		10	3	2	1	2	1	1	0	0	0	0	12	20	4.50	2.000								


Batter	1	2	3	4	5	6	7	8	9	AB	R	H	RBI	BB	SO	LOB	BOTTOM								
Johnnie LeMaster, R (1, 6) OBP: 0.355, SLG: 0.342	F8			6-3	K					4	0	1	0	0	1	1	Pittsburgh Pirates @ San Francisco Giants Candlestick Park, San Francisco, CA Tue Jul 12 1983, 10:05 PM EDT Att: 7,789 - Unknown livebaseballscorecards.com								
Darrell Evans, L (1, 3) OBP: 0.395, SLG: 0.560	4-3			SF8 3B		4-3	4-3		1B	4	1	1	0	0	0	1									
Jack Clark, R (1, 9) OBP: 0.343, SLG: 0.426	F9			SF8		BLK 1B BB			6-3	2	1	0	1	1	0	0									
Jeffrey Leonard, R (1, 7) OBP: 0.326, SLG: 0.444		F8		WP 1B		K			K	4	0	1	0	0	2	1									
Chili Davis, S (1, 8) OBP: 0.317, SLG: 0.385		K		1B		1B			F4	3	0	1	1	1	1	0									
Joel Youngblood, R (1, 5) OBP: 0.321, SLG: 0.467		PO 1B		F8		1B			1B	4	0	3	0	0	0	2									
Bob Brenly, R (1, 2) OBP: 0.282, SLG: 0.331		PO		L9		F4 F2			K	3	0	0	0	0	2										
Milt May, L (9, PH) OBP: 0.300, SLG: 0.322									K	1	0	0	0	0	1	1									
Duane Kuiper, L (1, 4) OBP: 0.382, SLG: 0.313				F8					F7	4	0	1	0	0	0	1									
Bill Laskey, R (1, 1) OBP: 0.244, SLG: 0.105				L3		F3			F6	2	0	0	0	0	0	1									
Andy McCaffigan, R (6, 1) OBP: 0.360, SLG: 0.083									K	0	0	0	0	0	0	0									
Tom O'Malley, L (7, PH) OBP: 0.341, SLG: 0.353									K	1	0	0	0	0	0	0									
Greg Minton, S (8, 1) OBP: 0.333, SLG: 0.333									K	0	0	0	0	0	0	0									
Dave Bergman, L (9, PH) OBP: 0.343, SLG: 0.250									K	1	0	0	0	0	1	1									
Inning Stats	R: 0 E: 0 K: 0 S: 3	H: 0 LOB: 0 BB: 0 P: 3	R: 0 E: 0 K: 1 S: 5	H: 1 LOB: 0 BB: 0 P: 5	R: 0 E: 0 K: 0 S: 3	H: 0 LOB: 0 BB: 0 P: 3	R: 1 E: 0 K: 0 S: 5	H: 2 LOB: 2 BB: 1 P: 9	R: 0 E: 0 K: 1 S: 6	H: 1 LOB: 1 BB: 0 P: 6	R: 1 E: 0 K: 1 S: 7	H: 2 LOB: 2 BB: 1 P: 11	R: 0 E: 0 K: 0 S: 4	H: 1 LOB: 1 BB: 0 P: 4	R: 0 E: 0 K: 1 S: 5	H: 0 LOB: 0 BB: 0 P: 5	R: 0 E: 0 K: 2 S: 8	H: 1 LOB: 1 BB: 0 P: 8	1B: 7 2B: 0 3B: 1 HR: 0	SF: 1 SAC: 0 DP: 0 HBP: 0	WP: 1 PB: 0 SB: 0 CS: 0	PA: 37			
PITCHER	IP	WLS	BF	H	R	ER	SO	BB	IBB	HBP	BLK	WP	HR	S	P	ERA	WHIP								
Lee Tunnell, R (1, 1) ERA: 4.79	5.2	W	23	5	2	2	3	2	0	0	1	1	0	27	35	3.18	1.235								
Cecilio Guante, R (6, 1) ERA: 3.0	3.1	S	13	3	0	0	3	0	0	0	0	0	0	19	19	0.00	0.900								

Batter	1	2	3	4	5	6	7	8	9	AB	R	H	RBI	BB	SO	LOB	TOP											
Tom Herr, S OBP: 0.373, SLG: 0.382 (1, 4)	F8 SH5-3 BB		6-3		K		2B		HR 1B	4	1	2	1	1	1	2												
Willie McGee, S OBP: 0.330, SLG: 0.375 (1, 8)	SH5-3		L6		FC4-6		3-1		K	4	0	0	1	0	1	4												
Andy Van Slyke, L OBP: 0.316, SLG: 0.396 Floyd Rayford, R OBP: 0.277, SLG: 0.477 Bruce Sutter, R (9, 1)	F8		4-3		4-3				HR	4	0	0	0	0	0	2												
George Hendrick, R OBP: 0.399, SLG: 0.532 (1, 3)	K				5-3				K	4	1	0	0	1	3	2												
Darrell Porter, L OBP: 0.338, SLG: 0.429 (1, 2)			F5		E4				K	5	1	2	2	0	1	1												
Dane Iorg, L OBP: 0.313, SLG: 0.380 (9, 9)			4-3		E5				K	4	0	0	0	0	0	2												
Ken Oberkfell, L OBP: 0.355, SLG: 0.344 (1, 5)			E9		G6-4-3				BB	3	0	0	0	1	0	3												
Ozzie Smith, S OBP: 0.276, SLG: 0.277 (1, 6)			1B		1B				G3	3	1	1	0	1	0	1												
Dave LaPoint, L OBP: 0.250, SLG: 0.154 David Green, R OBP: 0.346, SLG: 0.412 Lonnie Smith, R OBP: 0.370, SLG: 0.425 (9, 7)			BB		SH FC4-6				G3	2	0	1	0	0	1	0												
Inning Stats	R: 0 E: 0 K: 1 S: 5	H: 0 LOB: 1 BB: 1 P: 9	R: 0 E: 1 K: 0 S: 4	H: 1 LOB: 2 BB: 1 P: 8	R: 0 E: 0 K: 0 S: 3	H: 0 LOB: 0 BB: 0 P: 3	R: 0 E: 2 K: 0 S: 4	H: 0 LOB: 1 BB: 0 P: 4	R: 1 E: 0 K: 1 S: 7	H: 1 LOB: 1 BB: 0 P: 7	R: 0 E: 0 K: 1 S: 6	H: 1 LOB: 1 BB: 0 P: 6	R: 0 E: 0 K: 1 S: 6	H: 1 LOB: 1 BB: 0 P: 6	R: 2 E: 0 K: 0 S: 4	H: 1 LOB: 2 BB: 2 P: 12	R: 3 E: 0 K: 3 S: 12	H: 3 LOB: 1 BB: 0 P: 12	1B: 2 2B: 4 3B: 0 HR: 2	SF: 0 SAC: 2 DP: 1 HBP: 0	WP: 0 PB: 0 SB: 1 CS: 0	PA: 41						
PITCHER	IP	WLS	BF	H	R	ER	SO	BB	IBB	HBP	BLK	WP	HR	S	P	ERA	WHIP											
Mike Krukow, R ERA: 3.69 Gary Lavelle, L ERA: 2.96	(1, 1)	8.0	35	5	3	3	4	4	0	0	0	0	0	1	39	55	3.38	1.125										
(9, 1)	1.0	L	6	3	3	3	3	0	0	0	0	0	0	1	12	12	27.00	3.000										

St. Louis Cardinals @ San Francisco Giants
Candlestick Park, San Francisco, CA
Thu Jul 14, 1983, 10:05 PM EDT
Att: 8,669 - Unknown

livebaseballscores.com

AB 35
R 6
H 8
RBI 6
BB 4
SO 7
LOB 17




Batter	1	2	3	4	5	6	7	8	9	AB	R	H	RBI	BB	SO	LOB	BOTTOM											
Johnnie LeMaster, R OBP: 0.354, SLG: 0.343 Tom O'Malley, L OBP: 0.330, SLG: 0.350 (9, PH)	F4		1B		5-3				4-3	4	0	1	0	0	0	1												
Darrell Evans, L OBP: 0.395, SLG: 0.566 (1, 3)	G4-6-3 BB		G3		F8				F4	4	0	1	0	1	0	1												
Jack Clark, R OBP: 0.344, SLG: 0.431 (1, 9)	G4-6-3				F9				HR BB	4	1	1	0	1	0	1												
Jeffrey Leonard, R OBP: 0.322, SLG: 0.432 (1, 7)			G3 S BB		1B 1B				L6	4	1	1	0	1	1	3												
Chili Davis, S OBP: 0.318, SLG: 0.391 (1, 8)			F3		K				F4	4	1	1	2	0	1	2												
Joel Youngblood, R OBP: 0.329, SLG: 0.465 (1, 5)			G3		1B				HR	4	1	2	0	0	0	1												
Bob Brenly, R OBP: 0.282, SLG: 0.329 (1, 2)			K		1B				SH FC6-4	3	0	1	1	0	1	2												
Brad Wellman, R OBP: 0.291, SLG: 0.259 Max Venable, L OBP: 0.275, SLG: 0.395 (9, PH)					K				SH2-4	2	0	0	1	0	1	2												
Mike Krukow, R OBP: 0.265, SLG: 0.267 Gary Lavelle, S (9, 1)					F9				SH2-4	2	0	0	0	0	0	0												
Dave Bergman, L OBP: 0.338, SLG: 0.246 (9, PH)					L6				F6	1	0	0	0	0	0	1												
Inning Stats	R: 0 E: 0 K: 0 S: 2	H: 0 LOB: 0 BB: 1 P: 6	R: 0 E: 0 K: 1 S: 5	H: 0 LOB: 1 BB: 1 P: 9	R: 0 E: 0 K: 1 S: 6	H: 1 LOB: 0 BB: 0 P: 6	R: 1 E: 0 K: 1 S: 8	H: 3 LOB: 2 BB: 0 P: 8	R: 0 E: 0 K: 0 S: 3	H: 0 LOB: 0 BB: 0 P: 3	R: 0 E: 0 K: 0 S: 3	H: 0 LOB: 0 BB: 0 P: 3	R: 1 E: 1 K: 0 S: 5	H: 0 LOB: 1 BB: 0 P: 5	R: 2 E: 0 K: 1 S: 7	H: 2 LOB: 1 BB: 1 P: 11	R: 1 E: 0 K: 0 S: 6	H: 3 LOB: 2 BB: 0 P: 6	1B: 7 2B: 0 3B: 1 HR: 1	SF: 1 SAC: 2 DP: 1 HBP: 0	WP: 0 PB: 0 SB: 1 CS: 0	PA: 40						
PITCHER	IP	WLS	BF	H	R	ER	SO	BB	IBB	HBP	BLK	WP	HR	S	P	ERA	WHIP											
Dave LaPoint, L ERA: 3.38 Bruce Sutter, R ERA: 3.53	(1, 1)	8.0	34	6	4	3	4	3	0	0	0	0	0	1	39	51	3.38	1.125										
(9, 1)	1.0	S	6	3	1	1	0	0	0	0	0	0	0	6	6	9.00	3.000											

St. Louis Cardinals @ San Francisco Giants
Candlestick Park, San Francisco, CA
Thu Jul 14, 1983, 10:05 PM EDT
Att: 8,669 - Unknown

livebaseballscores.com

AB 34
R 5
H 9
RBI 5
BB 3
SO 4
LOB 14



Batter	1	2	3	4	5	6	7	8	9	AB	R	H	RBI	BB	SO	LOB	TOP								
Lonnie Smith, R (1,7) Andy Van Slyke, L (8,7) OBP: 0.368, SLG: 0.427 OBP: 0.324, SLG: 0.402	F8		1B		6-3		E4		1B	4	1	1	0	0	0	1	St. Louis Cardinals @ San Francisco Giants Candlestick Park, San Francisco, CA Fri Jul 15 1983, 10:05 PM EDT Att: 13,168 - Unknown								
Willie McGee, S (1,8) OBP: 0.331, SLG: 0.375	F9		2B		K		K2		1B	5	0	2	1	0	2	2									
David Green, R (1,9) OBP: 0.352, SLG: 0.428	F8		1B						FC6-4	4	1	2	1	1	0	2									
George Hendrick, R (1,3) OBP: 0.398, SLG: 0.527		4-3	4-3						HR	3	0	0	0	1	1	2									
Floyd Rayford, R (1,5) Ken Oberkfell, L (8,PR) OBP: 0.275, SLG: 0.458 OBP: 0.355, SLG: 0.344	K				F8		F8		1B	4	0	1	0	0	1	1									
Tom Herr, S (1,4) OBP: 0.379, SLG: 0.388	1B				6-3				SF7	4	0	3	0	0	0	0									
Glenn Brummer, R (1,2) Darrell Porter, L (8,PH) OBP: 0.337, SLG: 0.429	F9				5-3		F7		CS	3	0	0	0	0	0	3									
Ozzie Smith, S (1,6) OBP: 0.279, SLG: 0.288			K				HR		F7	3	1	1	1	1	1	0									
Joaquin Andujar, S (1,1) Steve Braun, L (9,PH) OBP: 0.125, SLG: 0.146 OBP: 0.455, SLG: 0.556			K				6-3		K	3	0	0	0	0	1	1									
Inning Stats	R: 0 E: 0 K: 0 S: 3	H: 0 LOB: 0 BB: 0 P: 3	R: 0 E: 0 K: 1 S: 6	H: 1 LOB: 1 BB: 0 P: 6	R: 1 E: 0 K: 2 S: 9	H: 2 LOB: 2 BB: 1 P: 13	R: 0 E: 0 K: 0 S: 3	H: 0 LOB: 0 BB: 0 P: 3	R: 0 E: 0 K: 1 S: 5	H: 2 LOB: 2 BB: 1 P: 9	R: 0 E: 0 K: 0 S: 4	H: 2 LOB: 2 BB: 1 P: 8	R: 1 E: 1 K: 1 S: 6	H: 1 LOB: 1 BB: 0 P: 6	R: 2 E: 0 K: 1 S: 7	H: 3 LOB: 1 BB: 0 P: 7		R: 0 E: 0 K: 1 S: 7	H: 2 LOB: 2 BB: 0 P: 7	1B: 8 2B: 2 3B: 0 HR: 2	SF: 1 SAC: 0 DP: 1 HBP: 0	WP: 0 PB: 0 SB: 1 CS: 2	PA: 40		
PITCHER	IP	WLS	BF	H	R	ER	SO	BB	IBB	HBP	BLK	WP	HR	S	P	ERA	WHIP								
Atlee Hammaker, L (1,1) ERA: 1.9	7.1		33	9	4	4	6	3	0	0	0	0	2	42	54	4.91	1.636								
Jim Barr, R (8,1) ERA: 4.13	1.1	W	5	2	0	0	1	0	0	0	0	0	0	7	7	0.00	1.500								
Greg Minton, R (9,1) ERA: 4.22	0.1	S	1	0	0	0	0	0	0	0	0	0	0	1	1	0.00	0.000								

AB 35
R 4
H 11
RBI 4
BB 3
SO 7
LOB 12



Batter	1	2	3	4	5	6	7	8	9	AB	R	H	RBI	BB	SO	LOB	BOTTOM								
Johnnie LeMaster, R (1,6) OBP: 0.353, SLG: 0.342	K		S		6-3		6-3			4	1	1	0	0	1	0	St. Louis Cardinals @ San Francisco Giants Candlestick Park, San Francisco, CA Fri Jul 15 1983, 10:05 PM EDT Att: 13,168 - Unknown								
Darrell Evans, L (1,3) OBP: 0.397, SLG: 0.561	F5		K		E6		SF9		BB	3	1	0	0	1	1	1									
Jack Clark, R (1,9) OBP: 0.346, SLG: 0.433	K		3B		G4-3		SF9		HR	3	2	1	0	1	1	1									
Jeffrey Leonard, R (1,7) OBP: 0.321, SLG: 0.439	F9		3B		6-3		SF9			3	0	1	3	0	0	0									
Chili Davis, S (1,8) OBP: 0.321, SLG: 0.401	K		F8				HR			3	1	1	2	1	1	1									
Joel Youngblood, R (1,4) Brad Wellman, R (9,4) OBP: 0.328, SLG: 0.460 OBP: 0.291, SLG: 0.259	1B				F2		K		F8	4	0	1	0	0	1	1									
Tom O'Malley, L (1,5) OBP: 0.341, SLG: 0.352	1B						4-3		K	4	0	2	0	0	1	1									
Milt May, L (1,2) OBP: 0.301, SLG: 0.322	K				F8				1B	3	0	1	0	0	1	3									
Atlee Hammaker, S (1,1) Jim Barr, R (8,1) Greg Minton, S (9,1) OBP: 0.176, SLG: 0.125 OBP: 0.143, SLG: 0.286 OBP: 0.500, SLG: 0.500			K		1-3		K			3	0	0	0	0	2	1									
Inning Stats	R: 0 E: 0 K: 2 S: 7	H: 0 LOB: 0 BB: 0 P: 7	R: 0 E: 0 K: 2 S: 9	H: 2 LOB: 2 BB: 0 P: 9	R: 2 E: 0 K: 2 S: 9	H: 2 LOB: 1 BB: 1 P: 13	R: 0 E: 0 K: 0 S: 4	H: 1 LOB: 1 BB: 0 P: 4	R: 0 E: 0 K: 0 S: 3	H: 0 LOB: 0 BB: 0 P: 3	R: 0 E: 0 K: 1 S: 5	H: 0 LOB: 1 BB: 1 P: 9	R: 0 E: 0 K: 1 S: 5	H: 1 LOB: 0 BB: 0 P: 5	R: 3 E: 0 K: 1 S: 7	H: 2 LOB: 0 BB: 1 P: 11		1B: 5 2B: 1 3B: 1 HR: 1	SF: 1 SAC: 0 DP: 1 HBP: 0	WP: 0 PB: 0 SB: 1 CS: 0	PA: 34				
PITCHER	IP	WLS	BF	H	R	ER	SO	BB	IBB	HBP	BLK	WP	HR	S	P	ERA	WHIP								
Joaquin Andujar, R (1,1) ERA: 4.0	8.0	L	34	8	5	5	9	3	0	0	0	0	1	49	61	5.62	1.375								

AB 30
R 5
H 8
RBI 5
BB 3
SO 9
LOB 9



Batter	1	2	3	4	5	6	7	8	9	AB	R	H	RBI	BB	SO	LOB	TOP							
Lonnie Smith, R OBP: 0.368, SLG: 0.426 Steve Braun, L OBP: 0.455, SLG: 0.556	5-3		K		F8	1B		1B		5	0	2	3	0	1	1	St. Louis Cardinals @ San Francisco Giants Candlestick Park, San Francisco, CA Sat Jul 16 1983, 6:33 AM EDT Att: 39,692 - Unknown							
Willie McGee, S OBP: 0.332, SLG: 0.376	G3		2-3			1B		1B		5	0	2	0	0	0	3								
David Green, R OBP: 0.357, SLG: 0.432	1B				F7	1B		6-3		5	2	3	0	0	0	1								
Darrell Porter, L OBP: 0.334, SLG: 0.422	4-3				F9	1B		F6		4	1	0	0	1	0	2								
Andy Van Slyke, L OBP: 0.327, SLG: 0.423	K2-3				F5	1B		K		5	1	2	2	0	2	0								
Tom Herr, S OBP: 0.380, SLG: 0.387 Mike Ramsey, S OBP: 0.331, SLG: 0.343	2-3				HR	1B		BB		3	2	1	0	1	0	1								
Ken Oberkfell, L OBP: 0.356, SLG: 0.353	F6				HR	1B		HBP		4	1	1	2	1	0	4								
Ozzie Smith, S OBP: 0.280, SLG: 0.290					4-3	1B		F7		5	2	2	2	0	0	2								
Bob Forsch, R OBP: 0.237, SLG: 0.265 John Martin, S OBP: 0.250, SLG: 0.313 Jeff Lahti, R OBP: 0.321, SLG: 0.380 Dane Iorg, L OBP: 0.321, SLG: 0.380 Dave Vonohien, L OBP: 0.321, SLG: 0.380	SH1-4		SH1-4		5-3	1B		SH1-4		1	0	0	0	0	0	0								
Inning Stats	R: 0 E: 0 K: 0 S: 4	H: 1 LOB: 1 BB: 0 P: 4	R: 0 E: 0 K: 1 S: 5	H: 0 LOB: 0 BB: 0 P: 5	R: 0 E: 0 K: 1 S: 6	H: 1 LOB: 1 BB: 0 P: 6	R: 0 E: 0 K: 0 S: 3	H: 0 LOB: 0 BB: 0 P: 3	R: 2 E: 0 K: 0 S: 5	H: 2 LOB: 0 BB: 0 P: 5	R: 5 E: 0 K: 0 S: 7	H: 5 LOB: 2 BB: 3 P: 19	R: 1 E: 0 K: 0 S: 5	H: 2 LOB: 1 BB: 0 P: 5	R: 1 E: 1 K: 0 S: 5	H: 2 LOB: 1 BB: 0 P: 5		R: 0 E: 0 K: 1 S: 5	H: 0 LOB: 2 BB: 1 P: 10	1B: 10 2B: 2 3B: 0 HR: 1	SF: 0 SAC: 2 DP: 0 HBP: 1	WP: 0 PB: 0 SB: 1 CS: 0	PA: 44	
PITCHER	IP	WLS	BF	H	R	ER	SO	BB	IBB	HBP	BLK	WP	HR	S	P	ERA		WHIP	PITCHER					
Fred Breining, R ERA: 4.49	5.1	L	24	7	6	6	2	1	1	0	0	0	1	26	34	10.12		1.500						
Andy McCaffigan, R ERA: 4.01	0.2		5	2	1	1	0	0	1	0	0	0	0	4	8	13.50	3.000							
Pat Larkin, L ERA: 3.0	3.0		15	4	2	1	1	1	0	1	1	0	0	15	20	3.00	1.667							

Batter	1	2	3	4	5	6	7	8	9	AB	R	H	RBI	BB	SO	LOB	BOTTOM						
Johnnie LeMaster, R OBP: 0.357, SLG: 0.344	S		6-3	6-3		1B		1B		4	0	2	0	1	0	1	St. Louis Cardinals @ San Francisco Giants Candlestick Park, San Francisco, CA Sat Jul 16 1983, 6:33 AM EDT Att: 39,692 - Unknown						
Darrell Evans, L OBP: 0.395, SLG: 0.555	F9		1B	F9		K		F7		5	1	1	0	0	1	4							
Jack Clark, R OBP: 0.349, SLG: 0.434	BB		2B	SF8	1B	1B		F6		4	1	2	0	1	0	1							
Jeffrey Leonard, R OBP: 0.323, SLG: 0.443	K		SF8	S	1B	5-3		F6		4	0	2	1	0	1	2							
Chili Davis, S OBP: 0.317, SLG: 0.397	F5		SF8	6-3		F9		F9		3	0	0	1	0	0	4							
Tom O'Malley, L OBP: 0.335, SLG: 0.348	F9		K	G6-4-3	1B	4-3		1B		3	0	0	0	1	1	1							
Milt May, L OBP: 0.303, SLG: 0.344 Bob Brenly, R OBP: 0.281, SLG: 0.327	F9			HR	G6-4-3	F9		F9		2	1	1	1	0	0	0							
John Rabb, R OBP: 0.217, SLG: 0.348				HR	1-2	F9		F9		1	0	0	0	0	0	0							
Duane Kuiper, L OBP: 0.388, SLG: 0.322 Joel Youngblood, R OBP: 0.325, SLG: 0.457	FC6-4		SH3-4	1B	K	F9		F9		3	0	2	0	0	1	0							
Fred Breining, R OBP: 0.205, SLG: 0.189 Andy McCaffigan, R OBP: 0.380, SLG: 0.083 Brad Wellman, R OBP: 0.289, SLG: 0.257 Pat Larkin, L OBP: 0.321, SLG: 0.380 Joe Pettini, R OBP: 0.224, SLG: 0.182	FC6-4		SH3-4	1B	K	K		6-3		1	0	0	0	0	0	1							
Inning Stats	R: 0 E: 0 K: 1 S: 5	H: 0 LOB: 2 BB: 2 P: 13	R: 0 E: 0 K: 0 S: 4	H: 1 LOB: 1 BB: 0 P: 4	R: 2 E: 0 K: 1 S: 8	H: 3 LOB: 1 BB: 0 P: 8	R: 1 E: 0 K: 0 S: 5	H: 2 LOB: 1 BB: 0 P: 5	R: 0 E: 0 K: 0 S: 4	H: 2 LOB: 2 BB: 1 P: 8	R: 0 E: 0 K: 3 S: 10	H: 1 LOB: 1 BB: 0 P: 10	R: 0 E: 0 K: 0 S: 3	H: 0 LOB: 0 BB: 0 P: 3	R: 0 E: 0 K: 0 S: 3	H: 0 LOB: 0 BB: 0 P: 3		R: 0 E: 0 K: 0 S: 4	H: 1 LOB: 1 BB: 0 P: 4	1B: 8 2B: 1 3B: 0 HR: 1	SF: 1 SAC: 1 DP: 1 HBP: 0	WP: 0 PB: 0 SB: 2 CS: 0	PA: 39
PITCHER	IP	WLS	BF	H	R	ER	SO	BB	IBB	HBP	BLK	WP	HR	S	P	ERA		WHIP	PITCHER				
Bob Forsch, R ERA: 4.46	4.0		22	8	3	3	2	2	0	0	0	0	0	1	24	6.75	2.500						
John Martin, L ERA: 3.02	0.1		2	0	0	0	0	0	1	0	0	0	0	1	5	0.00	0.000						
Jeff Lahti, R ERA: 2.55	0.2	W	1	0	0	0	0	0	0	0	0	0	0	1	1	0.00	0.000						
Dave Vonohien, L ERA: 3.03	4.0	S	14	2	0	0	3	0	0	0	0	0	0	20	20	0.00	0.500						

AB	37
R	9
H	13
RBI	9
BB	4
SO	3
LOB	14

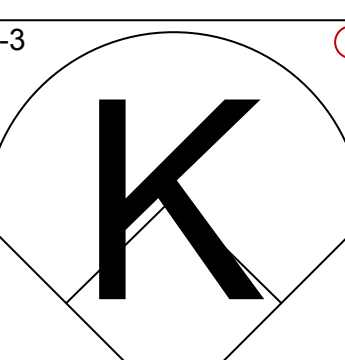
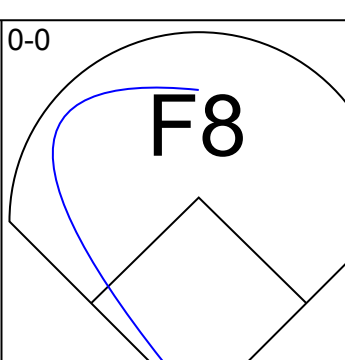
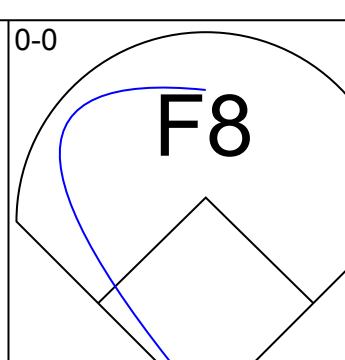
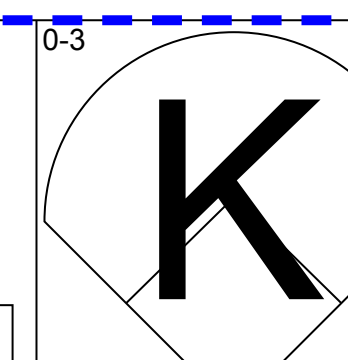
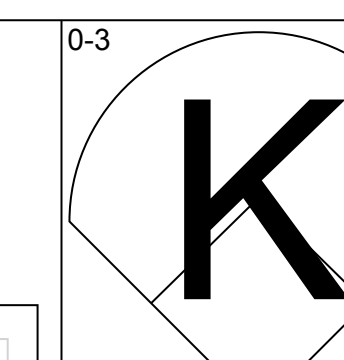
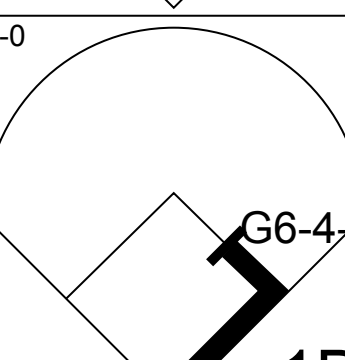
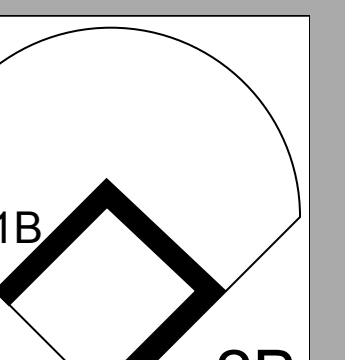
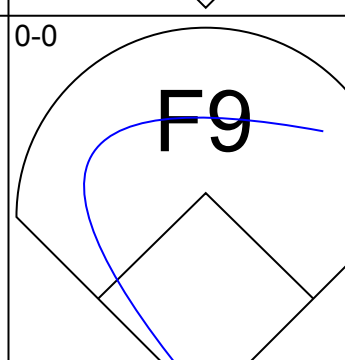
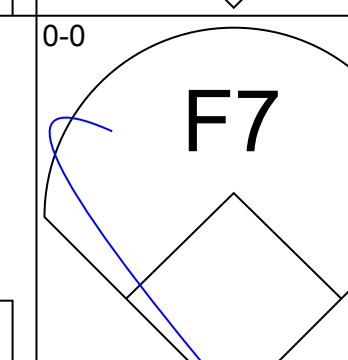
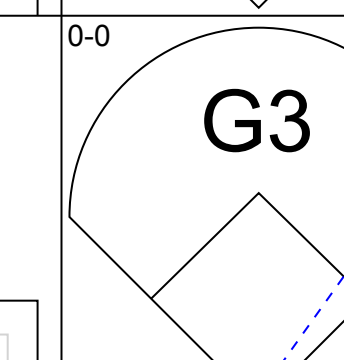
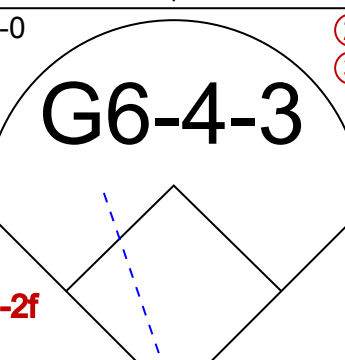
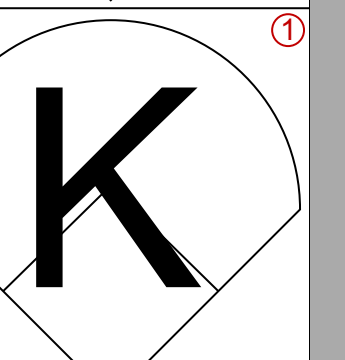
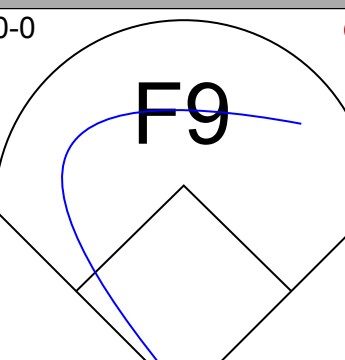
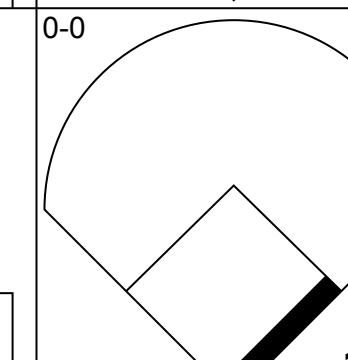
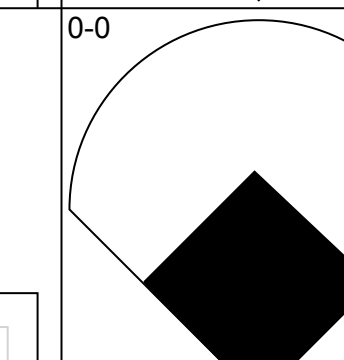
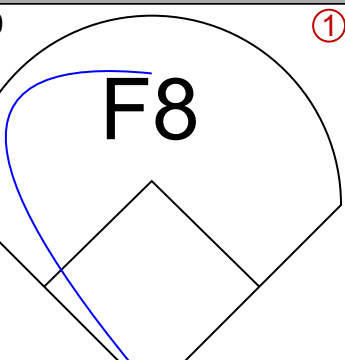
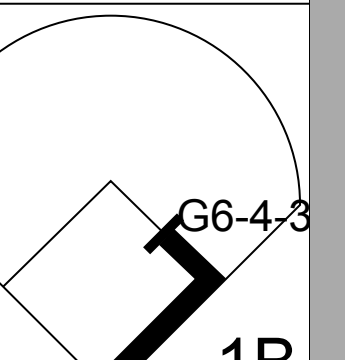
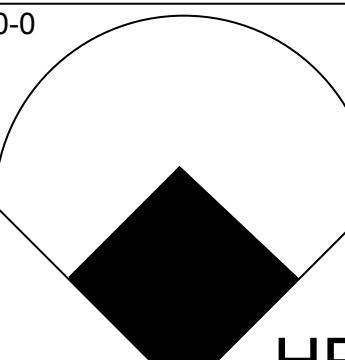
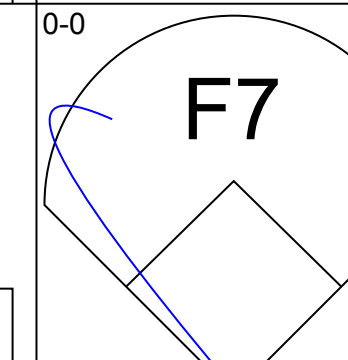
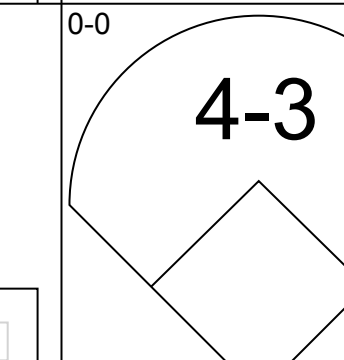
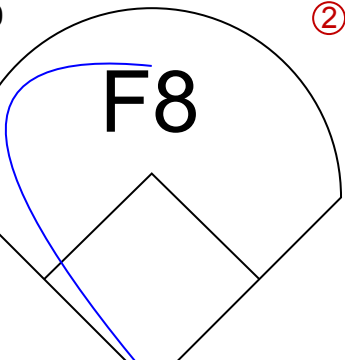
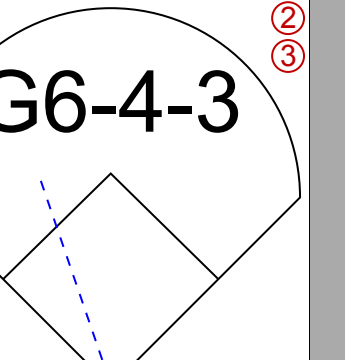
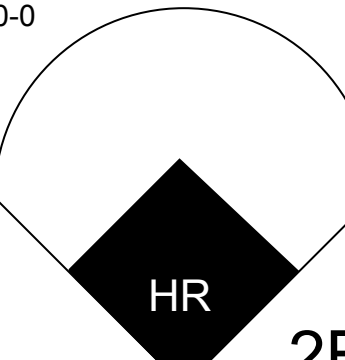

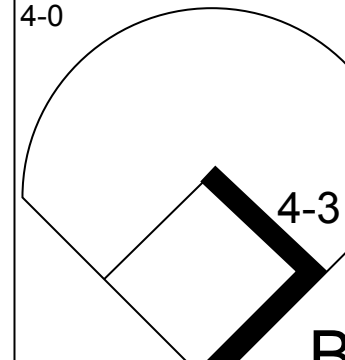
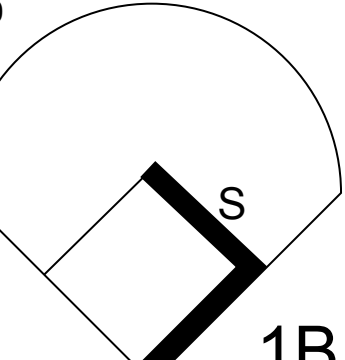
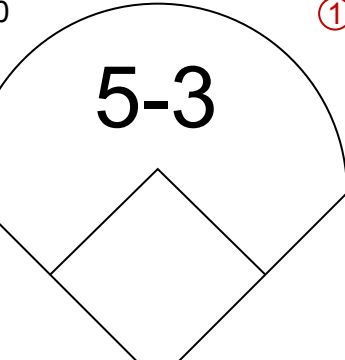
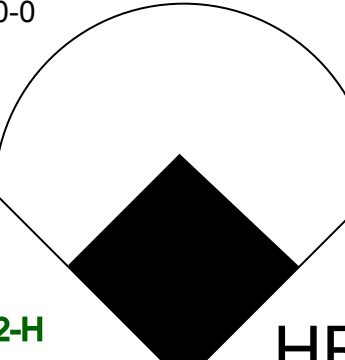
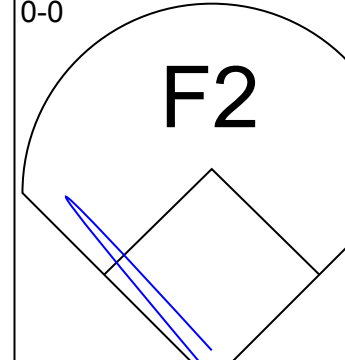
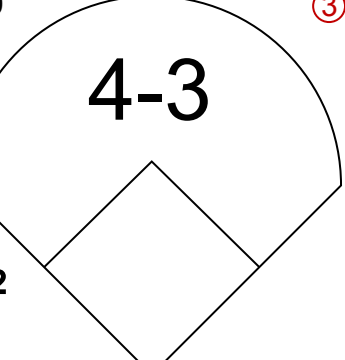
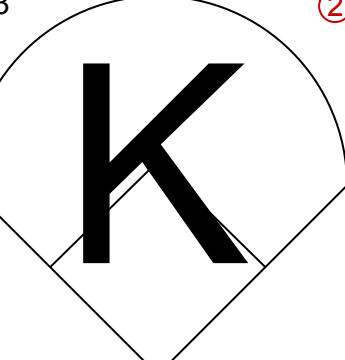
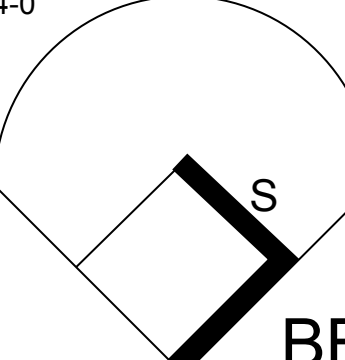
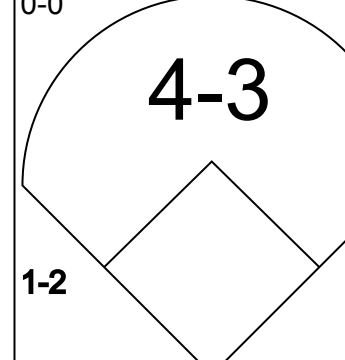
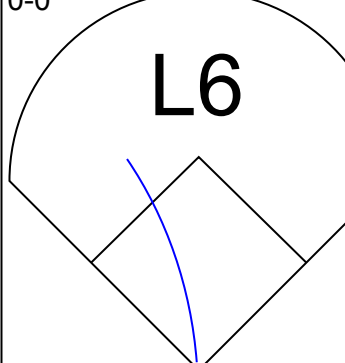
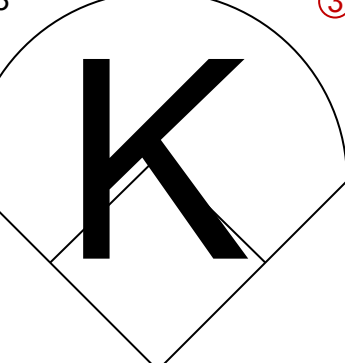
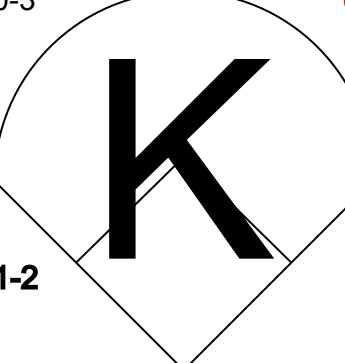
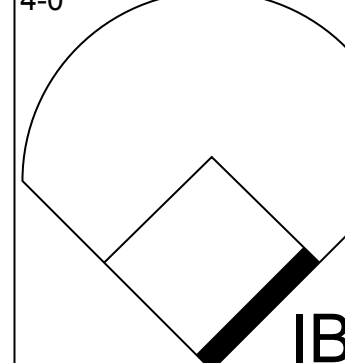

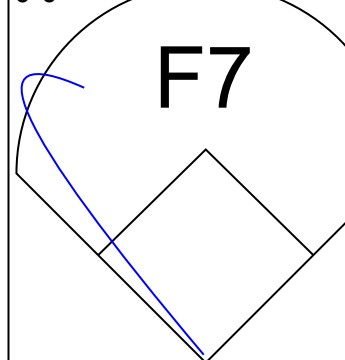
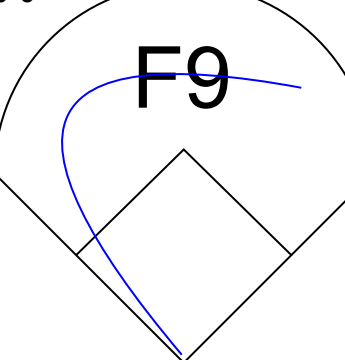
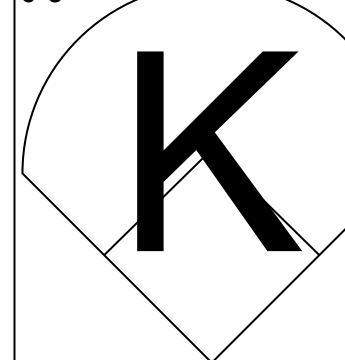


Batter	1	2	3	4	5	6	7	8	9	AB	R	H	RBI	BB	SO	LOB	TOP					
Lonnie Smith, R OBP: 0.371, SLG: 0.429 Dave Rucker, L (7, 1)	F3		K		2B		BB			3	0	1	0	1	1	1	St. Louis Cardinals @ San Francisco Giants Candlestick Park, San Francisco, CA Sun Jul 17 1983, 6:33 AM EDT Att: 25,819 - Unknown					
Willie McGee, S OBP: 0.331, SLG: 0.374 (1, 8)	1B		F6		K		3-1			4	0	1	0	0	1	5						
David Green, R OBP: 0.351, SLG: 0.424 (1, 9)	K			F7		F4		6-3		4	0	0	0	0	1	1						
Darrell Porter, L OBP: 0.333, SLG: 0.424 (1, 2)	K			1B	2B	K		1-3		4	1	1	0	0	2	1						
Andy Van Slyke, L OBP: 0.325, SLG: 0.416 (1, 3)		F4		6-3	1B	L3		F6		4	0	1	1	0	0	0						
Tom Herr, S OBP: 0.376, SLG: 0.385 (1, 4)		G4-6-3		6-3			F9		5-3	4	0	1	0	0	0	1						
Ken Oberkfell, L OBP: 0.351, SLG: 0.348 (1, 5)		G4-6-3		F2			4-3		4-3	4	0	0	0	0	0	2						
Ozzie Smith, S OBP: 0.283, SLG: 0.290 (1, 6)				S	BB		5-3		6-3	3	0	1	0	1	0	0						
John Stuper, R OBP: 0.200, SLG: 0.172 Steve Braun, L (7, PH) (7, 7)				K			4-3			2	0	0	0	0	1	1						
				1-2			1-3			1	0	1	0	0	0	0						
Inning Stats	R: 0 E: 0 K: 2 S: 8	H: 1 LOB: 1 BB: 0 P: 8	R: 0 E: 0 K: 0 S: 3	H: 1 LOB: 0 BB: 0 P: 3	R: 0 E: 0 K: 2 S: 7	H: 0 LOB: 1 BB: 1 P: 11	R: 1 E: 0 K: 0 S: 5	H: 2 LOB: 1 BB: 0 P: 5	R: 0 E: 0 K: 1 S: 6	H: 1 LOB: 1 BB: 0 P: 6	R: 0 E: 0 K: 0 S: 5	H: 0 LOB: 0 BB: 0 P: 5	R: 0 E: 0 K: 0 S: 5	H: 2 LOB: 3 BB: 1 P: 9	R: 0 E: 0 K: 0 S: 3	H: 0 LOB: 0 BB: 0 P: 3	R: 0 E: 0 K: 0 S: 3	H: 0 LOB: 0 BB: 0 P: 3	1B: 4 2B: 3 3B: 0 HR: 0	SF: 0 SAC: 0 DP: 1 HBP: 0	WP: 0 PB: 0 SB: 3 CS: 0	PA: 35
PITCHER Bill Laskey, R ERA: 4.07 (1, 1)	IP: 9.0 WLS: W BF: 35 H: 7 R: 1 ER: 1 SO: 6 BB: 2 IBB: 0 HBP: 0 BLK: 0 WP: 0 HR: 0 S: 45 P: 53 ERA: 1.00 WHIP: 1.000															PITCHER						

Batter	1	2	3	4	5	6	7	8	9	AB	R	H	RBI	BB	SO	LOB	BOTTOM					
Johnnie LeMaster, R OBP: 0.355, SLG: 0.343 (1, 6)	5-3		E4		F8			CS		4	0	1	0	0	0	0	St. Louis Cardinals @ San Francisco Giants Candlestick Park, San Francisco, CA Sun Jul 17 1983, 6:33 AM EDT Att: 25,819 - Unknown					
Darrell Evans, L OBP: 0.391, SLG: 0.548 (1, 3)	3-1		K			L3		F8		4	0	0	0	0	1	2						
Jack Clark, R OBP: 0.349, SLG: 0.436 (1, 9)	PB		1-3			F8				3	0	1	0	0	0	1						
Jeffrey Leonard, R OBP: 0.327, SLG: 0.455 (1, 7)	6-3			FC4-6	BB	HR				2	1	1	1	1	0	1						
Chili Davis, S OBP: 0.314, SLG: 0.393 (1, 8)		5-3		FC4-6	WP	1-3				3	1	0	0	0	0	1						
Joel Youngblood, R OBP: 0.320, SLG: 0.448 (1, 5)		K		6-3			F7			3	0	0	0	0	1	1						
Milt May, L OBP: 0.315, SLG: 0.373 (1, 2)								G1-6-3		2	1	2	2	1	0	0						
Duane Kuiper, L OBP: 0.380, SLG: 0.314 (1, 4)		F7		CS			F7		G1-6-3	3	0	0	0	0	0	1						
Bill Laskey, R OBP: 0.229, SLG: 0.098 (1, 1)			K				F3		5-3	3	0	0	0	0	1	0						
Inning Stats	R: 0 E: 0 K: 0 S: 4	H: 1 LOB: 1 BB: 0 P: 4	R: 1 E: 0 K: 1 S: 6	H: 1 LOB: 0 BB: 0 P: 6	R: 0 E: 1 K: 2 S: 8	H: 0 LOB: 1 BB: 0 P: 8	R: 1 E: 0 K: 0 S: 3	H: 1 LOB: 0 BB: 1 P: 7	R: 0 E: 0 K: 0 S: 3	H: 0 LOB: 0 BB: 0 P: 3	R: 1 E: 0 K: 0 S: 4	H: 1 LOB: 0 BB: 0 P: 4	R: 0 E: 0 K: 0 S: 2	H: 0 LOB: 0 BB: 1 P: 6	R: 0 E: 0 K: 0 S: 3	H: 1 LOB: 0 BB: 0 P: 3		R: 0 E: 0 K: 0 S: 3	H: 1 LOB: 0 BB: 0 P: 3	1B: 2 2B: 1 3B: 0 HR: 2	SF: 0 SAC: 0 DP: 1 HBP: 0	WP: 1 PB: 1 SB: 0 CS: 2
PITCHER John Stuper, R ERA: 4.44 Dave Rucker, L ERA: 10.9 (7, 1)	IP: 6.0 WLS: L BF: 23 H: 4 R: 3 ER: 3 SO: 3 BB: 1 IBB: 0 HBP: 0 BLK: 0 WP: 1 HR: 2 S: 28 P: 32 ERA: 4.50 WHIP: 0.833															PITCHER						

AB	33
R	1
H	7
RBI	1
BB	2
SO	6
LOB	12

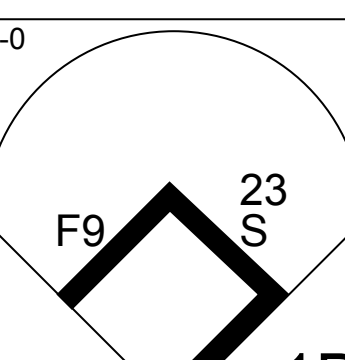
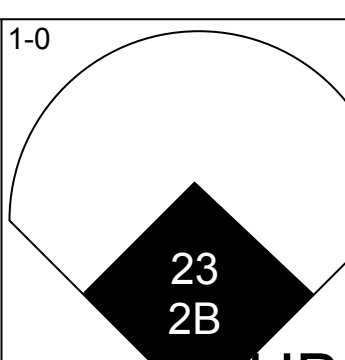
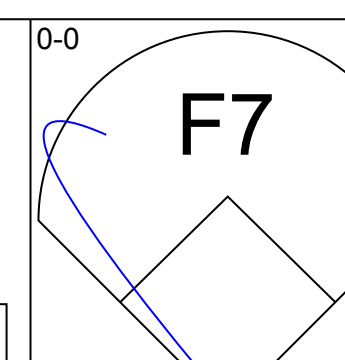
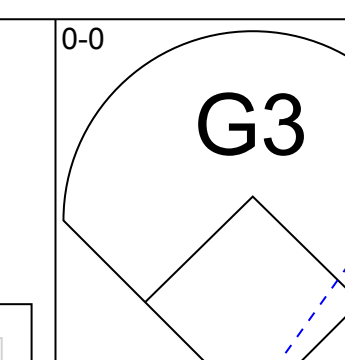
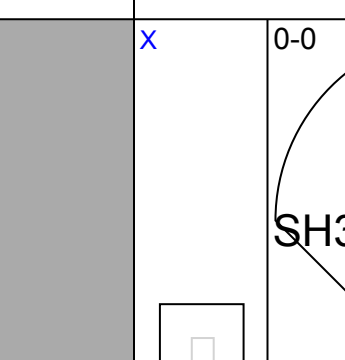
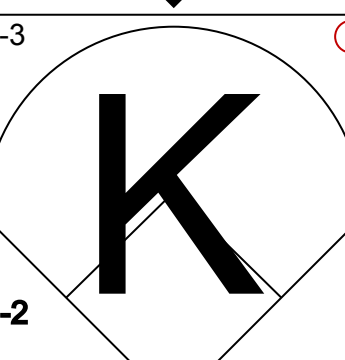
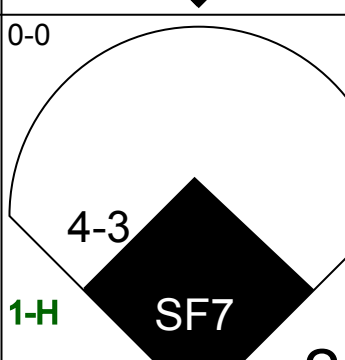
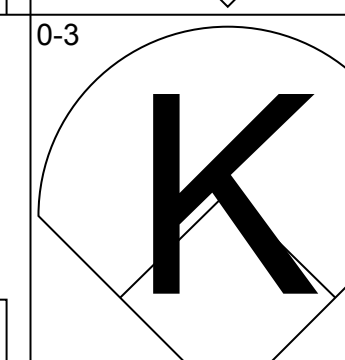
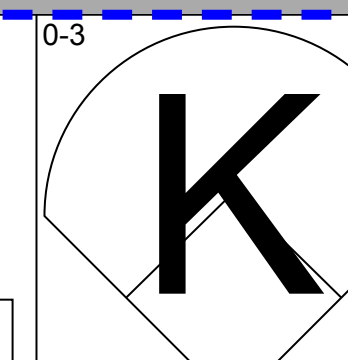
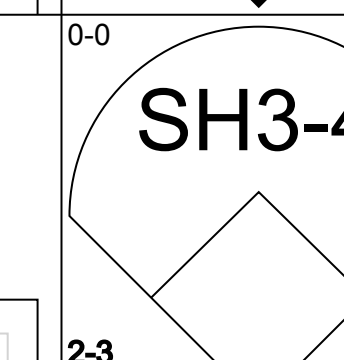
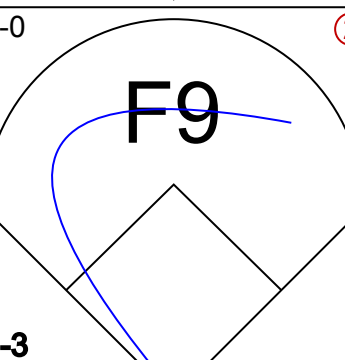
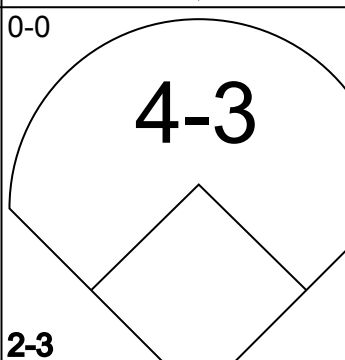
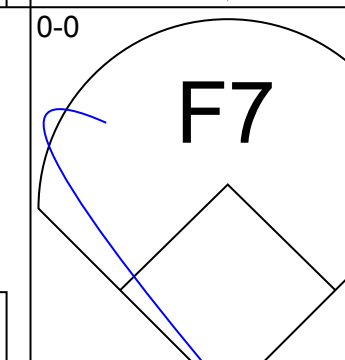
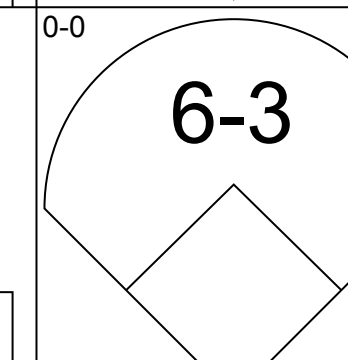
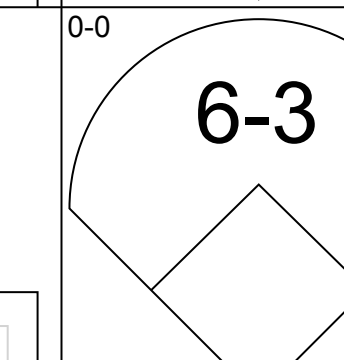
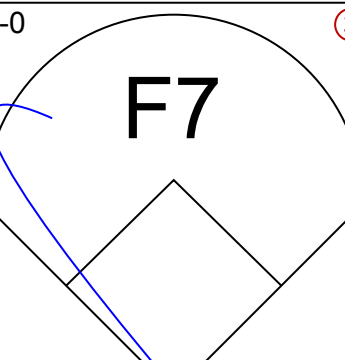
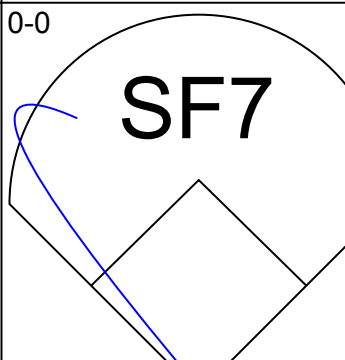
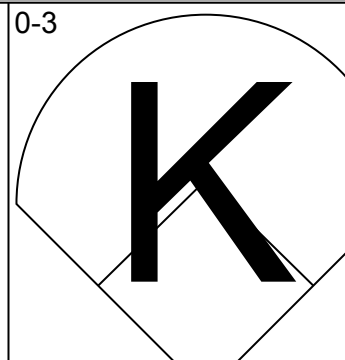
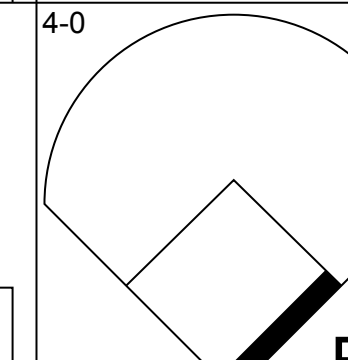
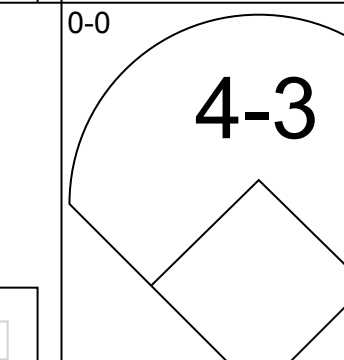
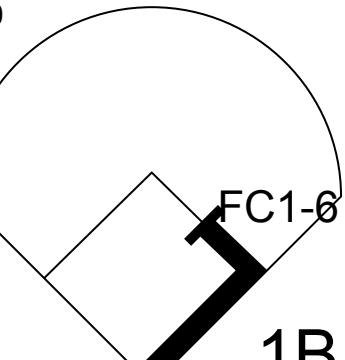
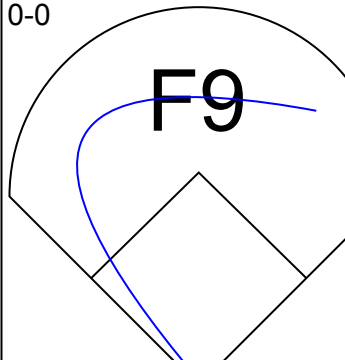
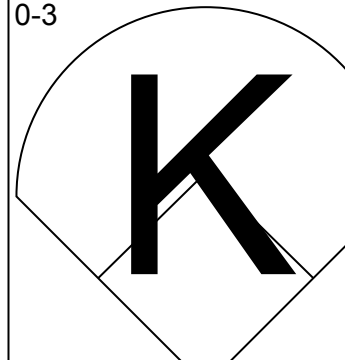
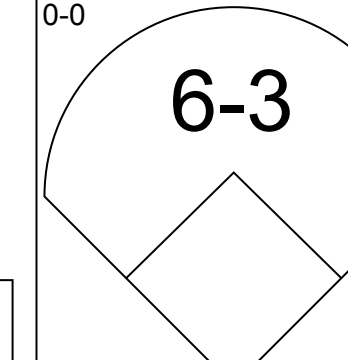

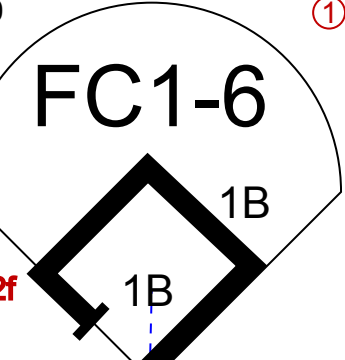
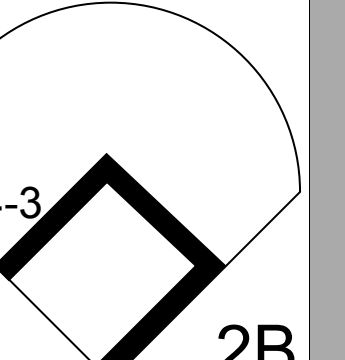
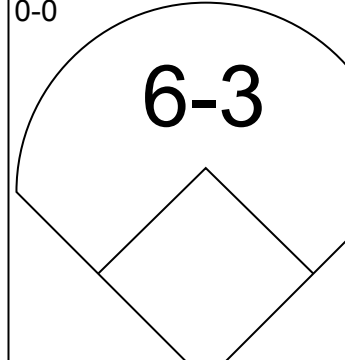
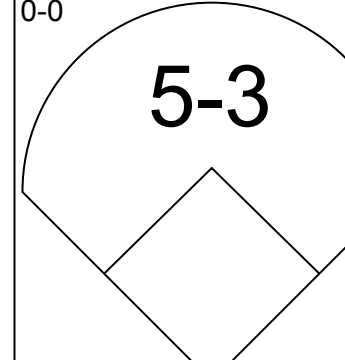
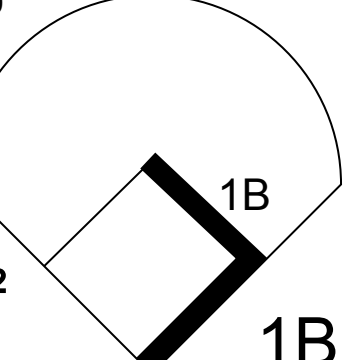
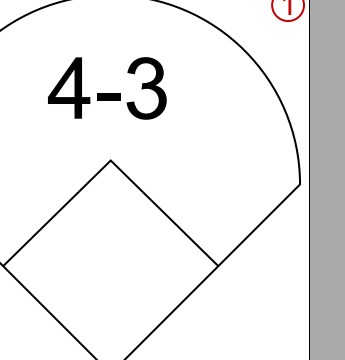
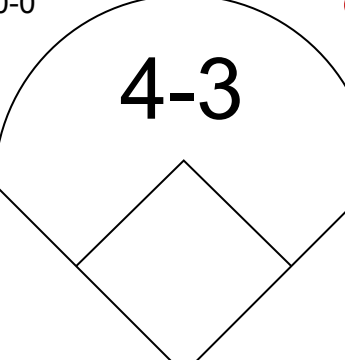
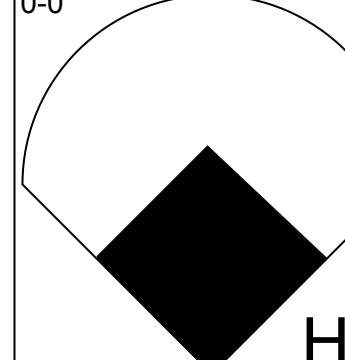
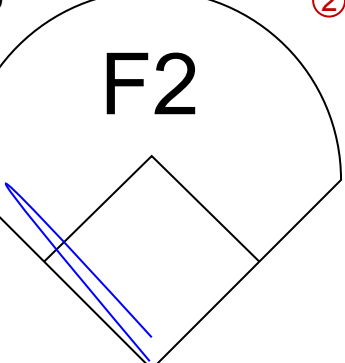

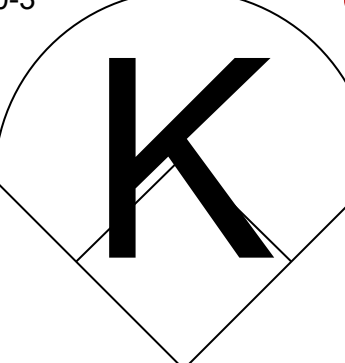
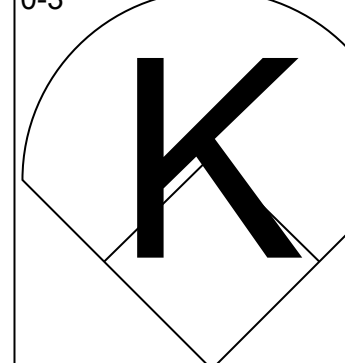
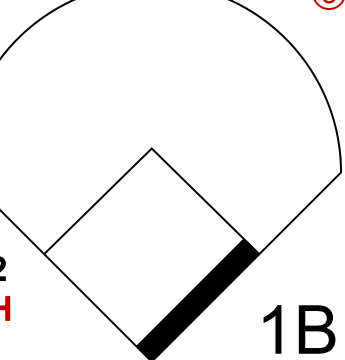
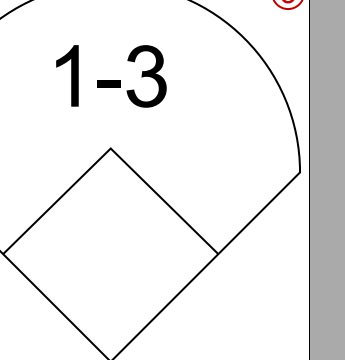
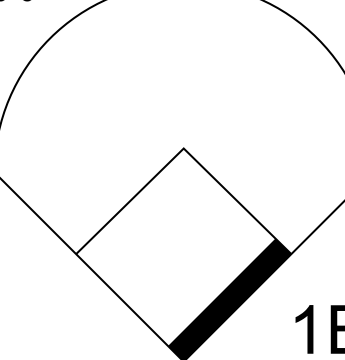
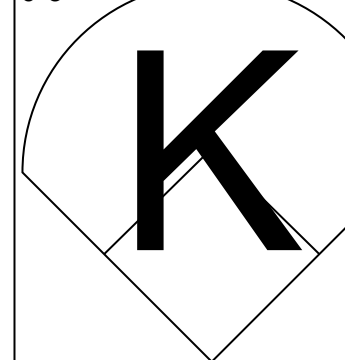


Batter	1	2	3	4	5	6	7	8	9	10	AB	R	H	RBI	BB	SO	LOB						
Johnnie LeMaster, R OBP: 0.354, SLG: 0.342 (1, 6)											5	0	0	0	0	3	0						
Darrell Evans, L OBP: 0.391, SLG: 0.545 (1, 3)	 1B			 2B							5	0	2	0	0	0	0						
Jack Clark, R OBP: 0.348, SLG: 0.441 (1, 9)	 1-2										5	1	2	1	0	1	2						
Jeffrey Leonard, R OBP: 0.329, SLG: 0.461 (1, 7)				 1B							5	1	2	1	0	0	1						
Joel Youngblood, R OBP: 0.322, SLG: 0.450 (1, 5)				 1-2						 BB	3	1	1	0	1	0	2						
Bob Brenly, R OBP: 0.284, SLG: 0.348 (1, 2)		 1B						 2H			4	1	2	2	0	0	1						
Max Venable, L OBP: 0.271, SLG: 0.378 (1, 8)		 1-2						 BB			3	0	0	0	1	1	2						
Brad Wellman, R OBP: 0.288, SLG: 0.250 (1, 4)								 1-2			3	0	0	0	1	2	1						
Mike Krukow, R OBP: 0.243, SLG: 0.242 Greg Minton, S OBP: 0.500, SLG: 0.500 (8, 1)											3	0	0	0	0	1	1						
Inning Stats	R: 0 E: 0 K: 1 S: 5	H: 1 LOB: 0 BB: 0 P: 5	R: 0 E: 0 K: 0 S: 4	H: 1 LOB: 1 BB: 0 P: 4	R: 0 E: 0 K: 1 S: 5	H: 0 LOB: 0 BB: 0 P: 5	R: 0 E: 0 K: 1 S: 6	H: 2 LOB: 1 BB: 0 P: 6	R: 0 E: 0 K: 2 S: 7	H: 0 LOB: 0 BB: 0 P: 7	R: 0 E: 0 K: 1 S: 3	H: 0 LOB: 0 BB: 0 P: 3	R: 3 E: 0 K: 1 S: 8	H: 3 LOB: 1 BB: 1 P: 12	R: 0 E: 0 K: 1 S: 6	H: 1 LOB: 1 BB: 0 P: 6	R: 0 E: 0 K: 1 S: 5	H: 0 LOB: 2 BB: 2 P: 13	R: 1 E: 0 K: 1 S: 6	H: 1 LOB: 0 BB: 0 P: 6	1B: 4 2B: 2 3B: 0 HR: 3	SF: 0 SAC: 0 DP: 2 HBP: 0	WP: 0 PA: 40 PB: 0 SB: 2 CS: 0
PITCHER	IP	WLS	BF	H	R	ER	SO	BB	IBB	HBP	BLK	WP	HR	S	P	ERA	WHIP						
Steve Trout, L ERA: 4.5 (1, 1)	6.1		24	7	3	3	5	0	0	0	0	0	0	2	34	4.26	1.105						
Warren Brusstar, R ERA: 2.2 (7, 1)	0.2		3	0	0	0	1	1	0	0	0	0	0	4	8	0.00	1.500						
Lee Smith, R ERA: 1.25 (8, 1)	3.0	L	13	2	1	1	3	1	1	0	0	0	1	17	25	3.00	1.000						

San Francisco Giants @ Chicago Cubs
Wrigley Field, Chicago, IL
Wed Jul 20 1983, 3:33 AM CDT
Att: 27,135 - Unknown

AB	37
R	4
H	9
RBI	4
BB	3
SO	9
LOB	12

GIANTS

Batter	1	2	3	4	5	6	7	8	9	10	AB	R	H	RBI	BB	SO	LOB					
Mel Hall, L OBP: 0.350, SLG: 0.420 (1, 8)	 23 S 1B		 HBP							 23 SH3-4 1B	4	1	2	0	0	1						
23 Ryne Sandberg, R OBP: 0.320, SLG: 0.397 (1, 4)	 1-2		 1H SF7 2B							 2-3	4	1	1	1	0	3	1					
Bill Buckner, L OBP: 0.302, SLG: 0.449 (1, 3)	 2-3		 2-3								5	0	0	0	0	3						
Leon Durham, L OBP: 0.404, SLG: 0.513 (1, 7)			 3H								3	0	0	1	1	2						
Ron Cey, R OBP: 0.332, SLG: 0.428 (1, 5)		 1B									4	0	1	0	0	1						
Keith Moreland, R OBP: 0.352, SLG: 0.486 (1, 9)		 1B 1-2		 2B							4	0	1	0	0	1						
Jody Davis, R OBP: 0.320, SLG: 0.516 (1, 2)		 1-2									4	1	2	1	0	0	1					
Tom Veryzer, R OBP: 0.157, SLG: 0.176 (1, 6)											4	0	0	0	0	3	3					
Steve Trout, L OBP: 0.262, SLG: 0.262 Warren Brusstar, R OBP: 0.381, SLG: 0.454 Lee Smith, R OBP: 0.500, SLG: 0.500 (8, 1)		 1-2 2H									2	0	1	0	0	0	1					
Inning Stats	R: 0 E: 0 K: 1 S: 6	H: 1 LOB: 1 BB: 0 P: 6	R: 0 E: 0 K: 0 S: 5	H: 3 LOB: 2 BB: 0 P: 5	R: 2 E: 0 K: 0 S: 4	H: 1 LOB: 1 BB: 0 P: 5	R: 0 E: 0 K: 1 S: 6	H: 1 LOB: 1 BB: 0 P: 6	R: 0 E: 0 K: 2 S: 7	H: 0 LOB: 0 BB: 0 P: 7	R: 0 E: 0 K: 1 S: 6	H: 1 LOB: 1 BB: 0 P: 6	R: 0 E: 0 K: 1 S: 5	H: 0 LOB: 1 BB: 1 P: 9	R: 1 E: 0 K: 2 S: 8	H: 1 LOB: 0 BB: 0 P: 8	R: 0 E: 1 K: 0 S: 4	H: 1 LOB: 1 BB: 0 P: 4	1B: 6 2B: 2 3B: 0 HR: 1	SF: 1 SAC: 1 DP: 0 HBP: 1	WP: 0 PA: 40 PB: 0 SB: 1 CS: 0	
PITCHER	IP	WLS	BF	H	R	ER	SO	BB	IBB	HBP	BLK	WP	HR	S	P	ERA	WHIP					
Mike Krukow, R ERA: 3.61 (1, 1)	7.0		28	7	2	2	6	0	0	1	0	0	0	39	40	2.57	1.000					
Greg Minton, R ERA: 3.97 (8, 1)	3.0	W	12	2	1	1	3	1	0	0	0	0	0	17	21	3.00	1.000					

San Francisco Giants @ Chicago Cubs
Wrigley Field, Chicago, IL
Wed Jul 20 1983, 3:33 AM CDT
Att: 27,135 - Unknown

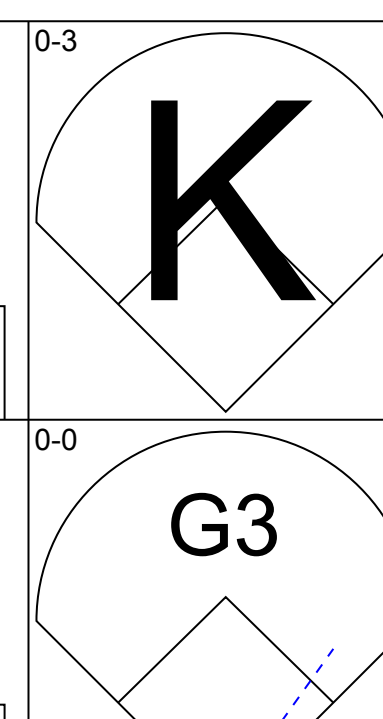
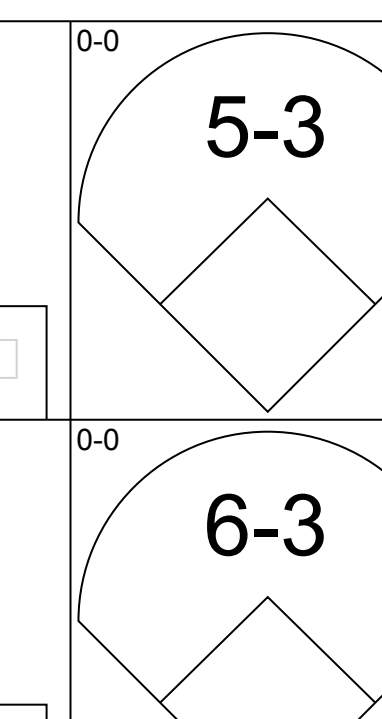
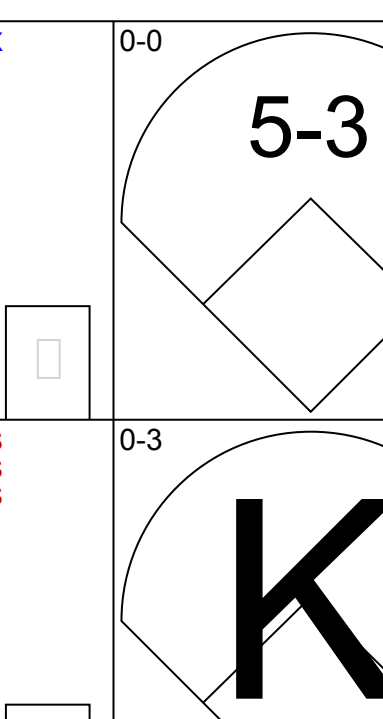
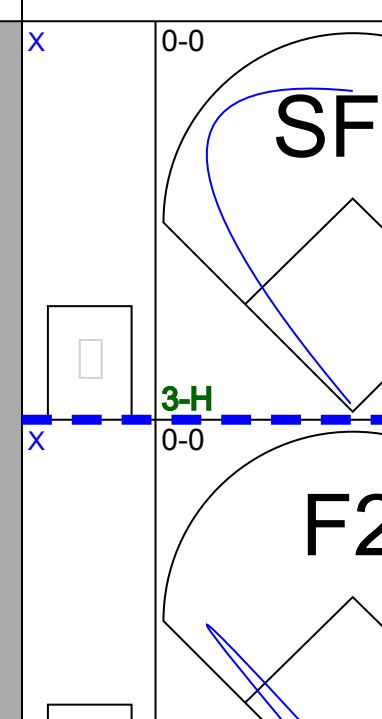
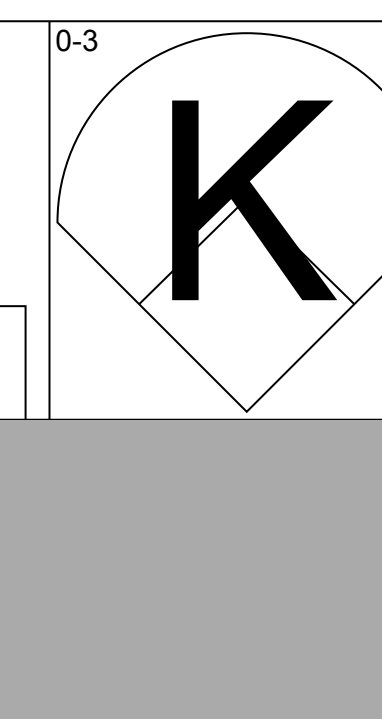
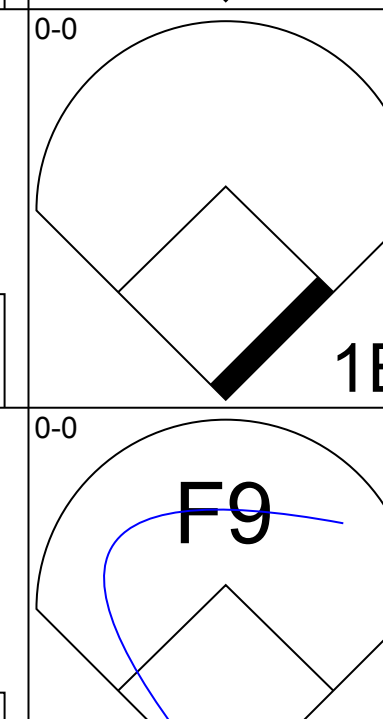

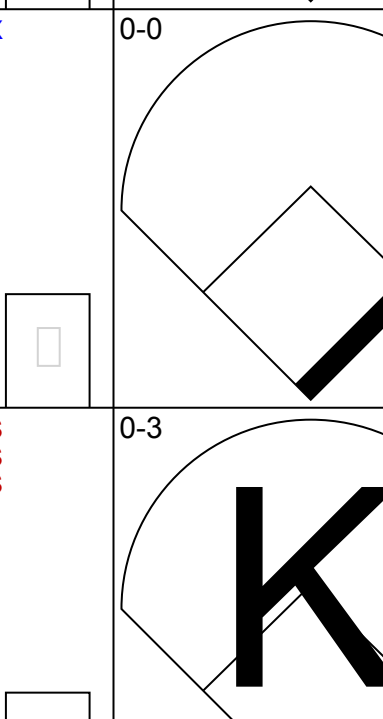

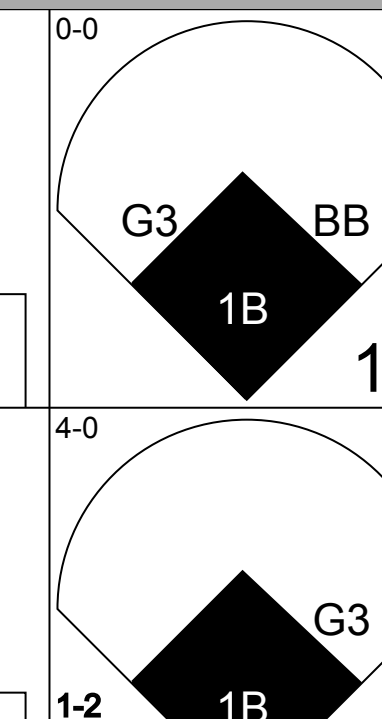

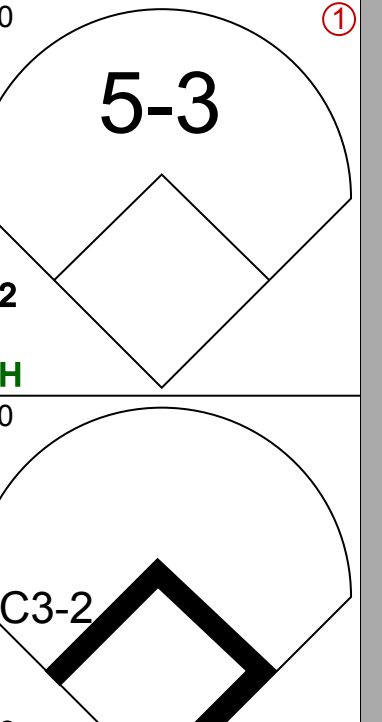

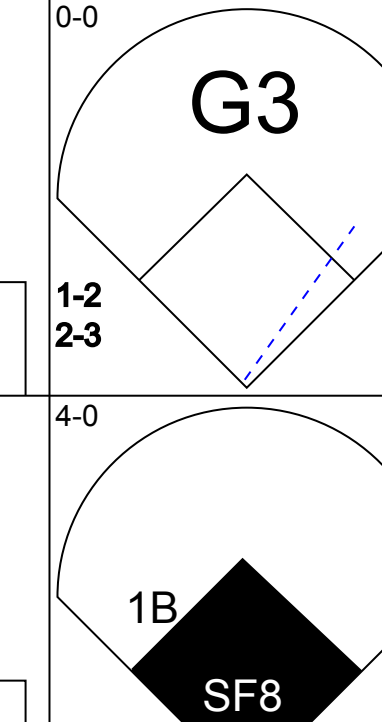
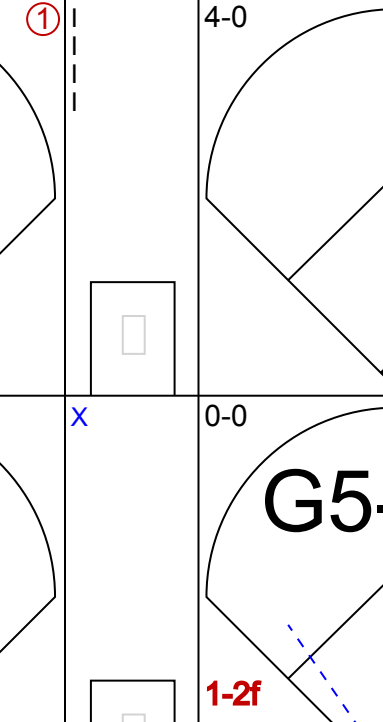

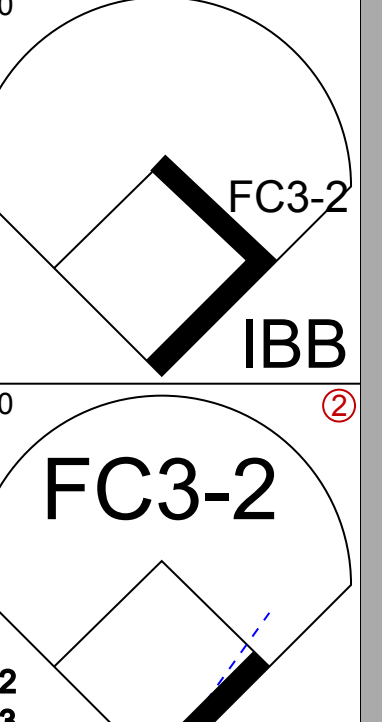

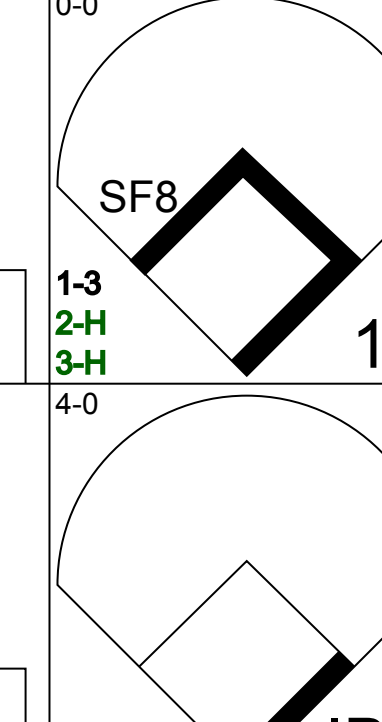
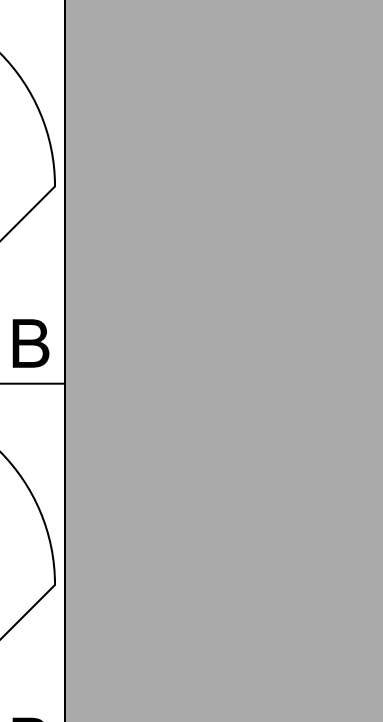
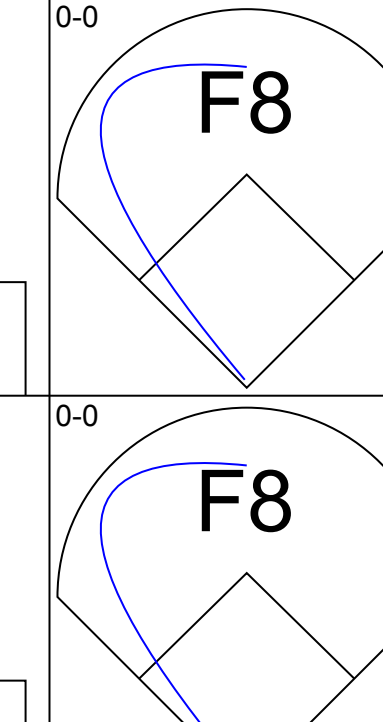
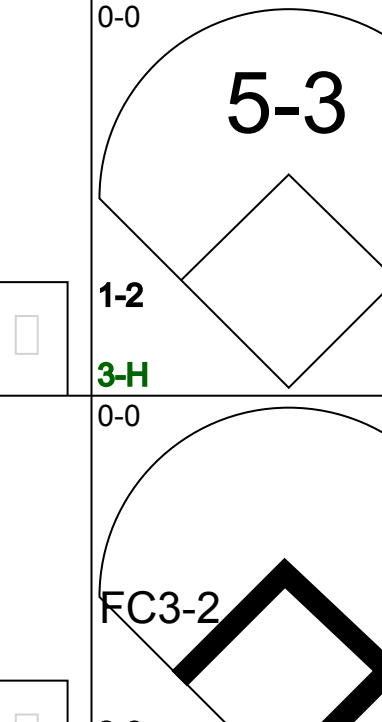
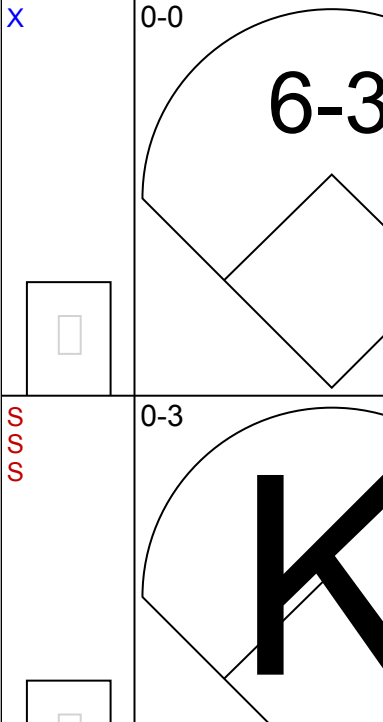
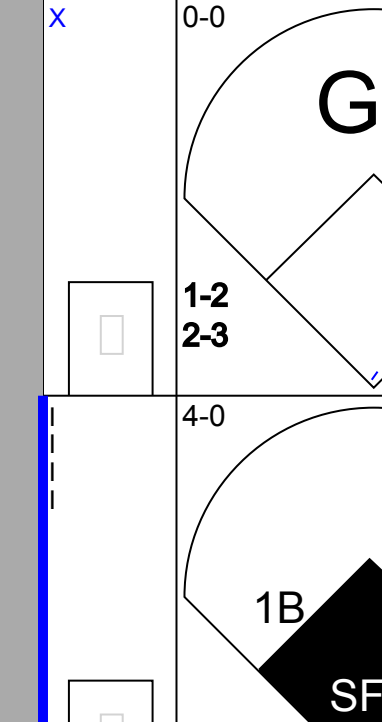
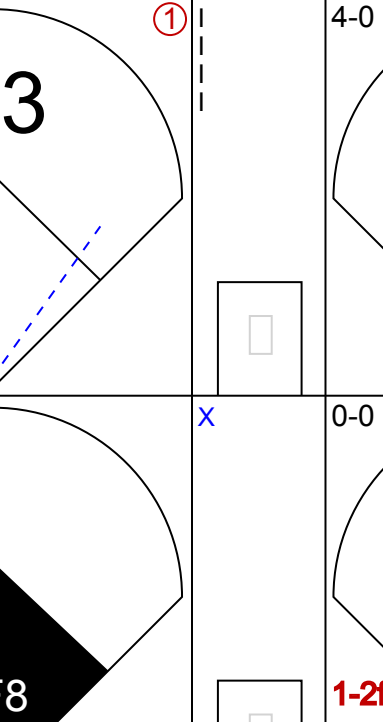

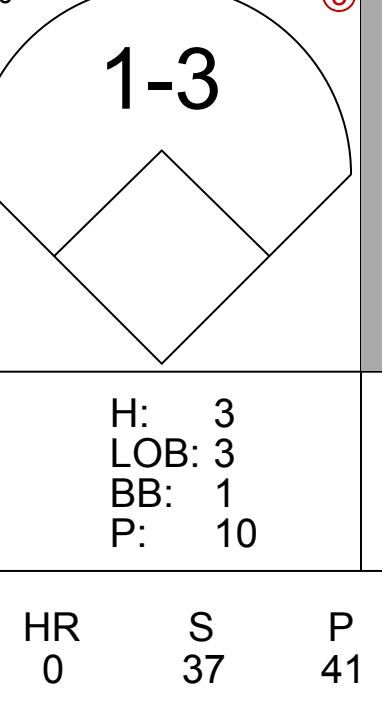

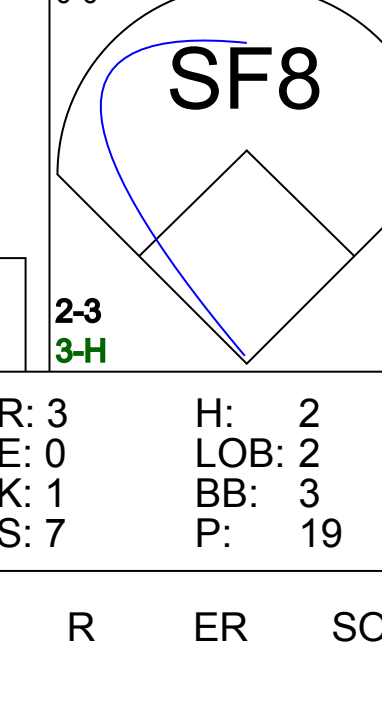
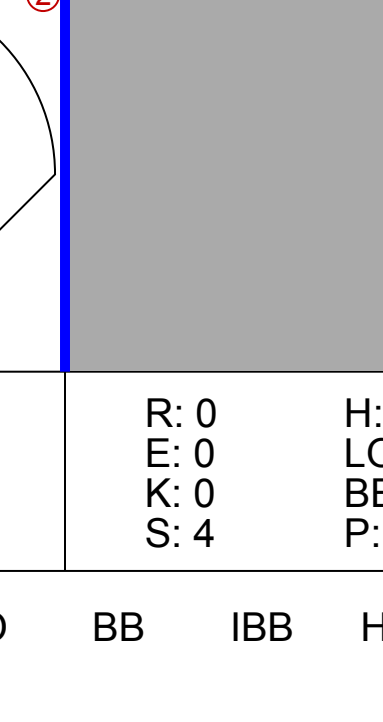
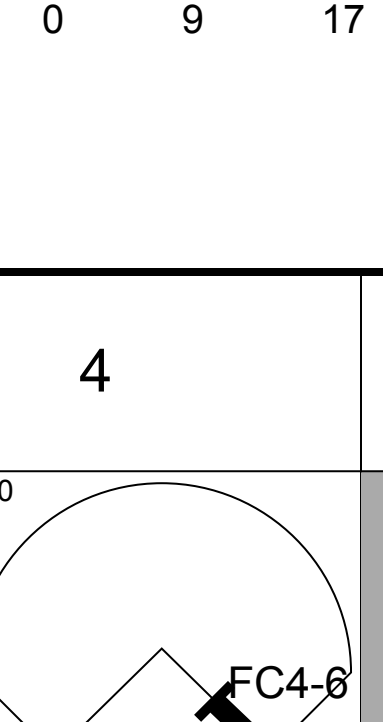
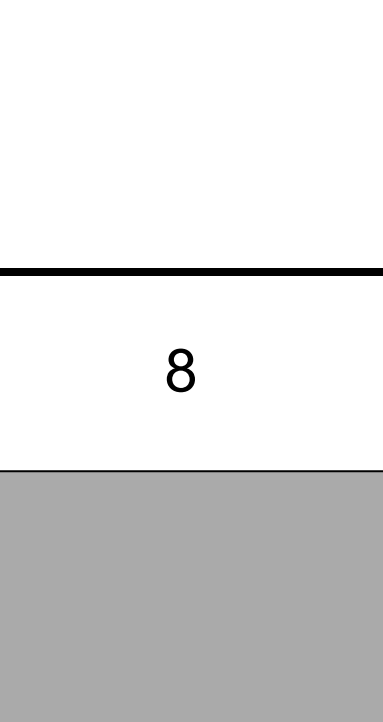
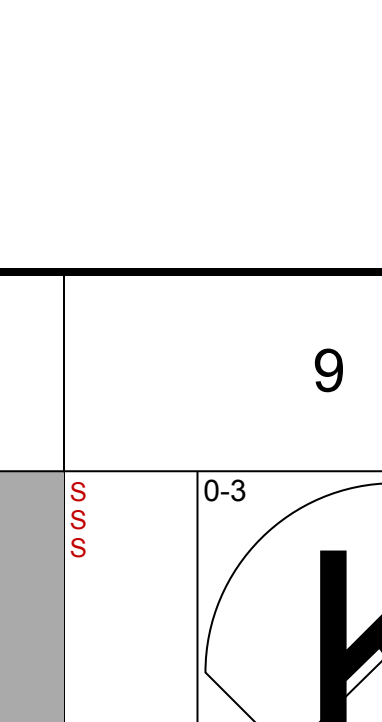
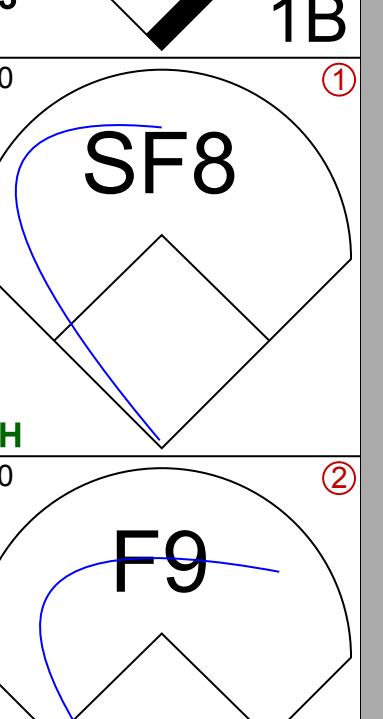


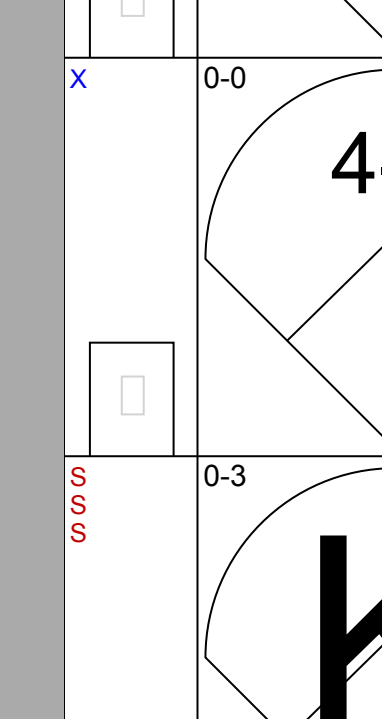
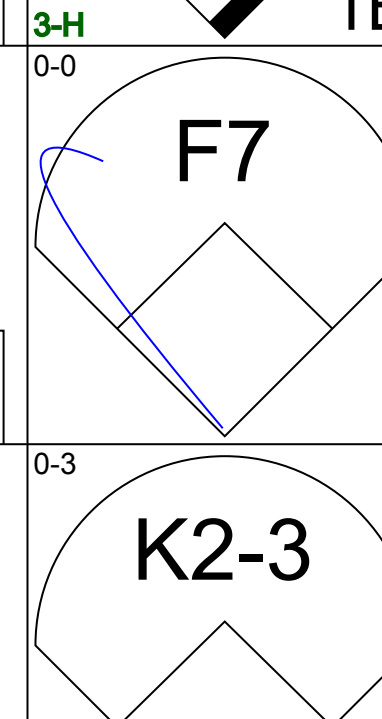
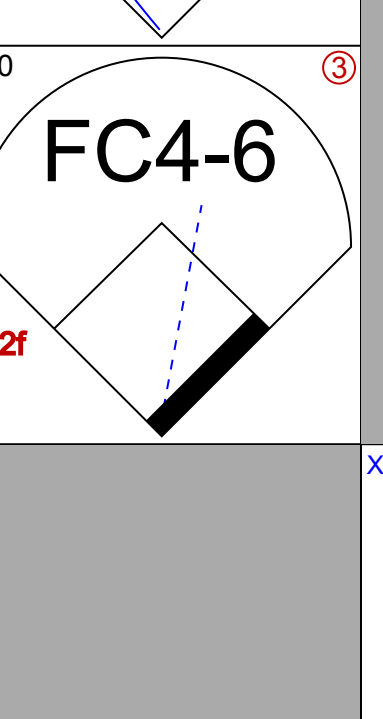





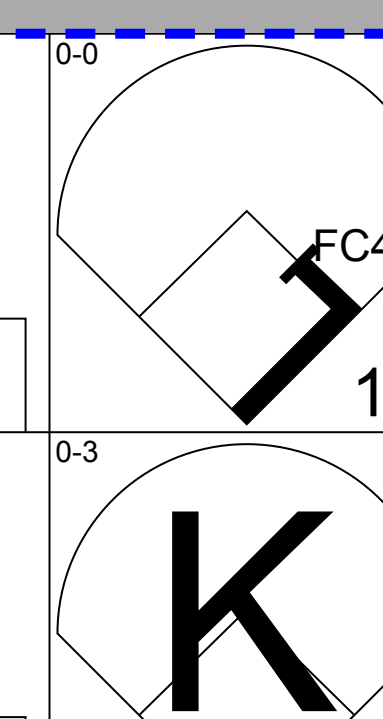
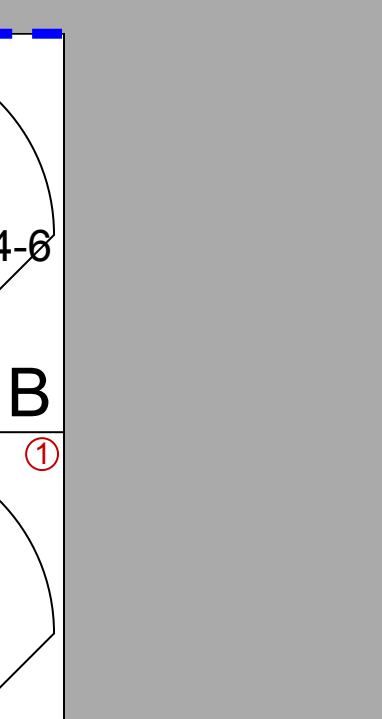

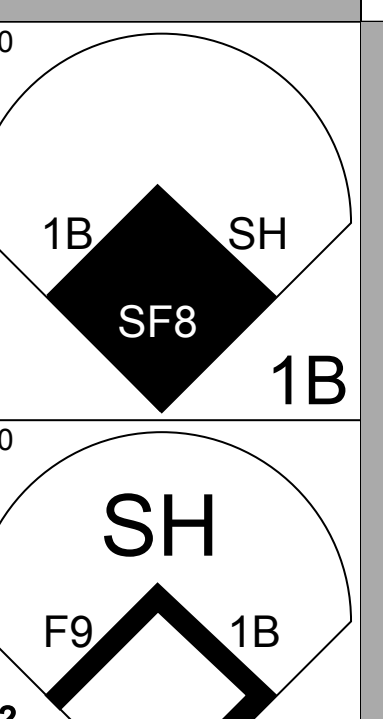
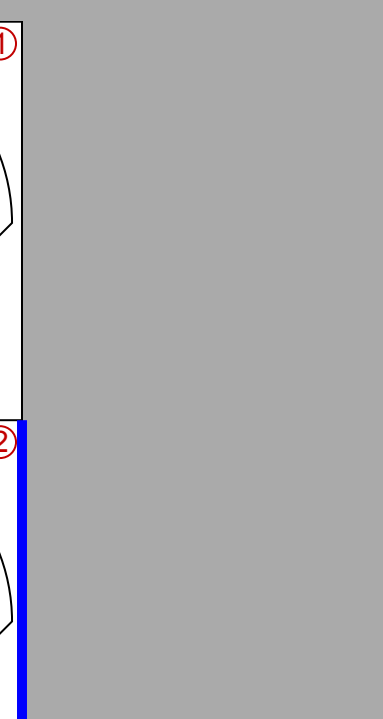
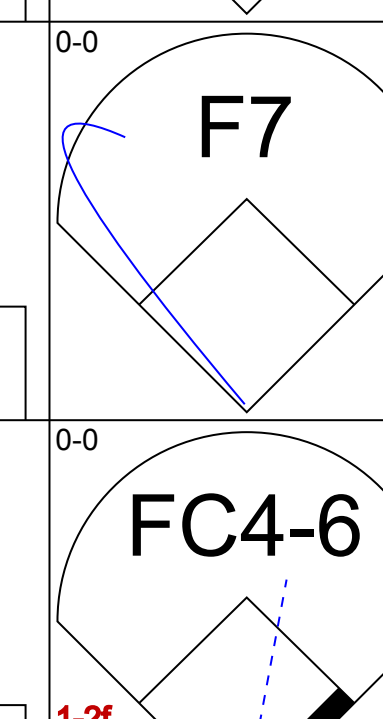
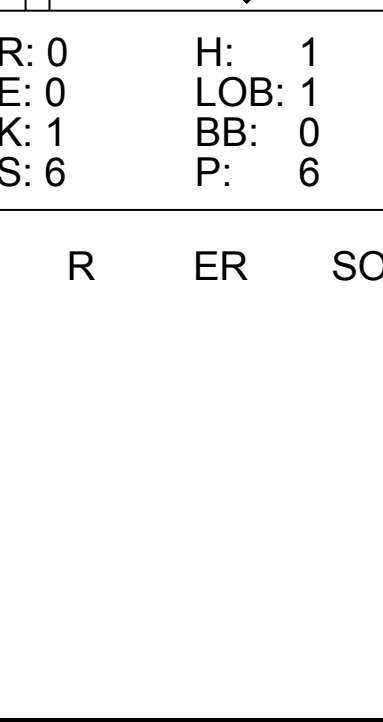
AB	36
R	3
H	9
RBI	3
BB	1
SO	9
LOB	14

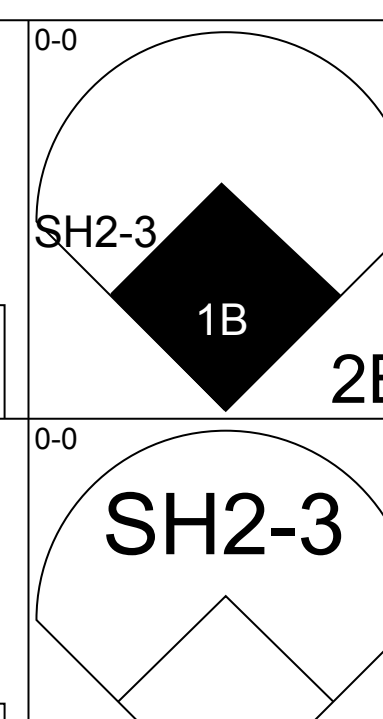
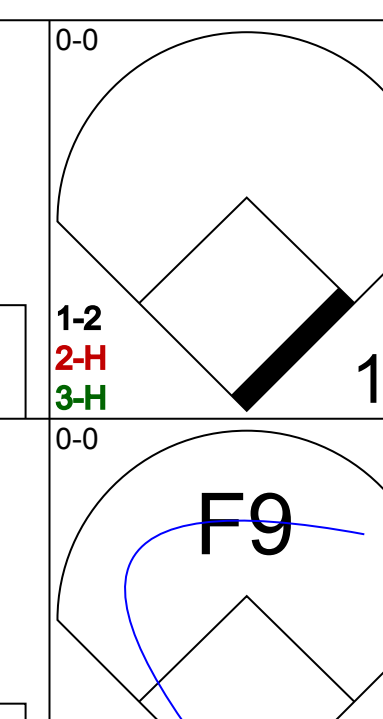
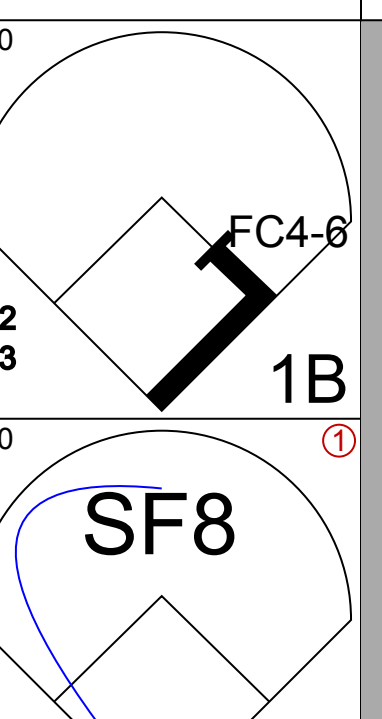
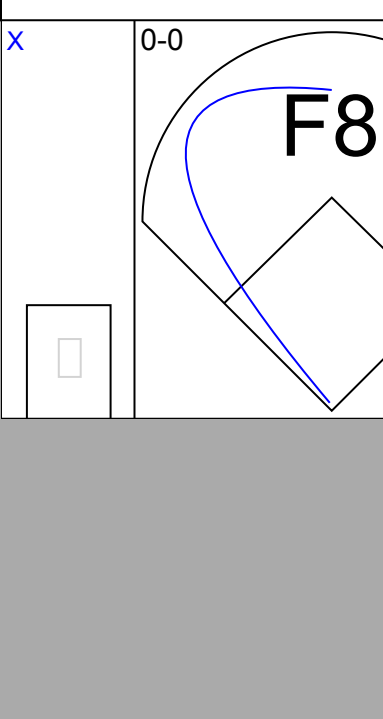
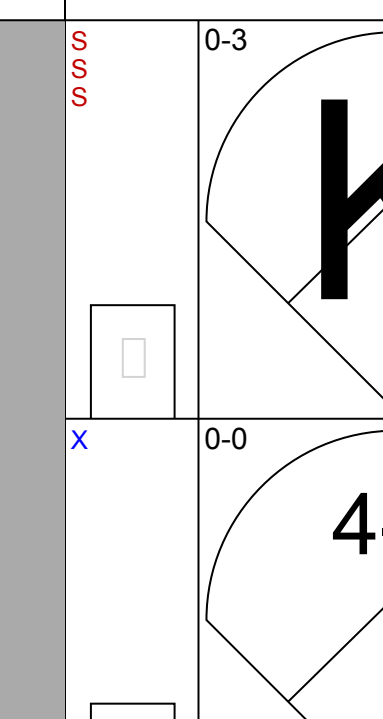
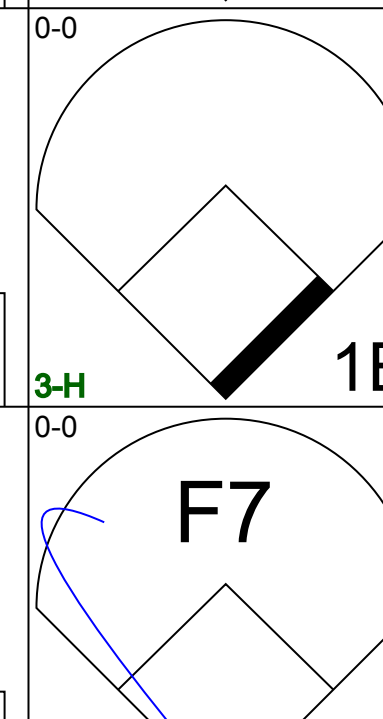

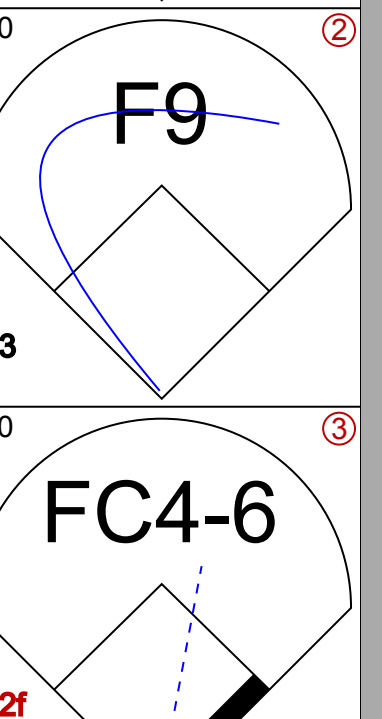
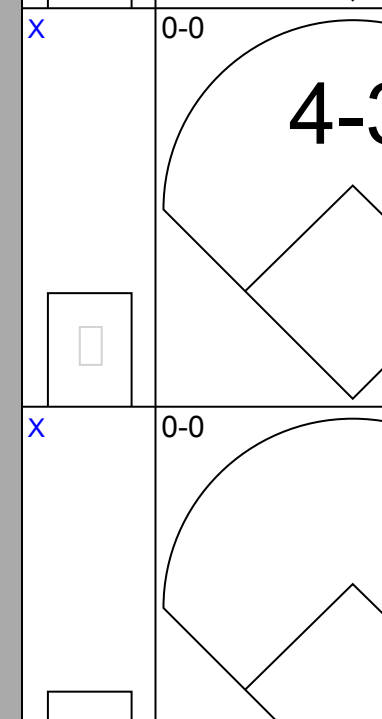
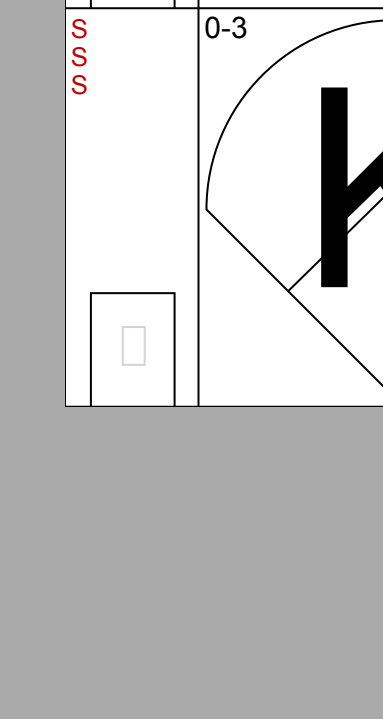
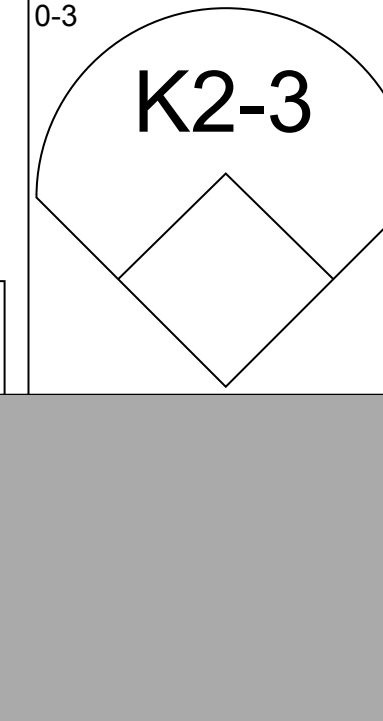
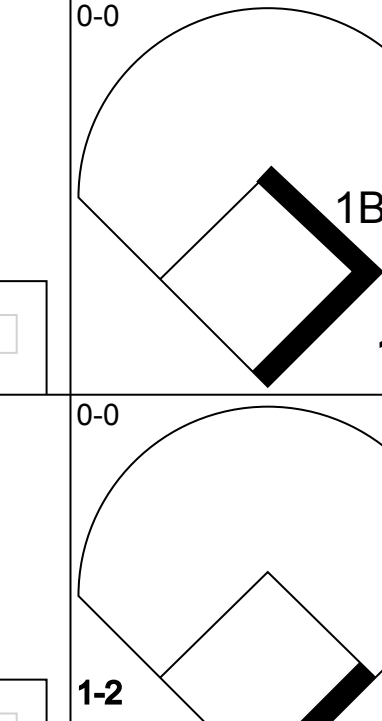

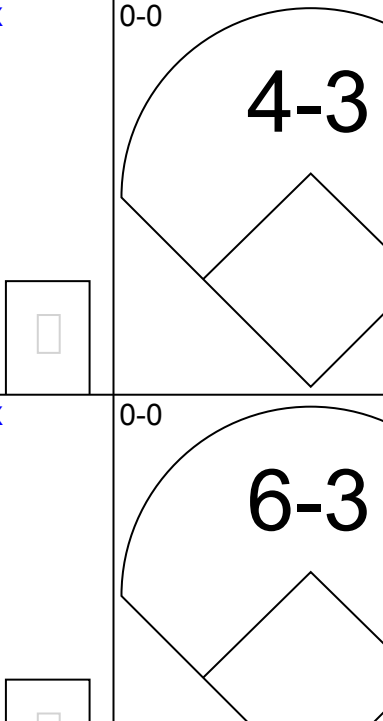
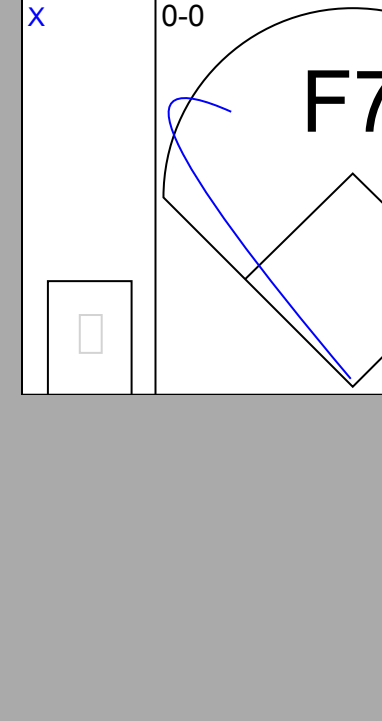
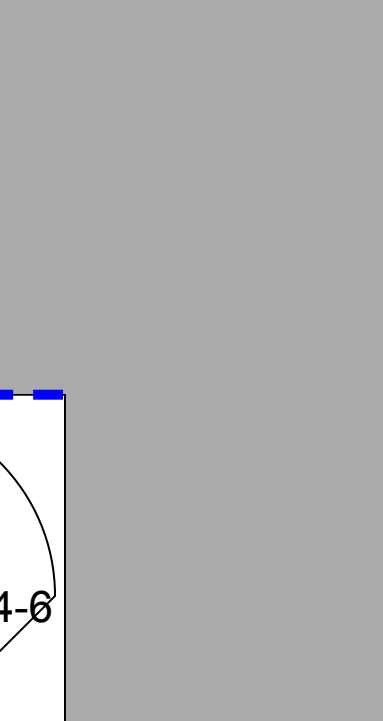


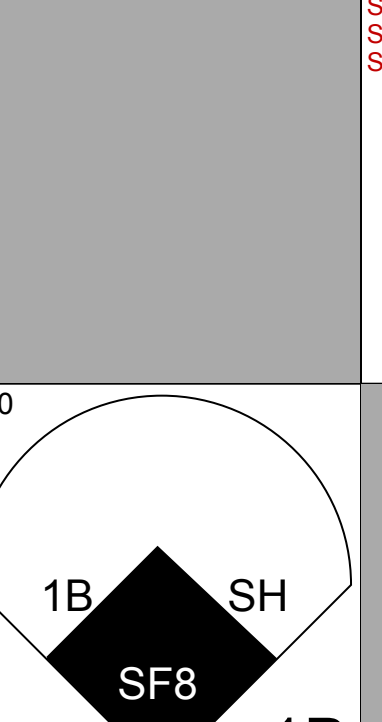

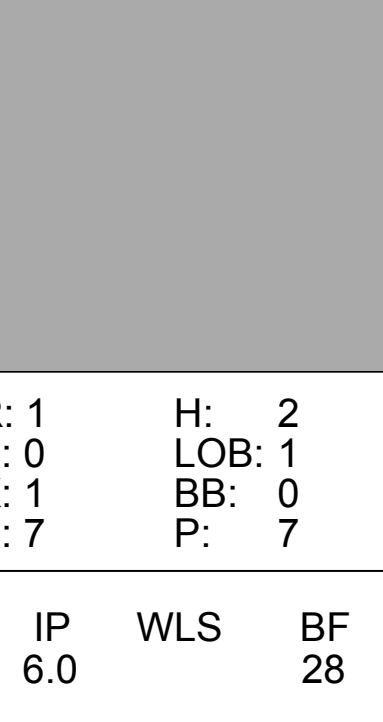
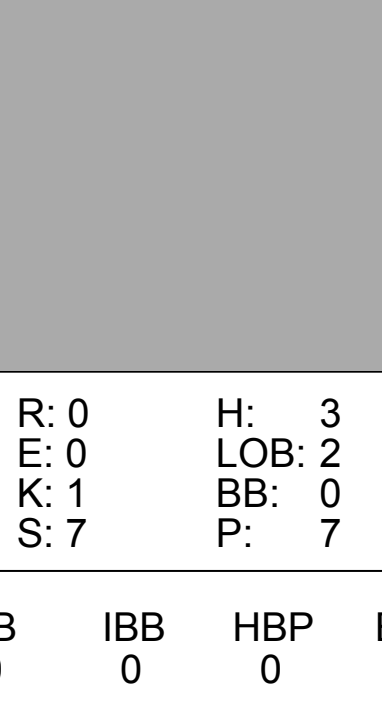
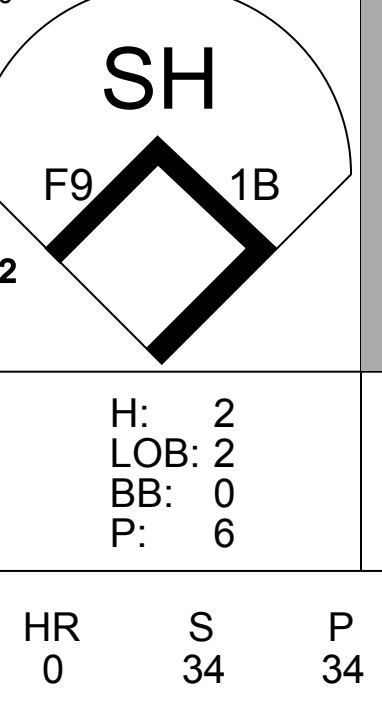
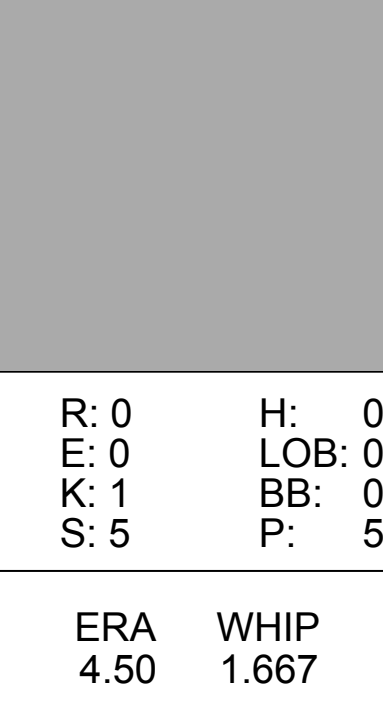
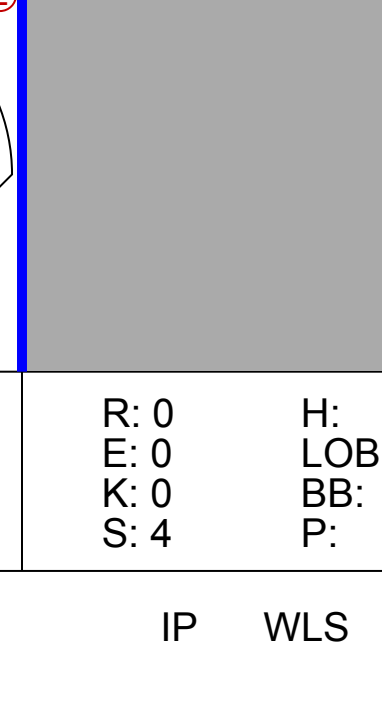
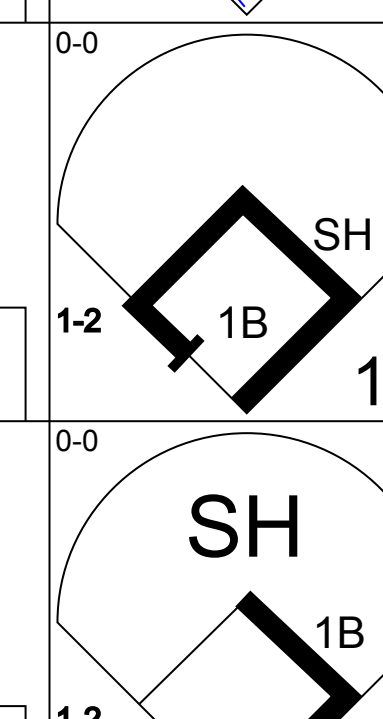

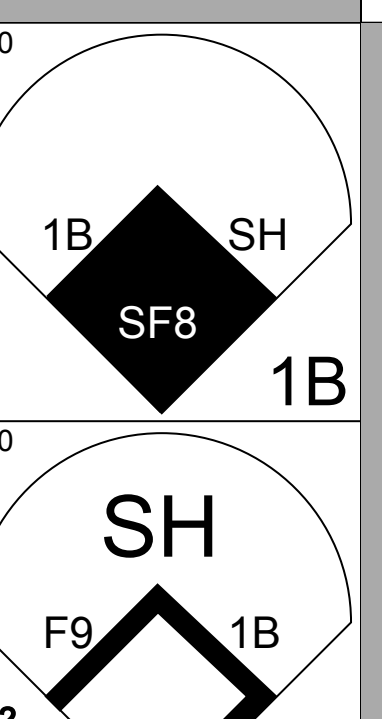

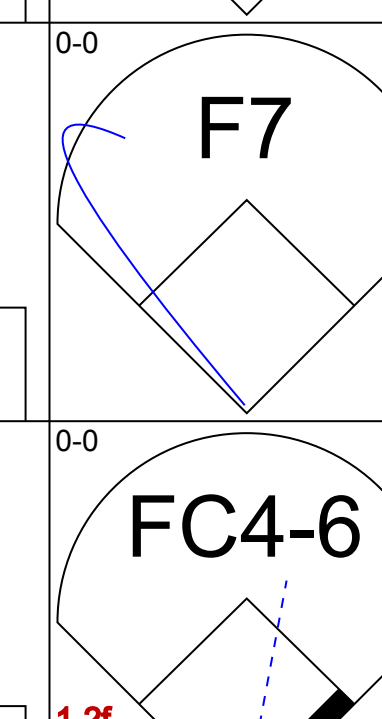
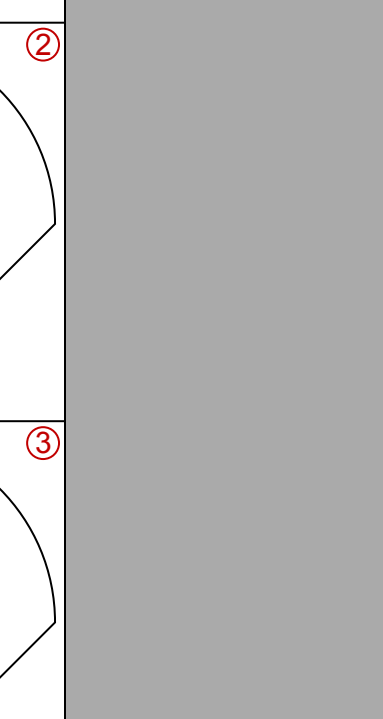
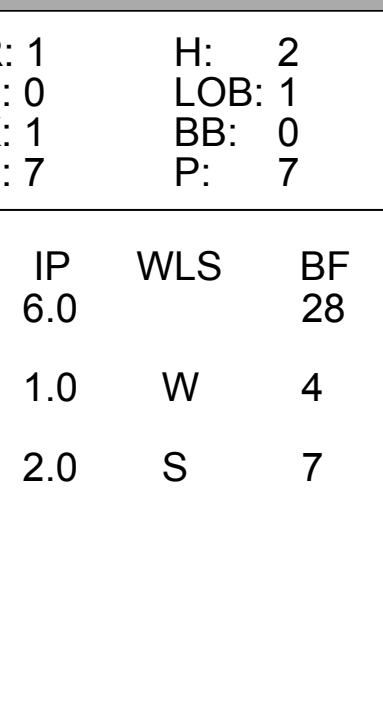
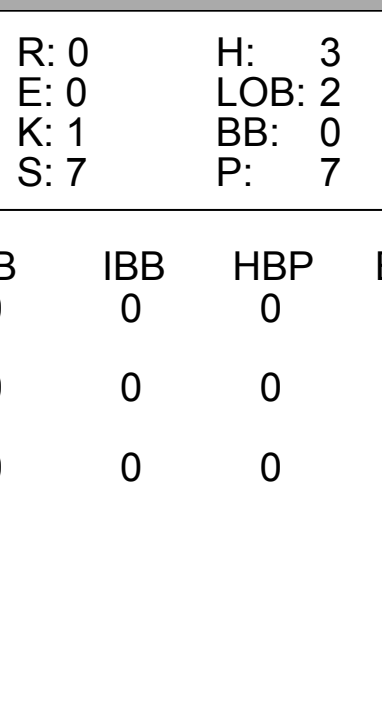
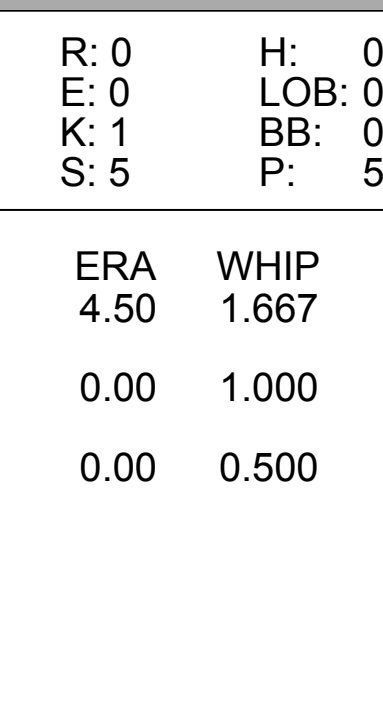
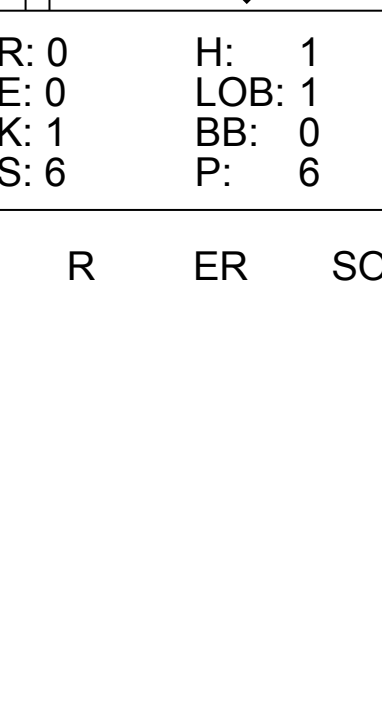
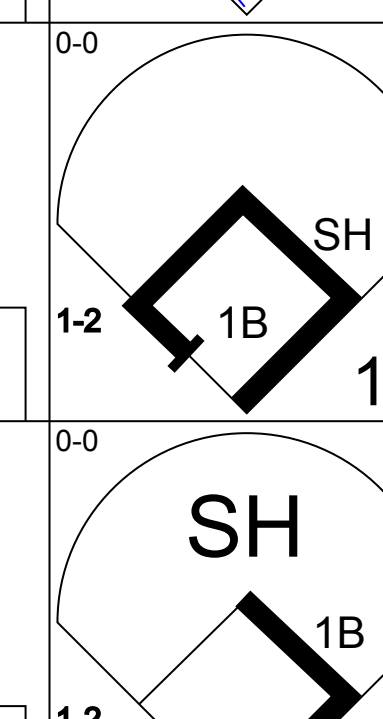

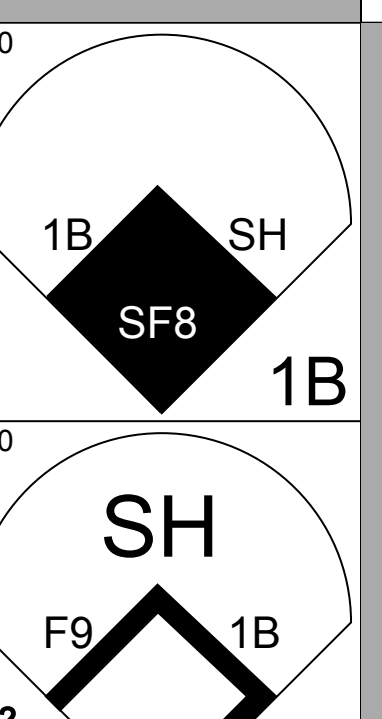

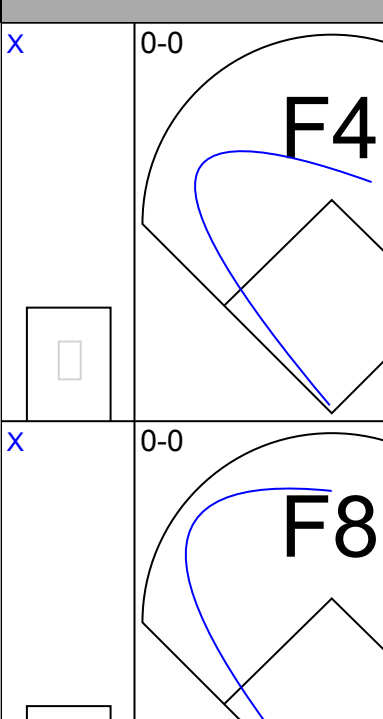
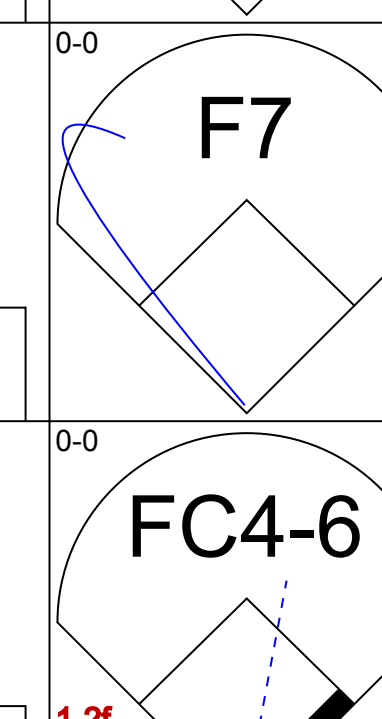
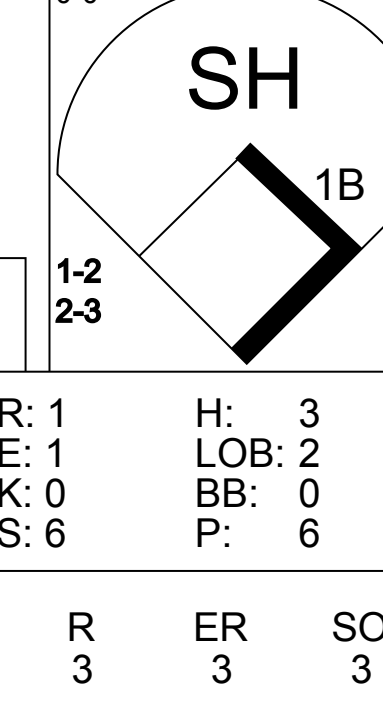
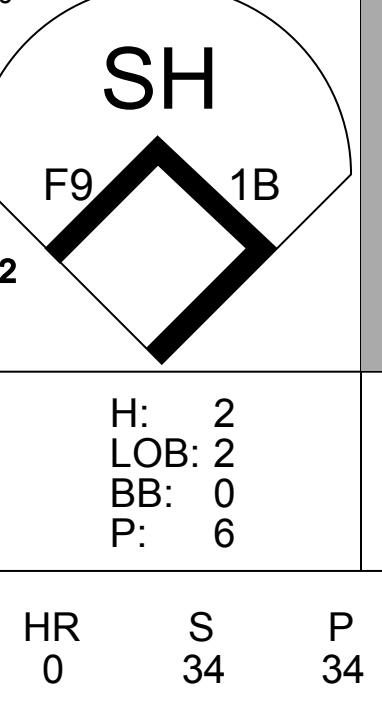
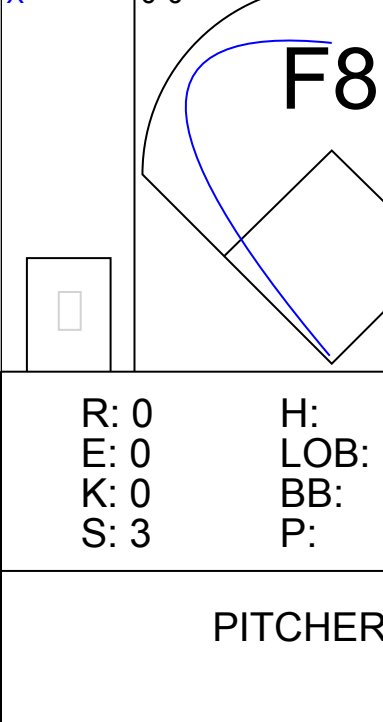
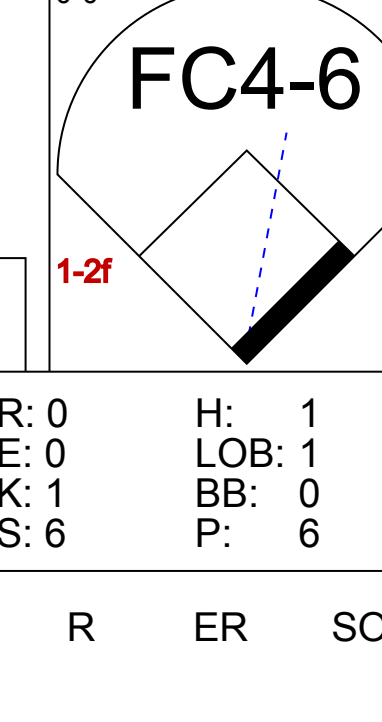
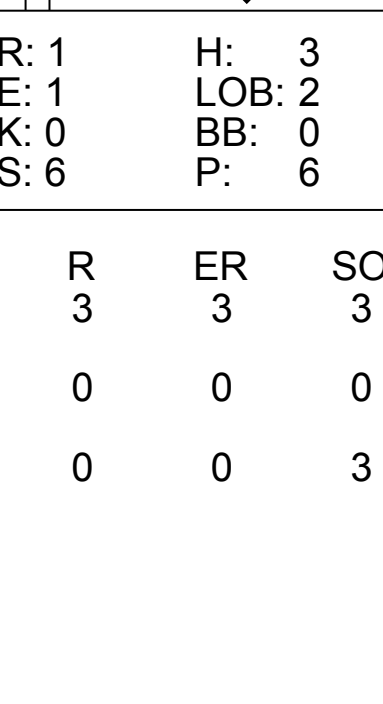
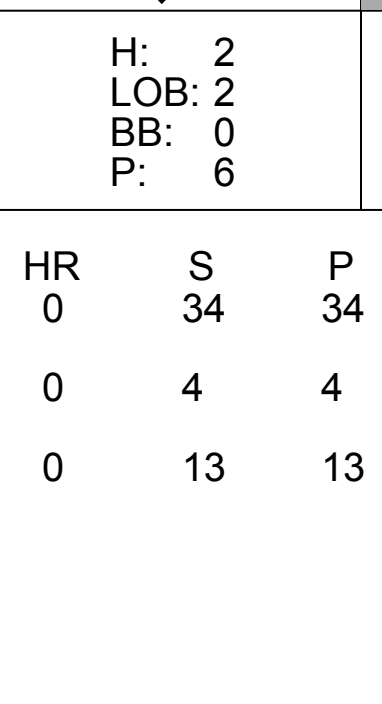


CUBS

Batter	1	2	3	4	5	6	7	8	9	AB R H RBI BB SO LOB	TOP								
Johnnie LeMaster, R OBP: 0.350, SLG: 0.337 (1, 6)										4 0 0 0 0 1 0	San Francisco Giants @ Chicago Cubs Wrigley Field, Chicago, IL Thu Jul 21 1983, 3:33 AM CDT Att: 25,664 - Unknown								
Darrell Evans, L OBP: 0.389, SLG: 0.540 (1, 3)										3 0 0 0 1 0 0									
Jack Clark, R OBP: 0.347, SLG: 0.439 (1, 9)										4 0 1 0 0 2 1									
Jeffrey Leonard, R OBP: 0.325, SLG: 0.455 (1, 7)										4 0 0 0 0 2 2									
Max Venable, L OBP: 0.271, SLG: 0.397 (1, 8)										4 1 1 1 0 1 0									
Tom O'Malley, L OBP: 0.333, SLG: 0.339 (1, 5)										4 0 0 0 0 1 0									
Milt May, L OBP: 0.318, SLG: 0.404 (1, 2)										4 1 2 0 0 0 0									
Duane Kuiper, L OBP: 0.389, SLG: 0.317 (1, 4)										2 0 1 1 1 0 0									
Atlee Hammaker, S OBP: 0.167, SLG: 0.118 (1, 1)										3 0 0 0 0 0 3									
Inning Stats	R: 0 E: 0 K: 1 S: 5	H: 0 LOB: 1 BB: 1 P: 9	R: 0 E: 0 K: 0 S: 3	H: 0 LOB: 0 BB: 0 P: 3	R: 0 E: 0 K: 0 S: 3	H: 0 LOB: 0 BB: 1 P: 3	R: 0 E: 0 K: 2 S: 8	H: 1 LOB: 2 BB: 1 P: 12	R: 0 E: 0 K: 1 S: 5	H: 0 LOB: 0 BB: 0 P: 5		R: 2 E: 0 K: 1 S: 8	H: 3 LOB: 1 BB: 0 P: 8	R: 0 E: 0 K: 2 S: 8	H: 1 LOB: 1 BB: 0 P: 8	R: 0 E: 0 K: 0 S: 3	H: 0 LOB: 0 BB: 0 P: 3	1B: 2 2B: 2 3B: 0 HR: 1	SF: 0 SAC: 0 DP: 0 HBP: 0
PITCHER	IP WLS BF H R ER SO BB IBB HBP BLK WP HR S P ERA WHIP											IP WLS BF H R ER SO BB IBB HBP BLK WP HR S P ERA WHIP							
Dick Ruthven, R ERA: 4.27 Lee Smith, R ERA: 1.21	(1, 1) 7.0 W 27 4 2 2 5 2 0 0 0 0 0 1 35 43 2.57 0.857											(8, 1) 2.0 S 7 1 0 0 2 0 0 0 0 0 0 0 11 11 0.00 0.500							

Batter	1	2	3	4	5	6	7	8	9	AB R H RBI BB SO LOB	BOTTOM								
23 Ryne Sandberg, R OBP: 0.321, SLG: 0.397 (1, 4)										3 1 1 0 1 0 0	San Francisco Giants @ Chicago Cubs Wrigley Field, Chicago, IL Thu Jul 21 1983, 3:33 AM CDT Att: 25,664 - Unknown								
Bill Buckner, L OBP: 0.301, SLG: 0.447 (1, 3)										4 0 1 0 0 0 2									
Keith Moreland, R OBP: 0.349, SLG: 0.481 (1, 9)										3 0 0 0 0 1 1									
Ron Cey, R OBP: 0.330, SLG: 0.424 (1, 5)										3 0 0 0 0 0 0									
Jody Davis, R OBP: 0.320, SLG: 0.525 (1, 2)										3 1 1 1 0 0 0									
Leon Durham, L OBP: 0.399, SLG: 0.506 Lee Smith, R (8, 1)										3 0 0 0 0 1 0 0 0 0 0 0 0 0									
Jerry Morales, R OBP: 0.225, SLG: 0.279 (8, 7)										3 0 1 0 0 1 0									
Tom Verzyr, R OBP: 0.170, SLG: 0.245 (1, 6)										2 1 1 1 0 1 0									
Dick Ruthven, R OBP: 0.179, SLG: 0.184 Mel Hall, L OBP: 0.348, SLG: 0.418 (8, 8)										2 0 0 0 0 1 0 1 0 0 0 0 1 1									
Inning Stats	R: 1 E: 0 K: 0 S: 4	H: 2 LOB: 0 BB: 0 P: 4	R: 0 E: 0 K: 0 S: 3	H: 0 LOB: 0 BB: 0 P: 3	R: 1 E: 0 K: 0 S: 4	H: 1 LOB: 0 BB: 0 P: 4	R: 0 E: 0 K: 3 S: 9	H: 0 LOB: 0 BB: 0 P: 9	R: 0 E: 0 K: 1 S: 5	H: 0 LOB: 0 BB: 0 P: 5		R: 0 E: 0 K: 1 S: 5	H: 0 LOB: 0 BB: 0 P: 5	R: 0 E: 0 K: 1 S: 6	H: 1 LOB: 2 BB: 1 P: 10	R: 0 E: 0 K: 0 S: 3	H: 0 LOB: 0 BB: 0 P: 3	1B: 3 2B: 0 3B: 0 HR: 2	SF: 0 SAC: 1 DP: 1 HBP: 0
PITCHER	IP WLS BF H R ER SO BB IBB HBP BLK WP HR S P ERA WHIP											IP WLS BF H R ER SO BB IBB HBP BLK WP HR S P ERA WHIP							
Atlee Hammaker, L ERA: 1.98	(1, 1) 8.0 L 29 5 3 3 6 0 1 0 0 0 0 2 40 44 3.38 0.625																		



Batter	1	2	3	4	5	6	7	8	9	AB	R	H	RBI	BB	SO	LOB	TOP			
Johnnie LeMaster, R OBP: 0.346, SLG: 0.333 (1, 6)										4	0	0	1	0	2	2	San Francisco Giants @ Pittsburgh Pirates Three Rivers Stadium, Pittsburgh, PA Fri Jul 22, 1983, 7:05 PM EDT Att: 23,834 - Unknown livebaseballscorecards.com			
Darrell Evans, L OBP: 0.394, SLG: 0.532 (1, 3)										5	0	0	0	0	1	0				
Jack Clark, R OBP: 0.355, SLG: 0.447 (1, 9)										5	2	5	0	0	0	0				
Jeffrey Leonard, R OBP: 0.329, SLG: 0.459 (1, 7) (8, 8)										4	1	2	0	1	1	2				
Milt May, L OBP: 0.315, SLG: 0.394 (1, 2)										4	0	0	1	1	0	3				
Max Venable, L OBP: 0.272, SLG: 0.396 (1, 8)										3	0	1	0	0	1	0				
Bob Brenly, R OBP: 0.286, SLG: 0.346 (8, 7)										1	1	0	0	1	0	3				
Tom O'Malley, L OBP: 0.337, SLG: 0.340 (1, 5)										2	0	1	0	1	0	0				
Joel Youngblood, R OBP: 0.326, SLG: 0.453 (8, PH) (8, 5)										1	0	1	2	0	0	0				
Duane Kuiper, L OBP: 0.392, SLG: 0.317 (1, 4)										3	1	1	0	1	0	4				
Fred Breining, R OBP: 0.195, SLG: 0.179 (1, 1)										2	0	0	0	0	1	3				
Dave Bergman, L OBP: 0.333, SLG: 0.241 (7, PH)										1	0	0	0	0	0	1				
Jim Barr, R OBP: 0.125, SLG: 0.250 (7, 1)										0	0	0	0	0	0	0				
Chili Davis, S OBP: 0.313, SLG: 0.393 (8, PH)										0	0	0	1	0	0	0				
Greg Minton, S OBP: 0.500, SLG: 0.500 (8, 1)										0	0	0	0	0	0	0				
Inning Stats	R: 0 E: 0 K: 1 S: 6	H: 1 LOB: 1 BB: 0 P: 6	R: 0 E: 0 K: 0 S: 4	H: 1 LOB: 1 BB: 0 P: 4	R: 0 E: 0 K: 1 S: 5	H: 0 LOB: 0 BB: 0 P: 5	R: 1 E: 0 K: 0 S: 6	H: 3 LOB: 2 BB: 1 P: 10	R: 0 E: 0 K: 1 S: 8	H: 0 LOB: 0 BB: 0 P: 5	R: 1 E: 0 K: 0 S: 4	H: 1 LOB: 0 BB: 0 P: 4	R: 3 E: 0 K: 1 S: 7	H: 2 LOB: 2 BB: 3 P: 19	R: 0 E: 0 K: 0 S: 4	H: 2 LOB: 2 BB: 1 P: 8	1B: 10 2B: 1 3B: 0 HR: 0	SF: 2 SAC: 0 DP: 1 HBP: 0	WP: 1 PA: 42 PB: 0 SB: 0 CS: 0	
PITCHER	IP	WLS	BF	H	R	ER	SO	BB	IBB	HBP	BLK	WP	HR	S	P	ERA	WHIP			
Lee Tunnell, R ERA: 4.66 (1, 1)	6.2		28	7	2	2	5	0	1	0	0	1	0	37	41	2.70	1.050			
Rod Scurry, L ERA: 5.52 (7, 1)	0.2	L	5	1	3	3	0	1	1	0	0	0	0	3	11	40.50	3.000			
Kent Tekulve, R ERA: 1.94 (8, 1)	1.2		9	3	0	0	1	0	2	0	0	0	0	9	17	0.00	1.800			

Batter	1	2	3	4	5	6	7	8	9	AB	R	H	RBI	BB	SO	LOB	BOTTOM				
Marvell Wynne, L OBP: 0.322, SLG: 0.377 (1, 8)										5	1	3	1	0	1	0	San Francisco Giants @ Pittsburgh Pirates Three Rivers Stadium, Pittsburgh, PA Fri Jul 22, 1983, 7:05 PM EDT Att: 23,834 - Unknown livebaseballscorecards.com				
Johnny Ray, S OBP: 0.327, SLG: 0.398 (1, 4)										3	0	0	1	0	0	2					
Bill Madlock, R OBP: 0.382, SLG: 0.439 (1, 5)										5	0	2	1	0	1	2					
Jason Thompson, L OBP: 0.397, SLG: 0.458 (1, 3)										4	0	1	0	0	0	4					
Mike Easter, L OBP: 0.363, SLG: 0.442 (1, 7) (8, 1)										4	0	1	0	0	1	2					
Dave Parker, L OBP: 0.298, SLG: 0.371 (1, 9)										4	1	3	0	0	0	0					
Tony Peña, R OBP: 0.317, SLG: 0.368 (1, 2)										4	0	0	0	0	3	4					
Dale Berra, R OBP: 0.324, SLG: 0.390 (1, 6)										4	1	2	0	0	0	1					
Lee Tunnell, R OBP: 0.148, SLG: 0.115 (1, 1)										1	0	0	0	0	0	0					
Rod Scurry, L OBP: 0.338, SLG: 0.426 (7, 1)										0	0	0	0	0	0	0					
Lee Lacy, R OBP: 0.338, SLG: 0.426 (8, 7)										1	0	0	0	0	0	1					
Inning Stats	R: 1 E: 0 K: 1 S: 7	H: 2 LOB: 1 BB: 0 P: 7	R: 1 E: 1 K: 0 S: 6	H: 3 LOB: 2 BB: 0 P: 6	R: 0 E: 0 K: 1 S: 7	H: 3 LOB: 2 BB: 0 P: 7	R: 1 E: 1 K: 0 S: 6	H: 2 LOB: 2 BB: 0 P: 6	R: 0 E: 0 K: 1 S: 5	H: 0 LOB: 0 BB: 0 P: 5	R: 0 E: 0 K: 0 S: 3	H: 0 LOB: 0 BB: 0 P: 3	R: 0 E: 0 K: 0 S: 4	H: 1 LOB: 1 BB: 0 P: 4	R: 0 E: 0 K: 1 S: 6	H: 1 LOB: 1 BB: 0 P: 6	R: 0 E: 0 K: 2 S: 7	H: 0 LOB: 0 BB: 0 P: 7	1B: 11 2B: 1 3B: 0 HR: 0	SF: 1 SAC: 3 DP: 0 HBP: 0	WP: 0 PA: 39 PB: 0 SB: 0 CS: 1
PITCHER	IP	WLS	BF	H	R	ER	SO	BB	IBB	HBP	BLK	WP	HR	S	P	ERA	WHIP				
Fred Breining, R ERA: 4.49 (1, 1)	6.0		28	10	3	3	3	0	0	0	0	0	0	34	34	4.50	1.667				
Jim Barr, R ERA: 4.07 (7, 1)	1.0	W	4	1	0	0	0	0	0	0	0	0	0	4	4	0.00	1.000				
Greg Minton, R ERA: 3.84 (8, 1)	2.0	S	7	1	0	0	3	0	0	0	0	0	0	13	13	0.00	0.500				

Batter	1	2	3	4	5	6	7	8	9	AB	R	H	RBI	BB	SO	LOB	TOP							
Johnnie LeMaster, R (1, 6) OBP: 0.350, SLG: 0.342	0-0 PB 2B		0-0 3-H 2B		0-3 K			4-0 BLK BB		3	0	2	1	1	1	0								
Darrell Evans, L (1, 3) OBP: 0.393, SLG: 0.528	0-0 F8		0-3 K			4-0 BB		0-0 F8		3	0	0	0	1	1	3								
Jack Clark, R (1, 9) OBP: 0.354, SLG: 0.443	4-0 BB		0-3 K			0-0 F4		0-3 K		3	0	0	0	1	2	3								
Jeffrey Leonard, R (1, 7) OBP: 0.325, SLG: 0.453	0-3 K		0-0 F8			0-0 F8		0-0 F6		4	0	0	0	0	1	5								
Milt May, L (1, 2) OBP: 0.314, SLG: 0.387	0-0 4-3			0-3 K		0-3 K		4-0 G6-4-3 BB		3	0	0	0	1	2	3								
Max Venable, L (1, 8) OBP: 0.273, SLG: 0.409		0-0 L8		0-0 L4				0-3 K		3	1	1	0	0	0	0								
Bob Brenly, R (9, PH) OBP: 0.285, SLG: 0.344								4-3 3B		1	0	0	0	0	1	1								
Tom O'Malley, L (1, 5) OBP: 0.332, SLG: 0.335	0-0 F9		0-0 F6			0-0 4-3		0-0 G6-4-3		4	0	0	1	0	0	1								
Duane Kuiper, L (1, 4) OBP: 0.384, SLG: 0.310	0-0 F8				0-0 F4			0-0 1-3		3	0	0	0	0	0	0								
Bill Laskey, R (1, 1) OBP: 0.229, SLG: 0.098					0-3 K			0-3 K		0	0	0	0	0	0	0								
Rene Martin, R (2, 1) OBP: 0.462, SLG: 0.923										2	1	1	0	0	1	0								
Dave Bergman, L (7, PH) OBP: 0.329, SLG: 0.237										1	0	0	0	0	1	0								
Pat Larkin, L (7, 1) OBP: 0.329, SLG: 0.237										0	0	0	0	0	0	0								
Inning Stats	R: 0 E: 0 K: 1 S: 6	H: 1 LOB: 2 BB: 1 P: 10	R: 0 E: 0 K: 0 S: 3	H: 0 LOB: 0 BB: 0 P: 3	R: 1 E: 0 K: 2 S: 9	H: 2 LOB: 1 BB: 0 P: 9	R: 0 E: 0 K: 1 S: 5	H: 0 LOB: 0 BB: 0 P: 5	R: 0 E: 0 K: 2 S: 7	H: 0 LOB: 0 BB: 0 P: 7	R: 0 E: 0 K: 1 S: 5	H: 0 LOB: 1 BB: 1 P: 9	R: 1 E: 0 K: 1 S: 6	H: 1 LOB: 0 BB: 0 P: 6	R: 0 E: 0 K: 1 S: 5	H: 0 LOB: 1 BB: 1 P: 9	R: 0 E: 0 K: 1 S: 4	H: 0 LOB: 0 BB: 1 P: 8	1B: 0 2B: 2 3B: 2 HR: 0	SF: 0 SAC: 0 DP: 1 HBP: 0	WP: 0 PB: 1 SB: 0 CS: 0	PA: 34		
PITCHER	IP WLS BF H R ER SO BB IBB HBP BLK WP HR S P ERA WHIP	8.0 W 32 4 2 2 9 4 0 0 0 1 0 0 46 62 2.25 1.000	1.0 S 2 0 0 0 1 0 0 0 0 0 0 0 4 4 0.00 0.000																					

San Francisco Giants @ Pittsburgh Pirates
Three Rivers Stadium, Pittsburgh, PA
Sat Jul 23 1983, 3:33 AM EDT
Att: 14,585 - Unknown

AB	30
R	2
H	4
RBI	2
BB	4
SO	10
LOB	16

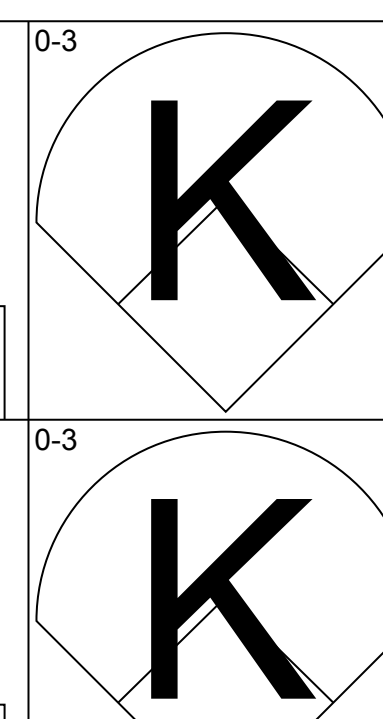
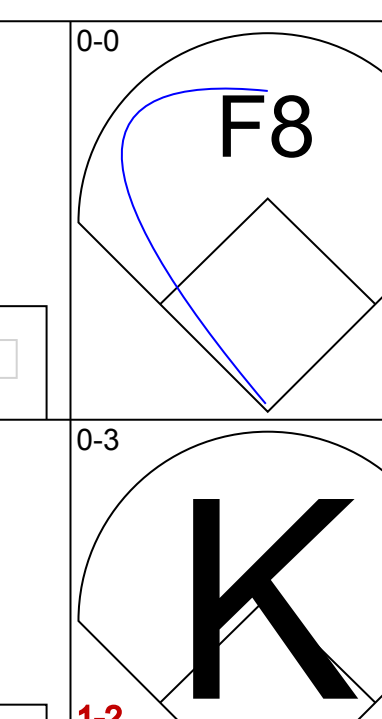
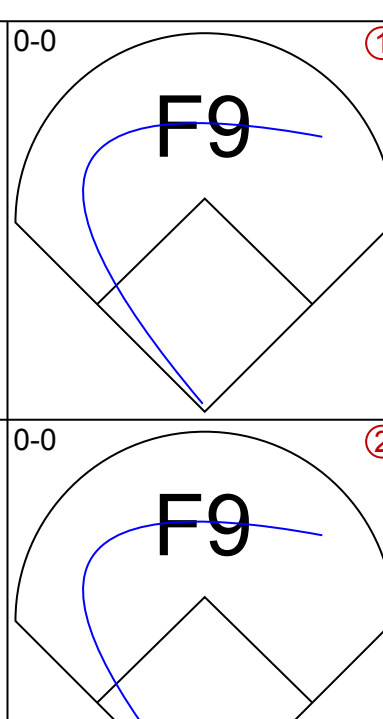
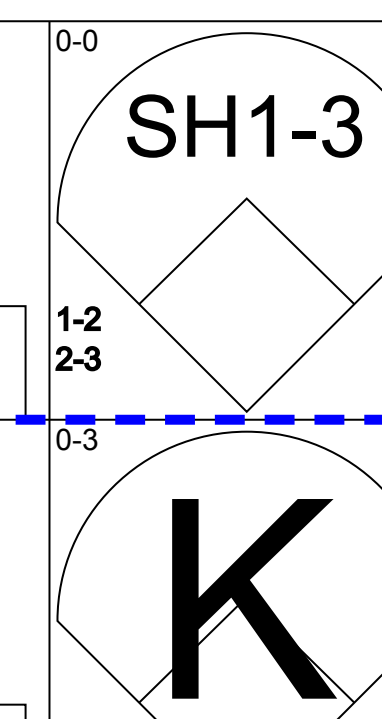
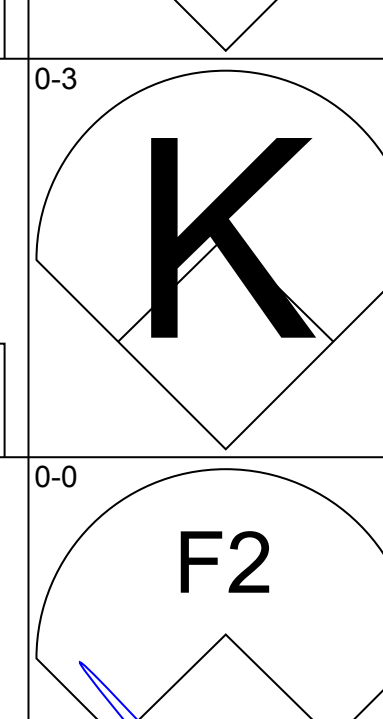
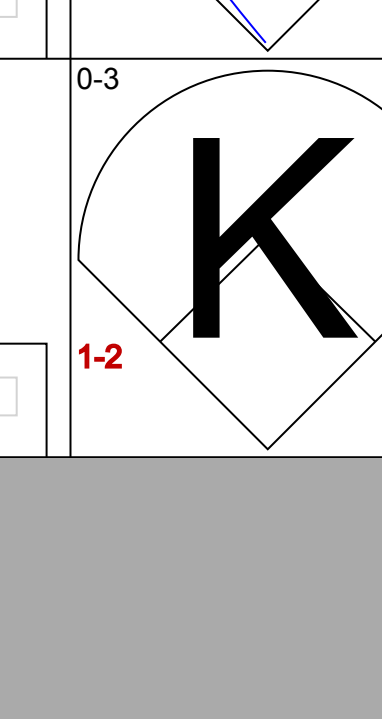
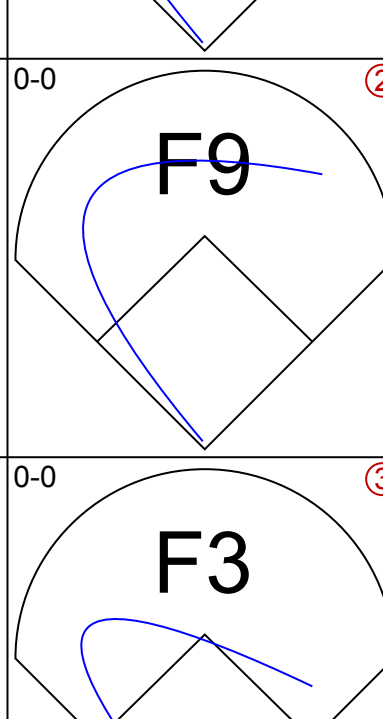
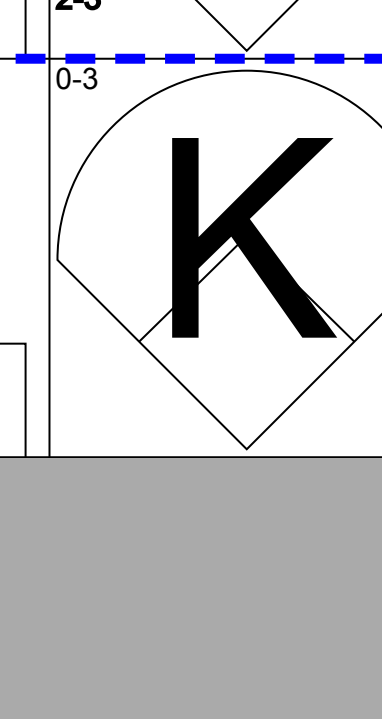
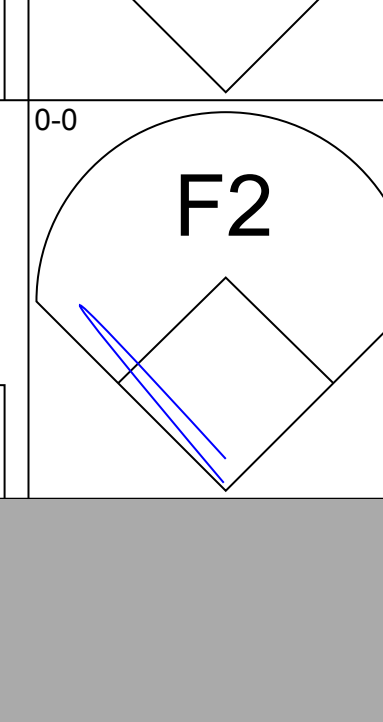
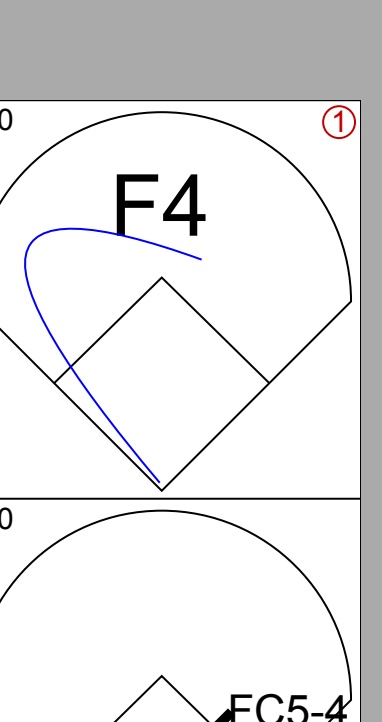
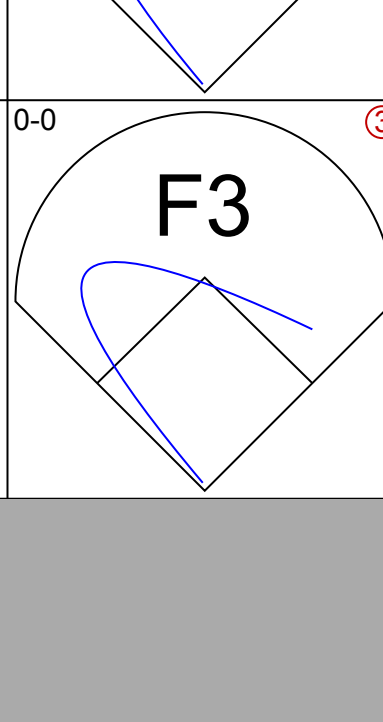
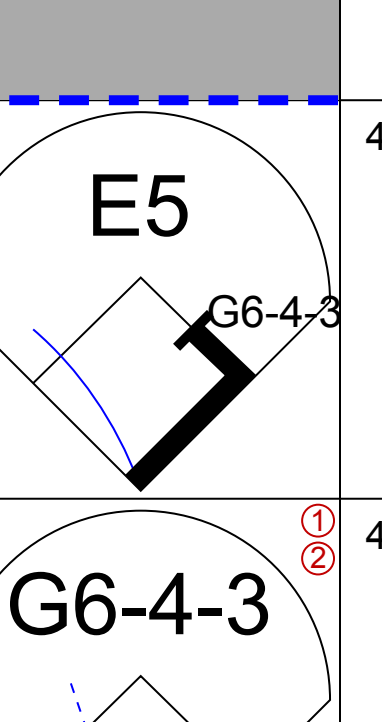
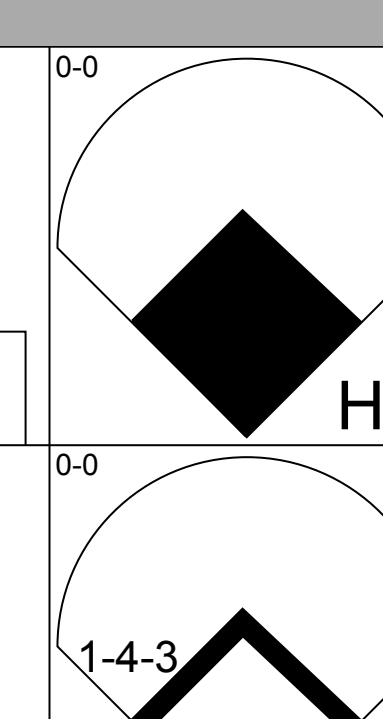
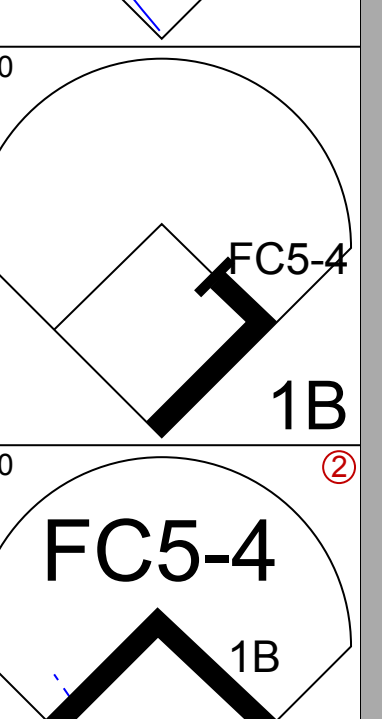

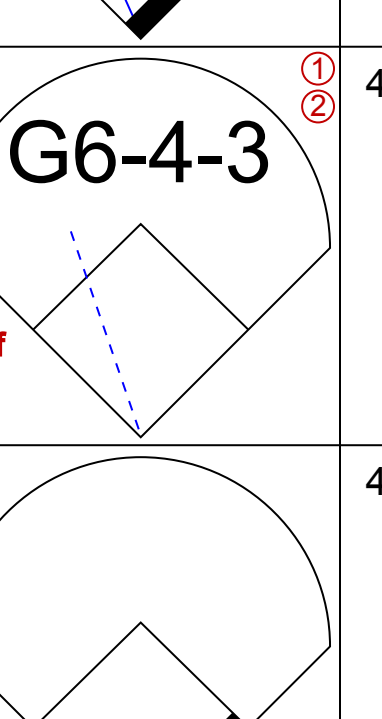
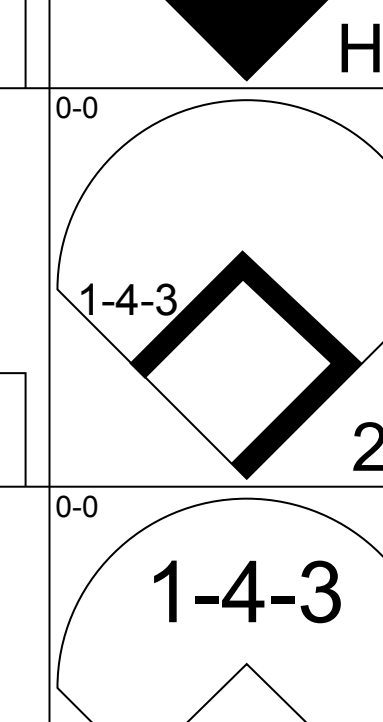
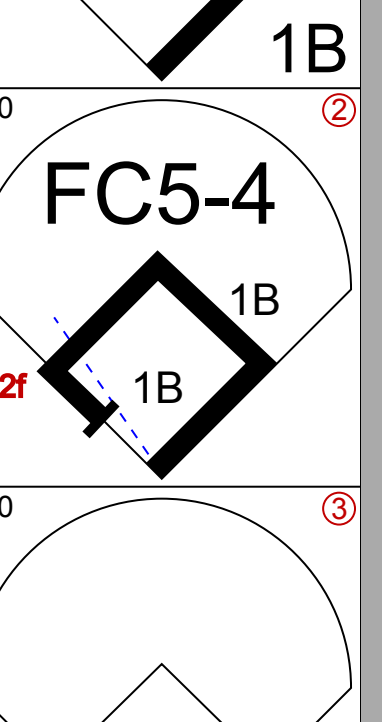

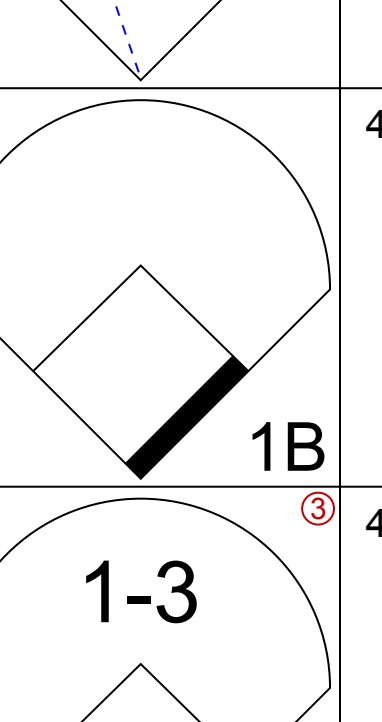
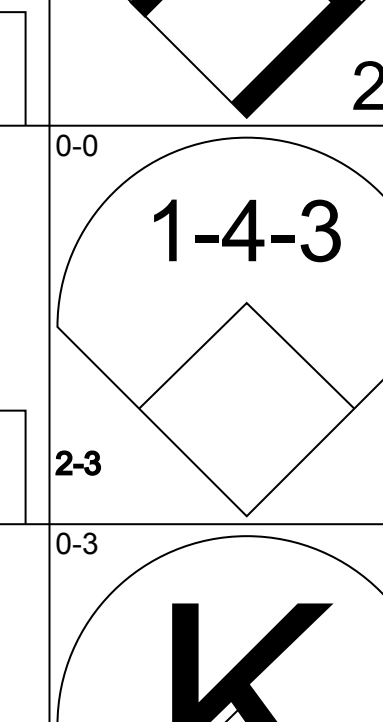
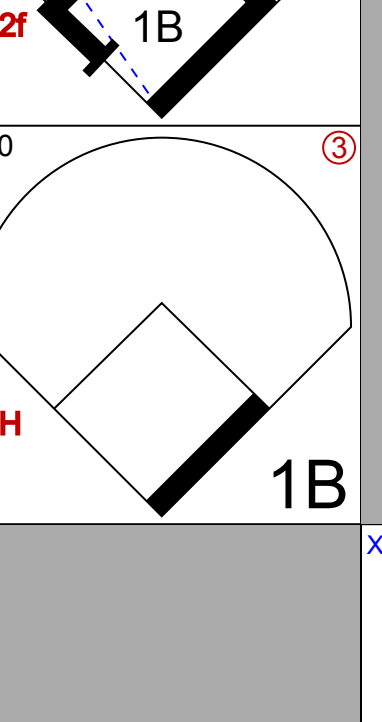

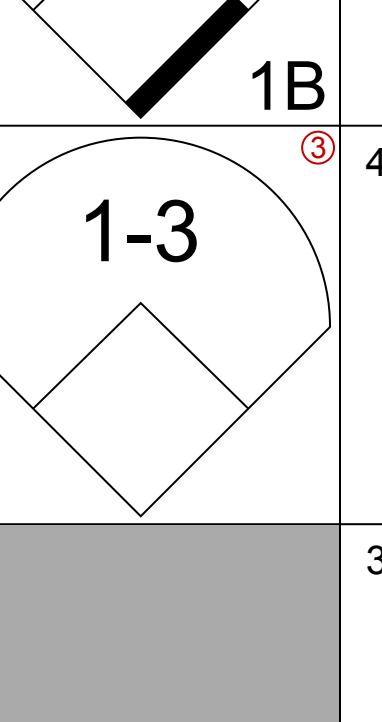
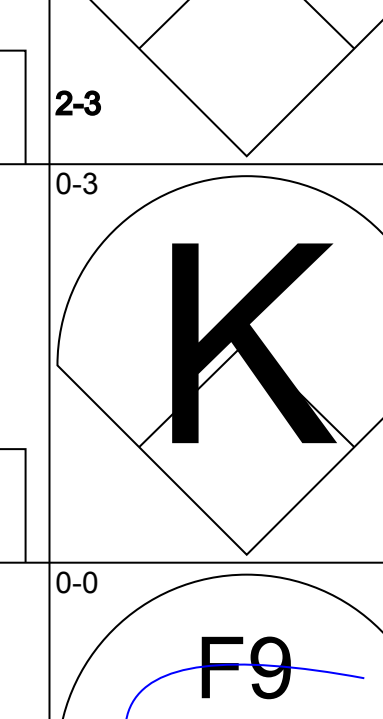
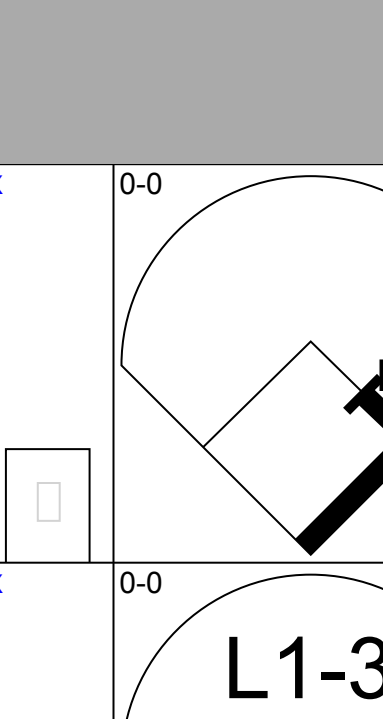
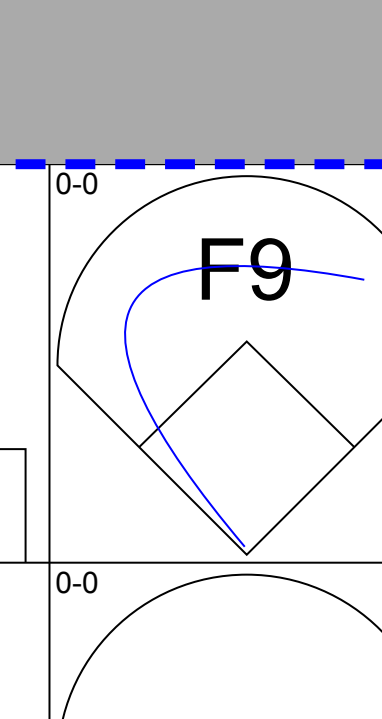
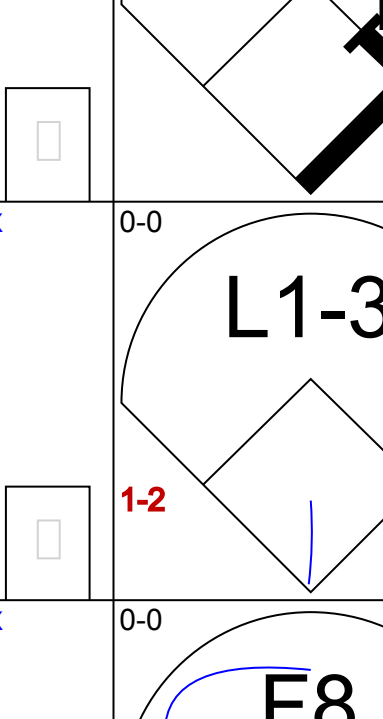
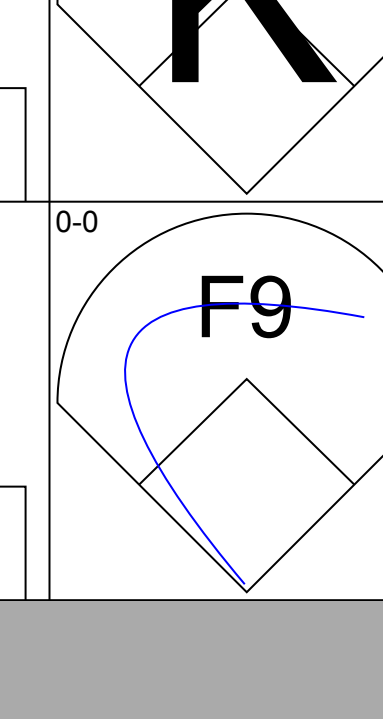
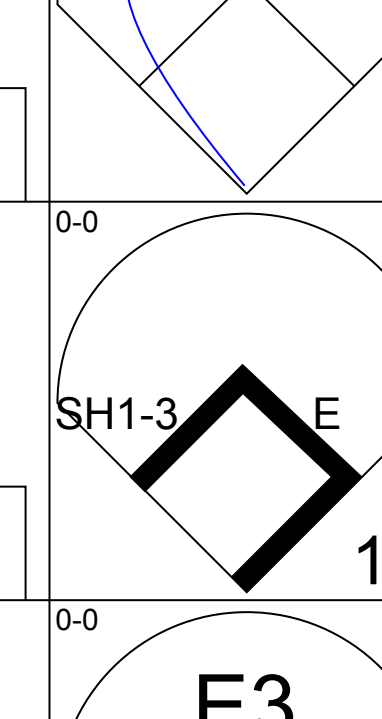
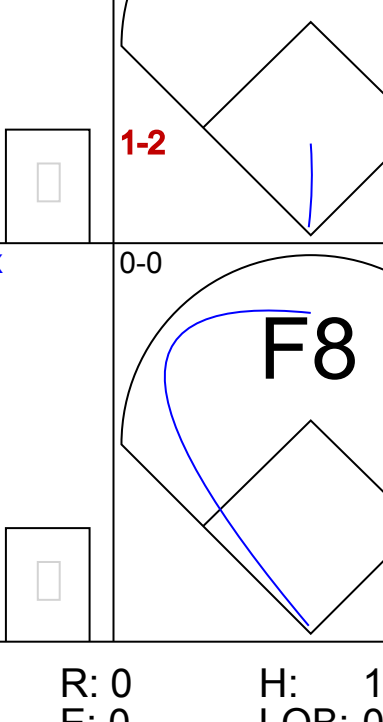
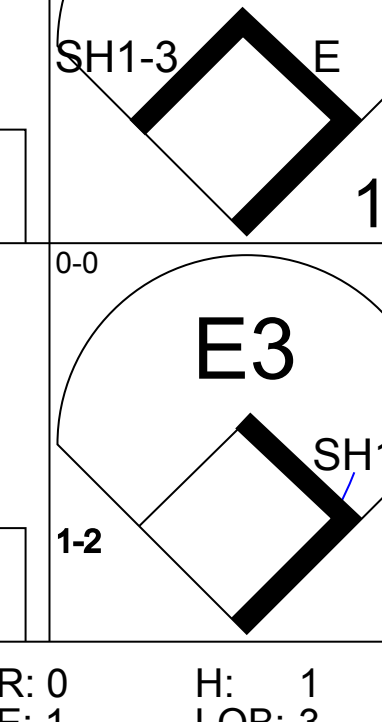
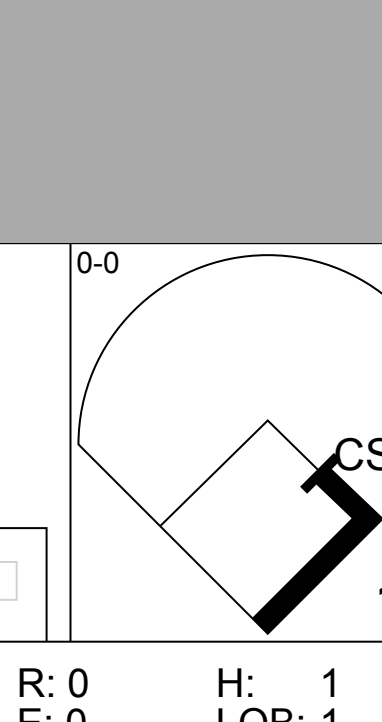


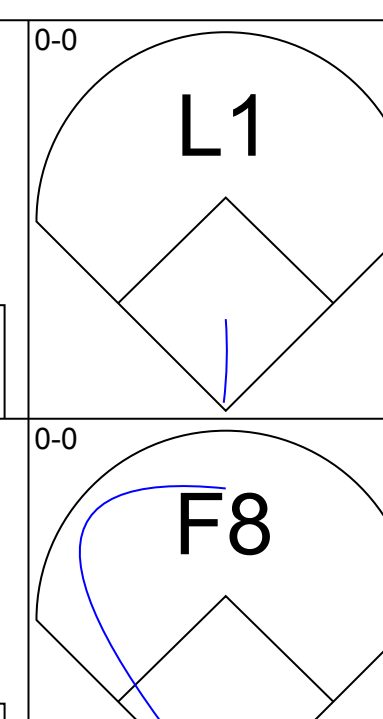
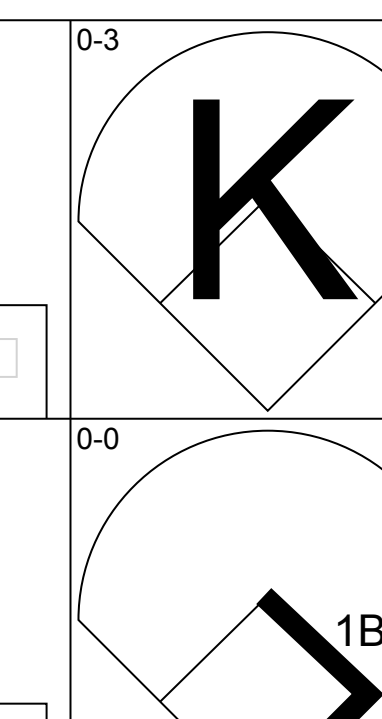
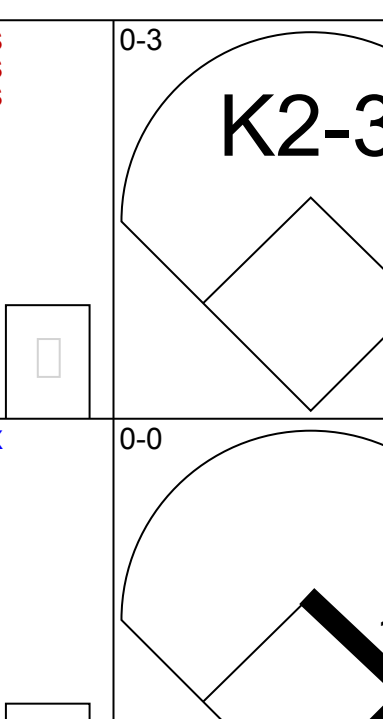
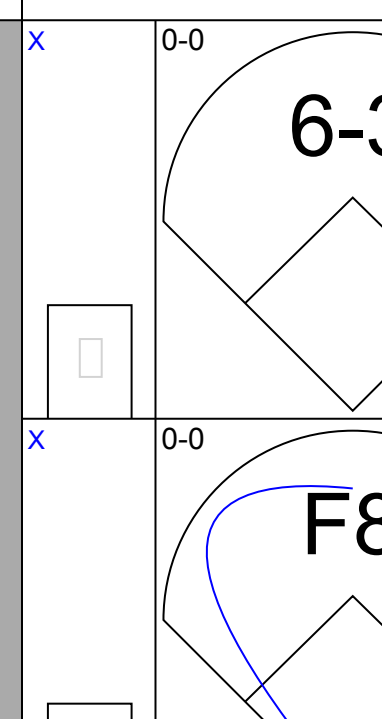
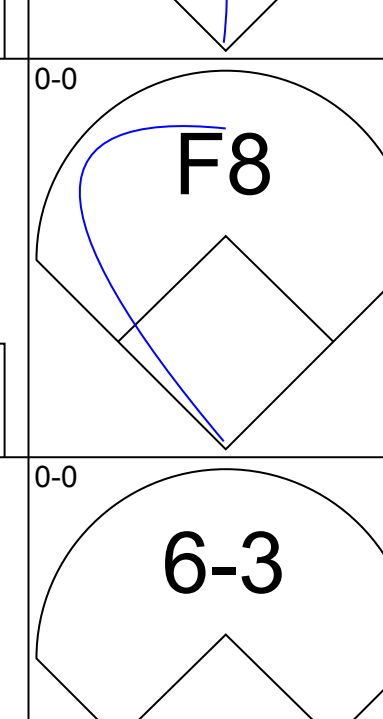
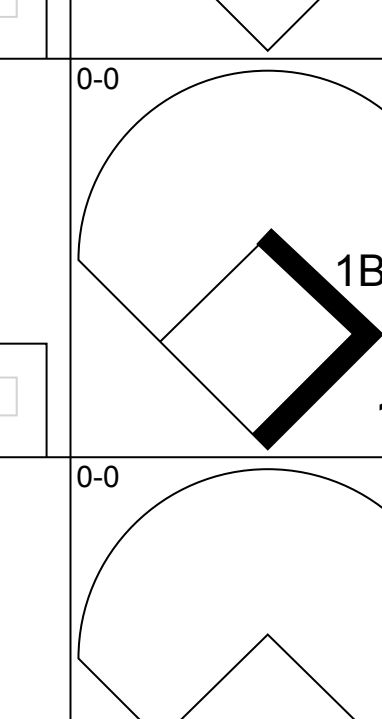
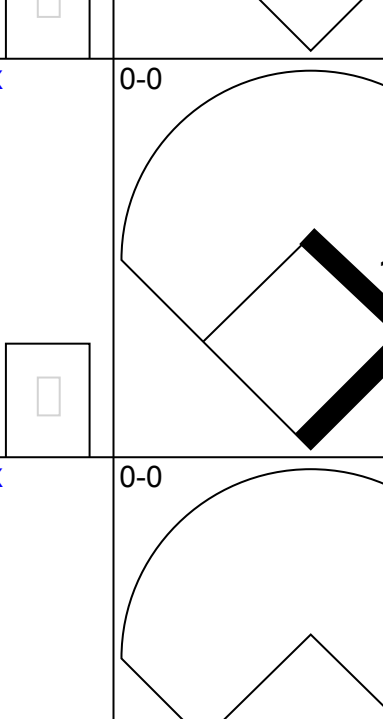
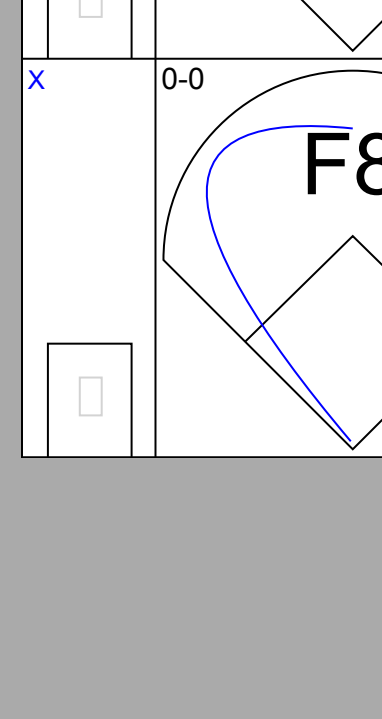
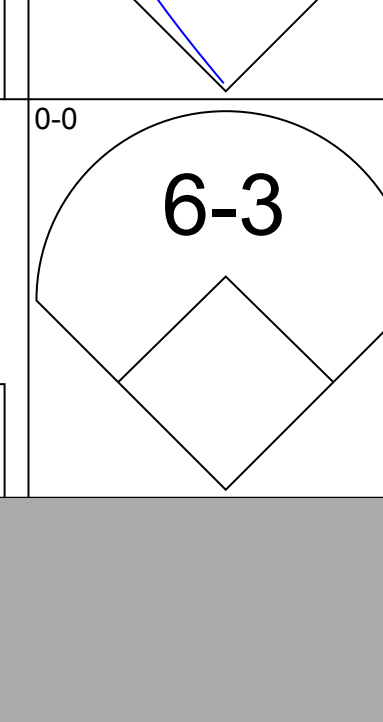
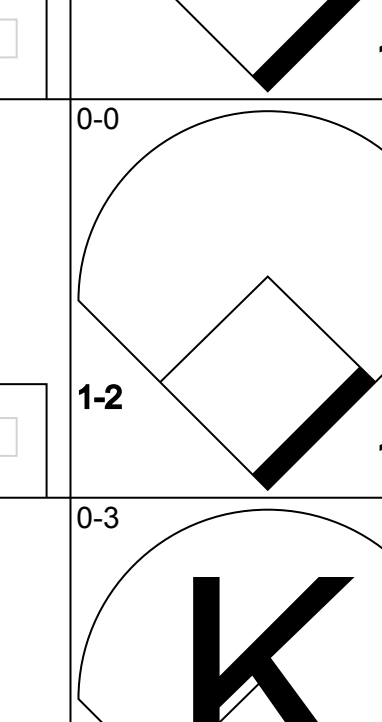
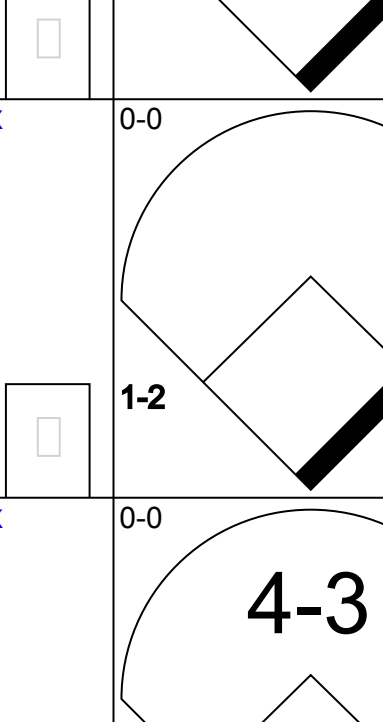
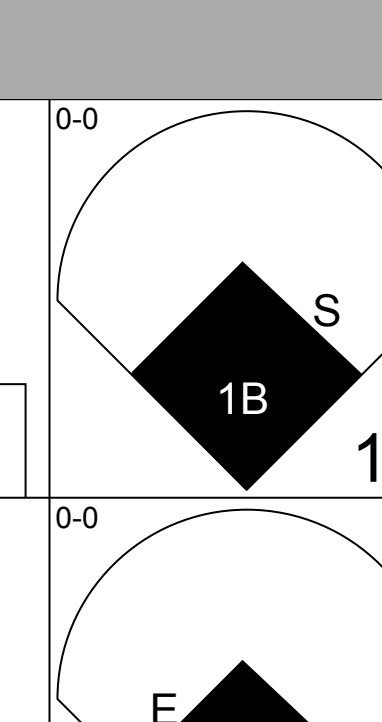
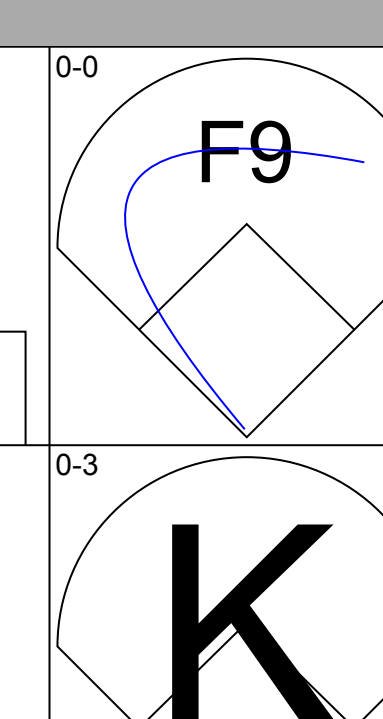
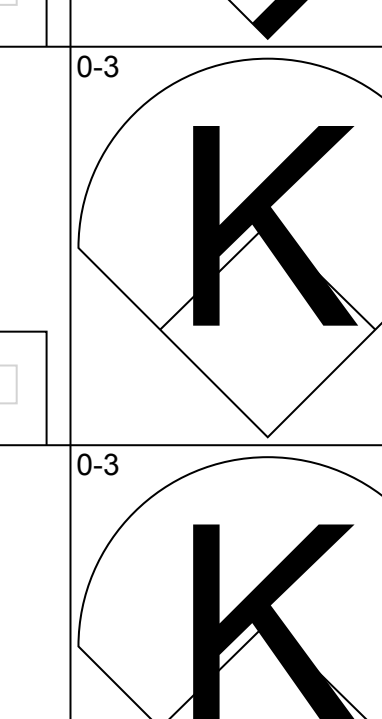
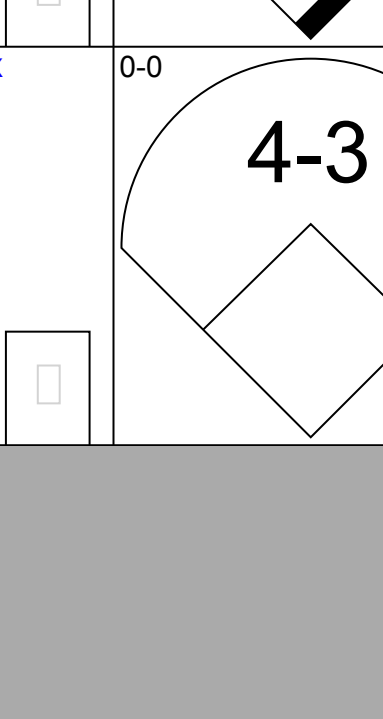
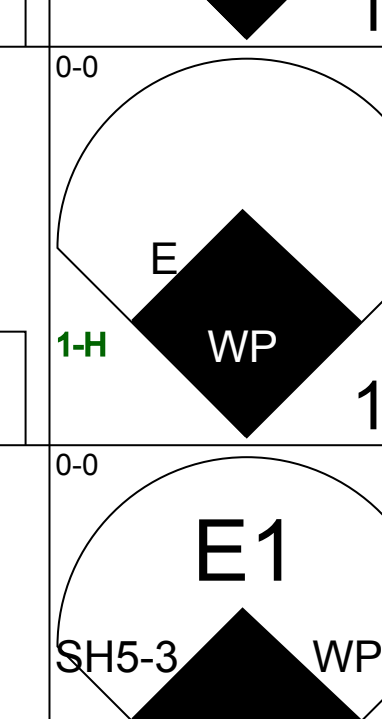
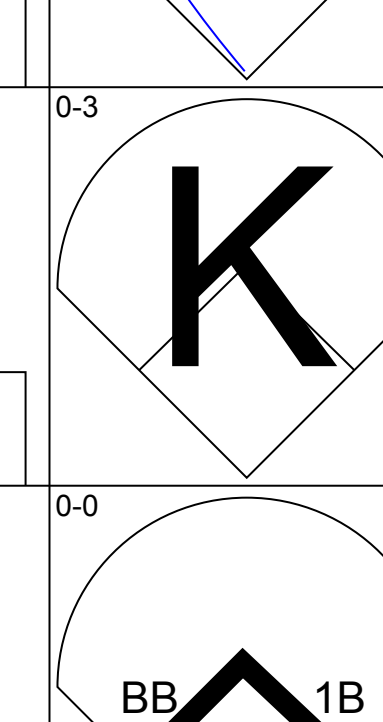
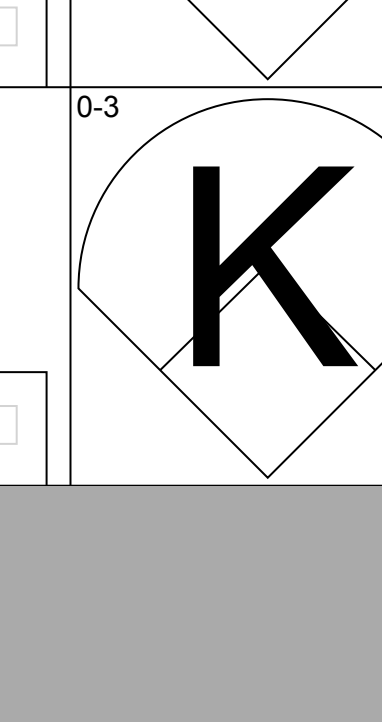
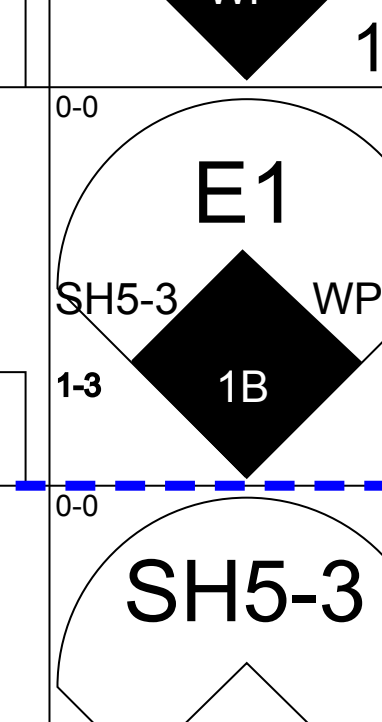
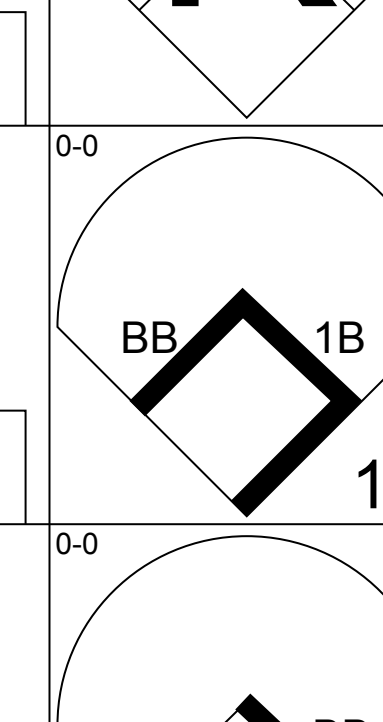

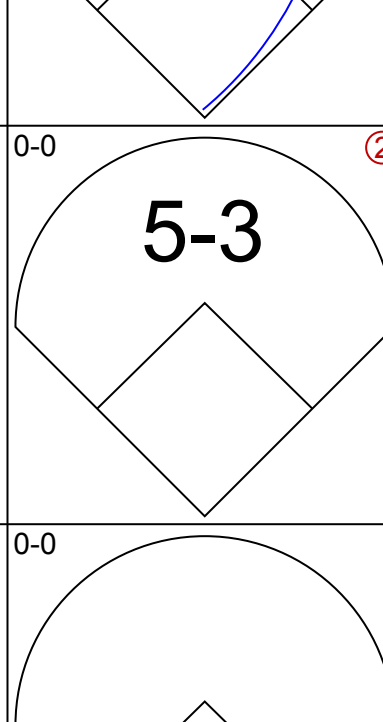
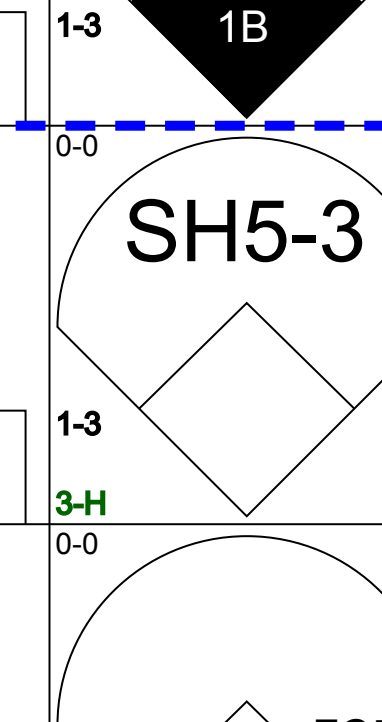
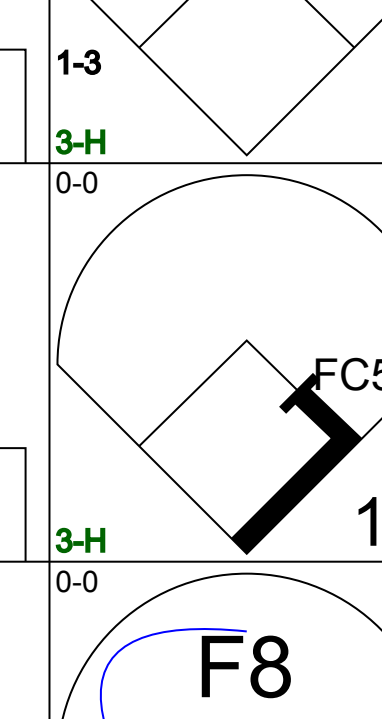
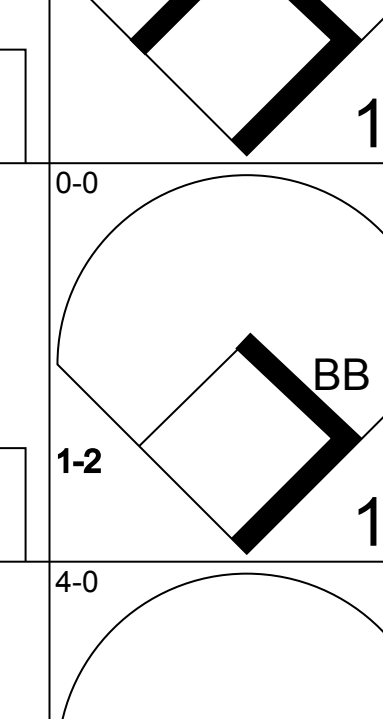
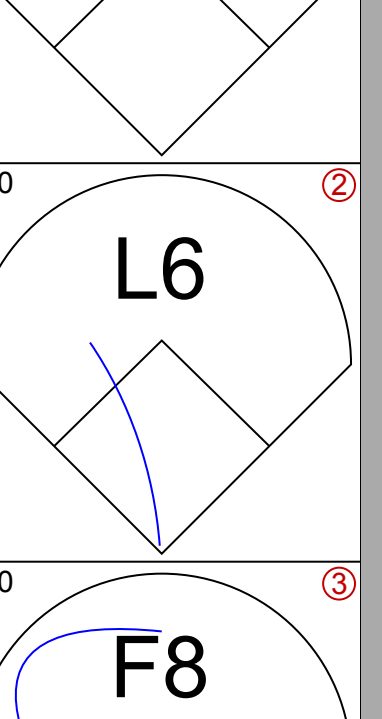
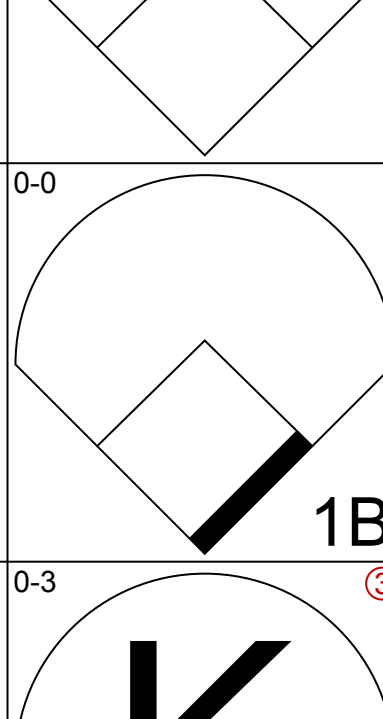
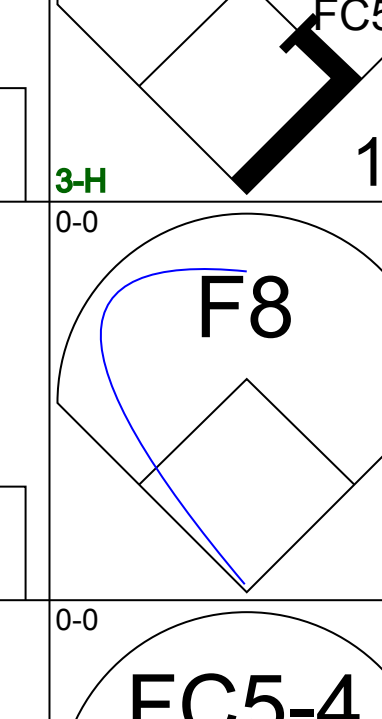
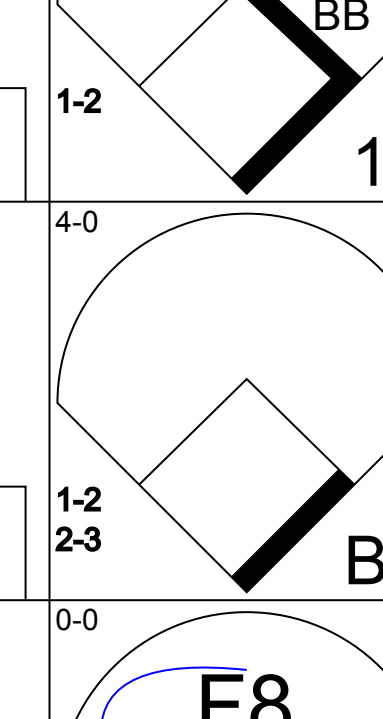
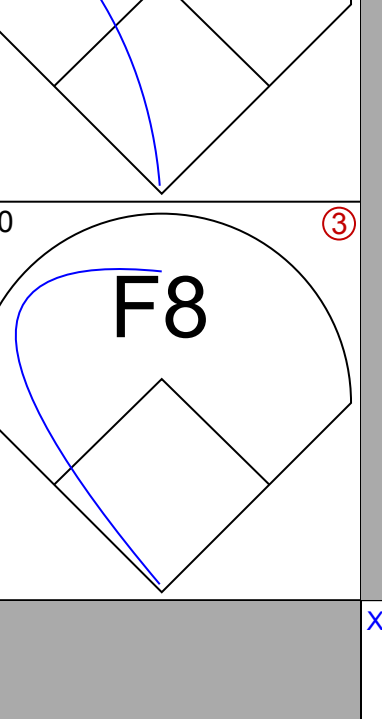
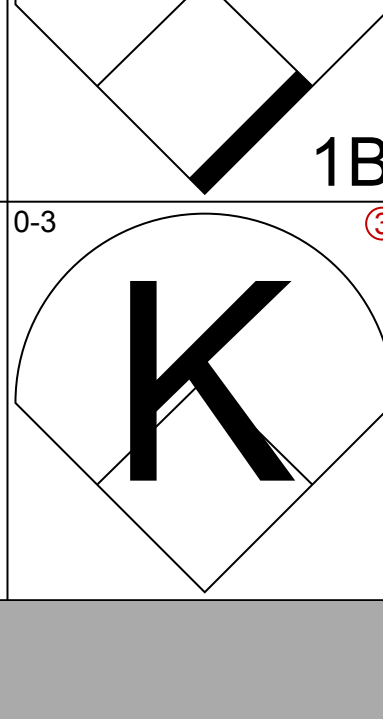
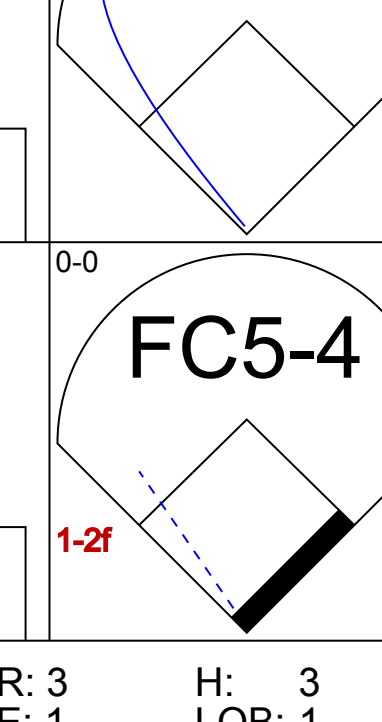
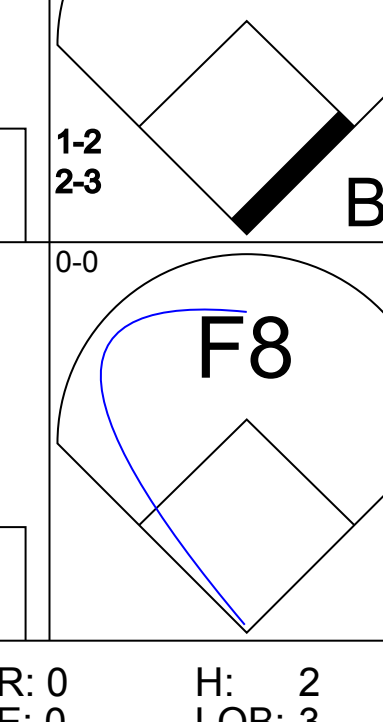
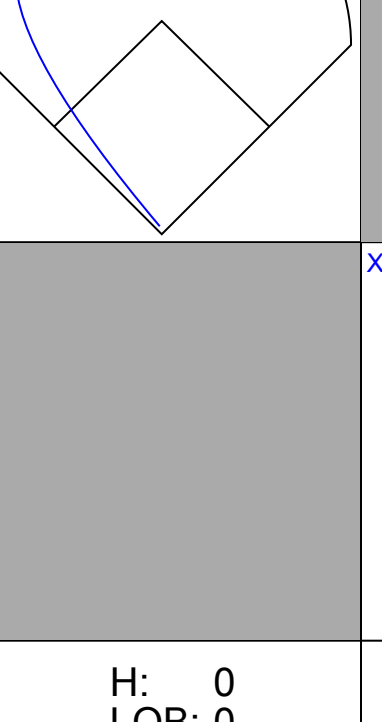
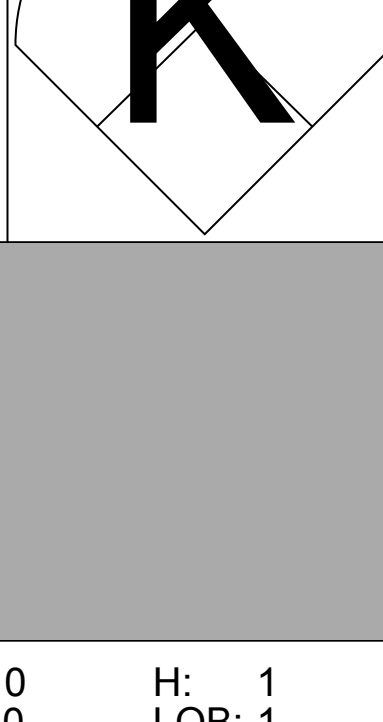
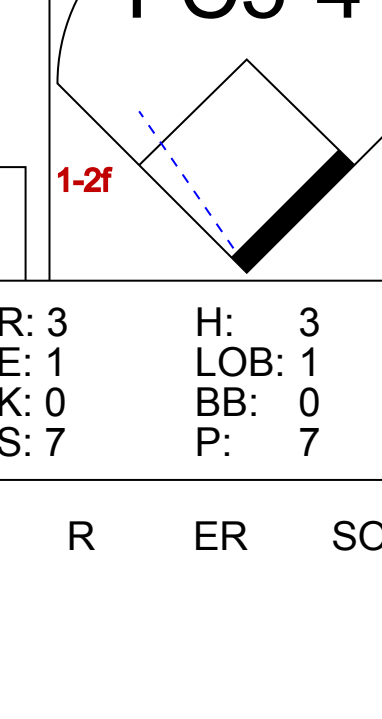
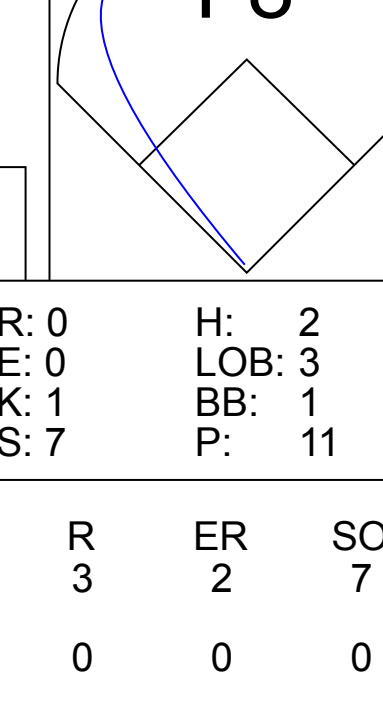
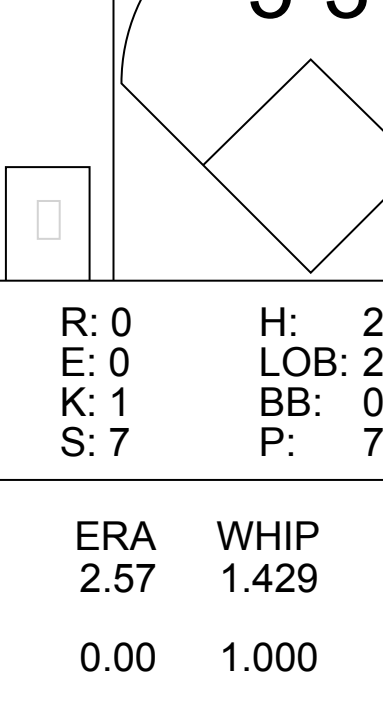
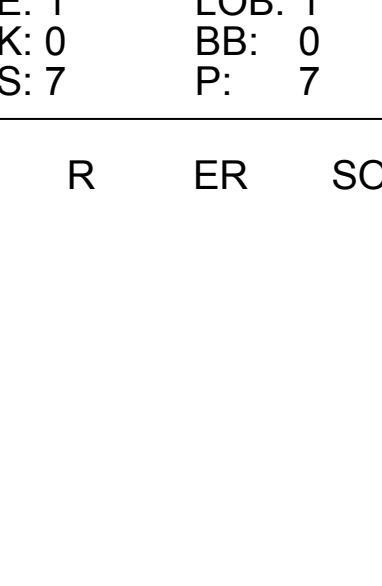
Batter	1	2	3	4	5	6	7	8	9	AB	R	H	RBI	BB	SO	LOB	BOTTOM							
Marvell Wynne, L (1, 8) OBP: 0.318, SLG: 0.366	0-0 F6	0-0 F7		0-0 1-3		0-3 K		1-0 2B HBP		4	0	0	0	0	1	2								
Jim Morrison, R (1, 4) OBP: 0.388, SLG: 0.617	0-0 F8	0-3 K		4-0 1B BB		0-0 CS 1B		1-3 2B		4	0	2	0	1	1	2								
Bill Madlock, R (1, 5) OBP: 0.385, SLG: 0.440	0-0 BB BB 1B		0-0 5-3	0-0 1-2 1B		0-0 F8		4-0 G4-6-3 IBB		4	0	2	0	1	0	1								
Jason Thompson, L (1, 3) OBP: 0.397, SLG: 0.453	4-0 BB BB		4-0 BB 3B BB	0-0 F7		0-0 G3		0-0 G4-6-3		3	1	0	0	2	0	5								
Mike Easter, L (1, 7) OBP: 0.369, SLG: 0.442	4-0 BB		4-0 BB 3B BB		0-0 6-3		0-0 BLK HR 1B			2	1	1	0	2	0	0								
Lee Lacy, R (7, PR) OBP: 0.338, SLG: 0.426	1-2 2-3 BB		1-2 3B BB							0	1	0	0	0	0	0								
Dave Parker, L (1, 9) OBP: 0.300, SLG: 0.390	0-3 K		0-0 6-3 3B	0-0 F9		0-0 HR		0-0 HR		4	2	2	4	0	1	3								
Tony Peña, R (1, 2) OBP: 0.319, SLG: 0.377		0-0 2B	0-0 6-3		0-0 2B		0-0 F8			4	0	2	1	0	0	1								
Dale Berra, R (1, 6) OBP: 0.324, SLG: 0.386		0-0 F8	0-0 F8		4-0 IBB		0-0 G3			3	0	0	0	1	0	2								
Jose DeLeon, R (1, 1) OBP: 0.324, SLG: 0.386		4-0 BB		0-0 5-3		0-0 3-1		0-0 F7		3	0	0	0	1	0	2								
Rod Scurry, L (9, 1) OBP: 0.324, SLG: 0.386										0	0	0	0	0	0	0								
Inning Stats	R: 0 E: 0 K: 1 S: 6	H: 1 LOB: 3 BB: 2 P: 14	R: 0 E: 0 K: 1 S: 6	H: 1 LOB: 2 BB: 1 P: 10	R: 3 E: 0 K: 0 S: 4	H: 1 LOB: 0 BB: 2 P: 12	R: 0 E: 0 K: 0 S: 4	H: 1 LOB: 2 BB: 1 P: 8	R: 0 E: 0 K: 1 S: 5	H: 1 LOB: 0 BB: 0 P: 5	R: 2 E: 0 K: 0 S: 5	H: 2 LOB: 1 BB: 0 P: 5	R: 0 E: 0 K: 0 S: 3	H: 1 LOB: 2 BB: 1 P: 8	R: 0 E: 0 K: 0 S: 3	H: 1 LOB: 2 BB: 1 P: 8	1B: 4 2B: 3 3B: 1 HR: 1	SF: 0 SAC: 0 DP: 1 HBP: 1	WP: 0 PB: 0 SB: 0 CS: 1	PA: 40				
PITCHER	IP WLS BF H R ER SO BB IBB HBP BLK WP HR S P ERA WHIP	1.0 L 23 4 3 3 2 4 1 0 0 0 0 22 42 5.40 1.600	2.0 10 3 2 2 0 0 0 1 1 1 0 1 8 13 9.00 1.500																					

San Francisco Giants @ Pittsburgh Pirates
Three Rivers Stadium, Pittsburgh, PA
Sat Jul 23 1983, 3:33 AM EDT
Att: 14,585 - Unknown

AB	31
R	5
H	9
RBI	5
BB	8
SO	3
LOB	18



Batter	1	2	3	4	5	6	7	8	9	AB	R	H	RBI	BB	SO	LOB	TOP										
Johnnie LeMaster, R (1, 6) OBP: 0.347, SLG: 0.339										3	0	0	0	0	1	1	San Francisco Giants @ Pittsburgh Pirates Three Rivers Stadium, Pittsburgh, PA Sun Jul 24 1983, 3:33 AM EDT Unknown										
Darrell Evans, L (1, 3) OBP: 0.379, SLG: 0.522										4	0	0	0	0	3	4											
Jack Clark, R (1, 9) OBP: 0.351, SLG: 0.438										4	0	0	0	0	0	0											
Jeffrey Leonard, R (1, 7) OBP: 0.327, SLG: 0.463									4	1	2	1	0	0	1												
Chili Davis, S (1, 8) OBP: 0.315, SLG: 0.398										4	0	2	0	0	1	1											
Joel Youngblood, R (1, 4) OBP: 0.324, SLG: 0.448										4	0	1	0	0	0	2											
Bob Brenly, R (1, 2) OBP: 0.286, SLG: 0.343										3	0	1	0	0	1	1											
Tom O'Malley, L (1, 5) OBP: 0.332, SLG: 0.335										3	0	1	0	0	0	2											
Joe Pettini, R (8, PR) OBP: 0.224, SLG: 0.182										0	0	0	0	0	0	0											
Mike Krukow, R (1, 1) OBP: 0.250, SLG: 0.250										3	0	1	0	0	0	1											
Greg Minton, S (8, 1) OBP: 0.500, SLG: 0.500										0	0	0	0	0	0	0											
Inning Stats	R: 0 E: 0 K: 2 S: 7	H: 0 LOB: 0 BB: 0 P: 7	R: 1 E: 0 K: 1 S: 7	H: 2 LOB: 1 BB: 0 P: 7	R: 0 E: 0 K: 1 S: 5	H: 1 LOB: 1 BB: 0 P: 5	R: 0 E: 0 K: 0 S: 4	H: 2 LOB: 2 BB: 0 P: 4	R: 0 E: 0 K: 0 S: 3	H: 1 LOB: 0 BB: 0 P: 3	R: 0 E: 0 K: 1 S: 5	H: 0 LOB: 0 BB: 0 P: 5	R: 0 E: 1 K: 1 S: 7	H: 1 LOB: 3 BB: 0 P: 7	R: 0 E: 1 K: 0 S: 4	H: 1 LOB: 1 BB: 0 P: 4	1B: 6 2B: 3 3B: 0 HR: 1	SF: 0 SAC: 1 DP: 3 HBP: 0	WP: 0 PB: 0 SB: 0 CS: 1	PA: 33							
PITCHER	IP	WLS	BF	H	R	ER	SO	BB	IBB	HBP	BLK	WP	HR	S	P	ERA	WHIP										
John Candelaria, L (1, 1) ERA: 3.88	7.0		24	6	1	1	5	0	0	0	0	0	1	34	34	1.29	0.857										
Manny Sarmiento, R (8, 1) ERA: 2.5	0.2		4	1	0	0	0	0	0	0	0	0	0	4	4	0.00	1.500										
Rod Scurry, L (8, 1) ERA: 5.36	0.1	W	1	0	0	0	1	0	0	0	0	0	0	3	3	0.00	0.000										
Kent Tekulve, R (9, 1) ERA: 1.91	1.0	S	4	1	0	0	0	0	0	0	0	0	0	4	4	0.00	1.000										

Batter	1	2	3	4	5	6	7	8	9	AB	R	H	RBI	BB	SO	LOB	BOTTOM										
Marvell Wynne, L (1, 8) OBP: 0.309, SLG: 0.355										4	0	0	0	0	2	0	San Francisco Giants @ Pittsburgh Pirates Three Rivers Stadium, Pittsburgh, PA Sun Jul 24 1983, 3:33 AM EDT Unknown										
Richie Hebner, L (1, 5) OBP: 0.344, SLG: 0.387										4	0	2	0	0	0	0											
Dave Parker, L (1, 9) OBP: 0.306, SLG: 0.395										4	1	3	0	0	0	0											
Jason Thompson, L (1, 3) OBP: 0.395, SLG: 0.450										4	0	1	1	0	1	4											
Lee Lacy, R (8, PR) OBP: 0.338, SLG: 0.426										0	1	0	0	0	0	0											
Mike Easter, L (1, 7) OBP: 0.364, SLG: 0.435										4	1	0	0	0	2	3											
Kent Tekulve, R (9, 1) ERA: 1.91										0	0	0	0	0	0	0											
Jim Morrison, R (1, 4) OBP: 0.386, SLG: 0.607										3	0	1	0	0	1	0											
Tony Peña, R (1, 2) OBP: 0.325, SLG: 0.382										4	0	3	1	0	0	0											
Dale Berra, R (1, 6) OBP: 0.323, SLG: 0.383										3	0	0	0	1	1	2											
John Candelaria, L (1, 1) OBP: 0.298, SLG: 0.158										2	0	0	0	0	0	3											
Lee Madlock, S (7, PR) OBP: 0.398, SLG: 0.372										1	0	0	0	0	0	0											
Manny Sarmiento, R (8, 1) ERA: 2.5										0	0	0	0	0	0	0											
Rod Scurry, L (8, 1) ERA: 5.36										0	0	0	0	0	0	0											
Bill Madlock, R (8, PR) OBP: 0.384, SLG: 0.438										1	0	0	0	0	0	1											
Inning Stats	R: 0 E: 0 K: 0 S: 3	H: 0 LOB: 0 BB: 0 P: 3	R: 0 E: 0 K: 1 S: 7	H: 2 LOB: 3 BB: 1 P: 11	R: 0 E: 0 K: 3 S: 11	H: 2 LOB: 0 BB: 0 P: 11	R: 0 E: 0 K: 1 S: 5	H: 0 LOB: 0 BB: 0 P: 5	R: 0 E: 0 K: 1 S: 7	H: 2 LOB: 2 BB: 0 P: 7	R: 0 E: 0 K: 1 S: 6	H: 1 LOB: 1 BB: 0 P: 6	R: 0 E: 0 K: 0 S: 3	H: 0 LOB: 0 BB: 0 P: 3	R: 3 E: 1 K: 0 S: 7	H: 3 LOB: 1 BB: 0 P: 7	1B: 10 2B: 0 3B: 0 HR: 0	SF: 0 SAC: 1 DP: 0 HBP: 0	WP: 1 PB: 0 SB: 1 CS: 0	PA: 36							
PITCHER	IP	WLS	BF	H	R	ER	SO	BB	IBB	HBP	BLK	WP	HR	S	P	ERA	WHIP										
Mike Krukow, R (1, 1) ERA: 3.54	7.0	L	32	9	3	2	7	1	0	0	0	1	0	45	49	2.57	1.429										
Greg Minton, R (8, 1) ERA: 3.77	1.0		4	1	0	0	0	0	0	0	0	1	0	4	4	0.00	1.000										

Batter	1	2	3	4	5	6	7	8	9	AB	R	H	RBI	BB	SO	LOB	TOP			
Johnnie LeMaster, R OBP: 0.346, SLG: 0.338										4	0	1	0	0	0	1	<p>San Francisco Giants @ St. Louis Cardinals Busch Stadium, St. Louis, MO Mon Jul 25 1983, 7:05 PM CDT Att: 25,158 - Unknown</p>			
Brad Wellman, R OBP: 0.291, SLG: 0.256										3	0	1	0	0	0	1				
Chili Davis, S OBP: 0.315, SLG: 0.390										3	1	0	0	1	0	2				
Jeffrey Leonard, R OBP: 0.326, SLG: 0.464										3	0	0	0	1	1	2				
Joel Youngblood, R OBP: 0.328, SLG: 0.464										3	1	0	0	1	0	2				
Bob Brenly, R OBP: 0.284, SLG: 0.335										4	1	1	1	0	0	0				
Tom O'Malley, L Pat Larkin, L Duane Kuiper, L OBP: 0.330, SLG: 0.333 (5, PH) OBP: 0.382, SLG: 0.308										2	0	0	0	0	0	0		<p>AB 30 R 4 H 4 RBI 4 BB 4 SO 3 LOB 11</p>		
John Rabb, R OBP: 0.313, SLG: 0.467										3	1	1	3	1	0	0				
Andy McGaffigan, R Joe Pettini, R OBP: 0.077, SLG: 0.080 OBP: 0.228, SLG: 0.192										1	0	0	0	0	1	0		<p>GIANTS</p>		
										2	0	0	0	0	0	1				
Inning Stats	R: 0 E: 0 K: 0 S: 4	H: 1 LOB: 1 BB: 0 P: 4	R: 0 E: 0 K: 0 S: 3	H: 0 LOB: 0 BB: 0 P: 3	R: 0 E: 0 K: 1 S: 5	H: 0 LOB: 0 BB: 0 P: 5	R: 0 E: 0 K: 1 S: 5	H: 0 LOB: 0 BB: 0 P: 5	R: 0 E: 0 K: 0 S: 3	H: 0 LOB: 1 BB: 1 P: 7	R: 4 E: 0 K: 1 S: 7	H: 2 LOB: 0 BB: 2 P: 15	R: 0 E: 0 K: 0 S: 4	H: 1 LOB: 2 BB: 0 P: 8	R: 0 E: 0 K: 0 S: 3	H: 0 LOB: 0 BB: 0 P: 3	1B: 3 2B: 0 3B: 0 HR: 1	SF: 0 SAC: 1 DP: 0 HBP: 0	WP: 0 PB: 0 SB: 0 CS: 0	PA: 35
PITCHER	IP WLS BF H R ER SO BB IBB HBP BLK WP HR S P ERA WHIP	7.0 W 27 3 4 4 3 3 0 0 0 0 1 30 42 5.14 0.857	2.0 8 1 0 0 0 1 0 0 0 0 0 7 11 0.00 1.000																	

Batter	1	2	3	4	5	6	7	8	9	AB	R	H	RBI	BB	SO	LOB	BOTTOM			
Lonnie Smith, R David Green, R OBP: 0.388, SLG: 0.462 OBP: 0.331, SLG: 0.393										4	1	2	1	1	1	0	<p>San Francisco Giants @ St. Louis Cardinals Busch Stadium, St. Louis, MO Mon Jul 25 1983, 7:05 PM CDT Att: 25,158 - Unknown</p>			
Willie McGee, S OBP: 0.324, SLG: 0.371										5	1	1	1	0	0	4				
Andy Van Slyke, L OBP: 0.333, SLG: 0.409										4	1	1	1	1	1	1				
George Hendrick, R OBP: 0.385, SLG: 0.511										4	2	3	2	0	0	1				
Darrell Porter, L OBP: 0.329, SLG: 0.422										3	2	1	0	1	0	2				
Tom Herr, S Bill Lyons, R OBP: 0.387, SLG: 0.378 OBP: 0.167, SLG: 0.167										3	0	0	0	0	0	4				
Ken Oberkfell, L OBP: 0.359, SLG: 0.349										3	1	1	1	1	0	0		<p>AB 34 R 9 H 12 RBI 9 BB 4 SO 5 LOB 15</p>		
Ozzie Smith, S Mike Ramsey, S OBP: 0.290, SLG: 0.307 OBP: 0.331, SLG: 0.343										3	1	2	3	0	0	1				
Dave LaPoint, L Floyd Rayford, R Dave Vonohien, L OBP: 0.250, SLG: 0.163 OBP: 0.258, SLG: 0.424										2	0	1	0	0	1	1		<p>Cardinals</p>		
										1	0	0	0	0	1	0				
Inning Stats	R: 5 E: 0 K: 1 S: 8	H: 3 LOB: 1 BB: 3 P: 20	R: 0 E: 0 K: 0 S: 3	H: 0 LOB: 0 BB: 0 P: 3	R: 0 E: 0 K: 0 S: 3	H: 1 LOB: 0 BB: 0 P: 3	R: 2 E: 0 K: 0 S: 6	H: 3 LOB: 1 BB: 0 P: 6	R: 2 E: 0 K: 0 S: 8	H: 5 LOB: 3 BB: 0 P: 8	R: 0 E: 0 K: 2 S: 7	H: 0 LOB: 0 BB: 0 P: 7	R: 0 E: 0 K: 2 S: 7	H: 0 LOB: 0 BB: 0 P: 7	R: 0 E: 0 K: 2 S: 7	H: 0 LOB: 0 BB: 0 P: 7	1B: 9 2B: 1 3B: 1 HR: 1	SF: 0 SAC: 1 DP: 1 HBP: 0	WP: 0 PB: 0 SB: 3 CS: 0	PA: 39
PITCHER	IP WLS BF H R ER SO BB IBB HBP BLK WP HR S P ERA WHIP	4.0 L 21 5 2 2 4 3 0 0 0 0 1 20 32 15.75 2.500	4.0 18 5 2 2 4 1 0 0 0 0 0 25 29 4.50 1.500																	

Batter	1	2	3	4	5	6	7	8	9	AB	R	H	RBI	BB	SO	LOB	TOP										
Johnnie LeMaster, R OBP: 0.277, SLG: 0.333 (1, 6)	6-3		F8		F7	F7		F3		5	0	0	0	0	0	1	San Francisco Giants @ St. Louis Cardinals Busch Stadium, St. Louis, MO Tue Jul 26 1983, 7:05 PM CDT Att: 27,226 - Unknown										
Max Venable, L OBP: 0.277, SLG: 0.408 (1, 9)	F8 S 1B		4-3				F4		6-3	5	1	2	0	0	0	0											
Chili Davis, S OBP: 0.316, SLG: 0.386 (1, 8)	F8 1-2 BB		L6				F7		4-3	3	1	0	0	2	0	0											
Darrell Evans, L OBP: 0.380, SLG: 0.526 (1, 5)	F8 1-2 2-3			F3 2B			3-1		5-3	5	1	2	1	0	0	2											
Jeffrey Leonard, R OBP: 0.326, SLG: 0.468 (1, 7)	F4			F3 2-3				F6		4	0	1	2	0	0	3											
Dave Bergman, L OBP: 0.329, SLG: 0.234 (1, 3)		4-3								4	0	1	0	0	0	1											
Greg Minton, S OBP: 0.571, SLG: 0.500 (8, 1)				WP S 1B				4-3		0	0	0	0	0	0	0											
Joel Youngblood, R OBP: 0.337, SLG: 0.478 (1, 4)							F4			3	1	2	0	0	0	1											
Mitt May, L OBP: 0.314, SLG: 0.382 (1, 2)										2	0	0	0	1	0	1											
Bob Brenly, R OBP: 0.286, SLG: 0.345 (8, PH)	F7									1	1	1	1	0	0	0											
Fred Breining, R OBP: 0.182, SLG: 0.167 (1, 1)										3	0	0	0	0	3	4											
John Rabb, R OBP: 0.333, SLG: 0.516 (8, PH)	K									1	0	1	1	0	0	0											
Inning Stats	R: 0 E: 0 K: 0 S: 4	H: 1 LOB: 2 BB: 1 P: 8	R: 0 E: 0 K: 1 S: 6	H: 1 LOB: 1 BB: 0 P: 6	R: 0 E: 0 K: 0 S: 3	H: 0 LOB: 0 BB: 0 P: 3	R: 0 E: 0 K: 1 S: 6	H: 2 LOB: 3 BB: 1 P: 11	R: 3 E: 0 K: 0 S: 5	H: 3 LOB: 1 BB: 1 P: 10	R: 0 E: 0 K: 0 S: 3	H: 0 LOB: 0 BB: 0 P: 3	R: 0 E: 0 K: 0 S: 3	H: 0 LOB: 0 BB: 0 P: 3	R: 2 E: 0 K: 0 S: 6	H: 3 LOB: 1 BB: 0 P: 6	R: 0 E: 0 K: 0 S: 3	H: 0 LOB: 0 BB: 0 P: 3	1B: 4 2B: 4 3B: 2 HR: 0	SF: 0 SAC: 0 DP: 0 HBP: 1	WP: 1 PB: 0 SB: 3 CS: 0	PA: 40					
PITCHER	IP	WLS	BF	H	R	ER	SO	BB	IBB	HBP	BLK	WP	HR	S	P	ERA	WHIP										
Joaquin Andujar, R ERA: 4.0 (1, 1)	7.2		34	8	4	4	3	3	0	1	0	1	0	36	49	4.70	1.435										
Dave Vonohlen, L ERA: 3.08 (8, 1)	0.0		2	2	1	1	0	0	0	0	0	0	0	2	2	∞	∞										
Jeff Lahti, R ERA: 3.5 (8, 1)	0.1		1	0	0	0	0	0	0	0	0	0	0	1	1	0.00	0.000										
Dave Rucker, L ERA: 10.8 (9, 1)	1.0	W	3	0	0	0	0	0	0	0	0	0	0	3	3	0.00	0.000										

Batter	1	2	3	4	5	6	7	8	9	AB	R	H	RBI	BB	SO	LOB	BOTTOM										
Lonnie Smith, R OBP: 0.385, SLG: 0.457 (1, 7)	5-3		F9	E6 1-3 2-H 1B			F8		5-3	5	0	1	0	0	0	0	San Francisco Giants @ St. Louis Cardinals Busch Stadium, St. Louis, MO Tue Jul 26 1983, 7:05 PM CDT Att: 27,226 - Unknown										
Willie McGee, S OBP: 0.322, SLG: 0.368 (1, 8)	E4		6-3	F9 1-2 3-H			F8		1B S 1B	5	1	1	0	0	0	1											
Andy Van Slyke, L OBP: 0.328, SLG: 0.400 (1, 9)	K 1-2		K						K	5	0	1	0	0	3	2											
George Hendrick, R OBP: 0.388, SLG: 0.509 (1, 3)		5-3								3	1	1	0	2	1	0											
Darrell Porter, L OBP: 0.336, SLG: 0.428 (1, 2)										3	2	2	1	2	0	2											
Tom Herr, S OBP: 0.390, SLG: 0.382 (1, 4)										5	0	3	1	0	0	2											
Ken Oberkfell, L OBP: 0.362, SLG: 0.355 (1, 5)										3	1	2	1	0	0	0											
Ozzie Smith, S OBP: 0.290, SLG: 0.306 (1, 6)										4	1	1	1	0	0	3											
Joaquin Andujar, S OBP: 0.113, SLG: 0.132 (1, 1)										3	0	0	0	0	2	4											
Dave Vonohlen, L OBP: 0.471, SLG: 0.571 (8, PH)										0	0	0	0	0	0	0											
Steve Braun, L OBP: 0.471, SLG: 0.571 (8, PH)										0	0	0	0	0	0	1											
Dave Rucker, L OBP: 0.471, SLG: 0.571 (9, 1)										0	0	0	0	0	0	0											
Inning Stats	R: 0 E: 1 K: 1 S: 5	H: 0 LOB: 0 BB: 0 P: 5	R: 1 E: 0 K: 0 S: 6	H: 3 LOB: 2 BB: 0 P: 6	R: 0 E: 0 K: 1 S: 5	H: 0 LOB: 0 BB: 0 P: 5	R: 4 E: 1 K: 1 S: 9	H: 4 LOB: 1 BB: 1 P: 13	R: 0 E: 0 K: 1 S: 5	H: 0 LOB: 0 BB: 0 P: 5	R: 0 E: 0 K: 0 S: 4	H: 1 LOB: 2 BB: 1 P: 8	R: 0 E: 0 K: 0 S: 4	H: 1 LOB: 1 BB: 0 P: 4	R: 1 E: 0 K: 0 S: 7	H: 3 LOB: 3 BB: 1 P: 11	R: 0 E: 0 K: 0 S: 3	H: 0 LOB: 0 BB: 0 P: 3	1B: 10 2B: 2 3B: 0 HR: 0	SF: 0 SAC: 1 DP: 0 HBP: 0	WP: 0 PB: 0 SB: 4 CS: 0	PA: 42					
PITCHER	IP	WLS	BF	H	R	ER	SO	BB	IBB	HBP	BLK	WP	HR	S	P	ERA	WHIP										
Fred Breining, R ERA: 4.45 (1, 1)	7.0		32	8	5	3	5	3	0	0	0	0	0	39	51	5.40	2.400										
Greg Minton, R ERA: 3.99 (8, 1)	1.2	L	10	4	1	1	1	0	1	0	0	0	0	11	15	5.40	2.400										


Batter	1	2	3	4	5	6	7	8	9	AB	R	H	RBI	BB	SO	LOB	TOP								
Johnnie LeMaster, R OBP: 0.340, SLG: 0.331 (1, 6)										5	1	1	0	0	0	1	San Francisco Giants @ St. Louis Cardinals Busch Stadium, St. Louis, MO Wed Jul 27 1983, 3:33 AM CDT Att: 31,616 - Unknown								
Darrell Evans, L OBP: 0.380, SLG: 0.525 (1, 5) (5, 3)										4	2	1	0	1	2	0									
Chili Davis, S OBP: 0.314, SLG: 0.383 (1, 8)										3	0	0	1	1	1	1									
Jeffrey Leonard, R OBP: 0.328, SLG: 0.468 (1, 7)										4	1	2	1	0	0	1									
Joel Youngblood, R OBP: 0.340, SLG: 0.479 (1, 9)										4	0	2	0	0	1	3									
Bob Brenly, R OBP: 0.287, SLG: 0.343 (1, 3) (5, 2)										4	1	1	1	0	1	3									
John Rabb, R OBP: 0.314, SLG: 0.485 (1, 2)										2	0	0	0	0	1	0									
Joe Pettini, R OBP: 0.228, SLG: 0.192 (6, PH)										0	0	0	0	0	0	0									
Tom O'Malley, L OBP: 0.331, SLG: 0.342 (6, PH)										2	1	1	2	0	0	0									
Brad Wellman, R OBP: 0.297, SLG: 0.264 (1, 4)										4	0	2	1	0	0	0									
Renie Martin, R OBP: 0.438, SLG: 0.813 (1, 1)										3	0	1	0	0	1	1									
Jim Barr, R OBP: 0.100, SLG: 0.200 (6, 1)										1	0	0	0	0	0	1									
Inning Stats	R: 0 E: 0 K: 2 S: 7	H: 0 LOB: 0 BB: 0 P: 7	R: 0 E: 0 K: 0 S: 3	H: 1 LOB: 0 BB: 0 P: 3	R: 0 E: 0 K: 1 S: 6	H: 1 LOB: 0 BB: 0 P: 6	R: 0 E: 0 K: 2 S: 8	H: 1 LOB: 2 BB: 1 P: 12	R: 0 E: 0 K: 0 S: 3	H: 0 LOB: 0 BB: 0 P: 3	R: 5 E: 1 K: 2 S: 12	H: 5 LOB: 1 BB: 1 P: 16	R: 1 E: 1 K: 0 S: 5	H: 2 LOB: 1 BB: 0 P: 5	R: 0 E: 0 K: 0 S: 4	H: 1 LOB: 1 BB: 0 P: 4	R: 0 E: 0 K: 0 S: 3	H: 0 LOB: 0 BB: 0 P: 3	1B: 9 2B: 1 3B: 1 HR: 0	SF: 1 SAC: 0 DP: 1 HBP: 0	WP: 0 PB: 0 SB: 1 CS: 0	PA: 39			
PITCHER	IP	WLS	BF	H	R	ER	SO	BB	IBB	HBP	BLK	WP	HR	S	P	ERA	WHIP								
John Martin, L ERA: 3.57 (1, 1)	5.1		22	5	3	3	5	2	0	0	0	0	0	30	38	5.06	1.312								
Jeff Lathi, R ERA: 3.53 (6, 1)	0.2		5	3	2	2	2	0	0	0	0	0	0	9	9	27.00	4.500								
Dave Vonohlen, L ERA: 3.15 (7, 1)	2.0	W	9	3	1	1	0	0	0	0	0	0	0	9	9	4.50	1.500								
Bruce Sutter, R ERA: 4.45 (9, 1)	1.0	S	3	0	0	0	0	0	0	0	0	0	0	3	3	0.00	0.000								

Batter	1	2	3	4	5	6	7	8	9	AB	R	H	RBI	BB	SO	LOB	BOTTOM								
Lonnie Smith, R OBP: 0.392, SLG: 0.460 (1, 7)										3	2	2	0	1	0	2	San Francisco Giants @ St. Louis Cardinals Busch Stadium, St. Louis, MO Wed Jul 27 1983, 3:33 AM CDT Att: 31,616 - Unknown								
Willie McGee, S OBP: 0.323, SLG: 0.375 (1, 8)										5	2	2	2	0	0	3									
Ken Oberkell, L OBP: 0.364, SLG: 0.354 (1, 5)										1	0	0	0	2	0	0									
Darrell Porter, L OBP: 0.339, SLG: 0.430 (6, PH)										1	0	1	1	0	0	0									
Dave Vonohlen, L (7, 1)										0	0	0	0	0	0	0									
David Green, R OBP: 0.333, SLG: 0.396 (8, PH) (9, 9)										1	1	1	0	0	0	0									
George Hendrick, R OBP: 0.385, SLG: 0.505 (1, 3)										3	0	0	1	1	1	3									
Andy Van Slyke, L OBP: 0.331, SLG: 0.390 (1, 9) (9, 1)										3	1	0	0	2	1	3									
Bruce Sutter, R (9, 1)										0	0	0	0	0	0	0									
Tom Herr, S OBP: 0.394, SLG: 0.385 (1, 4)										3	0	2	1	0	0	1									
Jamie Quirk, L OBP: 0.297, SLG: 0.356 (1, 2)										4	0	2	1	0	0	4									
Bill Lyons, R OBP: 0.143, SLG: 0.143 (7, PR) (8, 5)										1	0	0	0	0	0	1									
Ozzie Smith, S OBP: 0.289, SLG: 0.303 (1, 6)										3	0	0	0	1	0	4									
John Martin, S OBP: 0.222, SLG: 0.278 (1, 1)										2	0	0	0	0	1	2									
Jeff Lathi, R (6, 1)										0	0	0	0	0	0	0									
Steve Braun, L OBP: 0.441, SLG: 0.581 (6, PR)										1	0	1	0	0	0	0									
Mike Ramsey, S OBP: 0.328, SLG: 0.339 (7, 5)										1	1	0	0	0	0	2									
Glenn Brummer, R OBP: 0.327, SLG: 0.388 (8, 2)										0	0	0	0	0	0	0									
Inning Stats	R: 1 E: 0 K: 1 S: 6	H: 1 LOB: 1 BB: 1 P: 10	R: 0 E: 0 K: 1 S: 5	H: 0 LOB: 1 BB: 1 P: 10	R: 2 E: 0 K: 0 S: 5	H: 3 LOB: 2 BB: 1 P: 9	R: 0 E: 0 K: 0 S: 3	H: 0 LOB: 1 BB: 0 P: 4	R: 0 E: 0 K: 0 S: 4	H: 1 LOB: 3 BB: 2 P: 12	R: 3 E: 0 K: 1 S: 9	H: 4 LOB: 1 BB: 0 P: 9	R: 0 E: 0 K: 0 S: 4	H: 1 LOB: 2 BB: 1 P: 8	R: 1 E: 0 K: 0 S: 4	H: 1 LOB: 1 BB: 1 P: 8	R: 0 E: 0 K: 0 S: 3	H: 1 LOB: 1 BB: 0 P: 8	1B: 10 2B: 0 3B: 1 HR: 0	SF: 2 SAC: 0 DP: 0 HBP: 2	WP: 0 PB: 0 SB: 9 CS: 0	PA: 43			
PITCHER	IP	WLS	BF	H	R	ER	SO	BB	IBB	HBP	BLK	WP	HR	S	P	ERA	WHIP								
Renie Martin, R ERA: 3.46 (1, 1)	5.0		26	5	3	2	2	5	0	2	0	0	0	23	45	3.60	2.000								
Jim Barr, R ERA: 4.46 (6, 1)	3.0	L	17	6	4	4	1	2	0	0	0	0	0	17	25	12.00	2.667								


Batter	1	2	3	4	5	6	7	8	9	AB	R	H	RBI	BB	SO	LOB	TOP					
Bill Russell, R OBP: 0.333, SLG: 0.328 Dave Stewart, R OBP: 0.167, SLG: 0.167	0-0 P3		0-0 6-3		0-0 F7			0-0 1B		4	0	1	0	0	0	2	Los Angeles Dodgers @ San Francisco Giants Candlestick Park, San Francisco, CA Sat Jul 30 1983, 6:33 AM EDT Att: 38,771 - Unknown					
Ken Landreaux, L OBP: 0.335, SLG: 0.467	0-0 F9		0-0 4-3			0-0 G3		0-3 K		4	0	0	0	0	1	2						
Dusty Baker Jr., R OBP: 0.347, SLG: 0.434	0-0 2B			0-0 1B		0-0 F7		0-0 F4		4	0	2	0	0	0	1						
Pedro Guerrero, R OBP: 0.370, SLG: 0.512	0-0 5-3			0-0 F8		0-0 F8			0-0 F4	4	0	0	0	0	0	2						
Mike Marshall, R OBP: 0.332, SLG: 0.419		4-0 BB		0-0 1B			0-0 1B		0-0 BB	3	0	3	0	1	0	0						
Steve Yeager, R OBP: 0.285, SLG: 0.419 Jack Fimple, R OBP: 0.212, SLG: 0.184		0-0 G5-4-3		0-0 1B		0-0 G6-3		0-0 F7	0-0 F8	3	0	0	0	0	0	4						
Candy Maldonado, R OBP: 0.211, SLG: 0.222			0-0 F3				0-0 F8		4-0 BB	3	0	0	0	1	1	1						
Derrel Thomas, S OBP: 0.371, SLG: 0.387 Rafael Landestoy, S OBP: 0.212, SLG: 0.184				0-0 2B		0-0 BB		0-0 F7	0-0 F7	1	0	1	0	0	0	0						
Jerry Reuss, L OBP: 0.265, SLG: 0.244 Joe Beckwith, L OBP: 0.340, SLG: 0.398 Steve Sax, R OBP: 0.340, SLG: 0.398 Pat Zachry, R OBP: 0.211, SLG: 0.254				0-0 F1		0-0 K		0-3 K		1	0	0	0	0	0	1						
Inning Stats	R: 0 E: 0 K: 0 S: 4	H: 1 LOB: 1 BB: 0 P: 4	R: 0 E: 0 K: 0 S: 2	H: 0 LOB: 0 BB: 1 P: 6	R: 0 E: 0 K: 0 S: 4	H: 1 LOB: 1 BB: 0 P: 4	R: 0 E: 0 K: 0 S: 4	H: 2 LOB: 1 BB: 0 P: 4	R: 0 E: 0 K: 2 S: 7	H: 0 LOB: 1 BB: 1 P: 11	R: 0 E: 0 K: 0 S: 3	H: 0 LOB: 1 BB: 0 P: 3	R: 0 E: 0 K: 0 S: 4	H: 1 LOB: 1 BB: 0 P: 4	R: 0 E: 0 K: 2 S: 8	H: 1 LOB: 2 BB: 1 P: 8		R: 0 E: 0 K: 0 S: 4	H: 1 LOB: 2 BB: 1 P: 8	1B: 5 2B: 2 3B: 0 HR: 0	SF: 0 SAC: 0 DP: 2 HBP: 0	WP: 0 PB: 0 SB: 0 CS: 0
PITCHER Mark Davis, L ERA: 4.2	IP: 9.0 WLS: W BF: 35 H: 7 R: 0 ER: 0 SO: 4 BB: 3 IBB: 0 HBP: 0 BLK: 0 WP: 0 HR: 0 S: 40 P: 52 ERA: 0.00 WHIP: 1.111																					

Batter	1	2	3	4	5	6	7	8	9	AB	R	H	RBI	BB	SO	LOB	BOTTOM					
Johnnie LeMaster, R OBP: 0.333, SLG: 0.326	0-3 K 1B			0-0 5-3		0-0 1B		0-0 F8		5	1	1	0	0	2	2	Los Angeles Dodgers @ San Francisco Giants Candlestick Park, San Francisco, CA Sat Jul 30 1983, 6:33 AM EDT Att: 38,771 - Unknown					
Tom O'Malley, L OBP: 0.332, SLG: 0.338	0-0 SH 2B		0-0 F7		1-0 1B HBP		0-0 F8		0-0 F7	3	1	0	0	0	0	3						
Chili Davis, S OBP: 0.320, SLG: 0.391	0-0 F2		0-0 1B		0-0 1B		0-3 K		0-0 1B	5	1	3	1	0	1	3						
Jeffrey Leonard, R OBP: 0.326, SLG: 0.463 Max Venable, L OBP: 0.292, SLG: 0.413	0-0 2B 1B		0-0 1B		0-3 K		0-0 F9		0-0 1B	4	2	2	1	0	1	3						
Joel Youngblood, R OBP: 0.340, SLG: 0.477	0-0 4-3 2B		0-0 1B		0-0 5-3			0-0 F9		5	1	2	3	0	0	4						
Bob Brenly, R OBP: 0.295, SLG: 0.372	0-0 4-3		0-0 HR		0-0 F2		0-0 2B		0-0 1B	4	1	2	3	0	0	1						
John Rabb, R OBP: 0.310, SLG: 0.450	0-3 K		0-0 6-3		0-0 1B		0-0 3-1		0-0 3-1	4	0	1	0	0	1	2						
Brad Wellman, R OBP: 0.289, SLG: 0.256		0-0 1-3		0-0 K		0-0 F8		0-0 4-3		4	0	0	0	0	1	2						
Mark Davis, L OBP: 0.267, SLG: 0.154		0-0 1B		0-0 K		0-0 F6		0-0 1B		4	1	2	0	0	1	1						
Inning Stats	R: 3 E: 1 K: 2 S: 11	H: 2 LOB: 1 BB: 0 P: 11	R: 0 E: 0 K: 1 S: 6	H: 1 LOB: 0 BB: 0 P: 6	R: 4 E: 0 K: 2 S: 11	H: 4 LOB: 0 BB: 0 P: 11	R: 0 E: 0 K: 1 S: 6	H: 1 LOB: 2 BB: 0 P: 7	R: 0 E: 0 K: 0 S: 4	H: 1 LOB: 1 BB: 0 P: 4	R: 0 E: 0 K: 1 S: 6	H: 1 LOB: 1 BB: 0 P: 6	R: 0 E: 0 K: 0 S: 4	H: 1 LOB: 1 BB: 0 P: 4	R: 1 E: 0 K: 0 S: 6	H: 3 LOB: 2 BB: 0 P: 6		R: 0 E: 0 K: 0 S: 6	H: 3 LOB: 2 BB: 0 P: 6	1B: 11 2B: 2 3B: 0 HR: 1	SF: 0 SAC: 1 DP: 0 HBP: 1	WP: 2 PB: 0 SB: 0 CS: 0
PITCHER Jerry Reuss, L ERA: 3.35 Joe Beckwith, R ERA: 3.35 Pat Zachry, R ERA: 2.61 Dave Stewart, R ERA: 2.58	IP: 2.0 WLS: L BF: 8 H: 1 R: 0 ER: 0 SO: 3 BB: 0 IBB: 0 HBP: 0 BLK: 0 WP: 0 HR: 0 S: 13 P: 14 ERA: 0.00 WHIP: 0.500	IP: 3.0 WLS: L BF: 12 H: 3 R: 0 ER: 0 SO: 1 BB: 0 IBB: 0 HBP: 0 BLK: 0 WP: 0 HR: 0 S: 14 P: 14 ERA: 0.00 WHIP: 1.000	IP: 1.0 WLS: L BF: 6 H: 3 R: 1 ER: 1 SO: 0 BB: 0 IBB: 0 HBP: 0 BLK: 0 WP: 1 HR: 0 S: 6 P: 6 ERA: 9.00 WHIP: 3.000																			

AB 32
R 0
H 7
RBI 0
BB 3
SO 4
LOB 18



AB 39
R 8
H 14
RBI 8
BB 0
SO 7
LOB 21



Batter	1	2	3	4	5	6	7	8	9	AB	R	H	RBI	BB	SO	LOB	TOP																			
Steve Sax, R OBP: 0.338, SLG: 0.362 (1, 4)	F8		6-3			F7			FC2 FC5-2 FC3-2	4	0	0	0	1	0	2	Los Angeles Dodgers @ San Francisco Giants Candlestick Park, San Francisco, CA Sun Jul 31 1983, 6:33 AM EDT Unknown																			
Rick Monday, L OBP: 0.385, SLG: 0.448 Steve Howe, L (1, 9) (9, 1)	3B			F7		F7	3-1		FC3-2 FC5-2	5	0	1	0	0	0	5																				
Dusty Baker Jr., R OBP: 0.345, SLG: 0.429 (1, 7)	K			F5		2B HBP			FC5-2	4	0	0	0	0	1	4																				
Pedro Guerrero, R OBP: 0.368, SLG: 0.511 (1, 5)	P4			6-3					P3	5	0	1	0	0	0	4																				
Ken Landreaux, L OBP: 0.340, SLG: 0.482 (1, 8)		4-3								3	1	2	1	1	0	0																				
Mike Marshall, R OBP: 0.331, SLG: 0.416 (1, 3)	6-3					HR			2B	4	0	1	0	0	0	4																				
Steve Yeager, R OBP: 0.266, SLG: 0.416 Jack Fimple, R OBP: 0.500, SLG: 0.500 (1, 2) (8, 2)	P6					FC6-4 1B			SH3-4 HBP	2	0	0	0	0	0	1																				
Bill Russell, R OBP: 0.333, SLG: 0.326 (1, 6)			P5			P6			SH3-4	2	0	0	0	0	0	1																				
Burt Hooton, R OBP: 0.200, SLG: 0.209 Greg Brock, L OBP: 0.316, SLG: 0.369 Tom Niedenfuer, R (7, PH) Derrel Thomas, S OBP: 0.371, SLG: 0.387 (9, PH) (9, 9)	F8					K			F5	2	0	0	0	0	1	1																				
Inning Stats	R: 0 E: 0 K: 1 S: 6	H: 1 LOB: 1 BB: 0 P: 6	R: 0 E: 0 K: 0 S: 3	H: 0 LOB: 0 BB: 0 P: 3	R: 0 E: 0 K: 0 S: 3	H: 0 LOB: 0 BB: 0 P: 3	R: 1 E: 0 K: 1 S: 7	H: 2 LOB: 1 BB: 0 P: 7	R: 0 E: 0 K: 0 S: 4	H: 1 LOB: 3 BB: 1 P: 9	R: 0 E: 0 K: 0 S: 3	H: 0 LOB: 2 BB: 1 P: 8	R: 0 E: 0 K: 0 S: 4	H: 1 LOB: 1 BB: 0 P: 4	R: 1 E: 2 K: 0 S: 6	H: 1 LOB: 3 BB: 0 P: 7		1B: 2 2B: 2 3B: 1 HR: 1	SF: 0 SAC: 2 DP: 0 HBP: 3	WP: 0 PB: 0 SB: 0 CS: 0	PA: 40															
PITCHER	IP	WLS	BF	H	R	ER	SO	BB	IBB	HBP	BLK	WP	HR	S	P	ERA	WHIP	PITCHER		IP	WLS	BF	H	R	ER	SO	BB	IBB	HBP	BLK	WP	HR	S	P	ERA	WHIP
Fred Breining, R ERA: 4.24 (1, 1)	8.0	L	35	6	2	1	2	1	1	3	0	0	1	34	45	1.12	0.875			8.0	L	35	6	2	1	2	1	1	3	0	0	1	34	45	1.12	0.875
Greg Minton, R ERA: 3.92 (9, 1)	1.0		5	0	0	0	0	0	0	0	0	0	0	5	5	0.00	0.000			1.0		5	0	0	0	0	0	0	0	0	0	5	5	0.00	0.000	

AB 33
R 2
H 6
RBI 1
BB 2
SO 2
LOB 23



Batter	1	2	3	4	5	6	7	8	9	AB	R	H	RBI	BB	SO	LOB	BOTTOM																			
Johnnie LeMaster, R OBP: 0.332, SLG: 0.322 (1, 6)	1-3					6-3			K	4	0	0	0	0	2	1	Los Angeles Dodgers @ San Francisco Giants Candlestick Park, San Francisco, CA Sun Jul 31 1983, 6:33 AM EDT Unknown																			
Tom O'Malley, L OBP: 0.331, SLG: 0.335 (1, 5)	FC6-4 BB					P6			F8	3	0	0	0	1	0	0																				
Chili Davis, S OBP: 0.322, SLG: 0.390 (1, 8)	FC6-4 BB					F8			F5	3	0	1	0	1	0	0																				
Jeffrey Leonard, R OBP: 0.322, SLG: 0.457 (1, 7)	FC6-4 1-2 2-3					K			K	4	0	0	0	0	3	3																				
Darrell Evans, L OBP: 0.379, SLG: 0.521 (1, 3)	K					K			F2	3	0	0	0	1	2	2																				
Joel Youngblood, R OBP: 0.338, SLG: 0.478 (1, 9)						5-3			4-3	4	1	1	0	0	0	2																				
John Rabb, R OBP: 0.289, SLG: 0.419 (1, 2)						5-3			F7	3	0	0	0	0	0	1																				
Duane Kuiper, L OBP: 0.369, SLG: 0.296 (1, 4)						G3			P5	2	0	0	1	0	0	0																				
Fred Breining, R OBP: 0.191, SLG: 0.178 Greg Minton, S OBP: 0.571, SLG: 0.500 Joe Peltini, R OBP: 0.228, SLG: 0.192 (1, 1) (9, 1) (9, 5)						K			F9	3	0	1	0	0	1	0																				
Inning Stats	R: 0 E: 0 K: 1 S: 5	H: 0 LOB: 2 BB: 2 P: 13	R: 1 E: 0 K: 1 S: 7	H: 2 LOB: 1 BB: 0 P: 7	R: 0 E: 0 K: 1 S: 5	H: 0 LOB: 0 BB: 0 P: 5	R: 0 E: 0 K: 1 S: 5	H: 0 LOB: 0 BB: 0 P: 5	R: 0 E: 0 K: 1 S: 6	H: 1 LOB: 2 BB: 1 P: 10	R: 0 E: 0 K: 0 S: 3	H: 0 LOB: 0 BB: 0 P: 3	R: 0 E: 0 K: 1 S: 5	H: 0 LOB: 0 BB: 0 P: 5	R: 0 E: 0 K: 1 S: 5	H: 0 LOB: 0 BB: 0 P: 5		1B: 2 2B: 1 3B: 0 HR: 0	SF: 0 SAC: 1 DP: 0 HBP: 0	WP: 0 PB: 0 SB: 1 CS: 0	PA: 33															
PITCHER	IP	WLS	BF	H	R	ER	SO	BB	IBB	HBP	BLK	WP	HR	S	P	ERA	WHIP	PITCHER		IP	WLS	BF	H	R	ER	SO	BB	IBB	HBP	BLK	WP	HR	S	P	ERA	WHIP
Burt Hooton, R ERA: 3.8 (7, 1)	6.0	W	24	3	1	1	6	2	1	0	0	0	0	33	45	1.50	0.833			6.0	W	24	3	1	1	6	2	1	0	0	0	33	45	1.50	0.833	
Tom Niedenfuer, R ERA: 1.45 (9, 1)	2.0	S	6	0	0	0	1	0	0	0	0	0	0	8	8	0.00	0.000			2.0	S	6	0	0	0	1	0	0	0	0	0	8	8	0.00	0.000	
Steve Howe, L ERA: 1.28 (9, 1)	1.0	S	3	0	0	0	1	0	0	0	0	0	0	5	5	0.00	0.000			1.0	S	3	0	0	0	1	0	0	0	0	5	5	0.00	0.000		


AB 29
R 1
H 3
RBI 1
BB 3
SO 8
LOB 9





Batter	1	2	3	4	5	6	7	8	9	AB	R	H	RBI	BB	SO	LOB	TOP										
Steve Sax, R OBP: 0.341, SLG: 0.365 (1, 4)										5	1	3	1	0	1	2	Los Angeles Dodgers @ San Francisco Giants Candlestick Park, San Francisco, CA Sun Jul 31 1983, 6:38 AM EDT Att: 53,178 - Unknown										
Rick Monday, L OBP: 0.365, SLG: 0.445 Rafael Landestoy, S OBP: 0.212, SLG: 0.184 (1, 9) (9, PR)										5	0	2	0	0	0	2											
Dusty Baker Jr., R OBP: 0.346, SLG: 0.430 Derrel Thomas, S OBP: 0.369, SLG: 0.384 (1, 7) (8, PR) (8, 7)										4	1	2	0	0	0	2											
Pedro Guerrero, R OBP: 0.369, SLG: 0.521 (1, 5)										4	1	2	3	0	0	2											
Ken Landreaux, L OBP: 0.336, SLG: 0.477 (1, 8)										3	0	0	1	0	0	2											
Mike Marshall, R OBP: 0.333, SLG: 0.417 Tom Niedenfuer, R Steve Howe, L (1, 3) (8, 1) (8, 1)										4	1	2	0	0	1	0											
Bill Russell, R Dave Anderson, R OBP: 0.332, SLG: 0.324 OBP: 0.211, SLG: 0.254 (1, 6) (8, 6)										4	0	1	0	0	0	1											
Jack Fimple, R OBP: 0.500, SLG: 0.667 (1, 2)										4	1	2	0	0	2	0											
Fernando Valenzuela, L OBP: 0.266, SLG: 0.355 Greg Brock, L OBP: 0.315, SLG: 0.368 (1, 1) (8, 3)										3	0	1	1	0	0	0											
Inning Stats	R: 1 E: 0 K: 0 S: 5	H: 2 LOB: 1 BB: 0 P: 5	R: 0 E: 0 K: 2 S: 7	H: 0 LOB: 0 BB: 0 P: 7	R: 0 E: 0 K: 0 S: 3	H: 1 LOB: 0 BB: 0 P: 3	R: 3 E: 0 K: 0 S: 8	H: 6 LOB: 2 BB: 0 P: 8	R: 0 E: 0 K: 0 S: 4	H: 0 LOB: 0 BB: 0 P: 4	R: 0 E: 0 K: 1 S: 5	H: 0 LOB: 0 BB: 0 P: 5	R: 0 E: 0 K: 1 S: 5	H: 0 LOB: 0 BB: 0 P: 5	R: 1 E: 1 K: 0 S: 5	H: 2 LOB: 1 BB: 0 P: 5		R: 1 E: 0 K: 0 S: 5	H: 3 LOB: 2 BB: 0 P: 5	1B: 12 2B: 2 3B: 0 HR: 1	SF: 1 SAC: 0 DP: 1 HBP: 0	WP: 1 PB: 0 SB: 0 CS: 1	PA: 39				
PITCHER	IP	WLS	BF	H	R	ER	SO	BB	IBB	HBP	BLK	WP	HR	S	P	ERA	WHIP										
Renie Martin, R ERA: 3.64 Pat Larkin, L ERA: 4.52 Jim Barr, R ERA: 4.6 Greg Minton, R ERA: 3.86 (1, 1) (8, 1) (8, 1) (9, 1)	7.1		31	11	5	4	4	0	0	0	0	1	1	39	39	4.91	1.500										


Batter	1	2	3	4	5	6	7	8	9	AB	R	H	RBI	BB	SO	LOB	BOTTOM										
Joe Pettini, R OBP: 0.233, SLG: 0.200 (1, 6) (8, 4)										3	0	1	1	0	1	0	Los Angeles Dodgers @ San Francisco Giants Candlestick Park, San Francisco, CA Sun Jul 31 1983, 6:38 AM EDT Att: 53,178 - Unknown										
Milt May, L OBP: 0.317, SLG: 0.386 Max Venable, L OBP: 0.280, SLG: 0.410 (8, PH) (8, PR) (9, 9)										1	0	1	0	0	0	0											
Darrell Evans, L OBP: 0.380, SLG: 0.519 (1, 3) BB										3	1	1	1	1	1	1											
Chili Davis, S OBP: 0.321, SLG: 0.389 (1, 8)										4	1	1	0	0	1	3											
Jeffrey Leonard, R OBP: 0.321, SLG: 0.453 (1, 7)										3	1	0	0	1	0	2											
Bob Brenly, R OBP: 0.299, SLG: 0.380 (1, 2)										4	2	2	2	0	0	0											
Joel Youngblood, R OBP: 0.336, SLG: 0.471 (1, 9) (9, 4)										3	1	0	1	1	1	1											
Tom O'Malley, L OBP: 0.331, SLG: 0.335 (1, 5)										3	0	1	1	0	1	0											
Brad Wellman, R OBP: 0.283, SLG: 0.250 Jim Barr, R OBP: 0.100, SLG: 0.200 Greg Minton, S OBP: 0.571, SLG: 0.500 (1, 4) (8, 1) (9, 1)										3	0	0	0	0	1	2											
Renie Martin, R OBP: 0.444, SLG: 0.778 Pat Larkin, L Johnnie LetMaster, R OBP: 0.335, SLG: 0.322 (1, 1) (8, 1) (8, 6)										2	1	1	1	0	0	0											
Inning Stats	R: 0 E: 0 K: 1 S: 5	H: 0 LOB: 1 BB: 1 P: 9	R: 3 E: 0 K: 1 S: 8	H: 3 LOB: 1 BB: 1 P: 12	R: 0 E: 0 K: 0 S: 3	H: 1 LOB: 0 BB: 0 P: 3	R: 0 E: 0 K: 3 S: 9	H: 0 LOB: 0 BB: 0 P: 9	R: 0 E: 0 K: 0 S: 3	H: 0 LOB: 0 BB: 0 P: 3	R: 0 E: 0 K: 1 S: 5	H: 0 LOB: 0 BB: 0 P: 5	R: 0 E: 0 K: 0 S: 3	H: 0 LOB: 0 BB: 0 P: 3	R: 5 E: 1 K: 0 S: 8	H: 4 LOB: 3 BB: 3 P: 20	1B: 7 2B: 1 3B: 0 HR: 0	SF: 0 SAC: 2 DP: 0 HBP: 0	WP: 0 PB: 0 SB: 1 CS: 1	PA: 37							
PITCHER	IP	WLS	BF	H	R	ER	SO	BB	IBB	HBP	BLK	WP	HR	S	P	ERA	WHIP										
Fernando Valenzuela, L ERA: 3.85 Tom Niedenfuer, R ERA: 1.45 Steve Howe, L ERA: 1.26 (1, 1) (8, 1) (8, 1)	7.1	L	31	6	7	7	6	4	0	0	0	0	0	2	2	8.59	1.364										



Batter	1	2	3	4	5	6	7	8	9	AB	R	H	RBI	BB	SO	LOB	TOP								
Brett Butler, L (1, 7) OBP: 0.350, SLG: 0.407	0-0 4-3			0-3 K		0-0 F8	0-0 3B		0-3 K	5	0	1	3	0	2	0	Atlanta Braves @ San Francisco Giants Candlestick Park, San Francisco, CA Mon Aug 01 1983, 10:05 PM EDT Att: 23,822 - Unknown AB 35 R 8 H 9 RBI 8 BB 2 SO 7 LOB 9 								
Rafael Ramirez, R (1, 6) OBP: 0.325, SLG: 0.351	0-0 3-1			0-0 6-3		0-0 HR	0-0 F7		0-0 1-3	5	1	1	1	0	0	1									
Claudell Washington, L (1, 9) OBP: 0.330, SLG: 0.419	0-3 K			0-0 G3		0-0 4-3	0-0 F7		0-0 F8	5	0	0	0	0	1	1									
Dale Murphy, R (1, 8) OBP: 0.403, SLG: 0.533		0-0 F8			4-0 HR	0-3 K		0-0 PB 1B SF7 1B		3	2	1	0	1	1	0									
Bob Horner, R (1, 5) OBP: 0.394, SLG: 0.528 Randy Johnson, R (8, PR) OBP: 0.486, SLG: 0.467		0-0 F8			0-3 K		0-0 HR	0-0 PB 1B		4	1	2	1	0	1	1									
Chris Chambliss, L (1, 3) OBP: 0.383, SLG: 0.529		0-0 F7			0-0 HR		0-0 4-3	0-0 F4		4	1	1	2	0	0	2									
Glenn Hubbard, R (1, 4) OBP: 0.341, SLG: 0.402			0-0 F3		1-0 HBP		0-0 1B 1B 3B 1B	0-0 SF7		2	1	1	1	0	0	0									
Biff Pocoroba, S (1, 2) OBP: 0.345, SLG: 0.447			0-0 4-6-3		0-0 F8		0-0 1B 1B 3B 1B	0-0 IBB		3	1	1	0	1	0	1									
Rick Camp, R (1, 1) OBP: 0.103, SLG: 0.083 Steve Bedrosian, R (8, 1)			0-0 F8		0-3 K		0-0 1B 1B 3B 1B	0-3 K		4	1	1	0	0	2	3									
Inning Stats	R: 0 E: 0 K: 1 S: 5	H: 0 LOB: 0 BB: 0 P: 5	R: 0 E: 0 K: 0 S: 3	H: 0 LOB: 0 BB: 0 P: 3	R: 0 E: 0 K: 0 S: 3	H: 0 LOB: 0 BB: 0 P: 3	R: 2 E: 0 K: 2 S: 8	H: 1 LOB: 1 BB: 0 P: 13	R: 1 E: 0 K: 1 S: 6	H: 1 LOB: 0 BB: 0 P: 6	R: 4 E: 0 K: 0 S: 8	H: 5 LOB: 1 BB: 0 P: 8	R: 1 E: 0 K: 1 S: 7	H: 2 LOB: 2 BB: 1 P: 11	R: 0 E: 0 K: 1 S: 5	H: 0 LOB: 0 BB: 0 P: 5	1B: 5 2B: 0 3B: 1 HR: 3	SF: 1 SAC: 0 DP: 0 HBP: 1	WP: 0 PB: 1 SB: 0 CS: 0	PA: 39					
PITCHER	IP	WLS	BF	H	R	ER	SO	BB	IBB	HBP	BLK	WP	HR	S	P	ERA	WHIP								
Andy McGaffigan, R (1, 1) ERA: 4.57	6.0	L	23	3	4	4	5	1	0	1	0	0	3	31	36	6.00	0.667								
Jim Barr, R (7, 1) ERA: 4.88	2.0		13	6	4	3	1	0	1	0	0	0	0	14	18	13.50	3.000								
Pat Larkin, L (9, 1) ERA: 4.35	1.0		3	0	0	0	1	0	0	0	0	0	0	5	5	0.00	0.000								

Batter	1	2	3	4	5	6	7	8	9	AB	R	H	RBI	BB	SO	LOB	BOTTOM								
Johnnie LeMaster, R (1, 6) OBP: 0.331, SLG: 0.318	0-0 6-3		0-0 F8		0-0 1-3		0-0 F4		0-3 K	5	0	0	0	0	1	0	Atlanta Braves @ San Francisco Giants Candlestick Park, San Francisco, CA Mon Aug 01 1983, 10:05 PM EDT Att: 23,822 - Unknown AB 31 R 3 H 7 RBI 2 BB 6 SO 3 LOB 11 								
Darrell Evans, L (1, 3) OBP: 0.379, SLG: 0.519	0-0 G3		0-0 F8		0-0 2B		0-0 3-1			4	0	1	0	0	0	0									
Chili Davis, S (1, 8) OBP: 0.323, SLG: 0.386	4-0 BB			0-0 6-3	0-0 F8		4-0 1B WP 5-3 BB			2	1	0	0	2	0	1									
Jack Clark, R (1, 9) OBP: 0.350, SLG: 0.436	0-0 5-3			0-0 2B 1B	0-0 F8		0-0 5-3			4	1	1	0	0	0	3									
Jeffrey Leonard, R (1, 7) OBP: 0.323, SLG: 0.457		0-0 6-3		0-0 1B 2B		0-0 G3		0-0 WP 1B		4	1	2	0	0	0	0									
Tom O'Malley, L (1, 5) OBP: 0.336, SLG: 0.339				4-0 1B IBB		0-3 K		4-0 G4-6-3 BB		2	0	1	0	2	1	0									
John Rabb, R (1, 2) OBP: 0.435 Pat Larkin, L (9, 1)		4-0 BB		0-0 1B	0-0 1B		0-0 E7 1B		0-0 G4-6-3	3	0	2	2	1	0	2									
Duane Kuiper, L (1, 4) OBP: 0.369, SLG: 0.292 Milt May, L (9, 2) OBP: 0.316, SLG: 0.384		0-0 G4-6-3		0-0 BB	0-0 BB		0-0 6-3		0-0 4-3	2	0	0	0	1	0	3									
Andy McGaffigan, R (1, 1) OBP: 0.071, SLG: 0.074 Jim Barr, R (7, 1) OBP: 0.100, SLG: 0.200 Joel Youngblood, R (7, 4) OBP: 0.333, SLG: 0.466			0-0 6-3		0-0 5-3		0-0 6-3		0-3 K	2	0	0	0	0	0	2									
Inning Stats	R: 0 E: 0 K: 0 S: 3	H: 0 LOB: 1 BB: 1 P: 7	R: 0 E: 0 K: 0 S: 3	H: 1 LOB: 1 BB: 1 P: 7	R: 0 E: 0 K: 0 S: 3	H: 0 LOB: 0 BB: 0 P: 3	R: 2 E: 0 K: 0 S: 5	H: 3 LOB: 2 BB: 2 P: 13	R: 0 E: 0 K: 0 S: 4	H: 1 LOB: 1 BB: 0 P: 4	R: 0 E: 1 K: 1 S: 6	H: 1 LOB: 1 BB: 0 P: 6	R: 0 E: 0 K: 0 S: 3	H: 0 LOB: 0 BB: 0 P: 3	R: 1 E: 0 K: 0 S: 3	H: 1 LOB: 1 BB: 2 P: 11	R: 0 E: 0 K: 2 S: 7	H: 0 LOB: 0 BB: 0 P: 7	1B: 4 2B: 3 3B: 0 HR: 0	SF: 0 SAC: 0 DP: 2 HBP: 0	WP: 1 PB: 0 SB: 0 CS: 0	PA: 37			
PITCHER	IP	WLS	BF	H	R	ER	SO	BB	IBB	HBP	BLK	WP	HR	S	P	ERA	WHIP								
Rick Camp, R (1, 1) ERA: 3.69	7.1	W	32	7	3	3	1	4	0	0	0	0	0	29	49	3.68	1.500								
Steve Bedrosian, R (8, 1) ERA: 2.94	1.2		5	0	0	0	2	1	0	0	0	1	0	8	12	0.00	0.600								

Batter	1	2	3	4	5	6	7	8	9	AB	R	H	RBI	BB	SO	LOB	TOP					
Brett Butler, L OBP: 0.351, SLG: 0.408 (1, 7)	G3		3-1		1B 2B		WP S BB		6-3	4	1	1	0	1	0	0	Atlanta Braves @ San Francisco Giants Candlestick Park, San Francisco, CA Tue Aug 02 1983, 10:05 PM EDT Att: 8,276 - Unknown AB 34 R 3 H 6 RBI 3 BB 4 SO 3 LOB 14 					
Rafael Ramirez, R OBP: 0.323, SLG: 0.349 (1, 6)	6-3		F4		6-3 HR 1B		F8		5-3	5	1	1	1	0	0	1						
Claudell Washington, L OBP: 0.329, SLG: 0.420 (1, 9)			G3		2-3		K			4	0	1	0	0	1	2						
Dale Murphy, R OBP: 0.404, SLG: 0.539 (1, 8)	5-3			4-3	HR		WP BB			3	1	1	2	1	0	1						
Bob Horner, R OBP: 0.383, SLG: 0.525 (1, 5)		F8		E5 1B		3-H	F8			4	0	1	0	0	0	2						
Chris Chambliss, L OBP: 0.379, SLG: 0.523 (1, 3)		K		F7	G3				K	4	0	0	0	0	2	2						
Glenn Hubbard, R OBP: 0.345, SLG: 0.402 (1, 4)		E BB		1-2 1B			G4-6-3 BB		1-3	2	0	1	0	2	0	0						
Biff Pocoroba, S OBP: 0.330, SLG: 0.425 (1, 2)		E3		F8	G4-6-3				5-3	4	0	0	0	0	0	4						
Pascual Perez, R OBP: 0.164, SLG: 0.148 (1, 1)					F2				4-3	2	0	0	0	0	0	2						
Donnie Moore, L OBP: 0.571, SLG: 0.571 (5, 1)	5-3									0	0	0	0	0	0	0						
Randy Johnson, R OBP: 0.474, SLG: 0.452 (6, PH)										1	0	0	0	0	0	0						
Gene Garber, R OBP: 0.317, SLG: 0.360 (6, 1)										1	0	0	0	0	0	0						
Mike Jorgensen, L OBP: 0.317, SLG: 0.360 (9, PH)										1	0	0	0	0	0	0						
Inning Stats	R: 0 E: 0 K: 0 S: 4	H: 1 LOB: 1 BB: 0 P: 4	R: 0 E: 1 K: 1 S: 6	H: 0 LOB: 2 BB: 1 P: 10	R: 0 E: 0 K: 0 S: 3	H: 0 LOB: 0 BB: 0 P: 3	R: 0 E: 1 K: 0 S: 5	H: 1 LOB: 2 BB: 0 P: 5	R: 3 E: 0 K: 0 S: 7	H: 4 LOB: 1 BB: 1 P: 7	R: 0 E: 0 K: 0 S: 2	H: 0 LOB: 0 BB: 0 P: 6	R: 0 E: 0 K: 1 S: 5	H: 0 LOB: 0 BB: 2 P: 13	R: 0 E: 0 K: 1 S: 5	H: 0 LOB: 0 BB: 0 P: 5	R: 0 E: 0 K: 0 S: 3	H: 0 LOB: 0 BB: 0 P: 3	1B: 3 2B: 2 3B: 0 HR: 1	SF: 0 SAC: 0 DP: 1 HBP: 0	WP: 1 PB: 0 SB: 1 CS: 0	PA: 38
PITCHER	IP WLS BF H R ER SO BB IBB HBP BLK WP HR S P ERA WHIP																					
Mike Krukow, R ERA: 3.52 (1, 1)	5.0 W 24 6 3 3 1 1 0 0 0 0 1 25 29 5.40 1.400																					
Mark Calvert, R ERA: 5.4 (6, 1)	1.2 7 0 0 0 1 3 0 0 0 0 0 6 18 0.00 1.800																					
Greg Minton, R ERA: 3.73 (7, 1)	2.1 S 7 0 0 0 1 0 0 0 0 0 1 0 9 9 0.00 0.000																					

Batter	1	2	3	4	5	6	7	8	9	AB	R	H	RBI	BB	SO	LOB	BOTTOM			
Johnnie LeMaster, R OBP: 0.333, SLG: 0.320 (1, 6)	G6-3 1B		K		WP S G3 1B		L5			4	1	2	0	0	1	0	Atlanta Braves @ San Francisco Giants Candlestick Park, San Francisco, CA Tue Aug 02 1983, 10:05 PM EDT Att: 8,276 - Unknown AB 32 R 7 H 11 RBI 7 BB 2 SO 10 LOB 11 			
Tom O'Malley, L OBP: 0.332, SLG: 0.334 (1, 5)	G6-3 1-2		F8		G3 1-H		F7			4	0	0	1	0	0	1				
Chili Davis, S OBP: 0.325, SLG: 0.388 (1, 8)	K			1B WP SF9 1B	S 1B		F8			4	2	2	0	0	1	0				
Jack Clark, R OBP: 0.351, SLG: 0.437 (1, 9)		WP 1B 1B		1-3 1B 1B	1-2 K		K			4	2	2	0	0	2	1				
Jeffrey Leonard, R OBP: 0.325, SLG: 0.457 (1, 7)		CS 1B BB		SF9	1B 2B 1B		5-3			2	1	1	2	1	0	0				
Joel Youngblood, R OBP: 0.336, SLG: 0.464 (1, 4)		K		1B FC5-2 BB	1-3 2B 1B					3	1	1	0	1	1	2				
Dave Bergman, L OBP: 0.341, SLG: 0.271 (1, 3)				1-2 2-H 1B	FC5-2 1B		4-3			4	0	3	4	0	0	0				
John Rabb, R OBP: 0.308, SLG: 0.408 (1, 2)				1-3 2-H	1-3 2-H 1B					3	0	0	0	0	1	5				
Bob Brenly, R OBP: 0.297, SLG: 0.378 (8, 2)	K			FC5-2 1-2	F4					1	0	0	0	0	1	0				
Mike Krukow, R OBP: 0.222, SLG: 0.220 (1, 1)										2	0	0	0	0	2	2				
Mark Calvert, R ERA: 4.02 (6, 1)										1	0	0	0	0	1	0				
Greg Minton, S OBP: 0.571, SLG: 0.500 (7, 1)										0	0	0	0	0	0	0				
Inning Stats	R: 0 E: 0 K: 1 S: 5	H: 1 LOB: 0 BB: 0 P: 5	R: 1 E: 0 K: 2 S: 8	H: 2 LOB: 2 BB: 1 P: 12	R: 0 E: 0 K: 2 S: 7	H: 0 LOB: 0 BB: 0 P: 7	R: 2 E: 0 K: 1 S: 8	H: 3 LOB: 2 BB: 1 P: 12	R: 4 E: 0 K: 1 S: 10	H: 5 LOB: 1 BB: 0 P: 10	R: 0 E: 0 K: 1 S: 5	H: 0 LOB: 0 BB: 0 P: 5	R: 0 E: 0 K: 1 S: 5	H: 0 LOB: 0 BB: 0 P: 5	R: 0 E: 0 K: 1 S: 5	H: 0 LOB: 0 BB: 0 P: 5	1B: 10 2B: 2 3B: 0 HR: 0	SF: 1 SAC: 0 DP: 2 HBP: 0	WP: 3 PB: 0 SB: 2 CS: 1	PA: 35
PITCHER	IP WLS BF H R ER SO BB IBB HBP BLK WP HR S P ERA WHIP																			
Pascual Perez, R ERA: 3.01 (1, 1)	4.1 L 21 8 5 5 6 2 0 0 0 0 0 31 39 10.38 2.308																			
Donnie Moore, R ERA: 4.02 (5, 1)	0.2 5 3 2 2 1 0 0 0 0 0 0 7 7 27.00 4.500																			
Gene Garber, R ERA: 4.46 (6, 1)	3.0 9 0 0 0 3 0 0 0 0 0 0 0 15 15 0.00 0.000																			

Batter	1	2	3	4	5	6	7	8	9	AB	R	H	RBI	BB	SO	LOB	TOP					
Rafael Ramirez, R OBP: 0.324, SLG: 0.352 (1, 6)	F3					5-3				5	1	2	1	0	0	3	Atlanta Braves @ San Francisco Giants Candlestick Park, San Francisco, CA Wed Aug 03 1983, 6:33 AM EDT Att: 20,015 - Unknown					
Jerry Royster, R OBP: 0.369, SLG: 0.409 (1, 7) (7, 4)	6-3									3	2	1	1	2	0	0						
Dale Murphy, R OBP: 0.400, SLG: 0.532 (1, 8)	K									5	0	0	0	0	1	2						
Bob Horner, R OBP: 0.388, SLG: 0.534 Randy Johnson, R OBP: 0.474, SLG: 0.452 (1, 5) (8, 5)										5	1	4	2	0	1	0						
Bob Watson, R OBP: 0.443, SLG: 0.571 Mike Jorgensen, L OBP: 0.311, SLG: 0.353 (1, 3) (7, 3)										0	0	0	0	0	0	0						
Terry Harper, R OBP: 0.352, SLG: 0.405 Claudell Washington, L OBP: 0.332, SLG: 0.420 (1, 9) (4, 9)										3	1	1	0	1	1	2						
Glenn Hubbard, R OBP: 0.347, SLG: 0.492 Steve Bedrosian, R (1, 4) (7, 1)										2	0	0	0	0	1	4						
Bruce Benedict, R OBP: 0.375, SLG: 0.341 (1, 2)										2	0	1	0	1	0	0						
Ken Dayley, L OBP: 0.292, SLG: 0.190 Terry Forster, L OBP: 0.750, SLG: 1.000 Brett Butler, L OBP: 0.352, SLG: 0.415 (1, 1) (7, 1) (7, 7)										2	0	0	0	0	1	4						
Inning Stats	R: 0 E: 0 K: 1 S: 5	H: 0 LOB: 0 BB: 0 P: 5	R: 0 E: 0 K: 2 S: 9	H: 2 LOB: 3 BB: 1 P: 13	R: 4 E: 0 K: 1 S: 9	H: 4 LOB: 3 BB: 3 P: 21	R: 0 E: 0 K: 0 S: 4	H: 1 LOB: 1 BB: 0 P: 4	R: 0 E: 0 K: 1 S: 5	H: 1 LOB: 0 BB: 0 P: 5	R: 0 E: 0 K: 1 S: 4	H: 0 LOB: 0 BB: 1 P: 8	R: 0 E: 0 K: 1 S: 6	H: 1 LOB: 3 BB: 2 P: 14	R: 2 E: 0 K: 1 S: 7	H: 3 LOB: 0 BB: 0 P: 7		R: 0 E: 0 K: 0 S: 3	H: 0 LOB: 0 BB: 0 P: 3	1B: 7 2B: 4 3B: 1 HR: 1	SF: 0 SAC: 0 DP: 1 HBP: 0	WP: 0 PB: 0 SB: 0 CS: 2
PITCHER	IP	WLS	BF	H	R	ER	SO	BB	IBB	HBP	BLK	WP	HR	S	P	ERA	WHIP					
Mark Davis, L ERA: 4.72 (1, 1)	2.2		18	6	4	4	4	2	2	0	0	0	0	22	38	13.50	3.000					
Mark Calvert, R ERA: 3.55 (3, 1)	4.1		17	3	0	0	3	2	1	0	0	0	0	20	32	0.00	1.154					
Jim Barr, R ERA: 5.09 (8, 1)	1.0	L	5	3	2	2	1	0	0	0	0	0	1	7	7	18.00	3.000					
Greg Minton, R ERA: 3.88 (9, 1)	1.0		3	0	0	0	0	0	0	0	0	0	0	3	3	0.00	0.000					

Batter	1	2	3	4	5	6	7	8	9	AB	R	H	RBI	BB	SO	LOB	BOTTOM					
Johnnie LeMaster, R OBP: 0.338, SLG: 0.327 (1, 6)	K									4	3	3	0	1	1	0	Atlanta Braves @ San Francisco Giants Candlestick Park, San Francisco, CA Wed Aug 03 1983, 6:33 AM EDT Att: 20,015 - Unknown					
Brad Wellman, R OBP: 0.299, SLG: 0.264 (1, 4)										4	0	3	2	1	0	1						
Chili Davis, S OBP: 0.326, SLG: 0.389 (1, 8)										4	0	2	2	0	0	2						
Jack Clark, R OBP: 0.347, SLG: 0.431 (1, 9)										5	0	0	0	0	0	6						
Jeffrey Leonard, R OBP: 0.322, SLG: 0.452 (1, 7)										4	0	0	0	0	2	2						
Joel Youngblood, R OBP: 0.343, SLG: 0.479 (1, 5)										4	0	3	0	0	0	0						
Bob Brenly, R OBP: 0.296, SLG: 0.375 (1, 3) (9, 2)										4	0	1	0	0	1	2						
John Rabb, R OBP: 0.309, SLG: 0.404 Dave Bergman, L OBP: 0.349, SLG: 0.271 (1, 2) (8, PH) (9, 3)										3	1	1	0	0	0	2						
Mark Davis, L OBP: 0.287, SLG: 0.154 Mark Calvert, R OBP: 0.319, SLG: 0.299 Tom O'Malley, L OBP: 0.333 Jim Barr, R OBP: 0.319, SLG: 0.299 Max Venable, L OBP: 0.407 Greg Minton, S OBP: 0.371, SLG: 0.500 (1, 1) (3, 1) (7, PH) (8, 1) (8, PH) (9, 1)										0	0	0	0	0	0	0						
Inning Stats	R: 0 E: 0 K: 1 S: 5	H: 1 LOB: 1 BB: 1 P: 9	R: 0 E: 0 K: 1 S: 6	H: 2 LOB: 0 BB: 0 P: 6	R: 1 E: 0 K: 1 S: 8	H: 3 LOB: 2 BB: 0 P: 8	R: 0 E: 0 K: 0 S: 3	H: 0 LOB: 0 BB: 0 P: 3	R: 1 E: 0 K: 1 S: 6	H: 2 LOB: 0 BB: 0 P: 6	R: 0 E: 0 K: 0 S: 4	H: 1 LOB: 1 BB: 0 P: 4	R: 2 E: 0 K: 1 S: 8	H: 3 LOB: 1 BB: 0 P: 8	R: 0 E: 0 K: 2 S: 8	H: 1 LOB: 2 BB: 0 P: 9		R: 0 E: 0 K: 0 S: 3	H: 0 LOB: 1 BB: 1 P: 7	1B: 10 2B: 3 3B: 0 HR: 0	SF: 1 SAC: 0 DP: 2 HBP: 1	WP: 0 PB: 0 SB: 1 CS: 1
PITCHER	IP	WLS	BF	H	R	ER	SO	BB	IBB	HBP	BLK	WP	HR	S	P	ERA	WHIP					
Ken Dayley, L ERA: 4.72 (1, 1)	6.0		26	10	3	3	4	1	0	0	0	0	0	33	37	4.50	1.833					
Terry Forster, L ERA: 2.25 (7, 1)	0.1		3	2	0	0	1	0	0	0	0	0	0	5	5	0.00	6.000					
Steve Bedrosian, R ERA: 2.84 (7, 1)	2.2	W	11	1	1	1	2	1	0	1	0	0	0	13	18	3.38	0.750					



Batter	1	2	3	4	5	6	7	8	9	AB	R	H	RBI	BB	SO	LOB	TOP								
Brett Butler, L OBP: 0.348, SLG: 0.410 (1, 7)	0-0 3-1		0-0 F5		0-0 6-3		0-0 4-3	0-0 6-3		5	0	0	0	0	0	2	Atlanta Braves @ San Francisco Giants Candlestick Park, San Francisco, CA Thu Aug 04 1983, 10:05 PM EDT Att: 10,004 - Unknown								
Rafael Ramirez, R OBP: 0.323, SLG: 0.355 (1, 6)	0-0 6-3			0-0 4-3	0-3 K		0-0 3B	0-0 6-3		5	0	1	0	0	1	2									
Claudell Washington, L OBP: 0.330, SLG: 0.417 (1, 9)	0-0 4-3			0-0 2B SF7 1B	0-0 6-3		0-3 K		0-0 5-3	5	1	1	0	0	1	1									
Bob Horner, R OBP: 0.389, SLG: 0.537 (1, 5) Randy Johnson, R OBP: 0.462, SLG: 0.438 (8, 5)		0-0 3-1 1-3 1B		0-0 1-3 E 2B		0-0 E5 BB SF9-2-6		0-0 F8	0-3 K	4	2	2	0	0	0	0									
Chris Chambliss, L OBP: 0.382, SLG: 0.521 (1, 3)	0-0 1-3		0-0 1-2	4-0 BB E IBB		0-0 5-3		4-0 WP 1B BB	0-0 HR 1B	3	2	1	0	2	0	2									
Dale Murphy, R OBP: 0.402, SLG: 0.540 (1, 8)	0-0 3-1		0-0 2-3	0-0 SF7		4-0 BB IBB		4-0 BB 1B BB	0-0 HR 1B	2	2	1	3	2	0	1									
Glenn Hubbard, R OBP: 0.347, SLG: 0.400 (1, 4)	0-0 5-3		0-0	4-0 E5 BB		4-0 1-2 2-3 BB		0-0 BB 1B BB	0-0 6-3	4	1	1	1	1	0	2									
Bruce Benedict, R OBP: 0.376, SLG: 0.340 (1, 2)			0-0 F8	4-0 1-2 2-3 BB		0-0 SF9-2-6		4-0 2B 1B BB		1	0	0	1	2	0	0									
Phil Niekro, R OBP: 0.178, SLG: 0.163 (1, 1) Mike Jorgensen, L OBP: 0.323, SLG: 0.385 (8, PH) Steve Bedrosian, R OBP: 0.323, SLG: 0.385 (8, 1)			0-3 K	0-0 5-3			0-0 4-3	0-0 1-3 2-H 2B		3	0	0	0	0	1	3									
Inning Stats	R: 0 E: 0 K: 0 S: 3	H: 0 LOB: 0 BB: 0 P: 3	R: 0 E: 0 K: 0 S: 4	H: 1 LOB: 1 BB: 0 P: 4	R: 0 E: 0 K: 1 S: 5	H: 0 LOB: 0 BB: 0 P: 5	R: 2 E: 1 K: 0 S: 6	H: 2 LOB: 3 BB: 2 P: 14	R: 0 E: 0 K: 1 S: 5	H: 0 LOB: 1 BB: 0 P: 5	R: 1 E: 1 K: 0 S: 3	H: 0 LOB: 1 BB: 2 P: 11	R: 0 E: 0 K: 1 S: 6	H: 1 LOB: 1 BB: 0 P: 6	R: 3 E: 0 K: 0 S: 5	H: 2 LOB: 2 BB: 3 P: 17		R: 2 E: 0 K: 1 S: 7	H: 2 LOB: 0 BB: 0 P: 7	1B: 4 2B: 3 3B: 1 HR: 1	SF: 2 SAC: 0 DP: 1 HBP: 0	WP: 1 PB: 0 SB: 0 CS: 0	PA: 43		
PITCHER	IP	WLS	BF	H	R	ER	SO	BB	IBB	HBP	BLK	WP	HR	S	P	ERA	WHIP								
Fred Breining, R ERA: 4.09 (1, 1)	7.0	L	30	4	3	1	3	2	2	0	0	0	0	32	48	1.29	0.857								
Andy McGaffigan, R ERA: 4.82 (8, 1)	0.1		5	1	3	3	0	3	0	0	0	1	0	2	14	81.00	12.000								
Jim Barr, R ERA: 5.23 (8, 1)	1.2		8	3	2	2	1	0	0	0	0	0	1	10	10	10.80	1.800								

Batter	1	2	3	4	5	6	7	8	9	AB	R	H	RBI	BB	SO	LOB	BOTTOM								
Johnnie LeMaster, R OBP: 0.332, SLG: 0.326 (1, 6)	0-0 5-3		0-0 F9		0-0 1B		0-0 F2			4	0	1	0	0	0	1	Atlanta Braves @ San Francisco Giants Candlestick Park, San Francisco, CA Thu Aug 04 1983, 10:05 PM EDT Att: 10,004 - Unknown								
Max Venable, L OBP: 0.284, SLG: 0.405 (1, 7)	0-0 F6			0-0 FC9-6 1B	0-0 F3			4-0 FC1-6 BB		3	0	1	0	1	0	1									
Chili Davis, S OBP: 0.325, SLG: 0.387 (1, 8)	0-0 4-3			0-0 FC9-6 1B		0-0 6-3		0-0 FC1-6 1-3		4	0	1	0	0	0	1									
Jack Clark, R OBP: 0.348, SLG: 0.430 (1, 9)		4-0 G6-4-3 BB		0-0 FC9-6 1-2 2-3		0-0 1B		0-0 1-3		3	0	1	0	1	0	3									
Dave Bergman, L OBP: 0.344, SLG: 0.284 (1, 3)		0-0 G6-4-3 1-2		0-0 F4 1-2		0-0 1B 2B		0-0 F8		4	1	1	0	0	0	4									
Bob Brenly, R OBP: 0.300, SLG: 0.374 (1, 2)	0-3 K			4-0 BB		0-0 1B		0-0 F8		3	0	1	1	1	1	0									
Tom O'Malley, L OBP: 0.332, SLG: 0.334 (1, 5) Darrell Evans, L OBP: 0.379, SLG: 0.519 (8, 5)			0-0 FC6-4 1B	0-0 G3		0-0 F8		0-0 FC5-4 1B		2	0	1	0	0	0	3									
Duane Kuiper, L OBP: 0.366, SLG: 0.291 (1, 4)			0-0 FC6-4 1-2		0-0 B1-6-4 1B		0-0 F8		0-3 K	4	0	1	0	0	1	2									
Fred Breining, R OBP: 0.184, SLG: 0.170 (1, 1) Brad Wellman, R OBP: 0.297, SLG: 0.262 (7, PH) Andy McGaffigan, R OBP: 0.071, SLG: 0.074 (8, 1) Jim Barr, R OBP: 0.100, SLG: 0.200 (8, 1) Joel Youngblood, R OBP: 0.342, SLG: 0.477 (8, PH)			0-3 K	0-0 B1-6-4		0-0 1-2		0-0 FC5-4		2	0	0	0	0	1	2									
Inning Stats	R: 0 E: 0 K: 0 S: 3	H: 0 LOB: 0 BB: 0 P: 3	R: 0 E: 0 K: 1 S: 4	H: 0 LOB: 0 BB: 1 P: 8	R: 0 E: 0 K: 1 S: 6	H: 1 LOB: 1 BB: 0 P: 6	R: 0 E: 0 K: 0 S: 5	H: 2 LOB: 3 BB: 1 P: 9	R: 0 E: 0 K: 0 S: 4	H: 2 LOB: 1 BB: 0 P: 4	R: 1 E: 0 K: 0 S: 5	H: 3 LOB: 1 BB: 0 P: 5	R: 0 E: 0 K: 0 S: 3	H: 0 LOB: 0 BB: 0 P: 3	R: 0 E: 0 K: 0 S: 3	H: 0 LOB: 1 BB: 1 P: 7		R: 0 E: 0 K: 1 S: 6	H: 1 LOB: 1 BB: 0 P: 6	1B: 8 2B: 1 3B: 0 HR: 0	SF: 0 SAC: 0 DP: 2 HBP: 0	WP: 0 PB: 0 SB: 1 CS: 0	PA: 36		
PITCHER	IP	WLS	BF	H	R	ER	SO	BB	IBB	HBP	BLK	WP	HR	S	P	ERA	WHIP								
Phil Niekro, R ERA: 3.92 (1, 1)	7.0	W	28	8	1	1	2	2	0	0	0	0	0	30	38	1.29	1.429								
Steve Bedrosian, R ERA: 2.77 (8, 1)	2.0		8	1	0	0	1	1	0	0	0	0	0	9	13	0.00	1.000								



Batter	1	2	3	4	5	6	7	8	9	AB	R	H	RBI	BB	SO	LOB	TOP										
Bill Doran, S OBP: 0.368, SLG: 0.341 (1, 4)	F9		BB 1B		FC6-4 1B		F9			4	0	2	0	0	0	1	Houston Astros @ San Francisco Giants Candlestick Park, San Francisco, CA Fri Aug 05 1983, 10:05 PM EDT Att: 6,212 - Unknown										
Terry Puhl, L OBP: 0.357, SLG: 0.444 Michael LaCoss, R OBP: 0.091, SLG: 0.083 (1, 8) (7, 1)	FC6-4 BB		F7		F8		3-1			3	0	0	0	1	0	3											
Dickie Thon, R OBP: 0.355, SLG: 0.481 (1, 6)	FC6-4 1-2		F8		FC6-4 1-2		5-3			4	0	0	0	0	0	3											
Phil Garner, R OBP: 0.320, SLG: 0.374 (1, 5)	6-3		BB 1-2		6-3		F9			3	0	0	0	1	0	2											
Jose Cruz, L OBP: 0.382, SLG: 0.436 Tim Tolman, R OBP: 0.250, SLG: 0.407 (8, PH) (8, 7)		P3	F5		5-3		L3			3	0	0	0	0	0	2											
Ray Knight, R OBP: 0.373, SLG: 0.476 (1, 3)	F9			4-3		5-3				4	0	0	0	0	1	0											
Denny Walling, L OBP: 0.296, SLG: 0.348 (1, 9)	BB 1B			E4		G3				3	1	1	0	1	0	0											
Alan Ashby, S OBP: 0.295, SLG: 0.419 (1, 2)	BB 1-2 1B			F8			F9			4	0	2	1	0	0	1											
Bob Knepper, L OBP: 0.192, SLG: 0.300 Kevin Bass, S OBP: 0.262, SLG: 0.331 Vern Riffe, R OBP: 0.200, SLG: 0.077 Omar Moreno, L OBP: 0.283, SLG: 0.328 (1, 1) (4, PH) (4, 1) (7, PH) (7, 8)	4-3			F8			S BB			1	0	0	0	0	0	2											
Inning Stats	R: 0 E: 0 K: 0 S: 3	H: 0 LOB: 1 BB: 1 P: 7	R: 0 E: 0 K: 0 S: 5	H: 2 LOB: 2 BB: 0 P: 5	R: 0 E: 0 K: 0 S: 4	H: 1 LOB: 2 BB: 1 P: 8	R: 0 E: 1 K: 0 S: 4	H: 0 LOB: 1 BB: 0 P: 4	R: 0 E: 0 K: 0 S: 3	H: 0 LOB: 0 BB: 0 P: 3	R: 0 E: 0 K: 0 S: 3	H: 0 LOB: 1 BB: 1 P: 7	R: 0 E: 0 K: 0 S: 3	H: 0 LOB: 0 BB: 0 P: 3	R: 1 E: 0 K: 1 S: 5	H: 1 LOB: 0 BB: 1 P: 9		1B: 4 2B: 2 3B: 0 HR: 0	SF: 0 SAC: 0 DP: 1 HBP: 0	WP: 0 PB: 0 SB: 1 CS: 0	PA: 36						
PITCHER	IP	WLS	BF	H	R	ER	SO	BB	IBB	HBP	BLK	WP	HR	S	P	ERA	WHIP										
Bill Laskey, R ERA: 3.85 (1, 1)	6.1	W	27	4	0	0	0	3	0	0	0	0	0	24	36	0.00	1.105										
Gary Lavelle, L ERA: 2.49 (7, 1)	1.2		5	0	0	0	0	0	0	0	0	0	0	5	5	0.00	0.000										
Greg Minton, R ERA: 3.75 (9, 1)	1.0		4	1	1	1	1	1	0	0	0	0	0	5	9	9.00	2.000										

Batter	1	2	3	4	5	6	7	8	9	AB	R	H	RBI	BB	SO	LOB	BOTTOM										
Johnnie LeMaster, R OBP: 0.338, SLG: 0.344 (1, 6)	L5					L7		SF9		4	2	2	4	0	0	0	Houston Astros @ San Francisco Giants Candlestick Park, San Francisco, CA Fri Aug 05 1983, 10:05 PM EDT Att: 6,212 - Unknown										
Darrell Evans, L OBP: 0.379, SLG: 0.516 (1, 3)	WP BB 2B	HR					F3	G3		4	1	1	0	1	0	1											
Chili Davis, S OBP: 0.330, SLG: 0.398 (1, 8)	WP BB 1-2 1B							BB 1B		4	2	3	0	0	0	1											
Jack Clark, R OBP: 0.347, SLG: 0.431 (1, 9)	G3 1-2 2B			4-3			F7			4	0	1	2	0	0	2											
Jeffrey Leonard, R OBP: 0.321, SLG: 0.449 (1, 7)	G3			SF7			F8	FC6-4 BB		2	0	0	1	1	0	1											
Joel Youngblood, R OBP: 0.345, SLG: 0.484 (1, 5)	6-3							FC6-4 1-2 BB		3	0	1	0	1	0	3											
John Rabb, R OBP: 0.288, SLG: 0.375 (1, 2)				4-3			6-3			4	0	0	0	0	1	2											
Brad Wellman, R OBP: 0.296, SLG: 0.257 (1, 4)								F2		3	1	0	0	1	0	0											
Bill Laskey, R OBP: 0.235, SLG: 0.093 Gary Lavelle, S (1, 1) (7, 1)								BB 1B		2	1	0	0	1	1	0											
Max Venable, L OBP: 0.288, SLG: 0.409 Greg Minton, S OBP: 0.571, SLG: 0.500 (8, PH) (9, 1)				HR BB				SF9 S 1-3 1B		1	0	1	0	0	0	0											
Inning Stats	R: 2 E: 0 K: 0 S: 6	H: 3 LOB: 1 BB: 0 P: 6	R: 2 E: 0 K: 0 S: 4	H: 1 LOB: 0 BB: 1 P: 8	R: 1 E: 0 K: 1 S: 6	H: 1 LOB: 1 BB: 1 P: 10	R: 1 E: 0 K: 0 S: 4	H: 1 LOB: 1 BB: 1 P: 8	R: 0 E: 0 K: 1 S: 5	H: 0 LOB: 0 BB: 0 P: 5	R: 0 E: 0 K: 0 S: 4	H: 1 LOB: 2 BB: 1 P: 8	R: 0 E: 0 K: 0 S: 4	H: 1 LOB: 1 BB: 1 P: 8	R: 1 E: 0 K: 0 S: 4	H: 1 LOB: 1 BB: 1 P: 8	1B: 4 2B: 1 3B: 2 HR: 2	SF: 2 SAC: 0 DP: 0 HBP: 0	WP: 1 PB: 0 SB: 1 CS: 0	PA: 38							
PITCHER	IP	WLS	BF	H	R	ER	SO	BB	IBB	HBP	BLK	WP	HR	S	P	ERA	WHIP										
Bob Knepper, L ERA: 3.48 (1, 1)	3.0	L	16	5	5	5	1	2	0	0	0	0	1	16	24	15.00	2.333										
Vern Riffe, R ERA: 4.42 (4, 1)	3.0		12	2	1	1	1	1	0	0	0	0	1	13	17	3.00	1.000										
Michael LaCoss, R ERA: 4.96 (7, 1)	2.0		10	2	1	1	0	2	0	0	0	0	0	8	16	4.50	2.000										

Batter	1	2	3	4	5	6	7	8	9	AB	R	H	RBI	BB	SO	LOB	TOP								
Omar Moreno, L (1.8) OBP: 0.285, SLG: 0.329	5-3		1-2 1B		F7	1-2 3-H 1B		F9		5	0	2	1	0	0	1									
Terry Puhl, L (1.9) OBP: 0.351, SLG: 0.436	K		F8		F8	F9		L8		5	0	0	0	0	1	5									
Dickie Thon, R (1.6) OBP: 0.354, SLG: 0.478	F7			G1			K	FC5-4		5	0	1	0	0	1	1									
Phil Garner, R (1.5) OBP: 0.323, SLG: 0.376		F8		G1 BLK 1B				F9		4	1	2	0	1	0	0									
Jose Cruz, L (1.7) OBP: 0.380, SLG: 0.438	F8			G1			K			5	1	1	0	0	1	4									
Ray Knight, R (1.3) OBP: 0.376, SLG: 0.476	P3							K		4	1	2	1	1	1	1									
Alan Ashby, S (1.2) OBP: 0.302, SLG: 0.429			6-3		FC4-6 FC1-6 BB 1B					5	1	3	2	0	0	1									
Bill Doran, S (1.4) OBP: 0.371, SLG: 0.341							F8			3	0	1	0	2	0	4									
Mike Madden, L (1.1) Denny Walling, L (6, PH) Bill Dawley, R (6.1) OBP: 0.250, SLG: 0.250	FC1-6 1B			L6		FC1-6 1B		K		2	0	0	0	0	0	3									
Inning Stats	R: 0 E: 0 K: 1 S: 5	H: 0 LOB: 0 BB: 0 P: 5	R: 0 E: 0 K: 0 S: 3	H: 0 LOB: 0 BB: 0 P: 3	R: 0 E: 0 K: 0 S: 5	H: 2 LOB: 2 BB: 0 P: 5	R: 2 E: 0 K: 0 S: 6	H: 3 LOB: 2 BB: 1 P: 10	R: 0 E: 0 K: 0 S: 4	H: 1 LOB: 2 BB: 1 P: 8	R: 1 E: 0 K: 0 S: 5	H: 2 LOB: 2 BB: 1 P: 9	R: 0 E: 0 K: 2 S: 9	H: 2 LOB: 3 BB: 1 P: 13	R: 0 E: 0 K: 1 S: 6	H: 0 LOB: 1 BB: 0 P: 6	R: 1 E: 0 K: 1 S: 7	H: 2 LOB: 1 BB: 0 P: 7	1B: 10 2B: 1 3B: 1 HR: 0	SF: 0 SAC: 0 DP: 0 HBP: 0	WP: 1 PB: 0 SB: 2 CS: 0	PA: 44			
PITCHER	IP	WLS	BF	H	R	ER	SO	BB	IBB	HBP	BLK	WP	HR	S	P	ERA	WHIP								
Renie Martin, R (1.1) ERA: 3.76	5.1	L	26	7	3	3	1	2	1	0	1	0	0	25	37	5.06	1.688								
Gary Lavelle, L (6.1) ERA: 2.43	1.2		9	3	0	0	2	0	1	0	0	0	0	12	16	0.00	1.800								
Greg Minton, R (8.1) ERA: 3.77	2.0		9	2	1	1	2	0	0	0	0	1	0	13	13	4.50	1.000								

Houston Astros @ San Francisco Giants
Candlestick Park, San Francisco, CA
Sat Aug 06 1983, 6:33 AM EDT
Att: 9,859 - Unknown

AB	40
R	4
H	12
RBI	4
BB	4
SO	5
LOB	22



Batter	1	2	3	4	5	6	7	8	9	AB	R	H	RBI	BB	SO	LOB	BOTTOM								
Johnnie LeMaster, R (1.6) OBP: 0.337, SLG: 0.345	P4		F8 1B 2B		F8		F5			4	1	1	0	0	0	0									
Darrell Evans, L (1.3) OBP: 0.376, SLG: 0.511	6-3		F8		F8			F3		4	0	0	0	0	0	1									
Chili Davis, S (1.8) OBP: 0.329, SLG: 0.396	4-3				K			F4		4	0	1	1	0	1	0									
Jack Clark, R (1.9) OBP: 0.347, SLG: 0.427				G4-3 1B		L5		K		3	0	0	0	1	1	1									
Jeffrey Leonard, R (1.7) OBP: 0.323, SLG: 0.457		G5-4-3			SH3-4 BB			F7		3	1	1	1	1	0	1									
Joel Youngblood, R (1.5) OBP: 0.347, SLG: 0.480					SH3-4 BB		K			2	0	0	0	1	1	0									
John Rabb, R (1.2) OBP: 0.295, SLG: 0.368					SH3-4		K			1	0	0	0	1	1	0									
Milt May, L (9, PH) OBP: 0.314, SLG: 0.382					SH3-4		K			1	0	0	0	0	0	0									
Brad Wellman, R (1.4) OBP: 0.299, SLG: 0.255										1	0	0	0	1	1	2									
Max Venable, L (7, PH) OBP: 0.297, SLG: 0.407										1	0	0	0	0	1	0									
Greg Minton, S (8.1) OBP: 0.571, SLG: 0.500					K					0	0	0	0	0	0	0									
Renie Martin, R (1.1) OBP: 0.400, SLG: 0.700										2	0	0	0	0	0	5									
Gary Lavelle, S (6.1)										0	0	0	0	0	0	0									
Duane Kuiper, L (7, PH) OBP: 0.364, SLG: 0.289					5-3					1	0	0	0	0	0	0									
Inning Stats	R: 0 E: 0 K: 0 S: 3	H: 0 LOB: 0 BB: 0 P: 3	R: 0 E: 0 K: 0 S: 2	H: 0 LOB: 3 BB: 3 P: 15	R: 1 E: 0 K: 0 S: 4	H: 2 LOB: 0 BB: 0 P: 4	R: 0 E: 0 K: 1 S: 5	H: 0 LOB: 2 BB: 2 P: 13	R: 0 E: 0 K: 1 S: 5	H: 0 LOB: 0 BB: 0 P: 5	R: 1 E: 0 K: 2 S: 8	H: 1 LOB: 0 BB: 0 P: 8	R: 0 E: 0 K: 1 S: 5	H: 0 LOB: 0 BB: 0 P: 5	R: 0 E: 0 K: 0 S: 3	H: 0 LOB: 0 BB: 0 P: 3	1B: 1 2B: 1 3B: 0 HR: 1	SF: 0 SAC: 1 DP: 2 HBP: 1	WP: 0 PB: 0 SB: 1 CS: 0	PA: 34					
PITCHER	IP	WLS	BF	H	R	ER	SO	BB	IBB	HBP	BLK	WP	HR	S	P	ERA	WHIP								
Mike Madden, L (1.1) ERA: 1.7	5.0		21	2	1	1	2	5	0	0	0	0	0	19	40	1.80	1.400								
Bill Dawley, R (6.1) ERA: 2.74	4.0	S	13	1	1	1	4	0	0	0	0	0	1	21	21	2.25	0.250								

Houston Astros @ San Francisco Giants
Candlestick Park, San Francisco, CA
Sat Aug 06 1983, 6:33 AM EDT
Att: 9,859 - Unknown

AB	27
R	2
H	3
RBI	2
BB	5
SO	6
LOB	10



Batter	1	2	3	4	5	6	7	8	9	AB	R	H	RBI	BB	SO	LOB	TOP					
Omar Moreno, L (1.8) OBP: 0.282, SLG: 0.326	P6		G3			K		L5		4	0	0	0	0	1	0	Houston Astros @ San Francisco Giants Candlestick Park, San Francisco, CA Sun Aug 07 1983, 6:33 AM EDT Att: 21,599 - Unknown					
Terry Puhl, L (1.9) OBP: 0.350, SLG: 0.433	F8					L3		F4		4	0	1	0	0	0	0						
Dickie Thon, R (1.6) OBP: 0.353, SLG: 0.476	F5		F9					6-3		4	0	1	0	0	0	1						
Phil Garner, R (1.5) OBP: 0.320, SLG: 0.372		F9		L5		F9			E5 SF9 1B	4	1	0	0	0	0	1						
Jose Cruz, L (1.7) OBP: 0.383, SLG: 0.448				K					E1 SF9 CS 1B	4	1	3	1	0	1	0						
Ray Knight, R (1.3) OBP: 0.372, SLG: 0.472		F9		K			F7		SF9	3	0	0	1	0	1	1						
Alan Ashby, S (1.2) OBP: 0.301, SLG: 0.422					F6		K			3	0	0	0	1	2	1						
Bill Doran, S (1.4) OBP: 0.371, SLG: 0.339		F7			F3					2	0	0	0	1	0	2						
Nolan Ryan, R (1.1) OBP: 0.083, SLG: 0.043			6-3		K		F8			3	0	0	0	0	1	1						
Inning Stats	R: 0 E: 0 K: 0 S: 3	H: 0 LOB: 0 BB: 0 P: 3	R: 0 E: 0 K: 0 S: 4	H: 1 LOB: 2 BB: 1 P: 8	R: 0 E: 0 K: 0 S: 4	H: 1 LOB: 0 BB: 0 P: 4	R: 0 E: 0 K: 2 S: 7	H: 0 LOB: 0 BB: 0 P: 7	R: 0 E: 0 K: 1 S: 5	H: 0 LOB: 0 BB: 0 P: 5	R: 0 E: 0 K: 1 S: 6	H: 1 LOB: 1 BB: 0 P: 6	R: 1 E: 0 K: 1 S: 6	H: 1 LOB: 1 BB: 1 P: 10	R: 0 E: 0 K: 0 S: 3	H: 0 LOB: 0 BB: 0 P: 3	R: 1 E: 2 K: 1 S: 6	H: 1 LOB: 0 BB: 0 P: 6	1B: 4 2B: 0 3B: 0 HR: 1	SF: 1 SAC: 0 DP: 0 HBP: 0	WP: 0 PB: 0 CS: 1	PA: 34
PITCHER	IP	WLS	BF	H	R	ER	SO	BB	IBB	HBP	BLK	WP	HR	S	P	ERA	WHIP					
Mike Krukow, R (1.1) ERA: 3.37	8.0		30	4	1	1	5	2	0	0	0	0	1	38	46	1.12	0.750					
Greg Minton, R (9.1) ERA: 3.72	1.0	L	4	1	1	0	1	0	0	0	0	0	0	6	6	0.00	1.000					

livebaseballscores.com




Batter	1	2	3	4	5	6	7	8	9	AB	R	H	RBI	BB	SO	LOB	BOTTOM					
Johnnie LeMaster, R (1.6) OBP: 0.336, SLG: 0.343	6-3		E BB			1-3		F7		3	0	0	0	1	0	0	Houston Astros @ San Francisco Giants Candlestick Park, San Francisco, CA Sun Aug 07 1983, 6:33 AM EDT Att: 21,599 - Unknown					
Darrell Evans, L (1.3) OBP: 0.375, SLG: 0.508	K		E3 1-3 2-H			F5		G3		4	0	1	1	0	1	0						
Jack Clark, R (1.9) OBP: 0.346, SLG: 0.424	F3		4-3					6-3		3	0	0	0	1	0	2						
Jeffrey Leonard, R (1.7) OBP: 0.319, SLG: 0.451		K		6-3		F8		K		4	0	0	0	0	2	1						
Chili Davis, S (1.8) OBP: 0.327, SLG: 0.392		K			F7		K			3	0	0	0	0	2	0						
Joel Youngblood, R (1.5) OBP: 0.343, SLG: 0.473		F3			F9		F9			3	0	0	0	0	0	0						
Milt May, L (1.2) OBP: 0.314, SLG: 0.381			K					K		3	0	1	0	0	2	0						
Duane Kuiper, L (1.4) OBP: 0.363, SLG: 0.290					G4-6-3 1B					3	1	1	0	0	0	1						
Mike Krukow, R (1.1) OBP: 0.217, SLG: 0.214								F8		1	0	0	0	0	1	0						
Dave Bergman, L (8, PH) OBP: 0.341, SLG: 0.280			SH1-4					F8		1	0	0	0	0	0	0						
Greg Minton, S (9.1) OBP: 0.571, SLG: 0.500					K					0	0	0	0	0	0	0						
Inning Stats	R: 0 E: 0 K: 1 S: 5	H: 0 LOB: 0 BB: 0 P: 5	R: 0 E: 0 K: 2 S: 7	H: 0 LOB: 0 BB: 0 P: 7	R: 1 E: 1 K: 1 S: 7	H: 2 LOB: 2 BB: 1 P: 11	R: 0 E: 0 K: 0 S: 3	H: 0 LOB: 0 BB: 0 P: 3	R: 0 E: 0 K: 1 S: 5	H: 1 LOB: 0 BB: 0 P: 5	R: 0 E: 0 K: 0 S: 3	H: 0 LOB: 1 BB: 1 P: 7	R: 0 E: 0 K: 2 S: 7	H: 0 LOB: 0 BB: 0 P: 7	R: 0 E: 0 K: 0 S: 3	H: 0 LOB: 0 BB: 0 P: 3	R: 0 E: 0 K: 1 S: 5	H: 0 LOB: 0 BB: 0 P: 5	1B: 3 2B: 0 3B: 0 HR: 0	SF: 0 SAC: 1 DP: 1 HBP: 0	WP: 0 PB: 0 SB: 0 CS: 0	PA: 31
PITCHER	IP	WLS	BF	H	R	ER	SO	BB	IBB	HBP	BLK	WP	HR	S	P	ERA	WHIP					
Nolan Ryan, R (1.1) ERA: 2.16	9.0	W	31	3	1	1	8	2	0	0	0	0	0	45	53	1.00	0.556					




Batter	1	2	3	4	5	6	7	8	9	AB	R	H	RBI	BB	SO	LOB	TOP			
Johnnie LeMaster, R OBP: 0.333, SLG: 0.338	6-3		K			F4		K	6-3	5	0	0	0	0	2	2	San Francisco Giants @ Atlanta Braves Atlanta-Fulton County Stadium, Atlanta, GA Tue Aug 09 1983, 7:05 PM EDT Att: 32,416 - Unknown			
Max Venable, L OBP: 0.292, SLG: 0.409	HR		BB			4-3		K		4	1	2	0	0	1	1				
Jack Clark, R OBP: 0.347, SLG: 0.421	K		BB			4-0		FC6-4		2	0	0	0	2	1	2				
Darrell Evans, L OBP: 0.376, SLG: 0.514	HR		BB			3-1		F3		3	1	1	2	1	0	1				
Chili Davis, S OBP: 0.323, SLG: 0.388	K		F6			F8		1-3		4	0	0	0	0	1	3				
Tom O'Malley, L OBP: 0.331, SLG: 0.333		3-1	FC4-6					K		4	0	1	0	0	1	3				
Bob Brenly, R OBP: 0.299, SLG: 0.369		K				F8		1-4-3		3	0	0	0	1	1	0				
Duane Kuiper, L OBP: 0.363, SLG: 0.286						L4				2	0	0	0	0	0	1				
Andy McGaffigan, R OBP: 0.071, SLG: 0.074										0	0	0	0	0	0	0				
Joel Youngblood, R OBP: 0.346, SLG: 0.473										0	0	0	0	0	0	0				
Mark Davis, L OBP: 0.250, SLG: 0.143										1	0	0	0	0	0	1				
Mark Calvert, R OBP: 0.301, SLG: 0.253										1	0	0	0	0	1	0				
Brad Wellman, R OBP: 0.301, SLG: 0.253										1	0	0	0	1	0	1				
Inning Stats	R: 2 E: 0 K: 2 S: 9	H: 2 LOB: 0 BB: 0 P: 9	R: 0 E: 0 K: 1 S: 5	H: 0 LOB: 1 BB: 0 P: 6	R: 0 E: 0 K: 1 S: 6	H: 1 LOB: 3 BB: 2 P: 14	R: 0 E: 0 K: 1 S: 5	H: 0 LOB: 0 BB: 0 P: 5	R: 0 E: 0 K: 0 S: 3	H: 1 LOB: 1 BB: 1 P: 7	R: 0 E: 0 K: 0 S: 3	H: 0 LOB: 1 BB: 1 P: 11	R: 0 E: 0 K: 1 S: 5	H: 0 LOB: 0 BB: 0 P: 5	R: 0 E: 0 K: 0 S: 3	H: 0 LOB: 1 BB: 4 P: 4	1B: 3 2B: 0 3B: 0 HR: 1	SF: 0 SAC: 0 DP: 0 HBP: 2	WP: 0 PB: 1 SB: 2 CS: 0	PA: 37
PITCHER	IP WLS BF H R ER SO BB IBB HBP BLK WP HR S P ERA WHIP																			
Phil Niekro, R ERA: 3.86	7.0 W 30 4 2 2 7 5 0 1 0 0 1 38 59 2.57 1.286																			
Terry Forster, L ERA: 2.09	2.0 7 0 0 0 1 0 0 1 0 0 0 8 9 0.00 0.000																			

AB 30
R 2
H 4
RBI 2
BB 5
SO 8
LOB 15



Batter	1	2	3	4	5	6	7	8	9	AB	R	H	RBI	BB	SO	LOB	BOTTOM			
Brett Butler, L OBP: 0.347, SLG: 0.407	6-3		4-3			F7				5	1	2	0	0	0	1	San Francisco Giants @ Atlanta Braves Atlanta-Fulton County Stadium, Atlanta, GA Tue Aug 09 1983, 7:05 PM EDT Att: 32,416 - Unknown			
Rafael Ramirez, R OBP: 0.326, SLG: 0.357	F8		4-3			E9		G5-4-3		5	1	2	0	0	0	2				
Dale Murphy, R OBP: 0.404, SLG: 0.535	F9					BLK				2	2	1	1	2	0	0				
Bob Horner, R OBP: 0.386, SLG: 0.534						BB				3	2	1	1	1	0	4				
Terry Harper, R OBP: 0.346, SLG: 0.398						BB				0	0	0	0	0	0	0				
Bob Watson, R OBP: 0.451, SLG: 0.609						FC5-4				3	1	2	2	1	1	0				
Terry Forster, L OBP: 0.750, SLG: 1.000						FC5-4				0	0	0	0	0	0	0				
Jerry Royster, R OBP: 0.396, SLG: 0.399						1B				4	0	0	1	0	1	2				
Glenn Hubbard, R OBP: 0.338, SLG: 0.388						F8				4	0	0	0	0	2	3				
Bruce Benedict, R OBP: 0.370, SLG: 0.332						F8				3	0	0	0	1	0	1				
Phil Niekro, R OBP: 0.167, SLG: 0.152						F9				3	0	0	0	0	0	1				
Mike Jorgensen, L OBP: 0.328, SLG: 0.386						F9				1	0	1	0	0	0	0				
Inning Stats	R: 0 E: 0 K: 0 S: 3	H: 0 LOB: 0 BB: 0 P: 3	R: 2 E: 0 K: 1 S: 7	H: 2 LOB: 0 BB: 0 P: 7	R: 0 E: 0 K: 0 S: 3	H: 0 LOB: 0 BB: 0 P: 3	R: 2 E: 0 K: 0 S: 4	H: 1 LOB: 1 BB: 2 P: 12	R: 3 E: 2 K: 0 S: 7	H: 3 LOB: 2 BB: 1 P: 11	R: 0 E: 0 K: 0 S: 4	H: 1 LOB: 3 BB: 2 P: 12	R: 0 E: 0 K: 3 S: 9	H: 0 LOB: 0 BB: 0 P: 9	R: 0 E: 0 K: 0 S: 4	H: 2 LOB: 1 BB: 0 P: 4	1B: 6 2B: 1 3B: 0 HR: 2	SF: 0 SAC: 0 DP: 1 HBP: 0	WP: 0 PB: 0 SB: 0 CS: 0	PA: 38
PITCHER	IP WLS BF H R ER SO BB IBB HBP BLK WP HR S P ERA WHIP																			
Mark Davis, L ERA: 4.89	2.0 L 22 5 5 4 0 4 1 0 1 0 0 17 37 9.82 2.455																			
Mark Calvert, R ERA: 4.96	3.1 8 2 0 0 3 0 0 0 0 0 0 14 14 0.00 0.857																			
Andy McGaffigan, R ERA: 4.71	2.1 8 2 0 0 3 0 0 0 0 0 0 14 14 0.00 0.857																			

AB 33
R 7
H 9
RBI 5
BB 5
SO 4
LOB 14



Batter	1	2	3	4	5	6	7	8	9	AB	R	H	RBI	BB	SO	LOB	TOP					
Johnnie LeMaster, R OBP: 0.331, SLG: 0.337 (1, 6)										4	0	0	0	0	1	2	San Francisco Giants @ Atlanta Braves Atlanta-Fulton County Stadium, Atlanta, GA Thu Aug 11 1983, 7:05 PM EDT Att: 31,214 - Unknown					
Darrell Evans, L OBP: 0.379, SLG: 0.522 (1, 3)										4	0	2	0	0	1	0						
Jack Clark, R OBP: 0.347, SLG: 0.426 (1, 9)										3	1	1	1	1	1	2						
Jeffrey Leonard, R OBP: 0.318, SLG: 0.447 (1, 7)										4	0	1	0	0	0	1						
Chili Davis, S OBP: 0.322, SLG: 0.385 (1, 8)										4	0	1	0	0	1	1						
Joel Youngblood, R OBP: 0.346, SLG: 0.483 (1, 5)										4	1	1	0	0	1	2						
John Rabb, R OBP: 0.304, SLG: 0.385 (1, 2)										4	2	1	0	0	1	2						
Brad Wellman, R OBP: 0.304, SLG: 0.252 (7, PH)										1	0	0	0	1	0	0						
Duane Kuiper, L OBP: 0.354, SLG: 0.289 (7, 4)										2	0	1	1	0	0	1						
Bill Laskey, R OBP: 0.236, SLG: 0.093 (2, 1)										0	0	0	0	0	0	0						
Jim Barr, R OBP: 0.299, SLG: 0.182 (5, PH)										1	0	0	0	0	0	0						
Tom O'Malley, L OBP: 0.348, SLG: 0.339 (5, PH)										1	0	0	1	0	0	0						
Andy McGaffigan, R OBP: 0.288, SLG: 0.074 (8, PH)										0	0	0	0	0	0	0						
Max Venable, L OBP: 0.269, SLG: 0.046 (8, PH)										1	0	0	0	0	0	0						
Mark Calvert, R OBP: 0.331, SLG: 0.376 (9, PH)										1	0	0	0	0	0	1						
Inning Stats	R: 0 E: 0 K: 0 S: 3	H: 1 LOB: 0 BB: 0 P: 3	R: 0 E: 0 K: 1 S: 5	H: 0 LOB: 0 BB: 0 P: 5	R: 0 E: 0 K: 0 S: 3	H: 0 LOB: 0 BB: 0 P: 3	R: 0 E: 0 K: 0 S: 3	H: 0 LOB: 1 BB: 1 P: 7	R: 1 E: 0 K: 2 S: 9	H: 2 LOB: 2 BB: 1 P: 13	R: 1 E: 0 K: 1 S: 6	H: 2 LOB: 0 BB: 0 P: 6	R: 0 E: 0 K: 1 S: 5	H: 1 LOB: 1 BB: 0 P: 5	R: 0 E: 0 K: 1 S: 6	H: 1 LOB: 1 BB: 0 P: 6	R: 2 E: 2 K: 0 S: 6	H: 2 LOB: 1 BB: 0 P: 6	1B: 8 2B: 0 3B: 0 HR: 1	SF: 0 SAC: 0 DP: 2 HBP: 0	WP: 0 PB: 0 SB: 0 CS: 1	PA: 36
PITCHER	IP	WLS	BF	H	R	ER	SO	BB	IBB	HBP	BLK	WP	HR	S	P	ERA	WHIP					
Ken Dayley, L ERA: 4.6	(1, 1)	5.1	W	22	5	2	2	4	2	0	0	0	0	1	28	36	3.38	1.312				
Rick Camp, R ERA: 3.53	(6, 1)	2.2		10	3	2	0	2	0	0	0	0	0	0	14	14	0.00	1.125				
Gene Garber, R ERA: 4.24	(9, 1)	1.0	S	4	1	0	0	0	0	0	0	0	0	4	4	0.00	1.000					

AB	34
R	4
H	9
RBI	3
BB	2
SO	6
LOB	12

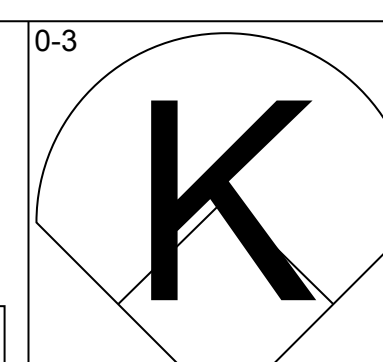
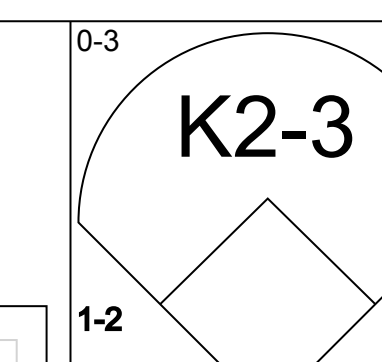
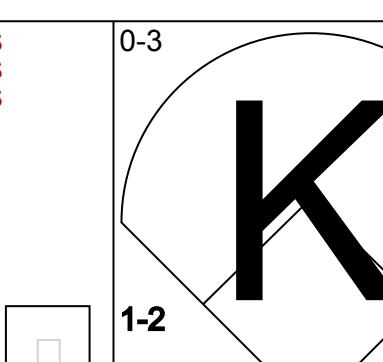
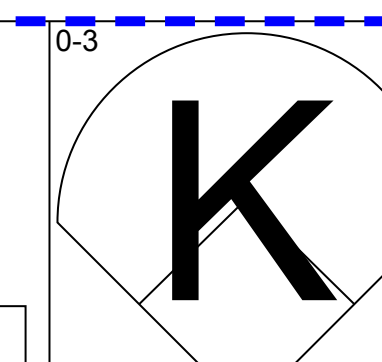
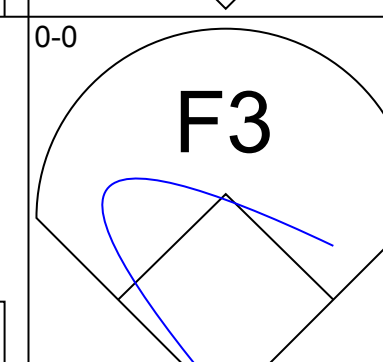
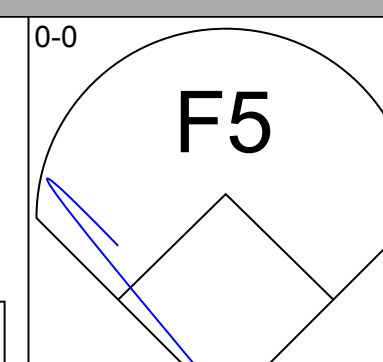
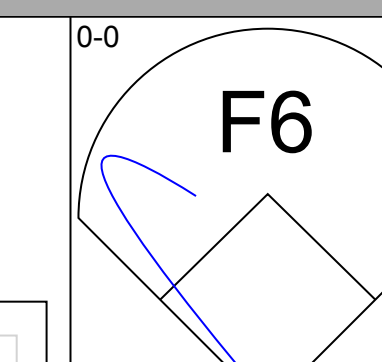
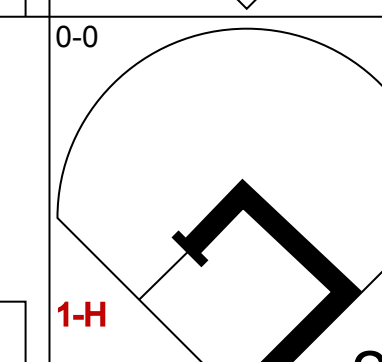
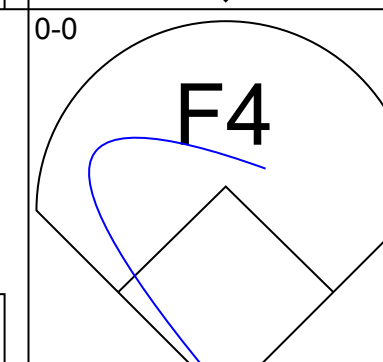
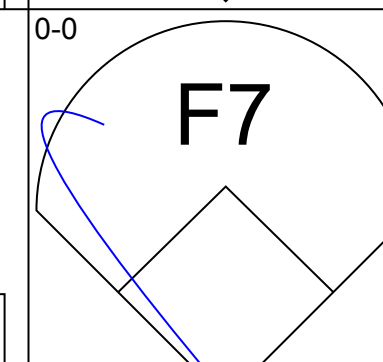
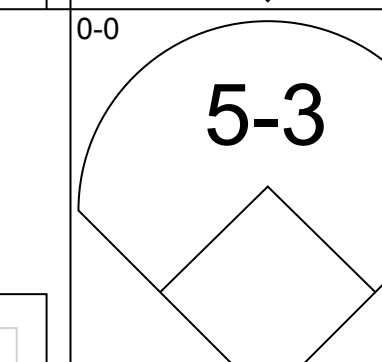
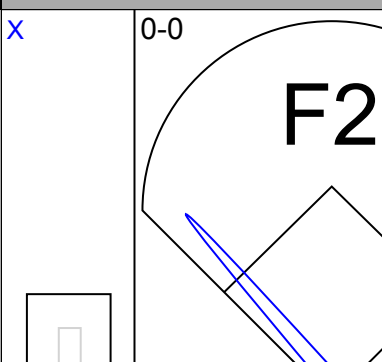
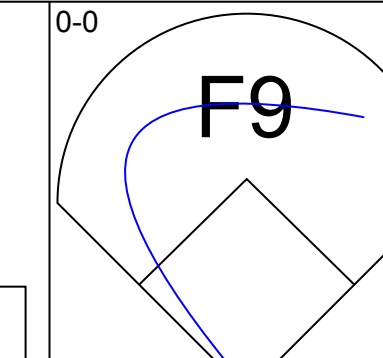
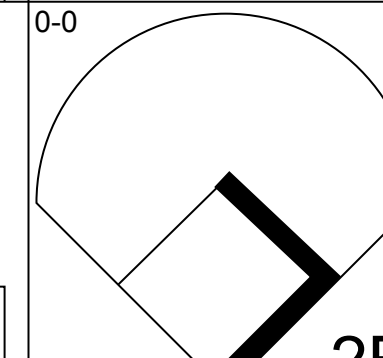
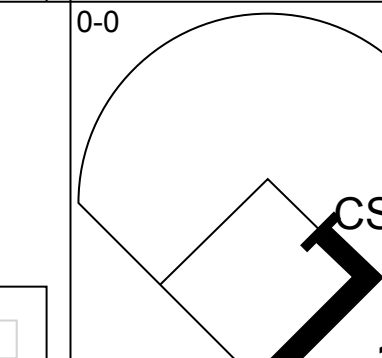
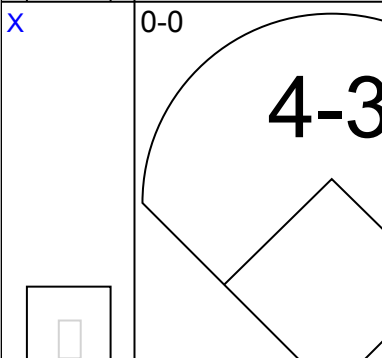
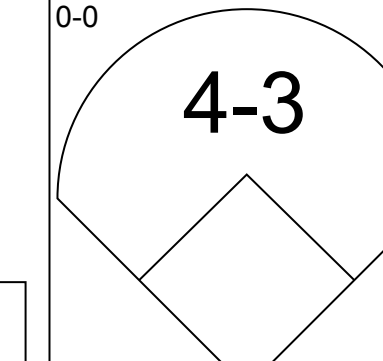
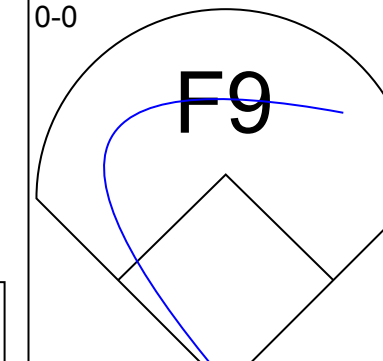
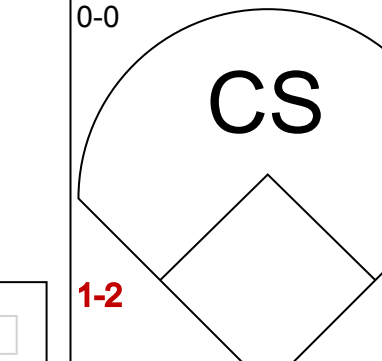
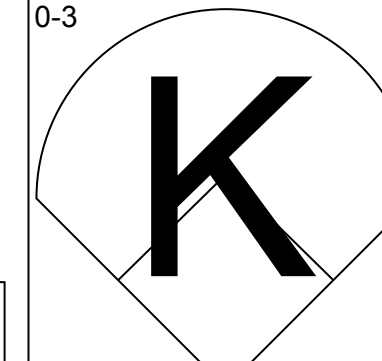
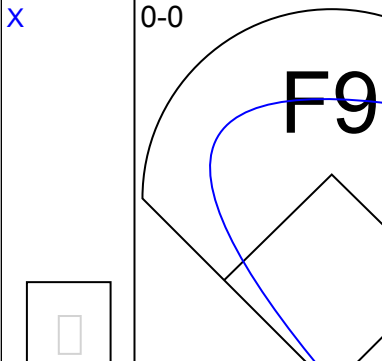
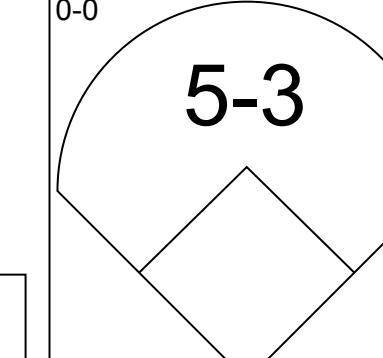
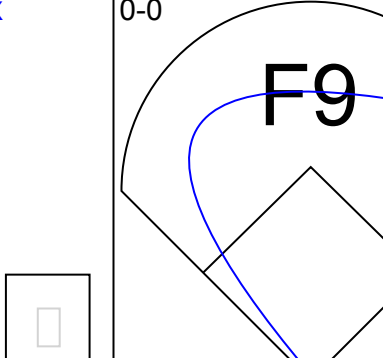
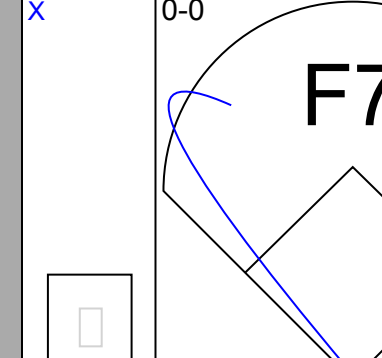
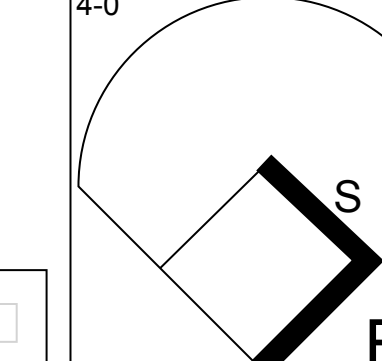
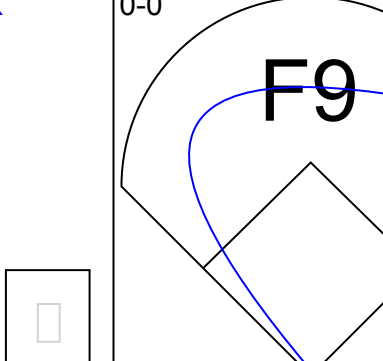
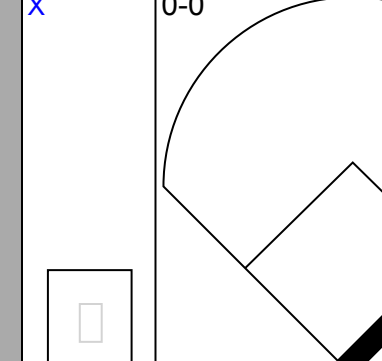
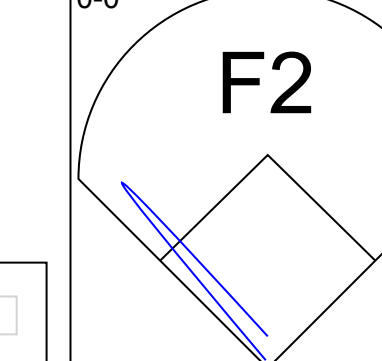
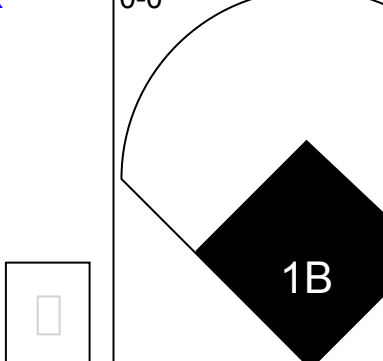
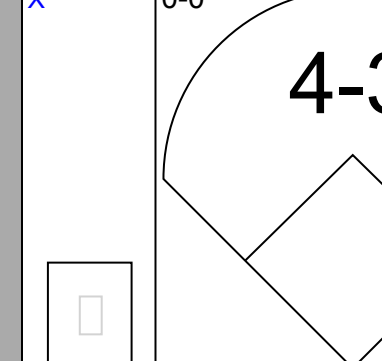
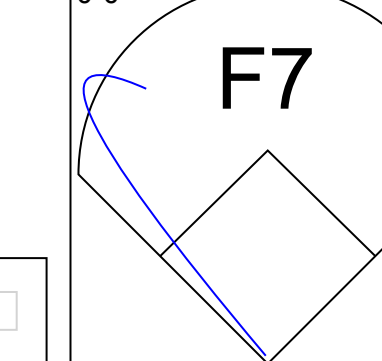
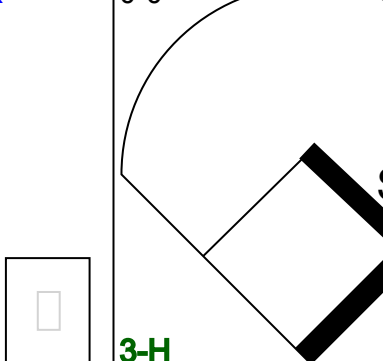
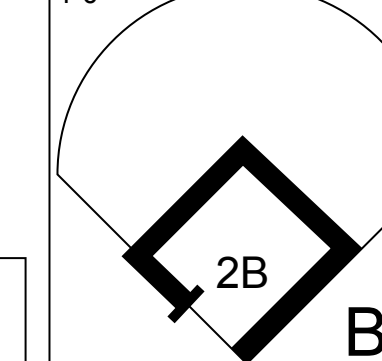
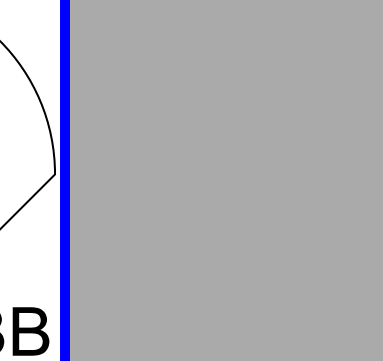
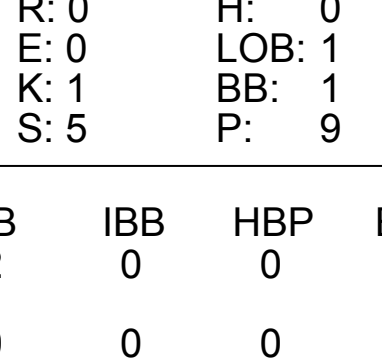
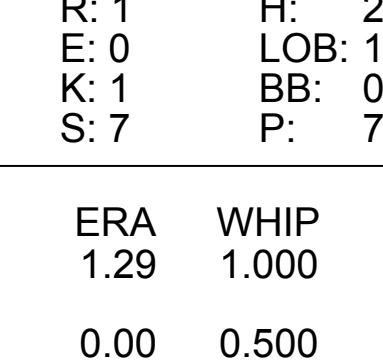


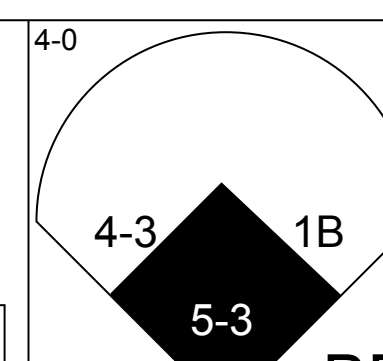
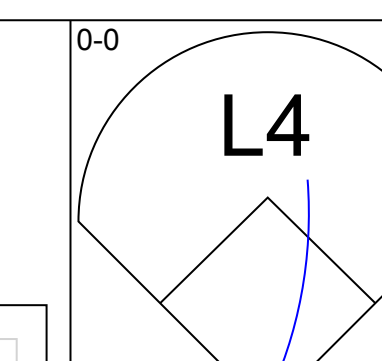
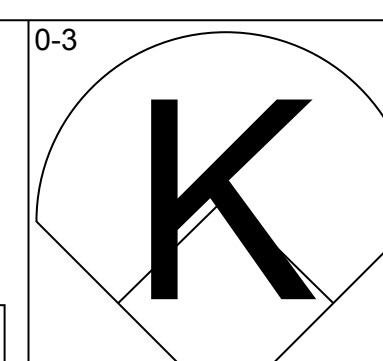
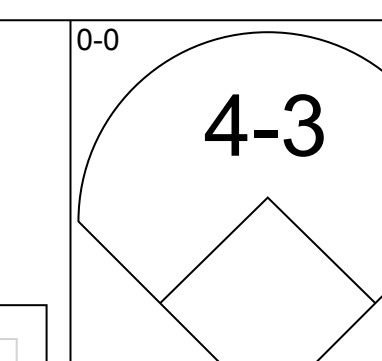
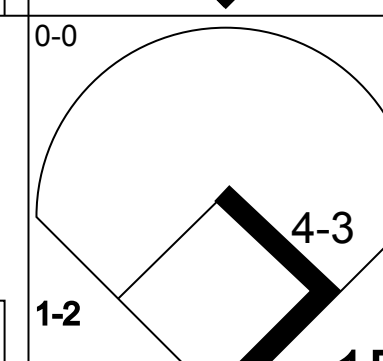
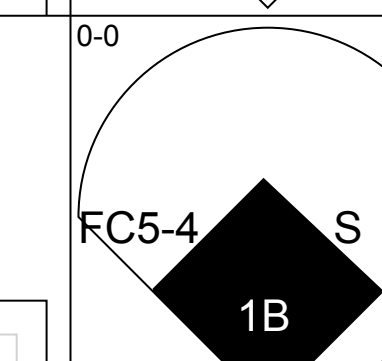
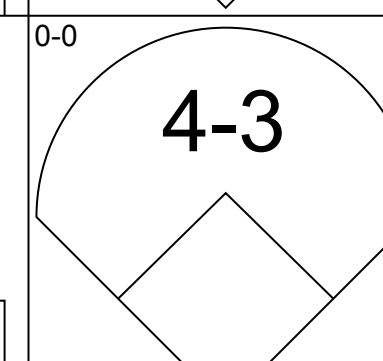
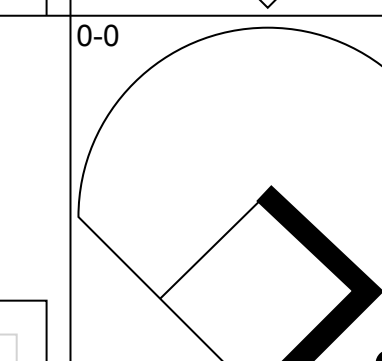
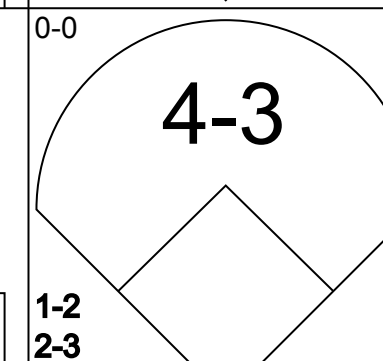
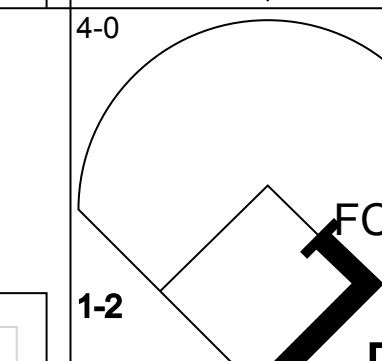
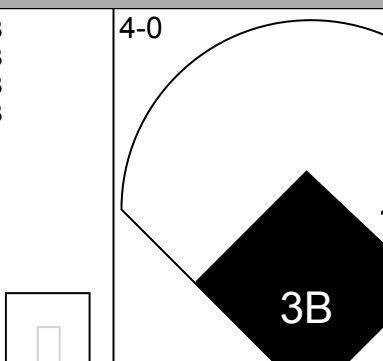
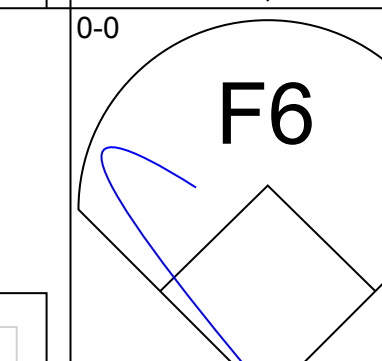
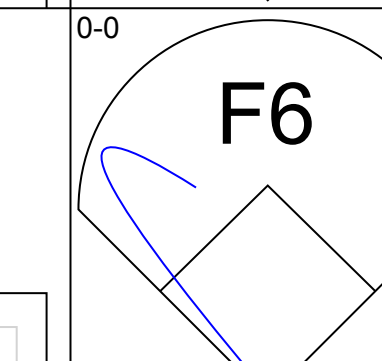
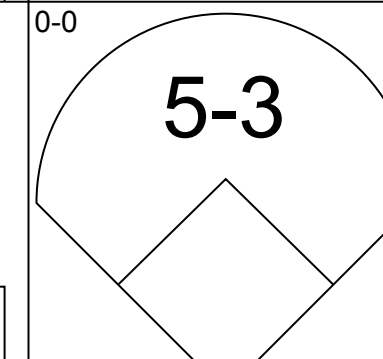
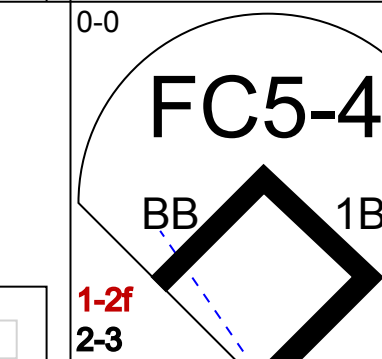

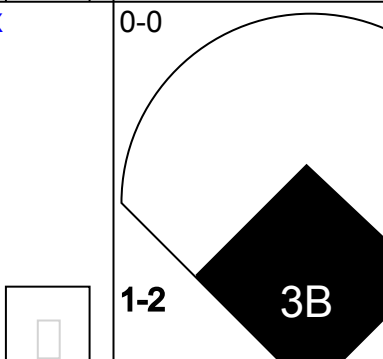
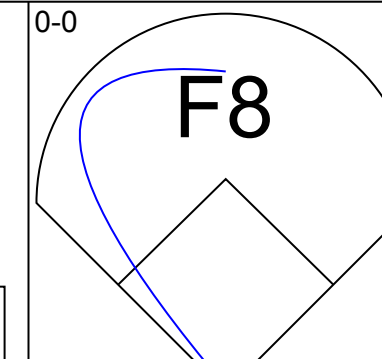
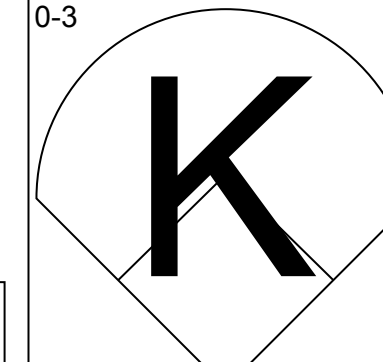
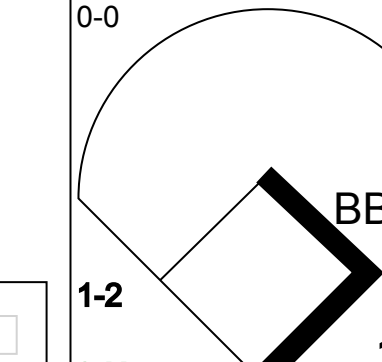

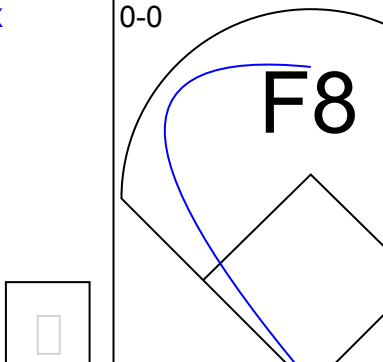
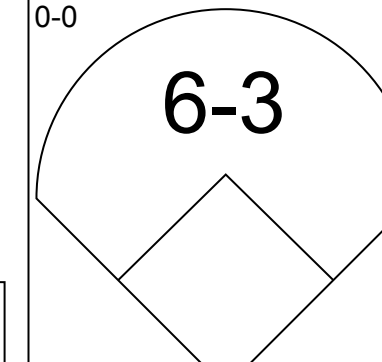
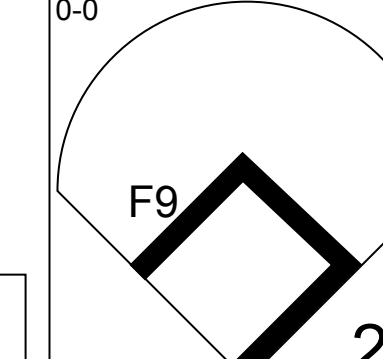
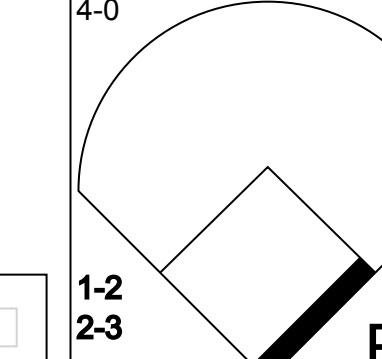
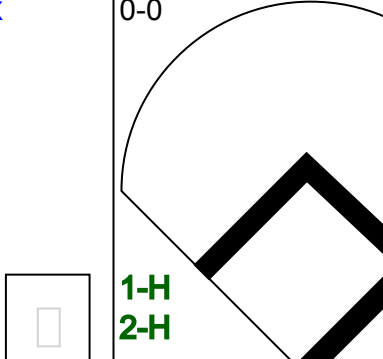
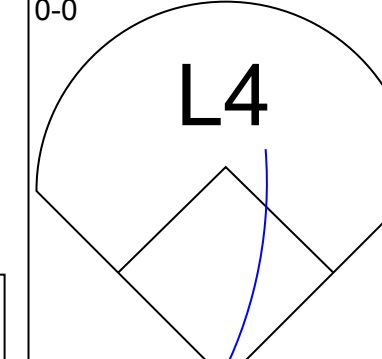
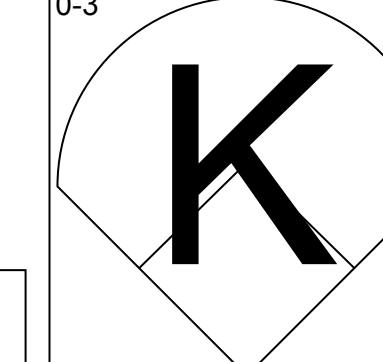
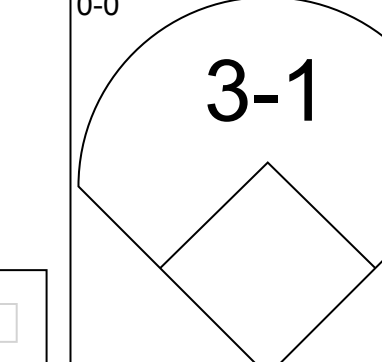
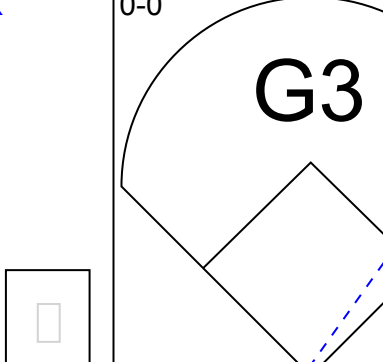


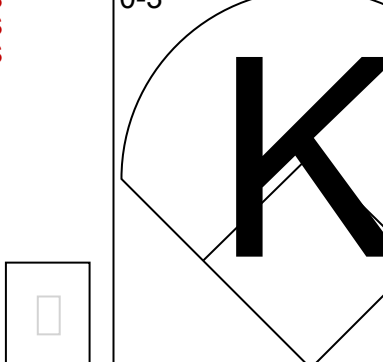
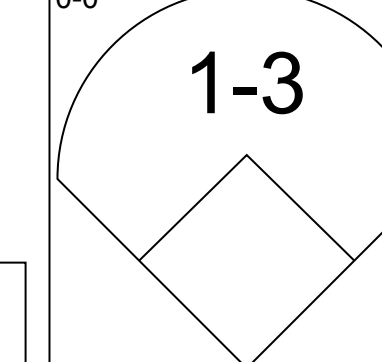
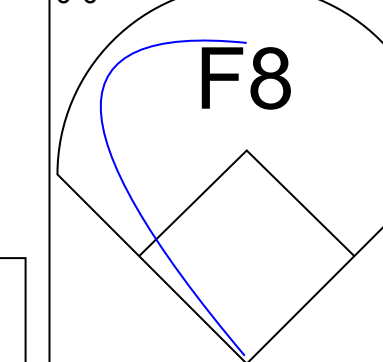
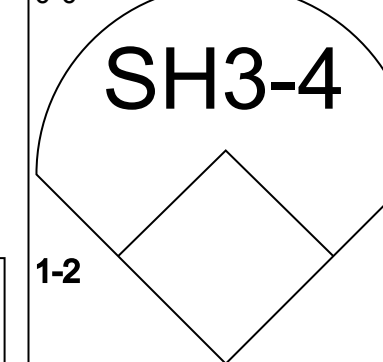

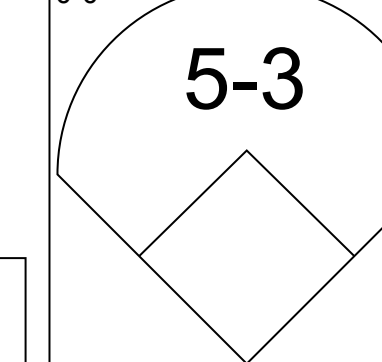
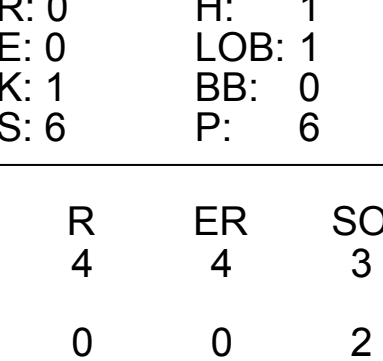
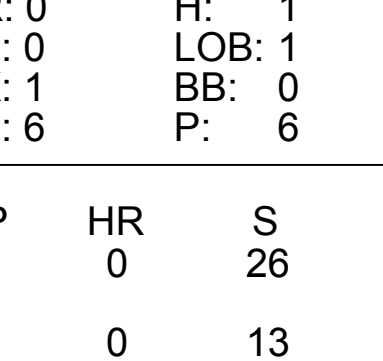
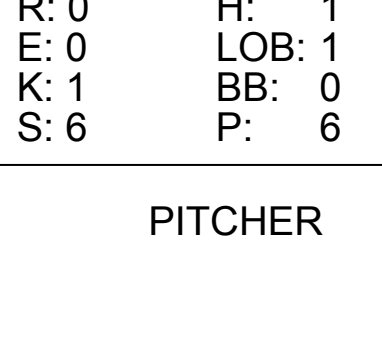
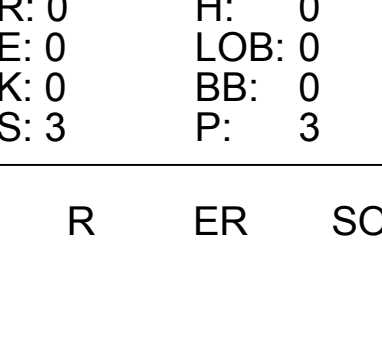
Batter	1	2	3	4	5	6	7	8	9	AB	R	H	RBI	BB	SO	LOB	BOTTOM					
Brett Butler, L OBP: 0.345, SLG: 0.405 (1, 7)										4	0	1	1	0	0	0	San Francisco Giants @ Atlanta Braves Atlanta-Fulton County Stadium, Atlanta, GA Thu Aug 11 1983, 7:05 PM EDT Att: 31,214 - Unknown					
Rafael Ramirez, R OBP: 0.327, SLG: 0.356 (1, 6)										3	0	0	0	1	0	0						
Claudell Washington, L OBP: 0.324, SLG: 0.498 (1, 9)										4	1	2	0	0	1	0						
Bob Horner, R OBP: 0.388, SLG: 0.534 (9, 4)										3	2	1	0	1	1	2						
Glenn Hubbard, R OBP: 0.336, SLG: 0.388 (9, 4)										0	0	0	0	0	0	0						
Dale Murphy, R OBP: 0.407, SLG: 0.549 (1, 8)										4	2	3	5	0	0	0						
Gerald Perry, L OBP: 0.290, SLG: 0.500 (1, 3)										4	0	1	0	0	0	1						
Jerry Royster, R OBP: 0.347, SLG: 0.387 (9, 5)										3	0	0	0	0	0	1						
Bruce Benedict, R OBP: 0.376, SLG: 0.339 (1, 2)										2	1	1	0	1	0	0						
Ken Dayley, L OBP: 0.280, SLG: 0.182 (6, 1)										1	0	0	0	0	1	0						
Rick Camp, R OBP: 0.098, SLG: 0.079 (9, 1)										1	0	0	0	0	0	1						
Gene Garber, R										0	0	0	0	0	0	0						
Inning Stats	R: 3 E: 0 K: 0 S: 6	H: 3 LOB: 1 BB: 1 P: 10	R: 1 E: 0 K: 0 S: 5	H: 3 LOB: 2 BB: 1 P: 9	R: 0 E: 0 K: 1 S: 3	H: 0 LOB: 0 BB: 0 P: 3	R: 0 E: 0 K: 1 S: 5	H: 0 LOB: 0 BB: 0 P: 5	R: 2 E: 0 K: 1 S: 7	H: 2 LOB: 0 BB: 0 P: 7	R: 0 E: 0 K: 0 S: 2	H: 0 LOB: 1 BB: 1 P: 6	R: 0 E: 0 K: 0 S: 3	H: 0 LOB: 0 BB: 0 P: 3	R: 0 E: 0 K: 1 S: 5	H: 1 LOB: 0 BB: 0 P: 5	R: 0 E: 0 K: 1 S: 5	H: 1 LOB: 0 BB: 0 P: 5	1B: 5 2B: 2 3B: 0 HR: 2	SF: 0 SAC: 1 DP: 0 HBP: 0	WP: 0 PB: 0 SB: 0 CS: 3	PA: 33
PITCHER	IP	WLS	BF	H	R	ER	SO	BB	IBB	HBP	BLK	WP	HR	S	P	ERA	WHIP					
Bill Laskey, R ERA: 4.06	(1, 1)	1.2	L	12	6	4	0	0	0	0	0	0	0	1	10	18	21.60	4.800				
Jim Barr, R ERA: 5.05	(2, 1)	2.1		7	0	0	0	1	0	0	0	0	0	9	9	0.00	0.000					
Andy McGaffigan, R ERA: 4.75	(5, 1)	3.0		11	2	2	2	1	1	0	0	0	0	1	12	16	6.00	1.000				
Mark Calvert, R ERA: 4.67	(8, 1)	1.0		3	1	0	0	1	0	0	0	0	0	5	5	0.00	1.000					





Batter	1	2	3	4	5	6	7	8	9	AB	R	H	RBI	BB	SO	LOB	TOP			
Chili Davis, S OBP: 0.324, SLG: 0.384 (1, 8)	F8		G6-4-3 BB			K2-3		1B FC4-6 1B		3	1	1	0	1	1	0	San Francisco Giants @ Houston Astros Astrodome, Houston, TX Fri Aug 12 1983, 8:05 PM EDT Att: 27,814 - Unknown			
Tom O'Malley, L OBP: 0.337, SLG: 0.338 (1, 5)	6-3		G6-4-3			F7		FC4-6 1B		4	0	1	1	0	0	1				
Jack Clark, R OBP: 0.347, SLG: 0.423 Max Venable, L OBP: 0.288, SLG: 0.404 (7, 9)				5-3		K		FC4-6 G1-6-3		2	0	0	0	1	1	0				
Darrell Evans, L OBP: 0.376, SLG: 0.516 Gary Lavelle, S (8, 1)	4-3			4-3			F7	G1-6-3		4	0	0	0	0	0	2				
Jeffrey Leonard, R OBP: 0.315, SLG: 0.442 (1, 7)		F8		5-3		K			F8	4	0	0	0	0	1	0				
Dave Bergman, L OBP: 0.344, SLG: 0.288 (1, 3)		K				F7			E4 G4-6-3	4	0	1	0	0	1	0				
Milt May, L OBP: 0.322, SLG: 0.380 Bob Brenly, R OBP: 0.298, SLG: 0.367 (9, PH)							HBP BB		G4-6-3	1	0	1	0	2	0	0				
Duane Kuiper, L OBP: 0.364, SLG: 0.285 Joe Pettini, R OBP: 0.233, SLG: 0.200 (8, 6)		F8				F7				2	0	0	0	0	0	3				
Renie Martin, R OBP: 0.381, SLG: 0.667 Mark Calvert, R OBP: 0.345, SLG: 0.488 Joel Youngblood, R OBP: 0.352, SLG: 0.474 Andy McGaffigan, R OBP: 0.314, SLG: 0.385 John Rabe, R OBP: 0.354, SLG: 0.385 Brad Wellman, R OBP: 0.304, SLG: 0.252 (11, 1) (4, 1) (5, PH) (5, 1) (8, PH) (8, 4)			K			G6-4-3				1	0	0	0	0	1	0				
Inning Stats	R: 0 E: 0 K: 0 S: 3	H: 0 LOB: 1 BB: 1 P: 7	R: 0 E: 0 K: 1 S: 5	H: 0 LOB: 1 BB: 1 P: 9	R: 0 E: 0 K: 1 S: 4	H: 0 LOB: 0 BB: 0 P: 8	R: 0 E: 0 K: 0 S: 3	H: 0 LOB: 0 BB: 0 P: 3	R: 0 E: 0 K: 2 S: 7	H: 0 LOB: 0 BB: 0 P: 7	R: 0 E: 0 K: 1 S: 7	H: 2 LOB: 2 BB: 0 P: 7	R: 2 E: 0 K: 0 S: 4	H: 2 LOB: 0 BB: 1 P: 8	R: 0 E: 1 K: 0 S: 3	H: 0 LOB: 0 BB: 0 P: 3		1B: 4 2B: 0 3B: 0 HR: 0	SF: 0 SAC: 0 DP: 4 HBP: 1	WP: 0 PB: 0 SB: 0 CS: 0
PITCHER	IP WLS BF H R ER SO BB IBB HBP BLK WP HR S P ERA WHIP	7.0 W 29 4 2 2 5 5 0 1 0 0 0 0 33 54 2.57 1.286	2.0 S 5 0 0 0 0 0 0 0 0 0 0 0 5 5 0.00 0.000																	

Batter	1	2	3	4	5	6	7	8	9	AB	R	H	RBI	BB	SO	LOB	BOTTOM			
Bill Doran, S OBP: 0.364, SLG: 0.330 (1, 4)	F7		F8	G3			4-3			4	0	0	0	0	0	1	San Francisco Giants @ Houston Astros Astrodome, Houston, TX Fri Aug 12 1983, 8:05 PM EDT Att: 27,814 - Unknown			
Terry Puhl, L OBP: 0.343, SLG: 0.421 (1, 9)	K		S 1B			K	F7			4	1	1	0	0	2	0				
Jerry Mumphrey, S OBP: 0.325, SLG: 0.411 (1, 8)	F8					4-3	4-3			4	0	1	1	0	0	0				
Phil Garner, R OBP: 0.325, SLG: 0.373 (1, 5)		6-3 S 1B	F7			1B 2B		K		4	1	2	0	0	1	0				
Jose Cruz, L OBP: 0.388, SLG: 0.455 (1, 7)		6-3 1B BB		2B 1B		2H 1B		G1-4-3 BB		2	2	2	0	2	0	0				
Ray Knight, R OBP: 0.362, SLG: 0.460 (1, 3)	6-3			4-3 FC6-4 2B		6-3		G1-4-3		4	1	1	1	0	0	3				
Craig Reynolds, L OBP: 0.333, SLG: 0.364 (1, 6)		1B IBB		4-3		1B 1B				2	0	1	0	1	0	1				
John Mizerock, L OBP: 0.297, SLG: 0.333 (1, 2)		1B 1B		FC6-4 HBP		1B 1B				2	0	2	2	0	0	0				
Nolan Ryan, R OBP: 0.098, SLG: 0.061 Frank DiPino, L OBP: 0.400, SLG: 0.500 (1, 1) (8, 1)		1B 1B		FC6-4		6-3				3	0	1	1	0	0	3				
Inning Stats	R: 0 E: 0 K: 1 S: 5	H: 0 LOB: 0 BB: 0 P: 5	R: 2 E: 0 K: 0 S: 4	H: 3 LOB: 2 BB: 2 P: 12	R: 1 E: 0 K: 0 S: 4	H: 2 LOB: 0 BB: 0 P: 4	R: 2 E: 1 K: 0 S: 5	H: 2 LOB: 1 BB: 0 P: 6	R: 0 E: 0 K: 0 S: 4	H: 2 LOB: 1 BB: 0 P: 4	R: 0 E: 0 K: 0 S: 3	H: 0 LOB: 0 BB: 0 P: 3	R: 0 E: 0 K: 1 S: 4	H: 0 LOB: 0 BB: 1 P: 8	R: 0 E: 0 K: 0 S: 3	H: 0 LOB: 0 BB: 0 P: 3		1B: 9 2B: 3 3B: 0 HR: 0	SF: 0 SAC: 0 DP: 2 HBP: 1	WP: 0 PB: 0 SB: 2 CS: 0
PITCHER	IP WLS BF H R ER SO BB IBB HBP BLK WP HR S P ERA WHIP	3.0 L 15 4 0 0 0 0 0 0 1 0 0 0 3 4 0.00 0.000	4.1 4 0 0 0 0 0 0 0 0 0 0 0 0 13 13 0.00 1.333	1.0 4 0 0 0 0 0 0 0 0 0 0 0 0 4 8 0.00 1.000																

Batter	1	2	3	4	5	6	7	8	9	AB	R	H	RBI	BB	SO	LOB	TOP				
Johnnie LeMaster, R OBP: 0.328, SLG: 0.333 (1, 6)										4	0	0	0	0	4	3	San Francisco Giants @ Houston Astros Astrodome, Houston, TX Sat Aug 13 1983, 4:33 AM EDT Att. 15,547 - Dome				
Max Venable, L OBP: 0.297, SLG: 0.406 (1, 8)										4	0	1	0	0	0	0					
Jack Clark, R OBP: 0.344, SLG: 0.419 (1, 9)										4	0	0	0	0	0	0					
Darrell Evans, L OBP: 0.377, SLG: 0.519 (1, 3)										4	0	2	0	0	0	0					
Jeffrey Leonard, R OBP: 0.312, SLG: 0.437 (1, 7)										4	0	0	0	0	1	1					
Tom O'Malley, L OBP: 0.334, SLG: 0.334 (1, 5)										3	0	0	0	0	0	0					
Milt May, L OBP: 0.327, SLG: 0.381 (1, 2)										2	0	1	0	1	0	0					
Duane Kuiper, L OBP: 0.363, SLG: 0.299 (1, 4)										3	1	1	0	0	0	2					
Mike Krukow, R OBP: 0.229, SLG: 0.227 (1, 1)										2	0	1	1	0	0	1					
Jim Barr, R OBP: 0.091, SLG: 0.182 (5, 1)										0	0	0	0	0	0	0					
Dave Bergman, L OBP: 0.351, SLG: 0.288 (6, PH)										0	0	0	0	1	0	0					
Greg Minton, S OBP: 0.571, SLG: 0.500 (8, 1)										0	0	0	0	0	0	0					
Inning Stats	R: 0 E: 0 K: 1 S: 5	H: 0 LOB: 0 BB: 0 P: 5	R: 0 E: 0 K: 0 S: 3	H: 0 LOB: 0 BB: 0 P: 3	R: 0 E: 0 K: 1 S: 5	H: 0 LOB: 1 BB: 1 P: 9	R: 0 E: 0 K: 0 S: 4	H: 1 LOB: 1 BB: 0 P: 4	R: 1 E: 0 K: 1 S: 7	H: 2 LOB: 1 BB: 0 P: 7	R: 0 E: 0 K: 0 S: 3	H: 1 LOB: 1 BB: 0 P: 3	R: 0 E: 0 K: 1 S: 6	H: 1 LOB: 1 BB: 0 P: 6	R: 0 E: 0 K: 1 S: 4	H: 1 LOB: 2 BB: 1 P: 8	R: 0 E: 0 K: 0 S: 3	H: 0 LOB: 0 BB: 0 P: 3	1B: 3 2B: 2 3B: 1 HR: 0	SF: 0 SAC: 0 DP: 0 HBP: 0	WP: 0 PA: 33 PB: 0 SB: 2 CS: 1
PITCHER	IP	WLS	BF	H	R	ER	SO	BB	IBB	HBP	BLK	WP	HR	S	P	ERA	WHIP				
Joe Niekro, R ERA: 3.38 (1, 1)	7.0	W	27	5	1	1	4	2	0	0	0	0	0	33	41	1.29	1.000				
Bill Dawley, R ERA: 2.5 (8, 1)	2.0	S	5	1	0	0	1	0	0	0	0	0	0	7	7	0.00	0.500				

Batter	1	2	3	4	5	6	7	8	9	AB	R	H	RBI	BB	SO	LOB	BOTTOM				
Bill Doran, S OBP: 0.363, SLG: 0.327 (1, 4)										3	1	0	0	1	1	1	San Francisco Giants @ Houston Astros Astrodome, Houston, TX Sat Aug 13 1983, 4:33 AM EDT Att. 15,547 - Dome				
Terry Puhl, L OBP: 0.348, SLG: 0.429 (1, 9)										4	1	3	0	0	0	1					
Jerry Mumphrey, S OBP: 0.327, SLG: 0.408 (1, 8)										2	1	0	0	2	0	3					
Phil Garner, R OBP: 0.324, SLG: 0.372 (1, 5)										4	1	1	1	0	0	3					
Jose Cruz, L OBP: 0.386, SLG: 0.453 (1, 7)										4	0	1	1	0	1	3					
Ray Knight, R OBP: 0.386, SLG: 0.469 (1, 3)										3	0	2	2	1	0	0					
Denny Walling, L OBP: 0.280, SLG: 0.329 (8, 3)										0	0	0	0	0	0	0					
Craig Reynolds, L OBP: 0.311, SLG: 0.339 (1, 6)										4	0	0	0	0	1	5					
John Mizerock, L OBP: 0.293, SLG: 0.324 (1, 2)										4	0	1	0	0	1	2					
Joe Niekro, R OBP: 0.108, SLG: 0.109 (1, 1)										2	0	0	0	0	1	1					
Bill Dawley, R OBP: 0.167, SLG: 0.167 (8, 1)										1	0	0	0	0	0	0					
Inning Stats	R: 1 E: 0 K: 1 S: 6	H: 1 LOB: 1 BB: 1 P: 10	R: 0 E: 0 K: 1 S: 6	H: 1 LOB: 0 BB: 0 P: 6	R: 1 E: 0 K: 0 S: 5	H: 2 LOB: 3 BB: 2 P: 13	R: 0 E: 0 K: 1 S: 6	H: 1 LOB: 1 BB: 0 P: 6	R: 2 E: 0 K: 1 S: 7	H: 2 LOB: 1 BB: 1 P: 11	R: 0 E: 0 K: 1 S: 6	H: 1 LOB: 1 BB: 0 P: 6	R: 0 E: 0 K: 0 S: 3	H: 0 LOB: 0 BB: 0 P: 3	R: 0 E: 0 K: 0 S: 3	H: 0 LOB: 0 BB: 0 P: 3	1B: 5 2B: 2 3B: 1 HR: 0	SF: 0 SAC: 1 DP: 0 HBP: 0	WP: 0 PA: 36 PB: 0 SB: 1 CS: 0		
PITCHER	IP	WLS	BF	H	R	ER	SO	BB	IBB	HBP	BLK	WP	HR	S	P	ERA	WHIP				
Mike Krukow, R ERA: 3.53 (1, 1)	4.1	L	24	7	4	4	3	4	0	0	0	0	0	26	42	8.31	2.538				
Jim Barr, R ERA: 4.85 (5, 1)	2.2		9	1	0	0	2	0	0	0	0	0	0	13	13	0.00	0.375				
Greg Minton, R ERA: 3.69 (8, 1)	1.0		3	0	0	0	0	0	0	0	0	0	0	3	3	0.00	0.000				

Batter	1	2	3	4	5	6	7	8	9	AB	R	H	RBI	BB	SO	LOB	TOP								
Johnnie LeMaster, R OBP: 0.329, SLG: 0.333 (1, 6)	G3		K				1-3			4	0	1	0	1	1	2	San Francisco Giants @ Houston Astros Astrodome, Houston, TX Sun Aug 14 1983, 8:05 PM EDT Att: 16,923 - Dome								
Joel Youngblood, R OBP: 0.347, SLG: 0.485 (1, 5)								F7	CS	4	0	2	1	0	1	1									
Jack Clark, R OBP: 0.345, SLG: 0.420 (1, 9)	F4		L4-6							4	2	2	0	0	0	3									
Jeffrey Leonard, R OBP: 0.316, SLG: 0.454 (1, 7)	F7									4	2	3	2	0	0	1									
Chili Davis, S OBP: 0.320, SLG: 0.381 (1, 8)		F8		6-3						3	0	0	1	0	0	0									
Bob Brenly, R OBP: 0.297, SLG: 0.365 (1, 3)		F9		K						4	0	1	0	0	1	0									
John Rabb, R OBP: 0.311, SLG: 0.368 (1, 2)		F6		6-3						3	0	0	0	1	0	2									
Brad Wellman, R OBP: 0.308, SLG: 0.253 (1, 4)										3	1	1	0	1	0	1									
Mark Davis, L OBP: 0.235, SLG: 0.133 Gary Lavelle, S (7, 1)										1	0	0	0	0	0	0									
Inning Stats	R: 0 E: 0 K: 0 S: 4	H: 1 LOB: 1 BB: 0 P: 4	R: 0 E: 0 K: 0 S: 3	H: 0 LOB: 0 BB: 0 P: 3	R: 1 E: 0 K: 1 S: 6	H: 1 LOB: 1 BB: 1 P: 10	R: 1 E: 0 K: 1 S: 6	H: 1 LOB: 0 BB: 0 P: 6	R: 0 E: 0 K: 1 S: 5	H: 2 LOB: 1 BB: 0 P: 6	R: 1 E: 0 K: 0 S: 5	H: 3 LOB: 1 BB: 0 P: 5	R: 0 E: 0 K: 0 S: 3	H: 0 LOB: 0 BB: 0 P: 3	R: 2 E: 1 K: 0 S: 5	H: 2 LOB: 0 BB: 0 P: 5		R: 0 E: 0 K: 0 S: 2	H: 0 LOB: 1 BB: 2 P: 10	1B: 7 2B: 2 3B: 1 HR: 1	SF: 1 SAC: 2 DP: 1 HBP: 0	WP: 0 PB: 0 SB: 0 CS: 2	PA: 38		
PITCHER	IP	WLS	BF	H	R	ER	SO	BB	IBB	HBP	BLK	WP	HR	S	P	ERA	WHIP								
Mike Madden, L ERA: 2.01 Michael LaCoss, R ERA: 4.91	(1, 1)	6.0	L	25	8	3	3	3	1	0	0	1	0	30	34	4.50	1.500								
(7, 1)	3.0		12	2	2	1	0	2	0	0	0	0	0	10	18	3.00	1.333								

Batter	1	2	3	4	5	6	7	8	9	AB	R	H	RBI	BB	SO	LOB	BOTTOM								
Bill Doran, S OBP: 0.364, SLG: 0.327 (1, 4)	F8		F7				4-3			3	1	1	0	1	0	2	San Francisco Giants @ Houston Astros Astrodome, Houston, TX Sun Aug 14 1983, 8:05 PM EDT Att: 16,923 - Dome								
Jerry Mumphrey, S OBP: 0.323, SLG: 0.402 (1, 8)	F8		6-3							4	0	0	0	0	1	4									
Dickie Thon, R OBP: 0.357, SLG: 0.481 (1, 6)	4-3		K							4	0	1	1	0	1	0									
Phil Garner, R OBP: 0.322, SLG: 0.368 (1, 5)	5-3		F7							4	0	0	0	0	1	2									
Jose Cruz, L OBP: 0.387, SLG: 0.454 (1, 7)										4	1	2	0	0	1	0									
Ray Knight, R OBP: 0.385, SLG: 0.466 (1, 3)										3	0	0	0	1	1	1									
Tony Scott, S OBP: 0.271, SLG: 0.291 Michael LaCoss, R OBP: 0.091, SLG: 0.063 Tim Tolman, R OBP: 0.257, SLG: 0.400 (9, PH)										2	0	0	0	1	0	2									
Inning Stats	R: 1 E: 0 K: 0 S: 4	H: 1 LOB: 0 BB: 0 P: 4	R: 0 E: 0 K: 0 S: 4	H: 1 LOB: 2 BB: 1 P: 8	R: 0 E: 0 K: 1 S: 6	H: 0 LOB: 0 BB: 0 P: 6	R: 1 E: 0 K: 1 S: 6	H: 1 LOB: 1 BB: 1 P: 10	R: 0 E: 0 K: 1 S: 5	H: 1 LOB: 1 BB: 1 P: 9	R: 0 E: 0 K: 0 S: 3	H: 0 LOB: 0 BB: 0 P: 3	R: 0 E: 0 K: 2 S: 7	H: 0 LOB: 0 BB: 0 P: 7	R: 0 E: 0 K: 2 S: 8	H: 0 LOB: 0 BB: 0 P: 8			R: 0 E: 1 K: 2 S: 8	H: 0 LOB: 1 BB: 0 P: 8	1B: 4 2B: 1 3B: 0 HR: 0	SF: 1 SAC: 1 DP: 1 HBP: 0	WP: 2 PB: 0 SB: 1 CS: 0	PA: 36	
PITCHER	IP	WLS	BF	H	R	ER	SO	BB	IBB	HBP	BLK	WP	HR	S	P	ERA	WHIP								
Mark Davis, L ERA: 4.69 Gary Lavelle, L ERA: 2.25	(1, 1)	6.0	W	26	4	2	3	4	0	0	0	0	0	28	44	3.00	1.333								
(7, 1)	3.0	S	10	0	0	0	4	0	0	0	0	0	0	18	18	0.00	0.000								

Batter	1	2	3	4	5	6	7	8	9	AB	R	H	RBI	BB	SO	LOB	TOP										
Johnnie LeMaster, R OBP: 0.325, SLG: 0.326 (1, 6)	F9			F9	5-3			P4		4	0	0	0	0	0	2	San Francisco Giants @ Los Angeles Dodgers Dodger Stadium, Los Angeles, CA Tue Aug 16 1983, 7:05 PM PDT Att: 41,339 - Unknown										
Darrell Evans, L OBP: 0.378, SLG: 0.525 (1, 3)	K			K2-3			K	F4		4	0	0	0	0	3	0											
Jack Clark, R OBP: 0.349, SLG: 0.428 (1, 9)	F2			2B			F8	L4		4	0	1	0	0	0	0											
Jeffrey Leonard, R OBP: 0.319, SLG: 0.467 (1, 7)				L6						4	0	2	0	0	1	1											
Chili Davis, S OBP: 0.321, SLG: 0.378 (1, 8)				1B						4	1	1	0	0	1	2											
Joel Youngblood, R OBP: 0.346, SLG: 0.481 (1, 5)				1B						4	0	1	0	0	0	2											
Bob Brenly, R OBP: 0.296, SLG: 0.362 (1, 2)				K						4	0	1	0	0	1	2											
Brad Wellman, R OBP: 0.309, SLG: 0.255 (1, 4)				F8						3	0	1	0	0	1	1											
Bill Laskey, R OBP: 0.245, SLG: 0.111 (7, PH)				K						2	0	1	1	0	1	0											
John Rabb, R OBP: 0.307, SLG: 0.362 (7, PH)										1	0	0	0	0	0	1											
Greg Minton, S OBP: 0.571, SLG: 0.500 (7, 1)										0	0	0	0	0	0	0											
Inning Stats	R: 0 E: 0 K: 1 S: 5	H: 0 LOB: 0 BB: 0 P: 5	R: 0 E: 0 K: 0 S: 3	H: 1 LOB: 0 BB: 0 P: 3	R: 0 E: 0 K: 2 S: 7	H: 0 LOB: 0 BB: 0 P: 7	R: 0 E: 0 K: 1 S: 6	H: 1 LOB: 1 BB: 0 P: 6	R: 1 E: 0 K: 0 S: 6	H: 3 LOB: 2 BB: 0 P: 6	R: 0 E: 0 K: 1 S: 6	H: 1 LOB: 1 BB: 0 P: 6	R: 0 E: 0 K: 0 S: 3	H: 0 LOB: 0 BB: 0 P: 3	R: 0 E: 0 K: 2 S: 8	H: 1 LOB: 1 BB: 0 P: 8	1B: 7 2B: 1 3B: 0 HR: 0	SF: 0 SAC: 0 DP: 1 HBP: 0	WP: 0 PB: 0 SB: 1 CS: 0	PA: 34							
PITCHER	IP	WLS	BF	H	R	ER	SO	BB	IBB	HBP	BLK	WP	HR	S	P	ERA	WHIP										
Jerry Reuss, L ERA: 3.27 (1, 1)	7.0	W	27	7	1	1	6	0	0	0	0	0	0	39	39	1.29	1.000										
Tom Niedenfuer, R ERA: 1.45 (8, 1)	2.0		7	1	0	0	2	0	0	0	0	0	0	11	11	0.00	0.500										

Batter	1	2	3	4	5	6	7	8	9	AB	R	H	RBI	BB	SO	LOB	BOTTOM										
Steve Sax, R OBP: 0.343, SLG: 0.360 (1, 4)	K			P2						4	0	0	0	0	1	4	San Francisco Giants @ Los Angeles Dodgers Dodger Stadium, Los Angeles, CA Tue Aug 16 1983, 7:05 PM PDT Att: 41,339 - Unknown										
Bill Russell, R OBP: 0.330, SLG: 0.328 (1, 6)	6-3			F2						4	1	2	2	0	0	1											
Dusty Baker Jr., R OBP: 0.346, SLG: 0.416 (1, 7)										4	1	2	0	0	1	1											
Derrel Thomas, S OBP: 0.345, SLG: 0.346 (6, PR)	K									0	0	0	0	0	0	0											
Pedro Guerrero, R OBP: 0.362, SLG: 0.524 (1, 5)										3	0	1	1	0	0	1											
Rafael Landestoy, S OBP: 0.222, SLG: 0.196 (9, 5)										0	0	0	0	0	0	0											
Ken Landreaux, L OBP: 0.343, SLG: 0.486 (1, 8)										4	0	1	0	0	0	2											
Mike Marshall, R OBP: 0.341, SLG: 0.416 (1, 9)										3	0	0	0	1	0	4											
Greg Brock, L OBP: 0.322, SLG: 0.411 (1, 3)										3	2	2	1	1	0	1											
Jack Fimple, R OBP: 0.281, SLG: 0.389 (1, 2)										4	1	0	0	0	1	5											
Jerry Reuss, L OBP: 0.260, SLG: 0.250 (1, 1)										2	0	1	0	0	0	0											
Rick Monday, L OBP: 0.374, SLG: 0.434 (7, PH)										1	0	1	0	0	0	0											
Tom Niedenfuer, R ERA: 3.63 (8, 1)										0	0	0	0	0	0	0											
Inning Stats	R: 0 E: 0 K: 2 S: 7	H: 0 LOB: 0 BB: 0 P: 7	R: 0 E: 0 K: 0 S: 3	H: 0 LOB: 0 BB: 0 P: 3	R: 1 E: 0 K: 0 S: 5	H: 2 LOB: 1 BB: 0 P: 5	R: 1 E: 0 K: 0 S: 5	H: 2 LOB: 1 BB: 0 P: 5	R: 0 E: 0 K: 1 S: 5	H: 0 LOB: 0 BB: 0 P: 5	R: 1 E: 0 K: 0 S: 4	H: 1 LOB: 0 BB: 0 P: 4	R: 2 E: 0 K: 0 S: 5	H: 3 LOB: 1 BB: 1 P: 9	R: 0 E: 0 K: 0 S: 5	H: 2 LOB: 3 BB: 1 P: 9	1B: 7 2B: 2 3B: 0 HR: 1	SF: 1 SAC: 0 DP: 0 HBP: 0	WP: 0 PB: 0 SB: 4 CS: 0	PA: 35							
PITCHER	IP	WLS	BF	H	R	ER	SO	BB	IBB	HBP	BLK	WP	HR	S	P	ERA	WHIP										
Bill Laskey, R ERA: 4.08 (1, 1)	6.0	L	23	5	3	3	3	0	0	0	0	0	0	29	29	4.50	0.833										
Greg Minton, R ERA: 3.63 (7, 1)	2.0		12	5	2	2	0	1	1	0	0	0	0	10	18	9.00	3.000										



Batter	1	2	3	4	5	6	7	8	9	10	AB	R	H	RBI	BB	SO	LOB	TOP			
Bob Bailor, R OBP: 0.301, SLG: 0.307 Rusty Staub, L OBP: 0.283, SLG: 0.402 Brian Giles, R OBP: 0.307, SLG: 0.291	1-3		F6		FC1-2 1B	FC6-4		2B		E5 2B	3	1	1	0	0	0	0				
Hubie Brooks, R OBP: 0.303, SLG: 0.346 Doug Sisk, R OBP: 0.500, SLG: 0.500 Ron Hodges, L OBP: 0.365, SLG: 0.268 Jesse Orosco, R OBP: 0.250, SLG: 0.273	F8		4-3		FC1-2 1B		6-3	K			5	0	0	0	0	1	4				
Keith Hernandez, L OBP: 0.375, SLG: 0.417	1B BB		F8		FC6-4 1B		1-3			HR 1B	4	1	2	2	2	0	0				
George Foster, R OBP: 0.300, SLG: 0.424	1B			5-3	FC6-4		1B			HR 1B	6	1	3	2	0	0	4				
Mark Bradley, R OBP: 0.294, SLG: 0.326	F3			F4		F4	1B			1-4-3	5	0	1	0	0	0	2				
Darryl Strawberry, L OBP: 0.393, SLG: 0.463		HR		4-3		BB 1B	K			1-3	4	1	1	1	1	1	2				
Junior Ortiz, R OBP: 0.241, SLG: 0.228		5-3			K	BB 1B				6-3	5	0	1	0	0	1	0				
José Quiendo, S OBP: 0.265, SLG: 0.246		6-3			1B FC1-2 1B	K				F8	5	1	2	0	0	1	2				
Tom Seaver, R OBP: 0.231, SLG: 0.271 Dave Kingman, R OBP: 0.268, SLG: 0.395 Carlos Diaz, R OBP: 0.267, SLG: 0.222		K			FC1-2 1B	FC6-4 BB		F2		6-3	2	1	1	0	0	1	0				
Tucker Ashford, R OBP: 0.267, SLG: 0.222					1B	1B					2	0	0	0	0	0	1				
Inning Stats	R: 0 E: 0 K: 0 S: 4	H: 1 LOB: 2 BB: 1 P: 8	R: 1 E: 0 K: 1 S: 6	H: 1 LOB: 0 BB: 0 P: 6	R: 0 E: 0 K: 0 S: 3	H: 0 LOB: 0 BB: 0 P: 3	R: 2 E: 0 K: 1 S: 9	H: 4 LOB: 2 BB: 0 P: 9	R: 0 E: 0 K: 1 S: 6	H: 1 LOB: 3 BB: 2 P: 14	R: 0 E: 0 K: 1 S: 7	H: 2 LOB: 2 BB: 0 P: 7	R: 1 E: 0 K: 1 S: 7	H: 2 LOB: 1 BB: 0 P: 7	R: 2 E: 0 K: 0 S: 5	H: 2 LOB: 0 BB: 0 P: 5	R: 1 E: 1 K: 0 S: 5	H: 1 LOB: 2 BB: 1 P: 9	1B: 10 2B: 2 3B: 0 HR: 2	SF: 0 SAC: 0 DP: 0 HBP: 0	WP: 0 PA: 49
PITCHER	IP 5.2	WLS 27	H 7	R 3	ER 3	SO 3	BB 3	IBB 0	HBP 0	BLK 0	WP 0	HR 1	S 30	P 42	ERA 4.76	WHIP 1.765					
Mark Davis, L ERA: 4.7																					
Jim Barr, R ERA: 4.95	0.1	1	0	0	0	0	0	0	0	0	0	0	1	1	0.00	0.000					
Gary Lavelle, L ERA: 2.54	3.0	15	6	3	3	2	0	0	0	0	0	1	19	19	9.00	2.000					
Greg Minton, R ERA: 3.66	1.0	L	6	1	1	0	0	0	0	0	0	0	5	9	0.00	1.000					

New York Mets @ San Francisco Giants
Candlestick Park, San Francisco, CA
Fri Aug 19 1983, 10:05 PM EDT
Att: 5,829 - Unknown

AB 45
R 7
H 14
RBI 7
BB 4
SO 5
LOB 18



Batter	1	2	3	4	5	6	7	8	9	10	AB	R	H	RBI	BB	SO	LOB	BOTTOM			
Johnnie LeMaster, R OBP: 0.327, SLG: 0.326	F4		S 1B BB		4-3 1B		1-3			BB IBB	3	2	1	1	2	0	0				
Darrell Evans, L OBP: 0.375, SLG: 0.524	WP BB 1B		F7		4-3		3-1			K	5	1	1	0	0	1	4				
Jack Clark, R OBP: 0.351, SLG: 0.426	WP 1B BB							G3			3	1	2	2	2	0	0				
Jeffrey Leonard, R OBP: 0.315, SLG: 0.459	8-3 1B		5-3		K			5-3		K	5	0	1	2	0	2	5				
Chili Davis, S OBP: 0.323, SLG: 0.376	8-3				F5			1B 1B			5	1	2	0	0	1	1				
Tom O'Malley, L OBP: 0.335, SLG: 0.343			G3		4-3			G6-4-3 1B		K	4	0	1	1	1	1	0				
John Rabb, R OBP: 0.307, SLG: 0.370	F8				F8			G6-4-3 1B		F2	5	0	0	0	0	0	3				
Duane Kuiper, L OBP: 0.388, SLG: 0.294 Joel Youngblood, R OBP: 0.342, SLG: 0.475 Gary Lavelle, S		4-3			SH1 1B BB			F7			1	1	0	0	1	0	0				
Max Venable, L OBP: 0.252, SLG: 0.411 Joe Pettini, R OBP: 0.238, SLG: 0.211								BB 2B			0	0	0	0	0	0	0				
Mark Davis, L OBP: 0.222, SLG: 0.125 Jim Barr, R OBP: 0.263, SLG: 0.187 Brad Wellman, R OBP: 0.240, SLG: 0.282 Dave Bergman, L OBP: 0.240, SLG: 0.286 Bob Brenly, R OBP: 0.267, SLG: 0.362 Greg Minton, S OBP: 0.266, SLG: 0.429			4-3		SH1			K		K	1	0	0	0	0	0	0				
Inning Stats	R: 2 E: 0 K: 0 S: 4	H: 2 LOB: 0 BB: 8 P: 8	R: 0 E: 0 K: 0 S: 3	H: 0 LOB: 0 BB: 0 P: 3	R: 0 E: 0 K: 0 S: 4	H: 1 LOB: 1 BB: 1 P: 8	R: 0 E: 0 K: 0 S: 3	H: 0 LOB: 0 BB: 0 P: 3	R: 2 E: 0 K: 1 S: 7	H: 2 LOB: 1 BB: 1 P: 11	R: 1 E: 0 K: 0 S: 4	H: 2 LOB: 0 BB: 0 P: 4	R: 0 E: 0 K: 0 S: 4	H: 1 LOB: 2 BB: 1 P: 8	R: 0 E: 0 K: 3 S: 10	H: 1 LOB: 3 BB: 2 P: 18	R: 0 E: 0 K: 2 S: 7	H: 0 LOB: 0 BB: 0 P: 7	1B: 8 2B: 2 3B: 0 HR: 0	SF: 0 SAC: 1 DP: 2 HBP: 0	WP: 1 PA: 43
PITCHER	IP 5.0	WLS 22	H 5	R 5	ER 5	SO 1	BB 3	IBB 0	HBP 0	BLK 0	WP 1	HR 0	S 21	P 33	ERA 9.00	WHIP 1.600					
Tom Seaver, R ERA: 3.7																					
Carlos Diaz, L ERA: 2.2	2.0	7	2	1	1	1	0	0	0	0	0	0	9	9	4.50	1.000					
Doug Sisk, R ERA: 2.52	1.0	6	2	0	0	0	1	0	0	0	0	0	5	9	0.00	3.000					
Jesse Orosco, L ERA: 1.18	2.0	W	8	0	0	0	5	1	1	0	0	0	0	16	24	0.00	0.500				

New York Mets @ San Francisco Giants
Candlestick Park, San Francisco, CA
Fri Aug 19 1983, 10:05 PM EDT
Att: 5,829 - Unknown

AB 36
R 6
H 9
RBI 6
BB 6
SO 7
LOB 14



Batter	1	2	3	4	5	6	7	8	9	AB R H RBI BB SO LOB	TOP											
Danny Heep, L OBP: 0.330, SLG: 0.415 (1, 8)	K2-3		F7		K	G3			4-3	5 0 0 0 0 2 2	New York Mets @ San Francisco Giants Candlestick Park, San Francisco, CA Sat Aug 20 1983, 6:33 AM EDT Att: 23,319 - Unknown livebaseballscorecards.com											
Hubie Brooks, R OBP: 0.302, SLG: 0.344 (1, 5)	K		5-3		1B HR	5-3			L6	5 1 1 0 0 1 1												
Keith Hernandez, L OBP: 0.379, SLG: 0.421 (1, 3)	BB			4-3	1B HR		9-6-5		BB	3 1 2 0 2 0 0												
George Foster, R OBP: 0.301, SLG: 0.429 (1, 7)	K			K	HR				L3	4 1 1 4 1 2 2												
Darryl Strawberry, L OBP: 0.309, SLG: 0.458 (1, 9)		K		F8	BB		9-6-5			3 1 0 0 1 1 2												
Ron Hodges, L OBP: 0.372, SLG: 0.287 (1, 2)		1B			2B		6-3			4 1 3 1 0 0 1												
Brian Giles, R OBP: 0.306, SLG: 0.291 (1, 4)		F6			1B				K	4 1 1 0 0 1 2												
José Oquendo, S OBP: 0.262, SLG: 0.243 (1, 6)		6-3			SH3	F4			F9	3 0 0 1 0 0 1												
Ed Lynch, R OBP: 0.200, SLG: 0.182 (1, 1)			6-3		1B HR	G3			K	4 1 2 1 0 1 0												
Inning Stats	R: 0 E: 0 K: 3 S: 9	H: 0 LOB: 1 BB: 1 P: 13	R: 0 E: 0 K: 1 S: 6	H: 1 LOB: 1 BB: 0 P: 6	R: 0 E: 0 K: 0 S: 3	H: 0 LOB: 0 BB: 0 P: 3	R: 0 E: 0 K: 1 S: 5	H: 0 LOB: 0 BB: 0 P: 5	R: 7 E: 1 K: 1 S: 12	H: 7 LOB: 1 BB: 1 P: 16	R: 0 E: 0 K: 0 S: 4	H: 1 LOB: 1 BB: 0 P: 4	R: 0 E: 0 K: 0 S: 3	H: 1 LOB: 1 BB: 1 P: 7	R: 0 E: 0 K: 2 S: 7	H: 0 LOB: 0 BB: 0 P: 7	R: 0 E: 0 K: 0 S: 3	H: 0 LOB: 1 BB: 1 P: 7	1B: 6 2B: 4 3B: 0 HR: 1	SF: 0 SAC: 1 DP: 1 HBP: 0	WP: 0 PB: 0 SB: 0 CS: 0	PA: 40
PITCHER	IP WLS BF H R ER SO BB IBB HBP BLK WP HR S P ERA WHIP											PITCHER	IP WLS BF H R ER SO BB IBB HBP BLK WP HR S P ERA WHIP									
Fred Breining, R ERA: 4.21 (1, 1)	4.2 L 21 6 5 5 6 1 0 0 0 0 0 0 32 36 9.64 1.500																					
Mark Calvert, R ERA: 4.98 (5, 1)	1.1 8 3 2 2 0 1 0 0 0 0 1 7 11 13.50 3.000																					
Renie Martin, R ERA: 4.75 (7, 1)	2.0 7 1 0 0 2 1 0 0 0 0 0 10 14 0.00 1.000																					
Andy McGaffigan, R ERA: 4.71 (9, 1)	1.0 4 0 0 0 0 1 0 0 0 0 0 3 7 0.00 1.000																					

Batter	1	2	3	4	5	6	7	8	9	AB R H RBI BB SO LOB	BOTTOM											
Johnnie LeMaster, R OBP: 0.329, SLG: 0.327 (1, 6)	K			F3		G3-6-3				4 0 2 0 0 1 0	New York Mets @ San Francisco Giants Candlestick Park, San Francisco, CA Sat Aug 20 1983, 6:33 AM EDT Att: 23,319 - Unknown livebaseballscorecards.com											
Darrell Evans, L OBP: 0.372, SLG: 0.519 (1, 3)	F5			F5		G3-6-3			G3-6-3	4 0 0 0 0 0 3												
Jack Clark, R OBP: 0.353, SLG: 0.427 (1, 9)	5-3			1B			1B 2B		F3	4 1 2 0 0 0 0												
Jeffrey Leonard, R OBP: 0.315, SLG: 0.457 (1, 7)		5-3		F9			1B 2B		5-3	4 0 1 0 0 0 1												
Chili Davis, S OBP: 0.320, SLG: 0.374 (1, 8)		L4			G3		F3		L4	4 0 0 0 0 0 2												
Joel Youngblood, R OBP: 0.342, SLG: 0.478 (1, 4)		5-3			F9		2B			3 0 1 1 0 0 0												
Tom O'Malley, L OBP: 0.332, SLG: 0.339 (1, 5)			F5		3-1		F7			3 0 0 0 0 0 1												
John Rabb, R OBP: 0.297, SLG: 0.357 (1, 2)			F8			G3		5-3		3 0 0 0 0 0 0												
Fred Breining, R OBP: 0.182, SLG: 0.154 (1, 1)										1 0 0 0 0 0 1 0	GIANTS											
Mark Calvert, R OBP: 0.305, SLG: 0.395 (5, PH)										0 0 0 0 0 0 0 0												
Duane Kuiper, L OBP: 0.301, SLG: 0.367 (6, PH)										1 0 1 0 0 0 0 0												
Renie Martin, R OBP: 0.301, SLG: 0.367 (7, 1)										0 0 0 0 0 0 0 0												
Dave Bergman, L OBP: 0.301, SLG: 0.367 (8, PH)										1 1 1 1 0 0 0 0												
Andy McGaffigan, R OBP: 0.301, SLG: 0.367 (9, 1)										0 0 0 0 0 0 0 0												
Inning Stats	R: 0 E: 0 K: 1 S: 5	H: 0 LOB: 0 BB: 0 P: 5	R: 0 E: 0 K: 0 S: 3	H: 0 LOB: 0 BB: 0 P: 3	R: 0 E: 0 K: 1 S: 5	H: 0 LOB: 0 BB: 0 P: 5	R: 0 E: 0 K: 0 S: 4	H: 1 LOB: 1 BB: 0 P: 4	R: 0 E: 0 K: 0 S: 3	H: 0 LOB: 0 BB: 0 P: 3	R: 0 E: 0 K: 0 S: 4	H: 2 LOB: 1 BB: 0 P: 4	R: 1 E: 0 K: 0 S: 5	H: 3 LOB: 1 BB: 0 P: 5	R: 1 E: 0 K: 0 S: 4	H: 2 LOB: 0 BB: 0 P: 4	R: 0 E: 0 K: 0 S: 3	H: 0 LOB: 0 BB: 0 P: 3	1B: 5 2B: 2 3B: 0 HR: 1	SF: 0 SAC: 0 DP: 2 HBP: 0	WP: 0 PB: 0 SB: 0 CS: 0	PA: 32
PITCHER	IP WLS BF H R ER SO BB IBB HBP BLK WP HR S P ERA WHIP											PITCHER	IP WLS BF H R ER SO BB IBB HBP BLK WP HR S P ERA WHIP									
Ed Lynch, R ERA: 3.53 (1, 1)	9.0 W 32 8 2 2 2 0 0 0 0 0 1 36 36 2.00 0.889																					

Batter	1	2	3	4	5	6	7	8	9	AB	R	H	RBI	BB	SO	LOB	TOP
Greg Gross, L (1, 8) OBP: 0.391, SLG: 0.378	X 0-0 F9 ①		X 0-0 3-1 ①		X 4-0 1B SF9 BB	X 0-0 6-3 ③		X 0-0 L3 ①	3 1 0 0 1 0 1								
Tug McGraw, R (6, 1) OBP: 0.333, SLG: 0.333	(6, 1) F9								0 0 0 0 0 0 0								
Ron Reed, R (6, 1) OBP: 0.200, SLG: 0.200	(6, 1)								0 0 0 0 0 0 0								
Willie Hernandez, L (6, 1) OBP: 0.500, SLG: 0.500	(6, 1)								0 0 0 0 0 0 0								
Kiko Garcia, R (9, PH) OBP: 0.343, SLG: 0.446	(9, PH)								1 0 0 0 0 0 0								
Pete Rose, S (1, 3) OBP: 0.326, SLG: 0.301	X 0-0 4-3 ②		X 0-0 F8 ②		X 0-0 1-3 1B		X 0-0 4-3 ①	X 0-0 F9 ②	5 0 1 1 0 0 0								
Joe Morgan, L (1, 4) OBP: 0.351, SLG: 0.354	X 0-0 1B 1B		X 0-0 1B 1B		X 0-0 SF9 ②		X 0-3 K ②	X 0-0 F5 ③	4 0 2 1 0 1 0								
Joe Lefebvre, L (1, 5) OBP: 0.418, SLG: 0.594	X 0-0 1B		X 0-0 1B		X 0-0 3-H F5 ③		X 0-0 2B		4 1 3 0 0 0 1								
Gary Matthews, R (1, 7) OBP: 0.368, SLG: 0.394	X 0-0 4-3 ③				X 0-0 5-3 ①		X 0-0 HR 1B	X 0-0 2B	4 1 2 1 0 0 2								
Von Hayes, L (1, 9) OBP: 0.337, SLG: 0.389		X 4-0 BB		X 0-0 3-1 ②		X 0-0 HR	X 0-3 2-H K ③		3 1 1 2 1 1 1								
Bo Diaz, R (1, 2) OBP: 0.300, SLG: 0.382	X 0-0 F7 ①		X 0-0 HR		X 0-0 4-3 ①		X 0-0 6-3 ①		4 1 1 1 0 0 1								
Ivan De Jesus, R (1, 6) OBP: 0.326, SLG: 0.320		X 0-3 K ②		X 0-0 4-3 ③		X 0-0 L7 ②	X 0-0 L4 ②		4 0 0 0 0 1 1								
Charles Hudson, S (1, 1) OBP: 0.195, SLG: 0.132		X 0-3 K ③				X 0-0 K ①	X 0-0 E8 1B		1 0 0 0 0 1 1								
Steve Jeltz, S (5, PH)	(5, PH)							X 0-0 F8 ③	1 0 0 0 0 1 0								
Larry Andersen, R (5, 1)	(5, 1)								0 0 0 0 0 0 0								
Garry Maddox, R (6, PH)	(6, PH)								2 0 1 0 0 0 0								
Garry Maddox, R (6, 8) OBP: 0.322, SLG: 0.387	(6, 8)																
Inning Stats	R: 0 H: 2 E: 0 LOB: 2 K: 0 BB: 0 S: 5 P: 5	R: 0 H: 0 E: 0 LOB: 1 K: 2 BB: 1 S: 7 P: 11	R: 0 H: 2 E: 0 LOB: 2 K: 0 BB: 0 S: 4 P: 4	R: 1 H: 1 E: 0 LOB: 0 K: 0 BB: 0 S: 4 P: 4	R: 1 H: 1 E: 0 LOB: 1 K: 1 BB: 1 S: 6 P: 10	R: 2 H: 3 E: 1 LOB: 1 K: 0 BB: 0 S: 6 P: 6	R: 1 H: 2 E: 0 LOB: 1 K: 2 BB: 0 S: 9 P: 9	R: 0 H: 0 E: 0 LOB: 0 K: 0 BB: 0 S: 3 P: 3	R: 0 H: 0 E: 0 LOB: 0 K: 0 BB: 0 S: 3 P: 3	1B: 7 SF: 1 2B: 2 SAC: 0 3B: 0 DP: 0 HR: 2 HBP: 0	WP: 0 PA: 39 PB: 0 SB: 0 CS: 0						
PITCHER	IP WLS BF H R ER SO BB IBB HBP BLK WP HR S P ERA WHIP																
Bill Laskey, R (1, 1) ERA: 4.19	5.0 W 24 8 4 4 3 2 0 0 0 0 0 2 28 36 7.20 2.000																
Andy McGaffigan, R (6, 1) ERA: 4.57	1.0 4 1 0 0 0 0 0 0 0 0 0 0 4 4 0.00 1.000																
Gary Lavelle, L (7, 1) ERA: 2.64	3.0 S 11 2 1 1 2 0 0 0 0 0 0 0 15 15 3.00 0.667																

Philadelphia Phillies @ San Francisco Giants
Candlestick Park, San Francisco, CA
Mon Aug 22 1983, 10:05 PM EDT
Att: 16,048 - Unknown

AB 36
R 5
H 11
RBI 5
BB 2
SO 5
LOB 8



Batter	1	2	3	4	5	6	7	8	9	AB	R	H	RBI	BB	SO	LOB	BOTTOM
Johnnie LeMaster, R (1, 6) OBP: 0.328, SLG: 0.325	X 0-0 1B 2B 1B	X 0-0 CS 1B			X 0-3 K ①	X 0-0 E5 1B		X 4-0 BB	4 2 2 0 1 1 1								
Tom O'Malley, L (1, 5) OBP: 0.333, SLG: 0.340	X 0-0 2B 1B 1B	X 0-0 F8 ③			X 0-3 K ②	X 0-0 1-3 2-H 3-H 1B		X 0-0 BB	5 1 2 2 0 1 2								
Jack Clark, R (1, 9) OBP: 0.353, SLG: 0.427	X 0-0 1-3 2-H 1B 2B		X 0-0 6-3 ①		X 0-0 F3 ③	X 0-3 2-H 3-H 1B ②			4 1 1 1 0 1 1								
Darrell Evans, L (1, 3) OBP: 0.372, SLG: 0.514	X 0-0 2-H 3-H HR 1B		X 0-3 K ②		X 0-0 1B BB	X 0-0 K ①			3 2 1 2 1 2 1								
Jeffrey Leonard, R (1, 7) OBP: 0.316, SLG: 0.465	X 0-0 1-H HR		X 0-0 1B		X 0-3 K ①	X 0-0 F8 ①			4 1 2 2 0 1 1								
Chili Davis, S (1, 8) OBP: 0.321, SLG: 0.375	X 0-0 6-3 ①		X 0-0 4-3 ③		X 0-0 1B 2B	X 0-3 K ②			4 1 1 0 0 1 1								
John Rabb, R (1, 2) OBP: 0.287, SLG: 0.345	X 0-0 6-3 ②		X 0-0 6-3 ①		X 0-0 1B 2B	X 0-3 K ③			2 0 0 0 0 0 0								
Steve Nicosia, R (6, PH) OBP: 0.184, SLG: 0.271	(6, PH) 6-3				X 0-0 1B E 1B	X 0-0 K ①			1 0 1 1 0 0 0								
Brad Wellman, R (6, PR) OBP: 0.303, SLG: 0.250	(6, PR) 6-3				X 0-0 2-3 3-H 1B	X 0-0 K ②			1 1 0 0 0 1 0								
Duane Kuiper, L (1, 4) OBP: 0.367, SLG: 0.301	X 0-0 F9 ③		X 0-0 F5 ②		X 0-0 1-3 3-H 1B	X 0-0 BB 1B		X 0-0 F9 ①	2 0 0 0 0 0 0								
Dave Bergman, L (6, PH) OBP: 0.346, SLG: 0.322	(6, PH) F9				X 0-0 1-3 3-H 1B	X 0-0 E 1B			1 1 1 1 0 0 0								
Gary Lavelle, S (7, 1)	(7, 1) F9				X 0-0 1-2 1B BB	X 0-0 1B			1 0 0 0 0 0 0								
Bill Laskey, R (1, 1) OBP: 0.236, SLG: 0.106	(1, 1)	X 0-3 K ①		X 0-0 4-3 ③		X 0-0 E 1B		X 0-3 K ②	2 0 0 0 0 1 0								
Andy McGaffigan, R (6, 1) OBP: 0.071, SLG: 0.074	(6, 1)				X 0-0 1-2 1B BB	X 0-0 K ①			0 0 0 0 0 0 0								
Bob Brenly, R (6, PH) OBP: 0.301, SLG: 0.360	(6, PH) K								1 1 0 0 1 1 0								
Inning Stats	R: 5 H: 5 E: 0 LOB: 0 K: 0 BB: 0 S: 8 P: 8	R: 0 H: 1 E: 0 LOB: 0 K: 1 BB: 0 S: 5 P: 5	R: 0 H: 1 E: 0 LOB: 1 K: 1 BB: 0 S: 6 P: 6	R: 0 H: 0 E: 0 LOB: 0 K: 0 BB: 0 S: 3 P: 3	R: 0 H: 0 E: 0 LOB: 0 K: 2 BB: 0 S: 7 P: 7	R: 6 H: 4 E: 1 LOB: 1 K: 3 BB: 2 S: 14 P: 22	R: 0 H: 0 E: 0 LOB: 0 K: 2 BB: 0 S: 7 P: 7	R: 0 H: 0 E: 0 LOB: 1 K: 1 BB: 1 S: 5 P: 9	R: 0 H: 0 E: 0 LOB: 0 K: 0 BB: 0 S: 3 P: 3	1B: 8 SF: 0 2B: 2 SAC: 0 3B: 0 DP: 0 HR: 1 HBP: 0	WP: 0 PA: 38 PB: 0 SB: 0 CS: 1						
PITCHER	IP WLS BF H R ER SO BB IBB HBP BLK WP HR S P ERA WHIP																
Charles Hudson, R (1, 1) ERA: 3.52	4.0 L 18 7 5 5 2 0 0 0 0 0 0 0 1 22 22 11.25 1.750																
Larry Andersen, R (5, 1) ERA: 4.0	1.0 3 0 0 0 0 2 0 0 0 0 0 0 0 7 7 0.00 0.000																
Tug McGraw, L (6, 1) ERA: 3.22	0.1 3 1 2 2 1 1 0 0 0 0 0 0 0 4 8 54.00 6.000																
Ron Reed, R (6, 1) ERA: 3.01	0.0 5 3 4 2 0 1 0 0 0 0 0 0 0 4 8 = =																
Willie Hernandez, L (6, 1) ERA: 3.28	2.2 9 0 0 0 5 1 0 0 0 0 0 0 0 18 22 0.00 0.375																

Philadelphia Phillies @ San Francisco Giants
Candlestick Park, San Francisco, CA
Mon Aug 22 1983, 10:05 PM EDT
Att: 16,048 - Unknown

AB 35
R 11
H 11
RBI 9
BB 3
SO 10
LOB 7



Batter	1	2	3	4	5	6	7	8	9	AB	R	H	RBI	BB	SO	LOB	TOP										
Juan Samuel, R OBP: 0.400, SLG: 0.750	F8		E8	K				F3		4	1	1	0	1	1	3	Philadelphia Phillies @ San Francisco Giants Candlestick Park, San Francisco, CA Wed Aug 24 1983, 6:33 AM EDT Att: 14,317 - Unknown										
Joe Lefebvre, L OBP: 0.419, SLG: 0.587	HBP		G2							3	0	1	1	1	1	0											
Gary Matthews, R OBP: 0.361, SLG: 0.385	FC6-4		6-3							5	0	0	0	0	0	5											
Mike Schmidt, R OBP: 0.384, SLG: 0.491	1B		K							4	0	2	0	1	1	1											
Tony Perez, R OBP: 0.311, SLG: 0.382	F7									4	0	0	0	1	1	5											
Bo Diaz, R OBP: 0.296, SLG: 0.377										4	0	0	0	0	1	1											
Bob Demier, R OBP: 0.296, SLG: 0.292										3	1	1	0	0	0	0											
Joe Morgan, L OBP: 0.350, SLG: 0.357	F8									1	0	0	0	0	0	0											
Greg Gross, L OBP: 0.395, SLG: 0.378										0	0	0	0	0	0	0											
Ivan De Jesus, R OBP: 0.333, SLG: 0.323										3	1	2	0	1	0	3											
Steve Carlton, L OBP: 0.207, SLG: 0.259										3	0	1	0	0	1	3											
Inning Stats	R: 0 E: 0 K: 0 S: 4	H: 1 LOB: 2 BB: 0 P: 5	R: 0 E: 1 K: 1 S: 6	H: 1 LOB: 1 BB: 0 P: 6	R: 1 E: 1 K: 1 S: 6	H: 1 LOB: 0 BB: 0 P: 6	R: 1 E: 0 K: 1 S: 7	H: 1 LOB: 2 BB: 1 P: 11	R: 0 E: 0 K: 1 S: 5	H: 0 LOB: 1 BB: 1 P: 9	R: 1 E: 0 K: 0 S: 5	H: 2 LOB: 3 BB: 2 P: 13	R: 0 E: 0 K: 1 S: 5	H: 1 LOB: 0 BB: 1 P: 5	R: 0 E: 0 K: 0 S: 3	H: 0 LOB: 1 BB: 1 P: 7	R: 0 E: 0 K: 1 S: 6	H: 1 LOB: 1 BB: 0 P: 6	1B: 6 2B: 1 3B: 1 HR: 0	SF: 0 SAC: 1 DP: 1 HBP: 1	WP: 1 PB: 0 SB: 0 CS: 0	PA: 41					
PITCHER	IP	WLS	BF	H	R	ER	SO	BB	IBB	HBP	BLK	WP	HR	S	P	ERA	WHIP										
Mark Davis, L ERA: 4.57	(1, 1)	5.2	29	6	3	2	4	3	1	1	0	1	0	32	49	3.18	1.588										
Rene Martin, R ERA: 4.54	(6, 1)	3.1	W	12	2	0	0	2	1	0	0	0	0	15	19	0.00	0.900										

Batter	1	2	3	4	5	6	7	8	9	AB	R	H	RBI	BB	SO	LOB	BOTTOM										
Johnnie LeMaster, R OBP: 0.324, SLG: 0.319	K									4	1	0	0	1	2	2	Philadelphia Phillies @ San Francisco Giants Candlestick Park, San Francisco, CA Wed Aug 24 1983, 6:33 AM EDT Att: 14,317 - Unknown										
Joel Youngblood, R OBP: 0.351, SLG: 0.488	1B									4	2	3	2	1	0	0											
Jack Clark, R OBP: 0.353, SLG: 0.423	1B									2	0	1	0	2	0	1											
Jeffrey Leonard, R OBP: 0.317, SLG: 0.468	1B									4	0	1	1	0	2	3											
Chili Davis, S OBP: 0.322, SLG: 0.374	L7									3	0	0	0	1	2	4											
Steve Nicosia, R OBP: 0.208, SLG: 0.288	F9									3	1	1	0	0	0	4											
Bob Brenly, R OBP: 0.303, SLG: 0.372										3	1	1	2	1	2	0											
Brad Wellman, R OBP: 0.311, SLG: 0.256										4	0	2	0	0	1	2											
Mark Davis, L OBP: 0.211, SLG: 0.118										1	0	0	0	0	0	1											
Rene Martin, R OBP: 0.364, SLG: 0.636										1	0	0	0	0	1	0											
Tom O'Malley, L OBP: 0.330, SLG: 0.336										1	0	0	0	0	0	0											
Inning Stats	R: 1 E: 0 K: 1 S: 8	H: 3 LOB: 2 BB: 0 P: 8	R: 0 E: 0 K: 2 S: 8	H: 1 LOB: 1 BB: 0 P: 8	R: 0 E: 0 K: 1 S: 4	H: 0 LOB: 1 BB: 1 P: 8	R: 2 E: 0 K: 1 S: 8	H: 3 LOB: 1 BB: 0 P: 8	R: 0 E: 0 K: 2 S: 8	H: 1 LOB: 2 BB: 1 P: 12	R: 0 E: 0 K: 3 S: 9	H: 0 LOB: 0 BB: 0 P: 9	R: 0 E: 0 K: 0 S: 3	H: 0 LOB: 1 BB: 1 P: 7	R: 0 E: 0 K: 0 S: 2	H: 0 LOB: 2 BB: 2 P: 10	R: 2 E: 0 K: 0 S: 2	H: 1 LOB: 0 BB: 1 P: 6	1B: 7 2B: 0 3B: 0 HR: 2	SF: 0 SAC: 2 DP: 2 HBP: 0	WP: 0 PB: 0 SB: 0 CS: 0	PA: 38					
PITCHER	IP	WLS	BF	H	R	ER	SO	BB	IBB	HBP	BLK	WP	HR	S	P	ERA	WHIP										
Steve Carlton, L ERA: 2.91	(1, 1)	8.1	L	38	9	5	5	10	5	1	0	0	2	52	76	5.40	1.680										



Batter	1	2	3	4	5	6	7	8	9	AB	R	H	RBI	BB	SO	LOB	TOP								
Johnnie LeMaster, R OBP: 0.328, SLG: 0.323										5	0	2	0	0	0	2									
Max Venable, L OBP: 0.305, SLG: 0.411										4	0	1	0	1	1	3									
Jack Clark, R OBP: 0.353, SLG: 0.421										5	3	1	0	0	0	3									
Darrell Evans, L OBP: 0.383, SLG: 0.533										4	1	3	3	1	0	0									
Jeffrey Leonard, R OBP: 0.325, SLG: 0.486										1	0	0	0	0	1	1									
Chili Davis, S OBP: 0.320, SLG: 0.370										3	1	1	1	1	0	1									
Joel Youngblood, R OBP: 0.358, SLG: 0.506										3	1	1	1	1	0	1									
Dave Bergman, L OBP: 0.349, SLG: 0.348										2	1	1	0	0	0	1									
Steve Nicosia, R OBP: 0.213, SLG: 0.271										1	0	0	0	0	3										
Joe Pettini, R OBP: 0.224, SLG: 0.197										2	0	0	0	0	2										
Bob Brenly, R OBP: 0.304, SLG: 0.371										4	1	2	1	0	0	3									
Bill Laskey, R OBP: 0.236, SLG: 0.106										0	0	0	0	0	0	0									
Andy McGaffigan, R OBP: 0.103, SLG: 0.143										1	0	1	2	0	0	0									
Jim Barr, R OBP: 0.071, SLG: 0.143										2	0	0	0	0	1	1									
Gary Lavelle, S OBP: 0.224, SLG: 0.197										1	0	0	0	0	0	0									
Inning Stats	R: 1 E: 0 K: 1 S: 7	H: 3 LOB: 1 BB: 0 P: 7	R: 2 E: 0 K: 0 S: 6	H: 3 LOB: 2 BB: 1 P: 10	R: 0 E: 0 K: 0 S: 2	H: 0 LOB: 1 BB: 0 P: 3	R: 1 E: 0 K: 0 S: 5	H: 2 LOB: 1 BB: 0 P: 5	R: 0 E: 0 K: 0 S: 4	H: 1 LOB: 3 BB: 2 P: 12	R: 0 E: 0 K: 2 S: 7	H: 1 LOB: 0 BB: 0 P: 7	R: 2 E: 1 K: 1 S: 7	H: 1 LOB: 0 BB: 0 P: 7	R: 0 E: 0 K: 0 S: 3	H: 0 LOB: 0 BB: 0 P: 3	R: 1 E: 0 K: 1 S: 7	H: 2 LOB: 2 BB: 1 P: 11	1B: 8 2B: 3 3B: 1 HR: 1	SF: 1 SAC: 0 DP: 1 HBP: 1	WP: 0 PB: 0 SB: 0 CS: 2	PA: 43			
PITCHER	IP	WLS	BF	H	R	ER	SO	BB	IBB	HBP	BLK	WP	HR	S	P	ERA	WHIP								
Craig Swan, R ERA: 5.51	1.2	L	10	6	3	3	1	0	0	0	0	0	0	12	12	16.20	3.600								
Tom Gorman, L ERA: 4.95	0.1		2	0	0	0	0	1	0	0	0	0	0	1	5	0.00	3.000								
Doug Sisk, R ERA: 2.5	2.1		12	3	1	1	0	2	0	1	0	0	0	9	18	3.86	2.143								
Carlos Diaz, L ERA: 2.19	2.2		10	2	2	1	3	0	0	0	0	0	1	16	16	3.38	0.750								
Scott Holman, R ERA: 3.94	2.0		9	2	1	1	1	0	1	0	0	0	0	10	14	4.50	1.000								

San Francisco Giants @ New York Mets
Shea Stadium, Flushing, NY
Sun Aug 28 1983, 3:33 AM EDT
Att: 14,163 - Unknown

AB 37
R 7
H 13
RBI 7
BB 4
SO 5
LOB 20



Batter	1	2	3	4	5	6	7	8	9	AB	R	H	RBI	BB	SO	LOB	BOTTOM								
Mookie Wilson, S OBP: 0.304, SLG: 0.356										3	0	0	0	0	0	2									
Carlos Diaz, R										0	0	0	0	0	0	0									
Mark Bradley, R OBP: 0.301, SLG: 0.326										1	0	0	0	0	0	0									
Scott Holman, R OBP: 0.263, SLG: 0.263										0	0	0	0	0	0	0									
Bob Bailor, R OBP: 0.293, SLG: 0.298										4	0	2	0	0	0	0									
Keith Hernandez, L OBP: 0.383, SLG: 0.418										2	1	0	0	0	2	1									
George Foster, R OBP: 0.297, SLG: 0.422										4	0	0	0	0	0	2									
Darryl Strawberry, L OBP: 0.313, SLG: 0.489										4	0	1	1	0	0	0									
Ron Hodges, L OBP: 0.371, SLG: 0.282										1	1	0	0	2	1	0									
Junior Ortiz, R OBP: 0.242, SLG: 0.238										1	0	0	0	0	1	0									
Brian Giles, R OBP: 0.302, SLG: 0.287										4	0	2	0	0	1	2									
José Oquendo, S OBP: 0.277, SLG: 0.266										3	0	0	0	1	1	1									
Craig Swan, R OBP: 0.077, SLG: 0.077										0	0	0	0	0	0	0									
Tom Gorman, L OBP: 0.250, SLG: 0.250										0	0	0	0	0	0	0									
Rusty Staub, L OBP: 0.391, SLG: 0.421										1	0	0	1	0	0	2									
Doug Sisk, R OBP: 0.400, SLG: 0.400										1	0	0	0	0	0	0									
Danny Heep, L OBP: 0.320, SLG: 0.400										2	0	0	0	0	0	0									
Inning Stats	R: 0 E: 0 K: 0 S: 4	H: 1 LOB: 1 BB: 0 P: 4	R: 1 E: 0 K: 0 S: 4	H: 1 LOB: 2 BB: 2 P: 12	R: 1 E: 0 K: 0 S: 4	H: 1 LOB: 2 BB: 1 P: 9	R: 0 E: 0 K: 0 S: 3	H: 0 LOB: 0 BB: 0 P: 3	R: 0 E: 0 K: 1 S: 5	H: 0 LOB: 0 BB: 0 P: 5	R: 0 E: 0 K: 1 S: 6	H: 1 LOB: 1 BB: 0 P: 6	R: 0 E: 0 K: 1 S: 6	H: 1 LOB: 1 BB: 0 P: 6	R: 0 E: 0 K: 1 S: 5	H: 0 LOB: 0 BB: 0 P: 5	R: 0 E: 0 K: 2 S: 7	H: 0 LOB: 0 BB: 0 P: 7	1B: 4 2B: 1 3B: 0 HR: 0	SF: 0 SAC: 1 DP: 0 HBP: 1	WP: 0 PB: 0 SB: 0 CS: 0	PA: 36			
PITCHER	IP	WLS	BF	H	R	ER	SO	BB	IBB	HBP	BLK	WP	HR	S	P	ERA	WHIP								
Bill Laskey, R ERA: 4.19	1.1		8	2	1	1	0	2	0	0	2	0	0	6	14	6.75	3.000								
Andy McGaffigan, R ERA: 4.69	4.2	W	18	2	1	1	2	0	1	1	0	0	0	20	25	1.93	0.429								
Jim Barr, R ERA: 4.65	2.1		10	1	0	0	4	0	0	0	0	0	0	18	18	0.00	0.333								
Gary Lavelle, L ERA: 2.54	3.0	S	10	1	0	0	4	0	0	0	0	0	0	18	18	0.00	0.333								

San Francisco Giants @ New York Mets
Shea Stadium, Flushing, NY
Sun Aug 28 1983, 3:33 AM EDT
Att: 14,163 - Unknown

AB 31
R 2
H 5
RBI 2
BB 3
SO 6
LOB 10



Batter	1	2	3	4	5	6	7	8	9	AB	R	H	RBI	BB	SO	LOB	TOP			
Max Venable, L (1, 7) OBP: 0.299, SLG: 0.402	0-0 4-3		0-3 K			0-0 1-3		0-3 K		4	0	0	0	0	2	0	San Francisco Giants @ Montreal Expos Olympic Stadium, Montreal, QB Mon Aug 29 1983, 7:05 PM EDT Att: 30,485 - Unknown livebaseballscorecards.com			
Joel Youngblood, R (1, 4) OBP: 0.357, SLG: 0.502	0-0 1B		0-0 F7			0-0 F6-3		0-0 4-3		4	0	1	0	0	0	0				
Jack Clark, R (1, 9) OBP: 0.352, SLG: 0.420	0-0 F9			0-0 1B		0-0 4-3		0-0 F3		4	0	1	0	0	0	1				
Darrell Evans, L (1, 6) OBP: 0.384, SLG: 0.534	0-0 1B			0-0 F5			0-0 F4-6-3			3	0	2	0	0	0	1				
Chili Davis, S (1, 8) OBP: 0.320, SLG: 0.369	0-0 F2			0-0 F4-6-3			0-3 K			3	0	1	0	0	1	3				
Tom O'Malley, L (1, 5) OBP: 0.327, SLG: 0.329		0-0 F7		0-0 F4-6-3			0-0 F4-6-3			3	0	0	0	0	0	3				
Dave Bergman, L (1, 3) OBP: 0.348, SLG: 0.347		0-0 F7			0-0 F9			0-0 F6-4-3		3	0	1	0	0	0	0				
Bob Brenly, R (1, 2) OBP: 0.300, SLG: 0.366	0-3 K				0-0 5-3			0-0 F6-4-3		3	0	0	0	0	1	1				
Mike Krukow, R (1, 1) OBP: 0.200, SLG: 0.196			0-3 K					0-3 K		2	0	0	0	0	2	0				
Duane Kuiper, L (8, PH) OBP: 0.360, SLG: 0.294										1	0	0	0	0	1	0				
Rene Martin, R (8, 1) OBP: 0.364, SLG: 0.636										0	0	0	0	0	0	0				
Inning Stats	R: 0 E: 0 K: 0 S: 5	H: 2 LOB: 2 BB: 0 P: 5	R: 0 E: 0 K: 1 S: 5	H: 0 LOB: 0 BB: 0 P: 5	R: 0 E: 0 K: 2 S: 7	H: 0 LOB: 0 BB: 0 P: 7	R: 0 E: 0 K: 0 S: 4	H: 2 LOB: 1 BB: 0 P: 4	R: 0 E: 0 K: 1 S: 5	H: 0 LOB: 0 BB: 0 P: 5	R: 0 E: 0 K: 0 S: 3	H: 1 LOB: 0 BB: 0 P: 3	R: 0 E: 0 K: 1 S: 5	H: 1 LOB: 0 BB: 0 P: 5	R: 0 E: 0 K: 1 S: 5	H: 0 LOB: 0 BB: 0 P: 5	1B: 6 2B: 0 3B: 0 HR: 0	SF: 0 SAC: 0 DP: 3 HBP: 0	WP: 0 PB: 0 SB: 0 CS: 0	PA: 30
PITCHER Bryn Smith, R (1, 1) ERA: 2.47	IP: 9.0 WLS: W BF: 30 H: 6 R: 0 ER: 0 SO: 7 BB: 0 IBB: 0 HBP: 0 BLK: 0 WP: 0 HR: 0 S: 44 P: 44 ERA: 0.00 WHIP: 0.667															PITCHER				

Batter	1	2	3	4	5	6	7	8	9	AB	R	H	RBI	BB	SO	LOB	BOTTOM			
Tim Raines, S (1, 7) OBP: 0.381, SLG: 0.421	0-0 E 1B	0-0 3-1		0-3 K		0-0 SF7		0-0 2B		4	1	2	1	0	1	2	San Francisco Giants @ Montreal Expos Olympic Stadium, Montreal, QB Mon Aug 29 1983, 7:05 PM EDT Att: 30,485 - Unknown livebaseballscorecards.com			
Manny Trillo, R (1, 4) OBP: 0.322, SLG: 0.347	0-0 E 1B		0-0 FC5-4		0-0 HR	0-0 6-3		0-0 1-3		5	2	3	2	0	0	2				
Andre Dawson, R (1, 8) OBP: 0.353, SLG: 0.569	0-0 F9		0-0 F6		0-0 F7		0-0 FC4-6	0-0 F9		5	0	1	0	0	0	4				
Al Oliver, L (1, 3) OBP: 0.347, SLG: 0.409	0-0 E 1B		0-0 F7		0-0 2B		0-0 FC4-6	0-0 FC6-4		4	0	2	0	0	0	2				
Tim Wallach, R (1, 5) OBP: 0.350, SLG: 0.470	0-0 F2		0-0 FC5-4		0-0 F9		0-0 FC6-4	0-0 2B		4	1	0	0	0	0	5				
Warren Cromartie, L (1, 9) OBP: 0.344, SLG: 0.366	0-0 E9 1B		0-0 G3		4-0 IBB		0-0 2B			3	0	2	2	1	0	0				
Bobby Ramos, R (1, 2) OBP: 0.375, SLG: 0.340	0-3 K			0-0 BB 1B	0-0 L6		0-0 4-3			4	0	1	0	0	1	5				
Doug Flynn, R (1, 6) OBP: 0.267, SLG: 0.294		0-0 F5-3		4-0 BB 1B		0-0 E4 SH2-4 1B		0-0 F8		3	1	1	0	1	0	0				
Bryn Smith, R (1, 1) OBP: 0.190, SLG: 0.190	0-3 K		0-3 F9		0-0 F9		0-0 SH2-4	0-0 2B 1B		3	0	1	0	0	1	2				
Inning Stats	R: 2 E: 1 K: 1 S: 9	H: 4 LOB: 2 BB: 0 P: 9	R: 0 E: 0 K: 1 S: 5	H: 0 LOB: 0 BB: 0 P: 5	R: 0 E: 0 K: 0 S: 4	H: 1 LOB: 1 BB: 0 P: 4	R: 0 E: 0 K: 1 S: 6	H: 1 LOB: 2 BB: 1 P: 10	R: 1 E: 0 K: 0 S: 5	H: 2 LOB: 2 BB: 1 P: 9	R: 1 E: 1 K: 0 S: 4	H: 1 LOB: 0 BB: 0 P: 4	R: 1 E: 0 K: 0 S: 5	H: 2 LOB: 1 BB: 0 P: 5	R: 0 E: 0 K: 0 S: 5	H: 2 LOB: 2 BB: 0 P: 5	1B: 9 2B: 3 3B: 0 HR: 1	SF: 1 SAC: 1 DP: 0 HBP: 0	WP: 0 PB: 0 SB: 1 CS: 0	PA: 39
PITCHER Mike Krukow, R (1, 1) ERA: 3.45	IP: 7.0 WLS: L BF: 34 H: 11 R: 5 ER: 4 SO: 3 BB: 1 IBB: 0 HBP: 0 BLK: 0 WP: 1 HR: 1 S: 38 P: 46 ERA: 5.14 WHIP: 1.714															PITCHER				
PITCHER Rene Martin, R (8, 1) ERA: 4.45	IP: 1.0 WLS: L BF: 5 H: 2 R: 0 ER: 0 SO: 0 BB: 0 IBB: 0 HBP: 0 BLK: 0 WP: 0 HR: 0 S: 5 P: 5 ERA: 0.00 WHIP: 2.000															PITCHER				

Batter	1	2	3	4	5	6	7	8	9	AB	R	H	RBI	BB	SO	LOB	TOP										
Chili Davis, S OBP: 0.319, SLG: 0.365 (1, 8)	F4	F9			F9			K		4	0	0	0	0	1	1	San Francisco Giants @ Montreal Expos Olympic Stadium, Montreal, QB Wed Aug 31 1983, 7:05 PM EDT Att: 22,883 - Unknown livebaseballscores.com										
Joel Youngblood, R OBP: 0.355, SLG: 0.496 (1, 4)	F3		F9		F6			F9		4	0	0	0	0	0	0											
Jack Clark, R OBP: 0.355, SLG: 0.426 (1, 9)	F6			BB	F2			K		3	0	0	0	1	1	0											
Darrell Evans, L OBP: 0.386, SLG: 0.533 (1, 6)		1B 2B 1B	F3		F8			2B		4	1	2	0	0	0	1											
Jeffrey Leonard, R OBP: 0.322, SLG: 0.481 (1, 7)	K		F9		F2			F7		4	0	0	0	0	1	3											
Tom O'Malley, L OBP: 0.330, SLG: 0.331 (1, 5)		2B E 1B			F6-3			F2		4	1	1	0	0	0	1											
Dave Bergman, L OBP: 0.367, SLG: 0.437 (9, PH) Steve Nicosia, R OBP: 0.213, SLG: 0.271 (9, PH) Max Venable, L OBP: 0.291, SLG: 0.389 (9, PH)		E 2B			G3			F7		3	1	1	1	0	0	0											
Bob Brenly, R OBP: 0.303, SLG: 0.371 (1, 2)		3H 3H	F8					F7		3	0	1	0	0	0	2											
Fred Breining, R OBP: 0.175, SLG: 0.150 (1, 1)		E9 2H 3H			K			K		3	0	1	2	0	2	1											
Inning Stats	R: 0 E: 0 K: 0 S: 3	H: 0 LOB: 0 BB: 0 P: 3	R: 3 E: 1 K: 1 S: 9	H: 4 LOB: 1 BB: 0 P: 9	R: 0 E: 0 K: 0 S: 3	H: 0 LOB: 1 BB: 0 P: 7	R: 0 E: 0 K: 1 S: 6	H: 1 LOB: 1 BB: 0 P: 6	R: 0 E: 0 K: 0 S: 3	H: 0 LOB: 0 BB: 0 P: 3	R: 0 E: 0 K: 1 S: 5	H: 0 LOB: 0 BB: 0 P: 5	R: 0 E: 0 K: 2 S: 7	H: 0 LOB: 0 BB: 0 P: 7	R: 0 E: 0 K: 0 S: 4	H: 1 LOB: 1 BB: 0 P: 4	1B: 3 2B: 3 3B: 0 HR: 0	SF: 0 SAC: 0 DP: 0 HBP: 0	WP: 0 PB: 0 SB: 0 CS: 0	PA: 34							
PITCHER	IP	WLS	BF	H	R	ER	SO	BB	IBB	HBP	BLK	WP	HR	S	P	ERA	WHIP										
Bill Gullickson, R ERA: 3.81 (1, 1)	8.1	W	32	6	3	3	5	1	0	0	0	0	0	41	45	3.24	0.840										
Dan Schatzeder, L ERA: 3.03 (9, 1)	0.1		1	0	0	0	0	0	0	0	0	0	0	1	1	0.00	0.000										
Jeff Reardon, R ERA: 3.03 (9, 1)	0.1	S	1	0	0	0	0	0	0	0	0	0	0	1	1	0.00	0.000										

Batter	1	2	3	4	5	6	7	8	9	AB	R	H	RBI	BB	SO	LOB	BOTTOM										
Tim Raines, S OBP: 0.379, SLG: 0.416 (1, 7)	4-3 S 4-3 BB		1-3		4-3			K		3	1	0	0	1	1	0	San Francisco Giants @ Montreal Expos Olympic Stadium, Montreal, QB Wed Aug 31 1983, 7:05 PM EDT Att: 22,883 - Unknown livebaseballscores.com										
Manny Trillo, R OBP: 0.321, SLG: 0.341 (1, 4)	4-3		K					F8		3	0	0	0	1	1	1											
Andre Dawson, R OBP: 0.351, SLG: 0.563 (1, 8)	4-3		F4					F5		4	0	0	1	0	1	1											
Al Oliver, L OBP: 0.347, SLG: 0.408 (1, 3)					3-1			SH2-4 1B		4	1	3	0	0	0	1											
Gary Carter, R OBP: 0.339, SLG: 0.453 (1, 2)					FC6-4 1B			SH2-4 1B		2	0	0	0	1	1	1											
Tim Lincecum, R OBP: 0.349, SLG: 0.468 (1, 5)								SH2-4 1-2		4	1	1	0	0	2	2											
Warren Cromartie, L OBP: 0.349, SLG: 0.390 (1, 9)										2	1	1	0	2	0	1											
Doug Flynn, R OBP: 0.268, SLG: 0.293 (1, 6) Jeff Reardon, R OBP: 0.145, SLG: 0.143 (9, 1)					FC6-4 1B			F6-3		3	0	1	2	1	0	3											
Bill Gullickson, R OBP: 0.118, SLG: 0.123 (1, 1) Dan Schatzeder, L OBP: 0.200, SLG: 0.200 (9, 1) Angel Salazar, R OBP: 0.300, SLG: 0.222 (9, 6)										0	0	0	0	0	0	0											
Inning Stats	R: 1 E: 0 K: 0 S: 3	H: 1 LOB: 1 BB: 1 P: 7	R: 1 E: 0 K: 1 S: 7	H: 2 LOB: 1 BB: 0 P: 7	R: 0 E: 0 K: 1 S: 5	H: 0 LOB: 0 BB: 0 P: 5	R: 2 E: 1 K: 2 S: 9	H: 2 LOB: 1 BB: 1 P: 13	R: 0 E: 0 K: 1 S: 5	H: 0 LOB: 2 BB: 2 P: 13	R: 0 E: 0 K: 1 S: 5	H: 0 LOB: 0 BB: 0 P: 5	R: 0 E: 0 K: 1 S: 6	H: 1 LOB: 2 BB: 1 P: 10	1B: 4 2B: 2 3B: 0 HR: 0	SF: 0 SAC: 1 DP: 0 HBP: 0	WP: 0 PB: 0 SB: 1 CS: 0	PA: 35									
PITCHER	IP	WLS	BF	H	R	ER	SO	BB	IBB	HBP	BLK	WP	HR	S	P	ERA	WHIP										
Fred Breining, R ERA: 4.01 (1, 1)	8.0	L	35	6	4	3	8	3	3	0	0	0	0	45	69	3.38	1.125										

AB 33
R 3
H 6
RBI 3
BB 1
SO 5
LOB 10



AB 28
R 4
H 6
RBI 3
BB 6
SO 8
LOB 14



Batter	1	2	3	4	5	6	7	8	9	AB	R	H	RBI	BB	SO	LOB	TOP																			
Johnnie LeMaster, R OBP: 0.325, SLG: 0.318 (1, 6)	0-3 K		0-0 P3		0-0 P4	5-3		0-0 F9		5	0	0	0	0	1	4	San Francisco Giants @ Philadelphia Phillies Veterans Stadium, Philadelphia, PA Sat Sep 03 1983, 7:05 PM EDT Att: 26,529 - Unknown																			
Tom O'Malley, L OBP: 0.326, SLG: 0.330 (1, 5)	0-0 4-3		0-0 1B		0-0 G3		0-0 G3		0-0 3-1	5	0	1	1	0	0	0																				
Jack Clark, R OBP: 0.355, SLG: 0.425 (1, 9)	0-3 K		0-0 F8		4-0 1B	F8 1B	BB	0-0 4-3		3	1	0	0	1	1	2																				
Jeffrey Leonard, R OBP: 0.326, SLG: 0.483 (1, 7)		4-0 CS BB		0-0 S 1B		0-0 F8		0-0 1B		3	1	2	0	1	0	1																				
Joel Youngblood, R OBP: 0.349, SLG: 0.488 Brad Wellman, R OBP: 0.310, SLG: 0.262 (6, 4)	0-0 6-3		0-3 K		0-0 K	1B		0-0 P4		3	1	1	0	0	1	2																				
Chili Davis, S OBP: 0.315, SLG: 0.359 (1, 8)	0-0 5-3		0-3 K		0-0 F9			0-0 4-3		4	0	0	0	0	1	3																				
Bob Brenly, R Dave Bergman, L OBP: 0.381, SLG: 0.441 (6, 3)			0-0 4-3		0-0 WP S 1B	1B		0-0 G4-6-3 1B		2	1	1	1	1	0	0																				
Steve Nicosia, R OBP: 0.227, SLG: 0.281 (1, 2)			0-0 1B		0-0 F9	1B		0-0 G4-6-3 1B		4	1	2	3	0	0	2																				
Mike Krukow, R OBP: 0.224, SLG: 0.222 Jim Barr, R OBP: 0.071, SLG: 0.143 Max Venable, L OBP: 0.289, SLG: 0.387 Greg Minton, S OBP: 0.444, SLG: 0.375 (9, 1)	0-0 1B		0-0 1B		0-3 K		0-0 1B		0-0 F7	3	0	2	0	0	1	0																				
Inning Stats	R: 0 E: 0 K: 2 S: 7	H: 0 LOB: 0 BB: 0 P: 7	R: 0 E: 0 K: 0 S: 2	H: 0 LOB: 0 BB: 1 P: 6	R: 1 E: 0 K: 0 S: 6	H: 3 LOB: 2 BB: 0 P: 6	R: 1 E: 0 K: 2 S: 9	H: 2 LOB: 1 BB: 0 P: 9	R: 0 E: 0 K: 1 S: 5	H: 0 LOB: 0 BB: 0 P: 5	R: 3 E: 0 K: 0 S: 6	H: 3 LOB: 2 BB: 2 P: 14	R: 0 E: 0 K: 0 S: 4	H: 1 LOB: 1 BB: 0 P: 4	R: 0 E: 0 K: 0 S: 3	H: 1 LOB: 0 BB: 0 P: 3		R: 0 E: 0 K: 0 S: 3	H: 0 LOB: 0 BB: 0 P: 3	1B: 10 2B: 0 3B: 0 HR: 0	SF: 0 SAC: 0 DP: 1 HBP: 0	WP: 1 PB: 0 CS: 2 CS: 1	PA: 38													
PITCHER	IP	WLS	BF	H	R	ER	SO	BB	IBB	HBP	BLK	WP	HR	S	P	ERA	WHIP	PITCHER		IP	WLS	BF	H	R	ER	SO	BB	IBB	HBP	BLK	WP	HR	S	P	ERA	WHIP
Steve Carlton, L ERA: 3.03 Larry Andersen, R ERA: 2.09 (7, 1)	6.0	L	28	8	5	5	5	2	1	0	0	1	0	35	47	7.50	1.667																			

AB 35
R 5
H 10
RBI 5
BB 3
SO 5
LOB 15



Batter	1	2	3	4	5	6	7	8	9	AB	R	H	RBI	BB	SO	LOB	BOTTOM																			
Joe Morgan, L OBP: 0.349, SLG: 0.371 (1, 4)	0-0 P4		0-0 L9			0-0 HR		0-0 6-3		4	1	1	2	0	0	1	San Francisco Giants @ Philadelphia Phillies Veterans Stadium, Philadelphia, PA Sat Sep 03 1983, 7:05 PM EDT Att: 26,529 - Unknown																			
Gary Matthews, R OBP: 0.357, SLG: 0.390 (1, 7)	0-3 K			0-0 4-3		0-3 K		0-3 K		4	0	0	0	0	3	0																				
Mike Schmidt, R OBP: 0.396, SLG: 0.516 (1, 5)	0-3 K			0-3 K		4-0 G3 1B BB		0-0 L3		3	0	0	0	1	2	0																				
Joe Lefebvre, L OBP: 0.408, SLG: 0.564 (1, 9)		0-0 F8		0-0 4-3		0-0 G3 1B		0-0 F8 SF8 2B		4	1	2	0	0	0	0																				
Len Matuszek, L (1, 3)		0-0 4-3			0-0 P6	0-0 G3		0-0 F8		4	0	0	0	0	0	3																				
Gary Maddox, R OBP: 0.322, SLG: 0.386 Larry Andersen, R OBP: 0.364, SLG: 0.365 (9, PH)		0-0 4-3			0-0 6-3	0-0 L1		0-0 SF8		3	0	0	0	0	0	2																				
Bo Diaz, R OBP: 0.288, SLG: 0.365 Bob Dernier, R OBP: 0.293, SLG: 0.296 (9, PR)			0-0 4-3		0-3 K		0-0 6-3		0-0 S 1B	4	0	1	0	0	1	0																				
Ivan De Jesus, R OBP: 0.325, SLG: 0.320 Pete Rose, S OBP: 0.315, SLG: 0.288 (9, PH)			0-0 F7			0-0 HR		0-0 F8		3	1	1	1	0	0	0																				
Steve Carlton, L OBP: 0.212, SLG: 0.262 Von Hayes, L OBP: 0.334, SLG: 0.376 (7, 8)			0-0 1B			0-0 HR 1B		0-3 K		1	0	1	0	0	0	0																				
Inning Stats	R: 0 E: 0 K: 2 S: 7	H: 0 LOB: 0 BB: 0 P: 7	R: 0 E: 0 K: 0 S: 3	H: 0 LOB: 0 BB: 0 P: 3	R: 0 E: 0 K: 0 S: 4	H: 1 LOB: 1 BB: 0 P: 4	R: 0 E: 0 K: 1 S: 5	H: 0 LOB: 0 BB: 0 P: 5	R: 0 E: 0 K: 1 S: 5	H: 0 LOB: 0 BB: 0 P: 5	R: 3 E: 0 K: 1 S: 9	H: 4 LOB: 2 BB: 1 P: 13	R: 0 E: 0 K: 1 S: 5	H: 0 LOB: 0 BB: 0 P: 5	R: 0 E: 0 K: 1 S: 5	H: 0 LOB: 0 BB: 0 P: 5		R: 1 E: 0 K: 0 S: 5	H: 2 LOB: 2 BB: 0 P: 5	1B: 4 2B: 1 3B: 0 HR: 2	SF: 1 SAC: 0 DP: 0 HBP: 0	WP: 0 PB: 0 SB: 1 CS: 0	PA: 35													
PITCHER	IP	WLS	BF	H	R	ER	SO	BB	IBB	HBP	BLK	WP	HR	S	P	ERA	WHIP	PITCHER		IP	WLS	BF	H	R	ER	SO	BB	IBB	HBP	BLK	WP	HR	S	P	ERA	WHIP
Mike Krukow, R ERA: 3.5 Jim Barr, R ERA: 4.45 Greg Minton, R ERA: 3.57 (9, 1)	5.1	W	21	4	3	3	5	1	0	0	0	0	0	13	13	5.06	0.938																			

AB 33
R 4
H 7
RBI 4
BB 1
SO 7
LOB 7



Batter	1	2	3	4	5	6	7	8	9	AB	R	H	RBI	BB	SO	LOB	TOP										
Johnnie LeMaster, R OBP: 0.327, SLG: 0.318	0-3 K	4-0 1B E BB		0-0 FC1-5 S 1B		1-0 FC6-4 1B HBP		0-0 FC3-6 4-3 1B	0-3 K	4	2	1	0	1	2	3	San Francisco Giants @ Philadelphia Phillies Veterans Stadium, Philadelphia, PA Sun Sep 04 1983, 3:33 AM EDT Att: 24,385 - Unknown										
Tom O'Malley, L OBP: 0.329, SLG: 0.331	0-0 E4 WP HR	0-0 1-3 2-H 1B		0-0 FC1-5-6 HR		0-0 FC6-4 1B		0-0 4-3		5	2	2	1	0	0	2											
Jack Clark, R OBP: 0.355, SLG: 0.431	0-3 K	0-0 E5 2B		0-0 1-H HR		0-0 FC6-4 WP		0-0 1-2 2-3 1B		5	1	2	3	0	1	3											
Darrell Evans, L OBP: 0.390, SLG: 0.544	0-0 2-H HR	0-0 1-3 2B		0-3 K		0-0 P4			0-0 1B 2B	5	2	3	2	0	1	2											
Jeffrey Leonard, R OBP: 0.327, SLG: 0.482	0-0 1B	0-3 K			0-3 K		0-0 F8		0-0 2-H 2B 1B	5	1	2	1	0	2	4											
Joel Youngblood, R OBP: 0.348, SLG: 0.485	0-0 5-3		0-0 F8		0-0 1B			0-3 K	0-3 2-H 1B	4	0	1	0	0	1	1											
Chili Davis, S OBP: 0.314, SLG: 0.358					0-0 1B				0-3 K	1	0	0	0	0	1	1											
Dave Bergman, L OBP: 0.368, SLG: 0.426		0-0 L4	0-0 5-3		0-0 F7		0-0 F8		0-3 K	4	0	0	0	0	0	1											
Brad Wellman, R OBP: 0.309, SLG: 0.261									1-2 K	1	0	0	0	0	1	1											
Steve Nicosia, R OBP: 0.254, SLG: 0.284		4-0 2B BB	0-0 F9		0-0 1-2 1B		0-3 K		4-0 2B IBB	3	1	1	0	2	1	0											
Mark Davis, L OBP: 0.261, SLG: 0.200		0-0 1-H 1B 2B		0-3 K	0-3 K			0-0 FC3-6 1B	0-0 1-3 2-H 2B	1	1	1	1	0	0	0											
Andy McGaffigan, R OBP: 0.097, SLG: 0.133										2	0	0	0	0	2	2											
Greg Minton, S OBP: 0.545, SLG: 0.600										2	0	2	1	0	0	0											
Inning Stats	R: 2 E: 1 K: 2 S: 10	H: 2 LOB: 1 BB: 0 P: 10	R: 3 E: 1 K: 1 S: 8	H: 3 LOB: 2 BB: 2 P: 16	R: 0 E: 0 K: 0 S: 3	H: 0 LOB: 0 BB: 0 P: 3	R: 2 E: 0 K: 2 S: 9	H: 2 LOB: 2 BB: 0 P: 9	R: 0 E: 0 K: 0 S: 4	H: 1 LOB: 2 BB: 0 P: 5	R: 0 E: 0 K: 2 S: 7	H: 0 LOB: 0 BB: 0 P: 7	R: 1 E: 0 K: 0 S: 4	H: 2 LOB: 1 BB: 0 P: 4	R: 2 E: 0 K: 3 S: 12	H: 3 LOB: 2 BB: 1 P: 16	1B: 9 2B: 4 3B: 0 HR: 2	SF: 0 SAC: 0 DP: 0 HBP: 1	WP: 2 PB: 0 CS: 0	PA: 46							
PITCHER	IP	WLS	BF	H	R	ER	SO	BB	IBB	HBP	BLK	WP	HR	S	P	ERA	WHIP										
Kevin Gross, R ERA: 3.34	1.2	L	13	5	5	2	2	2	0	0	0	1	1	15	23	10.80	4.200										
Tug McGraw, L ERA: 3.67	0.1		1	0	0	0	1	0	0	0	0	0	0	3	3	0.00	0.000										
Willie Hernandez, L ERA: 3.27	3.0		15	5	2	2	4	0	0	1	0	0	1	22	23	6.00	1.667										
Larry Andersen, R ERA: 1.96	1.0		3	0	0	0	0	0	0	0	0	1	0	3	3	0.00	0.000										
Ron Reed, R ERA: 3.75	3.0		14	5	3	3	5	0	1	0	0	0	0	23	27	9.00	1.667										

AB	42
R	10
H	15
RBI	9
BB	3
SO	12
LOB	20



Batter	1	2	3	4	5	6	7	8	9	AB	R	H	RBI	BB	SO	LOB	BOTTOM										
Bob Dernier, R OBP: 0.291, SLG: 0.293	0-0 F7	0-0 L7		0-3 K		0-3 K			0-0 6-3 1B	2	0	0	0	0	0	2	San Francisco Giants @ Philadelphia Phillies Veterans Stadium, Philadelphia, PA Sun Sep 04 1983, 3:33 AM EDT Att: 24,385 - Unknown										
Von Hayes, L OBP: 0.332, SLG: 0.374										2	0	0	0	0	2	0											
Ron Reed, R OBP: 0.200, SLG: 0.200										0	0	0	0	0	0	0											
Pete Rose, S OBP: 0.316, SLG: 0.290										1	0	1	0	0	0	0											
Juan Samuel, R OBP: 0.293, SLG: 0.432	0-3 K2-3	0-0 1-2 2-3 1B BB		0-0 HR		0-0 F9			0-0 F9	5	1	2	1	0	1	1											
Gary Matthews, R OBP: 0.360, SLG: 0.389	4-0 BB	4-0 1-2 2-3 3-H BB		0-3 K		0-0 G4-3 1B			0-0 6-3	3	0	1	1	2	1	1											
Mike Schmidt, R OBP: 0.393, SLG: 0.510	0-0 L5	0-3 K			0-0 F2		0-0 G4-3		0-3 K	5	0	0	0	0	2	6											
Sixto Lezcano, R OBP: 0.328, SLG: 0.351		0-0 E 1B BB	0-3 K		0-3 K2-3		0-0 F8			4	1	1	0	0	2	0											
Tony Perez, R OBP: 0.314, SLG: 0.370		4-0 E 1B BB	0-3 K		4-0 1B BB		4-0 FC3-6 E BB			1	1	0	0	2	1	0											
Joe Morgan, L OBP: 0.350, SLG: 0.371										0	0	0	0	1	0	0											
Kiko Garcia, R OBP: 0.348, SLG: 0.434		1-2 1B BB								0	0	0	0	0	0	0											
Ozzie Virgil, R OBP: 0.282, SLG: 0.397		0-0 L5	0-0 1B BB	4-0 BB		0-0 1-2 1B		0-0 E4 FC3-6		2	0	1	0	1	0	2											
Joe Lefebvre, L OBP: 0.406, SLG: 0.561										1	0	0	0	0	0	1											
Ivan De Jesus, R OBP: 0.323, SLG: 0.317		0-0 E5 1B 1B BB	0-0 G3		0-0 F7		0-0 FC3-6 G4-6-3		0-0 FC3-6 G4-6-3	3	1	0	0	0	0	5											
Len Matuszek, L OBP: 0.418, SLG: 0.361		1-2 2-3 1B								1	0	0	0	0	0	2											
Kevin Gross, R ERA: 3.46	1.2		13	5	5	2	2	2	0	0	0	1	1	15	23	10.80	4.200										
Tug McGraw, L ERA: 3.67	0.1		1	0	0	0	1	0	0	0	0	0	0	3	3	0.00	0.000										
Willie Hernandez, L ERA: 3.27	3.0		15	5	2	2	4	0	0	1	0	0	1	22	23	6.00	1.667										
Larry Andersen, R ERA: 1.96	1.0		3	0	0	0	0	0	0	0	0	1	0	3	3	0.00	0.000										
Ron Reed, R ERA: 3.75	3.0		14	5	3	3	5	0	1	0	0	0	0	23	27	9.00	1.667										
Inning Stats	R: 0 E: 0 K: 1 S: 5	H: 0 LOB: 1 BB: 1 P: 9	R: 3 E: 1 K: 1 S: 9	H: 3 LOB: 3 BB: 2 P: 17	R: 0 E: 0 K: 2 S: 7	H: 0 LOB: 1 BB: 1 P: 11	R: 1 E: 0 K: 3 S: 10	H: 1 LOB: 0 BB: 0 P: 10	R: 0 E: 0 K: 1 S: 6	H: 1 LOB: 2 BB: 1 P: 10	R: 0 E: 0 K: 1 S: 5	H: 0 LOB: 0 BB: 0 P: 5	R: 0 E: 0 K: 0 S: 3	H: 1 LOB: 0 BB: 0 P: 3	R: 0 E: 1 K: 0 S: 3	H: 0 LOB: 1 BB: 1 P: 7	R: 0 E: 0 K: 1 S: 6	H: 1 LOB: 1 BB: 0 P: 6	1B: 6 2B: 0 3B: 0 HR: 1	SF: 0 SAC: 0 DP: 2 HBP: 0	WP: 0 PB: 0 CS: 0	PA: 40					
PITCHER	IP	WLS	BF	H	R	ER	SO	BB	IBB	HBP	BLK	WP	HR	S	P	ERA	WHIP										
Mark Davis, L ERA: 4.22	1.2		12	3	3	1	1	8	2	0	0	0	0	11	23	5.40	3.600										
Andy McGaffigan, R ERA: 4.6	4.1	W	18	3	1	1	8	2	0	0	0	0	1	32	40	2.08	1.154										
Greg Minton, R ERA: 3.46	3.0	S	10	1	0	0	1	1	0	0	0	0	0	11	15	0.00	0.667										

AB	34
R	4
H	7
RBI	4
BB	6
SO	10
LOB	22



Batter	1	2	3	4	5	6	7	8	9	AB	R	H	RBI	BB	SO	LOB	TOP									
Eddie Milner, L OBP: 0.354, SLG: 0.379										4	1	1	0	0	0	0	Cincinnati Reds @ San Francisco Giants Candlestick Park, San Francisco, CA Mon Sep 05 1983, 6:33 AM EDT Att: 12,446 - Unknown									
Gary Redus, R OBP: 0.352, SLG: 0.448										4	0	0	0	0	2	1										
Duane Walker, L OBP: 0.293, SLG: 0.337										4	0	1	1	0	1	0										
Dan Driessen, L OBP: 0.392, SLG: 0.432										4	1	2	0	0	0	0										
Ron Oester, S OBP: 0.306, SLG: 0.381										2	0	0	0	0	1	2										
Cesar Cedeno, R OBP: 0.306, SLG: 0.360										1	0	0	0	0	0	0										
Nick Esasky, R OBP: 0.324, SLG: 0.424										3	0	1	0	1	1	1										
Dave Concepcion, R OBP: 0.308, SLG: 0.287										2	0	0	0	2	0	1										
Steve Christmas, L OBP: 0.250, SLG: 0.167										1	0	0	1	1	0	0										
Johnny Bench, R OBP: 0.304, SLG: 0.425										1	0	0	0	0	0	2										
Jeff Russell, R OBP: 0.250, SLG: 0.545										3	0	0	0	0	2	3										
Dallas Williams, L OBP: 0.143, SLG: 0.077										1	0	0	0	0	0	2										
Inning Stats	R: 1 E: 1 K: 1 S: 7	H: 3 LOB: 1 BB: 0 P: 7	R: 0 E: 0 K: 1 S: 5	H: 0 LOB: 1 BB: 1 P: 9	R: 0 E: 0 K: 0 S: 3	H: 0 LOB: 0 BB: 0 P: 3	R: 1 E: 0 K: 0 S: 4	H: 1 LOB: 2 BB: 0 P: 12	R: 0 E: 0 K: 1 S: 5	H: 0 LOB: 0 BB: 0 P: 7	R: 0 E: 0 K: 1 S: 5	H: 0 LOB: 0 BB: 0 P: 5	R: 0 E: 0 K: 1 S: 5	H: 0 LOB: 0 BB: 0 P: 5	R: 0 E: 0 K: 0 S: 4	H: 1 LOB: 2 BB: 1 P: 8	1B: 5 2B: 0 3B: 0 HR: 0	SF: 1 SAC: 0 DP: 0 HBP: 1	WP: 0 PB: 0 SB: 3 CS: 0	PA: 36						
PITCHER	IP	WLS	BF	H	R	ER	SO	BB	IBB	HBP	BLK	WP	HR	S	P	ERA	WHIP									
Fred Breining, R ERA: 3.93	(1, 1)	8.0	W	31	4	2	2	7	3	0	1	0	0	0	41	54	2.25	0.875								
Gary Lavelle, L ERA: 2.45	(9, 1)	0.1		3	1	0	0	0	1	0	0	0	0	0	2	6	0.00	6.000								
Greg Minton, R ERA: 3.43	(9, 1)	0.2	S	2	0	0	0	0	0	0	0	0	0	0	2	2	0.00	0.000								

Batter	1	2	3	4	5	6	7	8	9	AB	R	H	RBI	BB	SO	LOB	BOTTOM									
Johnnie LeMaster, R OBP: 0.324, SLG: 0.315										4	0	0	0	0	2	1	Cincinnati Reds @ San Francisco Giants Candlestick Park, San Francisco, CA Mon Sep 05 1983, 6:33 AM EDT Att: 12,446 - Unknown									
Tom O'Malley, L OBP: 0.331, SLG: 0.329										2	1	0	0	2	0	0										
Dan Gladden, R										2	0	0	0	0	0	1										
Darrell Evans, L OBP: 0.387, SLG: 0.542										2	0	0	1	0	0	0										
Jeffrey Leonard, R OBP: 0.325, SLG: 0.479										3	0	0	0	0	1	0										
Chili Davis, S OBP: 0.312, SLG: 0.356										3	0	0	0	0	0	0										
Joel Youngblood, R OBP: 0.354, SLG: 0.490										1	1	1	0	2	0	0										
Brad Wellman, R OBP: 0.309, SLG: 0.261										0	0	0	0	0	0	0										
John Rabb, R OBP: 0.286, SLG: 0.333										1	0	0	0	1	1	1										
Dave Bergman, L OBP: 0.288, SLG: 0.457										1	1	1	2	0	0	0										
Bob Brenly, R OBP: 0.314, SLG: 0.381										0	0	0	0	0	0	0										
Fred Breining, R OBP: 0.169, SLG: 0.145										2	0	0	0	0	0	3										
Max Venable, L OBP: 0.288, SLG: 0.385										1	0	0	0	0	1	0										
Gary Lavelle, S										0	0	0	0	0	0	0										
Greg Minton, S OBP: 0.545, SLG: 0.600										0	0	0	0	0	0	0										
Inning Stats	R: 0 E: 0 K: 1 S: 5	H: 0 LOB: 0 BB: 0 P: 5	R: 0 E: 0 K: 0 S: 3	H: 0 LOB: 0 BB: 0 P: 3	R: 0 E: 0 K: 2 S: 7	H: 0 LOB: 1 BB: 1 P: 11	R: 1 E: 0 K: 1 S: 5	H: 0 LOB: 0 BB: 1 P: 9	R: 0 E: 0 K: 1 S: 5	H: 0 LOB: 1 BB: 2 P: 10	R: 0 E: 0 K: 0 S: 2	H: 0 LOB: 0 BB: 1 P: 6	R: 0 E: 0 K: 0 S: 3	H: 0 LOB: 0 BB: 0 P: 3	R: 2 E: 0 K: 1 S: 7	H: 2 LOB: 2 BB: 0 P: 7	1B: 0 2B: 1 3B: 0 HR: 1	SF: 1 SAC: 1 DP: 2 HBP: 0	WP: 0 PB: 1 SB: 0 CS: 0	PA: 29						
PITCHER	IP	WLS	BF	H	R	ER	SO	BB	IBB	HBP	BLK	WP	HR	S	P	ERA	WHIP									
Jeff Russell, R ERA: 2.19	(1, 1)	8.0	L	29	2	3	2	5	5	0	0	0	0	1	34	54	2.25	0.875								



Batter	1	2	3	4	5	6	7	8	9	AB	R	H	RBI	BB	SO	LOB	TOP									
Gary Redus, R OBP: 0.353, SLG: 0.444 Dallas Williams, L OBP: 0.133, SLG: 0.071	0-3 K	4-0 2B BB			0-0 F3		0-0 E6 BB 1B BB	4-0 BB 1B BB	0-3 K	3	3	0	1	2	1	0	Cincinnati Reds @ San Francisco Giants Candlestick Park, San Francisco, CA Tue Sep 06 1983, 10:05 PM EDT Att: 3,562 - Unknown									
Paul Householder, S OBP: 0.320, SLG: 0.378	0-0 F7	0-0 2B 1-H 2-H 3-H			0-0 6-3		4-0 1B BB 1-2 HBP BB	4-0 1B BB 1-2		3	1	1	3	2	0	0										
Dave Concepcion, R OBP: 0.287 Tom Foley, L OBP: 0.259, SLG: 0.257	0-0 1B	0-0 G3			0-0 6-3		4-0 HBP 1B 1-2 2-3 SF8 BB	0-0 1-3 2-H 1B		3	1	1	0	1	0	1										
Cesar Cedeno, R OBP: 0.305, SLG: 0.360	0-0 5-3			0-0 5-3		0-0 2B 2B	0-0 F3	0-0 L1-3 1-2		5	1	1	0	0	0	6										
Nick Esasky, R OBP: 0.325, SLG: 0.427		0-3 K	0-3 K		0-0 2B 2B	0-0 1B 2B 2-H	0-0 BB HBP 1-2 2-3 3-H 1B	0-0 5-3		5	1	2	2	0	2	1										
Skeeter Barnes, R		1-0 E S BB HBP	0-0 F9		0-0 5-3		1-0 BB 1-2 2-3 3-H HBP		0-0 F9	3	1	0	1	0	0	1										
Dann Bilardello, R OBP: 0.257, SLG: 0.345		0-0 F7 1-2		0-0 F7		0-0 BB 2-H 1B	0-0 SF8 3-H		0-0 HR	4	1	2	3	0	0	1										
Ron Oester, S OBP: 0.311, SLG: 0.380 Alex Trevino, R OBP: 0.291, SLG: 0.283		4-0 BB E 2B IBB		0-0 5-3		4-0 BB 1-2 G5-4-3 BB	4-0 BB 1-2 2-3 BB		4-0 BB	1	1	0	0	4	0	0										
Bruce Berenyi, R OBP: 0.170, SLG: 0.213 Rich Gale, R OBP: 0.227, SLG: 0.350		0-0 E6 1-2 2-3 2B		0-0 F3		0-0 G5-4-3 1-2	0-3 K		0-3 K	3	1	0	0	0	0	4										
Inning Stats	R: 0 E: 0 K: 1 S: 6	H: 1 LOB: 1 BB: 0 P: 6	R: 4 E: 1 K: 1 S: 7	H: 1 LOB: 1 BB: 2 P: 16	R: 0 E: 0 K: 1 S: 5	H: 0 LOB: 0 BB: 0 P: 5	R: 0 E: 0 K: 0 S: 3	H: 0 LOB: 0 BB: 0 P: 3	R: 0 E: 0 K: 0 S: 3	H: 0 LOB: 0 BB: 0 P: 3	R: 2 E: 0 K: 0 S: 5	H: 3 LOB: 1 BB: 1 P: 9	R: 3 E: 1 K: 1 S: 7	H: 1 LOB: 3 BB: 3 P: 20	R: 1 E: 0 K: 0 S: 3	H: 1 LOB: 1 BB: 2 P: 11		R: 1 E: 0 K: 2 S: 8	H: 1 LOB: 1 BB: 1 P: 12	1B: 4 2B: 4 3B: 0 HR: 1	SF: 1 SAC: 0 DP: 2 HBP: 2	WP: 0 PB: 0 SB: 1 CS: 0	PA: 46			
PITCHER	IP	WLS	BF	H	R	ER	SO	BB	IBB	HBP	BLK	WP	HR	S	P	ERA	WHIP									
Atlee Hammaker, L ERA: 2.24	(1, 1)	5.0	L	23	4	6	2	3	1	1	1	0	0	0	26	35	3.60	1.000								
Mark Calvert, R ERA: 5.09	(6, 1)	1.1		10	2	3	1	0	3	0	1	0	0	0	6	19	6.75	3.750								
Randy Lerch, L ERA: 6.69	(7, 1)	1.2		8	1	1	1	0	3	0	0	0	0	0	7	19	5.40	2.400								
Renie Martin, R ERA: 4.3	(9, 1)	1.0		5	1	1	1	2	1	0	0	0	0	1	8	12	9.00	2.000								
Batter	1	2	3	4	5	6	7	8	9	AB	R	H	RBI	BB	SO	LOB	BOTTOM									
Max Venable, L OBP: 0.295, SLG: 0.384	4-0 BB G6-4-3		4-0 BB 1-2		0-0 F7		0-0 1B 2-H		0-0 4-3	3	0	1	1	2	0	2	Cincinnati Reds @ San Francisco Giants Candlestick Park, San Francisco, CA Tue Sep 06 1983, 10:05 PM EDT Att: 3,562 - Unknown									
Joel Youngblood, R OBP: 0.350, SLG: 0.483	0-0 G6-4-3 1-2		0-3 K		0-0 G5-4-3 1-2		0-3 K			4	0	0	0	0	2	5										
Jack Clark, R OBP: 0.355, SLG: 0.433 Dan Gladden, R	0-0 2B		0-0 5-3		0-0 5-3		0-3 K			3	0	1	0	0	0	2										
Darrell Evans, L OBP: 0.389, SLG: 0.544 Joe Pettini, R OBP: 0.232, SLG: 0.194	0-3 K		0-0 BB 2B		0-0 BB G3		4-0 BB G3		0-0 5-3	2	0	1	0	1	1	1										
Jeffrey Leonard, R OBP: 0.325, SLG: 0.478 Guy Sularz, R		0-0 F9		0-0 BB 1B		0-0 G3 1-2		0-0 F8		3	0	1	0	0	0	1										
Dave Bergman, L OBP: 0.387, SLG: 0.457 Brad Wellman, R OBP: 0.307, SLG: 0.259		4-0 CS BB		4-0 BB G6-4-3		4-0 BB 1-2 2-3		0-0 F7		0	0	0	0	3	0	0										
Tom O'Malley, L OBP: 0.329, SLG: 0.326 Randy Lerch, L OBP: 0.300, SLG: 0.333 Renie Martin, R OBP: 0.348, SLG: 0.609 Champ Summers, L OBP: 0.346, SLG: 0.158		0-0 4-3 1-2		0-0 BB K		0-0 F4		0-0 F8		3	0	0	0	0	1	6										
John Rabb, R OBP: 0.284, SLG: 0.340			0-0 4-3	0-0 G6-4-3 1-2		0-0 1B 2B		0-3 K		4	1	1	0	0	1	3										
Atlee Hammaker, S OBP: 0.175, SLG: 0.103 Mark Calvert, R Chris Smith, S OBP: 0.294, SLG: 0.200			4-0 BB BB		4-0 BB G5-4-3		0-3 K		0-0 1B	0	0	0	0	2	0	0										
Inning Stats	R: 0 E: 0 K: 1 S: 5	H: 1 LOB: 1 BB: 1 P: 9	R: 0 E: 0 K: 0 S: 2	H: 0 LOB: 0 BB: 1 P: 6	R: 0 E: 0 K: 1 S: 5	H: 0 LOB: 2 BB: 2 P: 13	R: 0 E: 0 K: 1 S: 6	H: 2 LOB: 2 BB: 1 P: 10	R: 0 E: 0 K: 0 S: 2	H: 0 LOB: 0 BB: 1 P: 6	R: 0 E: 0 K: 0 S: 3	H: 0 LOB: 2 BB: 2 P: 11	R: 1 E: 0 K: 3 S: 11	H: 2 LOB: 1 BB: 0 P: 11	R: 0 E: 0 K: 0 S: 3	H: 0 LOB: 0 BB: 0 P: 3		R: 0 E: 0 K: 1 S: 6	H: 1 LOB: 1 BB: 0 P: 6	1B: 3 2B: 3 3B: 0 HR: 0	SF: 0 SAC: 0 DP: 3 HBP: 0	WP: 0 PB: 0 SB: 0 CS: 1	PA: 37			
PITCHER	IP	WLS	BF	H	R	ER	SO	BB	IBB	HBP	BLK	WP	HR	S	P	ERA	WHIP									
Bruce Berenyi, R ERA: 3.79	(1, 1)	5.1	W	22	3	0	0	3	7	0	0	0	0	21	49	0.00	1.875									
Rich Gale, R ERA: 5.2	(6, 1)	3.2	S	15	3	1	1	4	1	0	0	0	0	0	22	26	2.46	1.091								

AB	34
R	11
H	8
RBI	11
BB	9
SO	6
LOB	19



Batter	1	2	3	4	5	6	7	8	9	AB	R	H	RBI	BB	SO	LOB	TOP		
Brett Butler, L OBP: 0.332, SLG: 0.395 (1, 7)	1-0 BB HBP HBP	0-0 F4		0-0 L3		0-3 K		4-0 IBB		3	0	0	0	1	1	2			
Glenn Hubbard, R OBP: 0.323, SLG: 0.381 (1, 4)	1-0 BB HBP	4-0 BB		0-0 F8			0-0 F2	0-0 F7		3	0	0	0	1	0	2			
Claudell Washington, L OBP: 0.334, SLG: 0.413 Bob Watson, R OBP: 0.404, SLG: 0.536 (1, 9) (9, PH)	4-0 FC4-6 BB	0-0 F8		0-0 G3			0-0 1B 1B		0-3 K	3	0	1	0	1	0	3			
Dale Murphy, R OBP: 0.402, SLG: 0.534 (1, 8)	0-0 F4		0-0 F3		4-0 WP S BB		0-0 F8		0-0 5-3	4	0	0	0	1	0	4			
Chris Chambliss, L OBP: 0.365, SLG: 0.496 (1, 3)	0-3 K		0-0 HR		0-3 K		4-0 1B IBB		0-0 5-3	4	1	1	1	1	2	4			
Rafael Ramirez, R OBP: 0.335, SLG: 0.360 (1, 6)	0-0 FC4-6 1-2		0-3 K		0-3 K		0-0 1B 2-H			4	0	1	0	0	2	4			
Bruce Benedict, R OBP: 0.391, SLG: 0.346 (1, 2)		4-0 SH1-4 BB BB		0-0 1B		0-0 1-3		0-0 6-3		3	0	1	0	1	0	1			
Randy Johnson, R OBP: 0.370, SLG: 0.337 (1, 5)		4-0 SH1-4 BB		0-0 1B		0-0 F8		0-0 SH3 1B		3	0	2	0	1	0	0			
Pascual Perez, R OBP: 0.176, SLG: 0.152 (1, 1)		0-0 SH1-4 1-2 2-3		0-3 K		0-0 6-3		0-0 SH3 1-2		2	0	0	0	0	1	2			
Inning Stats	R: 0 E: 0 K: 1 S: 5	H: 0 LOB: 3 BB: 1 P: 11	R: 0 E: 0 K: 0 S: 3	H: 0 LOB: 3 BB: 3 P: 15	R: 1 E: 0 K: 2 S: 10	H: 3 LOB: 2 BB: 0 P: 10	R: 0 E: 0 K: 0 S: 3	H: 0 LOB: 0 BB: 0 P: 3	R: 0 E: 0 K: 2 S: 7	H: 0 LOB: 1 BB: 1 P: 11	R: 0 E: 0 K: 0 S: 4	H: 2 LOB: 2 BB: 1 P: 8	R: 0 E: 0 K: 0 S: 4	H: 1 LOB: 2 BB: 1 P: 8	R: 0 E: 0 K: 1 S: 5	H: 0 LOB: 0 BB: 0 P: 5	1B: 5 2B: 0 3B: 0 HR: 1	SF: 0 SAC: 2 DP: 0 HBP: 2	WP: 1 PA: 41 PB: 0 SB: 2 CS: 0
PITCHER	IP	WLS	BF	H	R	ER	SO	BB	IBB	HBP	BLK	WP	HR	S	P	ERA	WHIP		
Scott Garretts, R ERA: 1.13 Gary Lavelle, L ERA: 2.42	(1, 1)	8.0	W	38	6	1	6	5	2	2	0	1	1	41	71	1.12	1.375		

Atlanta Braves @ San Francisco Giants
Candlestick Park, San Francisco, CA
Wed Sep 07 1983, 10:05 PM EDT
Att: 4,919 - Unknown

AB 30
R 1
H 6
RBI 1
BB 7
SO 7
LOB 22



Batter	1	2	3	4	5	6	7	8	9	AB	R	H	RBI	BB	SO	LOB	BOTTOM		
Johnnie LeMaster, R OBP: 0.328, SLG: 0.316 (1, 6)	0-0 CS 1B		0-0 F4		0-3 K			0-0 CS 1B		4	0	2	0	0	1	1			
Max Venable, L OBP: 0.290, SLG: 0.376 (1, 8)	0-0 4-3 1-2		0-0 3-1			0-0 F8		0-3 K 1-2		4	0	0	0	0	1	4			
Jack Clark, R OBP: 0.356, SLG: 0.438 (1, 9)	0-3 K			1-0 S HBP		0-3 K		0-0 HR 3-H		3	1	1	2	0	2	0			
Darrell Evans, L OBP: 0.390, SLG: 0.542 (1, 5)		4-0 FC6-4 1B BB		0-0 F9		0-3 K		4-0 BB		2	0	0	0	2	1	1			
Jeffrey Leonard, R OBP: 0.324, SLG: 0.476 (1, 7)		0-3 K		0-3 K		0-0 WP S 1B		0-0 F7		4	0	1	0	0	2	4			
Dave Bergman, L OBP: 0.386, SLG: 0.454 (1, 3)		0-0 FC6-4 1B		0-3 K		0-3 K		0-0 K		3	0	1	0	0	2	2			
Joel Youngblood, R OBP: 0.330, SLG: 0.480 Brad Wellman, R OBP: 0.307, SLG: 0.259 (1, 4) (8, 4)		0-0 FC6-4 1-2 2-3			0-0 F8		4-0 G6-4-3 BB		0-0 G6-4-3	2	0	0	0	1	0	2			
Steve Nicosia, R OBP: 0.257, SLG: 0.286 (1, 2)		0-0 G3			0-0 SH1-4 1B		0-0 G6-4-3			3	0	1	0	0	0	4			
Scott Garretts, R Tom O'Malley, L OBP: 0.330, SLG: 0.331 Joe Peltini, R OBP: 0.232, SLG: 0.194 Gary Lavelle, S (1, 1) (8, PH) (8, PR) (9, 1)			0-3 K		0-0 SH1-4		0-0 1B HR 2B			1	0	0	0	0	1	0			
Inning Stats	R: 0 E: 0 K: 1 S: 5	H: 1 LOB: 0 BB: 0 P: 5	R: 0 E: 0 K: 1 S: 6	H: 1 LOB: 2 BB: 1 P: 10	R: 0 E: 0 K: 1 S: 5	H: 0 LOB: 0 BB: 0 P: 5	R: 0 E: 0 K: 2 S: 7	H: 0 LOB: 1 BB: 0 P: 8	R: 0 E: 0 K: 2 S: 6	H: 1 LOB: 1 BB: 0 P: 6	R: 0 E: 0 K: 2 S: 7	H: 0 LOB: 0 BB: 0 P: 7	R: 0 E: 0 K: 1 S: 5	H: 1 LOB: 1 BB: 1 P: 9	R: 2 E: 0 K: 1 S: 7	H: 3 LOB: 2 BB: 1 P: 11	1B: 5 2B: 2 3B: 0 HR: 1	SF: 0 SAC: 1 DP: 2 HBP: 1	WP: 1 PA: 32 PB: 0 SB: 2 CS: 2
PITCHER	IP	WLS	BF	H	R	ER	SO	BB	IBB	HBP	BLK	WP	HR	S	P	ERA	WHIP		
Pascual Perez, R ERA: 3.71	(1, 1)	8.0	L	32	7	2	10	3	0	1	0	1	1	48	61	2.25	1.250		

Atlanta Braves @ San Francisco Giants
Candlestick Park, San Francisco, CA
Wed Sep 07 1983, 10:05 PM EDT
Att: 4,919 - Unknown

AB 27
R 2
H 7
RBI 2
BB 3
SO 10
LOB 18



Batter	1	2	3	4	5	6	7	8	9	AB	R	H	RBI	BB	SO	LOB	TOP																
Brett Butler, L OBP: 0.332, SLG: 0.397 (1, 7)										6	1	2	0	0	1	4	Atlanta Braves @ San Francisco Giants Candlestick Park, San Francisco, CA Thu Sep 08 1983, 10:05 PM EDT Att: 3,720 - Unknown																
Glenn Hubbard, R OBP: 0.325, SLG: 0.387 (1, 4)										6	2	3	1	0	0	4																	
Claudell Washington, L OBP: 0.324, SLG: 0.419 (1, 9)										6	1	2	2	0	0	3																	
Dale Murphy, R OBP: 0.406, SLG: 0.549 (1, 8)										4	4	3	4	2	0	0																	
Chris Chambliss, L OBP: 0.365, SLG: 0.494 (1, 3)										6	1	2	0	0	0	5																	
Rafael Ramirez, R OBP: 0.340, SLG: 0.374 (1, 6)										6	2	5	3	0	0	0																	
Bruce Benedict, R OBP: 0.392, SLG: 0.347 (1, 2)										5	0	2	1	1	0	3																	
Randy Johnson, R OBP: 0.368, SLG: 0.330 (1, 5)										5	0	1	0	1	0	3																	
Ken Dayley, L Rick Camp, R Tommy Boggs, R Mike Jorgensen, L Tommy Boggs, R Brad Komoroski, R Jeff Dedmon, L Dave Gardner, R										0	0	0	0	0	0	0																	
Inning Stats	R: 3 E: 0 K: 0 S: 6	H: 3 LOB: 0 BB: 0 P: 6	R: 0 E: 0 K: 0 S: 3	H: 1 LOB: 1 BB: 1 P: 7	R: 4 E: 0 K: 0 S: 9	H: 6 LOB: 3 BB: 1 P: 13	R: 1 E: 0 K: 0 S: 5	H: 2 LOB: 2 BB: 2 P: 9	R: 0 E: 0 K: 0 S: 4	H: 1 LOB: 3 BB: 1 P: 8	R: 1 E: 0 K: 0 S: 6	H: 3 LOB: 2 BB: 0 P: 6	R: 1 E: 0 K: 1 S: 5	H: 1 LOB: 1 BB: 0 P: 10	R: 1 E: 0 K: 0 S: 5	H: 2 LOB: 1 BB: 0 P: 5	1B: 12 2B: 2 3B: 2 HR: 4	SF: 1 SAC: 0 DP: 1 HBP: 0	WP: 1 PB: 0 SB: 1 CS: 0	PA: 53													
PITCHER	IP WLS BF H R ER SO BB IBB HBP BLK WP HR S P ERA WHIP	IP WLS BF H R ER SO BB IBB HBP BLK WP HR S P ERA WHIP																															
Mike Krukow, R ERA: 3.65 (1, 1)	1.0	8	4	3	3	0	1	0	0	0	0	0	1	7	11	27.00	5.000																
Rene Martin, R ERA: 4.66 (2, 1)	1.1	7	3	4	4	0	1	0	0	0	0	0	1	6	10	27.00	3.000																
Jim Barr, R ERA: 4.41 (3, 1)	0.2	5	3	0	0	0	0	0	0	0	0	0	0	5	5	0.00	4.500																
Randy Lerch, L ERA: 6.65 (4, 1)	3.0	17	4	2	2	0	3	1	0	0	0	1	13	29	6.00	2.333																	
Greg Minton, R ERA: 3.55 (7, 1)	2.0	L 11	4	2	2	1	1	0	0	0	1	1	12	16	9.00	2.500																	

Batter	1	2	3	4	5	6	7	8	9	AB	R	H	RBI	BB	SO	LOB	BOTTOM															
Johnnie LeMaster, R OBP: 0.325, SLG: 0.317 (1, 6)										5	1	1	1	0	1	3	Atlanta Braves @ San Francisco Giants Candlestick Park, San Francisco, CA Thu Sep 08 1983, 10:05 PM EDT Att: 3,720 - Unknown															
Darrell Evans, L OBP: 0.388, SLG: 0.540 (1, 3)										5	0	1	1	0	0	0																
Jack Clark, R OBP: 0.358, SLG: 0.438 (1, 9)										3	2	1	0	2	0	1																
Jeffrey Leonard, R OBP: 0.327, SLG: 0.477 Andy McGaffigan, R OBP: 0.097, SLG: 0.133 (9, 1)										5	1	3	0	0	1	1																
Joel Youngblood, R OBP: 0.345, SLG: 0.474 (1, 5)										4	1	0	1	0	2	3																
Greg Minton, S OBP: 0.345, SLG: 0.600 Dave Bergman, L OBP: 0.383, SLG: 0.450 (9, 7)										0	0	0	0	0	0	0																
Bob Brenly, R OBP: 0.312, SLG: 0.377 (1, 2)										5	1	1	0	0	0	3																
Dan Gladden, R OBP: 0.375, SLG: 0.375 (1, 8)										5	1	3	1	0	1	0																
Brad Wellman, R OBP: 0.306, SLG: 0.259 (1, 4)										4	1	1	1	0	2	2																
Mike Krukow, R OBP: 0.237, SLG: 0.255 Rene Martin, R OBP: 0.246, SLG: 0.600 Jim Barr, R OBP: 0.301, SLG: 0.576 Chang Summeris, L OBP: 0.320, SLG: 0.333 Randy Lerch, L OBP: 0.333, SLG: 0.313 Chris Smith, S OBP: 0.352, SLG: 0.331 (7, 5)										1	0	1	2	0	0	0																
Inning Stats	R: 5 E: 1 K: 0 S: 9	H: 5 LOB: 1 BB: 1 P: 13	R: 1 E: 0 K: 0 S: 4	H: 1 LOB: 1 BB: 1 P: 8	R: 0 E: 0 K: 2 S: 8	H: 1 LOB: 0 BB: 0 P: 8	R: 0 E: 0 K: 0 S: 3	H: 1 LOB: 0 BB: 0 P: 3	R: 0 E: 0 K: 2 S: 8	H: 1 LOB: 2 BB: 1 P: 9	R: 0 E: 0 K: 2 S: 7	H: 0 LOB: 1 BB: 1 P: 11	R: 0 E: 0 K: 1 S: 5	H: 0 LOB: 0 BB: 0 P: 5	R: 0 E: 0 K: 1 S: 5	H: 0 LOB: 0 BB: 0 P: 5	1B: 9 2B: 4 3B: 0 HR: 0	SF: 0 SAC: 0 DP: 1 HBP: 0	WP: 1 PB: 0 SB: 2 CS: 0	PA: 43												
PITCHER	IP WLS BF H R ER SO BB IBB HBP BLK WP HR S P ERA WHIP	IP WLS BF H R ER SO BB IBB HBP BLK WP HR S P ERA WHIP																														
Ken Dayley, L ERA: 3.89 (1, 1)	0.2	2	1	0	0	0	0	0	0	0	0	0	2	2	0.00	3.000																
Rick Camp, R ERA: 3.79 (2, 1)	1.0	5	1	1	1	0	1	0	0	0	0	0	4	8	9.00	2.000																
Tommy Boggs, R ERA: 4.15 (3, 1)	3.0	11	3	0	0	4	0	0	0	0	1	0	19	19	0.00	1.000																
Jeff Dedmon, R ERA: 13.5 (6, 1)	0.0	3	3	2	2	0	0	0	0	0	0	3	3	∞	∞																	



Batter	1	2	3	4	5	6	7	8	9	AB	R	H	RBI	BB	SO	LOB	TOP			
Tony Scott, S OBP: 0.263, SLG: 0.290 (1, 8)		6-3		SF9		6-3		4-3	4-3	5	0	1	0	1	2					
Bill Doran, S OBP: 0.381, SLG: 0.375 (1, 4)	SF9 3B		5-3	F4		L6		E3 1B		5	1	1	0	0	0	2				
Dickie Thon, R OBP: 0.348, SLG: 0.466 (1, 6)	WP BB BB			S 1B		F8		F9		3	1	1	0	2	0	1				
Jose Cruz, L OBP: 0.385, SLG: 0.473 (1, 7)	SF9		K			6-3 HR 1B		K BB 1B		4	1	2	1	0	2	2				
Ray Knight, R OBP: 0.357, SLG: 0.451 (1, 3)	3-H WP BB 1-2		F8			6-3		FC1-6 1B 1B		3	1	1	0	2	0	2				
Phil Garner, R OBP: 0.318, SLG: 0.363 (1, 5)	1-2 2-3 IBB			F8		HR		FC1-6 1B		4	1	2	3	1	0	3				
Kevin Bass, S OBP: 0.255, SLG: 0.344 (1, 9)	F8			2B 1B		HR 1B		FC1-6 1B		5	1	3	0	0	0	5				
George Bjorkman, R OBP: 0.400, SLG: 0.390 (1, 2)		K		1B SF9 2B		6-3 SH1-4 1B		K 1B		5	1	3	2	0	2	1				
Joe Niekro, R OBP: 0.104, SLG: 0.105 Frank DiPino, L OBP: 0.333, SLG: 0.400 (8, 1)	F8			2-3 1B		SH1-4 1-2		F9		3	0	1	0	0	0	2				
Inning Stats	R: 1 E: 0 K: 1 S: 6	H: 1 LOB: 3 BB: 3 P: 18	R: 0 E: 0 K: 1 S: 5	H: 0 LOB: 0 BB: 0 P: 5	R: 0 E: 0 K: 1 S: 6	H: 1 LOB: 1 BB: 0 P: 6	R: 2 E: 0 K: 0 S: 5	H: 3 LOB: 1 BB: 0 P: 6	R: 2 E: 0 K: 0 S: 4	H: 1 LOB: 1 BB: 0 P: 4	R: 2 E: 0 K: 1 S: 8	H: 3 LOB: 2 BB: 1 P: 12	R: 0 E: 1 K: 0 S: 5	H: 1 LOB: 3 BB: 1 P: 9	R: 0 E: 0 K: 1 S: 6	H: 1 LOB: 1 BB: 0 P: 6	1B: 11 2B: 1 3B: 1 HR: 1	SF: 2 SAC: 1 DP: 0 HBP: 0	WP: 1 PB: 0 SB: 1 CS: 0	PA: 46
PITCHER	IP WLS BF H R ER SO BB IBB HBP BLK WP HR S P ERA WHIP	IP WLS BF H R ER SO BB IBB HBP BLK WP HR S P ERA WHIP																		
Mark Davis, L ERA: 4.52 (1, 1)	5.0 L 25 8 5 5 3 2 1 0 0 1 1 28 40 9.00 2.000	3.0 17 5 2 2 1 2 0 0 0 0 0 17 25 6.00 2.333	1.0 4 1 0 0 1 0 0 0 1 0 0 6 6 0.00 1.000																	
Mark Calvert, R ERA: 5.19 (6, 1)																				
Andy McGaffigan, R ERA: 4.6 (9, 1)																				

Houston Astros @ San Francisco Giants
Candlestick Park, San Francisco, CA
Fri Sep 09 1983, 10:05 PM EDT
Att.: 4,195 - Unknown

AB	38
R	7
H	14
RBI	7
BB	5
SO	5
LOB	21





Batter	1	2	3	4	5	6	7	8	9	AB	R	H	RBI	BB	SO	LOB	BOTTOM					
Johnnie LeMaster, R OBP: 0.323, SLG: 0.315 Joel Youngblood, R OBP: 0.344, SLG: 0.472 (8, PH)	K		F8			F6		FC5-4 WP BB SF8	F5	4	1	0	0	0	1	1						
Tom O'Malley, L OBP: 0.333, SLG: 0.329 (1, 5)				G3		F9		WP BB		2	0	0	0	2	0	0						
Jack Clark, R OBP: 0.356, SLG: 0.435 (1, 9)	K			F7		6-3		SF8		3	0	0	1	0	1	1						
Jeffrey Leonard, R OBP: 0.329, SLG: 0.476 (1, 7)	F7			K				2B SF8 1B		3	1	1	0	1	1	1						
Chris Smith, S OBP: 0.409, SLG: 0.421 (1, 3)				L6 1B		HR BB		F9		3	1	2	0	1	0	2						
Dan Gladden, R OBP: 0.333, SLG: 0.636 (1, 8)				F9		HR		SF8		3	1	1	3	0	0	1						
Steve Nicosia, R OBP: 0.256, SLG: 0.284 (1, 2)				L6		F6		K		4	0	1	0	0	1	2						
Brad Wellman, R OBP: 0.299, SLG: 0.253 (1, 4)				1-3		F7		5-3		4	0	0	0	0	2							
Mark Davis, L OBP: 0.256, SLG: 0.190 Dwight Gooden, L OBP: 0.265, SLG: 0.292 Mark Calvert, R OBP: 0.357, SLG: 0.451 Dave Bergman, L OBP: 0.318, SLG: 0.363 Andy McGaffigan, R OBP: 0.357, SLG: 0.451 John Rabe, R OBP: 0.252, SLG: 0.337 (5, PH) (8, PH) (9, PH) (9, PH)				G3		G3		FC5-4 1B		1	0	0	0	0	0	0						
Inning Stats	R: 0 E: 0 K: 2 S: 7	H: 0 LOB: 1 BB: 1 P: 11	R: 0 E: 0 K: 0 S: 3	H: 1 LOB: 0 BB: 0 P: 3	R: 0 E: 0 K: 0 S: 3	H: 0 LOB: 0 BB: 0 P: 3	R: 0 E: 0 K: 1 S: 5	H: 0 LOB: 0 BB: 0 P: 5	R: 2 E: 0 K: 0 S: 4	H: 1 LOB: 1 BB: 1 P: 8	R: 0 E: 0 K: 0 S: 3	H: 0 LOB: 0 BB: 0 P: 3	R: 1 E: 0 K: 1 S: 7	H: 2 LOB: 1 BB: 0 P: 7	R: 1 E: 0 K: 0 S: 4	H: 1 LOB: 2 BB: 2 P: 12	R: 0 E: 1 K: 0 S: 5	H: 1 LOB: 2 BB: 0 P: 5	1B: 4 2B: 1 3B: 0 HR: 1	SF: 2 SAC: 0 DP: 0 HBP: 0	WP: 1 PB: 0 SB: 0 CS: 0	PA: 37
PITCHER	IP WLS BF H R ER SO BB IBB HBP BLK WP HR S P ERA WHIP	IP WLS BF H R ER SO BB IBB HBP BLK WP HR S P ERA WHIP																				
Joe Niekro, R ERA: 3.52 (1, 1)	7.2 W 31 5 4 4 4 4 0 0 0 0 1 1 35 51 4.70 1.174	1.1 S 6 1 0 0 0 0 0 0 0 0 6 6 0.00 0.750																				
Frank DiPino, L ERA: 2.56 (8, 1)																						

Houston Astros @ San Francisco Giants
Candlestick Park, San Francisco, CA
Fri Sep 09 1983, 10:05 PM EDT
Att.: 4,195 - Unknown

AB	31
R	4
H	6
RBI	4
BB	4
SO	4
LOB	13



Batter	1	2	3	4	5	6	7	8	9	AB	R	H	RBI	BB	SO	LOB	TOP		
Johnnie LeMaster, R OBP: 0.321, SLG: 0.311	4-0 BB G6-3		0-3 K			0-3 K		0-0 5-3		3	0	0	0	1	2	1	<p>San Francisco Giants @ San Diego Padres Jack Murphy Stadium, San Diego, CA Tue Sep 13 1983, 10:05 PM EDT Att: 7,612 - Unknown</p> <p>livebaseballscores.com</p> <p>AB 31 R 3 H 6 RBI 3 BB 3 SO 9 LOB 9</p> 		
Max Venable, L OBP: 0.297, SLG: 0.393	0-0 F5		0-0 HR			0-0 4-3		4-0 1B BB		3	1	1	2	1	0	1			
Dan Gladden, R OBP: 0.292, SLG: 0.381	0-0 G6-3 1-2		0-3 K			0-0 6-3		0-0 FC4-6 1B		4	0	1	0	0	1	1			
Darrell Evans, L OBP: 0.384, SLG: 0.532		0-3 K			0-0 1-3		0-0 F7	0-0 FC4-6 1-2		4	0	0	0	0	1	2			
Jeffrey Leonard, R OBP: 0.327, SLG: 0.477		0-3 K			0-3 K		0-0 HR	0-0 F9		4	1	1	1	0	2	0			
Joel Youngblood, R OBP: 0.350, SLG: 0.473		0-0 1B			0-0 F8		0-0 1B	4-0 CS BB		3	0	2	0	1	0	0			
Chris Smith, S OBP: 0.324, SLG: 0.355		0-0 G3			0-0 F8		0-0 F8	0-3 K 1-2		4	0	0	0	0	1	3			
Jeff Ransom, R OBP: 0.324, SLG: 0.355			0-0 F4		0-0 F8		0-3 K			3	0	0	0	0	1	1			
Scott Garrelts, R OBP: 0.333, SLG: 0.333					0-3 K			0-0 F8		2	1	1	0	0	1	0			
Randy Lerch, L OBP: 0.300, SLG: 0.333 Dave Bergman, L OBP: 0.386, SLG: 0.452 Greg Minton, S OBP: 0.545, SLG: 0.600										0	0	0	0	0	0	0			
Inning Stats	R: 0 E: 0 K: 0 S: 2	H: 0 LOB: 0 BB: 1 P: 6	R: 0 E: 0 K: 2 S: 8	H: 1 LOB: 1 BB: 0 P: 8	R: 2 E: 0 K: 2 S: 9	H: 2 LOB: 0 BB: 0 P: 9	R: 0 E: 0 K: 1 S: 5	H: 0 LOB: 0 BB: 0 P: 5	R: 0 E: 0 K: 1 S: 5	H: 0 LOB: 0 BB: 0 P: 5	R: 1 E: 0 K: 1 S: 7	H: 2 LOB: 1 BB: 0 P: 7	R: 0 E: 0 K: 0 S: 4	H: 1 LOB: 2 BB: 1 P: 8	R: 0 E: 0 K: 1 S: 4	H: 0 LOB: 1 BB: 1 P: 8	1B: 4 2B: 1 3B: 0 HR: 2	SF: 0 SAC: 0 DP: 2 HBP: 0	WP: 0 PA: 34 PB: 0 SB: 0 CS: 1
PITCHER	IP WLS BF H R ER SO BB IBB HBP BLK WP HR S P ERA WHIP	IP WLS BF H R ER SO BB IBB HBP BLK WP HR S P ERA WHIP																	
Ed Whitson, R ERA: 4.68	(1, 1) 7.2 30 6 3 3 8	(8, 1) 1.1 4 0 0 0 1																	
Sid Monge, L ERA: 3.89	(8, 1) 1.1 4 0 0 0 1	(8, 1) 1.1 4 0 0 0 1																	

Batter	1	2	3	4	5	6	7	8	9	AB	R	H	RBI	BB	SO	LOB	BOTTOM		
Bobby Brown, S OBP: 0.344, SLG: 0.438	0-0 6-3		0-0 HR 1B		0-0 G3		0-0 F4		0-0 FC2-6 1B	5	1	2	0	0	0	0	<p>San Francisco Giants @ San Diego Padres Jack Murphy Stadium, San Diego, CA Tue Sep 13 1983, 10:05 PM EDT Att: 7,612 - Unknown</p> <p>livebaseballscores.com</p> <p>AB 37 R 4 H 13 RBI 4 BB 3 SO 2 LOB 15</p> 		
Alan Wiggins, S OBP: 0.363, SLG: 0.333	0-0 G3		0-3 K 1-2		0-0 1B		0-0 4-3		0-0 FC2-6 1B	5	1	1	0	0	1	2			
Tony Gwynn, L OBP: 0.345, SLG: 0.365	0-0 BLK 1B		0-0 F7		0-0 F8		0-0 1B		4-0 1B IBB	4	0	2	0	1	0	2			
Terry Kennedy, L OBP: 0.351, SLG: 0.447	0-0 6-3 1-2		0-0 HR 2H		4-0 IBB		0-3 K		4-0 1B IBB	3	1	1	2	2	1	2			
Kevin McReynolds, R OBP: 0.285, SLG: 0.365		0-0 F9	0-0 F8		0-0 F5			0-0 SH5-4 1B	0-0 1-2 2-3 3H 1B	5	0	2	1	0	0	2			
Gary Templeton, S OBP: 0.296, SLG: 0.335		0-0 4-3		0-0 6-3		0-0 S 1B		0-0 SH5-4 1-2		3	0	1	0	0	0	0			
Luis Salazar, R OBP: 0.285, SLG: 0.394		0-0 HR		0-0 S 1B 1B		0-0 F8 1-2		0-0 F9		4	1	2	1	0	0	2			
Juan Bonilla, R OBP: 0.312, SLG: 0.312 Gene Richards, L OBP: 0.328, SLG: 0.380 Edwin Rodriguez, R OBP: 0.304, SLG: 0.374		0-0 1B		0-0 F2 1-2		0-0 F8 1-2		0-0 G3		3	0	1	0	0	0	2			
Ed Whitson, R OBP: 0.205, SLG: 0.162 Sid Monge, S OBP: 0.100, SLG: 0.100 Ruppert Jones, L OBP: 0.304, SLG: 0.374		0-0 F4		0-0 1B 2H		0-0 1-3			0-0 F7	3	0	1	0	0	0	2			
Inning Stats	R: 0 E: 0 K: 0 S: 4	H: 1 LOB: 1 BB: 0 P: 4	R: 1 E: 0 K: 0 S: 5	H: 2 LOB: 1 BB: 0 P: 5	R: 2 E: 0 K: 1 S: 7	H: 2 LOB: 0 BB: 0 P: 7	R: 0 E: 0 K: 0 S: 4	H: 2 LOB: 2 BB: 0 P: 4	R: 0 E: 0 K: 0 S: 4	H: 1 LOB: 1 BB: 0 P: 4	R: 0 E: 0 K: 1 S: 6	H: 1 LOB: 1 BB: 0 P: 6	R: 0 E: 0 K: 0 S: 4	H: 1 LOB: 3 BB: 0 P: 4	R: 1 E: 0 K: 0 S: 4	H: 2 LOB: 3 BB: 2 P: 12		1B: 11 2B: 0 3B: 0 HR: 2	SF: 0 SAC: 1 DP: 0 HBP: 0
PITCHER	IP WLS BF H R ER SO BB IBB HBP BLK WP HR S P ERA WHIP	IP WLS BF H R ER SO BB IBB HBP BLK WP HR S P ERA WHIP																	
Scott Garrelts, R ERA: 2.45	(1, 1) 6.2 30 10 3 3 1	(8, 1) 0.1 1 0 0 0 1																	
Randy Lerch, L ERA: 6.8	(7, 1) 0.1 1 0 0 0 1	(8, 1) 1.2 10 3 1 1 0																	
Greg Minton, R ERA: 3.53	(8, 1) 1.2 10 3 1 1 0	(8, 1) 1.2 10 3 1 1 0																	

Batter	1	2	3	4	5	6	7	8	9	AB	R	H	RBI	BB	SO	LOB	TOP			
Steve Sax, R OBP: 0.336, SLG: 0.346 (1, 4)										4	0	0	0	0	1	0	Los Angeles Dodgers @ San Francisco Giants Candlestick Park, San Francisco, CA Fri Sep 16 1983, 10:05 PM EDT Att: 22,220 - Unknown			
Bill Russell, R OBP: 0.312, SLG: 0.298 (1, 6)										4	0	0	0	0	0	0				
Mike Marshall, R OBP: 0.350, SLG: 0.438 (1, 9)										3	0	0	0	0	2	0				
Pedro Guerrero, R OBP: 0.366, SLG: 0.519 (8, 5)										3	0	1	0	0	0	0				
Candy Maldonado, R OBP: 0.230, SLG: 0.281 (1, 7)										3	0	0	0	0	2	1				
German Rivera, R OBP: 0.500, SLG: 0.556 (8, PR)										2	0	1	0	1	0	1				
Greg Brock, L OBP: 0.337, SLG: 0.402 (8, 3)										0	0	0	0	0	0	0				
Ken Landreaux, L OBP: 0.336, SLG: 0.467 (1, 8)										2	0	0	0	1	0	2				
Jack Fimple, R OBP: 0.291, SLG: 0.350 (8, PH)										2	0	0	0	0	2	3				
Dusty Baker Jr., R OBP: 0.343, SLG: 0.389 Tom Niedenfuer, R (8, 1)										1	0	0	0	0	0	1				
Fernando Valenzuela, L OBP: 0.212, SLG: 0.277 Jose Morales, R OBP: 0.302, SLG: 0.500 Steve Yeager, R OBP: 0.287, SLG: 0.392 (8, 2)										2	0	0	0	0	1	0				
										0	0	0	0	0	0	0				
										1	0	0	0	0	0	0				
Inning Stats	R: 0 E: 0 K: 2 S: 7	H: 0 LOB: 0 BB: 0 P: 7	R: 0 E: 0 K: 2 S: 8	H: 1 LOB: 2 BB: 1 P: 12	R: 0 E: 0 K: 0 S: 3	H: 0 LOB: 0 BB: 0 P: 3	R: 0 E: 0 K: 1 S: 5	H: 0 LOB: 1 BB: 0 P: 5	R: 0 E: 0 K: 1 S: 5	H: 0 LOB: 0 BB: 0 P: 5	R: 0 E: 0 K: 1 S: 5	H: 0 LOB: 0 BB: 0 P: 5	R: 0 E: 0 K: 0 S: 2	H: 0 LOB: 1 BB: 1 P: 6	R: 0 E: 0 K: 0 S: 3	H: 0 LOB: 0 BB: 0 P: 3	1B: 2 2B: 1 3B: 0 HR: 0	SF: 0 SAC: 0 DP: 1 HBP: 0	WP: 0 PB: 0 SB: 1 CS: 2	PA: 30
PITCHER Mark Davis, L ERA: 4.06 (1, 1)	IP: 9.0 WLS: W BF: 29 H: 2 R: 0 ER: 0 SO: 8 BB: 2 IBB: 0 HBP: 0 BLK: 0 WP: 0 HR: 0 S: 43 P: 51 ERA: 0.00 WHIP: 0.444																			

Batter	1	2	3	4	5	6	7	8	9	AB	R	H	RBI	BB	SO	LOB	BOTTOM			
Johnnie LeMaster, R OBP: 0.319, SLG: 0.309 (1, 6)										3	0	0	0	0	1	1	Los Angeles Dodgers @ San Francisco Giants Candlestick Park, San Francisco, CA Fri Sep 16 1983, 10:05 PM EDT Att: 22,220 - Unknown			
Darrell Evans, L OBP: 0.384, SLG: 0.527 (8, 5)										4	0	1	0	0	1	1				
Jack Clark, R OBP: 0.357, SLG: 0.434 (1, 9)										3	0	1	0	1	0	1				
Jeffrey Leonard, R OBP: 0.325, SLG: 0.472 (1, 7)										3	0	1	1	0	2	1				
Chili Davis, S OBP: 0.307, SLG: 0.351 (1, 8)										3	0	0	0	0	1	3				
Joel Youngblood, R OBP: 0.351, SLG: 0.472 Dave Bergman, L OBP: 0.384, SLG: 0.448 (8, 3)										3	0	1	0	0	1	0				
Tom O'Malley, L OBP: 0.334, SLG: 0.328 Brad Wellman, R OBP: 0.299, SLG: 0.253 (7, PR) (8, 4)										2	0	1	0	1	0	0				
Bob Brenly, R OBP: 0.310, SLG: 0.371 (1, 2)										3	0	0	0	0	1	2				
Mark Davis, L OBP: 0.269, SLG: 0.217 (1, 1)										2	1	1	0	0	0	1				
Inning Stats	R: 0 E: 0 K: 1 S: 5	H: 0 LOB: 0 BB: 0 P: 5	R: 0 E: 0 K: 2 S: 7	H: 1 LOB: 0 BB: 0 P: 7	R: 0 E: 0 K: 0 S: 4	H: 1 LOB: 1 BB: 0 P: 4	R: 0 E: 0 K: 2 S: 7	H: 0 LOB: 1 BB: 1 P: 11	R: 0 E: 0 K: 1 S: 5	H: 0 LOB: 0 BB: 0 P: 5	R: 1 E: 0 K: 0 S: 6	H: 3 LOB: 2 BB: 0 P: 6	R: 0 E: 0 K: 1 S: 5	H: 0 LOB: 1 BB: 1 P: 9	R: 0 E: 0 K: 0 S: 3	H: 1 LOB: 0 BB: 0 P: 3		1B: 6 2B: 0 3B: 0 HR: 0	SF: 0 SAC: 2 DP: 1 HBP: 0	WP: 0 PB: 0 SB: 1 CS: 1
PITCHER Fernando Valenzuela, L ERA: 3.84 Tom Niedenfuer, R ERA: 1.69 (8, 1)	IP: 7.0 WLS: L BF: 27 H: 5 R: 1 ER: 1 SO: 7 BB: 2 IBB: 0 HBP: 0 BLK: 0 WP: 0 HR: 0 S: 39 P: 47 ERA: 1.29 WHIP: 1.000																			

Batter	1	2	3	4	5	6	7	8	9	AB	R	H	RBI	BB	SO	LOB	TOP		
Steve Sax, R OBP: 0.338, SLG: 0.345 (1, 4)	0-0 6-3		0-0 L6			0-0 6-3		0-0 1B		4	0	1	0	0	0	0	Los Angeles Dodgers @ San Francisco Giants Candlestick Park, San Francisco, CA Sat Sep 17 1983, 10:05 PM EDT Att: 23,982 - Unknown		
Bill Russell, R OBP: 0.310, SLG: 0.295 Joe Beckwith, L (8, 1)	0-0 5-3		0-0 F7			0-0 5-3		0-0 P4		4	0	0	0	0	0	1			
Rick Monday, L OBP: 0.372, SLG: 0.431 (1, 7)	0-0 2B			0-0 F9			0-0 4-3 1B	0-0 1-3		4	0	2	0	0	0	1			
Pedro Guerrero, R OBP: 0.365, SLG: 0.516 (1, 5)	0-0 5-3			0-0 F8			4-0 4-3 1B		0-3 K	3	0	0	0	1	1	1			
Ken Landreaux, L OBP: 0.333, SLG: 0.463 (1, 8)		0-0 F9		0-0 6-3			0-0 4-3		0-0 F8	4	0	0	0	0	0	2			
Mike Marshall, R OBP: 0.347, SLG: 0.434 (1, 9)		0-3 K			0-0 F8		0-0 F8		0-3 K	4	0	0	0	0	2	2			
Greg Brock, L OBP: 0.337, SLG: 0.402 (1, 3)		0-0 1B			0-0 4-3		0-0 F8			3	0	1	0	0	0	2			
Steve Yeager, R OBP: 0.255, SLG: 0.390 Derrel Thomas, S OBP: 0.335, SLG: 0.331 Dave Anderson, R OBP: 0.218, SLG: 0.242 (8, PH)	0-3 K				0-0 F8			0-0 F3		2	0	0	0	0	1	1			
Rick Honeycutt, L Pat Zachry, R Rafael Landestam, S Burt Hooton, R R.J. Reynolds, S Jack Fimple, R (1, 1) (5, 1) (6, PH) (6, 1) (8, PH) (8, 2)			0-0 3-1			0-0 5-3		0-0 HR		1	0	0	0	0	0	0			
Inning Stats	R: 0 E: 0 K: 0 S: 4	H: 1 LOB: 1 BB: 0 P: 4	R: 0 E: 0 K: 2 S: 8	H: 1 LOB: 0 BB: 0 P: 8	R: 0 E: 0 K: 0 S: 3	H: 0 LOB: 0 BB: 0 P: 3	R: 0 E: 0 K: 0 S: 3	H: 0 LOB: 0 BB: 0 P: 3	R: 0 E: 0 K: 0 S: 3	H: 1 LOB: 2 BB: 1 P: 8	R: 1 E: 0 K: 0 S: 5	H: 2 LOB: 1 BB: 0 P: 5	R: 0 E: 0 K: 2 S: 7	H: 0 LOB: 0 BB: 0 P: 7	1B: 3 2B: 1 3B: 0 HR: 1	SF: 0 SAC: 0 DP: 0 HBP: 0		WP: 0 PB: 0 SB: 0 CS: 0	PA: 33
PITCHER Fred Breining, R ERA: 3.88 (1, 1)	IP 9.0	WLS W	BF 33	H 5	R 1	ER 1	SO 4	BB 1	IBB 0	HBP 0	BLK 0	WP 0	HR 1	S 40	P 44	ERA 1.00	WHIP 0.667		

Batter	1	2	3	4	5	6	7	8	9	AB	R	H	RBI	BB	SO	LOB	BOTTOM			
Johnnie LeMaster, R OBP: 0.318, SLG: 0.309 (1, 6)	0-0 1B 1B		0-0 1-3		0-0 5-3		0-0 4-3			4	1	1	0	0	0	2	Los Angeles Dodgers @ San Francisco Giants Candlestick Park, San Francisco, CA Sat Sep 17 1983, 10:05 PM EDT Att: 23,982 - Unknown			
Darrell Evans, L OBP: 0.384, SLG: 0.525 (1, 3)	0-0 1B FC6-4 1B		0-0 F8		0-0 F8		4-0 G6-4-3 IBB			3	1	1	0	1	0	1				
Jack Clark, R OBP: 0.358, SLG: 0.441 (1, 9)	0-0 FC6-4 1-3 3-H 1B		0-0 HR		0-0 L6		0-0 G6-4-3			4	1	2	2	0	0	2				
Jeffrey Leonard, R OBP: 0.326, SLG: 0.474 (1, 7)	0-0 FC6-4 BB 1-2 3-H 1B		4-0 S BB		0-0 2B		0-0 G3			3	1	1	1	1	0	1				
Chili Davis, S OBP: 0.308, SLG: 0.353 (1, 8)	4-0 BB 1-2 BB		0-0 P6		0-0 2B		0-0 F8			3	0	1	1	1	0	1				
Joel Youngblood, R OBP: 0.350, SLG: 0.467 Brad Wellman, R OBP: 0.299, SLG: 0.253 (1, 4) (8, 4)	0-0 F7		4-0 L4-3 IBB		0-0 6-3		0-0 F8			3	0	0	0	1	0	3				
Tom O'Malley, L OBP: 0.336, SLG: 0.326 (1, 5)	4-0 FC6-4 1-2 2-3 BB		0-0 L4-3		4-0 FC6-4 IBB		0-0 4-3			2	0	0	0	2	0	2				
Bob Brenly, R OBP: 0.309, SLG: 0.367 (1, 2)	0-0 FC6-4		4-0 SH5-4 BB		0-0 FC6-4		0-0 5-3			3	0	0	0	1	0	5				
Fred Breining, R OBP: 0.188, SLG: 0.154 (1, 1)		0-3 K		0-0 SH5-4		4-0 4-3 BB		0-0 F8		2	0	0	0	1	1	0				
Inning Stats	R: 2 E: 0 K: 0 S: 6	H: 3 LOB: 3 BB: 2 P: 14	R: 0 E: 1 K: 1 S: 5	H: 0 LOB: 0 BB: 0 P: 5	R: 1 E: 0 K: 0 S: 3	H: 1 LOB: 1 BB: 2 P: 11	R: 0 E: 0 K: 0 S: 3	H: 0 LOB: 1 BB: 1 P: 7	R: 1 E: 0 K: 0 S: 5	H: 2 LOB: 2 BB: 1 P: 9	R: 0 E: 0 K: 0 S: 2	H: 0 LOB: 1 BB: 2 P: 10	R: 0 E: 0 K: 0 S: 3	H: 0 LOB: 0 BB: 0 P: 3	R: 0 E: 0 K: 0 S: 3	H: 0 LOB: 0 BB: 0 P: 3		1B: 3 2B: 3 3B: 0 HR: 1	SF: 0 SAC: 1 DP: 2 HBP: 0	WP: 0 PB: 0 SB: 1 CS: 0
PITCHER Rick Honeycutt, L ERA: 2.9 Pat Zachry, R ERA: 1.94 Burt Hooton, R ERA: 3.97 Joe Beckwith, R ERA: 3.6 (1, 1) (5, 1) (6, 1) (8, 1)	IP 4.1	WLS L	BF 23	H 6	R 4	ER 4	SO 1	BB 4	IBB 0	HBP 0	BLK 0	WP 0	HR 1	S 20	P 40	ERA 8.31	WHIP 2.308			



Batter	1	2	3	4	5	6	7	8	9	AB	R	H	RBI	BB	SO	LOB	TOP			
Steve Sax, R OBP: 0.340, SLG: 0.349 (1, 4)										5	1	3	0	0	0	0	Los Angeles Dodgers @ San Francisco Giants Candlestick Park, San Francisco, CA Sun Sep 18 1983, 6:33 AM EDT Att: 35,370 - Unknown			
R.J. Reynolds, S OBP: 0.288, SLG: 0.436 (1, 9)										5	0	1	2	0	2	3				
Rick Monday, L OBP: 0.270, SLG: 0.433 Bill Russell, R OBP: 0.309, SLG: 0.295 (9, PH)										4	0	1	0	0	0	1				
Pedro Guerrero, R OBP: 0.366, SLG: 0.514 Alex Taveras, R (8, 5)										2	0	0	0	2	0	1				
German Rivera, R OBP: 0.455, SLG: 0.500 (9, PH)										0	0	0	0	0	0	0				
Ken Landreaux, L OBP: 0.333, SLG: 0.463 (1, 8)										4	0	1	0	0	1	4				
Greg Brock, L OBP: 0.336, SLG: 0.399 (1, 3)											3	0	0	0	1	2				
Jack Fimple, R OBP: 0.344 Dusty Baker Jr., R OBP: 0.343, SLG: 0.389 Steve Yeager, R OBP: 0.255, SLG: 0.390 Derrel Thomas, S OBP: 0.338, SLG: 0.352 (6, PH)										2	0	0	0	0	1	1				
Dave Anderson, R OBP: 0.221, SLG: 0.237 Cecil Espy, S OBP: 0.333, SLG: 0.333 (9, PH)										2	0	0	0	1	0	0				
Jerry Reuss, L OBP: 0.298, SLG: 0.350 Rafael Landestoy, S OBP: 0.222, SLG: 0.280 Orel Hershisser, R (5, 1)										1	0	0	0	0	1	1				
Sid Bream, L OBP: 0.280, SLG: 0.187 Pat Zachry, R OBP: 0.350, SLG: 0.500 Jose Morales, R OBP: 0.250, SLG: 0.498 (7, 1)										1	0	0	0	0	1	0				
Inning Stats	R: 0 E: 0 K: 1 S: 6	H: 1 LOB: 2 BB: 1 P: 10	R: 0 E: 0 K: 3 S: 9	H: 0 LOB: 1 BB: 1 P: 13	R: 0 E: 0 K: 1 S: 5	H: 0 LOB: 0 BB: 0 P: 5	R: 0 E: 0 K: 1 S: 6	H: 1 LOB: 1 BB: 0 P: 6	R: 0 E: 0 K: 2 S: 8	H: 0 LOB: 2 BB: 2 P: 11	R: 0 E: 1 K: 0 S: 4	H: 0 LOB: 1 BB: 0 P: 4	R: 0 E: 0 K: 0 S: 4	H: 1 LOB: 1 BB: 0 P: 4	R: 3 E: 0 K: 1 S: 9	H: 4 LOB: 1 BB: 0 P: 9	1B: 4 2B: 3 3B: 0 HR: 1	SF: 0 SAC: 0 DP: 0 HBP: 0	WP: 0 PB: 0 SB: 1 CS: 0	PA: 40
PITCHER	IP WLS BF H R ER SO BB IBB HBP BLK WP HR S P ERA WHIP	8.0 W 34 5 1 1 8 4 0 0 0 0 1 46 62 1.12 1.125	0.1 4 3 2 2 0 0 0 0 0 0 0 4 4 54.00 9.000	0.2 S 2 0 0 0 1 0 0 0 0 0 0 4 4 0.00 0.000																

AB 36
R 3
H 8
RBI 3
BB 4
SO 9
LOB 18



Batter	1	2	3	4	5	6	7	8	9	AB	R	H	RBI	BB	SO	LOB	BOTTOM			
Johnnie LeMaster, R OBP: 0.320, SLG: 0.310 (1, 6)										4	2	2	0	0	1	2	Los Angeles Dodgers @ San Francisco Giants Candlestick Park, San Francisco, CA Sun Sep 18 1983, 6:33 AM EDT Att: 35,370 - Unknown			
Darrell Evans, L OBP: 0.385, SLG: 0.524 (1, 3) (7, 5)										3	2	1	0	1	0	2				
Jack Clark, R OBP: 0.360, SLG: 0.443 Max Venable, L OBP: 0.300, SLG: 0.390 (1, 9) (9, 9)										2	1	1	1	2	0	0				
Jeffrey Leonard, R OBP: 0.324, SLG: 0.470 (1, 7)										4	0	0	0	0	2	5				
Chili Davis, S OBP: 0.306, SLG: 0.350 (1, 8)										4	0	0	0	0	1	5				
Joel Youngblood, R OBP: 0.352, SLG: 0.477 Brad Wellman, R OBP: 0.299, SLG: 0.253 (1, 4) (9, 4)										4	1	2	4	0	0	0				
Tom O'Malley, L OBP: 0.338, SLG: 0.326 Joe Pettini, R OBP: 0.232, SLG: 0.194 Dave Bergman, L OBP: 0.388, SLG: 0.452 (1, 5) (6, PR) (7, 3)										1	0	0	0	2	0	0				
Bob Brenly, R OBP: 0.304, SLG: 0.361 (1, 2)										4	0	0	0	0	0	5				
Mike Krukow, R OBP: 0.281, SLG: 0.350 Greg Minton, S OBP: 0.345, SLG: 0.600 Gary Lavelle, S (1, 1) (9, 1) (9, 1)										3	0	2	0	0	0	0				
Inning Stats	R: 2 E: 0 K: 1 S: 8	H: 3 LOB: 3 BB: 2 P: 16	R: 0 E: 0 K: 1 S: 5	H: 1 LOB: 0 BB: 0 P: 5	R: 2 E: 0 K: 1 S: 6	H: 1 LOB: 1 BB: 1 P: 10	R: 0 E: 0 K: 0 S: 4	H: 1 LOB: 1 BB: 0 P: 4	R: 0 E: 0 K: 0 S: 2	H: 0 LOB: 1 BB: 1 P: 6	R: 2 E: 2 K: 1 S: 7	H: 2 LOB: 1 BB: 1 P: 11	R: 0 E: 0 K: 0 S: 3	H: 1 LOB: 0 BB: 0 P: 3	R: 0 E: 0 K: 0 S: 3	H: 1 LOB: 0 BB: 0 P: 3		1B: 7 2B: 1 3B: 0 HR: 1	SF: 0 SAC: 0 DP: 3 HBP: 0	WP: 0 PB: 0 SB: 0 CS: 0
PITCHER	IP WLS BF H R ER SO BB IBB HBP BLK WP HR S P ERA WHIP	4.0 L 20 6 4 4 3 3 0 0 0 0 0 5 9 0.00 0.500	2.0 6 0 0 0 0 1 0 0 0 0 0 5 9 0.00 0.500	2.0 9 3 2 1 1 0 1 0 0 0 0 10 14 4.50 1.500																

AB 30
R 6
H 9
RBI 5
SO 4
LOB 19



Batter	1	2	3	4	5	6	7	8	9	AB	R	H	RBI	BB	SO	LOB	TOP					
Bobby Brown, S (1,7) Joe Lansford, R (8,3)	0-0 SH1-3 S 4-3 1B		0-0 F8		4-0 CS BB			0-3 K		3	1	1	0	1	1	0						
Alan Wiggins, S (1,3) Tony Gwynn, L (1,9)	0-0 SH1-3 1-3		0-0 6-3		0-0 F7 1-2			0-0 S PB 1B		3	1	1	0	0	0	1						
Terry Kennedy, L (1,2)	0-0 3-1		0-0 F8		0-0 4-3			4-0 1-H BB		3	0	0	1	1	0	0						
Kevin McReynolds, R (1,8)		0-0 E 6-3 1B		0-0 1B WP FC6-4 1B		0-0 F7		0-0 F8		4	1	1	0	0	0	1						
Gary Templeton, S (1,6)		0-0 E6 6-3 1-3		0-0 FC6-4 WP 1-2 3-H 4-0		0-3 K		0-0 F8		4	0	0	1	0	1	2						
Luis Salazar, R (1,5)		0-0 6-3 1-2 3-H		0-0 G4-6-3 BB 1-2		0-0 F7		0-0 F4		3	0	0	1	1	0	1						
Juan Bonilla, R (1,4)		0-0 F9		0-0 G4-6-3 1-2		0-0 K		0-0 K		4	0	2	0	0	0	3						
Ed Whitson, R (1,1) Sid Monge, S (6,1) Floyd Chiffer, R (7,1)		0-0 L1		0-0 F3		0-3 K		0-3 K		2	0	0	0	0	0	1						
Inning Stats	R: 1 E: 0 K: 0 S: 4	H: 1 LOB: 0 BB: 0 P: 4	R: 1 E: 1 K: 0 S: 5	H: 1 LOB: 1 BB: 0 P: 5	R: 0 E: 0 K: 0 S: 3	H: 0 LOB: 0 BB: 0 P: 3	R: 1 E: 0 K: 0 S: 4	H: 2 LOB: 1 BB: 1 P: 8	R: 0 E: 0 K: 0 S: 2	H: 0 LOB: 0 BB: 0 P: 6	R: 0 E: 0 K: 0 S: 3	H: 0 LOB: 0 BB: 0 P: 3	R: 0 E: 0 K: 2 S: 8	H: 1 LOB: 1 BB: 0 P: 8	R: 1 E: 0 K: 1 S: 6	H: 1 LOB: 1 BB: 1 P: 10	R: 0 E: 0 K: 1 S: 6	H: 1 LOB: 1 BB: 0 P: 6	1B: 7 2B: 0 3B: 0 HR: 0	SF: 0 SAC: 1 DP: 1 HBP: 0	WP: 2 PB: 1 SB: 3 CS: 1	PA: 36
PITCHER	IP WLS BF H R ER SO BB IBB HBP BLK WP HR S P ERA WHIP																					
Scott Garrelts, R (1,1) Randy Lerch, L (7,1)	6.0 L 23 4 3 2 0 2 0 0 0 0 0 0 21 29 3.00 1.000																					

San Diego Padres @ San Francisco Giants
Candlestick Park, San Francisco, CA
Mon Sep 19 1983, 10:05 PM EDT
Att. 2,486 - Unknown

livebaseballscores.com

AB 32
R 4
H 7
RBI 3
BB 3
SO 4
LOB 12




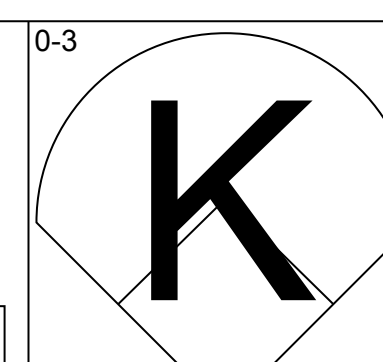
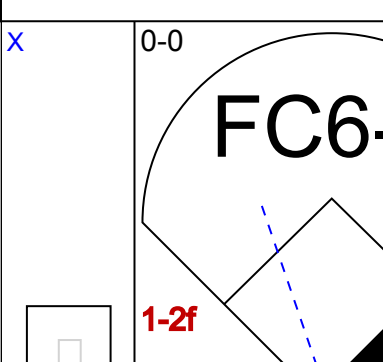
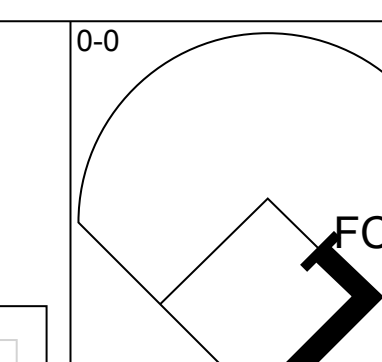
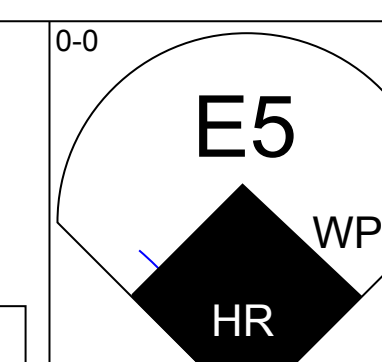
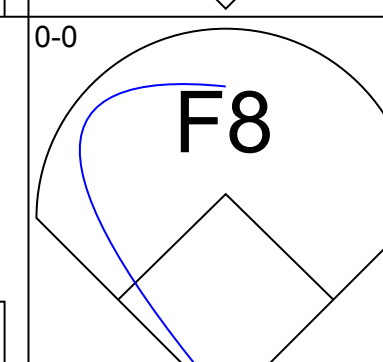
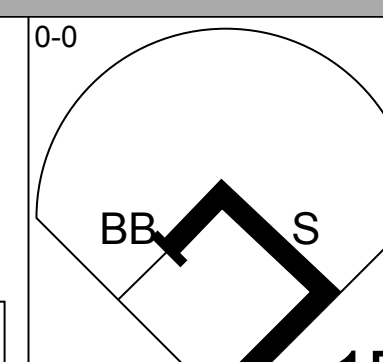
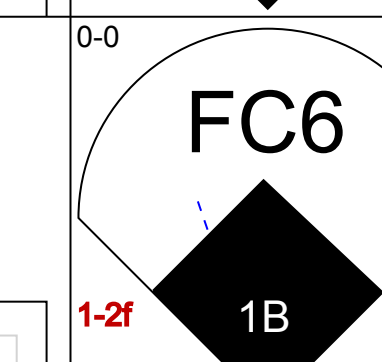
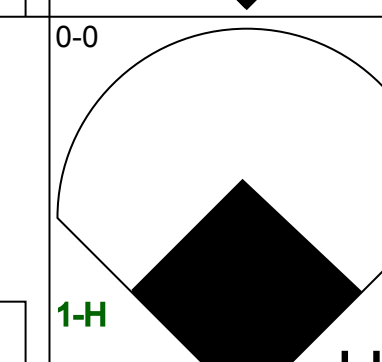
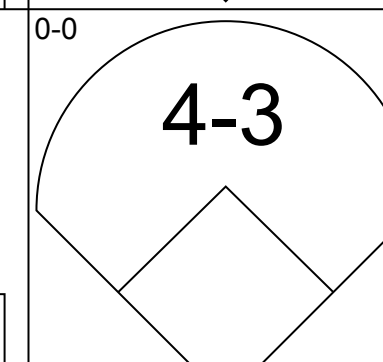
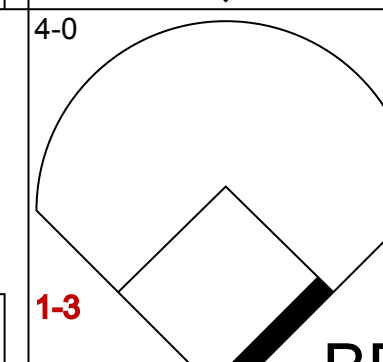
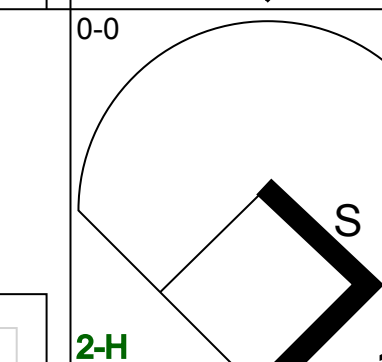
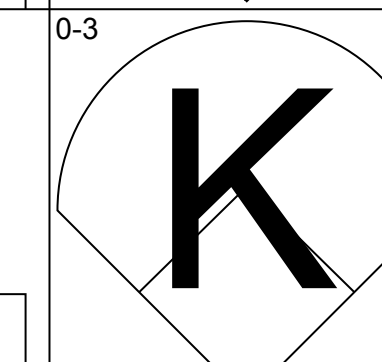
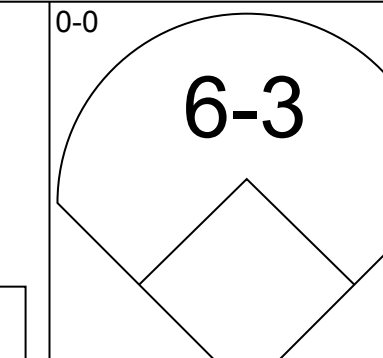
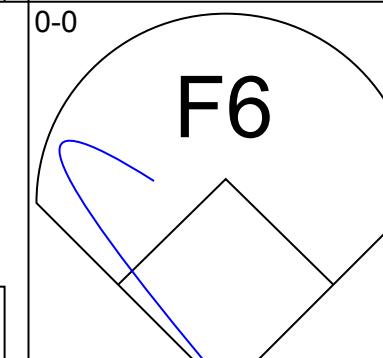
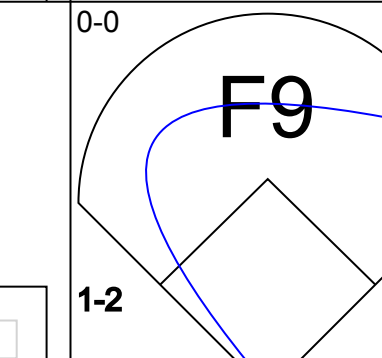
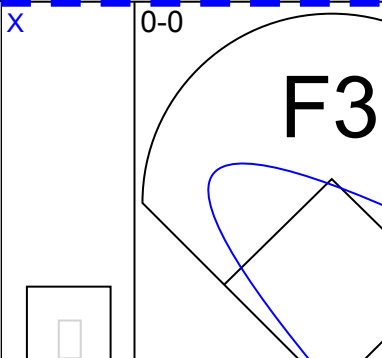
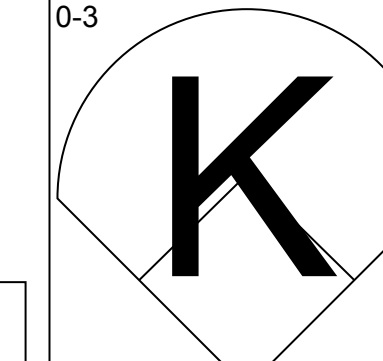
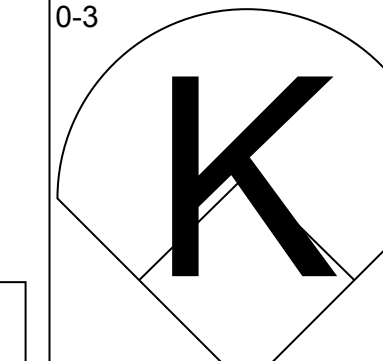
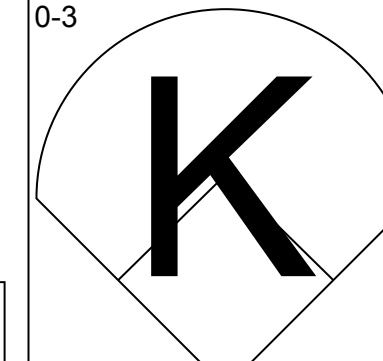
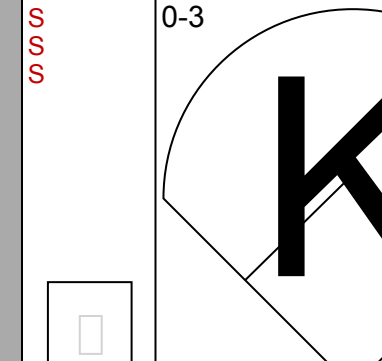
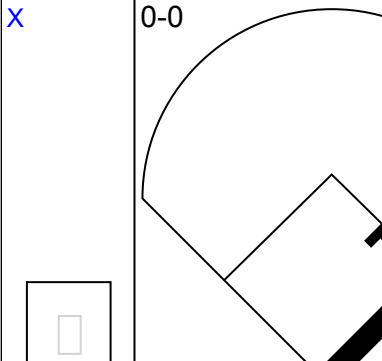
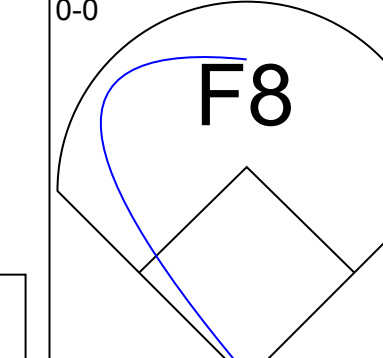
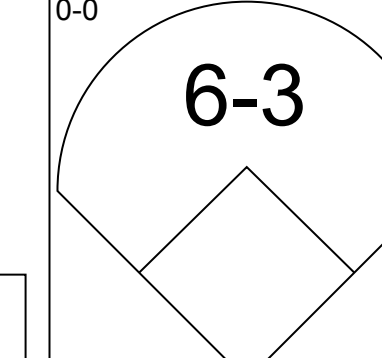
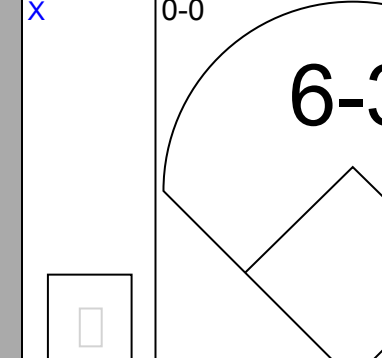
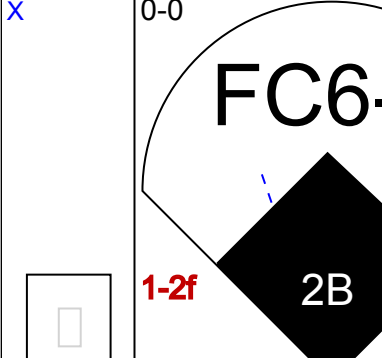
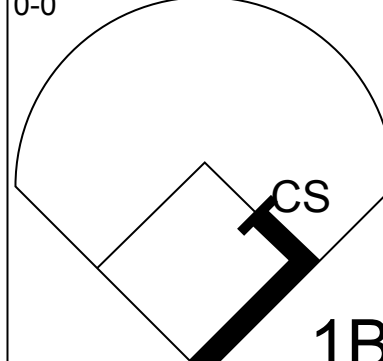
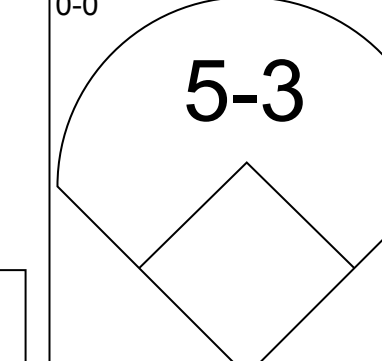
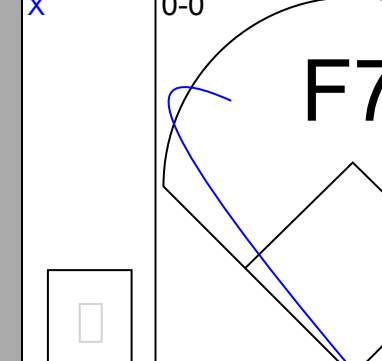
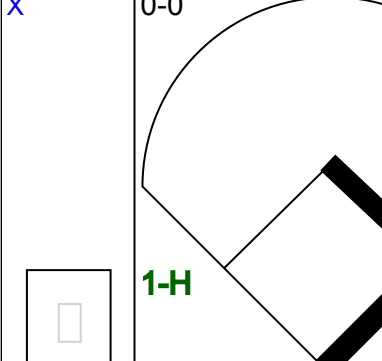
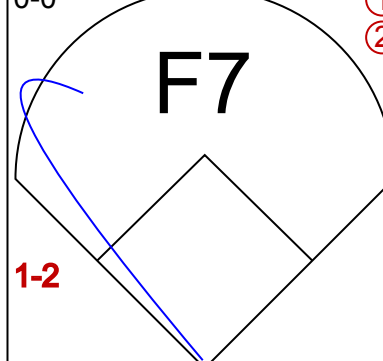
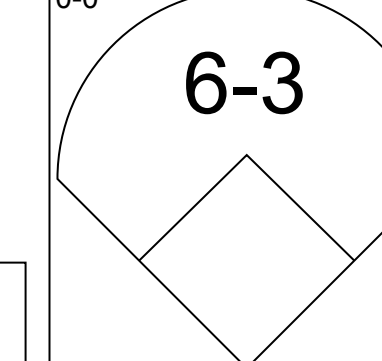
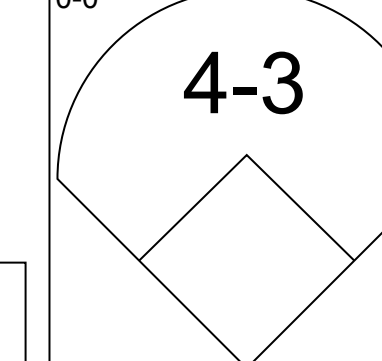
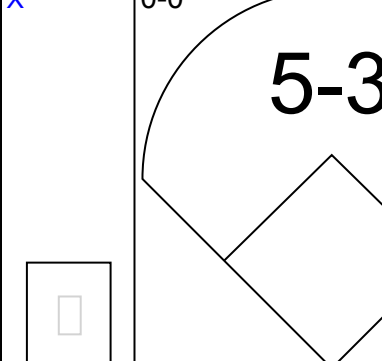
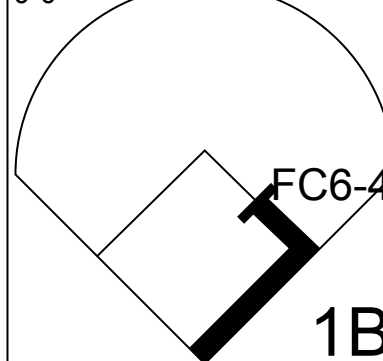
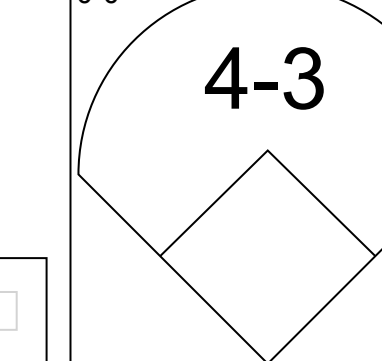
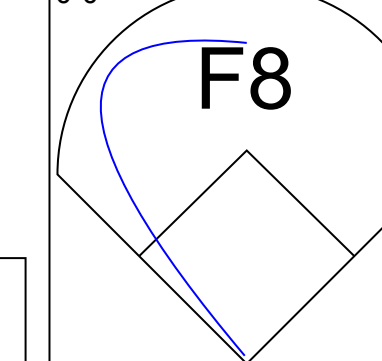
Batter	1	2	3	4	5	6	7	8	9	AB	R	H	RBI	BB	SO	LOB	BOTTOM					
Dan Gladden, R (1,8)	0-0 F8		0-0 BB S 1B		0-0 5-3			0-0 CS 1B		5	0	2	0	0	0	0						
Tom O'Malley, L (1,5)	0-0 2B FC6-5 1B		4-0 BB 1B		0-3 K		4-0 BB 1-2			2	1	1	0	2	1	0						
Joel Youngblood, R (1,4)	0-0 FC6-5 1-3 2B		4-0 BB 1-2 2-3 BB		0-0 F4		0-0 L6			3	0	1	0	1	0	1						
Jeffrey Leonard, R (1,7)	0-0 FC6-5 2B 2-3 3-H		0-3 K		0-0 F7		0-3 K			4	1	0	1	0	2	5						
Chili Davis, S (1,9)	0-0 1-H 2B		0-0 F5		0-0 F8		0-3 K			4	0	1	1	0	1	0						
Chris Smith, S (1,3)	4-0 BB		0-0 G3		0-0 F7		0-0 F7			3	0	0	0	1	0	0						
Bob Brenly, R (1,2)	0-0 F9		0-0 1-3		4-0 1B BB		0-0 F9			3	0	0	0	1	0	2						
Joe Pettini, R (1,6) Dave Bergman, L (6, PH) Guy Sularz, R (6, FR) Duane Kuiper, L (9, PH)		0-0 F6		0-0 F8		0-0 1B 1-2 1B		0-0 6-3		2	0	0	0	0	0	0						
Scott Garrelts, R (1,1) Max Venable, L (6, PH) Randy Lerch, L (7,1) Darrell Evans, L (9, PH)		0-3 K		0-0 F2		0-0 1B 1-2 2-H 1B		0-0 F6		1	0	1	0	0	0	0						
Inning Stats	R: 2 E: 0 K: 0 S: 6	H: 3 LOB: 2 BB: 1 P: 10	R: 0 E: 0 K: 2 S: 8	H: 1 LOB: 3 BB: 2 P: 16	R: 0 E: 0 K: 0 S: 3	H: 0 LOB: 0 BB: 0 P: 3	R: 0 E: 0 K: 0 S: 3	H: 0 LOB: 0 BB: 0 P: 3	R: 0 E: 0 K: 1 S: 5	H: 0 LOB: 0 BB: 0 P: 5	R: 0 E: 0 K: 0 S: 4	H: 2 LOB: 2 BB: 1 P: 8	R: 0 E: 0 K: 1 S: 5	H: 1 LOB: 1 BB: 1 P: 9	R: 0 E: 0 K: 1 S: 5	H: 0 LOB: 0 BB: 0 P: 5	R: 0 E: 0 K: 0 S: 3	H: 0 LOB: 0 BB: 0 P: 3	1B: 5 2B: 2 3B: 0 HR: 0	SF: 0 SAC: 0 DP: 0 HBP: 0	WP: 0 PB: 0 SB: 2 CS: 1	PA: 37
PITCHER	IP WLS BF H R ER SO BB IBB HBP BLK WP HR S P ERA WHIP																					
Ed Whitson, R (1,1) Sid Monge, L (6,1) Floyd Chiffer, R (7,1)	5.2 W 26 5 2 0 0 1 0 0 0 0 0 0 2 6 0.00 4.500																					
Floyd Chiffer, R (7,1)	2.2 S 8 0 0 0 2 0 0 0 0 0 0 0 12 12 0.00 0.000																					

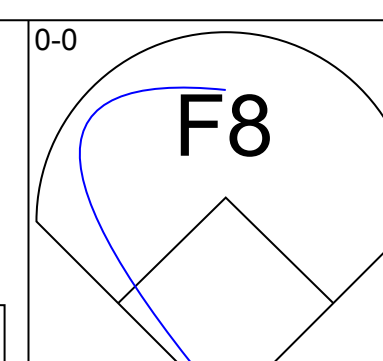
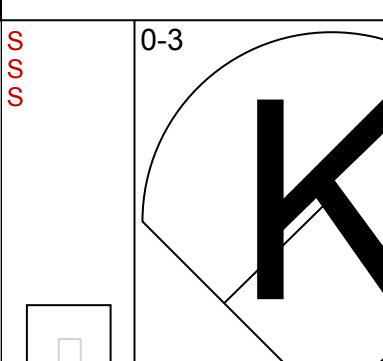
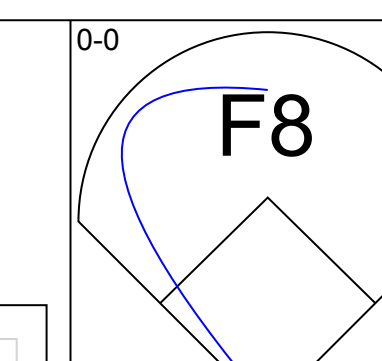
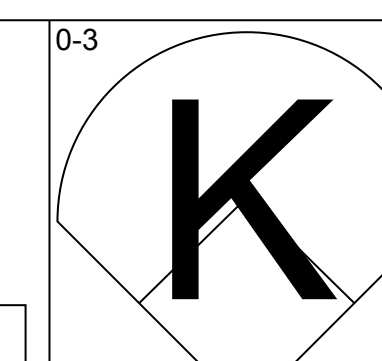
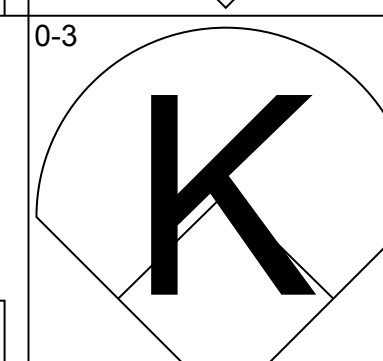
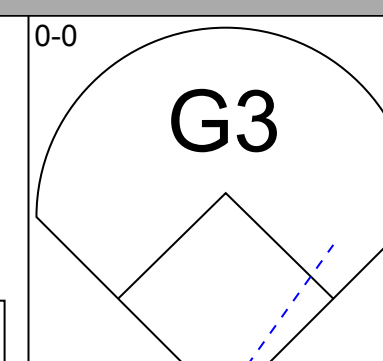
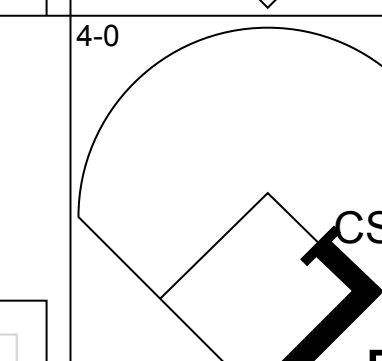
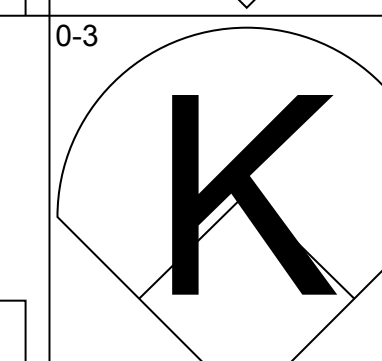
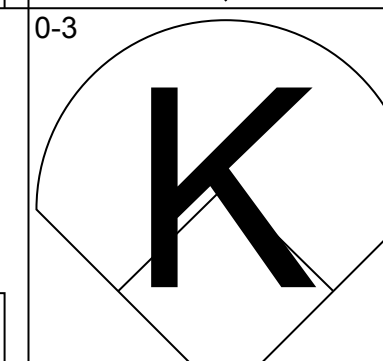
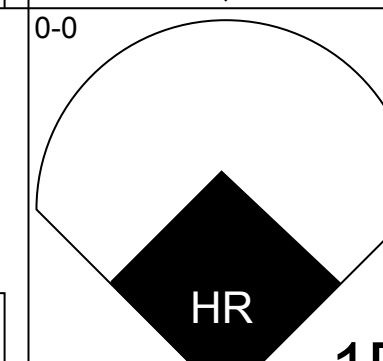
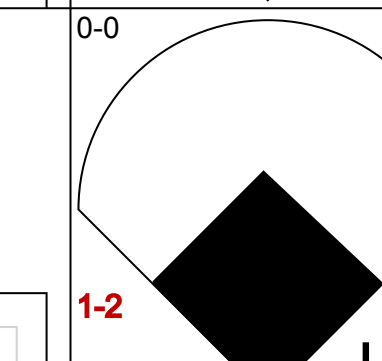
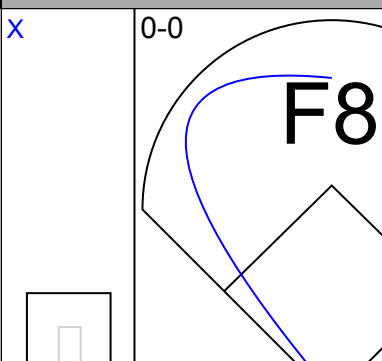
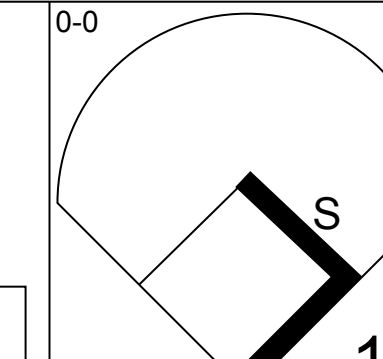
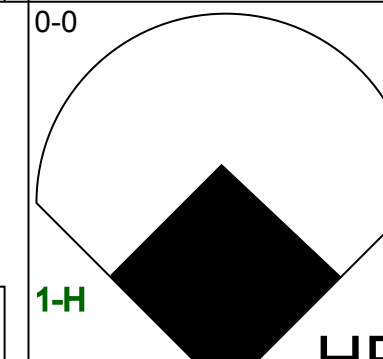
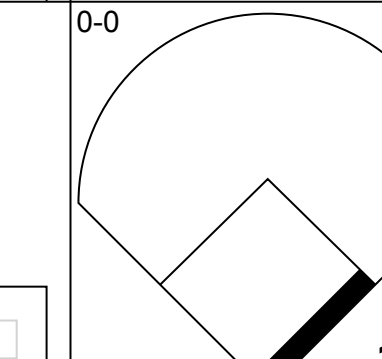
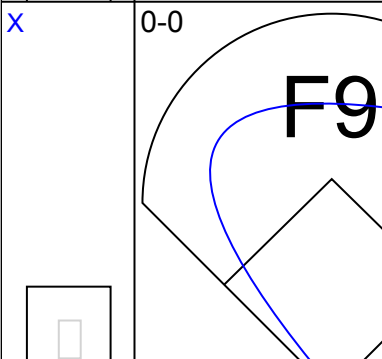
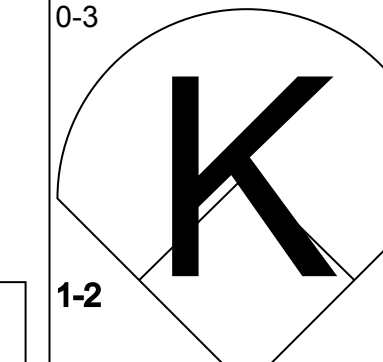
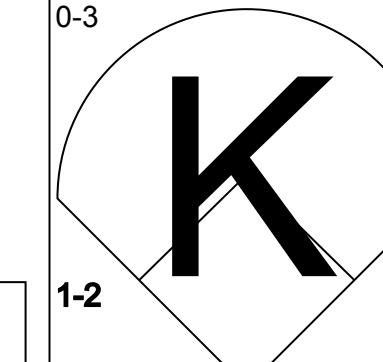
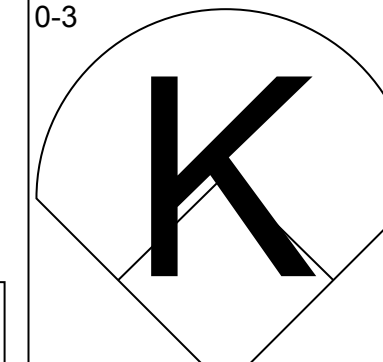
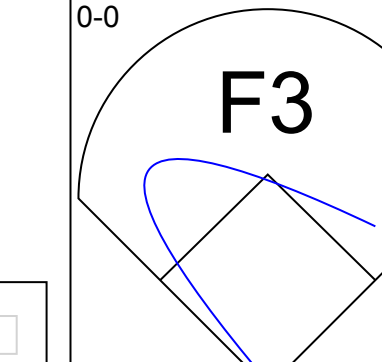
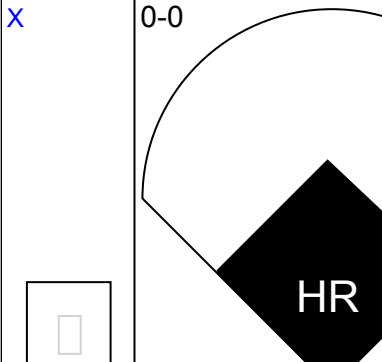
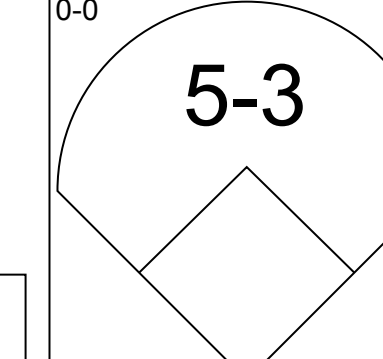
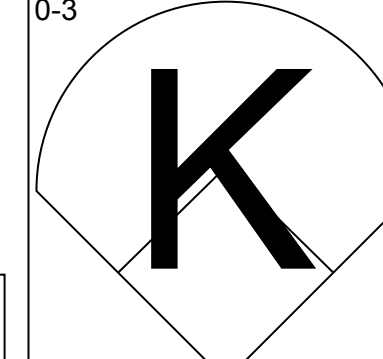
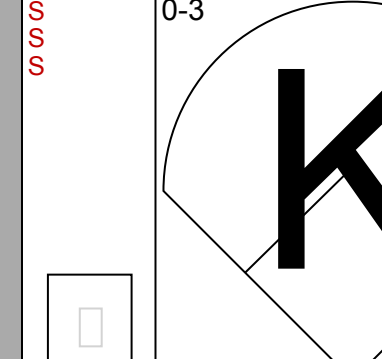
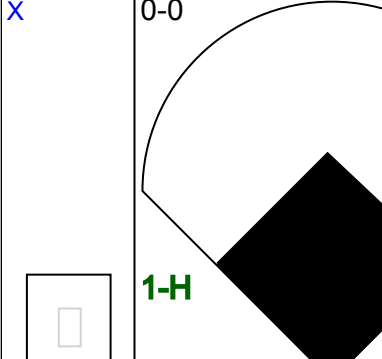
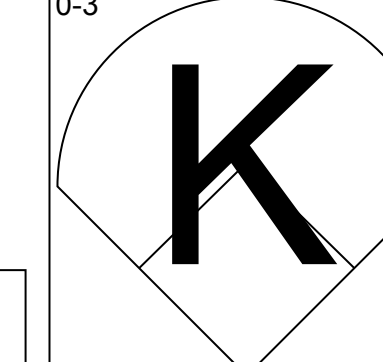
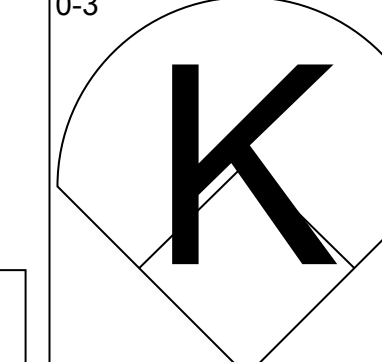
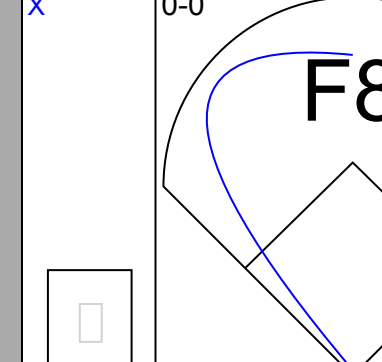
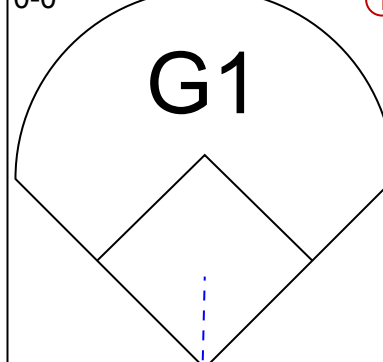
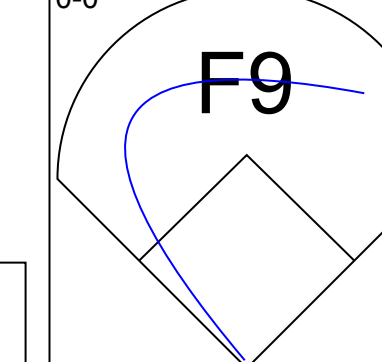
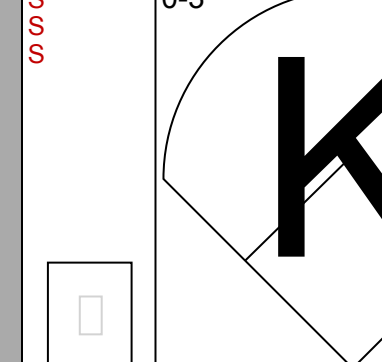
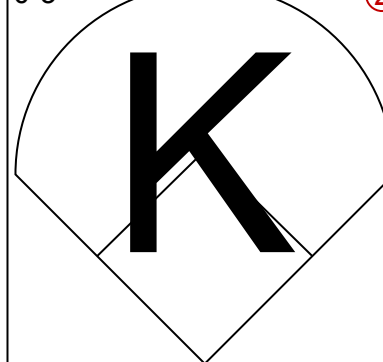
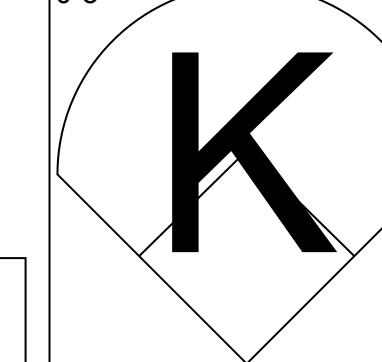
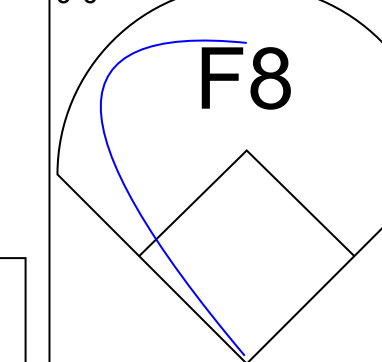
San Diego Padres @ San Francisco Giants
Candlestick Park, San Francisco, CA
Mon Sep 19 1983, 10:05 PM EDT
Att. 2,486 - Unknown

livebaseballscores.com

AB 32
R 2
H 7
RBI 2
BB 5
SO 5
LOB 8



Batter	1	2	3	4	5	6	7	8	9	AB	R	H	RBI	BB	SO	LOB	TOP						
Bobby Brown, S (1, 7) OBP: 0.354, SLG: 0.426 Ruppert Jones, L (9, 8) OBP: 0.304, SLG: 0.382										4	1	1	0	0	1	1	San Diego Padres @ San Francisco Giants Candlestick Park, San Francisco, CA Wed Sep 21 1983, 6:33 AM EDT Att: 5,294 - Unknown livebaseballscorecards.com						
Alan Wiggins, S (1, 3) OBP: 0.362, SLG: 0.333 Joe Lansford, R (8, PH) OBP: 0.667, SLG: 1.667 Floyd Chiffer, R (8, 1) Gary Lucas, L (9, 1)										3	1	1	0	0	0	1							
Tony Gwynn, L (1, 9) OBP: 0.357, SLG: 0.369										3	0	1	1	1	1	0							
Kevin McReynolds, R (1, 8) OBP: 0.256, SLG: 0.333										4	0	0	0	0	0	2							
Terry Kennedy, L (1, 2) OBP: 0.346, SLG: 0.439 George Hinshaw, R (9, PR) Doug Gwosdz, R (9, 2) OBP: 0.200, SLG: 0.200										4	0	1	0	0	3	1							
Gary Templeton, S (1, 6) OBP: 0.289, SLG: 0.330										4	1	0	0	0	1								
Luis Salazar, R (1, 5) OBP: 0.286, SLG: 0.389										4	0	2	1	0	0	0							
Juan Bonilla, R (1, 4) OBP: 0.308, SLG: 0.307										4	0	0	0	0	0	3							
Tim Lollar, L (1, 1) OBP: 0.286, SLG: 0.339 Kurt Bevacqua, R (8, PH) OBP: 0.337, SLG: 0.347										2	0	1	0	0	0	0							
Inning Stats	R: 0 E: 0 K: 1 S: 5	H: 0 LOB: 0 BB: 0 P: 5	R: 0 E: 0 K: 1 S: 5	H: 0 LOB: 0 BB: 0 P: 5	R: 0 E: 0 K: 0 S: 4	H: 2 LOB: 1 BB: 0 P: 4	R: 0 E: 0 K: 1 S: 5	H: 1 LOB: 1 BB: 1 P: 9	R: 0 E: 0 K: 0 S: 3	H: 0 LOB: 0 BB: 0 P: 3	R: 1 E: 1 K: 0 S: 5	H: 2 LOB: 1 BB: 0 P: 5	R: 0 E: 0 K: 1 S: 5	H: 0 LOB: 0 BB: 0 P: 5	R: 2 E: 1 K: 1 S: 7	H: 1 LOB: 0 BB: 0 P: 7		R: 1 E: 0 K: 0 S: 5	H: 2 LOB: 2 BB: 0 P: 5	1B: 6 2B: 1 3B: 0 HR: 1	SF: 0 SAC: 0 DP: 0 HBP: 0	WP: 2 PB: 0 SB: 2 CS: 1	PA: 35
PITCHER	IP	WLS	BF	H	R	ER	SO	BB	IBB	HBP	BLK	WP	HR	S	P	ERA		WHIP					
Mark Davis, L (1, 1) ERA: 3.72 Gary Lavelle, L (9, 1) ERA: 2.67	8.0		30	6	3	0	5	1	0	0	0	1	1	39	43	0.00		0.875					
	1.0	W	5	2	1	1	0	0	0	0	0	1	0	5	5	9.00		2.000					

Batter	1	2	3	4	5	6	7	8	9	AB	R	H	RBI	BB	SO	LOB	BOTTOM						
Dan Gladden, R (1, 8) OBP: 0.279, SLG: 0.270										4	0	0	0	0	2	0	San Diego Padres @ San Francisco Giants Candlestick Park, San Francisco, CA Wed Sep 21 1983, 6:33 AM EDT Att: 5,294 - Unknown livebaseballscorecards.com						
Brad Wellman, R (1, 4) OBP: 0.299, SLG: 0.249										3	0	0	0	1	2	0							
Joel Youngblood, R (1, 5) OBP: 0.356, SLG: 0.485										4	2	2	1	0	1	0							
Jeffrey Leonard, R (1, 7) OBP: 0.324, SLG: 0.474										4	1	3	2	0	0	0							
Chili Davis, S (1, 9) OBP: 0.306, SLG: 0.350										4	1	1	0	0	2	2							
Chris Smith, S (1, 3) OBP: 0.311, SLG: 0.300 Dave Bergman, L (8, 3) OBP: 0.393, SLG: 0.481										3	0	0	0	0	2	1							
Bob Brenly, R (1, 2) OBP: 0.303, SLG: 0.356										3	0	0	0	0	2	1							
Guy Sularz, R (1, 6) OBP: 0.111, SLG: 0.111										3	0	0	0	0	1	0							
Mark Davis, L (1, 1) OBP: 0.250, SLG: 0.200 Tom O'Malley, L (8, PH) OBP: 0.344, SLG: 0.335 Gary Lavelle, S (9, 1)										2	0	0	0	0	2	0							
Inning Stats	R: 0 E: 0 K: 2 S: 7	H: 0 LOB: 0 BB: 0 P: 7	R: 0 E: 0 K: 2 S: 8	H: 1 LOB: 1 BB: 0 P: 8	R: 0 E: 0 K: 2 S: 7	H: 0 LOB: 0 BB: 0 P: 7	R: 2 E: 0 K: 2 S: 9	H: 2 LOB: 0 BB: 0 P: 9	R: 0 E: 0 K: 2 S: 7	H: 0 LOB: 0 BB: 0 P: 7	R: 1 E: 0 K: 0 S: 4	H: 2 LOB: 1 BB: 1 P: 8	R: 0 E: 0 K: 2 S: 7	H: 0 LOB: 0 BB: 0 P: 7	R: 0 E: 0 K: 2 S: 7	H: 0 LOB: 0 BB: 0 P: 7		R: 2 E: 0 K: 0 S: 4	H: 2 LOB: 0 BB: 0 P: 4	1B: 4 2B: 0 3B: 0 HR: 3	SF: 0 SAC: 0 DP: 0 HBP: 0	WP: 0 PB: 0 SB: 1 CS: 1	PA: 33
PITCHER	IP	WLS	BF	H	R	ER	SO	BB	IBB	HBP	BLK	WP	HR	S	P	ERA		WHIP					
Tim Lollar, L (1, 1) ERA: 4.49 Floyd Chiffer, R (8, 1) ERA: 3.66 Gary Lucas, L (9, 1) ERA: 2.98	7.0		26	5	3	3	12	1	0	0	0	0	0	10	10	3.86		0.857					
	1.2		6	1	1	1	2	0	0	0	0	0	0	10	10	5.40		0.600					
	0.0	L	1	1	1	1	0	0	0	0	0	0	1	1	1	∞		∞					

Batter	1	2	3	4	5	6	7	8	9	AB	R	H	RBI	BB	SO	LOB	TOP			
Dan Gladden, R OBP: 0.277, SLG: 0.268 (1, 8)	F8	CS 2-H 3-H 1B		F5		G6-4-3			SH3-4	4	0	1	2	0	0	4				
Tom O'Malley, L OBP: 0.344, SLG: 0.336 (1, 5)	SH1-3 1B	CS	G3	6-3			G5-4-3 1B		K	5	0	2	0	0	1	4				
Joel Youngblood, R OBP: 0.357, SLG: 0.485 Brad Wellman, R OBP: 0.299, SLG: 0.249 (1, 4) (9, 4)	SH1-3		F8		F8		G5-4-3 1B			4	0	2	1	0	0	0				
Jeffrey Leonard, R OBP: 0.325, SLG: 0.474 (1, 7)	1B				F7		G5-4-3		K	5	0	2	0	0	1	3				
Chili Davis, S OBP: 0.306, SLG: 0.349 (1, 9)	F9		F4				F7			4	0	1	0	0	0	4				
Chris Smith, S OBP: 0.347, SLG: 0.349 Dave Bergman, L OBP: 0.393, SLG: 0.481 (1, 3) (9, 3)		WP 1B 2B		FC5-4 BB 1B			BB 1-2 BB		F5	3	1	2	0	1	0	0				
Bob Brenly, R OBP: 0.303, SLG: 0.352 (1, 2)		K		FC5-4 BB			4-3		1-3	3	0	0	0	1	1	3	AB 33 R 3 H 11 RBI 3 BB 5 SO 4 LOB 22			
Joe Pettini, R OBP: 0.241, SLG: 0.186 (1, 6)		S 1B BB		FC5-4 S			5-3		F4	3	1	0	0	1	0	2				
Fred Breining, R OBP: 0.219, SLG: 0.164 Greg Minton, S OBP: 0.545, SLG: 0.600 (1, 1) (9, 1)		K					G6-4-3 BB		SH3-4 1B	2	1	1	0	2	1	2				
Inning Stats	R: 0 E: 0 K: 0 S: 5	H: 2 LOB: 2 BB: 0 P: 5	R: 2 E: 0 K: 2 S: 8	H: 2 LOB: 0 BB: 1 P: 12	R: 0 E: 0 K: 0 S: 4	H: 1 LOB: 1 BB: 0 P: 4	R: 0 E: 0 K: 0 S: 4	H: 1 LOB: 3 BB: 2 P: 12	R: 0 E: 0 K: 0 S: 4	H: 0 LOB: 0 BB: 1 P: 6	R: 0 E: 0 K: 0 S: 4	H: 2 LOB: 1 BB: 0 P: 4	R: 0 E: 0 K: 0 S: 3	H: 0 LOB: 1 BB: 0 P: 3	R: 1 E: 0 K: 2 S: 9	H: 2 LOB: 1 BB: 0 P: 9	1B: 10 2B: 1 3B: 0 HR: 0	SF: 0 SAC: 2 DP: 2 HBP: 0	WP: 1 PB: 0 SB: 2 CS: 1	PA: 41
PITCHER	IP WLS BF H R ER SO BB IBB HBP BLK WP HR S P ERA WHIP	IP WLS BF H R ER SO BB IBB HBP BLK WP HR S P ERA WHIP																		
Joe Niekro, R ERA: 3.57 (1, 1)	5.0 L 25 7 2 2 2 4 0 0 0 1 0 25 41 3.60 2.200																			
Michael LaCoss, R ERA: 4.99 (6, 1)	2.0 7 2 0 0 0 1 0 0 0 0 0 6 10 0.00 1.500																			
Bill Dawley, R ERA: 2.82 (8, 1)	2.0 8 2 1 1 2 0 0 0 0 0 0 12 12 4.50 1.000																			

San Francisco Giants @ Houston Astros
Astrodome, Houston, TX
Fri Sep 23 1983, 8:05 PM EDT
Att: 10,570 - Dome

AB	33
R	3
H	11
RBI	3
BB	5
SO	4
LOB	22



Batter	1	2	3	4	5	6	7	8	9	AB	R	H	RBI	BB	SO	LOB	BOTTOM					
Bill Doran, S OBP: 0.364, SLG: 0.358 (1, 4)	K		K		F8			G3	4-3	5	0	0	0	0	2	4						
Terry Puhl, L OBP: 0.349, SLG: 0.438 (1, 9)	F6		F7			F8		F9		4	0	0	0	0	0	1						
Dickie Thon, R OBP: 0.344, SLG: 0.465 (1, 6)	F8		F9				1B		BB	3	0	1	0	1	0	1						
Jose Cruz, L OBP: 0.392, SLG: 0.478 (1, 7)		S BB		F7		F9		F9		3	0	0	0	1	0	2						
Ray Knight, R OBP: 0.357, SLG: 0.446 Craig Reynolds, L OBP: 0.253, SLG: 0.253 (9, PR) (9, PR)		K		F4		F9			2B	4	0	1	0	0	1	2						
Phil Garner, R OBP: 0.313, SLG: 0.361 (1, 5)		F7		5-3			G3		1B 2B	4	1	1	1	0	0	1						
Jerry Mumphrey, S OBP: 0.354, SLG: 0.419 (1, 8)					S 1B				BB	2	0	2	1	2	0	0						
Alan Ashby, S OBP: 0.299, SLG: 0.405 (1, 2)		1-3			F8			K		4	0	0	0	0	1	6						
Joe Niekro, R Kevin Bass, S Michael LaCoss, R Denny Walling, L Bill Dawley, R Harry Spilman, L (1, 1) (5, PH) (6, 1) (7, PH) (8, 1) (9, PH)						F8			4-3	1	0	1	0	0	0	0						
Inning Stats	R: 0 E: 0 K: 1 S: 5	H: 0 LOB: 0 BB: 0 P: 5	R: 0 E: 0 K: 1 S: 5	H: 0 LOB: 2 BB: 2 P: 13	R: 0 E: 0 K: 1 S: 6	H: 1 LOB: 1 BB: 0 P: 6	R: 0 E: 0 K: 0 S: 3	H: 0 LOB: 0 BB: 0 P: 3	R: 0 E: 0 K: 0 S: 4	H: 1 LOB: 1 BB: 0 P: 4	R: 0 E: 0 K: 0 S: 4	H: 1 LOB: 1 BB: 0 P: 4	R: 0 E: 0 K: 1 S: 5	H: 0 LOB: 1 BB: 1 P: 9	R: 0 E: 0 K: 0 S: 3	H: 0 LOB: 1 BB: 1 P: 7	R: 2 E: 0 K: 0 S: 6	H: 3 LOB: 2 BB: 0 P: 6	1B: 3 2B: 3 3B: 0 HR: 0	SF: 0 SAC: 0 DP: 0 HBP: 0	WP: 0 PB: 0 SB: 2 CS: 0	PA: 37
PITCHER	IP WLS BF H R ER SO BB IBB HBP BLK WP HR S P ERA WHIP	IP WLS BF H R ER SO BB IBB HBP BLK WP HR S P ERA WHIP																				
Fred Breining, R ERA: 3.82 (1, 1)	8.0 W 33 5 2 2 4 4 0 0 0 0 0 37 53 2.25 1.125																					
Greg Minton, R ERA: 3.67 (9, 1)	1.0 S 4 1 0 0 0 0 0 0 0 0 4 4 0.00 1.000																					

San Francisco Giants @ Houston Astros
Astrodome, Houston, TX
Fri Sep 23 1983, 8:05 PM EDT
Att: 10,570 - Dome

AB	33
R	2
H	6
RBI	2
BB	4
SO	4
LOB	20



Batter	1	2	3	4	5	6	7	8	9	AB	R	H	RBI	BB	SO	LOB	TOP					
Dan Gladden, R OBP: 0.269, SLG: 0.261 (1, 8)										5	0	1	0	0	1	7	San Francisco Giants @ Houston Astros Astrodome, Houston, TX Sat Sep 24 1983, 8:05 PM EDT Att: 12,619 - Dome					
Chris Smith, S OBP: 0.370, SLG: 0.426 (1, 3)										4	1	3	2	0	0	0						
Joel Youngblood, R OBP: 0.352, SLG: 0.480 (1, 4)										4	0	0	1	0	0	4						
Darrell Evans, L OBP: 0.384, SLG: 0.526 (1, 5)										5	1	2	2	0	0	1						
Jeffrey Leonard, R OBP: 0.324, SLG: 0.470 (1, 7)										4	0	0	0	1	0	1						
Chili Davis, S OBP: 0.309, SLG: 0.352 (1, 9)										2	0	1	0	2	0	0						
Bob Brenly, R OBP: 0.299, SLG: 0.347 (1, 2)										4	0	0	0	0	0	4						
Joe Pettini, R OBP: 0.235, SLG: 0.181 (7, PH)										2	1	0	0	0	1	0						
Duane Kuiper, L OBP: 0.353, SLG: 0.284 (7, PR)										0	0	0	0	1	0	0						
Guy Sularz, R OBP: 0.200, SLG: 0.111 (7, 6)										0	1	0	0	1	0	0						
Mike Krukow, R OBP: 0.281, SLG: 0.350 (2, 1)										0	0	0	0	0	0	0						
Rene Martin, R OBP: 0.300, SLG: 0.600 (5, PH)										1	0	1	0	0	0	0						
Tom O'Malley, L OBP: 0.348, SLG: 0.636 (5, 1)										0	0	0	0	0	0	0						
Andy McGaffigan, R OBP: 0.309, SLG: 0.443 (7, PH)										0	0	0	0	0	0	0						
Dave Bergman, L OBP: 0.300, SLG: 0.443 (7, 1)										0	1	0	0	1	0	0						
Randy Lerch, L OBP: 0.228, SLG: 0.333 (8, PH)										0	0	0	0	0	0	0						
John Rabe, R OBP: 0.228, SLG: 0.333 (8, PH)										1	0	0	0	0	1	3						
Jim Barr, R OBP: 0.071, SLG: 0.143 (8, 1)										0	0	0	0	0	0	0						
Inning Stats	R: 0 E: 0 K: 0 S: 3	H: 0 LOB: 0 BB: 0 P: 3	R: 0 E: 1 K: 0 S: 3	H: 1 LOB: 1 BB: 1 P: 7	R: 0 E: 0 K: 1 S: 7	H: 3 LOB: 2 BB: 0 P: 7	R: 1 E: 0 K: 0 S: 4	H: 1 LOB: 0 BB: 0 P: 4	R: 1 E: 1 K: 0 S: 4	H: 0 LOB: 1 BB: 1 P: 8	R: 0 E: 0 K: 0 S: 3	H: 0 LOB: 1 BB: 1 P: 7	R: 2 E: 0 K: 1 S: 6	H: 1 LOB: 0 BB: 2 P: 14	R: 0 E: 0 K: 1 S: 6	H: 1 LOB: 3 BB: 2 P: 14	R: 1 E: 0 K: 0 S: 4	H: 1 LOB: 0 BB: 0 P: 4	1B: 5 2B: 1 3B: 1 HR: 1	SF: 2 SAC: 0 DP: 1 HBP: 0	WP: 0 PB: 0 SB: 0 CS: 0	PA: 41
PITCHER	IP WLS BF H R ER SO BB IBB HBP BLK WP HR S P ERA WHIP																					
Mike Scott, R ERA: 3.72 (1, 1)	6.0 W 27 5 4 3 1 5 0 0 0 0 0 1 24 44 4.50 1.667																					
Vern Ruhle, R ERA: 3.74 (7, 1)	0.2 S 3 1 0 0 1 0 0 0 0 0 0 0 5 5 0.00 1.500																					
Frank DiPino, L ERA: 2.53 (7, 1)	2.1 S 11 2 1 1 1 2 0 0 0 0 0 0 11 19 3.86 1.714																					

Batter	1	2	3	4	5	6	7	8	9	AB	R	H	RBI	BB	SO	LOB	BOTTOM			
Bill Doran, S OBP: 0.364, SLG: 0.361 (1, 4)										5	1	2	0	0	1	3	San Francisco Giants @ Houston Astros Astrodome, Houston, TX Sat Sep 24 1983, 8:05 PM EDT Att: 12,619 - Dome			
Terry Puhl, L OBP: 0.350, SLG: 0.437 (1, 9)										4	1	1	2	1	0	2				
Dickie Thon, R OBP: 0.346, SLG: 0.467 (1, 6)										4	1	2	0	1	0	3				
Jose Cruz, L OBP: 0.389, SLG: 0.473 (1, 7)										5	1	0	0	0	1	4				
Denny Walling, L OBP: 0.354, SLG: 0.431 (1, 3)										3	1	1	1	2	1	2				
Phil Garner, R OBP: 0.316, SLG: 0.363 (1, 5)										3	0	2	1	1	0	2				
Craig Reynolds, L OBP: 0.250, SLG: 0.250 (8, 5)										1	0	0	0	0	0	1				
Jerry Mumphrey, S OBP: 0.355, SLG: 0.419 (1, 8)										3	0	1	1	0	1	1				
Alan Ashby, S OBP: 0.298, SLG: 0.400 (1, 2)										3	0	0	0	1	1	6				
Mike Scott, R OBP: 0.184, SLG: 0.208 (7, 1)										3	1	1	0	0	0	4				
Vern Ruhle, R OBP: 0.228, SLG: 0.111 (7, 1)										0	0	0	0	0	0	0				
Frank DiPino, L OBP: 0.286, SLG: 0.333 (8, 1)										1	0	0	0	0	0	0				
Inning Stats	R: 3 E: 1 K: 1 S: 8	H: 3 LOB: 2 BB: 2 P: 16	R: 2 E: 0 K: 0 S: 5	H: 3 LOB: 0 BB: 0 P: 5	R: 0 E: 0 K: 2 S: 8	H: 1 LOB: 3 BB: 1 P: 13	R: 0 E: 1 K: 0 S: 3	H: 0 LOB: 2 BB: 2 P: 11	R: 0 E: 1 K: 0 S: 5	H: 1 LOB: 3 BB: 1 P: 11	R: 1 E: 1 K: 0 S: 5	H: 1 LOB: 1 BB: 0 P: 5	R: 0 E: 0 K: 0 S: 3	H: 0 LOB: 0 BB: 0 P: 3	R: 0 E: 0 K: 1 S: 6	H: 1 LOB: 1 BB: 0 P: 6	1B: 8 2B: 2 3B: 0 HR: 0	SF: 0 SAC: 0 DP: 0 HBP: 1	WP: 0 PB: 0 SB: 0 CS: 1	PA: 42
PITCHER	IP WLS BF H R ER SO BB IBB HBP BLK WP HR S P ERA WHIP																			
Mike Krukow, R ERA: 3.81 (1, 1)	1.1 L 11 1 0 0 2 2 1 1 0 0 0 0 13 26 0.00 1.125																			
Rene Martin, R ERA: 4.4 (2, 1)	2.2 13 1 0 0 2 2 1 1 0 0 0 0 13 26 0.00 1.125																			
Andy McGaffigan, R ERA: 4.42 (5, 1)	2.0 11 2 1 0 1 1 0 0 0 0 0 0 12 16 0.00 1.500																			
Randy Lerch, L ERA: 6.23 (7, 1)	1.0 3 0 0 0 0 0 0 0 0 0 0 0 3 3 0.00 0.000																			
Jim Barr, R ERA: 4.26 (8, 1)	1.0 4 1 0 0 1 0 0 0 0 0 0 0 6 6 0.00 1.000																			



Batter	1	2	3	4	5	6	7	8	9	AB R H RBI BB SO LOB	TOP									
Chili Davis, S OBP: 0.308, SLG: 0.350 (1, 9)	G3	4-3 1B		K		F7			F7	5 0 1 1 0 1 1	San Francisco Giants @ Houston Astros Astrodome, Houston, TX Sun Sep 25 1983, 8:05 PM EDT Att: 6,130 - Dome									
Chris Smith, S OBP: 0.390, SLG: 0.420 Brad Wellman, R OBP: 0.299, SLG: 0.249 (9, FR)	4-0	4-3		K					BB 1B BB	3 1 1 1 2 1 1 0 0 0 0 0 0 0										
Joel Youngblood, R OBP: 0.353, SLG: 0.477 (1, 4)	5-3					6-3			BB 1B	4 0 1 0 1 1 3										
Dave Bergman, L OBP: 0.397, SLG: 0.474 (1, 7)	BB 1B			4-3					F2	4 0 1 1 1 0 2										
Max Venable, L OBP: 0.312, SLG: 0.392 (1, 8)	1-2 BB			2B BB		F9			BB	2 0 0 0 3 0 2										
Tom O'Malley, L OBP: 0.344, SLG: 0.337 (1, 5)	K			1-3 2B		K			F8	5 0 1 0 0 3 7										
Bob Brenly, R OBP: 0.304, SLG: 0.348 (1, 2)									K	2 1 1 0 2 1 0										
Guy Sularz, R OBP: 0.214, SLG: 0.083 (1, 6)				L3		F8			5-3	3 1 0 0 1 0 6										
Scott Garrelts, R OBP: 0.250, SLG: 0.250 (1, 1)				SH1-4		F9			F3	3 0 1 0 0 0 0										
Inning Stats	R: 1 E: 0 K: 1 S: 6	H: 1 LOB: 2 BB: 2 P: 14	R: 2 E: 0 K: 1 S: 7	H: 2 LOB: 1 BB: 1 P: 11	R: 0 E: 0 K: 0 S: 3	H: 1 LOB: 2 BB: 2 P: 11	R: 0 E: 0 K: 2 S: 7	H: 0 LOB: 0 BB: 0 P: 7	R: 0 E: 0 K: 1 S: 5	H: 2 LOB: 1 BB: 3 P: 17	R: 0 E: 0 K: 1 S: 5	H: 0 LOB: 0 BB: 0 P: 5	R: 0 E: 0 K: 1 S: 5	H: 0 LOB: 0 BB: 0 P: 5	R: 0 E: 0 K: 0 S: 4	H: 1 LOB: 3 BB: 2 P: 12	1B: 6 2B: 2 3B: 0 HR: 0	SF: 0 SAC: 1 DP: 1 HBP: 0	WP: 0 PB: 0 SB: 1 CS: 0	PA: 42
PITCHER	IP WLS BF H R ER SO BB IBB HBP BLK WP HR S P ERA WHIP											PITCHER	IP WLS BF H R ER SO BB IBB HBP BLK WP HR S P ERA WHIP							
Nolan Ryan, R ERA: 2.9	4.0 L 22 4 3 3 4 6 1 0 0 0 0 0 23 51 6.75 2.500																			
Bob Knepper, L ERA: 3.37	1.0 4 0 0 0 1 1 0 0 0 0 0 0 5 9 0.00 1.000																			
Michael LaCoss, R ERA: 4.62	2.0 7 2 0 0 1 0 0 0 0 0 0 0 9 9 0.00 1.000																			
Dave Smith, R ERA: 3.18	2.0 9 1 0 0 1 2 0 0 0 0 0 0 9 17 0.00 1.500																			

AB	31
R	3
H	7
RBI	3
BB	10
SO	7
LOB	22





Batter	1	2	3	4	5	6	7	8	9	AB R H RBI BB SO LOB	BOTTOM											
Bill Doran, S OBP: 0.367, SLG: 0.361 (1, 4)	CS 1B			K						2 0 1 0 2 1 1	San Francisco Giants @ Houston Astros Astrodome, Houston, TX Sun Sep 25 1983, 8:05 PM EDT Att: 6,130 - Dome											
Terry Puhl, L OBP: 0.347, SLG: 0.433 (1, 9)	F8		L4			4-3			F8	4 0 0 0 0 0 6												
Dickie Thon, R OBP: 0.343, SLG: 0.464 (1, 6)	F3			5-3		6-3			K	4 0 0 0 0 1 1												
Jose Cruz, L OBP: 0.390, SLG: 0.473 (1, 7)				F8					1B	4 0 2 0 0 1 0												
Denny Walling, L OBP: 0.343, SLG: 0.417 (1, 3)				5-3		K			1-3	4 0 0 0 0 1 3												
Phil Garner, R OBP: 0.314, SLG: 0.361 (1, 5)				FC6-4		F2			F8	4 0 0 0 0 0 2												
Jerry Mumphrey, S OBP: 0.356, SLG: 0.418 (1, 8)				F8		BB 1B BB			G1-6-3 BB	1 0 0 0 3 0 1												
Alan Ashby, S OBP: 0.298, SLG: 0.398 (1, 2)				FC3-6 1B		K			G1-6-3 BB	4 0 1 0 0 1 3												
Nolan Ryan, R OBP: 0.308, SLG: 0.361 Bob Knepper, L OBP: 0.299, SLG: 0.302 Kevin Bass, S OBP: 0.255, SLG: 0.345 Michael LaCoss, R OBP: 0.174, SLG: 0.084 Craig Reynolds, L OBP: 0.247, SLG: 0.247 Dave Smith, R (8, 1)				FC3-6		1-2 1B			F8	1 0 0 0 0 0 1 0 0 0 0 0 0 0 1 0 1 0 0 0 0 0 0 0 0 0 0 0 1 0 0 0 0 0 0 0 0 0 0 0 0 0												
Inning Stats	R: 0 E: 0 K: 0 S: 3	H: 1 LOB: 0 BB: 0 P: 3	R: 0 E: 1 K: 1 S: 6	H: 0 LOB: 1 BB: 0 P: 6	R: 0 E: 0 K: 1 S: 6	H: 1 LOB: 0 BB: 0 P: 6	R: 0 E: 0 K: 0 S: 3	H: 0 LOB: 0 BB: 0 P: 3	R: 0 E: 0 K: 1 S: 6	H: 1 LOB: 3 BB: 2 P: 14	R: 0 E: 0 K: 1 S: 6	H: 1 LOB: 1 BB: 0 P: 6	R: 0 E: 0 K: 1 S: 6	H: 0 LOB: 2 BB: 1 P: 10	R: 0 E: 0 K: 0 S: 2	H: 0 LOB: 0 BB: 1 P: 6	R: 0 E: 0 K: 1 S: 2	H: 0 LOB: 0 BB: 1 P: 6	1B: 5 2B: 0 3B: 0 HR: 0	SF: 0 SAC: 0 DP: 2 HBP: 0	WP: 0 PB: 0 SB: 0 CS: 1	PA: 35
PITCHER	IP WLS BF H R ER SO BB IBB HBP BLK WP HR S P ERA WHIP											PITCHER	IP WLS BF H R ER SO BB IBB HBP BLK WP HR S P ERA WHIP									
Scott Garrelts, R ERA: 1.82	9.0 W 35 5 0 0 5 5 0 0 0 0 0 0 40 60 0.00 1.111																					



Batter	1	2	3	4	5	6	7	8	9	AB	R	H	RBI	BB	SO	LOB	TOP									
Johnnie LeMaster, R OBP: 0.320, SLG: 0.310 Chili Davis, S OBP: 0.358, SLG: 0.350 Andy McGaffigan, R OBP: 0.097, SLG: 0.133	0-0 CS 1B		0-0 F8		0-0 G5-4-3		0-0 F8			3	0	1	0	0	0	3	San Francisco Giants @ Atlanta Braves Atlanta-Fulton County Stadium, Atlanta, GA Mon Sep 26 1983, 7:05 PM EDT Att: 14,710 - Unknown									
Max Venable, L OBP: 0.307, SLG: 0.384	0-0 1-3			0-0 F9		0-0 F3		0-0 6-3		4	0	0	0	0	0	1										
Jack Clark, R OBP: 0.360, SLG: 0.441	0-0 F8			4-0 BB		0-0 F8		0-0 F5		3	0	0	0	1	0	0										
Darrell Evans, L OBP: 0.381, SLG: 0.522		0-3 K		0-3 K		0-3 K		0-0 4-3		4	0	0	0	0	3	1										
Jeffrey Leonard, R OBP: 0.322, SLG: 0.466		0-0 4-3		0-3 K			0-0 F7		0-0 G3	4	0	0	0	0	1	1										
Joel Youngblood, R OBP: 0.355, SLG: 0.484		0-0 F9			0-0 HR		4-0 2B BB		0-3 K	3	2	1	1	1	1	0										
Tom O'Malley, L OBP: 0.343, SLG: 0.338			0-0 6-3		0-0 F8		0-0 2B		0-0 4-3	4	0	1	1	0	0	0										
Bob Brenly, R OBP: 0.308, SLG: 0.349			0-0 1-3 1B		4-0 1B BB		0-0 F7			2	0	1	0	1	0	1										
Mark Calvert, R Rene Martin, R Chris Smith, S Jim Barr, R Dave Bergman, L Joe Pettini, R	0-0 1-3		0-0 1-3		0-0 G5-4-3 1B		4-0 BB			0	0	0	0	0	0	0										
Inning Stats	R: 0 E: 0 K: 0 S: 3	H: 1 LOB: 0 BB: 0 P: 3	R: 0 E: 0 K: 1 S: 5	H: 0 LOB: 0 BB: 0 P: 5	R: 0 E: 0 K: 2 S: 4	H: 1 LOB: 1 BB: 0 P: 4	R: 0 E: 0 K: 1 S: 7	H: 0 LOB: 1 BB: 1 P: 11	R: 1 E: 0 K: 0 S: 4	H: 2 LOB: 1 BB: 1 P: 8	R: 0 E: 0 K: 1 S: 5	H: 0 LOB: 0 BB: 0 P: 5	R: 1 E: 0 K: 0 S: 4	H: 1 LOB: 2 BB: 2 P: 12	R: 0 E: 0 K: 0 S: 3	H: 0 LOB: 0 BB: 0 P: 3		R: 0 E: 0 K: 1 S: 5	H: 0 LOB: 0 BB: 0 P: 5	1B: 3 2B: 1 3B: 0 HR: 1	SF: 0 SAC: 0 DP: 1 HBP: 0	WP: 0 PB: 0 SB: 0 CS: 1	PA: 34			
PITCHER	IP WLS BF H R ER SO BB IBB HBP BLK WP HR S P ERA WHIP	IP WLS BF H R ER SO BB IBB HBP BLK WP HR S P ERA WHIP																								
Phil Niekro, R ERA: 3.96	6.2	W	27	5	2	2	4	4	0	0	0	0	0	0	0	0	0	1	31	47	2.70	1.350				
Gene Garber, R ERA: 4.3	7.1	S	7	0	0	0	1	0	0	0	0	0	0	0	0	0	0	0	9	9	0.00	0.000				

Batter	1	2	3	4	5	6	7	8	9	AB	R	H	RBI	BB	SO	LOB	BOTTOM							
Brett Butler, L OBP: 0.346, SLG: 0.401	0-0 SH1-3 1B 2B	0-0 E4 E		0-0 3-1 S 1B	0-0 F8			0-0 E L5 1B		5	2	3	0	0	0	2	San Francisco Giants @ Atlanta Braves Atlanta-Fulton County Stadium, Atlanta, GA Mon Sep 26 1983, 7:05 PM EDT Att: 14,710 - Unknown							
Glenn Hubbard, R OBP: 0.336, SLG: 0.402	0-0 SH1-3 2-3	0-0 E9 1B 2B		0-3 K 1-2	0-0 4-3		0-0 E4 1-3		4	1	1	1	0	1	4									
Claudell Washington, L OBP: 0.317, SLG: 0.490	0-0 PB 1B 3-H	0-0 1B		0-0 3-1 2-3		0-0 G3		0-0 L5 3-H		5	1	2	2	0	3									
Dale Murphy, R OBP: 0.403, SLG: 0.552	1-0 PB 1B 1-2 HBP	0-0 6-3		4-0 BB BB		0-0 G4-6-3 1B		0-0 6-3		3	0	1	0	1	0	1								
Chris Chambliss, L OBP: 0.373, SLG: 0.494	4-0 1B 1-2 2-3 BB	0-0 4-3		4-0 BB 1-2 BB		0-0 G4-6-3 1-2				2	1	0	0	2	0	1								
Rafael Ramirez, R OBP: 0.341, SLG: 0.374	0-0 2B 1-3 2-H 3-H		0-0 F7	0-0 6-3			0-0 F8			4	1	1	1	0	0	3								
Bruce Benedict, R OBP: 0.391, SLG: 0.348	4-0 2B IBB		0-0 6-3		4-0 F8 1B BB		0-0 3-1 E 1B			2	0	1	0	2	0	0								
Jerry Royster, R OBP: 0.303, SLG: 0.330	0-0 1-3 2-H 3-H		0-0 1B		0-0 F8		0-0 3-1			4	0	2	2	0	0	2								
Phil Niekro, R OBP: 0.185, SLG: 0.206	0-0 F3		0-0 4-3		0-0 1-2 1B		0-3 K			3	0	1	0	0	0	3								
Gene Garber, R ERA: 4.35	7.1		0-0 4-3		0-0 1-2 1B		0-0 K			1	0	0	0	0	1	1								
Inning Stats	R: 4 E: 0 K: 0 S: 6	H: 4 LOB: 2 BB: 2 P: 15	R: 2 E: 2 K: 0 S: 5	H: 2 LOB: 0 BB: 0 P: 5	R: 0 E: 0 K: 1 S: 4	H: 1 LOB: 1 BB: 0 P: 4	R: 0 E: 0 K: 1 S: 6	H: 1 LOB: 3 BB: 2 P: 14	R: 0 E: 0 K: 0 S: 3	H: 1 LOB: 0 BB: 0 P: 3	R: 0 E: 1 K: 1 S: 6	H: 1 LOB: 1 BB: 0 P: 6	R: 0 E: 1 K: 0 S: 4	H: 1 LOB: 1 BB: 0 P: 4	R: 0 E: 0 K: 1 S: 6	H: 1 LOB: 0 BB: 0 P: 4	1B: 9 2B: 4 3B: 0 HR: 0	SF: 0 SAC: 1 DP: 2 HBP: 1	WP: 1 PB: 1 SB: 1 CS: 0	PA: 40				
PITCHER	IP WLS BF H R ER SO BB IBB HBP BLK WP HR S P ERA WHIP	IP WLS BF H R ER SO BB IBB HBP BLK WP HR S P ERA WHIP																						
Mark Calvert, R ERA: 5.23	0.2	L	7	3	4	4	0	1	0	4	13	54.00	6.000											
Rene Martin, R ERA: 4.24	3.1		17	5	2	0	1	2	0	0	0	0	0	0	0	0	17	25	0.00	2.100				
Jim Barr, R ERA: 4.16	2.0		8	2	0	0	0	1	0	0	0	0	0	0	0	0	7	11	0.00	1.500				
Andy McGaffigan, R ERA: 4.35	7.1		8	2	0	0	1	0	0	0	0	0	0	0	0	0	10	10	0.00	1.000				



Batter	1	2	3	4	5	6	7	8	9	AB	R	H	RBI	BB	SO	LOB	TOP										
Johnie LeMaster, R OBP: 0.319, SLG: 0.309 (1, 6)	F3			E5 2B		F3			F9	5	1	1	0	0	0	0	San Francisco Giants @ Atlanta Braves Atlanta-Fulton County Stadium, Atlanta, GA Tue Sep 27 1983, 7:05 PM EDT Att: 29,838 - Unknown AB 36 R 6 H 10 RBI 6 BB 2 SO 6 LOB 11 										
Chili Davis, S OBP: 0.309, SLG: 0.354 (1, 9)	F8			3-1 2B		G3	K		K	5	1	2	1	0	2	2											
Max Venable, L OBP: 0.302, SLG: 0.377 (1, 8)	4-3			K		G3	K			4	0	0	0	0	2	4											
Darrell Evans, L OBP: 0.380, SLG: 0.519 (1, 5)		F6		3-1				F5		3	0	0	1	1	0	0											
Jeffrey Leonard, R OBP: 0.321, SLG: 0.464 (1, 7)		6-3		3-H 1B			IBB	4-3		4	0	1	0	0	0	2											
Dave Bergman, L OBP: 0.398, SLG: 0.467 (1, 3)		3-1				F7		L4		4	1	1	0	0	0	0											
Joel Youngblood, R OBP: 0.352, SLG: 0.480 Brad Wellman, R OBP: 0.297, SLG: 0.247 (8, 4)			K			4-3		F9		3	0	0	0	0	1	1											
Bob Brenly, R OBP: 0.317, SLG: 0.356 (1, 2)									5-3	1	0	0	0	0	0	0											
Mark Davis, L OBP: 0.233, SLG: 0.185 Tom O'Malley, L OBP: 0.345, SLG: 0.340 (7, PH) Joe Peltini, R OBP: 0.235, SLG: 0.181 (7, PR) Greg Minton, S OBP: 0.583, SLG: 0.909 (7, 1)										3	2	3	0	1	0	0											
Inning Stats	R: 0 E: 0 K: 0 S: 3	H: 0 LOB: 0 BB: 0 P: 3	R: 0 E: 0 K: 0 S: 3	H: 0 LOB: 0 BB: 0 P: 3	R: 0 E: 0 K: 1 S: 4	H: 0 LOB: 0 BB: 1 P: 8	R: 2 E: 1 K: 1 S: 7	H: 2 LOB: 1 BB: 0 P: 7	R: 0 E: 0 K: 1 S: 6	H: 1 LOB: 1 BB: 0 P: 6	R: 0 E: 0 K: 0 S: 4	H: 1 LOB: 2 BB: 1 P: 8	R: 2 E: 0 K: 2 S: 11	H: 4 LOB: 2 BB: 0 P: 11	R: 0 E: 0 K: 0 S: 3	H: 0 LOB: 0 BB: 0 P: 3		R: 2 E: 0 K: 1 S: 7	H: 2 LOB: 0 BB: 0 P: 7	1B: 7 2B: 2 3B: 0 HR: 1	SF: 0 SAC: 0 DP: 0 HBP: 0	WP: 1 PB: 0 CS: 1 S: 1	PA: 38				
PITCHER	IP	WLS	BF	H	R	ER	SO	BB	IBB	HBP	BLK	WP	HR	S	P	ERA	WHIP										
Len Barker, R ERA: 4.88 (1, 1)	6.0		23	4	2	0	3	1	1	0	0	0	0	27	35	0.00	0.833										
Steve Bedrosian, R ERA: 3.74 (7, 1)	0.1	L	4	3	2	2	0	0	0	0	0	0	0	4	4	54.00	9.000										
Donnie Moore, R ERA: 3.8 (7, 1)	1.2		6	1	0	0	2	0	0	0	0	0	0	10	10	0.00	0.600										
Gene Garber, R ERA: 4.53 (9, 1)	1.0		5	2	2	2	1	0	0	0	0	1	1	7	7	18.00	2.000										
Batter	1	2	3	4	5	6	7	8	9	AB	R	H	RBI	BB	SO	LOB	BOTTOM										
Brett Butler, L OBP: 0.346, SLG: 0.398 (1, 7)	K					F7			F7	3	0	0	0	1	1	3	San Francisco Giants @ Atlanta Braves Atlanta-Fulton County Stadium, Atlanta, GA Tue Sep 27 1983, 7:05 PM EDT Att: 29,838 - Unknown AB 32 R 2 H 7 RBI 2 BB 3 SO 3 LOB 17 										
Glenn Hubbard, R OBP: 0.336, SLG: 0.406 (1, 4)	5-3					F7			F8	4	1	1	2	0	0	3											
Rafael Ramirez, R OBP: 0.340, SLG: 0.373 (1, 6)	F7								6-3	3	0	0	0	1	0	2											
Dale Murphy, R OBP: 0.401, SLG: 0.548 (1, 8)		F8				F9			F8	4	0	0	0	0	0	1											
Chris Chambliss, L OBP: 0.372, SLG: 0.492 (1, 3)		F8				F6			3-1	4	0	1	0	0	0	0											
Brad Komminsk, R OBP: 0.342, SLG: 0.303 Claudell Washington, L OBP: 0.318, SLG: 0.491 (8, 9)			K							2	0	1	0	0	1	0											
Bruce Benedict, R OBP: 0.389, SLG: 0.347 Paul Runge, R (9, PR)										2	0	1	0	0	0	0											
Jerry Royster, R OBP: 0.303, SLG: 0.328 (1, 5)										4	0	1	0	0	0	0											
Len Barker, R OBP: 0.125, SLG: 0.125 (5, PH) Terry Harmon, R OBP: 0.240, SLG: 0.287 (7, 1) Steve Bedrosian, R OBP: 0.125, SLG: 0.125 (7, 1) Donnie Moore, L OBP: 0.125, SLG: 0.125 (8, PH) Gerald Perry, L OBP: 0.597 (9, 1) Gene Garber, R (9, 1)										1	0	0	0	0	0	0											
Inning Stats	R: 0 E: 0 K: 1 S: 5	H: 0 LOB: 0 BB: 0 P: 5	R: 0 E: 0 K: 1 S: 5	H: 0 LOB: 0 BB: 0 P: 5	R: 0 E: 0 K: 0 S: 3	H: 1 LOB: 0 BB: 0 P: 3	R: 0 E: 0 K: 0 S: 2	H: 0 LOB: 1 BB: 2 P: 10	R: 0 E: 0 K: 1 S: 6	H: 1 LOB: 1 BB: 0 P: 6	R: 2 E: 0 K: 0 S: 4	H: 1 LOB: 0 BB: 1 P: 8	R: 0 E: 0 K: 0 S: 3	H: 0 LOB: 0 BB: 0 P: 3	R: 0 E: 0 K: 0 S: 5	H: 2 LOB: 2 BB: 0 P: 5		R: 0 E: 1 K: 0 S: 5	H: 2 LOB: 3 BB: 0 P: 5	1B: 5 2B: 1 3B: 0 HR: 1	SF: 0 SAC: 0 DP: 1 HBP: 0	WP: 0 PB: 0 CS: 0 S: 2	PA: 35				
PITCHER	IP	WLS	BF	H	R	ER	SO	BB	IBB	HBP	BLK	WP	HR	S	P	ERA	WHIP										
Mark Davis, L ERA: 3.68 (1, 1)	6.0		22	3	2	2	3	3	0	0	0	0	0	25	37	3.00	1.000										
Greg Minton, R ERA: 3.99 (7, 1)	3.0	S	13	4	0	0	0	0	0	0	0	0	0	13	13	0.00	1.333										

Batter	1	2	3	4	5	6	7	8	9	AB	R	H	RBI	BB	SO	LOB	TOP					
Dan Gladden, R OBP: 0.250, SLG: 0.240										4	0	0	0	0	0	4	San Francisco Giants @ Cincinnati Reds Riverfront Stadium, Cincinnati, OH Wed Sep 28 1983, 7:05 PM EDT Att: 7,007 - Unknown					
Max Venable, L OBP: 0.301, SLG: 0.372										3	1	0	0	1	1	2						
Chili Davis, S OBP: 0.308, SLG: 0.354										4	0	1	2	0	1	0						
Darrell Evans, L OBP: 0.378, SLG: 0.515										4	0	0	0	0	3	1						
Chris Smith, S OBP: 0.375, SLG: 0.400										4	0	0	0	0	0	0						
Joel Youngblood, R OBP: 0.351, SLG: 0.486										4	1	1	1	0	2	0						
Jeff Ransom, R OBP: 0.364, SLG: 0.222										2	1	1	0	2	1	0						
Joe Pettini, R OBP: 0.250, SLG: 0.200										3	1	2	0	0	0	0						
Tom O'Malley, L OBP: 0.346, SLG: 0.340										0	0	0	0	1	0	0						
Brad Wellman, R OBP: 0.297, SLG: 0.247										0	0	0	0	0	0	0						
Mike Krukow, R OBP: 0.273, SLG: 0.339										2	0	0	0	0	0	2						
Randy Lerch, L OBP: 0.300, SLG: 0.333										1	0	0	0	0	0	2						
Dave Bergman, L OBP: 0.302, SLG: 0.484										0	0	0	0	0	0	2						
Renie Martin, R OBP: 0.345, SLG: 0.577										0	0	0	0	0	0	2						
Gary Lavelle, S OBP: 0.321, SLG: 0.463										1	0	0	0	0	1	2						
Jeffrey Leonard, R OBP: 0.297, SLG: 0.247										0	0	0	0	0	0	0						
Inning Stats	R: 0 E: 0 K: 1 S: 5	H: 0 LOB: 0 BB: 0 P: 5	R: 0 E: 0 K: 2 S: 7	H: 0 LOB: 0 BB: 0 P: 7	R: 0 E: 0 K: 0 S: 5	H: 2 LOB: 2 BB: 0 P: 5	R: 0 E: 0 K: 1 S: 5	H: 0 LOB: 0 BB: 0 P: 5	R: 0 E: 0 K: 2 S: 7	H: 0 LOB: 0 BB: 0 P: 7	R: 0 E: 0 K: 0 S: 3	H: 0 LOB: 0 BB: 0 P: 3	R: 0 E: 0 K: 1 S: 5	H: 0 LOB: 0 BB: 0 P: 5	R: 4 E: 1 K: 1 S: 8	H: 3 LOB: 1 BB: 2 P: 16	R: 0 E: 0 K: 1 S: 5	H: 0 LOB: 2 BB: 2 P: 13	1B: 4 2B: 0 3B: 0 HR: 1	SF: 0 SAC: 0 DP: 0 HBP: 0	WP: 0 PB: 0 SB: 0 CS: 0	PA: 36
PITCHER Mario Soto, R ERA: 2.7	IP: 9.0 WLS: W BF: 36 H: 5 R: 4 ER: 3 SO: 9 BB: 4 IBB: 0 HBP: 0 BLK: 0 WP: 0 HR: 1 S: 50 P: 66 ERA: 3.00 WHIP: 1.000															PITCHER	IP: 9.0 WLS: W BF: 36 H: 5 R: 4 ER: 3 SO: 9 BB: 4 IBB: 0 HBP: 0 BLK: 0 WP: 0 HR: 1 S: 50 P: 66 ERA: 3.00 WHIP: 1.000					

Batter	1	2	3	4	5	6	7	8	9	AB	R	H	RBI	BB	SO	LOB	BOTTOM			
Eddie Milner, L OBP: 0.346, SLG: 0.375										5	2	3	0	0	1	2	San Francisco Giants @ Cincinnati Reds Riverfront Stadium, Cincinnati, OH Wed Sep 28 1983, 7:05 PM EDT Att: 7,007 - Unknown			
Dallas Williams, L OBP: 0.074, SLG: 0.038										4	0	0	0	0	1	3				
Dave Concepcion, R OBP: 0.303, SLG: 0.280										3	0	0	0	1	0	2				
Dan Driessen, L OBP: 0.390, SLG: 0.420										4	1	1	1	0	1	2				
Paul Householder, S OBP: 0.333, SLG: 0.389										3	1	1	2	1	1	1				
Ron Oester, S OBP: 0.316, SLG: 0.383										2	1	0	0	2	0	0				
Dann Bilardello, R OBP: 0.274, SLG: 0.397										4	0	2	1	0	1	2				
Kelly Paris, R OBP: 0.328, SLG: 0.291										3	0	1	0	1	0	3				
Mario Soto, R OBP: 0.135, SLG: 0.159										3	0	0	0	0	2	5				
Inning Stats	R: 1 E: 0 K: 2 S: 8	H: 1 LOB: 1 BB: 1 P: 12	R: 1 E: 0 K: 2 S: 8	H: 1 LOB: 1 BB: 1 P: 12	R: 0 E: 0 K: 1 S: 5	H: 0 LOB: 0 BB: 0 P: 5	R: 0 E: 0 K: 1 S: 6	H: 1 LOB: 2 BB: 1 P: 10	R: 0 E: 0 K: 0 S: 4	H: 1 LOB: 1 BB: 0 P: 4	R: 0 E: 0 K: 1 S: 5	H: 0 LOB: 2 BB: 2 P: 13	R: 3 E: 0 K: 0 S: 6	H: 3 LOB: 0 BB: 0 P: 6	R: 0 E: 0 K: 0 S: 4	H: 1 LOB: 1 BB: 0 P: 4		1B: 5 2B: 2 3B: 0 HR: 1	SF: 0 SAC: 1 DP: 0 HBP: 0	WP: 2 PB: 0 SB: 5 CS: 0
PITCHER Mike Krukow, R ERA: 3.92	IP: 6.2 WLS: L BF: 32 H: 7 R: 5 ER: 5 SO: 7 BB: 5 IBB: 0 HBP: 0 BLK: 0 WP: 2 HR: 1 S: 41 P: 61 ERA: 6.75 WHIP: 1.800															PITCHER	IP: 6.2 WLS: L BF: 32 H: 7 R: 5 ER: 5 SO: 7 BB: 5 IBB: 0 HBP: 0 BLK: 0 WP: 2 HR: 1 S: 41 P: 61 ERA: 6.75 WHIP: 1.800			
Randy Lerch, L ERA: 6.19	0.1	1	0	0	0	0	0	0	0	0	0	1	1	0.00	0.000					
Renie Martin, R ERA: 4.21	0.2	3	1	0	0	0	0	0	0	0	0	3	3	0.00	1.500					
Gary Lavelle, L ERA: 2.86	0.1	1	0	0	0	0	0	0	0	0	0	1	1	0.00	0.000					

Batter	1	2	3	4	5	6	7	8	9	AB	R	H	RBI	BB	SO	LOB	TOP						
Dan Gladden, R (1.8) OBP: 0.283, SLG: 0.296	0-0 SH1-3 2B	0-0 2-3 3-H 1B		0-0 1-2 1B		0-0 4-3		0-0 SH 1B G6-3		4	1	3	1	0	0	0							
Max Venable, L (1.7) OBP: 0.298, SLG: 0.367	0-0 SH1-3	0-0 F8		0-0 F4		0-0 F4		0-0 1-3 2-H 1B		3	0	0	0	0	0	4							
Jeffrey Leonard, R (8. PH) OBP: 0.322, SLG: 0.464	0-0 SH1-3	0-0 F8		0-0 F4		0-0 F4		0-0 1-3 3-H 1B		1	0	1	1	0	0	0							
Brad Wellman, R (8.4) OBP: 0.297, SLG: 0.247	0-0 2-3	0-0 F8		0-0 F4		0-0 F4		0-0 1-3 3-H 1B		0	0	0	0	0	0	0							
Chili Davis, S (1.9) OBP: 0.307, SLG: 0.354	0-3 K		0-0 4-3		0-0 1B 2B		0-0 F9	0-0 G6-3		5	1	1	0	0	1	2							
Darrell Evans, L (1.5) OBP: 0.378, SLG: 0.512	0-3 K		0-3 K		0-0 1B BB		0-0 HR BB	0-0 1-3		3	1	0	0	2	2	1							
Chris Smith, S (1.3) OBP: 0.382, SLG: 0.458		0-0 F4	0-3 K		0-0 HR 1B		0-0 HR		0-0 4-3	4	2	2	3	0	1	0							
Dave Bergman, L (7.3) OBP: 0.393, SLG: 0.460		0-0 F4	0-3 K		0-0 HR 1B		0-0 HR		0-0 4-3	1	0	0	0	0	0	0							
Joel Youngblood, R (1.4) OBP: 0.354, SLG: 0.496		0-0 BB 1B		0-0 F4	0-0 HR		0-0 1-3		0-0 G6-4-3 1B	5	2	3	2	0	0	0							
Jeff Ransom, R (1.2) OBP: 0.375, SLG: 0.462		0-0 SH1-4 1B BB		0-0 HR	0-0 F8		0-3 K		0-0 G6-4-3 1B	4	2	1	1	1	1	1							
Joe Pettini, R (1.6) OBP: 0.261, SLG: 0.215		0-0 1B SH1-4 1B		0-0 F7	0-0 F4			0-0 BB SH 1B		4	1	2	1	0	0	0							
Mark Calvert, R (1.1) OBP: 0.346, SLG: 0.577		0-0 SH1-4		0-0 1B		0-0 G3		0-0 SH 1B BB		0	0	0	0	1	0	0							
Rene Martin, R (5.1) OBP: 0.321, SLG: 0.143		0-0 SH1-4		0-0 1B						0	0	0	0	0	0	0							
Champ Summers, L (6. PH) OBP: 0.321, SLG: 0.143		0-0 SH1-4		0-0 1B						1	0	0	0	0	0	0							
Randy Lerch, L (6.1) OBP: 0.300, SLG: 0.333		0-0 SH1-4		0-0 1B						0	0	0	0	0	0	0							
Greg Minton, S (7.1) OBP: 0.615, SLG: 0.909		0-0 1-2 2-3		0-0 BB						0	1	0	0	1	0	0							
Inning Stats	R: 0 E: 0 K: 2 S: 8	H: 1 LOB: 1 BB: 0 P: 8	R: 2 E: 0 K: 0 S: 6	H: 3 LOB: 2 BB: 1 P: 10	R: 0 E: 0 K: 2 S: 7	H: 0 LOB: 0 BB: 0 P: 7	R: 1 E: 0 K: 0 S: 5	H: 2 LOB: 2 BB: 1 P: 9	R: 3 E: 0 K: 0 S: 5	H: 3 LOB: 0 BB: 1 P: 9	R: 0 E: 0 K: 0 S: 3	H: 0 LOB: 0 BB: 0 P: 3	R: 2 E: 0 K: 1 S: 6	H: 1 LOB: 0 BB: 1 P: 10	R: 3 E: 1 K: 0 S: 5	H: 2 LOB: 0 BB: 1 P: 9	R: 0 E: 0 K: 0 S: 3	H: 1 LOB: 0 BB: 0 P: 3	1B: 8 2B: 2 3B: 0 HR: 3	SF: 0 SAC: 3 DP: 2 HBP: 0	WP: 0 PB: 0 SB: 0 CS: 0	PA: 43	
PITCHER	IP WLS BF H R ER SO BB IBB HBP BLK WP HR S P ERA WHIP																						
Bruce Berenyi, R (1.1) ERA: 3.86	4.1	24	9	6	6	4	3	0	0	0	0	0	0	0	2	29	41	12.46	2.769				
Ted Power, R (5.1) ERA: 4.52	0.2	2	0	0	0	0	0	0	0	0	0	0	0	0	0	2	2	0.00	0.000				
Ben Hayes, R (6.1) ERA: 6.59	2.0	L	8	1	2	2	1	1	0	0	0	0	0	1	9	13	9.00	1.000					
Rich Gale, R (8.1) ERA: 5.82	0.0	3	1	3	2	0	1	0	0	0	0	0	0	2	6	6	∞	∞					
Bill Scherrer, L (8.1) ERA: 2.74	2.0	6	2	0	0	0	0	0	0	0	0	0	0	6	6	0.00	1.000						

San Francisco Giants @ Cincinnati Reds
Riverfront Stadium, Cincinnati, OH
Thu Sep 29 1983, 3:33 AM EDT
Att: 8,067 - Unknown

AB	35
R	11
H	13
RBI	9
BB	5
SO	5
LOB	8



Batter	1	2	3	4	5	6	7	8	9	AB	R	H	RBI	BB	SO	LOB	BOTTOM						
Eddie Milner, L (1.8) OBP: 0.350, SLG: 0.385	0-0 CS 1B		0-0 BB FC4-6 1B	0-0 3B	0-0 1-H 2-H 2B			0-0 3-1		5	1	4	2	0	0	0							
Kelly Paris, R (1.5) OBP: 0.323, SLG: 0.280	0-0 F8		0-0 FC4-6 1B BB	0-0 F4	0-0 6-3			0-0 F8		4	1	0	0	1	0	4							
Ron Oester, S (1.4) OBP: 0.323, SLG: 0.385	0-0 BB BB		0-0 FC4-6 BB	0-0 2B 1B	0-0 F4			0-0 FC4-6 1B		3	1	2	0	2	0	0							
Dan Driessen, L (1.3) OBP: 0.391, SLG: 0.421	0-0 BB BB		0-0 K	0-0 F8 1B 2B	0-0 4-3			0-0 FC4-6		4	1	1	1	1	1	4							
Paul Householder, S (1.9) OBP: 0.331, SLG: 0.385	0-0 1-2 2-3 BB		0-0 FC4-6 1B	0-0 F8	0-0 6-3			0-0 5-3		4	0	0	1	1	0	3							
Duane Walker, L (1.7) OBP: 0.295, SLG: 0.332	0-0 K		0-0 1-2 3-H 1B	0-0 K	0-0 L3			0-0 5-3 1B		5	0	2	1	0	2	4							
Dann Bilardello, R (1.2) OBP: 0.276, SLG: 0.395		0-0 5-3	0-0 K	0-0 BB 1B BB	0-0 1B BB			0-0 5-3		4	1	1	0	1	1	3							
Tom Foley, L (1.6) OBP: 0.277, SLG: 0.264		0-0 G3		0-0 3-1	0-0 1B 2B BB			0-0 F3		2	1	0	0	1	0	0							
Skeeter Barnes, R (7. PH) OBP: 0.307, SLG: 0.304		0-0 G3		0-0 3-1	0-0 1B 2B BB			0-0 6-3		2	0	0	0	0	0	2							
Bruce Berenyi, R (1.1) OBP: 0.219, SLG: 0.273		0-0 F8		0-0 K	0-0 K					2	0	0	0	0	1	0							
Ted Power, R (5.1) ERA: 4.52		0-0 F8		0-0 K	0-0 K					0	0	0	0	0	0	0							
Johnny Bench, R (5. PH) OBP: 0.306, SLG: 0.432		0-0 F8		0-0 K	0-0 K					1	0	1	2	0	0	0							
Gary Redus, R (5. PH) OBP: 0.302, SLG: 0.644		0-0 F8		0-0 K	0-0 K					0	1	0	0	0	0	0							
Ben Hayes, R (6.1) ERA: 6.59		0-0 F8		0-0 K	0-0 K					0	0	0	0	0	0	0							
Steve Christmas, L (7. PH) OBP: 0.197, SLG: 0.100		0-0 F8		0-0 K	0-0 K					1	0	0	0	0	1	1							
Rich Gale, R (8.1) ERA: 5.82		0-0 F8		0-0 K	0-0 K					0	0	0	0	0	0	0							
Bill Scherrer, L (8.1) ERA: 2.74		0-0 F8		0-0 K	0-0 K					0	0	0	0	0	0	0							
Inning Stats	R: 0 E: 0 K: 1 S: 5	H: 1 LOB: 3 BB: 3 P: 17	R: 0 E: 0 K: 0 S: 3	H: 0 LOB: 0 BB: 0 P: 3	R: 2 E: 0 K: 2 S: 9	H: 2 LOB: 2 BB: 2 P: 17	R: 0 E: 0 K: 1 S: 6	H: 1 LOB: 1 BB: 0 P: 6	R: 5 E: 0 K: 1 S: 9	H: 4 LOB: 2 BB: 2 P: 17	R: 0 E: 0 K: 0 S: 3	H: 0 LOB: 0 BB: 0 P: 3	R: 0 E: 0 K: 1 S: 6	H: 1 LOB: 1 BB: 0 P: 6	R: 0 E: 0 K: 0 S: 4	H: 1 LOB: 1 BB: 0 P: 4	R: 0 E: 0 K: 0 S: 4	H: 1 LOB: 1 BB: 0 P: 4	1B: 8 2B: 2 3B: 1 HR: 0	SF: 0 SAC: 0 DP: 0 HBP: 0	WP: 0 PB: 0 SB: 0 CS: 1	PA: 44	
PITCHER	IP WLS BF H R ER SO BB IBB HBP BLK WP HR S P ERA WHIP																						
Mark Calvert, R (1.1) ERA: 6.27	4.2	27	7	7	7	5	7	0	0	0	0	0	0	0	0	30	58	13.50	3.000				
Rene Martin, R (5.1) ERA: 4.2	0.1	2	1	0	0	0	0	0	0	0	0	0	0	0	2	2	0.00	3.000					
Randy Lerch, L (6.1) ERA: 6.02	1.1	W	5	1	0	0	0	0	0	0	0	0	0	5	5	0.00	0.750						
Greg Minton, R (7.1) ERA: 3.47	2.2	S	10	2	0	0	1	0	0	0	0	0	0	12	12	0.00	0.750						

San Francisco Giants @ Cincinnati Reds
Riverfront Stadium, Cincinnati, OH
Thu Sep 29 1983, 3:33 AM EDT
Att: 8,067 - Unknown

AB	37
R	7
H	11
RBI	7
BB	7
SO	6
LOB	21



Batter	1	2	3	4	5	6	7	8	9	AB	R	H	RBI	BB	SO	LOB	TOP			
Johnnie LeMaster, R OBP: 0.317, SLG: 0.307 Andy McGaffigan, R OBP: 0.097, SLG: 0.133 Champ Summers, L OBP: 0.310, SLG: 0.136 Brad Wellman, R OBP: 0.297, SLG: 0.247	(1,6) X 0-0 F9		(1,6) X 0-0 L6		(1,6) X 0-3 K		(1,6) X 0-3 K		(1,6) X 0-0 FC6-4	4	0	0	0	0	2	3	San Francisco Giants @ Los Angeles Dodgers Dodger Stadium, Los Angeles, CA Fri Sep 30 1983, 7:05 PM PDT Att: 42,928 - Unknown			
Darrell Evans, L OBP: 0.378, SLG: 0.516	(1,3) X 0-0 5-3			(1,3) X 0-0 F8 1B 1B		(1,3) X 0-3 K		(1,3) X 0-0 HR	(1,3) X 0-0 G3	5	1	2	1	0	1	1				
Jack Clark, R OBP: 0.361, SLG: 0.441 Dan Gladden, R OBP: 0.283, SLG: 0.296	(1,9) X 0-0 F5			(1,9) X 0-0 BB 1B		(1,9) X 0-0 F9		(1,9) X 0-0 CS 1B		4	0	2	0	0	0	0				
Jeffrey Leonard, R OBP: 0.319, SLG: 0.461		(1,7) X 0-0 6-3		(1,7) X 0-0 F7		(1,7) X 0-3 K		(1,7) X 0-3 K		4	0	0	0	0	2	3				
Chili Davis, S OBP: 0.305, SLG: 0.352	(1,8) X 0-0 5-3		(1,8) X 0-0 F8				(1,8) X 0-0 E6 2B	(1,8) X 0-1 CI 1B		3	1	0	0	0	0	2				
Joel Youngblood, R OBP: 0.358, SLG: 0.500	(1,4) X 0-3 K			(1,4) X 4-0 BB 1B			(1,4) X 0-0 1B 2B	(1,4) X 0-0 FC6-4 1B		3	1	2	1	1	1	0				
Tom O'Malley, L OBP: 0.345, SLG: 0.339	(1,5) X 0-0 G3		(1,5) X 0-0 G3		(1,5) X 0-3 K		(1,5) X 0-0 CS 6-3 1B	(1,5) X 0-0 FC6-4		4	0	1	1	0	1	5				
Bob Brenly, R OBP: 0.317, SLG: 0.356 Chris Smith, S OBP: 0.391, SLG: 0.467 Max Venable, L OBP: 0.298, SLG: 0.367	(1,2) X 0-0 SH2-4 1B		(1,2) X 0-0 SH2-4 1B		(1,2) X 0-0 1-3		(1,2) X 0-0 6-3	(1,2) X 0-0 FC6-4 1B		3	0	1	0	0	0	1				
Scott Garrelts, R OBP: 0.222, SLG: 0.222 John Rabb, R OBP: 0.286, SLG: 0.340 Joe Pettini, R OBP: 0.261, SLG: 0.215 Dave Bergman, L OBP: 0.390, SLG: 0.457	(1,1) X 0-0 SH2-4 1B		(1,1) X 0-0 SH2-4 1B		(1,1) X 0-3 K		(1,1) X 0-0 1B	(1,1) X 0-0 FC6-4		1	0	0	0	0	1	0				
Inning Stats	R: 0 E: 0 K: 0 S: 3	H: 0 LOB: 0 BB: 0 P: 3	R: 0 E: 0 K: 1 S: 5	H: 0 LOB: 0 BB: 0 P: 5	R: 0 E: 0 K: 0 S: 4	H: 1 LOB: 1 BB: 0 P: 4	R: 0 E: 0 K: 1 S: 7	H: 2 LOB: 3 BB: 1 P: 11	R: 0 E: 0 K: 2 S: 7	H: 0 LOB: 0 BB: 0 P: 7	R: 2 E: 1 K: 1 S: 8	H: 3 LOB: 3 BB: 0 P: 8	R: 1 E: 1 K: 1 S: 8	H: 3 LOB: 2 BB: 0 P: 8	R: 0 E: 0 K: 0 S: 4	H: 1 LOB: 1 BB: 0 P: 4		1B: 8 2B: 2 3B: 0 HR: 1	SF: 0 SAC: 1 DP: 1 HBP: 0	WP: 0 PB: 0 SB: 0 CS: 2
PITCHER	IP WLS BF H R ER SO BB IBB HBP BLK WP HR S P ERA WHIP	IP WLS BF H R ER SO BB IBB HBP BLK WP HR S P ERA WHIP																		
Fernando Valenzuela, L ERA: 3.75 Orel Hershiser, R ERA: 3.38	(1,1) 7.0 W 28 6 2 1 7 1 0 0 0 0 0 0 41 45 1.29 1.000	(8,1) 2.0 S 10 4 1 1 1 0 0 0 0 0 0 1 12 12 4.50 2.000																		

Batter	1	2	3	4	5	6	7	8	9	AB	R	H	RBI	BB	SO	LOB	BOTTOM			
Steve Sax, R OBP: 0.342, SLG: 0.350 Rafael Landestoy, S OBP: 0.212, SLG: 0.270	(1,4) X 0-0 F9		(1,4) X 0-0 CS 1B		(1,4) X 0-0 1B 6-3 1B		(1,4) X 0-0 G3			3	1	2	0	0	0	0	San Francisco Giants @ Los Angeles Dodgers Dodger Stadium, Los Angeles, CA Fri Sep 30 1983, 7:05 PM PDT Att: 42,928 - Unknown			
Greg Brock, L OBP: 0.344, SLG: 0.398 Sid Bream, L OBP: 0.333, SLG: 0.200	(1,3) X 4-0 1B BB		(1,3) X 4-0 1B WP 1B BB		(1,3) X 0-0 6-3 1B		(1,3) X 4-0 FC6-4 BB			1	1	1	0	2	0	0				
Dusty Baker Jr., R OBP: 0.346, SLG: 0.393 Rick Monday, L OBP: 0.353, SLG: 0.401	(1,7) X 0-0 1B		(1,7) X 4-0 1B BB		(1,7) X 0-0 6-3		(1,7) X 0-0 FC6-4			2	1	1	1	1	0	1				
Pedro Guerrero, R OBP: 0.370, SLG: 0.528 Orel Hershiser, R	(1,5) X 0-0 P4		(1,5) X 0-0 1B		(1,5) X 0-0 K		(1,5) X 0-0 G6-4-3			4	0	1	0	0	1	4				
Ken Landreaux, L OBP: 0.328, SLG: 0.451 Derrel Thomas, S OBP: 0.345, SLG: 0.379 Cecil Espy, S OBP: 0.286, SLG: 0.286	(1,8) X 0-0 1B		(1,8) X 0-0 1B		(1,8) X 4-0 IBB			(1,8) X 0-0 E6 G3 1B		2	0	2	2	1	0	0				
Mike Marshall, R OBP: 0.348, SLG: 0.435 Candy Maldonado, R OBP: 0.242, SLG: 0.293	(1,9) X 0-3 K		(1,9) X 0-3 K		(1,9) X 0-0 5-3			(1,9) X 0-0 G3 1B		3	0	0	0	0	2	4				
Bill Russell, R OBP: 0.361, SLG: 0.285 Dave Anderson, R OBP: 0.258, SLG: 0.278	(1,6) X 0-0 1-3		(1,6) X 0-0 1-3		(1,6) X 0-0 F9		(1,6) X 0-0 HR	(1,6) X 0-0 G3		2	0	0	0	0	0	0				
Jack Fimple, R OBP: 0.304, SLG: 0.363 Gilberto Reyes, R OBP: 0.194, SLG: 0.233	(1,2) X 0-0 P4		(1,2) X 0-0 P4		(1,2) X 0-3 K2-3		(1,2) X 0-0 F9	(1,2) X 0-0 7-2		3	0	0	0	0	1	0				
Fernando Valenzuela, L OBP: 0.194, SLG: 0.253 German Rivera, R OBP: 0.400, SLG: 0.429	(1,1) X 0-0 F3		(1,1) X 0-0 F3		(1,1) X 0-0 F9		(1,1) X 0-0 4-3			3	0	0	0	0	0	0				
Inning Stats	R: 0 E: 0 K: 0 S: 4	H: 2 LOB: 2 BB: 1 P: 8	R: 0 E: 0 K: 1 S: 5	H: 0 LOB: 0 BB: 0 P: 5	R: 2 E: 0 K: 1 S: 7	H: 3 LOB: 2 BB: 2 P: 15	R: 0 E: 0 K: 1 S: 5	H: 0 LOB: 0 BB: 0 P: 5	R: 1 E: 0 K: 1 S: 7	H: 2 LOB: 2 BB: 1 P: 11	R: 1 E: 0 K: 0 S: 4	H: 1 LOB: 0 BB: 0 P: 4	R: 0 E: 0 K: 0 S: 2	H: 0 LOB: 0 BB: 1 P: 6	R: 0 E: 1 K: 0 S: 4	H: 1 LOB: 1 BB: 0 P: 4		1B: 8 2B: 1 3B: 0 HR: 1	SF: 0 SAC: 0 DP: 2 HBP: 0	WP: 1 PB: 0 SB: 0 CS: 1
PITCHER	IP WLS BF H R ER SO BB IBB HBP BLK WP HR S P ERA WHIP	IP WLS BF H R ER SO BB IBB HBP BLK WP HR S P ERA WHIP																		
Scott Garrelts, R ERA: 2.52 Andy McGaffigan, R ERA: 4.29	(1,1) 6.0 L 7 1 0 0 0 1 0 0 0 0 0 6 10 0.00 1.000																			



Batter	1	2	3	4	5	6	7	8	9	AB	R	H	RBI	BB	SO	LOB	TOP								
Dan Gladden, R OBP: 0.266, SLG: 0.276 (1, 8)	5-3		4-3			F4	5-3			4	0	0	0	0	0	1	San Francisco Giants @ Los Angeles Dodgers Dodger Stadium, Los Angeles, CA Sat Oct 01 1983, 3:33 AM PDT Att: 34,707 - Unknown								
Joel Youngblood, R OBP: 0.357, SLG: 0.500 Dave Bergman, L OBP: 0.390, SLG: 0.457 (1, 4) (9, 3)	5-3		2B			F3	4-3			4	0	1	0	0	0	1									
Guy Sularz, R OBP: 0.222, SLG: 0.125 (1, 5)	6-3		F2			1B 2B		1-3		4	1	1	0	0	0	1									
Jeffrey Leonard, R OBP: 0.321, SLG: 0.461 (1, 7)		6-3		K		1B 2B		1B		4	1	2	0	0	1	0									
Chris Smith, S OBP: 0.397, SLG: 0.476 Brad Wellman, R OBP: 0.297, SLG: 0.247 (1, 3) (9, 4)		1-3 1B BB		4-3		1B 2B		F8		3	2	1	2	1	0	1									
John Rabb, R OBP: 0.284, SLG: 0.337 (1, 9)	1-3			F7		1B		F8		4	0	1	1	0	0	2									
Jeff Ransom, R OBP: 0.350, SLG: 0.412 (1, 2)		FC5-4 1B		F8		K		5-3		4	0	1	1	0	1	1									
Joe Pettini, R OBP: 0.261, SLG: 0.217 (1, 6)		FC5-4		5-3			SH1-4 1B	F6		4	0	1	0	0	0	1									
Mark Davis, L OBP: 0.212, SLG: 0.167 Gary Lavelle, S (9, 1)			K		P5		SH1-4	1-3		3	0	0	0	0	1	0									
Inning Stats	R: 0 E: 0 K: 0 S: 3	H: 0 LOB: 0 BB: 0 P: 3	R: 1 E: 0 K: 0 S: 4	H: 1 LOB: 1 BB: 1 P: 8	R: 0 E: 0 K: 1 S: 6	H: 1 LOB: 0 BB: 0 P: 6	R: 0 E: 0 K: 1 S: 5	H: 0 LOB: 0 BB: 0 P: 5	R: 0 E: 0 K: 0 S: 3	H: 0 LOB: 0 BB: 0 P: 3	R: 3 E: 0 K: 0 S: 9	H: 4 LOB: 1 BB: 0 P: 9	R: 0 E: 0 K: 0 S: 4	H: 1 LOB: 1 BB: 0 P: 4	R: 0 E: 0 K: 0 S: 4	H: 1 LOB: 1 BB: 0 P: 4	R: 0 E: 0 K: 0 S: 3	H: 0 LOB: 0 BB: 0 P: 3	1B: 6 2B: 2 3B: 0 HR: 0	SF: 0 SAC: 1 DP: 0 HBP: 0	WP: 0 PB: 0 SB: 1 CS: 0	PA: 36			
PITCHER	IP	WLS	BF	H	R	ER	SO	BB	IBB	HBP	BLK	WP	HR	S	P	ERA	WHIP								
Burt Hooton, R ERA: 4.22 (1, 1)	5.2	L	24	6	4	4	2	1	0	0	0	0	0	27	31	6.35	1.235								
Rick Honeycutt, L ERA: 3.03 (6, 1)	1.1		5	1	0	0	1	0	0	0	0	0	0	7	7	0.00	0.750								
Pat Zachry, R ERA: 2.49 (8, 1)	1.0		4	1	0	0	0	0	0	0	0	0	0	4	4	0.00	1.000								
Larry White, R ERA: 1.8 (9, 1)	1.0		3	0	0	0	0	0	0	0	0	0	0	3	3	0.00	0.000								

Batter	1	2	3	4	5	6	7	8	9	AB	R	H	RBI	BB	SO	LOB	BOTTOM								
Cecil Espy, S OBP: 0.364, SLG: 0.400 (1, 8)	WP 2B		BB			6-3		K		3	0	1	0	1	1	0	San Francisco Giants @ Los Angeles Dodgers Dodger Stadium, Los Angeles, CA Sat Oct 01 1983, 3:33 AM PDT Att: 34,707 - Unknown								
Dave Anderson, R OBP: 0.250, SLG: 0.268 (1, 6)	K		F4			5-3		K		4	0	0	0	0	2	2									
German Rivera, R OBP: 0.421, SLG: 0.412 (1, 5)	F9			4-3 BB		K		1B 1B		3	1	1	0	1	1	1									
Jose Morales, R OBP: 0.283, SLG: 0.500 Sid Gream, L OBP: 0.333, SLG: 0.200 Pedro Guerrero, R OBP: 0.371, SLG: 0.528 (1, 3) (8, 3) (9, PH)	K			4-3		F8		1B 1B		3	0	0	0	0	1	2									
Candy Maldonado, R OBP: 0.258, SLG: 0.295 (1, 9)	5-3			F7		FC5-4 BB		1-2 2H 1B		3	0	1	1	1	0	1									
Steve Yeager, R OBP: 0.297, SLG: 0.381 Gilberto Reyes, R OBP: 0.188, SLG: 0.226 (1, 2) (8, 2)	F8			F8		K		F3		3	0	0	0	0	1	2									
Alex Taveras, R (1, 4)	F9				K	FC5-4		G3		4	0	0	0	0	1	3									
Rafael Landestoy, S OBP: 0.203, SLG: 0.258 (1, 7)			F9		F8			F8		3	0	0	0	0	0	0									
Burt Hooton, R OBP: 0.208, SLG: 0.200 Rick Honeycutt, L OBP: 0.363, SLG: 0.083 Pat Zachry, R OBP: 0.500, SLG: 0.500 Steve Sax, R OBP: 0.342, SLG: 0.349 Larry White, R (1, 1) (6, 1) (8, PH) (9, 1)			F2		F9			5-3		2	0	0	0	0	0	0									
Inning Stats	R: 0 E: 0 K: 2 S: 8	H: 1 LOB: 1 BB: 0 P: 8	R: 0 E: 0 K: 0 S: 3	H: 0 LOB: 0 BB: 0 P: 3	R: 0 E: 0 K: 0 S: 3	H: 0 LOB: 1 BB: 1 P: 7	R: 0 E: 0 K: 0 S: 3	H: 0 LOB: 1 BB: 1 P: 7	R: 0 E: 0 K: 1 S: 5	H: 0 LOB: 0 BB: 0 P: 5	R: 0 E: 0 K: 1 S: 5	H: 0 LOB: 0 BB: 0 P: 5	R: 0 E: 0 K: 1 S: 5	H: 0 LOB: 0 BB: 0 P: 5	R: 1 E: 0 K: 1 S: 8	H: 3 LOB: 2 BB: 0 P: 8	1B: 3 2B: 1 3B: 0 HR: 0	SF: 0 SAC: 0 DP: 0 HBP: 0	WP: 1 PB: 0 SB: 0 CS: 0	PA: 34					
PITCHER	IP	WLS	BF	H	R	ER	SO	BB	IBB	HBP	BLK	WP	HR	S	P	ERA	WHIP								
Mark Davis, L ERA: 3.49 Gary Lavelle, L ERA: 2.64 (1, 1) (9, 1)	8.1	W	32	4	1	1	7	3	0	0	0	0	0	2	2	1.08	0.840								



