

San Francisco Giants - 1984

Batter	1	2	3	4	5	6	7	8	9	AB R H RBI BB SO LOB	TOP	
Bob Dernier, R OBP: 0.400, SLG: 0.250 (1, 8) X	0-0 23 CS 1B		0-0 6-3		0-0 F7	0-3 K		4-0 BB		4 0 1 0 1 1 2		
23 Ryne Sandberg, R OBP: 0.200, SLG: 0.200 (1, 4) X	0-0 5-3 1-2		0-0 5-3 1B		0-0 6-3		0-3 K	0-0 F7		5 0 1 0 0 1 2		
Gary Matthews, R OBP: 0.600, SLG: 0.333 (1, 7) B B B	4-0 WP BB		0-0 5-3 1-2		0-0 1B		4-0 1B 2B BB		0-3 K	3 1 1 0 2 1 1		
Ron Cey, R OBP: 0.400, SLG: 1.000 (1, 5)	4-0 1-2 IBB		0-0 G3		0-0 F4		0-0 F4		0-0 HR	4 1 1 1 1 0 3		
Keith Moreland, R OBP: 0.400, SLG: 1.000 (1, 9) X Mel Hall, L (9, 9)	0-0 F7			0-0 F7		0-0 HR	0-0 2B 1B		0-3 K	5 2 2 1 0 1 2 0 0 0 0 0 0 0		
Jody Davis, R OBP: 0.400, SLG: 0.600 (1, 2)		0-0 G4-6-3 1B		0-0 1-3		0-0 F9	0-0 2B		0-3 K	5 0 2 2 0 1 0		
Leon Durham, L OBP: 0.500, SLG: 0.333 (1, 3)		0-0 G4-6-3 1-2		4-0 2B BB		0-0 SH3-4 1B	0-0 4-3			3 1 1 0 1 0 2		
Larry Bowa, S OBP: 0.750, SLG: 1.250 (1, 6)		0-0 2B		0-0 WP 1-H 2B		0-0 SH3-4 1B		0-0 F9		4 0 3 1 0 0 0		
Dick Ruthven, R (1, 1) Lee Smith, R (8, 1)		0-3 K		0-0 F3 2-3		0-0 SH3-4		0-0 G3		3 0 0 0 0 1 2 0 0 0 0 0 0 0		
Inning Stats	R: 0 H: 1 E: 0 LOB: 2 K: 0 BB: 2 S: 3 P: 11	R: 0 H: 2 E: 0 LOB: 1 K: 1 BB: 0 S: 6 P: 6	R: 0 H: 1 E: 0 LOB: 1 K: 0 BB: 0 S: 4 P: 4	R: 1 H: 1 E: 0 LOB: 1 K: 0 BB: 1 S: 4 P: 8	R: 0 H: 1 E: 0 LOB: 1 K: 0 BB: 0 S: 4 P: 4	R: 1 H: 3 E: 0 LOB: 2 K: 1 BB: 0 S: 8 P: 8	R: 2 H: 2 E: 0 LOB: 1 K: 1 BB: 1 S: 7 P: 11	R: 0 H: 0 E: 0 LOB: 1 K: 0 BB: 1 S: 3 P: 7	R: 1 H: 1 E: 0 LOB: 0 K: 3 BB: 0 S: 10 P: 10	1B: 7 SF: 0 2B: 3 SAC: 1 3B: 0 DP: 1 HR: 2 HBP: 0	WP: 2 PA: 42 PB: 0 SB: 0 CS: 1	
PITCHER	IP WLS BF H R ER SO BB IBB HBP BLK WP HR S P ERA WHIP											
Mark Davis, L (1, 1) ERA: 5.14	7.0 L 34 11 4 4 3 3 3 1 0 0 2 1 36 52 5.14 2.000											
Gary Lavelle, L (8, 1) ERA: 4.5	2.0 8 1 1 1 3 1 0 0 0 0 1 13 17 4.50 1.000											

Chicago Cubs @ San Francisco Giants
Candlestick Park, San Francisco, CA
Tue Apr 03 1984, 6:33 AM EST
Att: 52,700 - Unknown

AB	36
R	5
H	12
RBI	5
BB	5
SO	6
LOB	14



Batter	1	2	3	4	5	6	7	8	9	AB	R	H	RBI	BB	SO	LOB
Johnnie LeMaster, R (1, 6) OBP: 0.400, SLG: 0.250	0-0 E S 1B	0-0 6-3			0-3 K		0-3 K		4-0 1B BB	4	2	1	0	1	2	1
Manny Trillo, R (1, 4) OBP: 0.400, SLG: 0.600	0-0 FC6-4 HBP 1-H 1B		0-0 1-3		0-3 K		0-0 2B		0-0 F8	5	0	2	1	0	1	1
Jack Clark, R (1, 9) OBP: 0.400, SLG: 0.400	0-0 F3		0-0 1B		0-0 4-3		0-0 F7		0-0 E 1B 1-3 1B	5	0	2	0	0	0	2
Al Oliver, L (1, 3) OBP: 0.600, SLG: 0.750	1-0 FC6-4 1-2 HBP		0-0 F5		0-0 1B 2B		0-0 F8		0-0 E7 1-3 1B	4	1	2	1	0	0	1
Jeffrey Leonard, R (1, 7) OBP: 0.200, SLG: 0.200	0-0 FC6-4 1-2f 2-3		0-0 F7		0-0 F7		0-0 1B 1B		0-0 K 0-3	5	0	1	0	0	1	6
Joel Youngblood, R (1, 5) OBP: 0.500, SLG: 0.500	0-0 5-3			0-0 F8		0-0 E 1B 2-H 1B		0-0 1-2 1B		4	0	2	1	0	0	2
Chili Davis, S (1, 8) OBP: 0.250, SLG: 0.250		0-3 K		0-3 K		0-0 E5 FC6-4 1-3 1B		0-0 F6		4	0	1	0	0	2	2
Bob Brenly, R (1, 2) OBP: 0.333, SLG: 0.667		0-0 2B		0-0 6-3		0-0 FC6-4 1-2f		0-3 K		3	0	1	0	0	0	2
Gene Richards, L (8, PH)										1	0	0	0	0	1	2
Steve Nicosia, R (9, 2)										0	0	0	0	0	0	0
Mark Davis, L (1, 1)		0-0 4-3			0-3 K		0-0 6-3		0-0 3-1	2	0	0	0	0	1	1
Duane Kuiper, L (7, PH)										1	0	0	0	0	0	0
Gary Lavelle, S (8, 1)										0	0	0	0	0	0	0
Joe Pittman, R (9, PH)										1	0	0	0	0	0	0

Inning Stats	R: 1	H: 2	E: 0	K: 0	S: 5	LOB: 2	BB: 0	P: 6	R: 0	H: 1	E: 0	K: 1	S: 6	LOB: 1	BB: 0	P: 6	R: 0	H: 1	E: 0	K: 0	S: 4	LOB: 0	BB: 0	P: 5	R: 0	H: 0	E: 0	K: 3	S: 9	LOB: 0	BB: 0	P: 9	R: 1	H: 3	E: 1	K: 0	S: 6	LOB: 2	BB: 0	P: 6	R: 0	H: 1	E: 0	K: 1	S: 6	LOB: 1	BB: 0	P: 6	R: 0	H: 2	E: 0	K: 1	S: 7	LOB: 2	BB: 0	P: 7	R: 1	H: 2	E: 1	K: 1	S: 7	LOB: 2	BB: 1	P: 11	1B: 9	2B: 3	3B: 0	HR: 0	SF: 0	SAC: 0	DP: 0	HBP: 1	WP: 0	PB: 0	SB: 1	CS: 0	PA: 41
PITCHER	IP	WLS	BF	H	R	ER	SO	BB	IBB	HBP	BLK	WP	HR	S	P	ERA	WHIP																																																												
Dick Ruthven, R (1, 1) ERA: 2.45	7.1	W	32	9	2	2	6	0	0	1	0	0	0	43	44	2.46	1.227																																																												
Lee Smith, R (8, 1) ERA: 5.4	1.2	S	9	3	1	1	2	1	0	0	0	0	0	12	16	5.40	2.400																																																												

Chicago Cubs @ San Francisco Giants
 Candlestick Park, San Francisco, CA
 Tue Apr 03 1984, 6:33 AM EST
 Att. 52,700 - Unknown

AB	39
R	3
H	12
RBI	3
BB	1
SO	8
LOB	20



Batter	1	2	3	4	5	6	7	8	9	AB R H RBI BB SO LOB	TOP		
Bob Dernier, R (1, 8) OBP: 0.600, SLG: 0.500 Henry Cotto, R (8, 8)	0-0 SH3-4 2B		4-0 23 F9 23 S 4-3 BB	4-0 23 1B 1-2 2-3 BB	4-0 23 1B 1-2 2-3 3-H BB		0-0 F7		0-3 K	2 1 1 1 3 0 0 1 0 0 0 0 1 0			
23 Ryne Sandberg, R (1, 4) OBP: 0.400, SLG: 0.700	0-0 SH3-4		0-0 F9	0-0 1B	0-0 1B		0-0 F7		0-0 HR	5 1 3 4 0 0 1			
Leon Durham, L (1, 3) OBP: 0.400, SLG: 0.143	4-0 S BB		0-0 4-3		6-3 K		4-0 1B BB		0-0 6-3	4 0 0 1 2 1 2			
Ron Cey, R (1, 5) OBP: 0.400, SLG: 0.667	0-3 K		0-0 F8		1B K		0-0 1B			5 1 2 0 0 2 4			
Gary Matthews, R (1, 7) OBP: 0.700, SLG: 0.500	4-0 BB			4-0 E BLK 1B BB	0-0 1B 1B	0-0 G3 2B 1B		0-0 F9		3 3 2 0 2 0 2			
Mel Hall, L (1, 9) OBP: 0.200, SLG: 0.200	0-3 K			0-0 F6	0-0 1B 1B BB 1B	0-0 G3		0-0 6-3		5 1 1 1 0 1 5			
Jody Davis, R (1, 2) OBP: 0.400, SLG: 0.600		0-3 K		0-3 K	0-0 BB 1B 1B	0-0 2B		0-0 F7		5 1 2 2 0 2 1			
Larry Bowa, S (1, 6) OBP: 0.600, SLG: 1.000 Tom Verzyer, R (3, 6) OBP: 0.250, SLG: 0.250		0-3 K		0-0 E5 BB 23 1B 1B	0-0 BB 23 BB 1B	0-0 6-3		0-0 6-3		1 0 0 0 0 1 0 4 2 1 0 0 0 2			
Chuck Rainey, R (1, 1) OBP: 0.500, SLG: 0.333 Tim Stoddard, R (6, 1) Lee Smith, R (9, 1)		0-0 6-3		0-0 BB 23 1B 1B	4-0 BB 23 1B BB	0-3 K		0-0 4-3		3 1 1 2 1 1 1 1 0 0 0 0 0 0 0 0 0 0 0 0 0			
Inning Stats	R: 0 H: 1 E: 0 LOB: 3 K: 2 BB: 2 S: 8 P: 16	R: 0 H: 0 E: 0 LOB: 0 K: 2 BB: 0 S: 7 P: 7	R: 1 H: 0 E: 0 LOB: 0 K: 0 BB: 1 S: 3 P: 7	R: 2 H: 2 E: 1 LOB: 2 K: 1 BB: 2 S: 7 P: 15	R: 6 H: 6 E: 0 LOB: 2 K: 2 BB: 2 S: 13 P: 21	R: 1 H: 2 E: 0 LOB: 1 K: 1 BB: 0 S: 7 P: 7	R: 0 H: 1 E: 0 LOB: 2 K: 0 BB: 1 S: 4 P: 8	R: 0 H: 0 E: 0 LOB: 0 K: 0 BB: 0 S: 3 P: 3	R: 1 H: 1 E: 0 LOB: 0 K: 1 BB: 0 S: 6 P: 6	1B: 10 SF: 0 2B: 2 SAC: 1 3B: 0 DP: 0 HR: 1 HBP: 0	WP: 0 PA: 48 PB: 0 SB: 2 CS: 0		
PITCHER	IP WLS BF H R ER SO BB IBB HBP BLK WP HR S P ERA WHIP											PITCHER	IP WLS BF H R ER SO BB IBB HBP BLK WP HR S P ERA WHIP
Mike Krukow, R (1, 1) ERA: 8.31	4.1 L 24 6 6 4 5 5 0 0 0 1 0 0 29 49 8.31 2.538												
Frank Williams, R (5, 1) ERA:	0.0 4 2 1 1 0 2 0 0 0 0 0 0 2 10 ∞ ∞												
Randy Lerch, L (5, 1) ERA: 5.4	1.2 8 3 3 3 3 0 0 0 0 0 0 14 14 16.20 1.800												
Renie Martin, R (7, 1) ERA:	2.0 8 1 0 0 0 1 0 0 0 0 0 7 11 0.00 1.000												
Greg Minton, R (9, 1) ERA: 9.0	1.0 4 1 1 1 1 0 0 0 0 0 0 1 6 6 9.00 1.000												

Chicago Cubs @ San Francisco Giants
Candlestick Park, San Francisco, CA
Thu Apr 05 1984, 9:05 PM EST
Att. 8,460 - Unknown

livebaseballscorecards.com

AB	39
R	11
H	13
RBI	11
BB	8
SO	9
LOB	18



BOTTOM

Chicago Cubs @ San Francisco Giants
Candlestick Park, San Francisco, CA

Thu Apr 05 1984, 9:05 PM EST
Att. 8,460 - Unknown

AB	45
R	7
H	15
RBI	7
BB	3
SO	4
LOB	29



WP:	0	PA:	48
PB:	0	SB:	0
CS:	0		

AB R H RBI BB SO LOB

6	0	2	2	0	0	2
5	1	3	0	1	1	2
6	1	3	2	0	0	6
5	0	1	1	0	0	5
0	0	0	0	0	0	0
4	0	0	0	0	2	4
0	0	0	0	0	0	0
1	1	0	0	0	0	0
4	1	0	0	1	0	2
5	0	2	0	0	0	4
4	2	1	0	1	1	2
2	0	1	0	0	0	1
0	0	0	0	0	0	0
0	0	0	0	0	0	0
1	1	1	0	0	0	0
2	0	1	2	0	0	1

Batter	1	2	3	4	5	6	7	8	9
Johnnie LeMaster, R (1, 6) OBP: 0.364, SLG: 0.300	0-0 4-3 1B	0-0 1-2 2-H 1B		0-0 1-2 1B		0-0 F4 1B		0-0 F3 1B	0-0 4-3 1B
Manny Trillo, R (1, 4) OBP: 0.545, SLG: 0.600	0-0 1B	0-0 F8		0-0 1-2 2-3 1B		0-0 1-2 3B 1B		0-3 K BB	4-0 BB
Jack Clark, R (1, 9) OBP: 0.455, SLG: 0.636	0-0 F5		0-0 FC1-6 E 1B	0-0 F5		0-0 1-H 2-H 4-3 3B		0-0 1B	0-0 G3
Al Oliver, L (1, 3) OBP: 0.400, SLG: 0.444 Greg Minton, S (9, 1)	0-0 FC5-4 1B		0-0 E7 FC1-6	0-0 3-1		0-0 4-3		0-0 3-1	
Jeffrey Leonard, R (1, 7) OBP: 0.111, SLG: 0.111 Renie Martin, R (7, 1) Scot Thompson, L (9, 3)	0-0 FC5-4 1B		0-0 FC1-6		0-3 K	0-3 K			0-0 E7 BB 1B
Joel Youngblood, R (1, 5) OBP: 0.333, SLG: 0.250		0-0 F4	0-0 F8		0-0 6-3		0-0 F7		4-0 BB 1B BB
Chili Davis, S (1, 8) OBP: 0.333, SLG: 0.333		0-0 F7	0-0 F7		0-0 1B		0-0 1B		0-0 F7
Bob Brenly, R (1, 2) OBP: 0.375, SLG: 0.429		0-0 E 1B		0-0 4-3		0-0 F7		0-3 K	4-0 BB 1B 4-3 BB
Mike Krukow, R (1, 1) OBP: 0.500, SLG: 0.500 Frank Williams, R (5, 1) Randy Lerch, L (5, 1) Duane Kuiper, L (6, PH) Gene Richards, L (7, 7) OBP: 0.500, SLG: 0.500 OBP: 0.333, SLG: 0.333		0-0 E6 1B		0-0 1B 1B		0-0 1B 3B 1B		0-0 4-3	0-0 4-3 1B

Inning Stats	R: 0	H: 2	E: 0	K: 5	S: 5	LOB: 2	BB: 0	P: 5	R: 1	H: 2	E: 1	K: 0	S: 6	LOB: 2	BB: 0	P: 6	R: 0	H: 1	E: 1	K: 0	S: 5	LOB: 2	BB: 0	P: 5	R: 0	H: 3	E: 0	K: 0	S: 6	LOB: 3	BB: 0	P: 6	R: 0	H: 1	E: 0	K: 1	S: 6	LOB: 1	BB: 0	P: 6	R: 3	H: 3	E: 0	K: 1	S: 8	LOB: 0	BB: 0	P: 8	R: 0	H: 1	E: 0	K: 1	S: 6	LOB: 1	BB: 0	P: 6	R: 0	H: 1	E: 0	K: 1	S: 6	LOB: 1	BB: 0	P: 6	R: 3	H: 1	E: 1	K: 0	S: 5	LOB: 2	BB: 3	P: 17	1B: 14	2B: 0	3B: 1	HR: 0	SF: 0	SAC: 0	DP: 0	HBP: 0	WP: 0	PA: 48
--------------	------	------	------	------	------	--------	-------	------	------	------	------	------	------	--------	-------	------	------	------	------	------	------	--------	-------	------	------	------	------	------	------	--------	-------	------	------	------	------	------	------	--------	-------	------	------	------	------	------	------	--------	-------	------	------	------	------	------	------	--------	-------	------	------	------	------	------	------	--------	-------	------	------	------	------	------	------	--------	-------	-------	--------	-------	-------	-------	-------	--------	-------	--------	-------	--------

PITCHER	IP	WLS	BF	H	R	ER	SO	BB	IBB	HBP	BLK	WP	HR	S	P	ERA	WHIP
Chuck Rainey, R (1, 1) ERA: 5.06	5.1	W	30	12	4	3	1	0	0	0	0	0	0	32	32	5.06	2.250
Tim Stoddard, R (6, 1) ERA: 2.7	3.1		17	3	3	1	3	3	0	0	0	0	0	20	32	2.70	1.800
Lee Smith, R (9, 1) ERA: 4.5	0.1	S	1	0	0	0	0	0	0	0	0	0	0	1	1	0.00	0.000

ERA WHIP

Batter	1	2	3	4	5	6	7	8	9	AB R H RBI BB SO LOB	TOP
Lonnie Smith, R (1, 7) X OBP: 0.214, SLG: 0.154 Tito Landrum, R (8, 7) OBP: 0.250, SLG: 0.250	0-0 		0-0 F9 		0-0 F9 			0-0 F6 		4 1 1 0 0 0 0 0 0 0 0 0 0 0	St. Louis Cardinals @ San Francisco Giants Candlestick Park, San Francisco, CA Fri Apr 06 1984, 9:05 PM EST Att. 13,752 - Unknown
Ken Oberkfell, L (1, 5) X OBP: 0.438, SLG: 0.429	0-0 		0-0 WP 		0-0 F3 			0-0 F8 		4 0 2 1 0 0 0	
Tom Herr, S (1, 4) X OBP: 0.357, SLG: 0.357	0-0 FC6 		0-0 F7 		0-0 			0-3 K 		4 0 1 0 0 1 2	
David Green, R (1, 3) X OBP: 0.222, SLG: 0.333	0-0 F9 		0-0 F9 		0-0 F8 			0-3 K 		4 0 0 0 0 1 3	
Willie McGee, S (1, 8) X OBP: 0.429, SLG: 0.643	0-0 			0-0 F6 		0-0 F7 		0-3 K 		4 0 1 0 0 1 0	
Andy Van Slyke, L (1, 9) X OBP: 0.500, SLG: 1.000	0-0 4-3 			0-0 		4-0 		0-0 4-3 		3 1 1 1 1 0 2	
Darrell Porter, L (1, 2) OBP: 0.462, SLG: 0.833		0-0 		0-0 F3 		0-0 G3-6 				3 0 1 0 0 0 1	
Ozzie Smith, S (1, 6) OBP: 0.385, SLG: 0.273		0-0 G4-6-3 		0-0 6-3 		0-0 E6 				3 0 0 0 0 0 1	
Joaquin Andujar, S (1, 1)		0-3 K 		0-3 K 		0-0 F5 				3 0 0 0 0 2 1	
Inning Stats	R: 1 H: 3 E: 0 LOB: 2 K: 0 BB: 0 S: 6 P: 6	R: 0 H: 1 E: 0 LOB: 0 K: 1 BB: 0 S: 5 P: 5	R: 0 H: 1 E: 0 LOB: 1 K: 0 BB: 0 S: 4 P: 4	R: 1 H: 1 E: 0 LOB: 0 K: 0 BB: 0 S: 4 P: 4	R: 0 H: 0 E: 0 LOB: 0 K: 1 BB: 0 S: 5 P: 5	R: 0 H: 1 E: 0 LOB: 0 K: 0 BB: 0 S: 3 P: 3	R: 0 H: 0 E: 1 LOB: 1 K: 0 BB: 1 S: 3 P: 7	R: 0 H: 0 E: 0 LOB: 0 K: 2 BB: 0 S: 7 P: 7	1B: 5 SF: 0 2B: 1 SAC: 0 3B: 0 DP: 2 HR: 1 HBP: 0	WP: 1 PA: 33 PB: 0 SB: 0 CS: 2	
PITCHER Bill Laskey, R (1, 1) ERA: 1.13 Gary Lavelle, L (9, 1) ERA: 3.0	IP WLS BF H R ER SO BB IBB HBP BLK WP HR S P ERA WHIP 8.0 L 30 7 2 1 3 1 0 0 0 1 1 35 39 1.12 1.000 1.0 3 0 0 0 2 0 0 0 0 0 0 7 7 0.00 0.000	PITCHER IP WLS BF H R ER SO BB IBB HBP BLK WP HR S P ERA WHIP									

AB	32
R	2
H	7
RBI	2
BB	1
SO	5
LOB	10



livebaseballscorecards.com

Batter	1	2	3	4	5	6	7	8	9	AB R H RBI BB SO LOB
Johnnie LeMaster, R (1, 6) OBP: 0.357, SLG: 0.308 Scot Thompson, L (9, PH)	0-0 1-3-5 S 1B		0-0 F6 ②			0-0 6-3 ②			0-3 K ①	3 0 1 0 0 0 1 1 0 0 0 0 1 0
Manny Trillo, R (1, 4) OBP: 0.467, SLG: 0.500	0-0 1-3-5 1-3f ① ②		0-0 FC4-6 1-2f			0-0 1B ③			0-0 6-3 ②	4 0 1 0 0 0 2
Jack Clark, R (1, 9) OBP: 0.467, SLG: 0.571	4-0 BB			0-0 6-3 ①		0-0 F8 ③			0-0 1B	3 0 1 0 1 0 1
Al Oliver, L (1, 3) OBP: 0.286, SLG: 0.308	0-0 F7 ③			0-0 6-3 ②			0-0 6-3 ①		0-0 F5 ③	4 0 0 0 0 0 2
Jeffrey Leonard, R (1, 8) OBP: 0.250, SLG: 0.182		0-0 F3 ①		4-0 CS BB			0-0 G4-3 1B			2 0 1 0 1 0 0
Gene Richards, L (1, 7) OBP: 0.333, SLG: 0.200		4-0 F9 BB		0-0 CS 1-2	0-0 1-3 ①		0-0 G4-3 1-2f ② ③			2 0 0 0 1 0 1
Joel Youngblood, R (1, 5) OBP: 0.250, SLG: 0.182		0-0 F9 1-2 ② ③			0-0 F7 ②			0-0 6-3 ①		3 0 0 0 0 0 1
Bob Brenly, R (1, 2) OBP: 0.273, SLG: 0.300			0-0 F8 ①		0-0 F9 ③			0-3 K ②		3 0 0 0 0 1 0
Bill Laskey, R (1, 1) Duane Kuiper, L (8, PH) Gary Lavelle, S (9, 1)			0-0 E3 FC4-8			0-0 6-3 ①		0-0 5-3 ③		2 0 0 0 0 0 0 1 0 0 0 0 0 0 0 0 0 0 0 0 0

Inning Stats	R: 0 E: 0 K: 0 S: 3	H: 1 LOB: 1 BB: 1 P: 7	R: 0 E: 0 K: 0 S: 2	H: 0 LOB: 0 BB: 1 P: 6	R: 0 E: 1 K: 0 S: 4	H: 0 LOB: 1 BB: 0 P: 4	R: 0 E: 0 K: 0 S: 2	H: 0 LOB: 0 BB: 1 P: 6	R: 0 E: 0 K: 0 S: 3	H: 0 LOB: 0 BB: 0 P: 3	R: 0 E: 0 K: 0 S: 4	H: 1 LOB: 1 BB: 0 P: 4	R: 0 E: 0 K: 0 S: 3	H: 1 LOB: 0 BB: 0 P: 3	R: 0 E: 0 K: 1 S: 5	H: 0 LOB: 0 BB: 0 P: 5	R: 0 E: 0 K: 1 S: 6	H: 1 LOB: 1 BB: 0 P: 6	1B: 4 2B: 1 3B: 0 HR: 0	SF: 0 SAC: 0 DP: 2 HBP: 0	WP: 0 PB: 0 SB: 1 CS: 1	PA: 32	
PITCHER Joaquin Andujar, R (1, 1) ERA:	IP 9.0	WLS W	BF 31	H 4	R 0	ER 0	SO 2	BB 3	IBB 0	HBP 0	BLK 0	WP 0	HR 0	S 32	P 44	ERA 0.00	WHIP 0.778						
PITCHER	IP	WLS	BF	H	R	ER	SO	BB	IBB	HBP	BLK	WP	HR	S	P	ERA	WHIP						

BOTTOM

St. Louis Cardinals @ San Francisco Giants
Candlestick Park, San Francisco, CA

Fri Apr 06 1984, 9:05 PM EST
Att. 13,752 - Unknown

livebaseballscores.com

AB	28
R	0
H	4
RBI	0
BB	3
SO	2
LOB	8



Batter	1	2	3	4	5	6	7	8	9	AB R H RBI BB SO LOB	TOP	
Lonnie Smith, R (1, 7) OBP: 0.316, SLG: 0.235	0-0 6-3		0-0 PB 1B		4-0 BB BB BB G6-4-3 BB		0-0 FC5-4 1B		0-3 K	4 0 2 0 1 1 0		
Ken Oberkfell, L (1, 5) OBP: 0.389, SLG: 0.375 Dane Iorg, L (5, PH) OBP: 0.429, SLG: 0.500	0-0 F3		0-0 F8		0-0 G6-4-3		0-3 K		0-0 5-3	2 0 0 0 0 0 1 3 0 0 0 0 0 1 3		
Tom Herr, S (1, 4) OBP: 0.333, SLG: 0.294 Mike Ramsey, S (7, 6)	4-0 1B BB		0-3 K		0-0 F8		0-0 FC5-4			3 0 0 0 1 1 3 0 0 0 0 0 0 0		
David Green, R (1, 3) OBP: 0.231, SLG: 0.308	0-0 1-2 1B				0-0 F9		0-0 F9		0-0 1-3	4 0 1 0 0 0 0		
Willie McGee, S (1, 8) OBP: 0.389, SLG: 0.529	0-0 1-3				1-0 1B HBP		0-0 E3		0-3 K	3 0 0 0 0 0 1 2		
Andy Van Slyke, L (1, 9) OBP: 0.500, SLG: 0.778					0-0 1-2 1B		0-3 K		0-0 1B 1B	4 0 2 0 0 2 1		
Darrell Porter, L (1, 2) OBP: 0.438, SLG: 0.714 Glenn Brummer, R (7, 2) OBP: 1.000, SLG: 1.000					0-3 K		4-0 BB		0-0 1-2 1B	2 0 0 0 1 1 2 1 0 1 0 0 0 0		
Ozzie Smith, S (1, 6) OBP: 0.313, SLG: 0.214 Ricky Horton, L (6, 1)					0-0 5-3		0-0 F3		0-0 1-3	3 0 0 0 0 0 4 1 0 0 0 0 0 2		
Dave LaPoint, L (1, 1) Jeff Lahti, R (3, 1) OBP: 1.000, SLG: 1.000 Bill Lyons, R (6, 6) (7, 4)					0-0 6-3		0-0 G6-4-3 BB 1B		0-3 K	1 0 0 0 0 0 0 1 0 1 0 0 0 0 2 0 0 0 0 0 1 0		
Inning Stats	R: 0 H: 1 E: 0 LOB: 2 K: 0 BB: 1 S: 4 P: 8	R: 0 H: 0 E: 0 LOB: 0 K: 1 BB: 0 S: 5 P: 5	R: 0 H: 1 E: 0 LOB: 1 K: 1 BB: 0 S: 6 P: 6	R: 0 H: 1 E: 0 LOB: 2 K: 1 BB: 0 S: 6 P: 7	R: 0 H: 1 E: 0 LOB: 1 K: 0 BB: 1 S: 3 P: 7	R: 0 H: 0 E: 1 LOB: 2 K: 1 BB: 1 S: 6 P: 10	R: 0 H: 1 E: 0 LOB: 1 K: 2 BB: 0 S: 8 P: 8	R: 0 H: 2 E: 0 LOB: 2 K: 1 BB: 0 S: 7 P: 7	R: 0 H: 0 E: 0 LOB: 0 K: 1 BB: 0 S: 5 P: 5	1B: 7 SF: 0 2B: 0 SAC: 0 3B: 0 DP: 1 HR: 0 HBP: 1	WP: 0 PA: 38 PB: 1 SB: 0 CS: 0	
PITCHER Jeff Robinson, R (1, 1) ERA: Randy Lerch, L (7, 1) ERA: 2.45 Frank Williams, R (9, 1) ERA: 27.0	IP WLS BF H R ER SO BB IBB HBP BLK WP HR S P ERA WHIP	6.0 W 26 4 0 0 4 3 0 0 1 0 0 0 30 43 0.00 1.167	2.0 9 3 0 0 3 0 0 0 0 0 0 0 15 15 0.00 1.500	1.0 3 0 0 0 1 0 0 0 0 0 0 0 5 5 0.00 0.000	PITCHER IP WLS BF H R ER SO BB IBB HBP BLK WP HR S P ERA WHIP							

St. Louis Cardinals @ San Francisco Giants
 Candlestick Park, San Francisco, CA
 Sat Apr 07 1984, 6:33 AM EST
 Att: 13,274 - Unknown

livebaseballscorecards.com

AB	34
R	0
H	7
RBI	0
BB	3
SO	8
LOB	18



Batter	1	2	3	4	5	6	7	8	9
Johnnie LeMaster, R (1, 6) OBP: 0.421, SLG: 0.588	0-0 6-3	0-0 HR		0-0 5-3		0-0 HR 2B		4-0 FC5-4 BB	
Manny Trillo, R (1, 4) OBP: 0.400, SLG: 0.579	0-0 F6	0-0 F5		0-0 F8		0-0 HR		0-0 FC5-4 G1-4-3	
Jack Clark, R (1, 9) OBP: 0.450, SLG: 0.526	0-0 1B		0-3 K	0-0 F8		0-0 HR 1B		0-0 G1-4-3	
Jeffrey Leonard, R (1, 7) OBP: 0.313, SLG: 0.467	0-3 K		0-0 1B 1B		0-3 K	0-0 HR			
Chili Davis, S (1, 8) OBP: 0.462, SLG: 0.538		0-0 1B 4-3 1B	0-0 1B 1B		0-0 E3	0-0 2B			
Joel Youngblood, R (1, 5) OBP: 0.313, SLG: 0.267		0-0 4-3 HR 1B	0-0 1B SF8 1B		0-3 K	0-0 4-3			
Bob Brenly, R (1, 3) (7, 2) OBP: 0.400, SLG: 0.429		0-0 HR 4-3 1B	0-0 SF8 1-3 2-H 1B		0-3 K		0-0 5-3 1B		
Steve Nicosia, R (1, 2) Scot Thompson, L (7, 3)		0-0 F2	0-0 SF8			0-0 4-3	0-0 5-3		
Jeff Robinson, R (1, 1) Duane Kuiper, L (6, PH) Randy Lerch, L (7, 1) Frank Williams, R (9, 1)		0-0 4-3	0-3 K			0-3 K	0-3 K		

Inning Stats	R: 0 E: 0 K: 1 S: 6	H: 1 LOB: 1 BB: 0 P: 6	R: 4 E: 0 K: 0 S: 7	H: 4 LOB: 0 BB: 0 P: 7	R: 3 E: 0 K: 2 S: 11	H: 4 LOB: 1 BB: 0 P: 11	R: 0 E: 0 K: 0 S: 3	H: 0 LOB: 0 BB: 0 P: 3	R: 0 E: 1 K: 3 S: 10	H: 0 LOB: 1 BB: 0 P: 10	R: 4 E: 0 K: 1 S: 10	H: 5 LOB: 1 BB: 0 P: 10	R: 0 E: 0 K: 1 S: 5	H: 1 LOB: 0 BB: 0 P: 5	R: 0 E: 0 K: 0 S: 2	H: 0 LOB: 0 BB: 1 P: 6
--------------	------------------------------	---------------------------------	------------------------------	---------------------------------	-------------------------------	----------------------------------	------------------------------	---------------------------------	-------------------------------	----------------------------------	-------------------------------	----------------------------------	------------------------------	---------------------------------	------------------------------	---------------------------------

PITCHER	IP	WLS	BF	H	R	ER	SO	BB	IBB	HBP	BLK	WP	HR	S	P	ERA	WHIP
Dave LaPoint, L (1, 1) ERA: 20.77	2.1	L	16	9	7	7	2	0	0	0	0	0	1	20	20	27.00	3.857
Jeff Lahti, R (3, 1) ERA: 14.73	3.1		14	3	3	3	5	0	0	0	0	0	1	24	24	8.10	0.900
Ricky Horton, L (6, 1) ERA: 3.86	2.1		9	3	1	1	1	1	0	0	0	0	1	10	14	3.86	1.714

BOTTOM

St. Louis Cardinals @ San Francisco Giants
Candlestick Park, San Francisco, CA


Sat Apr 07 1984, 6:33 AM EST
Att. 13,274 - Unknown

AB	R	H	RBI	BB	SO	LOB
4	2	2	3	1	0	0
5	1	1	2	0	0	1
5	1	2	0	0	1	1
4	2	2	2	0	2	1
4	2	3	0	0	0	0
4	2	2	1	0	1	2
4	1	3	1	0	1	1
2	0	0	1	0	0	3
1	0	0	0	0	0	1
2	0	0	1	0	1	3
1	0	0	0	0	1	0
1	0	0	0	0	1	0
0	0	0	0	0	0	0

1B:	10	SF:	1	WP:	0	PA:	39
2B:	3	SAC:	0	PB:	0		
3B:	0	DP:	2	SB:	0		
HR:	3	HBP:	0	CS:	0		

livebaseballscorecards.com

AB 37
R 11
H 15
RBI 11
BB 1
SO 8
LOB 13



Batter	1	2	3	4	5	6	7	8	9	AB	R	H	RBI	BB	SO	LOB	TOP
Lonnie Smith, R (1, 7) <small>OBP: 0.440, SLG: 0.333</small> Andy Van Slyke, L (8, 9) <small>OBP: 0.500, SLG: 0.778</small>	0-3 K	4-0 BB		4-0 1B BB	0-0 1B	0-0 1B	0-0 SH1-4 G5-3 1B	0-0 1B		4	1	3	1	2	1	0	
Willie McGee, S (1, 8) <small>OBP: 0.333, SLG: 0.435</small>	0-3 K	0-0 F8		0-0 F8	0-3 K		0-0 SH1-4 1B	0-0 F9		6	0	1	0	0	2	5	
Tom Herr, S (1, 4) <small>OBP: 0.435, SLG: 0.316</small>	4-0 1B BB		0-0 2-3	0-0 1B 1B		4-0 G3 1B BB	0-0 SH1-4		4-0 G5-4-3 BB	2	2	1	0	3	0	0	
David Green, R (1, 3) <small>OBP: 0.368, SLG: 0.556</small>	0-0 1B		0-0 HR	0-0 1B 1B		0-0 G3	4-0 IBB	0-0 G5-4-3		5	1	3	2	1	0	2	
Art Howe, R (1, 5) <small>OBP: 0.250, SLG: 0.250</small>	0-0 F8		0-0 6-3	0-0 G6-4-3 1B		0-0 F3	0-0 G5-3	0-0 1B		6	0	2	1	0	0	6	
Tito Landrum, R (1, 9) <small>OBP: 0.400, SLG: 0.250</small> (8, 7)		0-0 6-3	0-0 1B BB 1B	0-0 G6-4-3		4-0 1B 1B BB		4-0 E BB	0-0 4-3	4	2	1	0	2	0	3	
Ozzie Smith, S (1, 6) <small>OBP: 0.476, SLG: 0.438</small>		4-0 SH1-4 E BB	4-0 1B BB		4-0 1-3 1B BB	0-0 1B S 1B		0-0 E4 1H 3B		2	3	2	2	3	0	0	
Glenn Brummer, R (1, 2) <small>OBP: 0.667, SLG: 0.667</small>		0-0 E SH1-4 1B	0-0 1-2 2-3 1B		0-0 1-3	0-0 1-3 3-H 1B		0-0 F9		5	0	3	1	0	0	1	
Danny Cox, R (1, 1) Neil Allen, R (5, 1)		0-0 SH1-4	0-3 K		0-0 G3	0-3 K		0-3 K		2	0	0	0	0	1	4	
Inning Stats	R: 0 E: 0 K: 2 S: 8 H: 1 LOB: 2 BB: 1 P: 12	R: 1 E: 1 K: 0 S: 4 H: 1 LOB: 2 BB: 2 P: 12	R: 1 E: 0 K: 1 S: 8 H: 3 LOB: 3 BB: 1 P: 12	R: 2 E: 0 K: 0 S: 5 H: 3 LOB: 1 BB: 1 P: 9	R: 1 E: 0 K: 1 S: 6 H: 1 LOB: 1 BB: 1 P: 10	R: 2 E: 0 K: 1 S: 7 H: 2 LOB: 2 BB: 2 P: 15	R: 0 E: 0 K: 0 S: 4 H: 2 LOB: 2 BB: 1 P: 8	R: 2 E: 1 K: 1 S: 7 H: 2 LOB: 1 BB: 1 P: 11	R: 0 E: 0 K: 0 S: 3 H: 1 LOB: 1 BB: 1 P: 7	1B: 14 2B: 0 3B: 1 HR: 1 SF: 0 SAC: 2 DP: 3 HBP: 0	WP: 0 PB: 0 SB: 1 CS: 0 PA: 51						
PITCHER	IP WLS BF H R ER SO BB IBB HBP BLK WP HR S P ERA WHIP	IP WLS BF H R ER SO BB IBB HBP BLK WP HR S P ERA WHIP	IP WLS BF H R ER SO BB IBB HBP BLK WP HR S P ERA WHIP	IP WLS BF H R ER SO BB IBB HBP BLK WP HR S P ERA WHIP	IP WLS BF H R ER SO BB IBB HBP BLK WP HR S P ERA WHIP	IP WLS BF H R ER SO BB IBB HBP BLK WP HR S P ERA WHIP	IP WLS BF H R ER SO BB IBB HBP BLK WP HR S P ERA WHIP	IP WLS BF H R ER SO BB IBB HBP BLK WP HR S P ERA WHIP	IP WLS BF H R ER SO BB IBB HBP BLK WP HR S P ERA WHIP								
Mark Davis, L (1, 1) <small>ERA: 4.0</small>	2.0 L 11 2 1 0 2 3 0 0 0 0 0 12 24 0.00 2.500																
Renie Martin, R (3, 1) <small>ERA: 7.2</small>	3.0 18 7 4 4 2 3 0 0 0 0 0 1 19 31 12.00 3.333																
Frank Williams, R (6, 1) <small>ERA: 22.5</small>	1.0 7 2 2 2 1 2 0 0 0 0 0 0 7 15 18.00 4.000																
Greg Minton, R (7, 1) <small>ERA: 9.0</small>	2.0 11 4 2 2 1 1 1 0 0 0 0 0 11 19 9.00 2.500																
Gary Lavelle, L (9, 1) <small>ERA: 2.25</small>	1.0 4 1 0 0 0 1 0 0 0 0 0 0 3 7 0.00 2.000																

St. Louis Cardinals @ San Francisco Giants
Candlestick Park, San Francisco, CA
Sun Apr 08 1984, 6:33 AM EST
Att: 31,228 - Unknown

livebaseballscorecards.com

AB	38
R	9
H	16
RBI	7
BB	11
SO	6
LOB	23



BOTTOM

St. Louis Cardinals @ San Francisco Giants
Candlestick Park, San Francisco, CA

Sun Apr 08 1984, 6:33 AM EST
Att. 31,228 - Unknown

livebaseballscorecards.com

AB	34
R	3
H	8
RBI	3
BB	6
SO	6
LOB	31



WP:	0	PA:	41
PB:	0		
SB:	0		
CS:	1		

AB R H RBI BB SO LOB

4	0	1	0	1	0	4
4	1	2	2	1	1	4
4	0	1	1	1	0	5
5	0	0	0	0	1	7
4	0	0	0	0	0	4
4	0	2	0	0	2	0
3	1	0	0	1	1	2
1	0	0	0	1	0	1
1	0	0	0	0	0	2
0	0	0	0	0	0	0
1	0	0	0	0	0	0
0	1	0	0	1	0	0
0	0	0	0	0	0	0
0	0	0	0	0	0	0
2	0	1	0	0	1	2

4-0	FC4-6	BB
0-3	K	BB
0-0	FC4-6	1-2f 2-3
0-0	F5	
0-0	5-3	
0-0	FC6-4	CS
0-3	K	1-2
0-3	K	
0-0	F7	
0-0	FC4-6	BB
0-0	1B	

0-0	5-3	
0-0	HR	
0-0	FC1-4-6	1B
0-0	FC1-4-6	FC6-4
0-0	FC6-4	CS
0-0	E2	1-3
0-0	F7	

0-0	BB	BB	1B
4-0	BB	BB	
1-2 2-3	BB	BB	
1-2 2-3 3-H	BB	BB	
0-3	K		
0-0	F6		
0-0	1-3		
4-0	BB	1B	
4-0	BB	1B	
0-3	K		
0-0	FC4-6	BB	1B

0-0	F9		
0-0	F9		
0-0	F7		
0-0	F5		
0-0	F7		
0-3	K		
0-0	4-3		
0-0	1-3	E	1B
0-0	E2	1-3	
0-0	F6		
0-0	1-3		
4-0	BB	1B	
4-0	BB	1B	
0-3	K		
0-0	FC4-6	BB	1B

0-0	F8		
0-0	F9		
0-0	F7		
0-0	F5		
0-0	F7		
0-3	K		
0-0	4-3		
0-0	1-3	E	1B
0-0	E2	1-3	
0-0	F6		
0-0	1-3		
4-0	BB	1B	
4-0	BB	1B	
0-3	K		
0-0	FC4-6	BB	1B

0-0	F9		
0-0	F9		
0-0	F7		
0-0	F5		
0-0	F7		
0-3	K		
0-0	4-3		
0-0	1-3	E	1B
0-0	E2	1-3	
0-0	F6		
0-0	1-3		
4-0	BB	1B	
4-0	BB	1B	
0-3	K		
0-0	FC4-6	BB	1B

0-0	F9		
0-0	F9		
0-0	F7		
0-0	F5		
0-0	F7		
0-3	K		
0-0	4-3		
0-0	1-3	E	1B
0-0	E2	1-3	
0-0	F6		
0-0	1-3		
4-0	BB	1B	
4-0	BB	1B	
0-3	K		
0-0	FC4-6	BB	1B

0-0	F9		
0-0	F9		
0-0	F7		
0-0	F5		
0-0	F7		
0-3	K		
0-0	4-3		
0-0	1-3	E	1B
0-0	E2	1-3	
0-0	F6		
0-0	1-3		
4-0	BB	1B	
4-0	BB	1B	
0-3	K		
0-0	FC4-6	BB	1B

0-0	F9		
0-0	F9		
0-0	F7		
0-0	F5		
0-0	F7		
0-3	K		
0-0	4-3		
0-0	1-3	E	1B
0-0	E2	1-3	
0-0	F6		
0-0	1-3		
4-0	BB	1B	
4-0	BB	1B	
0-3	K		
0-0	FC4-6	BB	1B

0-0	F9		
0-0	F9		
0-0	F7		
0-0	F5		
0-0	F7		
0-3	K		
0-0	4-3		
0-0	1-3	E	1B
0-0	E2	1-3	
0-0	F6		
0-0	1-3		
4-0	BB	1B	
4-0	BB	1B	
0-3	K		
0-0	FC4-6	BB	1B

0-0	F9		
0-0	F9		
0-0	F7		
0-0	F5		
0-0	F7		
0-3	K		
0-0	4-3		
0-0	1-3	E	1B
0-0	E2	1-3	
0-0	F6		
0-0	1-3		
4-0	BB	1B	
4-0	BB	1B	
0-3	K		
0-0	FC4-6	BB	1B


Inning Stats													Inning Stats																																																																		
R: 0	H: 1	E: 0	LOB: 1	K: 0	BB: 0	S: 4	R: 0	H: 1	E: 0	LOB: 0	K: 0	BB: 0	S: 3	R: 0	H: 1	E: 0	LOB: 2	K: 0	BB: 1	S: 4	R: 0	H: 0	E: 0	LOB: 0	K: 1	BB: 0	S: 5	R: 2	H: 1	E: 0	LOB: 3	K: 1	BB: 4	S: 6	R: 0	H: 1	E: 1	LOB: 2	K: 1	BB: 0	S: 7	R: 1	H: 2	E: 0	LOB: 0	K: 0	BB: 0	S: 4	R: 0	H: 0	E: 0	LOB: 0	K: 2	BB: 0	S: 7	R: 0	H: 1	E: 0	LOB: 2	K: 1	BB: 1	S: 6	R: 0	H: 0	E: 0	LOB: 0	K: 1	BB: 1	S: 10	1B: 7	2B: 0	3B: 0	HR: 1	SF: 0	SAC: 0	DP: 1	HBP: 0	WP: 0	PA: 41
PITCHER													PITCHER																																																																		
Danny Cox, R (1, 1)	IP: 4.1	WLS: 0	BF: 20	H: 4	R: 2	ER: 2	SO: 1	BB: 4	IBB: 0	HBP: 0	BLK: 0	WP: 0	HR: 0	S: 18	P: 34	ERA: 4.15	WHIP: 1.846	Neil Allen, R (5, 1)	IP: 4.2	WLS: 1	BF: 20	H: 4	R: 1	ER: 1	SO: 5	BB: 2	IBB: 0	HBP: 0	BLK: 0	WP: 0	HR: 1	S: 28	P: 36	ERA: 1.93	WHIP: 1.286																																												

Batter	1	2	3	4	5	6	7	8	9	AB R H RBI BB SO LOB	TOP	
Marvell Wynne, L (1, 8) <small>OBP: 0.464, SLG: 0.560</small>	4-0 	0-0 		0-3 			0-0 	0-0 		4 0 2 0 1 1 1		
Johnny Ray, S (1, 4) <small>OBP: 0.429, SLG: 0.462</small>	4-0 	0-0 			0-0 		4-0 		0-0 	3 1 0 0 2 0 2		
Bill Madlock, R (1, 5) <small>OBP: 0.222, SLG: 0.160</small>	0-0 		0-0 		0-3 		0-0 		0-0 	4 0 0 0 0 1 1		
Jason Thompson, L (1, 3) <small>OBP: 0.407, SLG: 0.435</small>	4-0 		0-0 		0-0 		0-0 		0-0 	4 1 2 0 1 0 0		
Amos Otis, R (1, 7) <small>OBP: 0.308, SLG: 0.286</small>	0-3 		4-0 		0-0 		0-0 		0-0 	3 0 1 2 1 1 4		
Tony Peña, R (1, 2) <small>OBP: 0.250, SLG: 0.368</small>	0-0 		0-0 			0-0 	0-0 			4 1 2 1 0 0 4		
Doug Frobel, L (1, 9) <small>OBP: 0.211, SLG: 0.333</small>			0-3 		0-0 		0-0 	0-0 		4 0 0 0 0 1 2		
Dale Berra, R (1, 6) <small>OBP: 0.217, SLG: 0.227</small>			0-0 		0-0 		0-0 		0-0 	4 0 0 0 0 0 0		
Larry McWilliams, L (1, 1) 			0-0 		0-0 		0-0 		0-0 	4 0 0 0 0 0 0		
Inning Stats	R: 0 H: 0 E: 0 LOB: 3 K: 1 BB: 3 S: 5 P: 17	R: 0 H: 1 E: 1 LOB: 2 K: 1 BB: 0 S: 7 P: 7	R: 0 H: 0 E: 0 LOB: 1 K: 0 BB: 1 S: 3 P: 7	R: 0 H: 0 E: 1 LOB: 1 K: 1 BB: 0 S: 6 P: 6	R: 0 H: 1 E: 0 LOB: 1 K: 1 BB: 0 S: 6 P: 6	R: 1 H: 1 E: 0 LOB: 0 K: 0 BB: 0 S: 4 P: 4	R: 2 H: 4 E: 0 LOB: 2 K: 0 BB: 1 S: 6 P: 10	R: 0 H: 0 E: 0 LOB: 0 K: 0 BB: 0 S: 3 P: 3	R: 0 H: 0 E: 0 LOB: 0 K: 0 BB: 0 S: 3 P: 3	1B: 5 SF: 0 2B: 1 SAC: 1 3B: 0 DP: 0 HR: 1 HBP: 0	WP: 0 PA: 40 PB: 0 SB: 1 CS: 1	
PITCHER Mike Krukow, R (1, 1) <small>ERA: 5.11</small> Greg Minton, R (9, 1) <small>ERA: 6.75</small>	IP WLS BF H R ER SO BB IBB HBP BLK WP HR S P ERA WHIP 8.0 W 37 7 3 3 4 4 1 0 0 0 1 40 60 3.38 1.375											PITCHER IP WLS BF H R ER SO BB IBB HBP BLK WP HR S P ERA WHIP 1.0 S 3 0 0 0 0 0 0 0 0 0 0 3 3 0.00 0.000

Pittsburgh Pirates @ San Francisco Giants
 Candlestick Park, San Francisco, CA
 Tue Apr 10 1984, 9:05 PM EST
 Att. 6,837 - Unknown

AB	34
R	3
H	7
RBI	3
BB	5
SO	4
LOB	14



Batter	1	2	3	4	5	6	7	8	9	10	AB R H RBI BB SO LOB	TOP																						
Marvell Wynne, L (1, 8) OBP: 0.455, SLG: 0.567	0-0 4-3 2B		0-0 F9		0-0 F4			0-0 SH1-4 1B		0-0 FC5-4 CS	5 0 2 0 0 0 2	Pittsburgh Pirates @ San Francisco Giants Candlestick Park, San Francisco, CA Wed Apr 11 1984, 6:33 AM EST Att: 8,773 - Unknown AB 34 R 1 H 8 RBI 0 BB 1 SO 6 LOB 18 																						
Johnny Ray, S (1, 4) OBP: 0.452, SLG: 0.483	0-3 K			0-0 1B WP 1B		0-0 SH1-3 1B		0-0 SH1-4		0-0 CS	3 1 2 0 0 1 1																							
Lee Mazzilli, S (1, 7) Amos Otis, R (9, 7) OBP: 0.308, SLG: 0.286	0-0 4-3 2-3			0-0 F5		0-0 SH1-3 1-2		0-0 F9			3 0 0 0 0 0 3 0 0 0 0 0 0 0																							
Jason Thompson, L (1, 3) OBP: 0.419, SLG: 0.423	0-0 F7			0-0 1-3 WP 1B		4-0 IBB		0-0 F7			3 0 1 0 1 0 2																							
Tony Peña, R (1, 2) OBP: 0.208, SLG: 0.304		0-3 K		0-3 K		0-0 F8			0-0 F8		4 0 0 0 0 2 4																							
Jim Morrison, R (1, 5)		0-0 F9		0-0 6-3 1-2 3-H		0-0 F5			0-3 K		4 0 0 0 0 1 3																							
Doug Frobel, L (1, 9) OBP: 0.174, SLG: 0.273		0-3 K			0-0 4-3		0-0 F8		0-0 F7		4 0 0 0 0 1 0																							
Dale Berra, R (1, 6) OBP: 0.296, SLG: 0.308			0-0 F9		0-0 1B		0-0 G6-4-3 1B			0-0 FC5-4 1B	4 0 3 0 0 0 0																							
John Tudor, L (1, 1) OBP: 0.200, SLG: 0.200 Brian Harper, R (7, PH) Lee Tunnell, R (7, 1) Lee Lacy, R (10, PH) OBP: 0.714, SLG: 0.667 Cecilio Guante, R (10, 1) Kent Tekulve, R (10, 1)			0-0 1-3		0-0 F3		0-0 G6-4-3 1-2f			0-3 K	2 0 0 0 0 0 1 1 0 0 0 0 0 1 0 0 0 0 0 0 0 1 0 0 0 0 1 1 0 0 0 0 0 0 0 0 0 0 0 0 0 0																							
Inning Stats	R: 0 E: 0 K: 1 S: 6	H: 1 LOB: 1 BB: 0 P: 6	R: 0 E: 0 K: 2 S: 7	H: 0 LOB: 0 BB: 0 P: 7	R: 0 E: 0 K: 0 S: 3	H: 0 LOB: 0 BB: 0 P: 3	R: 1 E: 0 K: 1 S: 7	H: 2 LOB: 1 BB: 0 P: 7	R: 0 E: 0 K: 0 S: 4	H: 1 LOB: 1 BB: 0 P: 4	R: 0 E: 0 K: 0 S: 4		H: 1 LOB: 2 BB: 1 P: 8	R: 0 E: 0 K: 0 S: 4	H: 1 LOB: 0 BB: 0 P: 3	R: 0 E: 0 K: 0 S: 4	H: 1 LOB: 1 BB: 0 P: 4	R: 0 E: 0 K: 1 S: 5	H: 0 LOB: 0 BB: 0 P: 5	R: 0 E: 0 K: 1 S: 5	H: 1 LOB: 0 BB: 0 P: 5	1B: 7 2B: 1 3B: 0 HR: 0	SF: 0 SAC: 2 DP: 1 HBP: 0	WP: 1 PB: 0 SB: 0 CS: 1	PA: 38									
PITCHER Bill Laskey, R (1, 1) ERA: 1.2 Gary Lavelle, L (8, 1) ERA: 1.29	IP 7.0	WLS 27	BF 27	H 6	R 1	ER 1	SO 4	BB 0	IBB 1	HBP 0	BLK 0	WP 1	HR 0	S 34	P 38	ERA 1.29	WHIP 0.857																	
												IP 3.0	WLS 10	BF 10	H 2	R 0	ER 0	SO 2	BB 0	IBB 0	HBP 0	BLK 0	WP 0	HR 0	S 14	P 14	ERA 0.00	WHIP 0.667						

Batter	1	2	3	4	5	6	7	8	9	10	AB	R	H	RBI	BB	SO	LOB
Johnnie LeMaster, R OBP: 0.357, SLG: 0.440 (1, 6)	K		SH2-4		F8			5-3		FC5-6 1B BB	4	0	0	0	0	1	2
Manny Trillo, R OBP: 0.471, SLG: 0.733 (1, 4)	FC4-6 1B		F7			HR		6-3		1B BB	4	1	2	1	1	0	1
Jack Clark, R OBP: 0.441, SLG: 0.533 (1, 9)	FC4-6 BB		IBB			6-3		F8		1B	3	0	1	1	2	0	0
Jeffrey Leonard, R OBP: 0.250, SLG: 0.346 (1, 7)	FC4-6		K		F8				K		4	0	0	0	0	2	4
Chili Davis, S OBP: 0.375, SLG: 0.458 (1, 8)	K			4-3	F9				K		4	0	0	0	0	2	2
Joel Youngblood, R OBP: 0.321, SLG: 0.269 (1, 5)		K		5-3				BB 1B		FC5-4 1B	4	0	2	0	0	1	0
Bob Brenly, R OBP: 0.364, SLG: 0.316 (1, 3) (8, 2)		6-3		CS BB				K		FC5-4	3	0	0	0	1	1	2
Steve Nicosia, R (1, 2)																	
Gene Richards, L OBP: 0.375, SLG: 0.167 (7, PH)			F9		CS			G6-4-3 BB		FC5-6 1B BB	2	0	0	0	0	0	0
Gary Lavelle, S (8, 1)											0	0	0	0	0	0	0
Dusty Baker Jr., R (10, PH)											0	0	0	0	1	0	0
Bill Laskey, R (1, 1)											1	0	0	0	1	0	0
Al Oliver, L OBP: 0.200, SLG: 0.208 (7, PH) (8, 3)			SH2-4 BB					G6-4-3		BB FC5-6 1B	2	0	1	0	0	0	2
Joe Pittman, R OBP: 0.333, SLG: 0.333 (10, PR)											0	1	0	0	0	0	0

Inning Stats	R: 0	H: 1	E: 0	K: 2	S: 8	R: 0	H: 0	E: 0	K: 1	S: 5	R: 0	H: 0	E: 0	K: 1	S: 5	R: 0	H: 0	E: 0	K: 0	S: 2	R: 0	H: 0	E: 0	K: 0	S: 3	R: 1	H: 1	E: 0	K: 0	S: 4	R: 0	H: 1	E: 0	K: 1	S: 5	R: 0	H: 0	E: 0	K: 0	S: 3	R: 0	H: 1	E: 0	K: 2	S: 8	R: 1	H: 2	E: 0	K: 0	S: 3	1B: 5	2B: 0	3B: 0	HR: 1	SF: 0	SAC: 1	DP: 1	HBP: 0	WP: 0	PA: 40
--------------	------	------	------	------	------	------	------	------	------	------	------	------	------	------	------	------	------	------	------	------	------	------	------	------	------	------	------	------	------	------	------	------	------	------	------	------	------	------	------	------	------	------	------	------	------	------	------	------	------	------	-------	-------	-------	-------	-------	--------	-------	--------	-------	--------

PITCHER	IP	WLS	BF	H	R	ER	SO	BB	IBB	HBP	BLK	WP	HR	S	P	ERA	WHIP
John Tudor, L ERA: 1.23 (1, 1)	6.0		23	2	1	1	4	3	1	0	0	0	1	27	43	1.50	0.833
Lee Tunnell, R ERA: 1.35 (7, 1)	3.0		11	2	0	0	3	1	0	0	0	0	0	16	20	0.00	1.000
Cecilio Guante, R ERA: 2.25 (10, 1)	0.0	L	2	1	1	1	0	1	0	0	0	0	0	1	5	∞	∞
Kent Tekulve, R ERA: (10, 1)	0.1		3	1	0	0	0	1	0	0	0	0	0	2	6	0.00	6.000


BOTTOM

Pittsburgh Pirates @ San Francisco Giants
Candlestick Park, San Francisco, CA

Wed Apr 11 1984, 6:33 AM EST
Att. 8,773 - Unknown

livebaseballscorecards.com

AB	31
R	2
H	6
RBI	2
BB	7
SO	7
LOB	13



Batter	1	2	3	4	5	6	7	8	9
Steve Sax, R OBP: 0.438, SLG: 0.467 (1, 4)	0-0 4-3 G3 2B		0-0 WP S 2B 1B		0-0 5-3			0-3 K	
Terry Whitfield, L OBP: 0.333, SLG: 0.381 (1, 9) Candy Maldonado, R OBP: 0.222, SLG: 0.222 (8, PH) (9, 9)	0-0 4-3 2-3		0-0 4-3 1-3		0-0 4-3			0-3 K	
Ken Landreaux, L OBP: 0.355, SLG: 0.357 (1, 8)	0-0 G3 3-H		0-0 3-H 2B			0-0 F8			
Pedro Guerrero, R OBP: 0.303, SLG: 0.321 (1, 5)	0-0 FC6-4 1B		0-0 5-3			0-0 F9			
Mike Marshall, R OBP: 0.303, SLG: 0.500 (1, 7)	0-0 FC6-4 1-2f		0-0 F9			0-0 6-3			
Greg Brock, L OBP: 0.182, SLG: 0.190 (1, 3)		0-0 E3 1B		0-3 K		0-0 5-3			
Bill Russell, R OBP: 0.294, SLG: 0.143 (1, 6)		0-0 1-2 G5-4-3 1B		0-0 5-3		0-0 6-3			
Mike Scioscia, L OBP: 0.333, SLG: 0.235 (1, 2)		0-0 F5		0-0 G3		0-3 K			
Bob Welch, R (1, 1) Tom Niedenfuer, R (8, 1) Dave Anderson, R (8, 6)		0-0 G5-4-3 1-2f			0-0 G3		0-3 K		

Inning Stats	R: 1	H: 2	E: 0	K: 0	S: 5	LOB: 1	BB: 0	P: 5
	R: 0	H: 1	E: 1	K: 0	S: 4	LOB: 1	BB: 0	P: 4
	R: 1	H: 2	E: 0	K: 0	S: 5	LOB: 1	BB: 0	P: 5
	R: 0	H: 0	E: 0	K: 1	S: 5	LOB: 0	BB: 0	P: 5
	R: 0	H: 0	E: 0	K: 0	S: 3	LOB: 0	BB: 0	P: 3
	R: 0	H: 0	E: 0	K: 0	S: 3	LOB: 0	BB: 0	P: 3
	R: 0	H: 0	E: 0	K: 1	S: 5	LOB: 0	BB: 0	P: 5
	R: 0	H: 0	E: 0	K: 3	S: 9	LOB: 0	BB: 0	P: 9

PITCHER	IP	WLS	BF	H	R	ER	SO	BB	IBB	HBP	BLK	WP	HR	S	P	ERA	WHIP
Jeff Robinson, R (1, 1) ERA: 1.64	5.0	L	20	5	2	2	1	0	0	0	0	1	0	22	22	3.60	1.000
Gary Lavelle, L (6, 1) ERA: 0.9	3.0		9	0	0	0	4	0	0	0	0	0	0	17	17	0.00	0.000

PITCHER	IP	WLS	BF	H	R	ER	SO	BB	IBB	HBP	BLK	WP	HR	S	P	ERA	WHIP

BOTTOM

AB	R	H	RBI	BB	SO	LOB
4	2	2	0	0	1	0
3	0	0	0	0	0	2
1	0	0	0	0	1	0
3	0	1	2	0	0	0
3	0	1	0	0	0	1
3	0	0	0	0	0	2
3	0	0	0	0	1	0
3	0	1	0	0	0	0
3	0	0	0	0	1	2
2	0	0	0	0	0	2
0	0	0	0	0	0	0
1	0	0	0	0	1	0

AB	29
R	2
H	5
RBI	2
BB	0
SO	5
LOB	9



WP	PA
1	29
PB: 0	
SB: 1	
CS: 0	

San Francisco Giants @ Los Angeles Dodgers
 Dodger Stadium, Los Angeles, CA
 Fri Apr 13 1984, 6:05 PM PST
 Att. 45,678 - Unknown

livebaseballscorecards.com

Batter	1	2	3	4	5	6	7	8	9	AB R H RBI BB SO LOB	TOP											
Johnnie LeMaster, R (1, 6) <small>OBP: 0.333, SLG: 0.394</small> Chili Davis, S (9, PH) <small>OBP: 0.345, SLG: 0.414</small>	0-0 6-3	0-0 1-3			0-0 FC6-4 1B 2-3 1B		0-0 FC6-4 1-2f 2-3		0-0 F7	4 0 1 0 0 0 4 1 0 0 0 0 0 1	San Francisco Giants @ Los Angeles Dodgers Dodger Stadium, Los Angeles, CA Sat Apr 14 1984, 3:33 AM PST Att. 33,037 - Unknown											
Al Oliver, L (1, 3) <small>OBP: 0.206, SLG: 0.212</small>	0-0 F3		0-0 F8		0-0 FC6-4 1B 1-2 3-H		0-0 G4-6-3 1-2f		0-3 K	5 0 1 1 0 1 3												
Manny Trillo, R (1, 4) <small>OBP: 0.419, SLG: 0.641</small>	0-0 2B		0-0 F4		0-0 FC6-4 1-2f 2-3			0-0 F3	4 1 1 0 0 0 2													
Jack Clark, R (1, 9) <small>OBP: 0.372, SLG: 0.462</small>	0-0 2B		0-3 K		0-0 G6-4-3 1-2f			0-0 F7	4 0 1 1 0 1 2													
Jeffrey Leonard, R (1, 8) <small>OBP: 0.212, SLG: 0.290</small>	0-0 F6			0-3 K		0-0 F7		0-0 6-3	4 0 0 0 0 1 1													
Gene Richards, L (1, 7) <small>OBP: 0.438, SLG: 0.308</small>		4-0 S BB		0-0 F7		0-0 1-3		0-0 G5-4-3 HR 1B	3 1 1 0 1 0 0													
Joel Youngblood, R (1, 5) <small>OBP: 0.278, SLG: 0.212</small>		0-3 K		0-0 E5		0-3 K		0-0 G5-4-3 1-2	4 0 0 0 0 2 2													
John Rabb, R (1, 2) <small>OBP: 0.750, SLG: 1.667</small>		4-0 1-2 BB		0-0 F6		0-0 FC6-4 1B 1B		0-0 HR 2-H	3 1 2 2 1 0 1													
Mike Krukow, R (1, 1) <small>OBP: 0.143, SLG: 0.143</small> Frank Williams, R (6, 1) Scott Thompson, L (7, PH) <small>OBP: 0.200, SLG: 0.200</small> Randy Lerch, L (7, 1) Dusty Baker Jr., R (9, PH) <small>OBP: 1.000, SLG: 1.000</small>		0-3 K		0-0 E7 1B 1B		0-0 FC6-4 1-2 1B		0-0 1B	2 1 0 0 0 1 2 0 0 0 0 0 0 0 1 0 1 0 0 0 0 0 0 0 0 0 0 0 1 0 1 0 0 0 0													
Inning Stats	R: 1 E: 0 K: 0 S: 5	H: 2 LOB: 1 BB: 0 P: 5	R: 0 E: 0 K: 2 S: 7	H: 0 LOB: 2 BB: 2 P: 15	R: 0 E: 0 K: 1 S: 5	H: 0 LOB: 0 BB: 0 P: 5	R: 0 E: 1 K: 1 S: 6	H: 0 LOB: 1 BB: 0 P: 6	R: 1 E: 1 K: 0 S: 5	H: 2 LOB: 1 BB: 0 P: 5	R: 0 E: 0 K: 1 S: 5	H: 0 LOB: 0 BB: 0 P: 5	R: 0 E: 0 K: 0 S: 4	H: 2 LOB: 1 BB: 0 P: 4	R: 0 E: 0 K: 0 S: 3	H: 0 LOB: 0 BB: 0 P: 3	R: 2 E: 0 K: 1 S: 8	H: 3 LOB: 1 BB: 0 P: 8	1B: 6 2B: 2 3B: 0 HR: 1	SF: 0 SAC: 0 DP: 2 HBP: 0	WP: 0 PB: 0 SB: 1 CS: 0	PA: 38
PITCHER	IP WLS BF H R ER SO BB IBB HBP BLK WP HR S P ERA WHIP																					
Alejandro Pena, R (1, 1) <small>ERA: 1.93</small>	7.0 W 29 6 2 1 5 2 0 0 0 0 0 0 37 45 1.29 1.143																					
Tom Niedenfuer, R (8, 1) <small>ERA:</small>	1.0 3 0 0 0 0 0 0 0 0 0 0 0 3 3 0.00 0.000																					
Orel Hershiser, R (9, 1) <small>ERA: 7.2</small>	1.0 6 3 2 2 1 0 0 0 0 0 0 1 8 8 18.00 3.000																					

livebaseballscorecards.com

AB	36
R	4
H	9
RBI	4
BB	2
SO	6
LOB	18



Batter	1	2	3	4	5	6	7	8	9
Rafael Landestoy, S OBP: 0.333, SLG: 0.250 (1, 4)	4-0 S 2B BB	0-0 1-2 2-H HR 1B		0-0 F7			0-0 F8		
Terry Whitfield, L OBP: 0.357, SLG: 0.560 (1, 9)	0-0 1-H 2B	0-0 1-H 2-H HR			0-0 4-3		0-0 3-1		
Ken Landreaux, L OBP: 0.371, SLG: 0.406 (1, 8)	0-0 F3	0-0 1B			0-0 6-3		0-0 1B 2B		
Pedro Guerrero, R OBP: 0.270, SLG: 0.281 (1, 5)	0-3 K	0-0 F6			0-0 F2		0-3 K		
Mike Marshall, R OBP: 0.297, SLG: 0.457 (1, 7)	0-0 F7		0-0 6-3		0-0 6-3		4-0 1B 1B IBB		
Greg Brock, L OBP: 0.231, SLG: 0.360 (1, 3)		0-0 3-1	0-0 F7		0-0 HR		0-0 1B 1B		
Steve Yeager, R OBP: 0.385, SLG: 0.385 (1, 2)		0-0 F9	0-3 K		0-0 G6-4-3 1B		0-0 1-2 2-H 1B		
Dave Anderson, R OBP: 0.150, SLG: 0.150 (1, 6)		0-0 E 1B 1B		0-0 F5		0-0 G6-4-3 1-2f	0-0 F4		
Alejandro Pena, R OBP: 0.250, SLG: 0.250 (1, 1)		0-0 E5 1B		0-3 K			0-0 F9	0-0 F7	
German Rivera, R OBP: 0.200, SLG: 0.333 (7, PH)		1-2 HR 1B							
Tom Niedenfuer, R (8, 1)									
Jose Morales, R OBP: 0.333, SLG: 0.333 (8, PH)									
Orel Hershiser, R (9, 1)									

AB	R	H	RBI	BB	SO	LOB
3	2	1	1	1	0	0
4	1	2	4	0	0	0
4	1	2	0	0	0	1
4	0	0	0	0	2	3
3	1	0	0	1	0	1
4	1	2	2	0	0	0
4	0	2	1	0	1	0
4	1	1	0	0	0	3
2	1	0	0	0	1	1
1	0	0	0	0	0	0
0	0	0	0	0	0	0
1	0	0	0	0	0	2
0	0	0	0	0	0	0

BOTTOM	
San Francisco Giants @ Los Angeles Dodgers	
Dodger Stadium, Los Angeles, CA	
Sat Apr 14 1984, 3:33 AM PST	
Att. 33,037 - Unknown	
AB	34
R	8
H	10
RBI	8
BB	2
SO	4
LOB	11
WP	0
PA	36

1B	6	SF	0
2B	2	SAC	0
3B	0	DP	1
HR	2	HBP	0



Inning Stats		R	H	E	K	S	P	R	H	E	K	S	P	R	H	E	K	S	P	R	H	E	K	S	P							
Rafael Landestoy, S		1	1	0	1	6	3	0	0	0	1	5	3	0	0	0	0	3	3	0	0	0	0	0	0	0						
Terry Whitfield, L		0	0	0	0	0	0	0	0	0	0	0	0	0	0	0	0	0	0	0	0	0	0	0	0	0						
Ken Landreaux, L		0	0	0	0	0	0	0	0	0	0	0	0	0	0	0	0	0	0	0	0	0	0	0	0	0						
Pedro Guerrero, R		0	0	0	0	0	0	0	0	0	0	0	0	0	0	0	0	0	0	0	0	0	0	0	0	0						
Mike Marshall, R		0	0	0	0	0	0	0	0	0	0	0	0	0	0	0	0	0	0	0	0	0	0	0	0	0						
Greg Brock, L		0	0	0	0	0	0	0	0	0	0	0	0	0	0	0	0	0	0	0	0	0	0	0	0	0						
Steve Yeager, R		0	0	0	0	0	0	0	0	0	0	0	0	0	0	0	0	0	0	0	0	0	0	0	0	0						
Dave Anderson, R		0	0	0	0	0	0	0	0	0	0	0	0	0	0	0	0	0	0	0	0	0	0	0	0	0						
Alejandro Pena, R		0	0	0	0	0	0	0	0	0	0	0	0	0	0	0	0	0	0	0	0	0	0	0	0	0						
German Rivera, R		0	0	0	0	0	0	0	0	0	0	0	0	0	0	0	0	0	0	0	0	0	0	0	0	0						
Tom Niedenfuer, R		0	0	0	0	0	0	0	0	0	0	0	0	0	0	0	0	0	0	0	0	0	0	0	0	0						
Jose Morales, R		0	0	0	0	0	0	0	0	0	0	0	0	0	0	0	0	0	0	0	0	0	0	0	0	0						
Orel Hershiser, R		0	0	0	0	0	0	0	0	0	0	0	0	0	0	0	0	0	0	0	0	0	0	0	0	0						
PITCHER		IP	WLS	BF	H	R	ER	SO	BB	IBB	HBP	BLK	WP	HR	S	P	ERA	WHIP														
Mike Krukow, R		5.1	L	25	7	6	2	3	1	0	0	0	0	0	2	30	3.38	1.500														
Frank Williams, R		0.2		1	0	0	0	0	0	0	0	0	0	0	1	1	0.00	0.000														
Randy Lerch, L		2.0		10	3	2	2	1	0	1	0	0	0	0	11	15	9.00	1.500														


WP	PA	ERA	WHIP
0	36		

Batter	1	2	3	4	5	6	7	8	9	10	11	AB R H RBI BB SO LOB	TOP												
Johnnie LeMaster, R OBP: 0.310, SLG: 0.359 (1, 6)	0-3 K		0-3 K			0-3 K		0-3 K	0-0 6-3		0-0 SF8 1B	6 0 1 0 0 4 1	San Francisco Giants @ Los Angeles Dodgers Dodger Stadium, Los Angeles, CA Sun Apr 15 1984, 3:33 AM PST Att. 49,256 - Unknown												
Manny Trillo, R OBP: 0.408, SLG: 0.636 (1, 4)	0-3 K		0-0 1B			0-0 HR 2B		0-3 K		0-0 F8	0-0 SF8	5 1 2 1 0 2 0													
Jack Clark, R OBP: 0.429, SLG: 0.558 (1, 9)	0-0 1B		0-0 F9			0-0 HR		0-0 1B		4-0 BB BB	4-0 IBB	4 1 3 2 2 0 0													
Al Oliver, L OBP: 0.184, SLG: 0.189 Scot Thompson, L OBP: 0.286, SLG: 0.167 (1, 3) (8, 3)	0-0 F9				0-0 6-3	0-0 F4		0-0 F8		4-0 BB BB	0-0 F8	4 0 0 0 0 0 2 1 0 0 0 1 0 3													
Jeffrey Leonard, R OBP: 0.289, SLG: 0.444 (1, 7)		0-0 5-3 SF7 1B		0-0 CS 1B		0-0 HR		0-0 1B 1B		0-0 G4-6-3		5 3 4 1 0 0 2													
Chili Davis, S OBP: 0.324, SLG: 0.412 (1, 8)		0-0 5-3 1-2		0-0 F9		0-0 F7		0-3 K			0-0 SH3-4 1B 2B	5 1 1 0 0 1 3													
John Rabb, R OBP: 0.625, SLG: 1.000 Bob Brenly, R OBP: 0.385, SLG: 0.391 (1, 2) (9, 2)		4-0 BB 2-3		0-0 CS 1-2	0-3 K		0-3 K	0-0 1B 1B		0-0 SH3-4	0-0 SH3-4	3 1 1 0 1 2 0 0 0 0 0 0 0 0													
Joe Pittman, R OBP: 0.167, SLG: 0.200 Dusty Baker Jr., R OBP: 1.000, SLG: 1.000 Fran Mullins, R (9, 5) Duane Kuiper, L OBP: 0.429, SLG: 0.200 Frank Williams, R (11, 1)		0-0 SF7 3-H			0-3 K		0-0 5-3	0-0 1B		4-0 1B SF8 IBB	4-0 1B 1B IBB	2 0 0 1 0 1 0 1 0 1 2 0 0 0 0 0 0 0 0 0 0 0 1 0 0 1 0 0 0 0 0 0 0 0 0													
Bill Laskey, R Gary Lavelle, S Greg Minton, S Randy Lerch, L Gene Richards, L Joel Youngblood, R (1, 1) (7, 1) (8, 1) (8, 1) (11, PH) (11, PH) (11, 5)		0-3 K			0-0 6-3		0-3 K	0-3 F2			0-0 SF8 1B	3 0 0 0 0 2 1 0 0 0 0 0 0 0 1 0 0 0 0 0 1 0 0 0 0 0 0 0 1 0 0 1 1 0 0 0													
Inning Stats	R: 0 E: 0 K: 2 S: 8	H: 1 LOB: 1 BB: 0 P: 8	R: 1 E: 1 K: 1 S: 6	H: 1 LOB: 1 BB: 1 P: 10	R: 0 E: 0 K: 1 S: 5	H: 1 LOB: 0 BB: 0 P: 5	R: 0 E: 0 K: 0 S: 3	H: 1 LOB: 0 BB: 0 P: 3	R: 0 E: 0 K: 2 S: 7	H: 0 LOB: 0 BB: 0 P: 7	R: 3 E: 0 K: 1 S: 8	H: 3 LOB: 0 BB: 0 P: 8		R: 0 E: 0 K: 2 S: 8	H: 1 LOB: 1 BB: 0 P: 8	R: 2 E: 0 K: 1 S: 8	H: 3 LOB: 1 BB: 0 P: 8	R: 0 E: 0 K: 0 S: 2	H: 0 LOB: 1 BB: 2 P: 10	R: 2 E: 0 K: 0 S: 6	H: 3 LOB: 3 BB: 2 P: 14	1B: 10 2B: 2 3B: 0 HR: 2	SF: 2 SAC: 1 DP: 1 HBP: 0	WP: 0 PB: 0 SB: 0 CS: 1	PA: 50
PITCHER	IP WLS BF H R ER SO BB IBB HBP BLK WP HR S P ERA WHIP													IP WLS BF H R ER SO BB IBB HBP BLK WP HR S P ERA WHIP											
Fernando Valenzuela, L ERA: 6.75 (1, 1)	7.0 27 7 4 3 9 1 0 0 0 0 0 2 44 48 3.86 1.143												Pat Zachry, R ERA: 2.45 (11, 1)												
Burt Hooton, R ERA: 3.86 (8, 1)	2.0 10 4 2 2 3 0 0 0 0 0 0 0 16 16 9.00 2.000																								
Orel Hershiser, R ERA: 6.0 (10, 1)	1.0 4 0 0 0 0 2 0 0 0 0 0 0 2 10 0.00 2.000																								
Tom Niedenfuer, R ERA: 2.35 (11, 1)	0.1 3 1 2 2 0 0 1 0 0 0 0 0 2 6 54.00 3.000																								
Carlos Diaz, L ERA: 6.75 (11, 1)	0.0 2 2 0 0 0 0 0 0 0 0 0 0 2 2 ∞ ∞																								

AB	41
R	8
H	14
RBI	8
BB	5
SO	12
LOB	13



livebaseballscorecards.com

Batter	1	2	3	4	5	6	7	8	9	10	11	AB R H RBI BB SO LOB	BOTTOM														
Rafael Landestoy, S Steve Sax, R OBP: 0.273, SLG: 0.200 OBP: 0.417, SLG: 0.469	F6		G6-4-3		SF8		FC6-4 1B		SF8		1-3	2 0 0 0 0 0 1 2 0 1 2 0 0 0	<p>San Francisco Giants @ Los Angeles Dodgers Dodger Stadium, Los Angeles, CA</p> <p>Sun Apr 15 1984, 3:33 AM PST Att. 49,256 - Unknown</p> <p>livebaseballscorecards.com</p> <table border="0"> <tr><td>AB</td><td>41</td></tr> <tr><td>R</td><td>6</td></tr> <tr><td>H</td><td>13</td></tr> <tr><td>RBI</td><td>6</td></tr> <tr><td>BB</td><td>2</td></tr> <tr><td>SO</td><td>3</td></tr> <tr><td>LOB</td><td>18</td></tr> </table> 	AB	41	R	6	H	13	RBI	6	BB	2	SO	3	LOB	18
AB	41																										
R	6																										
H	13																										
RBI	6																										
BB	2																										
SO	3																										
LOB	18																										
Terry Whitfield, L Mike Marshall, R OBP: 0.355, SLG: 0.519 OBP: 0.300, SLG: 0.447	F8			FC4-6 HBP 1B	F8		F7		BB 1B		1-3	2 1 0 0 0 0 2 3 0 1 0 0 0 2															
Ken Landreaux, L OBP: 0.366, SLG: 0.405	E4			E8 FC4-6 1B			FC6-4		SF8		F8	5 0 2 2 0 0 2															
Pedro Guerrero, R OBP: 0.286, SLG: 0.278	K			F3	F7			SH1-4 1B			BB	4 1 1 0 1 1 5															
Rick Monday, L Candy Maldonado, R OBP: 0.167, SLG: 0.167 OBP: 0.200, SLG: 0.200		4-3		FC4-6			F8		SH1-4		F3	3 0 0 1 0 0 1 1 0 0 0 0 0 2															
Greg Brock, L OBP: 0.194, SLG: 0.300		3-1		F8			F8		K			5 0 0 0 0 1 2															
Dave Anderson, R OBP: 0.200, SLG: 0.200							F8					5 1 2 1 0 0 0															
Mike Scioscia, L OBP: 0.385, SLG: 0.286			4-3				F7		CS			4 2 2 0 1 0 0															
Fernando Valenzuela, L German Rivera, R Burt Hooton, R Jose Morales, R Bill Rife, L Orel Hershiser, R Steve Yeager, R Tom Niedermayer, R Carlos Diaz, R Pat Zachry, R												2 0 2 0 0 0 0 1 0 1 0 0 0 0 1 0 1 0 0 0 0 0 1 0 0 0 0 0 0 1 0 0 0 0 0 0 0 0 0 0 0 0 1 0															
Inning Stats	R: 0 H: 0 E: 1 LOB: 1 K: 1 BB: 0 S: 6 P: 6	R: 0 H: 0 E: 0 LOB: 0 K: 0 BB: 0 S: 3 P: 3	R: 0 H: 1 E: 0 LOB: 0 K: 0 BB: 0 S: 3 P: 3	R: 1 H: 1 E: 1 LOB: 1 K: 0 BB: 0 S: 4 P: 5	R: 2 H: 4 E: 0 LOB: 2 K: 0 BB: 0 S: 7 P: 7	R: 0 H: 0 E: 0 LOB: 0 K: 0 BB: 0 S: 3 P: 3	R: 0 H: 2 E: 0 LOB: 2 K: 0 BB: 0 S: 5 P: 5	R: 1 H: 2 E: 0 LOB: 0 K: 1 BB: 0 S: 6 P: 6	R: 2 H: 3 E: 0 LOB: 2 K: 0 BB: 1 S: 6 P: 10	R: 0 H: 0 E: 0 LOB: 1 K: 1 BB: 1 S: 5 P: 9	R: 0 H: 0 E: 0 LOB: 0 K: 0 BB: 0 S: 3 P: 3	1B: 13 SF: 3 2B: 0 SAC: 1 3B: 0 DP: 1 HR: 0 HBP: 1	WP: 0 PA: 49 PB: 0 SB: 1 CS: 1														
PITCHER	IP WLS BF H R ER SO BB IBB HBP BLK WP HR S P ERA WHIP																										
Bill Laskey, R ERA: 1.69	(1, 1) 6.1 28 8 3 2 1 0 0 0 0 0 0 29 30 2.84 1.263																										
Gary Lavelle, L ERA: 1.59	(7, 1) 1.1 5 1 1 1 1 0 0 0 0 0 0 7 7 6.75 0.750																										
Greg Minton, R ERA: 9.0	(8, 1) 1.0 7 4 2 2 0 1 0 0 0 0 0 6 10 18.00 5.000																										
Randy Lerch, L ERA: 3.86	(9, 1) 1.1 W 5 0 0 0 1 1 0 0 0 0 0 6 10 0.00 0.750																										
Frank Williams, R ERA: 12.27	(11, 1) 1.0 S 3 0 0 0 0 0 0 0 0 0 0 3 3 0.00 0.000																										

Batter	1	2	3	4	5	6	7	8	9	AB R H RBI BB SO LOB	TOP											
Luis Salazar, R (1, 5) OBP: 0.333, SLG: 0.333	0-3 K2-3		0-0 CS	0-0 CS 1B	0-0 5-3		0-0 BB 1B		0-0 F6	5 0 2 0 0 1 0	San Diego Padres @ San Francisco Giants Candlestick Park, San Francisco, CA Tue Apr 17 1984, 9:05 PM EST Att. 13,998 - Unknown livebaseballscorecards.com											
Alan Wiggins, S (1, 4) OBP: 0.302, SLG: 0.277	0-0 5-3			0-0 S BLK 1B	4-0 S BB		4-0 BB BB		0-0 F7	3 1 1 0 2 0 0												
Tony Gwynn, L (1, 9) OBP: 0.480, SLG: 0.535	0-0 4-3			4-0 BB 1B BB	4-0 BB		0-0 F4			2 1 0 0 2 0 3												
Steve Garvey, R (1, 3) OBP: 0.204, SLG: 0.277		0-3 K		0-0 BB BB 1B	0-0 1-3		0-0 4-3			4 0 1 1 0 1 5												
Terry Kennedy, L (1, 2) OBP: 0.370, SLG: 0.375		0-0 F8		0-0 F6		0-0 6-3		0-0 FC3-6 1B		4 0 1 0 0 0 2												
Carmelo Martinez, R (1, 7) OBP: 0.378, SLG: 0.475		0-0 F3		4-0 BB BB		0-0 F7		0-0 FC3-6 1B		3 0 1 0 1 0 0												
Kevin McReynolds, R (1, 8) OBP: 0.285, SLG: 0.512			0-3 K	4-0 BB		0-0 F7		0-0 FC3-6 G6-4-3		3 0 0 1 1 1 2												
Garry Templeton, S (1, 6) OBP: 0.378, SLG: 0.409			0-0 CS 1B	0-0 G3		0-0 4-3		0-0 G6-4-3		4 0 1 0 0 0 5												
Tim Lollar, L (1, 1) OBP: 0.375, SLG: 0.750			0-3 K		0-3 K		0-0 BB 1B		0-3 K	3 0 1 0 0 2 1												
Luis DeLeon, R (7, 1)										0 0 0 0 0 0 0												
Dave Dravecky, R (7, 1)										0 0 0 0 0 0 0												
Rich Gossage, R (7, 1)										1 0 0 0 0 1 0												
Inning Stats	R: 0 E: 0 K: 1 S: 5	H: 0 LOB: 0 BB: 0 P: 5	R: 0 E: 0 K: 1 S: 5	H: 0 LOB: 0 BB: 0 P: 5	R: 0 E: 0 K: 2 S: 7	H: 1 LOB: 0 BB: 0 P: 7	R: 2 E: 0 K: 0 S: 5	H: 3 LOB: 3 BB: 3 P: 17	R: 0 E: 0 K: 1 S: 5	H: 0 LOB: 2 BB: 2 P: 13	R: 0 E: 0 K: 0 S: 3	H: 0 LOB: 0 BB: 0 P: 3	R: 0 E: 0 K: 0 S: 5	H: 2 LOB: 3 BB: 1 P: 9	R: 0 E: 0 K: 0 S: 4	H: 2 LOB: 1 BB: 0 P: 4	R: 0 E: 0 K: 1 S: 5	H: 0 LOB: 0 BB: 0 P: 5	1B: 8 2B: 0 3B: 0 HR: 0	SF: 0 SAC: 0 DP: 1 HBP: 0	WP: 0 PB: 0 SB: 2 CS: 2	PA: 39
PITCHER	IP WLS BF H R ER SO BB IBB HBP BLK WP HR S P ERA WHIP																					
Mark Davis, L (1, 1) ERA: 4.26	3.2 L 15 4 2 2 4 2 0 0 0 1 0 0 21 29 4.91 1.636																					
Renie Martin, R (4, 1) ERA: 4.7	2.2 13 2 0 0 1 3 0 0 0 0 0 0 12 24 0.00 1.875																					
Greg Minton, R (7, 1) ERA: 6.75	1.2 7 2 0 0 0 1 0 0 0 0 0 0 6 10 0.00 1.800																					
Gary Lavelle, L (9, 1) ERA: 1.46	1.0 3 0 0 0 0 1 0 0 0 0 0 0 5 5 0.00 0.000																					

San Diego Padres @ San Francisco Giants
 Candlestick Park, San Francisco, CA
 Tue Apr 17 1984, 9:05 PM EST
 Att. 13,998 - Unknown

AB	32
R	2
H	8
RBI	2
BB	6
SO	6
LOB	18



Batter	1	2	3	4	5	6	7	8	9	AB	R	H	RBI	BB	SO	LOB
Johnnie LeMaster, R (1, 6) Gene Richards, L (7, PH) Fran Mullins, R (8, 6)	0-0 F9		4-0 BB		0-0 F7		4-0 BB			2	0	0	0	1	0	1
Manny Trillo, R (1, 4)	0-0 F8		0-0 1-3		0-0 FC6-4		0-0 F7			4	0	0	0	0	0	4
Jack Clark, R (1, 9)	4-0 1B BB		0-3 K		0-0 F8			0-3 K		3	0	0	0	1	2	2
Al Oliver, L (1, 3)	0-0 WP 1B			0-0 2B 1B		0-0 F2		0-0 F8		4	0	2	0	0	0	0
Jeffrey Leonard, R (1, 7) (7, 8)	0-0 F8			0-0 2B		0-0 F9		4-0 BB		3	1	1	0	1	0	2
Chili Davis, S (1, 8) Greg Minton, S (7, 1) Scott Thompson, L (8, PH) Gary Lavelle, S (9, 1)		0-0 F9		0-0 2B		4-0 CS BB		0-3 K		2	0	1	1	1	0	0
Joel Youngblood, R (1, 5)		0-0 4-3		0-0 5-3		0-0 CS			0-0 F9	4	0	1	0	0	0	1
Bob Brenly, R (1, 2) Duane Kuiper, L (7, PH) Steve Nicosia, R (8, 2)		0-0 F9		0-0 G3			0-0 F9		0-0 F4	2	0	0	0	0	0	1
Mark Davis, L (1, 1) Renie Martin, R (4, 1) Dusty Baker Jr., R (7, 7)			0-0 5-3		0-0 FC6-4 1B		0-3 K		0-3 K	1	0	0	0	0	0	0

Inning Stats	R: 0	H: 1	E: 0	LOB: 2	K: 0	P: 8	R: 0	H: 0	E: 0	LOB: 0	K: 0	P: 3	R: 0	H: 0	E: 0	LOB: 1	K: 1	P: 9	R: 1	H: 3	E: 0	LOB: 1	K: 0	P: 5	R: 0	H: 1	E: 0	LOB: 1	K: 0	P: 4	R: 0	H: 0	E: 0	LOB: 0	K: 0	P: 6	R: 0	H: 1	E: 0	LOB: 2	K: 1	P: 10	R: 0	H: 0	E: 0	LOB: 1	K: 2	P: 11	R: 0	H: 0	E: 0	LOB: 0	K: 1	P: 5	1B: 4	2B: 2	3B: 0	SF: 0	SAC: 0	DP: 0	HBP: 0	WP: 1	PB: 1	SB: 0	CS: 1	PA: 37
--------------	------	------	------	--------	------	------	------	------	------	--------	------	------	------	------	------	--------	------	------	------	------	------	--------	------	------	------	------	------	--------	------	------	------	------	------	--------	------	------	------	------	------	--------	------	-------	------	------	------	--------	------	-------	------	------	------	--------	------	------	-------	-------	-------	-------	--------	-------	--------	-------	-------	-------	-------	--------

PITCHER	IP	WLS	BF	H	R	ER	SO	BB	IBB	HBP	BLK	WP	HR	S	P	ERA	WHIP
Tim Lollar, L (1, 1) ERA: 2.45	6.0		24	5	1	1	1	3	0	0	0	1	0	23	35	1.50	1.333
Luis DeLeon, R (7, 1) ERA: 7.11	0.2		3	1	0	0	1	0	0	0	0	0	0	5	5	0.00	1.500
Dave Dravecky, L (7, 1) ERA: 0.66	0.0		1	0	0	0	0	1	0	0	0	0	0	4	∞	∞	
Rich Gossage, R (7, 1) ERA: 3.18	2.1	S	8	0	0	0	3	1	0	0	0	0	0	13	17	0.00	0.429


BOTTOM

San Diego Padres @ San Francisco Giants
Candlestick Park, San Francisco, CA

Tue Apr 17 1984, 9:05 PM EST
Att. 13,998 - Unknown

livebaseballscorecards.com

AB	31
R	1
H	6
RBI	1
BB	5
SO	5
LOB	14



Batter	1	2	3	4	5	6	7	8	9	AB R H RBI BB SO LOB	TOP									
Eddie Milner, L (1, 8) OBP: 0.400, SLG: 0.465	0-3 K		0-0 F9		0-0 4-3			0-0 1-3		4 0 0 0 0 1 0	<p>Cincinnati Reds @ San Francisco Giants</p> <p>Candlestick Park, San Francisco, CA</p> <p>Thu Apr 19 1984, 9:05 PM EST</p> <p>Att. 7,543 - Unknown</p>									
Dave Concepcion, R (1, 6) OBP: 0.321, SLG: 0.333	0-3 K		0-0 4-3		0-3 K			0-3 K		4 0 0 0 0 3 0										
Cesar Cedeno, R (1, 7) OBP: 0.267, SLG: 0.286	4-0 PB 1B BB		0-3 K			0-0 F2		0-3 K		3 1 0 0 1 2 0										
Dave Parker, L (1, 9) OBP: 0.315, SLG: 0.340	0-0 1-H 1B			0-0 4-3		0-0 F8			0-0 1B	4 0 2 1 0 0 0										
Dan Driessen, L (1, 3) OBP: 0.394, SLG: 0.429	0-0 F6			0-0 FC3-6 1B		0-0 F8			0-3 K	3 0 1 0 0 0 1										
Tony Perez, R (9, PH) OBP: 0.375, SLG: 0.522									0-3 K	1 0 0 0 0 1 1										
Nick Esasky, R (1, 5) OBP: 0.291, SLG: 0.460		0-0 4-3		4-0 FC3-6 1-2 BB		0-0 E3		0-3 K		3 0 0 0 1 1 1										
Ron Oester, S (1, 4) OBP: 0.217, SLG: 0.295		0-0 3-1		0-0 FC3-6 1-2f 2-3		0-0 F8		0-3 K		3 0 0 0 0 0 3										
Paul Householder, S (9, PH)										1 0 0 0 0 1 1										
Dann Bilardello, R (1, 2) OBP: 0.436, SLG: 0.394		0-0		0-3 K		0-0 F7				2 0 1 0 0 1 2										
Brad Gulden, L (7, PH) OBP: 0.125, SLG: 0.125										1 0 0 0 0 0 1										
Bruce Berenyi, R (1, 1)		0-3 K				0-3 K				2 0 0 0 0 2 1										
Ted Power, R (6, 1)										0 0 0 0 0 0 0										
Duane Walker, L (7, PH) OBP: 0.529, SLG: 0.636										1 0 0 0 0 0 1										
Bob Owchinko, L (7, 1)										0 0 0 0 0 0 0										
Inning Stats	R: 1 E: 0 K: 2 S: 8	H: 1 LOB: 1 BB: 1 P: 12	R: 0 E: 0 K: 1 S: 6	H: 1 LOB: 1 BB: 0 P: 6	R: 0 E: 0 K: 1 S: 5	H: 0 LOB: 0 BB: 0 P: 5	R: 0 E: 0 K: 1 S: 6	H: 1 LOB: 2 BB: 1 P: 10	R: 0 E: 0 K: 2 S: 7	H: 0 LOB: 0 BB: 0 P: 7	R: 0 E: 1 K: 0 S: 4	H: 0 LOB: 1 BB: 0 P: 4	R: 0 E: 0 K: 2 S: 7	H: 0 LOB: 0 BB: 0 P: 7	R: 0 E: 0 K: 3 S: 10	H: 1 LOB: 1 BB: 0 P: 10	1B: 4 2B: 0 3B: 0 HR: 0	SF: 0 SAC: 0 DP: 0 HBP: 0	WP: 0 PB: 1 SB: 1 CS: 0	PA: 34
PITCHER	IP WLS BF H R ER SO BB IBB HBP BLK WP HR S P ERA WHIP																			
Jeff Robinson, R (1, 1) ERA: 0.95	8.0 W 31 4 1 0 9 2 0 0 0 0 0 0 47 55 0.00 0.750																			
Gary Lavelle, L (9, 1) ERA: 1.35	1.0 S 3 0 0 0 3 0 0 0 0 0 0 0 9 9 0.00 0.000																			

livebaseballscorecards.com

AB	32
R	1
H	4
RBI	1
BB	2
SO	12
LOB	12



Batter	1	2	3	4	5	6	7	8	9
Chili Davis, S OBP: 0.333, SLG: 0.415 (1, 8)	0-3 K	0-3 K		0-0 6-3		0-0 1B 1-2 1B		0-0 1-3 1-2	
Manny Trillo, R OBP: 0.397, SLG: 0.596 (1, 4)	0-0 F4		4-0 1B BB		0-0 5-3 2B	0-0 1-2 2-3 1B		0-0 5-3	
Jack Clark, R OBP: 0.404, SLG: 0.490 (1, 9)	4-0 1B BB		0-0 F9		0-0 5-3 2-3	0-0 F2			
Al Oliver, L OBP: 0.217, SLG: 0.222 (1, 3) Scott Thompson, L OBP: 0.250, SLG: 0.143 (8, 3)	0-0 1-2 1B 1B		0-0 F7		0-3 K		0-0 F8		
Jeffrey Leonard, R OBP: 0.326, SLG: 0.465 (1, 7)	0-0 1-2 2-H 1B 1B		0-0 1-2 1B		0-3 K		0-0 4-3		
Joel Youngblood, R OBP: 0.311, SLG: 0.286 (1, 5)	0-0 1-2 2-H FC5-4 1B		0-3 K		0-3 K	0-0 1-2 2-H 2B		0-0 2B	
Bob Brenly, R OBP: 0.375, SLG: 0.379 (1, 2)	0-0 FC5-4 1-2f		0-0 S 1B		0-0 1B WP 1B	0-0 5-3		0-0 5-3	
Fran Mullins, R (1, 6)		0-3 K		0-0 1-2 F8		0-0 1-2 F9		4-0 1-3 BB	
Jeff Robinson, R OBP: 0.125, SLG: 0.125 (1, 1) Gary Lavelle, S (9, 1)		0-3 K		0-3 K		0-0 1B 1B 2-H 1B		0-3 K	

Inning Stats	R: 2 E: 0 K: 1 S: 8	H: 3 LOB: 2 BB: 1 P: 12	R: 0 E: 0 K: 3 S: 9	H: 0 LOB: 0 BB: 0 P: 9	R: 0 E: 0 K: 1 S: 6	H: 1 LOB: 2 BB: 1 P: 10	R: 0 E: 0 K: 1 S: 6	H: 1 LOB: 1 BB: 0 P: 6	R: 0 E: 0 K: 2 S: 8	H: 1 LOB: 1 BB: 0 P: 8	R: 1 E: 0 K: 1 S: 9	H: 4 LOB: 3 BB: 0 P: 9	R: 0 E: 0 K: 0 S: 4	H: 1 LOB: 1 BB: 0 P: 4	R: 0 E: 0 K: 1 S: 5	H: 0 LOB: 1 BB: 1 P: 9
--------------	------------------------------	----------------------------------	------------------------------	---------------------------------	------------------------------	----------------------------------	------------------------------	---------------------------------	------------------------------	---------------------------------	------------------------------	---------------------------------	------------------------------	---------------------------------	------------------------------	---------------------------------

PITCHER														PITCHER																			
IP	WLS	BF	H	R	ER	SO	BB	IBB	HBP	BLK	WP	HR	S	P	ERA	WHIP	IP	WLS	BF	H	R	ER	SO	BB	IBB	HBP	BLK	WP	HR	S	P	ERA	WHIP
Bruce Berenyi, R ERA: 5.4 (1, 1)	5.2	L	28	9	3	3	9	2	0	0	1	0	44	52	4.76	1.941																	
Ted Power, R ERA: 5.4 (6, 1)	0.1		2	1	0	0	0	0	0	0	0	0	2	2	0.00	3.000																	
Bob Owchinko, L ERA: (7, 1)	2.0		8	1	0	0	1	1	0	0	0	0	9	13	0.00	1.000																	

BOTTOM

Cincinnati Reds @ San Francisco Giants
Candlestick Park, San Francisco, CA

livebaseballscorecards.com

AB	35
R	3
H	11
RBI	3
BB	3
SO	10
LOB	20



1B: 9	SF: 0	WP: 1	PA: 38
2B: 2	SAC: 0	PB: 0	
3B: 0	DP: 0	SB: 1	
HR: 0	HBP: 0	CS: 0	

Thu Apr 19 1984, 9:05 PM EST
Att. 7,543 - Unknown

Batter	1	2	3	4	5	6	7	8	9	AB R H RBI BB SO LOB	TOP																									
Eddie Milner, L (1, 8) OBP: 0.400, SLG: 0.447	0-3 K2-3		0-0 4-3	0-0 FC6-4 1B		4-0 FC6-4 BB		0-3 K		4 0 1 0 1 2 1	<p>Cincinnati Reds @ San Francisco Giants Candlestick Park, San Francisco, CA</p> <p>Fri Apr 20 1984, 9:05 PM EST Att. 17,709 - Unknown</p>																									
Ron Oester, S (1, 4) OBP: 0.235, SLG: 0.306	0-0 1B E 1B		0-0 1B	0-3 K		0-0 FC6-4		0-0 4-3		5 1 2 0 0 1 5																										
Cesar Cedeno, R (1, 7) OBP: 0.250, SLG: 0.263	0-0 E 1-2 1B		0-3 K	0-0 FC6-4			0-3 K		0-0 F7	5 0 1 0 0 2 4																										
Dave Parker, L (1, 9) OBP: 0.305, SLG: 0.327	0-0 E3 G4-6-3 1-3 2-H		0-0 F8		0-0 CS 1B		0-0 G3		0-3 K	5 0 1 0 0 1 2																										
Dan Driessen, L (1, 3) OBP: 0.421, SLG: 0.419	0-0 G4-6-3 1-2f			0-0 BB 1B 1B		0-0 F7		4-0 BB BB BB	4-0 1B BB	3 1 1 0 2 0 3																										
Nick Esasky, R (1, 5) OBP: 0.317, SLG: 0.453		0-3 K		4-0 1B 1B SF8 BB		4-0 1-2 BB		0-3 K	0-0 1-2 1B	3 1 1 0 2 2 1 0 0 0 0 0 0 0																										
Tom Lawless, R (9, PR) OBP: 0.167, SLG: 0.167																																				
Dave Concepcion, R (1, 6) OBP: 0.328, SLG: 0.327		0-0 6-3		0-0 SF8 1B 1-2 2-H 1B		0-0 4-3		4-0 SH3-4 1B BB	0-0 5-3	4 1 1 1 1 0 3																										
Dann Bilardello, R (1, 2) OBP: 0.452, SLG: 0.400		1-0 HBP		0-0 1B 1-2 2-3 1B		0-0 1-3		0-0 SH3-4		2 0 1 0 0 0 0																										
Jeff Russell, R (1, 1) OBP: 0.375, SLG: 0.429		0-3 K		0-0 SF8		0-0 F3		0-0 1B 2-H		3 0 1 2 0 1 1 0 0 0 0 0 0 0																										
Tom Hume, R (8, 1)																																				
Inning Stats	R: 1 E: 1 K: 1 S: 7	H: 2 LOB: 1 BB: 0 P: 7	R: 0 E: 0 K: 2 S: 7	H: 0 LOB: 1 BB: 0 P: 8	R: 0 E: 0 K: 1 S: 6	H: 1 LOB: 1 BB: 0 P: 6	R: 2 E: 0 K: 1 S: 9	H: 4 LOB: 3 BB: 1 P: 13	R: 0 E: 0 K: 0 S: 3	H: 0 LOB: 1 BB: 1 P: 7	R: 0 E: 0 K: 2 S: 7	H: 0 LOB: 1 BB: 1 P: 11	R: 1 E: 0 K: 1 S: 6	H: 1 LOB: 1 BB: 1 P: 10	R: 0 E: 0 K: 1 S: 6	H: 1 LOB: 2 BB: 1 P: 10	1B: 10 2B: 0 3B: 0 HR: 0	SF: 1 SAC: 1 DP: 1 HBP: 1	WP: 0 PB: 0 SB: 0 CS: 1	PA: 43																
PITCHER	IP WLS BF H R ER SO BB IBB HBP BLK WP HR S P ERA WHIP																																			
Mike Krukow, R (1, 1) ERA: 4.71	3.1		19	7	3	2	4	1	0	1	0	0	0	25	30	5.40	2.400																			
Frank Williams, R (4, 1) ERA: 6.14	3.2		14	1	0	0	3	3	0	0	0	0	0	17	29	0.00	1.091																			
Greg Minton, R (8, 1) ERA: 7.04	1.0	W	5	1	1	1	1	1	0	0	0	0	0	6	10	9.00	2.000																			
Gary Lavelle, L (9, 1) ERA: 1.26	1.0	S	5	1	0	0	1	1	0	0	0	0	0	6	10	0.00	2.000																			

livebaseballscores.com

AB	34
R	4
H	10
RBI	3
BB	6
SO	9
LOB	20



Batter	1	2	3	4	5	6	7	8	9
Chili Davis, S (1, 8) OBP: 0.340, SLG: 0.435	0-0 4-3		0-0 2B		0-0 1B		0-3 K	0-0 F7	
Manny Trillo, R (1, 4) OBP: 0.381, SLG: 0.579	0-3 K		0-0 2B		0-0 G6-4-3		0-0 F8	0-0 FC5	
Jack Clark, R (1, 9) OBP: 0.393, SLG: 0.462	0-0 F8		4-0 BB			0-0 6-3		0-0 E6	
Al Oliver, L (1, 3) OBP: 0.220, SLG: 0.224		0-0 F9	0-0 F7			0-0 WP		0-0 F6	
Joe Pittman, R (9, 6) OBP: 0.167, SLG: 0.200						1B			
Jeffrey Leonard, R (1, 7) OBP: 0.340, SLG: 0.444		0-3 K		4-0 CS		4-0 BB		0-0 E5	
Joel Youngblood, R (1, 5) OBP: 0.306, SLG: 0.283		0-0 F8		0-0 F3		0-3 K		0-0 1B	
Bob Brenly, R (1, 2) OBP: 0.382, SLG: 0.367			4-0 2B	0-0 F4		0-0 4-3		0-0 1B	
Gene Richards, L (6, PH) OBP: 0.444, SLG: 0.286								0-0 WP	
Steve Nicosia, R (7, 2)								1B	
Scot Thompson, L (8, PH) OBP: 0.333, SLG: 0.250								1B	
Fran Mullins, R (1, 6)		0-0 F8		0-0 1-3		0-0 F5		0-0 FC5	
Dusty Baker Jr., R (8, PH) OBP: 0.667, SLG: 0.600								1B	
Gary Lavelle, S (9, 1)								1B	
Mike Krukow, R (1, 1) OBP: 0.125, SLG: 0.125			0-0 4-3		4-0 1B		4-0 BB	0-0 1B	
Frank Williams, R (4, 1)									
Duane Kuiper, L (7, PH) OBP: 0.444, SLG: 0.167									
Johnnie LeMaster, R (7, PH) OBP: 0.311, SLG: 0.341									
Greg Minton, S (8, 1)									
John Rabb, R (8, PH) OBP: 0.667, SLG: 1.000									

Inning Stats	R: 0	H: 0	E: 0	K: 1	S: 5	R: 0	H: 0	E: 0	K: 1	S: 5	R: 2	H: 2	E: 0	K: 0	S: 5	R: 0	H: 0	E: 0	K: 0	S: 2	R: 0	H: 1	E: 0	K: 1	S: 3	R: 0	H: 1	E: 0	K: 1	S: 6	R: 0	H: 0	E: 0	K: 1	S: 5	R: 4	H: 4	E: 2	K: 0	S: 9
	LOB: 0	BB: 0	LOB: 0	BB: 0	P: 5	LOB: 0	BB: 0	LOB: 0	BB: 0	P: 5	LOB: 2	BB: 2	LOB: 0	BB: 2	P: 5	LOB: 0	BB: 1	LOB: 0	BB: 1	P: 6	LOB: 1	BB: 1	LOB: 1	BB: 1	P: 7	LOB: 2	BB: 1	LOB: 1	BB: 1	P: 10	LOB: 0	BB: 1	LOB: 1	BB: 1	P: 9	LOB: 2	BB: 0	P: 9		

PITCHER	IP	WLS	BF	H	R	ER	SO	BB	IBB	HBP	BLK	WP	HR	S	P	ERA	WHIP
Jeff Russell, R (1, 1) ERA: 4.76	7.1	L	33	5	5	3	4	6	0	0	0	1	0	35	59	3.68	1.500
Tom Hume, R (8, 1) ERA: 5.59	0.2		5	3	1	0	0	0	0	0	0	1	0	5	5	0.00	4.500

AB	R	H	RBI	BB	SO	LOB
5	1	2	1	0	1	3
5	0	1	1	0	1	5
3	1	0	0	1	0	0
4	0	1	0	0	0	3
0	0	0	0	0	0	0
2	1	0	0	2	1	1
4	1	1	0	0	1	3
1	1	0	0	1	0	0
1	0	0	0	0	0	2
0	0	0	0	0	0	0
1	1	1	2	0	0	0
3	0	0	0	0	0	1
1	0	1	1	0	0	0
0	0	0	0	0	0	0
1	0	0	0	0	0	0
1	0	1	0	0	0	0

WP	PA
2	38

ERA	WHIP
3.68	1.500
0.00	4.500

Cincinnati Reds @ San Francisco Giants
 Candlestick Park, San Francisco, CA
 Fri Apr 20 1984, 9:05 PM EST
 Att. 17,709 - Unknown



Batter	1	2	3	4	5	6	7	8	9	AB R H RBI BB SO LOB
Tom Lawless, R (1, 5) OBP: 0.273, SLG: 0.200	4-0 BB S 1B		0-0 F8 1	0-0 F9 3			0-0 S 1B	0-0 6-3 3		4 1 1 0 1 0 2
Eddie Milner, L (1, 8) OBP: 0.383, SLG: 0.412	0-0 F8 1		0-0 F3 2		0-0 F8 1		4-0 BB 1-2	0-0 4-3 1		4 0 0 0 1 0 1
Cesar Cedeno, R (1, 7) OBP: 0.280, SLG: 0.292	0-0 1B 1-H 1B		0-0 1B		0-0 F8 2		0-0 F4 2	0-3 K 5		5 0 2 1 0 1 2
Dave Parker, L (1, 9) OBP: 0.281, SLG: 0.300	0-0 F8 2		0-0 F8 3		0-0 F6 3		0-0 F3 3	0-0 F8 3		5 0 0 0 0 0 4
Dan Driessen, L (1, 3) OBP: 0.452, SLG: 0.441	0-0 FC6-4 1-2 1B			0-0 2B 1B		0-0 4-3 1		4-0 SH1-4 3B BB		3 2 2 0 1 0 0
Dave Concepcion, R (1, 6) OBP: 0.344, SLG: 0.365	0-0 FC6-4 1-2f			0-0 2B 1-H 2B		0-0 1B 1B		0-0 SH1-4 1		3 1 2 1 0 0 2
Ron Oester, S (1, 4) OBP: 0.236, SLG: 0.302		0-0 3-1 1		0-3 K 1		0-0 1B G4-6-3 1-2		0-0 F1 2		4 0 1 0 0 1 2
Brad Gulden, L (1, 2) OBP: 0.091, SLG: 0.091		0-0 F3 2		0-0 F7 2		0-0 G4-6-3 3		4-0 3B IBB		3 0 0 0 0 0 3
Mike Smith, R (8, 1)										0 0 0 0 0 0 0
Tom Hume, R (8, 1)										0 0 0 0 0 0 0
Joe Price, R (1, 1) OBP: 0.222, SLG: 0.333		0-0 4-3 3		0-0 2B 2-H			0-0 F6 1	0-0 3B 1-H 2-H		2 0 1 1 0 0 0
Ted Power, R (6, 1) OBP: 0.442, SLG: 0.399										0 0 0 0 0 0 0
Dann Ellardello, R (8, 2) OBP: 0.596, SLG: 0.636										0 1 0 0 1 0 0
Duane Walker, L (8, PH) OBP: 0.400, SLG: 0.625										1 0 1 2 0 0 0
Tony Perez, R (8, PH) OBP: 0.200, SLG: 0.200										0 0 0 0 0 0 0
Alex Trevino, R (8, PR)										0 0 0 0 0 0 0

TOP															
Cincinnati Reds @ San Francisco Giants Candlestick Park, San Francisco, CA	Sat Apr 21 1984, 6:33 AM EST Att: 15,942 - Unknown														
<table border="0"> <tr><td>AB</td><td>35</td></tr> <tr><td>R</td><td>5</td></tr> <tr><td>H</td><td>10</td></tr> <tr><td>RBI</td><td>5</td></tr> <tr><td>BB</td><td>4</td></tr> <tr><td>SO</td><td>2</td></tr> <tr><td>LOB</td><td>16</td></tr> </table>	AB	35	R	5	H	10	RBI	5	BB	4	SO	2	LOB	16	
AB	35														
R	5														
H	10														
RBI	5														
BB	4														
SO	2														
LOB	16														
<table border="0"> <tr><td>WP: 0</td><td>PA: 40</td></tr> <tr><td>PB: 0</td><td></td></tr> <tr><td>SB: 2</td><td></td></tr> <tr><td>CS: 0</td><td></td></tr> </table>	WP: 0	PA: 40	PB: 0		SB: 2		CS: 0								
WP: 0	PA: 40														
PB: 0															
SB: 2															
CS: 0															

Inning Stats		R: 1	H: 2	R: 0	H: 0	R: 0	H: 1	R: 2	H: 3	R: 0	H: 0	R: 0	H: 2	R: 0	H: 1	R: 2	H: 1	R: 0	H: 0
		E: 0	LOB: 2	E: 0	LOB: 0	E: 0	LOB: 1	E: 0	LOB: 1	E: 0	LOB: 0	E: 0	LOB: 1	E: 0	LOB: 2	E: 0	LOB: 1	E: 0	LOB: 0
		K: 0	BB: 1	K: 0	BB: 0	K: 1	BB: 0	K: 0	BB: 0	K: 0	BB: 0	K: 0	BB: 1	K: 0	BB: 1	K: 1	BB: 2	K: 1	BB: 0
		S: 5	P: 9	S: 3	P: 3	S: 4	P: 4	S: 8	P: 8	S: 3	P: 3	S: 4	P: 4	S: 4	P: 8	S: 4	P: 12	S: 5	P: 5
		1B: 7	SF: 0	2B: 2	SAC: 1	3B: 1	DP: 1	HR: 0	HBP: 0										

PITCHER																	
IP	WLS	BF	H	R	ER	SO	BB	IBB	HBP	BLK	WP	HR	S	P	ERA	WHIP	
Bill Laskey, R (1, 1) ERA: 2.25	6.2		30	9	3	3	1	2	0	0	0	0	30	38	4.05	1.650	
Randy Lerch, L (7, 1) ERA: 3.68	0.1		1	0	0	0	0	0	0	0	0	0	1	1	0.00	0.000	
Greg Minton, R (8, 1) ERA: 7.45	2.0	L	9	1	2	2	1	1	1	0	0	0	9	17	9.00	1.000	

Batter	1	2	3	4	5	6	7	8	9	AB	R	H	RBI	BB	SO	LOB
Chili Davis, S OBP: 0.308, SLG: 0.392 (1, 8)	0-3 K2-3		0-0 FC5-2		0-0 F9		0-0 F3		0-0 F2	5	0	0	0	0	1	4
Manny Trillo, R OBP: 0.368, SLG: 0.548 (1, 4)	0-0 F9		0-0 CS	0-3 K		0-0 BB 2B 1B	0-0 4-3		0-0 F9	5	1	1	0	0	1	1
Jack Clark, R OBP: 0.400, SLG: 0.473 (1, 9)	0-3 K			0-0 E4 BB		4-0 BB BB BB 2B 1-2 2B BB		0-0 1B 2B		3	2	1	0	1	1	0
Jeffrey Leonard, R OBP: 0.352, SLG: 0.469 (1, 7)		0-0 G5-4-3 1B		0-3 K		0-0 2B 2B		0-3 K		4	1	2	1	0	2	2
Joel Youngblood, R OBP: 0.340, SLG: 0.327 (1, 5)		0-0 G5-4-3		4-0 BB BB BB BB 1-2 BB		0-0 SH1-4 2B		0-0 FC5-4 1B		3	0	2	3	1	0	1
Bob Brenly, R OBP: 0.351, SLG: 0.333 (1, 3) (9, 2)	0-0 F8			0-0 5-3		0-0 SH1-4		0-0 FC5-4		3	0	0	0	0	0	3
Steve Nicosia, R OBP: 0.231, SLG: 0.273 (8, PH) Scot Thompson, L OBP: 0.300, SLG: 0.222 (9, 3)			0-0 5-3 FC5-2 1B		0-0 2B	0-3 K		0-0 4-3		3	0	2	0	0	1	1
Fran Mullins, R OBP: 0.250, SLG: 0.100 (1, 6) Gene Richards, L OBP: 0.474, SLG: 0.286 (9, PH)			0-0 FC5-2 5-3 CS 1B		0-3 K	0-0 F6		4-0 BB BB BB S BB		3	0	1	0	0	1	2
Bill Laskey, R (1, 1) Randy Lerch, L (7, 1) Duane Kuiper, L (7, PH) Greg Minton, S (8, 1) Al Oliver, L (9, PH)			0-0 5-3		0-3 K		0-0 F1		0-0 F6	2	0	0	0	0	1	3

Inning Stats	R: 0	H: 0	E: 0	K: 2	S: 7	R: 0	H: 1	E: 0	K: 0	S: 3	R: 0	H: 2	E: 0	K: 0	S: 4	R: 0	H: 0	E: 1	K: 2	S: 8	R: 0	H: 1	E: 0	K: 2	S: 8	R: 3	H: 3	E: 0	K: 1	S: 8	R: 0	H: 0	E: 0	K: 0	S: 3	R: 1	H: 2	E: 0	K: 1	S: 7	R: 0	H: 0	E: 0	K: 0	S: 3	R: 0	H: 0	E: 0	K: 0	S: 3	1B: 5	2B: 4	3B: 0	HR: 0	SF: 0	SAC: 1	DP: 1	HBP: 0	WP: 0	PB: 0	SB: 1	CS: 1	PA: 39
--------------	------	------	------	------	------	------	------	------	------	------	------	------	------	------	------	------	------	------	------	------	------	------	------	------	------	------	------	------	------	------	------	------	------	------	------	------	------	------	------	------	------	------	------	------	------	------	------	------	------	------	-------	-------	-------	-------	-------	--------	-------	--------	-------	-------	-------	-------	--------

PITCHER	IP	WLS	BF	H	R	ER	SO	BB	IBB	HBP	BLK	WP	HR	S	P	ERA	WHIP
Joe Price, L (1, 1) ERA: 6.1	5.0		23	7	3	3	6	2	0	0	0	0	0	33	41	5.40	1.800
Ted Power, R (6, 1) ERA: 4.7	2.0	W	6	0	0	0	1	0	0	0	0	0	0	8	8	0.00	0.000
Mike Smith, R (8, 1) ERA: 5.4	0.1		3	2	1	1	1	0	0	0	0	0	0	5	5	27.00	6.000
Tom Hume, R (8, 1) ERA: 4.76	1.2	S	6	0	0	0	0	1	0	0	0	0	0	5	9	0.00	0.600

BOTTOM

Cincinnati Reds @ San Francisco Giants
Candlestick Park, San Francisco, CA

Sat Apr 21 1984, 6:33 AM EST
Att. 15,942 - Unknown

livebaseballscorecards.com

AB	34
R	4
H	9
RBI	4
BB	3
SO	8
LOB	19



Batter	1	2	3	4	5	6	7	8	9	AB	R	H	RBI	BB	SO	LOB	TOP										
Tom Lawless, R OBP: 0.375, SLG: 0.231 (1, 5) (7, 4)	0-0 F9		4-0 2B BB	4-0 1-2 BB		0-0 4-3		0-0 1-2 1B		3	1	1	0	2	0	0											
Gary Redus, R OBP: 0.304, SLG: 0.275 (1, 7) BB	4-0 BB BB		0-0 2B 2B	0-0 F3		0-0 F1		0-0 F8		4	1	1	1	1	0	4											
Cesar Cedeno, R OBP: 0.300, SLG: 0.321 (1, 9) BB	4-0 G6-4-3 BB		0-0 1-3 WP 2B			0-0 F2		0-0 6-3		4	1	1	1	1	0	2											
Tony Perez, R OBP: 0.400, SLG: 0.571 (1, 3) X	0-0 G6-4-3 1-2f		0-0 1-3			4-0 2B 2B		0-0 FC4-6 1B		4	1	1	0	1	0	6											
Paul Householder, S OBP: 0.286, SLG: 0.182 (1, 8) X		0-0 F9	4-0 CS BB			0-0 1-3 2B		0-0 FC4-6 1B		4	1	1	0	1	0	1											
Dave Concepcion, R OBP: 0.348, SLG: 0.368 (1, 6) X		0-0 S 1B	0-0 F9			0-3 K		0-0 1-2f G1-6-3 1B		5	0	2	0	0	1	3											
Ron Oester, S OBP: 0.237, SLG: 0.316 Mike Smith, R Dan Driessen, L OBP: 0.442, SLG: 0.429 (9, PH)		0-3 K				0-0 6-3		0-0 G1-6-3 1-2f		4	0	1	2	0	1	3											
Dann Bilardello, R OBP: 0.444, SLG: 0.378 Ted Power, R Duane Walker, L OBP: 0.579, SLG: 0.636 Bob Owchinko, L Nick Esasky, R OBP: 0.328, SLG: 0.453 (7, 5)		4-0 FC4-6 IBB				0-0 F6		4-0 E 1B BB		1	0	0	0	1	0	0											
Frank Pastore, R Brad Gulden, L OBP: 0.154, SLG: 0.154 Alex Trevino, R OBP: 0.167, SLG: 0.167 (8, 2)		0-0 FC4-6 1-2f				0-0 BB 1B		0-0 F9		2	0	1	0	0	0	2											
										1	0	0	0	0	0	1											
Inning Stats	R: 0 E: 0 K: 0 S: 2	H: 0 LOB: 1 BB: 2 P: 10	R: 0 E: 0 K: 1 S: 6	H: 1 LOB: 2 BB: 1 P: 10	R: 3 E: 0 K: 0 S: 4	H: 2 LOB: 0 BB: 2 P: 12	R: 0 E: 0 K: 0 S: 4	H: 1 LOB: 2 BB: 1 P: 8	R: 2 E: 0 K: 1 S: 7	H: 2 LOB: 2 BB: 2 P: 15	R: 0 E: 0 K: 0 S: 3	H: 0 LOB: 0 BB: 0 P: 3	R: 0 E: 0 K: 0 S: 4	H: 2 LOB: 1 BB: 0 P: 4	R: 0 E: 1 K: 0 S: 5	H: 1 LOB: 3 BB: 1 P: 9	R: 0 E: 0 K: 1 S: 5	H: 0 LOB: 0 BB: 0 P: 5	1B: 5 2B: 4 3B: 0 HR: 0	SF: 0 SAC: 0 DP: 2 HBP: 0	WP: 1 PB: 0 SB: 2 CS: 1	PA: 43					
PITCHER	IP	WLS	BF	H	R	ER	SO	BB	IBB	HBP	BLK	WP	HR	S	P	ERA	WHIP										
Mark Davis, L ERA: 5.52 Renie Martin, R ERA: 5.23 Randy Lerch, L ERA: 2.7 Gary Lavelle, L ERA: 1.13	(1, 1) (3, 1) (5, 1) (8, 1)	2.0 2.2 2.2 1.2	12 13 12 6	3 3 3 0	3 2 0 0	3 2 0 0	1 1 0 1	3 2 2 0	1 0 0 0	0 0 0 0	0 0 0 0	0 0 0 0	0 1 0 0	0 0 10 8	26 24 18 8	13.50 6.75 0.00 0.00	3.000 2.250 1.875 0.000										

Cincinnati Reds @ San Francisco Giants
Candlestick Park, San Francisco, CA

Sun Apr 22 1984, 6:33 AM EST
Att: 16,056 - Unknown

livebaseballscorecards.com

AB	34
R	5
H	9
RBI	4
BB	9
SO	3
LOB	24



Batter	1	2	3	4	5	6	7	8	9
Gene Richards, L (1, 9) OBP: 0.542, SLG: 0.421	0-0 E1 SF9 1B		0-0 1B BLK E 1B	0-0 1B 1-2 1B	0-0 FC4 1-2f		0-0 FC5 1-2 1B		
Duane Kuiper, L (1, 4) OBP: 0.333, SLG: 0.182	0-0 SF9 3-H		0-3 K 1-2	0-0 1B 1-3 2-H		0-0 F3 1-2f	0-0 FC5 1-2f		
Dusty Baker Jr., R (1, 7) OBP: 0.727, SLG: 0.667 Chili Davis, S (8, PR) OBP: 0.308, SLG: 0.392	4-0 1-3 BB		0-0 E HR 2-3 1B	0-0 F8		0-0 1B 1B	0-0 S 1B		
Al Oliver, L (1, 3) OBP: 0.236, SLG: 0.241 Scott Thompson, L (7, 3) OBP: 0.273, SLG: 0.200	0-0 1-3 1-2		0-0 E9 HR 1-3 1B		0-0 F8	0-0 1B 1B	0-0 F6 1-2		
Jeffrey Leonard, R (1, 8) OBP: 0.356, SLG: 0.519	0-3 K		0-0 HR 2-H 3-H		0-0 HR 1B	0-0 F9	0-3 K		
Joel Youngblood, R (1, 5) OBP: 0.345, SLG: 0.333 Joe Pittman, R (9, 5) OBP: 0.167, SLG: 0.200		0-0 G1-4-3 1B	0-0 F6		0-0 F7	0-0 F4	0-0 1B		
Steve Nicosia, R (1, 2) OBP: 0.235, SLG: 0.467		0-0 G1-4-3 1-2f	0-0 6-3		0-0 HR 1-H		0-0 4-3		
Fran Mullins, R (1, 6) OBP: 0.375, SLG: 0.250		0-0 2B		4-0 1B 1B BB	4-0 1B BB		0-3 K		
Mark Davis, L (1, 1) Renie Martin, R (3, 1) OBP: 0.667, SLG: 0.667 Randy Lerch, L (5, 1) OBP: 0.667, SLG: 0.500 Gary Lavelle, S (8, 1)		0-0 F5		0-3 K	0-0 FC4 1B		4-0 1B BB		

Inning Stats	R: 1	H: 1	E: 1	K: 1	S: 6	R: 0	H: 2	E: 0	K: 0	S: 4	R: 4	H: 4	E: 1	K: 1	S: 9	R: 1	H: 2	E: 0	K: 1	S: 6	R: 2	H: 3	E: 0	K: 0	S: 6	R: 0	H: 2	E: 0	K: 0	S: 5	R: 0	H: 1	E: 0	K: 1	S: 6	R: 1	H: 2	E: 0	K: 1	S: 6
	LOB: 1	BB: 1	P: 10	LOB: 1	BB: 0	P: 4	LOB: 0	BB: 0	P: 9	LOB: 1	BB: 1	P: 10	LOB: 2	BB: 1	P: 10	LOB: 2	BB: 2	LOB: 2	BB: 1	P: 10	LOB: 2	BB: 2	LOB: 2	BB: 1	P: 10	LOB: 1	BB: 0	P: 6	LOB: 1	BB: 0	P: 6	LOB: 1	BB: 0	P: 6	LOB: 1	BB: 0	P: 6			

PITCHER	IP	WLS	BF	H	R	ER	SO	BB	IBB	HBP	BLK	WP	HR	S	P	ERA	WHIP
Frank Pastore, R ERA: 8.76	(1, 1)	3.0	L	16	7	5	4	2	1	0	0	0	0	19	23	12.00	2.667
Ted Power, R ERA: 4.96	(4, 1)	1.0		5	2	1	1	1	0	0	0	0	0	6	10	9.00	3.000
Bob Owchinko, L ERA: 4.5	(5, 1)	2.0		12	5	2	2	0	1	0	0	0	1	11	15	9.00	3.000
Mike Smith, R ERA: 5.23	(7, 1)	2.0		9	3	1	1	2	1	0	0	0	0	12	16	4.50	2.000

AB	R	H	RBI	BB	SO	LOB
5	2	4	0	0	0	2
4	0	1	2	0	1	3
4	1	3	0	1	0	1
0	1	0	0	0	0	0
4	1	2	1	0	0	1
1	0	0	0	0	0	1
5	2	2	3	0	2	5
5	0	2	1	0	0	3
0	0	0	0	0	0	0
4	1	1	2	0	0	1
2	1	1	0	2	1	0
1	0	0	0	0	0	1
1	0	0	0	0	1	1
1	0	1	0	1	0	0
0	0	0	0	0	0	0

WP	PA	ERA	WHIP
0	42		
0			
0			
0			

Cincinnati Reds @ San Francisco Giants
 Candlestick Park, San Francisco, CA
 Sun Apr 22 1984, 6:33 AM EST
 Att. 16,056 - Unknown

AB	37
R	9
H	17
RBI	9
BB	4
SO	5
LOB	19



Batter	1	2	3	4	5	6	7	8	9	AB R H RBI BB SO LOB	TOP																													
Gene Richards, L (1, 7) OBP: 0.500, SLG: 0.364 Joe Pittman, R (9, PH) OBP: 0.143, SLG: 0.167	0-0 4-3		4-0 SH2-4 1B BB	0-0 F8			0-0 6-3		0-0 G6-4-3 1-2f	3 1 0 0 1 0 0 1 0 0 0 0 0 1																														
Manny Trillo, R (1, 4) OBP: 0.370, SLG: 0.523	0-0 F6		4-0 1B SH2-4 1B BB			0-0 F6			0-0 6-3	3 1 0 0 2 0 0																														
Chili Davis, S (1, 9) OBP: 0.309, SLG: 0.377	0-0 6-3		0-0 SH2-4			4-0 BB			0-0 F2	2 0 0 0 1 0 1																														
Al Oliver, L (1, 3) OBP: 0.254, SLG: 0.259		0-0 BB 1B FC1-2 1B	0-0 1B			0-0 F7			0-0 6-3	4 0 2 1 0 0 1																														
Jeffrey Leonard, R (1, 8) OBP: 0.349, SLG: 0.500		0-0 FC1-2 BB 1B	0-0 F8			0-3 K			0-0 6-3	4 0 1 0 0 1 3																														
Joel Youngblood, R (1, 5) OBP: 0.371, SLG: 0.351		4-0 FC1-2 BB 1B	0-0 FC6-4 1B			0-0 F5			0-0 BB 1B	3 0 2 1 1 0 0																														
Steve Nicosia, R (1, 2) OBP: 0.200, SLG: 0.389 Greg Minton, S (7, 1)		0-3 K	0-0 FC6-4			0-0 5-3			4-0 1-2 BB	3 0 0 0 0 1 5 0 0 0 0 1 0 0																														
Johnnie LeMaster, R (1, 6) OBP: 0.286, SLG: 0.311		0-0 FC1-2		0-0 F9		0-0 F5			0-3 K	4 0 0 0 0 1 5																														
Jeff Robinson, R (1, 1) OBP: 0.100, SLG: 0.100 Frank Williams, R (4, 1) John Rabb, R (7, PH) OBP: 0.636, SLG: 0.889		0-3 K		0-3 K		0-3 K			0-0 G6-4-3 1B	2 0 0 0 0 2 3 0 0 0 0 0 0 0 2 0 1 0 0 1 0																														
Inning Stats	R: 0 E: 0 K: 0 S: 3	H: 0 LOB: 0 BB: 0 P: 3	R: 0 E: 0 K: 2 S: 9	H: 2 LOB: 3 BB: 1 P: 13	R: 2 E: 0 K: 0 S: 5	H: 2 LOB: 2 BB: 2 P: 13	R: 0 E: 0 K: 1 S: 5	H: 0 LOB: 0 BB: 0 P: 5	R: 0 E: 0 K: 1 S: 5	H: 0 LOB: 1 BB: 1 P: 9	R: 0 E: 0 K: 0 S: 3	H: 0 LOB: 0 BB: 0 P: 3	R: 0 E: 0 K: 1 S: 5	H: 0 LOB: 1 BB: 1 P: 9	R: 0 E: 0 K: 1 S: 6	H: 1 LOB: 2 BB: 1 P: 10	R: 0 E: 0 K: 0 S: 3	H: 1 LOB: 0 BB: 0 P: 3	1B: 6 2B: 0 3B: 0 HR: 0	SF: 0 SAC: 1 DP: 1 HBP: 0	WP: 0 PB: 0 SB: 0 CS: 0	PA: 38																		
PITCHER Andy Hawkins, R (1, 1) ERA: 6.5 Dave Dravecky, L (9, 1) ERA: 1.62	IP 8.0	WLS W	BF 35	H 5	R 2	ER 2	SO 6	BB 6	IBB 0	HBP 0	BLK 0	WP 0	HR 0	S 41	P 65	ERA 2.25	WHIP 1.375						PITCHER	IP	WLS	BF	H	R	ER	SO	BB	IBB	HBP	BLK	WP	HR	S	P	ERA	WHIP

San Francisco Giants @ San Diego Padres
 Jack Murphy Stadium, San Diego, CA
 Mon Apr 23 1984, 9:05 PM EST
 Att. 25,569 - Unknown

AB	31
R	2
H	6
RBI	2
BB	6
SO	6
LOB	19



Batter	1	2	3	4	5	6	7	8	9	AB	R	H	RBI	BB	SO	LOB
Alan Wiggins, S OBP: 0.289, SLG: 0.250 (1, 4)	0-0 FC3 S SF8 1B		0-0 1B 1B	4-0 HR BB	0-0 4-3		0-0 F7			4	3	2	0	1	0	0
Tony Gwynn, L OBP: 0.514, SLG: 0.557 (1, 9)	4-0 FC3 1-2 BB		0-0 1B 1B	0-0 6-3	0-0 1-3		0-0 1-3			4	1	2	0	1	0	1
Graig Nettles, L OBP: 0.263, SLG: 0.375 (1, 5)	0-0 FC3 1-2f 2-3		0-0 1B E 1B	0-0 2-H HR	0-0 1-3		0-0 F9		0-0 3-1	5	2	2	3	0	0	3
Steve Garvey, R OBP: 0.229, SLG: 0.273 (1, 3)	0-0 SF8		0-0 E SF7 1B	0-3 K			0-0 1-3		0-0 6-3	4	1	1	2	0	1	0
Terry Kennedy, L OBP: 0.323, SLG: 0.373 (1, 2)	0-3 K		0-0 E3	0-0 HR			0-0 5-3		0-0 1-3	5	1	1	1	0	1	2
Carmelo Martinez, R OBP: 0.375, SLG: 0.436 (1, 7)		0-0 F3	0-0 1-3	4-0 1B BB			4-0 1B BB			2	0	0	0	2	0	2
Kevin McReynolds, R OBP: 0.365, SLG: 0.627 (1, 8)		0-0 5-3	0-0 SF7	0-0 1-2 1B			0-0 1-3 1B			3	0	2	1	0	0	0
Garry Templeton, S OBP: 0.387, SLG: 0.407 (1, 6)		0-0 1B	4-0 IBB	0-0 G3			0-0 G3			3	0	1	0	1	0	4
Andy Hawkins, R Dave Dravecky, R (1, 1) (9, 1)		0-3 K	0-0 F8		0-3 K		0-0 6-3			4	0	0	0	0	2	3
										0	0	0	0	0	0	0

Inning Stats	R: 1	H: 1	E: 0	K: 1	S: 6	LOB: 1	BB: 1	P: 10
	R: 0	H: 1	E: 0	K: 1	S: 6	LOB: 1	BB: 0	P: 6
	R: 4	H: 4	E: 1	K: 0	S: 8	LOB: 2	BB: 1	P: 12
	R: 3	H: 3	E: 0	K: 1	S: 8	LOB: 2	BB: 2	P: 16
	R: 0	H: 1	E: 0	K: 1	S: 6	LOB: 1	BB: 0	P: 6
	R: 0	H: 1	E: 0	K: 0	S: 4	LOB: 2	BB: 1	P: 8
	R: 0	H: 0	E: 0	K: 0	S: 3	LOB: 0	BB: 0	P: 3
	R: 0	H: 0	E: 0	K: 0	S: 3	LOB: 0	BB: 0	P: 3


PITCHER	IP	WLS	BF	H	R	ER	SO	BB	IBB	HBP	BLK	WP	HR	S	P	ERA	WHIP
Jeff Robinson, R ERA: 2.82 (1, 1)	3.1	L	21	7	7	5	2	2	1	0	0	0	1	22	34	13.50	2.700
Frank Williams, R ERA: 5.4 (4, 1)	2.2		14	4	1	1	2	2	0	0	1	0	1	16	24	3.38	2.250
Greg Minton, R ERA: 6.17 (7, 1)	2.0		6	0	0	0	0	0	0	0	0	0	0	6	6	0.00	0.000

BOTTOM

San Francisco Giants @ San Diego Padres
Jack Murphy Stadium, San Diego, CA

Mon Apr 23 1984, 9:05 PM EST
 Att. 25,569 - Unknown

AB	34
R	8
H	11
RBI	7
BB	5
SO	4
LOB	15



WP	PA	ERA	WHIP
0	41		
0			
1			
0			

Batter	1	2	3	4	5	6	7	8	9	AB	R	H	RBI	BB	SO	LOB	TOP	
Johnnie LeMaster, R OBP: 0.283, SLG: 0.292 (1, 6) X	0-0 ① 6-3		0-0 ③ 4-3		0-0 ③ 5-3			4-0 BB 1B BB		3	1	0	0	1	0	2		
Manny Trillo, R OBP: 0.377, SLG: 0.515 (1, 4) S S	0-3 ② K			0-0 G1-6-3 1B 1B		0-0 ① F4		4-0 1B BB		3	0	1	0	1	1	0		
Jack Clark, R OBP: 0.406, SLG: 0.475 (1, 9) X	0-0 ③ F6			0-0 G1-6-3 1B 1-2		0-0 ② 6-3		0-0 1B 1-2 2-H		4	0	2	1	0	0	0		
Al Oliver, L OBP: 0.254, SLG: 0.246 (1, 3) B B B B		4-0 G1-6-3 BB		0-0 ① ② G1-6-3 1-2f 2-3		0-0 ③ G3		0-0 ③ F8		3	0	0	0	1	0	4		
Jeffrey Leonard, R OBP: 0.343, SLG: 0.475 (1, 7) X		0-0 ① ② G1-6-3 1-2f		4-0 BB			0-3 ① K		0-0 ① 6-3		3	0	0	0	1	1	1	
Chili Davis, S OBP: 0.288, SLG: 0.351 (1, 8) S S S		0-3 ③ K		0-0 ③ G3			0-0 ② F9		0-0 ② F7		4	0	0	0	0	1	2	
Joel Youngblood, R OBP: 0.348, SLG: 0.328 (1, 5) X			0-0 ① F7		0-0 ① F7		0-0 ③ 4-3		0-0 ③ 5-3		4	0	0	0	0	0	0	
Bob Brenly, R OBP: 0.375, SLG: 0.361 (1, 2) X			0-0 ② 4-3		0-0 E 1B			0-0 8-3 1B		3	0	2	0	0	0	0		
Mike Krukow, R OBP: 0.200, SLG: 0.200 (1, 1) X			0-0 1B		0-0 ② 4-3			0-0 ① ② 8-3		2	0	1	0	0	0	1		
Duane Kuiper, L OBP: 0.313, SLG: 0.167 (8, PH)										1	0	0	0	0	0	1		
Renie Martin, R OBP: 0.667, SLG: 0.667 (8, 1) X					1-2			1-2f		0	0	0	0	0	0	0		
Inning Stats	R: 0 E: 0 K: 1 S: 5 H: 0 LOB: 0 BB: 0 P: 5	R: 0 E: 0 K: 1 S: 4 H: 0 LOB: 0 BB: 1 P: 8	R: 0 E: 0 K: 0 S: 4 H: 1 LOB: 1 BB: 0 P: 4	R: 0 E: 0 K: 0 S: 4 H: 2 LOB: 2 BB: 1 P: 8	R: 0 E: 1 K: 0 S: 4 H: 1 LOB: 1 BB: 0 P: 4	R: 0 E: 0 K: 0 S: 3 H: 0 LOB: 0 BB: 0 P: 3	R: 0 E: 0 K: 1 S: 5 H: 0 LOB: 0 BB: 0 P: 5	R: 1 E: 0 K: 0 S: 4 H: 2 LOB: 2 BB: 2 P: 12	R: 0 E: 0 K: 0 S: 3 H: 0 LOB: 0 BB: 0 P: 3	1B: 6 2B: 1 3B: 0 HR: 0 SF: 0 SAC: 0 DP: 3 HBP: 0	WP: 0 PB: 0 SB: 0 CS: 0	PA: 34						
PITCHER	IP WLS BF H R ER SO BB IBB HBP BLK WP HR S P ERA WHIP																	
Ed Whitson, R ERA: 2.66 (1, 1)	7.2 W 30 6 1 1 3 4 0 0 0 0 0 0 32 48 1.17 1.304																	
Craig Lefferts, L ERA: 0.96 (8, 1)	1.1 4 0 0 0 0 0 0 0 0 0 0 0 4 4 0.00 0.000																	

San Francisco Giants @ San Diego Padres
Jack Murphy Stadium, San Diego, CA

Tue Apr 24 1984, 9:05 PM EST
Att: 12,341 - Unknown

livebaseballscorecards.com

AB	30
R	1
H	6
RBI	1
BB	4
SO	3
LOB	11



Batter	1	2	3	4	5	6	7	8	9	AB R H RBI BB SO LOB
Alan Wiggins, S OBP: 0.288, SLG: 0.239 (1, 4)	4-0 FC6-4 2B BB	0-0 F5		0-3 K			0-0 4-3			3 1 0 0 1 1 0
Tony Gwynn, L OBP: 0.527, SLG: 0.585 (1, 9)	0-0 FC6-4 1-3 1B 2B	0-0 G4-1 1B		0-0 G3			0-0 1B			4 1 3 0 0 0 0
Graig Nettles, L OBP: 0.260, SLG: 0.349 (1, 5)	4-0 FC6-4 BB	0-0 G4-1 1-2		0-3 K			0-0 F4			3 0 0 0 1 1 2
Steve Garvey, R OBP: 0.216, SLG: 0.257 (1, 3)	0-0 FC6-4 1B FC5-4 1-2f 2-3 3-H	0-0 F5		0-3 K			0-3 K2-3			4 1 0 1 0 2 4
Terry Kennedy, L OBP: 0.319, SLG: 0.365 (1, 2)	0-0 FC5-4 1-3 3-H HR 1B		0-0 F2		0-0 F8		0-0 F8			4 1 1 1 0 0 0
Carmelo Martinez, R OBP: 0.368, SLG: 0.414 (1, 7)	4-0 FC5-4 1-2 BB		0-0 F4		0-0 F9		0-0 F3			3 0 0 0 1 0 0
Kevin McReynolds, R OBP: 0.373, SLG: 0.607 (1, 8)	0-0 FC5-4 1-2f 2-3 3-H HR		4-0 1B BB		0-0 F4		4-0 1B BB			2 1 0 1 2 0 2
Garry Templeton, S OBP: 0.409, SLG: 0.476 (1, 6)	0-0 HR		0-0 FC6-4 1-2 1B		0-0 G3		0-0 1B			4 1 3 3 0 0 0
Ed Whitson, R (1, 1)	0-3 K		0-0 FC6-4 1-2f		0-0 G3		0-3 K			3 0 0 0 0 1 2
Craig Lefferts, L (8, 1)										1 0 0 0 0 1 2

Inning Stats	R: 6	H: 3	LOB: 0	K: 1	S: 8	P: 20	R: 0	H: 1	LOB: 1	K: 0	S: 4	P: 4	R: 0	H: 1	LOB: 2	K: 0	S: 4	P: 8	R: 0	H: 0	LOB: 0	K: 2	S: 7	P: 7	R: 0	H: 0	LOB: 0	K: 1	S: 5	P: 5	R: 0	H: 1	LOB: 1	K: 1	S: 6	P: 6	R: 0	H: 1	LOB: 2	K: 1	S: 6	P: 10	1B: 5	SF: 0	2B: 1	SAC: 0	3B: 0	DP: 0	HR: 1	HBP: 0	WP: 0	PA: 36
--------------	------	------	--------	------	------	-------	------	------	--------	------	------	------	------	------	--------	------	------	------	------	------	--------	------	------	------	------	------	--------	------	------	------	------	------	--------	------	------	------	------	------	--------	------	------	-------	-------	-------	-------	--------	-------	-------	-------	--------	-------	--------

PITCHER	IP	WLS	BF	H	R	ER	SO	BB	IBB	HBP	BLK	WP	HR	S	P	ERA	WHIP
Mike Krukow, R ERA: 5.46 (1, 1)	7.0	L	31	6	6	6	5	4	0	0	0	0	1	37	53	7.71	1.429
Renie Martin, R ERA: 4.76 (8, 1)	1.0		5	1	0	0	1	1	0	0	0	0	0	6	10	0.00	2.000


BOTTOM

San Francisco Giants @ San Diego Padres
Jack Murphy Stadium, San Diego, CA

Tue Apr 24 1984, 9:05 PM EST
Att. 12,341 - Unknown

livebaseballscorecards.com

AB	31
R	6
H	7
RBI	6
BB	5
SO	6
LOB	12



Batter	1	2	3	4	5	6	7	8	9	AB R H RBI BB SO LOB	TOP
Gene Richards, L (1, 7) OBP: 0.469, SLG: 0.320	0-0 4-3		4-0 3-1 S BB		0-3 K			0-3 K		3 0 0 0 1 2 0	San Francisco Giants @ San Diego Padres Jack Murphy Stadium, San Diego, CA Wed Apr 25 1984, 9:05 PM EST Att. 13,059 - Unknown livebaseballscorecards.com
Manny Trillo, R (1, 4) OBP: 0.383, SLG: 0.521	4-0 1B BB		0-3 K			0-0 2B		0-0 F8		3 0 1 0 1 1 1	
Al Oliver, L (1, 3) OBP: 0.254, SLG: 0.246	0-0 1-3 BB 1B		0-0 3-1			0-0 B1		0-0 1-3		4 0 1 0 0 0 2	
Jack Clark, R (1, 9) OBP: 0.397, SLG: 0.452	4-0 1-2 BB		0-0 6-3			0-0 F8		0-0 F9		3 0 0 0 1 0 2	
Jeffrey Leonard, R (1, 8) OBP: 0.324, SLG: 0.446	0-3 K			0-0 F8		0-0 4-3		0-3 K		4 0 0 0 0 2 4	
Joel Youngblood, R (1, 5) OBP: 0.343, SLG: 0.323	0-3 K			0-0 5-3			0-0 G6-4-3 1B	0-3 K		4 0 1 0 0 2 3	
Bob Brenly, R (1, 2) OBP: 0.349, SLG: 0.333		0-0 F7		0-0 F1		0-0 G6-4-3 1-2				3 0 0 0 0 0 1	
Johnnie LeMaster, R (1, 6) OBP: 0.286, SLG: 0.280		0-0 F7			0-0 F6	4-0 BB				2 0 0 0 1 0 0	
Bill Laskey, R (1, 1) Scot Thompson, L (7, PH) Greg Minton, S (7, 1)		0-3 K			0-0 4-3		0-0 6-3			2 0 0 0 0 1 0 1 0 0 0 0 0 1 0 0 0 0 0 0 0	
Inning Stats	R: 0 H: 1 E: 0 LOB: 3 K: 2 BB: 2 S: 8 P: 16	R: 0 H: 0 E: 0 LOB: 0 K: 1 BB: 0 S: 5 P: 5	R: 0 H: 0 E: 0 LOB: 1 K: 1 BB: 1 S: 5 P: 9	R: 0 H: 0 E: 0 LOB: 0 K: 0 BB: 0 S: 3 P: 3	R: 0 H: 0 E: 0 LOB: 0 K: 1 BB: 0 S: 5 P: 5	R: 0 H: 1 E: 0 LOB: 1 K: 0 BB: 0 S: 4 P: 4	R: 0 H: 1 E: 0 LOB: 1 K: 0 BB: 1 S: 3 P: 7	R: 0 H: 0 E: 0 LOB: 0 K: 1 BB: 0 S: 5 P: 5	R: 0 H: 0 E: 0 LOB: 0 K: 2 BB: 0 S: 7 P: 7	1B: 2 SF: 0 2B: 1 SAC: 0 3B: 0 DP: 1 HR: 0 HBP: 0	WP: 0 PA: 33 PB: 0 SB: 1 CS: 0
PITCHER	IP WLS BF H R ER SO BB IBB HBP BLK WP HR S P ERA WHIP										
Eric Show, R (1, 1) ERA: 2.01	7.0 W 27 3 0 0 5 4 0 0 0 0 0 0 33 49 0.00 1.000										
Rich Gossage, R (8, 1) ERA: 2.45	2.0 S 6 0 0 0 3 0 0 0 0 0 0 0 12 12 0.00 0.000										



Batter	1	2	3	4	5	6	7	8	9	AB	R	H	RBI	BB	SO	LOB
Alan Wiggins, S OBP: 0.274, SLG: 0.227 (1, 4)	0-0 G3		0-0 6-3			0-0 F9	0-0 4-3			4	0	0	0	0	0	1
Tony Gwynn, L OBP: 0.526, SLG: 0.623 (1, 9)	0-0 F5		0-0 HR			0-0 CS 1B		0-0 4-3		4	1	2	1	0	0	0
Graig Nettles, L OBP: 0.259, SLG: 0.319 (1, 5)	0-0 3-1		0-0 5-3			0-0 E4 1-2		0-0 F7		4	0	0	0	0	0	1
Steve Garvey, R OBP: 0.231, SLG: 0.260 (1, 3)		0-0 PB 1B		0-0 F7		0-0 5-3		4-0 1B BB		3	0	1	0	1	0	1
Terry Kennedy, L OBP: 0.315, SLG: 0.358 (1, 2)		0-0 F6		0-0 F5			0-0 4-3	0-0 FC6 1B		4	0	1	0	0	0	1
Carmelo Martinez, R OBP: 0.361, SLG: 0.393 (1, 7)		4-0 1-2 BB		0-0 F5			0-0 E6 HR	0-0 FC6 1-2f		3	1	0	0	1	0	2
Kevin McReynolds, R OBP: 0.371, SLG: 0.641 (1, 8)		0-0 F7			0-0 1-3		0-0 1-H HR			3	1	1	2	0	0	2
Garry Templeton, S OBP: 0.406, SLG: 0.470 (1, 6)		0-0 4-3			0-3 K		0-0 S 1B			3	0	1	0	0	1	2
Eric Show, R (1, 1) Champ Summers, L (7, PH) Rich Gossage, R (8, 1)			0-0 F7		0-0 1-3		0-3 1-2 K			2	0	0	0	0	0	0
										1	0	0	0	0	1	1
										0	0	0	0	0	0	0

BOTTOM																	
San Francisco Giants @ San Diego Padres Jack Murphy Stadium, San Diego, CA Wed Apr 25 1984, 9:05 PM EST Att. 13,059 - Unknown																	
AB	31	R	3	H	6	RBI	3	BB	2	SO	2	LOB	11				
1B:	4	SF:	0	2B:	0	SAC:	0	3B:	0	DP:	0	HR:	2	WP:	0	PA:	33
														PB:	1	SB:	1
														CS:	1		

Inning Stats																	
PITCHER	IP	WLS	BF	H	R	ER	SO	BB	IBB	HBP	BLK	WP	HR	S	P	ERA	WHIP
Bill Laskey, R (1, 1)	6.0	L	22	3	1	1	1	1	0	0	0	0	1	23	27	1.50	0.667
Greg Minton, R (7, 1)	2.0		11	3	2	1	1	1	0	0	0	0	1	12	16	4.50	2.000

PITCHER	IP	WLS	BF	H	R	ER	SO	BB	IBB	HBP	BLK	WP	HR	S	P	ERA	WHIP



Batter	1	2	3	4	5	6	7	8	9	AB R H RBI BB SO LOB	TOP											
Johnnie LeMaster, R (1, 6) <small>OBP: 0.267, SLG: 0.259</small> Gene Richards, L (9, PH) <small>OBP: 0.455, SLG: 0.308</small>	0-3 K		0-0 F8		0-0 FC4-6		0-0 F8		0-0 FC6	4 0 0 0 0 1 2 1 0 0 0 0 0 2												
Manny Trillo, R (1, 4) <small>OBP: 0.372, SLG: 0.500</small>	0-0 5-3		0-0 F9		0-3 K			0-0 F8	0-0 FC6-4	5 0 1 1 0 1 1												
Dusty Baker Jr., R (1, 7) <small>OBP: 0.625, SLG: 0.571</small>	0-0 F8			0-0 F9 E		0-0 F8		0-0 E8	0-0 FC6-4	5 1 2 0 0 0 2												
Jack Clark, R (1, 3) <small>OBP: 0.390, SLG: 0.439</small> (8, 9)		0-0 F8		0-0 E4		0-0 F5		0-0 SF9		4 0 1 0 0 0 1												
Jeffrey Leonard, R (1, 8) <small>OBP: 0.307, SLG: 0.426</small>		0-0 F8		0-0 F9		0-0 F6		0-0 SF9		3 0 0 1 0 0 2												
Chili Davis, S (1, 9) <small>OBP: 0.286, SLG: 0.361</small> Gary Lavelle, S (8, 1)		0-0 E6		0-0 F9			0-0 F8			4 1 1 0 0 0 3 0 0 0 0 0 0 0												
Joel Youngblood, R (1, 5) <small>OBP: 0.338, SLG: 0.319</small>		0-0 1B		0-0 F9			0-0 F9		0-0 6-3	4 0 1 0 0 0 3												
Bob Brenly, R (1, 2) <small>OBP: 0.340, SLG: 0.326</small>		0-0 F7			0-0 F8		0-3 K		0-0 FC6	4 1 1 0 0 1 3												
Mark Grant, R (1, 1) Duane Kuiper, L (7, PH) <small>OBP: 0.353, SLG: 0.231</small> Randy Lerch, L (7, 1) <small>OBP: 0.667, SLG: 0.500</small> Scot Thompson, L (8, 3) <small>OBP: 0.308, SLG: 0.182</small>			0-0 4-3		1-0 FC4-6		0-0 1B		4-0 FC6	1 0 0 0 0 0 0 1 0 1 1 0 0 0 0 0 0 0 0 0 0 0 0 0 0 1 0 0												
Inning Stats	R: 0 E: 0 K: 1 S: 5	H: 0 LOB: 0 BB: 0 P: 5	R: 0 E: 1 K: 0 S: 5	H: 1 LOB: 2 BB: 0 P: 5	R: 0 E: 0 K: 0 S: 3	H: 0 LOB: 0 BB: 0 P: 3	R: 0 E: 1 K: 0 S: 5	H: 1 LOB: 2 BB: 0 P: 5	R: 0 E: 0 K: 1 S: 5	H: 0 LOB: 1 BB: 0 P: 6	R: 0 E: 0 K: 0 S: 3	H: 0 LOB: 0 BB: 0 P: 3	R: 1 E: 0 K: 1 S: 7	H: 2 LOB: 1 BB: 0 P: 7	R: 1 E: 1 K: 0 S: 5	H: 2 LOB: 1 BB: 0 P: 5	R: 1 E: 0 K: 0 S: 5	H: 2 LOB: 2 BB: 1 P: 9	1B: 7 2B: 1 3B: 0 HR: 0	SF: 1 SAC: 0 DP: 0 HBP: 1	WP: 0 PB: 0 SB: 0 CS: 0	PA: 39
PITCHER	IP WLS BF H R ER SO BB IBB HBP BLK WP HR S P ERA WHIP																					
Joe Price, L (1, 1) <small>ERA: 4.88</small> Tom Hume, R (8, 1) <small>ERA: 4.73</small> Brad Lesley, R (8, 1) <small>ERA: 3.0</small>	7.0 W 28 4 1 1 3 0 0 0 0 0 0 0 33 34 1.29 0.571																					

San Francisco Giants @ Cincinnati Reds
 Riverfront Stadium, Cincinnati, OH
 Fri Apr 27 1984, 6:05 PM EST
 Att. 20,452 - Unknown

AB	36
R	3
H	8
RBI	3
BB	1
SO	3
LOB	19



Batter	1	2	3	4	5	6	7	8	9	AB	R	H	RBI	BB	SO	LOB
--------	---	---	---	---	---	---	---	---	---	----	---	---	-----	----	----	-----

Eddie Milner, L OBP: 0.367, SLG: 0.388 (1, 8)	4-0 S HR BB	0-0 CS 1B			0-0 3-1			K FC5-4		4	1	1	0	1	1	2
Ron Oester, S OBP: 0.278, SLG: 0.328 (1, 4)	0-0 F9 1-2	0-0 CS 1-2	1-0 HR HBP		0-0 F4			1B 1B BB		2	2	0	0	1	0	1
Duane Walker, L OBP: 0.643, SLG: 0.889 Gary Redus, R OBP: 0.333, SLG: 0.327 (1, 7) (8, 7)	0-0 HR 2-H		0-3 K		0-0 F3			0-0 F4		3	1	1	2	0	1	1
Dave Parker, L OBP: 0.288, SLG: 0.307 (1, 9)	0-0 2B		0-0 F6		0-0 F8			0-0 1B HR 1B		4	1	2	0	0	0	1
Dan Driessen, L OBP: 0.446, SLG: 0.543 (1, 3)	4-0 BB		0-0 HR 1-H		0-0 F5			0-0 1B HR 1B		3	2	2	3	1	0	0
Dave Concepcion, R OBP: 0.318, SLG: 0.408 (1, 6)	0-0 F9		0-0 4-3		0-0 6-3			0-0 HR 1-H 3-H		4	1	1	3	0	0	2
Nick Esasky, R OBP: 0.284, SLG: 0.369 Tom Lawless, R OBP: 0.400, SLG: 0.529 (1, 5) (8, 5)	0-0 1-3			0-0 5-3			0-0 6-3	0-0 1B 2B		3	0	0	0	0	0	2
Dann Bilardello, R OBP: 0.417, SLG: 0.340 (1, 2)		0-0 6-3		0-0 5-3			0-0 F3	4-0 1B IBB		3	0	0	0	1	0	0
Joe Price, R OBP: 0.182, SLG: 0.273 Cesar Cedeno, R OBP: 0.290, SLG: 0.310 Tom Hume, R OBP: 1.000, SLG: 1.000 (1, 1) (7, PH) (8, 1) (8, 1)		0-0 6-3		0-0 4-3			0-0 F4	0-0 FC5-4 1B 1-3 2-H		2	0	0	0	0	0	0

Inning Stats	R: 2	H: 2	E: 0	K: 0	S: 5	LOB: 2	BB: 2	P: 13	R: 0	H: 1	E: 0	K: 0	S: 3	LOB: 0	BB: 0	P: 3	R: 0	H: 0	E: 0	K: 1	S: 6	LOB: 0	BB: 0	P: 7	R: 0	H: 0	E: 0	K: 0	S: 3	LOB: 0	BB: 0	P: 3	R: 0	H: 0	E: 0	K: 0	S: 3	LOB: 0	BB: 0	P: 3	R: 0	H: 0	E: 0	K: 0	S: 3	LOB: 0	BB: 0	P: 3	R: 5	H: 5	E: 0	K: 1	S: 10	LOB: 2	BB: 2	P: 18	1B: 4	SF: 0	2B: 2	SAC: 0	3B: 0	DP: 0	HR: 3	HBP: 1	WP: 0	PA: 38
--------------	------	------	------	------	------	--------	-------	-------	------	------	------	------	------	--------	-------	------	------	------	------	------	------	--------	-------	------	------	------	------	------	------	--------	-------	------	------	------	------	------	------	--------	-------	------	------	------	------	------	------	--------	-------	------	------	------	------	------	-------	--------	-------	-------	-------	-------	-------	--------	-------	-------	-------	--------	-------	--------

PITCHER	IP	WLS	BF	H	R	ER	SO	BB	IBB	HBP	BLK	WP	HR	S	P	ERA	WHIP
Mark Grant, R ERA: 6.0 (1, 1)	6.0	L	24	4	4	4	1	2	0	1	0	0	2	23	32	6.00	1.000
Randy Lerch, L ERA: 2.45 (7, 1)	1.0		3	0	0	0	0	0	0	0	0	0	0	3	3	0.00	0.000
Gary Lavelle, L ERA: 3.71 (8, 1)	1.0		10	5	5	5	1	1	1	0	0	0	1	10	18	45.00	6.000

BOTTOM

San Francisco Giants @ Cincinnati Reds
 Riverfront Stadium, Cincinnati, OH
 Fri Apr 27 1984, 6:05 PM EST
 Att. 20,452 - Unknown

AB	32
R	9
H	9
RBI	9
BB	4
SO	2
LOB	10



PITCHER	IP	WLS	BF	H	R	ER	SO	BB	IBB	HBP	BLK	WP	HR	S	P	ERA	WHIP
Mark Grant, R ERA: 6.0 (1, 1)	6.0	L	24	4	4	4	1	2	0	1	0	0	2	23	32	6.00	1.000
Randy Lerch, L ERA: 2.45 (7, 1)	1.0		3	0	0	0	0	0	0	0	0	0	0	3	3	0.00	0.000
Gary Lavelle, L ERA: 3.71 (8, 1)	1.0		10	5	5	5	1	1	1	0	0	0	1	10	18	45.00	6.000

Batter	1	2	3	4	5	6	7	8	9	10	11	12	13	AB R H RBI BB SO LOB
Tom Lawless, R (1, 4) OBP: 0.444, SLG: 0.522 (7, 5)	F9		F7		FC4-6 1B		6-3		BB 1B	IBB		WP 1B		6 0 3 1 1 0 0
Eddie Milner, L (1, 8) Ted Power, R (8, 1) Dan Driessen, L (9, PH) Brad Lesley, R (10, 1) Jeff Russell, R (10, PH) Tom Hume, R (11, 1)	F8		F7	FC4-6			1-3		BB	1-3		F2		4 0 0 0 0 0 2 0 0 0 0 0 0 0 0 0 0 0 0 1 0 0 0 0 0 0 0 0 0 0 0 0 1 0 0 0 0 0 0 3
Gary Redus, R (1, 7) OBP: 0.359, SLG: 0.333	S 1B		F8			E S 1B BB		F8 1-3 BB	F4		F8		FC1-6 1B	5 2 2 0 2 0 2
Dave Parker, L (1, 9) OBP: 0.299, SLG: 0.309	F9		F9			1B BB		F8 1-3	4-3		4-3 1B		FC1-6 FC3-6	6 0 2 0 1 0 5
Tony Perez, R (1, 3) OBP: 0.317, SLG: 0.436 Tom Foley, L (10, PR) (11, 6)		F4		F8		K		1-3		4-3 SH3-4 1B	4-3		FC3-6 2B	5 0 1 1 0 1 3 2 2 0 0 0 0 2
Dave Concepcion, R (1, 6) OBP: 0.341, SLG: 0.432 (11, 3)	F9		F9		CI BB 1B	FC6-4 1B		K		SH3-4			1B	5 1 3 2 1 1 0
Nick Esasky, R (1, 5) OBP: 0.276, SLG: 0.358 Ron Oester, S (6, PH) (7, 4) OBP: 0.263, SLG: 0.310	F2		F2		F9	K			F6	4-3			K	2 0 0 0 0 0 1 4 0 0 0 0 2 6
Dann Bilardello, R (1, 2) OBP: 0.422, SLG: 0.358 Brad Gulden, L (10, PH) OBP: 0.176, SLG: 0.176 (11, 2)			4-3		1B CI 1B BB	FC6-4			HR 2B	E 1B			4-3	3 1 1 0 1 0 2 2 0 1 1 0 0 0
Frank Pastore, R (1, 1) Bob Owchinko, L (5, 1) Paul Householder, S (5, PH) John Franco, L (6, 1) Duane Walker, L (7, PH) Cesar Cedeno, R (8, 8) (9, PH) (10, 8) OBP: 0.294, SLG: 0.408			F7		CI 1B			F8		HR 1B	E8		6-3	1 0 1 0 0 0 0 0 0 3 1 1 2 0 0 1

Inning Stats	R: 0	H: 1	R: 0	H: 0	R: 0	H: 0	R: 1	H: 2	R: 0	H: 0	R: 1	H: 0	R: 2	H: 3	R: 1	H: 2	R: 0	H: 1	R: 1	H: 2	R: 0	H: 1	R: 1	H: 2	AB	R	H	RBI	BB	SO	LOB		
	E: 0	LOB: 1	E: 0	LOB: 0	E: 0	LOB: 0	E: 1	LOB: 2	E: 0	LOB: 0	E: 0	LOB: 0	E: 0	LOB: 2	E: 1	LOB: 3	E: 0	LOB: 2	E: 0	LOB: 1	E: 0	LOB: 2	E: 0	LOB: 1	1B: 11	SF: 0	WP: 1	PA: 60					
	K: 0	BB: 0	K: 0	BB: 0	K: 0	BB: 0	K: 2	BB: 1	K: 0	BB: 1	K: 1	BB: 1	K: 0	BB: 1	K: 0	BB: 1	K: 1	BB: 1	K: 0	BB: 0	K: 0	BB: 0	K: 0	BB: 0	2B: 2	SAC: 1	PB: 0	SB: 4					
	S: 4	P: 4	S: 3	P: 3	S: 3	P: 3	S: 5	P: 9	S: 8	P: 16	S: 5	P: 9	S: 6	P: 10	S: 6	P: 10	S: 6	P: 10	S: 6	P: 4	S: 4	P: 4	S: 4	P: 4	3B: 0	DP: 0	CS: 0						
PITCHER	IP	WLS	BF	H	R	ER	SO	BB	IBB	HBP	BLK	WP	HR	S	P	ERA	WHIP																
Mark Davis, L ERA: 4.58	(1, 1) 5.0		20	4	1	1	0	1	0	0	0	0	0	19	23	1.80	1.000																
Renie Martin, R ERA: 5.4	(6, 1) 0.1		4	1	1	1	1	2	0	0	0	0	0	4	12	27.00	9.000																
Frank Williams, R ERA: 4.97	(6, 1) 2.2		9	0	1	1	2	1	0	0	0	0	0	12	16	3.38	0.375																
Gary Lavelle, L ERA: 4.67	(9, 1) 0.1		5	3	2	2	0	1	0	0	0	0	1	4	8	54.00	12.000																
Greg Minton, R ERA: 5.19	(9, 1) 3.2		18	4	1	1	1	0	2	0	0	1	0	18	26	2.46	1.091																

San Francisco Giants @ Cincinnati Reds
Riverfront Stadium, Cincinnati, OH
Sat Apr 28 1984, 3:33 AM EST
Att: 12,482 - Unknown

livebaseballscorecards.com

AB	51
R	7
H	14
RBI	7
BB	7
SO	4
LOB	28



Batter	1	2	3	4	5	6	7	8	9	AB R H RBI BB SO LOB	TOP		
Gene Richards, L (1, 7) OBP: 0.462, SLG: 0.276 Dusty Baker Jr., R (9, PH) OBP: 0.619, SLG: 0.722	4-0 CS 1B 4-3 BB		0-3 K		0-3 K		4-0 G6-4-3 BB		0-0 5-3 1-2 2-3	2 1 0 0 2 2 0 1 0 0 0 0 0 2	San Francisco Giants @ Cincinnati Reds Riverfront Stadium, Cincinnati, OH Sun Apr 29 1984, 3:33 AM EDT Unknown livebaseballscorecards.com		
Manny Trillo, R (1, 4) OBP: 0.394, SLG: 0.494	0-0 4-3 CS 1-2 1B		0-0 F7			4-0 1B BB	0-0 G6-4-3 1-2f		1-0 HBP	3 0 1 0 1 0 3			
Jack Clark, R (1, 9) OBP: 0.382, SLG: 0.455	0-3 K		0-0 F8			0-0 F8		0-0 G6-3 1B	0-0 F9	5 0 1 0 0 1 6			
Al Oliver, L (1, 3) OBP: 0.289, SLG: 0.274	0-0 4-3 1-3 2-H			0-0 1B		0-0 FC6-4 1B		0-0 G6-3 1-2f		4 0 2 1 0 0 2			
Jeffrey Leonard, R (1, 8) OBP: 0.321, SLG: 0.417	4-0 S BB		0-0 F9		0-0 K	0-3 K		0-0 1B		3 0 1 0 1 1 3			
Joel Youngblood, R (1, 5) OBP: 0.321, SLG: 0.295	0-3 K 1-2		0-3 K		0-0 FC6-4 1-2f	0-3 K		0-3 K		4 0 0 0 0 3 6			
Bob Brenly, R (1, 2) OBP: 0.373, SLG: 0.333		0-0 CS 1B		0-0 1-3		4-0 FC3-6 BB		4-0 FC5-4 BB		2 0 1 0 2 0 1			
Fran Mullins, R (1, 6) OBP: 0.333, SLG: 0.214 Duane Kuiper, L (7, PH) OBP: 0.273, SLG: 0.167 Johnnie LeMaster, R (7, 6) OBP: 0.273, SLG: 0.267		0-3 K 1-2		0-0 4-3		0-0 FC3-6 2B 1-2f		0-0 FC5-4 5-3 BB 1-2f		2 0 0 0 0 1 1 1 0 0 0 0 0 1 1 0 0 0 0 0 1			
Jeff Robinson, R (1, 1) OBP: 0.083, SLG: 0.083 Chili Davis, S (7, PH) OBP: 0.304, SLG: 0.433 Frank Williams, R (7, 1) John Rabb, R (9, PH) OBP: 0.556, SLG: 0.643		0-3 K		0-3 K		0-0 K 1-3 2B		4-0 K 1-2 BB		2 0 0 0 0 2 0 1 0 1 0 0 0 0 0 0 0 0 0 0 0 0 0 0 0 1 0 0			
Inning Stats	R: 1 H: 1 E: 0 LOB: 2 K: 2 BB: 2 S: 8 P: 16	R: 0 H: 1 E: 0 LOB: 0 K: 2 BB: 0 S: 7 P: 7	R: 0 H: 0 E: 0 LOB: 0 K: 1 BB: 0 S: 5 P: 5	R: 0 H: 1 E: 0 LOB: 1 K: 1 BB: 0 S: 6 P: 6	R: 0 H: 0 E: 0 LOB: 0 K: 2 BB: 0 S: 7 P: 7	R: 0 H: 1 E: 0 LOB: 2 K: 1 BB: 1 S: 6 P: 10	R: 0 H: 1 E: 0 LOB: 2 K: 0 BB: 2 S: 3 P: 11	R: 0 H: 2 E: 0 LOB: 1 K: 1 BB: 0 S: 6 P: 6	R: 0 H: 0 E: 0 LOB: 3 K: 0 BB: 2 S: 3 P: 12	1B: 6 SF: 0 2B: 2 SAC: 0 3B: 0 DP: 3 HR: 0 HBP: 1		WP: 0 PA: 39 PB: 0 SB: 1 CS: 3	
PITCHER	IP WLS BF H R ER SO BB IBB HBP BLK WP HR S P ERA WHIP											PITCHER	IP WLS BF H R ER SO BB IBB HBP BLK WP HR S P ERA WHIP
Bruce Berenyi, R (1, 1) ERA: 3.62	6.1 W 28 5 1 0 9 5 0 0 0 0 0 0 41 61 0.00 1.579												
Ted Power, R (7, 1) ERA: 4.58	0.2 1 0 0 0 0 0 0 0 0 0 0 0 1 1 0.00 0.000												
John Franco, L (8, 1) ERA: 1.8	2.0 S 10 2 0 0 1 2 0 1 0 0 0 0 9 18 0.00 2.000												

Batter	1	2	3	4	5	6	7	8	9
Eddie Milner, L OBP: 0.352, SLG: 0.368 (1, 8)	0-0 F9	0-0 F9			0-0 SF9 1B		0-0 K 1B	0-0 6-3	
Ron Oester, S OBP: 0.263, SLG: 0.301 (1, 4)	4-0 FC4-6 BB		0-0 F9		0-0 SF9 1-H		0-3 K 1-2		
Duane Walker, L OBP: 0.576, SLG: 0.826 (1, 7)	0-0 FC4-6 2B 1-2f		0-3 K		0-0 6-3			0-0 1B 3B	
Dave Parker, L OBP: 0.308, SLG: 0.329 Paul Householder, S OBP: 0.267, SLG: 0.167 (8, PR) (9, 9)	0-0 1-H 2B		0-0 F3		0-0 3-1			0-0 S E PB 1B	
Dan Driessen, L OBP: 0.459, SLG: 0.531 (1, 3)	0-0 F3			0-3 K		0-0 FC6-4 1B		4-0 1B BB	
Brad Gulden, L OBP: 0.238, SLG: 0.200 (1, 2)		0-0 3B 1B		0-0 F9		0-0 FC6-4 FC5-4 1-2f		4-0 E SF8 IBB	
Nick Esasky, R OBP: 0.269, SLG: 0.348 Dave Concepcion, R OBP: 0.333, SLG: 0.422 (6, PH) (7, 5)		0-3 K		0-3 K		0-0 FC5-4 1-2f		0-0 FC5 1-3	
Tom Foley, L OBP: 0.400, SLG: 1.000 (1, 6)		0-0 1-H 3B			0-0 HR		4-0 1B BB	0-0 SF8	
Bruce Berenyi, R (1, 1) Ted Power, R (7, 1) John Franco, L (8, 1)		0-0 6-3			0-0 F5		0-3 K	0-0 1-3	

AB	R	H	RBI	BB	SO	LOB
5	1	2	0	0	0	3
2	0	0	1	1	1	2
4	2	1	0	0	1	1
4	0	2	2	0	0	0
0	1	0	0	0	0	0
3	1	1	0	1	1	1
3	2	1	0	1	0	1
2	0	0	0	0	2	1
2	0	0	0	0	0	2
2	1	2	3	1	0	0
2	0	0	0	0	0	1
1	0	0	0	0	1	1
1	0	0	0	0	0	1

WP	PA
0	37

Inning Stats	R	H	E	K	S	IP	WLS	BF	H	R	ER	SO	BB	IBB	HBP	BLK	WP	HR	S	P	ERA	WHIP
Jeff Robinson, R ERA: 3.18 Frank Williams, R ERA: 5.52	1	1	0	0	7	6.0	L	25	6	4	3	4	1	0	0	0	0	1	32	36	4.50	1.167
	0	2	0	0	7	2.0		12	3	4	2	2	2	1	0	0	0	0	13	25	9.00	2.500


BOTTOM

San Francisco Giants @ Cincinnati Reds
Riverfront Stadium, Cincinnati, OH

Sun Apr 29 1984, 3:33 AM EDT
Unknown

livebaseballscorecards.com

AB	31
R	8
H	9
RBI	6
BB	4
SO	6
LOB	14



Batter	1	2	3	4	5	6	7	8	9	AB R H RBI BB SO LOB	TOP							
Chili Davis, S (1, 9) OBP: 0.297, SLG: 0.417	0-0 4-3	0-0 1B			0-0 6-3		0-3 K		0-0 F3	5 0 1 0 0 1 0								
Johnnie LeMaster, R (1, 6) OBP: 0.271, SLG: 0.254	0-0 F8	0-0 F7			0-0 5-3			4-0 BB BB SF9 BB		3 1 0 0 1 0 1								
Jeffrey Leonard, R (1, 8) OBP: 0.329, SLG: 0.405	4-0 S 1B BB				0-0 F7			4-0 SF9 BB BB		2 1 0 0 2 0 0								
Jack Clark, R (1, 3) OBP: 0.398, SLG: 0.468	4-0 1B 1-2 BB				0-0 F8		0-0 6-3 2B	4-0 1-2 2-3 BB		2 1 1 0 2 0 0								
Dusty Baker Jr., R (1, 7) OBP: 0.560, SLG: 0.667	0-0 1B 1-3 2-H 1B				0-0 5-3		0-0 F8	0-0 SF9		3 0 1 2 0 0 1								
Joel Youngblood, R (1, 5) OBP: 0.318, SLG: 0.293	0-0 1-3 3-H 1B				0-0 5-3		0-0 6-3	0-0 F6		4 0 1 1 0 0 3								
Manny Trillo, R (1, 4) OBP: 0.388, SLG: 0.482	0-0 F3				0-0 1B		0-0 F8	0-3 K		4 0 1 0 0 1 5								
Steve Nicosia, R (1, 2) OBP: 0.160, SLG: 0.304					0-0 F6		0-0 F7		0-0 5-3	4 0 0 0 0 0 1								
Mike Krukow, R (1, 1) OBP: 0.167, SLG: 0.167					0-0 F8		0-3 K		0-3 K	2 0 0 0 0 1 1								
Renie Martin, R (5, 1) OBP: 0.500, SLG: 0.500										1 0 0 0 0 1 0								
John Rabb, R (9, PH) OBP: 0.526, SLG: 0.600										1 0 0 0 0 1 0								
Inning Stats	R: 2 E: 0 K: 0 S: 5	H: 2 LOB: 2 BB: 2 P: 13	R: 0 E: 0 K: 1 S: 6	H: 1 LOB: 1 BB: 0 P: 6	R: 0 E: 0 K: 0 S: 3	H: 0 LOB: 0 BB: 0 P: 3	R: 0 E: 0 K: 0 S: 4	H: 1 LOB: 1 BB: 0 P: 4	R: 0 E: 0 K: 2 S: 7	H: 0 LOB: 0 BB: 0 P: 7	R: 1 E: 0 K: 1 S: 5	H: 0 LOB: 2 BB: 3 P: 17	R: 0 E: 0 K: 1 S: 5	H: 0 LOB: 0 BB: 0 P: 5	1B: 4 2B: 1 3B: 0 HR: 0	SF: 1 SAC: 0 DP: 0 HBP: 0	WP: 0 PB: 0 SB: 1 CS: 0	PA: 37
PITCHER	IP WLS BF H R ER SO BB IBB HBP BLK WP HR S P ERA WHIP																	
Bob Owchinko, L (1, 1) ERA: 3.0	7.0 W 28 5 2 2 3 2 0 0 0 0 0 0 32 40 2.57 1.000																	
Brad Lesley, R (8, 1) ERA: 6.75	0.0 2 0 1 1 0 2 0 0 0 0 0 0 0 8 ∞ ∞																	
John Franco, L (8, 1) ERA: 1.29	2.0 7 0 0 0 2 1 0 0 0 0 0 0 10 14 0.00 0.500																	

San Francisco Giants @ Cincinnati Reds
Riverfront Stadium, Cincinnati, OH

Sun Apr 29 1984, 3:38 AM EDT
Att: 19,503 - Unknown

livebaseballscorecards.com

AB 31
R 3
H 5
RBI 3
BB 5
SO 5
LOB 12



Batter	1	2	3	4	5	6	7	8	9
Gary Redus, R (1, 7) OBP: 0.369, SLG: 0.364 Eddie Milner, L (1, PR) OBP: 0.359, SLG: 0.375 (2, 8)	0-0 1B 2B	0-0 2-H 1B		0-0 F8		0-0 E S 1B		0-0 4-3 1-2	
Ron Oester, S (1, 4) OBP: 0.259, SLG: 0.295	0-0 1B G6-4-3 1B	0-0 F4		0-0 3-1		0-0 E6 1B		0-0 F9	
Duane Walker, L (1, 9) OBP: 0.579, SLG: 0.893 (2, 7)	0-0 G6-4-3 1-3 3-H 1B		0-0 F8		0-0 HR	0-0 1-2 3-H 1B		0-0 3-1	
Cesar Cedeno, R (1, 8) OBP: 0.316, SLG: 0.400 Paul Householder, S (9, 9) OBP: 0.267, SLG: 0.167	0-0 G6-4-3 1-2f 3-H		0-0 E7 1B 1B		1-0 4-3 S HBP	0-0 F3			
Tony Perez, R (1, 3) OBP: 0.333, SLG: 0.442 Dan Driessen, L (8, 3) OBP: 0.459, SLG: 0.531	0-0 1B		0-0 F1		0-0 4-3 1-3		0-0 1B		
Dave Concepcion, R (1, 5) OBP: 0.330, SLG: 0.414	0-3 K		0-0 S 3B 1B		0-0 F8		0-0 F8		
Tom Foley, L (1, 6) OBP: 0.429, SLG: 1.000		0-0 S 1B 1B	0-0 1-H 3B		0-0 F9		0-0 F7		
Dann Bilardello, R (1, 2) OBP: 0.412, SLG: 0.351 Brad Lesley, R (8, 1) OBP: 1.000, SLG: 1.000 John Franco, L (8, 1)	0-0 5-3 1-2	0-0 F6				0-0 G2-6-3 1B		0-0 F8	
Bob Owchinko, L (1, 1) Brad Gulden, L (8, 2) OBP: 0.273, SLG: 0.200	0-3 K		0-3 K		0-0 G2-6-3 1-2f		4-0 4-3 BB		

AB	R	H	RBI	BB	SO	LOB	
1	0	1	0	0	0	0	
4	2	2	1	0	0	1	
5	1	1	0	0	0	3	
5	1	3	3	0	0	1	
3	1	1	0	0	0	4	
0	0	0	0	0	0	0	
4	0	2	0	0	0	2	
0	0	0	0	0	0	0	
4	1	1	1	0	1	4	
4	1	2	1	0	0	2	
4	0	1	0	0	0	3	
0	0	0	0	0	0	0	
0	0	0	0	0	0	0	
3	0	0	0	0	2	2	
0	0	0	0	1	0	0	
1B: 11	SF: 0	2B: 1	SAC: 0	3B: 1	DP: 2	HR: 1	HBP: 1

BOTTOM

San Francisco Giants @ Cincinnati Reds
 Riverfront Stadium, Cincinnati, OH

Sun Apr 29 1984, 3:38 AM EDT
 Att. 19,503 - Unknown

livebaseballscorecards.com

AB	37
R	7
H	14
RBI	6
BB	1
SO	3
LOB	22

Inning Stats	R: 2	H: 4	E: 0	LOB: 2	K: 1	P: 8	R: 1	H: 2	E: 0	LOB: 1	K: 1	P: 7	R: 2	H: 3	E: 1	LOB: 1	K: 0	BB: 0	S: 6	R: 0	H: 0	E: 0	LOB: 0	K: 1	BB: 0	S: 5	R: 1	H: 1	E: 0	LOB: 1	K: 0	BB: 0	S: 4	P: 5	R: 1	H: 3	E: 1	LOB: 2	K: 0	BB: 0	S: 6	P: 6	R: 0	H: 1	E: 0	LOB: 1	K: 0	BB: 0	S: 4	P: 4	R: 0	H: 0	E: 0	LOB: 1	K: 0	BB: 1	S: 3	P: 7
PITCHER	IP	WLS	BF	H	R	ER	SO	BB	IBB	HBP	BLK	WP	HR	S	P	ERA	WHIP																																									
Mike Krukow, R (1, 1) ERA: 6.47	4.0	L	22	10	6	6	3	0	0	1	0	0	0	1	27	28	13.50	2.500																																								
Renie Martin, R (5, 1) ERA: 4.02	4.0		17	4	1	0	0	1	0	0	0	0	0	0	16	20	0.00	1.250																																								
PITCHER	IP	WLS	BF	H	R	ER	SO	BB	IBB	HBP	BLK	WP	HR	S	P	ERA	WHIP																																									

Batter	1	2	3	4	5	6	7	8	9	AB R H RBI BB SO LOB
Steve Sax, R (1, 4) OBP: 0.388, SLG: 0.411	0-0 F7		4-0 CS BB		0-0 5-3			0-0 E6 F3 1B		3 0 1 0 1 0 0
Terry Whitfield, L (1, 8) OBP: 0.323, SLG: 0.517	0-0 3-1		4-0 BB		0-0 1B			0-3 K		3 0 1 0 1 1 1
Franklin Stubbs, L (1, 9) Candy Maldonado, R (8, 8) OBP: 0.422, SLG: 0.442	0-3 K		0-0 F2					0-0 F3		4 0 0 0 0 1 2 0 0 0 0 0 0 0
Pedro Guerrero, R (1, 5) German Rivera, R (9, 5) OBP: 0.286, SLG: 0.310 OBP: 0.280, SLG: 0.364		0-0 F8		0-0 F3				0-0 1-3		3 0 0 0 1 0 1 0 0 0 0 0 0 0
Mike Marshall, R (1, 7) OBP: 0.327, SLG: 0.557		0-0 F7		0-0 2B				0-3 K		4 0 1 0 0 2 1
Greg Brock, L (1, 3) OBP: 0.295, SLG: 0.449		0-0 1B		0-0 F9				0-0 4-3		3 1 1 0 1 0 1
Mike Scioscia, L (1, 2) OBP: 0.444, SLG: 0.300		0-0 1B		4-0 IBB				0-0 F9		3 0 2 1 1 0 1
Dave Anderson, R (1, 6) OBP: 0.295, SLG: 0.259		0-0 F3		0-0 F7				0-0 F8		4 0 0 0 0 0 5
Fernando Valenzuela, L (1, 1) OBP: 0.231, SLG: 0.231			0-0 F8		0-0 F7			0-0 1-3		3 0 0 0 0 0 1

TOP	
Los Angeles Dodgers @ San Francisco Giants Candlestick Park, San Francisco, CA	Mon Apr 30 1984, 10:05 PM EDT Att. 28,062 - Unknown
AB 30 R 1 H 6 RBI 1 BB 5 SO 4 LOB 13	WP: 0 PA: 35 PB: 0 SB: 1 CS: 2

Inning Stats		R: 0	H: 0	R: 1	H: 2	R: 0	H: 0	R: 0	H: 1	R: 0	H: 0	R: 0	H: 1	R: 0	H: 1	R: 0	H: 0	R: 0	H: 1	R: 0	H: 1	1B: 5	SF: 0	WP: 0	PA: 35
		E: 0	LOB: 0	E: 0	LOB: 1	E: 0	LOB: 1	E: 0	LOB: 2	E: 0	LOB: 1	E: 0	LOB: 1	E: 1	LOB: 1	E: 0	LOB: 0	E: 0	LOB: 1	E: 0	LOB: 1	2B: 1	SAC: 0	PB: 0	
		K: 1	BB: 0	K: 0	BB: 0	K: 0	BB: 2	K: 0	BB: 1	K: 0	BB: 1	K: 0	BB: 1	K: 1	BB: 0	K: 1	BB: 1	K: 0	BB: 1	K: 1	BB: 0	3B: 0	DP: 0	SB: 1	
		S: 5	P: 5	S: 5	P: 5	S: 2	P: 10	S: 4	P: 8	S: 3	P: 3	S: 4	P: 8	S: 6	P: 6	S: 6	P: 8	S: 3	P: 7	S: 6	P: 6	HR: 0	HBP: 0	CS: 2	
PITCHER	IP WLS BF H R ER SO BB IBB HBP BLK WP HR S P ERA WHIP	7.0	L	27	4	1	1	2	4	1	0	0	0	26	46	1.29	1.143								
Bill Laskey, R (1, 1) ERA: 1.98																									
Greg Minton, R (8, 1) ERA: 4.66		2.0		8	2	0	0	2	0	0	0	0	0	12	12	0.00	1.000								



Batter	1	2	3	4	5	6	7	8	9	AB R H RBI BB SO LOB
Gene Richards, L (1, 7) OBP: 0.419, SLG: 0.242	0-3 K		0-0 3-1		0-0 4-3			0-3 K		4 0 0 0 0 2 3
Manny Trillo, R (1, 4) OBP: 0.382, SLG: 0.466	4-0 1B BB		0-0 F4			0-0 4-3		0-0 6-3		3 0 0 0 1 0 1
Al Oliver, L (1, 3) OBP: 0.288, SLG: 0.273	0-0 CS 1B			0-0 F7		0-3 K		0-0 F8		4 0 1 0 0 1 0
Jack Clark, R (1, 9) OBP: 0.402, SLG: 0.457	0-3 K			4-0 CS BB		0-3 K2-3		4-0 BB		2 0 0 0 2 2 2
Joel Youngblood, R (1, 5) OBP: 0.304, SLG: 0.279		0-0 6-3		0-3 K			0-0 F7	0-3 K		4 0 0 0 0 2 2
Chili Davis, S (1, 8) OBP: 0.295, SLG: 0.421		0-0 1-3			0-0 WP FC5-2 2B		0-0 E5 FC4-6 1B	0-0 F8		4 0 1 0 0 0 1
Bob Brenly, R (1, 2) OBP: 0.382, SLG: 0.333		0-3 K			1-0 FC5-2 WP HBP		0-0 FC4-6 1B	0-0 F7		3 0 1 0 0 1 1
Johnnie LeMaster, R (1, 6) OBP: 0.264, SLG: 0.246			0-3 K			0-0 FC5-2	0-0 FC4-6			2 0 0 0 0 1 2
Dusty Baker Jr., R (7, PH) OBP: 0.538, SLG: 0.636					1-3 2-H		1-2 2-3			1 0 0 0 0 0 2
Fran Mullins, R (8, 6) OBP: 0.333, SLG: 0.214										0 0 0 0 0 0 0
Bill Laskey, R (1, 1) OBP: 0.154, SLG: 0.083			0-0 3-1 1B			0-3 K	0-0 4-3			2 0 1 0 0 1 2
Jeffrey Leonard, R (7, PH) OBP: 0.326, SLG: 0.400										1 0 0 0 0 0 2
Greg Minton, S (8, 1)										0 0 0 0 0 0 0

Inning Stats	R: 0	H: 1	E: 0	K: 2	S: 7	R: 0	H: 0	E: 0	K: 1	S: 5	R: 0	H: 1	E: 0	K: 1	S: 6	R: 0	H: 0	E: 0	K: 1	S: 4	R: 0	H: 1	E: 0	K: 1	S: 6	R: 0	H: 0	E: 0	K: 2	S: 7	R: 0	H: 0	E: 0	K: 1	S: 5	R: 0	H: 0	E: 0	K: 1	S: 5	R: 0	H: 0	E: 0	K: 1	S: 9
	LOB: 1	BB: 1	LOB: 0	BB: 0	P: 11	LOB: 0	BB: 0	LOB: 0	BB: 1	P: 5	LOB: 2	BB: 0	LOB: 0	BB: 0	P: 7	LOB: 2	BB: 0	LOB: 0	BB: 0	P: 8	LOB: 0	BB: 0	LOB: 2	BB: 0	LOB: 0	BB: 0	P: 7	LOB: 2	BB: 0	LOB: 0	BB: 0	P: 5	LOB: 0	BB: 0	LOB: 1	BB: 1	P: 9	LOB: 0	BB: 0	LOB: 1	BB: 1	P: 9			

PITCHER	IP	WLS	BF	H	R	ER	SO	BB	IBB	HBP	BLK	WP	HR	S	P	ERA	WHIP	PITCHER	IP	WLS	BF	H	R	ER	SO	BB	IBB	HBP	BLK	WP	HR	S	P	ERA	WHIP													
Fernando Valenzuela, L (1, 1) ERA: 2.93	9.0	W	34	4	0	0	10	3	0	1	0	1	0	50	63	0.00	0.778																															

BOTTOM

Los Angeles Dodgers @ San Francisco Giants
Candlestick Park, San Francisco, CA


Mon Apr 30 1984, 10:05 PM EDT
Att. 28,062 - Unknown

livebaseballscorecards.com

AB	30
R	0
H	4
RBI	0
BB	3
SO	10
LOB	18



WP: 1	PA: 34
PB: 0	
SB: 0	
CS: 2	

Batter	1	2	3	4	5	6	7	8	9	10	11	AB R H RBI BB SO LOB	TOP														
Steve Sax, R OBP: 0.385, SLG: 0.421 (1, 4)	6-3		BB 6-3 BB		1-3	K			FC6-4		1-H 2-H 3B	5 0 1 2 1 1 2	<p>Los Angeles Dodgers @ San Francisco Giants Candlestick Park, San Francisco, CA</p> <p>Tue May 01 1984, 10:05 PM EDT Att. 17,576 - Unknown</p> <p>livebaseballscorecards.com</p> <p>AB 38 R 3 H 7 RBI 3 BB 8 SO 11 LOB 17</p> 														
Bill Russell, R OBP: 0.344, SLG: 0.283 (1, 8)	F9		6-3		BB 5-3 1B		1-3		K		BB	5 0 1 0 1 1 3															
Candy Maldonado, R OBP: 0.400, SLG: 0.404 Orel Hershiser, R Carlos Diaz, R (1, 9) (10, 1) (11, 1)	6-3		BB BB		5-3		F9			4-3	K	4 0 0 0 1 0 1 1 0 0 0 0 1 2 0 0 0 0 0 0 0															
Mike Marshall, R OBP: 0.330, SLG: 0.540 (1, 7)					BB IBB		F6			K		3 0 0 1 2 2 0															
German Rivera, R OBP: 0.259, SLG: 0.333 Rick Monday, L OBP: 0.250, SLG: 0.182 Rafael Landestoy, S OBP: 0.278, SLG: 0.235 (1, 5) (5, PH) (5, 5)			1-3					4-3		K		2 0 0 0 0 0 3 0 0 0 0 1 0 0 2 0 0 0 0 1 0															
Greg Brock, L OBP: 0.289, SLG: 0.425 (1, 3)					F7			5-3			K	4 0 0 0 1 2 3															
Steve Yeager, R OBP: 0.289, SLG: 0.364 Tom Niedener, R Terry Whitfield, L OBP: 0.318, SLG: 0.508 (1, 2) (8, 1) (10, 9)								6-3			6-3	4 0 1 0 0 2 1 0 0 0 0 0 0 0 1 0 0 0 0 0 0															
Dave Anderson, R OBP: 0.318, SLG: 0.276 (1, 6)			BB 1B		FC5-4 1B						BB 3B 1B	4 2 2 0 1 1 1															
Burt Hooton, R Mike Scioscia, L OBP: 0.464, SLG: 0.333 (1, 1) (8, 2)			SH2-4 1B		5-3						3B 1B	1 0 0 0 0 0 1 2 1 2 0 0 0 0															
Inning Stats	R: 0 E: 0 K: 0 S: 3	H: 0 LOB: 0 BB: 0 P: 3	R: 0 E: 0 K: 2 S: 7	H: 0 LOB: 1 BB: 1 P: 11	R: 1 E: 0 K: 0 S: 4	H: 1 LOB: 3 BB: 3 P: 16	R: 0 E: 0 K: 1 S: 6	H: 1 LOB: 1 BB: 0 P: 6	R: 0 E: 0 K: 0 S: 4	H: 1 LOB: 3 BB: 2 P: 12	R: 0 E: 0 K: 2 S: 7	H: 0 LOB: 1 BB: 1 P: 11		R: 0 E: 0 K: 0 S: 3	H: 0 LOB: 0 BB: 0 P: 3	R: 0 E: 0 K: 0 S: 3	H: 0 LOB: 0 BB: 0 P: 3	R: 0 E: 0 K: 2 S: 8	H: 1 LOB: 1 BB: 0 P: 8	R: 0 E: 0 K: 2 S: 7	H: 0 LOB: 0 BB: 0 P: 7	R: 2 E: 0 K: 2 S: 10	H: 3 LOB: 2 BB: 1 P: 14	1B: 6 2B: 0 3B: 1 HR: 0	SF: 0 SAC: 2 DP: 0 HBP: 0	WP: 0 PB: 0 SB: 0 CS: 0	PA: 48
PITCHER	IP	WLS	BF	H	R	ER	SO	BB	IBB	HBP	BLK	WP		HR	S	P	ERA	WHIP									
Randy Lerch, L ERA: 3.14 (1, 1)	2.2		13	1	1	1	2	4	0	0	0	0	0	13	29	3.38	1.875										
Frank Williams, R ERA: 4.5 (3, 1)	3.1		15	2	0	0	3	2	1	0	0	0	0	18	30	0.00	1.200										
Greg Minton, R ERA: 4.03 (7, 1)	3.0		10	1	0	0	2	0	0	0	0	0	0	14	14	0.00	0.333										
Gary Lavelle, L ERA: 5.12 (10, 1)	2.0	L	10	3	2	2	4	1	0	0	0	0	0	17	21	9.00	2.000										

Batter	1	2	3	4	5	6	7	8	9	10	11	AB R H RBI BB SO LOB	BOTTOM					
Manny Trillo, R OBP: 0.374, SLG: 0.452 (1, 4)	F2	F8		1B			F7			K		5 0 1 0 0 1 2	Los Angeles Dodgers @ San Francisco Giants Candlestick Park, San Francisco, CA Tue May 01 1984, 10:05 PM EDT Att. 17,576 - Unknown					
Al Oliver, L OBP: 0.271, SLG: 0.256 (1, 3)	F7		F8	F7			F3			F4		5 0 0 0 0 0 2						
Jack Clark, R OBP: 0.402, SLG: 0.453 (1, 9)	1B		F2				F7			K		5 0 2 0 0 1 0						
Dusty Baker Jr., R OBP: 0.516, SLG: 0.560 (1, 7)	F8		BB	BB			F7			F9		3 1 0 0 2 0 1						
Jeffrey Leonard, R OBP: 0.319, SLG: 0.380 (1, 8)		4-3	BB	BB			F9			K		4 0 0 0 1 2 1						
Joel Youngblood, R OBP: 0.320, SLG: 0.289 (1, 5)		BB	BB	F1			1B			K		4 1 2 0 1 1 2						
Bob Brenly, R OBP: 0.407, SLG: 0.340 Scot Thompson, L OBP: 0.333, SLG: 0.231 (1, 2) (11, PH)		BB	BB	F3			F5					2 0 1 0 2 0 0 1 0 1 1 0 0 0						
Johnnie LeMaster, R OBP: 0.276, SLG: 0.261 Chili Davis, S OBP: 0.291, SLG: 0.416 (1, 6) (11, PH)		BB	S	1B			5-3			F7		4 0 2 1 0 0 1 1 0 0 0 0 0 2						
Randy Lerch, L OBP: 0.500, SLG: 0.333 Frank Williams, R Greg Minton, S Gene Richards, L OBP: 0.409, SLG: 0.235 Gary Lavelle, S (1, 1) (3, 1) (7, 1) (9, PH) (10, 1)		F3		1B			K			K		1 0 0 0 0 0 2 1 0 0 0 0 1 1 1 0 0 0 0 0 0 1 0 0 0 0 1 1 0 0 0 0 0 0 0						
Inning Stats	R: 0 H: 1 E: 0 LOB: 1 K: 0 BB: 0 S: 4 P: 4	R: 1 H: 1 E: 0 LOB: 2 K: 0 BB: 2 S: 4 P: 12	R: 0 H: 0 E: 0 LOB: 2 K: 0 BB: 2 S: 3 P: 11	R: 0 H: 3 E: 0 LOB: 2 K: 1 BB: 0 S: 7 P: 7	R: 0 H: 0 E: 0 LOB: 0 K: 0 BB: 0 S: 3 P: 3	R: 0 H: 1 E: 0 LOB: 0 K: 0 BB: 0 S: 3 P: 3	R: 0 H: 0 E: 0 LOB: 0 K: 0 BB: 0 S: 3 P: 3	R: 0 H: 0 E: 0 LOB: 0 K: 2 BB: 0 S: 7 P: 7	R: 0 H: 0 E: 0 LOB: 1 K: 2 BB: 1 S: 7 P: 11	R: 0 H: 1 E: 0 LOB: 1 K: 1 BB: 0 S: 5 P: 5	R: 1 H: 2 E: 0 LOB: 1 K: 1 BB: 1 S: 6 P: 10	1B: 9 SF: 0 2B: 0 SAC: 0 3B: 0 DP: 1 HR: 0 HBP: 0		WP: 0 PA: 44 PB: 0 SB: 1 CS: 0				
PITCHER	IP WLS BF H R ER SO BB IBB HBP BLK WP HR S P ERA WHIP																	
Burt Hooton, R ERA: 3.65 (1, 1)	7.0		6	1	1	1	4	0	0	0	0	0	0	0	27	43	1.29	1.429
Tom Niedenfuer, R ERA: 1.29 (8, 1)	2.0		7	0	0	0	4	1	0	0	0	0	0	0	14	18	0.00	0.500
Orel Hershiser, R ERA: 5.56 (10, 1)	1.1	W	7	3	1	1	2	1	0	0	0	0	0	0	10	14	6.75	3.000
Carlos Diaz, L ERA: 3.48 (11, 1)	0.2	S	1	0	0	0	0	0	0	0	0	0	0	0	1	1	0.00	0.000

livebaseballscores.com

AB	38
R	2
H	9
RBI	2
BB	6
SO	7
LOB	15



Batter	1	2	3	4	5	6	7	8	9	AB R H RBI BB SO LOB	TOP																									
Steve Sax, R (1, 4) OBP: 0.381, SLG: 0.408	4-0 E SF9 BB		x 0-0 F7		x 0-0 F4			x 0-0 F9		3 1 0 0 1 0 2	<p>Los Angeles Dodgers @ San Francisco Giants Candlestick Park, San Francisco, CA</p> <p>Wed May 02 1984, 6:33 AM EDT Att: 22,812 - Unknown</p>																									
Bill Russell, R (1, 8) OBP: 0.323, SLG: 0.268	x 0-0 SF9 1-H		x 0-0 F9		x 0-0 3-1			x 0-0 F6		3 0 0 1 0 0 2																										
Pedro Guerrero, R (1, 5) OBP: 0.275, SLG: 0.295	x 0-0 F9			x 0-0 5-3		x 0-0 F3		x 0-0 4-3		4 0 0 0 0 0 0																										
Mike Marshall, R (1, 7) OBP: 0.345, SLG: 0.573	x 0-0 F2			x 0-0 1B 1B		x 0-0 HR		BB BB BB 4-0 G4-6-3 BB		3 1 2 1 1 0 0																										
Candy Maldonado, R (1, 9) OBP: 0.389, SLG: 0.392		x 0-0 F4		x 0-0 G6-4-3 1B 1-2		SS 0-3 K		x 0-0 G4-6-3 1-2f		4 0 1 0 0 1 1																										
Steve Yeager, R (1, 2) OBP: 0.265, SLG: 0.333		x 0-0 F7		x 0-0 G6-4-3 1-2f		x 0-0 F7		x 0-0 4-3		4 0 0 0 0 0 2																										
Greg Brock, L (1, 3) OBP: 0.291, SLG: 0.461		SS 0-3 K			x 0-0 HR		x 0-0 1-3			3 1 1 1 0 1 0																										
Dave Anderson, R (1, 6) OBP: 0.333, SLG: 0.271		BB BB BB 4-0 SH2-4 BB		BB BB BB 4-0 SH3-4 BB		x 0-0 F7				1 0 0 0 2 0 0																										
Rick Honeycutt, L (1, 1) OBP: 0.071, SLG: 0.071		x 0-0 SH2-4		x 0-0 SH3-4		SS 0-3 K				1 0 0 0 0 1 0																										
Tom Niedenfuer, R (7, 1)		1-2 SH2-4		1-2 SH3-4						0 0 0 0 0 0 0																										
Carlos Diaz, R (8, 1)										0 0 0 0 0 0 0																										
Inning Stats	R: 1 E: 1 K: 0 S: 3	H: 0 LOB: 0 BB: 1 P: 7	R: 0 E: 0 K: 1 S: 5	H: 0 LOB: 0 BB: 0 P: 5	R: 0 E: 0 K: 0 S: 3	H: 0 LOB: 1 BB: 1 P: 7	R: 0 E: 0 K: 0 S: 4	H: 2 LOB: 1 BB: 0 P: 4	R: 1 E: 0 K: 1 S: 4	H: 1 LOB: 1 BB: 1 P: 8	R: 1 E: 0 K: 1 S: 6	H: 1 LOB: 0 BB: 0 P: 6	R: 0 E: 0 K: 1 S: 5	H: 0 LOB: 0 BB: 0 P: 5	R: 0 E: 0 K: 0 S: 3	H: 0 LOB: 0 BB: 0 P: 3	R: 0 E: 0 K: 0 S: 2	H: 0 LOB: 0 BB: 1 P: 6	1B: 2 2B: 0 3B: 0 HR: 2	SF: 1 SAC: 2 DP: 2 HBP: 0	WP: 0 PB: 0 SB: 0 CS: 0	PA: 33														
PITCHER	IP WLS BF H R ER SO BB IBB HBP BLK WP HR S P ERA WHIP																																			
Mark Davis, L (1, 1) ERA: 4.05	7.0	27	4	3	2	3	3	0	0	0	0	0	2	30	42	2.57	1.000																			
Gary Lavelle, L (8, 1) ERA: 4.64	2.0	W	6	0	0	0	0	1	0	0	0	0	0	5	9	0.00	0.500																			

AB	26
R	3
H	4
RBI	3
BB	4
SO	3
LOB	7



livebaseballscorecards.com

Batter	1	2	3	4	5	6	7	8	9
Jeffrey Leonard, R OBP: 0.316, SLG: 0.373 (1, 8)	0-0 F9		0-0 6-3		0-0 G6-4-3 1B		0-0 E5 1B		
Manny Trillo, R OBP: 0.360, SLG: 0.433 (1, 4)	0-0 5-3			0-3 K	0-0 G6-4-3 1B		0-0 E5 1B		
Jack Clark, R OBP: 0.415, SLG: 0.461 (1, 3) (9, 9)	4-0 BLK BB			0-0 1B		0-0 F9	0-0 1B		
Dusty Baker Jr., R OBP: 0.514, SLG: 0.536 (1, 7)	0-0 F8			0-0 1B		4-0 1B BB	0-0 F6		
Chili Davis, S OBP: 0.301, SLG: 0.413 Scot Thompson, L OBP: 0.333, SLG: 0.231 (1, 9) (9, 3)		0-0 F8		0-0 6-3		0-0 1B		4-0 1B BB	
Joel Youngblood, R OBP: 0.307, SLG: 0.277 (1, 5)		0-0 F8			0-0 E9 1B	0-0 F9		0-0 F7	
Bob Brenly, R OBP: 0.429, SLG: 0.370 (1, 2)		0-0 1B			0-0 FC1-5 1B	0-0 F7		0-0 1B	
Johnnie LeMaster, R OBP: 0.278, SLG: 0.264 Al Oliver, L OBP: 0.279, SLG: 0.265 Fran Mullins, R OBP: 0.333, SLG: 0.214 (1, 6) (8, PH) (9, 6)			0-0 4-3		0-0 FC1-5 1B		0-0 1-3	0-0 1B	
Mark Davis, L John Rabb, R Gary Lavelle, S OBP: 0.500, SLG: 0.563 (1, 1) (7, PH) (8, 1)			0-3 K		0-0 FC1-5 1B		0-0 F6	0-3 K	

Inning Stats	R: 0	H: 0	E: 0	K: 0	S: 3	R: 0	H: 1	E: 0	K: 0	S: 3	R: 0	H: 0	E: 0	K: 1	S: 5	R: 0	H: 2	E: 0	K: 1	S: 6	R: 2	H: 3	E: 1	K: 0	S: 6	R: 0	H: 1	E: 0	K: 0	S: 4	R: 1	H: 1	E: 2	K: 0	S: 6	R: 1	H: 2	E: 0	K: 1	S: 6		
	0	0	0	0	3	0	1	0	0	3	0	0	0	1	5	0	2	0	1	6	0	1	1	0	6	0	1	0	0	4	1	2	0	6	1	1	0	6	1	2	1	10

PITCHER	IP	WLS	BF	H	R	ER	SO	BB	IBB	HBP	BLK	WP	HR	S	P	ERA	WHIP
Rick Honeycutt, L ERA: 1.38 (1, 1)	6.2		29	7	3	1	2	2	0	0	1	0	0	31	39	1.35	1.350
Tom Niedenfuer, R ERA: 1.84 (7, 1)	0.2	L	5	2	1	1	0	1	0	0	0	0	0	4	8	13.50	4.500
Carlos Diaz, L ERA: 3.27 (8, 1)	0.2		2	1	0	0	1	0	0	0	0	0	0	4	4	0.00	1.500

BOTTOM

Los Angeles Dodgers @ San Francisco Giants
Candlestick Park, San Francisco, CA

Wed May 02 1984, 6:33 AM EDT
Att. 22,812 - Unknown

livebaseballscorecards.com

AB	33
R	4
H	10
RBI	4
BB	3
SO	3
LOB	15

GIANTS

1B:	10	SF:	0	WP:	0	PA:	36
2B:	0	SAC:	0	PB:	0		
3B:	0	DP:	1	SB:	1		
HR:	0	HBP:	0	CS:	0		

Batter	1	2	3	4	5	6	7	8	9	AB R H RBI BB SO LOB	TOP									
Chili Davis, S OBP: 0.307, SLG: 0.412 (1, 8) X	0-0 6-3	0-0 BB BB 1B		X 0-0 1B		X 0-0 F8		X 0-0 4-3	5 0 2 0 0 0 1											
Manny Trillo, R OBP: 0.371, SLG: 0.430 (1, 4) X	0-0 1B 1B	4-0 BB 1-2 BB		X 0-0 4-3			4-0 BB BB 1B BB	X 0-0 F7	3 2 1 0 2 0 1											
Al Oliver, L OBP: 0.297, SLG: 0.267 Gary Lavelle, S (9, 1) X	0-0 FC6-4 1-2 1B	4-0 FC6-4 1-2 2-3 BB			X 0-0 F4		4-0 BB BB G6-4-3 1-2 BB	X 0-0 4-3	3 0 1 0 2 0 0 0 0 0 0 0 0 0											
Jack Clark, R OBP: 0.427, SLG: 0.473 (1, 9) X	0-0 FC6-4 1-2 2-H 1B	0-0 FC6-4 1-2			X 0-0 FC5-4 1B		X 0-0 G6-4-3 1-2 2-H 1B		4 0 3 2 0 0 3											
Dusty Baker Jr., R OBP: 0.462, SLG: 0.469 (1, 7) X	0-0 FC6-4 1-2f 2-3 HBP		X 0-0 5-3		X 0-0 F8		X 0-0 G6-4-3 1-2f 2-3		4 0 0 0 0 0 5											
Joel Youngblood, R OBP: 0.305, SLG: 0.268 (1, 5) H	1-0 FC5-4 1-2 HBP		X 0-0 F4		X 0-0 FC5-4 1-2f		X 0-0		3 0 0 0 0 0 2											
Bob Brenly, R OBP: 0.418, SLG: 0.351 (1, 2) X	0-0 FC5-4 1-2f		4-0 BB BB CS BB		X 0-0 F7		X 0-0		3 0 0 0 1 0 3											
Johnnie LeMaster, R OBP: 0.277, SLG: 0.276 (1, 6)		X 0-0 F8	0-0 CS 1-2	X 0-0 5-3		X 0-0 2B		X 0-3 K	4 0 1 0 0 1 0											
Jeff Robinson, R OBP: 0.063, SLG: 0.063 Scot Thompson, L OBP: 0.333, SLG: 0.231 (1, 1) (9, 3)	0-0 6-3	0-0 6-3		X 0-0 F9		X 0-3 K		X 0-0 F6	4 0 0 0 0 1 1 0 0 0 0 0 0 0											
Inning Stats	R: 1 E: 0 K: 0 S: 6	H: 3 LOB: 3 BB: 0 P: 7	R: 0 E: 0 K: 0 S: 4	H: 1 LOB: 3 BB: 2 P: 12	R: 0 E: 0 K: 0 S: 2	H: 0 LOB: 0 BB: 1 P: 6	R: 0 E: 0 K: 0 S: 4	H: 1 LOB: 1 BB: 0 P: 4	R: 0 E: 0 K: 1 S: 6	H: 1 LOB: 1 BB: 0 P: 6	R: 1 E: 0 K: 0 S: 3	H: 1 LOB: 1 BB: 2 P: 11	R: 0 E: 0 K: 1 S: 5	H: 0 LOB: 0 BB: 0 P: 5	R: 0 E: 0 K: 0 S: 3	H: 0 LOB: 0 BB: 0 P: 3	1B: 7 2B: 1 3B: 0 HR: 0	SF: 0 SAC: 0 DP: 1 HBP: 1	WP: 0 PB: 0 SB: 0 CS: 1	PA: 40
PITCHER	IP WLS BF H R ER SO BB IBB HBP BLK WP HR S P ERA WHIP																			
Danny Cox, R ERA: 3.82 (1, 1)	5.0 L 24 6 1 1 0 3 0 0 1 0 0 0 20 33 1.80 1.800																			
Neil Allen, R ERA: 5.5 (6, 1)	2.0 9 2 1 1 1 2 0 0 0 0 0 0 9 17 4.50 2.000																			
Jeff Lahti, R ERA: 5.09 (8, 1)	2.0 6 0 0 0 0 1 0 0 0 0 0 0 8 8 0.00 0.000																			

San Francisco Giants @ St. Louis Cardinals
 Busch Stadium, St. Louis, MO
 Fri May 04 1984, 7:05 PM CDT
 Att. 27,079 - Unknown

livebaseballscorecards.com

AB	33
R	2
H	8
RBI	2
BB	5
SO	2
LOB	16



Batter	1	2	3	4	5	6	7	8	9	AB	R	H	RBI	BB	SO	LOB
--------	---	---	---	---	---	---	---	---	---	----	---	---	-----	----	----	-----

Willie McGee, S <small>(1, 8)</small> <small>OBP: 0.324, SLG: 0.388</small>	0-0 3-1		0-0 1-3			0-0 F8		0-0 F8		4	0	0	0	0	0	1				
Tom Herr, S <small>(1, 4)</small> <small>OBP: 0.412, SLG: 0.357</small>	4-0 1B BB		0-0 F7			0-0 2B 1B		0-0 FC4-6 1-2f		3	0	1	0	1	0	1				
Lonnie Smith, R <small>(1, 7)</small> <small>OBP: 0.413, SLG: 0.456</small>	0-0 1-3 S 1B			4-0 G5-4-3 BB		0-0 1-3 2B		0-0 F8		3	0	2	0	1	0	1				
Darrell Porter, L <small>(1, 2)</small> <small>OBP: 0.369, SLG: 0.507</small>	0-3 1-2 K			0-0 F8		4-0 IBB			0-0 6-3	3	0	0	0	1	1	3				
George Hendrick, R <small>(1, 9)</small> <small>OBP: 0.272, SLG: 0.321</small>	0-0 6-3			0-0 G5-4-3 1-2f		0-0 F5			0-0 F3	4	0	0	0	0	0	6				
Ken Oberkfell, L <small>(1, 5)</small> <small>(9, 6)</small> <small>OBP: 0.387, SLG: 0.364</small>		0-0 G6-3 1B			0-0 F6		0-0 6-3		0-0 6-3	4	0	1	0	0	0	0				
Andy Van Slyke, L <small>(1, 3)</small> <small>OBP: 0.379, SLG: 0.375</small>		0-0 G6-3 1-2f			0-3 K		0-3 K			3	0	0	0	0	2	1				
Ozzie Smith, S <small>(1, 6)</small> <small>OBP: 0.351, SLG: 0.300</small> Neil Allen, R <small>(6, 1)</small> <small>OBP: 0.200, SLG: 0.600</small> Dane Iorg, L <small>(7, PH)</small> <small>OBP: 0.214, SLG: 0.231</small> Jeff Lahti, R <small>(8, 1)</small> <small>OBP: 0.500, SLG: 0.500</small>		0-0 4-3			0-3 K		0-0 6-3			2	0	0	0	0	1	0				
Danny Cox, R <small>(1, 1)</small> <small>OBP: 0.385, SLG: 0.333</small> Mike Ramsey, S <small>(6, 6)</small> <small>OBP: 0.083, SLG: 0.167</small> Steve Braun, L <small>(8, PH)</small> <small>(9, 5)</small> <small>OBP: 0.500, SLG: 0.400</small>			0-3 K			0-3 K		0-0 FC4-6 1B		1	0	0	0	0	1	0				
Inning Stats	R: 0 E: 0 K: 1 S: 6	H: 1 LOB: 2 BB: 1 P: 10	R: 0 E: 0 K: 0 S: 3	H: 1 LOB: 0 BB: 0 P: 3	R: 0 E: 0 K: 1 S: 5	H: 0 LOB: 0 BB: 0 P: 5	R: 0 E: 0 K: 2 S: 7	H: 0 LOB: 0 BB: 0 P: 7	R: 0 E: 0 K: 1 S: 7	H: 2 LOB: 3 BB: 1 P: 11	R: 0 E: 0 K: 1 S: 5	H: 0 LOB: 0 BB: 0 P: 5	R: 0 E: 0 K: 0 S: 4	H: 1 LOB: 1 BB: 0 P: 4	R: 0 E: 0 K: 0 S: 3	H: 0 LOB: 0 BB: 0 P: 3	1B: 4 2B: 1 3B: 0 HR: 0	SF: 0 SAC: 0 DP: 2 HBP: 0	WP: 0 PB: 0 SB: 1 CS: 0	PA: 33

BOTTOM

San Francisco Giants @ St. Louis Cardinals
 Busch Stadium, St. Louis, MO
 Fri May 04 1984, 7:05 PM CDT
 Att. 27,079 - Unknown

livebaseballscorecards.com

AB	30
R	0
H	5
RBI	0
BB	3
SO	6
LOB	13



PITCHER	IP	WLS	BF	H	R	ER	SO	BB	IBB	HBP	BLK	WP	HR	S	P	ERA	WHIP
Jeff Robinson, R <small>(1, 1)</small> <small>ERA: 2.48</small>	8.0	W	30	5	0	0	6	2	1	0	0	0	0	39	51	0.00	0.875
Gary Lavelle, L <small>(9, 1)</small> <small>ERA: 4.43</small>	1.0	S	3	0	0	0	0	0	0	0	0	0	0	3	3	0.00	0.000

Batter	1	2	3	4	5	6	7	8	9	AB R H RBI BB SO LOB	TOP			
Chili Davis, S (1, 8) OBP: 0.319, SLG: 0.414	4-0 WP 6-3 BB	0-0 2-H 2B 1B		0-0 6-3						2 2 1 1 1 0 0	<p>San Francisco Giants @ St. Louis Cardinals</p> <p>Busch Stadium, St. Louis, MO</p> <p>Sat May 05 1984, 7:05 PM CDT</p> <p>Att: 31,307 - Unknown</p>			
Manny Trillo, R (1, 4) OBP: 0.378, SLG: 0.447	0-0 4-3 1-3	0-0 1-H 2B		0-0 3B 1B						3 1 2 1 0 0 1				
Al Oliver, L (1, 3) OBP: 0.298, SLG: 0.292	0-0 6-3 3-H		0-0 6-3	0-0 1-H 3B						3 0 1 2 0 0 0				
Jack Clark, R (1, 9) OBP: 0.434, SLG: 0.479	0-0 FC5-4 1B		0-0 HBP 1B 1B	0-0 F4						3 1 2 0 0 0 1				
Dusty Baker Jr., R (1, 7) OBP: 0.452, SLG: 0.457	0-0 FC5-4 1-2f		0-0 HBP 1B 1B	0-0 F2						3 1 1 0 0 0 2				
Joel Youngblood, R (1, 5) OBP: 0.315, SLG: 0.283		0-0 2B 2B	1-0 1-2 2-3 HBP	0-0 F9						2 1 1 0 0 0 0				
Bob Brenly, R (1, 2) OBP: 0.429, SLG: 0.383		0-0 2-H 1B 2B	0-0 1-2 2-3 3-H HBP	0-0 1-3						3 1 2 3 0 0 0				
Johnnie LeMaster, R (1, 6) OBP: 0.267, SLG: 0.266		0-0 4-3	0-0 F7	0-0 F9						3 0 0 0 0 0 3				
Frank Williams, R (1, 1) OBP: 0.267, SLG: 0.266		0-0 4-3	0-3 K							2 0 0 0 0 1 3				
Inning Stats	R: 1 E: 0 K: 0 S: 4	H: 1 LOB: 1 BB: 1 P: 8	R: 3 E: 0 K: 0 S: 6	H: 4 LOB: 1 BB: 0 P: 6	R: 2 E: 0 K: 1 S: 8	H: 3 LOB: 2 BB: 0 P: 9	R: 1 E: 0 K: 0 S: 5	H: 2 LOB: 1 BB: 0 P: 5	R: 0 E: 0 K: 0 S: 3	H: 0 LOB: 0 BB: 0 P: 3	1B: 6 2B: 3 3B: 1 HR: 0	SF: 0 SAC: 0 DP: 0 HBP: 1	WP: 1 PB: 0 SB: 0 CS: 0	PA: 26
PITCHER	IP WLS BF H R ER SO BB IBB HBP BLK WP HR S P ERA WHIP											PITCHER	IP WLS BF H R ER SO BB IBB HBP BLK WP HR S P ERA WHIP	
Bob Forsch, R (1, 1) ERA: 5.97	2.1 L 14 7 6 6 0 1 0 0 0 1 0 13 17 23.14 3.429													
John Stuper, R (3, 1) ERA: 10.13	1.2 9 3 1 1 1 0 0 0 0 0 0 0 10 11 5.40 1.800													
Ricky Horton, L (5, 1) ERA: 2.08	1.0 3 0 0 0 0 0 0 0 0 0 0 0 3 3 0.00 0.000													

livebaseballscorecards.com

AB	24
R	7
H	10
RBI	7
BB	1
SO	1
LOB	10



Batter	1	2	3	4	5	6	7	8	9	AB R H RBI BB SO LOB
--------	---	---	---	---	---	---	---	---	---	----------------------

Willie McGee, S <small>OBP: 0.315, SLG: 0.376</small> (1, 8) X	0-0 4-3 		0-0 5-3 		0-0 5-3 					3 0 0 0 0 0 0
Tom Herr, S <small>OBP: 0.420, SLG: 0.360</small> (1, 4) B B B	4-0 FC4-6 BB 		0-0 HBP 1B 		0-0 4-3 					2 0 1 0 1 0 0
Lonnie Smith, R <small>OBP: 0.420, SLG: 0.451</small> (1, 7) X	0-0 FC4-6 1-2f 		1-0 1-2 HBP 		4-0 BB 					1 0 0 0 1 0 1
Darrell Porter, L <small>OBP: 0.356, SLG: 0.486</small> (1, 2) X	0-0 L4 		0-0 6-3 		0-0 F7 					3 0 0 0 0 0 4
George Hendrick, R <small>OBP: 0.265, SLG: 0.313</small> (1, 9)		0-3 K 		0-0 1-3 						2 0 0 0 0 1 0
Ken Oberkfell, L <small>OBP: 0.406, SLG: 0.375</small> (1, 5)		4-0 BB 		0-0 BB 1B 						1 0 1 0 1 0 0
David Green, R <small>OBP: 0.365, SLG: 0.474</small> (1, 3)		0-3 K 		4-0 1-2 BB 						1 0 0 0 1 1 1
Ozzie Smith, S <small>OBP: 0.343, SLG: 0.293</small> (1, 6)		0-0 F9 		0-0 F8 						2 0 0 0 0 0 3
Bob Forsch, R <small>OBP: 0.182, SLG: 0.182</small> John Stuper, R (3, 1)		0-3 K 		0-0 1-3 						0 0 0 0 0 0 0
Dane Iorg, L <small>OBP: 0.207, SLG: 0.222</small> Ricky Horton, L (5, 1)										1 0 0 0 0 1 0
										1 0 0 0 0 0 2
										0 0 0 0 0 0 0

Inning Stats	R: 0	H: 0	E: 0	K: 0	S: 3	R: 0	H: 0	E: 0	K: 2	S: 7	R: 0	H: 1	E: 0	K: 1	S: 6	R: 0	H: 1	E: 0	K: 0	S: 4	R: 0	H: 0	E: 0	K: 0	S: 3
	LOB: 1	BB: 1	P: 7	LOB: 1	BB: 1	P: 11	LOB: 2	BB: 0	P: 7	LOB: 2	BB: 1	P: 8	LOB: 1	BB: 1	P: 7	LOB: 1	BB: 1	P: 7	LOB: 1	BB: 1	P: 7	LOB: 1	BB: 1	P: 7	LOB: 1

PITCHER	IP	WLS	BF	H	R	ER	SO	BB	IBB	HBP	BLK	WP	HR	S	P	ERA	WHIP
Frank Williams, R <small>ERA: 3.52</small>	(1, 1)	5.0	W	22	2	0	0	3	4	0	1	0	0	23	40	0.00	1.200

BOTTOM

San Francisco Giants @ St. Louis Cardinals Busch Stadium, St. Louis, MO Sat May 05 1984, 7:05 PM CDT Att. 31,307 - Unknown	AB 17 R 0 H 2 RBI 0 BB 4 SO 3 LOB 11	
---	---	--

WP	HR	S	P	ERA	WHIP
0	0	0	22	0.00	1.200

Batter	1	2	3	4	5	6	7	8	9	AB R H RBI BB SO LOB	TOP	
Chili Davis, S (1, 8) OBP: 0.305, SLG: 0.396	0-0 4-3		0-0 G3			0-0 F9		0-0 G3		4 0 0 0 0 0 0	San Francisco Giants @ St. Louis Cardinals Busch Stadium, St. Louis, MO Sun May 06 1984, 3:33 AM CDT Att. 24,655 - Unknown livebaseballscorecards.com	
Manny Trillo, R (1, 4) OBP: 0.382, SLG: 0.467	0-0 6-3			0-0 SF7 3B		0-0 1B		0-0 6-3		4 1 2 0 0 0 0		
Al Oliver, L (1, 3) OBP: 0.286, SLG: 0.280 Scot Thompson, L (8, 3) OBP: 0.333, SLG: 0.231	0-0 6-3			0-0 G3		0-0 4-3		0-0 4-3		4 0 0 0 0 0 2 0 0 0 0 0 0 0		
Jack Clark, R (1, 9) OBP: 0.444, SLG: 0.525		0-0 HR		0-0 SF7		0-0 3B 1B		0-0 1B		3 2 3 2 0 0 0		
Dusty Baker Jr., R (1, 7) OBP: 0.435, SLG: 0.487 Jeffrey Leonard, R (9, 7) OBP: 0.316, SLG: 0.373		0-0 5-3		0-0 F2		0-0 1-H FC5-2-6 3B		0-0 5-3		4 0 1 1 0 0 0 0 0 0 0 0 0 0		
Joel Youngblood, R (1, 5) OBP: 0.313, SLG: 0.275 Fran Mullins, R (9, 5) OBP: 0.333, SLG: 0.214		4-0 CS BB			0-0 F8		0-3 K		0-0 5-3	3 0 0 0 1 1 1 0 0 0 0 0 0 0		
Bob Brenly, R (1, 2) OBP: 0.411, SLG: 0.365		0-3 K 1-2			0-0 F8		0-0 FC5-2-6			3 0 0 0 0 1 2		
Johnnie LeMaster, R (1, 6) OBP: 0.270, SLG: 0.259			0-0 F9		0-3 K		4-0 IBB			2 0 0 0 1 1 0		
Bill Laskey, R (1, 1) OBP: 0.125, SLG: 0.067 Gary Lavelle, S (7, 1)			0-0 6-3			0-0 F9		0-3 K		3 0 0 0 0 1 2 0 0 0 0 0 0 0		
Inning Stats	R: 0 H: 0 E: 0 LOB: 0 K: 0 BB: 0 S: 3 P: 3	R: 1 H: 1 E: 0 LOB: 0 K: 1 BB: 1 S: 5 P: 9	R: 0 H: 0 E: 0 LOB: 0 K: 0 BB: 0 S: 3 P: 3	R: 1 H: 1 E: 0 LOB: 0 K: 0 BB: 0 S: 4 P: 4	R: 0 H: 0 E: 0 LOB: 0 K: 1 BB: 0 S: 5 P: 5	R: 0 H: 1 E: 0 LOB: 1 K: 0 BB: 0 S: 4 P: 4	R: 1 H: 2 E: 0 LOB: 2 K: 2 BB: 1 S: 9 P: 13	R: 0 H: 0 E: 0 LOB: 0 K: 0 BB: 0 S: 3 P: 3	R: 0 H: 1 E: 0 LOB: 0 K: 0 BB: 0 S: 3 P: 3	1B: 3 SF: 1 2B: 0 SAC: 0 3B: 2 DP: 0 HR: 1 HBP: 0		WP: 0 PA: 33 PB: 0 SB: 0 CS: 1
PITCHER Joaquin Andujar, R (1, 1) ERA: 3.19 Bruce Sutter, R (8, 1) ERA: 0.86	IP WLS BF H R ER SO BB IBB HBP BLK WP HR S P ERA WHIP	7.0 L 27 5 3 3 4 1 1 0 0 0 1 33 41 3.86 0.857	2.0 6 1 0 0 0 0 0 0 0 0 0 0 6 6 0.00 0.500	PITCHER								IP WLS BF H R ER SO BB IBB HBP BLK WP HR S P ERA WHIP



Batter	1	2	3	4	5	6	7	8	9	AB	R	H	RBI	BB	SO	LOB
Tom Herr, S (1, 4) OBP: 0.404, SLG: 0.344	0-3 K		0-0 F8		0-0 4-3		0-0 F9			4	0	0	0	0	1	1
Andy Van Slyke, L (1, 5) OBP: 0.377, SLG: 0.360 Art Howe, R (7, PH) OBP: 0.303, SLG: 0.276	4-0 BB 1B		0-0 F9			0-0 F7	0-0 G6-4-3			2	0	0	0	1	0	0
Lonnie Smith, R (1, 7) OBP: 0.431, SLG: 0.457	0-0 1-2 1B		0-0 1B			1-0 2B 6-3 HBP		0-3 K		3	1	2	0	0	1	0
Darrell Porter, L (1, 2) OBP: 0.352, SLG: 0.487	0-0 F3		0-3 K			0-0 1-3 E 2B		0-0 F8		4	1	1	0	0	1	3
George Hendrick, R (1, 9) OBP: 0.253, SLG: 0.298	0-0 F9			0-0 6-3		0-0 6-3		0-3 K		4	0	0	1	0	1	3
Willie McGee, S (1, 8) OBP: 0.304, SLG: 0.362		0-0 1-3		0-0 6-3		0-0 3-H E5			0-0 F9	4	0	0	0	0	0	0
David Green, R (1, 3) OBP: 0.371, SLG: 0.469		0-0 4-3 S 1B		0-0 F9		4-0 B B B BB			0-0 1-3	3	0	1	0	1	0	0
Ozzie Smith, S (1, 6) OBP: 0.330, SLG: 0.279		0-0 4-3			0-0 G3	0-0 4-3			0-0 5-3	4	0	0	0	0	0	3
Joaquin Andujar, S (1, 1) OBP: 0.118, SLG: 0.294 Steve Braun, L (7, PH) OBP: 0.526, SLG: 0.400 Ken Oberkfell, L (7, PR) OBP: 0.406, SLG: 0.375 Bruce Sutter, R (8, 1)		0-0 F3			0-3 K		4-0 G6-4-3 BB			2	0	0	0	0	1	1

BOTTOM

San Francisco Giants @ St. Louis Cardinals
Busch Stadium, St. Louis, MO

Sun May 06 1984, 3:33 AM CDT
Att. 24,655 - Unknown

livebaseballscorecards.com

AB	31
R	2
H	4
RBI	1
BB	3
SO	5
LOB	12

Inning Stats		R: 0	H: 1	R: 0	H: 1	R: 0	H: 1	R: 0	H: 0	R: 0	H: 0	R: 2	H: 1	R: 0	H: 0	R: 0	H: 0	R: 0	H: 0	R: 0	H: 0	1B: 3	SF: 0	WP: 0	PA: 35				
		E: 0	LOB: 2	E: 0	LOB: 1	E: 0	LOB: 0	E: 0	LOB: 0	E: 1	LOB: 2	E: 0	LOB: 1	E: 0	LOB: 1	E: 0	LOB: 0	E: 0	LOB: 0	E: 0	LOB: 0	2B: 1	SAC: 0	PB: 0					
		K: 1	BB: 1	K: 0	BB: 0	K: 0	BB: 0	K: 1	BB: 0	K: 0	BB: 1	K: 0	BB: 1	K: 0	BB: 1	K: 2	BB: 0	K: 0	BB: 0	K: 0	BB: 0	3B: 0	DP: 1	SB: 1					
		S: 6	P: 10	S: 4	P: 4	S: 6	P: 3	S: 5	P: 5	S: 5	P: 10	S: 2	P: 6	S: 7	P: 7	S: 7	P: 7	S: 3	P: 3	S: 3	P: 3	HR: 0	HBP: 1	CS: 0					
PITCHER	IP	WLS	BF	H	R	ER	SO	BB	IBB	HBP	BLK	WP	HR	S	P	ERA	WHIP												
Bill Laskey, R (1, 1) ERA: 1.91	6.0	W	27	4	2	1	3	3	0	1	0	0	0	29	42	1.50	1.167												
Gary Lavelle, L (7, 1) ERA: 3.91	3.0	S	8	0	0	0	2	0	0	0	0	0	0	12	12	0.00	0.000												

Batter	1	2	3	4	5	6	7	8	9	AB	R	H	RBI	BB	SO	LOB
Bob Demier, R OBP: 0.389, SLG: 0.371 (1, 8)	0-0 23 CS 1B	0-0 23 1B	0-0 6-3		0-0 G4-6-3 1-2f			0-0 P3		5	1	2	1	0	0	1
23 Ryne Sandberg, R OBP: 0.371, SLG: 0.500 (1, 4)	0-0 1-2 1B	0-0 3-H 1B	0-0 5-3		0-0 F7			0-0 1B		5	2	3	1	0	0	0
Gary Matthews, R OBP: 0.422, SLG: 0.413 Henry Cotto, R OBP: 0.324, SLG: 0.242 (1, 7) (7, 7)	0-0 1-2 1B	0-0 1-2 HR	0-3 K			4-0 BB		0-0 1-3 BB		3	2	2	0	1	1	0
Leon Durham, L OBP: 0.419, SLG: 0.617 (1, 3)	0-0 1-3 2-H 1B	0-0 1-H 2-H HR		4-0 BB	0-3 K			0-0 P4		4	2	2	4	1	1	3
Ron Cey, R OBP: 0.320, SLG: 0.425 (1, 5)	0-0 SF9	1-0 1B		0-3 K				4-0 FC5-4 BB		2	1	0	1	1	1	2
Keith Moreland, R OBP: 0.302, SLG: 0.333 (1, 9)	0-0 3-H F8	0-0 2B		0-0 1-3 2B				0-0 F9		5	0	2	0	0	0	5
Steve Lake, R OBP: 0.273, SLG: 0.700 (1, 2)		0-0 HR		0-0 SF8				0-0 P6		3	1	2	3	0	0	0
Larry Bowa, S OBP: 0.272, SLG: 0.280 (1, 6)		0-0 SH1-4 3B		0-3 K				0-0 F8		4	1	1	0	0	1	3
Chuck Rainey, R OBP: 0.250, SLG: 0.182 Warren Brusstar, R Tim Stoddard, R (1, 1) (7, 1) (9, 1)		0-0 SH1-4		0-0 K				0-3 K		2	0	1	0	0	1	2

Inning Stats	R: 2	H: 4	R: 7	H: 8	R: 0	H: 1	R: 0	H: 1	R: 0	H: 0	R: 0	H: 2
	E: 0	LOB: 1	E: 0	LOB: 2	E: 0	LOB: 1	E: 0	LOB: 0	E: 0	LOB: 1	E: 0	LOB: 3
	K: 0	BB: 0	K: 1	BB: 0	K: 1	BB: 1	K: 0	BB: 0	K: 1	BB: 1	K: 1	BB: 1
	S: 6	P: 6	S: 13	P: 14	S: 5	P: 5	S: 8	P: 12	S: 3	P: 3	S: 5	P: 9


PITCHER	IP	WLS	BF	H	R	ER	SO	BB	IBB	HBP	BLK	WP	HR	S	P	ERA	WHIP
Mark Davis, L ERA: 6.25 Randy Lerch, L ERA: 2.6	(1, 1) (6, 1)	5.0 3.0	29 13	14 2	10 0	10 0	4 2	1 2	0 0	1 0	0 0	0 0	0 0	35 15	40 23	18.00 0.00	3.000 1.333

BOTTOM

San Francisco Giants @ Chicago Cubs
Wrigley Field, Chicago, IL
Mon May 07 1984, 3:33 AM CDT
Att: 6,002 - Unknown

AB	R	H	RBI	BB	SO	LOB
5	1	2	1	0	0	1
5	2	3	1	0	0	0
3	2	2	0	1	1	0
1	0	1	0	0	0	0
4	2	2	4	1	1	3
2	1	0	1	1	1	2
5	0	2	0	0	0	5
3	1	2	3	0	0	0
4	1	1	0	0	1	3
2	0	1	0	0	1	2
1	0	0	0	0	1	0
0	0	0	0	0	0	0

AB	35
R	10
H	16
RBI	10
BB	3
SO	6
LOB	16



WP	PA
0	42
PB	0
SB	0
CS	1

Batter	1	2	3	4	5	6	7	8	9	AB R H RBI BB SO LOB	TOP																									
Chili Davis, S OBP: 0.314, SLG: 0.400 (1, 8) X	0-0 4-3	0-0 SF9			0-0 G3 1B		0-0 1B 1B	0-0 F9		4 1 2 1 0 0 0																										
Manny Trillo, R OBP: 0.376, SLG: 0.479 (1, 4) X	0-0 HR	0-3 K			0-0 G3		0-0 1B 2B 1B	0-0 F8		5 2 2 1 0 1 3																										
Al Oliver, L OBP: 0.287, SLG: 0.284 (1, 3) X	0-0 4-3				4-0 BB BB BB		0-0 P6	0-0 6-3		4 0 0 0 1 0 2																										
Jack Clark, R OBP: 0.441, SLG: 0.569 (1, 9) X	0-0 F7				0-0 G5-4-3		0-0 2B 1B 1B	0-0 HR		5 2 2 2 0 0 2																										
Dusty Baker Jr., R OBP: 0.415, SLG: 0.455 (1, 7) BB Gene Richards, L OBP: 0.417, SLG: 0.289 (5, 7) BB		4-0 1B 1B BB			0-0 5-3		0-0 G3	0-0 1B 2B		1 1 0 0 1 0 0 3 2 2 1 0 0 0																										
Joel Youngblood, R OBP: 0.322, SLG: 0.315 (1, 5) BB		0-3 K			0-0 F8		0-0 5-3	0-0 1B		5 0 2 3 0 1 1																										
Bob Brenly, R OBP: 0.413, SLG: 0.414 (1, 2) X		0-0 1B 1B SF9 1B			0-0 HR		0-0 2B 1B	0-0 9-3		5 3 3 1 0 1 2																										
Johnnie LeMaster, R OBP: 0.292, SLG: 0.295 (1, 6) X		0-0 SF9 1B 1B			0-0 F7		0-0 2B	0-0 CS 1B		4 0 3 2 0 0 0																										
Scott Garretts, R OBP: 1.000, SLG: 1.000 (1, 1) X Frank Williams, R (3, 1) Duane Kuiper, L OBP: 0.261, SLG: 0.158 (6, PH) Greg Minton, S (6, 1) Gary Lavelle, S (9, 1)		0-0 K			0-3 K		0-0 6-3	0-3 K		1 0 1 0 0 0 0 1 0 0 0 0 1 0 1 0 0 0 0 0 1 1 0 0 0 0 1 1 0 0 0 0 0 0 0																										
Inning Stats	R: 1 E: 0 K: 0 S: 4	H: 1 LOB: 0 BB: 0 P: 4	R: 2 E: 0 K: 2 S: 10	H: 3 LOB: 2 BB: 1 P: 14	R: 0 E: 0 K: 0 S: 3	H: 0 LOB: 0 BB: 0 P: 3	R: 1 E: 0 K: 1 S: 6	H: 1 LOB: 2 BB: 0 P: 6	R: 0 E: 0 K: 0 S: 3	H: 1 LOB: 1 BB: 1 P: 7	R: 1 E: 0 K: 0 S: 5	H: 2 LOB: 1 BB: 0 P: 5	R: 4 E: 0 K: 0 S: 7	H: 5 LOB: 0 BB: 0 P: 7	R: 0 E: 0 K: 1 S: 5	H: 1 LOB: 0 BB: 0 P: 5	R: 2 E: 0 K: 1 S: 8	H: 3 LOB: 1 BB: 0 P: 8	1B: 11 2B: 3 3B: 1 HR: 3	SF: 1 SAC: 0 DP: 2 HBP: 0	WP: 0 PB: 0 SB: 1 CS: 1	PA: 43														
PITCHER	IP WLS BF H R ER SO BB IBB HBP BLK WP HR S P ERA WHIP																																			
Rick Reuschel, R ERA: 6.35 (1, 1)	6.0		27	8	5	5	3	2	0	0	0	0	2	31	39	7.50	1.667																			
Dickie Noles, R ERA: 8.1 (7, 1)	0.1		6	5	4	4	0	0	0	0	0	0	0	6	6	108.00	15.000																			
Tim Stoddard, R ERA: 1.8 (7, 1)	1.2		4	1	0	0	1	0	0	0	0	0	0	6	6	0.00	0.600																			
Lee Smith, R ERA: 5.12 (9, 1)	1.0	W	6	3	2	2	1	0	0	0	0	0	1	8	8	18.00	3.000																			

San Francisco Giants @ Chicago Cubs
 Wrigley Field, Chicago, IL
 Tue May 08 1984, 3:33 AM CDT
 Att. 4,645 - Unknown

livebaseballscorecards.com

AB	40
R	11
H	17
RBI	11
BB	2
SO	5
LOB	12



BOTTOM

San Francisco Giants @ Chicago Cubs
Wrigley Field, Chicago, IL
Tue May 08 1984, 3:33 AM CDT
Att. 4,645 - Unknown

livebaseballscorecards.com

AB	36
R	12
H	16
RBI	12
BB	8
SO	6
LOB	18



WP	1	PA	46
PB	0		
SB	2		
CS	2		

AB	4	R	3	H	2	RBI	0	BB	1	SO	0	LOB	0
	1	0	1	1	0	0	0	0	0	0	0	0	0

5	0	3	2	0	2	2	1						
---	---	---	---	---	---	---	---	--	--	--	--	--	--

3	1	0	0	2	1	2							
0	0	0	0	0	0	0							

1	2	0	0	4	1	1							
---	---	---	---	---	---	---	--	--	--	--	--	--	--

5	1	2	4	0	0	4							
---	---	---	---	---	---	---	--	--	--	--	--	--	--

4	1	2	0	1	0	2							
---	---	---	---	---	---	---	--	--	--	--	--	--	--

5	1	3	2	0	1	1							
0	1	0	0	0	0	0							

4	1	2	1	0	0	2							
---	---	---	---	---	---	---	--	--	--	--	--	--	--

2	0	0	1	0	1	2							
0	0	0	0	0	0	0							
0	0	0	0	0	0	0							
1	1	1	1	0	0	0							
0	0	0	0	0	0	0							
1	0	0	0	0	0	3							

1B	11	SF	0
2B	2	SAC	2
3B	1	DP	2
HR	2	HBP	0

Batter	1	2	3	4	5	6	7	8	9
Bob Demier, R (1, 8) OBP: 0.403, SLG: 0.379 Keith Moreland, R (9, PH) OBP: 0.313, SLG: 0.345	0-0 23 E 23 1B 1B		0-0 23 S HR 1B			0-0 6-3 1		4-0 23 S 23 1B BB	0-0 1-2 2-3 3-H 1B
23 Ryne Sandberg, R (1, 4) OBP: 0.380, SLG: 0.514	0-0 CS 1-H 1B		0-3 K 1-2	0-0 4-3 2B		0-3 K 2		0-0 1-H 1B	
Gary Matthews, R (1, 7) OBP: 0.421, SLG: 0.398 Lee Smith, R (9, 1)	4-0 CS 1-2 BB		4-0 BB HR BB	0-0 4-3 1		0-0 6-3 3		0-3 K 1	
Leon Durham, L (1, 3) OBP: 0.439, SLG: 0.610	4-0 FC6-4 1-2 BB		4-0 HR 1-2 2-3 BB	0-3 K 2		4-0 G4-3 1B BB		4-0 G6-4-3 IBB	
Ron Cey, R (1, 5)	0-0 FC6-4 1-2f		0-0 HR 1-H 2-H 3-H	0-0 4-3 3		0-0 G4-3 1B		0-0 G6-4-3 1-2f	
Mel Hall, L (1, 9)		0-0 F9	4-0 WP BLK 1B BB		0-0 FC1-6 2B		0-0 G4-3 1-2f 2-3		0-0 SH FC6-2 1B 1B
Jody Davis, R (1, 2) OBP: 0.374, SLG: 0.404 Henry Cotto, R (9, PR) OBP: 0.324, SLG: 0.242		0-0 L5	0-0 3B 1B		0-3 K 1		0-0 1B		0-0 FC6-2 SH 1B 1B
Larry Bowa, S (1, 6)		0-0 1B	0-0 SH1-3 3B		0-0 FC1-6 2		0-0 L1 3		0-0 SH 1B FC6-2 1-2 2-3
Rick Reuschel, R (1, 1) Dickie Noles, R (7, 1) Tim Stoddard, R (7, 1) Richie Hebner, L (8, PH) OBP: 0.696, SLG: 1.000 Gary Woods, R (9, 7) OBP: 0.417, SLG: 0.591 Bill Buckner, L (9, PH) OBP: 0.263, SLG: 0.229		0-0 1-3	0-0 SH1-3 2		0-3 K 3				0-0 HR 1-2 2-3 3-Hf

Inning Stats	R: 1	H: 2	E: 1	LOB: 1	K: 0	BB: 2	S: 3	R: 0	H: 1	E: 0	LOB: 1	K: 0	BB: 0	S: 4	R: 7	H: 4	E: 0	LOB: 0	K: 1	BB: 3	S: 9	R: 0	H: 1	E: 0	LOB: 1	K: 1	BB: 0	S: 6	R: 0	H: 1	E: 0	LOB: 1	K: 2	BB: 0	S: 8	R: 0	H: 0	E: 0	LOB: 0	K: 1	BB: 0	S: 5	R: 1	H: 2	E: 0	LOB: 1	K: 0	BB: 1	S: 4	R: 2	H: 2	E: 0	LOB: 1	K: 1	BB: 2	S: 6	R: 1	H: 3	E: 0	LOB: 3	K: 0	BB: 0	S: 5	1B: 11	SF: 0	2B: 2	SAC: 2	3B: 1	DP: 2	HR: 2	HBP: 0	WP: 1	PA: 46
--------------	------	------	------	--------	------	-------	------	------	------	------	--------	------	-------	------	------	------	------	--------	------	-------	------	------	------	------	--------	------	-------	------	------	------	------	--------	------	-------	------	------	------	------	--------	------	-------	------	------	------	------	--------	------	-------	------	------	------	------	--------	------	-------	------	------	------	------	--------	------	-------	------	--------	-------	-------	--------	-------	-------	-------	--------	-------	--------

PITCHER	IP	WLS	BF	H	R	ER	SO	BB	IBB	HBP	BLK	WP	HR	S	P	ERA	WHIP
Scott Garrelts, R (1, 1) ERA: 19.29	2.1		15	5	6	5	1	5	0	0	0	0	1	12	32	19.29	4.286
Frank Williams, R (3, 1) ERA: 3.86	2.2		12	4	2	2	3	0	0	0	1	1	0	18	18	6.75	1.500
Greg Minton, R (6, 1) ERA: 4.97	3.0	L	17	6	4	4	2	2	1	0	0	0	1	18	30	12.00	2.667
Gary Lavelle, L (9, 1) ERA: 3.86	0.1		2	1	0	0	0	0	0	0	0	0	0	2	2	0.00	3.000

Batter	1	2	3	4	5	6	7	8	9	AB R H RBI BB SO LOB	TOP
Chili Davis, S (1, 8) OBP: 0.327, SLG: 0.429	0-0 G3		0-0 1B 2B		0-0 L6		0-0 2B		0-0 BB E 1B	5 2 3 0 0 0 0	San Francisco Giants @ Pittsburgh Pirates Three Rivers Stadium, Pittsburgh, PA Thu May 10 1984, 3:33 AM EDT Att. 4,002 - Unknown
Manny Trillo, R (1, 4) OBP: 0.384, SLG: 0.479	0-0 P5		0-0 G4-6-3 2-H 1B		0-0 BB 1B		0-0 F7	4-0 BB BB BB BB G3 BB	4 0 2 1 1 0 1		
Jack Clark, R (1, 9) OBP: 0.439, SLG: 0.554	4-0 1B BB		0-3 K		4-0 G6-4-3 1-2 BB		0-3 K	0-0 F8 2-H	3 0 0 0 2 2 3		
Al Oliver, L (1, 3) OBP: 0.283, SLG: 0.280	0-0 1-2 1B		0-0 G4-6-3 1-2f		0-0 G6-4-3 1-2f		0-0 L6	0-0 G3 1-2	5 0 1 0 0 0 5		
Jeffrey Leonard, R (1, 7) OBP: 0.330, SLG: 0.379	0-0 F9			0-0 1B 1B		0-3 K		0-0 1B BB 1B	4 0 2 0 1 1 2		
Joel Youngblood, R (1, 5) OBP: 0.317, SLG: 0.304		0-0 6-3		0-0 F8		0-3 K		4-0 BB BB BB BB 1B BB	4 0 0 0 1 1 3		
Bob Brenly, R (1, 2) OBP: 0.429, SLG: 0.432		0-0 5-3		0-0 1-2 1B		0-0 BB 1B		0-0 1-2 2-3 1B	4 0 3 0 0 0 0		
Johnnie LeMaster, R (1, 6) OBP: 0.303, SLG: 0.292		4-0 BB		0-3 K		4-0 BB BB BB BB 1-2 BB		0-0 P5	1 0 0 0 2 1 2		
Scot Thompson, L (8, PH) OBP: 0.313, SLG: 0.214									1 0 0 0 0 0 3		
Fran Mullins, R (8, 6) OBP: 0.333, SLG: 0.214									0 0 0 0 0 0 0		
Jeff Robinson, R (1, 1) OBP: 0.053, SLG: 0.053		0-0 L4		0-0 1-3		0-0 P3		0-0 G6-3 1-2f	3 0 0 0 0 0 5		
Gene Richards, L (8, PH) OBP: 0.408, SLG: 0.282									1 0 0 0 0 0 3		
Randy Lerch, L (8, 1) OBP: 0.500, SLG: 0.400									0 0 0 0 0 0 0		
Inning Stats	R: 0 E: 0 K: 0 S: 4 H: 1 LOB: 2 BB: 1 P: 8	R: 0 E: 0 K: 0 S: 3 H: 0 LOB: 1 BB: 1 P: 7	R: 1 E: 0 K: 1 S: 6 H: 2 LOB: 0 BB: 0 P: 6	R: 0 E: 0 K: 1 S: 7 H: 2 LOB: 2 BB: 0 P: 7	R: 0 E: 0 K: 0 S: 3 H: 1 LOB: 1 BB: 1 P: 7	R: 0 E: 0 K: 2 S: 8 H: 1 LOB: 2 BB: 1 P: 12	R: 0 E: 0 K: 1 S: 6 H: 1 LOB: 1 BB: 0 P: 6	R: 0 E: 0 K: 0 S: 4 H: 2 LOB: 2 BB: 1 P: 8	R: 1 E: 1 K: 0 S: 4 H: 1 LOB: 2 BB: 2 P: 12	1B: 9 2B: 2 3B: 0 HR: 0 SF: 0 SAC: 0 DP: 3 HBP: 0	WP: 0 PB: 0 SB: 0 CS: 0 PA: 42
PITCHER	IP WLS BF H R ER SO BB IBB HBP BLK WP HR S P ERA WHIP										
Rick Rhoden, R (1, 1) ERA: 3.63	6.0 W 27 7 1 1 4 4 0 0 0 0 0 0 31 47 1.50 1.833										
Cecilio Guante, R (7, 1) ERA: 2.35	1.0 7 3 0 0 1 1 0 0 0 0 0 0 8 12 0.00 4.000										
Don Robinson, R (8, 1) ERA: 3.66	1.2 7 1 1 1 0 2 0 0 0 0 0 0 5 13 5.40 1.800										
Kent Tekulve, R (9, 1) ERA: 4.09	0.1 S 1 0 0 0 0 0 0 0 0 0 0 0 1 1 0.00 0.000										

livebaseballscorecards.com

AB	35
R	2
H	11
RBI	1
BB	7
SO	5
LOB	27



Batter	1	2	3	4	5	6	7	8	9
Marvell Wynne, L (1, 8) OBP: 0.351, SLG: 0.439	0-3 K		0-0 4-3		0-0 F7		0-3 K		
Joe Orsulak, L (1, 7) OBP: 0.200, SLG: 0.158	0-0 5-3		0-0 4-3		0-0 4-3			0-0 4-3	
Bill Madlock, R (1, 5) OBP: 0.263, SLG: 0.258	0-3 K		0-3 K			0-0 G5-3 BB 1B		4-0 G4-6-3 BB	
Jason Thompson, L (1, 3) OBP: 0.358, SLG: 0.447		4-0 1B 1B 1B BB		0-0 6-3		0-0 F7		0-0 G4-6-3 1-2f	
Johnny Ray, S (1, 4) OBP: 0.410, SLG: 0.441		0-0 1B 1B 1B 1B		0-0 L4		4-0 BB			
Tony Peña, R (1, 2) OBP: 0.320, SLG: 0.433		0-0 1B 1B		1-0 S HBP		0-0 G5-3 2-3f			
Lee Lacy, R (1, 9) OBP: 0.417, SLG: 0.467		0-0 1B 1B		0-0 F8 1-2		0-0 6-3			
Dale Berra, R (1, 6) OBP: 0.250, SLG: 0.234		0-0 1B 1B		0-0 F8		0-0 HR			
Rick Rhoden, R (1, 1) OBP: 0.267, SLG: 0.308		0-0 8-4				0-3 K			
Cecilio Guante, R (7, 1)									
Don Robinson, R (8, 1)									
Kent Tekulve, R (9, 1)									

Inning Stats	R: 0	H: 0	E: 0	K: 2	S: 7	R: 3	H: 4	E: 0	K: 0	S: 5	R: 0	H: 0	E: 0	K: 1	S: 5	R: 0	H: 0	E: 0	K: 0	S: 3	R: 0	H: 1	E: 0	K: 0	S: 4	R: 0	H: 1	E: 0	K: 0	S: 3	R: 1	H: 1	E: 0	K: 2	S: 8	R: 0	H: 0	E: 0	K: 0	S: 2	
	LOB: 0	BB: 0	BB: 0	BB: 0	BB: 7	LOB: 0	BB: 1	LOB: 0	BB: 0	BB: 9	LOB: 1	BB: 0	LOB: 1	BB: 0	BB: 5	LOB: 1	BB: 1	LOB: 1	BB: 1	BB: 7	LOB: 0	BB: 0	LOB: 0	BB: 1	LOB: 0	BB: 0	LOB: 0	BB: 0	LOB: 0	BB: 8	LOB: 0	BB: 1	LOB: 0	BB: 1	LOB: 0	BB: 1	LOB: 6	SF: 0	SAC: 0	DP: 3	HBP: 1


PITCHER	IP	WLS	BF	H	R	ER	SO	BB	IBB	HBP	BLK	WP	HR	S	P	ERA	WHIP
Jeff Robinson, R (1, 1) ERA: 2.91	7.0	L	28	7	4	4	5	2	0	1	0	0	1	35	44	5.14	1.286
Randy Lerch, L (8, 1) ERA: 2.45	1.0		3	0	0	0	0	1	0	0	0	0	0	2	6	0.00	1.000

BOTTOM

San Francisco Giants @ Pittsburgh Pirates
 Three Rivers Stadium, Pittsburgh, PA
 Thu May 10 1984, 3:33 AM EDT
 Att. 4,002 - Unknown


AB	R	H	RBI	BB	SO	LOB
4	0	0	0	0	2	1
4	0	0	0	0	0	1
3	0	1	0	1	2	0
3	1	0	0	1	0	2
2	1	1	0	1	0	0
2	1	1	0	0	0	2
3	0	1	1	0	0	1
3	1	2	3	0	0	0
2	0	1	0	0	0	1
1	0	0	0	0	1	0
0	0	0	0	0	0	0
0	0	0	0	0	0	0

AB	27
R	4
H	7
RBI	4
BB	3
SO	5
LOB	8



WP	PA
0	31
0	0
1	0
0	0

PITCHER	IP	WLS	BF	H	R	ER	SO	BB	IBB	HBP	BLK	WP	HR	S	P	ERA	WHIP
Jeff Robinson, R (1, 1) ERA: 2.91	7.0	L	28	7	4	4	5	2	0	1	0	0	1	35	44	5.14	1.286
Randy Lerch, L (8, 1) ERA: 2.45	1.0		3	0	0	0	0	1	0	0	0	0	0	2	6	0.00	1.000

Batter	1	2	3	4	5	6	7	8	9	AB R H RBI BB SO LOB	TOP														
Pete Rose, S (1, 7) OBP: 0.375, SLG: 0.343 Derrel Thomas, S (5, 7) OBP: 0.227, SLG: 0.300	0-0 FC4-6 1B		0-0 S 1B 1B		0-0 F7		0-0 E 1B 1B		0-0 6-3	3 1 2 0 0 0 0 2 1 1 0 0 0 0	<p>Montreal Expos @ San Francisco Giants Candlestick Park, San Francisco, CA</p> <p>Fri May 11 1984, 10:05 PM EDT Att. 15,235 - Unknown</p> <p>livebaseballscorecards.com</p> <table border="1"> <tr><td>AB</td><td>36</td></tr> <tr><td>R</td><td>7</td></tr> <tr><td>H</td><td>9</td></tr> <tr><td>RBI</td><td>6</td></tr> <tr><td>BB</td><td>4</td></tr> <tr><td>SO</td><td>4</td></tr> <tr><td>LOB</td><td>11</td></tr> </table> 	AB	36	R	7	H	9	RBI	6	BB	4	SO	4	LOB	11
AB	36																								
R	7																								
H	9																								
RBI	6																								
BB	4																								
SO	4																								
LOB	11																								
Bryan Little, S (1, 4) OBP: 0.400, SLG: 0.393	0-0 FC4-6 1-2f		4-0 1B 2B BB		4-0 HR BB		0-0 E5 1B		0-0 4-3	3 2 1 0 2 0 1															
Tim Raines, S (1, 8) OBP: 0.424, SLG: 0.483	0-0 F8		0-0 2B 1B		0-0 HR		0-0 F8		4-0 BB	4 2 2 3 1 0 2															
Andre Dawson, R (1, 9) OBP: 0.339, SLG: 0.402	0-0 F8		4-0 2B BB		0-3 K		0-0 1-3		0-0 1-3	4 0 0 0 1 1 3															
Gary Carter, R (1, 2) OBP: 0.369, SLG: 0.457		0-0 F8	0-0 2B		0-0 6-3		0-0 5-3			4 0 1 2 0 0 1															
Tim Wallach, R (1, 5) OBP: 0.359, SLG: 0.537		0-0 F5	0-0 F9			0-0 HR		0-0 F8		4 1 1 1 0 0 2															
Terry Francona, L (1, 3) OBP: 0.394, SLG: 0.466		0-0 F7		0-0 4-3		0-0 F7		0-0 1B		4 0 1 0 0 0 0															
Angel Salazar, R (1, 6) OBP: 0.169, SLG: 0.233			0-0 F8	0-0 F5		0-0 F3		0-3 K		4 0 0 0 0 1 1															
Charlie Lea, R (1, 1) Gary Lucas, L (7, 1) Jeff Reardon, R (9, 1)			0-3 K	0-0 F3		0-0 6-3		0-3 K		3 0 0 0 0 1 0 1 0 0 0 0 1 1 0 0 0 0 0 0 0															
Inning Stats	R: 0 E: 0 K: 0 S: 4	H: 1 LOB: 1 BB: 0 P: 4	R: 0 E: 0 K: 0 S: 3	H: 0 LOB: 0 BB: 0 P: 3	R: 3 E: 0 K: 1 S: 8	H: 3 LOB: 2 BB: 2 P: 16	R: 0 E: 0 K: 0 S: 3	H: 0 LOB: 0 BB: 0 P: 3	R: 2 E: 0 K: 1 S: 6	H: 1 LOB: 0 BB: 1 P: 10	R: 1 E: 0 K: 0 S: 4	H: 1 LOB: 0 BB: 0 P: 4	R: 1 E: 1 K: 0 S: 5	H: 2 LOB: 1 BB: 0 P: 5	R: 0 E: 0 K: 2 S: 8	H: 1 LOB: 1 BB: 0 P: 8	R: 0 E: 0 K: 0 S: 3	H: 0 LOB: 1 BB: 1 P: 7	1B: 6 2B: 1 3B: 0 HR: 2	SF: 0 SAC: 0 DP: 0 HBP: 0	WP: 0 PB: 0 SB: 1 CS: 0	PA: 40			
PITCHER	IP WLS BF H R ER SO BB IBB HBP BLK WP HR S P ERA WHIP																								
Bill Laskey, R (1, 1) ERA: 2.6	5.0 L 23 5 5 5 2 3 0 0 0 0 0 1 24 36 9.00 1.600																								
Renie Martin, R (6, 1) ERA: 4.08	2.0 9 3 2 1 0 0 0 0 0 0 0 1 9 9 4.50 1.500																								
Gary Lavelle, L (8, 1) ERA: 3.81	0.1 2 1 0 0 0 0 0 0 0 0 0 0 2 2 0.00 3.000																								
Frank Williams, R (8, 1) ERA: 3.62	1.2 6 0 0 0 0 2 1 0 0 0 0 0 9 13 0.00 0.600																								

BOTTOM

Montreal Expos @ San Francisco Giants
 Candlestick Park, San Francisco, CA
 Fri May 11 1984, 10:05 PM EDT
 Att. 15,235 - Unknown

livebaseballscores.com

AB	34
R	5
H	10
RBI	5
BB	1
SO	6
LOB	10



WP:	1	PA:	36
PB:	0		
SB:	0		
CS:	0		


AB	R	H	RBI	BB	SO	LOB
4	1	2	1	0	0	1
4	1	0	0	0	1	1
4	0	1	0	0	1	0
2	0	0	1	1	1	0
4	0	0	0	0	0	2
4	1	3	0	0	0	0
4	1	2	2	0	1	1
3	1	1	1	0	0	1
1	0	0	0	0	0	2
1	0	0	0	0	0	0
0	0	0	0	0	0	0
1	0	0	0	0	1	0
0	0	0	0	0	0	0
0	0	0	0	0	0	0
0	0	0	0	0	0	0
1	0	0	0	0	1	2

Batter	1	2	3	4	5	6	7	8	9
Chili Davis, S (1, 8) OBP: 0.333, SLG: 0.477	0-0 FC1-5 3B		0-0 HR		0-0 F1		0-0 F7		
Manny Trillo, R (1, 4) OBP: 0.373, SLG: 0.464	0-0 FC1-5 2B SF9		0-0 5-3			0-0 F3		0-3 K	
Al Oliver, L (1, 3) OBP: 0.282, SLG: 0.288	0-0 1-3 2B		0-0 F3			0-0 F3		0-3 K	
Jack Clark, R (1, 9) OBP: 0.434, SLG: 0.544	0-0 SF9			4-0 BB G6-3		0-3 K		0-0 6-3	
Jeffrey Leonard, R (1, 7) OBP: 0.317, SLG: 0.363	0-0 F9			0-0 G6-3 1-2f			0-0 F9		0-0 6-3
Joel Youngblood, R (1, 5) OBP: 0.331, SLG: 0.319		0-0 G6-3 1B		0-0 4-3			0-0 HR 1B		0-0 WP 1B
Bob Brenly, R (1, 2) OBP: 0.432, SLG: 0.474		0-3 K			0-0 F8		0-0 HR 1B		0-0 WP 1B
Fran Mullins, R (1, 6) OBP: 0.333, SLG: 0.412		0-0 G6-3			0-0 F9		0-0 HR		0-0 F9
Scot Thompson, L (9, PH) OBP: 0.294, SLG: 0.200		1-2f					0-0 HR		0-0 F9
Bill Laskey, R (1, 1) OBP: 0.118, SLG: 0.063			0-0 1-3				0-3 K		0-3 K
Duane Kuiper, L (5, PH) OBP: 0.282, SLG: 0.200									1-2 2-3
Renie Martin, R (6, 1) OBP: 0.500, SLG: 0.500									
Gene Richards, L (7, PH) OBP: 0.460, SLG: 0.275									
Gary Lavelle, S (8, 1) OBP: 0.500, SLG: 0.550									
Frank Williams, R (8, 1) OBP: 0.500, SLG: 0.550									

Inning Stats	R: 1	H: 2	E: 0	K: 0	S: 5	H: 2	LOB: 1	BB: 0	P: 5	R: 0	H: 1	E: 0	K: 1	S: 5	R: 0	H: 1	E: 0	K: 0	S: 4	R: 0	H: 0	E: 0	K: 0	S: 2	R: 0	H: 1	E: 0	K: 0	S: 4	R: 0	H: 0	E: 0	K: 1	S: 5	R: 3	H: 3	E: 0	K: 1	S: 8	R: 0	H: 0	E: 0	K: 2	S: 7	R: 0	H: 0	E: 0	K: 1	S: 7	R: 0	H: 2	E: 0	K: 1	S: 7	1B: 5	SF: 1	2B: 1	3B: 1	HR: 3
--------------	------	------	------	------	------	------	--------	-------	------	------	------	------	------	------	------	------	------	------	------	------	------	------	------	------	------	------	------	------	------	------	------	------	------	------	------	------	------	------	------	------	------	------	------	------	------	------	------	------	------	------	------	------	------	------	-------	-------	-------	-------	-------

PITCHER	IP	WLS	BF	H	R	ER	SO	BB	IBB	HBP	BLK	WP	HR	S	P	ERA	WHIP
Charlie Lea, R (1, 1) ERA: 3.07	6.1	W	26	8	5	5	2	1	0	0	0	0	3	29	33	7.11	1.421
Gary Lucas, L (7, 1) ERA: 2.45	2.0		7	1	0	0	3	0	0	0	0	0	0	13	13	0.00	0.500
Jeff Reardon, R (9, 1) ERA: 1.65	0.2	S	3	1	0	0	1	0	0	0	0	1	0	5	5	0.00	1.500

PITCHER	IP	WLS	BF	H	R	ER	SO	BB	IBB	HBP	BLK	WP	HR	S	P	ERA	WHIP
---------	----	-----	----	---	---	----	----	----	-----	-----	-----	----	----	---	---	-----	------

Batter	1	2	3	4	5	6	7	8	9	AB R H RBI BB SO LOB	TOP														
Miguel Dilone, S (1, 7) OBP: 0.341, SLG: 0.419	0-0 CS 1B		0-0 CS 1B	0-3 K		0-0 4-3		0-0 F8	0-0 F6	4 0 2 0 0 1 5	<p>Montreal Expos @ San Francisco Giants Candlestick Park, San Francisco, CA</p> <p>Sat May 12 1984, 6:33 AM EDT Att: 13,555 - Unknown</p> <p>livebaseballscorecards.com</p> <table border="1"> <tr><td>AB</td><td>43</td></tr> <tr><td>R</td><td>7</td></tr> <tr><td>H</td><td>17</td></tr> <tr><td>RBI</td><td>6</td></tr> <tr><td>BB</td><td>3</td></tr> <tr><td>SO</td><td>4</td></tr> <tr><td>LOB</td><td>28</td></tr> </table> 	AB	43	R	7	H	17	RBI	6	BB	3	SO	4	LOB	28
AB	43																								
R	7																								
H	17																								
RBI	6																								
BB	3																								
SO	4																								
LOB	28																								
Greg Harris, S (6, 1)										0 0 0 0 0 0 0															
Jim Wohlford, R (8, PH) OBP: 0.400, SLG: 0.500										1 0 0 0 0 0 0															
Jeff Reardon, R (8, 1)										0 0 0 0 0 0 0															
Doug Flynn, R (9, PH) OBP: 0.286, SLG: 0.286										1 0 0 0 0 0 2															
Bryan Little, S (1, 4) OBP: 0.385, SLG: 0.376	0-0 F9 1-2		0-0 F5 1-2		0-0 5-3		0-0 F9	0-0 4-3		5 0 0 0 0 0 2															
Tim Raines, S (1, 8) OBP: 0.424, SLG: 0.476	4-0 BB		0-0 F7		0-3 K		0-0 2B 4-3 1B	0-0 4-3		4 1 1 0 0 1 0															
Andre Dawson, R (1, 9) OBP: 0.357, SLG: 0.432	0-0 F9			0-0 1B 2B	0-0 1B		0-0 4-3 2B 2B	4-0 FC4 1B BB		4 3 3 0 1 0 1															
Gary Carter, R (1, 2) OBP: 0.370, SLG: 0.450		4-0 BB 1B BB		0-0 1B F2 1B 2-3	0-0 F8		0-0 4-3	0-0 F8		4 1 1 1 1 0 3															
Tim Wallach, R (1, 5) OBP: 0.368, SLG: 0.548		0-0 G4-6-3 1B 1-2		0-0 F2 1-2		0-0 F8	0-0 2B 3-H	0-0 FC4 1B 1-2		5 1 3 1 0 0 2															
Terry Francona, L (1, 3) OBP: 0.395, SLG: 0.463		0-0 G4-6-3 1B 1-2 2-H		0-0 E4 1B		0-0 F6	0-0 1B 2-H	0-0 FC4 1B E 1-2 2-3		5 1 2 2 0 0 4															
Angel Salazar, R (1, 6) OBP: 0.167, SLG: 0.230		0-0 G4-6-3		0-3 K		0-0 1B	0-0 1B	0-0 E 1B 1-2		1 0 0 0 0 0 2															
Derrel Thomas, S (4, PH) OBP: 0.308, SLG: 0.375		0-0 1-2 2-3		0-0 K		0-0 1B	0-0 1B	0-0 E 1B 1-2 3-H		4 0 3 1 0 1 3															
Steve Rogers, R (1, 1) OBP: 0.126, SLG: 0.250		0-3 K		0-0 1B		0-0 1B	0-0 4-3	0-0 E4		1 0 0 0 0 0 1 1															
Bob James, R (3, 1) OBP: 0.381, SLG: 0.350										0 0 0 0 0 0 0 0															
Pete Rose, S (4, PH) OBP: 0.381, SLG: 0.350										1 0 1 1 0 0 0 0															
Dan Schatzeder, L (4, 1) OBP: 0.273, SLG: 0.273										0 0 0 0 0 0 0 0															
Chris Speier, R (6, PH) OBP: 0.273, SLG: 0.273										3 0 1 0 0 0 0 3															
Inning Stats	R: 0 E: 0 K: 0 S: 3	H: 1 LOB: 1 BB: 1 P: 7	R: 1 E: 0 K: 1 S: 6	H: 2 LOB: 1 BB: 1 P: 10	R: 0 E: 0 K: 0 S: 3	H: 1 LOB: 0 BB: 0 P: 3	R: 1 E: 1 K: 2 S: 11	H: 3 LOB: 3 BB: 0 P: 11	R: 0 E: 0 K: 1 S: 6	H: 1 LOB: 1 BB: 0 P: 6	R: 0 E: 0 K: 0 S: 5	H: 2 LOB: 2 BB: 0 P: 5	R: 3 E: 0 K: 0 S: 8	H: 5 LOB: 2 BB: 0 P: 8	R: 0 E: 0 K: 0 S: 3	H: 0 LOB: 0 BB: 0 P: 3	R: 2 E: 1 K: 0 S: 6	H: 2 LOB: 2 BB: 1 P: 10	1B: 14 2B: 3 3B: 0 HR: 0	SF: 0 SAC: 0 DP: 1 HBP: 0	WP: 0 PB: 0 SB: 0 CS: 2	PA: 46			
PITCHER	IP WLS BF H R ER SO BB IBB HBP BLK WP HR S P ERA WHIP																								
Mike Krukow, R (1, 1) ERA: 6.1	6.1 W 31 12 4 3 4 2 0 0 0 0 0 0 37 45 4.26 2.211																								
Greg Minton, R (7, 1) ERA: 5.2	2.1 13 5 3 2 0 1 0 0 0 0 0 0 12 16 7.71 2.571																								
Frank Williams, R (9, 1) ERA: 3.58	0.1 S 2 0 0 0 0 0 0 0 0 0 0 0 2 2 0.00 0.000																								

Batter	1	2	3	4	5	6	7	8	9	AB R H RBI BB SO LOB
Chili Davis, S OBP: 0.331, SLG: 0.469 (1, 8)	0-0 HBP E 1B	0-0 G1-6-3 1-2f		0-0 F9		0-0 4-3 2-3				4 1 1 0 0 0 2
Manny Trillo, R OBP: 0.378, SLG: 0.464 (1, 4)	1-0 E 1-2 3-1 HBP		0-0 BB 1B 1B	0-0 3-1		0-0 F3				0 0 0 0 0 0 0 3 2 1 0 0 0 1
Al Oliver, L OBP: 0.289, SLG: 0.296 (1, 3)	0-0 E9 3-1 1-3 2-H HR 1B		0-0 1B BB 1B	0-0 F3			0-0 E6 CS			4 2 2 1 0 0 0 0 0 0 0 0 0 0
Jack Clark, R OBP: 0.429, SLG: 0.530 (1, 9)	0-0 3-1		0-0 F7		4-0 BB G6-4-3		0-3 K 1-2			3 0 0 1 1 1 5
Jeffrey Leonard, R OBP: 0.324, SLG: 0.394 (1, 7)	0-0 HR		4-0 BB 1B E BB	0-0 G6-4-3 1-2f		0-3 K				3 2 1 2 1 1 1
Joel Youngblood, R OBP: 0.328, SLG: 0.317 (1, 5)	0-0 F9		0-0 E4 BB 1B	0-0 5-3			0-0 6-3			4 0 1 1 0 0 1
Bob Brenly, R OBP: 0.446, SLG: 0.468 (1, 2)	0-0 F5		4-0 E4 BB	1-0 PB 1B HBP			4-0 WP BB			1 1 0 1 2 0 1
Fran Mullins, R OBP: 0.333, SLG: 0.412 (1, 6)		0-3 K	0-0 E4	0-0 SH2-4 1B			0-0 F7			0 0 0 0 0 0 0 4 0 1 1 0 1 3
Johnnie LeMaster, R OBP: 0.301, SLG: 0.290 (2, 6)		4-0 G1-6-3 BB	0-3 K			0-0 SH2-4		0-3 K		1 0 0 0 1 1 2 1 0 0 0 0 1 1 0 0 0 0 0 0 0

Inning Stats	R: 4 E: 1 K: 0 S: 6	H: 3 LOB: 1 BB: 0 P: 7	R: 0 E: 0 K: 1 S: 4	H: 0 LOB: 0 BB: 1 P: 8	R: 3 E: 1 K: 1 S: 8	H: 3 LOB: 2 BB: 2 P: 16	R: 0 E: 0 K: 0 S: 3	H: 0 LOB: 0 BB: 0 P: 3	R: 0 E: 0 K: 0 S: 2	H: 0 LOB: 0 BB: 1 P: 6	R: 1 E: 0 K: 0 S: 4	H: 1 LOB: 1 BB: 0 P: 5	R: 0 E: 1 K: 2 S: 7	H: 0 LOB: 0 BB: 0 P: 7	R: 0 E: 0 K: 1 S: 5	H: 0 LOB: 1 BB: 1 P: 9	1B: 6 2B: 1 3B: 0 HR: 1	SF: 0 SAC: 1 DP: 3 HBP: 2	WP: 1 PB: 1 SB: 0 CS: 1	PA: 36
PITCHER	IP	WLS	BF	H	R	ER	SO	BB	IBB	HBP	BLK	WP	HR	S	P	ERA	WHIP			
Steve Rogers, R ERA: 6.75 (1, 1)	2.1	L	15	6	7	6	1	2	0	1	0	0	1	14	23	23.14	3.429			
Bob James, R ERA: 9.0 (3, 1)	0.2		3	0	0	0	1	1	0	0	0	0	0	4	8	0.00	1.500			
Dan Schatzeder, L ERA: 3.12 (4, 1)	2.0		6	0	0	0	0	1	0	0	0	0	0	5	9	0.00	0.500			
Greg Harris, R ERA: 2.77 (6, 1)	2.0		8	1	1	1	2	0	0	1	0	0	0	11	12	4.50	0.500			
Jeff Reardon, R ERA: 1.56 (8, 1)	1.0		4	0	0	0	1	1	0	0	0	1	0	5	9	0.00	1.000			
PITCHER	IP	WLS	BF	H	R	ER	SO	BB	IBB	HBP	BLK	WP	HR	S	P	ERA	WHIP			

BOTTOM

Montreal Expos @ San Francisco Giants

Candlestick Park, San Francisco, CA

Sat May 12 1984, 6:33 AM EDT

Att. 13,555 - Unknown

livebaseballscorecards.com


AB	28
R	8
H	7
RBI	7
BB	5
SO	5
LOB	17



Batter	1	2	3	4	5	6	7	8	9	AB R H RBI BB SO LOB	TOP															
Doug Flynn, R (1, 4) OBP: 0.316, SLG: 0.316	0-0 1B 1B	0-0 1B		0-0 F3			0-3 K		0-0 F7	5 1 2 0 0 1 1																
Jim Wohlford, R (1, 7) OBP: 0.368, SLG: 0.444	0-0 1B 1B	0-0 F8			0-0 6-3		0-3 K			4 1 1 0 0 1 1																
Tim Raines, S (1, 8) OBP: 0.432, SLG: 0.476	0-0 E SF7 1B				4-0 BB BB		4-0 7-4 S BB		0-0 F8	2 1 1 1 2 0 0																
Andre Dawson, R (1, 9) OBP: 0.361, SLG: 0.430	0-0 E8 1B			0-0 F3		4-0 1-2 BB		0-0 F2		3 0 1 1 1 0 1																
Gary Carter, R (1, 3) OBP: 0.367, SLG: 0.447	0-0 SF7 1B			0-3 K		0-0 7-4 2-3f		0-0 1B		3 0 1 1 0 1 3																
Tim Wallach, R (1, 5) OBP: 0.364, SLG: 0.535	0-3 K			0-3 BB		0-0 F7		0-0 5-3		3 0 0 0 1 1 2																
Bobby Ramos, R (1, 2) OBP: 0.192, SLG: 0.091	0-3 K			0-0 5-3		0-3 K			0-0 FC4-6 1B	3 0 0 0 0 2 3																
Bryan Little, S (9, PH) OBP: 0.390, SLG: 0.381										1 0 1 0 0 0 0	AB 32 R 3 H 7 RBI 3 BB 4 SO 9 LOB 13															
Angel Salazar, R (1, 6) OBP: 0.161, SLG: 0.222		0-3 K2-3		0-0 6-3		0-0 F7			0-0 F4	3 0 0 0 0 1 0																
Terry Francona, L (9, PH) OBP: 0.395, SLG: 0.463										0 0 0 0 0 0 0																
Chris Speier, R (9, PH) OBP: 0.261, SLG: 0.261										1 0 0 0 0 0 1																
David Palmer, R (1, 1) OBP: 0.125, SLG: 0.500		0-3 K		0-0 4-3			0-3 K		0-0 FC4-6	2 0 0 0 0 1 0																
Bob James, R (6, 1)										0 0 0 0 0 0 0																
Miguel Dilone, S (7, PH) OBP: 0.633, SLG: 0.409										1 0 0 0 0 1 0																
Andy McGaffigan, R (7, 1)										0 0 0 0 0 0 0																
Pete Rose, S (9, PH) OBP: 0.377, SLG: 0.347										1 0 0 0 0 0 1																
Detrel Thomas, S (9, PR) OBP: 0.308, SLG: 0.375										0 0 0 0 0 0 0																
Inning Stats	R: 3 E: 1 K: 2 S: 11	H: 4 LOB: 1 BB: 0 P: 11	R: 0 E: 0 K: 2 S: 8	H: 1 LOB: 1 BB: 0 P: 8	R: 0 E: 0 K: 1 S: 5	H: 0 LOB: 2 BB: 2 P: 13	R: 0 E: 0 K: 0 S: 3	H: 0 LOB: 0 BB: 0 P: 3	R: 0 E: 0 K: 0 S: 2	H: 0 LOB: 1 BB: 2 P: 10	R: 0 E: 0 K: 1 S: 5	H: 0 LOB: 0 BB: 0 P: 5	R: 0 E: 0 K: 3 S: 9	H: 0 LOB: 0 BB: 0 P: 9	R: 0 E: 0 K: 0 S: 4	H: 1 LOB: 1 BB: 0 P: 4	R: 0 E: 0 K: 0 S: 4	H: 1 LOB: 1 BB: 0 P: 4	1B: 7 2B: 1 3B: 0 HR: 0	SF: 1 SAC: 0 DP: 1 HBP: 0	WP: 0 PB: 0 SB: 1 CS: 0	PA: 37				
PITCHER	IP WLS BF H R ER SO BB IBB HBP BLK WP HR S P ERA WHIP																									
Mark Davis, L (1, 1) ERA: 7.11	0.0		4	4	3	3	0	0	0	0	0	0	4	4	∞	∞										
Scott Garrelts, R (1, 1) ERA: 4.35	8.0	W	30	3	0	0	9	4	0	0	0	0	44	60	0.00	0.875										
Randy Lerch, L (9, 1) ERA: 2.33	1.0	S	3	0	0	0	0	0	0	0	0	0	3	3	0.00	0.000										

Montreal Expos @ San Francisco Giants
 Candlestick Park, San Francisco, CA
 Sun May 13 1984, 6:33 AM EDT
 Att. 21,884 - Unknown

AB 32
 R 3
 H 7
 RBI 3
 BB 4
 SO 9
 LOB 13



WP: 0 PA: 37
 PB: 0
 SB: 1
 CS: 0

ERA WHIP
 ∞ ∞
 0.00 0.875
 0.00 0.000

Batter	1	2	3	4	5	6	7	8	9
Chili Davis, S OBP: 0.344, SLG: 0.491 (1, 8)	0-0 F4-3			0-0 2B 5-3 1B	4-0 CS BB		0-0 1B 3B		
Al Oliver, L OBP: 0.304, SLG: 0.322 Johnnie Lettmaster, R OBP: 0.301, SLG: 0.290 (7, PR) (8, 6)	0-0 F4-3			0-0 1B 2B	0-0 F 1-2	0-0 1B 2B	4-0 1B IBB		
Jack Clark, R OBP: 0.424, SLG: 0.521 (1, 9)	0-0 F4-3			0-0 1-3		0-3 K	0-0 FC6-4 1B		
Jeffrey Leonard, R OBP: 0.321, SLG: 0.381 (1, 7)		0-0 5-3		0-0 5-3		4-0 1B BB	0-0 FC6-4		
Joel Youngblood, R OBP: 0.333, SLG: 0.317 (1, 5)		0-0 5-3		4-0 1B BB		0-0 1B 1B		0-0 F4-3	
Steve Nicosia, R OBP: 0.241, SLG: 0.346 Bob Brenly, R OBP: 0.446, SLG: 0.468 (1, 2) (9, 2)		0-3 K		0-0 1B		0-0 1B	4-0 FC3-6 BB		
Duane Kuiper, L OBP: 0.258, SLG: 0.185 (1, 4)			0-0 F1	0-0 F4-3		0-0 6-3	0-0 FC3-6 1B		
Joe Pittman, R OBP: 0.100, SLG: 0.111 Scot Thompson, L OBP: 0.333, SLG: 0.250 (1, 6) (8, 3)			0-0 5-3		0-0 F8		0-0 6-3	0-0 1B	
Mark Davis, L OBP: 0.200, SLG: 0.200 Randy Lerch, L OBP: 0.500, SLG: 0.400 (1, 1) (9, 1)			0-0 3-1		0-0 F4-3		0-3 K	0-3 K	

AB	R	H	RBI	BB	SO	LOB
3	2	2	0	1	0	0
4	1	2	0	1	0	1
0	0	0	0	0	0	0
4	0	1	1	0	1	3
3	1	0	1	1	0	3
3	0	1	0	1	0	0
3	0	2	2	1	1	0
0	0	0	0	0	0	0
4	0	0	0	0	0	5
3	0	0	0	0	0	0
1	0	1	0	0	0	0
0	0	0	0	0	0	0
4	0	0	0	0	2	2
0	0	0	0	0	0	0

WP	PA
0	37

Inning Stats	R	H	E	K	S	P	IP	WLS	BF	H	R	ER	SO	BB	IBB	HBP	BLK	WP	HR	S	P	ERA	WHIP
	0	0	0	0	3	3	5.2		24	5	3	3	2	3	0	0	0	0	0	24	36	4.76	1.412
	0	0	0	1	5	5	0.1		2	1	0	0	0	0	0	0	0	0	0	2	2	0.00	3.000
	0	0	0	1	5	5	2.0	L	11	3	1	1	2	1	1	0	0	0	0	13	21	4.50	2.000

Montreal Expos @ San Francisco Giants
Candlestick Park, San Francisco, CA

Sun May 13 1984, 6:33 AM EDT
Att. 21,884 - Unknown

AB	32
R	4
H	9
RBI	4
BB	5
SO	4
LOB	14

WP	PA	ERA	WHIP
0	37		

Batter	1	2	3	4	5	6	7	8	9	10	11	AB R H RBI BB SO LOB	TOP																																																																																																					
<p>Wally Backman, S (1.4) X <small>OBP: 0.359, SLG: 0.292</small></p> <p>Jesse Orosco, R (8, 1) <small>OBP: 1.000, SLG: 1.000</small></p> <p>Kelvin Chapman, R (11, PH) <small>OBP: 0.353, SLG: 0.438</small></p>		[Greyed out]			[Greyed out]				[Greyed out]			5 0 1 0 0 0 4	<p>New York Mets @ San Francisco Giants Candlestick Park, San Francisco, CA</p> <p>Tue May 15 1984, 10:05 PM EDT Att: 9,727 - Unknown</p>																																																																																																					
<p>José Oquendo, S (1.6) S <small>OBP: 0.283, SLG: 0.205</small></p>		[Greyed out]			[Greyed out]					[Greyed out]		5 1 2 0 1 3 1																																																																																																						
<p>Keith Hernandez, L (1.3) X</p>		[Greyed out]			[Greyed out]					[Greyed out]		4 1 0 1 1 0 2																																																																																																						
<p>George Foster, R (1.7) <small>OBP: 0.275, SLG: 0.423</small></p>	[Greyed out]			[Greyed out]			[Greyed out]					5 1 0 0 1 1 3																																																																																																						
<p>Darryl Strawberry, L (1.9) <small>OBP: 0.400, SLG: 0.517</small></p>	[Greyed out]			[Greyed out]			[Greyed out]			[Greyed out]		5 3 3 2 0 1 0																																																																																																						
<p>Mookie Wilson, S (1.8) <small>OBP: 0.323, SLG: 0.358</small></p>	[Greyed out]			[Greyed out]			[Greyed out]			[Greyed out]		5 0 2 0 0 0 2																																																																																																						
<p>Hubie Brooks, R (1.5) <small>OBP: 0.364, SLG: 0.435</small></p>	[Greyed out]			[Greyed out]			[Greyed out]			[Greyed out]		5 0 1 2 0 1 4																																																																																																						
<p>Mike Fitzgerald, R (1.2) <small>OBP: 0.340, SLG: 0.275</small></p>	[Greyed out]			[Greyed out]			[Greyed out]			[Greyed out]		5 0 2 2 0 0 2																																																																																																						
<p>Ron Darling, R <small>OBP: 0.000, SLG: 0.000</small></p> <p>Tim Lincecum, R <small>OBP: 0.000, SLG: 0.000</small></p> <p>Danny Hoge, L <small>OBP: 0.000, SLG: 0.000</small></p> <p>Tom Gorman, L <small>OBP: 0.000, SLG: 0.000</small></p> <p>Rusty Staub, L <small>OBP: 0.000, SLG: 0.000</small></p> <p>Brent Cissel, R <small>OBP: 0.000, SLG: 0.000</small></p> <p>Ron Hodges, L <small>OBP: 0.000, SLG: 0.000</small></p> <p>Ron Gardenhire, R <small>OBP: 0.000, SLG: 0.000</small></p> <p>Ross Gayden, R <small>OBP: 0.000, SLG: 0.000</small></p> <p>Doug Silva, R <small>OBP: 0.000, SLG: 0.000</small></p>	[Greyed out]			[Greyed out]			[Greyed out]							<table border="1"> <tr><td>1</td><td>0</td><td>0</td><td>0</td><td>0</td><td>0</td><td>0</td><td>0</td><td>0</td><td>0</td><td>0</td><td>0</td><td>0</td></tr> <tr><td>0</td><td>0</td><td>0</td><td>0</td><td>0</td><td>0</td><td>0</td><td>0</td><td>0</td><td>0</td><td>0</td><td>0</td><td>0</td></tr> <tr><td>1</td><td>0</td><td>0</td><td>0</td><td>0</td><td>0</td><td>1</td><td>2</td><td>0</td><td>0</td><td>0</td><td>0</td><td>0</td></tr> <tr><td>0</td><td>0</td><td>0</td><td>0</td><td>0</td><td>0</td><td>0</td><td>0</td><td>0</td><td>0</td><td>0</td><td>0</td><td>0</td></tr> <tr><td>1</td><td>0</td><td>0</td><td>0</td><td>0</td><td>0</td><td>0</td><td>0</td><td>0</td><td>0</td><td>0</td><td>0</td><td>0</td></tr> <tr><td>0</td><td>1</td><td>0</td><td>0</td><td>0</td><td>0</td><td>0</td><td>0</td><td>0</td><td>0</td><td>0</td><td>0</td><td>0</td></tr> <tr><td>0</td><td>0</td><td>0</td><td>0</td><td>0</td><td>0</td><td>0</td><td>0</td><td>0</td><td>0</td><td>0</td><td>0</td><td>0</td></tr> </table>	1	0	0	0	0	0	0	0	0	0	0	0	0	0	0	0	0	0	0	0	0	0	0	0	0	0	1	0	0	0	0	0	1	2	0	0	0	0	0	0	0	0	0	0	0	0	0	0	0	0	0	0	1	0	0	0	0	0	0	0	0	0	0	0	0	0	1	0	0	0	0	0	0	0	0	0	0	0	0	0	0	0	0	0	0	0	0	0	0	0	0									
1	0	0	0	0	0	0	0	0	0	0	0	0																																																																																																						
0	0	0	0	0	0	0	0	0	0	0	0	0																																																																																																						
1	0	0	0	0	0	1	2	0	0	0	0	0																																																																																																						
0	0	0	0	0	0	0	0	0	0	0	0	0																																																																																																						
1	0	0	0	0	0	0	0	0	0	0	0	0																																																																																																						
0	1	0	0	0	0	0	0	0	0	0	0	0																																																																																																						
0	0	0	0	0	0	0	0	0	0	0	0	0																																																																																																						
Inning Stats	R: 0 H: 0 E: 0 K: 1 S: 5 LOB: 0 BB: 0 P: 5	R: 0 H: 1 E: 0 K: 1 S: 6 LOB: 1 BB: 0 P: 6	R: 0 H: 0 E: 0 K: 0 S: 3 LOB: 0 BB: 0 P: 3	R: 0 H: 0 E: 0 K: 1 S: 5 LOB: 0 BB: 0 P: 5	R: 1 H: 2 E: 0 K: 1 S: 7 LOB: 1 BB: 0 P: 7	R: 0 H: 1 E: 0 K: 1 S: 6 LOB: 1 BB: 0 P: 6	R: 1 H: 2 E: 1 K: 1 S: 8 LOB: 2 BB: 0 P: 8	R: 4 H: 4 E: 0 K: 1 S: 9 LOB: 2 BB: 2 P: 17	R: 0 H: 1 E: 0 K: 0 S: 3 LOB: 0 BB: 0 P: 3	R: 0 H: 0 E: 0 K: 1 S: 5 LOB: 0 BB: 0 P: 5	R: 1 H: 1 E: 1 K: 0 S: 5 LOB: 2 BB: 1 P: 9	1B: 10 SF: 1 2B: 2 SAC: 0 3B: 0 DP: 1 HR: 0 HBP: 0	WP: 1 PA: 49 PB: 0 SB: 0 CS: 0																																																																																																					
PITCHER Jeff Robinson, R (1, 1) <small>ERA: 2.72</small> Randy Lerch, L (7, 1) <small>ERA: 2.25</small> Frank Williams, R (8, 1) <small>ERA: 4.23</small> Greg Minton, R (8, 1) <small>ERA: 5.86</small> Renie Martin, R (8, 1) <small>ERA: 3.86</small>	PITCHER Mark Davis, L (9, 1) <small>ERA: 6.49</small>	<table border="1"> <thead> <tr> <th>IP</th><th>WLS</th><th>BF</th><th>H</th><th>R</th><th>ER</th><th>SO</th><th>BB</th><th>IBB</th><th>HBP</th><th>BLK</th><th>WP</th><th>HR</th><th>S</th><th>P</th><th>ERA</th><th>WHIP</th> </tr> </thead> <tbody> <tr> <td>6.1</td><td>26</td><td>6</td><td>2</td><td>1</td><td>5</td><td>0</td><td>0</td><td>0</td><td>0</td><td>0</td><td>1</td><td>0</td><td>36</td><td>36</td><td>1.42</td><td>0.947</td> </tr> <tr> <td>0.2</td><td>2</td><td>0</td><td>0</td><td>0</td><td>1</td><td>0</td><td>0</td><td>0</td><td>0</td><td>0</td><td>0</td><td>0</td><td>4</td><td>4</td><td>0.00</td><td>0.000</td> </tr> <tr> <td>0.0</td><td>2</td><td>1</td><td>2</td><td>2</td><td>0</td><td>1</td><td>0</td><td>0</td><td>0</td><td>0</td><td>0</td><td>0</td><td>1</td><td>5</td><td>∞</td><td>∞</td> </tr> <tr> <td>0.0</td><td>3</td><td>2</td><td>0</td><td>0</td><td>0</td><td>1</td><td>0</td><td>0</td><td>0</td><td>0</td><td>0</td><td>0</td><td>2</td><td>6</td><td>∞</td><td>∞</td> </tr> <tr> <td>1.0</td><td>4</td><td>1</td><td>2</td><td>2</td><td>1</td><td>0</td><td>0</td><td>0</td><td>0</td><td>0</td><td>0</td><td>0</td><td>6</td><td>6</td><td>18.00</td><td>1.000</td> </tr> </tbody> </table>											IP	WLS	BF	H	R	ER	SO	BB	IBB	HBP	BLK	WP	HR	S	P	ERA	WHIP	6.1	26	6	2	1	5	0	0	0	0	0	1	0	36	36	1.42	0.947	0.2	2	0	0	0	1	0	0	0	0	0	0	0	4	4	0.00	0.000	0.0	2	1	2	2	0	1	0	0	0	0	0	0	1	5	∞	∞	0.0	3	2	0	0	0	1	0	0	0	0	0	0	2	6	∞	∞	1.0	4	1	2	2	1	0	0	0	0	0	0	0	6	6	18.00	1.000
IP	WLS	BF	H	R	ER	SO	BB	IBB	HBP	BLK	WP	HR	S	P	ERA	WHIP																																																																																																		
6.1	26	6	2	1	5	0	0	0	0	0	1	0	36	36	1.42	0.947																																																																																																		
0.2	2	0	0	0	1	0	0	0	0	0	0	0	4	4	0.00	0.000																																																																																																		
0.0	2	1	2	2	0	1	0	0	0	0	0	0	1	5	∞	∞																																																																																																		
0.0	3	2	0	0	0	1	0	0	0	0	0	0	2	6	∞	∞																																																																																																		
1.0	4	1	2	2	1	0	0	0	0	0	0	0	6	6	18.00	1.000																																																																																																		



livebaseballscores.com

Batter	1	2	3	4	5	6	7	8	9	10	11	AB R H RBI BB SO LOB
Chili Davis, S OBP: 0.344, SLG: 0.475	0-3 K	0-0 F8		0-0 F8			0-0 4-3	4-0 BB		4-0 SH1-4 BB		4 0 0 0 2 1 0
Al Oliver, L OBP: 0.318, SLG: 0.339	0-0 BB		4-0 HR	0-0 4-3			0-0 2B	0-3 K		0-0 SH1-4		3 2 2 0 1 0 0
Frank Williams, R OBP: 0.500, SLG: 0.500	1B		BB							1-2		0 0 0 0 0 0 0
Greg Minton, S OBP: 0.480, SLG: 0.524	HR		BB									0 0 0 0 0 0 0
Renie Martin, R OBP: 0.322, SLG: 0.408	1B		HR									1 0 0 0 0 1 3
John Rabb, R OBP: 0.440, SLG: 0.545	HR		BB									0 0 0 0 0 0 0
Mark Davis, L	1B		HR									0 0 0 0 0 0 0
Jack Clark, R OBP: 0.440, SLG: 0.545	HR		HR				0-0 F8	4-0 FC6 IBB	4-0 1B BB	4-0 IBB		2 2 1 2 4 0 0
Jeffrey Leonard, R OBP: 0.322, SLG: 0.408	HR		HR				0-0 3-1	0-0 FC6	0-0 1B	0-3 K2-3		6 1 2 3 0 1 4
Joel Youngblood, R OBP: 0.340, SLG: 0.321	1B		K				0-0 K	0-0 1B	4-0 IBB			5 1 2 0 1 3 0
Bob Brenly, R OBP: 0.449, SLG: 0.464	F2		1B				0-0 1-3	0-0 BB 1B	0-0 F6	4-0 FC6-4 BB		5 0 2 0 1 0 4
Duane Kuiper, L OBP: 0.265, SLG: 0.200	K		1B				0-0 4-3	0-0 F2	0-3 K	0-0 FC6-4		3 0 1 0 0 1 1
Dusty Baker Jr., R OBP: 0.407, SLG: 0.444	K		1B				0-0 6-3	0-3 K	0-3 K	0-0 CS		1 0 0 0 0 0 2
Joe Pittman, R OBP: 0.083, SLG: 0.091	K		1B				0-0 6-3	0-3 K	0-3 K	0-0 CS		2 0 0 0 0 1 4
Johnnie LeMaster, R OBP: 0.287, SLG: 0.276	K		F8				0-0 5-3	0-3 K	0-3 K	0-0 CS		5 0 0 0 0 3 7
Tom O'Malley, L	K		F8				0-0 5-3	0-3 K	0-3 K	0-0 CS		0 0 0 0 0 0 0
Jeff Robinson, R OBP: 0.049, SLG: 0.048	1-3		1-3				0-0 F7	0-0 BB	0-0 6-3			2 0 0 0 0 0 0
Randy Lerch, L OBP: 0.600, SLG: 0.400	1-3		1-3				1-2 3-H	1B				0 0 0 0 0 0 0
Genie Richards, L OBP: 0.382, SLG: 0.288	1-3		1-3									1 0 0 0 0 0 0
Scott Thompson, L OBP: 0.333, SLG: 0.250	1-3		1-3									0 0 0 0 0 0 0
Steve Nicosia, R OBP: 0.268, SLG: 0.357	1-3		1-3									2 0 1 1 0 0 0

Inning Stats	R: 3	H: 3	E: 0	K: 2	S: 10	H: 3	LOB: 1	BB: 1	P: 14	R: 0	H: 0	E: 0	K: 1	S: 5	H: 0	LOB: 0	BB: 0	P: 5	R: 2	H: 3	E: 0	K: 1	S: 8	H: 0	LOB: 2	BB: 1	P: 12	R: 0	H: 0	E: 0	K: 0	S: 3	R: 0	H: 0	E: 0	K: 1	S: 5	R: 0	H: 1	E: 0	K: 0	S: 4	R: 1	H: 3	E: 0	K: 2	S: 10	H: 3	LOB: 3	BB: 1	P: 14	R: 0	H: 1	E: 0	K: 2	S: 8	H: 0	LOB: 3	BB: 2	P: 16	R: 0	H: 0	E: 0	K: 1	S: 5	H: 0	LOB: 0	BB: 1	P: 8	R: 0	H: 0	E: 0	K: 1	S: 4	1B: 8	SF: 0	2B: 1	SAC: 1	3B: 0	DP: 0	HR: 2	HBP: 0	WP: 0	PA: 53
--------------	------	------	------	------	-------	------	--------	-------	-------	------	------	------	------	------	------	--------	-------	------	------	------	------	------	------	------	--------	-------	-------	------	------	------	------	------	------	------	------	------	------	------	------	------	------	------	------	------	------	------	-------	------	--------	-------	-------	------	------	------	------	------	------	--------	-------	-------	------	------	------	------	------	------	--------	-------	------	------	------	------	------	------	-------	-------	-------	--------	-------	-------	-------	--------	-------	--------

PITCHER	IP	WLS	BF	H	R	ER	SO	BB	IBB	HBP	BLK	WP	HR	S	P	ERA	WHIP
Ron Darling, R ERA: 4.43	(1, 1)	2.2	16	6	5	5	4	2	0	0	0	0	2	22	30	16.88	3.000
Tim Leary, R ERA: 3.56	(3, 1)	1.1	4	0	0	0	0	0	0	0	0	0	0	4	4	0.00	0.000
Tom Gorman, L ERA: 6.75	(5, 1)	2.0	6	0	0	0	1	0	0	0	0	0	0	8	8	0.00	0.000
Brent Gaff, R ERA: 1.8	(7, 1)	1.0	5	1	0	0	0	0	1	0	0	0	0	4	8	0.00	1.000
Jesse Orosco, L ERA: 2.5	(8, 1)	3.0	W 18	4	1	1	5	3	2	0	0	0	0	23	43	3.00	2.333

PITCHER	IP	WLS	BF	H	R	ER	SO	BB	IBB	HBP	BLK	WP	HR	S	P	ERA	WHIP
Doug Sisk, R ERA: 0.68	(11, 1)	1.0	S 3	0	0	0	1	1	0	0	0	0	0	4	8	0.00	1.000

BOTTOM

New York Mets @ San Francisco Giants
Candlestick Park, San Francisco, CA
Tue May 15 1984, 10:05 PM EDT
Att: 9,727 - Unknown

livebaseballscores.com

AB	42
R	6
H	11
RBI	6
BB	9
SO	11
LOB	25



Batter	1	2	3	4	5	6	7	8	9	AB R H RBI BB SO LOB	TOP	
Wally Backman, S OBP: 0.355, SLG: 0.301 (1, 4) X	0-0 SH5-3 6-3 2B	0-0 F7			0-0 4-3			0-0 F8		4 1 1 0 0 0 2		
José Oquendo, S OBP: 0.284, SLG: 0.200 (1, 6) X	0-0 SH5-3 2-3	0-0 F7			0-0 5-3			4-0 S 1B BB		2 1 0 0 1 0 2		
Keith Hernandez, L OBP: 0.368, SLG: 0.398 (1, 3) X	0-0 6-3 3-H		0-3 K		0-0 4-3			0-0 1-H 1B BB		4 0 1 2 0 1 0		
George Foster, R OBP: 0.275, SLG: 0.440 (1, 7) X	0-0 HR		0-0 5-3		0-0 F2			0-0 F8		4 1 1 1 0 0 1		
Darryl Strawberry, L OBP: 0.403, SLG: 0.520 (1, 9) X	0-0 2B		0-0 F6		0-0 F7			4-0 FC6-4 1-2 BB		3 0 1 0 1 0 0		
Mookie Wilson, S OBP: 0.320, SLG: 0.355 (1, 8) X	0-0 4-3			0-0 CS 1B	0-0 F7			0-0 FC6-4 1-2f		4 0 1 0 0 0 3		
Hubie Brooks, R OBP: 0.361, SLG: 0.429 (1, 5) X		0-0 PB 1B		0-0 1-2 F7	0-0 F5			0-0 F8		4 0 1 0 0 0 1		
Ron Hodges, L OBP: 0.368, SLG: 0.143 (1, 2) X		4-0 BB		4-0 BB	0-0 CS 1B			0-3 K		2 0 1 0 2 1 0		
Walt Terrell, L OBP: 0.091, SLG: 0.048 (1, 1) X		0-0 F8		0-0 4-3	0-0 4-3			0-3 K		4 0 0 0 0 1 4		
Doug Sisk, R OBP: 0.200, SLG: 0.200 (9, 1) X										0 0 0 0 0 0 0		
Inning Stats	R: 2 E: 0 K: 0 S: 6 H: 3 LOB: 1 BB: 0 P: 6	R: 0 E: 0 K: 0 S: 4 H: 1 LOB: 2 BB: 1 P: 8	R: 0 E: 0 K: 1 S: 5 H: 0 LOB: 0 BB: 0 P: 5	R: 0 E: 0 K: 0 S: 3 H: 1 LOB: 1 BB: 1 P: 7	R: 0 E: 0 K: 0 S: 3 H: 0 LOB: 0 BB: 0 P: 3	R: 0 E: 0 K: 0 S: 3 H: 0 LOB: 0 BB: 0 P: 3	R: 0 E: 0 K: 0 S: 3 H: 1 LOB: 0 BB: 0 P: 3	R: 1 E: 0 K: 0 S: 4 H: 1 LOB: 2 BB: 2 P: 12	R: 0 E: 0 K: 2 S: 7 H: 0 LOB: 0 BB: 0 P: 7	1B: 4 2B: 2 3B: 0 HR: 1 SF: 0 SAC: 1 DP: 0 HBP: 0	WP: 0 PB: 1 SB: 1 CS: 2 PA: 36	
PITCHER	IP WLS BF H R ER SO BB IBB HBP BLK WP HR S P ERA WHIP											
Bill Laskey, R ERA: 2.72 (1, 1)	7.2 32 7 3 3 1 4 0 0 0 0 1 30 46 3.52 1.435											
Mark Davis, L ERA: 6.25 (8, 1)	1.1 4 0 0 0 2 0 0 0 0 0 0 8 8 0.00 0.000											

New York Mets @ San Francisco Giants
Candlestick Park, San Francisco, CA
 Wed May 16 1984, 6:33 AM EDT
 Att: 11,528 - Unknown

livebaseballscorecards.com

AB	31
R	3
H	7
RBI	3
BB	4
SO	3
LOB	13



Batter	1	2	3	4	5	6	7	8	9	AB R H RBI BB SO LOB	TOP											
Juan Samuel, R (1, 4) OBP: 0.373, SLG: 0.481	4-0 BB		0-0 4-3		0-0 3B		0-0 2-H 3B		0-0 6-3	4 0 2 1 1 0 0	Philadelphia Phillies @ San Francisco Giants Candlestick Park, San Francisco, CA Fri May 18 1984, 10:05 PM EDT Att. 12,641 - Unknown livebaseballscorecards.com											
Von Hayes, L (1, 8) OBP: 0.336, SLG: 0.448	0-0 F7 1-2		0-0 F7		0-0 4-3		0-3 K			4 0 0 0 0 1 3												
Mike Schmidt, R (1, 5) OBP: 0.404, SLG: 0.593	0-0 F8			4-0 G6-4-3 1B BB		0-0 FC6-4 1B		0-3 K		3 0 1 0 1 1 1												
Joe Lefebvre, L (1, 9) OBP: 0.362, SLG: 0.365	0-0 3-1			0-0 G6-4-3 1-2 1B		0-0 FC6-4 1-2f		4-0 1B BB		3 0 1 0 1 0 2												
Glenn Wilson, R (1, 7) OBP: 0.295, SLG: 0.408		0-0 F6		0-0 G6-4-3 1-2f 2-3		0-0 F4		0-0 FC6-4 1-3 1B		4 0 1 0 0 0 3												
Len Matuszek, L (1, 3) OBP: 0.365, SLG: 0.535		0-0 2B		4-0 FC6-4 BB		0-3 K		0-0 FC6-4 1-2f		3 0 1 0 1 1 3												
Ozzie Virgil, R (1, 2) OBP: 0.348, SLG: 0.576		0-0 F8		0-0 FC6-4 1-2f		0-0 F8		0-3 K		4 0 0 0 0 1 5												
Ivan De Jesus, R (1, 6) OBP: 0.272, SLG: 0.258		0-0 F9			0-0 6-3		0-0 SH4-3 3B 1B		0-0 F3	4 1 1 0 0 0 1												
Marty Bystrom, R (1, 1) OBP: 0.333, SLG: 0.500			0-0 F7		0-3 K		0-0 SH4-3		0-0 F5	2 0 0 0 0 1 0												
Al Holland, R (8, 1)										0 0 0 0 0 0 0												
Greg Gross, L (8, 7) OBP: 0.450, SLG: 0.400										1 0 0 0 0 0 0												
Inning Stats	R: 0 E: 0 K: 0 S: 3	H: 0 LOB: 1 BB: 1 P: 7	R: 0 E: 0 K: 0 S: 4	H: 1 LOB: 1 BB: 0 P: 4	R: 0 E: 0 K: 0 S: 3	H: 0 LOB: 0 BB: 0 P: 3	R: 0 E: 0 K: 0 S: 3	H: 1 LOB: 2 BB: 2 P: 11	R: 0 E: 0 K: 1 S: 6	H: 1 LOB: 1 BB: 0 P: 6	R: 0 E: 0 K: 1 S: 6	H: 1 LOB: 1 BB: 0 P: 6	R: 1 E: 0 K: 1 S: 7	H: 2 LOB: 1 BB: 0 P: 7	R: 0 E: 0 K: 2 S: 8	H: 1 LOB: 2 BB: 1 P: 12	R: 0 E: 0 K: 0 S: 3	H: 0 LOB: 0 BB: 0 P: 3	1B: 4 2B: 1 3B: 2 HR: 0	SF: 0 SAC: 1 DP: 1 HBP: 0	WP: 0 PB: 0 SB: 1 CS: 0	PA: 37
PITCHER	IP WLS BF H R ER SO BB IBB HBP BLK WP HR S P ERA WHIP																					
Mike Krukow, R (1, 1) ERA: 5.24	8.0 L 34 7 1 1 5 4 0 0 0 0 0 0 40 56 1.12 1.375																					
Scott Garrelts, R (9, 1) ERA: 3.97	1.0 3 0 0 0 0 0 0 0 0 0 0 0 3 3 0.00 0.000																					



Batter	1	2	3	4	5	6	7	8	9	AB	R	H	RBI	BB	SO	LOB
Chili Davis, S OBP: 0.343, SLG: 0.465 (1, 8)	0-3 K		0-0 F7			0-0 4-3		0-0 FC6-4		4	0	0	0	0	1	2
Gene Richards, L OBP: 0.382, SLG: 0.289 (1, 9)	0-0 1-3			0-3 K		0-0 F6		0-0 F4		3	0	0	0	0	1	0
John Rabb, R OBP: 0.462, SLG: 0.500 (8, PH)										1	0	0	0	0	0	2
Al Oliver, L OBP: 0.326, SLG: 0.354 (1, 3)	0-0 2B			0-0 3-1			0-0 4-3		0-0 F8	4	0	1	0	0	0	0
Jeffrey Leonard, R OBP: 0.323, SLG: 0.396 (1, 7)	0-0 4-3			0-0 1B			0-0 F7		4-0 BB	3	0	1	0	1	0	1
Joel Youngblood, R OBP: 0.342, SLG: 0.314 (1, 5)		0-0 F9		0-3 K			4-0 BB		0-3 K	3	0	0	0	1	2	2
Bob Brenly, R OBP: 0.425, SLG: 0.429 (1, 2)		0-0 F8			0-0 F3		0-3 K		0-3 K	4	0	0	0	0	2	2
Duane Kuiper, L OBP: 0.268, SLG: 0.216 (1, 4)		0-0 F7			0-0 1-3			0-0 FC6-4 BB		3	0	1	0	0	0	0
Joe Pittman, R OBP: 0.083, SLG: 0.091 (8, PR)								1B		0	0	0	0	0	0	0
Johnnie LeMaster, R OBP: 0.274, SLG: 0.262 (1, 6)			0-0 1-3		0-0 5-3			0-0 F7		2	0	0	0	0	0	0
Scot Thompson, L OBP: 0.333, SLG: 0.250 (8, PH)										0	0	0	0	0	0	0
Steve Nicosia, R OBP: 0.250, SLG: 0.345 (8, PH)										1	0	0	0	0	0	1
Tom O'Malley, L (9, 5)										0	0	0	0	0	0	0
Mike Krukow, R OBP: 0.188, SLG: 0.133 (1, 1)			0-0 4-3			0-3 K		4-0 FC6-4 BB		2	0	0	0	0	1	0
Dusty Baker Jr., R OBP: 0.418, SLG: 0.444 (8, PH)								1-2		0	0	0	0	1	0	0
Scott Garrelts, R OBP: 0.200, SLG: 0.200 (9, 1)										0	0	0	0	0	0	0

Inning Stats	R: 0	H: 1	E: 0	K: 1	S: 6	P: 6	R: 0	H: 0	E: 0	K: 0	S: 3	R: 0	H: 0	E: 0	K: 0	S: 3	R: 0	H: 1	E: 0	K: 2	S: 8	R: 0	H: 0	E: 0	K: 1	S: 5	R: 0	H: 0	E: 0	K: 1	S: 5	R: 0	H: 0	E: 0	K: 0	S: 4	R: 0	H: 1	E: 0	K: 0	S: 7	1B: 2	2B: 1	3B: 0	HR: 0	SF: 0	SAC: 0	DP: 0	HBP: 0	WP: 0	PA: 33
--------------	------	------	------	------	------	------	------	------	------	------	------	------	------	------	------	------	------	------	------	------	------	------	------	------	------	------	------	------	------	------	------	------	------	------	------	------	------	------	------	------	------	-------	-------	-------	-------	-------	--------	-------	--------	-------	--------

PITCHER	IP	WLS	BF	H	R	ER	SO	BB	IBB	HBP	BLK	WP	HR	S	P	ERA	WHIP
Marty Bystrom, R ERA: 4.09 (1, 1)	7.0	W	25	3	0	0	5	1	0	0	0	0	0	34	38	0.00	0.571
Al Holland, L ERA: 2.03 (8, 1)	2.0	S	8	0	0	0	2	2	0	0	0	0	0	10	18	0.00	1.000

BOTTOM

Philadelphia Phillies @ San Francisco Giants
Candlestick Park, San Francisco, CA
Fri May 18 1984, 10:05 PM EDT
Att. 12,641 - Unknown

livebaseballscores.com

AB	30
R	0
H	3
RBI	0
BB	3
SO	7
LOB	10



Batter	1	2	3	4	5	6	7	8	9	AB R H RBI BB SO LOB	TOP																
Juan Samuel, R (1, 4) OBP: 0.379, SLG: 0.484	0-0 F9		0-0 1B		0-0 1B		0-0 1B	0-3 K		5 2 3 0 0 1 1																	
Von Hayes, L (1, 8) OBP: 0.347, SLG: 0.450	0-0 F3		0-0 1B		4-0 1B		0-3 K	0-0 1B		4 0 2 1 1 1 2																	
Al Holland, R (8, 1)			1-H 1B		1-2 BB			1-3 1B		0 0 0 0 0 0 0																	
Mike Schmidt, R (1, 5) OBP: 0.404, SLG: 0.584	4-0 BB		0-0 F8		0-0 SF7-5		4-0 2B	0-0 F8		2 1 0 1 2 0 3																	
Joe Lefebvre, L (1, 9) OBP: 0.356, SLG: 0.357	0-3 K		0-0 F1		0-0 F8		0-0 1B		0-0 4-3	2 0 0 0 0 1 2																	
Sixto Lezcano, R (5, PH) OBP: 0.382, SLG: 0.596							1-H 2-H 3-H SF7			1 0 0 0 0 0 1																	
Tim Corcoran, L (7, PH) OBP: 0.588, SLG: 0.583										1 1 1 3 0 0 0																	
Bill Campbell, R (7, 1)										0 0 0 0 0 0 0																	
Greg Gross, L (8, 9) OBP: 0.439, SLG: 0.389										1 0 0 0 0 0 0																	
Glenn Wilson, R (1, 7) OBP: 0.299, SLG: 0.416		0-0 1-3		0-0 F7		0-0 2B	0-0 1B		0-0 E9	5 0 2 0 0 0 0																	
Len Matuszek, L (1, 3) OBP: 0.358, SLG: 0.524		0-0 4-3		0-0 1B		0-0 6-3	0-0 SF7		0-0 1-3	4 0 1 1 0 0 2																	
Ozzie Virgil, R (1, 2) OBP: 0.340, SLG: 0.556		0-0 1B		0-0 FC6-4		0-0 6-3	0-3 K		0-3 K	5 0 1 0 0 2 4																	
Ivan De Jesus, R (1, 6) OBP: 0.271, SLG: 0.252		0-0 4-3		0-3 K		0-3 K		4-0 BB		3 0 0 0 1 2 3																	
John Denny, R (1, 1) OBP: 0.300, SLG: 0.300			0-0 F7		0-0 1B		0-0 1B		0-0 FC5-4	3 2 2 0 0 0 0																	
Garry Maddox, R (7, 8) OBP: 0.321, SLG: 0.340					BB SF7-5 1B		BB 1B 2B 1B	1-2 1B		1 0 0 0 0 0 1																	
Inning Stats	R: 0 E: 0 K: 1 S: 5	H: 0 LOB: 1 BB: 1 P: 9	R: 0 E: 0 K: 0 S: 4	H: 1 LOB: 1 BB: 0 P: 4	R: 1 E: 0 K: 1 S: 5	H: 2 LOB: 1 BB: 0 P: 5	R: 0 E: 0 K: 1 S: 6	H: 1 LOB: 1 BB: 0 P: 6	R: 1 E: 0 K: 0 S: 4	H: 2 LOB: 1 BB: 1 P: 8	R: 0 E: 0 K: 1 S: 6	H: 1 LOB: 1 BB: 0 P: 6	R: 4 E: 0 K: 2 S: 11	H: 4 LOB: 1 BB: 1 P: 15	R: 0 E: 0 K: 1 S: 6	H: 1 LOB: 2 BB: 1 P: 10	R: 0 E: 1 K: 1 S: 6	H: 0 LOB: 1 BB: 0 P: 6	1B: 10 2B: 3 3B: 0 HR: 0	SF: 2 SAC: 0 DP: 1 HBP: 0	WP: 0 PB: 0 SB: 1 CS: 0	PA: 43					
PITCHER	IP	WLS	BF	H	R	ER	SO	BB	IBB	HBP	BLK	WP	HR	S	P	ERA	WHIP										
Greg Minton, R (1, 1) ERA: 5.68	4.0		19	6	2	2	2	1	0	0	0	0	0	22	26	4.50	1.750										
Randy Lerch, L (5, 1) ERA: 2.18	0.2		2	0	0	0	0	1	0	0	0	0	0	1	5	0.00	1.500										
Renie Martin, R (5, 1) ERA: 4.5	1.1	L	7	3	2	2	1	0	0	0	0	0	0	9	9	13.50	2.250										
Frank Williams, R (7, 1) ERA: 4.55	2.0		11	3	2	2	3	2	0	0	0	0	0	15	23	9.00	2.500										
Mark Davis, L (9, 1) ERA: 6.08	1.0		4	0	0	0	1	0	0	0	0	0	0	6	6	0.00	0.000										

Philadelphia Phillies @ San Francisco Giants
Candlestick Park, San Francisco, CA

Sat May 19 1984, 6:33 AM EDT
Att: 15,124 - Unknown

livebaseballscorecards.com

AB	37
R	6
H	12
RBI	6
BB	4
SO	7
LOB	19



Batter	1	2	3	4	5	6	7	8	9	AB	R	H	RBI	BB	SO	LOB
Chili Davis, S OBP: 0.345, SLG: 0.485 (1, 8)	0-0 4-3			0-0 HR	0-0 E6 3-1		0-0 F4		0-0 1B 1B	5	1	2	1	0	0	2
Gene Richards, L OBP: 0.367, SLG: 0.280 (1, 9)	0-0 4-3			0-0 3-1	0-0 3-1			0-0 4-3	0-0 1B	5	0	1	1	0	0	2
Tom O'Malley, L (1, 5)	0-0 F8			0-0 4-3	0-0 F8			0-0 3-1	0-3 K	5	0	0	0	0	1	4
Jeffrey Leonard, R OBP: 0.328, SLG: 0.395 (1, 7)		0-0 F8		4-0 1B BB		0-0 1-3		0-0 BB 1B 1B		3	0	1	0	1	0	0
Scot Thompson, L OBP: 0.364, SLG: 0.300 (1, 3)		0-0 F9		0-0 1B		0-0 3-1		0-0 BB 1B		4	0	2	0	0	0	0
Steve Nicosia, R OBP: 0.257, SLG: 0.344 (1, 2)		0-0 4-3		0-0 F6		0-0 1B		4-0 BB BB BB 1-2 2-3 BB		3	0	1	0	0	0	2
Joe Pittman, R OBP: 0.083, SLG: 0.091 (9, 4)										0	0	0	0	0	0	0
Duane Kuiper, L OBP: 0.250, SLG: 0.200 (1, 4)			0-0 4-3		0-0 3-1	0-0 F3		0-0 F7		3	0	0	0	0	0	1
Al Oliver, L OBP: 0.324, SLG: 0.351 (8, PH)										1	0	0	0	0	0	3
Mark Davis, L (9, 1)										0	0	0	0	0	0	0
Johnnie LeMaster, R OBP: 0.282, SLG: 0.271 (1, 6)			0-0 4-3		0-0 E 1B 3-1 1B		0-0 6-3		0-0 L4-3 1B	4	1	2	0	0	0	0
Greg Minton, S (1, 1)			0-0 1-3		0-0 3-1 E 1B		0-0 6-3		0-0 L4-3	1	0	0	0	0	0	0
Randy Lerch, L OBP: 0.500, SLG: 0.400 (5, 1)										0	0	0	0	0	0	0
Renie Martin, R OBP: 0.600, SLG: 0.600 (5, 1)										0	0	0	0	0	0	0
Frank Williams, R (7, 1)										1	0	1	0	0	0	0
Bob Brenly, R OBP: 0.417, SLG: 0.419 (7, 2)										0	0	0	0	0	0	0
Dusty Baker Jr., R OBP: 0.429, SLG: 0.444 (8, PH)										2	0	0	0	0	0	1
										0	0	0	0	1	0	0

Inning Stats	R: 0	H: 0	E: 0	LOB: 0	K: 0	BB: 0	S: 3	P: 3	R: 0	H: 0	E: 0	LOB: 0	K: 0	BB: 0	S: 3	P: 3	R: 0	H: 0	E: 0	LOB: 0	K: 0	BB: 0	S: 3	P: 3	R: 1	H: 2	E: 0	LOB: 2	K: 0	BB: 1	S: 5	P: 9	R: 1	H: 2	E: 1	LOB: 2	K: 0	BB: 0	S: 6	P: 6	R: 0	H: 1	E: 0	LOB: 1	K: 0	BB: 0	S: 4	P: 4	R: 0	H: 0	E: 0	LOB: 0	K: 0	BB: 0	S: 3	P: 3	R: 0	H: 2	E: 0	LOB: 3	K: 0	BB: 1	S: 5	P: 9	R: 0	H: 3	E: 0	LOB: 2	K: 1	BB: 0	S: 7	P: 7	1B: 9	SF: 0	2B: 1	SAC: 0	3B: 0	DP: 1	HR: 1	HBP: 0	WP: 0	PA: 39
--------------	------	------	------	--------	------	-------	------	------	------	------	------	--------	------	-------	------	------	------	------	------	--------	------	-------	------	------	------	------	------	--------	------	-------	------	------	------	------	------	--------	------	-------	------	------	------	------	------	--------	------	-------	------	------	------	------	------	--------	------	-------	------	------	------	------	------	--------	------	-------	------	------	------	------	------	--------	------	-------	------	------	-------	-------	-------	--------	-------	-------	-------	--------	-------	--------

PITCHER	IP	WLS	BF	H	R	ER	SO	BB	IBB	HBP	BLK	WP	HR	S	P	ERA	WHIP
John Denny, R ERA: 1.65 (1, 1)	6.0	W	25	5	2	1	0	1	0	0	0	0	1	24	28	1.50	1.000
Bill Campbell, R ERA: 3.2 (7, 1)	1.2		8	2	0	0	0	1	0	0	0	0	0	7	11	0.00	1.800
Al Holland, L ERA: 1.93 (8, 1)	1.1	S	6	3	0	0	1	0	0	0	0	0	0	8	8	0.00	2.250

BOTTOM

Philadelphia Phillies @ San Francisco Giants
Candlestick Park, San Francisco, CA
Sat May 19 1984, 6:33 AM EDT
Att. 15,124 - Unknown

livebaseballscorecards.com

AB	37
R	2
H	10
RBI	2
BB	2
SO	1
LOB	15



Batter	1	2	3	4	5	6	7	8	9	AB R H RBI BB SO LOB
Juan Samuel, R (1, 4) OBP: 0.380, SLG: 0.506	0-3 K	0-0 HR		0-0 F3 2B			0-3 K		0-0 F4	5 1 2 3 0 2 0
Von Hayes, L (1, 8) OBP: 0.350, SLG: 0.442	0-0 F3	4-0 BB		0-0 F3			0-0 BB 1B		0-0 F7	4 0 1 0 1 0 1
Mike Schmidt, R (1, 5) OBP: 0.404, SLG: 0.596	0-0 5-3	0-0 F9		0-0 F9			4-0 BB		0-0 HR	4 1 1 1 1 0 2
Joe Lefebvre, L (1, 9) OBP: 0.350, SLG: 0.343		0-0 F3	4-0 1B BB		0-0 F6		0-0 F8		0-0 F3	4 1 0 0 1 0 2
Glenn Wilson, R (1, 7) OBP: 0.297, SLG: 0.411		0-0 6-3	0-0 F9		0-0 CS 1B		0-0 6-3			4 0 1 0 0 0 3
Len Matuszek, L (1, 3) OBP: 0.371, SLG: 0.561		0-0 HR	0-0 E5 1B		0-3 K					4 1 3 1 0 1 1
Ozzie Virgil, R (1, 2) OBP: 0.347, SLG: 0.548		0-0 1B 1B	4-0 G6-4-3 BB		0-0 F9		0-3 K		0-3 K	3 1 1 0 1 1 1
Ivan De Jesus, R (1, 6) OBP: 0.271, SLG: 0.252		0-0 1B HR 1B	0-0 G6-4-3		0-3 K		0-0 F3		0-0 F3	4 1 1 0 0 1 3
Charles Hudson, S (1, 1) OBP: 0.167, SLG: 0.222		0-0 HR 1B		0-0 F3		0-0 6-3		0-0 4-3		3 1 1 1 0 0 0
Kevin Gross, R (7, 1)										0 0 0 0 0 0 0
Sixto Lezcano, R (8, PH) OBP: 0.377, SLG: 0.586										1 0 0 0 0 0 1
Larry Andersen, R (8, 1)										0 0 0 0 0 0 0

Inning Stats	R: 0 E: 0 K: 1 S: 5	H: 0 LOB: 0 BB: 0 P: 5	R: 5 E: 0 K: 0 S: 8	H: 5 LOB: 1 BB: 1 P: 12	R: 1 E: 1 K: 0 S: 3	H: 1 LOB: 1 BB: 2 P: 11	R: 0 E: 0 K: 0 S: 4	H: 1 LOB: 1 BB: 0 P: 4	R: 0 E: 0 K: 1 S: 5	H: 0 LOB: 0 BB: 0 P: 5	R: 0 E: 0 K: 1 S: 6	H: 1 LOB: 2 BB: 1 P: 10	R: 0 E: 0 K: 1 S: 6	H: 1 LOB: 1 BB: 0 P: 6	R: 1 E: 0 K: 0 S: 4	H: 1 LOB: 0 BB: 0 P: 4	1B: 7 2B: 1 3B: 0 HR: 3	SF: 0 SAC: 0 DP: 1 HBP: 0	WP: 0 PB: 0 SB: 1 CS: 1	PA: 40
--------------	------------------------------	---------------------------------	------------------------------	----------------------------------	------------------------------	----------------------------------	------------------------------	---------------------------------	------------------------------	---------------------------------	------------------------------	----------------------------------	------------------------------	---------------------------------	------------------------------	---------------------------------	----------------------------------	------------------------------------	----------------------------------	--------

PITCHER	IP	WLS	BF	H	R	ER	SO	BB	IBB	HBP	BLK	WP	HR	S	P	ERA	WHIP
Jeff Robinson, R (1, 1) ERA: 3.51	1.2	L	11	5	5	5	1	1	0	0	0	0	2	12	16	27.00	3.600
Renie Martin, R (2, 1) ERA: 4.03	2.1		10	2	1	0	0	2	0	0	0	0	0	8	16	0.00	1.714
Randy Lerch, L (5, 1) ERA: 1.9	3.0		11	2	0	0	3	1	0	0	0	0	0	16	20	0.00	1.000
Gary Lavelle, L (8, 1) ERA: 3.67	1.0		4	1	0	0	1	0	0	0	0	0	0	6	6	0.00	1.000
Scott Garrelts, R (9, 1) ERA: 4.38	1.0		4	1	1	1	0	0	0	0	0	0	1	4	4	9.00	1.000

TOP

Philadelphia Phillies @ San Francisco Giants
Candlestick Park, San Francisco, CA

Sun May 20 1984, 6:33 AM EDT
Att. 23,797 - Unknown

livebaseballscorecards.com

AB	36
R	7
H	11
RBI	6
BB	4
SO	5
LOB	14

Batter	1	2	3	4	5	6	7	8	9	AB	R	H	RBI	BB	SO	LOB
Chili Davis, S (1, 8) OBP: 0.333, SLG: 0.468	0-0 F7		0-0 E5		0-0 F8		0-0 E6	0-0 F3		5	1	0	0	0	0	3
Al Oliver, L (1, 3) OBP: 0.326, SLG: 0.353	0-0 F9		0-0 F5		0-0 1B		0-0 WP 1B		0-0 F3	5	0	2	1	0	0	1
Jack Clark, R (1, 9) OBP: 0.438, SLG: 0.530	0-0 F5		4-0 BB		0-0 F6		0-0 WP 1B		0-0 4-3	4	0	1	1	1	0	1
Jeffrey Leonard, R (1, 7) OBP: 0.331, SLG: 0.403		0-0 F9 6-3 1B	0-3 K		0-0 F9		0-3 K		0-0 E8	5	1	2	0	0	2	5
Joel Youngblood, R (1, 5) OBP: 0.338, SLG: 0.310 (9, 4)		0-0 6-3		0-0 6-3		0-0 6-3 1B		0-0 F9		5	0	1	0	0	0	4
Bob Brenly, R (1, 2) OBP: 0.420, SLG: 0.433		0-0 F9		0-0 F3 1B		0-0 F8		0-0 BB 1B		4	1	2	0	0	0	2
Johnnie LeMaster, R (1, 6) OBP: 0.281, SLG: 0.270		0-0 S 1B		0-0 F3		0-0 9-3		0-3 K		4	0	1	1	0	1	3
Joe Pittman, R (1, 4) OBP: 0.133, SLG: 0.143 Tom O'Malley, L (8, PH) (9, 5)		0-0 F5		0-0 1B		0-0 1B		0-3 K		3	0	1	1	0	1	1
Jeff Robinson, R (1, 1) OBP: 0.048, SLG: 0.048 Rene Martin, R (2, 1) OBP: 0.500, SLG: 0.500 Duane Kuiper, L (4, PH) OBP: 0.244, SLG: 0.195 Randy Lerch, L (5, 1) OBP: 0.500, SLG: 0.400 Gene Richards, L (7, PH) OBP: 0.277, SLG: 0.280 Gary Lavelle, S (8, 1) Dusty Baker Jr., R (8, PH) OBP: 0.421, SLG: 0.435 Scott Garrelts, R (9, 1) OBP: 0.200, SLG: 0.200			0-0 4-3		0-0 F8		4-0 E 1B BB		0-0 F8	0	0	0	0	0	0	0

Inning Stats	R: 0	H: 0	E: 0	K: 0	S: 3	H: 0	LOB: 0	BB: 0	P: 3	R: 1	H: 2	E: 0	K: 0	S: 5	H: 0	LOB: 1	BB: 0	P: 5	R: 0	H: 0	E: 1	K: 1	S: 6	H: 0	LOB: 2	BB: 1	P: 10	R: 1	H: 2	E: 0	K: 0	S: 5	H: 1	LOB: 1	BB: 0	P: 4	R: 0	H: 1	E: 0	K: 0	S: 3	H: 1	LOB: 0	BB: 0	P: 3	R: 2	H: 2	E: 1	K: 2	S: 10	H: 2	LOB: 2	BB: 1	P: 14	R: 0	H: 1	E: 0	K: 1	S: 6	H: 1	LOB: 2	BB: 1	P: 10	R: 0	H: 1	E: 1	K: 0	S: 4	H: 1	LOB: 1	BB: 0	P: 4	1B: 8	SF: 0	2B: 3	SAC: 0	3B: 0	DP: 1	HR: 0	HBP: 0	WP: 1	PA: 41
--------------	------	------	------	------	------	------	--------	-------	------	------	------	------	------	------	------	--------	-------	------	------	------	------	------	------	------	--------	-------	-------	------	------	------	------	------	------	--------	-------	------	------	------	------	------	------	------	--------	-------	------	------	------	------	------	-------	------	--------	-------	-------	------	------	------	------	------	------	--------	-------	-------	------	------	------	------	------	------	--------	-------	------	-------	-------	-------	--------	-------	-------	-------	--------	-------	--------

PITCHER	IP	WLS	BF	H	R	ER	SO	BB	IBB	HBP	BLK	WP	HR	S	P	ERA	WHIP
Charles Hudson, R (1, 1) ERA: 4.59	6.1	W	29	7	4	3	2	2	0	0	0	0	0	31	39	4.26	1.421
Kevin Gross, R (7, 1) ERA: 1.17	0.2		3	1	0	0	1	0	0	0	0	1	0	5	5	0.00	1.500
Larry Andersen, R (8, 1) ERA: 2.45	2.0	S	9	2	0	0	1	1	0	0	0	0	0	10	14	0.00	1.500

BOTTOM

Philadelphia Phillies @ San Francisco Giants
Candlestick Park, San Francisco, CA
Sun May 20 1984, 6:33 AM EDT
Att. 23,797 - Unknown

livebaseballscorecards.com

AB	38
R	4
H	10
RBI	4
BB	3
SO	4
LOB	23



Batter	1	2	3	4	5	6	7	8	9	AB R H RBI BB SO LOB	TOP	
Chili Davis, S OBP: 0.331, SLG: 0.462 (1, 8) X	0-0 G4-6-3 1B		0-0 G3		0-0 L6		0-0 F9			4 0 1 0 0 0 1		
Joel Youngblood, R OBP: 0.335, SLG: 0.303 (1, 4) X	0-0 F7			0-3 K		4-0 CS BB		0-0 F7		3 0 0 0 1 1 1 0 0 0 0 0 0 0		
Joe Pittman, R OBP: 0.133, SLG: 0.143 (8, 4)												
Al Oliver, L OBP: 0.331, SLG: 0.360 (1, 3) X	0-0 G4-6-3 1-2f			4-0 HR BB		0-0 WP 1B 2B		0-0 F7		3 2 1 0 1 0 1 0 0 0 0 0 0 0		
Scot Thompson, L OBP: 0.364, SLG: 0.300 (8, 3)												
Jack Clark, R OBP: 0.439, SLG: 0.574 (1, 9) X		0-0 5-3		0-0 HR		0-0 F9		0-0 HR		4 2 2 3 0 0 1		
Jeffrey Leonard, R OBP: 0.336, SLG: 0.402 (1, 7) X		0-3 K		0-0 FC6-4 1B		4-0 WP 1B BB		0-0 5-3		3 1 1 0 1 1 0		
Bob Brenly, R OBP: 0.422, SLG: 0.446 (1, 2) X		0-0 F3		0-0 FC6-4 1-2f		0-0 1B				4 0 2 2 0 0 1		
Tom O'Malley, L (1, 5) X			0-0 F7	0-0 F9		0-0 4-3				4 0 0 0 0 0 3		
Johnnie LeMaster, R OBP: 0.272, SLG: 0.261 (1, 6) X			0-0 E5		0-0 L5		0-0 F8		0-3 K	4 0 0 0 0 1 1		
Mark Davis, L (1, 1) X			0-0 F7		0-3 K		0-0 1-3		0-0 1-3	4 0 0 0 0 1 2 0 0 0 0 0 0 0		
Gary Lavelle, S (9, 1)												
Inning Stats	R: 0 H: 1 E: 0 LOB: 0 K: 0 BB: 0 S: 3 P: 3	R: 0 H: 0 E: 0 LOB: 0 K: 1 BB: 0 S: 5 P: 5	R: 0 H: 0 E: 1 LOB: 1 K: 0 BB: 0 S: 4 P: 4	R: 2 H: 2 E: 0 LOB: 1 K: 1 BB: 1 S: 7 P: 11	R: 0 H: 0 E: 0 LOB: 0 K: 1 BB: 0 S: 5 P: 5	R: 2 H: 2 E: 0 LOB: 1 K: 0 BB: 2 S: 4 P: 12	R: 0 H: 0 E: 0 LOB: 0 K: 0 BB: 0 S: 3 P: 3	R: 1 H: 1 E: 0 LOB: 0 K: 0 BB: 0 S: 4 P: 4	R: 0 H: 1 E: 0 LOB: 1 K: 1 BB: 0 S: 6 P: 6	1B: 3 SF: 0 2B: 2 SAC: 0 3B: 0 DP: 1 HR: 2 HBP: 0	WP: 1 PA: 36 PB: 0 SB: 0 CS: 1	
PITCHER	IP WLS BF H R ER SO BB IBB HBP BLK WP HR S P ERA WHIP											
Ron Darling, R (1, 1) ERA: 4.62	6.0 L 25 5 4 4 3 3 0 0 0 0 1 1 28 40 6.00 1.333											
Tom Gorman, L (7, 1) ERA: 3.52	1.0 3 0 0 0 0 0 0 0 0 0 0 0 3 3 0.00 0.000											
Brent Gaff, R (8, 1) ERA: 2.45	2.0 8 2 1 1 1 0 0 0 0 0 0 1 10 10 4.50 1.000											

San Francisco Giants @ New York Mets
 Shea Stadium, Flushing, NY
 Tue May 22 1984, 7:05 PM EDT
 Att. 14,834 - Unknown

livebaseballscorecards.com

AB 33
R 5
H 7
RBI 5
BB 3
SO 4
LOB 11



BOTTOM

San Francisco Giants @ New York Mets
Shea Stadium, Flushing, NY
Tue May 22 1984, 7:05 PM EDT
Att. 14,834 - Unknown

livebaseballscorecards.com

AB 37
R 4
H 11
RBI 2
BB 2
SO 5
LOB 18



WP: 2 PA: 39
PB: 0
SB: 3
CS: 0

AB R H RBI BB SO LOB

5	1	3	0	0	1	0
4	0	0	0	0	0	2
1	0	0	0	0	1	1
5	0	3	1	0	0	1
3	1	1	0	1	0	2
4	0	0	0	0	0	4
4	0	2	0	0	1	1
4	0	1	0	0	0	3
4	1	1	1	0	0	3
2	0	0	0	0	2	1
0	0	0	0	0	0	0
1	0	0	0	0	0	0
0	0	0	0	0	0	0
0	1	0	0	1	0	0

Batter	1	2	3	4	5	6	7	8	9
Kelvin Chapman, R (1, 4) <small>OBP: 0.355, SLG: 0.370</small>	0-3 		0-0 		0-0 		0-0 		0-0
Ron Gardenhire, R (1, 6) <small>OBP: 0.221, SLG: 0.198</small> Jerry Martin, R (9, PH) <small>OBP: 0.167, SLG: 0.667</small>	0-0 		0-0 		0-0 		0-0 	0-3 	
Keith Hernandez, L (1, 3) <small>OBP: 0.370, SLG: 0.396</small>	0-0 		0-0 		0-0 			0-0 	0-0
George Foster, R (1, 7) <small>OBP: 0.277, SLG: 0.439</small>		0-0 	4-0 		0-0 			0-0 	
Darryl Strawberry, L (1, 9) <small>OBP: 0.382, SLG: 0.485</small>		0-0 	0-0 			0-0 		0-0 	
Mookie Wilson, S (1, 8) <small>OBP: 0.324, SLG: 0.345</small>		0-0 		0-0 		0-0 		0-3 	
Hubie Brooks, R (1, 5) <small>OBP: 0.362, SLG: 0.425</small>		0-0 		0-0 		0-0 			0-0
Mike Fitzgerald, R (1, 2) <small>OBP: 0.373, SLG: 0.347</small>		0-0 		0-0 		0-0 			0-0
Ron Darling, R (1, 1) <small>OBP: 0.063, SLG: 0.063</small> Tom Gorman, L (7, 1) José Oquendo, S (7, PH) <small>OBP: 0.284, SLG: 0.198</small> Brent Gaff, R (8, 1) Wally Backman, S (9, PH) <small>OBP: 0.360, SLG: 0.296</small>			0-3 	0-3 			0-0 	4-0 	

Inning Stats	R: 0	H: 0	E: 0	K: 1	S: 5	R: 1	H: 2	E: 0	K: 0	S: 5	R: 1	H: 2	E: 1	K: 1	S: 7	R: 0	H: 1	E: 0	K: 1	S: 6	R: 0	H: 2	E: 0	K: 0	S: 4	R: 0	H: 1	E: 0	K: 0	S: 4	R: 0	H: 0	E: 0	K: 0	S: 3	R: 0	H: 1	E: 0	K: 1	S: 6	R: 2	H: 2	E: 0	K: 1	S: 7	1B: 9	SF: 0	2B: 1	3B: 0	HR: 1	SAC: 0	DP: 1	HBP: 0	WP: 2	PA: 39
--------------	------	------	------	------	------	------	------	------	------	------	------	------	------	------	------	------	------	------	------	------	------	------	------	------	------	------	------	------	------	------	------	------	------	------	------	------	------	------	------	------	------	------	------	------	------	-------	-------	-------	-------	-------	--------	-------	--------	-------	--------

PITCHER	IP	WLS	BF	H	R	ER	SO	BB	IBB	HBP	BLK	WP	HR	S	P	ERA	WHIP
Mark Davis, L (1, 1) <small>ERA: 5.56</small>	8.1	W	35	10	3	3	4	0	1	0	0	1	1	42	46	3.24	1.200
Gary Lavelle, L (9, 1) <small>ERA: 3.9</small>	0.2	S	4	1	1	1	1	1	0	0	0	1	0	5	9	13.50	3.000

PITCHER	IP	WLS	BF	H	R	ER	SO	BB	IBB	HBP	BLK	WP	HR	S	P	ERA	WHIP
---------	----	-----	----	---	---	----	----	----	-----	-----	-----	----	----	---	---	-----	------

Batter	1	2	3	4	5	6	7	8	9	AB R H RBI BB SO LOB	TOP	
Chili Davis, S (1, 8) OBP: 0.327, SLG: 0.449	0-0 3-1		0-3 K		0-0 E6 1B		H 1-0 1-3 HBP		0-0 4-3	4 0 0 0 0 1 1		
Joel Youngblood, R (1, 4) OBP: 0.331, SLG: 0.307 Duane Kuiper, L (9, 4) OBP: 0.244, SLG: 0.195	0-0 L6			0-0 1B 2B	0-0 F8		0-0 1-3		0-0 4-3	5 1 1 0 0 0 3 0 0 0 0 0 0 0		
Al Oliver, L (1, 3) OBP: 0.336, SLG: 0.364	0-0 L6			0-0 1B G6-4-3	0-0 1B		0-0 6-3			4 0 2 2 0 0 1		
Jack Clark, R (1, 9) OBP: 0.435, SLG: 0.571		0-0 4-3		0-0 G6-4-3 1-2f	0-3 K			0-0 2B		4 0 1 0 0 1 3		
Jeffrey Leonard, R (1, 7) OBP: 0.340, SLG: 0.413				0-0 2B		0-0 F7		0-3 K		4 0 2 0 0 1 1		
Bob Brenly, R (1, 2) OBP: 0.425, SLG: 0.471		0-0 L6		4-0 BB FC3-6		0-0 HR		0-0 F8		3 1 1 1 1 0 2		
Tom O'Malley, L (1, 5)				0-0 FC3-6 1-2f		0-0 F3		4-0 BB		3 0 0 0 1 0 3		
Johnnie LeMaster, R (1, 6) OBP: 0.266, SLG: 0.254 Gene Richards, L (8, PH) OBP: 0.371, SLG: 0.275 Joe Pittman, R (8, 6) OBP: 0.133, SLG: 0.143			0-0 4-3		0-0 L4		0-0 5-3		0-0 4-3	3 0 0 0 0 0 0 1 0 0 0 0 0 2 0 0 0 0 0 0 0		
Mike Krukow, R (1, 1) OBP: 0.200, SLG: 0.158			0-3 K		0-0 F8 1B E		0-0 F8		0-3 K	4 1 1 0 0 2 0		
Inning Stats	R: 0 E: 0 K: 0 S: 3 H: 0 LOB: 0 BB: 0 P: 3	R: 0 E: 0 K: 0 S: 4 H: 1 LOB: 1 BB: 0 P: 4	R: 0 E: 0 K: 2 S: 7 H: 0 LOB: 0 BB: 0 P: 7	R: 1 E: 0 K: 0 S: 5 H: 3 LOB: 2 BB: 1 P: 9	R: 1 E: 1 K: 1 S: 8 H: 2 LOB: 2 BB: 0 P: 8	R: 1 E: 0 K: 0 S: 4 H: 1 LOB: 0 BB: 0 P: 4	R: 0 E: 0 K: 0 S: 3 H: 0 LOB: 1 BB: 0 P: 4	R: 0 E: 0 K: 1 S: 6 H: 1 LOB: 2 BB: 1 P: 10	R: 0 E: 0 K: 1 S: 5 H: 0 LOB: 0 BB: 0 P: 5	1B: 4 2B: 3 3B: 0 HR: 1 SF: 0 SAC: 0 DP: 1 HBP: 1	WP: 0 PB: 0 SB: 0 CS: 0 PA: 38	
PITCHER Walt Terrell, R (1, 1) ERA: 3.73 Doug Sisk, R (9, 1) ERA: 0.62	IP 8.0 WLS L BF 35 H 8 R 3 ER 2 SO 4 BB 2 IBB 0 HBP 1 BLK 0 WP 0 HR 1 S 40 P 49 ERA 2.25 WHIP 1.250	IP 1.0 WLS L BF 3 H 0 R 0 ER 0 SO 1 BB 0 IBB 0 HBP 0 BLK 0 WP 0 HR 0 S 5 P 5 ERA 0.00 WHIP 0.000	PITCHER IP WLS BF H R ER SO BB IBB HBP BLK WP HR S P ERA WHIP									

San Francisco Giants @ New York Mets
 Shea Stadium, Flushing, NY
 Thu May 24 1984, 7:05 PM EDT
 Att. 12,363 - Unknown

AB	35
R	3
H	8
RBI	3
BB	2
SO	5
LOB	16



Batter	1	2	3	4	5	6	7	8	9	AB	R	H	RBI	BB	SO	LOB	BOTTOM																													
Wally Backman, S <small>OBP: 0.364, SLG: 0.297</small> (1, 4) X	0-0 F7 ①		4-0 BBB BB		0-3 SS			0-0 ES		3	0	1	0	1	1	0	<div style="display: flex; flex-direction: column; align-items: center;"> <div style="writing-mode: vertical-rl; transform: rotate(180deg); font-weight: bold; font-size: 24px;">San Francisco Giants @ New York Mets</div> <div style="writing-mode: vertical-rl; transform: rotate(180deg); font-weight: bold; font-size: 18px;">Shea Stadium, Flushing, NY</div> <div style="writing-mode: vertical-rl; transform: rotate(180deg); font-size: 14px;">Thu May 24 1984, 7:05 PM EDT</div> <div style="writing-mode: vertical-rl; transform: rotate(180deg); font-size: 14px;">Att. 12,363 - Unknown</div> </div>																													
José Oquendo, S <small>OBP: 0.276, SLG: 0.194</small> (1, 6) S S	0-3 K ②		0-0 3-H					0-3 SS		2	0	0	1	0	1	0			<div style="display: flex; flex-direction: column; align-items: center;"> <div style="writing-mode: vertical-rl; transform: rotate(180deg); font-weight: bold; font-size: 24px;">San Francisco Giants @ New York Mets</div> <div style="writing-mode: vertical-rl; transform: rotate(180deg); font-weight: bold; font-size: 18px;">Shea Stadium, Flushing, NY</div> <div style="writing-mode: vertical-rl; transform: rotate(180deg); font-size: 14px;">Thu May 24 1984, 7:05 PM EDT</div> <div style="writing-mode: vertical-rl; transform: rotate(180deg); font-size: 14px;">Att. 12,363 - Unknown</div> </div>																											
Danny Heep, L <small>OBP: 0.300, SLG: 0.429</small> (8, PH) S	0-3 K		0-0 SF8 ②					0-3 K 1-3		1	0	0	0	0	1	1					<div style="display: flex; flex-direction: column; align-items: center;"> <div style="writing-mode: vertical-rl; transform: rotate(180deg); font-weight: bold; font-size: 24px;">San Francisco Giants @ New York Mets</div> <div style="writing-mode: vertical-rl; transform: rotate(180deg); font-weight: bold; font-size: 18px;">Shea Stadium, Flushing, NY</div> <div style="writing-mode: vertical-rl; transform: rotate(180deg); font-size: 14px;">Thu May 24 1984, 7:05 PM EDT</div> <div style="writing-mode: vertical-rl; transform: rotate(180deg); font-size: 14px;">Att. 12,363 - Unknown</div> </div>																									
Doug Sisk, R <small>OBP: 0.200, SLG: 0.200</small> (9, 1) X	0-0 F5 ③		0-0 F5 1-2					0-0 F8 ②		0	0	0	0	0	0	0							<div style="display: flex; flex-direction: column; align-items: center;"> <div style="writing-mode: vertical-rl; transform: rotate(180deg); font-weight: bold; font-size: 24px;">San Francisco Giants @ New York Mets</div> <div style="writing-mode: vertical-rl; transform: rotate(180deg); font-weight: bold; font-size: 18px;">Shea Stadium, Flushing, NY</div> <div style="writing-mode: vertical-rl; transform: rotate(180deg); font-size: 14px;">Thu May 24 1984, 7:05 PM EDT</div> <div style="writing-mode: vertical-rl; transform: rotate(180deg); font-size: 14px;">Att. 12,363 - Unknown</div> </div>																							
Keith Hernandez, L <small>OBP: 0.361, SLG: 0.384</small> (1, 3) X	0-0 F5 ③		0-0 F5 1-2					0-0 F8 ②		4	0	0	0	0	0	1									<div style="display: flex; flex-direction: column; align-items: center;"> <div style="writing-mode: vertical-rl; transform: rotate(180deg); font-weight: bold; font-size: 24px;">San Francisco Giants @ New York Mets</div> <div style="writing-mode: vertical-rl; transform: rotate(180deg); font-weight: bold; font-size: 18px;">Shea Stadium, Flushing, NY</div> <div style="writing-mode: vertical-rl; transform: rotate(180deg); font-size: 14px;">Thu May 24 1984, 7:05 PM EDT</div> <div style="writing-mode: vertical-rl; transform: rotate(180deg); font-size: 14px;">Att. 12,363 - Unknown</div> </div>																					
George Foster, R <small>OBP: 0.270, SLG: 0.428</small> (1, 7) S S		0-3 SS	0-0 SS		0-0 SS			0-0 SS		4	0	0	0	0	2	0											<div style="display: flex; flex-direction: column; align-items: center;"> <div style="writing-mode: vertical-rl; transform: rotate(180deg); font-weight: bold; font-size: 24px;">San Francisco Giants @ New York Mets</div> <div style="writing-mode: vertical-rl; transform: rotate(180deg); font-weight: bold; font-size: 18px;">Shea Stadium, Flushing, NY</div> <div style="writing-mode: vertical-rl; transform: rotate(180deg); font-size: 14px;">Thu May 24 1984, 7:05 PM EDT</div> <div style="writing-mode: vertical-rl; transform: rotate(180deg); font-size: 14px;">Att. 12,363 - Unknown</div> </div>																			
Darryl Strawberry, L <small>OBP: 0.378, SLG: 0.475</small> (1, 9) S S		0-3 SS	0-3 SS		0-0 SS			0-3 SS		3	0	0	0	1	2	1													<div style="display: flex; flex-direction: column; align-items: center;"> <div style="writing-mode: vertical-rl; transform: rotate(180deg); font-weight: bold; font-size: 24px;">San Francisco Giants @ New York Mets</div> <div style="writing-mode: vertical-rl; transform: rotate(180deg); font-weight: bold; font-size: 18px;">Shea Stadium, Flushing, NY</div> <div style="writing-mode: vertical-rl; transform: rotate(180deg); font-size: 14px;">Thu May 24 1984, 7:05 PM EDT</div> <div style="writing-mode: vertical-rl; transform: rotate(180deg); font-size: 14px;">Att. 12,363 - Unknown</div> </div>																	
Mookie Wilson, S <small>OBP: 0.315, SLG: 0.336</small> (1, 8) X		0-0 X	0-0 X		0-0 X			0-0 X		4	0	0	0	0	2																<div style="display: flex; flex-direction: column; align-items: center;"> <div style="writing-mode: vertical-rl; transform: rotate(180deg); font-weight: bold; font-size: 24px;">San Francisco Giants @ New York Mets</div> <div style="writing-mode: vertical-rl; transform: rotate(180deg); font-weight: bold; font-size: 18px;">Shea Stadium, Flushing, NY</div> <div style="writing-mode: vertical-rl; transform: rotate(180deg); font-size: 14px;">Thu May 24 1984, 7:05 PM EDT</div> <div style="writing-mode: vertical-rl; transform: rotate(180deg); font-size: 14px;">Att. 12,363 - Unknown</div> </div>															
Hubie Brooks, R <small>OBP: 0.368, SLG: 0.431</small> (1, 5) X		0-0 X	0-0 X		0-0 X			0-0 X		3	1	2	0	0	0	0																	<div style="display: flex; flex-direction: column; align-items: center;"> <div style="writing-mode: vertical-rl; transform: rotate(180deg); font-weight: bold; font-size: 24px;">San Francisco Giants @ New York Mets</div> <div style="writing-mode: vertical-rl; transform: rotate(180deg); font-weight: bold; font-size: 18px;">Shea Stadium, Flushing, NY</div> <div style="writing-mode: vertical-rl; transform: rotate(180deg); font-size: 14px;">Thu May 24 1984, 7:05 PM EDT</div> <div style="writing-mode: vertical-rl; transform: rotate(180deg); font-size: 14px;">Att. 12,363 - Unknown</div> </div>													
Mike Fitzgerald, R <small>OBP: 0.371, SLG: 0.385</small> (1, 2) X		0-0 X	0-0 X		0-0 X			0-0 X		3	1	1	1	0	1	0	<div style="display: flex; flex-direction: column; align-items: center;"> <div style="writing-mode: vertical-rl; transform: rotate(180deg); font-weight: bold; font-size: 24px;">San Francisco Giants @ New York Mets</div> <div style="writing-mode: vertical-rl; transform: rotate(180deg); font-weight: bold; font-size: 18px;">Shea Stadium, Flushing, NY</div> <div style="writing-mode: vertical-rl; transform: rotate(180deg); font-size: 14px;">Thu May 24 1984, 7:05 PM EDT</div> <div style="writing-mode: vertical-rl; transform: rotate(180deg); font-size: 14px;">Att. 12,363 - Unknown</div> </div>																													
Walt Terrell, L <small>OBP: 0.083, SLG: 0.043</small> (1, 1) S S		0-3 SS	0-3 SS		0-0 SS			0-3 SS		2	0	0	0	0	1	1			<div style="display: flex; flex-direction: column; align-items: center;"> <div style="writing-mode: vertical-rl; transform: rotate(180deg); font-weight: bold; font-size: 24px;">San Francisco Giants @ New York Mets</div> <div style="writing-mode: vertical-rl; transform: rotate(180deg); font-weight: bold; font-size: 18px;">Shea Stadium, Flushing, NY</div> <div style="writing-mode: vertical-rl; transform: rotate(180deg); font-size: 14px;">Thu May 24 1984, 7:05 PM EDT</div> <div style="writing-mode: vertical-rl; transform: rotate(180deg); font-size: 14px;">Att. 12,363 - Unknown</div> </div>																											
Rusty Staub, L <small>OBP: 0.400, SLG: 0.421</small> (8, PH) S		0-3 SS	0-3 SS		0-0 SS			0-0 SS		1	0	0	0	0	0	0					<div style="display: flex; flex-direction: column; align-items: center;"> <div style="writing-mode: vertical-rl; transform: rotate(180deg); font-weight: bold; font-size: 24px;">San Francisco Giants @ New York Mets</div> <div style="writing-mode: vertical-rl; transform: rotate(180deg); font-weight: bold; font-size: 18px;">Shea Stadium, Flushing, NY</div> <div style="writing-mode: vertical-rl; transform: rotate(180deg); font-size: 14px;">Thu May 24 1984, 7:05 PM EDT</div> <div style="writing-mode: vertical-rl; transform: rotate(180deg); font-size: 14px;">Att. 12,363 - Unknown</div> </div>																									
Ron Gardenhire, R <small>OBP: 0.221, SLG: 0.198</small> (9, 6) X		0-0 X	0-3 SS		0-0 SS			0-0 X		0	0	0	0	0	0	0							<div style="display: flex; flex-direction: column; align-items: center;"> <div style="writing-mode: vertical-rl; transform: rotate(180deg); font-weight: bold; font-size: 24px;">San Francisco Giants @ New York Mets</div> <div style="writing-mode: vertical-rl; transform: rotate(180deg); font-weight: bold; font-size: 18px;">Shea Stadium, Flushing, NY</div> <div style="writing-mode: vertical-rl; transform: rotate(180deg); font-size: 14px;">Thu May 24 1984, 7:05 PM EDT</div> <div style="writing-mode: vertical-rl; transform: rotate(180deg); font-size: 14px;">Att. 12,363 - Unknown</div> </div>																							
Inning Stats	R: 0 E: 0 K: 1 S: 5	H: 0 LOB: 0 BB: 0 P: 5	R: 0 E: 0 K: 2 S: 7	H: 0 LOB: 0 BB: 0 P: 7	R: 2 E: 0 K: 1 S: 7	H: 2 LOB: 1 BB: 1 P: 11	R: 0 E: 1 K: 0 S: 4	H: 1 LOB: 2 BB: 0 P: 4	R: 0 E: 0 K: 1 S: 5	H: 0 LOB: 0 BB: 0 P: 5	R: 0 E: 0 K: 1 S: 5	H: 0 LOB: 0 BB: 0 P: 5	R: 0 E: 0 K: 2 S: 8	H: 1 LOB: 1 BB: 0 P: 8	R: 0 E: 0 K: 0 S: 3	H: 0 LOB: 1 BB: 1 P: 7									1B: 3 2B: 0 3B: 1 HR: 0	SF: 1 SAC: 0 DP: 0 HBP: 0									WP: 0 PB: 0 SB: 2 CS: 0	PA: 33										
PITCHER Mike Krukow, R <small>ERA: 4.72</small> (1, 1)	IP 9.0	WLS W	BF 33	H 4	R 2	ER 2	SO 9	BB 2	IBB 0	HBP 0	BLK 0	WP 0	HR 0	S 49	P 57	ERA 2.00									WHIP 0.667	IP 9.0	WLS W	BF 33							H 4	R 2	ER 2	SO 9	BB 2	IBB 0	HBP 0	BLK 0	WP 0	HR 0	S 49	P 57

AB	30
R	2
H	4
RBI	2
BB	2
SO	9
LOB	6



livebaseballscores.com

Batter	1	2	3	4	5	6	7	8	9	AB R H RBI BB SO LOB	TOP									
Chili Davis, S (1, 8) OBP: 0.329, SLG: 0.467	0-0 F8		0-0 F8		0-0 CS 1B			0-0 HR	0-0 L4	5 1 2 2 0 0 2										
Joel Youngblood, R (1, 4) OBP: 0.329, SLG: 0.305	0-0 F9		0-0 FC5-4		0-0 CS	0-3 K		0-0 4-3 1B		4 0 1 0 0 1 1										
Al Oliver, L (1, 3) OBP: 0.327, SLG: 0.354	0-0 F6-3			0-0 F6		0-0 F7		0-0 4-3		4 0 0 0 0 0 1										
Jack Clark, R (1, 9) OBP: 0.436, SLG: 0.573		0-0 1-3		0-0 5-3		0-0 2B		4-0 IBB		3 0 1 0 1 0 0										
Jeffrey Leonard, R (1, 7) OBP: 0.351, SLG: 0.419		0-0 1B		0-0 FC5-4 1B		4-0 BB		0-3 K		3 0 2 0 1 1 2										
Bob Brenly, R (1, 2) OBP: 0.411, SLG: 0.454		0-3 K		0-0 FC5-4		0-0 5-3		0-0 F3		4 0 0 0 0 1 6										
Tom O'Malley, L (1, 5) OBP: 0.158, SLG: 0.059		0-0 4-3			0-0 G5-4-3 1B 1B		0-0 F6-3		0-3 K	4 1 1 0 0 1 1										
Joe Pittman, R (1, 6) OBP: 0.211, SLG: 0.222			0-0 FC3-6 1B		0-0 G5-4-3 1B		0-0 4-3		0-3 K	4 0 2 0 0 1 0										
Jeff Robinson, R (1, 1) OBP: 0.043, SLG: 0.043			0-0 FC3-6		0-0 G5-4-3		0-0 F7		0-0 1B	2 0 0 0 0 0 3										
Greg Minton, S (6, 1)			0-0 FC3-6		0-0 G5-4-3					1 0 0 0 0 0 0										
Scott Thompson, L (9, PH) OBP: 0.391, SLG: 0.333			0-0 FC3-6		0-0 G5-4-3					1 0 1 0 0 0 0										
Gene Richards, L (9, PR) OBP: 0.371, SLG: 0.275			0-0 FC3-6		0-0 G5-4-3					0 0 0 0 0 0 0										
Inning Stats	R: 0 E: 0 K: 0 S: 3	H: 0 LOB: 0 BB: 0 P: 3	R: 0 E: 0 K: 1 S: 6	H: 1 LOB: 1 BB: 0 P: 6	R: 0 E: 0 K: 0 S: 4	H: 1 LOB: 1 BB: 0 P: 4	R: 0 E: 0 K: 0 S: 4	H: 1 LOB: 2 BB: 1 P: 10	R: 0 E: 0 K: 0 S: 3	H: 0 LOB: 0 BB: 0 P: 3	R: 1 E: 0 K: 1 S: 7	H: 2 LOB: 2 BB: 1 P: 11	R: 0 E: 0 K: 2 S: 8	H: 1 LOB: 1 BB: 0 P: 8	1B: 8 2B: 1 3B: 0 HR: 1	SF: 0 SAC: 0 DP: 1 HBP: 0	WP: 0 PB: 0 SB: 0 CS: 1	PA: 38		
PITCHER	IP WLS BF H R ER SO BB IBB HBP BLK WP HR S P ERA WHIP																			
Bryn Smith, R (1, 1) ERA: 3.01	7.1		31	9	2	2	2	1	1	0	0	0	1	33	41	2.46	1.364			
Jeff Reardon, R (8, 1) ERA: 1.0	1.2	W	6	1	0	0	3	0	0	0	0	0	0	12	12	0.00	0.600			

San Francisco Giants @ Montreal Expos
 Olympic Stadium, Montreal, QB
 Fri May 25 1984, 7:05 PM EDT
 Att. 24,212 - Unknown

livebaseballscorecards.com

AB	35
R	2
H	10
RBI	2
BB	2
SO	5
LOB	16



Batter	1	2	3	4	5	6	7	8	9
Miguel Dilone, S OBP: 0.321, SLG: 0.418 (1, 7)	0-0 4-3		0-3 K			0-0 1B SF9 1B		0-0 E6 4-3 5-3	
Bryan Little, S OBP: 0.364, SLG: 0.338 (1, 4)	0-0 F4			0-0 F8		0-0 1B		0-0 4-3	
Tim Raines, S OBP: 0.433, SLG: 0.469 (1, 8)	0-0 3-1			0-0 4-3		0-0 SF9		0-0 5-3	
Gary Carter, R OBP: 0.354, SLG: 0.475 (1, 2)		0-3 K		0-3 K		0-0 F4		0-0 F6	
Mike Stenhouse, L OBP: 0.500, SLG: 0.556 (1, 9)		0-0 4-3			4-0 BB	0-0 4-3			
Derrel Thomas, S OBP: 0.267, SLG: 0.321 (9, 9)									
Tim Wallach, R OBP: 0.343, SLG: 0.494 (1, 5)		0-0 4-3			0-0 F7		0-0 1B		
Terry Francona, L OBP: 0.399, SLG: 0.500 (1, 3)			0-0 2B		0-0 6-3		0-0 F7		
Doug Flynn, R OBP: 0.333, SLG: 0.327 (1, 6)			0-3 K		0-0 F6-3		0-0 F3		
Bryn Smith, R OBP: 0.304, SLG: 0.263 (1, 1)			0-0 6-3			0-0 1B 2B		0-3 K	
Jeff Reardon, R (8, 1)									

AB	R	H	RBI	BB	SO	LOB
4	2	1	0	0	1	1
4	0	1	1	0	0	1
3	0	0	2	0	0	0
4	0	0	0	0	2	1
2	0	0	0	1	0	1
0	0	0	0	0	0	0
3	0	1	0	0	0	1
3	0	1	0	0	0	2
3	0	0	0	0	1	3
3	1	1	0	0	1	2
0	0	0	0	0	0	0

San Francisco Giants @ Montreal Expos
Olympic Stadium, Montreal, QB
Fri May 25 1984, 7:05 PM EDT
Att. 24,212 - Unknown


AB	29
R	3
H	5
RBI	3
BB	1
SO	5
LOB	12



Inning Stats		R: 0	H: 0	R: 0	H: 0	R: 0	H: 0	R: 0	H: 0	R: 2	H: 3	R: 0	H: 1	R: 1	H: 0
		E: 0	LOB: 0	E: 0	LOB: 0	E: 0	LOB: 0	E: 0	LOB: 1	E: 0	LOB: 1	E: 0	LOB: 1	E: 1	LOB: 0
		K: 0	BB: 0	K: 1	BB: 0	K: 1	BB: 0	K: 0	BB: 1	K: 1	BB: 0	K: 1	BB: 0	K: 0	BB: 0
		S: 3	P: 3	S: 5	P: 5	S: 8	P: 8	S: 3	P: 7	S: 6	P: 6	S: 6	P: 6	S: 4	P: 4

PITCHER		IP	WLS	BF	H	R	ER	SO	BB	IBB	HBP	BLK	WP	HR	S	P	ERA	WHIP
Jeff Robinson, R	(1, 1)	5.0		20	4	2	2	4	1	0	0	0	0	0	27	31	3.60	1.000
Greg Minton, R	(6, 1)	3.0	L	11	1	1	0	1	0	0	0	0	0	0	13	13	0.00	0.333

WP	PA	ERA	WHIP
0	31		
0			
1			
0			

Batter	1	2	3	4	5	6	7	8	9	AB R H RBI BB SO LOB	TOP									
Chili Davis, S (1, 8) OBP: 0.327, SLG: 0.458	0-3 K	4-0 BB			0-0 F8			0-0 F3		3 0 0 0 1 1 0										
Joel Youngblood, R (1, 5) OBP: 0.328, SLG: 0.323	0-0 HR	0-0 1-3			0-0 F7			0-0 F7		4 1 1 1 0 0 3										
Al Oliver, L (1, 3) OBP: 0.331, SLG: 0.358	0-0 1B			0-0 5-3	0-0 F5			0-0 1B		4 0 2 0 0 0 0										
Jack Clark, R (1, 9) OBP: 0.432, SLG: 0.562	0-0 F7			0-3 K	0-0 F3			4-0 BB		3 0 0 0 1 1 1										
Jeffrey Leonard, R (1, 7) OBP: 0.342, SLG: 0.406	0-3 K			0-3 K	0-0 F6-3			0-3 K		4 0 0 0 0 3 3										
Bob Brenly, R (1, 2) OBP: 0.422, SLG: 0.491		0-0 BB 1B		0-0 HR	0-0 CS 1B			0-0 F7		4 1 3 1 0 0 0										
Johnnie LeMaster, R (1, 6) OBP: 0.267, SLG: 0.256 Gene Richards, L (9, PH) OBP: 0.365, SLG: 0.269		0-0 BB 1B		0-0 F6-3	0-0 F	0-0 F8		0-3 K		4 0 1 0 0 0 1 1 0 0 0 0 1 0	AB 34 R 2 H 7 RBI 2 BB 2 SO 9 LOB 12									
Duane Kuiper, L (1, 4) OBP: 0.224, SLG: 0.178		0-3 K		0-0 F8	0-0 4-3			0-0 F7		4 0 0 0 0 1 2										
Bill Laskey, R (1, 1) OBP: 0.091, SLG: 0.048 Tom O'Malley, L (7, PH) OBP: 0.150, SLG: 0.056 Gary Lavelle, S (7, 1)		0-3 K		0-3 K	0-0 F6-3					2 0 0 0 0 2 2 1 0 0 0 0 0 0 0 0 0 0 0 0 0										
Inning Stats	R: 1 E: 0 K: 2 S: 9	H: 2 LOB: 1 BB: 0 P: 9	R: 0 E: 0 K: 2 S: 9	H: 2 LOB: 3 BB: 1 P: 13	R: 0 E: 0 K: 2 S: 7	H: 0 LOB: 0 BB: 0 P: 7	R: 1 E: 0 K: 1 S: 6	H: 1 LOB: 0 BB: 0 P: 6	R: 0 E: 0 K: 0 S: 3	H: 1 LOB: 0 BB: 0 P: 3	R: 0 E: 0 K: 0 S: 3	H: 0 LOB: 0 BB: 0 P: 3	R: 0 E: 0 K: 0 S: 6	H: 1 LOB: 2 BB: 1 P: 10	R: 0 E: 0 K: 1 S: 5	H: 0 LOB: 0 BB: 0 P: 5	1B: 5 2B: 0 3B: 0 HR: 2	SF: 0 SAC: 0 DP: 0 HBP: 0	WP: 0 PB: 0 SB: 0 CS: 1	PA: 36
PITCHER	IP WLS BF H R ER SO BB IBB HBP BLK WP HR S P ERA WHIP																			
Bill Gullickson, R (1, 1) ERA: 6.04	7.0 W 28 6 2 2 7 1 0 0 0 0 2 40 44 2.57 1.000																			
Gary Lucas, L (8, 1) ERA: 2.53	0.2 3 1 0 0 0 0 0 0 0 0 0 3 3 0.00 1.500																			
Jeff Reardon, R (8, 1) ERA: 0.95	1.1 S 5 0 0 0 2 1 0 0 0 0 0 8 12 0.00 0.750																			

San Francisco Giants @ Montreal Expos
Olympic Stadium, Montreal, QB
Sat May 26 1984, 7:05 PM EDT
Att. 22,568 - Unknown

livebaseballscorecards.com



Batter	1	2	3	4	5	6	7	8	9	AB	R	H	RBI	BB	SO	LOB
Miguel Dilone, S OBP: 0.311, SLG: 0.390 (1, 7)	4-0 1B 4-3 BB	0-0 L4		0-0 F9		0-0 F4		0-0 F9		4	1	0	0	1	0	4
Bryan Little, S OBP: 0.371, SLG: 0.342 (1, 4)	0-0 1-3 1B		0-3 K	0-0 F9			4-0 F9 1B BB	0-0 FC6-4 1B		4	0	2	0	1	1	1
Tim Raines, S OBP: 0.432, SLG: 0.464 (1, 8)	0-0 4-3		0-0 E5 1B		4-0 HR BB		0-0 1-2 1B	0-0 FC6-4 1-2f		4	2	1	1	1	0	2
Gary Carter, R OBP: 0.357, SLG: 0.491 (1, 2)	4-0 3-H BB		0-0 F4		0-0 1-H HR		0-0 2-3 F9			3	1	1	2	1	0	3
Mike Stenhouse, L OBP: 0.471, SLG: 0.455 (1, 9)	0-0 F8		4-0 1B		0-0 F7		0-3 K			2	0	0	0	1	0	1
Jim Wohlford, R OBP: 0.385, SLG: 0.472 (7, PH)			1-2 BB				1-2			1	0	0	0	0	1	2
Jeff Reardon, R (8, 1)										0	0	0	0	0	0	0
Tim Wallach, R OBP: 0.351, SLG: 0.494 (1, 5)		4-0 FC2-4 BB	0-0 FC4-6 1B		0-0 F6		4-0 FC6-4 IBB			2	0	1	1	2	0	0
Terry Francona, L OBP: 0.389, SLG: 0.487 (1, 3)		0-0 FC2-4 1B	0-0 FC4-6 1-2f		0-0 F7		0-0 FC6-4 1-2f			4	0	0	0	0	0	6
Doug Flynn, R OBP: 0.344, SLG: 0.339 (1, 6)		0-0 F4		0-0 SH1-4 1B		0-0 F1		0-0 1B SH3-4 1B		4	0	2	0	0	0	1
Bill Gullickson, R OBP: 0.188, SLG: 0.188 (1, 1)		0-0		0-0 SH1-4		0-0 6-3		0-0 SH3-4		2	0	1	0	0	0	0
Gary Lucas, L (8, 1)										0	0	0	0	0	0	0
Derrel Thomas, S OBP: 0.267, SLG: 0.321 (8, 9)		1-2 1B		1-2				1-2		0	0	0	0	0	0	0


Inning Stats	R: 1	H: 1	R: 0	H: 1	R: 1	H: 1	R: 0	H: 1	R: 2	H: 1	R: 0	H: 0	R: 0	H: 1	R: 0	H: 2
	E: 0	LOB: 1	E: 0	LOB: 2	E: 1	LOB: 2	E: 0	LOB: 1	E: 0	LOB: 0	E: 0	LOB: 0	E: 0	LOB: 3	E: 0	LOB: 2
	K: 0	BB: 2	K: 0	BB: 1	K: 1	BB: 1	K: 0	BB: 0	K: 0	BB: 1	K: 1	BB: 0	K: 1	BB: 2	K: 0	BB: 0
	S: 3	P: 11	S: 4	P: 8	S: 7	P: 11	S: 4	P: 4	S: 4	P: 8	S: 3	P: 3	S: 6	P: 14	S: 5	P: 5

PITCHER	IP	WLS	BF	H	R	ER	SO	BB	IBB	HBP	BLK	WP	HR	S	P	ERA	WHIP
Bill Laskey, R ERA: 2.88 (1, 1)	6.0	L	28	5	4	3	1	5	0	0	0	0	1	25	45	4.50	1.667
Gary Lavelle, L ERA: 3.64 (7, 1)	2.0		11	3	0	0	1	1	1	0	0	0	0	11	19	0.00	2.000

BOTTOM

San Francisco Giants @ Montreal Expos
 Olympic Stadium, Montreal, QB
 Sat May 26 1984, 7:05 PM EDT
 Att. 22,568 - Unknown

AB	30
R	4
H	8
RBI	4
BB	7
SO	2
LOB	20



1B:	7	SF:	0	WP:	0	PA:	39
2B:	0	SAC:	2	PB:	0		
3B:	0	DP:	0	SB:	2		
HR:	1	HBP:	0	CS:	0		

PITCHER	IP	WLS	BF	H	R	ER	SO	BB	IBB	HBP	BLK	WP	HR	S	P	ERA	WHIP
---------	----	-----	----	---	---	----	----	----	-----	-----	-----	----	----	---	---	-----	------

San Francisco Giants @ Montreal Expos
 Olympic Stadium, Montreal, QB
 Sun May 27 1984, 3:33 AM EDT
 Att: 31,618 - Unknown

livebaseballscorecards.com

AB	31
R	2
H	8
RBI	2
BB	2
SO	5
LOB	11



WP:	0	PA:	34
PB:	0		
SB:	0		
CS:	1		

AB	R	H	RBI	BB	SO	LOB
3	1	2	1	1	0	0
4	0	0	0	0	1	3
4	0	1	0	0	1	0
4	1	1	0	0	0	3
2	0	1	1	1	0	0
4	0	1	0	0	1	1
3	0	0	0	0	0	2
1	0	0	0	0	0	1
3	0	1	0	0	0	0
1	0	0	0	0	1	1
1	0	0	0	0	1	0
0	0	0	0	0	0	0
1	0	1	0	0	0	0
0	0	0	0	0	0	0

Batter	1	2	3	4	5	6	7	8	9
Chili Davis, S (1, 8) OBP: 0.337, SLG: 0.481	0-0 F8		0-0 HR		4-0 BB			0-0 1B 1-2 1B	
Joel Youngblood, R (1, 5) OBP: 0.320, SLG: 0.315	0-0 F6-3		0-0 5-3		0-0 F7			0-3 K	
Gene Richards, L (1, 7) OBP: 0.358, SLG: 0.268	0-0 F9			0-3 K		0-0 F3		0-0 F6-4-3 1-2 2-3 1B	
Al Oliver, L (1, 3) OBP: 0.329, SLG: 0.361		0-0 E8 SF7 2B		0-0 G3		0-0 4-3		0-0 F6-4-3 1-2	
Dusty Baker Jr., R (1, 9) OBP: 0.426, SLG: 0.438		0-0 SF7		0-0 2B 1B		0-0 F8		4-0 F4-6-3 BB	
Steve Nicosia, R (1, 2) OBP: 0.256, SLG: 0.361		3-H 0-0 F2		0-0 1-3 2B		0-0 5-3		0-3 K	
Johnnie LeMaster, R (1, 6) OBP: 0.261, SLG: 0.250 Scot Thompson, L (9, PH) OBP: 0.375, SLG: 0.318		0-0 F7		0-0 5-3		0-0 F6-3		0-0 F4-6-3 1-2	
Duane Kuiper, L (1, 4) OBP: 0.231, SLG: 0.188			0-0 CS 1B		0-0 F6		0-0 F4		
Mark Grant, R (1, 1) Scott Garrelts, R (4, 1) Frank Williams, R (7, 1) Tom O'Malley, L (8, PH) Rennie Martin, R (8, 1) OBP: 0.500, SLG: 0.500			0-3 K		0-3 K			0-0 1B 1B 1B	
Inning Stats	R: 0 E: 0 K: 0 S: 3 H: 0 LOB: 0 BB: 0 P: 3	R: 1 E: 1 K: 0 S: 4 H: 1 LOB: 0 BB: 0 P: 4	R: 1 E: 0 K: 1 S: 6 H: 2 LOB: 0 BB: 0 P: 6	R: 0 E: 0 K: 1 S: 7 H: 2 LOB: 2 BB: 0 P: 7	R: 0 E: 0 K: 1 S: 5 H: 0 LOB: 1 BB: 1 P: 9	R: 0 E: 0 K: 0 S: 3 H: 0 LOB: 0 BB: 0 P: 3	R: 0 E: 0 K: 0 S: 3 H: 0 LOB: 0 BB: 0 P: 3	R: 0 E: 0 K: 1 S: 7 H: 3 LOB: 2 BB: 0 P: 7	R: 0 E: 0 K: 1 S: 4 H: 0 LOB: 0 BB: 1 P: 8

PITCHER Charlie Lea, R (1, 1) ERA: 2.68	IP	WLS	BF	H	R	ER	SO	BB	IBB	HBP	BLK	WP	HR	S	P	ERA	WHIP
	9.0	W	34	8	2	1	5	2	0	0	0	0	1	42	50	1.00	1.111

PITCHER	IP	WLS	BF	H	R	ER	SO	BB	IBB	HBP	BLK	WP	HR	S	P	ERA	WHIP
---------	----	-----	----	---	---	----	----	----	-----	-----	-----	----	----	---	---	-----	------

Batter	1	2	3	4	5	6	7	8	9	AB	R	H	RBI	BB	SO	LOB
Miguel Dilone, S OBP: 0.303, SLG: 0.381 (1, 7)	0-0 6-3	0-0 SF7		0-0 PB S 2-3 1B		0-0 F9		0-0 1-3		4	0	1	1	0	0	2
Bryan Little, S OBP: 0.372, SLG: 0.335 (1, 4)	4-0 E BB	0-0 G3		4-0 1-3 BB			0-3 K	0-0 G3		3	1	0	0	2	1	2
Tim Raines, S OBP: 0.429, SLG: 0.456 (1, 8)	0-0 F8		0-0 4-3	0-0 F8			4-0 S 1B BB			3	1	0	0	1	0	3
Gary Carter, R OBP: 0.360, SLG: 0.497 (1, 2)	0-0 E7 1B 2B		0-0 6-3		0-0 F5		0-0 FC6-4 1B 1B			4	1	2	2	0	0	0
Terry Francona, L OBP: 0.391, SLG: 0.487 (1, 3)	0-0 1B		0-0 F8		0-0 4-3		0-0 FC6-4 1B			4	0	2	1	0	0	0
Tim Wallach, R OBP: 0.349, SLG: 0.494 (1, 5)	0-3 K			0-0 2B 2B	0-3 K		0-0 FC6-4 1-2f 2-3			4	1	1	0	0	2	3
Mike Stenhouse, L OBP: 0.524, SLG: 0.571 (1, 9)		0-0 SH3-4 1B SF7 1B		0-0 1B PB 2B		4-0 FC4-6 BB		0-0 4-3		3	2	2	1	1	0	2
Derrel Thomas, S OBP: 0.267, SLG: 0.321 (9, 9)										0	0	0	0	0	0	0
Doug Flynn, R OBP: 0.354, SLG: 0.349 (1, 6)		0-0 SH3-4 1B		0-3 K		0-0 FC4-6		0-0 SH1-4 1B		4	0	2	0	0	1	2
Charlie Lea, R OBP: 0.071, SLG: 0.037 (1, 1)		0-0 SH3-4		0-0 6-3		0-3 K		0-0 SH1-4		2	0	0	0	0	1	2

Inning Stats	R: 2	H: 2	E: 1	LOB: 1	K: 1	P: 11	R: 1	H: 2	E: 0	LOB: 1	K: 0	P: 5	R: 0	H: 0	E: 0	LOB: 0	K: 0	P: 3	R: 2	H: 3	E: 0	LOB: 2	K: 1	P: 12	R: 0	H: 0	E: 0	LOB: 0	K: 1	P: 5	R: 0	H: 0	E: 0	LOB: 1	K: 1	P: 9	R: 1	H: 2	E: 0	LOB: 2	K: 1	P: 11	R: 0	H: 1	E: 0	LOB: 1	K: 0	P: 4	1B: 7	SF: 1	2B: 3	SAC: 2	3B: 0	DP: 0	HR: 0	HBP: 0	WP: 0	PA: 38
--------------	------	------	------	--------	------	-------	------	------	------	--------	------	------	------	------	------	--------	------	------	------	------	------	--------	------	-------	------	------	------	--------	------	------	------	------	------	--------	------	------	------	------	------	--------	------	-------	------	------	------	--------	------	------	-------	-------	-------	--------	-------	-------	-------	--------	-------	--------

PITCHER	IP	WLS	BF	H	R	ER	SO	BB	IBB	HBP	BLK	WP	HR	S	P	ERA	WHIP
Mark Grant, R ERA: 8.0 (1, 1)	3.0	L	16	6	5	4	1	1	0	0	0	0	0	17	21	12.00	2.333
Scott Garrelts, R ERA: 4.02 (4, 1)	3.1		16	3	1	1	4	3	0	0	0	0	0	21	33	2.70	1.800
Frank Williams, R ERA: 4.45 (7, 1)	0.2		2	0	0	0	0	0	0	0	0	0	0	2	2	0.00	0.000
Renie Martin, R ERA: 3.86 (8, 1)	1.0		4	1	0	0	0	0	0	0	0	0	0	4	4	0.00	1.000

BOTTOM

San Francisco Giants @ Montreal Expos
 Olympic Stadium, Montreal, QB
 Sun May 27 1984, 3:33 AM EDT
 Att. 31,618 - Unknown

livebaseballscorecards.com

AB	31
R	6
H	10
RBI	5
BB	4
SO	5
LOB	16



Batter	1	2	3	4	5	6	7	8	9	AB R H RBI BB SO LOB	TOP																								
Chili Davis, S (1, 8) OBP: 0.328, SLG: 0.466	0-3 K	0-0 5-3		0-3 K			0-3 K		0-3 K	5 0 0 0 0 4 3	<p>San Francisco Giants @ Philadelphia Phillies</p> <p>Veterans Stadium, Philadelphia, PA</p> <p>Wed May 30 1984, 7:05 PM EDT</p> <p>Att. 13,524 - Unknown</p> <p>livebaseballscorecards.com</p>																								
Johnnie LeMaster, R (1, 6) OBP: 0.252, SLG: 0.240	0-3 K		0-0 L4		0-3 K			0-0 F9	0-3 K	5 0 0 0 0 3 1																									
Jeffrey Leonard, R (1, 7) OBP: 0.353, SLG: 0.423	0-0 2B		0-0 1B		0-3 K			0-0 BB BLK		4 0 3 0 0 1 0																									
Jack Clark, R (1, 9) OBP: 0.433, SLG: 0.557	0-0 F9		0-0 1B		0-0 L5			4-0 1B	1-2 IBB	3 0 1 0 1 0 1																									
Al Oliver, L (1, 3) OBP: 0.321, SLG: 0.352		0-0 6-3	0-0 F7		0-0 6-3			0-3 K		4 0 0 0 0 1 4																									
Joel Youngblood, R (1, 5) OBP: 0.324, SLG: 0.315		0-0 1B	0-0 6-3		0-3 K			4-0 BB	1-2 2-3	3 1 1 0 1 1 2																									
Bob Brenly, R (1, 2) OBP: 0.424, SLG: 0.487		0-0 3B		4-0 FC3-6		0-0 F7		0-0 L4		3 1 1 0 1 0 3																									
Joe Pittman, R (1, 4) OBP: 0.217, SLG: 0.227		0-0 L6		0-0 FC3-6		0-3 K2-3			0-0 S	4 0 1 0 0 1 3																									
Mark Davis, L (1, 1) OBP: 0.067, SLG: 0.200		0-0 3B		0-3 K				0-3 K	0-3 K	3 0 1 2 0 2 1																									
Duane Kuiper, L (9, PH) OBP: 0.226, SLG: 0.184										1 0 0 0 0 1 1																									
Greg Minton, S (9, 1)										0 0 0 0 0 0 0																									
Inning Stats	R: 0 E: 0 K: 2 S: 8	H: 1 LOB: 1 BB: 0 P: 8	R: 2 E: 0 K: 0 S: 6	H: 3 LOB: 1 BB: 0 P: 6	R: 0 E: 0 K: 0 S: 5	H: 2 LOB: 2 BB: 0 P: 5	R: 0 E: 0 K: 2 S: 7	H: 0 LOB: 1 BB: 1 P: 11	R: 0 E: 0 K: 1 S: 5	H: 0 LOB: 0 BB: 0 P: 5	R: 0 E: 0 K: 3 S: 9	H: 0 LOB: 0 BB: 0 P: 9	R: 0 E: 0 K: 1 S: 6	H: 1 LOB: 3 BB: 2 P: 14	R: 0 E: 0 K: 3 S: 10	H: 1 LOB: 1 BB: 0 P: 10	1B: 6 2B: 1 3B: 1 HR: 0	SF: 0 SAC: 0 DP: 0 HBP: 0	WP: 0 PB: 0 SB: 1 CS: 0	PA: 38															
PITCHER	IP WLS BF H R ER SO BB IBB HBP BLK WP HR S P ERA WHIP																																		
Steve Carlton, L (1, 1) ERA: 2.36	8.0	34	7	2	2	11	2	1	0	1	0	0	53	65	2.25	1.125																			
Al Holland, L (9, 1) ERA: 1.6	1.0	W	4	1	0	3	0	0	0	0	0	0	10	10	0.00	1.000																			



Batter	1	2	3	4	5	6	7	8	9	AB R H RBI BB SO LOB
Juan Samuel, R (1, 4) OBP: 0.358, SLG: 0.490	0-0 F9 1B 1B		0-0 1-3		0-0 3B		0-0 L6		0-0 1-2 2-3 1B	5 0 3 0 0 0 0
Garry Maddox, R (1, 8) OBP: 0.342, SLG: 0.328 Greg Gross, L (9, PH) OBP: 0.480, SLG: 0.429	0-0 1-2 1B		0-0 L4		0-0 5-3		0-0 6-3		0-0 3-H SF7	4 0 1 0 0 0 1 0 0 0 1 0 0 0
Mike Schmidt, R (1, 5) OBP: 0.385, SLG: 0.527	0-3 K		0-0 F8		0-0 5-3		0-3 K			4 0 0 0 0 2 2
Sixto Lezcano, R (1, 9) OBP: 0.379, SLG: 0.569	0-0 F9 2-3			0-0 1B		0-0 2B 2B		0-0 6-3		4 1 2 0 0 0 2
Glenn Wilson, R (1, 7) OBP: 0.283, SLG: 0.393 Al Holland, R (9, 1)	0-0 F8			0-0 F8		0-0 E 2B		0-0 F7		4 1 1 1 0 0 3 0 0 0 0 0 0 0
Len Matuszek, L (1, 3) OBP: 0.362, SLG: 0.500		0-0 4-3		0-0 F9		0-0 F8		0-0 F9		4 0 0 0 0 0 2
Ozzie Virgil, R (1, 2) OBP: 0.363, SLG: 0.526		0-0 1B		0-3 K		4-0 E IBB		0-0 1-3		3 0 1 0 1 1 1
Ivan De Jesus, R (1, 6) OBP: 0.272, SLG: 0.250 Joe Lefebvre, L (9, PH) OBP: 0.341, SLG: 0.327		0-0 F9			0-0 L6	0-0 E5		0-0 1B 1B SF7 1B		3 0 0 0 0 0 2 1 1 1 0 0 0 0
Steve Carlton, L (1, 1) OBP: 0.200, SLG: 0.320 Von Hayes, L (9, 7) OBP: 0.346, SLG: 0.424		0-0 4-3			0-0 F8	0-3 K		0-0 1B 1B		3 0 0 0 0 1 3 1 0 1 0 0 0 0

BOTTOM

San Francisco Giants @ Philadelphia Phillies
Veterans Stadium, Philadelphia, PA
Wed May 30 1984, 7:05 PM EDT
Att. 13,524 - Unknown

livebaseballscorecards.com

AB	36
R	3
H	10
RBI	2
BB	1
SO	4
LOB	16



Inning Stats	R: 0	H: 2	E: 0	K: 1	S: 7	R: 0	H: 1	E: 0	K: 0	S: 4	R: 0	H: 0	E: 0	K: 0	S: 3	R: 0	H: 1	E: 0	K: 1	S: 6	R: 0	H: 1	E: 0	K: 0	S: 4	R: 2	H: 2	E: 1	K: 1	S: 8	R: 0	H: 0	E: 0	K: 1	S: 5	R: 0	H: 0	E: 0	K: 0	S: 3	R: 1	H: 3	E: 0	K: 0	S: 5	R: 0	H: 0	E: 0	K: 0	S: 5	R: 0	H: 0	E: 0	K: 0	S: 3	1B: 7	SF: 1	2B: 2	SAC: 0	3B: 1	DP: 0	HR: 0	HBP: 0	WP: 0	PA: 38
--------------	------	------	------	------	------	------	------	------	------	------	------	------	------	------	------	------	------	------	------	------	------	------	------	------	------	------	------	------	------	------	------	------	------	------	------	------	------	------	------	------	------	------	------	------	------	------	------	------	------	------	------	------	------	------	------	-------	-------	-------	--------	-------	-------	-------	--------	-------	--------

PITCHER	IP	WLS	BF	H	R	ER	SO	BB	IBB	HBP	BLK	WP	HR	S	P	ERA	WHIP
Mark Davis, L (1, 1) ERA: 4.89	8.0		33	7	2	1	4	0	1	0	0	0	0	40	44	1.12	0.875
Greg Minton, R (9, 1) ERA: 5.35	0.2	L	5	3	1	1	0	0	0	0	0	0	0	5	5	13.50	4.500

Batter	1	2	3	4	5	6	7	8	9	AB R H RBI BB SO LOB	TOP											
Alan Wiggins, S (1, 4) X OBP: 0.348, SLG: 0.307	0-0 2B 1B S	0-0 1B S	0-3 K	0-0 5-3	0-0 5-3	0-0 FC3-6 1B 1-2 2-H	0-0 FC3-6 1B 1-2 2-H	0-0 6-3	0-0 6-3	5 1 2 1 0 1 1	San Diego Padres @ San Francisco Giants Candlestick Park, San Francisco, CA											
Tony Gwynn, L (1, 9) X OBP: 0.436, SLG: 0.477	0-0 F7 1-H FC3-2 2B	0-0 FC3-2 2B	0-0 F1 WP 1B	0-0 E S 1B	0-0 E S 1B	0-0 FC3-6 1B 1-2 2-3	0-0 FC3-6 1B 1-2 2-3	0-0 4-3	0-0 4-3	5 0 3 2 0 0 2												
Graig Nettles, L (1, 5) X OBP: 0.329, SLG: 0.338	0-0 F7 2-3	0-0 F7	4-0 F1 1-2 BB	0-3 K 1-3	0-3 K	0-0 1B 1-H 3-H	0-0 1B 1-H 3-H	0-0 F7	0-0 F7	4 0 1 1 1 1 2	San Diego Padres @ San Francisco Giants Candlestick Park, San Francisco, CA											
Steve Garvey, R (1, 3) X OBP: 0.265, SLG: 0.332	0-0 FC3-2 3-H	0-0 FC3-2	0-0 F1 1-2 2-3	0-3 K	0-3 K	0-3 K 1-2 2-3	0-3 K 1-2 2-3	0-0 5-3 1B	0-0 5-3 1B	5 1 1 0 0 2 4												
Terry Kennedy, L (1, 2) X OBP: 0.283, SLG: 0.343	0-0 1-3	0-0 1-3	0-0 4-3	0-0 FC6-4 1B	0-0 FC6-4 1B	0-0 FC6-4 1B	4-0 G5-4-3 BB	0-3 K 1-2	0-3 K	4 0 1 0 1 1 4	San Diego Padres @ San Francisco Giants Candlestick Park, San Francisco, CA											
Kevin McReynolds, R (1, 8) X	0-0 BLK 1B	0-0 BLK 1B	0-0 6-3	0-0 F2	0-0 F2	0-0 G5-4-3 1-2f	0-0 G5-4-3 BB	0-0 5-3 1-2	0-0 5-3	5 0 1 0 0 0 3												
Carmelo Martinez, R (1, 7) X OBP: 0.343, SLG: 0.374	0-3 K	0-3 K	1-0 E 2B HBP	0-0 FC6-4 1-2f	0-0 FC6-4 1-2f	0-0 FC6-4 1-2f	4-0 1B BB	0-0 1B 1B	0-0 1B 1B	3 1 1 1 1 1 2	San Diego Padres @ San Francisco Giants Candlestick Park, San Francisco, CA											
Garry Templeton, S (1, 6) X	0-3 K	0-3 K	0-0 E6 2B	0-0 E6 2B	0-0 E6 2B	0-0 E6 2B	0-0 1B 1B	0-0 1B 1B	0-0 1B 1B	5 2 3 0 0 1 2												
Andy Hawkins, R (1, 5) Champ Summers, L (1, 5) Greg Booker, R (1, 5) Sid Monge, S (1, 5) Floyd Chaffler, R (1, 5) Tim Flanagan, L (1, 5) Dave Dravecky, R (1, 5) Bobby Brown, S (1, 5) Craig Lefferts, L (1, 5) Kurt Bevacqua, R (1, 5)	0-3 K	0-3 K	0-0 1B 2B	0-0 1B 2B	0-0 1B 2B	0-0 FC3-6 1B 1-2	0-0 FC3-6 1B 1-2	0-3 K	0-3 K	1 0 0 0 0 0 1 1 1 1 1 1 2 0 1 1 1 1 0 0 0 0 0 0 0 0 0 0 0 0 0 0 1 0 0 0 0 0 0 0 2 0 0 0 0 0 0 0 0 0 1 0 0 0 0 0 0 1 2	San Diego Padres @ San Francisco Giants Candlestick Park, San Francisco, CA											
Inning Stats	R: 1 E: 0 K: 0 S: 5	H: 2 LOB: 1 BB: 0 P: 5	R: 0 E: 0 K: 3 S: 10	H: 1 LOB: 1 BB: 0 P: 10	R: 0 E: 0 K: 1 S: 6	H: 1 LOB: 2 BB: 1 P: 10	R: 3 E: 1 K: 1 S: 8	H: 2 LOB: 1 BB: 0 P: 9	R: 0 E: 0 K: 1 S: 6	H: 1 LOB: 1 BB: 0 P: 6		R: 2 E: 0 K: 1 S: 8	H: 4 LOB: 1 BB: 0 P: 8	R: 0 E: 0 K: 0 S: 3	H: 1 LOB: 2 BB: 2 P: 11	R: 0 E: 0 K: 0 S: 3	H: 0 LOB: 0 BB: 0 P: 3	R: 1 E: 0 K: 2 S: 10	H: 3 LOB: 2 BB: 0 P: 10	1B: 13 2B: 2 3B: 0 HR: 0	SF: 0 SAC: 0 DP: 1 HBP: 1	WP: 1 PB: 0 SB: 3 CS: 0
PITCHER	IP WLS BF H R ER SO BB IBB HBP BLK WP HR S P ERA WHIP												PITCHER	IP WLS BF H R ER SO BB IBB HBP BLK WP HR S P ERA WHIP								
Mike Krukow, R (1, 1) ERA: 4.76	1.1		7 3 1 1 1 1 0 0 0 0 0 0 9 9 6.75 2.250																			
Frank Williams, R (2, 1) ERA: 4.76	3.2	W	20 6 5 3 5 1 0 1 1 1 0 28 33 7.36 1.909																			
Scott Garrelts, R (6, 1) ERA: 3.78	1.0		5 2 0 0 1 1 0 0 0 0 0 0 6 10 0.00 3.000																			
Greg Minton, R (7, 1) ERA: 5.17	3.0	S	13 4 1 1 2 1 0 0 0 0 0 0 16 20 3.00 1.667																			

Fri Jun 01 1984, 10:05 PM EDT
Att: 10,087 - Unknown

AB	41
R	7
H	15
RBI	7
BB	3
SO	9
LOB	25



Batter	1	2	3	4	5	6	7	8	9	AB	R	H	RBI	BB	SO	LOB
Chili Davis, S OBP: 0.335, SLG: 0.482 (1, 8)	0-0 F8	0-0 S E 1B		0-0 1B 2B 1B	0-0 WP 3B		0-3 K			5	3	3	2	0	1	1
Johnnie LeMaster, R OBP: 0.257, SLG: 0.246 (1, 6)	0-0 1B SF9	0-0 E5		0-0 2B 1B	0-3 K		0-3 K			5	2	2	0	0	2	2
Jeffrey Leonard, R OBP: 0.366, SLG: 0.436 (1, 7)	0-0 1B	4-0 FC6-4 BB		0-0 1B 2B	4-0 WP BB			0-0 6-3		3	0	2	1	2	0	0
Jack Clark, R OBP: 0.427, SLG: 0.569 (1, 9)	0-0 SF9	0-0 F2		0-3 K	0-0 F7			0-0 HR		4	1	1	2	0	1	5
Al Oliver, L OBP: 0.324, SLG: 0.354 (1, 3)	0-0 F5	0-0 FC6-4		0-0 S 1B		0-0 FC5-4 1B		0-3 K		5	0	2	1	0	1	3
Scott Thompson, L OBP: 0.375, SLG: 0.318 (9, 3)										0	0	0	0	0	0	0
Joel Youngblood, R OBP: 0.317, SLG: 0.308 (1, 5)			0-0 5-3		0-3 K		0-3 K		0-0 BLK 1B	4	0	0	0	0	3	3
Fran Mullins, R OBP: 0.364, SLG: 0.444 (7, 5)										1	1	1	0	0	0	0
Bob Brenly, R OBP: 0.431, SLG: 0.487 (1, 2)		0-0 CI E 1B	0-0 FC5-4 1B		0-0 F7		0-0 FC5-4 CS		4-0 1B BB	4	1	2	0	1	0	3
Brad Wellman, R OBP: 0.750, SLG: 1.000 (1, 4)		0-1 CI E 1B	0-0 FC5-4		0-0 WP 3B 1B		0-0 CS		0-0 6-3 2B	4	2	3	1	0	0	1
Mike Krukow, R OBP: 0.200, SLG: 0.158 (1, 1)		0-0 E1			0-3 K		0-0 6-3		0-0 4-3	0	0	0	0	0	0	0
Frank Williams, R (2, 1)										3	1	0	0	0	2	3
Scott Garrelts, R OBP: 0.167, SLG: 0.167 (6, 1)										0	0	0	0	0	0	0
Greg Minton, S (7, 1)										2	0	0	0	0	0	3

Inning Stats	R: 1	H: 2	E: 0	K: 0	S: 5	H: 2	LOB: 1	BB: 0	P: 5	R: 4	H: 2	E: 3	K: 1	S: 10	R: 0	H: 1	E: 0	K: 1	S: 6	R: 2	H: 4	E: 0	K: 2	S: 11	R: 2	H: 2	E: 0	K: 2	S: 9	R: 0	H: 1	E: 0	K: 1	S: 5	R: 0	H: 1	E: 0	K: 2	S: 8	R: 2	H: 3	E: 0	K: 1	S: 8
--------------	------	------	------	------	------	------	--------	-------	------	------	------	------	------	-------	------	------	------	------	------	------	------	------	------	-------	------	------	------	------	------	------	------	------	------	------	------	------	------	------	------	------	------	------	------	------

PITCHER															PITCHER																														
IP	WLS	BF	H	R	ER	SO	BB	IBB	HBP	BLK	WP	HR	S	P	ERA	WHIP	IP	WLS	BF	H	R	ER	SO	BB	IBB	HBP	BLK	WP	HR	S	P	ERA	WHIP												
Andy Hawkins, R (1, 1)	3.0	L	18	5	5	1	2	1	0	0	0	0	21	25	3.00	2.000	Craig Lefferts, L (7, 1)	2.0		11	4	2	2	3	1	0	0	0	1	16	20	9.00	2.500												
Greg Booker, R (4, 1)	0.1		4	3	2	1	0	0	0	0	0	0	6	6	54.00	9.000																													
Sid Monge, L (4, 1)	0.0		1	1	0	0	0	0	0	0	0	0	1	1	∞	∞																													
Floyd Chiffer, R (4, 1)	1.2		8	2	2	3	1	0	0	0	2	0	13	17	10.80	1.800																													
Dave Dravecky, L (6, 1)	1.0		3	1	0	1	0	0	0	0	0	0	5	5	0.00	1.000																													

BOTTOM

San Diego Padres @ San Francisco Giants
Candlestick Park, San Francisco, CA

livebaseballscorecards.com

AB	40
R	11
H	16
RBI	7
BB	3
SO	10
LOB	24



WP	2	PA	46
PB	0		
SB	2		
CS	1		

Fri Jun 01 1984, 10:05 PM EDT
Att. 10,087 - Unknown

Batter	1	2	3	4	5	6	7	8	9	10	AB R H RBI BB SO LOB	TOP						
Alan Wiggins, S (1, 4) OBP: 0.344, SLG: 0.304	0-3 K FC3-6		0-0 4-3		0-0 FC5-2 1B	0-0 F8		0-0 FC6-4			5 0 1 0 0 1 4	San Diego Padres @ San Francisco Giants Candlestick Park, San Francisco, CA Sat Jun 02 1984, 6:33 AM EDT Att. 12,662 - Unknown livebaseballscorecards.com						
Tony Gwynn, L (1, 9) OBP: 0.440, SLG: 0.481	0-0 FC3-6 1B		0-0 E S 1B		0-0 FC5-2 1B		0-0 5-3		0-3 K		5 0 3 1 0 1 0							
Graig Nettles, L (1, 5) OBP: 0.331, SLG: 0.343	0-0 FC3-6		4-0 BB		0-0 F8		0-0 1B 2B		0-0 F9		4 0 1 0 1 0 5							
Steve Garvey, R (1, 3) OBP: 0.263, SLG: 0.328	0-0 G6-4-3		0-0 F7		0-0 FC5-2		0-0 2B 1B		0-0 6-3		5 0 1 0 0 0 7							
Terry Kennedy, L (1, 2) OBP: 0.281, SLG: 0.339		0-0 F8		0-3 K		0-0 4-3		0-3 K		0-0 SH1-3 S SF7 1B	5 0 1 0 0 2 5							
Bobby Brown, S (10, PR) OBP: 0.289, SLG: 0.314											0 1 0 0 0 0 0							
Bruce Bochy, R (10, 2) OBP: 0.286, SLG: 0.429											0 0 0 0 0 0 0							
Kevin McReynolds, R (1, 8) OBP: 0.317, SLG: 0.523		0-0 F8		0-0 HR		4-0 2B BB		0-0 F8		0-0 SH1-3	3 1 1 1 1 0 2							
Carmelo Martinez, R (1, 7) OBP: 0.339, SLG: 0.378		0-0 F6		0-0 1-3		0-0 2B		0-0 F4		0-0 SF7	4 0 1 1 0 0 0							
Garry Templeton, S (1, 6) OBP: 0.315, SLG: 0.341			0-0 4-3 SH1-3 1B		0-0 4-3		0-3 K		0-0 FC6-4 1B		5 1 2 0 0 1 3							
Mark Thurmond, L (1, 1) OBP: 0.333, SLG: 0.357			0-0 SH1-3		0-0 1B 1B		0-0 4-3		0-3 K		3 0 1 0 0 1 3							
Rich Gossage, R (9, 1) OBP: 0.250, SLG: 0.143					0-0 FC5-2 1B						0 0 0 0 0 0 0							
Inning Stats	R: 0 H: 1 E: 0 LOB: 1 K: 1 BB: 0 S: 6 P: 6	R: 0 H: 0 E: 0 LOB: 0 K: 0 BB: 0 S: 3 P: 3	R: 1 H: 2 E: 0 LOB: 2 K: 0 BB: 1 S: 5 P: 9	R: 1 H: 1 E: 0 LOB: 0 K: 1 BB: 0 S: 6 P: 6	R: 0 H: 3 E: 0 LOB: 3 K: 0 BB: 0 S: 6 P: 6	R: 0 H: 1 E: 0 LOB: 2 K: 1 BB: 1 S: 6 P: 10	R: 0 H: 2 E: 0 LOB: 2 K: 1 BB: 0 S: 7 P: 7	R: 0 H: 1 E: 0 LOB: 1 K: 1 BB: 0 S: 6 P: 6	R: 0 H: 0 E: 0 LOB: 0 K: 1 BB: 0 S: 5 P: 5	R: 1 H: 1 E: 0 LOB: 1 K: 0 BB: 0 S: 4 P: 4	1B: 9 SF: 1 2B: 2 SAC: 2 3B: 0 DP: 1 HR: 1 HBP: 0	WP: 0 PA: 44 PB: 1 SB: 3 CS: 0						
PITCHER	IP WLS BF H R ER SO BB IBB HBP BLK WP HR S P ERA WHIP																	
Jeff Robinson, R (1, 1) ERA: 3.52	5.0	25	8	2	2	2	2	2	0	0	0	0	0	0	0	0	3.60	2.000
Jeff Cornell, R ERA:	1.0	3	0	0	0	1	0	0	0	0	0	0	0	5	5	0.00	0.000	
Gary Lavelle, L ERA: 3.31	3.0	12	3	0	0	3	0	0	0	0	0	0	0	18	18	0.00	1.000	
Scott Garrelts, R ERA: 4.08	1.0	L 4	1	1	1	0	0	0	0	0	0	0	0	4	4	9.00	1.000	

AB	39
R	3
H	12
RBI	3
BB	2
SO	6
LOB	29



Batter	1	2	3	4	5	6	7	8	9	10	AB	R	H	RBI	BB	SO	LOB
Chili Davis, S OBP: 0.332, SLG: 0.471 (1, 8) BB	4-0 G4-6-3 BB		x 0-0 F4			x 0-0 F9			0-3 K	0-3 K2-3	4	0	0	0	1	2	4
Johnnie LeMaster, R OBP: 0.252, SLG: 0.241 (1, 6) Al Oliver, L OBP: 0.328, SLG: 0.364 (9, PH) Gene Richards, L OBP: 0.358, SLG: 0.268 (9, PR) Scott Garrelts, R OBP: 0.167, SLG: 0.167 (10, 1) 1-2f	0-0 G4-6-3			0-0 6-3		0-0 1-3			0-0 2B		3	0	0	0	0	0	1
Jeffrey Leonard, R OBP: 0.358, SLG: 0.424 (1, 7) BB	0-0 6-3			0-0 6-3			0-0 5-3		0-3 K		4	0	0	0	0	1	2
Jack Clark, R OBP: 0.429, SLG: 0.571 (1, 9) BB		x 0-0 F9		4-0 FC6-4 BB			0-0 F8		0-0 2B		3	0	1	2	1	0	0
Bob Brenly, R OBP: 0.418, SLG: 0.472 (1, 3) 1-2f		x 0-0 4-3		0-0 FC6-4			0-0 F4		0-3 K		4	0	0	0	0	1	2
Steve Nicosia, R OBP: 0.238, SLG: 0.333 (1, 2) Scot Thompson, L OBP: 0.360, SLG: 0.304 (10, PH) BB		x 0-0 4-3			x 0-0 F9			0-3 K		x 0-0 F7	3	0	0	0	0	1	0
Brad Wellman, R OBP: 0.625, SLG: 0.667 (1, 4) BB			x 0-0 F7		x 0-0 5-3			4-0 G6-4-3 BB		4-0 S BB	2	0	0	0	2	0	0
Fran Mullins, R OBP: 0.385, SLG: 0.476 (1, 5) (10, 6) BB			x 0-0 6-3 2B		0-3 K			0-0 G6-4-3		4-0 1-2 BB	3	0	1	0	1	1	1
Jeff Robinson, R OBP: 0.042, SLG: 0.042 (1, 1) Jeff Cornell, S (6, 1) Duane Kuiper, L OBP: 0.222, SLG: 0.180 (6, PH) Gary Lavette, S (7, 1) Joel Youngblood, R OBP: 0.319, SLG: 0.306 (9, PH) (10, 5) 2-3			x 0-0 6-3			x 0-0 F7			4-0 2B BB	0-3 K	1	0	0	0	0	0	1

Inning Stats	R: 0	H: 0	E: 0	K: 0	S: 2	P: 6	R: 0	H: 0	E: 0	K: 0	S: 3	P: 3	R: 0	H: 1	E: 0	K: 0	S: 4	R: 0	H: 0	E: 0	K: 0	S: 3	P: 7	R: 0	H: 0	E: 0	K: 1	S: 5	P: 5	R: 0	H: 0	E: 0	K: 0	S: 3	P: 3	R: 0	H: 0	E: 0	K: 0	S: 3	P: 3	R: 0	H: 0	E: 0	K: 1	S: 4	P: 8	R: 2	H: 2	E: 0	K: 3	S: 11	P: 15	R: 0	H: 0	E: 0	K: 2	S: 7	P: 15	1B: 0	2B: 3	3B: 0	HR: 0	SF: 0	SAC: 0	DP: 2	HBP: 0	WP: 0	PA: 37
--------------	------	------	------	------	------	------	------	------	------	------	------	------	------	------	------	------	------	------	------	------	------	------	------	------	------	------	------	------	------	------	------	------	------	------	------	------	------	------	------	------	------	------	------	------	------	------	------	------	------	------	------	-------	-------	------	------	------	------	------	-------	-------	-------	-------	-------	-------	--------	-------	--------	-------	--------

PITCHER	IP	WLS	BF	H	R	ER	SO	BB	IBB	HBP	BLK	WP	HR	S	P	ERA	WHIP
Mark Thurmond, L ERA: 3.73 (1, 1)	8.0		27	1	1	1	2	4	0	0	0	0	0	27	43	1.12	0.625
Rich Gossage, R ERA: 3.71 (9, 1)	2.0	W	10	2	1	1	5	2	0	0	0	0	0	18	26	4.50	2.000


BOTTOM

San Diego Padres @ San Francisco Giants
Candlestick Park, San Francisco, CA

Sat Jun 02 1984, 6:33 AM EDT
Att: 12,662 - Unknown

livebaseballscorecards.com

AB	31
R	2
H	3
RBI	2
BB	6
SO	7
LOB	13



Batter	1	2	3	4	5	6	7	8	9	AB R H RBI BB SO LOB	TOP																	
Alan Wiggins, S (1, 4) OBP: 0.343, SLG: 0.303	0-0 4-3		0-0 FC4-6			0-0 F6	0-0 1B	0-0 SH1-3		4 1 1 1 0 0 1	San Diego Padres @ San Francisco Giants Candlestick Park, San Francisco, CA Sun Jun 03 1984, 6:33 AM EDT Unknown livebaseballscorecards.com																	
Tim Flannery, L (1, 5) OBP: 0.346, SLG: 0.400	0-0 4-3			0-0 F4		0-0 1B	0-0 1B	0-3 K		5 2 2 1 0 1 0																		
Tony Gwynn, L (1, 9) OBP: 0.443, SLG: 0.484	0-0 6-3			0-0 1B		0-0 1B	0-0 1B		0-0 F7	5 2 3 1 0 0 0																		
Steve Garvey, R (1, 3) OBP: 0.267, SLG: 0.330		0-0 F7		0-0 G6-4-3		0-0 1B	0-0 1B		0-3 K	5 0 2 2 0 1 1																		
Terry Kennedy, L (1, 2) OBP: 0.279, SLG: 0.333		0-0 F9			0-0 3-1	0-0 SF7	4-0 1B		0-0 4-3	3 0 0 1 1 0 0																		
Kevin McReynolds, R (1, 8) OBP: 0.321, SLG: 0.528		0-0 5-3			0-0 5-3	0-0 2B	0-0 1B			4 0 2 1 0 0 0																		
Carmelo Martinez, R (1, 7) OBP: 0.343, SLG: 0.381			0-0 F7		0-0 1B		0-0 K			4 1 2 0 0 1 3																		
Garry Templeton, S (1, 6) OBP: 0.319, SLG: 0.351			0-0 4-3		0-0 1B		0-0 F7	0-0 SH1-3		4 1 2 0 0 0 1																		
Tim Lollar, L (1, 1) OBP: 0.333, SLG: 0.542			4-0 FC4-6		0-0 F3		0-0 F6	0-0 6-3		3 0 0 0 1 0 4																		
Floyd Chiffer, R (8, 1)										0 0 0 0 0 0 0																		
Dave Dravecky, R (8, 1)										0 0 0 0 0 0 0																		
Inning Stats	R: 0 E: 0 K: 0 S: 3	H: 0 LOB: 0 BB: 0 P: 3	R: 0 E: 0 K: 0 S: 3	H: 0 LOB: 0 BB: 1 P: 7	R: 0 E: 0 K: 0 S: 3	H: 1 LOB: 0 BB: 0 P: 3	R: 0 E: 0 K: 0 S: 5	H: 2 LOB: 2 BB: 0 P: 5	R: 2 E: 0 K: 0 S: 6	H: 4 LOB: 2 BB: 0 P: 6	R: 4 E: 0 K: 1 S: 11	H: 6 LOB: 3 BB: 1 P: 15	R: 1 E: 0 K: 1 S: 6	H: 1 LOB: 0 BB: 0 P: 6	R: 0 E: 0 K: 1 S: 5	H: 0 LOB: 0 BB: 0 P: 5	1B: 12 2B: 2 3B: 0 HR: 0	SF: 1 SAC: 1 DP: 1 HBP: 0	WP: 0 PB: 0 SB: 0 CS: 0	PA: 41								
PITCHER	IP WLS BF H R ER SO BB IBB HBP BLK WP HR S P ERA WHIP																											
Bill Laskey, R (1, 1) ERA: 2.9	5.2		23	6	2	2	0	1	0	0	0	0	0	22	26	3.18	1.235											
Jeff Cornell, R (6, 1) ERA: 15.43	1.1	L	11	7	4	4	1	0	1	0	0	0	0	12	16	27.00	5.250											
Frank Williams, R (8, 1) ERA: 4.75	2.0		7	1	1	1	2	0	0	0	0	0	0	11	11	4.50	0.500											



Batter	1	2	3	4	5	6	7	8	9	AB	R	H	RBI	BB	SO	LOB
Chili Davis, S OBP: 0.333, SLG: 0.466 (1, 8)	0-3 K		0-0 F4		0-0 1B		0-3 K		4-0 BB	4	0	1	0	1	2	1
Johnnie LeMaster, R OBP: 0.252, SLG: 0.236 (1, 6)	0-3 K			0-0 6-3	0-0 F7			4-0 HR	0-0 F3	3	1	0	0	1	1	1
Bob Brenly, R OBP: 0.415, SLG: 0.468 (9, PH)								BB		1	0	0	0	0	0	1
Al Oliver, L OBP: 0.324, SLG: 0.359 (1, 3)	0-0 1B			0-0 F8		0-0 F7		0-0 F2	0-0 4-3	5	0	1	0	0	0	2
Jack Clark, R OBP: 0.430, SLG: 0.588 (1, 9)	0-0 F3			0-0 HR	0-0 F9			0-0 HR		4	2	2	2	0	0	1
Jeffrey Leonard, R OBP: 0.361, SLG: 0.446 (1, 7)		0-3 K		0-0 HR	0-0 1B			0-3 K		4	1	2	2	0	2	0
Joel Youngblood, R OBP: 0.323, SLG: 0.328 (1, 5)		0-3 K		0-0 1B	0-0 F8			0-0 HR		4	1	2	1	0	1	1
Steve Nicosia, R OBP: 0.261, SLG: 0.349 (1, 2)		0-0 4-3		0-0 F8			0-0 FC5-4	0-0 1B		4	0	2	0	0	0	1
Brad Wellman, R OBP: 0.455, SLG: 0.444 (1, 4)			0-3 K		0-0 F4		0-0 FC5-4	0-0 4-3		3	0	0	0	0	1	1
Scot Thompson, L OBP: 0.346, SLG: 0.292 (8, PH)							1-2f			1	0	0	0	0	0	1
Fran Mullins, R OBP: 0.385, SLG: 0.476 (9, 4)										0	0	0	0	0	0	0
Bill Laskey, R OBP: 0.083, SLG: 0.043 (1, 1)			0-3 K		0-3 K				0-0 F7	2	0	0	0	0	2	0
Jeff Cornell, S (6, 1)										0	0	0	0	0	0	0
Dusty Baker Jr., R OBP: 0.419, SLG: 0.429 (7, PH)										1	0	0	0	0	0	1
Frank Williams, R (8, 1)										0	0	0	0	0	0	0
John Rabb, R OBP: 0.444, SLG: 0.478 (9, PH)										1	0	0	0	0	0	0

Inning Stats	R: 0	H: 1	E: 0	K: 2	S: 8	H: 0	LOB: 1	BB: 0	P: 8	R: 0	H: 0	E: 0	K: 2	S: 7	H: 0	LOB: 0	BB: 0	P: 7	R: 2	H: 3	E: 0	K: 0	S: 6	H: 1	LOB: 1	BB: 0	P: 6	R: 0	H: 1	E: 0	K: 1	S: 6	H: 1	LOB: 1	BB: 0	P: 6	R: 0	H: 1	E: 0	K: 0	S: 4	H: 1	LOB: 1	BB: 0	P: 4	R: 0	H: 1	E: 1	K: 1	S: 6	H: 1	LOB: 1	BB: 0	P: 6	R: 3	H: 3	E: 0	K: 1	S: 8	H: 3	LOB: 1	BB: 1	P: 12	R: 0	H: 0	E: 0	K: 0	S: 3	H: 0	LOB: 1	BB: 1	P: 7	1B: 7	SF: 0	2B: 0	SAC: 0	3B: 0	DP: 0	HR: 3	HBP: 0	WP: 0	PA: 39
--------------	------	------	------	------	------	------	--------	-------	------	------	------	------	------	------	------	--------	-------	------	------	------	------	------	------	------	--------	-------	------	------	------	------	------	------	------	--------	-------	------	------	------	------	------	------	------	--------	-------	------	------	------	------	------	------	------	--------	-------	------	------	------	------	------	------	------	--------	-------	-------	------	------	------	------	------	------	--------	-------	------	-------	-------	-------	--------	-------	-------	-------	--------	-------	--------

PITCHER	IP	WLS	BF	H	R	ER	SO	BB	IBB	HBP	BLK	WP	HR	S	P	ERA	WHIP
Tim Lollar, L ERA: 4.22 (1, 1)	7.1	W	31	8	4	4	8	1	0	0	0	0	2	46	50	4.91	1.227
Floyd Chiffer, R ERA: 8.1 (8, 1)	0.1		3	2	1	1	1	0	0	0	0	0	1	5	5	27.00	6.000
Dave Dravecky, L ERA: 3.79 (8, 1)	1.1	S	5	0	0	0	0	1	0	0	0	0	0	4	8	0.00	0.750

BOTTOM

San Diego Padres @ San Francisco Giants
Candlestick Park, San Francisco, CA
Sun Jun 03 1984, 6:33 AM EDT
Unknown

livebaseballscores.com

AB	37
R	5
H	10
RBI	5
BB	2
SO	9
LOB	11



Batter	1	2	3	4	5	6	7	8	9	AB R H RBI BB SO LOB	TOP
Alan Wiggins, S (1, 4) <small>OBP: 0.344, SLG: 0.302</small>	0-0 F5 		0-0 G4-6-3 		4-0 BB		0-3 K 		0-0 1B 1B	4 1 1 0 1 1 1	
Tim Flannery, L (1, 5) <small>OBP: 0.333, SLG: 0.448</small> Bobby Brown, S (9, PH) <small>OBP: 0.308, SLG: 0.314</small> Rich Gossage, R (9, 1) <small>OBP: 0.250, SLG: 0.143</small>	0-0 6-3 			0-0 3B	0-0 4-3 			0-0 4-3 	4-0 1B BB	4 1 1 0 0 0 1 0 0 0 0 1 0 0 0 0 0 0 0 0 0	
Tony Gwynn, L (1, 9) <small>OBP: 0.447, SLG: 0.481</small>	4-0 BB			4-0 1B BB		0-0 3-1 		0-0 4-3 	0-0 1B	3 1 1 2 2 0 0	
Kevin McReynolds, R (1, 8) <small>OBP: 0.317, SLG: 0.519</small>	0-3 K 			0-0 FC5 1B		0-0 F4 		0-0 1B	0-0 F4 	5 0 1 1 0 1 4	
Kurt Bevacqua, R (1, 3) <small>OBP: 0.357, SLG: 0.333</small> Mario Ramirez, R (9, 5) <small>OBP: 0.250, SLG: 0.625</small>		0-0 F5 		0-0 1B		0-0 HR 1B		0-0 F3 		4 1 2 1 0 0 1 0 0 0 0 0 0 0	
Carmelo Martinez, R (1, 7) <small>OBP: 0.346, SLG: 0.404</small>		0-0 F6 		0-0 F7 		0-0 HR		0-0 SF8 1B		4 2 2 2 0 0 2	
Garry Templeton, S (1, 6) <small>OBP: 0.317, SLG: 0.349</small>		0-0 4-3 		0-0 FC6-4 		0-3 K 		0-0 SF8 1B		4 0 1 0 0 1 2	
Bruce Bochy, R (1, 2) <small>OBP: 0.182, SLG: 0.300</small>			0-3 K 	0-0 F4 		0-3 K 		0-0 SF8 		3 0 0 1 0 2 2	
Eric Show, R (1, 1) <small>OBP: 0.154, SLG: 0.192</small> Steve Garvey, R (9, PH) <small>OBP: 0.270, SLG: 0.333</small> (9, 3)			0-0 E6 		0-0 5-3 		0-0 6-3 	0-0 1B 1B		3 0 0 0 0 0 0 1 1 1 0 0 0 0	
Inning Stats	R: 0 H: 0 E: 0 LOB: 1 K: 1 BB: 1 S: 5 P: 9	R: 0 H: 0 E: 0 LOB: 0 K: 0 BB: 0 S: 3 P: 3	R: 0 H: 0 E: 1 LOB: 0 K: 1 BB: 0 S: 5 P: 5	R: 2 H: 2 E: 1 LOB: 2 K: 0 BB: 1 S: 6 P: 10	R: 0 H: 0 E: 0 LOB: 0 K: 0 BB: 1 S: 2 P: 6	R: 2 H: 2 E: 0 LOB: 0 K: 1 BB: 0 S: 7 P: 7	R: 0 H: 0 E: 0 LOB: 0 K: 2 BB: 0 S: 7 P: 7	R: 0 H: 1 E: 0 LOB: 1 K: 0 BB: 0 S: 4 P: 4	R: 3 H: 5 E: 0 LOB: 2 K: 0 BB: 1 S: 7 P: 11	1B: 8 SF: 1 2B: 0 SAC: 0 3B: 1 DP: 1 HR: 1 HBP: 0	WP: 1 PA: 40 PB: 1 SB: 1 CS: 1
PITCHER Mark Grant, R (1, 1) <small>ERA: 6.19</small> Gary Lavelle, L (8, 1) <small>ERA: 3.93</small> Greg Minton, R (9, 1) <small>ERA: 5.12</small>	IP WLS BF H R ER SO BB IBB HBP BLK WP HR S P ERA WHIP 7.0 0 28 4 4 3 5 3 0 0 0 0 1 35 47 3.86 1.000 1.2 L 11 6 3 3 0 1 0 0 0 1 0 0 10 14 16.20 4.200 0.1 1 0 0 0 0 0 0 0 0 0 0 0 1 1 0.00 0.000	PITCHER IP WLS BF H R ER SO BB IBB HBP BLK WP HR S P ERA WHIP									

San Diego Padres @ San Francisco Giants
 Candlestick Park, San Francisco, CA

Sun Jun 03 1984, 6:38 AM EDT
 Att: 22,863 - Unknown

AB	35
R	7
H	10
RBI	7
BB	4
SO	5
LOB	13



Batter	1	2	3	4	5	6	7	8	9	AB	R	H	RBI	BB	SO	LOB
Chili Davis, S OBP: 0.340, SLG: 0.486 (1, 8)	0-0 F2 1B	0-0 2-H 1B			0-0 4-3		0-0 BLK SH3-4 1B	0-0 HR		5	2	3	2	0	0	0
Johnnie LeMaster, R OBP: 0.258, SLG: 0.238 (1, 6)	0-0 1B	0-0 F8			4-0 BB		0-0 SH3-4 1-2	0-0 F7		3	0	1	0	1	0	1
Jeffrey Leonard, R OBP: 0.351, SLG: 0.431 (1, 7)	0-0 F9		0-3 K		0-0 F3		0-3 K 2-3		0-3 K	5	0	0	0	0	3	3
Jack Clark, R OBP: 0.426, SLG: 0.577 (1, 9)	0-3 K		0-0 F9		0-0 5-3		4-0 1B BB		0-0 F7	3	0	0	0	1	1	2
John Rabb, R OBP: 0.444, SLG: 0.478 (7, PR)										0	0	0	0	0	0	0
Gary Lavelle, S (8, 1)										0	0	0	0	0	0	0
Greg Minton, S (9, 1)										0	0	0	0	0	0	0
Al Oliver, L OBP: 0.322, SLG: 0.357 (9, PH)										1	0	0	0	0	0	0
Scott Thompson, L OBP: 0.387, SLG: 0.321 (1, 3)		4-0 1-3 1B BB		0-0 F3		0-0 2B 1B	0-0 1-3 3-H 1B		0-0 5-3	4	2	2	1	1	0	0
Joel Youngblood, R OBP: 0.327, SLG: 0.328 (1, 5)		0-0 1-2 1B 1B		0-0 F7		0-0 F7	4-0 1-2 BB			3	1	1	0	1	0	1
Bob Brenly, R OBP: 0.411, SLG: 0.469 (1, 2)		0-0 1-3 1B		0-0 6-3		0-0 2B	0-0 F5			4	0	1	1	0	0	5
Brad Wellman, R OBP: 0.467, SLG: 0.462 (1, 4)		0-0 2-H 3-H 1B 1B		0-0 1B		0-0 6-3		0-0 F7		4	1	2	2	0	0	1
Mark Grant, R (1, 1)		0-0 SH1-4 1B		0-3 K		0-3 K		0-0 F6		2	0	0	0	0	2	2
Fran Mullins, R OBP: 0.370, SLG: 0.455 (8, 5)		0-0 SH1-4								1	0	0	0	0	0	0

Inning Stats	R: 0	H: 1	E: 0	K: 1	S: 6	H: 3	LOB: 1	R: 3	H: 3	E: 0	K: 0	S: 6	H: 0	LOB: 0	R: 0	H: 1	E: 0	K: 1	S: 6	H: 0	LOB: 1	R: 0	H: 0	E: 0	K: 0	S: 3	H: 2	LOB: 1	R: 1	H: 2	E: 0	K: 1	S: 7	H: 2	LOB: 3	R: 1	H: 1	E: 0	K: 0	S: 4	H: 0	LOB: 0	R: 0	H: 0	E: 0	K: 1	S: 5	1B: 8	SF: 0	2B: 1	SAC: 2	3B: 0	DP: 0	HR: 1	HBP: 0	WP: 0	PA: 41
--------------	------	------	------	------	------	------	--------	------	------	------	------	------	------	--------	------	------	------	------	------	------	--------	------	------	------	------	------	------	--------	------	------	------	------	------	------	--------	------	------	------	------	------	------	--------	------	------	------	------	------	-------	-------	-------	--------	-------	-------	-------	--------	-------	--------

PITCHER	IP	WLS	BF	H	R	ER	SO	BB	IBB	HBP	BLK	WP	HR	S	P	ERA	WHIP
Eric Show, R ERA: 3.1 (1, 1)	8.0	W	38	10	6	6	5	4	0	0	1	0	1	44	60	6.75	1.750
Rich Gossage, R ERA: 3.6 (9, 1)	1.0	S	3	0	0	0	1	0	0	0	0	0	0	5	5	0.00	0.000

BOTTOM

San Diego Padres @ San Francisco Giants
Candlestick Park, San Francisco, CA
Sun Jun 03 1984, 6:38 AM EDT
Att. 22,863 - Unknown

livebaseballscorecards.com

AB	35
R	6
H	10
RBI	6
BB	4
SO	6
LOB	15



Batter	1	2	3	4	5	6	7	8	9	AB R H RBI BB SO LOB	TOP
Albert Hall, S (1, 7) OBP: 0.288, SLG: 0.292	0-0 6-3		0-0 4-3		0-3 K		0-0 F8			4 0 0 0 0 1 2	<p>Atlanta Braves @ San Francisco Giants</p> <p>Candlestick Park, San Francisco, CA</p> <p>Mon Jun 04 1984, 10:05 PM EDT</p> <p>Att. 9,841 - Unknown</p>
Randy Johnson, R (1, 5) OBP: 0.421, SLG: 0.571	0-0 1B		0-0 1B		0-0 F3		0-0 6-3			4 0 2 1 0 0 0	
Rafael Ramirez, R (1, 6) OBP: 0.327, SLG: 0.344	0-0 F7		0-0 6-3		0-3 K		0-0 1B			4 0 1 0 0 1 2	
Dale Murphy, R (1, 8) OBP: 0.328, SLG: 0.486	0-3 K			0-0 1B		0-0 F3		0-0 1B		4 1 1 0 0 1 2	
Bob Watson, R (1, 3) Mike Jorgensen, L (8, PR) OBP: 0.261, SLG: 0.238 OBP: 0.346, SLG: 0.304		0-0 F9		0-0 2B		0-0 5-3		4-0 IBB		3 0 1 0 1 0 0 0 0 0 0 0 0 0	
Brad Komminsk, R (1, 9) OBP: 0.320, SLG: 0.273		0-0 6-3		0-0 5-3		0-0 5-3		0-3 K		4 0 0 0 0 1 4	
Glenn Hubbard, R (1, 4) OBP: 0.338, SLG: 0.415		0-0 F3		4-0 BB		0-3 K		0-0 4-3		3 0 0 0 1 1 0	
Bruce Benedict, R (1, 2) OBP: 0.296, SLG: 0.301			0-0 1B	0-0 SF7		4-0 1B		0-0 5-3		2 1 1 1 1 0 0	
Rick Mahler, R (1, 1) Steve Bedrosian, R (9, 1) OBP: 0.385, SLG: 0.385 OBP: 0.167, SLG: 0.167			0-0 6-3	0-3 K		0-0 1-3		0-0 1-3		4 0 0 0 0 1 4 0 0 0 0 0 0 0	
Inning Stats	R: 0 H: 1 E: 0 LOB: 1 K: 1 BB: 0 S: 6 P: 6	R: 0 H: 0 E: 0 LOB: 0 K: 0 BB: 0 S: 3 P: 3	R: 1 H: 2 E: 0 LOB: 1 K: 0 BB: 0 S: 5 P: 5	R: 1 H: 2 E: 0 LOB: 2 K: 1 BB: 1 S: 7 P: 11	R: 0 H: 0 E: 0 LOB: 0 K: 2 BB: 0 S: 7 P: 7	R: 0 H: 0 E: 0 LOB: 0 K: 0 BB: 0 S: 3 P: 3	R: 0 H: 0 E: 0 LOB: 1 K: 1 BB: 1 S: 5 P: 9	R: 0 H: 1 E: 0 LOB: 2 K: 1 BB: 1 S: 6 P: 10	R: 0 H: 0 E: 0 LOB: 0 K: 0 BB: 0 S: 3 P: 3	1B: 4 SF: 1 2B: 1 SAC: 0 3B: 1 DP: 0 HR: 0 HBP: 0	WP: 0 PA: 36 PB: 0 SB: 1 CS: 0
PITCHER	IP WLS BF H R ER SO BB IBB HBP BLK WP HR S P ERA WHIP										
Mark Davis, L (1, 1) ERA: 4.55	8.0 L 33 6 2 2 6 2 1 0 0 0 0 0 42 54 2.25 1.000										
Greg Minton, R (9, 1) ERA: 4.99	1.0 3 0 0 0 0 0 0 0 0 0 0 0 3 3 0.00 0.000										

livebaseballscorecards.com

AB	32
R	2
H	6
RBI	2
BB	3
SO	6
LOB	14



Batter	1	2	3	4	5	6	7	8	9	AB	R	H	RBI	BB	SO	LOB
Chili Davis, S OBP: 0.338, SLG: 0.497 (1, 8)	0-0 4-3 ①		0-0 G5-4-3 ①② 1-2f		0-0 G4-6-3 ②③ 1-2f			0-0 HR		4	1	1	1	0	0	3
Johnnie LeMaster, R OBP: 0.253, SLG: 0.233 Scot Thompson, L OBP: 0.375, SLG: 0.310 (1, 6) (8, PH) (9, 9)	0-0 F2		0-0 6-3 ③			0-0 F9 ①		0-0 4-3 ②		3	0	0	0	0	0	0
Jeffrey Leonard, R OBP: 0.343, SLG: 0.420 (1, 7)	0-0 6-3 ③			0-0 4-3 ①		0-3 K ②		0-0 F9 ③		4	0	0	0	0	1	0
Al Oliver, L OBP: 0.321, SLG: 0.360 (1, 3)		0-0 F7 ①		0-0 2B		0-0 F5 ③			0-0 6-3 ①	4	0	1	0	0	0	0
Joel Youngblood, R OBP: 0.320, SLG: 0.320 (1, 9) (9, 5)		0-0 5-3 ②		0-0 5-3 ②		0-3 K ①			0-0 F9 ②	4	0	0	0	0	1	1
Bob Brenly, R OBP: 0.420, SLG: 0.473 (1, 2)		0-0 1B 1B		0-0 6-3 ③		4-0 PB BB			0-0 1B	3	0	2	0	1	0	1
Brad Wellman, R OBP: 0.500, SLG: 0.467 Dusty Baker Jr., R OBP: 0.413, SLG: 0.420 (1, 4) (9, PH)		0-0 FC4 1B 1-2		4-0 1B BB		0-3 K ② 1-2			0-3 K ③	2	0	1	0	1	1	1
Fran Mullins, R OBP: 0.367, SLG: 0.440 (1, 5) (9, 6)		0-0 FC4 ③ 1-2f		0-0 G4-6-3 1B 1-2		0-0 F9 ③				3	0	1	0	0	0	3
Mark Davis, L OBP: 0.118, SLG: 0.235 Duane Kuiper, L OBP: 0.218, SLG: 0.176 Greg Minton, S (1, 1) (8, PH) (9, 1)			0-0 G5-4-3 1B		0-0 F3 ①			0-0 6-3 ①		2	0	1	0	0	0	2
										1	0	0	0	0	0	0
										0	0	0	0	0	0	0

Inning Stats	R: 0	H: 0	E: 0	K: 0	S: 3	H: 0	LOB: 0	BB: 0	P: 3	R: 0	H: 2	E: 0	K: 0	S: 5	H: 1	LOB: 2	BB: 0	P: 5	R: 0	H: 1	E: 0	K: 0	S: 3	H: 1	LOB: 0	BB: 0	P: 3	R: 0	H: 1	E: 0	K: 0	S: 4	H: 0	LOB: 1	BB: 0	P: 4	R: 0	H: 1	E: 0	K: 0	S: 3	H: 0	LOB: 0	BB: 0	P: 5	R: 0	H: 0	E: 0	K: 2	S: 7	H: 0	LOB: 1	BB: 1	P: 11	R: 1	H: 1	E: 0	K: 0	S: 4	H: 1	LOB: 0	BB: 0	P: 4	R: 0	H: 1	E: 0	K: 1	S: 6	H: 1	LOB: 1	BB: 0	P: 6	1B: 5	SF: 0	2B: 1	SAC: 0	3B: 0	DP: 2	HR: 1	HBP: 0	WP: 0	PA: 34
PITCHER	IP	WLS	BF	H	R	ER	SO	BB	IBB	HBP	BLK	WP	HR	S	P	ERA	WHIP																																																																	
Rick Mahler, R ERA: 1.78 Steve Bedrosian, R ERA: 0.59	(1, 1) (9, 1)	8.2 S	33 1	7 0	1 0	1 0	3 1	2 0	0 0	0 0	0 0	0 0	1 0	37 3	45 3	1.04 0.00	1.038 0.000																																																																	
PITCHER	IP	WLS	BF	H	R	ER	SO	BB	IBB	HBP	BLK	WP	HR	S	P	ERA	WHIP																																																																	

BOTTOM

Atlanta Braves @ San Francisco Giants
Candlestick Park, San Francisco, CA
Mon Jun 04 1984, 10:05 PM EDT
Att. 9,841 - Unknown

livebaseballscorecards.com

AB	32
R	1
H	7
RBI	1
BB	2
SO	4
LOB	12



Batter	1	2	3	4	5	6	7	8	9	AB R H RBI BB SO LOB	TOP			
Rafael Ramirez, R (1, 6) OBP: 0.324, SLG: 0.345	0-0 4-3 1B 2B	0-0 F1	0-3 K		0-0 F6			0-0 F3		5 1 1 0 0 1 3				
Randy Johnson, R (1, 5) OBP: 0.419, SLG: 0.556	0-0 4-3 2-3		0-0 1B 1B	0-0 F7		0-0 6-3		0-0 G4-6-3 1B	5 1 2 0 0 0 1					
Gerald Perry, L (1, 7) Albert Hall, S (9, 7) OBP: 0.349, SLG: 0.361 OBP: 0.288, SLG: 0.292	0-0 5-3 1B		0-0 1B WP 1B	0-0 HR		0-0 FC3-6 1B		0-0 G4-6-3 1-2f	5 3 4 2 0 0 1 0 0 0 0 0 0 0					
Dale Murphy, R (1, 8) OBP: 0.329, SLG: 0.489	0-0 5-3 1-2		0-0 WP HR 1B	0-0 2B		0-0 FC3-6 CS		0-3 K	5 1 2 1 0 1 2					
Chris Chambliss, L (1, 3) OBP: 0.328, SLG: 0.351	0-0 2-H 1B		4-0 1-2 HR BB	0-0 F2		0-0 CS	0-0 1-3		3 1 1 1 1 0 1					
Brad Komminsk, R (1, 9) OBP: 0.310, SLG: 0.385	0-0 F8		0-0 1-H 2-H HR	0-0 5-3			0-3 K		4 1 1 3 0 1 2					
Glenn Hubbard, R (1, 4) OBP: 0.337, SLG: 0.411		0-0 6-3	0-0 F8		0-0 FC6-4 1B		0-3 K		4 0 1 0 0 1 0					
Bruce Benedict, R (1, 2) OBP: 0.303, SLG: 0.295		4-0 SH3 BB	4-0 SH3-4 BB		0-0 FC6-4 1-2f		0-0 6-3		2 0 0 0 2 0 1					
Craig McMurtry, R (1, 1) Gene Garber, R (6, 1) OBP: 0.130, SLG: 0.048 OBP: 0.200, SLG: 0.200		0-0 SH3	0-0 SH3-4		0-3 K		0-3 K		1 0 0 0 0 1 1 1 0 0 0 0 1 0					
Inning Stats	R: 2 H: 3 E: 0 LOB: 1 K: 0 BB: 0 S: 6 P: 6	R: 0 H: 0 E: 0 LOB: 1 K: 0 BB: 1 S: 3 P: 7	R: 5 H: 4 E: 0 LOB: 1 K: 1 BB: 2 S: 9 P: 17	R: 1 H: 2 E: 0 LOB: 1 K: 0 BB: 0 S: 5 P: 5	R: 0 H: 1 E: 0 LOB: 1 K: 1 BB: 0 S: 6 P: 6	R: 0 H: 1 E: 0 LOB: 0 K: 0 BB: 0 S: 3 P: 3	R: 0 H: 0 E: 0 LOB: 0 K: 2 BB: 0 S: 7 P: 7	R: 0 H: 0 E: 0 LOB: 0 K: 1 BB: 0 S: 5 P: 5	R: 0 H: 1 E: 0 LOB: 0 K: 1 BB: 0 S: 5 P: 5	1B: 8 SF: 0 2B: 2 SAC: 2 3B: 0 DP: 1 HR: 2 HBP: 0	WP: 1 PA: 41 PB: 0 SB: 0 CS: 1			
PITCHER	IP WLS BF H R ER SO BB IBB HBP BLK WP HR S P ERA WHIP												PITCHER	IP WLS BF H R ER SO BB IBB HBP BLK WP HR S P ERA WHIP
Mike Krukow, R (1, 1) ERA: 5.37	2.0 L 13 6 5 5 0 1 0 0 0 0 0 0 12 16 22.50 3.500													
Scott Garrelts, R (3, 1) ERA: 5.03	2.0 12 4 3 3 1 2 0 0 0 1 2 12 20 13.50 3.000													
Frank Williams, R (5, 1) ERA: 4.38	3.0 9 1 0 0 3 0 0 0 0 0 0 0 15 15 0.00 0.333													
Jeff Cornell, R (8, 1) ERA: 8.31	2.0 6 1 0 0 2 0 0 0 0 0 0 0 10 10 0.00 0.500													

Atlanta Braves @ San Francisco Giants
Candlestick Park, San Francisco, CA
Tue Jun 05 1984, 10:05 PM EDT
Att. 7,166 - Unknown

AB	35
R	8
H	12
RBI	7
BB	3
SO	6
LOB	12



Batter	1	2	3	4	5	6	7	8	9	AB R H RBI BB SO LOB
Johnnie LeMaster, R OBP: 0.258, SLG: 0.238 (1, 6)	0-0 S E 1B		0-0 1-3		0-0 F9		0-0 5-3		0-0 1B	5 1 2 0 0 0 1
Chili Davis, S OBP: 0.340, SLG: 0.495 (1, 8)	0-0 E4 1-H		0-0 F8		0-0 F7		0-0 1B		0-0 1B	5 0 2 0 0 0 1
Jeffrey Leonard, R OBP: 0.339, SLG: 0.414 (1, 7)	0-3 K 1-2			0-0 1B 2B 1B	0-0 FC6-4 1-2f		0-0 1-3		0-3 K	5 1 1 0 0 2 5
Jack Clark, R OBP: 0.424, SLG: 0.573 Gene Richards, L OBP: 0.386, SLG: 0.293 (1, 9) (4, PH) (5, 9)	0-0 F9			0-0 2B 1-2 SF8 1B		4-0 FC5 BB BB		0-0 BB 1B		1 0 0 0 0 0 1 2 1 2 0 0 1 0 0
Al Oliver, L OBP: 0.324, SLG: 0.365 (1, 3)	0-0 4-3			0-0 1-3 2-H 2B		4-0 BB BB BB BB		0-3 K		3 0 1 1 1 1 2
Bob Brenly, R OBP: 0.416, SLG: 0.466 (1, 2)		0-0 1-3		0-0 SF8		0-0 F8		4-0 G4-6-3 1-2 BB		2 0 0 1 1 0 2
Fran Mullins, R OBP: 0.333, SLG: 0.393 Scott Thompson, L OBP: 0.364, SLG: 0.300 Duane Kuiper, L OBP: 0.218, SLG: 0.176 (1, 5) (8, PH) (9, 4)		0-3 K		0-3 3-H K		0-3 K		0-0 G4-6-3 1-2f		3 0 0 0 0 3 3 1 0 0 0 0 0 2 0 0 0 0 0 0 0
Brad Wellman, R OBP: 0.409, SLG: 0.368 (1, 4) (9, 5)		0-3 K		0-0 F9		0-0 FC5 2-3f		0-3 K		4 0 0 0 0 2 3
Mike Krukow, R OBP: 0.200, SLG: 0.158 Scott Garretts, R OBP: 0.143, SLG: 0.143 Frank Williams, R OBP: 0.200, SLG: 0.111 John Rabb, R OBP: 0.429, SLG: 0.458 Jeff Cornell, S OBP: 0.318, SLG: 0.319 (1, 1) (3, 1) (5, 1) (7, PH) (8, 1) (9, PH)			0-0 1-3		0-0 FC6-4 1B		0-0 6-3		0-3 K	0 0 0 0 0 0 0 1 0 0 0 0 0 0 1 0 1 0 0 0 0 1 0 0 0 0 0 0 0 0 0 0 0 0 0 1 0 0 0 0 1 0

BOTTOM

Atlanta Braves @ San Francisco Giants
Candlestick Park, San Francisco, CA
Tue Jun 05 1984, 10:05 PM EDT
Att. 7,166 - Unknown

livebaseballscorecards.com

AB	35
R	3
H	9
RBI	2
BB	3
SO	9
LOB	20



Inning Stats	R: 1	H: 1	E: 1	K: 1	S: 7	LOB: 1	BB: 0	P: 7	R: 0	H: 0	E: 0	K: 2	S: 7	LOB: 0	BB: 0	P: 7	R: 0	H: 0	E: 0	K: 0	S: 3	LOB: 0	BB: 0	P: 3	R: 2	H: 3	E: 0	K: 1	S: 8	LOB: 1	BB: 0	P: 8	R: 0	H: 1	E: 0	K: 0	S: 4	LOB: 1	BB: 0	P: 4	R: 0	H: 0	E: 0	K: 1	S: 5	LOB: 2	BB: 2	P: 13	R: 0	H: 1	E: 0	K: 0	S: 4	LOB: 1	BB: 0	P: 4	R: 0	H: 1	E: 0	K: 1	S: 5	LOB: 1	BB: 1	P: 9	R: 0	H: 2	E: 0	K: 3	S: 11	LOB: 2	BB: 0	P: 11	1B: 8	SF: 1	2B: 1	SAC: 0	3B: 0	DP: 1	HR: 0	HBP: 0	WP: 0	PA: 39
PITCHER	IP	WLS	BF	H	R	ER	SO	BB	IBB	HBP	BLK	WP	HR	S	P	ERA	WHIP																																																																	
Craig McMurry, R ERA: 3.59 (1, 1)	5.0	W	23	5	3	2	4	2	0	0	0	0	0	29	37	3.60	1.400																																																																	
Gene Garber, R ERA: 4.15 (6, 1)	4.0	S	16	4	0	0	5	1	0	0	0	0	0	25	29	0.00	1.250																																																																	

Batter	1	2	3	4	5	6	7	8	9	10	11	AB R H RBI BB SO LOB	TOP														
Rafael Ramirez, R OBP: 0.315, SLG: 0.335 (1, 6)	F5	K		K		FC5-4			FC6-4		6-3	6 1 0 0 0 2 4	<p>Atlanta Braves @ San Francisco Giants</p> <p>Candlestick Park, San Francisco, CA</p> <p>Wed Jun 06 1984, 6:33 AM EDT</p> <p>Att: 7,635 - Unknown</p>														
Alex Trevino, R OBP: 0.347, SLG: 0.389 (1, 2)	E5				6-3		F8		4-1		E4	6 3 1 0 0 0 1															
Gerald Perry, L OBP: 0.354, SLG: 0.375 Bob Watson, R OBP: 0.277, SLG: 0.279 Craig McMurtry, R OBP: 0.130, SLG: 0.048 Steve Bedrosian, R OBP: 0.286, SLG: 0.286 (1, 7)	F6						4-3					4 0 2 0 0 0 1															
Dale Murphy, R OBP: 0.333, SLG: 0.484 (1, 8)					5-3		6-3					4 0 1 1 2 0 2															
Chris Chambliss, L OBP: 0.338, SLG: 0.347 (1, 3)								4-3	F7			2 0 0 1 4 0 2															
Brad Komminsk, R OBP: 0.257, SLG: 0.313 (1, 9)	K				F2			K		K	F7	6 0 0 0 0 3 8															
Glenn Hubbard, R OBP: 0.338, SLG: 0.404 (1, 4)												3 1 0 0 2 0 0															
Randy Johnson, R OBP: 0.409, SLG: 0.534 (1, 5)												4 0 1 0 0 0 1															
Pete Falcone, L OBP: 0.167, SLG: 0.250 Terry Harbert, R OBP: 0.243, SLG: 0.246 Jeff Dedmon, L OBP: 0.289, SLG: 0.293 Jerry Royster, R OBP: 0.289, SLG: 0.293 Donnie Moore, L OBP: 0.170, SLG: 0.333 Mike Jorgensen, L OBP: 0.296, SLG: 0.301 (1, 1)												1 0 0 0 0 1 1															
Inning Stats	R: 1 E: 1 K: 1 S: 7	H: 1 LOB: 2 BB: 1 P: 11	R: 0 E: 0 K: 2 S: 8	H: 1 LOB: 1 BB: 0 P: 8	R: 1 E: 0 K: 0 S: 4	H: 2 LOB: 1 BB: 1 P: 8	R: 1 E: 0 K: 1 S: 5	H: 0 LOB: 0 BB: 1 P: 9	R: 0 E: 0 K: 0 S: 4	H: 1 LOB: 2 BB: 1 P: 8	R: 0 E: 1 K: 0 S: 4	H: 0 LOB: 1 BB: 0 P: 4		R: 0 E: 0 K: 0 S: 3	H: 0 LOB: 0 BB: 0 P: 3	R: 0 E: 0 K: 1 S: 5	H: 0 LOB: 1 BB: 1 P: 9	R: 1 E: 0 K: 0 S: 5	H: 2 LOB: 2 BB: 1 P: 9	R: 0 E: 0 K: 1 S: 5	H: 0 LOB: 0 BB: 0 P: 5	R: 1 E: 1 K: 0 S: 5	H: 2 LOB: 3 BB: 2 P: 13	1B: 7 2B: 2 3B: 0 HR: 0	SF: 0 SAC: 1 DP: 1 HBP: 0	WP: 1 PB: 0 SB: 1 CS: 1	PA: 51
PITCHER	IP	WLS	BF	H	R	ER	SO	BB	IBB	HBP	BLK	WP		HR	S	P	ERA	WHIP									
Jeff Robinson, R ERA: 3.38 (1, 1)	8.0		35	5	3	2	5	3	2	0	0	1	0	40	60	2.25	1.000										
Greg Minton, R ERA: 5.13 (9, 1)	0.2		3	1	1	1	0	0	0	0	0	0	0	3	3	13.50	1.500										
Gary Lavelle, L ERA: 3.72 (9, 1)	2.0	L	12	3	1	0	1	1	2	0	0	0	0	11	23	0.00	2.000										
Jeff Cornell, R ERA: 7.71 (11, 1)	0.1		1	0	0	0	0	0	0	0	0	0	0	1	1	0.00	0.000										

AB	42
R	5
H	9
RBI	4
BB	8
SO	6
LOB	21



livebaseballscorecards.com

Batter	1	2	3	4	5	6	7	8	9	10	11	AB R H RBI BB SO LOB
Johnnie LeMaster, R OBP: 0.266, SLG: 0.239 (1, 6)	4-0 FC6-4 BB [Diagram]	0-0 F8 [Diagram]	[Greyed out]	0-0 1-3 [Diagram]	[Greyed out]	4-0 BB [Diagram]	[Greyed out]	0-0 CS 1B [Diagram]	[Greyed out]	[Greyed out]	0-3 K [Diagram]	4 0 1 0 2 1 2
Chili Davis, S OBP: 0.330, SLG: 0.480 (1, 8)	0-0 FC6-4 5-3 1-2f [Diagram]	[Greyed out]	0-0 5-3 [Diagram]	0-0 5-3 [Diagram]	[Greyed out]	0-0 F2 [Diagram]	[Greyed out]	0-0 CS 1B [Diagram]	0-0 F6 [Diagram]	[Greyed out]	0-3 K [Diagram]	6 0 0 0 0 1 3
Al Oliver, L OBP: 0.328, SLG: 0.374 Scot Thompson, L OBP: 0.353, SLG: 0.290 (1, 3) (7, PR) (8, 3)	0-0 5-3 2-3 [Diagram]	[Greyed out]	0-0 1B BB HR 1B [Diagram]	0-0 6-3 [Diagram]	[Greyed out]	[Greyed out]	0-0 [Diagram]	[Greyed out]	0-3 K [Diagram]	[Greyed out]	0-3 K [Diagram]	4 1 2 0 0 0 1 1 0 0 0 0 1 0
Jack Clark, R OBP: 0.429, SLG: 0.569 (1, 9)	4-0 BB [Diagram]	[Greyed out]	4-0 1B HR BB [Diagram]	[Greyed out]	0-0 HBP 1B [Diagram]	[Greyed out]	0-3 K [Diagram]	[Greyed out]	0-0 4-3 [Diagram]	[Greyed out]	[Greyed out]	3 1 1 0 2 1 1
Jeffrey Leonard, R OBP: 0.346, SLG: 0.412 (1, 7)	4-0 1-2 BB [Diagram]	[Greyed out]	0-0 1-2 2-3 HR 1B [Diagram]	[Greyed out]	0-3 K [Diagram]	[Greyed out]	4-0 BB [Diagram]	[Greyed out]	0-3 K [Diagram]	[Greyed out]	[Greyed out]	3 1 1 0 2 2 1
Bob Brenly, R OBP: 0.415, SLG: 0.482 (1, 2)	0-0 F3 [Diagram]	[Greyed out]	0-0 1-H 2-H 3-H HR [Diagram]	[Greyed out]	1-0 1-2 G6-3 HBP [Diagram]	[Greyed out]	0-0 F2 [Diagram]	[Greyed out]	0-0 F4 [Diagram]	[Greyed out]	[Greyed out]	4 1 1 4 0 0 5
Joel Youngblood, R OBP: 0.324, SLG: 0.317 Fran Mullins, R OBP: 0.314, SLG: 0.367 (1, 5) (7, 5)	[Greyed out]	4-0 BB [Diagram]	4-0 BB [Diagram]	0-0 1-2f G6-3 [Diagram]	[Greyed out]	0-3 K [Diagram]	[Greyed out]	0-3 K [Diagram]	[Greyed out]	0-3 K [Diagram]	[Greyed out]	1 0 0 0 2 0 2 2 0 0 0 0 2 2
Brad Wellman, R OBP: 0.346, SLG: 0.304 Duane Kuiper, L OBP: 0.214, SLG: 0.173 (1, 4) (11, PH)	[Greyed out]	0-3 K [Diagram]	0-0 F3 [Diagram]	[Greyed out]	[Greyed out]	0-0 F3 [Diagram]	[Greyed out]	0-0 F8 [Diagram]	[Greyed out]	[Greyed out]	0-0 4-3 [Diagram]	4 0 0 0 0 1 2 1 0 0 0 0 0 0
Jeff Robinson, R OBP: 0.037, SLG: 0.037 Gene Richards, L OBP: 0.394, SLG: 0.305 Greg Minton, S Gary Lavelle, S Jeff Cornell, S Dusty Baker Jr., R OBP: 0.425, SLG: 0.420 John Rabb, R OBP: 0.429, SLG: 0.458 (1, 1) (8, PH) (9, 1) (9, 1) (11, 1) (11, PH) (11, PR)	[Greyed out]	0-0 F6 [Diagram]	0-3 K2-3 [Diagram]	[Greyed out]	[Greyed out]	0-0 4-3 [Diagram]	[Greyed out]	0-0 1B 1B [Diagram]	[Greyed out]	[Greyed out]	4-0 BB [Diagram]	3 0 0 0 0 0 1 2 1 0 0 1 0 1 0 0 0 0 0 0 0 0 0 0

BOTTOM

Atlanta Braves @ San Francisco Giants
Candlestick Park, San Francisco, CA
Wed Jun 06 1984, 6:33 AM EDT
Att: 7,635 - Unknown

livebaseballscorecards.com

AB	37
R	4
H	7
RBI	4
BB	9
SO	10
LOB	21



Inning Stats	R: 0	H: 0	E: 1	LOB: 3	K: 0	BB: 3	S: 3	P: 15
	R: 0	H: 0	E: 0	LOB: 1	K: 1	BB: 1	S: 5	P: 9
	R: 4	H: 3	E: 0	LOB: 1	K: 1	BB: 2	S: 8	P: 16
	R: 0	H: 0	E: 0	LOB: 0	K: 0	BB: 0	S: 3	P: 3
	R: 0	H: 1	E: 0	LOB: 1	K: 1	BB: 0	S: 5	P: 6
	R: 0	H: 0	E: 0	LOB: 1	K: 2	BB: 1	S: 8	P: 12
	R: 0	H: 2	E: 0	LOB: 0	K: 1	BB: 0	S: 3	P: 3
	R: 0	H: 0	E: 0	LOB: 0	K: 1	BB: 0	S: 5	P: 5
	R: 0	H: 0	E: 0	LOB: 0	K: 2	BB: 0	S: 7	P: 7
	R: 0	H: 0	E: 0	LOB: 1	K: 2	BB: 1	S: 7	P: 11
	1B: 5	SF: 0	2B: 1	SAC: 0	3B: 0	DP: 1	HR: 1	HBP: 1
	WP: 0	PA: 48	PB: 0	SB: 0	CS: 1			

PITCHER	IP	WLS	BF	H	R	ER	SO	BB	IBB	HBP	BLK	WP	HR	S	P	ERA	WHIP
Pete Falcone, L ERA: 4.38 (1, 1)	3.0		18	3	4	4	2	6	0	0	0	0	1	16	40	12.00	3.000
Jeff Dedmon, R ERA: 3.79 (4, 1)	2.0		7	1	0	0	1	0	0	1	0	0	0	8	9	0.00	0.500
Donnie Moore, R ERA: 2.45 (6, 1)	3.0		12	3	0	0	2	2	0	0	0	0	0	14	22	0.00	1.667
Steve Bedrosian, R ERA: 0.54 (9, 1)	3.0	W	10	0	0	0	5	1	0	0	0	0	0	19	23	0.00	0.333

Batter	1	2	3	4	5	6	7	8	9	AB R H RBI BB SO LOB	TOP
--------	---	---	---	---	---	---	---	---	---	----------------------	-----

Bill Doran, S <small>(1, 4)</small> <small>OBP: 0.286, SLG: 0.293</small>										6 2 3 2 0 1 2	
Craig Reynolds, L <small>(1, 6)</small> <small>OBP: 0.301, SLG: 0.416</small>										5 1 2 3 0 1 2	
Harry Spilman, L <small>(1, 3)</small> <small>OBP: 0.375, SLG: 0.424</small>										4 2 1 1 1 0 2	
Jose Cruz, L <small>(1, 7)</small> <small>OBP: 0.330, SLG: 0.356</small> Kevin Bass, S <small>(6, 9)</small> <small>OBP: 0.264, SLG: 0.326</small>										4 3 3 2 0 0 0 1 0 0 0 0 0 0	
Jerry Mumphy, S <small>(1, 8)</small> <small>OBP: 0.352, SLG: 0.381</small> Tony Scott, S <small>(7, 8)</small> <small>OBP: 0.333, SLG: 0.267</small>										4 2 2 3 0 0 2 1 0 0 0 0 0 0	
Ray Knight, R <small>(1, 5)</small> <small>OBP: 0.253, SLG: 0.291</small> Phil Garner, R <small>(7, 5)</small> <small>OBP: 0.267, SLG: 0.217</small>										4 0 1 0 0 0 1 1 0 0 0 0 1 0	
Terry Puhl, L <small>(1, 9)</small> <small>OBP: 0.351, SLG: 0.366</small> <small>(6, 7)</small>										5 2 4 2 0 0 0	
Mark Bailey, S <small>(1, 2)</small> <small>OBP: 0.274, SLG: 0.252</small>										5 0 0 0 0 2 6	
Joe Niekro, R <small>(1, 1)</small> <small>OBP: 0.172, SLG: 0.143</small> Michael LaCoss, R <small>(8, 1)</small>										3 2 0 0 1 1 5 1 0 0 0 0 1 0	

Inning Stats	R: 3 H: 3 E: 0 LOB: 0 K: 0 BB: 0 S: 6 P: 6	R: 2 H: 2 E: 2 LOB: 1 K: 0 BB: 0 P: 6	R: 0 H: 0 E: 0 LOB: 0 K: 0 BB: 0 P: 3	R: 1 H: 2 E: 0 LOB: 1 K: 2 BB: 0 P: 9	R: 2 H: 4 E: 1 LOB: 2 K: 1 BB: 0 P: 9	R: 4 H: 4 E: 0 LOB: 1 K: 0 BB: 1 S: 7 P: 11	R: 2 H: 1 E: 0 LOB: 0 K: 1 BB: 1 S: 6 P: 10	R: 0 H: 0 E: 1 LOB: 1 K: 2 BB: 0 S: 8 P: 8	R: 0 H: 0 E: 0 LOB: 0 K: 1 BB: 0 S: 5 P: 5	1B: 8 SF: 0 2B: 5 SAC: 1 3B: 1 DP: 1 HR: 2 HBP: 0	WP: 1 PA: 47 PB: 0 SB: 0 CS: 0
--------------	--	---------------------------------------	---------------------------------------	---------------------------------------	---------------------------------------	---	---	--	--	---	--------------------------------

PITCHER	IP	WLS	BF	H	R	ER	SO	BB	IBB	HBP	BLK	WP	HR	S	P	ERA	WHIP
Bill Laskey, R <small>(1, 1)</small> <small>ERA: 3.24</small>	3.2	L	19	7	6	4	1	0	0	0	0	0	1	21	21	9.82	1.909
Jeff Cornell, R <small>(4, 1)</small> <small>ERA: 9.0</small>	1.1		8	4	2	2	2	0	0	0	0	0	0	12	12	13.50	3.000
Randy Lerch, L <small>(6, 1)</small> <small>ERA: 3.86</small>	2.0		13	5	6	6	1	2	0	0	0	0	1	13	21	27.00	3.500
Frank Williams, R <small>(8, 1)</small> <small>ERA: 4.17</small>	2.0		7	0	0	0	3	0	0	0	0	1	0	13	13	0.00	0.000

Houston Astros @ San Francisco Giants
 Candlestick Park, San Francisco, CA
 Thu Jun 07 1984, 10:05 PM EDT
 Att. 3,653 - Unknown

AB	44
R	14
H	16
RBI	13
BB	2
SO	7
LOB	20



Batter	1	2	3	4	5	6	7	8	9	AB	R	H	RBI	BB	SO	LOB
Johnnie LeMaster, R OBP: 0.266, SLG: 0.245 (1, 6)	0-0 PB 6-3 2B		0-0 F8		0-3 K		0-0 F7			4	1	1	0	0	1	1
Chili Davis, S OBP: 0.329, SLG: 0.480 Frank Williams, R OBP: 0.200, SLG: 0.111 (1, 8) (8, 1)	0-0 F8			0-0 F8		0-0 6-3 6-3 2B	0-0 1-3			4	1	1	0	0	0	1
Jeffrey Leonard, R OBP: 0.349, SLG: 0.414 (1, 7)	0-0 6-3 2-H			0-0 S 1B		0-0 6-3		0-0 G5-4-3 1B		4	0	2	1	0	0	1
Jack Clark, R OBP: 0.420, SLG: 0.556 (1, 9)	0-3 K			0-0 6-3 1-2		0-0 6-3		0-0 G5-4-3 1-2f		4	0	0	1	0	1	2
Al Oliver, L OBP: 0.327, SLG: 0.368 (1, 3)		0-0 6-3		0-3 K		3-H 4-0 BB BB		0-3 K		3	0	0	0	1	2	1
Joel Youngblood, R OBP: 0.327, SLG: 0.337 (1, 5)		0-0 F8			0-0 HR	0-0 F9			0-0 1B 1B	4	1	2	1	0	0	1
Bob Brenly, R OBP: 0.411, SLG: 0.471 (1, 2)		0-0 5-3			0-0 3-1		4-0 HR BB		0-0 F3 1B 1B	3	1	0	0	1	0	1
Brad Wellman, R OBP: 0.400, SLG: 0.481 (1, 4)			0-3 K		0-0 S 1B		0-0 1-H HR		0-0 G4-6-3 1B	4	1	3	2	0	1	0
Bill Laskey, R OBP: 0.080, SLG: 0.042 Jeff Cornell, S (4, 1) John Rabb, R OBP: 0.414, SLG: 0.440 Randy Lerch, L OBP: 0.500, SLG: 0.400 Duane Kuiper, L OBP: 0.211, SLG: 0.170 Gene Richards, L OBP: 0.389, SLG: 0.300 (1, 1) (5, PH) (6, 1) (7, PH) (8, 8)			0-0 6-3		0-3 K		0-0 F7		0-0 G4-6-3 1-2f	1	0	0	0	0	0	0

BOTTOM

Houston Astros @ San Francisco Giants
Candlestick Park, San Francisco, CA
Thu Jun 07 1984, 10:05 PM EDT
Att. 3,653 - Unknown

AB	34
R	5
H	9
RBI	5
BB	2
SO	6
LOB	11



Inning Stats	R: 1	H: 1	E: 0	K: 1	S: 6	P: 6	R: 0	H: 0	E: 0	K: 0	S: 3	P: 3	R: 0	H: 0	E: 0	K: 1	S: 5	R: 0	H: 1	E: 0	K: 1	S: 6	P: 6	R: 1	H: 2	E: 0	K: 2	S: 9	P: 9	R: 1	H: 1	E: 0	K: 0	S: 4	P: 8	R: 2	H: 1	E: 0	K: 0	S: 4	P: 8	R: 0	H: 1	E: 0	K: 1	S: 5	P: 5	R: 0	H: 2	E: 0	K: 0	S: 4	P: 4	1B: 5	2B: 2	3B: 0	HR: 2	SF: 0	SAC: 0	DP: 2	HBP: 0	WP: 0	PB: 1	SB: 2	CS: 0	PA: 36				
PITCHER	IP	WLS	BF	H	R	ER	SO	BB	IBB	HBP	BLK	WP	HR	S	P	ERA	WHIP																			IP	WLS	BF	H	R	ER	SO	BB	IBB	HBP	BLK	WP	HR	S	P	ERA	WHIP																		
Joe Niekro, R ERA: 3.06 Michael LaCoss, R ERA: 3.86	(1, 1)	7.0	W	29	6	5	4	5	2	0	0	0	0	2	37	45	5.14	1.143																			(8, 1)	2.0	7	3	0	0	1	0	0	0	0	0	9	9	0.00	1.500																		

Batter	1	2	3	4	5	6	7	8	9	AB R H RBI BB SO LOB	TOP																									
Bill Doran, S (1, 4) OBP: 0.283, SLG: 0.290	0-0 F6		0-0 F5		0-0 1B SF9 1B	0-3 K		0-0 6-3		5 1 1 0 0 1 5																										
Craig Reynolds, L (1, 6) OBP: 0.298, SLG: 0.409	0-0 F7		0-0 F5		0-0 1B	0-0 4-3		0-0 1-3		5 0 1 0 0 0 5																										
Harry Spilman, L (1, 3) OBP: 0.381, SLG: 0.412	0-0 F3			4-0 1B WP BB	0-0 1B		0-0 G3 WP SF9 1B		0-0 F7	1 1 0 0 1 0 0																										
Enos Cabell, R (5, PH) OBP: 0.349, SLG: 0.449					1-2 2-3 3-H				0-0 F7	2 1 2 1 0 0 0																										
Denny Walling, L (9, PH) OBP: 0.293, SLG: 0.324									0-0 F7	1 0 0 0 0 0 0																										
Jose Cruz, L (1, 7) OBP: 0.323, SLG: 0.348		0-0 F6		0-3 K	0-0 SF9		0-0 G3		0-0 4-3	4 0 0 1 0 1 2																										
Jerry Mumphrey, S (1, 8) OBP: 0.348, SLG: 0.378		0-0 4-3		0-0 F2	0-3 K		0-0 SF9		0-0 4-3	4 0 1 1 0 1 3																										
Ray Knight, R (1, 5) OBP: 0.258, SLG: 0.295		0-0 6-3		0-0 1B	0-0 4-3		0-0 1B		0-0 4-3	5 0 2 1 0 0 3																										
Terry Puhl, L (1, 9) OBP: 0.365, SLG: 0.375			4-0 SH1-4 BB BB	0-0 1B		0-0 FC1-5 E 1B		0-0 F6		3 0 2 0 1 0 1	AB 35																									
Mark Bailey, S (1, 2) OBP: 0.275, SLG: 0.248			4-0 SH1-4 BB	0-0 F5		0-0 E6 FC1-5		0-0 F3		2 0 0 0 1 0 3	R 4																									
Kevin Bass, S (8, PH) OBP: 0.262, SLG: 0.324			1-2 BB							1 0 0 0 0 0 0	H 9																									
Alan Ashby, S (8, 2) OBP: 0.279, SLG: 0.233										0 0 0 0 0 0 0	RBI 4																									
Bob Knepper, L (1, 1) OBP: 0.219, SLG: 0.214			0-0 SH1-4		4-0 1B 1B BB	0-0 FC1-5		0-0 E6		1 1 0 0 1 0 2	BB 4																									
Dave Smith, R (6, 1)										0 0 0 0 0 0 0	SO 3																									
Tony Scott, S (8, PH) OBP: 0.316, SLG: 0.250			1-2 2-3							0 0 0 0 0 0 0	LOB 24																									
Bill Dawley, R (8, 1)										1 0 0 0 0 0 0																										
										0 0 0 0 0 0 0																										
Inning Stats	R: 0 E: 0 K: 0 S: 3	H: 0 LOB: 0 BB: 0 P: 3	R: 0 E: 0 K: 0 S: 3	H: 0 LOB: 0 BB: 2 P: 11	R: 1 E: 0 K: 1 S: 7	H: 2 LOB: 2 BB: 1 P: 11	R: 2 E: 0 K: 1 S: 8	H: 3 LOB: 2 BB: 1 P: 12	R: 0 E: 1 K: 1 S: 7	H: 1 LOB: 2 BB: 0 P: 7	R: 1 E: 0 K: 0 S: 5	H: 2 LOB: 1 BB: 0 P: 5	R: 0 E: 1 K: 0 S: 4	H: 0 LOB: 1 BB: 0 P: 4	R: 0 E: 0 K: 0 S: 4	H: 1 LOB: 1 BB: 0 P: 4	1B: 9 2B: 0 3B: 0 HR: 0	SF: 2 SAC: 1 DP: 0 HBP: 0	WP: 2 PB: 0 SB: 0 CS: 0	PA: 42																
PITCHER	IP WLS BF H R ER SO BB IBB HBP BLK WP HR S P ERA WHIP																																			
Scott Garrelts, R (1, 1) ERA: 5.32	4.0		19	3	3	3	1	4	0	0	0	1	0	17	33	6.75	1.750																			
Randy Lerch, L (5, 1) ERA: 3.77	3.0	W	15	5	1	1	2	0	0	0	0	1	0	19	19	3.00	1.667																			
Greg Minton, R (8, 1) ERA: 4.89	2.0	S	8	1	0	0	0	0	0	0	0	0	0	8	8	0.00	0.500																			

Houston Astros @ San Francisco Giants
Candlestick Park, San Francisco, CA

Fri Jun 08 1984, 10:05 PM EDT
Att. 6,113 - Unknown

livebaseballscorecards.com



Batter	1	2	3	4	5	6	7	8	9
Johnnie LeMaster, R OBP: 0.260, SLG: 0.239 (1, 6)	0-0 F9		0-3 K		0-0 L6-3		0-0 4-3		
Chili Davis, S OBP: 0.327, SLG: 0.490 (1, 8)	0-0 4-3		0-0 HR		0-0 1-3			0-3 K	
Jeffrey Leonard, R OBP: 0.347, SLG: 0.428 (1, 9) (5, 7)	0-0 F9		0-0 6-3			0-0 HR		0-3 K	
Jack Clark, R OBP: 0.424, SLG: 0.555 (1, 3) (5, 9) Fran Mullins, R OBP: 0.306, SLG: 0.355 (7, 5)		4-0 HR BB	0-0 F3			0-0 1B		0-0 F7	
Dusty Baker Jr., R OBP: 0.424, SLG: 0.423 Scott Thompson, L OBP: 0.371, SLG: 0.313 (1, 7) (4, PR) (5, 3)		0-3 K		0-0 1B E 1B		0-0 1B			
Joel Youngblood, R OBP: 0.332, SLG: 0.358 (1, 5) (7, 9)		0-0 HR		0-0 E8 1B		0-0 F8			
Bob Brenly, R OBP: 0.404, SLG: 0.462 (1, 2)		0-0 E3 PB		0-0 FC1-6-5 E CS		0-0 6-3			
Brad Wellman, R OBP: 0.394, SLG: 0.467 (1, 4)		0-3 K		0-0 5-3			0-0 G3-6-3 1B		
Scott Garrelts, R OBP: 0.125, SLG: 0.125 Randy Lerch, L OBP: 0.571, SLG: 0.400 Al Oliver, L OBP: 0.325, SLG: 0.366 Greg Minton, S (1, 1) (5, 1) (7, PH) (8, 1)		0-0 F8			4-0 L6-3 BB		0-0 G3-6-3 1-2f		

Inning Stats	R: 0 E: 0 K: 0 S: 3	H: 0 LOB: 0 BB: 0 P: 3	R: 2 E: 1 K: 2 S: 9	H: 1 LOB: 1 BB: 1 P: 13	R: 1 E: 0 K: 1 S: 6	H: 1 LOB: 0 BB: 0 P: 6	R: 1 E: 1 K: 0 S: 4	H: 2 LOB: 1 BB: 0 P: 4	R: 0 E: 0 K: 0 S: 2	H: 0 LOB: 0 BB: 1 P: 6	R: 1 E: 0 K: 0 S: 5	H: 3 LOB: 1 BB: 0 P: 5	R: 0 E: 0 K: 0 S: 3	H: 1 LOB: 0 BB: 0 P: 3	R: 0 E: 0 K: 2 S: 7	H: 0 LOB: 0 BB: 0 P: 7
--------------	------------------------------	---------------------------------	------------------------------	----------------------------------	------------------------------	---------------------------------	------------------------------	---------------------------------	------------------------------	---------------------------------	------------------------------	---------------------------------	------------------------------	---------------------------------	------------------------------	---------------------------------

PITCHER	IP	WLS	BF	H	R	ER	SO	BB	IBB	HBP	BLK	WP	HR	S	P	ERA	WHIP
Bob Knepper, L ERA: 2.38 (1, 1)	5.2	L	24	7	5	5	3	2	0	0	0	0	3	28	36	7.94	1.588
Dave Smith, R ERA: 2.45 (6, 1)	1.1		4	1	0	0	0	0	0	0	0	0	0	4	4	0.00	0.750
Bill Dawley, R ERA: 1.9 (8, 1)	1.0		3	0	0	0	2	0	0	0	0	0	0	7	7	0.00	0.000

BOTTOM

Houston Astros @ San Francisco Giants
Candlestick Park, San Francisco, CA

Fri Jun 08 1984, 10:05 PM EDT
Att: 6,113 - Unknown

AB	29
R	5
H	8
RBI	4
BB	2
SO	5
LOB	10

livebaseballscorecards.com



1B: 5	SF: 0	WP: 0	PA: 31
2B: 1	SAC: 0	PB: 1	
3B: 0	DP: 2	SB: 1	
HR: 3	HBP: 0	CS: 1	

Batter	1	2	3	4	5	6	7	8	9	AB R H RBI BB SO LOB	TOP																	
Bill Doran, S (1, 4) OBP: 0.286, SLG: 0.295	0-0 F8	4-0 IBB			0-0 1B FC 2B	0-0 F8		0-3 K		4 1 1 0 1 1 1																		
Craig Reynolds, L (1, 6) OBP: 0.295, SLG: 0.403	0-0 1-3	0-0 F3			0-3 K		0-0 1B E 1B	0-3 K		5 1 1 0 0 2 4																		
Enos Cabell, R (1, 3) OBP: 0.358, SLG: 0.454	0-0 CS 1B		0-0 F9		0-0 E 1B		0-0 2B S 6-3 1B	0-0 4-3		5 1 3 0 0 0 0																		
Jose Cruz, L (1, 7) OBP: 0.321, SLG: 0.345	0-0 CS 1-2	0-0 SH 1B FC4-6 1B	0-0 4-3		0-0 FC FC5-4 1B		0-0 F5 1-2 3-H		0-3 K	5 1 1 1 0 1 2																		
Ray Knight, R (1, 5) OBP: 0.262, SLG: 0.304		0-0 FC4-6 SH 1B 1B	0-0 F7		0-0 F3		0-0 6-3 2B		0-0 F9	5 1 2 0 0 0 2																		
Tony Scott, S (1, 8) OBP: 0.348, SLG: 0.263		0-0 SH FC4-6 1B 2-3		0-0 1B	0-0 FC5-4 1-2		4-0 6-3 IBB		0-0 4-3	3 0 1 0 1 0 2																		
Terry Puhl, L (1, 9) OBP: 0.356, SLG: 0.364		0-0 FC4-6 1B 1-2 2-3 3-H		0-3 K	0-3 K		0-0 6-3 2			3 0 0 1 0 2 3																		
Jerry Mumphrey, S (7, PH) OBP: 0.347, SLG: 0.376										1 0 0 0 0 0 2																		
Kevin Bass, S (7, 9) OBP: 0.262, SLG: 0.324										0 0 0 0 0 0 0																		
Alan Ashby, S (1, 2) OBP: 0.306, SLG: 0.254					0-0 F6		0-0 1B	4-0 IBB		3 0 2 1 1 0 1																		
Mike Scott, R (1, 1) OBP: 0.158, SLG: 0.167					0-0 F8		0-3 K	0-0 5-3 3		1 0 0 0 0 0 2																		
Phil Garner, R (4, PH) OBP: 0.265, SLG: 0.215		0-0 5-3 2								1 0 0 0 0 0 1																		
Michael LaCoss, R (4, 1)										1 0 0 0 0 1 1																		
Frank DiPino, L (6, 1)										1 0 0 0 0 0 3																		
Bill Dawley, R (9, 1)										0 0 0 0 0 0 0																		
Inning Stats	R: 0 E: 0 K: 0 S: 3	H: 1 LOB: 0 BB: 0 P: 3	R: 2 E: 1 K: 0 S: 7	H: 3 LOB: 3 BB: 1 P: 11	R: 0 E: 0 K: 0 S: 3	H: 0 LOB: 0 BB: 0 P: 3	R: 0 E: 0 K: 1 S: 6	H: 1 LOB: 1 BB: 0 P: 6	R: 1 E: 1 K: 1 S: 8	H: 2 LOB: 2 BB: 0 P: 8	R: 0 E: 0 K: 2 S: 8	H: 1 LOB: 1 BB: 0 P: 8	R: 2 E: 0 K: 0 S: 6	H: 3 LOB: 3 BB: 2 P: 14	R: 0 E: 0 K: 2 S: 7	H: 0 LOB: 0 BB: 0 P: 7	R: 0 E: 0 K: 1 S: 5	H: 0 LOB: 0 BB: 0 P: 5	1B: 9 2B: 2 3B: 0 HR: 0	SF: 0 SAC: 1 DP: 0 HBP: 0	WP: 0 PB: 0 SB: 1 CS: 1	PA: 43						
PITCHER	IP WLS BF H R ER SO BB IBB HBP BLK WP HR S P ERA WHIP																											
Mark Davis, L (1, 1) ERA: 4.54	6.0		28	8	3	3	4	0	1	0	0	0	0	0	35	39	4.50	1.333										
Jeff Cornell, R (7, 1) ERA: 9.95	0.1		5	3	2	1	0	0	1	0	0	0	0	4	8	27.00	9.000											
Gary Lavelle, L (7, 1) ERA: 3.55	1.2		6	0	0	0	2	0	1	0	0	0	0	9	13	0.00	0.000											
Frank Williams, R (9, 1) ERA: 4.07	1.0	W	3	0	0	0	1	0	0	0	0	0	0	5	5	0.00	0.000											

Houston Astros @ San Francisco Giants
Candlestick Park, San Francisco, CA

Sat Jun 09 1984, 6:33 AM EDT
Att. 7,743 - Unknown

livebaseballscorecards.com

AB 38
R 5
H 11
RBI 3
BB 3
SO 7
LOB 24



Batter 1 2 3 4 5 6 7 8 9 AB R H RBI BB SO LOB BOTTOM

Johnnie LeMaster, R (1, 6) x 0-0 x 0-0 ②
 OBP: 0.264, SLG: 0.241
 1B 1B SF9 6-3 BB

Gene Richards, L (1, 9) x 0-0 ① x 0-0 ③
 OBP: 0.368, SLG: 0.281
John Rabb, R (9, PH) 0-0 ③
 OBP: 0.400, SLG: 0.423
 4-3 1B 4-3 1B 6-3 BB K

Chili Davis, S (1, 8) x 0-0 x 0-0 ①
 OBP: 0.324, SLG: 0.483
 1B 1B 1B 1B 6-3 F3

Al Oliver, L (1, 3) x 0-0 x 0-0
 OBP: 0.332, SLG: 0.372
 1B 1B 1B 1B 7-2 1B 5-3 4-3

Jeffrey Leonard, R (1, 7) 0-3 ②
 OBP: 0.353, SLG: 0.435
 K 1B 1B 1B 1B 7-2 1B SH3-4 BB 2B F8

Joel Youngblood, R (1, 5) x 0-0 ③
 OBP: 0.333, SLG: 0.371
 4-3 1B 7-2 ② ③ SH3-4 BB SH3-4 BB 4-3

Steve Nicosia, R (1, 2) 0-0
 OBP: 0.306, SLG: 0.391
 SH1-3 BB 1B SF9 SH3-4 1B SH3-4 BB 1B

Brad Wellman, R (1, 4) 4-0
 OBP: 0.389, SLG: 0.438
Jack Clark, R (8, PH) 0-0 ①
 OBP: 0.422, SLG: 0.552
Fran Mullins, R (9, 4) 1-2
 OBP: 0.306, SLG: 0.355
 SF9 SH1-3 BB 1B F9 1-3 F7

Mark Davis, L (1, 1) 0-0 ①
 OBP: 0.118, SLG: 0.225
Dusty Baker, Jr., R (6, PH) 0-0 ②
 OBP: 0.433, SLG: 0.423
Jeff Cornell, S (7, 1) 0-0 ②
Gary Lavelle, S (7, 1) 0-0 ②
Bob Brenly, R (8, PH) 1-2
 OBP: 0.407, SLG: 0.462
Frank Williams, R (9, 1) 2-3
 OBP: 0.200, SLG: 0.111
 SH1-3 SH3-4 SH3-4 1B SH3-4 IBB 4-0 BB

Inning	R	H	E	K	S	R	H	E	K	S	R	H	E	K	S	R	H	E	K	S	R	H	E	K	S	R	H	E	K	S			
1	1	3	0	8		0	2	0	4		0	1	0	4		0	0	0	3		0	0	0	6		0	0	0	0	0	0	0	
2	1	1	0	4		0	1	0	1		0	1	0	1		0	0	0	6		0	0	0	6		0	0	0	0	0	0	0	
3	0	2	0	4		0	1	0	4		0	1	0	4		0	0	0	3		0	0	0	6		0	0	0	0	0	0	0	
4	0	0	0	3		0	0	0	3		0	0	0	3		0	0	0	6		0	0	0	6		0	0	0	0	0	0	0	
5	0	0	0	3		0	0	0	3		0	0	0	3		0	0	0	6		0	0	0	6		0	0	0	0	0	0	0	
6	1	1	0	6		0	3	0	18		0	1	0	18		0	0	0	6		0	0	0	6		0	0	0	0	0	0	0	
7	0	0	0	3		0	0	0	3		0	0	0	3		0	0	0	6		0	0	0	6		0	0	0	0	0	0	0	
8	0	1	0	6		0	2	0	10		0	1	0	10		0	0	0	6		0	0	0	6		0	0	0	0	0	0	0	
9	3	2	0	8		0	0	0	12		0	2	0	12		0	0	0	6		0	0	0	6		0	0	0	0	0	0	0	
TOTAL	6	11	0	42		6	18	0	42		6	11	0	42		6	11	0	42		6	11	0	42		6	11	0	42		6	11	0

PITCHER	IP	WLS	BF	H	R	ER	SO	BB	IBB	HBP	BLK	WP	HR	S	P	ERA	WHIP
Mike Scott, R (1, 1) ERA: 5.37	3.0		15	6	2	2	1	1	0	0	0	0	0	16	20	6.00	2.333
Michael LaCoss, R (4, 1) ERA: 3.81	2.2		11	2	1	1	0	1	0	0	0	0	0	10	14	3.38	1.125
Frank DiPino, L (6, 1) ERA: 4.08	3.0		15	2	2	2	4	3	1	0	0	0	0	19	35	6.00	1.667
Bill Dawley, R (9, 1) ERA: 2.28	0.0	L	1	1	1	1	0	0	0	0	0	0	1	1	1	∞	∞

Houston Astros @ San Francisco Giants
 Candlestick Park, San Francisco, CA
 Sat Jun 09 1984, 6:33 AM EDT
 Att. 7,743 - Unknown

AB	32
R	6
H	11
RBI	6
BB	6
SO	5
LOB	18



WP: 0	PA: 42	
PB: 0	ERA	WHIP
SB: 1		
CS: 0		

livebaseballscorecards.com

Batter	1	2	3	4	5	6	7	8	9	AB R H RBI BB SO LOB	TOP		
Bill Doran, S OBP: 0.279, SLG: 0.287 (1, 4)				6-3		F8		FC5		5 0 0 0 0 0 3			
Craig Reynolds, L OBP: 0.298, SLG: 0.409 (1, 6)	0-0 1B HR 1B	0-0 4-3		0-0 2B		F8		4-3		5 1 2 0 0 0 1			
Harry Spilman, L OBP: 0.362, SLG: 0.385 (1, 3)	0-0 1-3 HR 1B		F9	0-0 F8		F7			0-0 F9	5 1 1 0 0 0 1			
Jose Cruz, L OBP: 0.318, SLG: 0.356 (1, 7)	0-0 1-H 3-H HR		6-3	6-3		F7			0-0 4-3	5 1 1 3 0 0 1			
Jerry Mumphy, S OBP: 0.358, SLG: 0.390 (1, 8)	0-0 1B SF9 2B		0-0 1B SF9 1B		4-0 BB BB BB E 1B BB		0-0 1B 1B		0-0 F4	3 3 3 0 1 0 0 1 0 0 0 0 0 0			
Ray Knight, R OBP: 0.275, SLG: 0.317 (1, 5)	0-0 BB SF9 WP 1B		0-0 FC6-4 1B		0-0 E7 1B		0-0 S 1B			3 1 3 0 0 0 0 1 0 1 0 0 0 0			
Phil Garner, R OBP: 0.270, SLG: 0.221 (7, PH)	2-3		1-3		1-H		1-3						
Terry Puhl, L OBP: 0.344, SLG: 0.358 (1, 9)	0-0 1-2 3-H SF9		0-0 3-H SF9		0-0 F8		0-0 5-3			2 0 0 2 0 0 2			
Mark Bailey, S OBP: 0.282, SLG: 0.259 (1, 2)	4-0 WP BB IBB		0-0 FC6-4 FC6		0-0 1-3			0-0 FC5 2B		3 0 1 0 1 0 2			
Vern Ruhle, R OBP: 0.355, SLG: 0.451 (8, PH)	4-0 1-2 2-3 WP BB		0-0 FC6		0-3 K			0-3 K		2 0 0 0 1 1 2 1 0 0 0 0 1 1 0 0 0 0 0 0 0			
Dave Smith, R (8, 1)													
Inning Stats	R: 5 H: 5 E: 0 LOB: 2 K: 0 BB: 2 S: 8 P: 16	R: 0 H: 0 E: 0 LOB: 0 K: 0 BB: 0 S: 3 P: 3	R: 1 H: 2 E: 0 LOB: 1 K: 0 BB: 0 S: 5 P: 5	R: 0 H: 1 E: 0 LOB: 1 K: 0 BB: 0 S: 4 P: 4	R: 1 H: 1 E: 1 LOB: 1 K: 1 BB: 1 S: 6 P: 10	R: 0 H: 0 E: 0 LOB: 0 K: 0 BB: 0 S: 3 P: 3	R: 0 H: 2 E: 0 LOB: 2 K: 0 BB: 0 S: 4 P: 4	R: 0 H: 1 E: 0 LOB: 1 K: 1 BB: 0 S: 6 P: 6	R: 0 H: 0 E: 0 LOB: 0 K: 0 BB: 0 S: 3 P: 3	1B: 8 SF: 2 2B: 3 SAC: 0 3B: 0 DP: 0 HR: 1 HBP: 0	WP: 1 PA: 41 PB: 0 SB: 2 CS: 0		
PITCHER	IP WLS BF H R ER SO BB IBB HBP BLK WP HR S P ERA WHIP											PITCHER	IP WLS BF H R ER SO BB IBB HBP BLK WP HR S P ERA WHIP
Jeff Robinson, R (1, 1) ERA: 4.0	0.1 L 6 5 5 5 0 0 0 0 0 0 0 1 6 6 135.00 15.000											Greg Minton, R (9, 1) ERA: 4.78	1.0 3 0 0 0 0 0 0 0 0 0 0 0 3 3 0.00 0.000
Jeff Cornell, R (1, 1) ERA: 9.0	1.2 9 2 1 1 0 1 1 0 0 1 0 7 15 5.40 1.800												
Randy Lerch, L (3, 1) ERA: 3.69	3.0 12 2 1 1 1 1 1 0 0 0 0 0 13 17 3.00 1.000												
Frank Williams, R (6, 1) ERA: 3.98	1.0 3 0 0 0 0 0 0 0 0 0 0 0 3 3 0.00 0.000												
Gary Lavelle, L (7, 1) ERA: 3.38	2.0 8 3 0 0 1 0 0 0 0 0 0 0 10 10 0.00 1.500												

Houston Astros @ San Francisco Giants
Candlestick Park, San Francisco, CA

Sun Jun 10 1984, 6:33 AM EDT
Att. 14,561 - Unknown

livebaseballscorecards.com

AB	36
R	7
H	12
RBI	5
BB	3
SO	2
LOB	13



Batter	1	2	3	4	5	6	7	8	9	AB	R	H	RBI	BB	SO	LOB
Johnnie LeMaster, R OBP: 0.262, SLG: 0.235 (1, 6)	0-0 6-3 1B	0-3 K			4-0 3-6 1B BB		0-0 1-3 1B	0-0 FC6-4 1-2f		4	0	0	0	1	1	2
Gene Richards, L OBP: 0.370, SLG: 0.290 (1, 9)	0-0 WP 1B		0-0 4-3 1B		0-0 1-2 1B		0-3 K		0-0 4-3 1B	5	1	2	0	0	1	0
Chili Davis, S OBP: 0.330, SLG: 0.481 (1, 8)	4-0 FC5 1-2 1B BB		0-0 G4-6-3 1B		0-0 3-6 2-3f		4-0 1B BB		0-3 K	3	0	1	0	2	1	2
Al Oliver, L OBP: 0.338, SLG: 0.378 (1, 3)	0-0 FC5 1-2 2-H 1B		0-0 G4-6-3 1-2f			0-0 1B 5-3 1B	0-0 1-2 1B		0-0 F9	5	1	3	1	0	0	1
Jeffrey Leonard, R OBP: 0.351, SLG: 0.431 (1, 7)	0-0 FC5 1-2 2-3f FC6-4		0-0 F8			0-0 1B 1-3 SF7 1B	0-3 K			4	1	1	0	0	1	4
Joel Youngblood, R OBP: 0.332, SLG: 0.365 (1, 5)	0-0 FC6-4 1-2f		0-0 2-3			0-0 1-2 3-H 5-3 1B		4-0 G4-6-3 1B BB		3	1	0	1	1	0	3
Steve Nicosia, R OBP: 0.358, SLG: 0.449 (1, 2)		0-0 1B		0-0 2B		0-0 2-3 1B		4-0 1-2 BB		3	0	3	0	1	0	0
Brad Wellman, R OBP: 0.350, SLG: 0.400 (1, 4)		0-0 F7		0-0 F2		0-0 1-2 3-H SF7		0-0 1-2f 2-3 G4-6-3		3	0	0	1	0	0	4
Jeff Robinson, R Randy Lerch, L Dwaine Rothenberg, L Frank Williams, Sr. Dusty Baker, Jr. Gary Lavelle, S Scott Thompson, L Greg Milton, S		0-3 K		0-0 4-3		0-0 4-3 F6		0-0 3-H FC6-4 1B		0	0	0	0	0	0	0

BOTTOM

Houston Astros @ San Francisco Giants
Candlestick Park, San Francisco, CA
Sun Jun 10 1984, 6:33 AM EDT
Att. 14,561 - Unknown

AB	34
R	4
H	11
RBI	4
BB	5
SO	5
LOB	18



Inning Stats	R: 1	H: 2	E: 0	K: 0	S: 5	LOB: 2	BB: 1	P: 9	R: 0	H: 1	E: 0	K: 2	S: 8	LOB: 1	BB: 0	P: 8	R: 0	H: 1	E: 0	K: 0	S: 3	LOB: 0	BB: 0	P: 3	R: 0	H: 1	E: 0	K: 0	S: 4	LOB: 1	BB: 0	P: 4	R: 0	H: 1	E: 0	K: 0	S: 3	LOB: 1	BB: 1	P: 7	R: 2	H: 3	E: 0	K: 0	S: 6	LOB: 1	BB: 0	P: 6	R: 0	H: 1	E: 0	K: 2	S: 8	LOB: 2	BB: 1	P: 12	R: 1	H: 1	E: 0	K: 0	S: 3	LOB: 1	BB: 2	P: 11	R: 0	H: 0	E: 0	K: 1	S: 5	LOB: 0	BB: 0	P: 5	1B: 10	2B: 2	3B: 0	HR: 0	SF: 1	SAC: 0	DP: 3	HBP: 0	WP: 1	PB: 0	SB: 1	CS: 0	PA: 40
PITCHER	IP	WLS	BF	H	R	ER	SO	BB	IBB	HBP	BLK	WP	HR	S	P	ERA	WHIP																																																																				
Vern Ruhle, R ERA: 3.5 (1, 1)	7.0	W	32	10	3	3	4	3	0	0	0	1	0	37	49	3.86	1.857																																																																				
Dave Smith, R ERA: 2.63 (8, 1)	2.0		8	1	1	1	1	2	0	0	0	0	0	8	16	4.50	1.500																																																																				

Batter	1	2	3	4	5	6	7	8	9	AB R H RBI BB SO LOB	TOP															
Johnnie LeMaster, R OBP: 0.267, SLG: 0.259 (1, 6)	0-0 6-3		0-0 HR	0-0 6-3			0-0 G1-6-3 1B		0-0 SH E 1B SF8	4 2 2 2 0 0 0	San Francisco Giants @ Los Angeles Dodgers Dodger Stadium, Los Angeles, CA Mon Jun 11 1984, 7:05 PM PDT Att: 43,057 - Unknown															
Chili Davis, S OBP: 0.336, SLG: 0.484 (1, 8)	0-0 4-3 BB 1B		0-0 E E FC6-4 1B		0-0 F9		0-0 G1-6-3 1-2f		0-0 E7 SF8 1B 1B	5 2 3 2 0 0 1																
Al Oliver, L OBP: 0.335, SLG: 0.370 (1, 3)	4-0 1-2 4-3 BB		0-0 F7 1-2		0-0 1-3		0-0 6-3		0-0 1-3	4 0 0 0 1 0 4																
Jack Clark, R OBP: 0.426, SLG: 0.551 (1, 9)	0-0 4-3 1-2 2-3		0-0 FC6-4 E 1B		0-0 BB 1B			0-0 F8	4-0 SF8 1B IBB	4 1 2 0 1 0 2																
Jeffrey Leonard, R OBP: 0.348, SLG: 0.424 (1, 7)	0-0 5-3		0-0 E4 FC6-4 1-2 2-3		4-0 FC6-4 BB			0-0 5-3	0-0 SF8 1-2 2-3 3-H	3 0 0 1 1 0 4																
Joel Youngblood, R OBP: 0.333, SLG: 0.366 (1, 5)		0-0 4-3	0-0 FC6-4 FC5-4 1-2f 2-3 3-H		0-0 FC6-4 1-2f			0-0 FC6-4 1B	0-0 1B 2-H 3-H	5 0 2 3 0 0 4																
Steve Nicosia, R OBP: 0.345, SLG: 0.426 (1, 2)		0-0 F1	0-0 FC5-4 1-2f		0-0 5-3			0-0 FC6-4 1-2f	0-0 BB 1B	5 0 1 0 0 0 3																
Brad Wellman, R OBP: 0.326, SLG: 0.368 Bob Brenly, R OBP: 0.414, SLG: 0.465 Greg Minton, S (9, 1)		0-0 F7		0-0 1-3		0-0 F8			0-0 SH 1B 1B	3 0 0 0 0 0 0 1 1 1 0 1 0 0 0 0 0 0 0 0 0																
Bill Laskey, R OBP: 0.107, SLG: 0.074 Dusty Baker Jr., R OBP: 0.435, SLG: 0.426 Fran Mullins, R OBP: 0.297, SLG: 0.344 (9, 4)			0-0 HR 1B	0-0 6-3		0-0 4-3			0-0 SH 1B 1B K	3 1 1 0 0 0 0 1 0 1 0 0 0 0 1 1 0 0 0 1 3																
Inning Stats	R: 0 E: 0 K: 0 S: 4	H: 1 LOB: 2 BB: 1 P: 8	R: 0 E: 0 K: 0 S: 3	H: 0 LOB: 0 BB: 0 P: 3	R: 3 E: 2 K: 0 S: 8	H: 4 LOB: 2 BB: 0 P: 8	R: 0 E: 0 K: 0 S: 3	H: 0 LOB: 0 BB: 0 P: 3	R: 0 E: 0 K: 0 S: 4	H: 1 LOB: 2 BB: 1 P: 8	R: 0 E: 0 K: 0 S: 3	H: 0 LOB: 0 BB: 0 P: 3	R: 0 E: 0 K: 0 S: 3	H: 1 LOB: 0 BB: 0 P: 3	R: 0 E: 0 K: 0 S: 4	H: 1 LOB: 1 BB: 0 P: 4	R: 5 E: 1 K: 1 S: 11	H: 5 LOB: 3 BB: 2 P: 19	1B: 12 2B: 0 3B: 0 HR: 1	SF: 1 SAC: 1 DP: 1 HBP: 0	WP: 0 PB: 0 SB: 0 CS: 0	PA: 45				
PITCHER	IP	WLS	BF	H	R	ER	SO	BB	IBB	HBP	BLK	WP	HR	S	P	ERA	WHIP									
Rick Honeycutt, L ERA: 2.18 (1, 1)	8.0	L	37	10	6	5	0	2	0	0	0	0	1	35	43	5.62	1.500									
Carlos Diaz, L ERA: 3.7 (9, 1)	0.1		2	1	0	0	0	0	0	0	0	0	0	2	2	0.00	3.000									
Pat Zachry, R ERA: 2.54 (9, 1)	0.2		6	2	2	2	1	1	1	0	0	0	0	6	14	27.00	4.500									

livebaseballscorecards.com

AB 39
R 8
H 13
RBI 8
BB 4
SO 1
LOB 21




Batter	1	2	3	4	5	6	7	8	9	AB	R	H	RBI	BB	SO	LOB
R.J. Reynolds, S OBP: 0.317, SLG: 0.358 (1, 9)	F8			F4		SH1-4 1B		F9		4	1	1	0	0	0	0
Bob Bailor, R OBP: 0.302, SLG: 0.272 (1, 4)	F5			F7		SH1-4 1-2		6-3		3	0	0	0	0	0	0
Pedro Guerrero, R OBP: 0.314, SLG: 0.365 (1, 5)	F9			HR 1B		4-3 2-H 1B		F5		4	2	2	1	0	0	0
Greg Brock, L OBP: 0.278, SLG: 0.443 (1, 3)		6-3		HR		4-3			F7	4	1	1	2	0	0	1
Mike Marshall, R OBP: 0.324, SLG: 0.506 (1, 7)		F8		F8					5-3	4	0	1	1	0	0	0
Ken Landreaux, L OBP: 0.321, SLG: 0.397 (1, 8)		G3			5-3	F8			F7	4	0	0	0	0	0	1
Mike Scioscia, L OBP: 0.392, SLG: 0.366 (1, 2)			F5						F8	3	0	1	0	0	0	0
Bill Russell, R OBP: 0.315, SLG: 0.309 (1, 6)			F8			F8			F3	3	0	0	0	0	0	1
Rick Honeycutt, L OBP: 0.152, SLG: 0.125 (1, 1)										3	0	0	0	0	3	1
Carlos Diaz, R (9, 1)			K			K				0	0	0	0	0	0	0
Pat Zachry, R (9, 1)										0	0	0	0	0	0	0

Inning Stats		R: 0	H: 0	E: 0	LOB: 0	K: 0	BB: 0	S: 3	P: 3	R: 0	H: 0	E: 0	LOB: 0	K: 0	BB: 0	S: 3	P: 3	R: 0	H: 0	E: 0	LOB: 0	K: 0	BB: 0	S: 3	P: 3	R: 0	H: 0	E: 0	LOB: 0	K: 0	BB: 0	S: 3	P: 3	R: 0	H: 0	E: 0	LOB: 0	K: 0	BB: 0	S: 3	P: 3	R: 0	H: 0	E: 0	LOB: 0	K: 0	BB: 0	S: 3	P: 3
1B: 4	SF: 0	2B: 1	SAC: 1	3B: 0	DP: 0	HR: 1	HBP: 0	WP: 0	HR: 1	S: 36	P: 36	ERA: 4.50	WHIP: 0.750	WP: 0	HR: 1	S: 3	P: 3	ERA: 0.00	WHIP: 0.000	WP: 0	HR: 1	S: 3	P: 3	ERA: 0.00	WHIP: 0.000	WP: 0	HR: 1	S: 3	P: 3	ERA: 0.00	WHIP: 0.000	WP: 0	HR: 1	S: 3	P: 3	ERA: 0.00	WHIP: 0.000	WP: 0	HR: 1	S: 3	P: 3	ERA: 0.00	WHIP: 0.000	WP: 0	HR: 1	S: 3	P: 3	ERA: 0.00	WHIP: 0.000

BOTTOM

San Francisco Giants @ Los Angeles Dodgers
Dodger Stadium, Los Angeles, CA
 Mon Jun 11 1984, 7:05 PM PDT
 Att. 43,057 - Unknown

AB	32
R	4
H	6
RBI	4
BB	0
SO	3
LOB	4



Batter	1	2	3	4	5	6	7	8	9	AB	R	H	RBI	BB	SO	LOB	TOP								
Johnnie LeMaster, R OBP: 0.270, SLG: 0.263 (1, 6)	0-3 K		0-0 1B 1B 1B		0-0 2B 1B	0-3 K		0-0 F7		5	2	2	0	0	2	1	<p>San Francisco Giants @ Los Angeles Dodgers Dodger Stadium, Los Angeles, CA</p> <p>Tue Jun 12 1984, 7:05 PM PDT Att: 33,906 - Unknown</p>								
Chili Davis, S OBP: 0.333, SLG: 0.477 (1, 8)	0-0 F8		0-0 1B 1B FC6-4		0-0 4-3 1B	0-3 K		0-0 G3		5	1	1	0	0	1	2									
Jeffrey Leonard, R OBP: 0.353, SLG: 0.441 (1, 7)	0-0 F9		0-0 1B 1B FC6-4		4-0 2B BB			0-0 F8		4	2	2	3	1	0	0									
Jack Clark, R OBP: 0.430, SLG: 0.552 (1, 9)		0-0 F8	4-0 1B 1B FC6-4		0-0 2B 1H 2-H		4-0 1B SF8 BB	0-0 F9		3	1	1	2	2	0	0									
Al Oliver, L OBP: 0.346, SLG: 0.374 (1, 3)		4-0 BB BB BB E	0-0 1B 1B FC6-4		4-0 1B 4-6-3 IBB		0-0 1B 1-3	0-0 1B 1B		3	0	2	1	2	0	2									
John Rabb, R OBP: 0.400, SLG: 0.423 (9, PR)			1-2 2-3 3-H							0	0	0	0	0	0	0									
Joel Youngblood, R OBP: 0.330, SLG: 0.362 (1, 5)	0-0 F4		0-0 F7		0-0 4-6-3		0-3 K	0-0 1B		5	0	1	0	0	1	7									
Bob Brenly, R OBP: 0.408, SLG: 0.456 (1, 2)	0-0 5-3			4-0 BB BB BB G6-3		0-3 K		0-0 SF8		3	0	0	1	1	2	5									
Brad Wellman, R OBP: 0.319, SLG: 0.381 (1, 4)			0-0 2B FC3-5-6		0-0 G6-3		0-0 5-3	0-0 F9		4	0	1	0	0	0	2									
Mike Krukow, R OBP: 0.217, SLG: 0.182 (1, 1)			0-0 1B 1B FC3-5-6		0-0 6-3		0-0 1B	0-0 6-3		3	1	1	0	0	0	1									
Randy Lerch, L OBP: 0.571, SLG: 0.400 (6, 1)			2-3							0	0	0	0	0	0	0									
Gary Lavelle, S (6, 1)										0	0	0	0	0	0	0									
Gene Richards, L (8, PH)										1	0	0	0	0	0	0									
Greg Minton, S (8, 1)										0	0	0	0	0	0	0									
Inning Stats	R: 0 E: 0 K: 1 S: 5	H: 0 LOB: 0 BB: 0 P: 5	R: 0 E: 1 K: 0 S: 3	H: 0 LOB: 1 BB: 1 P: 7	R: 3 E: 0 K: 0 S: 7	H: 4 LOB: 2 BB: 1 P: 11	R: 0 E: 0 K: 0 S: 2	H: 0 LOB: 0 BB: 1 P: 6	R: 2 E: 0 K: 1 S: 7	H: 2 LOB: 2 BB: 2 P: 15	R: 0 E: 0 K: 2 S: 8	H: 1 LOB: 1 BB: 0 P: 8	R: 2 E: 0 K: 1 S: 7	H: 2 LOB: 1 BB: 1 P: 11	R: 0 E: 0 K: 0 S: 3	H: 0 LOB: 0 BB: 0 P: 3	R: 0 E: 0 K: 1 S: 7	H: 2 LOB: 2 BB: 0 P: 7	1B: 8 2B: 2 3B: 0 HR: 1	SF: 1 SAC: 0 DP: 1 HBP: 0	WP: 0 PB: 0 SB: 0 CS: 0	PA: 43			
PITCHER	IP	WLS	BF	H	R	ER	SO	BB	IBB	HBP	BLK	WP	HR	S	P	ERA	WHIP								
Burt Hooton, R ERA: 4.03 (1, 1)	2.1		13	4	3	3	1	2	0	0	0	0	0	13	21	11.57	2.571								
Orel Hershiser, R ERA: 5.67 (3, 1)	3.2		17	4	3	3	3	2	1	0	0	0	1	20	32	7.36	1.636								
Pat Zachry, R ERA: 2.59 (7, 1)	3.0	W	13	3	1	1	2	1	0	0	0	0	0	16	20	3.00	1.333								

AB	36
R	7
H	11
RBI	7
BB	6
SO	6
LOB	20



Batter	1	2	3	4	5	6	7	8	9	AB	R	H	RBI	BB	SO	LOB
Steve Sax, R (1, 4) OBP: 0.320, SLG: 0.337 Bob Bailor, R (9, 4) OBP: 0.302, SLG: 0.272	0-0 6-3		0-0 5-3	0-0 FC6-4		4-0 1B BB BB BB	0-0 F8			4	1	0	0	1	0	1
R.J. Reynolds, S (1, 9) OBP: 0.330, SLG: 0.394	0-3 K		0-0 HR		0-0 2B SF7 1B	4-0 BB BB 1B BB	0-0 F4			4	3	2	1	1	1	0
Pedro Guerrero, R (1, 5) OBP: 0.328, SLG: 0.397	0-0 BB 1B		0-0 BB 1B		0-0 2B 2B	0-0 WP BB 1B	0-0 HR			5	3	5	1	0	0	0
Greg Brock, L (1, 3) OBP: 0.288, SLG: 0.443 Mike Vail, R (6, PH) Rick Monday, L (7, 3) OBP: 0.340, SLG: 0.333	4-0 1-2 BB		4-0 1-2 BB		0-0 SF7	4-0 WP 1B BB	0-3 K			0	0	0	1	2	0	0
Mike Marshall, R (1, 7) OBP: 0.320, SLG: 0.494	0-0 F8		0-0 F8		0-3 K	4-0 1B IBB	0-0 6-3			0	1	0	1	0	0	0
Ken Landreaux, L (1, 8) OBP: 0.331, SLG: 0.413		0-0 E S 1B	0-0 F6		0-0 2B	0-0 1B				4	0	3	3	0	0	2
Mike Scioscia, L (1, 2) OBP: 0.387, SLG: 0.356		0-3 K		4-0 FC3-6 BB	0-0 F5	0-0 4-3				3	0	0	0	1	1	4
Dave Anderson, R (1, 6) OBP: 0.326, SLG: 0.299		0-3 K		0-3 K		0-3 K	0-0 6-3			4	0	0	0	0	3	2
Burt Hooton, R (1, 1) Orel Hershiser, R (3, 1) Pat Zachry, R (7, 1) Steve Yeager, R (7, 2) OBP: 0.283, SLG: 0.319		0-0 F8		0-0 FC3-6 FC6-4		0-3 K	0-0 F6			1	0	0	0	0	0	1

Inning Stats	R: 0 E: 0 K: 1 S: 6	H: 1 LOB: 2 BB: 1 P: 10	R: 0 E: 0 K: 2 S: 8	H: 1 LOB: 1 BB: 0 P: 8	R: 1 E: 0 K: 0 S: 5	H: 2 LOB: 2 BB: 1 P: 9	R: 0 E: 0 K: 1 S: 5	H: 0 LOB: 1 BB: 1 P: 9	R: 2 E: 0 K: 1 S: 8	H: 3 LOB: 1 BB: 0 P: 8	R: 4 E: 0 K: 2 S: 9	H: 2 LOB: 2 BB: 4 P: 25	R: 0 E: 0 K: 0 S: 3	H: 0 LOB: 0 BB: 0 P: 3	R: 1 E: 0 K: 1 S: 6	H: 1 LOB: 0 BB: 0 P: 6
--------------	------------------------------	----------------------------------	------------------------------	---------------------------------	------------------------------	---------------------------------	------------------------------	---------------------------------	------------------------------	---------------------------------	------------------------------	----------------------------------	------------------------------	---------------------------------	------------------------------	---------------------------------

PITCHER	IP	WLS	BF	H	R	ER	SO	BB	IBB	HBP	BLK	WP	HR	S	P	ERA	WHIP
Mike Krukow, R (1, 1) ERA: 5.74	5.2		30	8	6	6	7	5	0	0	0	0	1	39	59	9.53	2.294
Randy Lerch, L (6, 1) ERA: 3.98	0.0		3	1	1	1	0	1	1	0	0	1	0	1	9	∞	∞
Gary Lavelle, L (6, 1) ERA: 3.27	1.1		4	0	0	0	0	0	0	0	0	0	0	4	4	0.00	0.000
Greg Minton, R (8, 1) ERA: 4.76	1.0	L	4	1	1	1	1	0	0	0	0	0	1	6	6	9.00	1.000

BOTTOM

San Francisco Giants @ Los Angeles Dodgers
 Dodger Stadium, Los Angeles, CA
 Tue Jun 12 1984, 7:05 PM PDT
 Att. 33,906 - Unknown

AB	33
R	8
H	10
RBI	7
BB	7
SO	8
LOB	16

livebaseballscorecards.com



WP: 1	PA: 41
PB: 0	
SB: 1	
CS: 0	

Batter	1	2	3	4	5	6	7	8	9	AB R H RBI BB SO LOB	TOP													
Johnnie LeMaster, R (1, 6) OBP: 0.269, SLG: 0.257	0-3 K		0-0 E5		0-0 K			4-0 BLK 1B BB		4 1 0 0 1 3 2	San Francisco Giants @ Los Angeles Dodgers Dodger Stadium, Los Angeles, CA Wed Jun 13 1984, 3:33 AM PDT Att: 29,625 - Unknown													
Chili Davis, S (1, 8) OBP: 0.331, SLG: 0.471	0-0 F8		0-0 F8		0-0 1B			0-0 F9		5 1 1 0 0 0 4														
Jeffrey Leonard, R (1, 7) OBP: 0.355, SLG: 0.440	0-0 F9		0-3 K		0-0 1B	0-0 F9		0-0 1B		5 1 2 1 0 1 2														
Jack Clark, R (1, 9) OBP: 0.429, SLG: 0.554		0-0 6-3		0-0 G3 BLK 2B	0-0 1B 1B	0-0 F4		0-0 F8		5 2 2 1 0 0 1														
Al Oliver, L (1, 3) OBP: 0.342, SLG: 0.370 Scot Thompson, L (8, 3) OBP: 0.389, SLG: 0.333		0-0 F8		0-0 G3	0-0 1B 1B	0-0 6-3		0-0 G3		5 1 1 1 0 0 2 0 0 0 0 0 0 0														
Joel Youngblood, R (1, 5) OBP: 0.332, SLG: 0.377		0-0 HR		0-3 K	0-0 1B 2B		0-0 1-3		0-3 K	5 2 2 2 0 2 0														
Bob Brenly, R (1, 2) OBP: 0.413, SLG: 0.457		0-0 F8		4-0 BB BB	0-0 1B 1B		0-3 K		0-0 G4-6-3 1B	4 1 2 1 1 1 0														
Brad Wellman, R (1, 4) OBP: 0.365, SLG: 0.422			4-0 FC1-6 BB	4-0 BB	0-0 1B 2B		0-0 1B		0-0 G4-6-3	3 1 2 1 2 0 1														
Scott Garrelts, R (1, 1) OBP: 0.111, SLG: 0.111 Jeff Cornell, S (3, 1) Duane Kuiper, L (5, PH) OBP: 0.220, SLG: 0.182 Randy Lerch, L (5, 1) OBP: 0.500, SLG: 0.333			0-0 FC1-6 F8 E	0-3 K	0-0 1B		0-0 4-3			1 0 0 0 0 0 1 1 0 0 0 0 1 2 1 0 1 2 0 0 0 1 0 0 0 0 0 1														
Inning Stats	R: 0 E: 0 K: 1 S: 5	H: 0 LOB: 0 BB: 0 P: 5	R: 1 E: 0 K: 0 S: 4	H: 1 LOB: 0 BB: 0 P: 4	R: 0 E: 1 K: 1 S: 6	H: 0 LOB: 2 BB: 1 P: 10	R: 1 E: 0 K: 2 S: 8	H: 1 LOB: 2 BB: 2 P: 16	R: 7 E: 0 K: 2 S: 15	H: 8 LOB: 1 BB: 0 P: 15		R: 0 E: 0 K: 0 S: 3	H: 0 LOB: 0 BB: 0 P: 3	R: 0 E: 0 K: 1 S: 6	H: 1 LOB: 1 BB: 0 P: 6	R: 1 E: 0 K: 0 S: 4	H: 1 LOB: 1 BB: 1 P: 8	R: 0 E: 0 K: 1 S: 5	H: 1 LOB: 0 BB: 0 P: 5	1B: 10 2B: 2 3B: 0 HR: 1	SF: 0 SAC: 0 DP: 1 HBP: 0	WP: 0 PB: 0 SB: 1 CS: 0	PA: 44	
PITCHER	IP WLS BF H R ER SO BB IBB HBP BLK WP HR S P ERA WHIP	IP WLS BF H R ER SO BB IBB HBP BLK WP HR S P ERA WHIP	IP WLS BF H R ER SO BB IBB HBP BLK WP HR S P ERA WHIP	IP WLS BF H R ER SO BB IBB HBP BLK WP HR S P ERA WHIP	IP WLS BF H R ER SO BB IBB HBP BLK WP HR S P ERA WHIP	IP WLS BF H R ER SO BB IBB HBP BLK WP HR S P ERA WHIP	IP WLS BF H R ER SO BB IBB HBP BLK WP HR S P ERA WHIP	IP WLS BF H R ER SO BB IBB HBP BLK WP HR S P ERA WHIP	IP WLS BF H R ER SO BB IBB HBP BLK WP HR S P ERA WHIP	IP WLS BF H R ER SO BB IBB HBP BLK WP HR S P ERA WHIP	IP WLS BF H R ER SO BB IBB HBP BLK WP HR S P ERA WHIP	IP WLS BF H R ER SO BB IBB HBP BLK WP HR S P ERA WHIP	IP WLS BF H R ER SO BB IBB HBP BLK WP HR S P ERA WHIP	IP WLS BF H R ER SO BB IBB HBP BLK WP HR S P ERA WHIP	IP WLS BF H R ER SO BB IBB HBP BLK WP HR S P ERA WHIP	IP WLS BF H R ER SO BB IBB HBP BLK WP HR S P ERA WHIP	IP WLS BF H R ER SO BB IBB HBP BLK WP HR S P ERA WHIP	IP WLS BF H R ER SO BB IBB HBP BLK WP HR S P ERA WHIP	IP WLS BF H R ER SO BB IBB HBP BLK WP HR S P ERA WHIP	IP WLS BF H R ER SO BB IBB HBP BLK WP HR S P ERA WHIP	IP WLS BF H R ER SO BB IBB HBP BLK WP HR S P ERA WHIP	IP WLS BF H R ER SO BB IBB HBP BLK WP HR S P ERA WHIP	IP WLS BF H R ER SO BB IBB HBP BLK WP HR S P ERA WHIP	IP WLS BF H R ER SO BB IBB HBP BLK WP HR S P ERA WHIP

livebaseballscorecards.com

AB	40
R	10
H	13
RBI	9
BB	4
SO	8
LOB	16



BOTTOM

San Francisco Giants @ Los Angeles Dodgers
Dodger Stadium, Los Angeles, CA
Wed Jun 13 1984, 3:33 AM PDT
Att. 29,625 - Unknown

livebaseballscorecards.com

AB	35
R	5
H	10
RBI	5
BB	4
SO	4
LOB	16



WP:	0	PA:	41
PB:	0		
SB:	1		
CS:	1		

AB	R	H	RBI	BB	SO	LOB
5	0	0	0	0	0	4
5	1	1	0	0	0	0
4	1	1	0	1	0	0
4	1	1	0	1	0	1
4	2	3	4	0	0	0
4	0	2	0	0	0	3
2	0	0	0	1	0	2
1	0	1	1	0	0	0
2	0	0	0	1	2	4
1	0	0	0	0	1	1
0	0	0	0	0	0	0
1	0	1	0	0	0	0
0	0	0	0	0	0	0
1	0	0	0	0	0	1
0	0	0	0	0	0	0

Batter	1	2	3	4	5	6	7	8	9
R.J. Reynolds, S OBP: 0.315, SLG: 0.375 (1, 9) x	0-0 4-3 ①		0-0 F8 ② x	0-0 6-3 ③		0-0 1-3 ③			0-0 6-3 ①
Bob Bailor, R OBP: 0.297, SLG: 0.267 (1, 4) x	0-0 F8 ②		0-0 BB S HR 1B		0-0 4-3 ①		0-0 4-3 ①	0-0 1-3 ②	
Pedro Guerrero, R OBP: 0.329, SLG: 0.395 (1, 5) x	0-0 F2 ③		4-0 BB HR BB		0-0 F9 ②		0-0 6-3 ②	0-0 1B	
Greg Brock, L OBP: 0.293, SLG: 0.436 (1, 3) x		0-0 4-3 1B 1B	4-0 1-2 2-3 HR BB		0-0 G3 ③		0-0 3-1 ③	0-0 F7 ③	
Mike Marshall, R OBP: 0.330, SLG: 0.518 (1, 7) x		0-0 4-3 1B 1-2	0-0 1-H 2-H 3-H HR		0-0 F8 ①		0-0 E7 4-3 1B 1B		
Ken Landreaux, L OBP: 0.335, SLG: 0.415 (1, 8) x		0-0 F9 ① x	0-0 CS 1B		0-0 1B BB 1B		0-0 4-3 ①		
Mike Scioscia, L OBP: 0.386, SLG: 0.349 (1, 2) x	0-0 4-3 ②		0-0 CS ③ x	0-0 F9 ①		4-0 1B BB 1B		0-0 FC5-4 1B	
Steve Yeager, R OBP: 0.290, SLG: 0.326 (8, PH) (9, 2) x	1-2 2-3		1-2		0-0 F9 ①		0-0 K ②	0-0 K ②	
Dave Anderson, R OBP: 0.326, SLG: 0.294 (1, 6) x	0-3 K ③			4-0 SH3-4 BB		0-3 K ②		0-3 K ②	
Mike Vail, R (8, PH) x									
Bill Russell, R OBP: 0.315, SLG: 0.309 (9, 6) x									
Bob Welch, R OBP: 0.190, SLG: 0.053 (1, 1) x			0-3 K ① x	0-0 SH3-4 ②		0-0 1-2 2-3 1B		0-0 FC5-4 ③	
Carlos Diaz, R (4, 1) x									
Burt Hooton, R (5, 1) x									
Orel Hershiser, R OBP: 0.111, SLG: 0.111 (5, 1) x									
Rich Rodas, L (8, 1) x									
Candy Maldonado, R OBP: 0.347, SLG: 0.400 (8, PH) x									
Pat Zachry, R (9, 1) x									

Inning	R	H	E	K	S	P	BB	IBB	HBP	BLK	WP	HR	S	P	ERA	WHIP
1	0	0	0	0	3	7	0	0	0	0	0	1	16	24	13.50	2.250
2	0	2	0	1	7		0	0	0	0	0	0	0			
3	4	3	0	1	15		0	0	0	0	0	0	4	8	0.00	1.500
4	0	0	0	0	7		0	0	0	0	0	0	24	28	1.80	1.200
5	0	0	0	0	3		0	0	0	0	0	0	2			
6	0	2	0	1	11		0	0	0	0	0	0	2			
7	0	0	0	0	3		0	0	0	0	0	0	0			
8	1	2	1	1	7		0	0	0	0	0	0	2			
9	0	1	0	0	4		0	0	0	0	0	0	1			

PITCHER	IP	WLS	BF	H	R	ER	SO	BB	IBB	HBP	BLK	WP	HR	S	P	ERA	WHIP
Scott Garrelts, R ERA: 6.15 (1, 1)	2.2		14	4	4	4	2	2	0	0	0	0	1	16	24	13.50	2.250
Jeff Cornell, R ERA: 7.71 (3, 1)	1.1	W	5	1	0	0	0	1	0	0	0	0	0	4	8	0.00	1.500
Randy Lerch, L ERA: 3.68 (5, 1)	5.0	S	21	5	1	1	2	1	0	0	0	0	0	24	28	1.80	1.200

Batter	1	2	3	4	5	6	7	8	9	AB R H RBI BB SO LOB	TOP											
Johnnie LeMaster, R (1, 6) <small>OBP: 0.272, SLG: 0.282</small>	0-0 5-3			0-0 HR	0-0 5-3		0-3 K		0-0 2B	5 1 2 1 0 1 0	San Francisco Giants @ San Diego Padres Jack Murphy Stadium, San Diego, CA Thu Jun 14 1984, 6:33 AM EDT Att. 17,310 - Unknown livebaseballscorecards.com											
Chili Davis, S (1, 8) <small>OBP: 0.332, SLG: 0.474</small>	0-0 F8			6-3 E 2B		0-0 CS 1B	0-0 F9		0-3 K	5 1 2 0 0 1 1												
Al Oliver, L (1, 3) <small>OBP: 0.336, SLG: 0.363</small> Scot Thompson, L (8, 3) <small>OBP: 0.376, SLG: 0.324</small>	0-3 K			6-3 2-3		0-3 K 1-2		0-0 6-3	0-0 6-3	4 0 0 0 0 2 2 1 0 0 0 0 0 1												
Jack Clark, R (1, 9) <small>OBP: 0.426, SLG: 0.545</small>		0-3 K		0-0 F6		4-0 HR BB		0-3 K		3 1 0 0 1 2 1												
Jeffrey Leonard, R (1, 7) <small>OBP: 0.362, SLG: 0.459</small>		0-0 F4		0-0 E9 1B		0-0 HR 1-H		4-0 1B BB		3 2 2 3 1 0 0												
Joel Youngblood, R (1, 5) <small>OBP: 0.339, SLG: 0.381</small>		0-0 F3		0-0 1B		4-0 1B BB		0-0 1B 1B		3 0 2 0 1 0 0												
Bob Brenly, R (1, 2) <small>OBP: 0.415, SLG: 0.458</small>			0-0 F4	0-0 5-3		0-0 1B		0-0 1B		4 0 2 1 0 0 2												
Brad Wellman, R (1, 4) <small>OBP: 0.339, SLG: 0.388</small>			0-0 F9		0-0 F7	0-3 K		0-0 F5		4 0 0 0 0 1 4												
Mark Davis, L (1, 1) <small>OBP: 0.095, SLG: 0.190</small> Gary Lavelle, S (9, 1)			0-0 4-3		0-0 1-3		0-0 3-1		0-0 4-3	4 0 0 0 0 0 0 0 0 0 0 0 0 0												
Inning Stats	R: 0 E: 0 K: 1 S: 5	H: 0 LOB: 0 BB: 0 P: 5	R: 0 E: 0 K: 1 S: 5	H: 0 LOB: 0 BB: 0 P: 5	R: 0 E: 0 K: 0 S: 3	H: 0 LOB: 0 BB: 0 P: 3	R: 2 E: 1 K: 0 S: 7	H: 4 LOB: 2 BB: 0 P: 7	R: 0 E: 0 K: 0 S: 3	H: 0 LOB: 0 BB: 0 P: 3		R: 2 E: 0 K: 2 S: 9	H: 3 LOB: 2 BB: 2 P: 17	R: 0 E: 0 K: 1 S: 5	H: 0 LOB: 0 BB: 0 P: 5	R: 1 E: 0 K: 1 S: 7	H: 2 LOB: 2 BB: 1 P: 11	R: 0 E: 0 K: 1 S: 6	H: 1 LOB: 1 BB: 0 P: 6	1B: 6 2B: 2 3B: 0 HR: 2	SF: 0 SAC: 0 DP: 0 HBP: 0	WP: 0 PB: 0 SB: 0 CS: 1
PITCHER	IP WLS BF H R ER SO BB IBB HBP BLK WP HR S P ERA WHIP																					
Tim Lollar, L (1, 1) <small>ERA: 3.87</small>	6.0 L 26 7 4 4 4 2 0 0 0 0 0 2 32 40 6.00 1.500																					
Greg Booker, R (7, 1) <small>ERA: 3.38</small>	1.0 3 0 0 0 1 0 0 0 0 0 0 5 5 0.00 0.000																					
Floyd Chiffer, R (8, 1) <small>ERA: 7.58</small>	2.0 10 3 1 1 2 1 0 0 0 0 0 0 13 17 4.50 2.000																					



BOTTOM

San Francisco Giants @ San Diego Padres
Jack Murphy Stadium, San Diego, CA

AB 35
R 2
H 8
RBI 2
BB 3
SO 5
LOB 17



WP: 0 PA: 38
PB: 0
SB: 0
CS: 0

ERA WHIP

Thu Jun 14 1984, 6:33 AM EDT
Att. 17,310 - Unknown

AB R H RBI BB SO LOB

5 0 2 0 0 0 1

4 0 1 0 1 0 3

4 0 0 0 0 0 3

3 0 1 0 1 0 1

4 0 0 0 0 2 3

4 0 0 0 0 1 2

3 0 1 0 1 0 0

4 1 2 0 0 1 2

2 0 0 0 0 1 1

0 0 0 0 0 0 0

1 1 1 2 0 0 0

0 0 0 0 0 0 0

1 0 0 0 0 0 1

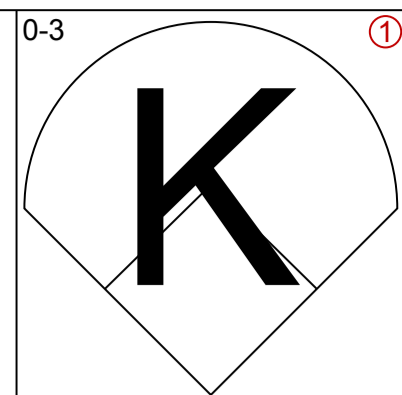
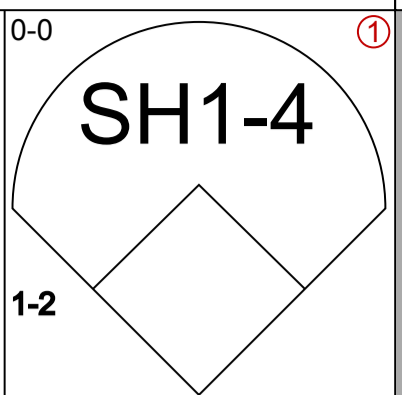
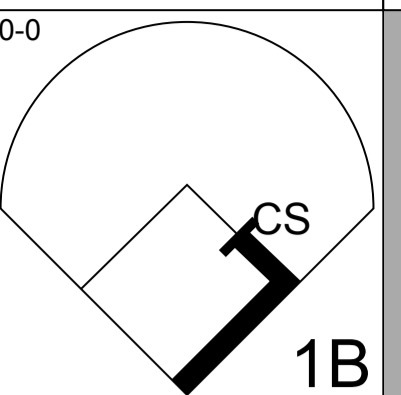
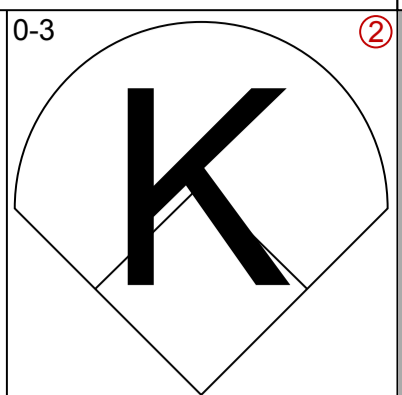
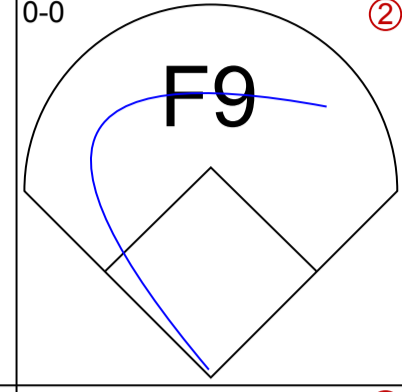
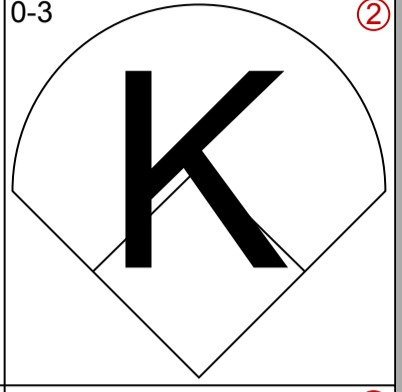
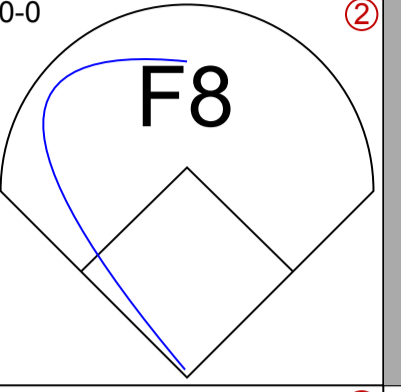
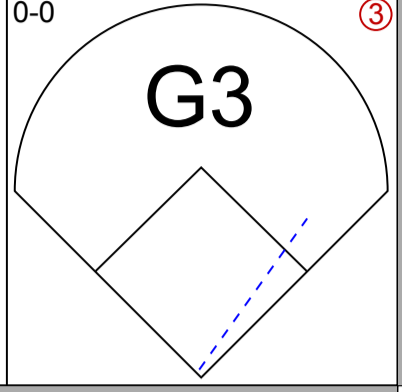
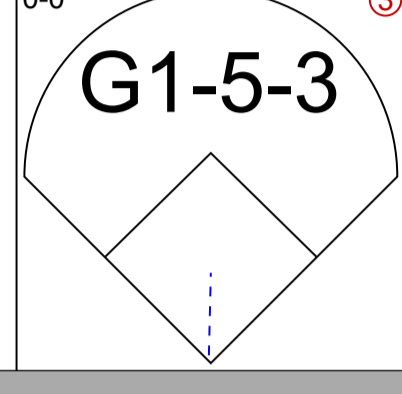
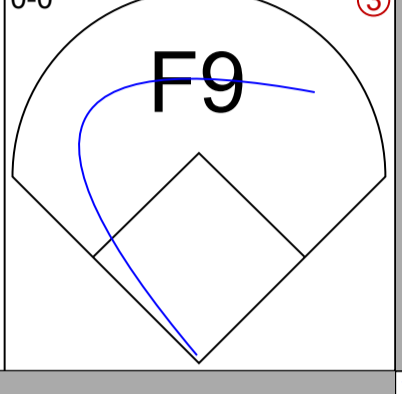
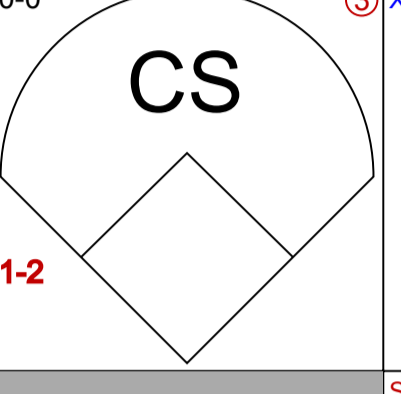
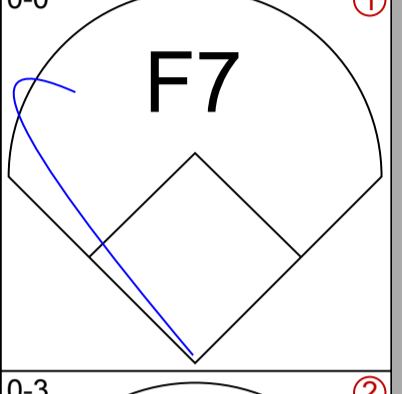
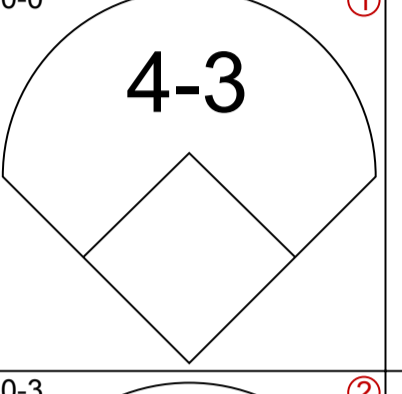
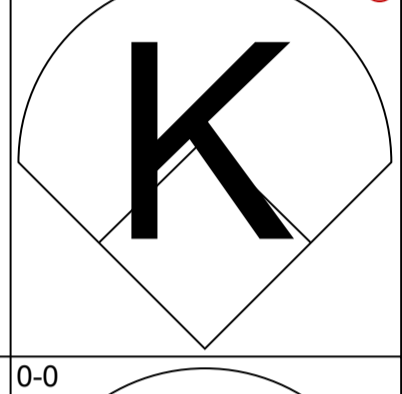
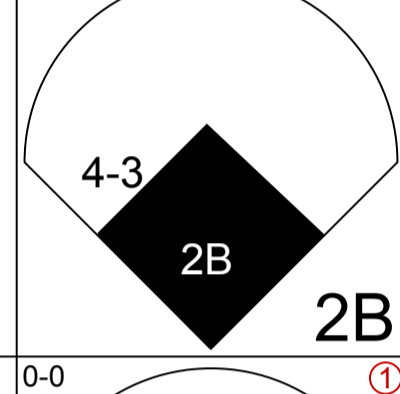
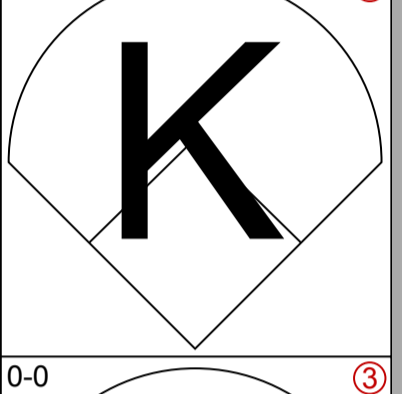
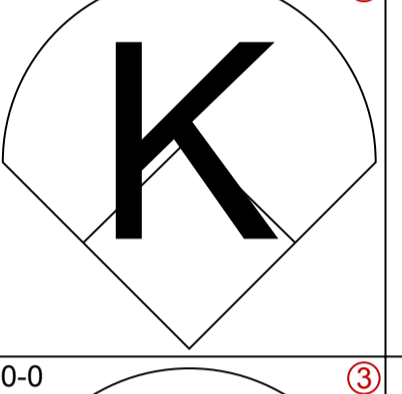
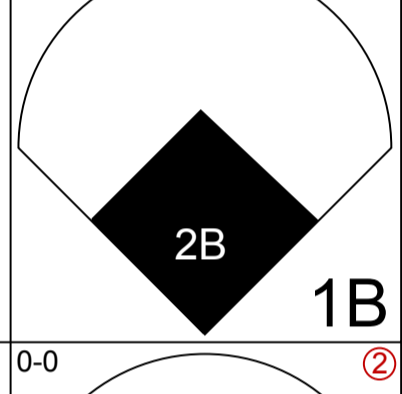
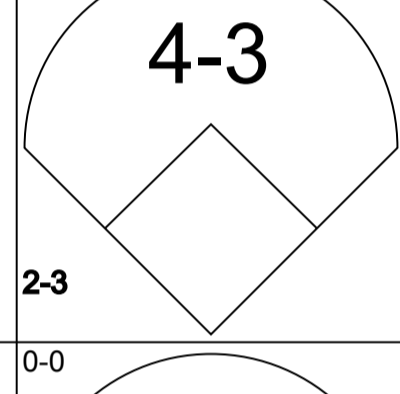
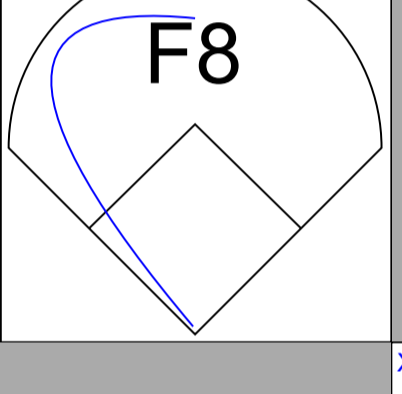
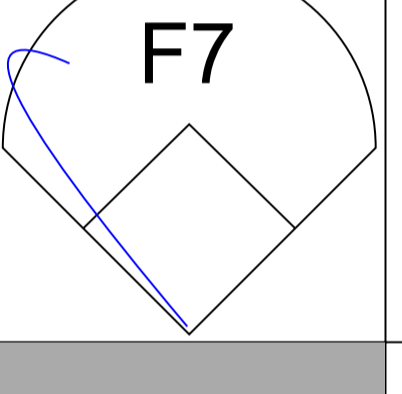
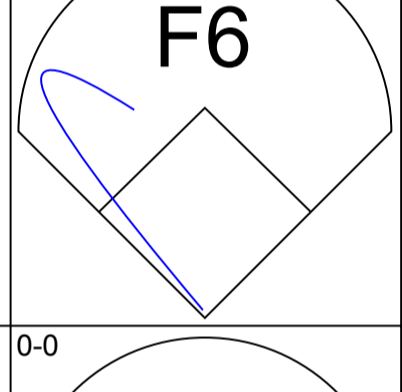
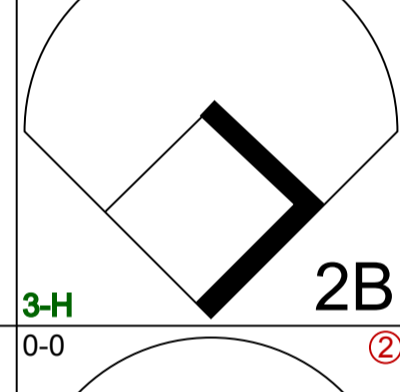
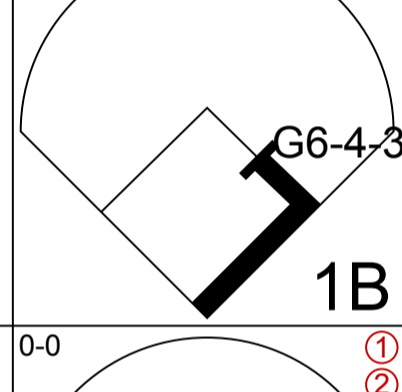
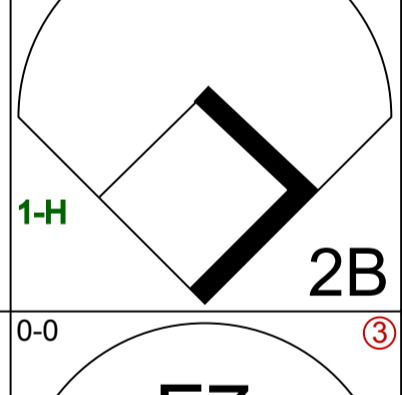
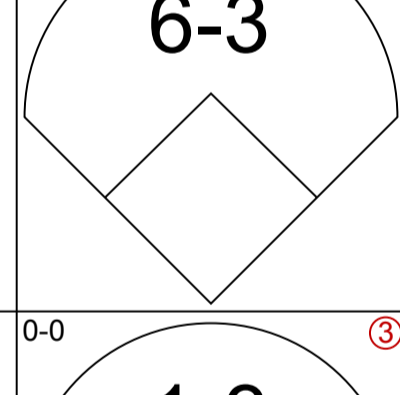
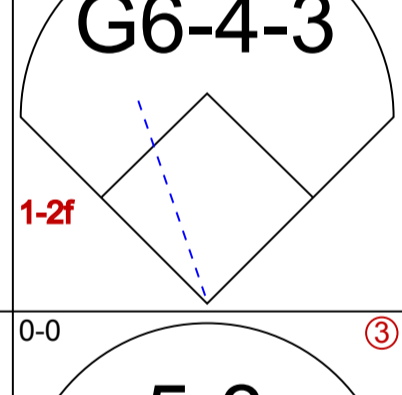
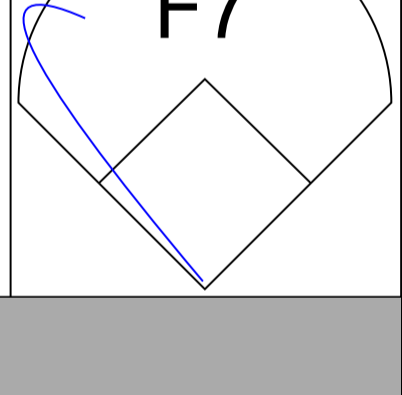
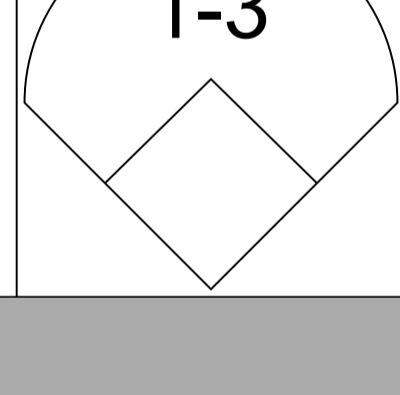
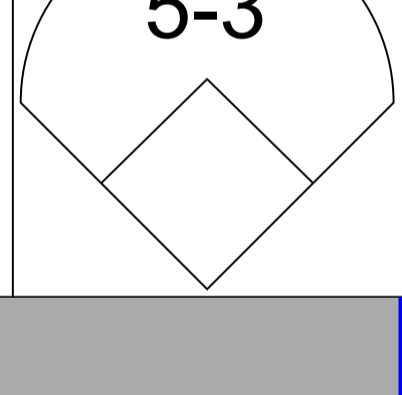
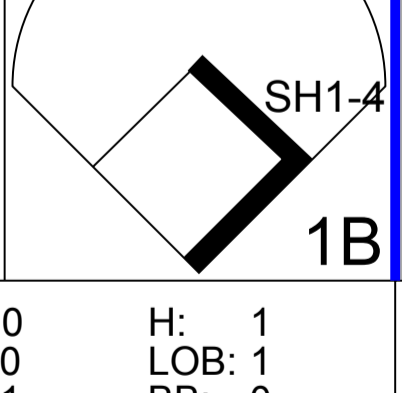
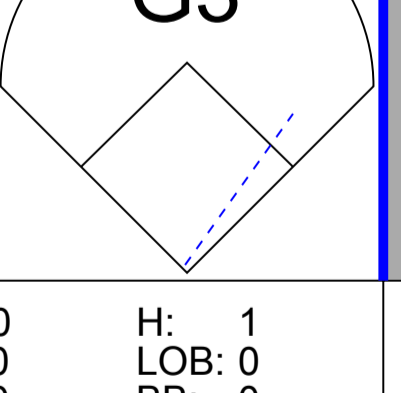
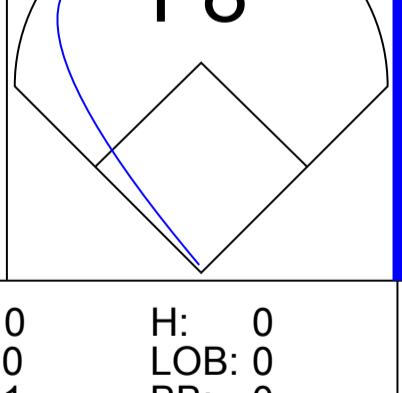
1B: 5 SF: 0
2B: 2 SAC: 0
3B: 0 DP: 0
HR: 1 HBP: 0

WP HR S P ERA WHIP

Batter	1	2	3	4	5	6	7	8	9
Alan Wiggins, S (1, 4) OBP: 0.346, SLG: 0.307	0-0 4-3 FC5-4 BB		0-0 2B		0-0 F9		0-0 F7		0-0 1B
Tony Gwynn, L (1, 9) OBP: 0.440, SLG: 0.493	4-0 FC5-4 BB		0-0 4-3			0-0 F6		0-0 FC4-6 1B	0-0 3-1
Bobby Brown, S (1, 7) OBP: 0.276, SLG: 0.370	0-0 FC5-4 1-2f		0-0 F8			0-0 F9		0-0 FC4-6 BB 1-2f	
Steve Garvey, R (1, 3) OBP: 0.294, SLG: 0.356	0-0 F3			0-0 F5		0-0 2B		4-0 FC6-4 BB 1-2	
Terry Kennedy, L (1, 2) OBP: 0.286, SLG: 0.367		0-3 K		0-0 F9		0-0 F8		0-3 K	
Kevin McReynolds, R (1, 8) OBP: 0.304, SLG: 0.488		0-0 F6		0-0 F7			0-3 K	0-0 FC6-4 1-2f	
Garry Templeton, S (1, 6) OBP: 0.312, SLG: 0.333		0-0 1B			0-0 F8		0-0 4-3		4-0 1B BB
Luis Salazar, R (1, 5) OBP: 0.265, SLG: 0.286		0-3 K			0-0 G3 1B		0-0 HR 1B		0-0 F5
Tim Lollar, L (1, 1) OBP: 0.333, SLG: 0.533			0-3 K		0-0 G3		0-0 HR		0-0 F8
Greg Booker, R (7, 1)									
Kurt Bevacqua, R (7, PH) OBP: 0.444, SLG: 0.625									
Floyd Chiffer, R (8, 1)									
Carmelo Martinez, R (9, PH) OBP: 0.327, SLG: 0.381					1-2		1-H HR		

Inning Stats	R: 0 E: 0 K: 3	H: 0 LOB: 1 BB: 1 P: 7	R: 0 E: 0 K: 2 S: 8	H: 1 LOB: 1 BB: 0 P: 8	R: 0 E: 0 K: 1 S: 6	H: 1 LOB: 1 BB: 0 P: 6	R: 0 E: 0 K: 0 S: 3	H: 0 LOB: 0 BB: 0 P: 3	R: 0 E: 0 K: 0 S: 4	H: 1 LOB: 1 BB: 0 P: 4	R: 0 E: 0 K: 1 S: 7	H: 2 LOB: 0 BB: 0 P: 7	R: 0 E: 0 K: 1 S: 6	H: 1 LOB: 2 BB: 1 P: 10	R: 0 E: 0 K: 0 S: 4	H: 1 LOB: 2 BB: 1 P: 8	1B: 5 2B: 2 3B: 0 HR: 1	SF: 0 SAC: 0 DP: 0 HBP: 0
--------------	----------------------	---------------------------------	------------------------------	---------------------------------	------------------------------	---------------------------------	------------------------------	---------------------------------	------------------------------	---------------------------------	------------------------------	---------------------------------	------------------------------	----------------------------------	------------------------------	---------------------------------	----------------------------------	------------------------------------

PITCHER	IP	WLS	BF	H	R	ER	SO	BB	IBB	HBP	BLK	WP	HR	S	P	ERA	WHIP
Mark Davis, L (1, 1) ERA: 4.3	8.0	W	34	7	2	2	5	3	0	0	0	0	1	41	53	2.25	1.250
Gary Lavelle, L (9, 1) ERA: 3.19	1.0	S	4	1	0	0	0	0	0	0	0	0	0	4	4	0.00	1.000

Batter	1	2	3	4	5	6	7	8	9	AB R H RBI BB SO LOB	TOP
Johnnie LeMaster, R (1, 6) <small>OBP: 0.273, SLG: 0.283</small>										3 0 1 0 0 2 0	San Francisco Giants @ San Diego Padres Jack Murphy Stadium, San Diego, CA Fri Jun 15 1984, 10:05 PM EDT Att. 20,353 - Unknown livebaseballscorecards.com
Gene Richards, L (1, 9) <small>OBP: 0.349, SLG: 0.270</small>										4 0 0 0 0 1 2	
Chili Davis, S (1, 8) <small>OBP: 0.327, SLG: 0.466</small>										4 0 0 0 0 0 1	
Jeffrey Leonard, R (1, 7) <small>OBP: 0.360, SLG: 0.460</small>										4 1 1 0 0 3 0	
Al Oliver, L (1, 3) <small>OBP: 0.335, SLG: 0.361</small>										4 1 1 0 0 0 1	
Joel Youngblood, R (1, 5) <small>OBP: 0.343, SLG: 0.390</small>										3 0 2 1 0 0 1	
Bob Brenly, R (1, 2) <small>OBP: 0.414, SLG: 0.462</small>										3 0 1 1 0 0 2	
Brad Wellman, R (1, 4) <small>OBP: 0.322, SLG: 0.365</small>										3 0 0 0 0 0 2	
Jeff Robinson, R (1, 1) <small>OBP: 0.071, SLG: 0.071</small> Scott Garrelts, R (3, 1) <small>OBP: 0.111, SLG: 0.111</small> Duane Kuiper, L (5, PH) <small>OBP: 0.179, SLG: 0.179</small> Jeff Cornell, S (5, 1) <small>OBP: 0.429, SLG: 0.418</small> Dusty Baker Jr., R (8, PH) <small>OBP: 0.200, SLG: 0.111</small> Frank Williams, R (8, 1)										1 0 1 0 0 0 0 0 0 0 0 0 0 0 1 0 0 0 0 0 0 0 0 0 0 0 0 0 1 0 0 0 0 0 0 0 0 0 0 0 0 0	
Inning Stats	R: 0 H: 0 E: 0 LOB: 0 K: 1 BB: 0 S: 5 P: 5	R: 1 H: 2 E: 0 LOB: 1 K: 1 BB: 0 S: 7 P: 7	R: 0 H: 1 E: 0 LOB: 1 K: 1 BB: 0 S: 6 P: 6	R: 1 H: 2 E: 0 LOB: 1 K: 0 BB: 0 S: 5 P: 5	R: 0 H: 1 E: 0 LOB: 0 K: 0 BB: 0 S: 3 P: 3	R: 0 H: 0 E: 0 LOB: 0 K: 1 BB: 0 S: 5 P: 5	R: 0 H: 1 E: 0 LOB: 0 K: 0 BB: 0 S: 3 P: 3	R: 0 H: 0 E: 0 LOB: 0 K: 1 BB: 0 S: 5 P: 5	R: 0 H: 0 E: 0 LOB: 0 K: 1 BB: 0 S: 5 P: 5	1B: 4 SF: 0 2B: 3 SAC: 1 3B: 0 DP: 1 HR: 0 HBP: 0	WP: 0 PA: 33 PB: 0 SB: 0 CS: 1
PITCHER Ed Whitson, R (1, 1) <small>ERA: 3.58</small> Rich Gossage, R (8, 1) <small>ERA: 3.07</small>	IP WLS BF H R ER SO BB IBB HBP BLK WP HR S P ERA WHIP 7.0 W 26 7 2 2 4 0 0 0 0 0 0 0 34 34 2.57 1.000 2.0 S 6 0 0 0 2 0 0 0 0 0 0 0 10 10 0.00 0.000										



Batter	1	2	3	4	5	6	7	8	9	AB	R	H	RBI	BB	SO	LOB	BOTTOM																			
Alan Wiggins, S <small>OBP: 0.340, SLG: 0.301</small> (1, 4)										5	0	0	0	0	0	3																				
Tony Gwynn, L <small>OBP: 0.441, SLG: 0.506</small> (1, 9)										4	1	2	0	0	0	1																				
Graig Nettles, L <small>OBP: 0.348, SLG: 0.421</small> (1, 5)										3	1	1	2	1	0	2																				
Steve Garvey, R <small>OBP: 0.293, SLG: 0.354</small> (1, 3)										4	0	1	0	0	0	1																				
Terry Kennedy, L <small>OBP: 0.294, SLG: 0.371</small> (1, 2)										3	1	2	0	0	0	2																				
Kevin McReynolds, R <small>OBP: 0.303, SLG: 0.484</small> (1, 8)										4	0	1	0	0	1	2																				
Carmelo Martinez, R <small>OBP: 0.335, SLG: 0.385</small> (1, 7)										3	0	2	0	0	0	1																				
Garry Templeton, S <small>OBP: 0.311, SLG: 0.332</small> (1, 6)										4	0	1	0	0	1	4																				
Ed Whitson, R <small>OBP: 0.087, SLG: 0.045</small> (1, 1)										2	0	0	1	1	1	5																				
Rich Gossage, R <small>OBP: 0.200, SLG: 0.111</small> (8, 1)										1	0	0	0	0	0	0																				
Inning Stats	R: 0 E: 0 K: 0 S: 4	H: 1 LOB: 1 BB: 0 P: 4	R: 1 E: 0 K: 1 S: 7	H: 2 LOB: 2 BB: 0 P: 8	R: 2 E: 0 K: 1 S: 10	H: 5 LOB: 3 BB: 0 P: 10	R: 0 E: 0 K: 0 S: 3	H: 1 LOB: 2 BB: 1 P: 8	R: 0 E: 0 K: 0 S: 3	H: 0 LOB: 1 BB: 1 P: 7	R: 0 E: 0 K: 0 S: 3	H: 0 LOB: 1 BB: 0 P: 4	R: 0 E: 0 K: 1 S: 5	H: 0 LOB: 0 BB: 0 P: 5	1B: 7 2B: 1 3B: 1 HR: 1	SF: 0 SAC: 0 DP: 1 HBP: 2	WP: 0 PB: 0 SB: 0 CS: 0	PA: 37																		
PITCHER	IP	WLS	BF	H	R	ER	SO	BB	IBB	HBP	BLK	WP	HR	S	P	ERA	WHIP	PITCHER	IP	WLS	BF	H	R	ER	SO	BB	IBB	HBP	BLK	WP	HR	S	P	ERA	WHIP	
Jeff Robinson, R <small>ERA: 4.25</small>	(1, 1)	2.1	L	15	7	3	3	1	0	0	0	0	1	16	17	11.57	3.000																			
Scott Garrelts, R <small>ERA: 5.79</small>	(3, 1)	1.2		8	2	0	0	1	1	0	0	0	0	9	13	0.00	1.800																			
Jeff Cornell, R <small>ERA: 5.84</small>	(5, 1)	3.0		11	1	0	0	0	1	0	0	0	0	9	14	0.00	0.667																			
Frank Williams, R <small>ERA: 3.89</small>	(8, 1)	1.0		3	0	0	0	1	0	0	0	0	0	5	5	0.00	0.000																			

San Francisco Giants @ San Diego Padres
 Jack Murphy Stadium, San Diego, CA
 Fri Jun 15 1984, 10:05 PM EDT
 Att. 20,353 - Unknown

AB 33
R 3
H 10
RBI 3
BB 2
SO 3
LOB 21



Batter	1	2	3	4	5	6	7	8	9	AB R H RBI BB SO LOB	TOP	
Johnnie LeMaster, R OBP: 0.271, SLG: 0.281 (1, 6)	0-0 F7		0-3 K		0-0 FC HR 1B		0-3 K		0-0 F9	5 1 1 0 0 2 0	San Francisco Giants @ San Diego Padres Jack Murphy Stadium, San Diego, CA Sat Jun 16 1984, 10:05 PM EDT Att: 48,375 - Unknown livebaseballscorecards.com	
Gene Richards, L OBP: 0.352, SLG: 0.291 (1, 9)	0-0 HR 2B		0-0 F9		0-0 FC HR 1-2		0-3 K		0-0 1B 1B	5 2 2 0 0 1 1		
Chili Davis, S OBP: 0.328, SLG: 0.490 (1, 8)	0-0 HR 2-H		0-0 F7		0-0 HR 1-H 2-H		0-0 4-3		0-0 F8	5 2 2 5 0 0 1		
Jeffrey Leonard, R OBP: 0.361, SLG: 0.459 (1, 7)	0-3 K			0-0 SH5-4 1B 4-3 1B	0-0 6-3			0-0 5-3	0-0 1B 1-3	5 1 2 0 0 1 0		
Al Oliver, L OBP: 0.338, SLG: 0.361 (1, 3) Scot Thompson, L OBP: 0.368, SLG: 0.314 (8, 3)	4-0 FC6-4 BB			0-0 4-3 SH5-4 1-2 1B	0-0 4-3			0-0 F7	0-0 F9	3 0 1 0 1 0 0 1 0 0 0 0 0 2		
Joel Youngblood, R OBP: 0.347, SLG: 0.391 (1, 5)	0-0 FC6-4 1-2f			0-0 SH5-4 1-2 2-3		4-0 G6-3 BB BB		0-0 1B S 1B		2 0 1 0 1 0 1		
Steve Nicosia, R OBP: 0.355, SLG: 0.421 (1, 2)		0-0 F8		0-0 4-3 2-3 3-H		4-0 G6-3 BB 1-2 BB		0-0 BB 1B 1-3		3 0 1 1 1 0 1		
Brad Wellman, R OBP: 0.317, SLG: 0.345 (1, 4)		0-3 K		0-0 F9		0-0 G6-3 1-2f 2-3		4-0 BB 1-2 BB		3 0 0 0 1 1 3		
Bill Laskey, R OBP: 0.094, SLG: 0.065 (1, 1) Gary Lavelle, S (8, 1) Greg Minton, S (8, 1)		0-0 F9		0-0 1-3	0-0 1-3		0-0 1-3	0-0 5-3		4 0 0 0 0 0 4 0 0 0 0 0 0 0 0 0 0 0 0 0 0		
Inning Stats	R: 2 E: 0 K: 1 S: 7 H: 2 LOB: 1 BB: 1 P: 11	R: 0 E: 0 K: 1 S: 5 H: 0 LOB: 0 BB: 0 P: 5	R: 0 E: 0 K: 1 S: 5 H: 0 LOB: 0 BB: 0 P: 5	R: 1 E: 0 K: 0 S: 5 H: 2 LOB: 1 BB: 0 P: 5	R: 3 E: 0 K: 0 S: 6 H: 2 LOB: 0 BB: 0 P: 6	R: 0 E: 0 K: 0 S: 2 H: 0 LOB: 1 BB: 2 P: 10	R: 0 E: 0 K: 2 S: 7 H: 0 LOB: 0 BB: 0 P: 7	R: 0 E: 0 K: 0 S: 5 H: 2 LOB: 3 BB: 1 P: 9	R: 0 E: 0 K: 0 S: 5 H: 2 LOB: 2 BB: 0 P: 5	1B: 7 2B: 1 3B: 0 HR: 2 SF: 0 SAC: 1 DP: 1 HBP: 0	WP: 0 PA: 41 PB: 0 SB: 1 CS: 0	
PITCHER	IP WLS BF H R ER SO BB IBB HBP BLK WP HR S P ERA WHIP											
Andy Hawkins, R (1, 1) ERA: 4.78	5.0 L 23 6 6 6 3 1 0 0 0 0 0 2 28 32 10.80 1.400											
Greg Booker, R (6, 1) ERA: 2.45	2.0 7 0 0 0 2 2 0 0 0 0 0 0 9 17 0.00 1.000											
Floyd Chiffer, R (8, 1) ERA: 6.86	2.0 11 4 0 0 0 1 0 0 0 0 0 0 10 14 0.00 2.500											



BOTTOM

San Francisco Giants @ San Diego Padres
Jack Murphy Stadium, San Diego, CA

livebaseballscorecards.com

AB 35
R 3
H 10
RBI 3
BB 0
SO 4
LOB 13



WP: 1 PA: 36
PB: 0
SB: 0
CS: 0

Sat Jun 16 1984, 10:05 PM EDT
Att. 48,375 - Unknown

AB R H RBI BB SO LOB

4 0 0 0 0 0 1

4 1 3 1 0 0 0

4 0 2 0 0 0 1

4 0 2 1 0 1 2

4 0 0 0 0 0 5

4 1 1 0 0 0 1

3 0 1 1 0 1 1

4 0 0 0 0 1 1

2 1 1 0 0 1 0

0 0 0 0 0 0 0

1 0 0 0 0 0 0

0 0 0 0 0 0 0

1 0 0 0 0 0 1

1B: 7 SF: 1
2B: 2 SAC: 0
3B: 1 DP: 1
HR: 0 HBP: 0

Batter	1	2	3	4	5	6	7	8	9
Alan Wiggins, S (1, 4) OBP: 0.335, SLG: 0.296	0-0 G3		0-0 F7		0-0 1-3			0-0 6-3	
Tony Gwynn, L (1, 9) OBP: 0.446, SLG: 0.515	0-0 6-3		0-0 1B 1B		0-0 G4-3 1B			0-0 1B 2B	
Graig Nettles, L (1, 5) OBP: 0.351, SLG: 0.423	0-0 F4		0-0 1B 1B		0-0 G4-3 1-2f			0-0 2-3 1B	
Steve Garvey, R (1, 3) OBP: 0.296, SLG: 0.361		0-0 2B	0-0 1-2 1B		0-0 F7			0-3 K	
Terry Kennedy, L (1, 2) OBP: 0.289, SLG: 0.364	0-0 F6		0-0 F5		0-0 F8			0-0 4-3	
Kevin McReynolds, R (1, 8) OBP: 0.303, SLG: 0.489	0-0 F4			0-0 SF8 3B		0-0 F4		0-0 5-3	
Carmelo Martinez, R (1, 7) OBP: 0.333, SLG: 0.385	0-3 K			0-0 SF8			0-0 5-3	0-0 1B	
Garry Templeton, S (1, 6) OBP: 0.306, SLG: 0.326			0-0 4-3	0-0 F6			0-0 5-3	0-3 K	
Andy Hawkins, R (1, 1) OBP: 0.240, SLG: 0.240			0-0 1B 1B	0-3 K			0-0 F8	0-0 F8	
Greg Booker, R (6, 1)									
Tim Flannery, L (7, PH) OBP: 0.348, SLG: 0.477									
Floyd Chiffer, R (8, 1)									
Champ Summers, L (9, PH) OBP: 0.333, SLG: 0.647									

Inning Stats	R: 0	H: 0	E: 0	K: 0	S: 3	R: 0	H: 1	E: 0	K: 1	S: 6	R: 2	H: 4	E: 0	K: 0	S: 7	R: 1	H: 1	E: 0	K: 1	S: 6	R: 0	H: 1	E: 0	K: 0	S: 3	R: 0	H: 0	E: 0	K: 0	S: 3	R: 0	H: 2	E: 0	K: 1	S: 7	R: 0	H: 1	E: 0	K: 1	S: 6
	LOB: 0	BB: 0	P: 3	LOB: 1	BB: 0	P: 6	LOB: 2	BB: 0	P: 7	LOB: 0	BB: 0	P: 6	LOB: 0	BB: 0	P: 3	LOB: 0	BB: 0	P: 3	LOB: 0	BB: 0	LOB: 0	BB: 0	P: 3	LOB: 0	BB: 0	LOB: 0	BB: 0	P: 3	LOB: 2	BB: 0	P: 7	LOB: 1	BB: 0	P: 6	LOB: 0	SAC: 0	DP: 1	HBP: 0		

PITCHER	IP	WLS	BF	H	R	ER	SO	BB	IBB	HBP	BLK	WP	HR	S	P	ERA	WHIP
Bill Laskey, R (1, 1) ERA: 3.39	7.1	W	29	8	3	3	2	0	0	0	0	1	0	33	33	3.68	1.091
Gary Lavelle, L (8, 1) ERA: 3.19	0.0		1	1	0	0	0	0	0	0	0	0	0	1	1	∞	∞
Greg Minton, R (8, 1) ERA: 4.6	1.2	S	6	1	0	0	2	0	0	0	0	0	0	10	10	0.00	0.600

Batter	1	2	3	4	5	6	7	8	9	10	11	12	13	14	15	AB	R	H	RBI	BB	SO	LOB	TOP
Johnnie LeMaster, R <small>OBP: 0.281, SLG: 0.291</small> <small>(1, 6)</small>																7	2	4	0	0	1	1	
Al Oliver, L <small>OBP: 0.336, SLG: 0.358</small> Scot Thompson, L <small>OBP: 0.368, SLG: 0.314</small> <small>(15, PR)</small> <small>(15, 3)</small>																7	0	2	2	0	1	3	
Chili Davis, S <small>OBP: 0.323, SLG: 0.480</small> <small>(1, 8)</small>																7	0	1	0	0	1	3	
Jack Clark, R <small>OBP: 0.426, SLG: 0.536</small> Gene Richards, L <small>OBP: 0.352, SLG: 0.291</small> Duane Kuiper, L <small>OBP: 0.217, SLG: 0.179</small> <small>(15, PR)</small> <small>(15, 4)</small>																5	1	1	0	2	1	1	
Jeffrey Leonard, R <small>OBP: 0.358, SLG: 0.458</small> <small>(1, 7)</small>																7	1	2	2	0	0	3	
Joel Youngblood, R <small>OBP: 0.345, SLG: 0.392</small> <small>(15, 9)</small>																7	0	2	0	0	0	3	
Bob Brenly, R <small>OBP: 0.415, SLG: 0.454</small> <small>(1, 2)</small>																5	0	1	1	2	1	3	
Brad Wellman, R <small>OBP: 0.303, SLG: 0.328</small> Dusty Baker Jr., R <small>OBP: 0.423, SLG: 0.411</small> Fran Mullins, R <small>OBP: 0.282, SLG: 0.324</small> <small>(9, PH)</small> <small>(9, 4)</small> <small>(15, 5)</small>																3	0	0	0	0	0	3	
Mike Krukow, R <small>OBP: 0.200, SLG: 0.167</small> John Rice, R <small>OBP: 0.387, SLG: 0.407</small> <small>(7, PH)</small> Gary Lavelle, S <small>OBP: 0.167, SLG: 0.091</small> Randy Larota, L <small>OBP: 0.500, SLG: 0.333</small> Frank Williams, R <small>OBP: 0.182, SLG: 0.100</small> <small>(15, 1)</small> <small>(7, PH)</small> <small>(7, 1)</small> <small>(15, 1)</small> <small>(15, 1)</small>																2	0	0	0	0	1	0	
Inning Stats	R: 0 H: 0 E: 0 LOB: 0 K: 1 BB: 0 S: 5 P: 5	R: 0 H: 1 E: 0 LOB: 2 K: 0 BB: 1 S: 4 P: 8	R: 0 H: 0 E: 0 LOB: 0 K: 2 BB: 0 S: 7 P: 7	R: 2 H: 3 E: 0 LOB: 1 K: 0 BB: 0 S: 6 P: 6	R: 0 H: 1 E: 0 LOB: 0 K: 0 BB: 0 S: 3 P: 3	R: 0 H: 0 E: 0 LOB: 1 K: 0 BB: 1 S: 3 P: 7	R: 0 H: 0 E: 0 LOB: 0 K: 1 BB: 0 S: 5 P: 5	R: 1 H: 2 E: 0 LOB: 0 K: 0 BB: 0 S: 4 P: 4	R: 0 H: 0 E: 0 LOB: 1 K: 0 BB: 1 S: 3 P: 7	R: 0 H: 1 E: 0 LOB: 1 K: 0 BB: 0 S: 4 P: 4	R: 0 H: 0 E: 0 LOB: 0 K: 1 BB: 0 S: 5 P: 5	R: 0 H: 0 E: 0 LOB: 0 K: 1 BB: 0 S: 5 P: 5	R: 0 H: 2 E: 0 LOB: 2 K: 0 BB: 1 S: 4 P: 8	R: 0 H: 1 E: 1 LOB: 1 K: 1 BB: 0 S: 6 P: 6	R: 2 H: 3 E: 2 LOB: 3 K: 2 BB: 0 S: 11 P: 11	1B: 12 SF: 0 2B: 2 SAC: 0 3B: 0 DP: 3 HR: 0 HBP: 0	WP: 0 PA: 61 PB: 0 SB: 2 CS: 1						
PITCHER Mark Thurmond, L <small>ERA: 3.97</small> <small>(1, 1)</small>	IP: 5.0 WLS: 0 BF: 20 H: 5 R: 2 ER: 2 SO: 3 BB: 1 IBB: 0 HBP: 0 BLK: 0 WP: 0 HR: 0 S: 25 P: 29 ERA: 3.60 WHIP: 1.200																						
Dave Dravecky, L <small>ERA: 2.98</small> <small>(6, 1)</small>	IP: 4.0 WLS: 0 BF: 15 H: 2 R: 1 ER: 1 SO: 1 BB: 0 IBB: 0 HBP: 0 BLK: 1 WP: 0 HR: 0 S: 15 P: 23 ERA: 2.25 WHIP: 1.000																						
Rich Gossage, R <small>ERA: 2.93</small> <small>(10, 1)</small>	IP: 2.0 WLS: 0 BF: 7 H: 1 R: 0 ER: 0 SO: 1 BB: 0 IBB: 0 HBP: 0 BLK: 0 WP: 0 HR: 0 S: 9 P: 9 ERA: 0.00 WHIP: 0.500																						
Craig Lefferts, L <small>ERA: 1.32</small> <small>(12, 1)</small>	IP: 4.0 WLS: 1 BF: 19 H: 6 R: 2 ER: 2 SO: 4 BB: 1 IBB: 0 HBP: 0 BLK: 0 WP: 0 HR: 0 S: 26 P: 30 ERA: 4.50 WHIP: 1.750																						

San Francisco Giants @ San Diego Padres
Jack Murphy Stadium, San Diego, CA

Sun Jun 17 1984, 6:33 AM EDT
Att: 24,183 - Unknown

livebaseballscorecards.com

AB 57
R 5
H 14
RBI 5
BB 4
SO 9
LOB 22



Batter	1	2	3	4	5	6	7	8	9	10	11	12	13	14	15	AB	R	H	RBI	BB	SO	LOB	BOTTOM											
Alan Wiggins, S OBP: 0.326, SLG: 0.287	F7	E5		FC6-4		4-3			K		SH		6-3		6-3	7	0	0	0	0	1	3	San Francisco Giants @ San Diego Padres Jack Murphy Stadium, San Diego, CA Sun Jun 17 1984, 6:33 AM EDT Att: 24,183 - Unknown livebaseballscorecards.com											
Tony Gwynn, L OBP: 0.451, SLG: 0.513	E BB 1B	6-3					G6-4-3 1B		FC5-2 IBB		G1-2-3 IBB		G3		F8	5	0	2	0	3	0	2												
Greg Nettles, L OBP: 0.369, SLG: 0.415																3	0	0	0	0	1	2		3										
Kurt Bevacqua, R OBP: 0.276, SLG: 0.025																0	0	0	0	0	1	0		0										
Rich Grossage, R OBP: 0.200, SLG: 0.111																0	0	0	0	0	0	0		0										
Charlie Summers, L OBP: 0.316, SLG: 0.611																1	0	0	0	0	0	0		0										
Craig Little, S OBP: 0.400, SLG: 0.600																1	0	0	0	0	0	0		0										
Bobby Brown, S OBP: 0.271, SLG: 0.364																1	0	0	0	0	0	1		0										
Steve Garvey, R OBP: 0.288, SLG: 0.351	E6 G1-6-3 1-2 2-3								FC5-2		F7		E5			7	0	0	0	0	0	8												
Terry Kennedy, L OBP: 0.290, SLG: 0.377	G1-6-3															6	1	2	1	0	1	6												
Ed Whitson, R OBP: 0.087, SLG: 0.045																0	0	0	0	0	0	0												
Bruce Bochy, R OBP: 0.176, SLG: 0.250												FC6-4 1B		F8		1	0	0	0	0	0	2												
Kevin McReynolds, R OBP: 0.302, SLG: 0.491																7	1	2	0	0	0	1												
Carmelo Martinez, R OBP: 0.341, SLG: 0.407																7	1	4	2	0	1	1												
Garry Templeton, S OBP: 0.305, SLG: 0.321																6	0	1	0	1	0	3												
Mark Thurmond, L OBP: 0.350, SLG: 0.333																2	0	1	0	0	1	1												
Dave Dravecky, R OBP: 0.283, SLG: 0.321																1	0	0	0	0	0	0												
Luis Salazar, R OBP: 0.283, SLG: 0.321																4	0	2	0	0	0	3												
Inning Stats	R: 0 E: 1 K: 0 S: 4	H: 1 LOB: 2 BB: 1 P: 8	R: 1 E: 1 K: 1 S: 7	H: 2 LOB: 2 BB: 1 P: 11	R: 1 E: 0 K: 1 S: 6	H: 1 LOB: 0 BB: 0 P: 6	R: 1 E: 0 K: 1 S: 7	H: 2 LOB: 2 BB: 1 P: 11	R: 0 E: 0 K: 1 S: 6	H: 1 LOB: 1 BB: 0 P: 6	R: 0 E: 0 K: 0 S: 3	H: 0 LOB: 0 BB: 0 P: 3	R: 0 E: 0 K: 0 S: 3	H: 1 LOB: 0 BB: 0 P: 3	R: 0 E: 0 K: 0 S: 4	H: 1 LOB: 1 BB: 0 P: 4	R: 0 E: 0 K: 1 S: 6	H: 1 LOB: 3 BB: 2 P: 14	R: 0 E: 0 K: 0 S: 3	H: 0 LOB: 0 BB: 0 P: 3	R: 0 E: 1 K: 0 S: 4	H: 1 LOB: 2 BB: 1 P: 8	R: 0 E: 0 K: 0 S: 5	H: 2 LOB: 2 BB: 0 P: 5	R: 0 E: 1 K: 0 S: 5	H: 1 LOB: 2 BB: 0 P: 5	R: 0 E: 0 K: 1 S: 6	H: 1 LOB: 1 BB: 0 P: 6	R: 0 E: 0 K: 1 S: 5	H: 0 LOB: 0 BB: 0 P: 5	1B: 11 2B: 1 3B: 1 HR: 2	SF: 0 SAC: 1 DP: 3 HBP: 0	WP: 0 PB: 1 SB: 3 CS: 1	PA: 66

PITCHER	IP	WLS	BF	H	R	ER	SO	BB	IBB	HBP	BLK	WP	HR	S	P	ERA	WHIP
Mike Krukow, R ERA: 5.63	6.0		28	7	3	3	3	0	0	0	0	0	0	11	45	4.50	1.667
Gary Lavelle, L ERA: 3.02	7.1	2.1	11	3	0	0	1	0	2	0	0	0	0	11	19	0.00	1.286
Greg Minton, R ERA: 4.26	9.1	3.2	15	3	0	0	0	0	1	0	0	0	0	14	18	0.00	0.818
Randy Lerch, L ERA: 3.62	13.1	0.2	4	1	0	0	0	0	0	0	0	0	0	4	4	0.00	1.500
Frank Williams, R ERA: 3.69	13.1	2.1	W 8	1	0	0	2	0	0	0	0	0	0	12	12	0.00	0.429



San Francisco Giants @ Atlanta Braves
 Atlanta-Fulton County Stadium, Atlanta, GA

Tue Jun 19 1984, 7:05 PM EDT
 Att: 18,627 - Unknown

AB	32
R	6
H	8
RBI	6
BB	7
SO	2
LOB	13



Batter	1	2	3	4	5	6	7	8	9	AB R H RBI BB SO LOB
Johnnie LeMaster, R OBP: 0.288, SLG: 0.291 (1, 6)	4-0 BB 3B BB	0-3 K		0-0 1-2 1B			4-0 G3 BB		0-0 5-3	3 1 1 0 2 1 0
Chili Davis, S OBP: 0.325, SLG: 0.474 (1, 8)	4-0 BB 3B BB	0-0 5-3		0-0 F8			0-0 G3	4-0 BB	0-0 BB	3 1 0 0 2 0 3
Jeffrey Leonard, R OBP: 0.359, SLG: 0.465 (1, 7)	0-0 BB 6-3 3B	0-0 F5			0-0 CS 1B		0-0 F8	0-0 F9	0-0 F9	5 1 2 2 0 0 2
Jack Clark, R OBP: 0.427, SLG: 0.535 (1, 9)	0-0 6-3		0-0 G4-6-3 1B		0-0 1-2 1B		0-0 F6			4 0 2 1 0 0 1
Al Oliver, L OBP: 0.331, SLG: 0.352 (1, 3)	0-0 F5		0-0 G4-6-3		0-0 1-2f G4-3			0-0 3-1		4 0 0 0 0 0 2
Joel Youngblood, R OBP: 0.344, SLG: 0.390 (1, 5)	0-0 HR 1B		0-0 F9			0-0 5-3		0-0 F6		4 1 1 0 0 0 0
Bob Brenly, R OBP: 0.426, SLG: 0.497 (1, 2)	0-0 HR			4-0 1B BB		4-0 3-4-3 BB		0-0 HR		2 2 2 3 2 0 0
Brad Wellman, R OBP: 0.300, SLG: 0.311 (1, 4)	4-0 BB			0-0 F5		0-0 3-4-3		0-0 F8		3 0 0 0 1 0 2
Mark Davis, L OBP: 0.091, SLG: 0.182 (1, 1)	0-0 4-3			0-0 F2		0-0 5-3			0-3 K	1 0 0 0 0 0 1 1 0 0 0 0 0 1 1 0 0 0 0 0 1 0 1 0 0 0 0 0 1

Inning Stats	R: 5	H: 3	E: 0	K: 0	S: 6	LOB: 1	P: 18	R: 0	H: 0	E: 0	K: 1	S: 5	LOB: 0	P: 5	R: 0	H: 1	E: 0	K: 0	S: 3	LOB: 0	P: 3	R: 0	H: 1	E: 0	K: 0	S: 4	LOB: 2	P: 8	R: 0	H: 2	E: 0	K: 0	S: 3	LOB: 0	P: 3	R: 0	H: 0	E: 0	K: 0	S: 3	LOB: 1	P: 7	R: 0	H: 0	E: 0	K: 0	S: 3	LOB: 1	P: 7	R: 1	H: 1	E: 0	K: 0	S: 4	LOB: 0	P: 4	R: 0	H: 0	E: 0	K: 1	S: 5	LOB: 1	P: 9	1B: 5	SF: 0	2B: 0	SAC: 0	3B: 1	DP: 2	HR: 2	HBP: 0	WP: 0	PA: 39
--------------	------	------	------	------	------	--------	-------	------	------	------	------	------	--------	------	------	------	------	------	------	--------	------	------	------	------	------	------	--------	------	------	------	------	------	------	--------	------	------	------	------	------	------	--------	------	------	------	------	------	------	--------	------	------	------	------	------	------	--------	------	------	------	------	------	------	--------	------	-------	-------	-------	--------	-------	-------	-------	--------	-------	--------

PITCHER	IP	WLS	BF	H	R	ER	SO	BB	IBB	HBP	BLK	WP	HR	S	P	ERA	WHIP
Craig McMurtry, R ERA: 4.21 (1, 1)	0.2		7	3	5	5	0	2	0	0	0	0	1	5	13	67.50	7.500
Rick Camp, R ERA: 3.38 (1, 1)	5.2	W	22	4	0	0	1	4	0	0	0	0	0	20	36	0.00	1.412
Donnie Moore, R ERA: 2.05 (7, 1)	1.2		6	1	1	1	0	0	0	0	0	0	1	6	6	5.40	0.600
Terry Forster, L ERA: 1.14 (9, 1)	1.0		4	0	0	0	1	1	0	0	0	0	0	5	9	0.00	1.000

Batter	1	2	3	4	5	6	7	8	9
Claudell Washington, L (1, 9) OBP: 0.452, SLG: 0.578	0-0 1B 2B		0-0 SH3 FC6-2 1B	0-0 6-3			0-0 4-3 S 1B	0-0 2B	
Glenn Hubbard, R (1, 4) OBP: 0.352, SLG: 0.408	4-0 BLK SF8 1B BB		0-0 SH3 1-3		0-0 F3		0-0 4-3 1-3	0-0 6-3	
Rafael Ramirez, R (1, 6) OBP: 0.357, SLG: 0.388	0-0 SF8 BLK 5-3 1B		0-0 FC6-2 E 1B HR		0-0 1B 1B		0-0 1B 1B		
Dale Murphy, R (1, 8) OBP: 0.341, SLG: 0.487	0-0 SF8 1-3 2-H		0-0 E5 BB HR 1B		0-0 G1-6-3 1B		0-3 K 3-H		
Bob Watson, R (1, 3) OBP: 0.269, SLG: 0.255	0-0 5-3		4-0 HR BB		0-0 G1-6-3			0-0 1B	
Gerald Perry, L (7, 3) OBP: 0.378, SLG: 0.393	0-0 5-3		1-2 HR BB		1-2				
Brad Komminsk, R (1, 7) OBP: 0.261, SLG: 0.369	0-0 5-3		0-0 HR 1-H 2-H 3-H		0-3 K		0-0 BB WP 1B 1B		
Ken Oberkfell, L (1, 5) OBP: 0.372, SLG: 0.393		0-0 F5	0-0 4-3		0-0 1-3		0-0 WP BB SF8 1B 1B		
Bruce Benedict, R (1, 2) OBP: 0.307, SLG: 0.311		0-0 F8		0-0 5-3		0-0 4-3	4-0 WP 2B BB		
Craig McMurry, R (1, 1) OBP: 0.126, SLG: 0.045		0-3 K		0-3 K			0-0 SF8		
Rick Carrino, R (1, 1) OBP: 0.167, SLG: 0.091									
Donnie Moore, L (7, 1)									
Chris Chambliss, L (8, PH) OBP: 0.345, SLG: 0.370									
Rufino Linares, R (8, PH)									
Terry Forster, L (9, 1) OBP: 0.667, SLG: 0.667							1-2 2-H 3-H		

Inning Stats	R: 3	H: 2	E: 0	LOB: 0	K: 0	P: 9	R: 0	H: 0	E: 0	LOB: 0	K: 1	P: 5	R: 4	H: 3	E: 1	LOB: 0	K: 0	P: 10	R: 0	H: 0	E: 0	LOB: 0	K: 1	P: 5	R: 0	H: 2	E: 0	LOB: 1	K: 0	P: 4	R: 0	H: 0	E: 0	LOB: 0	K: 1	P: 5	R: 1	H: 2	E: 0	LOB: 1	K: 1	P: 7	R: 3	H: 4	E: 0	LOB: 1	K: 0	P: 10
	S: 5	BB: 1	S: 5	BB: 0	S: 5	BB: 5	S: 6	BB: 1	S: 5	BB: 0	S: 5	BB: 5	S: 6	BB: 1	S: 5	BB: 0	S: 4	BB: 0	S: 5	BB: 0	S: 5	BB: 0	S: 5	BB: 5	S: 7	BB: 0	S: 7	BB: 1	S: 6	BB: 0	S: 6	BB: 1	S: 6	BB: 0	S: 5	BB: 0	S: 5	BB: 0	S: 7	BB: 0	S: 6	BB: 1	S: 6	BB: 10	SF: 2	HR: 1	HBP: 0	

PITCHER	IP	WLS	BF	H	R	ER	SO	BB	IBB	HBP	BLK	WP	HR	S	P	ERA	WHIP
Mark Davis, L (1, 1) ERA: 4.54	2.0		10	3	4	3	1	1	0	0	1	0	0	11	15	13.50	2.000
Jeff Cornell, R (3, 1) ERA: 4.7	3.0	L	13	4	3	0	1	1	0	0	1	0	1	14	18	0.00	1.667
Frank Williams, R (6, 1) ERA: 3.72	2.0		8	2	1	1	2	0	0	0	0	0	0	12	12	4.50	1.000
Scott Garrelts, R (8, 1) ERA: 6.67	0.1		4	3	3	3	0	1	0	0	0	0	0	3	7	81.00	12.000
Randy Lerch, L (8, 1) ERA: 3.55	0.2		3	1	0	0	0	0	0	0	0	1	0	3	3	0.00	1.500

BOTTOM

San Francisco Giants @ Atlanta Braves
Atlanta-Fulton County Stadium, Atlanta, GA

Tue Jun 19 1984, 7:05 PM EDT
Att. 18,627 - Unknown

AB	R	H	RBI	BB	SO	LOB
5	2	4	1	0	0	0
3	1	0	0	1	0	2
4	2	3	2	0	0	1
3	1	2	1	0	1	1
2	1	0	1	1	0	2
1	0	1	0	0	0	0
4	2	2	4	0	1	0
4	1	1	0	0	0	0
3	1	0	0	1	0	0
0	0	0	0	0	0	0
2	0	0	0	0	2	0
1	0	0	0	0	0	0
0	0	0	0	0	0	0
0	0	0	1	0	0	0
0	0	0	0	0	0	0

AB	32	R	11	H	13	RBI	10	BB	3	SO	4	LOB	6
WP:	1	PA:	38	PB:	0	SB:	1	CS:	0				

livebaseballscorecards.com



Batter	1	2	3	4	5	6	7	8	9	AB R H RBI BB SO LOB	TOP													
Johnnie LeMaster, R (1, 6) OBP: 0.290, SLG: 0.308	0-3 K		0-3 K		0-3 K			0-0 HR	0-0 1B	5 1 2 2 0 3 1	San Francisco Giants @ Atlanta Braves Atlanta-Fulton County Stadium, Atlanta, GA Wed Jun 20 1984, 3:33 AM EDT Att. 17,665 - Unknown													
Chili Davis, S (1, 8) OBP: 0.322, SLG: 0.469	0-0 F6		0-0 G1-6-3			0-0 CS 1B		0-3 K	0-0 F9	5 0 1 0 0 1 2														
Joel Youngblood, R (1, 5) OBP: 0.338, SLG: 0.383	0-0 F5			0-3 K		0-3 K		0-0 5-3		4 0 0 0 0 2 1														
Jack Clark, R (1, 9) OBP: 0.437, SLG: 0.543		4-0 1B BB		4-0 2B 1B		4-0 BB		0-0 2B		1 1 1 0 3 0 0														
Jeffrey Leonard, R (1, 7) OBP: 0.357, SLG: 0.466		0-3 K		0-0 1-3 1B 2B		0-3 K		0-0 1-3		4 1 1 0 0 2 3														
Scot Thompson, L (1, 3) OBP: 0.429, SLG: 0.385		0-0 FC6-4 1B		0-0 G6-4-3 1B		0-0 FC4-6 1B		0-0 4-3 1B 6-3 1B		4 1 4 2 0 0 0														
Bob Brenly, R (1, 2) OBP: 0.423, SLG: 0.491		0-3 K		0-0 G6-4-3		0-0 FC4-6		0-0 6-3 4-3 1B 1B		4 1 1 0 0 1 4														
Brad Wellman, R (1, 4) OBP: 0.288, SLG: 0.297		0-0 FC6-4			0-0 1-3		0-3 K	0-0 4-3		3 0 0 0 0 1 3														
Al Oliver, L (9, PH) OBP: 0.329, SLG: 0.351		1-2 1B						1-2 2-3		1 0 0 0 0 0 2														
Jeff Robinson, R (1, 1) OBP: 0.100, SLG: 0.069			4-0 BB		0-3 K		0-0 4-3	0-0 6-3		1 0 0 0 0 1 1 0														
Gary Lavelle, S (6, 1) OBP: 0.152, SLG: 0.100										0 0 0 0 0 0 0 0														
Frank Williams, R (6, 1) OBP: 0.152, SLG: 0.100										0 0 0 0 0 0 0 0														
Duane Kuiper, L (7, PH) OBP: 0.210, SLG: 0.172										1 0 0 0 0 0 0 1														
Randy Lerch, L (7, 1) OBP: 0.500, SLG: 0.333										0 0 0 0 0 0 0 0														
Steve Nicosia, R (9, PH) OBP: 0.349, SLG: 0.414										1 0 0 1 0 0 0 1														
Inning Stats	R: 0 E: 0 K: 1 S: 5	H: 0 LOB: 0 BB: 0 P: 5	R: 0 E: 0 K: 2 S: 8	H: 1 LOB: 2 BB: 1 P: 12	R: 0 E: 0 K: 1 S: 4	H: 0 LOB: 0 BB: 1 P: 8	R: 2 E: 0 K: 1 S: 6	H: 2 LOB: 0 BB: 1 P: 10	R: 0 E: 0 K: 2 S: 7	H: 0 LOB: 0 BB: 0 P: 7	R: 0 E: 0 K: 2 S: 7	H: 1 LOB: 1 BB: 1 P: 11	R: 0 E: 0 K: 1 S: 6	H: 1 LOB: 1 BB: 0 P: 6	R: 1 E: 0 K: 1 S: 7	H: 2 LOB: 1 BB: 0 P: 7	R: 2 E: 0 K: 0 S: 6	H: 3 LOB: 1 BB: 0 P: 6	R: 2 E: 0 K: 0 S: 6	H: 3 LOB: 1 BB: 0 P: 6	1B: 7 2B: 2 3B: 0 HR: 1	SF: 0 SAC: 0 DP: 2 HBP: 0	WP: 0 PB: 0 SB: 0 CS: 1	PA: 38
PITCHER	IP WLS BF H R ER SO BB IBB HBP BLK WP HR S P ERA WHIP																							
Len Barker, R (1, 1) ERA: 3.52	7.0 W 28 6 3 3 10 4 0 0 0 0 0 1 44 60 3.86 1.429																							
Gene Garber, R (8, 1) ERA: 4.41	1.0 6 3 2 2 1 0 0 0 0 0 0 0 8 8 18.00 3.000																							
Terry Forster, L (9, 1) ERA: 1.09	1.0 S 4 1 0 0 0 0 0 0 0 0 0 0 4 4 0.00 1.000																							

livebaseballscorecards.com

AB	34
R	5
H	10
RBI	5
BB	4
SO	11
LOB	18



Batter	1	2	3	4	5	6	7	8	9
Rafael Ramirez, R OBP: 0.354, SLG: 0.385 (1, 6)	0-0 F4		0-0 FC4-6					0-0 F3	
Ken Oberkfell, L OBP: 0.373, SLG: 0.393 (1, 5)	0-0 3-1			0-0 G3		0-0 HBP 1B E 1B	0-0 BB 1B FC5-2 1B	0-0 4-3	
Gerald Perry, L OBP: 0.361, SLG: 0.396 (1, 7) (7, 3)	0-0 4-3			0-0 5-3		0-0 E HBP BB 1B	0-0 FC5-2 BB SF8 1B		
Dale Murphy, R OBP: 0.343, SLG: 0.483 (1, 8)		0-0 6-3		0-0 F8		1-0 BB E FC6-4 HBP	4-0 FC5-2 BB		
Chris Chambliss, L OBP: 0.342, SLG: 0.366 Rufino Linares, R (6, PH) (7, 7)		0-0 6-3			0-0 4-3	0-0 FC6-4 BB BB	0-0 FC5-2		
Albert Hall, S OBP: 0.298, SLG: 0.314 (9, 7)						1-2 2-3 3-H	1-2 2-3 3-H		
Brad Komminsk, R OBP: 0.260, SLG: 0.358 (1, 9)		0-3 K			0-0 6-3	4-0 FC6-4 BB	0-0 SF8		
Glenn Hubbard, R OBP: 0.350, SLG: 0.403 (1, 4)			0-0 4-3		4-0 BB	0-0 FC6-4 BB	0-0 F8		
Bruce Benedict, R OBP: 0.313, SLG: 0.312 (1, 2)			0-3 K		0-3 K	4-0 BB BB		0-0 FC6-4 1B	
Len Barker, R OBP: 0.200, SLG: 0.069 Gene Garber, R OBP: 0.167, SLG: 0.167 Terry Forster, L OBP: 0.667, SLG: 0.667 (1, 1) (8, 1) (9, 1)			4-0 FC4-6 BB			0-0 K	0-0 FC6-4		

Inning Stats	R: 0 E: 0 K: 0 S: 3	H: 0 LOB: 0 BB: 0 P: 3	R: 0 E: 0 K: 1 S: 5	H: 0 LOB: 0 BB: 0 P: 5	R: 0 E: 0 K: 1 S: 5	H: 0 LOB: 1 BB: 1 P: 9	R: 0 E: 0 K: 0 S: 3	H: 0 LOB: 0 BB: 0 P: 3	R: 0 E: 0 K: 1 S: 5	H: 0 LOB: 1 BB: 1 P: 9	R: 5 E: 1 K: 1 S: 9	H: 3 LOB: 3 BB: 3 P: 22	R: 1 E: 0 K: 0 S: 5	H: 2 LOB: 2 BB: 1 P: 9	R: 0 E: 0 K: 0 S: 4	H: 1 LOB: 1 BB: 0 P: 4
--------------	------------------------------	---------------------------------	------------------------------	---------------------------------	------------------------------	---------------------------------	------------------------------	---------------------------------	------------------------------	---------------------------------	------------------------------	----------------------------------	------------------------------	---------------------------------	------------------------------	---------------------------------

PITCHER	IP	WLS	BF	H	R	ER	SO	BB	IBB	HBP	BLK	WP	HR	S	P	ERA	WHIP
Jeff Robinson, R ERA: 4.19 (1, 1)	5.1	L	22	3	4	2	4	2	0	1	0	0	0	27	36	3.38	0.938
Gary Lavelle, L ERA: 3.02 (6, 1)	0.0		2	0	0	0	0	1	0	0	0	0	0	1	5	∞	∞
Frank Williams, R ERA: 3.67 (6, 1)	0.2		4	0	1	0	0	2	0	0	0	0	0	2	10	0.00	3.000
Randy Lerch, L ERA: 3.6 (7, 1)	2.0		10	3	1	1	0	1	0	0	0	0	0	9	13	4.50	2.000

BOTTOM

San Francisco Giants @ Atlanta Braves
Atlanta-Fulton County Stadium, Atlanta, GA

Wed Jun 20 1984, 3:33 AM EDT
Att. 17,665 - Unknown

AB	30
R	6
H	6
RBI	6
BB	6
SO	4
LOB	17

livebaseballscorecards.com

Braves

WP: 0	PA: 38
PB: 0	SB: 0
CS: 0	

PITCHER	IP	WLS	BF	H	R	ER	SO	BB	IBB	HBP	BLK	WP	HR	S	P	ERA	WHIP
Jeff Robinson, R ERA: 4.19 (1, 1)	5.1	L	22	3	4	2	4	2	0	1	0	0	0	27	36	3.38	0.938
Gary Lavelle, L ERA: 3.02 (6, 1)	0.0		2	0	0	0	0	1	0	0	0	0	0	1	5	∞	∞
Frank Williams, R ERA: 3.67 (6, 1)	0.2		4	0	1	0	0	2	0	0	0	0	0	2	10	0.00	3.000
Randy Lerch, L ERA: 3.6 (7, 1)	2.0		10	3	1	1	0	1	0	0	0	0	0	9	13	4.50	2.000

Batter	1	2	3	4	5	6	7	8	9	AB R H RBI BB SO LOB	TOP											
Johnnie LeMaster, R OBP: 0.288, SLG: 0.310 (1, 6)	0-0 FC1-6 2B		0-0 F8		0-0 F2	0-3 K		0-3 K		5 0 1 0 0 2 2												
Gene Richards, L OBP: 0.333, SLG: 0.274 (1, 9)	0-0 FC1-6 BLK 2-3		0-0 4-3		0-0 4-3	0-0 4-3		0-3 K		5 0 0 0 0 1 3												
Chili Davis, S OBP: 0.324, SLG: 0.465 (1, 8)	0-3 K 1-2		0-0 4-3		0-0 1B 1B	0-3 K		4-0 2B BB		4 2 1 0 1 2 1												
Jeffrey Leonard, R OBP: 0.358, SLG: 0.462 (1, 7)	4-0 BB			0-3 K2-3	0-0 1B E 1B		0-3 K	0-3 K		4 1 1 0 1 3 1												
Scot Thompson, L OBP: 0.447, SLG: 0.432 (1, 3)	0-0 1-3			0-0 F7	0-0 E7 1B 1B		0-0 E 1B	0-0 2B		5 1 3 2 0 0 2												
Joel Youngblood, R OBP: 0.340, SLG: 0.383 (1, 5)		0-0 F8		0-0 BB WP 1B	0-0 2B 1B		0-3 K 1-3	0-0 6-3		5 1 2 1 0 1 2												
Bob Brenly, R OBP: 0.427, SLG: 0.494 (1, 2)		0-0 6-3		4-0 BB BB 1-2	0-0 2B		0-0 F8	4-0 IBB		3 0 1 1 2 0 1												
Duane Kuiper, L OBP: 0.242, SLG: 0.183 (1, 4)		0-0 1B		4-0 BB BB 1-2 2-3	4-0 IBB		0-0 E7 SH1-4	0-0 F8		2 0 1 0 2 0 0 1 0 0 0 0 0 2												
Brad Wellman, R OBP: 0.284, SLG: 0.292 (8, PR) (8, 4)																						
Bill Laskey, R OBP: 0.086, SLG: 0.059 (1, 1)		0-0 F9		0-0 6-3	0-0 F9			0-0 SH1-4		3 0 0 0 0 0 6 0 0 0 0 0 0 0												
Greg Minton, S OBP: 0.167, SLG: 0.091 (7, 1)																						
Inning Stats	R: 0 E: 0 K: 1 S: 6	H: 1 LOB: 2 BB: 1 P: 10	R: 0 E: 0 K: 0 S: 4	H: 1 LOB: 1 BB: 0 P: 4	R: 0 E: 0 K: 0 S: 3	H: 0 LOB: 0 BB: 0 P: 3	R: 0 E: 0 K: 1 S: 6	H: 1 LOB: 3 BB: 2 P: 14	R: 4 E: 1 K: 0 S: 8	H: 5 LOB: 2 BB: 1 P: 12	R: 0 E: 0 K: 2 S: 7	H: 0 LOB: 0 BB: 0 P: 7	R: 0 E: 1 K: 2 S: 8	H: 1 LOB: 1 BB: 0 P: 8	R: 0 E: 1 K: 2 S: 8	H: 0 LOB: 2 BB: 0 P: 8	R: 1 E: 0 K: 1 S: 6	H: 1 LOB: 2 BB: 2 P: 14	1B: 7 2B: 3 3B: 0 HR: 0	SF: 0 SAC: 1 DP: 0 HBP: 0	WP: 1 PB: 0 SB: 0 CS: 0	PA: 44
PITCHER	IP WLS BF H R ER SO BB IBB HBP BLK WP HR S P ERA WHIP																					
Rick Mahler, R ERA: 2.2 (1, 1)	5.0 L 27 8 4 4 2 3 1 0 1 1 0 27 43 7.20 2.200																					
Steve Bedrosian, R ERA: 1.64 (6, 1)	2.0 7 1 0 0 4 0 0 0 0 0 0 15 15 0.00 0.500																					
Donnie Moore, R ERA: 2.25 (8, 1)	2.0 10 1 1 1 3 1 1 0 0 0 0 14 22 4.50 1.000																					

San Francisco Giants @ Atlanta Braves
 Atlanta-Fulton County Stadium, Atlanta, GA
 Thu Jun 21 1984, 7:05 PM EDT
 Att: 18,375 - Unknown

AB	37
R	5
H	10
RBI	4
BB	6
SO	9
LOB	20



Batter	1	2	3	4	5	6	7	8	9	AB	R	H	RBI	BB	SO	LOB
Claudell Washington, L (1, 9) OBP: 0.444, SLG: 0.565	0-3 K		0-0 F8		0-0 4-3		0-3 K			4	0	0	0	0	2	4
Rafael Ramirez, R (1, 6) OBP: 0.349, SLG: 0.379	0-0 6-3			0-0 2-3		0-0 F5		0-0 2-3		4	0	0	0	0	0	0
Gerald Perry, L (1, 7) OBP: 0.372, SLG: 0.386 (9, 3)	0-0 F6			0-0 4-3		0-0 F8		0-0 1-6-3		4	0	0	0	0	0	0
Dale Murphy, R (1, 8) OBP: 0.345, SLG: 0.494		0-0 5-3		0-0 HR		0-0 5-3		0-0 E 1B		4	1	2	1	0	0	0
Chris Chambliss, L (1, 3) OBP: 0.344, SLG: 0.374 Albert Hall, S (8, PR) OBP: 0.298, SLG: 0.314 (9, 7)		0-0 G3 1B		0-0 F8			0-0 2B 2B	0-0 E5 FC4-8 1-2		4	1	2	0	0	0	1
Ken Oberkfell, L (1, 5) OBP: 0.376, SLG: 0.401		0-0 G3 1-2			0-0 FC6-4 1B		0-0 2B 2B 2-H	0-0 FC4-6 1-2f		4	1	2	1	0	0	3
Glenn Hubbard, R (1, 4) OBP: 0.345, SLG: 0.396		0-0 F9			0-0 F5		0-0 F4		0-0 4-3	4	0	0	0	0	0	3
Bruce Benedict, R (1, 2) OBP: 0.313, SLG: 0.320 Alex Trevino, R (7, PR) OBP: 0.317, SLG: 0.353 (8, 2)			0-0 5-3		0-0 FC6-4 1B 1-2f		0-0 5-3 2B 2-H		0-0 F6	3	0	1	1	0	0	1
Rick Mahler, R (1, 1) OBP: 0.429, SLG: 0.524 Brad Komminsk, R (5, PH) OBP: 0.270, SLG: 0.368 Steve Bedrosian, R (6, 1) OBP: 0.286, SLG: 0.286 Bob Watson, R (7, PH) OBP: 0.294, SLG: 0.250 Donnie Moore, L (8, 1) Rufino Linares, R (9, PH)			0-0 6-3		0-0 1B 1-2		0-0 5-3 2B 2-3		0-0 5-3	1	0	0	0	0	0	0

Inning Stats	R: 0	H: 0	R: 0	H: 1	R: 0	H: 0	R: 1	H: 1	R: 0	H: 2	R: 0	H: 0	R: 2	H: 3	R: 0	H: 1	R: 0	H: 0	1B: 4	SF: 0	WP: 0	PA: 36
	E: 0	LOB: 0	E: 0	LOB: 1	E: 0	LOB: 0	E: 0	LOB: 0	E: 0	LOB: 2	E: 0	LOB: 0	E: 0	LOB: 2	E: 1	LOB: 2	E: 0	LOB: 0	2B: 3	SAC: 0	PB: 0	
	K: 1	BB: 0	K: 0	BB: 0	K: 0	BB: 0	K: 0	BB: 0	K: 0	BB: 0	K: 1	BB: 0	K: 1	BB: 0	K: 0	BB: 0	K: 0	BB: 0	3B: 0	DP: 0	SB: 0	
	S: 5	P: 5	S: 4	P: 4	S: 3	P: 3	S: 4	P: 4	S: 5	P: 5	S: 3	P: 3	S: 8	P: 8	S: 5	P: 5	S: 3	P: 3	HR: 1	HBP: 0	CS: 0	

PITCHER	IP	WLS	BF	H	R	ER	SO	BB	IBB	HBP	BLK	WP	HR	S	P	ERA	WHIP
Bill Laskey, R (1, 1) ERA: 3.46	6.0	W	24	6	3	3	1	0	0	0	0	0	1	26	26	4.50	1.000
Greg Minton, R (7, 1) ERA: 4.02	3.0	S	12	2	0	0	1	0	0	0	0	0	0	14	14	0.00	0.667

BOTTOM

San Francisco Giants @ Atlanta Braves
Atlanta-Fulton County Stadium, Atlanta, GA

Thu Jun 21 1984, 7:05 PM EDT
Att. 18,375 - Unknown

AB	36
R	3
H	8
RBI	3
BB	0
SO	2
LOB	13

livebaseballscorecards.com



Batter	1	2	3	4	5	6	7	8	9	AB R H RBI BB SO LOB	TOP		
Johnnie LeMaster, R (1, 6) OBP: 0.282, SLG: 0.303	0-0 E3 G6-4-3		0-0 F9		0-3 K		0-0 F7		0-0 F8	5 0 0 0 0 1 2			
Al Oliver, L (1, 3) OBP: 0.324, SLG: 0.345	0-0 G6-4-3 1-2f		0-0 4-3			0-0 4-3		0-0 4-3		4 0 0 0 0 0 1			
Chili Davis, S (1, 8) OBP: 0.326, SLG: 0.473	0-0 F7			0-0 1B G6-4-3		0-0 1B 3B		0-0 3-1		4 1 2 0 0 0 0			
Jack Clark, R (1, 9) OBP: 0.434, SLG: 0.537		0-0 5-3		0-0 G6-4-3 1-2f		0-0 1B 2B		0-3 K		4 0 1 1 0 1 1			
Scot Thompson, L (1, 7) OBP: 0.471, SLG: 0.479		0-0 1B 2B		0-0 1B 1B		0-0 2B 1-3		0-0 F8		4 1 3 0 0 0 0			
Joel Youngblood, R (1, 5) OBP: 0.346, SLG: 0.393		0-0 2B 6-3 1-H		0-0 1B 1-2		0-3 K		0-0 1B 1B		4 1 3 1 0 1 2			
Bob Brenly, R (1, 2) OBP: 0.424, SLG: 0.489		0-0 6-3 2-3		0-0 F7		0-0 F9		0-0 1B 1B 1-2		4 0 1 0 0 0 5			
Duane Kuiper, L (1, 4) OBP: 0.229, SLG: 0.172		0-0 6-3			0-0 4-3		0-0 4-3		0-0 F7	4 0 0 0 0 0 3			
Mike Krukow, R (1, 1) OBP: 0.192, SLG: 0.160			0-0 6-3		0-3 K		0-3 K2-3		0-0 1B 1-3 2-H	1 0 0 0 0 0 0			
Jeff Cornell, S (4, 1)										1 0 0 0 0 1 0			
John Rabb, R (7, PH) OBP: 0.364, SLG: 0.379										1 0 0 0 0 1 0			
Randy Lerch, L (7, 1) OBP: 0.500, SLG: 0.333										0 0 0 0 0 0 0			
Dusty Baker Jr., R (9, PH) OBP: 0.431, SLG: 0.421										1 0 1 1 0 0 0			
Inning Stats	R: 0 H: 0 E: 1 LOB: 0 K: 0 BB: 0 S: 3 P: 3	R: 1 H: 2 E: 0 LOB: 1 K: 0 BB: 0 S: 5 P: 5	R: 0 H: 0 E: 0 LOB: 0 K: 0 BB: 0 S: 3 P: 3	R: 0 H: 3 E: 0 LOB: 2 K: 0 BB: 0 S: 5 P: 5	R: 0 H: 0 E: 0 LOB: 0 K: 2 BB: 0 S: 7 P: 7	R: 1 H: 3 E: 0 LOB: 2 K: 1 BB: 0 S: 8 P: 8	R: 0 H: 0 E: 0 LOB: 0 K: 1 BB: 0 S: 5 P: 5	R: 0 H: 0 E: 0 LOB: 0 K: 1 BB: 0 S: 5 P: 5	R: 1 H: 3 E: 0 LOB: 2 K: 0 BB: 0 S: 6 P: 6	1B: 8 SF: 0 2B: 2 SAC: 0 3B: 1 DP: 2 HR: 0 HBP: 0	WP: 0 PA: 37 PB: 0 SB: 0 CS: 0		
PITCHER	IP WLS BF H R ER SO BB IBB HBP BLK WP HR S P ERA WHIP											PITCHER	IP WLS BF H R ER SO BB IBB HBP BLK WP HR S P ERA WHIP
Mike Scott, R (1, 1) ERA: 4.72	8.2 W 36 11 3 3 5 0 0 0 0 0 0 0 46 46 3.12 1.269												
Frank DiPino, L (9, 1) ERA: 3.94	0.1 1 0 0 0 0 0 0 0 0 0 0 0 1 1 0.00 0.000												

San Francisco Giants @ Houston Astros
 Astrodome, Houston, TX
 Fri Jun 22 1984, 8:05 PM EDT
 Att. 12,067 - Unknown

AB	37
R	3
H	11
RBI	3
BB	0
SO	5
LOB	14



Batter	1	2	3	4	5	6	7	8	9
Bill Doran, S (1, 4) OBP: 0.294, SLG: 0.312	0-3 K		0-0	0-0 E9		0-0		0-0 F3	
Craig Reynolds, L (1, 6) OBP: 0.283, SLG: 0.384	0-0 F8		0-0 F6	0-0 F4		0-3 K		0-0 1-3	
Harry Spilman, L (1, 3) Enos Cabell, R (7, PH) OBP: 0.353, SLG: 0.438 (8, 3)	0-3 K			0-0 1B 1B SF9 1B		0-0 F7		0-0 1B 2B BB	
Jose Cruz, L (1, 7) Denny Walling, L (8, 7) OBP: 0.340, SLG: 0.395		0-0 4-3		0-0 SF9 1B 1-2 1-3 1B		0-0 6-3		0-0 F6 1-H 2B	
Kevin Bass, S (1, 8) OBP: 0.269, SLG: 0.323		0-0 4-3		0-0 1B 1-2 2-3 1B		0-3 K		0-0 1B 2B HBP	
Ray Knight, R (1, 5) OBP: 0.278, SLG: 0.330		0-0 F9		0-0 SF9		0-3 K		0-0 2B 1-2 2-H 1B	
Terry Puhl, L (1, 9) OBP: 0.372, SLG: 0.389			0-0 F9	0-0 1-3		4-0 1B 3B BB		0-0 1-3 2-H 2B	
Mark Bailey, S (1, 2) OBP: 0.285, SLG: 0.267			0-0	4-0 1B 1B IBB		0-0 F9		0-0 5-3	
Mike Scott, R (1, 1) Frank DiPino, L (9, 1) OBP: 0.200, SLG: 0.208			0-3 K	0-0 E 1B 1-2 2-3 1B		0-0 3B 1B		0-3 K	

AB	R	H	RBI	BB	SO	LOB
5	0	3	4	0	1	0
5	0	0	0	0	1	4
3	1	1	0	0	1	0
1	2	1	0	1	0	0
4	1	1	0	0	0	1
1	0	1	1	0	0	0
4	2	1	0	0	1	1
3	0	1	2	0	1	0
3	1	1	2	1	0	1
3	2	1	1	1	0	3
4	1	2	0	0	2	2
0	0	0	0	0	0	0


BOTTOM

San Francisco Giants @ Houston Astros
Astrodome, Houston, TX

Fri Jun 22 1984, 8:05 PM EDT
Att. 12,067 - Unknown

livebaseballscorecards.com

AB	36
R	10
H	13
RBI	10
BB	3
SO	7
LOB	12



Inning Stats		R: 0	H: 0	E: 0	K: 2	S: 7	R: 0	H: 0	E: 0	K: 0	S: 3	R: 1	H: 2	E: 0	K: 1	S: 7	R: 4	H: 5	E: 1	K: 0	S: 8	R: 0	H: 0	E: 0	K: 1	S: 5	R: 2	H: 2	E: 0	K: 2	S: 9	R: 2	H: 3	E: 0	K: 1	S: 8	R: 1	H: 1	E: 0	K: 0	S: 4											
IP	WLS	BF	H	R	ER	SO	BB	IBB	HBP	BLK	WP	HR	S	P	ERA	WHIP	IP	WLS	BF	H	R	ER	SO	BB	IBB	HBP	BLK	WP	HR	S	P	ERA	WHIP	IP	WLS	BF	H	R	ER	SO	BB	IBB	HBP	BLK	WP	HR	S	P	ERA	WHIP		
Mike Krukow, R (1, 1) ERA: 5.96	3.2	L	19	7	5	5	3	0	1	0	0	0	1	24	28	12.27	1.909	Jeff Cornell, R (4, 1) ERA: 5.09	2.1		10	2	2	2	3	1	0	0	0	0	15	19	7.71	1.286	Randy Lerch, L (7, 1) ERA: 4.07	2.0		12	4	3	3	1	1	0	1	0	0	0	12	17	13.50	2.500

WP : 0	PA : 41
PB : 0	SB : 0
CS : 0	

Batter	1	2	3	4	5	6	7	8	9	AB R H RBI BB SO LOB	TOP											
Johnnie LeMaster, R (1, 6) <small>OBP: 0.285, SLG: 0.304</small>	0-0 S 2B 1B		0-3 K		4-0 SH3 1B SF8 BB	0-3 K			0-0 SF7	3 2 1 1 1 2 1												
Al Oliver, L (1, 3) <small>OBP: 0.331, SLG: 0.356</small> Greg Minton, S (8, 1) <small>OBP: 0.154, SLG: 0.083</small>	0-0 6-4 1-H 2B		0-0 E 1B		0-0 SH3 1B 1B		0-3 K		0-0 F3	4 1 3 1 0 1 0 1 0 0 0 0 0 1												
Chili Davis, S (1, 8) <small>OBP: 0.322, SLG: 0.466</small>	0-0 6-3		0-0 E4 1-3		0-0 SH3		0-0 F4		0-0 F7	4 0 0 1 0 0 3												
Jeffrey Leonard, R (1, 7) <small>OBP: 0.357, SLG: 0.458</small>	0-0 6-4 2-3f		4-0 G4-6-3 IBB		0-0 SF8		0-0 F3			2 0 0 1 1 0 1												
Scott Thompson, L (1, 9) <small>OBP: 0.455, SLG: 0.462</small> (8, 3)		0-0 E3 1B SH1-3	0-0 G4-6-3 1-2f		0-0 1B			0-0 F7		4 1 1 1 0 0 3												
Joel Youngblood, R (1, 5) <small>OBP: 0.344, SLG: 0.391</small>		0-3 K		0-0 5-3	0-0 F8			0-0 1B		4 0 1 0 0 1 2												
Bob Brenly, R (1, 2) <small>OBP: 0.421, SLG: 0.483</small>		0-0 SH1-3 1B 1B		0-0 5-3		0-0 F8		0-0 G6-4-3 1B		4 1 1 0 0 0 1												
Duane Kuiper, L (1, 4) <small>OBP: 0.236, SLG: 0.182</small> Brad Wellman, R (9, PH) <small>OBP: 0.293, SLG: 0.318</small> (9, 4)		0-0 SH1-3		0-0 F3					0-0 S SF7 2B	2 0 1 1 0 0 0 1 1 1 0 0 0 0												
Mark Davis, L (1, 1) <small>OBP: 0.167, SLG: 0.217</small> Frank Williams, R (5, 1) <small>OBP: 0.167, SLG: 0.091</small> Dusty Baker Jr., R (8, 9) <small>OBP: 0.438, SLG: 0.421</small>		0-0 1B			4-0 1B SH3 BB	0-0 F2			4-0 F3 SF7 BB	1 1 1 1 1 0 0 1 0 0 0 0 0 1 0 0 0 0 1 0 0												
Inning Stats	R: 1 E: 0 K: 0 S: 4	H: 2 LOB: 0 BB: 0 P: 4	R: 2 E: 1 K: 1 S: 7	H: 2 LOB: 1 BB: 0 P: 7	R: 0 E: 1 K: 1 S: 6	H: 1 LOB: 2 BB: 1 P: 10	R: 0 E: 0 K: 0 S: 3	H: 0 LOB: 0 BB: 0 P: 3	R: 3 E: 0 K: 0 S: 5	H: 2 LOB: 1 BB: 2 P: 13	R: 0 E: 0 K: 1 S: 6	H: 1 LOB: 1 BB: 0 P: 6	R: 0 E: 0 K: 1 S: 5	H: 0 LOB: 0 BB: 0 P: 5	R: 0 E: 0 K: 0 S: 3	H: 1 LOB: 0 BB: 0 P: 3	R: 1 E: 0 K: 0 S: 4	H: 1 LOB: 1 BB: 1 P: 8	1B: 8 2B: 3 3B: 0 HR: 0	SF: 2 SAC: 2 DP: 3 HBP: 0	WP: 0 PB: 0 SB: 2 CS: 0	PA: 39
PITCHER	IP WLS BF H R ER SO BB IBB HBP BLK WP HR S P ERA WHIP																				PITCHER	IP WLS BF H R ER SO BB IBB HBP BLK WP HR S P ERA WHIP
Vern Ruhle, R (1, 1) <small>ERA: 3.38</small>	4.0 L 20 6 6 4 2 2 1 0 0 0 0 21 33 9.00 2.000																					
Bill Dawley, R (5, 1) <small>ERA: 2.34</small>	2.0 8 2 0 0 1 0 0 0 0 0 0 0 10 10 0.00 1.000																					
Joe Sambito, L (7, 1) <small>ERA: 1.1</small>	2.0 6 1 0 0 1 0 0 0 0 0 0 0 8 8 0.00 0.500																					
Julio Solano, R (9, 1) <small>ERA: 9.0</small>	1.0 5 1 1 1 0 1 0 0 0 0 0 0 4 8 9.00 2.000																					

San Francisco Giants @ Houston Astros
 Astrodome, Houston, TX
 Sat Jun 23 1984, 8:05 PM EDT
 Att. 22,541 - Unknown

AB	31
R	7
H	10
RBI	7
BB	4
SO	4
LOB	13



WP: 0	PA: 39
PB: 0	
SB: 2	
CS: 0	

Batter	1	2	3	4	5	6	7	8	9	AB R H RBI BB SO LOB	BOTTOM												
Bill Doran, S OBP: 0.301, SLG: 0.320 (1, 6)	0-0 F4 ①		0-0 FC6-4 1B 1-2 2-H 3-H		0-0 E5 WP 2B	0-0 F7 ③			4-0 E 1B FC4-6 BB	4 2 2 2 1 0 1	San Francisco Giants @ Houston Astros Astrodome, Houston, TX Sat Jun 23 1984, 8:05 PM EDT Att. 22,541 - Unknown												
Phil Garner, R OBP: 0.303, SLG: 0.282 (1, 4)	0-0 F7 ②		0-3 K ①		0-0 1B WP 1B		0-0 F6 ①	0-0 E5 FC4-6 1B 1-3	5 0 2 0 0 1 2														
Enos Cabell, R OBP: 0.349, SLG: 0.432 (1, 3)	0-3 K ③		0-0 F7 ②		0-0 BB 1B 1-3 3-H		0-3 K ②	0-0 FC4-6 F3 1-2f 3-H	5 0 1 1 0 2 3														
Jose Cruz, L OBP: 0.314, SLG: 0.355 (1, 7)		0-3 K ①	0-0 FC6-4 1-2f		4-0 G4-6-3 BB 1-2		0-0 3-1 ③	0-0 F3 1-2	4 0 0 0 1 1 3														
Jerry Mumphrey, S OBP: 0.355, SLG: 0.375 (1, 8)		0-0 6-3 ②		4-0 S BB 1-2f	0-0 G4-6-3 ③		0-3 K ①	0-0 F8 ③	4 0 0 0 1 1 4														
Ray Knight, R OBP: 0.278, SLG: 0.325 (1, 5)		0-3 K ③		0-0 F7 1-2		0-0 5-3 ①	4-0 1B BB		3 0 0 0 1 1 1														
Kevin Bass, S OBP: 0.274, SLG: 0.327 (1, 9)			0-0 1B BB 1B 1B		0-0 F8 ②		0-0 WP 2B 1B	0-0 F7 ②	4 2 2 0 0 0 2														
Mark Bailey, S OBP: 0.288, SLG: 0.265 Joe Sambito, L (7, 1)			4-0 1B BB 1B BB		0-3 K ③		0-3 K ②	0-0 1B 1-2	1 1 0 0 1 1 1 0 0 0 0 0 0 0														
Denny Walling, L OBP: 0.353, SLG: 0.409 (8, PH)			1-2 1B BB				1-2 K	1-2 1B	1 0 1 0 0 0 0 0 0 0 0 0 0 0														
Julio Solano, R (9, 1)									0 0 0 0 0 0 0														
Vern Ruhle, R OBP: 0.182, SLG: 0.100 Bill Dawley, R (5, 1)			0-0 1B 1-2 2-3		0-0 F7 ①		0-0 2-H 2B	0-0 4-3 ③	1 0 1 0 0 0 0 0 0 0 0 0 0 0 2 0 1 1 0 0 0 1 0 0 0 0 1 1 1 0 0 0 0 0 2														
Alan Ashby, S OBP: 0.262, SLG: 0.243 Terry Puhl, L OBP: 0.370, SLG: 0.386 Harry Spilman, L OBP: 0.333, SLG: 0.320 (9, 2)																							
Inning Stats	R: 0 E: 0 K: 1 S: 5	H: 0 LOB: 0 BB: 0 P: 5	R: 0 E: 0 K: 2 S: 7	H: 0 LOB: 0 BB: 0 P: 7	R: 2 E: 0 K: 1 S: 8	H: 3 LOB: 2 BB: 1 P: 12	R: 0 E: 0 K: 1 S: 5	H: 0 LOB: 1 BB: 1 P: 9	R: 1 E: 1 K: 0 S: 5	H: 3 LOB: 2 BB: 1 P: 9	R: 0 E: 0 K: 1 S: 5	H: 0 LOB: 0 BB: 0 P: 5	R: 0 E: 0 K: 1 S: 6	H: 1 LOB: 2 BB: 1 P: 10	R: 1 E: 1 K: 0 S: 4	H: 1 LOB: 1 BB: 1 P: 8	1B: 8 2B: 2 3B: 0 HR: 0	SF: 0 SAC: 0 DP: 1 HBP: 0	WP: 2 PB: 0 SB: 1 CS: 0	PA: 41			
PITCHER	IP WLS BF H R ER SO BB IBB HBP BLK WP HR S P ERA WHIP	IP WLS BF H R ER SO BB IBB HBP BLK WP HR S P ERA WHIP	IP WLS BF H R ER SO BB IBB HBP BLK WP HR S P ERA WHIP	IP WLS BF H R ER SO BB IBB HBP BLK WP HR S P ERA WHIP	IP WLS BF H R ER SO BB IBB HBP BLK WP HR S P ERA WHIP	IP WLS BF H R ER SO BB IBB HBP BLK WP HR S P ERA WHIP	IP WLS BF H R ER SO BB IBB HBP BLK WP HR S P ERA WHIP	IP WLS BF H R ER SO BB IBB HBP BLK WP HR S P ERA WHIP	IP WLS BF H R ER SO BB IBB HBP BLK WP HR S P ERA WHIP	IP WLS BF H R ER SO BB IBB HBP BLK WP HR S P ERA WHIP	IP WLS BF H R ER SO BB IBB HBP BLK WP HR S P ERA WHIP	IP WLS BF H R ER SO BB IBB HBP BLK WP HR S P ERA WHIP	IP WLS BF H R ER SO BB IBB HBP BLK WP HR S P ERA WHIP	IP WLS BF H R ER SO BB IBB HBP BLK WP HR S P ERA WHIP	IP WLS BF H R ER SO BB IBB HBP BLK WP HR S P ERA WHIP	IP WLS BF H R ER SO BB IBB HBP BLK WP HR S P ERA WHIP	IP WLS BF H R ER SO BB IBB HBP BLK WP HR S P ERA WHIP	IP WLS BF H R ER SO BB IBB HBP BLK WP HR S P ERA WHIP	IP WLS BF H R ER SO BB IBB HBP BLK WP HR S P ERA WHIP	IP WLS BF H R ER SO BB IBB HBP BLK WP HR S P ERA WHIP	IP WLS BF H R ER SO BB IBB HBP BLK WP HR S P ERA WHIP	IP WLS BF H R ER SO BB IBB HBP BLK WP HR S P ERA WHIP	
Mark Davis, L ERA: 4.63 (1, 1)	4.1																						
Frank Williams, R ERA: 3.66 (5, 1)	2.2	W	9	2	1	1	2	0	0	0	0	1	0	13	13	3.38	0.750						
Greg Minton, R ERA: 4.04 (8, 1)	2.0	S	10	2	1	1	1	2	0	0	0	0	0	10	18	4.50	2.000						

livebaseballscorecards.com

AB 36
R 5
H 10
RBI 4
BB 5
SO 8
LOB 20



Batter	1	2	3	4	5	6	7	8	9	AB R H RBI BB SO LOB	TOP																													
Johnnie LeMaster, R OBP: 0.279, SLG: 0.297 (1, 6)	0-0 F7		0-0 F2			0-0 F9	0-0 5-3		0-0 6-3	5 0 0 0 0 0 3																														
Al Oliver, L OBP: 0.333, SLG: 0.358 (1, 3)	0-0 4-3 1B		0-0 3-1			0-0 1B		0-0 F8		4 1 2 0 0 0 0																														
Chili Davis, S OBP: 0.322, SLG: 0.465 John Rabb, R OBP: 0.353, SLG: 0.367 (1, 8) (6, 7)	0-0 4-3 1-2		0-0 5-3			0-0 1B		0-0 6-3		3 0 1 0 0 0 1 1 0 0 0 0 0 0																														
Jeffrey Leonard, R OBP: 0.359, SLG: 0.463 (1, 7) (6, 8)	0-0 2-H 1B			0-0 E6		0-0 G6-4-3		0-0 2B		4 0 2 1 0 0 2																														
Dusty Baker Jr., R OBP: 0.442, SLG: 0.407 (1, 9)	4-0 1-2 BB			0-3 K				0-0 6-3		2 1 0 0 2 1 2																														
Joel Youngblood, R OBP: 0.343, SLG: 0.389 (1, 5)	0-0 5-3			0-3 K				0-0 6-3		4 1 1 0 0 1 3																														
Steve Nicosia, R OBP: 0.373, SLG: 0.452 (1, 2)		0-0 CS 1B			0-0 G5-4-3 1B			0-0 6-3		4 0 3 0 0 0 1																														
Brad Wellman, R OBP: 0.291, SLG: 0.314 (1, 4)		0-0 F5			0-0 G5-4-3			0-0 1B		4 0 1 2 0 0 3																														
Jeff Robinson, R OBP: 0.094, SLG: 0.065 Gary Lavelle, S OBP: 0.330, SLG: 0.343 Fran Mullins, R OBP: 0.300, SLG: 0.343 Jeff Cornell, S OBP: 0.600, SLG: 0.333 Randy Lerch, L OBP: 0.419, SLG: 0.481 (1, 1) (6, 1) (7, PH) (7, 1) (7, 1) (9, PH)		0-3 K			0-3 K			0-0 6-3		2 0 0 0 0 0 2 0 0 0 0 0 0 0 0 0 1 0 0 1 0 1 0 0 0 0 0 0 1																														
Inning Stats	R: 1 E: 0 K: 0 S: 5	H: 2 LOB: 2 BB: 1 P: 9	R: 0 E: 0 K: 1 S: 5	H: 1 LOB: 0 BB: 0 P: 5	R: 0 E: 0 K: 0 S: 3	H: 0 LOB: 0 BB: 0 P: 3	R: 0 E: 1 K: 2 S: 7	H: 0 LOB: 0 BB: 0 P: 7	R: 0 E: 0 K: 1 S: 5	H: 1 LOB: 0 BB: 0 P: 5	R: 0 E: 0 K: 0 S: 4	H: 2 LOB: 1 BB: 0 P: 4	R: 1 E: 0 K: 0 S: 5	H: 2 LOB: 2 BB: 1 P: 9	R: 0 E: 0 K: 0 S: 4	H: 1 LOB: 1 BB: 0 P: 4	R: 1 E: 0 K: 0 S: 5	H: 2 LOB: 1 BB: 0 P: 5	1B: 9 2B: 2 3B: 0 HR: 0	SF: 0 SAC: 0 DP: 2 HBP: 0	WP: 0 PB: 0 SB: 0 CS: 2	PA: 37																		
PITCHER Bob Knepper, L ERA: 2.62 (1, 1)	IP 9.0	WLS W	BF 37	H 11	R 3	ER 3	SO 4	BB 2	IBB 0	HBP 0	BLK 0	WP 0	HR 0	S 43	P 51	ERA 3.00	WHIP 1.444						PITCHER	IP 9.0	WLS W	BF 37	H 11	R 3	ER 3	SO 4	BB 2	IBB 0	HBP 0	BLK 0	WP 0	HR 0	S 43	P 51	ERA 3.00	WHIP 1.444

San Francisco Giants @ Houston Astros
 Astrodome, Houston, TX
 Sun Jun 24 1984, 8:05 PM EDT
 Att. 14,788 - Unknown

AB	35
R	3
H	11
RBI	3
BB	2
SO	4
LOB	16



Batter	1	2	3	4	5	6	7	8	9
Bill Doran, S (1, 4) OBP: 0.312, SLG: 0.325	0-0 E8 4-3 1B		0-0 F8		0-0 CS 1B		4-0 SH1-3 1B BB	4-0 BB	
Craig Reynolds, L (1, 6) OBP: 0.286, SLG: 0.384	0-3 K		0-0 S 1B		0-0 CS 1-2	4-0 BLK 1B BB	0-0 SH1-3 1-2	0-3 K	
Harry Spilman, L (1, 3) OBP: 0.338, SLG: 0.327	0-0 4-3 2-3		0-0 F9			0-0 1B 1-2 BLK 1B	0-0 1B 2B 1B 2-H	0-0 1-3	
Jose Cruz, L (1, 7) OBP: 0.316, SLG: 0.358	0-0 4-3		0-0 F3 1-2			0-0 1B 1-3 2-H 1B	0-0 1-3 2B 1B		
Jerry Mumphrey, S (1, 8) OBP: 0.355, SLG: 0.375		0-3 K		0-0 F8		0-0 1B 1-2 SF7 1B 3-H	0-3 K		
Kevin Bass, S (7, 8) OBP: 0.273, SLG: 0.325									
Ray Knight, R (1, 5) OBP: 0.282, SLG: 0.333		0-0 5-3		0-0 6-3		0-0 1B 1-3 2-H 1B	0-0 1B 1-H 3-H 2B		
Terry Puhl, L (1, 9) OBP: 0.373, SLG: 0.392		0-0 S 2B 1B		0-0 3-1		0-0 SF7 3-H	0-0 FC6-4 2-3 1B		
Mark Bailey, S (1, 2) OBP: 0.287, SLG: 0.272		0-0 1-H 2B			0-0 F8	0-0 F9	0-0 FC6-4 1-2f		
Bob Knepper, L (1, 1) OBP: 0.205, SLG: 0.229		0-3 K			0-0 F9	0-3 K		0-3 K	

Inning Stats	R: 0 E: 1 K: 1 S: 6	H: 1 LOB: 1 BB: 0 P: 6	R: 1 E: 0 K: 2 S: 9	H: 2 LOB: 1 BB: 0 P: 9	R: 0 E: 0 K: 0 S: 4	H: 1 LOB: 1 BB: 0 P: 4	R: 0 E: 0 K: 0 S: 3	H: 0 LOB: 0 BB: 0 P: 3	R: 0 E: 0 K: 0 S: 3	H: 1 LOB: 0 BB: 0 P: 3	R: 4 E: 0 K: 1 S: 9	H: 4 LOB: 1 BB: 1 P: 13	R: 3 E: 0 K: 1 S: 9	H: 4 LOB: 2 BB: 1 P: 13	R: 0 E: 0 K: 2 S: 7	H: 0 LOB: 1 BB: 1 P: 11
--------------	------------------------------	---------------------------------	------------------------------	---------------------------------	------------------------------	---------------------------------	------------------------------	---------------------------------	------------------------------	---------------------------------	------------------------------	----------------------------------	------------------------------	----------------------------------	------------------------------	----------------------------------

PITCHER	IP	WLS	BF	H	R	ER	SO	BB	IBB	HBP	BLK	WP	HR	S	P	ERA	WHIP
Jeff Robinson, R (1, 1) ERA: 4.37	5.0	L	22	7	4	4	3	1	0	0	1	0	0	27	31	7.20	1.600
Gary Lavelle, L (6, 1) ERA: 3.15	1.0		5	2	1	1	1	0	0	0	0	0	0	7	7	9.00	2.000
Jeff Cornell, R (7, 1) ERA: 6.0	0.1		3	1	2	2	0	1	0	0	0	0	0	2	6	54.00	6.000
Randy Lerch, L (7, 1) ERA: 4.12	1.2		9	3	1	1	3	1	0	0	0	0	0	14	18	5.40	2.400

BOTTOM

AB	R	H	RBI	BB	SO	LOB
3	1	2	0	2	0	0
3	1	1	0	1	2	2
5	2	2	1	0	0	3
4	2	2	1	0	0	2
3	1	1	1	0	1	0
1	0	0	0	0	1	2
4	0	2	3	0	0	0
3	1	2	1	0	0	0
4	0	1	1	0	0	3
4	0	0	0	0	3	2

San Francisco Giants @ Houston Astros
Astrodome, Houston, TX

Sun Jun 24 1984, 8:05 PM EDT
Att. 14,788 - Unknown

livebaseballscorecards.com

AB	34
R	8
H	13
RBI	8
BB	3
SO	7
LOB	14



WP	PA
0	40
PB	0
SB	2
CS	1

Batter	1	2	3	4	5	6	7	8	9	AB R H RBI BB SO LOB	TOP	
Eddie Milner, L (1, 8) OBP: 0.360, SLG: 0.398	0-0 HR		0-0 F8		0-0 F9			0-0 F5		4 1 1 1 0 0 0	Cincinnati Reds @ San Francisco Giants Candlestick Park, San Francisco, CA Mon Jun 25 1984, 10:05 PM EDT Att. 10,985 - Unknown livebaseballscorecards.com	
Duane Walker, L (1, 7) OBP: 0.431, SLG: 0.660	0-0 4-3		0-0 F9		0-0 CS 1B			0-0 1B 1B		4 0 2 0 0 0 0		
Dan Driessen, L (1, 3) OBP: 0.379, SLG: 0.386 Tony Perez, R (9, 3) OBP: 0.279, SLG: 0.342	0-0 1B 1B		0-0 1B		0-0 CS 1-2		0-0 4-3	0-0 1-3 1B		4 0 3 0 0 0 0 0 0 0 0 0 0 0		
Dave Parker, L (1, 9) OBP: 0.319, SLG: 0.387	0-0 1-2 1B		0-0 F9		0-0 F9		0-0 F9	0-0 F6		4 0 1 0 0 0 3		
Dave Concepcion, R (1, 6) OBP: 0.288, SLG: 0.319	0-3 K			0-0 F8		0-0 1-3		0-0 F4		4 0 0 0 0 1 2		
Wayne Krenchicki, L (1, 5) OBP: 0.333, SLG: 0.461	0-0 F9			0-3 K		0-0 3-1		0-0 HR		4 1 1 1 0 1 2		
Ron Oester, S (1, 4) OBP: 0.262, SLG: 0.266		0-0 F7		0-0 1B		0-0 F5		0-0 F5		4 0 1 0 0 0 0		
Brad Gulden, L (1, 2) OBP: 0.239, SLG: 0.283		0-0 F7		0-0 4-3		0-0 F5		0-0 F4		4 0 0 0 0 0 1		
Jeff Russell, R (1, 1) OBP: 0.219, SLG: 0.233 Tom Foley, L (8, PH) OBP: 0.346, SLG: 0.403 Ted Power, R (8, 1)		0-3 K			0-0 F9			0-3 K		2 0 0 0 0 1 0 1 0 0 0 0 1 0 0 0 0 0 0 0 0		
Inning Stats	R: 1 H: 3 E: 0 LOB: 2 K: 1 BB: 0 S: 8 P: 8	R: 0 H: 0 E: 0 LOB: 0 K: 1 BB: 0 S: 5 P: 5	R: 0 H: 1 E: 0 LOB: 1 K: 0 BB: 0 S: 4 P: 4	R: 0 H: 1 E: 0 LOB: 1 K: 1 BB: 0 S: 6 P: 6	R: 0 H: 1 E: 0 LOB: 0 K: 0 BB: 0 S: 3 P: 3	R: 0 H: 0 E: 0 LOB: 0 K: 0 BB: 0 S: 3 P: 3	R: 0 H: 0 E: 0 LOB: 0 K: 0 BB: 0 S: 3 P: 3	R: 0 H: 2 E: 0 LOB: 2 K: 1 BB: 0 S: 7 P: 7	R: 1 H: 1 E: 0 LOB: 0 K: 0 BB: 0 S: 4 P: 4	1B: 7 SF: 0 2B: 0 SAC: 0 3B: 0 DP: 0 HR: 2 HBP: 0	WP: 0 PA: 36 PB: 0 SB: 0 CS: 1	
PITCHER Bill Laskey, R (1, 1) ERA: 3.33	IP WLS BF H R ER SO BB IBB HBP BLK WP HR S P ERA WHIP	9.0 L 35 9 2 2 4 0 0 0 0 0 0 2 43 43 2.00 1.000										



Batter	1	2	3	4	5	6	7	8	9	AB	R	H	RBI	BB	SO	LOB
Johnnie LeMaster, R OBP: 0.275, SLG: 0.292 (1, 6)	0-0 4-3		0-0 F8		0-0 5-3		0-0 4-3			4	0	0	0	0	0	3
Al Oliver, L OBP: 0.336, SLG: 0.358 (1, 3)	0-0 F7		0-0 F4		0-0 1B		4-0 IBB			3	0	1	1	1	0	0
Dusty Baker Jr., R OBP: 0.420, SLG: 0.381 (1, 9)	0-0 F4			0-0 1-3	0-0 1-3		0-0 F8			4	0	0	0	0	0	4
Jeffrey Leonard, R OBP: 0.361, SLG: 0.464 (1, 8)		0-0 1B		0-0 1B		0-3 K		0-3 K		4	0	2	0	0	2	0
Scot Thompson, L OBP: 0.441, SLG: 0.446 (1, 7)		0-0 1B		0-0 F6		0-0 F8		0-3 K		4	0	1	0	0	1	1
Joel Youngblood, R OBP: 0.345, SLG: 0.391 (1, 5)		0-0 F7		0-0 1B		0-0 CS		0-0 F8		4	0	2	0	0	0	2
Bob Brenly, R OBP: 0.411, SLG: 0.470 (1, 2)		0-0 F9		0-0 F6		0-0 CS	0-0 E9		0-0 F7	4	0	0	0	0	0	4
Brad Wellman, R OBP: 0.305, SLG: 0.329 (1, 4)		0-0 1-3			0-0 SH3-4		0-0 FC6-2		0-3 K	3	1	2	0	0	0	2
Gene Richards, L OBP: 0.330, SLG: 0.271 (9, PH)					0-0 1B		0-0 FC6-2		0-0 K	1	0	0	0	0	1	0
Bill Laskey, R OBP: 0.081, SLG: 0.056 (1, 1)			0-3 K						0-0 F3	2	0	0	0	0	1	2
Steve Nicosia, R OBP: 0.368, SLG: 0.444 (9, PH)					0-0 SH3-4		0-0 FC6-2			1	0	0	0	0	0	0

Inning Stats	R: 0	H: 0	E: 0	K: 0	S: 3	P: 3	R: 0	H: 2	E: 0	K: 0	S: 5	P: 5	R: 0	H: 2	E: 0	K: 1	S: 5	P: 5	R: 0	H: 2	E: 0	K: 0	S: 5	P: 5	R: 1	H: 2	E: 0	K: 0	S: 5	P: 5	R: 0	H: 1	E: 0	K: 1	S: 5	P: 5	R: 0	H: 0	E: 0	K: 2	S: 7	P: 7	R: 0	H: 0	E: 0	K: 1	S: 5	P: 5	1B: 8	2B: 0	3B: 0	HR: 0	SF: 0	SAC: 1	DP: 0	HBP: 0	WP: 0	PB: 0	SB: 1	CS: 1	PA: 37
--------------	------	------	------	------	------	------	------	------	------	------	------	------	------	------	------	------	------	------	------	------	------	------	------	------	------	------	------	------	------	------	------	------	------	------	------	------	------	------	------	------	------	------	------	------	------	------	------	------	-------	-------	-------	-------	-------	--------	-------	--------	-------	-------	-------	-------	--------

PITCHER	IP	WLS	BF	H	R	ER	SO	BB	IBB	HBP	BLK	WP	HR	S	P	ERA	WHIP
Jeff Russell, R ERA: 3.86 (1, 1)	7.0		30	8	1	1	2	0	1	0	0	0	0	33	37	1.29	1.143
Ted Power, R ERA: 3.18 (8, 1)	2.0	W	6	0	0	0	3	0	0	0	0	0	0	12	12	0.00	0.000

BOTTOM

Cincinnati Reds @ San Francisco Giants
 Candlestick Park, San Francisco, CA
 Mon Jun 25 1984, 10:05 PM EDT
 Att. 10,985 - Unknown

livebaseballscores.com

AB	34
R	1
H	8
RBI	1
BB	1
SO	5
LOB	18



Batter	1	2	3	4	5	6	7	8	9	AB R H RBI BB SO LOB	TOP																
Eddie Milner, L (1, 8) OBP: 0.357, SLG: 0.394	0-0 4-3		0-0 F3		0-3 K		0-0 1B		0-0 6-3	5 0 1 0 0 1 0	Cincinnati Reds @ San Francisco Giants Candlestick Park, San Francisco, CA Tue Jun 26 1984, 10:05 PM EDT Att. 9,499 - Unknown livebaseballscorecards.com																
Dave Concepcion, R (1, 6) OBP: 0.293, SLG: 0.326	0-0 2B		0-0 5-3			0-0 SH3 1B	0-0 F3		4-0 BB	4 1 2 0 1 0 2																	
Cesar Cedeno, R (1, 7) OBP: 0.359, SLG: 0.472	0-3 K			0-0 FC4-6 1B		0-0 SH3		0-0 E6 1B SF8	0-0 G6-4-3	4 1 1 0 0 1 2																	
Dave Parker, L (1, 9) Duane Walker, L (9, 7) OBP: 0.318, SLG: 0.385 OBP: 0.431, SLG: 0.660	0-0 4-3			0-0 FC4-6 1B		0-0 1B		0-0 F6		4 0 1 1 0 0 3 0 0 0 0 0 0 0																	
Tony Perez, R (1, 3) OBP: 0.289, SLG: 0.349		0-0 E5 FC6-4		0-0 1B		0-3 K		0-0 2B 1B		4 1 2 0 0 1 1																	
Wayne Krenchicki, L (1, 5) OBP: 0.313, SLG: 0.455		0-3 K		0-3 K		0-0 4-3		0-0 SF8		3 0 0 1 0 2 4																	
Dann Bilardello, R (1, 2) OBP: 0.308, SLG: 0.295		0-0 F8		0-0 F3			4-0 FC6-4 BB	0-0 2B WP 1B		3 1 1 0 1 0 3																	
Ron Oester, S (1, 4) OBP: 0.266, SLG: 0.274		0-0 FC6-4			0-0 K 1B		0-0 FC6-4 1B	0-0 WP 2B		4 0 2 1 0 0 2																	
Mario Soto, R (1, 1) OBP: 0.205, SLG: 0.250			0-0 1-3		0-3 K		0-3 K	0-0 1-3		4 0 0 0 0 2 3																	
Inning Stats	R: 0 E: 0 K: 1 S: 6	H: 1 LOB: 1 BB: 0 P: 6	R: 0 E: 1 K: 1 S: 6	H: 0 LOB: 1 BB: 0 P: 6	R: 0 E: 0 K: 0 S: 3	H: 0 LOB: 0 BB: 0 P: 3	R: 0 E: 0 K: 1 S: 7	H: 2 LOB: 2 BB: 0 P: 7	R: 0 E: 0 K: 2 S: 7	H: 1 LOB: 0 BB: 0 P: 7	R: 1 E: 1 K: 1 S: 7	H: 2 LOB: 1 BB: 0 P: 7	R: 0 E: 0 K: 1 S: 6	H: 1 LOB: 2 BB: 1 P: 10	R: 3 E: 1 K: 0 S: 7	H: 3 LOB: 1 BB: 0 P: 7	R: 0 E: 0 K: 0 S: 2	H: 0 LOB: 0 BB: 1 P: 6	1B: 8 2B: 2 3B: 0 HR: 0	SF: 1 SAC: 1 DP: 1 HBP: 0	WP: 1 PB: 0 SB: 1 CS: 0	PA: 39					
PITCHER	IP WLS BF H R ER SO BB IBB HBP BLK WP HR S P ERA WHIP																										
Atlee Hammaker, L (1, 1) ERA: 3.69	5.0		19	4	0	0	5	0	0	0	0	0	0	29	29	0.00	0.800										
Frank Williams, R (6, 1) ERA: 3.97	2.0	L	10	3	1	1	2	1	0	0	0	0	0	13	17	4.50	2.000										
Greg Minton, R (8, 1) ERA: 5.68	1.0		7	3	3	0	0	0	0	0	0	1	0	7	7	0.00	3.000										
Jeff Cornell, R (9, 1)	1.0		3	0	0	0	0	1	0	0	0	0	0	2	6	0.00	1.000										



Batter	1	2	3	4	5	6	7	8	9	AB	R	H	RBI	BB	SO	LOB
Dan Gladden, R OBP: 0.750, SLG: 1.000 (1, 8)	0-0 1B		4-0 BB		0-0 2B		0-0 F8			3	0	2	0	1	0	0
Johnnie LeMaster, R OBP: 0.270, SLG: 0.287 (1, 6)	0-3 K		0-0 F2		0-0 5-3			0-0 5-3		4	0	0	0	0	1	3
Al Oliver, L OBP: 0.335, SLG: 0.360 (1, 3)	0-0 F7			0-0 F8		0-0 F8		0-3 K		4	0	1	0	0	1	0
Jeffrey Leonard, R OBP: 0.363, SLG: 0.462 (1, 7)		4-0 BB		0-0 F7		0-0 S		0-3 K		3	0	1	0	1	1	1
Dusty Baker Jr., R OBP: 0.412, SLG: 0.373 (1, 9)		0-0 F4		0-0 F8		0-0 F7		0-0 FC6-4		4	0	1	0	0	0	3
Joel Youngblood, R OBP: 0.351, SLG: 0.389 (1, 5)		4-0 G4-6-3		4-0 BB		4-0 BB		0-0 FC6-4		1	1	0	0	3	0	1
Bob Brenly, R OBP: 0.408, SLG: 0.481 (1, 2)		0-0 G4-6-3		0-3 K		0-0 3-1		0-0 HR		4	1	1	2	0	1	6
Brad Wellman, R OBP: 0.302, SLG: 0.325 (1, 4)			0-0 F3		0-0 5-3		0-3 K		0-0 G6-3		4	0	1	0	0	1
Atlee Hammaker, S (1, 1)			0-0 F4		0-0 F5		0-0 F4		0-0 G6-3		1	0	0	0	0	0
Duane Kuiper, L (5, PH)										0	0	0	0	0	0	0
Frank Williams, R (6, 1)										0	0	0	0	0	0	0
Gene Richards, L (7, PH)										0	0	0	0	0	0	0
Greg Minton, S (8, 1)										0	0	0	0	0	0	0
Jeff Cornell, S (9, 1)										0	0	0	0	0	0	0
Scot Thompson, L (9, PH)										1	0	0	0	0	0	1

Inning Stats	R: 0	H: 1	R: 0	H: 0	R: 0	H: 0	R: 0	H: 1	R: 0	H: 1	R: 0	H: 0	R: 0	H: 0	R: 2	H: 3	1B: 4	SF: 0	WP: 0	PA: 36
	E: 0	LOB: 0	E: 0	LOB: 1	E: 0	LOB: 2	E: 0	LOB: 1	E: 0	LOB: 2	E: 0	LOB: 0	E: 0	LOB: 0	E: 0	LOB: 0	2B: 2	SAC: 0	PB: 0	
	K: 1	BB: 0	K: 0	BB: 2	K: 1	BB: 1	K: 0	BB: 1	K: 2	BB: 1	K: 1	BB: 0	K: 2	BB: 0	K: 0	BB: 0	3B: 0	DP: 2	SB: 2	
	S: 5	P: 5	S: 2	P: 10	S: 3	P: 10	S: 4	P: 7	S: 4	P: 8	S: 5	P: 5	S: 7	P: 7	S: 5	P: 5	HR: 1	HBP: 0	CS: 0	

PITCHER	IP	WLS	BF	H	R	ER	SO	BB	IBB	HBP	BLK	WP	HR	S	P	ERA	WHIP
Mario Soto, R ERA: 2.6 (1, 1)	9.0	W	36	7	2	2	5	5	0	0	0	0	1	41	61	2.00	1.333


BOTTOM

Cincinnati Reds @ San Francisco Giants
Candlestick Park, San Francisco, CA

Tue Jun 26 1984, 10:05 PM EDT
Att. 9,499 - Unknown

livebaseballscorecards.com

AB	31
R	2
H	7
RBI	2
BB	5
SO	5
LOB	15



Batter	1	2	3	4	5	6	7	8	9	AB R H RBI BB SO LOB	TOP												
Eddie Milner, L (1, 8) OBP: 0.364, SLG: 0.390	0-0 F8		4-0 BB		4-0 1B BB	4-0 FC5-4 BB		4-0 1B BB	0-0 FC5-4	2 2 0 0 4 0 1													
Dave Concepcion, R (1, 6) OBP: 0.298, SLG: 0.331	0-0 1B		0-3 K		0-0 1B E 1B	0-0 FC5-4		0-0 1B		5 1 3 1 0 1 2													
Duane Walker, L (1, 7) OBP: 0.430, SLG: 0.647	0-0 F8			0-0 1B	0-0 1B E 1B	0-0 4-3		0-0 1B		5 1 2 2 0 0 4													
Dave Parker, L (1, 9) OBP: 0.316, SLG: 0.381	0-3 K			0-0 F9	0-0 E8 2B		0-0 F3 SH1-3 1B	0-0 6-3		5 2 1 1 0 1 3													
Cesar Cedeno, R (1, 3) OBP: 0.364, SLG: 0.477		0-3 K		0-0 F9	0-0 1B 2B		0-0 SH1-3	4-0 BB		3 1 1 1 1 1 1													
Wayne Krenchicki, L (1, 5) OBP: 0.309, SLG: 0.441		0-3 K		0-0 F9	0-0 WP 1B		0-0 F3	0-3 K		4 0 1 1 0 1 2													
Nick Esasky, R (8, PH) OBP: 0.285, SLG: 0.366										1 0 0 0 0 1 2													
Ron Oester, S (1, 4) OBP: 0.272, SLG: 0.272		0-0 F8			0-0 F9		4-0 BB		4-0 BB	2 0 0 0 3 0 0													
Brad Gulden, L (1, 2) OBP: 0.241, SLG: 0.285			0-0 K		0-0 K		0-0 4-3		0-0 6	3 0 1 0 0 1 2													
Charlie Puleo, R (5, 1) OBP: 0.343, SLG: 0.400										0 0 0 0 0 0 0													
Tom Foley, L (7, PH) OBP: 0.273, SLG: 0.200										1 0 0 0 0 0 1													
Bill Scherrer, L (7, 1) OBP: 0.300, SLG: 0.286										0 0 0 0 0 0 0													
Tom Hume, R (7, 1) OBP: 0.273, SLG: 0.200										0 0 0 0 0 0 0													
Tom Lawless, R (9, PH) OBP: 0.300, SLG: 0.286										1 0 0 0 0 0 1													
Frank Pastore, R (1, 1) OBP: 0.040, SLG: 0.040			0-3 K		0-0 1B 2B		0-0 6-3		0-0 1B BB	1 0 0 0 0 1 1													
Bob Owchinko, L (3, 1) OBP: 0.200, SLG: 0.222										1 1 1 0 0 0 0													
Dann Bilardello, R (5, 2) OBP: 0.314, SLG: 0.303										3 1 2 0 0 0 0													
Inning Stats	R: 0 E: 0 K: 1 S: 6	H: 1 LOB: 1 BB: 0 P: 6	R: 0 E: 0 K: 2 S: 7	H: 0 LOB: 0 BB: 0 P: 7	R: 0 E: 0 K: 2 S: 7	H: 1 LOB: 1 BB: 1 P: 11	R: 0 E: 0 K: 0 S: 4	H: 1 LOB: 1 BB: 0 P: 4	R: 6 E: 1 K: 1 S: 11	H: 5 LOB: 2 BB: 2 P: 19	R: 0 E: 0 K: 0 S: 3	H: 0 LOB: 1 BB: 1 P: 7	R: 1 E: 0 K: 0 S: 4	H: 1 LOB: 1 BB: 1 P: 8	R: 2 E: 0 K: 1 S: 7	H: 2 LOB: 2 BB: 2 P: 15	R: 0 E: 0 K: 0 S: 3	H: 1 LOB: 1 BB: 1 P: 7	1B: 10 2B: 3 3B: 0 HR: 0	SF: 0 SAC: 1 DP: 1 HBP: 0	WP: 2 PB: 0 SB: 0 CS: 0	PA: 46	
PITCHER	IP WLS BF H R ER SO BB IBB HBP BLK WP HR S P ERA WHIP																						
Mike Krukow, R (1, 1) ERA: 5.83	4.2		23	7	6	2	6	2	0	0	0	0	0	33	41	3.86	1.929						
Randy Lerch, L (5, 1) ERA: 4.09	0.1	W	3	1	0	0	0	0	1	0	0	1	0	2	6	0.00	3.000						
Jeff Cornell, R (6, 1) ERA: 5.57	2.0		9	1	1	1	0	2	0	0	0	1	0	7	15	4.50	1.500						
Gary Lavelle, L (8, 1) ERA: 3.4	2.0		11	3	2	2	1	3	0	0	0	0	0	10	22	9.00	3.000						

Cincinnati Reds @ San Francisco Giants
 Candlestick Park, San Francisco, CA
 Wed Jun 27 1984, 6:33 AM EDT
 Att. 9,982 - Unknown

AB	37
R	9
H	12
RBI	6
BB	8
SO	7
LOB	20



livebaseballscorecards.com

Batter	1	2	3	4	5	6	7	8	9	AB	R	H	RBI	BB	SO	LOB
Dan Gladden, R OBP: 0.667, SLG: 0.714 (1, 8)	4-0 1B S 6-3 BB		0-0 1B 1B	0-0 4-3	0-0 F7		0-0 G4-6-3 1-3 2-H 3-H 1B			4	2	2	1	1	0	0
Johnnie LeMaster, R OBP: 0.273, SLG: 0.290 (1, 6)	0-0 6-3 S 1-3 1B		0-0 1B 1B	0-3 K		0-3 K	0-0 SF8			4	1	2	1	0	2	0
Al Oliver, L OBP: 0.336, SLG: 0.365 Gary Lavelle, S (1, 3) (8, 1)	0-0 6-3		0-0 E9 1B 1B		0-0 PB 1B 2B	0-0 F8	0-0 G4-6-3 1-2f			5	2	2	2	0	0	2
Jeffrey Leonard, R OBP: 0.360, SLG: 0.455 (1, 7)	0-3 K		0-0 6-3		0-0 6-3	4-0 BB		0-3 K		4	0	0	0	1	2	3
Dusty Baker Jr., R OBP: 0.427, SLG: 0.377 Scot Thompson, L OBP: 0.426, SLG: 0.431 (1, 9) (8, 3)	4-0 FC6-4 BB		0-0 S 1B		4-0 1B 1B HR BB	0-0 4-3		0-0 4-3		2	2	1	1	2	0	1
Joel Youngblood, R OBP: 0.355, SLG: 0.397 (1, 5)	0-0 FC6-4 1-2f		0-0 6-3		0-0 1B 1B HR 1B		0-0 1B 1B	0-0 2B		5	2	3	1	0	0	3
Bob Brenly, R OBP: 0.412, SLG: 0.482 (1, 2) (8, 9)		0-0 F4	4-0 S BB		0-0 1B 1B HR 1B		0-0 1B 1B PB 1B	0-0 5-3		4	2	2	0	1	0	1
Brad Wellman, R OBP: 0.295, SLG: 0.316 Chili Davis, S OBP: 0.324, SLG: 0.478 Jeff Cornell, S (1, 4) (5, PH) (6, 1)		0-0 1-3	0-3 K		0-0 1B HR		0-0 PB 1B 1B			2	0	0	0	0	1	1
Steve Nicosia, R OBP: 0.377, SLG: 0.453 (7, PH) (8, 2)			1-2 2-H		1-2 2-3 3-H		1-2 2-H 3-H			1	1	1	4	0	0	0
Mike Krukow, R OBP: 0.179, SLG: 0.148 Randy Lerch, L OBP: 0.500, SLG: 0.333 Duane Kuiper, L OBP: 0.240, SLG: 0.188 (1, 1) (5, 1) (5, PH) (6, 4)		0-3 K		0-3 K	0-0 F7		0-0 1B PB SF8 1B			2	0	0	0	0	2	0
										0	0	0	0	0	0	0
										2	1	1	0	0	0	0

Inning Stats	R: 1	H: 1	E: 0	K: 1	S: 6	LOB: 2	BB: 2	P: 14	R: 0	H: 0	E: 0	K: 1	S: 5	LOB: 0	BB: 0	P: 5	R: 4	H: 4	E: 1	K: 1	S: 9	LOB: 1	BB: 1	P: 13	R: 0	H: 0	E: 0	K: 2	S: 7	LOB: 0	BB: 0	P: 7	R: 5	H: 4	E: 0	K: 0	S: 7	LOB: 0	BB: 1	P: 11	R: 0	H: 0	E: 0	K: 1	S: 5	LOB: 1	BB: 1	P: 9	R: 4	H: 5	E: 0	K: 0	S: 7	LOB: 0	BB: 0	P: 7	R: 0	H: 1	E: 0	K: 1	S: 6	LOB: 1	BB: 0	P: 6
--------------	------	------	------	------	------	--------	-------	-------	------	------	------	------	------	--------	-------	------	------	------	------	------	------	--------	-------	-------	------	------	------	------	------	--------	-------	------	------	------	------	------	------	--------	-------	-------	------	------	------	------	------	--------	-------	------	------	------	------	------	------	--------	-------	------	------	------	------	------	------	--------	-------	------

PITCHER	IP	WLS	BF	H	R	ER	SO	BB	IBB	HBP	BLK	WP	HR	S	P	ERA	WHIP
Frank Pastore, R ERA: 5.23 (1, 1)	2.2		16	5	5	4	2	3	0	0	0	0	0	17	29	13.50	3.000
Bob Owchinko, L ERA: 4.13 (3, 1)	1.2	L	9	3	4	4	3	1	0	0	0	0	0	14	18	21.60	2.400
Charlie Puleo, R ERA: 4.63 (5, 1)	1.2		7	1	1	1	1	1	0	0	0	0	0	8	12	5.40	1.200
Bill Scherrer, L ERA: 5.49 (7, 1)	0.0		4	4	4	3	0	0	0	0	0	0	0	4	4	∞	∞
Tom Hume, R ERA: 5.82 (7, 1)	2.0		7	2	0	0	1	0	0	0	0	0	0	9	9	0.00	1.000

BOTTOM

Cincinnati Reds @ San Francisco Giants
Candlestick Park, San Francisco, CA

Wed Jun 27 1984, 6:33 AM EDT
Att. 9,982 - Unknown

AB	37
R	14
H	15
RBI	11
BB	5
SO	7
LOB	11

livebaseballscores.com



WP: 0	PA: 43
PB: 2	
SB: 6	
CS: 0	

Batter	1	2	3	4	5	6	7	8	9	10	11	AB R H RBI BB SO LOB	TOP					
Marvell Wynne, L (1, 8) OBP: 0.337, SLG: 0.359												5 0 1 0 0 2 1	Pittsburgh Pirates @ San Francisco Giants Candlestick Park, San Francisco, CA Thu Jun 28 1984, 10:05 PM EDT Att: 6,191 - Unknown					
Lee Lacy, R (1, 9) OBP: 0.359, SLG: 0.467												5 0 1 0 0 0 2						
Bill Madlock, R (1, 5) OBP: 0.313, SLG: 0.342												5 2 3 0 0 0 1						
Jason Thompson, L (1, 3) OBP: 0.345, SLG: 0.413												5 0 1 1 0 0 2						
Tony Peña, R (1, 2) OBP: 0.315, SLG: 0.414												5 1 1 1 0 1 2						
Jim Morrison, R (1, 4) OBP: 0.227, SLG: 0.290												3 0 1 0 0 0 1						
Johnny Ray, S (9, PH) OBP: 0.350, SLG: 0.386												1 0 1 1 0 0 0						
Larry McWilliams, L (9, PR) OBP: 0.167, SLG: 0.167												0 0 0 0 0 0 0						
Ron Wotus, R (9, 4)												1 0 0 0 0 0 0						
Amos Otis, R (1, 7) OBP: 0.225, SLG: 0.228												4 0 0 0 0 0 3						
Dale Berra, R (1, 6) OBP: 0.263, SLG: 0.284												4 0 1 0 0 1 2						
John Candelaria, L (1, 1) OBP: 0.276, SLG: 0.296												2 0 0 0 0 1 1						
Brian Harper, R (8, PH) OBP: 0.286, SLG: 0.200												1 0 0 0 0 1 0						
Kent Tekulve, R (8, 1)												0 0 0 0 0 0 0						
Rick Rhoden, R (10, PH) OBP: 0.270, SLG: 0.314												1 0 0 0 0 1 0						
Don Robinson, R (10, 1) OBP: 0.471, SLG: 0.571												0 0 0 0 0 0 0						
Inning Stats	R: 0 H: 2 E: 0 LOB: 1 K: 0 BB: 0 S: 4 P: 4	R: 0 H: 0 E: 0 LOB: 0 K: 0 BB: 0 S: 3 P: 3	R: 0 H: 1 E: 0 LOB: 1 K: 2 BB: 0 S: 8 P: 8	R: 1 H: 2 E: 0 LOB: 1 K: 1 BB: 0 S: 7 P: 7	R: 0 H: 0 E: 0 LOB: 0 K: 1 BB: 0 S: 5 P: 5	R: 0 H: 0 E: 0 LOB: 0 K: 0 BB: 0 S: 3 P: 3	R: 1 H: 2 E: 0 LOB: 0 K: 0 BB: 0 S: 4 P: 4	R: 0 H: 0 E: 0 LOB: 0 K: 1 BB: 0 S: 5 P: 5	R: 1 H: 2 E: 1 LOB: 2 K: 0 BB: 0 S: 6 P: 6	R: 0 H: 1 E: 0 LOB: 1 K: 2 BB: 0 S: 8 P: 8	R: 0 H: 0 E: 0 LOB: 0 K: 0 BB: 0 S: 3 P: 3	1B: 7 SF: 0 2B: 2 SAC: 0 3B: 0 DP: 1 HR: 1 HBP: 0	WP: 0 PA: 42 PB: 0 SB: 1 CS: 1					
PITCHER	IP WLS BF H R ER SO BB IBB HBP BLK WP HR S P ERA WHIP																	
Mark Davis, L (1, 1) ERA: 4.5	8.1		31	8	3	3	5	0	0	0	0	0	0	1	41	41	3.24	0.960
Greg Minton, R (9, 1) ERA: 3.92	0.2		4	1	0	0	0	0	0	0	0	0	0	0	4	4	0.00	1.500
Gary Lavelle, L (10, 1) ERA: 3.26	2.0	W	7	1	0	0	2	0	0	0	0	0	0	0	11	11	0.00	0.500

AB	42
R	3
H	10
RBI	3
BB	0
SO	7
LOB	15



WP: 0	PA: 42
PB: 0	
SB: 1	
CS: 1	

livebaseballscorecards.com

Batter	1	2	3	4	5	6	7	8	9	10	11	AB	R	H	RBI	BB	SO	LOB	BOTTOM								
Dan Gladden, R OBP: 0.462, SLG: 0.455 (1, 8)	K		E6 1B	FC6-4			SH1-4		5-3			4	1	0	0	0	1	2									
Brad Wellman, R OBP: 0.301, SLG: 0.321 (1, 4)	1B		E6 1B			4-3				F7		5	0	2	0	0	0	1									
Bob Brenly, R OBP: 0.408, SLG: 0.477 (1, 3)	K		FC4-6 1B			K			SF8		F8	4	0	1	2	0	2	1									
Jeffrey Leonard, R OBP: 0.354, SLG: 0.445 (1, 9)	K		K			3-1			F9		K	5	0	0	0	0	3	4									
Dusty Baker Jr., R OBP: 0.415, SLG: 0.365 Johnnie LeMaster, R OBP: 0.273, SLG: 0.290 (1, 7) (11, PR)		F8	FC4-6			K			6-3		FC1-6 1B	5	0	1	0	0	1	2									
Joel Youngblood, R OBP: 0.356, SLG: 0.395 (1, 5)	BB			F8		5-3			G6-3 1B		FC1-6 2B	4	1	1	0	1	0	1									
Steve Nicosia, R OBP: 0.378, SLG: 0.507 (1, 2)		F9		1-3		HR			G6-3		2B	5	1	2	2	0	0	2									
Fran Mullins, R OBP: 0.295, SLG: 0.333 (1, 6)		F7		BB 1B		F7			6-3			4	0	1	0	0	0	1									
Mark Davis, L OBP: 0.222, SLG: 0.240 Greg Minton, S OBP: 0.154, SLG: 0.083 Gene Richards, L OBP: 0.323, SLG: 0.264 Gary Lavelle, S (1, 1) (9, 1) (9, PH) (10, 1)			K	FC6-4 BB			1B SH1-4 SF8 1B		4-3			2	1	1	0	1	1	0									
Inning Stats	R: 0 E: 0 K: 3 S: 10	H: 1 LOB: 1 BB: 0 P: 10	R: 0 E: 0 K: 0 S: 3	H: 0 LOB: 1 BB: 1 P: 7	R: 1 E: 2 K: 2 S: 10	H: 1 LOB: 2 BB: 0 P: 10	R: 0 E: 0 K: 0 S: 4	H: 1 LOB: 2 BB: 1 P: 8	R: 0 E: 0 K: 1 S: 5	H: 0 LOB: 0 BB: 0 P: 5	R: 1 E: 0 K: 1 S: 6	H: 1 LOB: 0 BB: 0 P: 6	R: 1 E: 0 K: 0 S: 5	H: 2 LOB: 1 BB: 0 P: 5	R: 0 E: 0 K: 0 S: 3	H: 1 LOB: 0 BB: 0 P: 3	R: 0 E: 0 K: 0 S: 3	H: 0 LOB: 0 BB: 0 P: 3	R: 0 E: 0 K: 1 S: 5	H: 0 LOB: 0 BB: 0 P: 5	R: 1 E: 0 K: 0 S: 3	H: 2 LOB: 2 BB: 0 P: 3	1B: 7 2B: 1 3B: 0 HR: 1	SF: 1 SAC: 1 DP: 1 HBP: 0	WP: 0 PB: 0 SB: 0 CS: 0	PA: 43	
PITCHER	IP	WLS	BF	H	R	ER	SO	BB	IBB	HBP	BLK	WP	HR	S	P	ERA	WHIP										
John Candelaria, L ERA: 2.88 (1, 1)	7.0		31	6	3	2	7	2	0	0	0	0	1	43	51	2.57	1.143										
Kent Tekulve, R ERA: 3.52 (8, 1)	2.0		6	1	0	0	0	0	0	0	0	0	0	6	6	0.00	0.500										
Don Robinson, R ERA: 4.21 (10, 1)	1.1	L	6	2	1	1	1	0	0	0	0	0	0	8	8	6.75	1.500										

Pittsburgh Pirates @ San Francisco Giants
Candlestick Park, San Francisco, CA
Thu Jun 28 1984, 10:05 PM EDT
Att: 6,191 - Unknown

AB	39
R	4
H	9
RBI	4
BB	2
SO	8
LOB	14



Batter	1	2	3	4	5	6	7	8	9	AB R H RBI BB SO LOB	TOP							
Marvell Wynne, L (1, 8) <small>OBP: 0.339, SLG: 0.361</small>	0-0 4-3 			0-0 F3 		0-0 G6-3 1B 		0-0 1-3 1B 	4 0 2 0 0 0 0	Pittsburgh Pirates @ San Francisco Giants Candlestick Park, San Francisco, CA Fri Jun 29 1984, 10:05 PM EDT Att. 15,448 - Unknown livebaseballscorecards.com								
Lee Mazzilli, S (1, 7) <small>OBP: 0.333, SLG: 0.307</small>	0-0 F9 			0-0 F4 		0-0 G6-3 1-2f 		0-0 1-3 1-2 	4 0 0 0 0 0 3									
Bill Madlock, R (1, 5) <small>OBP: 0.313, SLG: 0.340</small>	0-3 K2-3 			0-0 			0-0 E5 G3-6-1 1-2f 	0-0 4-3 	4 0 1 0 0 1 1									
Jason Thompson, L (1, 3) <small>OBP: 0.345, SLG: 0.412</small>		0-0 G6-3 1B 		0-0 F8 		0-0 G3-6-1 1-2f 			3 0 1 0 0 0 2									
Tony Peña, R (1, 2) <small>OBP: 0.312, SLG: 0.409</small>		0-3 K 		0-3 K 		0-3 K 			3 0 0 0 0 3 1									
Lee Lacy, R (1, 9) <small>OBP: 0.358, SLG: 0.465</small>		0-0 G6-3 1-2f 		0-0 F9 			0-0 G6-4-3 1B 		3 0 1 0 0 0 1									
Jim Morrison, R (1, 4) <small>OBP: 0.218, SLG: 0.278</small>			0-0 F6 		0-3 K 		0-0 G6-4-3 1-2f 		3 0 0 0 0 1 1									
Dale Berra, R (1, 6) <small>OBP: 0.260, SLG: 0.281</small>			0-3 K 		0-0 6-3 		0-3 K 		3 0 0 0 0 2 0									
John Tudor, L (1, 1) <small>OBP: 0.289, SLG: 0.297</small>			0-0 6-3 		4-0 BB 		0-0 5-3 		1 0 0 0 0 0 0									
Doug Frobel, L (6, PH) <small>OBP: 0.248, SLG: 0.352</small>									0 0 0 0 1 0 0									
Ray Krawczyk, R (6, 1)									0 0 0 0 0 0 0									
Cecilio Guante, R (8, 1)									0 0 0 0 0 0 0									
Amos Otis, R (9, PH) <small>OBP: 0.222, SLG: 0.225</small>									1 0 0 0 0 0 0									
Inning Stats	R: 0 E: 0 K: 1 S: 5	H: 0 LOB: 0 BB: 0 P: 5	R: 0 E: 0 K: 1 S: 5	H: 1 LOB: 0 BB: 0 P: 5	R: 0 E: 0 K: 1 S: 4	H: 0 LOB: 0 BB: 0 P: 5	R: 0 E: 0 K: 2 S: 7	H: 1 LOB: 1 BB: 0 P: 7	R: 0 E: 1 K: 1 S: 5	H: 0 LOB: 0 BB: 0 P: 5	R: 0 E: 0 K: 1 S: 5	H: 1 LOB: 0 BB: 0 P: 5	R: 0 E: 0 K: 0 S: 4	H: 1 LOB: 1 BB: 0 P: 4	1B: 5 2B: 0 3B: 0 HR: 0	SF: 0 SAC: 0 DP: 4 HBP: 0	WP: 0 PB: 0 SB: 0 CS: 0	PA: 30
PITCHER Jeff Robinson, R (1, 1) <small>ERA: 3.94</small>	IP: 9.0 WLS: W BF: 30 H: 5 R: 0 ER: 0 SO: 7 BB: 1 IBB: 0 HBP: 0 BLK: 0 WP: 0 HR: 0 S: 43 P: 47 ERA: 0.00 WHIP: 0.667																	



Batter	1	2	3	4	5	6	7	8	9
Dan Gladden, R OBP: 0.529, SLG: 0.714 (1, 8)	0-0 6-3		0-0 BLK 2-H 1B		0-0 HR		4-0 IBB		
Johnnie LeMaster, R OBP: 0.269, SLG: 0.286 (1, 6)	0-3 K		0-3 K 1-2		0-0 F4		0-0 F8		
Al Oliver, L OBP: 0.335, SLG: 0.360 (1, 3)	0-3 K		0-0 4-3			0-0 F3		4-0 BB G6-4-3	
Scot Thompson, L OBP: 0.426, SLG: 0.431 (8, PR) (9, 3)									
Jeffrey Leonard, R OBP: 0.352, SLG: 0.454 (1, 9)		0-0 HR		0-0 F4		0-0 6-3		0-0 G6-4-3 1-2f	
Dusty Baker Jr., R OBP: 0.408, SLG: 0.359 (1, 7)		0-0 F9		0-0 1B		0-0 6-3		0-0 F8	
Joel Youngblood, R OBP: 0.356, SLG: 0.392 (1, 5)		4-0 BB 9-6-3 BB		0-0 F9		0-0 F4			
Steve Nicosia, R OBP: 0.377, SLG: 0.493 (1, 2)		0-0 9-6-3 1-2f		0-0 F4		4-0 S 1B BB			
Brad Wellman, R OBP: 0.313, SLG: 0.345 (1, 4)			0-0 1B 2B		0-3 K		0-0 S 1-2 1B		
Jeff Robinson, R OBP: 0.086, SLG: 0.059 (1, 1)			0-3 K2-3		0-0 6-3		0-3 K 1-2 2-3		

Inning Stats	R: 0	H: 0	E: 0	K: 2	S: 7	LOB: 0	BB: 0	P: 7
	R: 1	H: 1	E: 0	K: 0	S: 3	LOB: 0	BB: 1	P: 7
	R: 1	H: 2	E: 0	K: 2	S: 9	LOB: 1	BB: 0	P: 9
	R: 0	H: 1	E: 0	K: 0	S: 4	LOB: 1	BB: 0	P: 4
	R: 1	H: 1	E: 0	K: 1	S: 6	LOB: 0	BB: 0	P: 6
	R: 0	H: 0	E: 0	K: 0	S: 3	LOB: 0	BB: 0	P: 3
	R: 0	H: 1	E: 0	K: 1	S: 6	LOB: 3	BB: 2	P: 14
	R: 0	H: 0	E: 0	K: 0	S: 2	LOB: 1	BB: 1	P: 6

PITCHER	IP	WLS	BF	H	R	ER	SO	BB	IBB	HBP	BLK	WP	HR	S	P	ERA	WHIP
John Tudor, L ERA: 3.29 (1, 1)	5.0	L	20	5	3	3	5	1	0	0	1	0	2	29	33	5.40	1.200
Ray Krawczyk, R ERA: (6, 1)	2.0		10	1	0	0	1	2	1	0	0	0	0	9	21	0.00	1.500
Cecilio Guante, R ERA: 2.27 (8, 1)	1.0		2	0	0	0	0	0	0	0	0	0	0	2	2	0.00	0.000

AB R H RBI BB SO LOB

3 1 2 2 1 0 0

4 0 0 0 0 2 4

3 0 0 0 1 1 1
0 0 0 0 0 0 0

4 1 1 1 0 0 1

4 0 1 0 0 0 1

2 0 0 0 1 0 1

2 0 0 0 1 0 2

3 1 2 0 0 1 0

3 0 0 0 0 2 3

AB	R	H	RBI	BB	SO	LOB
28	3	6	3	4	6	13



Pittsburgh Pirates @ San Francisco Giants
Candlestick Park, San Francisco, CA

livebaseballscorecards.com

WP: 0 PA: 32
PB: 0
SB: 2
CS: 0

1B: 3 SF: 0
2B: 2 SAC: 0
3B: 0 DP: 2
HR: 2 HBP: 0

Fri Jun 29 1984, 10:05 PM EDT
Att. 15,448 - Unknown

Batter	1	2	3	4	5	6	7	8	9	AB R H RBI BB SO LOB	TOP																
Marvell Wynne, L OBP: 0.337, SLG: 0.358 (1, 8)	0-0 F8		0-0 E4 1B		0-0 F8		0-0 G6-4-3		0-3 K	5 0 1 0 0 1 3	Pittsburgh Pirates @ San Francisco Giants Candlestick Park, San Francisco, CA Sat Jun 30 1984, 6:33 AM EDT Att: 26,990 - Unknown livebaseballscorecards.com																
Lee Mazzilli, S OBP: 0.337, SLG: 0.307 (1, 7) (8, 3)	0-0 4-3		0-0 F8			4-0 1B BB FC5 BB	0-0 BLK 1B			3 1 1 0 1 0 1																	
Bill Madlock, R OBP: 0.312, SLG: 0.337 (1, 5)	0-0 5-3			0-0 F9		4-0 FC5 1B 1-2 BB	0-0 5-3			3 0 0 0 1 0 1																	
Jason Thompson, L OBP: 0.351, SLG: 0.415 Doug Frobel, L OBP: 0.248, SLG: 0.352 (1, 3) (8, PR) (8, 9)		4-0 5-3 BB		0-0 F3		0-0 FC1-6-4 FC5 1-2 HR 2-3 1B	0-0 CS 1B			3 1 2 0 1 0 0 0 0 0 0 0 0 0																	
Tony Peña, R OBP: 0.307, SLG: 0.403 (1, 2)		0-0 5-3 1-2		0-0 F8		0-0 FC5 1-2 FC1-6-4 2-3 HR	0-0 F8 1-2			4 0 0 1 0 0 4																	
Lee Lacy, R OBP: 0.351, SLG: 0.455 (1, 9) (8, 7)		0-0 F5		0-0 5-3		0-0 5-3 1-2 HR	0-0 FC1-6-4 6-3			4 1 0 0 0 0 4																	
Jim Morrison, R OBP: 0.232, SLG: 0.342 (1, 4)		0-0 6-3		0-0 F9		0-0 HR		0-0 F9 6-3 2B		4 2 2 3 0 0 1																	
Dale Berra, R OBP: 0.260, SLG: 0.280 (1, 6)			0-0 G1-6-3		0-0 1B 1B	0-0 4-3		0-0 F9 2-3		4 0 1 0 0 0 1																	
Jose DeLeon, R OBP: 0.100, SLG: 0.103 Ray Krawczyk, R (1, 1) (5, 1)			0-3 K		0-0 1B		4-0 G6-4-3 BB	0-0 6-3 3-H		2 0 1 0 0 1 0 0 0 0 0 0 0 0 0 0 0 0 0 1 0 1 0 0 1 0 0 0 0																	
Amos Otis, R OBP: 0.220, SLG: 0.222 (8, 7)					1-2 1B																						
Inning Stats	R: 0 E: 0 K: 0 S: 3	H: 0 LOB: 0 BB: 0 P: 3	R: 0 E: 0 K: 0 S: 3	H: 0 LOB: 1 BB: 1 P: 7	R: 0 E: 1 K: 1 S: 6	H: 1 LOB: 1 BB: 0 P: 6	R: 0 E: 0 K: 0 S: 3	H: 0 LOB: 0 BB: 0 P: 3	R: 0 E: 0 K: 0 S: 5	H: 2 LOB: 2 BB: 0 P: 5	R: 4 E: 0 K: 0 S: 5	H: 2 LOB: 0 BB: 2 P: 13	R: 0 E: 0 K: 0 S: 3	H: 1 LOB: 2 BB: 1 P: 7	R: 0 E: 0 K: 0 S: 3	H: 1 LOB: 1 BB: 0 P: 3	R: 1 E: 0 K: 1 S: 6	H: 1 LOB: 0 BB: 0 P: 6	1B: 6 2B: 1 3B: 0 HR: 1	SF: 0 SAC: 0 DP: 1 HBP: 0	WP: 0 PB: 0 SB: 0 CS: 1	PA: 37					
PITCHER	IP WLS BF H R ER SO BB IBB HBP BLK WP HR S P ERA WHIP																										
Bill Laskey, R ERA: 3.43 (1, 1)	5.0	22	4	3	3	1	3	0	0	0	0	0	21	33	5.40	1.400											
Frank Williams, R ERA: 3.72 (6, 1)	2.0	W	8	2	1	1	0	1	0	0	1	0	1	7	11	4.50	1.500										
Gary Lavelle, L ERA: 3.31 (8, 1)	2.0	S	7	2	1	1	1	0	0	0	0	0	9	9	4.50	1.000											

Pittsburgh Pirates @ San Francisco Giants
 Candlestick Park, San Francisco, CA
 Sat Jun 30 1984, 6:33 AM EDT
 Att: 26,990 - Unknown

AB	33
R	5
H	8
RBI	5
BB	4
SO	2
LOB	15



Batter	1	2	3	4	5	6	7	8	9
Dan Gladden, R OBP: 0.545, SLG: 0.833 (1, 8)	0-0 4-3 S 1B 1B		0-0 F8 1B		0-0 1-H HR		4-0 1-2 1B BB	0-0 6-3	
Johnnie LeMaster, R OBP: 0.272, SLG: 0.293 (1, 6)	0-3 K 1-2		0-0 CS 1B		0-0 6-3 1B 2B		0-0 F8 1-2		
Al Oliver, L OBP: 0.337, SLG: 0.363 John Rabb, R OBP: 0.353, SLG: 0.367 (1, 3) (7, PR) (8, 9)	0-0 4-3 2-3		0-0 1-2 1B		0-0 6-3 2-3		0-0 2-H 1B		
Jeffrey Leonard, R OBP: 0.354, SLG: 0.455 (1, 7)	0-0 BB 1B 3-H		0-0 F7		0-0 3-H 1B		0-3 K		
Scot Thompson, L OBP: 0.431, SLG: 0.426 (1, 9) (8, 3)	4-0 1-2 BB			0-0 F8	0-0 F7			0-0 FC1-6 BB 1B	
Joel Youngblood, R OBP: 0.354, SLG: 0.387 (1, 5)	0-3 K			0-0 F8		0-0 F9		4-0 1-2 FC1-6 BB 1B	
Bob Brenly, R OBP: 0.401, SLG: 0.468 (1, 2)		0-3 K		0-0 5-3		0-0 4-3		0-0 1-2 FC1-6 BB 1B	
Brad Wellman, R OBP: 0.313, SLG: 0.344 Chili Davis, S OBP: 0.326, SLG: 0.480 Duane Kuiper, L OBP: 0.240, SLG: 0.188 (1, 4) (8, PH) (8, PR) (9, 4)		0-3 K			0-0 5-3	0-0 CS 1B		0-0 1-H 2-H 1B	
Bill Laskey, R OBP: 0.103, SLG: 0.054 Frank Williams, R OBP: 0.167, SLG: 0.091 Gene Richards, L OBP: 0.330, SLG: 0.264 Gary Lavelle, S (1, 1) (6, 1) (7, PH) (8, 1)		0-3 K			4-0 HR BB	0-0 CS 1-2	4-0 CS BB	0-3 K	

Inning Stats	R: 1	H: 2	E: 0	K: 2	S: 9	LOB: 2	BB: 1	P: 13	R: 0	H: 0	E: 0	K: 3	S: 9	LOB: 0	BB: 0	P: 9	R: 0	H: 2	E: 0	K: 0	S: 4	LOB: 1	BB: 0	P: 4	R: 0	H: 0	E: 0	K: 0	S: 3	LOB: 0	BB: 0	P: 3	R: 3	H: 3	E: 0	K: 0	S: 6	LOB: 1	BB: 1	P: 10	R: 0	H: 1	E: 0	K: 0	S: 3	LOB: 0	BB: 0	P: 3	R: 1	H: 1	E: 0	K: 1	S: 5	LOB: 1	BB: 2	P: 13	R: 2	H: 2	E: 0	K: 1	S: 7	LOB: 1	BB: 1	P: 11
--------------	------	------	------	------	------	--------	-------	-------	------	------	------	------	------	--------	-------	------	------	------	------	------	------	--------	-------	------	------	------	------	------	------	--------	-------	------	------	------	------	------	------	--------	-------	-------	------	------	------	------	------	--------	-------	------	------	------	------	------	------	--------	-------	-------	------	------	------	------	------	--------	-------	-------

PITCHER	IP	WLS	BF	H	R	ER	SO	BB	IBB	HBP	BLK	WP	HR	S	P	ERA	WHIP
Jose DeLeon, R ERA: 2.91 (1, 1)	4.2		22	7	4	4	5	2	0	0	0	0	1	30	38	7.71	1.929
Ray Krawczyk, R ERA: (5, 1)	1.1		4	1	0	0	0	0	0	0	0	0	0	4	4	0.00	0.750
Cecilio Guante, R ERA: 2.45 (7, 1)	0.2	L	3	0	1	1	0	2	0	0	0	0	0	1	9	13.50	3.000
Rod Scurry, L ERA: 3.27 (7, 1)	0.1		4	2	2	2	1	1	0	0	0	0	0	5	9	54.00	9.000
Kent Tekulve, R ERA: 3.43 (8, 1)	1.0		4	1	0	0	1	0	0	0	0	0	0	6	6	0.00	1.000

BOTTOM

Pittsburgh Pirates @ San Francisco Giants
Candlestick Park, San Francisco, CA


Sat Jun 30 1984, 6:33 AM EDT
Att. 26,990 - Unknown

AB	R	H	RBI	BB	SO	LOB
4	3	2	2	1	0	1
4	1	2	0	0	1	2
4	0	2	1	0	0	2
0	0	0	0	0	0	0
4	0	2	2	0	1	2
3	0	1	0	1	0	1
3	1	0	0	1	1	2
4	1	0	0	0	1	2
3	0	1	0	0	1	0
1	0	1	2	0	0	0
0	0	0	0	0	0	0
1	1	0	0	1	1	0
0	0	0	0	0	0	0
0	0	0	0	1	0	0
1	0	0	0	0	1	1

1B:	9	SF:	0
2B:	1	SAC:	0
3B:	0	DP:	0
HR:	1	HBP:	0

WP:	0	PA:	38
PB:	0		
SB:	2		
CS:	3		

AB 32
R 7
H 11
RBI 7
BB 5
SO 7
LOB 13



Batter	1	2	3	4	5	6	7	8	9	AB R H RBI BB SO LOB	TOP											
Marvell Wynne, L (1, 8) OBP: 0.332, SLG: 0.353	0-3 K		0-0 4-3		0-0 4-3		0-0 FC4-6		0-0 FC4-6	5 0 0 0 0 1 2												
Lee Lacy, R (1, 9) OBP: 0.344, SLG: 0.444	0-3 K			0-0 F9	0-0 6-3			0-0 F3		4 0 0 0 0 1 0												
Bill Madlock, R (1, 5) OBP: 0.308, SLG: 0.332	0-0 4-3			0-0 F8		0-0 F9		0-0 F7		4 0 0 0 0 0 0												
Jason Thompson, L (1, 3) OBP: 0.349, SLG: 0.410		0-3 K		4-0 2B		0-0 F7		0-0 4-3		3 1 0 0 1 1 0												
Tony Peña, R (1, 2) OBP: 0.313, SLG: 0.410		0-0 4-3		0-0 1B		0-0 FC5-4		4-0 BB		3 1 2 1 1 0 0												
Jim Morrison, R (1, 4) OBP: 0.233, SLG: 0.329		4-0 BB		0-0 E5		0-0 FC5-4		0-0 G5-4-3		3 0 0 0 1 0 3												
Amos Otis, R (1, 7) OBP: 0.232, SLG: 0.226		0-0 FC6-4		0-0 1B			0-0 5-3		4-0 WP	3 1 1 1 1 0 1												
Dale Berra, R (1, 6) OBP: 0.260, SLG: 0.278			0-0 F8		0-0 K		4-0 FC6-4		0-0 WP	2 0 0 0 1 1 2												
Lee Mazzilli, S (9, PH) OBP: 0.341, SLG: 0.312								1-2 1B	1-2 1B	1 1 1 0 0 0 0												
Rick Rhoden, R (1, 1) OBP: 0.263, SLG: 0.306			0-0 1-3		0-0 6-3		0-0 FC6-4		0-0 FC4-6	1 0 0 0 0 0 0												
Lee Tunnell, R (4, 1) OBP: 0.111, SLG: 0.111										1 0 0 0 0 0 0												
Doug Frobel, L (7, PH) OBP: 0.246, SLG: 0.349										1 0 0 0 0 0 1												
Don Robinson, R (7, 1) OBP: 0.471, SLG: 0.571										0 0 0 0 0 0 0												
Johnny Ray, S (9, PH) OBP: 0.352, SLG: 0.388										1 0 1 2 0 0 0												
Ron Volus, R (9, PR)										0 0 0 0 0 0 0												
Inning Stats	R: 0 E: 0 K: 2 S: 7	H: 0 LOB: 0 BB: 0 P: 7	R: 0 E: 0 K: 1 S: 5	H: 0 LOB: 1 BB: 1 P: 9	R: 0 E: 0 K: 0 S: 3	H: 0 LOB: 0 BB: 0 P: 3	R: 2 E: 1 K: 1 S: 8	H: 2 LOB: 2 BB: 1 P: 12	R: 0 E: 0 K: 0 S: 3	H: 0 LOB: 0 BB: 0 P: 3	R: 0 E: 0 K: 0 S: 4	H: 1 LOB: 1 BB: 0 P: 4	R: 0 E: 0 K: 0 S: 3	H: 0 LOB: 1 BB: 1 P: 7	R: 0 E: 0 K: 0 S: 3	H: 0 LOB: 0 BB: 0 P: 3	R: 2 E: 0 K: 0 S: 4	H: 2 LOB: 1 BB: 2 P: 12	1B: 4 2B: 1 3B: 0 HR: 0	SF: 0 SAC: 0 DP: 1 HBP: 0	WP: 1 PB: 0 SB: 0 CS: 0	PA: 37
PITCHER	IP WLS BF H R ER SO BB IBB HBP BLK WP HR S P ERA WHIP																				PITCHER	IP WLS BF H R ER SO BB IBB HBP BLK WP HR S P ERA WHIP
Atlee Hammaker, L (1, 1) ERA: 0.82	6.0 W 24 3 2 1 4 2 0 0 0 0 0 30 38 1.50 0.833																				Greg Minton, R (7, 1) ERA: 4.03	3.0 S 13 2 2 2 0 3 0 0 0 1 0 10 22 6.00 1.667

Pittsburgh Pirates @ San Francisco Giants
 Candlestick Park, San Francisco, CA
 Sun Jul 01 1984, 6:33 AM EDT
 Att: 15,731 - Unknown

AB	32
R	4
H	5
RBI	4
BB	5
SO	4
LOB	9



Batter	1	2	3	4	5	6	7	8	9	AB R H RBI BB SO LOB	TOP									
Lonnie Smith, R (1, 7) OBP: 0.358, SLG: 0.368	4-0 CS BB		0-0 F8		0-0 F4		0-0 FC5-4		0-0 FC5-4	4 0 0 0 1 0 3										
Tom Herr, S (1, 4) OBP: 0.345, SLG: 0.356	4-0 1-2 BB		0-0 F8			0-0 5-3		0-0 F7	0-3 K	4 0 0 0 1 1 1										
Willie McGee, S (1, 8) OBP: 0.308, SLG: 0.356	0-0 F9			0-0 F9		0-0 1B		0-0 HR		4 1 2 0 0 0 1										
Darrell Porter, L (1, 2) OBP: 0.371, SLG: 0.411	0-0 F9			0-0 1B		0-0 F6		0-0 HR		4 1 2 2 0 0 2										
George Hendrick, R (1, 9) OBP: 0.320, SLG: 0.379		0-0 F8		0-0 F6		0-0 1B		0-0 1B		4 0 2 0 0 0 1										
Andy Van Slyke, L (1, 5) OBP: 0.355, SLG: 0.333		0-0 F4		0-0 F8		0-0 F9		0-0 F8		4 0 0 0 0 0 4										
David Green, R (1, 3) OBP: 0.289, SLG: 0.333		0-0 1B			0-0 F3		0-0 6-3	0-0 4-3		3 0 1 0 0 0 0										
Mike Jorgensen, L (8, PH) (8, 3) OBP: 0.339, SLG: 0.340										1 0 0 0 0 0 1	AB 35 R 2 H 8 RBI 2 BB 3 SO 2 LOB 17									
Ozzie Smith, S (1, 6) OBP: 0.349, SLG: 0.328		0-0 F6			0-0 F3		0-0 E6		4-0 FC5-4 BB	3 0 1 0 1 0 1										
Neil Allen, R (1, 1) OBP: 0.214, SLG: 0.357			0-3 K		0-0 F3		0-0 F7		0-0 F6	0 0 0 0 0 0 0										
Dave Rucker, L (2, 1) OBP: 0.230, SLG: 0.300										2 0 0 0 0 1 1										
Mark Salas, L (7, PH) OBP: 0.354, SLG: 0.281										1 0 0 0 0 0 1										
Dave Vonohlen, L (7, 1) OBP: 0.354, SLG: 0.281										0 0 0 0 0 0 0										
Steve Braun, L (9, PH) OBP: 0.354, SLG: 0.281										0 0 0 0 0 0 0										
Titto Ladreroni, R (9, PH) OBP: 0.361, SLG: 0.364										1 0 0 0 0 0 1										
Inning Stats	R: 0 E: 0 K: 0 S: 2	H: 0 LOB: 1 BB: 2 P: 10	R: 0 E: 0 K: 0 S: 4	H: 1 LOB: 1 BB: 0 P: 4	R: 0 E: 0 K: 1 S: 5	H: 0 LOB: 0 BB: 0 P: 5	R: 0 E: 0 K: 0 S: 4	H: 1 LOB: 1 BB: 0 P: 4	R: 0 E: 0 K: 0 S: 5	H: 2 LOB: 2 BB: 0 P: 5	R: 0 E: 1 K: 0 S: 4	H: 0 LOB: 1 BB: 0 P: 4	R: 2 E: 0 K: 0 S: 6	H: 3 LOB: 1 BB: 0 P: 6	R: 0 E: 0 K: 1 S: 5	H: 0 LOB: 1 BB: 1 P: 9	1B: 7 2B: 0 3B: 0 HR: 1	SF: 0 SAC: 0 DP: 0 HBP: 0	WP: 0 PB: 0 SB: 0 CS: 1	PA: 38
PITCHER	IP WLS BF H R ER SO BB IBB HBP BLK WP HR S P ERA WHIP																			
Mike Krukow, R (1, 1) ERA: 5.55	7.1 W 32 8 2 2 1 2 2 0 0 0 0 1 32 40 2.46 1.364																			
Frank Williams, R (8, 1) ERA: 3.67	0.2 3 0 0 0 0 1 0 0 0 0 0 0 2 6 0.00 1.500																			
Gary Lavelle, L (9, 1) ERA: 3.25	1.0 3 0 0 0 0 1 0 0 0 0 0 0 5 5 0.00 0.000																			

St. Louis Cardinals @ San Francisco Giants
Candlestick Park, San Francisco, CA

Tue Jul 03 1984, 6:33 AM EDT
Att. 9,885 - Unknown

livebaseballscorecards.com



Batter	1	2	3	4	5	6	7	8	9	AB	R	H	RBI	BB	SO	LOB	BOTTOM
--------	---	---	---	---	---	---	---	---	---	----	---	---	-----	----	----	-----	--------

Dan Gladden, R <small>(1, 8) OBP: 0.484, SLG: 0.654</small>	0-0 5-3 	0-0 1B 1B 1B 3-H		0-0 F3 		0-0 L5 3-H 				4	1	1	1	0	0	1	St. Louis Cardinals @ San Francisco Giants Candlestick Park, San Francisco, CA Tue Jul 03 1984, 6:33 AM EDT Att. 9,885 - Unknown
Johnnie LeMaster, R <small>(1, 6) OBP: 0.274, SLG: 0.296</small>	0-0 6-3 	0-0 1B 1B 1-3 2-H		0-0 4-3 		0-0 F8 				4	0	1	1	0	0	0	
Al Oliver, L <small>(1, 3) OBP: 0.338, SLG: 0.361</small> Scot Thompson, L <small>(8, 3) OBP: 0.439, SLG: 0.435</small>	0-0 F8 	0-0 1B 1-2 3-H		0-3 K 		0-0 F8 				4	0	1	1	0	1	0	
Jeffrey Leonard, R <small>(1, 7) OBP: 0.357, SLG: 0.454</small>		0-0 5-3 BB 			4-0 L4-3 BB 		0-0 5-3 			2	1	0	0	2	0	2	
Dusty Baker Jr., R <small>(1, 9) OBP: 0.406, SLG: 0.345</small>		0-0 5-3 1-2 	0-0 6-3 		0-0 L4-3 1-2 		0-0 F7 			4	0	0	0	0	0	2	
Joel Youngblood, R <small>(1, 5) OBP: 0.348, SLG: 0.378</small>		0-0 1-3 	4-0 1B BB 		0-0 5-3 		0-0 F9 			3	0	0	0	1	0	1	
Bob Brenly, R <small>(1, 2) OBP: 0.404, SLG: 0.483</small>		0-0 E5 1B 2-H 	0-0 F6 			0-0 E 2B 		0-0 F8 		4	2	1	0	0	0	1	
Brad Wellman, R <small>(1, 4) OBP: 0.311, SLG: 0.340</small>		0-0 1B 1B 2-H 	0-0 			0-0 E6 SH1-3 L5 2-H 			3	1	2	1	0	0	0		
Mike Krukow, R <small>(1, 1) OBP: 0.200, SLG: 0.172</small> Frank Williams, R <small>(8, 1) OBP: 0.167, SLG: 0.091</small> Gary Lavelle, S <small>(9, 1)</small>		0-0 1B 1B 1-3 	0-3 K 			0-0 SH1-3 2-3 				2	1	1	0	0	1	2	
Inning Stats	R: 0 E: 0 K: 0 S: 3 H: 0 LOB: 0 BB: 0 P: 3	R: 5 E: 1 K: 0 S: 9 H: 5 LOB: 2 BB: 1 P: 13	R: 0 E: 0 K: 1 S: 6 H: 1 LOB: 2 BB: 1 P: 10	R: 0 E: 0 K: 1 S: 5 H: 0 LOB: 0 BB: 0 P: 5	R: 0 E: 0 K: 0 S: 2 H: 0 LOB: 0 BB: 1 P: 6	R: 1 E: 1 K: 0 S: 4 H: 1 LOB: 0 BB: 0 P: 4	R: 0 E: 0 K: 0 S: 3 H: 0 LOB: 0 BB: 0 P: 3	R: 0 E: 0 K: 0 S: 3 H: 0 LOB: 0 BB: 0 P: 3		1B: 6 2B: 3 3B: 0 HR: 0 SF: 0 SAC: 1 DP: 2 HBP: 0	WP: 0 PB: 0 SB: 0 CS: 0 PA: 34						

PITCHER	IP	WLS	BF	H	R	ER	SO	BB	IBB	HBP	BLK	WP	HR	S	P	ERA	WHIP
Neil Allen, R <small>(1, 1) ERA: 4.27</small>	1.2	L	11	4	5	0	0	1	0	0	0	0	0	10	14	0.00	3.000
Dave Rucker, L <small>(2, 1) ERA: 2.21</small>	4.1		17	3	1	0	2	2	0	0	0	0	0	19	27	0.00	1.154
Dave Vonohlen, L <small>(7, 1) ERA: 1.64</small>	2.0		6	0	0	0	0	0	0	0	0	0	0	6	6	0.00	0.000

livebaseballscorecards.com

AB	30
R	6
H	7
RBI	4
BB	3
SO	2
LOB	9



Batter	1	2	3	4	5	6	7	8	9	AB R H RBI BB SO LOB	TOP
Lonnie Smith, R (1, 7) <small>OBP: 0.363, SLG: 0.373</small> Andy Van Slyke, L (9, 7) <small>OBP: 0.355, SLG: 0.333</small>	0-0 1B	0-0 F4			0-0 1B		0-0 1B		0-0 SH1-4	4 1 3 0 0 0 2 0 0 0 0 0 0 0	
Ozzie Smith, S (1, 6) <small>OBP: 0.347, SLG: 0.326</small>	0-0 1B	0-0 FC6-4			0-0 1B		0-0 6-3		0-0 F5	5 1 1 1 0 0 6	
Tom Herr, S (1, 4) <small>OBP: 0.340, SLG: 0.350</small>	0-0 6-3		0-0 F3		0-0 F7		0-0 4-3		0-0 F8	5 0 0 0 0 0 5	
George Hendrick, R (1, 9) <small>OBP: 0.316, SLG: 0.373</small>	0-0 6-3		0-0 5-3		0-0 FC6-4		0-0 F9			4 0 0 1 0 0 3	
Tito Landrum, R (1, 8) <small>OBP: 0.375, SLG: 0.397</small> Willie McGee, S (8, PH) <small>OBP: 0.307, SLG: 0.355</small>	0-0 2B		0-0 F3			0-0 1B		0-0 4-3		3 1 2 0 0 0 0 1 0 0 0 0 0 0	
David Green, R (1, 3) <small>OBP: 0.293, SLG: 0.354</small>	0-0 F2			0-0 F8		0-0 1B		0-0 1B		4 1 2 2 0 0 1	
Darrell Porter, L (1, 2) <small>OBP: 0.373, SLG: 0.410</small>		0-0 1B		1-0 7-4-3 HBP		0-0 F3		0-0 F8		3 0 1 0 0 0 1	
Chris Speier, R (1, 5) <small>OBP: 0.178, SLG: 0.159</small> Bruce Sutter, R (8, 1)		0-0 1B		0-0 7-4-3		0-3 K		0-0 FC4-6		4 0 1 0 0 1 2 0 0 0 0 0 0 0	
Ricky Horton, L (1, 1) <small>OBP: 0.231, SLG: 0.167</small> Art Howe, R (8, 5) <small>OBP: 0.297, SLG: 0.239</small>		0-0 FC6-4			0-0 1B	0-0 F8			0-0 SH1-4	3 0 1 0 0 0 2 1 0 1 0 0 0 0	
Inning Stats	R: 2 H: 3 E: 0 LOB: 1 K: 0 BB: 0 S: 6 P: 6	R: 0 H: 2 E: 0 LOB: 2 K: 0 BB: 0 S: 5 P: 5	R: 0 H: 0 E: 0 LOB: 0 K: 0 BB: 0 S: 3 P: 3	R: 0 H: 0 E: 0 LOB: 0 K: 0 BB: 0 S: 2 P: 3	R: 0 H: 2 E: 0 LOB: 2 K: 0 BB: 0 S: 5 P: 5	R: 2 H: 2 E: 0 LOB: 0 K: 1 BB: 0 S: 7 P: 7	R: 0 H: 1 E: 0 LOB: 1 K: 0 BB: 0 S: 4 P: 4	R: 0 H: 1 E: 0 LOB: 1 K: 0 BB: 0 S: 4 P: 4	R: 0 H: 1 E: 0 LOB: 1 K: 0 BB: 0 S: 4 P: 4	1B: 10 SF: 0 2B: 2 SAC: 1 3B: 0 DP: 1 HR: 1 HBP: 1	WP: 0 PA: 39 PB: 0 SB: 3 CS: 0
PITCHER Mark Davis, L (1, 1) <small>ERA: 4.59</small> Greg Minton, R (7, 1) <small>ERA: 3.9</small> Frank Williams, R (9, 1) <small>ERA: 3.61</small>	IP WLS BF H R ER SO BB IBB HBP BLK WP HR S P ERA WHIP 6.0 L 27 9 4 4 1 0 0 0 0 0 0 1 28 29 6.00 1.500 2.0 8 2 0 0 0 0 0 0 0 0 0 0 8 8 0.00 1.000 1.0 4 1 0 0 0 0 0 0 0 0 0 0 4 4 0.00 1.000				PITCHER IP WLS BF H R ER SO BB IBB HBP BLK WP HR S P ERA WHIP						

St. Louis Cardinals @ San Francisco Giants
 Candlestick Park, San Francisco, CA
 Wed Jul 04 1984, 6:33 AM EDT
 Unknown

livebaseballscorecards.com

AB	37
R	4
H	12
RBI	4
BB	0
SO	1
LOB	22



Batter	1	2	3	4	5	6	7	8	9	AB	R	H	RBI	BB	SO	LOB
Dan Gladden, R OBP: 0.472, SLG: 0.645 (1, 8)	0-0 FC4-6 1B	0-3 K		0-3 K			0-0 5-3		0-0 1B 2B	5	1	2	0	0	2	1
Johnnie LeMaster, R OBP: 0.274, SLG: 0.295 (1, 6)	0-0 FC4-6 2B		0-0 G4-6-3 1B		0-0 6-3		0-0 6-3		0-0 F7	4	0	1	0	0	0	1
Bob Brenly, R OBP: 0.402, SLG: 0.481 (9, PH)	1-2f									1	0	0	0	0	0	1
Al Oliver, L OBP: 0.339, SLG: 0.365 (1, 3)	0-0 1-3 2B		0-0 G4-6-3 1-2f		0-3 K		0-0 F7		0-0 FC6-4 2-H 1B 1B	5	0	2	1	0	1	1
Jeffrey Leonard, R OBP: 0.364, SLG: 0.470 (1, 7)	4-0 FC5-4 BB		0-0 HR		0-0 6-3			0-0 SH5-6 1B	0-0 FC6-4 1-2 1B	4	1	3	1	1	0	0
Dusty Baker Jr., R OBP: 0.414, SLG: 0.356 (1, 9)	0-0 F3		4-0 BB BB		0-0 1B 2B			4-0 SH5-6 1-2 BB	0-0 FC6-4 1-2f 2-3 FC5-4	3	1	1	0	2	0	5
Joel Youngblood, R OBP: 0.350, SLG: 0.377 (1, 5)	0-0 FC5-4 1-2f		4-0 FC6-4 1-2 BB		0-0 G6-4-3 2-3 1B 1B			0-0 SH5-6 1-2 2-3	0-0 FC5-4 1-2f	3	0	1	0	1	0	5
Steve Nicosia, R OBP: 0.395, SLG: 0.514 (1, 2)		0-0 2B	0-0 FC6-4 1-2f		0-0 G6-4-3 1-2 3-H 1B			4-0 BB		3	0	2	1	1	0	2
Brad Wellman, R OBP: 0.303, SLG: 0.330 (1, 4)		0-0 F7		0-0 F6		0-0 G6-4-3 1-2f 2-3		0-3 K		3	0	0	0	0	0	3
Chili Davis, S OBP: 0.325, SLG: 0.478 (8, PH)										1	0	0	0	0	1	3
Fran Mullins, R OBP: 0.295, SLG: 0.333 (9, 4)										0	0	0	0	0	0	0
Mark Davis, L OBP: 0.207, SLG: 0.222 (1, 1)		0-3 K		0-0 F1		0-3 K		0-3 K		2	0	0	0	0	1	1
Duane Kuiper, L OBP: 0.237, SLG: 0.186 (6, PH)										1	0	0	0	0	1	1
Greg Minton, S OBP: 0.143, SLG: 0.077 (7, 1)										0	0	0	0	0	0	0
Scot Thompson, L OBP: 0.433, SLG: 0.429 (8, PH)										1	0	0	0	0	1	3
Frank Williams, R OBP: 0.167, SLG: 0.091 (9, 1)										0	0	0	0	0	0	0

Inning Stats	R: 0	H: 2	E: 0	K: 0	S: 5	H: 2	LOB: 3	BB: 1	P: 9	R: 0	H: 1	E: 0	K: 2	S: 8	H: 1	LOB: 1	BB: 0	P: 8	R: 1	H: 2	E: 0	K: 0	S: 4	H: 2	LOB: 2	BB: 2	P: 12	R: 0	H: 0	E: 0	K: 1	S: 5	H: 0	LOB: 0	BB: 0	P: 5	R: 0	H: 0	E: 0	K: 1	S: 5	H: 3	LOB: 1	BB: 0	P: 7	R: 0	H: 0	E: 0	K: 0	S: 3	H: 1	LOB: 3	BB: 2	P: 16	R: 1	H: 3	E: 0	K: 0	S: 6	H: 3	LOB: 2	BB: 0	P: 6	1B: 7	2B: 4	3B: 0	HR: 1	SF: 0	SAC: 1	DP: 2	HBP: 0	WP: 0	PB: 0	SB: 1	CS: 0	PA: 42
--------------	------	------	------	------	------	------	--------	-------	------	------	------	------	------	------	------	--------	-------	------	------	------	------	------	------	------	--------	-------	-------	------	------	------	------	------	------	--------	-------	------	------	------	------	------	------	------	--------	-------	------	------	------	------	------	------	------	--------	-------	-------	------	------	------	------	------	------	--------	-------	------	-------	-------	-------	-------	-------	--------	-------	--------	-------	-------	-------	-------	--------

PITCHER	IP	WLS	BF	H	R	ER	SO	BB	IBB	HBP	BLK	WP	HR	S	P	ERA	WHIP
Ricky Horton, L ERA: 1.56 (1, 1)	7.0	W	30	8	2	2	5	3	0	0	0	0	1	37	49	2.57	1.571
Bruce Sutter, R ERA: 1.59 (8, 1)	2.0	S	12	4	1	1	2	2	0	0	0	0	0	14	22	4.50	3.000

BOTTOM

St. Louis Cardinals @ San Francisco Giants
Candlestick Park, San Francisco, CA
Wed Jul 04 1984, 6:33 AM EDT
Unknown

AB	36
R	3
H	12
RBI	3
BB	5
SO	7
LOB	27



PITCHER	IP	WLS	BF	H	R	ER	SO	BB	IBB	HBP	BLK	WP	HR	S	P	ERA	WHIP
---------	----	-----	----	---	---	----	----	----	-----	-----	-----	----	----	---	---	-----	------

Batter	1	2	3	4	5	6	7	8	9	AB R H RBI BB SO LOB	TOP											
Lonnie Smith, R (1, 7) OBP: 0.357, SLG: 0.368 Art Howe, R (9, 5) OBP: 0.297, SLG: 0.239	0-0 F7		0-3 K		0-0 SF7		0-3 K		0-0 6-3	4 0 0 1 0 2 0 0 0 0 0 0 0 0	St. Louis Cardinals @ San Francisco Giants Candlestick Park, San Francisco, CA Wed Jul 04 1984, 6:38 AM EDT Att: 28,085 - Unknown											
Tom Herr, S (1, 4) OBP: 0.341, SLG: 0.349	0-0 F7		0-0 1-3		4-0 2B BB		0-0 FC6-4 1B		0-3 K	4 0 1 0 1 1 0												
Willie McGee, S (1, 8) OBP: 0.308, SLG: 0.362	0-0 1B 2B				0-0 F7		0-0 FC6-4 1B		0-0 F9	5 2 2 0 0 0 1												
Steve Braun, L (1, 9) OBP: 0.377, SLG: 0.300 Tito Landrum, R (7, 9) OBP: 0.375, SLG: 0.397	0-0 1B				4-0 3-1 WP 1B BB		0-0 F7		0-0 BB 1B	3 1 2 2 1 0 2 0 0 0 0 0 0 0												
Andy Van Slyke, L (1, 5) OBP: 0.357, SLG: 0.333 (9, 7)	0-3 K				0-0 3-1		0-0 F9 FC4-6 1B		4-0 FC6-4 BB	3 1 1 0 1 1 2												
David Green, R (1, 3) OBP: 0.297, SLG: 0.357					0-0 1B		0-0 FC4-6 1B		0-0 FC6-4	4 0 2 1 0 0 2												
Mark Salas, L (1, 2) OBP: 0.143, SLG: 0.214					0-0 F9		0-0 F9		0-0 F3	4 0 0 0 0 1 3												
Ozzie Smith, S (1, 6) OBP: 0.349, SLG: 0.330					0-0 SH3-4 SF7 2B		0-0 FC4-6 1-2f 3-H		4-0 CS BB	3 1 1 1 1 0 1												
Kurt Kepshire, L (1, 1) Jeff Lahti, R (9, 1) OBP: 0.500, SLG: 0.500					0-3 K		0-0 SH3-4 K		0-0 F6	3 0 0 0 0 2 2 0 0 0 0 0 0 0												
Inning Stats	R: 1 E: 0 K: 1 S: 7	H: 2 LOB: 1 BB: 0 P: 7	R: 0 E: 0 K: 1 S: 5	H: 0 LOB: 0 BB: 0 P: 5	R: 0 E: 0 K: 2 S: 7	H: 0 LOB: 0 BB: 0 P: 7	R: 1 E: 0 K: 0 S: 4	H: 1 LOB: 1 BB: 1 P: 8	R: 1 E: 0 K: 0 S: 5	H: 2 LOB: 2 BB: 1 P: 9	R: 1 E: 0 K: 1 S: 7	H: 2 LOB: 1 BB: 0 P: 7	R: 1 E: 0 K: 1 S: 7	H: 2 LOB: 2 BB: 1 P: 11	R: 0 E: 0 K: 0 S: 2	H: 0 LOB: 0 BB: 1 P: 6	R: 0 E: 0 K: 1 S: 5	H: 0 LOB: 0 BB: 0 P: 5	1B: 6 2B: 3 3B: 0 HR: 0	SF: 1 SAC: 1 DP: 0 HBP: 0	WP: 1 PB: 0 SB: 1 CS: 1	PA: 39
PITCHER	IP WLS BF H R ER SO BB IBB HBP BLK WP HR S P ERA WHIP																					
Jeff Robinson, R (1, 1) ERA: 4.11 Jeff Cornell, R (6, 1) ERA: 5.25 Randy Lerch, L (9, 1) ERA: 4.0	5.0 L 24 7 4 4 4 2 0 0 0 1 0 30 38 7.20 1.800																					
	3.0 12 2 1 1 2 2 0 0 0 0 0 14 22 3.00 1.333																					
	1.0 3 0 0 0 0 1 0 0 0 0 0 0 5 5 0.00 0.000																					

livebaseballscorecards.com

AB	33
R	5
H	9
RBI	5
BB	4
SO	7
LOB	13



Batter	1	2	3	4	5	6	7	8	9	AB	R	H	RBI	BB	SO	LOB
Dan Gladden, R OBP: 0.450, SLG: 0.600 (1, 8)	0-0 S 1B	0-0 4-3			0-0 F2			0-0 F5		4	1	1	0	0	0	2
Johnnie LeMaster, R OBP: 0.273, SLG: 0.294 (1, 6)	0-0 F2 1-2		0-0 5-3		0-0 1-3			0-0 1B		4	0	1	0	0	0	1
Gene Richards, L OBP: 0.317, SLG: 0.253 (1, 7)	0-0 F9		0-3 K		0-0 F8		0-0 F8	0-0 F3		4	0	0	0	0	1	2
Chili Davis, S OBP: 0.328, SLG: 0.478 (1, 9)	0-0 2-H 1B		0-0 F8		0-0 L5-3 1B		0-0 L5-3 1B		0-0 4-3	4	0	2	1	0	0	0
Scot Thompson, L OBP: 0.437, SLG: 0.424 (1, 3)	0-0 F5			0-0 1B 1B		0-0 L5-3		4-0 BB BB		3	0	1	0	1	0	2
Joel Youngblood, R OBP: 0.349, SLG: 0.373 (1, 5)		0-0 F8		0-3 K		0-0 F9		4-0 1-2 BB		3	0	0	0	1	1	1
Bob Brenly, R OBP: 0.400, SLG: 0.477 (1, 2)		0-0 4-3		0-0 FC6 1B		0-0 F8		0-0 F8	0-0 F8	4	0	1	0	0	0	2
Brad Wellman, R OBP: 0.304, SLG: 0.330 (1, 4)		0-0 1B S 1B		0-0 FC6		0-0 4-3		0-0 4-3	0-0 4-3	3	0	1	0	0	0	1
Al Oliver, L OBP: 0.338, SLG: 0.364 (9, PH)				1-2f						1	0	0	0	0	0	2
Jeff Robinson, R OBP: 0.108, SLG: 0.083 (1, 1)		0-0 1B			0-0 F5			0-3 K		2	0	1	0	0	0	0
Jeff Cornell, S (6, 1)										0	0	0	0	0	0	0
John Rabb, R OBP: 0.343, SLG: 0.355 (8, PH)										1	0	0	0	0	1	0
Randy Lerch, L OBP: 0.500, SLG: 0.333 (9, 1)		1-3 1B								0	0	0	0	0	0	0

Inning Stats	R: 1	H: 2	E: 0	K: 0	S: 5	H: 2	LOB: 1	BB: 0	P: 5	R: 0	H: 2	E: 0	K: 0	S: 5	H: 0	LOB: 2	BB: 0	P: 5	R: 0	H: 0	E: 0	K: 1	S: 5	H: 2	LOB: 1	BB: 0	P: 6	R: 0	H: 0	E: 0	K: 0	S: 3	H: 1	LOB: 0	BB: 0	P: 3	R: 0	H: 0	E: 0	K: 0	S: 3	H: 0	LOB: 0	BB: 0	P: 3	R: 0	H: 1	E: 0	K: 1	S: 6	H: 1	LOB: 1	BB: 0	P: 6	R: 0	H: 0	E: 0	K: 0	S: 3	H: 0	LOB: 2	BB: 2	P: 11	1B: 8	2B: 1	3B: 0	HR: 0	SF: 0	SAC: 0	DP: 1	HBP: 0	WP: 0	PB: 0	SB: 2	CS: 0	PA: 35
PITCHER	IP	WLS	BF	H	R	ER	SO	BB	IBB	HBP	BLK	WP	HR	S	P	ERA	WHIP																																																											
Kurt Kepshire, R ERA: 1.08 (1, 1)	8.1	W	33	8	1	1	3	2	0	0	0	0	0	37	45	1.08	1.200																																																											
Jeff Lahti, R ERA: 3.14 (9, 1)	0.2	S	2	0	0	0	0	0	0	0	0	0	0	2	2	0.00	0.000																																																											

BOTTOM


St. Louis Cardinals @ San Francisco Giants
Candlestick Park, San Francisco, CA

Wed Jul 04 1984, 6:38 AM EDT
 Att. 28,085 - Unknown

AB	33
R	1
H	8
RBI	1
BB	2
SO	3
LOB	13



WP: 0	PA: 35
ERA	WHIP

Batter	1	2	3	4	5	6	7	8	9	AB R H RBI BB SO LOB	TOP														
Bob Dernier, R (1, 8) OBP: 0.406, SLG: 0.391	0-0 1B		4-0 BB		0-0 F8	0-0 E4			0-0 BB 1B	4 0 2 0 1 0 1	<p>Chicago Cubs @ San Francisco Giants Candlestick Park, San Francisco, CA</p> <p>Thu Jul 05 1984, 10:05 PM EDT Att. 6,854 - Unknown</p> <p>livebaseballscorecards.com</p> <table border="1"> <tr><td>AB</td><td>37</td></tr> <tr><td>R</td><td>9</td></tr> <tr><td>H</td><td>11</td></tr> <tr><td>RBI</td><td>7</td></tr> <tr><td>BB</td><td>3</td></tr> <tr><td>SO</td><td>6</td></tr> <tr><td>LOB</td><td>15</td></tr> </table> 	AB	37	R	9	H	11	RBI	7	BB	3	SO	6	LOB	15
AB	37																								
R	9																								
H	11																								
RBI	7																								
BB	3																								
SO	6																								
LOB	15																								
23 Ryne Sandberg, R (1, 4) OBP: 0.383, SLG: 0.559	0-0 F4		0-0 F8		0-0 F8	0-0 6-3			0-0 F8	5 0 0 1 0 0 3															
Gary Matthews, R (1, 7) Henry Cotto, R (9, 7) OBP: 0.388, SLG: 0.366 OBP: 0.292, SLG: 0.262	0-3 K		0-0 F9		0-3 K	0-0 4-3			4-0 BB 1-2 BB	4 0 0 0 1 2 2 0 0 0 0 0 0 0															
Keith Moreland, R (1, 3) OBP: 0.347, SLG: 0.432		0-0 G6-4-3 1B		0-0 F7		0-0 2B 1B			0-0 F7	5 1 2 0 0 0 2															
Jody Davis, R (1, 2) OBP: 0.361, SLG: 0.500		0-0 G6-4-3 1-2f		0-0 F8		0-0 1B HBP 2B			0-0 4-3	5 1 1 0 0 0 3															
Thad Bosley, L (1, 9) OBP: 0.308, SLG: 0.182		0-0 3-1		0-0 HR 1B		0-0 HBP BB E 1B			0-0 6-3	4 2 2 1 0 0 0															
Ron Cey, R (1, 5) OBP: 0.313, SLG: 0.427			0-0 HR	0-0 HR		0-0 HBP E BB		0-3 K		3 3 2 3 1 1 0															
Dave Owen, S (1, 6) OBP: 0.340, SLG: 0.350			0-0 HR	0-0 1B		0-3 K		0-0 6-3		4 1 2 1 0 1 3															
Scott Sanderson, R (1, 1) Rich Bardi, R (6, 1) OBP: 0.182, SLG: 0.100 OBP: 0.077, SLG: 0.077			0-0 1-3	0-3 K		1-0 E 23 6-3 HBP		0-3 K		2 1 0 1 0 1 1 1 0 0 0 0 1 0															
Inning Stats	R: 0 E: 0 K: 1 S: 5	H: 1 LOB: 0 BB: 0 P: 5	R: 0 E: 0 K: 0 S: 3	H: 1 LOB: 0 BB: 0 P: 3	R: 2 E: 0 K: 0 S: 5	H: 2 LOB: 1 BB: 1 P: 9	R: 2 E: 0 K: 1 S: 8	H: 3 LOB: 1 BB: 0 P: 8	R: 0 E: 0 K: 1 S: 5	H: 0 LOB: 0 BB: 0 P: 5	R: 5 E: 1 K: 1 S: 9	H: 3 LOB: 1 BB: 1 P: 14	R: 0 E: 0 K: 0 S: 3	H: 0 LOB: 0 BB: 0 P: 3	R: 0 E: 0 K: 2 S: 7	H: 0 LOB: 0 BB: 0 P: 7	R: 0 E: 0 K: 0 S: 4	H: 1 LOB: 2 BB: 1 P: 8	1B: 7 2B: 1 3B: 0 HR: 3	SF: 0 SAC: 0 DP: 1 HBP: 1	WP: 0 PB: 0 SB: 0 CS: 0	PA: 41			
PITCHER	IP WLS BF H R ER SO BB IBB HBP BLK WP HR S P ERA WHIP																								
Bill Laskey, R (1, 1) ERA: 3.59	5.0 L 21 7 4 4 3 1 0 0 0 0 0 3 26 30 7.20 1.600																								
Randy Lerch, L (6, 1) ERA: 4.4	0.0 3 3 3 2 0 0 0 0 0 0 0 0 3 3 ∞ ∞																								
Frank Williams, R (6, 1) ERA: 3.49	2.0 9 0 2 0 1 1 0 1 0 0 0 9 14 0.00 0.500																								
Gary Lavelle, L (8, 1) ERA: 3.13	2.0 8 1 0 0 2 1 0 0 0 0 0 0 11 15 0.00 1.000																								

Batter	1	2	3	4	5	6	7	8	9	AB	R	H	RBI	BB	SO	LOB
Dan Gladden, R (1, 8) OBP: 0.455, SLG: 0.615	0-0 5-3		0-0 F7			0-0 3B 1B		0-0 1-3 2B		4	1	2	0	0	0	1
Johnnie LeMaster, R (1, 6) OBP: 0.273, SLG: 0.302	0-3 K			0-0 1-3		0-0 1B 3B		0-0 SF8		3	1	1	2	0	1	0
Al Oliver, L (1, 3) OBP: 0.337, SLG: 0.362	0-0 6-3			0-0 1B		0-0 1-3		0-0 F6		4	0	1	0	0	0	2
Jeffrey Leonard, R (1, 7) OBP: 0.363, SLG: 0.467		0-0 6-3		0-0 F9		0-0 G5-4-3 1B		0-3 K		4	0	1	1	0	1	2
Dusty Baker Jr., R (1, 9) OBP: 0.409, SLG: 0.352		0-3 K		0-0 6-3		0-0 G5-4-3			0-0 1B 1B	4	0	1	0	0	1	2
Joel Youngblood, R (1, 5) OBP: 0.345, SLG: 0.368		0-3 K			0-0 F6		0-0 F8		0-0 F8	4	0	0	0	0	1	1
Bob Brenly, R (1, 2) OBP: 0.402, SLG: 0.482			0-0 F3		0-0 2B		0-3 K		0-0 1-2 1B	4	0	2	0	0	1	0
Brad Wellman, R (1, 4) OBP: 0.296, SLG: 0.321			0-3 K		0-0 F8		0-3 K		0-0 F8	3	0	0	0	0	2	1
Gary Lavelle, S (8, 1)										0	0	0	0	0	0	0
Scot Thompson, L (9, PH) OBP: 0.431, SLG: 0.418										1	0	0	0	0	0	2
Bill Laskey, R (1, 1) OBP: 0.125, SLG: 0.079			0-0 1B		0-3 K		4-0 2B SF8 BB		0-0 4-3	1	0	1	0	0	0	0
Fran Mullins, R (5, PH) OBP: 0.289, SLG: 0.325										1	0	0	0	0	1	1
Randy Lerch, L (6, 1) OBP: 0.500, SLG: 0.333										0	0	0	0	0	0	0
Frank Williams, R (6, 1) OBP: 0.167, SLG: 0.091										0	0	0	0	0	0	0
Duane Kuiper, L (8, 4) OBP: 0.244, SLG: 0.183										1	1	0	0	1	0	2

Inning Stats	R: 0 E: 0 K: 1 S: 5	H: 0 LOB: 0 BB: 0 P: 5	R: 0 E: 0 K: 2 S: 7	H: 0 LOB: 0 BB: 0 P: 7	R: 0 E: 0 K: 1 S: 6	H: 1 LOB: 1 BB: 0 P: 6	R: 0 E: 0 K: 0 S: 4	H: 1 LOB: 1 BB: 0 P: 4	R: 0 E: 0 K: 1 S: 6	H: 1 LOB: 1 BB: 0 P: 6	R: 2 E: 0 K: 2 S: 5	H: 3 LOB: 0 BB: 0 P: 5	R: 0 E: 0 K: 2 S: 7	H: 0 LOB: 0 BB: 0 P: 7	R: 1 E: 0 K: 1 S: 6	H: 1 LOB: 1 BB: 1 P: 10	R: 0 E: 0 K: 0 S: 5	H: 2 LOB: 2 BB: 0 P: 5	1B: 6 2B: 2 3B: 1 HR: 0	SF: 1 SAC: 0 DP: 1 HBP: 0
--------------	------------------------------	---------------------------------	------------------------------	---------------------------------	------------------------------	---------------------------------	------------------------------	---------------------------------	------------------------------	---------------------------------	------------------------------	---------------------------------	------------------------------	---------------------------------	------------------------------	----------------------------------	------------------------------	---------------------------------	----------------------------------	------------------------------------

PITCHER	IP	WLS	BF	H	R	ER	SO	BB	IBB	HBP	BLK	WP	HR	S	P	ERA	WHIP
Scott Sanderson, R (1, 1) ERA: 2.78	5.1	W	22	6	2	2	5	0	0	0	0	0	0	32	32	3.38	1.125
Rich Bordi, R (6, 1) ERA: 3.02	3.2	S	14	3	1	1	3	1	0	0	0	0	0	19	23	2.46	1.091

BOTTOM

Chicago Cubs @ San Francisco Giants
Candlestick Park, San Francisco, CA

Thu Jul 05 1984, 10:05 PM EDT
Att. 6,854 - Unknown

AB	R	H	RBI	BB	SO	LOB
34	3	9	3	1	8	14

WP: 0 PA: 36
PB: 0 SB: 1 CS: 0



Chicago Cubs @ San Francisco Giants
Candlestick Park, San Francisco, CA

Fri Jul 06 1984, 10:05 PM EDT
Att: 11,071 - Unknown

AB	37
R	5
H	14
RBI	5
BB	4
SO	5
LOB	15



WP:	1	PA:	43
PB:	0		
SB:	1		
CS:	1		

AB R H RBI BB SO LOB

4	0	2	1	0	0	0
5	0	1	0	0	0	3
4	1	2	1	1	1	1
0	0	0	0	0	0	0
5	1	1	0	0	1	4
5	2	2	1	0	0	0
5	0	1	0	0	0	2
1	1	1	0	2	0	0
1	0	0	0	1	1	0
2	0	1	0	0	0	1
2	0	2	2	0	0	0
2	0	1	0	0	1	2
1	0	0	0	0	1	2
0	0	0	0	0	0	0

Batter	1	2	3	4	5	6	7	8	9
Bob Dernier, R (1, 8) OBP: 0.407, SLG: 0.396	0-0 23 BLK 2B		0-0 F8		0-0 SH5-3	0-0 23 FC5-4 1B		0-0 5-3	
23 Ryne Sandberg, R (1, 4) OBP: 0.380, SLG: 0.554	0-0 F4		0-0 4-3		0-0 1B	0-0 FC5-4		0-0 F8	
Gary Matthews, R (1, 7) Lee Smith, R (8, 1) OBP: 0.391, SLG: 0.379	0-3 K		0-0 HR		4-0 BB		0-0 F9	0-0 1B	
Keith Moreland, R (1, 3) OBP: 0.344, SLG: 0.426	0-3 K		0-0 4-3		0-0 FC6-4		0-0 BB 1B 1B	0-0 F8	
Jody Davis, R (1, 2) OBP: 0.362, SLG: 0.509		0-0 F7		0-0 F3		0-0 HR	0-0 BB 1B 1B	0-0 5-3	
Ron Cey, R (1, 5) OBP: 0.311, SLG: 0.423		0-0 F8		0-0 CS 1B		0-0 6-3	0-0 F5	0-0 F2	
Gary Woods, R (1, 9) Thad Bosley, L (7, PH) OBP: 0.391, SLG: 0.491		4-0 BB		4-0 BB		0-0 1B 2B	4-0 WP 1B BB	0-3 K	
Larry Bowa, S (1, 6) Dave Owen, S (6, PH) OBP: 0.289, SLG: 0.298		0-0 1B		0-0 F8		0-0 1B SH2-3 1B	0-0 WP 1B		
Dennis Eckersley, R (1, 1) Tim Stoddard, R (6, 1) Henry Cotto, R (8, 7) OBP: 0.238, SLG: 0.200		0-3 K		0-0 SH5-3 1B		0-0 SH2-3	0-3 K		

Inning Stats	R: 0	H: 1	E: 0	LOB: 1	K: 2	BB: 0	S: 8	P: 8	R: 0	H: 1	E: 0	LOB: 2	K: 1	BB: 1	S: 6	P: 10	R: 1	H: 1	E: 0	LOB: 0	K: 0	BB: 0	S: 4	P: 4	R: 0	H: 1	E: 0	LOB: 1	K: 0	BB: 1	S: 3	P: 7	R: 0	H: 2	E: 0	LOB: 2	K: 0	BB: 0	S: 4	P: 8	R: 2	H: 4	E: 0	LOB: 2	K: 0	BB: 0	S: 7	P: 7	R: 2	H: 3	E: 0	LOB: 2	K: 1	BB: 1	S: 8	P: 12	R: 0	H: 1	E: 0	LOB: 1	K: 0	BB: 0	S: 4	P: 4	R: 0	H: 0	E: 0	LOB: 0	K: 1	BB: 0	S: 5	P: 5
--------------	------	------	------	--------	------	-------	------	------	------	------	------	--------	------	-------	------	-------	------	------	------	--------	------	-------	------	------	------	------	------	--------	------	-------	------	------	------	------	------	--------	------	-------	------	------	------	------	------	--------	------	-------	------	------	------	------	------	--------	------	-------	------	-------	------	------	------	--------	------	-------	------	------	------	------	------	--------	------	-------	------	------

PITCHER	IP	WLS	BF	H	R	ER	SO	BB	IBB	HBP	BLK	WP	HR	S	P	ERA	WHIP
Atlee Hammaker, L (1, 1) ERA: 2.12	6.0		29	10	3	3	3	3	0	0	1	0	2	32	44	4.50	2.167
Greg Minton, R (7, 1) ERA: 3.99	3.0	L	14	4	2	2	2	1	0	0	0	1	0	17	21	6.00	1.667

PITCHER	IP	WLS	BF	H	R	ER	SO	BB	IBB	HBP	BLK	WP	HR	S	P	ERA	WHIP
---------	----	-----	----	---	---	----	----	----	-----	-----	-----	----	----	---	---	-----	------

Batter	1	2	3	4	5	6	7	8	9	AB	R	H	RBI	BB	SO	LOB
Dan Gladden, R OBP: 0.449, SLG: 0.591 (1, 8)	0-0 1B 1B		0-0 S 5-3 E 1B		0-0 F7		0-0 F9		0-0 F8	5	1	2	0	0	0	0
Bob Brenly, R OBP: 0.405, SLG: 0.489 (1, 2) (8, 7)	0-0 1-2 1B		0-0 5-3		0-0 F8		0-0 WP SF8 2B		0-0 1B	5	1	3	0	0	0	1
Al Oliver, L OBP: 0.334, SLG: 0.359 Scot Thompson, L OBP: 0.413, SLG: 0.406 (1, 3) (4, 3)	0-0 F5		0-0 3-1 2-H		0-0 F8		0-0 SF8 2-H		0-0 F3	2	0	0	0	0	0	2
Jeffrey Leonard, R OBP: 0.361, SLG: 0.474 Steve Nicosia, R OBP: 0.395, SLG: 0.514 (1, 7) (8, 2)	0-0 F3		0-0 HR		0-3 K		0-3 K			4	1	1	1	0	2	2
Chili Davis, S OBP: 0.330, SLG: 0.479 (1, 9)	0-3 K		0-0 FC6-4 1B		0-0 1B E 1B				0-0 4-3	4	1	2	0	0	1	2
Joel Youngblood, R OBP: 0.344, SLG: 0.366 (1, 5)		0-3 K	0-0 FC6-4 1-2f		0-0 1B E 1B				0-0 F9	4	0	1	0	0	1	1
Johnnie LeMaster, R OBP: 0.279, SLG: 0.309 (1, 6)		0-0 FC4-6 1B		0-0 1-3		0-0 E8 L5-6 1-3 3-H 1B			0-0 1B	4	0	3	1	0	0	0
Duane Kuiper, L OBP: 0.244, SLG: 0.176 (1, 4)		0-0 FC4-6 FC5-4 1-2f		0-0 F1		0-0 IBB			0-0 6-3	3	0	0	0	1	0	2
Atlee Hammaker, S OBP: 0.167, SLG: 0.167 Gene Richards, L OBP: 0.314, SLG: 0.250 Greg Minton, S OBP: 0.143, SLG: 0.077 Dusty Baker Jr., R OBP: 0.405, SLG: 0.348 (1, 1) (6, PH) (7, 1) (9, PH)		0-0 FC5-4 1-2f		0-3 K		0-0 L5-6 2-3			0-0 F3	2	0	0	0	0	1	1

Inning Stats	R: 0	H: 2	E: 0	K: 1	S: 7	LOB: 2	BB: 0	P: 7	R: 0	H: 1	E: 0	K: 1	S: 6	LOB: 1	BB: 0	P: 6	R: 2	H: 3	E: 0	K: 0	S: 6	LOB: 1	BB: 0	P: 6	R: 0	H: 0	E: 0	K: 1	S: 5	LOB: 0	BB: 0	P: 5	R: 0	H: 0	E: 0	K: 0	S: 3	LOB: 0	BB: 0	P: 3	R: 1	H: 3	E: 1	K: 1	S: 7	LOB: 2	BB: 1	P: 11	R: 1	H: 1	E: 0	K: 1	S: 6	LOB: 0	BB: 0	P: 6	R: 0	H: 1	E: 0	K: 0	S: 4	LOB: 1	BB: 0	P: 4	R: 0	H: 1	E: 0	K: 0	S: 4	LOB: 1	BB: 0	P: 4	R: 0	H: 1	E: 0	K: 0	S: 4	LOB: 1	BB: 0	P: 4
1B: 10	SF: 1	2B: 2	SAC: 0	3B: 0	DP: 1	HR: 1	HBP: 0	WP: 1	PA: 39	1B: 10	SF: 1	2B: 2	SAC: 0	3B: 0	DP: 1	HR: 1	HBP: 0	WP: 1	PA: 39	1B: 10	SF: 1	2B: 2	SAC: 0	3B: 0	DP: 1	HR: 1	HBP: 0	WP: 1	PA: 39	1B: 10	SF: 1	2B: 2	SAC: 0	3B: 0	DP: 1	HR: 1	HBP: 0	WP: 1	PA: 39	1B: 10	SF: 1	2B: 2	SAC: 0	3B: 0	DP: 1	HR: 1	HBP: 0	WP: 1	PA: 39																															

PITCHER	IP	WLS	BF	H	R	ER	SO	BB	IBB	HBP	BLK	WP	HR	S	P	ERA	WHIP
Dennis Eckersley, R ERA: 4.95 (1, 1)	5.1		26	9	3	3	4	0	0	0	0	0	1	33	37	5.06	1.688
Tim Stoddard, R ERA: 2.53 (6, 1)	1.2	W	5	1	1	1	1	0	0	0	0	1	0	7	7	5.40	0.600
Lee Smith, R ERA: 4.18 (8, 1)	2.0	S	8	2	0	0	0	0	0	0	0	0	0	8	8	0.00	1.000

BOTTOM

Chicago Cubs @ San Francisco Giants
Candlestick Park, San Francisco, CA

Fri Jul 06 1984, 10:05 PM EDT
Att. 11,071 - Unknown

AB	37
R	4
H	12
RBI	3
BB	1
SO	5
LOB	15



PITCHER	IP	WLS	BF	H	R	ER	SO	BB	IBB	HBP	BLK	WP	HR	S	P	ERA	WHIP
Dennis Eckersley, R ERA: 4.95 (1, 1)	5.1		26	9	3	3	4	0	0	0	0	0	1	33	37	5.06	1.688
Tim Stoddard, R ERA: 2.53 (6, 1)	1.2	W	5	1	1	1	1	0	0	0	0	1	0	7	7	5.40	0.600
Lee Smith, R ERA: 4.18 (8, 1)	2.0	S	8	2	0	0	0	0	0	0	0	0	0	8	8	0.00	1.000

Batter	1	2	3	4	5	6	7	8	9	AB R H RBI BB SO LOB	TOP	
Bob Dernier, R (1, 8) OBP: 0.401, SLG: 0.389	0-0 F7		0-0 3-1			0-0 6-3		0-0 F2	0-3 K	5 0 0 0 0 1 3		
23 Ryne Sandberg, R (1, 4) OBP: 0.379, SLG: 0.550 Warren Brusstar, R (8, 1) OBP: 0.333, SLG: 0.200	0-0 S 1B		0-0 5-3			0-0 6-3		0-0 6-3		4 0 1 0 0 0 0 0 0 0 0 0 0 0		
Gary Matthews, R (1, 7) OBP: 0.393, SLG: 0.376	0-3 K 1-2		0-0 6-3			4-0 BB		4-0 BB		2 0 0 0 2 1 1		
Keith Moreland, R (1, 3) OBP: 0.338, SLG: 0.418	0-0 F9				0-0 6-3			0-3 K		4 0 0 0 0 1 3		
Jody Davis, R (1, 2) OBP: 0.360, SLG: 0.505		0-0 F7			0-3 K			0-0 1B	0-0 F8	4 0 1 0 0 1 0		
Thad Bosley, L (1, 9) OBP: 0.316, SLG: 0.313		0-0 1B 3B			0-0 6-3			0-0 F9	0-0 3-1	4 1 1 0 0 0 1		
Ron Cey, R (1, 5) OBP: 0.314, SLG: 0.424					0-0 6-3			0-0 F8	0-0 BB PB 1B	4 0 2 1 0 0 1		
Dave Owen, S (1, 6) OBP: 0.358, SLG: 0.356		3-H 0-3 K			0-0 F8			0-0 4-3	4-0 BB BB BB BB 1-2 BB	3 0 0 0 1 1 2		
Rick Reuschel, R (1, 1) OBP: 0.250, SLG: 0.346 Chuck Rainey, R (4, 1) OBP: 0.152, SLG: 0.097 Dan Rohn, L (8, PH) OBP: 1.000, SLG: 4.000 (8, 4) Henry Cotto, R (9, PH) OBP: 0.303, SLG: 0.262		0-0 F8			0-3 K			0-0 HR	4-0 BB BB BB BB 1-2 2-3 BB	1 0 0 0 0 0 1 1 0 0 0 0 1 0 1 1 1 1 0 0 0 0 0 0 0 1 0 0		
Inning Stats	R: 0 H: 1 E: 0 LOB: 1 K: 1 BB: 0 S: 6 P: 6	R: 1 H: 2 E: 0 LOB: 1 K: 1 BB: 0 S: 7 P: 7	R: 0 H: 0 E: 0 LOB: 0 K: 0 BB: 0 S: 3 P: 3	R: 0 H: 0 E: 0 LOB: 0 K: 1 BB: 0 S: 5 P: 5	R: 0 H: 0 E: 0 LOB: 0 K: 1 BB: 0 S: 5 P: 5	R: 0 H: 0 E: 0 LOB: 1 K: 0 BB: 1 S: 3 P: 7	R: 0 H: 1 E: 0 LOB: 1 K: 0 BB: 0 S: 4 P: 4	R: 1 H: 1 E: 0 LOB: 1 K: 1 BB: 1 S: 6 P: 10	R: 0 H: 1 E: 0 LOB: 3 K: 1 BB: 2 S: 6 P: 14	1B: 4 SF: 0 2B: 0 SAC: 0 3B: 1 DP: 0 HR: 1 HBP: 0	WP: 0 PA: 37 PB: 1 SB: 1 CS: 0	
PITCHER	IP WLS BF H R ER SO BB IBB HBP BLK WP HR S P ERA WHIP											
Mike Krukow, R (1, 1) ERA: 5.23 Gary Lavelle, L (9, 1) ERA: 3.11	8.2 W 36 6 2 2 5 4 0 0 0 0 0 1 42 58 2.08 1.154											
	0.1 1 0 0 0 1 0 0 0 0 0 0 0 3 3 0.00 0.000											

Chicago Cubs @ San Francisco Giants
 Candlestick Park, San Francisco, CA
 Sat Jul 07 1984, 6:33 AM EDT
 Att. 16,662 - Unknown

livebaseballscorecards.com

AB	33
R	2
H	6
RBI	2
BB	4
SO	6
LOB	12



Batter	1	2	3	4	5	6	7	8	9
Dan Gladden, R OBP: 0.463, SLG: 0.592 (1, 8)	0-0 1B FC6-4 1B		0-0 5-3	0-0 S 1B		0-0 5-3		0-0 S 1B 1B	
Bob Brenly, R OBP: 0.402, SLG: 0.487 (1, 2)	0-0 F8		0-0 4-1	0-0 2-3 3-H 1-2 F9 1B		0-0 FC6-4 2B		0-0 F4 1-2	
Chili Davis, S OBP: 0.341, SLG: 0.484 (1, 9)	0-0 FC6-4 1-3 1B		0-0 1B		0-0 1B 1B	4-0 FC6-4 BB		4-0 1B 1B IBB	
Jeffrey Leonard, R OBP: 0.362, SLG: 0.473 (1, 7)	0-0 FC6-4 1-2f 3-H		0-0 F6		0-0 E 1B 1B	0-0 FC6-4 S		0-0 1-3 2-H 2B 1B	
Scot Thompson, L OBP: 0.425, SLG: 0.411 (1, 3)	0-0 1-3			4-0 CS BB	0-0 E8 BB 1B	0-0 6-3		0-0 2B 1-2 3-H 1B	
Joel Youngblood, R OBP: 0.347, SLG: 0.369 (1, 5)		0-3 K		1-0 E 1B SF8 HBP	4-0 FC6-4 BB		0-3 K	0-0 1-3 2-H 2B	
Johnnie LeMaster, R OBP: 0.281, SLG: 0.318 (1, 6)		0-0 3B		0-0 SF8 E 1B 1B	0-0 F2		0-0 F5	0-0 5-3	
Brad Wellman, R OBP: 0.286, SLG: 0.309 (1, 4)		0-3 K		0-0 E7 1B SF8	0-3 K		0-3 K		
Mike Krukow, R OBP: 0.176, SLG: 0.156 (1, 1) Gary Lavelle, S (9, 1)		0-0 F9		0-0 SF8	0-0 FC6-4			0-0 6-3	

Inning Stats	R: 1 E: 0 K: 0 S: 5	H: 2 LOB: 1 BB: 0 P: 5	R: 0 E: 0 K: 2 S: 8	H: 1 LOB: 1 BB: 0 P: 8	R: 0 E: 0 K: 0 S: 4	H: 1 LOB: 1 BB: 0 P: 4	R: 2 E: 1 K: 0 S: 5	H: 2 LOB: 2 BB: 1 P: 10	R: 1 E: 1 K: 1 S: 8	H: 3 LOB: 3 BB: 1 P: 12	R: 0 E: 0 K: 0 S: 4	H: 1 LOB: 2 BB: 1 P: 8	R: 0 E: 0 K: 2 S: 7	H: 0 LOB: 0 BB: 0 P: 7	R: 3 E: 0 K: 0 S: 7	H: 4 LOB: 2 BB: 1 P: 11
--------------	------------------------------	---------------------------------	------------------------------	---------------------------------	------------------------------	---------------------------------	------------------------------	----------------------------------	------------------------------	----------------------------------	------------------------------	---------------------------------	------------------------------	---------------------------------	------------------------------	----------------------------------

PITCHER	IP	WLS	BF	H	R	ER	SO	BB	IBB	HBP	BLK	WP	HR	S	P	ERA	WHIP
Rick Reuschel, R ERA: 5.47 (1, 1)	3.2	L	19	6	3	1	2	1	0	1	0	0	0	21	26	2.46	1.909
Chuck Rainey, R ERA: 4.28 (4, 1)	3.1		16	4	1	1	3	2	0	0	0	0	0	20	28	2.70	1.800
Warren Brusstar, R ERA: 3.82 (8, 1)	1.0		8	4	3	3	0	0	1	0	0	0	0	7	11	27.00	4.000

BOTTOM


Chicago Cubs @ San Francisco Giants
Candlestick Park, San Francisco, CA

Sat Jul 07 1984, 6:33 AM EDT
Att. 16,662 - Unknown

AB	R	H	RBI	BB	SO	LOB
5	2	3	1	0	0	0
5	0	1	0	0	0	4
3	2	3	0	2	0	0
5	1	2	2	0	0	4
4	0	2	2	1	0	3
3	1	1	1	1	2	0
5	1	2	0	0	0	5
4	0	0	0	0	3	6
3	0	0	1	0	0	4
0	0	0	0	0	0	0

AB	37
R	7
H	14
RBI	7
BB	4
SO	5
LOB	26

WP: 0 PA: 43
PB: 0
SB: 3
CS: 1



PITCHER	IP	WLS	BF	H	R	ER	SO	BB	IBB	HBP	BLK	WP	HR	S	P	ERA	WHIP
---------	----	-----	----	---	---	----	----	----	-----	-----	-----	----	----	---	---	-----	------

Batter	1	2	3	4	5	6	7	8	9	AB R H RBI BB SO LOB	TOP			
Bob Dernier, R (1, 8) OBP: 0.398, SLG: 0.385	0-0 F8	0-0 5-3		0-0 F9		0-0 6-3			0-0 BB 1-H 1B	5 0 1 1 0 0 1				
23 Ryne Sandberg, R (1, 4) OBP: 0.379, SLG: 0.548	0-0 1B 1B		0-0 BLK 1B		0-0 F8		0-0 5-3		0-0 F8	5 2 2 0 0 0 1				
Gary Matthews, R (1, 7) Henry Cotto, R (9, 7) OBP: 0.399, SLG: 0.380 OBP: 0.303, SLG: 0.262	0-0 1B 1-2 2B 1B		0-0 G5-4-3 1-H 1B		4-0 1B BB		0-0 F4		4-0 1-2 BB	3 1 2 1 2 0 0 0 0 0 0 0 0 0				
Keith Moreland, R (1, 3) OBP: 0.339, SLG: 0.418	0-0 1-2 2-H 2B 1B		0-0 F7		0-0 1-2 1B		0-0 F7		0-3 K	5 0 2 1 0 1 3				
Jody Davis, R (1, 2) OBP: 0.359, SLG: 0.505	0-0 FC5 1-H 2-H 2B		0-0 G5-4-3		0-3 K		0-0 F5			4 0 1 1 0 1 3				
Ron Cey, R (1, 5) OBP: 0.316, SLG: 0.421	4-0 IBB			1-0 HR HBP		0-0 F9		0-3 K		2 1 0 0 1 1 2				
Gary Woods, R (1, 9) Lee Smith, R (8, 1) OBP: 0.397, SLG: 0.542	0-0 FC5 2-3f		0-0 1-H HR		0-0 S 1B		0-0 4-3			4 1 2 2 0 0 2 0 0 0 0 0 0 0				
Larry Bowa, S (1, 6) OBP: 0.285, SLG: 0.293		0-3 K		0-0 F4		0-0 F9		0-0 F5		4 0 0 0 0 1 1				
Rick Sutcliffe, L (1, 1) Thad Bosley, L (8, 9) OBP: 0.067, SLG: 0.133 OBP: 0.350, SLG: 0.313		0-3 K		0-3 K		0-0 6-3		4-0 1B BB		3 0 0 0 0 2 1 0 1 0 0 1 0 0				
Inning Stats	R: 2 H: 4 E: 0 LOB: 2 K: 0 BB: 1 S: 6 P: 10	R: 0 H: 0 E: 0 LOB: 0 K: 2 BB: 0 S: 7 P: 7	R: 1 H: 2 E: 0 LOB: 0 K: 0 BB: 0 S: 4 P: 4	R: 2 H: 1 E: 0 LOB: 0 K: 1 BB: 0 S: 6 P: 7	R: 0 H: 1 E: 0 LOB: 2 K: 1 BB: 1 S: 6 P: 10	R: 0 H: 1 E: 0 LOB: 1 K: 0 BB: 0 S: 4 P: 4	R: 0 H: 0 E: 0 LOB: 0 K: 0 BB: 0 S: 3 P: 3	R: 0 H: 0 E: 0 LOB: 0 K: 1 BB: 0 S: 5 P: 5	R: 1 H: 1 E: 0 LOB: 2 K: 1 BB: 2 S: 6 P: 14	1B: 8 SF: 0 2B: 1 SAC: 0 3B: 0 DP: 1 HR: 1 HBP: 1	WP: 0 PA: 40 PB: 0 SB: 2 CS: 0			
PITCHER	IP WLS BF H R ER SO BB IBB HBP BLK WP HR S P ERA WHIP												PITCHER	IP WLS BF H R ER SO BB IBB HBP BLK WP HR S P ERA WHIP
Mark Davis, L (1, 1) ERA: 4.86	4.0 L 19 7 5 5 3 0 1 1 1 1 0 1 23 28 11.25 1.750													
Jeff Cornell, R (5, 1) ERA: 4.67	3.0 12 2 0 0 1 1 0 0 0 0 0 0 13 17 0.00 1.000													
Frank Williams, R (8, 1) ERA: 3.52	2.0 9 1 1 1 2 2 0 0 0 0 0 0 11 19 4.50 1.500													

Chicago Cubs @ San Francisco Giants
 Candlestick Park, San Francisco, CA
 Sun Jul 08 1984, 6:33 AM EDT
 Att: 22,223 - Unknown

livebaseballscorecards.com

AB	35
R	6
H	10
RBI	6
BB	4
SO	6
LOB	14



Batter	1	2	3	4	5	6	7	8	9	AB	R	H	RBI	BB	SO	LOB
Dan Gladden, R OBP: 0.431, SLG: 0.547 (1, 8)	0-0 6-3	0-0 FC4-6			0-0 F4		0-0 F9			4	0	0	0	0	0	2
Bob Brenly, R OBP: 0.399, SLG: 0.481 (1, 3)	4-0 BLK BB		0-0 5-3		0-0 5-3			0-0 F4		3	0	0	0	1	0	0
Chili Davis, S OBP: 0.339, SLG: 0.481 (1, 9)	0-0 F7		0-0 F3		0-0 F8			4-0 2B BB		2	0	0	0	0	0	1
Dusty Baker Jr., R OBP: 0.407, SLG: 0.344 (4, 9)	1-2									1	1	0	0	1	0	0
Jeffrey Leonard, R OBP: 0.364, SLG: 0.475 (1, 7)	0-3 K		4-0 BB		0-3 K		0-3 K	0-0 2B		3	0	1	1	1	2	1
Joel Youngblood, R OBP: 0.346, SLG: 0.378 (1, 5)		0-0 HR	0-3 K		0-0 6-3			0-0 F7		4	1	1	1	0	1	2
Steve Nicosia, R OBP: 0.388, SLG: 0.500 (1, 2)		0-0 1B E 1B		0-0 F8		0-3 K		0-3 K		4	0	1	0	0	2	1
Johnnie LeMaster, R OBP: 0.281, SLG: 0.314 (1, 6)		0-0 E6 1B FC6-4		0-0 6-3		4-0 4-3 BB		0-3 K		3	1	0	0	1	1	1
Brad Wellman, R OBP: 0.295, SLG: 0.319 (1, 4)		0-0 FC6-4 1B		0-0 1B		0-0 F8		0-0 6-3		3	0	2	0	0	0	1
Gene Richards, L OBP: 0.311, SLG: 0.247 (9, PH)		1-3 2-3 1B		0-0 1B						1	0	0	0	0	0	0
Mark Davis, L OBP: 0.194, SLG: 0.207 (1, 1)		0-0 FC6-4		0-0 4-3		0-0 4-3		0-0 F5		2	0	0	1	0	0	2
Jeff Cornell, S (5, 1)		1-2 FC4-6								0	0	0	0	0	0	0
Duane Kuiper, L OBP: 0.241, SLG: 0.173 (7, PH)		3-H								1	0	0	0	0	0	1
Frank Williams, R OBP: 0.167, SLG: 0.091 (8, 1)										0	0	0	0	0	0	0
Scot Thompson, L OBP: 0.420, SLG: 0.405 (9, PH)										1	0	0	0	0	0	0

Inning Stats	R: 0	H: 0	E: 0	K: 1	S: 5	R: 2	H: 3	E: 1	K: 0	S: 6	R: 0	H: 0	E: 0	K: 1	S: 5	R: 0	H: 1	E: 0	K: 0	S: 4	R: 0	H: 0	E: 0	K: 2	S: 7	R: 0	H: 0	E: 0	K: 0	S: 3	R: 1	H: 1	E: 0	K: 1	S: 6	R: 0	H: 0	E: 0	K: 1	S: 5	1B: 3	SF: 0	2B: 1	SAC: 0	3B: 0	DP: 0	HR: 1	HBP: 0	WP: 0	PA: 36
PITCHER	IP	WLS	BF	H	R	ER	SO	BB	IBB	HBP	BLK	WP	HR	S	P	ERA	WHIP																																	
Rick Sutcliffe, R ERA: 4.26 (1, 1)	7.1	W	31	5	3	2	4	4	0	0	1	0	1	35	51	2.46	1.227																																	
Lee Smith, R ERA: 4.05 (8, 1)	1.2	S	5	0	0	0	2	0	0	0	0	0	0	9	9	0.00	0.000																																	

BOTTOM

Chicago Cubs @ San Francisco Giants
Candlestick Park, San Francisco, CA

AB	32
R	3
H	5
RBI	3
BB	4
SO	6
LOB	12



WP: 0	PA: 36
PB: 0	SB: 0
CS: 0	

Sun Jul 08 1984, 6:33 AM EDT
Att. 22,223 - Unknown

livebaseballscorecards.com

Batter	1	2	3	4	5	6	7	8	9	AB R H RBI BB SO LOB	TOP													
Dan Gladden, R (1, 8) OBP: 0.435, SLG: 0.561	0-0 S 6-3 2B		0-0 F8		0-0 CS 1B		0-0 F9			4 1 2 0 0 0 1														
Bob Brenly, R (1, 2) OBP: 0.401, SLG: 0.479	0-3 K		0-0 1B		0-0 CS 1-2	4-0 1B 6-3 BB		0-0 F7		3 1 1 0 1 1 1														
Al Oliver, L (1, 3) OBP: 0.333, SLG: 0.358	0-0 6-3 2-H		0-3 K			0-0 1-3 6-3 1B		0-0 4-3		4 0 1 1 0 1 1														
Jeffrey Leonard, R (1, 7) OBP: 0.359, SLG: 0.469	0-3 K			0-0 F9		0-3 K		0-3 K		4 0 0 0 0 3 2														
Chili Davis, S (1, 9) OBP: 0.338, SLG: 0.478		0-3 K		0-0 1-3		0-0 6-3 1-2		0-0 4-3 BB FC1-2-5 1B		4 0 1 1 0 1 1														
Joel Youngblood, R (1, 5) OBP: 0.351, SLG: 0.389		0-0 HR		4-0 BB		0-3 K		4-0 1-2 4-3 BB		2 1 1 1 2 1 1														
Manny Trillo, R (1, 4) OBP: 0.370, SLG: 0.453		0-3 K		0-3 K			0-0 E6 4-3 SH1-4		0-0 4-3	3 0 0 0 0 2 1 1 0 0 0 0 0 2														
Scott Thompson, L (9, PH) OBP: 0.415, SLG: 0.400									1-2 2-3															
Johnnie LeMaster, R (1, 6) OBP: 0.279, SLG: 0.312		0-3 K			0-0 5-3		0-0 SH1-4		0-0 FC1-2-5	2 0 0 0 0 1 0 1 0 0 0 0 0 2														
Dusty Baker Jr., R (9, PH) OBP: 0.403, SLG: 0.340									3-H 0-0 5-3	2 0 0 0 0 2 0 1 0 0 0 0 0 1 0 0 0 0 0 0 0 0 0 0 0 0 0 0 1 0 0 0 0 0 2														
Bill Laskey, R (1, 1) OBP: 0.119, SLG: 0.075		0-3 K			0-3 K		0-0 4-3																	
Gene Richards, L (7, PH) OBP: 0.308, SLG: 0.245																								
Gary Lavelle, S (7, 1)																								
Greg Minton, S (8, 1)																								
Steve Nicosia, R (9, PH) OBP: 0.384, SLG: 0.494																								
Inning Stats	R: 1 E: 0 K: 2 S: 8	H: 1 LOB: 0 BB: 0 P: 8	R: 1 E: 0 K: 3 S: 10	H: 1 LOB: 0 BB: 0 P: 10	R: 0 E: 0 K: 2 S: 8	H: 1 LOB: 1 BB: 0 P: 8	R: 0 E: 0 K: 1 S: 5	H: 0 LOB: 1 BB: 1 P: 9	R: 0 E: 0 K: 1 S: 5	H: 1 LOB: 0 BB: 0 P: 5	R: 1 E: 0 K: 2 S: 8	H: 1 LOB: 1 BB: 1 P: 12	R: 0 E: 1 K: 0 S: 4	H: 0 LOB: 1 BB: 0 P: 4	R: 0 E: 0 K: 1 S: 5	H: 0 LOB: 0 BB: 0 P: 5	R: 0 E: 0 K: 0 S: 4	H: 1 LOB: 2 BB: 1 P: 8	R: 0 E: 0 K: 0 S: 4	H: 1 LOB: 2 BB: 1 P: 8	1B: 4 2B: 1 3B: 0 HR: 1	SF: 0 SAC: 1 DP: 0 HBP: 0	WP: 0 PB: 0 SB: 1 CS: 1	PA: 37
PITCHER	IP WLS BF H R ER SO BB IBB HBP BLK WP HR S P ERA WHIP																							
Jose DeLeon, R (1, 1) ERA: 2.83	8.0 W 33 6 3 3 12 3 0 0 0 0 0 1 54 66 3.38 1.125																							
Kent Tekulve, R (9, 1) ERA: 3.16	1.0 S 3 0 0 0 0 0 0 0 0 0 0 0 3 3 0.00 0.000																							

San Francisco Giants @ Pittsburgh Pirates
 Three Rivers Stadium, Pittsburgh, PA
 Thu Jul 12 1984, 7:05 PM EDT
 Att. 6,295 - Unknown

AB	32
R	3
H	6
RBI	3
BB	3
SO	12
LOB	15



BOTTOM

San Francisco Giants @ Pittsburgh Pirates
Three Rivers Stadium, Pittsburgh, PA

Thu Jul 12 1984, 7:05 PM EDT
Att. 6,295 - Unknown

livebaseballscorecards.com

AB	32
R	6
H	10
RBI	6
BB	2
SO	1
LOB	16



WP:	1	PA:	36
PB:	0	SB:	2
CS:	1		

AB R H RBI BB SO LOB

3	2	1	0	1	0	0
4	1	2	0	0	0	0
0	0	0	0	0	0	0
3	2	2	2	0	0	0
3	0	1	1	0	1	2
3	1	1	1	1	0	2
4	0	2	0	0	0	1
4	0	1	2	0	0	3
4	0	0	0	0	0	5
4	0	0	0	0	0	3
0	0	0	0	0	0	0

1B:	8	SF:	2
2B:	2	SAC:	0
3B:	0	DP:	0
HR:	0	HBP:	0

WP HR S P ERA WHIP

IP	WLS	BF	H	R	ER	SO	BB	IBB	HBP	BLK	WP	HR	S	P	ERA	WHIP
6.0	L	26	7	4	4	0	1	0	0	0	1	0	8	12	13.50	2.250
7.1		7	2	2	2	1	1	0	0	0	0	0	3	3	0.00	1.500
8.1		3	1	0	0	0	0	0	0	0	0	0	3	3	0.00	1.500

Batter	1	2	3	4	5	6	7	8	9
Marvell Wynne, L OBP: 0.322, SLG: 0.338 (1, 8)	4-0 2B SF9 BB		0-0 F9		0-0 1B 1B		0-0 6-3		
Lee Mazzilli, S OBP: 0.349, SLG: 0.318 Doug Frobel, L OBP: 0.239, SLG: 0.333 (1, 7) (8, 9)	0-0 1-3 2B		0-0 F8		0-0 1B SF8 1B		0-0 L6		
Bill Madlock, R OBP: 0.297, SLG: 0.320 (1, 5)	0-0 SF9		0-0 F5		0-0 1-3 2-H 2B 1B		0-0 1B S 1B 1B		
Jason Thompson, L OBP: 0.346, SLG: 0.420 (1, 3)	0-0 F8			0-0 E WP 1B	0-0 SF8		0-3 K		
Tony Peña, R OBP: 0.334, SLG: 0.422 (1, 2)	0-0 F9			0-0 1-2 5-3	0-0 1-H 2B		4-0 1B 1B BB		
Johnny Ray, S OBP: 0.352, SLG: 0.387 (1, 4)		0-0 S 1B		0-0 F7		0-0 E3 CS		0-0 FC6-5 1B 1B	
Lee Lacy, R OBP: 0.347, SLG: 0.435 (1, 9) (8, 7)		0-0 P6		0-0 E6 FC6-4		0-0 6-3		0-0 FC6-5 1B	
Dale Berra, R OBP: 0.271, SLG: 0.293 (1, 6)		0-0 F8		0-0 FC6-4		0-0 5-3		0-0 FC6-5	
Jose DeLeon, R OBP: 0.086, SLG: 0.088 Kent Tekulve, R (9, 1)		0-0 4-3			0-0 6-3		0-0 4-3	0-0 4-3	

Inning Stats	R: 1	H: 1	E: 0	K: 0	S: 4	R: 0	H: 1	E: 0	K: 0	S: 4	R: 0	H: 0	E: 0	K: 0	S: 3	R: 0	H: 1	E: 1	K: 0	S: 5	R: 3	H: 4	E: 0	K: 0	S: 6	R: 0	H: 0	E: 1	K: 0	S: 3	R: 0	H: 0	E: 0	K: 0	S: 3	R: 2	H: 3	E: 0	K: 1	S: 8
	LOB: 1	BB: 1	P: 8	LOB: 1	BB: 0	P: 4	LOB: 0	BB: 0	P: 3	LOB: 2	BB: 0	P: 5	LOB: 1	BB: 0	P: 6	LOB: 0	BB: 0	P: 3	LOB: 2	BB: 1	P: 12																			

PITCHER	IP	WLS	BF	H	R	ER	SO	BB	IBB	HBP	BLK	WP	HR	S	P	ERA	WHIP
Bill Laskey, R ERA: 3.71 (1, 1)	6.0	L	26	7	4	4	0	1	0	0	0	1	0	8	12	13.50	2.250
Gary Lavelle, L ERA: 3.36 (7, 1)	1.1		7	2	2	2	1	1	0	0	0	0	0	3	3	0.00	1.500
Greg Minton, R ERA: 3.95 (8, 1)	0.2		3	1	0	0	0	0	0	0	0	0	0	3	3	0.00	1.500

Batter	1	2	3	4	5	6	7	8	9	AB R H RBI BB SO LOB	TOP
Dan Gladden, R (1, 8) OBP: 0.448, SLG: 0.565	0-0 F9		0-0 5-3		0-0 FC5 BB 1B		0-0 CS 1B		0-0 1B	5 0 3 0 0 0 0	San Francisco Giants @ Pittsburgh Pirates Three Rivers Stadium, Pittsburgh, PA Fri Jul 13 1984, 7:05 PM EDT Unknown
Al Oliver, L (1, 3) OBP: 0.334, SLG: 0.356	0-0 1-5-3		0-0 2B E 1B		4-0 1-2 BB		0-0 F7		0-0 F2	4 1 1 0 1 0 2	
Dusty Baker Jr., R (1, 9) OBP: 0.407, SLG: 0.357	0-0 E4 1B		0-0 E7 1-H 2B		0-0 FC5 2-3f		0-0 CS 1-2	0-0 L4		4 0 2 0 0 0 2	
Jeffrey Leonard, R (1, 7) OBP: 0.358, SLG: 0.466	0-0 6-3		0-0 5-3			0-0 F8 S 1B		0-0 L1		4 0 1 0 0 0 2	
Bob Brenly, R (1, 2) OBP: 0.402, SLG: 0.479		0-0 1B 6-3 1B		0-0 6-3		0-0 F8		0-0 1B 1B		4 1 2 0 0 0 1	
Joel Youngblood, R (1, 5) OBP: 0.356, SLG: 0.391		0-0 CS 1-3 1B		0-3 K		4-0 1-2 BB		0-0 1-3 1B		3 0 2 0 1 1 0	
Johnnie LeMaster, R (1, 6) OBP: 0.277, SLG: 0.309 Chili Davis, S (8, PH) OBP: 0.337, SLG: 0.476 Duane Kuiper, L (8, 4) OBP: 0.241, SLG: 0.173		0-0 6-3		0-3 K		0-0 F8 2-3		0-3 K		3 0 0 1 0 1 3 1 0 0 0 0 1 2 0 0 0 0 0 0 0	
Brad Wellman, R (1, 4) OBP: 0.286, SLG: 0.308 (8, 6)		0-0 P3			0-0 F8	0-3 K			0-3 K	4 0 0 0 0 2 2	
Mike Krukow, R (1, 1) OBP: 0.167, SLG: 0.147 John Rabb, R (7, PH) OBP: 0.333, SLG: 0.344 Frank Williams, R (7, 1) OBP: 0.167, SLG: 0.091 Bob Lacey, R (8, 1) Scot Thompson, L (9, PH) OBP: 0.410, SLG: 0.395			0-0 4-3		0-3 K		0-3 K		0-0 F8	2 0 0 0 0 1 0 1 0 0 0 0 1 0 0 0 0 0 0 0 0 0 0 0 0 0 0 0 1 0 0 0 0 0 0	
Inning Stats	R: 0 H: 1 E: 1 LOB: 1 K: 0 BB: 0 S: 4 P: 4	R: 1 H: 2 E: 0 LOB: 0 K: 0 BB: 0 S: 4 P: 4	R: 1 H: 2 E: 1 LOB: 1 K: 0 BB: 0 S: 5 P: 5	R: 0 H: 0 E: 0 LOB: 0 K: 2 BB: 0 S: 7 P: 7	R: 0 H: 1 E: 0 LOB: 2 K: 1 BB: 1 S: 6 P: 10	R: 0 H: 1 E: 0 LOB: 0 K: 1 BB: 0 S: 5 P: 5	R: 0 H: 2 E: 0 LOB: 2 K: 1 BB: 0 S: 7 P: 7	R: 0 H: 1 E: 0 LOB: 1 K: 1 BB: 0 S: 6 P: 6	1B: 10 SF: 0 2B: 1 SAC: 0 3B: 0 DP: 0 HR: 0 HBP: 0	WP: 0 PA: 39 PB: 0 SB: 1 CS: 2	
PITCHER	IP WLS BF H R ER SO BB IBB HBP BLK WP HR S P ERA WHIP										
John Candelaria, L (1, 1) ERA: 2.44	7.0 W 29 8 2 1 5 2 0 0 0 0 0 0 37 45 1.29 1.429										
Kent Tekulve, R (8, 1) ERA: 3.02	2.0 9 3 0 0 2 0 0 0 0 0 0 0 13 13 0.00 1.500										

AB	36
R	2
H	11
RBI	1
BB	2
SO	7
LOB	14



Batter	1	2	3	4	5	6	7	8	9	AB	R	H	RBI	BB	SO	LOB
Marvell Wynne, L (1, 8) OBP: 0.321, SLG: 0.336	0-0 F7	0-0 P6			0-0 4-3		0-0 SH3 1B	0-0 5-3		5	1	1	0	0	0	1
Lee Mazzilli, S (1, 7) OBP: 0.360, SLG: 0.338 Tony Peña, R (7, 2) OBP: 0.336, SLG: 0.424	0-0 1B				0-0 1B		0-0 SH3	0-0 FC4-6 1B		3	1	3	0	0	0	0
Bill Madlock, R (1, 5) OBP: 0.296, SLG: 0.318	0-0 1B	0-0 F8			0-0 F9		0-0 F7	0-0 FC4-6		5	1	1	0	0	0	4
Jason Thompson, L (1, 3) OBP: 0.348, SLG: 0.419	4-0 1B		0-3 K		0-0 G3		0-0 1B			3	2	1	1	1	1	1
Johnny Ray, S (1, 4) OBP: 0.354, SLG: 0.388 Kent Tekulve, R (8, 1)	0-0 P6		0-3 K			0-0 SF8 1B	0-0 2B	1B		4	2	2	0	0	1	3
Lee Lacy, R (1, 9) OBP: 0.350, SLG: 0.441	0-0 1B		0-0 5-3			0-0 6-3	0-0 2B			4	0	2	4	0	0	1
Milt May, L (1, 2) OBP: 0.364, SLG: 0.340 Amos Otis, R (6, PR) OBP: 0.218, SLG: 0.211	0-0 1B			4-0 BB	B1-6-4 BB	4-0 SF8 IBB	0-0 F7			1	0	1	1	2	0	0
Dale Berra, R (1, 6) OBP: 0.270, SLG: 0.294	0-3 K		0-0 F8		0-0 F8		0-0 SF8	0-0 FC4-6 1B		3	0	1	1	0	1	3
John Candelaria, L (1, 1) OBP: 0.211, SLG: 0.222 Ron Wotus, R (8, 4) OBP: 0.143, SLG: 0.143		0-0 F9			0-0 B1-6-4		0-3 K	0-0 FC4-6 1B		3	0	0	0	0	1	3


Inning Stats	R: 3	H: 4	E: 0	K: 1	S: 9	LOB: 2	BB: 1	P: 13	R: 0	H: 1	E: 0	K: 0	S: 4	LOB: 1	BB: 0	P: 4	R: 0	H: 0	E: 0	K: 2	S: 7	LOB: 0	BB: 0	P: 7	R: 0	H: 1	E: 0	K: 0	S: 4	LOB: 1	BB: 0	P: 4	R: 1	H: 1	E: 1	K: 1	S: 6	LOB: 2	BB: 1	P: 10	R: 3	H: 4	E: 0	K: 0	S: 7	LOB: 1	BB: 0	P: 7	R: 1	H: 2	E: 0	K: 0	S: 5	LOB: 1	BB: 0	P: 5
--------------	------	------	------	------	------	--------	-------	-------	------	------	------	------	------	--------	-------	------	------	------	------	------	------	--------	-------	------	------	------	------	------	------	--------	-------	------	------	------	------	------	------	--------	-------	-------	------	------	------	------	------	--------	-------	------	------	------	------	------	------	--------	-------	------

PITCHER	IP	WLS	BF	H	R	ER	SO	BB	IBB	HBP	BLK	WP	HR	S	P	ERA	WHIP
Mike Krukow, R (1, 1) ERA: 5.19	6.0	L	27	7	4	3	4	2	1	0	0	0	0	32	44	4.50	1.500
Frank Williams, R (7, 1) ERA: 4.02	1.1		9	5	4	4	0	0	0	0	0	0	0	9	9	27.00	3.750
Bob Lacey, L (8, 1) ERA:	0.2		3	1	0	0	0	0	0	0	0	0	0	3	3	0.00	1.500

BOTTOM

San Francisco Giants @ Pittsburgh Pirates
 Three Rivers Stadium, Pittsburgh, PA
 Fri Jul 13 1984, 7:05 PM EDT
 Unknown

AB	34
R	8
H	13
RBI	8
BB	3
SO	4
LOB	18



WP	PA	ERA	WHIP
0	39		

Batter	1	2	3	4	5	6	7	8	9	10	11	12	13	14	15	16	17	18	AB	R	H	RBI	BB	SO	LOB	TOP										
Dan Gladden, R OBP: 0.440, SLG: 0.557 (1, 8)	L5		F9			F9		FC3-6 1B		F9	FC6-4 1B			F7		L6			8	0	3	0	0	0	1											
Al Oliver, L OBP: 0.339, SLG: 0.364 (1, 3)	1B		F8			G1-4-3 1B		FC3-6 1B		2B	FC6-4 1B			K					8	1	4	0	0	2	3											
Joel Youngblood, R OBP: 0.350, SLG: 0.388 (1, 5)	F7		4-3			G1-4-3 1-2		FC3-6 1B						F9					8	0	1	1	0	1	5											
Jeffrey Leonard, R OBP: 0.355, SLG: 0.458 (1, 7)	FC6-4 1B							1-3						K					7	0	1	1	1	2	2											
Steve Nicosia, R OBP: 0.370, SLG: 0.482 Frank Williams, R OBP: 0.154, SLG: 0.083 Dusty Baker Jr., R OBP: 0.403, SLG: 0.354 Jeff Cornell, S (18, 1)	FC6-4							4-3 1B						6-3					6	1	1	0	0	0	4											
Manny Trillo, R OBP: 0.357, SLG: 0.434 (1, 4)								FC6-4 1B						F9					8	0	1	0	0	0	4											
John Rabb, R OBP: 0.308, SLG: 0.314 Greg Minton, S OBP: 0.143, SLG: 0.077 Scott Thompson, L OBP: 0.405, SLG: 0.300 Johnnie LeMaster, R OBP: 0.273, SLG: 0.304 (9, 6)								FC6-4 1B						K					3	0	0	0	0	0	1											
Brad Wellman, R OBP: 0.287, SLG: 0.308 Chili Davis, S OBP: 0.339, SLG: 0.478 Gary Lavelle, S OBP: 0.321, SLG: 0.253 (12, 9)								FC3-6 1B						K					3	1	1	0	0	0	0											
Atlee Hammaker, S OBP: 0.125, SLG: 0.125 Bob Brenly, R OBP: 0.399, SLG: 0.473 (12, 2)								F8						F8					2	0	0	0	0	0	0											
Inning Stats	R: 1 E: 0 K: 0 S: 5	H: 2 LOB: 1 BB: 0 P: 5	R: 0 E: 0 K: 0 S: 3	H: 0 LOB: 0 BB: 0 P: 3	R: 0 E: 0 K: 0 S: 4	H: 1 LOB: 1 BB: 0 P: 4	R: 0 E: 0 K: 1 S: 5	H: 0 LOB: 0 BB: 0 P: 5	R: 0 E: 0 K: 0 S: 3	H: 0 LOB: 0 BB: 0 P: 3	R: 0 E: 0 K: 0 S: 3	H: 1 LOB: 0 BB: 0 P: 3	R: 0 E: 0 K: 0 S: 4	H: 1 LOB: 1 BB: 0 P: 4	R: 1 E: 0 K: 0 S: 6	H: 3 LOB: 2 BB: 0 P: 6	R: 1 E: 0 K: 0 S: 7	H: 2 LOB: 1 BB: 0 P: 7	R: 0 E: 0 K: 0 S: 5	H: 2 LOB: 3 BB: 1 P: 9	R: 0 E: 0 K: 1 S: 6	H: 1 LOB: 1 BB: 0 P: 6	R: 0 E: 0 K: 1 S: 5	H: 0 LOB: 0 BB: 0 P: 5	R: 0 E: 0 K: 1 S: 3	H: 0 LOB: 0 BB: 0 P: 3	R: 0 E: 0 K: 1 S: 5	H: 0 LOB: 1 BB: 1 P: 9	R: 0 E: 0 K: 1 S: 5	H: 0 LOB: 0 BB: 0 P: 5	R: 0 E: 0 K: 0 S: 3	H: 0 LOB: 0 BB: 0 P: 3	1B: 11 2B: 4 3B: 0 HR: 0	SF: 0 SAC: 0 DP: 1 HBP: 0	WP: 0 PB: 0 SB: 1 CS: 0	PA: 70
PITCHER	IP	WLS	BF	H	R	ER	SO	BB	IBB	HBP	BLK	WP	HR	S	P	ERA	WHIP																			
Larry McWilliams, L ERA: 2.85 (8, 1)	7.1		29	8	2	2	1	0	0	0	0	0	0	31	31	2.46	1.091																			
Kent Tekulve, R ERA: 3.04 (8, 1)	2.2		13	4	1	1	1	0	1	0	0	0	0	14	18	3.38	1.500																			
Don Robinson, R ERA: 3.84 (11, 1)	7.0		25	3	0	0	8	1	0	0	0	0	0	40	44	0.00	0.571																			
Rod Scurry, L ERA: 3.28 (18, 1)	1.0	W	3	0	0	0	0	0	0	0	0	0	0	3	3	0.00	0.000																			

San Francisco Giants @ Pittsburgh Pirates
 Three Rivers Stadium, Pittsburgh, PA
 Fri Jul 13 1984, 7:05 PM EDT
 Att. 22,167 - Unknown

AB	68
R	3
H	15
RBI	3
BB	2
SO	10
LOB	25



Batter	1	2	3	4	5	6	7	8	9	10	11	12	13	14	15	16	17	18	AB	R	H	RBI	BB	SO	LOB				
Lee Lacy, R OBP: 0.344, SLG: 0.431 (1, 9) (11, 7) (14, 9)	F8	FC5-4			1B SH1-4 1B	FC6-4		1-3			SH5-4		K			K		SH1-4	7	1	1	0	0	2	6				
Ron Wolus, R OBP: 0.182, SLG: 0.100 Bill Madlock, R OBP: 0.298, SLG: 0.316 (1, 4) (11, PH) (12, 5)	F9		P4		SH1-4		E6				BB		G4-6-3			K		1B IBB IBB	3	0	0	0	1	0	0				
Tony Peña, R OBP: 0.339, SLG: 0.426 (1, 2)			5-3		1B SF7 1B		FC4-2		F9		6-3			F7		K		1B IBB	8	2	3	0	1	1	4				
Jason Thompson, L OBP: 0.347, SLG: 0.414 (1, 3) BB BB			K				FC4-2		F7		4-3			F7					8	0	2	2	1	1	5				
Jim Morrison, R OBP: 0.243, SLG: 0.343 (1, 5) (12, 4) Johnny Ray, S OBP: 0.354, SLG: 0.391 (12, PH) (13, 4)	P3				SF7				F7				F7						4	0	2	2	0	0	3				
Brian Harper, R OBP: 0.239, SLG: 0.175 Amos Otis, R OBP: 0.223, SLG: 0.217 Don Robinson, R OBP: 0.429, SLG: 0.500 Benny Distefano, L OBP: 0.262, SLG: 0.373 Rod Scurry, L (1, 7) (6, 7) (11, 1) (17, PH) (18, 1)		F9		K	G3		6-3				G6-4-3 1B		5-3			1-3		FC1-4 IBB	3	0	0	0	0	1	2				
Dale Berra, R OBP: 0.270, SLG: 0.290 (1, 6)		E4 1B 1B					F7		F8		G6-4-3 1B		6-3			K		FC1-4 1-2 2-3	7	0	1	0	1	1	5				
Marvell Wynne, L OBP: 0.319, SLG: 0.337 (1, 8)		6-3			F8		FC8-6 1B		6-3		6-3					G3		F7	8	0	2	0	0	0	5				
Larry McWilliams, L OBP: 0.162, SLG: 0.162 Kent Tekulve, R (1, 1) (8, 1) Doug Frobel, R OBP: 0.244, SLG: 0.333 Lee Mazzilli, S OBP: 0.370, SLG: 0.352 (11, 9) (13, PH) (14, 7)				K		FC8-6 1B		1-3			6-3 SH5-4 BB							SH1-4 BLK 1B 1B	3	0	1	0	0	1	3				
Inning Stats	R: 0 E: 0 K: 0 S: 4	H: 1 LOB: 2 BB: 1 P: 8	R: 0 E: 1 K: 0 S: 5	H: 2 LOB: 2 BB: 0 P: 5	R: 0 E: 0 K: 1 S: 5	H: 0 LOB: 0 BB: 0 P: 5	R: 0 E: 0 K: 2 S: 8	H: 1 LOB: 2 BB: 1 P: 12	R: 2 E: 0 K: 0 S: 6	H: 3 LOB: 1 BB: 0 P: 6	R: 0 E: 0 K: 0 S: 3	H: 0 LOB: 0 BB: 0 P: 3	R: 0 E: 0 K: 0 S: 3	H: 0 LOB: 1 BB: 1 P: 7	R: 0 E: 0 K: 0 S: 3	H: 0 LOB: 0 BB: 0 P: 3	R: 0 E: 0 K: 1 S: 5	H: 1 LOB: 1 BB: 1 P: 9	R: 0 E: 0 K: 0 S: 3	H: 0 LOB: 0 BB: 0 P: 3	R: 0 E: 0 K: 3 S: 10	H: 1 LOB: 1 BB: 0 P: 10	R: 0 E: 0 K: 0 S: 4	H: 1 LOB: 2 BB: 1 P: 8	R: 1 E: 0 K: 0 S: 3	H: 2 LOB: 3 BB: 2 P: 11	1B: 10 2B: 6 3B: 0 HR: 0	SF: 1 SAC: 3 DP: 2 HBP: 0	WP: 0 PA: 76 PB: 0 SB: 0 CS: 0
PITCHER	IP WLS BF H R ER SO BB IBB HBP BLK WP HR S P ERA WHIP	IP WLS BF H R ER SO BB IBB HBP BLK WP HR S P ERA WHIP	IP WLS BF H R ER SO BB IBB HBP BLK WP HR S P ERA WHIP	IP WLS BF H R ER SO BB IBB HBP BLK WP HR S P ERA WHIP	IP WLS BF H R ER SO BB IBB HBP BLK WP HR S P ERA WHIP	IP WLS BF H R ER SO BB IBB HBP BLK WP HR S P ERA WHIP	IP WLS BF H R ER SO BB IBB HBP BLK WP HR S P ERA WHIP	IP WLS BF H R ER SO BB IBB HBP BLK WP HR S P ERA WHIP	IP WLS BF H R ER SO BB IBB HBP BLK WP HR S P ERA WHIP	IP WLS BF H R ER SO BB IBB HBP BLK WP HR S P ERA WHIP	IP WLS BF H R ER SO BB IBB HBP BLK WP HR S P ERA WHIP	IP WLS BF H R ER SO BB IBB HBP BLK WP HR S P ERA WHIP	IP WLS BF H R ER SO BB IBB HBP BLK WP HR S P ERA WHIP	IP WLS BF H R ER SO BB IBB HBP BLK WP HR S P ERA WHIP	IP WLS BF H R ER SO BB IBB HBP BLK WP HR S P ERA WHIP	IP WLS BF H R ER SO BB IBB HBP BLK WP HR S P ERA WHIP	IP WLS BF H R ER SO BB IBB HBP BLK WP HR S P ERA WHIP	IP WLS BF H R ER SO BB IBB HBP BLK WP HR S P ERA WHIP	IP WLS BF H R ER SO BB IBB HBP BLK WP HR S P ERA WHIP	IP WLS BF H R ER SO BB IBB HBP BLK WP HR S P ERA WHIP	IP WLS BF H R ER SO BB IBB HBP BLK WP HR S P ERA WHIP	IP WLS BF H R ER SO BB IBB HBP BLK WP HR S P ERA WHIP	IP WLS BF H R ER SO BB IBB HBP BLK WP HR S P ERA WHIP	IP WLS BF H R ER SO BB IBB HBP BLK WP HR S P ERA WHIP	IP WLS BF H R ER SO BB IBB HBP BLK WP HR S P ERA WHIP	IP WLS BF H R ER SO BB IBB HBP BLK WP HR S P ERA WHIP	IP WLS BF H R ER SO BB IBB HBP BLK WP HR S P ERA WHIP	IP WLS BF H R ER SO BB IBB HBP BLK WP HR S P ERA WHIP	IP WLS BF H R ER SO BB IBB HBP BLK WP HR S P ERA WHIP

San Francisco Giants @ Pittsburgh Pirates
 Three Rivers Stadium, Pittsburgh, PA
 Fri Jul 13 1984, 7:05 PM EDT
 Att. 22,167 - Unknown

AB 63
 R 4
 H 16
 RBI 4
 BB 9
 SO 8
 LOB 38



Batter	1	2	3	4	5	6	7	8	9	AB R H RBI BB SO LOB	TOP																
Chili Davis, S (1, 8) OBP: 0.338, SLG: 0.485	0-0 HR		0-0 F7			0-0 F8		0-0 F8		4 1 1 1 0 0 0	San Francisco Giants @ Pittsburgh Pirates Three Rivers Stadium, Pittsburgh, PA Sat Jul 14 1984, 3:33 AM EDT Att. 9,001 - Unknown livebaseballscorecards.com																
Bob Brenly, R (1, 2) OBP: 0.393, SLG: 0.466	0-0 F8		0-0 1-3			0-0 5-3		0-3 K		4 0 0 0 0 1 0																	
Dusty Baker Jr., R (1, 9) OBP: 0.391, SLG: 0.340	0-3 K		0-0 1-3			0-0 6-3			0-0 P6	4 0 0 0 0 1 0																	
Jeffrey Leonard, R (1, 7) OBP: 0.357, SLG: 0.462	0-0 6-3				0-0 5-3		0-0 BB SF9 2B		0-0 G5-4-3 1B	4 1 2 0 0 0 0																	
Al Oliver, L (1, 3) OBP: 0.338, SLG: 0.362		0-3 K			0-0 6-3		0-0 BB 1B		0-0 G5-4-3 1-2f	4 0 1 0 0 1 1																	
Joel Youngblood, R (1, 5) OBP: 0.353, SLG: 0.387		4-0 1B BB			0-0 L5		4-0 1-2 2-3 BB			1 0 0 0 2 0 0																	
Manny Trillo, R (1, 4) OBP: 0.357, SLG: 0.435		0-0 1-3 1B			0-0 5-3		0-0 SF9			2 0 1 1 0 0 0																	
Johnnie LeMaster, R (1, 6) OBP: 0.270, SLG: 0.301		0-0 1-3			0-0 5-3		0-3 3-H 0-3 K 1-2			3 0 0 0 0 1 4																	
Mark Davis, L (1, 1) OBP: 0.182, SLG: 0.194		0-3 K			0-3 K			0-0 5-3		2 0 0 0 0 2 2																	
Jeff Cornell, S (6, 1)										0 0 0 0 0 0 0																	
Duane Kuiper, L (8, PH) OBP: 0.238, SLG: 0.171										1 0 0 0 0 0 0																	
Bob Lacey, R (8, 1)										0 0 0 0 0 0 0																	
Inning Stats	R: 1 E: 0 K: 1 S: 6	H: 1 LOB: 0 BB: 0 P: 6	R: 0 E: 0 K: 2 S: 8	H: 1 LOB: 2 BB: 1 P: 12	R: 0 E: 0 K: 0 S: 3	H: 0 LOB: 0 BB: 0 P: 3	R: 0 E: 0 K: 0 S: 3	H: 0 LOB: 0 BB: 0 P: 3	R: 0 E: 0 K: 1 S: 5	H: 0 LOB: 0 BB: 0 P: 5	R: 1 E: 0 K: 1 S: 6	H: 2 LOB: 1 BB: 1 P: 10	R: 0 E: 0 K: 1 S: 5	H: 0 LOB: 0 BB: 0 P: 5	R: 0 E: 0 K: 0 S: 3	H: 1 LOB: 0 BB: 0 P: 3	1B: 3 2B: 1 3B: 0 HR: 1	SF: 1 SAC: 0 DP: 1 HBP: 0	WP: 0 PB: 0 SB: 0 CS: 0	PA: 32							
PITCHER Rick Rhoden, R (1, 1) ERA: 3.12	IP: 9.0 WLS: W BF: 32 H: 5 R: 2 ER: 2 SO: 6 BB: 2 IBB: 0 HBP: 0 BLK: 0 WP: 0 HR: 1 S: 42 P: 50 ERA: 2.00 WHIP: 0.778																										
PITCHER	IP	WLS	BF	H	R	ER	SO	BB	IBB	HBP	BLK	WP	HR	S	P	ERA	WHIP										



Batter	1	2	3	4	5	6	7	8	9
Marvell Wynne, L (1, 8) OBP: 0.316, SLG: 0.333	0-0 4-3	0-0 F8			0-3 K		0-3 K		
Lee Lacy, R (1, 9) OBP: 0.339, SLG: 0.425 Doug Frobel, L (7, 9) OBP: 0.248, SLG: 0.338	0-0 F8		0-0 5-3		0-0 F9		0-0 CS 1B		
Tony Peña, R (1, 2) OBP: 0.344, SLG: 0.433	0-0 2B E 1B		0-0 CS 2B		0-0 P4		0-0 CS 1-2	0-0 E FC 1B	
Bill Madlock, R (1, 3) OBP: 0.301, SLG: 0.331 Benny Distefano, L (7, 3) OBP: 0.258, SLG: 0.367	0-0 1-3 E 2B		0-0 P6 2-3		0-0 HR			0-0 P5 1-3	
Jim Morrison, R (1, 5) OBP: 0.252, SLG: 0.379	0-0 E7 1B			0-0 6-3		0-0 HR		0-0 FC	
Johnny Ray, S (1, 4) OBP: 0.356, SLG: 0.389	1-0 HBP			0-0 5-3		4-0 BB		0-0 F8	
Brian Harper, R (1, 7) OBP: 0.220, SLG: 0.159	0-0 F3			0-0 P4		0-0 F7		0-0 P4	
Dale Berra, R (1, 6) OBP: 0.270, SLG: 0.301			0-0 P4		0-0 HR		0-0 P6		
Rick Rhoden, R (1, 1) OBP: 0.233, SLG: 0.268			0-0 F9		0-0 P4		0-0 G3		

Inning Stats	R: 2 E: 1 K: 0 S: 6	H: 3 LOB: 2 BB: 0 P: 7	R: 0 E: 0 K: 0 S: 3	H: 0 LOB: 0 BB: 0 P: 3	R: 0 E: 0 K: 0 S: 3	H: 1 LOB: 0 BB: 0 P: 3	R: 0 E: 0 K: 0 S: 3	H: 0 LOB: 0 BB: 0 P: 3	R: 1 E: 0 K: 1 S: 6	H: 1 LOB: 0 BB: 0 P: 6	R: 2 E: 0 K: 0 S: 5	H: 2 LOB: 1 BB: 1 P: 9	R: 0 E: 0 K: 1 S: 5	H: 1 LOB: 0 BB: 0 P: 5	R: 1 E: 1 K: 0 S: 5	H: 1 LOB: 1 BB: 0 P: 5
1B: 4 2B: 2 3B: 0 HR: 3	SF: 0 SAC: 0 DP: 0 HBP: 1	WP: 0 PB: 0 SB: 0 CS: 2														

PITCHER	IP	WLS	BF	H	R	ER	SO	BB	IBB	HBP	BLK	WP	HR	S	P	ERA	WHIP
Mark Davis, L (1, 1) ERA: 5.04	5.1	L	24	7	5	5	1	1	0	0	0	0	3	24	29	8.44	1.500
Jeff Cornell, R (6, 1) ERA: 4.66	1.2		5	1	0	0	1	0	0	0	0	0	0	7	7	0.00	0.600
Bob Lacey, L (8, 1) ERA:	1.0		5	1	1	0	0	0	0	0	0	0	0	5	5	0.00	1.000

BOTTOM

San Francisco Giants @ Pittsburgh Pirates
Three Rivers Stadium, Pittsburgh, PA

Sat Jul 14 1984, 3:33 AM EDT
Att: 9,001 - Unknown

livebaseballscorecards.com

AB	32
R	6
H	9
RBI	6
BB	1
SO	2
LOB	8



WP: 0	PA: 35
PB: 0	
SB: 0	
CS: 2	

Batter	1	2	3	4	5	6	7	8	9	AB R H RBI BB SO LOB	TOP
Johnnie LeMaster, R (1, 6) <small>OBP: 0.267, SLG: 0.297</small>	0-0 		0-0 		0-0 			0-0 		4 0 0 0 0 0 0	San Francisco Giants @ Pittsburgh Pirates Three Rivers Stadium, Pittsburgh, PA Sun Jul 15 1984, 3:33 AM EDT Att: 13,078 - Unknown livebaseballscorecards.com
Manny Trillo, R (1, 4) <small>OBP: 0.348, SLG: 0.423</small>	0-0 		0-0 			0-0 		0-0 	4 0 0 0 0 0 0		
Dusty Baker Jr., R (1, 9) <small>OBP: 0.379, SLG: 0.327</small>	0-0 			0-0 		0-0 		0-0 	4 0 0 0 0 0 0		
Jeffrey Leonard, R (1, 8) <small>OBP: 0.356, SLG: 0.459</small>		0-0 		0-0 		0-0 		0-0 	4 0 1 0 0 0 0		
Bob Brenly, R (1, 3) <small>OBP: 0.389, SLG: 0.460</small>		0-0 		0-0 			0-0 		3 1 0 0 0 0 1		
Joel Youngblood, R (1, 5) <small>OBP: 0.353, SLG: 0.386</small>		0-0 			0-0 		0-0 		3 1 1 0 0 0 1		
Steve Nicosia, R (1, 2) <small>OBP: 0.358, SLG: 0.471</small>		0-0 			0-0 		0-0 		2 0 0 1 0 0 1		
John Rabb, R (1, 7) <small>OBP: 0.310, SLG: 0.395</small>		0-0 			0-0 		0-3 		3 1 1 2 0 1 1		
Jeff Robinson, R (1, 1) <small>OBP: 0.103, SLG: 0.079</small> Jeff Cornell, S (5, 1) Mike Krukow, R (8, PH) <small>OBP: 0.182, SLG: 0.143</small> Bob Lacey, R (8, 1)			0-0 		0-3 		0-0 		2 0 0 0 0 1 0 0 0 0 0 0 0 0 1 0 0 0 0 0 0 0 0 0 0 0 0 0		
Inning Stats	R: 0 H: 0 E: 0 LOB: 0 K: 0 BB: 0 S: 3 P: 3	R: 1 H: 1 E: 1 LOB: 1 K: 0 BB: 0 S: 5 P: 5	R: 0 H: 0 E: 0 LOB: 0 K: 0 BB: 0 S: 3 P: 3	R: 0 H: 0 E: 0 LOB: 0 K: 0 BB: 0 S: 3 P: 3	R: 2 H: 2 E: 0 LOB: 0 K: 1 BB: 0 S: 7 P: 7	R: 0 H: 0 E: 0 LOB: 0 K: 0 BB: 0 S: 3 P: 3	R: 0 H: 0 E: 0 LOB: 0 K: 0 BB: 0 S: 3 P: 3	R: 0 H: 0 E: 0 LOB: 0 K: 1 BB: 0 S: 5 P: 5	R: 0 H: 0 E: 0 LOB: 0 K: 0 BB: 0 S: 3 P: 3	1B: 2 SF: 1 2B: 0 SAC: 0 3B: 0 DP: 0 HR: 1 HBP: 0	
PITCHER John Tudor, L (1, 1) <small>ERA: 3.38</small>	IP 9.0 WLS W BF 31 H 3 R 3 ER 2 SO 2 BB 0 IBB 0 HBP 0 BLK 0 WP 0 HR 1 S 35 P 35 ERA 2.00 WHIP 0.333										

AB	30
R	3
H	3
RBI	3
BB	0
SO	2
LOB	4



Batter	1	2	3	4	5	6	7	8	9
Marvell Wynne, L (1, 8) OBP: 0.317, SLG: 0.342	0-0 G3	0-0 P4						0-0 1B	
Lee Mazzilli, S (1, 7) OBP: 0.376, SLG: 0.373	0-0 HR		0-0 F8		4-0 2B 1B BB	0-3 K		0-0 1B	
Bill Madlock, R (1, 5) OBP: 0.311, SLG: 0.344	0-0 1B 1B		0-0 BB 1B		0-0 1B 2B	0-0 G4-6-3 1B		0-0 1B	
Jason Thompson, L (1, 3) OBP: 0.348, SLG: 0.412	0-0 1B 1B		4-0 G6-4-3 BB		0-0 F7	0-0 G4-6-3		0-0 F9	
Tony Peña, R (1, 2) OBP: 0.346, SLG: 0.434	0-0 G6-4-3 1B		0-0 G6-4-3		0-0 HR 1B		0-0 F8		
Johnny Ray, S (1, 4) OBP: 0.351, SLG: 0.383	0-0 G6-4-3		0-0 4-3		0-0 F9		0-0 F8		
Doug Frobel, L (1, 9) OBP: 0.255, SLG: 0.370		0-0 2B		0-0 F8	0-0 HR		0-3 K2-3		
Dale Berra, R (1, 6) OBP: 0.270, SLG: 0.300		0-0 5-3		0-3 K	0-0 FC5 1B 1B		0-0 4-3		
John Tudor, L (1, 1) OBP: 0.302, SLG: 0.310		0-3 K					0-0 F8		

Inning Stats	R: 2	H: 4	E: 0	LOB: 1	K: 0	P: 6	R: 0	H: 1	E: 0	LOB: 1	K: 1	P: 6	R: 0	H: 0	E: 0	LOB: 0	K: 0	P: 5	R: 6	H: 7	E: 0	LOB: 2	K: 0	P: 14	R: 0	H: 1	E: 0	LOB: 0	K: 1	P: 5	R: 0	H: 0	E: 0	LOB: 0	K: 1	P: 5	R: 1	H: 3	E: 0	LOB: 2	K: 0	P: 6
	S: 6	BB: 0	S: 6	BB: 0	S: 6	BB: 0	S: 6	BB: 0	S: 5	BB: 1	S: 5	BB: 0	S: 5	BB: 0	S: 5	BB: 0	S: 5	BB: 0	S: 5	BB: 1	S: 5	BB: 0	S: 5	BB: 0	S: 6	BB: 0	S: 6	BB: 0	S: 6	BB: 0	S: 6	BB: 0	S: 6	BB: 0	S: 6	BB: 0	S: 6	BB: 0	S: 6	BB: 0	S: 6	BB: 0

PITCHER	IP	WLS	BF	H	R	ER	SO	BB	IBB	HBP	BLK	WP	HR	S	P	ERA	WHIP
Jeff Robinson, R (1, 1) ERA: 4.4	4.0	L	20	8	5	5	2	2	0	0	0	0	1	22	30	11.25	2.500
Jeff Cornell, R (5, 1) ERA: 5.06	3.0		14	6	3	3	2	0	0	0	0	0	1	18	18	9.00	2.000
Bob Lacey, L (8, 1) ERA: 3.38	1.0		6	3	1	1	0	0	0	0	0	0	0	6	6	9.00	3.000

AB R H RBI BB SO LOB

5	2	2	0	0	0	3
4	2	2	2	1	1	0
5	2	5	2	0	0	0
4	0	1	0	1	0	5
4	1	2	3	0	0	2
4	0	0	0	0	0	3
4	1	2	2	0	1	0
4	0	1	0	0	1	1
4	1	2	0	0	1	1

AB	38
R	9
H	17
RBI	9
BB	2
SO	4
LOB	15



WP	HR	S	P	ERA	WHIP
0	0	0	0	0	0
0	0	0	0	0	0
0	0	0	0	0	0
0	0	0	0	0	0

San Francisco Giants @ Pittsburgh Pirates
 Three Rivers Stadium, Pittsburgh, PA
 Sun Jul 15 1984, 3:33 AM EDT
 Att. 13,078 - Unknown

livebaseballscorecards.com

Batter	1	2	3	4	5	6	7	8	9	AB R H RBI BB SO LOB	TOP	
Brad Wellman, R (1, 6) OBP: 0.291, SLG: 0.306	4-0 S 1B BB	0-0 5-3		0-0 E 2B 1B		0-0 5-3		0-0 6-3		4 2 1 0 1 0 1		
Manny Trillo, R (1, 4) OBP: 0.349, SLG: 0.418	4-0 1B SF7 BB	0-0 F7		0-0 E5 2B 2B		0-0 F3		0-0 FC5-4 1B		4 2 1 0 1 0 2		
Dusty Baker Jr., R (1, 9) OBP: 0.387, SLG: 0.348	0-0 F6		0-0 2B 1B	1-3 2-H 2B 2B			0-0 SH5-4 FC5-4 1B	0-0 FC5-4 1-2f		5 3 3 1 0 0 3		
Jeffrey Leonard, R (1, 8) OBP: 0.359, SLG: 0.465	0-0 BB 1-3 2-H 1B		0-0 F3 1B	0-0 2B 2-H 3-H 2B		0-0 FC5-4 SH5-4 1B		0-0 6-3		5 0 3 3 0 0 1		
Scot Thompson, L (1, 3) OBP: 0.409, SLG: 0.400	4-0 1-2 BB		0-0 1-H 2B	0-0 5-3		0-0 SH5-4 1-2 2-3		0-0 4-3		3 0 1 1 1 0 1		
Bob Brenly, R (1, 2) OBP: 0.389, SLG: 0.458	0-0 SF7 3-H		0-0 F8		0-0 5-3	4-0 FC5-4 IBB		0-0 CS 1B		3 0 1 1 1 0 1		
Joel Youngblood, R (1, 5) OBP: 0.349, SLG: 0.381	0-0 6-3		0-0 F8		0-0 5-3	0-0 FC5-4 1-2f 2-3 3-H		0-0 CS		4 0 0 1 0 0 5		
John Rabb, R (1, 7) OBP: 0.304, SLG: 0.405		0-0 2B		0-0 F4	0-0 F9		0-0 4-3			4 0 1 0 0 0 2		
Bill Laskey, R (1, 1) OBP: 0.111, SLG: 0.070		0-0 F3		0-3 K		0-0 6-3		0-0 6-3		3 0 0 0 0 1 1		
Bob Lacey, R (6, 1)										0 0 0 0 0 0 0		
Frank Williams, R (7, 1) OBP: 0.143, SLG: 0.077										1 0 0 0 0 0 0		
Gary Lavelle, S (8, 1)										0 0 0 0 0 0 0		
Greg Minton, S (8, 1) OBP: 0.143, SLG: 0.077										0 0 0 0 0 0 0		
Inning Stats	R: 2 H: 1 E: 0 LOB: 2 K: 0 BB: 3 S: 4 P: 16	R: 0 H: 1 E: 0 LOB: 1 K: 0 BB: 0 S: 4 P: 4	R: 1 H: 2 E: 0 LOB: 1 K: 0 BB: 0 S: 5 P: 5	R: 3 H: 3 E: 1 LOB: 1 K: 1 BB: 0 S: 9 P: 9	R: 0 H: 0 E: 0 LOB: 0 K: 0 BB: 0 S: 3 P: 3	R: 0 H: 0 E: 0 LOB: 0 K: 0 BB: 0 S: 3 P: 3	R: 1 H: 2 E: 0 LOB: 2 K: 0 BB: 1 S: 5 P: 9	R: 0 H: 1 E: 0 LOB: 1 K: 0 BB: 0 S: 4 P: 4	R: 0 H: 1 E: 0 LOB: 0 K: 0 BB: 0 S: 3 P: 3	1B: 7 SF: 1 2B: 4 SAC: 1 3B: 0 DP: 0 HR: 0 HBP: 0	WP: 0 PA: 43 PB: 0 SB: 1 CS: 1	
PITCHER	IP WLS BF H R ER SO BB IBB HBP BLK WP HR S P ERA WHIP											
Rick Ownbey, R (1, 1) ERA: 6.48	3.2 L 22 7 6 3 1 3 0 0 0 0 0 0 21 33 7.36 2.727											
Neil Allen, R (4, 1) ERA: 3.91	0.1 1 0 0 0 0 0 0 0 0 0 0 0 1 1 0.00 0.000											
Jeff Lahti, R (5, 1) ERA: 3.21	2.0 6 0 0 0 0 0 0 0 0 0 0 0 6 6 0.00 0.000											
Dave Vonohlen, L (7, 1) ERA: 1.47	2.0 10 3 1 1 0 0 0 1 0 0 0 0 9 13 4.50 1.500											
Bruce Sutter, R (9, 1) ERA: 1.6	1.0 3 1 0 0 0 0 0 0 0 0 0 0 3 3 0.00 1.000											

San Francisco Giants @ St. Louis Cardinals
 Busch Stadium, St. Louis, MO
 Mon Jul 16 1984, 7:05 PM CDT
 Att. 24,197 - Unknown

livebaseballscorecards.com

AB 36
 R 7
 H 11
 RBI 7
 BB 4
 SO 1
 LOB 17



BOTTOM

San Francisco Giants @ St. Louis Cardinals
Busch Stadium, St. Louis, MO
Mon Jul 16 1984, 7:05 PM CDT
Att. 24,197 - Unknown

livebaseballscorecards.com

AB 38
R 6
H 10
RBI 5
BB 4
SO 6
LOB 26



WP: 1 PA: 45
PB: 0
SB: 1
CS: 0

AB R H RBI BB SO LOB

3 2 2 1 1 0 0

4 0 0 1 1 2 6

5 1 2 1 0 0 1

3 0 0 1 1 0 3

4 1 1 0 1 0 1

4 0 2 0 0 1 1

1 0 0 0 0 0 3

0 0 0 0 0 0 0

5 1 2 0 0 0 4

4 1 1 0 0 1 2

1B: 7 SF: 1
2B: 3 SAC: 0
3B: 0 DP: 0
HR: 0 HBP: 2

Batter	1	2	3	4	5	6	7	8	9
Lonnie Smith, R (1, 7) OBP: 0.366, SLG: 0.368	0-0 1-3 H 1B	1-0 HBP 1B			0-0 SF7 1B	0-0 1B		4-0 E 1B BB	
Andy Van Slyke, L (1, 5) OBP: 0.347, SLG: 0.332	4-0 S BB	0-3 K			0-0 F2	0-3 K		0-0 E3 1B 1-3 3-H	
Tom Herr, S (1, 4) OBP: 0.333, SLG: 0.337	0-0 F8 1-2		0-0 F7		0-0 E 1B 1-3		0-0 6-3	0-0 BB 1B 1-3 3-H	
Darrell Porter, L (1, 2) OBP: 0.353, SLG: 0.398	0-0 4-3		0-0 F7		0-0 SF7 3-H		4-0 BB 1B	0-0 F6	
George Hendrick, R (1, 9) OBP: 0.303, SLG: 0.362		0-0 HBP 1B HBP 1B	0-0 F7		0-0 E5 1-H		0-0 F7	4-0 BB 1B 1-2	
Mike Jorgensen, L (1, 3) OBP: 0.338, SLG: 0.328 Art Howe, R (8, PH) OBP: 0.298, SLG: 0.263 Bruce Sutter, R (9, 1)		0-0 HBP 1B HBP 1B 1-2		0-3 K	0-0 1-3		0-0 1B 1-2	0-0 L5	
David Green, R (1, 8) OBP: 0.306, SLG: 0.367		0-0 F6		0-0 2B		0-0 1-3 6-3 2B			0-0 5-3
Chris Speier, R (1, 6) OBP: 0.215, SLG: 0.230		1-0 HBP HBP 1-2 2-3		0-0 F9		0-0 1-3 2-3		0-0 WP E 2B	0-3 K
Rick Ownbey, R (1, 1) Neil Allen, R (4, 1) Mark Salas, L (4, PH) Jeff Lahti, R (5, 1) Steve Braun, J (6, PH) Dave Vonohlen, L (7, 1) Tito Landrum, R (8, PH) OBP: 0.325, SLG: 0.342		0-3 K		0-0 F9		0-0 6-3 3-H		0-3 K 2-3	0-0 6-3

Inning Stats	R: 0	H: 0	E: 0	K: 0	S: 3	H: 0	LOB: 1	BB: 1	P: 7	R: 1	H: 2	E: 0	K: 2	S: 9	R: 0	H: 0	E: 0	K: 0	S: 3	R: 0	H: 1	E: 0	K: 1	S: 6	R: 2	H: 2	E: 1	K: 0	S: 6	R: 1	H: 2	E: 0	K: 1	S: 7	R: 0	H: 1	E: 0	K: 0	S: 4	R: 2	H: 2	E: 1	K: 1	S: 8	R: 0	H: 0	E: 0	K: 1	S: 5	1B: 7	SF: 1	2B: 3	SAC: 0	3B: 0	DP: 0	HR: 0	HBP: 2	WP: 1	PA: 45
--------------	------	------	------	------	------	------	--------	-------	------	------	------	------	------	------	------	------	------	------	------	------	------	------	------	------	------	------	------	------	------	------	------	------	------	------	------	------	------	------	------	------	------	------	------	------	------	------	------	------	------	-------	-------	-------	--------	-------	-------	-------	--------	-------	--------

PITCHER	IP	WLS	BF	H	R	ER	SO	BB	IBB	HBP	BLK	WP	HR	S	P	ERA	WHIP
Bill Laskey, R (1, 1) ERA: 3.76	5.2		28	7	4	3	3	1	0	2	0	0	0	31	37	4.76	1.412
Bob Lacey, L (6, 1) ERA: 2.7	0.2		3	0	0	0	1	1	0	0	0	0	0	4	8	0.00	1.500
Frank Williams, R (7, 1) ERA: 3.88	1.0		7	2	2	2	1	1	0	0	0	1	0	8	12	18.00	3.000
Gary Lavelle, L (8, 1) ERA: 3.17	0.1		3	1	0	0	0	1	0	0	0	0	0	2	6	0.00	6.000
Greg Minton, R (8, 1) ERA: 3.76	1.1	S	4	0	0	0	1	0	0	0	0	0	0	6	6	0.00	0.000

Batter	1	2	3	4	5	6	7	8	9	AB R H RBI BB SO LOB	TOP		
Gene Richards, L (1, 7) OBP: 0.327, SLG: 0.263 Dan Gladden, R (8, PH) OBP: 0.434, SLG: 0.549 (8, 8)	0-0 4-3		0-0 G6-4-3 1B	0-0 S 1B		0-0 4-3		0-0 6-3		4 0 2 0 0 0 0 1 0 0 0 0 0 1			
Manny Trillo, R (1, 4) OBP: 0.351, SLG: 0.413	1-0 HBP		0-3 K	0-0 F7		0-0 5-3		0-0 G5-3 1B		4 0 1 0 0 1 3			
Dusty Baker Jr., R (1, 9) OBP: 0.380, SLG: 0.342	0-0 F9		0-0 G6-4-3		0-3 K	0-0 6-3		0-0 1B G5-3 1B		5 0 1 0 0 1 3			
Jeffrey Leonard, R (1, 8) OBP: 0.363, SLG: 0.465 (8, 7)	0-3 K			4-0 S 1B BB	0-0 1B 1B		0-0 FC4-6 1B	0-0 G5-3		4 2 2 0 1 1 3			
Scot Thompson, L (1, 3) OBP: 0.430, SLG: 0.417		4-0 S BB		0-0 1B 2B 1B	0-0 1B 2B 1B		0-0 FC4-6 G5-4-3	0-0 FC6-4 1B		4 2 3 1 1 0 1			
Bob Brenly, R (1, 2) OBP: 0.386, SLG: 0.453		0-0 6-3		0-0 F9	0-0 2B 1B		0-0 G5-4-3	0-0 FC6-4		5 1 1 1 0 0 5			
Joel Youngblood, R (1, 5) OBP: 0.353, SLG: 0.389		0-0 F9		0-0 2B 1B	0-0 2B					4 1 3 2 0 0 1			
Brad Wellman, R (1, 6) OBP: 0.290, SLG: 0.313		0-0 6-3		0-0 WP 2B	0-0 F8			0-0 4-3 1B		4 1 1 2 0 0 3			
Mike Krukow, R (1, 1) OBP: 0.175, SLG: 0.158 Greg Minton, S (7, 1) OBP: 0.133, SLG: 0.071			0-0 1B	0-3 K	0-0 1-3			0-3 K		3 0 1 0 0 1 1 1 0 0 0 0 1 1			
Inning Stats	R: 0 H: 0 E: 0 LOB: 1 K: 1 BB: 0 S: 5 P: 6	R: 0 H: 0 E: 0 LOB: 1 K: 0 BB: 1 S: 3 P: 7	R: 0 H: 2 E: 0 LOB: 1 K: 1 BB: 0 S: 6 P: 6	R: 4 H: 4 E: 0 LOB: 1 K: 1 BB: 1 S: 9 P: 13	R: 3 H: 4 E: 0 LOB: 1 K: 1 BB: 0 S: 9 P: 9	R: 0 H: 0 E: 0 LOB: 0 K: 0 BB: 0 S: 3 P: 3	R: 0 H: 1 E: 0 LOB: 0 K: 0 BB: 0 S: 3 P: 3	R: 0 H: 1 E: 0 LOB: 1 K: 1 BB: 0 S: 6 P: 6	R: 0 H: 3 E: 0 LOB: 2 K: 0 BB: 0 S: 5 P: 5	1B: 13 SF: 0 2B: 2 SAC: 0 3B: 0 DP: 3 HR: 0 HBP: 1	WP: 1 PA: 42 PB: 0 SB: 3 CS: 0		
PITCHER	IP WLS BF H R ER SO BB IBB HBP BLK WP HR S P ERA WHIP											PITCHER	IP WLS BF H R ER SO BB IBB HBP BLK WP HR S P ERA WHIP
Joaquin Andujar, R (1, 1) ERA: 3.2	4.1 L 25 10 7 7 4 2 0 1 0 1 0 30 39 14.54 2.769												
Ralph Citarella, R (5, 1) ERA: 4.32	2.2 8 1 0 0 0 0 0 0 0 0 0 8 8 0.00 0.375												
Dave Rucker, L (8, 1) ERA: 1.76	2.0 9 4 0 0 0 1 0 0 0 0 0 0 0 11 11 0.00 2.000												

San Francisco Giants @ St. Louis Cardinals
 Busch Stadium, St. Louis, MO
 Tue Jul 17 1984, 7:05 PM CDT
 Att. 20,368 - Unknown

livebaseballscorecards.com

AB 39
 R 7
 H 15
 RBI 6
 BB 2
 SO 5
 LOB 22



Batter	1	2	3	4	5	6	7	8	9	AB	R	H	RBI	BB	SO	LOB
Lonnie Smith, R (1, 7) OBP: 0.362, SLG: 0.363 Dave Rucker, L (8, 1)	0-3 K		0-0 F9		0-0 F9		0-3 K			4	0	0	0	0	2	3
Andy Van Slyke, L (1, 5) OBP: 0.345, SLG: 0.330	0-0 G1-6-3 1B		0-0 F7			0-3 K	0-0 4-3			4	0	1	0	0	1	2
Tom Herr, S (1, 4) OBP: 0.330, SLG: 0.333	0-0 G1-6-3 1-2f			0-0 F7		0-0 F7		0-0 1-3		4	0	0	0	0	0	1
Darrell Porter, L (1, 2) OBP: 0.353, SLG: 0.398 Glenn Brummer, R (7, 2) OBP: 0.255, SLG: 0.271		0-0 E 1B 1B		0-3 K		0-0 F5		0-0 6-3		3	0	1	0	0	1	0
George Hendrick, R (1, 9) OBP: 0.306, SLG: 0.370		0-0 L5		0-0 2B			0-0 1B 2B	0-0 4-3		4	1	2	0	0	0	1
Mike Jorgensen, L (1, 3) OBP: 0.343, SLG: 0.333 Ralph Citarella, R (5, 1) OBP: 0.250, SLG: 0.250 Steve Braun, L (7, PH) OBP: 0.367, SLG: 0.279 (8, 7)		0-0 E9 1-3 1B		0-0 F3			4-0 FC5 1B BB		0-0 4-3	2	0	1	0	0	0	1
David Green, R (1, 8) OBP: 0.305, SLG: 0.365 Tito Landrum, R (3, 8) OBP: 0.326, SLG: 0.342		0-3 K			0-0 F8		0-0 FC5 2B 1B		0-3 K	1	0	0	0	0	1	2
Chris Speier, R (1, 6) OBP: 0.217, SLG: 0.231		0-0 6-3			0-0 1B		0-0 FC5 2B 1B		0-0 E5	4	0	1	0	0	0	4
Joaquin Andujar, S (1, 1) OBP: 0.214, SLG: 0.240 Art Howe, R (5, 3) OBP: 0.299, SLG: 0.275			0-3 K		0-0 F7		0-0 FC5 1-2 2-H 2B 1B		0-0 F7	1	0	0	0	0	1	0
							1-3 2-H 2B			3	0	1	1	0	0	2

Inning Stats	R: 0	H: 1	E: 0	K: 1	S: 5	LOB: 0	BB: 0	P: 5	R: 0	H: 2	E: 1	K: 1	S: 7	LOB: 2	BB: 0	P: 7	R: 0	H: 0	E: 0	K: 1	S: 5	LOB: 0	BB: 0	P: 5	R: 0	H: 1	E: 0	K: 1	S: 6	LOB: 1	BB: 0	P: 6	R: 0	H: 0	E: 0	K: 0	S: 4	LOB: 1	BB: 0	P: 4	R: 0	H: 0	E: 0	K: 1	S: 5	LOB: 0	BB: 0	P: 5	R: 2	H: 3	E: 0	K: 1	S: 8	LOB: 2	BB: 1	P: 12	R: 0	H: 0	E: 0	K: 0	S: 3	LOB: 0	BB: 0	P: 3	R: 0	H: 0	E: 1	K: 1	S: 6	LOB: 1	BB: 0	P: 6	1B: 5	2B: 3	3B: 0	HR: 0	SF: 0	SAC: 0	DP: 1	HBP: 0	WP: 0	PB: 0	SB: 0	CS: 0	PA: 36
PITCHER	IP	WLS	BF	H	R	ER	SO	BB	IBB	HBP	BLK	WP	HR	S	P	ERA	WHIP																																																																				
Mike Krukow, R (1, 1) ERA: 5.06	6.0	W	25	7	2	2	5	1	0	0	0	0	0	34	38	3.00	1.333																																																																				
Greg Minton, R (7, 1) ERA: 3.61	3.0	S	11	1	0	0	2	0	0	0	0	0	0	15	15	0.00	0.333																																																																				

BOTTOM

San Francisco Giants @ St. Louis Cardinals
Busch Stadium, St. Louis, MO
 Tue Jul 17 1984, 7:05 PM CDT
 Att. 20,368 - Unknown

livebaseballscorecards.com

AB	35
R	2
H	8
RBI	2
BB	1
SO	7
LOB	16



Batter	1	2	3	4	5	6	7	8	9	10	11	AB R H RBI BB SO LOB	TOP												
Dan Gladden, R OBP: 0.444, SLG: 0.553 (1, 8)	L4		1B			1B		F8			SH1-4	5 1 3 2 0 0 2	San Francisco Giants @ St. Louis Cardinals Busch Stadium, St. Louis, MO Wed Jul 18 1984, 7:05 PM CDT Att. 18,492 - Unknown												
Manny Trillo, R OBP: 0.350, SLG: 0.410 (1, 4)	K		1B			1B		G6-4-3		6-3	6 0 2 0 0 2 4														
Dusty Baker Jr., R OBP: 0.385, SLG: 0.344 Bob Lacey, R (11, 1)	F7		1B			BB		G4-3		F8	5 0 2 1 1 0 1 0 0 0 0 0 0 0														
Jeffrey Leonard, R OBP: 0.363, SLG: 0.476 (1, 7)		HR	K			K		G4-3			5 1 2 1 0 2 6														
Bob Brenly, R OBP: 0.383, SLG: 0.449 (1, 3)		F7				F5		F9		K	5 0 1 0 0 1 4														
Joel Youngblood, R OBP: 0.351, SLG: 0.384 (1, 5)		F9				G5-4-3		F9		K	4 0 0 0 1 1 1														
Steve Nicosia, R OBP: 0.370, SLG: 0.522 (1, 2)		5-3				3B		1B		4-3	5 1 3 0 0 0 0														
Brad Wellman, R OBP: 0.294, SLG: 0.311 (1, 6)			CS			4-3		F2		F7	4 1 1 0 1 0 3														
Atlee Hammaker, S OBP: 0.200, SLG: 0.111 Chili Davis, S OBP: 0.340, SLG: 0.485 Jeff Cornell, S (8, PH) Scott Thompson, L OBP: 0.425, SLG: 0.412 Greg Minton, S (8, PH) John Rabb, R OBP: 0.133, SLG: 0.071 (11, PH)			6-3			1B		K		SH1-4	1 0 0 0 0 1 0 1 0 0 0 0 0 1 0 0 0 0 0 0 0 0 0 0 1 0 0 0 0 0 1 2 0 0 0 0 0 0 0 0 1 0 1 0 0 0 0 0														
Inning Stats	R: 0 E: 0 K: 1 S: 5	H: 0 LOB: 0 BB: 0 P: 5	R: 1 E: 0 K: 0 S: 4	H: 1 LOB: 0 BB: 0 P: 4	R: 1 E: 0 K: 1 S: 8	H: 4 LOB: 2 BB: 0 P: 8	R: 0 E: 0 K: 0 S: 4	H: 2 LOB: 1 BB: 0 P: 4	R: 0 E: 0 K: 2 S: 8	H: 1 LOB: 3 BB: 2 P: 16	R: 2 E: 0 K: 0 S: 4	H: 2 LOB: 1 BB: 2 P: 12		R: 0 E: 0 K: 1 S: 6	H: 1 LOB: 2 BB: 1 P: 10	R: 0 E: 0 K: 1 S: 6	H: 1 LOB: 1 BB: 0 P: 6	R: 0 E: 0 K: 1 S: 5	H: 0 LOB: 0 BB: 0 P: 5	R: 0 E: 0 K: 0 S: 4	H: 2 LOB: 1 BB: 0 P: 4	1B: 11 2B: 1 3B: 2 HR: 1	SF: 0 SAC: 1 DP: 3 HBP: 0	WP: 0 PB: 0 SB: 1 CS: 1	PA: 48
PITCHER	IP	WLS	BF	H	R	ER	SO	BB	IBB	HBP	BLK	WP		HR	S	P	ERA	WHIP							
Ricky Horton, L ERA: 2.44 (1, 1)	4.1		21	8	2	2	3	2	0	0	0	0	1	25	33	4.15	2.308								
Jeff Lahti, R ERA: 3.51 (5, 1)	1.0		7	2	2	2	1	1	1	0	0	0	0	7	15	18.00	3.000								
Neil Allen, R ERA: 3.82 (6, 1)	1.2		4	1	0	0	0	0	0	0	0	0	0	4	4	0.00	0.600								
Bruce Sutter, R ERA: 1.56 (8, 1)	2.0		9	2	0	0	2	1	0	0	0	0	0	12	16	0.00	1.500								
Ralph Citarella, R ERA: 4.08 (10, 1)	1.0		3	0	0	0	1	0	0	0	0	0	0	5	5	0.00	0.000								
PITCHER	IP	WLS	BF	H	R	ER	SO	BB	IBB	HBP	BLK	WP	HR	S	P	ERA	WHIP								
Dave Vonohlen, L ERA: 1.4 (11, 1)	1.0		4	2	0	0	0	0	0	0	0	0	0	4	4	0.00	2.000								

livebaseballscorecards.com

AB	42
R	4
H	15
RBI	4
BB	5
SO	7
LOB	24



Batter	1	2	3	4	5	6	7	8	9	10	11	AB R H RBI BB SO LOB	BOTTOM															
Lonnie Smith, R (1, 7) <small>OBP: 0.366, SLG: 0.375</small>	F8		E7 6-3 2B			2B	1B		1B	FC6-4		6 3 4 0 0 0 2	San Francisco Giants @ St. Louis Cardinals Busch Stadium, St. Louis, MO Wed Jul 18 1984, 7:05 PM CDT Att. 18,492 - Unknown															
Tom Herr, S (1, 4) <small>OBP: 0.332, SLG: 0.342</small>	F8		6-3			1B	F7		1B		1B FC2 2B	6 1 3 3 0 0 1																
Tito Landrum, R (1, 8) <small>OBP: 0.330, SLG: 0.346</small> Andy Van Slyke, L (6, PH) <small>OBP: 0.344, SLG: 0.326</small> (7, 8)	1B		K			1B BB	F8		6-3		FC FC2 1B HR	2 0 1 0 0 1 0 3 1 0 0 1 0 3																
George Hendrick, R (1, 9) <small>OBP: 0.306, SLG: 0.368</small>	K			5-3		F4		K			FC2 HR 1B	5 1 1 0 1 2 3																
David Green, R (1, 3) <small>OBP: 0.298, SLG: 0.355</small>		5-3		K		K		6-3			F6	6 0 0 0 0 2 7																
Terry Pendleton, S (1, 5) <small>OBP: 0.667, SLG: 0.600</small>				F8		1B IBB					FC2 HR	5 1 3 1 1 0 3																
Darrell Porter, L (1, 2) <small>OBP: 0.356, SLG: 0.407</small>						1B IBB					HR	4 1 1 4 2 1 2																
Chris Speier, R (1, 6) <small>OBP: 0.208, SLG: 0.221</small> Mike Jorgensen, L (8, PH) <small>OBP: 0.338, SLG: 0.328</small> Art Howe, R (9, 6) <small>OBP: 0.305, SLG: 0.275</small>						K					FC6-4 IBB	3 0 0 0 0 2 4 1 0 0 0 0 0 2 0 0 0 0 1 0 0																
<small>Ricky Horton, L Jeff Lehm, R Neil Allen, R Steve Braun, L Bruce Sutter, R Mark Salas, L Ralph Cicerello, R Glenn Beckman, R Dave Vonohren, L</small>						K					K	1 0 0 0 0 0 1 0 1 0 0 0 0 0 0 0 1 0 0 0 0 0 0 0 1 0 0 0 0 0 0 0 1 0																
Inning Stats	R: 0 H: 1 E: 0 LOB: 1 K: 1 BB: 0 S: 6 P: 6	R: 0 H: 1 E: 0 LOB: 1 K: 2 BB: 0 S: 8 P: 8	R: 1 H: 1 E: 1 LOB: 0 K: 2 BB: 0 S: 8 P: 8	R: 0 H: 0 E: 0 LOB: 0 K: 1 BB: 0 S: 5 P: 5	R: 0 H: 0 E: 0 LOB: 0 K: 1 BB: 0 S: 5 P: 5	R: 2 H: 3 E: 0 LOB: 3 K: 2 BB: 2 S: 10 P: 18	R: 0 H: 1 E: 0 LOB: 1 K: 0 BB: 0 S: 4 P: 4	R: 0 H: 0 E: 1 LOB: 2 K: 1 BB: 2 S: 5 P: 13	R: 1 H: 2 E: 0 LOB: 2 K: 0 BB: 1 S: 5 P: 9	R: 0 H: 1 E: 0 LOB: 2 K: 1 BB: 1 S: 6 P: 10	R: 4 H: 3 E: 0 LOB: 0 K: 0 BB: 0 S: 6 P: 6	1B: 8 SF: 0 2B: 4 SAC: 0 3B: 0 DP: 0 HR: 1 HBP: 0		WP: 0 PA: 52 PB: 0 SB: 2 CS: 0														
PITCHER	IP WLS BF H R ER SO BB IBB HBP BLK WP HR S P ERA WHIP													IP WLS BF H R ER SO BB IBB HBP BLK WP HR S P ERA WHIP														
Atlee Hammaker, L (1, 1) <small>ERA: 1.93</small>	5.0	18	3	1	0	7	0	0	0	1	0	0	32	32	0.00	0.600												
Jeff Cornell, R (6, 1) <small>ERA: 5.29</small>	2.0	12	4	2	2	2	1	1	0	0	0	0	14	22	9.00	2.500												
Greg Minton, R (8, 1) <small>ERA: 3.58</small>	3.0	16	3	1	1	2	2	2	0	0	0	0	16	32	3.00	1.667												
Bob Lacey, L (11, 1) <small>ERA: 11.25</small>	0.2	L 6	3	4	4	0	0	0	0	0	0	0	1	6	6	54.00	4.500											

livebaseballscores.com

AB	46
R	8
H	13
RBI	8
BB	6
SO	11
LOB	29



Batter	1	2	3	4	5	6	7	8	9	AB R H RBI BB SO LOB	TOP						
Dan Gladden, R OBP: 0.453, SLG: 0.556 (1, 8) X	0-0 1B 1B		0-0 CS 1B		0-0 CS 1B		0-3 K		0-3 K	5 0 3 1 0 2 0							
Manny Trillo, R OBP: 0.348, SLG: 0.406 (1, 5) X	0-0 G6-4-3 1B		0-3 K		0-0 F8		0-0 F8			4 0 1 0 0 1 2							
Chili Davis, S OBP: 0.345, SLG: 0.500 (1, 9) X	0-0 F7			0-0 HR	4-0 BB			0-0 1B 2B		3 2 2 1 1 0 2							
Jeffrey Leonard, R OBP: 0.359, SLG: 0.471 (1, 7) X	0-0 G6-4-3 1-2f			0-3 K	0-0 FC4-6			0-3 K		4 0 0 0 0 2 4							
Scot Thompson, L OBP: 0.439, SLG: 0.420 (1, 3)		0-0 CS 1B		4-0 1B SF8 BB		0-0 4-3		0-0 FC6-4 1B		3 1 2 1 1 0 0							
Steve Nicosia, R OBP: 0.365, SLG: 0.510 (1, 2)		0-0 1-3		0-0 1B SF8 1B		0-3 K		0-0 FC6-4		4 0 1 0 0 1 2							
Brad Wellman, R OBP: 0.299, SLG: 0.313 (1, 6)		4-0 CS BB		0-0 SF8		0-0 FC4-6 1B		0-0 4-3		2 0 1 1 1 0 1							
Duane Kuiper, L OBP: 0.239, SLG: 0.175 (1, 4)		0-0 CS	0-0 L6	0-0 1B		0-0 FC4-6			0-0 F8	4 0 1 0 0 0 1							
Mark Davis, L OBP: 0.194, SLG: 0.265 Gene Richards, L OBP: 0.325, SLG: 0.260 (9, PH)			0-0 1B 3B	0-3 K		0-0 1-3			0-0 4-3	3 1 1 0 0 1 2 1 0 0 0 0 0 0							
Inning Stats	R: 0 E: 0 K: 0 S: 4 H: 2 LOB: 1 BB: 0 P: 4	R: 0 E: 0 K: 0 S: 2 H: 1 LOB: 0 BB: 1 P: 6	R: 1 E: 0 K: 1 S: 6 H: 2 LOB: 0 BB: 0 P: 6	R: 2 E: 0 K: 2 S: 10 H: 3 LOB: 2 BB: 1 P: 14	R: 0 E: 0 K: 1 S: 6 H: 1 LOB: 1 BB: 0 P: 6	R: 0 E: 0 K: 1 S: 5 H: 0 LOB: 0 BB: 0 P: 5	R: 1 E: 0 K: 1 S: 7 H: 2 LOB: 1 BB: 0 P: 7	R: 0 E: 0 K: 1 S: 5 H: 0 LOB: 0 BB: 0 P: 5	1B: 9 2B: 1 3B: 1 HR: 1 SF: 1 SAC: 0 DP: 1 HBP: 0	WP: 0 PB: 0 SB: 0 CS: 4	PA: 38						
PITCHER	IP WLS BF H R ER SO BB IBB HBP BLK WP HR S P ERA WHIP																
Scott Sanderson, R ERA: 3.42 (1, 1)	4.0	18	8	3	3	3	2	0	0	0	0	0	1	22	30	6.75	2.500
George Frazier, R ERA: 3.82 (5, 1)	3.0	W	11	2	0	0	2	1	0	0	0	0	0	14	18	0.00	1.000
Tim Stoddard, R ERA: 2.51 (8, 1)	2.0	S	8	2	1	1	2	0	0	0	0	0	0	12	12	4.50	1.000

San Francisco Giants @ Chicago Cubs
Wrigley Field, Chicago, IL
Thu Jul 19 1984, 3:33 AM CDT
Att. 22,523 - Unknown

livebaseballscorecards.com

AB	33
R	4
H	12
RBI	4
BB	3
SO	7
LOB	14



Batter	1	2	3	4	5	6	7	8	9	AB	R	H	RBI	BB	SO	LOB
Bob Demier, R OBP: 0.393, SLG: 0.381 (1, 8)	0-0 23 S 1B		4-0 23 3B BB		0-0 F7		0-0 HR 2B			3	2	2	0	1	0	0
23 Ryne Sandberg, R OBP: 0.383, SLG: 0.559 (1, 4)	0-0 1-2 1B		0-0 1-H SF8 3B		0-0 E8 1B		4-0 HR BB			3	2	3	1	1	0	0
Gary Matthews, R OBP: 0.367, SLG: 0.375 (1, 7) Tim Stoddard, R OBP: 0.111, SLG: 0.111 (8, 1)	0-0 F9		0-0 3-H SF8		0-0 F8		0-0 1-H 2-H HR			3	1	1	4	0	0	3
Keith Moreland, R OBP: 0.333, SLG: 0.444 (1, 9)	0-3 K		0-0 4-3 2B		0-0 4-3		0-0 5-3			0	0	0	0	0	0	0
Jody Davis, R OBP: 0.351, SLG: 0.482 (1, 2)	0-0 P3		0-0 4-3		0-0 4-3		0-0 6-3			4	0	0	1	0	0	2
Ron Cey, R OBP: 0.299, SLG: 0.392 (1, 5) Dave Owen, S OBP: 0.308, SLG: 0.333 (8, PH) (9, 5)		0-3 K	0-3 K			0-0 F9		0-0 E4 G4-6-3		3	0	0	0	0	2	0
Leon Durham, L OBP: 0.396, SLG: 0.518 (1, 3)		0-0 1B		0-0 F7		0-0 L4		0-0 G4-6-3 1-2f		4	0	1	0	0	0	1
Larry Bowa, S OBP: 0.276, SLG: 0.283 (1, 6)		0-3 K		0-0 P6			0-3 K			3	0	0	0	0	2	1
Scott Sanderson, R OBP: 0.167, SLG: 0.091 (1, 1) Rick Reuschel, R OBP: 0.241, SLG: 0.333 (4, PH) George Frazier, R (5, 1) Gary Woods, R OBP: 0.364, SLG: 0.485 (7, PH) (8, 7)		0-3 K		0-3 K			0-0 6-3			1	0	0	0	0	1	1

Inning Stats	R: 0	H: 2	R: 0	H: 1	R: 3	H: 2	R: 0	H: 0	R: 0	H: 1	R: 3	H: 2	R: 0	H: 0	R: 0	H: 0
	E: 0	LOB: 2	E: 0	LOB: 1	E: 1	LOB: 0	E: 0	LOB: 0	E: 1	LOB: 1	E: 0	LOB: 0	E: 1	LOB: 0	E: 1	LOB: 0
	K: 1	BB: 0	K: 3	BB: 0	K: 1	BB: 1	K: 1	BB: 0	K: 0	BB: 0	K: 1	BB: 1	K: 0	BB: 0	K: 0	BB: 0
	S: 7	P: 7	S: 10	P: 10	S: 7	P: 11	S: 5	P: 5	S: 4	P: 4	S: 7	P: 11	S: 3	P: 3	S: 3	P: 3

PITCHER	IP	WLS	BF	H	R	ER	SO	BB	IBB	HBP	BLK	WP	HR	S	P	ERA	WHIP
Mark Davis, L ERA: 5.08 (1, 1)	8.0	L	34	8	6	5	7	2	0	0	0	0	1	46	54	5.62	1.250

BOTTOM

San Francisco Giants @ Chicago Cubs
Wrigley Field, Chicago, IL
Thu Jul 19 1984, 3:33 AM CDT
Att. 22,523 - Unknown

livebaseballscorecards.com

AB	31
R	6
H	8
RBI	6
BB	2
SO	7
LOB	11



WP	PA	ERA	WHIP
0	34		

Batter	1	2	3	4	5	6	7	8	9	AB R H RBI BB SO LOB	TOP																
Dan Gladden, R (1, 8) OBP: 0.433, SLG: 0.529	0-3 K		0-0 4-3	0-0 L4			0-0 F7			4 0 0 0 0 1 3																	
Manny Trillo, R (1, 5) OBP: 0.346, SLG: 0.402	0-3 K			0-0 1B 1B	0-0 F8		0-0 P3			4 1 1 0 0 1 0																	
Dusty Baker Jr., R (1, 7) OBP: 0.388, SLG: 0.344	4-0 BB			0-0 1B 1-2 4-3 1B	0-0 5-3			0-3 K		3 1 1 0 0 1 1 0																	
Chili Davis, S (1, 9) OBP: 0.344, SLG: 0.497	0-3 K			0-0 4-3 BB 1-3 2-H SF8 1B	0-0 E1		0-0 F8			4 1 1 1 0 1 1																	
Scot Thompson, L (1, 3) OBP: 0.431, SLG: 0.407		0-0 5-3		4-0 BB 1-2 4-3 BB	0-0 CS	0-0 L6		0-3 K		3 0 0 0 0 1 1 0																	
Steve Nicosia, R (1, 2) OBP: 0.352, SLG: 0.490		0-0 5-3		0-0 4-3		0-0 F2		0-3 K		4 0 0 1 0 1 2																	
Duane Kuiper, L (1, 4) OBP: 0.261, SLG: 0.173		0-0 4-3		4-0 BB IBB		4-0 BB		4-0 BB		1 0 0 0 3 0 0																	
Brad Wellman, R (1, 6) OBP: 0.295, SLG: 0.311			0-3 K	0-0 SF8		0-0 F8		0-3 K		1 0 0 1 0 1 0																	
Johnnie LeMaster, R (5, 6) OBP: 0.265, SLG: 0.295										2 0 0 0 0 1 2																	
Jeff Robinson, R (1, 1) OBP: 0.119, SLG: 0.075			0-3 K	4-0 BB			0-0 P6		0-3 K	2 0 0 0 1 1 0																	
Greg Minton, S (8, 1) OBP: 0.125, SLG: 0.067				1-2 2-3 BB						1 0 0 0 0 1 1																	
Inning Stats	R: 0 E: 0 K: 3 S: 9	H: 0 LOB: 1 BB: 1 P: 13	R: 0 E: 0 K: 0 S: 3	H: 0 LOB: 0 BB: 0 P: 3	R: 0 E: 0 K: 2 S: 7	H: 0 LOB: 0 BB: 0 P: 7	R: 3 E: 0 K: 0 S: 6	H: 3 LOB: 3 BB: 3 P: 18	R: 0 E: 1 K: 0 S: 3	H: 0 LOB: 0 BB: 0 P: 3	R: 0 E: 0 K: 0 S: 3	H: 0 LOB: 1 BB: 1 P: 7	R: 0 E: 0 K: 2 S: 7	H: 0 LOB: 0 BB: 0 P: 3	R: 0 E: 0 K: 3 S: 9	H: 0 LOB: 1 BB: 1 P: 13	R: 0 E: 0 K: 3 S: 9	H: 0 LOB: 1 BB: 1 P: 13	1B: 3 2B: 0 3B: 0 HR: 0	SF: 1 SAC: 0 DP: 0 HBP: 0	WP: 0 PB: 0 SB: 0 CS: 1	PA: 37					
PITCHER	IP	WLS	BF	H	R	ER	SO	BB	IBB	HBP	BLK	WP	HR	S	P	ERA	WHIP										
Dennis Eckersley, R (1, 1) ERA: 4.7	7.0	L	29	3	3	3	5	4	1	0	0	0	0	34	54	3.86	1.000										
Tim Stoddard, R (8, 1) ERA: 2.47	1.0		3	0	0	0	2	0	0	0	0	0	0	7	7	0.00	0.000										
Lee Smith, R (9, 1) ERA: 3.7	1.0		4	0	0	0	3	1	0	0	0	0	0	9	13	0.00	1.000										

San Francisco Giants @ Chicago Cubs
Wrigley Field, Chicago, IL
Fri Jul 20 1984, 3:33 AM CDT
Att. 27,259 - Unknown

livebaseballscorecards.com

AB	29
R	3
H	3
RBI	3
BB	6
SO	10
LOB	9



Batter	1	2	3	4	5	6	7	8	9	10	11	AB R H RBI BB SO LOB	TOP												
Dan Gladden, R OBP: 0.432, SLG: 0.533 (1, 8)	0-0 E CS 1B 1B		0-0 2B			0-0 4-3		0-3 K		0-0 4-3 1-2		5 0 2 0 0 1 2													
Manny Trillo, R OBP: 0.347, SLG: 0.408 (1, 5) (9, 4)	0-0 E5 1-3 1B		0-0 4-3			0-0 6-3		0-0 1B 2B		0-0 1-3		5 1 2 0 0 0 2													
Dusty Baker Jr., R OBP: 0.389, SLG: 0.346 (1, 7)	0-3 K 3-H			0-0 1-3			0-0 FC4-6 1B	0-0 1B 2-H 3-H			0-0 F7	5 0 2 2 0 1 2													
Chili Davis, S OBP: 0.338, SLG: 0.489 (1, 9)	0-0 G3			0-0 F7			0-0 FC4-6 2B 1-2f 6-3	0-3 K			0-3 K	5 1 0 0 0 2 3													
Scot Thompson, L OBP: 0.439, SLG: 0.427 (1, 3)		0-0 3-1		0-0 L4			0-0 1-3 2B		0-0 FC3-6 1B		0-0 1B	5 0 3 0 0 0 0													
Steve Nicosia, R OBP: 0.336, SLG: 0.467 (1, 2)		0-0 F9			0-0 5-3		0-0 6-3		0-0 FC3-6 7-3 1-2f		0-0 1-3	5 0 0 1 0 0 3													
Duane Kuiper, L OBP: 0.253, SLG: 0.167 (1, 4)		0-0 F8			0-0 L6		0-0 G3		0-0 7-3 1-2f			3 0 0 0 0 0 1													
Bob Brenly, R OBP: 0.382, SLG: 0.447 (9, PH)												1 0 0 0 0 0 1													
Joel Youngblood, R OBP: 0.351, SLG: 0.384 (9, 5)												0 0 0 0 0 0 0													
Johnnie LeMaster, R OBP: 0.262, SLG: 0.291 (1, 6)			0-0 F7		0-0 F9			0-0 F7		0-3 K		4 0 0 0 0 1 0													
Bill Laskey, R OBP: 0.106, SLG: 0.067 (1, 1)			0-3 K			0-0 6-3		0-0 2B 1B 1B		0-0 4-3 1B		2 0 0 0 0 1 0													
Gene Richards, L OBP: 0.330, SLG: 0.267 (8, PH)												1 1 1 0 0 0 0													
Frank Williams, R OBP: 0.200, SLG: 0.143 (8, 1)												1 0 1 0 0 0 0													
Greg Minton, S OBP: 0.125, SLG: 0.067 (11, 1)												0 0 0 0 0 0 0													
Inning Stats	R: 0 E: 1 K: 1 S: 6	H: 2 LOB: 1 BB: 0 P: 6	R: 0 E: 0 K: 0 S: 3	H: 0 LOB: 0 BB: 0 P: 3	R: 0 E: 0 K: 1 S: 6	H: 1 LOB: 1 BB: 0 P: 6	R: 0 E: 0 K: 0 S: 3	H: 0 LOB: 0 BB: 0 P: 3	R: 0 E: 0 K: 0 S: 3	H: 0 LOB: 0 BB: 0 P: 3	R: 1 E: 0 K: 0 S: 5	H: 2 LOB: 1 BB: 0 P: 5	R: 2 E: 0 K: 2 S: 10	H: 3 LOB: 1 BB: 0 P: 10	R: 0 E: 0 K: 0 S: 3	H: 1 LOB: 0 BB: 0 P: 3	R: 0 E: 0 K: 1 S: 6	H: 1 LOB: 1 BB: 0 P: 6	R: 0 E: 0 K: 1 S: 6	H: 1 LOB: 1 BB: 0 P: 6	1B: 8 2B: 5 3B: 0 HR: 0	SF: 0 SAC: 0 DP: 2 HBP: 0	WP: 0 PB: 0 SB: 0 CS: 1	PA: 42	
PITCHER	IP WLS BF H R ER SO BB IBB HBP BLK WP HR S P ERA WHIP																								
Dick Ruthven, R ERA: 4.91 (1, 1)	7.0		25	5	1	1	2	0	0	0	0	0	0	29	29	1.29	0.714								
Lee Smith, R ERA: 3.82 (8, 1)	3.0		13	5	2	2	3	0	0	0	0	0	0	19	19	6.00	1.667								
Rich Bardi, R ERA: 2.84 (11, 1)	1.0	W	4	1	0	0	1	0	0	0	0	0	0	6	6	0.00	1.000								

San Francisco Giants @ Chicago Cubs
 Wrigley Field, Chicago, IL
 Sat Jul 21 1984, 3:33 AM CDT
 Att. 37,527 - Unknown

livebaseballscores.com

AB	42
R	3
H	11
RBI	3
BB	0
SO	6
LOB	14



Batter	1	2	3	4	5	6	7	8	9	10	11	AB R H RBI BB SO LOB	BOTTOM		
Bob Dernier, R (1, 8) OBP: 0.399, SLG: 0.396	L4		23 G3 3B							F7		5 1 3 0 0 0 1	San Francisco Giants @ Chicago Cubs Wrigley Field, Chicago, IL Sat Jul 21 1984, 3:33 AM CDT Att. 37,527 - Unknown		
23 Ryne Sandberg, R (1, 4) OBP: 0.378, SLG: 0.546	5-3		G3							K		5 0 0 1 0 2 4			
Gary Matthews, R (1, 7) Henry Cotto, R (8, 7) OBP: 0.385, SLG: 0.374 OBP: 0.301, SLG: 0.254	K		5-3							E BB		3 1 1 0 0 1 0 1 0 0 0 1 1 0			
Leon Durham, L (1, 3) OBP: 0.394, SLG: 0.513		1B 1B 2B	L6							E1		5 1 2 0 0 0 2			
Keith Moreland, R (1, 9) Rich Bardi, R (11, 1) OBP: 0.330, SLG: 0.436 OBP: 0.077, SLG: 0.077		1B 1B								K		4 0 1 1 0 2 3 0 0 0 0 0 0 0			
Ron Cey, R (1, 5) OBP: 0.298, SLG: 0.389		1B								K		5 0 1 1 0 2 1			
Jody Davis, R (1, 2) OBP: 0.348, SLG: 0.476	F9		K							L6		5 0 2 0 0 1 2			
Larry Bowa, S (1, 6) OBP: 0.272, SLG: 0.279	F7									4-3		5 1 0 0 0 0 4			
Dick Ruthven, R (1, 1) Jay Johnstone, L (7, PH) Lee Smith, R (8, 1) Thad Bosley, L (10, PH) OBP: 0.227, SLG: 0.364 OBP: 0.379, SLG: 0.377 OBP: 0.310, SLG: 0.280	K									E S		2 0 0 0 0 2 2 1 0 0 0 0 1 1 0 0 0 0 0 0 0 2 0 2 1 0 0 0			
Inning Stats	R: 0 H: 0 E: 0 LOB: 0 K: 1 BB: 0 S: 5 P: 5	R: 1 H: 3 E: 0 LOB: 2 K: 1 BB: 0 S: 8 P: 8	R: 1 H: 1 E: 0 LOB: 0 K: 0 BB: 0 S: 4 P: 4	R: 0 H: 0 E: 0 LOB: 0 K: 3 BB: 0 S: 9 P: 9	R: 0 H: 1 E: 0 LOB: 1 K: 2 BB: 0 S: 8 P: 8	R: 1 H: 2 E: 0 LOB: 0 K: 0 BB: 0 S: 4 P: 4	R: 0 H: 2 E: 0 LOB: 2 K: 1 BB: 0 S: 7 P: 7	R: 0 H: 0 E: 0 LOB: 0 K: 1 BB: 0 S: 5 P: 5	R: 0 H: 0 E: 0 LOB: 0 K: 1 BB: 0 S: 5 P: 5	R: 0 H: 1 E: 1 LOB: 3 K: 2 BB: 1 S: 9 P: 13	R: 1 H: 2 E: 0 LOB: 1 K: 0 BB: 0 S: 4 P: 4	1B: 10 SF: 1 2B: 1 SAC: 0 3B: 1 DP: 0 HR: 0 HBP: 0		WP: 0 PA: 45 PB: 0 SB: 2 CS: 1	
PITCHER	IP WLS BF H R ER SO BB IBB HBP BLK WP HR S P ERA WHIP														
Bill Laskey, R (1, 1) ERA: 3.76	7.0	29	9	3	3	8	0	0	0	0	0	45	45	3.86	1.286
Frank Williams, R (8, 1) ERA: 3.72	3.0	12	1	0	0	4	1	0	0	0	0	19	23	0.00	0.667
Greg Minton, R (11, 1) ERA: 3.58	0.2	L 4	2	1	1	0	0	0	0	0	0	4	4	13.50	3.000

livebaseballscores.com

AB	43
R	4
H	12
RBI	4
BB	1
SO	12
LOB	20



Batter	1	2	3	4	5	6	7	8	9	AB R H RBI BB SO LOB	TOP										
Dan Gladden, R OBP: 0.420, SLG: 0.511 (1, 8) X	0-0 5-3		0-0 FC6-4 1B		0-0 5-3	0-0 4-3			4-0 1B BB	4 2 0 0 1 0 2											
Manny Trillo, R OBP: 0.354, SLG: 0.414 (1, 4) X	0-0 BB 1B		0-0 1B 1B		0-0 F7	0-0 2-1	0-3 K		0-0 1B FC 1B	5 2 3 0 0 1 0											
Dusty Baker Jr., R OBP: 0.407, SLG: 0.361 (1, 9) B B B	4-0 G6-4-3 BB		0-0 1B 1B		4-0 1B BB		0-0 CS 1B		0-0 FC HR 1B	3 2 3 2 2 0 0											
Jeffrey Leonard, R OBP: 0.360, SLG: 0.470 (1, 7) X	0-0 G6-4-3		0-0 FC6-4 1B		0-0 1B		0-3 K		0-0 FC HR	5 1 2 3 0 1 4											
Bob Brenly, R OBP: 0.385, SLG: 0.461 (1, 2) X		0-0 G4-6-3 1B	0-0 FC6-4		0-0 F7		0-0 CS	0-0 1B 1B	0-0 HR	5 1 3 3 0 0 3											
Joel Youngblood, R OBP: 0.355, SLG: 0.399 (1, 5) X		0-0 G4-6-3		0-0 HR		0-0 1B 2B		0-0 1B	0-3 K	5 2 3 1 0 1 1											
John Rabb, R OBP: 0.327, SLG: 0.409 (1, 3) X		0-3 K		4-0 G6-4-3 BB		0-0 SH1-3 2B 1B		0-3 K	0-0 E1	1 0 0 0 1 1 0											
Scott Thompson, L OBP: 0.436, SLG: 0.424 (5, 3) S S S										3 1 1 1 0 1 2											
Johnnie LeMaster, R OBP: 0.259, SLG: 0.288 (1, 6) X			0-0 5-3	0-0 G6-4-3		0-0 SH1-3		0-0 G4-6-3	0-0 6-3	4 0 0 0 0 0 4											
Mike Krukow, R OBP: 0.205, SLG: 0.214 (1, 1) X			0-0 FC6-4 1B	0-0 6-3		0-0 4-3 2-1 2B			0-3 K	4 0 2 1 0 1 0											
Inning Stats	R: 0 E: 0 K: 0 S: 3	H: 1 LOB: 1 BB: 1 P: 7	R: 0 E: 0 K: 1 S: 5	H: 1 LOB: 0 BB: 0 P: 5	R: 3 E: 0 K: 0 S: 7	H: 4 LOB: 1 BB: 0 P: 7	R: 1 E: 0 K: 0 S: 3	H: 1 LOB: 0 BB: 1 P: 7	R: 0 E: 0 K: 0 S: 4	H: 1 LOB: 2 BB: 1 P: 8	R: 2 E: 0 K: 0 S: 5	H: 3 LOB: 1 BB: 0 P: 5	R: 0 E: 0 K: 2 S: 7	H: 1 LOB: 0 BB: 0 P: 7	R: 0 E: 0 K: 1 S: 6	H: 2 LOB: 1 BB: 0 P: 6	R: 5 E: 1 K: 2 S: 12	H: 3 LOB: 1 BB: 1 P: 16	1B: 13 2B: 2 3B: 0 HR: 2	SF: 0 SAC: 1 DP: 4 HBP: 0	WP: 0 PA: 45 PB: 0 SB: 0 CS: 1
PITCHER	IP WLS BF H R ER SO BB IBB HBP BLK WP HR S P ERA WHIP																				
Steve Trout, L ERA: 3.59 (1, 1)	4.0 L 18 7 4 4 4 1 2 0 0 0 0 1 18 26 9.00 2.250																				
Rick Reuschel, R ERA: 5.56 (5, 1)	2.0 11 4 2 2 0 1 0 0 0 0 0 0 9 13 9.00 2.500																				
Warren Brusstar, R ERA: 4.07 (7, 1)	2.1 10 4 2 2 4 1 0 0 0 0 0 0 17 21 7.71 2.143																				
George Frazier, R ERA: 4.16 (9, 1)	0.2 6 2 3 3 1 0 0 0 0 0 0 1 8 8 40.50 3.000																				

San Francisco Giants @ Chicago Cubs
Wrigley Field, Chicago, IL
Sun Jul 22 1984, 3:33 AM CDT
Att: 37,096 - Unknown

AB	39
R	11
H	17
RBI	11
BB	4
SO	6
LOB	16



BOTTOM

San Francisco Giants @ Chicago Cubs

Wrigley Field, Chicago, IL

Sun Jul 22 1984, 3:33 AM CDT

Att. 37,096 - Unknown

livebaseballscorecards.com

AB	38
R	5
H	10
RBI	5
BB	2
SO	4
LOB	16



WP:	0	PA:	40
PB:	0	SB:	1
CS:	0		

AB R H RBI BB SO LOB

5	1	2	0	0	1	0
5	1	2	0	0	1	2
4	1	2	2	1	0	2
5	1	1	2	0	0	5
4	1	0	0	0	1	0
3	0	1	0	1	0	0
4	0	1	1	0	0	2
4	0	1	0	0	0	2
1	0	0	0	0	0	0
1	0	0	0	0	0	1
0	0	0	0	0	0	0
1	0	0	0	0	1	2
0	0	0	0	0	0	0
0	0	0	0	0	0	0
1	0	0	0	0	0	0

Batter	1	2	3	4	5	6	7	8	9
Bob Demier, R (1, 8) OBP: 0.399, SLG: 0.399	0-3 K		0-0 2B		0-0 F8		0-0 HR 1B		0-0 F8
23 Ryne Sandberg, R (1, 4) OBP: 0.378, SLG: 0.546	0-0 1B		0-3 K		0-0 8-4 1B		0-0 P3		0-0 E5 HR
Gary Matthews, R (1, 7) OBP: 0.388, SLG: 0.386	0-0 F9		4-0 FC5-4 BB		0-0 1-2 1B		0-0 F9		0-0 1-H HR
Leon Durham, L (1, 3) OBP: 0.391, SLG: 0.519	0-0 G3		0-0 FC5-4		0-0 8-4		0-0 1-H HR		0-0 6-3
Keith Moreland, R (1, 9) OBP: 0.325, SLG: 0.429		0-0 5-3		0-0 E6 2B 4-3		0-0 P4		0-3 K	
Ron Cey, R (1, 5) OBP: 0.300, SLG: 0.392		0-0 5-3		0-0 4-3 1-3 2B		4-0 FC5-4 BB		0-0 5-3	
Jody Davis, R (1, 2) OBP: 0.346, SLG: 0.473		0-0 S 1B		0-0 4-3 2-3 3-H		0-0 FC5-4 1B		0-0 5-3	
Larry Bowa, S (1, 6) OBP: 0.272, SLG: 0.278		0-0 F7 1-2		0-0 4-3		0-0 1-2 1B		0-0 F9	
Steve Trout, L (1, 1) OBP: 0.197, SLG: 0.146			0-0 1-3		0-0 P5		0-3 K		0-0 P4
Jay Johnstone, L (4, PH) OBP: 0.373, SLG: 0.370									
Rick Reuschel, R (5, 1) OBP: 0.241, SLG: 0.333									
Thad Bosley, L (6, PH) OBP: 0.300, SLG: 0.269									
Warren Brusstar, R (7, 1) OBP: 0.333, SLG: 0.200									
George Frazier, R (9, 1) OBP: 0.200, SLG: 0.800									

Inning Stats	R: 0	H: 1	E: 0	K: 1	S: 6	LOB: 1	BB: 0	P: 6	R: 0	H: 1	E: 0	K: 0	S: 4	LOB: 1	BB: 0	P: 4	R: 0	H: 1	E: 0	K: 1	S: 6	LOB: 2	BB: 1	P: 10	R: 1	H: 1	E: 1	K: 0	S: 5	LOB: 1	BB: 0	P: 5	R: 0	H: 2	E: 0	K: 0	S: 4	LOB: 1	BB: 0	P: 4	R: 2	H: 2	E: 0	K: 1	S: 7	LOB: 0	BB: 0	P: 7	R: 0	H: 0	E: 0	K: 0	S: 3	LOB: 0	BB: 0	P: 3	R: 2	H: 1	E: 1	K: 0	S: 5	LOB: 0	BB: 0	P: 5	1B: 6	SF: 0	2B: 3	SAC: 0	3B: 0	DP: 1	HR: 2	HBP: 0	WP: 0	PA: 40
--------------	------	------	------	------	------	--------	-------	------	------	------	------	------	------	--------	-------	------	------	------	------	------	------	--------	-------	-------	------	------	------	------	------	--------	-------	------	------	------	------	------	------	--------	-------	------	------	------	------	------	------	--------	-------	------	------	------	------	------	------	--------	-------	------	------	------	------	------	------	--------	-------	------	-------	-------	-------	--------	-------	-------	-------	--------	-------	--------

PITCHER	IP	WLS	BF	H	R	ER	SO	BB	IBB	HBP	BLK	WP	HR	S	P	ERA	WHIP
Mike Krukow, R (1, 1) ERA: 4.82	9.0	W	40	10	5	2	4	2	0	0	0	0	2	46	54	2.00	1.333

Batter	1	2	3	4	5	6	7	8	9	AB R H RBI BB SO LOB	TOP											
Bill Doran, S (1, 4) <small>OBP: 0.336, SLG: 0.337</small> Ray Knight, R (6, 5) <small>OBP: 0.260, SLG: 0.289</small>	0-3 K		0-0 FC4-6 CS 1-2f		0-0 HR 1B 2-H 3-H	0-0 6-3		0-0 1B 1B		4 1 1 1 0 1 1 1 0 1 0 0 0 0	Houston Astros @ San Francisco Giants Candlestick Park, San Francisco, CA Tue Jul 24 1984, 10:05 PM EDT Att. 7,208 - Unknown livebaseballscorecards.com											
Enos Cabell, R (1, 3) <small>OBP: 0.333, SLG: 0.399</small>	0-0 5-3		0-0 CS 1-2	0-0 F3	0-0 HR 1B 1-H	4-0 BB G6-4-3		0-0 1B G4-6-3 1-2		4 1 2 2 1 0 0												
Phil Garner, R (1, 5) <small>OBP: 0.322, SLG: 0.338</small> (6, 4)	0-0 2B			0-3 K	0-0 HR	0-0 G6-4-3 1-2f		0-0 G4-6-3 1-2f		5 1 2 1 0 1 3												
Jose Cruz, L (1, 7) <small>OBP: 0.380, SLG: 0.461</small>	0-3 K			0-0 F5	0-0 HR		0-0 HR		0-0 1B 1B	5 2 3 2 0 1 1												
Jerry Mumphrey, S (1, 8) <small>OBP: 0.355, SLG: 0.391</small>		0-3 K			0-0 F8 BB 1B		0-0 1B 1B		0-0 F8	5 1 2 0 0 1 1												
Terry Puhl, L (1, 9) <small>OBP: 0.373, SLG: 0.427</small>		0-0 F9			0-0 1B 2B BB 1B		0-0 F8		0-0 FC6-4 1B 1-2	4 2 2 0 1 0 1												
Mark Bailey, S (1, 2) <small>OBP: 0.312, SLG: 0.367</small>		0-3 K			0-0 SH5-4 1B WP BB 1B 2B		0-0 G5-4-3 1B 1-2		0-0 F9	4 1 2 1 1 1 2												
Bert Pena, R (1, 6) <small>OBP: 0.200, SLG: 0.200</small>			0-0 F9		0-0 WP SH5-4 1B 1B 1B		0-0 G5-4-3 1-2f		0-0 FC6-4 1-2f	5 1 2 2 0 0 4												
Nolan Ryan, R (1, 1) <small>OBP: 0.200, SLG: 0.211</small> Jim Pankovits, R (8, PH) <small>OBP: 0.300, SLG: 0.342</small> Dave Smith, R (8, 1) Frank DiPino, L (9, 1)			0-0 E5 FC4-6		0-0 SH5-4 1B 1B 5-3			0-0 6-3		2 0 0 0 0 0 2 1 0												
Inning Stats	R: 0 E: 0 K: 2 S: 8	H: 1 LOB: 1 BB: 0 P: 8	R: 0 E: 0 K: 2 S: 7	H: 0 LOB: 0 BB: 0 P: 7	R: 0 E: 1 K: 0 S: 3	H: 0 LOB: 0 BB: 0 P: 3	R: 0 E: 0 K: 1 S: 5	H: 0 LOB: 0 BB: 0 P: 5	R: 9 E: 0 K: 0 S: 12	H: 9 LOB: 2 BB: 2 P: 20	R: 0 E: 0 K: 0 S: 2	H: 0 LOB: 0 BB: 1 P: 6	R: 1 E: 0 K: 0 S: 5	H: 3 LOB: 1 BB: 0 P: 5	R: 0 E: 0 K: 0 S: 4	H: 2 LOB: 1 BB: 0 P: 4	R: 0 E: 0 K: 0 S: 5	H: 2 LOB: 2 BB: 0 P: 5	1B: 10 2B: 3 3B: 0 HR: 4	SF: 0 SAC: 1 DP: 3 HBP: 0	WP: 1 PB: 0 SB: 0 CS: 1	PA: 45
PITCHER	IP WLS BF H R ER SO BB IBB HBP BLK WP HR S P ERA WHIP																					
Mark Davis, L (1, 1) <small>ERA: 5.42</small> Jeff Cornell, R (5, 1) <small>ERA: 5.77</small> Bob Lacey, L (6, 1) <small>ERA: 7.71</small> Gary Lavelle, L (9, 1) <small>ERA: 3.12</small>	4.2 L 22 7 7 7 5 1 0 0 0 1 3 31 35 13.50 1.714																					
	0.1 5 3 2 2 0 1 0 0 0 0 0 4 8 54.00 12.000																					
	3.0 12 5 1 1 0 1 0 0 0 0 1 11 15 3.00 2.000																					
	1.0 5 2 0 0 0 0 0 0 0 0 0 5 5 0.00 2.000																					



Batter	1	2	3	4	5	6	7	8	9	AB	R	H	RBI	BB	SO	LOB
Dan Gladden, R (1, 8) OBP: 0.423, SLG: 0.510	0-0 5-3		0-0 1B		0-0 FC6-4 1B			0-0 F8		4	0	2	1	0	0	0
Manny Trillo, R (1, 4) OBP: 0.347, SLG: 0.404	0-0 5-3		0-0 6-3		0-0 FC6-4 1-2f			0-3 K		4	0	0	0	0	1	2
Chili Davis, S (1, 9) OBP: 0.334, SLG: 0.482	0-0 F7			0-0 4-3		0-3 K			0-0 F9	4	0	0	0	0	1	0
Jeffrey Leonard, R (1, 7) OBP: 0.364, SLG: 0.476		0-0 F4		0-0 HR 1B		0-0 G4-6-3 1B			0-0 2B	4	1	3	0	0	0	0
Scot Thompson, L (1, 3) OBP: 0.421, SLG: 0.408		0-0 4-3		0-3 K 1-3		0-0 G4-6-3 1-2f			0-0 F6	4	0	0	0	0	1	3
Bob Brenly, R (1, 2) OBP: 0.383, SLG: 0.469		0-0 F4		0-0 HR			0-0 F9		0-0 F6	4	1	1	2	0	0	1
Joel Youngblood, R (1, 5) OBP: 0.354, SLG: 0.397			4-0 1B 5-3 BB	0-3 K 3-H			0-0 F7			2	1	0	0	1	1	0
Brad Wellman, R (1, 6) OBP: 0.289, SLG: 0.304			0-0 5-3 1-2		0-0 6-3		0-0 F9			3	0	0	0	0	0	1
Mark Davis, L (1, 1) Jeff Cornell, S (5, 1) Duane Kuiper, L (5, PH) Bob Lacey, R (6, 1) Tom O'Malley, L (8, PH) Gary Lavelle, S (9, 1)			0-3 K 2		0-0 5-3 2			0-0 4-3 1		1	0	0	0	0	1	1

BOTTOM

Houston Astros @ San Francisco Giants
Candlestick Park, San Francisco, CA

Tue Jul 24 1984, 10:05 PM EDT
Att. 7,208 - Unknown

AB	32
R	3
H	6
RBI	3
BB	1
SO	5
LOB	8



Inning Stats	R	H	E	K	S	P	BB	SO	1B	2B	3B	HR	SF	DP	HBP
	0	0	0	0	3	3	0	0	0	0	0	0	0	0	0
	0	0	0	0	3	3	0	0	0	0	0	0	0	0	0
	1	1	0	1	6	10	0	0	0	0	0	0	0	0	0
	2	2	0	2	9	9	0	0	0	0	0	0	0	0	0
	0	1	0	0	4	4	0	0	0	0	0	0	0	0	0
	0	1	0	1	5	5	0	0	0	0	0	0	0	0	0
	0	0	0	0	3	3	0	0	0	0	0	0	0	0	0
	0	0	0	1	5	4	0	0	0	0	0	0	0	0	0
	0	1	0	0	4	4	0	0	0	0	0	0	0	0	0

PITCHER	IP	WLS	BF	H	R	ER	SO	BB	IBB	HBP	BLK	WP	HR	S	P	ERA	WHIP
Nolan Ryan, R (1, 1) ERA: 3.07	7.0		26	5	3	3	4	1	0	0	0	0	1	33	37	3.86	0.857
Dave Smith, R (8, 1) ERA: 2.05	1.0		3	0	0	0	1	0	0	0	0	0	0	5	5	0.00	0.000
Frank DiPino, L (9, 1) ERA: 3.25	1.0		4	1	0	0	0	0	0	0	0	0	0	4	4	0.00	1.000

WP: 0	PA: 33
PB: 0	
SB: 1	
CS: 0	

Batter	1	2	3	4	5	6	7	8	9	AB R H RBI BB SO LOB	TOP	
Bill Doran, S (1, 4) <small>OBP: 0.333, SLG: 0.333</small> Vern Ruhle, R (5, 1) <small>OBP: 0.214, SLG: 0.083</small> Phil Garner, R (7, PH) <small>OBP: 0.320, SLG: 0.337</small> Joe Sambito, L (7, 1) Kevin Bass, S (9, PH) <small>OBP: 0.281, SLG: 0.313</small>	0-0 4-3 		0-0 FC3-6 		0-0 1-3 		0-0 5-3 		0-0 F8 	3 0 0 0 0 0 1 0 0 0 0 0 0 0 1 0 0 0 0 0 1 0 0 0 0 0 0 0 1 0 0 0 0 0 1		
Craig Reynolds, L (1, 6) <small>OBP: 0.286, SLG: 0.379</small>	0-0 4-3 1B 		0-0 F3 			0-0 FC3-6 1B SF7 1B 		0-0 F4 		4 1 2 0 0 0 1		
Denny Walling, L (1, 5) <small>OBP: 0.312, SLG: 0.367</small>	0-0 4-3 1-2 			0-0 F8 1B 2B 		0-0 FC3-6 1B 1-2 		0-0 F3 		4 1 2 0 0 0 1		
Jose Cruz, L (1, 7) <small>OBP: 0.379, SLG: 0.461</small>	0-0 4-3 		0-0 F8 	0-0 FC3-6 FC6-4 1-2f 2-3 		0-0 FC3-6 		0-0 2B 		4 0 1 0 0 0 4		
Jerry Mumphrey, S (1, 8) <small>OBP: 0.354, SLG: 0.391</small>		0-0 F8 		0-0 1B 		0-0 SF7 		0-0 F8 		3 0 1 2 0 0 1		
Enos Cabell, R (1, 3) <small>OBP: 0.332, SLG: 0.397</small>		0-0 5-3 		0-3 K 		0-0 FC6-4 1-2f 		0-0 1B SF8 1B 		4 1 1 0 0 1 2		
Terry Puhl, L (1, 9) <small>OBP: 0.371, SLG: 0.424</small>		0-0 F5 		0-0 4-3 		0-0 F8 		0-0 1B 		4 0 1 0 0 0 1		
Mark Bailey, S (1, 2) <small>OBP: 0.311, SLG: 0.364</small>			4-0 FC3-6 BB 		0-0 F3 		0-0 F9 		0-0 SF8 		2 0 0 1 1 0 0	
Michael LaCoss, R (1, 1) <small>OBP: 0.118, SLG: 0.188</small> Jim Pankovits, R (5, PH) <small>OBP: 0.302, SLG: 0.366</small> (5, 4)			0-0 FC3-6 		0-3 K 		0-0 2B 		0-0 F4 		1 0 0 0 0 0 1 3 0 1 0 0 1 1	
Inning Stats	R: 0 H: 1 E: 0 LOB: 1 K: 0 BB: 0 S: 4 P: 4	R: 0 H: 0 E: 0 LOB: 0 K: 0 BB: 0 S: 3 P: 3	R: 0 H: 0 E: 0 LOB: 1 K: 0 BB: 1 S: 3 P: 7	R: 1 H: 2 E: 0 LOB: 1 K: 1 BB: 0 S: 7 P: 7	R: 0 H: 0 E: 0 LOB: 0 K: 1 BB: 0 S: 5 P: 5	R: 1 H: 2 E: 0 LOB: 1 K: 0 BB: 0 S: 5 P: 5	R: 0 H: 1 E: 0 LOB: 1 K: 0 BB: 0 S: 4 P: 4	R: 0 H: 1 E: 0 LOB: 1 K: 0 BB: 0 S: 4 P: 4	R: 1 H: 2 E: 0 LOB: 1 K: 0 BB: 0 S: 5 P: 5	1B: 6 SF: 2 2B: 3 SAC: 0 3B: 0 DP: 0 HR: 0 HBP: 0	WP: 0 PA: 37 PB: 0 SB: 0 CS: 0	
PITCHER Jeff Robinson, R (1, 1) <small>ERA: 4.21</small> Greg Minton, R (9, 1) <small>ERA: 3.53</small>	IP WLS BF H R ER SO BB IBB HBP BLK WP HR S P ERA WHIP 8.0 W 34 9 3 3 2 1 0 0 0 0 0 0 37 41 3.38 1.250											

Houston Astros @ San Francisco Giants
 Candlestick Park, San Francisco, CA
 Wed Jul 25 1984, 6:33 AM EDT
 Att: 10,224 - Unknown

livebaseballscorecards.com

AB	34
R	3
H	9
RBI	3
BB	1
SO	2
LOB	15



Batter	1	2	3	4	5	6	7	8	9	AB	R	H	RBI	BB	SO	LOB
Dan Gladden, R OBP: 0.422, SLG: 0.505 (1, 8)	0-0 E S 1B 1B	0-0 F6		0-0 FC4-6 4-3 1B 1-2f		0-0 1B 1B		0-0 F7		5	2	2	0	0	0	2
Manny Trillo, R OBP: 0.353, SLG: 0.415 (1, 4)	0-0 E9 1B 1B		0-0 5-3	0-0 4-3		0-0 FC6-4 1B		0-0 2B		5	1	3	1	0	0	1
Chili Davis, S OBP: 0.338, SLG: 0.484 (1, 9)	0-0 1B 1B		0-0 S 1B	0-0 1B		0-0 FC6-4 1B		0-0 5-3		5	2	3	2	0	0	3
Jeffrey Leonard, R OBP: 0.363, SLG: 0.473 (1, 7)	0-3 K		0-3 K	0-0 5-3			0-0 CS 1B			4	0	1	0	0	2	4
Scot Thompson, L OBP: 0.424, SLG: 0.411 (1, 3)	0-0 4-3 1B		0-0 2B 1B		0-3 K		0-3 K			4	1	2	2	0	2	1
Bob Brenly, R OBP: 0.385, SLG: 0.477 (1, 2)	0-0 4-3		0-0 E 2B		0-0 6-3		0-0 2B			4	0	2	2	0	0	1
Joel Youngblood, R OBP: 0.351, SLG: 0.392 (1, 5)	0-0 F3		0-0 E6 FC6-4		0-0 5-3		0-0 F7			4	0	0	0	0	0	3
Brad Wellman, R OBP: 0.288, SLG: 0.303 (1, 6)		0-3 K	0-0 FC6-4			0-0 F7		0-0 WP PB 2B 1B		4	1	1	0	0	1	2
Jeff Robinson, R OBP: 0.130, SLG: 0.091 (1, 1)		0-0 G1-6-3		0-0 FC4-6 1B		0-0 5-3		0-3 K		4	0	1	0	0	1	1
Greg Minton, S OBP: 0.125, SLG: 0.067 (9, 1)								1-3 K		0	0	0	0	0	0	0

Inning Stats	R: 3	H: 4	E: 1	K: 1	S: 9	LOB: 1	BB: 1	P: 9	R: 0	H: 0	E: 0	K: 1	S: 5	LOB: 0	BB: 0	P: 5	R: 2	H: 3	E: 1	K: 1	S: 9	LOB: 2	BB: 0	P: 9	R: 1	H: 2	E: 0	K: 0	S: 5	LOB: 1	BB: 0	P: 5	R: 0	H: 0	E: 0	K: 1	S: 5	LOB: 0	BB: 0	P: 5	R: 0	H: 2	E: 0	K: 0	S: 5	LOB: 2	BB: 0	P: 5	R: 0	H: 2	E: 0	K: 1	S: 6	LOB: 1	BB: 0	P: 6	R: 1	H: 2	E: 0	K: 1	S: 7	LOB: 1	BB: 0	P: 7
--------------	------	------	------	------	------	--------	-------	------	------	------	------	------	------	--------	-------	------	------	------	------	------	------	--------	-------	------	------	------	------	------	------	--------	-------	------	------	------	------	------	------	--------	-------	------	------	------	------	------	------	--------	-------	------	------	------	------	------	------	--------	-------	------	------	------	------	------	------	--------	-------	------

PITCHER	IP	WLS	BF	H	R	ER	SO	BB	IBB	HBP	BLK	WP	HR	S	P	ERA	WHIP
Michael LaCoss, R ERA: 3.04 (1, 1)	4.0	L	22	9	6	6	3	0	0	0	0	0	0	28	28	13.50	2.250
Vern Ruhle, R ERA: 4.36 (5, 1)	2.0		8	2	0	0	1	0	0	0	0	0	0	10	10	0.00	1.000
Joe Sambito, L ERA: 2.2 (7, 1)	2.0		9	4	1	1	2	0	0	0	0	1	0	13	13	4.50	2.000

BOTTOM

Houston Astros @ San Francisco Giants
Candlestick Park, San Francisco, CA

Wed Jul 25 1984, 6:33 AM EDT
Att. 10,224 - Unknown

AB	39
R	7
H	15
RBI	7
BB	0
SO	6
LOB	18

livebaseballscorecards.com



WP: 1	PA: 39
PB: 1	
SB: 2	
CS: 1	

Batter	1	2	3	4	5	6	7	8	9	AB R H RBI BB SO LOB	TOP									
Bill Doran, S (1, 4) OBP: 0.331, SLG: 0.334	0-3 K		0-0 4-3			0-3 K	0-0 2B		0-0 4-3	5 0 1 1 0 2 1	<p>Houston Astros @ San Francisco Giants</p> <p>Candlestick Park, San Francisco, CA</p> <p>Thu Jul 26 1984, 10:05 PM EDT</p> <p>Att. 5,009 - Unknown</p> <p>livebaseballscorecards.com</p>									
Craig Reynolds, L (1, 6) OBP: 0.289, SLG: 0.378	4-0 F9 1B BB		0-0 F6			0-0 BB 1B	0-0 F3			3 0 1 0 1 0 1										
Denny Walling, L (1, 5) OBP: 0.310, SLG: 0.364	0-0 1-2 1B			0-0 F9		0-0 F9		0-0 F3		4 0 1 0 0 0 1										
Jose Cruz, L (1, 7) OBP: 0.377, SLG: 0.457	0-0 F9 2-3			0-3 K		4-0 1-2 BB		0-3 K		3 0 0 0 1 2 2										
Jerry Mumphrey, S (1, 8) OBP: 0.355, SLG: 0.392	0-0 F7			0-0 S 1B		0-3 K		0-0 FC5-4 1B		4 0 2 0 0 1 4										
Enos Cabell, R (1, 3) OBP: 0.331, SLG: 0.399		0-0 F8		0-0 4-3 1-2		0-0 2B 2B		0-0 FC5-4 1-2		4 1 1 0 0 0 2										
Terry Puhl, L (1, 9) OBP: 0.366, SLG: 0.417		0-0 F7			0-0 4-3		0-0 F9		0-0 6-3	4 0 0 0 0 0 1										
Mark Bailey, S (1, 2) OBP: 0.306, SLG: 0.357		0-3 K			0-0 F2		0-0 F3		0-0 F8	4 0 0 0 0 1 1										
Mike Scott, R (1, 1) OBP: 0.176, SLG: 0.182			0-0 F9		0-0 6-3		0-0 2B 2B		0-0 1B	2 0 0 0 0 0 0										
Julio Solano, R (6, 1)										0 0 0 0 0 0 0										
Kevin Bass, S (7, PH)										1 1 1 1 0 0 0										
Bill Dawley, R (7, 1)										0 0 0 0 0 0 0										
Alan Ashby, S (9, PH)										1 0 1 0 0 0 0										
Jim Fankovits, R (9, PR)										0 0 0 0 0 0 0										
Inning Stats	R: 0 E: 0 K: 1 S: 6	H: 1 LOB: 2 BB: 1 P: 10	R: 0 E: 0 K: 1 S: 5	H: 0 LOB: 0 BB: 0 P: 5	R: 0 E: 0 K: 0 S: 3	H: 0 LOB: 0 BB: 0 P: 3	R: 0 E: 0 K: 1 S: 6	H: 1 LOB: 1 BB: 0 P: 6	R: 0 E: 0 K: 1 S: 6	H: 1 LOB: 1 BB: 0 P: 6	R: 2 E: 0 K: 0 S: 6	H: 3 LOB: 1 BB: 0 P: 6	R: 0 E: 0 K: 1 S: 6	H: 1 LOB: 1 BB: 0 P: 6	R: 0 E: 0 K: 0 S: 4	H: 1 LOB: 1 BB: 0 P: 4	1B: 5 2B: 3 3B: 0 HR: 0	SF: 0 SAC: 0 DP: 0 HBP: 0	WP: 0 PB: 0 SB: 1 CS: 0	PA: 37
PITCHER	IP WLS BF H R ER SO BB IBB HBP BLK WP HR S P ERA WHIP																			
Bill Laskey, R (1, 1) ERA: 3.7	7.0 W 29 6 2 2 5 2 0 0 0 0 0 0 37 45 2.57 1.143																			
Frank Williams, R (8, 1) ERA: 3.62	2.0 S 8 2 0 0 1 0 0 0 0 0 0 0 10 10 0.00 1.000																			



Batter	1	2	3	4	5	6	7	8	9
Dan Gladden, R OBP: 0.416, SLG: 0.491 (1, 8) X	0-0 5-3 ①		H 1-0 CS HBP			X 0-0 6-3 ① X	0-0 6-3 ③		
Manny Trillo, R OBP: 0.351, SLG: 0.409 (1, 4) X	0-0 F8 ②		0-0 CS ③ X	0-0 F4 ①		B B B B 4-0 1B BB		X 0-0 F7 ①	
Dusty Baker Jr., R OBP: 0.410, SLG: 0.382 (1, 7) X	0-0 HR			S S S 0-3 K ②		B B B B 4-0 1B BB		X 0-0 F5 ②	
Chili Davis, S OBP: 0.340, SLG: 0.484 (1, 9) X	0-0 4-3 ③			S S S 0-3 K ③		X 0-0 1B 1-2 2-H		X 0-0 1B	
Scot Thompson, L OBP: 0.418, SLG: 0.400 (1, 3)		X 0-0 6-3 ①			B B B B 4-0 1B 1B BB	X 0-0 F4 ②		X 0-0 F8 ③	
Joel Youngblood, R OBP: 0.348, SLG: 0.389 (1, 5)		X 0-0 5-3 ②			0-0 K ① X	0-0 5-3 ③			
Steve Nicosia, R OBP: 0.336, SLG: 0.463 (1, 2)		X 0-0 F5 ③			X 0-0 1B 1-3 1B		X 0-3 K ①		
Brad Wellman, R OBP: 0.289, SLG: 0.303 (1, 6)			X 0-0 6-3 ①		X 0-0 G5-6-3 1-2 3-H 1B		X 0-0 F8 ②		
Bill Laskey, R OBP: 0.102, SLG: 0.064 Gene Richards, L OBP: 0.336, SLG: 0.284 Frank Williams, R OBP: 0.200, SLG: 0.143 (1, 1) (7, PH) (8, 1)			X 0-0 1-3 ②		X 0-0 G5-6-3 1-2 1B		X 0-0 2B		

AB	R	H	RBI	BB	SO	LOB
3	0	0	0	0	0	1
3	1	0	0	1	0	0
3	1	1	1	1	1	0
4	0	2	1	0	1	0
3	1	0	0	1	0	3
3	0	0	0	0	1	3
3	0	1	0	0	1	0
3	0	1	1	0	0	0
2	0	0	0	0	0	2
1	0	1	0	0	0	0
0	0	0	0	0	0	0


BOTTOM

Houston Astros @ San Francisco Giants
Candlestick Park, San Francisco, CA

Thu Jul 26 1984, 10:05 PM EDT
Att. 5,009 - Unknown

livebaseballscorecards.com

AB	28
R	3
H	6
RBI	3
BB	3
SO	4
LOB	9



Inning Stats		R: 1	H: 1	E: 0	LOB: 0	K: 0	BB: 0	S: 4	P: 4	R: 0	H: 0	E: 0	LOB: 0	K: 0	BB: 0	S: 3	P: 3	R: 0	H: 0	E: 0	LOB: 0	K: 0	BB: 0	S: 2	P: 3	R: 0	H: 0	E: 0	LOB: 0	K: 2	BB: 0	S: 7	P: 7	R: 1	H: 2	E: 0	LOB: 1	K: 1	BB: 1	S: 6	P: 10	R: 1	H: 1	E: 0	LOB: 2	K: 0	BB: 2	S: 4	P: 12	R: 0	H: 1	E: 0	LOB: 1	K: 1	BB: 0	S: 6	P: 6	R: 0	H: 1	E: 0	LOB: 1	K: 0	BB: 0	S: 4	P: 4
1B:	4	SF:	0	WP:	0	PA:	33	2B:	1	SAC:	0	PB:	0	SB:	0	CS:	1	3B:	0	DP:	1	HR:	1	HBP:	1																																								

PITCHER	IP	WLS	BF	H	R	ER	SO	BB	IBB	HBP	BLK	WP	HR	S	P	ERA	WHIP
Mike Scott, R ERA: 4.96 (1, 1)	5.1	L	22	4	3	3	3	3	3	0	0	0	1	24	37	5.06	1.312
Julio Solano, R ERA: 1.64 (6, 1)	0.2		2	0	0	0	0	0	0	0	0	0	0	2	2	0.00	0.000
Bill Dawley, R ERA: 1.79 (7, 1)	2.0		8	2	0	0	1	0	0	0	0	0	0	10	10	0.00	1.000

Batter	1	2	3	4	5	6	7	8	9	AB R H RBI BB SO LOB	TOP																								
Jerry Royster, R OBP: 0.271, SLG: 0.318 (1, 7) (8, 5)	0-3 K		0-0 1-H 2B			0-0 FC4-6 1B		0-0 1-3 1-2		4 0 2 0 0 1 1																									
Ken Oberkfell, L OBP: 0.332, SLG: 0.370 Pete Falcone, L OBP: 0.219, SLG: 0.281 (1, 5) (8, 1)	0-0 F9			0-0 1-3		0-0 FC4-6 1B 1-2f		0-0 1-3		4 0 0 0 0 0 2 0 0 0 0 0 0 0																									
Claudell Washington, L OBP: 0.413, SLG: 0.524 (1, 9)	0-3 K			0-0 F7		0-0 1-2 1B		0-0 4-3		4 0 1 0 0 1 1																									
Chris Chambliss, L OBP: 0.355, SLG: 0.392 (1, 3)		0-0 F7		0-0 FC6-4 1B		0-0 4-3		0-0 4-3		4 0 1 0 0 0 2																									
Brad Komminsk, R OBP: 0.286, SLG: 0.338 (1, 8)		0-0 6-3		0-0 FC6-4 1-2f		0-0 F8		H 1-0 1B HBP		3 0 0 0 0 0 1																									
Rafael Ramirez, R OBP: 0.304, SLG: 0.321 (1, 6)		0-3 K		0-0 F3		0-0 F8		0-0 F3		4 0 0 0 0 1 1																									
Glenn Hubbard, R OBP: 0.357, SLG: 0.409 (1, 4)			0-0 F9		0-3 K		0-0 2B		0-0 1-2 1B	4 0 2 0 0 1 0																									
Bruce Benedict, R OBP: 0.286, SLG: 0.276 (1, 2)			0-0 2B 1B		0-0 F8		0-0 F5		0-0 F5	4 0 1 0 0 0 3																									
Rick Camp, R OBP: 0.130, SLG: 0.091 Dale Murphy, R OBP: 0.361, SLG: 0.508 Jeff Dedmon, L Gerald Perry, L OBP: 0.364, SLG: 0.346 (1, 1) (6, PH) (6, 1) (8, PH) (8, 7)			0-3 K		0-0 5-3			0-0 1-3 1B		1 0 0 0 0 1 1 1 0 0 0 0 0 0 0 0 0 0 0 0 0 1 0 1 0 0 0 0																									
Inning Stats	R: 0 E: 0 K: 2 S: 7	H: 0 LOB: 0 BB: 0 P: 7	R: 0 E: 0 K: 1 S: 5	H: 0 LOB: 0 BB: 0 P: 5	R: 0 E: 0 K: 1 S: 6	H: 2 LOB: 2 BB: 0 P: 6	R: 0 E: 0 K: 0 S: 4	H: 1 LOB: 1 BB: 0 P: 4	R: 0 E: 0 K: 1 S: 5	H: 0 LOB: 0 BB: 0 P: 5	R: 0 E: 0 K: 0 S: 5	H: 2 LOB: 2 BB: 0 P: 5	R: 0 E: 0 K: 0 S: 4	H: 1 LOB: 1 BB: 0 P: 4	R: 0 E: 0 K: 0 S: 4	H: 1 LOB: 1 BB: 0 P: 4	R: 0 E: 0 K: 0 S: 4	H: 1 LOB: 2 BB: 0 P: 5	1B: 6 2B: 2 3B: 0 HR: 0	SF: 0 SAC: 0 DP: 0 HBP: 1	WP: 0 PB: 0 SB: 0 CS: 0	PA: 35													
PITCHER Mike Krukow, R ERA: 4.48 (1, 1)	IP 9.0	WLS W	BF 35	H 8	R 0	ER 0	SO 5	BB 0	IBB 0	HBP 1	BLK 0	WP 0	HR 0	S 44	P 45	ERA 0.00	WHIP 0.889	PITCHER	IP 9.0	WLS W	BF 35	H 8	R 0	ER 0	SO 5	BB 0	IBB 0	HBP 1	BLK 0	WP 0	HR 0	S 44	P 45	ERA 0.00	WHIP 0.889

Atlanta Braves @ San Francisco Giants
Candlestick Park, San Francisco, CA

AB	34
R	0
H	8
RBI	0
BB	0
SO	5
LOB	12



Fri Jul 27 1984, 10:05 PM EDT
Att: 10,243 - Unknown

livebaseballscorecards.com

Batter	1	2	3	4	5	6	7	8	9	AB	R	H	RBI	BB	SO	LOB
Dan Gladden, R OBP: 0.419, SLG: 0.518 (1, 8)	0-0 HR	0-0 6-3			0-3 K		0-0 1B			4	1	2	1	0	1	0
Manny Trillo, R OBP: 0.344, SLG: 0.400 (1, 4)	0-0 5-3	0-3 K			0-0 F3		0-0 4-3			4	0	0	0	0	1	1
Chili Davis, S OBP: 0.336, SLG: 0.479 (1, 9)	0-0 4-3		0-0 1-3		0-0 3-1			0-0 F4		4	0	0	0	0	0	0
Jeffrey Leonard, R OBP: 0.367, SLG: 0.488 (1, 7)	0-0 BLK 2B 1B		0-0 5-3		0-0 1B 2B			0-0 HR		4	3	3	1	0	0	0
Scot Thompson, L OBP: 0.421, SLG: 0.393 (1, 3)	4-0 2B 1B BB		4-0 BB BB BB BB		0-0 4-3			0-0 F4		2	1	0	0	2	0	1
Bob Brenly, R OBP: 0.386, SLG: 0.480 (1, 2)	0-0 1B 2B		0-0 F9		0-0 G4-6-3 1B			0-0 F8		4	1	2	2	0	0	1
Joel Youngblood, R OBP: 0.351, SLG: 0.391 (1, 5)	0-0 2-H 3-H 1B			0-0 G3-6 1B		0-0 G4-6-3				3	0	2	2	0	0	1
Brad Wellman, R OBP: 0.284, SLG: 0.297 (1, 6)	0-0 6-3			0-0 G3-6 1-2f		0-0 4-3				3	0	0	0	0	0	2
Mike Krukow, R OBP: 0.191, SLG: 0.200 (1, 1)		0-3 K		0-0 F9		0-0 1-3				3	0	0	0	0	1	0

Inning Stats	R: 4	H: 4	E: 0	K: 0	S: 7	LOB: 1	BB: 1	P: 11	R: 0	H: 0	E: 0	K: 2	S: 7	LOB: 0	BB: 0	P: 7	R: 0	H: 0	E: 0	K: 0	S: 3	LOB: 1	BB: 1	P: 7	R: 0	H: 1	E: 0	K: 0	S: 3	LOB: 0	BB: 0	P: 3	R: 0	H: 0	E: 0	K: 1	S: 5	LOB: 0	BB: 0	P: 5	R: 1	H: 2	E: 0	K: 0	S: 4	LOB: 0	BB: 0	P: 4	R: 0	H: 1	E: 0	K: 0	S: 4	LOB: 1	BB: 0	P: 4	R: 1	H: 1	E: 0	K: 0	S: 4	LOB: 0	BB: 0	P: 4
--------------	------	------	------	------	------	--------	-------	-------	------	------	------	------	------	--------	-------	------	------	------	------	------	------	--------	-------	------	------	------	------	------	------	--------	-------	------	------	------	------	------	------	--------	-------	------	------	------	------	------	------	--------	-------	------	------	------	------	------	------	--------	-------	------	------	------	------	------	------	--------	-------	------

PITCHER	IP	WLS	BF	H	R	ER	SO	BB	IBB	HBP	BLK	WP	HR	S	P	ERA	WHIP
Rick Camp, R ERA: 3.92 (1, 1)	5.0	L	21	5	4	4	3	2	0	0	1	0	1	25	33	7.20	1.400
Jeff Dedmon, R ERA: 4.19 (6, 1)	2.0		8	3	1	1	0	0	0	0	0	0	0	8	8	4.50	1.500
Pete Falcone, L ERA: 4.44 (8, 1)	1.0		4	1	1	1	0	0	0	0	0	0	1	4	4	9.00	1.000

BOTTOM

Atlanta Braves @ San Francisco Giants
Candlestick Park, San Francisco, CA

Fri Jul 27 1984, 10:05 PM EDT
Att. 10,243 - Unknown

AB	31
R	6
H	9
RBI	6
BB	2
SO	3
LOB	6

WP: 0 PA: 33
PB: 0
SB: 0
CS: 0



PITCHER	IP	WLS	BF	H	R	ER	SO	BB	IBB	HBP	BLK	WP	HR	S	P	ERA	WHIP
---------	----	-----	----	---	---	----	----	----	-----	-----	-----	----	----	---	---	-----	------

Batter 1 2 3 4 5 6 7 8 9 AB R H RBI BB SO LOB TOP

Jerry Royster, R OBP: 0.268, SLG: 0.314 (1, 6)	0-0 F9 1-2 2-3	0-0 1B 1B		X 0-0 6-3		X 0-3 K		X 0-0 6-3		X 0-0 6-3	5 0 1 0 0 1 1
Randy Johnson, R OBP: 0.350, SLG: 0.400 (1, 5)	0-3 K	0-0 1B		X 0-0 BB E 1B		X 0-0 6-3		X 0-0 6-3		X 0-0 F7	5 1 2 1 0 1 1
Claudell Washington, L OBP: 0.413, SLG: 0.524 (1, 9)	0-0 HR 2B	0-3 K		X 0-0 F6		X 0-0 5-3		X 0-0 5-3		X 4-0 BB 1B BB	4 1 1 0 1 1 4
Dale Murphy, R OBP: 0.366, SLG: 0.518 (1, 8)	0-0 HR 2-H		X 0-0 6-3 1B		X 4-0 BB E BB	X 0-0 F4		X 0-0 F4		X 0-0 BB 1B	4 1 3 2 1 0 0
Bob Watson, R OBP: 0.262, SLG: 0.291 (1, 3)	0-3 K		X 0-0 6-3		X 4-0 BB FC6-4 BB	X 0-0 F7		X 0-0 F7		X 4-0 BB	2 0 0 0 0 1 1 1 0 0 0 2 0 0
Gerald Perry, L OBP: 0.367, SLG: 0.344 (5, 3)											
Rufino Linares, R OBP: 0.250, SLG: 0.444 (1, 7)		X 0-0 F9	X 0-0 5-3		X 0-3 K		X 0-0 K		X 0-0 K		4 0 1 0 0 1 3 1 0 0 0 0 1 3
Albert Hall, S OBP: 0.285, SLG: 0.283 (8, 7)											
Glenn Hubbard, R OBP: 0.353, SLG: 0.404 (1, 4)		X 0-0 F7	X 0-0 F9		X 0-0 FC6-4		X 0-0 F3		X 0-0 F3		4 0 0 0 0 0 4
Bruce Benedict, R OBP: 0.295, SLG: 0.278 (1, 2)		X 4-0 1B 1B 1B BB		X 0-0 G6-3 1B		X 4-0 SH3-4 BB		X 0-0 4-3		X 0-0 4-3	2 1 1 0 2 0 1
Rick Mahler, R OBP: 0.359, SLG: 0.421 (1, 1)		X 0-0 1B 1B 1B		X 0-0 G6-3		X 0-0 SH3-4		X 0-0 1-3		X 0-0 1-3	3 0 1 0 0 0 2 0 0 0 0 0 0 0
Donnie Moore, L (8, 1)											

Atlanta Braves @ San Francisco Giants
Candlestick Park, San Francisco, CA
Sat Jul 28 1984, 6:33 AM EDT
Att. 12,942 - Unknown

livebaseballscorecards.com

AB 35
R 4
H 10
RBI 3
BB 6
SO 6
LOB 20



Inning Stats		R: 2	H: 2	E: 0	K: 2	S: 9	P: 9	R: 1	H: 3	E: 0	K: 1	S: 8	P: 12	R: 0	H: 1	E: 0	K: 0	S: 4	P: 4	R: 0	H: 1	E: 0	K: 0	S: 3	P: 3	R: 1	H: 1	E: 1	K: 1	S: 6	P: 14	R: 0	H: 0	E: 0	K: 1	S: 5	P: 9	R: 0	H: 0	E: 0	K: 0	S: 3	P: 3	R: 0	H: 1	E: 0	K: 0	S: 4	P: 4	R: 0	H: 1	E: 0	K: 1	S: 6	P: 14	1B: 7	2B: 2	3B: 0	HR: 1	SF: 0	SAC: 1	DP: 1	HBP: 0	WP: 0	PA: 42
--------------	--	------	------	------	------	------	------	------	------	------	------	------	-------	------	------	------	------	------	------	------	------	------	------	------	------	------	------	------	------	------	-------	------	------	------	------	------	------	------	------	------	------	------	------	------	------	------	------	------	------	------	------	------	------	------	-------	-------	-------	-------	-------	-------	--------	-------	--------	-------	--------

PITCHER		IP	WLS	BF	H	R	ER	SO	BB	IBB	HBP	BLK	WP	HR	S	P	ERA	WHIP
Mark Davis, L ERA: 5.44 (1, 1)		4.1	L	22	8	4	3	3	2	0	0	0	0	1	26	34	6.23	2.308
Frank Williams, R ERA: 3.49 (5, 1)		2.2		10	0	0	0	2	2	0	0	0	0	0	12	20	0.00	0.750
Gary Lavelle, L ERA: 3.02 (8, 1)		2.0		10	2	0	0	1	2	0	0	0	0	0	10	18	0.00	2.000

Batter	1	2	3	4	5	6	7	8	9	AB R H RBI BB SO LOB
Dan Gladden, R (1, 8) OBP: 0.418, SLG: 0.518	0-0 F8		0-0 SF8			0-0 1B	0-0 1B		0-0 F2	4 0 2 2 0 0 1
Manny Trillo, R (1, 4) OBP: 0.338, SLG: 0.392	0-0 6-3		0-0 6-3			0-0 F7	0-3 K			4 0 0 0 0 1 3
Dusty Baker Jr., R (1, 9) OBP: 0.406, SLG: 0.379	0-0 F3			0-0 6-3		0-0 F6		0-0 1B 4-3 1B		4 0 1 0 0 0 1
Jeffrey Leonard, R (1, 7) OBP: 0.363, SLG: 0.483		0-0 6-3		0-0 6-3		0-0 6-3		0-0 4-3		4 0 0 0 0 0 2
Scot Thompson, L (1, 3) OBP: 0.423, SLG: 0.391		0-0 F7		4-0 BB			0-0 F8	0-0 1B		3 0 1 0 1 0 0
Bob Brenly, R (1, 2) OBP: 0.388, SLG: 0.491		0-0 E S 1B		0-0 F9			0-0 HR	0-0 F8		4 1 2 1 0 0 2
Tom O'Malley, L (1, 5) OBP: 0.192, SLG: 0.125		0-0 F8			0-0 F4		0-0 BB 1B		0-0 6-3	4 1 1 0 0 0 1
Brad Wellman, R (1, 6) OBP: 0.287, SLG: 0.313			0-0 SF8		0-0 F7		4-0 BB 1B		0-0 F9	2 1 1 0 0 0 0
Gene Richards, L (7, PH) OBP: 0.342, SLG: 0.284							1-2 BB			0 0 0 0 1 0 0
Johnnie LefMaster, R (8, 6) OBP: 0.258, SLG: 0.287										1 0 0 0 0 0 0
Mark Davis, L (1, 1) OBP: 0.184, SLG: 0.250			0-3 K		0-0 5-3		0-0 F9		4-0 BB	1 0 0 0 0 1 1
Frank Williams, R (5, 1) OBP: 0.188, SLG: 0.133										1 0 0 0 0 0 0
Chili Davis, S (7, PH) OBP: 0.335, SLG: 0.477										1 0 0 0 0 0 2
Gary Lavelle, S (8, 1)										0 0 0 0 0 0 0
Joel Youngblood, R (9, PH) OBP: 0.352, SLG: 0.391										0 0 0 0 1 0 0

Inning Stats	R: 0	H: 0	E: 0	K: 0	S: 3	R: 0	H: 1	E: 0	K: 0	S: 4	R: 1	H: 1	E: 0	K: 1	S: 6	R: 0	H: 0	E: 0	K: 0	S: 3	R: 0	H: 0	E: 0	K: 0	S: 3	R: 0	H: 1	E: 0	K: 0	S: 4	R: 2	H: 3	E: 0	K: 1	S: 8	R: 0	H: 2	E: 0	K: 0	S: 4	R: 0	H: 0	E: 0	K: 0	S: 3	1B: 6	SF: 1	2B: 0	SAC: 0	3B: 1	DP: 0	HR: 1	HBP: 0	WP: 0	PA: 37
PITCHER	IP	WLS	BF	H	R	ER	SO	BB	IBB	HBP	BLK	WP	HR	S	P	ERA	WHIP																																						
Rick Mahler, R (1, 1) ERA: 2.54	7.2	W	32	8	3	3	2	2	0	0	0	0	1	34	42	3.52	1.304																																						
Donnie Moore, R (8, 1) ERA: 1.91	1.1	S	5	0	0	0	0	1	0	0	0	0	0	4	8	0.00	0.750																																						

BOTTOM

Atlanta Braves @ San Francisco Giants
Candlestick Park, San Francisco, CA

Sat Jul 28 1984, 6:33 AM EDT
Att. 12,942 - Unknown

livebaseballscores.com

AB	33
R	3
H	8
RBI	3
BB	3
SO	2
LOB	13



Batter	1	2	3	4	5	6	7	8	9	AB R H RBI BB SO LOB	TOP											
Jerry Royster, R (1, 7) OBP: 0.261, SLG: 0.305	0-0 5-3	0-0 F4		0-0 4-3			0-0 6-3			4 0 0 0 0 0 2	<p>Atlanta Braves @ San Francisco Giants</p> <p>Candlestick Park, San Francisco, CA</p> <p>Sun Jul 29 1984, 6:33 AM EDT</p> <p>Att. 14,262 - Unknown</p>											
Rafael Ramirez, R (1, 6) OBP: 0.303, SLG: 0.320	0-0 F6	0-0 1-3 2-H 1B			0-0 5-3		0-0 6-3			4 0 1 1 0 0 0												
Claudell Washington, L (1, 9) OBP: 0.414, SLG: 0.522	4-0 HR BB	0-0 F6			0-0 S 1B			0-0 1-3		3 1 1 0 1 0 2												
Dale Murphy, R (1, 8) OBP: 0.365, SLG: 0.523	0-0 1-H HR		0-3 S K		0-3 S K			0-0 6-3		4 1 1 2 0 2 1												
Chris Chambliss, L (1, 3) OBP: 0.354, SLG: 0.390	0-0 1B		0-3 S K		0-3 S K 1-2			0-0 F8		4 0 1 0 0 2 1												
Ken Oberkfell, L (1, 5) OBP: 0.338, SLG: 0.374	0-0 6-3		0-0 CS 1B			0-0 CS 1B			4-0 BB FC2-6 BB	3 0 2 0 1 0 1												
Glenn Hubbard, R (1, 4) OBP: 0.349, SLG: 0.399		0-0 F8	0-0 CS 1-2	0-0 5-3		0-0 5-3 1-2		0-0 FC2-6 G4-6-3		4 0 0 0 0 0 2												
Bruce Benedict, R (1, 2) OBP: 0.299, SLG: 0.300		0-0 1B 1B		0-0 HR		0-0 5-3		0-0 G4-6-3 1-2f		4 2 2 1 0 0 1												
Pascual Perez, R (1, 1) OBP: 0.143, SLG: 0.150		0-0 1B 1B		0-3 K		0-3 K				2 0 1 0 0 1 0												
Gene Garber, R (6, 1) OBP: 0.100, SLG: 0.100										1 0 0 0 0 1 0												
Inning Stats	R: 2 E: 0 K: 0 S: 5	H: 2 LOB: 1 BB: 1 P: 9	R: 1 E: 0 K: 0 S: 6	H: 3 LOB: 2 BB: 0 P: 6	R: 0 E: 0 K: 2 S: 7	H: 1 LOB: 0 BB: 0 P: 7	R: 1 E: 0 K: 1 S: 6	H: 1 LOB: 0 BB: 0 P: 6	R: 0 E: 0 K: 2 S: 8	H: 1 LOB: 1 BB: 0 P: 8	R: 0 E: 0 K: 0 S: 3	H: 1 LOB: 0 BB: 0 P: 3	R: 0 E: 0 K: 1 S: 5	H: 0 LOB: 0 BB: 0 P: 5	R: 0 E: 0 K: 0 S: 3	H: 0 LOB: 0 BB: 0 P: 3	R: 0 E: 0 K: 0 S: 2	H: 0 LOB: 0 BB: 1 P: 6	1B: 7 2B: 0 3B: 0 HR: 2	SF: 0 SAC: 0 DP: 1 HBP: 0	WP: 0 PB: 0 SB: 1 CS: 2	PA: 36
PITCHER	IP WLS BF H R ER SO BB IBB HBP BLK WP HR S P ERA WHIP																				PITCHER	IP WLS BF H R ER SO BB IBB HBP BLK WP HR S P ERA WHIP
Mark Calvert, R (1, 1) ERA: 16.2	1.2 L 11 5 3 3 0 1 0 0 0 0 1 10 14 16.20 3.600																					
Bob Lacey, L (2, 1) ERA: 6.1	3.1 12 3 1 1 5 0 0 0 0 0 0 1 22 22 2.70 0.900																					
Greg Minton, R (6, 1) ERA: 3.49	1.0 3 1 0 0 0 0 0 0 0 0 0 0 3 3 0.00 1.000																					
Gary Lavelle, L (7, 1) ERA: 2.88	3.0 9 0 0 0 0 1 1 0 0 0 0 0 10 14 0.00 0.333																					

AB	33
R	4
H	9
RBI	4
BB	2
SO	6
LOB	10



WP: 0	PA: 36
PB: 0	
SB: 1	
CS: 2	

Batter	1	2	3	4	5	6	7	8	9	AB	R	H	RBI	BB	SO	LOB
Dan Gladden, R OBP: 0.425, SLG: 0.521 (1, 8)	0-0 F8		0-0 1-3 1B		0-0 4-3 E 1B	0-0 FC3-2			0-0 WP S 1B	5	1	3	0	0	0	3
Manny Trillo, R OBP: 0.332, SLG: 0.384 (1, 4) Jeffrey Leonard, R OBP: 0.362, SLG: 0.481 (9, PH)	0-3 K		0-0 1-3		0-0 4-3	0-0 F9			0-3 K	4	0	0	1	0	1	5
Chili Davis, S OBP: 0.331, SLG: 0.470 (1, 9)	0-0 6-3		0-3 K		0-0 E6			0-3 K	0-0 F3	5	0	0	0	0	2	2
Dusty Baker Jr., R OBP: 0.402, SLG: 0.375 (1, 7)		0-0 1B 1-3 1B	0-0 F8		0-0 F6			0-0 5-3		4	0	1	0	0	0	2
Scot Thompson, L OBP: 0.418, SLG: 0.387 (1, 3)		0-0 1-3		0-0 3-1		0-0 BB FC6-4 1B		0-0 4-3		4	1	1	0	0	0	1
Bob Brenly, R OBP: 0.386, SLG: 0.488 (1, 2)		0-0 F7		0-0 6-3		0-0 FC6-4 BB FC3-2 1B		0-0 F4		4	0	1	0	0	0	1
Joel Youngblood, R OBP: 0.354, SLG: 0.389 (1, 5)		4-0 BB BB 1B BB		0-0 6-3		4-0 BB BB BB 1-2 2-3 BB FC6-4		0-3 K		2	0	0	0	2	1	0
Brad Wellman, R OBP: 0.292, SLG: 0.318 (1, 6)		0-0 1-2 2-3 1B		0-0 1B 4-3 1B		0-0 FC6-4 FC3-2 S		0-0 4-3		4	1	2	1	0	0	2
Mark Calvert, R (1, 1) Bob Lacey, R (2, 1) John Rabb, R (5, PH) Greg Milton, S (6, 1) Gene Richards, L (6, PH) Gary Lavelle, S (7, 1) Tom O'Malley, L (9, PH)		0-0 1-3		0-0 F8		4-0 FC3-2 IBB		0-0 F3		0	0	0	0	0	0	0

BOTTOM

Atlanta Braves @ San Francisco Giants
Candlestick Park, San Francisco, CA
 Sun Jul 29 1984, 6:33 AM EDT
 Att. 14,262 - Unknown

livebaseballscorecards.com

AB	36
R	3
H	8
RBI	2
BB	3
SO	5
LOB	21



Inning Stats	R: 0	H: 0	E: 0	K: 1	S: 5	LOB: 0	BB: 0	P: 5	R: 0	H: 2	E: 0	K: 0	S: 5	LOB: 3	BB: 1	P: 9	R: 0	H: 1	E: 0	K: 1	S: 6	LOB: 1	BB: 0	P: 6	R: 0	H: 0	E: 0	K: 0	S: 3	LOB: 0	BB: 0	P: 3	R: 2	H: 2	E: 1	K: 0	S: 6	LOB: 1	BB: 0	P: 6	R: 1	H: 2	E: 0	K: 0	S: 5	LOB: 3	BB: 2	P: 13	R: 0	H: 0	E: 0	K: 1	S: 5	LOB: 0	BB: 0	P: 5	R: 0	H: 0	E: 0	K: 1	S: 5	LOB: 0	BB: 0	P: 5	R: 0	H: 1	E: 0	K: 1	S: 6	LOB: 1	BB: 0	P: 6	1B: 8	2B: 0	3B: 0	HR: 0	SF: 0	SAC: 0	DP: 0	HBP: 0	WP: 1	PB: 0	SB: 3	CS: 0	PA: 39
--------------	------	------	------	------	------	--------	-------	------	------	------	------	------	------	--------	-------	------	------	------	------	------	------	--------	-------	------	------	------	------	------	------	--------	-------	------	------	------	------	------	------	--------	-------	------	------	------	------	------	------	--------	-------	-------	------	------	------	------	------	--------	-------	------	------	------	------	------	------	--------	-------	------	------	------	------	------	------	--------	-------	------	-------	-------	-------	-------	-------	--------	-------	--------	-------	-------	-------	-------	--------

PITCHER	IP	WLS	BF	H	R	ER	SO	BB	IBB	HBP	BLK	WP	HR	S	P	ERA	WHIP
Pascual Perez, R ERA: 4.32 (1, 1)	5.0	W	25	7	3	2	2	2	2	0	0	0	0	27	35	3.60	1.800
Gene Garber, R ERA: 3.39 (6, 1)	4.0	S	14	1	0	0	3	0	1	0	0	1	0	19	23	0.00	0.250

PITCHER	IP	WLS	BF	H	R	ER	SO	BB	IBB	HBP	BLK	WP	HR	S	P	ERA	WHIP
---------	----	-----	----	---	---	----	----	----	-----	-----	-----	----	----	---	---	-----	------

Batter	1	2	3	4	5	6	7	8	9	AB R H RBI BB SO LOB	TOP									
Dan Gladden, R OBP: 0.412, SLG: 0.504 (1, 8) X	0-0 F8 ①		0-3 K ③			0-0 F9 ③			0-0 4-3 ①	4 0 0 0 0 1 0	San Francisco Giants @ Cincinnati Reds Riverfront Stadium, Cincinnati, OH Tue Jul 31 1984, 7:05 PM EDT Att. 12,310 - Unknown livebaseballscorecards.com									
Manny Trillo, R OBP: 0.330, SLG: 0.378 (1, 4) X	0-0 6-3 ②			0-0 4-3 ①			4-0 BB G4-6-3	0-0 6-3 ②	3 0 0 0 1 0 0											
Chili Davis, S OBP: 0.330, SLG: 0.467 (1, 9) SSS	0-3 K ③		0-3 K ②			0-0 G4-6-3 1-2f		0-0 1B	4 0 1 0 0 2 1											
Jeffrey Leonard, R OBP: 0.361, SLG: 0.479 (1, 7) X		0-0 F9 ①		0-0 F9 ③			0-0 1B	0-3 K ③	4 0 1 0 0 1 1											
Scot Thompson, L OBP: 0.423, SLG: 0.388 (1, 3) BBBBB		4-0 E BB			0-0 G6-4-3 1B		0-0 F7 ③		2 0 1 0 1 0 1											
Bob Brenly, R OBP: 0.383, SLG: 0.483 (1, 2) X		0-0 F6 ②			0-0 G6-4-3 1-2f			0-0 F8 ①	3 0 0 0 0 0 2											
Joel Youngblood, R OBP: 0.354, SLG: 0.387 (1, 5) X		0-0 F7 ③			0-0 5-3 ③			4-0 BB BB	2 0 0 0 1 0 1											
Brad Wellman, R OBP: 0.288, SLG: 0.314 Duane Kuiper, L OBP: 0.258, SLG: 0.165 Johnnie LeMaster, R OBP: 0.258, SLG: 0.287 (8, 6) (8, PR) (8, 6) X			0-0 3-1 ①			0-0 6-3 ①		4-0 BB G6-4-3 1-2	2 0 0 0 0 0 0 0 0 0 0 1 0 0 0 0 0 0 0 0 0											
Jeff Robinson, R OBP: 0.125, SLG: 0.087 Gary Lavelle, S (6, 1) Dusty Baker Jr., R OBP: 0.400, SLG: 0.372 Greg Minton, S OBP: 0.125, SLG: 0.067 (8, 1) X		0-0 F6 ②			0-0 F3 ②			0-0 G6-4-3 ② ③ 1-2f	2 0 0 0 0 0 0 0 0 0 0 0 0 0 1 0 0 0 0 0 2 0 0 0 0 0 0 0											
Inning Stats	R: 0 E: 0 K: 1 S: 5	H: 0 LOB: 0 BB: 0 P: 5	R: 0 E: 1 K: 0 S: 3	H: 0 LOB: 1 BB: 1 P: 7	R: 0 E: 0 K: 1 S: 5	H: 0 LOB: 0 BB: 0 P: 5	R: 0 E: 0 K: 1 S: 5	H: 1 LOB: 0 BB: 0 P: 3	R: 0 E: 0 K: 0 S: 3	H: 0 LOB: 0 BB: 0 P: 3	R: 0 E: 0 K: 0 S: 3	H: 1 LOB: 1 BB: 1 P: 7	R: 0 E: 0 K: 0 S: 2	H: 0 LOB: 2 BB: 2 P: 10	R: 0 E: 0 K: 1 S: 6	H: 1 LOB: 1 BB: 0 P: 6	1B: 3 2B: 0 3B: 0 HR: 0	SF: 0 SAC: 0 DP: 3 HBP: 0	WP: 0 PB: 0 SB: 0 CS: 0	PA: 31
PITCHER Jay Tibbs, R ERA: 1.71 (1, 1)	IP: 9.0 WLS: W BF: 31 H: 3 R: 0 ER: 0 SO: 4 BB: 4 IBB: 0 HBP: 0 BLK: 0 WP: 0 HR: 0 S: 35 P: 51 ERA: 0.00 WHIP: 0.778																			



Batter	1	2	3	4	5	6	7	8	9
Gary Redus, R (1, 8) OBP: 0.354, SLG: 0.391	0-0 F7		0-3 K		0-0 CS 1B		0-3 K		
Ron Oester, S (1, 4) OBP: 0.281, SLG: 0.279	0-0 4-3		4-0 S BB		0-0 CS 1-2	0-0 1B FC6-4 1B		0-0 F4	
Dave Concepcion, R (1, 5) OBP: 0.304, SLG: 0.330	0-0 6-3		0-0 F4 1-2			0-0 F9		0-0 2B	
Dave Parker, L (1, 9) OBP: 0.311, SLG: 0.392		0-0 4-3 E 2B		0-0 4-3		0-0 1-3 FC6-4 1B		0-0 6-3	
Nick Esasky, R (1, 3) OBP: 0.293, SLG: 0.373		0-0 F3		4-0 1-3 1B BB		0-0 FC6-4 1B 1-2f 3-H		0-0 6-3	
Duane Walker, L (1, 7) OBP: 0.398, SLG: 0.519		0-0 4-3 2-3		0-0 1-3 1-2		0-0 1-2 1B			
Brad Gulden, L (1, 2) OBP: 0.266, SLG: 0.331		0-0 E9 3-H		0-0 2-H 1B		0-3 K			
Tom Foley, L (1, 6) OBP: 0.316, SLG: 0.367		0-0 F3			0-0 F5		0-0 6-3		
Jay Tibbs, R (1, 1) OBP: 0.091, SLG: 0.091			0-0 4-3		0-3 K		0-3 K		

AB	R	H	RBI	BB	SO	LOB
4	0	1	0	0	2	0
3	1	1	0	1	0	0
4	0	1	0	0	0	2
4	1	2	0	0	0	1
3	1	0	1	1	0	3
3	0	1	0	0	0	2
3	0	1	1	0	1	2
3	0	0	0	0	0	1
3	0	0	0	0	2	0

BOTTOM

San Francisco Giants @ Cincinnati Reds
Riverfront Stadium, Cincinnati, OH
Tue Jul 31 1984, 7:05 PM EDT
Att. 12,310 - Unknown

livebaseballscorecards.com

AB	30
R	3
H	7
RBI	2
BB	2
SO	5
LOB	11



Inning Stats	R: 0	H: 0	E: 0	K: 0	S: 3	R: 1	H: 1	E: 1	K: 0	S: 5	R: 0	H: 0	E: 0	K: 1	S: 5	R: 1	H: 1	E: 0	K: 0	S: 3	R: 0	H: 1	E: 0	K: 1	S: 5	R: 1	H: 3	E: 0	K: 1	S: 8	R: 0	H: 0	E: 0	K: 2	S: 7	R: 0	H: 1	E: 0	K: 0	S: 4
	0	0	0	0	3	1	1	1	0	5	0	0	0	1	5	1	1	0	0	3	0	0	0	0	0	0	3	0	2	0	8	0	0	0	7	0	1	0	0	4
	0	0	0	0	3	1	1	1	0	5	0	0	0	1	5	1	1	0	0	3	0	0	0	0	0	0	3	0	2	0	8	0	0	0	7	0	1	0	0	4

PITCHER	IP	WLS	BF	H	R	ER	SO	BB	IBB	HBP	BLK	WP	HR	S	P	ERA	WHIP
Jeff Robinson, R (1, 1) ERA: 4.17	5.2	L	24	6	3	2	2	2	2	0	0	0	0	26	34	3.18	1.412
Gary Lavelle, L (6, 1) ERA: 2.82	1.1		4	0	0	0	3	0	0	0	0	0	0	10	10	0.00	0.000
Greg Minton, R (8, 1) ERA: 3.44	1.0		4	1	0	0	0	0	0	0	0	0	0	4	4	0.00	1.000

WP	PA	ERA	WHIP
0	33		
0			
1			
1			

Batter	1	2	3	4	5	6	7	8	9	AB R H RBI BB SO LOB	TOP									
Chili Davis, S (1, 8) OBP: 0.326, SLG: 0.462	0-0 5-3			0-0 F9		0-0 F3		0-0 F9		4 0 0 0 0 0 0	San Francisco Giants @ Cincinnati Reds Riverfront Stadium, Cincinnati, OH Wed Aug 01 1984, 7:05 PM EDT Att: 10,138 - Unknown livebaseballscorecards.com									
Bob Brenly, R (1, 3) OBP: 0.384, SLG: 0.493	0-3 K			0-0 1B		0-0 HR		0-3 K	4 1 2 1 0 2 0											
Dusty Baker Jr., R (1, 9) OBP: 0.391, SLG: 0.362	0-0 F7			0-0 F3		0-0 F9		0-0 F8	4 0 0 0 0 0 1											
Jeffrey Leonard, R (1, 7) OBP: 0.357, SLG: 0.473		0-0 5-3		0-0 F9		0-3 K		0-0 F8	4 0 0 0 0 1 1											
Joel Youngblood, R (1, 5) OBP: 0.353, SLG: 0.386		0-0 F7			0-0 2B 1B		0-0 5-3		3 1 1 0 0 0 0											
Steve Nicosia, R (1, 2) OBP: 0.336, SLG: 0.468		0-3 K2-3			0-0 4-3 1-H SF8 2B		0-0 1-3		3 1 1 1 0 1 0											
Johnnie LeMaster, R (1, 6) OBP: 0.256, SLG: 0.284			0-0 F8		0-0 4-3 2-3		0-0 F7		3 0 0 0 0 0 1											
Brad Wellman, R (1, 4) OBP: 0.283, SLG: 0.310			0-0 5-3		0-0 SF8 3-H		0-0 F9		2 0 0 1 0 0 0											
Bill Laskey, R (1, 1) OBP: 0.098, SLG: 0.061			0-3 K		0-3 K		0-3 K		2 0 0 0 0 2 0											
Gary Lavelle, S (7, 1)									0 0 0 0 0 0 0											
Frank Williams, R (7, 1) OBP: 0.188, SLG: 0.133									0 0 0 0 0 0 0											
John Rabb, R (8, PH) OBP: 0.314, SLG: 0.391									1 0 0 0 0 1 0											
Bob Lacey, R (8, 1)									0 0 0 0 0 0 0											
Inning Stats	R: 0 E: 0 K: 1 S: 5	H: 0 LOB: 0 BB: 0 P: 5	R: 0 E: 0 K: 1 S: 5	H: 0 LOB: 0 BB: 0 P: 5	R: 0 E: 0 K: 1 S: 5	H: 1 LOB: 1 BB: 0 P: 4	R: 2 E: 0 K: 1 S: 7	H: 2 LOB: 0 BB: 0 P: 7	R: 1 E: 0 K: 1 S: 6	H: 1 LOB: 0 BB: 0 P: 6	R: 0 E: 0 K: 0 S: 3	H: 0 LOB: 0 BB: 0 P: 3	R: 0 E: 0 K: 1 S: 5	H: 0 LOB: 0 BB: 0 P: 5	R: 0 E: 0 K: 1 S: 5	H: 0 LOB: 0 BB: 0 P: 5	1B: 2 2B: 1 3B: 0 HR: 1	SF: 1 SAC: 0 DP: 0 HBP: 0	WP: 0 PB: 0 SB: 0 CS: 0	PA: 31
PITCHER Joe Price, L (1, 1) ERA: 4.27	IP: 9.0 WLS: W BF: 31 H: 4 R: 3 ER: 3 SO: 7 BB: 0 IBB: 0 HBP: 0 BLK: 0 WP: 0 HR: 1 S: 45 P: 45 ERA: 3.00 WHIP: 0.444																			



Batter	1	2	3	4	5	6	7	8	9	AB	R	H	RBI	BB	SO	LOB
Gary Redus, R OBP: 0.355, SLG: 0.404 (1, 8)	0-0 F6		0-0 HR			0-0 F8	0-0 PB 1B			4	1	2	3	0	0	0
Ron Oester, S OBP: 0.283, SLG: 0.282 (1, 4)	0-0 F4		0-0 F5			0-0 1B	0-0 PB 1B			4	0	2	0	0	0	0
Dave Concepcion, R OBP: 0.304, SLG: 0.330 (1, 5)	0-0 F9			0-0 6-3 S 1B		0-0 F8	0-0 F4			4	0	1	0	0	0	3
Dave Parker, L OBP: 0.310, SLG: 0.391 (1, 9)		0-0 F3		0-0 6-3		0-0 1B		0-0 4-3		4	0	1	0	0	0	1
Nick Esasky, R OBP: 0.296, SLG: 0.386 (1, 3)		4-0 CS BB		0-3 K			0-0 F9	0-0 HR		3	1	1	1	1	1	1
Duane Walker, L OBP: 0.395, SLG: 0.519 (1, 7)		0-3 K		0-0 F8			0-0 PB 1B 2B	0-0 4-3		4	1	1	0	0	1	2
Brad Gulden, L OBP: 0.268, SLG: 0.333 (1, 2)			0-0 SH1-3 HR 1B		0-0 F6		0-3 K	0-3 K		2	1	1	0	0	0	0
Cesar Cedeno, R OBP: 0.302, SLG: 0.408 (7, PH)										1	0	0	0	0	1	1
Dave Vangorder, R OBP: 0.286, SLG: 0.237 (8, 2)										1	0	0	0	0	1	0
Tom Foley, L OBP: 0.316, SLG: 0.367 (1, 6)			0-0 F7		0-0 F8		0-0 1B 1B			3	1	1	1	0	0	1
Joe Price, R OBP: 0.216, SLG: 0.200 (1, 1)			0-0 SH1-3		0-0 5-3		0-0 1B 1B PB 1B			2	1	1	0	0	0	0

Inning Stats	R: 0	H: 0	E: 0	K: 3	S: 3	R: 0	H: 0	E: 0	K: 1	S: 4	R: 2	H: 2	E: 0	K: 0	S: 5	R: 0	H: 1	E: 0	K: 1	S: 6	R: 0	H: 0	E: 0	K: 0	S: 3	R: 0	H: 2	E: 0	K: 0	S: 4	R: 3	H: 5	E: 0	K: 1	S: 10	R: 1	H: 1	E: 0	K: 1	S: 6
	0	0	0	3	3	0	0	0	1	4	2	2	0	0	5	0	1	0	0	0	6	0	0	0	0	3	0	2	0	0	4	5	0	1	10	1	1	0	1	6

PITCHER	IP	WLS	BF	H	R	ER	SO	BB	IBB	HBP	BLK	WP	HR	S	P	ERA	WHIP
Bill Laskey, R ERA: 3.73 (1, 1)	6.1		24	6	3	3	2	1	0	0	0	0	1	27	31	4.26	1.105
Gary Lavelle, L ERA: 2.94 (7, 1)	0.1	L	3	2	0	0	1	0	0	0	0	0	0	5	5	0.00	6.000
Frank Williams, R ERA: 3.48 (7, 1)	0.1		3	2	2	1	0	0	0	0	0	0	0	3	3	27.00	6.000
Bob Lacey, L ERA: 6.35 (8, 1)	1.0		4	1	1	1	1	0	0	0	0	0	1	6	6	9.00	1.000


BOTTOM

San Francisco Giants @ Cincinnati Reds
Riverfront Stadium, Cincinnati, OH

Wed Aug 01 1984, 7:05 PM EDT
Att. 10,138 - Unknown

AB	32
R	6
H	11
RBI	5
BB	1
SO	4
LOB	9

livebaseballscorecards.com



1B:	8	SF:	0	WP:	0	PA:	34
2B:	1	SAC:	1	PB:	2		
3B:	0	DP:	0	SB:	1		
HR:	2	HBP:	0	CS:	1		

Batter	1	2	3	4	5	6	7	8	9	AB R H RBI BB SO LOB	TOP
Dan Gladden, R (1, 8) OBP: 0.404, SLG: 0.488	0-0 F6		4-0 E BB		0-0 5-3		0-0 F7		0-0 F6	4 1 0 0 1 0 1	
Manny Trillo, R (1, 4) OBP: 0.329, SLG: 0.373	0-0 F9		0-0 4-3		4-0 1B BB		0-0 F4			3 0 0 0 1 0 1	
Chili Davis, S (1, 9) OBP: 0.333, SLG: 0.474	0-0 HR 1B		0-0 E9 1B		0-0 1-3 2-H 1B		0-0 3B			4 1 4 2 0 0 0	
Jeffrey Leonard, R (1, 7) OBP: 0.356, SLG: 0.479	0-0 1-H HR		0-0 F7		0-0 4-3		0-0 F8			4 1 1 2 0 0 4	
Scot Thompson, L (1, 3) OBP: 0.418, SLG: 0.379	0-0 F5			0-0 4-3		4-0 1B S BB		0-0 F6		3 1 0 0 1 0 0	
Bob Brenly, R (1, 2) OBP: 0.379, SLG: 0.487		0-0 F2		0-0 F3		0-3 K		0-0 F5		4 0 0 0 0 1 1	
Joel Youngblood, R (1, 5) OBP: 0.350, SLG: 0.382		0-0 F8		0-0 5-3		0-0 1-2 F7		0-3 K		4 0 0 0 0 1 1	
Johnnie LeMaster, R (1, 6) OBP: 0.259, SLG: 0.290		0-0 5-3			0-0 1B 2B	0-0 2-H 1B			0-0 F8	4 1 2 1 0 0 0	
Mike Krukow, R (1, 1) OBP: 0.176, SLG: 0.184			0-0 4-3		0-3 K	0-0 4-3			0-0 5-3	4 0 0 0 0 1 2	
Greg Minton, S (9, 1) OBP: 0.125, SLG: 0.067										0 0 0 0 0 0 0	
Inning Stats	R: 2 H: 2 E: 0 LOB: 0 K: 0 BB: 0 S: 5 P: 5	R: 0 H: 0 E: 0 LOB: 0 K: 0 BB: 0 S: 3 P: 3	R: 1 H: 1 E: 1 LOB: 1 K: 0 BB: 1 S: 4 P: 8	R: 0 H: 0 E: 0 LOB: 0 K: 0 BB: 0 S: 3 P: 3	R: 1 H: 2 E: 0 LOB: 2 K: 1 BB: 1 S: 7 P: 11	R: 1 H: 1 E: 0 LOB: 1 K: 1 BB: 1 S: 6 P: 10	R: 0 H: 1 E: 0 LOB: 1 K: 0 BB: 0 S: 4 P: 4	R: 0 H: 0 E: 0 LOB: 0 K: 0 BB: 0 S: 5 P: 5	R: 0 H: 0 E: 0 LOB: 0 K: 0 BB: 0 S: 3 P: 3	1B: 4 SF: 0 2B: 1 SAC: 0 3B: 1 DP: 0 HR: 1 HBP: 0	WP: 0 PA: 37 PB: 0 SB: 1 CS: 0
PITCHER	IP WLS BF H R ER SO BB IBB HBP BLK WP HR S P ERA WHIP										
Frank Pastore, R (1, 1) ERA: 5.73	5.0 L 22 5 4 4 1 2 0 0 0 0 0 1 22 30 7.20 1.400										
Andy McGaffigan, R (6, 1) ERA: 2.63	2.0 9 2 1 1 1 1 0 0 0 0 0 0 10 14 4.50 1.500										
Brad Lesley, R (8, 1) ERA: 4.5	2.0 6 0 0 0 0 1 0 0 0 0 0 0 8 8 0.00 0.000										

San Francisco Giants @ Cincinnati Reds
Riverfront Stadium, Cincinnati, OH
Thu Aug 02 1984, 7:05 PM EDT
Att. 9,115 - Unknown

livebaseballscorecards.com

AB	34
R	5
H	7
RBI	5
BB	3
SO	3
LOB	10



BOTTOM

San Francisco Giants @ Cincinnati Reds
Riverfront Stadium, Cincinnati, OH

Thu Aug 02 1984, 7:05 PM EDT
Att. 9,115 - Unknown

livebaseballscorecards.com

AB 36
R 2
H 10
RBI 2
BB 2
SO 8
LOB 19



WP: 0 PA: 39
PB: 0
SB: 0
CS: 0

AB R H RBI BB SO LOB

5 0 1 0 0 0 1

5 1 2 0 0 2 2

5 1 2 1 0 2 4

3 0 2 0 0 1 0
1 0 0 0 0 0 1

4 0 1 0 0 2 3

2 0 1 1 1 0 2

4 0 0 0 0 0 4

4 0 0 0 0 1 2

1 0 0 0 0 0 0
1 0 1 0 0 0 0
0 0 0 0 0 0 0
1 0 0 0 0 0 0
0 0 0 0 0 0 0
0 0 0 0 1 0 0

1B: 8 SF: 1
2B: 2 SAC: 0
3B: 0 DP: 0
HR: 0 HBP: 0

Batter	1	2	3	4	5	6	7	8	9
Gary Redus, R (1, 8) OBP: 0.353, SLG: 0.400	0-0 F8		0-0 F8		0-0 F4		0-0 F7		0-0 FC3-6 1B
Ron Oester, S (1, 4) OBP: 0.285, SLG: 0.286	0-0 1B 2B		0-3 K		0-0 1B		0-3 K		0-0 FC3-6 1-2f 2-3
Duane Walker, L (1, 7) OBP: 0.395, SLG: 0.521	0-0 1B 2-H 1B		0-3 K		0-3 K			0-0 1B SF8 2B	0-0 4-3
Dave Parker, L (1, 9) OBP: 0.313, SLG: 0.393 Cesar Cedeno, R (6, PR) OBP: 0.301, SLG: 0.406 (7, 9)	0-0 1B			0-3 K		0-0 1B 1B		0-0 5-3	
Nick Esasky, R (1, 3) OBP: 0.296, SLG: 0.384	0-3 K			0-0 F2		0-3 K		0-0 1B 2-3	
Wayne Krenchicki, L (1, 5) OBP: 0.314, SLG: 0.424	0-0 F9			4-0 BB		0-0 1B		0-0 SF8 3-H	
Brad Gulden, L (1, 2) OBP: 0.263, SLG: 0.326		0-0 F8		0-0 F4		0-0 F8		0-0 F7	
Tom Foley, L (1, 6) OBP: 0.309, SLG: 0.358		0-0 4-3			0-0 F6		0-3 K		0-0 F3
Frank Pastore, R (1, 1) OBP: 0.039, SLG: 0.038 Eric Davis, R (5, PH) OBP: 0.259, SLG: 0.352 Andy McGaffigan, R (6, 1) Skeeter Barnes, R (7, PH) OBP: 0.154, SLG: 0.083 Brad Lesley, R (8, 1) OBP: 0.000, SLG: 0.500 Dave Concepcion, R (9, PH) OBP: 0.306, SLG: 0.330		0-0 6-3				0-0 1B 1B	0-0 F7		4-0 FC3-6 1B BB

Inning Stats	R: 1	H: 3	E: 0	K: 1	S: 8	LOB: 2	BB: 0	P: 8
	R: 0	H: 0	E: 0	K: 0	S: 3	LOB: 0	BB: 0	P: 3
	R: 0	H: 0	E: 0	K: 2	S: 7	LOB: 0	BB: 0	P: 7
	R: 0	H: 0	E: 0	K: 1	S: 5	LOB: 1	BB: 1	P: 9
	R: 0	H: 2	E: 0	K: 1	S: 7	LOB: 2	BB: 0	P: 7
	R: 0	H: 2	E: 0	K: 2	S: 9	LOB: 2	BB: 0	P: 9
	R: 0	H: 0	E: 0	K: 1	S: 5	LOB: 0	BB: 0	P: 5
	R: 1	H: 2	E: 0	K: 0	S: 5	LOB: 1	BB: 0	P: 5
	R: 0	H: 1	E: 0	K: 0	S: 4	LOB: 2	BB: 1	P: 8

PITCHER	IP	WLS	BF	H	R	ER	SO	BB	IBB	HBP	BLK	WP	HR	S	P	ERA	WHIP
Mike Krukow, R (1, 1) ERA: 4.33	8.1	W	37	10	2	2	8	2	0	0	0	0	0	51	59	2.16	1.440
Greg Minton, R (9, 1) ERA: 3.42	0.2	S	2	0	0	0	0	0	0	0	0	0	0	2	2	0.00	0.000

Batter	1	2	3	4	5	6	7	8	9	10	11	AB R H RBI BB SO LOB	TOP					
Dan Gladden, R (1.8) OBP: 0.390, SLG: 0.470	G3		F4		F4		K			2-3		5 0 0 0 0 1 1	San Francisco Giants @ Atlanta Braves Atlanta-Fulton County Stadium, Atlanta, GA Fri Aug 03 1984, 7:05 PM EDT Att. 24,750 - Unknown					
Chili Davis, S (1.9) OBP: 0.334, SLG: 0.474	1-3		BB		2B		G3			F9		4 1 1 0 1 0 1						
Dusty Baker Jr., R (1.7) OBP: 0.391, SLG: 0.366	5-3		BB		2B							4 0 1 1 1 1 0						
Scot Thompson, L (1.3) OBP: 0.404, SLG: 0.364		6-3	4-3		4-3							5 0 0 0 0 0 3						
Bob Brenly, R (1.2) OBP: 0.377, SLG: 0.482		G3 1B			6-3		5-3					5 0 1 0 0 0 0						
Joel Youngblood, R (1.5) OBP: 0.350, SLG: 0.381		G3 1B			E5		CS			6-3		4 0 1 0 1 1 1						
Johnnie LeMaster, R (1.6) OBP: 0.256, SLG: 0.286		G3			K		F8			4-3		4 0 0 0 0 1 4						
Brad Wellman, R (1.4) OBP: 0.277, SLG: 0.302		F3			FC4		K			1-3		4 0 0 0 0 1 3						
Greg Minton, S (9.1) OBP: 0.125, SLG: 0.067					1-2f							0 0 0 0 0 0 0						
Mark Davis, L (1.1) OBP: 0.175, SLG: 0.237			K				G3			5-3		2 0 0 0 0 1 0						
Frank Williams, R (6.1) OBP: 0.235, SLG: 0.133												0 0 0 0 1 0 0						
Duane Kuiper, L (9.4) OBP: 0.255, SLG: 0.163							BB					1 0 0 0 0 0 0						
Inning Stats	R: 0 H: 0 E: 0 LOB: 0 K: 0 BB: 0 S: 3 P: 3	R: 0 H: 2 E: 0 LOB: 2 K: 0 BB: 0 S: 5 P: 5	R: 0 H: 0 E: 0 LOB: 2 K: 1 BB: 2 S: 5 P: 13	R: 0 H: 0 E: 1 LOB: 1 K: 1 BB: 0 S: 6 P: 6	R: 1 H: 2 E: 0 LOB: 1 K: 0 BB: 0 S: 5 P: 5	R: 0 H: 0 E: 0 LOB: 0 K: 0 BB: 1 S: 2 P: 6	R: 0 H: 0 E: 0 LOB: 1 K: 2 BB: 1 S: 7 P: 11	R: 0 H: 0 E: 0 LOB: 0 K: 0 BB: 0 S: 3 P: 3	R: 0 H: 0 E: 0 LOB: 0 K: 0 BB: 0 S: 3 P: 3	R: 0 H: 0 E: 0 LOB: 0 K: 0 BB: 0 S: 3 P: 3	R: 0 H: 0 E: 1 LOB: 1 K: 2 BB: 0 S: 8 P: 8	1B: 2 SF: 0 2B: 2 SAC: 0 3B: 0 DP: 0 HR: 0 HBP: 0	WP: 0 PA: 42 PB: 0 SB: 0 CS: 1					
PITCHER	IP WLS BF H R ER SO BB IBB HBP BLK WP HR S P ERA WHIP																	
Pascual Perez, R (1.1) ERA: 4.12	8.0		32	4	1	1	4	4	0	0	0	0	0	0	36	52	1.12	1.000
Gene Garber, R (9.1) ERA: 3.28	2.0		6	0	0	0	0	0	0	0	0	0	0	0	6	6	0.00	0.000
Donnie Moore, R (11.1) ERA: 2.0	1.0	W	4	0	0	0	2	0	0	0	0	0	0	0	8	8	0.00	0.000

livebaseballscorecards.com

AB	38
R	1
H	4
RBI	1
BB	4
SO	6
LOB	13



Batter	1	2	3	4	5	6	7	8	9	10	11	AB R H RBI BB SO LOB
Claudell Washington, L (1, 9) OBP: 0.410, SLG: 0.503	4-0 G6-4-3 BB		0-0 F8		0-0			0-0 CS 1B		0-0 F7		4 0 1 1 1 0 4
Rafael Ramirez, R (1, 6) OBP: 0.300, SLG: 0.319	0-0 G6-4-3 1-2f			0-3 K		0-0 FC6-4 1B		0-0 4-3 1-2		0-0 FC6-4 1-2f		5 0 1 0 0 1 3
Dale Murphy, R (1, 8) OBP: 0.361, SLG: 0.526	0-3 K			0-0 F9		0-0 FC6-4 G4-6-3 1-2f					0-0 F3	5 0 0 0 0 2 1
Bob Watson, R (1, 3) OBP: 0.284, SLG: 0.350		0-0 F3		0-0 6-3		0-0 G4-6-3 1-2f					0-0 1B 2B	2 0 0 0 0 0 0 2 1 1 0 1 0 1
Gerald Perry, L (6, PH) OBP: 0.369, SLG: 0.349												
Brad Komminsk, R (1, 7) OBP: 0.279, SLG: 0.321		0-3 K			0-0 1-3		0-3 K		0-0 1-3		0-0 1B IBB	5 0 1 0 0 2 1
Randy Johnson, R (1, 5) OBP: 0.369, SLG: 0.437		0-0 PB 2B			0-0 BB BB 1B		0-0 5-3		4-0 IBB		4-0 1B IBB	3 0 2 0 2 0 0
Glenn Hubbard, R (1, 4) OBP: 0.345, SLG: 0.393		0-3 K			0-0 F7		0-0 1-3		0-3 K		0-0 1B	4 0 0 0 0 2 4 1 0 1 1 0 0 0
Rufino Linares, R (11, PH) OBP: 0.318, SLG: 0.474		2-3									1-2 2-3 3-H	
Bruce Benedict, R (1, 2) OBP: 0.303, SLG: 0.301			0-0 F7		4-0 BB BB		0-0 E S 1B			0-0 G3		2 0 1 0 1 0 0 0 1 0 0 0 0 0 1 0 0 0 0 0 0
Albert Hall, S (8, PR) OBP: 0.285, SLG: 0.283					1-2 BB							
Alex Trevino, R (9, 2) OBP: 0.292, SLG: 0.343					4-0 BB							
Pascual Perez, R (1, 1) OBP: 0.199, SLG: 0.146			0-3 K		4-0 BB		0-3 K			4-0 FC6-4 BB		1 0 0 0 0 1 1 0 1 0 0 0 0 0 1 1 0 0 0 0 0 0 0 0 0 0 0 0 0 1 0 0 0 0 0 0 0 0 0 0 0 0 0 0 0 0 0 0
Ken Oberkell, L (8, PH) OBP: 0.333, SLG: 0.367					1-2 2-3 BB							
Gene Garber, R (8, 1) OBP: 0.100, SLG: 0.100												
Chris Chambliss, L (10, PH) OBP: 0.384, SLG: 0.392												
Craig McMurtry, R (10, PR) OBP: 0.154, SLG: 0.162												
Donnie Moore, L (11, 1)												

Inning Stats	R: 0	H: 0	R: 0	H: 1	R: 0	H: 0	R: 0	H: 0	R: 0	H: 1	R: 0	H: 0	R: 1	H: 2	R: 0	H: 0	R: 0	H: 0	R: 1	H: 3		
E: 0	LOB: 0	E: 0	LOB: 1	E: 0	LOB: 0	E: 0	LOB: 0	E: 0	LOB: 3	E: 0	LOB: 0	E: 0	LOB: 1	E: 0	LOB: 2	E: 0	LOB: 1	E: 0	LOB: 3	1B: 6	SF: 0	
K: 1	BB: 1	K: 2	BB: 0	K: 1	BB: 0	K: 0	BB: 2	K: 1	BB: 0	K: 0	BB: 0	K: 1	BB: 0	K: 2	BB: 2	K: 0	BB: 1	K: 0	BB: 1	2B: 2	SAC: 0	
S: 4	P: 8	S: 8	P: 8	S: 5	P: 5	S: 5	P: 5	S: 4	P: 12	S: 3	P: 3	S: 5	P: 5	S: 7	P: 15	S: 3	P: 7	S: 4	P: 8	3B: 0	DP: 2	
																					HR: 0	HBP: 0

PITCHER	IP	WLS	BF	H	R	ER	SO	BB	IBB	HBP	BLK	WP	HR	S	P	ERA	WHIP
Mark Davis, L (1, 1) ERA: 5.23	5.0		20	3	0	0	5	3	0	0	0	0	0	27	39	0.00	1.200
Frank Williams, R (6, 1) ERA: 3.43	3.2		12	2	1	1	3	1	0	0	0	0	0	17	21	2.46	0.818
Greg Minton, R (9, 1) ERA: 3.46	1.2	L	11	3	1	1	1	1	2	0	0	0	0	10	22	5.40	2.400

PITCHER	IP	WLS	BF	H	R	ER	SO	BB	IBB	HBP	BLK	WP	HR	S	P	ERA	WHIP

BOTTOM

San Francisco Giants @ Atlanta Braves
Atlanta-Fulton County Stadium, Atlanta, GA
Fri Aug 03 1984, 7:05 PM EDT
Att. 24,750 - Unknown

livebaseballscores.com

AB	36
R	2
H	8
RBI	2
BB	7
SO	9
LOB	15

WP: 0	PA: 43
PB: 1	
SB: 2	
CS: 1	



Batter	1	2	3	4	5	6	7	8	9	AB	R	H	RBI	BB	SO	LOB	TOP								
Chili Davis, S OBP: 0.343, SLG: 0.481 (1, 8) (7, 9)	0-0 HR 1B		4-0 1B BB	0-0 1B			0-0 SH1-3 2B	4-0 2B IBB		3	3	3	0	2	0	0									
Bob Brenly, R OBP: 0.384, SLG: 0.502 (1, 2) (8, 3)	0-0 1-H HR		0-0 1B 1B	0-0 1B			0-0 SH1-3 2-3	0-0 2B 2B		4	2	4	4	0	0	0									
Dusty Baker Jr., R OBP: 0.383, SLG: 0.357 Dan Gladden, R OBP: 0.394, SLG: 0.481 (1, 9) (7, 8)	0-0 F4		0-3 K	0-0 6-3			0-0 F8	0-0 E 2B		4	0	0	0	0	1	5									
Jeffrey Leonard, R OBP: 0.354, SLG: 0.474 (1, 7)	0-0 5-3		0-0 F7				4-0 IBB	0-0 E6 2-H		4	0	0	0	1	0	2									
Scot Thompson, L OBP: 0.404, SLG: 0.361 Greg Minton, S OBP: 0.125, SLG: 0.067 (1, 3) (8, 1)	0-0 5-3		0-0 1B				4-0 G4-6-3 BB	0-0 6-3		4	0	1	1	1	0	3									
Joel Youngblood, R OBP: 0.349, SLG: 0.378 (1, 5)			0-0 G3				0-0 G4-6-3 1-2f	0-0 5-3		5	0	1	0	0	0	3									
Johnnie LeMaster, R OBP: 0.255, SLG: 0.285 (1, 6)			0-0 6-3				0-0 F8	0-0 2B 1B		5	1	1	0	0	0	1									
Duane Kuiper, L OBP: 0.267, SLG: 0.180 Steve Nicosia, R OBP: 0.339, SLG: 0.478 (1, 4) (8, PH) (8, 2)			0-0 1B 1B				0-0 F8	0-0 2B 2B		3	1	2	0	0	0	0									
Mark Calvert, R Brad Wellman, R OBP: 0.275, SLG: 0.301 (1, 1) (8, PH) (8, 4)			0-0 F3				0-3 K	0-3 K		3	0	0	0	0	2	2									
Inning Stats	R: 2 E: 0 K: 0 S: 5	H: 2 LOB: 0 BB: 0 P: 5	R: 0 E: 0 K: 0 S: 4	H: 1 LOB: 1 BB: 0 P: 4	R: 1 E: 0 K: 1 S: 7	H: 2 LOB: 2 BB: 1 P: 11	R: 1 E: 0 K: 1 S: 8	H: 3 LOB: 2 BB: 0 P: 8	R: 0 E: 0 K: 0 S: 2	H: 0 LOB: 0 BB: 1 P: 6	R: 0 E: 0 K: 1 S: 5	H: 0 LOB: 0 BB: 0 P: 5	R: 0 E: 0 K: 0 S: 4	H: 1 LOB: 2 BB: 1 P: 8	R: 5 E: 1 K: 1 S: 10	H: 4 LOB: 1 BB: 1 P: 14	R: 0 E: 0 K: 0 S: 3	H: 1 LOB: 0 BB: 0 P: 3	1B: 9 2B: 4 3B: 0 HR: 1	SF: 0 SAC: 1 DP: 2 HBP: 0	WP: 0 PB: 0 SB: 0 CS: 0	PA: 44			
PITCHER	IP	WLS	BF	H	R	ER	SO	BB	IBB	HBP	BLK	WP	HR	S	P	ERA	WHIP								
Craig McMurtry, R ERA: 4.95 (1, 1)	3.2	L	19	7	4	4	2	1	0	0	0	0	1	22	26	9.82	2.182								
Jeff Dedmon, R ERA: 4.05 (4, 1)	1.1		5	1	0	0	0	1	0	0	0	0	0	4	8	0.00	1.500								
Pete Falcone, L ERA: 4.22 (6, 1)	2.0		8	1	0	0	1	0	1	0	0	0	0	9	13	0.00	0.500								
Terry Forster, L ERA: 1.8 (8, 1)	0.1		3	2	2	2	0	0	0	0	0	0	0	3	3	54.00	6.000								
Gene Garber, R ERA: 3.48 (8, 1)	1.2		9	3	3	2	1	0	1	0	0	0	0	10	14	10.80	1.800								

San Francisco Giants @ Atlanta Braves
Atlanta-Fulton County Stadium, Atlanta, GA

Sat Aug 04 1984, 7:05 PM EDT
Att: 40,114 - Unknown

livebaseballscorecards.com

AB 39
R 9
H 14
RBI 8
BB 4
SO 4
LOB 17



Batter	1	2	3	4	5	6	7	8	9	AB	R	H	RBI	BB	SO	LOB
Claudell Washington, L (1, 9) OBP: 0.414, SLG: 0.520	0-0 L4-6 2B		0-0 1B		0-0 G4-6-3 1-2f 2-3		0-0 1-H HR			4	1	3	2	0	0	2
Rafael Ramirez, R (1, 6) OBP: 0.300, SLG: 0.318	0-0 L4-6 2-3		0-0 G6-4-3 1-2 1B		0-0 5-3		0-0 F8			4	0	1	0	0	0	2
Dale Murphy, R (1, 8) OBP: 0.360, SLG: 0.522	4-0 BB		0-0 G6-4-3 1-2f		0-0 5-3		0-0 4-3			3	0	0	0	1	0	2
Chris Chambliss, L (1, 3) OBP: 0.362, SLG: 0.389	0-0 4-3			0-0 4-3		4-0 BB		0-0 4-3		3	0	0	0	1	0	1
Brad Komminsk, R (1, 7) OBP: 0.279, SLG: 0.315		4-0 BB		0-0 E5		0-0 F4		0-3 K		3	0	0	0	1	1	1
Ken Oberkfell, L (1, 5) OBP: 0.329, SLG: 0.362		0-0 F7		0-0 F7		0-0 4-3		0-0 4-3		4	0	0	0	0	0	3
Glenn Hubbard, R (1, 4) OBP: 0.344, SLG: 0.395		0-0 F4		0-0 5-3		0-0 F7		0-0 2B		4	0	1	0	0	0	2
Bruce Benedict, R (1, 2) OBP: 0.302, SLG: 0.300		0-0 5-3		0-0 G4-6-3 1B		0-0 F7		0-0 F9		4	0	1	0	0	0	2
Craig McMurtry, R (1, 1) OBP: 0.150, SLG: 0.158			0-3 K		0-0 G4-6-3 1B		0-0 HR 1B		0-0 4-3	1	0	0	0	0	1	0
Jeff Dedmon, L (4, 1)										0	0	0	0	0	0	0
Randy Johnson, R (5, PH) OBP: 0.373, SLG: 0.441										0	0	0	0	0	0	0
Pete Falcone, L (6, 1) OBP: 0.219, SLG: 0.281										0	0	0	0	0	0	0
Gerald Perry, L (7, PH) OBP: 0.352, SLG: 0.352										0	0	0	0	0	0	0
Terry Forster, L (8, 1) OBP: 0.667, SLG: 0.667										1	1	1	0	0	0	0
Gene Garber, R (8, 1) OBP: 0.100, SLG: 0.100										0	0	0	0	0	0	0
Rulino Linares, R (9, PH) OBP: 0.304, SLG: 0.450										1	0	0	0	0	0	1

BOTTOM

San Francisco Giants @ Atlanta Braves
 Atlanta-Fulton County Stadium, Atlanta, GA
 Sat Aug 04 1984, 7:05 PM EDT
 Att. 40,114 - Unknown

livebaseballscores.com

AB	33
R	2
H	8
RBI	2
BB	3
SO	2
LOB	16



Inning Stats	R: 0	H: 1	E: 0	K: 0	S: 3	H: 0	LOB: 1	BB: 1	P: 7	R: 0	H: 0	E: 0	K: 0	S: 3	R: 0	H: 2	E: 0	K: 1	S: 6	R: 0	H: 0	E: 1	K: 0	S: 4	R: 0	H: 2	E: 0	K: 0	S: 4	R: 0	H: 0	E: 0	K: 0	S: 3	R: 2	H: 2	E: 0	K: 0	S: 5	R: 0	H: 0	E: 0	K: 1	S: 5	R: 0	H: 1	E: 0	K: 0	S: 4	1B: 5	SF: 0	2B: 3	3B: 0	HR: 1	WP: 0	PA: 36
--------------	------	------	------	------	------	------	--------	-------	------	------	------	------	------	------	------	------	------	------	------	------	------	------	------	------	------	------	------	------	------	------	------	------	------	------	------	------	------	------	------	------	------	------	------	------	------	------	------	------	------	-------	-------	-------	-------	-------	-------	--------

PITCHER	IP	WLS	BF	H	R	ER	SO	BB	IBB	HBP	BLK	WP	HR	S	P	ERA	WHIP
Mark Calvert, R (1, 1) ERA: 5.19	7.0	W	29	7	2	2	1	3	0	0	0	0	1	28	40	2.57	1.429
Greg Minton, R (8, 1) ERA: 3.38	2.0		7	1	0	0	1	0	0	0	0	0	0	9	9	0.00	0.500

San Francisco Giants @ Atlanta Braves
 Atlanta-Fulton County Stadium, Atlanta, GA

Sun Aug 05 1984, 3:33 AM EDT
 Att: 18,710 - Unknown

AB	38
R	7
H	12
RBI	7
BB	6
SO	6
LOB	19



WP:	0	PA:	44
PB:	0		
SB:	1		
CS:	0		

AB R H RBI BB SO LOB

Batter	1	2	3	4	5	6	7	8	9
Dan Gladden, R (1, 8) OBP: 0.401, SLG: 0.482	4-0 FC5-4 BB		0-0 1B 1-4-3 1B	0-0 F8		0-3 K			0-0 2B HR 1B
Bob Brenly, R (1, 2) OBP: 0.387, SLG: 0.505	0-0 FC5-4 G5-4-3 1-2f		0-0 1-3 2B 1-4-3 1B		4-0 6-3 S BB		0-3 K		0-0 1-3 HR 2B
Chili Davis, S (1, 9) OBP: 0.341, SLG: 0.476	0-0 G5-4-3 1-2f		0-0 1-2 3-H 1-4-3		0-0 F8		0-3 K		4-0 HR IBB
Jeffrey Leonard, R (1, 7) OBP: 0.355, SLG: 0.484		0-0 F3	0-0 2-H 2B		0-0 6-3		0-0 6-3		0-0 1-H 2-H 3-H HR
Scot Thompson, L (1, 3) OBP: 0.410, SLG: 0.360		0-0 6-3	4-0 BB		4-0 IBB			0-0 F6	0-0 FC5-4 1B 1B
Manny Trillo, R (1, 4) OBP: 0.330, SLG: 0.370		4-0 2B BB	0-0 F4		0-0 G3			0-0 F9	0-0 1-2 FC5-4 1B
Joel Youngblood, R (1, 5) OBP: 0.352, SLG: 0.386		0-0 1-H 2B		0-0 2B		0-0 6-3		0-0 1B	0-0 FC5-4 1-2f 2-3
Johnnie LeMaster, R (1, 6) OBP: 0.253, SLG: 0.282		0-3 K		0-0 5-3		0-3 K		0-0 6-3	0-0 5-3
Dusty Baker Jr., R (8, PH) OBP: 0.381, SLG: 0.354									
Brad Wellman, R (8, 6) OBP: 0.274, SLG: 0.299									
Jeff Robinson, R (1, 1) OBP: 0.137, SLG: 0.102			0-0 5-3		0-3 K				0-0 F8
Gary Lavelle, S (6, 1)									
Gene Richards, L (9, PH) OBP: 0.345, SLG: 0.282									
Greg Minton, S (9, 1) OBP: 0.125, SLG: 0.067									

Inning Stats	R: 0	H: 0	E: 0	K: 0	S: 2	P: 6	R: 1	H: 1	E: 0	K: 1	S: 6	P: 10	R: 2	H: 3	E: 0	K: 0	S: 6	P: 10	R: 0	H: 1	E: 0	K: 1	S: 6	P: 6	R: 0	H: 0	E: 0	K: 0	S: 3	P: 11	R: 0	H: 1	E: 0	K: 2	S: 8	P: 8	R: 0	H: 0	E: 0	K: 2	S: 7	P: 7	R: 0	H: 1	E: 0	K: 0	S: 4	P: 4	R: 4	H: 5	E: 0	K: 0	S: 8	P: 12	1B: 7	2B: 4	3B: 0	HR: 1	SF: 0	SAC: 0	DP: 1	HBP: 0	WP: 0	PA: 44
--------------	------	------	------	------	------	------	------	------	------	------	------	-------	------	------	------	------	------	-------	------	------	------	------	------	------	------	------	------	------	------	-------	------	------	------	------	------	------	------	------	------	------	------	------	------	------	------	------	------	------	------	------	------	------	------	-------	-------	-------	-------	-------	-------	--------	-------	--------	-------	--------

PITCHER	IP	WLS	BF	H	R	ER	SO	BB	IBB	HBP	BLK	WP	HR	S	P	ERA	WHIP
Rick Camp, R (1, 1) ERA: 4.0	6.0		28	6	3	3	4	4	1	0	0	0	0	31	51	4.50	1.667
Gene Garber, R (7, 1) ERA: 3.64	2.1	L	10	3	2	2	2	0	0	0	0	0	0	14	14	7.71	1.286
Donnie Moore, R (9, 1) ERA: 2.4	0.0		4	3	2	2	0	0	1	0	0	0	1	3	7	∞	∞
Terry Forster, L (9, 1) ERA: 1.75	0.2		2	0	0	0	0	0	0	0	0	0	0	2	2	0.00	0.000

PITCHER	IP	WLS	BF	H	R	ER	SO	BB	IBB	HBP	BLK	WP	HR	S	P	ERA	WHIP
---------	----	-----	----	---	---	----	----	----	-----	-----	-----	----	----	---	---	-----	------

Batter	1	2	3	4	5	6	7	8	9	AB R H RBI BB SO LOB
Gerald Perry, L (1, 7) OBP: 0.376, SLG: 0.355	0-0 SH1-3 SF9 1B	4-0 FC6-4 BB		0-0 1-2 1B		0-0 F7			0-0 4-3	4 1 2 0 1 0 1
Jerry Royster, R (1, 6) OBP: 0.258, SLG: 0.295	0-0 SH1-3 1-3	0-0 FC6-4 1-2f		0-3 K			0-0 F7		0-0 6-3	4 0 0 0 0 1 4
Claudell Washington, L (1, 9) OBP: 0.410, SLG: 0.515	0-0 SF9 3-H		0-0 3-1		0-0 6-3		0-0 1-3			3 0 0 1 0 0 0
Dale Murphy, R (1, 8) OBP: 0.359, SLG: 0.522	0-0 F7		0-0 6-3		0-0 5-3		0-0 2B			4 0 1 0 0 0 0
Chris Chambliss, L (1, 3) OBP: 0.364, SLG: 0.388		0-0 2B 1B	4-0 S BB		0-0 F4		0-0 6-3			3 1 1 0 1 0 1
Albert Hall, S (8, 7) OBP: 0.285, SLG: 0.283										0 0 0 0 0 0 0
Ken Oberkfell, L (1, 5) OBP: 0.328, SLG: 0.364		0-0 1B 2B	0-0 F8			0-0 4-3		0-0 F8		4 1 1 0 0 0 1
Glenn Hubbard, R (1, 4) OBP: 0.344, SLG: 0.393		0-0 F7		0-0 F7		0-0 4-3 2B 1B		0-0 5-3		4 1 1 0 0 0 2
Alex Trevino, R (1, 2) OBP: 0.292, SLG: 0.338		0-0 4-3		4-0 FC6-5 S BB		0-0 4-3		0-0 4-3		3 0 0 0 1 0 3
Rick Camp, R (1, 1) OBP: 0.186, SLG: 0.192		0-0 BB		0-0 FC6-5 1B		0-0 2B		0-0 4-3		2 0 1 2 0 0 1
Bob Watson, R (6, PH) OBP: 0.294, SLG: 0.377										1 0 1 1 0 0 0
Craig McMurtry, R (6, PR) OBP: 0.150, SLG: 0.158										0 0 0 0 0 0 0
Gene Garner, R (7, 1) OBP: 0.100, SLG: 0.100										0 0 0 0 0 0 0
Donnie Moore, L (9, 1) OBP: 0.067, SLG: 0.067										0 0 0 0 0 0 0
Terry Forster, L (9, PH) OBP: 0.292, SLG: 0.429		2-H 3-H 1B								0 0 0 0 0 0 0
										1 0 0 0 0 0 0

Inning Stats	R: 1	H: 1	E: 0	K: 0	S: 4	LOB: 0	BB: 0	P: 4	R: 2	H: 3	E: 0	K: 0	S: 6	LOB: 2	BB: 1	P: 10	R: 0	H: 0	E: 0	K: 0	S: 3	LOB: 0	BB: 0	P: 3	R: 0	H: 1	E: 0	K: 0	S: 5	LOB: 1	BB: 0	P: 5	R: 0	H: 1	E: 0	K: 0	S: 4	LOB: 1	BB: 0	P: 4	R: 0	H: 0	E: 0	K: 0	S: 3	LOB: 0	BB: 0	P: 3	R: 0	H: 0	E: 0	K: 0	S: 3	LOB: 0	BB: 0	P: 3	1B: 5	SF: 1	2B: 3	SAC: 1	3B: 0	DP: 0	HR: 0	HBP: 0	WP: 0	PA: 38
--------------	------	------	------	------	------	--------	-------	------	------	------	------	------	------	--------	-------	-------	------	------	------	------	------	--------	-------	------	------	------	------	------	------	--------	-------	------	------	------	------	------	------	--------	-------	------	------	------	------	------	------	--------	-------	------	------	------	------	------	------	--------	-------	------	-------	-------	-------	--------	-------	-------	-------	--------	-------	--------

PITCHER	IP	WLS	BF	H	R	ER	SO	BB	IBB	HBP	BLK	WP	HR	S	P	ERA	WHIP
Jeff Robinson, R ERA: 4.21	(1, 1)	5.0	23	5	3	3	1	3	0	0	0	0	0	22	34	5.40	1.600
Gary Lavelle, L ERA: 2.94	(6, 1)	3.0	12	3	1	1	0	0	0	0	0	0	0	12	12	3.00	1.000
Greg Minton, R ERA: 3.34	(9, 1)	1.0	3	0	0	0	0	0	0	0	0	0	0	3	3	0.00	0.000

BOTTOM

San Francisco Giants @ Atlanta Braves
Atlanta-Fulton County Stadium, Atlanta, GA

livebaseballscores.com

AB	33
R	4
H	8
RBI	4
BB	3
SO	1
LOB	13

WP: 0	PA: 38
PB: 0	
SB: 3	
CS: 0	



Sun Aug 05 1984, 3:33 AM EDT
Att. 18,710 - Unknown

Batter	1	2	3	4	5	6	7	8	9	AB R H RBI BB SO LOB	TOP																				
Dan Gladden, R (1, 8) OBP: 0.397, SLG: 0.475	0-0 F9		0-0 1-3			0-0 1-3		0-0 G4-3 1B		4 0 1 0 0 0 2	San Francisco Giants @ Houston Astros Astrodome, Houston, TX Mon Aug 06 1984, 8:05 PM EDT Att: 15,724 - Unknown livebaseballscorecards.com																				
Bob Brenly, R (1, 3) OBP: 0.385, SLG: 0.502	0-0 6-3		0-0 5-3			0-0 1B WP 1B		0-0 G4-3 1-2f		4 0 1 0 0 0 3																					
Dusty Baker Jr., R (1, 9) OBP: 0.373, SLG: 0.346	0-0 F6				0-0 F8	0-3 K		0-0 5-3		4 0 0 0 0 1 1																					
Jeffrey Leonard, R (1, 7) OBP: 0.354, SLG: 0.481		0-0 6-3			0-0 6-3	0-0 1B		0-0 6-3		4 0 1 0 0 0 0																					
Joel Youngblood, R (1, 5) OBP: 0.351, SLG: 0.385		0-3 K			0-0 1B	0-0 6-3		0-0 6-3		4 0 1 0 0 1 2																					
Manny Trillo, R (1, 4) OBP: 0.329, SLG: 0.368		0-0 6-3			0-0 F8		0-0 1B	0-0 5-3		4 0 1 0 0 0 1																					
Steve Nicosia, R (1, 2) OBP: 0.339, SLG: 0.470			4-0 2B BB		0-0 F8	0-0 F7				2 0 0 0 1 0 1																					
Johnnie LeMaster, R (1, 6) OBP: 0.254, SLG: 0.286			0-0 1-3 2B		0-0 F9	0-3 K		0-3 K		3 0 1 0 0 1 1																					
Bill Laskey, R (1, 1) OBP: 0.094, SLG: 0.059 Bob Lacey, R (6, 1)			0-3 K		0-0 4-3					2 0 0 0 0 1 2 1 0 0 0 0 1 1																					
Inning Stats	R: 0 E: 0 K: 0 S: 3	H: 0 LOB: 0 BB: 0 P: 3	R: 0 E: 0 K: 1 S: 5	H: 0 LOB: 0 BB: 0 P: 5	R: 0 E: 0 K: 1 S: 6	H: 1 LOB: 2 BB: 1 P: 10	R: 0 E: 0 K: 0 S: 4	H: 1 LOB: 1 BB: 0 P: 4	R: 0 E: 0 K: 0 S: 3	H: 0 LOB: 0 BB: 0 P: 3	R: 0 E: 0 K: 1 S: 7	H: 2 LOB: 2 BB: 0 P: 7	R: 0 E: 0 K: 2 S: 8	H: 1 LOB: 1 BB: 0 P: 8	R: 0 E: 0 K: 0 S: 3	H: 1 LOB: 0 BB: 0 P: 3	R: 0 E: 0 K: 0 S: 3	H: 0 LOB: 0 BB: 0 P: 3	1B: 5 2B: 1 3B: 0 HR: 0	SF: 0 SAC: 0 DP: 1 HBP: 0	WP: 1 PB: 0 SB: 0 CS: 0	PA: 33									
PITCHER Bob Knepper, L (1, 1) ERA: 2.8	IP 9.0	WLS W	BF 33	H 6	R 0	ER 0	SO 5	BB 1	IBB 0	HBP 0	BLK 0	WP 1	HR 0	S 42	P 46	ERA 0.00	WHIP 0.778														
											PITCHER	IP	WLS	BF	H	R	ER	SO	BB	IBB	HBP	BLK	WP	HR	S	P	ERA	WHIP			



Batter	1	2	3	4	5	6	7	8	9
Bill Doran, S (1, 4) <small>OBP: 0.344, SLG: 0.352</small> Phil Garner, R (8, 4) <small>OBP: 0.336, SLG: 0.352</small>	0-3 K		0-0 F9			2B			
Craig Reynolds, L (1, 6) <small>OBP: 0.288, SLG: 0.369</small>	0-0 G4-6-3 1B		0-0 F6			2-H 1B 2B	0-0 4-3		
Denny Walling, L (1, 5) <small>OBP: 0.318, SLG: 0.360</small>	0-0 G4-6-3 1-2f		0-0 F8			2-H 1B	0-0 6-4 1B		
Jose Cruz, L (1, 7) <small>OBP: 0.383, SLG: 0.456</small> Kevin Bass, S (7, PH) <small>OBP: 0.272, SLG: 0.336</small> (8, 9)		0-0 1B 2B		0-0 F7		0-0 F9	0-0 1-2 1B		
Jerry Mumphrey, S (1, 8) <small>OBP: 0.351, SLG: 0.385</small>		0-0 FC 1B BLK		0-3 K		0-0 HR 1B	0-0 6-4		
Enos Cabell, R (1, 3) <small>OBP: 0.319, SLG: 0.391</small>		0-0 F2		0-0 4-3		0-0 HR	0-0 F9		
Terry Puhl, L (1, 9) <small>OBP: 0.369, SLG: 0.411</small> (8, 7)		0-0 F8		0-0 F8		4-0 1B 2B BB	0-0 F9		
Mark Bailey, S (1, 2) <small>OBP: 0.311, SLG: 0.354</small>		0-0 BLK 1-3 2-H 1B		0-0 F3		0-0 1-2 2B 1B	0-0 1B		
Bob Knepper, L (1, 1) <small>OBP: 0.207, SLG: 0.226</small>		0-3 K 1-2 3-H		0-0 F3		0-0 1-H 2-H 2B	0-3 K		

AB	R	H	RBI	BB	SO	LOB
4	1	1	0	0	1	1
0	0	0	0	0	0	0
4	1	2	1	0	0	0
4	0	2	1	0	0	1
3	1	1	0	0	0	0
1	0	1	0	0	0	0
4	2	1	0	0	1	3
4	1	1	2	0	0	2
3	1	0	0	1	0	2
4	1	3	1	0	0	0
4	0	1	2	0	2	2


AB	R	H	RBI	BB	SO	LOB
35	8	13	7	1	4	11

Inning Stats	R	H	E	K	S	IP	WLS	BF	H	R	ER	SO	BB	IBB	HBP	BLK	WP	HR	S	P	ERA	WHIP
Bill Laskey, R (1, 1) <small>ERA: 4.06</small> Bob Lacey, L (6, 1) <small>ERA: 5.27</small>	0	1	0	1	5	5.2	L	27	10	8	8	3	1	0	0	1	0	1	32	36	12.71	1.941
	2	2	0	1	8	2.1		9	3	0	0	1	0	0	0	0	0	0	11	11	0.00	1.286

WP	HR	S	P	ERA	WHIP
0	0	2	2	0.00	1.286

San Francisco Giants @ Houston Astros
 Astrodome, Houston, TX
 Mon Aug 06 1984, 8:05 PM EDT
 Att. 15,724 - Unknown

livebaseballscorecards.com



TOP

San Francisco Giants @ Houston Astros
Astrodome, Houston, TX

Tue Aug 07 1984, 8:05 PM EDT
Att. 9,941 - Unknown

livebaseballscorecards.com

AB	39
R	9
H	16
RBI	8
BB	4
SO	8
LOB	20



AB R H RBI BB SO LOB

5	1	2	1	0	2	1	
3	1	0	1	1	2	2	
4	2	3	1	1	1	0	
0	1	0	0	0	0	0	
5	1	5	3	0	0	0	
3	0	1	0	0	0	2	
0	0	0	0	1	0	0	
1	0	0	0	0	0	2	
5	0	0	2	0	1	5	
4	1	2	0	0	1	0	
0	0	0	0	1	0	0	
5	1	2	0	0	1	4	
2	0	0	0	0	0	2	
2	1	1	0	0	0	2	
1B: 14	SF: 1	2B: 3	SAC: 0	3B: 0	DP: 2	HR: 0	HBP: 0

Batter	1	2	3	4	5	6	7	8	9
Dan Gladden, R (1, 8) OBP: 0.397, SLG: 0.473	0-0 1B		0-0 6-3		0-3 K		0-0 1B	0-3 K	
Bob Brenly, R (1, 2) OBP: 0.383, SLG: 0.497	0-3 K		4-0 2B 1B BB		0-0 4-3		0-0 SF8	0-3 K	
Chili Davis, S (1, 9) John Rabb, R (9, PR) Brad Wellman, R (9, 9) OBP: 0.347, SLG: 0.482 OBP: 0.314, SLG: 0.391	0-3 K		0-0 1B 2B			0-0 1B S	0-0 1B 1B		4-0 1B FC5-4 BB
Jeffrey Leonard, R (1, 7) OBP: 0.361, SLG: 0.488		0-0 1B FC6-4 1B	0-0 G6-4-3 1B			0-0 1B S	0-0 1B BB		0-0 FC5-4 1B
Al Oliver, L (1, 3) Frank Williams, R (6, 1) Brad Wellman, R (8, 5) OBP: 0.337, SLG: 0.362 OBP: 0.278, SLG: 0.133 OBP: 0.272, SLG: 0.297		0-0 FC6-4 1B	0-0 G6-4-3			0-0 8-6-3 1B	4-0 1-2 BB		0-0 F4
Manny Trillo, R (1, 4) OBP: 0.322, SLG: 0.359		0-0 FC6-4 1B		0-0 F3		0-3 K	0-0 F8		0-0 FC5-4 BB
Joel Youngblood, R (1, 5) Gary Lavelle, S (8, 1) OBP: 0.352, SLG: 0.389		0-0 1B		0-0 6-3			0-3 K	0-0 1B S 2B	4-0 1-2 BB
Johnnie LeMaster, R (1, 6) OBP: 0.256, SLG: 0.287		0-3 K		0-0 5-3			0-0 1B 1B	0-0 S 1B	0-0 F7
Mike Krukow, R (1, 1) Scot Thompson, L (6, 3) OBP: 0.170, SLG: 0.176 OBP: 0.411, SLG: 0.362		0-0 F5		0-0 4-3			0-0 1B SF8 1B	0-0 F6	

Inning Stats	R: 0 E: 0 K: 2 S: 7	H: 1 LOB: 0 BB: 0 P: 7	R: 1 E: 0 K: 1 S: 8	H: 3 LOB: 2 BB: 0 P: 8	R: 2 E: 0 K: 0 S: 4	H: 2 LOB: 0 BB: 1 P: 8	R: 0 E: 0 K: 0 S: 3	H: 0 LOB: 0 BB: 0 P: 3	R: 0 E: 0 K: 1 S: 5	H: 0 LOB: 0 BB: 0 P: 5	R: 1 E: 0 K: 1 S: 6	H: 2 LOB: 0 BB: 0 P: 6	R: 3 E: 0 K: 1 S: 10	H: 5 LOB: 3 BB: 1 P: 14	R: 1 E: 0 K: 2 S: 9	H: 2 LOB: 1 BB: 0 P: 9	R: 1 E: 0 K: 0 S: 4	H: 1 LOB: 2 BB: 2 P: 12	1B: 14 2B: 3 3B: 0 HR: 0	SF: 1 SAC: 0 DP: 2 HBP: 0	WP: 0 PB: 0 SB: 4 CS: 0	PA: 44
--------------	------------------------------	---------------------------------	------------------------------	---------------------------------	------------------------------	---------------------------------	------------------------------	---------------------------------	------------------------------	---------------------------------	------------------------------	---------------------------------	-------------------------------	----------------------------------	------------------------------	---------------------------------	------------------------------	----------------------------------	-----------------------------------	------------------------------------	----------------------------------	--------

PITCHER	IP	WLS	BF	H	R	ER	SO	BB	IBB	HBP	BLK	WP	HR	S	P	ERA	WHIP
Mike Scott, R (1, 1) ERA: 4.91	5.0	L	20	6	3	3	4	1	0	0	0	0	0	27	31	5.40	1.400
Vern Ruhle, R (6, 1) ERA: 4.76	1.1		8	5	4	4	2	0	0	0	0	0	0	12	12	27.00	3.750
Julio Solano, R (7, 1) ERA: 1.95	0.2		5	2	0	0	0	1	0	0	0	0	0	4	8	0.00	4.500
Joe Sambito, L (8, 1) ERA: 2.8	2.0		11	3	2	2	2	2	0	0	0	0	0	13	21	9.00	2.500

Batter	1	2	3	4	5	6	7	8	9	AB	R	H	RBI	BB	SO	LOB
Bill Doran, S OBP: 0.346, SLG: 0.351 (1, 4)	4-0 1B BB		0-0 F9		0-0 3B 1B		0-0 4-3 1-3 2-H			3	1	1	1	1	0	1
Craig Reynolds, L OBP: 0.288, SLG: 0.373 (1, 6)	0-0 F7		0-0 F6		0-0 3B 1-H		0-0 F3			4	0	1	1	0	0	2
Denny Walling, L OBP: 0.317, SLG: 0.358 (1, 5)	0-0 G4-6-3 1-2 1B		0-0 F7		0-0 3-1			0-3 K		4	0	1	0	0	1	1
Jose Cruz, L OBP: 0.380, SLG: 0.452 (1, 7)	0-0 G4-6-3 1-2f			0-0 4-3		0-3 K		0-0 4-3		4	0	0	0	0	1	2
Jerry Mumphrey, S OBP: 0.350, SLG: 0.382 (1, 8)		0-3 K		0-0 F7		0-3 K		4-0 BB		3	0	0	0	1	2	0
Enos Cabell, R OBP: 0.321, SLG: 0.396 (1, 3)		0-0 2B		0-0 1B		0-3 K		0-3 K		4	0	2	0	0	2	1
Terry Puhl, L OBP: 0.374, SLG: 0.414 (1, 9)		4-0 S BB		0-0 F5			0-0 WP BB 4-3 1B		0-0 G6-4-3 1B	3	1	2	0	1	0	1
Mark Bailey, S OBP: 0.314, SLG: 0.351 (1, 2)		4-0 1-2 BB			0-0 4-3		4-0 4-3 WP BB 1-2		0-0 F9	2	0	0	0	2	0	1
Mike Scott, R OBP: 0.162, SLG: 0.167 (5, PH) Mike Richardt, R OBP: 0.162, SLG: 0.100 (6, 1) Vern Kuttie, R OBP: 0.214, SLG: 0.083 (7, 1) Julio Solano, R OBP: 0.220, SLG: 0.335 (8, 1) Kevin Bass, S OBP: 0.220, SLG: 0.335 (9, PH) Joe Sambito, L OBP: 0.335, SLG: 0.351		0-0 F8			0-0 F8		0-0 F7		0-0 G6-4-3 1-2f	1	0	0	0	0	0	2

BOTTOM

San Francisco Giants @ Houston Astros
Astrodome, Houston, TX
Tue Aug 07 1984, 8:05 PM EDT
Att. 9,941 - Unknown

AB	31
R	2
H	7
RBI	2
BB	5
SO	6
LOB	14



Inning Stats	R: 0	H: 1	E: 0	LOB: 1	K: 0	P: 7	R: 0	H: 1	E: 0	LOB: 2	K: 1	P: 13	R: 0	H: 0	E: 0	LOB: 0	K: 0	P: 3	R: 0	H: 1	E: 0	LOB: 1	K: 0	P: 4	R: 1	H: 2	E: 0	LOB: 1	K: 0	P: 5	R: 0	H: 0	E: 0	LOB: 0	K: 3	P: 9	R: 1	H: 1	E: 0	LOB: 1	K: 0	P: 8	R: 0	H: 0	E: 0	LOB: 1	K: 2	P: 11	R: 0	H: 1	E: 0	LOB: 0	K: 0	P: 3	1B: 5	SF: 0	2B: 1	SAC: 0	3B: 1	DP: 2	HR: 0	HBP: 0	WP: 1	PA: 36
--------------	------	------	------	--------	------	------	------	------	------	--------	------	-------	------	------	------	--------	------	------	------	------	------	--------	------	------	------	------	------	--------	------	------	------	------	------	--------	------	------	------	------	------	--------	------	------	------	------	------	--------	------	-------	------	------	------	--------	------	------	-------	-------	-------	--------	-------	-------	-------	--------	-------	--------

PITCHER	IP	WLS	BF	H	R	ER	SO	BB	IBB	HBP	BLK	WP	HR	S	P	ERA	WHIP
Mike Krukow, R ERA: 4.24 (1, 1)	5.0	W	21	5	1	1	1	3	3	0	0	0	0	20	32	1.80	1.600
Frank Williams, R ERA: 3.46 (6, 1)	2.0		8	1	1	1	3	1	0	0	0	1	0	13	17	4.50	1.000
Gary Lavelle, L ERA: 2.86 (8, 1)	2.0		7	1	0	0	2	1	0	0	0	0	0	10	14	0.00	1.000

Batter	1	2	3	4	5	6	7	8	9	10	11	12	AB	R	H	RBI	BB	SO	LOB	TOP							
Dan Gladden, R OBP: 0.395, SLG: 0.480 (1, 8)	F4	2-5	4-3		1B	4-3			FC6-4 SH		F8		6	1	2	0	0	0	1								
Bob Brenly, R OBP: 0.386, SLG: 0.497 (1, 2)	1B		F3		1B		6-3		SH				4	1	2	1	1	0	0								
Gene Richards, L OBP: 0.344, SLG: 0.284 (1, 9)	1B		K		6-3				K		F5		6	0	2	0	0	2	4								
Jeffrey Leonard, R OBP: 0.363, SLG: 0.487 (1, 7)	F9								FC6-4		K		5	2	2	0	1	1	5								
Al Oliver, L OBP: 0.337, SLG: 0.361 Mark Calvert, R (12, 1)	1B				3-1		3-1		K				6	1	2	1	0	1	5								
Manny Trillo, R OBP: 0.318, SLG: 0.355 Brad Wellman, R (7, PH) (7, 4)	K				4-3		6-3		E6				3	1	0	1	0	1	4								
Joel Youngblood, R OBP: 0.352, SLG: 0.388 (1, 5)					F4				F7		F8		6	0	2	2	0	0	1								
Johnnie LeMaster, R OBP: 0.252, SLG: 0.283 (1, 6)			K						K		F9		5	0	0	0	0	3	4								
Mark Davis, L OBP: 0.175, SLG: 0.237 Bob Lacey, R (3, 1) Duane Kuiper, L OBP: 0.385, SLG: 0.178 Frank Williams, R OBP: 0.278, SLG: 0.133 Gary Lavelle, S (7, 1) John Rabb, R OBP: 0.388, SLG: 0.383 Greg Minton, S OBP: 0.148, SLG: 0.083 Scot Thompson, L OBP: 0.411, SLG: 0.382 (12, 3)			SH1-4						K		K		0	0	0	0	0	0	0								
Inning Stats	R: 1 E: 0 K: 1 S: 7	H: 2 LOB: 2 BB: 1 P: 11	R: 0 E: 0 K: 1 S: 5	H: 1 LOB: 1 BB: 0 P: 5	R: 0 E: 0 K: 1 S: 5	H: 0 LOB: 0 BB: 1 P: 7	R: 1 E: 0 K: 2 S: 9	H: 2 LOB: 1 BB: 0 P: 9	R: 3 E: 1 K: 0 S: 7	H: 3 LOB: 1 BB: 0 P: 7	R: 0 E: 0 K: 2 S: 5	H: 0 LOB: 0 BB: 0 P: 7	R: 0 E: 0 K: 2 S: 9	H: 1 LOB: 2 BB: 0 P: 9	R: 0 E: 0 K: 1 S: 5	H: 1 LOB: 1 BB: 1 P: 6	R: 0 E: 0 K: 0 S: 3	H: 0 LOB: 0 BB: 0 P: 3	1B: 11 2B: 0 3B: 1 HR: 0	SF: 0 SAC: 2 DP: 0 HBP: 0	WP: 0 PA: 52 PB: 0 SB: 3 CS: 0						
PITCHER	IP	WLS	BF	H	R	E	SO	BB	IBB	HBP	BLK	WP	HR	S	P	ERA	WHIP										
Nolan Ryan, R ERA: 2.97 (1, 1)	6.0		29	8	6	4	5	2	0	0	0	0	0	36	44	6.00	1.667										
Dave Smith, R ERA: 2.36 (7, 1)	2.0		8	2	0	0	2	0	0	0	0	0	0	12	12	0.00	1.000										
Frank DiPino, L ERA: 3.44 (9, 1)	2.0		9	1	0	0	3	1	0	0	0	0	0	14	18	0.00	1.000										
Bill Dawley, R ERA: 2.35 (11, 1)	2.0	W	7	1	0	0	1	0	0	0	0	0	0	9	9	0.00	0.500										

San Francisco Giants @ Houston Astros
 Astrodome, Houston, TX
 Wed Aug 08 1984, 8:05 PM EDT
 Att: 8,020 - Unknown

AB	47
R	6
H	12
RBI	6
BB	3
SO	11
LOB	28



Batter	1	2	3	4	5	6	7	8	9	10	11	12	AB R H RBI BB SO LOB
Bill Doran, S OBP: 0.350, SLG: 0.352 (1, 4) X	0-0 CS 1B		4-0 1B 1B BB	0-0 5-3		0-3 K		0-3 K		0-0 1B		4-0 1B FC6-2 IBB	5 1 2 0 2 2 2
Enos Cabell, R OBP: 0.320, SLG: 0.394 (1, 3) X	0-0 F7		0-0 F7	0-0 5-3			0-0 E9 1B		0-0 FC6-4 SH3 1B	0-0 F3		0-0 FC6-2 1B	7 0 2 0 0 0 7
Phil Garner, R OBP: 0.335, SLG: 0.350 (1, 5) S	0-3 K		0-0 1B 2B 1B	0-0 F7			0-0 F7		0-0 SH3		0-0 6-3	0-0 1B	6 1 2 1 0 1 2
Jose Cruz, L OBP: 0.382, SLG: 0.456 (1, 7)		0-0 WP 3B	0-0 2B 6-3 1B		0-0 F3		0-0 1-3		4-0 FC6-4 IBB		0-0 4-3		5 2 2 1 1 0 1
Jerry Mumphy, S OBP: 0.354, SLG: 0.390 (1, 8)		0-0 FC1-6 1B	0-0 6-3 1B 2B	0-0 5-3			4-0 IBB		0-0 FC6-4 IBB		0-0 2B		5 1 3 1 1 0 2
Terry Puhl, L OBP: 0.376, SLG: 0.410 (1, 9)	0-0 FC1-6 2B		4-0 1B 6-3 IBB	0-3 K			0-0 F8		4-0 IBB		4-0 IBB		3 1 0 0 3 1 3
Mark Bailey, S OBP: 0.311, SLG: 0.350 (1, 2)		0-0 1-H 2B	0-0 6-3			0-0 4-3		0-3 K		0-0 F6		0-0 F6	6 0 1 2 0 1 7
Craig Reynolds, L OBP: 0.293, SLG: 0.380 (1, 6)		0-3 K	0-0 FC6-4 1B			0-0 WP 1B		0-0 FC3-6 1B		0-0 F8		0-0 SH FC6-2 2B	6 0 4 1 0 1 1
Nolan Ryan, R OBP: 0.370, SLG: 0.178 (6, PH)	0-3 K		0-0 FC6-4			0-3 K		0-0 FC3-6		0-0 1B CS 1B		0-0 SH FC6-2 IBB 1B	2 0 0 0 0 0 1 3 1 0 0 0 0 0 1 1 0 0 0 0 0 0 0 0 1 0 0 0 0 0 0 1 0 0 0 0 0 0 0 0 1 0 1 0 0 0 0 0 0 1 0 0 0 0 0 0
Kevitt Sasser, S OBP: 0.288, SLG: 0.333 (7, 1)													
Dave Smith, R OBP: 0.315, SLG: 0.355 (8, 1)													
Denny Walling, L OBP: 0.314, SLG: 0.388 (10, PH)													
Jim Pankovits, R OBP: 0.314, SLG: 0.388 (11, 1)													
Bill Dawley, R OBP: 0.250, SLG: 0.750 (11, 1)													

Inning Stats	R: 0	H: 1	E: 0	LOB: 0	K: 1	P: 5	R: 2	H: 3	E: 0	LOB: 1	K: 2	P: 10	R: 4	H: 4	E: 0	LOB: 2	K: 0	P: 15	R: 0	H: 0	E: 0	LOB: 0	K: 0	P: 3	R: 0	H: 0	E: 0	LOB: 0	K: 1	P: 5	R: 0	H: 1	E: 1	LOB: 2	K: 0	P: 8	R: 0	H: 1	E: 0	LOB: 1	K: 2	P: 8	R: 0	H: 1	E: 0	LOB: 3	K: 0	P: 12	R: 0	H: 2	E: 0	LOB: 1	K: 0	P: 4	R: 0	H: 1	E: 0	LOB: 2	K: 0	P: 8	R: 1	H: 2	E: 0	LOB: 3	K: 0	P: 8	1B: 12	2B: 4	3B: 1	HR: 0	SF: 0	SAC: 2	DP: 0	HBP: 0	WP: 2	PA: 57
--------------	------	------	------	--------	------	------	------	------	------	--------	------	-------	------	------	------	--------	------	-------	------	------	------	--------	------	------	------	------	------	--------	------	------	------	------	------	--------	------	------	------	------	------	--------	------	------	------	------	------	--------	------	-------	------	------	------	--------	------	------	------	------	------	--------	------	------	------	------	------	--------	------	------	--------	-------	-------	-------	-------	--------	-------	--------	-------	--------

PITCHER	IP	WLS	BF	H	R	ER	SO	BB	IBB	HBP	BLK	WP	HR	S	P	ERA	WHIP
Mark Davis, L ERA: 5.55	2.1		14	7	6	6	3	1	0	0	0	1	0	19	23	23.14	3.429
Bob Lacey, L ERA: 4.41	3.1		10	1	0	0	1	0	1	0	0	0	0	11	15	0.00	0.375
Frank Williams, R ERA: 3.4	6.1		6	2	0	0	2	0	0	0	0	1	0	10	10	0.00	1.500
Gary Lavelle, L ERA: 2.84	7.1		3	0	0	0	0	0	1	0	0	0	0	2	6	0.00	0.000
Greg Minton, R ERA: 3.19	8.1		19	5	0	0	2	0	3	0	0	0	0	20	32	0.00	1.250

San Francisco Giants @ Houston Astros
Astrodome, Houston, TX
Wed Aug 08 1984, 8:05 PM EDT
Att. 8,020 - Unknown

livebaseballscorecards.com

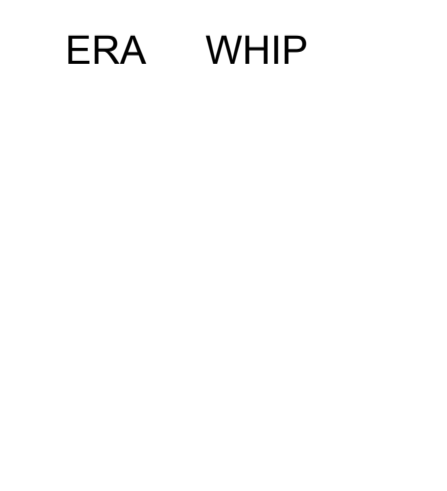
AB	48
R	7
H	17
RBI	6
BB	7
SO	8
LOB	30



San Francisco Giants @ Houston Astros
 Astrodome, Houston, TX
 Thu Aug 09 1984, 8:05 PM EDT
 Att. 8,547 - Unknown

AB	30
R	0
H	6
RBI	0
BB	4
SO	3
LOB	16

WP:	0	PA:	35
PB:	0		
SB:	1		
CS:	1		



Batter	1	2	3	4	5	6	7	8	9	AB R H RBI BB SO LOB
Dan Gladden, R (1, 8) OBP: 0.398, SLG: 0.481	0-0 F3 1B		0-0 G5-3 S 1B		0-0 5-3			0-0 FC4-6 1-2f		4 0 2 0 0 0 1
Bob Brenly, R (1, 2) OBP: 0.382, SLG: 0.491	0-0 F3 1-2		0-3 K 1-2			0-0 F4		0-0 F9		4 0 0 0 0 1 3
Al Oliver, L (1, 3) OBP: 0.339, SLG: 0.361	4-0 G6-4-3 BB		0-0 E1			0-0 FC5-4 1B		0-0 4-3		3 0 1 0 1 0 2
Jeffrey Leonard, R (1, 7) OBP: 0.360, SLG: 0.482	0-0 G6-4-3 1-2f		0-0 G5-3 2-3f			0-0 FC5-4 1-2f		0-0 5-3		4 0 0 0 0 0 5
Scot Thompson, L (1, 9) OBP: 0.401, SLG: 0.352		0-0 3-1		0-3 K		0-0 4-3		0-0 4-3		4 0 0 0 0 1 1
Manny Trillo, R (1, 4) OBP: 0.321, SLG: 0.359		0-0 1B 2B		0-0 4-3		0-0 F8		4-0 BB		3 0 1 0 1 0 0
Joel Youngblood, R (1, 5) OBP: 0.353, SLG: 0.388		0-0 2-3 1B		4-0 CS BB		0-3 K		0-0 6-3		3 0 1 0 1 1 1
Johnnie LeMaster, R (1, 6) OBP: 0.253, SLG: 0.282		4-0 G4-6-3 BB		0-0 CS 1-2		0-0 4-3		0-0 6-3		2 0 0 0 1 0 0
Bob Lacey, R (7, 1)										0 0 0 0 0 0 0
Jeff Robinson, R (1, 1) OBP: 0.135, SLG: 0.100		0-0 G4-6-3				0-0 6-3		0-0 FC4-6 1B		1 0 0 0 0 0 3
Gene Richards, L (5, PH) OBP: 0.341, SLG: 0.282										1 0 0 0 0 0 0
Mark Davis, L (5, 1) OBP: 0.175, SLG: 0.237										0 0 0 0 0 0 0
Brad Wellman, R (7, 6) OBP: 0.277, SLG: 0.298										1 0 1 0 0 0 0

Inning Stats	R: 0	H: 1	E: 0	K: 0	S: 3	P: 7	R: 0	H: 2	E: 0	K: 0	S: 4	P: 8	R: 0	H: 1	E: 1	K: 1	S: 6	P: 6	R: 0	H: 0	E: 0	K: 1	S: 4	P: 8	R: 0	H: 0	E: 0	K: 0	S: 3	P: 3	R: 0	H: 1	E: 0	K: 1	S: 5	P: 5	R: 0	H: 1	E: 0	K: 0	S: 4	P: 4	R: 0	H: 0	E: 0	K: 1	S: 5	P: 5	R: 0	H: 1	E: 0	K: 0	S: 4	P: 4	R: 0	H: 0	E: 0	K: 0	S: 3	P: 7	1B: 5	2B: 1	3B: 0	HR: 0	SF: 0	SAC: 0	DP: 3	HBP: 0	WP: 0	PB: 0	SB: 1	CS: 1	PA: 35
--------------	------	------	------	------	------	------	------	------	------	------	------	------	------	------	------	------	------	------	------	------	------	------	------	------	------	------	------	------	------	------	------	------	------	------	------	------	------	------	------	------	------	------	------	------	------	------	------	------	------	------	------	------	------	------	------	------	------	------	------	------	-------	-------	-------	-------	-------	--------	-------	--------	-------	-------	-------	-------	--------

PITCHER	IP	WLS	BF	H	R	ER	SO	BB	IBB	HBP	BLK	WP	HR	S	P	ERA	WHIP
Michael LaCoss, R (1, 1) ERA: 3.46	9.0	W	34	6	0	0	3	4	0	0	0	0	0	36	52	0.00	1.111

Batter	1	2	3	4	5	6	7	8	9
Bill Doran, S (1, 4) OBP: 0.353, SLG: 0.354	4-0 E S WP BB	0-3 K		0-0 F3		0-0 1B 1B		0-0 1B 1B	
Craig Reynolds, L (1, 6) OBP: 0.294, SLG: 0.385	0-3 K	0-0 2B 3B		0-0 F9		0-0 F8		0-0 1B 1B	
Jim Pankovits, R (6, PH) OBP: 0.321, SLG: 0.392	1-3 K	1-H 2-H 3-H 2B 3B		0-0 6-3		0-0 1B 1B		0-0 1B 1B	
Denny Walling, L (1, 5) OBP: 0.323, SLG: 0.368	0-0 1B	0-0 2B		0-0 6-3		0-0 1B 1B		0-0 F7	
Jose Cruz, L (1, 7) OBP: 0.379, SLG: 0.452	0-0 F9	0-0 6-3		0-0 F8		0-0 F8		0-0 F8	
Jerry Mumphrey, S (1, 8) OBP: 0.353, SLG: 0.391	0-3 K			0-0 F8		0-0 E9 WP 2B		0-0 F8	
Enos Cabell, R (1, 3) OBP: 0.323, SLG: 0.394		0-3 K		0-0 E6 1B		1-0 FC4 HBP		0-0 F8	
Ray Knight, R (5, PR) OBP: 0.254, SLG: 0.281		0-0 1B BB 3B 1B		0-0 1-3		0-3 K		0-0 4-3	
Terry Puhl, L (1, 9) OBP: 0.375, SLG: 0.407		0-0 1B BB 3B 1B		0-0 1-3		0-0 FC4		0-3 K	
Mark Bailey, S (1, 2) OBP: 0.313, SLG: 0.348		4-0 1B BB 3B BB		4-0 BB		0-0 FC4		0-3 K	
Michael LaCoss, R (1, 1) OBP: 0.130, SLG: 0.182		0-0 1-2 2-3 3B 1B		0-3 K		0-3 K2-3		0-0 6-3	

AB	R	H	RBI	BB	SO	LOB
4	1	2	0	1	1	3
3	1	1	3	0	1	1
2	0	1	0	0	0	1
5	0	3	1	0	0	2
4	0	0	0	0	0	4
4	1	1	0	0	1	1
2	0	1	0	0	1	0
1	0	0	0	0	0	0
4	1	1	0	0	1	2
2	1	0	0	2	1	1
4	1	1	0	0	2	2

AB	R	H	RBI	BB	SO	LOB
35	6	11	4	3	8	17


Inning Stats	R	H	E	K	S	R	H	E	K	S	R	H	E	K	S	R	H	E	K	S	R	H	E	K	S
	1	1	0	2	8	4	4	0	2	11	0	1	1	1	6	0	0	0	1	3	1	0	0	0	0

WP	HR	S	P	ERA	WHIP
2	0	7	3	11.25	2.250

San Francisco Giants @ Houston Astros
Astrodome, Houston, TX

Thu Aug 09 1984, 8:05 PM EDT
Att. 8,547 - Unknown

livebaseballscorecards.com



Batter	1	2	3	4	5	6	7	8	9	AB R H RBI BB SO LOB	TOP									
Steve Sax, R (1, 4) OBP: 0.288, SLG: 0.300	0-0 6-3		0-0 5-3		0-0 6-3			0-0 4-3		4 0 0 0 0 0 0	<p>Los Angeles Dodgers @ San Francisco Giants</p> <p>Candlestick Park, San Francisco, CA</p> <p>Fri Aug 10 1984, 10:05 PM EDT</p> <p>Att. 18,765 - Unknown</p>									
Terry Whitfield, L (1, 9) OBP: 0.309, SLG: 0.368	0-0 1-3		0-0 4-3			0-0 6-3		0-0 1-3		4 0 0 0 0 0 0										
Ken Landreaux, L (1, 8) OBP: 0.302, SLG: 0.358	0-0 F3		0-0 4-3			0-0 F4			0-0 1-3	4 0 0 0 0 0 0										
Mike Marshall, R (1, 7) OBP: 0.328, SLG: 0.472		0-0 SF8		0-0 FC6-4		0-0 F9			0-0 F5	4 1 2 0 0 0 0										
Mike Scioscia, L (1, 2) OBP: 0.384, SLG: 0.356		0-0 F9		0-0 FC6-4			0-0 6-3		4-0 BB	3 0 0 0 1 0 2										
Greg Brock, L (1, 3) OBP: 0.314, SLG: 0.426		0-0 1B		0-0 F7			0-0 1B		0-0 4-3	4 0 2 0 0 0 2										
German Rivera, R (1, 5) OBP: 0.327, SLG: 0.405		0-0 1B		0-0 F8			0-0 F7			3 0 1 0 0 0 2										
Dave Anderson, R (1, 6) OBP: 0.335, SLG: 0.315		0-0 SF8		0-0 5-3			0-0 1-3			2 0 0 1 0 0 1										
Fernando Valenzuela, L (1, 1) OBP: 0.167, SLG: 0.259		0-3 K		0-0 F8				0-0 F3		2 0 0 0 0 1 2										
Franklin Stubbs, L (8, PH) OBP: 0.279, SLG: 0.362										1 0 0 0 0 0 0										
Pat Zachry, R (8, 1) OBP: 0.250, SLG: 0.250										0 0 0 0 0 0 0										
Inning Stats	R: 0 E: 0 K: 0 S: 3	H: 0 LOB: 0 BB: 0 P: 3	R: 1 E: 0 K: 1 S: 8	H: 3 LOB: 2 BB: 0 P: 8	R: 0 E: 0 K: 0 S: 3	H: 0 LOB: 0 BB: 0 P: 3	R: 0 E: 0 K: 0 S: 4	H: 1 LOB: 1 BB: 0 P: 4	R: 0 E: 0 K: 0 S: 3	H: 0 LOB: 0 BB: 0 P: 3	R: 0 E: 0 K: 0 S: 4	H: 1 LOB: 1 BB: 0 P: 4	R: 0 E: 0 K: 0 S: 3	H: 0 LOB: 0 BB: 0 P: 3	R: 0 E: 0 K: 0 S: 3	H: 0 LOB: 1 BB: 1 P: 7	1B: 5 2B: 0 3B: 0 HR: 0	SF: 1 SAC: 0 DP: 0 HBP: 0	WP: 0 PB: 0 SB: 0 CS: 0	PA: 33
PITCHER Mark Calvert, R (1, 1) ERA: 3.5	IP: 9.0 WLS: W BF: 33 H: 5 R: 1 ER: 1 SO: 1 BB: 1 IBB: 0 HBP: 0 BLK: 0 WP: 0 HR: 0 S: 34 P: 38 ERA: 1.00 WHIP: 0.667																			

AB	31
R	1
H	5
RBI	1
BB	1
SO	1
LOB	9



livebaseballscorecards.com

Batter	1	2	3	4	5	6	7	8	9	AB	R	H	RBI	BB	SO	LOB
--------	---	---	---	---	---	---	---	---	---	----	---	---	-----	----	----	-----

Dan Gladden, R <small>OBP: 0.394, SLG: 0.481</small> (1, 8)	0-0 SH3 1B 2B	0-0 F9		0-3 K		0-3 K				4	1	1	0	0	2	1
Manny Trillo, R <small>OBP: 0.321, SLG: 0.358</small> (1, 4)	0-0 SH3 2-3		0-0 6-3		0-0 1B 1B		0-3 K			3	0	1	0	0	1	0
Dusty Baker Jr., R <small>OBP: 0.376, SLG: 0.345</small> (1, 9)	4-0 1B 4-3 BB		0-0 FC6-4 1B 1B		0-3 K		0-3 K			3	2	1	0	1	2	1
Jeffrey Leonard, R <small>OBP: 0.364, SLG: 0.485</small> (1, 7)	0-0 4-3 1-3 3-H 1B		0-0 FC6-4 1-2 1B		0-0 1-3 1-2 1B		0-0 F9			4	0	3	1	0	0	0
Bob Brenly, R <small>OBP: 0.378, SLG: 0.485</small> (1, 3)	0-0 4-3 1-2 3-H		0-0 FC6-4 1B 1-2f 2-3		0-0 1-3 1-2		0-0 F6			4	0	0	1	0	0	5
Joel Youngblood, R <small>OBP: 0.357, SLG: 0.388</small> (1, 5)	4-0 BB		0-0 1-2 3-H 1B		4-0 2B BB		0-0 F5			2	1	1	1	2	0	0
Steve Nicosia, R <small>OBP: 0.344, SLG: 0.479</small> (1, 2)	0-0 F3		0-3 K		0-0 1-H 2B		0-0 1B			4	0	2	1	0	1	4
Johnnie LeMaster, R <small>OBP: 0.250, SLG: 0.278</small> (1, 6)		0-3 K		0-3 K		0-3 K		0-0 F8		4	0	0	0	0	3	2
Mark Calvert, R (1, 1)		0-3 K		0-3 K		0-0 F1				3	0	0	0	0	2	1

Inning Stats	R: 2	H: 2	E: 0	K: 0	S: 5	LOB: 2	BB: 2	P: 13	R: 0	H: 0	E: 0	K: 2	S: 7	LOB: 0	BB: 0	P: 7	R: 1	H: 3	E: 0	K: 1	S: 8	LOB: 2	BB: 0	P: 8	R: 0	H: 0	E: 0	K: 3	S: 9	LOB: 0	BB: 0	P: 9	R: 0	H: 2	E: 0	K: 1	S: 6	LOB: 1	BB: 0	P: 6	R: 1	H: 1	E: 0	K: 2	S: 8	LOB: 1	BB: 1	P: 12	R: 0	H: 0	E: 0	K: 2	S: 7	LOB: 0	BB: 0	P: 7	R: 0	H: 1	E: 0	K: 0	S: 4	LOB: 1	BB: 0	P: 4
1B: 7 2B: 2 3B: 0 HR: 0	SF: 0 SAC: 1 DP: 0 HBP: 0	WP: 0 PB: 0 SB: 0 CS: 0																																																														

PITCHER	IP	WLS	BF	H	R	ER	SO	BB	IBB	HBP	BLK	WP	HR	S	P	ERA	WHIP
Fernando Valenzuela, L <small>ERA: 3.1</small> (1, 1)	7.0	L	31	8	4	4	11	3	0	0	0	0	0	50	62	5.14	1.571
Pat Zachry, R <small>ERA: 3.43</small> (8, 1)	1.0		4	1	0	0	0	0	0	0	0	0	0	4	4	0.00	1.000

BOTTOM


Los Angeles Dodgers @ San Francisco Giants
 Candlestick Park, San Francisco, CA
 Fri Aug 10 1984, 10:05 PM EDT
 Att. 18,765 - Unknown

livebaseballscorecards.com

AB	31
R	4
H	9
RBI	4
BB	3
SO	11
LOB	14



WP	PA
0	35

Batter	1	2	3	4	5	6	7	8	9	AB R H RBI BB SO LOB	TOP														
Dave Anderson, R (1, 6) OBP: 0.336, SLG: 0.311	0-0 F8		4-0 1B FC6-4 BB	0-0 F9			4-0 6-3 S BB		0-0 F8	3 1 0 0 2 0 1	<p>Los Angeles Dodgers @ San Francisco Giants</p> <p>Candlestick Park, San Francisco, CA</p> <p>Sat Aug 11 1984, 6:33 AM EDT</p> <p>Att: 23,939 - Unknown</p> <p>livebaseballscorecards.com</p> <table border="1"> <tr><td>AB</td><td>32</td></tr> <tr><td>R</td><td>4</td></tr> <tr><td>H</td><td>7</td></tr> <tr><td>RBI</td><td>4</td></tr> <tr><td>BB</td><td>3</td></tr> <tr><td>SO</td><td>3</td></tr> <tr><td>LOB</td><td>16</td></tr> </table> 	AB	32	R	4	H	7	RBI	4	BB	3	SO	3	LOB	16
AB	32																								
R	4																								
H	7																								
RBI	4																								
BB	3																								
SO	3																								
LOB	16																								
Ken Landreaux, L (1, 8) OBP: 0.303, SLG: 0.359	0-0 F8		0-0 FC6-4 1B		0-0 G5-4-3 1B		0-0 6-3		0-0 F8	5 0 2 0 0 0 1															
Pedro Guerrero, R (1, 9) OBP: 0.342, SLG: 0.407	0-0 F3		0-0 FC6-4 HR		0-0 F2		0-3 K			4 1 0 1 0 1 3															
Candy Maldonado, R (7, 9) OBP: 0.337, SLG: 0.389			1-2f 3-H HR		0-0 G5-4-3		0-0 F5			0 0 0 0 0 0 0															
Mike Marshall, R (1, 7) OBP: 0.329, SLG: 0.479		1-0 E HBP	0-0 HR		0-0 G5-4-3		0-0 F5			3 1 1 2 0 0 2															
Mike Scioscia, L (1, 2) OBP: 0.386, SLG: 0.358		0-0 F7	0-0 1B			0-0 FC4-6 1B		0-0 6-3		4 0 2 0 0 0 1															
Greg Brock, L (1, 3) OBP: 0.308, SLG: 0.416		0-3 K	0-0 F9			0-0 FC4-6 1B SH2-3		0-0 4-3		4 1 0 0 0 1 3															
German Rivera, R (1, 5) OBP: 0.327, SLG: 0.403		0-0 E5 1-2		0-0 F8		0-0 SH2-3		0-0 FC6-4 1B		3 0 1 1 0 0 1															
Bob Bailor, R (1, 4) OBP: 0.304, SLG: 0.282		0-0 F7		4-0 SH2-3 BB		0-0 1B		0-0 FC6-4		3 0 1 0 1 0 3															
Rick Honeycutt, L (1, 1) OBP: 0.192, SLG: 0.160			0-0 1-3		0-0 SH2-3		0-0 1-3		0-3 K	2 0 0 0 0 0 1															
Ken Howell, R (7, 1)				1-2						1 0 0 0 0 1 0															
Inning Stats	R: 0 E: 0 K: 0 S: 3	H: 0 LOB: 0 BB: 0 P: 3	R: 0 E: 1 K: 1 S: 6	H: 0 LOB: 2 BB: 0 P: 7	R: 3 E: 0 K: 0 S: 6	H: 3 LOB: 1 BB: 1 P: 10	R: 0 E: 0 K: 0 S: 3	H: 0 LOB: 1 BB: 1 P: 7	R: 0 E: 0 K: 0 S: 3	H: 1 LOB: 0 BB: 0 P: 3	R: 1 E: 0 K: 0 S: 5	H: 2 LOB: 1 BB: 0 P: 5	R: 0 E: 0 K: 1 S: 5	H: 0 LOB: 1 BB: 1 P: 9	R: 0 E: 0 K: 0 S: 4	H: 1 LOB: 1 BB: 0 P: 4	R: 0 E: 0 K: 1 S: 5	H: 0 LOB: 0 BB: 0 P: 5	1B: 6 2B: 0 3B: 0 HR: 1	SF: 0 SAC: 2 DP: 1 HBP: 1	WP: 0 PB: 0 SB: 2 CS: 0	PA: 38			
PITCHER	IP WLS BF H R ER SO BB IBB HBP BLK WP HR S P ERA WHIP																								
Bill Laskey, R (1, 1) ERA: 4.16	2.2 L 14 3 3 3 1 1 0 1 0 0 0 1 14 19 10.12 1.500																								
Bob Lacey, L (3, 1) ERA: 3.48	2.1 8 1 0 0 0 1 0 0 0 0 0 0 7 11 0.00 0.857																								
Frank Williams, R (6, 1) ERA: 3.43	2.0 9 2 1 1 1 1 0 0 0 0 0 0 10 14 4.50 1.500																								
Gary Lavelle, L (8, 1) ERA: 2.76	2.0 7 1 0 0 1 0 0 0 0 0 0 0 9 9 0.00 0.500																								

Batter	1	2	3	4	5	6	7	8	9	AB	R	H	RBI	BB	SO	LOB
Dan Gladden, R OBP: 0.389, SLG: 0.470 (1, 8)	0-0 F9		0-0 F7		4-0 1B BB		0-0 F2		0-0 F9	4	0	0	0	1	0	0
Manny Trillo, R OBP: 0.328, SLG: 0.362 Gary Lavelle, S (8, 1)	0-0 6-3			0-0 BB 1B	0-0 1B		4-0 BB		0-3 K	3	0	2	0	1	0	0
Gene Richards, L OBP: 0.339, SLG: 0.279 (9, PH)					1-2 2-H 1B					0	0	0	0	0	0	0
Dusty Baker Jr., R OBP: 0.373, SLG: 0.339 (1, 9)	0-0 E5			4-0 1-2 BB		0-0 1-3	0-0 F8			3	0	0	0	1	0	1
Jeffrey Leonard, R OBP: 0.363, SLG: 0.481 (1, 7)	0-0 F7			0-3 K		4-0 1B BB			0-3 K	3	1	0	0	1	2	3
Bob Brenly, R OBP: 0.382, SLG: 0.488 (1, 3) (9, 2)		0-0 CS 1B		0-0 F8		0-0 1B SF8 1B		0-0 1B 1B		4	1	3	0	0	0	2
Joel Youngblood, R OBP: 0.356, SLG: 0.387 (1, 5)		0-0 F9		0-3 K		0-0 WP 1B		0-3 K		4	0	1	1	0	2	4
Steve Nicosia, R OBP: 0.344, SLG: 0.488 Al Oliver, L OBP: 0.341, SLG: 0.363 (1, 2) (8, PH) (9, 3)		0-0 4-3				0-0 1B 2B	0-0 SF8		0-0 1B	2	0	1	1	0	0	0
Johnnie LeMaster, R OBP: 0.248, SLG: 0.276 Chili Davis, S OBP: 0.346, SLG: 0.481 Duane Kuiper, L OBP: 0.265, SLG: 0.178 (1, 6) (8, PH) (9, 4)			0-0 6-3		0-3 K	0-3 K		0-3 K		3	0	0	0	0	2	2
Bill Laskey, R OBP: 0.184, SLG: 0.059 Bob Lacey, R (3, 1)										1	0	0	0	0	0	0
John Rabb, R OBP: 0.302, SLG: 0.375 Frank Williams, R OBP: 0.278, SLG: 0.133 Brad Wellman, R OBP: 0.274, SLG: 0.294 (5, PH) (6, 1) (7, PH) (8, 4) (9, 8)			0-0 4-3		0-0 5-3		0-0 F3		0-3 K	0	0	0	0	0	0	1

Inning Stats	R: 0	H: 0	E: 1	K: 0	S: 4	H: 0	LOB: 1	BB: 0	P: 4	R: 0	H: 1	E: 0	K: 0	S: 3	H: 1	LOB: 0	BB: 0	P: 3	R: 0	H: 0	E: 0	K: 0	S: 3	R: 0	H: 1	E: 0	K: 2	S: 8	H: 2	LOB: 2	BB: 1	P: 10	R: 2	H: 2	E: 0	K: 1	S: 7	H: 2	LOB: 1	BB: 1	P: 11	R: 0	H: 0	E: 0	K: 0	S: 3	R: 0	H: 2	E: 0	K: 3	S: 11	H: 2	LOB: 2	BB: 0	P: 11	R: 0	H: 0	E: 0	K: 2	S: 7	H: 0	LOB: 0	BB: 0	P: 7	1B: 7	SF: 1	2B: 1	3B: 0	HR: 0
--------------	------	------	------	------	------	------	--------	-------	------	------	------	------	------	------	------	--------	-------	------	------	------	------	------	------	------	------	------	------	------	------	--------	-------	-------	------	------	------	------	------	------	--------	-------	-------	------	------	------	------	------	------	------	------	------	-------	------	--------	-------	-------	------	------	------	------	------	------	--------	-------	------	-------	-------	-------	-------	-------

PITCHER	IP	WLS	BF	H	R	ER	SO	BB	IBB	HBP	BLK	WP	HR	S	P	ERA	WHIP
Rick Honeycutt, L ERA: 2.89 (1, 1)	6.2	W	29	6	2	2	4	4	0	0	0	1	0	33	49	2.70	1.500
Ken Howell, R ERA: 2.81 (7, 1)	2.1	S	9	2	0	0	5	0	0	0	0	0	0	19	19	0.00	0.857

Los Angeles Dodgers @ San Francisco Giants
Candlestick Park, San Francisco, CA
 Sat Aug 11 1984, 6:33 AM EDT
 Att. 23,939 - Unknown

AB	33
R	2
H	8
RBI	2
BB	4
SO	9
LOB	15

WP: 1 PA: 38
 PB: 0
 SB: 0
 CS: 1



PITCHER	IP	WLS	BF	H	R	ER	SO	BB	IBB	HBP	BLK	WP	HR	S	P	ERA	WHIP
---------	----	-----	----	---	---	----	----	----	-----	-----	-----	----	----	---	---	-----	------

Batter	1	2	3	4	5	6	7	8	9	10	AB R H RBI BB SO LOB	TOP												
Dave Anderson, R (1, 6) OBP: 0.340, SLG: 0.309	0-0 F8			4-0 HR BB	4-0 BB		4-0 BB			0-0 F8	2 1 0 0 3 0 0	Los Angeles Dodgers @ San Francisco Giants Candlestick Park, San Francisco, CA Sun Aug 12 1984, 6:33 AM EDT Att. 24,503 - Unknown livebaseballscorecards.com												
Ken Landreaux, L (1, 8) OBP: 0.302, SLG: 0.354	0-0 F3			4-0 HR BB	0-0 F9		0-0 F7			0-0 F4	4 1 0 0 1 0 3													
Pedro Guerrero, R (1, 9) Candy Maldonado, R (8, 9) OBP: 0.341, SLG: 0.414 OBP: 0.340, SLG: 0.409	0-3 K			0-0 F7		0-0 6-3		0-0 HR		0-0 HR	4 1 1 1 0 1 2 1 1 1 1 0 0 0													
Mike Marshall, R (1, 7) OBP: 0.325, SLG: 0.473		0-0 F9		0-0 F9		0-0 6-3		0-0 F3		0-0 6-3	5 0 0 0 0 0 2													
Mike Scioscia, L (1, 2) OBP: 0.388, SLG: 0.371		0-3 K		0-0 HR 1-H 2-H		4-0 BB 1B		0-0 4-3			3 1 1 3 1 1 0													
Greg Brock, L (1, 3) OBP: 0.307, SLG: 0.412		0-0 F8		0-0 6-3		0-0 1B 1-3		0-0 1-3			4 0 1 0 0 0 0													
German Rivera, R (1, 5) OBP: 0.325, SLG: 0.399			0-0 G4-3 1B		0-0 5-3	0-0 6-3				0-3 K	4 0 1 0 0 1 2													
Steve Sax, R (1, 4) OBP: 0.285, SLG: 0.297			0-0 G4-3 1-2f		0-0 F9		0-0 4-3			0-3 K	4 0 0 0 0 1 1													
Alejandro Pena, R (1, 1) OBP: 0.159, SLG: 0.180			0-3 K		0-0 BB 1B		0-0 F4			0-0 1-3	4 0 1 0 0 1 0													
Inning Stats	R: 0 E: 0 K: 1 S: 5	H: 0 LOB: 0 BB: 0 P: 5	R: 0 E: 0 K: 1 S: 5	H: 0 LOB: 0 BB: 0 P: 5	R: 0 E: 0 K: 1 S: 5	H: 1 LOB: 0 BB: 0 P: 5	R: 3 E: 0 K: 0 S: 4	H: 1 LOB: 0 BB: 2 P: 12	R: 0 E: 0 K: 0 S: 4	H: 1 LOB: 2 BB: 1 P: 8	R: 0 E: 0 K: 0 S: 3		H: 0 LOB: 1 BB: 1 P: 7	R: 1 E: 0 K: 0 S: 4	H: 1 LOB: 0 BB: 0 P: 4	R: 0 E: 0 K: 2 S: 7	H: 0 LOB: 0 BB: 0 P: 7	R: 1 E: 0 K: 0 S: 4	H: 1 LOB: 0 BB: 0 P: 4	1B: 3 2B: 0 3B: 0 HR: 3	SF: 0 SAC: 0 DP: 1 HBP: 0	WP: 0 PB: 0 SB: 0 CS: 0	PA: 40	
PITCHER	IP WLS BF H R ER SO BB IBB HBP BLK WP HR S P ERA WHIP																							
Mike Krukow, R (1, 1) ERA: 4.27	7.1		31	5	4	4	3	5	0	0	0	0	0	0	0	0	0	0	0	0	0	0	0	4.91 1.364
Gary Lavelle, L (8, 1) ERA: 2.74	0.2		2	0	0	0	0	0	0	0	0	0	0	0	0	0	0	0	0	0	0	0	0	0.00 0.000
Frank Williams, R (9, 1) ERA: 3.39	1.0		3	0	0	0	2	0	0	0	0	0	0	0	0	0	0	0	0	0	0	0	0	0.00 0.000
Mark Davis, L (10, 1) ERA: 5.49	1.0	L	4	1	1	1	0	0	0	0	0	0	0	0	0	0	0	0	0	0	0	0	0	9.00 1.000



Batter	1	2	3	4	5	6	7	8	9	10	AB R H RBI BB SO LOB
Dan Gladden, R (1, 8) OBP: 0.389, SLG: 0.467	0-0 E S 4-3 1B		0-0 E 1B		0-0 F9			0-0 4-3 1-2		0-0 6-3	5 2 2 0 0 0 1
Manny Trillo, R (1, 4) OBP: 0.326, SLG: 0.359	0-0 F8 1-3		0-0 E5 1-H 1B					0-3 K		0-3 K	5 0 1 0 0 2 2
Dusty Baker Jr., R (1, 9) OBP: 0.369, SLG: 0.335	0-0 4-3		0-0 1-3					0-3 K		0-0 5-3	5 0 1 1 0 1 1
Jeffrey Leonard, R (1, 7) OBP: 0.364, SLG: 0.481	0-3 K		0-0 6-3					0-0 FC4-6 1-3 1B		0-0 3B 1B	4 1 2 0 0 1 0
Al Oliver, L (1, 3) OBP: 0.343, SLG: 0.371			0-0 FC4-6 1B		0-0 F9			0-0 FC4-6 1-2f 1B		0-0 1B 3B	4 1 2 1 0 0 1
Bob Brenly, R (1, 2) OBP: 0.380, SLG: 0.485			0-0 FC4-6 1-2 1B		0-0 F9			0-3 K		0-0 6-3	4 0 1 0 0 1 1
Joel Youngblood, R (1, 5) OBP: 0.353, SLG: 0.383			0-0 FC4-6 1-2f 2-3		0-0 1-3			0-0 F4		0-0 F6	4 0 0 0 0 0 3
Brad Wellman, R (1, 6) OBP: 0.270, SLG: 0.289			0-0 F4					0-0 5-3		0-0 FC6 1B	3 0 0 0 0 0 2
Duane Kuiper, L (9, PH) OBP: 0.272, SLG: 0.187			0-0 F4					0-0 5-3		0-0 FC6 1B	1 0 1 1 0 0 0
Johnnie LeMaster, R (9, PR) OBP: 0.248, SLG: 0.276			0-0 F4					0-0 5-3		0-0 FC6 1B	0 0 0 0 0 0 0
Mike Krukow, R (1, 1) OBP: 0.194, SLG: 0.170			0-0 6-3					0-0 4-3 1B		0-0 FC6 1-2f	2 0 0 0 0 0 2
Gary Lavelle, S (8, 1) OBP: 0.344, SLG: 0.286			0-0 6-3					0-0 4-3 1B		0-0 FC6 1-2f	0 0 0 0 0 0 0
Gene Richards, L (8, PH) OBP: 0.278, SLG: 0.133			0-0 6-3					0-0 4-3 1B		0-0 FC6 1-2f	1 0 1 0 0 0 0
Frank Williams, R (8, 1) OBP: 0.359, SLG: 0.350			0-0 6-3					0-0 4-3 1B		0-0 FC6 1-2f	0 0 0 0 0 0 0
Scott Thompson, L (9, PH) OBP: 0.359, SLG: 0.350			0-0 6-3					0-0 4-3 1B		0-0 FC6 1-2f	1 0 0 0 0 0 1
Mark Davis, L (10, 1) OBP: 0.175, SLG: 0.237			0-0 6-3					0-0 4-3 1B		0-0 FC6 1-2f	0 0 0 0 0 0 0

Inning Stats	R: 1	H: 1	E: 0	LOB: 0	K: 1	BB: 0	S: 6	P: 6	R: 0	H: 2	E: 0	LOB: 2	K: 0	BB: 0	S: 5	P: 5	R: 1	H: 2	E: 1	LOB: 0	K: 0	BB: 0	S: 4	P: 4	R: 0	H: 0	E: 0	LOB: 0	K: 0	BB: 0	S: 3	P: 3	R: 0	H: 2	E: 0	LOB: 1	K: 1	BB: 0	S: 5	P: 4	R: 0	H: 0	E: 0	LOB: 0	K: 0	BB: 0	S: 3	P: 3	R: 0	H: 0	E: 0	LOB: 0	K: 2	BB: 0	S: 8	P: 8	R: 2	H: 3	E: 0	LOB: 1	K: 0	BB: 0	S: 6	P: 6	R: 0	H: 0	E: 0	LOB: 0	K: 1	BB: 0	S: 5	P: 5	R: 0	H: 0	E: 0	LOB: 0	K: 1	BB: 0	S: 5	P: 5	R: 0	H: 1	E: 0	LOB: 1	K: 2	BB: 0	S: 8	P: 8	R: 0	H: 1	E: 0	LOB: 1	K: 0	BB: 0	S: 6	P: 6	R: 0	H: 0	E: 0	LOB: 0	K: 1	BB: 0	S: 5	P: 5	R: 0	H: 0	E: 0	LOB: 0	K: 1	BB: 0	S: 5	P: 5	R: 0	H: 0	E: 0	LOB: 0	K: 1	BB: 0	S: 5	P: 5	R: 0	H: 0	E: 0	LOB: 0	K: 1	BB: 0	S: 5	P: 5	R: 0	H: 0	E: 0	LOB: 0	K: 1	BB: 0	S: 5	P: 5	R: 0	H: 0	E: 0	LOB: 0	K: 1	BB: 0	S: 5	P: 5	R: 0	H: 0	E: 0	LOB: 0	K: 1	BB: 0	S: 5	P: 5	R: 0	H: 0	E: 0	LOB: 0	K: 1	BB: 0	S: 5	P: 5	R: 0	H: 0	E: 0	LOB: 0	K: 1	BB: 0	S: 5	P: 5
--------------	------	------	------	--------	------	-------	------	------	------	------	------	--------	------	-------	------	------	------	------	------	--------	------	-------	------	------	------	------	------	--------	------	-------	------	------	------	------	------	--------	------	-------	------	------	------	------	------	--------	------	-------	------	------	------	------	------	--------	------	-------	------	------	------	------	------	--------	------	-------	------	------	------	------	------	--------	------	-------	------	------	------	------	------	--------	------	-------	------	------	------	------	------	--------	------	-------	------	------	------	------	------	--------	------	-------	------	------	------	------	------	--------	------	-------	------	------	------	------	------	--------	------	-------	------	------	------	------	------	--------	------	-------	------	------	------	------	------	--------	------	-------	------	------	------	------	------	--------	------	-------	------	------	------	------	------	--------	------	-------	------	------	------	------	------	--------	------	-------	------	------	------	------	------	--------	------	-------	------	------	------	------	------	--------	------	-------	------	------

PITCHER	IP	WLS	BF	H	R	ER	SO	BB	IBB	HBP	BLK	WP	HR	S	P	ERA	WHIP
Alejandro Pena, R (1, 1) ERA: 2.38	10.0	W	39	11	4	3	5	0	0	0	0	0	0	49	49	2.70	1.100

Los Angeles Dodgers @ San Francisco Giants
Candlestick Park, San Francisco, CA

Sun Aug 12 1984, 6:33 AM EDT
Att: 24,503 - Unknown

AB	R	H	RBI	BB	SO	LOB
39	4	11	3	0	5	14

livebaseballscorecards.com

GIANTS

WP	PA	1B	SF	2B	SAC	3B	DP	HR	HBP
0	39	10	0	0	0	1	0	0	0

Batter	1	2	3	4	5	6	7	8	9	AB R H RBI BB SO LOB	TOP
Tim Raines, S (1, 8) <small>OBP: 0.394, SLG: 0.415</small>	 0-0		 4-0	 4-0			 0-0		 0-0	3 3 2 0 2 0 0	Montreal Expos @ San Francisco Giants Candlestick Park, San Francisco, CA Tue Aug 14 1984, 10:05 PM EDT Att. 5,081 - Unknown livebaseballscorecards.com
Max Venable, L (1, 9) <small>OBP: 0.423, SLG: 0.435</small>	 0-0 2-H		 0-0 1-2	 0-0 1-2 3-H		 0-0		 0-0 1-H	4 1 3 3 0 0 1		
Mike Stenhouse, L (1, 7) <small>OBP: 0.300, SLG: 0.324</small> Jim Wohlford, R (9, PH) <small>OBP: 0.322, SLG: 0.371</small> Mike Ramsey, S (9, 6) <small>OBP: 0.200, SLG: 0.224</small>	 0-0 2-H		 0-3	 0-3		 0-3		 0-0	4 1 1 1 0 3 2 1 0 0 0 0 0 1 0 0 0 0 0 0 0		
Gary Carter, R (1, 2) <small>OBP: 0.351, SLG: 0.503</small>	 0-0 1-2		 4-0		 0-0			 0-0	3 0 2 0 1 0 0		
Dan Driessen, L (1, 3) <small>OBP: 0.370, SLG: 0.433</small>	 0-0 1-2f, 2-3		 0-0 1-2, 2-H		 0-0			 0-0 1-3	4 0 1 0 0 0 3		
Tim Wallach, R (1, 5) <small>OBP: 0.325, SLG: 0.441</small>	 0-0 3-H		 0-0		 0-3			 0-0 1-2, 3-H	4 0 0 0 0 1 4		
Derrel Thomas, S (1, 6) <small>OBP: 0.335, SLG: 0.358</small> (9, 7)		 0-0		 0-0		 0-0		 0-0 1-2f	4 1 1 0 0 0 2		
Doug Flynn, R (1, 4) <small>OBP: 0.286, SLG: 0.300</small>		 0-0		 0-0 2-H		 0-0		 0-0	4 1 1 1 0 0 0		
Bill Gullickson, R (1, 1) <small>OBP: 0.098, SLG: 0.100</small> Gary Lucas, L (8, 1) Jeff Reardon, R (8, 1)		 0-0		 0-0 2-3		 0-0		 0-3	2 0 0 0 0 0 0 0 0 0 0 0 0 0 1 0 0 0 0 1 0		
Inning Stats	R: 3 H: 4 E: 0 LOB: 0 K: 0 BB: 0 S: 6 P: 6	R: 0 H: 0 E: 0 LOB: 0 K: 0 BB: 0 S: 3 P: 3	R: 1 H: 0 E: 1 LOB: 2 K: 1 BB: 2 S: 6 P: 14	R: 2 H: 2 E: 1 LOB: 1 K: 1 BB: 1 S: 7 P: 11	R: 0 H: 0 E: 0 LOB: 0 K: 1 BB: 0 S: 5 P: 5	R: 0 H: 0 E: 0 LOB: 0 K: 0 BB: 0 S: 3 P: 3	R: 0 H: 1 E: 0 LOB: 0 K: 1 BB: 0 S: 5 P: 5	R: 0 H: 2 E: 0 LOB: 1 K: 0 BB: 0 S: 4 P: 4	R: 1 H: 2 E: 0 LOB: 1 K: 1 BB: 0 S: 7 P: 7	1B: 8 SF: 1 2B: 3 SAC: 1 3B: 0 DP: 2 HR: 0 HBP: 0	
PITCHER Jeff Robinson, R (1, 1) <small>ERA: 4.57</small> Mark Davis, L (3, 1) <small>ERA: 5.43</small> Frank Williams, R (8, 1) <small>ERA: 3.43</small> Gary Lavelle, L (9, 1) <small>ERA: 2.72</small>	IP WLS BF H R ER SO BB IBB HBP BLK WP HR S P ERA WHIP 2.0 0 10 4 4 3 0 1 0 0 0 1 0 9 13 13.50 2.500 5.0 L 20 3 2 2 4 1 1 0 0 0 0 0 26 34 3.60 0.800 1.2 7 3 1 1 1 0 0 0 0 1 0 0 9 9 5.40 1.800 0.1 2 1 0 0 0 0 0 0 0 0 0 0 2 2 0.00 3.000	PITCHER IP WLS BF H R ER SO BB IBB HBP BLK WP HR S P ERA WHIP 0 0 0 0 0 0 0 0 0 0 0 0 0 0 0 0 0 0 0									

Montreal Expos @ San Francisco Giants
 Candlestick Park, San Francisco, CA
 Tue Aug 14 1984, 10:05 PM EDT
 Att. 5,081 - Unknown

AB	34
R	7
H	11
RBI	5
BB	3
SO	5
LOB	13



BOTTOM

Montreal Expos @ San Francisco Giants
Candlestick Park, San Francisco, CA
Tue Aug 14 1984, 10:05 PM EDT
Att. 5,081 - Unknown

livebaseballscores.com

AB	33
R	6
H	8
RBI	6
BB	5
SO	5
LOB	16



WP:	0	PA:	40
PB:	1	SB:	0
CS:	1		

AB R H RBI BB SO LOB

0	0	0	0	0	0	0
3	0	2	0	1	0	2
4	1	2	3	0	0	2
3	1	1	0	1	0	0
0	0	0	0	0	0	0
0	0	0	0	0	0	0
0	0	0	0	1	0	0
0	0	0	0	1	0	0
5	1	1	3	0	1	5
3	0	0	0	1	0	0
4	0	0	0	0	1	3
4	1	1	0	0	1	0
4	0	0	0	0	2	2
0	0	0	0	0	0	0
2	1	1	0	0	0	0
1	0	0	0	0	0	2
0	0	0	0	0	0	0
0	1	0	0	1	0	0

Batter	1	2	3	4	5	6	7	8	9
Dan Gladden, R (1, 8) Gene Richards, L (2, 7) OBP: 0.392, SLG: 0.467 OBP: 0.356, SLG: 0.296	1-0 F6-4-3 HBP		0-0 G3		0-0 CS 1B			0-0 BB SH1-4 1B	4-0 1B BB
Manny Trillo, R (1, 4) OBP: 0.328, SLG: 0.361	0-0 F6-4-3 1-2		0-0 1B HR 1B		0-0 F3 1-2			0-0 SH1-4 1-2	0-0 1B 1-3 2-H
Dusty Baker Jr., R (1, 9) John Rabb, R (8, PR) Gary Lavelle, S (9, 9) Duane Kuiper, L (9, PH) OBP: 0.371, SLG: 0.335 OBP: 0.302, SLG: 0.375 OBP: 0.279, SLG: 0.187	0-0 F5		0-0 HR 1B		0-0 F4			4-0 BB BB	4-0 IBB
Jeffrey Leonard, R (1, 7) OBP: 0.362, SLG: 0.485		0-3 K	0-0 HR		0-0 F8			0-0 F9	0-0 F9
Al Oliver, L (1, 3) OBP: 0.342, SLG: 0.368		0-0 F9	0-0 F9		0-0 F7			4-0 BB 1-2 2-3	
Bob Brenly, R (1, 2) OBP: 0.376, SLG: 0.480		0-0 F5		0-0 F8			0-3 K	0-0 F7	
Joel Youngblood, R (1, 5) OBP: 0.352, SLG: 0.382			0-0 G3 1B 1B	0-0 6-3			0-3 K E		0-0 6-3
Brad Wellman, R (1, 6) OBP: 0.264, SLG: 0.282			0-3 K	0-0 F9			0-0 E6 F4-6-3		0-3 K
Jeff Robinson, R (1, 1) Mark Davis, L (3, 1) Scot Thompson, L (7, PH) Frank Williams, R (8, 1) Chili Davis, S (9, 9) OBP: 0.135, SLG: 0.100 OBP: 0.190, SLG: 0.250 OBP: 0.396, SLG: 0.347 OBP: 0.278, SLG: 0.133 OBP: 0.348, SLG: 0.481			0-0 G3 1B 1B		0-0 F8		0-0 F4-6-3		4-0 BB 1B BB

Inning Stats	R: 0	H: 0	E: 0	K: 0	S: 2	LOB: 0	BB: 0	P: 3	R: 0	H: 0	E: 0	K: 1	S: 5	LOB: 0	BB: 0	P: 5	R: 5	H: 5	E: 0	K: 1	S: 10	LOB: 0	BB: 0	P: 10	R: 0	H: 0	E: 0	K: 0	S: 3	LOB: 0	BB: 0	P: 3	R: 0	H: 1	E: 0	K: 0	S: 3	LOB: 1	BB: 0	P: 3	R: 0	H: 0	E: 1	K: 2	S: 8	LOB: 1	BB: 0	P: 8	R: 0	H: 1	E: 0	K: 0	S: 4	LOB: 3	BB: 2	P: 12	R: 1	H: 1	E: 0	K: 1	S: 6	LOB: 3	BB: 3	P: 18	1B: 7	2B: 0	3B: 0	HR: 1	SF: 0	SAC: 1	DP: 2	HBP: 1	WP: 0	PA: 40
--------------	------	------	------	------	------	--------	-------	------	------	------	------	------	------	--------	-------	------	------	------	------	------	-------	--------	-------	-------	------	------	------	------	------	--------	-------	------	------	------	------	------	------	--------	-------	------	------	------	------	------	------	--------	-------	------	------	------	------	------	------	--------	-------	-------	------	------	------	------	------	--------	-------	-------	-------	-------	-------	-------	-------	--------	-------	--------	-------	--------

PITCHER	IP	WLS	BF	H	R	ER	SO	BB	IBB	HBP	BLK	WP	HR	S	P	ERA	WHIP
Bill Gullickson, R (1, 1) ERA: 3.84	7.2	W	31	7	5	5	4	1	0	1	0	0	1	37	42	5.87	1.043
Gary Lucas, L (8, 1) ERA: 2.42	0.0		1	0	0	0	0	1	0	0	0	0	0	4	4	∞	∞
Jeff Reardon, R (8, 1) ERA: 2.77	1.1	S	8	1	1	1	1	2	1	0	0	0	0	7	19	6.75	2.250

Batter	1	2	3	4	5	6	7	8	9	AB R H RBI BB SO LOB	TOP		
Tim Raines, S (1, 8) <small>OBP: 0.392, SLG: 0.413</small>	0-0 F7		0-0 F8		0-0 F9		0-0 S 2B 1B	0-0 4-3		5 1 1 1 0 0 3	Montreal Expos @ San Francisco Giants Candlestick Park, San Francisco, CA Wed Aug 15 1984, 6:33 AM EDT Att. 7,991 - Unknown livebaseballscorecards.com		
Max Venable, L (1, 9) <small>OBP: 0.387, SLG: 0.500</small>	0-0 F2			0-0 F8		0-0 F8	0-0 F7		0-0 HR	5 1 1 1 0 0 1			
Mike Stenhouse, L (1, 7) <small>OBP: 0.301, SLG: 0.324</small> Jim Wohlford, R (7, PH) <small>OBP: 0.327, SLG: 0.383</small> Mike Ramsey, S (7, 6) <small>OBP: 0.196, SLG: 0.220</small>	0-0 4-3			0-0 F3		0-0 1B HR 1B	0-0 F3 2B	0-3 K	3 1 1 0 0 0 0 1 0 1 1 0 0 0 1 0 0 0 0 1 0				
Gary Carter, R (1, 2) <small>OBP: 0.352, SLG: 0.501</small>		0-0 G6-4-3 1B		0-0 F8		0-0 F7	4-0 F3 IBB		0-0 6-3	4 0 1 0 1 0 1			
Dan Driessen, L (1, 3) <small>OBP: 0.371, SLG: 0.432</small>		0-0 G6-4-3			0-0 PB 1B 1B	0-0 HR 1B	0-0 F3		0-0 6-3	5 2 2 0 0 0 3			
Tim Wallach, R (1, 5) <small>OBP: 0.326, SLG: 0.449</small>		0-0 F7			0-0 PB 1B	0-0 HR	0-3 K			4 2 2 3 0 1 2			
Derrel Thomas, S (1, 6) <small>OBP: 0.328, SLG: 0.350</small> (7, 7)			0-0 6-3		0-0 5-3	0-0 E3		0-0 F8		4 0 0 0 0 0 2			
Doug Flynn, R (1, 4) <small>OBP: 0.282, SLG: 0.295</small>			0-0 F6 SH4-3		0-3 K	0-0 F2		0-0 F6-3		4 0 0 0 0 1 3			
Dan Schatzeder, L (1, 1) <small>OBP: 0.417, SLG: 0.565</small> Bob James, R (9, 1) <small>OBP: 0.182, SLG: 0.182</small>			0-0 SH4-3		0-0 1B		0-0 1B 3B	0-0 2B		3 1 3 2 0 0 0 0 0 0 0 0 0 0			
Inning Stats	R: 0 H: 0 E: 0 LOB: 0 K: 0 BB: 0 S: 3 P: 3	R: 0 H: 1 E: 0 LOB: 0 K: 0 BB: 0 S: 3 P: 3	R: 0 H: 0 E: 1 LOB: 1 K: 0 BB: 0 S: 4 P: 4	R: 0 H: 0 E: 0 LOB: 0 K: 0 BB: 0 S: 3 P: 3	R: 2 H: 3 E: 0 LOB: 1 K: 1 BB: 0 S: 8 P: 8	R: 3 H: 3 E: 1 LOB: 1 K: 0 BB: 0 S: 7 P: 7	R: 2 H: 3 E: 0 LOB: 2 K: 1 BB: 1 S: 8 P: 12	R: 0 H: 1 E: 0 LOB: 1 K: 0 BB: 0 S: 4 P: 4	R: 1 H: 1 E: 0 LOB: 0 K: 1 BB: 0 S: 6 P: 6	1B: 7 SF: 0 2B: 2 SAC: 1 3B: 1 DP: 1 HR: 2 HBP: 0	WP: 0 PA: 41 PB: 1 SB: 1 CS: 0		
PITCHER	IP WLS BF H R ER SO BB IBB HBP BLK WP HR S P ERA WHIP											PITCHER	IP WLS BF H R ER SO BB IBB HBP BLK WP HR S P ERA WHIP
Mark Calvert, R (1, 1) <small>ERA: 4.5</small>	6.0 L 27 8 6 5 1 0 0 0 0 0 0 1 29 29 7.50 1.333												
Gary Lavelle, L (7, 1) <small>ERA: 2.81</small>	1.0 6 2 1 1 1 0 1 0 0 0 0 0 7 11 9.00 2.000												
Jeff Cornell, R (8, 1) <small>ERA: 5.7</small>	2.0 8 2 1 1 1 0 0 0 0 0 0 1 10 10 4.50 1.000												

Batter	1	2	3	4	5	6	7	8	9	AB	R	H	RBI	BB	SO	LOB
Chili Davis, S OBP: 0.347, SLG: 0.481 (1, 8)	0-0 6-3		0-0 F9			0-0 F7 5-3 2B	0-0 F9			4	1	1	0	0	0	1
Manny Trillo, R OBP: 0.323, SLG: 0.355 (1, 4)	0-0 F7			0-0 F7		0-0 F7 2-3		0-0 5-3		4	0	0	0	0	0	1
Dusty Baker Jr., R OBP: 0.369, SLG: 0.333 (1, 9)	0-0 1B			0-3 K		0-0 5-3 3-H		0-0 F9		4	0	1	1	0	1	0
Jeffrey Leonard, R OBP: 0.365, SLG: 0.495 (1, 7)	0-0 F6			0-0 E PB 1B		0-0 1B 1B		0-0 HR		4	2	3	1	0	0	1
Al Oliver, L OBP: 0.341, SLG: 0.366 (1, 3)		0-0 F5		0-0 F6 1-H		0-0 1B 1-2		0-0 F8		4	0	1	0	0	0	0
Bob Brenly, R OBP: 0.375, SLG: 0.476 (1, 2)		0-0 F9			0-0 F2	0-0 F4		4-0 BB		3	0	0	0	1	0	2
Joel Youngblood, R OBP: 0.349, SLG: 0.378 (1, 5)		0-0 F8			0-0 F8		0-0 F7		0-0 F9	4	0	0	0	0	0	1
Brad Wellman, R OBP: 0.274, SLG: 0.298 (1, 6)			0-0 CS 1B		0-0 1B		0-0 6-3 2B		0-3 K	4	0	3	0	0	1	1
Mark Calvert, R (1, 1)			0-3 K				0-0 6-3		0-3 K	2	0	0	0	0	1	2
Gary Lavelle, S (7, 1)			1-2 K		1-3		2-3			0	0	0	0	0	0	0
John Rabb, R (7, PH)										1	0	0	0	0	0	1
Jeff Cornell, S (8, 1)										0	0	0	0	0	0	0
Scot Thompson, L (9, PH)										1	0	0	0	0	1	1

Inning Stats	R: 0	H: 1	E: 0	LOB: 1	K: 0	BB: 0	S: 4	P: 4	R: 0	H: 0	E: 0	LOB: 0	K: 0	BB: 0	S: 3	P: 3	R: 0	H: 1	E: 0	LOB: 0	K: 1	BB: 0	S: 5	P: 5	R: 1	H: 1	E: 1	LOB: 0	K: 1	BB: 0	S: 6	P: 6	R: 0	H: 1	E: 0	LOB: 1	K: 0	BB: 0	S: 4	P: 4	R: 1	H: 3	E: 0	LOB: 2	K: 0	BB: 0	S: 6	P: 6	R: 0	H: 1	E: 0	LOB: 1	K: 0	BB: 0	S: 4	P: 4	R: 1	H: 1	E: 0	LOB: 0	K: 0	BB: 0	S: 4	P: 4	R: 0	H: 0	E: 0	LOB: 1	K: 2	BB: 1	S: 7	P: 11	1B: 6	SF: 0	2B: 2	SAC: 0	3B: 0	DP: 0	HR: 1	HBP: 0	WP: 0	PA: 36
--------------	------	------	------	--------	------	-------	------	------	------	------	------	--------	------	-------	------	------	------	------	------	--------	------	-------	------	------	------	------	------	--------	------	-------	------	------	------	------	------	--------	------	-------	------	------	------	------	------	--------	------	-------	------	------	------	------	------	--------	------	-------	------	------	------	------	------	--------	------	-------	------	------	------	------	------	--------	------	-------	------	-------	-------	-------	-------	--------	-------	-------	-------	--------	-------	--------

PITCHER	IP	WLS	BF	H	R	ER	SO	BB	IBB	HBP	BLK	WP	HR	S	P	ERA	WHIP
Dan Schatzeder, L (1, 1)	8.0	W	32	9	3	2	2	0	0	0	0	0	0	36	36	2.25	1.125
Bob James, R (9, 1)	1.0		4	0	0	0	2	1	0	0	0	0	0	7	11	0.00	1.000

BOTTOM

Montreal Expos @ San Francisco Giants
Candlestick Park, San Francisco, CA
Wed Aug 15 1984, 6:33 AM EDT
Att. 7,991 - Unknown

livebaseballscores.com

AB	35
R	3
H	9
RBI	2
BB	1
SO	4
LOB	11



Batter	1	2	3	4	5	6	7	8	9	AB R H RBI BB SO LOB	TOP		
Tim Raines, S OBP: 0.393, SLG: 0.413 (1, 8) X	0-0 F9 ① X	0-0 F6 ② X	0-0 1B 1-2 2-3 3-H		4-0 BB BB BB		0-0 1B 2-H		0-0 1-3 ③ X	5 0 2 2 1 0 1			
Dan Driessen, L OBP: 0.365, SLG: 0.426 (1, 3) X	0-0 6-3 ② X	0-0 F4 ③ X	0-0 SF8 ②		0-0 F8 ③ X		0-0 F9 ③ X			4 0 0 1 0 0 4			
Andre Dawson, R OBP: 0.293, SLG: 0.374 (1, 9) X	0-0 1B BLK 1B					0-0 1-3 ① X		0-0 HR		4 2 2 1 0 0 2			
Max Venable, L OBP: 0.406, SLG: 0.621 (8, PH) (8, 9)			0-0 HR F8 ③							1 1 1 1 0 0 0			
Gary Carter, R OBP: 0.352, SLG: 0.500 (1, 2) X	0-0 1B 1-H 1B		0-0 WP HR 1B		0-0 F4 ① X		0-0 6-3 ② X		0-0 6-3 ① X	5 2 2 1 0 0 0			
Tim Wallach, R OBP: 0.327, SLG: 0.455 (1, 5) X	0-0 E 2-H 1B		0-0 HR 1-H		0-0 F8 ② X		0-0 1-3 ③ X		0-0 E5 FC1-6	5 2 2 3 0 0 0			
Jim Wohlford, R OBP: 0.329, SLG: 0.379 (1, 7) X	0-0 E9 1-H		4-0 FC6-4 BB 1B BB		0-0 F3 ③ X		0-0 S E 1B		0-0 FC1-6 1-2f	4 2 1 0 1 0 1			
Derrel Thomas, S OBP: 0.330, SLG: 0.348 (1, 6) S S S	0-3 K ③		4-0 FC6-4 BB 1B			0-0 WP SH3-4 1B		0-0 5-3 ① X	0-0 1-3 ③	4 0 1 0 1 1 3			
Mike Ramsey, S OBP: 0.196, SLG: 0.220 (8, 6)			1-2 FC6-4 BB							0 0 0 0 0 0 0	AB 39 R 11 H 13 RBI 9 BB 3 SO 2 LOB 15		
Doug Flynn, R OBP: 0.284, SLG: 0.297 (1, 4) X		0-0 SH1-4 1B	0-0 FC6-4 1B SH SF8 1-2f 2-3		0-3 K ①		0-0 E6 1B 2-H 1B		0-0 F8 ① X	5 2 2 0 0 1 3			
Charlie Lea, R OBP: 0.115, SLG: 0.100 (1, 1) X						0-0 SH3-4 ② X		0-0 6-3 ② X					
Tony Scott, S OBP: 0.318, SLG: 0.295 (9, PH) X		0-0 SH1-4 1-2	0-0 SH 1B 1-2						0-0 4-3 ② X	1 0 0 0 0 0 1			
Rick Grapenthin, R (9, 1) X										1 0 0 0 0 0 0			
										0 0 0 0 0 0 0			
Inning Stats	R: 3 H: 3 E: 1 LOB: 1 K: 1 BB: 0 S: 9 P: 9	R: 0 H: 1 E: 0 LOB: 1 K: 0 BB: 0 S: 4 P: 4	R: 5 H: 4 E: 0 LOB: 2 K: 0 BB: 2 S: 8 P: 16	R: 0 H: 0 E: 0 LOB: 0 K: 0 BB: 0 S: 3 P: 3	R: 0 H: 1 E: 0 LOB: 2 K: 1 BB: 1 S: 6 P: 10	R: 0 H: 0 E: 0 LOB: 0 K: 0 BB: 0 S: 3 P: 3	R: 2 H: 3 E: 1 LOB: 1 K: 0 BB: 0 S: 6 P: 6	R: 1 H: 1 E: 1 LOB: 1 K: 0 BB: 0 S: 5 P: 5	R: 0 H: 0 E: 0 LOB: 0 K: 0 BB: 0 S: 3 P: 3	1B: 10 SF: 1 2B: 0 SAC: 3 3B: 0 DP: 0 HR: 3 HBP: 0	WP: 2 PA: 46 PB: 0 SB: 1 CS: 0		
PITCHER	IP WLS BF H R ER SO BB IBB HBP BLK WP HR S P ERA WHIP											PITCHER	IP WLS BF H R ER SO BB IBB HBP BLK WP HR S P ERA WHIP
Bob Lacey, L ERA: 4.76 (1, 1)	2.0 L 13 6 5 4 1 0 0 0 0 1 1 15 15 18.00 3.000												
Jeff Cornell, R ERA: 6.1 (3, 1)	2.0 11 2 3 3 0 2 0 0 0 0 1 1 9 17 13.50 2.000												
Frank Williams, R ERA: 3.35 (5, 1)	2.0 8 1 0 0 1 1 0 0 0 0 1 0 9 13 0.00 1.000												
Greg Minton, R ERA: 3.31 (7, 1)	2.0 11 4 3 2 0 0 0 0 0 0 0 1 11 9.00 2.000												
Gary Lavelle, L ERA: 2.77 (9, 1)	1.0 3 0 0 0 0 0 0 0 0 0 0 0 3 0.00 0.000												

Montreal Expos @ San Francisco Giants
 Candlestick Park, San Francisco, CA
 Thu Aug 16 1984, 10:05 PM EDT
 Att. 4,448 - Unknown

livebaseballscorecards.com



Batter	1	2	3	4	5	6	7	8	9	10	AB R H RBI BB SO LOB	TOP													
Wally Backman, S OBP: 0.360, SLG: 0.346 (1, 4) B BB	4-0 BLK S BB		x 0-0 6-3 ①		x 0-0 F3 ③		0-3 K ③			x 0-0 HR	4 1 1 2 1 1 2	New York Mets @ San Francisco Giants Candlestick Park, San Francisco, CA Fri Aug 17 1984, 10:05 PM EDT Att: 7,241 - Unknown livebaseballscorecards.com													
Danny Heep, L OBP: 0.315, SLG: 0.331 Jerry Martin, R OBP: 0.200, SLG: 0.286 (1, 9) X (10, PH) (10, 9)	0-0 F3 ①		0-3 K ②			x 0-0 WP 1B 1B		0-3 K ①		x 0-0 1B	4 0 1 0 0 2 1 1 0 1 0 0 0 0														
Keith Hernandez, L OBP: 0.408, SLG: 0.427 (1, 3) S	0-3 K ②		0-3 K ③			x 0-0 WP 1B		0-3 K ②		x 0-0 F6 ②	5 0 1 0 0 3 2														
Darryl Strawberry, L OBP: 0.342, SLG: 0.447 (1, 8) S	0-3 K ③			x 0-0 F8 ①		x 0-0 F3 ①		0-0 4-3 ③		x 0-0 F7 ③	5 0 0 0 0 1 4														
George Foster, R OBP: 0.296, SLG: 0.429 (1, 7)		x 0-0 1B 1B		x 0-0 5-3 ②		4-0 G6-4-3 IBB		0-3 K ①			3 0 1 0 1 1 0														
Hubie Brooks, R OBP: 0.349, SLG: 0.416 (1, 5)		x 0-0 1B 1B		x 0-0 5-3 ③		x 0-0 G6-4-3 1-2f		0-0 5-3 ②			4 0 1 0 0 0 3														
Ron Hodges, L OBP: 0.347, SLG: 0.250 (1, 2)		x 0-0 F2 ①			x 0-0 F4 ①		x 0-0 4-3 ①		x 0-0 F9 ③		4 0 0 0 0 0 2														
Rafael Santana, R OBP: 0.330, SLG: 0.365 (1, 6)		x 0-0 F6 ②			0-3 K ②		x 0-0 2B ②			x 0-0 F3 ①	4 0 1 0 0 1 2														
Dwight Gooden, R OBP: 0.173, SLG: 0.163 Mookie Wilson, S OBP: 0.298, SLG: 0.376 Jesse Orosco, R OBP: 0.571, SLG: 0.250 (1, 1) X (10, PH) (10, 1)		x 0-0 5-3 ③			x 0-0 1B		0-3 K ②			B BB BB x 4-0 HR BB	3 0 1 0 0 1 3 0 1 0 0 1 0 0 0 0 0 0 0 0 0														
Inning Stats	R: 0 E: 0 K: 2 S: 7	H: 0 LOB: 1 BB: 1 P: 11	R: 0 E: 0 K: 0 S: 5	H: 2 LOB: 2 BB: 0 P: 5	R: 0 E: 0 K: 2 S: 7	H: 0 LOB: 0 BB: 0 P: 7	R: 0 E: 0 K: 0 S: 3	H: 0 LOB: 0 BB: 0 P: 3	R: 0 E: 0 K: 1 S: 6	H: 1 LOB: 1 BB: 0 P: 6	R: 0 E: 0 K: 0 S: 4		H: 2 LOB: 2 BB: 1 P: 8	R: 0 E: 0 K: 2 S: 7	H: 0 LOB: 0 BB: 0 P: 7	R: 0 E: 0 K: 1 S: 5	H: 0 LOB: 0 BB: 0 P: 5	R: 2 E: 0 K: 0 S: 5	H: 2 LOB: 1 BB: 1 P: 9	1B: 6 2B: 1 3B: 0 HR: 1	SF: 0 SAC: 0 DP: 1 HBP: 0	WP: 1 PB: 0 SB: 1 CS: 0	PA: 40		
PITCHER	IP WLS BF H R ER SO BB IBB HBP BLK WP HR S P ERA WHIP	IP WLS BF H R ER SO BB IBB HBP BLK WP HR S P ERA WHIP											IP WLS BF H R ER SO BB IBB HBP BLK WP HR S P ERA WHIP												
Mike Krukow, R ERA: 4.13 Gary Lavelle, L ERA: 2.75	(1, 1) 9.1 0.2	(10, 1) 37 3	7 1	2 0	2 0	10 0	2 0	0 0	0 0	0 0	0 0	0 0	0 0	0 0	0 0	0 0	0 0	0 0	0 0	0 0	0 0	0 0	0 0	1.93 0.00	0.964 1.500



Batter	1	2	3	4	5	6	7	8	9	10	AB R H RBI BB SO LOB
Dan Gladden, R (1, 8) OBP: 0.387, SLG: 0.460	0-3 K			x 0-0 F7			x 0-0 6-3		x 0-0 1B BLK 1B		4 0 1 0 0 1 0
Manny Trillo, R (1, 4) OBP: 0.324, SLG: 0.352	0-0 5-3			x 0-0 G6-3 1B			x 0-0 F6		x 0-3 K		4 0 1 0 0 1 1
Chili Davis, S (1, 9) OBP: 0.349, SLG: 0.480	0-3 K			x 0-0 G6-3 1-2f			x 0-0 1B		x 0-0 2-3 1B		4 0 2 0 0 1 1
Jeffrey Leonard, R (1, 7) OBP: 0.365, SLG: 0.494		0-3 K			0-3 K		0-3 K		0-3 K		4 0 0 0 0 4 3
Al Oliver, L (1, 3) OBP: 0.338, SLG: 0.365		x 0-0 F8			x 0-0 F5			0-3 K		x 0-0 4-3	4 0 0 0 0 1 0
Bob Brenly, R (1, 2) OBP: 0.379, SLG: 0.475		0-3 K			0-3 K			4-0 1B BB		x 0-0 1B	3 0 1 0 1 2 0
Joel Youngblood, R (1, 5) OBP: 0.345, SLG: 0.373			x 0-0 F9			x 0-0 F8		x 0-0 1-3 1B		x 0-0 F8	4 0 1 0 0 0 1
Johnnie LeMaster, R (1, 6) OBP: 0.247, SLG: 0.274			0-3 K			x 0-0 6-3		0-3 K		x 0-0 F5	2 0 0 0 0 1 0
Scot Thompson, L (8, PH) OBP: 0.389, SLG: 0.340											1 0 0 0 0 1 1
Brad Wellman, R (9, 6) OBP: 0.279, SLG: 0.303											0 0 0 0 0 0 0
Dusty Baker Jr., R (10, PH) OBP: 0.364, SLG: 0.328											1 0 0 0 0 0 1
Mike Krukow, R (1, 1) OBP: 0.155, SLG: 0.161			x 0-0 F9			x 0-0 F3			x 0-0 F5		3 0 0 0 0 0 0
Gary Lavelle, S (10, 1)											0 0 0 0 0 0 0

Inning Stats	R: 0	H: 0	E: 0	K: 2	S: 7	R: 0	H: 0	E: 0	K: 2	S: 7	R: 0	H: 0	E: 0	K: 1	S: 5	R: 0	H: 1	E: 0	K: 0	S: 3	R: 0	H: 0	E: 0	K: 2	S: 7	R: 0	H: 1	E: 0	K: 1	S: 6	R: 0	H: 1	E: 0	K: 2	S: 7	R: 0	H: 2	E: 0	K: 2	S: 9	R: 0	H: 1	E: 0	K: 0	S: 4	1B: 6	SF: 0	2B: 0	3B: 0	HR: 0	WP: 0	PA: 35
PITCHER	IP	WLS	BF	H	R	ER	SO	BB	IBB	HBP	BLK	WP	HR	S	P	ERA	WHIP																			ERA	WHIP															
Dwight Gooden, R (1, 1) ERA: 3.08	9.0	W	31	5	0	0	12	1	0	0	1	0	0	54	58	0.00	0.667																																			
Jesse Orosco, L (10, 1) ERA: 2.01	1.0	S	4	1	0	0	0	0	0	0	0	0	0	4	4	0.00	1.000																																			


BOTTOM

New York Mets @ San Francisco Giants
Candlestick Park, San Francisco, CA

Fri Aug 17 1984, 10:05 PM EDT
Att. 7,241 - Unknown

livebaseballscorecards.com

AB	34
R	0
H	6
RBI	0
BB	1
SO	12
LOB	8



Batter	1	2	3	4	5	6	7	8	9	AB R H RBI BB SO LOB	TOP																									
Wally Backman, S OBP: 0.358, SLG: 0.342 (1, 4)	0-0 F8	0-0 F8			0-0 F1		0-0 4-3		4-0 WP S FC4-2 BB	4 0 0 0 1 0 2																										
Danny Heep, L OBP: 0.319, SLG: 0.335 Jerry Martin, R OBP: 0.212, SLG: 0.286 (9, PH) (9, 9)	0-0 2B 1B		0-0 F7		0-0 F8			0-0 4-3 5-3 1B 1B	4-0 FC4-2 BB	4 2 2 0 0 0 0 0 0 0 0 1 0 0																										
Keith Hernandez, L OBP: 0.408, SLG: 0.426 (1, 3)	0-3 K		0-0 1B		0-0 E5 1B 1B			0-0 5-3 1-2	0-0 FC4-2	5 1 2 0 0 1 4																										
Darryl Strawberry, L OBP: 0.342, SLG: 0.449 (1, 8)	0-0 1-H 2B		0-0 F9		0-0 CS 1B			0-0 4-3 2-3	0-0 F5	5 0 2 2 0 0 4																										
George Foster, R OBP: 0.296, SLG: 0.428 (1, 7)	0-0 F8		0-0 F8		0-0 CS 1-2	0-3 K		0-0 3-H 1B 1B		4 1 1 1 0 1 2																										
Hubie Brooks, R OBP: 0.348, SLG: 0.414 (1, 5)		0-0 5-3		0-0 F9		0-0 F3		0-0 1-2 1B 1B		4 0 1 0 0 0 0																										
Rafael Santana, R OBP: 0.330, SLG: 0.374 Rusty Staub, L OBP: 0.277, SLG: 0.276 Ron Gardenhire, R OBP: 0.282, SLG: 0.306 (8, PH) (8, PR) (8, 6)		0-0 1B 2B		0-3 K		0-0 5-3		0-0 1-2 2-H 1B		3 1 1 0 0 1 0 1 0 1 1 0 0 0 0 0 0 0 0 0 0																										
Mike Fitzgerald, R OBP: 0.285, SLG: 0.305 (1, 2)		0-0 F9		0-0 2B			0-0 F7	0-3 K		4 0 1 0 0 1 3																										
Ron Darling, R OBP: 0.182, SLG: 0.189 Ron Hodges, L OBP: 0.353, SLG: 0.250 Kelvin Chapman, R OBP: 0.397, SLG: 0.393 Wes Gardner, R (7, 1) Ed Lynch, R OBP: 0.240, SLG: 0.280 Mookie Wilson, S OBP: 0.298, SLG: 0.375 Brent Galf, R (9, 1)		0-0 2-H 1B		0-3 K			4-0 BB		0-0 F3	2 0 1 1 0 1 1 0 0 0 0 1 0 1 0 0 0 0 0 0 0 0 0 0 0 0 0																										
Inning Stats	R: 1 E: 0 K: 1 S: 7	H: 2 LOB: 1 BB: 0 P: 7	R: 1 E: 0 K: 0 S: 5	H: 2 LOB: 1 BB: 0 P: 5	R: 0 E: 0 K: 0 S: 4	H: 1 LOB: 1 BB: 0 P: 4	R: 0 E: 0 K: 2 S: 8	H: 1 LOB: 1 BB: 0 P: 8	R: 1 E: 1 K: 0 S: 4	H: 2 LOB: 0 BB: 0 P: 4	R: 0 E: 0 K: 1 S: 5	H: 0 LOB: 0 BB: 0 P: 5	R: 0 E: 0 K: 0 S: 2	H: 0 LOB: 1 BB: 1 P: 6	R: 2 E: 0 K: 1 S: 9	H: 4 LOB: 2 BB: 0 P: 9	R: 0 E: 0 K: 0 S: 3	H: 0 LOB: 2 BB: 2 P: 11	1B: 9 2B: 4 3B: 0 HR: 0	SF: 0 SAC: 0 DP: 1 HBP: 0	WP: 1 PB: 0 SB: 1 CS: 1	PA: 41														
PITCHER	IP WLS BF H R ER SO BB IBB HBP BLK WP HR S P ERA WHIP																																			
Bill Laskey, R ERA: 4.15 (1, 1)	5.0		22	8	3	2	3	0	0	0	0	0	0	28	28	3.60	1.600																			
Frank Williams, R ERA: 3.3 (6, 1)	1.1		5	0	0	0	1	1	0	0	0	0	0	6	10	0.00	0.750																			
Bob Lacey, L ERA: 4.63 (7, 1)	0.2		1	0	0	0	0	0	0	0	0	0	0	1	1	0.00	0.000																			
Greg Minton, R ERA: 3.47 (8, 1)	1.0		7	4	2	2	1	0	0	0	0	0	0	9	9	18.00	4.000																			
Randy Lerch, L ERA: 4.3 (9, 1)	1.0	W	5	0	0	0	0	2	0	0	0	1	0	3	11	0.00	2.000																			

New York Mets @ San Francisco Giants
Candlestick Park, San Francisco, CA

Sat Aug 18 1984, 6:33 AM EDT
Att: 10,099 - Unknown

livebaseballscorecards.com

AB	37
R	5
H	12
RBI	5
BB	3
SO	5
LOB	16



BOTTOM

New York Mets @ San Francisco Giants
Candlestick Park, San Francisco, CA

livebaseballscorecards.com

AB 32
R 6
H 8
RBI 6
BB 4
SO 5
LOB 14



WP: 1 PA: 38
PB: 0
SB: 2
CS: 0

ERA WHIP

Sat Aug 18 1984, 6:33 AM EDT
Att. 10,099 - Unknown

AB R H RBI BB SO LOB

4 2 2 1 0 0 1

4 1 1 2 0 1 2

4 1 1 1 0 0 1

3 0 2 1 1 0 0
0 0 0 0 0 0 0
0 0 0 0 0 0 0

2 0 0 0 2 0 1

3 0 0 1 1 0 2

4 0 0 0 0 1 5

4 1 1 0 0 1 0

1 0 0 0 0 1 0
1 0 0 0 0 1 1
0 0 0 0 0 0 0
0 0 0 0 0 0 0
1 0 0 0 0 0 1
1 1 1 0 0 0 0

1B: 4 SF: 1
2B: 4 SAC: 1
3B: 0 DP: 1
HR: 0 HBP: 0

Batter 1 2 3 4 5 6 7 8 9

Dan Gladden, R (1, 8) x 0-0 BB S BB 1B x 0-0 B3 x 0-0 F7 1-2 x 0-0 2B 1B x 0-0 SH3-4 1-2

Manny Trillo, R (1, 4) x 0-0 F8 x 0-0 F7 x 0-0 K x 0-0 2B 2B x 0-0 SF7 2-H

Chili Davis, S (1, 9) x 0-0 F9 x 0-0 G3 x 0-0 4-3 x 0-0 1B 2B x 0-0 2B 2B

Dusty Baker Jr, R (1, 7) B B B B 4-0 BB BB BB 1-2 BB x 0-0 6-3 x 0-0 2B x 0-0 G6-3 1B

Scot Thompson, L (1, 3) B B B B 4-0 BB BB 1-2 2-3 BB x 0-0 5-3 x 0-0 BB x 0-0 G6-3 1-2f

Bob Brenly, R (1, 2) B B B B 4-0 BB BB 1-2 2-3 3-H BB x 0-0 F8 x 0-0 F6 x 0-0 F8


Joel Youngblood, R (1, 5) x 0-0 F4 x 0-0 K x 0-0 5-3 x 0-0 F9

Johnnie LeMaster, R (1, 6) 0-0 K 0-3 K E4 x 0-0 1B 2B x 0-0 F6

Bill Laskey, R (1, 1) 0-0 K 0-3 K x 0-0 4-3 x 0-0 WP SH3-4 SF7 1B

Inning Stats R: 1 H: 1 E: 0 LOB: 3 K: 0 BB: 3 S: 4 P: 16 R: 0 H: 0 E: 0 LOB: 0 K: 2 BB: 0 S: 7 P: 7 R: 0 H: 0 E: 0 LOB: 0 K: 0 BB: 0 S: 3 P: 3 R: 0 H: 0 E: 0 LOB: 0 K: 1 BB: 0 S: 5 P: 5 R: 0 H: 0 E: 1 LOB: 1 K: 2 BB: 0 S: 8 P: 8 R: 0 H: 1 E: 0 LOB: 2 K: 0 BB: 1 S: 4 P: 8 R: 4 H: 5 E: 0 LOB: 0 K: 0 BB: 0 S: 7 P: 7 R: 0 H: 0 E: 0 LOB: 0 K: 0 BB: 0 S: 3 P: 3 R: 1 H: 1 E: 0 LOB: 0 K: 0 BB: 0 S: 3 P: 3

PITCHER IP WLS BF H R ER SO BB IBB HBP BLK WP HR S P ERA WHIP Ron Darling, R (1, 1) 6.0 0 25 2 1 1 5 4 0 0 0 0 0 0 1.50 1.000 Wes Gardner, R (7, 1) 0.1 5 4 4 4 0 0 0 0 0 0 0 0 5 108.00 12.000 Ed Lynch, R (7, 1) 1.2 5 1 0 0 0 0 0 0 0 0 0 0 5 0.00 0.600 Brent Gaff, R (9, 1) 0.2 L 3 1 1 1 0 0 0 0 0 0 1 0 3 13.50 1.500

Batter	1	2	3	4	5	6	7	8	9	AB R H RBI BB SO LOB	TOP																								
Wally Backman, S (1, 4) OBP: 0.354, SLG: 0.337	0-0 3-1	0-3 K			0-0 1-3	0-0 F6			0-0 5-3	5 0 0 0 0 1 1	<p>New York Mets @ San Francisco Giants Candlestick Park, San Francisco, CA</p> <p>Sun Aug 19 1984, 6:33 AM EDT Unknown</p> <p>livebaseballscorecards.com</p> <table border="1"> <tr><td>AB</td><td>40</td></tr> <tr><td>R</td><td>6</td></tr> <tr><td>H</td><td>11</td></tr> <tr><td>RBI</td><td>6</td></tr> <tr><td>BB</td><td>2</td></tr> <tr><td>SO</td><td>7</td></tr> <tr><td>LOB</td><td>19</td></tr> </table> 	AB	40	R	6	H	11	RBI	6	BB	2	SO	7	LOB	19										
AB	40																																		
R	6																																		
H	11																																		
RBI	6																																		
BB	2																																		
SO	7																																		
LOB	19																																		
Mookie Wilson, S (1, 8) OBP: 0.301, SLG: 0.384	0-0 F8		0-0 F6		0-0 HR		0-0 BLK 2B 1B	0-0 E S FC1-2-5 1B	5 2 3 1 0 0 0																										
Keith Hernandez, L (1, 3) OBP: 0.408, SLG: 0.429	0-0 WP 1B 2B		0-3 K		0-0 2B 1B		0-0 F9 1-2	0-0 E5 FC1-2-5 1B	5 2 2 0 0 1 2																										
Darryl Strawberry, L (1, 9) OBP: 0.343, SLG: 0.449	4-0 WP 1B BB		0-0 F3		0-0 1-3 2B		0-0 F5	0-0 FC1-2-5 1B	4 1 1 0 1 0 3																										
Hubie Brooks, R (1, 5) OBP: 0.353, SLG: 0.420	0-0 1B		0-3 K		4-0 FC4 IBB		0-0 2B	0-0 S 1B	4 0 3 4 1 1 0																										
Danny Heep, L (1, 7) OBP: 0.315, SLG: 0.331	0-0 F7		0-0 4-3		0-3 K		0-0 4-3	0-3 K	2 0 0 0 0 0 1																										
George Foster, R (5, PH) OBP: 0.294, SLG: 0.424									3 0 0 0 0 2 6																										
Jesse Orosco, R (9, 1) OBP: 0.571, SLG: 0.250									0 0 0 0 0 0 0																										
Rafael Santana, R (1, 6) OBP: 0.328, SLG: 0.378		0-0 2B		0-0 E6 BLK 1B	0-0 FC4		0-0 4-3		4 1 1 0 0 0 3																										
Ron Hodges, L (1, 2) OBP: 0.356, SLG: 0.256		0-3 K		0-0 1B		0-0 6-3		0-0 6-3	2 0 1 1 0 1 1																										
Mike Fitzgerald, R (6, PH) OBP: 0.283, SLG: 0.302				0-0 1B					2 0 0 0 0 0 0																										
Walt Terrell, L (1, 1) OBP: 0.096, SLG: 0.117		0-3 K		0-0 6-3		0-0 F3		0-0 6-3	2 0 0 0 0 0 1 2																										
Kevin Chapman, R (8, PH) OBP: 0.394, SLG: 0.389									1 0 0 0 0 0 0 0																										
Brent Galf, R (6, 1)									0 0 0 0 0 0 0 0																										
Rusty Staub, L (8, PH) OBP: 0.273, SLG: 0.271									1 0 0 0 0 0 0 0																										
Tom Gorman, L (8, 1)									0 0 0 0 0 0 0 0																										
Jerry Martin, R (9, 7) OBP: 0.212, SLG: 0.286									0 0 0 0 0 0 0 0																										
Inning Stats	R: 2 E: 0 K: 0 S: 5	H: 2 LOB: 1 BB: 1 P: 9	R: 0 E: 0 K: 3 S: 10	H: 1 LOB: 1 BB: 0 P: 10	R: 0 E: 0 K: 1 S: 5	H: 0 LOB: 0 BB: 0 P: 5	R: 1 E: 1 K: 1 S: 7	H: 1 LOB: 1 BB: 0 P: 7	R: 1 E: 0 K: 1 S: 8	H: 3 LOB: 3 BB: 1 P: 12	R: 0 E: 0 K: 0 S: 3	H: 0 LOB: 0 BB: 0 P: 3	R: 1 E: 0 K: 0 S: 5	H: 2 LOB: 1 BB: 0 P: 5	R: 0 E: 0 K: 0 S: 3	H: 0 LOB: 0 BB: 0 P: 3	R: 1 E: 1 K: 1 S: 8	H: 2 LOB: 2 BB: 0 P: 8	1B: 6 2B: 4 3B: 0 HR: 1	SF: 0 SAC: 0 DP: 0 HBP: 0	WP: 1 PB: 0 SB: 2 CS: 0	PA: 42													
PITCHER	IP WLS BF H R ER SO BB IBB HBP BLK WP HR S P ERA WHIP																																		
Jeff Robinson, R (1, 1) ERA: 4.62	4.1		22	7	4	3	5	1	0	0	1	1	31	35	6.23	1.846																			
Bob Lacey, L (5, 1) ERA: 4.56	2.1		10	2	1	1	1	0	1	0	1	0	11	15	3.86	0.857																			
Frank Williams, R (7, 1) ERA: 3.24	1.2		6	1	1	0	0	0	0	0	0	0	6	6	0.00	0.600																			
Gary Lavelle, L (9, 1) ERA: 2.72	0.2	W	4	1	0	0	1	0	0	0	0	0	6	6	0.00	1.500																			

Batter	1	2	3	4	5	6	7	8	9	AB	R	H	RBI	BB	SO	LOB
Dan Gladden, R OBP: 0.397, SLG: 0.470 (1, 8)	0-0 CS 1B	0-0 6-3		0-0 4-5 2-H 3-H 2B			4-0 FC3-6 BB			3	0	2	2	1	0	0
Manny Trillo, R OBP: 0.321, SLG: 0.357 (1, 4)	0-3 K 1-2		0-0 2B	0-0 4-5 2-3f			0-0 FC3-6 1-2f			4	0	1	0	0	1	3
Chili Davis, S OBP: 0.347, SLG: 0.486 (1, 9)	0-0 HR		0-0 1-3			0-0 F8	0-0 F3			4	1	1	1	0	0	2
Jeffrey Leonard, R OBP: 0.367, SLG: 0.493 (1, 7)	4-0 1B BB		4-0 G4-6-3 BB			0-3 K	0-0 F9			2	1	0	0	2	1	0
Al Oliver, L OBP: 0.339, SLG: 0.366 (1, 3)	0-0 1B 1-3		0-0 G4-6-3 1-2f			0-0 4-3	0-0 G6-4-3 1B			4	0	2	0	0	0	2
Bob Brenly, R OBP: 0.379, SLG: 0.474 (1, 2)	0-0 1-2 3-H 1B		0-0 2B			0-0 F9	0-0 G6-4-3 1-2f			4	1	2	1	0	0	1
Joel Youngblood, R OBP: 0.343, SLG: 0.373 (1, 5)	0-0 1-3		0-0 1B 2B			0-3 K				4	2	2	1	0	1	2
Johnnie LeMaster, R OBP: 0.247, SLG: 0.277 Frank Williams, R OBP: 0.278, SLG: 0.133 Gary Lavelle, S Dusty Baker Jr., R OBP: 0.369, SLG: 0.337 (1, 6) (7, 1) (9, 1) (9, PH)		0-0 F9	0-0 2B 1B			0-0 F9	0-3 K			3	1	1	0	0	0	0
Jeff Robinson, R OBP: 0.132, SLG: 0.098 Bob Lacey, R OBP: 0.200, SLG: 0.200 Brad Wellman, R OBP: 0.281, SLG: 0.321 (1, 1) (5, 1) (7, 6)		0-0 1-3	0-0 SH2-3 2B 1B			0-0 SH2-3	0-0 6-3			1	0	0	0	0	0	0
		0-0 1-3	0-0 SH2-3 1-2							0	0	0	0	0	0	0
		0-0 1-3	0-0 SH2-3 1-2							2	1	1	2	0	0	0

Inning Stats	R: 2	H: 4	E: 0	LOB: 2	K: 1	P: 12	R: 0	H: 0	E: 0	LOB: 0	K: 0	P: 3	R: 0	H: 1	E: 0	LOB: 1	K: 0	P: 1	R: 3	H: 4	E: 0	LOB: 0	K: 0	P: 6	R: 0	H: 0	E: 0	LOB: 0	K: 1	P: 5	R: 0	H: 0	E: 0	LOB: 0	K: 0	P: 5	R: 0	H: 0	E: 0	LOB: 1	K: 0	P: 7	R: 0	H: 1	E: 0	LOB: 0	K: 1	P: 3	R: 2	H: 2	E: 0	LOB: 0	K: 1	P: 5	1B: 6	SF: 0	2B: 6	SAC: 1	3B: 0	DP: 4	HR: 2	HBP: 0	WP: 0	PA: 36
--------------	------	------	------	--------	------	-------	------	------	------	--------	------	------	------	------	------	--------	------	------	------	------	------	--------	------	------	------	------	------	--------	------	------	------	------	------	--------	------	------	------	------	------	--------	------	------	------	------	------	--------	------	------	------	------	------	--------	------	------	-------	-------	-------	--------	-------	-------	-------	--------	-------	--------

PITCHER	IP	WLS	BF	H	R	ER	SO	BB	IBB	HBP	BLK	WP	HR	S	P	ERA	WHIP
Walt Terrell, R ERA: 3.24 (1, 1)	5.0		23	9	5	5	2	2	0	0	0	0	1	25	33	9.00	2.200
Brent Gaff, R ERA: 3.46 (6, 1)	2.0		7	0	0	0	1	1	0	0	0	0	0	8	12	0.00	0.500
Tom Gorman, L ERA: 3.38 (8, 1)	1.0		3	1	0	0	0	0	0	0	0	0	0	3	3	0.00	1.000
Jesse Orosco, L ERA: 2.27 (9, 1)	0.1	L	3	2	2	2	1	0	0	0	0	0	1	5	5	54.00	6.000

BOTTOM

New York Mets @ San Francisco Giants
Candlestick Park, San Francisco, CA

Sun Aug 19 1984, 6:33 AM EDT
Unknown

AB	32
R	7
H	12
RBI	7
BB	3
SO	4
LOB	11

livebaseballscores.com



Batter	1	2	3	4	5	6	7	8	9	AB R H RBI BB SO LOB	TOP											
Jerry Martin, R OBP: 0.211, SLG: 0.324 (1, 9)	0-0 F9		0-0 FC6-4			0-0 HR		0-3 K	0-0 F8	5 1 1 2 0 1 1												
Kelvin Chapman, R OBP: 0.390, SLG: 0.393 (1, 4)	0-3 K			0-0 F2		0-0 F7		0-0 BB 2B		4 1 1 0 0 1 0												
Keith Hernandez, L OBP: 0.408, SLG: 0.428 (1, 3)	0-3 K			0-0 F7		0-0 WP 1B		4-0 BB 6-3 IBB		3 0 1 0 1 1 0												
George Foster, R OBP: 0.294, SLG: 0.430 (1, 7)		0-3 K		0-0 HR		0-0 6-3		0-0 6-3		4 1 1 1 0 1 3												
Darryl Strawberry, L OBP: 0.342, SLG: 0.446 (1, 8)		0-3 K		0-3 K		0-0 5-3		4-0 BB IBB		3 0 0 0 1 2 1												
Hubie Brooks, R OBP: 0.352, SLG: 0.417 (1, 5)		0-0 F3			0-0 F2		0-0 F7	4-0 FC6-4 BB		3 0 0 1 1 0 0												
Ron Gardenhire, R OBP: 0.282, SLG: 0.307 Rafael Santana, R OBP: 0.325, SLG: 0.375 (1, 6) (7, 6)			0-3 K		0-0 F8		0-0 4-3 1B 1B	0-0 FC6-4		3 0 1 0 0 1 0 1 0 0 0 0 0 3												
Mike Fitzgerald, R OBP: 0.283, SLG: 0.302 (1, 2)			0-3 K		0-3 K		0-0 4-3		0-0 B3-6-4 1B	4 0 1 0 0 2 1												
Bruce Berenyi, R OBP: 0.163, SLG: 0.190 Jesse Orosco, R OBP: 0.571, SLG: 0.250 (1, 1) (9, 1)			0-0 FC6-4 1B			0-0 HR 2B	0-0 2-H 1B		0-0 B3-6-4	4 1 3 0 0 0 1 0 0 0 0 0 0 0												
Inning Stats	R: 0 E: 0 K: 2 S: 7	H: 0 LOB: 0 BB: 0 P: 7	R: 0 E: 0 K: 2 S: 7	H: 0 LOB: 0 BB: 0 P: 7	R: 0 E: 0 K: 2 S: 8	H: 1 LOB: 1 BB: 0 P: 8	R: 1 E: 0 K: 1 S: 6	H: 1 LOB: 0 BB: 0 P: 6	R: 0 E: 0 K: 1 S: 5	H: 0 LOB: 0 BB: 0 P: 5	R: 2 E: 0 K: 0 S: 6	H: 3 LOB: 1 BB: 0 P: 6	R: 0 E: 0 K: 0 S: 4	H: 2 LOB: 2 BB: 0 P: 4	R: 1 E: 0 K: 1 S: 6	H: 1 LOB: 3 BB: 3 P: 18	R: 0 E: 0 K: 0 S: 3	H: 1 LOB: 0 BB: 0 P: 3	1B: 5 2B: 2 3B: 0 HR: 2	SF: 0 SAC: 0 DP: 1 HBP: 0	WP: 1 PB: 0 SB: 0 CS: 0	PA: 37
PITCHER	IP WLS BF H R ER SO BB IBB HBP BLK WP HR S P ERA WHIP																					
Mark Davis, L ERA: 5.41 (1, 1)	5.1 L 21 5 3 3 8 0 0 0 0 0 0 2 37 37 5.06 0.938																					
Bob Lacey, L ERA: 4.44 (6, 1)	0.2 2 0 0 0 0 0 0 0 0 0 1 0 2 2 0.00 0.000																					
Greg Minton, R ERA: 3.49 (7, 1)	2.0 11 3 1 1 1 1 2 0 0 0 0 0 10 22 4.50 2.000																					
Randy Lerch, L ERA: 4.21 (9, 1)	1.0 3 1 0 0 0 0 0 0 0 0 0 0 3 3 0.00 1.000																					

New York Mets @ San Francisco Giants
 Candlestick Park, San Francisco, CA
 Sun Aug 19 1984, 6:38 AM EDT
 Att: 15,097 - Unknown

livebaseballscorecards.com

AB 34
R 4
H 9
RBI 4
BB 3
SO 9
LOB 10



Batter	1	2	3	4	5	6	7	8	9	AB	R	H	RBI	BB	SO	LOB
Dan Gladden, R OBP: 0.394, SLG: 0.465 (1, 8)	0-3 K		0-0 1-3		0-0 1B 1B		0-0 5-3			4	1	1	0	0	1	1
Brad Wellman, R OBP: 0.285, SLG: 0.325 (1, 4)	0-0 F9			0-0 1B 1B	0-0 1B			0-0 F9		4	1	2	1	0	0	0
Chili Davis, S OBP: 0.344, SLG: 0.481 (1, 9)	0-3 K			0-0 F7	0-0 3-1			0-0 F7		4	0	0	0	0	1	2
Dusty Baker Jr., R OBP: 0.373, SLG: 0.339 (1, 7)		4-0 BB		0-0 1B 1B		0-3 K		0-0 4-3		2	0	1	0	1	1	0
Greg Minton, S OBP: 0.118, SLG: 0.063 (7, 1)				0-0 1B						0	0	0	0	0	0	0
Gene Richards, L OBP: 0.348, SLG: 0.288 (8, PH)				0-0 1B						1	0	0	0	0	0	0
Randy Lerch, L OBP: 0.500, SLG: 0.333 (9, 1)				0-0 1B						0	0	0	0	0	0	0
Scot Thompson, L OBP: 0.391, SLG: 0.336 (1, 3)		0-3 K		0-0 1B		0-0 4-3		0-3 K		3	0	1	1	0	1	1
John Rabb, R OBP: 0.291, SLG: 0.360 (9, PH)				1-2 3-H 1B						1	0	0	0	0	1	0
Bob Brenly, R OBP: 0.375, SLG: 0.468 (1, 2)		0-0 F9		0-3 K		0-0 F7		0-0 F7		4	0	0	0	0	1	3
Joel Youngblood, R OBP: 0.340, SLG: 0.369 (1, 5)		0-0 F4		0-3 K				0-0 F9		4	0	0	0	0	1	3
Johnnie LeMaster, R OBP: 0.251, SLG: 0.281 (1, 6)			0-3 K		0-0 1B SH3-4 1B		0-0 S 1B			3	0	2	0	0	1	0
Mark Davis, L OBP: 0.186, SLG: 0.244 (1, 1)			0-0 F8		0-0 SH3-4		0-0 F9			1	0	0	0	0	0	0
Bob Lacey, R OBP: 0.200, SLG: 0.200 (6, 1)					1-2					0	0	0	0	0	0	0
Jeffrey Leonard, R OBP: 0.367, SLG: 0.492 (7, 7)										1	0	0	0	0	0	1

Inning Stats	R: 0	H: 0	E: 0	K: 2	S: 7	LOB: 0	BB: 0	P: 7	R: 0	H: 0	E: 0	K: 1	S: 5	LOB: 1	BB: 1	P: 9	R: 0	H: 0	E: 0	K: 1	S: 5	LOB: 0	BB: 0	P: 5	R: 1	H: 3	E: 0	K: 2	S: 10	LOB: 2	BB: 0	P: 10	R: 1	H: 3	E: 0	K: 0	S: 5	LOB: 1	BB: 0	P: 5	R: 0	H: 0	E: 0	K: 1	S: 5	LOB: 0	BB: 0	P: 5	R: 0	H: 1	E: 0	K: 0	S: 4	LOB: 1	BB: 0	P: 4	R: 0	H: 0	E: 0	K: 0	S: 3	LOB: 0	BB: 0	P: 3	R: 0	H: 0	E: 0	K: 1	S: 5	LOB: 0	BB: 0	P: 5	1B: 7	2B: 0	3B: 0	HR: 0	SF: 0	SAC: 1	DP: 0	HBP: 0	WP: 0	PB: 0	SB: 1	CS: 0	PA: 34
PITCHER	IP	WLS	BF	H	R	ER	SO	BB	IBB	HBP	BLK	WP	HR	S	P	ERA	WHIP																																																																				
Bruce Berenyi, R ERA: 4.92 (1, 1)	8.0	W	31	7	2	2	7	1	0	0	0	0	0	44	48	2.25	1.000																																																																				
Jesse Orosco, L ERA: 2.24 (9, 1)	1.0	S	3	0	0	0	1	0	0	0	0	0	0	5	5	0.00	0.000																																																																				

BOTTOM

New York Mets @ San Francisco Giants
Candlestick Park, San Francisco, CA

Sun Aug 19 1984, 6:38 AM EDT
Att. 15,097 - Unknown

livebaseballscorecards.com

AB	32
R	2
H	7
RBI	2
BB	1
SO	8
LOB	11



Batter	1	2	3	4	5	6	7	8	9	AB R H RBI BB SO LOB	TOP	
Juan Samuel, R (1, 4) OBP: 0.326, SLG: 0.454	0-0 E9 F9 1B	0-0 3-1 1B 2B 2-H 3-H		0-0 F8		0-0 F9			0-0 6-3	5 2 2 2 0 0 0	Philadelphia Phillies @ San Francisco Giants Candlestick Park, San Francisco, CA Mon Aug 20 1984, 10:05 PM EDT Att. 7,970 - Unknown livebaseballscorecards.com	
Greg Gross, L (1, 9) OBP: 0.408, SLG: 0.370 Al Holland, R (9, 1)	0-0 F9	0-0 3-1		0-0 1B			0-0 1B		0-0 F7	5 0 2 0 0 0 2 0 0 0 0 0 0 0		
Von Hayes, L (1, 8) OBP: 0.368, SLG: 0.466	0-0 BB 1B 3-H	0-0 1B 2B 1B 3-H		0-3 K			0-3 K			4 1 2 2 0 2 2		
Mike Schmidt, R (1, 5) OBP: 0.384, SLG: 0.507	4-0 1-2 BB	0-0 1-2 2B 1B		0-0 F7			0-3 K			3 1 1 0 1 1 2		
Al Oliver, L (1, 3) OBP: 0.338, SLG: 0.367 Larry Andersen, R (7, 1) Sixto Lezcano, R (9, 9) OBP: 0.360, SLG: 0.486	0-0 F7	0-0 2B 1-H 2-H		0-3 K			0-0 F9			4 0 1 2 0 1 3 0 0 0 0 0 0 0 0 0 0 0 0 0 0		
Ozzie Virgil, R (1, 2) OBP: 0.322, SLG: 0.469	0-0 F9	0-0 F7		0-0 6-3				4-0 BB G6-4-3		3 0 0 0 1 0 3		
John Russell, R (1, 7) OBP: 0.333, SLG: 0.667 Glenn Wilson, R (8, 7) OBP: 0.272, SLG: 0.375		0-0 SH1-4 2B 2B	0-0 6-3		0-0 F8			0-0 G6-4-3 1-2f		4 1 1 0 0 0 1 0 0 0 0 0 0 0		
Ivan De Jesus, R (1, 6) OBP: 0.327, SLG: 0.307		1-0 SH1-4 2B HBP	0-0 3-4 1B		0-0 6-3			0-0 5-3		3 1 1 0 0 0 0		
John Denny, R (1, 1) OBP: 0.242, SLG: 0.219 Len Matuszek, L (7, 3) OBP: 0.342, SLG: 0.448		0-0 SH1-4 1-2 2-3	0-0 3-4		0-3 K			0-0 4-3		2 0 0 0 0 1 1 1 0 0 0 0 0 0		
Inning Stats	R: 1 E: 1 K: 0 S: 5 H: 2 LOB: 2 BB: 1 P: 9	R: 5 E: 0 K: 0 S: 8 H: 5 LOB: 1 BB: 0 P: 9	R: 0 E: 0 K: 0 S: 3 H: 1 LOB: 0 BB: 0 P: 3	R: 0 E: 0 K: 1 S: 6 H: 1 LOB: 1 BB: 0 P: 6	R: 0 E: 0 K: 1 S: 5 H: 0 LOB: 0 BB: 0 P: 5	R: 0 E: 0 K: 1 S: 5 H: 0 LOB: 0 BB: 0 P: 5	R: 0 E: 0 K: 2 S: 8 H: 1 LOB: 1 BB: 0 P: 8	R: 0 E: 0 K: 0 S: 2 H: 0 LOB: 0 BB: 1 P: 6	R: 0 E: 0 K: 0 S: 3 H: 0 LOB: 0 BB: 0 P: 3	1B: 7 2B: 4 3B: 0 HR: 0 SF: 0 SAC: 1 DP: 2 HBP: 1		WP: 0 PB: 0 SB: 0 CS: 0 PA: 38
PITCHER	IP WLS BF H R ER SO BB IBB HBP BLK WP HR S P ERA WHIP	IP WLS BF H R ER SO BB IBB HBP BLK WP HR S P ERA WHIP	IP WLS BF H R ER SO BB IBB HBP BLK WP HR S P ERA WHIP	IP WLS BF H R ER SO BB IBB HBP BLK WP HR S P ERA WHIP	IP WLS BF H R ER SO BB IBB HBP BLK WP HR S P ERA WHIP	IP WLS BF H R ER SO BB IBB HBP BLK WP HR S P ERA WHIP	IP WLS BF H R ER SO BB IBB HBP BLK WP HR S P ERA WHIP	IP WLS BF H R ER SO BB IBB HBP BLK WP HR S P ERA WHIP	IP WLS BF H R ER SO BB IBB HBP BLK WP HR S P ERA WHIP	IP WLS BF H R ER SO BB IBB HBP BLK WP HR S P ERA WHIP	IP WLS BF H R ER SO BB IBB HBP BLK WP HR S P ERA WHIP	
Mark Calvert, R (1, 1) ERA: 5.88	2.0 L											
Randy Lerch, L (3, 1) ERA: 3.81	5.0											
Greg Minton, R (8, 1) ERA: 3.42	2.0											

AB	34
R	6
H	10
RBI	6
BB	2
SO	5
LOB	14



BOTTOM

Philadelphia Phillies @ San Francisco Giants
Candlestick Park, San Francisco, CA
Mon Aug 20 1984, 10:05 PM EDT
Att. 7,970 - Unknown

livebaseballscorecards.com

AB	36
R	4
H	8
RBI	4
BB	0
SO	8
LOB	11



WP	0	PA	36
PB	0		
SB	1		
CS	0		

AB R H RBI BB SO LOB

4 0 0 0 0 1 2

4 1 1 0 0 1 0

4 0 1 1 0 0 0

4 1 0 0 0 1 1

4 1 2 0 0 0 1

4 1 1 3 0 0 1

4 0 2 0 0 2 0

4 0 1 0 0 1 2

0	0	0	0	0	0	0	0
2	0	0	0	0	1	0	0
1	0	0	0	0	1	2	0
0	0	0	0	0	0	0	0
0	0	0	0	0	0	0	0
1	0	0	0	0	0	2	0

1B	5	SF	0
2B	2	SAC	0
3B	0	DP	0
HR	1	HBP	0

Batter	1	2	3	4	5	6	7	8	9
Dan Gladden, R OBP: 0.386, SLG: 0.455 (1, 8)	0-0 F3		0-3 K			0-0 F8	0-0 F3		
Manny Trillo, R OBP: 0.320, SLG: 0.359 (1, 4)	0-0 1B 2B		0-3 K			0-0 6-3		0-0 F5	
Chili Davis, S OBP: 0.343, SLG: 0.478 (1, 9)	0-0 1B			0-0 4-3			0-0 F3	0-0 F4	
Jeffrey Leonard, R OBP: 0.363, SLG: 0.487 (1, 7)	0-3 K			0-0 5-3			0-0 E6 2B HR	0-0 F3	
Scot Thompson, L OBP: 0.393, SLG: 0.346 (1, 3)	0-0 5-3			0-0 4-3			0-0 HR 2B		0-0 1B 1B
Bob Brenly, R OBP: 0.374, SLG: 0.474 (1, 2)		0-0 5-3			0-0 F8		0-0 HR	0-0 F4	
Joel Youngblood, R OBP: 0.342, SLG: 0.371 (1, 5)		0-3 K			0-3 K		0-0 1B 1B	0-0 1B	
Johnnie LeMaster, R OBP: 0.251, SLG: 0.280 (1, 6)		0-3 K			0-0 6-3		0-0 1B	0-0 F9	
Mark Calvert, R (1, 1) Randy Lerch, L (3, 1) Dusty Baker Jr., R (7, PH) Greg Minton, S (8, 1) Gene Richards, L (9, PH) John Rabb, R (9, PH)			0-3 K			0-0 3-1	0-3 K		0-0 5-3

Inning Stats	R	H	E	K	S	R	H	E	K	S	R	H	E	K	S	R	H	E	K	S	R	H	E	K	S	R	H	E	K	S	R	H	E	K	S	R	H	E	K	S	1B	2B	3B	HR	SF	SAC	DP	HBP	WP	PA										
	1	2	0	1	7	0	0	0	2	7	0	0	0	3	9	0	0	0	1	5	0	0	0	0	3	3	4	1	10	10	0	0	0	0	3	0	0	0	0	3	0	0	0	0	5	0	0	0	0	0	5	2	0	1	0	0	0	0	0	36

PITCHER	IP	WLS	BF	H	R	ER	SO	BB	IBB	HBP	BLK	WP	HR	S	P	ERA	WHIP
John Denny, R (1, 1) ERA: 1.63	6.1	W	26	6	4	3	7	0	0	0	0	0	1	40	40	4.26	0.947
Larry Andersen, R (7, 1) ERA: 1.82	2.1		9	2	0	0	1	0	0	0	0	0	0	11	11	0.00	0.857
Al Holland, L (9, 1) ERA: 2.62	0.1	S	1	0	0	0	0	0	0	0	0	0	0	1	1	0.00	0.000

Batter	1	2	3	4	5	6	7	8	9	AB	R	H	RBI	BB	SO	LOB	TOP										
Juan Samuel, R OBP: 0.327, SLG: 0.457 (1, 4)	0-3 K		0-0 E5 S 1B		0-0 1-3	0-3 K		FC3-2 1B 2B		6	1	3	1	0	2	2											
Greg Gross, L OBP: 0.405, SLG: 0.373 Glenn Wilson, R OBP: 0.277, SLG: 0.377 (8, PH) (8, 8)	0-0 4-3		0-0 F8		0-0 4-3 2B		0-3 K	FC3-2 1B IBB		4	0	1	0	0	1	1											
Von Hayes, L OBP: 0.365, SLG: 0.460 Bill Campbell, R (8, 1) Tug McGraw, R OBP: 1.000, SLG: 1.000 (9, 1)	0-0 F3		4-0 S BB		0-0 4-3		0-3 K	FC3-2 1B		5	1	0	0	1	1	6											
Mike Schmidt, R OBP: 0.384, SLG: 0.506 John Wockenfuss, R OBP: 0.373, SLG: 0.433 (8, 3)		0-3 K	0-0 5-3		0-0 F6		0-0 BB 1B	BB 1B 1B 1-2 2-3 3-H		5	1	2	1	0	1	3											
Al Oliver, L OBP: 0.344, SLG: 0.375 Kiko Garcia, R OBP: 0.279, SLG: 0.263 (8, 5)		0-0 FC6-4 2B		0-0 4-3		0-0 F8 BB 2B 1B		0-0 1B BB FC6-4 1B		4	2	3	2	1	0	0											
Ozzie Virgil, R OBP: 0.327, SLG: 0.476 (1, 2)		4-0 FC6-4 BB		0-0 HR		4-0 2B BB 1-2		0-0 FC6-4 1B 1-2 2-3 WP BB		3	2	1	1	3	1	2											
John Russell, R OBP: 0.350, SLG: 0.600 (1, 7)		0-0 FC6-4		0-0 5-3		0-0 F8		0-0 1B 1B		5	1	2	1	0	0	4											
Ivan De Jesus, R OBP: 0.328, SLG: 0.309 (1, 6)		0-3 K		0-0 1B		0-3 K		0-0 1B 2B 1B FC6-4 1B		5	2	2	1	0	2	6											
Steve Carlton, L OBP: 0.194, SLG: 0.264 Len Matuszek, L OBP: 0.345, SLG: 0.455 Kevin Gross, R OBP: 0.083, SLG: 0.043 Sixto Lezcano, R OBP: 0.365, SLG: 0.491 (8, PH) (8, 9)		0-0 6-3		0-0 4-3		0-0 2B		0-0 2B FC3-2 1B 1B		2	0	0	0	0	0	1											
Inning Stats	R: 0 E: 0 K: 1 S: 5	H: 0 LOB: 0 BB: 0 P: 5	R: 0 E: 0 K: 2 S: 8	H: 1 LOB: 2 BB: 1 P: 12	R: 0 E: 1 K: 0 S: 4	H: 1 LOB: 2 BB: 1 P: 8	R: 1 E: 0 K: 0 S: 5	H: 2 LOB: 1 BB: 0 P: 5	R: 0 E: 0 K: 0 S: 4	H: 1 LOB: 1 BB: 0 P: 4	R: 1 E: 0 K: 2 S: 9	H: 2 LOB: 2 BB: 1 P: 13	R: 0 E: 0 K: 3 S: 10	H: 1 LOB: 2 BB: 1 P: 14	R: 10 E: 0 K: 0 S: 13	H: 10 LOB: 2 BB: 2 P: 21	R: 0 E: 0 K: 0 S: 3	H: 0 LOB: 0 BB: 0 P: 3	1B: 13 2B: 4 3B: 0 HR: 1	SF: 0 SAC: 0 DP: 0 HBP: 0	WP: 2 PB: 0 SB: 2 CS: 0	PA: 51					
PITCHER	IP	WLS	BF	H	R	ER	SO	BB	IBB	HBP	BLK	WP	HR	S	P	ERA	WHIP										
Mike Krukow, R ERA: 4.11 (1, 1)	5.0		23	6	2	2	3	2	0	0	0	0	1	27	35	3.60	1.600										
Frank Williams, R ERA: 3.46 (6, 1)	2.0	L	13	5	3	3	5	2	0	0	0	0	0	21	29	13.50	3.500										
Gary Lavelle, L ERA: 2.94 (8, 1)	0.1		3	1	0	0	0	0	1	0	0	0	0	2	6	0.00	3.000										
Greg Minton, R ERA: 3.86 (8, 1)	0.2		9	6	7	7	0	1	0	0	0	1	0	8	12	94.50	10.500										
Bob Lacey, L ERA: 4.28 (9, 1)	1.0		3	0	0	0	0	0	0	0	0	0	0	3	3	0.00	0.000										

Philadelphia Phillies @ San Francisco Giants
Candlestick Park, San Francisco, CA
Tue Aug 21 1984, 10:05 PM EDT
Att. 5,560 - Unknown

livebaseballscorecards.com

AB	45
R	12
H	18
RBI	11
BB	6
SO	8
LOB	25



Batter	1	2	3	4	5	6	7	8	9	AB	R	H	RBI	BB	SO	LOB
Dan Gladden, R OBP: 0.396, SLG: 0.458 (1, 8)	0-0 SF9 1B		4-0 CS BB		0-0 F9	4-0 1-2 2-3 BB			0-0 1B BLK 1B	3	2	2	0	2	0	0
Manny Trillo, R OBP: 0.318, SLG: 0.356 (1, 4)	0-0 F9 1-3		0-0 F9 1-2		0-0 F7	0-0 F4			0-0 WP 1B BLK 1B	5	1	1	0	0	0	5
Dusty Baker Jr., R OBP: 0.373, SLG: 0.342 (1, 9) Chili Davis, S OBP: 0.342, SLG: 0.477 (7, PR) (8, 9)	0-0 SF9 3-H		0-3 K2-3		0-0 1B 1B			0-0 FC6-4 1B	0-0 F2 1-3 3-H	3	0	2	1	0	1	0
Jeffrey Leonard, R OBP: 0.366, SLG: 0.493 (1, 7)	0-0 F9			0-0 2B 3B	0-0 1-2 1B			0-0 F5	0-0 BB 1B	5	1	3	1	0	0	1
Bob Brenly, R OBP: 0.373, SLG: 0.475 (1, 2) Randy Gomez, R (9, 2)		0-0 1-3		0-0 2B	0-0 F9			0-0 FC6-4 CS	4-0 BB BB BB 1-2 BB	4	0	1	1	0	0	3
Joel Youngblood, R OBP: 0.340, SLG: 0.376 (1, 5)		0-0 HR		0-3 K		0-0 6-3		0-0 CS	0-0 5-3	5	1	1	1	0	1	3
John Rabb, R OBP: 0.288, SLG: 0.340 (1, 3) Scott Thompson, L OBP: 0.391, SLG: 0.344 (7, 3)		0-3 K2-3		4-0 FC6-4 BB		0-0 E6 BB 1B		0-0 F3		2	0	0	0	1	1	0
Johnnie LeMaster, R OBP: 0.251, SLG: 0.278 (1, 6) Bob Lacey, R OBP: 0.200, SLG: 0.200 (9, 1)		4-0 FC6-4 BB		0-0 FC6-4 1-2f		0-0 F9		0-3 K		3	0	0	0	1	1	3
Mike Krukow, R OBP: 0.150, SLG: 0.155 (1, 1) Frank Williams, R OBP: 0.316, SLG: 0.188 (6, 1) Gary Lavelle, S (8, 1) Greg Minton, S OBP: 0.118, SLG: 0.063 (8, 1) Brad Wellman, R OBP: 0.284, SLG: 0.323 (9, 6)		0-0 FC6-4 1-2f		0-0 5-3		0-0 BB 1B		0-0 F8		2	0	0	0	0	0	3

Inning Stats	R: 1	H: 1	E: 0	LOB: 0	K: 0	BB: 0	S: 4	P: 4	R: 1	H: 1	E: 0	LOB: 1	K: 1	BB: 1	S: 6	P: 10	R: 0	H: 0	E: 0	LOB: 0	K: 1	BB: 1	S: 4	P: 8	R: 1	H: 2	E: 0	LOB: 2	K: 1	BB: 1	S: 7	P: 11	R: 0	H: 2	E: 1	LOB: 3	K: 0	BB: 0	S: 5	P: 5	R: 0	H: 1	E: 0	LOB: 1	K: 0	BB: 0	S: 3	P: 3	R: 0	H: 0	E: 0	LOB: 0	K: 1	BB: 0	S: 5	P: 5	R: 2	H: 3	E: 0	LOB: 2	K: 0	BB: 1	S: 6	P: 10	1B: 8	SF: 1	2B: 1	SAC: 0	3B: 1	DP: 0	HR: 1	HBP: 0	WP: 1	PA: 43
--------------	------	------	------	--------	------	-------	------	------	------	------	------	--------	------	-------	------	-------	------	------	------	--------	------	-------	------	------	------	------	------	--------	------	-------	------	-------	------	------	------	--------	------	-------	------	------	------	------	------	--------	------	-------	------	------	------	------	------	--------	------	-------	------	------	------	------	------	--------	------	-------	------	-------	-------	-------	-------	--------	-------	-------	-------	--------	-------	--------

PITCHER	IP	WLS	BF	H	R	ER	SO	BB	IBB	HBP	BLK	WP	HR	S	P	ERA	WHIP
Steve Carlton, L ERA: 3.01 (1, 1)	5.0		23	6	3	2	3	3	0	0	0	0	1	26	38	3.60	1.800
Kevin Gross, R ERA: 3.93 (6, 1)	2.0	W	9	2	0	0	0	1	0	0	0	0	0	8	12	0.00	1.500
Bill Campbell, R ERA: 3.21 (8, 1)	1.0		3	0	0	0	1	0	0	0	0	0	0	5	5	0.00	0.000
Tug McGraw, L ERA: 5.14 (9, 1)	1.0		7	3	2	2	0	1	0	0	1	1	0	6	10	18.00	4.000


BOTTOM

Philadelphia Phillies @ San Francisco Giants
Candlestick Park, San Francisco, CA
Tue Aug 21 1984, 10:05 PM EDT
Att. 5,560 - Unknown

livebaseballscores.com

AB	36
R	5
H	11
RBI	4
BB	5
SO	4
LOB	19



Batter	1	2	3	4	5	6	7	8	9	AB R H RBI BB SO LOB	TOP																
Juan Samuel, R (1, 4) OBP: 0.328, SLG: 0.458	0-3 K		0-0 E S 1B		0-0 F4	0-0 2B			0-0 6-3	5 0 2 1 0 1 0	<p>Philadelphia Phillies @ San Francisco Giants Candlestick Park, San Francisco, CA</p> <p>Wed Aug 22 1984, 6:33 AM EDT Att. 8,053 - Unknown</p> <p>livebaseballscorecards.com</p> <table border="1"> <tr><td>AB</td><td>38</td></tr> <tr><td>R</td><td>5</td></tr> <tr><td>H</td><td>11</td></tr> <tr><td>RBI</td><td>4</td></tr> <tr><td>BB</td><td>0</td></tr> <tr><td>SO</td><td>7</td></tr> <tr><td>LOB</td><td>11</td></tr> </table> 	AB	38	R	5	H	11	RBI	4	BB	0	SO	7	LOB	11		
AB	38																										
R	5																										
H	11																										
RBI	4																										
BB	0																										
SO	7																										
LOB	11																										
Greg Gross, L (1, 9) OBP: 0.397, SLG: 0.364 Glenn Wilson, R (9, PH) OBP: 0.276, SLG: 0.376	0-0 F8		0-0 6-3 1-3		0-0 F3	0-0 1-3			0-3 K	4 0 0 0 0 0 2 1 0 0 0 0 1 0																	
Von Hayes, L (1, 8) OBP: 0.366, SLG: 0.462	0-0 S 1B			0-0 1-3	0-0 2B				0-0 K	5 1 2 0 0 1 0																	
Mike Schmidt, R (1, 5) OBP: 0.383, SLG: 0.506	0-0 F7 1-2			0-0 F3	0-0 2B				0-0 F6	4 1 1 1 0 0 1																	
Al Oliver, L (1, 3) OBP: 0.349, SLG: 0.379		0-0 4-3		0-0 HBP E 1B	0-0 2B				0-0 1B	4 1 3 1 0 0 0																	
Ozzie Virgil, R (1, 2) OBP: 0.328, SLG: 0.475 John Wockenfuss, R (4, 2) OBP: 0.368, SLG: 0.426		0-0 F9		1-0 E 1B HBP	0-0 F3				0-3 K	1 1 0 0 0 0 0 2 0 0 0 0 1 2																	
John Russell, R (1, 7) OBP: 0.333, SLG: 0.583		0-3 K		0-0 E5 1B 1-3 2-H		0-0 2B			0-3 K	4 1 1 0 0 2 1																	
Luis Aguayo, R (1, 6) OBP: 0.383, SLG: 0.524			0-0 F5	0-0 1B		0-0 F9			0-0 G5-4-3 1B	4 0 2 1 0 0 1																	
Jerry Koosman, R (1, 1) OBP: 0.103, SLG: 0.088 Len Matuszsek, L (4, PH) OBP: 0.344, SLG: 0.453 Bill Campbell, R (4, 1) Sixto Lezcano, R (6, PH) OBP: 0.384, SLG: 0.489 Larry Andersen, R (6, 1) Ivan De Jesus, R (8, PH) OBP: 0.327, SLG: 0.308 Al Holland, R (8, 1)		0-3 K	0-0 F7	0-0 F7		0-0 5-3			0-0 G5-4-3 1-2f	1 0 0 0 0 1 0 1 0 0 0 0 0 2 0 0 0 0 0 0 0 1 0 0 0 0 0 1 0 0 0 0 0 0 0 1 0 0 0 0 0 1 0 0 0 0 0 0 0																	
Inning Stats	R: 0 E: 0 K: 1 S: 6	H: 1 LOB: 1 BB: 0 P: 6	R: 0 E: 0 K: 1 S: 5	H: 0 LOB: 0 BB: 0 P: 5	R: 0 E: 0 K: 1 S: 6	H: 1 LOB: 1 BB: 0 P: 6	R: 2 E: 1 K: 0 S: 6	H: 2 LOB: 2 BB: 0 P: 7	R: 2 E: 0 K: 0 S: 6	H: 3 LOB: 1 BB: 0 P: 6	R: 1 E: 0 K: 0 S: 5	H: 2 LOB: 1 BB: 0 P: 5	R: 0 E: 0 K: 2 S: 8	H: 1 LOB: 1 BB: 0 P: 8	R: 0 E: 0 K: 1 S: 5	H: 1 LOB: 0 BB: 0 P: 5	R: 0 E: 0 K: 1 S: 5	H: 0 LOB: 0 BB: 0 P: 5	1B: 7 2B: 4 3B: 0 HR: 0	SF: 0 SAC: 0 DP: 1 HBP: 1	WP: 0 PB: 0 SB: 2 CS: 0	PA: 39					
PITCHER	IP WLS BF H R ER SO BB IBB HBP BLK WP HR S P ERA WHIP																										
Bill Laskey, R (1, 1) ERA: 4.16	6.0		29	9	5	3	3	0	0	1	0	0	0	34	35	4.50	1.500										
Mark Davis, L (7, 1) ERA: 5.34	2.0	W	7	2	0	0	3	0	0	0	0	0	0	13	13	0.00	1.000										
Gary Lavelle, L (9, 1) ERA: 2.9	1.0	S	3	0	0	0	1	0	0	0	0	0	0	5	5	0.00	0.000										

Batter	1	2	3	4	5	6	7	8	9
Dan Gladden, R OBP: 0.401, SLG: 0.462 (1, 8)	0-0 F9		0-0 1B S 1B	0-3 K			0-0 E5 SH3-4 1B	0-0 1B	
Manny Trillo, R OBP: 0.313, SLG: 0.351 (1, 4)	0-0 F7		0-0 F4 1-2		0-0 5-3		0-0 SH3-4 2-3	0-0 F7 1-2	
Dusty Baker Jr., R OBP: 0.380, SLG: 0.350 (1, 9)	0-0 HR 1B		0-0 1B 1B 2-3		0-0 4-3		0-0 1B 3-H		
Jeffrey Leonard, R OBP: 0.369, SLG: 0.505 (1, 7)	0-0 HR 1-H		0-0 1B 1-2 3-H		0-0 2B		0-3 K 2		
Bob Brenly, R OBP: 0.374, SLG: 0.477 (1, 3) (7, 2)	0-0 2B		0-0 FC6-4 1B 1-3 2-H		0-0 F3		0-0 F8 1-2		
Joel Youngblood, R OBP: 0.339, SLG: 0.374 (1, 5)	0-0 6-3		0-0 F7 2			0-0 E6 4-3		0-0 1B 4-3 1B	
Fran Mullins, R OBP: 0.289, SLG: 0.325 (9, 5)									
Brad Wellman, R OBP: 0.278, SLG: 0.316 (1, 6)		0-0 F7 1	0-0 FC6-4 1-2		0-0 F9 1		0-0 4-3 2	0-0 4-3 1-2	
Gary Lavelle, S (9, 1)									
Randy Gomez, R (1, 2)		0-0 F3 2		0-0 4-3 1		0-0 4-3 2		0-0 F6 2	
Gene Richards, L (6, PH) OBP: 0.346, SLG: 0.286						0-0 4-3 3			
Scot Thompson, L (7, 3) OBP: 0.389, SLG: 0.342									
Bill Laskey, R (1, 1) OBP: 0.089, SLG: 0.056		0-3 K 3		0-0 5-3 2				0-0 WP S 1B 2-H	
Chili Davis, S (6, PH) OBP: 0.341, SLG: 0.476									
Mark Davis, L (7, 1) OBP: 0.186, SLG: 0.244									
Johnnie LeMaster, R (8, PH) OBP: 0.253, SLG: 0.280 (9, 6)									

Inning Stats	R: 2	H: 3	E: 0	K: 0	S: 6	LOB: 1	BB: 0	P: 6
	R: 0	H: 0	E: 0	K: 1	S: 5	LOB: 0	BB: 0	P: 5
	R: 2	H: 4	E: 0	K: 0	S: 7	LOB: 2	BB: 0	P: 7
	R: 0	H: 0	E: 0	K: 1	S: 5	LOB: 0	BB: 0	P: 5
	R: 0	H: 1	E: 0	K: 0	S: 4	LOB: 1	BB: 0	P: 4
	R: 0	H: 0	E: 1	K: 0	S: 4	LOB: 1	BB: 0	P: 4
	R: 1	H: 2	E: 1	K: 1	S: 7	LOB: 1	BB: 0	P: 7
	R: 2	H: 3	E: 0	K: 0	S: 6	LOB: 1	BB: 0	P: 6

PITCHER	IP	WLS	BF	H	R	ER	SO	BB	IBB	HBP	BLK	WP	HR	S	P	ERA	WHIP
Jerry Koosman, L (1, 1) ERA: 2.95	3.0		16	7	4	4	1	0	0	0	0	0	1	18	18	12.00	2.333
Bill Campbell, R (4, 1) ERA: 3.13	2.0		7	1	0	0	1	0	0	0	0	0	0	9	9	0.00	0.500
Larry Andersen, R (6, 1) ERA: 1.78	2.0		9	2	1	0	1	0	0	0	0	0	0	11	11	0.00	1.000
Al Holland, L (8, 1) ERA: 2.79	1.0	L	6	3	2	2	0	0	0	0	0	1	0	6	6	18.00	3.000

BOTTOM

Philadelphia Phillies @ San Francisco Giants
Candlestick Park, San Francisco, CA

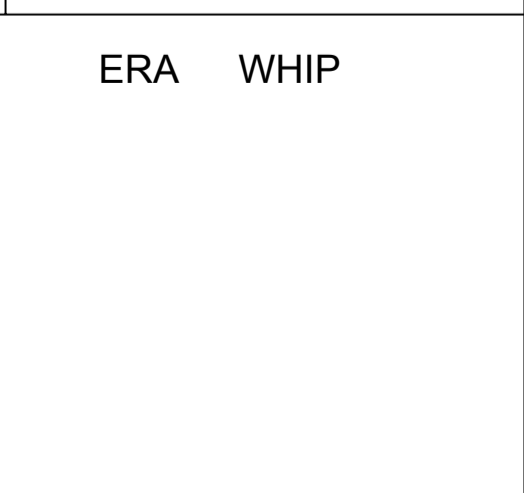
Wed Aug 22 1984, 6:33 AM EDT
Att. 8,053 - Unknown

AB	R	H	RBI	BB	SO	LOB
5	2	3	1	0	1	0
4	0	0	0	0	0	2
4	2	3	1	0	0	0
4	1	3	3	0	1	1
4	0	2	1	0	0	2
4	1	1	0	0	0	3
0	0	0	0	0	0	0
4	0	0	0	0	0	4
0	0	0	0	0	0	0
2	0	0	0	0	0	0
1	0	0	0	0	0	1
1	0	0	0	0	0	1
2	0	0	0	0	1	0
1	0	0	0	0	0	1
0	0	0	0	0	0	0
1	1	1	1	1	0	0

AB	37
R	7
H	13
RBI	7
BB	0
SO	3
LOB	15

livebaseballscorecards.com

WP	1	PA	38
PB	0		
SB	4		
CS	0		



Batter	1	2	3	4	5	6	7	8	9	AB R H RBI BB SO LOB	TOP																									
Dan Gladden, R (1, 8) OBP: 0.396, SLG: 0.455	0-0 F8			0-0 CS 1B		0-0 F7	0-0 FC6-4		0-0 1-3	5 0 1 0 0 0 2																										
Manny Trillo, R (1, 4) OBP: 0.315, SLG: 0.355	0-0 F9			0-0 1-2 5-3		0-0 1B 2B 1B	0-0 CS	0-0 HR 2B	0-0 P4	5 2 2 0 0 0 2																										
Chili Davis, S (1, 9) OBP: 0.343, SLG: 0.475	0-3 K			0-0 F7		0-0 1B 2B 1B		4-0 HR BB		3 2 1 0 0 1 0																										
Jeffrey Leonard, R (1, 7) OBP: 0.368, SLG: 0.505		0-0 6-3			0-0 E5	0-0 HR 2B		0-0 P6		4 1 1 2 0 0 2																										
Bob Brenly, R (1, 2) OBP: 0.378, SLG: 0.496		0-3 K			0-0 E 1B	0-0 HR		0-0 HR		4 2 3 5 0 1 0																										
Scot Thompson, L (1, 3) OBP: 0.386, SLG: 0.340		0-0 4-3			0-3 K	0-0 G5-4-3 1B		0-0 P6		4 0 1 0 0 1 2																										
Joel Youngblood, R (1, 5) OBP: 0.337, SLG: 0.371			0-0 6-3		0-0 E5	0-0 G5-4-3		0-3 K		4 0 0 0 0 1 3																										
Fran Mullins, R (8, 5) OBP: 0.289, SLG: 0.325					1-2 2-3 K	1-2 K				0 0 0 0 0 0 0																										
Johnnie LeMaster, R (1, 6) OBP: 0.253, SLG: 0.280			0-0 P6		0-0 F9		0-0 F7		0-0 S 1B	4 0 1 0 0 0 3																										
Jeff Robinson, R (1, 1) OBP: 0.130, SLG: 0.096			0-0 3-1		0-3 K		4-0 FC6-4 BB		0-3 K	1 0 0 0 0 0 0																										
Duane Kuiper, L (5, PH) OBP: 0.276, SLG: 0.185										1 0 0 0 0 0 1 3																										
Mark Davis, L (5, 1) OBP: 0.156, SLG: 0.244										0 0 0 0 0 0 0 0																										
Gene Richards, L (7, PH) OBP: 0.350, SLG: 0.286										0 0 0 0 0 1 0 0																										
Frank Williams, R (7, 1) OBP: 0.316, SLG: 0.188										0 0 0 0 0 0 0 0																										
Gary Lavelle, S (8, 1) OBP: 0.118, SLG: 0.063										1 0 0 0 0 0 1 1																										
Greg Minton, S (9, 1)										0 0 0 0 0 0 0 0																										
Inning Stats	R: 0 E: 0 K: 1 S: 5	H: 0 LOB: 0 BB: 0 P: 5	R: 0 E: 0 K: 1 S: 5	H: 0 LOB: 0 BB: 0 P: 5	R: 0 E: 0 K: 0 S: 3	H: 0 LOB: 0 BB: 0 P: 3	R: 0 E: 2 K: 2 S: 10	H: 1 LOB: 3 BB: 0 P: 10	R: 4 E: 0 K: 0 S: 7	H: 5 LOB: 0 BB: 0 P: 7	R: 0 E: 0 K: 0 S: 2	H: 0 LOB: 0 BB: 1 P: 6	R: 3 E: 0 K: 1 S: 7	H: 2 LOB: 0 BB: 1 P: 11	R: 0 E: 0 K: 1 S: 6	H: 1 LOB: 1 BB: 0 P: 6	1B: 6 2B: 2 3B: 0 HR: 2	SF: 0 SAC: 0 DP: 1 HBP: 0	WP: 0 PB: 0 SB: 1 CS: 2	PA: 39																
PITCHER	IP WLS BF H R ER SO BB IBB HBP BLK WP HR S P ERA WHIP																																			
Ron Darling, R (1, 1) ERA: 3.76	6.1		27	7	4	4	4	1	0	0	0	0	1	34	38	5.68	1.263																			
Wes Gardner, R (7, 1) ERA: 6.59	0.2		3	1	2	2	0	1	0	0	0	0	0	2	6	27.00	3.000																			
Jesse Orosco, L (8, 1) ERA: 2.34	1.0	L	4	1	1	1	1	0	0	0	0	0	1	6	6	9.00	1.000																			
Brent Gaff, R (9, 1) ERA: 3.75	1.0		4	1	0	0	1	0	0	0	0	0	0	6	6	0.00	1.000																			

San Francisco Giants @ New York Mets
 Shea Stadium, Flushing, NY
 Fri Aug 24 1984, 7:05 PM EDT
 Unknown

livebaseballscorecards.com

AB	36
R	7
H	10
RBI	7
BB	2
SO	6
LOB	18



Batter	1	2	3	4	5	6	7	8	9	AB	R	H	RBI	BB	SO	LOB
Wally Backman, S (1, 4) OBP: 0.356, SLG: 0.342	0-0 3-1		0-0 1-3	0-0 4-3		4-0 CS BB		0-0 F9		4	0	0	0	1	0	2
Mookie Wilson, S (1, 8) OBP: 0.301, SLG: 0.380	0-0 1B 7-2 1B		0-0 F8		0-0 1B E 1B	0-0 CS 1-2	0-3 K		0-0 S 1B	5	1	3	0	0	1	0
Keith Hernandez, L (1, 3) OBP: 0.407, SLG: 0.424	0-0 1-3 1B		4-0 BB		0-0 E 1B 1B		0-3 K		0-3 K	4	1	2	0	1	2	1
Darryl Strawberry, L (1, 9) OBP: 0.346, SLG: 0.440	0-0 7-2 3-H		0-0 F8		0-3 K		4-0 S 1B BB		4-0 G4-6-3 BB	3	1	0	0	2	1	5
George Foster, R (1, 7) OBP: 0.302, SLG: 0.437		0-0 E 6-3 1B		0-0 1B 2B		0-0 6-3 1-3 2-H		0-0 1-H 1B	0-0 G4-6-3	5	2	3	1	0	0	3
Hubie Brooks, R (1, 5) OBP: 0.351, SLG: 0.415		0-0 E5 1B 1-3 1B		0-0 4-3 1B 2-H		0-0 FC3-6 3-H		0-0 4-3		4	1	3	2	0	0	1
Rafael Santana, R (1, 6) OBP: 0.326, SLG: 0.373		0-0 6-3		0-0 4-3		0-0 FC3-6 1-2 1-2f		4-0 5-3 BB		3	0	0	1	1	0	3
Mike Fitzgerald, R (1, 2) OBP: 0.282, SLG: 0.298		0-0 FC6-4 2-3 1B		0-0 4-3		0-3 K		0-0 5-3		3	0	1	0	0	1	1
Danny Heep, L (8, PH) OBP: 0.314, SLG: 0.329										0	0	0	0	0	0	0
Jerry Martin, R (8, PH) OBP: 0.211, SLG: 0.306										1	0	0	0	0	0	1
Junior Ortiz, R (9, 2) OBP: 0.242, SLG: 0.238										0	0	0	0	0	0	0
Ron Darling, R (1, 1) OBP: 0.190, SLG: 0.196		0-0 FC6-4		0-0 FC6-4		0-3 K		0-3 K		3	0	1	1	0	1	1
Wes Gardner, R (7, 1)										0	0	0	0	0	0	0
Jesse Orosco, R (8, 1) OBP: 0.571, SLG: 0.250										0	0	0	0	0	0	0
Kelvin Chapman, R (8, PH) OBP: 0.383, SLG: 0.385										1	0	0	0	0	1	1
Brent Gaff, R (9, 1)										0	0	0	0	0	0	0

Inning Stats	R: 0	H: 2	E: 0	K: 0	S: 4	H: 2	LOB: 1	BB: 0	P: 4	R: 1	H: 3	E: 1	K: 0	S: 5	H: 3	LOB: 1	BB: 0	P: 5	R: 0	H: 0	E: 0	K: 0	S: 3	R: 2	H: 3	E: 0	K: 0	S: 6	H: 3	LOB: 1	BB: 0	P: 8	R: 0	H: 0	E: 0	K: 2	S: 6	H: 0	LOB: 0	BB: 1	P: 10	R: 1	H: 1	E: 0	K: 2	S: 8	H: 1	LOB: 1	BB: 1	P: 12	R: 0	H: 0	E: 0	K: 1	S: 5	H: 0	LOB: 1	BB: 1	P: 9	R: 0	H: 1	E: 0	K: 1	S: 5	H: 1	LOB: 1	BB: 1	P: 9	1B: 12	2B: 2	3B: 0	HR: 0	SF: 0	SAC: 0	DP: 2	HBP: 0	WP: 0	PB: 0	SB: 2	CS: 1	PA: 42
--------------	------	------	------	------	------	------	--------	-------	------	------	------	------	------	------	------	--------	-------	------	------	------	------	------	------	------	------	------	------	------	------	--------	-------	------	------	------	------	------	------	------	--------	-------	-------	------	------	------	------	------	------	--------	-------	-------	------	------	------	------	------	------	--------	-------	------	------	------	------	------	------	------	--------	-------	------	--------	-------	-------	-------	-------	--------	-------	--------	-------	-------	-------	-------	--------

PITCHER	IP	WLS	BF	H	R	ER	SO	BB	IBB	HBP	BLK	WP	HR	S	P	ERA	WHIP
Jeff Robinson, R (1, 1) ERA: 4.68	4.0		19	8	3	3	0	1	0	0	0	0	0	18	22	6.75	2.250
Mark Davis, L (5, 1) ERA: 5.33	2.0		9	3	2	1	3	1	0	0	0	0	0	14	18	4.50	2.000
Frank Williams, R (7, 1) ERA: 3.51	1.0	W	6	1	1	1	2	2	0	0	0	0	0	8	16	9.00	3.000
Gary Lavelle, L (8, 1) ERA: 2.85	1.1		6	1	0	0	2	1	0	0	0	0	0	9	13	0.00	1.500
Greg Minton, R (9, 1) ERA: 3.83	0.2	S	1	0	0	0	0	0	0	0	0	0	0	1	1	0.00	0.000

BOTTOM

San Francisco Giants @ New York Mets
Shea Stadium, Flushing, NY
Fri Aug 24 1984, 7:05 PM EDT
Unknown

livebaseballscores.com

AB	36
R	6
H	13
RBI	5
BB	5
SO	7
LOB	19



San Francisco Giants @ New York Mets
 Shea Stadium, Flushing, NY
 Fri Aug 24 1984, 7:05 PM EDT
 Att: 31,834 - Unknown

AB	36
R	6
H	12
RBI	6
BB	4
SO	5
LOB	15



WP:	0	PA:	40
PB:	0		
SB:	1		
CS:	0		

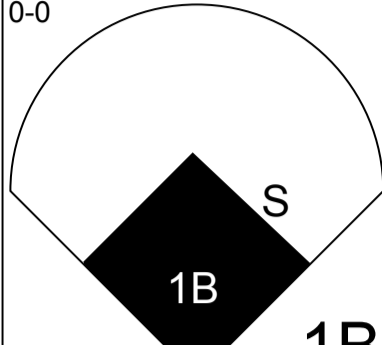
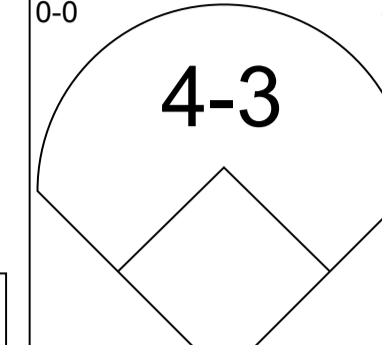
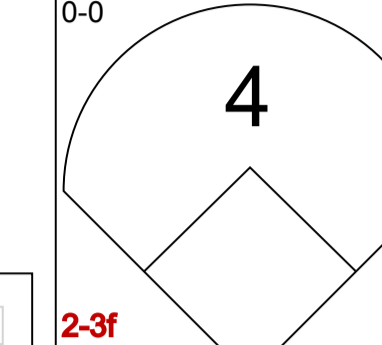
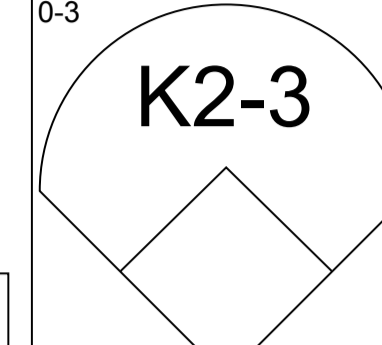
Batter	1	2	3	4	5	6	7	8	9	AB	R	H	RBI	BB	SO	LOB
Dan Gladden, R (1, 8) OBP: 0.396, SLG: 0.459	0-0 1B	0-0 5-3			0-3 K		0-0 6-3 3B 2B	0-0 F8		5	2	2	0	0	1	3
Manny Trillo, R (1, 4) OBP: 0.316, SLG: 0.356	0-0 1B		0-0 5-3		0-0 F7		0-0 6-3		0-0 G6-4-3 1B	5	1	2	1	0	0	1
Chili Davis, S (1, 9) OBP: 0.343, SLG: 0.479	0-0 1B		0-0 P6			0-3 K	0-0 1B 3B		0-3 K	5	1	2	3	0	2	1
Dusty Baker Jr., R (1, 7) OBP: 0.378, SLG: 0.348	0-0 G6-4-3		0-0 F8			0-0 G3	0-0 G5-4-3 1B		0-0 G6-4-3	4	0	1	1	0	0	1
Bob Lacey, R (7, 1) OBP: 0.200, SLG: 0.200										0	0	0	0	0	0	0
Greg Minton, S (8, 1) OBP: 0.111, SLG: 0.059										1	0	0	0	0	0	1
Bob Brenly, R (1, 3) OBP: 0.379, SLG: 0.493	4-0 BB			0-0 5-3		4-0 1B BB	0-0 G5-4-3			2	1	0	0	2	0	1
Brad Wellman, R (1, 5) OBP: 0.278, SLG: 0.315	0-3 K			0-0 5-3		0-0 1B 1B		0-0 F3		4	0	1	0	0	1	1
Johnnie LeMaster, R (8, 6) OBP: 0.253, SLG: 0.280										0	0	0	0	0	0	0
Fran Mullins, R (1, 6) OBP: 0.327, SLG: 0.386		0-0 6-3		0-0 2B		0-0 1B		0-0 S 1B		4	0	3	1	0	0	0
Randy Gomez, R (1, 2)		4-0 BB		0-0 4-3		0-0 L4		4-0 BB		2	0	0	0	2	0	3
Mark Grant, R (1, 1)		0-0 FC3-6			0-0 2-3		0-0 2B 1B		0-3 K	2	0	0	0	0	0	1
Frank Williams, R (6, 1) OBP: 0.316, SLG: 0.188										0	0	0	0	0	0	0
Gene Richards, L (7, PH) OBP: 0.355, SLG: 0.292										1	1	1	0	0	0	0
Jeffrey Leonard, R (7, 7) OBP: 0.367, SLG: 0.503										1	0	0	0	0	1	2

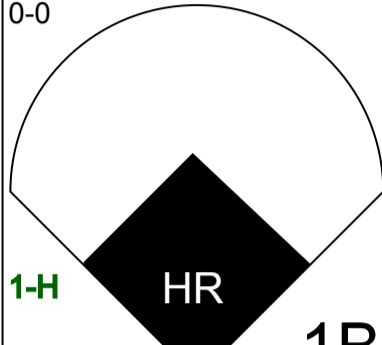
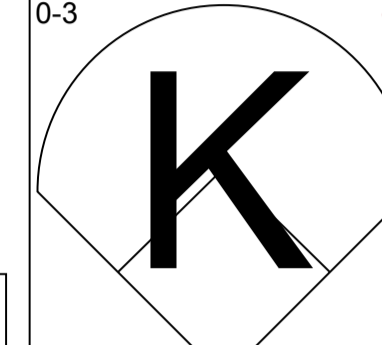
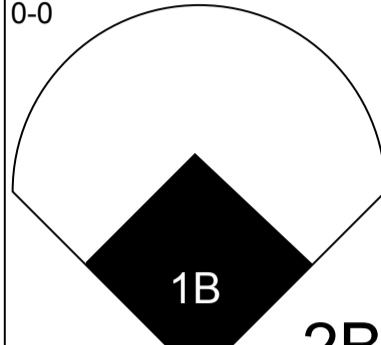
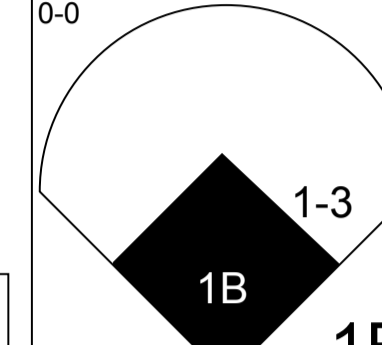
Baseball scorecard grid showing batter statistics, pitch counts, and play diagrams for each batter across 9 innings. Includes strikeout (S), walk (BB), and hit (H) indicators.

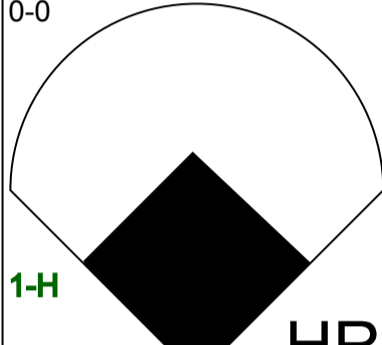
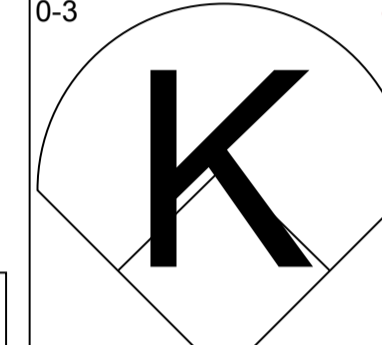
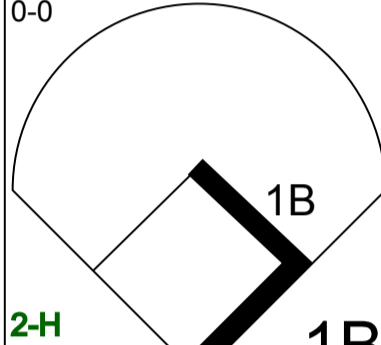
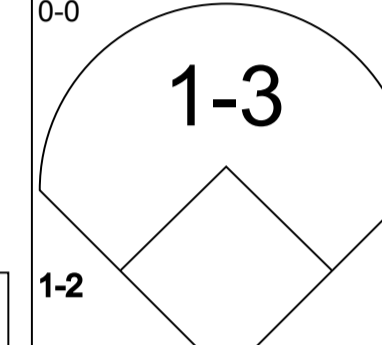
Inning	R	H	E	K	S	R	H	E	K	S	R	H	E	K	S	R	H	E	K	S	R	H	E	K	S	R	H	E	K	S	R	H	E	K	S	
1	2	3	0	1	7	0	0	0	0	3	0	0	0	0	4	1	2	0	1	11	3	4	0	0	6	0	1	0	10	0	1	0	5	0	0	5

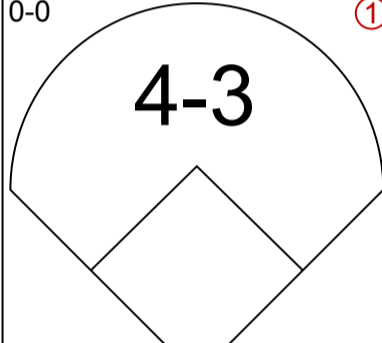
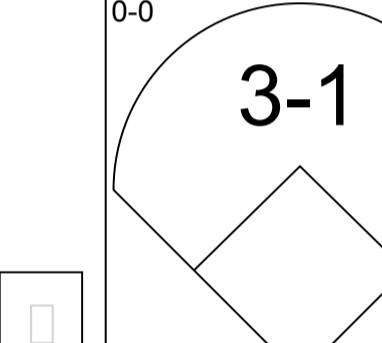
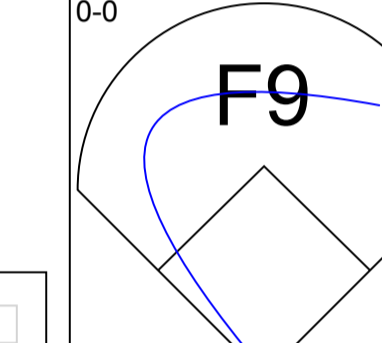
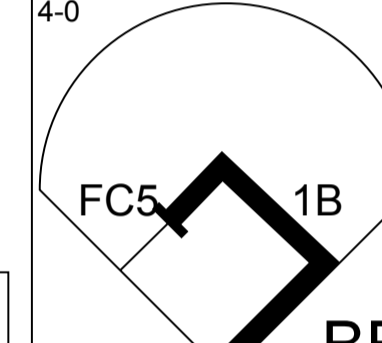
PITCHER	IP	WLS	BF	H	R	ER	SO	BB	IBB	HBP	BLK	WP	HR	S	P	ERA	WHIP
Walt Terrell, R (1, 1) ERA: 3.44	6.1	L	30	9	6	6	3	3	0	0	0	0	0	33	45	8.53	1.895
Wes Gardner, R (7, 1) ERA: 6.28	0.2		2	1	0	0	0	0	0	0	0	0	0	2	2	0.00	1.500
Brent Gaff, R (8, 1) ERA: 3.62	2.0		8	2	0	0	2	1	0	0	0	0	0	11	15	0.00	1.500

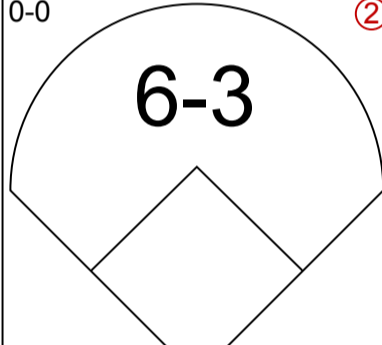
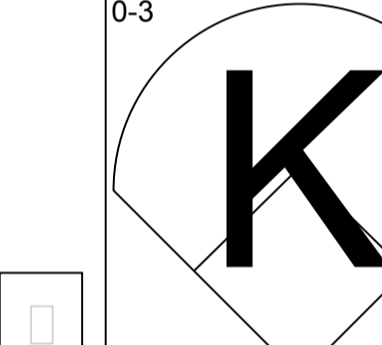
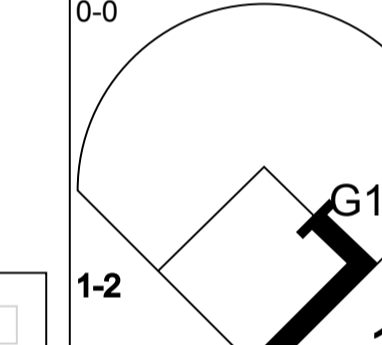
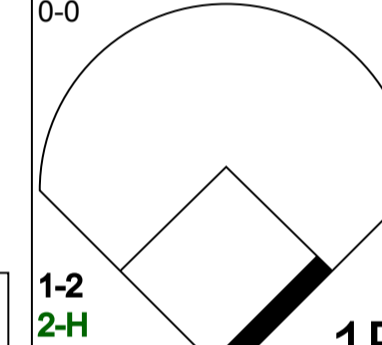
Batter	1	2	3	4	5	6	7	8	9	AB	R	H	RBI	BB	SO	LOB	BOTTOM
--------	---	---	---	---	---	---	---	---	---	----	---	---	-----	----	----	-----	--------

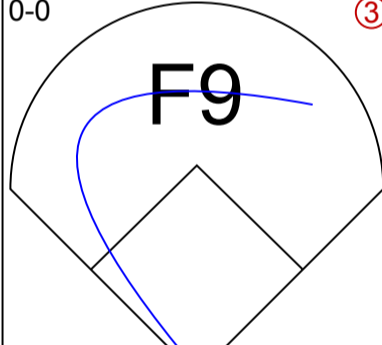
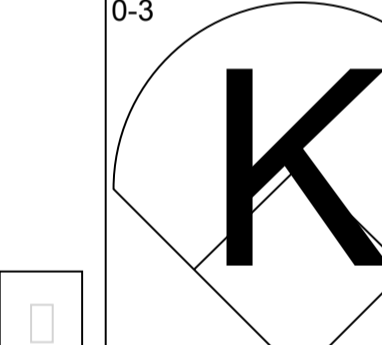
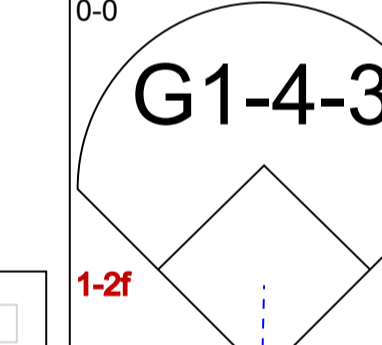
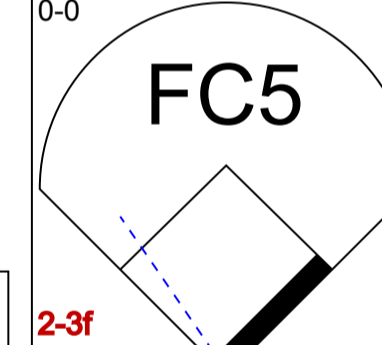
Wally Backman, S <small>(1, 4)</small> <small>OBP: 0.355, SLG: 0.341</small> <small>(3, 6)</small>	0-0 		0-0 4-3 		0-0 4 			0-3 K2-3 		4	1	1	0	0	1	2	
--	--	--	---	--	---	--	--	--	--	---	---	---	---	---	---	---	--

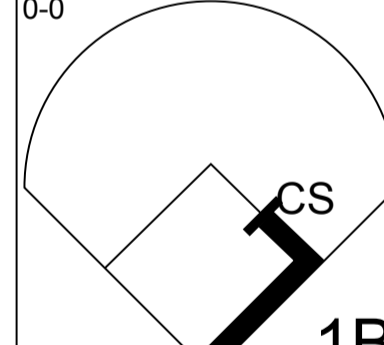
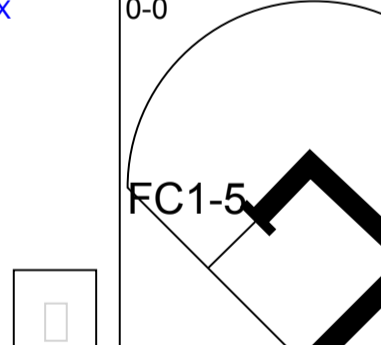
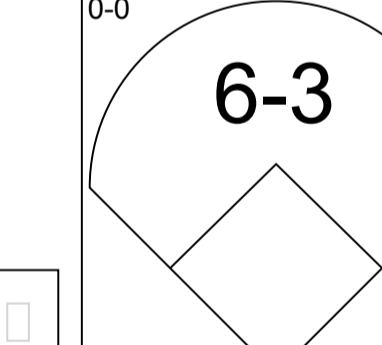
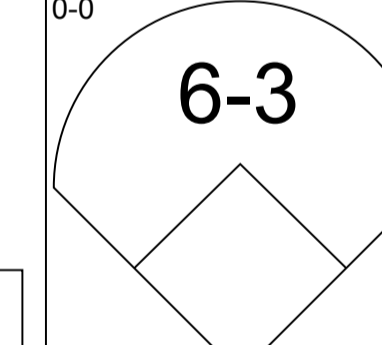
Mookie Wilson, S <small>(1, 8)</small> <small>OBP: 0.305, SLG: 0.385</small>	0-0 		0-3 K 			0-0 1B 2B 		0-0 1-3 1B 1B 		4	3	3	1	0	1	0	
---	--	--	---	--	--	--	--	---	--	---	---	---	---	---	---	---	--

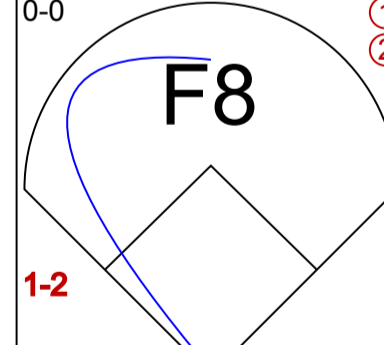
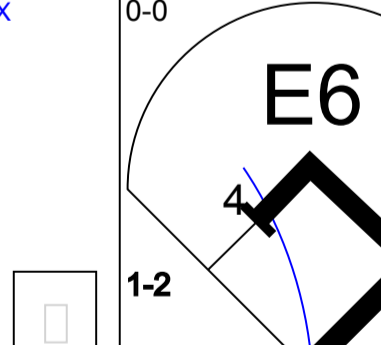
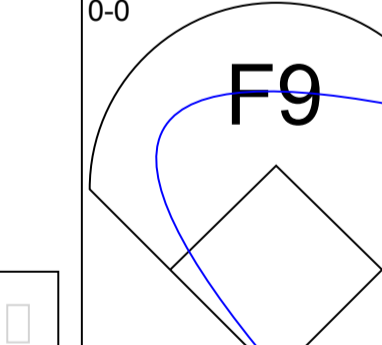
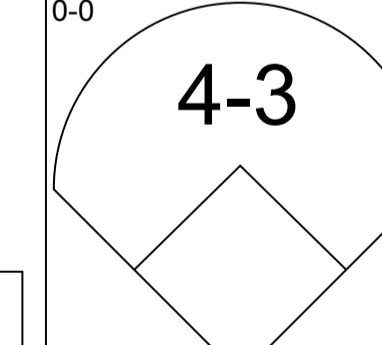
Keith Hernandez, L <small>(1, 3)</small> <small>OBP: 0.408, SLG: 0.432</small>	0-0 		0-3 K 			0-0 2-H 1B 1B 		0-0 1-3 		4	1	2	3	0	1	1	
---	--	--	---	--	--	---	--	---	--	---	---	---	---	---	---	---	--

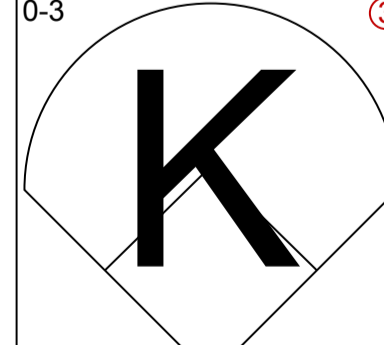
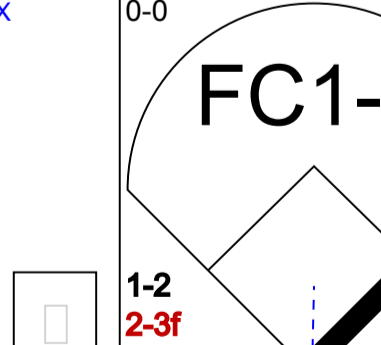
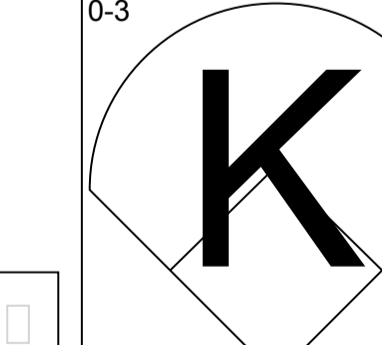
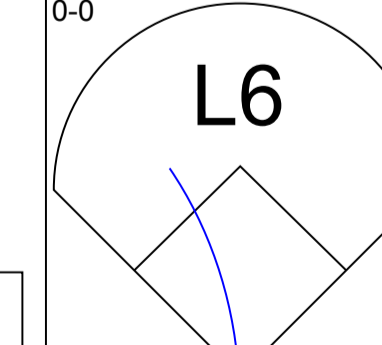
Darryl Strawberry, L <small>(1, 9)</small> <small>OBP: 0.345, SLG: 0.437</small>	0-0 4-3 			0-0 3-1 		0-0 F9 		4-0 FC5 1B BB 		3	0	0	0	1	0	1	
---	---	--	--	--	--	--	--	---	--	---	---	---	---	---	---	---	--

George Foster, R <small>(1, 7)</small> <small>OBP: 0.304, SLG: 0.438</small>	0-0 6-3 			0-3 K 		0-0 1-2 G1-4-3 1B 		0-0 1-2 2-H 1B 		4	0	2	1	0	1	0	
---	--	--	--	---	--	--	--	---	--	---	---	---	---	---	---	---	--

Hubie Brooks, R <small>(1, 5)</small> <small>OBP: 0.348, SLG: 0.411</small>	0-0 F9 			0-3 K 		0-0 G1-4-3 		0-0 FC5 		4	0	0	0	0	1	4	
--	--	--	--	--	--	--	--	---	--	---	---	---	---	---	---	---	--

Rafael Santana, R <small>(1, 6)</small> <small>OBP: 0.331, SLG: 0.378</small> Kelvin Chapman, R <small>(3, 4)</small> <small>OBP: 0.382, SLG: 0.384</small>		0-0 CS 1B 			0-0 FC1-5 E 1B 		0-0 6-3 		0-0 6-3 		1	0	1	0	0	0	0	
--	--	--	--	--	--	--	---	--	---	--	---	---	---	---	---	---	---	--

Ron Hodges, L <small>(1, 2)</small> <small>OBP: 0.339, SLG: 0.241</small> Junior Ortiz, R <small>(7, PH)</small> <small>OBP: 0.239, SLG: 0.235</small> <small>(8, 2)</small> Danny Heep, L <small>(9, PH)</small> <small>OBP: 0.312, SLG: 0.327</small>		0-0 F8 			0-0 E6 FC1-5 		0-0 F9 		0-0 4-3 		2	0	0	0	0	0	2	
---	--	--	--	--	---	--	--	--	---	--	---	---	---	---	---	---	---	--

Walt Terrell, L <small>(1, 1)</small> <small>OBP: 0.095, SLG: 0.113</small> Wes Gardner, R <small>(7, 1)</small> Jerry Martin, R <small>(7, PH)</small> <small>OBP: 0.208, SLG: 0.301</small> Brent Gaff, R <small>(8, 1)</small> Rusty Staub, L <small>(9, PH)</small> <small>OBP: 0.265, SLG: 0.262</small>		0-3 K 			0-0 FC1-5 		0-3 K 		0-0 L6 		2	0	0	0	0	1	2	
--	--	---	--	--	---	--	---	--	--	--	---	---	---	---	---	---	---	--

Inning Stats	R: 3 E: 0 K: 0 S: 6	H: 3 LOB: 0 BB: 0 P: 6	R: 0 E: 0 K: 1 S: 5	H: 1 LOB: 0 BB: 0 P: 5	R: 0 E: 0 K: 2 S: 7	H: 0 LOB: 0 BB: 0 P: 7	R: 0 E: 0 K: 2 S: 7	H: 0 LOB: 0 BB: 0 P: 7	R: 0 E: 1 K: 0 S: 4	H: 1 LOB: 1 BB: 0 P: 4	R: 1 E: 0 K: 0 S: 5	H: 3 LOB: 1 BB: 0 P: 5	R: 0 E: 0 K: 1 S: 5	H: 0 LOB: 0 BB: 0 P: 5	R: 1 E: 0 K: 1 S: 7	H: 2 LOB: 2 BB: 1 P: 11	R: 0 E: 0 K: 0 S: 3	H: 0 LOB: 0 BB: 0 P: 3	1B: 8 2B: 2 3B: 0 HR: 1	SF: 0 SAC: 0 DP: 2 HBP: 0	WP: 0 PB: 0 SB: 1 CS: 1	PA: 36
---------------------	------------------------------	---------------------------------	------------------------------	---------------------------------	------------------------------	---------------------------------	------------------------------	---------------------------------	------------------------------	---------------------------------	------------------------------	---------------------------------	------------------------------	---------------------------------	------------------------------	----------------------------------	------------------------------	---------------------------------	----------------------------------	------------------------------------	----------------------------------	--------

PITCHER	IP	WLS	BF	H	R	ER	SO	BB	IBB	HBP	BLK	WP	HR	S	P	ERA	WHIP
Mark Grant, R <small>ERA: 6.33</small>	(1, 1)	5.1	23	8	4	4	5	0	0	0	0	0	1	33	33	6.75	1.500
Frank Williams, R <small>ERA: 3.49</small>	(6, 1)	0.2	1	0	0	0	0	0	0	0	0	0	0	1	1	0.00	0.000
Bob Lacey, L <small>ERA: 4.34</small>	(7, 1)	1.2	8	2	1	1	2	1	0	0	0	0	0	11	15	5.40	1.800
Greg Minton, R <small>ERA: 3.78</small>	(8, 1)	1.1	4	0	0	0	0	0	0	0	0	0	0	4	4	0.00	0.000

San Francisco Giants @ New York Mets
 Shea Stadium, Flushing, NY
 Fri Aug 24 1984, 7:05 PM EDT
 Att. 31,834 - Unknown

livebaseballscores.com

AB	35
R	5
H	10
RBI	5
BB	1
SO	7
LOB	12



San Francisco Giants @ New York Mets
 Shea Stadium, Flushing, NY
 Sat Aug 25 1984, 7:05 PM EDT
 Att: 23,823 - Unknown

livebaseballscorecards.com

AB	31
R	5
H	5
RBI	4
BB	4
SO	9
LOB	10



WP:	0	PA:	37
PB:	1		
SB:	0		
CS:	1		

Batter	1	2	3	4	5	6	7	8	9	AB	R	H	RBI	BB	SO	LOB
Dan Gladden, R OBP: 0.398, SLG: 0.457 (1, 8)	F8		CS BB			HR BB 1B	6-3			3	1	1	0	1	0	1
Manny Trillo, R OBP: 0.315, SLG: 0.358 (1, 4)	P3		CS	F9 PB 2B		K	6-3			4	1	1	0	0	1	3
Chili Davis, S OBP: 0.345, SLG: 0.476 (1, 9)	BB			6-3		HR BB		6-3		2	1	0	0	2	0	1
Jeffrey Leonard, R OBP: 0.364, SLG: 0.500 (1, 7)	K			F9		SF8		F8		3	0	0	1	0	1	2
Bob Brenly, R OBP: 0.380, SLG: 0.501 (1, 2)		1-3		K		HR		FC6-4 1B		4	1	2	3	0	1	0
Scot Thompson, L OBP: 0.378, SLG: 0.331 (1, 3)	F8				K	E4		FC6-4		4	0	0	0	0	1	1
Fran Mullins, R OBP: 0.302, SLG: 0.354 (1, 5)				6-3		K		F9		4	0	0	0	0	2	1
Johnnie LeMaster, R OBP: 0.252, SLG: 0.279 (1, 6)			K		P4			4-3 1B		4	0	1	0	0	1	0
Randy Lerch, L OBP: 0.385, SLG: 0.200 Frank Williams, R OBP: 0.300, SLG: 0.176 Gary Lavelle, S (9, 1)			K			BB SF8 BB	4-3	K		2	1	0	0	1	1	1
										1	0	0	0	0	1	0
										0	0	0	0	0	0	0

Inning Stats	R: 0	H: 0	E: 0	K: 1	S: 5	P: 9	R: 0	H: 0	E: 0	K: 1	S: 5	P: 5	R: 0	H: 0	E: 0	K: 2	S: 6	P: 10	R: 1	H: 1	E: 0	K: 1	S: 6	P: 6	R: 0	H: 0	E: 0	K: 1	S: 5	P: 5	R: 4	H: 2	E: 1	K: 2	S: 10	P: 18	R: 0	H: 1	E: 0	K: 0	S: 4	P: 4	R: 0	H: 1	E: 0	K: 0	S: 4	P: 4	R: 0	H: 0	E: 0	K: 1	S: 5	P: 5	1B: 3	SF: 1	2B: 1	SAC: 0	3B: 0	DP: 0	HR: 1	HBP: 0	WP: 0	PA: 37
--------------	------	------	------	------	------	------	------	------	------	------	------	------	------	------	------	------	------	-------	------	------	------	------	------	------	------	------	------	------	------	------	------	------	------	------	-------	-------	------	------	------	------	------	------	------	------	------	------	------	------	------	------	------	------	------	------	-------	-------	-------	--------	-------	-------	-------	--------	-------	--------

PITCHER	IP	WLS	BF	H	R	ER	SO	BB	IBB	HBP	BLK	WP	HR	S	P	ERA	WHIP
Bruce Berenyi, R ERA: 4.93 (1, 1)	7.0	L	29	4	5	4	8	4	0	0	0	0	1	41	57	5.14	1.143
Wes Gardner, R ERA: 5.51 (8, 1)	2.0		7	1	0	0	1	0	0	0	0	0	0	9	9	0.00	0.500

BOTTOM

San Francisco Giants @ New York Mets
Shea Stadium, Flushing, NY
Sat Aug 25 1984, 7:05 PM EDT
Att. 23,823 - Unknown

livebaseballscores.com

AB	33
R	4
H	8
RBI	3
BB	0
SO	7
LOB	7



WP:	0	PA:	34
PB:	0	SB:	0
CS:	0		

AB	R	H	RBI	BB	SO	LOB
4	2	2	0	0	0	0
3	0	1	0	0	1	0
4	1	2	1	0	1	1
4	0	0	0	0	1	3
4	1	2	1	0	2	0
2	0	0	0	0	1	0
2	0	0	1	0	1	1
4	0	1	0	0	0	1
3	0	0	0	0	0	1
0	0	0	0	0	0	0
2	0	0	0	0	0	0
1	0	0	0	0	0	0

Batter	1	2	3	4	5	6	7	8	9
Mookie Wilson, S OBP: 0.307, SLG: 0.393	0-0 SH1-3 1B 2B		0-0 E9 3B			0-0 6-3		0-0 G3	
Kelvin Chapman, R OBP: 0.381, SLG: 0.383	0-0 SH1-3 2-3		0-3 K			0-0 FC6-4 1B		0-0 F7	
Keith Hernandez, L OBP: 0.408, SLG: 0.432	0-0 G6-4-3 1B		0-3 K			0-0 FC6-4 1-2f		0-0 2B G3 1B	
George Foster, R OBP: 0.301, SLG: 0.434	0-0 G6-4-3 1-2f		0-3 F9			0-3 K		0-0 F7	
Hubie Brooks, R OBP: 0.349, SLG: 0.421		0-3 K		0-3 K		0-0 HR		0-0 G3 2B	
Jerry Martin, R OBP: 0.203, SLG: 0.293		0-0 1-3		0-3 K		0-3 K		0-0 G3	
Darryl Strawberry, L OBP: 0.344, SLG: 0.435								2-3 3-H	
Mike Fitzgerald, R OBP: 0.282, SLG: 0.297		0-0 1B				0-0 F7		0-0 L3	
José Oquendo, S OBP: 0.275, SLG: 0.242		0-0 5-3				0-0 F9		0-0 6-3	
Wes Gardner, R									
Bruce Berenyi, R OBP: 0.156, SLG: 0.182			0-0 F8			0-0 4-3		0-0 6-3	
Wally Backman, S OBP: 0.354, SLG: 0.340									

Inning Stats	R: 1	H: 2	E: 0	K: 0	S: 4	LOB: 0	BB: 0	P: 4	R: 0	H: 1	E: 0	K: 1	S: 6	LOB: 1	BB: 0	P: 6	R: 1	H: 1	E: 1	K: 2	S: 8	LOB: 0	BB: 0	P: 8	R: 0	H: 0	E: 0	K: 2	S: 7	LOB: 0	BB: 0	P: 7	R: 0	H: 0	E: 0	K: 0	S: 3	LOB: 0	BB: 0	P: 3	R: 0	H: 1	E: 0	K: 1	S: 6	LOB: 1	BB: 0	P: 6	R: 1	H: 1	E: 0	K: 1	S: 6	LOB: 0	BB: 0	P: 6	R: 0	H: 0	E: 0	K: 0	S: 3	LOB: 0	BB: 0	P: 3	R: 1	H: 2	E: 0	K: 0	S: 5	LOB: 1	BB: 0	P: 5	1B: 4	SF: 0	2B: 2	SAC: 1	3B: 1	DP: 1	HR: 1	HBP: 0	WP: 0	PA: 34	PB: 0	SB: 0	CS: 0	ERA	WHIP
--------------	------	------	------	------	------	--------	-------	------	------	------	------	------	------	--------	-------	------	------	------	------	------	------	--------	-------	------	------	------	------	------	------	--------	-------	------	------	------	------	------	------	--------	-------	------	------	------	------	------	------	--------	-------	------	------	------	------	------	------	--------	-------	------	------	------	------	------	------	--------	-------	------	------	------	------	------	------	--------	-------	------	-------	-------	-------	--------	-------	-------	-------	--------	-------	--------	-------	-------	-------	-----	------

PITCHER	IP	WLS	BF	H	R	ER	SO	BB	IBB	HBP	BLK	WP	HR	S	P	ERA	WHIP
Randy Lerch, L ERA: 3.72	(1, 1)	6.0	23	6	3	2	6	0	0	0	0	0	1	35	35	3.00	1.000
Frank Williams, R ERA: 3.5	(7, 1)	2.1	9	2	1	1	1	0	0	0	0	0	0	11	11	3.86	0.857
Gary Lavelle, L ERA: 2.83	(9, 1)	0.2	2	0	0	0	0	0	0	0	0	0	0	2	2	0.00	0.000

BOTTOM

San Francisco Giants @ New York Mets
Shea Stadium, Flushing, NY
Sun Aug 26 1984, 3:33 AM EDT
Att. 22,046 - Unknown

livebaseballscorecards.com

AB	33
R	11
H	9
RBI	11
BB	8
SO	5
LOB	24



WP:	0	PA:	42
PB:	0	SB:	3
CS:	0		

AB	R	H	RBI	BB	SO	LOB
4	2	2	0	1	0	2
5	1	1	1	0	3	3
2	1	2	4	3	0	0
5	1	0	0	0	2	6
2	2	0	0	2	0	4
4	2	2	0	1	0	2
4	1	1	4	0	0	3
4	1	1	1	0	0	1
0	0	0	0	0	0	0
0	0	0	0	1	0	0
0	0	0	0	0	0	0
1	0	0	1	0	0	1
2	0	0	0	0	0	2

1B:	4	SF:	0
2B:	3	SAC:	0
3B:	0	DP:	1
HR:	2	HBP:	1

WP	HR	S	P	ERA	WHIP
0	0	0	0	14.73	2.727
0	0	0	0	6.75	1.500
0	0	0	0	18.00	1.500
0	0	0	0	0.00	1.000

Batter	1	2	3	4	5	6	7	8	9
Wally Backman, S OBP: 0.357, SLG: 0.341 (1, 6)	0-0 S S 2B 1B		0-0 BB 1-2 1B	4-0 2B HR BB	0-0 FC6-4 1-2f		0-0 6-3		
Mookie Wilson, S OBP: 0.306, SLG: 0.393 (1, 8)	0-0 F7 1-2		0-3 K 1-2 2-H	0-0 HR 2B		0-3 K	0-3 K		
Keith Hernandez, L OBP: 0.414, SLG: 0.444 (1, 3)	0-0 2-H 2B		4-0 1-2 2-3 BB	0-0 HR		4-0 FC4-6 BB		4-0 HBP BB	
Darryl Strawberry, L OBP: 0.340, SLG: 0.430 (1, 9)	0-0 F8		0-3 K	0-0 4-3		0-0 FC4-6 BB 1-2f HR		0-3 K	
Hubie Brooks, R OBP: 0.352, SLG: 0.419 (1, 5)	0-0 6-3		0-0 F9		4-0 F8 E BB	4-0 HR IBB		1-0 G6-3 HBP	
Danny Heep, L OBP: 0.319, SLG: 0.331 (1, 7)		0-0 L5		0-0 2B 6-3 1B	0-0 FC1-5 E 1-2 1B	4-0 HR BB		0-0 G6-3	
Kelvin Chapman, R OBP: 0.377, SLG: 0.402 (1, 4)		0-0 5-3		0-0 F8	0-0 F8	0-0 HR		1-2 2-3 1-H 2-H 3-H	
Mike Fitzgerald, R OBP: 0.281, SLG: 0.300 (1, 2)		0-0 F8		0-0 2B 2B	0-0 E5 FC1-5	0-0 F8			
Sid Fernandez, L OBP: 0.105, SLG: 0.105 (1, 1)			4-0 BB 1B	0-0 6-3	0-0 FC1-5		0-0 6-3		
Ron Hodges, L OBP: 0.345, SLG: 0.241 (3, PH)									
Ed Lynch, R OBP: 0.222, SLG: 0.259 (4, 1)									
Rusty Staub, L OBP: 0.261, SLG: 0.258 (4, PH)									
Brent Gaff, R (5, 1)									

Inning	R	H	E	K	S	H	LOB	BB	IBB	HBP	BLK	WP	HR	S	P	ERA	WHIP
1	1	2	0	5	5	0	1	0	0	0	0	0	0	22	34	14.73	2.727
2	0	0	0	3	5	0	0	0	0	0	0	0	0	6	10	6.75	1.500
3	0	0	0	2	3	0	0	0	0	0	0	0	0	11	23	18.00	1.500
4	0	0	0	3	5	0	0	0	0	0	0	0	0	4	9	0.00	1.000

PITCHER	IP	WLS	BF	H	R	ER	SO	BB	IBB	HBP	BLK	WP	HR	S	P	ERA	WHIP
Mike Krukow, R ERA: 4.35 (1, 1)	3.2	L	21	7	6	6	2	3	0	0	0	0	1	22	34	14.73	2.727
Bob Lacey, L ERA: 4.45 (4, 1)	1.1		7	1	1	1	0	1	0	0	0	0	0	6	10	6.75	1.500
Mark Davis, L ERA: 5.5 (6, 1)	2.0		10	1	4	4	2	2	1	0	0	0	1	11	23	18.00	1.500
Gary Lavelle, L ERA: 2.8 (8, 1)	1.0		4	0	0	0	1	1	0	1	0	0	0	4	9	0.00	1.000

Batter	1	2	3	4	5	6	7	8	9	10	11	AB R H RBI BB SO LOB	TOP																
Dan Gladden, R OBP: 0.388, SLG: 0.441 (1, 8)	0-0 5-3		0-0 1B	0-0 6-3		0-0 SH5-3		0-0 F9		0-3 K	0-0 F9	6 0 1 0 0 1 6	<p>San Francisco Giants @ Montreal Expos</p> <p>Olympic Stadium, Montreal, QB</p> <p>Mon Aug 27 1984, 7:05 PM EDT</p> <p>Att. 17,529 - Unknown</p>																
Manny Trillo, R OBP: 0.311, SLG: 0.351 (1, 4)	0-0 F7		0-0 F8		0-0 HR	0-0 1-3		0-0 6-3		0-0 F7		6 1 1 0 0 0 4																	
Chili Davis, S OBP: 0.350, SLG: 0.484 (1, 9)	0-0 S		0-0 1B		0-0 HR	4-0 FC6-4 IBB		0-0 1B			0-0 G3	5 1 4 3 1 0 0																	
Jeffrey Leonard, R OBP: 0.366, SLG: 0.504 (1, 7)	0-3 K		0-3 K		0-0 5-3	0-0 FC6-4		0-0 1B			4-0 S 2B BB	5 1 1 0 1 2 6																	
Bob Brenly, R OBP: 0.380, SLG: 0.503 (1, 2)		0-3 K	0-0 6-3		0-0 F4-3 1B		0-0 F2	0-0 F2			0-0 BB 1B 2B	6 1 2 1 0 1 4																	
Scot Thompson, L OBP: 0.379, SLG: 0.329 (1, 3)		4-0 1B BB		0-0 FC5-4 1B		0-0 F4-3	0-0 3-1		0-0 4-3		4-0 1B BB IBB	4 0 1 0 2 0 1																	
Fran Mullins, R OBP: 0.305, SLG: 0.340 (1, 5)		0-0 FC6-4 1B		0-0 FC5-4	0-3 K		4-0 S BB		0-3 K		0-3 K	5 0 1 0 1 3 4																	
Johnnie LeMaster, R OBP: 0.258, SLG: 0.281 (1, 6)		0-3 K		0-0 E5 1B		4-0 SH5-3 SH BB	0-0 F5		0-0 5-3		4-0 1B BB	4 0 1 0 2 1 3																	
Bill Laskey, R OBP: 0.086, SLG: 0.054 (1, 1)		0-0 FC6-4		0-3 K		0-0 SH		0-0 E6 1B		0-0 F9	0-0 1B	2 0 0 0 0 1 4																	
Gene Richards, L OBP: 0.350, SLG: 0.287 (8, PH)												1 1 0 0 0 0 0																	
Greg Minton, S OBP: 0.111, SLG: 0.059 (8, 1)												0 0 0 0 0 0 0																	
Duane Kuiper, L OBP: 0.274, SLG: 0.183 (10, PH)												1 0 0 0 0 0 0																	
Frank Williams, R OBP: 0.333, SLG: 0.222 (10, 1)												1 0 1 1 0 0 0																	
Inning Stats	R: 0 E: 0 K: 1 S: 6	H: 1 LOB: 1 BB: 0 P: 6	R: 0 E: 0 K: 2 S: 8	H: 1 LOB: 2 BB: 1 P: 12	R: 0 E: 0 K: 1 S: 7	H: 2 LOB: 2 BB: 0 P: 7	R: 2 E: 0 K: 1 S: 8	H: 3 LOB: 1 BB: 0 P: 8	R: 0 E: 0 K: 0 S: 4	H: 0 LOB: 3 BB: 2 P: 12	R: 0 E: 0 K: 0 S: 3	H: 0 LOB: 1 BB: 1 P: 7	R: 1 E: 1 K: 0 S: 6	H: 2 LOB: 2 BB: 0 P: 6	R: 0 E: 0 K: 1 S: 5	H: 0 LOB: 0 BB: 0 P: 5	R: 0 E: 0 K: 1 S: 5	H: 0 LOB: 0 BB: 0 P: 5	R: 2 E: 0 K: 1 S: 7	H: 2 LOB: 3 BB: 3 P: 19	1B: 11 2B: 1 3B: 0 HR: 1	SF: 0 SAC: 2 DP: 0 HBP: 0	WP: 0 PA: 55						
PITCHER	IP WLS BF H R ER SO BB IBB HBP BLK WP HR S P ERA WHIP												IP WLS BF H R ER SO BB IBB HBP BLK WP HR S P ERA WHIP																
Charlie Lea, R ERA: 2.77 (1, 1)	7.0	35	9	2	2	6	3	1	0	0	0	0	0	1	43	59	2.57	1.714											
Bob James, R ERA: 3.53 (8, 1)	2.0	9	2	1	0	1	0	0	0	0	0	0	0	0	11	11	0.00	1.000											
Jeff Reardon, R ERA: 3.05 (10, 1)	2.0	L	11	2	2	2	2	1	0	0	0	0	0	0	12	24	9.00	2.000											

livebaseballscorecards.com

AB	46
R	5
H	13
RBI	5
BB	7
SO	9
LOB	32



Batter	1	2	3	4	5	6	7	8	9	10	11	AB R H RBI BB SO LOB	BOTTOM				
Tim Raines, S (1, 8) <small>OBP: 0.401, SLG: 0.423</small>	L6		1B		1B						1B	5 2 4 0 1 0 0	San Francisco Giants @ Montreal Expos Olympic Stadium, Montreal, QB Mon Aug 27 1984, 7:05 PM EDT Att. 17,529 - Unknown				
Mike Stenhouse, L (1, 7) <small>OBP: 0.309, SLG: 0.331</small> Bob James, R (8, 1) <small>OBP: 0.182, SLG: 0.182</small> Jim Wohlford, R (9, PH) <small>OBP: 0.312, SLG: 0.352</small> Jeff Reardon, R (10, 1) <small>OBP: 0.400, SLG: 0.500</small> Dan Schatzeder, L (11, PH) <small>OBP: 0.400, SLG: 0.500</small>	E		BB		F8		L5		5-3		1B	3 1 1 0 1 0 2 0 0 0 0 0 0 0 1 0 0 0 0 0 1 0 0 0 0 0 0 0 0 0 0 0 1 0 0					
Andre Dawson, R (1, 9) <small>OBP: 0.301, SLG: 0.390</small>	E9		1B		5-3						K	5 1 3 2 1 1 3					
Gary Carter, R (1, 2) <small>OBP: 0.359, SLG: 0.499</small>	G4-3		F8		F8							5 0 3 2 1 0 3					
Dan Driessen, L (1, 3) <small>OBP: 0.354, SLG: 0.410</small>	G4-3		4-3		F8						F8	6 0 0 0 0 0 10					
Tim Wallach, R (1, 5) <small>OBP: 0.327, SLG: 0.443</small>			G4-6-3		F7						F2	3 0 0 0 2 0 0					
Mike Ramsey, S (1, 6) <small>OBP: 0.200, SLG: 0.219</small> Miguel Dilone, S (8, PH) <small>OBP: 0.331, SLG: 0.364</small> Derrel Thomas, S (9, 4) <small>OBP: 0.317, SLG: 0.335</small>	G4-6-3		BB		F7						L4	3 0 0 0 0 0 1 1 0 0 0 0 0 3 1 0 0 0 0 0 0					
Doug Flynn, R (1, 4) <small>OBP: 0.277, SLG: 0.293</small> Tony Scott, S (8, PH) <small>OBP: 0.319, SLG: 0.296</small> Rene Gonzales, R (9, 6)	F9										K	3 0 1 0 0 0 0 1 0 0 0 0 0 3 1 0 0 0 0 1 0					
Charlie Lea, R (1, 1) <small>OBP: 0.106, SLG: 0.092</small> Max Venable, L (7, PH) <small>OBP: 0.293, SLG: 0.389</small>			1-3		K						F7	2 0 0 0 0 1 1 3 0 0 0 0 0 0					
Inning Stats	R: 2 H: 3 E: 1 LOB: 0 K: 0 BB: 0 S: 5 P: 5	R: 0 H: 0 E: 0 LOB: 0 K: 0 BB: 1 S: 2 P: 6	R: 1 H: 2 E: 0 LOB: 2 K: 0 BB: 1 S: 5 P: 9	R: 0 H: 1 E: 0 LOB: 1 K: 1 BB: 0 S: 6 P: 6	R: 0 H: 1 E: 0 LOB: 1 K: 0 BB: 0 S: 4 P: 4	R: 0 H: 0 E: 0 LOB: 0 K: 0 BB: 0 S: 3 P: 3	R: 0 H: 0 E: 0 LOB: 1 K: 0 BB: 1 S: 3 P: 7	R: 0 H: 2 E: 0 LOB: 3 K: 0 BB: 1 S: 5 P: 9	R: 0 H: 1 E: 0 LOB: 3 K: 0 BB: 2 S: 4 P: 12	R: 0 H: 0 E: 0 LOB: 0 K: 1 BB: 0 S: 5 P: 5	R: 1 H: 2 E: 0 LOB: 2 K: 1 BB: 1 S: 7 P: 11	1B: 10 SF: 0 2B: 2 SAC: 0 3B: 0 DP: 2 HR: 0 HBP: 0		WP: 0 PA: 50 PB: 0 SB: 4 CS: 0			
PITCHER	IP WLS BF H R ER SO BB IBB HBP BLK WP HR S P ERA WHIP																
Bill Laskey, R (1, 1) <small>ERA: 4.09</small>	7.0		29	7	3	2	1	3	0	0	0	0	0	28	40	2.57	1.429
Greg Minton, R (8, 1) <small>ERA: 3.71</small>	2.0		12	3	0	0	0	1	2	0	0	0	0	9	21	0.00	2.000
Frank Williams, R (10, 1) <small>ERA: 3.52</small>	2.0	W	9	2	1	1	2	1	0	0	0	0	0	12	16	4.50	1.500

livebaseballscores.com

AB	43
R	4
H	12
RBI	4
BB	7
SO	3
LOB	27



San Francisco Giants @ Montreal Expos
 Olympic Stadium, Montreal, QB
 Tue Aug 28 1984, 7:05 PM EDT
 Att: 15,986 - Unknown

AB	38
R	3
H	11
RBI	3
BB	2
SO	5
LOB	15



WP:	0	PA:	40
PB:	0		
SB:	1		
CS:	0		

AB	R	H	RBI	BB	SO	LOB
5	0	1	0	0	0	1
5	0	1	0	0	1	2
4	1	1	0	1	1	1
5	1	2	1	0	0	3
4	1	2	2	0	1	1
3	0	2	0	1	0	1
4	0	1	0	0	0	4
2	0	0	0	0	1	2
2	0	0	0	0	0	0
3	0	1	0	0	1	0
1	0	0	0	0	0	0
0	0	0	0	0	0	0

Batter	1	2	3	4	5	6	7	8	9
Dan Gladden, R OBP: 0.384, SLG: 0.436 (1, 8)	0-0 F4-3 1B	0-0 F9 1B		0-0 E6 S 1B		0-0 1B 1B		0-0 F7 1B	
Manny Trillo, R OBP: 0.309, SLG: 0.349 (1, 4)	0-0 F8 1B	0-3 K 1B		0-0 5-3 1-2 1B		0-0 1B 1B		0-0 F3 1B	
Chili Davis, S OBP: 0.350, SLG: 0.482 (1, 9)	0-0 2B 1B	0-0 F9 1B			0-0 G3 1B	4-0 1B IBB		0-3 K 1B	
Jeffrey Leonard, R OBP: 0.367, SLG: 0.508 (1, 7)	0-0 1-H HR 2B		0-0 5-3 1B		0-0 2B 2B	0-0 5-3 1B		0-0 F9 1B	
Bob Brenly, R OBP: 0.381, SLG: 0.510 (1, 2)	0-0 2-H HR 1B		0-0 6-3 1B		0-3 K 1B		0-0 F6-4-3 1B		
Scot Thompson, L OBP: 0.387, SLG: 0.335 (1, 3)	0-0 1B 1B		0-0 1B 1B		4-0 1B IBB		0-0 F8 1B		
Fran Mullins, R OBP: 0.302, SLG: 0.333 (1, 5) (4, 6)	0-0 1-2 FC5-4 1B		0-0 5-3 1B		0-0 1-3 1B		0-0 F6-4-3 1-2 1B		
Johnnie LeMaster, R OBP: 0.257, SLG: 0.280 Brad Wellman, R OBP: 0.275, SLG: 0.312 (1, 6) (4, 5)	0-0 1-2f FC5-4 1B		0-3 K 1B			0-0 F7 1B		0-0 6-3 1B	
Jeff Robinson, R OBP: 0.140, SLG: 0.109 Gary Lavelle, S Greg Minton, S OBP: 0.111, SLG: 0.059 (1, 1) (7, 1) (9, 1)		0-0 1B 1B	0-0 5-3 1B		0-3 K 1B	0-3 K 1B		0-0 5-3 1B	

Inning	R	H	E	K	S	R	H	E	K	S	R	H	E	K	S	R	H	E	K	S	R	H	E	K	S	R	H	E	K	S	R	H	E	K	S					
1	3	5	0	0	8	0	1	0	1	6	0	0	0	1	6	0	2	0	0	7	0	0	0	3	0	0	0	0	0	0	0	0	0	0	0	0	0			
2	0	1	0	1	6	0	1	0	1	6	0	0	0	1	6	0	0	0	0	7	0	0	0	3	0	0	0	0	0	0	0	0	0	0	0	0	0	0	0	
3	0	1	0	1	4	0	1	0	1	4	0	0	0	1	4	0	1	0	1	7	0	0	0	3	0	0	0	0	0	0	0	0	0	0	0	0	0	0	0	0
4	0	1	0	1	6	0	1	0	1	6	0	0	0	1	6	0	2	0	0	7	0	0	0	3	0	0	0	0	0	0	0	0	0	0	0	0	0	0	0	0
5	0	1	0	1	10	0	1	0	1	10	0	1	0	1	10	0	3	0	3	7	0	0	0	3	0	0	0	0	0	0	0	0	0	0	0	0	0	0	0	0
6	0	1	0	1	6	0	1	0	1	6	0	0	0	1	6	0	3	0	1	7	0	0	0	3	0	0	0	0	0	0	0	0	0	0	0	0	0	0	0	0
7	0	1	0	1	3	0	1	0	1	3	0	0	0	1	3	0	0	0	3	7	0	0	0	3	0	0	0	0	0	0	0	0	0	0	0	0	0	0	0	0
8	0	0	0	0	3	0	0	0	1	3	0	0	0	0	3	0	0	0	3	7	0	0	0	3	0	0	0	0	0	0	0	0	0	0	0	0	0	0	0	0
9	0	0	0	0	5	0	0	0	1	5	0	0	0	1	5	0	0	0	5	7	0	0	0	5	0	0	0	0	0	0	0	0	0	0	0	0	0	0	0	0

PITCHER	IP	WLS	BF	H	R	ER	SO	BB	IBB	HBP	BLK	WP	HR	S	P	ERA	WHIP
Bryn Smith, R ERA: 3.16 (1, 1)	6.0	L	31	10	3	3	4	0	2	0	0	0	1	37	45	4.50	1.667
Rick Grapenthin, R ERA: 4.15 (7, 1)	2.0		6	1	0	0	0	0	0	0	0	0	0	6	6	0.00	0.500
Bob James, R ERA: 3.48 (9, 1)	1.0		3	0	0	0	1	0	0	0	0	0	0	5	5	0.00	0.000

BOTTOM

San Francisco Giants @ Montreal Expos
Olympic Stadium, Montreal, QB

Tue Aug 28 1984, 7:05 PM EDT
Att. 15,986 - Unknown

livebaseballscorecards.com

AB	30
R	2
H	5
RBI	2
BB	2
SO	1
LOB	7



WP:	0	PA:	32
PB:	0	SB:	1
CS:	0		

AB	R	H	RBI	BB	SO	LOB
4	0	1	0	0	0	1
4	0	0	0	0	0	1
4	0	0	0	0	1	1
3	0	0	0	1	0	1
0	0	0	0	0	0	0
4	2	2	2	0	0	1
2	0	1	0	1	0	0
2	0	0	0	0	0	1
1	0	0	0	0	0	1
3	0	0	0	0	0	0
1	0	0	0	0	0	0
1	0	0	0	0	0	0
0	0	0	0	0	0	0
1	0	1	0	0	0	0
0	0	0	0	0	0	0

Batter	1	2	3	4	5	6	7	8	9
Tim Raines, S OBP: 0.400, SLG: 0.422 (1, 8)	0-0 1B		0-0 F9			0-0 F8		0-0 L3	
Derrel Thomas, S OBP: 0.312, SLG: 0.329 (1, 6)	0-0 F7			0-0 3-1		0-0 F7			0-0 6-3
Andre Dawson, R OBP: 0.298, SLG: 0.387 (1, 9)	0-0 6-3			0-0 5-3			0-3 K		0-0 5-3
Gary Carter, R OBP: 0.359, SLG: 0.496 (1, 2) Rene Gonzales, R (9, PR)	0-0 F8			0-0 F9			0-0 6-3		4-0 FC6-4 BB
Dan Driessen, L OBP: 0.356, SLG: 0.431 (1, 3)		0-0 G4-1			0-0 HR				0-0 FC6-4
Tim Wallach, R OBP: 0.329, SLG: 0.443 (1, 5)		4-0 BB			0-0 F8				0-0 FC6 1B
Mike Stenhouse, L OBP: 0.306, SLG: 0.327 (7, PH) Jim Wohlford, R OBP: 0.310, SLG: 0.350 (8, 7)		0-0 G4-6-3			0-0 F9				0-0 FC6
Doug Flynn, R OBP: 0.275, SLG: 0.290 (1, 4)			0-0 F6-3		0-0 F3				0-0 F4-3
Bryn Smith, R OBP: 0.191, SLG: 0.167 (1, 1) Miguel Dilone, S OBP: 0.329, SLG: 0.361 (6, PH) Rick Grapenthin, R (7, 1) Tony Scott, S OBP: 0.326, SLG: 0.305 (8, PH) Bob James, R OBP: 0.182, SLG: 0.182 (9, 1)			0-0 F7				0-0 B5		0-0 L3 1B

Inning	R	H	E	K	S	H	LOB	BB	P
1	0	1	0	4	2	0	1	0	4
2	0	0	0	2	6	0	0	1	6
3	0	0	0	3	3	0	0	0	3
4	1	1	0	4	4	0	0	0	4
5	0	0	0	3	3	0	0	0	3
6	0	0	0	3	3	0	0	0	3
7	1	2	0	7	7	1	0	0	7
8	0	1	0	3	3	0	0	0	3
9	0	0	0	3	7	1	1	0	7

PITCHER	IP	WLS	BF	H	R	ER	SO	BB	IBB	HBP	BLK	WP	HR	S	P	ERA	WHIP
Jeff Robinson, R ERA: 4.59 (1, 1)	6.2	W	24	4	2	2	1	1	0	0	0	0	2	25	29	2.70	0.750
Gary Lavelle, L ERA: 2.75 (7, 1)	1.1		4	1	0	0	0	0	0	0	0	0	0	4	4	0.00	0.750
Greg Minton, R ERA: 3.67 (9, 1)	1.0	S	4	0	0	0	0	1	0	0	0	0	0	3	7	0.00	1.000

Batter	1	2	3	4	5	6	7	8	9	10	11	AB R H RBI BB SO LOB	TOP																		
Dan Gladden, R OBP: 0.385, SLG: 0.439 (1, 8)												5 0 2 0 0 0 3	<p>San Francisco Giants @ Montreal Expos Olympic Stadium, Montreal, QB Wed Aug 29 1984, 7:05 PM EDT Att. 10,191 - Unknown</p>																		
Manny Trillo, R OBP: 0.310, SLG: 0.350 (1, 4)												5 1 2 0 0 1 2																			
Chili Davis, S OBP: 0.351, SLG: 0.487 (1, 9)												4 1 1 2 1 0 1																			
Jeffrey Leonard, R OBP: 0.363, SLG: 0.502 (1, 7)												5 0 0 0 0 1 4																			
Bob Brenly, R OBP: 0.382, SLG: 0.519 (1, 2)												5 1 2 1 0 0 0																			
Scot Thompson, L OBP: 0.387, SLG: 0.337 (1, 3)												5 1 2 0 0 1 0																			
Fran Mullins, R OBP: 0.284, SLG: 0.311 (9, 5)												4 0 0 0 0 0 2																			
Brad Wellman, R OBP: 0.276, SLG: 0.309 (9, PH)												2 0 0 0 0 1 2 0																			
Dusty Baker Jr., R OBP: 0.376, SLG: 0.346 (9, 6)												1 0 0 0 0 0 2																			
Johnnie LeMaster, R OBP: 0.257, SLG: 0.279 (9, 6)												1 0 0 0 0 0 1																			
Mark Grant, R (1, 1)												1 0 0 0 0 0 1 0																			
Gene Richards, L OBP: 0.348, SLG: 0.285 (5, PH)												1 0 0 0 0 0 1 1																			
Bob Lacey, R OBP: 0.200, SLG: 0.200 (5, 1)												0 0 0 0 0 0 0 0																			
Frank Williams, R OBP: 0.333, SLG: 0.222 (7, 1)												0 0 0 0 0 0 0 0																			
Duane Kuiper, L OBP: 0.271, SLG: 0.181 (8, PH)												1 0 0 0 0 0 0 0																			
Gary Lavelle, S (8, 1)												0 0 0 0 0 0 0 0																			
Joel Youngblood, R OBP: 0.335, SLG: 0.369 (8, PH)												1 0 0 0 0 0 0 1																			
Greg Minton, S OBP: 0.105, SLG: 0.056 (9, 1)												1 0 0 0 0 0 0 1																			
Inning Stats	R: 0 E: 0 S: 4	H: 1 LOB: 1 BB: 0 P: 4	R: 0 E: 0 S: 5	H: 0 LOB: 0 BB: 0 P: 5	R: 0 E: 0 S: 9	H: 2 LOB: 3 BB: 1 P: 13	R: 0 E: 0 S: 3	H: 0 LOB: 0 BB: 0 P: 3	R: 0 E: 0 S: 7	H: 0 LOB: 0 BB: 1 P: 11	R: 0 E: 0 S: 3	H: 0 LOB: 0 BB: 0 P: 3	R: 0 E: 0 S: 5	H: 0 LOB: 0 BB: 0 P: 5	R: 2 E: 0 S: 7	H: 2 LOB: 0 BB: 0 P: 7	R: 1 E: 1 S: 6	H: 2 LOB: 2 BB: 0 P: 6	R: 0 E: 0 S: 3	H: 0 LOB: 0 BB: 0 P: 3	R: 1 E: 0 S: 5	H: 2 LOB: 1 BB: 0 P: 5	1B: 5 2B: 2 3B: 0 HR: 2	SF: 0 SAC: 1 DP: 0 HBP: 0	WP: 0 PB: 0 SB: 0 CS: 0	PA: 45					
PITCHER	IP WLS BF H R ER SO BB IBB HBP BLK WP HR S P ERA WHIP																														
Steve Rogers, R ERA: 4.7 (1, 1)	8.0	32	6	3	2	7	2	0	0	0	0	0	0	1	44	52	2.25	1.000													
Bob James, R ERA: 3.43 (9, 1)	1.0	5	1	0	0	0	0	0	0	0	0	0	0	0	5	5	0.00	1.000													
Rick Grapenthin, R ERA: 4.22 (10, 1)	2.0	L	8	2	1	1	0	0	0	0	0	0	0	1	8	8	4.50	1.000													

livebaseballscorecards.com

AB	42
R	4
H	9
RBI	3
BB	2
SO	7
LOB	18



BOTTOM

San Francisco Giants @ Montreal Expos
Olympic Stadium, Montreal, QB
Wed Aug 29 1984, 7:05 PM EDT
Att. 10,191 - Unknown

livebaseballscores.com

AB	41
R	3
H	11
RBI	3
BB	4
SO	4
LOB	21



WP:	0	PA:	45
PB:	0		
SB:	0		
CS:	0		

AB R H RBI BB SO LOB

4	0	1	0	1	0	0
4	0	1	0	1	0	3
5	1	1	0	0	0	3
4	1	2	1	1	0	1
5	1	2	2	0	0	2
5	0	2	0	0	1	2
0	0	0	0	0	0	0
3	0	0	0	1	1	1
1	0	1	0	0	0	0
3	0	0	0	0	0	2
1	0	1	0	0	0	0
1	0	0	0	0	0	2
3	0	0	0	0	1	2
0	0	0	0	0	0	0
1	0	0	0	0	1	1
0	0	0	0	0	0	0
1	0	0	0	0	0	2

1B:	6	SF:	0
2B:	4	SAC:	0
3B:	0	DP:	2
HR:	1	HBP:	0

11

0-0	F8	①
0-0	5-3	②
0-0	F5	③
0-0	F5	①
0-0	F8	②
0-0	4-3	③
0-0	FC1-5	①
0-0	G5-3	②
0-0	FC1-5	③
0-0	G5-3	④

10

0-0	F5	①
0-0	F8	②
0-0	4-3	③
0-0	FC1-5	①
0-0	G5-3	②
0-0	FC1-5	③
0-0	G5-3	④

9

4-0	G4-6-3	IBB
0-0	G4-6-3	②
0-0	G4-6-3	③
0-0	F5	①
0-0	F8	②
0-0	4-3	③
0-0	FC1-5	①
0-0	G5-3	②
0-0	FC1-5	③
0-0	G5-3	④

8

0-0	4-3	①
0-0	F3	①
0-0	F4	②
0-0	F4	③
0-0	F9	①
0-0	F9	②
0-0	F9	③
0-0	F9	④
0-0	F9	⑤

7

0-0	4-3	①
0-0	F3	①
0-0	F4	②
0-0	F4	③
0-0	F9	①
0-0	F9	②
0-0	F9	③
0-0	F9	④
0-0	F9	⑤

6

0-0	4-3	①
0-0	F3	①
0-0	F4	②
0-0	F4	③
0-0	F9	①
0-0	F9	②
0-0	F9	③
0-0	F9	④
0-0	F9	⑤

5

0-0	4-3	①
0-0	F3	①
0-0	F4	②
0-0	F4	③
0-0	F9	①
0-0	F9	②
0-0	F9	③
0-0	F9	④
0-0	F9	⑤

4

0-0	4-3	①
0-0	F3	①
0-0	F4	②
0-0	F4	③
0-0	F9	①
0-0	F9	②
0-0	F9	③
0-0	F9	④
0-0	F9	⑤

3

0-0	F6	①
4-0	F5	BB
0-0	F5	②
0-0	F5	③
0-0	F5	④
0-0	F5	⑤
0-0	F5	⑥
0-0	F5	⑦
0-0	F5	⑧

2

0-0	F8	①
0-0	5-3	②
0-0	F5	③
0-0	F5	④
0-0	F5	⑤
0-0	F5	⑥
0-0	F5	⑦
0-0	F5	⑧
0-0	F5	⑨

1

0-0	F8	①
0-0	5-3	②
0-0	F5	③
0-0	F5	④
0-0	F5	⑤
0-0	F5	⑥
0-0	F5	⑦
0-0	F5	⑧
0-0	F5	⑨

Batter

Tim Raines, S (1, 8)
Derrel Thomas, S (1, 6)
Andre Dawson, R (1, 9)
Gary Carter, R (1, 2)
Dan Driessen, L (1, 3)
Tim Wallach, R (1, 5)
Rene Gonzales, R (11, PR)
Mike Stenhouse, L (1, 7)
Max Venable, L (9, 7)
Mike Ramsey, S (1, 4)
Tony Scott, S (9, PH)
Doug Flynn, R (10, 4)
Steve Rogers, R (1, 1)
Bob James, R (9, 1)
Jim Wohlford, R (9, PH)
Rick Grapenthin, R (10, 1)
Miguel Dilone, S (11, PH)

Inning Stats

R: 1	H: 3
E: 1	LOB: 2
K: 1	BB: 0
S: 8	P: 8

R: 0 H: 0 E: 0 K: 0 S: 3

H: 0 LOB: 0 BB: 0 P: 3

R: 0 H: 0 E: 0 K: 0 S: 2

H: 0 LOB: 0 BB: 1 P: 6

R: 2 H: 2 E: 0 K: 0 S: 5

H: 2 LOB: 1 BB: 1 P: 9

R: 0 H: 1 E: 0 K: 2 S: 8

H: 1 LOB: 1 BB: 0 P: 8

R: 0 H: 1 E: 0 K: 2 S: 8

H: 1 LOB: 1 BB: 0 P: 8

R: 0 H: 0 E: 0 K: 1 S: 5

H: 1 LOB: 1 BB: 1 P: 9

R: 0 H: 0 E: 0 K: 0 S: 3

H: 0 LOB: 0 BB: 0 P: 3

R: 0 H: 2 E: 0 K: 0 S: 4

H: 2 LOB: 1 BB: 0 P: 4

R: 0 H: 0 E: 0 K: 0 S: 3

H: 0 LOB: 0 BB: 0 P: 3

R: 0 H: 2 E: 0 K: 0 S: 4

H: 2 LOB: 1 BB: 0 P: 4

1B: 6

 2B: 4 | 3B: 0 | HR: 1 | SF: 0 | SAC: 0 | DP: 2 | HBP: 0 | WP: 0 | PA: 45 |

PITCHER

IP WLS BF H R ER SO BB IBB HBP BLK WP HR S P ERA WHIP

Mark Grant, R (1, 1)
Bob Lacey, L (5, 1)
Frank Williams, R (7, 1)
Gary Lavelle, L (8, 1)
Greg Minton, R (9, 1)

PITCHER

IP WLS BF H R ER SO BB IBB HBP BLK WP HR S P ERA WHIP

Mark Grant, R (1, 1)
Bob Lacey, L (5, 1)
Frank Williams, R (7, 1)
Gary Lavelle, L (8, 1)
Greg Minton, R (9, 1)

Batter	1	2	3	4	5	6	7	8	9	AB	R	H	RBI	BB	SO	LOB	TOP
Dan Gladden, R (1, 8) <small>OBP: 0.382, SLG: 0.436</small> Mark Davis, L (6, 1) <small>OBP: 0.186, SLG: 0.244</small> Gary Lavelle, S (7, 1) Brad Wellman, R (8, PH) <small>OBP: 0.279, SLG: 0.312</small> (8, 5)	0-0 F9	0-0 FC6-4 1-3 2-H 3-H 1B			0-0 F9	0-0 6-3		0-0 1B		4	0	1	2	0	0	3	
Manny Trillo, R (1, 4) <small>OBP: 0.309, SLG: 0.347</small> (7, 5) (8, 4)	0-0 F8	0-0 FC6-4 1-2f			0-0 E6		0-0 BB 1B	0-0 1-3		5	0	1	0	0	0	4	
Joel Youngblood, R (1, 9) <small>OBP: 0.336, SLG: 0.369</small>	0-3 K			0-0 G6-4-3 1B	0-3 K		0-3 K		0-0 HR 1B	5	1	2	0	0	3	2	
Jeffrey Leonard, R (1, 7) <small>OBP: 0.365, SLG: 0.511</small>		0-3 K	0-0 G6-4-3 1-2f		0-0 S 1B		4-0 BB BB BB BB 1-2 BB	0-0 1-H HR		4	2	2	2	1	1	1	
Bob Brenly, R (1, 3) <small>OBP: 0.380, SLG: 0.513</small> (6, 2)		4-0 BB BB BB BB 1B E BB	0-0 F7		0-0 5-3		0-0 F7	0-0 1-3		4	1	0	0	1	0	3	
Fran Mullins, R (1, 5) <small>OBP: 0.330, SLG: 0.317</small> Duane Kuiper, L (7, PH) <small>OBP: 0.289, SLG: 0.179</small> (7, 4) Bob Lacey, R (8, 1) <small>OBP: 0.200, SLG: 0.200</small> John Raby, R (9, PH) <small>OBP: 0.297, SLG: 0.333</small> Greg Minton, S (9, 1) <small>OBP: 0.100, SLG: 0.056</small>		0-0 E 1B 1-2 1B		0-0 6-3	4-0 BB BB BB BB 1B WP BB		0-0 6-3	0-3 K		2	1	1	0	1	0	0	
Johnnie LeMaster, R (1, 6) <small>OBP: 0.261, SLG: 0.281</small>		0-0 E8 1-3 2-H 1B 1B		0-3 K	4-0 BB BB BB BB 1B BB		0-0 F9	0-0 S 1B		4	1	2	1	1	1	0	
Randy Gomez, R (1, 2) Dusty Baker Jr., R (6, PH) <small>OBP: 0.374, SLG: 0.345</small> Scot Thompson, L (6, 3) <small>OBP: 0.388, SLG: 0.335</small>		4-0 BB BB BB BB 1B BB		0-0 F9	0-0 F8		0-0 F8	4-0 BB BB BB BB 1B BB	0-3 K	1	0	0	0	1	0	0	
Randy Lerch, L (1, 1) <small>OBP: 0.333, SLG: 0.167</small> Frank Williams, R (5, 1) <small>OBP: 0.333, SLG: 0.222</small> Chili Davis, S (6, PH) <small>OBP: 0.352, SLG: 0.487</small> (6, 8)		0-3 K		0-0 F9	0-0 F9		0-0 1-2 2-3 3-H 1B	0-0 F8		2	0	0	0	0	1	3	
Inning Stats	R: 0 E: 0 K: 1 S: 5 H: 0 LOB: 0 BB: 0 P: 5	R: 3 E: 1 K: 2 S: 10 H: 3 LOB: 2 BB: 2 P: 18	R: 0 E: 0 K: 0 S: 3 H: 1 LOB: 0 BB: 0 P: 3	R: 0 E: 0 K: 1 S: 5 H: 0 LOB: 0 BB: 0 P: 5	R: 0 E: 1 K: 1 S: 6 H: 0 LOB: 1 BB: 0 P: 6	R: 1 E: 0 K: 0 S: 5 H: 2 LOB: 3 BB: 2 P: 13	R: 0 E: 0 K: 1 S: 6 H: 1 LOB: 2 BB: 1 P: 10	R: 0 E: 0 K: 0 S: 4 H: 1 LOB: 2 BB: 1 P: 8	R: 2 E: 0 K: 2 S: 10 H: 3 LOB: 1 BB: 0 P: 10	1B: 9 2B: 1 3B: 0 HR: 1 SF: 0 SAC: 0 DP: 1 HBP: 0	WP: 1 PB: 0 SB: 2 CS: 0	PA: 44					
PITCHER Steve Carlton, L (1, 1) <small>ERA: 3.29</small> Bill Campbell, R (7, 1) <small>ERA: 2.96</small> Al Holland, L (8, 1) <small>ERA: 3.13</small>	IP	WLS	BF	H	R	ER	SO	BB	IBB	HBP	BLK	WP	HR	S	P	ERA	WHIP
	6.0		28	6	4	4	5	4	0	0	0	1	0	34	50	6.00	1.667
	1.1		7	1	0	0	1	2	0	0	0	0	0	7	15	0.00	2.250
	1.2	L	9	4	2	2	2	0	0	0	0	0	1	13	13	10.80	2.400

San Francisco Giants @ Philadelphia Phillies
 Veterans Stadium, Philadelphia, PA
 Thu Aug 30 1984, 7:05 PM EDT
 Unknown

AB	38
R	6
H	11
RBI	6
BB	6
SO	8
LOB	23



WP: 1	PA: 44
PB: 0	
SB: 2	
CS: 0	

Batter	1	2	3	4	5	6	7	8	9	AB	R	H	RBI	BB	SO	LOB
Juan Samuel, R OBP: 0.319, SLG: 0.445 (1, 4)	0-0 F9		0-0 F9		0-0 4-3 1-3 2B	0-3 K			0-3 K	5	0	1	0	0	2	1
Luis Aguayo, R OBP: 0.365, SLG: 0.493 (1, 5) Francisco Melendez, L (9, PH)	0-0 2B		0-3 K		0-0 5-3		0-0 1B		0-0 P6	4	0	2	0	0	1	3
Von Hayes, L OBP: 0.373, SLG: 0.468 (1, 8)	0-3 K		0-0 1-H HR		4-0 4-3 IBB		0-0 1-2 1B		0-0 6-3	4	1	2	2	1	1	1
John Wockenfuss, R OBP: 0.369, SLG: 0.415 (1, 3) Al Oliver, L (5, PH) Al Holland, R (6, 3) Al Holland, R (8, 1)	0-0 F9		0-0 6-3		0-0 4-3		0-0 P2			2	0	0	0	0	0	1
Sixto Lezcano, R OBP: 0.365, SLG: 0.486 (1, 9)		4-0 G4-6-3 BB		4-0 5-3 BB		0-3 K		0-0 G6-4-3 1-2f		2	0	0	0	2	1	4
Ozzie Virgil, R OBP: 0.338, SLG: 0.474 (1, 2)		4-0 1-2 G4-6-3 BB		0-0 5-3 1-2		0-0 5-3		0-0 G4-3-6 1B		3	0	1	0	1	0	1
John Russell, R OBP: 0.368, SLG: 0.583 (1, 7)		0-0 G4-6-3 1-2f 2-3		0-3 K		4-0 FC6-4 BB		0-0 1-2 G4-3-6 1B		3	0	1	0	1	1	3
Ivan De Jesus, R OBP: 0.329, SLG: 0.311 (1, 6)		0-3 K		0-0 4-3		0-0 FC6-4 1-2f HR		0-0 G4-3-6 1-2f 2-3		4	1	0	0	0	1	5
Steve Carlton, L OBP: 0.213, SLG: 0.260 (1, 1) Mike Schmidt, R OBP: 0.384, SLG: 0.519 (6, PH) Bill Campbell, R (7, 1) Len Matuszek, L OBP: 0.355, SLG: 0.464 (8, 3)			4-0 HR BB		4-0 2B 4-3 BB		0-0 1-H HR		0-0 P6	0	2	0	0	2	0	0
										1	1	1	2	0	0	0
										0	0	0	0	0	0	0
										1	0	0	0	0	0	1

Inning Stats	R: 0	H: 1	E: 0	K: 1	S: 6	H: 1	LOB: 1	BB: 0	P: 6	R: 0	H: 0	E: 0	K: 1	S: 4	H: 0	LOB: 1	BB: 2	P: 12	R: 2	H: 1	E: 0	K: 1	S: 6	H: 0	LOB: 0	BB: 1	P: 10	R: 0	H: 0	E: 0	K: 1	S: 5	R: 1	H: 1	E: 0	K: 1	S: 6	H: 1	LOB: 2	BB: 2	P: 14	R: 2	H: 1	E: 0	K: 1	S: 6	H: 2	LOB: 1	BB: 0	P: 4	R: 0	H: 2	E: 0	K: 0	S: 4	H: 2	LOB: 1	BB: 0	P: 4	R: 0	H: 2	E: 0	K: 1	S: 5	H: 0	LOB: 0	BB: 0	P: 5	1B: 4	SF: 0	2B: 2	SAC: 0	3B: 0	DP: 3	HR: 2	HBP: 0	WP: 0	PA: 39
--------------	------	------	------	------	------	------	--------	-------	------	------	------	------	------	------	------	--------	-------	-------	------	------	------	------	------	------	--------	-------	-------	------	------	------	------	------	------	------	------	------	------	------	--------	-------	-------	------	------	------	------	------	------	--------	-------	------	------	------	------	------	------	------	--------	-------	------	------	------	------	------	------	------	--------	-------	------	-------	-------	-------	--------	-------	-------	-------	--------	-------	--------


PITCHER	IP	WLS	BF	H	R	ER	SO	BB	IBB	HBP	BLK	WP	HR	S	P	ERA	WHIP
Randy Lerch, L ERA: 3.92 (1, 1)	4.0		19	3	3	3	4	5	0	0	0	0	1	22	42	6.75	2.000
Frank Williams, R ERA: 3.46 (5, 1)	1.0		4	0	0	0	1	0	1	0	0	0	0	5	9	0.00	0.000
Mark Davis, L ERA: 5.58 (6, 1)	1.0		7	3	2	2	1	1	0	0	0	0	1	8	12	18.00	4.000
Gary Lavelle, L ERA: 2.69 (7, 1)	1.0		2	0	0	0	0	0	0	0	0	0	0	2	2	0.00	0.000
Bob Lacey, L ERA: 4.01 (8, 1)	1.0	W	4	2	0	0	0	0	0	0	0	0	0	4	4	0.00	2.000

BOTTOM

San Francisco Giants @ Philadelphia Phillies
Veterans Stadium, Philadelphia, PA

Thu Aug 30 1984, 7:05 PM EDT
Unknown

AB	32
R	5
H	8
RBI	5
BB	7
SO	7
LOB	24



PITCHER	IP	WLS	BF	H	R	ER	SO	BB	IBB	HBP	BLK	WP	HR	S	P	ERA	WHIP
Greg Minton, R ERA: 3.53 (9, 1)	1.0		3	0	0	0	1	0	0	0	0	0	0	5	5	0.00	0.000

Batter	1	2	3	4	5	6	7	8	9	AB R H RBI BB SO LOB	TOP														
Dan Gladden, R (1, 8) OBP: 0.384, SLG: 0.437	0-0 F8	0-0 1B		0-0 FC6-2 1B		0-0 SH1-4 1-2		0-0 F9 1-2		4 0 2 1 0 0 1															
Manny Trillo, R (1, 4) OBP: 0.304, SLG: 0.342	0-0 F9	0-0 F9		0-0 E5 1-3		0-0 F9		0-0 F7		5 0 0 0 0 0 3															
Chili Davis, S (1, 9) OBP: 0.352, SLG: 0.492	4-0 E CI BB		0-3 K	0-0 FC6-2			0-0 HR		0-0 4-3	4 1 1 1 1 1 1															
Dusty Baker Jr., R (1, 7) OBP: 0.378, SLG: 0.349	0-1 CI 1-2		0-0 2B 1B	0-3 K			0-0 6-3 1B		0-3 K	3 1 2 0 0 1 1 1 0 0 0 0 1 0															
Joel Youngblood, R (8, 7) OBP: 0.335, SLG: 0.369																									
Bob Brenly, R (1, 2) OBP: 0.378, SLG: 0.512	0-0 E5 1-2 2-3		0-0 1B 2B		0-3 K		0-0 6-3		0-0 4-3	5 1 1 1 0 1 3															
Scot Thompson, L (1, 3) OBP: 0.390, SLG: 0.335	0-3 K		0-0 2B 1B		0-0 L4		4-0 FC6-4 IBB			3 1 1 1 1 1 3															
Fran Mullins, R (1, 5) OBP: 0.311, SLG: 0.343		0-0 G3 1B 1B	0-0 2B		0-0 5-3		0-0 F9			4 1 2 1 0 0 2															
Johnnie LeMaster, R (1, 6) OBP: 0.258, SLG: 0.278		0-0 G3	0-3 K			0-0 L5		0-0 FC6-4		4 0 0 0 0 1 4 0 0 0 0 0 0 0															
Mark Davis, L (9, 1) OBP: 0.186, SLG: 0.244		0-0 5-3	0-0 G3			0-0 SH1-4 1B		0-1 CI CS		2 0 0 0 0 0 2 0 0 0 0 0 0 0 1 0 1 0															
Mike Krukow, R (1, 1) OBP: 0.141, SLG: 0.145																									
Frank Williams, R (5, 1) OBP: 0.333, SLG: 0.222																									
Gene Richards, L (6, PH) OBP: 0.290, SLG: 0.290																									
Bob Lacey, R (6, 1) OBP: 0.290, SLG: 0.290																									
Gary Lavelle, S (7, 1) OBP: 0.279, SLG: 0.312																									
Brad Wellman, R (7, 5) OBP: 0.279, SLG: 0.312																									
Inning Stats	R: 0 E: 2 K: 1 S: 7	H: 0 LOB: 3 BB: 1 P: 11	R: 1 E: 0 K: 2 S: 5	H: 2 LOB: 1 BB: 0 P: 5	R: 3 E: 0 K: 2 S: 11	H: 4 LOB: 1 BB: 0 P: 11	R: 0 E: 1 K: 1 S: 6	H: 1 LOB: 1 BB: 0 P: 6	R: 0 E: 0 K: 1 S: 5	H: 0 LOB: 0 BB: 0 P: 5	R: 0 E: 0 K: 0 S: 4	H: 1 LOB: 1 BB: 0 P: 4	R: 1 E: 0 K: 0 S: 5	H: 2 LOB: 2 BB: 1 P: 9	R: 0 E: 1 K: 0 S: 3	H: 0 LOB: 0 BB: 0 P: 3	R: 0 E: 0 K: 1 S: 5	H: 0 LOB: 0 BB: 0 P: 5	1B: 7 2B: 2 3B: 0 HR: 1	SF: 0 SAC: 1 DP: 0 HBP: 0	WP: 0 PB: 0 SB: 0 CS: 1	PA: 41			
PITCHER	IP WLS BF H R ER SO BB IBB HBP BLK WP HR S P ERA WHIP																								
Kevin Gross, R (1, 1) ERA: 4.2	5.0		25	7	4	4	5	1	0	0	0	0	0	34	38	7.20	1.600								
Renie Martin, R (6, 1) ERA: 3.76	3.0		13	3	1	1	0	0	1	0	0	0	1	12	16	3.00	1.000								
Larry Andersen, R (9, 1) ERA: 1.89	1.0	W	3	0	0	0	1	0	0	0	0	0	0	5	5	0.00	0.000								

San Francisco Giants @ Philadelphia Phillies
Veterans Stadium, Philadelphia, PA
Thu Aug 30 1984, 7:05 PM EDT
Att: 36,354 - Unknown

livebaseballscorecards.com

AB	36
R	5
H	10
RBI	5
BB	2
SO	6
LOB	20



Batter	1	2	3	4	5	6	7	8	9	AB	R	H	RBI	BB	SO	LOB
Juan Samuel, R OBP: 0.319, SLG: 0.446 (1, 4)	0-3 K		1-0 HBP		0-0 1B 2B	0-0 6-3		0-0 FC4-6 1B		4	1	1	0	0	1	2
John Wockenfuss, R OBP: 0.376, SLG: 0.413 (1, 2)	0-0 F9		0-0 2-3		4-0 1B 1B 1B BB		4-0 G4-3 1B BB	0-0 1B		3	1	1	1	2	0	1
Von Hayes, L OBP: 0.375, SLG: 0.469 (1, 8)	0-0 2B 1B		0-0 F8		0-0 1B 1B		0-0 G4-3 1B	0-0 G3		5	2	3	1	0	0	3
Al Oliver, L OBP: 0.345, SLG: 0.377 (1, 7) (8, 3)	0-0 2B		0-0 F8		0-0 1B 1B K2-1-2 1B		0-0 G4-3		0-0 SH1-4 WP BB 1B	5	1	3	1	0	0	3
Len Matuszek, L OBP: 0.354, SLG: 0.463 (1, 3) Mike Schmidt, R OBP: 0.385, SLG: 0.519 (7, PH) Luis Aguayo, R OBP: 0.373, SLG: 0.493 (7, PR) (8, 5)	0-3 K			0-0 F7	0-0 1B 1B		4-0 IBB		4-0 BB SH1-4 1B IBB	3	0	1	2	0	1	1
Glenn Wilson, R OBP: 0.274, SLG: 0.372 (1, 5) (8, 7)		0-0 G6-4-3 1B 1B		0-0 F9	0-0 1B 1B		0-3 K		0-0 SH1-4	4	0	2	0	0	1	2
John Russell, R OBP: 0.419, SLG: 0.590 (1, 9)		0-0 G6-4-3 1B 1B		4-0 BB	0-3 K2-1-2			0-0 FC1-5 BB 1B IBB	4-0 BB IBB	3	0	2	0	2	1	3
Ivan De Jesus, R OBP: 0.328, SLG: 0.309 (1, 6) Sixto Lezcano, R OBP: 0.367, SLG: 0.486 (9, PH)		0-0 G6-4-3		0-3 K		0-0 5-3		4-0 FC4-6 1B BB	4-0 BB	3	1	0	0	1	1	3
Kevin Gross, R OBP: 0.080, SLG: 0.042 (1, 1) Francisco Melendez, L (5, PH) Renie Martin, R OBP: 0.375, SLG: 0.375 (6, 1) Larry Andersen, R (9, 1)		0-3 K			0-0 F9	0-0 5-3		0-0 FC1-5 FC4-6		1	0	0	0	0	1	1

Inning Stats	R: 1	H: 2	E: 0	K: 2	S: 9	LOB: 1	BB: 0	P: 9	R: 0	H: 2	E: 0	K: 1	S: 6	LOB: 1	BB: 0	P: 6	R: 0	H: 0	E: 0	K: 0	S: 3	LOB: 1	BB: 0	P: 4	R: 0	H: 0	E: 0	K: 1	S: 5	LOB: 3	BB: 1	P: 13	R: 0	H: 0	E: 0	K: 0	S: 3	LOB: 0	BB: 0	P: 3	R: 0	H: 1	E: 0	K: 1	S: 5	LOB: 2	BB: 2	P: 13	R: 1	H: 2	E: 0	K: 0	S: 5	LOB: 2	BB: 1	P: 9	R: 1	H: 1	E: 0	K: 0	S: 2	LOB: 3	BB: 3	P: 14	1B: 11	2B: 3	3B: 0	HR: 0	SF: 0	SAC: 1	DP: 3	HBP: 1	WP: 1	PA: 44
--------------	------	------	------	------	------	--------	-------	------	------	------	------	------	------	--------	-------	------	------	------	------	------	------	--------	-------	------	------	------	------	------	------	--------	-------	-------	------	------	------	------	------	--------	-------	------	------	------	------	------	------	--------	-------	-------	------	------	------	------	------	--------	-------	------	------	------	------	------	------	--------	-------	-------	--------	-------	-------	-------	-------	--------	-------	--------	-------	--------


PITCHER	IP	WLS	BF	H	R	ER	SO	BB	IBB	HBP	BLK	WP	HR	S	P	ERA	WHIP
Mike Krukow, R ERA: 4.46 (1, 1)	4.1		23	8	4	4	4	2	0	1	0	0	0	28	37	8.31	2.308
Frank Williams, R ERA: 3.44 (5, 1)	0.2		2	1	0	0	1	0	0	0	0	0	0	4	4	0.00	1.500
Bob Lacey, L ERA: 3.89 (6, 1)	1.0		4	0	0	0	0	1	0	0	0	0	0	3	7	0.00	1.000
Gary Lavelle, L ERA: 2.73 (7, 1)	2.0		10	3	1	1	1	1	1	0	0	0	0	10	18	4.50	2.000
Mark Davis, L ERA: 5.63 (9, 1)	0.1	L	5	1	1	1	0	1	2	0	0	1	0	2	14	27.00	6.000

BOTTOM

San Francisco Giants @ Philadelphia Phillies
Veterans Stadium, Philadelphia, PA

Thu Aug 30 1984, 7:05 PM EDT
Att. 36,354 - Unknown

AB	34
R	6
H	13
RBI	6
BB	8
SO	6
LOB	21



PITCHER	IP	WLS	BF	H	R	ER	SO	BB	IBB	HBP	BLK	WP	HR	S	P	ERA	WHIP
Mike Krukow, R ERA: 4.46 (1, 1)	4.1		23	8	4	4	4	2	0	1	0	0	0	28	37	8.31	2.308
Frank Williams, R ERA: 3.44 (5, 1)	0.2		2	1	0	0	1	0	0	0	0	0	0	4	4	0.00	1.500
Bob Lacey, L ERA: 3.89 (6, 1)	1.0		4	0	0	0	0	1	0	0	0	0	0	3	7	0.00	1.000
Gary Lavelle, L ERA: 2.73 (7, 1)	2.0		10	3	1	1	1	1	1	0	0	0	0	10	18	4.50	2.000
Mark Davis, L ERA: 5.63 (9, 1)	0.1	L	5	1	1	1	0	1	2	0	0	1	0	2	14	27.00	6.000

Batter	1	2	3	4	5	6	7	8	9	AB R H RBI BB SO LOB	TOP	
Dan Gladden, R (1, 8) OBP: 0.385, SLG: 0.444	0-0 F9	0-0 F7			0-0 HR 1B		0-0 3B	0-0 6-3		5 1 2 0 0 0 4		
Manny Trillo, R (1, 4) OBP: 0.300, SLG: 0.336	0-0 F3		0-0 F8		0-3 K		0-3 K		0-0 5-3	5 0 0 0 0 2 2		
Chili Davis, S (1, 9) OBP: 0.353, SLG: 0.498	0-0 1B		0-0 6-3		0-0 HR 1-H			0-0 6-3	0-3 K	5 1 2 2 0 1 0		
Jeffrey Leonard, R (1, 7) OBP: 0.364, SLG: 0.507	0-0 5-3		0-0 P6		0-0 6-3			0-0 BB 1B	0-3 K	5 1 1 0 0 1 1		
Bob Brenly, R (1, 3) (8, 2) OBP: 0.377, SLG: 0.508		0-0 6-3		0-0 L6		0-0 4-3		0-0 BB 1B 2B		3 1 0 0 1 0 0		
Fran Mullins, R (1, 5) Dusty Baker Jr., R (8, PH) Scot Thompson, L (8, 3) OBP: 0.299, SLG: 0.329 OBP: 0.381, SLG: 0.349 OBP: 0.390, SLG: 0.335		0-0 6-3		0-0 6-3		0-3 K		0-0 BB 1B 2B		3 0 0 0 0 1 0 0 1 0 0 1 0 0 0 0 0 0 0 0 0		
Johnnie LeMaster, R (1, 6) OBP: 0.263, SLG: 0.283		0-0 BB 1B 1B		0-0 S 1B		0-0 F7		0-0 BB 1B 2B		4 1 3 1 0 0 0		
Randy Gomez, R (1, 2) Joel Youngblood, R (8, PH) Greg Minton, S (8, 1) Gary Lavelle, S (9, 1) Mike Krukow, R (9, 1) OBP: 0.385, SLG: 0.111 OBP: 0.335, SLG: 0.368 OBP: 0.105, SLG: 0.056 OBP: 0.141, SLG: 0.145		0-0 BB 1B		0-0 1-3			0-0 F8	0-0 P4		3 0 1 0 0 0 1 1 0 0 0 0 0 3 0		
Bill Laskey, R (1, 1) Brad Wellman, R (8, PH) (8, 5) OBP: 0.098, SLG: 0.052 OBP: 0.283, SLG: 0.320		0-0 BB 1B		0-3 K			0-0 P6	0-0 1-H 2-H 3-H 2B		2 0 0 0 1 1 0 1 0 1 3 0 0 0		
Inning Stats	R: 0 H: 1 E: 0 LOB: 1 K: 0 BB: 0 S: 4 P: 4	R: 0 H: 2 E: 0 LOB: 3 K: 0 BB: 1 S: 5 P: 9	R: 0 H: 0 E: 0 LOB: 0 K: 0 BB: 0 S: 3 P: 3	R: 0 H: 1 E: 0 LOB: 1 K: 0 BB: 0 S: 4 P: 4	R: 2 H: 2 E: 0 LOB: 0 K: 2 BB: 0 S: 9 P: 9	R: 0 H: 0 E: 0 LOB: 0 K: 1 BB: 0 S: 5 P: 5	R: 0 H: 1 E: 0 LOB: 1 K: 1 BB: 0 S: 6 P: 6	R: 4 H: 3 E: 0 LOB: 1 K: 0 BB: 2 S: 6 P: 14	R: 0 H: 0 E: 0 LOB: 0 K: 2 BB: 0 S: 7 P: 7	1B: 7 SF: 0 2B: 1 SAC: 0 3B: 1 DP: 0 HR: 1 HBP: 0	WP: 0 PA: 40 PB: 0 SB: 1 CS: 0	
PITCHER Jerry Koosman, L (1, 1) ERA: 3.01 Al Holland, L (8, 1) ERA: 3.17	IP WLS BF H R ER SO BB IBB HBP BLK WP HR S P ERA WHIP	7.1 L 33 8 5 5 4 3 0 0 0 0 0 1 38 50 6.14 1.500	1.2 7 2 1 1 2 0 0 0 0 0 0 0 11 11 5.40 1.200	PITCHER IP WLS BF H R ER SO BB IBB HBP BLK WP HR S P ERA WHIP								

San Francisco Giants @ Philadelphia Phillies
Veterans Stadium, Philadelphia, PA
Fri Aug 31 1984, 7:05 PM EDT
Att: 21,530 - Unknown

livebaseballscorecards.com

AB	37
R	6
H	10
RBI	6
BB	3
SO	6
LOB	11



Batter	1	2	3	4	5	6	7	8	9	AB	R	H	RBI	BB	SO	LOB
Juan Samuel, R OBP: 0.318, SLG: 0.443 (1, 4)	0-3 K	0-0 4-3		0-0 F8			0-0 5-3		4-0 2B 4-3 BB	4	1	0	0	1	1	2
Von Hayes, L OBP: 0.377, SLG: 0.480 (1, 8)	0-0 HR		0-0 4-3 S FC 1B		0-0 F8		0-0 4-3		0-0 4-3 1-3 2B	5	2	3	1	0	0	0
Al Oliver, L OBP: 0.343, SLG: 0.374 (1, 7)	0-0 F9		0-0 4-3		0-0 F8			0-0 FC5-4 1B	0-0 4-3	5	0	1	1	0	0	2
Mike Schmidt, R OBP: 0.394, SLG: 0.523 (1, 5)	0-0		0-0 FC BB BB		0-0 F2			0-0 FC5-4 BB 1B	0-0 6-3	4	1	1	2	0	0	1
Luis Aguayo, R OBP: 0.373, SLG: 0.493 (8, PR)										0	1	0	0	0	0	0
Sixto Lezcano, R OBP: 0.366, SLG: 0.484 (9, PH)	0-0 HR		3-H					1-2		1	0	0	0	0	0	1
Len Matuszek, L OBP: 0.356, SLG: 0.459 (1, 3)	0-3 K		4-0 BB BB			0-0 F7		4-0 1B BB		2	0	0	0	2	1	0
Ozzie Virgil, R OBP: 0.340, SLG: 0.473 (1, 2)		0-0 1B BB G4-2-3 1B	4-0 L6-3 BB		0-0 F9			0-0 F7		3	0	1	0	1	0	2
John Russell, R OBP: 0.447, SLG: 0.585 (1, 9)		4-0 G4-2-3 1B BB	0-0 L6-3		4-0 BB			0-0 FC6-4 1B		2	0	1	1	2	0	3
Ivan De Jesus, R OBP: 0.328, SLG: 0.309 (1, 6)		0-0 G4-2-3 1B		0-0 F9		0-3 K		0-0 FC6-4		3	0	1	0	0	1	1
Francisco Melendez, L OBP: 0.274, SLG: 0.372 (8, PH)		1-2 2-3								1	0	0	0	0	0	2
Glenn Wilson, R OBP: 0.274, SLG: 0.372 (9, 5)										0	0	0	0	0	0	0
Jerry Koosman, R OBP: 0.109, SLG: 0.095 (1, 1)		0-0 G4-2-3		0-0 6-3					0-0 4-3	3	0	0	0	0	0	3
Al Holland, R (8, 1)										0	0	0	0	0	0	0
Greg Gross, L OBP: 0.398, SLG: 0.371 (9, PH)		1-2 2-3 3-H								1	0	0	0	0	0	0

BOTTOM

San Francisco Giants @ Philadelphia Phillies
Veterans Stadium, Philadelphia, PA
 Fri Aug 31 1984, 7:05 PM EDT
 Att. 21,530 - Unknown

livebaseballscorecards.com

AB	34
R	5
H	8
RBI	5
BB	6
SO	3
LOB	17



Inning Stats	R: 2	H: 2	E: 0	LOB: 0	K: 2	BB: 0	S: 9	P: 9	R: 0	H: 2	E: 0	LOB: 2	K: 0	BB: 1	S: 4	P: 8	R: 1	H: 1	E: 0	LOB: 2	K: 0	BB: 2	S: 4	P: 12	R: 0	H: 0	E: 0	LOB: 0	K: 0	BB: 0	S: 3	P: 3	R: 0	H: 0	E: 0	LOB: 1	K: 1	BB: 1	S: 5	P: 9	R: 0	H: 0	E: 0	LOB: 0	K: 0	BB: 0	S: 3	P: 3	R: 1	H: 2	E: 0	LOB: 2	K: 0	BB: 1	S: 5	P: 9	R: 1	H: 1	E: 0	LOB: 1	K: 0	BB: 1	S: 4	P: 8	1B: 5	SF: 0	2B: 2	SAC: 0	3B: 0	DP: 2	HR: 2	HBP: 0	WP: 0	PA: 40	PB: 0	SB: 1	CS: 0
--------------	------	------	------	--------	------	-------	------	------	------	------	------	--------	------	-------	------	------	------	------	------	--------	------	-------	------	-------	------	------	------	--------	------	-------	------	------	------	------	------	--------	------	-------	------	------	------	------	------	--------	------	-------	------	------	------	------	------	--------	------	-------	------	------	------	------	------	--------	------	-------	------	------	-------	-------	-------	--------	-------	-------	-------	--------	-------	--------	-------	-------	-------

PITCHER	IP	WLS	BF	H	R	ER	SO	BB	IBB	HBP	BLK	WP	HR	S	P	ERA	WHIP
Bill Laskey, R ERA: 4.08 (1, 1)	7.0		29	5	3	3	3	4	0	0	0	0	2	31	47	3.86	1.286
Greg Minton, R ERA: 3.66 (8, 1)	1.1		8	2	2	2	0	2	0	0	0	0	0	6	14	13.50	3.000
Gary Lavelle, L ERA: 2.72 (9, 1)	0.1		2	1	0	0	0	0	0	0	0	0	0	2	2	0.00	3.000
Mike Krukow, R ERA: 4.45 (9, 1)	0.1	S	1	0	0	0	0	0	0	0	0	0	0	1	1	0.00	0.000

Batter	1	2	3	4	5	6	7	8	9	AB R H RBI BB SO LOB	TOP											
Dan Gladden, R OBP: 0.387, SLG: 0.448 (1, 8)	0-0 F3		0-0 1B		4-0 BB		0-0 1B		0-0 5-3	5 1 2 1 1 0 3												
Manny Trillo, R OBP: 0.301, SLG: 0.336 (1, 4)	0-0 FC6-4 1B		0-0 G3	0-0 1B	0-3 K		0-0 1-3		0-0 5-3	6 0 2 0 0 1 4												
Chili Davis, S OBP: 0.355, SLG: 0.497 (1, 9)	0-3 K		0-0 E SF8 1B	0-0 1B		4-0 BB		0-0 F9	0-0 4-3	5 1 2 1 1 1 1												
Jeffrey Leonard, R OBP: 0.362, SLG: 0.503 (1, 7)	0-0 FC6-4		4-0 E 2B	0-0 E3 1B		0-0 6-3		0-0 F8		4 1 0 0 1 0 4												
Bob Brenly, R OBP: 0.373, SLG: 0.502 (1, 2)		0-0 6-3	0-0 E6 1B	0-0 G5-2-3		0-0 F9		0-0 E5 2B		5 2 0 0 0 0 6												
Scot Thompson, L OBP: 0.395, SLG: 0.346 (1, 3)		0-0 1B	0-0 SF8	0-3 K		4-0 IBB		0-0 2B		3 1 2 2 1 1 2												
Fran Mullins, R OBP: 0.305, SLG: 0.360 (1, 5)		0-3 K	0-0 1B 2B		0-0 P4	0-0 F9		0-0 2B		5 0 2 2 0 1 3												
Johnnie LeMaster, R OBP: 0.267, SLG: 0.284 (1, 6)		0-3 K	4-0 1B IBB		0-0 BB 1B		0-3 K	4-0 IBB		3 0 1 0 2 2 1												
Atlee Hammaker, S OBP: 0.308, SLG: 0.182 Mark Grant, R (6, 1)			0-0 BB		0-3 K		0-3 K	0-3 K		2 1 1 1 1 1 1 2 0 0 0 0 2 2												
Inning Stats	R: 0 E: 0 K: 1 S: 6	H: 1 LOB: 1 BB: 0 P: 6	R: 0 E: 0 K: 2 S: 8	H: 1 LOB: 1 BB: 0 P: 8	R: 5 E: 1 K: 0 S: 8	H: 4 LOB: 3 BB: 3 P: 20	R: 0 E: 1 K: 1 S: 7	H: 2 LOB: 2 BB: 0 P: 7	R: 0 E: 0 K: 2 S: 8	H: 1 LOB: 2 BB: 1 P: 12	R: 0 E: 0 K: 0 S: 3	H: 0 LOB: 2 BB: 2 P: 11	R: 0 E: 0 K: 2 S: 8	H: 1 LOB: 1 BB: 0 P: 8	R: 2 E: 1 K: 1 S: 8	H: 2 LOB: 2 BB: 1 P: 12	R: 0 E: 0 K: 0 S: 3	H: 0 LOB: 0 BB: 0 P: 3	1B: 8 2B: 4 3B: 0 HR: 0	SF: 1 SAC: 0 DP: 1 HBP: 0	WP: 0 PB: 0 SB: 1 CS: 0	PA: 48
PITCHER	IP WLS BF H R ER SO BB IBB HBP BLK WP HR S P ERA WHIP																					
Charles Hudson, R ERA: 4.41 (1, 1)	2.2 L 16 5 5 2 3 2 0 0 0 0 0 0 20 28 6.75 2.625																					
Tug McGraw, L ERA: 4.44 (3, 1)	2.1 13 4 0 0 3 1 1 0 0 0 0 0 17 25 0.00 2.143																					
Renie Martin, R ERA: 3.49 (6, 1)	2.0 9 1 0 0 2 1 1 0 0 0 0 0 11 19 0.00 1.000																					
Bill Campbell, R ERA: 2.92 (8, 1)	1.0 7 2 2 0 1 0 1 0 0 0 0 0 8 12 0.00 2.000																					
Steve Fireovid, R ERA: (9, 1)	1.0 3 0 0 0 0 0 0 0 0 0 0 0 3 3 0.00 0.000																					

San Francisco Giants @ Philadelphia Phillies
Veterans Stadium, Philadelphia, PA

livebaseballscorecards.com

AB	40
R	7
H	12
RBI	7
BB	7
SO	9
LOB	27



Sat Sep 01 1984, 7:05 PM EDT
Att. 20,528 - Unknown

Batter	1	2	3	4	5	6	7	8	9	AB	R	H	RBI	BB	SO	LOB
Juan Samuel, R (1, 4) OBP: 0.318, SLG: 0.441	0-0 6-3		0-0 5-3		0-0 1-2 3-H 1B		0-3 K			4	0	1	1	0	1	1
Rick Schu, R (1, 5) Francisco Melendez, L (8, PH) (9, 3)	0-0 F9			0-0 4-3	0-0 F7			0-0 6-3		3	0	0	0	0	0	2
Von Hayes, L (1, 8) OBP: 0.374, SLG: 0.475	0-3 K			0-0 G3	0-3 K			0-0 P4		4	0	0	0	0	2	2
John Wockenfuss, R (1, 3) Len Matuszek, L (8, PH) (9, 1) Steve Fireovid, S		0-0 6-3		0-0 1B		0-0 6-3		0-0 F8		3	0	1	0	0	0	0
Sixto Lezcano, R (1, 9) OBP: 0.365, SLG: 0.480		0-0 FC5-4 1B		0-0 F9		0-0 5-3			0-0 F3	4	0	1	0	0	0	1
Ozzie Virgil, R (1, 2) OBP: 0.339, SLG: 0.469		0-0 P4			4-0 BB 1B SF8 BB	0-0 P6			0-0 F7	3	1	0	0	1	0	1
John Russell, R (1, 7) OBP: 0.431, SLG: 0.556		0-0 FC5-4 1-2f			0-0 SF8 1-2 1B 1B		0-3 K		0-3 K	4	1	1	0	0	2	1
Ivan De Jesus, R (1, 6) OBP: 0.330, SLG: 0.314			0-0 5-3		4-0 1B 1-2 2-3 BB		0-0 3B			2	0	1	0	1	0	0
Charles Hudson, S (1, 1) Tug McGraw, R (3, 1) Glenn Wilson, R (5, PH) (6, 1) Rennie Martin, R (7, PH) (8, 1) Jeff Stone, L (8, 1) Bill Campbell, R (8, 1) Steve Jeltz, S (9, 5)			0-0 4-3		0-0 SF8 2-3 3-H		0-3 K			0	0	0	0	0	0	0

Inning Stats	R: 0	H: 0	E: 0	K: 1	S: 5	R: 0	H: 1	E: 0	K: 0	S: 4	R: 0	H: 0	E: 0	K: 0	S: 3	R: 0	H: 1	E: 0	K: 0	S: 4	R: 2	H: 2	E: 0	K: 1	S: 7	R: 0	H: 0	E: 0	K: 0	S: 3	R: 0	H: 1	E: 0	K: 3	S: 10	R: 0	H: 0	E: 0	K: 0	S: 3	R: 0	H: 0	E: 0	K: 1	S: 5	1B: 4	SF: 1	2B: 0	SAC: 0	3B: 1	DP: 0	HR: 0	HBP: 0	WP: 0	PA: 34
--------------	------	------	------	------	------	------	------	------	------	------	------	------	------	------	------	------	------	------	------	------	------	------	------	------	------	------	------	------	------	------	------	------	------	------	-------	------	------	------	------	------	------	------	------	------	------	-------	-------	-------	--------	-------	-------	-------	--------	-------	--------

PITCHER	IP	WLS	BF	H	R	ER	SO	BB	IBB	HBP	BLK	WP	HR	S	P	ERA	WHIP
Atlee Hammaker, L (1, 1) ERA: 2.18	5.0	W	21	4	2	2	2	2	0	0	0	0	0	23	31	3.60	1.200
Mark Grant, R (6, 1) ERA: 5.52	4.0	S	13	1	0	0	4	0	0	0	0	0	0	21	21	0.00	0.250

BOTTOM

San Francisco Giants @ Philadelphia Phillies
Veterans Stadium, Philadelphia, PA

Sat Sep 01 1984, 7:05 PM EDT
Att. 20,528 - Unknown

livebaseballscorecards.com

AB	31
R	2
H	5
RBI	2
BB	2
SO	6
LOB	9



Batter	1	2	3	4	5	6	7	8	9	AB R H RBI BB SO LOB	TOP	
Dan Gladden, R OBP: 0.387, SLG: 0.444 (1, 8) X	0-0 S 1B		0-0 F9			0-0 F8		4-0 1-2 BB	0-0 4-3	4 0 1 0 1 0 1		
Brad Wellman, R OBP: 0.278, SLG: 0.314 (1, 4) X (5, 5)	0-0 6-3 1-2		0-0 6-3			0-0 F9		0-3 K		4 0 0 0 0 1 3		
Dusty Baker Jr., R OBP: 0.378, SLG: 0.347 (1, 9) X	0-0 F9				0-0 F9		0-0 1B	0-0 F8		4 0 1 0 0 0 3		
Jeffrey Leonard, R OBP: 0.363, SLG: 0.504 (1, 7) B B B	4-0 BB				0-0 5-3		0-0 F8		0-0 2B	3 1 1 0 1 0 1		
Bob Brenly, R OBP: 0.372, SLG: 0.502 (1, 3) X	0-0 F8				0-0 1-3		0-0 F7		0-0 F9 2B	4 1 1 1 0 0 2		
Fran Mullins, R OBP: 0.298, SLG: 0.351 (1, 5)		0-0 1-3			0-3 K		0-0 F9		0-0 F9	2 0 0 0 0 1 0		
Bob Lacey, R OBP: 0.200, SLG: 0.200 (5, 1)										0 0 0 0 0 0 0		
John Rabb, R OBP: 0.292, SLG: 0.328 (7, PH)										1 0 0 0 0 0 0		
Mark Davis, L OBP: 0.186, SLG: 0.244 (7, 1)										0 0 0 0 0 0 0		
Joel Youngblood, R OBP: 0.334, SLG: 0.367 (9, PH)										1 0 0 0 0 0 1		
Johnnie LeMaster, R OBP: 0.269, SLG: 0.288 (1, 6) X		0-0 F8			0-0 1B 2B		0-0 L1		0-0 2B 3-1 1B	4 1 2 1 0 0 0		
Randy Gomez, R OBP: 0.471, SLG: 0.385 (1, 2) X		0-0 6-3			0-0 G4-6-3 1B			0-0 WP 1B	0-0 3-1 2B	4 0 3 0 0 0 0		
Jeff Robinson, R OBP: 0.138, SLG: 0.107 (1, 1)			0-3 K		0-0 G4-6-3			0-0 L6	0-0 3-1	1 0 0 0 0 1 0		
Manny Trillo, R OBP: 0.298, SLG: 0.333 (5, PH) (5, 4)					1-2f				2-3 3-H	3 0 0 1 0 0 4		
Inning Stats	R: 0 H: 1 E: 0 LOB: 2 K: 0 BB: 1 S: 4 P: 8	R: 0 H: 0 E: 0 LOB: 0 K: 0 BB: 0 S: 3 P: 3	R: 0 H: 0 E: 0 LOB: 0 K: 1 BB: 0 S: 5 P: 5	R: 0 H: 0 E: 0 LOB: 0 K: 0 BB: 0 S: 3 P: 3	R: 0 H: 2 E: 0 LOB: 1 K: 1 BB: 0 S: 6 P: 6	R: 0 H: 1 E: 0 LOB: 1 K: 0 BB: 0 S: 4 P: 4	R: 0 H: 0 E: 0 LOB: 0 K: 0 BB: 0 S: 3 P: 3	R: 0 H: 1 E: 0 LOB: 2 K: 1 BB: 1 S: 7 P: 10	R: 3 H: 4 E: 0 LOB: 1 K: 0 BB: 0 S: 7 P: 7	1B: 5 SF: 0 2B: 4 SAC: 0 3B: 0 DP: 1 HR: 0 HBP: 0	WP: 1 PA: 37 PB: 0 SB: 1 CS: 0	
PITCHER Shane Rawley, L ERA: 4.44 Kevin Gross, R ERA: 4.17	IP WLS BF H R ER SO BB IBB HBP BLK WP HR S P ERA WHIP											PITCHER IP WLS BF H R ER SO BB IBB HBP BLK WP HR S P ERA WHIP
	(1, 1) 8.1 W 35 9 3 3 3 2 0 0 0 1 0 39 47 3.24 1.320											
	(9, 1) 0.2 2 0 0 0 0 0 0 0 0 0 0 0 2 2 0.00 0.000											

San Francisco Giants @ Philadelphia Phillies
Veterans Stadium, Philadelphia, PA

Sun Sep 02 1984, 3:33 AM EDT
Att: 20,529 - Unknown

AB 35
R 3
H 9
RBI 3
BB 2
SO 3
LOB 15



livebaseballscorecards.com

Batter	1	2	3	4	5	6	7	8	9	AB R H RBI BB SO LOB
--------	---	---	---	---	---	---	---	---	---	----------------------

Juan Samuel, R (1, 4) <small>OBP: 0.319, SLG: 0.442</small>										4 2 2 0 0 2 1
Jeff Stone, L (1, 7) <small>OBP: 0.389, SLG: 0.489</small> Glenn Wilson, R (7, PH) <small>OBP: 0.273, SLG: 0.371</small> (8, 9)										3 0 1 1 0 1 1 1 0 0 0 0 1 0
Von Hayes, L (1, 8) <small>OBP: 0.373, SLG: 0.472</small>										3 1 0 0 1 2 3
Al Oliver, L (1, 3) <small>OBP: 0.340, SLG: 0.370</small> Francisco Melendez, L (9, 3)										4 0 0 1 0 1 2 0 0 0 0 0 0 0
Ozzie Virgil, R (1, 2) <small>OBP: 0.340, SLG: 0.472</small>										4 2 2 1 0 0 1
John Russell, R (1, 9) <small>OBP: 0.436, SLG: 0.571</small> (8, 7)										4 1 2 1 0 1 1
Rick Schu, R (1, 5) <small>OBP: 0.429, SLG: 1.167</small>										3 2 2 3 1 0 0
Steve Jeltz, S (1, 6)										4 0 0 0 0 2 3
Shane Rawley, R (1, 1) <small>OBP: 0.086, SLG: 0.061</small> Kevin Gross, R (9, 1) <small>OBP: 0.080, SLG: 0.042</small>										3 0 1 1 0 1 2 0 0 0 0 0 0 0

Inning Stats	R: 1 H: 1 E: 1 LOB: 0 K: 1 BB: 0 S: 6 P: 6	R: 0 H: 0 E: 0 LOB: 0 K: 1 BB: 0 S: 5 P: 5	R: 0 H: 1 E: 0 LOB: 1 K: 2 BB: 0 S: 8 P: 8	R: 2 H: 2 E: 1 LOB: 2 K: 1 BB: 2 S: 7 P: 15	R: 1 H: 2 E: 0 LOB: 1 K: 1 BB: 0 S: 7 P: 7	R: 2 H: 2 E: 0 LOB: 0 K: 2 BB: 0 S: 9 P: 9	R: 0 H: 0 E: 0 LOB: 0 K: 2 BB: 0 S: 7 P: 7	R: 2 H: 2 E: 0 LOB: 0 K: 1 BB: 0 S: 7 P: 7	R: 1 B: 6 SF: 1 E: 0 2B: 2 SAC: 0 K: 1 3B: 1 DP: 0 S: 6 HR: 1 HBP: 0
---------------------	---	---	---	--	---	---	---	---	---

PIITCHER	IP	WLS	BF	H	R	ER	SO	BB	IBB	HBP	BLK	WP	HR	S	P	ERA	WHIP
Jeff Robinson, R (1, 1) <small>ERA: 4.59</small>	4.0	L	18	4	3	2	5	2	0	0	0	0	0	26	34	4.50	1.500
Bob Lacey, L (5, 1) <small>ERA: 4.42</small>	2.0		10	4	3	3	3	0	0	0	1	0	0	16	16	13.50	2.000
Mark Davis, L (7, 1) <small>ERA: 5.67</small>	2.0		8	2	2	2	3	0	0	0	0	0	1	14	14	9.00	1.000

BOTTOM


San Francisco Giants @ Philadelphia Phillies
 Veterans Stadium, Philadelphia, PA
 Sun Sep 02 1984, 3:33 AM EDT
 Att. 20,529 - Unknown

livebaseballscorecards.com

AB	33
R	8
H	10
RBI	8
BB	2
SO	11
LOB	14



WP : 0	PA : 36
PB : 0	
SB : 5	
CS : 0	

Batter	1	2	3	4	5	6	7	8	9	AB R H RBI BB SO LOB	TOP					
Gary Redus, R OBP: 0.346, SLG: 0.386 (1, 7) X	0-0 3-1 1B		4-0 CS BB		0-3 1-2 K		0-0 6-3		0-3 K	4 0 1 0 1 2 1	Cincinnati Reds @ San Francisco Giants Candlestick Park, San Francisco, CA Mon Sep 03 1984, 6:33 AM EDT Att. 9,061 - Unknown livebaseballscorecards.com AB 35 R 3 H 9 RBI 3 BB 4 SO 11 LOB 18 					
Eric Davis, R OBP: 0.293, SLG: 0.356 (1, 8) X	0-0 F9		0-0 F5 1-2		0-0 2-H HR		0-0 F8		0-3 K	5 1 1 2 0 1 2						
Dave Parker, L OBP: 0.325, SLG: 0.407 (1, 9) X	0-0 3-1 1-2		0-0 3B 1B		0-3 K		0-0 F4		4-0 BB	4 1 1 0 0 1 1 1						
Cesar Cedeno, R OBP: 0.322, SLG: 0.427 (1, 3) X	0-0 F7		0-0 1-H 3B		0-0 6-3			0-0 BB SH2-4 1B	0-0 F6	5 0 2 1 0 0 2						
Nick Esasky, R OBP: 0.288, SLG: 0.349 (1, 5)		0-3 K	0-3 K		0-0 5-3			0-0 SH2-4 1-2		3 0 0 0 0 2 1						
Dave Concepcion, R OBP: 0.302, SLG: 0.312 (1, 6)		0-0 6-3		0-0 F6		0-0 E 1B		4-0 BB IBB		3 0 1 0 0 1 0 0						
Ron Oester, S OBP: 0.300, SLG: 0.330 (1, 4)		0-0 1B 1B		0-0 1-3		0-3 K		0-3 K		4 0 1 0 0 2 3						
Dave Vanorder, R OBP: 0.315, SLG: 0.253 (1, 2)		0-0 1-2 1B		0-0 5-3		0-0 E6 1-3		4-0 BB 1-2 2-3		3 0 1 0 1 0 1						
Jeff Russell, R OBP: 0.211, SLG: 0.192 John Franco, L (9, 1)		0-3 K		0-0 WP HR 1B		0-3 K		0-3 K		4 1 1 0 0 3 7 0 0 0 0 0 0 0						
Inning Stats	R: 0 E: 0 K: 0 S: 4 H: 1 LOB: 1 BB: 0 P: 4	R: 0 E: 0 K: 2 S: 9 H: 2 LOB: 2 BB: 0 P: 9	R: 1 E: 0 K: 1 S: 6 H: 2 LOB: 1 BB: 1 P: 10	R: 0 E: 0 K: 0 S: 3 H: 0 LOB: 0 BB: 0 P: 3	R: 2 E: 0 K: 2 S: 9 H: 2 LOB: 0 BB: 0 P: 9	R: 0 E: 1 K: 2 S: 9 H: 1 LOB: 2 BB: 0 P: 9	R: 0 E: 0 K: 0 S: 3 H: 0 LOB: 0 BB: 0 P: 3	R: 0 E: 0 K: 2 S: 8 H: 1 LOB: 3 BB: 2 P: 16	R: 0 E: 0 K: 2 S: 7 H: 0 LOB: 1 BB: 1 P: 11	1B: 7 2B: 0 3B: 1 HR: 1 SF: 0 SAC: 1 DP: 0 HBP: 0		WP: 1 PB: 0 SB: 0 CS: 1 PA: 40				
PITCHER	IP WLS BF H R ER SO BB IBB HBP BLK WP HR S P ERA WHIP											PITCHER	IP WLS BF H R ER SO BB IBB HBP BLK WP HR S P ERA WHIP			
George Riley, L ERA: 4.5 (1, 1)	6.0															
Gary Lavelle, L ERA: 2.66 (7, 1)	2.0	9	1	0	0	2	1	1	0	0	0	0	11	19	0.00	1.000
Greg Minton, R ERA: 3.62 (9, 1)	1.0	W	4	0	0	0	2	1	0	0	0	0	7	11	0.00	1.000

Batter	1	2	3	4	5	6	7	8	9	AB	R	H	RBI	BB	SO	LOB
--------	---	---	---	---	---	---	---	---	---	----	---	---	-----	----	----	-----

Dan Gladden, R OBP: 0.385, SLG: 0.441 (1, 8) X	0-0 5-3 2B 1B	0-0 F9			0-0 F3		0-3 K			4	1	1	0	0	1	0
Manny Trillo, R OBP: 0.295, SLG: 0.329 (1, 4) X	0-0 5-3 1-2		0-3 K		0-0 F5			0-0 F2		4	0	0	0	0	1	1
Chili Davis, S OBP: 0.354, SLG: 0.497 Greg Minton, S OBP: 0.105, SLG: 0.056 (1, 9) X (9, 1) X	0-0 1B 2B		0-0 4-3		0-3 K			0-3 K		4	1	1	1	0	2	0
Jeffrey Leonard, R OBP: 0.361, SLG: 0.500 (1, 7) S S S	0-3 K		0-0 F7		0-3 K			0-0 F3		4	0	0	0	0	2	1
Bob Brenly, R OBP: 0.373, SLG: 0.505 (1, 2) X	0-0 BLK 1B			0-0 F3		0-0 2B			0-3 K	4	1	2	1	0	1	0
Scott Thompson, L OBP: 0.402, SLG: 0.360 (1, 3) X	0-0 1B			0-0 2B		0-0 F4			0-0 1B BB 1B	4	1	3	1	0	0	1
Chris Brown, R Gary Lavelle, S Joel Youngblood, R OBP: 0.335, SLG: 0.368 (1, 5) X (7, 1) X (9, 9) X	0-0 1-3			0-0 6-3		0-3 K			0-0 BB 1B 1B	3	0	0	0	0	1	3
Johnnie LeMaster, R OBP: 0.271, SLG: 0.287 (1, 6) X		0-0 F4		4-0 IBB			0-0 F3		4-0 BB IBB	2	0	0	0	2	0	0
George Riley, L Fran Mullins, R Duane Kuiper, L Dusty Baker Jr., R OBP: 0.294, SLG: 0.346 OBP: 0.269, SLG: 0.179 OBP: 0.381, SLG: 0.347 (1, 1) S S S (7, 5) S S S (9, PH) S S S (9, PH) S S S		0-3 K		0-0 F7			0-3 K		4-0 BB IBB BB BB BB	2	0	0	0	0	1	2

Inning Stats	R: 3 E: 0 K: 1 S: 9	H: 4 LOB: 1 BB: 0 P: 9	R: 0 E: 0 K: 1 S: 5	H: 0 LOB: 0 BB: 0 P: 5	R: 0 E: 0 K: 1 S: 5	H: 0 LOB: 0 BB: 0 P: 5	R: 0 E: 0 K: 0 S: 5	H: 1 LOB: 2 BB: 1 P: 8	R: 0 E: 0 K: 2 S: 8	H: 1 LOB: 1 BB: 0 P: 8	R: 0 E: 0 K: 2 S: 7	H: 0 LOB: 0 BB: 0 P: 7	R: 0 E: 0 K: 1 S: 5	H: 0 LOB: 0 BB: 0 P: 5	R: 1 E: 0 K: 1 S: 5	H: 2 LOB: 3 BB: 2 P: 13	1B: 5 2B: 3 3B: 0 HR: 0	SF: 0 SAC: 0 DP: 0 HBP: 0
---------------------	------------------------------	---------------------------------	------------------------------	---------------------------------	------------------------------	---------------------------------	------------------------------	---------------------------------	------------------------------	---------------------------------	------------------------------	---------------------------------	------------------------------	---------------------------------	------------------------------	----------------------------------	----------------------------------	------------------------------------

PITCHER	IP	WLS	BF	H	R	ER	SO	BB	IBB	HBP	BLK	WP	HR	S	P	ERA	WHIP
Jeff Russell, R ERA: 4.19 (1, 1)	8.1	L	35	8	4	4	10	0	2	0	1	0	0	53	61	4.32	0.960
John Franco, L ERA: 2.65 (9, 1)	0.0		1	0	0	0	0	1	0	0	0	0	0	4	4	∞	∞

BOTTOM

Cincinnati Reds @ San Francisco Giants
Candlestick Park, San Francisco, CA
Mon Sep 03 1984, 6:33 AM EDT
Att: 9,061 - Unknown

AB	33
R	4
H	8
RBI	4
BB	3
SO	10
LOB	8



WP: 0	PA: 36
PB: 0	
SB: 0	
CS: 0	

Batter	1	2	3	4	5	6	7	8	9	AB R H RBI BB SO LOB	TOP			
Eric Davis, R OBP: 0.297, SLG: 0.401 (1, 8) (8, 9)	0-0 F8		0-0 G3		0-0 HR		0-0 F8	0-0 HR		5 2 2 4 0 0 0				
Pete Rose, S OBP: 0.343, SLG: 0.317 Eddie Milner, L OBP: 0.353, SLG: 0.372 (1, 3) (8, PR) (8, 8)	0-0 FC5-4 1B		0-0 2B		0-0 4-3		0-0 6-3	0-0 4-3 WP 2B		5 0 3 0 0 0 0 0 1 0 0 0 0 0				
Dave Parker, L OBP: 0.326, SLG: 0.407 Ted Power, R (1, 9) (8, 1)	0-0 FC5-4 1-2 1B		0-0 3-1		0-3 K		0-0 1B	0-0 4-3 2-3		5 0 2 0 0 1 3 0 0 0 0 0 0 0				
Cesar Cedeno, R OBP: 0.320, SLG: 0.423 (1, 7) (8, 3)	0-0 FC5-4 1-2f 2-3			0-0 S 1B 1B		0-0 F8		0-3 K 3-H		5 1 1 0 0 1 5				
Brad Gulden, L OBP: 0.299, SLG: 0.311 (1, 2) S S	0-3 K			0-0 1-2 1B 1B		0-0 4-3 1B		0-0 6-3 1	0-0 F1	5 0 2 0 0 1 2				
Ron Oester, S OBP: 0.299, SLG: 0.327 (1, 4)		0-0 F9		0-3 K		0-0 4-3 1-2		4-0 2B BB	0-0 1-3	4 1 0 0 1 1 3				
Dave Concepcion, R OBP: 0.301, SLG: 0.313 (1, 6) (8, 5)		0-0 4-3		0-3 K		0-3 K		0-0 1B 1-H 2B	0-3 K	5 1 1 1 0 3 3				
Nick Esasky, R OBP: 0.294, SLG: 0.353 Gary Redus, R OBP: 0.346, SLG: 0.386 (1, 5) (8, 7)		0-0 F7		0-0 1-2 2-H 1B		4-0 IBB		0-0 1B HR 1B		3 1 2 1 1 0 0 0 0 0 0 0 0 0				
Mario Soto, R OBP: 0.188, SLG: 0.280 Wayne Krenchicki, L OBP: 0.322, SLG: 0.417 Tony Perez, R OBP: 0.275, SLG: 0.346 Tom Foley, L OBP: 0.306, SLG: 0.341 (1, 1) (8, PH) (8, PH) (8, PR) (8, 6)			0-3 K	0-3 K		0-0 F6		0-0 1-2 3-H HR 1B		3 0 0 0 0 2 4 0 0 0 0 0 0 0 1 0 1 1 0 0 0 0 1 0 0 0 0 0				
Inning Stats	R: 0 E: 0 K: 1 S: 7 H: 2 LOB: 2 BB: 0 P: 7	R: 0 E: 0 K: 0 S: 3 H: 0 LOB: 0 BB: 0 P: 3	R: 0 E: 0 K: 1 S: 6 H: 1 LOB: 1 BB: 0 P: 6	R: 1 E: 0 K: 3 S: 12 H: 3 LOB: 2 BB: 0 P: 12	R: 1 E: 0 K: 1 S: 6 H: 1 LOB: 0 BB: 0 P: 6	R: 0 E: 0 K: 1 S: 6 H: 1 LOB: 2 BB: 1 P: 10	R: 0 E: 0 K: 0 S: 4 H: 1 LOB: 1 BB: 0 P: 4	R: 6 E: 0 K: 1 S: 10 H: 5 LOB: 2 BB: 1 P: 14	R: 0 E: 0 K: 1 S: 5 H: 0 LOB: 0 BB: 0 P: 5	1B: 9 2B: 3 3B: 0 HR: 2 SF: 0 SAC: 0 DP: 0 HBP: 0	WP: 1 PB: 0 SB: 1 CS: 0 PA: 43			
PITCHER	IP WLS BF H R ER SO BB IBB HBP BLK WP HR S P ERA WHIP												PITCHER	IP WLS BF H R ER SO BB IBB HBP BLK WP HR S P ERA WHIP
Mike Krukow, R ERA: 4.37 (1, 1)	7.0													
Greg Minton, R ERA: 3.86 (8, 1)	0.1 L													
Gary Lavelle, L ERA: 2.96 (8, 1)	0.0													
Bob Lacey, L ERA: 4.23 (8, 1)	1.2													

Cincinnati Reds @ San Francisco Giants
 Candlestick Park, San Francisco, CA
 Tue Sep 04 1984, 10:05 PM EDT
 Att. 3,311 - Unknown

livebaseballscorecards.com

AB	41
R	8
H	14
RBI	7
BB	2
SO	9
LOB	20



Batter	1	2	3	4	5	6	7	8	9	AB	R	H	RBI	BB	SO	LOB
Dan Gladden, R (1, 8) OBP: 0.387, SLG: 0.442	0-0 5-3 1B	0-3 K			0-0 6-3		0-0 1B 1-2 1B			4	1	2	0	0	1	1
Manny Trillo, R (1, 4) OBP: 0.294, SLG: 0.328	0-0 5-3 1-2		0-0 F7			0-0 5-3	0-0 1-3 2-H 1B			4	0	1	1	0	0	1
Chili Davis, S (1, 9) OBP: 0.355, SLG: 0.497	0-0 2-H 1B		0-0 4-3			0-0 F9 BB 1B	0-0 F7			4	0	2	1	0	0	2
Jeffrey Leonard, R (1, 7) OBP: 0.360, SLG: 0.497	0-3 K		0-3 K			4-0 1-2 BB		0-0 F6		3	0	0	0	1	2	1
Bob Brenly, R (1, 2) OBP: 0.372, SLG: 0.502	0-0 6-3			0-0 F2		0-0 F9 2-3		0-0 G4-3 1B		4	0	1	0	0	0	3
Scot Thompson, L (1, 3) OBP: 0.399, SLG: 0.373		0-0 HR		0-3 K		0-0 4-3		0-0 G4-3 1-2f		4	1	1	1	0	1	3
Chris Brown, R (1, 5)		0-0 E5 S		0-0 E6 CS			0-0 5-3		0-3 K	4	0	0	0	0	1	0
Johnnie LeMaster, R (1, 6) OBP: 0.269, SLG: 0.285 Alejandro Sanchez, R (9, PH)		0-0 F7	0-0 CS 1-2	0-0 F8 1-2	0-0 F8		0-0 F8		0-0 F8	3	0	0	0	0	0	1
Mike Krukow, R (1, 1) OBP: 0.149, SLG: 0.154 Greg Minton, S (8, 1) OBP: 0.105, SLG: 0.056 Gary Lavelle, S (8, 1) Bob Lacey, R (8, 1) OBP: 0.200, SLG: 0.200 Rob Deer, R (9, PH)		0-0 F8 1-2		0-3 K			0-0 1B 1B		0-0 F4	3	1	1	0	0	1	1

Inning Stats	R: 1	H: 2	E: 0	K: 1	S: 7	H: 2	LOB: 1	BB: 0	P: 7	R: 1	H: 1	E: 1	K: 1	S: 7	H: 1	LOB: 1	BB: 0	P: 7	R: 0	H: 0	E: 0	K: 1	S: 5	H: 0	LOB: 0	BB: 0	P: 5	R: 0	H: 0	E: 0	K: 1	S: 5	R: 0	H: 0	E: 0	K: 1	S: 5	R: 0	H: 1	E: 0	K: 0	S: 4	H: 1	LOB: 2	BB: 1	P: 8	R: 1	H: 3	E: 0	K: 0	S: 6	H: 3	LOB: 2	BB: 0	P: 6	R: 0	H: 1	E: 0	K: 0	S: 3	H: 1	LOB: 0	BB: 0	P: 3	R: 0	H: 0	E: 0	K: 1	S: 5	H: 0	LOB: 0	BB: 0	P: 5	1B: 7	2B: 0	3B: 0	HR: 1	SF: 0	SAC: 0	DP: 1	HBP: 0	WP: 0	PB: 0	SB: 1	CS: 1	PA: 37
--------------	------	------	------	------	------	------	--------	-------	------	------	------	------	------	------	------	--------	-------	------	------	------	------	------	------	------	--------	-------	------	------	------	------	------	------	------	------	------	------	------	------	------	------	------	------	------	--------	-------	------	------	------	------	------	------	------	--------	-------	------	------	------	------	------	------	------	--------	-------	------	------	------	------	------	------	------	--------	-------	------	-------	-------	-------	-------	-------	--------	-------	--------	-------	-------	-------	-------	--------

PITCHER	IP	WLS	BF	H	R	ER	SO	BB	IBB	HBP	BLK	WP	HR	S	P	ERA	WHIP
Mario Soto, R (1, 1) ERA: 3.5	7.0		30	7	3	3	5	1	0	0	0	0	1	39	43	3.86	1.143
Ted Power, R (8, 1) ERA: 2.99	2.0		6	1	0	0	1	0	0	0	0	0	0	8	8	0.00	0.500

BOTTOM

Cincinnati Reds @ San Francisco Giants
Candlestick Park, San Francisco, CA
Tue Sep 04 1984, 10:05 PM EDT
Att: 3,311 - Unknown

AB	35
R	3
H	8
RBI	3
BB	1
SO	6
LOB	13



WP: 0	PA: 37
PB: 0	
SB: 1	
CS: 1	

livebaseballscorecards.com

Batter	1	2	3	4	5	6	7	8	9	AB R H RBI BB SO LOB	TOP											
Bill Doran, S (1, 4) OBP: 0.357, SLG: 0.379	0-3 K		0-0 1-3			0-0 6-3 1B 2B		0-0 E5 E S SF9		4 2 1 0 0 1 1	Houston Astros @ San Francisco Giants Candlestick Park, San Francisco, CA Wed Sep 05 1984, 10:05 PM EDT Att. 2,460 - Unknown livebaseballscorecards.com											
Enos Cabell, R (1, 3) OBP: 0.338, SLG: 0.423	0-0 1-3			0-0 F7		0-0 6-3		0-0 F7		4 0 0 0 0 0 2												
Phil Garner, R (1, 5) OBP: 0.346, SLG: 0.369	0-0 2B			0-0 4-3		0-0 1B S 1B		0-0 SF9 1-H		3 1 2 2 0 0 0												
Jose Cruz, L (1, 7) OBP: 0.382, SLG: 0.466		0-0 G3		0-0 4-3		4-0 1B 1-2 BB		0-3 K		3 0 0 0 1 1 0												
Jerry Mumphrey, S (1, 8) OBP: 0.353, SLG: 0.395		0-3 K			0-0 1B S SH2-6 1B	0-0 G4-6-3 1B		0-0 G3		4 1 2 1 0 1 0												
Kevin Bass, S (1, 9) OBP: 0.265, SLG: 0.331		0-0 6-3			0-0 6-3	0-0 G4-6-3		0-0 F8		4 0 0 0 0 0 3												
Mark Bailey, S (1, 2) OBP: 0.325, SLG: 0.338			0-3 K		0-0 SH2-6 1B		0-3 K		0-0 6-3	4 0 1 0 0 2 0												
Craig Reynolds, L (1, 6) OBP: 0.291, SLG: 0.369			0-0 F9 S 1B		0-0 SH2-6		0-0 F8			2 0 1 1 0 0 0												
Nolan Ryan, R (1, 1) OBP: 0.131, SLG: 0.136			0-0 F9		0-0 F9		0-0 6-3			3 0 0 0 0 0 2												
Bill Dawley, R (9, 1) OBP: 0.429, SLG: 0.714			1-3							0 0 0 0 0 0 0												
Inning Stats	R: 0 E: 0 K: 1 S: 5	H: 1 LOB: 1 BB: 0 P: 5	R: 0 E: 0 K: 1 S: 5	H: 0 LOB: 0 BB: 0 P: 5	R: 0 E: 0 K: 1 S: 6	H: 1 LOB: 1 BB: 0 P: 6	R: 0 E: 0 K: 0 S: 3	H: 0 LOB: 0 BB: 0 P: 3	R: 1 E: 0 K: 0 S: 5	H: 2 LOB: 1 BB: 0 P: 5	R: 2 E: 0 K: 0 S: 5	H: 3 LOB: 1 BB: 1 P: 9	R: 0 E: 0 K: 1 S: 5	H: 0 LOB: 0 BB: 0 P: 5	R: 1 E: 1 K: 1 S: 6	H: 0 LOB: 0 BB: 0 P: 6	R: 0 E: 0 K: 0 S: 3	H: 0 LOB: 0 BB: 0 P: 3	1B: 5 2B: 2 3B: 0 HR: 0	SF: 1 SAC: 1 DP: 1 HBP: 0	WP: 0 PB: 0 SB: 4 CS: 0	PA: 34
PITCHER	IP WLS BF H R ER SO BB IBB HBP BLK WP HR S P ERA WHIP																					
Randy Lerch, L (1, 1) ERA: 4.01	5.1 L 22 6 3 3 3 1 0 0 0 0 0 0 27 31 5.06 1.312																					
Mark Davis, L (6, 1) ERA: 5.61	1.2 5 1 0 0 1 0 0 0 0 0 0 0 7 7 0.00 0.600																					
Bob Lacey, L (8, 1) ERA: 4.02	2.0 7 0 1 0 1 0 0 0 0 0 0 0 9 9 0.00 0.000																					

AB	31
R	4
H	7
RBI	4
BB	1
SO	5
LOB	8



BOTTOM

Houston Astros @ San Francisco Giants
Candlestick Park, San Francisco, CA
Wed Sep 05 1984, 10:05 PM EDT
Att. 2,460 - Unknown

livebaseballscorecards.com

AB 34
R 1
H 6
RBI 1
BB 1
SO 9
LOB 16



WP: 1 PA: 35
PB: 0
SB: 0
CS: 0

AB R H RBI BB SO LOB

4 0 1 1 0 0 2

4 0 2 0 0 0 1

3 0 0 0 1 1 1

4 0 1 0 0 1 3

4 0 1 0 0 3 3

4 0 0 0 0 1 4

3 0 0 0 0 2 1

1 0 0 0 0 1 0

2 0 0 0 0 0 0

2 0 0 0 0 0 1

2 1 0 0 0 0 0

0 0 0 0 0 0 0

1 0 1 0 0 0 0

0 0 0 0 0 0 0

0 0 0 0 0 0 0

0 0 0 0 0 0 0

1B: 4 SF: 0
2B: 2 SAC: 0
3B: 0 DP: 1
HR: 0 HBP: 0

Table with 9 columns (Innings 1-9) and 15 rows (Batters). Each cell contains a baseball diamond diagram with pitch counts (e.g., 6-3, F9, K), hit locations (e.g., 2B, 1B), and other game events. Batter names and stats are listed on the left side of each row.

Inning Stats table with columns for R, H, E, K, S, LOB, BB, P, and rows for each of the 9 innings.

Pitcher stats table with columns for PITCHER, IP, WLS, BF, H, R, ER, SO, BB, IBB, HBP, BLK, WP, HR, S, P, ERA, WHIP, and rows for Nolan Ryan, R and Bill Dawley, R.

Batter	1	2	3	4	5	6	7	8	9	AB	R	H	RBI	BB	SO	LOB
Bill Doran, S OBP: 0.360, SLG: 0.380 Jim Pankovits, R OBP: 0.323, SLG: 0.435	BB FC5-4			G6-3 HBP	SF9	1B		F2		2	1	1	2	1	0	1
Terry Puhl, L OBP: 0.399, SLG: 0.454	2B 1B	6-3		G6-3	K	1B		F9		6	1	2	1	0	1	3
Denny Walling, L OBP: 0.323, SLG: 0.391 Tim Tolman, R OBP: 0.182, SLG: 0.273	1B HR			F8	K			6-3		4	1	2	0	0	1	2
Jose Cruz, L OBP: 0.381, SLG: 0.464 Glenn Davis, R OBP: 0.333, SLG: 1.000	F9	F7			K			6-3		2	0	0	0	0	0	0
Jose Cruz, L OBP: 0.381, SLG: 0.464 Glenn Davis, R OBP: 0.333, SLG: 1.000	F9	F7			E S 1B	4-3		6-3		4	1	1	0	0	0	3
Jerry Mumphy, S OBP: 0.354, SLG: 0.395 Kevin Bass, S OBP: 0.267, SLG: 0.332	1B HR	FC5-4			BB E 1B	E7 FC6-5		1B		2	2	1	1	1	0	1
Enos Cabell, R OBP: 0.340, SLG: 0.425 Phil Garner, R OBP: 0.344, SLG: 0.367	HR 1B			F9	E BB 1B	FC6-5 1B		K		3	2	2	1	0	0	0
Craig Reynolds, L OBP: 0.296, SLG: 0.378 Bert Pena, R OBP: 0.276, SLG: 0.308	HR				BB E SF9 BB	BB 1B		F9		4	3	3	4	1	0	1
Mark Bailey, S OBP: 0.324, SLG: 0.333	5-3			F9	BB E6	BB 1B		K		0	0	0	0	0	0	0
Bob Knepper, L OBP: 0.243, SLG: 0.250	FC5-4 1B			K	BB E6	BB 1B		G3		4	1	0	0	1	1	3

Inning Stats	R: 6	H: 5	R: 0	H: 1	R: 0	H: 1	R: 0	H: 0	R: 4	H: 3	R: 3	H: 4	R: 1	H: 2	R: 0	H: 0	R: 0	H: 0	R: 0	H: 0	1B: 13	SF: 1	WP: 0	PA: 49
	E: 0	LOB: 1	E: 0	LOB: 1	E: 0	LOB: 0	E: 0	LOB: 0	E: 1	LOB: 2	E: 0	LOB: 2	E: 0	LOB: 1	E: 0	LOB: 0	E: 0	LOB: 0	E: 0	LOB: 0	2B: 1	SAC: 0	PB: 0	
	K: 0	BB: 2	K: 0	BB: 0	K: 1	BB: 0	K: 0	BB: 0	K: 2	BB: 2	K: 0	BB: 1	K: 1	BB: 0	K: 1	BB: 0	K: 0	BB: 0	K: 0	BB: 0	3B: 0	DP: 1	SB: 2	
	S: 8	P: 16	S: 4	P: 4	S: 6	P: 6	S: 2	P: 3	S: 11	P: 19	S: 7	P: 11	S: 7	P: 7	S: 5	P: 5	S: 3	P: 3	S: 3	P: 3	HR: 2	HBP: 1	CS: 0	

PITCHER	IP	WLS	BF	H	R	ER	SO	BB	IBB	HBP	BLK	WP	HR	S	P	ERA	WHIP
Bill Laskey, R ERA: 4.38	(1, 1)	0.1	L	7	4	6	6	0	1	1	0	0	1	5	13	162.00	15.000
George Riley, L ERA: 5.59	(1, 1)	3.2		20	6	4	3	1	2	0	1	0	0	19	28	7.36	2.182
Mark Davis, L ERA: 5.57	(5, 1)	1.0		3	0	0	0	2	0	0	0	0	0	7	7	0.00	0.000
Scott Garrelts, R ERA: 6.32	(6, 1)	3.0		16	6	4	1	2	1	0	0	0	1	19	23	3.00	2.333
Bob Lacey, L ERA: 3.92	(9, 1)	1.0		3	0	0	0	0	0	0	0	0	0	3	3	0.00	0.000

TOP

Houston Astros @ San Francisco Giants
Candlestick Park, San Francisco, CA

Thu Sep 06 1984, 6:33 AM EDT
Att. 3,101 - Unknown

AB	42
R	14
H	16
RBI	13
BB	5
SO	5
LOB	17



Batter	1	2	3	4	5	6	7	8	9	AB	R	H	RBI	BB	SO	LOB
Dan Gladden, R OBP: 0.390, SLG: 0.455 (1, 8) BBB	4-0 5-3 BB		X 0-0 HR			BBB 4-0 FC5-4 BB		SSS 0-3 K		2	1	1	1	2	1	1
Manny Trillo, R OBP: 0.294, SLG: 0.330 (1, 4) Brad Wellman, R OBP: 0.276, SLG: 0.313 (8, 4)	0-0 5-3 1-2		SSS 0-3 K			X 0-0 F7		X 0-0 6-3		3	0	0	0	0	1	2
Alejandro Sanchez, R OBP: 0.200, SLG: 0.200 (1, 9) SSS	0-3 K			X 0-0 4-3		X 0-0 FC5-4 1-2f		X 0-0 3-1 1B		4	1	1	0	0	1	2
Jeffrey Leonard, R OBP: 0.360, SLG: 0.497 (1, 7) Joel Youngblood, R OBP: 0.333, SLG: 0.364 (6, PH) (7, 7)	0-3 K			X 0-0 G6-4-3 1B		X 0-0 4-3		X 0-0 F8		2	0	1	0	0	1	1
Bob Brenly, R OBP: 0.367, SLG: 0.495 (1, 3)		X 0-0 F8		X 0-0 G6-4-3 1-2f			X 0-0 5-3		X 0-0 3-1 1-2		4	0	0	0	0	2
Chris Brown, R OBP: 0.133, SLG: 0.133 (1, 5)		X 0-0 1-3			X 0-0 FC6-4 1B		SSS 0-3 K		X 0-0 2B 2-H		4	0	2	1	0	1
Johnnie LeMaster, R OBP: 0.269, SLG: 0.287 (1, 6)		X 0-0 4-3			X 0-0 FC6-4 1-2f		X 0-0 5-3		X 0-0 1-3 2B		4	0	1	0	0	1
Randy Gomez, R OBP: 0.391, SLG: 0.278 (1, 2)			X 0-0 6-3		X 0-0 F8			X 0-0 1-3 BBB		3	0	0	0	1	0	1
Bill Laskey, R OBP: 0.106, SLG: 0.052 (1, 1) George Riley, L OBP: 0.188, SLG: 0.244 (5, PH) Rob Deer, R OBP: 0.282, SLG: 0.354 (8, PH) Scott Garretts, R OBP: 0.200, SLG: 0.200 (9, PH) Steve Nicosia, R OBP: 0.341, SLG: 0.484 (9, PH)			SSS 0-3 K		SSS 0-3 K			X 0-0 2B	X 0-0 6-3		0	0	0	0	0	0

Inning Stats	R: 0	H: 0	E: 0	K: 7	S: 7	LOB: 1	BB: 1	P: 11	R: 0	H: 0	E: 0	K: 0	S: 3	LOB: 0	BB: 0	P: 3	R: 0	H: 1	E: 0	K: 0	S: 3	LOB: 0	BB: 0	P: 3	R: 0	H: 1	E: 0	K: 1	S: 6	LOB: 1	BB: 0	P: 6	R: 0	H: 0	E: 0	K: 0	S: 3	LOB: 1	BB: 1	P: 7	R: 0	H: 0	E: 0	K: 1	S: 5	LOB: 0	BB: 0	P: 5	R: 0	H: 1	E: 0	K: 1	S: 6	LOB: 1	BB: 0	P: 6	R: 1	H: 3	E: 0	K: 0	S: 6	LOB: 3	BB: 1	P: 10	1B: 4	SF: 0	2B: 2	SAC: 0	3B: 0	DP: 1	HR: 1	HBP: 0	WP: 0	PA: 36
PITCHER Bob Knepper, L ERA: 3.02 (1, 1)	IP	WLS	BF	H	R	ER	SO	BB	IBB	HBP	BLK	WP	HR	S	P	ERA	WHIP	IP	WLS	BF	H	R	ER	SO	BB	IBB	HBP	BLK	WP	HR	S	P	ERA	WHIP																																								

BOTTOM

Houston Astros @ San Francisco Giants
Candlestick Park, San Francisco, CA

livebaseballscorecards.com

AB	33
R	2
H	7
RBI	2
BB	3
SO	7
LOB	17



Thu Sep 06 1984, 6:33 AM EDT
Att. 3,101 - Unknown

Batter	1	2	3	4	5	6	7	8	9	AB R H RBI BB SO LOB	TOP											
Milt Thompson, L (1, 7) OBP: 0.533, SLG: 0.571	0-0 5-3		0-0 6-3		0-0 1-2 2-3 S 1B		0-0 F5			4 0 1 0 0 0 1												
Rafael Ramirez, R (1, 6) OBP: 0.295, SLG: 0.320	0-0 F4		0-3 K		0-0 SF9			0-0 5-3		3 0 0 1 0 1 0												
Brad Komminsk, R (1, 9) OBP: 0.267, SLG: 0.314	0-0 CS 1B		0-3 K		0-3 K			0-0 F9		4 0 1 0 0 2 1												
Dale Murphy, R (1, 8) OBP: 0.371, SLG: 0.536	0-0 CS 1-2	0-0 1B 3B		0-0 CS 1B		0-0 5-3		0-0 HR		4 2 3 1 0 0 0												
Chris Chambliss, L (1, 3) OBP: 0.353, SLG: 0.368			0-3 K		0-3 K			0-0 6-3		4 0 0 0 0 2 2												
Gene Garber, R (8, 1) OBP: 0.083, SLG: 0.083										0 0 0 0 0 0 0												
Randy Johnson, R (1, 5) OBP: 0.349, SLG: 0.405		0-0 CS 1B		0-0 F4 1-2		0-0 F5			0-0 S 1B	4 0 2 1 0 0 1												
Paul Zuvella, R (1, 4) OBP: 0.667, SLG: 1.000		4-0 1B BB			0-0 FC1-5 2B		0-0 4-3		0-3 K 1-2	2 0 1 0 1 0 0												
Claudell Washington, L (9, PH) OBP: 0.378, SLG: 0.481		1-2								1 0 0 0 0 1 1	AB 33											
Alex Trevino, R (1, 2) OBP: 0.283, SLG: 0.355		0-0 1B			4-0 1B FC1-5 SF9 BB		0-0 1B		0-0 6-3	3 1 2 0 1 0 1	R 4											
Pascual Perez, R (1, 1) OBP: 0.177, SLG: 0.143		0-3 K			0-0 FC1-5 SF9 S 1B		0-0 F3		0-0 6-3	3 1 0 0 0 1 5	H 10											
Gerald Perry, L (8, 3) OBP: 0.368, SLG: 0.351										1 0 0 0 0 0 1	RBI 3											
											BB 2											
											SO 7											
											LOB 13											
Inning Stats	R: 0 E: 0 K: 0 S: 3	H: 1 LOB: 0 BB: 0 P: 3	R: 1 E: 0 K: 1 S: 7	H: 3 LOB: 2 BB: 1 P: 11	R: 0 E: 0 K: 2 S: 7	H: 0 LOB: 0 BB: 0 P: 7	R: 0 E: 0 K: 1 S: 5	H: 1 LOB: 0 BB: 0 P: 5	R: 2 E: 0 K: 1 S: 7	H: 2 LOB: 1 BB: 1 P: 11	R: 0 E: 0 K: 1 S: 5	H: 0 LOB: 0 BB: 0 P: 5	R: 0 E: 0 K: 0 S: 4	H: 1 LOB: 1 BB: 0 P: 4	R: 1 E: 0 K: 0 S: 4	H: 1 LOB: 0 BB: 0 P: 4	R: 0 E: 0 K: 1 S: 6	H: 1 LOB: 1 BB: 0 P: 6	1B: 7 2B: 1 3B: 1 HR: 1	SF: 1 SAC: 0 DP: 0 HBP: 0	WP: 0 PB: 0 SB: 3 CS: 3	PA: 37
PITCHER	IP WLS BF H R ER SO BB IBB HBP BLK WP HR S P ERA WHIP																					
Mark Grant, R (1, 1) ERA: 5.3	8.0 W 32 9 4 4 6 2 0 0 0 0 0 1 42 50 4.50 1.375																					
Greg Minton, R (9, 1) ERA: 3.82	1.0 S 4 1 0 0 1 0 0 0 0 0 0 0 6 6 0.00 1.000																					

Atlanta Braves @ San Francisco Giants
Candlestick Park, San Francisco, CA
Fri Sep 07 1984, 10:05 PM EDT
Att. 5,541 - Unknown

livebaseballscorecards.com



Batter	1	2	3	4	5	6	7	8	9
Dan Gladden, R (1, 8) OBP: 0.392, SLG: 0.459	0-0 SH5-3 CS 2B		0-0 F9			0-0 1-3		0-0 2B 1B	
Manny Trillo, R (1, 4) OBP: 0.297, SLG: 0.336	0-0 SH5-3 2-3		0-0 2-H 1B			0-3 K		0-0 1-H E 2B	
Joel Youngblood, R (1, 9) OBP: 0.331, SLG: 0.361	0-3 K					0-0 F4		0-0 E6 G6-4-3 2-H	
Scott Thompson, L (1, 3) OBP: 0.394, SLG: 0.368	0-0 CS 3-H	0-0 5-3 1B				0-0 F8		0-0 G6-4-3 1-2f	
Bob Brenly, R (1, 2) OBP: 0.366, SLG: 0.494		0-0 5-3 1-2f				0-0 F2		0-0 2B 1B	
Chris Brown, R (1, 5) OBP: 0.263, SLG: 0.368						0-0 FC1-6 1B		0-0 1B 2B	
Rob Deer, R (1, 7)						0-0 FC1-6 CS 1-2f		4-0 1B BB	
Johnnie LeMaster, R (1, 6) OBP: 0.270, SLG: 0.288						0-0 4-3 1-2		0-0 1-3 2-H 3-H 1B	
Duane Kuiper, L (7, PH) OBP: 0.262, SLG: 0.196									
Fran Mullins, R (8, 6) OBP: 0.292, SLG: 0.354									
Mark Grant, R (1, 1)									
Dusty Baker Jr., R (8, PH) OBP: 0.379, SLG: 0.346									
Greg Minton, S (9, 1) OBP: 0.105, SLG: 0.056									

Inning Stats	R: 0 E: 0 K: 1 S: 5	H: 1 LOB: 0 BB: 0 P: 5	R: 0 E: 0 K: 0 S: 4	H: 2 LOB: 1 BB: 0 P: 4	R: 1 E: 0 K: 0 S: 4	H: 2 LOB: 1 BB: 0 P: 4	R: 0 E: 0 K: 0 S: 3	H: 0 LOB: 0 BB: 0 P: 3	R: 0 E: 0 K: 0 S: 3	H: 1 LOB: 0 BB: 0 P: 3	R: 0 E: 0 K: 2 S: 7	H: 0 LOB: 0 BB: 0 P: 7	R: 2 E: 1 K: 0 S: 5	H: 3 LOB: 2 BB: 1 P: 9	R: 2 E: 1 K: 1 S: 8	H: 2 LOB: 2 BB: 1 P: 12
--------------	------------------------------	---------------------------------	------------------------------	---------------------------------	------------------------------	---------------------------------	------------------------------	---------------------------------	------------------------------	---------------------------------	------------------------------	---------------------------------	------------------------------	---------------------------------	------------------------------	----------------------------------

PITCHER	IP	WLS	BF	H	R	ER	SO	BB	IBB	HBP	BLK	WP	HR	S	P	ERA	WHIP
Pascual Perez, R (1, 1) ERA: 3.73	7.0		26	9	3	3	3	1	0	0	0	0	0	31	35	3.86	1.429
Gene Garber, R (8, 1) ERA: 3.31	1.0	L	7	2	2	1	1	0	1	0	0	0	0	8	12	9.00	2.000

BOTTOM

AB R H RBI BB SO LOB

4	1	2	0	0	0	1
3	1	2	2	0	1	0
4	0	0	0	0	1	1
4	0	1	0	0	0	2
3	1	1	0	1	0	1
4	1	3	0	0	0	2
2	0	0	0	1	0	2
2	1	1	0	0	0	1
1	0	1	2	0	0	0
0	0	0	0	0	0	0
1	0	0	0	0	1	0
1	0	0	0	0	1	0
0	0	0	0	0	0	0

AB 29
R 5
H 11
RBI 4
BB 2
SO 4
LOB 10

WP: 0 PA: 34
PB: 0
SB: 0
CS: 2

livebaseballscorecards.com

GIANTS

Atlanta Braves @ San Francisco Giants
Candlestick Park, San Francisco, CA

Fri Sep 07 1984, 10:05 PM EDT
Att. 5,541 - Unknown

Batter	1	2	3	4	5	6	7	8	9	AB R H RBI BB SO LOB	TOP																
Milt Thompson, L (1, 7) OBP: 0.474, SLG: 0.471	0-0 6-3		0-0 FC6-4			0-0 F8		4-0 FC6-4 BB		3 0 0 0 1 0 1																	
Paul Zuvella, R (1, 6) OBP: 0.333, SLG: 0.400	0-3 K			0-0 6-3		0-0 F3		0-0 FC6-4		3 0 0 0 0 1 0																	
Chris Chambliss, L (8, PH) OBP: 0.352, SLG: 0.367										1 0 0 0 0 0 1																	
Paul Runge, R (8, 6) OBP: 0.395, SLG: 0.436										0 0 0 0 0 0 0																	
Brad Komminsk, R (1, 9) OBP: 0.263, SLG: 0.309	0-0 F8			0-3 K			0-0 F7		0-0 4-3	4 0 0 0 0 1 0																	
Dale Murphy, R (1, 8) OBP: 0.370, SLG: 0.534		0-0 6-3			0-0 5-3		0-0 1B 1B		0-0 6-3	4 0 1 0 0 0 0																	
Gerald Perry, L (1, 3) OBP: 0.364, SLG: 0.346		0-0 F8				0-0 F7		0-0 F7	0-0 1-3	4 0 0 0 0 0 1																	
Randy Johnson, R (1, 5) OBP: 0.357, SLG: 0.413		0-0 CS 1B				0-0 1B		0-0 1-3 1B		3 0 3 0 0 0 0																	
Glenn Hubbard, R (1, 4) OBP: 0.333, SLG: 0.383		0-0 CS	0-0 CS	0-0 5-3 1B		0-3 K		0-0 FC6-4		3 0 1 0 0 1 3																	
Bruce Benedict, R (1, 2) OBP: 0.297, SLG: 0.293			0-0 5-3		0-0 5-3			0-3 K		3 0 0 0 0 1 2																	
Craig McMurtry, R (1, 1) OBP: 0.152, SLG: 0.159			0-0 FC6-4 1B			0-0 4-3		0-0 4-3		2 0 1 0 0 0 0																	
Jeff Dedmon, L (7, 1)										0 0 0 0 0 0 0																	
Claudell Washington, L (8, PH) OBP: 0.377, SLG: 0.480										1 0 0 0 0 0 0																	
Mike Payne, R (8, 1)										0 0 0 0 0 0 0																	
Inning Stats	R: 0 E: 0 K: 1 S: 5	H: 0 LOB: 0 BB: 0 P: 5	R: 0 E: 0 K: 0 S: 3	H: 1 LOB: 0 BB: 0 P: 3	R: 0 E: 0 K: 0 S: 4	H: 2 LOB: 1 BB: 0 P: 4	R: 0 E: 0 K: 1 S: 5	H: 0 LOB: 0 BB: 0 P: 5	R: 0 E: 0 K: 1 S: 6	H: 1 LOB: 1 BB: 0 P: 6	R: 0 E: 0 K: 0 S: 3	H: 0 LOB: 0 BB: 0 P: 3	R: 0 E: 0 K: 0 S: 5	H: 2 LOB: 2 BB: 0 P: 5	R: 0 E: 0 K: 1 S: 5	H: 0 LOB: 1 BB: 1 P: 9	R: 0 E: 0 K: 0 S: 3	H: 0 LOB: 0 BB: 0 P: 3	1B: 6 2B: 1 3B: 0 HR: 0	SF: 0 SAC: 0 DP: 1 HBP: 0	WP: 0 PB: 0 SB: 0 CS: 1	PA: 33					
PITCHER	IP WLS BF H R ER SO BB IBB HBP BLK WP HR S P ERA WHIP																										
Jeff Robinson, R (1, 1) ERA: 4.41	6.0		20	4	0	0	3	0	0	0	0	0	0	26	26	0.00	0.667										
Bill Laskey, R (7, 1) ERA: 4.35	1.0	W	5	2	0	0	0	0	0	0	0	0	0	5	5	0.00	2.000										
Greg Minton, R (8, 1) ERA: 3.75	2.0		7	0	0	0	1	1	0	0	0	0	0	8	12	0.00	0.500										

Atlanta Braves @ San Francisco Giants
Candlestick Park, San Francisco, CA

AB	31
R	0
H	6
RBI	0
BB	1
SO	4
LOB	8



Sat Sep 08 1984, 6:33 AM EDT
Att: 19,648 - Unknown

livebaseballscorecards.com

Batter	1	2	3	4	5	6	7	8	9
Dan Gladden, R OBP: 0.393, SLG: 0.458 (1, 8)	0-0 1-3			0-0 F9		0-0 1B	4-0 BB		
Manny Trillo, R OBP: 0.294, SLG: 0.332 (1, 4)	0-0 F3			0-0 F8		0-0 1-2	0-3 K		
Chris Brown, R OBP: 0.261, SLG: 0.348 (1, 5)	0-0 F3			0-0 FC6-4 1B		0-3 K		0-0 6-3	
Bob Brenly, R OBP: 0.365, SLG: 0.490 (1, 3) (8, 2)		0-0 F5		0-0 FC6-4 1-2f		0-0 F6		0-0 F8	
Joel Youngblood, R OBP: 0.328, SLG: 0.358 (1, 9)		0-3 K			0-0 5-3		0-0 1-3	0-0 4-3	
Brad Wellman, R OBP: 0.277, SLG: 0.310 (1, 6) Fran Mullins, R OBP: 0.292, SLG: 0.354 (8, 6)		0-0 5-3			0-0 F8		4-0 BB 1B BB		
Rob Deer, R (1, 7)			4-0 BB G4-6-3		4-0 BB		4-0 1B HR BB		
Randy Gomez, R OBP: 0.360, SLG: 0.250 (1, 2) Chili Davis, S OBP: 0.355, SLG: 0.496 (7, PH) John Rabb, R OBP: 0.292, SLG: 0.328 (8, 3)			0-0 G4-6-3 1-2f		0-3 K		0-0 1-2 2-H HR 1B		
Jeff Robinson, R OBP: 0.136, SLG: 0.105 (1, 1) Gene Richards, L OBP: 0.347, SLG: 0.286 (6, PH) Bill Laskey, R OBP: 0.098, SLG: 0.052 (7, 1) Dusty Baker Jr., R OBP: 0.382, SLG: 0.363 (7, PH) Greg Minton, S OBP: 0.105, SLG: 0.056 (8, 1)			0-0 1-3			0-3 K	0-0 1-H 2-H HR		

AB	R	H	RBI	BB	SO	LOB
3	0	1	0	1	0	0
4	0	0	0	0	1	2
4	0	1	0	0	1	1
4	0	0	0	0	0	1
4	0	0	0	0	1	0
2	1	0	0	1	0	0
0	0	0	0	0	0	0
0	1	0	0	3	0	0
2	0	0	0	0	1	2
1	1	1	1	0	0	0
0	0	0	0	0	0	0
1	0	0	0	0	0	0
1	0	0	0	0	1	0
0	0	0	0	0	0	0
1	1	1	3	0	0	0
0	0	0	0	0	0	0


BOTTOM

Atlanta Braves @ San Francisco Giants
Candlestick Park, San Francisco, CA

Sat Sep 08 1984, 6:33 AM EDT
Att. 19,648 - Unknown

AB	27
R	4
H	4
RBI	4
BB	5
SO	5
LOB	6

livebaseballscorecards.com



Inning Stats	R	H	E	K	S	R	H	E	K	S	R	H	E	K	S	R	H	E	K	S	R	H	E	K	S	R	H	E	K	S
	0	0	0	0	3	0	0	0	1	5	0	0	0	0	4	0	0	0	0	2	8	0	0	0	3	0	0	0	0	3

PITCHER	IP	WLS	BF	H	R	ER	SO	BB	IBB	HBP	BLK	WP	HR	S	P	ERA	WHIP
Craig McMurtry, R ERA: 4.89 (1, 1)	6.2	L	27	4	4	4	4	4	0	0	0	0	1	31	47	5.40	1.200
Jeff Dedmon, R ERA: 3.98 (7, 1)	0.1		2	0	0	0	1	1	0	0	0	0	0	3	7	0.00	3.000
Mike Payne, R ERA: 9.82 (8, 1)	1.0		3	0	0	0	0	0	0	0	0	0	0	3	3	0.00	0.000

WP	PA	ERA	WHIP
0	32		

Atlanta Braves @ San Francisco Giants
Candlestick Park, San Francisco, CA

Sun Sep 09 1984, 6:33 AM EDT
Att. 8,680 - Unknown

livebaseballscorecards.com

AB	33
R	4
H	7
RBI	4
BB	1
SO	7
LOB	8



AB R H RBI BB SO LOB

4	0	0	0	0	0	1
4	1	1	0	0	0	0
4	1	2	2	0	0	0
4	0	0	0	0	2	3
3	1	1	1	1	0	0
4	0	2	1	0	0	0
3	0	0	0	0	1	2
1	0	0	0	0	1	1
3	1	1	0	0	1	0
1	0	0	0	0	0	1
0	0	0	0	0	0	0
0	0	0	0	0	0	0

1B:	5	SF:	0
2B:	1	SAC:	1
3B:	0	DP:	0
HR:	1	HBP:	0

WP:	1	PA:	35
PB:	0		
SB:	2		
CS:	2		

Batter	1	2	3	4	5	6	7	8	9
Milt Thompson, L (1, 7) OBP: 0.391, SLG: 0.381	0-0 3-1		0-0 3-1		0-0 5-3		0-0 4-3		
Rafael Ramirez, R (1, 6) OBP: 0.294, SLG: 0.319	0-0 F8		0-0 F9		0-0 2B 1B			0-0 F9	
Brad Komminsk, R (1, 9) OBP: 0.267, SLG: 0.316	0-0 E5			0-0 WP 1B	0-0 1-H 2B			0-0 5-3	
Dale Murphy, R (1, 8) OBP: 0.368, SLG: 0.530	0-3 K			0-0 F2	0-3 K			0-0 F4	
Gerald Perry, L (1, 3) OBP: 0.365, SLG: 0.356		0-0 HR		4-0 CS 1B BB		0-0 F9		0-0 1-3	
Randy Johnson, R (1, 5) OBP: 0.360, SLG: 0.414		0-0 F8		0-0 CS 1B		0-0 F7		0-0 1B	
Glenn Hubbard, R (1, 4) OBP: 0.331, SLG: 0.380 Claudell Washington, L (9, PH) OBP: 0.377, SLG: 0.478		0-3 K		0-0 F3		0-0 F4		0-3 K	
Bruce Benedict, R (1, 2) OBP: 0.297, SLG: 0.294 Chris Chambliss, L (9, PH) OBP: 0.351, SLG: 0.366		0-3 K			0-0 5-3 2B 1B		0-0 F8		0-0 F7
Rick Camp, R (1, 1) OBP: 0.146, SLG: 0.150 Terry Harper, R (7, PH) OBP: 0.200, SLG: 0.212 Tony Brizzolara, R (7, 1) Gene Garber, R (7, 1) OBP: 0.083, SLG: 0.083		0-3 K		0-0 SH5-4		0-0 K			

Inning Stats	R: 0	H: 0	E: 1	K: 1	S: 6	R: 1	H: 1	E: 0	K: 2	S: 8	R: 0	H: 0	E: 0	K: 1	S: 5	R: 1	H: 2	E: 0	K: 0	S: 4	R: 2	H: 3	E: 0	K: 1	S: 8	R: 0	H: 0	E: 0	K: 0	S: 3	R: 0	H: 0	E: 0	K: 1	S: 5	R: 0	H: 0	E: 0	K: 0	S: 3	R: 0	H: 1	E: 0	K: 1	S: 6	1B: 5	2B: 1	3B: 0	HR: 1	SF: 0	SAC: 1	DP: 0	HBP: 0	WP: 1	PA: 35
--------------	------	------	------	------	------	------	------	------	------	------	------	------	------	------	------	------	------	------	------	------	------	------	------	------	------	------	------	------	------	------	------	------	------	------	------	------	------	------	------	------	------	------	------	------	------	-------	-------	-------	-------	-------	--------	-------	--------	-------	--------

PITCHER	IP	WLS	BF	H	R	ER	SO	BB	IBB	HBP	BLK	WP	HR	S	P	ERA	WHIP
Mike Krukow, R (1, 1) ERA: 4.45	5.0		22	6	4	4	5	1	0	0	0	1	1	31	35	7.20	1.400
Mark Davis, L (6, 1) ERA: 5.5	2.0	W	6	0	0	0	1	0	0	0	0	0	0	8	8	0.00	0.000
Greg Minton, R (8, 1) ERA: 3.69	2.0	S	7	1	0	0	1	0	0	0	0	0	0	9	9	0.00	0.500

Batter	1	2	3	4	5	6	7	8	9	AB	R	H	RBI	BB	SO	LOB
Dan Gladden, R OBP: 0.391, SLG: 0.455 (1, 8)	0-0 6-3		0-0 S 2B 1B		0-0 5-3		0-0 SH BLK 1B	0-0 F7		4	2	1	0	0	0	0
Manny Trillo, R OBP: 0.294, SLG: 0.331 (1, 4)	0-0 F9		4-0 2B BB		0-3 K		0-0 SF8			2	1	0	1	1	1	0
Chris Brown, R OBP: 0.370, SLG: 0.417 (1, 5)	1-0 HBP		0-0 1-H 2-H 2B			4-0 1B BB	4-0 1B BB			1	1	1	2	2	0	0
Chili Davis, S OBP: 0.355, SLG: 0.493 (1, 9)	0-0 F3		0-0 F3			0-0 1B 1B	0-0 F9			4	0	1	0	0	0	4
Bob Brenly, R OBP: 0.366, SLG: 0.490 (1, 2)		0-0 F2		0-0 1B		0-0 F7	0-0 BB 1B			4	0	2	1	0	0	2
Rob Deer, R OBP: 0.500, SLG: 0.571 (1, 7)		0-3 K		0-0 HR		0-0 F7	4-0 FC6-4 BB			3	1	1	1	1	1	2
John Rabb, R OBP: 0.290, SLG: 0.323 (1, 3)		0-3 K		0-3 K		0-0 FC5 1B	0-0 FC6-4			4	0	1	1	0	2	3
Johnnie LeMaster, R OBP: 0.268, SLG: 0.285 (1, 6)			0-0 5-3	0-0 1-3		0-0 FC5		0-0 F5		4	0	0	0	0	0	2
Mike Krukow, R OBP: 0.157, SLG: 0.152 (1, 1)			0-0 6-3		0-3 K		0-0 SH SF8 2B	0-3 K		1	0	0	0	0	0	0
Alejandro Sanchez, R OBP: 0.167, SLG: 0.167 (5, PH)										1	0	0	0	0	0	1
Mark Davis, L OBP: 0.186, SLG: 0.244 (6, 1)										0	0	0	0	0	0	0
Duane Kuiper, L OBP: 0.259, SLG: 0.214 (7, PH)										1	0	1	0	0	0	0
Gene Richards, L OBP: 0.247, SLG: 0.296 (7, PR)										0	1	0	0	0	0	0
Greg Minton, S OBP: 0.100, SLG: 0.053 (8, 1)										1	0	0	0	0	1	0

Inning Stats	R: 0	H: 0	E: 0	K: 0	S: 3	H: 0	LOB: 1	BB: 0	P: 4	R: 0	H: 0	E: 0	K: 2	S: 7	H: 0	LOB: 0	BB: 0	P: 7	R: 2	H: 2	E: 0	K: 0	S: 5	H: 2	LOB: 1	BB: 1	P: 9	R: 1	H: 2	E: 0	K: 1	S: 6	H: 0	LOB: 0	BB: 0	P: 7	R: 0	H: 0	E: 0	K: 2	S: 7	H: 0	LOB: 0	BB: 0	P: 7	R: 1	H: 2	E: 0	K: 0	S: 5	H: 2	LOB: 2	BB: 1	P: 9	R: 2	H: 2	E: 0	K: 0	S: 6	H: 2	LOB: 3	BB: 2	P: 14	R: 0	H: 0	E: 0	K: 1	S: 5	H: 0	LOB: 0	BB: 0	P: 5
1B: 5	SF: 1	2B: 2	SAC: 1	3B: 0	DP: 0	HR: 1	HBP: 1	WP: 0	PA: 37	SB: 1	CS: 0																																																													

PITCHER	IP	WLS	BF	H	R	ER	SO	BB	IBB	HBP	BLK	WP	HR	S	P	ERA	WHIP
Rick Camp, R ERA: 3.6 (1, 1)	6.0		26	6	4	4	5	2	0	1	0	0	1	33	42	6.00	1.333
Tony Brizzolara, R ERA: 4.78 (7, 1)	0.1	L	4	1	2	2	0	1	0	0	1	0	0	3	7	54.00	6.000
Gene Garber, R ERA: 3.26 (7, 1)	1.2		7	1	0	0	1	1	0	0	0	0	0	8	12	0.00	1.200

BOTTOM

Atlanta Braves @ San Francisco Giants
Candlestick Park, San Francisco, CA

Sun Sep 09 1984, 6:33 AM EDT
Att. 8,680 - Unknown

livebaseballscorecards.com

AB	30
R	6
H	8
RBI	6
BB	4
SO	6
LOB	13



San Francisco Giants @ Cincinnati Reds
Riverfront Stadium, Cincinnati, OH

Tue Sep 11 1984, 7:05 PM EDT
Att. 8,520 - Unknown

livebaseballscorecards.com

AB	33
R	3
H	6
RBI	3
BB	1
SO	10
LOB	8



WP:	0	PA:	34
PB:	0		
SB:	0		
CS:	0		

AB R H RBI BB SO LOB

3	1	0	0	1	2	1
4	1	2	0	0	1	0
4	1	1	3	0	2	1
3	0	0	0	0	0	0
0	0	0	0	0	0	0
1	0	0	0	0	0	1
0	0	0	0	0	0	0
0	0	0	0	0	0	0
4	0	1	0	0	1	0
4	0	0	0	0	1	1
4	0	1	0	0	2	1
3	0	0	0	0	1	2
1	0	1	0	0	0	0
1	0	0	0	0	0	0
0	0	0	0	0	0	0
0	0	0	0	0	0	0
1	0	0	0	0	0	1
0	0	0	0	0	0	0

Batter	1	2	3	4	5	6	7	8	9
Dan Gladden, R (1, 8) OBP: 0.389, SLG: 0.450	0-0 6-3		0-3 K			4-0 HR BB		0-3 K	
Manny Trillo, R (1, 4) OBP: 0.296, SLG: 0.332	0-0 5-3			0-3 K		0-0 HR 1B		0-0 1B	
Chili Davis, S (1, 9) OBP: 0.354, SLG: 0.498	0-0 2-3			0-3 K		0-0 HR 1-H 2-H		0-3 K	
Scot Thompson, L (1, 3) OBP: 0.389, SLG: 0.363		0-0 F8		0-0 6-3		0-0 3-1		0-0 F9	
Gary Lavelle, S (7, 1)									
Dusty Baker Jr., R (8, PH) OBP: 0.380, SLG: 0.361									
Greg Minton, S (8, 1) OBP: 0.100, SLG: 0.053									
Bob Lacey, R (8, 1) OBP: 0.200, SLG: 0.200									
Bob Brenly, R (1, 2) OBP: 0.365, SLG: 0.488		0-0 F8			0-0 5-3 1B	0-3 K			0-0 4-3
Chris Brown, R (1, 5) OBP: 0.323, SLG: 0.357		0-3 K			0-0 5-3		0-0 F9		0-0 5-3
Rob Deer, R (1, 7) OBP: 0.438, SLG: 0.455			0-3 K		0-0 F6		0-0 1B		0-3 K
Johnnie LeMaster, R (1, 6) OBP: 0.266, SLG: 0.283			0-0 5-3		0-3 K		0-0 F9		
Bill Laskey, R (1, 1) OBP: 0.113, SLG: 0.068				0-0 5-3 1B		0-0 5-3		0-0 4-3	
Duane Kuiper, L (6, PH) OBP: 0.286, SLG: 0.212									
Randy Lerch, L (6, 1) OBP: 0.294, SLG: 0.143									
Mark Davis, L (6, 1) OBP: 0.186, SLG: 0.244									
Gene Richards, L (7, PH) OBP: 0.343, SLG: 0.283									
John Fabb, R (7, 3) OBP: 0.290, SLG: 0.323									

Inning Stats	R: 0	H: 0	R: 0	H: 0	R: 0	H: 1	R: 0	H: 0	R: 0	H: 1	R: 3	H: 2	R: 0	H: 1	R: 0	H: 1	R: 0	H: 0	
E: 0	LOB: 0	E: 0	LOB: 0	E: 0	LOB: 1	E: 0	LOB: 0	E: 0	LOB: 0	E: 0	LOB: 1	E: 0	LOB: 1	E: 0	LOB: 1	E: 0	LOB: 1	E: 0	LOB: 0
K: 0	BB: 0	K: 1	BB: 0	K: 2	BB: 0	K: 2	BB: 0	K: 1	BB: 0	K: 1	BB: 1	K: 0	BB: 0	K: 0	BB: 0	K: 1	BB: 0	K: 1	BB: 0
S: 3	P: 3	S: 5	P: 5	S: 8	P: 8	S: 7	P: 7	S: 6	P: 6	S: 7	P: 11	S: 4	P: 4	S: 8	P: 8	S: 5	P: 5	S: 5	P: 5

PITCHER	IP	WLS	BF	H	R	ER	SO	BB	IBB	HBP	BLK	WP	HR	S	P	ERA	WHIP
Mario Soto, R (1, 1) ERA: 3.48	9.0	W	34	6	3	3	10	1	0	0	0	0	1	53	57	3.00	0.778

PITCHER	IP	WLS	BF	H	R	ER	SO	BB	IBB	HBP	BLK	WP	HR	S	P	ERA	WHIP
---------	----	-----	----	---	---	----	----	----	-----	-----	-----	----	----	---	---	-----	------

Batter	1	2	3	4	5	6	7	8	9	AB R H RBI BB SO LOB	TOP											
Dan Gladden, R (1, 8) OBP: 0.393, SLG: 0.449	0-3 K		4-0 2B BB		0-0 6-3			4-0 E BB	0-0 1B	3 2 1 0 2 1 1												
Manny Trillo, R (1, 4) OBP: 0.300, SLG: 0.340 Jeffrey Leonard, R (9, PH) OBP: 0.360, SLG: 0.496	0-0 1-3		0-0 2B			0-0 F8 1B 1B		0-0 E9 1B FC5-4 1B	0-3 K	4 1 3 2 0 0 0 1 0 0 0 0 1 2												
Chili Davis, S (1, 9) OBP: 0.355, SLG: 0.498	0-0 4-3		0-0 F7			0-0 1B		0-0 FC5-4 1B		4 0 2 0 0 0 1												
Dusty Baker Jr., R (1, 7) OBP: 0.378, SLG: 0.359		0-0 G6-4-3 1B		0-0 6-3		0-0 F9		0-0 FC5-4 1B		4 0 1 1 0 0 3												
Bob Brenly, R (1, 3) OBP: 0.365, SLG: 0.486		0-0 F9		0-0 G6-4-3 1B		0-0 F8		0-3 K		4 0 1 0 0 1 4												
Chris Brown, R (1, 5) OBP: 0.286, SLG: 0.313		0-0 G6-4-3		0-0 G6-4-3		0-0 F9		0-0 F9		4 0 0 0 0 0 5												
Fran Mullins, R (1, 6) OBP: 0.280, SLG: 0.337			0-3 K		0-0 5-3		0-0 5-3		0-0 F4	4 0 0 0 0 1 0												
Randy Gomez, R (1, 2) OBP: 0.357, SLG: 0.227 Duane Kuiper, L (9, PH) OBP: 0.283, SLG: 0.210			0-0 1-3		4-0 WP F3 BB		0-0 1-3		0-0 5-3	2 0 0 0 1 0 0 1 0 0 0 0 0 0												
Mark Grant, R (1, 1) Bob Lacey, R (1, 1) Mark Davis, L (4, 1) Gene Richards, L (5, PH) Scott Garretts, R (5, 1) Gary Lavelle, S (8, 1) Brad Wellman, R (9, PH) OBP: 0.280, SLG: 0.313			0-0 2B BB 1B		0-0 F3		0-0 F9		0-0 1B 1B	0 0 0 0 0 0 0 1 1 1 0 0 0 0 0 0 0 0 0 0 0 1 0 0 0 0 0 1 1 0 0 0 0 0 0 0 0 0 0 0 0 0 1 0 1 0 0 0 0												
Inning Stats	R: 0 E: 0 K: 1 S: 5	H: 0 LOB: 0 BB: 0 P: 5	R: 0 E: 0 K: 0 S: 3	H: 1 LOB: 0 BB: 0 P: 3	R: 2 E: 0 K: 1 S: 7	H: 2 LOB: 1 BB: 1 P: 11	R: 0 E: 0 K: 0 S: 3	H: 1 LOB: 0 BB: 0 P: 3	R: 0 E: 0 K: 0 S: 3	H: 0 LOB: 1 BB: 1 P: 7	R: 0 E: 0 K: 0 S: 5	H: 2 LOB: 2 BB: 0 P: 5	R: 0 E: 0 K: 0 S: 3	H: 0 LOB: 0 BB: 0 P: 3	R: 2 E: 1 K: 1 S: 7	H: 2 LOB: 1 BB: 1 P: 11	R: 0 E: 0 K: 1 S: 7	H: 2 LOB: 2 BB: 0 P: 7	1B: 9 2B: 1 3B: 0 HR: 0	SF: 0 SAC: 0 DP: 2 HBP: 0	WP: 1 PB: 0 SB: 0 CS: 0	PA: 38
PITCHER	IP WLS BF H R ER SO BB IBB HBP BLK WP HR S P ERA WHIP												PITCHER	IP WLS BF H R ER SO BB IBB HBP BLK WP HR S P ERA WHIP								
Jay Tibbs, R (1, 1) ERA: 3.19	7.0 W 29 7 4 3 2 3 0 0 0 1 0 30 42 3.86 1.429																					
Ted Power, R (8, 1) ERA: 2.9	2.0 S 9 3 0 0 2 0 0 0 0 0 0 13 13 0.00 1.500																					

San Francisco Giants @ Cincinnati Reds
Riverfront Stadium, Cincinnati, OH
Wed Sep 12 1984, 7:05 PM EDT
Att. 8,047 - Unknown

livebaseballscorecards.com

AB	35
R	4
H	10
RBI	3
BB	3
SO	4
LOB	17



San Francisco Giants @ Atlanta Braves
 Atlanta-Fulton County Stadium, Atlanta, GA

Fri Sep 14 1984, 7:05 PM EDT
 Att. 9,857 - Unknown

livebaseballscorecards.com

AB	32
R	3
H	9
RBI	2
BB	3
SO	1
LOB	13




Batter	1	2	3	4	5	6	7	8	9	AB R H RBI BB SO LOB
Brad Wellman, R (1, 6) OBP: 0.277, SLG: 0.309 Scot Thompson, L (8, PH) OBP: 0.387, SLG: 0.361 (8, 3)	0-0 5-3		0-0 FC6-4			0-0 5-3		0-0 6-3		3 0 0 0 0 0 1 1 0 0 0 0 0 1
Manny Trillo, R (1, 4) OBP: 0.300, SLG: 0.339	0-0 1-3		0-0 F9			0-0 G4-6-3 1B		0-0 F8		4 0 1 0 0 0 2
Chili Davis, S (1, 8) OBP: 0.358, SLG: 0.498 (9, 9)	4-0 BB			0-0 1B		0-0 G4-6-3 1-2f		4-0 1B E BB		2 1 1 0 2 0 1
Dusty Baker Jr., R (1, 7) OBP: 0.376, SLG: 0.357 Dan Gladden, R (9, PR) OBP: 0.393, SLG: 0.449 (9, 8)	0-0 F8		0-0 F4		0-0 F3		0-0 5-3	0-0 E5 HR 1B		4 0 1 0 0 0 2 0 1 0 0 0 0 0
Bob Brenly, R (1, 2) OBP: 0.364, SLG: 0.490		0-0 F7		0-0 F3			0-0 6-3	0-0 HR 2-H		4 1 1 2 0 0 0
Alejandro Sanchez, R (1, 9) OBP: 0.300, SLG: 0.300 (9, 7)		0-0 CS 1B			0-0 G3		0-0 1B	0-3 K		4 0 2 0 0 1 1
Chris Brown, R (1, 5) OBP: 0.282, SLG: 0.333		0-0 F8			0-0 6-3		0-0 F9	0-0 2B		4 0 1 0 0 0 2
John Rabb, R (1, 3) OBP: 0.296, SLG: 0.317 Gene Richards, L (8, PH) OBP: 0.347, SLG: 0.287 Greg Minton, S (8, 1) OBP: 0.095, SLG: 0.050		0-0 CS 1-2	0-0 5-3		4-0 BB		0-0 SH1-3 1B	0-0 6-3		1 0 0 0 1 0 0 1 0 1 0 0 0 0 1 0 0 0 0 0 1
Jeff Robinson, R (1, 1) OBP: 0.148, SLG: 0.119 Duane Kuiper, L (8, PH) OBP: 0.283, SLG: 0.210 Fran Mullins, R (8, 6) OBP: 0.277, SLG: 0.333			0-0 FC6-4 1B		0-0 4-3		0-0 SH1-3 1-2	0-0 6-3		2 0 1 0 0 0 1 0 0 0 0 0 0 0 1 0 0 0 0 0 1

Inning Stats	R: 0 E: 0 K: 0 S: 3	H: 0 LOB: 1 BB: 1 P: 7	R: 0 E: 0 K: 0 S: 3	H: 1 LOB: 0 BB: 0 P: 3	R: 0 E: 0 K: 0 S: 4	H: 1 LOB: 1 BB: 0 P: 4	R: 0 E: 0 K: 0 S: 3	H: 1 LOB: 0 BB: 0 P: 3	R: 0 E: 0 K: 0 S: 3	H: 0 LOB: 1 BB: 1 P: 7	R: 0 E: 0 K: 0 S: 3	H: 1 LOB: 0 BB: 0 P: 3	R: 0 E: 0 K: 0 S: 4	H: 1 LOB: 1 BB: 0 P: 4	R: 3 E: 1 K: 1 S: 8	H: 3 LOB: 1 BB: 1 P: 12	1B: 7 2B: 1 3B: 0 HR: 1	SF: 0 SAC: 1 DP: 1 HBP: 0	WP: 0 PB: 0 SB: 0 CS: 2	PA: 37
--------------	------------------------------	---------------------------------	------------------------------	---------------------------------	------------------------------	---------------------------------	------------------------------	---------------------------------	------------------------------	---------------------------------	------------------------------	---------------------------------	------------------------------	---------------------------------	------------------------------	----------------------------------	----------------------------------	------------------------------------	----------------------------------	--------

PITCHER	IP	WLS	BF	H	R	ER	SO	BB	IBB	HBP	BLK	WP	HR	S	P	ERA	WHIP
Craig McMurtry, R (1, 1) ERA: 4.65	8.0		29	6	0	0	0	2	0	0	0	0	0	27	35	0.00	1.000
Donnie Moore, R (9, 1) ERA: 2.92	0.1	L	5	3	3	3	1	1	0	0	0	0	1	6	10	81.00	12.000
Jeff Dedmon, R (9, 1) ERA: 3.95	0.2		2	0	0	0	0	0	0	0	0	0	0	2	2	0.00	0.000

PITCHER	IP	WLS	BF	H	R	ER	SO	BB	IBB	HBP	BLK	WP	HR	S	P	ERA	WHIP
---------	----	-----	----	---	---	----	----	----	-----	-----	-----	----	----	---	---	-----	------

Batter	1	2	3	4	5	6	7	8	9	AB R H RBI BB SO LOB	TOP	
Brad Wellman, R (1, 6) OBP: 0.276, SLG: 0.305	4-0 G6-3 BB			x 0-0 5-3		x 0-0 5-3			0-3 K	3 0 0 0 1 1 0	<p>San Francisco Giants @ Atlanta Braves Atlanta-Fulton County Stadium, Atlanta, GA</p> <p>livebaseballscorecards.com</p> <p>AB 31 R 1 H 7 RBI 1 BB 1 SO 4 LOB 8</p> 	
Manny Trillo, R (1, 4) OBP: 0.299, SLG: 0.341	x 0-0 G6-3 1-2f		x 0-0 G3 2B			x 0-0 F8		x 0-0 L6	4 0 1 0 0 0 1			
Chili Davis, S (1, 8) OBP: 0.359, SLG: 0.498	x 0-0 4-3		x 0-0 G3 2-3			x 0-0 1B 1B		x 0-0 BLK 1B	4 1 2 0 0 0 1			
Jeffrey Leonard, R (1, 7) OBP: 0.361, SLG: 0.496		x 0-0 1-3	s s s 0-3 K			x 0-0 G4-6-3 1-2 1B		x 0-0 1B	4 0 2 1 0 1 1			
Bob Brenly, R (1, 2) OBP: 0.363, SLG: 0.488		x 0-0 L1		x 0-0 G6-3 1B		x 0-0 G4-6-3 1-2f		x 0-0 F9	4 0 1 0 0 0 3			
Scot Thompson, L (1, 3) OBP: 0.362, SLG: 0.356		x 0-0 F8		x 0-0 G6-3 1-2f			x 0-0 4-3		3 0 0 0 0 0 1			
Alejandro Sanchez, R (1, 9) OBP: 0.231, SLG: 0.231			x 0-0 1-3		s s s 0-3 K		x 0-0 L4		3 0 0 0 0 1 0			
Chris Brown, R (1, 5) OBP: 0.286, SLG: 0.359			s s s 0-3 K		x 0-0 6-3		x 0-0 2B		3 0 1 0 0 1 0			
Mike Krukow, R (1, 1) OBP: 0.145, SLG: 0.149 Bob Lacey, R (5, 1) OBP: 0.333, SLG: 0.333 Gene Richards, L (6, PH) OBP: 0.345, SLG: 0.285 Scott Garretts, R (6, 1) OBP: 0.100, SLG: 0.100 Duane Kuiper, L (8, PH) OBP: 0.281, SLG: 0.208 Mark Calvert, R (8, 1)			x 0-0 6-3		x 0-0 F8		x 0-0 4-3		1 0 0 0 0 0 0 0 0 0 0 0 0 0 1 0 0 0 0 0 0 0 0 0 0 0 0 0 1 0 0 0 0 0 1 0 0 0 0 0 0 0			
Inning Stats	R: 0 H: 0 E: 0 LOB: 0 K: 0 BB: 1 S: 2 P: 6	R: 0 H: 0 E: 0 LOB: 0 K: 0 BB: 0 S: 3 P: 3	R: 0 H: 0 E: 0 LOB: 0 K: 1 BB: 0 S: 5 P: 5	R: 0 H: 1 E: 0 LOB: 1 K: 1 BB: 0 S: 6 P: 6	R: 0 H: 1 E: 0 LOB: 0 K: 1 BB: 0 S: 5 P: 5	R: 0 H: 0 E: 0 LOB: 0 K: 0 BB: 0 S: 3 P: 3	R: 0 H: 2 E: 0 LOB: 1 K: 0 BB: 0 S: 4 P: 4	R: 0 H: 1 E: 0 LOB: 1 K: 0 BB: 0 S: 4 P: 4	R: 1 H: 2 E: 0 LOB: 1 K: 1 BB: 0 S: 7 P: 7	1B: 5 SF: 0 2B: 2 SAC: 0 3B: 0 DP: 3 HR: 0 HBP: 0	WP: 0 PA: 32 PB: 0 SB: 0 CS: 0	
PITCHER Rick Camp, R (1, 1) ERA: 3.43	IP WLS BF H R ER SO BB IBB HBP BLK WP HR S P ERA WHIP	9.0 W 32 7 1 1 4 1 0 0 0 1 0 0 39 43 1.00 0.889										

Sat Sep 15 1984, 7:05 PM EDT
Att: 16,119 - Unknown

Batter	1	2	3	4	5	6	7	8	9	AB	R	H	RBI	BB	SO	LOB
Milt Thompson, L (1, 7) OBP: 0.409, SLG: 0.324	0-0 4-3	0-3 K			0-0 G6-4-3 1B		4-0 E S BB			3	1	1	0	1	1	1
Rafael Ramirez, R (1, 6) OBP: 0.295, SLG: 0.321	0-0 F7		0-0 6-3		4-0 G6-4-3 BB		0-0 4-3			3	0	0	0	1	0	1
Brad Komminsk, R (1, 9) OBP: 0.266, SLG: 0.306	4-0 2B BB		0-3 K		0-0 G6-4-3		0-0 5-3			3	1	0	0	1	1	2
Dale Murphy, R (1, 8) OBP: 0.371, SLG: 0.538	0-0 1-H 2B		0-0 HR 2B		0-0 CS 1B		0-0 BB 1B			4	1	4	2	0	0	0
Gerald Perry, L (1, 3) OBP: 0.373, SLG: 0.370	4-0 BB		0-0 HR		0-0 CS	0-0 6-3		0-0 BB 1B		3	1	2	2	1	0	0
Randy Johnson, R (1, 5) OBP: 0.342, SLG: 0.393	0-3 K		0-0 F7		0-0 5-3		0-0 F9			4	0	0	0	0	1	4
Paul Runge, R (1, 4) OBP: 0.407, SLG: 0.417		0-0 6-3		0-3 K		0-0 F5		4-0 FC6-4 BB		3	0	0	0	1	1	0
Alex Trevino, R (1, 2) OBP: 0.290, SLG: 0.346		0-0 1B		0-0 F8		0-0 5-3		0-0 FC6-4		4	0	1	0	0	0	3
Rick Camp, R (1, 1) OBP: 0.136, SLG: 0.140		0-0 P4		0-0 5-3		0-3 K				3	0	0	0	0	1	1

Inning Stats	R: 1	H: 1	E: 0	K: 1	S: 6	R: 0	H: 1	E: 0	K: 1	S: 6	R: 0	H: 2	E: 0	K: 1	S: 7	R: 0	H: 0	E: 0	K: 1	S: 5	R: 1	H: 2	E: 0	K: 0	S: 3	R: 0	H: 0	E: 0	K: 0	S: 3	R: 0	H: 0	E: 0	K: 1	S: 5	R: 0	H: 2	E: 0	K: 0	S: 5	1B: 5	SF: 0	3B: 0	HR: 1
	LOB: 2	BB: 2	P: 14	LOB: 1	BB: 0	P: 6	LOB: 0	BB: 0	P: 7	LOB: 0	BB: 0	LOB: 0	BB: 0	P: 5	LOB: 0	BB: 0	P: 3	LOB: 1	BB: 1	P: 9	LOB: 3	BB: 1	P: 9	BB: 5	SF: 0	SAC: 0	DP: 1	HBP: 0	WP: 0	PA: 36	ERA	WHIP	WP: 0	PA: 36	ERA	WHIP	WP: 0	PA: 36	ERA	WHIP				

PITCHER	IP	WLS	BF	H	R	ER	SO	BB	IBB	HBP	BLK	WP	HR	S	P	ERA	WHIP
Mike Krukow, R (1, 1) ERA: 4.53	4.2	L	22	6	4	4	4	3	0	0	0	0	1	27	39	7.71	1.929
Bob Lacey, L (5, 1) ERA: 3.77	0.1		0	0	0	0	0	0	0	0	0	0	0	0	0	0.00	0.000
Scott Garrelts, R (6, 1) ERA: 5.65	2.0		7	0	0	0	1	1	0	0	0	0	0	8	12	0.00	0.500
Mark Calvert, R (8, 1) ERA: 5.67	1.0		6	2	0	0	0	1	0	0	0	0	0	5	9	0.00	3.000

BOTTOM

San Francisco Giants @ Atlanta Braves
Atlanta-Fulton County Stadium, Atlanta, GA

livebaseballscorecards.com

AB	30
R	4
H	8
RBI	4
BB	5
SO	5
LOB	12



WP: 0	PA: 36
PB: 0	
SB: 2	
CS: 1	

ERA	WHIP
7.71	1.929
0.00	0.000
0.00	0.500
0.00	3.000

Sat Sep 15 1984, 7:05 PM EDT
Att. 16,119 - Unknown

Batter	1	2	3	4	5	6	7	8	9
Milt Thompson, L (1, 7) OBP: 0.408, SLG: 0.333	0-0 BB HR 1B		0-0 E 1B SF8 1B	0-0 4-3		0-0 F1		0-3 K	
Rafael Ramirez, R (1, 6) OBP: 0.298, SLG: 0.322	4-0 1-2 HR BB		0-0 F8		0-0 2B 2B 1B	0-0 F7		0-0 IBB 1B	
Brad Komminsk, R (1, 9) OBP: 0.264, SLG: 0.304	0-3 K		0-0 SF8 E 1-2 1B		0-0 F8	0-3 K		0-0 F5	
Dale Murphy, R (1, 8) OBP: 0.373, SLG: 0.545	0-0 1-H 2-H HR		0-0 E4 1-2 2-3		0-0 2B 2B		0-0 WP FC5 E8	4-0 1-2 IBB	
Gerald Perry, L (1, 3) OBP: 0.373, SLG: 0.368	0-3 K		0-0 SF8 2-3 3-H		4-0 2B IBB		4-0 FC5 2-3 4-3 BB	0-0 4-3	
Randy Johnson, R (1, 5) OBP: 0.341, SLG: 0.394	0-0 6-3		0-0 6-3		0-0 2B		0-0 FC5 1-3 3-H		
Paul Runge, R (1, 4) OBP: 0.386, SLG: 0.392		0-0 F8		0-0 F8	0-0 F9		0-0 4-3		
Chris Chambliss, L (7, PH) OBP: 0.352, SLG: 0.363									
Jerry Royster, R (8, 4) OBP: 0.257, SLG: 0.295									
Bruce Benedict, R (1, 2) OBP: 0.297, SLG: 0.287		0-0 6-3		0-0 F9	4-0 IBB		4-0 IBB		
Rick Mahler, R (1, 1) OBP: 0.313, SLG: 0.349		0-0 6-3		0-0 1B	0-0 6-3		0-0 4-3		
Gene Garber, R (7, 1) OBP: 0.143, SLG: 0.143									

Inning Stats	R: 3	H: 2	E: 0	K: 2	S: 9	LOB: 0	BB: 1	P: 13
	R: 0	H: 0	E: 0	K: 0	S: 3	LOB: 0	BB: 0	P: 3
	R: 1	H: 2	E: 1	K: 0	S: 6	LOB: 2	BB: 0	P: 6
	R: 0	H: 1	E: 0	K: 0	S: 4	LOB: 1	BB: 0	P: 4
	R: 2	H: 3	E: 0	K: 0	S: 6	LOB: 3	BB: 2	P: 14
	R: 0	H: 0	E: 0	K: 1	S: 5	LOB: 0	BB: 0	P: 5
	R: 1	H: 0	E: 1	K: 0	S: 4	LOB: 2	BB: 2	P: 12
	R: 0	H: 1	E: 0	K: 1	S: 6	LOB: 2	BB: 1	P: 10

PITCHER										PITCHER																										
IP	WLS	BF	H	R	ER	SO	BB	IBB	HBP	BLK	WP	HR	S	P	ERA	WHIP	IP	WLS	BF	H	R	ER	SO	BB	IBB	HBP	BLK	WP	HR	S	P	ERA	WHIP			
Bill Laskey, R (1, 1) ERA: 4.45	5.0	L	27	8	6	5	2	1	0	0	0	1	28	40	9.00	1.800																				
Scott Garrelts, R (6, 1) ERA: 5.5	1.0		5	0	1	0	1	0	0	0	1	0	6	10	0.00	1.000																				
Greg Minton, R (7, 1) ERA: 3.8	1.0		4	0	0	0	0	0	0	0	0	0	3	7	0.00	0.000																				
Gary Lavelle, L (8, 1) ERA: 2.87	1.0		5	1	0	0	1	0	0	0	0	0	6	10	0.00	1.000																				

BOTTOM

San Francisco Giants @ Atlanta Braves
Atlanta-Fulton County Stadium, Atlanta, GA

Sun Sep 16 1984, 3:33 AM EDT
Att. 9,526 - Unknown

AB	R	H	RBI	BB	SO	LOB
5	2	2	0	0	1	1
4	2	2	0	1	0	1
5	0	1	0	0	2	4
4	2	2	3	1	0	2
2	1	0	1	2	1	2
4	0	1	2	0	0	4
3	0	0	0	0	0	2
1	0	0	1	0	0	1
0	0	0	0	0	0	0
2	0	0	0	2	0	0
3	0	1	0	0	0	3
1	0	0	0	0	0	2

livebaseballscorecards.com

AB	34
R	7
H	9
RBI	7
BB	6
SO	4
LOB	22

Braves

WP	1	PA	41
PB	0		
SB	0		
CS	0		

Batter	1	2	3	4	5	6	7	8	9	AB R H RBI BB SO LOB	TOP																
Dan Gladden, R OBP: 0.391, SLG: 0.441 (1, 8) X	0-0 F8		0-0 F3		4-0 CS BB			0-3 K		3 0 0 0 1 1 0																	
Manny Trillo, R OBP: 0.295, SLG: 0.335 Brad Wellman, R OBP: 0.276, SLG: 0.305 (8, PR) (8, 4)	0-0 4-3		0-0 F3	0-0 CS	0-0 F2			0-0 E6		4 0 0 0 0 0 0 0 0 0 0 0 0 0																	
Chili Davis, S OBP: 0.361, SLG: 0.509 (1, 7) S S S	0-3 K		0-0 3-1		0-0 4-3			0-0 F7		4 0 0 0 0 1 1																	
Scot Thompson, L OBP: 0.382, SLG: 0.353 (1, 3)		4-0 4-3 1B BB		0-0 1B WP 1B		0-0 F6		0-0 6-3		3 2 1 0 1 0 2																	
Alejandro Sanchez, R OBP: 0.235, SLG: 0.235 (1, 9)		0-0 4-3		0-0 1B S 1B		0-3 K2-3		0-0 F6		4 1 1 0 0 1 1																	
Fran Mullins, R OBP: 0.286, SLG: 0.341 (1, 5)		0-0 1B		0-0 1B S		0-0 6-3		0-0 F7		4 0 2 3 0 0 0																	
Johnnie LeMaster, R OBP: 0.266, SLG: 0.282 (1, 6)		0-0 9-3		0-0 F3		0-0 PB 1B		0-0 F4		4 0 1 0 0 0 2																	
Randy Gomez, R OBP: 0.355, SLG: 0.208 (1, 2)			0-3 K		0-0 6-3		4-0 1B BB			2 0 0 0 1 1 0																	
Mark Grant, R (1, 1)			0-0 4-3		0-0 F1		0-0 F7			2 0 0 0 0 0 0																	
Mark Davis, L OBP: 0.186, SLG: 0.244 (5, 1)										0 0 0 0 0 0 0																	
Dusty Baker Jr., R OBP: 0.375, SLG: 0.356 (7, PH)										1 0 0 0 0 0 2																	
Gary Lavelle, S (7, 1)										0 0 0 0 0 0 0																	
Inning Stats	R: 0 E: 0 K: 1 S: 5	H: 0 LOB: 0 BB: 0 P: 5	R: 1 E: 0 K: 0 S: 3	H: 1 LOB: 0 BB: 1 P: 7	R: 0 E: 0 K: 1 S: 5	H: 0 LOB: 0 BB: 0 P: 5	R: 2 E: 0 K: 0 S: 6	H: 3 LOB: 1 BB: 0 P: 6	R: 0 E: 0 K: 0 S: 2	H: 0 LOB: 0 BB: 1 P: 6	R: 0 E: 0 K: 0 S: 3	H: 0 LOB: 0 BB: 0 P: 3	R: 0 E: 0 K: 1 S: 6	H: 1 LOB: 2 BB: 1 P: 10	R: 0 E: 2 K: 1 S: 6	H: 0 LOB: 2 BB: 0 P: 6	R: 0 E: 0 K: 0 S: 3	H: 0 LOB: 0 BB: 0 P: 3	1B: 5 2B: 1 3B: 0 HR: 0	SF: 0 SAC: 0 DP: 1 HBP: 0	WP: 1 PB: 1 SB: 2 CS: 1	PA: 35					
PITCHER	IP	WLS	BF	H	R	ER	SO	BB	IBB	HBP	BLK	WP	HR	S	P	ERA	WHIP										
Joe Niekro, R ERA: 2.9 (1, 1)	6.2	W	26	5	3	3	3	3	0	0	0	1	0	29	41	4.05	1.200										
Bill Dawley, R ERA: 1.9 (7, 1)	2.1	S	8	0	0	0	1	0	0	0	0	0	0	10	10	0.00	0.000										

San Francisco Giants @ Houston Astros
 Astrodome, Houston, TX
 Mon Sep 17 1984, 8:05 PM EDT
 Att. 5,231 - Unknown

livebaseballscorecards.com

AB	31
R	3
H	5
RBI	3
BB	3
SO	4
LOB	8



Batter	1	2	3	4	5	6	7	8	9
Bill Doran, S OBP: 0.356, SLG: 0.371 (1, 4)	0-0 F8	0-0 4-3		4-0 BB		0-0 F8		0-0 F9	
Terry Puhl, L OBP: 0.381, SLG: 0.429 (1, 9)	0-0 4-3 1B		0-0 4-3	0-0 F8		0-0 F7			
Denny Walling, L OBP: 0.328, SLG: 0.407 (1, 5)	0-0 4-3 1-2		0-0 E S 1B		0-0 WP 3B		0-3 K		
Jose Cruz, L OBP: 0.381, SLG: 0.459 (1, 7)	0-0 F8		0-0 F6		4-0 BB		0-3 K		
Glenn Davis, R OBP: 0.333, SLG: 0.727 (1, 3)		4-0 1B BB	0-0 1B	0-0 1B 1-H	0-0 F9		0-0 6-3		
Kevin Bass, S OBP: 0.276, SLG: 0.351 (1, 8)		0-0 1B SF8 1B	0-0 F6		0-0 F8			0-0 HR	
Alan Ashby, S OBP: 0.333, SLG: 0.329 (1, 2)		0-0 1B 1-3 2-H		4-0 SH1 BB	0-3 K		0-0 F9		
Craig Reynolds, L OBP: 0.290, SLG: 0.370 (1, 6)		0-0 SF8		0-0 F6		0-0 F9		0-0 2B	
Jim Pankovits, R OBP: 0.314, SLG: 0.433 (8, PH)		0-0 K		0-0 SH1		0-0 1B		0-3 K	
Bert Pena, R OBP: 0.281, SLG: 0.310 (9, 6)									
Joe Niekro, R OBP: 0.156, SLG: 0.133 (1, 1)									
Bill Dawley, R OBP: 0.375, SLG: 0.625 (7, 1)									

Inning Stats	R: 0	H: 1	E: 0	LOB: 1	K: 0	S: 4	P: 4
	R: 2	H: 2	E: 0	LOB: 1	K: 1	S: 7	P: 11
	R: 1	H: 2	E: 0	LOB: 1	K: 0	S: 5	P: 5
	R: 0	H: 0	E: 0	LOB: 2	K: 0	S: 3	P: 11
	R: 1	H: 1	E: 0	LOB: 1	K: 1	S: 6	P: 10
	R: 0	H: 1	E: 0	LOB: 1	K: 0	S: 4	P: 4
	R: 0	H: 0	E: 0	LOB: 0	K: 2	S: 7	P: 7
	R: 1	H: 2	E: 0	LOB: 1	K: 1	S: 7	P: 7

PITCHER	IP	WLS	BF	H	R	ER	SO	BB	IBB	HBP	BLK	WP	HR	S	P	ERA	WHIP
Mark Grant, R ERA: 6.7 (1, 1)	4.0	L	22	6	4	4	1	4	0	0	0	1	0	20	36	9.00	2.500
Mark Davis, L ERA: 5.39 (5, 1)	2.0		7	1	0	0	1	0	0	0	0	0	0	9	9	0.00	0.500
Gary Lavelle, L ERA: 2.91 (7, 1)	2.0		8	2	1	1	3	0	0	0	0	0	1	14	14	4.50	1.000


BOTTOM

San Francisco Giants @ Houston Astros
Astrodome, Houston, TX

Mon Sep 17 1984, 8:05 PM EDT
Att. 5,231 - Unknown

AB	R	H	RBI	BB	SO	LOB
4	0	0	0	1	0	3
4	0	1	0	0	0	3
4	2	2	0	0	1	1
3	0	0	0	1	1	2
3	1	1	1	1	0	1
4	2	2	1	0	0	2
3	0	1	1	1	1	1
2	0	0	1	0	0	1
1	0	1	0	0	0	0
0	0	0	0	0	0	0
2	0	1	0	0	1	1
1	0	0	0	0	1	1

AB	31
R	5
H	9
RBI	4
BB	4
SO	5
LOB	16



1B: 6	SF: 1	WP: 1	PA: 37
2B: 1	SAC: 1	PB: 0	
3B: 1	DP: 0	SB: 1	
HR: 1	HBP: 0	CS: 0	

BOTTOM

San Francisco Giants @ Houston Astros
Astrodome, Houston, TX
Tue Sep 18 1984, 8:05 PM EDT
Att. 7,009 - Unknown

livebaseballscorecards.com

AB 40
R 5
H 13
RBI 5
BB 2
SO 3
LOB 16



WP: 0 PA: 44
PB: 0
SB: 1
CS: 0

AB R H RBI BB SO LOB

4 1 1 0 0 0 0

4 2 3 0 0 0 1

5 0 3 1 0 1 3

5 0 1 2 0 0 5

0 0 0 0 0 0 0

5 0 1 1 0 2 3

4 1 0 0 1 0 2

4 0 1 0 1 0 0

3 0 1 0 0 0 1

2 0 1 1 0 0 0

0 0 0 0 0 0 0

1 0 0 0 0 0 0

1 0 0 0 0 0 0

0 0 0 0 0 0 0

1 0 0 0 0 0 0

0 0 0 0 0 0 0

1 1 1 0 0 0 0

1B: 11 SF: 0
2B: 1 SAC: 1
3B: 1 DP: 0
HR: 0 HBP: 1

Batter	1	2	3	4	5	6	7	8	9	10
Bill Doran, S (1, 4) OBP: 0.355, SLG: 0.370	0-0 6-3		0-0 1-3		0-0 5-3		0-0 1B 1B		0-0 SH3-4	
Kevin Bass, S (1, 8) OBP: 0.285, SLG: 0.357	1-0 1B FC4-6 HBP		0-0 1B 2B 1B		0-0 1B		0-0 1B 1-2 1B		0-0 6-3	
Phil Garner, R (1, 5) OBP: 0.354, SLG: 0.390	0-0 FC4-6 1B		0-0 1-2 2B 1B		0-3 K		0-0 F6		0-0 2-H 3B	
Jose Cruz, L (1, 7) OBP: 0.379, SLG: 0.456	0-0 FC4-6		0-0 F7		0-0 F9		0-0 1-3 2-H 1B		0-0 1-3	
Dave Smith, R (10, 1)	1-2 3-H									
Glenn Davis, R (1, 3) OBP: 0.310, SLG: 0.667	0-0 F8		0-0 1-3 2-H 2B				0-0 F8		0-3 K	
Terry Puhl, L (1, 9) OBP: 0.379, SLG: 0.425		0-0 4-3	0-0 F6				0-0 F7		0-0 F3	4-0 1B 1B BB
Mark Bailey, S (1, 2) OBP: 0.319, SLG: 0.346		0-0 6-3			0-0 F8		4-0 BB BB BB		0-0 6-3	0-0 1B 1B
Bert Pena, R (1, 6) OBP: 0.286, SLG: 0.313		0-0			0-0 F8		0-0 5-3		0-0 6-3	0-0 1B
Craig Reynolds, L (8, PH) OBP: 0.291, SLG: 0.371		0-0								1-2 3-H 1B
Michael LaCoss, R (1, 1) Mike Magden (1, 1) Joe Sumrino, L (1, 1) Mike Richardt, R (1, 1) Julio Sotho, R (1, 1) Enos Cabell, R (1, 1) Jeff Calhoun, L (1, 1) Jerry Mangrove, S (1, 1)		0-0 F7			0-0 6-3				0-0 4-3	0-0 SH3-4 3B 1B

Inning Stats	R: 1	H: 1	E: 0	K: 0	S: 4	R: 0	H: 1	E: 0	K: 0	S: 4	R: 1	H: 3	E: 0	K: 0	S: 6	R: 0	H: 0	E: 0	K: 0	S: 3	R: 0	H: 1	E: 0	K: 1	S: 6	R: 0	H: 0	E: 0	K: 0	S: 3	R: 1	H: 3	E: 0	K: 1	S: 8	R: 0	H: 0	E: 0	K: 0	S: 3	R: 1	H: 2	E: 0	K: 0	S: 5	R: 1	H: 2	E: 0	K: 1	S: 5	1B: 11	SF: 0	2B: 1	SAC: 1	3B: 1	DP: 0	HR: 0	HBP: 1	WP: 0	PA: 44
--------------	------	------	------	------	------	------	------	------	------	------	------	------	------	------	------	------	------	------	------	------	------	------	------	------	------	------	------	------	------	------	------	------	------	------	------	------	------	------	------	------	------	------	------	------	------	------	------	------	------	------	--------	-------	-------	--------	-------	-------	-------	--------	-------	--------

PITCHER	IP	WLS	BF	H	R	ER	SO	BB	IBB	HBP	BLK	WP	HR	S	P	ERA	WHIP
George Riley, L (1, 1) ERA: 5.06	6.1		29	8	3	3	1	1	0	1	0	0	0	29	34	4.26	1.421
Greg Minton, R (7, 1) ERA: 3.83	1.2		7	2	1	1	1	0	0	0	0	0	0	9	9	5.40	1.200
Gary Lavelle, L (9, 1) ERA: 2.88	1.0		4	1	0	0	0	0	0	0	0	0	0	4	4	0.00	1.000
Scott Garrelts, R (10, 1) ERA: 5.68	0.1	L	4	2	1	1	1	1	0	0	0	0	0	5	9	27.00	9.000

San Francisco Giants @ San Diego Padres
 Jack Murphy Stadium, San Diego, CA

Wed Sep 19 1984, 10:05 PM EDT
 Att. 32,964 - Unknown

AB	42
R	4
H	11
RBI	4
BB	3
SO	8
LOB	23



WP:	0	PA:	45
PB:	0		
SB:	3		
CS:	0		

AB	R	H	RBI	BB	SO	LOB
3	3	2	0	2	0	0
5	0	2	1	0	0	2
4	0	2	2	1	0	0
5	0	1	0	0	3	7
5	0	0	0	0	2	6
5	0	1	0	0	0	1
5	1	3	1	0	1	1
5	0	0	0	0	0	3
1	0	0	0	0	0	1
1	0	0	0	0	1	0
1	0	0	0	0	0	0
0	0	0	0	0	0	0
1	0	0	0	0	0	0
0	0	0	0	0	0	0
1	0	0	0	0	0	2
0	0	0	0	0	0	0

1B:	10	SF:	0
2B:	0	SAC:	0
3B:	0	DP:	1
HR:	1	HBP:	0

Batter	1	2	3	4	5	6	7	8	9	10
Dan Gladden, R (1, 8) OBP: 0.404, SLG: 0.455	0-0 1B		4-0 E		0-0 1-3		0-0 1B		4-0 1B	
Manny Trillo, R (1, 4) OBP: 0.296, SLG: 0.336	0-0 F7		0-0 F8		0-0 F2		0-0 1B		0-0 1B	
Chili Davis, S (1, 9) OBP: 0.361, SLG: 0.507	0-0 1B		0-0 E4		0-0 F9		0-0 1B		4-0 1B	
Jeffrey Leonard, R (1, 7) OBP: 0.359, SLG: 0.492	0-3 K		0-3 K		0-0 1B		0-0 F9		0-3 K	
Bob Brenly, R (1, 2) OBP: 0.358, SLG: 0.480	0-0 F8		0-0 F3		0-3 K			0-0 4-3	0-3 K	
Scott Thompson, L (1, 3) OBP: 0.379, SLG: 0.348		0-0 1B		0-0 F6		0-0 F7		0-0 4-3		0-0 F7
Chris Brown, R (1, 5) OBP: 0.333, SLG: 0.447		0-3 K		0-0 F7			0-0 HR	0-0 FC6-4		0-0 1B
Brad Wellman, R (1, 6) OBP: 0.269, SLG: 0.296		0-0 F7		0-0 4-3			0-0 F8	0-0 FC6-4		0-0 E4
Jeff Robinson, R (1, 1) OBP: 0.145, SLG: 0.117		0-3 K		0-3 K			0-0 F7		0-0 F3	0-0 G1-6-3
Mark Davis, L (2, 1) OBP: 0.162, SLG: 0.238										
Gene Richards, L (7, PH) OBP: 0.340, SLG: 0.280										
Bob Lacey, R (7, 1) OBP: 0.333, SLG: 0.333										
Dusty Baker Jr., R (9, PH) OBP: 0.374, SLG: 0.352										
Greg Winton, S (9, 1) OBP: 0.091, SLG: 0.048										
Duane Kuiper, L (10, PH) OBP: 0.276, SLG: 0.204										
Scott Garretts, R (10, 1) OBP: 0.100, SLG: 0.100										

Inning Stats	R: 1	H: 2	E: 0	LOB: 1	K: 1	S: 7	P: 7
	R: 0	H: 1	E: 0	LOB: 1	K: 2	S: 8	P: 8
	R: 1	H: 0	E: 2	LOB: 1	K: 1	S: 6	P: 10
	R: 0	H: 0	E: 0	LOB: 0	K: 0	S: 3	P: 3
	R: 0	H: 0	E: 0	LOB: 0	K: 1	S: 5	P: 5
	R: 0	H: 1	E: 0	LOB: 1	K: 1	S: 6	P: 6
	R: 2	H: 4	E: 0	LOB: 2	K: 0	S: 7	P: 7
	R: 0	H: 1	E: 0	LOB: 1	K: 0	S: 4	P: 4
	R: 0	H: 1	E: 1	LOB: 1	K: 0	S: 4	P: 4

PITCHER	IP	WLS	BF	H	R	ER	SO	BB	IBB	HBP	BLK	WP	HR	S	P	ERA	WHIP
Eric Show, R (1, 1) ERA: 3.52	6.2		28	6	4	3	6	1	0	0	0	0	1	39	43	4.05	1.050
Luis DeLeon, R (7, 1) ERA: 5.8	0.0		1	1	0	0	0	0	0	0	0	0	0	1	1	∞	∞
Mark Thurmond, L (7, 1) ERA: 3.1	0.1		2	1	0	0	0	0	0	0	0	0	2	2	0.00	3.000	
Rich Gossage, R (8, 1) ERA: 2.99	2.0		10	2	0	0	2	2	0	0	0	0	0	12	20	0.00	2.000
Andy Hawkins, R (10, 1) ERA: 4.87	1.0	W	4	1	0	0	0	0	0	0	0	0	0	4	4	0.00	1.000

BOTTOM

San Francisco Giants @ San Diego Padres
Jack Murphy Stadium, San Diego, CA

Wed Sep 19 1984, 10:05 PM EDT
Att: 32,964 - Unknown

livebaseballscorecards.com

AB	38
R	5
H	10
RBI	4
BB	5
SO	2
LOB	14



WP:	0	PA:	44
PB:	0		
SB:	1		
CS:	1		

AB R H RBI BB SO LOB

5	0	0	0	0	0	2
5	0	2	1	0	0	0
4	2	2	0	1	1	1
5	0	1	1	0	0	4
3	0	0	1	1	1	1
0	1	0	0	0	0	0
4	0	1	0	1	0	0
3	1	2	0	2	0	0
5	1	1	0	0	0	6
3	0	1	1	0	0	0
0	0	0	0	0	0	0
0	0	0	0	0	0	0
1	0	0	0	0	0	0
0	0	0	0	0	0	0

Batter	1	2	3	4	5	6	7	8	9	10
Alan Wiggins, S (1, 4) OBP: 0.337, SLG: 0.319	0-0 4-3	0-0 FC4-6 1B		0-0 6-3			0-0 6-3		0-0 1-3	
Tony Gwynn, L (1, 9) OBP: 0.414, SLG: 0.452	0-0 CS 1B	0-0 BB 1B		0-0 F7			0-0 4-3		0-0 E6	
Steve Garvey, R (1, 3) OBP: 0.308, SLG: 0.374	0-0 1B 2B	4-0 1-2 BB			0-0 F8 SF8 2B		0-3 K		0-0 1-3	
Graig Nettles, L (1, 5) OBP: 0.325, SLG: 0.416	0-0 2-H 1B	0-0 4-3			0-0 F8			0-0 G3		0-0 4-3
Terry Kennedy, L (1, 2) Eddie Miller, S (10, PR) OBP: 0.285, SLG: 0.356 OBP: 0.500, SLG: 0.500	0-3 K			0-0 F8			0-0 SF8			4-0 BB S E BB
Kevin McReynolds, R (1, 8) OBP: 0.320, SLG: 0.475		0-0 6-3		0-0 E5 1B		0-0 5-3		0-0 2B		4-0 E BB IBB
Carmelo Martinez, R (1, 7) OBP: 0.340, SLG: 0.394		0-0 1B 1B		0-0 G6-4-3 1B			0-0 6-3		4-0 FC6-4 IBB	4-0 E BB
Garry Templeton, S (1, 6) OBP: 0.311, SLG: 0.323		0-0 FC4-6 1B 1B		0-0 G6-4-3			0-0 F9		0-0 FC6-4	0-0 E2
Eric Show, R (1, 1) Luis DeLeon, R (7, 1) Mark Thurmond, L (7, 1) Rich Grossman, R (8, 1) Tim Flannery, L (9, PH) Andy Hawkins, R (10, 1) OBP: 0.254, SLG: 0.409 OBP: 0.246, SLG: 0.222 OBP: 0.217, SLG: 0.182 OBP: 0.336, SLG: 0.376 OBP: 0.225, SLG: 0.205		0-0 FC4-6 1B		0-0 5-3			0-0 1-3		0-0 1-3	

Inning Stats	R: 1	H: 3	E: 0	K: 1	S: 7	R: 2	H: 4	E: 0	K: 0	S: 7	R: 0	H: 1	E: 1	K: 0	S: 4	R: 0	H: 0	E: 0	K: 0	S: 3	R: 0	H: 0	E: 0	K: 1	S: 5	R: 0	H: 1	E: 0	K: 0	S: 4	R: 0	H: 0	E: 1	K: 0	S: 2	R: 1	H: 0	E: 1	K: 0	S: 2	1B: 7	2B: 3	3B: 0	HR: 0	SF: 1	SAC: 0	DP: 1	HBP: 0	WP: 0	PA: 44
--------------	------	------	------	------	------	------	------	------	------	------	------	------	------	------	------	------	------	------	------	------	------	------	------	------	------	------	------	------	------	------	------	------	------	------	------	------	------	------	------	------	-------	-------	-------	-------	-------	--------	-------	--------	-------	--------

PITCHER	IP	WLS	BF	H	R	ER	SO	BB	IBB	HBP	BLK	WP	HR	S	P	ERA	WHIP
Jeff Robinson, R (1, 1) ERA: 4.35	1.2		12	7	3	3	1	1	0	0	0	0	0	13	17	16.20	4.800
Mark Davis, L (2, 1) ERA: 5.3	4.1		15	2	1	1	0	0	0	0	0	0	0	15	15	2.08	0.462
Bob Lacey, L (7, 1) ERA: 3.61	2.0		8	1	0	0	1	0	1	0	0	0	0	9	13	0.00	0.500
Greg Minton, R (9, 1) ERA: 3.79	1.0		4	0	0	0	0	0	0	0	0	0	0	4	4	0.00	0.000
Scott Garrelts, R (10, 1) ERA: 5.63	0.1	L	5	0	1	0	0	2	1	0	0	0	0	2	14	0.00	6.000

Batter	1	2	3	4	5	6	7	8	9	AB R H RBI BB SO LOB	TOP	
Dan Gladden, R OBP: 0.407, SLG: 0.457 (1, 8) X	0-0 CS 1B		0-0 1B SF9 1B	0-0 1B		0-0 G4-6-3 1-2f		0-3 K		5 1 3 0 0 1 3	San Francisco Giants @ San Diego Padres Jack Murphy Stadium, San Diego, CA Thu Sep 20 1984, 10:05 PM EDT Att: 15,766 - Unknown livebaseballscorecards.com	
Manny Trillo, R OBP: 0.298, SLG: 0.335 (1, 4) S S S	0-3 K 1-2		0-0 SF9 1B 1-3 2-H	0-0 F9			4-0 E BB	0-0 6-3	4 0 1 1 1 1 3			
Chris Brown, R OBP: 0.339, SLG: 0.431 (1, 5) S S S	0-3 K		0-0 1B		0-3 K		0-0 F9 BB	4-0 6-4-3 1B BB	4 1 1 0 1 2 1			
Jeffrey Leonard, R OBP: 0.358, SLG: 0.490 (1, 7) S S S		0-0 5-3 S 1B	0-0 SF9		0-0 F8		0-0 E5 1-3	0-0 6-4-3	4 0 1 1 0 0 2			
Alejandro Sanchez, R OBP: 0.250, SLG: 0.250 Chili Davis, S OBP: 0.362, SLG: 0.507 (7, PH) (7, 9)	0-3 K 1-2		0-0 4-3		0-0 1B		0-0 F5	0-0 2-H 1B	3 0 1 0 0 1 3 2 0 1 1 0 0 2			
Steve Nicosia, R OBP: 0.328, SLG: 0.465 (1, 2) X	0-0 5-3 2-3			0-0 5-3		0-0 F9	0-0 F4	0-0 4-3	5 0 0 0 0 0 5			
John Rabb, R OBP: 0.307, SLG: 0.364 (1, 3) X	0-0 F9			0-0 HR		4-0 FC6-4 BB		0-3 K	3 1 1 1 1 1 1			
Brad Wellman, R OBP: 0.277, SLG: 0.297 (1, 6) S S S S			4-0 1B BB	4-0 1B BB		0-0 FC6-4 1-2f BB		0-0 1B	2 1 1 0 2 0 1			
Mike Krukow, R OBP: 0.141, SLG: 0.145 Dusty Baker Jr., R OBP: 0.376, SLG: 0.352 Randy Lerch, L OBP: 0.294, SLG: 0.143 Rob Deer, R OBP: 0.412, SLG: 0.417 Bob Lacey, R OBP: 0.333, SLG: 0.333 (1, 1) (6, PH) (6, 1) (8, PH) (8, 1)	0-3 K		0-3 K		0-3 K		4-0 G4-6-3 BB	0-0 F6	2 0 0 0 0 2 2 0 0 0 0 1 0 0 0 0 0 0 0 0 0 1 0 0 0 0 0 1 0 0 0 0 0 0 0			
Inning Stats	R: 0 E: 0 K: 2 S: 7 H: 1 LOB: 0 BB: 0 P: 7	R: 0 E: 0 K: 1 S: 6 H: 1 LOB: 1 BB: 0 P: 6	R: 2 E: 0 K: 1 S: 8 H: 3 LOB: 2 BB: 1 P: 12	R: 1 E: 0 K: 1 S: 7 H: 2 LOB: 2 BB: 1 P: 11	R: 0 E: 0 K: 1 S: 6 H: 1 LOB: 1 BB: 0 P: 6	R: 0 E: 0 K: 0 S: 2 H: 0 LOB: 1 BB: 2 P: 10	R: 0 E: 1 K: 0 S: 4 H: 0 LOB: 2 BB: 1 P: 8	R: 0 E: 0 K: 2 S: 8 H: 1 LOB: 1 BB: 0 P: 8	R: 1 E: 0 K: 0 S: 4 H: 1 LOB: 1 BB: 1 P: 8	1B: 9 2B: 0 3B: 0 HR: 1 SF: 1 SAC: 0 DP: 1 HBP: 0		WP: 0 PB: 0 SB: 1 CS: 1 PA: 42
PITCHER	IP WLS BF H R ER SO BB IBB HBP BLK WP HR S P ERA WHIP											
Tim Lollar, L ERA: 3.84 (1, 1)	5.1 W 27 8 3 3 6 4 0 0 0 0 1 35 51 5.06 2.250											
Greg Harris, R ERA: 2.85 (6, 1)	1.0 4 0 0 0 0 1 0 0 0 0 0 3 7 0.00 1.000											
Dave Dravecky, L ERA: 2.93 (7, 1)	2.2 S 11 2 1 1 2 1 0 0 0 0 0 0 14 18 3.38 1.125											



Batter	1	2	3	4	5	6	7	8	9	AB	R	H	RBI	BB	SO	LOB
Alan Wiggins, S OBP: 0.338, SLG: 0.319 (1, 4)	0-0 G4-6-3 1B	4-0 PB S BB		0-0 FC6-4 1-2f			0-0 F7			3	0	1	0	1	0	1
Tony Gwynn, L OBP: 0.413, SLG: 0.450 (1, 9)	0-0 G4-6-3 1-2f	0-0 F6 1-3				0-0 F7	0-0 F7 S 1B			4	0	1	0	0	0	2
Steve Garvey, R OBP: 0.307, SLG: 0.373 (1, 3)	0-3 K	0-0 4-3				0-3 K 1B	4-0 1-2 BB			1	0	0	0	0	1	0
Kurt Bevacqua, R OBP: 0.338, SLG: 0.298 (2, 3)										2	0	0	0	1	1	1
Graig Nettles, L OBP: 0.324, SLG: 0.414 (1, 5)		0-0 HBP F8 1B 1B	0-0 G3			0-0 F5	0-0 F4			4	1	1	0	0	0	3
Terry Kennedy, L OBP: 0.285, SLG: 0.355 (1, 2)		0-0 F8 1-2	0-0 3-1			0-0 1-3 1B	0-3 K			4	0	1	0	0	1	3
Kevin McReynolds, R OBP: 0.319, SLG: 0.472 (1, 8)		4-0 HBP 1B BB	0-0 5-3			0-3 K				3	1	0	0	1	1	2
Carmelo Martinez, R OBP: 0.341, SLG: 0.396 (1, 7)		1-0 1B HR HBP		0-0 1-3			0-0 5-3			3	1	1	0	0	0	0
Garry Templeton, S OBP: 0.313, SLG: 0.323 (1, 6)		0-0 HR 1B		4-0 FC4-6 BB			0-3 K			3	1	1	2	1	1	1
Tim Lollar, L OBP: 0.288, SLG: 0.409 (1, 1)		0-0 HR		0-0 FC4-6 FC6-4 1-2f			0-0 F8			2	1	1	3	0	0	1
Greg Harris, S OBP: 0.167, SLG: 0.167 (6, 1)										1	0	0	0	0	0	0
Dave Dravecky, R OBP: 0.167, SLG: 0.154 (7, 1)										1	0	0	0	0	0	1

Inning Stats	R: 0	H: 1	E: 0	K: 1	S: 5	H: 1	LOB: 0	BB: 0	P: 5	R: 5	H: 3	E: 0	K: 0	S: 6	H: 0	LOB: 0	BB: 2	P: 15	R: 0	H: 0	E: 0	K: 0	S: 3	R: 0	H: 1	E: 0	K: 2	S: 9	H: 0	LOB: 0	BB: 0	P: 9	R: 0	H: 0	E: 0	K: 1	S: 5	H: 1	LOB: 2	BB: 0	P: 10	R: 0	H: 1	E: 0	K: 0	S: 4	H: 1	LOB: 1	BB: 0	P: 4
--------------	------	------	------	------	------	------	--------	-------	------	------	------	------	------	------	------	--------	-------	-------	------	------	------	------	------	------	------	------	------	------	------	--------	-------	------	------	------	------	------	------	------	--------	-------	-------	------	------	------	------	------	------	--------	-------	------

PITCHER	IP	WLS	BF	H	R	ER	SO	BB	IBB	HBP	BLK	WP	HR	S	P	ERA	WHIP
Mike Krukow, R ERA: 4.65 (1, 1)	5.0	L	24	5	5	5	3	3	0	1	0	1	1	26	39	9.00	1.600
Randy Lerch, L ERA: 4.15 (6, 1)	2.0		8	1	0	0	2	1	0	0	0	0	0	11	15	0.00	1.000
Bob Lacey, L ERA: 3.54 (8, 1)	1.0		4	1	0	0	0	0	0	0	0	0	0	4	4	0.00	1.000


BOTTOM

San Francisco Giants @ San Diego Padres
Jack Murphy Stadium, San Diego, CA


Thu Sep 20 1984, 10:05 PM EDT
 Att. 15,766 - Unknown

livebaseballscorecards.com

AB	31
R	5
H	7
RBI	5
BB	4
SO	5
LOB	15



WP	PA	ERA	WHIP
1	36		
1			
2			
0			

Batter	1	2	3	4	5	6	7	8	9	AB R H RBI BB SO LOB	TOP														
Steve Sax, R (1, 4) OBP: 0.297, SLG: 0.303	0-0 5-3 1B		0-0 CS 1B		0-0 4-3 1-2 3-H			0-0 5-3		4 0 2 0 0 0 1	<p>Los Angeles Dodgers @ San Francisco Giants Candlestick Park, San Francisco, CA</p> <p>Fri Sep 21 1984, 10:05 PM EDT Att. 11,569 - Unknown</p> <p>livebaseballscorecards.com</p> <table border="1"> <tr><td>AB</td><td>33</td></tr> <tr><td>R</td><td>1</td></tr> <tr><td>H</td><td>8</td></tr> <tr><td>RBI</td><td>0</td></tr> <tr><td>BB</td><td>0</td></tr> <tr><td>SO</td><td>2</td></tr> <tr><td>LOB</td><td>11</td></tr> </table> 	AB	33	R	1	H	8	RBI	0	BB	0	SO	2	LOB	11
AB	33																								
R	1																								
H	8																								
RBI	0																								
BB	0																								
SO	2																								
LOB	11																								
Dave Anderson, R (1, 6) OBP: 0.331, SLG: 0.329	0-0 5-3 1-2		0-0 F9 1-2		0-0 F8 1-2			0-0 5-3		4 0 0 0 0 0 3															
Ken Landreaux, L (1, 9) OBP: 0.300, SLG: 0.378	0-0 F7			0-0 F9		0-0 F2		0-0 F9		4 0 0 0 0 0 1															
Pedro Guerrero, R (1, 8) OBP: 0.353, SLG: 0.456	0-0 F8			0-0 F8		0-0 F5		0-0 2B		4 0 1 0 0 0 1															
Greg Brock, L (1, 3) OBP: 0.322, SLG: 0.405		0-0 F7		0-0 FC6-4 1B		0-3 K		0-0 F6		4 0 1 0 0 1 1															
Mike Scioscia, L (1, 2) OBP: 0.374, SLG: 0.379		0-0 2B		0-0 FC6-4 1-2f		0-0 F7		0-0 1-3		4 0 1 0 0 0 2															
Terry Whitfield, L (1, 7) OBP: 0.308, SLG: 0.358		0-3 K			0-0 F2		0-0 6-3			3 0 0 0 0 1 1															
German Rivera, R (1, 5) OBP: 0.320, SLG: 0.361		0-0 F8			0-0 1B WP		0-0 F9			3 1 1 0 0 0 1															
Fernando Valenzuela, L (1, 1) OBP: 0.195, SLG: 0.342 Franklin Stubbs, L (8, PH) OBP: 0.274, SLG: 0.348 Tom Niedenfuer, R (8, 1)			0-0 F8		0-0 1B WP			0-0 1B		2 0 1 0 0 0 0 1 0 1 0 0 0 0 0 0 0 0 0 0 0															
Inning Stats	R: 0 H: 1 E: 0 LOB: 1 K: 0 BB: 0 S: 4 P: 4	R: 0 H: 1 E: 0 LOB: 1 K: 1 BB: 0 S: 6 P: 6	R: 0 H: 1 E: 0 LOB: 0 K: 0 BB: 0 S: 3 P: 3	R: 0 H: 1 E: 0 LOB: 1 K: 0 BB: 0 S: 4 P: 4	R: 1 H: 2 E: 0 LOB: 1 K: 0 BB: 0 S: 5 P: 5	R: 0 H: 0 E: 0 LOB: 0 K: 1 BB: 0 S: 5 P: 5	R: 0 H: 0 E: 0 LOB: 0 K: 0 BB: 0 S: 3 P: 3	R: 0 H: 1 E: 0 LOB: 0 K: 0 BB: 0 S: 3 P: 3	R: 0 H: 1 E: 0 LOB: 1 K: 0 BB: 0 S: 4 P: 4	1B: 6 SF: 0 2B: 2 SAC: 0 3B: 0 DP: 0 HR: 0 HBP: 0	WP: 1 PA: 33 PB: 0 SB: 0 CS: 1														
PITCHER Bill Laskey, R (1, 1) ERA: 4.3	IP WLS BF H R ER SO BB IBB HBP BLK WP HR S P ERA WHIP	9.0 W 33 8 1 1 2 0 0 0 0 1 0 37 37 1.00 0.889																							

Batter	1	2	3	4	5	6	7	8	9	AB R H RBI BB SO LOB	TOP				
Steve Sax, R (1, 4) OBP: 0.297, SLG: 0.304	0-0 6-3			0-0 WP 3B 1B		0-0 1B 1B	0-0 G5-4-3		0-0 FC4-6	5 2 2 0 0 0 2	<p>Los Angeles Dodgers @ San Francisco Giants</p> <p>Candlestick Park, San Francisco, CA</p> <p>Sat Sep 22 1984, 6:33 AM EDT</p> <p>Att: 13,994 - Unknown</p>				
Dave Anderson, R (1, 6) OBP: 0.331, SLG: 0.329 Bill Russell, R (6, 6) OBP: 0.331, SLG: 0.321	0-0 1-3			0-3 K 1-2		0-0 WP 1B 1B	0-0	0-0 E5	3 1 1 0 0 1 1 2 0 1 0 0 0 1						
Ken Landreaux, L (1, 9) OBP: 0.299, SLG: 0.381 Tony Brewer, R (9, PH) OBP: 0.091, SLG: 0.065	0-0 4-3			0-0 2B 3B		0-0 F4	0-0 4-3	0-0 F7	4 1 1 1 0 0 3 1 0 0 0 0 0 2						
Pedro Guerrero, R (1, 8) OBP: 0.354, SLG: 0.457		0-0 6-3		0-0 2B		4-0 1B 1B IBB		0-0 6-3	3 1 1 1 1 0 0						
Greg Brock, L (1, 3) OBP: 0.519, SLG: 0.402 R.J. Reynolds, S (6, PH) OBP: 0.294, SLG: 0.338 Pat Zachry, R (6, 1) OBP: 0.333, SLG: 0.333 Ken Howell, R (6, 1) Terry Whitfield, L (8, PH) OBP: 0.308, SLG: 0.356 Larry White, R (8, 1)		0-0 F9		0-0 F5		0-0 E 1B 1B		0-0 F6	2 0 0 0 0 0 0 1 1 1 1 2 0 1 0 0 0 0 0 0 0 0 0 0 0 0 0 0 0						
Mike Marshall, R (1, 7) OBP: 0.321, SLG: 0.449		0-0 F1		0-0 F8		0-0 E 1B		0-0 F8	4 0 1 1 0 0 1						
Mike Scioscia, L (1, 2) OBP: 0.373, SLG: 0.376 Rafael Landestoy, S (9, PR) OBP: 0.204, SLG: 0.245			0-3 K		0-0 F3	0-0 E5		4-0 1B SF9 BB	3 0 0 0 0 1 1 1 0 1 0 0 0 0 0 0						
German Rivera, R (1, 5) OBP: 0.316, SLG: 0.356 Sid Bream, L (9, PH) OBP: 0.233, SLG: 0.194 Bob Bailor, R (9, PR) OBP: 0.304, SLG: 0.282			0-3 K		0-0 F8	0-0 G4-6-3		0-0 FC4-6 1B	3 0 0 0 0 0 1 2 1 0 1 0 0 0 0 0 0 0 0 0 0 0 0 0						
Bob Welch, R (1, 1) OBP: 0.120, SLG: 0.083 Franklin Stubbs, L (6, 3) OBP: 0.277, SLG: 0.351 Candy Maldonado, R (9, PH) OBP: 0.314, SLG: 0.378			0-0 6-3		0-3 K		0-0 G5-4-3 1B	0-0 SF9	2 0 0 0 0 0 1 0 1 0 1 0 0 0 0 0 0 0 0 1 0 0 0 0						
Inning Stats	R: 0 H: 0 E: 0 LOB: 0 K: 0 BB: 0 S: 3 P: 3	R: 0 H: 0 E: 0 LOB: 0 K: 0 BB: 0 S: 3 P: 3	R: 0 H: 0 E: 0 LOB: 0 K: 2 BB: 0 S: 7 P: 7	R: 2 H: 3 E: 0 LOB: 1 K: 1 BB: 0 S: 8 P: 8	R: 0 H: 0 E: 0 LOB: 0 K: 1 BB: 0 S: 5 P: 5	R: 4 H: 4 E: 1 LOB: 1 K: 0 BB: 1 S: 7 P: 11	R: 0 H: 2 E: 0 LOB: 1 K: 0 BB: 0 S: 4 P: 4	R: 0 H: 0 E: 0 LOB: 0 K: 0 BB: 0 S: 3 P: 3	R: 1 H: 1 E: 1 LOB: 2 K: 0 BB: 1 S: 5 P: 9	1B: 8 SF: 1 2B: 1 SAC: 0 3B: 1 DP: 2 HR: 0 HBP: 0		WP: 2 PA: 39 PB: 0 SB: 0 CS: 0			
PITCHER	IP WLS BF H R ER SO BB IBB HBP BLK WP HR S P ERA WHIP											PITCHER	IP WLS BF H R ER SO BB IBB HBP BLK WP HR S P ERA WHIP		
Mark Grant, R (1, 1) ERA: 6.75	5.0		5 4 4 4 0 0 0 0 0 0 0 1 0 28 28 7.20 1.000											Gary Lavelle, L (9, 1) ERA: 2.85	1.0 S 4 0 0 0 0 0 0 0 0 0 0 0 4 4 0.00 0.000
Bob Lacey, L (6, 1) ERA: 3.7	0.1		3 1 0 0 0 0 0 0 1 0 0 1 0 2 6 0.00 3.000												
Scott Garrelts, R (6, 1) ERA: 5.54	0.2 W		3 1 2 1 0 0 0 0 0 0 0 0 0 3 3 13.50 1.500												
Frank Williams, R (7, 1) ERA: 3.41	1.0		4 2 0 0 0 0 0 0 0 0 0 0 0 4 4 0.00 2.000												
Greg Minton, R (8, 1) ERA: 3.84	1.0		5 1 1 1 0 1 0 0 0 0 0 0 0 4 8 9.00 2.000												

livebaseballscorecards.com

AB	36
R	7
H	10
RBI	6
BB	2
SO	4
LOB	14



Batter	1	2	3	4	5	6	7	8	9
Dan Gladden, R OBP: 0.408, SLG: 0.455 (1, 8)	0-0 F2		0-3 K		0-0 E1 2B	0-0 1B 1B		0-0 5-3	
Manny Trillo, R OBP: 0.301, SLG: 0.340 (1, 4)	0-0 F4 1B		0-0 5-3		0-0 2B	0-0 1B 1B		0-0 F7	
Chris Brown, R OBP: 0.323, SLG: 0.390 (1, 5)	0-0 F4 1-2		0-3 K		0-3 K	0-0 1B		0-0 1-3	
Chili Davis, S OBP: 0.365, SLG: 0.507 (1, 9)	0-0 FC4-6 1B			4-0 WP 3B BB	0-0 F4	4-0 1B BB			
Bob Brenly, R OBP: 0.358, SLG: 0.477 (1, 2)	0-0 FC4-6			0-0 F2		0-0 F4			
Scott Thompson, L OBP: 0.383, SLG: 0.360 (1, 3)		0-0 4-3		0-0 3B		4-0 1B BB	0-0 E S 1B		
Alejandro Sanchez, R OBP: 0.214, SLG: 0.286 (1, 7)		0-3 K		0-0 F8		0-0 F7	0-3 K		
Brad Wellman, R OBP: 0.282, SLG: 0.303 (1, 6)		0-0 1B			0-0 E S 1B	0-0 1B 1B	0-3 K		
Mark Grant, R OBP: 0.274, SLG: 0.222 (1, 1)		0-3 K			0-0 F2	0-0 1B 3B	0-0 F7		
Bob Lacey, R OBP: 0.333, SLG: 0.333 (6, 1)									
Scott Garretts, R OBP: 0.100, SLG: 0.100 (6, PH)									
Dusty Baker Jr., R OBP: 0.379, SLG: 0.364 (7, 1)									
Frank Williams, R OBP: 0.274, SLG: 0.202 (7, PH)									
Duane Kuiper, L OBP: 0.091, SLG: 0.048 (8, 1)									
Greg Minton, S OBP: 0.091, SLG: 0.048 (8, 1)									
Gary Lavelle, S OBP: 0.091, SLG: 0.048 (9, 1)									

Inning Stats	R: 1 E: 0 K: 5 S: 5	H: 2 LOB: 1 BB: 0 P: 5	R: 0 E: 0 K: 2 S: 8	H: 1 LOB: 1 BB: 0 P: 8	R: 0 E: 0 K: 2 S: 7	H: 0 LOB: 0 BB: 0 P: 7	R: 1 E: 0 K: 0 S: 3	H: 1 LOB: 0 BB: 1 P: 7	R: 2 E: 1 K: 1 S: 8	H: 3 LOB: 1 BB: 0 P: 8	R: 4 E: 0 K: 0 S: 8	H: 5 LOB: 3 BB: 2 P: 16	R: 0 E: 0 K: 2 S: 8	H: 1 LOB: 1 BB: 0 P: 8	R: 0 E: 0 K: 0 S: 3	H: 0 LOB: 0 BB: 0 P: 3
--------------	------------------------------	---------------------------------	------------------------------	---------------------------------	------------------------------	---------------------------------	------------------------------	---------------------------------	------------------------------	---------------------------------	------------------------------	----------------------------------	------------------------------	---------------------------------	------------------------------	---------------------------------

PITCHER	IP	WLS	BF	H	R	ER	SO	BB	IBB	HBP	BLK	WP	HR	S	P	ERA	WHIP
Bob Welch, R ERA: 3.8 (1, 1)	5.0		22	7	4	4	5	1	0	0	0	1	0	31	35	7.20	1.600
Pat Zachry, R ERA: 3.48 (6, 1)	0.2	L	7	4	4	4	0	1	0	0	0	0	0	6	10	54.00	7.500
Ken Howell, R ERA: 3.61 (6, 1)	1.1		7	2	0	0	2	1	0	0	0	0	0	10	14	0.00	2.250
Larry White, R ERA: 2.7 (8, 1)	1.0		3	0	0	0	0	0	0	0	0	0	0	3	3	0.00	0.000

AB R H RBI BB SO LOB

5	2	2	2	0	1	0
5	1	3	1	0	0	0
5	0	1	1	0	2	2
2	1	1	1	2	0	1
4	0	0	0	0	0	5
3	1	2	1	1	0	0
4	0	0	0	0	2	2
4	2	3	0	0	1	1
2	0	0	0	0	1	2
0	0	0	0	0	0	0
0	0	0	0	0	0	0
1	1	1	2	0	0	0
0	0	0	0	0	0	0
1	0	0	0	0	0	1
0	0	0	0	0	0	0
0	0	0	0	0	0	0

AB	36
R	8
H	13
RBI	8
BB	3
SO	7
LOB	14

1B: 10	SF: 0	WP: 1	PA: 39
2B: 1	SAC: 0	PB: 0	
3B: 2	DP: 0	SB: 3	
HR: 0	HBP: 0	CS: 0	

PITCHER	IP	WLS	BF	H	R	ER	SO	BB	IBB	HBP	BLK	WP	HR	S	P	ERA	WHIP
---------	----	-----	----	---	---	----	----	----	-----	-----	-----	----	----	---	---	-----	------

Los Angeles Dodgers @ San Francisco Giants
Candlestick Park, San Francisco, CA
Sat Sep 22 1984, 6:33 AM EDT
Att. 13,994 - Unknown

livebaseballscorecards.com



Batter	1	2	3	4	5	6	7	8	9	AB R H RBI BB SO LOB	TOP							
Steve Sax, R (1, 4) OBP: 0.297, SLG: 0.303	0-0 4-3		0-0 F7		0-0 6-3			0-0 1B 1-2 1B	0-0 4-3	5 0 1 0 0 0 2	<p>Los Angeles Dodgers @ San Francisco Giants</p> <p>Candlestick Park, San Francisco, CA</p> <p>Sun Sep 23 1984, 6:33 AM EDT</p> <p>Att: 22,279 - Unknown</p>							
Bill Russell, R (1, 6) OBP: 0.333, SLG: 0.328	0-0 2B		0-0 G4-3 1-2 1B			0-0 F3		0-0 F8		4 0 2 0 0 0 2								
R.J. Reynolds, S (1, 8) OBP: 0.293, SLG: 0.336	0-0 4-3		0-0 G4-3 1-2f			0-0 F9		0-0 1-2 2-3 1B		4 0 1 0 0 0 3								
Pedro Guerrero, R (1, 3) OBP: 0.354, SLG: 0.455	0-0 6-3			0-0 G6-4-3 1B		0-0 4-3		0-3 K		4 0 1 0 0 1 4								
Mike Marshall, R (1, 7) OBP: 0.321, SLG: 0.447		0-0 F7		0-0 G6-4-3 1-2f		0-0 6-3		0-0 2B SF8 1B		4 1 1 0 0 0 1								
Candy Maldonado, R (1, 9) OBP: 0.317, SLG: 0.384		0-0 F8		0-0 1B		0-3 K		0-0 1-3 1B 2B		4 1 2 0 0 1 0								
Jack Fimple, R (1, 2) OBP: 0.214, SLG: 0.231		0-0 2B		0-0 F9		0-0 F7		0-0 SF8		3 0 1 1 0 0 1								
Bob Bailor, R (1, 5) OBP: 0.299, SLG: 0.277		0-0 6-3			0-0 F8		0-0 5-3	0-0 3-H FC1-4 2-H 1B		2 0 0 0 0 0 1								
German Rivera, R (8, PH) OBP: 0.318, SLG: 0.357										2 0 1 1 0 0 0								
Rafael Landestoy, S (9, PR) OBP: 0.204, SLG: 0.245										0 0 0 0 0 0 0								
Burt Hooton, R (1, 1) OBP: 0.071, SLG: 0.071			0-0 1B		0-0 6-3			4-0 1B 1B BB	0-0 FC1-4 1-2f	2 0 1 0 0 0 0								
Larry White, R (6, 1)										0 0 0 0 0 0 0								
Tony Brewer, R (8, PH) OBP: 0.118, SLG: 0.065										0 0 0 0 1 0 0								
Tom Niedenfuer, R (8, 1)										0 0 0 0 0 0 0								
Ken Landreaux, L (9, PH) OBP: 0.299, SLG: 0.380										1 0 0 0 0 0 1								
Inning Stats	R: 0 E: 0 K: 0 S: 4	H: 1 LOB: 1 BB: 0 P: 4	R: 0 E: 0 K: 0 S: 4	H: 1 LOB: 1 BB: 0 P: 4	R: 0 E: 0 K: 0 S: 4	H: 2 LOB: 1 BB: 0 P: 4	R: 0 E: 0 K: 0 S: 3	H: 0 LOB: 0 BB: 0 P: 3	R: 0 E: 0 K: 1 S: 5	H: 0 LOB: 0 BB: 0 P: 5	R: 0 E: 0 K: 1 S: 7	H: 2 LOB: 3 BB: 1 P: 11	R: 2 E: 0 K: 0 S: 6	H: 3 LOB: 1 BB: 0 P: 6	1B: 8 2B: 3 3B: 0 HR: 0	SF: 1 SAC: 0 DP: 2 HBP: 0	WP: 0 PB: 0 SB: 0 CS: 0	PA: 37
PITCHER	IP WLS BF H R ER SO BB IBB HBP BLK WP HR S P ERA WHIP																	
George Riley, L (1, 1) ERA: 4.07	8.1 W 35 11 2 2 2 1 0 0 0 0 0 0 38 42 2.16 1.440																	
Gary Lavelle, L (9, 1) ERA: 2.83	0.2 S 2 0 0 0 0 0 0 0 0 0 0 0 2 2 0.00 0.000																	

livebaseballscorecards.com

AB	35
R	2
H	11
RBI	2
BB	1
SO	2
LOB	15



Batter	1	2	3	4	5	6	7	8	9	AB R H RBI BB SO LOB	TOP		
Alan Wiggins, S (1, 4) x OBP: 0.341, SLG: 0.322 Tim Flannery, L (6, 4) OBP: 0.354, SLG: 0.375	0-0 F1		0-0 E5 FC3 S 2-H 1B	4-0 1B 1-2 BB		0-0 1B 1-2 1B	0-0 1B 1-2 1B		4-0 1B 1-2 BB	3 0 2 0 1 0 0 1 0 1 0 1 0 0	San Diego Padres @ San Francisco Giants Candlestick Park, San Francisco, CA Mon Sep 24 1984, 10:05 PM EDT Unknown		
Tony Gwynn, L (1, 9) x OBP: 0.414, SLG: 0.451 Bobby Brown, S (6, 9) OBP: 0.287, SLG: 0.360	0-0 2-3		0-0 FC3 S 1-3	0-0 1B 1-2 2-H		0-0 1B 1-3 2-H	0-3 K		0-0 1B 1-3 2-H	4 1 2 1 0 0 1 2 0 1 1 0 1 2			
Steve Garvey, R (1, 3) x OBP: 0.306, SLG: 0.372 Champ Summers, L (3, 3) OBP: 0.231, SLG: 0.292	0-0 6-3		0-3 K 1-2		0-0 2B 1B HBP	4-0 1B BB E	0-0 F6		0-0 F3	2 0 0 0 0 1 2 3 1 1 0 1 0 4			
Graig Nettles, L (1, 5) OBP: 0.328, SLG: 0.415 Kurt Bevacqua, R (3, PR) OBP: 0.337, SLG: 0.275 (3, 5)		0-0 F8 1B 1B	1-0 FC6-4 HBP		1-0 2B 1-2 SF9 HBP	0-0 F7		0-0 1-3		1 1 1 0 0 0 0 2 1 0 0 0 0 2			
Terry Kennedy, L (1, 2) OBP: 0.285, SLG: 0.356 Doug Gwosdz, R (5, PR) OBP: 0.400, SLG: 0.250 (5, 2)		0-0 1B 1-2 1B	0-3 K		0-0 SF9 1-3 2-H 2B	0-0 E7		0-3 K		3 0 2 1 0 1 3 2 0 1 1 0 1 0			
Kevin McReynolds, R (1, 8) OBP: 0.318, SLG: 0.469 Eddie Miller, S (6, 8) OBP: 0.200, SLG: 0.200		0-0 F8 2-3	0-0 FC6-4 1-2f		0-0 SF9 2-3 3-H	4-0 BB		0-0 6-3		2 0 0 1 1 0 5 1 0 0 0 0 0 0			
Carmelo Martinez, R (1, 7) OBP: 0.341, SLG: 0.395 Luis DeLeon, R (6, 1) Craig Lefferts, L (8, 1) OBP: 0.294, SLG: 0.353		0-0 G6-3 1-3 3-H 1B		0-3 K		0-0 F8	0-0 F2		0-0 G4-6-3 1B	4 0 1 1 0 1 5 0 0 0 0 0 0 0 1 0 1 0 0 0 0			
Garry Templeton, S (1, 6) OBP: 0.313, SLG: 0.324 Mario Ramirez, R (7, 6) OBP: 0.302, SLG: 0.260		0-0 G6-3 1-2f		0-0 FC1-4 PB 1B		0-0 1-3		0-0 5-3		4 0 1 0 0 0 4 1 0 0 0 0 0 1			
Greg Harris, S (1, 1) OBP: 0.333, SLG: 0.444 Ron Roenicke, S (6, 7) OBP: 0.250, SLG: 0.500			0-0 E 2B	0-0 FC1-4 BB 1-3 1B		0-0 1B 1B		0-0 1B	0-0 E9 BB 1B	3 2 2 0 0 0 1 2 1 1 0 0 0 0			
Inning Stats	R: 0 H: 0 E: 0 LOB: 0 K: 0 BB: 0 S: 3 P: 3	R: 1 H: 3 E: 0 LOB: 1 K: 0 BB: 0 S: 5 P: 5	R: 1 H: 2 E: 1 LOB: 3 K: 2 BB: 0 S: 10 P: 11	R: 0 H: 2 E: 0 LOB: 2 K: 1 BB: 1 S: 6 P: 10	R: 2 H: 2 E: 0 LOB: 2 K: 0 BB: 0 S: 5 P: 6	R: 2 H: 4 E: 1 LOB: 3 K: 0 BB: 2 S: 6 P: 14	R: 0 H: 2 E: 0 LOB: 2 K: 1 BB: 0 S: 7 P: 7	R: 0 H: 0 E: 0 LOB: 0 K: 1 BB: 0 S: 5 P: 5	R: 1 H: 2 E: 1 LOB: 2 K: 0 BB: 1 S: 5 P: 9	1B: 15 SF: 1 2B: 2 SAC: 0 3B: 0 DP: 2 HR: 0 HBP: 2		WP: 0 PA: 48 PB: 1 SB: 2 CS: 0	
PITCHER	IP WLS BF H R ER SO BB IBB HBP BLK WP HR S P ERA WHIP											PITCHER	IP WLS BF H R ER SO BB IBB HBP BLK WP HR S P ERA WHIP
Jeff Robinson, R (1, 1) ERA: 4.46 Randy Lerch, L (5, 1) ERA: 4.23 Mark Calvert, R (8, 1) ERA: 5.28	4.0 L 23 9 4 4 3 1 0 2 0 0 0 0 26 32 9.00 2.500												

AB	41
R	7
H	17
RBI	6
BB	4
SO	5
LOB	30



Batter	1	2	3	4	5	6	7	8	9	AB	R	H	RBI	BB	SO	LOB						
Dan Gladden, R OBP: 0.407, SLG: 0.453 (1, 8)	0-0 F8		0-3 K					0-0 1B		0-0 G6-3 1B						4	0	2	1	0	1	0
Brad Wellman, R OBP: 0.286, SLG: 0.300 (1, 4) (8, 6)	0-0 F8			4-0 BB BB		0-3 K			0-0 G6-3 1-2f							3	0	0	0	1	1	3
Chris Brown, R OBP: 0.329, SLG: 0.379 (1, 5)	0-0 5-3			4-0 L3 1-2 BB		0-3 K			0-0 6-3							3	0	0	0	1	1	0
Scot Thompson, L OBP: 0.379, SLG: 0.356 (1, 3)		0-0 1-3		0-0 L3 1-2		0-0 F5			0-0 4-3							4	0	0	0	0	0	2
Alejandro Sanchez, R OBP: 0.229, SLG: 0.286 (1, 9)		0-3 K		0-0 4-3		0-3 K			0-0 G3							4	0	0	0	0	2	1
Rob Deer, R OBP: 0.435, SLG: 0.563 (1, 7)		1-0 HBP			0-0 F8			0-3 K								2	0	0	0	0	1	0
Fran Mullins, R OBP: 0.276, SLG: 0.337 (1, 6) Mark Calvert, R (8, 1)		0-3 K		0-0 1B 2B		0-0 F2			0-0 6-3							3	1	1	0	0	1	1
Randy Gomez, R OBP: 0.353, SLG: 0.192 (1, 2)			0-3 K		4-0 1B BB			0-0 6-3								2	0	0	0	1	1	0
Jeff Robinson, R OBP: 0.143, SLG: 0.115 (1, 1) Randy Lerch, L (5, 1) Duane Kuiper, L (8, 4) OBP: 0.278, SLG: 0.133 OBP: 0.271, SLG: 0.200			0-0 4-3		0-0 L4			0-0 F4								1	0	0	0	0	0	0

Inning Stats	R: 0	H: 0	E: 0	K: 0	S: 3	LOB: 0	BB: 0	P: 3	R: 0	H: 0	E: 0	K: 2	S: 7	LOB: 1	BB: 0	P: 8	R: 0	H: 0	E: 0	K: 2	S: 7	LOB: 0	BB: 0	P: 7	R: 0	H: 0	E: 0	K: 1	S: 7	LOB: 2	BB: 1	P: 11	R: 0	H: 0	E: 0	K: 2	S: 7	LOB: 0	BB: 0	P: 7	R: 0	H: 0	E: 0	K: 1	S: 5	LOB: 0	BB: 0	P: 5	R: 0	H: 1	E: 0	K: 0	S: 3	LOB: 0	BB: 0	P: 3	R: 0	H: 0	E: 0	K: 0	S: 3	LOB: 0	BB: 0	P: 3	1B: 2	2B: 2	3B: 0	HR: 0	SF: 0	SAC: 0	DP: 2	HBP: 1	WP: 0	PB: 0	SB: 1	CS: 0	PA: 32
PITCHER	IP	WLS	BF	H	R	ER	SO	BB	IBB	HBP	BLK	WP	HR	S	P	ERA	WHIP																																																												
Greg Harris, R ERA: 2.58 (1, 1)	5.0		20	2	1	0	5	3	0	1	0	0	0	26	39	0.00	1.000																																																												
Luis DeLeon, R ERA: 5.75 (6, 1)	2.0		6	0	0	0	3	0	0	0	0	0	0	12	12	0.00	0.000																																																												
Craig Leferts, L ERA: 2.19 (8, 1)	2.0		6	1	0	0	0	0	0	0	0	0	0	6	6	0.00	0.500																																																												

BOTTOM

San Diego Padres @ San Francisco Giants
Candlestick Park, San Francisco, CA
Mon Sep 24 1984, 10:05 PM EDT
Unknown

livebaseballscorecards.com

AB	28
R	1
H	3
RBI	1
BB	3
SO	8
LOB	9



Batter	1	2	3	4	5	6	7	8	9	10	11	AB R H RBI BB SO LOB	TOP					
Eddie Miller <i>S</i> (1, 9) Carmelo Martinez <i>R</i> (11, 7) OBP: 0.273, SLG: 0.455 OBP: 0.341, SLG: 0.395	0-3 K		0-3 K			0-0 F4	0-0 1B		0-0 F4		0-0 3B	6 1 2 1 0 2 0 0 0 0 0 0 0 0	San Diego Padres @ San Francisco Giants Candlestick Park, San Francisco, CA Mon Sep 24 1984, 10:05 PM EDT Att: 3,296 - Unknown					
Tim Flannery <i>L</i> (1, 4) Kevin McReynolds <i>R</i> (10, PH) OBP: 0.359, SLG: 0.379 OBP: 0.318, SLG: 0.469	0-0 F8		0-0 F8			0-0 1B	0-0 1B			0-3 K		4 1 2 1 0 0 0 1 0 0 0 0 1 0						
Steve Garvey <i>R</i> (1, 3) Garry Templeton <i>S</i> (4, 6) OBP: 0.305, SLG: 0.371 OBP: 0.314, SLG: 0.324	0-0 5-3				0-0 F3	0-0 F4	0-0 1B			0-0 4-3		2 0 0 0 0 0 0 3 0 1 1 0 0 1						
Kurt Bevacqua <i>R</i> (1, 5) OBP: 0.341, SLG: 0.297		0-0 1B			0-0 1-3	0-0 F9	0-0 F9			0-0 1B		5 1 2 0 0 0 2						
Ron Roenicke <i>S</i> (1, 7) OBP: 0.294, SLG: 0.529		0-3 K			0-0 1B		0-0 1B	0-0 F4		0-0 F8		5 1 2 0 0 1 2						
Luis Salazar <i>R</i> (1, 8) OBP: 0.256, SLG: 0.317		0-3 K			0-3 K	0-0 HR	0-0 1B	0-0 F9			0-0 CS	5 1 2 1 0 2 2						
Bruce Bochy <i>R</i> (1, 2) Bobby Brown <i>S</i> (11, PR) Doug Gwosdz <i>R</i> (11, 2) OBP: 0.264, SLG: 0.470 OBP: 0.287, SLG: 0.360 OBP: 0.400, SLG: 0.250		0-0 1B			0-0 F5	0-0 HR	0-3 K				4-0 E	4 1 2 3 1 1 0 0 1 0 0 0 0 0 0 0 0 0 0 0 0						
Mario Ramirez <i>R</i> (1, 6) OBP: 0.294, SLG: 0.255		0-3 K			0-0 6-3	0-3 K			0-0 6-3		0-0 E3	5 1 1 1 0 2 1						
Floyd Chiffer <i>R</i> (1, 1) Alan Wiggins <i>S</i> (5, PH) Greg Booker <i>R</i> (5, 1) Tony Gwynn <i>L</i> (7, PH) Dave Dravecky <i>R</i> (7, 1) Luis DeLeon <i>R</i> (10, 1) OBP: 0.153, SLG: 0.150			0-0 6-3		0-0 5-3	0-0 6-3			0-3 K		0-3 K	1 0 0 0 0 0 0 1 0 0 0 0 0 0 0 0 0 0 0 0 0 1 0 0 0 0 0 0 1 0 0 0 0 0 1 1 0 0 0 0 0 1 2						
Inning Stats	R: 0 H: 0 E: 0 LOB: 0 K: 1 BB: 0 S: 5 P: 5	R: 1 H: 2 E: 0 LOB: 1 K: 3 BB: 0 S: 11 P: 11	R: 0 H: 0 E: 0 LOB: 0 K: 1 BB: 0 S: 5 P: 5	R: 0 H: 1 E: 0 LOB: 1 K: 1 BB: 0 S: 6 P: 6	R: 0 H: 0 E: 0 LOB: 0 K: 0 BB: 0 S: 3 P: 3	R: 0 H: 1 E: 0 LOB: 1 K: 0 BB: 0 S: 4 P: 4	R: 5 H: 6 E: 0 LOB: 1 K: 1 BB: 0 S: 11 P: 11	R: 0 H: 0 E: 0 LOB: 0 K: 1 BB: 0 S: 5 P: 5	R: 0 H: 0 E: 0 LOB: 1 K: 1 BB: 0 S: 6 P: 6	R: 2 H: 3 E: 1 LOB: 2 K: 1 BB: 1 S: 6 P: 10	1B: 10 SF: 0 2B: 2 SAC: 0 3B: 1 DP: 0 HR: 1 HBP: 0	WP: 0 PA: 46 PB: 0 SB: 2 CS: 1						
PITCHER	IP WLS BF H R ER SO BB IBB HBP BLK WP HR S P ERA WHIP																	
Mark Davis <i>L</i> (1, 1) ERA: 5.33	6.0	25	7	4	4	6	0	0	0	0	0	0	0	1	37	37	6.00	1.167
Scott Garrelts <i>R</i> (7, 1) ERA: 5.71	2.0	9	3	2	2	2	0	0	0	0	0	0	0	0	13	13	9.00	1.500
Gary Lavelle <i>L</i> (9, 1) ERA: 2.77	2.0	7	1	0	0	2	0	0	0	0	0	0	0	0	11	11	0.00	0.500
Bob Lacey <i>L</i> (11, 1) ERA: 3.99	1.0	L	5	3	2	2	1	1	0	0	0	0	0	0	6	10	18.00	4.000

AB	45
R	8
H	14
RBI	8
BB	1
SO	11
LOB	10



Batter	1	2	3	4	5	6	7	8	9	10	11	AB R H RBI BB SO LOB
Dan Gladden, R (1, 8) OBP: 0.411, SLG: 0.453	4-0 S 1B BB	0-0 1B 2B 1B		0-0 F8		4-0 BB BB BB 2-3 BB		0-0 F8			0-0 FC6-4 1B	4 2 2 0 2 0 1
Duane Kuiper, L (1, 4) OBP: 0.270, SLG: 0.202	0-3 K	0-0 2B 1B			0-0 4-3	0-0 F3			0-0 F8		0-0 FC6-4 BB	4 1 1 0 0 1 3 2 0 0 0 0 0 1
Brad Wellman, R (9, PH) OBP: 0.284, SLG: 0.298	1-2 K	1-3 2B 1B									1-2 BB	
Chili Davis, S (1, 9) OBP: 0.368, SLG: 0.509	0-0 1B SF8 2H	0-0 1B 2B 1-H 3-H			4-0 1B SF8 BB		0-0 F8		0-0 4-3		4-0 1-2 BB	4 2 2 3 2 0 0
Dusty Baker Jr., R (1, 7) OBP: 0.388, SLG: 0.376	4-0 SF8 1B BB		0-0 2B 1B		0-0 1-3 1B		0-0 2B		0-3 K		0-0 F3	3 1 3 3 0 1 0 0 2 0 0 0 0 0 1 2
Alejandro Sanchez, R (7, PR) OBP: 0.216, SLG: 0.270												
Scot Thompson, L (1, 3) OBP: 0.379, SLG: 0.357	0-0 1-2 2-3 1B		0-0 F7		0-0 SF8		0-3 K		0-3 K	4-0 G4-6-1 BB	0-3 K	2 0 1 1 0 0 1 2 0 0 0 1 2 3
John Rabb, R (7, PH) OBP: 0.296, SLG: 0.338												
Chris Brown, R (1, 5) OBP: 0.321, SLG: 0.386	0-0 SF8		0-0 1-H 2B		0-0 F5		0-3 K		0-3 K	0-0 G4-6-1 1-2		4 0 1 2 0 1 3
Steve Nicosia, R (1, 2) OBP: 0.331, SLG: 0.458	0-3 K		0-0 F7			4-0 WP G3 BB		0-0 F9		0-0 BB 1B		4 0 1 0 1 1 2
Fran Mullins, R (1, 6) OBP: 0.273, SLG: 0.324		0-0 F8		0-0 1-3		0-3 K		0-0 F7		4-0 1-2 BB		4 0 0 0 1 1 1
Mark Davis, L (1, 1) OBP: 0.170, SLG: 0.222		0-0 B3		0-0 F2		0-0 G3		4-0 BB		0-0 5-3		3 0 0 0 0 0 0 1 0 0 0 0 0 0 0 0 0 0 0 0 0 1 0 0 0 0 0 0 0 0 0 0 1 0 0 0 0 0 0 2 0 0 0 0 0 0 0 0
Scott Garrett, R (7, 1) OBP: 0.100, SLG: 0.100												
Jeffrey Leonard, R (8, PH) OBP: 0.368, SLG: 0.488												
Gary Lavelle, S (8, 1) OBP: 0.339, SLG: 0.278												
Gene Richards, L (10, PH) OBP: 0.339, SLG: 0.278												
Bob Lacey, F (11, 1) OBP: 0.333, SLG: 0.333												

Inning Stats	R: 2	H: 2	E: 0	K: 2	S: 9	H: 2	LOB: 2	BB: 2	P: 17	R: 2	H: 3	E: 0	K: 0	S: 5	H: 3	LOB: 1	BB: 0	P: 5	R: 1	H: 2	E: 0	K: 0	S: 4	H: 2	LOB: 0	BB: 0	P: 4	R: 0	H: 0	E: 0	K: 0	S: 3	H: 0	LOB: 0	BB: 0	P: 3	R: 1	H: 1	E: 0	K: 0	S: 4	H: 1	LOB: 1	BB: 1	P: 8	R: 0	H: 0	E: 0	K: 1	S: 5	H: 0	LOB: 2	BB: 2	P: 13	R: 0	H: 1	E: 0	K: 2	S: 8	H: 1	LOB: 1	BB: 0	P: 8	R: 0	H: 0	E: 0	K: 0	S: 3	H: 0	LOB: 1	BB: 1	P: 7	R: 0	H: 0	E: 0	K: 1	S: 5	H: 0	LOB: 0	BB: 0	P: 5	R: 0	H: 1	E: 0	K: 0	S: 3	H: 1	LOB: 2	BB: 1	P: 10
1B: 8	SF: 2	2B: 3	SAC: 0	3B: 0	DP: 1	HR: 0	HBP: 0	WP: 1	PA: 50	1B: 8	SF: 2	2B: 3	SAC: 0	3B: 0	DP: 1	HR: 0	HBP: 0	WP: 1	PA: 50	1B: 8	SF: 2	2B: 3	SAC: 0	3B: 0	DP: 1	HR: 0	HBP: 0	WP: 1	PA: 50	1B: 8	SF: 2	2B: 3	SAC: 0	3B: 0	DP: 1	HR: 0	HBP: 0	WP: 1	PA: 50	1B: 8	SF: 2	2B: 3	SAC: 0	3B: 0	DP: 1	HR: 0	HBP: 0	WP: 1	PA: 50																																									

PITCHER	IP	WLS	BF	H	R	ER	SO	BB	IBB	HBP	BLK	WP	HR	S	P	ERA	WHIP
Floyd Chiffer, R (1, 1) ERA: 7.71	4.0		19	7	5	5	2	2	0	0	0	0	0	21	29	11.25	2.250
Greg Booker, R (5, 1) ERA: 3.33	2.0		10	1	1	1	1	3	0	0	0	1	0	9	21	4.50	2.000
Dave Dravecky, L (7, 1) ERA: 2.87	3.0		11	1	0	0	3	1	0	0	0	0	0	16	20	0.00	0.667
Luis DeLeon, R (10, 1) ERA: 5.48	2.0	W	10	2	0	0	1	3	0	0	0	0	0	9	21	0.00	2.500

BOTTOM

San Diego Padres @ San Francisco Giants
Candlestick Park, San Francisco, CA
Mon Sep 24 1984, 10:05 PM EDT
Att: 3,296 - Unknown

livebaseballscores.com

AB	39
R	6
H	11
RBI	6
BB	9
SO	7
LOB	20



Batter	1	2	3	4	5	6	7	8	9	AB R H RBI BB SO LOB	TOP									
Alan Wiggins, S (1, 4) OBP: 0.342, SLG: 0.325	0-0 FC5-2 1B	0-0 2-H 1B			0-0 4-3		0-0 1-2 2B		0-0 F8	5 0 3 0 0 0 0										
Tony Gwynn, L (1, 9) OBP: 0.412, SLG: 0.448 Craig Lefferts, L (7, 1) OBP: 0.294, SLG: 0.353 Greg Booker, R (8, 1) OBP: 0.200, SLG: 0.200	0-0 E5 FC5-2 1-3		0-0 F6			0-0 F9 BB	4-0 BB BB BB			3 0 0 0 1 0 1 0 0 0 0 0 0 0 0 0 0 0 0 0 0										
Steve Garvey, R (1, 3) OBP: 0.306, SLG: 0.371 Champ Summers, L (4, 3) OBP: 0.241, SLG: 0.286	0-0 FC5-2 1-2 3-H		0-0 G4-6-3 1B			4-0 FC1-6 BB	0-0 F9			2 0 1 0 0 0 2 1 0 0 0 1 0 2										
Graig Nettles, L (1, 5) OBP: 0.326, SLG: 0.411 Luis Salazar, R (6, PR) OBP: 0.254, SLG: 0.315	0-0 F4		0-0 G4-6-3 1-2f			0-0 FC1-6 1-2f		0-3 K		3 0 0 0 0 0 4 1 0 0 0 0 1 0										
Terry Kennedy, L (1, 2) OBP: 0.284, SLG: 0.355 Bruce Bochy, R (4, 2) OBP: 0.258, SLG: 0.459	0-3 K			0-0 6-3		0-0 F7		0-0 5-3		2 0 0 0 0 1 2 2 0 0 0 0 0 1										
Kevin McReynolds, R (1, 8) OBP: 0.319, SLG: 0.471 Eddie Miller, S (8, PR) OBP: 0.273, SLG: 0.455		0-0 1B SF7 2B		0-0 F8			0-0 6-3	0-0 S 1B		4 1 2 0 0 0 0 0 0 0 0 0 0 0										
Carmelo Martinez, R (1, 7) OBP: 0.342, SLG: 0.394		0-0 G3 1B 1B		0-0 F8		4-0 BB BB BB	4-0 2B 1B BB	0-0 5-3 1-2		3 1 1 0 1 0 1										
Tim Flannery, L (1, 6) OBP: 0.356, SLG: 0.387		0-0 SF7 3-H			0-0 F7		0-0 1B 2B	0-3 K		3 1 1 1 0 1 0										
Tim Lollar, L (1, 1) OBP: 0.280, SLG: 0.397 Bobby Brown, S (7, PH) OBP: 0.289, SLG: 0.361		0-0 G3 1-2			0-0 4-3		0-0 2-H 3-H 1B	0-0 F7		2 0 0 0 0 0 1 2 0 1 2 0 0 0										
Inning Stats	R: 0 E: 1 K: 1 S: 7	H: 1 LOB: 2 BB: 0 P: 7	R: 1 E: 0 K: 0 S: 5	H: 3 LOB: 2 BB: 0 P: 5	R: 0 E: 0 K: 0 S: 3	H: 1 LOB: 0 BB: 0 P: 3	R: 0 E: 0 K: 0 S: 3	H: 0 LOB: 0 BB: 0 P: 3	R: 0 E: 0 K: 0 S: 3	H: 0 LOB: 0 BB: 0 P: 7	R: 2 E: 0 K: 0 S: 5	H: 3 LOB: 2 BB: 2 P: 13	R: 0 E: 0 K: 1 S: 6	H: 1 LOB: 2 BB: 0 P: 6	R: 0 E: 0 K: 1 S: 5	H: 0 LOB: 0 BB: 0 P: 5	1B: 6 2B: 3 3B: 0 HR: 0	SF: 1 SAC: 0 DP: 1 HBP: 0	WP: 0 PB: 0 SB: 1 CS: 1	PA: 37
PITCHER	IP WLS BF H R ER SO BB IBB HBP BLK WP HR S P ERA WHIP																			
Mike Krukow, R (1, 1) ERA: 4.63	6.2 W 28 8 3 3 1 2 0 0 0 0 0 0 28 36 4.05 1.500																			
Greg Minton, R (7, 1) ERA: 3.76	2.1 S 9 1 0 0 2 1 0 0 0 0 0 0 12 16 0.00 0.857																			

San Diego Padres @ San Francisco Giants
Candlestick Park, San Francisco, CA
Tue Sep 25 1984, 10:05 PM EDT
Att. 4,199 - Unknown

AB	33
R	3
H	9
RBI	3
BB	3
SO	3
LOB	14



Batter	1	2	3	4	5	6	7	8	9
Dan Gladden, R OBP: 0.412, SLG: 0.452 (1, 8)	0-0 F9		4-0 BB BB		0-0 E7	0-0 6-3			
Brad Wellman, R OBP: 0.283, SLG: 0.301 (1, 4)	0-0 5-3		0-0 F9		0-0 2B		0-0 F6		
Dusty Baker Jr., R OBP: 0.393, SLG: 0.377 (1, 9)	0-0 1B		4-0 BB		4-0 BB		0-0 F4		
Jeffrey Leonard, R OBP: 0.358, SLG: 0.486 (1, 7)	0-0 F9		0-0 F9		0-0 F8		0-0 1B		
Bob Brenly, R OBP: 0.356, SLG: 0.472 (1, 2)		0-0 F6		0-0 F7		4-0 HR BB		0-0 F7	
Fran Mullins, R OBP: 0.272, SLG: 0.349 (1, 5)		0-0 6-3		0-0 F9		0-0 HR		0-0 F8	
Scot Thompson, L OBP: 0.377, SLG: 0.355 (1, 3)		0-0 F7		0-0 F6		0-0 1B G6-4-3		0-0 6-3	
Johnnie LeMaster, R OBP: 0.265, SLG: 0.282 (1, 6)			0-0 6-3		0-0 B1-3	0-0 1B G6-4-3		0-0 F9	
Mike Krukow, R OBP: 0.149, SLG: 0.153 (1, 1)			0-0 BB BB		0-0 F4	0-0 G6-4-3			
Greg Minton, S OBP: 0.091, SLG: 0.048 (7, 1)			1B						

Inning Stats	R: 0	H: 1	E: 0	K: 0	S: 4	LOB: 1	BB: 0	P: 4
	R: 0	H: 0	E: 0	K: 0	S: 3 <td>LOB: 0</td> <td>BB: 0 <td>P: 3 </td></td>	LOB: 0	BB: 0 <td>P: 3 </td>	P: 3
	R: 0	H: 1	E: 0	K: 0	S: 4 <td>LOB: 3</td> <td>BB: 2 <td>P: 12 </td></td>	LOB: 3	BB: 2 <td>P: 12 </td>	P: 12
	R: 0	H: 0	E: 0	K: 0	S: 3 <td>LOB: 0</td> <td>BB: 0 <td>P: 3 </td></td>	LOB: 0	BB: 0 <td>P: 3 </td>	P: 3
	R: 1	H: 2	E: 1	K: 0	S: 5 <td>LOB: 2</td> <td>BB: 1 <td>P: 9 </td></td>	LOB: 2	BB: 1 <td>P: 9 </td>	P: 9
	R: 3	H: 3	E: 0	K: 0	S: 5 <td>LOB: 0</td> <td>BB: 1 <td>P: 9 </td></td>	LOB: 0	BB: 1 <td>P: 9 </td>	P: 9
	R: 0	H: 1	E: 0	K: 0	S: 4 <td>LOB: 1</td> <td>BB: 0 <td>P: 4 </td></td>	LOB: 1	BB: 0 <td>P: 4 </td>	P: 4
	R: 0	H: 0	E: 0	K: 0	S: 3 <td>LOB: 0</td> <td>BB: 0 <td>P: 3 </td></td>	LOB: 0	BB: 0 <td>P: 3 </td>	P: 3

PITCHER	IP	WLS	BF	H	R	ER	SO	BB	IBB	HBP	BLK	WP	HR	S	P	ERA	WHIP
Tim Lollar, L ERA: 3.91 (1, 1)	6.0	L	28	7	4	4	0	4	0	0	0	0	1	24	40	6.00	1.833
Craig Lefferts, L ERA: 2.17 (7, 1)	1.0		4	1	0	0	0	0	0	0	0	0	0	4	4	0.00	1.000
Greg Booker, R ERA: 3.27 (8, 1)	1.0		3	0	0	0	0	0	0	0	0	0	0	3	3	0.00	0.000

BOTTOM

San Diego Padres @ San Francisco Giants
Candlestick Park, San Francisco, CA

Tue Sep 25 1984, 10:05 PM EDT
Att. 4,199 - Unknown

AB	R	H	RBI	BB	SO	LOB
3	1	1	0	1	0	0
4	0	1	1	0	0	2
2	0	1	0	2	0	0
4	0	1	0	0	0	6
3	1	0	0	1	0	1
4	1	1	2	0	0	0
4	1	1	0	0	0	0
4	0	1	0	0	0	0
3	0	1	0	0	0	1
0	0	0	0	0	0	0

AB	31
R	4
H	8
RBI	3
BB	4
SO	0
LOB	10

WP: 0 PA: 35
PB: 0
SB: 0
CS: 0



1B	2B	3B	HR	SF	SAC	DP	HBP
6	1	0	1	0	0	1	0

Batter	1	2	3	4	5	6	7	8	9	AB R H RBI BB SO LOB	TOP		
Tim Flannery, L (1, 4) OBP: 0.353, SLG: 0.390	0-0 1B FC3-6 2B		0-0 F8			0-0 F8	0-0 F3			4 1 1 0 0 0 1			
Tony Gwynn, L (1, 9) OBP: 0.411, SLG: 0.446	0-0 FC3-6 2-3 1B		0-0 F4			0-0 F8		0-0 F7		4 0 1 0 0 0 0			
Steve Garvey, R (1, 3) OBP: 0.305, SLG: 0.370 Kurt Bevacqua, R (4, 3) OBP: 0.333, SLG: 0.289	0-0 FC3-6 1-2f 3-H			0-0 4-3		0-0 6-3		0-0 F4		2 0 0 1 0 0 1 2 0 0 0 0 0 0			
Graig Nettles, L (1, 5) OBP: 0.328, SLG: 0.412	0-0 F9			0-0 1-3 1B			0-0 2B E 1B	0-0 4-3		4 1 2 0 0 0 1			
Terry Kennedy, L (1, 2) OBP: 0.262, SLG: 0.352	0-0 F7			0-0 1-3 1-2			0-0 F8		0-0 F8	4 0 0 0 0 0 3			
Kevin McReynolds, R (1, 8) OBP: 0.317, SLG: 0.468 Luis Salazar, R (7, 8) OBP: 0.253, SLG: 0.314		0-0 F6		0-0 F8			0-0 F9		0-0 F7	3 0 0 0 0 0 2 1 0 0 0 0 0 0			
Carmelo Martinez, R (1, 7) OBP: 0.343, SLG: 0.397 Andy Hawkins, R (9, 1) OBP: 0.214, SLG: 0.195		0-0 F3			0-0 F7		0-0 E7 2B 2B		0-0 1B	4 1 2 0 0 0 0 0 0 0 0 0 0 0			
Garry Templeton, S (1, 6) OBP: 0.313, SLG: 0.322		0-0 F7			0-0 4-3		4-0 2B IBB		0-0 F7	3 1 0 0 1 0 1			
Eric Show, R (1, 1) OBP: 0.257, SLG: 0.420 Rich Gossage, R (8, 1) OBP: 0.217, SLG: 0.182 Ron Roenicke, S (9, 7) OBP: 0.294, SLG: 0.529			0-0 F3		0-0 F1		0-0 2B 1-H 2-H			3 0 1 2 0 0 0 0 0 0 0 0 0 0 0 0 0 0 0 0 0			
Inning Stats	R: 1 H: 2 E: 0 LOB: 1 K: 0 BB: 0 S: 5 P: 5	R: 0 H: 0 E: 0 LOB: 0 K: 0 BB: 0 S: 3 P: 3	R: 0 H: 0 E: 0 LOB: 0 K: 0 BB: 0 S: 3 P: 3	R: 0 H: 1 E: 0 LOB: 1 K: 0 BB: 0 S: 4 P: 4	R: 0 H: 0 E: 0 LOB: 0 K: 0 BB: 0 S: 3 P: 3	R: 0 H: 0 E: 0 LOB: 0 K: 0 BB: 0 S: 3 P: 3	R: 3 H: 3 E: 1 LOB: 1 K: 0 BB: 1 S: 6 P: 10	R: 0 H: 0 E: 0 LOB: 0 K: 0 BB: 0 S: 3 P: 3	R: 0 H: 1 E: 0 LOB: 1 K: 0 BB: 0 S: 4 P: 4	1B: 4 SF: 0 2B: 3 SAC: 0 3B: 0 DP: 0 HR: 0 HBP: 0	WP: 0 PA: 35 PB: 0 SB: 0 CS: 0		
PITCHER	IP WLS BF H R ER SO BB IBB HBP BLK WP HR S P ERA WHIP											PITCHER	IP WLS BF H R ER SO BB IBB HBP BLK WP HR S P ERA WHIP
Bill Laskey, R (1, 1) ERA: 4.33	6.2 L 27 6 4 4 0 0 0 0 0 0 0 0 26 30 5.40 0.900												
Bob Lacey, L (7, 1) ERA: 3.88	1.1 4 0 0 0 0 0 0 0 0 0 0 0 4 4 0.00 0.000												
Mark Calvert, R (9, 1) ERA: 5.1	1.0 4 1 0 0 0 0 0 0 0 0 0 0 4 4 0.00 1.000												

San Diego Padres @ San Francisco Giants
 Candlestick Park, San Francisco, CA
 Wed Sep 26 1984, 10:05 PM EDT
 Att. 5,634 - Unknown

AB	34
R	4
H	7
RBI	3
BB	1
SO	0
LOB	9



Batter	1	2	3	4	5	6	7	8	9	AB R H RBI BB SO LOB	TOP
Dan Gladden, R (1, 8) OBP: 0.409, SLG: 0.446	0-3 K		0-0 F8		0-0 F9			0-0 SH1 1B		4 1 1 0 0 1 0	San Francisco Giants @ Los Angeles Dodgers Dodger Stadium, Los Angeles, CA Fri Sep 28 1984, 7:05 PM PDT Att: 37,196 - Unknown
Brad Wellman, R (1, 4) OBP: 0.280, SLG: 0.297	0-0 4-3		0-0 2B 1B		0-0 F8			0-0 SH1		3 0 1 0 0 0 0	
Chili Davis, S (1, 9) OBP: 0.367, SLG: 0.508	0-0 G3		0-0 1-3 2B					0-0 1B 2-H 1B		4 0 2 1 0 1 0	
Dusty Baker Jr., R (1, 7) OBP: 0.391, SLG: 0.379		0-0 1B 2B	0-0 5-3					0-0 F8	0-0 F2	4 1 1 0 0 0 3	
Bob Brenly, R (1, 2) OBP: 0.353, SLG: 0.467		0-0 F4	0-0 F8					0-0 F4	0-0 1-3 1B	4 0 1 0 0 0 3	
Chris Brown, R (1, 5) OBP: 0.326, SLG: 0.385 Gary Lavelle, S (8, 1)		0-0 1B 2-H 1B		0-3 K				0-0 1B G4-6-3 1B	0-0 F8	4 1 2 1 0 1 2 0 0 0 0 0 0 0	
Johnnie LeMaster, R (1, 6) OBP: 0.268, SLG: 0.284		0-0 1-2 1B		0-0 F7				0-0 1-3 G4-6-3 1B	0-0 F8	4 0 2 0 0 0 0	
John Rabb, R (1, 3) OBP: 0.289, SLG: 0.329 Duane Kuiper, L (7, PH) OBP: 0.264, SLG: 0.196		0-3 K		0-3 K				0-0 G4-6-3	0-0 4-3	2 0 0 0 0 2 2 2 0 0 0 0 0 1	
Mark Grant, R (1, 1) Frank Williams, R (8, 1) Fran Mullins, R (8, 5) OBP: 0.270, SLG: 0.346		0-3 K		0-3 K				0-0 1-2f 3-H F7	0-0 F9	3 0 0 0 0 2 2 0 0 0 0 0 0 0 1 0 0 0 0 0 0	
Inning Stats	R: 0 H: 0 E: 0 LOB: 0 K: 1 BB: 0 S: 5 P: 5	R: 1 H: 3 E: 0 LOB: 2 K: 2 BB: 0 S: 10 P: 10	R: 0 H: 2 E: 0 LOB: 0 K: 0 BB: 0 S: 5 P: 5	R: 0 H: 0 E: 0 LOB: 0 K: 2 BB: 0 S: 7 P: 7	R: 0 H: 0 E: 0 LOB: 0 K: 1 BB: 0 S: 5 P: 5	R: 0 H: 0 E: 0 LOB: 0 K: 1 BB: 0 S: 5 P: 5	R: 1 H: 2 E: 0 LOB: 0 K: 0 BB: 0 S: 4 P: 4	R: 1 H: 3 E: 0 LOB: 2 K: 0 BB: 0 S: 6 P: 6	R: 0 H: 0 E: 0 LOB: 0 K: 0 BB: 0 S: 3 P: 3	1B: 8 SF: 0 2B: 2 SAC: 1 3B: 0 DP: 1 HR: 0 HBP: 0	WP: 0 PA: 36 PB: 0 SB: 0 CS: 0
PITCHER	IP WLS BF H R ER SO BB IBB HBP BLK WP HR S P ERA WHIP										
Bob Welch, R (1, 1) ERA: 3.78	8.0 W 33 10 3 3 7 0 0 0 0 0 0 0 47 47 3.38 1.250										
Tom Niedenfuer, R (9, 1) ERA: 2.58	1.0 S 3 0 0 0 0 0 0 0 0 0 0 0 3 3 0.00 0.000										

livebaseballscorecards.com

AB	35
R	3
H	10
RBI	2
BB	0
SO	7
LOB	13



Batter	1	2	3	4	5	6	7	8	9	AB	R	H	RBI	BB	SO	LOB
Steve Sax, R (1, 4) OBP: 0.298, SLG: 0.303	0-0 S 1B	0-0 WP 1B			0-3 K			4-0 CS 1B BB		3	1	2	0	1	1	0
Ed Amelung, L (1, 9) OBP: 0.244, SLG: 0.209	0-0 F7	0-0 F5			0-0 4-3			0-0 CS 1B		4	1	1	0	0	0	3
Mike Marshall, R (1, 7) OBP: 0.315, SLG: 0.437 Jack Fimple, R (9, 2) OBP: 0.214, SLG: 0.231	0-0 F9				0-3 K			0-3 K		4	0	0	0	0	3	3
Pedro Guerrero, R (1, 8) OBP: 0.356, SLG: 0.461	0-0 2B 1B				0-0 F5			0-0 E 1B 1B		4	2	2	2	0	0	0
Mike Scioscia, L (1, 2) OBP: 0.370, SLG: 0.373 R.J. Reynolds, S (8, PH) OBP: 0.298, SLG: 0.340 Rafael Landestoy, S (8, PR) OBP: 0.200, SLG: 0.241 Tom Niedenfuer, R (9, 1)	0-0 1B 2B				0-0 3-1			0-0 1B 1B		3	0	1	1	0	0	0
Sid Bream, L (1, 3) OBP: 0.268, SLG: 0.250 Candy Maldonado, R (8, PH) OBP: 0.321, SLG: 0.388	0-0 F8				0-0 4-3			0-0 1B		3	0	0	0	0	0	1
Bill Russell, R (1, 6) OBP: 0.329, SLG: 0.320					0-0 F7			0-0 F3		3	0	0	0	1	0	2
German Rivera, R (1, 5) OBP: 0.320, SLG: 0.359					0-0 F6			0-0 BB		2	0	0	0	1	0	1
Bob Welch, R (1, 1) OBP: 0.113, SLG: 0.078 Franklin Stubbs, L (9, 3) OBP: 0.275, SLG: 0.349					0-0 FC1-6 WP 1B			0-0 F6		3	0	0	0	0	0	2

Inning Stats	R: 2	H: 3	E: 0	K: 0	S: 6	LOB: 1	BB: 0	P: 6	R: 0	H: 1	E: 0	K: 0	S: 4	LOB: 2	BB: 1	P: 8	R: 0	H: 0	E: 0	K: 1	S: 5	LOB: 0	BB: 0	P: 5	R: 0	H: 0	E: 0	K: 0	S: 3	LOB: 1	BB: 1	P: 7	R: 0	H: 0	E: 0	K: 2	S: 7	LOB: 0	BB: 0	P: 7	R: 0	H: 0	E: 0	K: 0	S: 3	LOB: 0	BB: 0	P: 3	R: 0	H: 4	E: 1	K: 1	S: 8	LOB: 2	BB: 1	P: 12
--------------	------	------	------	------	------	--------	-------	------	------	------	------	------	------	--------	-------	------	------	------	------	------	------	--------	-------	------	------	------	------	------	------	--------	-------	------	------	------	------	------	------	--------	-------	------	------	------	------	------	------	--------	-------	------	------	------	------	------	------	--------	-------	-------

PITCHER	IP	WLS	BF	H	R	ER	SO	BB	IBB	HBP	BLK	WP	HR	S	P	ERA	WHIP
Mark Grant, R (1, 1) ERA: 6.37	7.0		29	5	4	4	3	3	0	0	0	1	0	32	44	5.14	1.143
Frank Williams, R (8, 1) ERA: 3.47	0.2	L	2	1	0	0	1	0	0	0	0	0	0	4	4	0.00	1.500
Gary Lavelle, L (8, 1) ERA: 2.76	0.1		3	2	0	0	0	0	0	0	0	0	0	3	3	0.00	6.000

BOTTOM

San Francisco Giants @ Los Angeles Dodgers
Dodger Stadium, Los Angeles, CA

Fri Sep 28 1984, 7:05 PM PDT
Att. 37,196 - Unknown

AB	31
R	4
H	8
RBI	4
BB	3
SO	4
LOB	12

livebaseballscorecards.com



PITCHER	IP	WLS	BF	H	R	ER	SO	BB	IBB	HBP	BLK	WP	HR	S	P	ERA	WHIP
WP: 1	PA: 34	PB: 0	SB: 1	CS: 2	SF: 0	SAC: 0	DP: 0	HBP: 0									

Batter	1	2	3	4	5	6	7	8	9	10	11	AB R H RBI BB SO LOB	TOP			
Dan Gladden, R OBP: 0.408, SLG: 0.442 (1, 8)	0-0 SH5-3 WP 1B	4-0 IBB		0-0 6-3		0-0 G6-4-3 1-2f			0-3 K		0-0 F9	5 0 1 0 1 1 3	San Francisco Giants @ Los Angeles Dodgers Dodger Stadium, Los Angeles, CA Sat Sep 29 1984, 3:33 AM PDT Att. 25,309 - Unknown			
Brad Wellman, R OBP: 0.279, SLG: 0.296 (1, 4) (8, 6)	0-0 SH5-3 1-3	0-0 F8			0-0 E PB 1B		0-0 6-3		0-3 K			4 0 1 0 0 1 3				
Dusty Baker Jr., R OBP: 0.387, SLG: 0.374 Rob Deer, R OBP: 0.393, SLG: 0.619 (1, 9) (5, 7)	0-0 F7	0-0 F4			0-0 6-3 1-2		0-0 HR			0-3 K		3 0 0 0 0 0 5 2 1 1 1 0 1 0				
Jeffrey Leonard, R OBP: 0.357, SLG: 0.484 (1, 7) (5, 9) Chili Davis, S OBP: 0.368, SLG: 0.508 (10, PH) (10, 9)	0-0 F8		0-0 BB 1B		0-0 E3 BB 2-3		0-0 6-3			4-0 CS BB		4 0 1 0 0 0 2 0 0 0 0 1 0 0				
Bob Brenly, R OBP: 0.352, SLG: 0.464 (1, 2)		0-0 2B 1B		0-0 F4		0-0 F3		0-0 F7		0-0 F7 1-2		5 1 1 0 0 0 4				
Chris Brown, R OBP: 0.341, SLG: 0.395 (1, 5)		0-0 E 1B 2B	4-0 G5-4-3 BB		4-0 FC6-4 BB			0-3 K			0-0 4-3	3 1 1 1 2 1 0				
Johnnie LeMaster, R OBP: 0.265, SLG: 0.282 Mike Krukow, R OBP: 0.149, SLG: 0.153 Gene Richards, L OBP: 0.342, SLG: 0.284 Frank Williams, R OBP: 0.333, SLG: 0.222 (1, 6) (8, 1) (11, PH) (11, 1)		0-0 E3 SH5-4 1B 2-3	0-0 G5-4-3		0-0 FC6-4 BB		0-0 F3				0-0 1B 1B	4 0 0 0 0 0 0 6 0 0 0 0 0 0 0 0 1 0 1 0 0 0 0 0 0 0 0 0 0 0 0 0				
John Rabb, R OBP: 0.284, SLG: 0.321 (1, 3)		0-0 SH5-4 1B 1-2 3-H		0-0 6-3		0-3 K		0-3 K			0-3 K	5 0 1 1 0 3 1				
George Riley, L OBP: 0.100, SLG: 0.100 Steve Nicosia, R OBP: 0.336, SLG: 0.462 Scott Garrelts, R OBP: 0.100, SLG: 0.100 Duane Kuiper, L OBP: 0.268, SLG: 0.202 (1, 1) (6, PH) (6, 1) (8, 4)		0-0 SH5-4		0-3 K		0-0 G6-4-3 1B			0-0 6-3		0-0 1B	1 0 0 0 0 0 1 0 1 0 1 0 0 0 0 0 0 0 0 0 0 0 0 0 2 0 1 0 0 0 0 0				
Inning Stats	R: 0 H: 1 E: 0 LOB: 1 K: 0 BB: 0 S: 4 P: 4	R: 2 H: 3 E: 1 LOB: 3 K: 0 BB: 1 S: 7 P: 11	R: 0 H: 1 E: 0 LOB: 1 K: 0 BB: 1 S: 3 P: 7	R: 0 H: 0 E: 0 LOB: 0 K: 1 BB: 0 S: 5 P: 5	R: 0 H: 1 E: 1 LOB: 3 K: 0 BB: 1 S: 5 P: 9	R: 0 H: 1 E: 0 LOB: 0 K: 1 BB: 0 S: 5 P: 5	R: 1 H: 1 E: 0 LOB: 0 K: 0 BB: 0 S: 4 P: 4	R: 0 H: 0 E: 0 LOB: 0 K: 2 BB: 0 S: 7 P: 7	R: 0 H: 0 E: 0 LOB: 0 K: 2 BB: 0 S: 7 P: 7	R: 0 H: 0 E: 0 LOB: 0 K: 1 BB: 1 S: 4 P: 8	R: 0 H: 2 E: 0 LOB: 2 K: 1 BB: 0 S: 7 P: 7	1B: 8 SF: 0 2B: 1 SAC: 2 3B: 0 DP: 2 HR: 1 HBP: 0		WP: 1 PA: 46 PB: 1 SB: 0 CS: 1		
PITCHER	IP WLS BF H R ER SO BB IBB HBP BLK WP HR S P ERA WHIP															
Jerry Reuss, L ERA: 3.82 (1, 1)	7.0	32	8	3	3	2	2	1	0	0	1	1	33	45	3.86	1.429
Ken Howell, R ERA: 3.33 (8, 1)	2.0	6	0	0	0	4	0	0	0	0	0	0	14	14	0.00	0.000
Tom Niedenfuer, R ERA: 2.47 (10, 1)	2.0	W 8	2	0	0	2	1	0	0	0	0	0	11	15	0.00	1.500

livebaseballscorecards.com

AB	40
R	3
H	10
RBI	3
BB	4
SO	8
LOB	24



Batter	1	2	3	4	5	6	7	8	9	10	11	AB R H RBI BB SO LOB
Steve Sax, R OBP: 0.299, SLG: 0.303 (1, 4)	0-0 6-3		0-0 1B	0-0 F9			0-0 SH1-4		0-0 F2		4-0 1B IBB	4 1 1 0 1 0 1
Bob Bailor, R OBP: 0.305, SLG: 0.283 R.J. Reynolds, S OBP: 0.269, SLG: 0.339 Ken Howell, R (7, PH) Sid Bream, L OBP: 0.263, SLG: 0.245 Tom Niedenfuer, R (10, 1) Ken Landreaux, L OBP: 0.285, SLG: 0.374 (11, PH)	0-0 F4		0-0 F7				0-0 4-3		0-0 F4		0-0 1B	3 0 1 1 0 0 0 1 1 0 0 0 0 0 0 1 0 0 0 0 0 0 0 0 1 0 0 0 0 0 0 0 0 0 0 0 0 0 0 0 1 0 1 1 0 0 0 0
Mike Marshall, R OBP: 0.315, SLG: 0.438 Franklin Stubbs, L OBP: 0.277, SLG: 0.347 (7, 3)	0-0 1B 2B		0-0 F8				0-0 F8		4-0 FC5 1B BB		0-3 K	3 1 1 0 0 0 0 2 1 0 0 0 1 1 0
Pedro Guerrero, R OBP: 0.358, SLG: 0.463 (1, 3) (7, 9)	0-0 2-H 1B		0-0 1B				0-0 F8		0-0 1-2 3-H 1B		0-0 F1	5 0 3 3 0 0 0 1
Candy Maldonado, R OBP: 0.319, SLG: 0.384 (1, 8)	0-0 1-3		0-0 1-3 1B				0-0 F4		0-0 FC5 2-3f		0-0 F4	5 0 1 0 0 0 0 4
Tony Brewer, R OBP: 0.135, SLG: 0.088 Ed Amelung, L OBP: 0.250, SLG: 0.217 (6, PH) (7, 7)			0-0 6-3				0-0 F7		0-0 F8		0-0 1B	2 0 0 0 0 0 0 2 3 0 1 0 0 0 0 0
German Rivera, R OBP: 0.321, SLG: 0.357 (1, 5)							0-0 F3		0-0 F9		0-3 K	4 0 1 0 1 1 1 1
Gilberto Reyes, R (1, 2) Mike Scioscia, L OBP: 0.371, SLG: 0.374 (8, PH) (9, 2) Rafael Landestoy, S OBP: 0.200, SLG: 0.241 (11, PR)			0-0 F2				0-3 K		0-0 F7		0-0 1B 1B	3 0 0 0 0 0 1 1 2 0 1 0 0 0 1 1 0 1 0 0 0 0 0 0
Jerry Reuss, L OBP: 0.259, SLG: 0.208 Terry Whitfield, L OBP: 0.313, SLG: 0.356 (7, PH) Bill Russell, R OBP: 0.330, SLG: 0.322 (8, 6)			0-0 4-3				4-0 1B BB		4-0 4-3 SH1-4 1B BB		0-0 F5	1 0 0 0 1 0 0 1 0 1 0 0 1 0 0 0 2 0 1 0 0 0 0 1

Inning Stats	R: 1	H: 2	E: 0	K: 0	S: 5	R: 0	H: 0	E: 0	K: 0	S: 3	R: 1	H: 3	E: 0	K: 0	S: 6	R: 0	H: 1	E: 0	K: 0	S: 4	R: 0	H: 0	E: 0	K: 0	S: 3	R: 1	H: 1	E: 0	K: 1	S: 4	R: 0	H: 1	E: 0	K: 1	S: 6	R: 0	H: 0	E: 0	K: 1	S: 5	R: 0	H: 1	E: 0	K: 1	S: 6	R: 1	H: 3	E: 0	K: 0	S: 3	R: 0	H: 0	E: 0	K: 1	S: 6	R: 0	H: 1	E: 0	K: 1	S: 6	R: 0	H: 3	E: 0	K: 0	S: 7
1B: 11	SF: 0	2B: 1	SAC: 1	3B: 0	DP: 0	HR: 0	HBP: 0	WP: 0	PA: 47																																																								

PITCHER	IP	WLS	BF	H	R	ER	SO	BB	IBB	HBP	BLK	WP	HR	S	P	ERA	WHIP
George Riley, L ERA: 3.99 (1, 1)	5.0		23	6	2	2	1	2	0	0	0	0	0	23	31	3.60	1.600
Scott Garrelts, R ERA: 5.65 (6, 1)	2.0		9	1	1	1	0	2	0	0	0	0	0	7	15	4.50	1.500
Mike Krukow, R ERA: 4.56 (8, 1)	3.0		11	2	0	0	3	0	0	0	0	0	0	17	17	0.00	0.667
Frank Williams, R ERA: 3.55 (11, 1)	0.0	L	4	3	1	1	0	0	1	0	0	0	0	3	7	∞	∞

San Francisco Giants @ Los Angeles Dodgers
Dodger Stadium, Los Angeles, CA
 Sat Sep 29 1984, 3:33 AM PDT
 Att. 25,309 - Unknown

AB	41
R	4
H	12
RBI	4
BB	5
SO	4
LOB	17



Batter	1	2	3	4	5	6	7	8	9	AB R H RBI BB SO LOB	TOP																													
Dan Gladden, R (1, 8) OBP: 0.410, SLG: 0.447	0-0 4-3		0-0 1B			0-0 5-3		0-0 1B FC4-6 1B	0-0 2B	5 1 3 0 0 0 0																														
Brad Wellman, R (1, 4) OBP: 0.274, SLG: 0.291	0-0 5-3		0-0 4-3			0-0 F6		0-0 F8	0-0 6-3	5 0 0 0 0 0 4																														
Chris Brown, R (1, 5) OBP: 0.358, SLG: 0.405	0-0 5-3					0-0 1B		0-0 1B FC4-6		3 0 2 0 1 0 0																														
Alejandro Sanchez, R (1, 9) OBP: 0.195, SLG: 0.244		0-3 K				0-0 F9		0-0 FC4-6		4 0 0 1 0 1 3																														
Rob Deer, R (1, 7) OBP: 0.375, SLG: 0.542		4-0 E BB				0-3 K		0-0 F8		3 0 0 0 1 2 2																														
John Rabb, R (1, 3) OBP: 0.283, SLG: 0.317		0-0 F9 1-2				0-0 6-3			0-0 S 1B	4 1 1 0 0 0 2																														
Fran Mullins, R (1, 6) OBP: 0.277, SLG: 0.345		0-0 F9				0-0 1B G1-6-3		4-0 1B BB	0-3 K	3 0 1 0 1 1 2																														
Randy Gomez, R (1, 2) OBP: 0.342, SLG: 0.200			0-0 4-3			0-0 G1-6-3		0-0 1B	0-0 5-3	4 0 1 0 0 0 2																														
Mark Davis, L (1, 1) OBP: 0.167, SLG: 0.217			0-3 K			0-0 4-3		0-0 F7	0-0 2B 1B	1 0 0 0 0 0 1 0																														
Gene Richards, L (5, PH) OBP: 0.340, SLG: 0.281										1 0 0 0 0 0 0 0																														
Jeff Robinson, R (5, 1) OBP: 0.143, SLG: 0.115										0 0 0 0 0 0 0 0																														
Chil Davis, S (7, PH) OBP: 0.388, SLG: 0.507										1 0 0 0 0 0 0 2																														
Mark Calvert, R (7, 1) OBP: 0.388, SLG: 0.507										0 0 0 0 0 0 0 0																														
Duane Kuiper, L (8, PH) OBP: 0.273, SLG: 0.209										1 0 1 1 0 0 0 0																														
Inning Stats	R: 0 E: 0 K: 0 S: 3	H: 0 LOB: 0 BB: 0 P: 3	R: 0 E: 1 K: 1 S: 5	H: 0 LOB: 1 BB: 1 P: 9	R: 0 E: 0 K: 1 S: 6	H: 1 LOB: 1 BB: 0 P: 6	R: 0 E: 0 K: 1 S: 5	H: 0 LOB: 1 BB: 1 P: 9	R: 0 E: 0 K: 0 S: 3	H: 1 LOB: 0 BB: 0 P: 3	R: 0 E: 0 K: 0 S: 4	H: 1 LOB: 1 BB: 0 P: 4	R: 0 E: 0 K: 1 S: 6	H: 1 LOB: 2 BB: 1 P: 10	R: 1 E: 0 K: 0 S: 5	H: 2 LOB: 1 BB: 0 P: 5	R: 1 E: 0 K: 1 S: 8	H: 3 LOB: 2 BB: 0 P: 8	1B: 8 2B: 1 3B: 0 HR: 0	SF: 0 SAC: 0 DP: 1 HBP: 0	WP: 0 PB: 0 SB: 1 CS: 0	PA: 38																		
PITCHER Orel Hershiser, R (1, 1) ERA: 2.66	IP 9.0	WLS W	BF 38	H 9	R 2	ER 2	SO 5	BB 3	IBB 0	HBP 0	BLK 0	WP 0	HR 0	S 45	P 57	ERA 2.00	WHIP 1.333						PITCHER	IP 9.0	WLS W	BF 38	H 9	R 2	ER 2	SO 5	BB 3	IBB 0	HBP 0	BLK 0	WP 0	HR 0	S 45	P 57	ERA 2.00	WHIP 1.333

San Francisco Giants @ Los Angeles Dodgers
Dodger Stadium, Los Angeles, CA
Sun Sep 30 1984, 3:33 AM PDT
Att: 42,125 - Unknown

livebaseballscorecards.com

AB	35
R	2
H	9
RBI	2
BB	3
SO	5
LOB	17



