

San Francisco Giants - 1984

Batter	1	2	3	4	5	6	7	8	9	AB	R	H	RBI	BB	SO	LOB	TOP					
Bob Dernier, R (1, 8) Henry Cotto, R (8, 8)	0-0 SH3-4 2B		4-0 23 F9 4-3 BB	4-0 23 1B BB	4-0 23 1B BB	4-0 23 1B BB	0-0 F7		0-3 K	2	1	1	1	3	0	0						
23 Ryne Sandberg, R (1, 4) OBP: 0.400, SLG: 0.700	0-0 SH3-4		0-0 F9	1-2 2-3 1B	1-2 2-3 1B	1-2 2-3 1B	0-0 F7		0-0 HR	5	1	3	4	0	0	1						
Leon Durham, L (1, 3) OBP: 0.400, SLG: 0.143	4-0 BB		0-0 4-3		6-3 K		4-0 1B BB		0-0 6-3	4	0	0	1	2	1	2						
Ron Cey, R (1, 5) OBP: 0.400, SLG: 0.667	0-3 K		0-0 F8		0-0 K		0-0 1B			5	1	2	0	0	2	4						
Gary Matthews, R (1, 7) OBP: 0.700, SLG: 0.500	4-0 BB			4-0 E 1B BB	0-0 1B 1B	0-0 1B 1B	0-0 G3		0-0 F9	3	3	2	0	2	0	2						
Mel Hall, L (1, 9) OBP: 0.200, SLG: 0.200	0-3 K			0-0 F6	1-2 1B 1B	1-2 1B 1B	0-0 G3		0-0 6-3	5	1	1	1	0	1	5						
Jody Davis, R (1, 2)		0-3 K		0-3 K	1-2 BB 1B	2-H 2B			0-0 F7	5	1	2	2	0	2	1						
Larry Bowa, S (1, 6) Tom Verzyer, R (3, 6) OBP: 0.600, SLG: 1.000 OBP: 0.250, SLG: 0.250	0-3 K			0-0 E5	1-2 BB 1B	1-2 BB 1B	0-0 6-3		0-0 6-3	1	0	0	0	0	1	0						
Chuck Rainey, R (1, 1) Tim Stoddard, R (6, 1) Lee Smith, R (9, 1)		0-0 6-3		0-0 23 1B	1-2 2-3 1B	1-2 2-3 1B	0-0 K		0-0 4-3	3	1	1	2	1	1	1						
				1-2 23 1B 1B	1-2 23 1B BB	1-2 23 1B BB	0-0 K			1	0	0	0	0	0	0						
				1-2 23 1B 1B	1-2 23 1B BB	1-2 23 1B BB	0-0 K			0	0	0	0	0	0	0						
Inning Stats	R: 0 E: 0 K: 2 S: 8	H: 1 LOB: 3 BB: 2 P: 16	R: 0 E: 0 K: 2 S: 7	H: 0 LOB: 0 BB: 0 P: 7	R: 1 E: 0 K: 0 S: 3	H: 0 LOB: 0 BB: 1 P: 7	R: 2 E: 1 K: 1 S: 7	H: 2 LOB: 2 BB: 2 P: 15	R: 6 E: 0 K: 2 S: 13	H: 6 LOB: 2 BB: 2 P: 21	R: 1 E: 0 K: 1 S: 7	H: 2 LOB: 1 BB: 0 P: 7	R: 0 E: 0 K: 0 S: 4	H: 1 LOB: 2 BB: 1 P: 8	R: 0 E: 0 K: 0 S: 3	H: 0 LOB: 0 BB: 0 P: 3	R: 1 E: 0 K: 1 S: 6	H: 1 LOB: 0 BB: 0 P: 6	1B: 10 2B: 2 3B: 0 HR: 1	SF: 0 SAC: 1 DP: 0 HBP: 0	WP: 0 PB: 0 SB: 2 CS: 0	PA: 48
PITCHER	IP WLS BF H R ER SO BB IBB HBP BLK WP HR S P ERA WHIP																					
Mike Krukow, R (1, 1) ERA: 8.31	4.1 L 24 6 6 4 5 5 0 0 0 1 0 0 29 49 8.31 2.538																					
Frank Williams, R (5, 1) ERA:	0.0 4 2 1 1 0 2 0 0 0 0 0 0 2 10 ∞ ∞																					
Randy Lerch, L (5, 1) ERA: 5.4	1.2 8 3 3 3 3 0 0 0 0 0 0 0 14 14 16.20 1.800																					
Renie Martin, R (7, 1) ERA:	2.0 8 1 0 0 0 1 0 0 0 0 0 0 7 11 0.00 1.000																					
Greg Minton, R (9, 1) ERA: 9.0	1.0 4 1 1 1 1 0 0 0 0 0 0 1 6 6 9.00 1.000																					

Chicago Cubs @ San Francisco Giants
Candlestick Park, San Francisco, CA
Thu Apr 05 1984, 9:05 PM EST
Att: 8,460 - Unknown

livebaseballscores.com

AB 39
R 11
H 13
RBI 11
BB 8
SO 9
LOB 18



Batter	1	2	3	4	5	6	7	8	9	AB	R	H	RBI	BB	SO	LOB	BOTTOM			
Johnnie LeMaster, R (1, 6) OBP: 0.364, SLG: 0.300	0-0 4-3	1-2 2-H 1B		0-0 1B		0-0 F4		0-0 F3	0-0 4-3	6	0	2	2	0	0	2				
Manny Trillo, R (1, 4) OBP: 0.545, SLG: 0.600	0-0 1B	0-0 F8		0-0 1B		0-0 3B 1B		0-3 K	4-0 1B	5	1	3	0	1	1	2				
Jack Clark, R (1, 9) OBP: 0.455, SLG: 0.636	0-0 F5		0-0 FC1-6 1B	0-0 F5		1-H 2-H 4-3 3B		0-0 1B	0-0 G3	6	1	3	2	0	0	6				
Al Oliver, L (1, 3) Greg Minton, S (9, 1) OBP: 0.400, SLG: 0.444	0-0 FC5-4 1B		0-0 E7	0-0 3-1		0-0 4-3		0-0 3-1		5	0	1	1	0	0	5				
Jeffrey Leonard, R (1, 7) Renie Martin, R (7, 1) Scot Thompson, L (9, 3) OBP: 0.111, SLG: 0.111	0-0 FC5-4 1B		0-0 FC1-6			0-3 K		0-3 K		4	0	0	0	0	2	4				
Joel Youngblood, R (1, 5) OBP: 0.333, SLG: 0.250		0-0 F4	0-0 F8		0-0 6-3		0-0 F7		4-0 1B BB	4	1	0	0	1	0	2				
Chili Davis, S (1, 8) OBP: 0.333, SLG: 0.333		0-0 F7	0-0 F7		0-0 1B		0-0 1B		0-0 F7	5	0	2	0	0	0	4				
Bob Brenly, R (1, 2) OBP: 0.375, SLG: 0.429		0-0 E 1B 1B		0-0 4-3	0-0 F7		0-3 K		4-0 1B 4-3 BB	4	2	1	0	1	1	2				
Mike Krukow, R (1, 1) Frank Williams, R (5, 1) Randy Lerch, L (5, 1) Duane Kuiper, L (6, PH) Gene Richards, L (7, 7) OBP: 0.500, SLG: 0.500 OBP: 0.333, SLG: 0.333	0-0 E6 1B		0-0 1B 1B	0-0 1B		0-0 3B 1B		0-0 4-3	1-3 2-H 3-H 1B	2	0	1	0	0	0	1				
Inning Stats	R: 0 E: 0 K: 0 S: 5	H: 2 LOB: 2 BB: 0 P: 5	R: 1 E: 1 K: 0 S: 6	H: 2 LOB: 2 BB: 0 P: 6	R: 0 E: 0 K: 0 S: 5	H: 1 LOB: 2 BB: 0 P: 5	R: 0 E: 0 K: 0 S: 6	H: 3 LOB: 3 BB: 0 P: 6	R: 0 E: 0 K: 1 S: 6	H: 1 LOB: 1 BB: 0 P: 6	R: 3 E: 0 K: 1 S: 8	H: 3 LOB: 0 BB: 0 P: 8	R: 0 E: 0 K: 1 S: 6	H: 1 LOB: 1 BB: 0 P: 6	R: 0 E: 0 K: 1 S: 6	H: 1 LOB: 2 BB: 3 P: 17	1B: 14 2B: 0 3B: 1 HR: 0	SF: 0 SAC: 0 DP: 0 HBP: 0	WP: 0 PB: 0 SB: 0 CS: 0	PA: 48
PITCHER	IP WLS BF H R ER SO BB IBB HBP BLK WP HR S P ERA WHIP																			
Chuck Rainey, R (1, 1) ERA: 5.06	5.1 W 30 12 4 3 1 3 3 0 0 0 0 0 0 20 32 5.06 2.250																			
Tim Stoddard, R (6, 1) ERA: 2.7	3.1 17 3 3 1 3 3 0 0 0 0 0 0 20 32 2.70 1.800																			
Lee Smith, R (9, 1) ERA: 4.5	0.1 S 1 0 0 0 0 0 0 0 0 0 0 0 1 1 0.00 0.000																			

Chicago Cubs @ San Francisco Giants
Candlestick Park, San Francisco, CA
Thu Apr 05 1984, 9:05 PM EST
Att: 8,460 - Unknown

livebaseballscores.com

AB 45
R 7
H 15
RBI 7
BB 3
SO 4
LOB 29



Batter	1	2	3	4	5	6	7	8	9	AB	R	H	RBI	BB	SO	LOB	TOP		
Lonnie Smith, R OBP: 0.316, SLG: 0.235 (1, 7)	6-3		PB 1B				FC5-4 1B		K	4	0	2	0	1	1	0			
Ken Oberkfell, L OBP: 0.385, SLG: 0.375 Dane Iorg, L OBP: 0.429, SLG: 0.500 (5, PH) (5, 9)	F3		F8		G6-4-3 BB		K		5-3	2	0	0	0	0	0	1			
Tom Herr, S OBP: 0.333, SLG: 0.294 Mike Ramsey, S (7, 6)	1B BB		K		F8		FC5-4			3	0	0	0	1	1	3			
David Green, R OBP: 0.231, SLG: 0.308 (1, 3)	1B			F9		F9		1-3		4	0	1	0	0	0	0			
Willie McGee, S OBP: 0.389, SLG: 0.529 (1, 8)	1-3		1B HBP		E3		K			3	0	0	0	0	1	2			
Andy Van Slyke, L OBP: 0.500, SLG: 0.778 (5, 5)		K		1B		K		1B		4	0	2	0	0	2	1			
Darrell Porter, L OBP: 0.333, SLG: 0.714 Glenn Brummer, R OBP: 1.000, SLG: 1.000 (7, 2)	1-3		K		BB			1B		2	0	0	0	1	1	2	AB 34		
Ozzie Smith, S OBP: 0.313, SLG: 0.214 Ricky Horton, L (6, 1)	F3		5-3		F3		1-3			1	0	1	0	0	0	0	R 0		
Dave LaPoint, L (1, 1)			6-3				K		5-3	1	0	0	0	0	0	0	H 7		
Jeff Lahti, R OBP: 1.000, SLG: 1.000 Bill Lyons, R (7, 4)					G6-4-3 BB 1B					2	0	0	0	0	1	0	RBI 0		
Inning Stats	R: 0 E: 0 K: 0 S: 4	H: 1 LOB: 2 BB: 1 P: 8	R: 0 E: 0 K: 1 S: 5	H: 0 LOB: 0 BB: 0 P: 5	R: 0 E: 0 K: 1 S: 6	H: 1 LOB: 1 BB: 0 P: 6	R: 0 E: 0 K: 1 S: 6	H: 1 LOB: 2 BB: 1 P: 7	R: 0 E: 0 K: 1 S: 3	H: 0 LOB: 1 BB: 1 P: 10	R: 0 E: 0 K: 2 S: 8	H: 1 LOB: 1 BB: 0 P: 8	R: 0 E: 0 K: 1 S: 7	H: 2 LOB: 2 BB: 0 P: 7	R: 0 E: 0 K: 1 S: 5	H: 0 LOB: 0 BB: 0 P: 5	1B: 7 2B: 0 3B: 0 HR: 0	SF: 0 SAC: 0 DP: 1 HBP: 1	WP: 0 PA: 38 PB: 1 SB: 0 CS: 0
PITCHER	IP WLS BF H R ER SO BB IBB HBP BLK WP HR S P ERA WHIP	IP WLS BF H R ER SO BB IBB HBP BLK WP HR S P ERA WHIP	IP WLS BF H R ER SO BB IBB HBP BLK WP HR S P ERA WHIP	IP WLS BF H R ER SO BB IBB HBP BLK WP HR S P ERA WHIP	IP WLS BF H R ER SO BB IBB HBP BLK WP HR S P ERA WHIP	IP WLS BF H R ER SO BB IBB HBP BLK WP HR S P ERA WHIP	IP WLS BF H R ER SO BB IBB HBP BLK WP HR S P ERA WHIP	IP WLS BF H R ER SO BB IBB HBP BLK WP HR S P ERA WHIP	IP WLS BF H R ER SO BB IBB HBP BLK WP HR S P ERA WHIP	IP WLS BF H R ER SO BB IBB HBP BLK WP HR S P ERA WHIP	IP WLS BF H R ER SO BB IBB HBP BLK WP HR S P ERA WHIP	IP WLS BF H R ER SO BB IBB HBP BLK WP HR S P ERA WHIP	IP WLS BF H R ER SO BB IBB HBP BLK WP HR S P ERA WHIP	IP WLS BF H R ER SO BB IBB HBP BLK WP HR S P ERA WHIP	IP WLS BF H R ER SO BB IBB HBP BLK WP HR S P ERA WHIP	IP WLS BF H R ER SO BB IBB HBP BLK WP HR S P ERA WHIP	IP WLS BF H R ER SO BB IBB HBP BLK WP HR S P ERA WHIP	IP WLS BF H R ER SO BB IBB HBP BLK WP HR S P ERA WHIP	

St. Louis Cardinals @ San Francisco Giants
Candlestick Park, San Francisco, CA
Sat Apr 07 1984, 6:33 AM EST
Att: 13,274 - Unknown

AB 34
R 0
H 7
RBI 0
BB 3
SO 8
LOB 18



Batter	1	2	3	4	5	6	7	8	9	AB	R	H	RBI	BB	SO	LOB	BOTTOM	
Johnnie LeMaster, R OBP: 0.421, SLG: 0.588 (1, 6)	6-3			5-3		HR 2B		FC5-4 BB		4	2	2	3	1	0	0		
Manny Trillo, R OBP: 0.400, SLG: 0.579 (1, 4)	F6	F5		F8		HR		FC5-4 G1-4-3		5	1	1	2	0	0	1		
Jack Clark, R OBP: 0.450, SLG: 0.526 (1, 9)	1B		K	F8		HR 1B		G1-4-3		5	1	2	0	0	1	1		
Jeffrey Leonard, R OBP: 0.313, SLG: 0.467 (1, 7)	K		1B 1B		K	HR				4	2	2	2	0	2	1		
Chili Davis, S OBP: 0.462, SLG: 0.538 (1, 8)		1B 4-3 1B	1B 1B		E3	2B				4	2	3	0	0	0	0		
Joel Youngblood, R OBP: 0.313, SLG: 0.267 (1, 5)		4-3 HR 1B	1B SF8 1B		K	4-3				4	2	2	1	0	1	2		
Bob Brenly, R OBP: 0.400, SLG: 0.429 (7, 2)		HR 4-3 1B	SF8 1B		K			5-3 1B		4	1	3	1	0	1	1	AB 37	
Steve Nicosia, R OBP: 0.313, SLG: 0.267 (1, 2)										2	0	0	1	0	0	3	R 11	
Scott Thompson, L (7, 3)		F2	SF8		4-3	5-3				1	0	0	0	0	0	1	H 15	
Jeff Robinson, R OBP: 0.250, SLG: 0.250 Randy Lerch, L OBP: 0.313, SLG: 0.267 Frank Williams, R (9, 1)	4-3		K		K	K		K		2	0	0	1	0	1	3	RBI 11	
Inning Stats	R: 0 E: 0 K: 1 S: 6	H: 4 LOB: 0 BB: 0 P: 7	R: 3 E: 0 K: 2 S: 11	H: 4 LOB: 1 BB: 0 P: 11	R: 0 E: 0 K: 0 S: 3	H: 0 LOB: 0 BB: 0 P: 3	R: 0 E: 0 K: 3 S: 10	H: 0 LOB: 1 BB: 0 P: 10	R: 4 E: 0 K: 1 S: 10	H: 5 LOB: 1 BB: 0 P: 10	R: 0 E: 0 K: 1 S: 5	H: 1 LOB: 0 BB: 0 P: 5	R: 0 E: 0 K: 0 S: 2	H: 0 LOB: 0 BB: 0 P: 6	1B: 10 2B: 3 3B: 0 HR: 3	SF: 1 SAC: 0 DP: 2 HBP: 0	WP: 0 PA: 39 PB: 0 SB: 0 CS: 0	
PITCHER	IP WLS BF H R ER SO BB IBB HBP BLK WP HR S P ERA WHIP	IP WLS BF H R ER SO BB IBB HBP BLK WP HR S P ERA WHIP	IP WLS BF H R ER SO BB IBB HBP BLK WP HR S P ERA WHIP	IP WLS BF H R ER SO BB IBB HBP BLK WP HR S P ERA WHIP	IP WLS BF H R ER SO BB IBB HBP BLK WP HR S P ERA WHIP	IP WLS BF H R ER SO BB IBB HBP BLK WP HR S P ERA WHIP	IP WLS BF H R ER SO BB IBB HBP BLK WP HR S P ERA WHIP	IP WLS BF H R ER SO BB IBB HBP BLK WP HR S P ERA WHIP	IP WLS BF H R ER SO BB IBB HBP BLK WP HR S P ERA WHIP	IP WLS BF H R ER SO BB IBB HBP BLK WP HR S P ERA WHIP	IP WLS BF H R ER SO BB IBB HBP BLK WP HR S P ERA WHIP	IP WLS BF H R ER SO BB IBB HBP BLK WP HR S P ERA WHIP	IP WLS BF H R ER SO BB IBB HBP BLK WP HR S P ERA WHIP	IP WLS BF H R ER SO BB IBB HBP BLK WP HR S P ERA WHIP	IP WLS BF H R ER SO BB IBB HBP BLK WP HR S P ERA WHIP	IP WLS BF H R ER SO BB IBB HBP BLK WP HR S P ERA WHIP	IP WLS BF H R ER SO BB IBB HBP BLK WP HR S P ERA WHIP	IP WLS BF H R ER SO BB IBB HBP BLK WP HR S P ERA WHIP

St. Louis Cardinals @ San Francisco Giants
Candlestick Park, San Francisco, CA
Sat Apr 07 1984, 6:33 AM EST
Att: 13,274 - Unknown

AB 37
R 11
H 15
RBI 11
BB 1
SO 8
LOB 13



Batter	1	2	3	4	5	6	7	8	9	AB	R	H	RBI	BB	SO	LOB	TOP				
Lonnie Smith, R (1, 7) Andy Van Slyke, L (8, 9) OBP: 0.440, SLG: 0.333 OBP: 0.500, SLG: 0.778										4	1	3	1	2	1	0	St. Louis Cardinals @ San Francisco Giants Candlestick Park, San Francisco, CA Sun Apr 08 1984, 6:33 AM EST Att: 31,228 - Unknown livebaseballscorecards.com				
Willie McGee, S (1, 8) OBP: 0.333, SLG: 0.435										6	0	1	0	0	2	5					
Tom Herr, S (1, 4) OBP: 0.435, SLG: 0.316										2	2	1	0	3	0	0					
David Green, R (1, 3) OBP: 0.368, SLG: 0.556										5	1	3	2	1	0	2					
Art Howe, R (1, 5) OBP: 0.250, SLG: 0.250										6	0	2	1	0	0	6					
Tito Landrum, R (1, 9) OBP: 0.400, SLG: 0.250										4	2	1	0	2	0	3					
Ozzie Smith, S (1, 6) OBP: 0.476, SLG: 0.438										2	3	2	2	3	0	0					
Glenn Brummer, R (1, 2) OBP: 0.667, SLG: 0.667										5	0	3	1	0	0	1					
Danny Cox, R (1, 1) Neil Allen, R (5, 1)										2	0	0	0	0	1	4					
										2	0	0	0	0	2	2					
Inning Stats	R: 0 E: 0 K: 2 S: 8	H: 1 LOB: 2 BB: 1 P: 12	R: 1 E: 1 K: 0 S: 4	H: 1 LOB: 2 BB: 2 P: 12	R: 1 E: 0 K: 1 S: 8	H: 3 LOB: 1 BB: 1 P: 12	R: 2 E: 0 K: 0 S: 5	H: 3 LOB: 1 BB: 1 P: 9	R: 1 E: 0 K: 1 S: 6	H: 1 LOB: 1 BB: 1 P: 10	R: 2 E: 0 K: 1 S: 7	H: 2 LOB: 2 BB: 2 P: 15	R: 0 E: 0 K: 0 S: 4	H: 2 LOB: 2 BB: 1 P: 8	R: 2 E: 1 K: 1 S: 7	H: 2 LOB: 1 BB: 1 P: 11	R: 0 E: 0 K: 0 S: 3	H: 1 LOB: 1 BB: 1 P: 7	1B: 14 2B: 0 3B: 1 HR: 1	SF: 0 SAC: 2 DP: 3 HBP: 0	WP: 0 PA: 51 PB: 0 SB: 1 CS: 0
PITCHER	IP WLS BF H R ER SO BB IBB HBP BLK WP HR S P ERA WHIP																PITCHER	IP WLS BF H R ER SO BB IBB HBP BLK WP HR S P ERA WHIP			
Mark Davis, L (1, 1) ERA: 4.0	2.0 L 11 2 1 0 2 3 0 0 0 0 0 0 12 24 0.00 2.500																				
Renie Martin, R (3, 1) ERA: 7.2	3.0 18 7 4 4 2 3 0 0 0 0 0 1 19 31 12.00 3.333																				
Frank Williams, R (6, 1) ERA: 22.5	1.0 7 2 2 2 1 2 0 0 0 0 0 0 7 15 18.00 4.000																				
Greg Minton, R (7, 1) ERA: 9.0	2.0 11 4 2 2 1 1 1 0 0 0 0 0 11 19 9.00 2.500																				
Gary Lavelle, L (9, 1) ERA: 2.25	1.0 4 1 0 0 0 1 0 0 0 0 0 0 3 7 0.00 2.000																				

Batter	1	2	3	4	5	6	7	8	9	AB	R	H	RBI	BB	SO	LOB	BOTTOM		
Joel Youngblood, R (1, 5) OBP: 0.333, SLG: 0.263										4	0	1	0	1	0	4	St. Louis Cardinals @ San Francisco Giants Candlestick Park, San Francisco, CA Sun Apr 08 1984, 6:33 AM EST Att: 31,228 - Unknown livebaseballscorecards.com		
Manny Trillo, R (1, 4) OBP: 0.440, SLG: 0.696										4	1	2	2	1	1	4			
Jack Clark, R (1, 9) OBP: 0.440, SLG: 0.478										4	0	1	1	1	0	5			
Al Oliver, L (1, 3) OBP: 0.211, SLG: 0.222										5	0	0	0	0	1	7			
Jeffrey Leonard, R (1, 7) OBP: 0.250, SLG: 0.368										4	0	0	0	0	0	4			
Chili Davis, S (1, 8) OBP: 0.471, SLG: 0.529										4	0	2	0	0	2	0			
Steve Nicosia, R (1, 2) OBP: 0.211, SLG: 0.222										3	1	0	0	1	1	2			
Fran Mullins, R (1, 6) Gene Richards, L (6, PH) Greg Minton, S (7, 1) Duane Kuiper, L (8, PH) Gary Lavelle, S (9, 1)										1	0	0	0	1	0	1			
Mark Davis, L (1, 1) Renie Martin, R (3, 1) Johnnie Latham, R (6, PH) Frank Williams, R (6, 1) Joe Pittman, R (6, PH)										0	0	0	0	0	0	0			
Inning Stats	R: 0 E: 0 K: 0 S: 4	H: 1 LOB: 0 BB: 0 P: 4	R: 0 E: 0 K: 0 S: 3	H: 1 LOB: 0 BB: 0 P: 3	R: 0 E: 0 K: 1 S: 5	H: 0 LOB: 0 BB: 0 P: 5	R: 2 E: 0 K: 1 S: 6	H: 1 LOB: 3 BB: 4 P: 22	R: 0 E: 1 K: 1 S: 7	H: 1 LOB: 2 BB: 0 P: 7	R: 1 E: 0 K: 0 S: 4	H: 2 LOB: 0 BB: 0 P: 4	R: 0 E: 0 K: 2 S: 7	H: 0 LOB: 0 BB: 0 P: 7	R: 0 E: 0 K: 1 S: 6	H: 1 LOB: 2 BB: 1 P: 10	1B: 7 2B: 0 3B: 0 HR: 1	SF: 0 SAC: 0 DP: 1 HBP: 0	WP: 0 PA: 41 PB: 0 SB: 0 CS: 1
PITCHER	IP WLS BF H R ER SO BB IBB HBP BLK WP HR S P ERA WHIP																PITCHER	IP WLS BF H R ER SO BB IBB HBP BLK WP HR S P ERA WHIP	
Danny Cox, R (1, 1) ERA: 2.16	4.1 W 20 4 2 1 5 4 0 0 0 0 0 1 28 36 1.93 1.286																		
Neil Allen, R (5, 1) ERA: 6.75																			

Batter	1	2	3	4	5	6	7	8	9	AB	R	H	RBI	BB	SO	LOB	TOP		
Marvell Wynne, L OBP: 0.484, SLG: 0.560 (1, 8)	4-0 SH1-4 BB	0-0 FC6-4 1B		0-3 K			0-0 CS 1B	0-0 6-3		4	0	2	0	1	1	1			
Johnny Ray, S OBP: 0.429, SLG: 0.462 (1, 4)	4-0 SH1-4 BB	0-0 FC6-4			0-0 4-3		4-0 2B 1-2 BB		0-0 1-3	3	1	0	0	2	0	2			
Bill Madlock, R OBP: 0.222, SLG: 0.160 (1, 5)	0-0 SH1-4 1-2 2-3		0-0 F7		0-3 K		0-0 F7		0-0 6-3	4	0	0	0	0	1	1			
Jason Thompson, L OBP: 0.407, SLG: 0.435 (1, 3)	4-0 FC5-4 IBB		0-0 4-3		0-0		0-0 1B		0-0 3-1	4	1	2	0	1	0	0			
Amos Otis, R OBP: 0.308, SLG: 0.286 (1, 7)	0-3 K		4-0		0-0 F8		0-0 1B			3	0	1	2	1	1	4			
Tony Peña, R OBP: 0.250, SLG: 0.368 (1, 2)	0-0 FC5-4 1-2		0-0 5-3			0-0 HR	0-0 1B			4	1	2	1	0	0	4			
Doug Frobel, L OBP: 0.211, SLG: 0.333 (1, 9)		0-3 K		0-0 F7		0-0 F8	0-0 F9			4	0	0	0	0	1	2			
Dale Berra, R OBP: 0.217, SLG: 0.227 (1, 6)		0-0 4-3		0-0 5-3		0-0 F8		0-0 F7		4	0	0	0	0	0	0			
Larry McWilliams, L (1, 1)		0-0 E6 1B		0-0 E4		0-0 1-3		0-0 4-3		4	0	0	0	0	0	0			
Inning Stats	R: 0 E: 0 K: 1 S: 5	H: 0 LOB: 3 BB: 3 P: 17	R: 0 E: 1 K: 1 S: 7	H: 1 LOB: 2 BB: 0 P: 7	R: 0 E: 0 K: 0 S: 3	H: 0 LOB: 1 BB: 1 P: 7	R: 0 E: 1 K: 1 S: 6	H: 0 LOB: 1 BB: 0 P: 6	R: 0 E: 0 K: 0 S: 4	H: 1 LOB: 1 BB: 0 P: 4	R: 2 E: 0 K: 0 S: 6	H: 4 LOB: 2 BB: 1 P: 10	R: 0 E: 0 K: 0 S: 3	H: 0 LOB: 0 BB: 0 P: 3	R: 0 E: 0 K: 0 S: 3	H: 0 LOB: 0 BB: 0 P: 3	1B: 5 2B: 1 3B: 0 HR: 1	SF: 0 SAC: 1 DP: 0 HBP: 0	WP: 0 PA: 40 PB: 0 SB: 1 CS: 1
PITCHER	IP WLS BF H R ER SO BB IBB HBP BLK WP HR S P ERA WHIP	IP WLS BF H R ER SO BB IBB HBP BLK WP HR S P ERA WHIP	IP WLS BF H R ER SO BB IBB HBP BLK WP HR S P ERA WHIP	IP WLS BF H R ER SO BB IBB HBP BLK WP HR S P ERA WHIP	IP WLS BF H R ER SO BB IBB HBP BLK WP HR S P ERA WHIP	IP WLS BF H R ER SO BB IBB HBP BLK WP HR S P ERA WHIP	IP WLS BF H R ER SO BB IBB HBP BLK WP HR S P ERA WHIP	IP WLS BF H R ER SO BB IBB HBP BLK WP HR S P ERA WHIP	IP WLS BF H R ER SO BB IBB HBP BLK WP HR S P ERA WHIP	IP WLS BF H R ER SO BB IBB HBP BLK WP HR S P ERA WHIP	IP WLS BF H R ER SO BB IBB HBP BLK WP HR S P ERA WHIP	IP WLS BF H R ER SO BB IBB HBP BLK WP HR S P ERA WHIP	IP WLS BF H R ER SO BB IBB HBP BLK WP HR S P ERA WHIP	IP WLS BF H R ER SO BB IBB HBP BLK WP HR S P ERA WHIP	IP WLS BF H R ER SO BB IBB HBP BLK WP HR S P ERA WHIP	IP WLS BF H R ER SO BB IBB HBP BLK WP HR S P ERA WHIP	IP WLS BF H R ER SO BB IBB HBP BLK WP HR S P ERA WHIP	IP WLS BF H R ER SO BB IBB HBP BLK WP HR S P ERA WHIP	
Mike Krukow, R ERA: 5.11 (1, 1)	8.0 W 37	7 3 3 4	4 1 0 0	0 0 0 0	0 0 0 0	0 0 0 0	0 0 0 0	0 0 0 0	0 0 0 0	0 0 0 0	0 0 0 0	0 0 0 0	0 0 0 0	0 0 0 0	0 0 0 0	0 0 0 0	0 0 0 0	0 0 0 0	0 0 0 0
Greg Minton, R ERA: 6.75 (9, 1)	1.0 S 3	0 0 0 0	0 0 0 0	0 0 0 0	0 0 0 0	0 0 0 0	0 0 0 0	0 0 0 0	0 0 0 0	0 0 0 0	0 0 0 0	0 0 0 0	0 0 0 0	0 0 0 0	0 0 0 0	0 0 0 0	0 0 0 0	0 0 0 0	0 0 0 0

Pittsburgh Pirates @ San Francisco Giants
Candlestick Park, San Francisco, CA
Tue Apr 10 1984, 9:05 PM EST
Att: 6,837 - Unknown

AB	34
R	3
H	7
RBI	3
BB	5
SO	4
LOB	14



Batter	1	2	3	4	5	6	7	8	9	AB	R	H	RBI	BB	SO	LOB	BOTTOM		
Johnnie LeMaster, R OBP: 0.417, SLG: 0.524 (1, 6)	0-0 F9		0-0 F8		0-0 F8			0-0 E5 HR 1B		4	1	1	0	0	0	0			
Manny Trillo, R OBP: 0.448, SLG: 0.654 (1, 4)	0-0 6-3		0-0 G5-4-3 1B			4-0 E BB		0-0 1-3		3	1	1	0	1	0	1			
Jack Clark, R OBP: 0.414, SLG: 0.556 (1, 9)	0-0 4-3		0-0 G5-4-3 1-2			0-0 E5 1-H		0-0 2-H HR		4	1	1	2	0	0	1			
Al Oliver, L OBP: 0.174, SLG: 0.182 (1, 3)		0-3 K		0-0 F7		0-0 F3		0-0 F5		4	0	0	0	0	1	1			
Jeffrey Leonard, R OBP: 0.292, SLG: 0.409 (1, 7)		4-0 2B 6-3 BB		0-0 F9 2B		0-0 1-6-3		0-0 F8		3	1	1	0	1	0	1			
Chili Davis, S OBP: 0.450, SLG: 0.550 (1, 8)		0-0 6-3 1-3 2B		0-0 F9 2-3		0-0 F9				3	0	1	0	0	0	2			
Joel Youngblood, R OBP: 0.292, SLG: 0.227 Fran Mullins, R (9, 5)		0-0 6-3 2-3 3-H 4-0		0-0 5-3						3	0	0	1	0	0	2			
Bob Brenly, R OBP: 0.389, SLG: 0.375 (1, 2)		0-0 BB		0-0 F7				0-0 6-3		2	0	0	0	1	0	0			
Mike Krukow, R OBP: 0.200, SLG: 0.200 Greg Minton, S (9, 1)		0-0 5-3		0-0 F9				0-3 K		3	0	0	0	0	1	2			
Inning Stats	R: 0 E: 0 K: 0 S: 3	H: 0 LOB: 0 BB: 0 P: 3	R: 1 E: 0 K: 1 S: 6	H: 1 LOB: 2 BB: 2 P: 14	R: 0 E: 0 K: 0 S: 3	H: 1 LOB: 0 BB: 0 P: 3	R: 0 E: 0 K: 0 S: 4	H: 1 LOB: 1 BB: 0 P: 4	R: 0 E: 0 K: 0 S: 3	H: 0 LOB: 0 BB: 0 P: 3	R: 1 E: 1 K: 0 S: 4	H: 0 LOB: 1 BB: 1 P: 8	R: 0 E: 0 K: 1 S: 5	H: 0 LOB: 0 BB: 0 P: 5	R: 2 E: 1 K: 0 S: 5	H: 2 LOB: 0 BB: 0 P: 5	1B: 2 2B: 2 3B: 0 HR: 1	SF: 0 SAC: 0 DP: 1 HBP: 0	WP: 0 PA: 32 PB: 0 SB: 0 CS: 0
PITCHER	IP WLS BF H R ER SO BB IBB HBP BLK WP HR S P ERA WHIP	IP WLS BF H R ER SO BB IBB HBP BLK WP HR S P ERA WHIP	IP WLS BF H R ER SO BB IBB HBP BLK WP HR S P ERA WHIP	IP WLS BF H R ER SO BB IBB HBP BLK WP HR S P ERA WHIP	IP WLS BF H R ER SO BB IBB HBP BLK WP HR S P ERA WHIP	IP WLS BF H R ER SO BB IBB HBP BLK WP HR S P ERA WHIP	IP WLS BF H R ER SO BB IBB HBP BLK WP HR S P ERA WHIP	IP WLS BF H R ER SO BB IBB HBP BLK WP HR S P ERA WHIP	IP WLS BF H R ER SO BB IBB HBP BLK WP HR S P ERA WHIP	IP WLS BF H R ER SO BB IBB HBP BLK WP HR S P ERA WHIP	IP WLS BF H R ER SO BB IBB HBP BLK WP HR S P ERA WHIP	IP WLS BF H R ER SO BB IBB HBP BLK WP HR S P ERA WHIP	IP WLS BF H R ER SO BB IBB HBP BLK WP HR S P ERA WHIP	IP WLS BF H R ER SO BB IBB HBP BLK WP HR S P ERA WHIP	IP WLS BF H R ER SO BB IBB HBP BLK WP HR S P ERA WHIP	IP WLS BF H R ER SO BB IBB HBP BLK WP HR S P ERA WHIP	IP WLS BF H R ER SO BB IBB HBP BLK WP HR S P ERA WHIP	IP WLS BF H R ER SO BB IBB HBP BLK WP HR S P ERA WHIP	
Larry McWilliams, L ERA: 3.38 (1, 1)	8.0 L 32	5 4 3 2	3 0 0 0	0 0 0 0	0 0 0 0	0 0 0 0	0 0 0 0	0 0 0 0	0 0 0 0	0 0 0 0	0 0 0 0	0 0 0 0	0 0 0 0	0 0 0 0	0 0 0 0	0 0 0 0	0 0 0 0	0 0 0 0	0 0 0 0

Pittsburgh Pirates @ San Francisco Giants
Candlestick Park, San Francisco, CA
Tue Apr 10 1984, 9:05 PM EST
Att: 6,837 - Unknown

AB	29
R	4
H	5
RBI	3
BB	3
SO	2
LOB	10



Batter	1	2	3	4	5	6	7	8	9	10	AB	R	H	RBI	BB	SO	LOB	TOP			
Marvell Wynne, L (1, 8) OBP: 0.455, SLG: 0.567	0-0 4-3 2B		0-0 F9		0-0 F4			0-0 SH1-4 1B		0-0 FC5-4	5	0	2	0	0	0	2				
Johnny Ray, S (1, 4) OBP: 0.452, SLG: 0.483	0-3 K			0-0 1B WP		0-0 SH1-3 1B		0-0 SH1-4		0-0 CS	3	1	2	0	0	1	1				
Lee Mazzilli, S (1, 7) Amos Otis, R (9, 7) OBP: 0.308, SLG: 0.286	0-0 4-3			0-0 F5		0-0 SH1-3		0-0 F9			3	0	0	0	0	0	3				
Jason Thompson, L (1, 3) OBP: 0.419, SLG: 0.423	0-0 F7			0-0 WP 1B		4-0 IBB		0-0 F7			3	0	1	0	1	0	2				
Tony Peña, R (1, 2) OBP: 0.208, SLG: 0.304		0-3 K		0-3 K		0-0 F8				0-0 F8	4	0	0	0	0	2	4				
Jim Morrison, R (1, 5)	0-0 F9			0-0 6-3		0-0 F5				0-3 K	4	0	0	0	0	1	3				
Doug Frobel, L (1, 9) OBP: 0.174, SLG: 0.273	0-3 K					0-0 4-3				0-0 F7	4	0	0	0	0	1	0				
Dale Berra, R (1, 6) OBP: 0.296, SLG: 0.308				0-0 F9		0-0 1B				0-0 FC5-4 1B	4	0	3	0	0	0	0				
John Tudor, L (7, PH) OBP: 0.208, SLG: 0.280 Brian Harper, R (7, PH) Lee Tunnell, R (7, PH) Lee Lacy, R (10, PH) OBP: 0.374, SLG: 0.667 Cecilio Guante, R (10, PH) Kent Tekulve, R (10, PH)				0-0 1-3		0-0 F3				0-3 K	2	0	0	0	0	0	1				
Inning Stats	R: 0 E: 0 K: 1 S: 6	H: 1 LOB: 1 BB: 0 P: 6	R: 0 E: 0 K: 2 S: 7	H: 0 LOB: 0 BB: 0 P: 7	R: 0 E: 0 K: 1 S: 3	H: 0 LOB: 0 BB: 0 P: 3	R: 1 E: 0 K: 1 S: 7	H: 2 LOB: 1 BB: 0 P: 7	R: 0 E: 0 K: 0 S: 4	H: 1 LOB: 1 BB: 0 P: 4	R: 0 E: 0 K: 0 S: 3	H: 1 LOB: 0 BB: 0 P: 3	R: 0 E: 0 K: 0 S: 4	H: 1 LOB: 1 BB: 0 P: 4	R: 0 E: 0 K: 1 S: 5	H: 0 LOB: 0 BB: 0 P: 5	R: 0 E: 0 K: 1 S: 5	H: 1 LOB: 0 BB: 0 P: 5	1B: 7 2B: 1 3B: 0 HR: 0	SF: 0 SAC: 2 DP: 1 HBP: 0	WP: 1 PA: 38
PITCHER	IP 7.0	WLS 27	BF 6	H 1	R 1	ER 1	SO 4	BB 0	IBB 0	HBP 0	BLK 0	WP 1	HR 0	S 34	P 38	ERA 1.29	WHIP 0.857				
Bill Laskey, R (1, 1) ERA: 1.2																					
Gary Lavelle, L (8, 1) ERA: 1.29	IP 3.0	WLS W	BF 10	H 2	R 0	ER 0	SO 2	BB 0	IBB 0	HBP 0	BLK 0	WP 0	HR 0	S 14	P 14	ERA 0.00	WHIP 0.667				

Pittsburgh Pirates @ San Francisco Giants
Candlestick Park, San Francisco, CA
Wed Apr 11 1984, 6:33 AM EST
Att: 8,773 - Unknown

AB 34
R 1
H 8
RBI 0
BB 1
SO 6
LOB 18



Batter	1	2	3	4	5	6	7	8	9	10	AB	R	H	RBI	BB	SO	LOB	BOTTOM			
Johnnie LeMaster, R (1, 6) OBP: 0.357, SLG: 0.440	0-3 K		0-0 SH2-4		0-0 F8			0-0 5-3		0-0 FC5-6	4	0	0	0	0	1	2				
Manny Trillo, R (1, 4) OBP: 0.471, SLG: 0.733	0-0 FC4-6 1B		0-0 F7			0-0 HR		0-0 6-3		4-0 1B BB	4	1	2	1	1	0	1				
Jack Clark, R (1, 9) OBP: 0.441, SLG: 0.533	4-0 FC4-6 BB		4-0 IBB			0-0 6-3		0-0 F8		0-0 1B	3	0	1	1	2	0	0				
Jeffrey Leonard, R (1, 7) OBP: 0.250, SLG: 0.346	0-0 FC4-6		0-3 K			0-0 F8				0-3 K	4	0	0	0	0	2	4				
Chili Davis, S (1, 8) OBP: 0.375, SLG: 0.456	0-3 K			0-0 4-3		0-0 F9				0-3 K	4	0	0	0	0	2	2				
Joel Youngblood, R (1, 5) OBP: 0.321, SLG: 0.289		0-3 K		0-0 5-3				0-0 BB 1B		0-0 FC5-4 1B	4	0	2	0	0	1	0				
Bob Brenly, R (1, 3) OBP: 0.364, SLG: 0.316		0-0 6-3		4-0 CS BB				0-3 K		0-0 FC5-4	3	0	0	0	1	1	2				
Steve Nicosia, R (1, 2) Gene Richards, L (7, PH) OBP: 0.375, SLG: 0.167 Gary Lavelle, S (8, 1) Dusty Baker Jr., R (10, PH)		0-0 F9		0-0 CS		0-0 F7		4-0 G6-4-3 BB		4-0 FC5-6 1B BB	2	0	0	0	0	0	0				
Bill Laskey, R (1, 1) Al Oliver, L (7, PH) OBP: 0.200, SLG: 0.208				4-0 SH2-4 BB		0-0 F9		0-0 G6-4-3		0-0 BB FC5-6 1B	1	0	0	0	1	0	0				
Joe Pittman, R (10, PR) OBP: 0.333, SLG: 0.333								1-2 G6-4-3		1-2 BB FC5-6 1B	2	0	1	0	0	0	2				
Inning Stats	R: 0 E: 0 K: 2 S: 8	H: 1 LOB: 2 BB: 1 P: 12	R: 0 E: 0 K: 1 S: 5	H: 0 LOB: 0 BB: 0 P: 5	R: 0 E: 0 K: 1 S: 5	H: 0 LOB: 2 BB: 2 P: 13	R: 0 E: 0 K: 0 S: 2	H: 0 LOB: 0 BB: 1 P: 6	R: 0 E: 0 K: 0 S: 3	H: 1 LOB: 0 BB: 0 P: 4	R: 1 E: 0 K: 1 S: 5	H: 2 LOB: 3 BB: 2 P: 11	R: 0 E: 0 K: 2 S: 8	H: 1 LOB: 1 BB: 0 P: 8	R: 1 E: 0 K: 0 S: 3	H: 2 LOB: 3 BB: 2 P: 11	1B: 5 2B: 0 3B: 0 HR: 1	SF: 0 SAC: 1 DP: 1 HBP: 0	WP: 0 PA: 40		
PITCHER	IP 6.0	WLS 23	BF 11	H 2	R 0	ER 1	SO 3	BB 1	IBB 0	HBP 0	BLK 0	WP 0	HR 1	S 27	P 43	ERA 1.50	WHIP 0.833				
John Tudor, L (1, 1) ERA: 1.23																					
Lee Tunnell, R (7, 1) ERA: 1.35	IP 3.0	WLS L	BF 2	H 1	R 1	ER 1	SO 0	BB 1	IBB 0	HBP 0	BLK 0	WP 0	HR 0	S 16	P 20	ERA 0.00	WHIP 1.000				
Cecilio Guante, R (10, 1) ERA: 2.25	IP 0.0	WLS L	BF 2	H 1	R 1	ER 1	SO 0	BB 1	IBB 0	HBP 0	BLK 0	WP 0	HR 0	S 1	P 5	ERA ∞	WHIP ∞				
Kent Tekulve, R (10, 1) ERA:	IP 0.1	WLS L	BF 3	H 1	R 0	ER 0	SO 0	BB 0	IBB 0	HBP 0	BLK 0	WP 0	HR 0	S 2	P 6	ERA 0.00	WHIP 6.000				

Pittsburgh Pirates @ San Francisco Giants
Candlestick Park, San Francisco, CA
Wed Apr 11 1984, 6:33 AM EST
Att: 8,773 - Unknown

AB 31
R 2
H 6
RBI 2
BB 7
SO 7
LOB 13



Batter	1	2	3	4	5	6	7	8	9	AB	R	H	RBI	BB	SO	LOB	TOP								
Johnnie LeMaster, R (1.6) Chili Davis, S (9, PH) OBP: 0.333, SLG: 0.394 OBP: 0.346, SLG: 0.414	6-3	1-3			FC6-4 1B		FC6-4 G4-6-3		F7	4	0	1	0	0	0	4	San Francisco Giants @ Los Angeles Dodgers Dodger Stadium, Los Angeles, CA Sat Apr 14 1984, 3:33 AM PST Att: 33,037 - Unknown								
Al Oliver, L (1.3) OBP: 0.206, SLG: 0.212	F3		F8		FC6-4 1B		G4-6-3		K	5	0	1	1	0	1	3									
Manny Trillo, R (1.4) OBP: 0.419, SLG: 0.641	2B		F4		FC6-4 G6-4-3				F3	4	1	1	0	0	2										
Jack Clark, R (1.9) OBP: 0.372, SLG: 0.462	2B		K		G6-4-3				F7	4	0	1	1	0	1	2									
Jeffrey Leonard, R (1.8) OBP: 0.212, SLG: 0.290	F6		K						6-3	4	0	0	0	0	1	1									
Gene Richards, L (1.7) OBP: 0.438, SLG: 0.308					F7					3	1	1	0	1	0	0									
Joel Youngblood, R (1.5) OBP: 0.278, SLG: 0.212		K			E5				G5-4-3 1B	4	0	0	0	0	2	2									
John Rabb, R (1.2) OBP: 0.750, SLG: 1.667					F6				FC6-4 1B	3	1	2	2	1	0	1									
Mike Krukow, R (1.1) OBP: 0.143, SLG: 0.143										2	1	0	0	0	1	2									
Frank Williams, R (6.1) Scot Thompson, L (7, PH) Randy Lerch, L (7.1) Dusty Baker Jr., R (9, PH) OBP: 0.200, SLG: 0.200 OBP: 1.000, SLG: 1.000	K				E7 1B				FC6-4 1B	0	0	0	0	0	0	0									
Inning Stats	R: 1 E: 0 K: 0 S: 5	H: 2 LOB: 1 BB: 0 P: 5	R: 0 E: 0 K: 2 S: 7	H: 0 LOB: 2 BB: 2 P: 15	R: 0 E: 0 K: 1 S: 5	H: 0 LOB: 0 BB: 0 P: 5	R: 0 E: 1 K: 1 S: 6	H: 0 LOB: 1 BB: 0 P: 6	R: 1 E: 0 K: 0 S: 5	H: 2 LOB: 1 BB: 0 P: 5	R: 0 E: 0 K: 1 S: 5	H: 0 LOB: 0 BB: 0 P: 5	R: 0 E: 0 K: 0 S: 4	H: 2 LOB: 1 BB: 0 P: 4	R: 0 E: 0 K: 0 S: 3	H: 0 LOB: 0 BB: 0 P: 3	R: 2 E: 0 K: 1 S: 8	H: 3 LOB: 1 BB: 0 P: 8	1B: 6 2B: 2 3B: 0 HR: 1	SF: 0 SAC: 0 DP: 2 HBP: 0	WP: 0 PB: 0 SB: 1 CS: 0	PA: 38			
PITCHER	IP	WLS	BF	H	R	ER	SO	BB	IBB	HBP	BLK	WP	HR	S	P	ERA	WHIP								
Alejandro Pena, R (1.1) ERA: 1.93	7.0	W	29	6	2	1	5	2	0	0	0	0	0	37	45	1.29	1.143								
Tom Niedenfuer, R (8.1) ERA:	1.0		3	0	0	0	0	0	0	0	0	0	0	3	3	0.00	0.000								
Orel Hershiser, R (9.1) ERA: 7.2	1.0		6	3	2	2	1	0	0	0	0	0	1	8	8	18.00	3.000								

Batter	1	2	3	4	5	6	7	8	9	AB	R	H	RBI	BB	SO	LOB	BOTTOM								
Rafael Landestoy, S (1.4) OBP: 0.333, SLG: 0.250	S 2B				F7				F8	3	2	1	1	1	0	0	San Francisco Giants @ Los Angeles Dodgers Dodger Stadium, Los Angeles, CA Sat Apr 14 1984, 3:33 AM PST Att: 33,037 - Unknown								
Terry Whitfield, L (1.9) OBP: 0.357, SLG: 0.560	BB	HR 1B								4	1	2	4	0	0	0									
Ken Landreaux, L (1.8) OBP: 0.371, SLG: 0.406	1B	HR			4-3				3-1	4	1	2	0	0	1										
Pedro Guerrero, R (1.5) OBP: 0.270, SLG: 0.281	2B	HR			6-3					4	1	2	0	0	1										
Mike Marshall, R (1.7) OBP: 0.297, SLG: 0.457	F3				6-3				1B 2B	4	0	0	0	0	2	3									
Greg Brock, L (1.3) OBP: 0.231, SLG: 0.360	K	F6			F2				K	3	1	0	0	1	0	1									
Steve Yeager, R (1.2) OBP: 0.385, SLG: 0.385	F7				6-3				1B 1B	4	1	2	2	0	0	0									
Dave Anderson, R (1.6) OBP: 0.150, SLG: 0.150					F7				1B	4	1	2	2	0	0	0									
Alejandro Pena, R (1.1) OBP: 0.250, SLG: 0.250					3-1				1B	4	0	2	1	0	1	0									
German Rivera, R (7, PH) Tom Niedenfuer, R (8.1) Jose Morales, R (8, PH) Orel Hershiser, R (9.1) OBP: 0.200, SLG: 0.333 OBP: 0.333, SLG: 0.333	F9				K				G6-4-3 1B	4	0	2	1	0	1	0									
Inning Stats	R: 1 E: 0 K: 1 S: 6	H: 1 LOB: 1 BB: 1 P: 10	R: 4 E: 1 K: 0 S: 8	H: 4 LOB: 1 BB: 0 P: 8	R: 0 E: 0 K: 1 S: 5	H: 0 LOB: 0 BB: 0 P: 5	R: 0 E: 0 K: 1 S: 5	H: 0 LOB: 0 BB: 0 P: 5	R: 0 E: 0 K: 0 S: 3	H: 0 LOB: 0 BB: 0 P: 3	R: 1 E: 0 K: 0 S: 4	H: 2 LOB: 0 BB: 0 P: 4	R: 0 E: 0 K: 0 S: 3	H: 0 LOB: 0 BB: 0 P: 3	R: 2 E: 0 K: 1 S: 8	H: 3 LOB: 2 BB: 1 P: 12	1B: 6 2B: 2 3B: 0 HR: 2	SF: 0 SAC: 0 DP: 1 HBP: 0	WP: 0 PB: 0 SB: 1 CS: 0	PA: 36					
PITCHER	IP	WLS	BF	H	R	ER	SO	BB	IBB	HBP	BLK	WP	HR	S	P	ERA	WHIP								
Mike Krukow, R (1.1) ERA: 4.58	5.1	L	25	7	6	2	3	1	0	0	0	0	0	30	34	3.38	1.500								
Frank Williams, R (6.1) ERA: 16.88	0.2		1	0	0	0	0	0	0	0	0	0	0	1	1	0.00	0.000								
Randy Lerch, L (7.1) ERA: 4.76	2.0		10	3	2	2	1	0	1	0	0	0	0	11	15	9.00	1.500								

Batter	1	2	3	4	5	6	7	8	9	10	11	AB	R	H	RBI	BB	SO	LOB	TOP					
Johnnie LeMaster, R OBP: 0.310, SLG: 0.399	(1,6) 0-3 K		(1,6) 0-3 K			(1,6) 0-3 K		(1,6) 0-3 K	(1,6) 0-0 6-3		(1,6) 0-0 SF8 1B	6	0	1	0	0	4	1						
Manny Trillo, R OBP: 0.408, SLG: 0.636	(1,4) 0-3 K		(1,4) 0-0 1B			(1,4) 0-0 HR 2B		(1,4) 0-0 K		(1,4) 0-0 F8	(1,4) 0-0 SF8	5	1	2	1	0	2	0						
Jack Clark, R OBP: 0.429, SLG: 0.558	(1,9) 0-0 1B		(1,9) 0-0 F9			(1,9) 0-0 HR		(1,9) 0-0 1B		(1,9) 0-0 BB	(1,9) 0-0 IBB	4	1	3	2	2	0	0						
Al Oliver, L OBP: 0.184, SLG: 0.189	(1,3) 0-0 F9											4	0	0	0	0	0	2						
Scot Thompson, L OBP: 0.266, SLG: 0.167	(8,3) 0-0 F9											1	0	0	0	1	0	3						
Jeffrey Leonard, R OBP: 0.289, SLG: 0.444												5	3	4	1	0	0	2						
Chili Davis, S OBP: 0.324, SLG: 0.412												5	1	1	0	0	1	3						
John Rabb, R OBP: 0.625, SLG: 1.000												3	1	1	0	1	2	0						
Bob Brenly, R OBP: 0.365, SLG: 0.391												0	0	0	0	0	0	0						
Joe Pittman, R OBP: 0.167, SLG: 0.200												2	0	0	1	0	1	0						
Dusty Baker, Jr., R OBP: 1.000, SLG: 1.000												1	0	1	2	0	0	0						
Fran Mullins, R OBP: 0.200, SLG: 0.200												0	0	0	0	0	0	0						
Duane Kuiper, L OBP: 0.429, SLG: 0.200												0	1	0	0	1	0	0						
Frank Williams, R OBP: 0.200, SLG: 0.200												0	0	0	0	0	0	0						
Bill Laskey, R OBP: 0.184, SLG: 0.189												3	0	0	0	0	2	1						
Gary Lavelle, S OBP: 0.324, SLG: 0.412												0	0	0	0	0	0	0						
Greg Minton, S OBP: 0.324, SLG: 0.412												1	0	0	0	0	0	1						
Randy Lerch, L OBP: 0.324, SLG: 0.412												0	0	0	0	0	0	0						
Gene Richards, L OBP: 0.324, SLG: 0.412												0	0	0	0	0	0	0						
Joel Youngblood, R OBP: 0.324, SLG: 0.412												1	0	1	1	0	0	0						
Inning Stats	R: 0 E: 0 K: 2 S: 8	H: 1 LOB: 1 BB: 0 P: 8	R: 1 E: 1 K: 1 S: 6	H: 1 LOB: 1 BB: 1 P: 10	R: 0 E: 0 K: 1 S: 5	H: 1 LOB: 0 BB: 0 P: 5	R: 0 E: 0 K: 0 S: 3	H: 1 LOB: 0 BB: 0 P: 3	R: 0 E: 0 K: 2 S: 7	H: 0 LOB: 0 BB: 0 P: 7	R: 3 E: 0 K: 1 S: 8	H: 3 LOB: 0 BB: 0 P: 8	R: 0 E: 0 K: 2 S: 8	H: 1 LOB: 1 BB: 0 P: 8	R: 2 E: 0 K: 1 S: 8	H: 3 LOB: 1 BB: 0 P: 8	R: 0 E: 0 K: 0 S: 2	H: 0 LOB: 2 BB: 2 P: 10	R: 2 E: 0 K: 0 S: 6	H: 3 LOB: 3 BB: 2 P: 14	1B: 10 2B: 2 3B: 0 HR: 2	SF: 2 SAC: 1 DP: 1 HBP: 0	WP: 0 PB: 0 SB: 0 CS: 1	PA: 50
PITCHER	IP: 7.0 WLS: 27 BF: 27 H: 7 R: 4 ER: 3 SO: 9 BB: 0 IBB: 0 HBP: 0 BLK: 0 WP: 0 HR: 2 S: 44 P: 48 ERA: 3.86 WHIP: 1.143	PITCHER	IP: 0.2 WLS: 3 BF: 3 H: 0 R: 0 ER: 0 SO: 0 BB: 0 IBB: 0 HBP: 0 BLK: 0 WP: 0 HR: 0 S: 2 P: 6 ERA: 0.00 WHIP: 0.000																					

San Francisco Giants @ Los Angeles Dodgers
Dodger Stadium, Los Angeles, CA
Sun Apr 15 1984, 3:33 AM PST
Att: 49,256 - Unknown

livebaseballscores.com

AB 41
R 8
H 14
RBI 8
BB 5
SO 12
LOB 13



Batter	1	2	3	4	5	6	7	8	9	10	11	AB	R	H	RBI	BB	SO	LOB	BOTTOM							
Rafael Landestoy, S OBP: 0.273, SLG: 0.200	(1,4) 0-0 F6		(1,4) 0-0 G6-4-3			(1,4) 0-0 SF8		(1,4) 0-0 FC6-4 1B	(1,4) 0-0 SF8		(1,4) 0-0 1-3	2	0	0	0	0	0	1								
Steve Sax, R OBP: 0.417, SLG: 0.469	(5,4) 0-0 F6		(5,4) 0-0 1-2			(5,4) 0-0 3H		(5,4) 0-0 1B	(5,4) 0-0 SF8		(5,4) 0-0 1-3	2	0	1	2	0	0	0								
Terry Whitfield, L OBP: 0.355, SLG: 0.519	(1,9) 0-0 F8					(1,9) 0-0 FC4-6 HBP		(1,9) 0-0 F7	(1,9) 0-0 BB		(1,9) 0-0 1-3	2	1	0	0	0	0	2								
Mike Marshall, R OBP: 0.300, SLG: 0.447	(8,7) 0-0 F8					(8,7) 0-0 FC4-6 1B		(8,7) 0-0 FC6-4	(8,7) 0-0 SF8		(8,7) 0-0 F8	5	0	2	2	0	0	2								
Ken Landreaux, L OBP: 0.366, SLG: 0.405	(1,8) 0-0 E4					(1,8) 0-0 FC4-6 1B		(1,8) 0-0 FC6-4	(1,8) 0-0 SF8		(1,8) 0-0 F8	5	0	2	2	0	0	2								
Pedro Guerrero, R OBP: 0.286, SLG: 0.278	(1,5) 0-3 K		(1,5) 0-0 1-2			(1,5) 0-0 F3		(1,5) 0-0 F7	(1,5) 0-0 SH1-4 1B		(1,5) 0-0 BB	4	1	1	0	1	1	5								
Rick Monday, L OBP: 0.167, SLG: 0.167						(1,7) 0-0 FC4-6		(1,7) 0-0 F8	(1,7) 0-0 SH1-4		(1,7) 0-0 F3	3	0	0	1	0	0	1								
Candy Maldonado, R OBP: 0.200, SLG: 0.200						(8,9) 0-0 1-2		(8,9) 0-0 F8	(8,9) 0-0 SH1-4		(8,9) 0-0 F3	1	0	0	0	0	0	2								
Greg Brock, L OBP: 0.184, SLG: 0.300	(1,3) 0-0 3-1					(1,3) 0-0 F8		(1,3) 0-0 F8	(1,3) 0-0 K		(1,3) 0-0 3-1	5	0	0	0	0	1	2								
Dave Anderson, R OBP: 0.200, SLG: 0.200	(1,6) 0-0 F8					(1,6) 0-0 1B SF8 1B		(1,6) 0-0 F8	(1,6) 0-0 CS 1B		(1,6) 0-0 6-3	5	1	2	1	0	0	0								
Mike Scioscia, L OBP: 0.385, SLG: 0.286	(1,2) 0-0 4-3					(1,2) 0-0 1B 1B		(1,2) 0-0 F7	(1,2) 0-0 CS		(1,2) 0-0 1B SF8 1B	4	2	2	0	1	0	0								
Inning Stats	R: 0 E: 1 K: 1 S: 6	H: 0 LOB: 1 BB: 0 P: 6	R: 0 E: 0 K: 0 S: 3	H: 0 LOB: 0 BB: 0 P: 3	R: 0 E: 0 K: 0 S: 3	H: 1 LOB: 1 BB: 0 P: 3	R: 1 E: 1 K: 0 S: 4	H: 1 LOB: 1 BB: 0 P: 5	R: 2 E: 0 K: 0 S: 7	H: 4 LOB: 2 BB: 0 P: 7	R: 0 E: 0 K: 0 S: 3	H: 0 LOB: 0 BB: 0 P: 3	R: 0 E: 0 K: 1 S: 6	H: 2 LOB: 2 BB: 0 P: 5	R: 1 E: 0 K: 1 S: 6	H: 2 LOB: 0 BB: 0 P: 6	R: 2 E: 0 K: 0 S: 6	H: 3 LOB: 3 BB: 1 P: 10	R: 0 E: 0 K: 1 S: 5	H: 0 LOB: 1 BB: 1 P: 9	R: 0 E: 0 K: 0 S: 3	H: 0 LOB: 0 BB: 0 P: 3	1B: 13 2B: 0 3B: 0 HR: 0	SF: 3 SAC: 1 DP: 1 HBP: 1	WP: 0 PB: 0 SB: 1 CS: 1	PA: 49
PITCHER	IP: 6.1 WLS: 28 BF: 28 H: 8 R: 1 ER: 2 SO: 1 BB: 0 IBB: 0 HBP: 1 BLK: 0 WP: 0 HR: 0 S: 29 P: 30 ERA: 2.84 WHIP: 1.263	PITCHER	IP: 0.0 WLS: 0 BF: 0 H: 0 R: 0 ER: 0 SO: 0 BB: 0 IBB: 0 HBP: 0 BLK: 0 WP: 0 HR: 0 S: 0 P: 0 ERA: 0.00 WHIP: 0.000																							

San Francisco Giants @ Los Angeles Dodgers
Dodger Stadium, Los Angeles, CA
Sun Apr 15 1984, 3:33 AM PST
Att: 49,256 - Unknown

livebaseballscores.com

AB 41
R 6
H 13
RBI 6
BB 2
SO 3
LOB 18



Batter	1	2	3	4	5	6	7	8	9	AB	R	H	RBI	BB	SO	LOB	TOP								
Luis Salazar, R OBP: 0.333, SLG: 0.333 (1,5)	K2-3		CS	CS	5-3				F6	5	0	2	0	0	1	0	San Diego Padres @ San Francisco Giants Candlestick Park, San Francisco, CA Tue Apr 17 1984, 9:05 PM EST Att: 13,998 - Unknown AB 32 R 2 H 8 RBI 2 BB 6 SO 6 LOB 18								
Alan Wiggins, S OBP: 0.302, SLG: 0.277 (1,4)	5-3			1B					F7	3	1	1	0	2	0	0									
Tony Gwynn, L OBP: 0.480, SLG: 0.535 (1,9)	4-3			1B					F4	2	1	0	0	2	0	3									
Steve Garvey, R OBP: 0.204, SLG: 0.277 (1,3)		K			1B				4-3	4	0	1	1	0	1	5									
Terry Kennedy, L OBP: 0.370, SLG: 0.375 (1,2)	F8			F6					6-3	4	0	1	0	0	0	2									
Carmelo Martinez, R OBP: 0.376, SLG: 0.475 (1,7)	F3								F7	3	0	1	0	1	0	0									
Kevin McReynolds, R OBP: 0.285, SLG: 0.512 (1,8)			K						F7	3	0	0	1	1	1	2									
Garry Templeton, S OBP: 0.378, SLG: 0.409 (1,6)				G3					4-3	4	0	1	0	0	0	5									
Tim Lollar, L OBP: 0.375, SLG: 0.750 Luis DeLeon, R Dave Dravecky, R Rich Gossage, R (1,1) (7,1) (7,1) (7,1)			K						K	3	0	1	0	0	2	1									
Inning Stats	R: 0 E: 0 K: 1 S: 5	H: 0 LOB: 0 BB: 0 P: 5	R: 0 E: 0 K: 1 S: 5	H: 0 LOB: 0 BB: 0 P: 5	R: 0 E: 0 K: 2 S: 7	H: 1 LOB: 0 BB: 0 P: 7	R: 2 E: 0 K: 0 S: 5	H: 3 LOB: 3 BB: 3 P: 17	R: 0 E: 0 K: 1 S: 5	H: 0 LOB: 0 BB: 2 P: 13	R: 0 E: 0 K: 0 S: 3	H: 2 LOB: 3 BB: 1 P: 9	R: 0 E: 0 K: 0 S: 4	H: 2 LOB: 1 BB: 0 P: 4	R: 0 E: 0 K: 1 S: 5	H: 0 LOB: 0 BB: 0 P: 5		1B: 8 2B: 0 3B: 0 HR: 0	SF: 0 SAC: 0 DP: 1 HBP: 0	WP: 0 PB: 0 SB: 2 CS: 2	PA: 39				
PITCHER	IP	WLS	BF	H	R	ER	SO	BB	IBB	HBP	BLK	WP	HR	S	P	ERA	WHIP								
Mark Davis, L ERA: 4.26 Rene Martin, R Greg Minton, R Gary Lavelle, L (1,1) (4,1) (7,1) (9,1)	3.2	L	15	4	2	2	4	2	0	0	1	0	0	21	29	4.91	1.636								

Batter	1	2	3	4	5	6	7	8	9	AB	R	H	RBI	BB	SO	LOB	BOTTOM								
Johnnie LeMaster, R OBP: 0.311, SLG: 0.341 Gene Richards, L Fran Mullins, R (1,6) (7,PH) (8,6)	F9			1-3					F7	2	0	0	0	1	0	1	San Diego Padres @ San Francisco Giants Candlestick Park, San Francisco, CA Tue Apr 17 1984, 9:05 PM EST Att: 13,998 - Unknown AB 31 R 1 H 6 RBI 1 BB 5 SO 5 LOB 14								
Manny Trillo, R OBP: 0.377, SLG: 0.583 (1,4)	F8			1-3					F7	4	0	0	0	0	0	4									
Jack Clark, R OBP: 0.415, SLG: 0.522 (1,9)	1B			K					F8	3	0	0	0	1	2	2									
Al Oliver, L OBP: 0.214, SLG: 0.220 (1,3)									F2	4	0	2	0	0	0	0									
Jeffrey Leonard, R OBP: 0.310, SLG: 0.462 (1,7) (7,8)	F8								F9	3	1	1	0	1	0	2									
Chit Davis, S OBP: 0.351, SLG: 0.444 Greg Minton, S Scott Thompson, L Gary Lavelle, S (1,8) (7,1) (8,PH) (9,1)									K	2	0	1	1	1	0	0									
Joel Youngblood, R OBP: 0.283, SLG: 0.237 (1,5)									F9	4	0	1	0	0	0	1									
Bob Brenly, R OBP: 0.357, SLG: 0.360 Duane Kuiper, L Steve Nicosia, R (1,2) (7,PH) (8,2)									F9	2	0	0	0	0	0	1									
Mark Davis, L Rene Martin, R Dusty Baker Jr., R (1,1) (4,1) (7,7)									K	1	0	1	0	0	0	0									
Inning Stats	R: 0 E: 0 K: 0 S: 4	H: 1 LOB: 2 BB: 1 P: 8	R: 0 E: 0 K: 0 S: 3	H: 0 LOB: 0 BB: 0 P: 3	R: 0 E: 0 K: 1 S: 5	H: 0 LOB: 1 BB: 1 P: 9	R: 1 E: 0 K: 0 S: 5	H: 3 LOB: 1 BB: 0 P: 5	R: 0 E: 0 K: 0 S: 4	H: 1 LOB: 1 BB: 0 P: 4	R: 0 E: 0 K: 0 S: 2	H: 0 LOB: 0 BB: 1 P: 6	R: 0 E: 0 K: 1 S: 6	H: 1 LOB: 2 BB: 1 P: 10	R: 0 E: 0 K: 2 S: 7	H: 0 LOB: 1 BB: 1 P: 11		R: 0 E: 0 K: 1 S: 5	H: 0 LOB: 0 BB: 0 P: 5	1B: 4 2B: 2 3B: 0 HR: 0	SF: 0 SAC: 0 DP: 0 HBP: 0	WP: 1 PB: 1 SB: 0 CS: 1	PA: 37		
PITCHER	IP	WLS	BF	H	R	ER	SO	BB	IBB	HBP	BLK	WP	HR	S	P	ERA	WHIP								
Tim Lollar, L Luis DeLeon, R Dave Dravecky, L Rich Gossage, R (1,1) (7,1) (7,1) (7,1)	6.0	W	24	5	1	1	1	3	0	0	0	0	0	5	5	0.00	1.500								



Batter	1	2	3	4	5	6	7	8	9	AB	R	H	RBI	BB	SO	LOB	TOP										
Eddie Milner, L (1, 8) OBP: 0.400, SLG: 0.465	0-3 K		0-0 F9		0-0 4-3			0-0 1-3		4	0	0	0	0	1	0	Cincinnati Reds @ San Francisco Giants Candlestick Park, San Francisco, CA Thu Apr 19 1984, 9:05 PM EST Att: 7,543 - Unknown										
Dave Concepcion, R (1, 6) OBP: 0.321, SLG: 0.333	0-3 K		0-0 4-3		0-3 K			0-3 K		4	0	0	0	0	3	0											
Cesar Cedeno, R (1, 7) OBP: 0.267, SLG: 0.286	4-0 PB 1B BB		0-3 K			0-0 F2		0-3 K		3	1	0	0	1	2	0											
Dave Parker, L (1, 9) OBP: 0.315, SLG: 0.340	0-0 1-H 1B			0-0 4-3		0-0 F8			0-0 1B	4	0	2	1	0	0	0											
Dan Driessen, L (1, 3) OBP: 0.394, SLG: 0.429 Tony Perez, R (9, PH) OBP: 0.375, SLG: 0.522	0-0 F6			0-0 FC3-6 S 1B		0-0 F8		0-3 K	0-3 K	3	0	1	0	0	0	1											
Nick Esasky, R (1, 5) OBP: 0.291, SLG: 0.460		0-0 4-3		4-0 FC3-6 BB			0-0 E3		0-3 K	3	0	0	0	1	1	1											
Ron Oester, S (1, 4) OBP: 0.295 Paul Householder, S (9, PH)		0-0 3-1		0-0 FC3-6 1-2 2-3		0-0 F8		0-3 K	0-3 K	3	0	0	0	0	0	3											
Dann Bilardello, R (1, 2) OBP: 0.436, SLG: 0.394 Brad Gulden, L (7, PH) OBP: 0.125, SLG: 0.125		0-0 1B		0-3 K		0-0 F7				2	0	1	0	0	1	2											
Bruce Berenyi, R (1, 1) Ted Power, R (6, 1) Duane Walker, L (7, PH) OBP: 0.529, SLG: 0.636 Bob Owchinko, L (7, 1)		0-3 K			0-3 K		0-0 F9			2	0	0	0	0	2	1											
Inning Stats	R: 1 E: 0 K: 2 S: 8	H: 1 LOB: 1 BB: 1 P: 12	R: 0 E: 0 K: 1 S: 6	H: 1 LOB: 1 BB: 0 P: 6	R: 0 E: 0 K: 1 S: 5	H: 0 LOB: 0 BB: 0 P: 5	R: 0 E: 0 K: 1 S: 6	H: 1 LOB: 2 BB: 1 P: 10	R: 0 E: 0 K: 0 S: 3	H: 0 LOB: 0 BB: 0 P: 7	R: 0 E: 0 K: 0 S: 3	H: 0 LOB: 0 BB: 0 P: 3	R: 0 E: 1 K: 0 S: 4	H: 0 LOB: 1 BB: 0 P: 4	R: 0 E: 0 K: 2 S: 7	H: 0 LOB: 0 BB: 0 P: 7		R: 0 E: 0 K: 3 S: 10	H: 1 LOB: 1 BB: 0 P: 10	1B: 4 2B: 0 3B: 0 HR: 0	SF: 0 SAC: 0 DP: 0 HBP: 0	WP: 0 PB: 1 SB: 1 CS: 0	PA: 34				
PITCHER	IP	WLS	BF	H	R	ER	SO	BB	IBB	HBP	BLK	WP	HR	S	P	ERA	WHIP										
Jeff Robinson, R (1, 1) ERA: 0.95 Gary Lavelle, L (9, 1) ERA: 1.35	8.0	W	31	4	1	0	9	2	0	0	0	0	0	47	55	0.00	0.750										

AB	32
R	1
H	4
RBI	1
BB	2
SO	12
LOB	12



Batter	1	2	3	4	5	6	7	8	9	AB	R	H	RBI	BB	SO	LOB	BOTTOM										
Chili Davis, S (1, 8) OBP: 0.333, SLG: 0.415	0-3 K	0-3 K		0-0 6-3		0-0 1B		0-0 1-3		5	0	1	0	0	2	2	Cincinnati Reds @ San Francisco Giants Candlestick Park, San Francisco, CA Thu Apr 19 1984, 9:05 PM EST Att: 7,543 - Unknown										
Manny Trillo, R (1, 4) OBP: 0.397, SLG: 0.596	0-0 F4		4-0 1B BB		0-0 5-3 2B	0-0 1-2 2-3 1B		0-0 5-3		4	0	2	0	1	0	1											
Jack Clark, R (1, 9) OBP: 0.404, SLG: 0.490	4-0 1B BB		0-0 F9		0-0 5-3	0-0 F2				3	1	0	0	1	0	5											
Al Oliver, L (1, 3) OBP: 0.217, SLG: 0.222 Scott Thompson, L (8, 3) OBP: 0.250, SLG: 0.143	0-0 1B 1B		0-0 F7		0-3 K	0-0 F8		0-0 5-3		4	1	1	0	0	1	2											
Jeffrey Leonard, R (1, 7) OBP: 0.326, SLG: 0.465	0-0 1B 1B		0-0 F7		0-3 K	0-0 4-3		0-0 4-3		4	0	2	1	0	1	1											
Joel Youngblood, R (1, 5) OBP: 0.311, SLG: 0.286	0-0 FC5-4 1B		0-3 K			0-3 K		0-0 2B		4	0	2	1	0	2	2											
Bob Brenly, R (1, 2) OBP: 0.375, SLG: 0.379	0-0 FC5-4 1B			0-0 S 1B		0-0 WP 1B		0-0 5-3		4	1	2	0	0	0	3											
Fran Mullins, R (1, 6)		0-3 K		0-0 F8		0-0 F9		4-0 1-3 BB		3	0	0	0	1	1	2											
Jeff Robinson, R (1, 1) OBP: 0.125, SLG: 0.125 Gary Lavelle, S (9, 1)		0-3 K		0-3 K		0-0 1B 1B		0-3 K		4	0	1	1	0	3	2											
Inning Stats	R: 2 E: 0 K: 1 S: 8	H: 3 LOB: 2 BB: 1 P: 12	R: 0 E: 0 K: 3 S: 9	H: 0 LOB: 0 BB: 0 P: 9	R: 0 E: 0 K: 1 S: 6	H: 1 LOB: 2 BB: 1 P: 10	R: 0 E: 0 K: 1 S: 6	H: 1 LOB: 1 BB: 0 P: 6	R: 0 E: 0 K: 2 S: 8	H: 1 LOB: 1 BB: 0 P: 8	R: 1 E: 0 K: 1 S: 9	H: 4 LOB: 3 BB: 0 P: 9	R: 0 E: 0 K: 0 S: 4	H: 1 LOB: 1 BB: 0 P: 4	R: 0 E: 0 K: 1 S: 5	H: 0 LOB: 1 BB: 1 P: 9		1B: 9 2B: 2 3B: 0 HR: 0	SF: 0 SAC: 0 DP: 0 HBP: 0	WP: 1 PB: 0 SB: 1 CS: 0	PA: 38						
PITCHER	IP	WLS	BF	H	R	ER	SO	BB	IBB	HBP	BLK	WP	HR	S	P	ERA	WHIP										
Bruce Berenyi, R (1, 1) ERA: 5.4 Ted Power, R (6, 1) ERA: 5.4 Bob Owchinko, L (7, 1) ERA:	5.2	L	28	9	3	3	9	2	0	0	0	0	0	44	52	4.76	1.941										



Batter	1	2	3	4	5	6	7	8	9	AB	R	H	RBI	BB	SO	LOB	TOP										
Eddie Milner, L OBP: 0.400, SLG: 0.447 (1, 8)	K2-3		4-3	FC6-4 1B		FC6-4 BB		K		4	0	1	0	1	2	1	Cincinnati Reds @ San Francisco Giants Candlestick Park, San Francisco, CA Fri Apr 20 1984, 9:05 PM EST Att: 17,709 - Unknown										
Ron Oester, S OBP: 0.235, SLG: 0.306 (1, 4)	1B E		1B	K		FC6-4 1-2		4-3		5	1	2	0	0	1	5											
Cesar Cedeno, R OBP: 0.250, SLG: 0.263 (1, 7)	1B E		K	FC6-4 1-2				K	F7	5	0	1	0	0	2	4											
Dave Parker, L OBP: 0.305, SLG: 0.327 (1, 9)	E3 G4-6-3 1-3 2H		F8					G3	K	5	0	1	0	0	1	2											
Dan Driessen, L OBP: 0.421, SLG: 0.419 (1, 3)	G4-6-3 1-2			BB 1B		F7			1B BB	3	1	1	0	2	0	3											
Nick Esasky, R OBP: 0.317, SLG: 0.453 Tom Lawless, R OBP: 0.167, SLG: 0.167 (9, PR)	K		1B SF8 1B	1B 1B BB		1-2 BB		K	1B	3	1	1	0	2	2	1											
Dave Concepcion, R OBP: 0.328, SLG: 0.327 (1, 6)	6-3		SF8 1B	4-3					SH3-4 1B BB	4	1	1	1	1	0	3											
Dann Bilardello, R OBP: 0.452, SLG: 0.400 (1, 2)	HBP		1B 1B	1-3				SH3-4		2	0	1	0	0	0	0											
Jeff Russell, R OBP: 0.375, SLG: 0.429 Tom Hume, R (8, 1)	K		SF8 2-3 3H	F3				1B 2H		3	0	1	2	0	1	1											
Inning Stats	R: 1 E: 1 K: 1 S: 7	H: 2 LOB: 1 BB: 0 P: 7	R: 0 E: 0 K: 2 S: 7	H: 0 LOB: 1 BB: 0 P: 8	R: 0 E: 0 K: 1 S: 6	H: 1 LOB: 1 BB: 0 P: 6	R: 2 E: 0 K: 1 S: 9	H: 4 LOB: 3 BB: 1 P: 13	R: 0 E: 0 K: 0 S: 3	H: 0 LOB: 1 BB: 1 P: 7	R: 0 E: 0 K: 2 S: 7	H: 0 LOB: 1 BB: 1 P: 11	R: 1 E: 0 K: 1 S: 6	H: 1 LOB: 2 BB: 1 P: 10	R: 0 E: 0 K: 1 S: 6	H: 1 LOB: 2 BB: 1 P: 10		1B: 10 2B: 0 3B: 0 HR: 0	SF: 1 SAC: 1 DP: 1 HBP: 1	WP: 0 PB: 0 SB: 0 CS: 1	PA: 43						
PITCHER	IP	WLS	BF	H	R	ER	SO	BB	IBB	HBP	BLK	WP	HR	S	P	ERA	WHIP										
Mike Krukow, R ERA: 4.71 Frank Williams, R ERA: 5.14 Greg Minton, R ERA: 7.04 Gary Lavelle, L ERA: 1.26	(1, 1)	3.1	19	7	3	2	4	1	0	1	0	0	0	25	30	5.40	2.400										
	(4, 1)	3.2	14	1	0	0	3	3	0	0	0	0	0	17	29	0.00	1.091										
	(8, 1)	1.0	W	5	1	1	1	1	0	0	0	0	0	6	10	9.00	2.000										
	(9, 1)	1.0	S	5	1	0	1	1	0	0	0	0	0	6	10	0.00	2.000										

Batter	1	2	3	4	5	6	7	8	9	AB	R	H	RBI	BB	SO	LOB	BOTTOM										
Chili Davis, S OBP: 0.340, SLG: 0.435 (1, 8)	4-3		2B 2B		G6-4-3 1B		K	F7		5	1	2	1	0	1	3	Cincinnati Reds @ San Francisco Giants Candlestick Park, San Francisco, CA Fri Apr 20 1984, 9:05 PM EST Att: 17,709 - Unknown										
Manny Trillo, R OBP: 0.381, SLG: 0.579 (1, 4)	K		2B		G6-4-3 1-2		F8	FC5		5	0	1	1	0	1	5											
Jack Clark, R OBP: 0.393, SLG: 0.462 (1, 9)	F8		BB		6-3			E6 1B E		3	1	0	0	1	0	0											
Al Oliver, L OBP: 0.220, SLG: 0.224 Joe Pittman, R OBP: 0.197, SLG: 0.200 (1, 3)		F9		F7				F6		4	0	1	0	0	0	3											
Jeffrey Leonard, R OBP: 0.340, SLG: 0.444 (1, 7)	K			CS BB		WP 1B		E5 1B		0	0	0	0	0	0	0											
Joel Youngblood, R OBP: 0.306, SLG: 0.283 (1, 5)	F8		F3		K			1B WP 1B		4	1	1	0	0	1	3											
Bob Brenly, R OBP: 0.362, SLG: 0.367 Gene Richards, L OBP: 0.444, SLG: 0.286 Steve Nicosia, R OBP: 0.333, SLG: 0.250 (1, 2)			4-3 2B BB		F4		4-3	WP 1B		1	1	0	0	0	0	0											
Scot Thompson, L OBP: 0.333, SLG: 0.250 (9, 3)								1-3 2H 3H		1	1	1	2	0	0	0											
Fran Mullins, R Dusty Baker Jr., R OBP: 0.687, SLG: 0.600 Gary Lavelle, S (8, PH)			F8		1-3		F5	FC5 1B		3	0	0	0	0	0	1											
Mike Krukow, R OBP: 0.125, SLG: 0.125 Frank Williams, R OBP: 0.111, SLG: 0.111 Duane Kuiper, L OBP: 0.111, SLG: 0.111 Johnnie LeMaster, R OBP: 0.111, SLG: 0.111 Greg Minton, S OBP: 0.167, SLG: 1.000 (8, PH)			4-3		1B			1-2 1B		1	0	0	0	0	0	0											
Inning Stats	R: 0 E: 0 K: 1 S: 5	H: 0 LOB: 0 BB: 0 P: 5	R: 0 E: 0 K: 1 S: 5	H: 0 LOB: 0 BB: 0 P: 5	R: 2 E: 0 K: 0 S: 5	H: 2 LOB: 2 BB: 2 P: 13	R: 0 E: 0 K: 0 S: 2	H: 0 LOB: 0 BB: 1 P: 6	R: 0 E: 0 K: 1 S: 6	H: 1 LOB: 2 BB: 1 P: 10	R: 0 E: 0 K: 1 S: 5	H: 0 LOB: 1 BB: 1 P: 9	R: 4 E: 2 K: 0 S: 9	H: 4 LOB: 2 BB: 0 P: 9	R: 0 E: 0 K: 0 S: 9	H: 0 LOB: 0 BB: 0 P: 9	1B: 6 2B: 2 3B: 0 HR: 0	SF: 0 SAC: 0 DP: 1 HBP: 0	WP: 2 PB: 0 SB: 0 CS: 1	PA: 38							
PITCHER	IP	WLS	BF	H	R	ER	SO	BB	IBB	HBP	BLK	WP	HR	S	P	ERA	WHIP										
Jeff Russell, R ERA: 4.76 Tom Hume, R ERA: 5.99	(1, 1)	7.1	L	33	5	5	3	4	6	0	0	0	0	35	59	3.68	1.500										
	(8, 1)	0.2		5	3	1	0	0	0	0	0	0	0	5	5	0.00	4.500										




Batter	1	2	3	4	5	6	7	8	9	AB	R	H	RBI	BB	SO	LOB	TOP					
Tom Lawless, R (1.5) OBP: 0.273, SLG: 0.200										4	1	1	0	1	0	2	Cincinnati Reds @ San Francisco Giants Candlestick Park, San Francisco, CA Sat Apr 21 1984, 6:33 AM EST Att: 15,942 - Unknown					
Eddie Milner, L (1.8) OBP: 0.383, SLG: 0.412										4	0	0	0	1	0	1						
Cesar Cedeno, R (1.7) OBP: 0.280, SLG: 0.292										5	0	2	1	0	1	2						
Dave Parker, L (1.9) OBP: 0.281, SLG: 0.300										5	0	0	0	0	0	4						
Dan Driessen, L (1.3) OBP: 0.452, SLG: 0.441										3	2	2	0	1	0	0						
Dave Concepcion, R (1.6) OBP: 0.344, SLG: 0.365										3	1	2	1	0	0	2						
Ron Oester, S (1.4) OBP: 0.236, SLG: 0.302										4	0	1	0	0	1	2						
Brad Gulden, L (1.2) OBP: 0.091, SLG: 0.091										3	0	0	0	0	0	3						
Mike Smith, R (8.1)										0	0	0	0	0	0	0						
Tom Hume, R (8.1)										0	0	0	0	0	0	0						
Joe Price, R (1.1) OBP: 0.222, SLG: 0.333										2	0	1	1	0	0	0						
Ted Power, R (6.1)										0	0	0	0	0	0	0						
Dann Bilardello, R (6.2)										1	0	0	0	0	0	0						
Duane Kuiper, L (6. PH) OBP: 0.442, SLG: 0.389										0	1	0	0	1	0	0						
Tony Perez, R (6. PH) OBP: 0.402, SLG: 0.625										1	0	1	2	0	0	0						
Alex Trevino, R (6. PH) OBP: 0.200, SLG: 0.200										0	0	0	0	0	0	0						
Inning Stats	R: 1 E: 0 K: 0 S: 5	H: 2 LOB: 2 BB: 1 P: 9	R: 0 E: 0 K: 0 S: 3	H: 0 LOB: 0 BB: 0 P: 3	R: 0 E: 0 K: 0 S: 4	H: 1 LOB: 1 BB: 0 P: 4	R: 2 E: 0 K: 1 S: 8	H: 3 LOB: 1 BB: 0 P: 8	R: 0 E: 0 K: 0 S: 3	H: 0 LOB: 0 BB: 0 P: 3	R: 0 E: 0 K: 0 S: 4	H: 2 LOB: 1 BB: 0 P: 4	R: 0 E: 0 K: 0 S: 4	H: 1 LOB: 2 BB: 1 P: 8	R: 2 E: 0 K: 0 S: 4	H: 1 LOB: 1 BB: 2 P: 12	R: 0 E: 0 K: 1 S: 5	H: 0 LOB: 0 BB: 0 P: 5	1B: 7 2B: 2 3B: 1 HR: 0	SF: 0 SAC: 1 DP: 1 HBP: 0	WP: 0 PB: 0 SB: 2 CS: 0	PA: 40
PITCHER	IP WLS BF H R ER SO BB IBB HBP BLK WP HR S P ERA WHIP																					
Bill Laskey, R (1.1) ERA: 2.25	6.2	30	9	3	3	1	2	0	0	0	0	0	0	0	30	38	4.05	1.650				
Randy Lerch, L (7.1) ERA: 3.88	0.1	1	0	0	0	0	0	0	0	0	0	0	0	1	1	0.00	0.000					
Greg Minton, R (8.1) ERA: 7.45	2.0	L 9	1	2	2	1	1	1	0	0	0	0	0	9	17	9.00	1.000					


Batter	1	2	3	4	5	6	7	8	9	AB	R	H	RBI	BB	SO	LOB	BOTTOM					
Chili Davis, S (1.8) OBP: 0.308, SLG: 0.392										5	0	0	0	0	1	4	Cincinnati Reds @ San Francisco Giants Candlestick Park, San Francisco, CA Sat Apr 21 1984, 6:33 AM EST Att: 15,942 - Unknown					
Manny Trillo, R (1.4) OBP: 0.368, SLG: 0.548										5	1	1	0	0	1	1						
Jack Clark, R (1.9) OBP: 0.400, SLG: 0.473										3	2	1	0	1	1	0						
Jeffrey Leonard, R (1.7) OBP: 0.352, SLG: 0.469										4	1	2	1	0	2	2						
Joel Youngblood, R (1.5) OBP: 0.340, SLG: 0.327										3	0	2	3	1	0	1						
Bob Brenly, R (1.3) OBP: 0.351, SLG: 0.333										3	0	0	0	0	0	3						
Steve Nicosia, R (1.2) OBP: 0.231, SLG: 0.273										3	0	2	0	0	1	1						
Scot Thompson, L (6. PH) OBP: 0.300, SLG: 0.222										1	0	0	0	0	0	1						
Fran Mullins, R (1.6) OBP: 0.250, SLG: 0.100										3	0	1	0	0	1	2						
Gene Richards, L (9. PH) OBP: 0.474, SLG: 0.286										0	0	0	0	1	0	0						
Bill Laskey, R (1.1)										2	0	0	0	0	1	3						
Randy Lerch, L (7.1)										0	0	0	0	0	0	0						
Duane Kuiper, L (7. PH) OBP: 0.400, SLG: 0.143										1	0	0	0	0	0	0						
Greg Minton, S (8.1)										0	0	0	0	0	0	0						
Al Oliver, L (9. PH) OBP: 0.216, SLG: 0.220										1	0	0	0	0	0	1						
Inning Stats	R: 0 E: 0 K: 2 S: 7	H: 0 LOB: 0 BB: 0 P: 7	R: 0 E: 0 K: 0 S: 3	H: 1 LOB: 0 BB: 0 P: 3	R: 0 E: 0 K: 0 S: 4	H: 2 LOB: 1 BB: 0 P: 4	R: 0 E: 1 K: 2 S: 8	H: 0 LOB: 2 BB: 1 P: 12	R: 0 E: 0 K: 2 S: 8	H: 1 LOB: 1 BB: 0 P: 8	R: 3 E: 0 K: 1 S: 8	H: 3 LOB: 1 BB: 1 P: 12	R: 0 E: 0 K: 0 S: 3	H: 0 LOB: 0 BB: 0 P: 3	R: 1 E: 0 K: 1 S: 7	H: 2 LOB: 1 BB: 0 P: 7	R: 0 E: 0 K: 0 S: 3	H: 0 LOB: 1 BB: 1 P: 7	1B: 5 2B: 4 3B: 0 HR: 0	SF: 0 SAC: 1 DP: 1 HBP: 0	WP: 0 PB: 0 SB: 1 CS: 1	PA: 39
PITCHER	IP WLS BF H R ER SO BB IBB HBP BLK WP HR S P ERA WHIP																					
Joe Price, L (1.1) ERA: 6.1	5.0	23	7	3	3	0	2	0	0	0	0	0	0	8	8	0.00	0.000					
Ted Power, R (6.1) ERA: 4.7	2.0	W 6	0	0	0	1	0	0	0	0	0	0	0	8	8	0.00	0.000					
Mike Smith, R (8.1) ERA: 5.4	0.1	3	2	1	1	1	0	0	0	0	0	0	5	5	27.00	6.000						
Tom Hume, R (8.1) ERA: 4.76	1.2	S 6	0	0	0	0	1	0	0	0	0	0	5	9	0.00	0.600						



Batter	1	2	3	4	5	6	7	8	9	AB	R	H	RBI	BB	SO	LOB	TOP											
Johnnie LeMaster, R OBP: 0.283, SLG: 0.292	6-3		4-3		5-3			BB 1B BB		3	1	0	0	1	0	2	San Francisco Giants @ San Diego Padres Jack Murphy Stadium, San Diego, CA Tue Apr 24 1984, 9:05 PM EST Att: 12,341 - Unknown livebaseballscores.com											
Manny Trillo, R OBP: 0.377, SLG: 0.515	K			G1-6-3 1B		F4		1B BB		3	0	1	0	1	1	0												
Jack Clark, R OBP: 0.406, SLG: 0.475	F6			G1-6-3 1B		6-3		1B BB		4	0	2	1	0	0	0												
Al Oliver, L OBP: 0.254, SLG: 0.246		G1-6-3 BB		G1-6-3 1-2 2-3		G3		F8		3	0	0	0	1	0	4												
Jeffrey Leonard, R OBP: 0.343, SLG: 0.475	G1-6-3			BB			K		6-3	3	0	0	0	1	1	1												
Chili Davis, S OBP: 0.288, SLG: 0.351	K			G3			F9		F7	4	0	0	0	0	1	2												
Joel Youngblood, R OBP: 0.348, SLG: 0.328			F7		F7		4-3		5-3	4	0	0	0	0	0	0												
Bob Brenly, R OBP: 0.375, SLG: 0.361			4-3		E 1B			8-3 1B		3	0	2	0	0	0	0												
Mike Krukow, R OBP: 0.200, SLG: 0.200					4-3			8-3 1-2		2	0	1	0	0	0	1												
Duane Kuiper, L OBP: 0.313, SLG: 0.167										1	0	0	0	0	0	1												
Renie Martin, R OBP: 0.667, SLG: 0.667										0	0	0	0	0	0	0												
Inning Stats	R: 0 E: 0 K: 1 S: 5	H: 0 LOB: 0 BB: 0 P: 5	R: 0 E: 0 K: 1 S: 4	H: 0 LOB: 0 BB: 1 P: 8	R: 0 E: 0 K: 0 S: 4	H: 1 LOB: 1 BB: 0 P: 4	R: 0 E: 0 K: 0 S: 4	H: 2 LOB: 2 BB: 1 P: 8	R: 0 E: 1 K: 0 S: 4	H: 1 LOB: 1 BB: 0 P: 4	R: 0 E: 0 K: 0 S: 3	H: 0 LOB: 0 BB: 0 P: 3	R: 0 E: 0 K: 1 S: 5	H: 0 LOB: 0 BB: 0 P: 5	R: 1 E: 0 K: 0 S: 4	H: 2 LOB: 2 BB: 2 P: 12	R: 0 E: 0 K: 0 S: 3	H: 0 LOB: 0 BB: 0 P: 3	1B: 6 2B: 1 3B: 0 HR: 0	SF: 0 SAC: 0 DP: 3 HBP: 0	WP: 0 PB: 0 SB: 0 CS: 0	PA: 34						
PITCHER	IP	WLS	BF	H	R	ER	SO	BB	IBB	HBP	BLK	WP	HR	S	P	ERA	WHIP											
Ed Whitson, R ERA: 2.66	(1, 1)	7.2	W	30	6	1	1	3	4	0	0	0	0	0	32	48	1.17	1.304										
Craig Lefferts, L ERA: 0.96	(8, 1)	1.1		4	0	0	0	0	0	0	0	0	0	4	4	0.00	0.000											

Batter	1	2	3	4	5	6	7	8	9	AB	R	H	RBI	BB	SO	LOB	BOTTOM											
Alan Wiggins, S OBP: 0.288, SLG: 0.239	2B FC6-4 BB	F5		K			4-3			3	1	0	0	1	1	0	San Francisco Giants @ San Diego Padres Jack Murphy Stadium, San Diego, CA Tue Apr 24 1984, 9:05 PM EST Att: 12,341 - Unknown livebaseballscores.com											
Tony Gwynn, L OBP: 0.527, SLG: 0.585	FC6-4 1B	G4-1 1B		G3						4	1	3	0	0	0	0												
Graig Nettles, L OBP: 0.280, SLG: 0.349	FC6-4 BB	G4-1		K			F4			3	0	0	0	1	1	2												
Steve Garvey, R OBP: 0.216, SLG: 0.257	FC6-4 1B FC5-4	F5		K			K2-3			4	1	0	1	0	2	4												
Terry Kennedy, L OBP: 0.319, SLG: 0.365	FC5-4 HR 1B		F2		F8			F8		4	1	1	1	0	0	0												
Carmelo Martinez, R OBP: 0.388, SLG: 0.414	FC5-4 BB		F4		F9			F3		3	0	0	0	1	0	0												
Kevin McReynolds, R OBP: 0.373, SLG: 0.607	FC5-4 HR			1B BB		F4		1B BB		2	1	0	1	2	0	2												
Garry Templeton, S OBP: 0.409, SLG: 0.476	1-2 3-H HR			FC6-4 1B		G3		1B		4	1	3	3	0	0	0												
Ed Whitson, R ERA: 5.46	(1, 1)	7.0	L	31	6	6	6	5	4	0	0	0	0	0	0	0	7.71	1.429										
Renie Martin, R ERA: 4.76	(8, 1)	1.0		5	1	0	0	1	1	0	0	0	0	6	10	0.00	2.000											
Inning Stats	R: 6 E: 0 K: 1 S: 8	H: 3 LOB: 0 BB: 3 P: 20	R: 0 E: 0 K: 0 S: 4	H: 1 LOB: 1 BB: 0 P: 4	R: 0 E: 0 K: 0 S: 4	H: 1 LOB: 2 BB: 1 P: 8	R: 0 E: 0 K: 2 S: 7	H: 0 LOB: 0 BB: 0 P: 7	R: 0 E: 0 K: 1 S: 5	H: 0 LOB: 0 BB: 0 P: 5	R: 0 E: 0 K: 0 S: 3	H: 0 LOB: 0 BB: 0 P: 3	R: 0 E: 0 K: 1 S: 6	H: 1 LOB: 1 BB: 0 P: 6	R: 0 E: 0 K: 1 S: 6	H: 1 LOB: 2 BB: 1 P: 10	R: 0 E: 0 K: 1 S: 6	H: 0 LOB: 0 BB: 0 P: 3	1B: 5 2B: 1 3B: 0 HR: 1	SF: 0 SAC: 0 DP: 0 HBP: 0	WP: 0 PB: 0 SB: 0 CS: 0	PA: 36						

Batter	1	2	3	4	5	6	7	8	9	AB	R	H	RBI	BB	SO	LOB	TOP			
Gene Richards, L (1, 7) OBP: 0.469, SLG: 0.320	4-3		3-1 S BB		0-3 K			0-3 K		3	0	0	0	1	2	0	San Francisco Giants @ San Diego Padres Jack Murphy Stadium, San Diego, CA Wed Apr 25 1984, 9:05 PM EST Att: 13,059 - Unknown livebaseballscorecards.com			
Manny Trillo, R (1, 4) OBP: 0.383, SLG: 0.521	1B BB		1-2 K			0-0 2B		0-0 F8		3	0	1	0	1	1	1				
Al Oliver, L (1, 3) OBP: 0.254, SLG: 0.246	1-3 BB 1B		3-1			0-0 B1		0-0 1-3		4	0	1	0	0	2					
Jack Clark, R (1, 9) OBP: 0.397, SLG: 0.452	1-2 BB		6-3			0-0 F8			0-0 F9	3	0	0	0	1	0	2				
Jeffrey Leonard, R (1, 8) OBP: 0.324, SLG: 0.446	K				0-0 F8			0-0 4-3		4	0	0	0	0	2	4				
Joel Youngblood, R (1, 5) OBP: 0.343, SLG: 0.323	K				0-0 5-3				0-3 K	4	0	1	0	0	2	3				
Bob Brenly, R (1, 2) OBP: 0.349, SLG: 0.333		0-0 F7			0-0 F1			0-0 G6-4-3 1B		3	0	0	0	0	0	1				
Johnnie LeMaster, R (1, 6) OBP: 0.286, SLG: 0.280		0-0 F7			0-0 F6			4-0 BB		2	0	0	0	1	0	0				
Bill Laskey, R (1, 1) Scot Thompson, L (7, PH) Greg Minton, S (7, 1)	0-3 K				0-0 4-3			0-0 6-3		2	0	0	0	0	1	0				
Inning Stats	R: 0 E: 0 K: 2 S: 8	H: 1 LOB: 3 BB: 2 P: 16	R: 0 E: 0 K: 1 S: 5	H: 0 LOB: 0 BB: 0 P: 5	R: 0 E: 0 K: 1 S: 5	H: 0 LOB: 1 BB: 1 P: 9	R: 0 E: 0 K: 0 S: 3	H: 0 LOB: 0 BB: 0 P: 3	R: 0 E: 0 K: 1 S: 5	H: 0 LOB: 0 BB: 0 P: 5	R: 0 E: 0 K: 0 S: 4	H: 1 LOB: 1 BB: 0 P: 4	R: 0 E: 0 K: 0 S: 3	H: 1 LOB: 1 BB: 1 P: 7	R: 0 E: 0 K: 1 S: 5	H: 0 LOB: 0 BB: 0 P: 7	1B: 2 2B: 1 3B: 0 HR: 0	SF: 0 SAC: 0 DP: 1 HBP: 0	WP: 0 PB: 0 SB: 1 CS: 0	PA: 33
PITCHER	IP WLS BF H R ER SO BB IBB HBP BLK WP HR S P ERA WHIP	7.0 W 27 3 0 0 5 4 0 0 0 0 0 0 33 49 0.00 1.000	2.0 S 6 0 0 0 3 0 0 0 0 0 0 0 12 12 0.00 0.000																	

Batter	1	2	3	4	5	6	7	8	9	AB	R	H	RBI	BB	SO	LOB	BOTTOM			
Alan Wiggins, S (1, 4) OBP: 0.274, SLG: 0.227	G3		6-3			0-0 F9	4-3			4	0	0	0	0	0	1	San Francisco Giants @ San Diego Padres Jack Murphy Stadium, San Diego, CA Wed Apr 25 1984, 9:05 PM EST Att: 13,059 - Unknown livebaseballscorecards.com			
Tony Gwynn, L (1, 9) OBP: 0.526, SLG: 0.623	F5		HR			0-0 CS 1B		0-0 4-3		4	1	2	1	0	0	0				
Graig Nettles, L (1, 5) OBP: 0.259, SLG: 0.319	3-1		5-3			0-0 E4 1-2		0-0 F7		4	0	0	0	0	0	1				
Steve Garvey, R (1, 3) OBP: 0.231, SLG: 0.260		0-0 PB 1B			0-0 F7			4-0 1B BB		3	0	1	0	1	0	1				
Terry Kennedy, L (1, 2) OBP: 0.315, SLG: 0.358		0-0 F6			0-0 F5			0-0 4-3 FC6 1B		4	0	1	0	0	0	1				
Carmelo Martinez, R (1, 7) OBP: 0.361, SLG: 0.393		4-0 BB			0-0 F5			0-0 E6 HR FC6		3	1	0	0	1	0	2				
Kevin McReynolds, R (1, 8) OBP: 0.371, SLG: 0.641		0-0 F7				0-0 1-3		0-0 HR		3	1	1	2	0	0	2				
Garry Templeton, S (1, 6) OBP: 0.406, SLG: 0.470		0-0 4-3				0-3 K		0-0 S 1B		3	0	1	0	0	1	2				
Eric Show, R (1, 1) Champ Summers, L (7, PH) Rich Gossage, R (8, 1)			0-0 F7			0-0 1-3		0-3 K		2	0	0	0	0	0	0				
Inning Stats	R: 0 E: 0 K: 0 S: 3	H: 0 LOB: 0 BB: 0 P: 3	R: 0 E: 0 K: 0 S: 4	H: 1 LOB: 2 BB: 1 P: 8	R: 1 E: 0 K: 0 S: 4	H: 1 LOB: 0 BB: 0 P: 4	R: 0 E: 0 K: 0 S: 3	H: 0 LOB: 0 BB: 0 P: 3	R: 0 E: 0 K: 1 S: 5	H: 0 LOB: 0 BB: 0 P: 5	R: 0 E: 1 K: 0 S: 4	H: 1 LOB: 1 BB: 0 P: 4	R: 2 E: 1 K: 1 S: 8	H: 2 LOB: 1 BB: 0 P: 8	R: 0 E: 0 K: 0 S: 4	H: 1 LOB: 2 BB: 1 P: 8	1B: 4 2B: 0 3B: 0 HR: 2	SF: 0 SAC: 0 DP: 0 HBP: 0	WP: 0 PB: 1 SB: 1 CS: 1	PA: 33
PITCHER	IP WLS BF H R ER SO BB IBB HBP BLK WP HR S P ERA WHIP	6.0 L 22 3 2 1 1 1 0 0 0 0 1 23 27 1.50 0.667	2.0 11 3 2 1 1 1 0 0 0 0 0 1 12 16 4.50 2.000																	

Batter	1	2	3	4	5	6	7	8	9	AB	R	H	RBI	BB	SO	LOB	TOP		
Johnnie LeMaster, R (1, 6) Gene Richards, L (9, PH) OBP: 0.267, SLG: 0.259 OBP: 0.455, SLG: 0.308	0-3 K		0-0 F8		0-0 FC4-6		0-0 F8		0-0 FC6	4	0	0	0	0	1	2	San Francisco Giants @ Cincinnati Reds Riverfront Stadium, Cincinnati, OH Fri Apr 27 1984, 6:05 PM EST Att: 20,452 - Unknown		
Manny Trillo, R (1, 4) OBP: 0.372, SLG: 0.500	0-0 5-3		0-0 F9		0-3 K		0-0 F8		0-0 FC6-4 1B	5	0	1	1	0	1	1			
Dusty Baker Jr., R (1, 7) OBP: 0.625, SLG: 0.571	0-0 F8			0-0 F9 E 1B		0-0 F8		0-0 E8 1B SF9 1B	5	1	2	0	0	0	2				
Jack Clark, R (1, 3) OBP: 0.390, SLG: 0.439 (8, 9)		0-0 F8		0-0 E4 1-2		0-0 F5		0-0 SF9 1B	4	0	1	0	0	0	1				
Jeffrey Leonard, R (1, 8) OBP: 0.307, SLG: 0.426		0-0 F8		0-0 F9 2-3		0-0 F6		0-0 SF9 1-2 3H	3	0	0	1	0	0	2				
Chili Davis, S (1, 9) OBP: 0.286, SLG: 0.361 Gary Lavelle, S (8, 1)		0-0 E6 1B		0-0 F9			0-0 F9 1B 2B	0-0 F8	4	1	1	0	0	0	3				
Joel Youngblood, R (1, 5) OBP: 0.338, SLG: 0.319		0-0 1B		0-0 F9			0-0 F9 2-3	0-0 6-3	4	0	1	0	0	0	3				
Bob Brenly, R (1, 2) OBP: 0.340, SLG: 0.326		0-0 F7			0-0 F8		0-3 K	0-0 FC6 1B BB 1B	4	1	1	0	0	1	3				
Mark Grant, R (1, 1) Duane Kuiper, L (7, PH) Randy Lerch, L (7, 1) Scot Thompson, L (8, 3) OBP: 0.353, SLG: 0.231 OBP: 0.667, SLG: 0.500 OBP: 0.308, SLG: 0.182			0-0 4-3		1-0 FC4-6 HBP		0-0 1B 3H	4-0 FC6 1-2 BB	1	0	0	0	0	0	0				
Inning Stats	R: 0 E: 0 K: 1 S: 5	H: 0 LOB: 0 BB: 0 P: 5	R: 0 E: 1 K: 0 S: 5	H: 1 LOB: 2 BB: 0 P: 5	R: 0 E: 0 K: 0 S: 3	H: 0 LOB: 0 BB: 0 P: 3	R: 0 E: 1 K: 0 S: 5	H: 1 LOB: 2 BB: 0 P: 5	R: 0 E: 0 K: 1 S: 3	H: 0 LOB: 1 BB: 0 P: 6	R: 0 E: 0 K: 0 S: 3	H: 0 LOB: 0 BB: 0 P: 3	R: 1 E: 0 K: 0 S: 5	H: 2 LOB: 1 BB: 0 P: 5	R: 1 E: 0 K: 0 S: 5	H: 2 LOB: 2 BB: 1 P: 9		1B: 7 2B: 1 3B: 0 HR: 0	SF: 1 SAC: 0 DP: 0 HBP: 1
PITCHER	IP WLS BF H R ER SO BB IBB HBP BLK WP HR S P ERA WHIP	7.0 W 28 4 1 1 3 0 0 1 0 0 0 33 34 1.29 0.571	0.1 3 2 1 0 0 0 0 0 0 0 0 3 3 0.00 6.000	1.2 S 8 2 1 1 0 1 0 0 0 0 7 11 5.40 1.800											IP WLS BF H R ER SO BB IBB HBP BLK WP HR S P ERA WHIP				

AB	36
R	3
H	8
RBI	3
BB	1
SO	3
LOB	19



Batter	1	2	3	4	5	6	7	8	9	AB	R	H	RBI	BB	SO	LOB	BOTTOM		
Eddie Milner, L (1, 8) OBP: 0.367, SLG: 0.388	4-0 HR S BB	0-0 CS 1B			0-0 3-1			0-0 K FC5-4		4	1	1	0	1	1	2	San Francisco Giants @ Cincinnati Reds Riverfront Stadium, Cincinnati, OH Fri Apr 27 1984, 6:05 PM EST Att: 20,452 - Unknown		
Ron Oester, S (1, 4) OBP: 0.276, SLG: 0.328	0-0 F9 1-2	0-0 CS 1-2	1-0 HR HBP		0-0 F4		0-0 F4 1B BB	4-0 1B BB	2	2	0	0	1	0	1				
Duane Walker, L (1, 7) OBP: 0.294, SLG: 0.889 Gary Redus, R (8, 7) OBP: 0.333, SLG: 0.327	0-0 HR 2H		0-3 K		0-0 F3		0-0 F4	0-0 F4 1-3 HR 1B	3	1	1	2	0	1	1				
Dave Parker, L (1, 9) OBP: 0.288, SLG: 0.307	0-0 2B		0-0 F6		0-0 F8		0-0 F8 1B HR 1B	0-0 1B HR 1B	4	1	2	0	0	0	1				
Dan Driessen, L (1, 3) OBP: 0.446, SLG: 0.543	4-0 BB		0-0 HR 1H		0-0 F5		0-0 F5 1-3 3H HR 1B	0-0 HR 1H 3H HR	3	2	2	3	1	0	0				
Dave Concepcion, R (1, 6) OBP: 0.318, SLG: 0.408	0-0 F9		0-0 4-3		0-0 6-3		0-0 6-3 1H 3H HR	0-0 HR	4	1	1	3	0	0	2				
Nick Esasky, R (1, 5) OBP: 0.369, SLG: 0.369 Tom Lawless, R (8, 5) OBP: 0.400, SLG: 0.529	0-0 1-3			0-0 5-3			0-0 6-3 1B 2B	0-0 1B 2B	3	0	0	0	0	0	2				
Dann Bilardello, R (1, 2) OBP: 0.417, SLG: 0.340		0-0 6-3		0-0 5-3			0-0 F3 1B IBB	4-0 1B IBB	3	0	0	0	1	0	0				
Joe Price, R (1, 1) OBP: 0.182, SLG: 0.273 Cesar Cedeno, R (7, PH) OBP: 0.290, SLG: 0.310 Tom Hume, R (8, 1) OBP: 1.000, SLG: 1.000		0-0 6-3		0-0 4-3			0-0 F4 1-3 2H 1B	0-0 FC5-4 1B	2	0	0	0	0	0	0				
Inning Stats	R: 2 E: 0 K: 0 S: 5	H: 2 LOB: 2 BB: 2 P: 13	R: 0 E: 0 K: 0 S: 3	H: 1 LOB: 0 BB: 0 P: 3	R: 2 E: 0 K: 1 S: 6	H: 1 LOB: 0 BB: 0 P: 7	R: 0 E: 0 K: 0 S: 3	H: 0 LOB: 0 BB: 0 P: 3	R: 0 E: 0 K: 0 S: 3	H: 0 LOB: 0 BB: 0 P: 3	R: 0 E: 0 K: 0 S: 3	H: 0 LOB: 0 BB: 0 P: 3	R: 0 E: 0 K: 0 S: 3	H: 0 LOB: 0 BB: 0 P: 3	R: 5 E: 0 K: 1 S: 10	H: 5 LOB: 2 BB: 2 P: 18		1B: 4 2B: 2 3B: 0 HR: 3	SF: 0 SAC: 0 DP: 0 HBP: 1
PITCHER	IP WLS BF H R ER SO BB IBB HBP BLK WP HR S P ERA WHIP	6.0 L 24 4 4 4 1 2 0 1 0 0 2 23 32 6.00 1.000	1.0 3 0 0 0 0 0 0 0 0 0 0 3 3 0.00 0.000	1.0 10 5 5 5 1 1 1 0 0 0 1 10 18 45.00 6.000											IP WLS BF H R ER SO BB IBB HBP BLK WP HR S P ERA WHIP				




Batter	1	2	3	4	5	6	7	8	9	10	11	12	13	AB R H RBI BB SO LOB	TOP																						
Duane Kupper, L OBP: 0.266, SLG: 0.176 (8, 4)	K		4-3	K		1-3			SH3-4 1B	BB			F9	4 0 0 0 0 2 1 2 1 1 0 1 0 0	San Francisco Giants @ Cincinnati Reds Riverfront Stadium, Cincinnati, OH Sat Apr 28 1984, 3:33 AM EST Att. 12,482 - Unknown																						
Joel Youngblood, R OBP: 0.358, SLG: 0.311 (1, 5)	F2		K		PE 1B		1-3		SH3-4	BB			5-3	5 1 1 1 1 1 0																							
Jack Clark, R OBP: 0.393, SLG: 0.472 (1, 9)	BB		HR		6-3		6-3		IBB	G6-4-3			F9	6 1 2 2 1 0 4																							
Al Oliver, L OBP: 0.270, SLG: 0.261 Scott Thompson, L OBP: 0.286, SLG: 0.167 (9, PR) (9, 3)	6-3		F8						IBB				F1	4 0 2 1 1 0 1 1 0 0 0 0 0 0																							
Dusty Baker Jr., R OBP: 0.650, SLG: 0.785 Jeffrey Leonard, R OBP: 0.312, SLG: 0.420 (8, 7) (9, 8)	BB			HR					IBB				7-2-4 BB	3 1 2 1 1 0 1 1 0 0 0 1 1 2																							
Chili Davis, S OBP: 0.294, SLG: 0.409 Greg Minton, S OBP: 0.667, SLG: 0.500 (13, 1)	F6			HR									7-2-4 BB	5 1 2 1 0 0 5 1 0 0 0 0 0 1 0 0 0 0 0 0 0																							
John Rabb, R OBP: 0.529, SLG: 0.643 Bob Granly, R OBP: 0.340, SLG: 0.326 (13, 2)	K		F9		K				F7				CS 1B	5 1 1 0 1 2 4 0 0 0 0 0 0 0																							
Johnnie LeMaster, R OBP: 0.277, SLG: 0.271 (1, 6)				SH2-4 1B					F3	SH1-4			F6	5 0 2 0 0 0 2																							
Mark Davis, L Steve Nicolas, R Rene Martin, R Frank Williams, R Gary Lavette, S Gene Richards, L OBP: 0.487, SLG: 0.296 (8, PR) (8, 1) (8, 1) (8, 1) (8, 1)	K		SH2-4						4-3	BB IBB			F3	1 0 0 0 0 0 1 2 0 0 0 0 0 0 0 0 1 0 0 0 0 0 0 1 0 0 0 0 0 0 0 0 1 0 0 0 0 1 0 0																							
Inning Stats	R: 0 E: 0 K: 1 S: 5	H: 0 LOB: 1 BB: 1 P: 9	R: 0 E: 0 K: 2 S: 8	H: 1 LOB: 2 BB: 1 P: 12	R: 1 E: 0 K: 1 S: 6	H: 1 LOB: 0 BB: 0 P: 6	R: 2 E: 0 K: 1 S: 8	H: 3 LOB: 1 BB: 0 P: 8	R: 1 E: 0 K: 1 S: 8	H: 3 LOB: 2 BB: 0 P: 8	R: 0 E: 0 K: 0 S: 3	H: 1 LOB: 1 BB: 0 P: 4	R: 0 E: 0 K: 0 S: 4	H: 1 LOB: 1 BB: 0 P: 4		R: 1 E: 0 K: 1 S: 7	H: 2 LOB: 2 BB: 1 P: 11	R: 1 E: 0 K: 0 S: 2	H: 0 LOB: 0 BB: 1 P: 6	R: 0 E: 0 K: 0 S: 3	H: 1 LOB: 0 BB: 0 P: 3	R: 0 E: 0 K: 0 S: 3	H: 0 LOB: 0 BB: 0 P: 3	1B: 10 2B: 1 3B: 0 HR: 3	SF: 0 SAC: 3 DP: 2 HBP: 0	WP: 0 PB: 1 SB: 0 CS: 1	PA: 57										
PITCHER	IP 4.1	WLS 21	BF 6	H 4	R 4	ER 4	SO 5	BB 2	IBB 0	HBP 0	BLK 0	WP 0	HR 3	S 29		P 37	ERA 8.31	WHIP 1.846	Tom Hume, R ERA: 3.86 (11, 1)	IP 3.0	WLS 9	BF 1	H 0	R 0	ER 0	SO 0	BB 1	IBB 0	HBP 0	BLK 0	WP 0	HR 0	S 8	P 12	ERA 0.00	WHIP 0.667	
Frank Pastore, R ERA: 8.64 (1, 1)	IP 4.1	WLS 21	BF 6	H 4	R 4	ER 4	SO 5	BB 2	IBB 0	HBP 0	BLK 0	WP 0	HR 3	S 29		P 37	ERA 8.31	WHIP 1.846		IP 3.0	WLS 9	BF 1	H 0	R 0	ER 0	SO 0	BB 1	IBB 0	HBP 0	BLK 0	WP 0	HR 0	S 8	P 12	ERA 0.00	WHIP 0.667	
Bob Cwchinko, L ERA: 3.0 (5, 1)	IP 0.2	WLS 4	BF 2	H 0	R 0	ER 0	SO 1	BB 0	IBB 0	HBP 0	BLK 0	WP 0	HR 0	S 6		P 6	ERA 0.00	WHIP 3.000		IP 0.2	WLS 4	BF 2	H 0	R 0	ER 0	SO 1	BB 0	IBB 0	HBP 0	BLK 0	WP 0	HR 0	S 6	P 6	ERA 0.00	WHIP 3.000	
John Franco, L ERA: 3.0 (6, 1)	IP 2.0	WLS 7	BF 1	H 0	R 0	ER 0	SO 1	BB 0	IBB 0	HBP 0	BLK 0	WP 0	HR 0	S 7	P 7	ERA 0.00	WHIP 0.500		IP 2.0	WLS 7	BF 1	H 0	R 0	ER 0	SO 1	BB 0	IBB 0	HBP 0	BLK 0	WP 0	HR 0	S 7	P 7	ERA 0.00	WHIP 0.500		
Ted Power, R ERA: 4.74 (8, 1)	IP 2.0	WLS 10	BF 3	H 1	R 1	ER 1	SO 1	BB 0	IBB 0	HBP 0	BLK 0	WP 0	HR 0	S 11	P 15	ERA 4.50	WHIP 1.500		IP 2.0	WLS 10	BF 3	H 1	R 1	ER 1	SO 1	BB 0	IBB 0	HBP 0	BLK 0	WP 0	HR 0	S 11	P 15	ERA 4.50	WHIP 1.500		
Brad Lesley, R ERA: 4.5 (10, 1)	IP 1.0	WLS 6	BF 0	H 1	R 1	ER 0	SO 0	BB 3	IBB 1	HBP 0	BLK 0	WP 0	HR 0	S 2	P 18	ERA 9.00	WHIP 3.000		IP 1.0	WLS 6	BF 0	H 1	R 1	ER 0	SO 0	BB 3	IBB 1	HBP 0	BLK 0	WP 0	HR 0	S 2	P 18	ERA 9.00	WHIP 3.000		
Batter	1	2	3	4	5	6	7	8	9	10	11	12	13	AB R H RBI BB SO LOB	BOTTOM																						
Tom Lawless, R OBP: 0.464, SLG: 0.522 (7, 5)	F9		F7		FC4-6 1B		6-3		BB	IBB			WP 1B	6 0 3 1 1 0 0	San Francisco Giants @ Cincinnati Reds Riverfront Stadium, Cincinnati, OH Sat Apr 28 1984, 3:33 AM EST Att. 12,482 - Unknown																						
Eddie Miller, L Paul Power, R Dan Dierker, R Brad Lesley, R Jeff Russell, R Tom Hume, R (8, 1) (8, PR) (8, PR) (10, PR) (11, 1) (11, 1)	F8		F7		FC4-6 1B		1-3		BB	1B			F2	4 0 0 0 0 0 2 0 0 0 0 0 1 0 0 0 0 0 0 0 0 0 0 1 0 0 0 0 0 0 0 1 0 0 0 0 0 0 1																							
Gary Redus, R OBP: 0.359, SLG: 0.333 (1, 7)	S 1B		F8						F4				F8	5 2 2 0 2 0 2																							
Dave Parker, L OBP: 0.299, SLG: 0.309 (1, 9)	F9								F8	4-3			FC1-6 1B	6 0 2 0 1 0 5																							
Tony Perez, R OBP: 0.317, SLG: 0.438 Tom Foley, L (10, PR) (11, 6)	F4		F8						1-3				FC3-6 1B	5 0 1 1 0 1 3 2 2 0 0 0 0 2																							
Dave Concepcion, R OBP: 0.341, SLG: 0.432 (1, 6) (11, 3)	F9									SH3-4			1B	5 1 3 2 1 1 0																							
Nick Esasky, R OBP: 0.276, SLG: 0.356 Ron Ciesler, S OBP: 0.263, SLG: 0.316 (6, PH) (7, 4)	F2								F6	4-3			K	2 0 0 0 0 0 1 4 0 0 0 0 0 2 6																							
Dann Bilardello, R OBP: 0.422, SLG: 0.358 Brad Gudden, L OBP: 0.176, SLG: 0.176 (10, PH) (11, 2)			4-3							HR			4-3	3 1 1 0 1 0 2 2 0 1 1 0 0 0																							
Frank Pastore, R Bob Cwchinko, L Paul Householder, S John Franco, L Duane Kupper, L Cesar Cedeno, R OBP: 0.294, SLG: 0.499 (8, 1) (8, 1) (8, PR) (8, 1) (8, PR) (8, PR) (8, 9)	F7									HR			6-3	1 0 1 0 0 0 0 0 0 0 3 1 1 2 0 0 1																							
Inning Stats	R: 0 E: 0 K: 0 S: 4	H: 1 LOB: 1 BB: 0 P: 4	R: 0 E: 0 K: 0 S: 3	H: 0 LOB: 0 BB: 0 P: 3	R: 0 E: 0 K: 0 S: 4	H: 1 LOB: 1 BB: 0 P: 4	R: 1 E: 0 K: 2 S: 8	H: 1 LOB: 2 BB: 1 P: 9	R: 0 E: 0 K: 0 S: 3	H: 0 LOB: 0 BB: 0 P: 3	R: 1 E: 0 K: 1 S: 5	H: 0 LOB: 0 BB: 1 P: 9	R: 2 E: 1 K: 0 S: 6	H: 2 LOB: 3 BB: 1 P: 10		R: 0 E: 0 K: 1 S: 6	H: 1 LOB: 2 BB: 1 P: 10	R: 0 E: 0 K: 0 S: 4	H: 1 LOB: 1 BB: 0 P: 4	R: 0 E: 0 K: 0 S: 4	H: 1 LOB: 1 BB: 0 P: 4	1B: 11 2B: 2 3B: 0 HR: 1	SF: 0 SAC: 1 DP: 0 HBP: 0	WP: 1 PB: 0 SB: 4 CS: 0	PA: 60												
PITCHER	IP 5.0	WLS 20	BF 4	H 4	R 1	ER 1	SO 0	BB 1	IBB 0	HBP 0	BLK 0	WP 0	HR 0	S 19		P 23	ERA 1.80	WHIP 1.000	Randy Lerch, L ERA: 3.09 (13, 1)	IP 0.2	WLS 4	BF 2	H 1	R 1	ER 1	SO 0	BB 0	IBB 0	HBP 0	BLK 0	WP 0	HR 0	S 4	P 4	ERA 13.50	WHIP 3.000	
Mark Davis, L ERA: 4.58 (6, 1)	IP 0.1	WLS 4	BF 1	H 1	R 1	ER 1	SO 0	BB 2	IBB 0	HBP 0	BLK 0	WP 0	HR 0	S 12		P 12	ERA 27.00	WHIP 9.000		IP 0.2	WLS 4	BF 2	H 1	R 1	ER 1	SO 0	BB 0	IBB 0	HBP 0	BLK 0	WP 0	HR 0	S 4	P 4	ERA 13.50	WHIP 3.000	
Rene Martin, R ERA: 5.4 (6, 1)	IP 2.2	WLS 9	BF 1	H 1	R 1	ER 2	SO 1	BB 0	IBB 0	HBP 0	BLK 0	WP 0	HR 0	S 16		P 16	ERA 3.38	WHIP 0.375		IP 2.2	WLS 9	BF 1	H 1	R 1	ER 2	SO 1	BB 0	IBB 0	HBP 0	BLK 0	WP 0	HR 0	S 16	P 16	ERA 3.38	WHIP 0.375	
Frank Williams, R ERA: 4.97 (8, 1)	IP 0.1	WLS 5	BF 3	H 2	R 2	ER 0	SO 0	BB 1	IBB 0	HBP 0	BLK 0	WP 0	HR 0	S 4	P 8	ERA 54.00	WHIP 12.000		IP 0.1	WLS 5	BF 3	H 2	R 2	ER 0	SO 0	BB 1	IBB 0	HBP 0	BLK 0	WP 0	HR 0	S 4	P 8	ERA 54.00	WHIP 12.000		
Gary Lavette, L ERA: 4.67 Greg Minton, R ERA: 5.19 (8, 1)	IP 3.2	WLS 18	BF 4	H 1	R 1	ER 1	SO 1	BB 0	IBB 2	HBP 0	BLK 0	WP 1	HR 0	S 18	P 26	ERA 2.46	WHIP 1.091		IP 3.2	WLS 18	BF 4	H 1	R 1	ER 1	SO 1	BB 0	IBB 2	HBP 0	BLK 0	WP 1	HR 0	S 18	P 26	ERA 2.46	WHIP 1.091		



Batter	1	2	3	4	5	6	7	8	9	AB	R	H	RBI	BB	SO	LOB	TOP					
Gene Richards, L (1, 7) OBP: 0.482, SLG: 0.276 Dusty Baker Jr., R (9, PH) OBP: 0.619, SLG: 0.722	4-0 CS 1B 4-3 BB		0-3 K		0-3 K		4-0 G6-4-3 BB		0-0 5-3	2	1	0	0	2	2	0						
Manny Trillo, R (1, 4) OBP: 0.394, SLG: 0.494	0-0 4-3 CS 1-2 1B		0-0 F7			4-0 1B BB	0-0 G6-4-3		1-0 HBP	3	0	1	0	1	0	3						
Jack Clark, R (1, 9) OBP: 0.382, SLG: 0.455	0-3 K		0-0 F8			0-0 F8		0-0 G6-3 1B	0-0 F9	5	0	1	0	0	1	6						
Al Oliver, L (1, 3) OBP: 0.289, SLG: 0.274	0-0 4-3 1-3 2H					0-0 FC6-4 1B		0-0 G6-3		4	0	2	1	0	0	2						
Jeffrey Leonard, R (1, 8) OBP: 0.321, SLG: 0.417	4-0 S BB					0-0 F9	0-3 K		0-0 1B	3	0	1	0	1	1	3						
Joel Youngblood, R (1, 5) OBP: 0.321, SLG: 0.295	0-3 K		0-3 K			0-0 FC6-4		0-3 K		4	0	0	0	0	3	6						
Bob Brenly, R (1, 2) OBP: 0.373, SLG: 0.333		0-0 CS 1B				0-0 1-3		4-0 FC3-6 BB	4-0 FC5-4 BB	2	0	1	0	2	0	1	AB 31 R 1 H 7 RBI 1 BB 7 SO 10 LOB 26					
Fran Mullins, R (1, 6) OBP: 0.333, SLG: 0.214 Duane Kuiper, L (7, PH) OBP: 0.273, SLG: 0.167 Johnnie LeMaster, R (7, 6) OBP: 0.273, SLG: 0.267	0-3 K		0-3 K			0-0 4-3		0-0 FC3-6 2B	0-0 FC5-4 BB	2	0	0	0	0	1	1						
Jeff Robinson, R (1, 1) OBP: 0.083, SLG: 0.083 Chili Davis, S (7, PH) OBP: 0.304, SLG: 0.433 Frank Williams, R (7, 1) John Rabb, R (9, PH) OBP: 0.556, SLG: 0.643	0-3 K		0-3 K			0-3 K		0-0 1-3 2B	4-0 5-3 BB	2	0	0	0	0	2	0						
Inning Stats	R: 1 E: 0 K: 2 S: 8	H: 1 LOB: 2 BB: 2 P: 16	R: 0 E: 0 K: 2 S: 7	H: 1 LOB: 0 BB: 0 P: 7	R: 0 E: 0 K: 1 S: 5	H: 0 LOB: 0 BB: 0 P: 5	R: 0 E: 0 K: 1 S: 6	H: 1 LOB: 1 BB: 0 P: 6	R: 0 E: 0 K: 2 S: 7	H: 0 LOB: 0 BB: 0 P: 7	R: 0 E: 0 K: 1 S: 6	H: 1 LOB: 2 BB: 1 P: 10	R: 0 E: 0 K: 0 S: 3	H: 1 LOB: 2 BB: 2 P: 11	R: 0 E: 0 K: 1 S: 6	H: 2 LOB: 1 BB: 0 P: 6	R: 0 E: 0 K: 0 S: 3	H: 0 LOB: 3 BB: 2 P: 12	1B: 6 2B: 2 3B: 0 HR: 0	SF: 0 SAC: 0 DP: 3 HBP: 1	WP: 0 PB: 0 SB: 1 CS: 3	PA: 39
PITCHER	IP WLS BF H R ER SO BB IBB HBP BLK WP HR S P ERA WHIP	6.1 W 28 5 1 0 9 5 0 0 0 0 0 41 61 0.00 1.579	0.2 1 0 0 0 0 0 0 0 0 0 0 1 1 0.00 0.000	2.0 S 10 2 0 0 1 2 0 1 0 0 0 9 18 0.00 2.000	PITCHER										IP WLS BF H R ER SO BB IBB HBP BLK WP HR S P ERA WHIP							

San Francisco Giants @ Cincinnati Reds
Riverfront Stadium, Cincinnati, OH
Sun Apr 29 1984, 3:33 AM EDT
Unknown


AB 31
R 1
H 7
RBI 1
BB 7
SO 10
LOB 26



Batter	1	2	3	4	5	6	7	8	9	AB	R	H	RBI	BB	SO	LOB	BOTTOM			
Eddie Milner, L (1, 8) OBP: 0.352, SLG: 0.368	0-0 F9	0-0 F9			0-0 E S SF9 1B		0-0 K 1B	0-0 6-3		5	1	2	0	0	0	3				
Ron Oester, S (1, 4) OBP: 0.263, SLG: 0.301	4-0 FC4-6 BB		0-0 F9		0-0 SF9		0-3 K			2	0	0	1	1	1	2				
Duane Walker, L (1, 7) OBP: 0.576, SLG: 0.826	0-0 FC4-6 1-2 2B		0-3 K		0-0 6-3			0-0 1B 3B		4	2	1	0	0	1	1				
Dave Parker, L (1, 9) OBP: 0.398, SLG: 0.329 Paul Householder, S (8, PH) OBP: 0.287, SLG: 0.167	0-0 1-H 2B		0-0 F3			0-0 3-1		0-0 S PB E 1B		4	0	2	2	0	0	0				
Dan Driessen, L (1, 3) OBP: 0.459, SLG: 0.531	0-0 F3			0-3 K		0-0 FC6-4 1B		4-0 IBB E BB		3	1	1	0	1	1	1				
Brad Gulden, L (1, 2) OBP: 0.238, SLG: 0.200		0-0 3B 1B		0-0 F9		0-0 FC6-4		4-0 E SF8 IBB		3	2	1	0	1	0	1				
Nick Esasky, R (1, 5) OBP: 0.269, SLG: 0.348 Dave Concepcion, R (6, PH) OBP: 0.333, SLG: 0.422		0-3 K		0-3 K		0-0 FC5-4		0-0 FC5		2	0	0	0	0	2	1	AB 31 R 8 H 9 RBI 6 BB 4 SO 6 LOB 14			
Tom Foley, L (1, 6) OBP: 0.400, SLG: 1.000		0-0 1-H 3B				0-0 HR		4-0 1B BB	0-0 SF8	2	1	2	3	1	0	0				
Bruce Berenyi, R (1, 1) Ted Power, R (7, 1) John Franco, L (8, 1)		0-0 6-3			0-0 F5		0-3 K	0-0 1-3		2	0	0	0	0	0	1				
Inning Stats	R: 1 E: 0 K: 0 S: 4	H: 1 LOB: 1 BB: 1 P: 8	R: 1 E: 0 K: 1 S: 7	H: 2 LOB: 0 BB: 0 P: 7	R: 0 E: 0 K: 1 S: 5	H: 0 LOB: 0 BB: 0 P: 5	R: 0 E: 0 K: 2 S: 7	H: 0 LOB: 0 BB: 0 P: 7	R: 2 E: 0 K: 0 S: 5	H: 2 LOB: 0 BB: 0 P: 5	R: 0 E: 0 K: 0 S: 4	H: 1 LOB: 1 BB: 0 P: 4	R: 0 E: 0 K: 2 S: 7	H: 1 LOB: 1 BB: 1 P: 11	R: 4 E: 1 K: 0 S: 6	H: 2 LOB: 2 BB: 2 P: 14	1B: 5 2B: 1 3B: 2 HR: 1	SF: 2 SAC: 0 DP: 0 HBP: 0	WP: 0 PB: 1 SB: 2 CS: 0	PA: 37
PITCHER	IP WLS BF H R ER SO BB IBB HBP BLK WP HR S P ERA WHIP	6.0 L 25 6 4 3 4 1 0 0 0 0 1 32 36 4.50 1.167	2.0 12 3 4 2 2 2 1 0 0 0 0 0 13 25 9.00 2.500	PITCHER										IP WLS BF H R ER SO BB IBB HBP BLK WP HR S P ERA WHIP						

San Francisco Giants @ Cincinnati Reds
Riverfront Stadium, Cincinnati, OH
Sun Apr 29 1984, 3:33 AM EDT
Unknown

AB 31
R 8
H 9
RBI 6
BB 4
SO 6
LOB 14



Batter	1	2	3	4	5	6	7	8	9	AB	R	H	RBI	BB	SO	LOB	TOP			
Chili Davis, S OBP: 0.297, SLG: 0.417	0-0 4-3	0-0 1B			0-0 6-3		0-3 K		0-0 F3	5	0	1	0	0	1	0	San Francisco Giants @ Cincinnati Reds Riverfront Stadium, Cincinnati, OH Sun Apr 29 1984, 3:38 AM EDT Att: 19,503 - Unknown AB 31 R 3 H 5 RBI 3 BB 5 SO 5 LOB 12			
Johnnie LeMaster, R OBP: 0.271, SLG: 0.254	0-0 F8	0-0 F7			0-0 5-3			4-0 BB SF9 BB		3	1	0	0	1	0	1				
Jeffrey Leonard, R OBP: 0.329, SLG: 0.405	4-0 S 1B BB		0-0 F7		0-0 F9			4-0 SF9 BB BB		2	1	0	0	2	0	0				
Jack Clark, R OBP: 0.398, SLG: 0.468	4-0 1B 1B BB		0-0 F8		0-0 6-3 2B			4-0 1-2 2-3 BB		2	1	1	0	2	0	0				
Dusty Baker Jr., R OBP: 0.560, SLG: 0.667	0-0 1B 1B		0-0 5-3		0-0 F8			0-0 SF9		3	0	1	2	0	0	1				
Joel Youngblood, R OBP: 0.318, SLG: 0.293	0-0 1-3 2-H 1B		0-0 5-3		0-0 6-3			0-0 F6		4	0	1	1	0	0	3				
Manny Trillo, R OBP: 0.388, SLG: 0.482	0-0 3-H 1B		0-0 F3		0-0 F8		0-3 K		0-3 K	4	0	1	0	0	1	5				
Steve Nicosia, R OBP: 0.160, SLG: 0.304		0-0 F6		0-0 F6			0-0 F7		0-0 5-3	4	0	0	0	0	0	1				
Mike Krukow, R OBP: 0.167, SLG: 0.167		0-3 K		0-0 F8			0-3 K		0-3 K	2	0	0	0	0	1	1				
Rene Martin, R OBP: 0.500, SLG: 0.500										1	0	0	0	0	1	0				
John Raby, R OBP: 0.526, SLG: 0.600										1	0	0	0	0	1	0				
Inning Stats	R: 2 E: 0 K: 0 S: 5	H: 2 LOB: 2 BB: 2 P: 13	R: 0 E: 0 K: 1 S: 6	H: 1 LOB: 1 BB: 0 P: 6	R: 0 E: 0 K: 0 S: 3	H: 0 LOB: 0 BB: 0 P: 3	R: 0 E: 0 K: 0 S: 4	H: 1 LOB: 1 BB: 0 P: 4	R: 0 E: 0 K: 0 S: 4	H: 0 LOB: 0 BB: 0 P: 4	R: 0 E: 0 K: 2 S: 7	H: 0 LOB: 0 BB: 0 P: 7	R: 1 E: 0 K: 1 S: 5	H: 0 LOB: 3 BB: 3 P: 17	R: 0 E: 0 K: 1 S: 5	H: 0 LOB: 0 BB: 0 P: 5	1B: 4 2B: 1 3B: 0 HR: 0	SF: 1 SAC: 0 DP: 0 HBP: 0	WP: 0 PB: 0 SB: 1 CS: 0	PA: 37
PITCHER	IP WLS BF H R ER SO BB IBB HBP BLK WP HR S P ERA WHIP																			
Bob Ovchinko, L ERA: 3.0	(1, 1) 7.0 W 28 5 2 2 3 2 0 0 0 0 0 0 32 40 2.57 1.000																			
Brad Lesley, R ERA: 6.75	(8, 1) 0.0 2 0 1 1 0 2 0 0 0 0 0 0 8 ∞ ∞																			
John Franco, L ERA: 1.29	(8, 1) 2.0 7 0 0 0 2 1 0 0 0 0 0 0 10 14 0.00 0.500																			

Batter	1	2	3	4	5	6	7	8	9	AB	R	H	RBI	BB	SO	LOB	BOTTOM			
Gary Redus, R OBP: 0.369, SLG: 0.364	0-0 1B 1B 2B			0-0 F8		0-0 E S 1B		0-0 4-3		1	0	1	0	0	0	0	San Francisco Giants @ Cincinnati Reds Riverfront Stadium, Cincinnati, OH Sun Apr 29 1984, 3:38 AM EDT Att: 19,503 - Unknown AB 37 R 7 H 14 RBI 6 BB 1 SO 3 LOB 22			
Eddie Milner, L OBP: 0.359, SLG: 0.375	0-0 2-H 1B			0-0 3-1		0-0 E6 1B		0-0 F9		5	1	1	0	0	3					
Ron Oester, S OBP: 0.255, SLG: 0.295	0-0 1B 2-3 G6-4-3 1B		0-0 F4		0-0 3-1		0-0 E6 1B		0-0 F9	5	1	3	3	0	1					
Duane Walker, L OBP: 0.579, SLG: 0.893	0-0 1-3 3-H G6-4-3 1B		0-0 F8		0-0 HR		0-0 1-2 3-H 1B		0-0 3-1	5	1	3	3	0	1					
Cesar Cedeno, R OBP: 0.316, SLG: 0.400	0-0 G6-4-3		0-0 E7		1-0 HR		0-0 F3			3	1	1	0	0	4					
Paul Householder, S OBP: 0.267, SLG: 0.167	0-0 1-2 3-H		0-0 E7 1B		4-3 S HBP		0-0 F3			0	0	0	0	0	0					
Tony Perez, R OBP: 0.333, SLG: 0.442	0-0 1B		0-0 F1		0-0 4-3		0-0 1B			4	0	2	0	0	2					
Dan Driessen, L OBP: 0.459, SLG: 0.531	0-0 1B		0-0 F1		1-3 1B		0-0 F8		0-0 F8	0	0	0	0	0	0					
Dave Concepcion, R OBP: 0.330, SLG: 0.414	0-3 K		0-0 S 3B 1B		0-0 F8		0-0 F8		0-0 F8	4	1	1	1	0	1	4				
Tom Foley, L OBP: 0.429, SLG: 1.000		0-0 S 1B 1B		0-0 S 3B 1B		0-0 F9		0-0 F7		4	1	2	1	0	2					
Dann Bilardello, R OBP: 0.412, SLG: 0.351		0-0 5-3		0-0 F6		0-0 G2-6-3 1B		0-0 F8		4	0	1	0	0	3					
Brad Lesley, R OBP: 1.000, SLG: 1.000		1-2 1B								0	0	0	0	0	0					
John Franco, L OBP: 0.459, SLG: 0.531										0	0	0	0	0	0					
Bob Ovchinko, L OBP: 0.273, SLG: 0.200		0-3 K		0-3 K		0-0 G2-6-3 1B		4-0 4-3 BB		3	0	0	0	0	2	2				
Inning Stats	R: 2 E: 0 K: 1 S: 8	H: 4 LOB: 2 BB: 0 P: 8	R: 1 E: 0 K: 1 S: 7	H: 2 LOB: 1 BB: 0 P: 7	R: 2 E: 1 K: 0 S: 6	H: 3 LOB: 1 BB: 0 P: 6	R: 0 E: 0 K: 1 S: 5	H: 0 LOB: 0 BB: 0 P: 5	R: 1 E: 0 K: 0 S: 4	H: 1 LOB: 1 BB: 0 P: 5	R: 1 E: 1 K: 0 S: 6	H: 3 LOB: 2 BB: 0 P: 6	R: 0 E: 0 K: 0 S: 4	H: 1 LOB: 1 BB: 0 P: 4	R: 0 E: 0 K: 0 S: 3	H: 0 LOB: 1 BB: 1 P: 7	1B: 11 2B: 1 3B: 1 HR: 1	SF: 0 SAC: 0 DP: 2 HBP: 1	WP: 0 PB: 0 SB: 4 CS: 0	PA: 39
PITCHER	IP WLS BF H R ER SO BB IBB HBP BLK WP HR S P ERA WHIP																			
Mike Krukow, R ERA: 6.47	(1, 1) 4.0 L 22 4 1 0 0 3 0 0 0 0 0 0 16 20 0.00 1.250																			
Rene Martin, R ERA: 4.02	(5, 1) 4.0 17 4 1 0 0 1 0 0 0 0 0 0 16 20 0.00 1.250																			

Batter	1	2	3	4	5	6	7	8	9	10	11	AB	R	H	RBI	BB	SO	LOB	TOP					
Steve Sax, R OBP: 0.385, SLG: 0.421 (1.4)	6-3		BB 6-3 BB		1-3	K			FC6-4 1-2		1-H 2-H 3B	5	0	1	2	1	1	2						
Bill Russell, R OBP: 0.344, SLG: 0.283 (1.8)	F9		6-3		BB 5-3 1B		1-3		K		BB	5	0	1	0	1	1	3						
Candy Maldonado, R OBP: 0.400, SLG: 0.404 (1.9)	6-3				5-3		F9			4-3	K	4	0	0	0	1	0	1						
Orel Hershiser, R (10.1)												1	0	0	0	0	1	2						
Carlos Diaz, R (11.1)												0	0	0	0	0	0	0						
Mike Marshall, R OBP: 0.330, SLG: 0.540 (1.7)		K			BB		F6			K		3	0	0	1	2	2	0						
German Rivera, R OBP: 0.259, SLG: 0.333 (5. PH)												2	0	0	0	0	0	3						
Rick Monday, L OBP: 0.257, SLG: 0.182 (5.5)												0	0	0	0	1	0	0						
Rafael Landestoy, S OBP: 0.278, SLG: 0.235 (5.5)												2	0	0	0	0	1	0						
Greg Brock, L OBP: 0.289, SLG: 0.425 (1.3)												4	0	0	0	1	2	3						
Steve Yeager, R OBP: 0.289, SLG: 0.364 (1.2)												4	0	1	0	0	2	1						
Tom Niedenfuer, R (8.1)												0	0	0	0	0	0	0						
Terry Whitfield, L OBP: 0.318, SLG: 0.508 (10.9)												1	0	0	0	0	0	0						
Dave Anderson, R OBP: 0.318, SLG: 0.276 (1.6)												4	2	2	0	1	1	1						
Burt Hooton, R (1.1)												1	0	0	0	0	0	1						
Mike Scioscia, L OBP: 0.464, SLG: 0.333 (8.2)												2	1	2	0	0	0	0						
Inning Stats	R: 0 E: 0 K: 0 S: 3	H: 0 LOB: 0 BB: 0 P: 3	R: 0 E: 0 K: 2 S: 7	H: 0 LOB: 1 BB: 1 P: 11	R: 1 E: 0 K: 0 S: 4	H: 1 LOB: 3 BB: 3 P: 16	R: 0 E: 0 K: 1 S: 6	H: 1 LOB: 1 BB: 0 P: 6	R: 0 E: 0 K: 0 S: 4	H: 0 LOB: 3 BB: 2 P: 12	R: 0 E: 0 K: 2 S: 7	H: 0 LOB: 0 BB: 1 P: 11	R: 0 E: 0 K: 0 S: 3	H: 0 LOB: 0 BB: 0 P: 3	R: 0 E: 0 K: 2 S: 8	H: 1 LOB: 1 BB: 0 P: 8	R: 0 E: 0 K: 2 S: 7	H: 0 LOB: 0 BB: 0 P: 7	R: 2 E: 0 K: 2 S: 10	H: 3 LOB: 2 BB: 1 P: 14	1B: 6 2B: 0 3B: 1 HR: 0	SF: 0 SAC: 2 DP: 0 HBP: 0	WP: 0 PB: 0 SB: 0 CS: 0	PA: 48
PITCHER	IP ERA WLS BF H R ER SO BB IBB HBP BLK WP HR S P ERA WHIP	IP ERA WLS BF H R ER SO BB IBB HBP BLK WP HR S P ERA WHIP																						
Randy Lerch, L ERA: 3.14 (1.1)	2.2	3.1	15	2	0	0	3	2	1	0	0	0	0	0	18	30	0.00	1.200						
Frank Williams, R ERA: 4.5 (3.1)																								
Greg Minton, R ERA: 4.03 (7.1)	3.0	10	1	0	0	2	0	0	0	0	0	0	0	14	14	0.00	0.333							
Gary Lavelle, L ERA: 5.12 (10.1)	2.0	L	10	3	2	2	4	1	0	0	0	0	0	17	21	9.00	2.000							

Los Angeles Dodgers @ San Francisco Giants
Candlestick Park, San Francisco, CA
Tue May 01 1984, 10:05 PM EDT
Att: 17,576 - Unknown


livebaseballscorecards.com
AB 38
R 3
H 7
RBI 3
BB 8
SO 11
LOB 17



Batter	1	2	3	4	5	6	7	8	9	10	11	AB	R	H	RBI	BB	SO	LOB	BOTTOM	
Manny Trillo, R OBP: 0.374, SLG: 0.452 (1.4)	F2	F8		1B			F7			K		5	0	1	0	0	1	2		
Al Oliver, L OBP: 0.271, SLG: 0.256 (1.3)	F7		F8	F7			F3			F4		5	0	0	0	0	0	2		
Jack Clark, R OBP: 0.402, SLG: 0.453 (1.9)	1B		F2		F7			K				5	0	2	0	0	1	0		
Dusty Baker Jr., R OBP: 0.516, SLG: 0.560 (1.7)	F8		BB BB		F7			F9			1B BB	3	1	0	0	2	0	1		
Jeffrey Leonard, R OBP: 0.319, SLG: 0.380 (1.8)		4-3			F9			K			K	4	0	0	0	1	2	1		
Joel Youngblood, R OBP: 0.320, SLG: 0.289 (1.5)		BB 1B BB		F1				1B		K		4	1	2	0	1	1	2		
Bob Brenly, R OBP: 0.407, SLG: 0.340 (1.2)												2	0	1	0	2	0	0		
Scot Thompson, L OBP: 0.333, SLG: 0.231 (11. PH)												1	0	1	1	0	0	0		
Johnnie LeMaster, R OBP: 0.278, SLG: 0.281 (1.6)												4	0	2	1	0	0	1		
Chili Davis, S OBP: 0.291, SLG: 0.416 (11. PH)												1	0	0	0	0	0	2		
Randy Lerch, L OBP: 0.500, SLG: 0.333 (1.1)												1	0	0	0	0	0	2		
Frank Williams, R (3.1)												1	0	0	0	0	1	1		
Greg Minton, S (7.1)												1	0	0	0	0	0	0		
Gene Richards, L OBP: 0.409, SLG: 0.235 (9. PH)												1	0	0	0	0	1	1		
Gary Lavelle, S (10.1)												0	0	0	0	0	0	0		
Inning Stats	R: 0 E: 0 K: 0 S: 4	H: 1 LOB: 1 BB: 0 P: 4	R: 1 E: 0 K: 0 S: 4	H: 1 LOB: 2 BB: 2 P: 12	R: 0 E: 0 K: 0 S: 3	H: 0 LOB: 2 BB: 2 P: 11	R: 0 E: 0 K: 1 S: 7	H: 3 LOB: 2 BB: 0 P: 7	R: 0 E: 0 K: 0 S: 3	H: 0 LOB: 0 BB: 0 P: 3	R: 0 E: 0 K: 2 S: 7	H: 0 LOB: 1 BB: 1 P: 11	R: 0 E: 0 K: 1 S: 5	H: 1 LOB: 1 BB: 0 P: 5	R: 1 E: 0 K: 1 S: 6	H: 2 LOB: 1 BB: 1 P: 10	1B: 9 2B: 0 3B: 0 HR: 0	SF: 0 SAC: 0 DP: 1 HBP: 0	WP: 0 PB: 0 SB: 1 CS: 0	PA: 44
PITCHER	IP ERA WLS BF H R ER SO BB IBB HBP BLK WP HR S P ERA WHIP	IP ERA WLS BF H R ER SO BB IBB HBP BLK WP HR S P ERA WHIP																		
Burt Hooton, R ERA: 3.65 (1.1)	7.0	7	6	0	0	4	1	0	0	0	0	0	0	14	18	0.00	0.500			
Tom Niedenfuer, R ERA: 1.29 (8.1)																				
Orel Hershiser, R ERA: 5.56 (10.1)	1.1	W	7	3	1	1	2	1	0	0	0	0	0	10	14	6.75	3.000			
Carlos Diaz, L ERA: 3.48 (11.1)	0.2	S	1	0	0	0	0	0	0	0	0	0	0	1	1	0.00	0.000			

Los Angeles Dodgers @ San Francisco Giants
Candlestick Park, San Francisco, CA
Tue May 01 1984, 10:05 PM EDT
Att: 17,576 - Unknown

livebaseballscorecards.com
AB 38
R 2
H 9
RBI 2
BB 6
SO 7
LOB 15



Batter	1	2	3	4	5	6	7	8	9	AB	R	H	RBI	BB	SO	LOB	TOP					
Steve Sax, R OBP: 0.381, SLG: 0.408 (1, 4)										3	1	0	0	1	0	2	Los Angeles Dodgers @ San Francisco Giants Candlestick Park, San Francisco, CA Wed May 02 1984, 6:33 AM EDT Att: 22,812 - Unknown					
Bill Russell, R OBP: 0.323, SLG: 0.268 (1, 8)										3	0	0	1	0	0	2						
Pedro Guerrero, R OBP: 0.275, SLG: 0.295 (1, 5)										4	0	0	0	0	0	0						
Mike Marshall, R OBP: 0.345, SLG: 0.573 (1, 7)										3	1	2	1	1	0	0						
Candy Maldonado, R OBP: 0.389, SLG: 0.392 (1, 9)										4	0	1	0	0	1	1						
Steve Yeager, R OBP: 0.285, SLG: 0.333 (1, 2)										4	0	0	0	0	0	2						
Greg Brock, L OBP: 0.291, SLG: 0.461 (1, 3)										3	1	1	1	0	1	0						
Dave Anderson, R OBP: 0.333, SLG: 0.271 (1, 6)										1	0	0	0	2	0	0						
Rick Honeycutt, L OBP: 0.071, SLG: 0.071 Tom Niedenfuer, R OBP: 0.279, SLG: 0.265 Carlos Diaz, R OBP: 0.333, SLG: 0.214 (7, 1)										1	0	0	0	0	1	0						
										0	0	0	0	0	0	0						
										0	0	0	0	0	0	0						
Inning Stats	R: 1 E: 1 K: 0 S: 3	H: 0 LOB: 0 BB: 1 P: 7	R: 0 E: 0 K: 1 S: 5	H: 0 LOB: 0 BB: 0 P: 5	R: 0 E: 0 K: 0 S: 3	H: 0 LOB: 1 BB: 1 P: 7	R: 0 E: 0 K: 0 S: 4	H: 2 LOB: 1 BB: 0 P: 4	R: 1 E: 0 K: 0 S: 4	H: 1 LOB: 1 BB: 1 P: 8	R: 1 E: 0 K: 1 S: 6	H: 1 LOB: 0 BB: 0 P: 6	R: 0 E: 0 K: 1 S: 5	H: 0 LOB: 0 BB: 0 P: 5	R: 0 E: 0 K: 0 S: 2	H: 0 LOB: 0 BB: 1 P: 6	1B: 2 2B: 0 3B: 0 HR: 2	SF: 1 SAC: 2 DP: 2 HBP: 0	WP: 0 PB: 0 SB: 0 CS: 0	PA: 33		
PITCHER	IP WLS BF H R ER SO BB IBB HBP BLK WP HR S P ERA WHIP	7.0 27 4 3 2 3 3 0 0 0 0 2 30 42 2.57 1.000	2.0 W 6 0 0 0 1 0 0 0 0 0 5 9 0.00 0.500																			

AB	26
R	3
H	4
RBI	3
BB	4
SO	3
LOB	7



Batter	1	2	3	4	5	6	7	8	9	AB	R	H	RBI	BB	SO	LOB	BOTTOM				
Jeffrey Leonard, R OBP: 0.316, SLG: 0.373 (1, 8)										4	1	1	1	0	0	0	Los Angeles Dodgers @ San Francisco Giants Candlestick Park, San Francisco, CA Wed May 02 1984, 6:33 AM EDT Att: 22,812 - Unknown				
Manny Trillo, R OBP: 0.360, SLG: 0.433 (1, 4)										4	0	0	0	0	1	3					
Jack Clark, R OBP: 0.415, SLG: 0.461 (9, 9)										3	0	2	1	1	0	0					
Dusty Baker Jr., R OBP: 0.514, SLG: 0.536 (1, 7)										3	0	1	0	1	0	3					
Chili Davis, S OBP: 0.301, SLG: 0.413 Scot Thompson, L OBP: 0.333, SLG: 0.231 (9, 3)										3	1	1	0	1	0	1					
Joel Youngblood, R OBP: 0.307, SLG: 0.277 (1, 5)										4	1	0	0	0	0	3					
Bob Brenly, R OBP: 0.429, SLG: 0.370 (1, 2)										4	0	3	0	0	0	2					
Johnnie LeMaster, R OBP: 0.278, SLG: 0.264 Al Oliver, L OBP: 0.279, SLG: 0.265 Fran Mullins, R OBP: 0.333, SLG: 0.214 (8, PH)										3	1	1	1	0	0	0					
										1	0	1	1	0	0	0					
										0	0	0	0	0	0	0					
Inning Stats	R: 0 E: 0 K: 0 S: 3	H: 0 LOB: 1 BB: 1 P: 7	R: 0 E: 0 K: 0 S: 3	H: 1 LOB: 0 BB: 0 P: 3	R: 0 E: 0 K: 1 S: 5	H: 0 LOB: 0 BB: 0 P: 5	R: 0 E: 0 K: 1 S: 6	H: 2 LOB: 1 BB: 0 P: 6	R: 2 E: 1 K: 0 S: 6	H: 3 LOB: 1 BB: 0 P: 6	R: 0 E: 0 K: 0 S: 4	H: 1 LOB: 2 BB: 1 P: 8	R: 1 E: 2 K: 0 S: 6	H: 1 LOB: 2 BB: 0 P: 6	R: 1 E: 0 K: 1 S: 6	H: 2 LOB: 1 BB: 1 P: 10	1B: 10 2B: 0 3B: 0 HR: 0	SF: 0 SAC: 0 DP: 1 HBP: 0	WP: 0 PB: 0 SB: 1 CS: 0	PA: 36	
PITCHER	IP WLS BF H R ER SO BB IBB HBP BLK WP HR S P ERA WHIP	6.2 29 7 3 1 2 2 0 0 0 0 0 4 31 39 1.35 1.350	0.2 L 5 2 1 1 0 1 0 0 0 0 0 4 8 13.50 4.500	0.2 2 1 0 0 1 0 0 0 0 0 0 4 4 0.00 1.500																	



Batter	1	2	3	4	5	6	7	8	9	AB	R	H	RBI	BB	SO	LOB	TOP																			
Chili Davis, S OBP: 0.307, SLG: 0.412 (1, 8)	0-0 6-3	0-0 BB BB 1B		0-0 1B		0-0 F8			0-0 4-3	5	0	2	0	0	0	1	San Francisco Giants @ St. Louis Cardinals Busch Stadium, St. Louis, MO Fri May 04 1984, 7:05 PM CDT Att: 27,079 - Unknown																			
Manny Trillo, R OBP: 0.371, SLG: 0.430 (1, 4)	0-0 1B 1B	4-0 BB BB		0-0 4-3					0-0 F7	3	2	1	0	2	0	1																				
Al Oliver, L OBP: 0.297, SLG: 0.267 Gary Lavelle, S (9, 1)	0-0 FC6-4 1B 1-2	4-0 FC6-4 BB			0-0 F4				0-0 4-3	3	0	1	0	2	0	0																				
Jack Clark, R OBP: 0.427, SLG: 0.473 (1, 9)	0-0 FC6-4 1B 1-2 2H	0-0 FC6-4			0-0 FC5-4 1B				4-0 G6-4-3 BB 1B 1-2 2H	4	0	3	2	0	0	3																				
Dusty Baker Jr., R OBP: 0.462, SLG: 0.469 (1, 7)	0-0 FC6-4 HBP 1-2 2-3		0-0 5-3		0-0 F8				0-0 G6-4-3	4	0	0	0	0	0	5																				
Joel Youngblood, R OBP: 0.395, SLG: 0.268 (1, 5)	1-0 FC5-4 HBP 1-2		0-0 F4		0-0 FC5-4				0-0	3	0	0	0	0	0	2																				
Bob Brenly, R OBP: 0.418, SLG: 0.351 (1, 2)	0-0 FC5-4 1-2		4-0 CS BB		0-0 F7				0-0	3	0	0	0	1	0	3																				
Johnnie LeMaster, R OBP: 0.277, SLG: 0.276 (1, 6)		0-0 F8	0-0 CS	0-0 5-3		0-0 2B			0-3 K	4	0	1	0	0	1	0																				
Jeff Robinson, R OBP: 0.063, SLG: 0.063 Scot Thompson, L OBP: 0.333, SLG: 0.231 (1, 1) (9, 3)	0-0 6-3		0-0 F9		0-3 K				0-0 F6	4	0	0	0	0	1	1																				
Inning Stats	R: 1 E: 0 K: 0 S: 6	H: 3 LOB: 3 BB: 0 P: 7	R: 0 E: 0 K: 0 S: 4	H: 1 LOB: 3 BB: 2 P: 12	R: 0 E: 0 K: 0 S: 2	H: 0 LOB: 0 BB: 1 P: 6	R: 0 E: 0 K: 0 S: 4	H: 1 LOB: 1 BB: 0 P: 4	R: 0 E: 0 K: 1 S: 6	H: 1 LOB: 1 BB: 0 P: 6	R: 1 E: 0 K: 0 S: 3	H: 1 LOB: 1 BB: 2 P: 11	R: 0 E: 0 K: 1 S: 5	H: 0 LOB: 0 BB: 0 P: 5	R: 0 E: 0 K: 0 S: 3	H: 0 LOB: 0 BB: 0 P: 3	1B: 7 2B: 1 3B: 0 HR: 0	SF: 0 SAC: 0 DP: 1 HBP: 1	WP: 0 PB: 0 SB: 0 CS: 1	PA: 40																
PITCHER	IP	WLS	BF	H	R	ER	SO	BB	IBB	HBP	BLK	WP	HR	S	P	ERA	WHIP	PITCHER		IP	WLS	BF	H	R	ER	SO	BB	IBB	HBP	BLK	WP	HR	S	P	ERA	WHIP
Danny Cox, R ERA: 3.82 (1, 1)	5.0	L	24	6	1	1	0	3	0	1	0	0	0	20	33	1.80	1.800																			
Neil Allen, R ERA: 5.5 (6, 1)	2.0		9	2	1	1	1	2	0	0	0	0	0	9	17	4.50	2.000																			
Jeff Lahti, R ERA: 5.09 (8, 1)	2.0		6	0	0	0	1	0	0	0	0	0	0	8	8	0.00	0.000																			

AB	33
R	2
H	8
RBI	2
BB	5
SO	2
LOB	16



Batter	1	2	3	4	5	6	7	8	9	AB	R	H	RBI	BB	SO	LOB	BOTTOM																			
Willie McGee, S OBP: 0.324, SLG: 0.388 (1, 8)	0-0 3-1		0-0 1-3			0-0 F8			0-0 F8	4	0	0	0	0	0	1	San Francisco Giants @ St. Louis Cardinals Busch Stadium, St. Louis, MO Fri May 04 1984, 7:05 PM CDT Att: 27,079 - Unknown																			
Tom Herr, S OBP: 0.412, SLG: 0.357 (1, 4)	4-0 1B BB		0-0 F7			0-0 2B 1B			0-0 FC4-6	3	0	1	0	1	0	1																				
Lonnie Smith, R OBP: 0.413, SLG: 0.456 (1, 7)	0-0 S 1B			4-0 G5-4-3 BB		0-0 2B			0-0 F8	3	0	2	0	1	0	1																				
Darrell Porter, L OBP: 0.369, SLG: 0.507 (1, 2)	0-3 K			0-0 F8		4-0 IBB			0-0 6-3	3	0	0	0	1	1	3																				
George Hendrick, R OBP: 0.272, SLG: 0.321 (1, 9)	0-0 6-3		0-0 G5-4-3			0-0 F5			0-0 F3	4	0	0	0	0	0	6																				
Ken Oberkfell, L OBP: 0.387, SLG: 0.364 (1, 5) (9, 6)		0-0 G6-3 1B			0-0 F6				0-0 6-3	4	0	1	0	0	0	0																				
Andy Van Slyke, L OBP: 0.379, SLG: 0.375 (1, 3)		0-0 G6-3			0-3 K				0-3 K	3	0	0	0	0	2	1																				
Ozzie Smith, S OBP: 0.351, SLG: 0.300 Neil Allen, R OBP: 0.200, SLG: 0.600 Dane Iorg, L OBP: 0.214, SLG: 0.231 Jeff Lahti, R OBP: 0.500, SLG: 0.500 (1, 6) (6, 1) (7, PH) (8, 1)		0-0 4-3			0-3 K				0-0 K	2	0	0	0	0	1	0																				
Danny Cox, R OBP: 0.385, SLG: 0.333 Mike Ramsey, S OBP: 0.083, SLG: 0.167 Steve Braun, L OBP: 0.500, SLG: 0.400 (1, 1) (6, 6) (9, 5)			0-3 K			0-3 K			0-0 FC4-6 1B	1	0	0	0	0	1	0																				
Inning Stats	R: 0 E: 0 K: 1 S: 6	H: 1 LOB: 2 BB: 1 P: 10	R: 0 E: 0 K: 0 S: 3	H: 1 LOB: 0 BB: 0 P: 3	R: 0 E: 0 K: 1 S: 5	H: 0 LOB: 0 BB: 0 P: 5	R: 0 E: 0 K: 0 S: 2	H: 0 LOB: 0 BB: 1 P: 6	R: 0 E: 0 K: 2 S: 7	H: 0 LOB: 0 BB: 0 P: 7	R: 0 E: 0 K: 1 S: 5	H: 2 LOB: 3 BB: 1 P: 11	R: 0 E: 0 K: 1 S: 5	H: 0 LOB: 0 BB: 0 P: 5	R: 0 E: 0 K: 0 S: 4	H: 1 LOB: 1 BB: 0 P: 4	R: 0 E: 0 K: 0 S: 3	H: 0 LOB: 0 BB: 0 P: 3	1B: 4 2B: 1 3B: 0 HR: 0	SF: 0 SAC: 0 DP: 2 HBP: 0	WP: 0 PB: 0 SB: 1 CS: 0	PA: 33														
PITCHER	IP	WLS	BF	H	R	ER	SO	BB	IBB	HBP	BLK	WP	HR	S	P	ERA	WHIP	PITCHER		IP	WLS	BF	H	R	ER	SO	BB	IBB	HBP	BLK	WP	HR	S	P	ERA	WHIP
Jeff Robinson, R ERA: 2.48 (1, 1)	8.0		30	5	0	0	6	2	0	0	0	0	0	39	51	0.00	0.875																			
Gary Lavelle, L ERA: 4.43 (9, 1)	1.0	S	3	0	0	0	0	0	0	0	0	0	0	3	3	0.00	0.000																			



Batter	1	2	3	4	5	6	7	8	9	AB	R	H	RBI	BB	SO	LOB	TOP							
Chili Davis, S OBP: 0.319, SLG: 0.414	4-0 WP 6-3 BB	0-0 2B 1B		0-0 6-3						2	2	1	1	1	0	0	San Francisco Giants @ St. Louis Cardinals Busch Stadium, St. Louis, MO Sat May 05 1984, 7:05 PM CDT Att: 31,307 - Unknown livebaseballscorecards.com							
Manny Trillo, R OBP: 0.376, SLG: 0.447	0-0 4-3	0-0 2B		0-0 3B 1B						3	1	2	1	0	0	1								
Al Oliver, L OBP: 0.298, SLG: 0.292	0-0 6-3		0-0 6-3	0-0 3B						3	0	1	2	0	0	0								
Jack Clark, R OBP: 0.434, SLG: 0.479	0-0 FC5-4 1B		0-0 HBP 1B 1B	0-0 F4						3	1	2	0	0	0	1								
Dusty Baker Jr., R OBP: 0.452, SLG: 0.457	0-0 FC5-4 1-2		0-0 HBP 1B 1B	0-0 F2						3	1	1	0	0	0	2								
Joel Youngblood, R OBP: 0.315, SLG: 0.283		0-0 2B	0-0 1-2 2-3 HBP		0-0 F9					2	1	1	0	0	0	0								
Bob Brenly, R OBP: 0.429, SLG: 0.383		0-0 1B 2B	0-0 1-2 2-3 HBP		0-0 1-3					3	1	2	3	0	0	0								
Johnnie LeMaster, R OBP: 0.267, SLG: 0.266		0-0 4-3	0-0 F7		0-0 F9					3	0	0	0	0	0	3								
Frank Williams, R (1, 1)		0-0 4-3	0-0 K							2	0	0	0	0	1	3								
Inning Stats	R: 1 E: 0 K: 0 S: 4	H: 1 LOB: 1 BB: 1 P: 8	R: 3 E: 0 K: 0 S: 6	H: 4 LOB: 1 BB: 0 P: 6	R: 2 E: 0 K: 1 S: 8	H: 3 LOB: 2 BB: 0 P: 9	R: 1 E: 0 K: 0 S: 5	H: 2 LOB: 1 BB: 0 P: 5	R: 0 E: 0 K: 0 S: 3	H: 0 LOB: 0 BB: 0 P: 3						1B: 6 2B: 3 3B: 1 HR: 0	SF: 0 SAC: 0 DP: 0 HBP: 1	WP: 1 PB: 0 SB: 0 CS: 0	PA: 26					
PITCHER	IP	WLS	BF	H	R	ER	SO	BB	IBB	HBP	BLK	WP	HR	S	P	ERA	WHIP	PITCHER					ERA	WHIP
Bob Forsch, R ERA: 5.97	(1, 1)	2.1	L	14	7	6	0	1	0	0	0	1	0	13	17	23.14	3.429							
John Stuper, R ERA: 10.13	(3, 1)	1.2		9	3	1	1	0	0	1	0	0	0	10	11	5.40	1.800							
Ricky Horton, L ERA: 2.08	(5, 1)	1.0		3	0	0	0	0	0	0	0	0	0	3	3	0.00	0.000							

Batter	1	2	3	4	5	6	7	8	9	AB	R	H	RBI	BB	SO	LOB	BOTTOM							
Willie McGee, S OBP: 0.315, SLG: 0.376	0-0 4-3		0-0 5-3		0-0 5-3					3	0	0	0	0	0	0	San Francisco Giants @ St. Louis Cardinals Busch Stadium, St. Louis, MO Sat May 05 1984, 7:05 PM CDT Att: 31,307 - Unknown livebaseballscorecards.com							
Tom Herr, S OBP: 0.420, SLG: 0.360	4-0 FC4-6 BB		0-0 HBP 1B		0-0 4-3					2	0	1	0	1	0	0								
Lonnie Smith, R OBP: 0.420, SLG: 0.451	0-0 FC4-6 1-2		1-0 HBP		4-0 BB					1	0	0	0	1	0	1								
Darrell Porter, L OBP: 0.356, SLG: 0.486	0-0 L4		0-0 6-3		0-0 F7					3	0	0	0	0	0	4								
George Hendrick, R OBP: 0.265, SLG: 0.313		0-0 K		0-0 1-3						2	0	0	0	0	1	0								
Ken Oberkfell, L OBP: 0.406, SLG: 0.375		4-0 BB		0-0 BB 1B						1	0	1	0	1	0	0								
David Green, R OBP: 0.365, SLG: 0.474		0-3 K		4-0 1-2 BB						1	0	0	0	1	1	1								
Ozzie Smith, S OBP: 0.343, SLG: 0.293		0-0 F9		0-0 F8						2	0	0	0	0	0	3								
Bob Forsch, R OBP: 0.182, SLG: 0.182	(1, 1)		0-3 K		0-0 1-3					0	0	0	0	0	0	0								
John Stuper, R ERA: 10.13	(3, 1)				0-0 1-3					1	0	0	0	0	1	0								
Dane Iorg, L OBP: 0.207, SLG: 0.222	(4, PH)									1	0	0	0	0	0	2								
Ricky Horton, L ERA: 2.08	(5, 1)									0	0	0	0	0	0	0								
Inning Stats	R: 0 E: 0 K: 0 S: 3	H: 0 LOB: 1 BB: 1 P: 7	R: 0 E: 0 K: 2 S: 7	H: 0 LOB: 1 BB: 1 P: 11	R: 0 E: 0 K: 1 S: 6	H: 1 LOB: 2 BB: 0 P: 7	R: 0 E: 0 K: 0 S: 4	H: 1 LOB: 2 BB: 1 P: 8	R: 0 E: 0 K: 0 S: 3	H: 0 LOB: 1 BB: 1 P: 7						1B: 2 2B: 0 3B: 0 HR: 0	SF: 0 SAC: 0 DP: 0 HBP: 1	WP: 0 PB: 0 SB: 0 CS: 0	PA: 22					
PITCHER	IP	WLS	BF	H	R	ER	SO	BB	IBB	HBP	BLK	WP	HR	S	P	ERA	WHIP	PITCHER					ERA	WHIP
Frank Williams, R ERA: 3.52	(1, 1)	5.0	W	22	2	0	0	3	4	0	1	0	0	23	40	0.00	1.200							


Batter	1	2	3	4	5	6	7	8	9	AB	R	H	RBI	BB	SO	LOB	TOP										
Chili Davis, S OBP: 0.395, SLG: 0.396 (1, 8)	0-0 4-3		0-0 G3			0-0 F9		0-0 G3		4	0	0	0	0	0	0	San Francisco Giants @ St. Louis Cardinals Busch Stadium, St. Louis, MO Sun May 06 1984, 3:33 AM CDT Att: 24,655 - Unknown										
Manny Trillo, R OBP: 0.382, SLG: 0.467 (1, 4)	0-0 6-3			0-0 SF7 3B		0-0 1B		0-0 6-3		4	1	2	0	0	0												
Al Oliver, L OBP: 0.286, SLG: 0.280 Scot Thompson, L OBP: 0.333, SLG: 0.231 (1, 3) (8, 3)	0-0 6-3			0-0 G3		0-0 4-3		0-0 4-3		4	0	0	0	0	0	2											
Jack Clark, R OBP: 0.444, SLG: 0.525 (1, 9)		0-0 HR		0-0 SF7			0-0 3B 1B		0-0 1B	3	2	3	2	0	0												
Dusty Baker Jr., R OBP: 0.435, SLG: 0.487 Jeffrey Leonard, R OBP: 0.316, SLG: 0.373 (1, 7) (9, 7)	0-0 5-3		0-0 F2			0-0 1B		0-0 5-3		4	0	1	1	0	0												
Joel Youngblood, R OBP: 0.313, SLG: 0.275 Fran Mullins, R OBP: 0.333, SLG: 0.214 (1, 5) (9, 5)	4-0 CS BB			0-0 F8		0-3 K		0-0 5-3		3	0	0	0	1	1												
Bob Brenly, R OBP: 0.411, SLG: 0.365 (1, 2)	0-3 K			0-0 F8		0-0 FC5-2-6				3	0	0	0	0	1	2											
Johnnie LeMaster, R OBP: 0.270, SLG: 0.259 (1, 6)			0-0 F9		0-3 K		0-0 IBB			2	0	0	0	1	1	0											
Bill Laskey, R OBP: 0.125, SLG: 0.067 Gary Lavelle, S (1, 1) (7, 1)	0-0 6-3				0-0 F9		0-3 K			3	0	0	0	0	1	2											
Inning Stats	R: 0 E: 0 K: 0 S: 3	H: 0 LOB: 0 BB: 0 P: 3	R: 1 E: 0 K: 1 S: 5	H: 1 LOB: 0 BB: 1 P: 9	R: 0 E: 0 K: 0 S: 3	H: 0 LOB: 0 BB: 0 P: 3	R: 1 E: 0 K: 0 S: 4	H: 1 LOB: 0 BB: 0 P: 4	R: 0 E: 0 K: 1 S: 5	H: 0 LOB: 0 BB: 0 P: 5	R: 0 E: 0 K: 0 S: 4	H: 1 LOB: 1 BB: 0 P: 4	R: 1 E: 0 K: 2 S: 9	H: 2 LOB: 2 BB: 1 P: 13	R: 0 E: 0 K: 0 S: 3	H: 0 LOB: 0 BB: 0 P: 3		R: 0 E: 0 K: 0 S: 3	H: 1 LOB: 0 BB: 0 P: 3	1B: 3 2B: 0 3B: 2 HR: 1	SF: 1 SAC: 0 DP: 0 HBP: 0	WP: 0 PB: 0 SB: 0 CS: 1	PA: 33				
PITCHER	IP	WLS	BF	H	R	ER	SO	BB	IBB	HBP	BLK	WP	HR	S	P	ERA	WHIP										
Joaquin Andujar, R ERA: 3.19 (1, 1)	7.0	L	27	5	3	3	4	1	1	0	0	0	1	33	41	3.86	0.857										
Bruce Sutter, R ERA: 0.95 (8, 1)	2.0	S	6	1	0	0	0	0	0	0	0	0	0	6	6	0.00	0.500										

Batter	1	2	3	4	5	6	7	8	9	AB	R	H	RBI	BB	SO	LOB	BOTTOM										
Tom Herr, S OBP: 0.404, SLG: 0.344 (1, 4)	0-3 K		0-0 F8		0-0 4-3		0-0 F9			4	0	0	0	0	1	1	San Francisco Giants @ St. Louis Cardinals Busch Stadium, St. Louis, MO Sun May 06 1984, 3:33 AM CDT Att: 24,655 - Unknown										
Andy Van Slyke, L OBP: 0.377, SLG: 0.360 Art Howe, R OBP: 0.303, SLG: 0.276 (1, 5) (7, PH) (8, 5)	4-0 1B BB		0-0 F9			0-0 F7	0-0 G6-4-3			2	0	0	0	1	0	0											
Lonnie Smith, R OBP: 0.431, SLG: 0.457 (1, 7)	0-0 1-2 1B		0-0 1B			1-0 2B 6-3 HBP		0-3 K		3	1	2	0	0	1	0											
Darrell Porter, L OBP: 0.352, SLG: 0.487 (1, 2)	0-0 F3		0-3 K			0-0 E 2B		0-0 F8		4	1	1	0	0	1	3											
George Hendrick, R OBP: 0.253, SLG: 0.298 (1, 9)	0-0 F9			0-0 6-3		0-0 6-3		0-3 K		4	0	0	1	0	1	3											
Willie McGee, S OBP: 0.304, SLG: 0.362 (1, 8)		0-0 1-3		0-0 6-3		0-0 E5		0-0 F9		4	0	0	0	0	0	0											
David Green, R OBP: 0.371, SLG: 0.469 (1, 3)	0-0 4-3 1B		0-0 F9		0-0 F9		4-0 BB		0-0 1-3	3	0	1	0	1	0	0											
Ozzie Smith, S OBP: 0.330, SLG: 0.279 (1, 6)	0-0 4-3		0-0 4-3		0-0 G3		0-0 4-3		0-0 5-3	4	0	0	0	0	0	3											
Joaquin Andujar, S OBP: 0.118, SLG: 0.294 Steve Braun, L OBP: 0.526, SLG: 0.400 Ken Oberkfell, L OBP: 0.406, SLG: 0.375 Bruce Sutter, R (1, 1) (7, PH) (7, PR) (8, 1)	0-0 F3			0-0 K		4-0 BB		0-0 G6-4-3 BB		2	0	0	0	0	1	1											
Inning Stats	R: 0 E: 0 K: 1 S: 6	H: 1 LOB: 2 BB: 1 P: 10	R: 0 E: 0 K: 0 S: 4	H: 1 LOB: 1 BB: 0 P: 4	R: 0 E: 0 K: 1 S: 6	H: 1 LOB: 1 BB: 0 P: 6	R: 0 E: 0 K: 0 S: 3	H: 0 LOB: 0 BB: 0 P: 3	R: 0 E: 0 K: 0 S: 5	H: 0 LOB: 0 BB: 0 P: 5	R: 2 E: 1 K: 0 S: 5	H: 1 LOB: 2 BB: 1 P: 10	R: 0 E: 0 K: 2 S: 7	H: 0 LOB: 1 BB: 1 P: 6	R: 0 E: 0 K: 2 S: 7	H: 0 LOB: 0 BB: 0 P: 7		R: 0 E: 0 K: 0 S: 3	H: 0 LOB: 0 BB: 0 P: 3	1B: 3 2B: 1 3B: 0 HR: 0	SF: 0 SAC: 0 DP: 1 HBP: 1	WP: 0 PB: 0 SB: 1 CS: 0	PA: 35				
PITCHER	IP	WLS	BF	H	R	ER	SO	BB	IBB	HBP	BLK	WP	HR	S	P	ERA	WHIP										
Bill Laskey, R ERA: 1.91 (1, 1)	6.0	W	27	4	2	1	3	3	0	1	0	0	0	29	42	1.50	1.167										
Gary Lavelle, L ERA: 3.91 (7, 1)	3.0	S	8	0	0	0	2	0	0	0	0	0	0	12	12	0.00	0.000										

Batter	1	2	3	4	5	6	7	8	9	AB	R	H	RBI	BB	SO	LOB	BOTTOM										
Tom Herr, S OBP: 0.404, SLG: 0.344 (1, 4)	0-3 K		0-0 F8		0-0 4-3		0-0 F9			4	0	0	0	0	1	1	San Francisco Giants @ St. Louis Cardinals Busch Stadium, St. Louis, MO Sun May 06 1984, 3:33 AM CDT Att: 24,655 - Unknown										
Andy Van Slyke, L OBP: 0.377, SLG: 0.360 Art Howe, R OBP: 0.303, SLG: 0.276 (1, 5) (7, PH) (8, 5)	4-0 1B BB		0-0 F9			0-0 F7	0-0 G6-4-3			2	0	0	0	1	0	0											
Lonnie Smith, R OBP: 0.431, SLG: 0.457 (1, 7)	0-0 1-2 1B		0-0 1B			1-0 2B 6-3 HBP		0-3 K		3	1	2	0	0	1	0											
Darrell Porter, L OBP: 0.352, SLG: 0.487 (1, 2)	0-0 F3		0-3 K			0-0 E 2B		0-0 F8		4	1	1	0	0	1	3											
George Hendrick, R OBP: 0.253, SLG: 0.298 (1, 9)	0-0 F9			0-0 6-3		0-0 6-3		0-3 K		4	0	0	1	0	1	3											
Willie McGee, S OBP: 0.304, SLG: 0.362 (1, 8)		0-0 1-3		0-0 6-3		0-0 E5		0-0 F9		4	0	0	0	0	0	0											
David Green, R OBP: 0.371, SLG: 0.469 (1, 3)	0-0 4-3 1B		0-0 F9		0-0 F9		4-0 BB		0-0 1-3	3	0	1	0	1	0	0											
Ozzie Smith, S OBP: 0.330, SLG: 0.279 (1, 6)	0-0 4-3		0-0 4-3		0-0 G3		0-0 4-3		0-0 5-3	4	0	0	0	0	0	3											
Joaquin Andujar, S OBP: 0.118, SLG: 0.294 Steve Braun, L OBP: 0.526, SLG: 0.400 Ken Oberkfell, L OBP: 0.406, SLG: 0.375 Bruce Sutter, R (1, 1) (7, PH) (7, PR) (8, 1)	0-0 F3			0-0 K		4-0 BB		0-0 G6-4-3 BB		2	0	0	0	0	1	1											
Inning Stats	R: 0 E: 0 K: 1 S: 6	H: 1 LOB: 2 BB: 1 P: 10	R: 0 E: 0 K: 0 S: 4	H: 1 LOB: 1 BB: 0 P: 4	R: 0 E: 0 K: 1 S: 6	H: 1 LOB: 1 BB: 0 P: 6	R: 0 E: 0 K: 0 S: 3	H: 0 LOB: 0 BB: 0 P: 3	R: 0 E: 0 K: 0 S: 5	H: 0 LOB: 0 BB: 0 P: 5	R: 2 E: 1 K: 0 S: 5	H: 1 LOB: 2 BB: 1 P: 10	R: 0 E: 0 K: 2 S: 7	H: 0 LOB: 1 BB: 1 P: 6	R: 0 E: 0 K: 2 S: 7	H: 0 LOB: 0 BB: 0 P: 7		R: 0 E: 0 K: 0 S: 3	H: 0 LOB: 0 BB: 0 P: 3	1B: 3 2B: 1 3B: 0 HR: 0	SF: 0 SAC: 0 DP: 1 HBP: 1	WP: 0 PB: 0 SB: 1 CS: 0	PA: 35				
PITCHER	IP	WLS	BF	H	R	ER	SO	BB	IBB	HBP	BLK	WP	HR	S	P	ERA	WHIP										
Bill Laskey, R ERA: 1.91 (1, 1)	6.0	W	27	4	2	1	3	3	0	1	0	0	0	29	42	1.50	1.167										
Gary Lavelle, L ERA: 3.91 (7, 1)	3.0	S	8	0	0	0	2	0	0	0	0	0	0	12	12	0.00	0.000										

Batter	1	2	3	4	5	6	7	8	9	AB	R	H	RBI	BB	SO	LOB	TOP				
Chili Davis, S OBP: 0.310, SLG: 0.396 (1, 8)	F3		K			F8	1B		1B	5	0	2	0	0	1	0	San Francisco Giants @ Chicago Cubs Wrigley Field, Chicago, IL Mon May 07 1984, 3:33 AM CDT Att: 6,002 - Unknown				
Manny Trillo, R OBP: 0.375, SLG: 0.455 (1, 4)	6-3				F9		1B		P4	5	1	1	0	0	0	4					
Al Oliver, L OBP: 0.291, SLG: 0.296 (1, 3)	6-3			4-3			1B	4-3	1B	5	1	2	1	0	0	0					
Jack Clark, R OBP: 0.443, SLG: 0.548 (1, 9)		4-3		K			1B		K	5	2	2	2	0	2	2					
Dusty Baker Jr., R OBP: 0.412, SLG: 0.465 (1, 7)		4-3			5-3		SF8	HR	K	4	0	1	1	0	1	2					
Joel Youngblood, R OBP: 0.319, SLG: 0.292 (1, 5)					L6		1B	E6		4	1	2	0	0	0	1					
Bob Brenly, R OBP: 0.272, SLG: 0.354 Randy Lerch, L OBP: 0.500, SLG: 0.400 (1, 2) (6, 1)			F7		5-3		1B	K		2	0	0	0	0	0	1					
Johnnie LeMaster, R OBP: 0.272, SLG: 0.262 Gene Richards, L OBP: 0.400, SLG: 0.229 Fran Mullins, R OBP: 0.333, SLG: 0.214 (1, 6) (8, PH) (8, 6)			F2			4-3		E9	K	3	1	1	1	0	0	0					
Mark Davis, L John Rabb, R OBP: 0.522, SLG: 0.579 (6, PH) (6, 2)			4-3			L5		1B	1B	1	0	0	0	0	0	0					
Inning Stats	R: 0 E: 0 K: 0 S: 3	H: 0 LOB: 0 BB: 0 P: 3	R: 0 E: 0 K: 0 S: 4	H: 1 LOB: 1 BB: 0 P: 4	R: 0 E: 0 K: 1 S: 5	H: 0 LOB: 0 BB: 0 P: 5	R: 0 E: 0 K: 1 S: 5	H: 0 LOB: 0 BB: 0 P: 3	R: 0 E: 0 K: 0 S: 3	H: 0 LOB: 0 BB: 0 P: 3	R: 5 E: 1 K: 0 S: 10	H: 8 LOB: 2 BB: 0 P: 10	R: 1 E: 1 K: 2 S: 10	H: 2 LOB: 2 BB: 0 P: 10	R: 1 E: 0 K: 2 S: 10	H: 3 LOB: 2 BB: 0 P: 10		1B: 11 2B: 2 3B: 0 HR: 1	SF: 1 SAC: 0 DP: 0 HBP: 0	WP: 0 PB: 0 SB: 1 CS: 0	PA: 41
PITCHER	IP	WLS	BF	H	R	ER	SO	BB	IBB	HBP	BLK	WP	HR	S	P	ERA	WHIP				
Chuck Rainey, R ERA: 4.19 (1, 1)	6.2	W	27	8	5	5	2	0	0	0	0	0	0	31	31	6.75	1.200				
Warren Brusstar, R ERA: 2.99 (7, 1)	1.1		10	5	2	2	2	0	0	0	0	0	1	14	14	13.50	3.750				
Tim Stoddard, R ERA: 2.03 (9, 1)	1.0	S	4	1	0	0	2	0	0	0	0	0	0	8	8	0.00	1.000				

Batter	1	2	3	4	5	6	7	8	9	AB	R	H	RBI	BB	SO	LOB	BOTTOM				
Bob Dernier, R OBP: 0.389, SLG: 0.371 (1, 8)	1B		6-3		G4-6-3			P3		5	1	2	1	0	0	1	San Francisco Giants @ Chicago Cubs Wrigley Field, Chicago, IL Mon May 07 1984, 3:33 AM CDT Att: 6,002 - Unknown				
23 Ryne Sandberg, R OBP: 0.371, SLG: 0.500 (1, 4)	1B	1B	5-3		F7		1B	1B		5	2	3	1	0	0	0					
Gary Matthews, R OBP: 0.422, SLG: 0.413 Henry Cotto, R OBP: 0.324, SLG: 0.242 (1, 7) (7, 7)	1B	1B	K				BB	BB	1B	3	2	2	0	1	1	0					
Leon Durham, L OBP: 0.419, SLG: 0.617 (1, 3)	1B	HR				2B	K	P4		4	2	2	4	1	1	3					
Ron Cey, R OBP: 0.320, SLG: 0.425 (1, 5)	SF9	1B	K				P4	FC5-4	BB	2	1	0	1	1	1	2					
Keith Moreland, R OBP: 0.302, SLG: 0.333 (1, 9)	F8	1B					F9	FC5-4		5	0	2	0	0	0	5					
Steve Lake, R OBP: 0.273, SLG: 0.700 (1, 2)		HR			SF8			P6		3	1	2	3	0	0	0					
Larry Bowa, S OBP: 0.272, SLG: 0.280 (1, 6)		1B			K			F8		4	1	1	0	0	1	3					
Chuck Rainey, R OBP: 0.250, SLG: 0.182 Warren Brusstar, R Tim Stoddard, R (1, 1) (7, 1) (9, 1)		SH1-4						K		2	0	1	0	0	1	2					
Inning Stats	R: 2 E: 0 K: 0 S: 6	H: 4 LOB: 1 BB: 0 P: 6	R: 7 E: 0 K: 1 S: 13	H: 8 LOB: 2 BB: 0 P: 14	R: 0 E: 0 K: 1 S: 5	H: 0 LOB: 0 BB: 0 P: 5	R: 1 E: 0 K: 2 S: 8	H: 1 LOB: 1 BB: 1 P: 12	R: 0 E: 0 K: 0 S: 3	H: 1 LOB: 0 BB: 0 P: 3	R: 0 E: 0 K: 1 S: 5	H: 0 LOB: 1 BB: 1 P: 9	R: 0 E: 0 K: 0 S: 5	H: 2 LOB: 3 BB: 1 P: 9	R: 0 E: 0 K: 0 S: 5	H: 2 LOB: 3 BB: 1 P: 9		1B: 11 2B: 2 3B: 1 HR: 2	SF: 2 SAC: 1 DP: 1 HBP: 1	WP: 0 PB: 0 SB: 0 CS: 1	PA: 42
PITCHER	IP	WLS	BF	H	R	ER	SO	BB	IBB	HBP	BLK	WP	HR	S	P	ERA	WHIP				
Mark Davis, L ERA: 6.25 Randy Lerch, L ERA: 2.6 (1, 1) (6, 1)	5.0	L	29	14	10	10	4	1	0	0	0	0	0	35	40	18.00	3.000				
	3.0		13	2	0	0	2	2	0	0	0	0	0	15	23	0.00	1.333				



Batter	1	2	3	4	5	6	7	8	9	AB	R	H	RBI	BB	SO	LOB	TOP								
Chili Davis, S OBP: 0.314, SLG: 0.400	4-3	SF9						F9		4	1	2	1	0	0	0									
Manny Trillo, R OBP: 0.376, SLG: 0.479	HR	K						F8		5	2	2	1	0	1	3									
Al Oliver, L OBP: 0.287, SLG: 0.284	4-3							6-3		4	0	0	0	1	0	2									
Jack Clark, R OBP: 0.441, SLG: 0.569	F7							HR		5	2	2	2	0	0	2									
Dusty Baker Jr., R OBP: 0.415, SLG: 0.455 Gene Richards, L OBP: 0.417, SLG: 0.289		1B	5-3					3B		1	1	0	0	1	0	0									
Joel Youngblood, R OBP: 0.322, SLG: 0.315	K							1B		5	0	2	3	0	1	1									
Bob Brenly, R OBP: 0.413, SLG: 0.414	1B	1B						K		5	3	3	1	0	1	2									
Johnnie LeMaster, R OBP: 0.292, SLG: 0.295	SF9	1B						CS		4	0	3	2	0	0	0									
Scott Garrelts, R OBP: 1.000, SLG: 1.000 Frank Williams, R								K		1	0	1	0	0	0	0									
Duane Kuiper, L OBP: 0.261, SLG: 0.158 Greg Minton, S										1	0	0	0	0	0	1									
Gary Lavelle, S										0	0	0	0	0	0	0									
Inning Stats	R: 1 E: 0 K: 0 S: 4	H: 1 LOB: 0 BB: 0 P: 4	R: 2 E: 0 K: 2 S: 10	H: 3 LOB: 2 BB: 1 P: 14	R: 0 E: 0 K: 0 S: 3	H: 0 LOB: 0 BB: 0 P: 3	R: 1 E: 0 K: 1 S: 6	H: 1 LOB: 0 BB: 0 P: 6	R: 0 E: 0 K: 0 S: 3	H: 1 LOB: 1 BB: 1 P: 7	R: 1 E: 0 K: 0 S: 5	H: 2 LOB: 1 BB: 0 P: 5	R: 4 E: 0 K: 0 S: 7	H: 5 LOB: 0 BB: 0 P: 7	R: 0 E: 0 K: 1 S: 5	H: 1 LOB: 1 BB: 0 P: 5	R: 2 E: 0 K: 1 S: 8	H: 3 LOB: 1 BB: 0 P: 8	1B: 11 2B: 3 3B: 1 HR: 3	SF: 1 SAC: 0 DP: 2 HBP: 0	WP: 0 PB: 0 SB: 1 CS: 1	PA: 43			
PITCHER	IP	WLS	BF	H	R	ER	SO	BB	IBB	HBP	BLK	WP	HR	S	P	ERA	WHIP								
Rick Reuschel, R ERA: 6.35	6.0		27	8	5	5	3	2	0	0	0	0	2	31	39	7.50	1.667								
Dickie Noles, R ERA: 8.1	0.1		6	5	4	4	0	0	0	0	0	0	0	6	6	108.00	15.000								
Tim Stoddard, R ERA: 1.8	1.2		4	1	0	0	1	0	0	0	0	0	0	6	6	0.00	0.600								
Lee Smith, R ERA: 5.12	1.0	W	6	3	2	2	1	0	0	0	0	0	1	8	8	18.00	3.000								

San Francisco Giants @ Chicago Cubs
Wrigley Field, Chicago, IL
Tue May 08 1984, 3:33 AM CDT
Att: 4,645 - Unknown

AB 40
R 11
H 17
RBI 11
BB 2
SO 5
LOB 12



Batter	1	2	3	4	5	6	7	8	9	AB	R	H	RBI	BB	SO	LOB	BOTTOM								
Bob Dernier, R OBP: 0.403, SLG: 0.379 Keith Moreland, R OBP: 0.313, SLG: 0.345	23 1B					6-3		23 1B		4	3	2	0	1	0	0									
23 Ryne Sandberg, R OBP: 0.380, SLG: 0.514	CS					K		1B		5	0	3	2	0	2	1									
Gary Matthews, R OBP: 0.374, SLG: 0.398 Lee Smith, R	CS					4-3		1B		3	1	0	0	2	1	2									
Leon Durham, L OBP: 0.439, SLG: 0.610	FC6-4					K		1B		1	2	0	0	4	1	1									
Ron Cey, R OBP: 0.324, SLG: 0.457	FC6-4					4-3		1B		5	1	2	4	0	0	4									
Mel Hall, L OBP: 0.362, SLG: 0.477	F9							G4-3		4	1	2	0	1	0	2									
Jody Davis, R OBP: 0.374, SLG: 0.404 Henry Cotto, R OBP: 0.324, SLG: 0.242	L5							1B		5	1	3	2	0	1	1									
Larry Bowa, S OBP: 0.282, SLG: 0.316								1B		4	1	2	1	0	0	2									
Rick Reuschel, R Dickie Noles, R Tim Stoddard, R Richie Hebner, L Gary Woods, R Bill Buckner	1-3							1B		2	0	0	1	0	1	2									
Inning Stats	R: 1 E: 1 K: 0 S: 3	H: 2 LOB: 1 BB: 2 P: 11	R: 0 E: 0 K: 0 S: 4	H: 1 LOB: 1 BB: 0 P: 4	R: 7 E: 0 K: 1 S: 9	H: 4 LOB: 0 BB: 3 P: 21	R: 0 E: 0 K: 1 S: 6	H: 1 LOB: 1 BB: 0 P: 6	R: 0 E: 0 K: 2 S: 8	H: 1 LOB: 1 BB: 0 P: 8	R: 0 E: 0 K: 1 S: 5	H: 0 LOB: 0 BB: 0 P: 5	R: 1 E: 0 K: 0 S: 4	H: 2 LOB: 1 BB: 1 P: 8	R: 2 E: 0 K: 1 S: 6	H: 3 LOB: 3 BB: 0 P: 5	R: 1 E: 0 K: 0 S: 5	H: 3 LOB: 3 BB: 0 P: 5	1B: 11 2B: 2 3B: 1 HR: 2	SF: 0 SAC: 2 DP: 2 HBP: 0	WP: 1 PB: 0 SB: 2 CS: 2	PA: 46			
PITCHER	IP	WLS	BF	H	R	ER	SO	BB	IBB	HBP	BLK	WP	HR	S	P	ERA	WHIP								
Scott Garrelts, R ERA: 19.29	2.1		15	5	6	5	1	5	0	0	0	0	1	12	32	19.29	4.286								
Frank Williams, R ERA: 3.86	2.2		12	4	2	2	3	0	0	0	1	1	0	18	18	6.75	1.500								
Greg Minton, R ERA: 4.97	3.0	L	17	6	4	4	2	2	1	0	0	0	1	18	30	12.00	2.667								
Gary Lavelle, L ERA: 3.86	0.1		2	1	0	0	0	0	0	0	0	0	0	2	2	0.00	3.000								

San Francisco Giants @ Chicago Cubs
Wrigley Field, Chicago, IL
Tue May 08 1984, 3:33 AM CDT
Att: 4,645 - Unknown

AB 36
R 12
H 16
RBI 12
BB 8
SO 6
LOB 18



Batter	1	2	3	4	5	6	7	8	9	AB	R	H	RBI	BB	SO	LOB	TOP				
Chili Davis, S OBP: 0.327, SLG: 0.429 (1, 8)	G3		1B		L6		2B		BB E 1B	5	2	3	0	0	0	0	San Francisco Giants @ Pittsburgh Pirates Three Rivers Stadium, Pittsburgh, PA Thu May 10 1984, 3:33 AM EDT Att: 4,002 - Unknown livebaseballscorecards.com				
Manny Trillo, R OBP: 0.384, SLG: 0.479 (1, 4)	P5		G4-6-3 2H 1B		BB 1B		F7		G3 BB	4	0	2	1	1	0	1					
Jack Clark, R OBP: 0.439, SLG: 0.554 (1, 9)	1B BB		K		G6-4-3 BB		K		F8 2H	3	0	0	0	2	2	3					
Al Oliver, L OBP: 0.283, SLG: 0.280 (1, 3)	1-2 1B		G4-6-3 1-2		G6-4-3 BB		L6		G3	5	0	1	0	0	0	5					
Jeffrey Leonard, R OBP: 0.330, SLG: 0.379 (1, 7)	F9				1B 1B		K		1B BB 1B	4	0	2	0	1	1	2					
Joel Youngblood, R OBP: 0.317, SLG: 0.304 (1, 5)			6-3		F8		K		BB 1B BB	4	0	0	0	1	1	3					
Bob Brenly, R OBP: 0.429, SLG: 0.432 (1, 2)			5-3		1-2 1B		BB 1B		BB 1B BB	4	0	3	0	0	0	0					
Johnnie LeMaster, R OBP: 0.303, SLG: 0.292 (8, PH) Scott Thompson, L OBP: 0.313, SLG: 0.214 (8, 6) Fran Mullins, R OBP: 0.333, SLG: 0.214 (8, 6)			BB		K		1-2 BB		P5	1	0	0	0	2	1	2					
Jeff Robinson, R OBP: 0.053, SLG: 0.053 (8, PH) Gene Richards, L OBP: 0.408, SLG: 0.282 (8, 1) Randy Lerch, L OBP: 0.500, SLG: 0.400 (8, 1)			L4		1-3		P3		G6-3 1-2	3	0	0	0	0	0	5					
Inning Stats	R: 0 E: 0 K: 0 S: 4	H: 1 LOB: 2 BB: 1 P: 8	R: 0 E: 0 K: 0 S: 3	H: 0 LOB: 1 BB: 1 P: 7	R: 1 E: 0 K: 1 S: 6	H: 2 LOB: 0 BB: 0 P: 6	R: 0 E: 0 K: 1 S: 7	H: 2 LOB: 2 BB: 0 P: 7	R: 0 E: 0 K: 0 S: 3	H: 1 LOB: 1 BB: 1 P: 7	R: 0 E: 0 K: 1 S: 8	H: 1 LOB: 1 BB: 0 P: 6	R: 0 E: 0 K: 0 S: 4	H: 2 LOB: 2 BB: 1 P: 8	R: 1 E: 1 K: 0 S: 4	H: 1 LOB: 2 BB: 2 P: 12		1B: 9 2B: 2 3B: 0 HR: 0	SF: 0 SAC: 0 DP: 3 HBP: 0	WP: 0 PB: 0 SB: 0 CS: 0	PA: 42
PITCHER	IP	WLS	BF	H	R	ER	SO	BB	IBB	HBP	BLK	WP	HR	S	P	ERA	WHIP				
Rick Rhoden, R ERA: 3.63 (1, 1)	6.0	W	27	7	1	1	4	4	0	0	0	0	0	31	47	1.50	1.833				
Cecilio Guante, R ERA: 2.35 (7, 1)	1.0		7	3	0	0	1	1	0	0	0	0	0	8	12	0.00	4.000				
Don Robinson, R ERA: 3.66 (8, 1)	1.2		7	1	1	1	0	2	0	0	0	0	0	5	13	5.40	1.800				
Kent Tekulve, R ERA: 4.09 (9, 1)	0.1	S	1	0	0	0	0	0	0	0	0	0	0	1	1	0.00	0.000				

Batter	1	2	3	4	5	6	7	8	9	AB	R	H	RBI	BB	SO	LOB	BOTTOM				
Marvell Wynne, L OBP: 0.351, SLG: 0.439 (1, 8)	K		4-3		F7		K			4	0	0	0	0	2	1	San Francisco Giants @ Pittsburgh Pirates Three Rivers Stadium, Pittsburgh, PA Thu May 10 1984, 3:33 AM EDT Att: 4,002 - Unknown livebaseballscorecards.com				
Joe Orsulak, L OBP: 0.200, SLG: 0.158 (1, 7)	5-3		4-3		4-3				4-3	4	0	0	0	0	0	1					
Bill Madlock, R OBP: 0.283, SLG: 0.258 (1, 5)	K		K				G5-3 BB 1B		G4-6-3 BB	3	0	1	0	1	2	0					
Jason Thompson, L OBP: 0.358, SLG: 0.447 (1, 3)			1B 1B BB		6-3		F7		G4-6-3 1-2	3	1	0	0	1	0	2					
Johnny Ray, S OBP: 0.410, SLG: 0.441 (1, 4)			1B 1B 1B		L4		1-2 BB			2	1	1	0	1	0	0					
Tony Peña, R OBP: 0.320, SLG: 0.433 (1, 2)			1B 1B		S HBP		G5-3 2-3			2	1	1	0	0	0	2					
Lee Lacy, R OBP: 0.417, SLG: 0.467 (1, 9)			1B 1B		F8				6-3	3	0	1	1	0	0	1					
Dale Berra, R OBP: 0.250, SLG: 0.234 (1, 6)			8-4 1-3 2H 3H		F8				HR	3	1	2	3	0	0	0					
Rick Rhoden, R OBP: 0.267, SLG: 0.308 (1, 1) Cecilio Guante, R ERA: 2.35 (7, 1) Don Robinson, R ERA: 3.66 (8, 1) Kent Tekulve, R ERA: 4.09 (9, 1)			8-4				K			2	0	1	0	0	0	1					
Inning Stats	R: 0 E: 0 K: 2 S: 7	H: 0 LOB: 0 BB: 0 P: 7	R: 3 E: 0 K: 0 S: 5	H: 4 LOB: 0 BB: 1 P: 9	R: 0 E: 0 K: 1 S: 5	H: 0 LOB: 0 BB: 0 P: 5	R: 0 E: 0 K: 0 S: 3	H: 0 LOB: 1 BB: 0 P: 4	R: 0 E: 0 K: 0 S: 4	H: 1 LOB: 1 BB: 0 P: 4	R: 0 E: 0 K: 0 S: 3	H: 1 LOB: 1 BB: 1 P: 7	R: 1 E: 0 K: 2 S: 8	H: 1 LOB: 0 BB: 0 P: 8	R: 0 E: 0 K: 0 S: 2	H: 0 LOB: 0 BB: 1 P: 6		1B: 6 2B: 1 3B: 0 HR: 1	SF: 0 SAC: 0 DP: 3 HBP: 1	WP: 0 PB: 0 SB: 1 CS: 0	PA: 31
PITCHER	IP	WLS	BF	H	R	ER	SO	BB	IBB	HBP	BLK	WP	HR	S	P	ERA	WHIP				
Jeff Robinson, R ERA: 2.91 (1, 1)	7.0	L	28	7	4	4	4	2	0	1	0	0	0	35	44	5.14	1.286				
Randy Lerch, L ERA: 2.45 (8, 1)	1.0		3	0	0	0	0	1	0	0	0	0	0	2	6	0.00	1.000				

Batter	1	2	3	4	5	6	7	8	9	AB	R	H	RBI	BB	SO	LOB	TOP										
Pete Rose, S (1, 7) OBP: 0.375, SLG: 0.343	0-0 FC4-6 1B		0-0 S 1B		0-0 F7		0-0 1B E 1B		0-0 6-3	3	1	2	0	0	0	0	Montreal Expos @ San Francisco Giants Candlestick Park, San Francisco, CA Fri May 11, 1984, 10:05 PM EDT Att: 15,235 - Unknown livebaseballscorecards.com										
Derrel Thomas, S (5, 7) OBP: 0.227, SLG: 0.300	0-0 FC4-6 1-2		4-0 1B 2B BB		4-0 HR BB		0-0 1B		0-0 4-3	3	2	1	0	2	0	1											
Bryan Little, S (1, 4) OBP: 0.400, SLG: 0.393	0-0 FC4-6 1-2		0-0 2B 1B		0-0 HR		0-0 F8		4-0 BB	4	2	2	3	1	0	2											
Tim Raines, S (1, 8) OBP: 0.424, SLG: 0.483	0-0 F8		4-0 2B 1B		0-0 HR		0-0 1-3		0-0 1-3	4	0	0	0	1	1	3											
Andre Dawson, R (1, 9) OBP: 0.339, SLG: 0.402	0-0 F8		0-0 2B BB		0-3 K		0-0 6-3		0-0 5-3	4	0	1	2	0	0	1											
Gary Carter, R (1, 2) OBP: 0.369, SLG: 0.457		0-0 F8	0-0 1-3 2-H 3-H 2B		0-0 6-3		0-0 F8			4	0	1	2	0	0	1											
Tim Lincecum, R (1, 5) OBP: 0.359, SLG: 0.537		0-0 F5	0-0 F9		0-0 HR		0-0 F8			4	1	1	1	0	0	2											
Terry Francona, L (1, 3) OBP: 0.394, SLG: 0.466		0-0 F7		0-0 4-3		0-0 F7		0-0 1B		4	0	1	0	0	0	0											
Angel Salazar, R (1, 6) OBP: 0.169, SLG: 0.233			0-0 F8	0-0 F5		0-0 F3		0-3 K		4	0	0	0	0	1	1											
Charlie Lea, R (1, 1) Gary Lucas, L (7, 1) Jeff Reardon, R (9, 1)			0-3 K	0-0 F3		0-0 6-3		0-3 K		3	0	0	0	0	1	0											
Inning Stats	R: 0 E: 0 K: 0 S: 4	H: 1 LOB: 1 BB: 0 P: 4	R: 0 E: 0 K: 0 S: 3	H: 0 LOB: 0 BB: 0 P: 3	R: 3 E: 0 K: 1 S: 8	H: 3 LOB: 2 BB: 2 P: 16	R: 0 E: 0 K: 0 S: 3	H: 0 LOB: 0 BB: 0 P: 3	R: 2 E: 0 K: 0 S: 6	H: 1 LOB: 0 BB: 1 P: 10	R: 1 E: 0 K: 0 S: 4	H: 1 LOB: 0 BB: 0 P: 4	R: 1 E: 1 K: 0 S: 5	H: 2 LOB: 1 BB: 0 P: 5	R: 0 E: 0 K: 2 S: 8	H: 1 LOB: 1 BB: 1 P: 8	R: 0 E: 0 K: 0 S: 3	H: 0 LOB: 1 BB: 1 P: 7	1B: 6 2B: 1 3B: 0 HR: 2	SF: 0 SAC: 0 DP: 0 HBP: 0	WP: 0 PB: 0 CS: 1	PA: 40					
PITCHER	IP	WLS	BF	H	R	ER	SO	BB	IBB	HBP	BLK	WP	HR	S	P	ERA	WHIP										
Bill Laskey, R (1, 1) ERA: 2.6	5.0	L	23	5	5	5	2	3	0	0	0	0	1	24	36	9.00	1.600										
Rene Martin, R (6, 1) ERA: 4.08	2.0		9	3	2	1	0	0	0	0	0	0	1	9	9	4.50	1.500										
Gary Lavelle, L (8, 1) ERA: 3.81	0.1		2	1	0	0	0	0	0	0	0	0	0	2	2	0.00	3.000										
Frank Williams, R (8, 1) ERA: 3.62	1.2		6	0	0	0	2	1	0	0	0	0	0	9	13	0.00	0.600										

Batter	1	2	3	4	5	6	7	8	9	AB	R	H	RBI	BB	SO	LOB	BOTTOM											
Chili Davis, S (1, 8) OBP: 0.333, SLG: 0.477	0-0 FC1-5 3B		0-0 HR		0-0 F1		0-0 F7			4	1	2	1	0	0	1	Montreal Expos @ San Francisco Giants Candlestick Park, San Francisco, CA Fri May 11, 1984, 10:05 PM EDT Att: 15,235 - Unknown livebaseballscorecards.com											
Manny Trillo, R (1, 4) OBP: 0.373, SLG: 0.464	0-0 FC1-5 2B SF9		0-0 5-3		0-0 F3		0-3 K		0-0 K	4	1	0	0	0	1	1												
Al Oliver, L (1, 3) OBP: 0.282, SLG: 0.288	0-0 1-3 2B		0-0 F3		0-0 F3		0-3 K		0-0 K	4	0	1	0	0	1	0												
Jack Clark, R (1, 9) OBP: 0.434, SLG: 0.544	0-0 SF9		4-0 G6-3 BB		0-3 K		0-0 6-3			2	0	0	1	1	1	0												
Jeffrey Leonard, R (1, 7) OBP: 0.317, SLG: 0.363	0-0 F9		0-0 G6-3 1-2		0-0 F9		0-0 F9		0-0 6-3	4	0	0	0	0	0	2												
Joel Youngblood, R (1, 5) OBP: 0.331, SLG: 0.319		0-0 G6-3 1B		0-0 4-3		0-0 HR 1B		0-0 WP 1B		4	1	3	0	0	0	0												
Bob Brenly, R (1, 2) OBP: 0.432, SLG: 0.474	0-3 K		0-0 F8		0-0 F8		0-0 1-H HR		0-0 WP 1B	4	1	2	2	0	1	1												
Fran Mullins, R (1, 6) OBP: 0.333, SLG: 0.412 Scott Thompson, L (9, PH) OBP: 0.294, SLG: 0.200	0-0 G6-3 1-2		0-0 F9		0-0 F9		0-0 HR		0-0 F9	3	1	1	1	0	0	1												
Bill Laskey, R (1, 1) OBP: 0.116, SLG: 0.063 Duane Kuiper, L (5, PH) OBP: 0.265, SLG: 0.200 Rene Martin, R (6, 1) OBP: 0.300, SLG: 0.500 Gene Richards, L (7, PH) OBP: 0.300, SLG: 0.275 Gary Lavelle, S (8, 1) Frank Williams, R (8, 1) John Rizzo, R (9, PH) OBP: 0.300, SLG: 0.550			0-0 1-3		0-0 1B		0-3 K		0-3 K	1	0	0	0	0	0	0												
Inning Stats	R: 1 E: 0 K: 0 S: 5	H: 2 LOB: 1 BB: 0 P: 5	R: 0 E: 0 K: 1 S: 5	H: 1 LOB: 0 BB: 0 P: 5	R: 1 E: 0 K: 0 S: 4	H: 1 LOB: 0 BB: 0 P: 4	R: 0 E: 0 K: 0 S: 2	H: 0 LOB: 0 BB: 1 P: 6	R: 0 E: 0 K: 0 S: 4	H: 1 LOB: 1 BB: 0 P: 4	R: 0 E: 0 K: 1 S: 5	H: 0 LOB: 0 BB: 0 P: 5	R: 3 E: 0 K: 1 S: 8	H: 3 LOB: 0 BB: 0 P: 8	R: 0 E: 0 K: 2 S: 7	H: 0 LOB: 0 BB: 0 P: 7	R: 0 E: 0 K: 1 S: 7	H: 2 LOB: 2 BB: 0 P: 7	1B: 5 2B: 1 3B: 1 HR: 3	SF: 1 SAC: 0 DP: 2 HBP: 0	WP: 1 PB: 0 CS: 0	PA: 36						
PITCHER	IP	WLS	BF	H	R	ER	SO	BB	IBB	HBP	BLK	WP	HR	S	P	ERA	WHIP											
Charlie Lea, R (1, 1) ERA: 3.07	6.1	W	26	8	5	5	2	1	0	0	0	0	0	3	29	33	7.11	1.421										
Gary Lucas, L (7, 1) ERA: 2.45	2.0		7	1	0	0	3	0	0	0	0	0	0	13	13	0.00	0.500											
Jeff Reardon, R (9, 1) ERA: 1.65	0.2	S	3	1	0	0	1	0	0	0	0	1	0	5	5	0.00	1.500											

AB	36
R	7
H	9
RBI	6
BB	4
SO	4
LOB	11



Batter	1	2	3	4	5	6	7	8	9	AB	R	H	RBI	BB	SO	LOB	TOP																				
Doug Flynn, R OBP: 0.316, SLG: 0.316										5	1	2	0	0	1	1	Montreal Expos @ San Francisco Giants Candlestick Park, San Francisco, CA Sun May 13 1984, 6:33 AM EDT Att: 21,884 - Unknown																				
Jim Wohlford, R OBP: 0.395, SLG: 0.444										4	1	1	0	0	1	1																					
Tim Raines, S OBP: 0.432, SLG: 0.476										2	1	1	1	2	0	0																					
Andre Dawson, R OBP: 0.361, SLG: 0.430										3	0	1	1	1	0	1																					
Gary Carter, R OBP: 0.367, SLG: 0.447										3	0	1	1	0	1	3																					
Tim Lincecum, R OBP: 0.394, SLG: 0.535										3	0	0	0	1	1	2																					
Bobby Ramos, R OBP: 0.192, SLG: 0.091										3	0	0	0	0	2	3																					
Bryan Little, S OBP: 0.390, SLG: 0.381										1	0	1	0	0	0	0																					
Angel Salazar, R OBP: 0.161, SLG: 0.222										3	0	0	0	0	1	0																					
Terry Francona, L OBP: 0.295, SLG: 0.463										0	0	0	0	0	0	0																					
Chris Speier, R OBP: 0.261, SLG: 0.261										1	0	0	0	0	0	1																					
David Palmer, R OBP: 0.125, SLG: 0.500										2	0	0	0	0	0	1																					
Bob James, R OBP: 0.333, SLG: 0.409										0	0	0	0	0	0	0																					
Miguel Dilone, S OBP: 0.333, SLG: 0.409										0	0	0	0	0	0	0																					
Andy McGaffigan, R OBP: 0.333, SLG: 0.409										0	0	0	0	0	0	0																					
Pete Rose, S OBP: 0.333, SLG: 0.409										0	0	0	0	0	0	0																					
Derrell Thomas, S OBP: 0.333, SLG: 0.409										0	0	0	0	0	0	0																					
Inning Stats	R: 3 E: 1 K: 2 S: 11	H: 4 LOB: 1 BB: 0 P: 11	R: 0 E: 0 K: 2 S: 8	H: 1 LOB: 1 BB: 0 P: 8	R: 0 E: 0 K: 1 S: 5	H: 0 LOB: 2 BB: 2 P: 13	R: 0 E: 0 K: 0 S: 3	H: 0 LOB: 0 BB: 0 P: 3	R: 0 E: 0 K: 0 S: 2	H: 0 LOB: 1 BB: 2 P: 10	R: 0 E: 0 K: 1 S: 5	H: 0 LOB: 0 BB: 0 P: 5	R: 0 E: 0 K: 3 S: 9	H: 0 LOB: 0 BB: 0 P: 9	R: 0 E: 0 K: 0 S: 4	H: 1 LOB: 1 BB: 0 P: 4	R: 0 E: 0 K: 0 S: 4	H: 1 LOB: 1 BB: 0 P: 4	1B: 7 2B: 1 3B: 0 HR: 0	SF: 1 SAC: 0 DP: 1 HBP: 0	WP: 0 PB: 0 SB: 1 CS: 0	PA: 37															
PITCHER	IP WLS BF H R ER SO BB IBB HBP BLK WP HR S P ERA WHIP																																				
Mark Davis, L ERA: 7.11	0.0	4	4	3	3	0	0	0	0	0	0	0	0	0	4	4	∞	∞																			
Scott Garrelts, R ERA: 4.35	8.0	W	30	3	0	0	9	4	0	0	0	0	0	0	44	60	0.00	0.875																			
Randy Lerch, L ERA: 2.33	1.0	S	3	0	0	0	0	0	0	0	0	0	0	0	3	3	0.00	0.000																			

AB	32
R	3
H	7
RBI	3
BB	4
SO	9
LOB	13



Batter	1	2	3	4	5	6	7	8	9	AB	R	H	RBI	BB	SO	LOB	BOTTOM																		
Chili Davis, S OBP: 0.344, SLG: 0.491										3	2	2	0	1	0	0	Montreal Expos @ San Francisco Giants Candlestick Park, San Francisco, CA Sun May 13 1984, 6:33 AM EDT Att: 21,884 - Unknown																		
Al Oliver, L OBP: 0.304, SLG: 0.322										4	1	2	0	1	0	1																			
Johnnie LeMaster, R OBP: 0.301, SLG: 0.290										4	0	1	1	0	1	3																			
Jack Clark, R OBP: 0.424, SLG: 0.521										4	0	1	1	0	1	3																			
Jeffrey Leonard, R OBP: 0.321, SLG: 0.381										3	1	0	1	1	0	3																			
Joel Youngblood, R OBP: 0.333, SLG: 0.317										3	0	1	0	1	0	0																			
Steve Nicosia, R OBP: 0.241, SLG: 0.346										3	0	2	2	1	1	0																			
Bob Brenly, R OBP: 0.446, SLG: 0.468										0	0	0	0	0	0	0																			
Duane Kuiper, L OBP: 0.258, SLG: 0.185										4	0	0	0	0	0	5																			
Joe Pittman, R OBP: 0.100, SLG: 0.111										3	0	0	0	0	0	0																			
Scott Thompson, L OBP: 0.333, SLG: 0.250										1	0	1	0	0	0	0																			
Mark Davis, L ERA: 4.56	0.1	L	11	3	1	1	2	1	1	0	0	0	0	0	0	0																			
Bob James, R ERA: 8.79	2.0	L	11	3	1	1	2	1	1	0	0	0	0	0	0	0																			
Andy McGaffigan, R ERA: 1.21	2.0	L	11	3	1	1	2	1	1	0	0	0	0	0	0	0																			
Inning Stats	R: 0 E: 0 K: 0 S: 3	H: 0 LOB: 0 BB: 0 P: 3	R: 0 E: 0 K: 1 S: 5	H: 0 LOB: 0 BB: 0 P: 5	R: 0 E: 0 K: 0 S: 3	H: 0 LOB: 0 BB: 0 P: 3	R: 2 E: 0 K: 0 S: 6	H: 3 LOB: 2 BB: 1 P: 10	R: 0 E: 0 K: 0 S: 2	H: 0 LOB: 0 BB: 1 P: 6	R: 1 E: 0 K: 1 S: 7	H: 3 LOB: 2 BB: 1 P: 11	R: 1 E: 0 K: 1 S: 7	H: 2 LOB: 2 BB: 1 P: 11	R: 0 E: 0 K: 1 S: 6	H: 1 LOB: 2 BB: 1 P: 10	1B: 6 2B: 2 3B: 1 HR: 0	SF: 0 SAC: 0 DP: 0 HBP: 0	WP: 0 PB: 0 SB: 0 CS: 1	PA: 37															
PITCHER	IP WLS BF H R ER SO BB IBB HBP BLK WP HR S P ERA WHIP																																		
David Palmer, R ERA: 4.56	0.1	2	1	0	0	0	0	0	0	0	0	2	2	0.00	3.000																				
Bob James, R ERA: 8.79	2.0	L	11	3	1	1	2	1	1	0	0	0	0	0	0	0																			
Andy McGaffigan, R ERA: 1.21	2.0	L	11	3	1	1	2	1	1	0	0	0	0	0	0	0																			




Batter	1	2	3	4	5	6	7	8	9	10	11	AB	R	H	RBI	BB	SO	LOB	TOP							
Wally Backman, S OBP: 0.359, SLG: 0.292 Jesse Orosco, R OBP: 1.000, SLG: 1.000 Kelvin Chapman, R OBP: 0.353, SLG: 0.438	(1, 4) X 0-0 4-3		(1, 4) X 0-0 6-3			(1, 4) X 0-0 1B	(1, 4) X 0-0 3-1	(1, 4) X 0-0 6-3			(1, 4) X 0-0 2B	5 0 1 0 0 0 4 0 0 0 0 0 0 0 1 0 1 0 0 0 0														
José Oquendo, S OBP: 0.283, SLG: 0.205	(1, 6) X 0-3 K		(1, 6) X 0-3 K			(1, 6) X 0-3 K		(1, 6) X 0-0 BB 1B	(1, 6) X 0-0 G1-6-3		(1, 6) X 0-0 IBB	5 1 2 0 1 3 1														
Keith Hernandez, L OBP: 0.371, SLG: 0.404	(1, 3) X 0-0 3-1		(1, 3) X 0-0 6-3			(1, 3) X 0-0 F3		(1, 3) X 0-0 BB 1B	(1, 3) X 0-0 G1-6-3		(1, 3) X 0-0 SF7	4 1 0 1 1 0 2														
George Foster, R OBP: 0.275, SLG: 0.423	(1, 7) X 0-3 K		(1, 7) X 0-0 F6			(1, 7) X 0-0 4-3		(1, 7) X 0-0 BB 1B	(1, 7) X 0-0 F9		(1, 7) X 0-0 F9	5 1 0 0 1 1 3														
Darryl Strawberry, L OBP: 0.400, SLG: 0.517	(1, 9) X 0-0 1B		(1, 9) X 0-0 1B			(1, 9) X 0-0 WP 1B		(1, 9) X 0-0 FC6-4 1B	(1, 9) X 0-0 1B		(1, 9) X 0-3 K	5 3 3 2 0 1 0														
Mookie Wilson, S OBP: 0.323, SLG: 0.358	(1, 8) X 0-0 F6		(1, 8) X 0-0 F9			(1, 8) X 0-0 F9		(1, 8) X 0-0 FC6-4 1B	(1, 8) X 0-0 1B		(1, 8) X 0-0 F9	5 0 2 0 0 0 2														
Hubie Brooks, R OBP: 0.384, SLG: 0.435	(1, 5) X 0-0 F9		(1, 5) X 0-0 K			(1, 5) X 0-0 FC6-4 1B		(1, 5) X 0-0 1B	(1, 5) X 0-0 1B		(1, 5) X 0-0 F2	5 0 1 2 0 1 4														
Mike Fitzgerald, R OBP: 0.340, SLG: 0.275	(1, 2) X 0-0 6-3		(1, 2) X 0-0 1B			(1, 2) X 0-0 1B		(1, 2) X 0-0 F9	(1, 2) X 0-0 F9		(1, 2) X 0-0 E6	5 0 2 2 0 0 2														
Not Displayed	(1, 1) X 0-0 4-3		(1, 1) X 0-0 F6			(1, 1) X 0-0 K		(1, 1) X 0-0 K	(1, 1) X 0-0 K		(1, 1) X 0-0 FC1-5	1 0 0 0 0 0 0 1 0 0 0 0 0 0 1 0 0 0 0 0 0 1 0 0 0 0 0 0 1 0 0 0 0 0 0 1 0 0 0 0 0 0 1 0 0 0 0 0 0 1 0 0 0 0 0 0 1 0 0 0 0 0 0 1 0 0 0 0 0 0														
Inning Stats	R: 0 E: 0 K: 1 S: 5	H: 0 LOB: 0 BB: 0 P: 5	R: 0 E: 0 K: 1 S: 6	H: 1 LOB: 1 BB: 0 P: 6	R: 0 E: 0 K: 0 S: 3	H: 0 LOB: 0 BB: 0 P: 3	R: 0 E: 0 K: 1 S: 5	H: 0 LOB: 0 BB: 0 P: 5	R: 1 E: 0 K: 1 S: 7	H: 2 LOB: 1 BB: 0 P: 7	R: 0 E: 0 K: 1 S: 6	H: 1 LOB: 1 BB: 2 P: 6	R: 1 E: 0 K: 1 S: 8	H: 2 LOB: 2 BB: 0 P: 8	R: 4 E: 0 K: 1 S: 9	H: 4 LOB: 2 BB: 2 P: 17	R: 0 E: 0 K: 0 S: 3	H: 1 LOB: 0 BB: 0 P: 3	R: 0 E: 0 K: 1 S: 5	H: 0 LOB: 0 BB: 0 P: 5	R: 1 E: 1 K: 0 S: 5	H: 1 LOB: 2 BB: 1 P: 9	1B: 10 2B: 2 3B: 0 HR: 0	SF: 1 SAC: 0 DP: 1 HBP: 0	WP: 1 PB: 0 SB: 0 CS: 0	PA: 49
PITCHER	IP: 6.1 WLS: 2 BF: 26 H: 6 R: 2 ER: 1 SO: 5 BB: 0 IBB: 0 HBP: 0 BLK: 0 WP: 1 HR: 0 S: 36 P: 36 ERA: 1.42 WHIP: 0.947	IP: 7.1 WLS: 0.2 BF: 2 H: 0 R: 0 ER: 0 SO: 1 BB: 0 IBB: 0 HBP: 0 BLK: 0 WP: 0 HR: 4 S: 4 P: 4 ERA: 0.00 WHIP: 0.000	IP: 8.1 WLS: 0.0 BF: 2 H: 1 R: 2 ER: 2 SO: 0 BB: 1 IBB: 0 HBP: 0 BLK: 0 WP: 0 HR: 1 S: 5 P: 5 ERA: ∞ WHIP: ∞	IP: 8.1 WLS: 0.0 BF: 3 H: 2 R: 0 ER: 0 SO: 0 BB: 1 IBB: 0 HBP: 0 BLK: 0 WP: 0 HR: 2 S: 6 P: 6 ERA: ∞ WHIP: ∞	IP: 8.1 WLS: 1.0 BF: 4 H: 1 R: 2 ER: 2 SO: 1 BB: 0 IBB: 0 HBP: 0 BLK: 0 WP: 0 HR: 6 S: 6 P: 6 ERA: 18.00 WHIP: 1.000	PITCHER	IP: 9.1 WLS: 3.0 BF: 12 H: 2 R: 1 ER: 0 SO: 1 BB: 0 IBB: 1 HBP: 0 BLK: 0 WP: 0 HR: 0 S: 13 P: 17 ERA: 0.00 WHIP: 0.667																			

New York Mets @ San Francisco Giants
Candlestick Park, San Francisco, CA
Tue May 15 1984, 10:05 PM EDT
Att: 9,727 - Unknown

livebaseballscores.com

AB 45
R 7
H 12
RBI 7
BB 3
SO 8
LOB 24




Batter	1	2	3	4	5	6	7	8	9	10	11	AB	R	H	RBI	BB	SO	LOB	BOTTOM			
Chili Davis, S OBP: 0.344, SLG: 0.475	(1, 8) X 0-3 K	(1, 8) X 0-0 F8		(1, 8) X 0-0 F8			(1, 8) X 0-0 4-3	(1, 8) X 0-0 BB		(1, 8) X 0-0 SH1-4	4 0 0 0 2 1 0											
Al Oliver, L OBP: 0.318, SLG: 0.339 Frank Williams, R OBP: 2.25 Greg Minton, S OBP: 4.23 Rene Martin, R OBP: 5.86 John Fabbri, R OBP: 0.299, SLG: 0.300 Mark Davis, L OBP: 0.324	(1, 3) X 0-0 BB		(1, 3) X 0-0 HR		(1, 3) X 0-0 4-3		(1, 3) X 0-0 2B	(1, 3) X 0-3 K		(1, 3) X 0-0 SH1-4	3 2 2 0 0 1 0 1 0 0 0 0 0 1 3 0 0 0 0 0 0 0 0											
Jack Clark, R OBP: 0.440, SLG: 0.545	(1, 9) X 0-0 HR		(1, 9) X 0-0 HR		(1, 9) X 0-0 F8		(1, 9) X 0-0 FC6		(1, 9) X 0-0 1B		(1, 9) X 0-0 IBB	2 2 1 2 4 0 0										
Jeffrey Leonard, R OBP: 0.322, SLG: 0.408	(1, 7) X 0-0 HR		(1, 7) X 0-0 F4		(1, 7) X 0-0 3-1		(1, 7) X 0-0 FC6		(1, 7) X 0-0 1B		(1, 7) X 0-3 K2-3	6 1 2 3 0 1 4										
Joel Youngblood, R OBP: 0.340, SLG: 0.321	(1, 5) X 0-0 1B		(1, 5) X 0-0 K		(1, 5) X 0-0 K		(1, 5) X 0-0 1B		(1, 5) X 0-0 1B		(1, 5) X 0-0 K	5 1 2 0 1 3 0										
Bob Brenly, R OBP: 0.449, SLG: 0.484	(1, 2) X 0-0 F2		(1, 2) X 0-0 1B		(1, 2) X 0-0 1B		(1, 2) X 0-0 1-3		(1, 2) X 0-0 BB 1B		(1, 2) X 0-0 F6	5 0 2 0 1 0 4										
Duane Kuiper, L OBP: 0.285, SLG: 0.200 Dusty Baker Jr., R OBP: 0.407, SLG: 0.444 Joe Pittman, R OBP: 0.083, SLG: 0.091	(1, 4) X 0-3 K		(1, 4) X 0-0 1B		(1, 4) X 0-0 4-3		(1, 4) X 0-0 F2		(1, 4) X 0-0 K		(1, 4) X 0-0 FC6-4	3 0 1 0 0 1 1 1 0 0 0 0 0 2 2 0 0 0 0 1 4										
Johnie LeMaster, R OBP: 0.297, SLG: 0.276 Tom O'Malley, L OBP: 0.258, SLG: 0.337	(1, 6) X 0-3 K		(1, 6) X 0-0 F8		(1, 6) X 0-0 6-3		(1, 6) X 0-0 6-3		(1, 6) X 0-0 K		(1, 6) X 0-0 K	5 0 0 0 0 3 7 0 0 0 0 0 0 0										
Jeff Robinson, R OBP: 0.318, SLG: 0.348 Randy Lerch, L OBP: 2.25 Camp Richards, L OBP: 0.395, SLG: 0.288 Scott Niedtke, L OBP: 0.333, SLG: 0.250 Steve Nicholas, R OBP: 0.258, SLG: 0.337	(1, 1) X 0-0 1-3		(1, 1) X 0-0 5-3		(1, 1) X 0-0 F7		(1, 1) X 0-0 BB		(1, 1) X 0-0 1B		(1, 1) X 0-0 6-3	2 0 0 0 0 0 0 0 0 0 0 0 0 0 1 0 0 0 0 0 0 0 0 0 0 0 0 0 2 0 1 1 0 0 0										
Inning Stats	R: 3 E: 0 K: 2 S: 10	H: 3 LOB: 1 BB: 1 P: 14	R: 0 E: 0 K: 1 S: 5	H: 0 LOB: 0 BB: 0 P: 5	R: 2 E: 0 K: 1 S: 8	H: 3 LOB: 2 BB: 1 P: 12	R: 0 E: 0 K: 0 S: 3	H: 0 LOB: 0 BB: 0 P: 3	R: 0 E: 0 K: 0 S: 3	H: 1 LOB: 2 BB: 1 P: 8	R: 1 E: 0 K: 2 S: 10	H: 3 LOB: 3 BB: 1 P: 14	R: 0 E: 0 K: 2 S: 8	H: 1 LOB: 3 BB: 2 P: 16	R: 0 E: 0 K: 1 S: 5	H: 0 LOB: 2 BB: 2 P: 13	R: 0 E: 0 K: 1 S: 4	H: 0 LOB: 0 BB: 1 P: 8	1B: 8 2B: 1 3B: 0 HR: 2	SF: 0 SAC: 1 DP: 0 HBP: 0	WP: 0 PB: 0 SB: 0 CS: 1	PA: 53
PITCHER	IP: 2.2 WLS: 1.1 BF: 4 H: 0 R: 0 ER: 0 SO: 4 BB: 2 IBB: 0 HBP: 0 BLK: 0 WP: 0 HR: 2 S: 22 P: 30 ERA: 16.88 WHIP: 3.000	IP: 3.1 WLS: 1.1 BF: 4 H: 0 R: 0 ER: 0 SO: 4 BB: 0 IBB: 0 HBP: 0 BLK: 0 WP: 0 HR: 4 S: 4 P: 4 ERA: 0.00 WHIP: 0.000	IP: 5.1 WLS: 2.0 BF: 6 H: 0 R: 0 ER: 0 SO: 1 BB: 0 IBB: 0 HBP: 0 BLK: 0 WP: 0 HR: 8 S: 8 P: 8 ERA: 0.00 WHIP: 0.000	IP: 7.1 WLS: 1.0 BF: 5 H: 1 R: 0 ER: 0 SO: 4 BB: 1 IBB: 0 HBP: 0 BLK: 0 WP: 0 HR: 4 S: 8 P: 8 ERA: 0.00 WHIP: 1.000	IP: 8.1 WLS: 3.0 BF: 18 H: 4 R: 1 ER: 1 SO: 5 BB: 3 IBB: 2 HBP: 0 BLK: 0 WP: 0 HR: 23 S: 43 P: 43 ERA: 3.00 WHIP: 2.333	PITCHER	IP: 11.1 WLS: 1.0 BF: 3 H: 0 R: 0 ER: 0 SO: 1 BB: 1 IBB: 0 HBP: 0 BLK: 0 WP: 0 HR: 0 S: 4 P: 8 ERA: 0.00 WHIP: 1.000															

New York Mets @ San Francisco Giants
Candlestick Park, San Francisco, CA
Tue May 15 1984, 10:05 PM EDT
Att: 9,727 - Unknown

livebaseballscores.com

AB 42
R 6
H 11
RBI 6
BB 9
SO 11
LOB 25



Batter	1	2	3	4	5	6	7	8	9	AB	R	H	RBI	BB	SO	LOB	TOP															
Wally Backman, S OBP: 0.355, SLG: 0.301 (1, 4)										4	1	1	0	0	0	2	New York Mets @ San Francisco Giants Candlestick Park, San Francisco, CA Wed May 16, 1984, 6:33 AM EDT Att: 11,528 - Unknown livebaseballscorecards.com															
José Oquendo, S OBP: 0.294, SLG: 0.200 (1, 6)										2	1	0	0	1	0	2																
Keith Hernandez, L OBP: 0.368, SLG: 0.398 (1, 3)										4	0	1	2	0	1	0																
George Foster, R OBP: 0.275, SLG: 0.440 (1, 7)										4	1	1	1	0	0	1																
Darryl Strawberry, L OBP: 0.403, SLG: 0.520 (1, 9)										3	0	1	0	1	0	0																
Mookie Wilson, S OBP: 0.320, SLG: 0.355 (1, 8)										4	0	1	0	0	0	3																
Hubie Brooks, R OBP: 0.361, SLG: 0.429 (1, 5)										4	0	1	0	0	0	1																
Ron Hodges, L OBP: 0.366, SLG: 0.143 (1, 2)										2	0	1	0	2	1	0																
Walt Terrell, L OBP: 0.091, SLG: 0.048 Doug Sisk, R OBP: 0.200, SLG: 0.200 (9, 1)										4	0	0	0	0	1	4																
Inning Stats	R: 2 E: 0 K: 0 S: 6	H: 3 LOB: 1 BB: 0 P: 6	R: 0 E: 0 K: 0 S: 4	H: 1 LOB: 2 BB: 1 P: 8	R: 0 E: 0 K: 1 S: 5	H: 0 LOB: 0 BB: 0 P: 5	R: 0 E: 0 K: 0 S: 3	H: 1 LOB: 1 BB: 1 P: 7	R: 0 E: 0 K: 0 S: 3	H: 0 LOB: 0 BB: 0 P: 3	R: 0 E: 0 K: 0 S: 3	H: 1 LOB: 0 BB: 0 P: 3	R: 0 E: 0 K: 0 S: 4	H: 1 LOB: 2 BB: 2 P: 12	R: 0 E: 0 K: 2 S: 7	H: 0 LOB: 0 BB: 0 P: 7	1B: 4 2B: 2 3B: 0 HR: 1	SF: 0 SAC: 1 DP: 0 HBP: 0	WP: 0 PB: 1 SB: 1 CS: 2	PA: 36												
PITCHER	IP WLS BF H R ER SO BB IBB HBP BLK WP HR S P ERA WHIP																															
Bill Laskey, R ERA: 2.72 Mark Davis, L ERA: 6.25	(1, 1) (8, 1)	7.2 1.1	32 W 4	7 0	3 0	3 0	1 2	4 0	0 0	0 0	0 0	0 0	0 8	46 8	3.52 0.00	1.435 0.000																

Batter	1	2	3	4	5	6	7	8	9	AB	R	H	RBI	BB	SO	LOB	BOTTOM														
Chili Davis, S OBP: 0.353, SLG: 0.480 (1, 8)										5	2	3	1	0	0	1	New York Mets @ San Francisco Giants Candlestick Park, San Francisco, CA Wed May 16, 1984, 6:33 AM EDT Att: 11,528 - Unknown livebaseballscorecards.com														
Al Oliver, L OBP: 0.328, SLG: 0.349 Joe Pittman, R OBP: 0.083, SLG: 0.091 (9, FR)										5	0	3	0	0	1	2															
Jack Clark, R OBP: 0.439, SLG: 0.539 (1, 9)										5	0	2	2	0	0	3															
Jeffrey Leonard, R OBP: 0.317, SLG: 0.398 (1, 7)										5	0	1	0	0	2	2															
Joel Youngblood, R OBP: 0.345, SLG: 0.321 (1, 5)										3	0	1	0	0	0	0															
Bob Brenly, R OBP: 0.441, SLG: 0.448 (1, 2)										3	0	0	0	1	0	4															
Duane Kuiper, L OBP: 0.263, SLG: 0.206 (1, 4)										4	0	1	0	0	0	2															
Johnnie LeMaster, R OBP: 0.279, SLG: 0.267 Tom O'Malley, L (9, PH)										3	0	0	0	0	1	3															
Bill Laskey, R OBP: 0.100, SLG: 0.053 Mark Davis, L Gene Richards, L OBP: 0.404, SLG: 0.310 (9, PH)	(1, 1) (8, 1) (9, PH)	8.2 0.0	L 38 2	11 1	4 0	3 0	5 0	1 0	0 0	0 0	0 0	0 0	0 0	0 0	0 0	1 0	GIANTS														
Inning Stats	R: 0 E: 0 K: 1 S: 6	H: 1 LOB: 1 BB: 0 P: 6	R: 0 E: 0 K: 0 S: 4	H: 1 LOB: 1 BB: 0 P: 4	R: 1 E: 0 K: 1 S: 8	H: 3 LOB: 3 BB: 0 P: 9	R: 0 E: 0 K: 1 S: 6	H: 1 LOB: 1 BB: 0 P: 6	R: 0 E: 0 K: 0 S: 3	H: 0 LOB: 1 BB: 1 P: 7	R: 0 E: 0 K: 0 S: 4	H: 1 LOB: 0 BB: 0 P: 4	R: 0 E: 0 K: 1 S: 5	H: 0 LOB: 0 BB: 0 P: 5	R: 3 E: 1 K: 0 S: 7	H: 4 LOB: 2 BB: 0 P: 7		1B: 11 2B: 1 3B: 0 HR: 0	SF: 0 SAC: 0 DP: 1 HBP: 1	WP: 1 PB: 0 SB: 1 CS: 0	PA: 40										
PITCHER	IP WLS BF H R ER SO BB IBB HBP BLK WP HR S P ERA WHIP																														
Walt Terrell, R ERA: 3.96 Doug Sisk, R ERA: 0.65	(1, 1) (9, 1)	8.2 0.0	L 38 2	11 1	4 0	3 0	5 0	1 0	0 0	0 0	0 0	0 2	51 2	3.12 ∞	1.385 ∞																

Batter	1	2	3	4	5	6	7	8	9	AB	R	H	RBI	BB	SO	LOB	TOP																			
Juan Samuel, R (1, 4) OBP: 0.373, SLG: 0.481	4-0 BB		4-3						6-3	4	0	2	1	1	0	0	Philadelphia Phillies @ San Francisco Giants Candlestick Park, San Francisco, CA Fri May 18, 1984, 10:05 PM EDT Att: 12,641 - Unknown																			
Von Hayes, L (1, 8) OBP: 0.336, SLG: 0.448	F7		F7							4	0	0	0	0	1	3																				
Mike Schmidt, R (1, 5) OBP: 0.404, SLG: 0.593	F8			G6-4-3 1B BB						3	0	1	0	1	1	1																				
Joe Lefebvre, L (1, 9) OBP: 0.362, SLG: 0.365	3-1			G6-4-3 1B						3	0	1	0	1	0	2																				
Glenn Wilson, R (1, 7) OBP: 0.295, SLG: 0.408		F6		G6-4-3 1B						4	0	1	0	0	0	3																				
Len Matuszek, L (1, 3) OBP: 0.365, SLG: 0.535				FC6-4 BB						3	0	1	0	1	1	3																				
Ozzie Virgil, R (1, 2) OBP: 0.348, SLG: 0.576		F8		FC6-4 BB						4	0	0	0	0	1	5																				
Ivan De Jesus, R (1, 6) OBP: 0.272, SLG: 0.258		F9			6-3					4	1	1	0	0	0	1																				
Marty Bystrom, R (1, 1) OBP: 0.333, SLG: 0.500			F7							2	0	0	0	0	1	0																				
Al Holland, R (8, 1) Greg Gross, L (8, 7) OBP: 0.450, SLG: 0.400										0	0	0	0	0	0	0																				
Inning Stats	R: 0 E: 0 K: 0 S: 3	H: 0 LOB: 1 BB: 1 P: 7	R: 0 E: 0 K: 0 S: 4	H: 1 LOB: 1 BB: 0 P: 4	R: 0 E: 0 K: 0 S: 3	H: 0 LOB: 0 BB: 0 P: 3	R: 0 E: 0 K: 0 S: 3	H: 1 LOB: 2 BB: 0 P: 11	R: 0 E: 0 K: 1 S: 6	H: 1 LOB: 1 BB: 0 P: 6	R: 0 E: 0 K: 1 S: 6	H: 1 LOB: 1 BB: 0 P: 6	R: 1 E: 0 K: 1 S: 7	H: 2 LOB: 1 BB: 0 P: 7	R: 0 E: 0 K: 2 S: 8	H: 1 LOB: 2 BB: 1 P: 12	R: 0 E: 0 K: 0 S: 3	H: 0 LOB: 0 BB: 0 P: 3	1B: 4 2B: 1 3B: 2 HR: 0	SF: 0 SAC: 1 DP: 1 HBP: 0	WP: 0 PB: 0 SB: 1 CS: 0	PA: 37														
PITCHER	IP	WLS	BF	H	R	ER	SO	BB	IBB	HBP	BLK	WP	HR	S	P	ERA	WHIP	PITCHER		IP	WLS	BF	H	R	ER	SO	BB	IBB	HBP	BLK	WP	HR	S	P	ERA	WHIP
Mike Krukow, R (1, 1) ERA: 5.24	8.0	L	34	7	1	1	5	4	0	0	0	0	0	40	56	1.12	1.375																			
Scott Garrelts, R (9, 1) ERA: 3.97	1.0	S	3	0	0	0	0	0	0	0	0	0	0	3	3	0.00	0.000																			

AB	32
R	1
H	7
RBI	1
BB	4
SO	5
LOB	18



Batter	1	2	3	4	5	6	7	8	9	AB	R	H	RBI	BB	SO	LOB	BOTTOM																			
Chili Davis, S (1, 8) OBP: 0.343, SLG: 0.465	K		F7							4	0	0	0	0	1	2	Philadelphia Phillies @ San Francisco Giants Candlestick Park, San Francisco, CA Fri May 18, 1984, 10:05 PM EDT Att: 12,641 - Unknown																			
Gene Richards, L (1, 9) OBP: 0.382, SLG: 0.289	1-3									3	0	0	0	0	1	0																				
John Rabb, R (8, PH) OBP: 0.462, SLG: 0.500										1	0	0	0	0	0	2																				
Al Oliver, L (1, 3) OBP: 0.326, SLG: 0.354				3-1						4	0	1	0	0	0	0																				
Jeffrey Leonard, R (1, 7) OBP: 0.323, SLG: 0.396	4-3									3	0	1	0	1	0	1																				
Joel Youngblood, R (1, 5) OBP: 0.342, SLG: 0.314			F9							3	0	0	0	1	2	2																				
Bob Brenly, R (1, 2) OBP: 0.425, SLG: 0.429		F8								4	0	0	0	0	2	2																				
Duane Kuiper, L (1, 4) OBP: 0.258, SLG: 0.216										3	0	1	0	0	0	0																				
Joe Pittman, R (8, PR) OBP: 0.093, SLG: 0.091		F7								0	0	0	0	0	0	0																				
Johnnie LeMaster, R (1, 6) OBP: 0.274, SLG: 0.262			1-3							2	0	0	0	0	0	0																				
Scott Thompson, L (8, PH) OBP: 0.333, SLG: 0.250										0	0	0	0	0	0	0																				
Steve Nicosia, R (8, PH) OBP: 0.250, SLG: 0.345										1	0	0	0	0	0	1																				
Tom O'Malley, L (9, 5)										0	0	0	0	0	0	0																				
Mike Krukow, R (1, 1) OBP: 0.188, SLG: 0.133										2	0	0	0	0	1	0																				
Dusty Baker Jr., R (8, PH) OBP: 0.418, SLG: 0.444			4-3							0	0	0	0	1	0	0																				
Scott Garrelts, R (9, 1) OBP: 0.200, SLG: 0.200										0	0	0	0	0	0	0																				
Inning Stats	R: 0 E: 0 K: 1 S: 6	H: 1 LOB: 1 BB: 0 P: 6	R: 0 E: 0 K: 0 S: 3	H: 0 LOB: 0 BB: 0 P: 3	R: 0 E: 0 K: 0 S: 3	H: 0 LOB: 0 BB: 0 P: 3	R: 0 E: 0 K: 2 S: 8	H: 1 LOB: 1 BB: 0 P: 8	R: 0 E: 0 K: 0 S: 3	H: 0 LOB: 0 BB: 0 P: 3	R: 0 E: 0 K: 1 S: 5	H: 0 LOB: 0 BB: 0 P: 5	R: 0 E: 0 K: 1 S: 5	H: 0 LOB: 1 BB: 1 P: 9	R: 0 E: 0 K: 0 S: 4	H: 1 LOB: 2 BB: 1 P: 8	R: 0 E: 0 K: 2 S: 7	H: 0 LOB: 1 BB: 1 P: 11	1B: 2 2B: 1 3B: 0 HR: 0	SF: 0 SAC: 0 DP: 0 HBP: 0	WP: 0 PB: 0 SB: 0 CS: 0	PA: 33														
PITCHER	IP	WLS	BF	H	R	ER	SO	BB	IBB	HBP	BLK	WP	HR	S	P	ERA	WHIP	PITCHER		IP	WLS	BF	H	R	ER	SO	BB	IBB	HBP	BLK	WP	HR	S	P	ERA	WHIP
Marty Bystrom, R (1, 1) ERA: 4.09	7.0	W	25	3	0	0	5	1	0	0	0	0	0	34	38	0.00	0.571																			
Al Holland, L (8, 1) ERA: 2.03	2.0	S	8	0	0	0	2	2	0	0	0	0	0	10	18	0.00	1.000																			

AB	30
R	0
H	3
RBI	0
BB	3
SO	7
LOB	10



Batter	1	2	3	4	5	6	7	8	9	AB	R	H	RBI	BB	SO	LOB	TOP																					
Juan Samuel, R OBP: 0.379, SLG: 0.484 (1, 4)	F9		S 1B		SF7-5 BB 1B		BB 2B 1B	K		5	2	3	0	0	1	1	Philadelphia Phillies @ San Francisco Giants Candlestick Park, San Francisco, CA Sat May 19 1984, 6:33 AM EDT Att: 15,124 - Unknown																					
Von Hayes, L OBP: 0.347, SLG: 0.450 (1, 8) Al Holland, R (8, 1)	F3				SF7-5 BB 1B		K		4	0	2	1	1	1	2	0																						
Mike Schmidt, R OBP: 0.404, SLG: 0.584 (1, 5)	BB		F8		SF7-5 1-2 2-3 BB		BB 2B	F8		2	1	0	1	2	0	3																						
Joe Lefebvre, L OBP: 0.357, SLG: 0.357 Sinto Lezcano, R OBP: 0.352, SLG: 0.598 (5, PH) Tim Corcoran, L OBP: 0.308, SLG: 0.503 Bill Campbell, R (7, 1) Greg Gross, L OBP: 0.420, SLG: 0.389 (8, 9)	K		F1		F8		1B SF7 2B	4-3		2	0	0	0	0	1	2																						
Glenn Wilson, R OBP: 0.299, SLG: 0.416 (1, 7)		1-3			F7			E9		5	0	2	0	0	0	0																						
Len Matuszek, L OBP: 0.358, SLG: 0.524 (1, 3)		4-3			FC6-4 1B		2B 1B	1-3		4	0	1	1	0	0	2																						
Ozzie Virgil, R OBP: 0.340, SLG: 0.556 (1, 2)					FC6-4 1B		6-3 3-H	K		5	0	1	0	0	2	4																						
Ivan De Jesus, R OBP: 0.271, SLG: 0.252 (1, 6)		4-3			K		K			3	0	0	0	1	2	3																						
John Denny, R OBP: 0.300, SLG: 0.300 Gary Maddox, R OBP: 0.321, SLG: 0.340 (1, 1) (7, 8)			F7		BB SF7-5 1B		BB 2B 1B	FC5-4 1B		3	2	2	0	0	0	0																						
Inning Stats	R: 0 E: 0 K: 1 S: 5	H: 0 LOB: 1 BB: 1 P: 9	R: 0 E: 0 K: 0 S: 4	H: 1 LOB: 1 BB: 0 P: 4	R: 1 E: 0 K: 0 S: 5	H: 2 LOB: 1 BB: 0 P: 5	R: 0 E: 0 K: 1 S: 6	H: 1 LOB: 1 BB: 0 P: 6	R: 1 E: 0 K: 0 S: 4	H: 2 LOB: 1 BB: 1 P: 8	R: 0 E: 0 K: 1 S: 6	H: 1 LOB: 1 BB: 0 P: 6	R: 4 E: 0 K: 2 S: 11	H: 4 LOB: 1 BB: 1 P: 15	R: 0 E: 0 K: 1 S: 6	H: 1 LOB: 2 BB: 1 P: 10		R: 0 E: 1 K: 1 S: 6	H: 0 LOB: 1 BB: 0 P: 6	1B: 10 2B: 3 3B: 0 HR: 0	SF: 2 SAC: 0 DP: 1 HBP: 0	WP: 0 PB: 0 SB: 1 CS: 0	PA: 43															
PITCHER	IP	WLS	BF	H	R	ER	SO	BB	IBB	HBP	BLK	WP	HR	S	P	ERA	WHIP	PITCHER				IP	WLS	BF	H	R	ER	SO	BB	IBB	HBP	BLK	WP	HR	S	P	ERA	WHIP
Greg Minton, R ERA: 5.88 (1, 1)	4.0		19	6	2	2	2	1	0	0	0	0	0	22	26	4.50	1.750																					
Randy Lerch, L ERA: 2.18 (5, 1)	0.2		2	0	0	0	0	1	0	0	0	0	0	1	5	0.00	1.500																					
Renie Martin, R ERA: 4.5 (5, 1)	1.1	L	7	3	2	2	1	0	0	0	0	0	0	9	9	13.50	2.250																					
Frank Williams, R ERA: 4.55 (7, 1)	2.0		11	3	2	2	3	2	0	0	0	0	0	15	23	9.00	2.500																					
Mark Davis, L ERA: 6.09 (9, 1)	1.0		4	0	0	0	1	0	0	0	0	0	0	6	6	0.00	0.000																					

AB 37
R 6
H 12
RBI 6
BB 4
SO 7
LOB 19



Batter	1	2	3	4	5	6	7	8	9	AB	R	H	RBI	BB	SO	LOB	BOTTOM																					
Chili Davis, S OBP: 0.345, SLG: 0.485 (1, 8)	4-3			HR	E6 3-1		F4		1B	5	1	2	1	0	0	2	Philadelphia Phillies @ San Francisco Giants Candlestick Park, San Francisco, CA Sat May 19 1984, 6:33 AM EDT Att: 15,124 - Unknown																					
Gene Richards, L OBP: 0.367, SLG: 0.280 (1, 9)	4-3			3-1	3-1			4-3	1B	5	0	1	1	0	0	2																						
Tom O'Malley, L (1, 5)	F8			4-3	F8			3-1	K	5	0	0	0	0	1	4																						
Jeffrey Leonard, R OBP: 0.328, SLG: 0.395 (1, 7)		F8		1B BB	1-3			BB 1B	1B	3	0	1	0	1	0	0																						
Scot Thompson, L OBP: 0.364, SLG: 0.300 (1, 3)		F9		1B	3-1			BB 1B	1B	4	0	2	0	0	0	0																						
Steve Nicosia, R OBP: 0.257, SLG: 0.344 Joe Pittman, R OBP: 0.083, SLG: 0.091 (1, 2) (9, 4)	4-3			F6	1B			1-2 2-3 BB	1B	3	0	1	0	0	0	2																						
Duane Kuiper, L OBP: 0.250, SLG: 0.200 Al Oliver, L OBP: 0.324, SLG: 0.351 Mark Davis, L (8, PH) (9, 1)				4-3	3-1		F3	F7		3	0	0	0	0	0	1																						
Johnnie LeMaster, R OBP: 0.282, SLG: 0.271 (1, 6)		4-3		4-3	E 3-1 1B		6-3	L4-3 1B		4	1	2	0	0	0	0																						
Greg Minton, S Randy Lerch, L Renie Martin, R Frank Williams, R Bob Brenny, R Dusty Baker Jr., R (1, 1) (5, 1) (5, 1) (7, 1) (7, 2) (8, PH)				1-3	3-1 E 1B		6-3	L4-3 1B		1	0	0	0	0	0	0																						
Inning Stats	R: 0 E: 0 K: 0 S: 3	H: 0 LOB: 0 BB: 0 P: 3	R: 0 E: 0 K: 0 S: 3	H: 0 LOB: 0 BB: 0 P: 3	R: 0 E: 0 K: 0 S: 3	H: 0 LOB: 0 BB: 0 P: 3	R: 1 E: 0 K: 0 S: 5	H: 2 LOB: 2 BB: 1 P: 9	R: 1 E: 1 K: 0 S: 6	H: 2 LOB: 2 BB: 0 P: 6	R: 0 E: 0 K: 0 S: 4	H: 1 LOB: 1 BB: 0 P: 4	R: 0 E: 0 K: 0 S: 3	H: 0 LOB: 0 BB: 0 P: 3	R: 0 E: 0 K: 0 S: 5	H: 2 LOB: 3 BB: 1 P: 9		R: 0 E: 0 K: 1 S: 7	H: 3 LOB: 2 BB: 0 P: 7	1B: 9 2B: 1 3B: 0 HR: 1	SF: 0 SAC: 0 DP: 1 HBP: 0	WP: 0 PB: 0 SB: 0 CS: 0	PA: 39															
PITCHER	IP	WLS	BF	H	R	ER	SO	BB	IBB	HBP	BLK	WP	HR	S	P	ERA	WHIP	PITCHER				IP	WLS	BF	H	R	ER	SO	BB	IBB	HBP	BLK	WP	HR	S	P	ERA	WHIP
John Denny, R ERA: 1.65 (1, 1)	6.0	W	25	5	2	1	0	1	0	0	0	0	0	7	11	0.00	1.800																					
Bill Campbell, R ERA: 3.2 (7, 1)	1.2		8	2	0	0	0	1	0	0	0	0	0	7	11	0.00	1.800																					
Al Holland, L ERA: 1.93 (8, 1)	1.1	S	6	3	0	0	1	0	0	0	0	0	0	8	8	0.00	2.250																					

AB 37
R 2
H 10
RBI 2
BB 2
SO 1
LOB 15



Batter	1	2	3	4	5	6	7	8	9	AB	R	H	RBI	BB	SO	LOB	TOP			
Juan Samuel, R (1,4) OBP: 0.380, SLG: 0.506	0-3 K	0-0 HR		0-0 F3 2B		0-3 K		0-0 F4	5 1 2 3 0 2 0											
Von Hayes, L (1,8) OBP: 0.350, SLG: 0.442	0-0 F3	4-0 S BB		0-0 F3 2-3		0-0 BB 1B		0-0 F7	4 0 1 0 1 0 1											
Mike Schmidt, R (1,5) OBP: 0.404, SLG: 0.596	0-0 5-3	0-0 F9 1-2		0-0 F9		4-0 BB 1-2		0-0 HR	4 1 1 1 1 0 2											
Joe Lefebvre, L (1,9) OBP: 0.350, SLG: 0.343		0-0 F3	4-0 1B E BB		0-0 F6		0-0 F8	0-0 F3	4 1 0 0 1 0 2											
Glenn Wilson, R (1,7) OBP: 0.297, SLG: 0.411		0-0 6-3	0-0 F9		0-0 CS 1B		0-0 6-3		4 0 1 0 0 0 3											
Len Matuszek, L (1,3) OBP: 0.371, SLG: 0.561		0-0 HR	0-0 E5 1B		0-3 K 1-2			0-3 F3 1B	4 1 3 1 0 1 1											
Ozzie Virgil, R (1,2) OBP: 0.347, SLG: 0.548		0-0 1B 1B	4-0 G6-4-3 BB		0-0 F9		0-3 K	0-3 K	3 1 1 0 1 1 1								AB 36			
Ivan De Jesus, R (1,6) OBP: 0.271, SLG: 0.252		0-0 HR 1B	0-0 G6-4-3		0-3 K		0-0 F3	0-0 F3	4 1 1 0 0 1 3								R 7			
Charles Hudson, S (1,1) OBP: 0.167, SLG: 0.222		0-0 HR 1B		0-0 F3		0-0 6-3		0-0 4-3	4 1 1 0 0 1 3								H 11			
Kevin Gross, R (7,1)									3 1 1 1 0 0 0								RBI 6			
Sixto Lezcano, R (8,PH) OBP: 0.377, SLG: 0.586									0 0 0 0 0 0 0								BB 4			
Larry Andersen, R (8,1)									1 0 0 0 0 0 1								SO 5			
									0 0 0 0 0 0 0								LOB 14			
Inning Stats	R: 0 E: 0 K: 1 S: 5	H: 0 LOB: 0 BB: 0 P: 5	R: 5 E: 0 K: 0 S: 8	H: 5 LOB: 1 BB: 1 P: 12	R: 1 E: 1 K: 0 S: 3	H: 1 LOB: 1 BB: 2 P: 11	R: 0 E: 0 K: 0 S: 4	H: 1 LOB: 1 BB: 0 P: 4	R: 0 E: 0 K: 1 S: 5	H: 0 LOB: 0 BB: 0 P: 5	R: 0 E: 0 K: 1 S: 6	H: 1 LOB: 2 BB: 1 P: 10	R: 0 E: 0 K: 1 S: 6	H: 1 LOB: 1 BB: 0 P: 6	R: 1 E: 0 K: 0 S: 4	H: 1 LOB: 0 BB: 0 P: 4	1B: 7 2B: 1 3B: 0 HR: 3	SF: 0 SAC: 0 DP: 1 HBP: 0	WP: 0 PB: 0 SB: 1 CS: 1	PA: 40
PITCHER	IP WLS BF H R ER SO BB IBB HBP BLK WP HR S P ERA WHIP																			
Jeff Robinson, R (1,1) ERA: 3.51	1.2 L 11 5 5 5 1 1 0 0 0 0 2 12 16 27.00 3.600																			
Rene Martin, R (2,1) ERA: 4.03	2.1 10 2 1 0 0 2 0 0 0 0 0 8 16 0.00 1.714																			
Randy Lerch, L (5,1) ERA: 1.9	3.0 11 2 0 0 3 1 0 0 0 0 0 16 20 0.00 1.000																			
Gary Lavelle, L (8,1) ERA: 3.67	1.0 4 1 0 0 1 0 0 0 0 0 0 6 6 0.00 1.000																			
Scott Garretts, R (9,1) ERA: 4.39	1.0 4 1 1 1 0 0 0 0 0 0 1 4 4 9.00 1.000																			

Philadelphia Phillies @ San Francisco Giants
Candlestick Park, San Francisco, CA
Sun May 20 1984, 6:33 AM EDT
Att: 23,797 - Unknown



Batter	1	2	3	4	5	6	7	8	9	AB	R	H	RBI	BB	SO	LOB	BOTTOM					
Chili Davis, S (1,8) OBP: 0.333, SLG: 0.468	0-0 F7		0-0 E5		0-0 F8		0-0 E6 1B 1B	0-0 F3	5 1 0 0 0 0 3													
Al Oliver, L (1,3) OBP: 0.326, SLG: 0.353	0-0 F9		0-0 F5		0-0 1B		0-0 WP 1B 1-3 2-H	0-0 F3	5 0 2 1 0 0 1													
Jack Clark, R (1,9) OBP: 0.438, SLG: 0.530	0-0 F5		4-0 BB		0-0 F6		0-0 WP 1B 1-2 3-H	0-0 4-3	4 0 1 1 1 0 1													
Jeffrey Leonard, R (1,7) OBP: 0.331, SLG: 0.403		0-0 F9 6-3 1B 1B	0-3 K		0-0 F9		0-3 K 1-2 2-3	0-0 E8 2B	5 1 2 0 0 2 5													
Joel Youngblood, R (1,5) OBP: 0.338, SLG: 0.310		0-0 6-3 1-2		0-0 6-3		0-0 9-3 1B	0-0 F9	0-0 F3	5 0 1 0 0 0 4													
Bob Brenly, R (1,2) OBP: 0.420, SLG: 0.433		0-0 F9 2-3		0-0 F3 1B 2B		0-0 F8		0-0 BB 1B	4 1 2 0 0 0 2													
Johnnie LetMaster, R (1,6) OBP: 0.281, SLG: 0.270		0-0 S 1B 3-H		0-0 F3 2-3		0-0 9-3 1-2		0-3 K	4 0 1 1 0 1 3								AB 38					
Joe Pittman, R (1,4) OBP: 0.133, SLG: 0.143		0-0 F5 1-2		0-0 F3 1B		0-0 K		0-0 BB	3 0 1 1 0 1 1								R 4					
Tom O'Malley, L (8,PH) (9,5)									0 0 0 0 1 0 0								H 10					
Jeff Robinson, R (1,1) OBP: 0.048, SLG: 0.048									0 0 0 0 0 0 0								RBI 4					
Rene Martin, R (2,1) OBP: 0.000, SLG: 0.000									1 0 0 0 0 0 0								BB 3					
Duane Kuiper, L (4,PH) OBP: 0.244, SLG: 0.195									0 0 0 0 0 0 0								SO 4					
Randy Lerch, L (5,1) OBP: 0.000, SLG: 0.000									0 1 0 0 0 0 0								LOB 23					
Gene Richards, L (7,PH) OBP: 0.000, SLG: 0.000									0 0 0 0 0 0 0													
Gary Lavelle, S (8,1) OBP: 0.000, SLG: 0.000									1 0 0 0 0 0 0													
Dusty Baker, Jr., R (8,PH) OBP: 0.000, SLG: 0.000									0 0 0 0 0 0 2													
Scott Garretts, R (9,1) OBP: 0.000, SLG: 0.000									0 0 0 0 0 0 0													
Inning Stats	R: 0 E: 0 K: 0 S: 3	H: 0 LOB: 0 BB: 0 P: 3	R: 1 E: 0 K: 0 S: 5	H: 2 LOB: 1 BB: 0 P: 5	R: 0 E: 1 K: 1 S: 6	H: 0 LOB: 1 BB: 1 P: 10	R: 1 E: 0 K: 0 S: 5	H: 2 LOB: 1 BB: 0 P: 5	R: 0 E: 0 K: 0 S: 4	H: 1 LOB: 1 BB: 0 P: 4	R: 0 E: 0 K: 0 S: 3	H: 1 LOB: 2 BB: 1 P: 3	R: 2 E: 1 K: 2 S: 10	H: 2 LOB: 2 BB: 1 P: 14	R: 0 E: 0 K: 1 S: 6	H: 1 LOB: 1 BB: 1 P: 10	R: 0 E: 1 K: 0 S: 4	H: 1 LOB: 1 BB: 0 P: 4	1B: 8 2B: 3 3B: 0 HR: 0	SF: 0 SAC: 0 DP: 1 HBP: 0	WP: 1 PB: 0 SB: 1 CS: 0	PA: 41
PITCHER	IP WLS BF H R ER SO BB IBB HBP BLK WP HR S P ERA WHIP																					
Charles Hudson, R (1,1) ERA: 4.59	6.1 W 29 7 4 3 2 2 0 0 0 0 1 0 31 39 4.26 1.421																					
Kevin Gross, R (7,1) ERA: 1.17	0.2 S 9 2 0 0 1 1 0 0 0 0 0 0 10 14 0.00 1.500																					
Larry Andersen, R (8,1) ERA: 2.45																						

Philadelphia Phillies @ San Francisco Giants
Candlestick Park, San Francisco, CA
Sun May 20 1984, 6:33 AM EDT
Att: 23,797 - Unknown



Batter	1	2	3	4	5	6	7	8	9	AB	R	H	RBI	BB	SO	LOB	TOP					
Chili Davis, S OBP: 0.331, SLG: 0.462 (1, 8)										4	0	1	0	0	0	1						
Joel Youngblood, R OBP: 0.335, SLG: 0.303 (1, 4)										3	0	0	0	1	1	1						
Joe Pittman, R OBP: 0.133, SLG: 0.143 (8, 4)										0	0	0	0	0	0	0						
Al Oliver, L OBP: 0.331, SLG: 0.360 (1, 3)										3	2	1	0	1	0	1						
Scot Thompson, L OBP: 0.364, SLG: 0.300 (8, 3)										0	0	0	0	0	0	0						
Jack Clark, R OBP: 0.439, SLG: 0.574 (1, 9)										4	2	2	3	0	0	1						
Jeffrey Leonard, R OBP: 0.336, SLG: 0.402 (1, 7)										3	1	1	0	1	1	0						
Bob Brenly, R OBP: 0.422, SLG: 0.446 (1, 2)										4	0	2	2	0	0	1						
Tom O'Malley, L (1, 5)										4	0	0	0	0	0	3						
Johnnie LeMaster, R OBP: 0.272, SLG: 0.261 (1, 6)										4	0	0	0	0	1	1						
Mark Davis, L (1, 1)										4	0	0	0	0	1	2						
Gary Lavelle, S (9, 1)										0	0	0	0	0	0	0						
Inning Stats	R: 0 E: 0 K: 0 S: 3	H: 1 LOB: 0 BB: 0 P: 3	R: 0 E: 0 K: 1 S: 5	H: 0 LOB: 0 BB: 0 P: 5	R: 0 E: 1 K: 0 S: 4	H: 0 LOB: 1 BB: 0 P: 4	R: 2 E: 0 K: 1 S: 7	H: 2 LOB: 1 BB: 1 P: 11	R: 0 E: 0 K: 1 S: 5	H: 0 LOB: 0 BB: 0 P: 5	R: 2 E: 0 K: 0 S: 4	H: 2 LOB: 1 BB: 2 P: 12	R: 0 E: 0 K: 0 S: 3	H: 0 LOB: 0 BB: 0 P: 3	R: 1 E: 0 K: 0 S: 4	H: 1 LOB: 0 BB: 0 P: 4	R: 0 E: 0 K: 1 S: 6	H: 1 LOB: 1 BB: 0 P: 6	1B: 3 2B: 2 3B: 0 HR: 2	SF: 0 SAC: 0 DP: 1 HBP: 0	WP: 1 PB: 0 SB: 0 CS: 1	PA: 36
PITCHER	IP WLS BF H R ER SO BB IBB HBP BLK WP HR S P ERA WHIP																					
Ron Darling, R (1, 1)	6.0 L 25 5 4 4 3 3 0 0 0 0 1 1 28 40 6.00 1.333																					
Tom Gorman, L (7, 1)	1.0 3 0 0 0 0 0 0 0 0 0 0 0 3 3 0.00 0.000																					
Brent Gaff, R (8, 1)	2.0 8 2 1 1 1 0 0 0 0 0 0 1 10 10 4.50 1.000																					

San Francisco Giants @ New York Mets
Shea Stadium, Flushing, NY
Tue May 22 1984, 7:05 PM EDT
Att: 14,834 - Unknown

AB 33
R 5
H 7
RBI 5
BB 3
SO 4
LOB 11

Batter	1	2	3	4	5	6	7	8	9	AB	R	H	RBI	BB	SO	LOB	BOTTOM			
Kelvin Chapman, R OBP: 0.355, SLG: 0.370 (1, 4)										5	1	3	0	0	1	0				
Ron Gardenhire, R OBP: 0.221, SLG: 0.198 (1, 6)										4	0	0	0	0	0	2				
Jerry Martin, R (9, PH) OBP: 0.167, SLG: 0.667										1	0	0	0	0	1	1				
Keith Hernandez, L (1, 3) OBP: 0.370, SLG: 0.396										5	0	3	1	0	0	1				
George Foster, R OBP: 0.277, SLG: 0.439 (1, 7)										3	1	1	0	1	0	2				
Darryl Strawberry, L (1, 9) OBP: 0.382, SLG: 0.485										4	0	0	0	0	0	4				
Mookie Wilson, S (1, 8) OBP: 0.324, SLG: 0.345										4	0	2	0	0	1	1				
Hubie Brooks, R (1, 5) OBP: 0.362, SLG: 0.425										4	0	1	0	0	0	3				
Mike Fitzgerald, R (1, 2) OBP: 0.373, SLG: 0.347										4	1	1	1	0	0	3				
Ron Darling, R (1, 1) OBP: 0.063, SLG: 0.063										2	0	0	0	0	2	1				
Tom Gorman, L (7, 1)										0	0	0	0	0	0	0				
José Oquendo, S (7, PH) OBP: 0.284, SLG: 0.198										1	0	0	0	0	0	0				
Brent Gaff, R (8, 1)										0	0	0	0	0	0	0				
Wally Backman, S (9, PH) OBP: 0.360, SLG: 0.296										0	1	0	0	1	0	0				
Inning Stats	R: 0 E: 0 K: 1 S: 5	H: 0 LOB: 0 BB: 0 P: 5	R: 1 E: 0 K: 0 S: 5	H: 2 LOB: 1 BB: 0 P: 5	R: 1 E: 1 K: 1 S: 7	H: 2 LOB: 2 BB: 1 P: 11	R: 0 E: 0 K: 1 S: 6	H: 1 LOB: 1 BB: 0 P: 6	R: 0 E: 0 K: 0 S: 4	H: 2 LOB: 1 BB: 0 P: 4	R: 0 E: 0 K: 0 S: 3	H: 1 LOB: 0 BB: 0 P: 3	R: 0 E: 0 K: 1 S: 6	H: 1 LOB: 1 BB: 0 P: 6	R: 2 E: 0 K: 1 S: 7	H: 2 LOB: 1 BB: 1 P: 11	1B: 9 2B: 1 3B: 0 HR: 1	SF: 0 SAC: 0 DP: 1 HBP: 0	WP: 2 PB: 0 SB: 3 CS: 0	PA: 39
PITCHER	IP WLS BF H R ER SO BB IBB HBP BLK WP HR S P ERA WHIP																			
Mark Davis, L (1, 1)	8.1 W 35 10 3 3 4 0 0 0 0 1 0 5 9 13.50 3.000																			
Gary Lavelle, L (9, 1)	0.2 S 4 1 1 1 1 1 0 0 0 0 1 0 5 9 13.50 3.000																			

San Francisco Giants @ New York Mets
Shea Stadium, Flushing, NY
Tue May 22 1984, 7:05 PM EDT
Att: 14,834 - Unknown

AB 37
R 4
H 11
RBI 2
BB 2
SO 5
LOB 18

Batter	1	2	3	4	5	6	7	8	9	AB	R	H	RBI	BB	SO	LOB	TOP			
Chili Davis, S OBP: 0.327, SLG: 0.449 (1, 8)	3-1		K		E6		HBP		4-3	4	0	0	0	0	1	1	San Francisco Giants @ New York Mets Shea Stadium, Flushing, NY Thu May 24 1984, 7:05 PM EDT Att: 12,363 - Unknown			
Joel Youngblood, R Duane Kuiper, L OBP: 0.231, SLG: 0.307 (1, 4) OBP: 0.244, SLG: 0.195 (9, 4)	L6			1B	F8		1-3		4-3	5	1	1	0	0	0	3				
Al Oliver, L OBP: 0.336, SLG: 0.364 (1, 3)	L6			1B	1B		6-3			4	0	2	2	0	0	1				
Jack Clark, R OBP: 0.435, SLG: 0.571 (1, 9)		4-3		G6-4-3	K					4	0	1	0	0	1	3				
Jeffrey Leonard, R OBP: 0.340, SLG: 0.413 (1, 7)				2B			F7		K	4	0	2	0	0	1	1				
Bob Brenly, R OBP: 0.425, SLG: 0.471 (1, 2)	L6			2B					F8	3	1	1	1	1	0	2				
Tom O'Malley, L (1, 5)	F9			BB			HR			3	0	0	0	1	0	3				
Johnnie LeMaster, R Gene Richards, L Joe Pittman, R OBP: 0.286, SLG: 0.254 (1, 6) OBP: 0.371, SLG: 0.275 (8, PH) OBP: 0.133, SLG: 0.143 (8, 6)	4-3				L4		5-3		4-3	3	0	0	0	0	0	2				
Mike Krukow, R OBP: 0.200, SLG: 0.158 (1, 1)			K				F8		K	4	1	1	0	0	2	0				
Inning Stats	R: 0 E: 0 K: 0 S: 3	H: 0 LOB: 0 BB: 0 P: 3	R: 0 E: 0 K: 0 S: 4	H: 1 LOB: 1 BB: 0 P: 4	R: 0 E: 0 K: 2 S: 7	H: 0 LOB: 0 BB: 0 P: 7	R: 1 E: 0 K: 0 S: 5	H: 3 LOB: 2 BB: 1 P: 9	R: 1 E: 1 K: 1 S: 8	H: 2 LOB: 2 BB: 0 P: 8	R: 1 E: 0 K: 0 S: 4	H: 1 LOB: 1 BB: 0 P: 4	R: 0 E: 0 K: 1 S: 6	H: 1 LOB: 2 BB: 0 P: 10	R: 0 E: 0 K: 1 S: 5	H: 0 LOB: 0 BB: 0 P: 5		1B: 4 2B: 3 3B: 0 HR: 1	SF: 0 SAC: 0 DP: 1 HBP: 1	WP: 0 PB: 0 CS: 0
PITCHER	IP	WLS	BF	H	R	ER	SO	BB	IBB	HBP	BLK	WP	HR	S	P	ERA	WHIP			
Walt Terrell, R ERA: 3.73 (1, 1)	8.0	L	35	8	3	2	4	2	0	1	0	0	1	40	49	2.25	1.250			
Doug Sisk, R ERA: 0.62 (9, 1)	1.0		3	0	0	0	1	0	0	0	0	0	0	5	5	0.00	0.000			

AB	35
R	3
H	8
RBI	3
BB	2
SO	5
LOB	16



Batter	1	2	3	4	5	6	7	8	9	AB	R	H	RBI	BB	SO	LOB	BOTTOM			
Wally Backman, S OBP: 0.364, SLG: 0.297 (1, 4)	F7				K					3	0	1	0	1	1	0	San Francisco Giants @ New York Mets Shea Stadium, Flushing, NY Thu May 24 1984, 7:05 PM EDT Att: 12,363 - Unknown			
José Oquendo, S Danny Heep, L Doug Sisk, R OBP: 0.276, SLG: 0.194 (1, 6) OBP: 0.300, SLG: 0.429 (8, PH) OBP: 0.200, SLG: 0.200 (9, 1)	K		SF8				L4		K	2	0	0	1	0	1	0				
Keith Hernandez, L OBP: 0.361, SLG: 0.384 (1, 3)	F5		F5				F8		F9	4	0	0	0	0	0	1				
George Foster, R OBP: 0.270, SLG: 0.428 (1, 7)		K			E4		K		5-3	4	0	0	0	0	2	0				
Darryl Strawberry, L OBP: 0.378, SLG: 0.475 (1, 9)		K			L4					3	0	0	0	1	2	1				
Mookie Wilson, S OBP: 0.315, SLG: 0.336 (1, 8)	F9				FC4-6		F9		FC4-6	4	0	0	0	0	0	2				
Hubie Brooks, R OBP: 0.368, SLG: 0.431 (1, 5)							F8			3	1	2	0	0	0	0				
Mike Fitzgerald, R OBP: 0.371, SLG: 0.385 (1, 2)									K	3	1	1	1	0	1	0				
Walt Terrell, L Rusty Staub, L Ron Gardenhire, R OBP: 0.083, SLG: 0.043 (1, 1) OBP: 0.400, SLG: 0.421 (8, PH) OBP: 0.221, SLG: 0.198 (9, 6)									1-3	2	0	0	0	0	0	0				
Inning Stats	R: 0 E: 0 K: 1 S: 5	H: 0 LOB: 0 BB: 0 P: 5	R: 0 E: 0 K: 2 S: 7	H: 0 LOB: 0 BB: 0 P: 7	R: 2 E: 0 K: 1 S: 7	H: 2 LOB: 1 BB: 1 P: 11	R: 0 E: 1 K: 0 S: 4	H: 1 LOB: 2 BB: 0 P: 4	R: 0 E: 0 K: 1 S: 5	H: 0 LOB: 0 BB: 0 P: 5	R: 0 E: 0 K: 1 S: 5	H: 0 LOB: 0 BB: 0 P: 5	R: 0 E: 0 K: 2 S: 8	H: 1 LOB: 1 BB: 0 P: 8	R: 0 E: 0 K: 0 S: 3	H: 0 LOB: 1 BB: 1 P: 7		1B: 3 2B: 0 3B: 1 HR: 0	SF: 1 SAC: 0 DP: 0 HBP: 0	WP: 0 PB: 0 CS: 0
PITCHER	IP	WLS	BF	H	R	ER	SO	BB	IBB	HBP	BLK	WP	HR	S	P	ERA	WHIP			
Mike Krukow, R ERA: 4.72 (1, 1)	9.0	W	33	4	2	2	9	2	0	0	0	0	0	49	57	2.00	0.667			



Batter	1	2	3	4	5	6	7	8	9	AB	R	H	RBI	BB	SO	LOB	TOP										
Chili Davis, S OBP: 0.329, SLG: 0.467 (1, 8)	F8		F8			CS 1B		HR	L4	5	1	2	2	0	0	2	San Francisco Giants @ Montreal Expos Olympic Stadium, Montreal, QB Fri May 25 1984, 7:05 PM EDT Att: 24,212 - Unknown livebaseballscorecards.com										
Joel Youngblood, R OBP: 0.329, SLG: 0.305 (1, 4)	F9		FC5-4		CS	K		4-3 1B		4	0	1	0	0	1	1											
Al Oliver, L OBP: 0.327, SLG: 0.354 (1, 3)	F6-3			F6		F7		4-3		4	0	0	0	0	0	1											
Jack Clark, R OBP: 0.436, SLG: 0.573 (1, 9)		1-3		5-3						3	0	1	0	1	0	0											
Jeffrey Leonard, R OBP: 0.351, SLG: 0.419 (1, 7)										3	0	2	0	1	1	2											
Bob Brenly, R OBP: 0.411, SLG: 0.454 (1, 2)										4	0	0	0	0	1	6											
Tom O'Malley, L OBP: 0.158, SLG: 0.059 (1, 5)										4	1	1	0	0	1	1											
Joe Pittman, R OBP: 0.211, SLG: 0.222 (1, 6)										4	0	2	0	0	1	0											
Jeff Robinson, R OBP: 0.043, SLG: 0.043 (1, 1)										2	0	0	0	0	0	3											
Greg Minton, S (6, 1)										1	0	0	0	0	0	0											
Scot Thompson, L OBP: 0.391, SLG: 0.333 (9, PH)										1	0	1	0	0	0	0											
Gene Richards, L OBP: 0.371, SLG: 0.275 (9, PR)										0	0	0	0	0	0	0											
Inning Stats	R: 0 E: 0 K: 0 S: 3	H: 0 LOB: 0 BB: 0 P: 3	R: 0 E: 0 K: 1 S: 6	H: 1 LOB: 1 BB: 0 P: 6	R: 0 E: 0 K: 0 S: 4	H: 1 LOB: 1 BB: 0 P: 4	R: 0 E: 0 K: 0 S: 4	H: 1 LOB: 0 BB: 0 P: 4	R: 1 E: 0 K: 1 S: 6	H: 3 LOB: 2 BB: 1 P: 10	R: 0 E: 0 K: 0 S: 3	H: 0 LOB: 0 BB: 0 P: 3	R: 1 E: 0 K: 1 S: 7	H: 2 LOB: 2 BB: 1 P: 11	R: 0 E: 0 K: 2 S: 8	H: 1 LOB: 1 BB: 0 P: 8	1B: 8 2B: 1 3B: 0 HR: 1	SF: 0 SAC: 0 DP: 1 HBP: 0	WP: 0 PB: 0 SB: 0 CS: 1	PA: 38							
PITCHER	IP	WLS	BF	H	R	ER	SO	BB	IBB	HBP	BLK	WP	HR	S	P	ERA	WHIP										
Bryn Smith, R ERA: 3.01 (1, 1)	7.1		31	9	2	2	2	1	1	0	0	0	1	33	41	2.46	1.364										
Jeff Reardon, R ERA: 1.0 (8, 1)	1.2	W	6	1	0	0	3	0	0	0	0	0	0	12	12	0.00	0.600										

Batter	1	2	3	4	5	6	7	8	9	AB	R	H	RBI	BB	SO	LOB	BOTTOM										
Miguel Dilone, S OBP: 0.321, SLG: 0.418 (1, 7)	4-3		K					E6 4-3 5-3		4	2	1	0	0	1	1	San Francisco Giants @ Montreal Expos Olympic Stadium, Montreal, QB Fri May 25 1984, 7:05 PM EDT Att: 24,212 - Unknown livebaseballscorecards.com										
Bryan Little, S OBP: 0.384, SLG: 0.338 (1, 4)	F4			F8				4-3		4	0	1	1	0	0	1											
Tim Raines, S OBP: 0.433, SLG: 0.469 (1, 8)	3-1			4-3		SF9		5-3		3	0	0	2	0	0	0											
Gary Carter, R OBP: 0.354, SLG: 0.475 (1, 2)								F6		4	0	0	0	0	2	1											
Mike Stenhouse, L OBP: 0.500, SLG: 0.556 (1, 9)										2	0	0	0	1	0	1											
Derrel Thomas, S OBP: 0.267, SLG: 0.321 (9, 9)										0	0	0	0	0	0	0											
Tim Wallach, R OBP: 0.343, SLG: 0.494 (1, 5)										3	0	1	0	0	0	1											
Terry Francona, L OBP: 0.399, SLG: 0.500 (1, 3)										3	0	1	0	0	0	2											
Doug Flynn, R OBP: 0.333, SLG: 0.327 (1, 6)										3	0	0	0	0	1	3											
Bryn Smith, R OBP: 0.304, SLG: 0.263 (1, 1)										3	1	1	0	0	1	2											
Jeff Reardon, R ERA: 1.0 (8, 1)										0	0	0	0	0	0	0											
Inning Stats	R: 0 E: 0 K: 0 S: 3	H: 0 LOB: 0 BB: 0 P: 3	R: 0 E: 0 K: 1 S: 5	H: 0 LOB: 0 BB: 0 P: 5	R: 0 E: 0 K: 2 S: 8	H: 1 LOB: 1 BB: 0 P: 8	R: 0 E: 0 K: 1 S: 5	H: 0 LOB: 0 BB: 0 P: 5	R: 0 E: 0 K: 0 S: 3	H: 0 LOB: 1 BB: 1 P: 7	R: 2 E: 0 K: 0 S: 6	H: 3 LOB: 1 BB: 0 P: 6	R: 0 E: 0 K: 1 S: 6	H: 1 LOB: 1 BB: 0 P: 6	R: 1 E: 1 K: 0 S: 4	H: 0 LOB: 0 BB: 0 P: 4	1B: 3 2B: 2 3B: 0 HR: 0	SF: 1 SAC: 0 DP: 0 HBP: 0	WP: 0 PB: 0 SB: 1 CS: 0	PA: 31							
PITCHER	IP	WLS	BF	H	R	ER	SO	BB	IBB	HBP	BLK	WP	HR	S	P	ERA	WHIP										
Jeff Robinson, R ERA: 3.51 (1, 1)	5.0		20	4	2	2	4	1	0	0	0	0	0	27	31	3.60	1.000										
Greg Minton, R ERA: 5.19 (6, 1)	3.0	L	11	1	1	0	1	0	0	0	0	0	0	13	13	0.00	0.333										

Batter	1	2	3	4	5	6	7	8	9	AB	R	H	RBI	BB	SO	LOB	TOP						
Chili Davis, S OBP: 0.337, SLG: 0.481	F8		HR					1B		3	1	2	1	1	0	0	San Francisco Giants @ Montreal Expos Olympic Stadium, Montreal, QB Sun May 27 1984, 3:33 AM EDT Att: 31,618 - Unknown						
Joel Youngblood, R OBP: 0.320, SLG: 0.315	F6-3		5-3				F7	K		4	0	0	0	0	1	3							
Gene Richards, L OBP: 0.358, SLG: 0.268	F9						F3	F6-4-3		4	0	1	0	0	1	0							
Al Oliver, L OBP: 0.329, SLG: 0.361		E8		G3			4-3	F6-4-3		4	1	1	0	0	0	3							
Dusty Baker Jr., R OBP: 0.426, SLG: 0.438		SF7		2B			F8	F4-6-3		2	0	1	1	1	0	0							
Steve Nicosia, R OBP: 0.256, SLG: 0.361		F2					5-3	K		4	0	1	0	0	1	1							
Johnnie LetMaster, R OBP: 0.287, SLG: 0.250 Scott Thompson, L OBP: 0.375, SLG: 0.318		F7		5-3			F6-3	F4-6-3		3	0	0	0	0	0	2							
Duane Kuiper, L OBP: 0.231, SLG: 0.188							F6	F4		3	0	1	0	0	0	0							
Mark Grant, R Scott Garretts, R OBP: 0.167, SLG: 0.167 Frank Williams, R Tom O'Malley, L OBP: 0.190, SLG: 0.105 Renie Martin, R OBP: 0.500, SLG: 0.500							K	K		1	0	0	0	0	1	1							
								1B		1	0	0	0	0	1	0							
								1B		0	0	0	0	0	0	0							
								1B		0	0	0	0	0	0	0							
								1B		0	0	0	0	0	0	0							
Inning Stats	R: 0 E: 0 K: 0 S: 3	H: 0 LOB: 0 BB: 0 P: 3	R: 1 E: 1 K: 0 S: 4	H: 1 LOB: 0 BB: 0 P: 4	R: 1 E: 0 K: 1 S: 6	H: 2 LOB: 0 BB: 0 P: 6	R: 0 E: 0 K: 1 S: 7	H: 2 LOB: 2 BB: 0 P: 7	R: 0 E: 0 K: 0 S: 5	H: 0 LOB: 1 BB: 1 P: 9	R: 0 E: 0 K: 0 S: 3	H: 0 LOB: 0 BB: 0 P: 3	R: 0 E: 0 K: 0 S: 3	H: 0 LOB: 0 BB: 0 P: 3	R: 0 E: 0 K: 1 S: 7	H: 3 LOB: 2 BB: 0 P: 7	R: 0 E: 0 K: 1 S: 4	H: 0 LOB: 0 BB: 1 P: 8	1B: 5 2B: 2 3B: 0 HR: 1	SF: 1 SAC: 0 DP: 2 HBP: 0	WP: 0 PB: 0 SB: 0 CS: 1	PA: 34	
PITCHER Charlie Lea, R ERA: 2.68	IP: 9.0 WLS: W BF: 34 H: 8 R: 2 ER: 1 SO: 5 BB: 2 IBB: 0 HBP: 0 BLK: 0 WP: 0 HR: 1 S: 42 P: 50 ERA: 1.00 WHIP: 1.111											PITCHER	IP: 9.0 WLS: W BF: 34 H: 8 R: 2 ER: 1 SO: 5 BB: 2 IBB: 0 HBP: 0 BLK: 0 WP: 0 HR: 1 S: 42 P: 50 ERA: 1.00 WHIP: 1.111										

Batter	1	2	3	4	5	6	7	8	9	AB	R	H	RBI	BB	SO	LOB	BOTTOM						
Miguel Dilone, S OBP: 0.303, SLG: 0.381	6-3	SF7		PB		F9		1-3		4	0	1	1	0	0	2	San Francisco Giants @ Montreal Expos Olympic Stadium, Montreal, QB Sun May 27 1984, 3:33 AM EDT Att: 31,618 - Unknown						
Bryan Little, S OBP: 0.372, SLG: 0.335	E	G3				K		G3		3	1	0	0	2	1	2							
Tim Raines, S OBP: 0.429, SLG: 0.456	F8		4-3		F8		1B			3	1	0	0	1	0	3							
Gary Carter, R OBP: 0.360, SLG: 0.497	E7	1B	6-3		F5		FC6-4			4	1	2	2	0	0	0							
Terry Francona, L OBP: 0.391, SLG: 0.487	1B		F8		4-3		FC6-4			4	0	2	1	0	0	0							
Tim Wallach, R OBP: 0.349, SLG: 0.494	K				2B		FC6-4			4	1	1	0	0	2	3							
Mike Stenhouse, L OBP: 0.524, SLG: 0.571 Derrel Thomas, S OBP: 0.267, SLG: 0.321		SH3-4		1B		FC4-6		4-3		3	2	2	1	1	0	2							
Doug Flynn, R OBP: 0.354, SLG: 0.349		SH3-4		1B		FC4-6		SH1-4		4	0	2	0	0	1	2							
Charlie Lea, R OBP: 0.071, SLG: 0.037		SH3-4		6-3		K		SH1-4		2	0	0	0	0	1	2							
										1B: 7 2B: 3 3B: 0 HR: 0	SF: 1 SAC: 2 DP: 0 HBP: 0	WP: 0 PB: 1 SB: 2 CS: 0	PA: 38										
PITCHER Mark Grant, R ERA: 8.0 Scott Garretts, R ERA: 4.02 Frank Williams, R ERA: 4.45 Renie Martin, R ERA: 3.86	IP: 3.0 WLS: L BF: 16 H: 6 R: 5 ER: 4 SO: 1 BB: 1 IBB: 0 HBP: 0 BLK: 0 WP: 0 HR: 0 S: 17 P: 21 ERA: 12.00 WHIP: 2.333											PITCHER	IP: 3.0 WLS: L BF: 16 H: 6 R: 5 ER: 4 SO: 1 BB: 1 IBB: 0 HBP: 0 BLK: 0 WP: 0 HR: 0 S: 17 P: 21 ERA: 12.00 WHIP: 2.333										



Batter	1	2	3	4	5	6	7	8	9	AB	R	H	RBI	BB	SO	LOB	TOP		
Chili Davis, S OBP: 0.328, SLG: 0.466 (1, 8)		5-3								5	0	0	0	0	4	3	San Francisco Giants @ Philadelphia Phillies Veterans Stadium, Philadelphia, PA Wed May 30 1984, 7:05 PM EDT Att: 13,524 - Unknown		
Johnnie LeMaster, R OBP: 0.252, SLG: 0.240 (1, 6)			L4					F9		5	0	0	0	0	3	1			
Jeffrey Leonard, R OBP: 0.353, SLG: 0.423 (1, 7)				1B				BB BLK	1B	4	0	3	0	0	1	0			
Jack Clark, R OBP: 0.433, SLG: 0.557 (1, 9)	F9			1B		L5		BB	1B	3	0	1	0	1	0	1			
Al Oliver, L OBP: 0.321, SLG: 0.352 (1, 3)		6-3	F7			6-3				4	0	0	0	0	1	4			
Joel Youngblood, R OBP: 0.324, SLG: 0.315 (1, 5)		1B	6-3					1-2	BB	3	1	1	0	1	1	2			
Bob Brenly, R OBP: 0.424, SLG: 0.487 (1, 2)		1B		FC3-6	BB	F7		L4		3	1	1	0	1	0	3			
Joe Pittman, R OBP: 0.217, SLG: 0.227 (1, 4)		L6		FC3-6	1-2			K2-3		4	0	1	0	0	1	3			
Mark Davis, L OBP: 0.067, SLG: 0.200 (1, 1)										3	0	1	2	0	2	1			
Duane Kuiper, L OBP: 0.226, SLG: 0.164 (9, PH)										1	0	0	0	0	1	1			
Greg Minton, S (9, 1)		1-H 2-H								0	0	0	0	0	0	0			
Inning Stats	R: 0 E: 0 K: 2 S: 8	H: 1 LOB: 1 BB: 0 P: 8	R: 2 E: 0 K: 0 S: 6	H: 3 LOB: 1 BB: 0 P: 6	R: 0 E: 0 K: 0 S: 5	H: 2 LOB: 2 BB: 1 P: 5	R: 0 E: 0 K: 2 S: 7	H: 0 LOB: 1 BB: 1 P: 11	R: 0 E: 0 K: 1 S: 5	H: 0 LOB: 0 BB: 0 P: 7	R: 0 E: 0 K: 3 S: 9	H: 0 LOB: 0 BB: 0 P: 9	R: 0 E: 0 K: 1 S: 6	H: 1 LOB: 3 BB: 2 P: 14	R: 0 E: 0 K: 3 S: 10	H: 1 LOB: 1 BB: 0 P: 10	1B: 6 2B: 1 3B: 1 HR: 0	SF: 0 SAC: 0 DP: 0 HBP: 0	WP: 0 PA: 38 PB: 0 SB: 1 CS: 0
PITCHER	IP WLS BF H R ER SO BB IBB HBP BLK WP HR S P ERA WHIP	IP WLS BF H R ER SO BB IBB HBP BLK WP HR S P ERA WHIP	IP WLS BF H R ER SO BB IBB HBP BLK WP HR S P ERA WHIP	IP WLS BF H R ER SO BB IBB HBP BLK WP HR S P ERA WHIP	IP WLS BF H R ER SO BB IBB HBP BLK WP HR S P ERA WHIP	IP WLS BF H R ER SO BB IBB HBP BLK WP HR S P ERA WHIP	IP WLS BF H R ER SO BB IBB HBP BLK WP HR S P ERA WHIP	IP WLS BF H R ER SO BB IBB HBP BLK WP HR S P ERA WHIP	IP WLS BF H R ER SO BB IBB HBP BLK WP HR S P ERA WHIP	IP WLS BF H R ER SO BB IBB HBP BLK WP HR S P ERA WHIP	IP WLS BF H R ER SO BB IBB HBP BLK WP HR S P ERA WHIP	IP WLS BF H R ER SO BB IBB HBP BLK WP HR S P ERA WHIP	IP WLS BF H R ER SO BB IBB HBP BLK WP HR S P ERA WHIP	IP WLS BF H R ER SO BB IBB HBP BLK WP HR S P ERA WHIP	IP WLS BF H R ER SO BB IBB HBP BLK WP HR S P ERA WHIP	IP WLS BF H R ER SO BB IBB HBP BLK WP HR S P ERA WHIP	IP WLS BF H R ER SO BB IBB HBP BLK WP HR S P ERA WHIP		



Batter	1	2	3	4	5	6	7	8	9	AB	R	H	RBI	BB	SO	LOB	BOTTOM				
Juan Samuel, R OBP: 0.358, SLG: 0.490 (1, 4)	F9 1B		1-3				L6			5	0	3	0	0	0	0	San Francisco Giants @ Philadelphia Phillies Veterans Stadium, Philadelphia, PA Wed May 30 1984, 7:05 PM EDT Att: 13,524 - Unknown				
Gary Maddox, R OBP: 0.342, SLG: 0.328 (1, 8)			L4		3B				1-2	4	0	1	0	0	0	1					
Greg Gross, L OBP: 0.480, SLG: 0.429 (9, PH)		1B					6-3		SF7	0	0	0	1	0	0	0					
Mike Schmidt, R OBP: 0.385, SLG: 0.527 (1, 5)			F8			5-3				4	0	0	0	0	2	2					
Sixto Lezcano, R OBP: 0.379, SLG: 0.569 (1, 9)	F9							6-3		4	1	2	0	0	0	2					
Glenn Wilson, R OBP: 0.283, SLG: 0.393 (1, 7)				F8				F7		4	1	1	1	0	0	3					
Al Holland, R (9, 1)	F8					2H	E			0	0	0	0	0	0	0					
Len Matuszek, L OBP: 0.362, SLG: 0.500 (1, 3)		4-3		F9			F8		F9	4	0	0	0	0	0	2					
Ozzie Virgil, R OBP: 0.363, SLG: 0.526 (1, 2)								E	1B	3	0	1	0	1	1	1					
Ivan De Jesus, R OBP: 0.272, SLG: 0.250 (1, 6)					L6		E5			3	0	0	0	0	0	2					
Joe Lefebvre, L OBP: 0.341, SLG: 0.327 (9, PH)	F9					1-3	2H		1B	1	1	1	0	0	0	0					
Steve Carlton, L OBP: 0.200, SLG: 0.320 (1, 1)					F8					3	0	0	0	0	1	3					
Von Hayes, L OBP: 0.346, SLG: 0.424 (9, 7)	4-3								1-2	1	0	1	0	0	0	0					
Inning Stats	R: 0 E: 0 K: 1 S: 7	H: 2 LOB: 2 BB: 0 P: 7	R: 0 E: 0 K: 0 S: 4	H: 1 LOB: 1 BB: 0 P: 4	R: 0 E: 0 K: 0 S: 3	H: 0 LOB: 0 BB: 0 P: 3	R: 0 E: 0 K: 1 S: 6	H: 1 LOB: 1 BB: 0 P: 6	R: 0 E: 0 K: 1 S: 4	H: 1 LOB: 1 BB: 0 P: 4	R: 2 E: 1 K: 1 S: 8	H: 2 LOB: 2 BB: 1 P: 12	R: 0 E: 0 K: 1 S: 5	H: 0 LOB: 0 BB: 0 P: 5	R: 0 E: 0 K: 0 S: 3	H: 0 LOB: 0 BB: 0 P: 3	R: 1 E: 0 K: 0 S: 5	H: 3 LOB: 2 BB: 0 P: 5	1B: 7 2B: 2 3B: 1 HR: 0	SF: 1 SAC: 0 DP: 0 HBP: 0	WP: 0 PA: 38 PB: 0 SB: 0 CS: 0
PITCHER	IP WLS BF H R ER SO BB IBB HBP BLK WP HR S P ERA WHIP	IP WLS BF H R ER SO BB IBB HBP BLK WP HR S P ERA WHIP	IP WLS BF H R ER SO BB IBB HBP BLK WP HR S P ERA WHIP	IP WLS BF H R ER SO BB IBB HBP BLK WP HR S P ERA WHIP	IP WLS BF H R ER SO BB IBB HBP BLK WP HR S P ERA WHIP	IP WLS BF H R ER SO BB IBB HBP BLK WP HR S P ERA WHIP	IP WLS BF H R ER SO BB IBB HBP BLK WP HR S P ERA WHIP	IP WLS BF H R ER SO BB IBB HBP BLK WP HR S P ERA WHIP	IP WLS BF H R ER SO BB IBB HBP BLK WP HR S P ERA WHIP	IP WLS BF H R ER SO BB IBB HBP BLK WP HR S P ERA WHIP	IP WLS BF H R ER SO BB IBB HBP BLK WP HR S P ERA WHIP	IP WLS BF H R ER SO BB IBB HBP BLK WP HR S P ERA WHIP	IP WLS BF H R ER SO BB IBB HBP BLK WP HR S P ERA WHIP	IP WLS BF H R ER SO BB IBB HBP BLK WP HR S P ERA WHIP	IP WLS BF H R ER SO BB IBB HBP BLK WP HR S P ERA WHIP	IP WLS BF H R ER SO BB IBB HBP BLK WP HR S P ERA WHIP	IP WLS BF H R ER SO BB IBB HBP BLK WP HR S P ERA WHIP				



Batter	1	2	3	4	5	6	7	8	9	AB	R	H	RBI	BB	SO	LOB	TOP						
Alan Wiggins, S OBP: 0.343, SLG: 0.303	0-0 4-3		0-0 FC4-6			0-0 F6	0-0 1B	0-0 SH1-3		4	1	1	1	0	0	1							
Tim Flannery, L OBP: 0.345, SLG: 0.400	0-0 4-3			0-0 F4		0-0 1B	0-0 1B	0-3 K		5	2	2	1	0	1	0							
Tony Gwynn, L OBP: 0.443, SLG: 0.484	0-0 6-3			0-0 G6-4-3 1B		0-0 1B	0-0 1B		0-0 F7	5	2	3	1	0	0	0							
Steve Garvey, R OBP: 0.267, SLG: 0.330		0-0 F7		0-0 G6-4-3 1B		0-0 1B	0-0 1B	0-3 K		5	0	2	2	0	1	1							
Terry Kennedy, L OBP: 0.279, SLG: 0.333		0-0 F9			0-0 3-1	0-0 SF7	0-0 1B	0-0 4-3		3	0	0	1	1	0	0							
Kevin McReynolds, R OBP: 0.331, SLG: 0.528		0-0 5-3			0-0 5-3	0-0 1B	0-0 1B			4	0	2	1	0	0	0							
Carmelo Martinez, R OBP: 0.343, SLG: 0.381			0-0 F7		0-0 1B					4	1	2	0	0	1	3	AB 37						
Garry Templeton, S OBP: 0.319, SLG: 0.351		0-0 4-3			0-0 1B	0-0 F7	0-0 SH1-3 2B			4	1	2	0	0	0	1	R 7						
Tim Lollar, L OBP: 0.333, SLG: 0.542			0-0 FC4-6 BB		0-0 F3	0-0 F6	0-0 6-3			3	0	0	0	1	0	4	H 14						
Floyd Chiffer, R (8, 1)										0	0	0	0	0	0	0	RBI 7						
Dave Dravecky, R (8, 1)										0	0	0	0	0	0	0	BB 2						
										0	0	0	0	0	0	0	SO 3						
										0	0	0	0	0	0	0	LOB 10						
Inning Stats	R: 0 E: 0 K: 0 S: 3	H: 0 LOB: 0 BB: 0 P: 3	R: 0 E: 0 K: 0 S: 3	H: 0 LOB: 0 BB: 0 P: 3	R: 0 E: 0 K: 0 S: 3	H: 0 LOB: 1 BB: 1 P: 7	R: 0 E: 0 K: 0 S: 3	H: 1 LOB: 0 BB: 0 P: 3	R: 0 E: 0 K: 0 S: 5	H: 2 LOB: 2 BB: 0 P: 5	R: 2 E: 0 K: 0 S: 6	H: 4 LOB: 2 BB: 0 P: 6	R: 4 E: 0 K: 1 S: 11	H: 6 LOB: 3 BB: 1 P: 15	R: 1 E: 0 K: 1 S: 6	H: 1 LOB: 0 BB: 0 P: 6	R: 0 E: 0 K: 1 S: 5	H: 0 LOB: 0 BB: 0 P: 5	1B: 12 2B: 2 3B: 0 HR: 0	SF: 1 SAC: 1 DP: 1 HBP: 0	WP: 0 PB: 0 SB: 0 CS: 0	PA: 41	
PITCHER	IP WLS BF H R ER SO BB IBB HBP BLK WP HR S P ERA WHIP	5.2 L 11 7 4 4 1 0 1 0 0 0 0 12 16 3.18 5.250	1.1 L 11 7 4 4 1 0 1 0 0 0 0 12 16 27.00 5.250	2.0 S 7 1 1 1 2 0 0 0 0 0 0 11 11 4.50 0.500																			

San Diego Padres @ San Francisco Giants
Candlestick Park, San Francisco, CA
Sun Jun 03 1984, 6:33 AM EDT
Unknown

AB 37
R 7
H 14
RBI 7
BB 2
SO 3
LOB 10



Batter	1	2	3	4	5	6	7	8	9	AB	R	H	RBI	BB	SO	LOB	BOTTOM						
Chili Davis, S OBP: 0.333, SLG: 0.466	0-3 K		0-0 F4		0-0 1B		0-3 K		4-0 BB	4	0	1	0	1	2	1							
Johnnie LeMaster, R OBP: 0.252, SLG: 0.236	0-3 K			0-0 6-3	0-0 F7			4-0 HR BB	0-0 F3	3	1	0	0	1	1	1							
Bob Brenly, R OBP: 0.415, SLG: 0.468	0-3 K									1	0	0	0	0	0	1							
Al Oliver, L OBP: 0.324, SLG: 0.359	0-0 1B			0-0 F8		0-0 F7		0-0 F2	0-0 4-3	5	0	1	0	0	0	2							
Jack Clark, R OBP: 0.430, SLG: 0.588	0-0 F3			0-0 HR 1B		0-0 F9		0-0 HR		4	2	2	2	0	0	1							
Jeffrey Leonard, R OBP: 0.361, SLG: 0.446		0-3 K		0-0 HR		0-0 1B		0-3 K		4	1	2	2	0	2	0							
Joel Youngblood, R OBP: 0.323, SLG: 0.328		0-3 K		0-0 1B		0-0 F8		0-0 HR		4	1	2	1	0	1	1							
Steve Nicosia, R OBP: 0.261, SLG: 0.349		0-0 4-3		0-0 F8			0-0 FC5-4 1B	0-0 1B		4	0	2	0	0	0	1							
Brad Wellman, R OBP: 0.455, SLG: 0.444			0-3 K		0-0 F4		0-0 FC5-4 1B	0-0 4-3		3	0	0	0	0	1	1							
Scott Thompson, L OBP: 0.246, SLG: 0.292										1	0	0	0	0	0	1							
Fran Mullins, R OBP: 0.385, SLG: 0.476										0	0	0	0	0	0	0							
Bill Laskey, R OBP: 0.083, SLG: 0.043			0-3 K		0-3 K				0-0 F7	2	0	0	0	0	2	0							
Jeff Cornell, S (6, 1)										0	0	0	0	0	0	0							
Dusty Baker Jr., R OBP: 0.419, SLG: 0.429										1	0	0	0	0	0	1							
Frank Williams, R (8, 1)										0	0	0	0	0	0	0							
John Rabb, R OBP: 0.444, SLG: 0.478										1	0	0	0	0	0	0							
Inning Stats	R: 0 E: 0 K: 2 S: 8	H: 1 LOB: 1 BB: 0 P: 8	R: 0 E: 0 K: 2 S: 7	H: 0 LOB: 0 BB: 0 P: 7	R: 0 E: 0 K: 2 S: 7	H: 0 LOB: 0 BB: 0 P: 7	R: 2 E: 0 K: 0 S: 6	H: 3 LOB: 1 BB: 0 P: 6	R: 0 E: 0 K: 1 S: 6	H: 1 LOB: 1 BB: 0 P: 6	R: 0 E: 0 K: 0 S: 4	H: 1 LOB: 1 BB: 0 P: 4	R: 0 E: 1 K: 1 S: 6	H: 1 LOB: 1 BB: 0 P: 6	R: 3 E: 0 K: 1 S: 8	H: 3 LOB: 1 BB: 1 P: 12	R: 0 E: 0 K: 0 S: 3	H: 0 LOB: 1 BB: 1 P: 7	1B: 7 2B: 0 3B: 0 HR: 3	SF: 0 SAC: 0 DP: 0 HBP: 0	WP: 0 PB: 0 SB: 1 CS: 0	PA: 39	
PITCHER	IP WLS BF H R ER SO BB IBB HBP BLK WP HR S P ERA WHIP	7.1 W 31 8 4 4 4 1 0 0 0 0 1 5 5 27.00 6.000	0.1 S 5 0 0 0 0 1 0 0 0 0 0 0 4 8 0.00 0.750																				

San Diego Padres @ San Francisco Giants
Candlestick Park, San Francisco, CA
Sun Jun 03 1984, 6:33 AM EDT
Unknown

AB 37
R 5
H 10
RBI 5
BB 2
SO 9
LOB 11



Batter	1	2	3	4	5	6	7	8	9	AB	R	H	RBI	BB	SO	LOB	TOP					
Alan Wiggins, S OBP: 0.344, SLG: 0.302 (1, 4)	F5		G4-6-3				K		BB 1B	4	1	1	0	1	1	1	San Diego Padres @ San Francisco Giants Candlestick Park, San Francisco, CA Sun Jun 03 1984, 6:38 AM EDT Att: 22,863 - Unknown livebaseballscorecards.com					
Tim Flannery, L OBP: 0.333, SLG: 0.448 Bobby Brown, S OBP: 0.308, SLG: 0.314 Rich Gossage, R OBP: 0.250, SLG: 0.143 (1, 5)	6-3			FC5 3B	4-3		4-3	4-3	BB 1B	4	1	1	0	0	0	1						
Tony Gwynn, L OBP: 0.447, SLG: 0.481 (1, 9)				E FC5 1B BB		3-1		4-3	S 1B	3	1	1	2	2	0	0						
Kevin McReynolds, R OBP: 0.317, SLG: 0.519 (1, 8)	K			FC5 FC6-4 1B			F4		F4	5	0	1	1	0	1	4						
Kurt Bevacqua, R OBP: 0.357, SLG: 0.333 Mario Ramirez, R OBP: 0.250, SLG: 0.625 (1, 3)			F5	FC6-4 1B						4	1	2	1	0	0	1						
Carmelo Martinez, R OBP: 0.346, SLG: 0.404 (1, 7)		F6		1-2 3-H 1B			HR		1B	4	2	2	2	0	0	2						
Garry Templeton, S OBP: 0.317, SLG: 0.349 (1, 6)			4-3	FC6-4			K		SF8 1B	4	0	1	0	0	1	2						
Bruce Bochy, R OBP: 0.182, SLG: 0.300 (1, 2)			K	F4			K		SF8 1B	3	0	0	1	0	2	2						
Eric Show, R OBP: 0.154, SLG: 0.192 Steve Garvey, R OBP: 0.270, SLG: 0.333 (1, 1)			E6		5-3		6-3		BB 1B 1B	3	0	0	0	0	0	0						
										1B: 8	SF: 1	2B: 0	SAC: 0	3B: 1	DP: 1	HR: 1		HBP: 0				
Inning Stats	R: 0 E: 0 K: 1 S: 5	H: 0 LOB: 1 BB: 1 P: 9	R: 0 E: 0 K: 0 S: 3	H: 0 LOB: 0 BB: 0 P: 3	R: 0 E: 1 K: 1 S: 5	H: 0 LOB: 0 BB: 0 P: 5	R: 2 E: 1 K: 0 S: 6	H: 2 LOB: 2 BB: 1 P: 10	R: 0 E: 0 K: 0 S: 2	H: 0 LOB: 0 BB: 1 P: 6	R: 2 E: 0 K: 2 S: 7	H: 2 LOB: 0 BB: 0 P: 7	R: 0 E: 0 K: 2 S: 7	H: 0 LOB: 0 BB: 0 P: 7	R: 0 E: 0 K: 0 S: 4	H: 1 LOB: 1 BB: 0 P: 4	R: 3 E: 0 K: 0 S: 7	H: 5 LOB: 2 BB: 1 P: 11	1B: 8 2B: 0 3B: 1 HR: 1	SF: 1 SAC: 0 DP: 1 HBP: 0	WP: 1 PB: 1 SB: 1 CS: 1	PA: 40
PITCHER	IP WLS BF H R ER SO BB IBB HBP BLK WP HR S P ERA WHIP	IP WLS BF H R ER SO BB IBB HBP BLK WP HR S P ERA WHIP	IP WLS BF H R ER SO BB IBB HBP BLK WP HR S P ERA WHIP	IP WLS BF H R ER SO BB IBB HBP BLK WP HR S P ERA WHIP	IP WLS BF H R ER SO BB IBB HBP BLK WP HR S P ERA WHIP	IP WLS BF H R ER SO BB IBB HBP BLK WP HR S P ERA WHIP	IP WLS BF H R ER SO BB IBB HBP BLK WP HR S P ERA WHIP	IP WLS BF H R ER SO BB IBB HBP BLK WP HR S P ERA WHIP	IP WLS BF H R ER SO BB IBB HBP BLK WP HR S P ERA WHIP	IP WLS BF H R ER SO BB IBB HBP BLK WP HR S P ERA WHIP	IP WLS BF H R ER SO BB IBB HBP BLK WP HR S P ERA WHIP	IP WLS BF H R ER SO BB IBB HBP BLK WP HR S P ERA WHIP	IP WLS BF H R ER SO BB IBB HBP BLK WP HR S P ERA WHIP	IP WLS BF H R ER SO BB IBB HBP BLK WP HR S P ERA WHIP	IP WLS BF H R ER SO BB IBB HBP BLK WP HR S P ERA WHIP	IP WLS BF H R ER SO BB IBB HBP BLK WP HR S P ERA WHIP	IP WLS BF H R ER SO BB IBB HBP BLK WP HR S P ERA WHIP					
Mark Grant, R ERA: 6.19 Gary Lavelle, L ERA: 3.93 Greg Minton, R ERA: 5.12 (1, 1)	7.0	L	11	6	3	3	0	1	0	0	1	0	10	14	16.20	4.200						

Batter	1	2	3	4	5	6	7	8	9	AB	R	H	RBI	BB	SO	LOB	BOTTOM					
Chili Davis, S OBP: 0.340, SLG: 0.486 (1, 8)	F2				4-3		BLK SH3-4 1B	HR		5	2	3	2	0	0	0	San Diego Padres @ San Francisco Giants Candlestick Park, San Francisco, CA Sun Jun 03 1984, 6:38 AM EDT Att: 22,863 - Unknown livebaseballscorecards.com					
Johnnie LeMaster, R OBP: 0.228, SLG: 0.228 (1, 6)		2-H 1B					SH3-4	F7		3	0	1	0	1	0	1						
Jeffrey Leonard, R OBP: 0.351, SLG: 0.431 (1, 7)	F9		K		F3		K		K	5	0	0	0	0	3	3						
Jack Clark, R OBP: 0.426, SLG: 0.577 John Rabb, R OBP: 0.444, SLG: 0.478 Gary Lavelle, S Greg Minton, S Al Oliver, L OBP: 0.322, SLG: 0.357 Scot Thompson, L OBP: 0.387, SLG: 0.321 (1, 9)	K		F9		5-3		1B BB		F7	3	0	0	0	1	1	2						
Joel Youngblood, R OBP: 0.327, SLG: 0.328 (8, 9)		1-3 1B BB					2B 1B		5-3	4	2	2	1	1	0	0						
Bob Brenly, R OBP: 0.411, SLG: 0.469 (1, 2)		1-3 1B			F7		F7			3	1	1	0	1	0	1						
Brad Wellman, R OBP: 0.467, SLG: 0.462 (1, 4)							1-2 2B		F5	4	0	1	1	0	0	5						
Mark Grant, R Fran Mullins, R OBP: 0.370, SLG: 0.455 (1, 1)		1-3 2-H 3-H 1B					6-3		F7	4	1	2	2	0	0	1						
									F6	2	0	0	0	0	2	2						
										1	0	0	0	0	0	0						
Inning Stats	R: 0 E: 0 K: 1 S: 6	H: 1 LOB: 1 BB: 0 P: 6	R: 3 E: 0 K: 0 S: 6	H: 3 LOB: 1 BB: 1 P: 10	R: 0 E: 0 K: 1 S: 5	H: 0 LOB: 0 BB: 0 P: 5	R: 0 E: 0 K: 1 S: 6	H: 1 LOB: 1 BB: 0 P: 6	R: 0 E: 0 K: 0 S: 3	H: 0 LOB: 1 BB: 1 P: 7	R: 1 E: 0 K: 1 S: 7	H: 2 LOB: 1 BB: 0 P: 7	R: 1 E: 0 K: 1 S: 7	H: 2 LOB: 3 BB: 2 P: 15	R: 1 E: 0 K: 0 S: 4	H: 1 LOB: 0 BB: 0 P: 4	R: 0 E: 0 K: 1 S: 5	H: 0 LOB: 0 BB: 0 P: 5	1B: 8 2B: 1 3B: 0 HR: 1	SF: 0 SAC: 2 DP: 0 HBP: 0	WP: 0 PB: 0 SB: 0 CS: 0	PA: 41
PITCHER	IP WLS BF H R ER SO BB IBB HBP BLK WP HR S P ERA WHIP	IP WLS BF H R ER SO BB IBB HBP BLK WP HR S P ERA WHIP	IP WLS BF H R ER SO BB IBB HBP BLK WP HR S P ERA WHIP	IP WLS BF H R ER SO BB IBB HBP BLK WP HR S P ERA WHIP	IP WLS BF H R ER SO BB IBB HBP BLK WP HR S P ERA WHIP	IP WLS BF H R ER SO BB IBB HBP BLK WP HR S P ERA WHIP	IP WLS BF H R ER SO BB IBB HBP BLK WP HR S P ERA WHIP	IP WLS BF H R ER SO BB IBB HBP BLK WP HR S P ERA WHIP	IP WLS BF H R ER SO BB IBB HBP BLK WP HR S P ERA WHIP	IP WLS BF H R ER SO BB IBB HBP BLK WP HR S P ERA WHIP	IP WLS BF H R ER SO BB IBB HBP BLK WP HR S P ERA WHIP	IP WLS BF H R ER SO BB IBB HBP BLK WP HR S P ERA WHIP	IP WLS BF H R ER SO BB IBB HBP BLK WP HR S P ERA WHIP	IP WLS BF H R ER SO BB IBB HBP BLK WP HR S P ERA WHIP	IP WLS BF H R ER SO BB IBB HBP BLK WP HR S P ERA WHIP	IP WLS BF H R ER SO BB IBB HBP BLK WP HR S P ERA WHIP						
Eric Show, R ERA: 3.1 Rich Gossage, R ERA: 3.6 (1, 1)	8.0	S	3	0	0	0	1	0	0	0	0	5	5	0.00	0.000							

Batter	1	2	3	4	5	6	7	8	9	AB	R	H	RBI	BB	SO	LOB	TOP			
Albert Hall, S OBP: 0.288, SLG: 0.292 (1, 7)	0-0 6-3		0-0 4-3		0-3 K		0-0 F8			4	0	0	0	0	1	2				
Randy Johnson, R OBP: 0.421, SLG: 0.571 (1, 5)	0-0 1B		0-0 1B		0-0 F3		0-0 6-3			4	0	2	1	0	0	0				
Rafael Ramirez, R OBP: 0.327, SLG: 0.344 (1, 6)	0-0 F7		0-0 6-3		0-3 K		0-0 5-3 1B			4	0	1	0	0	1	2				
Dale Murphy, R OBP: 0.328, SLG: 0.486 (1, 8)	0-3 K			0-0 2B SF7 1B		0-0 F3		0-0 5-3		4	1	1	0	0	1	2				
Bob Watson, R OBP: 0.261, SLG: 0.238 Mike Jorgensen, L OBP: 0.346, SLG: 0.304 (8, PR) (8, 3)		0-0 F9		0-0 1-3 2B		0-0 5-3		4-0 1B		3	0	1	0	1	0	0				
Brad Komminsk, R OBP: 0.320, SLG: 0.273 (1, 9)	0-0 6-3		0-0 5-3		0-0 5-3		0-3 K			4	0	0	0	0	1	4				
Glenn Hubbard, R OBP: 0.338, SLG: 0.415 (1, 4)	0-0 F3			4-0 BB		0-3 K		0-0 4-3		3	0	0	0	1	1	0				
Bruce Benedict, R OBP: 0.296, SLG: 0.301 (1, 2)			0-0 1B 3B	0-0 SF7		4-0 1-3 BB		0-0 5-3		2	1	1	1	1	0	0				
Rick Mahler, R OBP: 0.385, SLG: 0.385 Steve Bedrosian, R OBP: 0.167, SLG: 0.167 (9, 1)			0-0 6-3	0-3 K		0-0 1-3		0-0 1-3		4	0	0	0	0	1	4				
Inning Stats	R: 0 E: 0 K: 1 S: 6	H: 1 LOB: 1 BB: 0 P: 6	R: 0 E: 0 K: 0 S: 3	H: 0 LOB: 0 BB: 0 P: 3	R: 1 E: 0 K: 0 S: 5	H: 2 LOB: 1 BB: 0 P: 5	R: 1 E: 0 K: 1 S: 7	H: 2 LOB: 2 BB: 1 P: 11	R: 0 E: 0 K: 2 S: 5	H: 0 LOB: 0 BB: 0 P: 3	R: 0 E: 0 K: 1 S: 5	H: 0 LOB: 1 BB: 1 P: 9	R: 0 E: 0 K: 1 S: 6	H: 1 LOB: 2 BB: 1 P: 10	R: 0 E: 0 K: 0 S: 3	H: 0 LOB: 0 BB: 0 P: 3	1B: 4 2B: 1 3B: 1 HR: 0	SF: 1 SAC: 0 DP: 0 HBP: 0	WP: 0 PB: 0 SB: 1 CS: 0	PA: 36
PITCHER	IP WLS BF H R ER SO BB IBB HBP BLK WP HR S P ERA WHIP	IP WLS BF H R ER SO BB IBB HBP BLK WP HR S P ERA WHIP																		
Mark Davis, L ERA: 4.55 Greg Minton, R ERA: 4.99 (1, 1) (9, 1)	8.0 L 33 6 2 2 6 2 1 0 0 0 0 0 42 54 2.25 1.000	1.0 3 0 0 0 0 0 0 0 0 0 0 0 3 3 0.00 0.000																		

Atlanta Braves @ San Francisco Giants
Candlestick Park, San Francisco, CA
Mon Jun 04 1984, 10:05 PM EDT
Att: 9,841 - Unknown

AB 32
R 2
H 6
RBI 2
BB 3
SO 6
LOB 14



Batter	1	2	3	4	5	6	7	8	9	AB	R	H	RBI	BB	SO	LOB	BOTTOM			
Chili Davis, S OBP: 0.338, SLG: 0.497 (1, 8)	0-0 4-3		0-0 G5-4-3		0-0 G4-6-3					4	1	1	1	0	0	3				
Johnnie LeMaster, R OBP: 0.253, SLG: 0.233 Scot Thompson, L OBP: 0.375, SLG: 0.310 (8, PH) (9, 9)	0-0 F2		0-0 6-3			0-0 F9		0-0 4-3		3	0	0	0	0	0	0				
Jeffrey Leonard, R OBP: 0.343, SLG: 0.420 (1, 7)	0-0 6-3			0-0 4-3		0-3 K		0-0 F9		4	0	0	0	0	1	0				
Al Oliver, L OBP: 0.321, SLG: 0.360 (1, 3)		0-0 F7		0-0 2B		0-0 F5		0-0 6-3		4	0	1	0	0	0	0				
Joel Youngblood, R OBP: 0.320, SLG: 0.320 (9, 5)		0-0 5-3		0-0 5-3		0-3 K		0-0 F9		4	0	0	0	0	1	1				
Bob Brenly, R OBP: 0.420, SLG: 0.473 (1, 2)		0-0 1B		0-0 6-3		4-0 PB BB		0-0 1B		3	0	2	0	1	0	1				
Brad Wellman, R OBP: 0.500, SLG: 0.467 Dusty Baker Jr., R OBP: 0.413, SLG: 0.420 (9, PH)		0-0 FC4		0-0 1B		4-0 1B BB		0-3 K		2	0	1	0	1	1	1				
Fran Mullins, R OBP: 0.367, SLG: 0.440 (9, 6)		0-0 FC4			0-0 G4-6-3 1B		0-0 F9			3	0	1	0	0	0	3				
Mark Davis, L OBP: 0.118, SLG: 0.235 Duane Kuiper, L OBP: 0.216, SLG: 0.176 Greg Minton, S (9, 1)			0-0 G5-4-3 1B		0-0 F3			0-0 6-3		2	0	1	0	0	0	2				
Inning Stats	R: 0 E: 0 K: 0 S: 3	H: 0 LOB: 0 BB: 0 P: 3	R: 0 E: 0 K: 0 S: 5	H: 2 LOB: 2 BB: 0 P: 5	R: 0 E: 0 K: 0 S: 3	H: 1 LOB: 0 BB: 0 P: 3	R: 0 E: 0 K: 0 S: 4	H: 1 LOB: 1 BB: 0 P: 4	R: 0 E: 0 K: 1 S: 5	H: 0 LOB: 0 BB: 0 P: 5	R: 0 E: 0 K: 2 S: 7	H: 0 LOB: 1 BB: 1 P: 11	R: 1 E: 0 K: 0 S: 4	H: 1 LOB: 0 BB: 0 P: 4	R: 0 E: 0 K: 1 S: 6	H: 1 LOB: 1 BB: 0 P: 6	1B: 5 2B: 1 3B: 0 HR: 1	SF: 0 SAC: 0 DP: 2 HBP: 0	WP: 0 PB: 1 SB: 0 CS: 0	PA: 34
PITCHER	IP WLS BF H R ER SO BB IBB HBP BLK WP HR S P ERA WHIP	IP WLS BF H R ER SO BB IBB HBP BLK WP HR S P ERA WHIP																		
Rick Mahler, R ERA: 1.78 Steve Bedrosian, R ERA: 0.99 (1, 1) (9, 1)	8.2 W 33 7 1 1 3 2 0 0 0 0 0 3 3 1.04 1.038	0.1 S 1 0 0 0 1 0 0 0 0 0 0 3 3 0.00 0.000																		

Atlanta Braves @ San Francisco Giants
Candlestick Park, San Francisco, CA
Mon Jun 04 1984, 10:05 PM EDT
Att: 9,841 - Unknown

AB 32
R 1
H 7
RBI 1
BB 2
SO 4
LOB 12



Batter	1	2	3	4	5	6	7	8	9	AB	R	H	RBI	BB	SO	LOB	TOP										
Rafael Ramirez, R OBP: 0.324, SLG: 0.345 (1, 6)										5	1	1	0	0	1	3	Atlanta Braves @ San Francisco Giants Candlestick Park, San Francisco, CA Tue Jun 05 1984, 10:05 PM EDT Att: 7,166 - Unknown livebaseballscorecards.com										
Randy Johnson, R OBP: 0.419, SLG: 0.556 (1, 5)										5	1	2	0	0	0	1											
Gerald Perry, L OBP: 0.349, SLG: 0.361 Albert Hall, S OBP: 0.288, SLG: 0.292 (1, 7) (9, 7)										5	3	4	2	0	0	1											
Dale Murphy, R OBP: 0.329, SLG: 0.489 (1, 8)										5	1	2	1	0	1	2											
Chris Chambliss, L OBP: 0.328, SLG: 0.351 (1, 3)										3	1	1	1	1	0	1											
Brad Komminsk, R OBP: 0.310, SLG: 0.385 (1, 9)										4	1	1	3	0	1	2											
Glenn Hubbard, R OBP: 0.337, SLG: 0.411 (1, 4)										4	0	1	0	0	1	0											
Bruce Benedict, R OBP: 0.303, SLG: 0.295 (1, 2)										2	0	0	0	2	0	1											
Craig McMurtry, R OBP: 0.130, SLG: 0.048 Gene Garber, R OBP: 0.200, SLG: 0.200 (1, 1) (6, 1)										1	0	0	0	0	1	1											
										1	0	0	0	0	1	0											
Inning Stats	R: 2 E: 0 K: 0 S: 6	H: 3 LOB: 1 BB: 0 P: 6	R: 0 E: 0 K: 0 S: 3	H: 0 LOB: 1 BB: 1 P: 7	R: 5 E: 0 K: 1 S: 9	H: 4 LOB: 1 BB: 2 P: 17	R: 1 E: 0 K: 0 S: 5	H: 2 LOB: 1 BB: 0 P: 5	R: 0 E: 0 K: 1 S: 6	H: 1 LOB: 1 BB: 0 P: 6	R: 0 E: 0 K: 0 S: 3	H: 1 LOB: 0 BB: 0 P: 3	R: 0 E: 0 K: 2 S: 7	H: 0 LOB: 0 BB: 0 P: 7	R: 0 E: 0 K: 1 S: 5	H: 0 LOB: 0 BB: 0 P: 5		1B: 8 2B: 2 3B: 0 HR: 2	SF: 0 SAC: 2 DP: 1 HBP: 0	WP: 1 PB: 0 SB: 0 CS: 1	PA: 41						
PITCHER	IP	WLS	BF	H	R	ER	SO	BB	IBB	HBP	BLK	WP	HR	S	P	ERA	WHIP										
Mike Krukow, R ERA: 5.37 (1, 1)	2.0	L	13	6	5	5	0	1	0	0	0	0	0	12	16	22.50	3.500										
Scott Garretts, R ERA: 5.03 (3, 1)	2.0	12	4	3	3	1	2	0	0	0	0	1	2	12	20	13.50	3.000										
Frank Williams, R ERA: 4.38 (5, 1)	3.0	9	1	0	0	3	0	0	0	0	0	0	0	15	15	0.00	0.333										
Jeff Cornell, R ERA: 8.31 (8, 1)	2.0	6	1	0	0	2	0	0	0	0	0	0	0	10	10	0.00	0.500										

Batter	1	2	3	4	5	6	7	8	9	AB	R	H	RBI	BB	SO	LOB	BOTTOM										
Johnnie LeMaster, R OBP: 0.298, SLG: 0.238 (1, 6)										5	1	2	0	0	0	1	Atlanta Braves @ San Francisco Giants Candlestick Park, San Francisco, CA Tue Jun 05 1984, 10:05 PM EDT Att: 7,166 - Unknown livebaseballscorecards.com										
Chili Davis, S OBP: 0.340, SLG: 0.495 (1, 8)										5	0	2	0	0	0	1											
Jeffrey Leonard, R OBP: 0.339, SLG: 0.414 (1, 7)										5	1	1	0	0	2	5											
Jack Clark, R OBP: 0.424, SLG: 0.573 Gene Richards, L OBP: 0.396, SLG: 0.293 (1, 9) (4, PH) (5, 9)										1	0	0	0	0	0	1											
Al Oliver, L OBP: 0.324, SLG: 0.365 (1, 3)										2	1	2	0	1	0	0											
Bob Brenly, R OBP: 0.416, SLG: 0.466 (1, 2)										3	0	1	1	1	1	2											
Fran Mullins, R OBP: 0.333, SLG: 0.393 Scott Thompson, L OBP: 0.364, SLG: 0.300 Duane Kuiper, L OBP: 0.218, SLG: 0.176 (1, 5) (6, PH) (9, 4)										3	0	0	0	0	3	3											
Brad Wellman, R OBP: 0.409, SLG: 0.368 (1, 4) (9, 5)										4	0	0	0	0	2	3											
Mike Krukow, R OBP: 0.200, SLG: 0.158 Scott Garretts, R OBP: 0.143, SLG: 0.143 Frank Williams, R OBP: 0.200, SLG: 0.111 John Rabe, R OBP: 0.100, SLG: 0.488 Jeff Cornell, S OBP: 0.316, SLG: 0.316 (1, 1) (3, 1) (5, 1) (7, PH) (8, 1) (9, PH)										0	0	0	0	0	0	0											
										1	0	0	0	0	0	0											
										1	0	0	0	0	0	0											
										1	0	0	0	0	0	0											
										1	0	0	0	0	0	0											
										1	0	0	0	0	1	0											
Inning Stats	R: 1 E: 1 K: 1 S: 7	H: 1 LOB: 1 BB: 0 P: 7	R: 0 E: 0 K: 2 S: 7	H: 0 LOB: 0 BB: 0 P: 7	R: 0 E: 0 K: 0 S: 3	H: 0 LOB: 0 BB: 0 P: 3	R: 2 E: 0 K: 1 S: 8	H: 3 LOB: 1 BB: 0 P: 8	R: 0 E: 0 K: 0 S: 4	H: 1 LOB: 1 BB: 0 P: 4	R: 0 E: 0 K: 1 S: 5	H: 0 LOB: 2 BB: 2 P: 13	R: 0 E: 0 K: 0 S: 4	H: 1 LOB: 1 BB: 0 P: 4	R: 0 E: 0 K: 1 S: 5	H: 1 LOB: 1 BB: 1 P: 9		R: 0 E: 0 K: 3 S: 11	H: 2 LOB: 2 BB: 0 P: 11	1B: 8 2B: 1 3B: 0 HR: 0	SF: 1 SAC: 0 DP: 1 HBP: 0	WP: 0 PB: 0 SB: 2 CS: 0	PA: 39				
PITCHER	IP	WLS	BF	H	R	ER	SO	BB	IBB	HBP	BLK	WP	HR	S	P	ERA	WHIP										
Craig McMurtry, R ERA: 3.59 (1, 1)	5.0	W	23	4	3	2	4	2	0	0	0	0	0	29	37	3.60	1.400										
Gene Garber, R ERA: 4.15 (6, 1)	4.0	S	16	4	0	0	5	1	0	0	0	0	0	25	29	0.00	1.250										

Batter	1	2	3	4	5	6	7	8	9	AB	R	H	RBI	BB	SO	LOB	TOP																					
Bill Doran, S OBP: 0.283, SLG: 0.290 (1, 4)	F6		F5			K		6-3		5	1	1	0	0	1	5	Houston Astros @ San Francisco Giants Candlestick Park, San Francisco, CA Fri Jun 08 1984, 10:05 PM EDT Att: 6,113 - Unknown																					
Craig Reynolds, L OBP: 0.296, SLG: 0.409 (1, 6)	F7		F5			4-3		1-3		5	0	1	0	0	0	5																						
Harry Spilman, L OBP: 0.381, SLG: 0.412 Enos Cabell, R OBP: 0.349, SLG: 0.449 (5, PH) (5, 3)	F3								F7	1	1	0	0	1	0	0																						
Denny Welling, L OBP: 0.293, SLG: 0.324 (9, PH)										1	0	0	0	0	0	0																						
Jose Cruz, L OBP: 0.323, SLG: 0.348 (1, 7)		F6							4-3	4	0	0	1	0	1	2																						
Jerry Mumphrey, S OBP: 0.348, SLG: 0.378 (1, 8)		4-3								4	0	1	1	0	1	3																						
Ray Knight, R OBP: 0.258, SLG: 0.295 (1, 5)		6-3								5	0	2	1	0	0	3																						
Terry Puhl, L OBP: 0.365, SLG: 0.375 (1, 9)										3	0	2	0	1	0	1																						
Mark Bailey, S OBP: 0.275, SLG: 0.248 (8, PH)										2	0	0	0	1	0	3																						
Kevin Bass, S OBP: 0.262, SLG: 0.324 Alan Ashby, S OBP: 0.279, SLG: 0.233 (8, 2)										1	0	0	0	0	0	0																						
Bob Knepper, L OBP: 0.219, SLG: 0.214 Dave Smith, R (6, 1)										0	0	0	0	0	0	0																						
Tony Scott, S OBP: 0.316, SLG: 0.250 Bill Dawley, R (8, 1)										1	0	0	0	0	0	0																						
										0	0	0	0	0	0	0																						
										0	0	0	0	0	0	0																						
										0	0	0	0	0	0	0																						
Inning Stats	R: 0 E: 0 K: 0 S: 3	H: 0 LOB: 0 BB: 0 P: 3	R: 0 E: 0 K: 0 S: 3	H: 0 LOB: 0 BB: 0 P: 3	R: 0 E: 0 K: 0 S: 3	H: 0 LOB: 2 BB: 2 P: 11	R: 1 E: 0 K: 1 S: 7	H: 2 LOB: 2 BB: 1 P: 11	R: 2 E: 0 K: 1 S: 8	H: 3 LOB: 2 BB: 1 P: 12	R: 0 E: 1 K: 1 S: 7	H: 1 LOB: 2 BB: 0 P: 7	R: 1 E: 0 K: 0 S: 5	H: 2 LOB: 1 BB: 0 P: 5	R: 0 E: 1 K: 0 S: 4	H: 0 LOB: 1 BB: 0 P: 4	R: 0 E: 0 K: 0 S: 4	H: 1 LOB: 1 BB: 0 P: 4	1B: 9 2B: 0 3B: 0 HR: 0	SF: 2 SAC: 1 DP: 0 HBP: 0	WP: 2 PA: 42 PB: 0 SB: 0 CS: 0																	
PITCHER	IP	WLS	BF	H	R	ER	SO	BB	IBB	HBP	BLK	WP	HR	S	P	ERA	WHIP	PITCHER				IP	WLS	BF	H	R	ER	SO	BB	IBB	HBP	BLK	WP	HR	S	P	ERA	WHIP
Scott Garrelts, R ERA: 5.32 (1, 1)	4.0		19	3	3	3	1	4	0	0	0	1	0	17	33	6.75	1.750																					
Randy Lerch, L ERA: 3.77 (5, 1)	3.0	W	15	5	1	1	2	0	0	0	0	1	0	19	19	3.00	1.667																					
Greg Minton, R ERA: 4.89 (8, 1)	2.0	S	8	1	0	0	0	0	0	0	0	0	0	8	8	0.00	0.500																					

AB	35
R	4
H	9
RBI	4
BB	4
SO	3
LOB	24

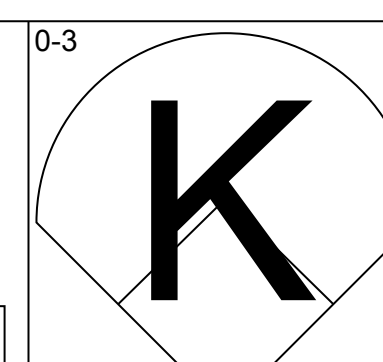
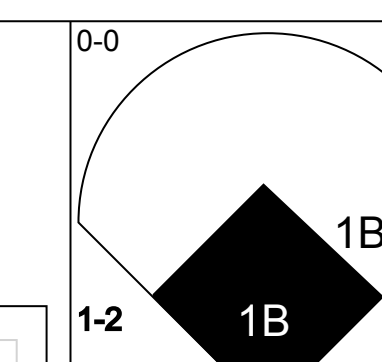
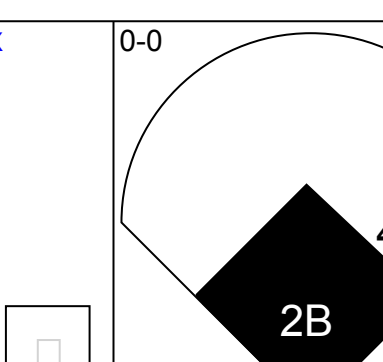
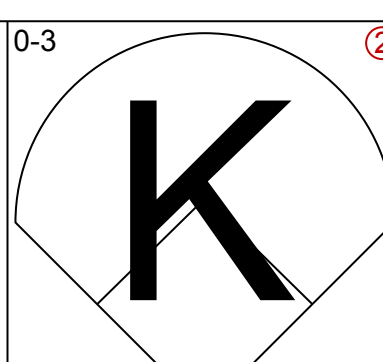
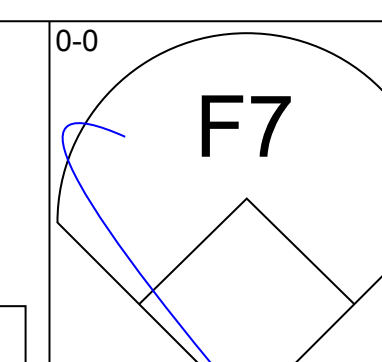
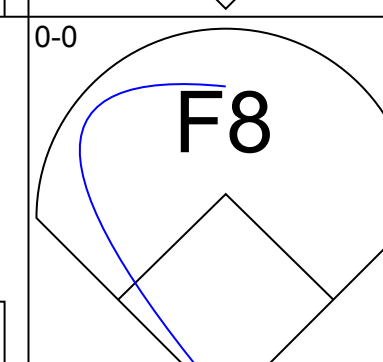
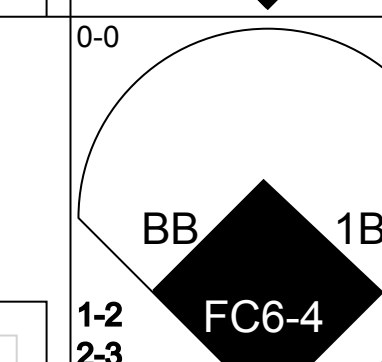
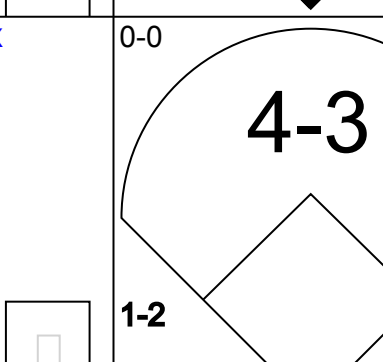
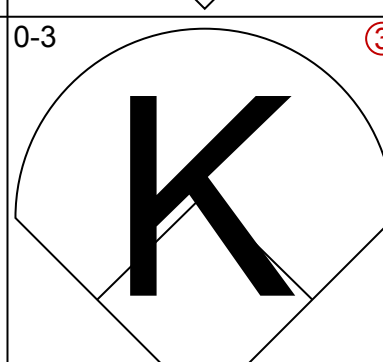
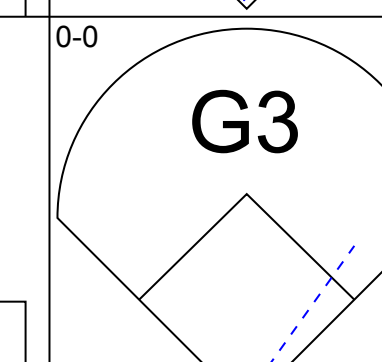
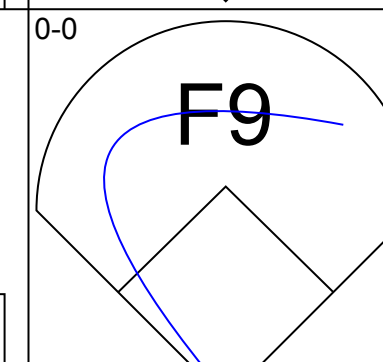
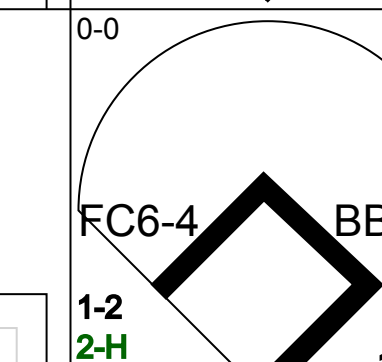
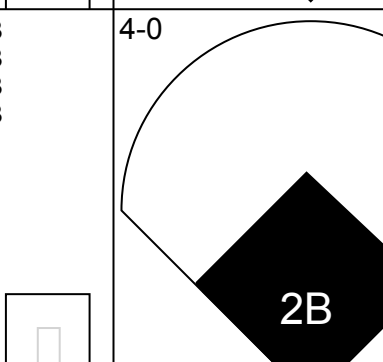

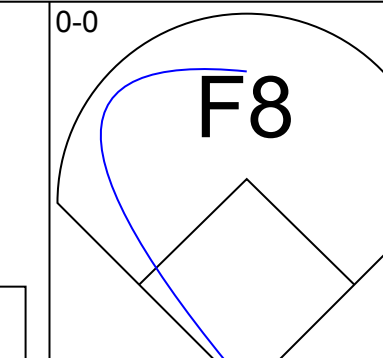
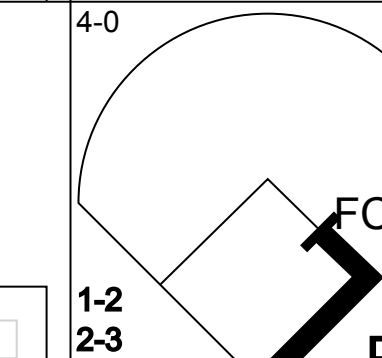
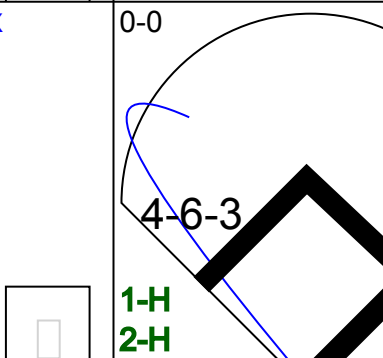
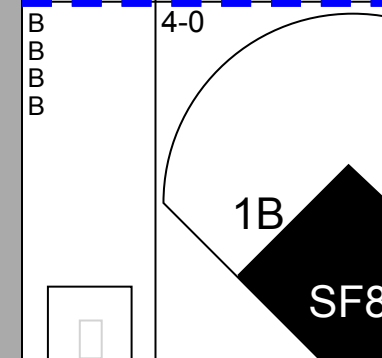

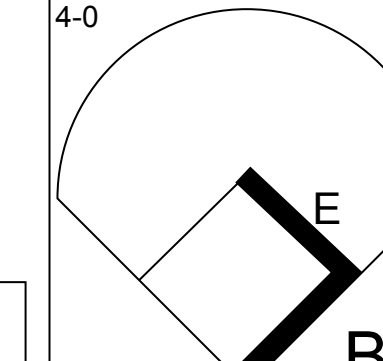
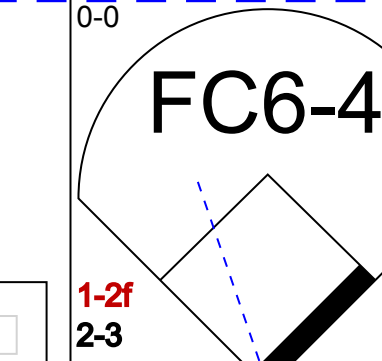
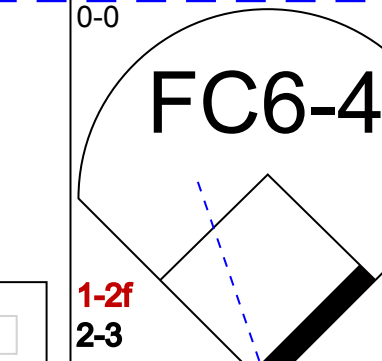
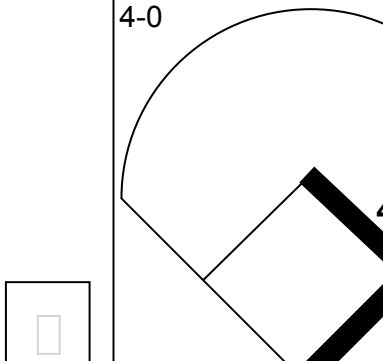
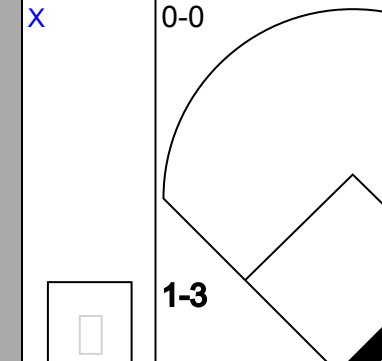

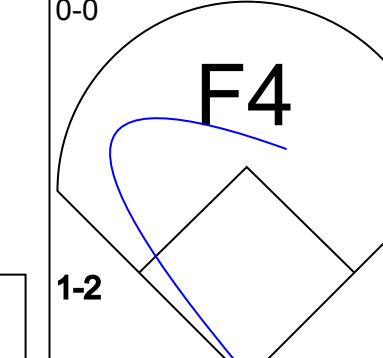
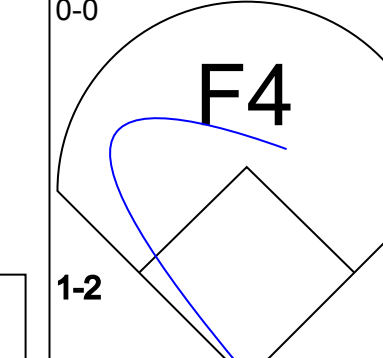
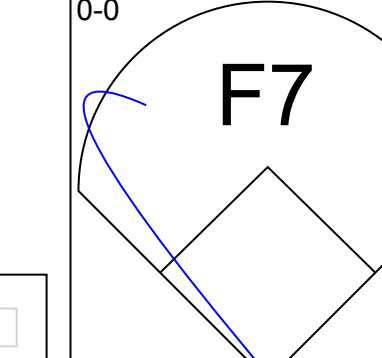
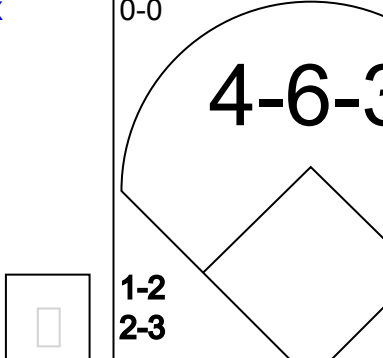
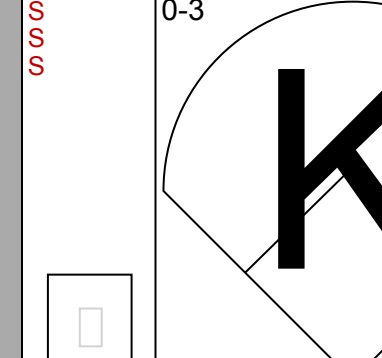

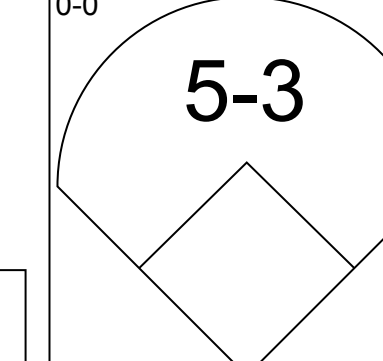
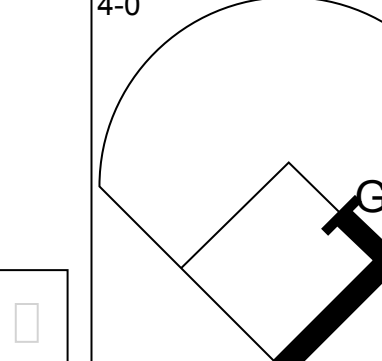
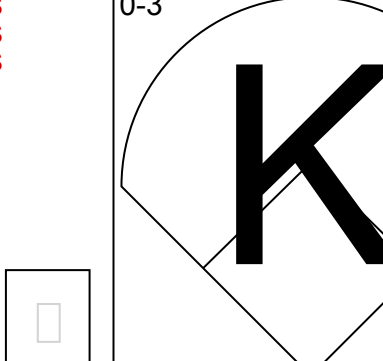
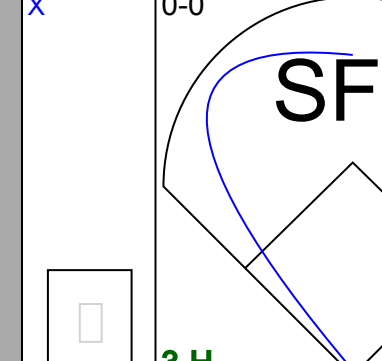

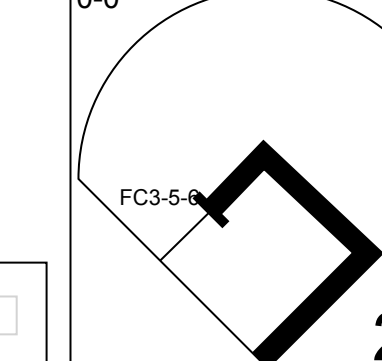
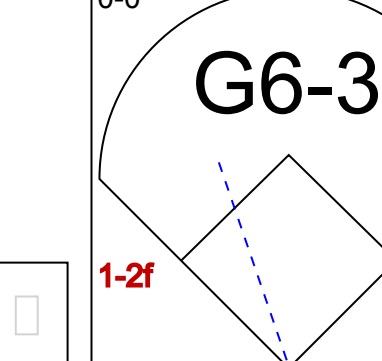
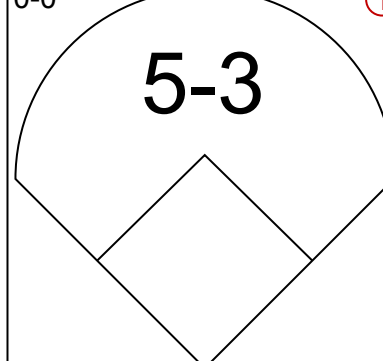

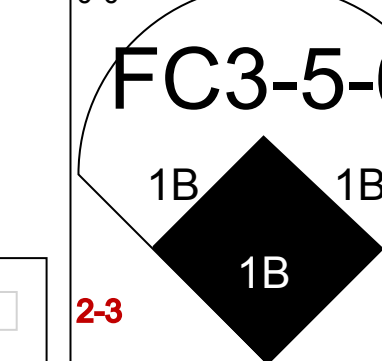
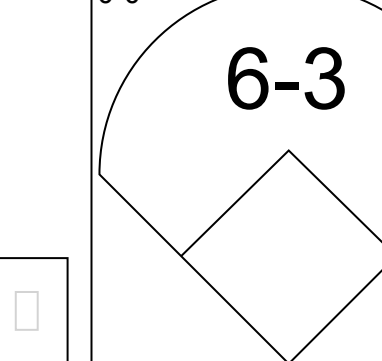
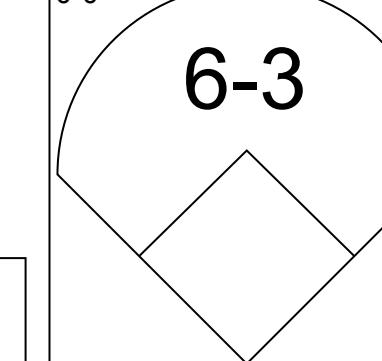


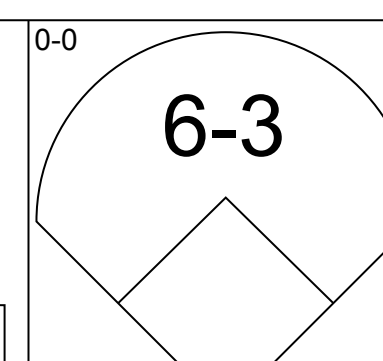
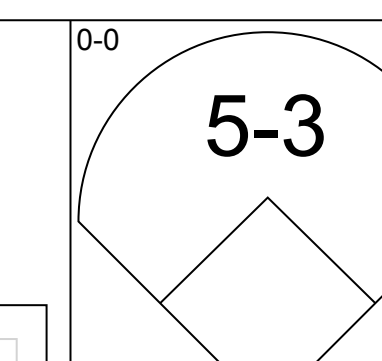
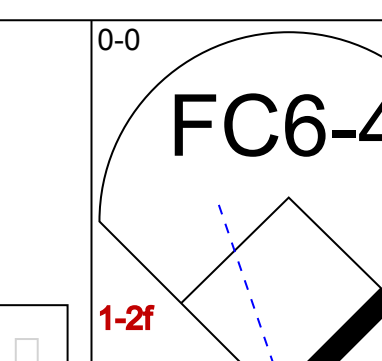
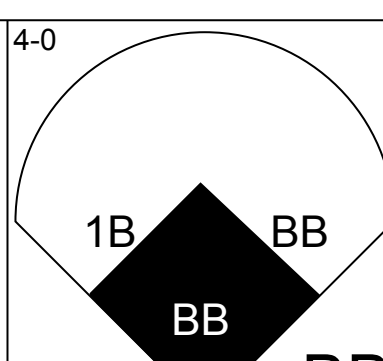
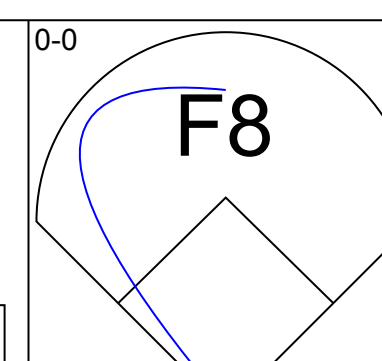
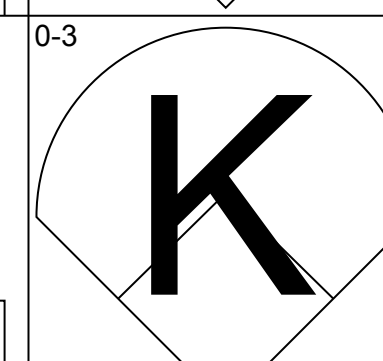
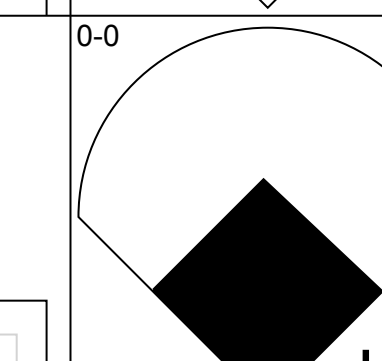
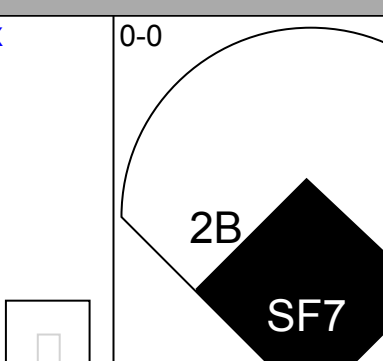
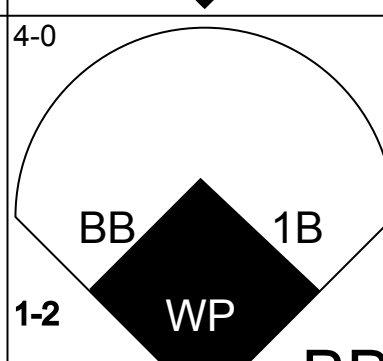
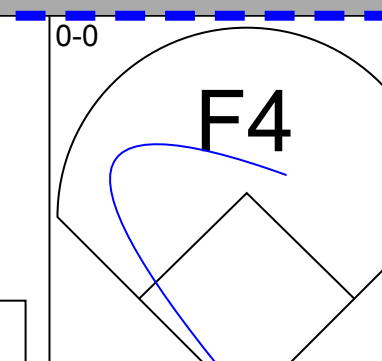

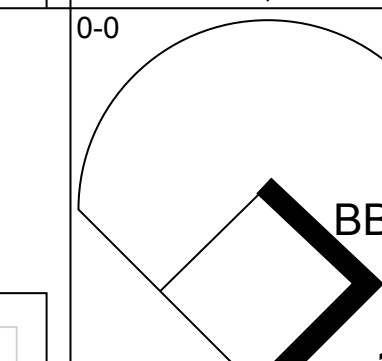
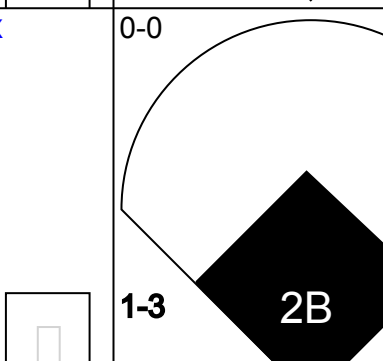
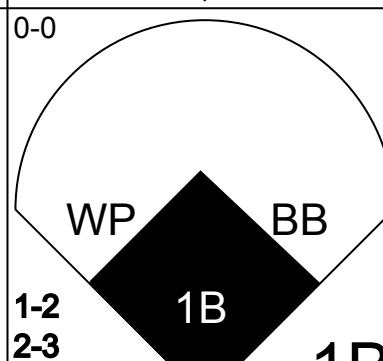
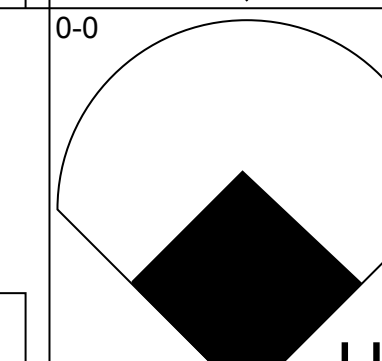

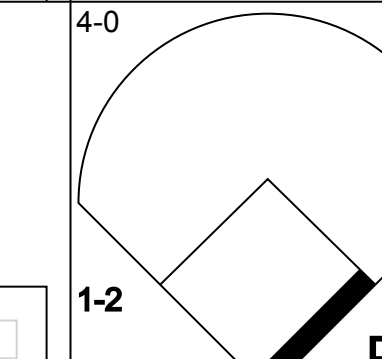
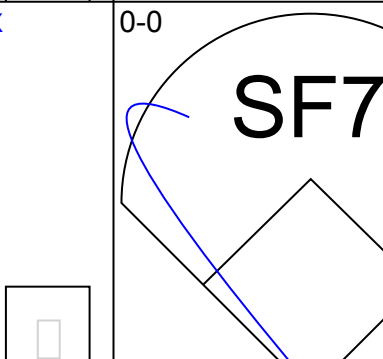
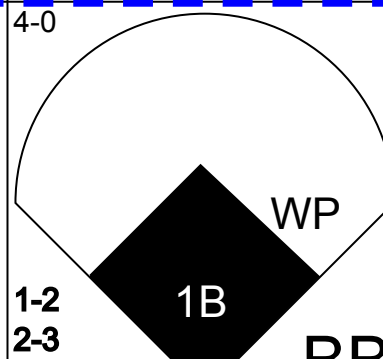
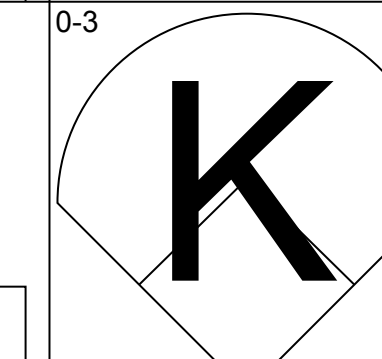

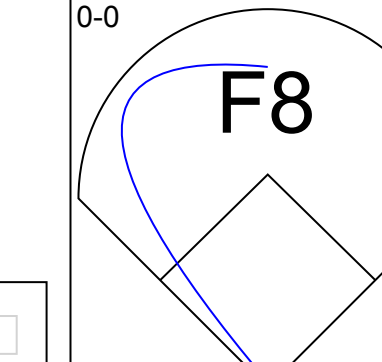
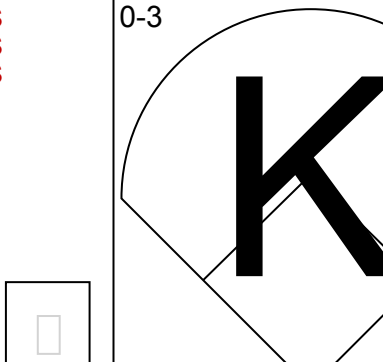
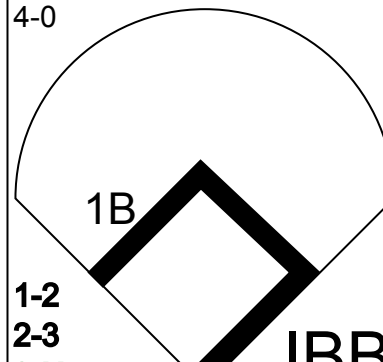
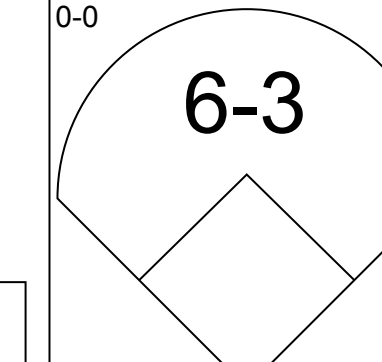

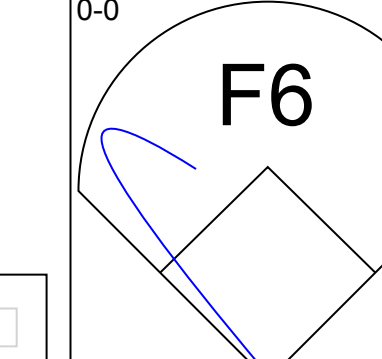
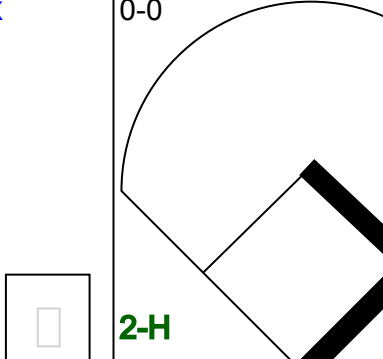
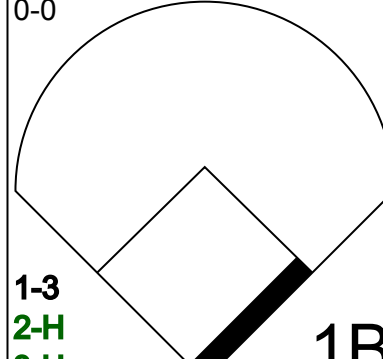

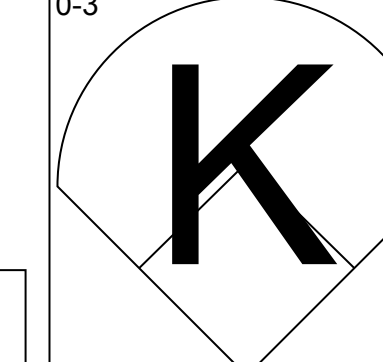

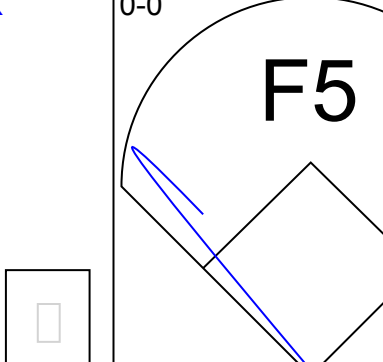
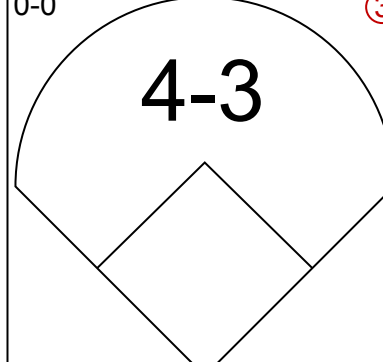
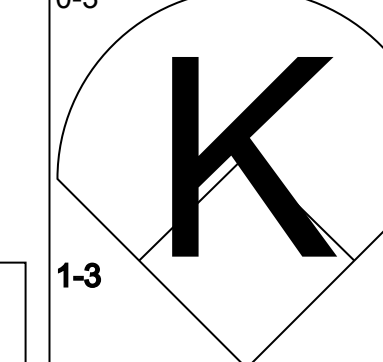

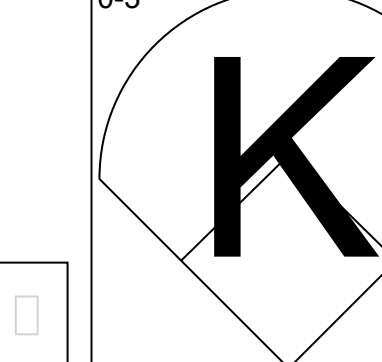

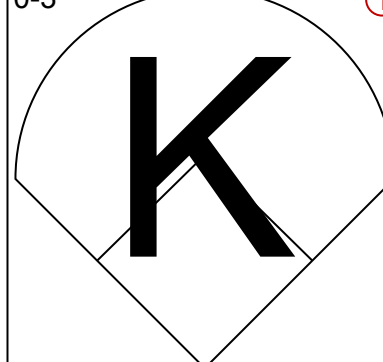
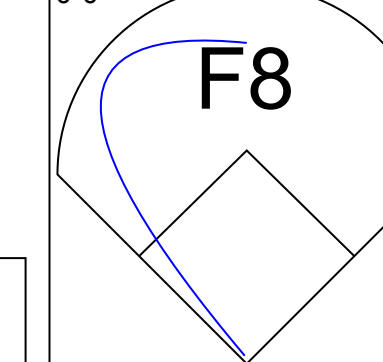

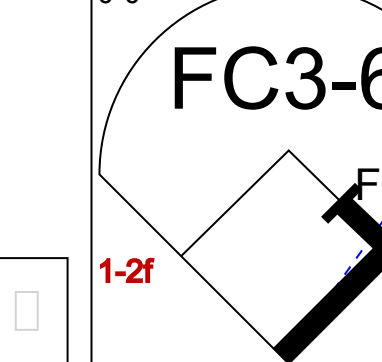
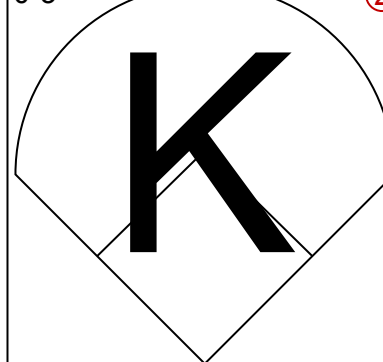
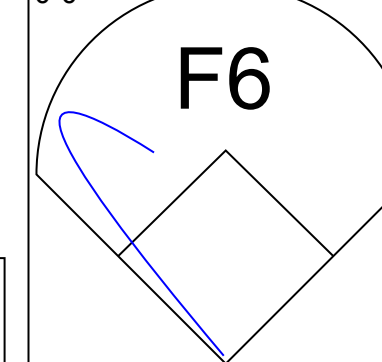
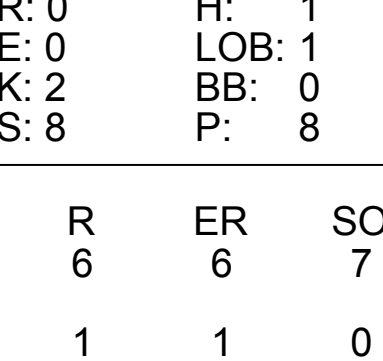
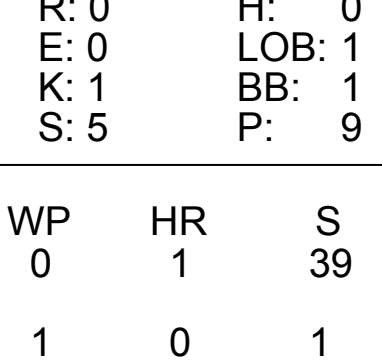
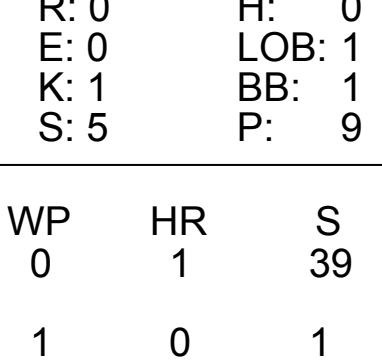
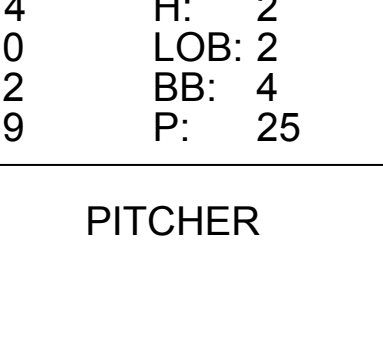
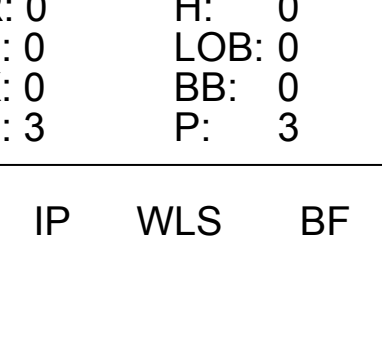
Batter	1	2	3	4	5	6	7	8	9	AB	R	H	RBI	BB	SO	LOB	BOTTOM																					
Johnnie LeMaster, R OBP: 0.260, SLG: 0.239 (1, 6)	F9		K							4	0	0	0	0	1	1	Houston Astros @ San Francisco Giants Candlestick Park, San Francisco, CA Fri Jun 08 1984, 10:05 PM EDT Att: 6,113 - Unknown																					
Chili Davis, S OBP: 0.327, SLG: 0.490 (1, 8)	4-3									4	1	1	1	0	1	0																						
Jeffrey Leonard, R OBP: 0.347, SLG: 0.428 (1, 9) (5, 7)	F9		6-3							4	1	1	1	0	1	0																						
Jack Clark, R OBP: 0.424, SLG: 0.555 (1, 3) (5, 9)			F3							2	1	1	0	1	0	0																						
Fran Mullins, R OBP: 0.306, SLG: 0.355 (7, 5)										1	0	0	0	0	0	0																						
Dusty Baker Jr., R OBP: 0.424, SLG: 0.423 Scott Thompson, L OBP: 0.371, SLG: 0.313 (4, PR) (5, 3)										2	0	1	0	0	1	1																						
Joel Youngblood, R OBP: 0.332, SLG: 0.358 (1, 5) (7, 9)										3	1	2	2	0	0	1																						
Bob Brenly, R OBP: 0.404, SLG: 0.462 (1, 2)										3	0	0	0	0	0	3																						
Brad Wellman, R OBP: 0.394, SLG: 0.467 (1, 4)										3	0	1	0	0	1	2																						
Scott Garrelts, R OBP: 0.125, SLG: 0.125 Randy Lerch, L OBP: 0.571, SLG: 0.400 Al Oliver, L OBP: 0.325, SLG: 0.366 Greg Minton, S (8, 1)										1	0	0	0	0	0	1																						
										0	0	0	0	1	0	0																						
										1	0	0	0	0	1	0																						
										0	0	0	0	0	0	0																						
Inning Stats	R: 0 E: 0 K: 0 S: 3	H: 0 LOB: 0 BB: 0 P: 3	R: 2 E: 1 K: 2 S: 9	H: 1 LOB: 1 BB: 1 P: 13	R: 1 E: 0 K: 1 S: 6	H: 1 LOB: 0 BB: 0 P: 6	R: 1 E: 1 K: 0 S: 4	H: 2 LOB: 1 BB: 0 P: 4	R: 0 E: 0 K: 0 S: 2	H: 0 LOB: 0 BB: 1 P: 6	R: 1 E: 0 K: 0 S: 5	H: 3 LOB: 1 BB: 0 P: 5	R: 0 E: 0 K: 0 S: 3	H: 1 LOB: 0 BB: 0 P: 3	R: 0 E: 0 K: 2 S: 7	H: 0 LOB: 0 BB: 0 P: 7	1B: 5 2B: 1 3B: 0 HR: 3	SF: 0 SAC: 0 DP: 2 HBP: 0	WP: 0 PA: 31 PB: 1 SB: 1 CS: 1																			
PITCHER	IP	WLS	BF	H	R	ER	SO	BB	IBB	HBP	BLK	WP	HR	S	P	ERA	WHIP	PITCHER				IP	WLS	BF	H	R	ER	SO	BB	IBB	HBP	BLK	WP	HR	S	P	ERA	WHIP
Bob Knepper, L ERA: 2.38 (1, 1)	5.2	L	24	7	5	5	3	2	0	0	0	0	0	4	4	0.00	0.750																					
Dave Smith, R ERA: 2.45 (6, 1)	1.1		4	1	0	0	0	0	0	0	0	0	0	4	4	0.00	0.750																					
Bill Dawley, R ERA: 1.9 (8, 1)	1.0		3	0	0	0	2	0	0	0	0	0	0	7	7	0.00	0.000																					

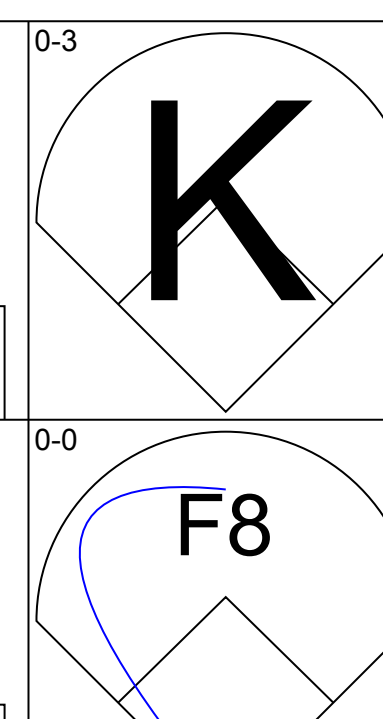
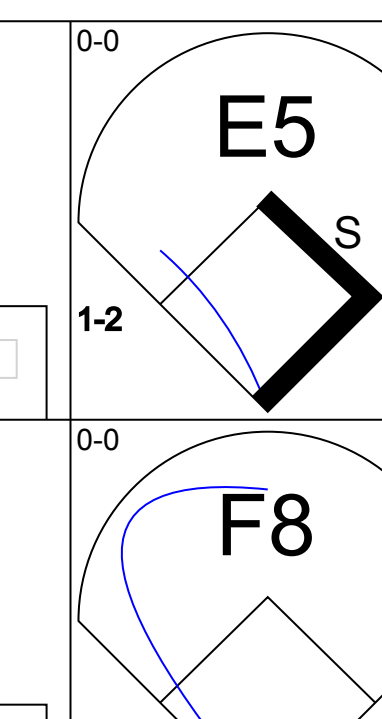
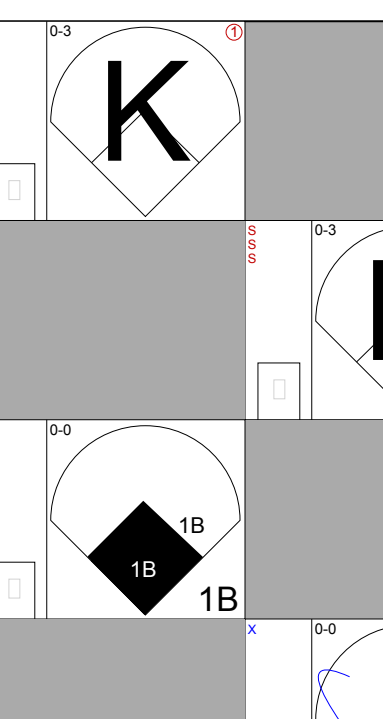
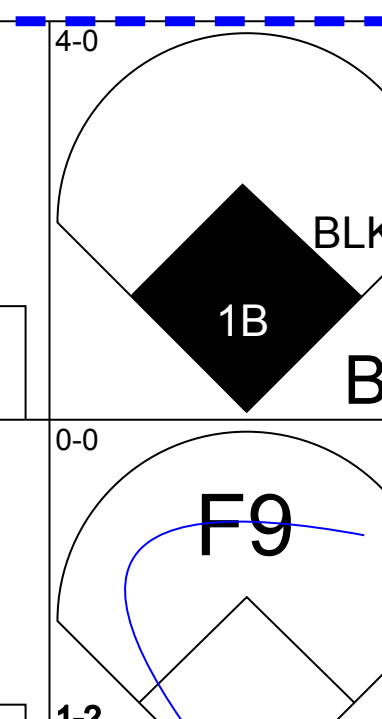

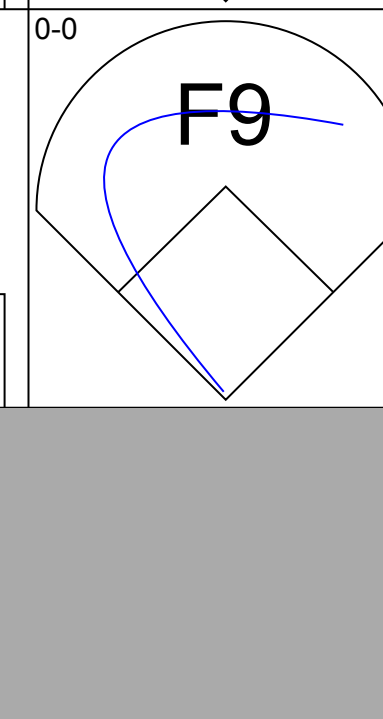
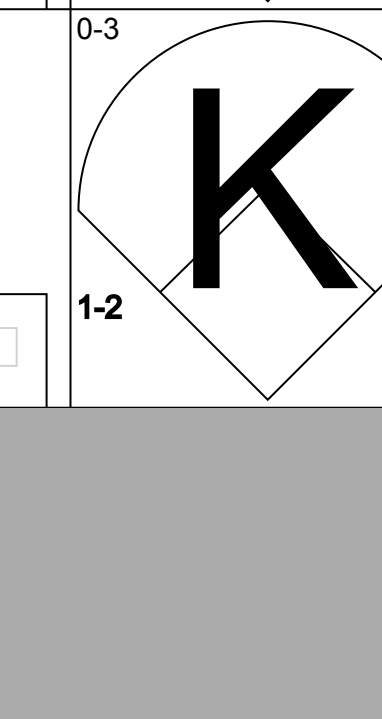
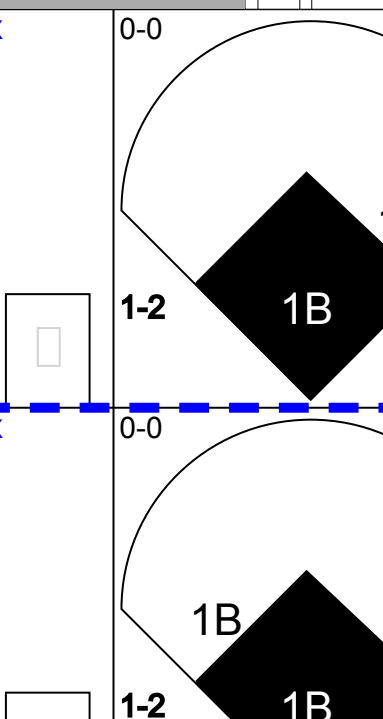
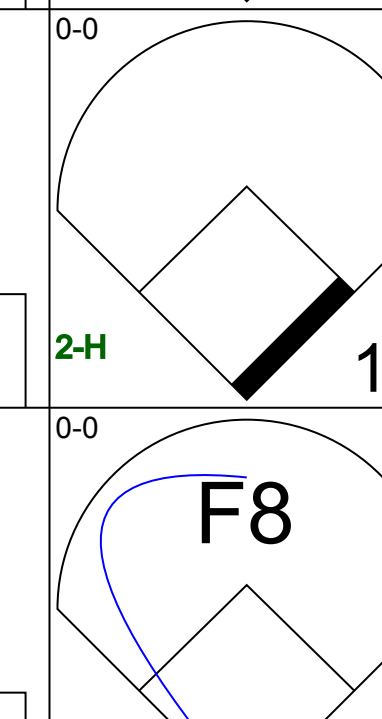


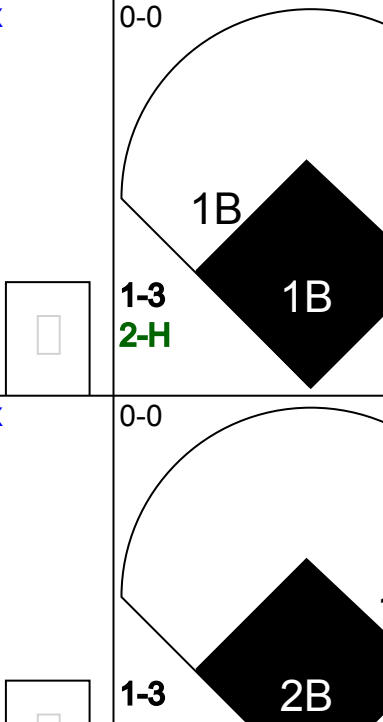
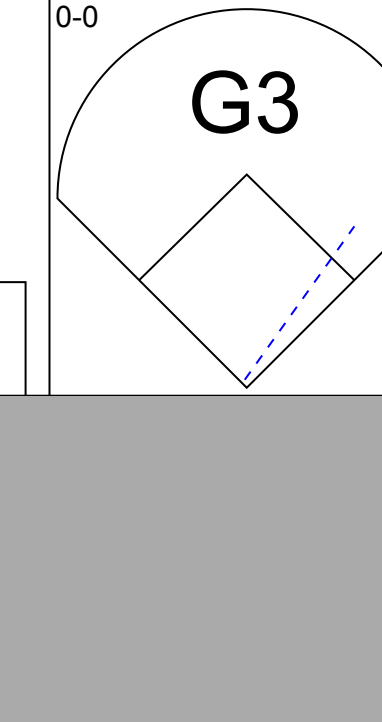
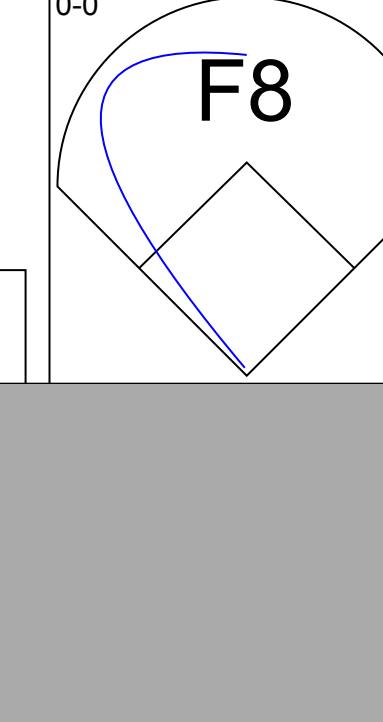
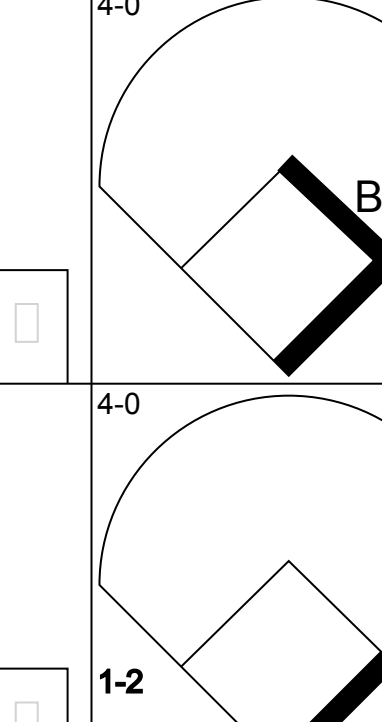
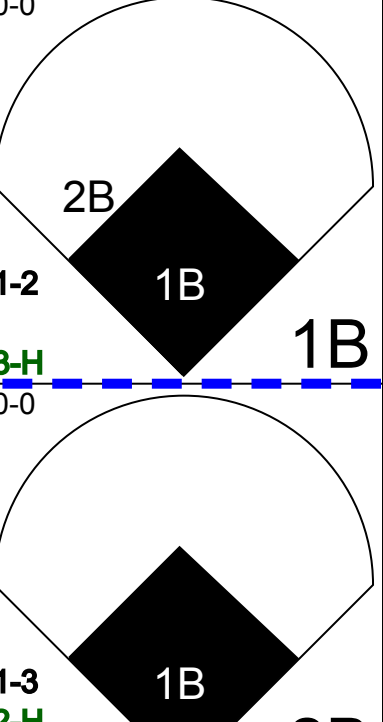


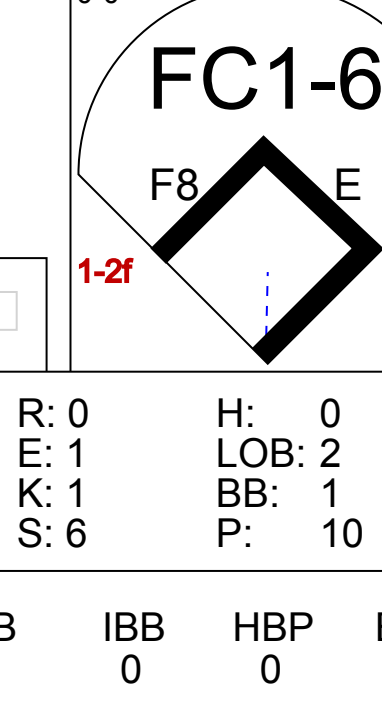
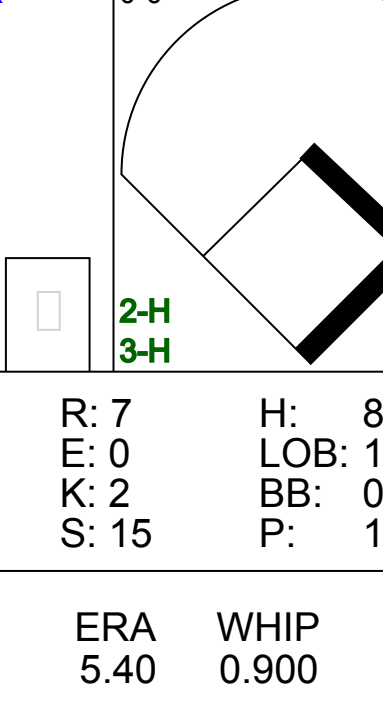
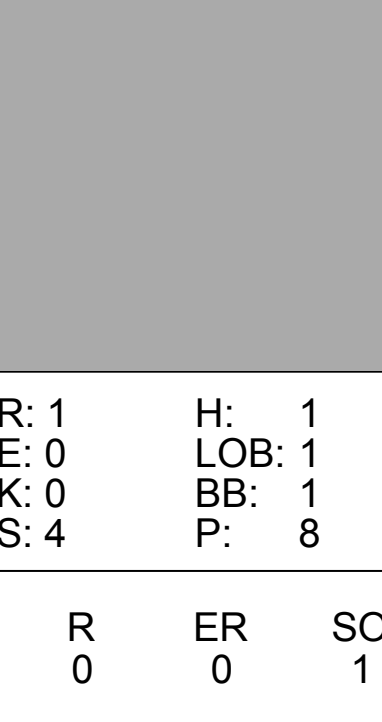
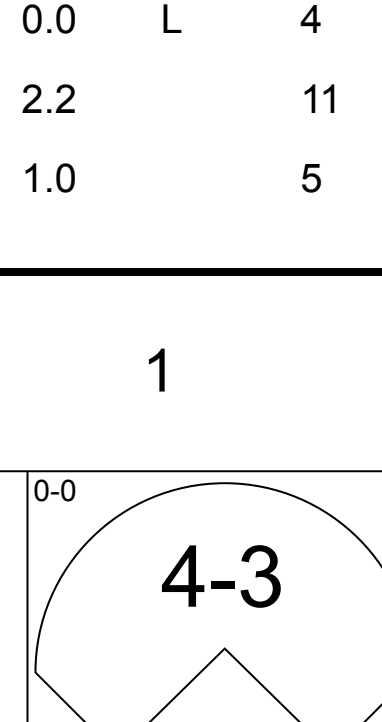
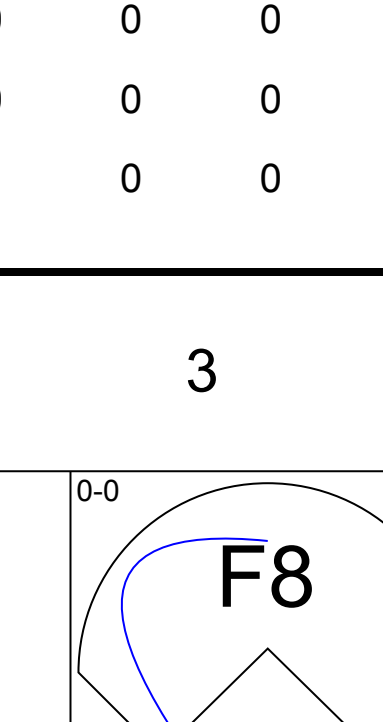
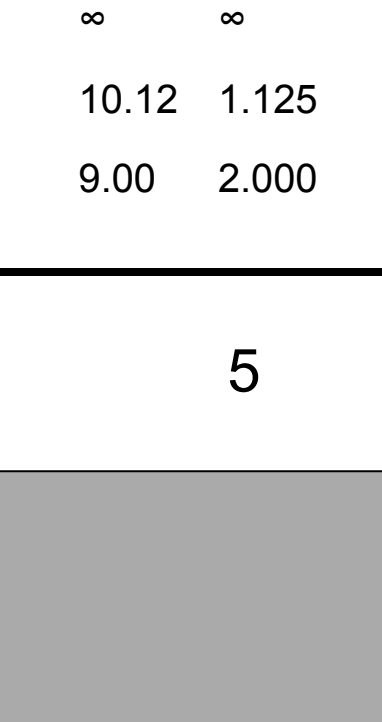
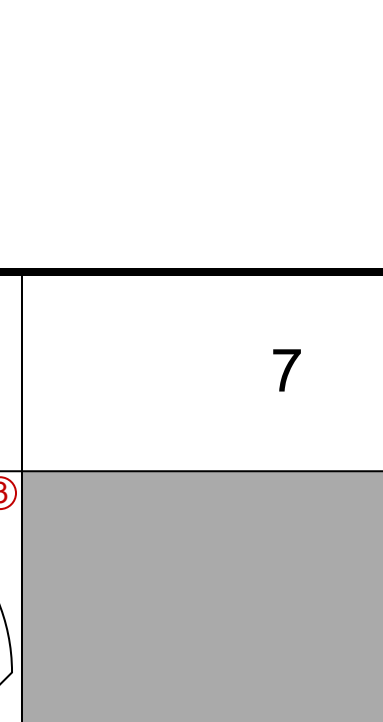
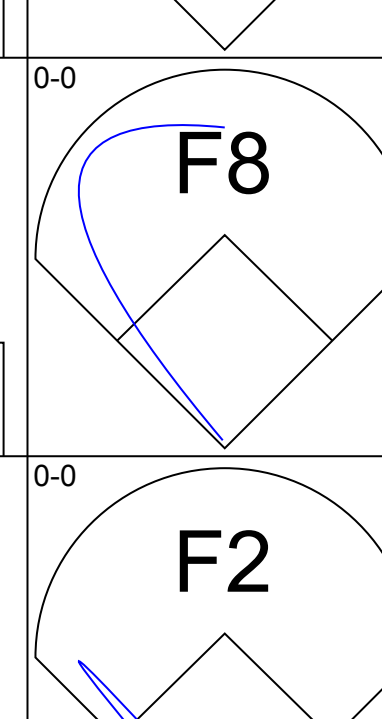
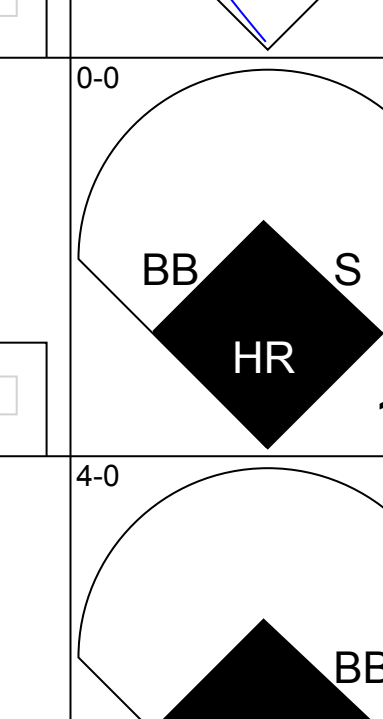
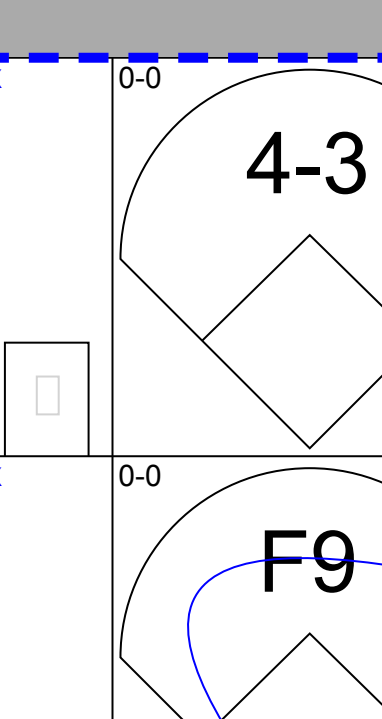
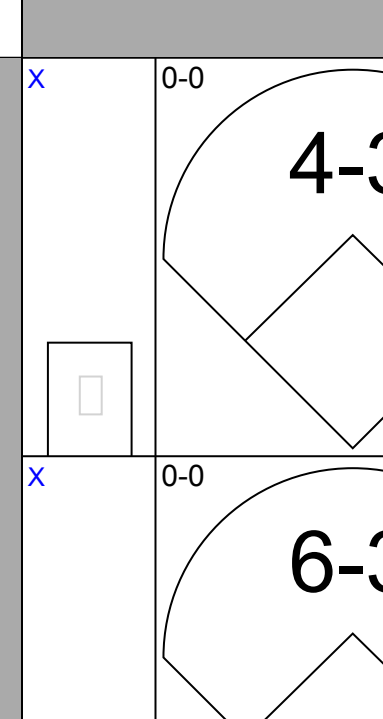
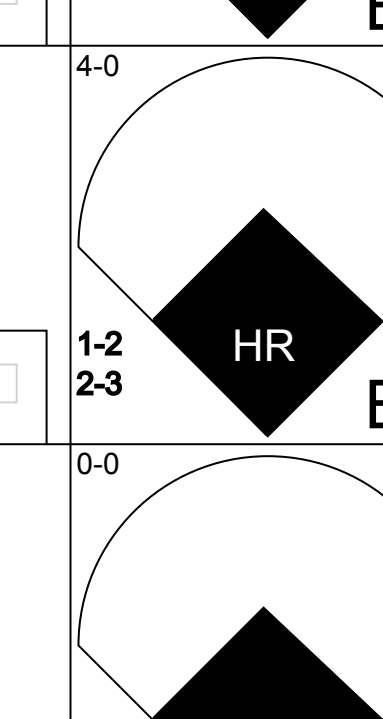
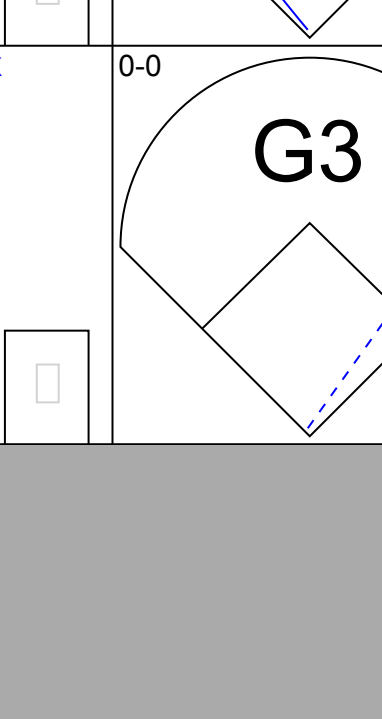
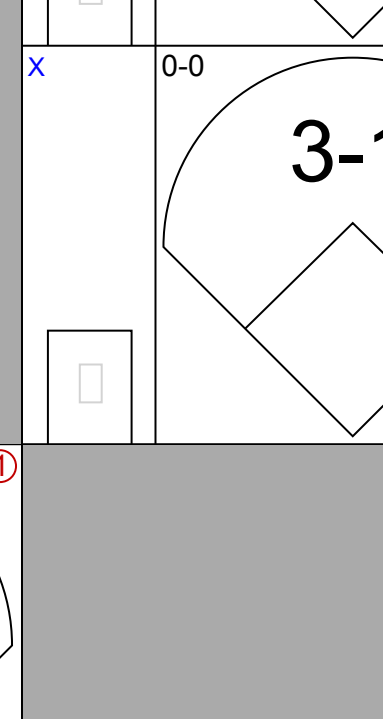
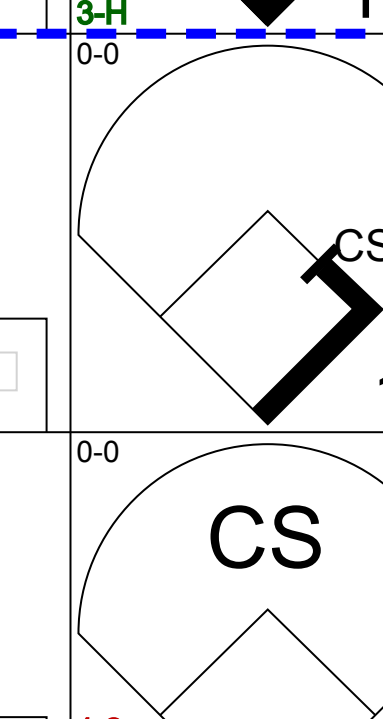
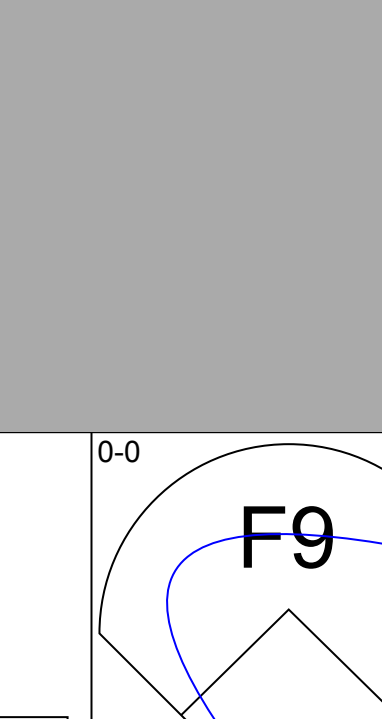

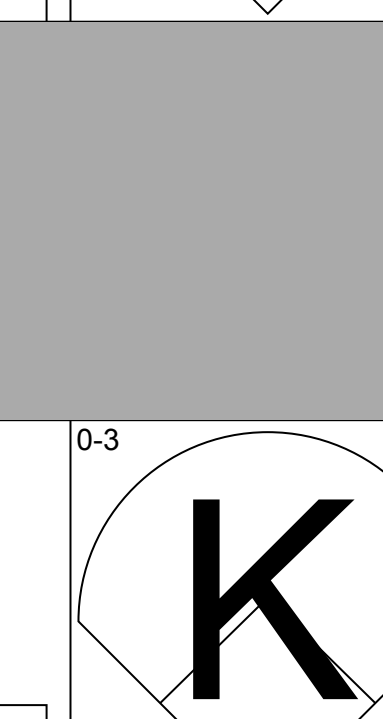
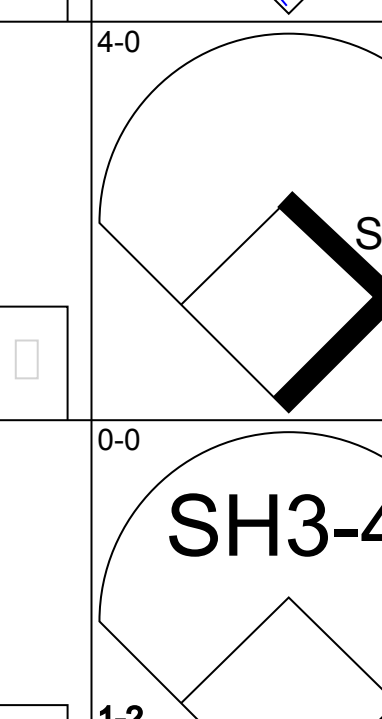

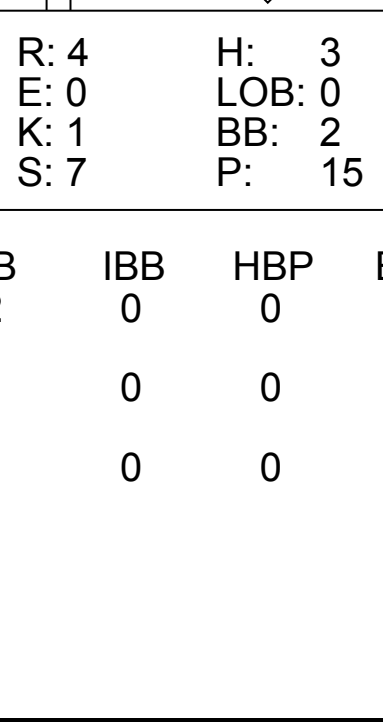
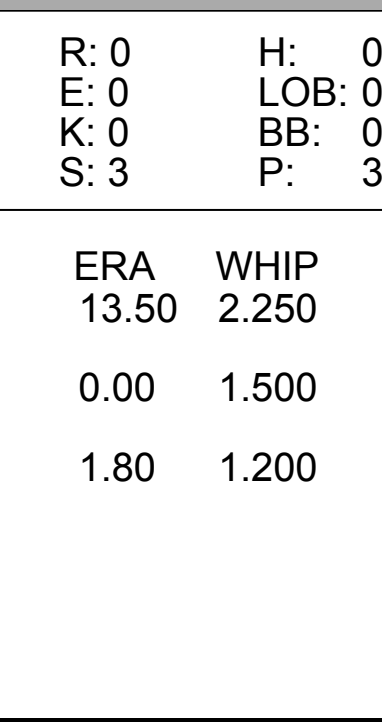


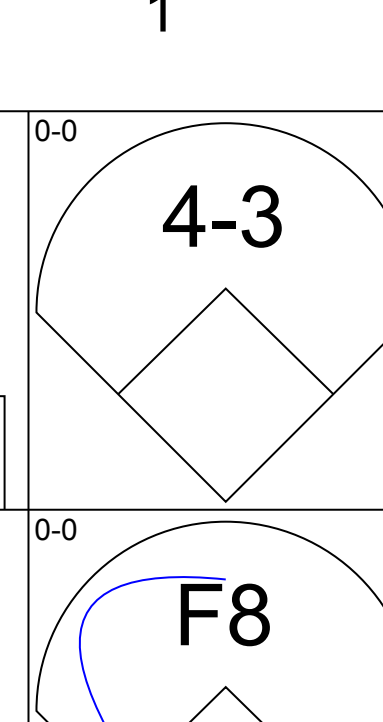
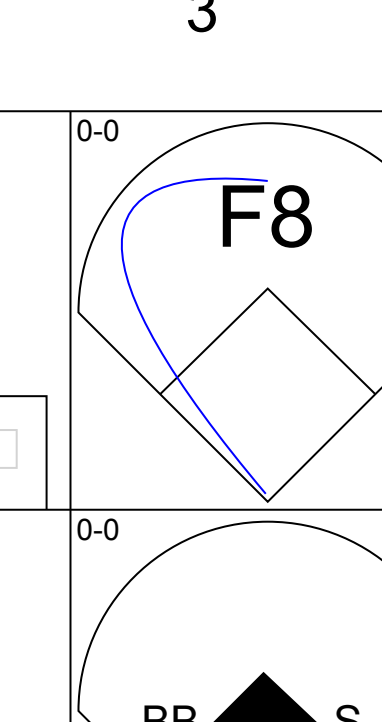
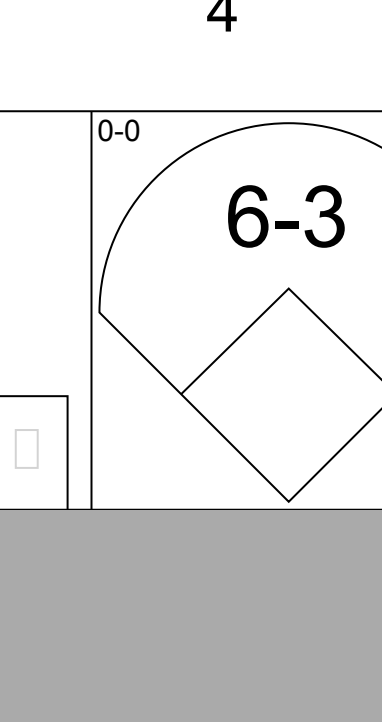
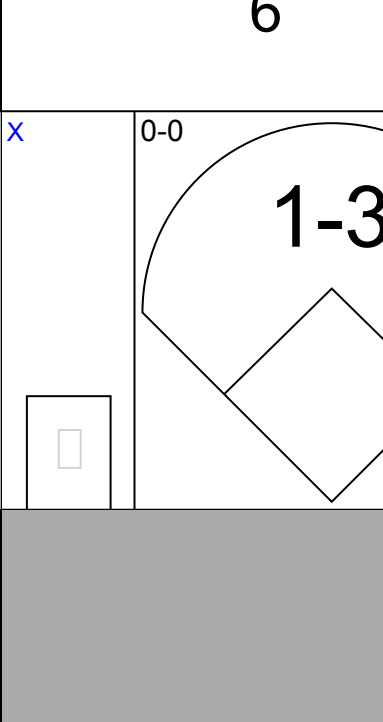

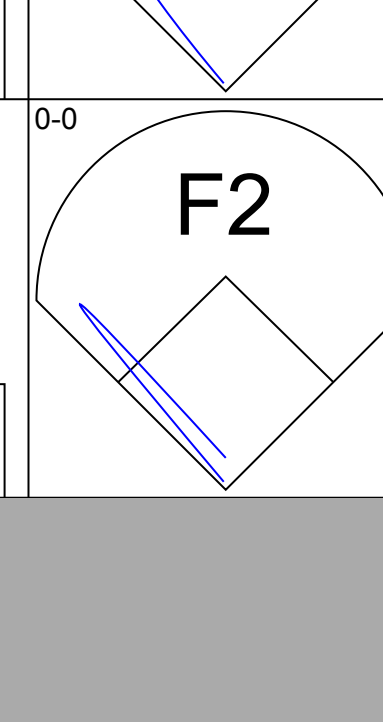
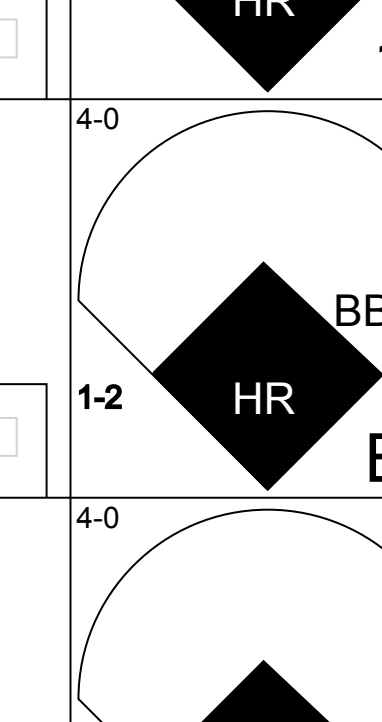
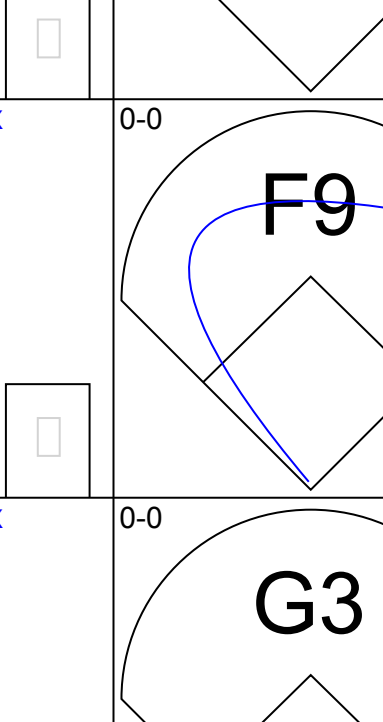
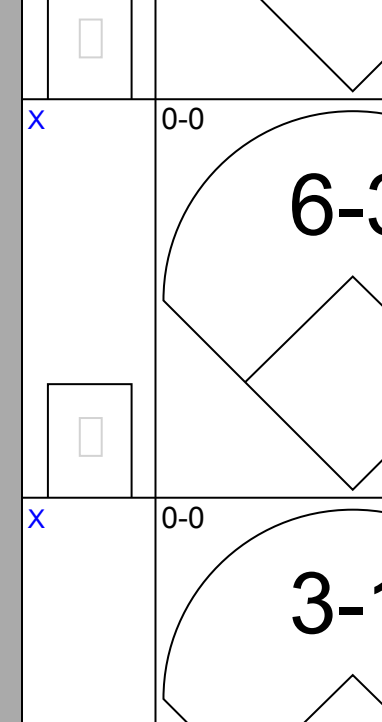

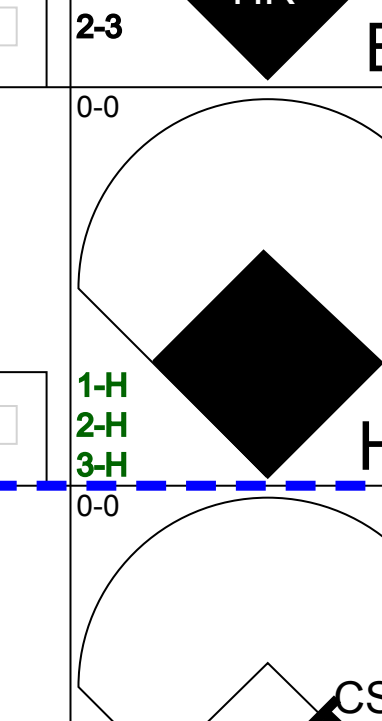


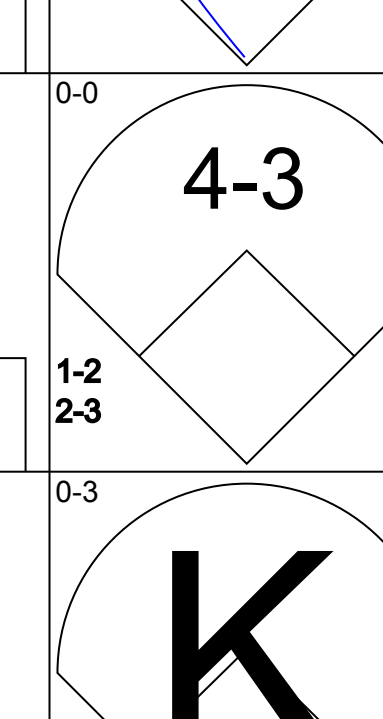
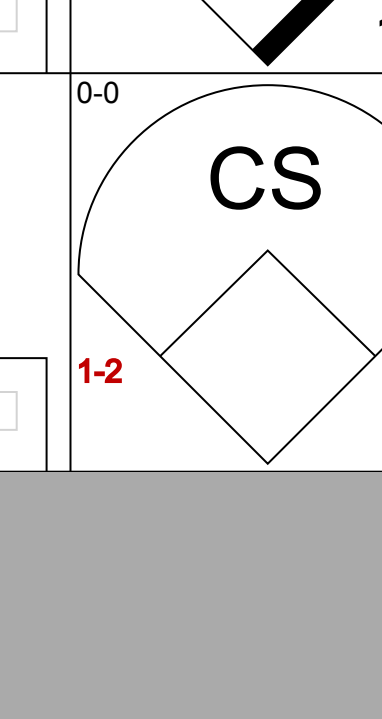


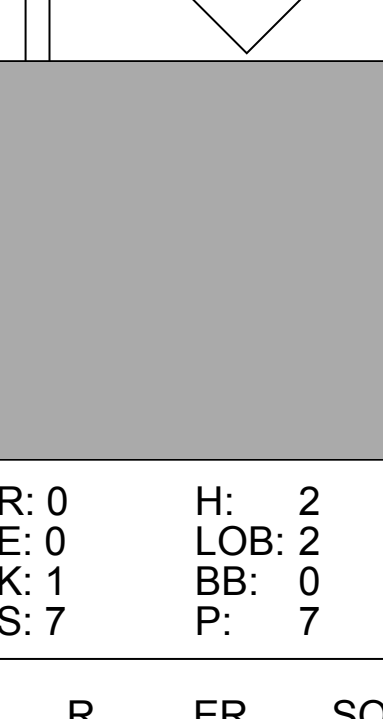
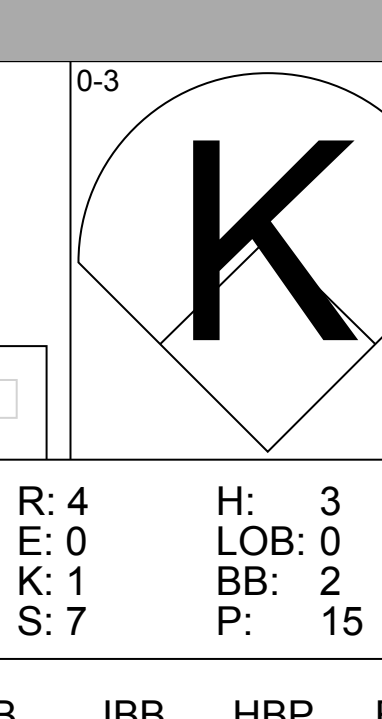
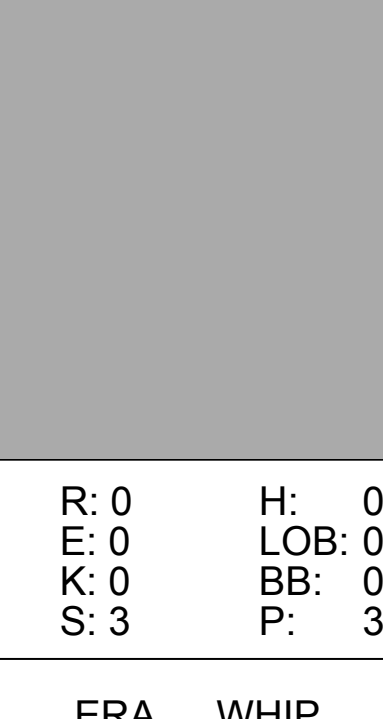
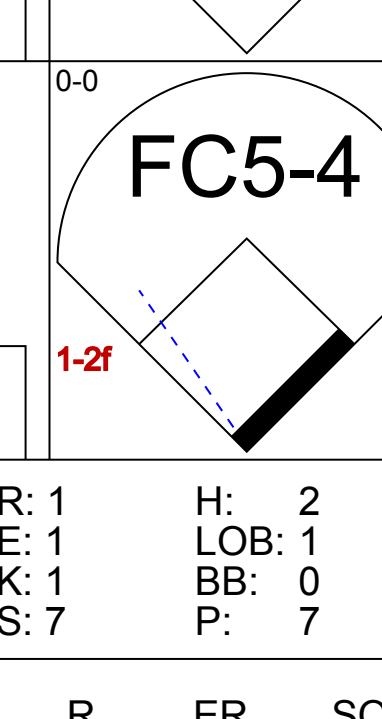


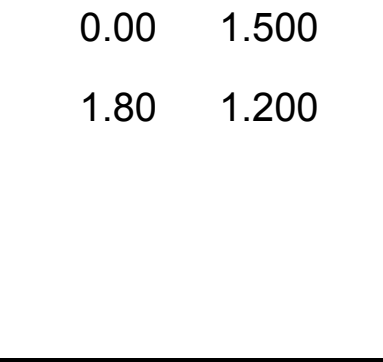

Batter	1	2	3	4	5	6	7	8	9	AB	R	H	RBI	BB	SO	LOB	TOP					
Bill Doran, S OBP: 0.279, SLG: 0.287 (1, 4)										5	0	0	0	0	0	3	Houston Astros @ San Francisco Giants Candlestick Park, San Francisco, CA Sun Jun 10 1984, 6:33 AM EDT Att: 14,561 - Unknown					
Craig Reynolds, L OBP: 0.296, SLG: 0.409 (1, 6)										5	1	2	0	0	1							
Harry Spillman, L OBP: 0.362, SLG: 0.385 (1, 3)										5	1	1	0	0	1							
Jose Cruz, L OBP: 0.318, SLG: 0.356 (1, 7)										5	1	1	3	0	1							
Jerry Mumphrey, S OBP: 0.358, SLG: 0.390 Tony Scott, S OBP: 0.333, SLG: 0.250 (7, PR) (7, 8)										3	3	3	0	1	0	0						
Ray Knight, R OBP: 0.275, SLG: 0.317 Phil Garner, R OBP: 0.270, SLG: 0.221 (7, PH) (7, 5)										3	1	3	0	0	0	0						
Terry Puhl, L OBP: 0.344, SLG: 0.358 (1, 9)										2	0	0	2	0	2							
Mark Bailey, S OBP: 0.282, SLG: 0.259 (1, 2)										3	0	1	0	1	0	2						
Vern Ruhle, R Enos Cabell, R Dave Smith, R (8, PH) (8, 1)										2	0	0	0	1	1	2						
Inning Stats	R: 5 E: 0 K: 0 S: 8	H: 5 LOB: 2 BB: 2 P: 16	R: 0 E: 0 K: 0 S: 3	H: 0 LOB: 0 BB: 0 P: 3	R: 1 E: 0 K: 0 S: 5	H: 2 LOB: 1 BB: 0 P: 5	R: 0 E: 0 K: 0 S: 4	H: 1 LOB: 1 BB: 0 P: 4	R: 1 E: 1 K: 1 S: 6	H: 1 LOB: 1 BB: 1 P: 10	R: 0 E: 0 K: 0 S: 3	H: 0 LOB: 0 BB: 0 P: 3	R: 0 E: 0 K: 0 S: 4	H: 2 LOB: 2 BB: 0 P: 4	R: 0 E: 0 K: 1 S: 6	H: 1 LOB: 1 BB: 0 P: 6		R: 0 E: 0 K: 0 S: 3	H: 0 LOB: 0 BB: 0 P: 3	1B: 8 2B: 3 3B: 0 HR: 1	SF: 2 SAC: 0 DP: 0 HBP: 0	WP: 1 PB: 0 SB: 2 CS: 0
PITCHER	IP WLS BF H R ER SO BB IBB HBP BLK WP HR S P ERA WHIP	IP WLS BF H R ER SO BB IBB HBP BLK WP HR S P ERA WHIP																				
Jeff Robinson, R ERA: 4.0 (1, 1)	0.1 L 6 5 5 5 0 0 0 0 0 0 0 1 6 6 135.00 15.000																					
Jeff Cornell, R ERA: 9.0 (3, 1)	1.2 9 2 1 1 1 1 1 1 0 0 1 0 7 15 5.40 1.800																					
Randy Lerch, L ERA: 3.69 (6, 1)	3.0 12 2 1 1 1 1 0 0 0 0 0 0 13 17 3.00 1.000																					
Frank Williams, R ERA: 3.98 (7, 1)	1.0 3 0 0 0 0 0 0 0 0 0 0 0 3 3 0.00 0.000																					
Gary Lavelle, L ERA: 3.39 (9, 1)	2.0 8 3 0 0 1 0 0 0 0 0 0 0 10 10 0.00 1.500																					
PITCHER	IP WLS BF H R ER SO BB IBB HBP BLK WP HR S P ERA WHIP	IP WLS BF H R ER SO BB IBB HBP BLK WP HR S P ERA WHIP																				
Greg Minton, R ERA: 4.78 (9, 1)	1.0 3 0 0 0 0 0 0 0 0 0 0 0 3 3 0.00 0.000																					

Batter	1	2	3	4	5	6	7	8	9	AB	R	H	RBI	BB	SO	LOB	BOTTOM					
Johanne LeMaster, R OBP: 0.262, SLG: 0.235 (1, 6)										4	0	0	0	1	1	2	Houston Astros @ San Francisco Giants Candlestick Park, San Francisco, CA Sun Jun 10 1984, 6:33 AM EDT Att: 14,561 - Unknown					
Gene Richards, L OBP: 0.370, SLG: 0.290 (1, 9)										5	1	2	0	0	1	0						
Chili Davis, S OBP: 0.330, SLG: 0.481 (1, 8)										3	0	1	0	2	1	2						
Al Oliver, L OBP: 0.338, SLG: 0.378 (1, 3)										5	1	3	1	0	0	1						
Jeffrey Leonard, R OBP: 0.351, SLG: 0.431 (1, 7)										4	1	1	0	0	1	4						
Joel Youngblood, R OBP: 0.332, SLG: 0.365 (1, 5)										3	1	0	1	1	0	3						
Steve Nicosia, R OBP: 0.358, SLG: 0.449 (1, 2)										3	0	3	0	1	0	0						
Brad Wellman, R OBP: 0.350, SLG: 0.400 (1, 4)										3	0	0	1	0	0	4						
Jeff Robinson, R Jeff Cornell, R Randy Lerch, L Dave Smith, R Frank Williams, R Gary Lavelle, L Bob Thompson, L Greg Minton, R										0	0	0	0	0	0	0						
Inning Stats	R: 1 E: 0 K: 0 S: 5	H: 2 LOB: 1 BB: 1 P: 9	R: 0 E: 0 K: 2 S: 8	H: 1 LOB: 0 BB: 0 P: 8	R: 0 E: 0 K: 0 S: 3	H: 1 LOB: 0 BB: 0 P: 3	R: 0 E: 0 K: 0 S: 4	H: 1 LOB: 1 BB: 0 P: 4	R: 0 E: 0 K: 0 S: 3	H: 1 LOB: 1 BB: 1 P: 7	R: 2 E: 0 K: 0 S: 6	H: 3 LOB: 1 BB: 0 P: 6	R: 0 E: 0 K: 2 S: 8	H: 1 LOB: 2 BB: 1 P: 12	R: 0 E: 0 K: 0 S: 3	H: 1 LOB: 1 BB: 2 P: 11		R: 0 E: 0 K: 1 S: 5	H: 0 LOB: 0 BB: 0 P: 5	1B: 10 2B: 2 3B: 0 HR: 0	SF: 1 SAC: 0 DP: 3 HBP: 0	WP: 1 PB: 0 SB: 1 CS: 0
PITCHER	IP WLS BF H R ER SO BB IBB HBP BLK WP HR S P ERA WHIP	IP WLS BF H R ER SO BB IBB HBP BLK WP HR S P ERA WHIP																				
Vern Ruhle, R ERA: 3.5 (8, 1)	7.0 W 32 10 3 3 4 2 0 0 0 0 0 0 8 16 4.50 1.857																					
Dave Smith, R ERA: 2.63 (8, 1)	2.0 8 1 1 1 1 2 0 0 0 0 0 0 8 16 4.50 1.500																					

Batter	1	2	3	4	5	6	7	8	9	AB	R	H	RBI	BB	SO	LOB	TOP					
Johnnie LeMaster, R OBP: 0.270, SLG: 0.263 (1, 6)										5	2	2	0	0	2	1	San Francisco Giants @ Los Angeles Dodgers Dodger Stadium, Los Angeles, CA Tue Jun 12 1984, 7:05 PM PDT Att: 33,906 - Unknown					
Chili Davis, S OBP: 0.333, SLG: 0.477 (1, 8)										5	1	1	0	0	1	2						
Jeffrey Leonard, R OBP: 0.353, SLG: 0.441 (1, 7)										4	2	2	3	1	0	0						
Jack Clark, R OBP: 0.430, SLG: 0.552 (1, 9)										3	1	1	2	2	0	0						
Al Oliver, L OBP: 0.346, SLG: 0.374 John Rabb, R OBP: 0.400, SLG: 0.423 (9, PR)										3	0	2	1	2	0	2						
Joel Youngblood, R OBP: 0.330, SLG: 0.362 (1, 5)										0	0	0	0	0	0	0						
Bob Brenly, R OBP: 0.408, SLG: 0.456 (1, 2)										5	0	1	0	0	1	7						
Brad Wellman, R OBP: 0.319, SLG: 0.381 (1, 4)										4	0	1	0	0	0	2						
Mike Krukow, R OBP: 0.217, SLG: 0.182 Randy Lerch, L OBP: 0.571, SLG: 0.400 Gary Lavelle, S OBP: 0.366, SLG: 0.286 Gene Richards, L OBP: 0.366, SLG: 0.286 Greg Minton, S (8, 1)										3	1	1	0	0	0	1						
Inning Stats	R: 0 E: 0 K: 1 S: 5	H: 0 LOB: 0 BB: 0 P: 5	R: 0 E: 1 K: 0 S: 3	H: 0 LOB: 1 BB: 1 P: 7	R: 3 E: 0 K: 0 S: 7	H: 4 LOB: 2 BB: 1 P: 11	R: 0 E: 0 K: 0 S: 2	H: 0 LOB: 0 BB: 1 P: 6	R: 2 E: 0 K: 1 S: 7	H: 2 LOB: 2 BB: 2 P: 15	R: 0 E: 0 K: 2 S: 8	H: 1 LOB: 1 BB: 0 P: 8	R: 2 E: 0 K: 1 S: 7	H: 2 LOB: 1 BB: 1 P: 11	R: 0 E: 0 K: 0 S: 3	H: 0 LOB: 0 BB: 0 P: 3		R: 0 E: 0 K: 1 S: 7	H: 2 LOB: 2 BB: 0 P: 7	1B: 8 2B: 2 3B: 0 HR: 1	SF: 1 SAC: 0 DP: 1 HBP: 0	WP: 0 PB: 0 SB: 0 CS: 0
PITCHER	IP	WLS	BF	H	R	ER	SO	BB	IBB	HBP	BLK	WP	HR	S	P	ERA	WHIP					
Burt Hooton, R ERA: 4.03 Orel Hershiser, R ERA: 5.87 Pat Zachry, R ERA: 2.59	2.1		13	4	3	3	1	2	0	0	0	0	0	13	21	11.57	2.571					
	3.2		17	4	3	3	3	2	1	0	0	0	1	20	32	7.36	1.636					
	3.0	W	13	3	1	1	2	1	0	0	0	0	0	16	20	3.00	1.333					

Batter	1	2	3	4	5	6	7	8	9	AB	R	H	RBI	BB	SO	LOB	BOTTOM				
Steve Sax, R OBP: 0.320, SLG: 0.337 Bob Bailor, R OBP: 0.302, SLG: 0.272 (1, 4)										4	1	0	0	1	0	1	San Francisco Giants @ Los Angeles Dodgers Dodger Stadium, Los Angeles, CA Tue Jun 12 1984, 7:05 PM PDT Att: 33,906 - Unknown				
R.J. Reynolds, S OBP: 0.330, SLG: 0.394 (1, 9)										4	3	2	1	1	1	0					
Pedro Guerrero, R OBP: 0.328, SLG: 0.397 (1, 5)										5	3	5	1	0	0	0					
Greg Brock, L OBP: 0.288, SLG: 0.443 Mike Vail, R OBP: 0.340, SLG: 0.333 Rick Monday, L OBP: 0.340, SLG: 0.333 (6, PH)										0	0	0	1	2	0	0					
Mike Marshall, R OBP: 0.320, SLG: 0.494 (1, 7)										0	1	0	1	1	0	0					
Mike Marshall, R OBP: 0.320, SLG: 0.494 (1, 7)										4	0	0	0	1	1	5					
Ken Landreaux, L OBP: 0.331, SLG: 0.413 (1, 8)										4	0	3	3	0	0	2					
Mike Scioscia, L OBP: 0.387, SLG: 0.356 (1, 2)										3	0	0	0	1	1	4					
Dave Anderson, R OBP: 0.326, SLG: 0.299 (1, 6)										4	0	0	0	0	3	2					
Burt Hooton, R ERA: 5.74 Orel Hershiser, R ERA: 3.98 Pat Zachry, R ERA: 2.59 Steve Yeager, R OBP: 0.283, SLG: 0.319 (7, 2)										1	0	0	0	0	0	1					
Inning Stats	R: 0 E: 0 K: 1 S: 6	H: 1 LOB: 2 BB: 1 P: 10	R: 0 E: 0 K: 2 S: 8	H: 1 LOB: 0 BB: 0 P: 8	R: 1 E: 0 K: 0 S: 5	H: 2 LOB: 1 BB: 1 P: 9	R: 0 E: 0 K: 1 S: 5	H: 0 LOB: 1 BB: 1 P: 9	R: 2 E: 0 K: 1 S: 8	H: 3 LOB: 1 BB: 0 P: 8	R: 4 E: 0 K: 2 S: 9	H: 2 LOB: 4 BB: 4 P: 25	R: 0 E: 0 K: 0 S: 3	H: 0 LOB: 0 BB: 0 P: 3	R: 1 E: 0 K: 1 S: 6	H: 1 LOB: 0 BB: 0 P: 6	1B: 6 2B: 2 3B: 0 HR: 2	SF: 1 SAC: 0 DP: 0 HBP: 0	WP: 1 PB: 0 SB: 1 CS: 0	PA: 41	
PITCHER	IP	WLS	BF	H	R	ER	SO	BB	IBB	HBP	BLK	WP	HR	S	P	ERA	WHIP				
Mike Krukow, R ERA: 5.74 Randy Lerch, L ERA: 3.98 Gary Lavelle, L ERA: 3.27 Greg Minton, R ERA: 4.76	5.2		30	8	6	6	7	5	0	0	0	1	0	1	9	9.53	2.294				
	0.0		3	1	1	1	0	1	1	0	0	1	0	1	9	∞	∞				
	1.1		4	0	0	0	0	0	0	0	0	0	0	4	4	0.00	0.000				
	1.0	L	4	1	1	1	1	0	0	0	0	0	1	6	6	9.00	1.000				

Batter	1	2	3	4	5	6	7	8	9	AB	R	H	RBI	BB	SO	LOB	TOP					
Johnnie LeMaster, R OBP: 0.269, SLG: 0.257 (1, 6)										4	1	0	0	1	3	2	<p>San Francisco Giants @ Los Angeles Dodgers Dodger Stadium, Los Angeles, CA Wed Jun 13 1984, 3:33 AM PDT Att: 29,625 - Unknown</p> <p>livebaseballscorecards.com</p> <p>AB 40 R 10 H 13 RBI 9 BB 4 SO 8 LOB 16</p> 					
Chili Davis, S OBP: 0.331, SLG: 0.471 (1, 8)										5	1	1	0	0	0	4						
Jeffrey Leonard, R OBP: 0.355, SLG: 0.440 (1, 7)										5	1	2	1	0	1	2						
Jack Clark, R OBP: 0.429, SLG: 0.554 (1, 9)										5	2	2	1	0	0	1						
Al Oliver, L OBP: 0.342, SLG: 0.370 Scot Thompson, L OBP: 0.389, SLG: 0.333 (8, 3)										5	1	1	1	0	0	2						
Joel Youngblood, R OBP: 0.332, SLG: 0.377 (1, 5)										5	2	2	2	0	2	0						
Bob Brenly, R OBP: 0.413, SLG: 0.457 (1, 2)										4	1	2	1	1	1	0						
Brad Wellman, R OBP: 0.365, SLG: 0.422 (1, 4)										3	1	2	1	2	0	1						
Scott Garrelts, R OBP: 0.111, SLG: 0.111 Jeff Cornell, S (3, 1)										1	0	0	0	0	0	1						
Duane Kuiper, L OBP: 0.220, SLG: 0.182 Randy Lerch, L OBP: 0.500, SLG: 0.333 (5, PH) (5, 1)										1	0	0	0	0	1	2						
										1	0	0	0	0	0	1						
Inning Stats	R: 0 E: 0 K: 1 S: 5	H: 0 LOB: 0 BB: 0 P: 5	R: 1 E: 0 K: 0 S: 4	H: 1 LOB: 0 BB: 0 P: 4	R: 0 E: 1 K: 1 S: 6	H: 0 LOB: 2 BB: 1 P: 10	R: 1 E: 0 K: 2 S: 8	H: 1 LOB: 2 BB: 2 P: 16	R: 7 E: 0 K: 2 S: 15	H: 8 LOB: 1 BB: 0 P: 15	R: 0 E: 0 K: 0 S: 3	H: 0 LOB: 0 BB: 0 P: 3	R: 0 E: 0 K: 1 S: 6	H: 1 LOB: 1 BB: 0 P: 6	R: 1 E: 0 K: 0 S: 4	H: 1 LOB: 1 BB: 1 P: 8	R: 0 E: 0 K: 1 S: 5	H: 1 LOB: 0 BB: 0 P: 5	1B: 10 2B: 2 3B: 0 HR: 1	SF: 0 SAC: 0 DP: 1 HBP: 0	WP: 0 PB: 0 SB: 1 CS: 0	PA: 44
PITCHER	IP	WLS	BF	H	R	ER	SO	BB	IBB	HBP	BLK	WP	HR	S	P	ERA	WHIP					
Bob Welch, R ERA: 3.71 Carlos Diaz, L ERA: 4.25 Burt Hooton, R ERA: 4.84 Orel Hershiser, R ERA: 5.53 Rich Rodas, L ERA: 3.0	3.1		14	2	2	2	2	1	0	0	0	0	1	17	21	5.40	0.900					
Pat Zachry, R ERA: 2.51	1.0		3	1	0	0	1	0	0	0	0	0	0	4	4	18.00	4.000					
	1.0	L	4	4	2	2	0	0	0	0	0	0	0	4	4	∞	∞					
	2.2		11	3	3	3	2	0	0	0	0	0	0	15	15	10.12	1.125					
	1.0		5	1	1	1	0	1	0	0	1	0	0	4	8	9.00	2.000					

Batter	1	2	3	4	5	6	7	8	9	AB	R	H	RBI	BB	SO	LOB	BOTTOM					
R.J. Reynolds, S OBP: 0.315, SLG: 0.375 (1, 9)										5	0	0	0	0	0	4	<p>San Francisco Giants @ Los Angeles Dodgers Dodger Stadium, Los Angeles, CA Wed Jun 13 1984, 3:33 AM PDT Att: 29,625 - Unknown</p> <p>livebaseballscorecards.com</p> <p>AB 35 R 5 H 10 RBI 5 BB 4 SO 4 LOB 16</p> 					
Bob Bailor, R OBP: 0.297, SLG: 0.267 (1, 4)										5	1	1	0	0	0	0						
Pedro Guerrero, R OBP: 0.329, SLG: 0.395 (1, 5)										4	1	1	0	1	0	0						
Greg Brock, L OBP: 0.293, SLG: 0.436 (1, 3)										4	1	1	0	1	0	1						
Mike Marshall, R OBP: 0.330, SLG: 0.518 (1, 7)										4	2	3	4	0	0	0						
Ken Landreaux, L OBP: 0.335, SLG: 0.415 (1, 8)										4	0	2	0	0	0	3						
Mike Scioscia, L OBP: 0.366, SLG: 0.349 Steve Yeager, R OBP: 0.290, SLG: 0.326 (8, PH) (9, 2)										2	0	0	0	1	0	2						
Dave Anderson, R OBP: 0.326, SLG: 0.294 Mike Vail, R (8, PH) Bill Russell, R OBP: 0.315, SLG: 0.309 (9, 6)										1	0	0	0	0	1	1						
Bob Welch, R OBP: 0.100, SLG: 0.053 Carlos Diaz, R Burt Hooton, R Orel Hershiser, R Rich Rodas, L Candy Maldonado, R Pat Zachry, R (1, 1) (4, 1) (5, 1) (8, PH) (8, 1) (8, PH) (9, 1)										1	0	0	0	0	1	0						
										0	0	0	0	0	0	0						
Inning Stats	R: 0 E: 0 K: 0 S: 3	H: 0 LOB: 0 BB: 0 P: 3	R: 0 E: 0 K: 1 S: 7	H: 2 LOB: 2 BB: 0 P: 7	R: 4 E: 0 K: 1 S: 7	H: 3 LOB: 0 BB: 2 P: 15	R: 0 E: 0 K: 0 S: 3	H: 0 LOB: 1 BB: 1 P: 7	R: 0 E: 0 K: 1 S: 7	H: 0 LOB: 0 BB: 0 P: 3	R: 0 E: 0 K: 1 S: 3	H: 2 LOB: 3 BB: 1 P: 11	R: 0 E: 0 K: 0 S: 3	H: 0 LOB: 0 BB: 0 P: 3	R: 1 E: 1 K: 1 S: 7	H: 2 LOB: 1 BB: 0 P: 7	R: 0 E: 0 K: 0 S: 4	H: 1 LOB: 1 BB: 0 P: 4	1B: 9 2B: 0 3B: 0 HR: 1	SF: 0 SAC: 1 DP: 0 HBP: 0	WP: 0 PB: 0 SB: 1 CS: 1	PA: 41
PITCHER	IP	WLS	BF	H	R	ER	SO	BB	IBB	HBP	BLK	WP	HR	S	P	ERA	WHIP					
Scott Garrelts, R ERA: 6.15 Jeff Cornell, R ERA: 7.71 Randy Lerch, L ERA: 3.68	2.2		14	4	4	4	2	2	0	0	0	0	0	4	8	0.00	1.500					
	1.1	W	5	1	0	0	0	1	0	0	0	0	0	4	8	0.00	1.500					
	5.0	S	21	5	1	1	2	1	0	0	0	0	0	24	28	1.80	1.200					

Batter	1	2	3	4	5	6	7	8	9	AB	R	H	RBI	BB	SO	LOB	TOP								
Johnnie LeMaster, R OBP: 0.272, SLG: 0.282	5-3			HR	5-3		K		2B	5	1	2	1	0	1	0	San Francisco Giants @ San Diego Padres Jack Murphy Stadium, San Diego, CA Thu Jun 14 1984, 6:33 AM EDT Att: 17,310 - Unknown livebaseballscorecards.com								
Chili Davis, S OBP: 0.332, SLG: 0.474	F8			E		CS	F9		K	5	1	2	0	0	1	1									
Al Oliver, L OBP: 0.336, SLG: 0.363 Scot Thompson, L OBP: 0.376, SLG: 0.324	K			6-3		K		6-3	6-3	4	0	0	0	0	2	2									
Jack Clark, R OBP: 0.426, SLG: 0.545		K		F6		HR		K		3	1	0	0	1	2	1									
Jeffrey Leonard, R OBP: 0.362, SLG: 0.459	F4			E9		BB		1B	1B	3	2	2	3	1	0	0									
Joel Youngblood, R OBP: 0.339, SLG: 0.381	F3			1B		HR		1B	1B	3	0	2	0	1	0	0									
Bob Brenly, R OBP: 0.415, SLG: 0.458			F4	5-3		1B		1B	1B	4	0	2	1	0	0	2									
Brad Wellman, R OBP: 0.339, SLG: 0.388			F9		F7		K		F5	4	0	0	0	0	1	4									
Mark Davis, L OBP: 0.095, SLG: 0.190 Gary Lavelle, S	4-3		4-3		1-3		3-1		4-3	4	0	0	0	0	0	0									
Inning Stats	R: 0 E: 0 K: 1 S: 5	H: 0 LOB: 0 BB: 0 P: 5	R: 0 E: 0 K: 1 S: 5	H: 0 LOB: 0 BB: 0 P: 5	R: 0 E: 0 K: 0 S: 3	H: 0 LOB: 0 BB: 0 P: 3	R: 2 E: 1 K: 0 S: 7	H: 4 LOB: 2 BB: 0 P: 7	R: 0 E: 0 K: 0 S: 3	H: 0 LOB: 0 BB: 0 P: 3	R: 2 E: 0 K: 1 S: 9	H: 3 LOB: 2 BB: 2 P: 17	R: 0 E: 0 K: 1 S: 5	H: 0 LOB: 0 BB: 0 P: 5	R: 1 E: 0 K: 1 S: 7	H: 2 LOB: 2 BB: 1 P: 11		R: 0 E: 0 K: 1 S: 6	H: 1 LOB: 1 BB: 0 P: 6	1B: 6 2B: 2 3B: 0 HR: 2	SF: 0 SAC: 0 DP: 0 HBP: 0	WP: 0 PB: 0 SB: 0 CS: 1	PA: 39		
PITCHER	IP	WLS	BF	H	R	ER	SO	BB	IBB	HBP	BLK	WP	HR	S	P	ERA	WHIP								
Tim Lollar, L ERA: 3.87	6.0	L	26	7	4	4	4	2	0	0	0	0	2	32	40	6.00	1.500								
Greg Booker, R ERA: 3.39	1.0		3	0	0	0	1	0	0	0	0	0	0	5	5	0.00	0.000								
Floyd Chiffer, R ERA: 7.58	2.0		10	3	1	1	2	1	0	0	0	0	0	13	17	4.50	2.000								

Batter	1	2	3	4	5	6	7	8	9	AB	R	H	RBI	BB	SO	LOB	BOTTOM								
Alan Wiggins, S OBP: 0.346, SLG: 0.307	4-3				F9		F7		1B	5	0	2	0	0	0	1	San Francisco Giants @ San Diego Padres Jack Murphy Stadium, San Diego, CA Thu Jun 14 1984, 6:33 AM EDT Att: 17,310 - Unknown livebaseballscorecards.com								
Tony Gwynn, L OBP: 0.440, SLG: 0.493	FC5-4 BB		4-3		4-3		F6		3-1	4	0	1	0	1	0	3									
Bobby Brown, S OBP: 0.276, SLG: 0.370	FC5-4 1-2		F8		F9		F9		FC4-6 BB	4	0	0	0	0	0	3									
Steve Garvey, R OBP: 0.294, SLG: 0.356	F3				F5		2B		FC6-4 BB	3	0	1	0	1	0	1									
Terry Kennedy, L OBP: 0.286, SLG: 0.367		K			F9		F8		K	4	0	0	0	0	2	3									
Kevin McReynolds, R OBP: 0.304, SLG: 0.488		F6			F7		K		FC6-4 1-2	4	0	0	0	0	1	2									
Garry Templeton, S OBP: 0.312, SLG: 0.333					F8		4-3		1B BB	3	0	1	0	1	0	0									
Luis Salazar, R OBP: 0.265, SLG: 0.286					K		HR		F5	4	1	2	0	0	1	2									
Tim Lollar, L OBP: 0.333, SLG: 0.533 Greg Booker, R					K		G3		F8	2	0	0	0	0	1	1									
Kurt Bevacqua, R OBP: 0.444, SLG: 0.625 Floyd Chiffer, R Carmelo Martinez, R OBP: 0.327, SLG: 0.381							1-2		HR	1	1	1	2	0	0	0									
Inning Stats	R: 0 E: 0 K: 0 S: 3	H: 0 LOB: 1 BB: 1 P: 7	R: 0 E: 0 K: 2 S: 8	H: 1 LOB: 1 BB: 0 P: 8	R: 0 E: 0 K: 1 S: 6	H: 1 LOB: 1 BB: 0 P: 6	R: 0 E: 0 K: 0 S: 3	H: 0 LOB: 0 BB: 0 P: 3	R: 0 E: 0 K: 0 S: 4	H: 1 LOB: 1 BB: 0 P: 4	R: 2 E: 0 K: 1 S: 7	H: 2 LOB: 0 BB: 0 P: 7	R: 0 E: 0 K: 1 S: 6	H: 1 LOB: 2 BB: 1 P: 10	R: 0 E: 0 K: 0 S: 4	H: 1 LOB: 2 BB: 1 P: 8	1B: 5 2B: 2 3B: 0 HR: 1	SF: 0 SAC: 0 DP: 0 HBP: 0	WP: 0 PB: 0 SB: 0 CS: 0	PA: 38					
PITCHER	IP	WLS	BF	H	R	ER	SO	BB	IBB	HBP	BLK	WP	HR	S	P	ERA	WHIP								
Mark Davis, L ERA: 4.3	8.0	W	34	7	2	2	5	3	0	0	0	0	1	41	53	2.25	1.250								
Gary Lavelle, L ERA: 3.19	1.0	S	4	1	0	0	0	0	0	0	0	0	0	4	4	0.00	1.000								

Batter	1	2	3	4	5	6	7	8	9	10	11	12	13	14	15	AB	R	H	RBI	BB	SO	LOB	TOP				
Johnnie LeMaster, R OBP: 0.291, SLG: 0.291 (1.6)	5-3		K							F3						7	2	4	0	0	1	1					
Al Oliver, L OBP: 0.336, SLG: 0.358 (1.3)	K									FC6-4						7	0	2	2	0	1	3					
Scott Thompson, L OBP: 0.368, SLG: 0.314 (15.3)	K		6-3										G4-6-3			0	1	0	0	0	0	0					
Chili Davis, S OBP: 0.323, SLG: 0.480 (1.8)	5-3															7	0	1	0	0	1	3					
Jack Clark, R OBP: 0.426, SLG: 0.536 (1.9)																5	1	1	0	2	1	1					
Gene Richards, L OBP: 0.392, SLG: 0.291 (15.3)	K															0	0	0	0	0	0	0					
Duane Kuiper, L OBP: 0.217, SLG: 0.179 (15.4)																0	0	0	0	0	0	0					
Jeffrey Leonard, R OBP: 0.358, SLG: 0.458 (1.7)	5-3															7	1	2	2	0	0	3					
Joel Youngblood, R OBP: 0.345, SLG: 0.392 (15.9)																7	0	2	0	0	0	3					
Bob Brenly, R OBP: 0.415, SLG: 0.454 (1.2)																5	0	1	1	2	1	3					
Brad Weiman, R OBP: 0.303, SLG: 0.328 (1.4)																3	0	0	0	0	0	3					
Dusty Baker Jr., R OBP: 0.423, SLG: 0.411 (9.4)	F3															1	0	0	0	0	0	1					
Fran Mullins, R OBP: 0.282, SLG: 0.324 (15.5)																2	0	0	0	0	0	0					
Mike Krukow, R OBP: 0.343, SLG: 0.387 (7.1)																2	0	0	0	0	1	0					
Johnnie LeMaster, R OBP: 0.291, SLG: 0.291 (1.6)																1	0	0	0	0	0	1					
Gary Lavelle, S OBP: 0.307, SLG: 0.347 (7.1)																0	0	0	0	0	0	0					
Greg Minton, L OBP: 0.307, SLG: 0.347 (7.1)																0	0	0	0	0	0	0					
Randy Lerch, L OBP: 0.307, SLG: 0.347 (7.1)																0	0	0	0	0	0	0					
Frank Williams, R OBP: 0.307, SLG: 0.347 (7.1)																1	0	0	0	0	0	1					
Inning Stats	R: 0 E: 0 K: 1 S: 5	H: 0 LOB: 0 BB: 0 P: 5	R: 0 E: 0 K: 0 S: 4	H: 1 LOB: 1 BB: 1 P: 8	R: 0 E: 0 K: 2 S: 7	H: 0 LOB: 0 BB: 0 P: 7	R: 2 E: 0 K: 0 S: 6	H: 3 LOB: 1 BB: 0 P: 6	R: 0 E: 0 K: 0 S: 3	H: 1 LOB: 0 BB: 0 P: 3	R: 0 E: 0 K: 0 S: 3	H: 0 LOB: 0 BB: 1 P: 7	R: 0 E: 0 K: 1 S: 5	H: 0 LOB: 0 BB: 0 P: 5	R: 0 E: 0 K: 1 S: 5	H: 2 LOB: 2 BB: 1 P: 8	R: 0 E: 1 K: 1 S: 6	H: 1 LOB: 1 BB: 0 P: 6	R: 2 E: 2 K: 1 S: 11	H: 3 LOB: 3 BB: 0 P: 11	1B: 12 2B: 2 3B: 0 HR: 0	SF: 0 SAC: 0 DP: 3 HBP: 0	WP: 0 PB: 0 CS: 1	PA: 61			
PITCHER	IP 5.0	WLS 20	BF 2	H 2	R 2	ER 3	SO 3	BB 0	IBB 0	HBP 0	BLK 0	WP 0	HR 0	S 25	P 29	ERA 3.60	WHIP 1.200										
Mark Thurmond, L ERA: 3.97 (1.1)																											
Dave Dravecky, L ERA: 2.99 (6.1)																											
Rich Gossage, R ERA: 2.93 (10.1)																											
Craig Lefferts, L ERA: 1.32 (12.1)																											

San Francisco Giants @ San Diego Padres
Jack Murphy Stadium, San Diego, CA
Sun Jun 17 1984, 6:33 AM EDT
Att: 24,183 - Unknown

AB: 57
R: 5
H: 14
RBI: 5
BB: 4
SO: 9
LOB: 22

GIANTS

Batter	1	2	3	4	5	6	7	8	9	10	11	12	13	14	15	AB	R	H	RBI	BB	SO	LOB	BOTTOM					
Alan Wiggins, S OBP: 0.326, SLG: 0.287 (1.4)	F7															7	0	0	0	1	3							
Tony Gwynn, L OBP: 0.451, SLG: 0.513 (1.9)																5	0	2	0	3	0	2						
Graig Nettles, L OBP: 0.315, SLG: 0.415 (11.5)																3	0	0	0	1	2	3						
Kurt Bevacqua, R OBP: 0.307, SLG: 0.411 (10.1)																0	0	0	0	0	0	0						
Chang Song, R OBP: 0.287, SLG: 0.347 (11.5)																1	0	0	0	0	0	0						
Craig Lefferts, L OBP: 0.307, SLG: 0.347 (11.5)																1	0	0	0	0	0	0						
Bobby Brown, R OBP: 0.271, SLG: 0.364 (15.9)																1	0	0	0	0	0	1						
Steve Garvey, R OBP: 0.298, SLG: 0.351 (1.3)																7	0	0	0	0	0	8						
Terry Kennedy, L OBP: 0.290, SLG: 0.377 (1.2)																6	1	2	1	0	1	6						
Ed Whitson, R OBP: 0.087, SLG: 0.045 (12.3)																0	0	0	0	0	0	0						
Bruce Bochy, R OBP: 0.176, SLG: 0.250 (13.2)																1	0	0	0	0	0	2						
Kevin McReynolds, R OBP: 0.302, SLG: 0.491 (1.8)																7	1	2	0	0	0	1						
Carmelo Martinez, R OBP: 0.341, SLG: 0.427 (1.7)																7	1	4	2	0	1	1						
Gary Tompston, S OBP: 0.305, SLG: 0.321 (1.6)																6	0	1	0	1	0	3						
Mark Thurmond, L OBP: 0.350, SLG: 0.333 (1.1)																2	0	1	0	0	1	1						
Dave Dravecky, R ERA: 3.02 (6.1)																1	0	0	0	0	0	0						
Luis Salazar, R OBP: 0.283, SLG: 0.321 (9.4)																4	0	2	0	0	0	3						
Inning Stats	R: 0 E: 1 K: 0 S: 4	H: 1 LOB: 2 BB: 1 P: 8	R: 1 E: 1 K: 1 S: 7	H: 2 LOB: 2 BB: 1 P: 11	R: 1 E: 0 K: 1 S: 6	H: 1 LOB: 0 BB: 1 P: 6	R: 1 E: 0 K: 1 S: 7	H: 2 LOB: 2 BB: 1 P: 11	R: 0 E: 0 K: 1 S: 6	H: 1 LOB: 1 BB: 0 P: 6	R: 0 E: 0 K: 0 S: 3	H: 0 LOB: 0 BB: 0 P: 3	R: 0 E: 0 K: 0 S: 3	H: 1 LOB: 1 BB: 0 P: 3	R: 0 E: 0 K: 0 S: 3	H: 0 LOB: 0 BB: 0 P: 3	R: 0 E: 1 K: 0 S: 5	H: 1 LOB: 2 BB: 1 P: 8	R: 0 E: 0 K: 0 S: 5	H: 1 LOB: 2 BB: 0 P: 5	R: 0 E: 1 K: 1 S: 6	H: 0 LOB: 0 BB: 0 P: 6	R: 0 E: 0 K: 1 S: 5	H: 0 LOB: 0 BB: 0 P: 5	1B: 11 2B: 1 3B: 1 HR: 2	SF: 0 SAC: 1 DP: 3 HBP: 0	WP: 0 PB: 0 CS: 1	PA: 66
PITCHER	IP 6.0	WLS 28	BF 7	H 7	R 3	ER 4	SO 4	BB 3	IBB 0	HBP 0	BLK 0	WP 0	HR 2	S 33	P 45	ERA 4.50	WHIP 1.667											
Mike Krukow, R ERA: 5.63 (7.1)																												
Gary Lavelle, L ERA: 3.02 (6.1)																												
Greg Minton, R ERA: 4.26 (9.1)																												
Randy Lerch, L ERA: 3.62 (13.1)																												
Frank Williams, R ERA: 3.69 (13.1)																												

San Francisco Giants @ San Diego Padres
Jack Murphy Stadium, San Diego, CA
Sun Jun 17 1984, 6:33 AM EDT
Att: 24,183 - Unknown

AB: 59
R: 3
H: 15
RBI: 3
BB: 6
SO: 7
LOB: 36

SD

Batter	1	2	3	4	5	6	7	8	9	AB	R	H	RBI	BB	SO	LOB	TOP				
Johnnie LeMaster, R OBP: 0.290, SLG: 0.308 (1, 6)										5	1	2	2	0	3	1	San Francisco Giants @ Atlanta Braves Atlanta-Fulton County Stadium, Atlanta, GA Wed Jun 20 1984, 3:33 AM EDT Att: 17,665 - Unknown				
Chill Davis, S OBP: 0.322, SLG: 0.469 (1, 8)										5	0	1	0	0	1	2					
Joel Youngblood, R OBP: 0.338, SLG: 0.383 (1, 5)										4	0	0	0	0	2	1					
Jack Clark, R OBP: 0.437, SLG: 0.543 (1, 9)										1	1	1	0	3	0	0					
Jeffrey Leonard, R OBP: 0.357, SLG: 0.466 (1, 7)										4	1	1	0	0	2	3					
Scott Thompson, L OBP: 0.425, SLG: 0.385 (1, 3)											4	1	4	2	0	0					
Bob Brenly, R OBP: 0.423, SLG: 0.491 (1, 2)											4	1	1	0	0	1		4			
Brad Wellman, R OBP: 0.288, SLG: 0.297 Al Oliver, L OBP: 0.329, SLG: 0.351 (9, PH)											3	0	0	0	0	1		3			
Jeff Robinson, R OBP: 0.100, SLG: 0.069 Gary Lavelle, S OBP: 0.150, SLG: 0.172 Frank Williams, R OBP: 0.150, SLG: 0.172 Duane Kuiper, L OBP: 0.150, SLG: 0.172 Randy Lerch, L OBP: 0.150, SLG: 0.172 Steve Nicosia, R OBP: 0.150, SLG: 0.172 (1, 1)											1	0	0	0	1	1		0			
Inning Stats	R: 0 E: 0 K: 1 S: 5	H: 0 LOB: 0 BB: 0 P: 5	R: 0 E: 0 K: 2 S: 8	H: 1 LOB: 2 BB: 1 P: 12	R: 0 E: 0 K: 1 S: 4	H: 0 LOB: 0 BB: 1 P: 8	R: 2 E: 0 K: 1 S: 6	H: 2 LOB: 0 BB: 1 P: 10	R: 0 E: 0 K: 2 S: 7	H: 1 LOB: 1 BB: 0 P: 11	R: 0 E: 0 K: 1 S: 6	H: 1 LOB: 1 BB: 0 P: 6	R: 1 E: 0 K: 1 S: 7	H: 2 LOB: 1 BB: 0 P: 7	R: 2 E: 0 K: 0 S: 6	H: 3 LOB: 1 BB: 0 P: 6		1B: 7 2B: 2 3B: 0 HR: 1	SF: 0 SAC: 0 DP: 2 HBP: 0	WP: 0 PB: 0 SB: 0 CS: 1	PA: 38
PITCHER	IP WLS BF H R ER SO BB IBB HBP BLK WP HR S P ERA WHIP	IP WLS BF H R ER SO BB IBB HBP BLK WP HR S P ERA WHIP	IP WLS BF H R ER SO BB IBB HBP BLK WP HR S P ERA WHIP	IP WLS BF H R ER SO BB IBB HBP BLK WP HR S P ERA WHIP	IP WLS BF H R ER SO BB IBB HBP BLK WP HR S P ERA WHIP	IP WLS BF H R ER SO BB IBB HBP BLK WP HR S P ERA WHIP	IP WLS BF H R ER SO BB IBB HBP BLK WP HR S P ERA WHIP	IP WLS BF H R ER SO BB IBB HBP BLK WP HR S P ERA WHIP	IP WLS BF H R ER SO BB IBB HBP BLK WP HR S P ERA WHIP	IP WLS BF H R ER SO BB IBB HBP BLK WP HR S P ERA WHIP	IP WLS BF H R ER SO BB IBB HBP BLK WP HR S P ERA WHIP	IP WLS BF H R ER SO BB IBB HBP BLK WP HR S P ERA WHIP	IP WLS BF H R ER SO BB IBB HBP BLK WP HR S P ERA WHIP	IP WLS BF H R ER SO BB IBB HBP BLK WP HR S P ERA WHIP	IP WLS BF H R ER SO BB IBB HBP BLK WP HR S P ERA WHIP	IP WLS BF H R ER SO BB IBB HBP BLK WP HR S P ERA WHIP	IP WLS BF H R ER SO BB IBB HBP BLK WP HR S P ERA WHIP	IP WLS BF H R ER SO BB IBB HBP BLK WP HR S P ERA WHIP	IP WLS BF H R ER SO BB IBB HBP BLK WP HR S P ERA WHIP	IP WLS BF H R ER SO BB IBB HBP BLK WP HR S P ERA WHIP	IP WLS BF H R ER SO BB IBB HBP BLK WP HR S P ERA WHIP

AB	34
R	5
H	10
RBI	5
BB	4
SO	11
LOB	18



Batter	1	2	3	4	5	6	7	8	9	AB	R	H	RBI	BB	SO	LOB	BOTTOM				
Rafael Ramirez, R OBP: 0.354, SLG: 0.385 (1, 6)										5	1	1	0	0	0	5	San Francisco Giants @ Atlanta Braves Atlanta-Fulton County Stadium, Atlanta, GA Wed Jun 20 1984, 3:33 AM EDT Att: 17,665 - Unknown				
Ken Oberkfell, L OBP: 0.373, SLG: 0.393 (1, 5)										5	1	2	0	0	0	1					
Gerald Perry, L OBP: 0.381, SLG: 0.396 (7, 3)										4	2	2	1	0	0	0					
Dale Murphy, R OBP: 0.343, SLG: 0.483 (1, 8)										2	1	0	0	1	0	0					
Chris Chambliss, L OBP: 0.342, SLG: 0.366 Rufino Linares, R (6, PH)										2	0	0	0	0	0	0					
Albert Hall, S OBP: 0.298, SLG: 0.314 (9, 7)										2	1	0	1	0	0	5					
Brad Komminsk, R OBP: 0.260, SLG: 0.358 (1, 9)										0	0	0	0	0	0	0					
Glenn Hubbard, R OBP: 0.350, SLG: 0.403 (1, 4)										2	0	0	2	1	1	0					
Bruce Benedict, R OBP: 0.313, SLG: 0.312 (1, 2)										3	0	1	0	1	2	1					
Len Barker, R OBP: 0.200, SLG: 0.069 Gene Garber, R OBP: 0.167, SLG: 0.167 Terry Forster, L OBP: 0.667, SLG: 0.667 (9, 1)										1	0	0	1	2	1	0					
Inning Stats	R: 0 E: 0 K: 0 S: 3	H: 0 LOB: 0 BB: 0 P: 3	R: 0 E: 0 K: 1 S: 5	H: 0 LOB: 0 BB: 0 P: 5	R: 0 E: 0 K: 1 S: 5	H: 0 LOB: 1 BB: 1 P: 9	R: 0 E: 0 K: 0 S: 3	H: 0 LOB: 0 BB: 0 P: 3	R: 0 E: 0 K: 1 S: 5	H: 0 LOB: 1 BB: 1 P: 9	R: 5 E: 1 K: 1 S: 9	H: 3 LOB: 3 BB: 3 P: 22	R: 1 E: 0 K: 0 S: 5	H: 2 LOB: 2 BB: 1 P: 9	R: 0 E: 0 K: 0 S: 4	H: 1 LOB: 1 BB: 0 P: 4	1B: 6 2B: 0 3B: 0 HR: 0	SF: 1 SAC: 0 DP: 0 HBP: 1	WP: 0 PB: 0 SB: 0 CS: 0	PA: 38	
PITCHER	IP WLS BF H R ER SO BB IBB HBP BLK WP HR S P ERA WHIP	IP WLS BF H R ER SO BB IBB HBP BLK WP HR S P ERA WHIP	IP WLS BF H R ER SO BB IBB HBP BLK WP HR S P ERA WHIP	IP WLS BF H R ER SO BB IBB HBP BLK WP HR S P ERA WHIP	IP WLS BF H R ER SO BB IBB HBP BLK WP HR S P ERA WHIP	IP WLS BF H R ER SO BB IBB HBP BLK WP HR S P ERA WHIP	IP WLS BF H R ER SO BB IBB HBP BLK WP HR S P ERA WHIP	IP WLS BF H R ER SO BB IBB HBP BLK WP HR S P ERA WHIP	IP WLS BF H R ER SO BB IBB HBP BLK WP HR S P ERA WHIP	IP WLS BF H R ER SO BB IBB HBP BLK WP HR S P ERA WHIP	IP WLS BF H R ER SO BB IBB HBP BLK WP HR S P ERA WHIP	IP WLS BF H R ER SO BB IBB HBP BLK WP HR S P ERA WHIP	IP WLS BF H R ER SO BB IBB HBP BLK WP HR S P ERA WHIP	IP WLS BF H R ER SO BB IBB HBP BLK WP HR S P ERA WHIP	IP WLS BF H R ER SO BB IBB HBP BLK WP HR S P ERA WHIP	IP WLS BF H R ER SO BB IBB HBP BLK WP HR S P ERA WHIP	IP WLS BF H R ER SO BB IBB HBP BLK WP HR S P ERA WHIP	IP WLS BF H R ER SO BB IBB HBP BLK WP HR S P ERA WHIP	IP WLS BF H R ER SO BB IBB HBP BLK WP HR S P ERA WHIP	IP WLS BF H R ER SO BB IBB HBP BLK WP HR S P ERA WHIP	IP WLS BF H R ER SO BB IBB HBP BLK WP HR S P ERA WHIP



Batter	1	2	3	4	5	6	7	8	9	AB	R	H	RBI	BB	SO	LOB	TOP								
Johnnie LeMaster, R OBP: 0.288, SLG: 0.310 (1, 6)										5	0	1	0	0	2	2	San Francisco Giants @ Atlanta Braves Atlanta-Fulton County Stadium, Atlanta, GA Thu Jun 21 1984, 7:05 PM EDT Att: 18,375 - Unknown								
Gene Richards, L OBP: 0.333, SLG: 0.274 (1, 9)										5	0	0	0	0	1	3									
Chili Davis, S OBP: 0.324, SLG: 0.465 (1, 8)										4	2	1	0	1	2	1									
Jeffrey Leonard, R OBP: 0.358, SLG: 0.462 (1, 7)										4	1	1	0	1	3	1									
Scot Thompson, L OBP: 0.447, SLG: 0.432 (1, 3)										5	1	3	2	0	0	2									
Joel Youngblood, R OBP: 0.340, SLG: 0.383 (1, 5)										5	1	2	1	0	1	2									
Bob Brenly, R OBP: 0.427, SLG: 0.494 (1, 2)										3	0	1	1	2	0	1									
Duane Kuiper, L OBP: 0.242, SLG: 0.183 (8, PR)										2	0	1	0	2	0	0									
Brad Wellman, R OBP: 0.294, SLG: 0.292 (8, 4)										1	0	0	0	0	0	2									
Bill Laskey, R OBP: 0.086, SLG: 0.059 (1, 1)										3	0	0	0	0	0	6									
Greg Minton, S OBP: 0.167, SLG: 0.091 (7, 1)										0	0	0	0	0	0	0									
Inning Stats	R: 0 E: 0 K: 1 S: 6	H: 1 LOB: 2 BB: 1 P: 10	R: 0 E: 0 K: 0 S: 4	H: 1 LOB: 1 BB: 0 P: 4	R: 0 E: 0 K: 0 S: 3	H: 0 LOB: 0 BB: 0 P: 3	R: 0 E: 0 K: 1 S: 6	H: 1 LOB: 3 BB: 2 P: 14	R: 4 E: 1 K: 0 S: 8	H: 5 LOB: 2 BB: 1 P: 12	R: 0 E: 0 K: 2 S: 7	H: 0 LOB: 0 BB: 0 P: 7	R: 0 E: 1 K: 2 S: 8	H: 1 LOB: 1 BB: 0 P: 8	R: 0 E: 1 K: 2 S: 8	H: 0 LOB: 2 BB: 2 P: 8	R: 1 E: 0 K: 1 S: 6	H: 1 LOB: 2 BB: 2 P: 14	1B: 7 2B: 3 3B: 0 HR: 0	SF: 0 SAC: 1 DP: 0 HBP: 0	WP: 1 PB: 0 CS: 0	PA: 44			
PITCHER	IP	WLS	BF	H	R	ER	SO	BB	IBB	HBP	BLK	WP	HR	S	P	ERA	WHIP								
Rick Mahler, R ERA: 2.2 (1, 1)	5.0	L	27	8	4	4	2	3	1	0	1	1	0	27	43	7.20	2.200								
Steve Bedrosian, R ERA: 1.64 (6, 1)	2.0		7	1	0	0	4	0	0	0	0	0	0	15	15	0.00	0.500								
Donnie Moore, R ERA: 2.25 (8, 1)	2.0		10	1	1	1	3	1	1	0	0	0	0	14	22	4.50	1.000								

AB	37
R	5
H	10
RBI	4
BB	6
SO	9
LOB	20



Batter	1	2	3	4	5	6	7	8	9	AB	R	H	RBI	BB	SO	LOB	BOTTOM								
Claudell Washington, L OBP: 0.444, SLG: 0.565 (1, 9)										4	0	0	0	0	2	4	San Francisco Giants @ Atlanta Braves Atlanta-Fulton County Stadium, Atlanta, GA Thu Jun 21 1984, 7:05 PM EDT Att: 18,375 - Unknown								
Rafael Ramirez, R OBP: 0.348, SLG: 0.379 (1, 6)										4	0	0	0	0	0	0									
Gerald Perry, L OBP: 0.372, SLG: 0.386 (1, 7)										4	0	0	0	0	0	0									
Dale Murphy, R OBP: 0.345, SLG: 0.494 (1, 8)										4	1	2	1	0	0	0									
Chris Chambliss, L OBP: 0.344, SLG: 0.374 (1, 3)										4	1	2	0	0	0	1									
Albert Hall, S OBP: 0.298, SLG: 0.314 (8, PR)										0	0	0	0	0	0	0									
Ken Oberkfell, L OBP: 0.376, SLG: 0.401 (1, 5)										4	1	2	1	0	0	3									
Glenn Hubbard, R OBP: 0.345, SLG: 0.396 (1, 4)										4	0	0	0	0	0	3									
Bruce Benedict, R OBP: 0.313, SLG: 0.320 (1, 2)										3	0	1	1	0	0	1									
Alex Trevino, R OBP: 0.317, SLG: 0.353 (7, PR)										1	0	0	0	0	0	0									
Rick Mahler, R OBP: 0.426, SLG: 0.524 (5, PR)										1	0	0	0	0	0	0									
Brad Komminsk, R OBP: 0.270, SLG: 0.306 (8, 1)										1	0	1	0	0	0	0									
Steve Bedrosian, R OBP: 0.296, SLG: 0.286 (8, 1)										0	0	0	0	0	0	0									
Bob Watson, R OBP: 0.286, SLG: 0.286 (7, PR)										1	0	0	0	0	0	1									
Donnie Moore, L OBP: 0.291, SLG: 0.290 (8, 1)										0	0	0	0	0	0	0									
Rufino Linares, R (8, PR)										1	0	0	0	0	0	0									
Inning Stats	R: 0 E: 0 K: 1 S: 5	H: 0 LOB: 0 BB: 0 P: 5	R: 0 E: 0 K: 0 S: 4	H: 1 LOB: 1 BB: 0 P: 4	R: 0 E: 0 K: 0 S: 3	H: 0 LOB: 0 BB: 0 P: 3	R: 1 E: 0 K: 0 S: 4	H: 1 LOB: 0 BB: 0 P: 4	R: 0 E: 0 K: 0 S: 5	H: 2 LOB: 2 BB: 0 P: 5	R: 0 E: 0 K: 0 S: 3	H: 0 LOB: 0 BB: 0 P: 3	R: 2 E: 0 K: 1 S: 8	H: 3 LOB: 2 BB: 0 P: 8	R: 0 E: 1 K: 0 S: 5	H: 1 LOB: 2 BB: 0 P: 5	R: 0 E: 0 K: 0 S: 3	H: 0 LOB: 0 BB: 0 P: 3	1B: 4 2B: 3 3B: 0 HR: 1	SF: 0 SAC: 0 DP: 0 HBP: 0	WP: 0 PB: 0 CS: 0	PA: 36			
PITCHER	IP	WLS	BF	H	R	ER	SO	BB	IBB	HBP	BLK	WP	HR	S	P	ERA	WHIP								
Bill Laskey, R ERA: 3.46 (1, 1)	6.0	W	24	6	3	3	1	0	0	0	0	0	0	26	26	4.50	1.000								
Greg Minton, R ERA: 4.02 (7, 1)	3.0	S	12	2	0	0	1	0	0	0	0	0	0	14	14	0.00	0.667								



Batter	1	2	3	4	5	6	7	8	9	AB	R	H	RBI	BB	SO	LOB	TOP							
Johnnie LeMaster, R OBP: 0.282, SLG: 0.303 (1, 6)	E3 G6-4-3		F9		K		F7		F8	5	0	0	0	0	1	2								
Al Oliver, L OBP: 0.324, SLG: 0.345 (1, 3)	G6-4-3		4-3			4-3		4-3		4	0	0	0	0	0	1								
Chili Davis, S OBP: 0.326, SLG: 0.473 (1, 8)	F7									4	1	2	0	0	0	0								
Jack Clark, R OBP: 0.434, SLG: 0.537 (1, 9)		5-3		G6-4-3		2B		K		4	0	1	1	0	1	1								
Scot Thompson, L OBP: 0.471, SLG: 0.479 (1, 7)		2B		1B		1B			F8	4	1	3	0	0	0	0								
Joel Youngblood, R OBP: 0.346, SLG: 0.393 (1, 5)		1B		1B		2B				4	1	3	1	0	1	2								
Bob Brenly, R OBP: 0.424, SLG: 0.489 (1, 2)		2B		1B		K			1B	4	0	1	0	0	0	5								
Duane Kuiper, L OBP: 0.229, SLG: 0.172 (1, 4)		6-3		1B		F9			1B	4	0	1	0	0	0	3								
Mike Krukow, R OBP: 0.192, SLG: 0.160 Jeff Cornell, S (4, 1)			6-3		K		K2-3			1	0	0	0	0	0	0								
John Rabb, R OBP: 0.364, SLG: 0.379 Randy Lerch, L OBP: 0.500, SLG: 0.333 Dusty Baker Jr., R OBP: 0.431, SLG: 0.421 (9, PH)									1-3 2-H	1	0	0	0	0	0	0								
Inning Stats	R: 0 E: 1 K: 0 S: 3	H: 0 LOB: 0 BB: 0 P: 3	R: 1 E: 0 K: 0 S: 5	H: 2 LOB: 1 BB: 0 P: 5	R: 0 E: 0 K: 0 S: 3	H: 0 LOB: 0 BB: 0 P: 3	R: 0 E: 0 K: 2 S: 5	H: 3 LOB: 2 BB: 0 P: 5	R: 0 E: 0 K: 1 S: 8	H: 0 LOB: 0 BB: 0 P: 7	R: 1 E: 0 K: 1 S: 8	H: 3 LOB: 2 BB: 0 P: 8	R: 0 E: 0 K: 1 S: 5	H: 0 LOB: 0 BB: 0 P: 5	R: 0 E: 0 K: 1 S: 5	H: 0 LOB: 0 BB: 0 P: 5	R: 1 E: 0 K: 0 S: 6	H: 3 LOB: 2 BB: 0 P: 6	1B: 8 2B: 2 3B: 1 HR: 0	SF: 0 SAC: 0 DP: 2 HBP: 0	WP: 0 PB: 0 SB: 0 CS: 0	PA: 37		
PITCHER	IP WLS BF H R ER SO BB IBB HBP BLK WP HR S P ERA WHIP	8.2 W 36 11 3 3 5 0 0 0 0 0 0 0 1 1 3.12 1.269	9.1 L 1 0 0 0 0 0 0 0 0 0 0 0 1 1 0.00 0.000																					

San Francisco Giants @ Houston Astros
Astrodome, Houston, TX
Fri Jun 22 1984, 8:05 PM EDT
Att: 12,067 - Unknown

AB	37
R	3
H	11
RBI	3
BB	0
SO	5
LOB	14



Batter	1	2	3	4	5	6	7	8	9	AB	R	H	RBI	BB	SO	LOB	BOTTOM						
Bill Doran, S OBP: 0.294, SLG: 0.312 (1, 4)	K			E9				F3		5	0	3	4	0	1	0							
Craig Reynolds, L OBP: 0.283, SLG: 0.384 (1, 6)	F8		F6	F4		K		1-3		5	0	0	0	0	1	4							
Harry Spilman, L OBP: 0.339, SLG: 0.327 Enos Cabell, R OBP: 0.353, SLG: 0.438 (7, PH) (8, 3)	K			1B	F7			2B	2B	3	1	1	0	0	1	0							
Jose Cruz, L OBP: 0.316, SLG: 0.361 Denny Walling, L OBP: 0.340, SLG: 0.395 (8, 7)		4-3		SF9	6-3		F6		BB	4	1	1	0	0	0	1							
Kevin Bass, S OBP: 0.269, SLG: 0.323 (1, 8)		4-3		1B	K			F8		1	0	1	1	0	0	0							
Ray Knight, R OBP: 0.276, SLG: 0.330 (1, 5)	F9		SF9							3	0	1	2	0	1	0							
Terry Puhl, L OBP: 0.372, SLG: 0.389 (1, 9)			F9	1-3		K	2B	1B		3	1	1	2	1	0	1							
Mark Bailey, S OBP: 0.285, SLG: 0.267 (1, 2)				HR	1B			F9	5-3	3	2	1	1	1	0	3							
Mike Scott, R OBP: 0.200, SLG: 0.208 Frank DiPino, L (9, 1)			K	1B				K		4	1	2	0	0	2	2							
Inning Stats	R: 0 E: 0 K: 2 S: 7	H: 0 LOB: 0 BB: 0 P: 7	R: 0 E: 0 K: 0 S: 3	H: 0 LOB: 0 BB: 0 P: 3	R: 1 E: 0 K: 1 S: 7	H: 2 LOB: 1 BB: 0 P: 7	R: 4 E: 1 K: 0 S: 8	H: 5 LOB: 2 BB: 1 P: 12	R: 0 E: 0 K: 1 S: 5	H: 0 LOB: 0 BB: 0 P: 5	R: 2 E: 0 K: 2 S: 9	H: 2 LOB: 1 BB: 1 P: 13	R: 2 E: 0 K: 1 S: 8	H: 3 LOB: 2 BB: 0 P: 9	R: 1 E: 0 K: 0 S: 4	H: 1 LOB: 1 BB: 1 P: 8	1B: 7 2B: 3 3B: 2 HR: 1	SF: 1 SAC: 0 DP: 0 HBP: 1	WP: 0 PB: 0 SB: 0 CS: 0	PA: 41			
PITCHER	IP WLS BF H R ER SO BB IBB HBP BLK WP HR S P ERA WHIP	3.2 L 19 7 5 5 3 1 0 0 0 0 0 0 15 19 7.71 1.286	2.1 L 10 2 2 2 3 1 0 1 0 0 0 0 12 17 13.50 2.500																				

San Francisco Giants @ Houston Astros
Astrodome, Houston, TX
Fri Jun 22 1984, 8:05 PM EDT
Att: 12,067 - Unknown

AB	36
R	10
H	13
RBI	10
BB	3
SO	7
LOB	12



Batter	1	2	3	4	5	6	7	8	9	AB	R	H	RBI	BB	SO	LOB	TOP								
Johnnie LeMaster, R OBP: 0.285, SLG: 0.304 (1, 6)										3	2	1	1	1	2	1	San Francisco Giants @ Houston Astros Astrodome, Houston, TX Sat Jun 23 1984, 8:05 PM EDT Att: 22,541 - Unknown								
Al Oliver, L OBP: 0.331, SLG: 0.356 Greg Minton, S OBP: 0.154, SLG: 0.083 (1, 3) (8, 1)										4	1	3	1	0	1	0									
Chili Davis, S OBP: 0.322, SLG: 0.466 (1, 8)										4	0	0	1	0	0	3									
Jeffrey Leonard, R OBP: 0.357, SLG: 0.458 (1, 7)										2	0	0	1	1	0	1									
Scot Thompson, L OBP: 0.455, SLG: 0.462 (1, 9) (8, 3)										4	1	1	1	0	0	3									
Joel Youngblood, R OBP: 0.344, SLG: 0.391 (1, 5)										4	0	1	0	0	1	2									
Bob Brenly, R OBP: 0.421, SLG: 0.483 (1, 2)										4	1	1	0	0	0	1									
Duane Kuiper, L OBP: 0.236, SLG: 0.182 Brad Wellman, R OBP: 0.293, SLG: 0.318 (9, PH) (9, 4)										2	0	1	1	0	0	0									
Mark Davis, L OBP: 0.167, SLG: 0.217 Frank Williams, R OBP: 0.167, SLG: 0.091 Dusty Baker Jr., R OBP: 0.438, SLG: 0.421 (1, 1) (5, 1) (8, 9)										1	1	1	1	1	0	0									
Inning Stats	R: 1 E: 0 K: 0 S: 4	H: 2 LOB: 0 BB: 0 P: 4	R: 2 E: 1 K: 1 S: 7	H: 2 LOB: 1 BB: 0 P: 7	R: 0 E: 1 K: 1 S: 6	H: 1 LOB: 2 BB: 1 P: 10	R: 0 E: 0 K: 0 S: 3	H: 0 LOB: 0 BB: 0 P: 3	R: 3 E: 0 K: 0 S: 5	H: 2 LOB: 1 BB: 2 P: 13	R: 0 E: 0 K: 1 S: 6	H: 1 LOB: 1 BB: 0 P: 6	R: 0 E: 0 K: 1 S: 5	H: 0 LOB: 0 BB: 0 P: 5	R: 0 E: 0 K: 0 S: 3	H: 1 LOB: 0 BB: 0 P: 3		R: 1 E: 0 K: 0 S: 4	H: 1 LOB: 1 BB: 1 P: 8	1B: 8 2B: 3 3B: 0 HR: 0	SF: 2 SAC: 2 DP: 3 HBP: 0	WP: 0 PB: 0 SB: 2 CS: 0	PA: 39		
PITCHER	IP	WLS	BF	H	R	ER	SO	BB	IBB	HBP	BLK	WP	HR	S	P	ERA	WHIP								
Vern Ruhle, R ERA: 3.38	4.0	L	20	6	6	4	2	2	1	0	0	0	0	21	33	9.00	2.000								
Bill Dawley, R ERA: 2.34	2.0		8	2	0	0	1	0	0	0	0	0	0	10	10	0.00	1.000								
Joe Sambito, L ERA: 1.1	2.0		6	1	0	0	1	0	0	0	0	0	0	8	8	0.00	0.500								
Julio Solano, R ERA: 9.0	1.0		5	1	1	1	0	1	0	0	0	0	0	4	8	9.00	2.000								

Batter	1	2	3	4	5	6	7	8	9	AB	R	H	RBI	BB	SO	LOB	BOTTOM								
Bill Doran, S OBP: 0.301, SLG: 0.320 (1, 6)										4	2	2	2	1	0	1	San Francisco Giants @ Houston Astros Astrodome, Houston, TX Sat Jun 23 1984, 8:05 PM EDT Att: 22,541 - Unknown								
Phil Garner, R OBP: 0.303, SLG: 0.282 (1, 4)										5	0	2	0	0	1	2									
Enos Cabell, R OBP: 0.349, SLG: 0.432 (1, 3)										5	0	1	1	0	2	3									
Jose Cruz, L OBP: 0.314, SLG: 0.355 (1, 7)										4	0	0	0	1	1	3									
Jerry Mumphy, S OBP: 0.355, SLG: 0.375 (1, 8)										4	0	0	0	1	1	4									
Ray Knight, R OBP: 0.278, SLG: 0.325 (1, 5)										3	0	0	0	1	1	1									
Kevin Bass, S OBP: 0.274, SLG: 0.327 (1, 9)										4	2	2	0	0	0	2									
Mark Bailey, S OBP: 0.288, SLG: 0.265 Joe Sambito, L (1, 2) (7, 1)										1	1	0	0	1	1	1									
Denny Walling, L OBP: 0.353, SLG: 0.409 Julio Solano, R (8, PH) (9, 1)										0	0	0	0	0	0	0									
Vern Ruhle, R ERA: 3.38 Bill Dawley, R ERA: 2.34 Alan Ashby, S ERA: 1.1 Terry Lott, L ERA: 3.69 Harry Spilman, L ERA: 9.0 (1, 1) (5, 1) (5, 2) (8, PH) (8, PH) (9, 2)										1	0	1	0	0	0	0									
Inning Stats	R: 0 E: 0 K: 1 S: 5	H: 0 LOB: 0 BB: 0 P: 5	R: 0 E: 0 K: 2 S: 7	H: 0 LOB: 0 BB: 0 P: 7	R: 2 E: 0 K: 1 S: 8	H: 3 LOB: 2 BB: 1 P: 12	R: 0 E: 0 K: 1 S: 5	H: 0 LOB: 1 BB: 1 P: 9	R: 1 E: 1 K: 0 S: 5	H: 3 LOB: 2 BB: 1 P: 9	R: 1 E: 0 K: 1 S: 7	H: 2 LOB: 1 BB: 0 P: 7	R: 0 E: 0 K: 1 S: 5	H: 0 LOB: 0 BB: 0 P: 5	R: 0 E: 0 K: 1 S: 6	H: 1 LOB: 2 BB: 1 P: 10	R: 1 E: 1 K: 0 S: 4	H: 1 LOB: 1 BB: 1 P: 8	1B: 8 2B: 2 3B: 0 HR: 0	SF: 0 SAC: 0 DP: 1 HBP: 0	WP: 2 PB: 0 SB: 1 CS: 0	PA: 41			
PITCHER	IP	WLS	BF	H	R	ER	SO	BB	IBB	HBP	BLK	WP	HR	S	P	ERA	WHIP								
Mark Davis, L ERA: 4.63	4.1		22	6	3	3	5	3	0	0	0	0	0	29	41	6.23	2.077								
Frank Williams, R ERA: 3.69	2.2	W	9	2	1	1	2	0	0	0	0	1	0	13	13	3.38	0.750								
Greg Minton, R ERA: 4.04	2.0	S	10	2	1	1	1	2	0	0	0	0	0	10	18	4.50	2.000								



Batter	1	2	3	4	5	6	7	8	9	AB	R	H	RBI	BB	SO	LOB	TOP							
Johnnie LeMaster, R OBP: 0.279, SLG: 0.297 (1, 6)										5	0	0	0	0	0	3	San Francisco Giants @ Houston Astros Astrodome, Houston, TX Sun Jun 24 1984, 8:05 PM EDT Att: 14,788 - Unknown							
Al Oliver, L OBP: 0.333, SLG: 0.358 (1, 3)										4	1	2	0	0	0	0								
Chili Davis, S OBP: 0.322, SLG: 0.465 John Rabb, R OBP: 0.353, SLG: 0.367 (1, 8) (6, 7)										3	0	1	0	0	0	1								
Jeffrey Leonard, R OBP: 0.359, SLG: 0.463 (1, 7) (6, 8)										4	0	2	1	0	0	2								
Dusty Baker Jr., R OBP: 0.442, SLG: 0.407 (1, 9)										2	1	0	0	2	1	2								
Joel Youngblood, R OBP: 0.343, SLG: 0.389 (1, 5)										4	1	1	0	0	1	3								
Steve Nicosia, R OBP: 0.373, SLG: 0.452 (1, 2)										4	0	3	0	0	0	1								
Brad Wellman, R OBP: 0.291, SLG: 0.314 (1, 4)										4	0	1	2	0	0	3								
Jeff Robinson, R OBP: 0.094, SLG: 0.095 (6, 1) Gary Lavelle, S OBP: 0.305, SLG: 0.343 (7, 1) Fran Mullins, R OBP: 0.305, SLG: 0.343 (7, 1) Jeff Cornell, S OBP: 0.305, SLG: 0.343 (7, 1) Randy Lerch, L OBP: 0.305, SLG: 0.343 (7, 1) Bob Brenly, R OBP: 0.305, SLG: 0.483 (6, 1)										2	0	0	0	0	2	0								
Inning Stats	R: 1 E: 0 K: 0 S: 5	H: 2 LOB: 2 BB: 1 P: 9	R: 0 E: 0 K: 1 S: 5	H: 1 LOB: 0 BB: 0 P: 5	R: 0 E: 0 K: 2 S: 3	H: 0 LOB: 0 BB: 0 P: 3	R: 0 E: 1 K: 1 S: 7	H: 0 LOB: 0 BB: 0 P: 7	R: 0 E: 0 K: 1 S: 5	H: 1 LOB: 0 BB: 0 P: 5	R: 0 E: 0 K: 0 S: 4	H: 2 LOB: 1 BB: 0 P: 4	R: 1 E: 0 K: 0 S: 5	H: 2 LOB: 2 BB: 1 P: 9	R: 0 E: 0 K: 0 S: 4	H: 1 LOB: 1 BB: 0 P: 4		R: 1 E: 0 K: 0 S: 5	H: 2 LOB: 1 BB: 0 P: 5	1B: 9 2B: 2 3B: 0 HR: 0	SF: 0 SAC: 0 DP: 2 HBP: 0	WP: 0 PB: 0 SB: 0 CS: 2	PA: 37	
PITCHER Bob Knepper, L ERA: 2.62 (1, 1)	IP: 9.0 WLS: W BF: 37	H: 11 R: 3 ER: 3 SO: 4	BB: 2 IBB: 0 HBP: 0 BLK: 0	WP: 0 HR: 0 S: 43 P: 51	ERA: 3.00 WHIP: 1.444	PITCHER														IP: 9.0 WLS: W BF: 37	H: 11 R: 3 ER: 3 SO: 4	BB: 2 IBB: 0 HBP: 0 BLK: 0	WP: 0 HR: 0 S: 43 P: 51	ERA: 3.00 WHIP: 1.444

Batter	1	2	3	4	5	6	7	8	9	AB	R	H	RBI	BB	SO	LOB	BOTTOM							
Bill Doran, S OBP: 0.312, SLG: 0.325 (1, 4)										3	1	2	0	2	0	0	San Francisco Giants @ Houston Astros Astrodome, Houston, TX Sun Jun 24 1984, 8:05 PM EDT Att: 14,788 - Unknown							
Craig Reynolds, L OBP: 0.286, SLG: 0.384 (1, 6)										3	1	1	0	1	2	2								
Harry Spilman, L OBP: 0.338, SLG: 0.327 (1, 3)										5	2	2	1	0	0	3								
Jose Cruz, L OBP: 0.316, SLG: 0.358 (1, 7)										4	2	2	1	0	0	2								
Jerry Mumphrey, S OBP: 0.355, SLG: 0.375 Kevin Bass, S OBP: 0.273, SLG: 0.325 (1, 8) (7, 8)										3	1	1	1	0	1	0								
Ray Knight, R OBP: 0.282, SLG: 0.333 (1, 5)										4	0	2	3	0	0	0								
Terry Puhl, L OBP: 0.373, SLG: 0.392 (1, 9)										3	1	2	1	0	0	0								
Mark Bailey, S OBP: 0.287, SLG: 0.272 (1, 2)										4	0	1	1	0	0	3								
Bob Knepper, L OBP: 0.205, SLG: 0.229 (1, 1)										4	0	0	0	0	3	2								
Inning Stats	R: 0 E: 1 K: 1 S: 6	H: 1 LOB: 1 BB: 0 P: 6	R: 1 E: 0 K: 2 S: 9	H: 2 LOB: 1 BB: 0 P: 9	R: 0 E: 0 K: 0 S: 4	H: 1 LOB: 0 BB: 0 P: 4	R: 0 E: 0 K: 0 S: 3	H: 0 LOB: 0 BB: 0 P: 3	R: 0 E: 0 K: 0 S: 3	H: 1 LOB: 0 BB: 0 P: 3	R: 4 E: 0 K: 1 S: 9	H: 4 LOB: 1 BB: 1 P: 13	R: 3 E: 0 K: 1 S: 9	H: 4 LOB: 2 BB: 1 P: 13	R: 0 E: 0 K: 2 S: 7	H: 0 LOB: 1 BB: 1 P: 11		1B: 11 2B: 2 3B: 0 HR: 0	SF: 1 SAC: 1 DP: 0 HBP: 0	WP: 0 PB: 0 SB: 2 CS: 1	PA: 40			
PITCHER Jeff Robinson, R ERA: 4.37 Gary Lavelle, L ERA: 3.15 Jeff Cornell, R ERA: 6.0 Randy Lerch, L ERA: 4.12 (1, 1) (6, 1) (7, 1) (7, 1)	IP: 5.0 WLS: L BF: 22	H: 7 R: 4 ER: 4 SO: 3	BB: 1 IBB: 0 HBP: 0 BLK: 0	WP: 0 HR: 0 S: 7 P: 31	ERA: 7.20 WHIP: 1.600	PITCHER														IP: 5.0 WLS: L BF: 22	H: 7 R: 4 ER: 4 SO: 3	BB: 1 IBB: 0 HBP: 0 BLK: 0	WP: 0 HR: 0 S: 7 P: 31	ERA: 7.20 WHIP: 1.600

Batter	1	2	3	4	5	6	7	8	9	AB	R	H	RBI	BB	SO	LOB	TOP			
Eddie Milner, L OBP: 0.360, SLG: 0.398 (1, 8)										4	1	1	1	0	0	0	Cincinnati Reds @ San Francisco Giants Candlestick Park, San Francisco, CA Mon Jun 25 1984, 10:05 PM EDT Att: 10,985 - Unknown livebaseballscorecards.com			
Duane Walker, L OBP: 0.431, SLG: 0.660 (1, 7)										4	0	2	0	0	0	0				
Dan Driessen, L OBP: 0.379, SLG: 0.386 (1, 3) Tony Perez, R OBP: 0.276, SLG: 0.342 (9, 3)										4	0	3	0	0	0	0				
Dave Parker, L OBP: 0.319, SLG: 0.387 (1, 9)										4	0	1	0	0	0	3				
Dave Concepcion, R OBP: 0.288, SLG: 0.319 (1, 6)										4	0	0	0	0	1	2				
Wayne Krenchicki, L OBP: 0.333, SLG: 0.461 (1, 5)										4	1	1	1	0	1	2				
Ron Oester, S OBP: 0.262, SLG: 0.266 (1, 4)										4	0	1	0	0	0	0				
Brad Gulden, L OBP: 0.239, SLG: 0.283 (1, 2)										4	0	0	0	0	0	1				
Jeff Russell, R OBP: 0.219, SLG: 0.233 (1, 1) Tom Foley, L OBP: 0.346, SLG: 0.403 (8, PH) Ted Power, R (8, 1)										2	0	0	0	0	1	0				
Inning Stats	R: 1 E: 0 K: 1 S: 8	H: 3 LOB: 2 BB: 0 P: 8	R: 0 E: 0 K: 1 S: 5	H: 0 LOB: 0 BB: 0 P: 5	R: 0 E: 0 K: 1 S: 4	H: 1 LOB: 1 BB: 0 P: 4	R: 0 E: 0 K: 1 S: 6	H: 1 LOB: 1 BB: 0 P: 6	R: 0 E: 0 K: 0 S: 3	H: 0 LOB: 0 BB: 0 P: 3	R: 0 E: 0 K: 0 S: 3	H: 0 LOB: 0 BB: 0 P: 3	R: 0 E: 0 K: 1 S: 7	H: 2 LOB: 2 BB: 0 P: 7	R: 1 E: 0 K: 0 S: 4	H: 1 LOB: 0 BB: 0 P: 4	1B: 7 2B: 0 3B: 0 HR: 2	SF: 0 SAC: 0 DP: 0 HBP: 0	WP: 0 PB: 0 SB: 0 CS: 1	PA: 36
PITCHER Bill Laskey, R ERA: 3.33 (1, 1)	IP: 9.0 WLS: L BF: 35	H: 9 R: 2 ER: 2 SO: 4	BB: 0 IBB: 0 HBP: 0 BLK: 0	WP: 0 HR: 2 S: 43 P: 43	ERA: 2.00 WHIP: 1.000	PITCHER										IP: 9.0 WLS: L BF: 35	H: 9 R: 2 ER: 2 SO: 4	BB: 0 IBB: 0 HBP: 0 BLK: 0	WP: 0 HR: 2 S: 43 P: 43	ERA: 2.00 WHIP: 1.000

Batter	1	2	3	4	5	6	7	8	9	AB	R	H	RBI	BB	SO	LOB	BOTTOM			
Johnnie LeMaster, R OBP: 0.275, SLG: 0.292 (1, 6)										4	0	0	0	0	0	3	Cincinnati Reds @ San Francisco Giants Candlestick Park, San Francisco, CA Mon Jun 25 1984, 10:05 PM EDT Att: 10,985 - Unknown livebaseballscorecards.com			
Al Oliver, L OBP: 0.336, SLG: 0.358 (1, 3)										3	0	1	1	1	0	0				
Dusty Baker Jr., R OBP: 0.420, SLG: 0.381 (1, 9)										4	0	0	0	0	0	4				
Jeffrey Leonard, R OBP: 0.361, SLG: 0.464 (1, 8)										4	0	2	0	0	2	0				
Scot Thompson, L OBP: 0.441, SLG: 0.446 (1, 7)										4	0	1	0	0	1	1				
Joel Youngblood, R OBP: 0.345, SLG: 0.391 (1, 5)										4	0	2	0	0	0	2				
Bob Brenly, R OBP: 0.411, SLG: 0.470 (1, 2)										4	0	0	0	0	0	4				
Brad Wellman, R OBP: 0.305, SLG: 0.329 (1, 4) Gene Richards, L OBP: 0.330, SLG: 0.271 (9, PH)										3	1	2	0	0	0	2				
Bill Laskey, R OBP: 0.081, SLG: 0.056 (1, 1) Steve Nicosia, R OBP: 0.368, SLG: 0.444 (9, PH)											2	0	0	0	1	2				
Inning Stats	R: 0 E: 0 K: 0 S: 3	H: 0 LOB: 0 BB: 0 P: 3	R: 0 E: 0 K: 0 S: 5	H: 2 LOB: 2 BB: 0 P: 5	R: 0 E: 0 K: 1 S: 5	H: 0 LOB: 0 BB: 0 P: 5	R: 0 E: 0 K: 0 S: 5	H: 2 LOB: 2 BB: 0 P: 5	R: 1 E: 0 K: 0 S: 5	H: 2 LOB: 1 BB: 0 P: 5	R: 0 E: 0 K: 1 S: 5	H: 1 LOB: 0 BB: 0 P: 5	R: 0 E: 0 K: 2 S: 7	H: 0 LOB: 0 BB: 0 P: 7	R: 0 E: 0 K: 1 S: 5	H: 0 LOB: 0 BB: 0 P: 5	1B: 8 2B: 0 3B: 0 HR: 0	SF: 0 SAC: 1 DP: 0 HBP: 0	WP: 0 PB: 0 SB: 1 CS: 1	PA: 37
PITCHER Jeff Russell, R ERA: 3.86 (1, 1) Ted Power, R ERA: 3.19 (8, 1)	IP: 7.0 WLS: W BF: 6	H: 8 R: 1 ER: 0 SO: 3	BB: 0 IBB: 0 HBP: 0 BLK: 0	WP: 0 HR: 0 S: 33 P: 37	ERA: 1.29 WHIP: 1.143	PITCHER										IP: 2.0 WLS: W BF: 6	H: 0 R: 0 ER: 0 SO: 3	BB: 0 IBB: 0 HBP: 0 BLK: 0	WP: 0 HR: 0 S: 12 P: 12	ERA: 0.00 WHIP: 0.000

Batter	1	2	3	4	5	6	7	8	9	AB	R	H	RBI	BB	SO	LOB	TOP								
Eddie Milner, L OBP: 0.357, SLG: 0.394 (1, 8)	0-0 4-3		0-0 F3		0-3 K		0-0 1B		0-0 6-3	5	0	1	0	0	1	0	Cincinnati Reds @ San Francisco Giants Candlestick Park, San Francisco, CA Tue Jun 26 1984, 10:05 PM EDT Att: 9,499 - Unknown livebaseballscorecards.com								
Dave Concepcion, R OBP: 0.293, SLG: 0.326 (1, 6)	0-0 2B		0-0 5-3		0-0 SH3 E 1B		0-0 F3		4-0 G6-4-3 BB	4	1	2	0	1	0	2									
Cesar Cedeno, R OBP: 0.359, SLG: 0.472 (1, 7) (9, 9)	0-3 K		0-0 FC4-6 1B		0-0 SH3		0-0 E6 1B S SF8		0-0 G6-4-3	4	1	1	0	0	1	2									
Dave Parker, L OBP: 0.318, SLG: 0.385 Duane Walker, L OBP: 0.431, SLG: 0.660 (1, 9) (9, 7)	0-0 4-3		0-0 FC4-6 1B		0-0 1-2		0-0 1B		0-0 F6	4	0	1	1	0	0	3									
Tony Perez, R OBP: 0.289, SLG: 0.349 (1, 3)		0-0 E5 FC6-4		0-0 1B		0-0 K		0-0 1B 2B 1B		4	1	2	0	0	1	1									
Wayne Krenchicki, L OBP: 0.313, SLG: 0.455 (1, 5)		0-3 K		0-3 K		0-0 4-3		0-0 SF8		3	0	0	1	0	2	4									
Dann Bilardello, R OBP: 0.308, SLG: 0.295 (1, 2)		0-0 F8		0-0 F3		4-0 FC6-4 BB		0-0 2B WP 1B		3	1	1	0	1	0	3									
Ron Oester, S OBP: 0.266, SLG: 0.274 (1, 4)		0-0 FC6-4		0-0 K 1B		0-0 FC6-4 1B		0-0 WP 2B		4	0	2	1	0	0	2									
Mario Soto, R OBP: 0.205, SLG: 0.250 (1, 1)			0-0 1-3		0-3 K		0-3 K		0-0 1-3	4	0	0	0	0	2	3									
Inning Stats	R: 0 E: 0 K: 1 S: 6	H: 1 LOB: 1 BB: 0 P: 6	R: 0 E: 1 K: 1 S: 6	H: 0 LOB: 1 BB: 0 P: 6	R: 0 E: 0 K: 0 S: 3	H: 0 LOB: 0 BB: 0 P: 3	R: 0 E: 0 K: 1 S: 7	H: 2 LOB: 2 BB: 0 P: 7	R: 0 E: 0 K: 2 S: 7	H: 1 LOB: 1 BB: 0 P: 7	R: 1 E: 1 K: 1 S: 7	H: 2 LOB: 1 BB: 1 P: 7	R: 0 E: 0 K: 1 S: 6	H: 1 LOB: 2 BB: 1 P: 10	R: 3 E: 1 K: 0 S: 7	H: 3 LOB: 1 BB: 0 P: 7	R: 0 E: 0 K: 0 S: 2	H: 0 LOB: 0 BB: 1 P: 6	1B: 8 2B: 2 3B: 0 HR: 0	SF: 1 SAC: 1 DP: 1 HBP: 0	WP: 1 PB: 0 SB: 1 CS: 0	PA: 39			
PITCHER	IP	WLS	BF	H	R	ER	SO	BB	IBB	HBP	BLK	WP	HR	S	P	ERA	WHIP								
Atlee Hammaker, L ERA: 3.69 (1, 1)	5.0		19	4	0	0	5	0	0	0	0	0	0	29	29	0.00	0.800								
Frank Williams, R ERA: 3.69 (6, 1)	2.0	L	10	3	1	1	2	1	0	0	0	0	0	13	17	4.50	2.000								
Greg Minton, R ERA: 3.97 (8, 1)	1.0		7	3	3	0	0	0	0	0	0	1	0	7	7	0.00	3.000								
Jeff Cornell, R ERA: 5.68 (9, 1)	1.0		3	0	0	0	0	1	0	0	0	0	0	2	6	0.00	1.000								

Batter	1	2	3	4	5	6	7	8	9	AB	R	H	RBI	BB	SO	LOB	BOTTOM								
Dan Gladden, R OBP: 0.750, SLG: 1.000 (1, 8)	0-0 K 1B		4-0 BB		0-0 2B		0-0 F8			3	0	2	0	1	0	0	Cincinnati Reds @ San Francisco Giants Candlestick Park, San Francisco, CA Tue Jun 26 1984, 10:05 PM EDT Att: 9,499 - Unknown livebaseballscorecards.com								
Johnnie LeMaster, R OBP: 0.270, SLG: 0.287 (1, 6)	0-3 K		0-0 F2		0-0 5-3				0-0 5-3	4	0	0	0	0	1	3									
Al Oliver, L OBP: 0.335, SLG: 0.360 (1, 3)	0-0 F7		0-0 F8 2B		0-0 F8		0-0 F8		0-3 K	4	0	1	0	0	1	0									
Jeffrey Leonard, R OBP: 0.363, SLG: 0.462 (1, 7)		4-0 S BB		0-0 F7		0-0 F7		0-3 K		3	0	1	0	1	1	1									
Dusty Baker Jr., R OBP: 0.412, SLG: 0.373 (1, 9)		0-0 F4		0-0 F8		0-0 F7			0-0 FC6-4 1B	4	0	1	0	0	0	3									
Joel Youngblood, R OBP: 0.351, SLG: 0.389 (1, 5)		4-0 G4-6-3 BB		4-0 BB		4-0 BB			0-0 FC6-4 HR	1	1	0	0	3	0	1									
Bob Brenly, R OBP: 0.408, SLG: 0.481 (1, 2)		0-0 G4-6-3		0-3 K		0-0 3-1			0-0 HR	4	1	1	2	0	1	6									
Brad Wellman, R OBP: 0.302, SLG: 0.325 (1, 4)			0-0 F3		0-0 5-3		0-3 K		0-0 G6-3 1B	4	0	1	0	0	1	0									
Atlee Hammaker, S OBP: 0.230, SLG: 0.179 Duane Kuiper, L OBP: 0.467, SLG: 0.695 Frank Williams, R OBP: 0.467, SLG: 0.695 Gene Richards, L OBP: 0.467, SLG: 0.695 Greg Minton, S OBP: 0.467, SLG: 0.695 Jeff Cornell, S OBP: 0.467, SLG: 0.695 Scott Thompson, L OBP: 0.467, SLG: 0.695 (1, 1) (5, PH) (8, 1) (7, PH) (8, 1) (9, 1) (9, PH)		0-0 F4		0-0 F5		0-0 F4			0-0 G6-3	1	0	0	0	0	0	0									
Inning Stats	R: 0 E: 0 K: 1 S: 5	H: 1 LOB: 0 BB: 0 P: 5	R: 0 E: 0 K: 0 S: 2	H: 0 LOB: 2 BB: 2 P: 10	R: 0 E: 0 K: 0 S: 3	H: 0 LOB: 1 BB: 1 P: 7	R: 0 E: 0 K: 1 S: 6	H: 1 LOB: 2 BB: 1 P: 10	R: 0 E: 0 K: 0 S: 4	H: 1 LOB: 1 BB: 0 P: 4	R: 0 E: 0 K: 0 S: 4	H: 1 LOB: 2 BB: 1 P: 8	R: 0 E: 0 K: 1 S: 5	H: 0 LOB: 0 BB: 0 P: 5	R: 0 E: 0 K: 2 S: 7	H: 0 LOB: 0 BB: 0 P: 7	R: 2 E: 0 K: 0 S: 5	H: 3 LOB: 0 BB: 0 P: 5	1B: 4 2B: 2 3B: 0 HR: 1	SF: 0 SAC: 0 DP: 2 HBP: 0	WP: 0 PB: 0 SB: 2 CS: 0	PA: 36			
PITCHER	IP	WLS	BF	H	R	ER	SO	BB	IBB	HBP	BLK	WP	HR	S	P	ERA	WHIP								
Mario Soto, R ERA: 2.6 (1, 1)	9.0	W	36	7	2	2	5	5	0	0	0	0	1	41	61	2.00	1.333								

Batter	1	2	3	4	5	6	7	8	9	AB	R	H	RBI	BB	SO	LOB	TOP										
Eddie Milner, L OBP: 0.364, SLG: 0.390 (1, 8)										2	2	0	0	4	0	1	Cincinnati Reds @ San Francisco Giants Candlestick Park, San Francisco, CA Wed Jun 27 1984, 6:33 AM EDT Att: 9,982 - Unknown										
Dave Concepcion, R OBP: 0.298, SLG: 0.331 (1, 6)										5	1	3	1	0	1	2											
Duane Walker, L OBP: 0.430, SLG: 0.647 (1, 7)										5	1	2	2	0	0	4											
Dave Parker, L OBP: 0.316, SLG: 0.381 (1, 9)										5	2	1	1	0	1	3											
Cesar Cedeno, R OBP: 0.364, SLG: 0.477 (1, 3)										3	1	1	1	1	1	1											
Wayne Krenchicki, L OBP: 0.359, SLG: 0.441 (8, PH)										4	0	1	1	0	1	2											
Nick Esasky, R OBP: 0.285, SLG: 0.386 (8, 5)										1	0	0	0	0	1	2											
Ron Oester, S OBP: 0.272, SLG: 0.272 (1, 4)										2	0	0	0	3	0	0											
Brad Gulden, L OBP: 0.291, SLG: 0.285 (8, 1)										3	0	1	0	0	1	2											
Tom Foley, L OBP: 0.342, SLG: 0.490 (7, PH)										0	0	0	0	0	0	1											
Tom Hume, R OBP: 0.273, SLG: 0.200 (7, 1)										0	0	0	0	0	0	0											
Tom Lawless, R OBP: 0.300, SLG: 0.286 (8, PH)										0	0	0	0	0	0	1											
Frank Pastore, R OBP: 0.040, SLG: 0.040 (3, 1)										1	0	0	0	0	1	1											
Bob Owchinko, L OBP: 0.200, SLG: 0.222 (5, 2)										3	1	2	0	0	0	0											
Dann Bilardello, R OBP: 0.314, SLG: 0.303 (8, 1)										3	1	2	0	0	0	0											
Inning Stats	R: 0 E: 0 K: 1 S: 6	H: 1 LOB: 1 BB: 0 P: 6	R: 0 E: 0 K: 2 S: 7	H: 0 LOB: 0 BB: 0 P: 7	R: 0 E: 0 K: 2 S: 7	H: 1 LOB: 1 BB: 1 P: 11	R: 0 E: 0 K: 0 S: 4	H: 1 LOB: 0 BB: 0 P: 4	R: 6 E: 1 K: 1 S: 11	H: 5 LOB: 2 BB: 2 P: 19	R: 0 E: 0 K: 0 S: 3	H: 0 LOB: 1 BB: 1 P: 7	R: 1 E: 0 K: 0 S: 4	H: 1 LOB: 1 BB: 1 P: 8	R: 2 E: 0 K: 1 S: 7	H: 2 LOB: 2 BB: 2 P: 15	R: 0 E: 0 K: 0 S: 3	H: 1 LOB: 1 BB: 1 P: 7	1B: 10 2B: 3 3B: 0 HR: 0	SF: 0 SAC: 1 DP: 1 HBP: 0	WP: 2 PA: 46 PB: 2 SB: 0 CS: 0						
PITCHER	IP	WLS	BF	H	R	ER	SO	BB	IBB	HBP	BLK	WP	HR	S	P	ERA	WHIP										
Mike Krukow, R ERA: 5.83 (1, 1)	4.2		23	7	6	2	6	2	0	0	0	0	0	33	41	3.86	1.929										
Randy Lerch, L ERA: 4.09 (5, 1)	0.1	W	3	1	0	0	0	0	1	0	0	1	0	2	6	0.00	3.000										
Jeff Cornell, R ERA: 5.57 (6, 1)	2.0		9	1	1	1	0	2	0	0	0	1	0	7	15	4.50	1.500										
Gary Lavelle, L ERA: 3.4 (8, 1)	2.0		11	3	2	2	1	3	0	0	0	0	0	10	22	9.00	3.000										

Batter	1	2	3	4	5	6	7	8	9	AB	R	H	RBI	BB	SO	LOB	BOTTOM										
Dan Gladden, R OBP: 0.667, SLG: 0.714 (1, 8)										4	2	2	1	1	0	0	Cincinnati Reds @ San Francisco Giants Candlestick Park, San Francisco, CA Wed Jun 27 1984, 6:33 AM EDT Att: 9,982 - Unknown										
Johnnie LeMaster, R OBP: 0.273, SLG: 0.200 (1, 6)										4	1	2	1	0	2	0											
Al Oliver, L OBP: 0.336, SLG: 0.365 (1, 3)										5	2	2	2	0	0	2											
Gary Lavelle, S (8, 1)										0	0	0	0	0	0	0											
Jeffrey Leonard, R OBP: 0.360, SLG: 0.455 (1, 7)										4	0	0	0	1	2	3											
Dusty Baker Jr., R OBP: 0.427, SLG: 0.377 (1, 9)										2	2	1	1	2	0	1											
Scot Thompson, L OBP: 0.426, SLG: 0.431 (8, 3)										1	0	0	0	0	0	0											
Joel Youngblood, R OBP: 0.385, SLG: 0.397 (1, 5)										5	2	3	1	0	0	3											
Bob Brenly, R OBP: 0.412, SLG: 0.482 (8, 9)										4	2	2	0	1	0	1											
Brad Wellman, R OBP: 0.295, SLG: 0.316 (1, 4)										2	0	0	0	0	1	1											
Chili Davis, S OBP: 0.324, SLG: 0.478 (6, PH)										1	1	1	4	0	0	0											
Jeff Cornell, S (6, 1)										0	0	0	0	0	0	0											
Steve Nicosia, R OBP: 0.377, SLG: 0.453 (7, PH)										1	1	1	1	0	0	0											
Mike Krukow, R OBP: 0.179, SLG: 0.148 (1, 1)										2	0	0	0	0	2	0											
Randy Lerch, L OBP: 0.500, SLG: 0.333 (5, 1)										0	0	0	0	0	0	0											
Duane Kuiper, R OBP: 0.240, SLG: 0.188 (5, PH)										2	1	1	0	0	0	0											
Inning Stats	R: 1 E: 0 K: 1 S: 6	H: 1 LOB: 2 BB: 2 P: 14	R: 0 E: 0 K: 1 S: 5	H: 0 LOB: 0 BB: 0 P: 5	R: 4 E: 1 K: 1 S: 9	H: 4 LOB: 1 BB: 1 P: 13	R: 0 E: 0 K: 2 S: 7	H: 0 LOB: 0 BB: 0 P: 7	R: 5 E: 0 K: 0 S: 7	H: 4 LOB: 0 BB: 1 P: 11	R: 0 E: 0 K: 1 S: 5	H: 0 LOB: 1 BB: 1 P: 9	R: 4 E: 0 K: 0 S: 7	H: 5 LOB: 0 BB: 0 P: 7	R: 0 E: 0 K: 1 S: 6	H: 1 LOB: 1 BB: 0 P: 6	1B: 12 2B: 2 3B: 0 HR: 1	SF: 1 SAC: 0 DP: 1 HBP: 0	WP: 0 PA: 43 PB: 2 SB: 6 CS: 0								
PITCHER	IP	WLS	BF	H	R	ER	SO	BB	IBB	HBP	BLK	WP	HR	S	P	ERA	WHIP										
Frank Pastore, R ERA: 5.23 (1, 1)	2.2		16	5	5	4	2	3	0	0	0	0	0	17	29	13.50	3.000										
Bob Owchinko, L ERA: 4.13 (3, 1)	1.2	L	9	3	4	4	3	1	0	0	0	0	0	14	18	21.60	2.400										
Charlie Puleo, R ERA: 4.63 (5, 1)	1.2		7	1	1	1	1	1	0	0	0	0	1	8	12	5.40	1.200										
Bill Scherrer, L ERA: 5.49 (7, 1)	0.0		4	4	4	3	0	0	0	0	0	0	0	4	4	∞	∞										
Tom Hume, R ERA: 5.82 (7, 1)	2.0		7	2	0	0	1	0	0	0	0	0	0	9	9	0.00	1.000										



Batter	1	2	3	4	5	6	7	8	9	AB	R	H	RBI	BB	SO	LOB	TOP					
Marvell Wynne, L (1, 8) OBP: 0.338, SLG: 0.361	0-0 4-3			0-0 F3		0-0 G6-3 1-2 1B		0-0 1-3 1B	4 0 2 0 0 0 0								Pittsburgh Pirates @ San Francisco Giants Candlestick Park, San Francisco, CA Fri Jun 29 1984, 10:05 PM EDT Att: 15,448 - Unknown					
Lee Mazzilli, S (1, 7) OBP: 0.333, SLG: 0.307	0-0 F9			0-0 F4		0-0 G6-3 1-2		0-0 1-3	4 0 0 0 0 0 3													
Bill Madlock, R (1, 5) OBP: 0.313, SLG: 0.340	0-3 K2-3			0-0 1B			0-0 E5 G3-6-1	0-0 4-3 1B	4 0 1 0 0 1 1													
Jason Thompson, L (1, 3) OBP: 0.345, SLG: 0.412		0-0 G6-3 1B		0-0 F8			0-0 G3-6-1 1-2		3 0 1 0 0 0 2													
Tony Peña, R (1, 2) OBP: 0.312, SLG: 0.409	0-3 K			0-3 K			0-3 K		3 0 0 0 0 3 1													
Lee Lacy, R (1, 9) OBP: 0.358, SLG: 0.465	0-0 G6-3 1-2			0-0 F9				0-0 G6-4-3 1B	3 0 1 0 0 0 1													
Jim Morrison, R (1, 4) OBP: 0.218, SLG: 0.278			0-0 F6		0-3 K			0-0 G6-4-3 1-2	3 0 0 0 0 1 1													
Dale Berra, R (1, 6) OBP: 0.260, SLG: 0.281			0-3 K		0-0 6-3			0-3 K	3 0 0 0 0 2 0													
John Tudor, L (1, 1) OBP: 0.289, SLG: 0.297			0-0 6-3		4-0 1B BB			0-0 5-3	1 0 0 0 0 0 0													
Doug Frobel, L (6, PH) OBP: 0.248, SLG: 0.352									0 0 0 0 1 0 0									P				
Ray Krawczyk, R (6, 1) OBP: 0.222, SLG: 0.225									0 0 0 0 0 0 0													
Amos Otis, R (9, PH) OBP: 0.222, SLG: 0.225									1 0 0 0 0 0 0													
Inning Stats	R: 0 E: 0 K: 1 S: 5	H: 0 LOB: 0 BB: 0 P: 5	R: 0 E: 0 K: 1 S: 5	H: 1 LOB: 0 BB: 0 P: 5	R: 0 E: 0 K: 1 S: 5	H: 0 LOB: 0 BB: 0 P: 5	R: 0 E: 0 K: 0 S: 4	H: 1 LOB: 1 BB: 0 P: 4	R: 0 E: 0 K: 2 S: 7	H: 0 LOB: 0 BB: 0 P: 7	R: 0 E: 0 K: 0 S: 3	H: 1 LOB: 1 BB: 1 P: 7	R: 0 E: 1 K: 1 S: 5	H: 0 LOB: 0 BB: 0 P: 5	R: 0 E: 0 K: 1 S: 5	H: 1 LOB: 0 BB: 0 P: 5	R: 0 E: 0 K: 0 S: 4	H: 1 LOB: 1 BB: 0 P: 4	1B: 5 2B: 0 3B: 0 HR: 0	SF: 0 SAC: 0 DP: 4 HBP: 0	WP: 0 PB: 0 SB: 0 CS: 0	PA: 30
PITCHER Jeff Robinson, R (1, 1) ERA: 3.94	IP: 9.0 WLS: W BF: 30 H: 5 R: 0 ER: 0 SO: 7 BB: 1 IBB: 0 HBP: 0 BLK: 0 WP: 0 HR: 0 S: 43 P: 47 ERA: 0.00 WHIP: 0.667															PITCHER	IP: 9.0 WLS: W BF: 30 H: 5 R: 0 ER: 0 SO: 7 BB: 1 IBB: 0 HBP: 0 BLK: 0 WP: 0 HR: 0 S: 43 P: 47 ERA: 0.00 WHIP: 0.667					

Batter	1	2	3	4	5	6	7	8	9	AB	R	H	RBI	BB	SO	LOB	BOTTOM			
Dan Gladden, R (1, 8) OBP: 0.529, SLG: 0.714	0-0 6-3		0-0 BLK 1B		0-0 HR		4-0 IBB		3 1 2 2 1 0 0								Pittsburgh Pirates @ San Francisco Giants Candlestick Park, San Francisco, CA Fri Jun 29 1984, 10:05 PM EDT Att: 15,448 - Unknown			
Johnnie LeMaster, R (1, 6) OBP: 0.299, SLG: 0.296	0-3 K		0-3 K 1-2		0-0 F4		0-0 F8		4 0 0 0 0 2 4											
Al Oliver, L (1, 3) OBP: 0.335, SLG: 0.360	0-3 K		0-0 4-3			0-0 F3		4-0 G6-4-3 BB	3 0 0 0 1 1 1											
Scott Thompson, L (6, PR) OBP: 0.426, SLG: 0.431									0 0 0 0 0 0 0											
Jeffrey Leonard, R (1, 9) OBP: 0.352, SLG: 0.454		0-0 HR		0-0 F4		0-0 6-3		0-0 G6-4-3 1-2	4 1 1 1 0 0 1											
Dusty Baker Jr., R (1, 7) OBP: 0.408, SLG: 0.359		0-0 F9		0-0 1B		0-0 6-3		0-0 F8	4 0 1 0 0 0 1											
Joel Youngblood, R (1, 5) OBP: 0.356, SLG: 0.392		4-0 BB		0-0 F9		0-0 F4		0-0 F4	2 0 0 0 1 0 1											
Steve Nicosia, R (1, 2) OBP: 0.377, SLG: 0.493		0-0 9-6-3 1-2		0-0 F4		4-0 S 1B BB		4-0 S 1B BB	2 0 0 0 1 0 2											
Brad Wellman, R (1, 4) OBP: 0.313, SLG: 0.345			0-0 1B 2B		0-3 K		0-0 S 1B		3 1 2 0 0 1 0											
Jeff Robinson, R (1, 1) OBP: 0.086, SLG: 0.059			0-3 K2-3		0-0 6-3		0-3 K		3 0 0 0 0 2 3											
Inning Stats	R: 0 E: 0 K: 2 S: 7	H: 0 LOB: 0 BB: 0 P: 7	R: 1 E: 0 K: 0 S: 3	H: 1 LOB: 1 BB: 1 P: 7	R: 1 E: 0 K: 2 S: 9	H: 2 LOB: 1 BB: 0 P: 9	R: 0 E: 0 K: 0 S: 4	H: 1 LOB: 1 BB: 0 P: 4	R: 1 E: 0 K: 1 S: 6	H: 1 LOB: 0 BB: 0 P: 6	R: 0 E: 0 K: 0 S: 3	H: 0 LOB: 0 BB: 0 P: 3	R: 0 E: 0 K: 1 S: 6	H: 1 LOB: 3 BB: 2 P: 14	R: 0 E: 0 K: 0 S: 2	H: 0 LOB: 1 BB: 1 P: 6	1B: 3 2B: 2 3B: 0 HR: 2	SF: 0 SAC: 0 DP: 2 HBP: 0	WP: 0 PB: 0 SB: 0 CS: 0	PA: 32
PITCHER John Tudor, L (1, 1) ERA: 3.29	IP: 5.0 WLS: L BF: 20 H: 5 R: 3 ER: 3 SO: 5 BB: 1 IBB: 0 HBP: 0 BLK: 1 WP: 0 HR: 2 S: 29 P: 33 ERA: 5.40 WHIP: 1.200															PITCHER Ray Krawczyk, R (6, 1) ERA: 2.27	IP: 2.0 WLS: 10 BF: 1 H: 0 R: 0 ER: 0 SO: 1 BB: 2 IBB: 0 HBP: 0 BLK: 0 WP: 0 HR: 0 S: 9 P: 21 ERA: 0.00 WHIP: 1.500			
PITCHER Cecilio Guante, R (8, 1) ERA: 2.27	IP: 1.0 WLS: 2 BF: 0 H: 0 R: 0 ER: 0 SO: 0 BB: 0 IBB: 0 HBP: 0 BLK: 0 WP: 0 HR: 0 S: 2 P: 2 ERA: 0.00 WHIP: 0.000															PITCHER	IP: 1.0 WLS: 2 BF: 0 H: 0 R: 0 ER: 0 SO: 0 BB: 0 IBB: 0 HBP: 0 BLK: 0 WP: 0 HR: 0 S: 2 P: 2 ERA: 0.00 WHIP: 0.000			

Batter	1	2	3	4	5	6	7	8	9	AB	R	H	RBI	BB	SO	LOB	TOP																
Marvell Wynne, L OBP: 0.337, SLG: 0.358 (1, 8)										5	0	1	0	0	1	3	Pittsburgh Pirates @ San Francisco Giants Candlestick Park, San Francisco, CA Sat Jun 30 1984, 6:33 AM EDT Att: 26,990 - Unknown																
Lee Mazzilli, S OBP: 0.337, SLG: 0.307 (1, 7) (8, 3)										3	1	1	0	1	0	1																	
Bill Madlock, R OBP: 0.312, SLG: 0.337 (1, 5)										3	0	0	0	1	0	1																	
Jason Thompson, L OBP: 0.351, SLG: 0.415 Doug Frobel, L OBP: 0.246, SLG: 0.352 (8, PR) (8, 9)										3	1	2	0	1	0	0																	
Tony Peña, R OBP: 0.307, SLG: 0.403 (1, 2)										4	0	0	1	0	0	4																	
Lee Lacy, R OBP: 0.351, SLG: 0.455 (1, 9) (8, 7)										4	1	0	0	0	0	4																	
Jim Morrison, R OBP: 0.232, SLG: 0.342 (1, 4)										4	2	2	3	0	0	1																	
Dale Berra, R OBP: 0.260, SLG: 0.280 (1, 6)										4	0	1	0	0	0	1																	
Jose DeLeon, R OBP: 0.100, SLG: 0.100 Ray Krawczyk, R OBP: 0.300, SLG: 0.300 Mit May, L OBP: 0.167, SLG: 0.167 Larry McWilliams, L OBP: 0.167, SLG: 0.167 Cecilio Guante, R OBP: 0.167, SLG: 0.167 Rod Scurry, L OBP: 0.167, SLG: 0.167 Kent Tekulve, R OBP: 0.167, SLG: 0.167 Amos Otis, R OBP: 0.167, SLG: 0.167 (1, 1) (5, 1) (7, PH) (7, PR) (7, 1) (7, 1) (8, 1) (8, 7)										2	0	1	0	0	1	0																	
Inning Stats	R: 0 E: 0 K: 0 S: 3	H: 0 LOB: 0 BB: 0 P: 3	R: 0 E: 0 K: 0 S: 3	H: 0 LOB: 1 BB: 1 P: 7	R: 0 E: 1 K: 1 S: 6	H: 1 LOB: 1 BB: 0 P: 6	R: 0 E: 0 K: 0 S: 3	H: 0 LOB: 0 BB: 0 P: 3	R: 0 E: 0 K: 0 S: 5	H: 2 LOB: 2 BB: 0 P: 5	R: 4 E: 0 K: 0 S: 5	H: 2 LOB: 0 BB: 2 P: 13	R: 0 E: 0 K: 0 S: 3	H: 1 LOB: 2 BB: 1 P: 7	R: 0 E: 0 K: 0 S: 3	H: 1 LOB: 1 BB: 0 P: 3		R: 1 E: 0 K: 1 S: 6	H: 1 LOB: 0 BB: 0 P: 6	1B: 6 2B: 1 3B: 0 HR: 1	SF: 0 SAC: 0 DP: 1 HBP: 0	WP: 0 PB: 0 SB: 0 CS: 1	PA: 37										
PITCHER	IP WLS BF H R ER SO BB IBB HBP BLK WP HR S P ERA WHIP																																
Bill Laskey, R ERA: 3.43 (1, 1)	5.0	22	4	3	3	1	3	0	0	0	0	0	0	21	33	5.40	1.400																
Frank Williams, R ERA: 3.72 (6, 1)	2.0	W	8	2	1	1	0	1	0	0	1	0	1	7	11	4.50	1.500																
Gary Lavelle, L ERA: 3.31 (8, 1)	2.0	S	7	2	1	1	1	0	0	0	0	0	0	9	9	4.50	1.000																

Batter	1	2	3	4	5	6	7	8	9	AB	R	H	RBI	BB	SO	LOB	BOTTOM																
Dan Gladden, R OBP: 0.545, SLG: 0.833 (1, 8)										4	3	2	2	1	0	1	Pittsburgh Pirates @ San Francisco Giants Candlestick Park, San Francisco, CA Sat Jun 30 1984, 6:33 AM EDT Att: 26,990 - Unknown																
Johnnie LeMaster, R OBP: 0.272, SLG: 0.293 (1, 6)										4	1	2	0	0	1	2																	
Al Oliver, L OBP: 0.337, SLG: 0.363 John Rabb, R OBP: 0.353, SLG: 0.367 (7, PR) (8, 9)										4	0	2	1	0	0	2																	
Jeffrey Leonard, R OBP: 0.354, SLG: 0.455 (1, 7)										4	0	2	2	0	1	2																	
Scot Thompson, L OBP: 0.431, SLG: 0.426 (1, 9) (8, 3)										3	0	1	0	1	0	1																	
Joel Youngblood, R OBP: 0.354, SLG: 0.387 (1, 5)										3	1	0	0	1	1	2																	
Bob Brenly, R OBP: 0.401, SLG: 0.468 (1, 2)										4	1	0	0	0	1	2																	
Brad Wellman, R OBP: 0.313, SLG: 0.344 Chili Davis, S OBP: 0.326, SLG: 0.480 Duane Kuiper, L OBP: 0.240, SLG: 0.188 (1, 4) (8, PH) (8, PR) (9, 4)										3	0	1	0	0	1	0																	
Bill Laskey, R OBP: 0.103, SLG: 0.054 Frank Williams, R OBP: 0.167, SLG: 0.091 Gene Richards, L OBP: 0.330, SLG: 0.264 Gary Lavelle, S (1, 1) (6, 1) (7, PH) (8, 1)										1	1	0	0	1	1	0																	
Inning Stats	R: 1 E: 0 K: 2 S: 9	H: 2 LOB: 2 BB: 1 P: 13	R: 0 E: 0 K: 3 S: 9	H: 0 LOB: 0 BB: 0 P: 9	R: 0 E: 0 K: 0 S: 4	H: 2 LOB: 1 BB: 0 P: 4	R: 0 E: 0 K: 0 S: 3	H: 0 LOB: 0 BB: 0 P: 3	R: 3 E: 0 K: 0 S: 6	H: 3 LOB: 1 BB: 1 P: 10	R: 0 E: 0 K: 0 S: 3	H: 1 LOB: 0 BB: 0 P: 3	R: 1 E: 0 K: 1 S: 5	H: 1 LOB: 2 BB: 2 P: 13	R: 2 E: 0 K: 1 S: 7	H: 2 LOB: 1 BB: 1 P: 11		1B: 9 2B: 1 3B: 0 HR: 1	SF: 0 SAC: 0 DP: 0 HBP: 0	WP: 0 PB: 0 SB: 2 CS: 3	PA: 38												
PITCHER	IP WLS BF H R ER SO BB IBB HBP BLK WP HR S P ERA WHIP																																
Jose DeLeon, R ERA: 2.91 (1, 1)	4.2	22	7	4	4	0	2	0	0	0	0	0	0	4	4	0.00	0.750																
Ray Krawczyk, R ERA: 2.45 (7, 1)	0.2	L	3	0	1	1	0	2	0	0	0	0	0	1	9	13.50	3.000																
Rod Scurry, L ERA: 3.27 (7, 1)	0.1	4	2	2	2	1	1	0	0	0	0	0	0	5	9	54.00	9.000																
Kent Tekulve, R ERA: 3.43 (8, 1)	1.0	4	1	0	0	1	0	0	0	0	0	0	0	6	6	0.00	1.000																

Batter	1	2	3	4	5	6	7	8	9	AB	R	H	RBI	BB	SO	LOB	TOP			
Marvell Wynne, L OBP: 0.332, SLG: 0.353	0-3 K		0-0 4-3		0-0 4-3		0-0 FC4-6		0-0 FC4-6	5	0	0	0	0	1	2	Pittsburgh Pirates @ San Francisco Giants Candlestick Park, San Francisco, CA Sun Jul 01 1984, 6:33 AM EDT Att: 15,731 - Unknown			
Lee Lacy, R OBP: 0.344, SLG: 0.444	0-3 K			0-0 F9	0-0 6-3			0-0 F3		4	0	0	0	0	1	0				
Bill Madlock, R OBP: 0.308, SLG: 0.332	0-0 4-3			0-0 F8		0-0 F9		0-0 F7		4	0	0	0	0	0	0				
Jason Thompson, L OBP: 0.349, SLG: 0.410		0-3 K		4-0 2B		0-0 F7		0-0 4-3		3	1	0	0	1	1	0				
Tony Peña, R OBP: 0.313, SLG: 0.410		0-0 4-3		0-0 1B		0-0 FC5-4		4-0 G5-4-3		3	1	2	1	1	0	0				
Jim Morrison, R OBP: 0.233, SLG: 0.329		4-0 BB		0-0 E5		0-0 FC5-4		0-0 G5-4-3		3	0	0	0	1	0	3				
Amos Otis, R OBP: 0.232, SLG: 0.226		0-0 FC6-4		0-0 1B		0-0 5-3		4-0 WP		3	1	1	1	1	0	1				
Dale Berra, R OBP: 0.260, SLG: 0.278			0-0 F8		0-3 K		4-0 FC6-4		0-0 WP	2	0	0	0	1	1	2				
Lee Mazzilli, S OBP: 0.341, SLG: 0.312							0-0 BB		1-2 1B	1	1	1	0	0	0	0				
Rick Rhoden, R OBP: 0.283, SLG: 0.306			0-0 1-3		0-0 6-3		0-0 FC6-4		0-0 FC4-6	1	0	0	0	0	0	0				
Lee Tunnell, R OBP: 0.117, SLG: 0.111									1-1 1B	1	0	0	0	0	0	0				
Doug Frobel, R OBP: 0.246, SLG: 0.349									0	0	0	0	0	0	0	0				
Don Robinson, R OBP: 0.292, SLG: 0.389									0	0	0	0	0	0	0	0				
Johnny Ray, S OBP: 0.292, SLG: 0.389									0	0	0	0	0	0	0	0				
Ron Wolus, R OBP: 0.292, SLG: 0.389									0	0	0	0	0	0	0	0				
Inning Stats	R: 0 E: 0 K: 2 S: 7	H: 0 LOB: 0 BB: 0 P: 7	R: 0 E: 0 K: 1 S: 5	H: 0 LOB: 1 BB: 1 P: 9	R: 0 E: 0 K: 0 S: 3	H: 0 LOB: 0 BB: 0 P: 3	R: 2 E: 0 K: 1 S: 8	H: 2 LOB: 2 BB: 1 P: 12	R: 0 E: 0 K: 0 S: 4	H: 1 LOB: 1 BB: 0 P: 4	R: 0 E: 0 K: 0 S: 3	H: 0 LOB: 1 BB: 1 P: 7	R: 0 E: 0 K: 0 S: 3	H: 0 LOB: 0 BB: 0 P: 3	R: 2 E: 0 K: 0 S: 4	H: 2 LOB: 1 BB: 2 P: 12	1B: 4 2B: 1 3B: 0 HR: 0	SF: 0 SAC: 0 DP: 1 HBP: 0	WP: 1 PB: 0 SB: 0 CS: 0	PA: 37
PITCHER	IP	WLS	BF	H	R	ER	SO	BB	IBB	HBP	BLK	WP	HR	S	P	ERA	WHIP			
Atlee Hammaker, L ERA: 0.82	6.0	W	24	3	2	1	4	2	0	0	0	0	0	30	38	1.50	0.833			
Greg Minton, R ERA: 4.03	3.0	S	13	2	2	2	0	3	0	0	0	1	0	10	22	6.00	1.667			

Batter	1	2	3	4	5	6	7	8	9	AB	R	H	RBI	BB	SO	LOB	BOTTOM			
Dan Gladden, R OBP: 0.519, SLG: 0.727	0-0 F8		4-0 CS	0-0 FC6-4	0-0 1B			0-0 F2		4	1	1	1	1	0	1	Pittsburgh Pirates @ San Francisco Giants Candlestick Park, San Francisco, CA Sun Jul 01 1984, 6:33 AM EDT Att: 15,731 - Unknown			
Johnnie LeMaster, R OBP: 0.274, SLG: 0.296	4-0 FC5-4		0-0 BB	0-0 2B	0-0 4-3		0-0 4-3		0-0 F7	4	1	1	0	1	0	2				
Al Oliver, L OBP: 0.339, SLG: 0.362	0-0 FC5-4		4-0 BB	0-0 2B	0-0 1B		0-0 6-3		0-0 S	3	1	1	1	1	0	1				
Scot Thompson, L OBP: 0.438, SLG: 0.435	0-0 1-2		4-0 BB	0-0 2B	0-0 1B		0-0 6-3		0-0 F8	1	0	1	0	0	0	0				
Jeffrey Leonard, R OBP: 0.355, SLG: 0.458	0-0 F9		0-0 BB	0-0 2B	0-0 1B		0-0 6-3		0-0 F8	5	1	2	2	0	0	2				
Dusty Baker Jr., R OBP: 0.422, SLG: 0.363		0-3 K	4-0 E	4-0 BB	4-0 BB		0-0 1B			2	1	1	0	2	1	0				
Joel Youngblood, R OBP: 0.350, SLG: 0.382		0-0 5-3	0-0 E5	0-0 2B	0-0 F8		0-3 K			4	1	0	0	0	1	6				
Bob Brenly, R OBP: 0.407, SLG: 0.483		0-0 1B	0-0 2B	0-0 2B	0-0 2B		0-0 F7			4	1	3	3	0	0	0				
Brad Wellman, R OBP: 0.301, SLG: 0.330		0-0 F9	0-0 4-3	0-0 4-3	0-0 F7		0-0 F7			4	0	0	0	0	0	3				
Atlee Hammaker, S OBP: 0.250, SLG: 0.250			0-0 1-3	0-0 FC6-4	0-3 K2-3		0-0 4-3			3	0	1	0	0	1	1				
Greg Minton, S OBP: 0.143, SLG: 0.077										1	0	0	0	0	0	0				
Inning Stats	R: 0 E: 0 K: 0 S: 3	H: 0 LOB: 1 BB: 1 P: 7	R: 0 E: 0 K: 1 S: 6	H: 1 LOB: 0 BB: 0 P: 6	R: 5 E: 1 K: 0 S: 6	H: 3 LOB: 1 BB: 3 P: 18	R: 1 E: 0 K: 0 S: 6	H: 3 LOB: 3 BB: 1 P: 10	R: 1 E: 0 K: 1 S: 7	H: 2 LOB: 1 BB: 0 P: 7	R: 0 E: 0 K: 1 S: 6	H: 1 LOB: 1 BB: 0 P: 6	R: 0 E: 0 K: 0 S: 3	H: 0 LOB: 0 BB: 0 P: 3	R: 0 E: 0 K: 0 S: 4	H: 1 LOB: 1 BB: 0 P: 4	1B: 7 2B: 4 3B: 0 HR: 0	SF: 0 SAC: 0 DP: 0 HBP: 0	WP: 0 PB: 0 SB: 1 CS: 1	PA: 40
PITCHER	IP	WLS	BF	H	R	ER	SO	BB	IBB	HBP	BLK	WP	HR	S	P	ERA	WHIP			
Rick Rhoden, R ERA: 2.86	3.2	L	21	6	6	3	1	4	0	0	0	0	0	19	35	7.36	2.727			
Lee Tunnell, R ERA: 5.49	2.1		12	4	1	1	2	1	0	0	0	0	0	15	19	3.86	2.143			
Don Robinson, R ERA: 4.07	2.0		7	1	0	0	0	0	0	0	0	0	0	7	7	0.00	0.500			



Batter	1	2	3	4	5	6	7	8	9	AB	R	H	RBI	BB	SO	LOB	TOP		
Lonnie Smith, R OBP: 0.358, SLG: 0.368 (1, 7)										4	0	0	0	1	0	3			
Tom Herr, S OBP: 0.345, SLG: 0.356 (1, 4)										4	0	0	0	1	1	1			
Willie McGee, S OBP: 0.308, SLG: 0.356 (1, 8)										4	1	2	0	0	0	1			
Darrell Porter, L OBP: 0.371, SLG: 0.411 (1, 2)										4	1	2	2	0	0	2			
George Hendrick, R OBP: 0.320, SLG: 0.379 (1, 9)										4	0	2	0	0	0	1			
Andy Van Slyke, L OBP: 0.355, SLG: 0.333 (1, 5)										4	0	0	0	0	0	4			
David Green, R OBP: 0.314, SLG: 0.333 (8, PH)										3	0	1	0	0	0	0			
Mike Jorgensen, L OBP: 0.339, SLG: 0.340 (8, 3)										1	0	0	0	0	0	1			
Ozzie Smith, S OBP: 0.349, SLG: 0.328 (1, 6)										3	0	1	0	1	0	1			
Neil Allen, R OBP: 0.314, SLG: 0.357 (2, 1)										0	0	0	0	0	0	0			
Dave Ruckert, L OBP: 0.306, SLG: 0.300 (7, PH)										2	0	0	0	0	1	1			
Mark Salas, L OBP: 0.306, SLG: 0.300 (7, 1)										1	0	0	0	0	0	0			
Steve Braun, L OBP: 0.304, SLG: 0.281 (9, PH)										0	0	0	0	0	0	0			
Tilo Landrum, R OBP: 0.301, SLG: 0.304 (9, PH)										1	0	0	0	0	0	1			
Inning Stats	R: 0 E: 0 K: 0 S: 2	H: 0 LOB: 1 BB: 2 P: 10	R: 0 E: 0 K: 0 S: 4	H: 1 LOB: 1 BB: 0 P: 4	R: 0 E: 0 K: 1 S: 5	H: 0 LOB: 0 BB: 0 P: 5	R: 0 E: 0 K: 0 S: 4	H: 1 LOB: 1 BB: 0 P: 4	R: 0 E: 0 K: 0 S: 5	H: 2 LOB: 2 BB: 0 P: 5	R: 0 E: 1 K: 0 S: 4	H: 0 LOB: 1 BB: 0 P: 4	R: 2 E: 0 K: 0 S: 6	H: 3 LOB: 1 BB: 0 P: 6	R: 0 E: 0 K: 1 S: 5	H: 0 LOB: 1 BB: 1 P: 9	1B: 7 2B: 0 3B: 0 HR: 1	SF: 0 SAC: 0 DP: 0 HBP: 0	WP: 0 PA: 38 PB: 0 SB: 0 CS: 1
PITCHER	IP	WLS	BF	H	R	ER	SO	BB	IBB	HBP	BLK	WP	HR	S	P	ERA	WHIP		
Mike Krukow, R ERA: 5.55 (1, 1)	7.1	W	32	8	2	2	1	2	0	0	0	0	1	32	40	2.46	1.364		
Frank Williams, R ERA: 3.57 (8, 1)	0.2		3	0	0	0	0	1	0	0	0	0	0	2	6	0.00	1.500		
Gary Lavelle, L ERA: 3.25 (9, 1)	1.0		3	0	0	0	1	0	0	0	0	0	0	5	5	0.00	0.000		

St. Louis Cardinals @ San Francisco Giants
Candlestick Park, San Francisco, CA
Tue Jul 03 1984, 6:33 AM EDT
Att: 9,885 - Unknown

AB 35
R 2
H 8
RBI 2
BB 3
SO 2
LOB 17



Batter	1	2	3	4	5	6	7	8	9	AB	R	H	RBI	BB	SO	LOB	BOTTOM		
Dan Gladden, R OBP: 0.494, SLG: 0.654 (1, 8)										4	1	1	1	0	0	1			
Johnnie LeMaster, R OBP: 0.274, SLG: 0.206 (1, 6)										4	0	1	1	0	0	0			
Al Oliver, L OBP: 0.338, SLG: 0.361 (1, 3)										4	0	1	1	0	1	0			
Scot Thompson, L OBP: 0.438, SLG: 0.435 (8, 3)										0	0	0	0	0	0	0			
Jeffrey Leonard, R OBP: 0.357, SLG: 0.454 (1, 7)										2	1	0	0	2	0	2			
Dusty Baker Jr., R OBP: 0.406, SLG: 0.345 (1, 9)										4	0	0	0	0	0	2			
Joel Youngblood, R OBP: 0.348, SLG: 0.378 (1, 5)										3	0	0	0	1	0	1			
Bob Brenly, R OBP: 0.404, SLG: 0.483 (1, 2)										4	2	1	0	0	0	1			
Brad Wellman, R OBP: 0.311, SLG: 0.340 (1, 4)										3	1	2	1	0	0	0			
Mike Krukow, R OBP: 0.200, SLG: 0.172 (1, 1)										2	1	1	0	0	1	2			
Frank Williams, R OBP: 0.167, SLG: 0.091 (8, 1)										0	0	0	0	0	0	0			
Gary Lavelle, S (9, 1)										0	0	0	0	0	0	0			
Inning Stats	R: 0 E: 0 K: 0 S: 3	H: 0 LOB: 0 BB: 0 P: 3	R: 5 E: 1 K: 0 S: 9	H: 5 LOB: 2 BB: 1 P: 13	R: 0 E: 0 K: 1 S: 6	H: 1 LOB: 2 BB: 1 P: 10	R: 0 E: 0 K: 1 S: 5	H: 0 LOB: 0 BB: 0 P: 5	R: 0 E: 0 K: 0 S: 2	H: 0 LOB: 0 BB: 1 P: 6	R: 1 E: 1 K: 0 S: 4	H: 1 LOB: 0 BB: 0 P: 4	R: 0 E: 0 K: 0 S: 3	H: 0 LOB: 0 BB: 0 P: 3	R: 0 E: 0 K: 0 S: 3	H: 0 LOB: 0 BB: 0 P: 3	1B: 6 2B: 3 3B: 0 HR: 0	SF: 0 SAC: 1 DP: 2 HBP: 0	WP: 0 PA: 34 PB: 0 SB: 0 CS: 0
PITCHER	IP	WLS	BF	H	R	ER	SO	BB	IBB	HBP	BLK	WP	HR	S	P	ERA	WHIP		
Neil Allen, R ERA: 4.27 (1, 1)	1.2	L	11	4	5	0	0	0	0	0	0	0	0	10	14	0.00	3.000		
Dave Rucker, L ERA: 2.21 (2, 1)	4.1		17	3	1	0	2	2	0	0	0	0	0	19	27	0.00	1.154		
Dave Vonohien, L ERA: 1.64 (7, 1)	2.0		6	0	0	0	0	0	0	0	0	0	0	6	6	0.00	0.000		

St. Louis Cardinals @ San Francisco Giants
Candlestick Park, San Francisco, CA
Tue Jul 03 1984, 6:33 AM EDT
Att: 9,885 - Unknown

AB 30
R 6
H 7
RBI 4
BB 3
SO 2
LOB 9



Batter	1	2	3	4	5	6	7	8	9	AB	R	H	RBI	BB	SO	LOB	TOP		
Lonnie Smith, R OBP: 0.363, SLG: 0.373 Andy Van Slyke, L OBP: 0.355, SLG: 0.333	0-0 S 1B	0-0 F4			0-0 FC3-5 1B		0-0 6-3 S 1B		0-0 SH1-4	4	1	3	0	0	0	2			
Ozzie Smith, S OBP: 0.347, SLG: 0.326	0-0 S 6-3 1B	0-0 FC6-4			0-0 FC3-5 FC6-4 1B		0-0 6-3		0-0 F5	5	1	1	1	0	0	6			
Tom Herr, S OBP: 0.340, SLG: 0.350	0-0 6-3			0-0 F3		0-0 F7		0-0 4-3		0-0 F8	5	0	0	0	0	5			
George Hendrick, R OBP: 0.316, SLG: 0.373	0-0 6-3			0-0 5-3		0-0 FC6-4		0-0 F9			4	0	0	1	0	3			
Tito Landrum, R OBP: 0.375, SLG: 0.397 Willie McGee, S OBP: 0.307, SLG: 0.355	0-0 2B			0-0 F3		0-0 HR 1B		0-0 4-3			3	1	2	0	0	0			
David Green, R OBP: 0.293, SLG: 0.354	0-0 F2			0-0 F8		0-0 HR 1B		0-0 FC4-6 1B			4	1	2	2	0	1			
Darrell Porter, L OBP: 0.373, SLG: 0.410		0-0 FC6-4 1B		0-0 7-4-3 HBP		0-0 F3		0-0 F8			3	0	1	0	0	1			
Chris Speier, R OBP: 0.178, SLG: 0.159 Bruce Sutter, R		0-0 FC6-4 1B		0-0 7-4-3		0-3 K		0-0 FC4-6			4	0	1	0	0	1			
Ricky Horton, L OBP: 0.231, SLG: 0.167 Art Howe, R OBP: 0.297, SLG: 0.239		0-0 FC6-4		0-0 FC6-4		0-0 FC3-5 1B		0-0 F8		0-0 SH1-4 1B	3	0	1	0	0	2			
Inning Stats	R: 2 E: 0 K: 0 S: 6	H: 3 LOB: 1 BB: 0 P: 6	R: 0 E: 0 K: 0 S: 5	H: 2 LOB: 2 BB: 0 P: 5	R: 0 E: 0 K: 0 S: 3	H: 0 LOB: 0 BB: 0 P: 3	R: 0 E: 0 K: 0 S: 2	H: 0 LOB: 0 BB: 0 P: 3	R: 0 E: 0 K: 1 S: 7	H: 2 LOB: 2 BB: 0 P: 7	R: 0 E: 0 K: 0 S: 4	H: 1 LOB: 1 BB: 0 P: 4	R: 0 E: 0 K: 0 S: 4	H: 1 LOB: 1 BB: 0 P: 4	R: 0 E: 0 K: 0 S: 4	H: 1 LOB: 1 BB: 0 P: 4	1B: 10 2B: 2 3B: 0 HR: 1	SF: 0 SAC: 1 DP: 1 HBP: 1	WP: 0 PA: 39 PB: 0 SB: 3 CS: 0
PITCHER	IP WLS BF H R ER SO BB IBB HBP BLK WP HR S P ERA WHIP	IP WLS BF H R ER SO BB IBB HBP BLK WP HR S P ERA WHIP																	
Mark Davis, L ERA: 4.59	(1, 1) 6.0 L 27 9 4 4 1 0 0 0 0 0 1 28 29 6.00 1.500	(7, 1) 2.0 8 2 0 0 0 0 0 0 0 0 0 0 8 8 0.00 1.000	(9, 1) 1.0 4 1 0 0 0 0 0 0 0 0 0 0 4 4 0.00 1.000																

St. Louis Cardinals @ San Francisco Giants
Candlestick Park, San Francisco, CA
Wed Jul 04 1984, 6:33 AM EDT
Unknown

AB 37
R 4
H 12
RBI 4
BB 0
SO 1
LOB 22





Batter	1	2	3	4	5	6	7	8	9	AB	R	H	RBI	BB	SO	LOB	BOTTOM		
Dan Gladden, R OBP: 0.472, SLG: 0.645	0-0 FC4-6 1B			0-0 K			0-0 5-3		0-0 1B 2B	5	1	2	0	0	2	1			
Johnnie LeMaster, R OBP: 0.274, SLG: 0.295 Bob Brenly, R OBP: 0.492, SLG: 0.481	0-0 FC4-6 2B			0-0 G4-6-3 1B		0-0 6-3		0-0 6-3		0-0 F7	4	0	1	0	0	1			
Al Oliver, L OBP: 0.339, SLG: 0.365	0-0 1-3 2B			0-0 G4-6-3		0-3 K		0-0 F7		0-0 FC6-4 1B	5	0	2	1	0	1			
Jeffrey Leonard, R OBP: 0.364, SLG: 0.470	4-0 FC5-4 BB			0-0 HR		0-0 6-3		0-0 SH5-6 S 1B		0-0 FC6-4 1B	4	1	3	1	1	0			
Dusty Baker Jr., R OBP: 0.414, SLG: 0.356	0-0 F3			4-0 BB		0-0 1B 2B		4-0 SH5-6 BB		0-0 FC6-4 FC5-4	3	1	1	0	2	0			
Joel Youngblood, R OBP: 0.350, SLG: 0.377	0-0 FC5-4			4-0 FC6-4 BB		0-0 G6-4-3 1B		0-0 SH5-6		0-0 FC5-4	3	0	1	0	1	0			
Steve Nicosia, R OBP: 0.395, SLG: 0.514				0-0 2B		0-0 G6-4-3 1B		4-0 BB			3	0	2	1	1	0			
Brad Wellman, R OBP: 0.303, SLG: 0.330 Chili Davis, S OBP: 0.325, SLG: 0.478 Fran Mullins, R OBP: 0.295, SLG: 0.333	0-0 F7			0-0 F6		0-0 G6-4-3		0-3 K			3	0	0	0	0	3			
Mark Davis, L OBP: 0.207, SLG: 0.222 Duane Kuiper, L OBP: 0.237, SLG: 0.186 Greg Minton, S OBP: 0.143, SLG: 0.077 Scot Thompson, L OBP: 0.433, SLG: 0.429 Frank Williams, R OBP: 0.187, SLG: 0.091	0-3 K			0-0 F1		0-3 K		0-3 K			2	0	0	0	0	1			
Inning Stats	R: 0 E: 0 K: 0 S: 5	H: 2 LOB: 3 BB: 1 P: 9	R: 0 E: 0 K: 2 S: 8	H: 1 LOB: 1 BB: 0 P: 8	R: 1 E: 0 K: 0 S: 4	H: 2 LOB: 2 BB: 2 P: 12	R: 0 E: 0 K: 1 S: 5	H: 0 LOB: 0 BB: 0 P: 5	R: 0 E: 0 K: 1 S: 7	H: 3 LOB: 1 BB: 0 P: 7	R: 0 E: 0 K: 0 S: 3	H: 0 LOB: 0 BB: 0 P: 3	R: 0 E: 0 K: 2 S: 8	H: 1 LOB: 3 BB: 2 P: 16	R: 1 E: 0 K: 0 S: 6	H: 3 LOB: 2 BB: 0 P: 6	1B: 7 2B: 4 3B: 0 HR: 1	SF: 0 SAC: 1 DP: 2 HBP: 0	WP: 0 PA: 42 PB: 0 SB: 1 CS: 0
PITCHER	IP WLS BF H R ER SO BB IBB HBP BLK WP HR S P ERA WHIP	IP WLS BF H R ER SO BB IBB HBP BLK WP HR S P ERA WHIP																	
Ricky Horton, L ERA: 1.56	(1, 1) 7.0 W 30 8 2 2 5 3 0 0 0 0 1 37 49 2.57 1.571	(8, 1) 2.0 S 12 4 1 1 2 2 0 0 0 0 0 14 22 4.50 3.000																	

St. Louis Cardinals @ San Francisco Giants
Candlestick Park, San Francisco, CA
Wed Jul 04 1984, 6:33 AM EDT
Unknown

AB 36
R 3
H 12
RBI 3
BB 5
SO 7
LOB 27



Batter	1	2	3	4	5	6	7	8	9	AB	R	H	RBI	BB	SO	LOB	TOP		
Bob Dernier, R OBP: 0.406, SLG: 0.391	0-0 1B		4-0 BB		0-0 F8	0-0 E4			0-0 BB 1B	4	0	2	0	1	0	1	Chicago Cubs @ San Francisco Giants Candlestick Park, San Francisco, CA Thu Jul 05 1984, 10:05 PM EDT Att: 6,854 - Unknown		
23 Ryne Sandberg, R OBP: 0.383, SLG: 0.559	0-0 F4		0-0 F8		0-0 F8	0-0 6-3			0-0 F8	5	0	0	1	0	0	3			
Gary Matthews, R OBP: 0.369, SLG: 0.366 Henry Cotto, R OBP: 0.292, SLG: 0.262	0-3 K		0-0 F9		0-3 K	0-0 4-3			4-0 BB 1-2 BB	4	0	0	0	1	2	2			
Keith Moreland, R OBP: 0.347, SLG: 0.432		0-0 G6-4-3 1B		0-0 F7		0-0 2B 1B			0-0 F7	5	1	2	0	0	0	2			
Jody Davis, R OBP: 0.361, SLG: 0.500		0-0 G6-4-3 1-2		0-0 F8		0-0 1B HBP 2B			0-0 4-3	5	1	1	0	0	0	3			
Thad Bosley, L OBP: 0.308, SLG: 0.182		0-0 3-1		0-0 HR 1B		0-0 HBP BB E 1B				4	2	2	1	0	0	0			
Ron Cey, R OBP: 0.313, SLG: 0.427			0-0 HR	0-0 HR		0-0 HBP E BB		0-3 K		3	3	2	3	1	1	0			
Dave Owen, S OBP: 0.340, SLG: 0.350			0-0 HR	0-0 1B		0-3 K		0-0 6-3		4	1	2	1	0	1	3			
Scott Sanderson, R OBP: 0.182, SLG: 0.100 Rich Bordi, R OBP: 0.077, SLG: 0.077			0-0 1-3	0-3 K		1-0 E 23 6-3 HBP		0-3 K		2	1	0	1	0	1	1			
										1	0	0	0	0	1	0	<div style="display: flex; justify-content: space-between;"> AB 37 WP: 0 PA: 41 </div> <div style="display: flex; justify-content: space-between;"> R 9 FB: 0 </div> <div style="display: flex; justify-content: space-between;"> H 11 SB: 0 </div> <div style="display: flex; justify-content: space-between;"> RBI 7 CS: 0 </div> <div style="display: flex; justify-content: space-between;"> BB 3 </div> <div style="display: flex; justify-content: space-between;"> SO 6 </div> <div style="display: flex; justify-content: space-between;"> LOB 15  </div>		
Inning Stats	R: 0 E: 0 K: 1 S: 5	H: 1 LOB: 0 BB: 0 P: 5	R: 0 E: 0 K: 0 S: 3	H: 1 LOB: 0 BB: 0 P: 3	R: 2 E: 0 K: 0 S: 5	H: 2 LOB: 1 BB: 1 P: 9	R: 2 E: 0 K: 1 S: 8	H: 3 LOB: 1 BB: 0 P: 8	R: 0 E: 0 K: 1 S: 5	H: 0 LOB: 0 BB: 0 P: 5	R: 0 E: 0 K: 0 S: 3	H: 0 LOB: 0 BB: 0 P: 3	R: 0 E: 0 K: 2 S: 7	H: 0 LOB: 0 BB: 1 P: 7	R: 0 E: 0 K: 0 S: 4	H: 1 LOB: 2 BB: 1 P: 8		1B: 7 2B: 1 3B: 0 HR: 3	SF: 0 SAC: 0 DP: 1 HBP: 1
PITCHER	IP WLS BF H R ER SO BB IBB HBP BLK WP HR S P ERA WHIP	5.0 L 21 7 4 4 3 1 0 0 0 0 3 26 30 7.20 1.600	0.0 3 3 3 2 0 0 0 0 0 0 0 3 3 ∞ ∞	2.0 9 0 2 0 1 1 0 0 0 0 0 9 14 0.00 0.500	2.0 8 1 0 0 2 1 0 0 0 0 0 11 15 0.00 1.000														

Batter	1	2	3	4	5	6	7	8	9	AB	R	H	RBI	BB	SO	LOB	BOTTOM			
Dan Gladden, R OBP: 0.455, SLG: 0.615	0-0 5-3		0-0 F7			0-0 S 3B 1B			0-0 1-3 2B	4	1	2	0	0	0	1	Chicago Cubs @ San Francisco Giants Candlestick Park, San Francisco, CA Thu Jul 05 1984, 10:05 PM EDT Att: 6,854 - Unknown			
Johnnie LeMaster, R OBP: 0.273, SLG: 0.202	0-3 K			0-0 1-3		0-0 1B 3B			0-0 SF8	3	1	1	2	0	1	0				
Al Oliver, L OBP: 0.337, SLG: 0.362	0-0 6-3			0-0 1B		0-0 1-3			0-0 F6	4	0	1	0	0	0	2				
Jeffrey Leonard, R OBP: 0.363, SLG: 0.467		0-0 6-3		0-0 F9		0-0 G5-4-3 1B			0-3 K	4	0	1	1	0	1	2				
Dusty Baker Jr., R OBP: 0.409, SLG: 0.352		0-3 K		0-0 6-3		0-0 G5-4-3 1-2				4	0	1	0	0	1	2				
Joel Youngblood, R OBP: 0.345, SLG: 0.368		0-3 K			0-0 F6				0-0 F8	4	0	0	0	0	1	1				
Bob Brenly, R OBP: 0.402, SLG: 0.482			0-0 F3		0-0 2B				0-0 K	4	0	2	0	0	1	0				
Brad Wellman, R OBP: 0.296, SLG: 0.321 Gary Lavelle, S OBP: 0.431, SLG: 0.418			0-3 K		0-0 F8				0-0 K	3	0	0	0	0	2	1				
Bill Laskey, R OBP: 0.125, SLG: 0.079 Fran Mullins, R OBP: 0.289, SLG: 0.325 Randy Lerch, L OBP: 0.500, SLG: 0.333 Frank Williams, R OBP: 0.167, SLG: 0.091 Duane Kuiper, L OBP: 0.244, SLG: 0.183			0-0 1B		0-3 K				4-0 2B SF8 BB	1	0	1	0	0	0	0				
										1	0	0	0	0	1	1	<div style="display: flex; justify-content: space-between;"> AB 34 WP: 0 PA: 36 </div> <div style="display: flex; justify-content: space-between;"> R 3 FB: 0 </div> <div style="display: flex; justify-content: space-between;"> H 9 SB: 1 </div> <div style="display: flex; justify-content: space-between;"> RBI 3 CS: 0 </div> <div style="display: flex; justify-content: space-between;"> BB 1 </div> <div style="display: flex; justify-content: space-between;"> SO 8 </div> <div style="display: flex; justify-content: space-between;"> LOB 14  </div>			
Inning Stats	R: 0 E: 0 K: 1 S: 5	H: 0 LOB: 0 BB: 0 P: 5	R: 0 E: 0 K: 2 S: 7	H: 0 LOB: 0 BB: 0 P: 7	R: 0 E: 0 K: 1 S: 6	H: 1 LOB: 1 BB: 0 P: 6	R: 0 E: 0 K: 0 S: 4	H: 1 LOB: 1 BB: 0 P: 4	R: 0 E: 0 K: 0 S: 6	H: 1 LOB: 1 BB: 0 P: 6	R: 2 E: 0 K: 0 S: 5	H: 3 LOB: 0 BB: 0 P: 5	R: 0 E: 0 K: 2 S: 7	H: 0 LOB: 0 BB: 0 P: 7	R: 1 E: 0 K: 1 S: 6	H: 1 LOB: 1 BB: 1 P: 10		R: 0 E: 0 K: 0 S: 5	H: 2 LOB: 2 BB: 0 P: 5	1B: 6 2B: 2 3B: 1 HR: 0
PITCHER	IP WLS BF H R ER SO BB IBB HBP BLK WP HR S P ERA WHIP	5.1 W 22 6 2 2 5 0 0 0 0 0 0 19 23 2.46 1.091																		

Batter	1	2	3	4	5	6	7	8	9	AB	R	H	RBI	BB	SO	LOB	TOP					
Bob Dernier, R (1, 8) OBP: 0.407, SLG: 0.396										4	0	2	1	0	0	0	Chicago Cubs @ San Francisco Giants Candlestick Park, San Francisco, CA Fri Jul 06 1984, 10:05 PM EDT Att: 11,071 - Unknown					
23 Ryne Sandberg, R (1, 4) OBP: 0.380, SLG: 0.554										5	0	1	0	0	0	3						
Gary Matthews, R (1, 7) Lee Smith, R (8, 1)										4	1	2	1	1	1	1						
Keith Moreland, R (1, 3) OBP: 0.344, SLG: 0.426											5	1	1	0	0	1						
Jody Davis, R (1, 2) OBP: 0.362, SLG: 0.509										5	2	2	1	0	0	0						
Ron Cey, R (1, 5) OBP: 0.311, SLG: 0.423											5	0	1	0	0	2						
Gary Woods, R (1, 9) Thad Bosley, L (7, PH) OBP: 0.333, SLG: 0.167											1	1	1	0	2	0						
Larry Bowa, S (1, 6) Dave Owen, S (6, PH) OBP: 0.367, SLG: 0.381											2	0	1	0	0	1						
Dennis Eckersley, R (1, 1) Tim Stoddard, R (6, 1) Henry Cotto, R (8, 7) OBP: 0.238, SLG: 0.200											2	0	1	0	0	1						
											1	0	0	0	1	2						
											0	0	0	0	0	0						
Inning Stats	R: 0 E: 0 K: 2 S: 8	H: 1 LOB: 1 BB: 0 P: 8	R: 0 E: 0 K: 1 S: 6	H: 1 LOB: 2 BB: 1 P: 10	R: 1 E: 0 K: 0 S: 4	H: 1 LOB: 0 BB: 0 P: 4	R: 0 E: 0 K: 0 S: 3	H: 1 LOB: 1 BB: 1 P: 7	R: 0 E: 0 K: 0 S: 4	H: 2 LOB: 2 BB: 1 P: 8	R: 2 E: 0 K: 0 S: 7	H: 4 LOB: 2 BB: 0 P: 7	R: 2 E: 0 K: 1 S: 8	H: 3 LOB: 2 BB: 1 P: 12	R: 0 E: 0 K: 0 S: 4	H: 1 LOB: 1 BB: 0 P: 4	R: 0 E: 0 K: 1 S: 5	H: 0 LOB: 0 BB: 0 P: 5	1B: 10 2B: 2 3B: 0 HR: 2	SF: 0 SAC: 2 DP: 0 HBP: 0	WP: 1 PB: 0 SB: 1 CS: 1	PA: 43
PITCHER	IP WLS BF H R ER SO BB IBB HBP BLK WP HR S P ERA WHIP																					
Atee Hammaker, L (1, 1) ERA: 2.12	6.0	L	29	10	3	3	3	3	0	0	0	1	0	2	32	44	4.50	2.167				
Greg Minton, R (7, 1) ERA: 3.99	3.0	L	14	4	2	2	2	1	0	0	0	0	1	0	17	21	6.00	1.667				

Batter	1	2	3	4	5	6	7	8	9	AB	R	H	RBI	BB	SO	LOB	BOTTOM					
Dan Gladden, R (1, 8) OBP: 0.449, SLG: 0.591											5	1	2	0	0	0	Chicago Cubs @ San Francisco Giants Candlestick Park, San Francisco, CA Fri Jul 06 1984, 10:05 PM EDT Att: 11,071 - Unknown					
Bob Brenly, R (1, 2) OBP: 0.405, SLG: 0.489											5	1	3	0	0	1						
Al Oliver, L (1, 3) Scot Thompson, L (4, 3) OBP: 0.334, SLG: 0.359											2	0	0	0	0	2						
Jeffrey Leonard, R (1, 7) Steve Nicosia, R (8, 2) OBP: 0.361, SLG: 0.474											4	1	1	1	0	2						
Chili Davis, S (1, 9) OBP: 0.330, SLG: 0.479											4	1	2	0	1	2						
Joel Youngblood, R (1, 5) OBP: 0.344, SLG: 0.366											4	0	1	0	0	1						
Johnnie LeMaster, R (1, 6) OBP: 0.279, SLG: 0.309											4	0	3	1	0	0						
Duane Kuiper, L (1, 4) OBP: 0.244, SLG: 0.176											3	0	0	0	1	2						
Atee Hammaker, S (1, 1) Gene Richards, L (6, PH) Greg Minton, S (7, 1) Dusty Baker Jr., R (8, PH) OBP: 0.167, SLG: 0.167											2	0	0	0	0	1						
											1	0	0	0	0	3						
											0	0	0	0	0	0						
											1	0	0	0	0	0						
Inning Stats	R: 0 E: 0 K: 1 S: 7	H: 2 LOB: 2 BB: 0 P: 7	R: 0 E: 0 K: 1 S: 6	H: 1 LOB: 1 BB: 0 P: 6	R: 2 E: 0 K: 0 S: 6	H: 3 LOB: 1 BB: 0 P: 6	R: 0 E: 0 K: 1 S: 5	H: 0 LOB: 0 BB: 0 P: 5	R: 0 E: 0 K: 0 S: 3	H: 0 LOB: 0 BB: 0 P: 3	R: 1 E: 1 K: 1 S: 7	H: 3 LOB: 2 BB: 1 P: 11	R: 1 E: 0 K: 1 S: 6	H: 1 LOB: 0 BB: 0 P: 6	R: 0 E: 0 K: 0 S: 4	H: 1 LOB: 1 BB: 0 P: 4	R: 0 E: 0 K: 0 S: 4	H: 1 LOB: 1 BB: 0 P: 4	1B: 10 2B: 2 3B: 0 HR: 1	SF: 1 SAC: 0 DP: 1 HBP: 0	WP: 1 PB: 0 SB: 1 CS: 0	PA: 39
PITCHER	IP WLS BF H R ER SO BB IBB HBP BLK WP HR S P ERA WHIP																					
Dennis Eckersley, R (1, 1) ERA: 4.95	5.1	W	26	9	3	3	4	0	0	0	0	0	0	1	33	37	5.06	1.688				
Tim Stoddard, R (6, 1) ERA: 2.53	1.2	W	5	1	1	1	1	0	0	0	0	0	0	1	7	7	5.40	0.600				
Lee Smith, R (8, 1) ERA: 4.18	2.0	S	8	2	0	0	0	0	0	0	0	0	0	0	8	8	0.00	1.000				

Batter	1	2	3	4	5	6	7	8	9	AB	R	H	RBI	BB	SO	LOB	TOP											
Bob Dernier, R OBP: 0.401, SLG: 0.389	F7		3-1			6-3		F2	K	5	0	0	0	0	1	3												
23 Ryne Sandberg, R OBP: 0.379, SLG: 0.550 Warren Brusstar, R OBP: 0.333, SLG: 0.200	1B		5-3			6-3		6-3		4	0	1	0	0	0	0												
Gary Matthews, R OBP: 0.393, SLG: 0.376	K		6-3			BB		BB		2	0	0	0	2	1	1												
Keith Moreland, R OBP: 0.338, SLG: 0.418	F9			6-3		F9		K		4	0	0	0	0	1	3												
Jody Davis, R OBP: 0.360, SLG: 0.505		F7		K					F8	4	0	1	0	0	1	0												
Thad Bosley, L OBP: 0.316, SLG: 0.313				6-3			F9		3-1	4	1	1	0	0	0	1												
Ron Cey, R OBP: 0.314, SLG: 0.424					6-3		F8			4	0	2	1	0	0	1												
Dave Owen, S OBP: 0.356, SLG: 0.356						F8		4-3		3	0	0	0	1	1	2												
Rick Reuschel, R OBP: 0.250, SLG: 0.346 Chuck Rainey, R OBP: 0.152, SLG: 0.097 Dan Rohn, L OBP: 1.000, SLG: 4.000 Henry Colto, R OBP: 0.303, SLG: 0.262	F8					K				1	0	0	0	0	0	1												
Inning Stats	R: 0 E: 0 K: 1 S: 6	H: 1 LOB: 1 BB: 0 P: 6	R: 1 E: 0 K: 1 S: 7	H: 2 LOB: 1 BB: 0 P: 7	R: 0 E: 0 K: 0 S: 3	H: 0 LOB: 0 BB: 0 P: 3	R: 0 E: 0 K: 1 S: 5	H: 0 LOB: 0 BB: 0 P: 5	R: 0 E: 0 K: 0 S: 3	H: 0 LOB: 1 BB: 1 P: 7	R: 0 E: 0 K: 0 S: 4	H: 1 LOB: 1 BB: 0 P: 4	R: 1 E: 0 K: 1 S: 6	H: 1 LOB: 3 BB: 2 P: 10	R: 0 E: 0 K: 1 S: 6	H: 1 LOB: 3 BB: 2 P: 14	1B: 4 2B: 0 3B: 1 HR: 1	SF: 0 SAC: 0 DP: 0 HBP: 0	WP: 0 PB: 1 SB: 1 CS: 0	PA: 37								
PITCHER	IP	WLS	BF	H	R	ER	SO	BB	IBB	HBP	BLK	WP	HR	S	P	ERA	WHIP											
Mike Krukow, R ERA: 5.23	(1, 1)	8.2	W	36	6	2	2	5	4	0	0	0	0	1	42	58	2.08	1.154										
Gary Lavelle, L ERA: 3.11	(9, 1)	0.1		1	0	0	0	1	0	0	0	0	0	0	3	3	0.00	0.000										

Chicago Cubs @ San Francisco Giants
Candlestick Park, San Francisco, CA
Sat Jul 07 1984, 6:33 AM EDT
Att: 16,662 - Unknown

AB 33
R 2
H 6
RBI 2
BB 4
SO 6
LOB 12



Batter	1	2	3	4	5	6	7	8	9	AB	R	H	RBI	BB	SO	LOB	BOTTOM											
Dan Gladden, R OBP: 0.463, SLG: 0.592	1B		5-3			5-3				5	2	3	1	0	0	0												
Bob Brenly, R OBP: 0.402, SLG: 0.487	F8		4-1					F4		5	0	1	0	0	0	4												
Chili Davis, S OBP: 0.341, SLG: 0.484										3	2	3	0	2	0	0												
Jeffrey Leonard, R OBP: 0.362, SLG: 0.473	FC6-4		F6			FC6-4				5	1	2	2	0	0	4												
Scot Thompson, L OBP: 0.425, SLG: 0.411	1-3									4	0	2	2	1	0	3												
Joel Youngblood, R OBP: 0.347, SLG: 0.369		K								3	1	1	1	1	2	0												
Johnnie LelMaster, R OBP: 0.281, SLG: 0.318										5	1	2	0	0	0	5												
Brad Wellman, R OBP: 0.286, SLG: 0.309										4	0	0	0	0	3	6												
Mike Krukow, R OBP: 0.176, SLG: 0.156 Gary Lavelle, S	F9									3	0	0	1	0	0	4												
Inning Stats	R: 1 E: 0 K: 0 S: 5	H: 2 LOB: 1 BB: 0 P: 5	R: 0 E: 0 K: 2 S: 8	H: 1 LOB: 1 BB: 0 P: 8	R: 0 E: 0 K: 0 S: 4	H: 1 LOB: 1 BB: 0 P: 4	R: 2 E: 1 K: 0 S: 5	H: 2 LOB: 2 BB: 1 P: 10	R: 1 E: 1 K: 1 S: 8	H: 3 LOB: 3 BB: 1 P: 12	R: 0 E: 0 K: 0 S: 4	H: 1 LOB: 2 BB: 1 P: 8	R: 0 E: 0 K: 2 S: 7	H: 0 LOB: 0 BB: 0 P: 7	R: 3 E: 0 K: 0 S: 7	H: 4 LOB: 2 BB: 1 P: 11	1B: 11 2B: 2 3B: 1 HR: 0	SF: 1 SAC: 0 DP: 0 HBP: 1	WP: 0 PB: 0 SB: 3 CS: 1	PA: 43								
PITCHER	IP	WLS	BF	H	R	ER	SO	BB	IBB	HBP	BLK	WP	HR	S	P	ERA	WHIP											
Rick Reuschel, R ERA: 5.47	(1, 1)	3.2	L	19	6	3	1	2	1	0	1	0	0	0	21	26	2.46	1.909										
Chuck Rainey, R ERA: 4.29	(4, 1)	3.1		16	4	1	1	3	2	0	0	0	0	0	20	28	2.70	1.800										
Warren Brusstar, R ERA: 3.82	(8, 1)	1.0		8	4	3	3	0	0	1	0	0	0	0	7	11	27.00	4.000										

Chicago Cubs @ San Francisco Giants
Candlestick Park, San Francisco, CA
Sat Jul 07 1984, 6:33 AM EDT
Att: 16,662 - Unknown

AB 37
R 7
H 14
RBI 7
BB 4
SO 5
LOB 26



Batter	1	2	3	4	5	6	7	8	9	AB	R	H	RBI	BB	SO	LOB	TOP					
Dan Gladden, R OBP: 0.435, SLG: 0.561										4	1	2	0	0	0	1	San Francisco Giants @ Pittsburgh Pirates Three Rivers Stadium, Pittsburgh, PA Thu Jul 12 1984, 7:05 PM EDT Att: 6,295 - Unknown livebaseballscorecards.com					
Bob Brenly, R OBP: 0.401, SLG: 0.479										3	1	1	0	1	1							
Al Oliver, L OBP: 0.333, SLG: 0.358										4	0	1	1	0	1							
Jeffrey Leonard, R OBP: 0.359, SLG: 0.469										4	0	0	0	0	3	2						
Chili Davis, S OBP: 0.338, SLG: 0.478										4	0	1	1	0	1							
Joel Youngblood, R OBP: 0.351, SLG: 0.389										2	1	1	1	2	1							
Manny Trillo, R OBP: 0.279, SLG: 0.453										3	0	0	0	0	2	1						
Scot Thompson, L OBP: 0.415, SLG: 0.400										1	0	0	0	0	0	2						
Johnnie LeMaster, R OBP: 0.279, SLG: 0.312										2	0	0	0	0	1	0						
Dusty Baker Jr., R OBP: 0.403, SLG: 0.340										1	0	0	0	0	0	2						
Bill Laskey, R OBP: 0.119, SLG: 0.075										2	0	0	0	0	2	0						
Gene Richards, L OBP: 0.308, SLG: 0.245										1	0	0	0	0	0	1						
Gary Lavelle, S										0	0	0	0	0	0	0						
Greg Minton, S OBP: 0.143, SLG: 0.077										0	0	0	0	0	0	0						
Steve Nicosia, R OBP: 0.394, SLG: 0.494										1	0	0	0	0	0	2						
Inning Stats	R: 1 E: 0 K: 2 S: 8	H: 1 LOB: 0 BB: 0 P: 8	R: 1 E: 0 K: 3 S: 10	H: 1 LOB: 0 BB: 0 P: 10	R: 0 E: 0 K: 2 S: 8	H: 1 LOB: 1 BB: 0 P: 8	R: 0 E: 0 K: 1 S: 5	H: 0 LOB: 1 BB: 1 P: 9	R: 0 E: 0 K: 1 S: 5	H: 1 LOB: 0 BB: 0 P: 5	R: 1 E: 0 K: 2 S: 8	H: 1 LOB: 1 BB: 1 P: 12	R: 0 E: 1 K: 0 S: 4	H: 0 LOB: 1 BB: 0 P: 4	R: 0 E: 0 K: 1 S: 5	H: 0 LOB: 0 BB: 0 P: 5	R: 0 E: 0 K: 0 S: 4	H: 1 LOB: 2 BB: 1 P: 8	1B: 4 2B: 1 3B: 0 HR: 1	SF: 0 SAC: 1 DP: 0 HBP: 0	WP: 0 PB: 0 SB: 1 CS: 1	PA: 37
PITCHER	IP WLS BF H R ER SO BB IBB HBP BLK WP HR S P ERA WHIP																					
Jose DeLeon, R ERA: 2.83	(1, 1)	8.0 W 33 6 3 3 12 3 0 0 0 0 0 1 54 66 3.38 1.125																				
Kent Tekulve, R ERA: 3.16	(9, 1)	1.0 S 3 0 0 0 0 0 0 0 0 0 0 0 0 3 3 0.00 0.000																				

Batter	1	2	3	4	5	6	7	8	9	AB	R	H	RBI	BB	SO	LOB	BOTTOM			
Marvell Wynne, L OBP: 0.322, SLG: 0.338										3	2	1	0	1	0	0	San Francisco Giants @ Pittsburgh Pirates Three Rivers Stadium, Pittsburgh, PA Thu Jul 12 1984, 7:05 PM EDT Att: 6,295 - Unknown livebaseballscorecards.com			
Lee Mazzilli, S OBP: 0.349, SLG: 0.318										4	1	2	0	0	0					
Doug Frobel, L OBP: 0.239, SLG: 0.333										3	2	2	2	0	0					
Bill Madlock, R OBP: 0.297, SLG: 0.320										3	0	1	1	0	1	2				
Jason Thompson, L OBP: 0.346, SLG: 0.420										3	0	1	1	0	1	2				
Tony Peña, R OBP: 0.334, SLG: 0.422										3	1	1	1	1	0	2				
Johnny Ray, S OBP: 0.352, SLG: 0.387										4	0	2	0	0	0	1				
Lee Lacy, R OBP: 0.347, SLG: 0.435										4	0	1	2	0	0	3				
Dale Berra, R OBP: 0.271, SLG: 0.293										4	0	0	0	0	0	5				
Jose DeLeon, R OBP: 0.086, SLG: 0.088										4	0	0	0	0	0	3				
Kent Tekulve, R ERA: 3.95	(9, 1)									0	0	0	0	0	0	0				
Inning Stats	R: 1 E: 0 K: 0 S: 4	H: 1 LOB: 1 BB: 1 P: 8	R: 0 E: 0 K: 0 S: 4	H: 1 LOB: 1 BB: 0 P: 4	R: 0 E: 0 K: 0 S: 3	H: 0 LOB: 0 BB: 0 P: 3	R: 0 E: 1 K: 0 S: 5	H: 1 LOB: 2 BB: 0 P: 5	R: 3 E: 0 K: 0 S: 6	H: 4 LOB: 1 BB: 0 P: 6	R: 0 E: 1 K: 0 S: 3	H: 0 LOB: 0 BB: 0 P: 3	R: 0 E: 0 K: 0 S: 3	H: 0 LOB: 0 BB: 0 P: 3	R: 2 E: 0 K: 1 S: 8	H: 3 LOB: 2 BB: 1 P: 12	1B: 8 2B: 2 3B: 0 HR: 0	SF: 2 SAC: 0 DP: 0 HBP: 0	WP: 1 PB: 0 SB: 2 CS: 1	PA: 36
PITCHER	IP WLS BF H R ER SO BB IBB HBP BLK WP HR S P ERA WHIP																			
Bill Laskey, R ERA: 3.71	(1, 1)	6.0 L 26 7 4 4 4 0 1 0 0 0 0 0 0 8 12 6.00 1.333																		
Gary Lavelle, L ERA: 3.36	(7, 1)	1.1 7 2 2 2 1 1 0 0 0 0 0 0 8 12 13.50 2.250																		
Greg Minton, R ERA: 3.95	(8, 1)	0.2 3 1 0 0 0 0 0 0 0 0 0 0 0 3 3 0.00 1.500																		

Batter	1	2	3	4	5	6	7	8	9	10	11	12	13	14	15	16	17	18	AB	R	H	RBI	BB	SO	LOB	TOP										
Dan Gladden, R OBP: 0.440, SLG: 0.557 (1.8)	L5					F9		FC3-6 1B		F9	FC6-4 1B			F7		L6			8	0	3	0	0	0	1											
Al Oliver, L OBP: 0.339, SLG: 0.364 (1.3)	1B		F8			G1-4-3 1B		FC3-6 1B		2B	FC6-4 1B			K			K		8	1	4	0	0	2	3											
Joel Youngblood, R OBP: 0.350, SLG: 0.388 (1.5)	F7		4-3			G1-4-3 1-2		FC3-6 1-2 2-3 3-4		1B				F9			L4		8	0	1	1	0	1	5											
Jeffrey Leonard, R OBP: 0.305, SLG: 0.458 (1.7)	FC6-4 1B			K			6-3	1-3						K			F8		7	0	1	1	1	2	2											
Steve Nicotia, R OBP: 0.370, SLG: 0.482 Frank Williams, R OBP: 0.154, SLG: 0.085 Dusty Baker, Jr., R OBP: 0.403, SLG: 0.354 Jeff Cornell, S (18.1)	FC6-4			F8			4-3		4-3 1B 2B		P4		6-3			6-3		F9	6	1	1	0	0	0	4											
Manny Tillo, R OBP: 0.357, SLG: 0.434 (1.4)		6-3		4-3				FC6-4 1B		1-3	F8			F9		F9		F7	8	0	1	0	0	0	4											
John Ribb, R OBP: 0.306, SLG: 0.314 Greg Minton, S OBP: 0.143, SLG: 0.077 Scott Thompson, R OBP: 0.445, SLG: 0.390 Johnnie LeMaster, R OBP: 0.271, SLG: 0.304 (16.6)		6-3			6-3			FC6-4 1-2		4-3				K			K		3	0	0	0	0	0	1											
Brad Weisman, R OBP: 0.287, SLG: 0.308 Chad Davis, S OBP: 0.339, SLG: 0.478 Gary Lavelle, S OBP: 0.321, SLG: 0.253 Gene Richards, L OBP: 0.321, SLG: 0.253 (12.9)		5-3			1-3			1B FC3-6 1B		1B 3H 0-3 1B				K			BB		3	1	1	0	0	0	0											
Atlee Hammaker, S OBP: 0.125, SLG: 0.125 Bob Brenly, R OBP: 0.389, SLG: 0.473 (12.2)			L3		4-3			F8		K				F8		F8		F8	2	0	0	0	0	0	0											
Inning Stats	R: 1 E: 0 K: 0 S: 5	H: 2 LOB: 1 BB: 0 P: 5	R: 0 E: 0 K: 0 S: 3	H: 0 LOB: 0 BB: 0 P: 3	R: 0 E: 0 K: 1 S: 4	H: 1 LOB: 1 BB: 0 P: 4	R: 0 E: 0 K: 0 S: 5	H: 0 LOB: 0 BB: 0 P: 5	R: 0 E: 0 K: 0 S: 3	H: 1 LOB: 0 BB: 0 P: 3	R: 0 E: 0 K: 0 S: 6	H: 1 LOB: 1 BB: 0 P: 4	R: 1 E: 0 K: 0 S: 6	H: 3 LOB: 2 BB: 0 P: 6	R: 0 E: 0 K: 1 S: 7	H: 2 LOB: 1 BB: 0 P: 7	R: 0 E: 0 K: 0 S: 5	H: 2 LOB: 3 BB: 1 P: 9	R: 0 E: 0 K: 2 S: 7	H: 0 LOB: 0 BB: 0 P: 7	R: 0 E: 0 K: 1 S: 6	H: 1 LOB: 1 BB: 0 P: 6	R: 0 E: 0 K: 0 S: 5	H: 0 LOB: 0 BB: 0 P: 5	R: 0 E: 0 K: 1 S: 5	H: 0 LOB: 1 BB: 1 P: 9	R: 0 E: 0 K: 1 S: 5	H: 0 LOB: 0 BB: 0 P: 3	R: 0 E: 0 K: 1 S: 5	H: 0 LOB: 0 BB: 0 P: 3	R: 0 E: 0 K: 0 S: 3	H: 0 LOB: 0 BB: 0 P: 3	1B: 11 2B: 4 3B: 3 HR: 0	SF: 0 SAC: 0 DF: 1 HBP: 0	WP: 0 PB: 0 CS: 0	PA: 70
PITCHER	Larry McWilliams, L ERA: 2.50 Kent Tekulve, R ERA: 3.50 Don Robinson, R ERA: 3.50 Rod Scurry, L ERA: 3.26	IP: 7.1 WLS: 2.2 BF: 29 H: 8 R: 2 ER: 2 SO: 2 BB: 2 IBB: 2 HBP: 2 BLK: 1 WP: 0 HR: 0 S: 31 P: 31 ERA: 2.46 WHIP: 1.091	IP: 8.0 WLS: 2.0 BF: 25 H: 4 R: 1 ER: 1 SO: 1 BB: 1 IBB: 1 HBP: 1 BLK: 0 WP: 0 HR: 0 S: 31 P: 31 ERA: 3.38 WHIP: 1.500	IP: 7.0 WLS: 2.0 BF: 23 H: 3 R: 1 ER: 0 SO: 0 BB: 0 IBB: 0 HBP: 0 BLK: 0 WP: 0 HR: 0 S: 40 P: 44 ERA: 0.00 WHIP: 0.571	IP: 1.0 WLS: 0.0 BF: 3 H: 0 R: 0 ER: 0 SO: 0 BB: 0 IBB: 0 HBP: 0 BLK: 0 WP: 0 HR: 0 S: 3 P: 3 ERA: 0.00 WHIP: 0.000	PITCHER	IP: 7.1 WLS: 2.2 BF: 29 H: 8 R: 2 ER: 2 SO: 2 BB: 2 IBB: 2 HBP: 2 BLK: 1 WP: 0 HR: 0 S: 31 P: 31 ERA: 2.46 WHIP: 1.091	IP: 8.0 WLS: 2.0 BF: 25 H: 4 R: 1 ER: 1 SO: 1 BB: 1 IBB: 1 HBP: 1 BLK: 0 WP: 0 HR: 0 S: 31 P: 31 ERA: 3.38 WHIP: 1.500	IP: 7.0 WLS: 2.0 BF: 23 H: 3 R: 1 ER: 0 SO: 0 BB: 0 IBB: 0 HBP: 0 BLK: 0 WP: 0 HR: 0 S: 40 P: 44 ERA: 0.00 WHIP: 0.571	IP: 1.0 WLS: 0.0 BF: 3 H: 0 R: 0 ER: 0 SO: 0 BB: 0 IBB: 0 HBP: 0 BLK: 0 WP: 0 HR: 0 S: 3 P: 3 ERA: 0.00 WHIP: 0.000	PITCHER	IP: 7.1 WLS: 2.2 BF: 29 H: 8 R: 2 ER: 2 SO: 2 BB: 2 IBB: 2 HBP: 2 BLK: 1 WP: 0 HR: 0 S: 31 P: 31 ERA: 2.46 WHIP: 1.091	IP: 8.0 WLS: 2.0 BF: 25 H: 4 R: 1 ER: 1 SO: 1 BB: 1 IBB: 1 HBP: 1 BLK: 0 WP: 0 HR: 0 S: 31 P: 31 ERA: 3.38 WHIP: 1.500	IP: 7.0 WLS: 2.0 BF: 23 H: 3 R: 1 ER: 0 SO: 0 BB: 0 IBB: 0 HBP: 0 BLK: 0 WP: 0 HR: 0 S: 40 P: 44 ERA: 0.00 WHIP: 0.571	IP: 1.0 WLS: 0.0 BF: 3 H: 0 R: 0 ER: 0 SO: 0 BB: 0 IBB: 0 HBP: 0 BLK: 0 WP: 0 HR: 0 S: 3 P: 3 ERA: 0.00 WHIP: 0.000																					

San Francisco Giants @ Pittsburgh Pirates
 Three Rivers Stadium, Pittsburgh, PA
 Fri Jul 13 1984, 7:05 PM EDT
 Att: 22,167 - Unknown

AB 68
 R 3
 H 15
 RBI 3
 BB 2
 SO 10
 LOB 25



Batter	1	2	3	4	5	6	7	8	9	10	11	12	13	14	15	16	17	18	AB	R	H	RBI	BB	SO	LOB	BOTTOM										
Lee Lacy, R OBP: 0.344, SLG: 0.431 (11.7)	F8	FC5-4			1B SH1-4 1B	FC6-4		1-3			SH5-4			K			K		7	1	1	0	0	2	6											
Ron Wotus, R OBP: 0.192, SLG: 0.100 Bill Madlock, R OBP: 0.298, SLG: 0.316 (12.5)	F9		P4		SH1-4		E6				6-3 IBB			G4-6-3			K		3	0	0	0	1	0	0											
Tony Peña, R OBP: 0.339, SLG: 0.426 (11.2)	2B		5-3		1B SF7 1B		FC4-2 2B 1B				6-3			F7			K		8	2	3	0	1	1	4											
Jason Thompson, L OBP: 0.347, SLG: 0.414 (11.8)	BB		K		1B		FC4-2 2B 1B				4-3			F7			F7		8	0	2	2	1	1	5											
Jim Morrison, R OBP: 0.243, SLG: 0.343 (12.4)	P3				SF7						F7			F7			F9		4	0	2	2	0	0	3											
Johnny Ray, S OBP: 0.354, SLG: 0.391 (13.4)				2B							F7			F9			FC1-4 2B		3	0	1	0	0	0	0											
Brian Harper, R OBP: 0.239, SLG: 0.175 Amos Otis, R OBP: 0.223, SLG: 0.217 Don Robinson, R OBP: 0.429, SLG: 0.500 Benny Distefano, L OBP: 0.295, SLG: 0.373 Rod Scurry, L (18.1)	F9			K	G3		6-3				6-3			5-3			1-3		3	0	0	0	0	1	2											
Dale Berra, R OBP: 0.270, SLG: 0.290 (11.6)	E4 1B						F7				G6-4-3 1B			6-3			K		7	0	1	0	1	1	5											
Marvell Wynne, L OBP: 0.319, SLG: 0.337 (11.8)	6-3				F8						6-3					G3		F7	8	0	2	0	0	0	5											
Larry McWilliams, L OBP: 0.162 Kent Tekulve, R OBP: 0.254, SLG: 0.333 Lee Mazzilli, S OBP: 0.376, SLG: 0.352 (14.7)	FC5-4 1B				K		FC8-6 1B				1-3			6-3 SH5-4 BB			FC4-6-3 IBB		3	0	1	0	0	1	3											
Inning Stats	R: 0 E: 0 K: 0 S: 4	H: 1 LOB: 2 BB: 1 P: 8	R: 0 E: 0 K: 0 S: 5	H: 2 LOB: 2 BB: 0 P: 5	R: 0 E: 0 K: 1 S: 5	H: 0 LOB: 0 BB: 1 P: 5	R: 0 E: 0 K: 0 S: 8	H: 1 LOB: 2 BB: 1 P: 12	R: 2 E: 0 K: 0 S: 6	H: 3 LOB: 1 BB: 0 P: 6	R: 0 E: 0 K: 0 S: 4	H: 1 LOB: 1 BB: 0 P: 4	R: 0 E: 0 K: 0 S: 6	H: 2 LOB: 2 BB: 0 P: 6	R: 1 E: 1 K: 0 S: 6	H: 2 LOB: 2 BB: 0 P: 6	R: 0 E: 0 K: 0 S: 3	H: 0 LOB: 0 BB: 0 P: 7	R: 0 E: 0 K: 0 S: 3	H: 1 LOB: 0 BB: 0 P: 3	R: 0 E: 0 K: 0 S: 3	H: 0 LOB: 0 BB: 0 P: 3	R: 0 E: 0 K: 1 S: 5	H: 1 LOB: 1 BB: 0 P: 9	R: 0 E: 0 K: 0 S: 3	H: 0 LOB: 0 BB: 0 P: 5	R: 0 E: 0 K: 1 S: 10	H: 1 LOB: 1 BB: 1 P: 10	R: 0 E: 0 K: 0 S: 4	H: 1 LOB: 2 BB: 1 P: 8	R: 1 E: 0 K: 0 S: 3	H: 2 LOB: 3 BB: 2 P: 11	1B: 10 2B: 6 3B: 0 HR: 0	SF: 1 SAC: 3 DF: 2 HBP: 0	WP: 0 PB: 0 CS: 0	PA: 76
PITCHER	Atlee Hammaker, L ERA: 2.50 Greg Minton, R ERA: 3.84 Gary Lavelle, L ERA: 3.19 Frank Williams, R ERA: 3.07 Jeff Cornell, R ERA: 4.94	IP: 28 WLS: 6.0 BF: 28 H: 8 R: 2 ER: 2 SO: 2 BB: 2 IBB: 2 HBP: 2 BLK: 1 WP: 0 HR: 0 S: 32 P: 40 ERA: 3.00 WHIP: 1.500	IP: 9.0 WLS: 2.0 BF: 29 H: 2 R: 1 ER: 0 SO: 0 BB: 0 IBB: 0 HBP: 0 BLK: 0 WP: 0 HR: 0 S: 9 P: 9 ERA: 0.00 WHIP: 1.000	IP: 9.0 WLS: 2.0 BF: 29 H: 2 R: 1 ER: 0 SO: 0 BB: 0 IBB: 0 HBP: 0 BLK: 0 WP: 0 HR: 0 S: 9 P: 9 ERA: 0.00 WHIP: 1.000	IP: 3.0 WLS: 0.0 BF: 12 H: 3 R: 0 ER: 0 SO: 0 BB: 0 IBB: 0 HBP: 0 BLK: 0 WP: 0 HR: 0 S: 30 P: 38 ERA: 0.00 WHIP: 0.500	IP: 0.1 WLS: 0.0 BF: 5 H: 2 R: 1 ER: 1 SO: 0 BB: 0 IBB: 0 HBP: 0 BLK: 0 WP: 0 HR: 0 S: 11 P: 11 ERA: 27.00 WHIP: 6.000	PITCHER	IP: 28 WLS: 6.0 BF: 28 H: 8 R: 2 ER: 2 SO: 2 BB: 2 IBB: 2 HBP: 2 BLK: 1 WP: 0 HR: 0 S: 32 P: 40 ERA: 3.00 WHIP: 1.500	IP: 9.0 WLS: 2.0 BF: 29 H: 2 R: 1 ER: 0 SO: 0 BB: 0 IBB: 0 HBP: 0 BLK: 0 WP: 0 HR: 0 S: 9 P: 9 ERA: 0.00 WHIP: 1.000	IP: 9.0 WLS: 2.0 BF: 29 H: 2 R: 1 ER: 0 SO: 0 BB: 0 IBB: 0 HBP: 0 BLK: 0 WP: 0 HR: 0 S: 9 P: 9 ERA: 0.00 WHIP: 1.000	IP: 3.0 WLS: 0.0 BF: 12 H: 3 R: 0 ER: 0 SO: 0 BB: 0 IBB: 0 HBP: 0 BLK: 0 WP: 0 HR: 0 S: 30 P: 38 ERA: 0.00 WHIP: 0.500	IP: 0.1 WLS: 0.0 BF: 5 H: 2 R: 1 ER: 1 SO: 0 BB: 0 IBB: 0 HBP: 0 BLK: 0 WP: 0 HR: 0 S: 11 P: 11 ERA: 27.00 WHIP: 6.000	PITCHER	IP: 28 WLS: 6.0 BF: 28 H: 8 R: 2 ER: 2 SO: 2 BB: 2 IBB: 2 HBP: 2 BLK: 1 WP: 0 HR: 0 S: 32 P: 40 ERA: 3.00 WHIP: 1.500	IP: 9.0 WLS: 2.0 BF: 29 H: 2 R: 1 ER: 0 SO: 0 BB: 0 IBB: 0 HBP: 0 BLK: 0 WP: 0 HR: 0 S: 9 P: 9 ERA: 0.00 WHIP: 1.000	IP: 9.0 WLS: 2.0 BF: 29 H: 2 R: 1 ER: 0 SO: 0 BB: 0 IBB: 0 HBP: 0 BLK: 0 WP: 0 HR: 0 S: 9 P: 9 ERA: 0.00 WHIP: 1.000	IP: 3.0 WLS: 0.0 BF: 12 H: 3 R: 0 ER: 0 SO: 0 BB: 0 IBB: 0 HBP: 0 BLK: 0 WP: 0 HR: 0 S: 30 P: 38 ERA: 0.00 WHIP: 0.500	IP: 0.1 WLS: 0.0 BF: 5 H: 2 R: 1 ER: 1 SO: 0 BB: 0 IBB: 0 HBP: 0 BLK: 0 WP: 0 HR: 0 S: 11 P: 11 ERA: 27.00 WHIP: 6.000	PITCHER	IP: 28 WLS: 6.0 BF: 28 H: 8 R: 2 ER: 2 SO: 2 BB: 2 IBB: 2 HBP: 2 BLK: 1 WP: 0 HR: 0 S: 32 P: 40 ERA: 3.00 WHIP: 1.500	IP: 9.0 WLS: 2.0 BF: 29 H: 2 R: 1 ER: 0 SO: 0 BB: 0 IBB: 0 HBP: 0 BLK: 0 WP: 0 HR: 0 S: 9 P: 9 ERA: 0.00 WHIP: 1.000	IP: 9.0 WLS: 2.0 BF: 29 H: 2 R: 1 ER: 0 SO: 0 BB: 0 IBB: 0 HBP: 0 BLK: 0 WP: 0 HR: 0 S: 9 P: 9 ERA: 0.00 WHIP: 1.000	IP: 3.0 WLS: 0.0 BF: 12 H: 3 R: 0 ER: 0 SO: 0 BB: 0 IBB: 0 HBP: 0 BLK: 0 WP: 0 HR: 0 S: 30 P: 38 ERA: 0.00 WHIP: 0.500	IP: 0.1 WLS: 0.0 BF: 5 H: 2 R: 1 ER: 1 SO: 0 BB: 0 IBB: 0 HBP: 0 BLK: 0 WP: 0 HR: 0 S: 11 P: 11 ERA: 27.00 WHIP: 6.000	PITCHER	IP: 28 WLS: 6.0 BF: 28 H: 8 R: 2 ER: 2 SO: 2 BB: 2 IBB: 2 HBP: 2 BLK: 1 WP: 0 HR: 0 S: 32 P: 40 ERA: 3.00 WHIP: 1.500	IP: 9.0 WLS: 2.0 BF: 29 H: 2 R: 1 ER: 0 SO: 0 BB: 0 IBB: 0 HBP: 0 BLK: 0 WP: 0 HR: 0 S: 9 P: 9 ERA: 0.00 WHIP: 1.000	IP: 9.0 WLS: 2.0 BF: 29 H: 2 R: 1 ER: 0 SO: 0 BB: 0 IBB: 0 HBP: 0 BLK: 0 WP: 0 HR: 0 S: 9 P: 9 ERA: 0.00 WHIP: 1.000	IP: 3.0 WLS: 0.0 BF: 12 H: 3 R: 0 ER: 0 SO: 0 BB: 0 IBB: 0 HBP: 0 BLK: 0 WP: 0 HR: 0 S: 30 P: 38 ERA: 0.00 WHIP: 0.500	IP: 0.1 WLS: 0.0 BF: 5 H: 2 R: 1 ER: 1 SO: 0 BB: 0 IBB: 0 HBP: 0 BLK: 0 WP: 0 HR: 0 S: 11 P: 11 ERA: 27.00 WHIP: 6.000						

San Francisco Giants @ Pittsburgh Pirates
 Three Rivers Stadium, Pittsburgh, PA
 Fri Jul 13 1984, 7:05 PM EDT
 Att: 22,167 - Unknown

AB 63
 R 4
 H 16
 RBI 4
 BB 9
 SO 8
 LOB 38



Batter	1	2	3	4	5	6	7	8	9	AB	R	H	RBI	BB	SO	LOB	TOP				
Chili Davis, S OBP: 0.338, SLG: 0.485										4	1	1	1	0	0	0	San Francisco Giants @ Pittsburgh Pirates Three Rivers Stadium, Pittsburgh, PA Sat Jul 14 1984, 3:33 AM EDT Att: 9,001 - Unknown				
Bob Brenly, R OBP: 0.393, SLG: 0.466										4	0	0	0	0	1	0					
Dusty Baker Jr., R OBP: 0.391, SLG: 0.340										4	0	0	0	0	1	0					
Jeffrey Leonard, R OBP: 0.357, SLG: 0.462										4	1	2	0	0	0	0					
Al Oliver, L OBP: 0.338, SLG: 0.362										4	0	1	0	0	1	1					
Joel Youngblood, R OBP: 0.353, SLG: 0.387										1	0	0	0	2	0	0					
Manny Trillo, R OBP: 0.357, SLG: 0.435										2	0	1	1	0	0	0					
Johnnie LeMaster, R OBP: 0.270, SLG: 0.301										3	0	0	0	0	1	4					
Mark Davis, L OBP: 0.182, SLG: 0.194										2	0	0	0	0	2	2					
Jeff Cornell, S (6, 1)										0	0	0	0	0	0	0					
Duane Kuiper, L OBP: 0.238, SLG: 0.171										1	0	0	0	0	0	0					
Bob Lacey, R (8, 1)										0	0	0	0	0	0	0					
Inning Stats	R: 1 E: 0 K: 1 S: 6	H: 1 LOB: 0 BB: 6	R: 0 E: 0 K: 2 S: 8	H: 1 LOB: 2 BB: 1 P: 12	R: 0 E: 0 K: 0 S: 3	H: 0 LOB: 0 BB: 0 P: 3	R: 0 E: 0 K: 0 S: 3	H: 0 LOB: 0 BB: 0 P: 3	R: 0 E: 0 K: 1 S: 5	H: 0 LOB: 0 BB: 0 P: 5	R: 0 E: 0 K: 0 S: 3	H: 2 LOB: 1 BB: 1 P: 10	R: 0 E: 0 K: 1 S: 5	H: 0 LOB: 0 BB: 0 P: 5	R: 0 E: 0 K: 0 S: 3	H: 1 LOB: 0 BB: 0 P: 3	1B: 3 2B: 1 3B: 0 HR: 1	SF: 1 SAC: 0 DP: 1 HBP: 0	WP: 0 PB: 0 SB: 0 CS: 0	PA: 32	
PITCHER Rick Rhoden, R ERA: 3.12	IP: 9.0 WLS: W BF: 32	H: 5 R: 2 ER: 2 SO: 6	BB: 2 IBB: 0 HBP: 0 BLK: 0	WP: 0 HR: 1 S: 42 P: 50	ERA: 2.00 WHIP: 0.778											ERA: 3.12					

Batter	1	2	3	4	5	6	7	8	9	AB	R	H	RBI	BB	SO	LOB	BOTTOM			
Marvell Wynne, L OBP: 0.316, SLG: 0.333										4	0	0	0	0	2	0	San Francisco Giants @ Pittsburgh Pirates Three Rivers Stadium, Pittsburgh, PA Sat Jul 14 1984, 3:33 AM EDT Att: 9,001 - Unknown			
Lee Lacy, R OBP: 0.339, SLG: 0.425										3	0	0	0	0	0	0				
Doug Frobel, L OBP: 0.248, SLG: 0.338										1	0	1	0	0	0	0				
Tony Peña, R OBP: 0.344, SLG: 0.433										4	2	3	0	0	0	0				
Bill Madlock, R OBP: 0.301, SLG: 0.331										3	2	2	1	0	0	1				
Benny Distefano, L OBP: 0.258, SLG: 0.367										1	0	0	0	0	0	1				
Jim Morrison, R OBP: 0.252, SLG: 0.379										4	1	2	4	0	0	0				
Johnny Ray, S OBP: 0.356, SLG: 0.389										2	0	0	0	1	0	1				
Brian Harper, R OBP: 0.220, SLG: 0.159										4	0	0	0	0	0	4				
Dale Berra, R OBP: 0.270, SLG: 0.301										3	1	1	1	0	0	1				
Rick Rhoden, R OBP: 0.233, SLG: 0.268										3	0	0	0	0	0	0				
Inning Stats	R: 2 E: 1 K: 0 S: 6	H: 3 LOB: 2 BB: 0 P: 7	R: 0 E: 0 K: 0 S: 3	H: 0 LOB: 0 BB: 0 P: 3	R: 0 E: 0 K: 0 S: 3	H: 0 LOB: 0 BB: 0 P: 3	R: 0 E: 0 K: 0 S: 3	H: 0 LOB: 0 BB: 0 P: 3	R: 1 E: 0 K: 1 S: 6	H: 1 LOB: 0 BB: 0 P: 6	R: 2 E: 0 K: 0 S: 5	H: 2 LOB: 1 BB: 1 P: 9	R: 0 E: 0 K: 1 S: 5	H: 1 LOB: 0 BB: 0 P: 5	R: 1 E: 1 K: 0 S: 5	H: 1 LOB: 1 BB: 0 P: 5	1B: 4 2B: 2 3B: 0 HR: 3	SF: 0 SAC: 0 DP: 0 HBP: 1	WP: 0 PB: 0 SB: 0 CS: 2	PA: 35
PITCHER Mark Davis, L ERA: 5.04	IP: 5.1 WLS: L	BF: 24	H: 7 R: 5 ER: 5 SO: 1	BB: 1 IBB: 0 HBP: 1 BLK: 0	WP: 0 HR: 3 S: 24 P: 29	ERA: 8.44 WHIP: 1.500											ERA: 5.04			
Jeff Cornell, R ERA: 4.66	IP: 1.2	BF: 5	H: 1 R: 0 ER: 0 SO: 1	BB: 0 IBB: 0 HBP: 0 BLK: 0	WP: 0 HR: 0 S: 7 P: 7	ERA: 0.00 WHIP: 0.600											ERA: 4.66			
Bob Lacey, L ERA:	IP: 1.0	BF: 5	H: 1 R: 1 ER: 0 SO: 0	BB: 0 IBB: 0 HBP: 0 BLK: 0	WP: 0 HR: 0 S: 5 P: 5	ERA: 0.00 WHIP: 1.000											ERA:			

Batter	1	2	3	4	5	6	7	8	9	AB	R	H	RBI	BB	SO	LOB	TOP			
Johnnie LeMaster, R OBP: 0.267, SLG: 0.297 (1, 6)	F9		4-3		F9			F8		4	0	0	0	0	0	0	San Francisco Giants @ Pittsburgh Pirates Three Rivers Stadium, Pittsburgh, PA Sun Jul 15 1984, 3:33 AM EDT Att: 13,078 - Unknown livebaseballscores.com			
Manny Trillo, R OBP: 0.348, SLG: 0.423 (1, 4)	F8		F7			5-3			F8	4	0	0	0	0	0					
Dusty Baker Jr., R OBP: 0.379, SLG: 0.327 (1, 9)	4-3			G1-6-3		1-3			6-3	4	0	0	0	0	0					
Jeffrey Leonard, R OBP: 0.356, SLG: 0.459 (1, 8)		FC5-4 1B		F8		F8			5-3	4	0	1	0	0	0					
Bob Brently, R OBP: 0.389, SLG: 0.460 (1, 3)		FC5-4 SF9		F8			F3			3	1	0	0	0	0					
Joel Youngblood, R OBP: 0.353, SLG: 0.386 (1, 5)		E4			F7 HR		L6			3	1	1	0	0	0					
Steve Nicosia, R OBP: 0.358, SLG: 0.471 (1, 2)		SF9			F7			4-3		2	0	0	1	0	0					
John Rabb, R OBP: 0.310, SLG: 0.395 (1, 7)		4-3			HR			K		3	1	1	2	0	1					
Jeff Robinson, R OBP: 0.103, SLG: 0.079 Jeff Cornell, S (5, 1)			P4		K			4-3		2	0	0	0	0	1					
Mike Krukow, R OBP: 0.162, SLG: 0.143 Bob Lacey, R (8, 1)										0	0	0	0	0	0					
Inning Stats	R: 0 E: 0 K: 0 S: 3	H: 0 LOB: 0 BB: 0 P: 3	R: 1 E: 1 K: 0 S: 5	H: 1 LOB: 1 BB: 0 P: 5	R: 0 E: 0 K: 0 S: 3	H: 0 LOB: 0 BB: 0 P: 3	R: 0 E: 0 K: 0 S: 3	H: 0 LOB: 0 BB: 0 P: 3	R: 2 E: 0 K: 1 S: 7	H: 2 LOB: 2 BB: 0 P: 7	R: 0 E: 0 K: 0 S: 3	H: 0 LOB: 0 BB: 0 P: 3	R: 0 E: 0 K: 0 S: 3	H: 0 LOB: 0 BB: 0 P: 3	R: 0 E: 0 K: 0 S: 5	H: 0 LOB: 0 BB: 0 P: 5	1B: 2 2B: 0 3B: 0 HR: 1	SF: 1 SAC: 0 DP: 0 HBP: 0	WP: 0 PB: 0 SB: 0 CS: 0	PA: 31
PITCHER John Tudor, L ERA: 3.38 (1, 1)	IP: 9.0 WLS: W BF: 31 H: 3 R: 3 ER: 2 SO: 2 BB: 0 IBB: 0 HBP: 0 BLK: 0 WP: 0 HR: 1 S: 35 P: 35 ERA: 2.00 WHIP: 0.333																			

Batter	1	2	3	4	5	6	7	8	9	AB	R	H	RBI	BB	SO	LOB	BOTTOM			
Marvell Wynne, L OBP: 0.317, SLG: 0.342 (1, 8)	G3	P4								5	2	2	0	0	0	3	San Francisco Giants @ Pittsburgh Pirates Three Rivers Stadium, Pittsburgh, PA Sun Jul 15 1984, 3:33 AM EDT Att: 13,078 - Unknown livebaseballscores.com			
Lee Mazzilli, S OBP: 0.376, SLG: 0.373 (1, 7)			F8		2B 1B	K		1B 3B		4	2	2	2	1	1	0				
Bill Madlock, R OBP: 0.311, SLG: 0.344 (1, 5)				BB	1B			1B		5	2	5	2	0	0	0				
Jason Thompson, L OBP: 0.348, SLG: 0.412 (1, 3)				BB	2B	G4-6-3 1B		1B		4	0	1	0	1	0	5				
Tony Peña, R OBP: 0.346, SLG: 0.434 (1, 2)		G6-4-3 1B	G6-4-3 BB		HR 1B			F8		4	1	2	3	0	0	2				
Johnny Ray, S OBP: 0.351, SLG: 0.383 (1, 4)	G6-4-3 1-2			4-3	F9			F8		4	0	0	0	0	0	3				
Doug Frobel, L OBP: 0.255, SLG: 0.370 (1, 9)				F8	HR			K2-3		4	1	2	2	0	1	0				
Dale Berra, R OBP: 0.270, SLG: 0.300 (1, 6)		5-3		K	FC5 1B			4-3		4	0	1	0	0	1	1				
John Tudor, L OBP: 0.302, SLG: 0.310 (1, 1)								F8		4	1	2	0	0	1	1				
Inning Stats	R: 2 E: 0 K: 0 S: 6	H: 4 LOB: 1 BB: 0 P: 6	R: 0 E: 0 K: 1 S: 6	H: 1 LOB: 1 BB: 0 P: 6	R: 0 E: 0 K: 1 S: 5	H: 0 LOB: 0 BB: 0 P: 5	R: 0 E: 0 K: 1 S: 5	H: 0 LOB: 0 BB: 0 P: 5	R: 1 E: 0 K: 0 S: 6	H: 3 LOB: 2 BB: 0 P: 6	R: 0 E: 0 K: 0 S: 5	H: 0 LOB: 0 BB: 0 P: 5	R: 0 E: 0 K: 0 S: 5	H: 0 LOB: 0 BB: 0 P: 5	R: 1 E: 0 K: 0 S: 6	H: 3 LOB: 2 BB: 0 P: 6		1B: 11 2B: 3 3B: 1 HR: 2	SF: 0 SAC: 0 DP: 3 HBP: 0	WP: 0 PB: 0 SB: 0 CS: 0
PITCHER Jeff Robinson, R ERA: 4.4 Jeff Cornell, R ERA: 5.06 Bob Lacey, L ERA: 3.38 (1, 1)	IP: 4.0 WLS: L BF: 20 H: 8 R: 5 ER: 5 SO: 2 BB: 2 IBB: 0 HBP: 0 BLK: 0 WP: 0 HR: 1 S: 22 P: 30 ERA: 11.25 WHIP: 2.500																			

Batter	1	2	3	4	5	6	7	8	9	AB	R	H	RBI	BB	SO	LOB	TOP										
Brad Wellman, R OBP: 0.291, SLG: 0.306 (1, 6)										4	2	1	0	1	0	1	San Francisco Giants @ St. Louis Cardinals Busch Stadium, St. Louis, MO Mon Jul 16 1984, 7:05 PM CDT Att: 24,197 - Unknown										
Manny Trillo, R OBP: 0.349, SLG: 0.418 (1, 4)										4	2	1	0	1	0	2											
Dusty Baker Jr., R OBP: 0.387, SLG: 0.348 (1, 9)										5	3	3	1	0	0	3											
Jeffrey Leonard, R OBP: 0.359, SLG: 0.465 (1, 8)										5	0	3	3	0	0	1											
Scot Thompson, L OBP: 0.409, SLG: 0.400 (1, 3)										3	0	1	1	1	0	1											
Bob Brenly, R OBP: 0.389, SLG: 0.458 (1, 2)										3	0	1	1	1	0	1											
Joel Youngblood, R OBP: 0.349, SLG: 0.381 (1, 5)										4	0	0	1	0	0	5											
John Rabb, R OBP: 0.304, SLG: 0.405 (1, 7)										4	0	1	0	0	0	2											
Bill Laskey, R OBP: 0.111, SLG: 0.070 Bob Lacey, R (6, 1)										3	0	0	0	0	1	1											
Frank Williams, R OBP: 0.143, SLG: 0.077 Gary Lavelle, S (8, 1)										0	0	0	0	0	0	0											
Greg Minton, S OBP: 0.143, SLG: 0.077 (8, 1)										1	0	0	0	0	0	0											
Inning Stats	R: 2 E: 0 K: 0 S: 4	H: 1 LOB: 2 BB: 3 P: 16	R: 0 E: 0 K: 0 S: 4	H: 1 LOB: 1 BB: 0 P: 4	R: 1 E: 0 K: 0 S: 5	H: 2 LOB: 1 BB: 0 P: 5	R: 3 E: 1 K: 1 S: 9	H: 3 LOB: 1 BB: 0 P: 9	R: 0 E: 0 K: 0 S: 3	H: 0 LOB: 0 BB: 0 P: 3	R: 0 E: 0 K: 0 S: 3	H: 0 LOB: 0 BB: 0 P: 3	R: 1 E: 0 K: 0 S: 5	H: 2 LOB: 2 BB: 1 P: 9	R: 0 E: 0 K: 0 S: 4	H: 1 LOB: 1 BB: 0 P: 4	R: 0 E: 0 K: 0 S: 3	H: 1 LOB: 0 BB: 0 P: 3	1B: 7 2B: 4 3B: 0 HR: 0	SF: 1 SAC: 1 DP: 0 HBP: 0	WP: 0 PB: 0 SB: 1 CS: 1	PA: 43					
PITCHER	IP	WLS	BF	H	R	ER	SO	BB	IBB	HBP	BLK	WP	HR	S	P	ERA	WHIP										
Rick Ownbey, R ERA: 6.48 (1, 1)	3.2	L	22	7	6	3	1	3	0	0	0	0	0	21	33	7.36	2.727										
Neil Allen, R ERA: 3.91 (4, 1)	0.1		1	0	0	0	0	0	0	0	0	0	0	1	1	0.00	0.000										
Jeff Lahti, R ERA: 3.21 (5, 1)	2.0		6	0	0	0	0	0	0	0	0	0	0	6	6	0.00	0.000										
Dave Vonohlen, L ERA: 1.47 (7, 1)	2.0		10	3	1	1	0	0	1	0	0	0	0	9	13	4.50	1.500										
Bruce Sutter, R ERA: 1.6 (9, 1)	1.0		3	1	0	0	0	0	0	0	0	0	0	3	3	0.00	1.000										

Batter	1	2	3	4	5	6	7	8	9	AB	R	H	RBI	BB	SO	LOB	BOTTOM										
Lonnie Smith, R OBP: 0.366, SLG: 0.368 (1, 7)										3	2	2	1	1	0	0	San Francisco Giants @ St. Louis Cardinals Busch Stadium, St. Louis, MO Mon Jul 16 1984, 7:05 PM CDT Att: 24,197 - Unknown										
Andy Van Slyke, L OBP: 0.347, SLG: 0.332 (1, 5)										4	0	0	1	1	2	6											
Tom Herr, S OBP: 0.333, SLG: 0.337 (1, 4)										5	1	2	1	0	0	1											
Darrell Porter, L OBP: 0.353, SLG: 0.398 (1, 2)										3	0	0	1	1	0	3											
George Hendrick, R OBP: 0.303, SLG: 0.362 (1, 9)										4	1	1	0	1	0	1											
Mike Jorgensen, L OBP: 0.338, SLG: 0.328 (1, 3)										4	0	2	0	0	1	1											
Art Howe, R OBP: 0.298, SLG: 0.263 (8, FH)										1	0	0	0	0	0	3											
Bruce Sutter, R (9, 1)										0	0	0	0	0	0	0											
David Green, R OBP: 0.306, SLG: 0.367 (1, 8)										5	1	2	0	0	0	4											
Chris Speier, R OBP: 0.215, SLG: 0.230 (1, 6)										4	1	1	0	0	1	2											
Rick Ownbey, R OBP: 0.207, SLG: 0.333 (4, PH)										1	0	0	0	0	1	3											
Neil Allen, R OBP: 0.207, SLG: 0.333 (4, PH)										0	0	0	0	0	0	0											
Mark Salas, R OBP: 0.198, SLG: 0.198 (5, PH)										0	0	0	0	0	0	1											
Jeff Lahti, R OBP: 0.198, SLG: 0.198 (5, PH)										0	0	0	0	0	0	0											
Steve Braun, L OBP: 0.198, SLG: 0.198 (5, PH)										0	0	0	0	0	0	0											
Steve Braun, L OBP: 0.198, SLG: 0.198 (5, PH)										0	0	0	0	0	0	0											
Dave Vonohlen, L OBP: 0.198, SLG: 0.198 (7, 1)										0	0	0	0	0	0	0											
Tito Landrum, R OBP: 0.198, SLG: 0.198 (8, 1)										2	0	0	0	0	1	1											
Inning Stats	R: 0 E: 0 K: 0 S: 3	H: 0 LOB: 1 BB: 1 P: 7	R: 1 E: 0 K: 2 S: 9	H: 2 LOB: 3 BB: 0 P: 11	R: 0 E: 0 K: 0 S: 3	H: 0 LOB: 0 BB: 0 P: 3	R: 0 E: 0 K: 1 S: 6	H: 1 LOB: 1 BB: 0 P: 6	R: 2 E: 0 K: 0 S: 6	H: 2 LOB: 1 BB: 0 P: 6	R: 1 E: 0 K: 1 S: 7	H: 2 LOB: 1 BB: 0 P: 7	R: 0 E: 0 K: 0 S: 4	H: 1 LOB: 2 BB: 1 P: 8	R: 2 E: 1 K: 1 S: 8	H: 2 LOB: 3 BB: 2 P: 16	R: 0 E: 0 K: 1 S: 5	H: 0 LOB: 0 BB: 0 P: 5	1B: 7 2B: 3 3B: 0 HR: 0	SF: 1 SAC: 0 DP: 0 HBP: 2	WP: 1 PB: 0 SB: 1 CS: 0	PA: 45					
PITCHER	IP	WLS	BF	H	R	ER	SO	BB	IBB	HBP	BLK	WP	HR	S	P	ERA	WHIP										
Bill Laskey, R ERA: 3.76 (1, 1)	5.2	W	28	7	4	3	3	1	0	2	0	0	0	4	8	0.00	1.500										
Bob Lacey, L ERA: 2.7 (6, 1)	0.2		3	0	0	0	1	1	0	0	0	0	0	4	8	0.00	1.500										
Frank Williams, R ERA: 3.88 (7, 1)	1.0		7	2	2	2	1	1	0	0	0	1	0	8	12	18.00	3.000										
Gary Lavelle, L ERA: 3.17 (8, 1)	0.1	S	3	1	0	0	0	1	0	0	0	0	0	2	6	0.00	6.000										
Greg Minton, R ERA: 3.76 (8, 1)	1.1		4	0	0	0	1	0	0	0	0	0	0	6	6	0.00	0.000										



Batter	1	2	3	4	5	6	7	8	9	AB	R	H	RBI	BB	SO	LOB	TOP										
Gene Richards, L (1, 7) OBP: 0.327, SLG: 0.263 Dan Gladden, R (8, FH) OBP: 0.434, SLG: 0.549	4-3		G6-4-3 1B	S 1B	4-3	4-3		6-3		4	0	2	0	0	0	0	San Francisco Giants @ St. Louis Cardinals Busch Stadium, St. Louis, MO Tue Jul 17 1984, 7:05 PM CDT Att: 20,368 - Unknown livebaseballscorecards.com										
Manny Trillo, R (1, 4) OBP: 0.351, SLG: 0.413	HBP		K	F7	5-3			G5-3 1B	4	0	1	0	0	1	3												
Dusty Baker Jr., R (1, 9) OBP: 0.380, SLG: 0.342	F9		G6-4-3		K			1B G5-3 1B	5	0	1	0	0	1	3												
Jeffrey Leonard, R (1, 8) OBP: 0.363, SLG: 0.465	K			S 1B BB	1B 1B			G5-3 1B	4	2	2	0	1	1	3												
Scott Thompson, L (1, 3)		S BB		1B 2B 1B	1B 2B 1B			FC4-6 1B	4	2	3	1	1	0	1												
Bob Brenly, R (1, 2) OBP: 0.386, SLG: 0.453	6-3			F9	2B 1B			FC6-4 1B	5	1	1	1	0	0	5												
Joel Youngblood, R (1, 5)	F9			2B 1B	2B 1B			G5-4-3	4	1	3	2	0	0	1												
Brad Wellman, R (1, 6) OBP: 0.290, SLG: 0.313	6-3			1B 2B	F8			4-3 1B	4	1	1	2	0	0	3												
Mike Krukow, R (1, 1) OBP: 0.175, SLG: 0.158 Greg Minton, S (7, 1) OBP: 0.133, SLG: 0.071			1B 1B	K	1-3			K	3	0	1	0	0	1	1												
Inning Stats	R: 0 E: 0 K: 1 S: 5	H: 0 LOB: 1 BB: 0 P: 6	R: 0 E: 0 K: 0 S: 3	H: 0 LOB: 1 BB: 1 P: 7	R: 0 E: 0 K: 1 S: 6	H: 2 LOB: 1 BB: 0 P: 6	R: 4 E: 0 K: 1 S: 9	H: 4 LOB: 1 BB: 1 P: 13	R: 3 E: 0 K: 1 S: 9	H: 4 LOB: 1 BB: 0 P: 9	R: 0 E: 0 K: 0 S: 3	H: 0 LOB: 0 BB: 0 P: 3	R: 0 E: 0 K: 0 S: 3	H: 1 LOB: 0 BB: 0 P: 3	R: 0 E: 0 K: 1 S: 6	H: 1 LOB: 1 BB: 0 P: 6		R: 0 E: 0 K: 0 S: 5	H: 3 LOB: 2 BB: 0 P: 5	1B: 13 2B: 2 3B: 0 HR: 0	SF: 0 SAC: 0 DP: 3 HBP: 1	WP: 1 PA: 42 PB: 0 SB: 3 CS: 0					
PITCHER	IP	WLS	BF	H	R	ER	SO	BB	IBB	HBP	BLK	WP	HR	S	P	ERA	WHIP										
Joaquin Andujar, R (1, 1) ERA: 3.2	4.1	L	25	10	7	7	4	2	0	1	0	1	0	30	39	14.54	2.769										
Ralph Citarella, R (5, 1) ERA: 4.32	2.2		8	1	0	0	0	0	0	0	0	0	0	8	8	0.00	0.375										
Dave Rucker, L (8, 1) ERA: 1.76	2.0		9	4	0	0	1	0	0	0	0	0	0	11	11	0.00	2.000										

Batter	1	2	3	4	5	6	7	8	9	AB	R	H	RBI	BB	SO	LOB	BOTTOM										
Lonnie Smith, R (1, 7) OBP: 0.362, SLG: 0.363 Dave Rucker, L (8, 1)	K		F9		F9		K			4	0	0	0	0	2	3	San Francisco Giants @ St. Louis Cardinals Busch Stadium, St. Louis, MO Tue Jul 17 1984, 7:05 PM CDT Att: 20,368 - Unknown livebaseballscorecards.com										
Andy Van Slyke, L (1, 5) OBP: 0.345, SLG: 0.330	G1-6-3 1B		F7			K	4-3			4	0	1	0	0	1	2											
Tom Herr, S (1, 4) OBP: 0.330, SLG: 0.333	G1-6-3			F7		F7		1-3		4	0	0	0	0	0	1											
Darrell Porter, L (1, 2) OBP: 0.353, SLG: 0.398 Glenn Brummer, R (7, 2) OBP: 0.255, SLG: 0.271		E 1B 1B		K		F5		6-3		3	0	1	0	0	1	0											
George Hendrick, R (1, 9) OBP: 0.306, SLG: 0.370		L5						4-3		4	1	2	0	0	0	1											
Mike Jorgensen, L (1, 3) OBP: 0.343, SLG: 0.333 Ralph Citarella, R (5, 1) OBP: 0.250, SLG: 0.250 Steve Braun, L (7, FH) OBP: 0.367, SLG: 0.279		E9			F3		FC5 1B BB		4-3	2	0	1	0	0	0	1											
David Green, R (1, 8) OBP: 0.305, SLG: 0.365 Tito Landrum, R (3, 8) OBP: 0.326, SLG: 0.342		K			F8		FC5 2B 1B		K	1	0	0	0	0	1	2											
Chris Speier, R (1, 6) OBP: 0.217, SLG: 0.231		6-3					FC5 2B		E5	4	0	1	0	0	0	4											
Joaquin Andujar, S (1, 1) OBP: 0.214, SLG: 0.240 Art Howe, R (5, 3) OBP: 0.299, SLG: 0.275			K		F7				F7	1	0	0	0	0	1	0											
Inning Stats	R: 0 E: 0 K: 1 S: 5	H: 1 LOB: 0 BB: 0 P: 5	R: 0 E: 1 K: 1 S: 7	H: 2 LOB: 2 BB: 0 P: 7	R: 0 E: 0 K: 1 S: 5	H: 0 LOB: 0 BB: 0 P: 5	R: 0 E: 0 K: 1 S: 6	H: 1 LOB: 1 BB: 0 P: 6	R: 0 E: 0 K: 0 S: 4	H: 1 LOB: 1 BB: 0 P: 4	R: 0 E: 0 K: 1 S: 5	H: 0 LOB: 0 BB: 0 P: 5	R: 2 E: 0 K: 1 S: 8	H: 3 LOB: 2 BB: 1 P: 12	R: 0 E: 0 K: 0 S: 3	H: 0 LOB: 0 BB: 0 P: 3		R: 0 E: 1 K: 1 S: 6	H: 0 LOB: 1 BB: 0 P: 6	1B: 5 2B: 3 3B: 0 HR: 0	SF: 0 SAC: 0 DP: 1 HBP: 0	WP: 0 PA: 36 PB: 0 SB: 0 CS: 0					
PITCHER	IP	WLS	BF	H	R	ER	SO	BB	IBB	HBP	BLK	WP	HR	S	P	ERA	WHIP										
Mike Krukow, R (1, 1) ERA: 5.06	6.0		25	7	2	2	5	1	0	0	0	0	0	34	38	3.00	1.333										
Greg Minton, R (7, 1) ERA: 3.61	3.0	S	11	1	0	0	2	0	0	0	0	0	0	15	15	0.00	0.333										

Batter	1	2	3	4	5	6	7	8	9	10	11	AB	R	H	RBI	BB	SO	LOB	TOP			
Dan Gladden, R OBP: 0.444, SLG: 0.553 (1, 8)	L4		1B			F8		F8		SH1-4		5	1	3	2	0	0	2				
Manny Trillo, R OBP: 0.350, SLG: 0.410 (1, 4)	K		1B			G6-4-3		G6-4-3		6-3		6	0	2	0	0	2	4				
Dusty Baker Jr., R OBP: 0.385, SLG: 0.344 Bob Lacey, R (11, 1)	F7		1B							F8		5	0	2	1	1	0	1				
Jeffrey Leonard, R OBP: 0.363, SLG: 0.476 (1, 7)		HR	K									5	1	2	1	0	2	6				
Bob Brenly, R OBP: 0.363, SLG: 0.449 (1, 3)	F7											5	0	1	0	0	1	4				
Joel Youngblood, R OBP: 0.351, SLG: 0.384 (1, 5)	F9											4	0	0	0	1	1	1				
Steve Nicosia, R OBP: 0.370, SLG: 0.522 (1, 2)	5-3											5	1	3	0	0	0	0				
Brad Wellman, R OBP: 0.294, SLG: 0.311 (1, 6)												4	1	1	0	1	0	3				
Allee Hamaker, S OBP: 0.300, SLG: 0.311 Chili Davis, S OBP: 0.485 Jon Cornell, S (8, 11) Scott Thompson, L OBP: 0.428, SLG: 0.242 Greg Minton, S OBP: 0.318, SLG: 0.271 John Rizzo, R OBP: 0.378, SLG: 0.419 (11, 9)			6-3									1	0	0	0	1	0	1				
Inning Stats	R: 0 E: 0 K: 1 S: 5	H: 0 LOB: 0 BB: 0 P: 5	R: 1 E: 0 K: 0 S: 4	H: 1 LOB: 0 BB: 0 P: 4	R: 1 E: 1 K: 1 S: 8	H: 4 LOB: 2 BB: 0 P: 8	R: 0 E: 0 K: 0 S: 4	H: 2 LOB: 1 BB: 0 P: 4	R: 0 E: 0 K: 2 S: 8	H: 1 LOB: 3 BB: 2 P: 16	R: 0 E: 0 K: 0 S: 3	H: 1 LOB: 0 BB: 0 P: 3	R: 0 E: 0 K: 1 S: 6	H: 1 LOB: 2 BB: 1 P: 10	R: 0 E: 0 K: 1 S: 5	H: 0 LOB: 0 BB: 0 P: 5	R: 0 E: 0 K: 0 S: 4	H: 2 LOB: 1 BB: 0 P: 4	1B: 11 2B: 1 3B: 2 HR: 1	SF: 0 SAC: 1 DP: 3 HBP: 0	WP: 0 PB: 0 SB: 1 CS: 1	PA: 48
PITCHER	IP WLS BF H R ER SO BB IBB HBP BLK WP HR S P ERA WHIP	Ricky Horton, L ERA: 2.44 (1, 1)	4.1 21 7 2 2 2 1 1 1 0 0 0 0 0 7 15 4.15 2.308	Jeff Lahti, R ERA: 3.51 (5, 1)	1.0 7 2 2 2 1 1 1 0 0 0 0 0 0 7 15 18.00 3.000	Neil Altier, R ERA: 3.82 (6, 1)	1.2 4 1 0 0 0 0 0 0 0 0 0 0 4 4 0.00 0.600	Bruce Sutter, R ERA: 1.56 (8, 1)	2.0 9 2 0 0 2 1 0 0 0 0 0 0 0 12 16 0.00 1.500	Ralph Citarella, R ERA: 4.08 (10, 1)	1.0 3 0 0 0 1 0 0 0 0 0 0 0 5 5 0.00 0.000	PITCHER	IP WLS BF H R ER SO BB IBB HBP BLK WP HR S P ERA WHIP	Dave VonDrielen, L ERA: 1.4 (11, 1)	1.0 4 4 2 0 0 0 0 0 0 0 0 0 0 4 4 0.00 2.000							

San Francisco Giants @ St. Louis Cardinals
Busch Stadium, St. Louis, MO
Wed Jul 18 1984, 7:05 PM CDT
Att: 18,492 - Unknown

livebaseballscores.com

AB 42
R 4
H 15
RBI 4
BB 5
SO 7
LOB 24



Batter	1	2	3	4	5	6	7	8	9	10	11	AB	R	H	RBI	BB	SO	LOB	BOTTOM										
Lonnie Smith, R OBP: 0.366, SLG: 0.375 (1, 7)	F8		E7			2B				FC6-4		6	3	4	0	0	0	2											
Tom Herr, S OBP: 0.332, SLG: 0.342 (1, 4)	F8		6-3			1B						6	1	3	3	0	0	1											
Tito Landrum, R OBP: 0.330, SLG: 0.346 Andy Van Slyke, L OBP: 0.344, SLG: 0.326 (6, PH) (7, 8)												2	0	1	0	0	1	0											
George Hendrick, R OBP: 0.306, SLG: 0.368 (1, 9)	K											5	1	1	0	1	2	3											
David Green, R OBP: 0.298, SLG: 0.355 (1, 3)		5-3										6	0	0	0	0	2	7											
Terry Pendleton, S OBP: 0.667, SLG: 0.600 (1, 5)												5	1	3	1	1	0	3											
Darrell Porter, L OBP: 0.356, SLG: 0.407 (1, 2)												4	1	1	4	2	1	2											
Chris Speier, R OBP: 0.268, SLG: 0.221 Mike Jorgensen, L OBP: 0.338, SLG: 0.328 (8, PH) Art Howe, R OBP: 0.305, SLG: 0.275 (9, 6)												3	0	0	0	0	2	4											
Ricky Horton, L ERA: 2.44 Neil Altier, R ERA: 3.82 Bruce Sutter, R ERA: 1.56 Ralph Citarella, R ERA: 4.08 (11, 9)												1	0	0	0	0	1	0											
Inning Stats	R: 0 E: 0 K: 1 S: 6	H: 1 LOB: 1 BB: 0 P: 6	R: 0 E: 0 K: 2 S: 8	H: 1 LOB: 1 BB: 0 P: 8	R: 1 E: 1 K: 2 S: 8	H: 1 LOB: 0 BB: 0 P: 8	R: 0 E: 0 K: 1 S: 5	H: 0 LOB: 0 BB: 0 P: 5	R: 0 E: 0 K: 1 S: 5	H: 0 LOB: 0 BB: 0 P: 5	R: 0 E: 0 K: 2 S: 10	H: 3 LOB: 3 BB: 2 P: 18	R: 0 E: 0 K: 0 S: 4	H: 1 LOB: 1 BB: 0 P: 4	R: 0 E: 1 K: 1 S: 5	H: 0 LOB: 2 BB: 2 P: 13	R: 1 E: 0 K: 0 S: 5	H: 2 LOB: 2 BB: 1 P: 9	R: 0 E: 0 K: 1 S: 6	H: 1 LOB: 2 BB: 1 P: 10	R: 4 E: 0 K: 0 S: 6	H: 3 LOB: 0 BB: 0 P: 6	1B: 8 2B: 4 3B: 0 HR: 1	SF: 0 SAC: 0 DP: 0 HBP: 0	WP: 0 PB: 0 SB: 2 CS: 0	PA: 52			
PITCHER	IP WLS BF H R ER SO BB IBB HBP BLK WP HR S P ERA WHIP	Allee Hamaker, L ERA: 1.93 (1, 1)	5.0 18 3 4 2 2 2 0 0 0 0 0 0 32 32 0.00 0.600	Jeff Cornell, R ERA: 5.29 (6, 1)	2.0 12 4 2 2 1 1 0 0 0 0 0 0 14 22 9.00 2.500	Greg Minton, R ERA: 3.58 (8, 1)	3.0 16 3 1 1 2 2 2 0 0 0 0 0 16 32 3.00 1.667	Bob Lacey, L ERA: 11.25 (11, 1)	0.2 L 6 3 4 4 0 0 0 0 0 0 1 6 6 54.00 4.500	PITCHER	IP WLS BF H R ER SO BB IBB HBP BLK WP HR S P ERA WHIP																		

San Francisco Giants @ St. Louis Cardinals
Busch Stadium, St. Louis, MO
Wed Jul 18 1984, 7:05 PM CDT
Att: 18,492 - Unknown

livebaseballscores.com

AB 46
R 8
H 13
RBI 8
BB 6
SO 11
LOB 29



Batter	1	2	3	4	5	6	7	8	9	AB R H RBI BB SO LOB	TOP									
Dan Gladden, R (1, 8) OBP: 0.453, SLG: 0.556	0-0 1B		0-0 CS 1B		0-0 CS 1B		0-3 K		0-3 K	5 0 3 1 0 2 0	San Francisco Giants @ Chicago Cubs Wrigley Field, Chicago, IL Thu Jul 19 1984, 3:33 AM CDT Att: 22,523 - Unknown									
Manny Trillo, R (1, 5) OBP: 0.348, SLG: 0.406	0-0 G6-4-3 1B		0-3 3-H K		0-0 F8		0-0 F8			4 0 1 0 0 1 2										
Chili Davis, S (1, 9) OBP: 0.345, SLG: 0.500	0-0 F7				4-0 FC4-6 BB					3 2 2 1 1 0 2										
Jeffrey Leonard, R (1, 7) OBP: 0.359, SLG: 0.471	0-0 G6-4-3				0-3 HR K		0-0 FC4-6			4 0 0 0 0 2 4										
Scott Thompson, L (1, 3) OBP: 0.439, SLG: 0.420					4-0 1B SF8 BB					3 1 2 1 1 0 0										
Steve Nicposia, R (1, 2) OBP: 0.365, SLG: 0.510					0-0 1-3 1B SF8 1B					4 0 1 0 0 1 2										
Brad Wellman, R (1, 6) OBP: 0.299, SLG: 0.313					0-0 SF8					2 0 1 1 1 0 1										
Duane Kuiper, L (1, 4) OBP: 0.239, SLG: 0.175					0-0 CS L6					4 0 1 0 0 0 1										
Mark Davis, L (1, 1) OBP: 0.194, SLG: 0.265					0-0 1B 3B					3 1 1 0 0 1 2										
Gene Richards, L (9, PH) OBP: 0.325, SLG: 0.260					0-3 K					1 0 0 0 0 0 0										
Inning Stats	R: 0 E: 0 K: 0 S: 4	H: 2 LOB: 1 BB: 0 P: 4	R: 0 E: 0 K: 0 S: 2	H: 1 LOB: 0 BB: 1 P: 6	R: 1 E: 0 K: 1 S: 6	H: 2 LOB: 0 BB: 0 P: 6	R: 2 E: 0 K: 2 S: 10	H: 3 LOB: 2 BB: 1 P: 14	R: 0 E: 0 K: 1 S: 6	H: 1 LOB: 1 BB: 0 P: 6	R: 0 E: 0 K: 1 S: 5	H: 0 LOB: 0 BB: 0 P: 5	R: 1 E: 0 K: 1 S: 7	H: 2 LOB: 1 BB: 0 P: 7	R: 0 E: 0 K: 1 S: 5	H: 0 LOB: 0 BB: 0 P: 5	1B: 9 2B: 1 3B: 1 HR: 1	SF: 1 SAC: 0 DP: 1 HBP: 0	WP: 0 PA: 38 PB: 0 SB: 0 CS: 4	
PITCHER	IP WLS BF H R ER SO BB IBB HBP BLK WP HR S P ERA WHIP																			
Scott Sanderson, R (1, 1) ERA: 3.42	4.0	18	8	3	3	3	2	0	0	0	0	0	1	22	30	6.75	2.500			
George Frazier, R (5, 1) ERA: 3.82	3.0	W 11	2	0	0	2	1	0	0	0	0	0	0	14	18	0.00	1.000			
Tim Stoddard, R (8, 1) ERA: 2.51	2.0	S 8	2	1	1	2	0	0	0	0	0	0	0	12	12	4.50	1.000			

Batter	1	2	3	4	5	6	7	8	9	AB R H RBI BB SO LOB	BOTTOM									
Bob Dernier, R (1, 8) OBP: 0.393, SLG: 0.381	0-0 23 S 1B		4-0 23 3B BB		0-0 F7		0-0 HR 2B			3 2 2 0 1 0 0	San Francisco Giants @ Chicago Cubs Wrigley Field, Chicago, IL Thu Jul 19 1984, 3:33 AM CDT Att: 22,523 - Unknown									
23 Ryne Sandberg, R (1, 4) OBP: 0.383, SLG: 0.559	0-0 1-2 1B		0-0 1-H SF8 3B		0-0 E8 1B		4-0 HR BB			3 2 3 1 1 0 0										
Gary Matthews, R (1, 7) OBP: 0.387, SLG: 0.375	0-0 F9		0-0 SF8		0-0 F8		0-0 HR			3 1 1 4 0 0 3										
Tim Stoddard, R (8, 1) OBP: 0.111, SLG: 0.111	0-0 F9		0-0 SF8		0-0 F8		0-0 HR			0 0 0 0 0 0 0										
Keith Moreland, R (1, 9) OBP: 0.333, SLG: 0.444	0-3 K		0-0 3-H E9 4-3 2B		0-0 4-3		0-0 5-3			4 1 1 0 0 1 3										
Jody Davis, R (1, 2) OBP: 0.351, SLG: 0.482	0-0 P3		0-0 4-3		0-0 4-3		0-0 6-3			4 0 0 1 0 0 2										
Ron Cey, R (1, 5) OBP: 0.299, SLG: 0.392			0-3 K		0-3 K		0-0 F9			3 0 0 0 0 2 0										
Dave Owen, S (8, PH) OBP: 0.308, SLG: 0.333			0-3 K		0-3 K		0-0 F9			1 0 0 0 0 0 0										
Leon Durham, L (1, 3) OBP: 0.396, SLG: 0.518			0-0 1B		0-0 F7		0-0 L4			4 0 1 0 0 0 1										
Larry Bowa, S (1, 6) OBP: 0.276, SLG: 0.283			0-3 K		0-0 P6		0-3 K			3 0 0 0 0 2 1										
Scott Sanderson, R (1, 1) OBP: 0.167, SLG: 0.091			0-3 K		0-3 K		0-0 6-3			1 0 0 0 0 1 1										
Rick Reuschel, R (4, PH) OBP: 0.241, SLG: 0.333			0-3 K		0-3 K		0-0 6-3			1 0 0 0 0 1 0										
George Frazier, R (5, 1) OBP: 0.364, SLG: 0.485			0-3 K		0-3 K		0-0 6-3			0 0 0 0 0 0 0										
Gary Woods, R (7, PH) OBP: 0.364, SLG: 0.485			0-3 K		0-3 K		0-0 6-3			1 0 0 0 0 0 0										
Inning Stats	R: 0 E: 0 K: 1 S: 7	H: 2 LOB: 2 BB: 0 P: 7	R: 0 E: 0 K: 3 S: 10	H: 1 LOB: 0 BB: 0 P: 10	R: 3 E: 1 K: 1 S: 7	H: 2 LOB: 0 BB: 1 P: 11	R: 0 E: 0 K: 1 S: 5	H: 0 LOB: 0 BB: 0 P: 5	R: 0 E: 0 K: 0 S: 4	H: 1 LOB: 1 BB: 0 P: 4	R: 0 E: 0 K: 0 S: 3	H: 0 LOB: 0 BB: 0 P: 3	R: 3 E: 0 K: 1 S: 7	H: 2 LOB: 0 BB: 1 P: 11	R: 0 E: 1 K: 0 S: 3	H: 0 LOB: 0 BB: 0 P: 3	1B: 4 2B: 2 3B: 1 HR: 1	SF: 1 SAC: 0 DP: 1 HBP: 0	WP: 0 PA: 34 PB: 0 SB: 1 CS: 0	
PITCHER	IP WLS BF H R ER SO BB IBB HBP BLK WP HR S P ERA WHIP																			
Mark Davis, L (1, 1) ERA: 5.08	8.0	L 34	8	6	5	7	2	0	0	0	0	0	1	46	54	5.62	1.250			

AB	33
R	4
H	12
RBI	4
BB	3
SO	7
LOB	14



Batter	1	2	3	4	5	6	7	8	9	AB R H RBI BB SO LOB	TOP									
Dan Gladden, R OBP: 0.420, SLG: 0.511 (1, 8)	5-3		FC6-4 1B		5-3	4-3			1B 1B BB	4 2 0 0 1 0 2	San Francisco Giants @ Chicago Cubs Wrigley Field, Chicago, IL Sun Jul 22 1984, 3:33 AM CDT Att: 37,096 - Unknown									
Manny Trillo, R OBP: 0.354, SLG: 0.414 (1, 4)	BB 1B		1B 1B		F7	2-1	K		1B FC 1B	5 2 3 0 0 1 0										
Dusty Baker Jr., R OBP: 0.407, SLG: 0.361 (1, 9)	G6-4-3 BB		1B		1B BB		CS 1B		FC HR 1B	3 2 3 2 2 0 0										
Jeffrey Leonard, R OBP: 0.360, SLG: 0.470 (1, 7)	G6-4-3		FC6-4 1B		1B		K		FC HR	5 1 2 3 0 1 4										
Bob Brently, R OBP: 0.385, SLG: 0.461 (1, 2)		G4-6-3 1B	FC6-4 1B		F7		CS	1B 1B	HR	5 1 3 3 0 0 3										
Joel Youngblood, R OBP: 0.355, SLG: 0.399 (1, 5)	G4-6-3 1B			HR		1B 2B		G4-6-3 1B	K	5 2 3 1 0 1 1										
John Rabb, R OBP: 0.327, SLG: 0.409 Scot Thompson, L OBP: 0.436, SLG: 0.424 (1, 3) (5, 3)	K			G6-4-3 BB		SH1-3 2B 1B		K	E1	1 0 0 0 1 1 0 3 1 1 1 0 1 2										
Johnnie LeMaster, R OBP: 0.259, SLG: 0.288 (1, 6)			5-3	G6-4-3		SH1-3		G4-6-3	6-3	4 0 0 0 0 0 4										
Mike Krukow, R OBP: 0.205, SLG: 0.214 (1, 1)				6-3		4-3 2-1 2B			K	4 0 2 1 0 1 0										
Inning Stats	R: 0 E: 0 K: 0 S: 3	H: 1 LOB: 1 BB: 1 P: 7	R: 0 E: 0 K: 1 S: 5	H: 1 LOB: 0 BB: 0 P: 5	R: 3 E: 0 K: 0 S: 7	H: 4 LOB: 1 BB: 0 P: 7	R: 1 E: 0 K: 0 S: 3	H: 1 LOB: 0 BB: 1 P: 7	R: 0 E: 0 K: 2 S: 5	H: 1 LOB: 2 BB: 0 P: 8		R: 0 E: 0 K: 1 S: 6	H: 2 LOB: 1 BB: 0 P: 6	R: 0 E: 0 K: 2 S: 12	H: 2 LOB: 1 BB: 0 P: 16	R: 5 E: 1 K: 2 S: 12	H: 3 LOB: 1 BB: 1 P: 16	1B: 13 2B: 2 3B: 0 HR: 2	SF: 0 SAC: 1 DP: 4 HBP: 0	WP: 0 PB: 0 SB: 0 CS: 1
PITCHER	IP WLS BF H R ER SO BB IBB HBP BLK WP HR S P ERA WHIP											IP WLS BF H R ER SO BB IBB HBP BLK WP HR S P ERA WHIP								
Steve Trout, L ERA: 3.59 (1, 1)	4.0 L 18 7 4 4 1 2 0 0 0 0 0 1 18 26 9.00 2.250																			
Rick Reuschel, R ERA: 5.56 (5, 1)	2.0 11 4 2 2 0 1 0 0 0 0 0 0 9 13 9.00 2.500																			
Warren Brusstar, R ERA: 4.07 (7, 1)	2.1 10 4 2 2 4 1 0 0 0 0 0 0 17 21 7.71 2.143																			
George Frazier, R ERA: 4.16 (9, 1)	0.2 6 2 3 3 1 0 0 0 0 0 0 1 8 8 40.50 3.000																			

Batter	1	2	3	4	5	6	7	8	9	AB R H RBI BB SO LOB	BOTTOM											
Bob Dernier, R OBP: 0.399, SLG: 0.399 (1, 8)	K				F8		HR 1B		F8	5 1 2 0 0 1 0	San Francisco Giants @ Chicago Cubs Wrigley Field, Chicago, IL Sun Jul 22 1984, 3:33 AM CDT Att: 37,096 - Unknown											
23 Ryne Sandberg, R OBP: 0.378, SLG: 0.546 (1, 4)			K		8-4 1B		P3		E5 HR	5 1 2 0 0 1 2												
Gary Matthews, R OBP: 0.388, SLG: 0.386 (1, 7)	F9		FC5-4 BB		1-2 1B		F9		HR	4 1 2 2 1 0 2												
Leon Durham, L OBP: 0.391, SLG: 0.519 (1, 3)	G3		FC5-4		8-4		1-H HR		6-3	5 1 1 2 0 0 5												
Keith Moreland, R OBP: 0.325, SLG: 0.429 (1, 9)		5-3		E6 2B 4-3		P4			K	4 1 0 0 0 1 0												
Ron Cey, R OBP: 0.300, SLG: 0.392 (1, 5)		5-3		4-3 1-3 2B		FC5-4 BB		5-3		3 0 1 0 1 0 0												
Jody Davis, R OBP: 0.346, SLG: 0.473 (1, 2)				4-3		FC5-4 1B		5-3		4 0 1 1 0 0 2												
Larry Bowa, S OBP: 0.272, SLG: 0.278 (1, 6)	F7			4-3		1-2 1B		F9		4 0 1 0 0 0 2												
Steve Trout, L OBP: 0.167, SLG: 0.146 Jay Johnstone, L OBP: 0.373, SLG: 0.370 Rick Reuschel, R OBP: 0.241, SLG: 0.333 Thad Bosley, L OBP: 0.333, SLG: 0.320 Warren Brusstar, R OBP: 0.333, SLG: 0.320 George Frazier, R OBP: 0.290, SLG: 0.300 Dan Rohr, L OBP: 0.290, SLG: 0.300 (1, 1) (4, PH) (5, 1) (6, PH) (7, 1) (9, 1) (9, PH)	1-3			P5		K		P4		1 0 0 0 0 0 0 1 0 0 0 0 0 1 0 0 0 0 0 0 0 1 0 0 0 0 0 2 0 0 0 0 0 0 0 0 0 0 0 0 0 0 1 0 0 0 0 0 0												
Inning Stats	R: 0 E: 0 K: 1 S: 6	H: 1 LOB: 0 BB: 0 P: 6	R: 0 E: 0 K: 0 S: 4	H: 1 LOB: 0 BB: 0 P: 4	R: 0 E: 0 K: 1 S: 6	H: 1 LOB: 1 BB: 1 P: 10	R: 1 E: 1 K: 0 S: 5	H: 1 LOB: 1 BB: 0 P: 5	R: 0 E: 0 K: 0 S: 4	H: 2 LOB: 1 BB: 0 P: 4		R: 0 E: 0 K: 1 S: 6	H: 1 LOB: 2 BB: 1 P: 10	R: 2 E: 0 K: 1 S: 7	H: 2 LOB: 0 BB: 0 P: 7	R: 0 E: 0 K: 0 S: 3	H: 0 LOB: 0 BB: 0 P: 3	R: 2 E: 1 K: 0 S: 5	H: 1 LOB: 0 BB: 0 P: 5	1B: 6 2B: 3 3B: 0 HR: 2	SF: 0 SAC: 0 DP: 1 HBP: 0	WP: 0 PB: 0 SB: 1 CS: 0
PITCHER	IP WLS BF H R ER SO BB IBB HBP BLK WP HR S P ERA WHIP											IP WLS BF H R ER SO BB IBB HBP BLK WP HR S P ERA WHIP										
Mike Krukow, R ERA: 4.82 (1, 1)	9.0 W 40 10 5 2 4 2 0 0 0 0 0 2 46 54 2.00 1.333																					



Batter	1	2	3	4	5	6	7	8	9	AB	R	H	RBI	BB	SO	LOB	TOP					
Bill Doran, S OBP: 0.336, SLG: 0.337 Ray Knight, R OBP: 0.260, SLG: 0.289	0-3 K		0-0 FC4-6 CS		0-0 HR 1B	0-0 6-3		0-0 1B 1B		4	1	1	1	0	1	1	Houston Astros @ San Francisco Giants Candlestick Park, San Francisco, CA Tue Jul 24, 1984, 10:05 PM EDT Att: 7,208 - Unknown					
Enos Cabell, R OBP: 0.333, SLG: 0.399	0-0 5-3		0-0 CS	0-0 F3	0-0 HR	4-0 BB	0-0 G6-4-3 BB	0-0 1B		4	1	2	2	1	0	0						
Phil Garner, R OBP: 0.322, SLG: 0.338	0-0 2B			0-3 K	0-0 HR	0-0 G6-4-3		0-0 G4-6-3		5	1	2	1	0	1	3						
Jose Cruz, L OBP: 0.380, SLG: 0.461	0-3 K			0-0 F5	0-0 HR			0-0 1B		5	2	3	2	0	1	1						
Jerry Mumphrey, S OBP: 0.355, SLG: 0.391		0-3 K			0-0 F8			0-0 F8		5	1	2	0	0	1	1						
Terry Puhl, L OBP: 0.373, SLG: 0.427		0-0 F9			0-0 2B			0-0 F8		4	2	2	0	1	0	1						
Mark Bailey, S OBP: 0.312, SLG: 0.367		0-3 K			0-0 BB			0-0 F9		4	1	2	1	1	1	2						
Bert Pena, R OBP: 0.200, SLG: 0.200			0-0 F9		0-0 1B			0-0 FC6-4		4	1	2	1	1	1	2						
Nolan Ryan, R OBP: 0.200, SLG: 0.211 Jim Pankovits, R OBP: 0.300, SLG: 0.342 Dave Smith, R OBP: 0.312, SLG: 0.367 Frank DiPino, L OBP: 0.200, SLG: 0.200			0-0 E5 FC4-6		0-0 SH5-4			0-0 6-3		2	0	0	0	0	0	2						
Inning Stats	R: 0 E: 0 K: 2 S: 8	H: 1 LOB: 1 BB: 0 P: 8	R: 0 E: 0 K: 2 S: 7	H: 0 LOB: 0 BB: 0 P: 7	R: 0 E: 1 K: 0 S: 3	H: 0 LOB: 0 BB: 0 P: 3	R: 0 E: 0 K: 1 S: 5	H: 0 LOB: 0 BB: 0 P: 5	R: 9 E: 0 K: 0 S: 12	H: 9 LOB: 2 BB: 2 P: 20	R: 0 E: 0 K: 0 S: 2	H: 0 LOB: 0 BB: 1 P: 6	R: 1 E: 0 K: 0 S: 5	H: 3 LOB: 1 BB: 0 P: 5	R: 0 E: 0 K: 0 S: 4	H: 2 LOB: 1 BB: 0 P: 4	R: 0 E: 0 K: 0 S: 5	H: 2 LOB: 2 BB: 0 P: 5	1B: 10 2B: 3 3B: 0 HR: 4	SF: 0 SAC: 1 DP: 3 HBP: 0	WP: 1 PB: 0 SB: 1 CS: 0	PA: 45
PITCHER	IP WLS BF H R ER SO BB IBB HBP BLK WP HR S P ERA WHIP	4.2 L 22 7 7 2 5 1 0 0 0 1 3 31 35 13.50 1.714	5.1 3 2 2 1 0 0 0 0 0 0 0 4 8 54.00 12.000	6.1 12 5 1 1 0 1 0 0 0 0 0 1 11 3.00 2.000	9.1 5 2 0 0 0 0 0 0 0 0 0 5 5 0.00 2.000																	

AB	40
R	10
H	17
RBI	9
BB	3
SO	5
LOB	15



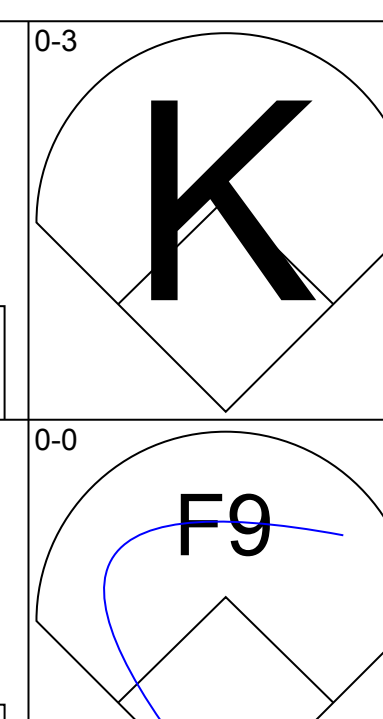
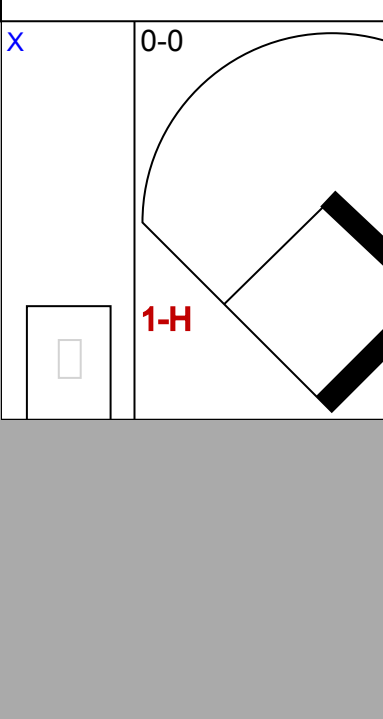
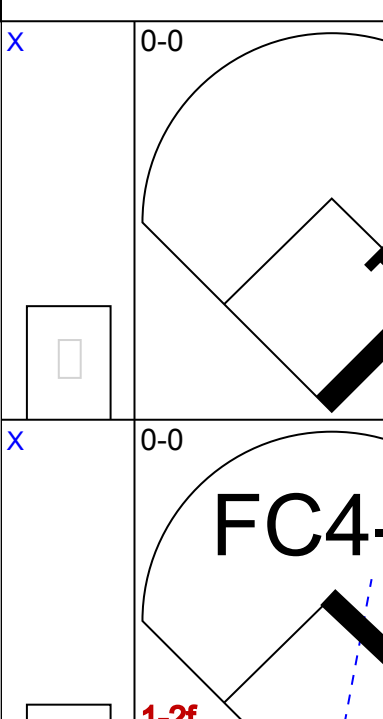
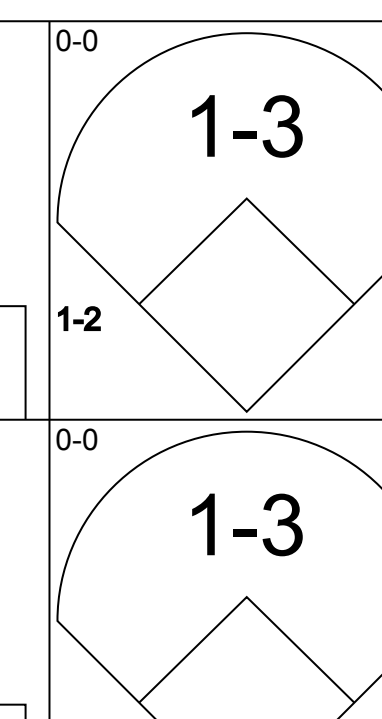
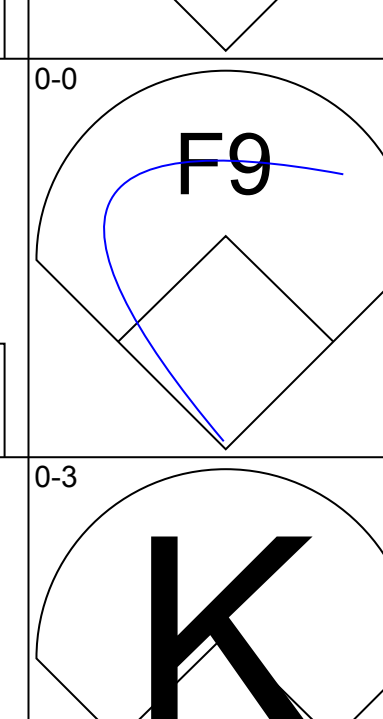
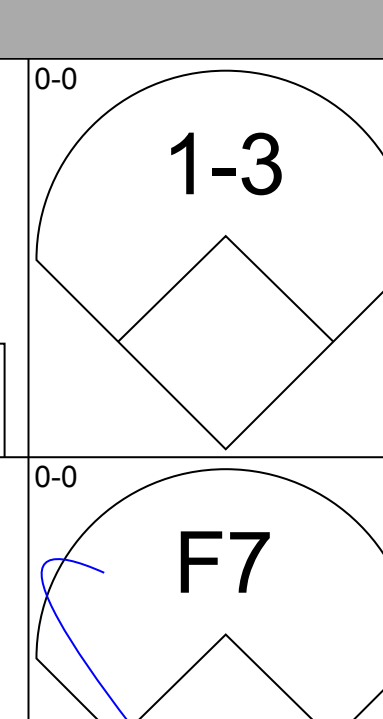
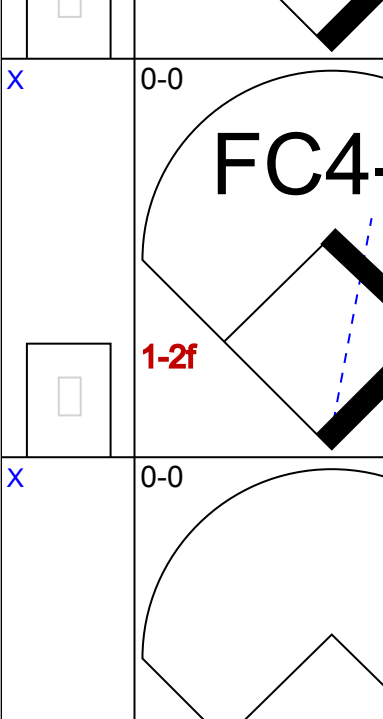
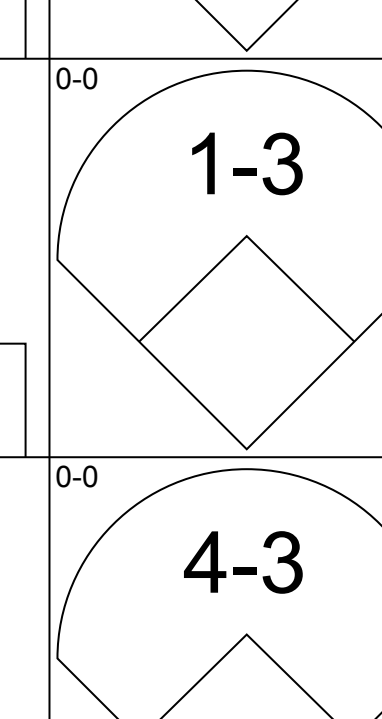
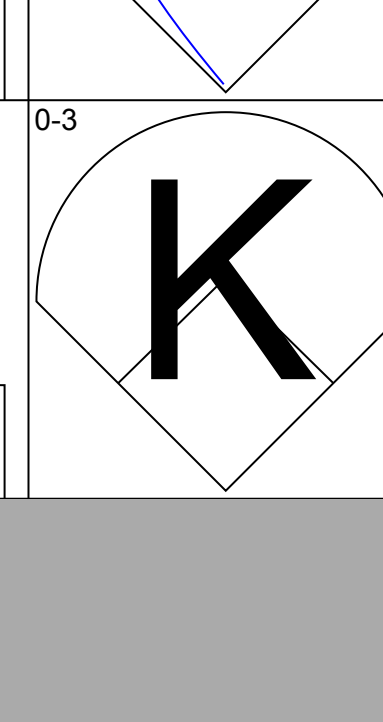
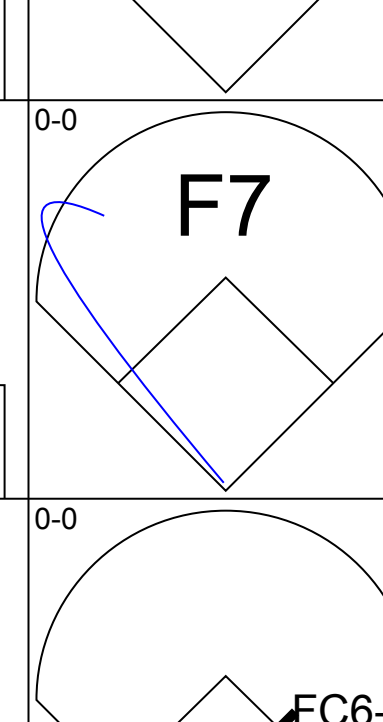
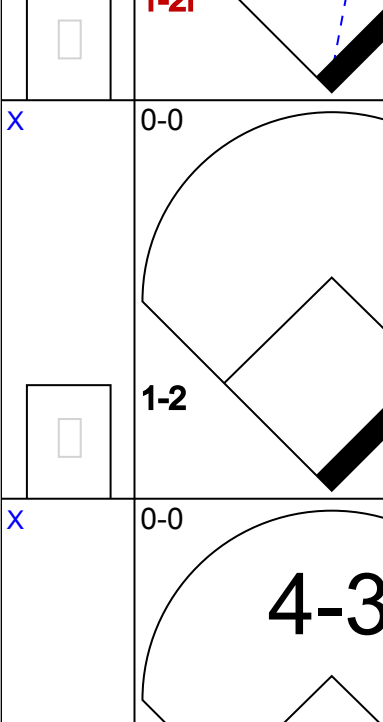
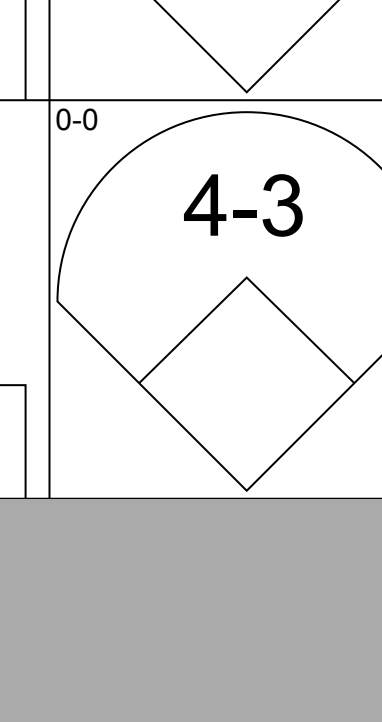
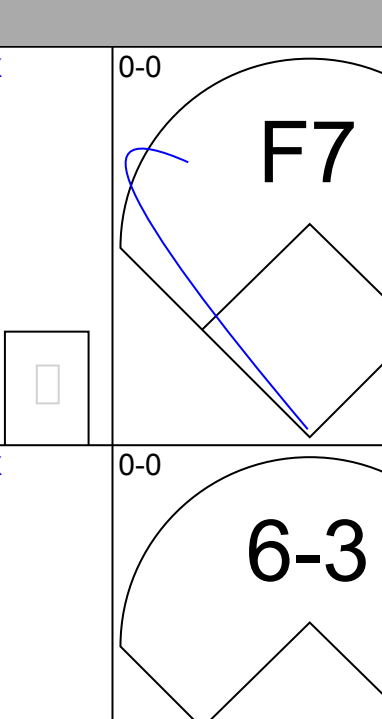
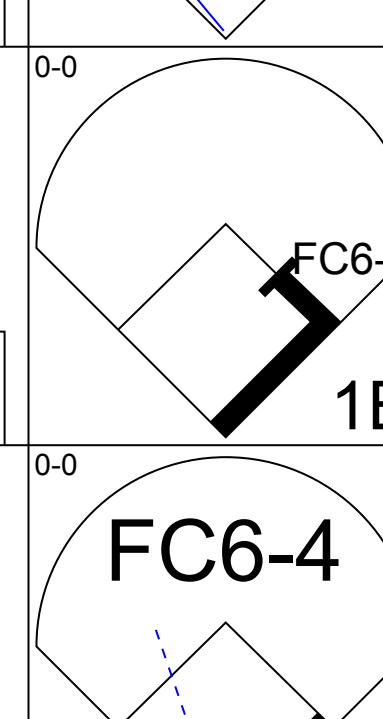
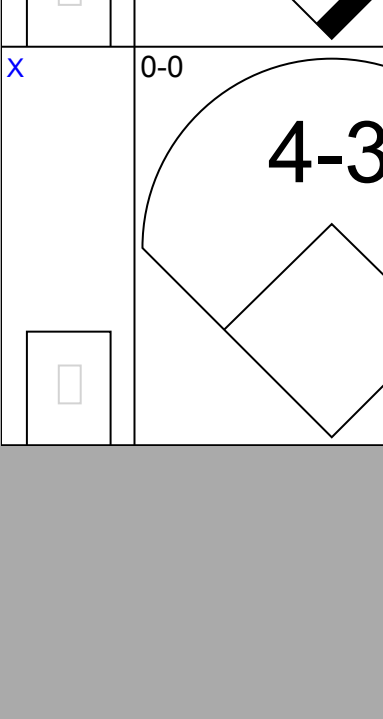

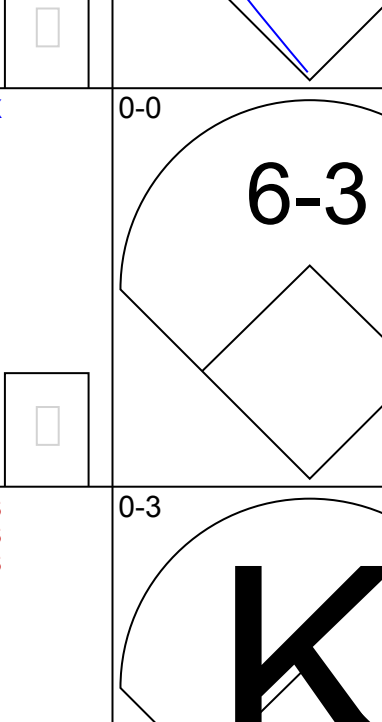
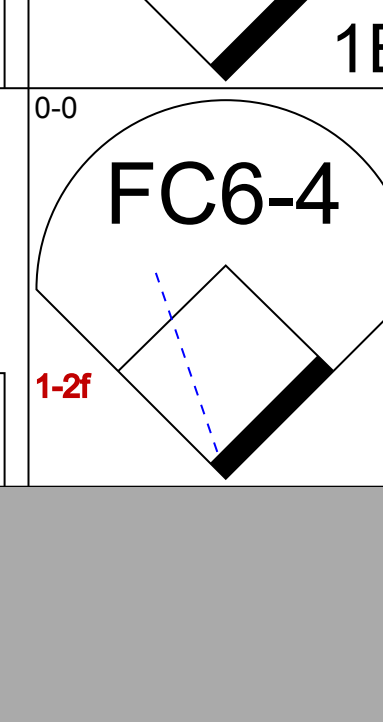


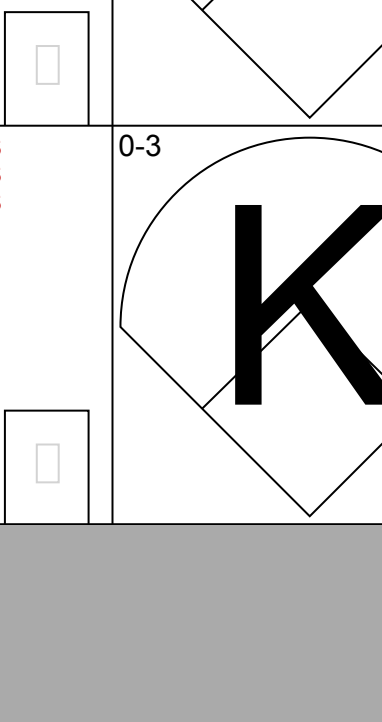



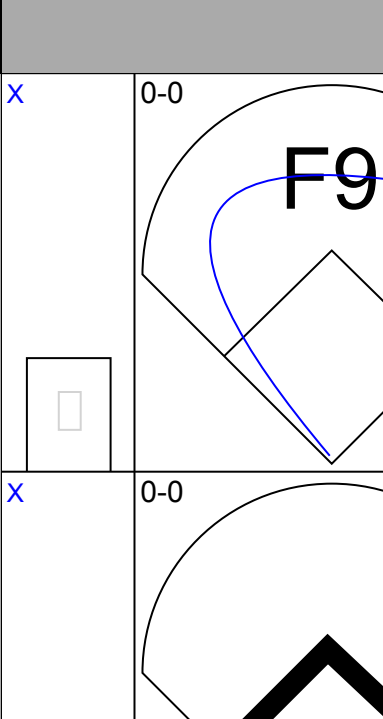
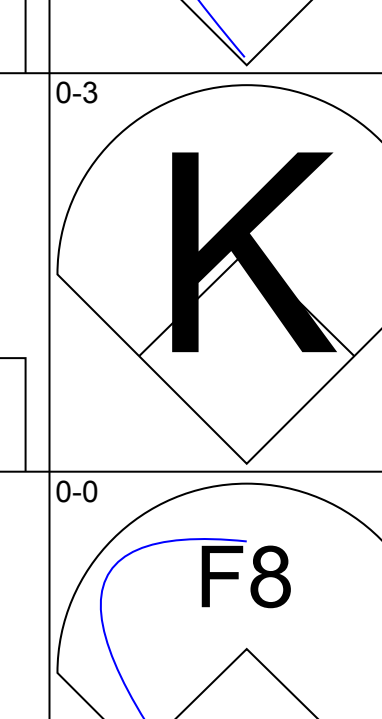
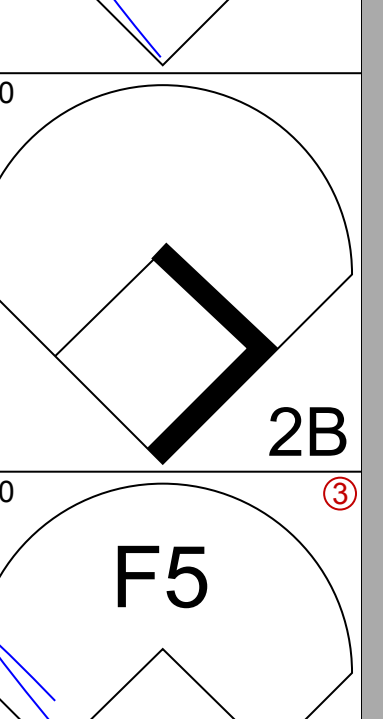
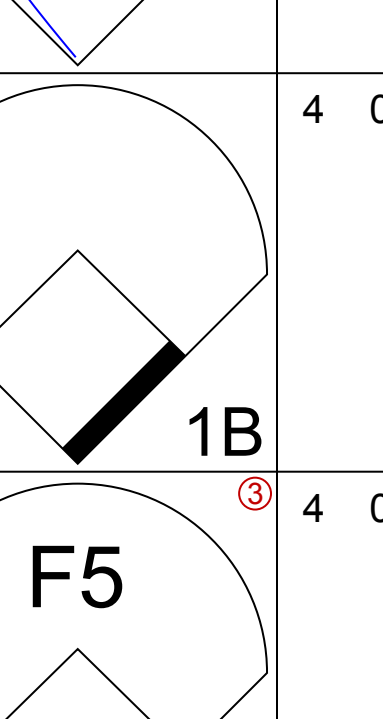
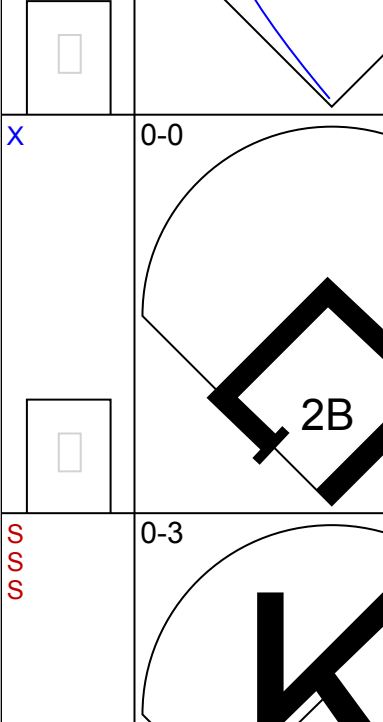
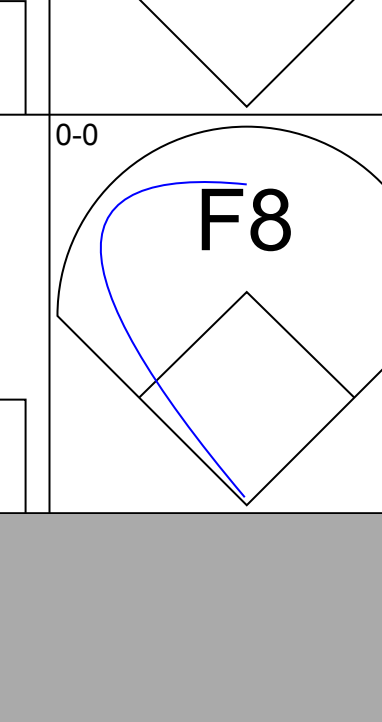
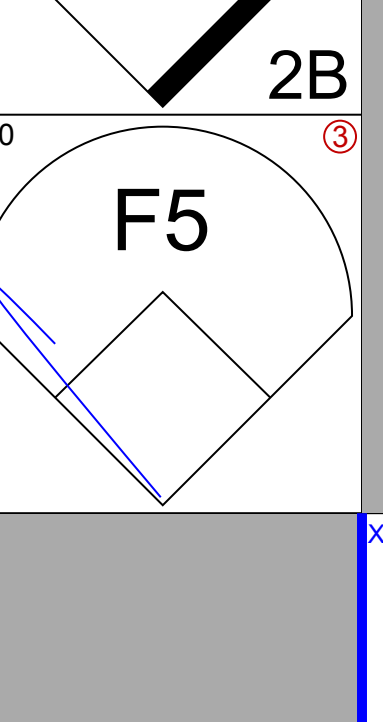
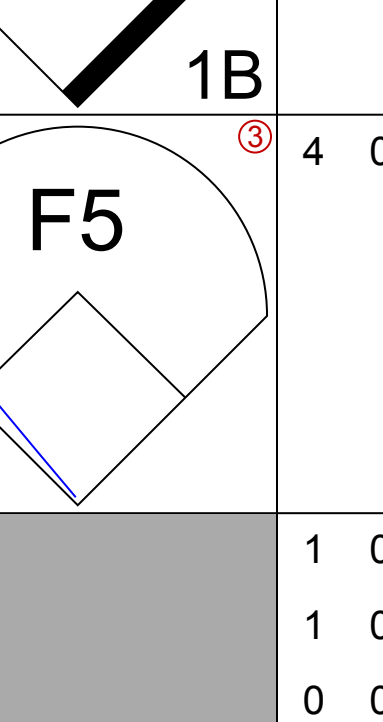
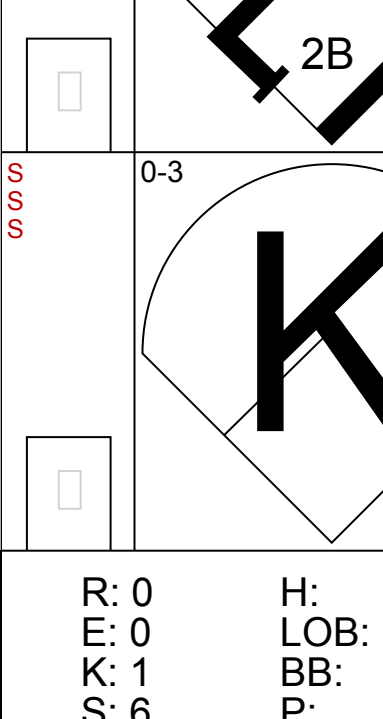



Batter	1	2	3	4	5	6	7	8	9	AB	R	H	RBI	BB	SO	LOB	BOTTOM					
Dan Gladden, R OBP: 0.423, SLG: 0.510	0-0 5-3		0-0 1B		0-0 FC6-4 1B			0-0 F8		4	0	2	1	0	0	0	Houston Astros @ San Francisco Giants Candlestick Park, San Francisco, CA Tue Jul 24, 1984, 10:05 PM EDT Att: 7,208 - Unknown					
Manny Trillo, R OBP: 0.347, SLG: 0.404	0-0 5-3		0-0 6-3		0-0 FC6-4			0-3 K		4	0	0	0	0	1	2						
Chili Davis, S OBP: 0.334, SLG: 0.482	0-0 F7			0-0 4-3		0-3 K		0-0 F9		4	0	0	0	0	1	0						
Jeffrey Leonard, R OBP: 0.364, SLG: 0.476		0-0 F4		0-0 HR 1B		0-0 G4-6-3 1B		0-0 2B		4	1	3	0	0	0	0						
Scot Thompson, L OBP: 0.421, SLG: 0.408		0-0 4-3		0-3 K		0-0 G4-6-3		0-0 F6		4	0	0	0	0	1	3						
Bob Brenly, R OBP: 0.383, SLG: 0.469		0-0 F4		0-0 HR		0-0 F9		0-0 F6		4	1	1	2	0	0	1						
Joel Youngblood, R OBP: 0.354, SLG: 0.397			4-0 1B BB	0-3 K		0-0 F7		0-0 F7		2	1	0	0	1	1	0						
Brad Wellman, R OBP: 0.289, SLG: 0.304			0-0 5-3		0-0 6-3		0-0 F9			3	0	0	0	0	0	1						
Mark Davis, L OBP: 0.388, SLG: 0.257 Jeff Cornell, S OBP: 0.295, SLG: 0.165 Duane Kuiper, L OBP: 0.255, SLG: 0.165 Bob Lacey, R OBP: 0.312, SLG: 0.190 Tom O'Malley, L OBP: 0.312, SLG: 0.190 Gary Lavelle, S OBP: 0.312, SLG: 0.190			0-3 K		0-0 5-3			0-0 4-3		1	0	0	0	0	0	1						
Inning Stats	R: 0 E: 0 K: 0 S: 3	H: 0 LOB: 0 BB: 0 P: 3	R: 0 E: 0 K: 0 S: 3	H: 0 LOB: 0 BB: 0 P: 3	R: 1 E: 0 K: 1 S: 6	H: 1 LOB: 1 BB: 1 P: 10	R: 2 E: 0 K: 2 S: 9	H: 2 LOB: 0 BB: 0 P: 9	R: 0 E: 0 K: 0 S: 4	H: 1 LOB: 0 BB: 0 P: 4	R: 0 E: 0 K: 1 S: 5	H: 0 LOB: 0 BB: 0 P: 5	R: 0 E: 0 K: 0 S: 3	H: 0 LOB: 0 BB: 0 P: 3	R: 0 E: 0 K: 1 S: 5	H: 0 LOB: 0 BB: 0 P: 5	R: 0 E: 0 K: 0 S: 4	H: 1 LOB: 1 BB: 0 P: 4	1B: 4 2B: 1 3B: 0 HR: 1	SF: 0 SAC: 0 DP: 1 HBP: 0	WP: 0 PB: 0 SB: 1 CS: 0	PA: 33
PITCHER	IP WLS BF H R ER SO BB IBB HBP BLK WP HR S P ERA WHIP	7.0 W 26 5 3 3 4 1 0 0 0 0 0 1 33 37 3.86 0.857	8.1 3 0 0 0 1 0 0 0 0 0 0 5 5 0.00 0.000	9.1 4 1 0 0 0 0 0 0 0 0 0 4 4 0.00 1.000																		

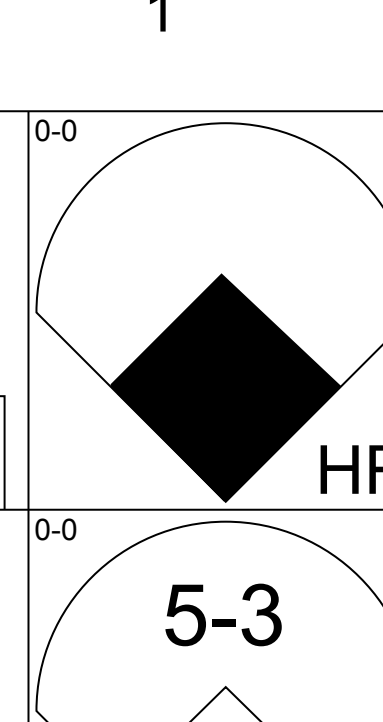
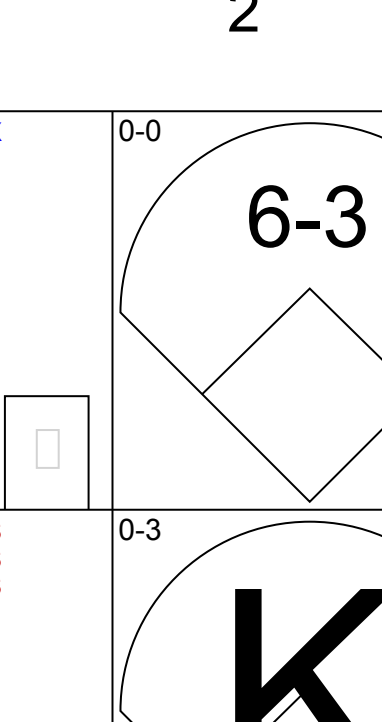
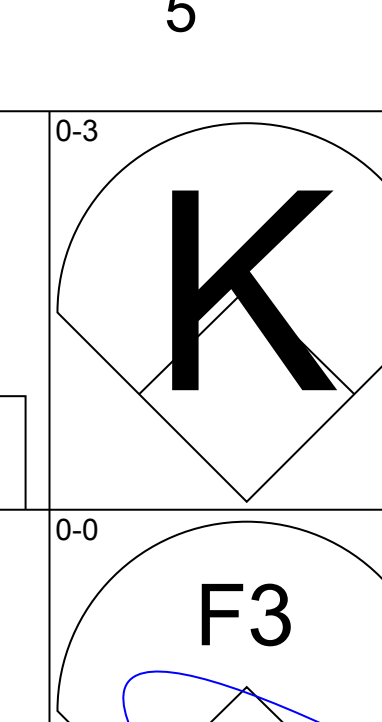
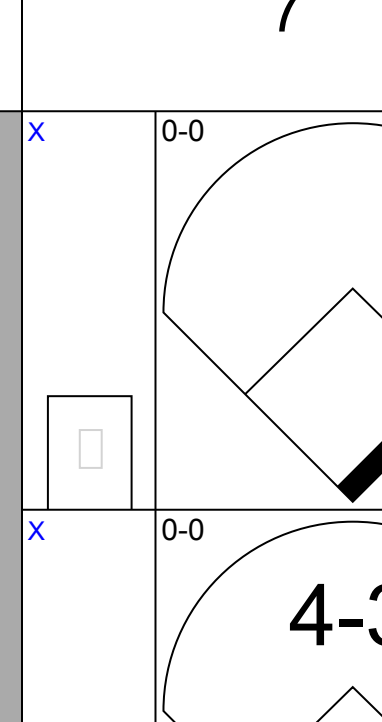
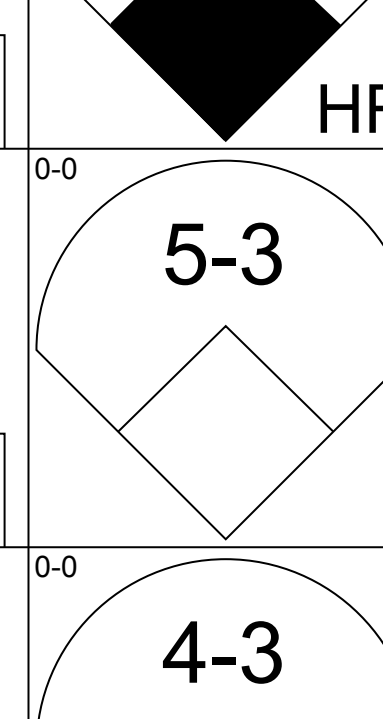
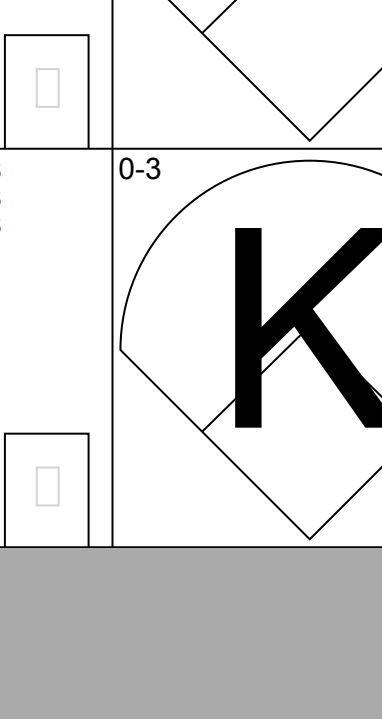
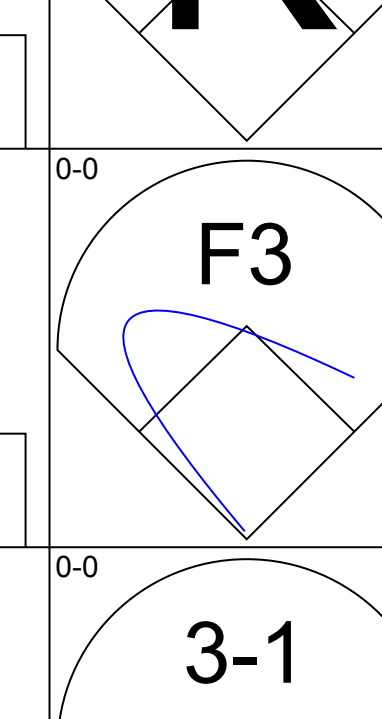
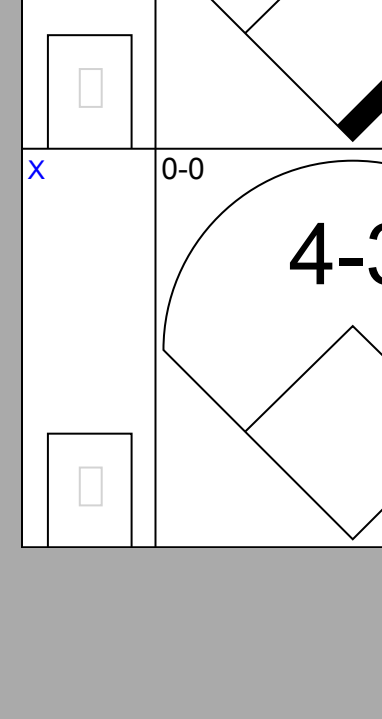
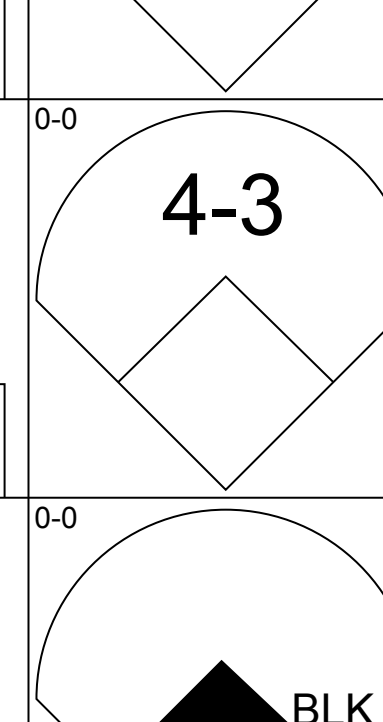
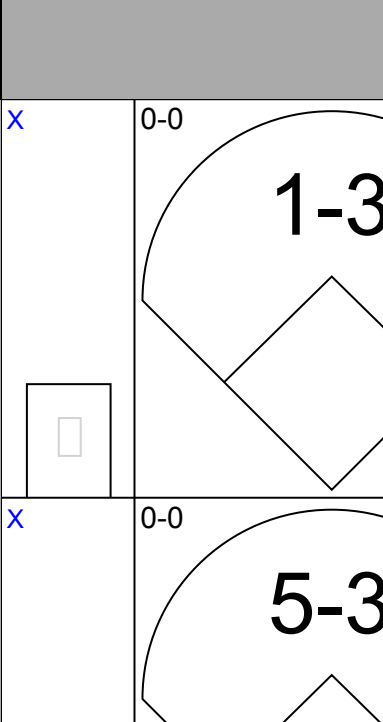
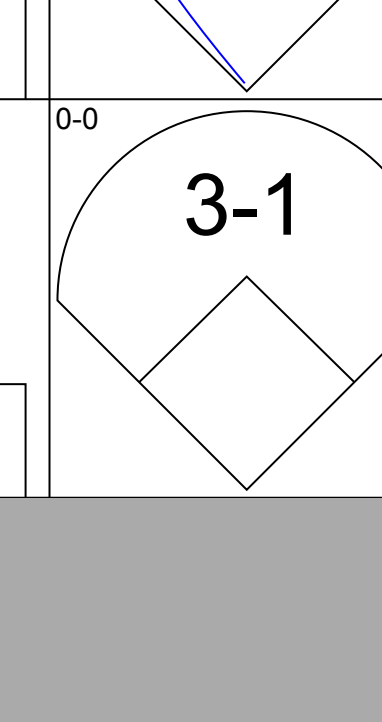


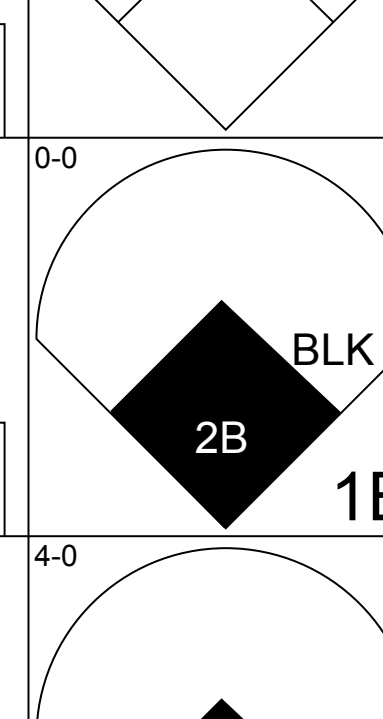
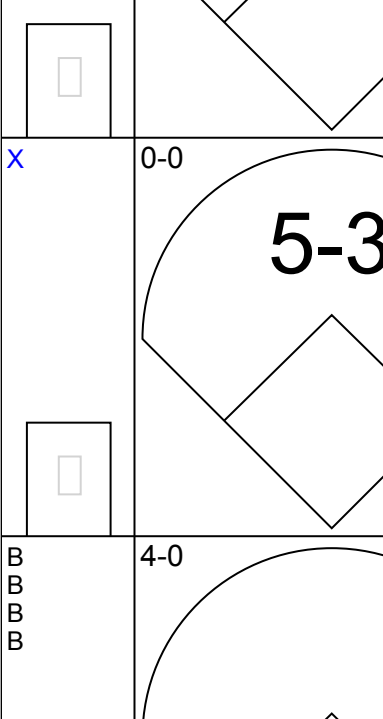



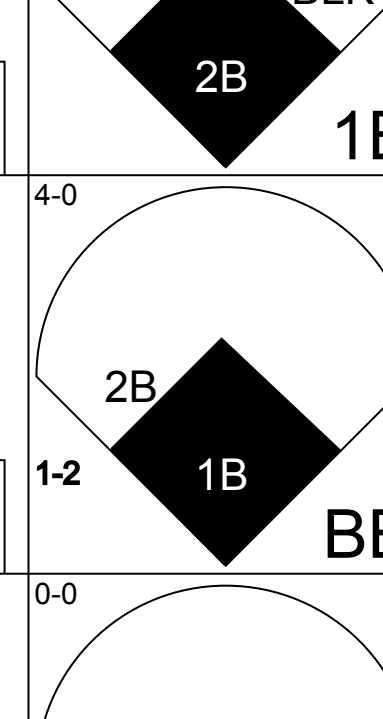
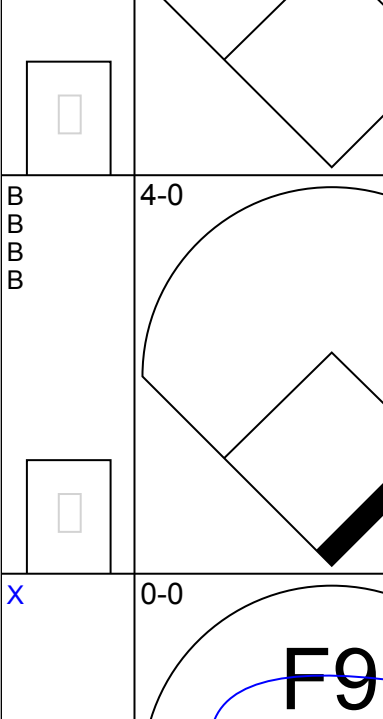



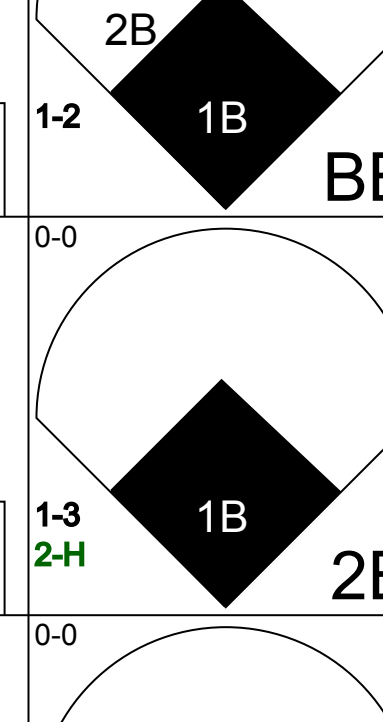
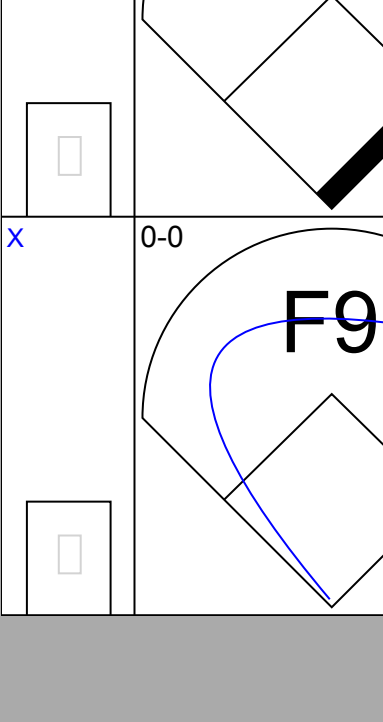

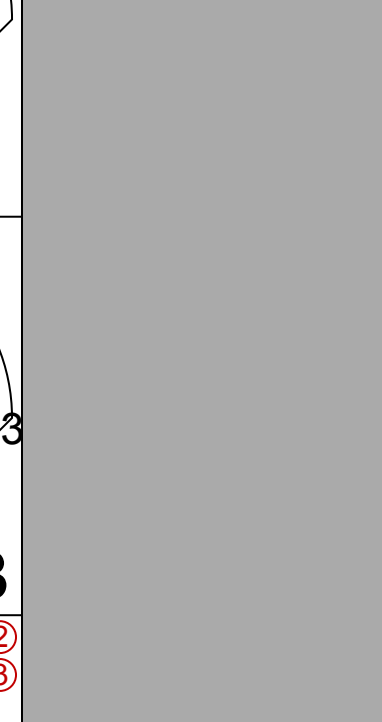

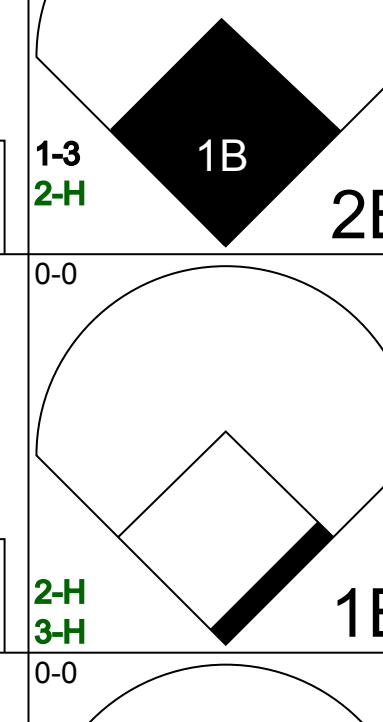
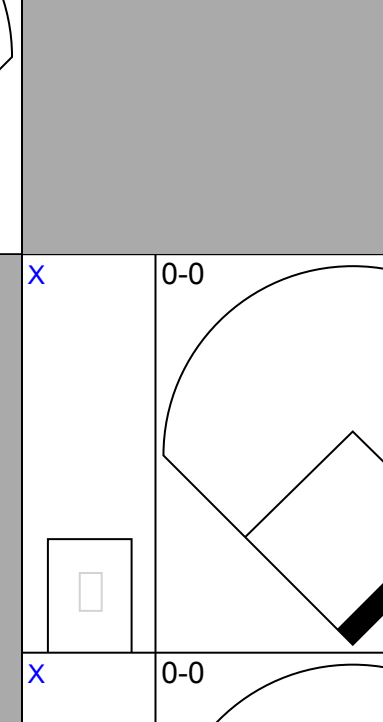
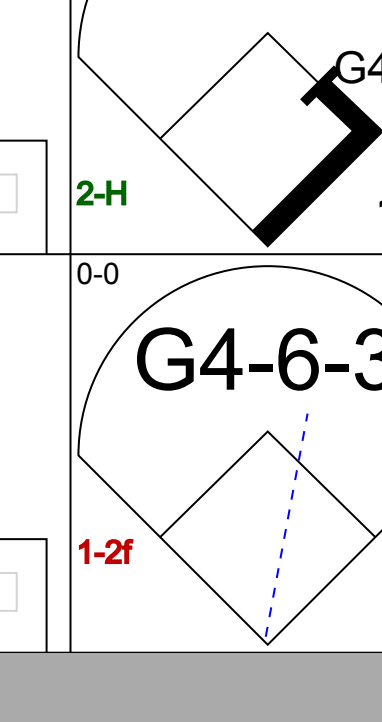
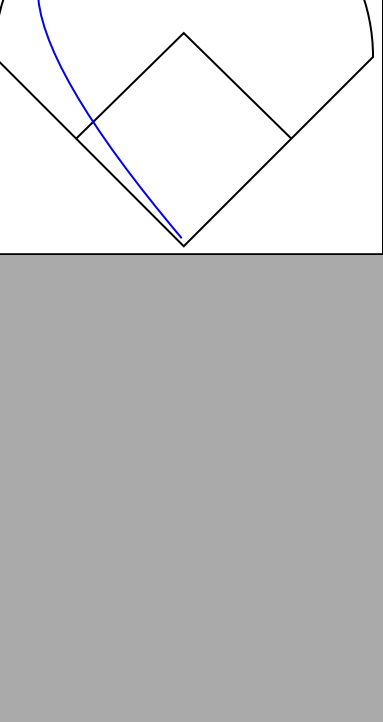
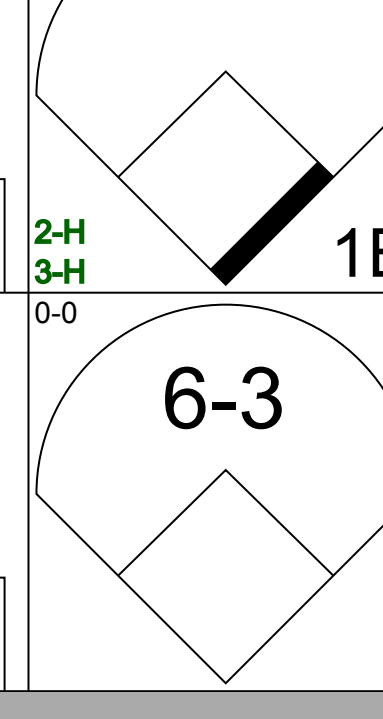
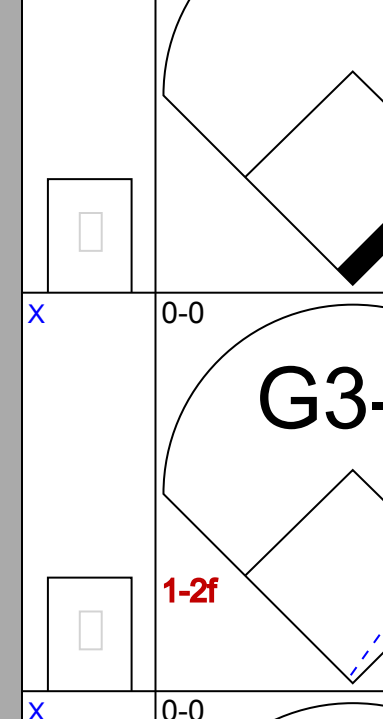
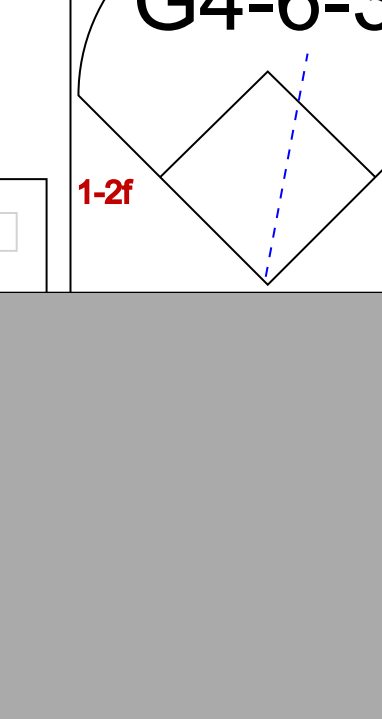

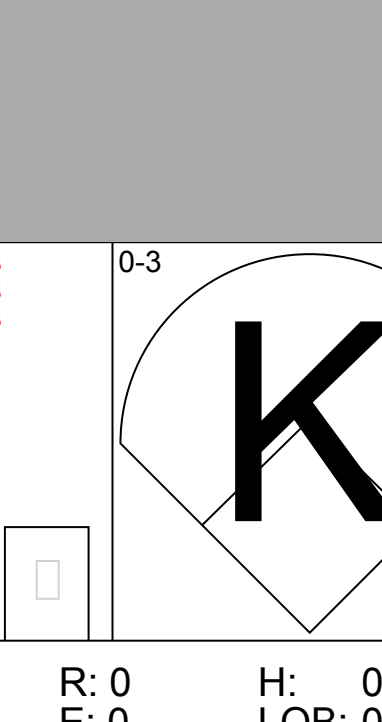
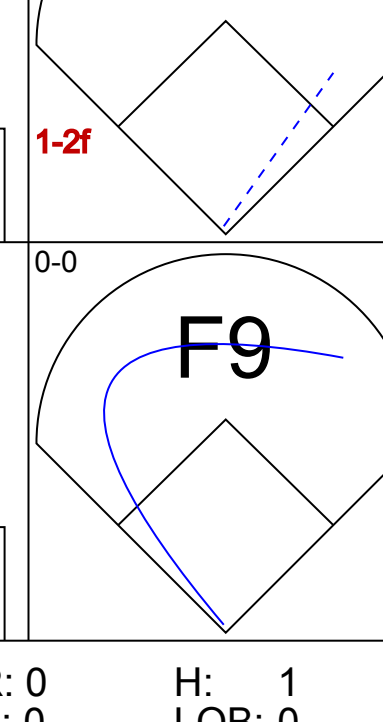
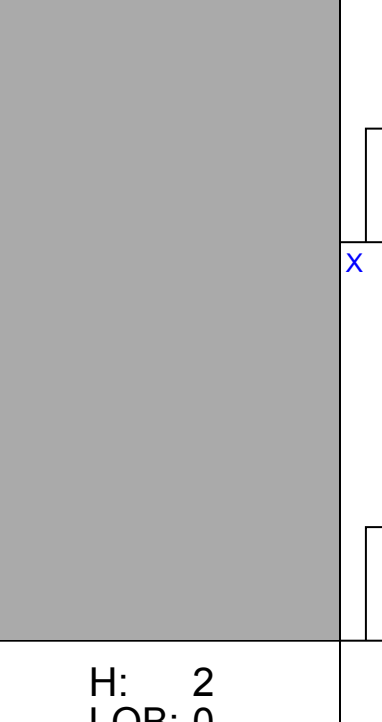

AB	32
R	3
H	6
RBI	3
BB	1
SO	5
LOB	8



Batter	1	2	3	4	5	6	7	8	9	AB	R	H	RBI	BB	SO	LOB	TOP			
Bill Doran, S OBP: 0.331, SLG: 0.334 (1, 4)										5	0	1	1	0	2	1	Houston Astros @ San Francisco Giants Candlestick Park, San Francisco, CA Thu Jul 26 1984, 10:05 PM EDT Att: 5,009 - Unknown livebaseballscorecards.com			
Craig Reynolds, L OBP: 0.289, SLG: 0.378 (1, 6)										3	0	1	0	1	0	1				
Denny Walling, L OBP: 0.310, SLG: 0.364 (1, 5)										4	0	1	0	0	0	1				
Jose Cruz, L OBP: 0.377, SLG: 0.457 (1, 7)										3	0	0	0	1	2	2				
Jerry Mumphrey, S OBP: 0.355, SLG: 0.392 (1, 8)										4	0	2	0	0	1	4				
Enos Cabell, R OBP: 0.331, SLG: 0.399 (1, 3)										4	1	1	0	0	0	2				
Terry Puhl, L OBP: 0.366, SLG: 0.417 (1, 9)										4	0	0	0	0	0	1				
Mark Bailey, S OBP: 0.306, SLG: 0.357 (1, 2)										4	0	0	0	0	1	1				
Mike Scott, R Julio Soliano, R Kevin Bass, S Bill Dawley, R Alan Ashby, S Jim Fankovits, R (1, 1) (6, 1) (7, PH) (7, 1) (9, PH) (9, PH)										2	0	0	0	0	0	0				
Inning Stats	R: 0 E: 0 K: 1 S: 6	H: 1 LOB: 2 BB: 1 P: 10	R: 0 E: 0 K: 1 S: 5	H: 0 LOB: 0 BB: 0 P: 5	R: 0 E: 0 K: 0 S: 3	H: 0 LOB: 0 BB: 0 P: 3	R: 0 E: 0 K: 1 S: 6	H: 1 LOB: 1 BB: 0 P: 6	R: 0 E: 0 K: 0 S: 3	H: 0 LOB: 0 BB: 0 P: 3	R: 0 E: 0 K: 2 S: 8	H: 3 LOB: 1 BB: 0 P: 6	R: 0 E: 0 K: 1 S: 6	H: 1 LOB: 1 BB: 0 P: 6	R: 0 E: 0 K: 0 S: 4	H: 1 LOB: 1 BB: 0 P: 4		1B: 5 2B: 3 3B: 0 HR: 0	SF: 0 SAC: 0 DP: 0 HBP: 0	WP: 0 PB: 0 SB: 1 CS: 0
PITCHER	IP WLS BF H R ER SO BB IBB HBP BLK WP HR S P ERA WHIP																			
Bill Laskey, R ERA: 3.7 Frank Williams, R ERA: 3.62 (1, 1) (8, 1)	7.0 W 29 6 2 2 5 2 0 0 0 0 0 0 0 0 2.57 1.143																			

Batter	1	2	3	4	5	6	7	8	9	AB	R	H	RBI	BB	SO	LOB	BOTTOM	
Dan Gladden, R OBP: 0.416, SLG: 0.491 (1, 8)										3	0	0	0	0	0	1	Houston Astros @ San Francisco Giants Candlestick Park, San Francisco, CA Thu Jul 26 1984, 10:05 PM EDT Att: 5,009 - Unknown livebaseballscorecards.com	
Manny Trillo, R OBP: 0.351, SLG: 0.409 (1, 4)										3	1	0	0	1	0	0		
Dusty Baker Jr., R OBP: 0.410, SLG: 0.382 (1, 7)										3	1	1	1	1	1	0		
Chili Davis, S OBP: 0.340, SLG: 0.484 (1, 9)										4	0	2	1	0	1	0		
Scot Thompson, L OBP: 0.418, SLG: 0.400 (1, 3)										3	1	0	0	1	0	3		
Joel Youngblood, R OBP: 0.348, SLG: 0.389 (1, 5)										3	0	0	0	0	1	3		
Steve Nicosia, R OBP: 0.336, SLG: 0.463 (1, 2)										3	0	1	0	0	1	0		
Brad Wellman, R OBP: 0.289, SLG: 0.303 (1, 6)										3	0	1	1	0	0	0		
Bill Laskey, R Gene Richards, L Frank Williams, R (1, 1) (7, PH) (8, 1)										2	0	0	0	0	0	2		
Inning Stats	R: 1 E: 0 K: 0 S: 4	H: 1 LOB: 0 BB: 0 P: 4	R: 0 E: 0 K: 0 S: 3	H: 0 LOB: 0 BB: 0 P: 3	R: 0 E: 0 K: 2 S: 7	H: 0 LOB: 0 BB: 0 P: 7	R: 1 E: 0 K: 1 S: 6	H: 2 LOB: 1 BB: 1 P: 10	R: 1 E: 0 K: 0 S: 4	H: 1 LOB: 2 BB: 2 P: 12	R: 0 E: 0 K: 1 S: 6	H: 1 LOB: 1 BB: 0 P: 6	R: 0 E: 0 K: 0 S: 4	H: 1 LOB: 1 BB: 0 P: 4	1B: 4 2B: 1 3B: 0 HR: 1	SF: 0 SAC: 0 DP: 1 HBP: 1		WP: 0 PB: 0 SB: 0 CS: 1
PITCHER	IP WLS BF H R ER SO BB IBB HBP BLK WP HR S P ERA WHIP																	
Mike Scott, R ERA: 4.96 Julio Soliano, R ERA: 1.64 Bill Dawley, R ERA: 1.79 (1, 1) (6, 1) (7, 1)	5.1 L 22 4 3 3 3 3 0 0 0 0 0 0 0 0 5.06 1.312																	

Batter	1	2	3	4	5	6	7	8	9	AB	R	H	RBI	BB	SO	LOB	TOP					
Jerry Royster, R OBP: 0.271, SLG: 0.318 (1, 7)										4	0	2	0	0	1	1	<p>Atlanta Braves @ San Francisco Giants Candlestick Park, San Francisco, CA</p> <p>Fri Jul 27 1984, 10:05 PM EDT Att: 10,243 - Unknown</p> <p>livebaseballscores.com</p>					
Ken Oberkfell, L OBP: 0.332, SLG: 0.370 Pete Falcone, L OBP: 0.219, SLG: 0.281 (1, 5)										4	0	0	0	0	0	2						
Claudell Washington, L OBP: 0.413, SLG: 0.524 (1, 9)										4	0	1	0	0	1	1						
Chris Chambliss, L OBP: 0.355, SLG: 0.392 (1, 3)										4	0	1	0	0	0	2						
Brad Komminsk, R OBP: 0.286, SLG: 0.338 (1, 8)										3	0	0	0	0	0	1						
Rafael Ramirez, R OBP: 0.304, SLG: 0.321 (1, 6)										4	0	0	0	0	1	1						
Glenn Hubbard, R OBP: 0.357, SLG: 0.409 (1, 4)											4	0	2	0	0	1		0				
Bruce Benedict, R OBP: 0.286, SLG: 0.276 (1, 2)											4	0	1	0	0	0		3				
Rick Camp, R OBP: 0.130, SLG: 0.091 Dale Murphy, R OBP: 0.361, SLG: 0.508 Jeff Dedmon, L Gerald Perry, L OBP: 0.364, SLG: 0.346 (1, 1)											1	0	0	0	0	1		1				
Inning Stats	R: 0 E: 0 K: 2 S: 7	H: 0 LOB: 0 BB: 0 P: 7	R: 0 E: 0 K: 1 S: 5	H: 0 LOB: 0 BB: 0 P: 5	R: 0 E: 0 K: 1 S: 6	H: 2 LOB: 2 BB: 0 P: 6	R: 0 E: 0 K: 0 S: 4	H: 1 LOB: 1 BB: 0 P: 4	R: 0 E: 0 K: 1 S: 5	H: 0 LOB: 0 BB: 0 P: 5	R: 0 E: 0 K: 0 S: 5	H: 2 LOB: 2 BB: 0 P: 5	R: 0 E: 0 K: 0 S: 4	H: 1 LOB: 1 BB: 0 P: 4	R: 0 E: 0 K: 0 S: 4	H: 1 LOB: 1 BB: 0 P: 4		R: 0 E: 0 K: 0 S: 4	H: 1 LOB: 2 BB: 0 P: 5	1B: 6 2B: 2 3B: 0 HR: 0	SF: 0 SAC: 0 DP: 0 HBP: 1	WP: 0 PB: 0 SB: 0 CS: 0
PITCHER Mike Krukow, R ERA: 4.48 (1, 1)	IP: 9.0 WLS: W BF: 35 H: 8 R: 0 ER: 0 SO: 5 BB: 0 IBB: 0 HBP: 1 BLK: 0 WP: 0 HR: 0 S: 44 P: 45 ERA: 0.00 WHIP: 0.889																					

Batter	1	2	3	4	5	6	7	8	9	AB	R	H	RBI	BB	SO	LOB	BOTTOM					
Dan Gladden, R OBP: 0.419, SLG: 0.518 (1, 8)										4	1	2	1	0	1	0	<p>Atlanta Braves @ San Francisco Giants Candlestick Park, San Francisco, CA</p> <p>Fri Jul 27 1984, 10:05 PM EDT Att: 10,243 - Unknown</p> <p>livebaseballscores.com</p>					
Manny Trillo, R OBP: 0.344, SLG: 0.400 (1, 4)										4	0	0	0	0	1	1						
Chili Davis, S OBP: 0.336, SLG: 0.479 (1, 9)											4	0	0	0	0	0						
Jeffrey Leonard, R OBP: 0.367, SLG: 0.488 (1, 7)											4	3	3	1	0	0						
Scot Thompson, L OBP: 0.421, SLG: 0.393 (1, 3)											2	1	0	0	2	0		1				
Bob Brenly, R OBP: 0.386, SLG: 0.480 (1, 2)											4	1	2	2	0	0		1				
Joel Youngblood, R OBP: 0.351, SLG: 0.391 (1, 5)										3	0	2	2	0	0	1						
Brad Wellman, R OBP: 0.284, SLG: 0.297 (1, 6)										3	0	0	0	0	0	2						
Mike Krukow, R OBP: 0.191, SLG: 0.200 (1, 1)										3	0	0	0	0	1	0						
Inning Stats	R: 4 E: 0 K: 0 S: 7	H: 4 LOB: 1 BB: 1 P: 11	R: 0 E: 0 K: 2 S: 7	H: 0 LOB: 0 BB: 0 P: 7	R: 0 E: 0 K: 0 S: 3	H: 0 LOB: 1 BB: 1 P: 7	R: 0 E: 0 K: 0 S: 3	H: 1 LOB: 0 BB: 0 P: 3	R: 0 E: 0 K: 1 S: 5	H: 0 LOB: 0 BB: 0 P: 5	R: 1 E: 0 K: 0 S: 4	H: 2 LOB: 0 BB: 0 P: 4	R: 0 E: 0 K: 0 S: 4	H: 1 LOB: 1 BB: 0 P: 4	R: 1 E: 0 K: 0 S: 4	H: 1 LOB: 0 BB: 0 P: 4		R: 1 E: 0 K: 0 S: 4	H: 1 LOB: 1 BB: 0 P: 4	1B: 5 2B: 2 3B: 0 HR: 2	SF: 0 SAC: 0 DP: 2 HBP: 0	WP: 0 PB: 0 SB: 0 CS: 0
PITCHER Rick Camp, R ERA: 3.92 Jeff Dedmon, R ERA: 4.19 Pete Falcone, L ERA: 4.44 (1, 1)	IP: 5.0 WLS: L BF: 21 H: 5 R: 4 ER: 4 SO: 3 BB: 2 IBB: 0 HBP: 0 BLK: 0 WP: 0 HR: 1 S: 25 P: 33 ERA: 7.20 WHIP: 1.400																					

Batter	1	2	3	4	5	6	7	8	9	AB	R	H	RBI	BB	SO	LOB	TOP				
Jerry Royster, R OBP: 0.268, SLG: 0.314 (1, 6)										5	0	1	0	0	1	1	<p>Atlanta Braves @ San Francisco Giants Candlestick Park, San Francisco, CA</p> <p>Sat Jul 28 1984, 6:33 AM EDT Att: 12,942 - Unknown</p>				
Randy Johnson, R OBP: 0.350, SLG: 0.400 (1, 5)										5	1	2	1	0	1	1					
Claudell Washington, L OBP: 0.413, SLG: 0.524 (1, 9)										4	1	1	0	1	1	4					
Dale Murphy, R OBP: 0.366, SLG: 0.518 (1, 8)										4	1	3	2	1	0	0					
Bob Watson, R OBP: 0.262, SLG: 0.291 Gerald Perry, L (5, PH) OBP: 0.367, SLG: 0.344 (5, 3)										2	0	0	0	0	1	1					
Rufino Linares, R OBP: 0.250, SLG: 0.444 Albert Hall, S OBP: 0.285, SLG: 0.283 (8, 7)										4	0	1	0	0	1	3					
Glenn Hubbard, R OBP: 0.353, SLG: 0.404 (1, 4)										4	0	0	0	0	0	4					
Bruce Benedict, R OBP: 0.295, SLG: 0.278 (1, 2)										2	1	1	0	2	0	1					
Rick Mahler, R OBP: 0.359, SLG: 0.421 Donnie Moore, L (8, 1)										3	0	1	0	0	0	2					
										0	0	0	0	0	0	0					
Inning Stats	R: 2 E: 0 K: 2 S: 9	H: 2 LOB: 0 BB: 0 P: 9	R: 1 E: 0 K: 1 S: 8	H: 3 LOB: 3 BB: 1 P: 12	R: 0 E: 0 K: 0 S: 4	H: 1 LOB: 1 BB: 0 P: 4	R: 0 E: 0 K: 0 S: 3	H: 1 LOB: 0 BB: 0 P: 3	R: 1 E: 1 K: 1 S: 6	H: 1 LOB: 2 BB: 2 P: 14	R: 0 E: 0 K: 0 S: 3	H: 0 LOB: 0 BB: 0 P: 3	R: 0 E: 0 K: 0 S: 4	H: 1 LOB: 1 BB: 0 P: 4	R: 0 E: 0 K: 1 S: 6	H: 1 LOB: 3 BB: 2 P: 14	1B: 7 2B: 2 3B: 0 HR: 1	SF: 0 SAC: 1 DP: 1 HBP: 0	WP: 0 PB: 0 SB: 0 CS: 0	PA: 42	
PITCHER	IP	WLS	BF	H	R	ER	SO	BB	IBB	HBP	BLK	WP	HR	S	P	ERA	WHIP				
Mark Davis, L ERA: 5.44 Frank Williams, R ERA: 3.49 Gary Lavelle, L ERA: 3.02	4.1	L	22	8	4	3	3	2	0	0	0	0	1	26	34	6.23	2.308				

Batter	1	2	3	4	5	6	7	8	9	AB	R	H	RBI	BB	SO	LOB	BOTTOM					
Dan Gladden, R OBP: 0.418, SLG: 0.518 (1, 8)										4	0	2	2	0	0	1	<p>Atlanta Braves @ San Francisco Giants Candlestick Park, San Francisco, CA</p> <p>Sat Jul 28 1984, 6:33 AM EDT Att: 12,942 - Unknown</p>					
Manny Trillo, R OBP: 0.338, SLG: 0.392 (1, 4)										4	0	0	0	0	1	3						
Dusty Baker Jr., R OBP: 0.406, SLG: 0.379 (1, 9)										4	0	1	0	0	0	1						
Jeffrey Leonard, R OBP: 0.363, SLG: 0.483 (1, 7)										4	0	0	0	0	0	2						
Scot Thompson, L OBP: 0.423, SLG: 0.391 (1, 3)										3	0	1	0	1	0	0						
Bob Brenly, R OBP: 0.388, SLG: 0.491 (1, 2)										4	1	2	1	0	0	2						
Tom O'Malley, L OBP: 0.192, SLG: 0.125 (1, 5)										4	1	1	0	0	0	1						
Brad Wellman, R OBP: 0.287, SLG: 0.313 Gene Richards, L (7, PH) OBP: 0.342, SLG: 0.284 Johnnie LeMaster, R OBP: 0.259, SLG: 0.287 (8, 6)										2	1	1	0	0	0	0						
Mark Davis, L OBP: 0.184, SLG: 0.250 Frank Williams, R OBP: 0.188, SLG: 0.133 Chili Davis, S OBP: 0.335, SLG: 0.477 Gary Lavelle, S (8, 1)										1	0	0	0	0	1	1						
Joel Youngblood, R OBP: 0.332, SLG: 0.391 (8, PH)										1	0	0	0	0	0	0						
Inning Stats	R: 0 E: 0 K: 0 S: 3	H: 0 LOB: 0 BB: 0 P: 3	R: 0 E: 0 K: 0 S: 4	H: 1 LOB: 1 BB: 0 P: 4	R: 1 E: 0 K: 1 S: 6	H: 1 LOB: 0 BB: 0 P: 6	R: 0 E: 0 K: 0 S: 3	H: 0 LOB: 1 BB: 1 P: 7	R: 0 E: 0 K: 0 S: 3	H: 0 LOB: 0 BB: 0 P: 3	R: 0 E: 0 K: 0 S: 4	H: 1 LOB: 1 BB: 0 P: 4	R: 2 E: 0 K: 1 S: 8	H: 3 LOB: 2 BB: 1 P: 12	R: 0 E: 0 K: 0 S: 4	H: 2 LOB: 1 BB: 0 P: 4	R: 0 E: 0 K: 0 S: 3	H: 0 LOB: 1 BB: 1 P: 7	1B: 6 2B: 0 3B: 1 HR: 1	SF: 1 SAC: 0 DP: 0 HBP: 0	WP: 0 PB: 0 SB: 2 CS: 0	PA: 37
PITCHER	IP	WLS	BF	H	R	ER	SO	BB	IBB	HBP	BLK	WP	HR	S	P	ERA	WHIP					
Rick Mahler, R ERA: 2.54 Donnie Moore, R ERA: 1.91	7.2	W	32	8	3	3	2	2	0	0	0	0	1	34	42	3.52	1.304					


Batter	1	2	3	4	5	6	7	8	9	AB	R	H	RBI	BB	SO	LOB	TOP										
Jerry Royster, R OBP: 0.291, SLG: 0.305 (1, 7)	0-0 5-3	0-0 F4		0-0 4-3			0-0 6-3			4	0	0	0	0	0	2	Atlanta Braves @ San Francisco Giants Candlestick Park, San Francisco, CA Sun Jul 29 1984, 6:33 AM EDT Att: 14,262 - Unknown livebaseballscorecards.com										
Rafael Ramirez, R OBP: 0.303, SLG: 0.320 (1, 6)	0-0 F6	0-0 1-3 2-H 1B			0-0 5-3		0-0 6-3			4	0	1	1	0	0	0											
Claudell Washington, L OBP: 0.414, SLG: 0.522 (1, 9)	4-0 HR	0-0 F6			0-0 S 1B			0-0 1-3		3	1	1	0	1	0	2											
Dale Murphy, R OBP: 0.365, SLG: 0.523 (1, 8)	0-0 1-H HR		0-3 K		0-3 K			0-0 6-3		4	1	1	2	0	2	1											
Chris Chambliss, L OBP: 0.354, SLG: 0.390 (1, 3)	0-0 1B		0-3 K		0-3 K			0-0 F8		4	0	1	0	0	2	1											
Ken Oberkfell, L OBP: 0.338, SLG: 0.374 (1, 5)	0-0 6-3		0-0 CS 1B		0-0 CS 1B				4-0 FC2-6 BB	3	0	2	0	1	0	1											
Glenn Hubbard, R OBP: 0.349, SLG: 0.399 (1, 4)		0-0 F8	0-0 CS	0-0 5-3		0-0 5-3		0-0 FC2-6 G4-6-3		4	0	0	0	0	0	2											
Bruce Benedict, R OBP: 0.299, SLG: 0.300 (1, 2)		0-0 1B 1B		0-0 HR		0-0 5-3		0-0 G4-6-3		4	2	2	1	0	0	1											
Pascual Perez, R OBP: 0.143, SLG: 0.150 Gene Garber, R OBP: 0.100, SLG: 0.100 (6, 1)	0-0 1B 1-2 1B		0-3 K		0-3 K					2	0	1	0	0	1	0											
Inning Stats	R: 2 E: 0 K: 0 S: 5	H: 2 LOB: 1 BB: 1 P: 9	R: 1 E: 0 K: 0 S: 6	H: 3 LOB: 2 BB: 0 P: 6	R: 0 E: 0 K: 2 S: 7	H: 1 LOB: 0 BB: 0 P: 7	R: 1 E: 0 K: 1 S: 6	H: 1 LOB: 0 BB: 0 P: 6	R: 0 E: 0 K: 2 S: 8	H: 1 LOB: 1 BB: 0 P: 8	R: 0 E: 0 K: 0 S: 3	H: 0 LOB: 0 BB: 0 P: 5	R: 0 E: 0 K: 0 S: 3	H: 0 LOB: 0 BB: 1 P: 6	R: 0 E: 0 K: 0 S: 2	H: 0 LOB: 0 BB: 1 P: 6	1B: 7 2B: 0 3B: 0 HR: 2	SF: 0 SAC: 0 DP: 1 HBP: 0	WP: 0 PB: 0 SB: 1 CS: 2	PA: 36							
PITCHER	IP	WLS	BF	H	R	ER	SO	BB	IBB	HBP	BLK	WP	HR	S	P	ERA	WHIP										
Mark Calvert, R ERA: 16.2 (1, 1)	1.2	L	11	5	3	3	0	1	0	0	0	0	1	10	14	16.20	3.600										
Bob Lacey, L ERA: 6.1 (2, 1)	3.1		12	3	1	1	5	0	0	0	0	0	1	22	22	2.70	0.900										
Greg Minton, R ERA: 3.49 (6, 1)	1.0		3	1	0	0	0	0	0	0	0	0	0	3	3	0.00	1.000										
Gary Lavelle, L ERA: 2.88 (7, 1)	3.0		9	0	0	0	1	1	0	0	0	0	0	10	14	0.00	0.333										


Batter	1	2	3	4	5	6	7	8	9	AB	R	H	RBI	BB	SO	LOB	BOTTOM										
Dan Gladden, R OBP: 0.425, SLG: 0.521 (1, 8)	0-0 F8		0-0 1-3 1B		0-0 4-3 S E 1B	0-0 FC3-2			0-0 WP S 1B	5	1	3	0	0	0	3	Atlanta Braves @ San Francisco Giants Candlestick Park, San Francisco, CA Sun Jul 29 1984, 6:33 AM EDT Att: 14,262 - Unknown livebaseballscorecards.com										
Manny Trillo, R OBP: 0.332, SLG: 0.384 Jeffrey Leonard, R OBP: 0.362, SLG: 0.481 (9, PH)	0-3 K		0-0 1-3		0-0 4-3		0-0 F9		0-3 K	4	0	0	1	0	1	5											
Chili Davis, S OBP: 0.331, SLG: 0.470 (1, 9)	0-0 6-3		0-3 K		0-0 E6		0-3 K		0-0 F3	5	0	0	0	0	2	2											
Dusty Baker Jr., R OBP: 0.402, SLG: 0.375 (1, 7)		0-0 1B 1-3 1B	0-0 F8		0-0 F6		0-0 5-3			4	0	1	0	0	0	2											
Scott Thompson, L OBP: 0.418, SLG: 0.387 (1, 3)		0-0 1-3		0-0 3-1		0-0 BB FC6-4 1B		0-0 4-3		4	1	1	0	0	0	1											
Bob Brenly, R OBP: 0.386, SLG: 0.488 (1, 2)		0-0 F7		0-0 6-3		0-0 FC6-4 FC3-2 1B		0-0 F4		4	0	1	0	0	0	1											
Joel Youngblood, R OBP: 0.354, SLG: 0.389 (1, 5)		4-0 1B BB		0-0 6-3		4-0 FC6-4 BB		0-3 K		2	0	0	0	2	1	0											
Brad Wellman, R OBP: 0.292, SLG: 0.318 (1, 6)		0-0 1-2 2-3 1B		0-0 1B 4-3 1B		0-0 FC6-4 FC3-2 S		0-0 4-3		4	1	2	1	0	0	2											
Mark Calvert, R Bob Lacey, R John Rabb, R Greg Minton, S Gene Richards, L Gary Lavelle, S Tom O'Malley, L (1, 1) (2, 1) (5, PH) (6, 1) (6, PH) (7, 1) (9, PH)	0-0 1-3		0-0 F8		0-0 F8		0-0 FC3-2 IBB		0-0 F3	0	0	0	0	0	0	0											
Inning Stats	R: 0 E: 0 K: 1 S: 5	H: 0 LOB: 0 BB: 0 P: 5	R: 0 E: 0 K: 0 S: 5	H: 2 LOB: 3 BB: 1 P: 9	R: 0 E: 0 K: 1 S: 6	H: 1 LOB: 1 BB: 0 P: 6	R: 0 E: 0 K: 0 S: 3	H: 0 LOB: 0 BB: 0 P: 3	R: 2 E: 1 K: 0 S: 6	H: 2 LOB: 1 BB: 0 P: 6	R: 1 E: 0 K: 0 S: 5	H: 2 LOB: 3 BB: 2 P: 13	R: 0 E: 0 K: 1 S: 5	H: 0 LOB: 0 BB: 0 P: 5	R: 0 E: 0 K: 1 S: 5	H: 1 LOB: 1 BB: 0 P: 6	1B: 8 2B: 0 3B: 0 HR: 0	SF: 0 SAC: 0 DP: 0 HBP: 0	WP: 1 PB: 0 SB: 3 CS: 0	PA: 39							
PITCHER	IP	WLS	BF	H	R	ER	SO	BB	IBB	HBP	BLK	WP	HR	S	P	ERA	WHIP										
Pascual Perez, R ERA: 4.32 (1, 1)	5.0	W	25	7	3	2	2	2	0	0	0	1	0	19	23	0.00	0.250										
Gene Garber, R ERA: 3.39 (6, 1)	4.0	S	14	1	0	0	3	0	1	0	0	1	0	19	23	0.00	0.250										



Batter	1	2	3	4	5	6	7	8	9	AB	R	H	RBI	BB	SO	LOB	TOP		
Dan Gladden, R (1.8) OBP: 0.412, SLG: 0.504	F8		K			F9			4-3	4	0	0	0	0	1	0	San Francisco Giants @ Cincinnati Reds Riverfront Stadium, Cincinnati, OH Tue Jul 31 1984, 7:05 PM EDT Att: 12,310 - Unknown livebaseballscorecards.com		
Manny Trillo, R (1.4) OBP: 0.330, SLG: 0.378	6-3			4-3			G4-6-3 BB		6-3	3	0	0	0	1	0	0			
Chili Davis, S (1.9) OBP: 0.330, SLG: 0.467	K			K			G4-6-3 1-2		1B	4	0	1	0	0	2	1			
Jeffrey Leonard, R (1.7) OBP: 0.361, SLG: 0.479		F9		F9			1B		K	4	0	1	0	0	1	1			
Scot Thompson, L (1.3) OBP: 0.423, SLG: 0.388		E BB			G6-4-3 1B		F7			2	0	1	0	1	0	1			
Bob Brenly, R (1.2) OBP: 0.383, SLG: 0.483	F6			G6-4-3 1-2				F8		3	0	0	0	0	0	2			
Joel Youngblood, R (1.5) OBP: 0.354, SLG: 0.387	F7			5-3				BB BB	BB BB	2	0	0	0	1	0	1			
Brad Wellman, R (1.6) OBP: 0.288, SLG: 0.314			3-1			6-3			G6-4-3 1-2 BB	2	0	0	0	0	0	0			
Duane Kuiper, L (8. PH) OBP: 0.258, SLG: 0.165										0	0	0	0	1	0	0			
Johnnie LeMaster, R (8. PR) OBP: 0.258, SLG: 0.287										0	0	0	0	0	0	0			
Jeff Robinson, R (1.1) OBP: 0.125, SLG: 0.087										2	0	0	0	0	0	0			
Gary Lavelle, S (6.1) OBP: 0.400, SLG: 0.372	F6					F3			G6-4-3 1-2	0	0	0	0	0	0	0			
Dusty Baker Jr., R (8. PH) OBP: 0.400, SLG: 0.372										1	0	0	0	0	0	0			
Greg Minton, S (8.1) OBP: 0.125, SLG: 0.067										0	0	0	0	0	0	0			
Inning Stats	R: 0 E: 0 K: 1 S: 5	H: 0 LOB: 0 BB: 0 P: 5	R: 0 E: 1 K: 0 S: 3	H: 0 LOB: 1 BB: 1 P: 7	R: 0 E: 0 K: 1 S: 5	H: 0 LOB: 0 BB: 0 P: 5	R: 0 E: 0 K: 1 S: 5	H: 1 LOB: 0 BB: 0 P: 3	R: 0 E: 0 K: 0 S: 3	H: 0 LOB: 0 BB: 0 P: 3	R: 0 E: 0 K: 0 S: 3	H: 1 LOB: 1 BB: 1 P: 7	R: 0 E: 0 K: 0 S: 2	H: 0 LOB: 2 BB: 2 P: 10	R: 0 E: 0 K: 1 S: 6	H: 1 LOB: 1 BB: 0 P: 6	1B: 3 2B: 0 3B: 0 HR: 0	SF: 0 SAC: 0 DP: 3 HBP: 0	WP: 0 PA: 31 PB: 0 SB: 0 CS: 0
PITCHER Jay Tibbs, R (1.1) ERA: 1.71	IP: 9.0 WLS: W BF: 31 H: 3 R: 0 ER: 0 SO: 4 BB: 4 IBB: 0 HBP: 0 BLK: 0 WP: 0 HR: 0 S: 35 P: 51 ERA: 0.00 WHIP: 0.778																		

Batter	1	2	3	4	5	6	7	8	9	AB	R	H	RBI	BB	SO	LOB	BOTTOM		
Gary Redus, R (1.8) OBP: 0.354, SLG: 0.391	F7		K			CS 1B			K	4	0	1	0	0	2	0	San Francisco Giants @ Cincinnati Reds Riverfront Stadium, Cincinnati, OH Tue Jul 31 1984, 7:05 PM EDT Att: 12,310 - Unknown livebaseballscorecards.com		
Ron Oester, S (1.4) OBP: 0.281, SLG: 0.279	4-3		S BB		CS 1-2	1B FC6-4 1B			F4	3	1	1	0	1	0	0			
Dave Concepcion, R (1.5) OBP: 0.304, SLG: 0.330	6-3		F4 1-2			F9			2B	4	0	1	0	0	0	2			
Dave Parker, L (1.9) OBP: 0.311, SLG: 0.392		4-3 E 2B		4-3		FC6-4 1B			6-3	4	1	2	0	0	0	1			
Nick Esasky, R (1.3) OBP: 0.293, SLG: 0.373		F3		1-3 1B BB		FC6-4 1B 1-2 3-H			6-3	3	1	0	1	1	0	3			
Duane Walker, L (1.7) OBP: 0.398, SLG: 0.519		4-3 2-3		1-3 1-2					6-3	3	0	1	0	0	0	2			
Brad Gulden, L (1.2) OBP: 0.266, SLG: 0.331		E9 3-H				CS K				3	0	1	1	0	1	2			
Tom Foley, L (1.6) OBP: 0.316, SLG: 0.367		F3							6-3	3	0	0	0	0	0	1			
Jay Tibbs, R (1.1) OBP: 0.091, SLG: 0.091			4-3						K	3	0	0	0	0	2	0			
Inning Stats	R: 0 E: 0 K: 0 S: 3	H: 0 LOB: 0 BB: 0 P: 3	R: 1 E: 1 K: 0 S: 5	H: 1 LOB: 1 BB: 0 P: 5	R: 0 E: 0 K: 1 S: 5	H: 0 LOB: 1 BB: 1 P: 9	R: 1 E: 0 K: 0 S: 3	H: 1 LOB: 1 BB: 1 P: 7	R: 0 E: 0 K: 1 S: 5	H: 1 LOB: 0 BB: 0 P: 5	R: 1 E: 0 K: 1 S: 8	H: 3 LOB: 2 BB: 0 P: 8	R: 0 E: 0 K: 2 S: 7	H: 0 LOB: 0 BB: 0 P: 7	R: 0 E: 0 K: 0 S: 4	H: 1 LOB: 1 BB: 0 P: 4		1B: 5 2B: 2 3B: 0 HR: 0	SF: 0 SAC: 0 DP: 0 HBP: 0
PITCHER Jeff Robinson, R (1.1) ERA: 4.17	IP: 5.2 WLS: L BF: 24 H: 6 R: 3 ER: 2 SO: 2 BB: 2 IBB: 0 HBP: 0 BLK: 0 WP: 0 HR: 0 S: 26 P: 34 ERA: 3.18 WHIP: 1.412																		
Gary Lavelle, L (6.1) ERA: 2.82	1.1 4 0 0 0 3 0 0 0 0 0 0 10 10 0.00 0.000																		
Greg Minton, R (8.1) ERA: 3.44	1.0 4 1 0 0 0 0 0 0 0 0 0 4 4 0.00 1.000																		

Batter	1	2	3	4	5	6	7	8	9	AB	R	H	RBI	BB	SO	LOB	TOP			
Chili Davis, S OBP: 0.326, SLG: 0.462 (1, 8)	0-0 5-3			0-0 F9		0-0 F3		0-0 F9		4	0	0	0	0	0	0	San Francisco Giants @ Cincinnati Reds Riverfront Stadium, Cincinnati, OH Wed Aug 01 1984, 7:05 PM EDT Att: 10,138 - Unknown AB 30 R 3 H 4 RBI 3 BB 0 SO 7 LOB 3 			
Bob Brenly, R OBP: 0.384, SLG: 0.493 (1, 3)	0-3 K			0-0 1B		0-0 HR		0-3 K		4	1	2	1	0	2	0				
Dusty Baker Jr., R OBP: 0.391, SLG: 0.362 (1, 9)	0-0 F7			0-0 F3		0-0 F9		0-0 F8		4	0	0	0	0	0	1				
Jeffrey Leonard, R OBP: 0.357, SLG: 0.473 (1, 7)		0-0 5-3		0-0 F9		0-3 K		0-0 F8		4	0	0	0	0	1	1				
Joel Youngblood, R OBP: 0.353, SLG: 0.386 (1, 5)		0-0 F7			0-0 2B 1B		0-0 5-3			3	1	1	0	0	0	0				
Steve Nicosia, R OBP: 0.336, SLG: 0.468 (1, 2)		0-3 K2-3			0-0 4-3 1H SF8 2B		0-0 1-3			3	1	1	1	0	1	0				
Johnnie LetMaster, R OBP: 0.250, SLG: 0.264 (1, 6)			0-0 F8		0-0 4-3		0-0 F7			3	0	0	0	0	0	1				
Brad Wellman, R OBP: 0.283, SLG: 0.310 (1, 4)			0-0 5-3		0-0 SF8			0-0 F9		2	0	0	1	0	0	0				
Bill Laskey, R OBP: 0.098, SLG: 0.061 Gary Lavelle, S (7, 1)			0-3 K		0-3 K			0-3 K		2	0	0	0	0	2	0				
Frank Williams, R OBP: 0.188, SLG: 0.133 John Rabb, R OBP: 0.314, SLG: 0.391 Bob Lacey, R (8, 1)										0	0	0	0	0	0	0				
Inning Stats	R: 0 E: 0 K: 1 S: 5	H: 0 LOB: 0 BB: 0 P: 5	R: 0 E: 0 K: 1 S: 5	H: 0 LOB: 0 BB: 0 P: 5	R: 0 E: 0 K: 1 S: 5	H: 0 LOB: 0 BB: 0 P: 5	R: 0 E: 0 K: 0 S: 4	H: 1 LOB: 1 BB: 0 P: 4	R: 2 E: 0 K: 1 S: 7	H: 2 LOB: 0 BB: 0 P: 7	R: 1 E: 0 K: 0 S: 6	H: 1 LOB: 0 BB: 0 P: 6	R: 0 E: 0 K: 0 S: 3	H: 0 LOB: 0 BB: 0 P: 3	R: 0 E: 0 K: 1 S: 5	H: 0 LOB: 0 BB: 0 P: 5	1B: 2 2B: 1 3B: 0 HR: 1	SF: 1 SAC: 0 DP: 0 HBP: 0	WP: 0 PB: 0 SB: 0 CS: 0	PA: 31
PITCHER Joe Price, L ERA: 4.27 (1, 1)	IP: 9.0 WLS: W BF: 31 H: 4 R: 3 ER: 3 SO: 7 BB: 0 IBB: 0 HBP: 0 BLK: 0 WP: 0 HR: 1 S: 45 P: 45 ERA: 3.00 WHIP: 0.444															PITCHER				

Batter	1	2	3	4	5	6	7	8	9	AB	R	H	RBI	BB	SO	LOB	BOTTOM			
Gary Redus, R OBP: 0.355, SLG: 0.404 (1, 8)	0-0 F6		0-0 HR			0-0 F8	0-0 PB 1B			4	1	2	3	0	0	0	San Francisco Giants @ Cincinnati Reds Riverfront Stadium, Cincinnati, OH Wed Aug 01 1984, 7:05 PM EDT Att: 10,138 - Unknown AB 32 R 6 H 11 RBI 5 BB 1 SO 4 LOB 9 			
Ron Oester, S OBP: 0.283, SLG: 0.282 (1, 4)	0-0 F4		0-0 F5			0-0 1B	0-0 PB 1B			4	0	2	0	0	0	0				
Dave Concepcion, R OBP: 0.304, SLG: 0.330 (1, 5)	0-0 F9			0-0 6-3 S 1B		0-0 F8	0-0 F4			4	0	1	0	0	0	3				
Dave Parker, L OBP: 0.310, SLG: 0.391 (1, 9)		0-0 F3		0-0 6-3		0-0 1B		0-0 4-3		4	0	1	0	0	0	1				
Nick Esasky, R OBP: 0.296, SLG: 0.386 (1, 3)		4-0 CS BB		0-3 K			0-0 F9	0-0 HR		3	1	1	1	1	1	1				
Duane Walker, L OBP: 0.395, SLG: 0.519 (1, 7)		0-3 K		0-0 F8			0-0 PB 1B 2B	0-0 4-3		4	1	1	0	0	1	2				
Brad Gulden, L OBP: 0.268, SLG: 0.333 Cesar Cedeno, R OBP: 0.302, SLG: 0.408 Dave Vangorder, R OBP: 0.286, SLG: 0.237 (1, 2)			0-0 SH1-3 HR 1B		0-0 F6		0-3 K	0-3 K		2	1	1	0	0	0	0				
Tom Foley, L OBP: 0.316, SLG: 0.367 (1, 6)			0-0 F7		0-0 F8		0-0 1B 1B			3	1	1	1	0	0	1				
Joe Price, R OBP: 0.216, SLG: 0.200 (1, 1)			0-0 SH1-3		0-0 5-3		0-0 1B PB 1B			2	1	1	0	0	0	0				
Inning Stats	R: 0 E: 0 K: 0 S: 3	H: 0 LOB: 0 BB: 0 P: 3	R: 0 E: 0 K: 1 S: 4	H: 0 LOB: 0 BB: 1 P: 8	R: 2 E: 0 K: 0 S: 5	H: 2 LOB: 0 BB: 0 P: 5	R: 0 E: 0 K: 1 S: 6	H: 1 LOB: 0 BB: 0 P: 6	R: 0 E: 0 K: 0 S: 3	H: 0 LOB: 0 BB: 0 P: 3	R: 0 E: 0 K: 0 S: 4	H: 2 LOB: 2 BB: 0 P: 4	R: 3 E: 0 K: 1 S: 10	H: 5 LOB: 2 BB: 0 P: 10	R: 1 E: 0 K: 1 S: 6	H: 1 LOB: 0 BB: 0 P: 6		1B: 8 2B: 1 3B: 0 HR: 2	SF: 0 SAC: 1 DP: 0 HBP: 0	WP: 0 PB: 2 SB: 1 CS: 1
PITCHER Bill Laskey, R ERA: 3.73 Gary Lavelle, L ERA: 2.94 Frank Williams, R ERA: 3.48 Bob Lacey, L ERA: 6.35 (1, 1)	IP: 6.1 WLS: L BF: 24 H: 6 R: 3 ER: 3 SO: 2 BB: 1 IBB: 0 HBP: 0 BLK: 0 WP: 0 HR: 1 S: 27 P: 31 ERA: 4.26 WHIP: 1.105															PITCHER				

Batter	1	2	3	4	5	6	7	8	9	AB	R	H	RBI	BB	SO	LOB	TOP					
Chili Davis, S OBP: 0.343, SLG: 0.481 (1, 8) (7, 9)	0-0 HR 1B		4-0 1B BB	1-2 1B			0-0 SH1-3 2B	4-0 2B IBB		3	3	3	0	2	0	0	San Francisco Giants @ Atlanta Braves Atlanta-Fulton County Stadium, Atlanta, GA Sat Aug 04 1984, 7:05 PM EDT Att: 40,114 - Unknown					
Bob Brenly, R OBP: 0.384, SLG: 0.502 (1, 2) (8, 3)	0-0 HR		0-0 1B	0-0 1B			0-0 SH1-3	0-0 2B		4	2	4	4	0	0	0						
Dusty Baker Jr., R OBP: 0.357, SLG: 0.357 OBP: 0.394, SLG: 0.481 (1, 9) (7, 8)	0-0 F4		0-3 K	0-0 6-3			0-0 F8	0-0 E		4	0	0	0	0	1	5						
Jeffrey Leonard, R OBP: 0.354, SLG: 0.474 (1, 7)	0-0 5-3		0-0 F7				4-0 IBB	0-0 E6		4	0	0	0	1	0	2						
Scot Thompson, L OBP: 0.404, SLG: 0.361 Greg Minton, S OBP: 0.125, SLG: 0.067 (1, 3) (8, 1)	0-0 5-3		0-0 1B	4-0 G4-6-3 BB			0-0 6-3	0-0 6-3		4	0	1	1	1	0	3						
Joel Youngblood, R OBP: 0.349, SLG: 0.378 (1, 5)		0-0 6-3	0-0 G3				0-0 G4-6-3	0-0 5-3	0-0 G1-4-3 1B	5	0	1	0	0	0	3						
Johnnie LetMaster, R OBP: 0.253, SLG: 0.285 (1, 6)		0-0 6-3		0-0 F9			0-0 F8	0-0 2B 1B	0-0 G1-4-3	5	1	1	0	0	0	1						
Duane Kuiper, L OBP: 0.267, SLG: 0.180 Steve Nicosia, R OBP: 0.339, SLG: 0.478 (1, 4) (8, PH) (8, 2)		0-0 1B		0-0 1B 1B			0-0 F8	0-0 2B 2B	0-0 F2	3	1	2	0	0	0	0						
Mark Calvert, R Brad Wellman, R OBP: 0.275, SLG: 0.301 (1, 1) (8, PH) (8, 4)		0-0 F3		0-3 K			0-3 K			3	0	0	0	0	2	2						
Inning Stats	R: 2 E: 0 K: 0 S: 5	H: 2 LOB: 0 BB: 0 P: 5	R: 0 E: 0 K: 0 S: 4	H: 1 LOB: 1 BB: 0 P: 4	R: 1 E: 0 K: 1 S: 7	H: 2 LOB: 2 BB: 1 P: 11	R: 1 E: 0 K: 1 S: 8	H: 3 LOB: 2 BB: 0 P: 8	R: 0 E: 0 K: 0 S: 2	H: 0 LOB: 0 BB: 1 P: 6	R: 0 E: 0 K: 0 S: 5	H: 0 LOB: 0 BB: 0 P: 5	R: 0 E: 0 K: 0 S: 4	H: 1 LOB: 2 BB: 1 P: 8	R: 5 E: 1 K: 1 S: 10	H: 4 LOB: 1 BB: 1 P: 14		R: 0 E: 0 K: 0 S: 3	H: 1 LOB: 0 BB: 0 P: 3	1B: 9 2B: 4 3B: 0 HR: 1	SF: 0 SAC: 1 DP: 2 HBP: 0	WP: 0 PB: 0 SB: 0 CS: 0
PITCHER	IP WLS BF H R ER SO BB IBB HBP BLK WP HR S P ERA WHIP	IP WLS BF H R ER SO BB IBB HBP BLK WP HR S P ERA WHIP																				
Craig McMurry, R ERA: 4.95 (1, 1)	3.2 L 19 7 4 4 2 1 0 0 0 0 1 22 26 9.82 2.182																					
Jeff Dedmon, R ERA: 4.05 (4, 1)	1.1 5 1 0 0 0 1 0 0 0 0 0 0 4 8 0.00 1.500																					
Pete Falcone, L ERA: 4.22 (6, 1)	2.0 8 1 0 0 1 0 1 0 0 0 0 0 9 13 0.00 0.500																					
Terry Forster, L ERA: 1.8 (8, 1)	0.1 3 2 2 2 0 0 0 0 0 0 0 0 3 3 54.00 6.000																					
Gene Garber, R ERA: 3.48 (8, 1)	1.2 9 3 3 2 1 0 1 0 0 0 0 0 10 14 10.80 1.800																					

Batter	1	2	3	4	5	6	7	8	9	AB	R	H	RBI	BB	SO	LOB	BOTTOM					
Claudell Washington, L OBP: 0.414, SLG: 0.520 (1, 9)	0-0 L4-6 2B		0-0 1B				0-0 G4-6-3			4	1	3	2	0	0	2	San Francisco Giants @ Atlanta Braves Atlanta-Fulton County Stadium, Atlanta, GA Sat Aug 04 1984, 7:05 PM EDT Att: 40,114 - Unknown					
Rafael Ramirez, R OBP: 0.300, SLG: 0.318 (1, 6)	0-0 L4-6		0-0 1B				0-0 5-3	0-0 HR F8		4	0	1	0	0	0	2						
Dale Murphy, R OBP: 0.360, SLG: 0.522 (1, 8)	4-0 BB		0-0 G6-4-3 1B				0-0 5-3	0-0 4-3		3	0	0	0	1	0	2						
Chris Chambliss, L OBP: 0.362, SLG: 0.389 (1, 3)	0-0 4-3		0-0 4-3				4-0 BB	0-0 4-3		3	0	0	0	1	0	1						
Brad Komminsk, R OBP: 0.279, SLG: 0.315 (1, 7)		4-0 BB		0-0 E5			0-0 F4	0-3 K		3	0	0	0	1	1	1						
Ken Oberkfell, L OBP: 0.325, SLG: 0.362 (1, 5)		0-0 F7		0-0 F7			0-0 4-3			4	0	0	0	0	0	3						
Glenn Hubbard, R OBP: 0.344, SLG: 0.395 (1, 4)		0-0 F4		0-0 5-3			0-0 F7			4	0	1	0	0	0	2						
Bruce Benedict, R OBP: 0.302, SLG: 0.300 (1, 2)		0-0 5-3					0-0 F7	0-0 F9		4	0	1	0	0	0	2						
Craig McMurry, R OBP: 0.156, SLG: 0.158 (1, 1) Jeff Dedmon, L (4, 1) Randy Johnson, R OBP: 0.375, SLG: 0.241 (8, PH) Pete Falcone, L OBP: 0.375, SLG: 0.281 (8, PH) Gerald Perry, L OBP: 0.352, SLG: 0.352 (7, PH) Terry Forster, L OBP: 0.607, SLG: 0.967 (8, 1) Gene Garber, R OBP: 0.105, SLG: 0.100 (8, 1) Rufino Linares, R OBP: 0.306, SLG: 0.450 (8, PH)	0-0 K		0-3 K				0-0 G4-6-3 1B	0-0 G4-6-3 1B	0-0 4-3	1	0	0	0	0	1	0						
Inning Stats	R: 0 E: 0 K: 0 S: 3	H: 1 LOB: 1 BB: 1 P: 7	R: 0 E: 0 K: 0 S: 3	H: 0 LOB: 1 BB: 1 P: 7	R: 0 E: 0 K: 1 S: 6	H: 2 LOB: 1 BB: 0 P: 6	R: 0 E: 1 K: 0 S: 4	H: 0 LOB: 1 BB: 0 P: 4	R: 0 E: 0 K: 0 S: 4	H: 2 LOB: 1 BB: 0 P: 4	R: 0 E: 0 K: 0 S: 3	H: 0 LOB: 1 BB: 1 P: 7	R: 2 E: 0 K: 0 S: 5	H: 2 LOB: 0 BB: 0 P: 5	R: 0 E: 0 K: 1 S: 5	H: 0 LOB: 0 BB: 0 P: 5		R: 0 E: 0 K: 0 S: 4	H: 1 LOB: 0 BB: 0 P: 4	1B: 5 2B: 3 3B: 0 HR: 1	SF: 0 SAC: 0 DP: 3 HBP: 0	WP: 0 PB: 0 SB: 1 CS: 0
PITCHER	IP WLS BF H R ER SO BB IBB HBP BLK WP HR S P ERA WHIP	IP WLS BF H R ER SO BB IBB HBP BLK WP HR S P ERA WHIP																				
Mark Calvert, R ERA: 5.19 (1, 1)	7.0 W 29 7 2 2 1 3 0 0 0 0 0 9 9 0.00 0.500																					
Greg Minton, R ERA: 3.39 (8, 1)	2.0 7 1 0 0 1 0 0 0 0 0 0 0 9 9 0.00 0.500																					

Batter	1	2	3	4	5	6	7	8	9	AB	R	H	RBI	BB	SO	LOB	TOP									
Dan Gladden, R OBP: 0.401, SLG: 0.482	4-0 FC5-4 BB		0-0 1B 1-4-3	0-0 F8		0-3 K			0-0 2B HR	4	2	2	0	1	1	2										
Bob Brenly, R OBP: 0.387, SLG: 0.505	0-0 FC5-4 G5-4-3		0-0 2B 1-4-3		4-0 6-3 S BB		0-3 K		0-0 HR 2B	4	2	2	0	1	1	1										
Chili Davis, S OBP: 0.341, SLG: 0.476	0-0 G5-4-3		0-0 1-4-3		0-0 F8		0-3 K		4-0 HR IBB	4	1	0	1	1	1	3										
Jeffrey Leonard, R OBP: 0.355, SLG: 0.484		0-0 F3	0-0 2B		0-0 6-3		0-0 6-3		0-0 HR	5	1	2	5	0	0	1										
Scot Thompson, L OBP: 0.410, SLG: 0.360		0-0 6-3	4-0 BB		4-0 IBB			0-0 F6	0-0 FC5-4 1B	3	0	1	0	2	0	0										
Manny Trillo, R OBP: 0.330, SLG: 0.370	4-0 2B BB		0-0 F4		0-0 G3			0-0 F9	0-0 FC5-4 1B	4	1	1	0	1	0	4										
Joel Youngblood, R OBP: 0.352, SLG: 0.386	0-0 1H 2B			0-0 2B		0-0 6-3		0-0 1B	0-0 FC5-4	5	0	3	1	0	0	2										
Johnnie LeMaster, R OBP: 0.253, SLG: 0.282	0-3 K		0-0 5-3		0-3 K			0-0 6-3	0-0 5-3	3	0	0	0	0	2	2										
Dusty Baker Jr., R OBP: 0.381, SLG: 0.354										1	0	0	0	0	0	1										
Brad Weisman, R OBP: 0.274, SLG: 0.299										1	0	0	0	0	0	2										
Jeff Robinson, R OBP: 0.137, SLG: 0.102			0-0 5-3		0-3 K			0-0 F8		3	0	1	0	0	1	1										
Gary Lavelle, S										0	0	0	0	0	0	0										
Gene Richards, L OBP: 0.345, SLG: 0.282										1	0	0	0	0	0	0										
Greg Minton, S OBP: 0.125, SLG: 0.067										0	0	0	0	0	0	0										
Inning Stats	R: 0 E: 0 K: 0 S: 2	H: 0 LOB: 0 BB: 1 P: 6	R: 1 E: 0 K: 1 S: 6	H: 1 LOB: 1 BB: 1 P: 10	R: 2 E: 0 K: 0 S: 6	H: 3 LOB: 2 BB: 1 P: 10	R: 0 E: 0 K: 1 S: 6	H: 1 LOB: 1 BB: 0 P: 6	R: 0 E: 0 K: 0 S: 3	H: 0 LOB: 2 BB: 2 P: 11	R: 0 E: 0 K: 2 S: 8	H: 1 LOB: 1 BB: 0 P: 8	R: 0 E: 0 K: 0 S: 7	H: 0 LOB: 0 BB: 0 P: 7	R: 0 E: 0 K: 0 S: 4	H: 1 LOB: 1 BB: 0 P: 4	R: 4 E: 0 K: 0 S: 8	H: 5 LOB: 2 BB: 1 P: 12	1B: 7 2B: 4 3B: 0 HR: 1	SF: 0 SAC: 1 DP: 1 HBP: 0	WP: 0 PB: 0 SB: 1 CS: 0	PA: 44				
PITCHER	IP	WLS	BF	H	R	ER	SO	BB	IBB	HBP	BLK	WP	HR	S	P	ERA	WHIP									
Rick Camp, R ERA: 4.0	(1, 1)	6.0		28	6	3	3	4	4	1	0	0	0	0	31	51	4.50	1.667								
Gene Garber, R ERA: 3.64	(7, 1)	2.1	L	10	3	2	2	2	0	0	0	0	0	0	14	14	7.71	1.286								
Donnie Moore, R ERA: 2.4	(9, 1)	0.0		4	3	2	2	0	0	1	0	0	0	1	3	7	∞	∞								
Terry Forster, L ERA: 1.75	(9, 1)	0.2		2	0	0	0	0	0	0	0	0	0	2	2	0.00	0.000									

San Francisco Giants @ Atlanta Braves
Atlanta-Fulton County Stadium, Atlanta, GA
Sun Aug 05 1984, 3:33 AM EDT
Att: 18,710 - Unknown

AB 38
R 7
H 12
RBI 7
BB 6
SO 6
LOB 19



Batter	1	2	3	4	5	6	7	8	9	AB	R	H	RBI	BB	SO	LOB	BOTTOM									
Gerald Perry, L OBP: 0.376, SLG: 0.355	0-0 SH1-3 SF9	4-0 FC6-4 BB		0-0 1-2 1B		0-0 F7			0-0 4-3	4	1	2	0	1	0	1										
Jerry Royster, R OBP: 0.295, SLG: 0.295	0-0 SH1-3	0-0 FC6-4		0-3 K		0-0 F7			0-0 6-3	4	0	0	0	0	1	4										
Claudell Washington, L OBP: 0.410, SLG: 0.515	0-0 SF9		0-0 3-1		0-0 6-3		0-0 1-3			3	0	0	1	0	0	0										
Dale Murphy, R OBP: 0.359, SLG: 0.522	0-0 F7		0-0 6-3		0-0 5-3		0-0 2B			4	0	1	0	0	0	0										
Chris Chambliss, L OBP: 0.364, SLG: 0.388		0-0 2B 1B	4-0 S BB		0-0 F4		0-0 6-3			3	1	1	0	1	0	1										
Albert Hall, S OBP: 0.285, SLG: 0.283										0	0	0	0	0	0	0										
Ken Oberkfell, L OBP: 0.328, SLG: 0.364	0-0 1-3 1B 2B		0-0 F8		0-0 4-3		0-0 F8			4	1	1	0	0	0	1										
Glenn Hubbard, R OBP: 0.344, SLG: 0.393	0-0 F7		0-0 F7		0-0 4-3 2B 1B		0-0 5-3			4	1	1	0	0	0	2										
Alex Trevino, R OBP: 0.292, SLG: 0.338	0-0 4-3		4-0 FC6-5 S BB		0-0 4-3		0-0 4-3			3	0	0	0	1	0	3										
Rick Camp, R OBP: 0.185, SLG: 0.192	(1, 1)									2	0	1	2	0	0	1										
Bob Watson, R OBP: 0.298, SLG: 0.377	(5, PH)									1	0	1	1	0	0	0										
Craig McMurtry, R OBP: 0.185, SLG: 0.192	(5, PH)									0	0	0	0	0	0	0										
Gene Garber, R OBP: 0.185, SLG: 0.192	(7, 1)									0	0	0	0	0	0	0										
Donnie Moore, L OBP: 0.185, SLG: 0.192	(9, 1)									0	0	0	0	0	0	0										
Terry Forster, L OBP: 0.067, SLG: 0.067	(9, PH)									0	0	0	0	0	0	0										
Ruffin Linares, R OBP: 0.250, SLG: 0.429	(9, PH)									1	0	0	0	0	0	0										
Inning Stats	R: 1 E: 0 K: 0 S: 4	H: 1 LOB: 0 BB: 0 P: 4	R: 2 E: 0 K: 0 S: 6	H: 3 LOB: 2 BB: 1 P: 10	R: 0 E: 0 K: 1 S: 6	H: 1 LOB: 2 BB: 1 P: 10	R: 0 E: 0 K: 0 S: 5	H: 2 LOB: 1 BB: 0 P: 5	R: 0 E: 0 K: 0 S: 4	H: 1 LOB: 1 BB: 0 P: 4	R: 0 E: 0 K: 0 S: 3	H: 0 LOB: 0 BB: 0 P: 3	R: 0 E: 0 K: 0 S: 3	H: 0 LOB: 0 BB: 0 P: 3	R: 0 E: 0 K: 0 S: 3	H: 0 LOB: 0 BB: 0 P: 3	1B: 5 2B: 3 3B: 0 HR: 0	SF: 1 SAC: 1 DP: 0 HBP: 0	WP: 0 PB: 0 SB: 3 CS: 0	PA: 38						
PITCHER	IP	WLS	BF	H	R	ER	SO	BB	IBB	HBP	BLK	WP	HR	S	P	ERA	WHIP									
Jeff Robinson, R ERA: 4.21	(1, 1)	5.0		23	5	3	3	1	3	0	0	0	0	0	22	34	5.40	1.600								
Gary Lavelle, L ERA: 2.94	(6, 1)	3.0	W	12	3	1	1	0	0	0	0	0	0	12	12	3.00	1.000									
Greg Minton, R ERA: 3.34	(9, 1)	1.0	S	3	0	0	0	0	0	0	0	0	0	3	3	0.00	0.000									

San Francisco Giants @ Atlanta Braves
Atlanta-Fulton County Stadium, Atlanta, GA
Sun Aug 05 1984, 3:33 AM EDT
Att: 18,710 - Unknown

AB 33
R 4
H 8
RBI 4
BB 3
SO 1
LOB 13



Batter	1	2	3	4	5	6	7	8	9	AB	R	H	RBI	BB	SO	LOB	TOP				
Dan Gladden, R OBP: 0.397, SLG: 0.475	F9		1-3			1-3		G4-3 1B		4	0	1	0	0	0	2	San Francisco Giants @ Houston Astros Astrodome, Houston, TX Mon Aug 06 1984, 8:05 PM EDT Att: 15,724 - Unknown				
Bob Brenly, R OBP: 0.385, SLG: 0.502	6-3		5-3			1B WP 1B		G4-3 1-2		4	0	1	0	0	0	3					
Dusty Baker Jr., R OBP: 0.373, SLG: 0.346	F6				F8	K		5-3		4	0	0	0	0	1	1					
Jeffrey Leonard, R OBP: 0.354, SLG: 0.481		6-3			6-3				6-3	4	0	1	0	0	0	0					
Joel Youngblood, R OBP: 0.381, SLG: 0.385		K				1B			6-3	4	0	1	0	0	1	2					
Manny Trillo, R OBP: 0.329, SLG: 0.368		6-3							5-3	4	0	1	0	0	0	1					
Steve Nicosia, R OBP: 0.339, SLG: 0.470			2B BB			F8			F7	2	0	0	0	1	0	1					
Johnnie LeMaster, R OBP: 0.254, SLG: 0.286						F9			K	3	0	1	0	0	1	1					
Bill Laskey, R OBP: 0.094, SLG: 0.059			2B						K	2	0	0	0	0	1	2	GIANTS				
Bob Lacey, R (6.1)			K			4-3			K	1	0	0	0	0	1	1					
Inning Stats	R: 0 E: 0 K: 0 S: 3	H: 0 LOB: 0 BB: 0 P: 3	R: 0 E: 0 K: 1 S: 5	H: 0 LOB: 0 BB: 0 P: 5	R: 0 E: 0 K: 1 S: 6	H: 1 LOB: 2 BB: 1 P: 10	R: 0 E: 0 K: 0 S: 4	H: 1 LOB: 1 BB: 0 P: 4	R: 0 E: 0 K: 0 S: 3	H: 0 LOB: 0 BB: 0 P: 3	R: 0 E: 0 K: 1 S: 7	H: 2 LOB: 2 BB: 0 P: 7	R: 0 E: 0 K: 2 S: 8	H: 1 LOB: 1 BB: 0 P: 8	R: 0 E: 0 K: 0 S: 3	H: 0 LOB: 0 BB: 0 P: 3	1B: 5 2B: 1 3B: 0 HR: 0	SF: 0 SAC: 0 DP: 1 HBP: 0	WP: 1 PB: 0 SB: 0 CS: 0	PA: 33	
PITCHER Bob Knepper, L ERA: 2.8	IP: 9.0	WLS: W	BF: 33	H: 6	R: 0	ER: 0	SO: 5	BB: 1	IBB: 0	HBP: 0	BLK: 0	WP: 1	HR: 0	S: 42	P: 46	ERA: 0.00	WHIP: 0.778				

Batter	1	2	3	4	5	6	7	8	9	AB	R	H	RBI	BB	SO	LOB	BOTTOM				
Bill Doran, S OBP: 0.344, SLG: 0.352	K									4	1	1	0	0	1	1	San Francisco Giants @ Houston Astros Astrodome, Houston, TX Mon Aug 06 1984, 8:05 PM EDT Att: 15,724 - Unknown				
Phil Garner, R OBP: 0.336, SLG: 0.352			F9			2B				0	0	0	0	0	0	0					
Craig Reynolds, L OBP: 0.288, SLG: 0.369			F6			1B				4	1	2	1	0	0	0					
Denny Walling, L OBP: 0.318, SLG: 0.360	G4-6-3 1B		F8			2H				4	0	2	1	0	0	1					
Jose Cruz, L OBP: 0.383, SLG: 0.456		1B				F7				3	1	1	0	0	0	0					
Kevin Bass, S OBP: 0.272, SLG: 0.336		2B				F9				1	0	1	0	0	0	0					
Jerry Mumphrey, S OBP: 0.351, SLG: 0.385		FC 1B BLK				K				4	2	1	0	0	1	3					
Enos Cabell, R OBP: 0.319, SLG: 0.391			F2			4-3				4	1	1	2	0	0	2					
Terry Puhl, L OBP: 0.389, SLG: 0.411			F8			1H				3	1	0	0	1	0	2					
Mark Bailey, S OBP: 0.311, SLG: 0.354						F3				4	1	3	1	0	0	0					
Bob Knepper, L OBP: 0.207, SLG: 0.226			K			F3				4	0	1	2	0	2	2					
Inning Stats	R: 0 E: 0 K: 1 S: 5	H: 1 LOB: 0 BB: 0 P: 5	R: 2 E: 0 K: 1 S: 8	H: 2 LOB: 1 BB: 0 P: 8	R: 0 E: 0 K: 0 S: 3	H: 0 LOB: 0 BB: 0 P: 3	R: 0 E: 0 K: 1 S: 5	H: 0 LOB: 0 BB: 0 P: 5	R: 0 E: 0 K: 0 S: 3	H: 0 LOB: 0 BB: 0 P: 3	R: 6 E: 0 K: 0 S: 9	H: 7 LOB: 1 BB: 1 P: 13	R: 0 E: 0 K: 0 S: 4	H: 2 LOB: 1 BB: 0 P: 4	R: 0 E: 0 K: 1 S: 6	H: 1 LOB: 1 BB: 0 P: 6	1B: 8 2B: 5 3B: 0 HR: 1	SF: 0 SAC: 0 DP: 2 HBP: 0	WP: 0 PB: 0 SB: 0 CS: 0	PA: 36	
PITCHER Bill Laskey, R ERA: 4.06	IP: 5.2	WLS: L	BF: 27	H: 10	R: 8	ER: 8	SO: 3	BB: 1	IBB: 0	HBP: 0	BLK: 1	WP: 0	HR: 1	S: 32	P: 36	ERA: 12.71	WHIP: 1.941				
Bob Lacey, L ERA: 5.27	IP: 2.1	WLS: 9	BF: 3	H: 0	R: 0	ER: 0	SO: 1	BB: 0	IBB: 0	HBP: 0	BLK: 0	WP: 0	HR: 0	S: 11	P: 11	ERA: 0.00	WHIP: 1.286				

Batter	1	2	3	4	5	6	7	8	9	10	11	12	AB	R	H	RBI	BB	SO	LOB	TOP							
Dan Gladden, R OBP: 0.395, SLG: 0.480 (1.8)	F4	2-5	4-3		1B 3B	4-3			FC6-4 SH 1B		F8		6	1	2	0	0	0	1								
Bob Brenly, R OBP: 0.386, SLG: 0.497 (1.2)	1B BB		F3		1B		6-3		SH FC6-4		1B E		4	1	2	1	1	0	0								
Gene Richards, L OBP: 0.344, SLG: 0.284 (1.9)	1B		K		6-3				K		F5		6	0	2	0	0	2	4								
Jeffrey Leonard, R OBP: 0.363, SLG: 0.487 (1.7)	F9				3-1 S 4-3 BB				FC6-4		K		5	2	2	0	1	1	5								
Al Oliver, L OBP: 0.337, SLG: 0.361 Mark Calvert, R (12.1)	1B S				3-1				K		F5		6	1	2	1	0	1	5								
Manny Trillo, R OBP: 0.318, SLG: 0.355 Brad Wellman, R OBP: 0.273, SLG: 0.293 (7.4)	K				4-3				E6 F9 1B 6-3		5-3		3	1	0	1	0	1	4								
Joel Youngblood, R OBP: 0.352, SLG: 0.388 (1.5)					F4				F7		F8		6	0	2	2	0	0	1								
Johnnie LeMaster, R OBP: 0.252, SLG: 0.283 (1.6)					K				K		F9		5	0	0	0	0	3	4								
Mark Davis, L OBP: 0.237, SLG: 0.237 Dwaine Gooden, R OBP: 0.179, SLG: 0.179 Frank Williams, R OBP: 0.153, SLG: 0.153 Gary Lavelle, S (7.1)	SH1-4				K				K		6-3		0	0	0	0	0	0	0								
John Rabe, R OBP: 0.383, SLG: 0.383 Scott Thompson, R OBP: 0.311, SLG: 0.383 (12.3)	1-2				K				K		K		1	0	0	0	0	1	1								
Inning Stats	R: 1 E: 0 K: 1 S: 7	H: 2 LOB: 2 BB: 11	R: 0 E: 0 K: 1 S: 5	H: 1 LOB: 1 BB: 0	R: 0 E: 0 K: 1 S: 5	H: 0 LOB: 0 BB: 0	R: 1 E: 0 K: 0 S: 3	H: 0 LOB: 0 BB: 1 P: 7	R: 1 E: 0 K: 1 S: 9	H: 2 LOB: 1 BB: 0 P: 7	R: 0 E: 0 K: 0 S: 5	H: 0 LOB: 0 BB: 0 P: 7	R: 0 E: 0 K: 2 S: 9	H: 1 LOB: 1 BB: 1 P: 9	R: 0 E: 0 K: 1 S: 5	H: 0 LOB: 0 BB: 1 P: 9	R: 0 E: 0 K: 1 S: 6	H: 1 LOB: 1 BB: 0 P: 6	R: 0 E: 0 K: 0 S: 3	H: 0 LOB: 0 BB: 0 P: 3	1B: 11 2B: 0 3B: 1 HR: 0	SF: 0 SAC: 2 DP: 0 HBP: 0	WP: 0 PB: 0 SB: 3 CS: 0	PA: 52			
PITCHER	IP	WLS	BF	H	R	ER	SO	BB	IBB	HBP	BLK	WP	HR	S	P	ERA	WHIP										
Nolan Ryan, R ERA: 2.97 Dave Smith, R ERA: 2.36 Frank DiPino, L ERA: 3.44 Bill Dawley, R ERA: 2.35	(1.1)	6.0	29	8	6	4	5	2	0	0	0	0	0	12	12	0.00	1.000										
	(7.1)	2.0	8	2	0	0	2	0	0	0	0	0	0	14	18	0.00	1.000										
	(9.1)	2.0	9	1	0	0	3	1	0	0	0	0	0	9	9	0.00	0.500										
	(11.1)	2.0	W	7	1	0	0	1	0	0	0	0	0	9	9	0.00	0.500										

San Francisco Giants @ Houston Astros
Astrodome, Houston, TX
Wed Aug 08 1984, 8:05 PM EDT
Att. 8,020 - Unknown


AB 47
R 6
H 12
RBI 6
BB 3
SO 11
LOB 28



Batter	1	2	3	4	5	6	7	8	9	10	11	12	AB	R	H	RBI	BB	SO	LOB	BOTTOM								
Bill Doran, S OBP: 0.350, SLG: 0.352 (1.4)	CS 1B		1B BB	5-3		K			K		1B		5	1	2	0	2	2	2									
Enos Cabell, R OBP: 0.320, SLG: 0.394 (1.3)	F7		F7	5-3					E9 1B		F3		7	0	2	0	0	0	7									
Phil Garner, R OBP: 0.335, SLG: 0.350 (1.5)	K		1B 2B 1B	F7					SH3 1B		6-3		6	1	2	1	0	1	2									
Jose Cruz, L OBP: 0.382, SLG: 0.456 (1.7)			WP 3B	6-3 1B		F3			1-3		4-3		5	2	2	1	1	0	1									
Jerry Mumphrey, S OBP: 0.354, SLG: 0.390 (1.8)			FC1-6 1B	6-3 1B 2B		5-3			FC6-4 IBB				5	1	3	1	1	0	2									
Terry Puhl, L OBP: 0.376, SLG: 0.410 (1.9)			FC1-6 2B	1B 6-3 IBB		K			F8				3	1	0	0	3	1	3									
Mark Bailey, S OBP: 0.311, SLG: 0.350 (1.2)				6-3		4-3			K		F6		6	0	1	2	0	1	7									
Craig Reynolds, L OBP: 0.293, SLG: 0.380 (1.6)			K	FC6-4 1B					FC3-6 1B		F8		6	0	4	1	0	1	1									
Nolan Ryan, R ERA: 2.97 Dave Smith, R ERA: 2.36 Denny Walling, L ERA: 3.44 Frank DiPino, L ERA: 2.84 Jim Pankovits, R OBP: 0.311, SLG: 0.383 Bill Dawley, R ERA: 2.35	(1.1)	2.1	14	7	6	6	3	1	0	0	0	0	2	0	0	0	0	1	3									
	(3.1)	2.2	10	1	0	0	1	0	1	0	0	0	1	0	11	15	0.00	0.375										
	(6.1)	1.1	6	2	0	0	2	0	0	0	0	0	1	0	10	10	0.00	1.500										
	(7.1)	0.2	3	0	0	0	0	0	1	0	0	0	0	2	6	0.00	0.000											
	(8.1)	4.0	19	5	0	0	2	0	3	0	0	0	0	20	32	0.00	1.250											
Inning Stats	R: 0 E: 0 K: 1 S: 5	H: 1 LOB: 0 BB: 0	R: 2 E: 0 K: 2 S: 10	H: 3 LOB: 1 BB: 10	R: 4 E: 0 K: 0 S: 7	H: 4 LOB: 2 BB: 15	R: 0 E: 0 K: 0 S: 3	H: 0 LOB: 0 BB: 0	R: 0 E: 0 K: 1 S: 5	H: 0 LOB: 0 BB: 0	R: 0 E: 0 K: 0 S: 8	H: 1 LOB: 1 BB: 0	R: 0 E: 0 K: 0 S: 4	H: 1 LOB: 1 BB: 0	R: 0 E: 0 K: 0 S: 4	H: 2 LOB: 1 BB: 4	R: 0 E: 0 K: 0 S: 4	H: 1 LOB: 2 BB: 8	R: 1 E: 0 K: 0 S: 4	H: 2 LOB: 3 BB: 1	1B: 12 2B: 4 3B: 1 HR: 0	SF: 0 SAC: 2 DP: 0 HBP: 0	WP: 2 PB: 0 SB: 1 CS: 2	PA: 57				
PITCHER	IP	WLS	BF	H	R	ER	SO	BB	IBB	HBP	BLK	WP	HR	S	P	ERA	WHIP											
Mark Calvert, R ERA: 6.0	(12.1)	0.1	L	5	2	1	0	0	0	0	0	0	0	1	8	27.00	6.000											

San Francisco Giants @ Houston Astros
Astrodome, Houston, TX
Wed Aug 08 1984, 8:05 PM EDT
Att. 8,020 - Unknown

AB 48
R 7
H 17
RBI 6
BB 7
SO 8
LOB 30



Batter	1	2	3	4	5	6	7	8	9	AB	R	H	RBI	BB	SO	LOB	TOP					
Dan Gladden, R OBP: 0.398, SLG: 0.481 (1, 8)	0-0 F3 1B		0-0 G5-3 S 1B		0-0 5-3			0-0 FC4-6 1-2		4	0	2	0	0	0	1						
Bob Brenly, R OBP: 0.382, SLG: 0.491 (1, 2)	0-0 F3 1-2		0-3 K 1-2			0-0 F4		0-0 F9		4	0	0	0	0	1	3						
Al Oliver, L OBP: 0.339, SLG: 0.361 (1, 3)	4-0 G6-4-3 BB		0-0 E1			0-0 FC5-4 1B		0-0 4-3		3	0	1	0	1	0	2						
Jeffrey Leonard, R OBP: 0.360, SLG: 0.482 (1, 7)	0-0 G6-4-3 1-2		0-0 G5-3 2-3			0-0 FC5-4 1-2			0-0 5-3	4	0	0	0	0	0	5						
Scot Thompson, L OBP: 0.401, SLG: 0.352 (1, 9)		0-0 3-1		0-3 K		0-0 4-3			0-0 4-3	4	0	0	0	0	1	1						
Manny Trillo, R OBP: 0.321, SLG: 0.359 (1, 4)		0-0 1B 2B		0-0 4-3			0-0 F8		4-0 BB	3	0	1	0	1	0	0						
Joel Youngblood, R OBP: 0.353, SLG: 0.388 (1, 5)		0-0 2-3 1B		4-0 CS BB		0-0 K		0-3 K		3	0	1	0	1	1	1						
Johnnie LeMaster, R OBP: 0.253, SLG: 0.282 Bob Lacey, R (7, 1)		4-0 G4-6-3 BB		0-0 CS 1-2	0-0 4-3		0-0 6-3			2	0	0	0	1	0	0						
Jeff Robinson, R OBP: 0.135, SLG: 0.100 Gene Richards, L OBP: 0.341, SLG: 0.282 Mark Davis, L OBP: 0.175, SLG: 0.237 Brad Wellman, R OBP: 0.277, SLG: 0.298 (5, PH) (5, 1) (7, 6)		0-0 G4-6-3 1-2			0-0 6-3			0-0 FC4-6 1B		1	0	0	0	0	0	3						
Inning Stats	R: 0 E: 0 K: 0 S: 3	H: 1 LOB: 1 BB: 1 P: 7	R: 0 E: 0 K: 0 S: 4	H: 2 LOB: 2 BB: 1 P: 8	R: 0 E: 1 K: 1 S: 6	H: 1 LOB: 1 BB: 0 P: 6	R: 0 E: 0 K: 1 S: 4	H: 0 LOB: 0 BB: 1 P: 8	R: 0 E: 0 K: 0 S: 3	H: 0 LOB: 0 BB: 0 P: 3	R: 0 E: 0 K: 0 S: 4	H: 1 LOB: 1 BB: 0 P: 4	R: 0 E: 0 K: 1 S: 5	H: 0 LOB: 0 BB: 0 P: 5	R: 0 E: 0 K: 0 S: 4	H: 1 LOB: 1 BB: 1 P: 4	R: 0 E: 0 K: 0 S: 3	H: 0 LOB: 0 BB: 1 P: 7	1B: 5 2B: 1 3B: 0 HR: 0	SF: 0 SAC: 0 DP: 3 HBP: 0	WP: 0 PB: 0 SB: 1 CS: 1	PA: 35
PITCHER Michael LaCoss, R ERA: 3.46 (1, 1)	IP: 9.0 WLS: W BF: 34 H: 6 R: 0 ER: 0 SO: 3 BB: 4 IBB: 0 HBP: 0 BLK: 0 WP: 0 HR: 0 S: 36 P: 52 ERA: 0.00 WHIP: 1.111															PITCHER						

San Francisco Giants @ Houston Astros
Astrodome, Houston, TX
Thu Aug 09 1984, 8:05 PM EDT
Att: 8,547 - Unknown

AB 30
R 0
H 6
RBI 0
BB 4
SO 3
LOB 16



Batter	1	2	3	4	5	6	7	8	9	AB	R	H	RBI	BB	SO	LOB	BOTTOM			
Bill Doran, S OBP: 0.353, SLG: 0.354 (1, 4)	4-0 E S WP BB		0-3 K		0-0 F3			0-0 1B 1B		4	1	2	0	1	1	3				
Craig Reynolds, L OBP: 0.294, SLG: 0.385 Jim Pankovits, R OBP: 0.321, SLG: 0.392 (6, PH) (7, 6)		0-0 K	0-0 2B 3B		0-0 F9		0-0 F8		0-0 1B 1B	3	1	1	3	0	1	1				
Denny Walling, L OBP: 0.323, SLG: 0.368 (1, 5)		0-0 1B	0-0 2B		0-0 6-3		0-0 1B		0-0 F7	5	0	3	1	0	0	2				
Jose Cruz, L OBP: 0.379, SLG: 0.452 (1, 7)		0-0 F9	0-0 6-3			0-0 F8		0-0 F8		4	0	0	0	0	0	4				
Jerry Mumphrey, S OBP: 0.353, SLG: 0.391 (1, 8)		0-3 K		0-0 F8		0-0 E9 WP 2B		0-0 F8		4	1	1	0	0	1	1				
Enos Cabell, R OBP: 0.323, SLG: 0.394 Ray Knight, R OBP: 0.254, SLG: 0.281 (5, FR) (6, 3)		0-3 K	0-0 E6 1B		1-0 FC4 HBP		0-0 F8		0-0 F8	2	0	1	0	0	1	0				
Terry Puhl, L OBP: 0.375, SLG: 0.407 (1, 9)		0-0 1B BB 3B 1B	0-0 1-3		0-3 K HBP		0-0 4-3			4	1	1	0	0	1	2				
Mark Bailey, S OBP: 0.313, SLG: 0.348 (1, 2)		4-0 1B 3B BB	4-0 1B BB		0-0 FC4 1-2			0-3 K		2	1	0	0	2	1	1				
Michael LaCoss, R OBP: 0.130, SLG: 0.182 (1, 1)		0-0 3B 1B	0-3 K		0-3 K2-3			0-0 6-3		4	1	1	0	0	2	2				
Inning Stats	R: 1 E: 0 K: 2 S: 8	H: 1 LOB: 1 BB: 1 P: 12	R: 4 E: 0 K: 2 S: 11	H: 4 LOB: 1 BB: 1 P: 15	R: 0 E: 1 K: 1 S: 6	H: 1 LOB: 2 BB: 1 P: 10	R: 0 E: 0 K: 0 S: 3	H: 0 LOB: 0 BB: 0 P: 3	R: 1 E: 1 K: 1 S: 6	H: 1 LOB: 1 BB: 0 P: 7	R: 0 E: 0 K: 1 S: 7	H: 2 LOB: 2 BB: 0 P: 7	R: 0 E: 0 K: 0 S: 3	H: 0 LOB: 0 BB: 0 P: 3	R: 0 E: 0 K: 1 S: 7	H: 2 LOB: 2 BB: 0 P: 7	1B: 8 2B: 2 3B: 1 HR: 0	SF: 0 SAC: 0 DP: 0 HBP: 1	WP: 2 PB: 0 SB: 1 CS: 0	PA: 39
PITCHER Jeff Robinson, R ERA: 4.43 Mark Davis, L ERA: 5.47 Bob Lacey, L ERA: 3.93 (1, 1) (5, 1) (7, 1)	IP: 4.0 WLS: L BF: 21 H: 6 R: 5 ER: 5 SO: 5 BB: 3 IBB: 0 HBP: 0 BLK: 0 WP: 1 HR: 0 S: 28 P: 40 ERA: 11.25 WHIP: 2.250															PITCHER				


San Francisco Giants @ Houston Astros
Astrodome, Houston, TX
Thu Aug 09 1984, 8:05 PM EDT
Att: 8,547 - Unknown


AB 35
R 6
H 11
RBI 4
BB 3
SO 8
LOB 17



Batter	1	2	3	4	5	6	7	8	9	AB	R	H	RBI	BB	SO	LOB	TOP			
Steve Sax, R OBP: 0.288, SLG: 0.300 (1,4)	0-0 6-3		0-0 5-3		0-0 6-3			0-0 4-3		4	0	0	0	0	0	0	Los Angeles Dodgers @ San Francisco Giants Candlestick Park, San Francisco, CA Fri Aug 10, 1984, 10:05 PM EDT Att: 18,765 - Unknown			
Terry Whitfield, L OBP: 0.305, SLG: 0.368 (1,9)	0-0 1-3		0-0 4-3			0-0 6-3		0-0 1-3		4	0	0	0	0	0					
Ken Landreaux, L OBP: 0.302, SLG: 0.358 (1,8)	0-0 F3		0-0 4-3			0-0 F4			0-0 1-3	4	0	0	0	0	0					
Mike Marshall, R OBP: 0.328, SLG: 0.472 (1,7)		0-0 1B SF8 1B		0-0 FC6-4 1B		0-0 F9			0-0 F5	4	1	2	0	0	0					
Mike Scioscia, L OBP: 0.384, SLG: 0.356 (1,2)		0-0 F9		0-0 FC6-4 1-2			0-0 6-3		0-0 BB	3	0	0	0	1	0	2				
Greg Brock, L OBP: 0.314, SLG: 0.426 (1,3)		0-0 1B 1-2		0-0 F7			0-0 1B		0-0 4-3	4	0	2	0	0	0	2				
German Rivera, R OBP: 0.327, SLG: 0.405 (1,5)		0-0 1-2 2-3 1B		0-0 F8			0-0 F7			3	0	1	0	0	0	2				
Dave Anderson, R OBP: 0.335, SLG: 0.315 (1,6)		0-0 SF8			0-0 5-3		0-0 1-3			2	0	0	1	0	0	1				
Fernando Valenzuela, L OBP: 0.167, SLG: 0.259 (1,1)		0-0 3-H 0-3 K			0-0 F8			0-0 F3		2	0	0	0	0	1	2				
Franklin Stubbs, L OBP: 0.279, SLG: 0.362 (8, PH)										1	0	0	0	0	0	0				
Pat Zachry, R OBP: 0.250, SLG: 0.250 (8, 1)										0	0	0	0	0	0	0				
Inning Stats	R: 0 E: 0 K: 0 S: 3	H: 0 LOB: 0 BB: 0 P: 3	R: 1 E: 0 K: 1 S: 8	H: 3 LOB: 2 BB: 0 P: 8	R: 0 E: 0 K: 0 S: 3	H: 0 LOB: 0 BB: 0 P: 3	R: 0 E: 0 K: 0 S: 4	H: 1 LOB: 1 BB: 0 P: 4	R: 0 E: 0 K: 0 S: 3	H: 0 LOB: 0 BB: 0 P: 3	R: 0 E: 0 K: 0 S: 4	H: 1 LOB: 1 BB: 0 P: 4	R: 0 E: 0 K: 0 S: 3	H: 0 LOB: 0 BB: 0 P: 3	R: 0 E: 0 K: 0 S: 3	H: 0 LOB: 1 BB: 1 P: 7	1B: 5 2B: 0 3B: 0 HR: 0	SF: 1 SAC: 0 DP: 0 HBP: 0	WP: 0 PB: 0 SB: 0 CS: 0	PA: 33
PITCHER Mark Calvert, R ERA: 3.5 (1,1)	IP: 9.0 WLS: W BF: 33 H: 5 R: 1 ER: 1 SO: 1 BB: 1 IBB: 0 HBP: 0 BLK: 0 WP: 0 HR: 0 S: 34 P: 38 ERA: 1.00 WHIP: 0.667																			

Batter	1	2	3	4	5	6	7	8	9	AB	R	H	RBI	BB	SO	LOB	BOTTOM			
Dan Gladden, R OBP: 0.394, SLG: 0.481 (1,8)	0-0 SH3 1B 2B			0-3 K		0-3 K				4	1	1	0	0	2	1	Los Angeles Dodgers @ San Francisco Giants Candlestick Park, San Francisco, CA Fri Aug 10, 1984, 10:05 PM EDT Att: 18,765 - Unknown			
Manny Trillo, R OBP: 0.321, SLG: 0.358 (1,4)	0-0 SH3 2-3		0-0 6-3		0-0 1B 1B		0-3 K			3	0	1	0	0	1	0				
Dusty Baker Jr., R OBP: 0.376, SLG: 0.345 (1,9)	4-0 1B 4-3 BB		0-0 FC6-4 1B 1B		0-3 K		0-3 K			3	2	1	0	1	2	1				
Jeffrey Leonard, R OBP: 0.364, SLG: 0.485 (1,7)	0-0 4-3 1B		0-0 FC6-4 1B		0-0 1-3 1B		0-0 F9			4	0	3	1	0	0	0				
Bob Brenly, R OBP: 0.378, SLG: 0.485 (1,3)	0-0 4-3		0-0 FC6-4 1B		0-0 1-3			0-0 F6		4	0	0	1	0	0	5				
Joel Youngblood, R OBP: 0.357, SLG: 0.388 (1,5)	4-0 BB		0-0 1-2 3-H 1B		4-0 2B BB			0-0 F5		2	1	1	1	2	0	0				
Steve Nicosia, R OBP: 0.344, SLG: 0.479 (1,2)	0-0 F3		0-3 K		0-0 1-H 2B			0-0 1B		4	0	2	1	0	1	4				
Johnnie LeMaster, R OBP: 0.250, SLG: 0.278 (1,6)		0-3 K		0-3 K		0-3 K		0-0 F8		4	0	0	0	0	3	2				
Mark Calvert, R (1,1)		0-3 K		0-3 K		0-0 F1				3	0	0	0	0	2	1				
Inning Stats	R: 2 E: 0 K: 0 S: 5	H: 2 LOB: 2 BB: 2 P: 13	R: 0 E: 0 K: 2 S: 7	H: 0 LOB: 0 BB: 0 P: 7	R: 1 E: 0 K: 1 S: 8	H: 3 LOB: 2 BB: 0 P: 8	R: 0 E: 0 K: 3 S: 9	H: 0 LOB: 0 BB: 0 P: 9	R: 0 E: 0 K: 1 S: 6	H: 2 LOB: 1 BB: 0 P: 6	R: 1 E: 0 K: 2 S: 8	H: 1 LOB: 1 BB: 1 P: 12	R: 0 E: 0 K: 2 S: 7	H: 0 LOB: 0 BB: 0 P: 7	R: 0 E: 0 K: 0 S: 4	H: 1 LOB: 1 BB: 0 P: 4	1B: 7 2B: 2 3B: 0 HR: 0	SF: 0 SAC: 1 DP: 0 HBP: 0	WP: 0 PB: 0 SB: 0 CS: 0	PA: 35
PITCHER Fernando Valenzuela, L ERA: 3.1 (1,1)	IP: 7.0 WLS: L BF: 31 H: 8 R: 4 ER: 4 SO: 11 BB: 3 IBB: 0 HBP: 0 BLK: 0 WP: 0 HR: 0 S: 50 P: 62 ERA: 5.14 WHIP: 1.571																			
Pat Zachry, R ERA: 3.43 (8,1)	IP: 1.0 WLS: L BF: 4 H: 1 R: 0 ER: 0 SO: 0 BB: 0 IBB: 0 HBP: 0 BLK: 0 WP: 0 HR: 0 S: 4 P: 4 ERA: 0.00 WHIP: 1.000																			

Batter	1	2	3	4	5	6	7	8	9	AB	R	H	RBI	BB	SO	LOB	TOP					
Tim Raines, S (1, 8) OBP: 0.392, SLG: 0.413	F7		F8		F9		2B 1B	4-3		5	1	1	1	0	0	3	Montreal Expos @ San Francisco Giants Candlestick Park, San Francisco, CA Wed Aug 15 1984, 6:33 AM EDT Att: 7,991 - Unknown livebaseballscorecards.com					
Max Venable, L (1, 9) OBP: 0.397, SLG: 0.500	F2			F8		F8	F7		HR	5	1	1	1	0	0	1						
Mike Stenhouse, L (1, 7) OBP: 0.301, SLG: 0.324 Jim Wohlford, R (7, PH) OBP: 0.327, SLG: 0.383 Mike Ramsey, S (7, 6) OBP: 0.196, SLG: 0.220	4-3			F3		1B HR	F3 2B		K	3	1	1	0	0	0	0						
Gary Carter, R (1, 2) OBP: 0.352, SLG: 0.501				F8			F7		6-3	4	0	1	0	1	0	1						
Dan Driessen, L (1, 3) OBP: 0.371, SLG: 0.432		G6-4-3				PB 1B	HR		6-3	5	2	2	0	0	0	3						
Tim Wallach, R (1, 5) OBP: 0.326, SLG: 0.449						1B PB	HR			4	2	2	3	0	1	2						
Derrel Thomas, S (1, 6) OBP: 0.328, SLG: 0.350				6-3		5-3	E3		F8	4	0	0	0	0	0	2						
Doug Flynn, R (1, 4) OBP: 0.282, SLG: 0.295				F6		K	F2		F6-3	4	0	0	0	0	1	3						
Dan Schatzeder, L (1, 1) OBP: 0.417, SLG: 0.565 Bob James, R (9, 1) OBP: 0.182, SLG: 0.182				SH4-3						3	1	3	2	0	0	0						
Inning Stats	R: 0 E: 0 K: 0 S: 3	H: 0 LOB: 0 BB: 0 P: 3	R: 0 E: 0 K: 0 S: 3	H: 1 LOB: 0 BB: 0 P: 3	R: 0 E: 1 K: 0 S: 4	H: 0 LOB: 1 BB: 0 P: 4	R: 0 E: 0 K: 0 S: 3	H: 0 LOB: 0 BB: 0 P: 3	R: 2 E: 0 K: 1 S: 8	H: 3 LOB: 1 BB: 0 P: 8	R: 3 E: 1 K: 0 S: 7	H: 3 LOB: 1 BB: 0 P: 7	R: 2 E: 0 K: 1 S: 8	H: 3 LOB: 2 BB: 1 P: 12	R: 0 E: 0 K: 0 S: 4	H: 1 LOB: 0 BB: 0 P: 4		R: 1 E: 0 K: 1 S: 6	H: 1 LOB: 0 BB: 0 P: 6	1B: 7 2B: 2 3B: 1 HR: 2	SF: 0 SAC: 1 DP: 1 HBP: 0	WP: 0 PB: 1 SB: 1 CS: 0
PITCHER	IP WLS BF H R ER SO BB IBB HBP BLK WP HR S P ERA WHIP																					
Mark Calvert, R (1, 1) ERA: 4.5	6.0 L 27 8 6 5 1 0 0 0 0 0 0 1 29 29 7.50 1.333																					
Gary Lavelle, L (7, 1) ERA: 2.91	1.0 6 2 1 1 1 0 1 0 0 0 0 0 7 11 9.00 2.000																					
Jeff Cornell, R (8, 1) ERA: 5.7	2.0 8 2 1 1 1 0 0 0 0 0 0 1 10 10 4.50 1.000																					

Batter	1	2	3	4	5	6	7	8	9	AB	R	H	RBI	BB	SO	LOB	BOTTOM			
Chili Davis, S (1, 8) OBP: 0.347, SLG: 0.481	6-3		F9			F7 5-3 2B	F9			4	1	1	0	0	0	1	Montreal Expos @ San Francisco Giants Candlestick Park, San Francisco, CA Wed Aug 15 1984, 6:33 AM EDT Att: 7,991 - Unknown livebaseballscorecards.com			
Manny Trillo, R (1, 4) OBP: 0.323, SLG: 0.355	F7			F7		F7		5-3		4	0	0	0	0	0	1				
Dusty Baker Jr., R (1, 9) OBP: 0.369, SLG: 0.333				K		5-3		F9		4	0	1	1	0	1	0				
Jeffrey Leonard, R (1, 7) OBP: 0.365, SLG: 0.495	F6			E PB 1B		1B	1B	HR		4	2	3	1	0	0	1				
Al Oliver, L (1, 3) OBP: 0.341, SLG: 0.366			F5		F6			F8		4	0	1	0	0	0	0				
Bob Brenly, R (1, 2) OBP: 0.375, SLG: 0.476	F9				F2		F4		BB	3	0	0	0	1	0	2				
Joel Youngblood, R (1, 5) OBP: 0.349, SLG: 0.378			F8		F8		F7		F9	4	0	0	0	0	0	1				
Brad Wellman, R (1, 6) OBP: 0.274, SLG: 0.298									K	4	0	3	0	0	1	1				
Mark Calvert, R (1, 1) ERA: 2.27 Gary Lavelle, S (7, 1) OBP: 0.296, SLG: 0.367 Jeff Cornell, S (8, 1) OBP: 0.394, SLG: 0.345				CS 1B		1B	6-3 2B		K	2	0	0	0	0	1	2				
Inning Stats	R: 0 E: 0 K: 0 S: 4	H: 1 LOB: 1 BB: 0 P: 4	R: 0 E: 0 K: 1 S: 5	H: 0 LOB: 0 BB: 0 P: 5	R: 1 E: 1 K: 1 S: 6	H: 1 LOB: 0 BB: 0 P: 6	R: 0 E: 0 K: 0 S: 4	H: 1 LOB: 1 BB: 0 P: 4	R: 1 E: 0 K: 0 S: 6	H: 3 LOB: 2 BB: 0 P: 6	R: 0 E: 0 K: 0 S: 4	H: 1 LOB: 1 BB: 0 P: 4	R: 1 E: 0 K: 0 S: 4	H: 1 LOB: 0 BB: 0 P: 4	R: 0 E: 0 K: 2 S: 7	H: 0 LOB: 1 BB: 1 P: 11		1B: 6 2B: 2 3B: 0 HR: 1	SF: 0 SAC: 0 DP: 0 HBP: 0	WP: 0 PB: 1 SB: 0 CS: 1
PITCHER	IP WLS BF H R ER SO BB IBB HBP BLK WP HR S P ERA WHIP																			
Dan Schatzeder, L (1, 1) ERA: 2.27	8.0 W 32 9 3 2 2 0 0 0 0 0 0 0 36 36 2.25 1.125																			
Bob James, R (9, 1) ERA: 4.02	1.0 4 0 0 0 0 2 1 0 0 0 0 0 0 7 11 0.00 1.000																			

Batter	1	2	3	4	5	6	7	8	9	AB	R	H	RBI	BB	SO	LOB	TOP								
Tim Raines, S OBP: 0.393, SLG: 0.413 (1, 8)	F9	F6	1B		BB				1-3	5	0	2	2	1	0	1	Montreal Expos @ San Francisco Giants Candlestick Park, San Francisco, CA Thu Aug 16 1984, 10:05 PM EDT Att: 4,448 - Unknown								
Dan Driessen, L OBP: 0.365, SLG: 0.426 (1, 3)	6-3	F4	SF8		F8				F9	4	0	0	1	0	0	4									
Andre Dawson, R OBP: 0.293, SLG: 0.374 Max Venable, L OBP: 0.406, SLG: 0.621 (6, PH) (8, 9)	BLK 1B		HR						1-3	4	2	2	1	0	0	2									
Gary Carter, R OBP: 0.352, SLG: 0.500 (1, 2)	1B		HR		F4				6-3	5	2	2	1	0	0	0									
Tim Wallach, R OBP: 0.327, SLG: 0.455 (1, 5)	E		HR		F8				1-3	5	2	2	3	0	0	0									
Jim Wohlford, R OBP: 0.329, SLG: 0.379 (1, 7)	E9		FC6-4 BB		F3				FC1-6	4	2	1	0	1	0	1									
Derrel Thomas, S OBP: 0.318, SLG: 0.220 Mike Ramsey, S OBP: 0.196, SLG: 0.220 (8, 6)	K		FC6-4 BB		WP SH3-4 1B				5-3	4	0	1	0	1	1	3									
Doug Flynn, R OBP: 0.284, SLG: 0.297 (1, 4)			SH1-4 1B		FC6-4 SH 1B				E6	5	2	2	0	0	1	3									
Charlie Lea, R OBP: 0.115, SLG: 0.100 Tony Scott, S OBP: 0.318, SLG: 0.295 Rick Grapenthin, R (9, 1)	SH1-4		SH		SH3-4				6-3	1	0	0	0	0	0	1									
	4-3									1	0	0	0	0	0	0									
										0	0	0	0	0	0	0									
Inning Stats	R: 3 E: 1 K: 1 S: 9	H: 3 LOB: 1 BB: 0 P: 9	R: 0 E: 0 K: 0 S: 4	H: 1 LOB: 1 BB: 0 P: 4	R: 5 E: 0 K: 0 S: 8	H: 4 LOB: 2 BB: 2 P: 16	R: 0 E: 0 K: 0 S: 3	H: 0 LOB: 0 BB: 0 P: 3	R: 0 E: 0 K: 1 S: 6	H: 1 LOB: 2 BB: 1 P: 10	R: 0 E: 0 K: 0 S: 3	H: 0 LOB: 0 BB: 0 P: 3	R: 2 E: 1 K: 0 S: 6	H: 3 LOB: 1 BB: 0 P: 6	R: 1 E: 1 K: 0 S: 5	H: 1 LOB: 1 BB: 0 P: 5	R: 0 E: 0 K: 0 S: 3	H: 0 LOB: 0 BB: 0 P: 3	1B: 10 2B: 0 3B: 0 HR: 3	SF: 1 SAC: 3 DP: 0 HBP: 0	WP: 2 PB: 0 SB: 1 CS: 0	PA: 46			
PITCHER	IP WLS BF H R ER SO BB IBB HBP BLK WP HR S P ERA WHIP	IP WLS BF H R ER SO BB IBB HBP BLK WP HR S P ERA WHIP	IP WLS BF H R ER SO BB IBB HBP BLK WP HR S P ERA WHIP	IP WLS BF H R ER SO BB IBB HBP BLK WP HR S P ERA WHIP	IP WLS BF H R ER SO BB IBB HBP BLK WP HR S P ERA WHIP	IP WLS BF H R ER SO BB IBB HBP BLK WP HR S P ERA WHIP	IP WLS BF H R ER SO BB IBB HBP BLK WP HR S P ERA WHIP	IP WLS BF H R ER SO BB IBB HBP BLK WP HR S P ERA WHIP	IP WLS BF H R ER SO BB IBB HBP BLK WP HR S P ERA WHIP	IP WLS BF H R ER SO BB IBB HBP BLK WP HR S P ERA WHIP	IP WLS BF H R ER SO BB IBB HBP BLK WP HR S P ERA WHIP	IP WLS BF H R ER SO BB IBB HBP BLK WP HR S P ERA WHIP	IP WLS BF H R ER SO BB IBB HBP BLK WP HR S P ERA WHIP	IP WLS BF H R ER SO BB IBB HBP BLK WP HR S P ERA WHIP	IP WLS BF H R ER SO BB IBB HBP BLK WP HR S P ERA WHIP	IP WLS BF H R ER SO BB IBB HBP BLK WP HR S P ERA WHIP	IP WLS BF H R ER SO BB IBB HBP BLK WP HR S P ERA WHIP	IP WLS BF H R ER SO BB IBB HBP BLK WP HR S P ERA WHIP	IP WLS BF H R ER SO BB IBB HBP BLK WP HR S P ERA WHIP	IP WLS BF H R ER SO BB IBB HBP BLK WP HR S P ERA WHIP	IP WLS BF H R ER SO BB IBB HBP BLK WP HR S P ERA WHIP	IP WLS BF H R ER SO BB IBB HBP BLK WP HR S P ERA WHIP	IP WLS BF H R ER SO BB IBB HBP BLK WP HR S P ERA WHIP	IP WLS BF H R ER SO BB IBB HBP BLK WP HR S P ERA WHIP	IP WLS BF H R ER SO BB IBB HBP BLK WP HR S P ERA WHIP

AB	39
R	11
H	13
RBI	9
BB	3
SO	2
LOB	15



Batter	1	2	3	4	5	6	7	8	9	AB	R	H	RBI	BB	SO	LOB	BOTTOM								
Chili Davis, S OBP: 0.348, SLG: 0.480 (1, 8)	1B	8-2		F6			F5-4-3 1B	F7		5	0	2	0	0	0	5	Montreal Expos @ San Francisco Giants Candlestick Park, San Francisco, CA Thu Aug 16 1984, 10:05 PM EDT Att: 4,448 - Unknown								
Manny Trillo, R OBP: 0.325, SLG: 0.354 (1, 4)	F8		FC5-4 BB	K			F5-4-3	1B		4	0	1	0	1	1	3									
Dusty Baker Jr., R OBP: 0.365, SLG: 0.330 (1, 9)	F8		FC5-4 2B		F8			F4		5	1	1	0	0	0	3									
Jeffrey Leonard, R OBP: 0.368, SLG: 0.499 (1, 7)			F8				WP 1B		F4	5	0	3	0	0	1	2									
Al Oliver, L OBP: 0.342, SLG: 0.370 (1, 3)	F8				F6				F6	5	1	2	1	0	0	5									
Bob Brenly, R OBP: 0.378, SLG: 0.476 (1, 2)			1B		F9			1B	F1	4	1	2	0	1	0	3									
Joel Youngblood, R OBP: 0.346, SLG: 0.374 (1, 5)			F4		K				E5	4	0	0	0	0	1	4									
Brad Wellman, R OBP: 0.279, SLG: 0.303 (1, 6)			1B						F9	4	0	2	0	0	0	2									
Bob Lacey, R OBP: 0.220, SLG: 0.200 Jeff Cornell, S OBP: 0.281, SLG: 0.133 Gene Richards, L OBP: 0.281, SLG: 0.133 Frank Williams, R OBP: 0.281, SLG: 0.133 Dan Gladden, R OBP: 0.281, SLG: 0.133 Greg Minton, S OBP: 0.281, SLG: 0.133 Scott Thompson, S OBP: 0.281, SLG: 0.133 Gary Lavelle, S OBP: 0.281, SLG: 0.133 (1, 1) (3, 1) (4, PH) (5, PH) (6, PH) (7, 1) (8, PH) (9, 1)			1-3 2-H 1B						F7	1	0	1	1	0	0	0									
										0	0	0	0	0	0	0									
										0	0	0	0	0	0	0									
Inning Stats	R: 0 E: 0 K: 0 S: 5	H: 2 LOB: 2 BB: 0 P: 5	R: 1 E: 0 K: 0 S: 5	H: 3 LOB: 1 BB: 0 P: 5	R: 1 E: 0 K: 1 S: 6	H: 1 LOB: 2 BB: 2 P: 14	R: 0 E: 0 K: 2 S: 8	H: 1 LOB: 1 BB: 0 P: 8	R: 0 E: 0 K: 0 S: 4	H: 1 LOB: 1 BB: 0 P: 4	R: 0 E: 0 K: 0 S: 3	H: 0 LOB: 0 BB: 0 P: 3	R: 0 E: 0 K: 1 S: 6	H: 2 LOB: 1 BB: 0 P: 6	R: 1 E: 1 K: 0 S: 6	H: 2 LOB: 2 BB: 0 P: 6	R: 0 E: 0 K: 0 S: 5	H: 2 LOB: 2 BB: 0 P: 5	1B: 12 2B: 3 3B: 0 HR: 0	SF: 0 SAC: 0 DP: 3 HBP: 0	WP: 1 PB: 0 SB: 1 CS: 0	PA: 42			
PITCHER	IP WLS BF H R ER SO BB IBB HBP BLK WP HR S P ERA WHIP	IP WLS BF H R ER SO BB IBB HBP BLK WP HR S P ERA WHIP	IP WLS BF H R ER SO BB IBB HBP BLK WP HR S P ERA WHIP	IP WLS BF H R ER SO BB IBB HBP BLK WP HR S P ERA WHIP	IP WLS BF H R ER SO BB IBB HBP BLK WP HR S P ERA WHIP	IP WLS BF H R ER SO BB IBB HBP BLK WP HR S P ERA WHIP	IP WLS BF H R ER SO BB IBB HBP BLK WP HR S P ERA WHIP	IP WLS BF H R ER SO BB IBB HBP BLK WP HR S P ERA WHIP	IP WLS BF H R ER SO BB IBB HBP BLK WP HR S P ERA WHIP	IP WLS BF H R ER SO BB IBB HBP BLK WP HR S P ERA WHIP	IP WLS BF H R ER SO BB IBB HBP BLK WP HR S P ERA WHIP	IP WLS BF H R ER SO BB IBB HBP BLK WP HR S P ERA WHIP	IP WLS BF H R ER SO BB IBB HBP BLK WP HR S P ERA WHIP	IP WLS BF H R ER SO BB IBB HBP BLK WP HR S P ERA WHIP	IP WLS BF H R ER SO BB IBB HBP BLK WP HR S P ERA WHIP	IP WLS BF H R ER SO BB IBB HBP BLK WP HR S P ERA WHIP	IP WLS BF H R ER SO BB IBB HBP BLK WP HR S P ERA WHIP	IP WLS BF H R ER SO BB IBB HBP BLK WP HR S P ERA WHIP	IP WLS BF H R ER SO BB IBB HBP BLK WP HR S P ERA WHIP	IP WLS BF H R ER SO BB IBB HBP BLK WP HR S P ERA WHIP	IP WLS BF H R ER SO BB IBB HBP BLK WP HR S P ERA WHIP	IP WLS BF H R ER SO BB IBB HBP BLK WP HR S P ERA WHIP	IP WLS BF H R ER SO BB IBB HBP BLK WP HR S P ERA WHIP	IP WLS BF H R ER SO BB IBB HBP BLK WP HR S P ERA WHIP	IP WLS BF H R ER SO BB IBB HBP BLK WP HR S P ERA WHIP

AB	40
R	3
H	14
RBI	2
BB	2
SO	4
LOB	31



Batter	1	2	3	4	5	6	7	8	9	10	AB	R	H	RBI	BB	SO	LOB	TOP	
Wally Backman, S OBP: 0.360, SLG: 0.346 (1, 4)	4-0 BLK S BB		0-0 6-3		0-0 F3		0-3 K			0-0 HR	4	1	1	2	1	1	2		
Danny Heep, L OBP: 0.315, SLG: 0.331 (1, 9)	0-0 F3		0-3 K			0-0 WP 1B 1B		0-3 K		0-0 1B	4	0	1	0	0	2	1		
Jerry Martin, R OBP: 0.200, SLG: 0.286 (10, PH) (10, 9)	1-3 F3		0-3 K			0-0 WP 1B 1B		0-3 K		0-0 F6	5	0	1	0	0	3	2		
Keith Hernandez, L OBP: 0.408, SLG: 0.427 (1, 3)	0-3 K		0-3 K			0-0 F3		0-3 4-3		0-0 F7	5	0	0	0	0	1	4		
Daryl Strawberry, L OBP: 0.342, SLG: 0.447 (1, 8)	0-3 K			0-0 F8		0-0 F3		0-0 4-3		0-0 F7	3	0	1	0	1	1	0		
George Foster, R OBP: 0.298, SLG: 0.429 (1, 7)		0-0 1B 1B		0-0 5-3		4-0 G6-4-3 1B		0-3 K			4	0	1	0	0	3			
Hubie Brooks, R OBP: 0.349, SLG: 0.416 (1, 5)		0-0 1B 1B		0-0 5-3		0-0 G6-4-3		0-0 5-3			4	0	1	0	0	0	3		
Ron Hodges, L OBP: 0.347, SLG: 0.250 (1, 2)		0-0 F2			0-0 F4		0-0 4-3		0-0 F9		4	0	0	0	0	0	2		
Rafael Santana, R OBP: 0.330, SLG: 0.365 (1, 6)		0-0 F6			0-3 K		0-0 2B			0-0 F3	4	0	1	0	0	1	2		
Dwight Gooden, R OBP: 0.173, SLG: 0.163 (10, PH) Mookie Wilson, S OBP: 0.279, SLG: 0.376 (10, PH) Jesse Orosco, R OBP: 0.571, SLG: 0.250 (10, 1)		0-0 5-3			0-0 1B		0-3 K		4-0 HR BB		3	0	1	0	0	1	3		
Inning Stats	R: 0 E: 0 K: 2 S: 7	H: 0 LOB: 1 BB: 1 P: 11	R: 0 E: 0 K: 0 S: 5	H: 2 LOB: 2 BB: 0 P: 5	R: 0 E: 0 K: 2 S: 7	H: 0 LOB: 0 BB: 0 P: 7	R: 0 E: 0 K: 1 S: 6	H: 1 LOB: 1 BB: 0 P: 6	R: 0 E: 0 K: 0 S: 4	H: 2 LOB: 2 BB: 1 P: 8	R: 0 E: 0 K: 2 S: 5	H: 0 LOB: 0 BB: 0 P: 7	R: 0 E: 0 K: 1 S: 5	H: 0 LOB: 0 BB: 0 P: 5	R: 2 E: 0 K: 0 S: 5	H: 2 LOB: 1 BB: 1 P: 9	1B: 6 2B: 1 3B: 0 HR: 1	SF: 0 SAC: 0 DP: 1 HBP: 0	WP: 1 PA: 40
PITCHER	IP 9.1	WLS L	BF 37	H 7	R 2	ER 2	SO 10	BB 2	IBB 0	HBP 0	BLK 1	WP 1	HR 1	S 54	P 66	ERA 1.93	WHIP 0.964		
Mike Krukow, R ERA: 4.13 Gary Lavelle, L ERA: 2.75	(1, 1)	(10, 1)	0.2	3	1	0	0	0	0	0	0	0	0	3	3	0.00	1.500		

New York Mets @ San Francisco Giants
Candlestick Park, San Francisco, CA
Fri Aug 17 1984, 10:05 PM EDT
Att: 7,241 - Unknown

AB 37
R 2
H 8
RBI 2
BB 3
SO 10
LOB 19



Batter	1	2	3	4	5	6	7	8	9	10	AB	R	H	RBI	BB	SO	LOB	BOTTOM	
Dan Gladden, R OBP: 0.387, SLG: 0.460 (1, 8)	0-3 K			0-0 F7			0-0 6-3		0-0 1B BLK 1B		4	0	1	0	0	1	0		
Manny Trillo, R OBP: 0.324, SLG: 0.352 (1, 4)	0-0 5-3			0-0 G6-3 1B			0-0 F6		0-3 K		4	0	1	0	0	1	1		
Chili Davis, S OBP: 0.349, SLG: 0.480 (1, 9)	0-3 K			0-0 G6-3			0-0 1B		0-0 2B 1B		4	0	2	0	0	1	1		
Jeffrey Leonard, R OBP: 0.365, SLG: 0.494 (1, 7)		0-3 K			0-3 K		0-3 K		0-3 K		4	0	0	0	0	4	3		
Al Oliver, L OBP: 0.338, SLG: 0.365 (1, 3)		0-0 F8			0-0 F5		0-3 K			0-0 4-3	4	0	0	0	0	1	0		
Bob Brenly, R OBP: 0.379, SLG: 0.475 (1, 2)		0-3 K			0-3 K		4-0 1B BB			0-0 1B	3	0	1	0	1	2	0		
Joel Youngblood, R OBP: 0.345, SLG: 0.373 (1, 5)			0-0 F9			0-0 F8		0-0 1B		0-0 F8	4	0	1	0	0	0	1		
Johnnie LeMaster, R OBP: 0.247, SLG: 0.274 Scott Thompson, L OBP: 0.369, SLG: 0.340 Brad Weisman, R OBP: 0.279, SLG: 0.303 Dusty Baker Jr., R OBP: 0.364, SLG: 0.328 (8, PH) (9, 6) (10, PH)			0-3 K			0-0 6-3		0-3 K		0-0 F5	2	0	0	0	0	1	0		
Mike Krukow, R OBP: 0.155, SLG: 0.161 Gary Lavelle, S (10, 1)			0-0 F9			0-0 F3			0-0 F5		3	0	0	0	0	0	0		
Inning Stats	R: 0 E: 0 K: 2 S: 7	H: 0 LOB: 0 BB: 0 P: 7	R: 0 E: 0 K: 2 S: 7	H: 0 LOB: 0 BB: 0 P: 7	R: 0 E: 0 K: 1 S: 5	H: 0 LOB: 0 BB: 0 P: 5	R: 0 E: 0 K: 0 S: 3	H: 1 LOB: 0 BB: 0 P: 3	R: 0 E: 0 K: 2 S: 7	H: 1 LOB: 1 BB: 0 P: 6	R: 0 E: 0 K: 2 S: 5	H: 1 LOB: 1 BB: 0 P: 11	R: 0 E: 0 K: 2 S: 9	H: 2 LOB: 2 BB: 0 P: 9	R: 0 E: 0 K: 0 S: 4	H: 1 LOB: 1 BB: 0 P: 4	1B: 6 2B: 0 3B: 0 HR: 0	SF: 0 SAC: 0 DP: 1 HBP: 0	WP: 0 PA: 35
PITCHER	IP 9.0	WLS W	BF 31	H 5	R 0	ER 0	SO 12	BB 1	IBB 0	HBP 0	BLK 1	WP 0	HR 0	S 54	P 58	ERA 0.00	WHIP 0.667		
Dwight Gooden, R ERA: 3.08 Jesse Orosco, L ERA: 2.01	(1, 1)	(10, 1)	1.0	4	1	0	0	0	0	0	0	0	0	4	4	0.00	1.000		

New York Mets @ San Francisco Giants
Candlestick Park, San Francisco, CA
Fri Aug 17 1984, 10:05 PM EDT
Att: 7,241 - Unknown

AB 34
R 0
H 6
RBI 0
BB 1
SO 12
LOB 8



Batter	1	2	3	4	5	6	7	8	9	AB	R	H	RBI	BB	SO	LOB	TOP										
Wally Backman, S OBP: 0.358, SLG: 0.342 (1, 4)	F8	F8			F1		4-3		FC4-2 BB	4	0	0	0	1	0	2											
Danny Heep, L OBP: 0.318, SLG: 0.335 Jerry Martin, R OBP: 0.212, SLG: 0.286 (9, PH) (9, 9)	2B	1B	F7		F8			4-3 1B	FC4-2 BB	4	2	2	0	0	0	0											
Keith Hernandez, L OBP: 0.408, SLG: 0.426 (1, 3)	K				E5 1B			5-3	FC4-2	5	1	2	0	0	1	4											
Darryl Strawberry, L OBP: 0.342, SLG: 0.449 (1, 8)	1-H	2B	F9		CS 1B			4-3	F5	5	0	2	2	0	0	4											
George Foster, R OBP: 0.296, SLG: 0.428 (1, 7)	F8		F8		CS 1-2			1B 1B		4	1	1	1	0	1	2											
Hubie Brooks, R OBP: 0.348, SLG: 0.414 (1, 5)		5-3			F9			1B 1-2		4	0	1	0	0	0	0											
Rafael Santana, R OBP: 0.330, SLG: 0.374 Rusty Staub, L OBP: 0.277, SLG: 0.276 Ron Gardenhire, R OBP: 0.282, SLG: 0.306 (8, PH) (8, PH) (8, PH)	1B	2B	K		5-3			1-2 2-H	1B	3	1	1	0	0	1	0											
Mike Fitzgerald, R OBP: 0.285, SLG: 0.305 (1, 2)	F9							F7	K	4	0	1	0	0	1	3											
Ron Darling, R OBP: 0.182, SLG: 0.189 Ron Hodges, L OBP: 0.233, SLG: 0.290 Kelvin Chapman, R OBP: 0.207, SLG: 0.293 Wes Gardner, R (7, 1) Ed Lynch, R OBP: 0.302, SLG: 0.280 Mookie Wilson, S OBP: 0.292, SLG: 0.373 Brent Gaff, R (9, 1)	2-H	1B	K		K			4-3 BB	F3	2	0	1	1	0	1	1											
Inning Stats	R: 1 E: 0 K: 1 S: 7	H: 2 LOB: 1 BB: 0 P: 7	R: 1 E: 0 K: 0 S: 5	H: 2 LOB: 1 BB: 0 P: 5	R: 0 E: 0 K: 0 S: 4	H: 1 LOB: 1 BB: 0 P: 4	R: 0 E: 0 K: 2 S: 8	H: 1 LOB: 1 BB: 0 P: 8	R: 1 E: 1 K: 0 S: 4	H: 2 LOB: 0 BB: 0 P: 4	R: 0 E: 0 K: 0 S: 5	H: 0 LOB: 0 BB: 0 P: 5	R: 0 E: 0 K: 0 S: 2	H: 0 LOB: 1 BB: 1 P: 6	R: 2 E: 0 K: 1 S: 9	H: 4 LOB: 2 BB: 0 P: 9	R: 0 E: 0 K: 0 S: 3	H: 0 LOB: 2 BB: 2 P: 11	1B: 9 2B: 4 3B: 0 HR: 0	SF: 0 SAC: 0 DP: 1 HBP: 0	WP: 1 PB: 0 SB: 1 CS: 1	PA: 41					
PITCHER	IP	WLS	BF	H	R	ER	SO	BB	IBB	HBP	BLK	WP	HR	S	P	ERA	WHIP										
Bill Laskey, R ERA: 4.15 (1, 1)	5.0		22	8	3	2	3	0	0	0	0	0	0	28	28	3.60	1.600										
Frank Williams, R ERA: 3.3 (6, 1)	1.1		5	0	0	0	1	1	0	0	0	0	0	6	10	0.00	0.750										
Bob Lacey, L ERA: 4.63 (7, 1)	0.2		1	0	0	0	0	0	0	0	0	0	0	1	1	0.00	0.000										
Greg Minton, R ERA: 3.47 (8, 1)	1.0	W	5	0	0	0	0	2	0	0	0	1	0	3	11	0.00	2.000										
Randy Lerch, L ERA: 4.3 (9, 1)																											

New York Mets @ San Francisco Giants
Candlestick Park, San Francisco, CA
Sat Aug 18 1984, 6:33 AM EDT
Att: 10,099 - Unknown

AB 37
R 5
H 12
RBI 5
BB 3
SO 5
LOB 16



Batter	1	2	3	4	5	6	7	8	9	AB	R	H	RBI	BB	SO	LOB	BOTTOM										
Dan Gladden, R OBP: 0.389, SLG: 0.461 (1, 8)	BB BB	B3			F7				SH3-4	4	2	2	1	0	0	1											
Manny Trillo, R OBP: 0.322, SLG: 0.354 (1, 4)	F8		F7		K			3-H 2B	SF7	4	1	1	2	0	1	2											
Chili Davis, S OBP: 0.348, SLG: 0.480 (1, 9)	F9		G3					2-H 1B		4	1	1	1	0	0	1											
Dusty Baker Jr., R OBP: 0.371, SLG: 0.339 Greg Minton, S OBP: 0.118, SLG: 0.063 Randy Lerch, L OBP: 0.500, SLG: 0.333 (1, 7) (8, 1) (9, 1)	BB BB	BB	6-3					2-H 1B	G6-3	3	0	2	1	1	0	0											
Scot Thompson, L OBP: 0.392, SLG: 0.336 (1, 3)	1-2 2-3	BB			5-3			BB	G6-3	2	0	0	0	2	0	1											
Bob Brenly, R OBP: 0.378, SLG: 0.471 (1, 2)	1-2 2-3	BB			F8				F8	3	0	0	1	1	0	2											
Joel Youngblood, R OBP: 0.342, SLG: 0.389 (1, 5)	F4				K				F9	4	0	0	0	0	1	5											
Johnnie LeMaster, R OBP: 0.247, SLG: 0.277 (1, 6)		K			E4				F6	4	1	1	0	0	1	0											
Bill Laskey, R OBP: 0.263, SLG: 0.058 Al Oliver, L OBP: 0.337, SLG: 0.304 Frank Williams, L OBP: 0.276, SLG: 0.133 Bob Lacey, L OBP: 0.207, SLG: 0.293 Gene Richards, L OBP: 0.292, SLG: 0.293 Jeffrey Leonard, R OBP: 0.306, SLG: 0.485 (1, 1) (5, PH) (8, 1) (7, 1) (7, PH) (8, 7)		K			K				4-3 1B	1	0	0	0	0	1	0											
Inning Stats	R: 1 E: 0 K: 0 S: 4	H: 1 LOB: 3 BB: 3 P: 16	R: 0 E: 0 K: 2 S: 7	H: 0 LOB: 0 BB: 0 P: 7	R: 0 E: 0 K: 0 S: 3	H: 0 LOB: 0 BB: 0 P: 3	R: 0 E: 0 K: 1 S: 5	H: 0 LOB: 0 BB: 0 P: 5	R: 0 E: 0 K: 0 S: 4	H: 1 LOB: 2 BB: 1 P: 8	R: 4 E: 0 K: 0 S: 7	H: 5 LOB: 0 BB: 0 P: 7	R: 0 E: 0 K: 0 S: 3	H: 0 LOB: 0 BB: 0 P: 3	R: 1 E: 0 K: 0 S: 3	H: 1 LOB: 0 BB: 0 P: 3	1B: 4 2B: 4 3B: 0 HR: 0	SF: 1 SAC: 1 DP: 1 HBP: 0	WP: 1 PB: 0 SB: 2 CS: 0	PA: 38							
PITCHER	IP	WLS	BF	H	R	ER	SO	BB	IBB	HBP	BLK	WP	HR	S	P	ERA	WHIP										
Ron Darling, R ERA: 3.68 (1, 1)	6.0		25	2	1	1	5	4	0	0	0	0	0	31	47	1.50	1.000										
Wes Gardner, R ERA: 6.55 (7, 1)	0.1		5	4	4	4	0	0	0	0	0	0	0	5	5	108.00	12.000										
Ed Lynch, R ERA: 3.91 (7, 1)	1.2		5	1	0	0	0	0	0	0	0	0	0	5	5	0.00	0.600										
Brent Gaff, R ERA: 3.59 (9, 1)	0.2	L	3	1	1	1	0	0	0	0	0	1	0	3	3	13.50	1.500										

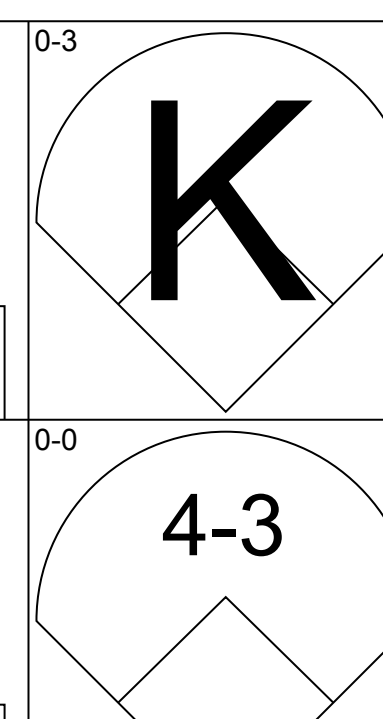
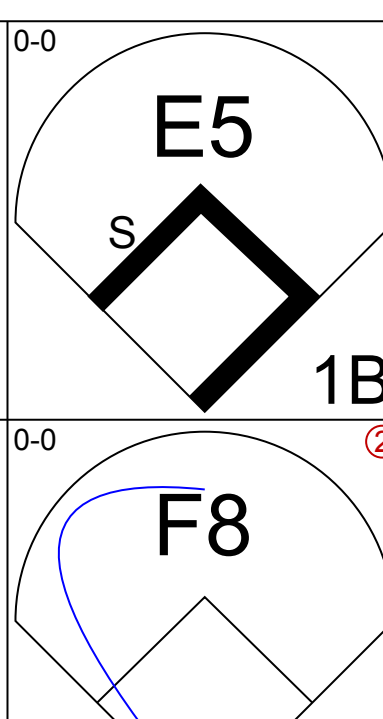
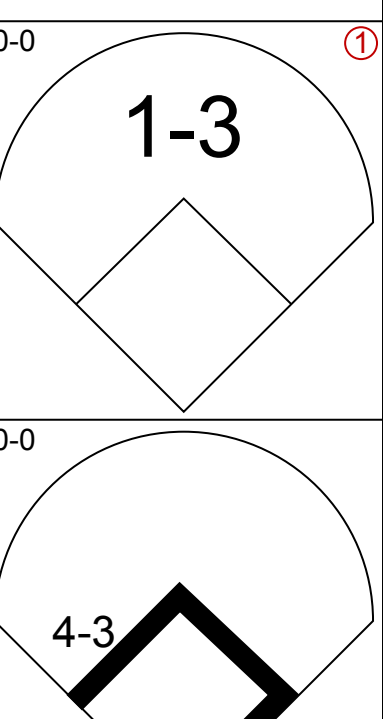

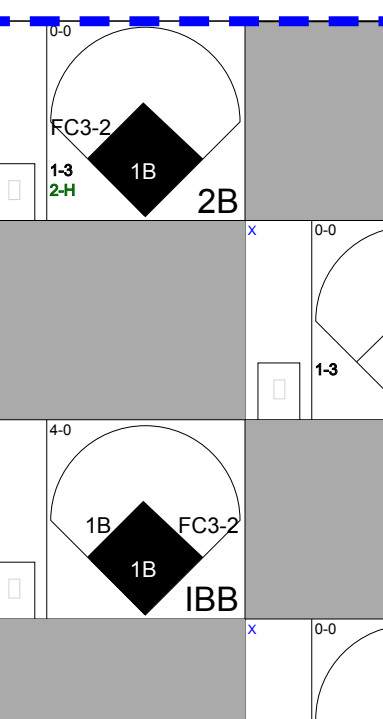
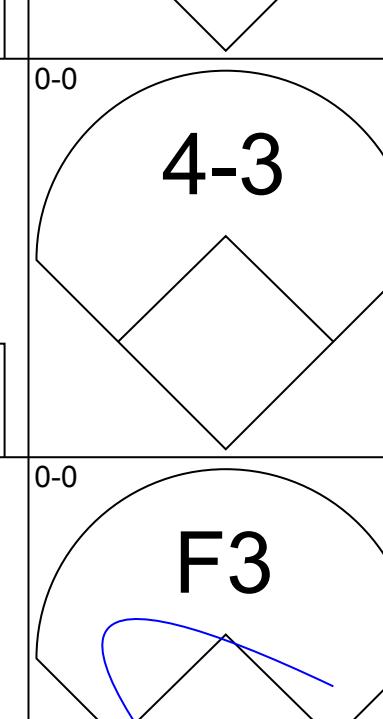
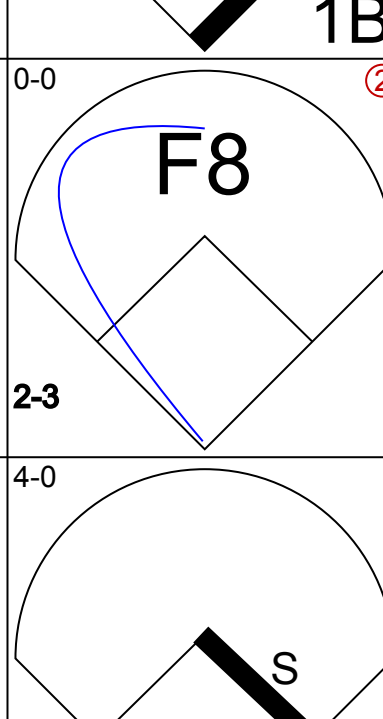
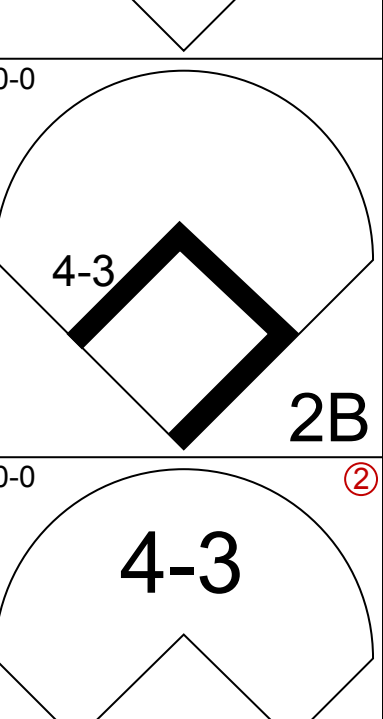
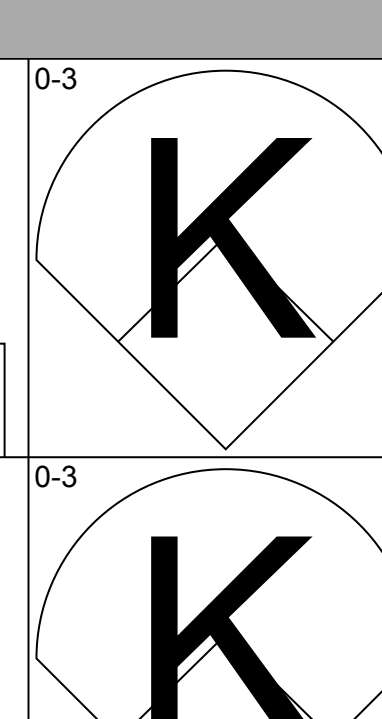
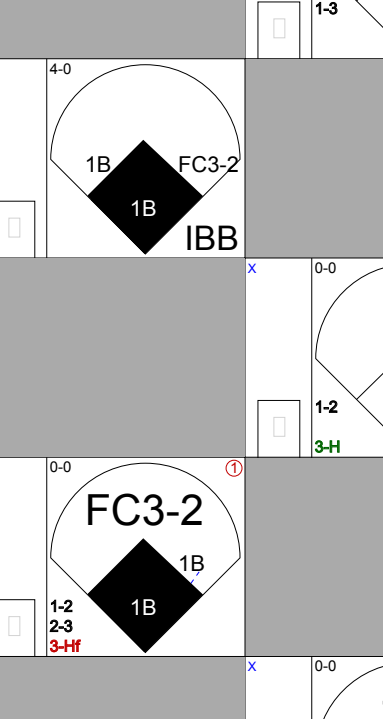
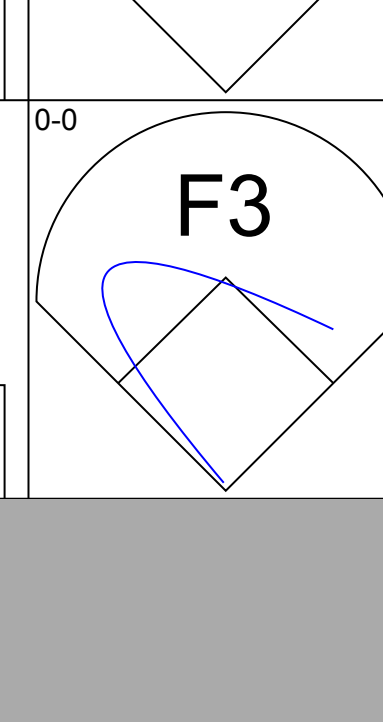
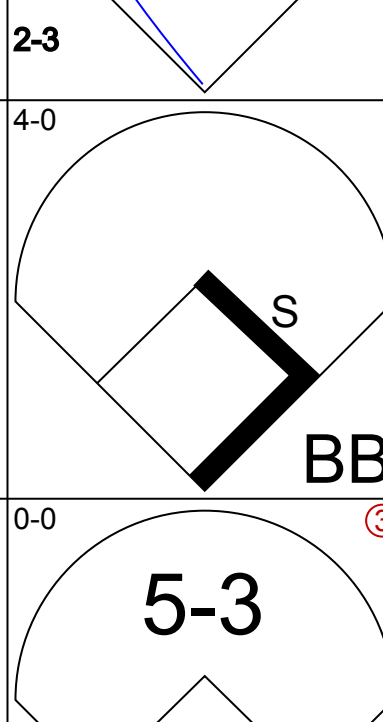
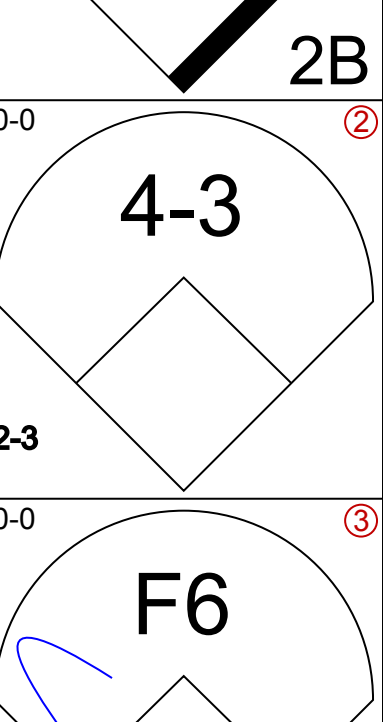
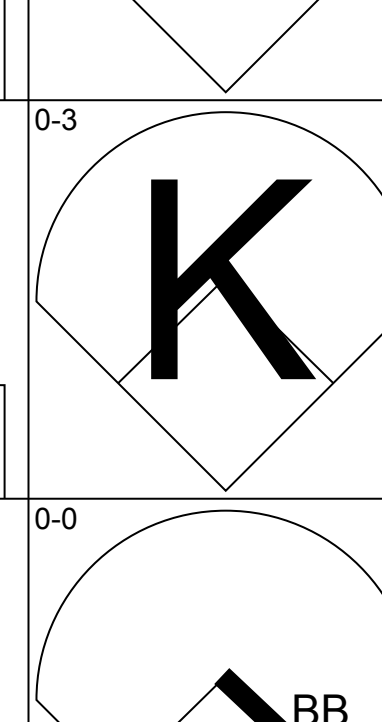
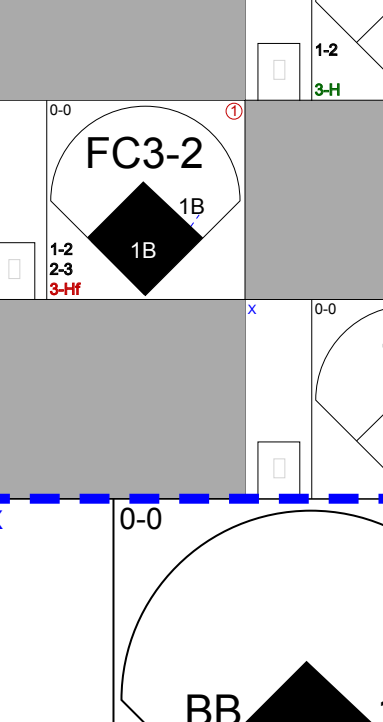
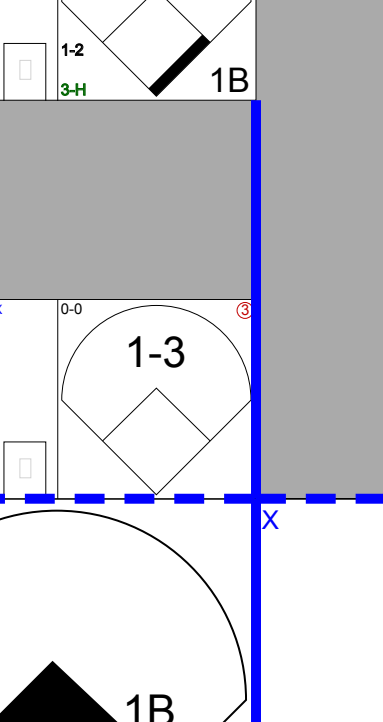
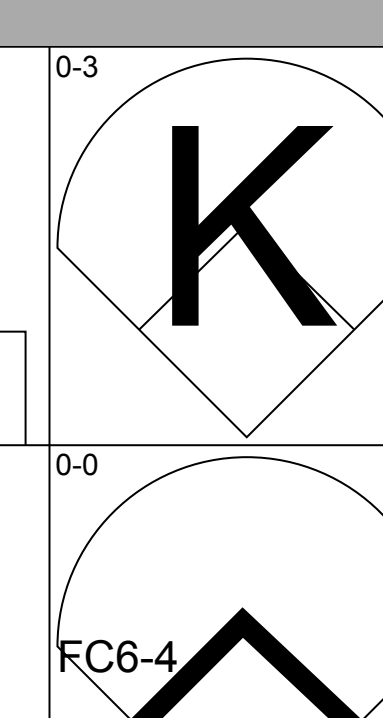
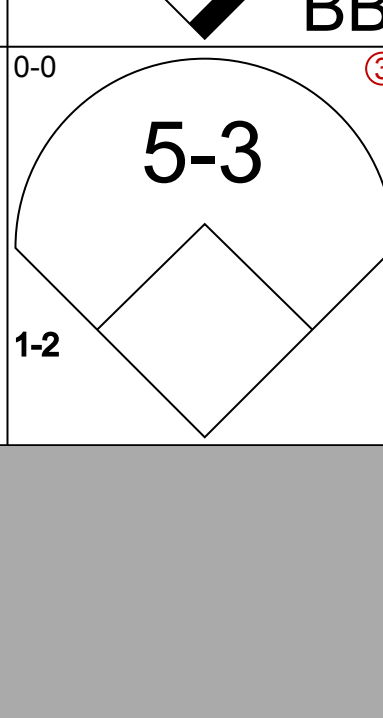

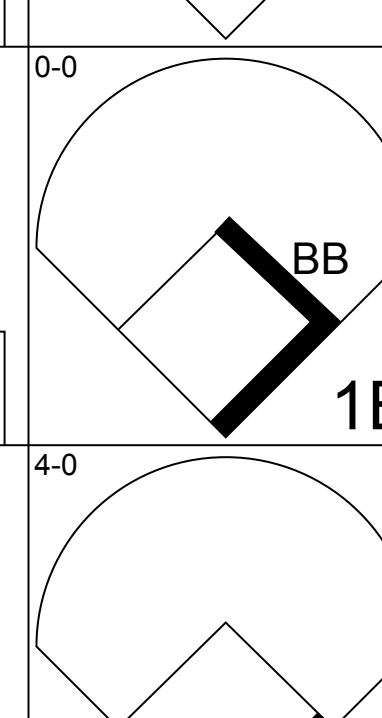
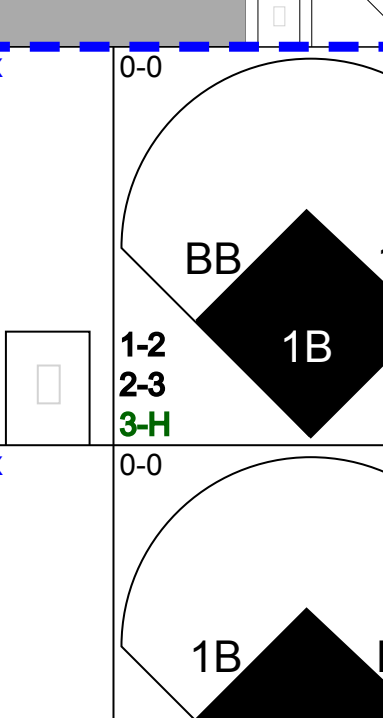
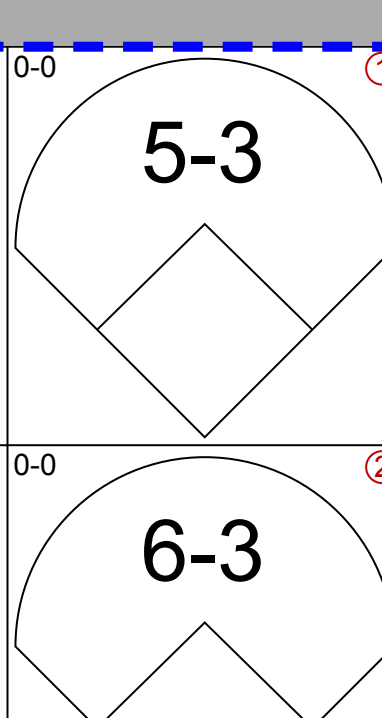
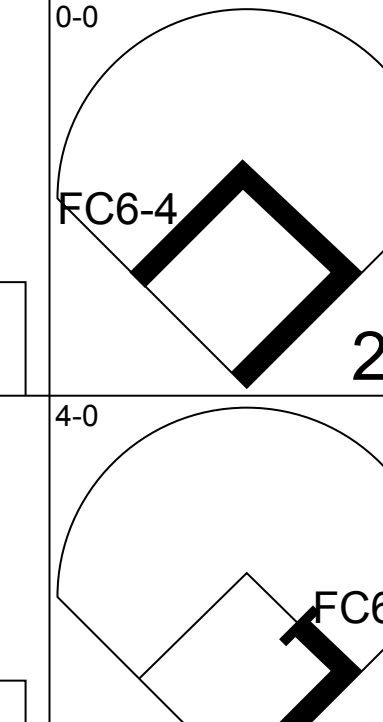
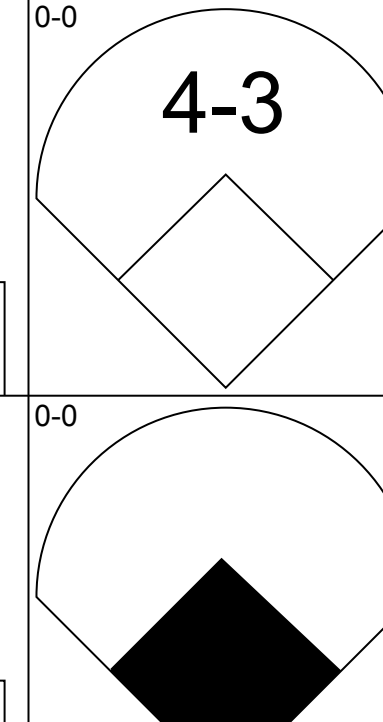
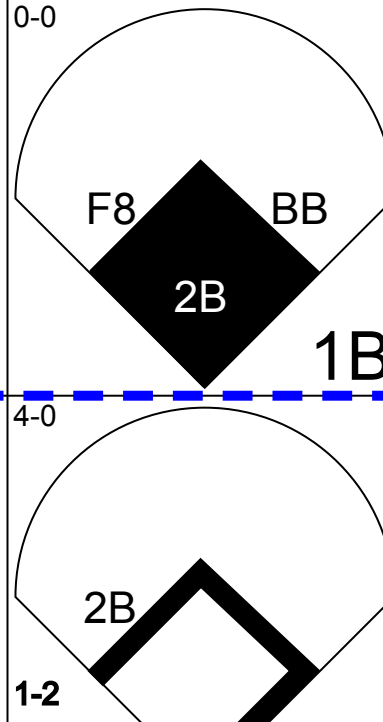
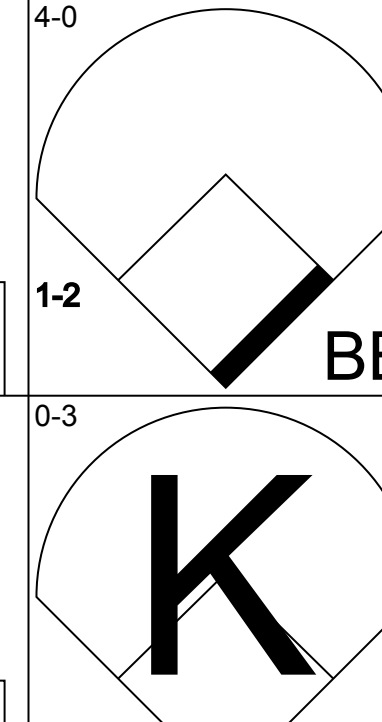
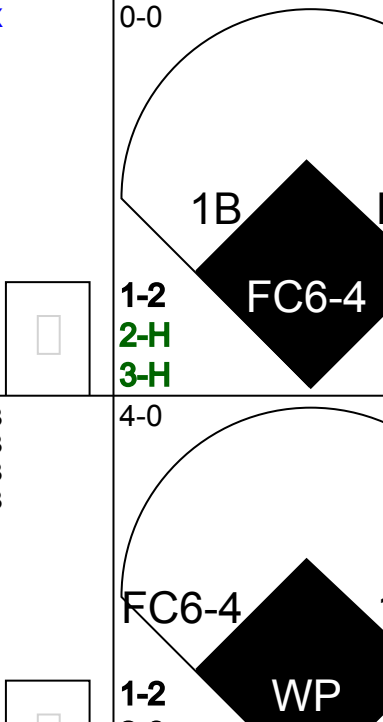
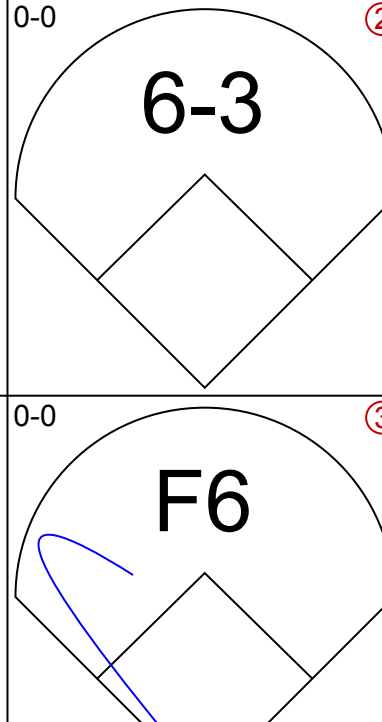
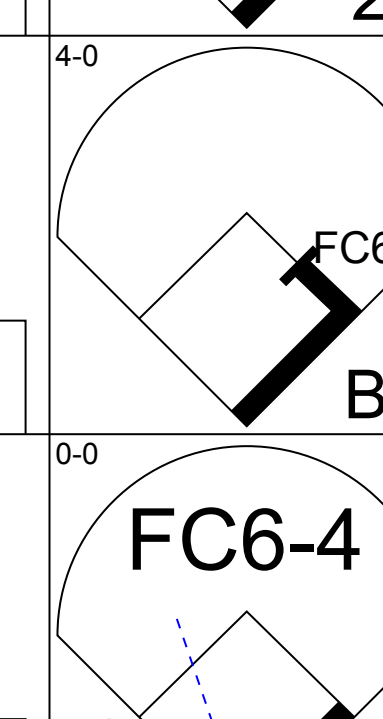
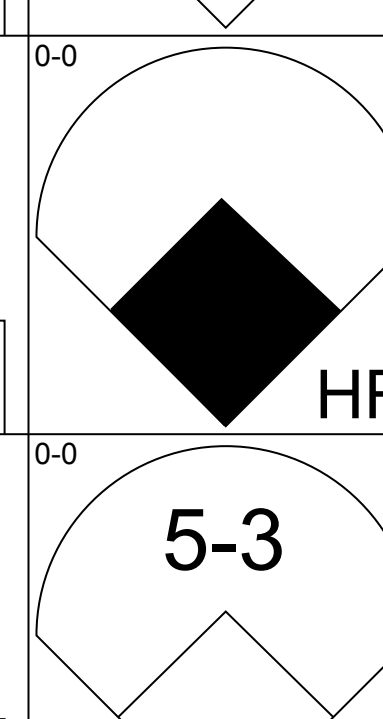
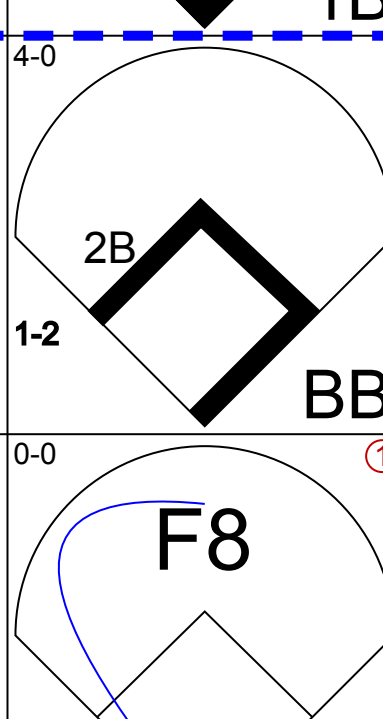
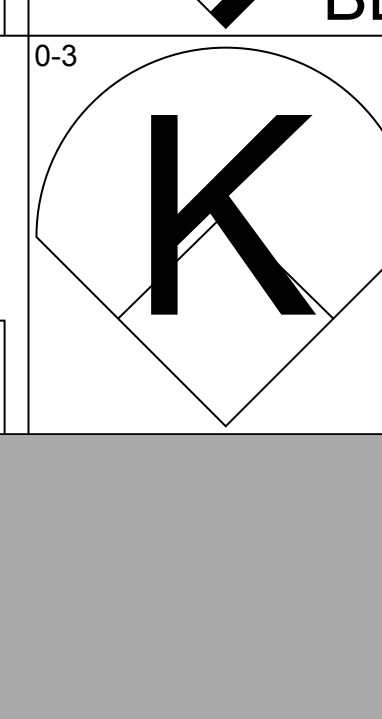
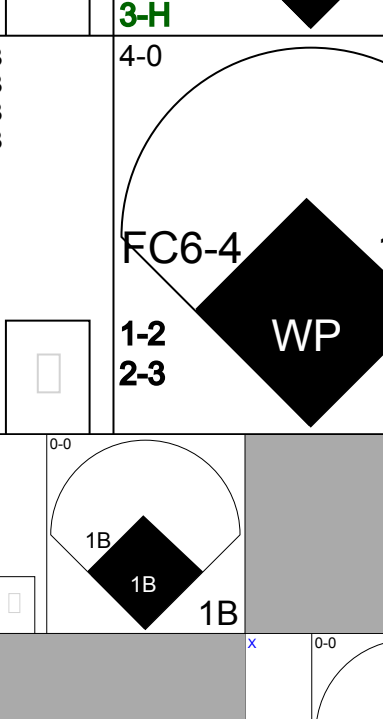

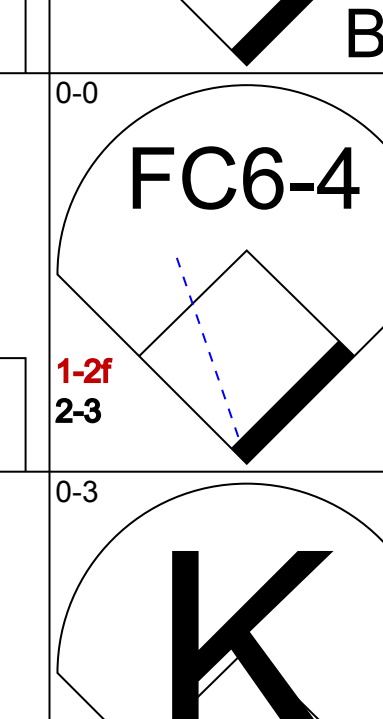
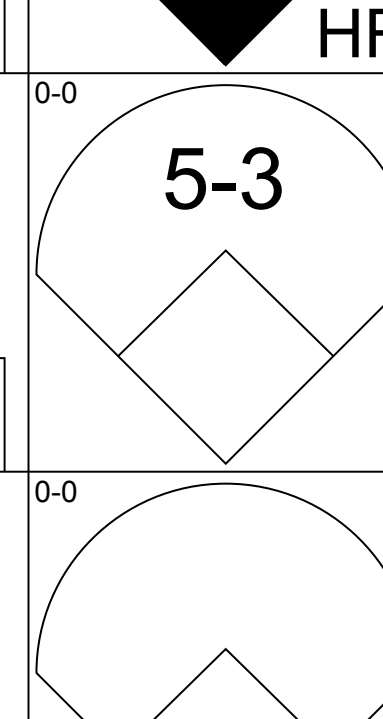
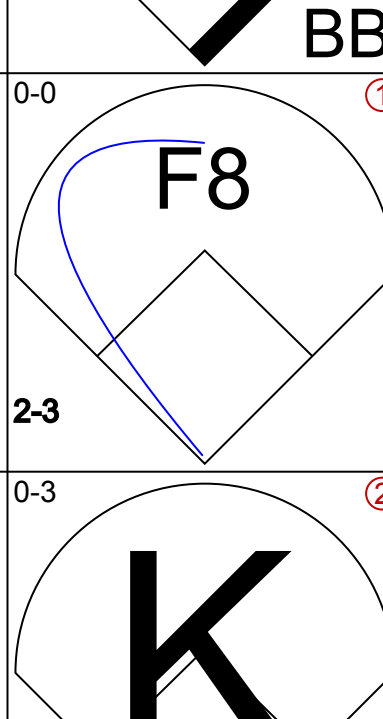
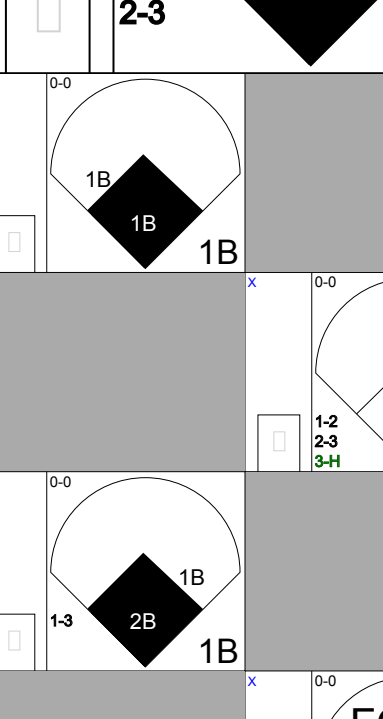
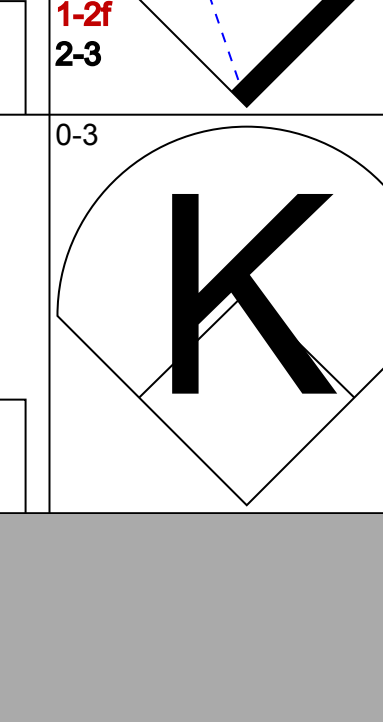
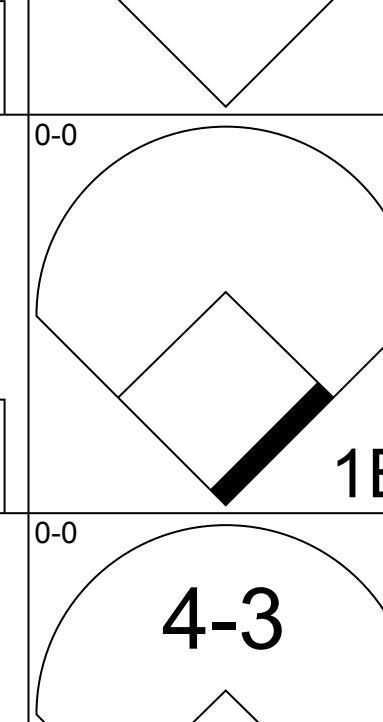
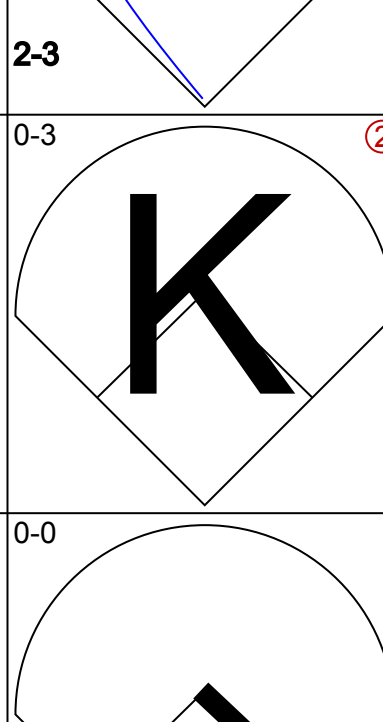
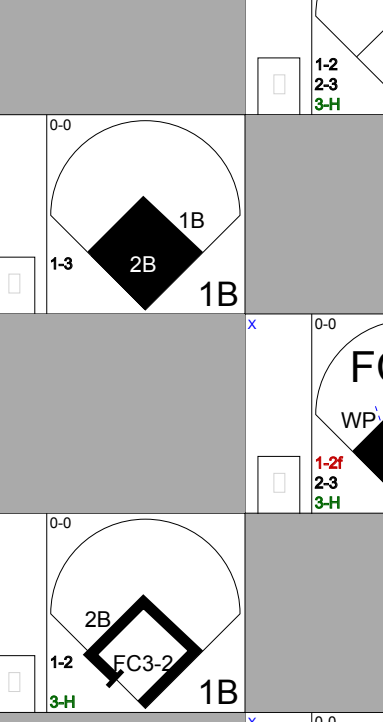
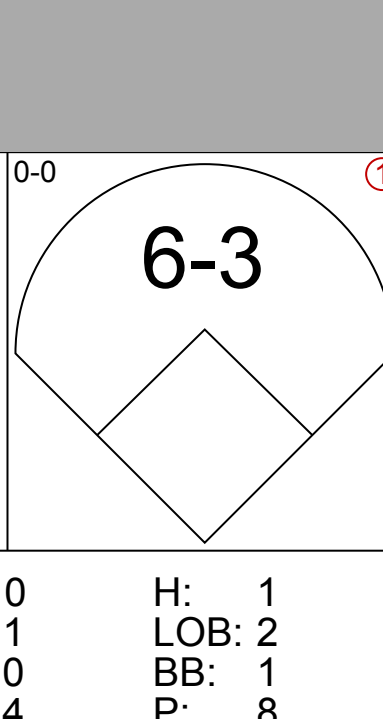
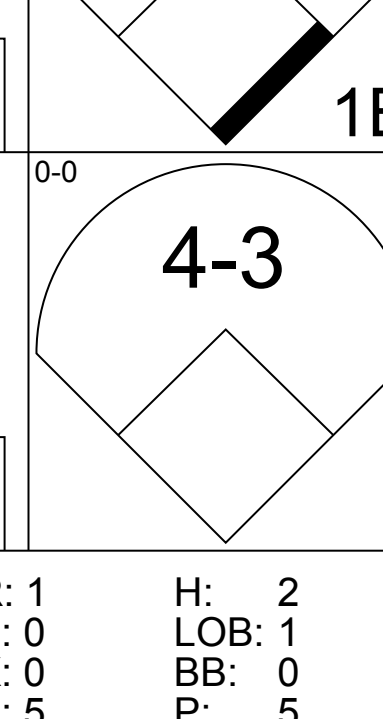
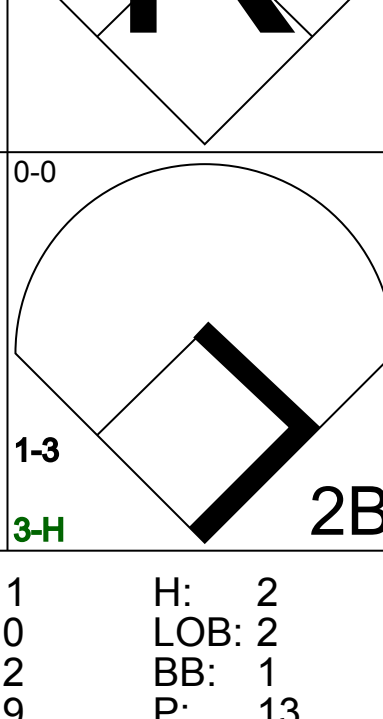
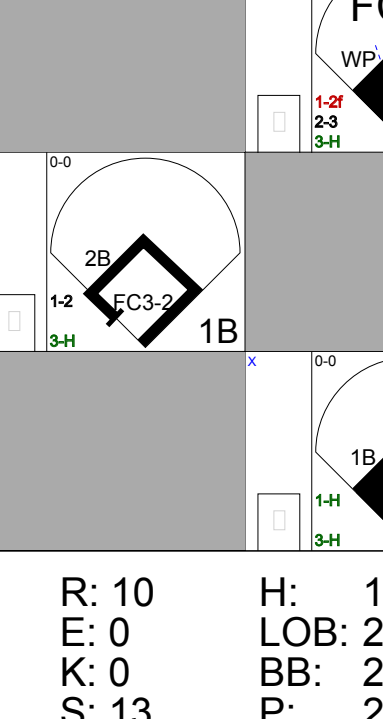
New York Mets @ San Francisco Giants
Candlestick Park, San Francisco, CA
Sat Aug 18 1984, 6:33 AM EDT
Att: 10,099 - Unknown

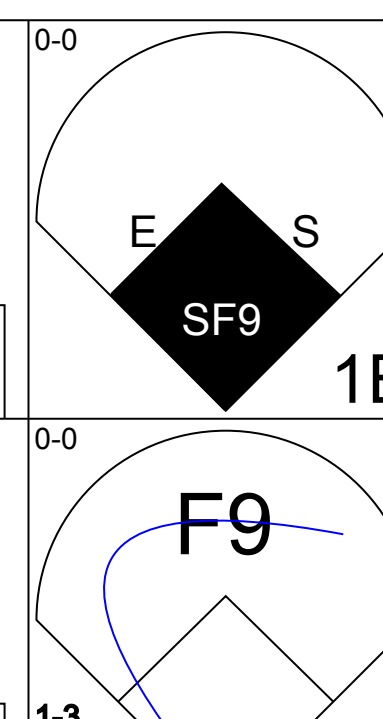
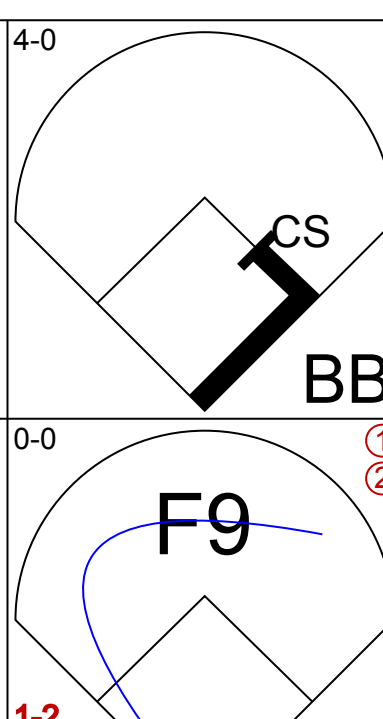
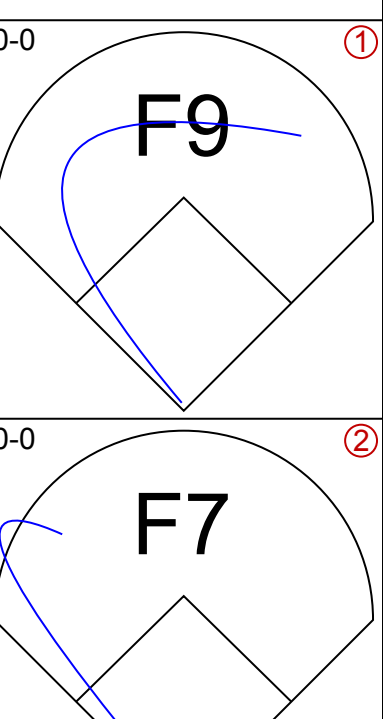
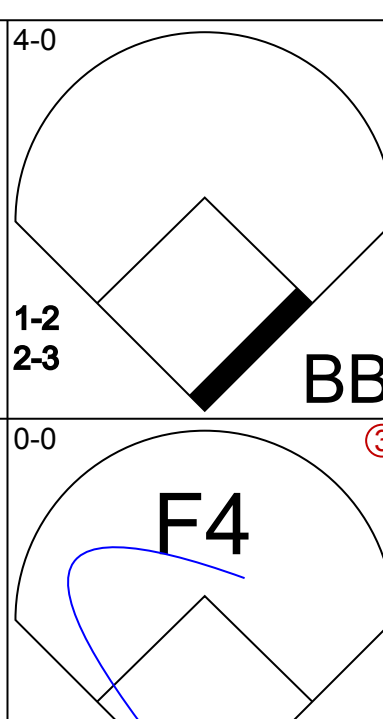
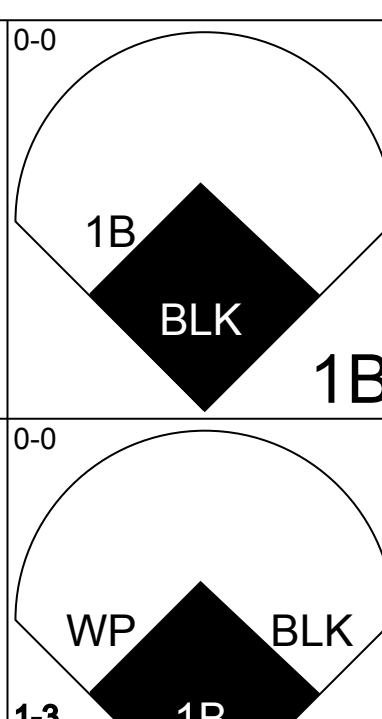
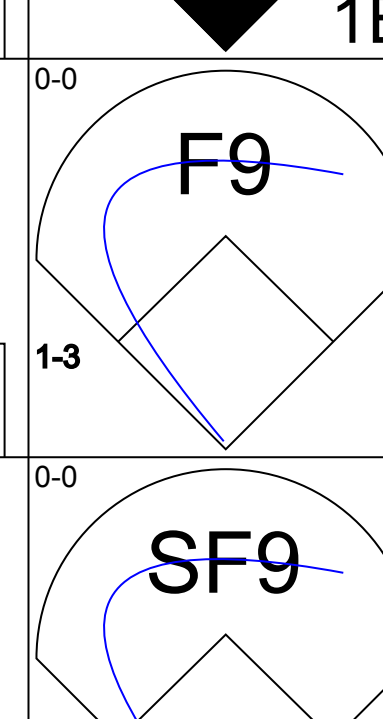
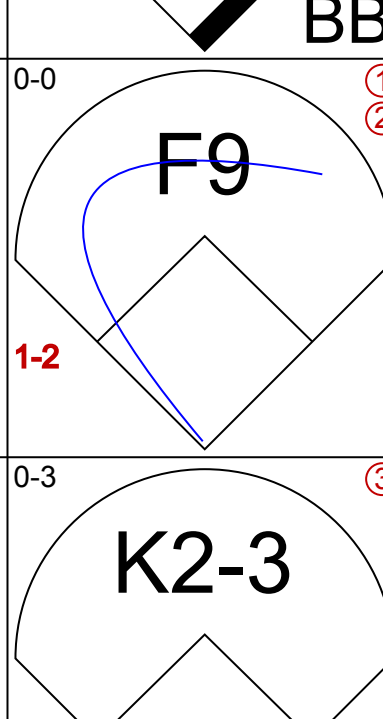
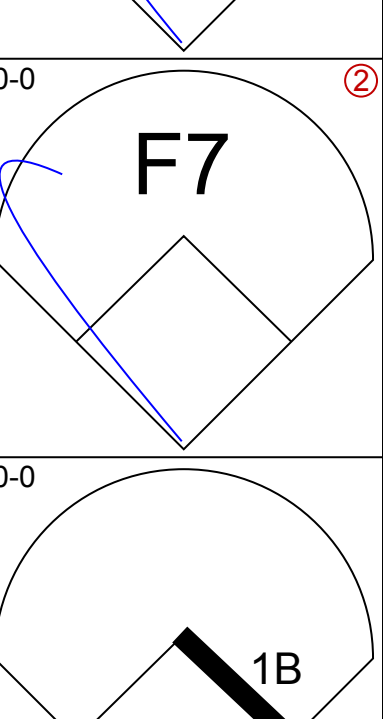
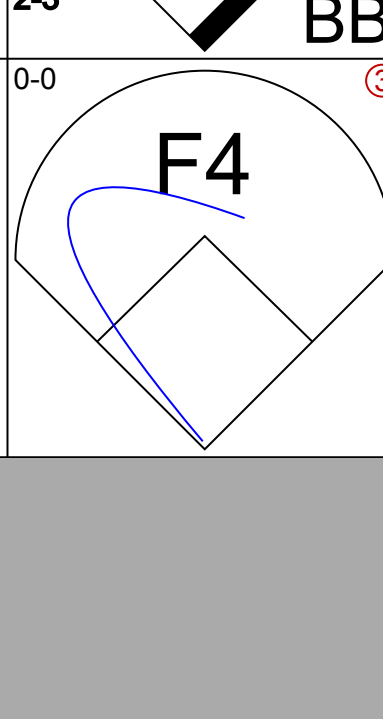
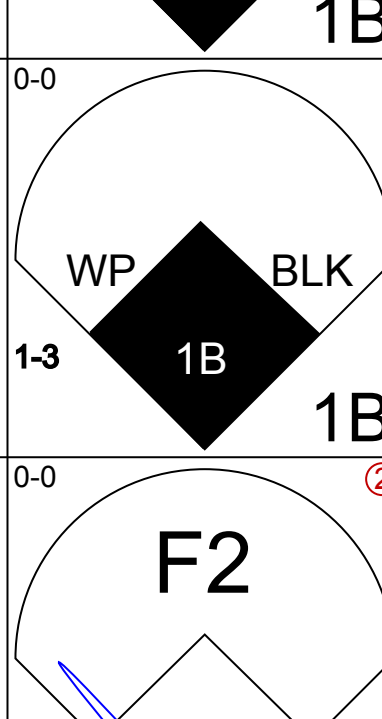
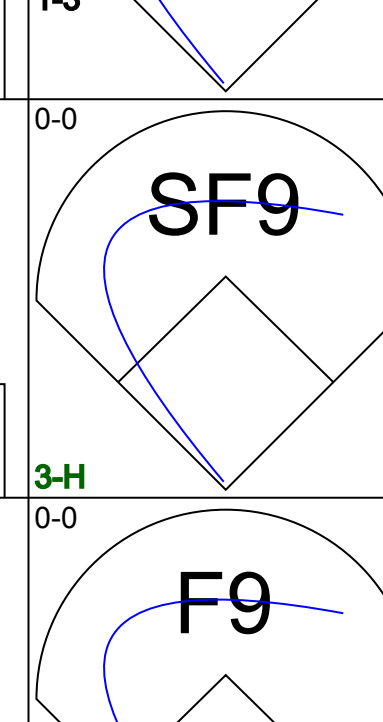
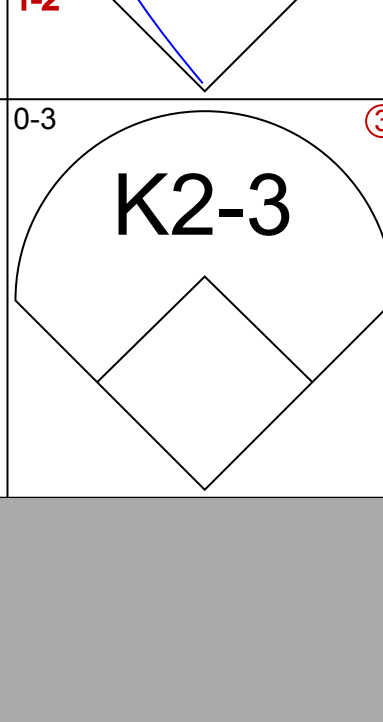
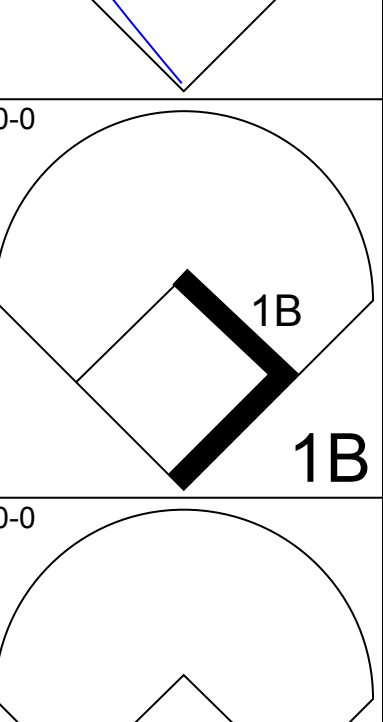
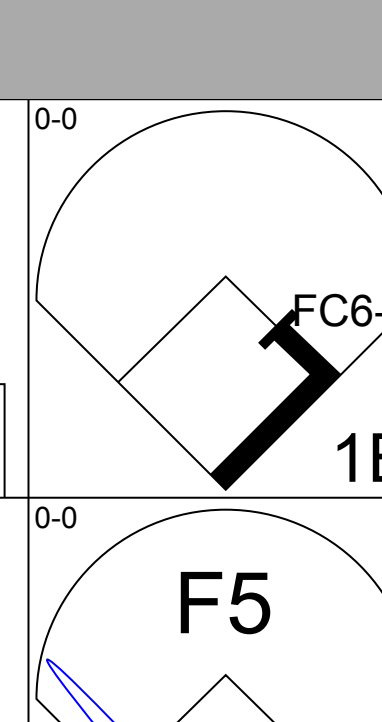
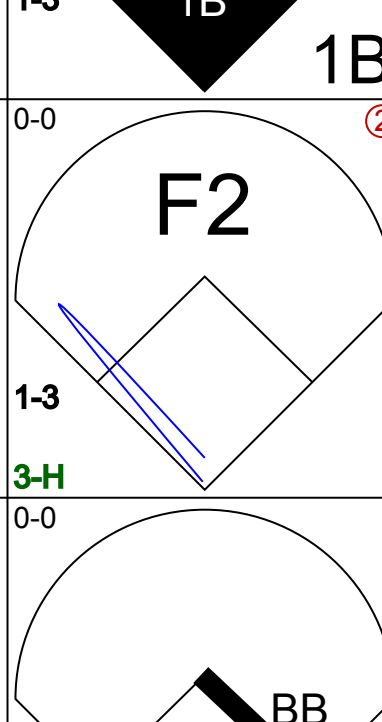
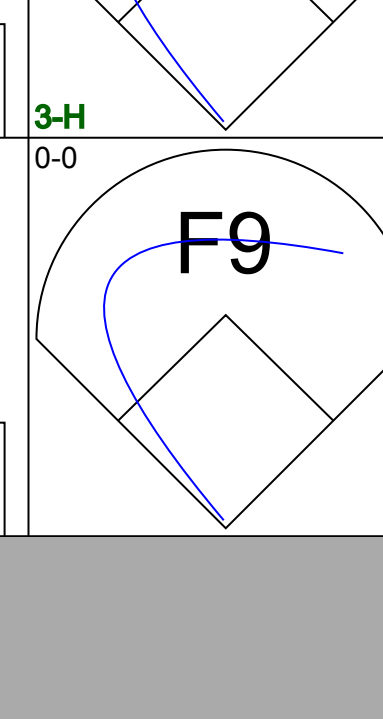
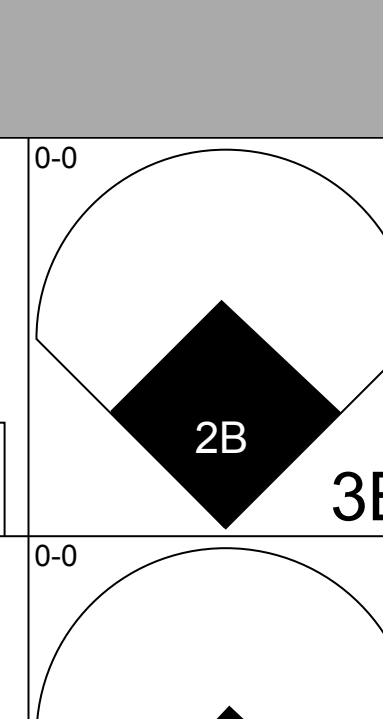
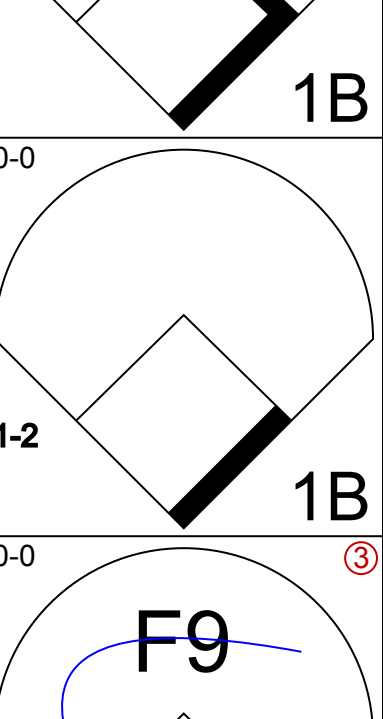
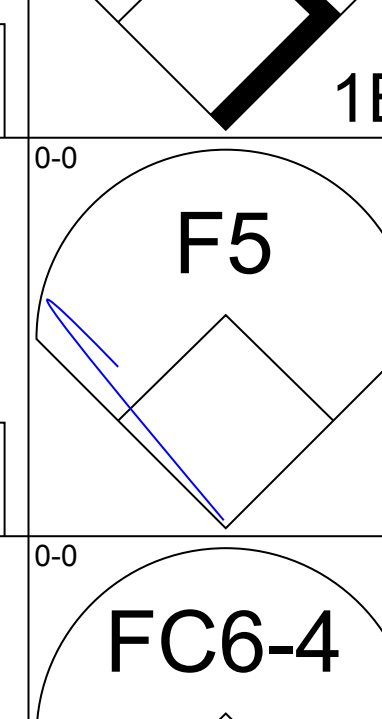
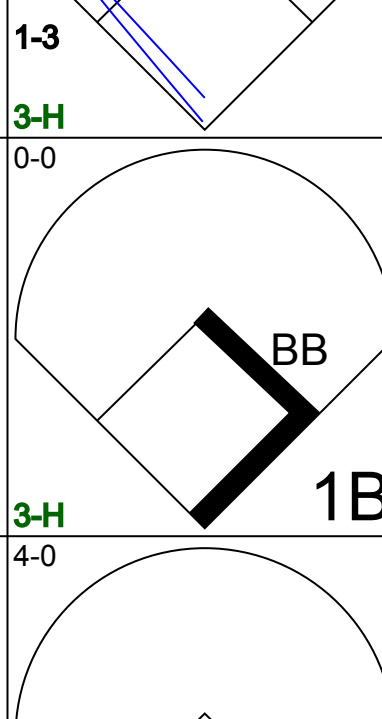
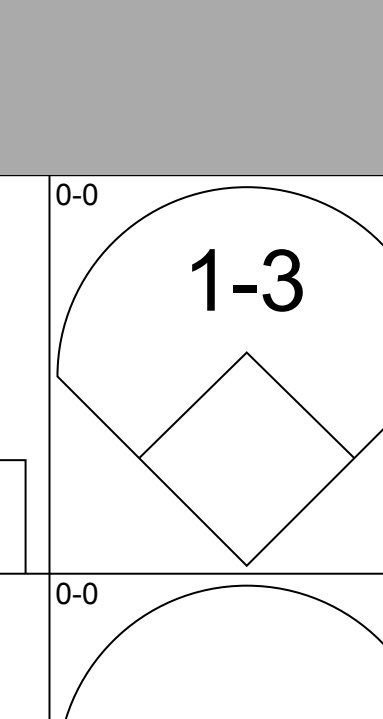
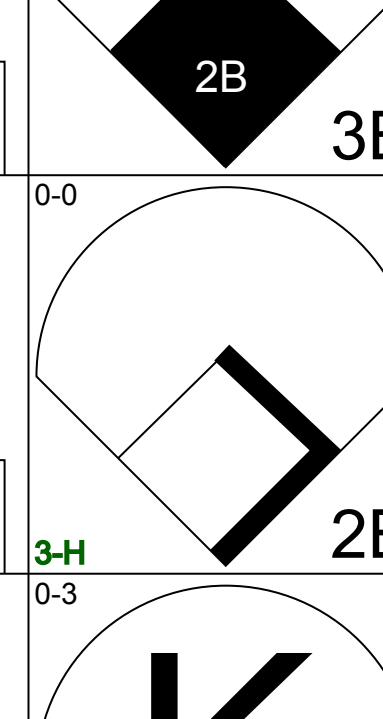
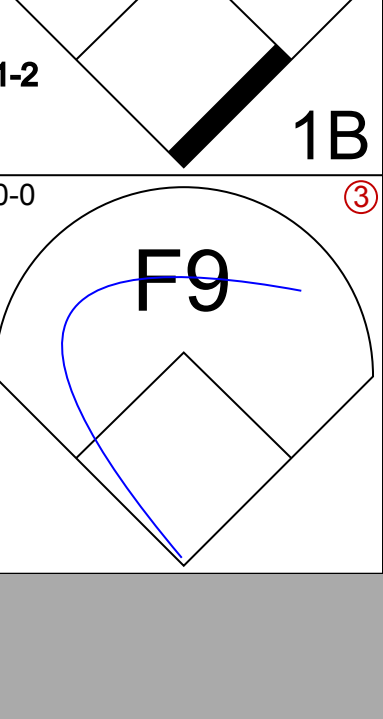
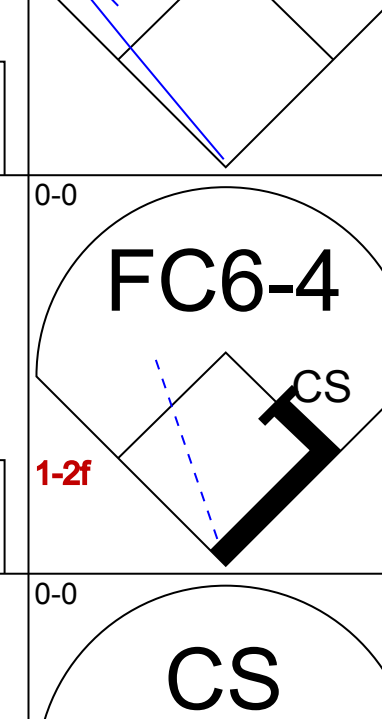
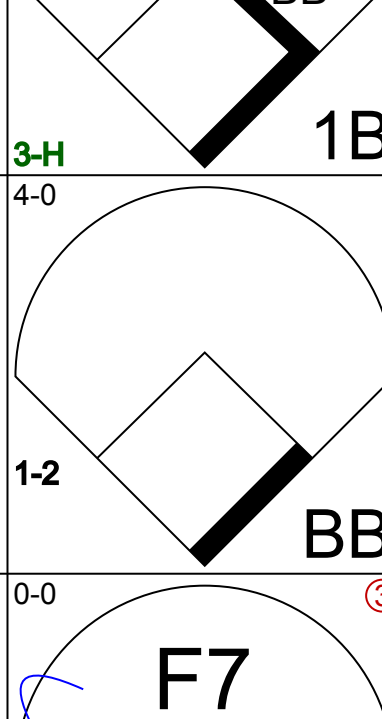
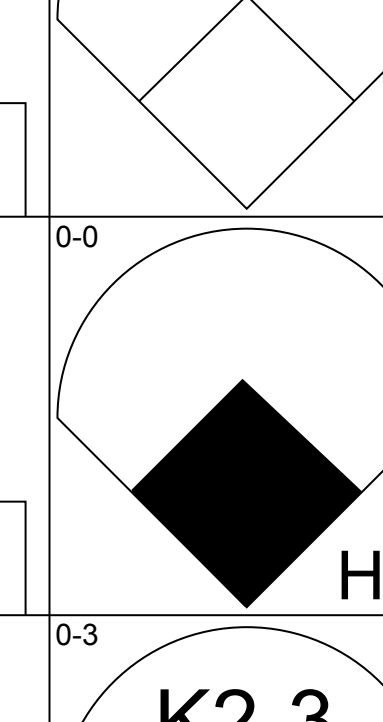
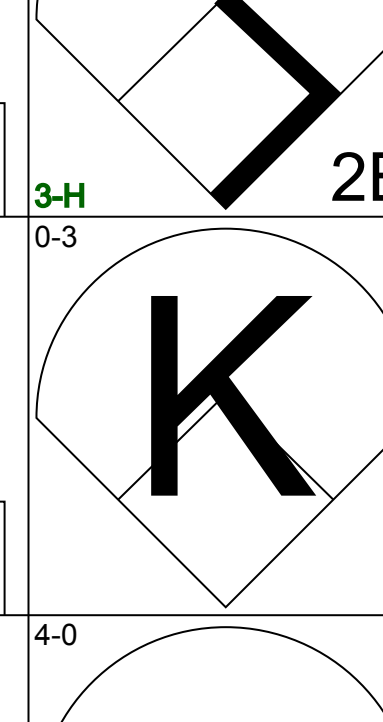
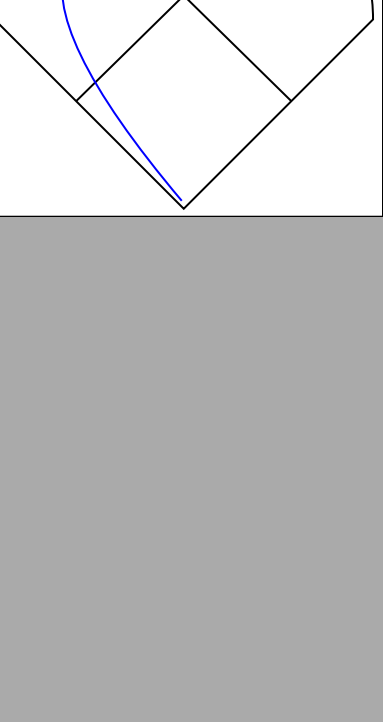
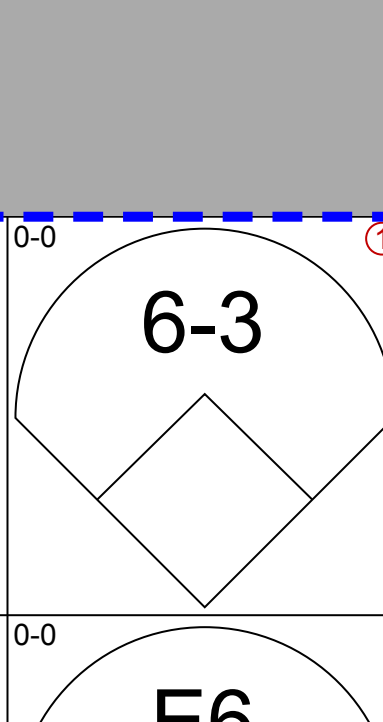
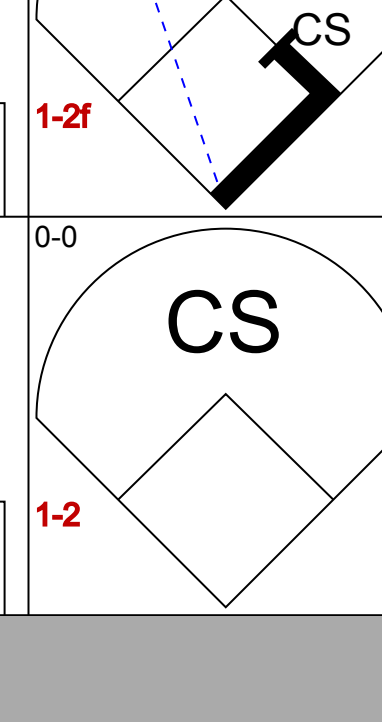
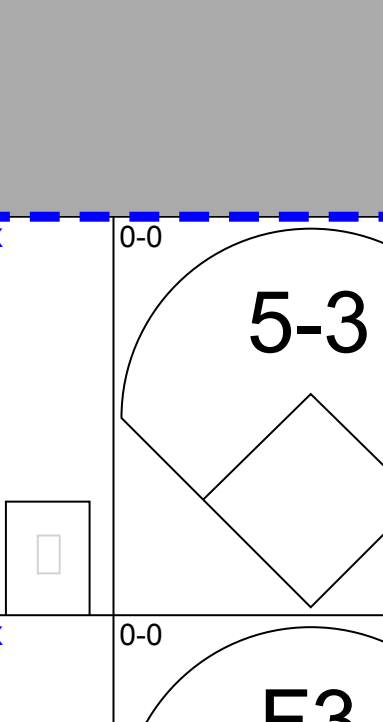
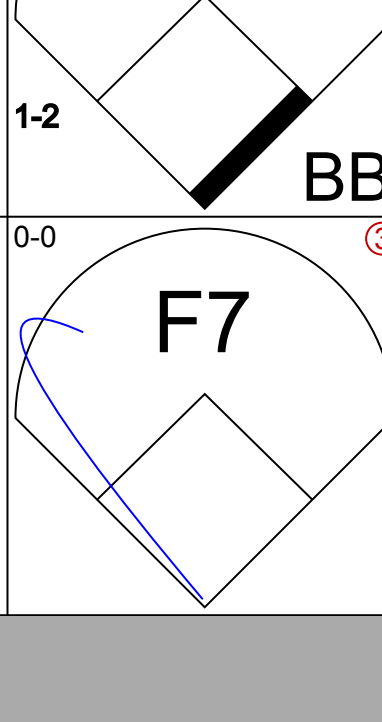
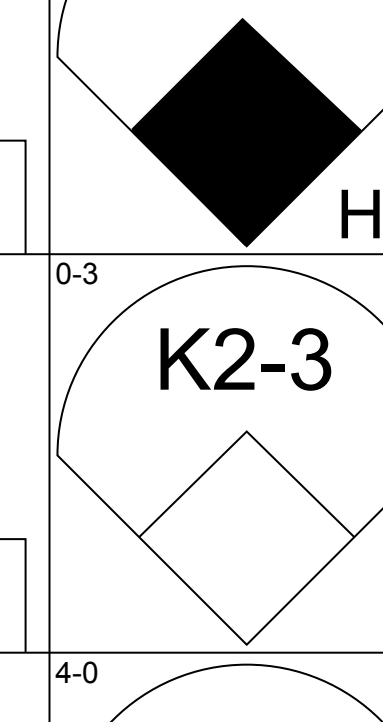
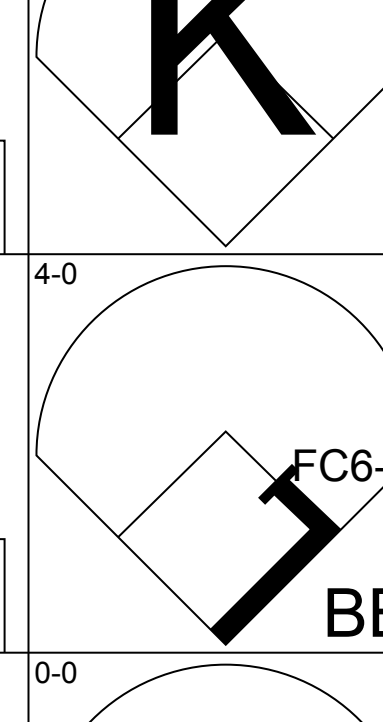
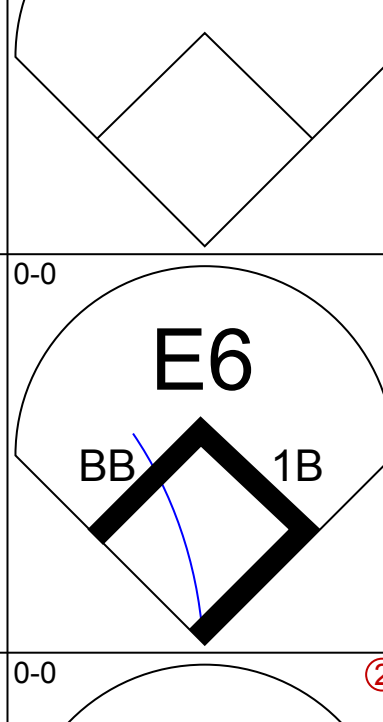
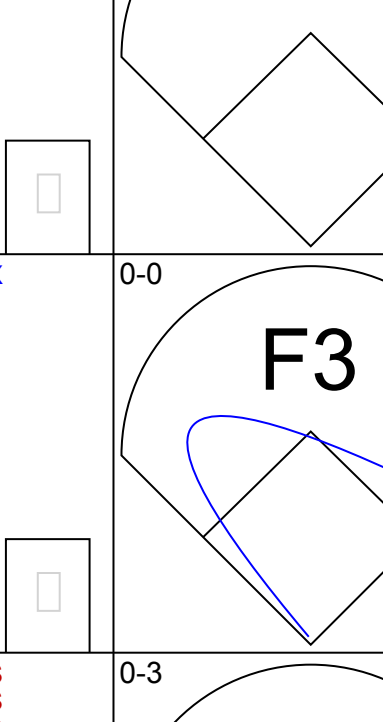
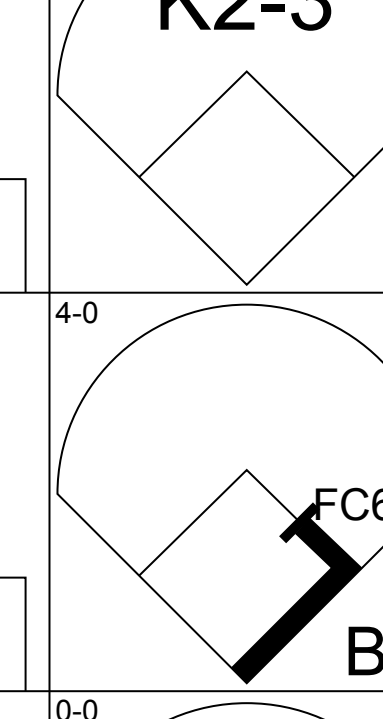
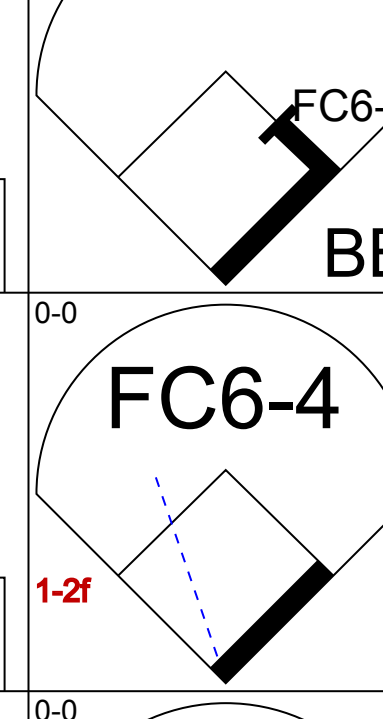

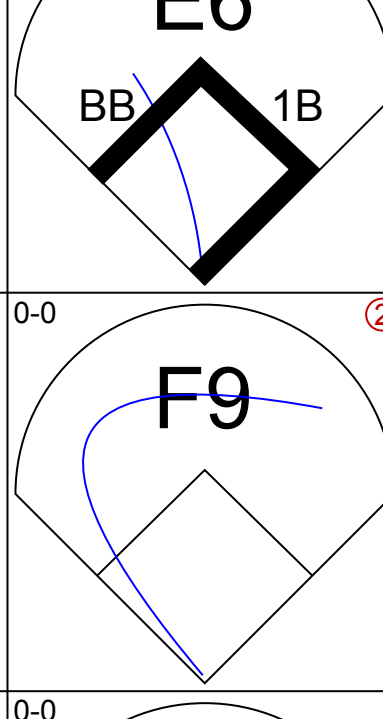
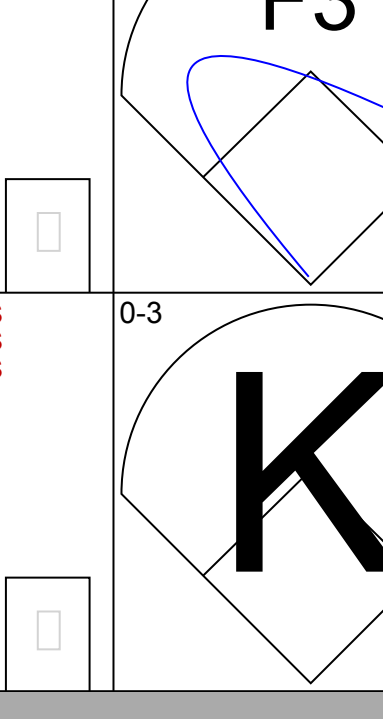
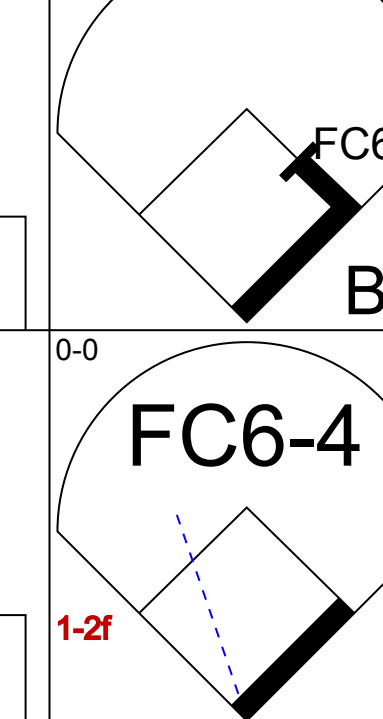
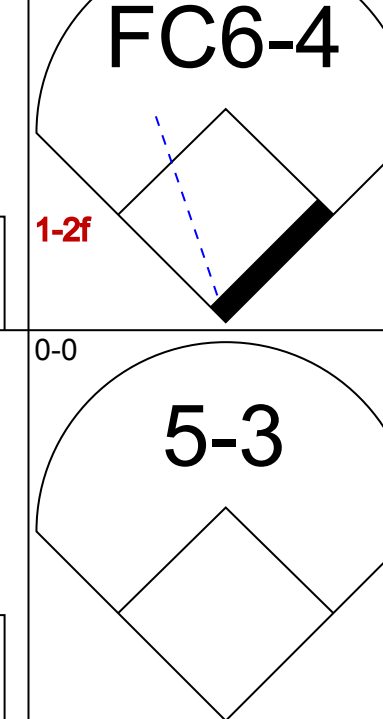
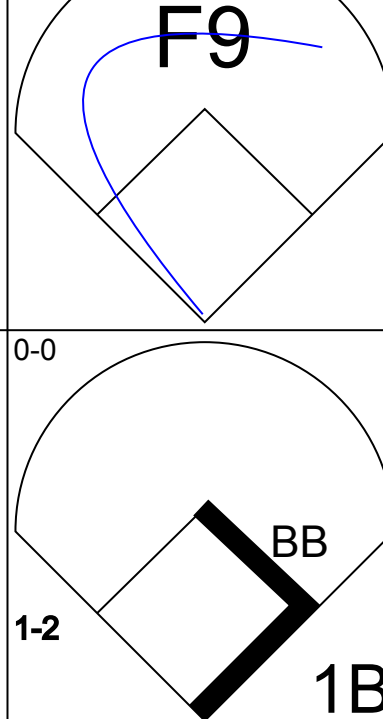
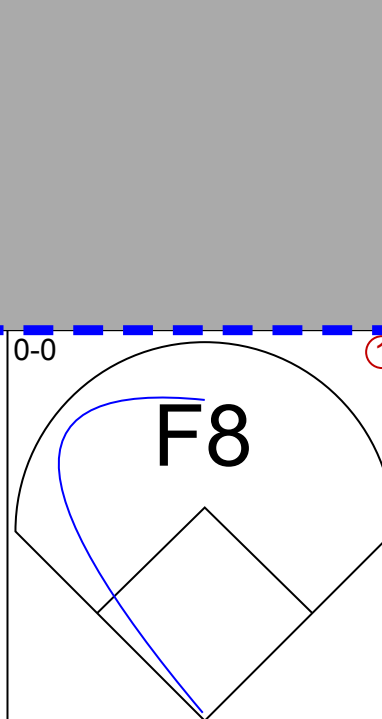
AB 32
R 6
H 8
RBI 6
BB 4
SO 5
LOB 14



Batter	1	2	3	4	5	6	7	8	9	AB	R	H	RBI	BB	SO	LOB	TOP					
Jerry Martin, R OBP: 0.211, SLG: 0.324 (1, 9)										5	1	1	2	0	1	1	New York Mets @ San Francisco Giants Candlestick Park, San Francisco, CA Sun Aug 19 1984, 6:38 AM EDT Att: 15,097 - Unknown					
Kelvin Chapman, R OBP: 0.390, SLG: 0.393 (1, 4)										4	1	1	0	0	1	0						
Keith Hernandez, L OBP: 0.408, SLG: 0.428 (1, 3)										3	0	1	0	1	1	0						
George Foster, R OBP: 0.294, SLG: 0.430 (1, 7)										4	1	1	1	0	1	3						
Darryl Strawberry, L OBP: 0.342, SLG: 0.446 (1, 8)										3	0	0	0	1	2	1						
Hubie Brooks, R OBP: 0.352, SLG: 0.417 (1, 5)										3	0	0	1	1	0	0						
Ron Gardenhire, R OBP: 0.282, SLG: 0.307 Rafael Santana, R OBP: 0.325, SLG: 0.375 (7, 6)										3	0	1	0	0	1	0						
Mike Fitzgerald, R OBP: 0.283, SLG: 0.302 (1, 2)										4	0	1	0	0	2	1						
Bruce Berenyi, R OBP: 0.163, SLG: 0.190 Jesse Orosco, R OBP: 0.571, SLG: 0.250 (9, 1)										4	1	3	0	0	0	1						
										0	0	0	0	0	0	0						
Inning Stats	R: 0 E: 0 K: 2 S: 7	H: 0 LOB: 0 BB: 0 P: 7	R: 0 E: 0 K: 2 S: 7	H: 0 LOB: 0 BB: 0 P: 7	R: 0 E: 0 K: 2 S: 8	H: 1 LOB: 1 BB: 0 P: 8	R: 1 E: 0 K: 1 S: 6	H: 1 LOB: 0 BB: 0 P: 6	R: 0 E: 0 K: 1 S: 5	H: 0 LOB: 0 BB: 0 P: 5	R: 2 E: 0 K: 0 S: 6	H: 3 LOB: 1 BB: 0 P: 6	R: 0 E: 0 K: 0 S: 4	H: 2 LOB: 2 BB: 0 P: 4	R: 1 E: 0 K: 0 S: 6	H: 1 LOB: 3 BB: 3 P: 18	R: 0 E: 0 K: 0 S: 3	H: 1 LOB: 0 BB: 0 P: 3	1B: 5 2B: 2 3B: 0 HR: 2	SF: 0 SAC: 0 DP: 1 HBP: 0	WP: 1 PB: 0 SB: 0 CS: 0	PA: 37
PITCHER	IP WLS BF H R ER SO BB IBB HBP BLK WP HR S P ERA WHIP																					
Mark Davis, L ERA: 5.41 (1, 1)	5.1 L 21 5 3 3 8 0 0 0 0 0 0 2 37 37 5.06 0.938																					
Bob Lacey, L ERA: 4.44 (6, 1)	0.2 2 0 0 0 0 0 0 0 0 0 1 0 2 2 0.00 0.000																					
Greg Minton, R ERA: 3.49 (7, 1)	2.0 11 3 1 1 1 1 2 0 0 0 0 0 10 22 4.50 2.000																					
Randy Lerch, L ERA: 4.21 (9, 1)	1.0 3 1 0 0 0 0 0 0 0 0 0 0 3 3 0.00 1.000																					

Batter	1	2	3	4	5	6	7	8	9	AB	R	H	RBI	BB	SO	LOB	BOTTOM					
Dan Gladden, R OBP: 0.394, SLG: 0.465 (1, 8)										4	1	1	0	0	1	1	New York Mets @ San Francisco Giants Candlestick Park, San Francisco, CA Sun Aug 19 1984, 6:38 AM EDT Att: 15,097 - Unknown					
Brad Wellman, R OBP: 0.285, SLG: 0.325 (1, 4)										4	1	2	1	0	0	0						
Chili Davis, S OBP: 0.344, SLG: 0.481 (1, 9)										4	0	0	0	0	1	2						
Dusty Baker Jr., R OBP: 0.373, SLG: 0.339 Greg Minton, S OBP: 0.119, SLG: 0.063 Gene Richards, L OBP: 0.348, SLG: 0.288 Randy Lerch, L OBP: 0.500, SLG: 0.333 (8, PH)										2	0	1	0	1	1	0						
Scot Thompson, L OBP: 0.391, SLG: 0.336 John Rabb, R OBP: 0.291, SLG: 0.360 (9, PH)										3	0	1	1	0	1	1						
Bob Brenly, R OBP: 0.375, SLG: 0.468 (1, 2)										4	0	0	0	0	1	3						
Joel Youngblood, R OBP: 0.340, SLG: 0.369 (1, 5)										4	0	0	0	0	1	3						
Johnnie LeMaster, R OBP: 0.251, SLG: 0.281 (1, 6)										3	0	2	0	0	1	0						
Mark Davis, L OBP: 0.186, SLG: 0.244 Bob Lacey, R OBP: 0.200, SLG: 0.200 Jeffrey Leonard, R OBP: 0.367, SLG: 0.492 (7, 7)										1	0	0	0	0	0	0						
										1	0	0	0	0	0	1						
Inning Stats	R: 0 E: 0 K: 2 S: 7	H: 0 LOB: 0 BB: 0 P: 7	R: 0 E: 0 K: 1 S: 5	H: 0 LOB: 1 BB: 1 P: 9	R: 0 E: 0 K: 1 S: 5	H: 0 LOB: 0 BB: 0 P: 5	R: 1 E: 0 K: 2 S: 10	H: 3 LOB: 2 BB: 0 P: 10	R: 1 E: 0 K: 0 S: 5	H: 3 LOB: 1 BB: 0 P: 5	R: 0 E: 0 K: 1 S: 5	H: 0 LOB: 0 BB: 0 P: 5	R: 0 E: 0 K: 0 S: 4	H: 1 LOB: 1 BB: 0 P: 4	R: 0 E: 0 K: 0 S: 3	H: 0 LOB: 0 BB: 0 P: 3	R: 0 E: 0 K: 1 S: 5	H: 0 LOB: 0 BB: 0 P: 5	1B: 7 2B: 0 3B: 0 HR: 0	SF: 0 SAC: 1 DP: 0 HBP: 0	WP: 0 PB: 0 SB: 1 CS: 0	PA: 34
PITCHER	IP WLS BF H R ER SO BB IBB HBP BLK WP HR S P ERA WHIP																					
Bruce Berenyi, R ERA: 4.92 (1, 1)	8.0 W 31 7 2 2 7 1 0 0 0 0 0 0 0 5 44 2.25 1.000																					
Jesse Orosco, L ERA: 2.24 (9, 1)	1.0 S 3 0 0 0 1 0 0 0 0 0 0 0 5 48 0.00 0.000																					

Batter	1	2	3	4	5	6	7	8	9	AB	R	H	RBI	BB	SO	LOB	TOP			
Juan Samuel, R (1, 4) OBP: 0.327, SLG: 0.457										6	1	3	1	0	2	2	Philadelphia Phillies @ San Francisco Giants Candlestick Park, San Francisco, CA Tue Aug 21 1984, 10:05 PM EDT Att: 5,560 - Unknown			
Greg Gross, L (1, 9) OBP: 0.405, SLG: 0.373 Glenn Wilson, R (8, PH) OBP: 0.277, SLG: 0.377										4	0	1	0	0	1	1				
Von Hayes, L (1, 8) OBP: 0.365, SLG: 0.460 Bill Campbell, R (8, 1) OBP: 0.277, SLG: 0.377 Tug McGraw, R (9, 1) OBP: 1.000, SLG: 1.000										5	1	0	0	1	1	6				
Mike Schmidt, R (1, 5) OBP: 0.384, SLG: 0.506 John Wockenfuss, R (8, 3) OBP: 0.373, SLG: 0.433										5	1	2	1	0	1	3				
Al Oliver, L (1, 3) OBP: 0.344, SLG: 0.375 Kiko Garcia, R (8, 5) OBP: 0.279, SLG: 0.263										4	2	3	2	1	0	0				
Ozzie Virgil, R (1, 2) OBP: 0.327, SLG: 0.476										3	2	1	1	3	1	2				
John Russell, R (1, 7) OBP: 0.350, SLG: 0.600										5	1	2	1	0	0	4				
Ivan De Jesus, R (1, 6) OBP: 0.328, SLG: 0.309										5	2	2	1	0	2	6				
Steve Carlton, L (1, 1) OBP: 0.194, SLG: 0.264 Len Matuszek, L (6, PH) OBP: 0.345, SLG: 0.455 Kevin Gross, R (6, 1) OBP: 0.083, SLG: 0.043 Sixto Lezcano, R (8, PH) OBP: 0.365, SLG: 0.491										2	0	0	0	0	0	1				
Inning Stats	R: 0 E: 0 K: 1 S: 5	H: 0 LOB: 0 BB: 0 P: 5	R: 0 E: 0 K: 2 S: 8	H: 1 LOB: 2 BB: 1 P: 12	R: 0 E: 1 K: 0 S: 4	H: 1 LOB: 2 BB: 1 P: 8	R: 1 E: 0 K: 0 S: 5	H: 2 LOB: 1 BB: 0 P: 5	R: 0 E: 0 K: 2 S: 9	H: 1 LOB: 1 BB: 1 P: 13	R: 0 E: 0 K: 3 S: 10	H: 1 LOB: 2 BB: 1 P: 14	R: 10 E: 0 K: 0 S: 13	H: 10 LOB: 2 BB: 2 P: 21	R: 0 E: 0 K: 0 S: 3	H: 0 LOB: 0 BB: 0 P: 3		1B: 13 2B: 4 3B: 0 HR: 1	SF: 0 SAC: 0 DP: 0 HBP: 0	WP: 2 PB: 0 SB: 2 CS: 0
PITCHER	IP WLS BF H R ER SO BB IBB HBP BLK WP HR S P ERA WHIP																			
Mike Krukow, R (1, 1) ERA: 4.11	5.0	L	23	6	2	2	3	2	0	0	0	0	0	0	1	27	35	3.60	1.600	
Frank Williams, R (6, 1) ERA: 3.46	2.0	L	13	5	3	3	5	2	0	0	0	0	0	0	0	21	29	13.50	3.500	
Gary Lavelle, L (8, 1) ERA: 2.94	0.1	3	1	0	0	0	0	0	1	0	0	0	0	0	2	6	0.00	3.000		
Greg Minton, R (8, 1) ERA: 3.86	0.2	9	6	7	7	0	0	1	0	0	0	1	0	8	12	94.50	10.500			
Bob Lacey, L (9, 1) ERA: 4.28	1.0	3	0	0	0	0	0	0	0	0	0	0	0	3	3	0.00	0.000			

Batter	1	2	3	4	5	6	7	8	9	AB	R	H	RBI	BB	SO	LOB	BOTTOM			
Dan Gladden, R (1, 8) OBP: 0.396, SLG: 0.458										3	2	2	0	2	0	0	Philadelphia Phillies @ San Francisco Giants Candlestick Park, San Francisco, CA Tue Aug 21 1984, 10:05 PM EDT Att: 5,560 - Unknown			
Manny Trillo, R (1, 4) OBP: 0.318, SLG: 0.356										5	1	1	0	0	5					
Dusty Baker Jr., R (1, 9) OBP: 0.373, SLG: 0.342 Chili Davis, S (7, PR) OBP: 0.342, SLG: 0.477										3	0	2	1	0	1	0				
Jeffrey Leonard, R (1, 7) OBP: 0.366, SLG: 0.493										5	1	3	1	0	0	1				
Bob Brenly, R (1, 2) OBP: 0.373, SLG: 0.475 Randy Gomez, R (9, 2)										4	0	1	1	0	0	3				
Joel Youngblood, R (1, 5) OBP: 0.340, SLG: 0.376										5	1	1	1	0	1	3				
John Rabb, R (1, 3) OBP: 0.288, SLG: 0.340 Scot Thompson, L (7, 3) OBP: 0.391, SLG: 0.344										2	0	0	0	1	1	0				
Johnnie LeMaster, R (1, 6) OBP: 0.251, SLG: 0.278 Bob Lacey, R (9, 1) OBP: 0.200, SLG: 0.200										3	0	0	0	1	1	3				
Mike Krukow, R (1, 1) OBP: 0.150, SLG: 0.155 Frank Williams, R (6, 1) OBP: 0.318, SLG: 0.188 Gary Lavelle, S (8, 1) OBP: 0.083, SLG: 0.043 Greg Minton, S (8, 1) OBP: 0.118, SLG: 0.063 Brad Weisman, R (9, 6) OBP: 0.284, SLG: 0.323										2	0	0	0	0	0	3				
Inning Stats	R: 1 E: 0 K: 0 S: 4	H: 1 LOB: 0 BB: 0 P: 4	R: 1 E: 0 K: 1 S: 6	H: 1 LOB: 1 BB: 1 P: 10	R: 0 E: 0 K: 1 S: 4	H: 0 LOB: 0 BB: 1 P: 8	R: 1 E: 0 K: 1 S: 7	H: 2 LOB: 2 BB: 1 P: 11	R: 0 E: 0 K: 0 S: 5	H: 2 LOB: 1 BB: 0 P: 5	R: 0 E: 0 K: 0 S: 3	H: 1 LOB: 1 BB: 0 P: 3	R: 0 E: 0 K: 1 S: 5	H: 0 LOB: 0 BB: 0 P: 5	R: 2 E: 0 K: 0 S: 6	H: 3 LOB: 2 BB: 1 P: 10		1B: 8 2B: 1 3B: 1 HR: 1	SF: 1 SAC: 0 DP: 0 HBP: 0	WP: 1 PB: 0 SB: 1 CS: 2
PITCHER	IP WLS BF H R ER SO BB IBB HBP BLK WP HR S P ERA WHIP																			
Steve Carlton, L (1, 1) ERA: 3.01	5.0	W	9	2	0	0	0	1	0	0	0	0	0	8	12	0.00	1.500			
Kevin Gross, R (6, 1) ERA: 3.93	2.0	W	9	2	0	0	0	1	0	0	0	0	0	5	5	0.00	0.000			
Bill Campbell, R (8, 1) ERA: 3.21	1.0	3	0	0	0	1	0	0	0	0	0	0	0	5	5	0.00	0.000			
Tug McGraw, L (9, 1) ERA: 5.14	1.0	7	3	2	2	0	0	1	0	0	1	0	6	10	18.00	4.000				



Batter	1	2	3	4	5	6	7	8	9	AB	R	H	RBI	BB	SO	LOB	TOP																
Juan Samuel, R OBP: 0.328, SLG: 0.458 (1, 4)										5	0	2	1	0	1	0	Philadelphia Phillies @ San Francisco Giants Candlestick Park, San Francisco, CA Wed Aug 22 1984, 6:33 AM EDT Att: 8,053 - Unknown																
Greg Gross, L OBP: 0.397, SLG: 0.364 Glenn Wilson, R OBP: 0.276, SLG: 0.376 (1, 9) (9, PH)										4	0	0	0	0	0	2																	
Von Hayes, L OBP: 0.366, SLG: 0.462 (1, 8)										5	1	2	0	0	1	0																	
Mike Schmidt, R OBP: 0.383, SLG: 0.506 (1, 5)										4	1	1	1	0	0	1																	
Al Oliver, L OBP: 0.349, SLG: 0.379 (1, 3)										4	1	3	1	0	0	0																	
Ozzie Virgil, R OBP: 0.328, SLG: 0.475 John Wockenfuss, R OBP: 0.368, SLG: 0.426 (1, 2) (4, 2)										1	1	0	0	0	0	0																	
John Russell, R OBP: 0.333, SLG: 0.583 (1, 7)										4	1	1	0	0	2	1																	
Luis Aguayo, R OBP: 0.383, SLG: 0.524 (1, 6)										4	0	2	1	0	0	1																	
Jerry Koonsman, R OBP: 0.103, SLG: 0.088 Len Matyszak, L OBP: 0.344, SLG: 0.453 Bill Campbell, R OBP: 0.344, SLG: 0.453 Sixto Lezcano, R OBP: 0.294, SLG: 0.468 Larry Andersen, R OBP: 0.178, SLG: 0.268 Ivan De Jesus, R OBP: 0.307, SLG: 0.338 Al Holland, R OBP: 0.253, SLG: 0.280 (1, 1) (4, PH) (4, 1) (6, PH) (8, 1) (8, PH) (8, 1)										1	0	0	0	0	1	0																	
										0	0	0	0	0	0	0																	
Inning Stats	R: 0 E: 0 K: 1 S: 6	H: 1 LOB: 1 BB: 0 P: 6	R: 0 E: 0 K: 1 S: 5	H: 0 LOB: 0 BB: 0 P: 5	R: 0 E: 0 K: 1 S: 6	H: 1 LOB: 1 BB: 0 P: 6	R: 2 E: 1 K: 0 S: 6	H: 2 LOB: 2 BB: 0 P: 7	R: 2 E: 0 K: 0 S: 6	H: 3 LOB: 1 BB: 0 P: 6	R: 1 E: 0 K: 0 S: 5	H: 2 LOB: 1 BB: 0 P: 5	R: 0 E: 0 K: 2 S: 8	H: 1 LOB: 0 BB: 0 P: 8	R: 0 E: 0 K: 1 S: 5	H: 1 LOB: 0 BB: 0 P: 5	R: 0 E: 0 K: 1 S: 5	H: 0 LOB: 0 BB: 0 P: 5	1B: 7 2B: 4 3B: 0 HR: 0	SF: 0 SAC: 0 DP: 1 HBP: 1	WP: 0 PB: 0 SB: 2 CS: 0	PA: 39											
PITCHER	IP WLS BF H R ER SO BB IBB HBP BLK WP HR S P ERA WHIP																																
Bill Laskey, R ERA: 4.16 (1, 1)	6.0	29	9	5	3	3	0	0	0	0	0	0	0	34	35	4.50	1.500																
Mark Davis, L ERA: 5.34 (7, 1)	2.0	W	7	2	0	0	3	0	0	0	0	0	0	13	13	0.00	1.000																
Gary Lavelle, L ERA: 2.9 (9, 1)	1.0	S	3	0	0	0	1	0	0	0	0	0	0	5	5	0.00	0.000																

Batter	1	2	3	4	5	6	7	8	9	AB	R	H	RBI	BB	SO	LOB	BOTTOM																
Dan Gladden, R OBP: 0.401, SLG: 0.462 (1, 8)										5	2	3	1	0	1	0	Philadelphia Phillies @ San Francisco Giants Candlestick Park, San Francisco, CA Wed Aug 22 1984, 6:33 AM EDT Att: 8,053 - Unknown																
Manny Trillo, R OBP: 0.313, SLG: 0.351 (1, 4)										4	0	0	0	0	0	2																	
Dusty Baker Jr., R OBP: 0.380, SLG: 0.350 (1, 9)										4	2	3	1	0	0	0																	
Jeffrey Leonard, R OBP: 0.369, SLG: 0.505 (1, 7)										4	1	3	3	0	1	1																	
Bob Brenly, R OBP: 0.374, SLG: 0.477 (1, 3) (7, 2)										4	0	2	1	0	0	2																	
Joel Youngblood, R OBP: 0.339, SLG: 0.374 Fran Mullins, R OBP: 0.289, SLG: 0.325 (1, 5) (9, 5)										4	1	1	0	0	0	3																	
Brad Wellman, R OBP: 0.278, SLG: 0.316 Gary Lavelle, S (9, 1)										0	0	0	0	0	0	0																	
Randy Gomez, R (1, 2)										2	0	0	0	0	0	0																	
Gene Richards, L OBP: 0.346, SLG: 0.286 Scot Thompson, L OBP: 0.389, SLG: 0.342 (6, PH) (7, 3)										1	0	0	0	0	0	1																	
Bill Laskey, R OBP: 0.089, SLG: 0.056 Chili Davis, S OBP: 0.341, SLG: 0.476 Mark Davis, L OBP: 0.186, SLG: 0.244 Johnnie LeMaster, R OBP: 0.253, SLG: 0.280 (1, 1) (6, PH) (7, 1) (8, PH) (9, 6)										2	0	0	0	0	1	0																	
										1	1	1	1	0	0	0																	
Inning Stats	R: 2 E: 0 K: 0 S: 6	H: 3 LOB: 1 BB: 0 P: 6	R: 0 E: 0 K: 1 S: 5	H: 0 LOB: 0 BB: 0 P: 5	R: 2 E: 0 K: 0 S: 7	H: 4 LOB: 2 BB: 0 P: 7	R: 0 E: 0 K: 1 S: 5	H: 0 LOB: 0 BB: 0 P: 5	R: 0 E: 1 K: 0 S: 4	H: 1 LOB: 1 BB: 0 P: 4	R: 0 E: 0 K: 0 S: 4	H: 0 LOB: 0 BB: 0 P: 4	R: 1 E: 1 K: 1 S: 7	H: 2 LOB: 1 BB: 0 P: 7	R: 2 E: 0 K: 0 S: 6	H: 3 LOB: 1 BB: 0 P: 6	R: 0 E: 0 K: 0 S: 6	H: 0 LOB: 0 BB: 0 P: 5	1B: 10 2B: 2 3B: 0 HR: 1	SF: 0 SAC: 1 DP: 0 HBP: 0	WP: 1 PB: 0 SB: 4 CS: 0	PA: 38											
PITCHER	IP WLS BF H R ER SO BB IBB HBP BLK WP HR S P ERA WHIP																																
Jerry Koonsman, L ERA: 2.95 (1, 1)	3.0	16	7	4	4	1	0	0	0	0	0	0	0	9	9	0.00	0.500																
Bill Campbell, R ERA: 3.13 (4, 1)	2.0	7	1	0	0	1	0	0	0	0	0	0	0	9	9	0.00	0.500																
Larry Andersen, R ERA: 1.78 (6, 1)	2.0	9	2	1	0	1	0	0	0	0	0	0	0	11	11	0.00	1.000																
Al Holland, L ERA: 2.79 (8, 1)	1.0	L	6	3	2	2	0	0	0	0	0	0	0	6	6	18.00	3.000																

AB 38
R 5
H 11
RBI 4
BB 0
SO 7
LOB 11



AB 37
R 7
H 13
RBI 7
BB 0
SO 3
LOB 15



Batter	1	2	3	4	5	6	7	8	9	AB	R	H	RBI	BB	SO	LOB	TOP					
Dan Gladden, R OBP: 0.396, SLG: 0.455	F8			CS 1B		F7	FC6-4		1-3	5	0	1	0	0	0	2						
Manny Trillo, R OBP: 0.315, SLG: 0.355	F9			5-3		1B	CS	HR	P4	5	2	2	0	0	0	2						
Chili Davis, S OBP: 0.343, SLG: 0.475	K			F7		2B		HR		3	2	1	0	1	1	0						
Jeffrey Leonard, R OBP: 0.368, SLG: 0.505		6-3			E5	HR		P6		4	1	1	2	0	0	2						
Bob Brently, R OBP: 0.378, SLG: 0.496		K			1B	HR		HR		4	2	3	5	0	1	0						
Scott Thompson, L OBP: 0.386, SLG: 0.340		4-3			K	HR		P6		4	0	1	0	0	1	2						
Joel Youngblood, R OBP: 0.337, SLG: 0.371			6-3		E5		G5-4-3			4	0	0	0	0	1	3						
Fran Mullins, R OBP: 0.288, SLG: 0.325					1-2 2-3			K		0	0	0	0	0	0	0						
Johnnie LeMaster, R OBP: 0.253, SLG: 0.280			P6		F9			F7		4	0	1	0	0	0	3						
Jeff Robinson, R OBP: 0.136, SLG: 0.096										1	0	0	0	0	0	0						
Dwain Gooden, L OBP: 0.276, SLG: 0.185										1	0	0	0	0	1	3						
Mark Davis, L OBP: 0.188, SLG: 0.244										0	0	0	0	0	0	0						
Gene Richards, R OBP: 0.162, SLG: 0.208										0	0	0	0	0	1	0						
Frank Williams, R OBP: 0.162, SLG: 0.188										1	0	0	0	0	0	0						
Gary Lavelle, S OBP: 0.115, SLG: 0.063										0	0	0	0	0	0	0						
Greg Minton, S OBP: 0.115, SLG: 0.063										0	0	0	0	0	0	0						
Inning Stats	R: 0 E: 0 K: 1 S: 5	H: 0 LOB: 0 BB: 0 P: 5	R: 0 E: 0 K: 1 S: 5	H: 0 LOB: 0 BB: 0 P: 5	R: 0 E: 0 K: 0 S: 3	H: 0 LOB: 0 BB: 0 P: 3	R: 0 E: 0 K: 0 S: 3	H: 1 LOB: 0 BB: 0 P: 3	R: 0 E: 2 K: 2 S: 10	H: 1 LOB: 3 BB: 0 P: 10	R: 4 E: 0 K: 0 S: 7	H: 5 LOB: 0 BB: 1 P: 7	R: 0 E: 0 K: 0 S: 2	H: 0 LOB: 0 BB: 1 P: 6	R: 3 E: 0 K: 1 S: 7	H: 2 LOB: 0 BB: 1 P: 11	R: 0 E: 0 K: 1 S: 6	H: 1 LOB: 1 BB: 0 P: 6	1B: 6 2B: 2 3B: 0 HR: 2	SF: 0 SAC: 0 DP: 1 HBP: 0	WP: 0 PB: 0 SB: 1 CS: 2	PA: 39
PITCHER	IP WLS BF H R ER SO BB IBB HBP BLK WP HR S P ERA WHIP																					
Ron Darling, R ERA: 3.76	(1, 1) 6.1 27 7 4 4 4 1 0 0 0 0 1 34 38 5.68 1.263																					
Wes Gardner, R ERA: 6.59	(7, 1) 0.2 3 1 2 2 0 1 0 0 0 0 0 2 6 27.00 3.000																					
Jesse Orosco, L ERA: 2.34	(8, 1) 1.0 L 4 1 1 1 1 0 0 0 0 0 0 1 6 6 9.00 1.000																					
Brent Gaff, R ERA: 3.75	(9, 1) 1.0 4 1 0 0 1 0 0 0 0 0 0 0 6 6 0.00 1.000																					

San Francisco Giants @ New York Mets
Shea Stadium, Flushing, NY
Fri Aug 24 1984, 7:05 PM EDT
Unknown

livebaseballscores.com

AB 36
R 7
H 10
RBI 7
BB 2
SO 6
LOB 18



Batter	1	2	3	4	5	6	7	8	9	AB	R	H	RBI	BB	SO	LOB	BOTTOM			
Wally Backman, S OBP: 0.356, SLG: 0.342	3-1		1-3	4-3		CS		F9		4	0	0	0	1	0	2				
Mookie Wilson, S OBP: 0.301, SLG: 0.380	1B 7-2		F8		1B	CS	K		S	5	1	3	0	0	1	0				
Keith Hernandez, L OBP: 0.407, SLG: 0.424	1B		4-0		1B		K		K	4	1	2	0	1	2	1				
Darryl Strawberry, L OBP: 0.346, SLG: 0.440	7-2		F8		K		S		G4-6-3	3	1	0	0	2	1	5				
George Foster, R OBP: 0.302, SLG: 0.437		E	6-3	1B	1B	2B	1-3 2-H	1B	G4-6-3	5	2	3	1	0	0	3				
Hubie Brooks, R OBP: 0.351, SLG: 0.415		E5	1B	4-3	1B	4-3	FC3-6	1B	4-3	4	1	3	2	0	0	1				
Rafael Santana, R OBP: 0.326, SLG: 0.373		6-3		4-3	FC3-6			5-3	BB	3	0	0	1	1	0	3				
Mike Fitzgerald, R OBP: 0.282, SLG: 0.298		3-H		4-3				5-3	BB	3	0	1	0	0	1	1				
Danny Heep, L OBP: 0.314, SLG: 0.329				4-3				5-3		0	0	0	0	0	0	0				
Jerry Martin, R OBP: 0.211, SLG: 0.306		FC6-4								1	0	0	0	0	0	1				
Junior Ortiz, R OBP: 0.242, SLG: 0.238		1B		2-3						0	0	0	0	0	0	0				
Ron Darling, R OBP: 0.190, SLG: 0.196		FC6-4								3	0	1	1	0	1	1				
Wes Gardner, R	(7, 1)									0	0	0	0	0	0	0				
Jesse Orosco, R OBP: 0.571, SLG: 0.250	(8, 1)									0	0	0	0	0	0	0				
Kelvin Chapman, R OBP: 0.383, SLG: 0.385	(8, PH)									1	0	0	0	0	1	1				
Brent Gaff, R	(9, 1)									0	0	0	0	0	0	0				
Inning Stats	R: 0 E: 0 K: 0 S: 4	H: 2 LOB: 1 BB: 0 P: 4	R: 1 E: 1 K: 0 S: 5	H: 3 LOB: 1 BB: 0 P: 5	R: 0 E: 0 K: 0 S: 3	H: 0 LOB: 1 BB: 1 P: 7	R: 2 E: 0 K: 0 S: 6	H: 3 LOB: 1 BB: 0 P: 6	R: 0 E: 0 K: 2 S: 6	H: 0 LOB: 0 BB: 1 P: 10	R: 1 E: 0 K: 2 S: 8	H: 1 LOB: 1 BB: 1 P: 12	R: 0 E: 0 K: 1 S: 5	H: 0 LOB: 1 BB: 1 P: 9	R: 0 E: 0 K: 1 S: 5	H: 1 LOB: 1 BB: 1 P: 9	1B: 12 2B: 2 3B: 0 HR: 0	SF: 0 SAC: 0 DP: 2 HBP: 0	WP: 0 PB: 0 SB: 2 CS: 1	PA: 42
PITCHER	IP WLS BF H R ER SO BB IBB HBP BLK WP HR S P ERA WHIP																			
Jeff Robinson, R ERA: 4.68	(1, 1) 4.0 19 8 3 3 3 1 0 0 0 0 0 14 18 6.75 2.250																			
Mark Davis, L ERA: 5.33	(5, 1) 2.0 9 3 2 1 3 1 0 0 0 0 0 0 14 18 4.50 2.000																			
Frank Williams, R ERA: 3.51	(7, 1) 1.0 W 6 1 1 1 2 2 0 0 0 0 0 0 8 16 9.00 3.000																			
Gary Lavelle, L ERA: 2.85	(8, 1) 1.1 6 1 0 0 2 1 0 0 0 0 0 0 9 13 0.00 1.500																			
Greg Minton, R ERA: 3.83	(9, 1) 0.2 S 1 0 0 0 0 0 0 0 0 0 0 0 1 1 0.00 0.000																			

San Francisco Giants @ New York Mets
Shea Stadium, Flushing, NY
Fri Aug 24 1984, 7:05 PM EDT
Unknown

livebaseballscores.com

AB 36
R 6
H 13
RBI 5
BB 5
SO 7
LOB 19



Batter	1	2	3	4	5	6	7	8	9	AB	R	H	RBI	BB	SO	LOB	TOP							
Dan Gladden, R OBP: 0.396, SLG: 0.459 (1, 8)										5	2	2	0	0	1	3								
Manny Trillo, R OBP: 0.316, SLG: 0.356 (1, 4)										5	1	2	1	0	0	1								
Chili Davis, S OBP: 0.343, SLG: 0.479 (1, 9)										5	1	2	3	0	2	1								
Dusty Baker Jr., R OBP: 0.378, SLG: 0.348 Bob Lacey, R OBP: 0.200, SLG: 0.200 Greg Minton, S OBP: 0.111, SLG: 0.059 (1, 7) (7, 1) (8, 1)										4	0	1	1	0	0	1								
Bob Brently, R OBP: 0.379, SLG: 0.493 (1, 3)										2	1	0	0	2	0	1								
Brad Weltman, R OBP: 0.278, SLG: 0.315 Johnnie LeMaster, R OBP: 0.253, SLG: 0.280 (1, 5) (8, 6)										4	0	1	0	0	1	1								
Fran Mullins, R OBP: 0.327, SLG: 0.386 (1, 6)										4	0	3	1	0	0	0								
Randy Gomez, R (1, 2)										2	0	0	0	2	0	3								
Mark Grant, R Frank Williams, R Gene Richards, L Jeffrey Leonard, R OBP: 0.316, SLG: 0.188 OBP: 0.355, SLG: 0.292 OBP: 0.367, SLG: 0.503 (1, 1) (6, 1) (7, PH) (7, 7)										2	0	0	0	0	0	1								
Inning Stats	R: 2 E: 0 K: 1 S: 7	H: 3 LOB: 1 BB: 1 P: 11	R: 0 E: 0 K: 0 S: 3	H: 0 LOB: 1 BB: 1 P: 7	R: 0 E: 0 K: 0 S: 3	H: 0 LOB: 0 BB: 0 P: 3	R: 0 E: 0 K: 0 S: 4	H: 1 LOB: 1 BB: 0 P: 4	R: 0 E: 0 K: 1 S: 5	H: 0 LOB: 0 BB: 0 P: 5	R: 1 E: 0 K: 1 S: 7	H: 2 LOB: 2 BB: 1 P: 11	R: 3 E: 0 K: 0 S: 6	H: 4 LOB: 0 BB: 0 P: 6	R: 0 E: 0 K: 1 S: 6	H: 1 LOB: 2 BB: 1 P: 10	R: 0 E: 0 K: 1 S: 5	H: 1 LOB: 0 BB: 0 P: 5	1B: 9 2B: 2 3B: 1 HR: 0	SF: 0 SAC: 0 DP: 3 HBP: 0	WP: 0 PB: 0 SB: 1 CS: 0	PA: 40		
PITCHER	IP WLS BF H R ER SO BB IBB HBP BLK WP HR S P ERA WHIP	6.1 L 30 9 6 6 3 3 0 0 0 0 0 33 45 8.53 1.895	0.2 2 1 0 0 0 0 0 0 0 0 0 2 2 0.00 1.500	2.0 8 2 0 0 2 1 0 0 0 0 0 11 15 0.00 1.500																				

San Francisco Giants @ New York Mets
Shea Stadium, Flushing, NY
Fri Aug 24 1984, 7:05 PM EDT
Att: 31,834 - Unknown

AB	36
R	6
H	12
RBI	6
BB	4
SO	5
LOB	15



Batter	1	2	3	4	5	6	7	8	9	AB	R	H	RBI	BB	SO	LOB	BOTTOM							
Wally Backman, S OBP: 0.355, SLG: 0.341 (1, 4) (3, 6)										4	1	1	0	0	1	2								
Mookie Wilson, S OBP: 0.305, SLG: 0.385 (1, 8)										4	3	3	1	0	1	0								
Keith Hernandez, L OBP: 0.408, SLG: 0.432 (1, 3)										4	1	2	3	0	1	1								
Darryl Strawberry, L OBP: 0.345, SLG: 0.437 (1, 9)										3	0	0	0	1	0	1								
George Foster, R OBP: 0.304, SLG: 0.438 (1, 7)										4	0	2	1	0	1	0								
Hubie Brooks, R OBP: 0.348, SLG: 0.411 (1, 5)										4	0	0	0	0	1	4								
Rafael Santana, R OBP: 0.331, SLG: 0.378 Kelvin Chapman, R OBP: 0.382, SLG: 0.384 (1, 6) (3, 4)										1	0	1	0	0	0	0								
Ron Hodges, L OBP: 0.339, SLG: 0.241 Junior Ortiz, R OBP: 0.239, SLG: 0.235 Danny Heep, L OBP: 0.312, SLG: 0.327 (1, 2) (7, PH) (8, 2) (9, PH)										2	0	0	0	0	0	2								
Walt Terrell, L OBP: 0.095, SLG: 0.113 Wes Gardner, R OBP: 0.208, SLG: 0.301 Brent Gaff, R OBP: 0.265, SLG: 0.262 (1, 1) (7, 1) (8, 1) (9, PH)										2	0	0	0	0	1	2								
Inning Stats	R: 3 E: 0 K: 0 S: 6	H: 3 LOB: 0 BB: 0 P: 6	R: 0 E: 0 K: 1 S: 5	H: 1 LOB: 0 BB: 0 P: 5	R: 0 E: 0 K: 2 S: 7	H: 0 LOB: 0 BB: 0 P: 7	R: 0 E: 0 K: 2 S: 7	H: 0 LOB: 0 BB: 0 P: 7	R: 0 E: 1 K: 0 S: 4	H: 1 LOB: 1 BB: 0 P: 4	R: 1 E: 0 K: 0 S: 5	H: 3 LOB: 1 BB: 0 P: 5	R: 0 E: 0 K: 1 S: 5	H: 0 LOB: 0 BB: 0 P: 5	R: 1 E: 0 K: 1 S: 7	H: 2 LOB: 2 BB: 1 P: 11	R: 0 E: 0 K: 0 S: 3	H: 0 LOB: 0 BB: 0 P: 3	1B: 8 2B: 2 3B: 0 HR: 1	SF: 0 SAC: 0 DP: 2 HBP: 0	WP: 0 PB: 0 SB: 1 CS: 1	PA: 36		
PITCHER	IP WLS BF H R ER SO BB IBB HBP BLK WP HR S P ERA WHIP	5.1 W 23 8 4 4 4 0 0 0 0 0 1 33 33 6.75 1.500	0.2 W 1 0 0 0 0 0 0 0 0 0 1 1 0.00 0.000	1.2 8 2 1 1 2 1 0 0 0 0 0 11 15 5.40 1.800	1.1 S 4 0 0 0 0 0 0 0 0 0 4 4 0.00 0.000																			

San Francisco Giants @ New York Mets
Shea Stadium, Flushing, NY
Fri Aug 24 1984, 7:05 PM EDT
Att: 31,834 - Unknown

AB	35
R	5
H	10
RBI	5
BB	1
SO	7
LOB	12



Batter	1	2	3	4	5	6	7	8	9	AB	R	H	RBI	BB	SO	LOB	TOP					
Dan Gladden, R OBP: 0.398, SLG: 0.457 (1, 8)	F8		CS BB			HR BB 1B	6-3			3	1	1	0	1	0	1						
Manny Trillo, R OBP: 0.315, SLG: 0.358 (1, 4)	P3		CS	F9 PB 2B		K	6-3			4	1	1	0	0	1	3						
Chili Davis, S OBP: 0.345, SLG: 0.476 (1, 9)	BB			6-3		HR BB	6-3			2	1	0	0	2	0	1						
Jeffrey Leonard, R OBP: 0.364, SLG: 0.500 (1, 7)	K			F9 2-3		SF8	F8			3	0	0	1	0	1	2						
Bob Brently, R OBP: 0.380, SLG: 0.501 (1, 2)		1-3		K		HR		FC6-4 1B		4	1	2	3	0	1	0						
Scott Thompson, L OBP: 0.376, SLG: 0.331 (1, 3)	F8				K	E4		FC6-4 1-2		4	0	0	0	0	1	1						
Fran Mullins, R OBP: 0.302, SLG: 0.354 (1, 5)	K			6-3		K		F9		4	0	0	0	0	2	1						
Johnnie LeMaster, R OBP: 0.252, SLG: 0.279 (1, 6)			K		P4			4-3		4	0	1	0	0	1	0						
Randy Lerch, L OBP: 0.385, SLG: 0.200 Frank Williams, R OBP: 0.300, SLG: 0.176 Gary Lavelle, S (9, 1)			K			BB SF8 BB	4-3	K		2	1	0	0	1	1	1						
										1	0	0	0	0	1	0						
										0	0	0	0	0	0	0						
Inning Stats	R: 0 E: 0 K: 1 S: 5	H: 0 LOB: 1 BB: 1 P: 9	R: 0 E: 0 K: 1 S: 5	H: 0 LOB: 0 BB: 0 P: 5	R: 0 E: 0 K: 2 S: 6	H: 0 LOB: 0 BB: 1 P: 10	R: 1 E: 0 K: 1 S: 6	H: 1 LOB: 0 BB: 0 P: 6	R: 0 E: 0 K: 1 S: 5	H: 0 LOB: 0 BB: 0 P: 5	R: 4 E: 1 K: 2 S: 10	H: 2 LOB: 1 BB: 2 P: 18	R: 0 E: 0 K: 0 S: 4	H: 1 LOB: 1 BB: 0 P: 4	R: 0 E: 0 K: 0 S: 4	H: 1 LOB: 1 BB: 0 P: 4	R: 0 E: 0 K: 1 S: 5	H: 0 LOB: 0 BB: 0 P: 5	1B: 3 2B: 1 3B: 0 HR: 1	SF: 1 SAC: 0 DP: 0 HBP: 0	WP: 0 PB: 1 SB: 0 CS: 1	PA: 37
PITCHER	IP	WLS	BF	H	R	ER	SO	BB	IBB	HBP	BLK	WP	HR	S	P	ERA	WHIP					
Bruce Berenyi, R ERA: 4.93 Wes Gardner, R ERA: 5.51	(1, 1) (8, 1)	7.0 2.0	L 7	29 1	4 0	5 0	4 0	8 1	4 0	0 0	0 0	0 0	1 0	41 9	57 9	5.14 0.00	1.143 0.500					

San Francisco Giants @ New York Mets
Shea Stadium, Flushing, NY
Sat Aug 25 1984, 7:05 PM EDT
Att: 23,823 - Unknown

AB	31
R	5
H	5
RBI	4
BB	4
SO	9
LOB	10



Batter	1	2	3	4	5	6	7	8	9	AB	R	H	RBI	BB	SO	LOB	BOTTOM					
Mookie Wilson, S OBP: 0.307, SLG: 0.393 (1, 8)	SH1-3 1B 2B		E9 3B			6-3		G3		4	2	2	0	0	0	0						
Kelvin Chapman, R OBP: 0.381, SLG: 0.383 (1, 4)	SH1-3 2-3		K			FC6-4 1B		F7		3	0	1	0	0	1	0						
Keith Hernandez, L OBP: 0.408, SLG: 0.432 (1, 3)	G6-4-3 1B		K			FC6-4 1-2				4	1	2	1	0	1	1						
George Foster, R OBP: 0.301, SLG: 0.434 (1, 7)	G6-4-3 1-2			F9		K				4	0	0	0	0	1	3						
Hubie Brooks, R OBP: 0.349, SLG: 0.421 (1, 5)		K		K			HR			4	1	2	1	0	2	0						
Jerry Martin, R OBP: 0.203, SLG: 0.293 Daryl Strawberry, L OBP: 0.344, SLG: 0.435 (7, PH) (8, 9)		1-3		K			K			2	0	0	0	0	1	0						
										2	0	0	1	0	1	1						
Mike Fitzgerald, R OBP: 0.282, SLG: 0.297 (1, 2)					F7		L3			4	0	1	0	0	0	1						
José Oquendo, S OBP: 0.275, SLG: 0.242 Wes Gardner, R (8, 1)		5-3			F9		6-3			3	0	0	0	0	0	1						
										0	0	0	0	0	0	0						
Bruce Berenyi, R OBP: 0.156, SLG: 0.182 Wally Backman, S OBP: 0.354, SLG: 0.340 (1, 1) (8, 6)			F8			4-3		6-3		2	0	0	0	0	0	0						
										1	0	0	0	0	0	0						
Inning Stats	R: 1 E: 0 K: 0 S: 4	H: 2 LOB: 0 BB: 0 P: 4	R: 0 E: 0 K: 1 S: 6	H: 1 LOB: 0 BB: 0 P: 6	R: 1 E: 1 K: 2 S: 8	H: 1 LOB: 0 BB: 0 P: 8	R: 0 E: 0 K: 2 S: 7	H: 0 LOB: 0 BB: 0 P: 7	R: 0 E: 0 K: 1 S: 6	H: 1 LOB: 1 BB: 0 P: 6	R: 1 E: 0 K: 1 S: 6	H: 1 LOB: 0 BB: 0 P: 6	R: 0 E: 0 K: 0 S: 3	H: 0 LOB: 0 BB: 0 P: 3	R: 0 E: 0 K: 0 S: 5	H: 2 LOB: 1 BB: 0 P: 5	R: 1 E: 0 K: 0 S: 5	H: 2 LOB: 1 BB: 0 P: 5	1B: 4 2B: 2 3B: 1 HR: 1	SF: 0 SAC: 1 DP: 1 HBP: 0	WP: 0 PB: 0 SB: 0 CS: 0	PA: 34
PITCHER	IP	WLS	BF	H	R	ER	SO	BB	IBB	HBP	BLK	WP	HR	S	P	ERA	WHIP					
Randy Lerch, L ERA: 3.72 Frank Williams, R ERA: 3.5 Gary Lavelle, L ERA: 2.83	(1, 1) (7, 1) (9, 1)	6.0 2.1 0.2	W 9 S	23 9 2	6 2 0	3 1 0	2 1 0	6 1 0	0 0 0	0 0 0	0 0 0	0 0 0	0 0 0	11 11 2	35 11 2	3.00 3.86 0.00	1.000 0.857 0.000					

San Francisco Giants @ New York Mets
Shea Stadium, Flushing, NY
Sat Aug 25 1984, 7:05 PM EDT
Att: 23,823 - Unknown

AB	33
R	4
H	8
RBI	3
BB	0
SO	7
LOB	7



Batter	1	2	3	4	5	6	7	8	9	AB	R	H	RBI	BB	SO	LOB	TOP										
Dan Gladden, R OBP: 0.384, SLG: 0.436 (1, 8)	F4-3	F9		E6		1B		F7		5	0	1	0	0	0	1											
Manny Trillo, R OBP: 0.309, SLG: 0.349 (1, 4)	F8	K		5-3		1B			F3	5	0	1	0	0	1	2											
Chili Davis, S OBP: 0.350, SLG: 0.482 (1, 9)	2B	F9			G3				K	4	1	1	0	1	1	1											
Jeffrey Leonard, R OBP: 0.367, SLG: 0.508 (1, 7)	HR		5-3			5-3		F9		5	1	2	1	0	0	3											
Bob Brently, R OBP: 0.381, SLG: 0.510 (1, 2)	HR		6-3		K			F6-4-3		4	1	2	2	0	1	1											
Scott Thompson, L OBP: 0.387, SLG: 0.335 (1, 3)	1B							F8		3	0	2	0	1	0	1											
Fran Mullins, R OBP: 0.302, SLG: 0.333 (1, 5) (4, 6)	1B		5-3		1-3			F6-4-3		4	0	1	0	0	0	4											
Johnnie LetMaster, R OBP: 0.257, SLG: 0.280 Brad Wellman, R OBP: 0.275, SLG: 0.312 (1, 6) (4, 5)	FC5-4		K		F7			6-3		2	0	0	0	0	1	2											
Jeff Robinson, R OBP: 0.140, SLG: 0.109 Gary Lavelle, S (7, 1) Greg Minton, S OBP: 0.111, SLG: 0.059 (9, 1)			5-3		K			5-3		3	0	1	0	0	1	0											
										1	0	0	0	0	0	0											
										0	0	0	0	0	0	0											
Inning Stats	R: 3 E: 0 K: 0 S: 8	H: 5 LOB: 2 BB: 0 P: 8	R: 0 E: 0 K: 1 S: 6	H: 1 LOB: 1 BB: 0 P: 6	R: 0 E: 0 K: 0 S: 4	H: 1 LOB: 1 BB: 0 P: 4	R: 0 E: 1 K: 1 S: 6	H: 0 LOB: 1 BB: 0 P: 6	R: 0 E: 0 K: 1 S: 7	H: 2 LOB: 3 BB: 1 P: 11	R: 0 E: 0 K: 0 S: 3	H: 1 LOB: 0 BB: 0 P: 3	R: 0 E: 0 K: 0 S: 3	H: 0 LOB: 0 BB: 0 P: 3	R: 0 E: 0 K: 1 S: 5	H: 0 LOB: 0 BB: 0 P: 5	1B: 8 2B: 2 3B: 0 HR: 1	SF: 0 SAC: 0 DP: 1 HBP: 0	WP: 0 PB: 0 SB: 1 CS: 0	PA: 40							
PITCHER	IP	WLS	BF	H	R	ER	SO	BB	IBB	HBP	BLK	WP	HR	S	P	ERA	WHIP										
Bryn Smith, R ERA: 3.16 (1, 1)	6.0	L	31	10	3	3	4	0	2	0	0	0	1	37	45	4.50	1.667										
Rick Grapenthin, R ERA: 4.15 (7, 1)	2.0		6	1	0	0	0	0	0	0	0	0	0	6	6	0.00	0.500										
Bob James, R ERA: 3.48 (9, 1)	1.0	S	3	0	0	0	1	0	0	0	0	0	0	5	5	0.00	0.000										

San Francisco Giants @ Montreal Expos
Olympic Stadium, Montreal, QB
Tue Aug 28 1984, 7:05 PM EDT
Att: 15,986 - Unknown

AB	38
R	3
H	11
RBI	3
BB	2
SO	5
LOB	15



Batter	1	2	3	4	5	6	7	8	9	AB	R	H	RBI	BB	SO	LOB	BOTTOM										
Tim Raines, S OBP: 0.400, SLG: 0.422 (1, 8)			F9			F8		L3		4	0	1	0	0	0	1											
Derrel Thomas, S OBP: 0.312, SLG: 0.329 (1, 6)	F7			3-1		F7			6-3	4	0	0	0	0	0	1											
Andre Dawson, R OBP: 0.298, SLG: 0.387 (1, 9)	6-3			5-3			K		5-3	4	0	0	0	0	1	1											
Gary Carter, R OBP: 0.359, SLG: 0.496 Rene Gonzales, R (9, PR)	F8			F9			6-3			3	0	0	0	1	0	1											
								FC6-4		0	0	0	0	0	0	0											
Dan Driessen, L OBP: 0.356, SLG: 0.431 (1, 3)		G4-1						FC6-4		4	2	2	2	0	0	1											
Tim Wallach, R OBP: 0.329, SLG: 0.443 (1, 5)		G4-6-3			F8			FC6		2	0	1	0	1	0	0											
Mike Stenhouse, L OBP: 0.306, SLG: 0.327 Jim Wohlford, R OBP: 0.310, SLG: 0.350 (7, PH) (8, 7)		G4-6-3			F9			FC6		2	0	0	0	0	0	1											
										1	0	0	0	0	0	1											
Doug Flynn, R OBP: 0.275, SLG: 0.290 (1, 4)			F6-3			F3			F4-3	3	0	0	0	0	0	0											
Bryn Smith, R OBP: 0.191, SLG: 0.167 Miguel Dilone, S OBP: 0.329, SLG: 0.361 (6, PH) Rick Grapenthin, R (7, 1) Tony Scott, S OBP: 0.326, SLG: 0.305 (8, PH) Bob James, R OBP: 0.182, SLG: 0.182 (9, 1)					F7		B5			1	0	0	0	0	0	0											
										1	0	0	0	0	0	0											
										0	0	0	0	0	0	0											
										1	0	1	0	0	0	0											
										0	0	0	0	0	0	0											
Inning Stats	R: 0 E: 0 K: 0 S: 4	H: 1 LOB: 0 BB: 0 P: 4	R: 0 E: 0 K: 0 S: 2	H: 0 LOB: 0 BB: 1 P: 6	R: 0 E: 0 K: 0 S: 3	H: 0 LOB: 0 BB: 0 P: 3	R: 0 E: 0 K: 0 S: 3	H: 0 LOB: 0 BB: 0 P: 3	R: 1 E: 0 K: 0 S: 4	H: 1 LOB: 0 BB: 0 P: 4	R: 0 E: 0 K: 0 S: 3	H: 0 LOB: 0 BB: 0 P: 3	R: 1 E: 0 K: 1 S: 7	H: 2 LOB: 1 BB: 0 P: 7	R: 0 E: 0 K: 0 S: 3	H: 1 LOB: 1 BB: 0 P: 3	R: 0 E: 0 K: 0 S: 3	H: 0 LOB: 1 BB: 1 P: 7	1B: 3 2B: 1 3B: 0 HR: 2	SF: 0 SAC: 0 DP: 2 HBP: 0	WP: 0 PB: 0 SB: 1 CS: 0	PA: 32					
PITCHER	IP	WLS	BF	H	R	ER	SO	BB	IBB	HBP	BLK	WP	HR	S	P	ERA	WHIP										
Jeff Robinson, R ERA: 4.59 (1, 1)	6.2	W	24	4	2	2	1	1	0	0	0	0	2	25	29	2.70	0.750										
Gary Lavelle, L ERA: 2.75 (7, 1)	1.1		4	1	0	0	0	0	0	0	0	0	0	4	4	0.00	0.750										
Greg Minton, R ERA: 3.67 (9, 1)	1.0	S	4	0	0	0	0	1	0	0	0	0	0	3	7	0.00	1.000										

San Francisco Giants @ Montreal Expos
Olympic Stadium, Montreal, QB
Tue Aug 28 1984, 7:05 PM EDT
Att: 15,986 - Unknown

AB	30
R	2
H	5
RBI	2
BB	2
SO	1
LOB	7



Batter	1	2	3	4	5	6	7	8	9	AB	R	H	RBI	BB	SO	LOB	TOP					
Dan Gladden, R OBP: 0.395, SLG: 0.444 (1, 8)	F9	F7						6-3		5	1	2	0	0	0	4	San Francisco Giants @ Philadelphia Phillies Veterans Stadium, Philadelphia, PA Fri Aug 31 1984, 7:05 PM EDT Att: 21,530 - Unknown					
Manny Trillo, R OBP: 0.300, SLG: 0.336 (1, 4)	F3		F8				K		5-3	5	0	0	0	0	2	2						
Chili Davis, S OBP: 0.353, SLG: 0.498 (1, 9)			6-3					6-3	K	5	1	2	2	0	1	0						
Jeffrey Leonard, R OBP: 0.364, SLG: 0.507 (1, 7)	5-3		P6					BB	K	5	1	1	0	0	1	1						
Bob Brently, R OBP: 0.377, SLG: 0.508 (8, 2)		6-3						1B		3	1	0	0	1	0	0						
Fran Mullins, R OBP: 0.298, SLG: 0.329 (8, PH)		6-3						1-2	BB	3	0	0	0	0	1	0						
Dusty Baker Jr., R OBP: 0.381, SLG: 0.349 (8, PH)		6-3						1-2	BB	0	1	0	0	1	0	0						
Scott Thompson, L OBP: 0.350, SLG: 0.335 (8, 3)								1-2	BB	0	0	0	0	0	0	0						
Johnnie LetMaster, R OBP: 0.263, SLG: 0.263 (1, 6)								1-2	BB	4	1	3	1	0	0	0						
Randy Gomez, R OBP: 0.385, SLG: 0.111 (8, PH)								1-2	BB	3	0	1	0	0	0	1						
Joel Youngblood, R OBP: 0.355, SLG: 0.388 (8, PH)								2-3		1	0	0	0	0	0	3						
Greg Minton, S OBP: 0.105, SLG: 0.056 (9, 1)								3-H		0	0	0	0	0	0	0						
Gary Lavelle, S (9, 1)										0	0	0	0	0	0	0						
Mike Krukow, R OBP: 0.141, SLG: 0.145 (9, 1)										0	0	0	0	0	0	0						
Bill Laskey, R OBP: 0.098, SLG: 0.052 (8, PH)								1-H		2	0	0	0	1	1	0						
Brad Wellman, R OBP: 0.283, SLG: 0.320 (8, 5)								2-H		1	0	1	3	0	0	0						
Inning Stats	R: 0 E: 0 K: 0 S: 4	H: 1 LOB: 1 BB: 0 P: 4	R: 0 E: 0 K: 0 S: 5	H: 2 LOB: 3 BB: 1 P: 9	R: 0 E: 0 K: 0 S: 3	H: 0 LOB: 0 BB: 0 P: 3	R: 0 E: 0 K: 0 S: 4	H: 1 LOB: 1 BB: 0 P: 4	R: 2 E: 0 K: 2 S: 9	H: 2 LOB: 0 BB: 0 P: 9	R: 0 E: 0 K: 1 S: 5	H: 0 LOB: 0 BB: 0 P: 5	R: 0 E: 0 K: 1 S: 6	H: 1 LOB: 1 BB: 0 P: 6	R: 4 E: 0 K: 0 S: 6	H: 3 LOB: 1 BB: 2 P: 14	R: 0 E: 0 K: 2 S: 7	H: 0 LOB: 0 BB: 0 P: 7	1B: 7 2B: 1 3B: 1 HR: 1	SF: 0 SAC: 0 DP: 0 HBP: 0	WP: 0 PB: 0 SB: 1 CS: 0	PA: 40
PITCHER	IP WLS BF H R ER SO BB IBB HBP BLK WP HR S P ERA WHIP																					
Jerry Koosman, L ERA: 3.01 (8, 1)	7.1 L 33 8 5 5 4 3 0 0 0 0 0 1 38 50 6.14 1.500																					
Al Holland, L ERA: 3.17 (8, 1)	1.2 7 2 1 1 2 0 0 0 0 0 0 0 11 11 5.40 1.200																					

Batter	1	2	3	4	5	6	7	8	9	AB	R	H	RBI	BB	SO	LOB	BOTTOM					
Juan Samuel, R OBP: 0.318, SLG: 0.443 (1, 4)	K	4-3								4	1	0	0	1	1	2	San Francisco Giants @ Philadelphia Phillies Veterans Stadium, Philadelphia, PA Fri Aug 31 1984, 7:05 PM EDT Att: 21,530 - Unknown					
Von Hayes, L OBP: 0.377, SLG: 0.480 (1, 8)										5	2	3	1	0	0	0						
Al Oliver, L OBP: 0.343, SLG: 0.374 (1, 7)	F9		4-3						4-3	5	0	1	1	0	0	2						
Mike Schmidt, R OBP: 0.384, SLG: 0.523 (8, PR)										4	1	1	2	0	0	1						
Luis Aguayo, R OBP: 0.373, SLG: 0.493 (9, 6)										0	1	0	0	0	0	0						
Sixto Lezcano, R OBP: 0.366, SLG: 0.484 (9, PH)										1	0	0	0	0	0	1						
Len Matuszek, L OBP: 0.356, SLG: 0.459 (1, 3)										2	0	0	0	2	1	0						
Ozzie Virgil, R OBP: 0.340, SLG: 0.473 (1, 2)										3	0	1	0	1	0	2						
John Russell, R OBP: 0.447, SLG: 0.585 (1, 9)										2	0	1	1	2	0	3						
Ivan De Jesus, R OBP: 0.328, SLG: 0.309 (8, PH)										3	0	1	0	0	1	1						
Francisco Melendez, L OBP: 0.274, SLG: 0.372 (9, 5)										1	0	0	0	0	0	2						
Glenn Wilson, R OBP: 0.274, SLG: 0.372 (9, 5)										0	0	0	0	0	0	0						
Jerry Koosman, R OBP: 0.109, SLG: 0.095 (8, 1)										3	0	0	0	0	0	3						
Al Holland, R (8, 1)										0	0	0	0	0	0	0						
Greg Gross, L OBP: 0.398, SLG: 0.371 (9, PH)										1	0	0	0	0	0	0						
Inning Stats	R: 2 E: 0 K: 2 S: 9	H: 2 LOB: 0 BB: 0 P: 9	R: 0 E: 0 K: 0 S: 4	H: 2 LOB: 2 BB: 1 P: 8	R: 1 E: 0 K: 0 S: 4	H: 1 LOB: 2 BB: 2 P: 12	R: 0 E: 0 K: 0 S: 3	H: 0 LOB: 0 BB: 0 P: 3	R: 0 E: 0 K: 1 S: 5	H: 0 LOB: 1 BB: 1 P: 9	R: 0 E: 0 K: 0 S: 3	H: 0 LOB: 0 BB: 0 P: 3	R: 0 E: 0 K: 0 S: 5	H: 0 LOB: 1 BB: 0 P: 9	R: 1 E: 0 K: 0 S: 5	H: 2 LOB: 2 BB: 1 P: 9	R: 1 E: 0 K: 0 S: 4	H: 1 LOB: 1 BB: 1 P: 8	1B: 5 2B: 2 3B: 0 HR: 2	SF: 0 SAC: 0 DP: 2 HBP: 0	WP: 0 PB: 0 SB: 1 CS: 0	PA: 40
PITCHER	IP WLS BF H R ER SO BB IBB HBP BLK WP HR S P ERA WHIP																					
Bill Laskey, R ERA: 4.08 (8, 1)	1.1 8 2 2 2 0 2 0 0 0 0 0 0 6 14 13.50 3.000																					
Greg Minton, R ERA: 3.66 (9, 1)	0.1 2 1 0 0 0 0 0 0 0 0 0 0 2 2 0.00 3.000																					
Gary Lavelle, L ERA: 2.72 (9, 1)	0.1 S 1 0 0 0 0 0 0 0 0 0 0 0 1 1 0.00 0.000																					

Batter	1	2	3	4	5	6	7	8	9	AB	R	H	RBI	BB	SO	LOB	TOP								
Gary Redus, R OBP: 0.346, SLG: 0.386 (1, 7)	0-0 3-1 1B		4-0 CS BB		0-3 1-2 K		0-0 6-3		0-3 K	4	0	1	0	1	2	1	Cincinnati Reds @ San Francisco Giants Candlestick Park, San Francisco, CA Mon Sep 03 1984, 6:33 AM EDT Att: 9,061 - Unknown								
Eric Davis, R OBP: 0.293, SLG: 0.356 (1, 8)	0-0 F9		0-0 F5		0-0 2-H HR		0-0 F8		0-3 K	5	1	1	2	0	1	2									
Dave Parker, L OBP: 0.325, SLG: 0.407 (1, 9)	0-0 3-1 1-2		0-0 3B 1B		0-3 K		0-0 F4		4-0 BB	4	1	1	0	1	1	1									
Cesar Cedeno, R OBP: 0.322, SLG: 0.427 (1, 3)	0-0 F7		0-0 1-H 3B		0-0 6-3				0-0 BB SH2-4 1B	5	0	2	1	0	0	2									
Nick Esasky, R OBP: 0.288, SLG: 0.349 (1, 5)		0-3 K	0-3 K		0-0 5-3				0-0 SH2-4	3	0	0	0	0	2	1									
Dave Concepcion, R OBP: 0.302, SLG: 0.312 (1, 6)		0-0 6-3		0-0 F6		0-0 E 1B		4-0 BB IBB		3	0	1	0	1	0	0									
Ron Oester, S OBP: 0.300, SLG: 0.330 (1, 4)		0-0 1B 1B		0-0 1-3		0-3 K		0-3 K		4	0	1	0	0	2	3									
Dave Vangorder, R OBP: 0.315, SLG: 0.253 (1, 2)		0-0 1-2 1B		0-0 5-3		0-0 E6 1-3		4-0 1-2 2-3 BB		3	0	1	0	1	0	1									
Jeff Russell, R OBP: 0.211, SLG: 0.192 John Franco, L (9, 1)		0-3 K		0-0 WP HR 1B		0-3 K		0-3 K		4	1	1	0	0	3	7									
Inning Stats	R: 0 E: 0 K: 0 S: 4	H: 1 LOB: 1 BB: 0 P: 4	R: 0 E: 0 K: 2 S: 9	H: 2 LOB: 2 BB: 0 P: 9	R: 1 E: 0 K: 1 S: 6	H: 2 LOB: 1 BB: 1 P: 10	R: 0 E: 0 K: 0 S: 3	H: 0 LOB: 0 BB: 0 P: 3	R: 2 E: 0 K: 2 S: 9	H: 2 LOB: 0 BB: 0 P: 9	R: 0 E: 1 K: 2 S: 9	H: 1 LOB: 2 BB: 0 P: 9	R: 0 E: 0 K: 0 S: 3	H: 0 LOB: 0 BB: 0 P: 3	R: 0 E: 0 K: 2 S: 8	H: 1 LOB: 3 BB: 2 P: 16	R: 0 E: 0 K: 2 S: 7	H: 0 LOB: 1 BB: 1 P: 11	1B: 7 2B: 0 3B: 1 HR: 1	SF: 0 SAC: 1 DP: 0 HBP: 0	WP: 1 PB: 0 CS: 1 SB: 0	PA: 40			
PITCHER	IP	WLS	BF	H	R	ER	SO	BB	IBB	HBP	BLK	WP	HR	S	P	ERA	WHIP	PITCHER							
George Riley, L ERA: 4.5 (1, 1)	6.0		27	8	3	3	7	1	0	0	0	1	1	40	44	4.50	1.500								
Gary Lavelle, L ERA: 2.66 (7, 1)	2.0		9	1	0	0	2	1	1	0	0	0	0	11	19	0.00	1.000								
Greg Minton, R ERA: 3.62 (9, 1)	1.0	W	4	0	0	0	2	1	0	0	0	0	0	7	11	0.00	1.000								

AB	35
R	3
H	9
RBI	3
BB	4
SO	11
LOB	18



Batter	1	2	3	4	5	6	7	8	9	AB	R	H	RBI	BB	SO	LOB	BOTTOM								
Dan Gladden, R OBP: 0.385, SLG: 0.441 (1, 8)	0-0 5-3 2B 1B		0-0 F9		0-0 F3		0-3 K			4	1	1	0	0	1	0	Cincinnati Reds @ San Francisco Giants Candlestick Park, San Francisco, CA Mon Sep 03 1984, 6:33 AM EDT Att: 9,061 - Unknown								
Manny Trillo, R OBP: 0.295, SLG: 0.329 (1, 4)	0-0 5-3 1-2		0-3 K		0-0 F5		0-0 F2			4	0	0	0	0	1	1									
Chili Davis, S OBP: 0.294, SLG: 0.497 Greg Minton, S OBP: 0.105, SLG: 0.056 (9, 1)	0-0 2-H 1B 2B		0-0 4-3		0-3 K		0-3 K			4	1	1	1	0	2	0									
Jeffrey Leonard, R OBP: 0.361, SLG: 0.500 (1, 7)	0-3 K		0-0 F7		0-3 K		0-0 F3			4	0	0	0	0	2	1									
Bob Brenly, R OBP: 0.373, SLG: 0.505 (1, 2)	0-0 2-H 1B 1B		0-0 F3		0-0 2B		0-3 K			4	1	2	1	0	1	0									
Scot Thompson, L OBP: 0.402, SLG: 0.360 (1, 3)	0-0 1-H 1B		0-0 2B		0-0 F4		0-0 1B BB 1B			4	1	3	1	0	0	1									
Chris Brown, R Gary Lavelle, S Joel Youngblood, R OBP: 0.335, SLG: 0.368 (9, 9)	0-0 1-3		0-0 6-3		0-3 K		0-0 BB 1B			3	0	0	0	0	1	3									
Johnnie LeMaster, R OBP: 0.271, SLG: 0.287 (1, 6)		0-0 F4		4-0 IBB		0-0 F3		4-0 BB IBB		2	0	0	0	2	0	0									
George Riley, L Fran Mullins, R OBP: 0.294, SLG: 0.346 Duane Kuiper, L OBP: 0.269, SLG: 0.179 Dusty Baker Jr., R OBP: 0.381, SLG: 0.347 (9, PH)		0-3 K		0-0 F7		0-3 K		1-2 2-3 3-H BB		2	0	0	0	0	1	2									
Inning Stats	R: 3 E: 0 K: 1 S: 9	H: 4 LOB: 1 BB: 0 P: 9	R: 0 E: 0 K: 1 S: 5	H: 0 LOB: 0 BB: 0 P: 5	R: 0 E: 0 K: 1 S: 5	H: 0 LOB: 0 BB: 0 P: 5	R: 0 E: 0 K: 0 S: 4	H: 1 LOB: 2 BB: 1 P: 8	R: 0 E: 0 K: 1 S: 5	H: 0 LOB: 0 BB: 0 P: 5	R: 0 E: 0 K: 2 S: 8	H: 1 LOB: 1 BB: 0 P: 8	R: 0 E: 0 K: 2 S: 7	H: 0 LOB: 0 BB: 0 P: 7	R: 0 E: 0 K: 1 S: 5	H: 0 LOB: 0 BB: 0 P: 5	R: 1 E: 0 K: 1 S: 5	H: 2 LOB: 3 BB: 2 P: 13	1B: 5 2B: 3 3B: 0 HR: 0	SF: 0 SAC: 0 DP: 0 HBP: 0	WP: 0 PB: 0 CS: 0 SB: 0	PA: 36			
PITCHER	IP	WLS	BF	H	R	ER	SO	BB	IBB	HBP	BLK	WP	HR	S	P	ERA	WHIP	PITCHER							
Jeff Russell, R ERA: 4.19 (1, 1)	8.1	L	35	8	4	4	10	0	2	0	1	1	0	53	61	4.32	0.960								
John Franco, L ERA: 2.65 (9, 1)	0.0		1	0	0	0	0	1	0	0	0	0	0	0	4	∞	∞								

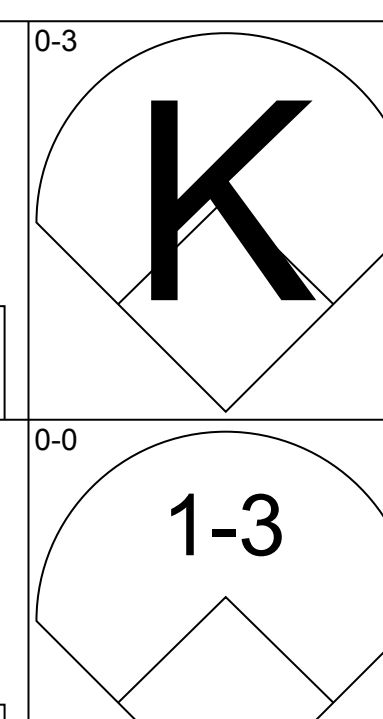
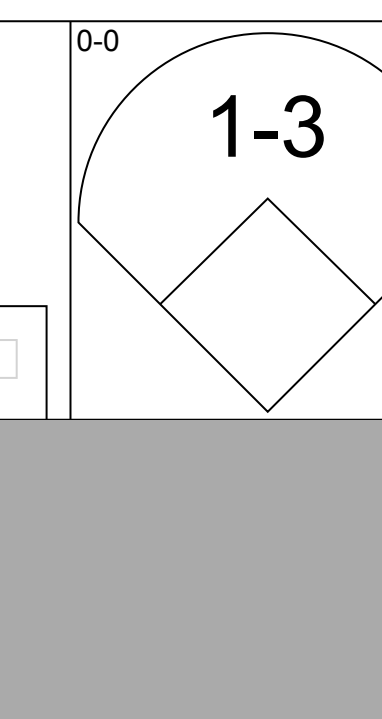
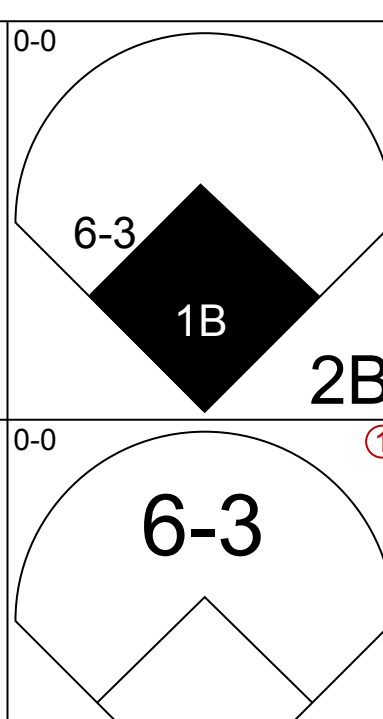
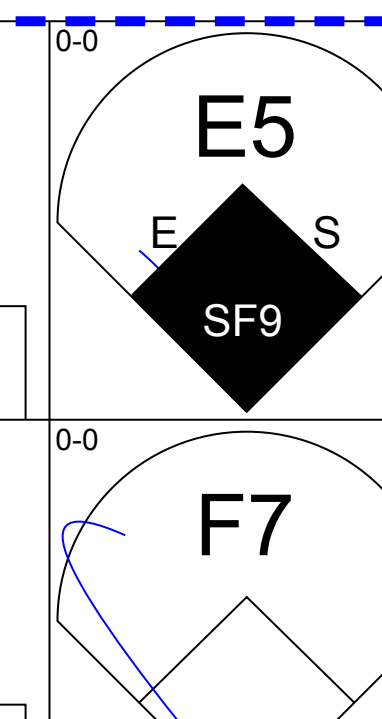
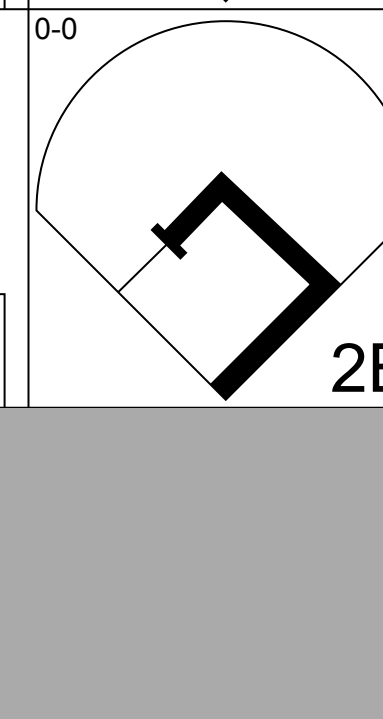
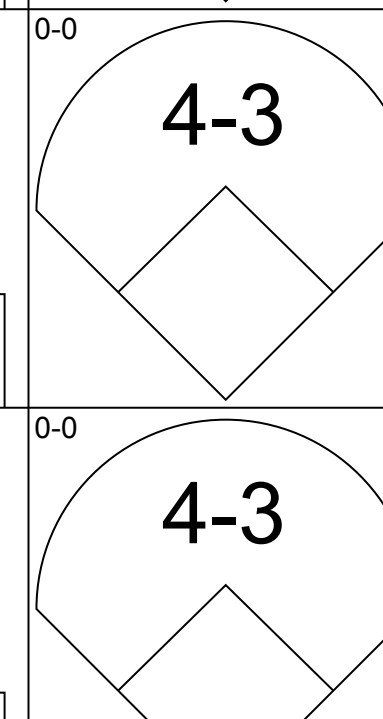
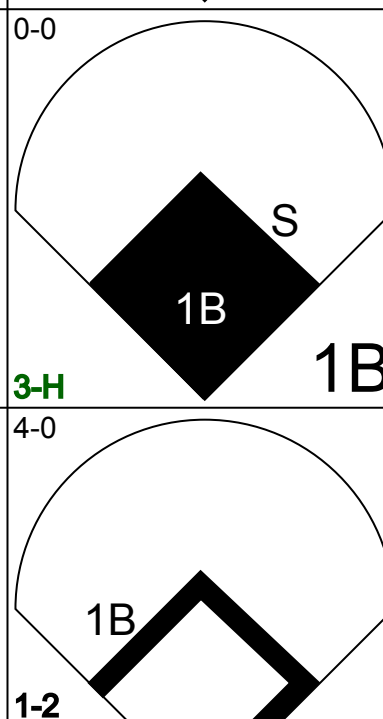
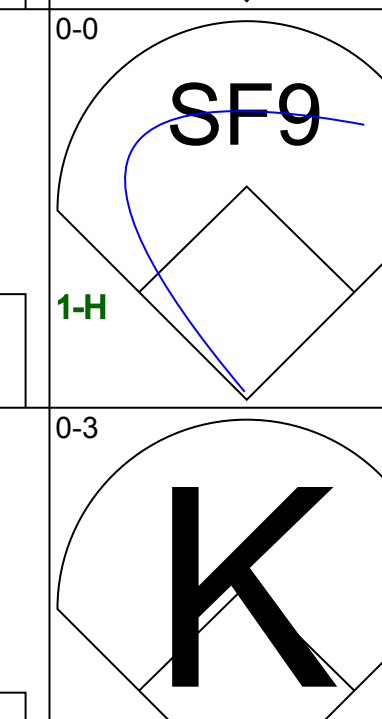


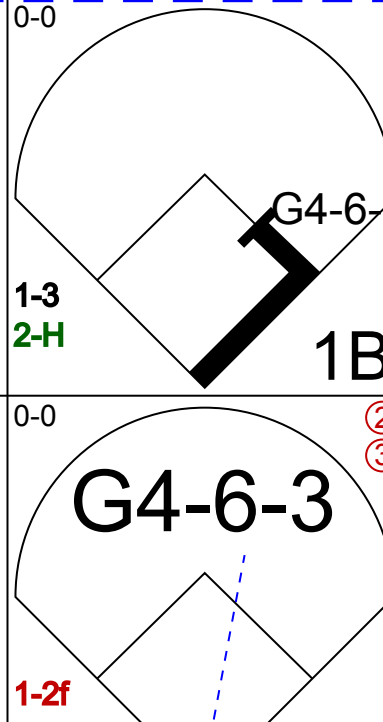

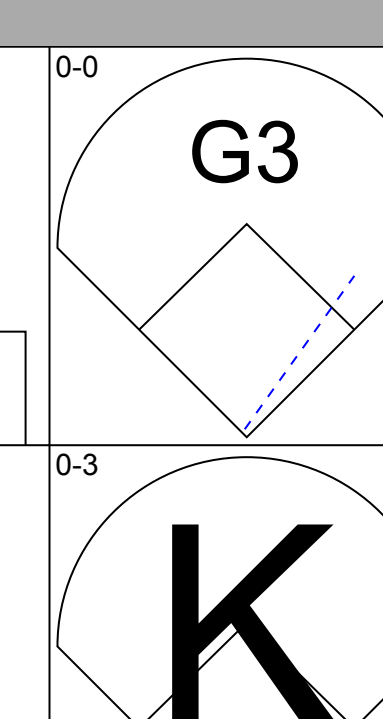
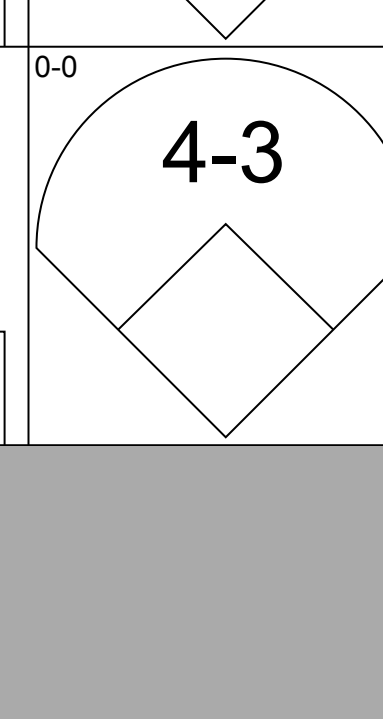
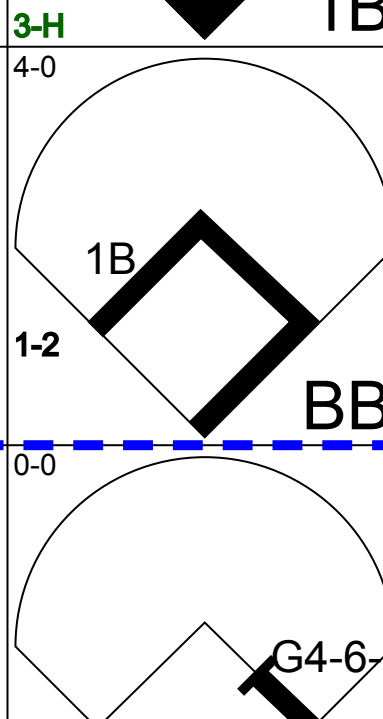
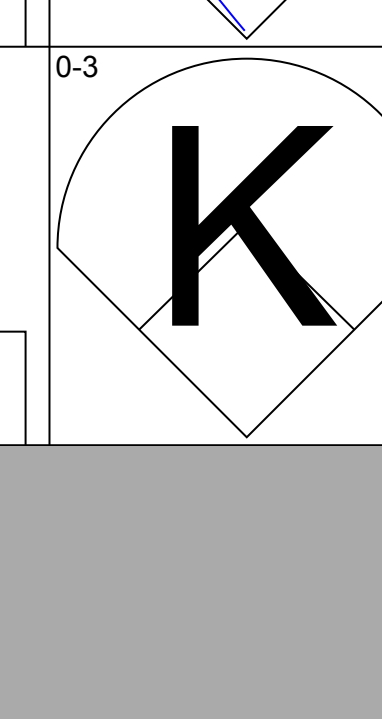
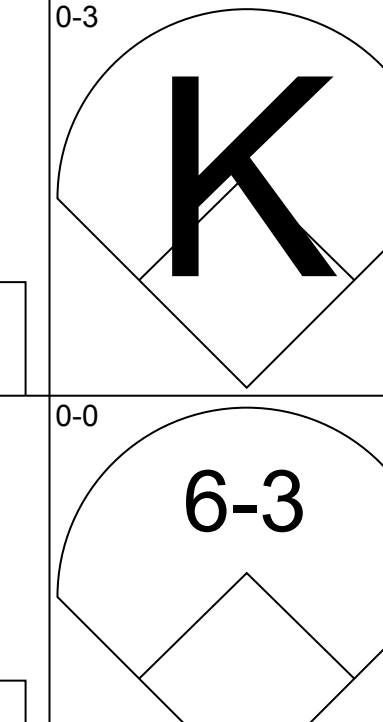
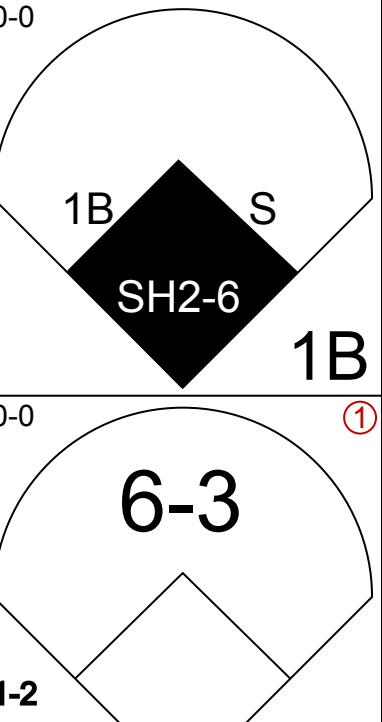
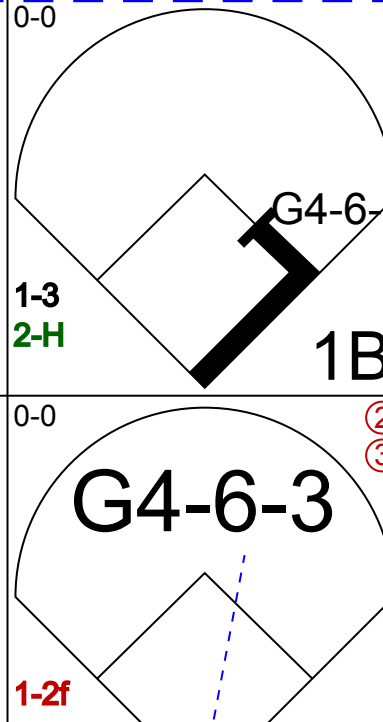
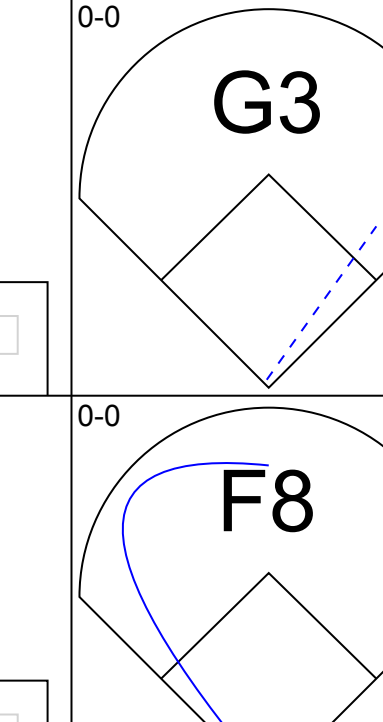

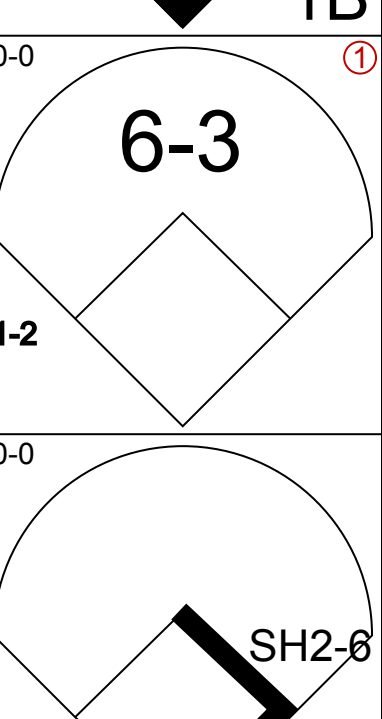
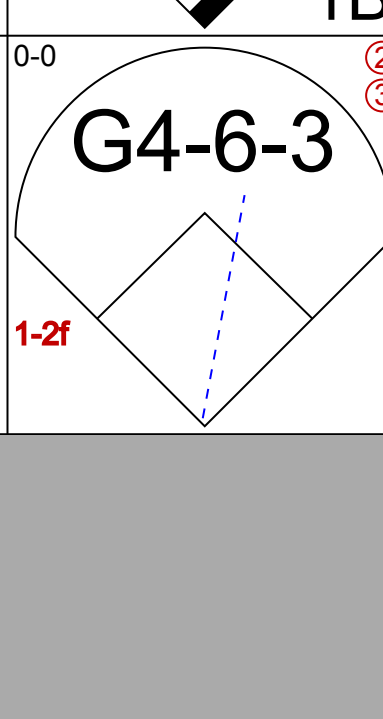
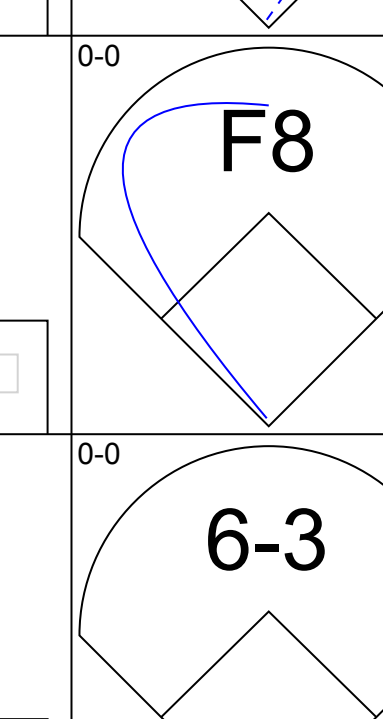
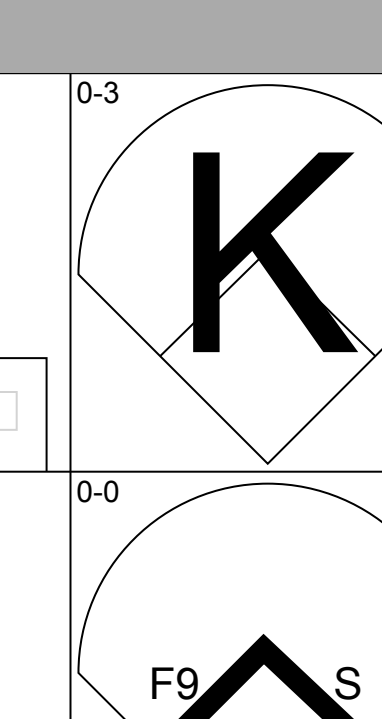
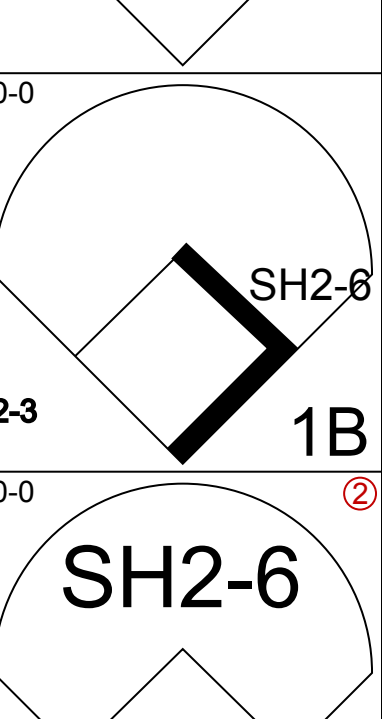
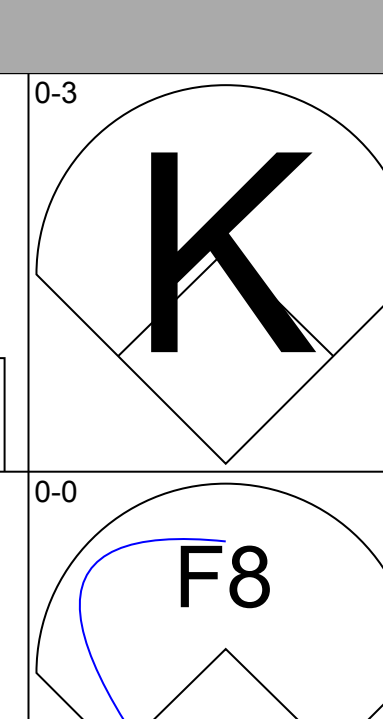
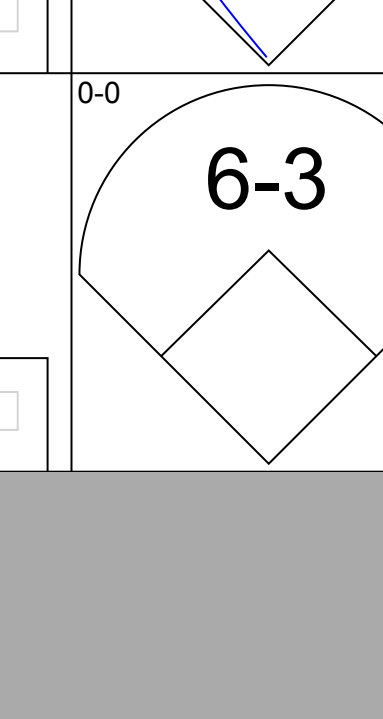
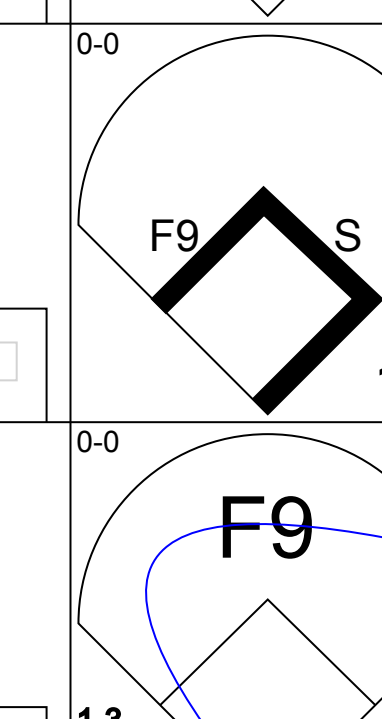
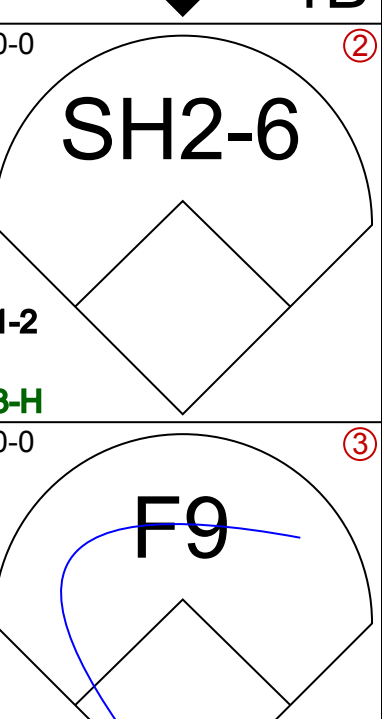
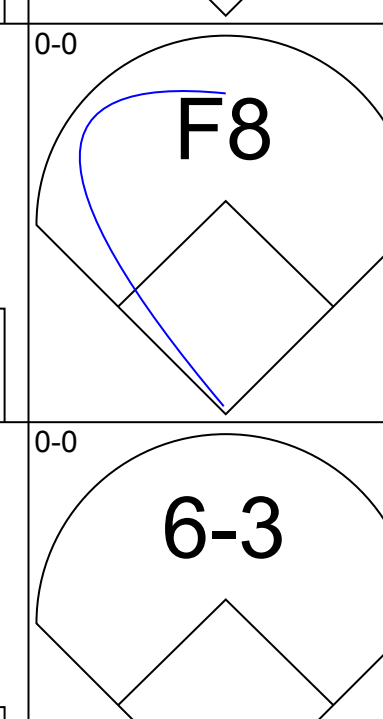
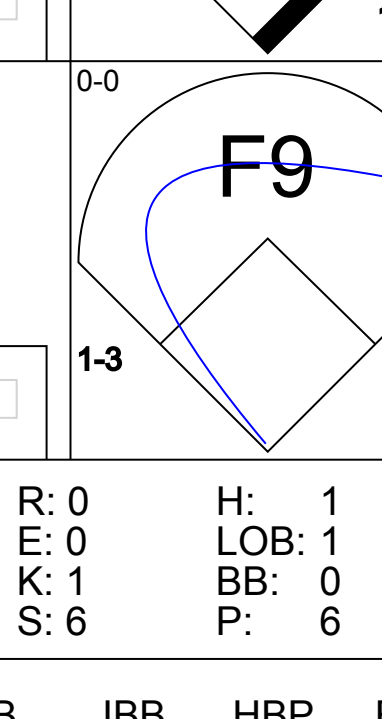
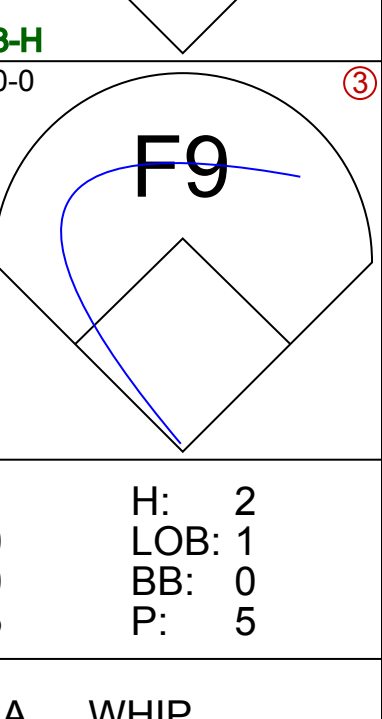
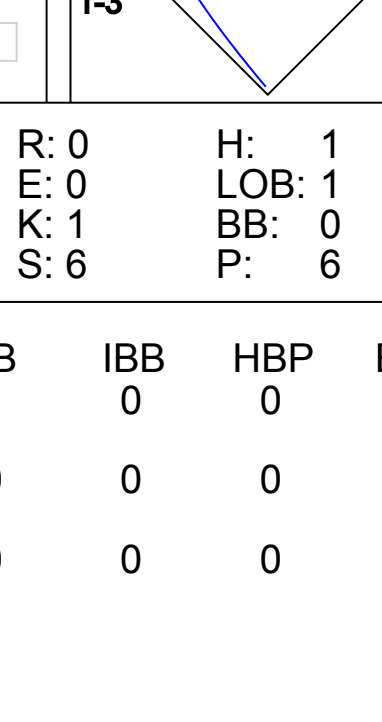
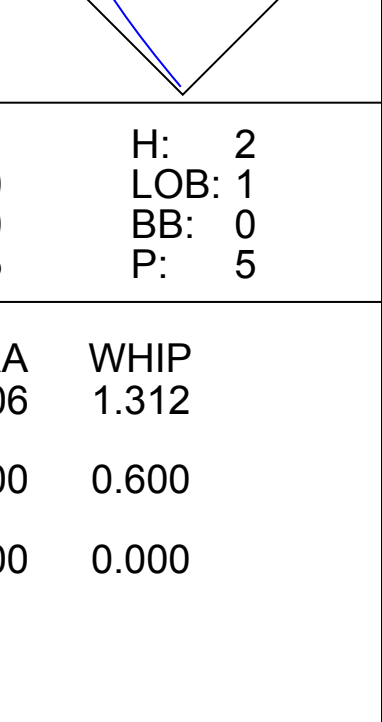
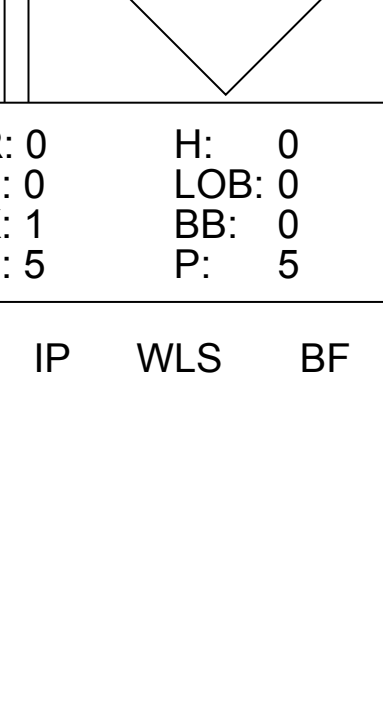
AB	33
R	4
H	8
RBI	4
BB	3
SO	10
LOB	8



Batter	1	2	3	4	5	6	7	8	9	AB	R	H	RBI	BB	SO	LOB	TOP								
Eric Davis, R OBP: 0.297, SLG: 0.401 (1, 8)	F8		G3				F8	HR		5	2	2	4	0	0	0	<p>Cincinnati Reds @ San Francisco Giants</p> <p>Candlestick Park, San Francisco, CA</p> <p>Tue Sep 04 1984, 10:05 PM EDT</p> <p>Att: 3,311 - Unknown</p>								
Pete Rose, S OBP: 0.343, SLG: 0.317 Eddie Milner, L OBP: 0.353, SLG: 0.372 (8, FR)	FC5-4 1B				4-3		6-3	HR 1-H 2-H	4-3 WP 2B	5	0	3	0	0	0	0									
Dave Parker, L Ted Power, R (8, 1)	FC5-4 1B		3-1		K			4-3 2-3		5	0	2	0	0	1	3									
Cesar Cedeno, R OBP: 0.320, SLG: 0.423 (8, 3)	FC5-4 1-2 2-3			S 1B 1B	F8		F6	K		5	1	1	0	0	1	5									
Brad Gulden, L OBP: 0.299, SLG: 0.311 (1, 2)	K			1B 1-2 1B			4-3 1B	6-3	F1	5	0	2	0	0	1	2									
Ron Oester, S OBP: 0.296, SLG: 0.327 (1, 4)		F9		K	4-3		4-3	2B BB	1-3	4	1	0	0	1	1	3									
Dave Concepcion, R OBP: 0.301, SLG: 0.313 (8, 5)		4-3		K			K	1B 1-H 2B	K	5	1	1	1	0	3	3									
Nick Esasky, R OBP: 0.294, SLG: 0.353 Gary Redus, R OBP: 0.346, SLG: 0.386 (8, 7)		F7						1B HR 1B		3	1	2	1	1	0	0									
Mario Soto, R OBP: 0.188, SLG: 0.290 Wayne Krenchicki, L OBP: 0.322, SLG: 0.417 Tony Perez, R OBP: 0.273, SLG: 0.346 Tom Foley, L OBP: 0.506, SLG: 0.341 (8, 6)			K	K			F6	1-2 3-H HR 1B		3	0	0	0	0	2	4									
Inning Stats	R: 0 E: 0 K: 1 S: 7	H: 2 LOB: 2 BB: 0 P: 7	R: 0 E: 0 K: 0 S: 3	H: 0 LOB: 0 BB: 0 P: 3	R: 0 E: 0 K: 1 S: 6	H: 1 LOB: 1 BB: 0 P: 6	R: 1 E: 0 K: 3 S: 12	H: 3 LOB: 2 BB: 0 P: 12	R: 1 E: 0 K: 1 S: 6	H: 1 LOB: 0 BB: 0 P: 6	R: 0 E: 0 K: 1 S: 6	H: 1 LOB: 2 BB: 1 P: 10	R: 0 E: 0 K: 0 S: 4	H: 1 LOB: 1 BB: 0 P: 4	R: 6 E: 0 K: 1 S: 10	H: 5 LOB: 2 BB: 1 P: 14		R: 0 E: 0 K: 1 S: 5	H: 0 LOB: 0 BB: 0 P: 5	1B: 9 2B: 3 3B: 0 HR: 2	SF: 0 SAC: 0 DP: 0 HBP: 0	WP: 1 PB: 0 SB: 1 CS: 0	PA: 43		
PITCHER	IP	WLS	BF	H	R	ER	SO	BB	IBB	HBP	BLK	WP	HR	S	P	ERA	WHIP								
Mike Krukow, R ERA: 4.37 Greg Minton, R ERA: 3.96 Gary Lavelle, L ERA: 2.96 Bob Lacey, L ERA: 4.23	7.0		31	9	2	2	7	0	1	0	0	0	1	44	48	2.57	1.286								

Batter	1	2	3	4	5	6	7	8	9	AB	R	H	RBI	BB	SO	LOB	BOTTOM								
Dan Gladden, R OBP: 0.397, SLG: 0.442 (1, 8)	5-3 1B	K			6-3					4	1	2	0	0	1	1	<p>Cincinnati Reds @ San Francisco Giants</p> <p>Candlestick Park, San Francisco, CA</p> <p>Tue Sep 04 1984, 10:05 PM EDT</p> <p>Att: 3,311 - Unknown</p>								
Manny Trillo, R OBP: 0.294, SLG: 0.328 (1, 4)	5-3 1-2		F7			5-3				4	0	1	1	0	0	1									
Chili Davis, S OBP: 0.355, SLG: 0.497 (1, 9)			4-3			F9 BB 1B	F7			4	0	2	1	0	0	2									
Jeffrey Leonard, R OBP: 0.360, SLG: 0.497 (1, 7)	K		K			1-2 BB		F6		3	0	0	0	1	2	1									
Bob Brenly, R OBP: 0.372, SLG: 0.502 (1, 2)	6-3			F2		F9			G4-3 1B	4	0	1	0	0	0	3									
Scot Thompson, L OBP: 0.396, SLG: 0.373 (1, 3)			HR	K		4-3			G4-3 1-2	4	1	1	1	0	1	3									
Chris Brown, R (1, 5)		E5		E6			5-3			4	0	0	0	0	1	0									
Johnnie LeMaster, R OBP: 0.289, SLG: 0.285 Alejandro Sanchez, R (8, PH)		F7		CS	F8		F8		F8	3	0	0	0	0	0	1									
Mike Krukow, R OBP: 0.149, SLG: 0.154 Greg Minton, S OBP: 0.105, SLG: 0.056 Gary Lavelle, S Bob Lacey, R OBP: 0.200, SLG: 0.200 Rob Deer, R (8, PH)		F8			K				F4	3	1	1	0	0	1	1									
Inning Stats	R: 1 E: 0 K: 1 S: 7	H: 2 LOB: 1 BB: 0 P: 7	R: 1 E: 1 K: 1 S: 7	H: 1 LOB: 1 BB: 0 P: 7	R: 0 E: 0 K: 1 S: 5	H: 0 LOB: 0 BB: 0 P: 5	R: 0 E: 1 K: 1 S: 5	H: 0 LOB: 0 BB: 0 P: 5	R: 0 E: 0 K: 0 S: 4	H: 1 LOB: 2 BB: 1 P: 8	R: 1 E: 0 K: 0 S: 6	H: 3 LOB: 3 BB: 0 P: 6	R: 0 E: 0 K: 0 S: 3	H: 1 LOB: 0 BB: 0 P: 3	R: 0 E: 0 K: 1 S: 5	H: 0 LOB: 0 BB: 0 P: 5		1B: 7 2B: 0 3B: 0 HR: 1	SF: 0 SAC: 0 DP: 1 HBP: 0	WP: 0 PB: 0 SB: 1 CS: 1	PA: 37				
PITCHER	IP	WLS	BF	H	R	ER	SO	BB	IBB	HBP	BLK	WP	HR	S	P	ERA	WHIP								
Mario Soto, R ERA: 3.5 Ted Power, R ERA: 2.99	7.0		30	7	3	3	5	1	0	0	0	0	0	39	43	3.86	1.143								

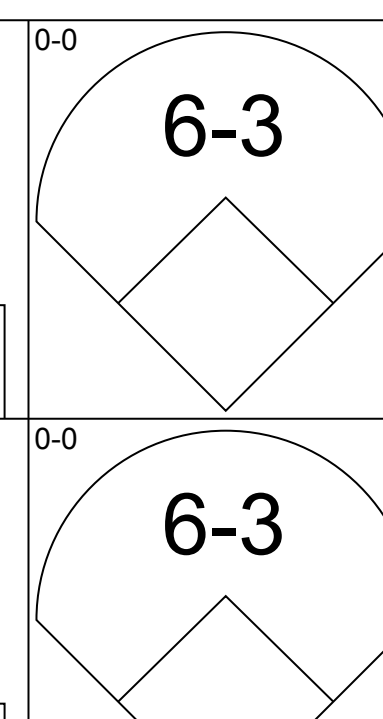
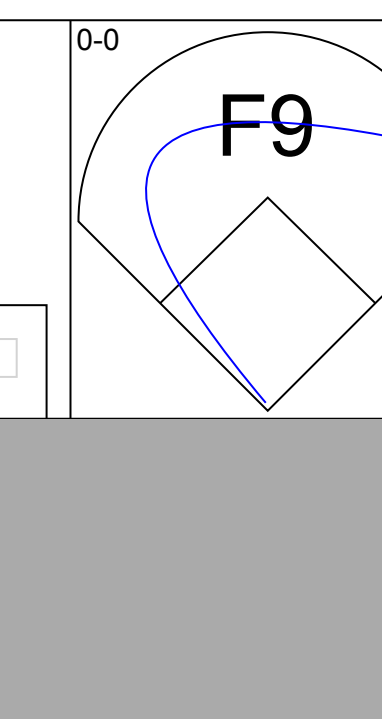
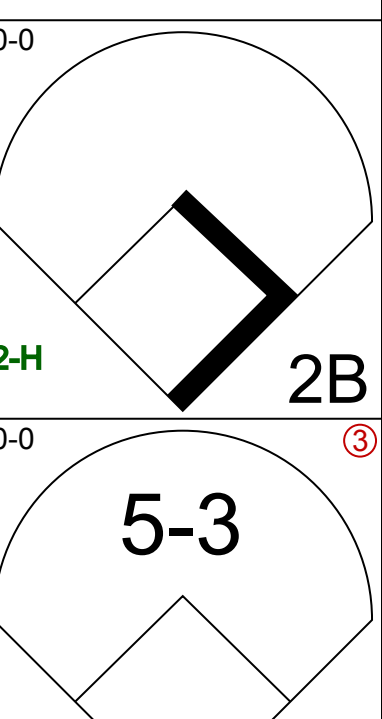
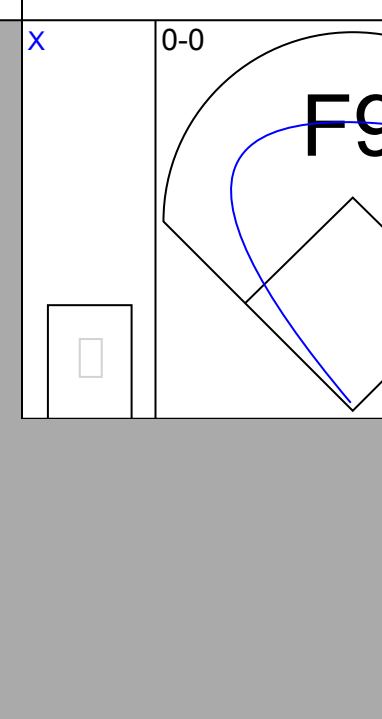
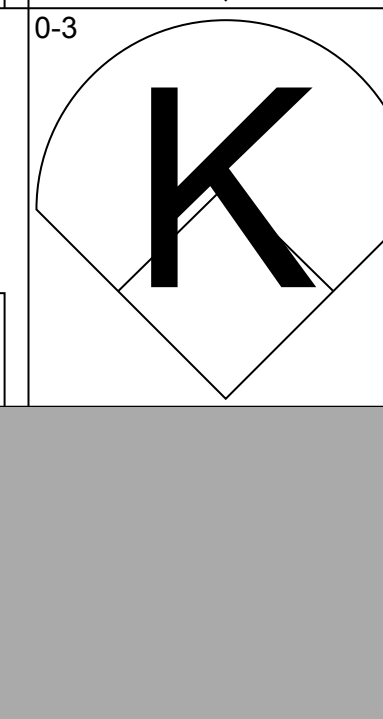
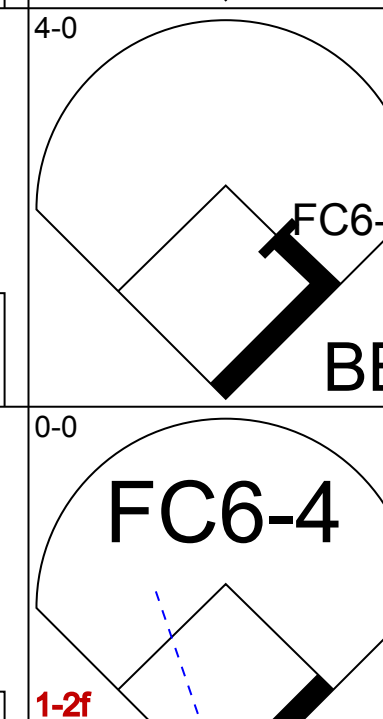

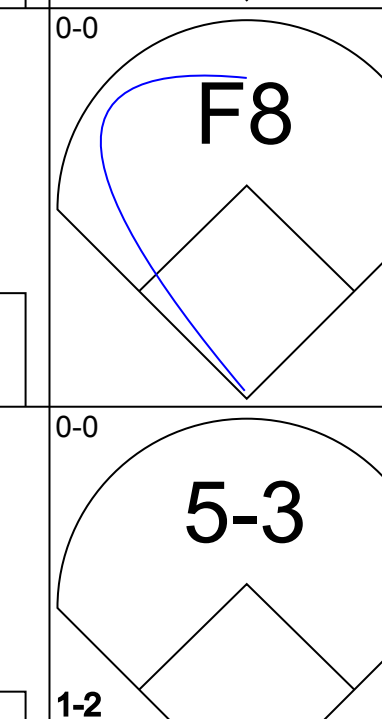

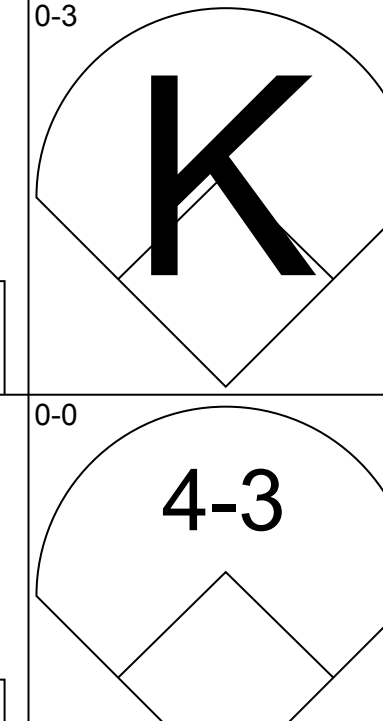


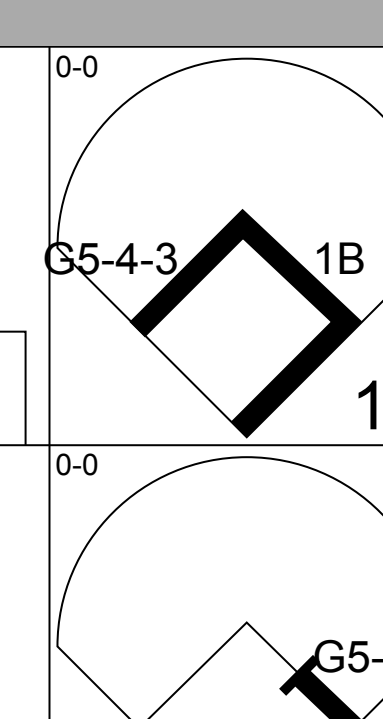
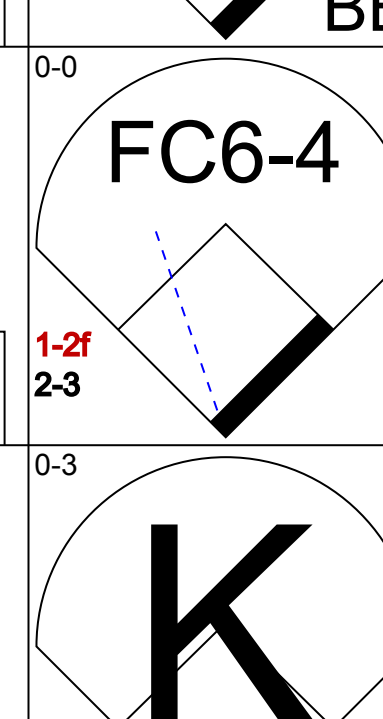
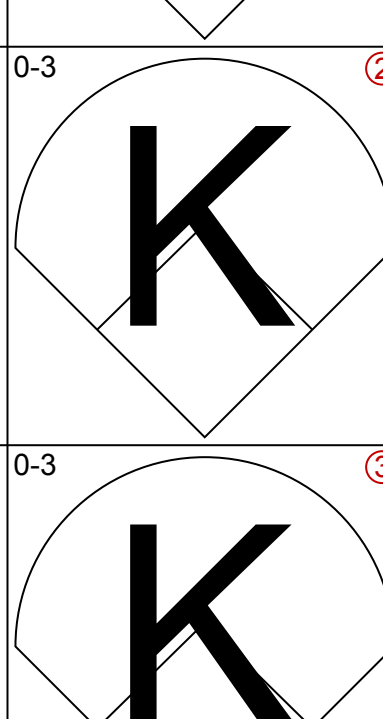
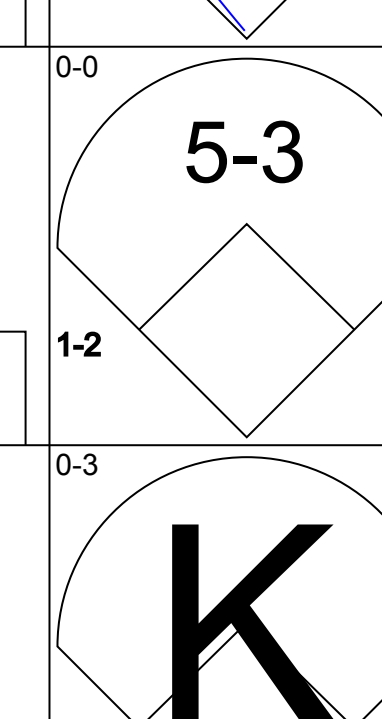
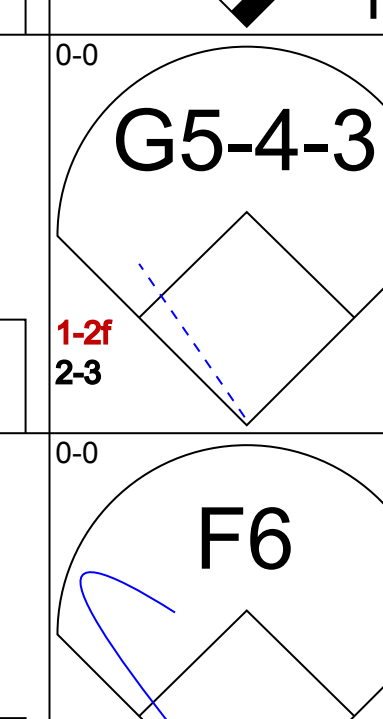
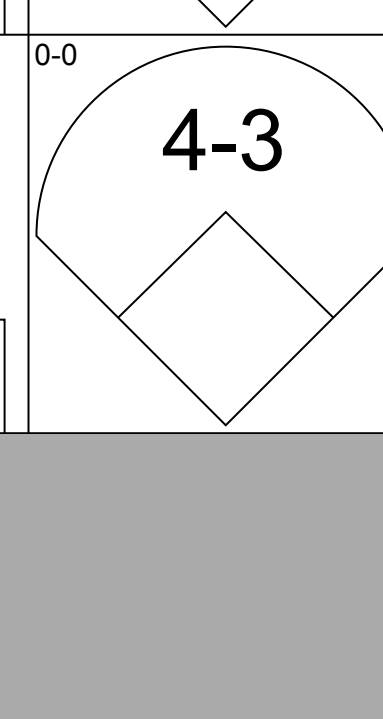




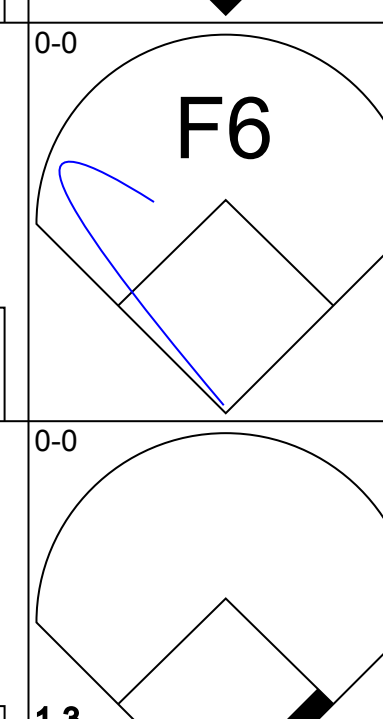
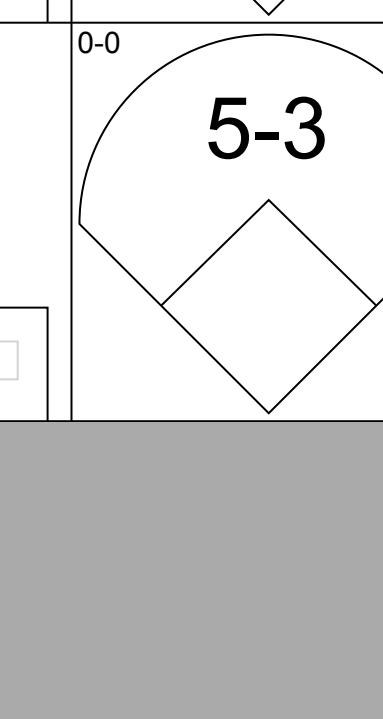
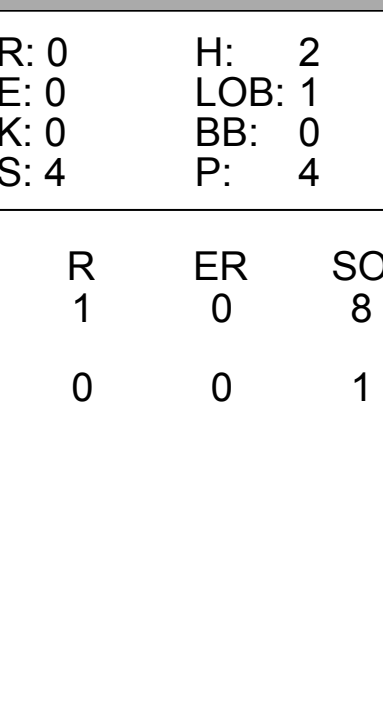
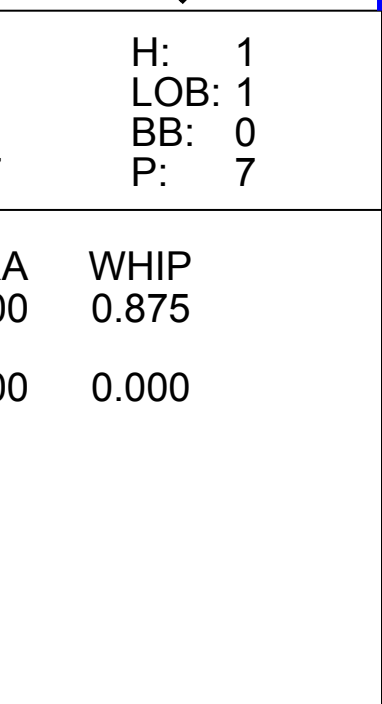
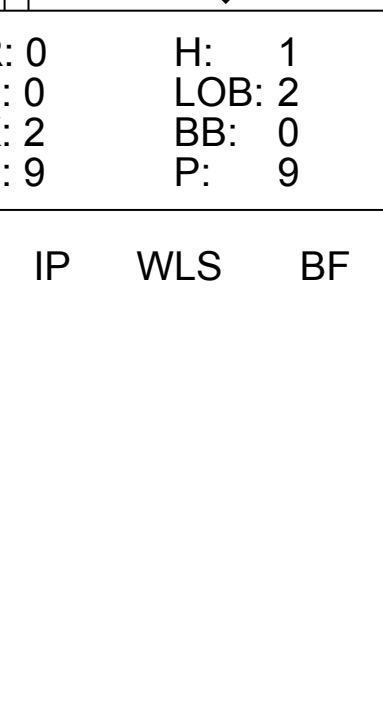
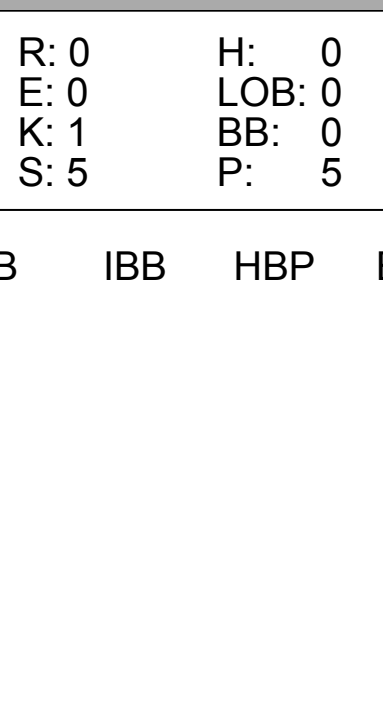

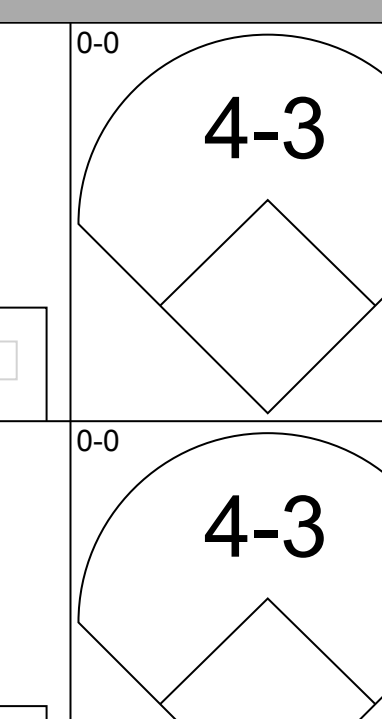
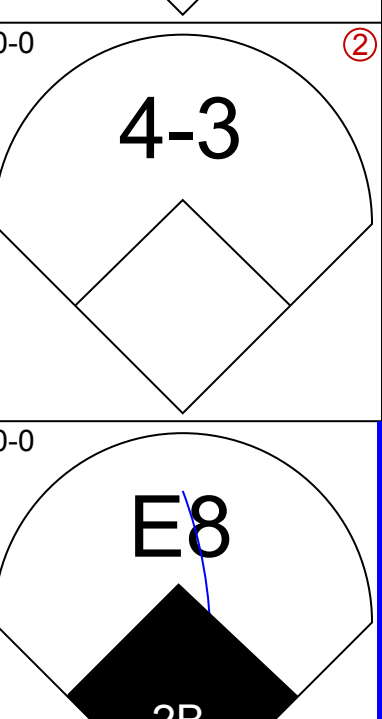
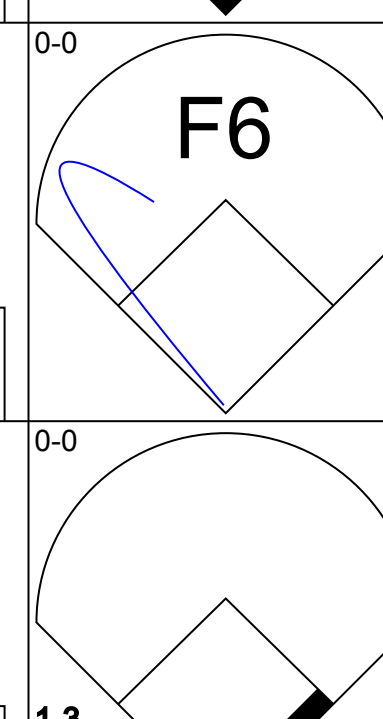
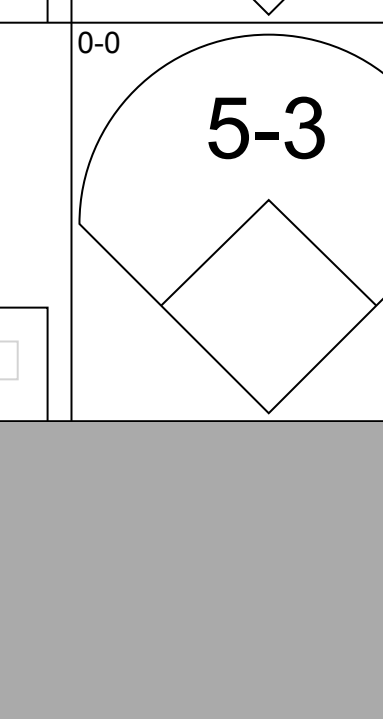
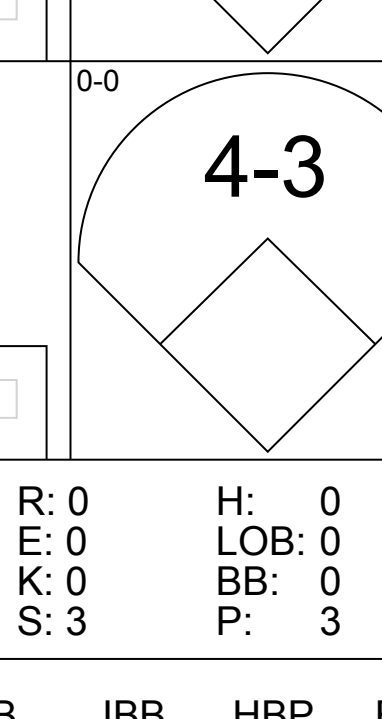
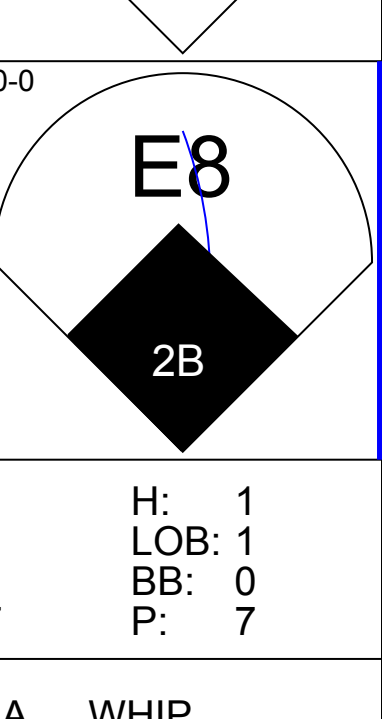
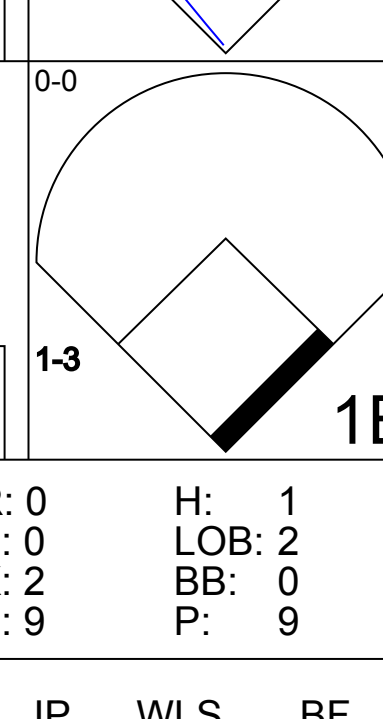


Batter	1	2	3	4	5	6	7	8	9	AB	R	H	RBI	BB	SO	LOB	TOP					
Bill Doran, S OBP: 0.357, SLG: 0.379 (1, 4)										4	2	1	0	0	1	1						
Enos Cabell, R OBP: 0.338, SLG: 0.423 (1, 3)										4	0	0	0	0	0	2						
Phil Garner, R OBP: 0.346, SLG: 0.369 (1, 5)										3	1	2	2	0	0	0						
Jose Cruz, L OBP: 0.382, SLG: 0.466 (1, 7)										3	0	0	0	1	1	0						
Jerry Mumphy, S OBP: 0.353, SLG: 0.395 (1, 8)										4	1	2	1	0	1	0						
Kevin Bass, S OBP: 0.285, SLG: 0.331 (1, 9)										4	0	0	0	0	0	3						
Mark Bailey, S OBP: 0.325, SLG: 0.338 (1, 2)										4	0	1	0	0	2	0						
Craig Reynolds, L OBP: 0.291, SLG: 0.369 (1, 6)										2	0	1	1	0	0	0						
Nolan Ryan, R OBP: 0.131, SLG: 0.136 (1, 1)										3	0	0	0	0	0	2						
Bill Dawley, R OBP: 0.429, SLG: 0.714 (9, 1)										0	0	0	0	0	0	0						
Inning Stats	R: 0 E: 0 K: 1 S: 5	H: 1 LOB: 1 BB: 0 P: 5	R: 0 E: 0 K: 1 S: 5	H: 0 LOB: 0 BB: 0 P: 5	R: 0 E: 0 K: 1 S: 6	H: 1 LOB: 1 BB: 0 P: 6	R: 0 E: 0 K: 0 S: 3	H: 0 LOB: 0 BB: 0 P: 3	R: 1 E: 0 K: 0 S: 5	H: 2 LOB: 1 BB: 0 P: 5	R: 2 E: 0 K: 0 S: 5	H: 3 LOB: 1 BB: 1 P: 9	R: 0 E: 0 K: 1 S: 5	H: 0 LOB: 0 BB: 0 P: 5	R: 1 E: 1 K: 1 S: 6	H: 0 LOB: 0 BB: 0 P: 6	R: 0 E: 0 K: 0 S: 3	H: 0 LOB: 0 BB: 0 P: 3	1B: 5 2B: 2 HR: 0	SF: 1 SAC: 1 DP: 1 HBP: 0	WP: 0 PB: 0 SB: 4 CS: 0	PA: 34
PITCHER	IP WLS BF H R ER SO BB IBB HBP BLK WP HR S P ERA WHIP																					
Randy Lerch, L ERA: 4.01 (1, 1)	5.1 L 22 6 3 3 3 1 0 0 0 0 0 0 27 31 5.06 1.312																					
Mark Davis, L ERA: 5.61 (6, 1)	1.2 5 1 0 0 1 0 0 0 0 0 0 0 7 7 0.00 0.600																					
Bob Lacey, L ERA: 4.02 (8, 1)	2.0 7 0 1 0 1 0 0 0 0 0 0 0 9 9 0.00 0.000																					

Houston Astros @ San Francisco Giants
Candlestick Park, San Francisco, CA
Wed Sep 05 1984, 10:05 PM EDT
Att: 2,460 - Unknown

AB	31
R	4
H	7
RBI	4
BB	1
SO	5
LOB	8



Batter	1	2	3	4	5	6	7	8	9	AB	R	H	RBI	BB	SO	LOB	BOTTOM					
Dan Gladden, R OBP: 0.385, SLG: 0.443 (1, 8)										4	0	1	1	0	0	2						
Manny Trillo, R OBP: 0.296, SLG: 0.333 (1, 4)										4	0	2	0	0	0	1						
Joel Youngblood, R OBP: 0.335, SLG: 0.366 (1, 7)										3	0	0	0	1	1	1						
Chili Davis, S OBP: 0.354, SLG: 0.494 (1, 9)										4	0	1	0	0	1	3						
Scot Thompson, L OBP: 0.396, SLG: 0.371 (1, 3)										4	0	1	0	0	3	3						
Chris Brown, R (1, 5)										4	0	0	0	0	1	4						
Fran Mullins, R OBP: 0.284, SLG: 0.333 (1, 6)										3	0	0	0	0	2	1						
Gene Richards, L OBP: 0.350, SLG: 0.288 (9, PH)										1	0	0	0	0	1	0						
Randy Gomez, R OBP: 0.421, SLG: 0.333 (1, 2)										2	0	0	0	0	0	0						
Bob Brenly, R OBP: 0.370, SLG: 0.500 (7, PH) (8, 2)										2	0	0	0	0	0	1						
Randy Lerch, L OBP: 0.294, SLG: 0.143 (1, 1)										2	1	0	0	0	0	0						
Mark Davis, L OBP: 0.186, SLG: 0.244 (6, 1)										0	0	0	0	0	0	0						
Duane Kuiper, R OBP: 0.275, SLG: 0.188 (7, PH)										1	0	1	0	0	0	0						
Rob Deer, R (7, FR)										0	0	0	0	0	0	0						
Bob Lacey, R OBP: 0.200, SLG: 0.200 (8, 1)										0	0	0	0	0	0	0						
Inning Stats	R: 0 E: 0 K: 1 S: 5	H: 0 LOB: 0 BB: 0 P: 5	R: 0 E: 0 K: 0 S: 4	H: 2 LOB: 1 BB: 0 P: 4	R: 0 E: 0 K: 0 S: 3	H: 0 LOB: 0 BB: 0 P: 3	R: 0 E: 0 K: 1 S: 6	H: 1 LOB: 2 BB: 1 P: 10	R: 1 E: 1 K: 1 S: 7	H: 1 LOB: 1 BB: 0 P: 7	R: 0 E: 0 K: 2 S: 7	H: 0 LOB: 0 BB: 0 P: 7	R: 0 E: 0 K: 2 S: 9	H: 1 LOB: 2 BB: 0 P: 9	R: 0 E: 0 K: 1 S: 6	H: 1 LOB: 1 BB: 0 P: 6	R: 0 E: 0 K: 1 S: 5	H: 0 LOB: 0 BB: 0 P: 5	1B: 4 2B: 2 HR: 0	SF: 0 SAC: 0 DP: 1 HBP: 0	WP: 1 PB: 0 SB: 0 CS: 0	PA: 35
PITCHER	IP WLS BF H R ER SO BB IBB HBP BLK WP HR S P ERA WHIP																					
Nolan Ryan, R ERA: 3.07 (1, 1)	8.0 W 32 6 1 0 8 1 0 0 0 0 0 0 5 5 0.00 0.875																					
Bill Dawley, R ERA: 2.0 (9, 1)	1.0 S 3 0 0 0 1 0 0 0 0 0 0 0 5 5 0.00 0.000																					

Houston Astros @ San Francisco Giants
Candlestick Park, San Francisco, CA
Wed Sep 05 1984, 10:05 PM EDT
Att: 2,460 - Unknown

AB	34
R	1
H	6
RBI	1
BB	1
SO	9
LOB	16



Batter	1	2	3	4	5	6	7	8	9	AB	R	H	RBI	BB	SO	LOB	TOP					
Bill Doran, S OBP: 0.360, SLG: 0.380 Jim Pankovits, R OBP: 0.323, SLG: 0.435	(1,4) (8,PH) (8,4)	FC5-4		G6-3 HBP	SF9	1B		F2		2	1	2	1	0	1	1						
Terry Puhl, L OBP: 0.399, SLG: 0.454	(1,9)	6-3		G6-3	K	1B		F9		6	1	2	1	0	1	3						
Denny Walling, L OBP: 0.323, SLG: 0.391 Tim Tolman, R OBP: 0.182, SLG: 0.273	(1,5) (5,3) (6,7)	1B		F8	K		4-3	6-3		4	1	2	0	0	1	2						
Jose Cruz, L OBP: 0.381, SLG: 0.464 Glenn Davis, R OBP: 0.333, SLG: 1.000	(1,7) (6,3)	F9		F7	1B	4-3		6-3		4	1	1	0	0	0	3						
Jerry Mumphy, S OBP: 0.354, SLG: 0.395 Kevin Bass, S OBP: 0.267, SLG: 0.332	(1,8) (5,8)	1B		FC5-4	1B	E7				2	2	1	1	1	0	1						
Enos Cabell, R OBP: 0.340, SLG: 0.425 Phil Garner, R OBP: 0.344, SLG: 0.367	(1,3) (5,5)	HR		F9	1B	FC6-5		K		3	2	2	1	0	0	0						
Craig Reynolds, L OBP: 0.296, SLG: 0.378 Bert Pena, R OBP: 0.276, SLG: 0.308	(1,6) (8,6)	HR			1B	1B		F9		4	3	3	4	1	0	1						
Mark Bailey, S OBP: 0.324, SLG: 0.333	(1,2)	5-3		F9	1B	1B		K		4	1	0	0	1	1	3						
Bob Knepper, L OBP: 0.243, SLG: 0.250	(1,1)	1B		K		1B		G3		4	0	2	3	1	1	1						
Inning Stats	R: 6 E: 0 K: 0 S: 8	H: 5 LOB: 1 BB: 2 P: 16	R: 0 E: 0 K: 0 S: 4	H: 1 LOB: 1 BB: 0 P: 4	R: 0 E: 0 K: 1 S: 6	H: 1 LOB: 1 BB: 0 P: 6	R: 0 E: 0 K: 0 S: 2	H: 0 LOB: 0 BB: 0 P: 3	R: 4 E: 1 K: 2 S: 11	H: 3 LOB: 2 BB: 2 P: 19	R: 3 E: 0 K: 0 S: 7	H: 4 LOB: 1 BB: 0 P: 11	R: 1 E: 0 K: 1 S: 7	H: 2 LOB: 1 BB: 0 P: 7	R: 0 E: 0 K: 1 S: 5	H: 0 LOB: 0 BB: 0 P: 5	R: 0 E: 0 K: 0 S: 3	H: 0 LOB: 0 BB: 0 P: 3	1B: 13 2B: 1 3B: 0 HR: 2	SF: 1 SAC: 0 DP: 1 HBP: 1	WP: 0 PB: 0 SB: 2 CS: 0	PA: 49
PITCHER	IP WLS BF H R ER SO BB IBB HBP BLK WP HR S P ERA WHIP																					
Bill Laskey, R ERA: 4.38	(1,1)	0.1 L 7 4 6 6 0 1 1 0 0 0 0 1 5 13 162.00 15.000																				
George Riley, L ERA: 5.59	(1,1)	3.2 20 6 4 3 1 2 0 0 1 0 0 0 19 28 7.36 2.182																				
Mark Davis, L ERA: 5.57	(5,1)	1.0 3 0 0 0 2 0 0 0 0 0 0 0 7 7 0.00 0.000																				
Scott Garretts, R ERA: 6.32	(6,1)	3.0 16 6 4 1 2 1 0 0 0 0 1 19 23 3.00 2.333																				
Bob Lacey, L ERA: 3.92	(9,1)	1.0 3 0 0 0 0 0 0 0 0 0 0 0 3 3 0.00 0.000																				

Houston Astros @ San Francisco Giants
Candlestick Park, San Francisco, CA
Thu Sep 06 1984, 6:33 AM EDT
Att: 3,101 - Unknown


AB	42
R	14
H	16
RBI	13
BB	5
SO	5
LOB	17



Batter	1	2	3	4	5	6	7	8	9	AB	R	H	RBI	BB	SO	LOB	BOTTOM					
Dan Gladden, R OBP: 0.390, SLG: 0.455	(1,8)	5-3 BB		HR		FC5-4 BB		K		2	1	1	1	2	1	1						
Manny Trillo, R OBP: 0.294, SLG: 0.330 Brad Wellman, R OBP: 0.276, SLG: 0.313	(1,4) (8,4)	5-3		K		F7		6-3		3	0	0	0	0	1	2						
Alejandro Sanchez, R OBP: 0.290, SLG: 0.290	(1,9)	K		4-3		FC5-4		1B		4	1	1	0	0	1	2						
Jeffrey Leonard, R OBP: 0.360, SLG: 0.497 Joel Youngblood, R OBP: 0.333, SLG: 0.384	(1,7) (6,PH) (7,7)	K		G6-4-3 1B		4-3		F8		2	0	1	0	0	1	1						
Bob Brenly, R OBP: 0.367, SLG: 0.495	(1,3)	F8		G6-4-3		5-3		3-1		4	0	0	0	0	2							
Chris Brown, R OBP: 0.133, SLG: 0.133	(1,5)	1-3		FC6-4 1B		K		2B		4	0	2	1	0	1	0						
Johnnie LeMaster, R OBP: 0.269, SLG: 0.267	(1,6)	4-3		FC6-4		5-3		2B		4	0	1	0	0	0	1						
Randy Gomez, R OBP: 0.391, SLG: 0.278	(1,2)	6-3		F8		1-3		BB		3	0	0	0	1	0	1						
Bill Laskey, R OBP: 0.366, SLG: 0.552 George Riley, L OBP: 0.317, SLG: 0.111 Mark Davis, L OBP: 0.344, SLG: 0.244 Rob Deer, R OBP: 0.171, SLG: 0.111 Scott Garretts, R OBP: 0.350, SLG: 0.354 Fran Mullins, R OBP: 0.265, SLG: 0.200 Bob Lacey, R OBP: 0.341, SLG: 0.484	(1,1) (1,1) (5,1) (5,PH) (5,1) (6,PH) (9,1) (9,PH)	K		K		K		6-3		0	0	0	0	0	0	0						
Inning Stats	R: 0 E: 0 K: 2 S: 7	H: 0 LOB: 1 BB: 1 P: 11	R: 0 E: 0 K: 0 S: 3	H: 0 LOB: 0 BB: 0 P: 3	R: 1 E: 0 K: 2 S: 8	H: 1 LOB: 0 BB: 0 P: 8	R: 0 E: 0 K: 0 S: 3	H: 1 LOB: 0 BB: 0 P: 3	R: 0 E: 0 K: 1 S: 6	H: 1 LOB: 1 BB: 0 P: 6	R: 0 E: 0 K: 0 S: 3	H: 0 LOB: 1 BB: 1 P: 7	R: 0 E: 0 K: 1 S: 5	H: 0 LOB: 0 BB: 0 P: 5	R: 0 E: 0 K: 1 S: 6	H: 1 LOB: 1 BB: 0 P: 6	R: 1 E: 0 K: 0 S: 6	H: 3 LOB: 3 BB: 1 P: 10	1B: 4 2B: 2 3B: 0 HR: 1	SF: 0 SAC: 0 DP: 1 HBP: 0	WP: 0 PB: 0 SB: 0 CS: 0	PA: 36
PITCHER	IP WLS BF H R ER SO BB IBB HBP BLK WP HR S P ERA WHIP																					
Bob Knepper, L ERA: 3.02	(1,1)	9.0 W 36 7 2 2 2 7 3 0 0 0 0 1 47 59 2.00 1.111																				

Houston Astros @ San Francisco Giants
Candlestick Park, San Francisco, CA
Thu Sep 06 1984, 6:33 AM EDT
Att: 3,101 - Unknown

AB	33
R	2
H	7
RBI	2
BB	3
SO	7
LOB	17



Batter	1	2	3	4	5	6	7	8	9	AB	R	H	RBI	BB	SO	LOB	TOP					
Milt Thompson, L (1,7) OBP: 0.533, SLG: 0.571	5-3		6-3				F5			4	0	1	0	0	0	1	Atlanta Braves @ San Francisco Giants Candlestick Park, San Francisco, CA Fri Sep 07 1984, 10:05 PM EDT Att: 5,541 - Unknown					
Rafael Ramirez, R (1,6) OBP: 0.295, SLG: 0.320	F4		K				SF9	5-3		3	0	0	1	0	1	0						
Brad Komminsk, R (1,9) OBP: 0.267, SLG: 0.314	CS		K				K	F9		4	0	1	0	0	2	1						
Dale Murphy, R (1,8) OBP: 0.371, SLG: 0.536	CS						5-3			4	2	3	1	0	0	0						
Chris Chambliss, L (1,3) OBP: 0.353, SLG: 0.368 Gene Garber, R (8,1) OBP: 0.083, SLG: 0.083			F6				K			4	0	0	0	0	2	2						
Randy Johnson, R (1,5) OBP: 0.343, SLG: 0.405			CS				F4			0	0	0	0	0	0	0						
Paul Zuvella, R (1,4) OBP: 0.667, SLG: 1.000 Claudell Washington, L (9,PH) OBP: 0.378, SLG: 0.481			CS				F5			4	0	2	1	0	0	1						
Alex Trevino, R (1,2) OBP: 0.293, SLG: 0.355			CS							2	0	1	0	1	0	0						
Pascual Perez, R (1,1) OBP: 0.177, SLG: 0.143 Gerald Perry, L (8,3) OBP: 0.368, SLG: 0.351			CS				FC1-5			1	0	0	0	0	1	1						
Inning Stats	R: 0 E: 0 K: 0 S: 3	H: 1 LOB: 0 BB: 0 P: 3	R: 1 E: 0 K: 1 S: 7	H: 3 LOB: 2 BB: 1 P: 11	R: 0 E: 0 K: 2 S: 7	H: 0 LOB: 0 BB: 0 P: 7	R: 0 E: 0 K: 1 S: 5	H: 1 LOB: 0 BB: 0 P: 5	R: 2 E: 0 K: 1 S: 7	H: 2 LOB: 1 BB: 1 P: 11	R: 0 E: 0 K: 1 S: 5	H: 0 LOB: 0 BB: 0 P: 5	R: 0 E: 0 K: 0 S: 4	H: 1 LOB: 1 BB: 0 P: 4	R: 1 E: 0 K: 0 S: 4	H: 1 LOB: 0 BB: 0 P: 4		R: 0 E: 0 K: 1 S: 6	H: 1 LOB: 1 BB: 0 P: 6	1B: 7 2B: 1 3B: 1 HR: 1	SF: 1 SAC: 0 DP: 0 HBP: 0	WP: 0 PB: 0 SB: 3 CS: 3
PITCHER	IP	WLS	BF	H	R	ER	SO	BB	IBB	HBP	BLK	WP	HR	S	P	ERA	WHIP					
Mark Grant, R (1,1) ERA: 5.3	8.0	W	32	9	4	4	6	2	0	0	0	0	1	42	50	4.50	1.375					
Greg Minton, R (9,1) ERA: 3.92	1.0	S	4	1	0	0	1	0	0	0	0	0	0	6	6	0.00	1.000					

Batter	1	2	3	4	5	6	7	8	9	AB	R	H	RBI	BB	SO	LOB	BOTTOM				
Dan Gladden, R (1,8) OBP: 0.392, SLG: 0.459	SH5-3		F9				1-3			4	1	2	0	0	0	1	Atlanta Braves @ San Francisco Giants Candlestick Park, San Francisco, CA Fri Sep 07 1984, 10:05 PM EDT Att: 5,541 - Unknown				
Manny Trillo, R (1,4) OBP: 0.297, SLG: 0.336	SH5-3		CS				K			3	1	2	2	0	1	0					
Joel Youngblood, R (1,9) OBP: 0.331, SLG: 0.361			CS				F4			4	0	0	0	0	1	1					
Scot Thompson, L (1,3) OBP: 0.394, SLG: 0.368			CS				F8			4	0	1	0	0	0	2					
Bob Brenly, R (1,2) OBP: 0.368, SLG: 0.494			CS				F2			3	1	1	0	1	0	1					
Chris Brown, R (1,5) OBP: 0.283, SLG: 0.368			CS				F8			4	1	3	0	0	0	2					
Rob Deer, R (1,7)			CS				F4			2	0	0	0	1	0	2					
Johnnie LeMaster, R (1,6) OBP: 0.270, SLG: 0.288 Duane Kuiper, L (7,PH) OBP: 0.282, SLG: 0.196 Fran Mullins, R (8,6) OBP: 0.262, SLG: 0.354			CS				F4			2	1	1	0	0	0	1					
Mark Grant, R (1,1) Dusty Baker Jr., R (8,PH) OBP: 0.379, SLG: 0.346 Greg Minton, S (9,1) OBP: 0.105, SLG: 0.056			CS				F4			1	0	0	0	0	1	0					
Inning Stats	R: 0 E: 0 K: 1 S: 5	H: 1 LOB: 0 BB: 0 P: 5	R: 0 E: 0 K: 0 S: 4	H: 2 LOB: 1 BB: 0 P: 4	R: 1 E: 0 K: 0 S: 4	H: 2 LOB: 1 BB: 0 P: 4	R: 0 E: 0 K: 0 S: 3	H: 0 LOB: 0 BB: 0 P: 3	R: 0 E: 0 K: 2 S: 7	H: 0 LOB: 0 BB: 0 P: 7	R: 2 E: 1 K: 0 S: 5	H: 3 LOB: 2 BB: 1 P: 9	R: 2 E: 1 K: 1 S: 8	H: 2 LOB: 2 BB: 1 P: 12	1B: 7 2B: 5 3B: 0 HR: 0	SF: 0 SAC: 2 DP: 2 HBP: 0		WP: 0 PB: 0 SB: 0 CS: 2	PA: 34		
PITCHER	IP	WLS	BF	H	R	ER	SO	BB	IBB	HBP	BLK	WP	HR	S	P	ERA	WHIP				
Pascual Perez, R (1,1) ERA: 3.73	7.0	L	26	9	3	3	3	1	0	0	0	0	0	31	35	3.86	1.429				
Gene Garber, R (8,1) ERA: 3.31	1.0	L	7	2	2	1	1	0	1	0	0	0	0	8	12	9.00	2.000				

Batter	1	2	3	4	5	6	7	8	9	AB	R	H	RBI	BB	SO	LOB	TOP										
Milt Thompson, L (1, 7) OBP: 0.474, SLG: 0.471	6-3		FC6-4			F8		FC6-4 BB		3	0	0	0	1	0	1	Atlanta Braves @ San Francisco Giants Candlestick Park, San Francisco, CA Sat Sep 08 1984, 6:33 AM EDT Att: 19,648 - Unknown										
Paul Zivella, R (1, 6) OBP: 0.333, SLG: 0.400	K			6-3		F3		FC6-4		3	0	0	0	0	1	0											
Chris Chambliss, L (8, PH) OBP: 0.352, SLG: 0.367										1	0	0	0	0	0	1											
Paul Runge, R (8, 6) OBP: 0.395, SLG: 0.436										0	0	0	0	0	0	0											
Brad Komminsk, R (1, 9) OBP: 0.263, SLG: 0.309	F8			K			F7		4-3	4	0	0	0	0	1	0											
Dale Murphy, R (1, 8) OBP: 0.370, SLG: 0.534		6-3		5-3			1B		6-3	4	0	1	0	0	0	0											
Gerald Perry, L (1, 3) OBP: 0.364, SLG: 0.346		F8				F7		F7	1-3	4	0	0	0	0	0	1											
Randy Johnson, R (1, 5) OBP: 0.357, SLG: 0.413										3	0	3	0	0	0	0											
Glenn Hubbard, R (1, 4) OBP: 0.333, SLG: 0.383		CS		5-3		K		FC6-4		3	0	1	0	0	1	3											
Bruce Benedict, R (1, 2) OBP: 0.297, SLG: 0.293			5-3		5-3				K	3	0	0	0	0	1	2											
Craig McMurtry, R (1, 1) OBP: 0.152, SLG: 0.159						4-3				2	0	1	0	0	0	0											
Jeff Dedmon, L (7, 1) OBP: 0.377, SLG: 0.480										0	0	0	0	0	0	0											
Claudell Washington, L (8, PH) OBP: 0.377, SLG: 0.480										1	0	0	0	0	0	0											
Mike Payne, R (8, 1) OBP: 0.377, SLG: 0.480										0	0	0	0	0	0	0											
Inning Stats	R: 0 E: 0 K: 1 S: 5	H: 0 LOB: 0 BB: 0 P: 5	R: 0 E: 0 K: 0 S: 3	H: 1 LOB: 0 BB: 0 P: 3	R: 0 E: 0 K: 0 S: 4	H: 2 LOB: 1 BB: 0 P: 4	R: 0 E: 0 K: 1 S: 5	H: 0 LOB: 0 BB: 0 P: 5	R: 0 E: 0 K: 1 S: 6	H: 1 LOB: 1 BB: 0 P: 6	R: 0 E: 0 K: 0 S: 3	H: 2 LOB: 2 BB: 0 P: 5	R: 0 E: 0 K: 1 S: 5	H: 0 LOB: 1 BB: 0 P: 9	R: 0 E: 0 K: 0 S: 3	H: 0 LOB: 0 BB: 0 P: 3	1B: 6 2B: 1 3B: 0 HR: 0	SF: 0 SAC: 0 DP: 1 HBP: 0	WP: 0 PB: 0 SB: 0 CS: 1	PA: 33							
PITCHER	IP	WLS	BF	H	R	ER	SO	BB	IBB	HBP	BLK	WP	HR	S	P	ERA	WHIP										
Jeff Robinson, R (1, 1) ERA: 4.41	6.0		20	4	0	0	3	0	0	0	0	0	0	26	26	0.00	0.667										
Bill Laskey, R (7, 1) ERA: 4.35	1.0	W	5	2	0	0	0	0	0	0	0	0	0	5	5	0.00	2.000										
Greg Minton, R (8, 1) ERA: 3.75	2.0		7	0	0	0	1	1	0	0	0	0	0	8	12	0.00	0.500										

Batter	1	2	3	4	5	6	7	8	9	AB	R	H	RBI	BB	SO	LOB	BOTTOM										
Dan Gladden, R (1, 8) OBP: 0.393, SLG: 0.458	1-3			F9		S				3	0	1	0	1	0	0	Atlanta Braves @ San Francisco Giants Candlestick Park, San Francisco, CA Sat Sep 08 1984, 6:33 AM EDT Att: 19,648 - Unknown										
Manny Trillo, R (1, 4) OBP: 0.294, SLG: 0.332	F3			F8		F2		K		4	0	0	0	0	1	2											
Chris Brown, R (1, 5) OBP: 0.261, SLG: 0.348	F3			FC6-4		K				4	0	1	0	0	1	1											
Bob Brenly, R (1, 3) OBP: 0.365, SLG: 0.490		F5		FC6-4		F6		F8		4	0	0	0	0	0	1											
Joel Youngblood, R (1, 9) OBP: 0.328, SLG: 0.358		K			5-3		1-3	4-3		4	0	0	0	0	1	0											
Brad Wellman, R (1, 6) OBP: 0.277, SLG: 0.310		5-3			F8					2	1	0	0	1	0	0											
Fran Mullins, R (8, 6) OBP: 0.292, SLG: 0.354										0	0	0	0	0	0	0											
Rob Deer, R (1, 7) OBP: 0.292, SLG: 0.354				G4-6-3						0	1	0	0	3	0	0											
Randy Gomez, R (1, 2) OBP: 0.360, SLG: 0.250				G4-6-3						2	0	0	0	0	1	2											
Chili Davis, S (7, PH) OBP: 0.355, SLG: 0.496										1	1	1	1	0	0	0											
John Rabb, R (8, 3) OBP: 0.292, SLG: 0.328										0	0	0	0	0	0	0											
Jeff Robinson, R (1, 1) OBP: 0.136, SLG: 0.105										1	0	0	0	0	0	0											
Gene Richards, L (6, PH) OBP: 0.347, SLG: 0.286										1	0	0	0	0	1	0											
Bill Laskey, R (7, 1) OBP: 0.098, SLG: 0.052										0	0	0	0	0	0	0											
Dusty Baker Jr., R (7, PH) OBP: 0.382, SLG: 0.363										1	1	1	3	0	0	0											
Greg Minton, S (8, 1) OBP: 0.105, SLG: 0.056										0	0	0	0	0	0	0											
Inning Stats	R: 0 E: 0 K: 0 S: 3	H: 0 LOB: 0 BB: 0 P: 3	R: 0 E: 0 K: 1 S: 5	H: 0 LOB: 0 BB: 0 P: 5	R: 0 E: 0 K: 0 S: 2	H: 0 LOB: 0 BB: 1 P: 6	R: 0 E: 0 K: 0 S: 4	H: 1 LOB: 1 BB: 0 P: 4	R: 0 E: 0 K: 1 S: 5	H: 0 LOB: 1 BB: 1 P: 9	R: 0 E: 0 K: 2 S: 8	H: 1 LOB: 1 BB: 0 P: 8	R: 4 E: 0 K: 1 S: 7	H: 2 LOB: 1 BB: 3 P: 19	R: 0 E: 0 K: 0 S: 3	H: 0 LOB: 0 BB: 0 P: 3	1B: 3 2B: 0 3B: 0 HR: 1	SF: 0 SAC: 0 DP: 1 HBP: 0	WP: 0 PB: 0 SB: 2 CS: 0	PA: 32							
PITCHER	IP	WLS	BF	H	R	ER	SO	BB	IBB	HBP	BLK	WP	HR	S	P	ERA	WHIP										
Craig McMurtry, R (1, 1) ERA: 4.89	6.2	L	27	4	4	4	4	4	0	0	0	0	0	31	47	5.40	1.200										
Jeff Dedmon, R (7, 1) ERA: 3.98	0.1		2	0	0	0	1	1	0	0	0	0	0	3	7	0.00	3.000										
Mike Payne, R (8, 1) ERA: 9.82	1.0		3	0	0	0	0	0	0	0	0	0	0	3	3	0.00	0.000										

AB	31
R	0
H	6
RBI	0
BB	1
SO	4
LOB	8

AB	27
R	4
H	4
RBI	4
BB	5
SO	5
LOB	6



Batter	1	2	3	4	5	6	7	8	9	AB	R	H	RBI	BB	SO	LOB	TOP																
Milt Thompson, L (1,7) OBP: 0.391, SLG: 0.381	3-1		3-1		5-3		4-3			4	0	0	0	0	0	1	Atlanta Braves @ San Francisco Giants Candlestick Park, San Francisco, CA Sun Sep 09 1984, 6:33 AM EDT Att: 8,680 - Unknown																
Rafael Ramirez, R (1,6) OBP: 0.294, SLG: 0.319	F8		F9		2B			F9		4	1	1	0	0	0	0																	
Brad Komminsk, R (1,9) OBP: 0.267, SLG: 0.316	E5			WP 1B	1B			5-3		4	1	2	2	0	0	0																	
Dale Murphy, R (1,8) OBP: 0.368, SLG: 0.530	K			F2	K			F4		4	0	0	0	0	2	3																	
Gerald Perry, L (1,3) OBP: 0.365, SLG: 0.356		HR		CS 1B	BB			F9		3	1	1	1	1	0	0																	
Randy Johnson, R (1,5) OBP: 0.380, SLG: 0.414	F8			CS 1B				F7		4	0	2	1	0	0	0																	
Glenn Hubbard, R (1,4) OBP: 0.331, SLG: 0.380 Claudell Washington, L (9, PH) OBP: 0.377, SLG: 0.478	K			1-2 3-H	1B			F4		3	0	0	0	0	1	2																	
Bruce Benedict, R (1,2) OBP: 0.297, SLG: 0.294 Chris Chambliss, L (9, PH) OBP: 0.351, SLG: 0.366	K							F8		3	1	1	0	0	1	0																	
Rick Camp, R (1,1) OBP: 0.146, SLG: 0.150 Terry Harper, R (7, PH) OBP: 0.200, SLG: 0.212 Tony Brizzolara, R (7,1) Gene Garber, R (7,1) OBP: 0.083, SLG: 0.083			K		SH5-4	2B	1B			1	0	0	0	0	1	0																	
					SH5-4			K		1	0	0	0	0	1	0																	
										0	0	0	0	0	0	0																	
										0	0	0	0	0	0	0																	
Inning Stats	R: 0 E: 1 K: 1 S: 6	H: 0 LOB: 1 BB: 0 P: 6	R: 1 E: 0 K: 2 S: 8	H: 1 LOB: 0 BB: 0 P: 8	R: 0 E: 0 K: 1 S: 5	H: 0 LOB: 0 BB: 0 P: 5	R: 1 E: 0 K: 0 S: 4	H: 2 LOB: 1 BB: 1 P: 8	R: 2 E: 0 K: 1 S: 8	H: 3 LOB: 1 BB: 0 P: 8	R: 0 E: 0 K: 0 S: 3	H: 0 LOB: 0 BB: 0 P: 3	R: 0 E: 0 K: 1 S: 5	H: 0 LOB: 0 BB: 0 P: 5	R: 0 E: 0 K: 0 S: 3	H: 1 LOB: 1 BB: 0 P: 6	1B: 5 2B: 1 3B: 0 HR: 1	SF: 0 SAC: 1 DP: 0 HBP: 0	WP: 1 PB: 0 SB: 2 CS: 2	PA: 35													
PITCHER	IP WLS BF H R ER SO BB IBB HBP BLK WP HR S P ERA WHIP																																
Mike Krukow, R (1,1) ERA: 4.45	5.0	22	6	4	4	5	1	0	0	0	0	1	1	31	35	7.20	1.400																
Mark Davis, L (6,1) ERA: 5.5	2.0	W 6	0	0	0	1	0	0	0	0	0	0	0	8	8	0.00	0.000																
Greg Minton, R (8,1) ERA: 3.69	2.0	S 7	1	0	0	1	0	0	0	0	0	0	0	9	9	0.00	0.500																


Batter	1	2	3	4	5	6	7	8	9	AB	R	H	RBI	BB	SO	LOB	BOTTOM																
Dan Gladden, R (1,8) OBP: 0.391, SLG: 0.455	6-3		S 2B		5-3		SH	F7		4	2	1	0	0	0	0	Atlanta Braves @ San Francisco Giants Candlestick Park, San Francisco, CA Sun Sep 09 1984, 6:33 AM EDT Att: 8,680 - Unknown																
Manny Trillo, R (1,4) OBP: 0.294, SLG: 0.331	F9		2B		K		SF8			2	1	0	1	1	1	0																	
Chris Brown, R (1,5) OBP: 0.370, SLG: 0.417							1B	1B		1	1	1	2	2	0	0																	
Chili Davis, S (1,9) OBP: 0.355, SLG: 0.493	F3		F3				F9			4	0	1	0	0	0	4																	
Bob Brenly, R (1,2) OBP: 0.366, SLG: 0.490		F2					F7			4	0	2	1	0	0	2																	
Rob Deer, R (1,7) OBP: 0.500, SLG: 0.571		K					F7			3	1	1	1	1	1	2																	
John Rabb, R (1,3) OBP: 0.290, SLG: 0.323		K					FC6-4			4	0	1	1	0	2	3																	
Johnnie LeMaster, R (1,6) OBP: 0.268, SLG: 0.285			5-3		1-3		FC5			4	0	0	0	0	0	2																	
Mike Krukow, R (1,1) OBP: 0.147, SLG: 0.150 Alejandro Sanchez, R (5, PH) OBP: 0.167, SLG: 0.167 Mark Davis, L (8,1) OBP: 0.196, SLG: 0.244 Duane Kuiper, L (7, PH) OBP: 0.265, SLG: 0.274 Gene Richards, L (5, PH) OBP: 0.347, SLG: 0.326 Greg Minton, S (8,1) OBP: 0.100, SLG: 0.093			6-3				SH	K		1	0	0	0	0	0	0																	
										1	0	0	0	0	1	0																	
										0	0	0	0	0	0	0																	
										0	0	0	0	0	0	0																	
										0	0	0	0	0	0	0																	
Inning Stats	R: 0 E: 0 K: 0 S: 3	H: 0 LOB: 1 BB: 0 P: 4	R: 0 E: 0 K: 2 S: 7	H: 0 LOB: 0 BB: 0 P: 7	R: 2 E: 0 K: 0 S: 5	H: 2 LOB: 1 BB: 1 P: 9	R: 1 E: 0 K: 1 S: 6	H: 2 LOB: 0 BB: 0 P: 6	R: 0 E: 0 K: 2 S: 7	H: 0 LOB: 0 BB: 0 P: 7	R: 1 E: 0 K: 0 S: 5	H: 2 LOB: 2 BB: 1 P: 9	R: 2 E: 0 K: 0 S: 6	H: 2 LOB: 3 BB: 2 P: 14	R: 0 E: 0 K: 1 S: 5	H: 0 LOB: 0 BB: 0 P: 5	1B: 5 2B: 2 3B: 0 HR: 1	SF: 1 SAC: 1 DP: 0 HBP: 1	WP: 0 PB: 0 SB: 1 CS: 0	PA: 37													
PITCHER	IP WLS BF H R ER SO BB IBB HBP BLK WP HR S P ERA WHIP																																
Rick Camp, R (1,1) ERA: 3.6	6.0	26	6	4	4	5	2	0	1	0	0	1	1	33	42	6.00	1.333																
Tony Brizzolara, R (7,1) ERA: 4.78	0.1	L 4	1	2	2	0	1	0	0	1	0	0	0	3	7	54.00	6.000																
Gene Garber, R (7,1) ERA: 3.26	1.2	7	1	0	0	1	1	0	0	0	0	0	0	8	12	0.00	1.200																


AB	33
R	4
H	7
RBI	4
BB	1
SO	7
LOB	8





AB	30
R	6
H	8
RBI	6
BB	4
SO	6
LOB	13



Batter	1	2	3	4	5	6	7	8	9	AB	R	H	RBI	BB	SO	LOB	TOP					
Dan Gladden, R (1, 8) OBP: 0.389, SLG: 0.450	0-0 6-3		0-3 K			4-0 1B HR BB		0-3 K		3	1	0	0	1	2	1	San Francisco Giants @ Cincinnati Reds Riverfront Stadium, Cincinnati, OH Tue Sep 11 1984, 7:05 PM EDT Att: 8,520 - Unknown AB 33 R 3 H 6 RBI 3 BB 1 SO 10 LOB 8 					
Manny Trillo, R (1, 4) OBP: 0.296, SLG: 0.332	0-0 5-3			0-3 K		0-0 1-2 HR 1B		0-0 1B		4	1	2	0	0	1	0						
Chili Davis, S (1, 9) OBP: 0.354, SLG: 0.498	0-0 2-3			0-3 K		0-0 1-H 2-H HR		0-3 K		4	1	1	3	0	2	1						
Scot Thompson, L (1, 3) OBP: 0.389, SLG: 0.363		0-0 F8		0-0 6-3		0-0 3-1		0-0 F9		3	0	0	0	0	0	0						
Gary Lavelle, S (7, 1)										0	0	0	0	0	0	0						
Dusty Baker Jr., R (8, PH) OBP: 0.380, SLG: 0.361										1	0	0	0	0	0	1						
Greg Minton, S (8, 1) OBP: 0.100, SLG: 0.053										0	0	0	0	0	0	0						
Bob Lacey, R (8, 1) OBP: 0.200, SLG: 0.200										0	0	0	0	0	0	0						
Bob Brently, R (1, 2) OBP: 0.365, SLG: 0.488		0-0 F8			0-0 5-3 1B	0-3 K			0-0 4-3	4	0	1	0	0	1	0						
Chris Brown, R (1, 5) OBP: 0.323, SLG: 0.357					0-0 5-3 1-2			0-0 F9		4	0	0	0	0	1	1						
Rob Deer, R (1, 7) OBP: 0.438, SLG: 0.455			0-3 K		0-0 F6			0-0 1B		4	0	1	0	0	2	1						
Johnnie LeMaster, R (1, 6) OBP: 0.266, SLG: 0.283			0-0 5-3		0-3 K			0-0 F9		3	0	0	0	0	1	2						
Bill Laskey, R (1, 1) OBP: 0.113, SLG: 0.068						0-0 5-3		0-0 4-3		1	0	1	0	0	0	0						
Duane Kuiper, L (6, PH) OBP: 0.286, SLG: 0.212										1	0	0	0	0	0	0						
Randy Lerch, L (6, 1) OBP: 0.224, SLG: 0.143										0	0	0	0	0	0	0						
Mark Davis, L (6, 1) OBP: 0.316, SLG: 0.244										0	0	0	0	0	0	0						
Gene Richards, L (7, PH) OBP: 0.045, SLG: 0.283										1	0	0	0	0	1	0						
John Rabe, R (7, 3) OBP: 0.296, SLG: 0.323										0	0	0	0	0	0	0						
Inning Stats	R: 0 E: 0 K: 0 S: 3	H: 0 LOB: 0 BB: 0 P: 3	R: 0 E: 0 K: 1 S: 5	H: 0 LOB: 0 BB: 0 P: 5	R: 0 E: 0 K: 2 S: 8	H: 1 LOB: 0 BB: 0 P: 8	R: 0 E: 0 K: 2 S: 7	H: 0 LOB: 0 BB: 0 P: 7	R: 0 E: 0 K: 1 S: 6	H: 1 LOB: 1 BB: 0 P: 6	R: 3 E: 0 K: 1 S: 7	H: 2 LOB: 0 BB: 1 P: 11	R: 0 E: 0 K: 0 S: 4	H: 1 LOB: 1 BB: 0 P: 4	R: 0 E: 0 K: 2 S: 8	H: 1 LOB: 1 BB: 0 P: 8	R: 0 E: 0 K: 1 S: 5	H: 0 LOB: 0 BB: 0 P: 5	1B: 5 2B: 0 3B: 0 HR: 1	SF: 0 SAC: 0 DP: 0 HBP: 0	WP: 0 PB: 0 SB: 0 CS: 0	PA: 34
PITCHER Mario Soto, R (1, 1) ERA: 3.48	IP: 9.0 WLS: W BF: 34 H: 6 R: 3 ER: 3 SO: 10 BB: 1 IBB: 0 HBP: 0 BLK: 0 WP: 0 HR: 1 S: 53 P: 57 ERA: 3.00 WHIP: 0.778															PITCHER						

Batter	1	2	3	4	5	6	7	8	9	AB	R	H	RBI	BB	SO	LOB	BOTTOM					
Eric Davis, R (1, 8) OBP: 0.315, SLG: 0.469	0-0 1B 2B		0-0 F8			0-0 2B 2B		0-0 F4		0-0 1-H 3-H HR	5	3	3	3	0	2	San Francisco Giants @ Cincinnati Reds Riverfront Stadium, Cincinnati, OH Tue Sep 11 1984, 7:05 PM EDT Att: 8,520 - Unknown AB 34 R 7 H 11 RBI 7 BB 5 SO 3 LOB 22 					
Pete Rose, S (1, 3) OBP: 0.354, SLG: 0.333			0-0 4-3					0-0 F9		0-0 2B	5	0	3	2	0	0						
Tom Foley, L (8, FR) OBP: 0.302, SLG: 0.340						2-H 2B				0-0 2B	0	0	0	0	0	0						
Dave Parker, L (1, 9) OBP: 0.329, SLG: 0.413	0-0 F7			0-0 1B 2B	0-0 6-3			0-0 F8		0-0 F8	5	0	1	0	0	4						
Cesar Cedeno, R (1, 7) OBP: 0.320, SLG: 0.433		0-0 F8			0-0 F8			0-0 WP FC6-4 2B		0-0 S 1B	4	1	2	0	0	2						
Brad Gulden, L (1, 2) OBP: 0.302, SLG: 0.312								4-0 FC6-4 BB 2B		0-3 K	2	0	1	0	0	1						
Dave Vangorder, R (6, PH) OBP: 0.320, SLG: 0.258				2-3 1B		2-3 1B BB		1-2 K			1	1	0	0	1	1						
Dave Concepcion, R (1, 6) OBP: 0.303, SLG: 0.312			0-0 E6		0-0 F6			4-0 1-2 FC6-4 BB		4-0 CS BB	2	0	0	0	2	2						
Wayne Krenchicki, L (1, 5) OBP: 0.323, SLG: 0.431								0-0 F4		4-0 E BB	2	0	0	0	1	3						
Nick Esasky, R (6, PH) OBP: 0.290, SLG: 0.341			0-0 9-3							1-2 HR BB	1	0	0	0	1	0						
Gary Redus, R (8, FR) OBP: 0.345, SLG: 0.387		1-2 1B									0	1	0	0	0	0						
Ron Oester, S (1, 4) OBP: 0.298, SLG: 0.321		0-0 F7				0-0 F7		0-0 FC6-4 1B		4-0 1-3 HR IBB	3	1	0	1	1	2						
Mario Soto, R (1, 1) OBP: 0.192, SLG: 0.288			0-0 F3			0-0 6-3		0-0 1-2 3-H 1B		0-3 K	4	0	1	1	0	2						
Inning Stats	R: 1 E: 0 K: 0 S: 5	H: 2 LOB: 1 BB: 0 P: 5	R: 0 E: 1 K: 0 S: 3	H: 0 LOB: 0 BB: 0 P: 3	R: 0 E: 0 K: 0 S: 3	H: 0 LOB: 0 BB: 0 P: 3	R: 0 E: 0 K: 1 S: 7	H: 2 LOB: 2 BB: 0 P: 7	R: 1 E: 0 K: 0 S: 5	H: 2 LOB: 1 BB: 0 P: 5	R: 2 E: 0 K: 0 S: 5	H: 2 LOB: 2 BB: 2 P: 13	R: 0 E: 0 K: 1 S: 6	H: 1 LOB: 1 BB: 0 P: 6	R: 3 E: 1 K: 1 S: 6	H: 2 LOB: 3 BB: 3 P: 18	R: 0 E: 0 K: 1 S: 5	H: 0 LOB: 0 BB: 0 P: 0	1B: 4 2B: 7 3B: 0 HR: 1	SF: 0 SAC: 0 DP: 1 HBP: 0	WP: 1 PB: 0 SB: 1 CS: 1	PA: 39
PITCHER Bill Laskey, R (1, 1) ERA: 4.33	IP: 5.0 WLS: L BF: 21 H: 6 R: 2 ER: 2 SO: 2 BB: 0 IBB: 0 HBP: 0 BLK: 0 WP: 1 HR: 0 S: 23 P: 23 ERA: 3.60 WHIP: 1.200															PITCHER Bob Lacey, L (8, 1) ERA: 3.89						
Randy Lerch, L (6, 1) ERA: 4.28	0.0																					
Mark Davis, L (6, 1) ERA: 5.47	1.0	4	1	0	0	0	0	0	0	0	0	4	4	0.00	1.000							
Gary Lavelle, L (7, 1) ERA: 2.92	1.0	4	1	0	0	1	0	0	0	0	0	6	6	0.00	1.000							
Greg Minton, R (8, 1) ERA: 3.9	0.2	6	2	3	3	1	2	1	0	0	0	1	5	17	40.50	6.000						

Batter	1	2	3	4	5	6	7	8	9	AB	R	H	RBI	BB	SO	LOB	TOP					
Dan Gladden, R (1, 8) OBP: 0.393, SLG: 0.449	0-3 K		4-0 2B BB		0-0 6-3			4-0 1B BB	0-0 1B	3	2	1	0	2	1	1	San Francisco Giants @ Cincinnati Reds Riverfront Stadium, Cincinnati, OH Wed Sep 12 1984, 7:05 PM EDT Att: 8,047 - Unknown AB 35 R 4 H 10 RBI 3 BB 3 SO 4 LOB 17 					
Manny Trillo, R (1, 4) OBP: 0.300, SLG: 0.340 Jeffrey Leonard, R (9, PH) OBP: 0.360, SLG: 0.496	0-0 1-3		0-0 2B		0-0 1B		0-0 F8 1B	0-0 E9 1B FC5-4 1B	0-3 K	4	1	3	2	0	0	0						
Chili Davis, S (1, 9) OBP: 0.355, SLG: 0.498	0-0 4-3		0-0 F7		0-0 1B		0-0 1B	0-0 FC5-4 1B		4	0	2	0	0	0	1						
Dusty Baker Jr., R (1, 7) OBP: 0.378, SLG: 0.359		0-0 G6-4-3 1B		0-0 6-3		0-0 F9		0-0 FC5-4 1B		4	0	1	1	0	0	3						
Bob Brently, R (1, 3) OBP: 0.365, SLG: 0.486		0-0 F9		0-0 G6-4-3 1B		0-0 F8		0-0 K		4	0	1	0	0	1	4						
Chris Brown, R (1, 5) OBP: 0.286, SLG: 0.313		0-0 G6-4-3		0-0 G6-4-3		0-0 F9		0-0 F9		4	0	0	0	0	0	5						
Fran Mullins, R (1, 6) OBP: 0.280, SLG: 0.337			0-3 K		0-0 5-3		0-0 5-3		0-0 F4	4	0	0	0	0	1	0						
Randy Gomez, R (1, 2) OBP: 0.357, SLG: 0.227 Duane Kuiper, L (9, PH) OBP: 0.283, SLG: 0.210			0-0 1-3		4-0 WP F3 BB		0-0 1-3		0-0 5-3	2	0	0	0	1	0	0						
Mark Grant, R (1, 1) Bob Lacey, R (1, 1) Mark Davis, L (4, 1) Gene Richards, L (5, PH) Scott Garretts, R (5, 1) Gary Lavelle, S (8, 1) Brad Weiman, R (9, PH) OBP: 0.280, SLG: 0.313			0-0 BB 2B 1B		0-0 F3		0-0 F9		0-0 1B	0	0	0	0	0	0	0						
Inning Stats	R: 0 E: 0 K: 1 S: 5	H: 0 LOB: 0 BB: 0 P: 5	R: 0 E: 0 K: 0 S: 3	H: 1 LOB: 1 BB: 0 P: 3	R: 2 E: 0 K: 1 S: 7	H: 2 LOB: 1 BB: 1 P: 11	R: 0 E: 0 K: 0 S: 3	H: 1 LOB: 1 BB: 0 P: 3	R: 0 E: 0 K: 0 S: 3	H: 0 LOB: 1 BB: 1 P: 7	R: 0 E: 0 K: 0 S: 5	H: 2 LOB: 2 BB: 0 P: 5	R: 0 E: 0 K: 0 S: 3	H: 0 LOB: 0 BB: 0 P: 3	R: 2 E: 1 K: 1 S: 7	H: 2 LOB: 1 BB: 1 P: 11		R: 0 E: 0 K: 1 S: 7	H: 2 LOB: 2 BB: 0 P: 7	1B: 9 2B: 1 3B: 0 HR: 0	SF: 0 SAC: 0 DP: 2 HBP: 0	WP: 1 PB: 0 SB: 0 CS: 0
PITCHER	IP WLS BF H R ER SO BB IBB HBP BLK WP HR S P ERA WHIP																					
Jay Tibbs, R (1, 1) ERA: 3.19	7.0 W 29 7 4 3 2 3 0 0 0 0 1 0 30 42 3.86 1.429																					
Ted Power, R (8, 1) ERA: 2.9	2.0 S 9 3 0 0 2 0 0 0 0 0 0 0 13 13 0.00 1.500																					

Batter	1	2	3	4	5	6	7	8	9	AB	R	H	RBI	BB	SO	LOB	BOTTOM			
Eric Davis, R (1, 8) OBP: 0.323, SLG: 0.467	0-0 S 1B	0-0 F8		0-3 K	4-0 HBP BB			4-0 S 4-3 BB		3	2	1	0	2	1	1	San Francisco Giants @ Cincinnati Reds Riverfront Stadium, Cincinnati, OH Wed Sep 12 1984, 7:05 PM EDT Att: 8,047 - Unknown AB 33 R 7 H 9 RBI 7 BB 5 SO 8 LOB 17 			
Pete Rose, S (1, 3) OBP: 0.354, SLG: 0.330	4-0 1B 2B BB	0-0 E6 6-3		0-0 5-3	1-0 HBP			0-0 4-3		3	1	0	0	1	0	2				
Dave Parker, L (1, 9) OBP: 0.329, SLG: 0.415	0-0 S 2B 1B	0-0 6-3		0-0 1B 2B	0-3 K			0-0 4-3		5	1	2	3	0	1	4				
Cesar Cedeno, R (1, 7) OBP: 0.319, SLG: 0.427	0-3 K	0-0 F8		4-0 1B BB		0-3 K		0-0 F7		4	0	0	0	1	2	3				
Brad Gulden, L (1, 2) OBP: 0.304, SLG: 0.312	4-0 2B BB		0-0 F9	0-0 1B	1-2 2-3		0-3 K		0-3 K	3	1	1	0	1	1	0				
Dave Concepcion, R (1, 6) OBP: 0.303, SLG: 0.314	0-0 1B 2B		0-0 6-3	0-0 F9	0-0 K		0-3 K			4	1	1	3	0	1	3				
Wayne Krenchicki, L (1, 5) OBP: 0.333, SLG: 0.440	0-0 FC1-4 1B				0-0 HBP SH2-4 1B			0-0 4-1		4	0	3	1	0	0	0				
Ron Oester, S (1, 4) OBP: 0.295, SLG: 0.318	0-0 FC1-4		0-3 K		0-3 K			0-0 F7		4	0	0	0	0	2	3				
Jay Tibbs, R (1, 1) OBP: 0.194, SLG: 0.167	0-0 4-3			0-0 5-3 2B 1B	0-0 SH2-4			0-0 4-3		3	1	1	0	0	0	1				
Ted Power, R (8, 1) ERA: 2.9										0	0	0	0	0	0	0				
Inning Stats	R: 5 E: 0 K: 1 S: 9	H: 4 LOB: 1 BB: 2 P: 17	R: 0 E: 1 K: 0 S: 4	H: 0 LOB: 1 BB: 0 P: 4	R: 0 E: 0 K: 1 S: 6	H: 1 LOB: 1 BB: 0 P: 6	R: 1 E: 0 K: 1 S: 8	H: 3 LOB: 3 BB: 1 P: 12	R: 0 E: 0 K: 2 S: 8	H: 1 LOB: 3 BB: 1 P: 13	R: 0 E: 0 K: 3 S: 9	H: 0 LOB: 0 BB: 0 P: 9	R: 0 E: 0 K: 0 S: 3	H: 0 LOB: 0 BB: 0 P: 3	R: 1 E: 0 K: 0 S: 3	H: 0 LOB: 0 BB: 1 P: 7	1B: 7 2B: 2 3B: 0 HR: 0	SF: 0 SAC: 1 DP: 0 HBP: 1	WP: 0 PB: 0 SB: 3 CS: 0	PA: 40
PITCHER	IP WLS BF H R ER SO BB IBB HBP BLK WP HR S P ERA WHIP																			
Mark Grant, R (1, 1) ERA: 6.45	0.1 L 6 3 5 1 1 2 1 0 0 0 0 0 0 20 24 2.70 1.800																			
Bob Lacey, L (1, 1) ERA: 3.5	3.1 17 5 1 1 2 1 0 0 0 0 0 0 20 24 2.70 1.800																			
Mark Davis, L (4, 1) ERA: 5.46	0.1 1 0 0 0 0 0 0 0 0 0 0 0 1 1 0.00 0.000																			
Scott Garretts, R (5, 1) ERA: 5.97	3.1 14 1 1 1 5 2 0 1 0 0 0 0 21 30 2.70 0.900																			
Gary Lavelle, L (8, 1) ERA: 2.9	0.2 2 0 0 0 0 0 0 0 0 0 0 0 2 2 0.00 0.000																			

Batter	1	2	3	4	5	6	7	8	9	AB	R	H	RBI	BB	SO	LOB	TOP										
Brad Wellman, R (1,6) OBP: 0.277, SLG: 0.309 Scot Thompson, L (8, PH) OBP: 0.387, SLG: 0.361	5-3		FC6-4			5-3		6-3		3	0	0	0	0	0	1	San Francisco Giants @ Atlanta Braves Atlanta-Fulton County Stadium, Atlanta, GA Fri Sep 14 1984, 7:05 PM EDT Att: 9,857 - Unknown										
Manny Trillo, R (1,4) OBP: 0.300, SLG: 0.339	1-3		F9					F8		4	0	1	0	0	0	2											
Chili Davis, S (1,8) OBP: 0.358, SLG: 0.498										2	1	1	0	2	0	1											
Dusty Baker Jr., R (1,7) OBP: 0.376, SLG: 0.357 Dan Gladden, R (9, PR) OBP: 0.393, SLG: 0.449	F8									4	0	1	0	0	0	2											
Bob Brently, R (1,2) OBP: 0.364, SLG: 0.490										4	1	1	2	0	0	0											
Alejandro Sanchez, R (1,9) OBP: 0.300, SLG: 0.300										4	0	2	0	0	0	1											
Chris Brown, R (1,5) OBP: 0.282, SLG: 0.333										4	0	1	0	0	0	2											
John Rabb, R (1,3) OBP: 0.296, SLG: 0.317 Gene Richards, L (8, PH) OBP: 0.247, SLG: 0.287 Greg Minton, S (8, PH) OBP: 0.095, SLG: 0.050										1	0	0	0	1	0	0											
Jeff Robinson, R (1,1) OBP: 0.148, SLG: 0.119 Duane Kuiper, L (8, PH) OBP: 0.283, SLG: 0.210 Fran Mullins, R (8,6) OBP: 0.277, SLG: 0.333										0	0	0	0	0	0	0											
Inning Stats	R: 0 E: 0 K: 0 S: 3	H: 0 LOB: 1 BB: 1 P: 7	R: 0 E: 0 K: 0 S: 3	H: 1 LOB: 0 BB: 0 P: 3	R: 0 E: 0 K: 0 S: 4	H: 1 LOB: 1 BB: 0 P: 4	R: 0 E: 0 K: 0 S: 3	H: 1 LOB: 0 BB: 0 P: 3	R: 0 E: 0 K: 0 S: 3	H: 1 LOB: 1 BB: 0 P: 3	R: 0 E: 0 K: 0 S: 4	H: 1 LOB: 1 BB: 0 P: 4	R: 3 E: 1 K: 1 S: 8	H: 3 LOB: 1 BB: 1 P: 12	1B: 7 2B: 1 3B: 0 HR: 1	SF: 0 SAC: 1 DP: 1 HBP: 0		WP: 0 PA: 37 PB: 0 SB: 0 CS: 2									
PITCHER	IP	WLS	BF	H	R	ER	SO	BB	IBB	HBP	BLK	WP	HR	S	P	ERA	WHIP										
Craig McMurry, R (1,1) ERA: 4.65	8.0		29	6	0	0	0	2	0	0	0	0	0	27	35	0.00	1.000										
Donnie Moore, R (9,1) ERA: 2.92	0.1	L	5	3	3	3	1	1	0	0	0	0	1	6	10	81.00	12.000										
Jeff Dedmon, R (9,1) ERA: 3.95	0.2		2	0	0	0	0	0	0	0	0	0	0	2	2	0.00	0.000										

Batter	1	2	3	4	5	6	7	8	9	AB	R	H	RBI	BB	SO	LOB	BOTTOM										
Milt Thompson, L (1,7) OBP: 0.400, SLG: 0.324										3	0	0	0	1	0	2	San Francisco Giants @ Atlanta Braves Atlanta-Fulton County Stadium, Atlanta, GA Fri Sep 14 1984, 7:05 PM EDT Att: 9,857 - Unknown										
Rafael Ramirez, R (1,6) OBP: 0.295, SLG: 0.323										4	0	2	0	0	0	1											
Brad Komminsk, R (1,9) OBP: 0.266, SLG: 0.309										4	0	0	0	0	1	2											
Dale Murphy, R (1,8) OBP: 0.367, SLG: 0.531										4	0	0	0	0	0	1											
Gerald Perry, L (1,3) OBP: 0.369, SLG: 0.358										3	0	3	0	1	0	0											
Randy Johnson, R (1,5) OBP: 0.348, SLG: 0.399										4	0	0	0	0	0	3											
Paul Runge, R (1,4) OBP: 0.420, SLG: 0.444										3	0	1	0	0	0	2											
Alex Trevino, R (1,2) OBP: 0.290, SLG: 0.348										3	0	0	0	0	1	2											
Craig McMurry, R (1,1) OBP: 0.149, SLG: 0.156 Claudell Washington, L (8, PH) OBP: 0.376, SLG: 0.477 Donnie Moore, L (9,1) Jeff Dedmon, L (9,1)										1	0	0	0	0	0	0											
Inning Stats	R: 0 E: 0 K: 1 S: 5	H: 1 LOB: 1 BB: 1 P: 9	R: 0 E: 0 K: 1 S: 6	H: 1 LOB: 0 BB: 0 P: 6	R: 0 E: 0 K: 0 S: 4	H: 1 LOB: 1 BB: 0 P: 4	R: 0 E: 0 K: 0 S: 4	H: 1 LOB: 1 BB: 0 P: 4	R: 0 E: 0 K: 0 S: 3	H: 1 LOB: 0 BB: 0 P: 3	R: 0 E: 0 K: 0 S: 3	H: 1 LOB: 0 BB: 0 P: 3	R: 0 E: 0 K: 0 S: 3	H: 1 LOB: 1 BB: 1 P: 7	1B: 6 2B: 0 3B: 1 HR: 0	SF: 0 SAC: 1 DP: 1 HBP: 0		WP: 0 PA: 34 PB: 0 SB: 1 CS: 3									
PITCHER	IP	WLS	BF	H	R	ER	SO	BB	IBB	HBP	BLK	WP	HR	S	P	ERA	WHIP										
Jeff Robinson, R (1,1) ERA: 4.23	7.0		26	6	0	0	2	1	0	0	0	0	0	29	33	0.00	1.000										
Greg Minton, R (8,1) ERA: 3.64	2.0	W	7	1	0	0	0	1	0	0	0	0	0	6	10	0.00	1.000										




Batter	1	2	3	4	5	6	7	8	9	AB	R	H	RBI	BB	SO	LOB	TOP			
Brad Wellman, R (1, 6) OBP: 0.276, SLG: 0.305	4-0 BB G6-3			5-3 K		5-3 K			0-3 K	3	0	0	0	1	1	0	San Francisco Giants @ Atlanta Braves Atlanta-Fulton County Stadium, Atlanta, GA Sat Sep 15 1984, 7:05 PM EDT Att: 16,119 - Unknown			
Manny Trillo, R (1, 4) OBP: 0.299, SLG: 0.341	0-0 G6-3 1-2f			G3 2B			0-0 F8		0-0 L6	4	0	1	0	0	0	1				
Chili Davis, S (1, 8) OBP: 0.359, SLG: 0.498	0-0 4-3			G3 2-3			0-0 1B 1B		0-0 BLK 1B	4	1	2	0	0	0	1				
Jeffrey Leonard, R (1, 7) OBP: 0.361, SLG: 0.496		0-0 1-3		K			0-0 1B G4-6-3		0-0 1B	4	0	2	1	0	1	1				
Bob Brently, R (1, 2) OBP: 0.363, SLG: 0.488		0-0 L1			0-0 G6-3 1B		0-0 G4-6-3		0-0 F9	4	0	1	0	0	0	3				
Scot Thompson, L (1, 3) OBP: 0.382, SLG: 0.356		0-0 F8			0-0 G6-3 1-2f				0-0 4-3	3	0	0	0	0	0	1				
Alejandro Sanchez, R (1, 9) OBP: 0.231, SLG: 0.231			0-0 1-3		0-3 K				0-0 L4	3	0	0	0	0	1	0				
Chris Brown, R (1, 5) OBP: 0.286, SLG: 0.359			0-3 K			0-0 6-3			0-0 2B	3	0	1	0	0	1	0				
Mike Krukow, R (1, 1) OBP: 0.145, SLG: 0.149			0-0 6-3			0-0 F8			0-0 4-3	1	0	0	0	0	0	0				
Bob Lacey, L (5, 1) OBP: 0.333, SLG: 0.333										0	0	0	0	0	0	0				
Gene Richards, L (6, PH) OBP: 0.345, SLG: 0.285										0	0	0	0	0	0	0				
Scott Garrelts, R (6, PH) OBP: 0.331, SLG: 0.100										0	0	0	0	0	0	0				
Duane Kuiper, L (8, PH) OBP: 0.291, SLG: 0.228										0	0	0	0	0	1	0				
Mark Calvert, L (8, 1) OBP: 0.291, SLG: 0.228										0	0	0	0	0	0	0				
Inning Stats	R: 0 E: 0 K: 0 S: 2	H: 0 LOB: 0 BB: 1 P: 6	R: 0 E: 0 K: 0 S: 3	H: 0 LOB: 0 BB: 0 P: 3	R: 0 E: 0 K: 1 S: 5	H: 0 LOB: 0 BB: 0 P: 5	R: 0 E: 0 K: 1 S: 6	H: 1 LOB: 1 BB: 0 P: 6	R: 0 E: 0 K: 0 S: 3	H: 0 LOB: 0 BB: 0 P: 3	R: 0 E: 0 K: 0 S: 4	H: 2 LOB: 1 BB: 0 P: 4	R: 0 E: 0 K: 0 S: 4	H: 1 LOB: 1 BB: 0 P: 4	R: 1 E: 0 K: 1 S: 7	H: 2 LOB: 1 BB: 0 P: 7	1B: 5 2B: 2 3B: 0 HR: 0	SF: 0 SAC: 0 DP: 3 HBP: 0	WP: 0 PB: 0 SB: 0 CS: 0	PA: 32
PITCHER Rick Camp, R (1, 1) ERA: 3.43	IP: 9.0 WLS: W BF: 32 H: 7 R: 1 ER: 1 SO: 4 BB: 1 IBB: 0 HBP: 0 BLK: 1 WP: 0 HR: 0 S: 39 P: 43 ERA: 1.00 WHIP: 0.889																			

AB	31
R	1
H	7
RBI	1
BB	1
SO	4
LOB	8



Batter	1	2	3	4	5	6	7	8	9	AB	R	H	RBI	BB	SO	LOB	BOTTOM			
Milt Thompson, L (1, 7) OBP: 0.409, SLG: 0.324	0-0 4-3	0-3 K			0-0 G6-4-3 1B		4-0 E S BB			3	1	1	0	1	1	1	San Francisco Giants @ Atlanta Braves Atlanta-Fulton County Stadium, Atlanta, GA Sat Sep 15 1984, 7:05 PM EDT Att: 16,119 - Unknown			
Rafael Ramirez, R (1, 6) OBP: 0.295, SLG: 0.321	0-0 F7		0-0 6-3		4-0 G6-4-3 BB		0-0 4-3			3	0	0	0	1	0	1				
Brad Komminsk, R (1, 9) OBP: 0.266, SLG: 0.306	4-0 2B BB		0-3 K		0-0 G6-4-3 1-2f 2-3			0-0 5-3		3	1	0	0	1	1	2				
Dale Murphy, R (1, 8) OBP: 0.371, SLG: 0.538	0-0 1-H 2B		0-0 HR 2B		0-0 CS 1B			0-0 BB 1B		4	1	4	2	0	0	0				
Gerald Perry, L (1, 3) OBP: 0.373, SLG: 0.370	4-0 BB		0-0 HR		0-0 CS 1-2	0-0 6-3		0-0 BB 1B		3	1	2	2	1	0	0				
Randy Johnson, R (1, 5) OBP: 0.342, SLG: 0.393	0-3 K		0-0 F7		0-0 F7	0-0 5-3		0-0 F9		4	0	0	0	0	1	4				
Paul Runge, R (1, 4) OBP: 0.407, SLG: 0.417		0-0 6-3		0-3 K		0-0 F5		4-0 FC6-4 BB		3	0	0	0	1	1	0				
Alex Trevino, R (1, 2) OBP: 0.290, SLG: 0.346		0-0 1B		0-0 F8			0-0 5-3	0-0 FC6-4		4	0	1	0	0	0	3				
Rick Camp, R (1, 1) OBP: 0.136, SLG: 0.140		0-0 P4		0-0 5-3			0-3 K			3	0	0	0	0	1	1				
Inning Stats	R: 1 E: 0 K: 1 S: 6	H: 1 LOB: 2 BB: 2 P: 14	R: 0 E: 0 K: 1 S: 6	H: 1 LOB: 0 BB: 0 P: 6	R: 2 E: 0 K: 1 S: 7	H: 2 LOB: 0 BB: 0 P: 7	R: 0 E: 0 K: 1 S: 5	H: 0 LOB: 0 BB: 0 P: 5	R: 1 E: 0 K: 0 S: 3	H: 2 LOB: 0 BB: 1 P: 7	R: 0 E: 0 K: 0 S: 3	H: 0 LOB: 0 BB: 0 P: 3	R: 0 E: 0 K: 1 S: 5	H: 0 LOB: 1 BB: 1 P: 9	R: 0 E: 0 K: 0 S: 5	H: 2 LOB: 3 BB: 1 P: 9	1B: 5 2B: 2 3B: 0 HR: 1	SF: 0 SAC: 0 DP: 1 HBP: 0	WP: 0 PB: 0 SB: 2 CS: 1	PA: 36
PITCHER Mike Krukow, R (1, 1) ERA: 4.53	IP: 4.2 WLS: L BF: 22 H: 6 R: 4 ER: 4 SO: 4 BB: 3 IBB: 0 HBP: 0 BLK: 0 WP: 0 HR: 1 S: 27 P: 39 ERA: 7.71 WHIP: 1.929																			
Bob Lacey, L (5, 1) ERA: 3.77	0.1	0	0	0	0	0	0	0	0	0	0	0	0	0	0	0	0.00	0.000		
Scott Garrelts, R (6, 1) ERA: 5.65	2.0	7	0	0	0	1	1	0	0	0	0	8	12	0.00	0.500					
Mark Calvert, R (8, 1) ERA: 5.67	1.0	6	2	0	0	0	1	0	0	0	0	5	9	0.00	3.000					



Batter	1	2	3	4	5	6	7	8	9	AB	R	H	RBI	BB	SO	LOB	TOP					
Dan Gladden, R OBP: 0.393, SLG: 0.446 (1, 8)	L4		1B HR	FC6-4 BB		F3			L3	4	1	1	0	1	0	1	San Francisco Giants @ Atlanta Braves Atlanta-Fulton County Stadium, Atlanta, GA Sun Sep 16 1984, 3:33 AM EDT Att: 9,526 - Unknown livebaseballscorecards.com					
Manny Trillo, R OBP: 0.298, SLG: 0.339 (1, 4)	6-3		HR	FC6-4			5-3		5-3	5	1	1	0	0	0	2						
Chili Davis, S OBP: 0.363, SLG: 0.514 (1, 9)	1B		HR	1-2 2-3					1B	5	2	4	4	0	0	2						
Jeffrey Leonard, R OBP: 0.361, SLG: 0.495 (1, 7)	FC6 1-2		F8		K		F9		1B	5	0	2	0	0	1	0						
Bob Brently, R OBP: 0.363, SLG: 0.489 (1, 2)	FC6 1-2		1B		F8				F7	5	1	2	0	0	0	4						
Scot Thompson, L OBP: 0.380, SLG: 0.354 (1, 3)		4-3			F9				4-3	4	0	1	1	0	0	1						
Chris Brown, R OBP: 0.304, SLG: 0.357 (1, 5)			F8			BB			K	3	0	1	0	1	1	1						
Johnnie LeMaster, R OBP: 0.266, SLG: 0.283 (1, 6)	G5-4-3 1-2			FC6-4 SH1-4		L4			6-3	4	0	1	0	0	0	2						
Bill Laskey, R Gene Richards, L Scott Garretts, R Greg Minton, R Duane Kuiper, L Gary Lavelle, S (1, 1) (5, PH) (6, 1) (7, 1) (8, PH) (8, 1)			K	SH1-4		K			1-3	1	0	0	0	0	1	0						
Inning Stats	R: 0 E: 0 K: 0 S: 5	H: 2 LOB: 2 BB: 0 P: 5	R: 0 E: 0 K: 0 S: 3	H: 1 LOB: 0 BB: 0 P: 3	R: 4 E: 0 K: 1 S: 10	H: 5 LOB: 1 BB: 0 P: 10	R: 0 E: 0 K: 0 S: 4	H: 1 LOB: 2 BB: 1 P: 8	R: 0 E: 0 K: 1 S: 5	H: 0 LOB: 0 BB: 0 P: 5	R: 0 E: 0 K: 1 S: 5	H: 0 LOB: 1 BB: 1 P: 9	R: 1 E: 0 K: 0 S: 5	H: 2 LOB: 1 BB: 0 P: 5	R: 0 E: 0 K: 1 S: 5	H: 0 LOB: 0 BB: 0 P: 5	R: 0 E: 0 K: 0 S: 5	H: 2 LOB: 2 BB: 0 P: 5	1B: 10 2B: 1 3B: 0 HR: 2	SF: 0 SAC: 1 DP: 1 HBP: 0	WP: 0 PB: 0 SB: 0 CS: 0	PA: 41
PITCHER	IP WLS BF H R ER SO BB IBB HBP BLK WP HR S P ERA WHIP	6.2 W 32 11 5 5 3 2 0 0 0 0 2 36 44 6.75 1.950	2.1 S 9 2 0 0 1 0 0 0 0 0 0 11 11 0.00 0.857																			

Batter	1	2	3	4	5	6	7	8	9	AB	R	H	RBI	BB	SO	LOB	BOTTOM				
Milt Thompson, L OBP: 0.408, SLG: 0.333 (1, 7)	BB HR		E 1B SF8	4-3		F1			K	5	2	2	0	0	1	1	San Francisco Giants @ Atlanta Braves Atlanta-Fulton County Stadium, Atlanta, GA Sun Sep 16 1984, 3:33 AM EDT Att: 9,526 - Unknown livebaseballscorecards.com				
Rafael Ramirez, R OBP: 0.298, SLG: 0.322 (1, 6)	HR		F8		2B	F7			IBB 1B	4	2	2	0	1	0	1					
Brad Komminsk, R OBP: 0.264, SLG: 0.304 (1, 9)	K		SF8 E 1-2		F8	K			F5	5	0	1	0	0	2	4					
Dale Murphy, R OBP: 0.373, SLG: 0.545 (1, 8)	HR		E4		2B	E8 FC5			IBB	4	2	2	3	1	0	2					
Gerald Perry, L OBP: 0.373, SLG: 0.368 (1, 3)	K		SF8		2B	FC5 4-3 BB			4-3	2	1	0	1	2	1	2					
Randy Johnson, R OBP: 0.341, SLG: 0.394 (1, 5)	6-3		6-3		2B	FC5				4	0	1	2	0	0	4					
Paul Runge, R Chris Chambliss, L Jerry Royster, R OBP: 0.366, SLG: 0.392 OBP: 0.352, SLG: 0.363 OBP: 0.257, SLG: 0.295 (1, 4) (7, PH) (8, 4)		F8		F8	F9	4-3				3	0	0	0	0	0	2					
Bruce Benedict, R OBP: 0.297, SLG: 0.287 (1, 2)	6-3			F9					IBB	2	0	0	0	2	0	0					
Rick Mahler, R Gene Garber, R OBP: 0.313, SLG: 0.349 OBP: 0.143, SLG: 0.143 (1, 1) (7, 1)	6-3				6-3	4-3				3	0	1	0	0	0	3					
Inning Stats	R: 3 E: 0 K: 2 S: 9	H: 2 LOB: 1 BB: 1 P: 13	R: 0 E: 0 K: 0 S: 3	H: 0 LOB: 0 BB: 0 P: 3	R: 1 E: 1 K: 0 S: 6	H: 2 LOB: 2 BB: 0 P: 6	R: 0 E: 0 K: 0 S: 4	H: 1 LOB: 1 BB: 0 P: 4	R: 2 E: 0 K: 0 S: 6	H: 3 LOB: 3 BB: 2 P: 14	R: 0 E: 0 K: 1 S: 5	H: 0 LOB: 0 BB: 0 P: 5	R: 1 E: 1 K: 0 S: 4	H: 0 LOB: 2 BB: 2 P: 12	R: 0 E: 0 K: 1 S: 6	H: 1 LOB: 2 BB: 1 P: 10	1B: 6 2B: 2 3B: 0 HR: 1	SF: 1 SAC: 0 DP: 0 HBP: 0	WP: 1 PB: 0 SB: 0 CS: 0	PA: 41	
PITCHER	IP WLS BF H R ER SO BB IBB HBP BLK WP HR S P ERA WHIP	5.0 L 27 8 6 5 2 1 0 0 0 1 1 28 40 9.00 1.800	1.0 5 0 1 0 1 1 0 0 0 0 1 0 6 10 0.00 1.000	1.0 4 0 0 0 0 0 1 0 0 0 0 0 3 7 0.00 0.000	1.0 5 1 0 0 1 0 1 0 0 0 0 0 6 10 0.00 1.000																

Batter	1	2	3	4	5	6	7	8	9	AB	R	H	RBI	BB	SO	LOB	TOP										
Dan Gladden, R OBP: 0.391, SLG: 0.441 (1, 8)	F8		F3					K		3	0	0	0	1	1	0	San Francisco Giants @ Houston Astros Astrodome, Houston, TX Mon Sep 17 1984, 8:05 PM EDT Att: 5,231 - Unknown										
Manny Trillo, R OBP: 0.295, SLG: 0.335 Brad Wellman, R OBP: 0.276, SLG: 0.305 (8, FR) (8, 4)	4-3			F3	CS	F2		E6		4	0	0	0	0	0	0											
Chili Davis, S OBP: 0.361, SLG: 0.509 (1, 7)	K			3-1		4-3		F7		4	0	0	0	0	1	1											
Scot Thompson, L OBP: 0.382, SLG: 0.353 (1, 3)					1B WP			6-3		3	2	1	0	1	0	2											
Alejandro Sanchez, R OBP: 0.235, SLG: 0.235 (1, 9)	4-3				1B					4	1	1	0	0	1	1											
Fran Mullins, R OBP: 0.286, SLG: 0.341 (1, 5)					1B					4	0	2	3	0	0	0											
Johnnie LetMaster, R OBP: 0.260, SLG: 0.262 (1, 6)	9-3			F3				F4		4	0	1	0	0	0	2											
Randy Gomez, R OBP: 0.355, SLG: 0.208 (1, 2)			K			6-3				2	0	0	0	1	1	0											
Mark Grant, R (1, 1)			4-3							2	0	0	0	0	0	0											
Mark Davis, L OBP: 0.166, SLG: 0.244 Dusty Baker Jr., R OBP: 0.375, SLG: 0.356 Gary Lavelle, S (7, PH) (7, 1)					F1			F7		0	0	0	0	0	0	0											
Inning Stats	R: 0 E: 0 K: 1 S: 5	H: 0 LOB: 0 BB: 0 P: 5	R: 1 E: 0 K: 0 S: 3	H: 1 LOB: 0 BB: 1 P: 7	R: 0 E: 0 K: 1 S: 5	H: 0 LOB: 0 BB: 0 P: 5	R: 2 E: 0 K: 0 S: 6	H: 3 LOB: 1 BB: 0 P: 6	R: 0 E: 0 K: 0 S: 2	H: 0 LOB: 0 BB: 1 P: 6	R: 0 E: 0 K: 0 S: 3	H: 0 LOB: 0 BB: 0 P: 3	R: 0 E: 0 K: 1 S: 6	H: 1 LOB: 2 BB: 1 P: 10	R: 0 E: 2 K: 1 S: 6	H: 0 LOB: 2 BB: 0 P: 6	R: 0 E: 0 K: 0 S: 3	H: 0 LOB: 0 BB: 0 P: 3	1B: 5 2B: 1 3B: 0 HR: 0	SF: 0 SAC: 0 DP: 1 HBP: 0	WP: 1 PB: 1 SB: 2 CS: 1	PA: 35					
PITCHER	IP	WLS	BF	H	R	ER	SO	BB	IBB	HBP	BLK	WP	HR	S	P	ERA	WHIP										
Joe Niekro, R ERA: 2.9 (1, 1)	6.2	W	26	5	3	3	3	3	0	0	0	1	0	29	41	4.05	1.200										
Bill Dawley, R ERA: 1.9 (7, 1)	2.1	S	8	0	0	0	1	0	0	0	0	0	0	10	10	0.00	0.000										

Batter	1	2	3	4	5	6	7	8	9	AB	R	H	RBI	BB	SO	LOB	BOTTOM										
Bill Doran, S OBP: 0.356, SLG: 0.371 (1, 4)	F8	4-3				F8		F9		4	0	0	0	1	0	3	San Francisco Giants @ Houston Astros Astrodome, Houston, TX Mon Sep 17 1984, 8:05 PM EDT Att: 5,231 - Unknown										
Terry Puhl, L OBP: 0.381, SLG: 0.429 (1, 9)			4-3		F8		F7			4	0	1	0	0	0	3											
Denny Walling, L OBP: 0.328, SLG: 0.407 (1, 5)	4-3							K		4	2	2	0	0	1	1											
Jose Cruz, L OBP: 0.381, SLG: 0.459 (1, 7)	F8			F6				K		3	0	0	0	1	1	2											
Glenn Davis, R OBP: 0.333, SLG: 0.727 (1, 3)								F9		3	1	1	1	1	0	1											
Kevin Bass, S OBP: 0.276, SLG: 0.351 (1, 8)				F6						4	2	2	1	0	0	2											
Alan Ashby, S OBP: 0.333, SLG: 0.329 (1, 2)								F9		3	0	1	1	1	1	1											
Craig Reynolds, L OBP: 0.290, SLG: 0.370 Jim Pankovits, R OBP: 0.314, SLG: 0.433 Bert Pena, R OBP: 0.281, SLG: 0.310 (8, PH) (9, 6)										2	0	0	1	0	0	1											
Joe Niekro, R OBP: 0.156, SLG: 0.133 Bill Dawley, R OBP: 0.375, SLG: 0.625 (7, 1)										1	0	0	0	0	1	1											
Inning Stats	R: 0 E: 0 K: 0 S: 4	H: 1 LOB: 1 BB: 0 P: 4	R: 2 E: 0 K: 1 S: 7	H: 2 LOB: 1 BB: 1 P: 11	R: 1 E: 0 K: 0 S: 5	H: 2 LOB: 1 BB: 0 P: 5	R: 0 E: 0 K: 0 S: 3	H: 0 LOB: 2 BB: 2 P: 11	R: 1 E: 0 K: 1 S: 6	H: 1 LOB: 1 BB: 1 P: 10	R: 0 E: 0 K: 0 S: 4	H: 1 LOB: 0 BB: 0 P: 4	R: 0 E: 0 K: 2 S: 7	H: 0 LOB: 0 BB: 0 P: 7	R: 1 E: 0 K: 1 S: 7	H: 2 LOB: 1 BB: 0 P: 7		1B: 6 2B: 1 3B: 1 HR: 1	SF: 1 SAC: 1 DP: 0 HBP: 0	WP: 1 PB: 0 SB: 1 CS: 0	PA: 37						
PITCHER	IP	WLS	BF	H	R	ER	SO	BB	IBB	HBP	BLK	WP	HR	S	P	ERA	WHIP										
Mark Grant, R ERA: 6.7 (1, 1)	4.0	L	22	6	4	4	1	4	0	0	0	0	0	20	36	9.00	2.500										
Mark Davis, L ERA: 5.39 (5, 1)	2.0		7	1	0	0	1	0	0	0	0	0	0	9	9	0.00	0.500										
Gary Lavelle, L ERA: 2.91 (7, 1)	2.0		8	2	1	1	3	0	0	0	0	0	1	14	14	4.50	1.000										



Batter	1	2	3	4	5	6	7	8	9	10	AB	R	H	RBI	BB	SO	LOB	TOP		
Dan Gladden, R OBP: 0.398, SLG: 0.452 (1, 8)	0-0 4-3 1B	0-0 1B SF9 2B		4-0 G5-4-3 BB		0-3 K			0-0 S 2B		4	2	3	0	1	1	0			
Brad Wellman, R OBP: 0.275, SLG: 0.302 (1, 4)	0-0 4-3 1B	0-0 1B		0-0 F3			0-0 4-3		0-3 K		5	0	1	1	0	1	3			
Chili Davis, S OBP: 0.359, SLG: 0.507 (1, 9)	0-0 WP BB 1B	0-0 SF9		0-0 G5-4-3 1-2			0-3 K		0-3 K		4	1	1	2	0	2	2			
Dusty Baker Jr., R OBP: 0.375, SLG: 0.354 Scott Garrelts, R OBP: 0.100, SLG: 0.100 (1, 7) (10, 1)	0-0 BB WP 1B	0-0 F9		0-0 F9			4-0 BB		0-0 F7		4	0	1	0	1	0	1			
Bob Brenly, R OBP: 0.352, SLG: 0.485 (1, 2)	4-0 BB 1B	0-0 F6		0-3 K			0-0 4-3		0-0 6-3		4	0	0	0	1	1	2			
Scott Thompson, L OBP: 0.275, SLG: 0.352 (1, 3)	4-0 BB		0-0 F5		0-0 S 1B		0-0 4-3		0-0 4-3		4	0	1	1	1	0	0			
Johnnie LeMaster, R OBP: 0.265, SLG: 0.282 (1, 6)	0-3 K		0-0 1B		0-0 F5 1-2		0-0 F3				4	0	1	0	0	1	4			
Fran Mullins, R OBP: 0.275, SLG: 0.326 (1, 5)	0-0 F5		0-0 F9			0-3 K		0-3 K			4	0	0	0	0	2	4			
George Riley, L OBP: 0.167, SLG: 0.167 Greg Minton, S OBP: 0.091, SLG: 0.048 Gary Lavelle, S Joel Youngblood, R OBP: 0.328, SLG: 0.358 (1, 1) (7, 1) (9, 1) (10, 7)		0-0 2B 1B 1B		0-3 K		0-0 F3			0-0 6-3		3	1	1	0	0	1	1			
Inning Stats	R: 2 E: 0 K: 1 S: 8	H: 3 LOB: 3 BB: 2 P: 16	R: 2 E: 0 K: 0 S: 6	H: 3 LOB: 1 BB: 0 P: 6	R: 0 E: 0 K: 1 S: 6	H: 1 LOB: 1 BB: 0 P: 6	R: 0 E: 0 K: 2 S: 7	H: 0 LOB: 0 BB: 0 P: 7	R: 0 E: 0 K: 1 S: 5	H: 0 LOB: 1 BB: 1 P: 5	R: 0 E: 0 K: 2 S: 8	H: 1 LOB: 1 BB: 0 P: 8	R: 0 E: 0 K: 0 S: 3	H: 0 LOB: 0 BB: 0 P: 3	1B: 7 2B: 2 3B: 0 HR: 0	SF: 1 SAC: 0 DP: 1 HBP: 0	WP: 1 PB: 0 SB: 2 CS: 0	PA: 42		
PITCHER	IP WLS BF H R ER SO BB IBB HBP BLK WP HR S P ERA WHIP	IP WLS BF H R ER SO BB IBB HBP BLK WP HR S P ERA WHIP	IP WLS BF H R ER SO BB IBB HBP BLK WP HR S P ERA WHIP	IP WLS BF H R ER SO BB IBB HBP BLK WP HR S P ERA WHIP	IP WLS BF H R ER SO BB IBB HBP BLK WP HR S P ERA WHIP	IP WLS BF H R ER SO BB IBB HBP BLK WP HR S P ERA WHIP	IP WLS BF H R ER SO BB IBB HBP BLK WP HR S P ERA WHIP	IP WLS BF H R ER SO BB IBB HBP BLK WP HR S P ERA WHIP	IP WLS BF H R ER SO BB IBB HBP BLK WP HR S P ERA WHIP	IP WLS BF H R ER SO BB IBB HBP BLK WP HR S P ERA WHIP	IP WLS BF H R ER SO BB IBB HBP BLK WP HR S P ERA WHIP	IP WLS BF H R ER SO BB IBB HBP BLK WP HR S P ERA WHIP	IP WLS BF H R ER SO BB IBB HBP BLK WP HR S P ERA WHIP	IP WLS BF H R ER SO BB IBB HBP BLK WP HR S P ERA WHIP	IP WLS BF H R ER SO BB IBB HBP BLK WP HR S P ERA WHIP	IP WLS BF H R ER SO BB IBB HBP BLK WP HR S P ERA WHIP	IP WLS BF H R ER SO BB IBB HBP BLK WP HR S P ERA WHIP	IP WLS BF H R ER SO BB IBB HBP BLK WP HR S P ERA WHIP		
Michael LaCoss, R ERA: 4.01 Mike Madden, L ERA: 5.53 Joe Sambilo, L ERA: 3.14 Julio Solano, R ERA: 1.91 Jeff Calhoun, L ERA: (1, 1) (1, 1) (2, 1) (5, 1) (8, 1)	0.1 0.2 3.0 3.0 2.0	0.1 4 12 3 7	3 1 3 1 1	2 1 1 0 0	2 1 1 0 0	0 0 0 0 0	0 0 0 0 0	4 9 13 17 13	8 5 3 22 13	54.00 13.50 3.00 0.00 0.00	12.000 3.000 1.333 0.667 0.500									

San Francisco Giants @ Houston Astros
Astrodome, Houston, TX
Tue Sep 18 1984, 8:05 PM EDT
Att: 7,009 - Unknown

AB	37
R	4
H	9
RBI	4
BB	4
SO	9
LOB	17



Batter	1	2	3	4	5	6	7	8	9	10	AB	R	H	RBI	BB	SO	LOB	BOTTOM	
Bill Doran, S OBP: 0.355, SLG: 0.370 (1, 4)	0-0 6-3		0-0 1-3		0-0 5-3		0-0 1B 1B		0-0 SH3-4		4	1	1	0	0	0	0		
Kevin Bass, S OBP: 0.285, SLG: 0.357 (1, 8) (10, 9)	1-0 1B FC4-6 HBP		0-0 2B 1B		0-0 1B		0-0 1B 1B		0-0 6-3		4	2	3	0	0	0	1		
Phil Garner, R OBP: 0.354, SLG: 0.390 (1, 5)	0-0 FC4-6 1B		0-0 2B 1B		0-3 K		0-0 F6		0-0 3B		5	0	3	1	0	1	3		
Jose Cruz, L OBP: 0.379, SLG: 0.456 Dave Smith, R (1, 7) (10, 1)	0-0 FC4-6		0-0 F7		0-0 F9		0-0 S 1B		0-0 1-3		5	0	1	2	0	0	5		
Glenn Davis, R OBP: 0.310, SLG: 0.667 (1, 3)	0-0 F8		0-0 1-3 2H 2B		0-0 F8		0-3 K		0-3 K		5	0	1	1	0	2	3		
Terry Puhl, L OBP: 0.379, SLG: 0.425 (1, 9) (10, 7)		0-0 4-3		0-0 F6		0-0 F7		0-0 F3		4-0 1B BB	4	1	0	0	1	0	2		
Mark Bailey, S OBP: 0.319, SLG: 0.346 (1, 2)		0-0 6-3		0-0 F8		4-0 BB		0-0 6-3		0-0 1B 1B	4	0	1	0	1	0	0		
Bert Pena, R OBP: 0.286, SLG: 0.313 Craig Reynolds, L OBP: 0.291, SLG: 0.371 (1, 6) (8, PH) (9, 6)		0-0 1B		0-0 F8		0-0 5-3		0-0 6-3		0-0 1B 1B	3	0	1	0	0	0	1		
Michael LaCoss, R Mike Madden, L Joe Sambilo, L Mike Richmond, R Julio Solano, R Eric Chavez, R Jeff Calhoun, L Jerry Harmon, S (1, 1) (1, 1) (1, 1) (1, 1) (1, 1) (1, 1) (1, 1) (1, 1)	6.1 1.2 1.0 0.1	29 7 4 4	8 2 1 2	3 1 0 1	3 1 0 1	1 0 0 0	0 0 0 0	29 9 4 5	34 9 4 9	4.26 5.40 0.00 27.00	1.421 1.200 1.000 9.000								
PITCHER	IP WLS BF H R ER SO BB IBB HBP BLK WP HR S P ERA WHIP	IP WLS BF H R ER SO BB IBB HBP BLK WP HR S P ERA WHIP	IP WLS BF H R ER SO BB IBB HBP BLK WP HR S P ERA WHIP	IP WLS BF H R ER SO BB IBB HBP BLK WP HR S P ERA WHIP	IP WLS BF H R ER SO BB IBB HBP BLK WP HR S P ERA WHIP	IP WLS BF H R ER SO BB IBB HBP BLK WP HR S P ERA WHIP	IP WLS BF H R ER SO BB IBB HBP BLK WP HR S P ERA WHIP	IP WLS BF H R ER SO BB IBB HBP BLK WP HR S P ERA WHIP	IP WLS BF H R ER SO BB IBB HBP BLK WP HR S P ERA WHIP	IP WLS BF H R ER SO BB IBB HBP BLK WP HR S P ERA WHIP	IP WLS BF H R ER SO BB IBB HBP BLK WP HR S P ERA WHIP	IP WLS BF H R ER SO BB IBB HBP BLK WP HR S P ERA WHIP	IP WLS BF H R ER SO BB IBB HBP BLK WP HR S P ERA WHIP	IP WLS BF H R ER SO BB IBB HBP BLK WP HR S P ERA WHIP	IP WLS BF H R ER SO BB IBB HBP BLK WP HR S P ERA WHIP	IP WLS BF H R ER SO BB IBB HBP BLK WP HR S P ERA WHIP	IP WLS BF H R ER SO BB IBB HBP BLK WP HR S P ERA WHIP	IP WLS BF H R ER SO BB IBB HBP BLK WP HR S P ERA WHIP	
George Riley, L ERA: 5.06 Greg Minton, R ERA: 3.83 Gary Lavelle, L ERA: 2.88 Scott Garrelts, R ERA: 5.68 (1, 1) (7, 1) (9, 1) (10, 1)	6.1 1.2 1.0 0.1	29 7 4 4	8 2 1 2	3 1 0 1	3 1 0 1	1 0 0 0	0 0 0 0	29 9 4 5	34 9 4 9	4.26 5.40 0.00 27.00	1.421 1.200 1.000 9.000								

San Francisco Giants @ Houston Astros
Astrodome, Houston, TX
Tue Sep 18 1984, 8:05 PM EDT
Att: 7,009 - Unknown

AB	40
R	5
H	13
RBI	5
BB	2
SO	3
LOB	16



Batter	1	2	3	4	5	6	7	8	9	10	AB	R	H	RBI	BB	SO	LOB	TOP									
Dan Gladden, R OBP: 0.404, SLG: 0.455 (1, 8)											3	3	2	0	2	0	0	San Francisco Giants @ San Diego Padres Jack Murphy Stadium, San Diego, CA Wed Sep 19 1984, 10:05 PM EDT Att: 32,964 - Unknown									
Manny Trillo, R OBP: 0.296, SLG: 0.336 (1, 4)											5	0	2	1	0	0	2										
Chili Davis, S OBP: 0.361, SLG: 0.507 (1, 9)											4	0	2	2	1	0	0										
Jeffrey Leonard, R OBP: 0.359, SLG: 0.492 (1, 7)											5	0	1	0	0	3	7										
Bob Brenly, R OBP: 0.358, SLG: 0.480 (1, 2)											5	0	0	0	0	2	6										
Scott Thompson, L OBP: 0.379, SLG: 0.348 (1, 3)												5	0	1	0	0	1										
Chris Brown, R OBP: 0.333, SLG: 0.447 (1, 5)												5	1	3	1	0	1										
Brad Wellman, R OBP: 0.289, SLG: 0.296 (1, 6)												5	0	0	0	0	3										
Jeff Robinson, R OBP: 0.146, SLG: 0.117 Mark Davis, L OBP: 0.162, SLG: 0.238 Gene Richards, L OBP: 0.143, SLG: 0.269 Bob Lacey, L OBP: 0.133, SLG: 0.333 Dusty Baker Jr., R OBP: 0.274, SLG: 0.382 Greg Minton, R OBP: 0.076, SLG: 0.048 Dwight Gooden, L OBP: 0.076, SLG: 0.204 Scott Garretts, R OBP: 0.100, SLG: 0.100 (1, 11)												1	0	0	0	0	1										
Inning Stats	R: 1 E: 0 K: 1 S: 7	H: 2 LOB: 1 BB: 0 P: 7	R: 0 E: 0 K: 2 S: 8	H: 1 LOB: 1 BB: 0 P: 8	R: 1 E: 2 K: 1 S: 6	H: 0 LOB: 1 BB: 1 P: 10	R: 0 E: 0 K: 0 S: 3	H: 0 LOB: 0 BB: 0 P: 3	R: 0 E: 0 K: 1 S: 5	H: 0 LOB: 0 BB: 0 P: 5	R: 0 E: 0 K: 1 S: 6	H: 1 LOB: 1 BB: 0 P: 6	R: 2 E: 0 K: 0 S: 7	H: 4 LOB: 2 BB: 0 P: 7	R: 0 E: 0 K: 0 S: 4	H: 1 LOB: 1 BB: 0 P: 4	R: 0 E: 0 K: 2 S: 8		H: 1 LOB: 3 BB: 2 P: 16	R: 0 E: 1 K: 0 S: 4	H: 1 LOB: 1 BB: 0 P: 4	1B: 10 2B: 0 3B: 0 HR: 1	SF: 0 SAC: 0 DP: 1 HBP: 0	WP: 0 PB: 0 SB: 3 CS: 0	PA: 45		
PITCHER	IP 6.2	WLS 28	BF 6	H 4	R 3	ER 3	SO 6	BB 1	IBB 0	HBP 0	BLK 0	WP 0	HR 1	S 39	P 43	ERA 4.05	WHIP 1.050										
Eric Show, R ERA: 3.52 (1, 1)																											
Luis DeLeon, R ERA: 5.8 (7, 1)																											
Mark Thurmond, L ERA: 3.1 (7, 1)																											
Rich Gossage, R ERA: 2.99 (8, 1)																											
Andy Hawkins, R ERA: 4.87 (10, 1)																											

San Francisco Giants @ San Diego Padres
Jack Murphy Stadium, San Diego, CA
Wed Sep 19 1984, 10:05 PM EDT
Att: 32,964 - Unknown

AB 42
R 4
H 11
RBI 4
BB 3
SO 8
LOB 23



Batter	1	2	3	4	5	6	7	8	9	10	AB	R	H	RBI	BB	SO	LOB	BOTTOM									
Alan Wiggins, S OBP: 0.337, SLG: 0.319 (1, 4)											5	0	0	0	0	2		San Francisco Giants @ San Diego Padres Jack Murphy Stadium, San Diego, CA Wed Sep 19 1984, 10:05 PM EDT Att: 32,964 - Unknown									
Tony Gwynn, L OBP: 0.414, SLG: 0.452 (1, 9)											5	0	2	1	0	0	0										
Steve Garvey, R OBP: 0.308, SLG: 0.374 (1, 3)											4	2	2	0	1	1	1										
Graig Nettles, L OBP: 0.325, SLG: 0.416 (1, 5)											5	0	1	1	0	0	4										
Terry Kennedy, L OBP: 0.295, SLG: 0.356 Eddie Miller, S OBP: 0.500, SLG: 0.500 (1, 2)											3	0	0	1	1	1	1										
Kevin McReynolds, R OBP: 0.320, SLG: 0.472 (1, 8)											4	0	1	0	1	0	0										
Carmelo Martinez, R OBP: 0.340, SLG: 0.394 (1, 7)											3	1	2	0	2	0	0										
Garry Templeton, S OBP: 0.311, SLG: 0.323 (1, 6)											5	1	1	0	0	0	6										
Eric Show, R OBP: 0.254, SLG: 0.409 Luis DeLeon, R ERA: 5.3 Mark Thurmond, L OBP: 0.162, SLG: 0.222 Rich Gossage, R OBP: 0.143, SLG: 0.182 Tim Flannery, R OBP: 0.036, SLG: 0.376 Andy Hawkins, R OBP: 0.208, SLG: 0.205 (1, 11)											3	0	0	1	1	0	0										
Inning Stats	R: 1 E: 0 K: 1 S: 7	H: 3 LOB: 1 BB: 0 P: 7	R: 2 E: 0 K: 0 S: 7	H: 4 LOB: 3 BB: 1 P: 11	R: 0 E: 1 K: 0 S: 4	H: 1 LOB: 1 BB: 0 P: 4	R: 0 E: 0 K: 0 S: 3	H: 0 LOB: 0 BB: 0 P: 3	R: 1 E: 0 K: 0 S: 4	H: 1 LOB: 2 BB: 1 P: 8	R: 0 E: 1 K: 0 S: 4	H: 0 LOB: 1 BB: 0 P: 4	R: 1 E: 1 K: 0 S: 2	H: 0 LOB: 3 BB: 3 P: 14	1B: 7 2B: 3 3B: 0 HR: 0	SF: 1 SAC: 0 DP: 1 HBP: 0	WP: 0 PB: 0 SB: 1 CS: 1		PA: 44								
PITCHER	IP 1.2	WLS 15	BF 12	H 7	R 3	ER 3	SO 1	BB 1	IBB 0	HBP 0	BLK 0	WP 0	HR 0	S 13	P 17	ERA 16.20	WHIP 4.800										
Jeff Robinson, R ERA: 4.35 (2, 1)																											
Mark Davis, L ERA: 5.3 (7, 1)																											
Bob Lacey, L ERA: 3.61 (7, 1)																											
Greg Minton, R ERA: 3.79 (8, 1)																											
Scott Garretts, R ERA: 5.63 (10, 1)																											


San Francisco Giants @ San Diego Padres
Jack Murphy Stadium, San Diego, CA
Wed Sep 19 1984, 10:05 PM EDT
Att: 32,964 - Unknown

AB 38
R 5
H 10
RBI 4
BB 5
SO 2
LOB 14



Batter	1	2	3	4	5	6	7	8	9	AB	R	H	RBI	BB	SO	LOB	TOP			
Dan Gladden, R (1, 8) OBP: 0.407, SLG: 0.457	0-0 CS 1B		0-0 1B SF9	0-0 1B		0-0 G4-6-3 1-2		0-3 K		5	1	3	0	0	1	3	San Francisco Giants @ San Diego Padres Jack Murphy Stadium, San Diego, CA Thu Sep 20 1984, 10:05 PM EDT Att: 15,766 - Unknown livebaseballscorecards.com			
Manny Trillo, R (1, 4) OBP: 0.298, SLG: 0.335	0-3 K		0-0 1B SF9	0-0 F9			4-0 BB		0-0 6-3	4	0	1	1	1	1	3				
Chris Brown, R (1, 5) OBP: 0.339, SLG: 0.431	0-3 K		0-0 1B		0-3 K		0-0 F9		4-0 6-4-3 1B BB	4	1	1	0	1	2	1				
Jeffrey Leonard, R (1, 7) OBP: 0.358, SLG: 0.490		0-0 5-3 S 1B	0-0 SF9		0-0 F8		0-0 E5		0-0 6-4-3	4	0	1	1	0	0	2				
Alejandro Sanchez, R (1, 9) OBP: 0.250, SLG: 0.250 Chili Davis, S (7, PH) OBP: 0.352, SLG: 0.507	0-3 K		0-0 4-3		0-0 1B		0-0 F5		0-0 1B	3	0	1	0	0	1	3				
Steve Nicosia, R (1, 2) OBP: 0.328, SLG: 0.465	0-0 5-3			0-0 5-3		0-0 F9		0-0 F4		0-0 4-3	5	0	0	0	0	5				
John Rabb, R (1, 3) OBP: 0.307, SLG: 0.364	0-0 F9			0-0 HR		4-0 FC6-4 BB		0-3 K		3	1	1	1	1	1	1				
Brad Wellman, R (1, 6) OBP: 0.277, SLG: 0.297			4-0 1B 1B BB		4-0 1B BB		0-0 FC6-4 BB		0-0 1B	2	1	1	0	2	0	1				
Mike Krukow, R (1, 1) OBP: 0.141, SLG: 0.145 Dusty Baker Jr., R (6, PH) OBP: 0.376, SLG: 0.352 Randy Lerch, L (6, PH) OBP: 0.294, SLG: 0.143 Rob Deer, R (8, PH) OBP: 0.412, SLG: 0.417 Bob Lacey, R (8, 1) OBP: 0.333, SLG: 0.333			0-3 K		0-3 K		4-0 G4-6-3 BB		0-0 F6	2	0	0	0	0	2	2				
Inning Stats	R: 0 E: 0 K: 2 S: 7	H: 1 LOB: 0 BB: 0 P: 7	R: 0 E: 0 K: 1 S: 6	H: 1 LOB: 0 BB: 0 P: 6	R: 2 E: 0 K: 1 S: 8	H: 3 LOB: 2 BB: 1 P: 12	R: 1 E: 0 K: 1 S: 7	H: 2 LOB: 2 BB: 1 P: 11	R: 0 E: 0 K: 1 S: 6	H: 1 LOB: 1 BB: 0 P: 6	R: 0 E: 1 K: 0 S: 4	H: 0 LOB: 2 BB: 1 P: 8	R: 0 E: 0 K: 2 S: 8	H: 1 LOB: 1 BB: 0 P: 8	R: 1 E: 0 K: 0 S: 4	H: 1 LOB: 1 BB: 1 P: 8		1B: 9 2B: 0 3B: 0 HR: 1	SF: 1 SAC: 0 DP: 1 HBP: 0	WP: 0 PB: 0 SB: 1 CS: 1
PITCHER	IP WLS BF H R ER SO BB IBB HBP BLK WP HR S P ERA WHIP		IP WLS BF H R ER SO BB IBB HBP BLK WP HR S P ERA WHIP		IP WLS BF H R ER SO BB IBB HBP BLK WP HR S P ERA WHIP		IP WLS BF H R ER SO BB IBB HBP BLK WP HR S P ERA WHIP		IP WLS BF H R ER SO BB IBB HBP BLK WP HR S P ERA WHIP		IP WLS BF H R ER SO BB IBB HBP BLK WP HR S P ERA WHIP		IP WLS BF H R ER SO BB IBB HBP BLK WP HR S P ERA WHIP		IP WLS BF H R ER SO BB IBB HBP BLK WP HR S P ERA WHIP		IP WLS BF H R ER SO BB IBB HBP BLK WP HR S P ERA WHIP			
Tim Lollar, L (1, 1) ERA: 3.84	5.1	W	27	8	3	3	6	4	0	0	0	0	0	0	0	0	5.06	2.250		
Greg Harris, R (6, 1) ERA: 2.85	1.0		4	0	0	0	0	1	0	0	0	0	0	0	0	0	0.00	1.000		
Dave Dravecky, L (7, 1) ERA: 2.93	2.2	S	11	2	1	1	2	1	0	0	0	0	0	0	0	0	3.38	1.125		

Batter	1	2	3	4	5	6	7	8	9	AB	R	H	RBI	BB	SO	LOB	BOTTOM			
Alan Wiggins, S (1, 4) OBP: 0.338, SLG: 0.319	0-0 G4-6-3 1B	4-0 PB S BB		0-0 FC6-4 1-2			0-0 F7			3	0	1	0	1	0	1	San Francisco Giants @ San Diego Padres Jack Murphy Stadium, San Diego, CA Thu Sep 20 1984, 10:05 PM EDT Att: 15,766 - Unknown livebaseballscorecards.com			
Tony Gwynn, L (1, 9) OBP: 0.413, SLG: 0.450	0-0 G4-6-3 1-2	0-0 F6			0-0 F7		0-0 S 1B			4	0	1	0	0	0	2				
Steve Garvey, R (1, 3) OBP: 0.307, SLG: 0.373 Kurt Bevacqua, R (2, 3) OBP: 0.338, SLG: 0.298	0-3 K	0-0 4-3			0-3 K 1B		4-0 S BB			1	0	0	0	0	1	0				
Graig Nettles, L (1, 5) OBP: 0.324, SLG: 0.414		0-0 HBP 1B F8 1B	0-0 G3		0-0 F5		0-0 F4			4	1	1	0	0	0	3				
Terry Kennedy, L (1, 2) OBP: 0.285, SLG: 0.355	0-0 F8	0-0 3-1			0-0 1B		0-3 K			4	0	1	0	0	1	3				
Kevin McReynolds, R (1, 8) OBP: 0.319, SLG: 0.472	4-0 HBP 1B BB	0-0 5-3			0-3 K			0-0 F9		3	1	0	0	1	1	2				
Carmelo Martinez, R (1, 7) OBP: 0.341, SLG: 0.396	1-0 1B HR HBP			0-0 1-3		0-0 5-3				3	1	1	0	0	0	0				
Garry Templeton, S (1, 6) OBP: 0.313, SLG: 0.323	0-0 HR 1B			4-0 FC4-6 BB		0-3 K		0-0 F8		3	1	1	2	1	1	1				
Tim Lollar, L (1, 1) OBP: 0.288, SLG: 0.409 Greg Harris, S (6, 1) OBP: 0.167, SLG: 0.167 Dave Dravecky, R (7, 1) OBP: 0.167, SLG: 0.154	0-0 HR			0-0 FC4-6 FC6-4		0-0 F8		0-0 6-3		2	1	1	3	0	0	1				
Inning Stats	R: 0 E: 0 K: 1 S: 5	H: 1 LOB: 0 BB: 0 P: 5	R: 5 E: 0 K: 0 S: 6	H: 3 LOB: 1 BB: 2 P: 15	R: 0 E: 0 K: 0 S: 3	H: 0 LOB: 0 BB: 0 P: 3	R: 0 E: 0 K: 0 S: 3	H: 0 LOB: 1 BB: 1 P: 7	R: 0 E: 0 K: 2 S: 9	H: 1 LOB: 2 BB: 0 P: 9	R: 0 E: 0 K: 1 S: 5	H: 0 LOB: 0 BB: 0 P: 5	R: 0 E: 0 K: 1 S: 6	H: 1 LOB: 2 BB: 1 P: 10	R: 0 E: 0 K: 0 S: 4	H: 1 LOB: 1 BB: 0 P: 4		1B: 5 2B: 1 3B: 0 HR: 1	SF: 0 SAC: 0 DP: 1 HBP: 1	WP: 1 PB: 1 SB: 2 CS: 0
PITCHER	IP WLS BF H R ER SO BB IBB HBP BLK WP HR S P ERA WHIP		IP WLS BF H R ER SO BB IBB HBP BLK WP HR S P ERA WHIP		IP WLS BF H R ER SO BB IBB HBP BLK WP HR S P ERA WHIP		IP WLS BF H R ER SO BB IBB HBP BLK WP HR S P ERA WHIP		IP WLS BF H R ER SO BB IBB HBP BLK WP HR S P ERA WHIP		IP WLS BF H R ER SO BB IBB HBP BLK WP HR S P ERA WHIP		IP WLS BF H R ER SO BB IBB HBP BLK WP HR S P ERA WHIP		IP WLS BF H R ER SO BB IBB HBP BLK WP HR S P ERA WHIP		IP WLS BF H R ER SO BB IBB HBP BLK WP HR S P ERA WHIP			
Mike Krukow, R (1, 1) ERA: 4.65	5.0	L	24	5	3	3	9	3	0	0	0	0	0	0	0	0	9.00	1.600		
Randy Lerch, L (6, 1) ERA: 4.15	2.0		8	1	0	0	2	1	0	0	0	0	0	0	0	0	0.00	1.000		
Bob Lacey, L (8, 1) ERA: 3.54	1.0		4	1	0	0	0	0	0	0	0	0	0	0	0	0	0.00	1.000		

Batter	1	2	3	4	5	6	7	8	9	AB	R	H	RBI	BB	SO	LOB	TOP					
Steve Sax, R (1.4) OBP: 0.297, SLG: 0.303	0-0 5-3 1B		0-0 CS 1B		0-0 4-3 1-2 3-H			0-0 5-3		4	0	2	0	0	0	1	Los Angeles Dodgers @ San Francisco Giants Candlestick Park, San Francisco, CA Fri Sep 21 1984, 10:05 PM EDT Att: 11,569 - Unknown livebaseballscorecards.com					
Dave Anderson, R (1.6) OBP: 0.331, SLG: 0.329	0-0 5-3 1-2		0-0 F9 1-2		0-0 F8			0-0 5-3		4	0	0	0	0	0	3						
Ken Landreaux, L (1.9) OBP: 0.300, SLG: 0.378	0-0 F7			0-0 F9					0-0 F9	4	0	0	0	0	0	1						
Pedro Guerrero, R (1.8) OBP: 0.353, SLG: 0.456	0-0 F8			0-0 F8					0-0 F5	4	0	1	0	0	0	1						
Greg Brock, L (1.3) OBP: 0.322, SLG: 0.405		0-0 F7		0-0 FC6-4 1B					0-0 F6	4	0	1	0	0	1	1						
Mike Scioscia, L (1.2) OBP: 0.374, SLG: 0.379				0-0 FC6-4 1-2					0-0 F7	4	0	1	0	0	0	2						
Terry Whitfield, L (1.7) OBP: 0.308, SLG: 0.358		0-3 K			0-0 F2				0-0 6-3	3	0	0	0	0	1	1						
German Rivera, R (1.5) OBP: 0.320, SLG: 0.361		0-0 F8			0-0 1B WP 1B				0-0 F9	3	1	1	0	0	0	1						
Fernando Valenzuela, L (1.1) OBP: 0.195, SLG: 0.342			0-0 F8						0-0 1B	2	0	1	0	0	0	0						
Franklin Stubbs, L (8. PH) OBP: 0.274, SLG: 0.348					0-0 1-3 WP 1B					1	0	1	0	0	0	0						
Tom Niedenfuer, R (8.1)										0	0	0	0	0	0	0						
Inning Stats	R: 0 E: 0 K: 0 S: 4	H: 1 LOB: 1 BB: 0 P: 4	R: 0 E: 0 K: 1 S: 6	H: 1 LOB: 1 BB: 0 P: 6	R: 0 E: 0 K: 0 S: 3	H: 1 LOB: 0 BB: 0 P: 3	R: 0 E: 0 K: 0 S: 4	H: 1 LOB: 1 BB: 0 P: 4	R: 1 E: 0 K: 0 S: 5	H: 2 LOB: 1 BB: 0 P: 5	R: 0 E: 0 K: 1 S: 5	H: 0 LOB: 0 BB: 0 P: 5	R: 0 E: 0 K: 0 S: 3	H: 0 LOB: 0 BB: 0 P: 3	R: 0 E: 0 K: 0 S: 3	H: 1 LOB: 0 BB: 0 P: 3	R: 0 E: 0 K: 0 S: 4	H: 1 LOB: 1 BB: 0 P: 4	1B: 6 2B: 2 3B: 0 HR: 0	SF: 0 SAC: 0 DP: 0 HBP: 0	WP: 1 PB: 0 SB: 0 CS: 1	PA: 33
PITCHER Bill Laskey, R (1.1) ERA: 4.3	IP: 9.0 WLS: W BF: 33 H: 8 R: 1 ER: 1 SO: 2 BB: 0 IBB: 0 HBP: 0 BLK: 0 WP: 1 HR: 0 S: 37 P: 37 ERA: 1.00 WHIP: 0.889															PITCHER	IP: 9.0 WLS: W BF: 33 H: 8 R: 1 ER: 1 SO: 2 BB: 0 IBB: 0 HBP: 0 BLK: 0 WP: 1 HR: 0 S: 37 P: 37 ERA: 1.00 WHIP: 0.889					

Batter	1	2	3	4	5	6	7	8	9	AB	R	H	RBI	BB	SO	LOB	BOTTOM			
Dan Gladden, R (1.8) OBP: 0.408, SLG: 0.456	0-0 F9		0-3 K		4-0 S BB				0-0 1B 1B	3	1	1	0	1	1	0	Los Angeles Dodgers @ San Francisco Giants Candlestick Park, San Francisco, CA Fri Sep 21 1984, 10:05 PM EDT Att: 11,569 - Unknown livebaseballscorecards.com			
Manny Trillo, R (1.4) OBP: 0.297, SLG: 0.334	0-3 K		0-3 K2-3		0-0 6-3 1-2			0-0 1B 1B	4	0	1	1	0	2	1					
Chris Brown, R (1.5) OBP: 0.333, SLG: 0.407	4-0 FC6-4 BB		0-3 K					0-0 F1 1-2 2-3 3-H	3	0	0	0	1	2	3					
Jeffrey Leonard, R (1.7) OBP: 0.357, SLG: 0.488	0-0 FC6-4 1-2			0-3 K				0-0 K 1-3 2-H 3-H	4	0	1	2	0	2	1					
Bob Brenly, R (1.2) OBP: 0.361, SLG: 0.481		0-0 3B 1B		0-0 6-3 1B				0-0 F8	3	1	2	0	1	0	0					
Alejandro Sanchez, R (1.9) OBP: 0.250, SLG: 0.333		0-0 1H 6-3 3B		0-0 6-3 1-2				0-0 F3	4	1	1	1	0	0	2					
John Rabb, R (1.3) ERA: 3.04		0-0 6-3		0-0 1-3				0-0 F7	3	1	0	1	0	0	1					
Scot Thompson, L (8.3) OBP: 0.377, SLG: 0.347								0-0 E6 1B SH3-4 1B	1	0	0	0	0	0	0					
Brad Wellman, R (1.6) OBP: 0.275, SLG: 0.295		0-3 K			0-0 F5			0-0 SH3-4	2	0	0	0	0	1	0					
Bill Laskey, R (1.1) OBP: 0.121, SLG: 0.065		0-0 F9			0-3 K			4-0 1B 1B 1B BB	2	1	0	0	1	1	0					
Inning Stats	R: 0 E: 0 K: 1 S: 5	H: 0 LOB: 1 BB: 1 P: 9	R: 2 E: 0 K: 1 S: 7	H: 2 LOB: 0 BB: 0 P: 7	R: 0 E: 0 K: 3 S: 9	H: 0 LOB: 0 BB: 0 P: 9	R: 0 E: 0 K: 1 S: 6	H: 1 LOB: 1 BB: 0 P: 6	R: 0 E: 0 K: 1 S: 5	H: 0 LOB: 1 BB: 1 P: 9	R: 0 E: 0 K: 1 S: 5	H: 0 LOB: 1 BB: 1 P: 9	R: 3 E: 1 K: 1 S: 8	H: 3 LOB: 2 BB: 1 P: 12	R: 0 E: 0 K: 0 S: 3	H: 0 LOB: 0 BB: 0 P: 3	1B: 5 2B: 0 3B: 1 HR: 0	SF: 0 SAC: 1 DP: 0 HBP: 0	WP: 0 PB: 0 SB: 1 CS: 0	PA: 34
PITCHER Fernando Valenzuela, L (1.1) ERA: 3.04	IP: 7.0 WLS: L BF: 31 H: 6 R: 5 ER: 2 SO: 9 BB: 4 IBB: 0 HBP: 0 BLK: 0 WP: 0 HR: 0 S: 45 P: 61 ERA: 2.57 WHIP: 1.429															PITCHER Tom Niedenfuer, R (8.1) ERA: 2.55	IP: 1.0 WLS: L BF: 3 H: 0 R: 0 ER: 0 SO: 0 BB: 0 IBB: 0 HBP: 0 BLK: 0 WP: 0 HR: 0 S: 3 P: 3 ERA: 0.00 WHIP: 0.000			

Batter	1	2	3	4	5	6	7	8	9	AB	R	H	RBI	BB	SO	LOB	TOP							
Steve Sax, R OBP: 0.297, SLG: 0.304	6-3			WP 3B 1B		1B 1B	G5-4-3		FC4-6	5	2	2	0	0	0	2	Los Angeles Dodgers @ San Francisco Giants Candlestick Park, San Francisco, CA Sat Sep 22 1984, 6:33 AM EDT Att: 13,994 - Unknown							
Dave Anderson, R OBP: 0.331, SLG: 0.329	1-3			K		WP 1B 1B			E5	3	1	1	0	0	1	1								
Bill Russell, R OBP: 0.331, SLG: 0.321	1-3			K		WP 1B 1B			E5	2	0	1	0	0	0	1								
Ken Landreaux, L OBP: 0.299, SLG: 0.381	4-3			2B		F4	4-3		F7	4	1	1	1	0	0	3								
Tony Brewer, R OBP: 0.091, SLG: 0.065	4-3			2B		F4	4-3		F7	1	0	0	0	0	0	2								
Pedro Guerrero, R OBP: 0.354, SLG: 0.457	6-3			2B		1B 1B			6-3	3	1	1	1	1	0	0								
Greg Brock, L OBP: 0.379, SLG: 0.402	F9			F5		1B 1B			F6	2	0	0	0	0	0	1								
R.J. Rivers, S OBP: 0.299, SLG: 0.336	F9			F5		1B 1B			F6	1	1	1	2	0	0	0								
Pat Zachry, R OBP: 0.331, SLG: 0.333	F9			F5		1B 1B			F6	0	0	0	0	0	0	0								
Ken Howell, L OBP: 0.331, SLG: 0.333	F9			F5		1B 1B			F6	0	0	0	0	0	0	0								
Terry Whitfield, L OBP: 0.299, SLG: 0.358	F9			F5		1B 1B			F6	0	0	0	0	0	0	0								
Larry White, R OBP: 0.321, SLG: 0.449	F1			F8		E			F8	4	0	1	1	0	0	1								
Mike Scioscia, L OBP: 0.277, SLG: 0.376				K		F3			E5	3	0	0	0	1	1	1								
Rafael Landestoy, S OBP: 0.204, SLG: 0.245				K		F3			E5	0	1	0	0	0	0	0								
German Rivera, R OBP: 0.316, SLG: 0.356				K		F8			G4-6-3	3	0	0	0	0	1	2								
Sid Bream, L OBP: 0.233, SLG: 0.194				K		F8			G4-6-3	1	0	1	0	0	0	0								
Bob Bailor, R OBP: 0.304, SLG: 0.282				K		F8			G4-6-3	0	0	0	0	0	0	0								
Bob Welch, R OBP: 0.120, SLG: 0.083				6-3		K			SF9	2	0	0	0	0	1	0								
Franklin Stubbs, L OBP: 0.277, SLG: 0.351				6-3		K			SF9	1	0	1	0	0	0	0								
Candy Maldonado, R OBP: 0.314, SLG: 0.378				6-3		K			SF9	0	0	0	1	0	0	0								
Inning Stats	R: 0 E: 0 K: 0 S: 3	H: 0 LOB: 0 BB: 0 P: 3	R: 0 E: 0 K: 0 S: 3	H: 0 LOB: 0 BB: 0 P: 3	R: 0 E: 0 K: 2 S: 7	H: 0 LOB: 0 BB: 0 P: 7	R: 2 E: 0 K: 1 S: 8	H: 3 LOB: 1 BB: 0 P: 8	R: 0 E: 0 K: 1 S: 5	H: 0 LOB: 0 BB: 0 P: 5	R: 4 E: 1 K: 0 S: 7	H: 4 LOB: 1 BB: 1 P: 11	R: 0 E: 0 K: 0 S: 4	H: 2 LOB: 1 BB: 0 P: 4	R: 0 E: 0 K: 0 S: 3	H: 0 LOB: 0 BB: 0 P: 3	R: 1 E: 1 K: 0 S: 5	H: 1 LOB: 2 BB: 1 P: 9	1B: 8 2B: 1 3B: 1 HR: 0	SF: 1 SAC: 0 DP: 2 HBP: 0	WP: 2 PB: 0 SB: 0 CS: 0	PA: 39		
PITCHER	IP WLS BF H R ER SO BB IBB HBP BLK WP HR S P ERA WHIP	5.0 0 20 5 4 4 4 0 0 0 0 1 0 28 28 7.20 1.000	0.1 3 1 0 0 0 0 1 0 0 0 1 0 2 6 0.00 3.000	0.2 W 3 1 2 1 0 0 0 0 0 0 0 0 0 3 3 13.50 1.500	1.0 4 2 0 0 0 0 0 0 0 0 0 0 4 4 0.00 2.000	1.0 5 1 1 1 0 1 0 0 0 0 0 0 4 8 9.00 2.000	1.0 S 4 0 0 0 0 0 0 0 0 0 0 0 4 4 0.00 0.000																	

Batter	1	2	3	4	5	6	7	8	9	AB	R	H	RBI	BB	SO	LOB	BOTTOM						
Dan Gladden, R OBP: 0.408, SLG: 0.455	F2		K		E1 2B 1B	1B 1B		5-3		5	2	2	2	0	1	0	Los Angeles Dodgers @ San Francisco Giants Candlestick Park, San Francisco, CA Sat Sep 22 1984, 6:33 AM EDT Att: 13,994 - Unknown						
Manny Trillo, R OBP: 0.301, SLG: 0.340	F4 1B		5-3		3H 2B 1B	1B 1B		F7		5	1	3	1	0	0	0							
Chris Brown, R OBP: 0.323, SLG: 0.390	F4 1-2		K		2H K	2B 1B		1-3		5	0	1	1	0	2	2							
Chili Davis, S OBP: 0.365, SLG: 0.507	FC4-6 2H 1B		WP 3B BB		F4	4-0 BB BB		1-2		2	1	1	1	2	0	1							
Bob Brenly, R OBP: 0.358, SLG: 0.477	FC4-6 1-2		F2		F4	F9				4	0	0	0	0	0	5							
Scot Thompson, L OBP: 0.383, SLG: 0.360	4-3		4-3		2H 3B	1B 1B		E S 1B		3	1	2	1	1	0	0							
Alejandro Sanchez, R OBP: 0.214, SLG: 0.286	K		K		F8	F7		K		4	0	0	0	0	2	2							
Brad Wellman, R OBP: 0.282, SLG: 0.303	1B		1B		E S 1B	1B 1B		K		4	2	3	0	0	1	1							
Mark Grant, R OBP: 0.331, SLG: 0.333	K		K		F2	F7		F7		2	0	0	0	0	1	2							
Bob Lacey, R OBP: 0.331, SLG: 0.333	K		K		F2	F7		F7		0	0	0	0	0	0	0							
Scott Garrelts, R OBP: 0.100, SLG: 0.100	K		K		F2	F7		F7		1	1	1	2	0	0	0							
Dusty Baker Jr., R OBP: 0.331, SLG: 0.333	K		K		F2	F7		F7		0	0	0	0	0	0	0							
Frank Williams, R OBP: 0.331, SLG: 0.333	K		K		F2	F7		F7		0	0	0	0	0	0	0							
Duane Kuiper, L OBP: 0.299, SLG: 0.202	K		K		F2	F7		F7		1	0	0	0	0	0	1							
Greg Minton, S OBP: 0.299, SLG: 0.299	K		K		F2	F7		F7		0	0	0	0	0	0	0							
Gary Lavelle, S OBP: 0.299, SLG: 0.299	K		K		F2	F7		F7		0	0	0	0	0	0	0							
Inning Stats	R: 1 E: 0 K: 0 S: 5	H: 2 LOB: 1 BB: 0 P: 5	R: 0 E: 0 K: 2 S: 8	H: 1 LOB: 1 BB: 0 P: 8	R: 0 E: 0 K: 2 S: 7	H: 0 LOB: 0 BB: 0 P: 7	R: 1 E: 0 K: 0 S: 3	H: 1 LOB: 0 BB: 1 P: 7	R: 2 E: 1 K: 1 S: 8	H: 3 LOB: 1 BB: 0 P: 8	R: 4 E: 0 K: 0 S: 8	H: 5 LOB: 3 BB: 2 P: 16	R: 0 E: 0 K: 2 S: 8	H: 1 LOB: 1 BB: 0 P: 8	R: 0 E: 0 K: 0 S: 3	H: 0 LOB: 0 BB: 0 P: 3	1B: 10 2B: 1 3B: 2 HR: 0	SF: 0 SAC: 0 DP: 0 HBP: 0	WP: 1 PB: 0 SB: 3 CS: 0	PA: 39			
PITCHER	IP WLS BF H R ER SO BB IBB HBP BLK WP HR S P ERA WHIP	5.0 0 22 7 4 4 4 1 0 0 0 0 0 6 10 54.00 7.500	0.2 L 7 4 4 4 0 1 0 0 0 0 0 0 6 10 54.00 7.500	1.1 7 2 0 0 2 1 0 0 0 0 0 0 10 14 0.00 2.250	3.61 3 0 0 0 0 0 0 0 0 0 0 3 3 0.00 0.000	2.7																	



Batter	1	2	3	4	5	6	7	8	9	AB	R	H	RBI	BB	SO	LOB	TOP		
Steve Sax, R OBP: 0.297, SLG: 0.303 (1,4)	4-3		F7		6-3			4-3	4-3	5	0	1	0	0	0	2	Los Angeles Dodgers @ San Francisco Giants Candlestick Park, San Francisco, CA Sun Sep 23 1984, 6:33 AM EDT Att: 22,279 - Unknown		
Bill Russell, R OBP: 0.333, SLG: 0.328 (1,6)	2B		G4-3 1B			F3		F8		4	0	2	0	0	0	2			
R.J. Reynolds, S OBP: 0.293, SLG: 0.336 (1,8)	4-3		G4-3 1-2			F9		1B		4	0	1	0	0	0	3			
Pedro Guerrero, R OBP: 0.354, SLG: 0.455 (1,3)	6-3			G6-4-3 1B		4-3		K		4	0	1	0	0	1	4			
Mike Marshall, R OBP: 0.321, SLG: 0.447 (1,7)		F7		G6-4-3 1-2		6-3		2B SF8 1B		4	1	1	0	0	0	1			
Candy Maldonado, R OBP: 0.317, SLG: 0.384 (1,9)		F8		1B		K		1B 2B		4	1	2	0	0	1	0			
Jack Fimple, R OBP: 0.214, SLG: 0.231 (1,2)				F9		F7		SF8		3	0	1	1	0	0	1			
Bob Bailor, R OBP: 0.289, SLG: 0.277 (8, PH)		6-3				F8		5-3		2	0	0	0	0	0	1			
German Rivera, R OBP: 0.318, SLG: 0.357 (8, 5)								FC1-4 1B		2	0	1	1	0	0	0			
Rafael Landestoy, S OBP: 0.204, SLG: 0.245 (9, PR)								2H 1B		0	0	0	0	0	0	0			
Burt Hooton, R OBP: 0.071, SLG: 0.071 (1, 1)						6-3		1B 1B BB	FC1-4 1-2	2	0	1	0	0	0	0			
Larry White, R OBP: 0.118, SLG: 0.065 (8, PH)				1B						0	0	0	0	0	0	0			
Tom Niedenfuer, R OBP: 0.299, SLG: 0.380 (8, 1)				1B						0	0	0	0	0	0	0			
Ken Landreaux, L OBP: 0.299, SLG: 0.380 (9, PH)										1	0	0	0	0	0	1			
Inning Stats	R: 0 E: 0 K: 0 S: 4	H: 1 LOB: 1 BB: 0 P: 4	R: 0 E: 0 K: 0 S: 4	H: 1 LOB: 1 BB: 0 P: 4	R: 0 E: 0 K: 0 S: 4	H: 2 LOB: 1 BB: 0 P: 4	R: 0 E: 0 K: 0 S: 4	H: 2 LOB: 1 BB: 0 P: 4	R: 0 E: 0 K: 1 S: 5	H: 0 LOB: 0 BB: 0 P: 5	R: 0 E: 0 K: 1 S: 5	H: 0 LOB: 0 BB: 0 P: 5	R: 0 E: 0 K: 1 S: 7	H: 2 LOB: 3 BB: 1 P: 11	R: 2 E: 0 K: 0 S: 6	H: 3 LOB: 1 BB: 0 P: 6	1B: 8 2B: 3 3B: 0 HR: 0	SF: 1 SAC: 0 DP: 2 HBP: 0	WP: 0 PA: 37 PB: 0 SB: 0 CS: 0
PITCHER	IP WLS BF H R ER SO BB IBB HBP BLK WP HR S P ERA WHIP																		
George Riley, L ERA: 4.07 (1, 1)	8.1 W 35 11 2 2 2 1 0 0 0 0 0 0 38 42 2.16 1.440																		
Gary Lavelle, L ERA: 2.83 (9, 1)	0.2 S 2 0 0 0 0 0 0 0 0 0 0 0 2 2 0.00 0.000																		

Batter	1	2	3	4	5	6	7	8	9	AB	R	H	RBI	BB	SO	LOB	BOTTOM
Dan Gladden, R OBP: 0.406, SLG: 0.452 (1,8)	5-3		F2					K		4	1	1	0	0	1	0	Los Angeles Dodgers @ San Francisco Giants Candlestick Park, San Francisco, CA Sun Sep 23 1984, 6:33 AM EDT Att: 22,279 - Unknown
Manny Trillo, R OBP: 0.300, SLG: 0.342 (1,4)	K			6-3		4-3		1B 2B		4	1	1	0	0	1	1	
Chris Brown, R OBP: 0.333, SLG: 0.397 (1,5)	5-3			6-3		1B 2H 1B		1B G5-4-3 1B		4	0	2	2	0	0	0	
Scot Thompson, L OBP: 0.385, SLG: 0.362 (1,3)		4-3		1B		CS 1B		G5-4-3 1-2		4	0	2	0	0	0	1	
Bob Brenly, R OBP: 0.356, SLG: 0.475 (1,2)		5-3		F3		F5				3	0	0	0	0	0	3	
Alejandro Sanchez, R OBP: 0.258, SLG: 0.323 (1,9)			CS 1B			CS S 1B		5-3		3	0	2	0	0	0	0	
Rob Deer, R OBP: 0.450, SLG: 0.643 (1,7)		CS 1-2	1B G6-4-3 BB			K 1-2		HR		2	2	1	1	1	1	1	
Brad Wellman, R OBP: 0.286, SLG: 0.304 (1,6)				G6-4-3 1B		CS BB		5-3		2	0	1	0	1	0	0	
George Riley, L OBP: 0.111, SLG: 0.111 (1, 1)				G6-4-3 1-2		K		4-3		3	0	0	0	0	1	3	
Gary Lavelle, S ERA: 2.83 (9, 1)										0	0	0	0	0	0	0	
Inning Stats	R: 0 E: 0 K: 1 S: 5	H: 0 LOB: 0 BB: 0 P: 5	R: 0 E: 0 K: 0 S: 3	H: 1 LOB: 0 BB: 0 P: 3	R: 1 E: 0 K: 0 S: 3	H: 1 LOB: 1 BB: 1 P: 7	R: 0 E: 0 K: 0 S: 4	H: 1 LOB: 1 BB: 0 P: 4	R: 1 E: 0 K: 0 S: 5	H: 3 LOB: 1 BB: 0 P: 5	R: 1 E: 0 K: 0 S: 4	H: 1 LOB: 0 BB: 0 P: 4	R: 1 E: 0 K: 1 S: 6	H: 2 LOB: 0 BB: 0 P: 6	1B: 8 2B: 1 3B: 0 HR: 1	SF: 0 SAC: 0 DP: 2 HBP: 0	WP: 0 PA: 32 PB: 0 SB: 2 CS: 4
PITCHER	IP WLS BF H R ER SO BB IBB HBP BLK WP HR S P ERA WHIP																
Burt Hooton, R ERA: 3.44 (1, 1)	5.1 L 22 7 2 2 3 2 0 0 0 0 0 0 1 5 5 5.40 0.600																
Larry White, R ERA: 3.09 (6, 1)	1.2 5 1 1 1 0 0 0 0 0 0 0 1 5 5 5.40 0.600																
Tom Niedenfuer, R ERA: 2.7 (8, 1)	1.0 4 2 1 1 1 0 0 0 0 0 0 0 6 6 9.00 2.000																

Batter	1	2	3	4	5	6	7	8	9	AB	R	H	RBI	BB	SO	LOB	TOP																				
Alan Wiggins, S (1,4) Tim Flannery, L (6,4) Tony Gwynn, L (1,9) Bobby Brown, S (6,9) Steve Garvey, R (1,3) Champ Summers, L (3,3) Graig Nettles, L (1,5) Kurt Bevacqua, R (3, PR) (3,5) Terry Kennedy, L (1,2) Doug Gwosdz, R (5, PR) (5,2) Kevin McReynolds, R (1,8) Eddie Miller, S (6,8) Camelto Martinez, R (1,7) Luis DeLeon, R (6,1) Craig Lefferts, L (8,1) Garry Templeton, S (1,6) Mario Ramirez, R (7,6) Greg Harris, S (1,1) Ron Roenicke, S (6,7)	F1 2-3 6-3		E5 FC3 FC3 K	1B BB 1B		1B 1B 1B	K K		F3 F3	3 4 2	0 1 0	2 1 0	0 1 0	1 0 1	0 0 1	0 1 0																					
Inning Stats	R: 0 E: 0 K: 0 S: 3	H: 0 LOB: 0 BB: 0 P: 3	R: 1 E: 0 K: 0 S: 5	H: 3 LOB: 1 BB: 0 P: 5	R: 1 E: 1 K: 2 S: 10	H: 2 LOB: 3 BB: 0 P: 11	R: 0 E: 0 K: 1 S: 6	H: 2 LOB: 2 BB: 1 P: 10	R: 2 E: 0 K: 0 S: 5	H: 2 LOB: 2 BB: 0 P: 6	R: 0 E: 0 K: 1 S: 7	H: 2 LOB: 2 BB: 0 P: 7	R: 0 E: 0 K: 1 S: 5	H: 0 LOB: 0 BB: 0 P: 5	R: 1 E: 1 K: 0 S: 5	H: 2 LOB: 2 BB: 1 P: 9	1B: 15 2B: 2 3B: 0 HR: 0	SF: 1 SAC: 0 DP: 2 HBP: 2	WP: 0 PB: 1 SB: 2 CS: 0	PA: 48																	
PITCHER	IP	WLS	BF	H	R	ER	SO	BB	IBB	HBP	BLK	WP	HR	S	P	ERA	WHIP	PITCHER		IP	WLS	BF	H	R	ER	SO	BB	IBB	HBP	BLK	WP	HR	S	P	ERA	WHIP	
Jeff Robinson, R (1,1) Randy Lerch, L (5,1) Mark Calvert, R (8,1)	4.0 3.0 2.0	L 16 9	23 16 9	9 6 2	4 2 1	4 2 0	3 1 1	3 2 0	0 0 0	0 0 0	0 0 0	0 0 0	0 0 0	0 16 10	26 24 14	32	9.00 6.00 0.00	2.500 2.667 1.500																			

San Diego Padres @ San Francisco Giants
Candlestick Park, San Francisco, CA
Mon Sep 24 1984, 10:05 PM EDT
Unknown


AB 41
R 7
H 17
RBI 6
BB 4
SO 5
LOB 30



Batter	1	2	3	4	5	6	7	8	9	AB	R	H	RBI	BB	SO	LOB	BOTTOM																			
Dan Gladden, R (1,8) Brad Wellman, R (1,4) Chris Brown, R (1,5) Scot Thompson, L (1,3) Alejandro Sanchez, R (1,9) Rob Deer, R (1,7) Fran Mullins, R (1,6) Mark Calvert, L (8,1) Randy Gomez, R (1,2) Jeff Robinson, R (1,1) Randy Lerch, L (5,1) Duane Kuiper, L (8,4)	F8 F8 5-3		K K	1B BB BB		1B K K		G6-3 G6-3		4 3 3	0 0 0	2 0 0	1 0 0	0 0 1	1 1 0	0 1 0																				
Inning Stats	R: 0 E: 0 K: 0 S: 3	H: 0 LOB: 0 BB: 0 P: 3	R: 0 E: 0 K: 2 S: 7	H: 0 LOB: 1 BB: 0 P: 8	R: 0 E: 0 K: 2 S: 7	H: 0 LOB: 0 BB: 0 P: 7	R: 0 E: 0 K: 0 S: 2	H: 0 LOB: 1 BB: 2 P: 10	R: 1 E: 0 K: 1 S: 7	H: 2 LOB: 2 BB: 1 P: 11	R: 0 E: 0 K: 2 S: 7	H: 0 LOB: 0 BB: 0 P: 7	R: 0 E: 0 K: 1 S: 5	H: 1 LOB: 0 BB: 0 P: 3	R: 0 E: 0 K: 0 S: 3	H: 0 LOB: 0 BB: 0 P: 3	1B: 2 2B: 2 3B: 0 HR: 0	SF: 0 SAC: 0 DP: 2 HBP: 1	WP: 0 PB: 1 SB: 1 CS: 0	PA: 32																
PITCHER	IP	WLS	BF	H	R	ER	SO	BB	IBB	HBP	BLK	WP	HR	S	P	ERA	WHIP	PITCHER		IP	WLS	BF	H	R	ER	SO	BB	IBB	HBP	BLK	WP	HR	S	P	ERA	WHIP
Greg Harris, R (1,1) Luis DeLeon, R (6,1) Craig Lefferts, L (8,1)	5.0 2.0 2.0	W 6 6	20 6 6	2 0 1	1 0 0	0 0 0	5 3 0	3 0 0	0 0 0	0 0 0	0 0 0	0 0 0	0 0 0	0 12 6	26 12 6	39	0.00 0.00 0.00	1.000 0.000 0.500																		

San Diego Padres @ San Francisco Giants
Candlestick Park, San Francisco, CA
Mon Sep 24 1984, 10:05 PM EDT
Unknown

AB 28
R 1
H 3
RBI 1
BB 3
SO 8
LOB 9



Batter	1	2	3	4	5	6	7	8	9	10	11	AB	R	H	RBI	BB	SO	LOB	TOP					
Eddie Miller, S Carmelo Martinez, R OBP: 0.273, SLG: 0.453 OBP: 0.341, SLG: 0.395	(1, 9) (11, 7) K		(1, 9) (11, 7) K			(1, 9) (11, 7) F4	(1, 9) (11, 7) S 1B		(1, 9) (11, 7) F4		(1, 9) (11, 7) 3B	6	1	2	1	0	2	0						
Tim Flannery, L Kevin McReynolds, R OBP: 0.266, SLG: 0.379 OBP: 0.318, SLG: 0.469	(1, 4) (10, PH) (10, 8) F8		(1, 4) (10, PH) (10, 8) F8			(1, 4) (10, PH) (10, 8) 1B	(1, 4) (10, PH) (10, 8) 1B		(1, 4) (10, PH) (10, 8) 1B		(1, 4) (10, PH) (10, 8) K	4	1	2	1	0	0	0						
Steve Garvey, R Garry Templeton, S OBP: 0.305, SLG: 0.371 OBP: 0.314, SLG: 0.324	(1, 3) (4, 6) 5-3				(1, 3) (4, 6) F3					(1, 3) (4, 6) 4-3		2	0	0	0	0	0	0						
Kurt Bevacqua, R OBP: 0.341, SLG: 0.297	(1, 5) (4, 3)				(1, 5) (4, 3) 1B					(1, 5) (4, 3) 1B		5	1	2	0	0	0	2						
Ron Roenicke, S OBP: 0.294, SLG: 0.529	(1, 7) (11, 9)				(1, 7) (11, 9) 1B					(1, 7) (11, 9) F4		5	1	2	0	0	1	2						
Luis Salazar, R OBP: 0.256, SLG: 0.317	(1, 8) (10, 5)				(1, 8) (10, 5) K					(1, 8) (10, 5) F9		5	1	2	1	0	2	2						
Bruce Bochy, R Bobby Brown, S Doug Gwosdz, R OBP: 0.264, SLG: 0.470 OBP: 0.297, SLG: 0.360 OBP: 0.400, SLG: 0.250	(1, 2) (11, PR) (11, 2)				(1, 2) (11, PR) (11, 2) 1B					(1, 2) (11, PR) (11, 2) F5		4	1	2	3	1	1	0						
Mario Ramirez, R OBP: 0.294, SLG: 0.255	(1, 6) (4, 5) (10, 4)				(1, 6) (4, 5) (10, 4) K					(1, 6) (4, 5) (10, 4) 6-3		5	1	1	1	0	2	1						
Floyd Chiffer, R Alan Wiggins, S Tony Gwynn, R Dave Dravecky, R Luis DeLeon, R OBP: 0.273, SLG: 0.321 OBP: 0.260, SLG: 0.200 OBP: 0.413, SLG: 0.450 OBP: 0.285, SLG: 0.199	(1, 1) (9, PH) (8, 1) (7, PH) (7, 1) (10, 1)				(1, 1) (9, PH) (8, 1) (7, PH) (7, 1) (10, 1) 6-3					(1, 1) (9, PH) (8, 1) (7, PH) (7, 1) (10, 1) 5-3		1	0	0	0	0	0	0						
Inning Stats	R: 0 E: 0 K: 1 S: 5	H: 0 LOB: 0 BB: 0 P: 5	R: 1 E: 0 K: 3 S: 11	H: 2 LOB: 1 BB: 0 P: 11	R: 0 E: 0 K: 1 S: 5	H: 0 LOB: 0 BB: 0 P: 5	R: 0 E: 0 K: 1 S: 6	H: 1 LOB: 1 BB: 0 P: 6	R: 0 E: 0 K: 0 S: 3	H: 0 LOB: 0 BB: 0 P: 3	R: 5 E: 0 K: 1 S: 11	H: 6 LOB: 1 BB: 0 P: 11	R: 0 E: 0 K: 1 S: 5	H: 0 LOB: 0 BB: 0 P: 5	R: 0 E: 0 K: 1 S: 6	H: 1 LOB: 1 BB: 0 P: 6	R: 2 E: 1 K: 1 S: 6	H: 3 LOB: 2 BB: 1 P: 10	1B: 10 2B: 2 3B: 1 HR: 1	SF: 0 SAC: 0 DP: 0 HBP: 0	WP: 0 PB: 0 SB: 2 CS: 1	PA: 46		
PITCHER	IP ERA WLS BF H R ER SO BB IBB HBP BLK WP HR S P ERA WHIP	6.0 5.33 2.0 9 3 2 2 2 0 0 0 0 0 0 13 13 9.00 1.500	7.1 5.71 2.0 7 1 0 0 2 0 0 0 0 0 0 11 11 0.00 0.500	11.1 3.99 1.0 L 5 3 2 2 1 1 0 0 0 0 6 10 18.00 4.000																				

San Diego Padres @ San Francisco Giants
Candlestick Park, San Francisco, CA
Mon Sep 24 1984, 10:05 PM EDT
Att: 3,296 - Unknown

livebaseballscores.com

AB 45
R 8
H 14
RBI 8
BB 1
SO 11
LOB 10




Batter	1	2	3	4	5	6	7	8	9	10	11	AB	R	H	RBI	BB	SO	LOB	BOTTOM					
Dan Gladden, R OBP: 0.411, SLG: 0.453	(1, 8) S 1B BB					(1, 8) F8				(1, 8) F8		4	2	2	0	2	0	1						
Duane Kuiper, L Brad Wellman, R OBP: 0.270, SLG: 0.202 OBP: 0.284, SLG: 0.298	(1, 4) (9, PH) (10, 4)					(1, 4) (9, PH) (10, 4) 4-3				(1, 4) (9, PH) (10, 4) F3		4	1	1	0	0	1	3						
Chili Davis, S OBP: 0.368, SLG: 0.509	(1, 9) S 1B SF8 2B					(1, 9) S 1B SF8 BB				(1, 9) S 1B SF8 BB		4	2	2	3	2	0	0						
Dusty Baker Jr., R Alejandro Sanchez, R OBP: 0.385, SLG: 0.376 OBP: 0.216, SLG: 0.270	(1, 7) (7, PR) (6, 7)					(1, 7) (7, PR) (6, 7) S 1B BB				(1, 7) (7, PR) (6, 7) K		3	1	3	0	1	0	0						
Scott Thompson, L John Rabb, R OBP: 0.379, SLG: 0.357 OBP: 0.296, SLG: 0.338	(1, 3) (7, PH) (8, 3)					(1, 3) (7, PH) (8, 3) S 1B BB				(1, 3) (7, PH) (8, 3) F7		2	0	1	1	0	0	1						
Chris Brown, R OBP: 0.321, SLG: 0.386	(1, 5) S 1B SF8 2B					(1, 5) S 1B SF8 BB				(1, 5) S 1B SF8 BB		4	0	1	2	0	1	3						
Steve Nicosia, R OBP: 0.331, SLG: 0.458	(1, 2) S 1B K					(1, 2) S 1B K				(1, 2) S 1B K		4	0	1	0	1	1	2						
Fran Mullins, R OBP: 0.273, SLG: 0.324	(1, 6)					(1, 6) F8				(1, 6) F7		4	0	0	0	1	1	1						
Mark Davis, L Scott Garrelts, R Jeremy Brown, S Gary Lavelle, S Gene Richards, L Bob Lacey, R OBP: 0.273, SLG: 0.222 OBP: 0.260, SLG: 0.100 OBP: 0.308, SLG: 0.488 OBP: 0.285, SLG: 0.199	(1, 1) (7, PH) (8, 1) (8, 1) (10, PH) (11, 1)					(1, 1) (7, PH) (8, 1) (8, 1) (10, PH) (11, 1) B3				(1, 1) (7, PH) (8, 1) (8, 1) (10, PH) (11, 1) F2		3	0	0	0	0	0	1						
Inning Stats	R: 2 E: 0 K: 2 S: 9	H: 2 LOB: 2 BB: 2 P: 17	R: 2 E: 0 K: 0 S: 5	H: 3 LOB: 1 BB: 0 P: 5	R: 1 E: 0 K: 0 S: 4	H: 2 LOB: 0 BB: 0 P: 4	R: 0 E: 0 K: 0 S: 3	H: 0 LOB: 0 BB: 0 P: 3	R: 1 E: 0 K: 0 S: 4	H: 1 LOB: 1 BB: 1 P: 8	R: 0 E: 0 K: 1 S: 5	H: 1 LOB: 2 BB: 0 P: 13	R: 0 E: 0 K: 0 S: 3	H: 0 LOB: 0 BB: 0 P: 7	R: 0 E: 0 K: 1 S: 5	H: 0 LOB: 0 BB: 0 P: 5	R: 0 E: 0 K: 0 S: 3	H: 1 LOB: 2 BB: 2 P: 11	R: 0 E: 0 K: 1 S: 6	H: 1 LOB: 2 BB: 1 P: 10	1B: 8 2B: 3 3B: 0 HR: 0	SF: 2 SAC: 0 DP: 1 HBP: 0	WP: 1 PB: 0 SB: 1 CS: 0	PA: 50
PITCHER	IP ERA WLS BF H R ER SO BB IBB HBP BLK WP HR S P ERA WHIP	4.0 7.71 2.0 10 1 1 1 1 3 0 0 0 0 0 9 21 4.50 2.000	3.0 3.33 3.0 11 1 0 0 3 1 0 0 0 0 0 16 20 0.00 0.667	10.1 5.48 2.0 W 10 2 0 0 1 3 0 0 0 0 0 9 21 0.00 2.500																				

San Diego Padres @ San Francisco Giants
Candlestick Park, San Francisco, CA
Mon Sep 24 1984, 10:05 PM EDT
Att: 3,296 - Unknown

livebaseballscores.com

AB 39
R 6
H 11
RBI 6
BB 9
SO 7
LOB 20



Batter	1	2	3	4	5	6	7	8	9	AB	R	H	RBI	BB	SO	LOB	TOP										
Alan Wiggins, S (1,4) OBP: 0.342, SLG: 0.325										5	0	3	0	0	0	0											
Tony Gwynn, L (1,9) OBP: 0.412, SLG: 0.448										3	0	0	0	1	0	1											
Craig Lefferts, L (7,1) OBP: 0.294, SLG: 0.353										0	0	0	0	0	0	0											
Greg Booker, R (8,1) OBP: 0.200, SLG: 0.200										0	0	0	0	0	0	0											
Steve Garvey, R (1,3) OBP: 0.306, SLG: 0.371										2	0	1	0	0	0	2											
Champ Summers, L (4,3) OBP: 0.241, SLG: 0.286										1	0	0	0	1	0	2											
Graig Nettles, L (1,5) OBP: 0.326, SLG: 0.411										3	0	0	0	0	0	4											
Luis Salazar, R (6, PR) OBP: 0.254, SLG: 0.315										1	0	0	0	0	1	0											
Terry Kennedy, L (1,2) OBP: 0.284, SLG: 0.355										2	0	0	0	0	1	2											
Bruce Bochy, R (4,2) OBP: 0.258, SLG: 0.459										2	0	0	0	0	0	1											
Kevin McReynolds, R (1,8) OBP: 0.319, SLG: 0.471										4	1	2	0	0	0	0											
Eddie Miller, S (8, PR) OBP: 0.273, SLG: 0.455										0	0	0	0	0	0	0											
Camelto Martinez, R (1,7) OBP: 0.342, SLG: 0.394										3	1	1	0	1	0	1											
Tim Flannery, L (1,6) OBP: 0.356, SLG: 0.387										3	1	1	1	0	1	0											
Tim Lollar, L (1,1) OBP: 0.280, SLG: 0.397										2	0	0	0	0	0	1											
Bobby Brown, S (7, PH) OBP: 0.289, SLG: 0.361										2	0	1	2	0	0	0											
Inning Stats	R: 0 E: 1 K: 1 S: 7	H: 1 LOB: 2 BB: 0 P: 7	R: 1 E: 0 K: 0 S: 5	H: 3 LOB: 2 BB: 0 P: 5	R: 0 E: 0 K: 0 S: 3	H: 1 LOB: 0 BB: 0 P: 3	R: 0 E: 0 K: 0 S: 3	H: 0 LOB: 0 BB: 0 P: 3	R: 0 E: 0 K: 0 S: 3	H: 0 LOB: 1 BB: 1 P: 7	R: 2 E: 0 K: 0 S: 5	H: 3 LOB: 2 BB: 2 P: 13	R: 0 E: 0 K: 1 S: 6	H: 1 LOB: 2 BB: 0 P: 6	R: 0 E: 0 K: 1 S: 5	H: 0 LOB: 0 BB: 0 P: 5	1B: 6 2B: 3 3B: 0 HR: 0	SF: 1 SAC: 0 DP: 1 HBP: 0	WP: 0 PB: 0 SB: 1 CS: 1	PA: 37							
PITCHER	IP	WLS	BF	H	R	ER	SO	BB	IBB	HBP	BLK	WP	HR	S	P	ERA	WHIP										
Mike Krukow, R (1,1) ERA: 4.63	6.2	W	28	8	3	3	1	2	0	0	0	0	0	28	36	4.05	1.500										
Greg Minton, R (7,1) ERA: 3.75	2.1	S	9	1	0	0	2	1	0	0	0	0	0	12	16	0.00	0.857										

San Diego Padres @ San Francisco Giants
Candlestick Park, San Francisco, CA
Tue Sep 25 1984, 10:05 PM EDT
Att: 4,199 - Unknown


AB	33
R	3
H	9
RBI	3
BB	3
SO	3
LOB	14



Batter	1	2	3	4	5	6	7	8	9	AB	R	H	RBI	BB	SO	LOB	BOTTOM										
Dan Gladden, R (1,8) OBP: 0.412, SLG: 0.452										3	1	1	0	1	0	0											
Brad Weisman, R (1,4) OBP: 0.283, SLG: 0.301										4	0	1	1	0	0	2											
Dusty Baker Jr., R (1,9) OBP: 0.393, SLG: 0.377										2	0	1	0	2	0	0											
Jeffrey Leonard, R (1,7) OBP: 0.358, SLG: 0.486										4	0	1	0	0	0	6											
Bob Brenly, R (1,2) OBP: 0.356, SLG: 0.472										3	1	0	0	1	0	1											
Fran Mullins, R (1,5) OBP: 0.272, SLG: 0.349										4	1	1	2	0	0	0											
Scot Thompson, L (1,3) OBP: 0.377, SLG: 0.355										4	1	1	0	0	0	0											
Johnnie LeMaster, R (1,6) OBP: 0.265, SLG: 0.282										4	0	1	0	0	0	0											
Mike Krukow, R (1,1) OBP: 0.149, SLG: 0.153										3	0	1	0	0	0	1											
Greg Minton, S (7,1) OBP: 0.091, SLG: 0.048										0	0	0	0	0	0	0											
Inning Stats	R: 0 E: 0 K: 0 S: 4	H: 1 LOB: 1 BB: 0 P: 4	R: 0 E: 0 K: 0 S: 3	H: 0 LOB: 0 BB: 0 P: 3	R: 0 E: 0 K: 0 S: 4	H: 1 LOB: 3 BB: 2 P: 12	R: 0 E: 0 K: 0 S: 3	H: 0 LOB: 0 BB: 0 P: 3	R: 1 E: 1 K: 0 S: 5	H: 2 LOB: 2 BB: 1 P: 9	R: 3 E: 0 K: 0 S: 5	H: 3 LOB: 1 BB: 1 P: 9	R: 0 E: 0 K: 0 S: 4	H: 1 LOB: 1 BB: 0 P: 4	R: 0 E: 0 K: 0 S: 3	H: 0 LOB: 0 BB: 0 P: 3	1B: 6 2B: 1 3B: 0 HR: 1	SF: 0 SAC: 0 DP: 1 HBP: 0	WP: 0 PB: 0 SB: 0 CS: 0	PA: 35							
PITCHER	IP	WLS	BF	H	R	ER	SO	BB	IBB	HBP	BLK	WP	HR	S	P	ERA	WHIP										
Tim Lollar, L (1,1) ERA: 3.91	6.0	L	28	7	4	4	4	4	0	0	0	0	0	24	40	6.00	1.833										
Craig Lefferts, L (7,1) ERA: 2.17	1.0		4	1	0	0	0	0	0	0	0	0	0	4	4	0.00	1.000										
Greg Booker, R (8,1) ERA: 3.27	1.0		3	0	0	0	0	0	0	0	0	0	0	3	3	0.00	0.000										

San Diego Padres @ San Francisco Giants
Candlestick Park, San Francisco, CA
Tue Sep 25 1984, 10:05 PM EDT
Att: 4,199 - Unknown

AB	31
R	4
H	8
RBI	3
BB	4
SO	0
LOB	10



Batter	1	2	3	4	5	6	7	8	9	AB	R	H	RBI	BB	SO	LOB	TOP					
Tim Flannery, L (1,4) OBP: 0.353, SLG: 0.390										4	1	1	0	0	0	1						
Tony Gwynn, L (1,9) OBP: 0.411, SLG: 0.446										4	0	1	0	0	0	0						
Steve Garvey, R (1,3) OBP: 0.365, SLG: 0.370										2	0	0	1	0	0	1						
Kurt Bevacqua, R (4,3) OBP: 0.333, SLG: 0.289										2	0	0	0	0	0	0						
Graig Nettles, L (1,5) OBP: 0.328, SLG: 0.412										4	1	2	0	0	0	1						
Terry Kennedy, L (1,2) OBP: 0.282, SLG: 0.352										4	0	0	0	0	0	3						
Kevin McReynolds, R (1,8) OBP: 0.317, SLG: 0.488										3	0	0	0	0	0	2						
Luis Salazar, R (7,8) OBP: 0.253, SLG: 0.314										1	0	0	0	0	0	0						
Camelto Martinez, R (1,7) OBP: 0.343, SLG: 0.397										4	1	2	0	0	0	0						
Andy Hawkins, R (9,1) OBP: 0.214, SLG: 0.195										0	0	0	0	0	0	0						
Garry Templeton, S (1,6) OBP: 0.313, SLG: 0.322										3	1	0	0	1	0	1						
Eric Show, R (1,1) OBP: 0.257, SLG: 0.420										3	0	1	2	0	0	0						
Rich Gossage, R (8,1) OBP: 0.217, SLG: 0.182										0	0	0	0	0	0	0						
Ron Roenicke, S (9,7) OBP: 0.294, SLG: 0.529										0	0	0	0	0	0	0						
Inning Stats	R: 1 E: 0 K: 0 S: 5	H: 2 LOB: 1 BB: 0 P: 5	R: 0 E: 0 K: 0 S: 3	H: 0 LOB: 0 BB: 0 P: 3	R: 0 E: 0 K: 0 S: 3	H: 0 LOB: 0 BB: 0 P: 3	R: 0 E: 0 K: 0 S: 4	H: 1 LOB: 1 BB: 0 P: 4	R: 0 E: 0 K: 0 S: 3	H: 0 LOB: 0 BB: 0 P: 3	R: 0 E: 0 K: 0 S: 3	H: 0 LOB: 0 BB: 0 P: 3	R: 3 E: 1 K: 0 S: 6	H: 3 LOB: 1 BB: 1 P: 10	R: 0 E: 0 K: 0 S: 3	H: 0 LOB: 0 BB: 0 P: 3	R: 0 E: 0 K: 0 S: 4	H: 1 LOB: 1 BB: 0 P: 4	1B: 4 2B: 3 3B: 0 HR: 0	SF: 0 SAC: 0 DP: 0 HBP: 0	WP: 0 PB: 0 SB: 0 CS: 0	PA: 35
PITCHER	IP WLS BF H R ER SO BB IBB HBP BLK WP HR S P ERA WHIP																					
Bill Laskey, R (1,1) ERA: 4.33	6.2 L 27 6 4 4 0 0 0 1 0 0 0 0 0 26 30 5.40 0.900																					
Bob Lacey, L (7,1) ERA: 3.89	1.1 4 0 0 0 0 0 0 0 0 0 0 0 0 4 4 0.00 0.000																					
Mark Calvert, R (9,1) ERA: 5.1	1.0 4 1 0 0 0 0 0 0 0 0 0 0 0 4 4 0.00 1.000																					

San Diego Padres @ San Francisco Giants
Candlestick Park, San Francisco, CA
Wed Sep 26 1984, 10:05 PM EDT
Att: 5,634 - Unknown

livebaseballscores.com

AB 34
R 4
H 7
RBI 3
BB 1
SO 0
LOB 9

Batter	1	2	3	4	5	6	7	8	9	AB	R	H	RBI	BB	SO	LOB	BOTTOM					
Dan Gladden, R (1,8) OBP: 0.410, SLG: 0.448										3	0	0	0	1	1	1						
Brad Wellman, R (1,4) OBP: 0.279, SLG: 0.296										4	0	0	0	0	2	2						
Chris Brown, R (1,5) OBP: 0.317, SLG: 0.378										4	0	1	0	0	0	0						
Chili Davis, S (1,9) OBP: 0.366, SLG: 0.506										3	0	0	0	0	1	1						
Bob Brenly, R (1,2) OBP: 0.354, SLG: 0.469										3	0	0	0	0	1	0						
Scot Thompson, L (1,3) OBP: 0.376, SLG: 0.355										3	0	1	0	0	1	0						
Rob Deer, R (1,7) OBP: 0.385, SLG: 0.474										3	0	0	0	0	1	1						
Johnnie LeMaster, R (1,6) OBP: 0.266, SLG: 0.282										3	0	1	0	0	2	0						
Bill Laskey, R (1,1) OBP: 0.119, SLG: 0.063										1	0	0	0	0	0	0						
Bob Lacey, R (7,1) OBP: 0.333, SLG: 0.333										0	0	0	0	0	0	0						
Duane Kuiper, L (6,PH) OBP: 0.268, SLG: 0.200										1	0	0	0	0	0	1						
Mark Calvert, R (9,1) ERA: 4.63										0	0	0	0	0	0	0						
Inning Stats	R: 0 E: 0 K: 0 S: 2	H: 0 LOB: 0 BB: 1 P: 6	R: 0 E: 0 K: 1 S: 6	H: 1 LOB: 0 BB: 0 P: 6	R: 0 E: 0 K: 1 S: 5	H: 0 LOB: 0 BB: 0 P: 5	R: 0 E: 0 K: 1 S: 5	H: 1 LOB: 0 BB: 0 P: 5	R: 0 E: 0 K: 2 S: 7	H: 0 LOB: 0 BB: 0 P: 7	R: 0 E: 0 K: 0 S: 4	H: 1 LOB: 1 BB: 0 P: 4	R: 0 E: 0 K: 0 S: 3	H: 0 LOB: 0 BB: 0 P: 3	R: 0 E: 0 K: 2 S: 8	H: 0 LOB: 1 BB: 0 P: 8	R: 0 E: 0 K: 2 S: 7	H: 0 LOB: 0 BB: 0 P: 7	1B: 3 2B: 0 3B: 0 HR: 0	SF: 0 SAC: 1 DP: 1 HBP: 0	WP: 0 PB: 1 SB: 0 CS: 1	PA: 30
PITCHER	IP WLS BF H R ER SO BB IBB HBP BLK WP HR S P ERA WHIP																					
Eric Show, R (1,1) ERA: 3.4	7.0 W 23 3 0 0 5 1 0 0 0 0 0 0 8 8 0.00 0.571																					
Rich Gossage, R (8,1) ERA: 2.93	1.0 4 0 0 0 2 0 0 0 0 0 0 0 8 8 0.00 0.000																					
Andy Hawkins, R (9,1) ERA: 4.63	1.0 3 0 0 0 2 0 0 0 0 0 0 0 7 7 0.00 0.000																					

San Diego Padres @ San Francisco Giants
Candlestick Park, San Francisco, CA
Wed Sep 26 1984, 10:05 PM EDT
Att: 5,634 - Unknown

livebaseballscores.com

AB 28
R 0
H 3
RBI 0
BB 1
SO 9
LOB 6

Batter	1	2	3	4	5	6	7	8	9	10	11	AB	R	H	RBI	BB	SO	LOB	TOP		
Dan Gladden, R OBP: 0.408, SLG: 0.442 (1, 8)	SH5-3 WP 1B	IBB		6-3		G6-4-3 1-2f			K		F9	5	0	1	0	1	1	3			
Brad Welman, R OBP: 0.279, SLG: 0.295 (8, 6)	SH5-3 1-3	F8					6-3		K			4	0	1	0	0	1	3			
Dusty Baker Jr., R OBP: 0.387, SLG: 0.374 Rob Deer, R OBP: 0.393, SLG: 0.619 (1, 9) (5, 7)	F7	F4				6-3						3	0	0	0	0	0	5			
Jeffrey Leonard, R OBP: 0.357, SLG: 0.484 Chili Davis, S OBP: 0.368, SLG: 0.508 (1, 7) (5, 9) (10, PH) (10, 9)	F8						E3 BB					4	0	1	0	0	0	2			
Bob Brenly, R OBP: 0.352, SLG: 0.464 (1, 2)		2B 1B				F3						5	1	1	0	0	0	4			
Chris Brown, R OBP: 0.341, SLG: 0.395 (1, 5)												3	1	1	1	2	1	0			
Johnnie LeMaster, R OBP: 0.265, SLG: 0.282 Mike Krukow, R OBP: 0.149, SLG: 0.153 Gene Richards, L OBP: 0.342, SLG: 0.284 Frank Williams, R OBP: 0.333, SLG: 0.222 (1, 6) (8, 1) (11, PH) (11, 1)	E3 SH5-4 1B					G5-4-3 BB						4	0	0	0	0	0	6	AB 40		
John Rabb, R OBP: 0.284, SLG: 0.321 (1, 3)												5	0	1	1	0	3	1	R 3		
George Riley, L OBP: 0.100, SLG: 0.100 Steve Nicosia, R OBP: 0.336, SLG: 0.462 Scott Garretts, R OBP: 0.100, SLG: 0.100 Duane Kuiper, L OBP: 0.268, SLG: 0.202 (1, 1) (6, PH) (6, 1) (8, 4)	SH5-4 1B											1	0	0	0	0	1	0	H 10		
Inning Stats	R: 0 E: 0 K: 0 S: 4	H: 1 LOB: 1 BB: 0 P: 4	R: 2 E: 1 K: 0 S: 7	H: 3 LOB: 3 BB: 1 P: 11	R: 0 E: 0 K: 0 S: 3	H: 1 LOB: 1 BB: 1 P: 7	R: 0 E: 0 K: 1 S: 5	H: 0 LOB: 0 BB: 0 P: 5	R: 0 E: 1 K: 0 S: 5	H: 1 LOB: 0 BB: 0 P: 4	R: 0 E: 0 K: 2 S: 7	H: 0 LOB: 0 BB: 0 P: 7	R: 0 E: 0 K: 1 S: 4	H: 0 LOB: 0 BB: 1 P: 8	R: 0 E: 0 K: 1 S: 7	H: 2 LOB: 2 BB: 0 P: 7	1B: 8 2B: 1 3B: 0 HR: 1	SF: 0 SAC: 2 DP: 2 HBP: 0	WP: 1 PB: 1 SB: 0 CS: 1	PA: 46	
PITCHER	Jerry Reuss, L ERA: 3.82 (1, 1)	IP 7.0 WLS 6 BF 32 H 8 R 3 ER 3 SO 2 BB 2 IBB 1 HBP 0 BLK 0 WP 1 HR 1 S 33 P 45 ERA 3.86 WHIP 1.429	Ken Howell, R ERA: 3.33 (8, 1)	2.0 W 8 L 2 0 0 0 4 0 0 0 0 0 0 0 2 1 0 0 0 0 0 11 15 0.00 1.500	PITCHER	IP WLS BF H R ER SO BB IBB HBP BLK WP HR S P ERA WHIP															

San Francisco Giants @ Los Angeles Dodgers
Dodger Stadium, Los Angeles, CA
Sat Sep 29 1984, 3:33 AM PDT
Att: 25,309 - Unknown

livebaseballscorecards.com

AB 40
R 3
H 10
RBI 3
BB 4
SO 8
LOB 24



Batter	1	2	3	4	5	6	7	8	9	10	11	AB	R	H	RBI	BB	SO	LOB	BOTTOM			
Steve Sax, R OBP: 0.299, SLG: 0.303 (1, 4)	6-3						F9					4	1	1	0	1	0	1				
Bob Bailor, R OBP: 0.283 Rafael Landestoy, S OBP: 0.200, SLG: 0.241 (1, 6) (7, PH) (8, 1) (8, PH) (10, 1) (11, PH)	F4											3	0	1	0	0	0	1				
Mike Marshall, R OBP: 0.315, SLG: 0.438 Franklin Stubbs, L OBP: 0.277, SLG: 0.347 (1, 7) (7, 3)	F4											1	0	0	0	0	0	0				
Pedro Guerrero, R OBP: 0.358, SLG: 0.463 (1, 3) (7, 9)												5	0	3	3	0	0	1				
Candy Maldonado, R OBP: 0.319, SLG: 0.384 (1, 8)	1-3											5	0	1	0	0	0	4				
Tony Brewer, R OBP: 0.135, SLG: 0.088 Ed Amelung, L OBP: 0.250, SLG: 0.217 (1, 9) (6, PH) (7, 7)												2	0	0	0	0	0	2				
German Rivera, R OBP: 0.321, SLG: 0.357 (1, 5)												4	0	1	0	1	1	1				
Gilberto Reyes, R OBP: 0.371, SLG: 0.374 (8, PH) (9, 2) (11, PR)	F2											3	0	0	0	0	1	1				
Jerry Reuss, L OBP: 0.259, SLG: 0.208 Terry Whitfield, L OBP: 0.313, SLG: 0.356 Bill Russell, R OBP: 0.330, SLG: 0.322 (1, 1) (7, PH) (8, 6)	4-3											1	0	0	0	1	0	1				
Inning Stats	R: 1 E: 0 K: 0 S: 5	H: 2 LOB: 1 BB: 0 P: 5	R: 0 E: 0 K: 0 S: 3	H: 0 LOB: 1 BB: 1 P: 7	R: 1 E: 0 K: 0 S: 6	H: 3 LOB: 2 BB: 0 P: 6	R: 0 E: 0 K: 1 S: 5	H: 0 LOB: 1 BB: 1 P: 9	R: 0 E: 0 K: 0 S: 4	H: 1 LOB: 2 BB: 2 P: 12	R: 0 E: 0 K: 1 S: 6	H: 1 LOB: 1 BB: 0 P: 6	R: 0 E: 0 K: 1 S: 5	H: 0 LOB: 0 BB: 0 P: 5	R: 0 E: 0 K: 1 S: 6	H: 1 LOB: 1 BB: 0 P: 6	R: 1 E: 0 K: 0 S: 3	H: 3 LOB: 3 BB: 1 P: 7	1B: 11 2B: 1 3B: 0 HR: 0	SF: 0 SAC: 1 DP: 0 HBP: 0	WP: 0 PB: 0 SB: 1 CS: 0	PA: 47
PITCHER	George Riley, L ERA: 3.99 (1, 1)	IP 5.0 WLS 9 BF 23 H 6 R 1 ER 2 SO 1 BB 2 IBB 0 HBP 0 BLK 0 WP 0 HR 0 S 23 P 31 ERA 3.60 WHIP 1.600	Scott Garretts, R ERA: 5.65 (6, 1)	2.0 9 1 1 0 2 0 0 0 0 0 0 7 15 4.50 1.500	Mike Krukow, R ERA: 4.56 (8, 1)	3.0 11 2 0 0 3 0 0 0 0 0 0 17 17 0.00 0.667	Frank Williams, R ERA: 3.55 (11, 1)	0.0 L 4 3 1 1 0 0 1 0 0 0 0 3 7 ∞ ∞	PITCHER	IP WLS BF H R ER SO BB IBB HBP BLK WP HR S P ERA WHIP												

San Francisco Giants @ Los Angeles Dodgers
Dodger Stadium, Los Angeles, CA
Sat Sep 29 1984, 3:33 AM PDT
Att: 25,309 - Unknown

livebaseballscorecards.com

AB 41
R 4
H 12
RBI 4
BB 5
SO 4
LOB 17



Batter	1	2	3	4	5	6	7	8	9	AB	R	H	RBI	BB	SO	LOB	TOP																		
Dan Gladden, R OBP: 0.410, SLG: 0.447 (1, 8)	0-0 4-3		0-0 1B			0-0 5-3		0-0 1B FC4-6	0-0 2B	5	1	3	0	0	0	0	San Francisco Giants @ Los Angeles Dodgers Dodger Stadium, Los Angeles, CA Sun Sep 30 1984, 3:33 AM PDT Att: 42,125 - Unknown																		
Brad Wellman, R OBP: 0.274, SLG: 0.291 (1, 4)	0-0 5-3		0-0 4-3			0-0 F6		0-0 F8	0-0 6-3	5	0	0	0	0	0	4																			
Chris Brown, R OBP: 0.358, SLG: 0.405 (1, 5)	0-0 5-3			4-0 BB		0-0 1B		0-0 FC4-6 1B		3	0	2	0	1	0	0																			
Alejandro Sanchez, R OBP: 0.195, SLG: 0.244 (1, 9)		0-3 K		0-0 F9		0-0 4-3		0-0 FC4-6 1B	0-0 FC4-6	4	0	0	1	0	1	3																			
Rob Deer, R OBP: 0.375, SLG: 0.542 (1, 7)		4-0 E BB		0-3 K				0-3 K	0-0 F8	3	0	0	0	1	2	2																			
John Rabb, R OBP: 0.283, SLG: 0.317 (1, 3)		0-0 F9		0-0 6-3				0-0 6-3		4	1	1	0	0	0	2																			
Fran Mullins, R OBP: 0.277, SLG: 0.345 (1, 6)		0-0 F9				0-0 G1-6-3 1B		4-0 1B BB	0-3 K	3	0	1	0	1	1	2																			
Randy Gomez, R OBP: 0.342, SLG: 0.200 (1, 2)			0-0 4-3		0-0 G1-6-3			0-0 1B	0-0 5-3	4	0	1	0	0	0	2																			
Mark Davis, L OBP: 0.187, SLG: 0.217 (5, PH) Gene Richards, L OBP: 0.340, SLG: 0.281 (5, 1) Jeff Robinson, R OBP: 0.244, SLG: 0.115 (7, PH) Chili Davis, L OBP: 0.340, SLG: 0.507 (7, 1) Mark Calvert, R OBP: 0.270, SLG: 0.209 (8, PH)			0-3 K		0-0 4-3			0-0 F7	0-0 2B 1B	1	0	0	0	0	1	0	GIANTS																		
Inning Stats	R: 0 E: 0 K: 0 S: 3	H: 0 LOB: 0 BB: 0 P: 3	R: 0 E: 1 K: 1 S: 5	H: 0 LOB: 1 BB: 1 P: 9	R: 0 E: 0 K: 1 S: 6	H: 1 LOB: 1 BB: 0 P: 6	R: 0 E: 0 K: 1 S: 5	H: 0 LOB: 1 BB: 1 P: 9	R: 0 E: 0 K: 0 S: 4	H: 1 LOB: 0 BB: 0 P: 3	R: 0 E: 0 K: 0 S: 4	H: 1 LOB: 2 BB: 1 P: 4	R: 0 E: 0 K: 1 S: 6	H: 1 LOB: 2 BB: 1 P: 10	R: 1 E: 0 K: 0 S: 5	H: 2 LOB: 1 BB: 0 P: 5		R: 1 E: 0 K: 1 S: 8	H: 3 LOB: 2 BB: 0 P: 8	1B: 8 2B: 1 3B: 0 HR: 0	SF: 0 SAC: 0 DP: 1 HBP: 0	WP: 0 PB: 0 SB: 1 CS: 0	PA: 38												
PITCHER Orel Hershiser, R ERA: 2.66 (1, 1)	IP 9.0	WLS W	BF 38	H 9	R 2	ER 2	SO 5	BB 3	IBB 0	HBP 0	BLK 0	WP 0	HR 0	S 45	P 57	ERA 2.00	WHIP 1.333	PITCHER	IP 9.0	WLS W	BF 38	H 9	R 2	ER 2	SO 5	BB 3	IBB 0	HBP 0	BLK 0	WP 0	HR 0	S 45	P 57	ERA 2.00	WHIP 1.333

Batter	1	2	3	4	5	6	7	8	9	AB	R	H	RBI	BB	SO	LOB	BOTTOM																		
Steve Sax, R OBP: 0.300, SLG: 0.304 (1, 4) Pedro Guerrero, R OBP: 0.359, SLG: 0.462 (8, PH) Rafael Landestoy, S OBP: 0.200, SLG: 0.241 (9, 4)	0-0 6-3		0-0 S 1B	0-0 5-3		0-0 2B 1B		0-3 K		4	2	2	0	0	0	2	San Francisco Giants @ Los Angeles Dodgers Dodger Stadium, Los Angeles, CA Sun Sep 30 1984, 3:33 AM PDT Att: 42,125 - Unknown																		
Bob Bailor, R OBP: 0.317, SLG: 0.305 (1, 6) (7, 5)	0-0 G6-4-3 1B		0-0 1B S		0-0 5-3	0-0 2B 1B				4	1	3	3	0	0	0																			
R.J. Reynolds, S OBP: 0.300, SLG: 0.350 (1, 7) Ed Amelung, L OBP: 0.250, SLG: 0.217 (7, 7)	0-0 G6-4-3		0-0 1B		0-0 4-3	0-0 1B 3B				4	1	2	1	0	0	2																			
Tony Brewer, R OBP: 0.195, SLG: 0.216 (1, 9)		0-3 K	0-0 1B		4-0 1B BB			0-0 HR		3	1	2	2	1	1	0																			
Candy Maldonado, R OBP: 0.318, SLG: 0.382 (1, 8)		0-0 F9	0-3 K		0-0 F3 1B			0-0 1-3		4	0	1	1	0	1	2																			
Franklin Stubbs, L OBP: 0.273, SLG: 0.341 (1, 3)		0-3 K		0-0 5-3		0-0 F3		0-0 3-1		4	0	0	0	0	1	2																			
German Rivera, R OBP: 0.321, SLG: 0.357 (1, 5) Bill Russell, R OBP: 0.329, SLG: 0.321 (7, 6)			0-3 K	0-0 SH1-4 FC 1B		0-0 6-3		0-0 5-3		3	0	1	0	0	1	0																			
Mike Scioscia, L OBP: 0.367, SLG: 0.370 (1, 2)			0-0 F3	0-0 FC SH1-4		0-0 4-3		0-0 F7		4	0	0	0	0	1	1																			
Orel Hershiser, R OBP: 0.259, SLG: 0.200 (1, 1)			4-0 1B BB	0-0 SH1-4		0-0 1B 2B 1B		0-0 1-3		2	2	1	0	1	0	0																			
Inning Stats	R: 0 E: 0 K: 0 S: 3	H: 1 LOB: 0 BB: 0 P: 3	R: 0 E: 0 K: 2 S: 7	H: 0 LOB: 0 BB: 0 P: 7	R: 3 E: 0 K: 2 S: 11	H: 4 LOB: 2 BB: 1 P: 15	R: 0 E: 0 K: 0 S: 5	H: 1 LOB: 2 BB: 0 P: 5	R: 1 E: 0 K: 0 S: 4	H: 2 LOB: 1 BB: 1 P: 8	R: 2 E: 0 K: 0 S: 6	H: 3 LOB: 1 BB: 0 P: 6	R: 1 E: 0 K: 0 S: 4	H: 1 LOB: 0 BB: 0 P: 4	R: 0 E: 0 K: 1 S: 5	H: 0 LOB: 0 BB: 0 P: 5	1B: 9 2B: 1 3B: 1 HR: 1	SF: 0 SAC: 1 DP: 1 HBP: 0	WP: 0 PB: 0 SB: 2 CS: 0	PA: 37															
PITCHER Mark Davis, L ERA: 5.36 Jeff Robinson, R ERA: 4.56 Mark Calvert, R ERA: 5.06	IP 4.0	WLS L	BF 19	H 6	R 3	ER 3	SO 4	BB 1	IBB 0	HBP 0	BLK 0	WP 0	HR 0	S 26	P 30	ERA 6.75	WHIP 1.750	PITCHER	IP 4.0	WLS L	BF 19	H 6	R 3	ER 3	SO 4	BB 1	IBB 0	HBP 0	BLK 0	WP 0	HR 0	S 26	P 30	ERA 6.75	WHIP 1.750