San Francisco Giants - 1985

San Diego Padres @ San Francisco Giants

Candlestick Park, San Francisco, CA

Tue Apr 09 1985, 6:33 AM EST

Att. 52,714 - Unknown

TOP

livebaseballscorecards.com

Batter	1	2	3	4	5	6	7	8	9	AB	R	H	RBI	BB	SO	LOB
Gerry Davis, R (1, 7) OBP: 0.250, SLG: 0.250	5-3			6-3			CS 1B, 1B	F9		4	1	1	0	0	0	0
Mario Ramirez, R (1, 4) OBP: 0.333, SLG: 0.333	E1, G1-6-3			K2-3			CS 1B, 1-3, 1B		1B 1B, G6-4-3, 1B	3	0	1	0	0	1	0
Bobby Brown, S (7, PR)										0	1	0	0	0	0	0
Tim Flannery, L (7, 4)										0	0	0	0	0	0	0
Kurt Bevacqua, R (9, PH) OBP: 1.000, SLG: 1.000										1	0	1	0	0	0	0
Al Bumbry, L (9, PR)										0	1	0	0	0	0	0
Graig Nettles, L (9, 5)										0	0	0	0	0	0	0
Tony Gwynn, L (1, 9) OBP: 0.250, SLG: 0.250	G1-6-3, 1-2f			F7			F8		G6-4-3, 1B, 1-2, 1B	4	0	1	0	0	0	3
Steve Garvey, R (1, 3) OBP: 0.500, SLG: 0.500		F6			F9		1B, 1-H, 3-H, 1B		G6-4-3, 1-2, 2-3, 1B	4	0	2	1	0	0	0
Kevin McReynolds, R (1, 8) OBP: 0.250, SLG: 0.250		K			F8		FC5-4, 1-3, 1B		G6-4-3, 1-2f, 2-3, 3-H	4	0	1	0	0	1	2
Terry Kennedy, L (1, 2)		2-3			F8		K		F7	4	0	0	0	0	1	4
Jerry Royster, R (1, 5) OBP: 0.333, SLG: 0.333			9-3, 1B			5-3	FC5-4, 1-2f			3	0	1	0	0	0	2
(9, 4)																
Garry Templeton, S (1, 6)			9-3, 1-2f			5-3			F4	3	0	0	0	0	0	1
LaMarr Hoyt, R (1, 1)			K			4-3			K	2	0	0	0	0	1	0
Bruce Bochy, R (8, PH)										1	0	0	0	0	1	0
Luis DeLeon, R (8, 1)										0	0	0	0	0	0	0

	AB	33
	R	3
	H	8
	RBI	1
	BB	0
	SO	5
	LOB	12

Inning Stats						
	R: 0 E: 1 K: 0 S: 3	H: 0 LOB: 0 BB: 0 P: 3	R: 0 E: 0 K: 1 S: 5	H: 0 LOB: 0 BB: 0 P: 5	R: 0 E: 0 K: 1 S: 5	H: 1 LOB: 0 BB: 0 P: 5
	R: 0 E: 0 K: 1 S: 5	H: 0 LOB: 0 BB: 0 P: 5	R: 0 E: 0 K: 0 S: 3	H: 0 LOB: 0 BB: 0 P: 3	R: 0 E: 0 K: 0 S: 3	H: 0 LOB: 0 BB: 0 P: 3
	R: 2 E: 0 K: 1 S: 9	H: 4 LOB: 2 BB: 0 P: 9	R: 0 E: 0 K: 1 S: 5	H: 0 LOB: 0 BB: 0 P: 5	R: 1 E: 0 K: 0 S: 5	H: 3 LOB: 2 BB: 0 P: 5

1B: 8	SF: 0	WP: 0	PA: 33
2B: 1	SAC: 0	PB: 0
3B: 0	DP: 3	SB: 0
HR: 0	HBP: 0	CS: 2

PITCHER		IP	WLS	BF	H	R	ER	SO	BB	IBB	HBP	BLK	WP	HR	S	P	ERA	WHIP
Atlee Hammaker, L ERA: 1.42	(1, 1)	6.1		21	3	2	1	3	0	0	0	0	0	0	27	27	1.42	0.474
Frank Williams, R ERA:	(7, 1)	0.0		2	2	0	0	0	0	0	0	0	0	0	2	2	∞	∞
Mark Davis, L ERA: 5.4	(7, 1)	1.2		8	3	1	1	2	0	0	0	0	0	0	12	12	5.40	1.800
Scott Garrelts, R ERA:	(9, 1)	0.2		1	0	0	0	0	0	0	0	0	0	0	1	1	0.00	0.000
Vida Blue, L ERA:	(9, 1)	0.1	W	1	0	0	0	0	0	0	0	0	0	0	1	1	0.00	0.000

PITCHER		IP	WLS	BF	H	R	ER	SO	BB	IBB	HBP	BLK	WP	HR	S	P	ERA	WHIP

Batter	1	2	3	4	5	6	7	8	9	AB	R	H	RBI	BB	SO	LOB
Dan Gladden, R (1, 8) OBP: 0.500, SLG: 1.000	F8			4-3				F3		4	2	2	0	0	0	0
Manny Trillo, R (1, 4) OBP: 0.250, SLG: 0.250	K			4-3 2-3		2-H		5-3		4	0	1	1	0	1	1
Chili Davis, S (1, 9) OBP: 0.250, SLG: 0.250	F9			E S 3-H		F7		F8		4	0	1	1	0	0	1
Jeffrey Leonard, R (1, 7) OBP: 0.250, SLG: 0.250		F9		K 1-3		F8			SH1	4	1	1	0	0	1	2
Bob Brenly, R (1, 2) OBP: 0.333, SLG: 0.333		K		4-3			6-3		SH1 1-2	3	1	1	0	0	1	1
David Green, R (1, 3)		1-3			5-3		SH3 1-2		IBB	2	0	0	0	1	0	0
Chris Brown, R (1, 5) OBP: 0.250, SLG: 0.250			5-3		6-3		6-3 2-3		1-2 2-H	4	0	1	1	0	0	1
Johnnie LeMaster, R (1, 6) Scot Thompson, L (7, PH) OBP: 1.000, SLG: 1.000 Jose Uribe, S (7, PR) (8, 6)			6-3		B1-3					2 1 0	0 0 0	0 1 0	0 1 0	0 0 0	0 0 0	0 0 0
Atlee Hammaker, S (1, 1) Frank Williams, R (7, 1) Mark Davis, L (7, 1) Scott Garrelts, R (9, 1) Vida Blue, S (9, 1)			K			B1-3	4-3			2 0 1 0 0	0 0 0 0 0	0 0 0 0 0	0 0 0 0 0	1 0 0 0 0	0 0 0 0 0	0 0 1 0 0
Inning Stats	R: 0 E: 0 K: 1 S: 5 H: 0 LOB: 0 BB: 0 P: 5	R: 0 E: 0 K: 1 S: 5 H: 0 LOB: 0 BB: 0 P: 5	R: 0 E: 0 K: 1 S: 5 H: 0 LOB: 0 BB: 0 P: 5	R: 1 E: 0 K: 1 S: 7 H: 2 LOB: 1 BB: 0 P: 7	R: 0 E: 0 K: 0 S: 3 H: 0 LOB: 0 BB: 0 P: 3	R: 1 E: 0 K: 0 S: 5 H: 2 LOB: 1 BB: 0 P: 5	R: 1 E: 0 K: 0 S: 5 H: 2 LOB: 1 BB: 0 P: 5	R: 0 E: 0 K: 0 S: 3 H: 0 LOB: 0 BB: 0 P: 3	R: 1 E: 0 K: 0 S: 3 H: 2 LOB: 2 BB: 1 P: 7	1B: 6 2B: 2 3B: 0 HR: 0 SF: 0 SAC: 2 DP: 0 HBP: 0						WP: 0 PB: 0 SB: 1 CS: 0 PA: 34	

PITCHER		IP	WLS	BF	H	R	ER	SO	BB	IBB	HBP	BLK	WP	HR	S	P	ERA	WHIP
LaMarr Hoyt, R ERA: 3.86	(1, 1)	7.0		27	6	3	3	4	0	0	0	0	0	0	35	35	3.86	0.857
Luis DeLeon, R ERA: 6.75	(8, 1)	1.1	L	7	2	1	1	0	0	1	0	0	0	0	6	10	6.75	1.500

PITCHER	IP	WLS	BF	H	R	ER	SO	BB	IBB	HBP	BLK	WP	HR	S	P	ERA	WHIP

BOTTOM

San Diego Padres @ San Francisco Giants

Candlestick Park, San Francisco, CA

Tue Apr 09 1985, 6:33 AM EST

Att. 52,714 - Unknown

livebaseballscorecards.com

AB	31
R	4
H	8
RBI	4
BB	1
SO	4
LOB	7

Batter	1	2	3	4	5	6	7	8	9	AB	R	H	RBI	BB	SO	LOB
Gerry Davis, R (1, 7) OBP: 0.444, SLG: 0.444	E 1B 1B		1B 1B		1-3 1B			5-3	F4	5	1	3	0	0	0	2
Mario Ramirez, R (1, 4) OBP: 0.286, SLG: 0.286	K		1B 1-2 1B		1-3 1-2f			F7		4	0	1	0	0	1	2
Tony Gwynn, L (1, 9) OBP: 0.250, SLG: 0.250	FC6 1B 1-2		1-3 1B		4-3			4-3		4	0	1	0	0	0	1
Steve Garvey, R (1, 3) OBP: 0.375, SLG: 0.375	F6		F8			F4			1B 2B 1B	4	1	1	0	0	0	4
Kevin McReynolds, R (1, 8) OBP: 0.500, SLG: 0.500	1-3 2-H 1B			FC6-4 1B		K			1-2 2B 1B	4	1	3	1	0	1	0
Terry Kennedy, L (1, 2)		F9		K		K			F7	4	0	0	0	0	2	3
Jerry Royster, R (1, 5) OBP: 0.286, SLG: 0.429		4-3		FC6-4 FC5 1B 1-2f			F8		1-H 2-H 2B	4	0	1	2	0	0	1
Garry Templeton, S (1, 6) OBP: 0.286, SLG: 0.167		K		1-2 1B			1-3		IBB	3	0	1	0	1	1	0
Eric Show, R (1, 1)			F8	FC5 2-3f			K		K	4	0	0	0	0	2	4

TOP

San Diego Padres @ San Francisco Giants

Candlestick Park, San Francisco, CA

Wed Apr 10 1985, 6:33 AM EST

Att. 8,211 - Unknown

livebaseballscorecards.com

AB	36
R	3
H	11
RBI	3
BB	1
SO	7
LOB	17

Inning Stats	1	2	3	4	5	6	7	8	9
	R: 1 E: 1 K: 1 S: 7	R: 0 E: 0 K: 1 S: 5	R: 0 E: 0 K: 0 S: 5	R: 0 E: 0 K: 1 S: 7	R: 0 E: 0 K: 0 S: 3	R: 0 E: 0 K: 2 S: 7	R: 0 E: 0 K: 1 S: 5	R: 0 E: 0 K: 0 S: 3	R: 2 E: 0 K: 1 S: 8
	H: 2 LOB: 2 BB: 0 P: 7	H: 0 LOB: 0 BB: 0 P: 5	H: 3 LOB: 2 BB: 0 P: 5	H: 2 LOB: 2 BB: 0 P: 7	H: 1 LOB: 0 BB: 0 P: 3	H: 0 LOB: 0 BB: 0 P: 7	H: 0 LOB: 0 BB: 0 P: 5	H: 0 LOB: 0 BB: 0 P: 3	H: 3 LOB: 2 BB: 1 P: 12

1B: 10	SF: 0	WP: 0
2B: 2	SAC: 0	PB: 0
3B: 0	DP: 1	SB: 0
HR: 0	HBP: 0	CS: 0

PA: 37

PITCHER		IP	WLS	BF	H	R	ER	SO	BB	IBB	HBP	BLK	WP	HR	S	P	ERA	WHIP
Dave LaPoint, L ERA:	(1, 1)	8.0	L	30	8	1	0	6	0	0	0	0	0	0	42	42	0.00	1.000
Scott Garrelts, R ERA: 27.0	(9, 1)	0.0		2	2	2	2	0	0	0	0	0	0	0	2	2	∞	∞
Mark Davis, L ERA: 3.38	(9, 1)	1.0		5	1	0	0	1	0	1	0	0	0	0	6	10	0.00	1.000

PITCHER		IP	WLS	BF	H	R	ER	SO	BB	IBB	HBP	BLK	WP	HR	S	P	ERA	WHIP

Batter	1	2	3	4	5	6	7	8	9	AB	R	H	RBI	BB	SO	LOB
Dan Gladden, R (1, 8) OBP: 0.286, SLG: 0.571	K		F8			SH1-4 1-2			K	3	0	0	0	0	2	0
Manny Trillo, R (1, 4) OBP: 0.375, SLG: 0.500	2B			F6		F6			G6-3 1B	4	0	2	0	0	0	1
Chili Davis, S (1, 9) OBP: 0.125, SLG: 0.125	K			1-6-3		F4			G6-3 1-2f	4	0	0	0	0	1	3
Jeffrey Leonard, R (1, 7) OBP: 0.143, SLG: 0.143	F9			6-3			K			3	0	0	0	0	1	1
Bob Brenly, R (1, 2) OBP: 0.167, SLG: 0.167		F3			6-3		4-3			3	0	0	0	0	0	0
David Green, R (1, 3)		F7			K		K			3	0	0	0	0	2	0
Chris Brown, R (1, 5) OBP: 0.286, SLG: 0.429		K			2B			K		3	0	1	0	0	2	0
Johnnie LeMaster, R (1, 6)			K		K			4-3		2	0	0	0	0	2	1
Gary Rajsich, L (8, PH)										1	0	0	0	0	0	0
Jose Uribe, S (9, 6)										0	0	0	0	0	0	0
Dave LaPoint, L (1, 1) OBP: 0.500, SLG: 0.500			K			SH1-4 1B		6-3		2	0	1	0	0	1	0
Scot Thompson, L (8, PH) OBP: 0.500, SLG: 0.500										1	0	0	0	0	0	0
Scott Garrelts, R (9, 1)										0	0	0	0	0	0	0
Mark Davis, L (9, 1)										0	0	0	0	0	0	0
Inning Stats	R: 0 E: 0 K: 2 S: 8 H: 1 LOB: 1 BB: 0 P: 8	R: 0 E: 0 K: 1 S: 5 H: 0 LOB: 0 BB: 0 P: 5	R: 0 E: 0 K: 2 S: 7 H: 0 LOB: 0 BB: 0 P: 7	R: 0 E: 0 K: 0 S: 3 H: 0 LOB: 0 BB: 0 P: 3	R: 0 E: 0 K: 2 S: 8 H: 1 LOB: 1 BB: 0 P: 8	R: 0 E: 0 K: 0 S: 4 H: 1 LOB: 1 BB: 0 P: 4	R: 0 E: 0 K: 2 S: 7 H: 0 LOB: 0 BB: 0 P: 7	R: 0 E: 0 K: 1 S: 5 H: 0 LOB: 0 BB: 0 P: 5	R: 0 E: 0 K: 1 S: 5 H: 1 LOB: 0 BB: 0 P: 5	1B: 2 2B: 2 3B: 0 HR: 0	SF: 0 SAC: 1 DP: 1 HBP: 0						

PITCHER	IP	WLS	BF	H	R	ER	SO	BB	IBB	HBP	BLK	WP	HR	S	P	ERA	WHIP
Eric Show, R (1, 1) ERA:	9.0	W	30	4	0	0	11	0	0	0	0	0	0	52	52	0.00	0.444

PITCHER	IP	WLS	BF	H	R	ER	SO	BB	IBB	HBP	BLK	WP	HR	S	P	ERA	WHIP

BOTTOM

San Diego Padres @ San Francisco Giants

Candlestick Park, San Francisco, CA

Wed Apr 10 1985, 6:33 AM EST

Att. 8,211 - Unknown

livebaseballscorecards.com

AB	29
R	0
H	4
RBI	0
BB	0
SO	11
LOB	6

WP: 0 PA: 30
PB: 0
SB: 0
CS: 0

Batter	1	2	3	4	5	6	7	8	9	AB	R	H	RBI	BB	SO	LOB
Dan Gladden, R (1, 8) OBP: 0.364, SLG: 0.500	F8		2B 1B	BB			K			3	1	1	0	1	1	0
Manny Trillo, R (1, 4) OBP: 0.417, SLG: 0.545	E BB		1-H E 2B	K			5-3			3	1	1	1	1	1	2
Chili Davis, S (1, 9) OBP: 0.167, SLG: 0.167	FC5 G5-4-3 1-2		E8 HR 1B 2-H		4-3			K		4	1	1	1	0	1	1
Jeffrey Leonard, R (1, 7) OBP: 0.182, SLG: 0.455	G5-4-3 1-2f		HR 2-H		K			6-3		4	1	1	2	0	1	2
Bob Brenly, R (1, 2) OBP: 0.100, SLG: 0.100		6-3	6-3		F3			4-3		4	0	0	0	0	0	0
David Green, R (1, 3)		FC6-4 BB	K		4-3				F9	3	0	0	0	1	1	0
Chris Brown, R (1, 5) OBP: 0.273, SLG: 0.364		F7		SH3-4 1B	G1-6-3				F4	4	0	1	0	0	0	1
Johnnie LeMaster, R (1, 6)		FC6-4 1-2f		F6	6-3				F8	4	0	0	0	0	0	2
Mike Krukow, R (1, 1)			K	SH3-4 1-2			5-3			2	0	0	0	0	1	0
Inning Stats	R: 0 E: 1 K: 0 S: 3 H: 0 LOB: 1 BB: 1 P: 7	R: 0 E: 0 K: 0 S: 3 H: 0 LOB: 1 BB: 1 P: 7	R: 4 E: 1 K: 2 S: 11 H: 4 LOB: 0 BB: 0 P: 11	R: 0 E: 0 K: 1 S: 6 H: 1 LOB: 2 BB: 1 P: 10	R: 0 E: 0 K: 1 S: 5 H: 0 LOB: 0 BB: 0 P: 5	R: 0 E: 0 K: 0 S: 3 H: 0 LOB: 0 BB: 0 P: 3	R: 0 E: 0 K: 1 S: 5 H: 0 LOB: 0 BB: 0 P: 5	R: 0 E: 0 K: 1 S: 5 H: 0 LOB: 0 BB: 0 P: 5	R: 0 E: 0 K: 0 S: 3 H: 0 LOB: 0 BB: 0 P: 3	1B: 3 2B: 1 3B: 0 HR: 1 SF: 0 SAC: 1 DP: 1 HBP: 0						

TOP

San Francisco Giants @ Los Angeles Dodgers
Dodger Stadium, Los Angeles, CA
Fri Apr 12 1985, 3:33 AM PST
Att. 46,910 - Unknown

livebaseballscorecards.com

AB	31
R	4
H	5
RBI	4
BB	3
SO	6
LOB	8

WP: 0 PB: 0 SB: 0 CS: 0
PA: 35

PITCHER		IP	WLS	BF	H	R	ER	SO	BB	IBB	HBP	BLK	WP	HR	S	P	ERA	WHIP
Rick Honeycutt, L ERA: 9.82	(1, 1)	3.2	L	19	5	4	4	2	3	0	0	0	0	1	20	32	9.82	2.182
Tom Brennan, R ERA:	(4, 1)	3.1		10	0	0	0	3	0	0	0	0	0	0	16	16	0.00	0.000
Tom Niedenfuer, R ERA:	(8, 1)	2.0		6	0	0	0	1	0	0	0	0	0	0	8	8	0.00	0.000

PITCHER	IP	WLS	BF	H	R	ER	SO	BB	IBB	HBP	BLK	WP	HR	S	P	ERA	WHIP

Batter	1	2	3	4	5	6	7	8	9	AB	R	H	RBI	BB	SO	LOB
Mariano Duncan, R (1, 4) OBP: 0.353, SLG: 0.375	S S S 0-3 K ①		x 0-0 2B ③		x 0-0 6-3 ③		S S S 0-3 K ②			4	0	1	0	0	2	2
Ken Landreaux, L (1, 8) OBP: 0.125, SLG: 0.375 Tom Niedenfuer, R (8, 1)	x 0-0 F6 ②		x 0-0 F2 ③			x 0-0 F6 ①	x 0-0 F5 ③			4	0	0	0	0	0	3
										0	0	0	0	0	0	0
Al Oliver, L (1, 7) OBP: 0.417, SLG: 0.417	S S S 0-3 K ③			x 0-0 FC5-4 1B		x 0-0 1B 1B		x 0-0 6-3 ①		4	0	2	0	0	1	0
Pedro Guerrero, R (1, 5) OBP: 0.235, SLG: 0.400		S S S 0-3 K ①		x 0-0 FC5-4 BB ① 1-2f		x 0-0 1-2 1B		x 0-0 F4 ②		4	0	1	0	0	1	1
Mike Marshall, R (1, 9) OBP: 0.375, SLG: 0.538		x 0-0 F9 ②		x 0-0 F9 ②		x 0-0 F5 ②		x 0-0 5-3 ③		4	0	0	0	0	0	3
Mike Scioscia, L (1, 2) OBP: 0.250, SLG: 0.273		x 0-0 G3 ③		B B B B 4-0 1-2 BB		x 0-0 3-1 ③			x 0-0 F5 ①	3	0	0	0	1	0	2
Sid Bream, L (1, 3) OBP: 0.267, SLG: 0.429			x 0-0 HR	x 0-0 F9 ③			x 0-0 1B 1B		S S S 0-3 K ②	4	1	2	1	0	1	2
Dave Anderson, R (1, 6) OBP: 0.143, SLG: 0.143			x 0-0 F8 ①		x 0-0 F7 ①		x 0-0 F3 ①		x 0-0 1B	4	0	1	0	0	0	1
Rick Honeycutt, L (1, 1) Tom Brennan, R (4, 1) Terry Whitfield, L (7, PH) OBP: 0.500, SLG: 0.500 (8, 8)			x 0-0 F7 ②		x 0-0 F4 ②		x 0-0 1-2 1B		x 0-0 F9 ③	1	0	0	0	0	0	0
										1	0	0	0	0	0	0
										2	0	1	0	0	0	1
Inning Stats	R: 0 H: 0 E: 0 LOB: 0 K: 2 BB: 0 S: 7 P: 7	R: 0 H: 0 E: 0 LOB: 0 K: 1 BB: 0 S: 5 P: 5	R: 1 H: 2 E: 0 LOB: 1 K: 0 BB: 0 S: 5 P: 5	R: 0 H: 1 E: 0 LOB: 2 K: 0 BB: 1 S: 4 P: 8	R: 0 H: 0 E: 0 LOB: 0 K: 0 BB: 0 S: 3 P: 3	R: 0 H: 2 E: 0 LOB: 2 K: 0 BB: 0 S: 5 P: 5	R: 0 H: 2 E: 0 LOB: 2 K: 1 BB: 0 S: 7 P: 7	R: 0 H: 0 E: 0 LOB: 0 K: 0 BB: 0 S: 3 P: 3	R: 0 H: 1 E: 0 LOB: 1 K: 1 BB: 0 S: 6 P: 6	1B: 6 SF: 0 2B: 1 SAC: 0 3B: 0 DP: 0 HR: 1 HBP: 0						

PITCHER	IP	WLS	BF	H	R	ER	SO	BB	IBB	HBP	BLK	WP	HR	S	P	ERA	WHIP
Mike Krukow, R (1, 1) ERA: 1.0	9.0	W	36	8	1	1	5	1	0	0	0	0	1	45	49	1.00	1.000

PITCHER	IP	WLS	BF	H	R	ER	SO	BB	IBB	HBP	BLK	WP	HR	S	P	ERA	WHIP

BOTTOM

San Francisco Giants @ Los Angeles Dodgers

Dodger Stadium, Los Angeles, CA

Fri Apr 12 1985, 3:33 AM PST

Att. 46,910 - Unknown

livebaseballscorecards.com

AB	35
R	1
H	8
RBI	1
BB	1
SO	5
LOB	15

WP: 0 PA: 36
PB: 0
SB: 0
CS: 0

San Francisco Giants @ Los Angeles Dodgers

Dodger Stadium, Los Angeles, CA

Sat Apr 13 1985, 6:05 PM PST

Att. 49,861 - Unknown

livebaseballscorecards.com

Batter	1	2	3	4	5	6	7	8	9	AB	R	H	RBI	BB	SO	LOB
Dan Gladden, R (1, 8) OBP: 0.400, SLG: 0.571	1B		2B		F2 ③			6-3 ②		4	0	2	0	0	0	1
Manny Trillo, R (1, 4) OBP: 0.375, SLG: 0.467	L8 ①		F9 ③			P4 ①		FC6-4 1B		4	0	1	0	0	0	2
Brad Wellman, R (8, PR) (8, 4)										0	0	0	0	0	0	0
Chili Davis, S (1, 9) OBP: 0.188, SLG: 0.188	F7 ②			4-3 1B		F8 ②		FC6-4 ③ 1-2f		4	0	1	0	0	0	2
Jeffrey Leonard, R (1, 7) OBP: 0.133, SLG: 0.333	1-3 ③			F9 ①		K ③			F8 ①	4	0	0	0	0	1	2
Bob Brenly, R (1, 2) OBP: 0.143, SLG: 0.077		BBBB 4-0 G6-4-3 BB		4-3 ② 1-2			F8 ①		F8 ②	3	0	0	0	1	0	1
David Green, R (1, 3)		SSS 0-3 K ①		F8 ③			F8 ②		SSS 0-3 K ③	4	0	0	0	0	2	2
Chris Brown, R (1, 5) OBP: 0.357, SLG: 0.385		0-0 G6-4-3 ②③ 1-2f			FC6-4 1B		BBBB 4-0 BB			2	0	1	0	1	0	1
Johnnie LeMaster, R (1, 6)			6-3 ①		FC6-4 ① SH3-4 1-2f		SSS 0-3 K ③			3	0	0	0	0	1	2
Mark Davis, L (7, 1)										0	0	0	0	0	0	0
Bill Laskey, R (1, 1)			SSS 0-3 K ②		SH3-4 ② 1-2			6-3 ①		1	0	0	0	0	1	0
Jose Uribe, S (7, 6)										1	0	0	0	0	0	0

	AB	30
	R	0
	H	5
	RBI	0
	BB	2
	SO	5
	LOB	13

Inning Stats										
	R: 0 E: 0 K: 0 S: 4	H: 1 LOB: 1 BB: 0 P: 4	R: 0 E: 0 K: 1 S: 4	H: 0 LOB: 0 BB: 1 P: 8	R: 0 E: 0 K: 1 S: 6	H: 1 LOB: 1 BB: 0 P: 6	R: 0 E: 0 K: 0 S: 4	H: 1 LOB: 1 BB: 0 P: 4	R: 0 E: 0 K: 0 S: 4	H: 1 LOB: 1 BB: 0 P: 4
	R: 0 E: 0 K: 1 S: 5	H: 0 LOB: 0 BB: 0 P: 5	R: 0 E: 0 K: 1 S: 5	H: 0 LOB: 1 BB: 1 P: 9	R: 0 E: 0 K: 0 S: 4	H: 1 LOB: 1 BB: 0 P: 4	R: 0 E: 0 K: 1 S: 5	H: 0 LOB: 0 BB: 0 P: 5	1B: 4 2B: 1 3B: 0 HR: 0	SF: 0 SAC: 1 DP: 1 HBP: 0

WP: 0 PB: 0 SB: 0 CS: 0 PA: 33

PITCHER		IP	WLS	BF	H	R	ER	SO	BB	IBB	HBP	BLK	WP	HR	S	P	ERA	WHIP
Fernando Valenzuela, L	(1, 1)	9.0	W	33	5	0	0	5	2	0	0	0	0	0	41	49	0.00	0.778

ERA:

PITCHER		IP	WLS	BF	H	R	ER	SO	BB	IBB	HBP	BLK	WP	HR	S	P	ERA	WHIP

BOTTOM

Batter	1	2	3	4	5	6	7	8	9	AB	R	H	RBI	BB	SO	LOB
Mariano Duncan, R (1, 4) OBP: 0.333, SLG: 0.316	5-3		G3		BB		K			3	0	0	0	1	1	1
Ken Landreaux, L (1, 8) OBP: 0.105, SLG: 0.316	P4		P5		F9			HR		3	0	0	0	0	0	2
Candy Maldonado, R (8, PH) (9, 8) OBP: 0.143, SLG: 0.571										1	1	1	1	0	0	0
Al Oliver, L (1, 7) OBP: 0.375, SLG: 0.375	G3			F8		1B		F7		4	0	1	0	0	0	0
Terry Whitfield, L (9, 7) OBP: 0.500, SLG: 0.500										0	0	0	0	0	0	0
Pedro Guerrero, R (1, 5) OBP: 0.238, SLG: 0.333		BB		F7		K 1-2		P4		3	0	0	0	1	1	1
Mike Marshall, R (1, 9) OBP: 0.350, SLG: 0.529		K 1-2		2B		5-3		K		4	0	1	0	0	2	2
Mike Scioscia, L (1, 2) OBP: 0.267, SLG: 0.231		BB		F8		6-3				2	0	0	0	1	0	2
Sid Bream, L (1, 3) OBP: 0.278, SLG: 0.375		F8			BB		F8			2	0	0	0	1	0	2
Dave Anderson, R (1, 6) OBP: 0.188, SLG: 0.188		P4			SH1-4 1-2		E8	1B		2	0	1	0	0	0	2
Fernando Valenzuela, L (1, 1)			P5		6-3		K			3	0	0	0	0	1	2
Inning Stats	R: 0 E: 0 K: 0 S: 3 H: 0 LOB: 0 BB: 0 P: 3	R: 0 E: 0 K: 1 S: 5 H: 0 LOB: 2 BB: 2 P: 13	R: 0 E: 0 K: 0 S: 3 H: 0 LOB: 0 BB: 0 P: 3	R: 0 E: 0 K: 0 S: 4 H: 1 LOB: 1 BB: 0 P: 4	R: 0 E: 0 K: 0 S: 3 H: 0 LOB: 2 BB: 2 P: 11	R: 0 E: 0 K: 1 S: 6 H: 1 LOB: 1 BB: 0 P: 6	R: 0 E: 1 K: 2 S: 8 H: 1 LOB: 1 BB: 0 P: 8	R: 1 E: 0 K: 1 S: 6 H: 1 LOB: 0 BB: 0 P: 6		1B: 2 2B: 1 3B: 0 HR: 1	SF: 0 SAC: 1 DP: 0 HBP: 0						

PITCHER	IP	WLS	BF	H	R	ER	SO	BB	IBB	HBP	BLK	WP	HR	S	P	ERA	WHIP
Bill Laskey, R (1, 1) ERA:	6.1		26	3	0	0	2	4	0	0	0	0	0	26	42	0.00	1.105
Mark Davis, L (7, 1) ERA: 4.15	1.2	L	6	1	1	1	3	0	0	0	0	0	1	12	12	5.40	0.600

PITCHER	IP	WLS	BF	H	R	ER	SO	BB	IBB	HBP	BLK	WP	HR	S	P	ERA	WHIP

San Francisco Giants @ Los Angeles Dodgers
Dodger Stadium, Los Angeles, CA
Sat Apr 13 1985, 6:05 PM PST
Att. 49,861 - Unknown

livebaseballscorecards.com

AB	27
R	1
H	4
RBI	1
BB	4
SO	5
LOB	14

Batter	1	2	3	4	5	6	7	8	9	AB	R	H	RBI	BB	SO	LOB
Dan Gladden, R (1, 8) OBP: 0.350, SLG: 0.474	6-3		6-3		L1 1-2	CS 3-H 1B		K		5	0	1	1	0	1	1
Brad Wellman, R (1, 4) OBP: 0.600, SLG: 0.750	E 2B		6-3		1B	K 1-2			1B BB	4	1	2	0	1	1	1
Joel Youngblood, R (1, 9)	F7		BB		P4		F2		F8	4	0	0	0	1	0	3
Jeffrey Leonard, R (1, 7) OBP: 0.150, SLG: 0.300	E7 2-H		K			BB 2B BB 1B	K		K	5	1	1	0	0	3	2
Bob Brenly, R (1, 2) OBP: 0.211, SLG: 0.118	F8			4-3		2B 1-2 BB	6-3		1B 1-3	4	1	1	0	1	0	1
David Green, R (1, 3) OBP: 0.211, SLG: 0.063		FC4-6 1B		5-3		2B 1B 1-2 2-3 BB		F8	F2	4	1	1	0	1	0	2
Chris Brown, R (1, 5) OBP: 0.389, SLG: 0.471		K		1B		1B 2B 1-3 2-H 3-H		5-3		4	1	2	2	0	1	1
Jose Uribe, S (1, 6) Chili Davis, S (6, PH) OBP: 0.235, SLG: 0.235 Johnnie LeMaster, R (6, 6)		FC4-6 1-2f		6-3		3-1 S 1B 2-H 3-H 1B		HR BB		2 0 0 0 0 0 2 1 1 1 2 0 0 0 0 1 0 0 1 0 0						
Jim Gott, R (1, 1) OBP: 0.500, SLG: 0.500 Scot Thompson, L (6, PH) OBP: 0.333, SLG: 0.333 Vida Blue, S (6, 1) Mark Davis, L (7, 1) Rob Deer, R (8, PH) OBP: 1.000, SLG: 4.000 Frank Williams, R (8, 1) Scott Garrelts, R (8, 1)		5-3			CS 1B	3-1 1-3		1-H HR		2 0 1 0 0 0 1 1 0 0 0 0 0 1 0 0 0 0 0 0 0 0 0 0 0 0 0 0 1 1 1 2 0 0 0 0 0 0 0 0 0 0 0 0 0 0 0 0 0						
Inning Stats	R: 1 H: 1 E: 1 LOB: 1 K: 0 BB: 0 S: 5 P: 5	R: 0 H: 1 E: 0 LOB: 1 K: 1 BB: 0 S: 6 P: 6	R: 0 H: 0 E: 0 LOB: 1 K: 1 BB: 1 S: 5 P: 9	R: 0 H: 1 E: 0 LOB: 1 K: 0 BB: 0 S: 4 P: 4	R: 0 H: 2 E: 0 LOB: 1 K: 0 BB: 0 S: 4 P: 4	R: 5 H: 4 E: 0 LOB: 0 K: 1 BB: 2 S: 8 P: 16	R: 0 H: 0 E: 0 LOB: 0 K: 1 BB: 0 S: 5 P: 5	R: 2 H: 1 E: 0 LOB: 0 K: 1 BB: 1 S: 6 P: 10	R: 0 H: 1 E: 0 LOB: 2 K: 1 BB: 1 S: 6 P: 10	1B: 8 SF: 0 2B: 2 SAC: 0 3B: 0 DP: 0 HR: 1 HBP: 0						

PITCHER		IP	WLS	BF	H	R	ER	SO	BB	IBB	HBP	BLK	WP	HR	S	P	ERA	WHIP
Jerry Reuss, L ERA: 3.65	(1, 1)	5.0	L	24	6	4	3	2	3	0	0	0	0	0	25	37	5.40	1.800
Tom Niedenfuer, R ERA: 3.18	(6, 1)	2.0		8	3	2	2	2	0	0	0	0	0	0	12	12	9.00	1.500
Carlos Diaz, L ERA: 4.5	(8, 1)	1.0		5	1	2	2	1	1	0	0	0	0	1	6	10	18.00	2.000
Ken Howell, R ERA: 4.91	(9, 1)	1.0		5	1	0	0	1	1	0	0	0	0	0	6	10	0.00	2.000

PITCHER	IP	WLS	BF	H	R	ER	SO	BB	IBB	HBP	BLK	WP	HR	S	P	ERA	WHIP

TOP

San Francisco Giants @ Los Angeles Dodgers
Dodger Stadium, Los Angeles, CA
Sun Apr 14 1985, 3:33 AM PST
Att. 48,995 - Sunny - 90 F

livebaseballscorecards.com

AB	37
R	8
H	11
RBI	7
BB	5
SO	6
LOB	15

WP: 0	PA: 42
PB: 0	
SB: 1	
CS: 2	

Batter	1	2	3	4	5	6	7	8	9	AB	R	H	RBI	BB	SO	LOB
Mariano Duncan, R (1, 4) (9, 6) OBP: 0.385, SLG: 0.364	BBBB 4-0 1B BB		x 0-0 ③ P6		x 0-0 ② 1-6-3		x 0-0 2B	BBBB 4-0 WP BB		3	0	1	0	2	0	0
Ken Landreaux, L (1, 8) OBP: 0.136, SLG: 0.318	x 0-0 ① FC4-6 1B 1-2			x 0-0 ① 4-3	x 0-0 ③ F7		BBB 4-0 FC5-4 BB	SSS 0-3 ③ K 1-2 2-3		3	0	1	0	0	0	0
Candy Maldonado, R (7, PH) OBP: 0.222, SLG: 0.500 (8, 8)										1	0	0	0	1	1	2
Al Oliver, L (1, 7) OBP: 0.333, SLG: 0.333	x 0-0 ② FC4-6 FC6-4 1-2f			x 0-0 1B 1B 1B		x 0-0 ① F8	x 0-0 ③ FC5-4 1-2f		x 0-0 ① 3-1	5	0	1	0	0	0	3
Pedro Guerrero, R (1, 5) OBP: 0.308, SLG: 0.391	x 0-0 ③ FC6-4 1-2f			x 0-0 1B 1B 1B 1-3		x 0-0 BB 1B		x 0-0 3-1 BB 2B 1B	x 0-0 ② P6	5	2	3	0	0	0	1
Mike Marshall, R (1, 9) OBP: 0.400, SLG: 0.524		x 0-0 ① 6-3		x 0-0 ② WP 1B 1B 1-3 3-H		SSS 0-3 ② K	BBBB 4-0 3-1 2B BB 1-2		x 0-0 1B	4	1	2	0	1	1	1
Mike Scioscia, L (1, 2) OBP: 0.294, SLG: 0.267		SSS 0-3 ② K		x 0-0 WP 1B 1-2 3-H		BBB 4-0 BB 1-2		SSS 0-3 ① K	x 0-0 ③ 4-3	2	0	1	1	0	1	0
Steve Yeager, R (6, PH) (7, 2)										2	0	0	0	1	1	3
Sid Bream, L (1, 3) OBP: 0.273, SLG: 0.316		x 0-0 ③ F7		4-0 1B 1B IBB 1-2 2-3		x 0-0 ③ 3-1		x 0-0 ② 3-1 1-2 2-3		3	0	0	0	1	0	4
Dave Anderson, R (1, 6) OBP: 0.158, SLG: 0.158			x 0-0 ① F8	x 0-0 ③ P4			SSS 0-3 ① K	x 0-0 2B 2-H 3-H		3	0	0	0	0	1	3
Terry Whitfield, L (8, PH) OBP: 0.667, SLG: 1.000										1	1	1	2	0	0	0
Steve Sax, R (9, 4)										0	0	0	0	0	0	0
Jerry Reuss, L (1, 1) OBP: 0.500, SLG: 0.400			SSS 0-3 ② K		x 0-0 ① F7		x 0-0 ② F9	x 0-0 WP 2B 2-H		2	0	0	0	0	1	0
Tom Niedenfuer, R (6, 1)										0	0	0	0	0	0	0
Bill Russell, R (7, PH)										1	0	0	0	0	0	0
Carlos Diaz, R (8, 1)										0	0	0	0	0	0	0
Jay Johnstone, L (8, PH) OBP: 0.500, SLG: 1.000										1	0	1	1	0	0	0
Ken Howell, R (9, 1)										0	0	0	0	0	0	0
Inning Stats	R: 0 E: 0 K: 0 S: 3 H: 1 LOB: 1 BB: 1 P: 7	R: 0 E: 0 K: 1 S: 5 H: 0 LOB: 0 BB: 0 P: 5	R: 0 E: 0 K: 1 S: 5 H: 0 LOB: 0 BB: 0 P: 5	R: 1 E: 0 K: 0 S: 6 H: 4 LOB: 3 BB: 1 P: 10	R: 0 E: 0 K: 0 S: 3 H: 0 LOB: 0 BB: 0 P: 3	R: 0 E: 0 K: 1 S: 6 H: 1 LOB: 2 BB: 1 P: 10	R: 0 E: 0 K: 1 S: 6 H: 1 LOB: 2 BB: 1 P: 10	R: 3 E: 0 K: 2 S: 10 H: 3 LOB: 2 BB: 2 P: 18	R: 0 E: 0 K: 0 S: 4 H: 1 LOB: 1 BB: 0 P: 4	1B: 8 2B: 3 3B: 0 HR: 0	SF: 0 SAC: 0 DP: 0 HBP: 0						

PITCHER		IP	WLS	BF	H	R	ER	SO	BB	IBB	HBP	BLK	WP	HR	S	P	ERA	WHIP
Jim Gott, R ERA: 1.8	(1, 1)	5.0	W	20	5	1	1	2	1	1	0	0	1	0	22	30	1.80	1.200
Vida Blue, L ERA:	(6, 1)	1.2		9	2	0	0	2	2	0	0	0	0	0	11	19	0.00	2.400
Mark Davis, L ERA: 3.86	(7, 1)	0.1		1	0	0	0	0	0	0	0	0	0	0	1	1	0.00	0.000
Frank Williams, R ERA: 40.5	(8, 1)	0.2		7	3	3	3	1	2	0	0	0	0	0	7	15	40.50	7.500
Scott Garrelts, R ERA: 9.0	(8, 1)	1.1	S	5	1	0	0	1	0	0	0	0	1	0	7	7	0.00	0.750

PITCHER	IP	WLS	BF	H	R	ER	SO	BB	IBB	HBP	BLK	WP	HR	S	P	ERA	WHIP

BOTTOM

San Francisco Giants @ Los Angeles Dodgers
Dodger Stadium, Los Angeles, CA
Sun Apr 14 1985, 3:33 AM PST
Att. 48,995 - Sunny - 90 F

livebaseballscorecards.com

AB	36
R	4
H	11
RBI	4
BB	6
SO	6
LOB	17

WP: 2 PA: 42
PB: 0
SB: 0
CS: 0

San Francisco Giants @ San Diego Padres

Jack Murphy Stadium, San Diego, CA

Mon Apr 15 1985, 9:05 PM EST

Att. 54,490 - Unknown

TOP

livebaseballscorecards.com

Batter	1	2	3	4	5	6	7	8	9	AB	R	H	RBI	BB	SO	LOB
Dan Gladden, R (1, 8) OBP: 0.417, SLG: 0.522	F9		CS 1B 2-H 3-H			CS 1B		1B 1-3 2-H		4	0	3	3	0	0	0
Manny Trillo, R (1, 4) OBP: 0.350, SLG: 0.389	G3		F8 1-2			BB 1-2		F4		3	0	0	0	1	0	3
Chili Davis, S (1, 9) OBP: 0.190, SLG: 0.190	5-3			P6		K		K		4	0	0	0	0	2	3
Jeffrey Leonard, R (1, 7) OBP: 0.125, SLG: 0.250		6-3		5-3			6-3		F8	4	0	0	0	0	0	0
Bob Brenly, R (1, 2) OBP: 0.174, SLG: 0.095		K		F9			F7		K	4	0	0	0	0	2	0
Scot Thompson, L (1, 3) OBP: 0.143, SLG: 0.143		G3			F8		F8		P6	4	0	0	0	0	0	0
Chris Brown, R (1, 5) OBP: 0.429, SLG: 0.444			BB SH3 1B 1B		F7			1B HBP 1B 1-0		1	1	0	0	1	0	0
Brad Wellman, R (8, PR) OBP: 0.600, SLG: 0.750 (8, 5)										0	1	0	0	0	0	0
Jose Uribe, S (1, 6) OBP: 0.333, SLG: 0.333			SH3 1B 1-2 1B		F7			1B 1-2 1B		3	1	2	0	0	0	0
Atlee Hammaker, S (1, 1)										0	0	0	0	0	0	0
David Green, R (6, PH) OBP: 0.200, SLG: 0.059										1	0	0	0	0	0	0
Frank Williams, R (6, 1)										0	0	0	0	0	0	0
Greg Minton, S (7, 1)			SH3 1-2 2-3			4-3		F7		1	0	0	0	0	0	2

	AB	29
	R	3
	H	5
	RBI	3
	BB	2
	SO	4
	LOB	8

Inning Stats	1	2	3	4	5	6	7	8	9
	R: 0 H: 0 E: 0 LOB: 0 K: 0 BB: 0 S: 3 P: 3	R: 0 H: 0 E: 0 LOB: 0 K: 1 BB: 0 S: 5 P: 5	R: 2 H: 2 E: 0 LOB: 0 K: 0 BB: 1 S: 4 P: 8	R: 0 H: 0 E: 0 LOB: 0 K: 0 BB: 0 S: 3 P: 3	R: 0 H: 0 E: 0 LOB: 0 K: 0 BB: 0 S: 3 P: 3	R: 0 H: 1 E: 0 LOB: 1 K: 1 BB: 1 S: 5 P: 9	R: 0 H: 0 E: 0 LOB: 0 K: 0 BB: 0 S: 3 P: 3	R: 1 H: 2 E: 0 LOB: 2 K: 1 BB: 0 S: 7 P: 8	R: 0 H: 0 E: 0 LOB: 0 K: 1 BB: 0 S: 5 P: 5

1B: 5 SF: 0
2B: 0 SAC: 1
3B: 0 DP: 0
HR: 0 HBP: 1

WP: 0 PA: 33
PB: 0
SB: 0
CS: 2

PITCHER		IP	WLS	BF	H	R	ER	SO	BB	IBB	HBP	BLK	WP	HR	S	P	ERA	WHIP
Eric Show, R ERA: 1.13	(1, 1)	7.0	W	24	3	2	2	2	2	0	0	0	0	0	26	34	2.57	0.714
Rich Gossage, R ERA: 7.36	(8, 1)	1.0		6	2	1	1	1	0	0	1	0	0	0	7	8	9.00	2.000
Luis DeLeon, R ERA: 1.69	(9, 1)	1.0		3	0	0	0	1	0	0	0	0	0	0	5	5	0.00	0.000

PITCHER	IP	WLS	BF	H	R	ER	SO	BB	IBB	HBP	BLK	WP	HR	S	P	ERA	WHIP

Batter	1	2	3	4	5	6	7	8	9	AB	R	H	RBI	BB	SO	LOB
Alan Wiggins, S (1, 4)	B5-3		F8		5-3		G3	FC5-4 BB 1-2f		5	0	0	0	0	0	1
Tony Gwynn, L (1, 9) OBP: 0.222, SLG: 0.308	4-3			2B 3B	S 1B		L5 BBBB	FC6-4 BB 1-2		4	1	2	0	1	0	0
Steve Garvey, R (1, 3) OBP: 0.370, SLG: 0.630	L9			HR 2B 3-H	F5		1B HR 1B	FC6-4 1-2f		5	2	2	1	0	0	3
Kevin McReynolds, R (1, 8) OBP: 0.308, SLG: 0.440		F9		F7	IBB 1-2		BB HR 1B 1-3			3	1	1	0	1	0	1
Terry Kennedy, L (1, 2) OBP: 0.346, SLG: 0.565		1B 1B		HR 2-H	4-3		BBBB 4-0 HR BB 1-2			3	2	2	2	1	0	2
Carmelo Martinez, R (1, 7) OBP: 1.000, SLG: 3.000		G6-4-3 1B 1-2		HR		BBBB WP 1-3 BB 4-0	1-H 2-H 3-H HR			3	2	3	5	1	0	0
Jerry Royster, R (1, 5) OBP: 0.231, SLG: 0.308		G6-4-3 1-2f		CS 1B	1-3 1-2		1-3			4	0	1	0	0	0	3
Garry Templeton, S (1, 6) OBP: 0.292, SLG: 0.238			4-3	1-2 1B	4-3 2-3			4-3		4	0	1	0	0	0	1
Eric Show, R (1, 1)			4-3	1-3	1-3			FC5-4 1B		3	0	0	0	0	0	2
Rich Gossage, R (8, 1)										0	0	0	0	0	0	0
Tim Flannery, L (8, PH) OBP: 0.600, SLG: 0.583										1	0	1	0	0	0	0
Luis DeLeon, R (9, 1) OBP: 1.000, SLG: 1.000										0	0	0	0	0	0	0
Inning Stats	R: 0 E: 0 K: 0 S: 3 H: 0 LOB: 0 BB: 0 P: 3	R: 0 E: 0 K: 0 S: 4 H: 2 LOB: 1 BB: 0 P: 4	R: 0 E: 0 K: 0 S: 3 H: 0 LOB: 0 BB: 0 P: 3	R: 4 E: 0 K: 0 S: 8 H: 6 LOB: 1 BB: 0 P: 8	R: 0 E: 0 K: 0 S: 4 H: 1 LOB: 2 BB: 1 P: 8	R: 0 E: 0 K: 0 S: 3 H: 0 LOB: 1 BB: 1 P: 7	R: 4 E: 0 K: 0 S: 6 H: 3 LOB: 0 BB: 1 P: 10	R: 0 E: 0 K: 0 S: 4 H: 1 LOB: 2 BB: 1 P: 8		1B: 8 2B: 1 3B: 1 HR: 3	SF: 0 SAC: 0 DP: 1 HBP: 0					

PITCHER	IP	WLS	BF	H	R	ER	SO	BB	IBB	HBP	BLK	WP	HR	S	P	ERA	WHIP
Atlee Hammaker, L (1, 1) ERA: 3.97	5.0	L	23	9	4	4	0	0	1	0	0	0	2	22	26	7.20	1.800
Frank Williams, R (6, 1) ERA: 19.29	1.2		8	2	2	2	0	1	0	0	0	1	0	7	11	10.80	1.800
Greg Minton, R (7, 1) ERA: 13.5	1.1		8	2	2	2	0	2	0	0	0	0	1	6	14	13.50	3.000

PITCHER	IP	WLS	BF	H	R	ER	SO	BB	IBB	HBP	BLK	WP	HR	S	P	ERA	WHIP

BOTTOM

San Francisco Giants @ San Diego Padres

Jack Murphy Stadium, San Diego, CA

Mon Apr 15 1985, 9:05 PM EST

Att. 54,490 - Unknown

livebaseballscorecards.com

AB	35
R	8
H	13
RBI	8
BB	4
SO	0
LOB	13

WP: 1	PA: 39		
PB: 0			
SB: 1			
CS: 1			

Batter	1	2	3	4	5	6	7	8	9	AB	R	H	RBI	BB	SO	LOB
Dan Gladden, R (1, 8) OBP: 0.357, SLG: 0.444	SSS 0-3 ① K		x 0-0 ③ FC6-4 1-2f			x 0-0 ② FC6-4 BB 2-3		x 0-0 ② F8		4	0	0	0	0	1	2
Manny Trillo, R (1, 4) OBP: 0.333, SLG: 0.333	x 0-0 ② F8			x 0-0 ① F9		BBBB 4-0 1-2 BB		x 0-0 ③ 5-3		3	0	0	0	1	0	0
Chili Davis, S (1, 9) OBP: 0.240, SLG: 0.240	SSS 0-3 ③ K			x 0-0 G6-4-3 1B		x 0-0 L9			x 0-0 G6-3 1B	4	0	2	0	0	1	2
Jeffrey Leonard, R (1, 7) OBP: 0.107, SLG: 0.214		x 0-0 ① F9		x 0-0 ②③ G6-4-3 1-2f			SSS 0-3 ① K		x 0-0 ①② G6-3 1-2f	4	0	0	0	0	1	2
Bob Brenly, R (1, 2) OBP: 0.222, SLG: 0.280		x 0-0 G1-6-3 1B			x 0-0 ① F8		x 0-0 HR		x 0-0 ③ 6-3	4	1	2	1	0	0	0
Scot Thompson, L (1, 3) OBP: 0.200, SLG: 0.200		x 0-0 ②③ G1-6-3 1-2f			x 0-0 G6-4-3 1B		x 0-0 ② L6			3	0	1	0	0	0	1
Chris Brown, R (1, 5) OBP: 0.417, SLG: 0.429			x 0-0 ① 6-3		x 0-0 ②③ G6-4-3 1-2f		x 0-0 1B			3	0	1	0	0	0	1
Jose Uribe, S (1, 6) OBP: 0.375, SLG: 0.500			x 0-0 ② F8			x 0-0 FC6-4 2B	x 0-0 ③ F2			2	0	1	0	0	0	0
Joel Youngblood, R (7, PH)										1	0	0	0	0	0	1
Brad Wellman, R (7, 6) OBP: 0.600, SLG: 0.750										0	0	0	0	0	0	0
Dave LaPoint, L (1, 1) OBP: 0.667, SLG: 0.667			x 0-0 FC6-4 1B			x 0-0 ① F8		x 0-0 ① P4		1	0	1	0	0	0	0
Gary Rajsich, L (6, PH)										1	0	0	0	0	0	1
Scott Garrelts, R (6, 1)										0	0	0	0	0	0	0
David Green, R (8, PH) OBP: 0.190, SLG: 0.056										1	0	0	0	0	0	0
Mark Davis, L (8, 1)										0	0	0	0	0	0	0
Inning Stats	R: 0 E: 0 K: 2 S: 7 H: 0 LOB: 0 BB: 0 P: 7	R: 0 E: 0 K: 0 S: 3 H: 1 LOB: 0 BB: 0 P: 3	R: 0 E: 0 K: 0 S: 4 H: 1 LOB: 0 BB: 0 P: 4	R: 0 E: 0 K: 0 S: 3 H: 1 LOB: 0 BB: 0 P: 3	R: 0 E: 0 K: 0 S: 3 H: 1 LOB: 0 BB: 0 P: 3	R: 0 E: 0 K: 0 S: 4 H: 1 LOB: 2 BB: 1 P: 8	R: 1 E: 0 K: 1 S: 7 H: 2 LOB: 1 BB: 0 P: 7	R: 0 E: 0 K: 0 S: 3 H: 0 LOB: 0 BB: 0 P: 3	R: 0 E: 0 K: 0 S: 3 H: 1 LOB: 0 BB: 0 P: 3	1B: 6 2B: 1 3B: 0 HR: 1	SF: 0 SAC: 0 DP: 4 HBP: 0						

PITCHER	IP	WLS	BF	H	R	ER	SO	BB	IBB	HBP	BLK	WP	HR	S	P	ERA	WHIP
Andy Hawkins, R (1, 1) ERA: 1.98	6.2	W	25	7	1	1	3	1	0	0	0	0	1	30	34	1.35	1.200
Craig Lefferts, L (7, 1) ERA:	0.1		1	0	0	0	0	0	0	0	0	0	0	1	1	0.00	0.000
Rich Gossage, R (8, 1) ERA: 4.76	2.0	S	6	1	0	0	0	0	0	0	0	0	0	6	6	0.00	0.500

PITCHER	IP	WLS	BF	H	R	ER	SO	BB	IBB	HBP	BLK	WP	HR	S	P	ERA	WHIP

TOP

San Francisco Giants @ San Diego Padres

Jack Murphy Stadium, San Diego, CA

Tue Apr 16 1985, 9:05 PM EST

Att. 26,547 - Unknown

livebaseballscorecards.com

AB	31
R	1
H	8
RBI	1
BB	1
SO	3
LOB	10

WP: 0 PB: 0 SB: 0 CS: 0 PA: 32

Batter	1	2	3	4	5	6	7	8	9	AB	R	H	RBI	BB	SO	LOB
Alan Wiggins, S (1, 4) OBP: 0.111, SLG: 0.111	0-0 1B SF9 1B	0-0 P4			0-0 F9		0-3 K			4	1	1	0	0	1	3
Tony Gwynn, L (1, 9) OBP: 0.258, SLG: 0.333	0-0 SF9 1-3 1B	0-0 F8			0-0 WP 1-2 1B		0-0 3-1			4	0	2	0	0	0	2
Steve Garvey, R (1, 3) OBP: 0.323, SLG: 0.548	0-0 F3		0-0 F7		0-0 4-3 1-2 2-3		0-0 6-3			4	0	0	0	0	0	4
Kevin McReynolds, R (1, 8) OBP: 0.333, SLG: 0.444	0-0 SF9 2-3 3-H		0-0 L3 1B		4-0 IBB			S S S 0-3 K		2	0	1	1	1	1	0
Terry Kennedy, L (1, 2) OBP: 0.300, SLG: 0.481	0-0 G3		0-0 L3 1-1		0-0 P6			S S S 0-3 K		4	0	0	0	0	1	5
Carmelo Martinez, R (1, 7) OBP: 0.625, SLG: 1.500		B B B 4-0 1B 1B BB		0-0 F9		0-0 5-3		S S S 0-3 K		3	1	0	0	1	1	0
Jerry Royster, R (1, 5) OBP: 0.250, SLG: 0.313		0-0 1B 1-2 1B		0-0 5-3		0-0 1-3				3	0	1	0	0	0	0
Garry Templeton, S (1, 6) OBP: 0.333, SLG: 0.333		0-0 1-2 2-H 1B		0-0 6-3		0-0 2B				3	0	2	1	0	0	0
Andy Hawkins, R (1, 1) OBP: 0.333, SLG: 0.333 Craig Lefferts, L (7, 1) Rich Gossage, R (8, 1)	S S S 0-3 K				0-0 WP 1B 1B	0-0 1-3				3 0 0	0 0 0	1 0 0	0 0 0	0 0 0	1 0 0	3 0 0
Inning Stats	R: 1 E: 0 K: 0 S: 5 H: 2 LOB: 1 BB: 0 P: 5	R: 1 E: 0 K: 1 S: 7 H: 2 LOB: 2 BB: 1 P: 11	R: 0 E: 0 K: 0 S: 3 H: 1 LOB: 0 BB: 0 P: 3	R: 0 E: 0 K: 0 S: 3 H: 0 LOB: 0 BB: 0 P: 3	R: 0 E: 0 K: 0 S: 5 H: 2 LOB: 3 BB: 1 P: 9	R: 0 E: 0 K: 0 S: 4 H: 1 LOB: 1 BB: 0 P: 4	R: 0 E: 0 K: 1 S: 5 H: 0 LOB: 0 BB: 0 P: 5	R: 0 E: 0 K: 3 S: 9 H: 0 LOB: 0 BB: 0 P: 9		1B: 7 2B: 2 3B: 0 HR: 0	SF: 1 SAC: 0 DP: 1 HBP: 0					

PITCHER	IP	WLS	BF	H	R	ER	SO	BB	IBB	HBP	BLK	WP	HR	S	P	ERA	WHIP
Dave LaPoint, L (1, 1) ERA: 1.38	5.0	L	23	7	2	2	1	1	1	0	0	1	0	23	31	3.60	1.600
Scott Garrelts, R (6, 1) ERA: 4.5	2.0		7	1	0	0	1	0	0	0	0	0	0	9	9	0.00	0.500
Mark Davis, L (8, 1) ERA: 3.18	1.0		3	0	0	0	3	0	0	0	0	0	0	9	9	0.00	0.000

PITCHER	IP	WLS	BF	H	R	ER	SO	BB	IBB	HBP	BLK	WP	HR	S	P	ERA	WHIP

BOTTOM

San Francisco Giants @ San Diego Padres

Jack Murphy Stadium, San Diego, CA

Tue Apr 16 1985, 9:05 PM EST

Att. 26,547 - Unknown

livebaseballscorecards.com

AB	30
R	2
H	8
RBI	2
BB	2
SO	5
LOB	17

1B: 7	SF: 1	WP: 1	PA: 33
2B: 2	SAC: 0	PB: 0	
3B: 0	DP: 1	SB: 0	
HR: 0	HBP: 0	CS: 0	

Batter	1	2	3	4	5	6	7	8	9	10	AB	R	H	RBI	BB	SO	LOB
Dan Gladden, R (1, 8) OBP: 0.333, SLG: 0.419	4-3		1B G3 1B		K			E5 WP SH3-4	SF9 3-H		4	1	1	1	0	1	1
Manny Trillo, R (1, 4) OBP: 0.357, SLG: 0.360	G3		WP G3 1-3 1B		6-3			SH3-4 1-2	1-3 1B		4	0	2	0	0	0	1
Chili Davis, S (1, 9) OBP: 0.267, SLG: 0.241	FC6-4 1B		G3 1-2 3-H			F8		WP IBB	4-3		4	0	1	1	1	0	3
Jeffrey Leonard, R (1, 7) OBP: 0.152, SLG: 0.250	FC6-4 1-2f		K 2-3					1-2 2-3 IBB		SH1-4 1B 2B	4	1	1	0	1	1	2
Bob Brenly, R (1, 2) OBP: 0.226, SLG: 0.250		K		F9		BB		F9		SH1-4 2-3	3	0	0	0	1	1	3
Scot Thompson, L (1, 3) OBP: 0.133, SLG: 0.133		4-3		1-3		F9		F7		F6	5	0	0	0	0	0	5
Chris Brown, R (1, 5) OBP: 0.448, SLG: 0.520		BB FC4-6		5-3			K		SF9 3B	1B 3-H 1B	4	1	2	1	1	1	0
Jose Uribe, S (1, 6) OBP: 0.385, SLG: 0.462		FC4-6 1-2f			SH3-4 1B		4-3		4-3	1-3 1B	5	0	2	0	0	0	2
Mike Krukow, R (1, 1)			4-3		SH3-4 1-2		6-3		BB 1B	K	2	0	0	0	0	0	0
Gary Rajsich, L (9, PH)											0	0	0	0	1	0	0
Johnnie LeMaster, R (9, PR)											0	0	0	0	0	0	0
Scott Garrelts, R (9, 1)											0	0	0	0	0	0	0
Greg Minton, S (9, 1)											1	0	0	0	0	1	2
Inning Stats	R: 0 E: 0 K: 0 S: 4 H: 1 LOB: 1 BB: 0 P: 4	R: 0 E: 0 K: 1 S: 5 H: 0 LOB: 1 BB: 1 P: 9	R: 1 E: 0 K: 1 S: 7 H: 2 LOB: 1 BB: 0 P: 7	R: 0 E: 0 K: 0 S: 3 H: 0 LOB: 0 BB: 0 P: 3	R: 0 E: 0 K: 1 S: 6 H: 1 LOB: 1 BB: 0 P: 6	R: 0 E: 0 K: 0 S: 3 H: 0 LOB: 1 BB: 1 P: 7	R: 0 E: 0 K: 1 S: 5 H: 0 LOB: 0 BB: 0 P: 5	R: 0 E: 1 K: 0 S: 4 H: 0 LOB: 3 BB: 2 P: 12	R: 1 E: 0 K: 0 S: 5 H: 2 LOB: 2 BB: 1 P: 9	R: 1 E: 0 K: 1 S: 8 H: 3 LOB: 2 BB: 0 P: 8	1B: 7 2B: 1 3B: 1 HR: 0 SF: 1 SAC: 3 DP: 0 HBP: 0						

PITCHER	IP	WLS	BF	H	R	ER	SO	BB	IBB	HBP	BLK	WP	HR	S	P	ERA	WHIP
Jay Tibbs, R (1, 1) ERA: 3.6	8.0		33	4	1	1	4	2	2	0	0	2	0	37	53	1.12	0.750
Carl Willis, R (9, 1) ERA: 2.25	2.0	W	12	5	2	2	1	1	0	0	0	0	0	13	17	9.00	3.000

PITCHER	IP	WLS	BF	H	R	ER	SO	BB	IBB	HBP	BLK	WP	HR	S	P	ERA	WHIP

TOP

San Francisco Giants @ Cincinnati Reds

Riverfront Stadium, Cincinnati, OH

Thu Apr 18 1985, 6:05 PM EST
Att. 12,410 - Unknown

livebaseballscorecards.com

AB	36
R	3
H	9
RBI	3
BB	5
SO	5
LOB	19

1B: 7	SF: 1	WP: 2	PA: 45
2B: 1	SAC: 3	PB: 0	
3B: 1	DP: 0	SB: 0	
HR: 0	HBP: 0	CS: 0	

Batter	1	2	3	4	5	6	7	8	9	10	AB	R	H	RBI	BB	SO	LOB
Eric Davis, R (1, 8) OBP: 0.139, SLG: 0.314	K		6-3		FC5 2-3			K2-3		FC2-6 S S 1B 1-2f	5	1	0	0	0	2	2
Pete Rose, S (1, 3) OBP: 0.333, SLG: 0.306	FC3-6 1B			6-3		6-3		F7		S 1B 1-2 BB	4	1	1	0	1	0	0
Duane Walker, L (1, 9) OBP: 0.333, SLG: 0.500 Gary Redus, R (9, PR) (10, 7)	FC3-6 1-2f			G6-4-3 1B 1B		F9			SH3-4 1B 2B	1B 1-2 2-3 IBB	4 0	0 1	2 0	0 0	0 1	0 0	1 0
Cesar Cedeno, R (1, 7) OBP: 0.351, SLG: 0.324 (10, 9)	F8			G6-4-3 1-2 1B		E S BB			SH3-4 2-3	1-2 2-H 3-H 1B	3	0	2	2	1	0	1
Nick Esasky, R (1, 5) OBP: 0.310, SLG: 0.464 Dave Parker, L (9, PH) OBP: 0.364, SLG: 0.333 Tom Foley, L (9, PR) (10, 5)		K		G6-4-3 1-2f 2-3		F9 1-3			S 1B		3 1 0	0 0 0	0 1 0	0 1 0	0 0 0	1 0 0	3 0 0
Dave Concepcion, R (1, 6) OBP: 0.303, SLG: 0.267		6-3			E1 1B 1B		K		F3 1-2		4	1	1	0	0	1	2
Ron Oester, S (1, 4) OBP: 0.258, SLG: 0.185		F4			FC1-6-3 2-H 1B		G3		IBB		3	0	1	1	1	0	0
Dave Vangorder, R (1, 2) OBP: 0.333, SLG: 0.308 Wayne Krenchicki, L (9, PH) OBP: 0.333, SLG: 0.200 Dann Bilardello, R (10, 2) OBP: 0.214, SLG: 0.154			F4		FC1-6-5 FC5 SH1-3 2-3		K		4-3		3 1 0	0 0 0	0 0 0	0 0 0	0 0 0	1 0 0	1 2 0
Jay Tibbs, R (1, 1) Eddie Milner, L (8, PH) OBP: 0.300, SLG: 0.400 Carl Willis, L (9, 1) Tony Perez, R (10, PH) OBP: 1.000, SLG: 1.000			K		SH1-3 1-2			F7		FC2-6 1B	1 1 0 1	0 0 0 0	0 0 0 1	0 0 0 0	0 0 0 0	1 0 0 0	0 0 0 0
Inning Stats	R: 0 H: 1 E: 0 LOB: 1 K: 1 BB: 0 S: 6 P: 6	R: 0 H: 0 E: 0 LOB: 0 K: 1 BB: 0 S: 5 P: 5	R: 0 H: 0 E: 0 LOB: 0 K: 1 BB: 0 S: 5 P: 5	R: 0 H: 2 E: 0 LOB: 1 K: 0 BB: 0 S: 4 P: 4	R: 1 H: 2 E: 1 LOB: 1 K: 0 BB: 0 S: 5 P: 5	R: 0 H: 0 E: 0 LOB: 1 K: 0 BB: 1 S: 3 P: 7	R: 0 H: 0 E: 0 LOB: 0 K: 2 BB: 0 S: 7 P: 7	R: 0 H: 0 E: 0 LOB: 0 K: 1 BB: 0 S: 5 P: 5	R: 1 H: 2 E: 0 LOB: 2 K: 0 BB: 1 S: 5 P: 9	R: 2 H: 2 E: 0 LOB: 2 K: 0 BB: 2 S: 3 P: 11	1B: 8 SF: 0 2B: 1 SAC: 2 3B: 0 DP: 1 HR: 0 HBP: 0						

PITCHER		IP	WLS	BF	H	R	ER	SO	BB	IBB	HBP	BLK	WP	HR	S	P	ERA	WHIP
Mike Krukow, R ERA: 0.53	(1, 1)	8.0		29	5	1	0	6	1	0	0	0	0	0	40	44	0.00	0.750
Scott Garrelts, R ERA: 6.23	(9, 1)	0.1		2	1	1	1	0	0	0	0	0	0	0	2	2	27.00	3.000
Greg Minton, R ERA: 15.43	(9, 1)	1.0	L	9	3	2	2	0	1	2	0	0	0	0	6	18	18.00	4.000

PITCHER	IP	WLS	BF	H	R	ER	SO	BB	IBB	HBP	BLK	WP	HR	S	P	ERA	WHIP

BOTTOM

San Francisco Giants @ Cincinnati Reds

Riverfront Stadium, Cincinnati, OH

Thu Apr 18 1985, 6:05 PM EST

Att. 12,410 - Unknown

livebaseballscorecards.com

AB	34
R	4
H	9
RBI	4
BB	4
SO	6
LOB	12

WP: 0 PA: 40
PB: 0
SB: 5
CS: 0

San Francisco Giants @ Cincinnati Reds

Riverfront Stadium, Cincinnati, OH

Fri Apr 19 1985, 6:05 PM EST

Att. 24,839 - Unknown

TOP

livebaseballscorecards.com

Batter	1	2	3	4	5	6	7	8	9	AB	R	H	RBI	BB	SO	LOB
Dan Gladden, R (1, 8) OBP: 0.324, SLG: 0.400	5-3		S BLK 1B 1B		6-3		K			4	1	1	0	0	1	0
Manny Trillo, R (1, 4) OBP: 0.375, SLG: 0.357	F4		1B 1-H 1B		FC5 1B BB		F6			3	0	1	1	1	0	0
Chili Davis, S (1, 9) OBP: 0.294, SLG: 0.250	S 2B BB		F8		1-2 1B			1-3		3	1	1	0	1	0	1
Jeffrey Leonard, R (1, 7) OBP: 0.189, SLG: 0.306	1-H 2B		1-2 1B		FC5 2-3f			F8		4	0	2	1	0	0	2
Bob Brenly, R (1, 2) OBP: 0.200, SLG: 0.219	K		4-3			5-3		F8		4	0	0	0	0	1	3
David Green, R (1, 3) OBP: 0.160, SLG: 0.045		6-3		K		5-3			F8	4	0	0	0	0	1	0
Chris Brown, R (1, 5) OBP: 0.424, SLG: 0.483		F6		F4		1B			F8	4	0	1	0	0	0	0
Jose Uribe, S (1, 6) OBP: 0.313, SLG: 0.375		1-3		F8		F9			4-3	3	0	0	0	0	0	1
Mark Davis, L (6, 1)										0	0	0	0	0	0	0
Frank Williams, R (8, 1)										0	0	0	0	0	0	0
Gary Rajsich, L (9, PH)										1	0	0	0	0	0	0
Bill Laskey, R (1, 1)			K		4-3		F5			2	0	0	0	0	1	0
Johnnie LeMaster, R (6, 6)										1	0	0	0	0	0	0

	AB	33
	R	2
	H	6
	RBI	2
	BB	2
	SO	4
	LOB	7

Inning Stats	1	2	3	4	5	6	7	8	9	1B: 5	SF: 0	WP: 0	PA: 35
R:	1	0	1	0	0	0	0	0	0	2B: 1	SAC: 0	PB: 0	
E:	0	0	0	0	0	0	0	0	0	3B: 0	DP: 0	SB: 2	
K:	1	0	1	1	0	0	1	0	0	HR: 0	HBP: 0	CS: 0	
S:	6	3	8	5	4	4	5	3	3				
H:	1	0	3	0	1	1	0	0	0				
LOB:	1	0	2	0	2	1	0	0	0				
BB:	1	0	0	0	1	0	0	0	0				
P:	10	3	8	5	8	4	5	3	3				

PITCHER		IP	WLS	BF	H	R	ER	SO	BB	IBB	HBP	BLK	WP	HR	S	P	ERA	WHIP
John Stuper, R ERA: 5.56	(1, 1)	6.0	W	26	6	2	2	3	2	0	0	1	0	0	30	38	3.00	1.333
Tom Hume, R ERA: 1.8	(7, 1)	2.0		6	0	0	0	1	0	0	0	0	0	0	8	8	0.00	0.000
Ted Power, R ERA:	(9, 1)	1.0	S	3	0	0	0	0	0	0	0	0	0	0	3	3	0.00	0.000

PITCHER		IP	WLS	BF	H	R	ER	SO	BB	IBB	HBP	BLK	WP	HR	S	P	ERA	WHIP

Batter	1	2	3	4	5	6	7	8	9	AB	R	H	RBI	BB	SO	LOB
Eric Davis, R (1, 8) OBP: 0.175, SLG: 0.385	0-0 4-3 3B	0-3 K 1-2		0-0 S 2-H 1B		0-3 K				4	1	2	1	0	2	1
Pete Rose, S (1, 3) OBP: 0.326, SLG: 0.325	0-0 4-3 3-H		0-0 FC1-5 2B	0-0 F9 1-2			0-0 F8			4	0	1	1	0	0	1
Dave Parker, L (1, 9) OBP: 0.324, SLG: 0.294	0-0 E4 CS		0-0 FC1-5 1B 2-3		0-0 4-3		0-3 K			4	0	0	0	0	1	1
Cesar Cedeno, R (1, 7) OBP: 0.366, SLG: 0.368	0-0 2B 1-2 2B		0-0 1-2 1B		0-0 1-3		0-0 F8			4	1	2	0	0	0	0
Nick Esasky, R (1, 5) OBP: 0.333, SLG: 0.484	0-0 2-H 2B		0-0 F8		4-0 FC6-4 BB			0-0 F7		3	0	1	1	1	0	2
Dave Concepcion, R (1, 6) OBP: 0.270, SLG: 0.235	0-0 F8		0-3 K		0-0 FC6-4 1-2f			0-0 6-3		4	0	0	0	0	1	4
Ron Oester, S (1, 4) OBP: 0.314, SLG: 0.323		0-0 1-3		0-0 SH3 1B		0-0 F9 BLK 2B		0-0 2B		4	2	3	0	0	0	0
Dave Vangorder, R (1, 2) OBP: 0.316, SLG: 0.250		0-0 6-3		0-3 K		0-0 F9 2-3		4-0 IBB		3	0	0	0	1	1	2
John Stuper, R (1, 1) OBP: 0.333, SLG: 0.333 Eddie Milner, L (6, PH) OBP: 0.300, SLG: 0.400 Tony Perez, R (6, PH) OBP: 0.500, SLG: 0.500 Tom Hume, R (7, 1) Duane Walker, L (8, PH) OBP: 0.286, SLG: 0.429 Ted Power, R (9, 1)		0-0 S 1B		0-0 SH3 1-2		0-3 K 3-H		0-0 F8		1 0 1 0 1 0	0 0 0 0 0 0	1 0 0 0 0 0	0 0 0 0 0 0	0 0 0 0 0 0	0 0 1 0 0 0	0 0 0 0 2 0
Inning Stats	R: 2 E: 1 K: 0 S: 6 H: 3 LOB: 1 BB: 0 P: 6	R: 0 E: 0 K: 1 S: 6 H: 1 LOB: 1 BB: 0 P: 6	R: 0 E: 0 K: 1 S: 7 H: 2 LOB: 2 BB: 0 P: 7	R: 1 E: 0 K: 1 S: 7 H: 2 LOB: 1 BB: 0 P: 7	R: 0 E: 0 K: 0 S: 3 H: 0 LOB: 1 BB: 1 P: 7	R: 1 E: 0 K: 2 S: 8 H: 1 LOB: 0 BB: 0 P: 8	R: 0 E: 0 K: 1 S: 5 H: 0 LOB: 0 BB: 0 P: 5	R: 0 E: 0 K: 0 S: 4 H: 1 LOB: 2 BB: 1 P: 8		1B: 4 2B: 5 3B: 1 HR: 0	SF: 0 SAC: 1 DP: 0 HBP: 0					

PITCHER		IP	WLS	BF	H	R	ER	SO	BB	IBB	HBP	BLK	WP	HR	S	P	ERA	WHIP
Bill Laskey, R ERA: 3.09	(1, 1)	5.1	L	26	9	4	4	3	1	0	0	0	0	0	31	35	6.75	1.875
Mark Davis, L ERA: 2.45	(6, 1)	1.2		5	0	0	0	3	0	0	0	1	0	0	11	11	0.00	0.000
Frank Williams, R ERA: 13.5	(8, 1)	1.0		5	1	0	0	0	0	1	0	0	0	0	4	8	0.00	1.000

PITCHER	IP	WLS	BF	H	R	ER	SO	BB	IBB	HBP	BLK	WP	HR	S	P	ERA	WHIP

BOTTOM

San Francisco Giants @ Cincinnati Reds

Riverfront Stadium, Cincinnati, OH

Fri Apr 19 1985, 6:05 PM EST

Att. 24,839 - Unknown

livebaseballscorecards.com

AB	33
R	4
H	10
RBI	3
BB	2
SO	6
LOB	13

REDS

San Francisco Giants @ Cincinnati Reds

Riverfront Stadium, Cincinnati, OH

Sat Apr 20 1985, 3:33 AM EST

Att. 18,115 - Unknown

TOP

livebaseballscorecards.com

Batter	1	2	3	4	5	6	7	8	9	AB	R	H	RBI	BB	SO	LOB
Dan Gladden, R (1, 8) OBP: 0.341, SLG: 0.395	K		1B			BB		F9		3	0	1	0	1	1	0
Brad Wellman, R (1, 4) OBP: 0.444, SLG: 0.500	K		K 1-2			1B 1-2		F7		4	0	1	0	0	2	1
Jeffrey Leonard, R (1, 7) OBP: 0.171, SLG: 0.275	K			F7		F9 2-3			K	4	0	0	0	0	2	2
Chili Davis, S (1, 9) OBP: 0.316, SLG: 0.257		F8 S 5-3 BB		1B		K			4-3	3	1	1	0	1	1	2
Chris Brown, R (1, 5) OBP: 0.405, SLG: 0.438		F8 1-3		6-3			1-6-3		BB	3	0	0	0	1	0	1
Scot Thompson, L (1, 3) OBP: 0.105, SLG: 0.105		5-3 3-H			F8		4-3		G3	4	0	0	1	0	0	1
Alex Trevino, R (1, 2) OBP: 0.333, SLG: 0.333		K			K		1B			3	0	1	0	0	2	0
Jose Uribe, S (1, 6) OBP: 0.263, SLG: 0.316			K		K		F7			3	0	0	0	0	2	1
Jim Gott, R (1, 1) OBP: 0.333, SLG: 0.333			K			6-3		6-3		1	0	0	0	0	1	0
Scott Garrelts, R (5, 1)										1	0	0	0	0	0	0
Joel Youngblood, R (8, PH)										1	0	0	0	0	0	0
Frank Williams, R (8, 1)										0	0	0	0	0	0	0

	AB	30
	R	1
	H	4
	RBI	1
	BB	3
	SO	11
	LOB	8

Inning Stats																		
	R: 0	H: 0	R: 1	H: 0	R: 0	H: 1	R: 0	H: 1	R: 0	H: 0	R: 0	H: 1	R: 0	H: 1	R: 0	H: 0	R: 0	H: 0
	E: 0	LOB: 0	E: 0	LOB: 0	E: 0	LOB: 1	E: 0	LOB: 0	E: 0	LOB: 0	E: 0	LOB: 2	E: 0	LOB: 1	E: 0	LOB: 0	E: 0	LOB: 1
	K: 3	BB: 0	K: 1	BB: 1	K: 3	BB: 0	K: 0	BB: 0	K: 2	BB: 0	K: 1	BB: 1	K: 0	BB: 0	K: 0	BB: 0	K: 1	BB: 1
	S: 9	P: 9	S: 5	P: 9	S: 10	P: 10	S: 3	P: 3	S: 7	P: 7	S: 6	P: 10	S: 4	P: 4	S: 3	P: 3	S: 5	P: 9

	1B: 4	SF: 0	WP: 0	PA: 33
	2B: 0	SAC: 0	PB: 0	
	3B: 0	DP: 0	SB: 2	
	HR: 0	HBP: 0	CS: 0	

PITCHER		IP	WLS	BF	H	R	ER	SO	BB	IBB	HBP	BLK	WP	HR	S	P	ERA	WHIP
Mario Soto, R ERA: 1.13	(1, 1)	9.0	W	33	4	1	1	11	3	0	0	0	0	0	52	64	1.00	0.778

PITCHER		IP	WLS	BF	H	R	ER	SO	BB	IBB	HBP	BLK	WP	HR	S	P	ERA	WHIP

San Francisco Giants @ Cincinnati Reds

Riverfront Stadium, Cincinnati, OH

Sat Apr 20 1985, 3:33 AM EST
Att. 18,115 - Unknown

livebaseballscorecards.com

Batter	1	2	3	4	5	6	7	8	9	AB	R	H	RBI	BB	SO	LOB
Eric Davis, R (1, 8) OBP: 0.182, SLG: 0.357	G1-4-3		1B BLK SF9 BB		K		F2			3	1	0	0	1	1	0
Pete Rose, S (1, 3) OBP: 0.362, SLG: 0.333	FC1-6 1B		SF9 1B 1-2 BB		2B BB		G3			2	0	1	0	2	0	0
Dave Parker, L (1, 9) OBP: 0.366, SLG: 0.351	FC1-6 E 1-2f		1-2 2-3 1B		1-3 2B		BB			3	0	2	0	1	0	1
Cesar Cedeno, R (1, 7) OBP: 0.356, SLG: 0.366	E9 1-3 1B		SF9 2-3 3-H		5-3		F8			3	0	1	1	0	0	3
Nick Esasky, R (1, 5) OBP: 0.324, SLG: 0.486	F2		F8			SH3 2B		K		4	0	1	0	0	1	4
Dave Concepcion, R (1, 6) OBP: 0.250, SLG: 0.216		5-3		F9		SH3 2-3		F4		3	0	0	0	0	0	0
Ron Oester, S (1, 4) OBP: 0.289, SLG: 0.294		F8		L4		G3-4		K		3	0	0	0	0	0	1
Tom Foley, L (8, PH) (9, 4)										1	0	0	0	0	1	0
Dave Vangorder, R (1, 2) OBP: 0.318, SLG: 0.222		F9		5-3		IBB			E 2B	2	0	0	0	1	0	0
Eddie Milner, L (9, PH) OBP: 0.364, SLG: 0.545										1	1	1	0	0	0	0
Mario Soto, R (1, 1) OBP: 0.273, SLG: 0.200			6-3		5-3	B3-1			SH 2-H	3	0	0	0	0	0	2

Inning Stats	1	2	3	4	5	6	7	8	9						
	R: 0 H: 2	R: 0 H: 0	R: 1 H: 1	R: 0 H: 0	R: 0 H: 1	R: 0 H: 1	R: 0 H: 0	R: 0 H: 0	R: 1 H: 1	1B: 3 SF: 1	WP: 0 PA: 36
	E: 1 LOB: 2	E: 0 LOB: 0	E: 0 LOB: 2	E: 0 LOB: 0	E: 0 LOB: 2	E: 0 LOB: 2	E: 0 LOB: 1	E: 0 LOB: 0	E: 1 LOB: 1	2B: 3 SAC: 2	PB: 0
	K: 0 BB: 0	K: 0 BB: 0	K: 0 BB: 2	K: 0 BB: 0	K: 1 BB: 1	K: 0 BB: 1	K: 0 BB: 1	K: 2 BB: 0	K: 0 BB: 0	3B: 0 DP: 0	SB: 0
	S: 5 P: 5	S: 3 P: 3	S: 4 P: 12	S: 3 P: 3	S: 6 P: 10	S: 4 P: 8	S: 3 P: 7	S: 7 P: 7	S: 2 P: 2	HR: 0 HBP: 0	CS: 0

PITCHER	IP	WLS	BF	H	R	ER	SO	BB	IBB	HBP	BLK	WP	HR	S	P	ERA	WHIP
Jim Gott, R (1, 1) ERA: 1.86	4.2		21	4	1	1	1	3	0	0	1	0	0	20	32	1.93	1.500
Scott Garrelts, R (5, 1) ERA: 4.05	2.1		10	1	0	0	0	1	1	0	0	0	0	8	16	0.00	0.857
Frank Williams, R (8, 1) ERA: 10.38	1.0	L	5	1	1	0	2	0	0	0	0	0	0	9	9	0.00	1.000

PITCHER	IP	WLS	BF	H	R	ER	SO	BB	IBB	HBP	BLK	WP	HR	S	P	ERA	WHIP

TOP

San Francisco Giants @ Cincinnati Reds

Riverfront Stadium, Cincinnati, OH

Sun Apr 21 1985, 3:33 AM EST

Att. 29,418 - Sunny

Batter	1	2	3	4	5	6	7	8	9	AB	R	H	RBI	BB	SO	LOB
Dan Gladden, R (1, 8) OBP: 0.356, SLG: 0.405	S S S 0-3 K ①		X 0-0 F3 ③			X 0-0 1B CS		X 0-0 1B 5-3		4	0	2	0	0	1	0
Manny Trillo, R (1, 4) OBP: 0.361, SLG: 0.344	X 0-0 E5			X 0-0 1B G5-4-3		X 0-0 F6 1-2 ① ②		X 0-0 5-3 1-2 ②		4	0	1	0	0	0	2
Joel Youngblood, R (1, 9) OBP: 0.182, SLG: 0.100	S S S 0-3 K ②			X 0-0 G5-4-3 1-2f ① ②		X 0-0 1B		X 0-0 F7 ③		4	0	1	0	0	1	3
Jeffrey Leonard, R (1, 7) OBP: 0.178, SLG: 0.295	S S S 0-3 K ③			X 0-0 2B		X 0-0 F9 ③			S S S 0-3 K ①	4	0	1	0	0	2	2
Chris Brown, R (1, 5) OBP: 0.415, SLG: 0.412		S S S 0-3 K ①		B B B B 4-0 BB FC6-4			B B B B 4-0 BB		X 0-0 6-3 ②	2	0	0	0	2	1	0
Bob Brenly, R (1, 2) OBP: 0.205, SLG: 0.200		X 0-0 5-3 ②		X 0-0 FC6-4 1-2f ③			X 0-0 F9 ①		B B B B 4-0 BB	3	0	0	0	1	0	3
David Green, R (1, 3) OBP: 0.143, SLG: 0.040		X 0-0 F9 ③			S S S 0-3 K ①		X 0-0 F6 ②			3	0	0	0	0	1	1
Chili Davis, S (9, PH) OBP: 0.308, SLG: 0.250									X 0-0 G3 ③	1	0	0	0	0	0	1
Johnnie LeMaster, R (1, 6)			X 0-0 5-3 ①		S S S 0-3 K ②		X 0-0 F2 ③			3	0	0	0	0	1	1
Atlee Hammaker, S (1, 1)			X 0-0 1-3 ②		X 0-0 5-3 ③					2	0	0	0	0	0	0
Brad Wellman, R (8, PH) OBP: 0.400, SLG: 0.444								X 0-0 F8 ①		1	0	0	0	0	0	0
Mark Davis, L (8, 1)										0	0	0	0	0	0	0

livebaseballscorecards.com

AB	31
R	0
H	5
RBI	0
BB	3
SO	7
LOB	13

Inning Stats

Inning	1	2	3	4	5	6	7	8	9
R	0	0	0	0	0	0	0	0	0
E	1	0	0	0	0	0	0	0	0
K	3	1	0	0	2	0	0	0	1
S	10	5	3	4	7	4	3	4	5
H	0	0	0	2	0	2	0	1	0
LOB	1	0	0	2	0	1	1	1	1
BB	0	0	0	1	0	0	1	0	1
P	10	5	3	8	7	4	7	4	9

1B: 4, SF: 0, 2B: 1, SAC: 0, 3B: 0, DP: 1, HR: 0, HBP: 0

WP: 0, PA: 34, PB: 0, SB: 0, CS: 1

PITCHER	IP	WLS	BF	H	R	ER	SO	BB	IBB	HBP	BLK	WP	HR	S	P	ERA	WHIP
Tom Browning, L (1, 1) ERA: 0.38	8.0	W	30	5	0	0	6	2	0	0	0	0	0	40	48	0.00	0.875
Ted Power, R (9, 1) ERA:	1.0	S	4	0	0	0	1	1	0	0	0	0	0	5	9	0.00	1.000

PITCHER	IP	WLS	BF	H	R	ER	SO	BB	IBB	HBP	BLK	WP	HR	S	P	ERA	WHIP

Batter	1	2	3	4	5	6	7	8	9	AB	R	H	RBI	BB	SO	LOB
Eric Davis, R (1, 8) OBP: 0.188, SLG: 0.391	F8		BLK 3B			E5 CS		K		4	1	1	0	0	1	0
Gary Redus, R (1, 7) OBP: 1.000, SLG: 1.000	1B CS BB		CI S 3-H			FC4-6 1B 1-2				1	0	1	0	1	0	0
Dave Parker, L (1, 9) OBP: 0.364, SLG: 0.350	1B 1-3		K 1-2			FC4-6 S 1-2f				3	0	1	0	0	1	2
Cesar Cedeno, R (1, 3) OBP: 0.333, SLG: 0.341	K 3-H			5-3		F7 1-2				3	0	0	0	0	1	3
Nick Esasky, R (1, 5) OBP: 0.325, SLG: 0.459		FC4-6 BB		K			6-3			2	0	0	0	1	1	0
Dave Concepcion, R (1, 6) OBP: 0.233, SLG: 0.200		FC4-6 CS 1-2f		K			F9			3	0	0	0	0	1	1
Dann Bilardello, R (1, 2) OBP: 0.176, SLG: 0.125		F8			1-3		F9			3	0	0	0	0	0	1
Tom Foley, L (1, 4)		CS 1-2	4-3		F9			G3		3	0	0	0	0	0	0
Tom Browning, L (1, 1)			4-3		4-3			F9		2	0	0	0	0	0	0
Tony Perez, R (8, PH) OBP: 0.333, SLG: 0.333										1	0	0	0	0	0	0
Ted Power, R (9, 1)										0	0	0	0	0	0	0
Inning Stats	R: 0 E: 0 K: 1 S: 5 / H: 1 LOB: 2 BB: 1 P: 9	R: 0 E: 0 K: 0 S: 2 / H: 0 LOB: 0 BB: 1 P: 6	R: 1 E: 1 K: 1 S: 7 / H: 1 LOB: 1 BB: 0 P: 7	R: 0 E: 0 K: 2 S: 7 / H: 0 LOB: 0 BB: 0 P: 7	R: 0 E: 0 K: 0 S: 3 / H: 0 LOB: 0 BB: 0 P: 3	R: 0 E: 1 K: 0 S: 4 / H: 1 LOB: 1 BB: 0 P: 4	R: 0 E: 0 K: 0 S: 3 / H: 0 LOB: 0 BB: 0 P: 3	R: 0 E: 0 K: 1 S: 5 / H: 0 LOB: 0 BB: 0 P: 5		1B: 2 2B: 1 3B: 1 HR: 0 / SF: 0 SAC: 0 DP: 1 HBP: 0						

PITCHER		IP	WLS	BF	H	R	ER	SO	BB	IBB	HBP	BLK	WP	HR	S	P	ERA	WHIP
Atlee Hammaker, L ERA: 2.95	(1, 1)	7.0	L	25	3	1	1	4	2	0	0	1	0	0	31	39	1.29	0.714
Mark Davis, L ERA: 2.16	(8, 1)	1.0		3	0	0	0	1	0	0	0	0	0	0	5	5	0.00	0.000

PITCHER	IP	WLS	BF	H	R	ER	SO	BB	IBB	HBP	BLK	WP	HR	S	P	ERA	WHIP

BOTTOM

San Francisco Giants @ Cincinnati Reds

Riverfront Stadium, Cincinnati, OH

Sun Apr 21 1985, 3:33 AM EST

Att. 29,418 - Sunny

livebaseballscorecards.com

AB	25
R	1
H	3
RBI	0
BB	2
SO	5
LOB	7

Batter	1	2	3	4	5	6	7	8	9	10	AB	R	H	RBI	BB	SO	LOB
Mariano Duncan, R (1, 4) OBP: 0.302, SLG: 0.397	L9			6-3		5-3			4-3	F7	5	0	0	0	0	0	1
Bill Russell, R (1, 7) OBP: 0.344, SLG: 0.310	F8			1-3		4-3			4-3	FC5-4 (1-2f)	5	0	0	0	0	0	1
Mike Marshall, R (1, 9) OBP: 0.400, SLG: 0.537	F6			K			G6-4-3 1B		HR BB		3	1	1	0	1	1	0
Pedro Guerrero, R (1, 5) OBP: 0.328, SLG: 0.340		6-3			SH3-4 BB		G6-4-3 (1-2f)		1-H HR		3	1	1	2	1	0	1
Candy Maldonado, R (1, 8) OBP: 0.290, SLG: 0.464		F2			SH3-4 (1-2) BB		F8		1B		3	0	1	0	1	0	0
Sid Bream, L (1, 3) OBP: 0.235, SLG: 0.326		6-3			SH3-4 (1-2, 2-3)			4-3	G3		3	0	0	0	0	0	1
Steve Yeager, R (1, 2) OBP: 0.176, SLG: 0.188			F7		K			K		5-3	4	0	0	0	0	2	2
Dave Anderson, R (1, 6) OBP: 0.316, SLG: 0.303			6-3		4-3			BB		HR	3	1	1	1	1	0	2
Bob Welch, R (1, 1) Al Oliver, L (6, PH) OBP: 0.211, SLG: 0.189 Bobby Castillo, R (6, 1) Ken Landreaux, L (8, PH) OBP: 0.135, SLG: 0.324 Carlos Diaz, R (8, 1) Tom Niedenfuer, R (9, 1) OBP: 0.500, SLG: 0.500			K			4-3		K		FC5-4 1B	1 1 0 1 0 1	0 0 0 0 0 0	0 0 0 0 0 1	0 0 0 0 0 0	0 0 0 1 0 0	1 0 0 0 0 0	0 0 0 1 0 0
Inning Stats	R: 0 E: 0 K: 0 S: 3 H: 0 LOB: 0 BB: 0 P: 3	R: 0 E: 0 K: 0 S: 3 H: 0 LOB: 0 BB: 0 P: 3	R: 0 E: 0 K: 1 S: 5 H: 0 LOB: 0 BB: 0 P: 5	R: 0 E: 0 K: 1 S: 5 H: 0 LOB: 0 BB: 0 P: 5	R: 0 E: 0 K: 1 S: 5 H: 0 LOB: 2 BB: 2 P: 13	R: 0 E: 0 K: 0 S: 3 H: 0 LOB: 0 BB: 0 P: 3	R: 0 E: 0 K: 0 S: 3 H: 1 LOB: 0 BB: 0 P: 3	R: 0 E: 0 K: 2 S: 7 H: 0 LOB: 1 BB: 1 P: 11	R: 2 E: 0 K: 0 S: 5 H: 2 LOB: 1 BB: 1 P: 9	R: 1 E: 0 K: 0 S: 5 H: 2 LOB: 1 BB: 0 P: 5	1B: 3 2B: 0 3B: 0 HR: 2	SF: 0 SAC: 1 DP: 1 HBP: 0					

PITCHER		IP	WLS	BF	H	R	ER	SO	BB	IBB	HBP	BLK	WP	HR	S	P	ERA	WHIP
Dave LaPoint, L ERA: 2.01	(1, 1)	9.1	L	36	5	3	3	5	4	0	0	0	0	2	42	58	2.89	0.964
Scott Garrelts, R ERA: 3.68	(10, 1)	0.2		2	0	0	0	0	0	0	0	0	0	0	2	2	0.00	0.000

PITCHER	IP	WLS	BF	H	R	ER	SO	BB	IBB	HBP	BLK	WP	HR	S	P	ERA	WHIP

TOP

Los Angeles Dodgers @ San Francisco Giants
Candlestick Park, San Francisco, CA
Mon Apr 22 1985, 9:05 PM EST
Att. 24,512 - Unknown

livebaseballscorecards.com

AB	33
R	3
H	5
RBI	3
BB	4
SO	5
LOB	9

1B: 3 SF: 0
2B: 0 SAC: 1
3B: 0 DP: 1
HR: 2 HBP: 0

WP: 0 PA: 38
PB: 0
SB: 0
CS: 0

Batter	1	2	3	4	5	6	7	8	9	10	AB	R	H	RBI	BB	SO	LOB
Dan Gladden, R (1, 8) OBP: 0.347, SLG: 0.391	S S S 0-3 ① K		x 0-0 ① 1-2 BB 1B 1B		x 0-0 ① SH1 1-2		0-0 ③ CS 1-2	S S S 0-3 ① K		S S S 0-3 ③ K	4	1	1	0	0	3	0
Manny Trillo, R (1, 4) OBP: 0.325, SLG: 0.306	x 0-0 ② 6-3		x 0-0 ② F4		x 0-0 ② F7			S S S 0-3 ② K			4	0	0	0	0	1	3
Joel Youngblood, R (1, 7) OBP: 0.267, SLG: 0.154	x 0-0 1B		B B B 4-0 1B 1-2 2-3 BB		x 0-0 ③ 5-3			x 0-0 ③ 5-3			3	0	1	0	1	0	1
Chili Davis, S (1, 9) OBP: 0.302, SLG: 0.250	x 0-0 ③ 1-3		x 0-0 CS 1-3 2-H 3-H 1B			x 0-0 ① L3			x 0-0 ① 4-3		4	0	1	2	0	0	1
Chris Brown, R (1, 5) OBP: 0.378, SLG: 0.368		S S S 0-3 ① K	0-0 ③ CS 1-2	x 0-0 ① 6-3		x 0-0 ② 6-3			x 0-0 ② 6-3		4	0	0	0	0	1	0
Bob Brenly, R (1, 2) OBP: 0.233, SLG: 0.263		x 0-0 ② F3		x 0-0 3B		x 0-0 ③ F9			B B B B 4-0 BB		3	0	1	0	1	0	0
David Green, R (1, 3) OBP: 0.156, SLG: 0.036		S S S 0-3 ③ K		S S S 0-3 ② K			B B B 4-0 CS BB		x 0-0 ③ F8		3	0	0	0	1	2	2
Jose Uribe, S (1, 6) OBP: 0.227, SLG: 0.273			x 0-0 ① F6	x 0-0 ③ F9			x 0-0 ① F8			x 0-0 ① 5-3	3	0	0	0	0	0	2
Scot Thompson, L (10, PH) OBP: 0.100, SLG: 0.100											1	0	0	0	0	0	0
Dave LaPoint, L (1, 1) OBP: 0.500, SLG: 0.500			x 0-0 E6 BB 1B 1B		x 0-0 SH1 1B		S S S 0-3 ② K			x 0-0 ② F6	3	1	1	0	0	1	1
Scott Garrelts, R (10, 1)											0	0	0	0	0	0	0
Gary Rajsich, L (10, PH)											1	0	0	0	0	0	0
Inning Stats	R: 0 E: 0 K: 1 S: 6 H: 1 LOB: 1 BB: 0 P: 6	R: 0 E: 0 K: 2 S: 7 H: 0 LOB: 0 BB: 0 P: 7	R: 2 E: 1 K: 0 S: 5 H: 2 LOB: 1 BB: 1 P: 9	R: 0 E: 0 K: 1 S: 6 H: 1 LOB: 1 BB: 0 P: 6	R: 0 E: 0 K: 0 S: 4 H: 1 LOB: 1 BB: 0 P: 4	R: 0 E: 0 K: 0 S: 3 H: 0 LOB: 0 BB: 0 P: 3	R: 0 E: 0 K: 1 S: 4 H: 0 LOB: 0 BB: 1 P: 8	R: 0 E: 0 K: 2 S: 7 H: 0 LOB: 0 BB: 0 P: 7	R: 0 E: 0 K: 0 S: 3 H: 0 LOB: 1 BB: 1 P: 7	R: 0 E: 0 K: 1 S: 5 H: 0 LOB: 0 BB: 0 P: 5	1B: 4 2B: 0 3B: 1 HR: 0	SF: 0 SAC: 1 DP: 0 HBP: 0					

PITCHER		IP	WLS	BF	H	R	ER	SO	BB	IBB	HBP	BLK	WP	HR	S	P	ERA	WHIP
Bob Welch, R ERA:	(1, 1)	5.0		21	5	2	0	4	1	0	0	0	0	0	28	32	0.00	1.200
Bobby Castillo, R ERA: 12.0	(6, 1)	2.0		6	0	0	0	1	1	0	0	0	0	0	7	11	0.00	0.500
Carlos Diaz, L ERA: 2.7	(8, 1)	1.0		3	0	0	0	2	0	0	0	0	0	0	7	7	0.00	0.000
Tom Niedenfuer, R ERA: 2.84	(9, 1)	2.0	W	7	0	0	0	1	1	0	0	0	0	0	8	12	0.00	0.500

PITCHER	IP	WLS	BF	H	R	ER	SO	BB	IBB	HBP	BLK	WP	HR	S	P	ERA	WHIP

BOTTOM

Los Angeles Dodgers @ San Francisco Giants
Candlestick Park, San Francisco, CA
Mon Apr 22 1985, 9:05 PM EST
Att. 24,512 - Unknown

livebaseballscorecards.com

AB	33
R	2
H	5
RBI	2
BB	3
SO	8
LOB	10

WP: 0 PB: 0 SB: 0 CS: 2 PA: 39

Batter	1	2	3	4	5	6	7	8	9	AB	R	H	RBI	BB	SO	LOB
Mariano Duncan, R (1, 4) OBP: 0.313, SLG: 0.419	F3		G3		2B		1-3 2B 1B			4	0	2	0	0	0	0
Bill Russell, R (7, 4) OBP: 0.344, SLG: 0.310										0	0	0	0	0	0	0
Al Oliver, L (1, 7) OBP: 0.238, SLG: 0.244	K		1B		K		1-H 3-H 2B			4	0	2	1	0	2	1
Mike Marshall, R (1, 9) OBP: 0.391, SLG: 0.517	HBP 1B		F7			K	K			4	0	1	0	0	2	2
Pedro Guerrero, R (1, 5) OBP: 0.323, SLG: 0.321	1-2 HBP			F8		5-3		F8		3	0	0	0	0	0	0
Greg Brock, L (1, 3) OBP: 0.167, SLG: 0.167	F9			K		BB 1B		6-3		4	0	1	0	0	1	2
Mike Scioscia, L (1, 2) OBP: 0.341, SLG: 0.371		L3		3B		1-2 BB		F8		3	0	1	0	1	0	0
Candy Maldonado, R (1, 8) OBP: 0.265, SLG: 0.419		5-3		5-3		K			K	3	0	0	0	0	1	3
Terry Whitfield, L (9, PH) OBP: 0.500, SLG: 0.750										1	0	0	0	0	1	0
Dave Anderson, R (1, 6) OBP: 0.293, SLG: 0.278		F9		K		F9		4-3		3	0	0	0	0	1	0
Ken Landreaux, L (9, PH) OBP: 0.132, SLG: 0.316										1	0	0	0	0	0	0
Fernando Valenzuela, L (1, 1)			K	F8		E4 1B 2B			K	3	1	0	0	0	1	0
Sid Bream, L (9, PH) OBP: 0.231, SLG: 0.318										1	0	0	0	0	1	0
Inning Stats	R: 0 H: 1 E: 0 LOB: 2 K: 1 BB: 0 S: 6 P: 7	R: 0 H: 0 E: 0 LOB: 0 K: 0 BB: 0 S: 3 P: 3	R: 0 H: 1 E: 0 LOB: 1 K: 1 BB: 0 S: 6 P: 6	R: 0 H: 1 E: 0 LOB: 1 K: 1 BB: 0 S: 6 P: 6	R: 0 H: 1 E: 0 LOB: 1 K: 2 BB: 0 S: 8 P: 8	R: 0 H: 1 E: 0 LOB: 2 K: 2 BB: 1 S: 8 P: 12	R: 1 H: 2 E: 1 LOB: 1 K: 1 BB: 0 S: 7 P: 7	R: 0 H: 0 E: 0 LOB: 0 K: 0 BB: 0 S: 3 P: 3	R: 0 H: 0 E: 0 LOB: 0 K: 2 BB: 0 S: 7 P: 7	1B: 4 SF: 0 2B: 2 SAC: 0 3B: 1 DP: 0 HR: 0 HBP: 1						

TOP

Los Angeles Dodgers @ San Francisco Giants

Candlestick Park, San Francisco, CA

Tue Apr 23 1985, 6:33 AM EST

Att. 19,022 - Unknown

livebaseballscorecards.com

AB	34
R	1
H	7
RBI	1
BB	1
SO	10
LOB	8

WP: 0 PA: 36
PB: 0
SB: 0
CS: 0

PITCHER	IP	WLS	BF	H	R	ER	SO	BB	IBB	HBP	BLK	WP	HR	S	P	ERA	WHIP
Mike Krukow, R (1, 1) ERA: 0.35	9.0	W	36	7	1	0	10	1	0	1	0	0	0	54	59	0.00	0.889

PITCHER	IP	WLS	BF	H	R	ER	SO	BB	IBB	HBP	BLK	WP	HR	S	P	ERA	WHIP

Batter	1	2	3	4	5	6	7	8	9	AB	R	H	RBI	BB	SO	LOB
Dan Gladden, R (1, 8) OBP: 0.340, SLG: 0.380	F8		1B		E6 S 2-H 3-H			6-3		4	0	1	0	0	0	0
Manny Trillo, R (1, 4) OBP: 0.318, SLG: 0.282	F8		K 2-3		BB 1-2			L3		3	0	0	0	1	1	2
Chili Davis, S (1, 9) OBP: 0.298, SLG: 0.250	S 1B			K	K			K		4	0	1	0	0	3	2
Jeffrey Leonard, R (1, 7) OBP: 0.167, SLG: 0.277	L4 1-2			K		K				3	0	0	0	0	2	1
Chris Brown, R (1, 5) OBP: 0.362, SLG: 0.350		L6		K		6-3				2	0	0	0	0	1	0
Brad Wellman, R (5, 5) OBP: 0.364, SLG: 0.400										1	0	0	0	0	0	0
Bob Brenly, R (1, 3) OBP: 0.217, SLG: 0.244		F9			4-3	6-3				3	0	0	0	0	0	0
Alex Trevino, R (1, 2) OBP: 0.333, SLG: 0.500		F3			1B E 2B		1-3			3	1	1	0	0	0	0
Jose Uribe, S (1, 6) OBP: 0.240, SLG: 0.280			5-3		SH1-4 E 2-3 1B		K			3	1	1	0	0	1	0
Mike Krukow, R (1, 1)			CS 1B HBP		SH1-4 1-2		F8			1	0	0	0	0	0	0
Inning Stats	R: 0 E: 0 K: 0 S: 4 H: 1 LOB: 1 BB: 0 P: 4	R: 0 E: 0 K: 0 S: 3 H: 0 LOB: 0 BB: 0 P: 3	R: 0 E: 0 K: 1 S: 5 H: 1 LOB: 2 BB: 0 P: 6	R: 0 E: 0 K: 3 S: 9 H: 0 LOB: 0 BB: 0 P: 9	R: 2 E: 1 K: 1 S: 8 H: 2 LOB: 2 BB: 1 P: 12	R: 0 E: 0 K: 1 S: 5 H: 0 LOB: 0 BB: 0 P: 5	R: 0 E: 0 K: 1 S: 5 H: 0 LOB: 0 BB: 0 P: 5	R: 0 E: 0 K: 1 S: 5 H: 0 LOB: 0 BB: 0 P: 5		1B: 3 2B: 2 3B: 0 HR: 0	SF: 0 SAC: 1 DP: 1 HBP: 1			WP: 0 PB: 0 SB: 2 CS: 1	PA: 30	

BOTTOM

Los Angeles Dodgers @ San Francisco Giants

Candlestick Park, San Francisco, CA

Tue Apr 23 1985, 6:33 AM EST

Att. 19,022 - Unknown

livebaseballscorecards.com

AB	27
R	2
H	4
RBI	0
BB	1
SO	8
LOB	5

PITCHER	IP	WLS	BF	H	R	ER	SO	BB	IBB	HBP	BLK	WP	HR	S	P	ERA	WHIP
Fernando Valenzuela, L (1, 1) ERA:	8.0	L	30	4	2	0	8	1	0	1	0	0	0	44	49	0.00	0.625

PITCHER	IP	WLS	BF	H	R	ER	SO	BB	IBB	HBP	BLK	WP	HR	S	P	ERA	WHIP

Batter	1	2	3	4	5	6	7	8	9	AB	R	H	RBI	BB	SO	LOB
Dave Anderson, R (1, 6) OBP: 0.283, SLG: 0.268	F3	2B 1-2 3-H 1B		E6 S		F2		1-3		5	0	1	1	0	0	0
Ken Landreaux, L (1, 8) OBP: 0.186, SLG: 0.429	BB 2B	F7		BB 1-2		HR		4-3		4	1	2	1	1	0	2
Al Oliver, L (1, 7) OBP: 0.261, SLG: 0.273	BB BB	2B 1-3 2-H		K		K		K		3	0	1	1	1	2	2
Candy Maldonado, R (7, 7) OBP: 0.257, SLG: 0.406										1	0	0	0	0	1	0
Pedro Guerrero, R (1, 5) OBP: 0.329, SLG: 0.316	FC6-4 1-2 2-3 BB	L6			FC6-4 1B	K			F6	4	0	1	0	1	1	2
Mike Marshall, R (1, 9) OBP: 0.362, SLG: 0.476	K		6-3		L5		1-3		K	5	0	0	0	0	2	4
Greg Brock, L (1, 3) OBP: 0.091, SLG: 0.091	FC6-4 1-2f		L6		FC6-4 1B 1-2f 1B		4-3		F6	5	1	0	0	0	0	4
Mike Scioscia, L (1, 2) OBP: 0.378, SLG: 0.378		E FC3-2 BB	6-3		1B 1-2 1B		BB HBP			2	0	1	0	1	0	0
Bill Russell, R (1, 4) OBP: 0.361, SLG: 0.313		E1 FC3-2 1-3 1B		F7	1-2 2-H 1B		BB 1-2 BB			3	1	1	1	1	0	1
Jerry Reuss, L (1, 1) OBP: 0.300, SLG: 0.222		FC3-2 1B 2B 2-3 3-H		5-3	F8		K			3	1	0	0	0	0	4
Tom Brennan, R (5, 1) OBP: 0.250, SLG: 0.250										0	0	0	0	0	0	0
Ken Howell, R (6, 1)										1	0	0	0	0	1	2
Inning Stats	R: 0 E: 0 K: 1 S: 6 H: 1 LOB: 3 BB: 2 P: 14	R: 2 E: 1 K: 0 S: 6 H: 2 LOB: 2 BB: 1 P: 10	R: 0 E: 0 K: 0 S: 3 H: 0 LOB: 0 BB: 0 P: 3	R: 0 E: 1 K: 1 S: 6 H: 0 LOB: 2 BB: 1 P: 10	R: 1 E: 0 K: 0 S: 6 H: 3 LOB: 2 BB: 0 P: 6	R: 1 E: 0 K: 2 S: 8 H: 1 LOB: 0 BB: 0 P: 8	R: 0 E: 0 K: 1 S: 5 H: 0 LOB: 2 BB: 1 P: 10	R: 0 E: 0 K: 1 S: 5 H: 0 LOB: 0 BB: 0 P: 5	R: 0 E: 0 K: 1 S: 5 H: 0 LOB: 0 BB: 0 P: 5	1B: 4 2B: 2 3B: 0 HR: 1	SF: 0 SAC: 0 DP: 0 HBP: 1						

TOP

Los Angeles Dodgers @ San Francisco Giants

Candlestick Park, San Francisco, CA

Wed Apr 24 1985, 6:33 AM EST

Att. 19,891 - Unknown

livebaseballscorecards.com

AB	36
R	4
H	7
RBI	4
BB	5
SO	7
LOB	21

WP: 0 PB: 0 SB: 1 CS: 0 PA: 42

PITCHER		IP	WLS	BF	H	R	ER	SO	BB	IBB	HBP	BLK	WP	HR	S	P	ERA	WHIP
Bill Laskey, R ERA: 2.76	(1, 1)	4.2	L	26	6	3	1	2	4	0	0	0	0	0	26	42	1.93	2.143
Vida Blue, L ERA:	(5, 1)	0.1		1	0	0	0	0	0	0	0	0	0	0	1	1	0.00	0.000
Mark Davis, L ERA: 2.89	(6, 1)	1.0		4	1	1	1	2	0	0	0	0	0	1	8	8	9.00	1.000
Scott Garrelts, R ERA: 2.61	(7, 1)	3.0		11	0	0	0	3	1	0	1	0	0	0	15	20	0.00	0.333

PITCHER	IP	WLS	BF	H	R	ER	SO	BB	IBB	HBP	BLK	WP	HR	S	P	ERA	WHIP

BOTTOM

Los Angeles Dodgers @ San Francisco Giants
Candlestick Park, San Francisco, CA
Wed Apr 24 1985, 6:33 AM EST
Att. 19,891 - Unknown

livebaseballscorecards.com

Batter	1	2	3	4	5	6	7	8	9	AB	R	H	RBI	BB	SO	LOB
Dan Gladden, R (1, 8) OBP: 0.328, SLG: 0.352	F8		E5 1B SF9-3-2-6		SF9 SH1-4 1-2 BB		K		K	4	1	0	0	1	2	0
Manny Trillo, R (1, 4) OBP: 0.354, SLG: 0.310	F6		1-3 SF9-3-2-6 1B		SH1-4 1-2 2-3		1B		BB	3	0	2	0	1	0	0
Chili Davis, S (1, 9) OBP: 0.288, SLG: 0.277	2B		SF9-3-2-6 1-2 3-H		SF9 2-3 3-H		K		F3	3	0	1	2	0	1	2
Jeffrey Leonard, R (1, 7) OBP: 0.173, SLG: 0.275	F9		K		K		1-3 1B			4	0	1	0	0	2	2
Bob Brenly, R (1, 3) OBP: 0.220, SLG: 0.267		3-1		F9		SH5-4 2B	K			4	0	1	0	0	1	2
Alex Trevino, R (1, 2) OBP: 0.400, SLG: 0.556		1B BB		2B		E5 SH5-4		5-3		3	0	1	0	1	0	1
Brad Wellman, R (1, 5) OBP: 0.357, SLG: 0.385		1-2 1B		F9		SH5-4 1-2 2-3		K		3	0	1	0	0	1	1
Jose Uribe, S (1, 6) OBP: 0.222, SLG: 0.259		F9		4-3		K		K		2	0	0	0	0	0	3
Scot Thompson, L (6, PH) OBP: 0.095, SLG: 0.095										1	0	0	0	0	1	2
Johnnie LeMaster, R (7, 6)										1	0	0	0	0	1	0
Bill Laskey, R (1, 1)		5-3			SH1-4 BB SF9 1B	F8			K	1	0	0	0	0	0	2
Vida Blue, S (5, 1)										0	0	0	0	0	0	0
David Green, R (5, PH) OBP: 0.182, SLG: 0.069										1	1	1	0	0	0	0
Mark Davis, L (6, 1)										0	0	0	0	0	0	0
Gary Rajsich, L (6, PH)										1	0	0	0	0	0	2
Scott Garrelts, R (7, 1)										0	0	0	0	0	0	0
Joel Youngblood, R (9, PH) OBP: 0.250, SLG: 0.143										1	0	0	0	0	1	0

Inning Stats	1	2	3	4	5	6	7	8	9
	R: 0 E: 0 K: 0 S: 4	H: 1 LOB: 1 BB: 0 P: 4	R: 0 E: 0 K: 0 S: 4	H: 1 LOB: 2 BB: 1 P: 8	R: 1 E: 1 K: 1 S: 6	H: 1 LOB: 0 BB: 0 P: 6	R: 0 E: 0 K: 0 S: 4	H: 1 LOB: 1 BB: 0 P: 4	R: 1 E: 0 K: 1 S: 6	H: 1 LOB: 1 BB: 1 P: 10	R: 0 E: 1 K: 1 S: 7	H: 1 LOB: 2 BB: 0 P: 7	R: 0 E: 0 K: 3 S: 11	H: 2 LOB: 2 BB: 0 P: 11	R: 0 E: 0 K: 2 S: 7	H: 0 LOB: 0 BB: 0 P: 7	R: 0 E: 0 K: 2 S: 7	H: 0 LOB: 1 BB: 1 P: 11

1B: 5	SF: 2
2B: 4	SAC: 2
3B: 0	DP: 1
HR: 0	HBP: 0

WP: 0	PA: 39
PB: 0	
SB: 0	
CS: 0	

AB	32
R	2
H	8
RBI	2
BB	3
SO	10
LOB	17

PITCHER		IP	WLS	BF	H	R	ER	SO	BB	IBB	HBP	BLK	WP	HR	S	P	ERA	WHIP
Jerry Reuss, L ERA: 4.43	(1, 1)	4.0		19	5	2	1	1	2	0	0	0	0	0	19	27	2.25	1.750
Tom Brennan, R ERA: 1.88	(5, 1)	1.1	W	6	1	0	0	1	0	0	0	0	0	0	8	8	0.00	0.750
Ken Howell, R ERA: 2.84	(6, 1)	3.2	S	14	2	0	0	8	1	0	0	0	0	0	29	33	0.00	0.818

PITCHER	IP	WLS	BF	H	R	ER	SO	BB	IBB	HBP	BLK	WP	HR	S	P	ERA	WHIP

Batter	1	2	3	4	5	6	7	8	9	AB	R	H	RBI	BB	SO	LOB
Eddie Milner, L (1, 8) OBP: 0.269, SLG: 0.320	F7		F6			4-3		K		3	0	0	0	0	0	1
Eric Davis, R (8, PH) OBP: 0.204, SLG: 0.373 (8, 8)										1	0	0	0	0	1	1
Pete Rose, S (1, 3) OBP: 0.317, SLG: 0.278	F8			K		4-3		5-3		4	0	0	0	0	1	2
Carl Willis, L (8, 1)										0	0	0	0	0	0	0
Dave Parker, L (1, 9) OBP: 0.344, SLG: 0.368	1-3			5-3			HR 1B	F7		4	1	1	0	0	0	1
Cesar Cedeno, R (1, 7) OBP: 0.317, SLG: 0.296		F5		6-3			HR		FC6-4 BB	3	1	1	0	1	0	0
(8, 3)																
Nick Esasky, R (1, 5) OBP: 0.346, SLG: 0.500		E5 PB			G6-4-3 BB		HR		FC6-4 1B	3	1	1	3	1	0	1
Dave Concepcion, R (1, 6) OBP: 0.254, SLG: 0.259		K			G6-4-3		F8			4	0	1	0	0	1	2
Tom Foley, L (1, 4) OBP: 0.100, SLG: 0.100					G3		K		K	3	0	0	0	0	1	1
Tony Perez, R (9, PH) OBP: 0.400, SLG: 0.250		4-3								1	0	0	0	0	1	2
Dave Vangorder, R (1, 2) OBP: 0.241, SLG: 0.160			5-3			F9	L5		K	4	0	0	0	0	1	2
Frank Pastore, R (1, 1) OBP: 0.500, SLG: 1.000			F3			4-3 2B		5-3 BB		2	0	1	0	0	0	0
Tom Hume, R (7, 1)										0	0	0	0	0	0	0
Gary Redus, R (8, PH) OBP: 1.000, SLG: 1.000 (8, 7)										0	0	0	0	1	0	0
Inning Stats	R: 0 E: 0 K: 0 S: 3 H: 0 LOB: 0 BB: 0 P: 3	R: 0 E: 1 K: 1 S: 6 H: 0 LOB: 1 BB: 0 P: 6	R: 0 E: 0 K: 0 S: 3 H: 0 LOB: 0 BB: 0 P: 3	R: 0 E: 0 K: 1 S: 5 H: 0 LOB: 0 BB: 0 P: 5	R: 0 E: 0 K: 0 S: 2 H: 0 LOB: 0 BB: 1 P: 6	R: 0 E: 0 K: 0 S: 4 H: 1 LOB: 1 BB: 0 P: 4	R: 3 E: 0 K: 1 S: 8 H: 3 LOB: 0 BB: 0 P: 8	R: 0 E: 0 K: 1 S: 5 H: 0 LOB: 1 BB: 1 P: 9	R: 0 E: 0 K: 2 S: 8 H: 1 LOB: 2 BB: 1 P: 12	1B: 3 2B: 1 3B: 0 HR: 1	SF: 0 SAC: 0 DP: 1 HBP: 0						

TOP

Cincinnati Reds @ San Francisco Giants

Candlestick Park, San Francisco, CA

Thu Apr 25 1985, 6:33 AM EST
Att. 4,056 - Unknown

livebaseballscorecards.com

AB	32
R	3
H	5
RBI	3
BB	3
SO	6
LOB	13

WP: 0 PB: 1 SB: 0 CS: 0 PA: 35

PITCHER		IP	WLS	BF	H	R	ER	SO	BB	IBB	HBP	BLK	WP	HR	S	P	ERA	WHIP
Jim Gott, R ERA: 2.87	(1, 1)	6.0		23	4	3	3	2	1	0	0	0	0	1	26	30	4.50	0.833
Mark Davis, L ERA: 2.19	(7, 1)	3.0	W	12	1	0	0	4	2	0	0	0	0	0	18	26	0.00	1.000

PITCHER	IP	WLS	BF	H	R	ER	SO	BB	IBB	HBP	BLK	WP	HR	S	P	ERA	WHIP

Batter	1	2	3	4	5	6	7	8	9	AB	R	H	RBI	BB	SO	LOB
Dan Gladden, R (1, 8) OBP: 0.339, SLG: 0.362	0-0 1B SF8 1B		0-0 F8 ①			0-0 SH3-4 S HR 1B	0-0 E3 S 2-H			4	2	2	0	0	0	0
Manny Trillo, R (1, 4) OBP: 0.353, SLG: 0.311	0-0 G5-4-3 1-3 1B		0-0 1-3 ②			0-0 SH3-4 ① 1-3	0-0 F9 ③ 1-2			3	0	1	0	0	0	1
Chili Davis, S (1, 9) OBP: 0.304, SLG: 0.420	0-0 SF8 ① 3-H		S S S 0-3 K ③			0-0 3-H HR		0-0 HR		3	2	2	4	0	1	0
Jeffrey Leonard, R (1, 7) OBP: 0.179, SLG: 0.273	0-0 G5-4-3 ② ③ 1-2f			S S S 0-3 K ①		S S S 0-3 K ②		0-0 E S HR 1B		4	1	1	0	0	2	1
Scot Thompson, L (1, 3) OBP: 0.120, SLG: 0.120		0-0 B5-3 ①		0-0 1-3 ②		0-0 FC5-4 1B		S S S 0-3 K ①		4	0	1	0	0	1	1
Bob Brenly, R (1, 2) OBP: 0.241, SLG: 0.333		B B B B 4-0 1B BB		0-0 F9 ③		0-0 FC5-4 ③ 1-2f		0-0 1-H HR		3	1	1	2	1	0	1
Brad Wellman, R (1, 5) OBP: 0.444, SLG: 0.438		0-0 S 1-3 1B			0-0 G4-6-3 1B		H 1-0 FC3-6 HBP	0-0 G3 ②		3	0	2	0	0	0	0
Jose Uribe, S (1, 6) OBP: 0.194, SLG: 0.226		0-0 F4 ②			0-0 G4-6-3 ① ② 1-2f		0-0 FC3-6 ① BLK 1-2f E	0-0 F7 ③		4	1	0	0	0	0	4
Jim Gott, R (1, 1) OBP: 0.200, SLG: 0.200 Mark Davis, L (7, 1)	S S S 0-3 K ③ 1-2				S S S 0-3 K ③		0-0 B5 ② 1-2			2 1	0 0	0 0	0 0	0 0	2 0	2 1
Inning Stats	R: 1 E: 0 K: 0 S: 4 H: 2 LOB: 0 BB: 0 P: 4	R: 0 E: 0 K: 1 S: 6 H: 1 LOB: 2 BB: 1 P: 10	R: 0 E: 0 K: 1 S: 5 H: 0 LOB: 0 BB: 0 P: 5	R: 0 E: 0 K: 1 S: 5 H: 0 LOB: 0 BB: 0 P: 5	R: 0 E: 0 K: 1 S: 5 H: 1 LOB: 0 BB: 0 P: 5	R: 2 E: 0 K: 1 S: 8 H: 3 LOB: 1 BB: 0 P: 8	R: 1 E: 1 K: 0 S: 4 H: 0 LOB: 1 BB: 0 P: 5	R: 3 E: 0 K: 1 S: 8 H: 3 LOB: 0 BB: 0 P: 8		1B: 7 2B: 0 3B: 0 HR: 3	SF: 1 SAC: 1 DP: 2 HBP: 1			WP: 0 PB: 0 SB: 4 CS: 0	PA: 35		

PITCHER		IP	WLS	BF	H	R	ER	SO	BB	IBB	HBP	BLK	WP	HR	S	P	ERA	WHIP
Frank Pastore, R ERA: 3.68	(1, 1)	6.0		24	7	3	3	5	1	0	0	0	0	1	33	37	4.50	1.333
Tom Hume, R ERA: 1.29	(7, 1)	1.0	L	5	0	1	0	0	0	0	1	1	0	0	4	5	0.00	0.000
Carl Willis, R ERA: 4.82	(8, 1)	1.0		6	3	3	3	1	0	0	0	0	0	2	8	8	27.00	3.000

PITCHER	IP	WLS	BF	H	R	ER	SO	BB	IBB	HBP	BLK	WP	HR	S	P	ERA	WHIP

BOTTOM

Cincinnati Reds @ San Francisco Giants

Candlestick Park, San Francisco, CA

Thu Apr 25 1985, 6:33 AM EST

Att. 4,056 - Unknown

livebaseballscorecards.com

AB	31
R	7
H	10
RBI	6
BB	1
SO	6
LOB	11

Batter	1	2	3	4	5	6	7	8	9	AB	R	H	RBI	BB	SO	LOB
Eric Davis, R (1, 8) OBP: 0.203, SLG: 0.357	6-3		K	K		1B			F9	5	0	1	0	0	2	2
Gary Redus, R (1, 7) OBP: 0.700, SLG: 0.400	BB		BB		F8	F9			K	3	0	0	0	2	1	2
Dave Parker, L (1, 9) OBP: 0.333, SLG: 0.355	K		3-1		3-1		G5-4-3		F5	5	0	1	0	0	1	3
Cesar Cedeno, R (1, 3) OBP: 0.328, SLG: 0.345	F9			2B	HR	2B	G5-4-3			4	2	2	0	0	0	2
Nick Esasky, R (1, 5) OBP: 0.357, SLG: 0.580		K		E SF7	2-H HR	2-H	K			4	2	2	3	0	2	0
Dave Concepcion, R (1, 6) OBP: 0.270, SLG: 0.328		HR		E5 S 1B	1B			2-3		4	2	2	1	0	0	1
Ron Oester, S (1, 4) OBP: 0.262, SLG: 0.270		K		SF7	F9			1-3		3	0	0	1	0	1	1
Dave Vangorder, R (1, 2) OBP: 0.212, SLG: 0.138		6-3		K2-3		6-3		K		4	0	0	0	0	2	1
Jay Tibbs, R (1, 1) OBP: 0.200, SLG: 0.200 Ted Power, R (9, 1)			K	2-H 1B		1-3			1B	4 0	0 0	2 0	1 0	0 0	1 0	0 0
Inning Stats	R: 0 E: 0 K: 1 S: 5 H: 0 LOB: 1 BB: 1 P: 9	R: 1 E: 0 K: 2 S: 8 H: 1 LOB: 0 BB: 0 P: 8	R: 0 E: 0 K: 2 S: 7 H: 0 LOB: 1 BB: 1 P: 11	R: 3 E: 1 K: 2 S: 11 H: 3 LOB: 1 BB: 0 P: 11	R: 2 E: 0 K: 0 S: 6 H: 3 LOB: 1 BB: 0 P: 6	R: 0 E: 0 K: 0 S: 4 H: 1 LOB: 1 BB: 0 P: 4	R: 0 E: 0 K: 1 S: 5 H: 1 LOB: 0 BB: 0 P: 5	R: 0 E: 0 K: 1 S: 5 H: 0 LOB: 0 BB: 0 P: 5	R: 0 E: 0 K: 1 S: 6 H: 1 LOB: 1 BB: 0 P: 6	1B: 5 2B: 3 3B: 0 HR: 2 SF: 1 SAC: 0 DP: 1 HBP: 0						

TOP

Cincinnati Reds @ San Francisco Giants

Candlestick Park, San Francisco, CA

Fri Apr 26 1985, 9:05 PM EST
Att. 12,534 - Unknown

livebaseballscorecards.com

AB	36
R	6
H	10
RBI	6
BB	2
SO	10
LOB	12

PITCHER		IP	WLS	BF	H	R	ER	SO	BB	IBB	HBP	BLK	WP	HR	S	P	ERA	WHIP
Atlee Hammaker, L ERA: 3.86	(1, 1)	5.0		25	7	6	4	7	2	0	0	0	0	2	37	45	7.20	1.800
Greg Minton, R ERA: 8.31	(6, 1)	2.0		7	2	0	0	1	0	0	0	0	0	0	9	9	0.00	1.000
Frank Williams, R ERA: 8.44	(8, 1)	1.0		3	0	0	0	1	0	0	0	0	0	0	5	5	0.00	0.000
Vida Blue, L ERA:	(9, 1)	1.0	W	4	1	0	0	1	0	0	0	0	0	0	6	6	0.00	1.000

PITCHER		IP	WLS	BF	H	R	ER	SO	BB	IBB	HBP	BLK	WP	HR	S	P	ERA	WHIP

Batter	1	2	3	4	5	6	7	8	9	AB	R	H	RBI	BB	SO	LOB
Dan Gladden, R (1, 8) OBP: 0.343, SLG: 0.413	1-3			4-3 1B 6-3 1B		F8		6-3	1-H 2-H HR	5	2	2	3	0	0	0
Manny Trillo, R (1, 4) OBP: 0.364, SLG: 0.313	K			6-3 4-3 1-2 1B		BB BB		F7		3	0	1	0	1	1	0
Chili Davis, S (1, 9) OBP: 0.300, SLG: 0.426	4-3			4-3 1-2 2-3		F7			1B 2B	4	1	1	0	0	0	3
Jeffrey Leonard, R (1, 7) OBP: 0.200, SLG: 0.276		K		6-3 2-3 3-H		BB 1-2			6-3 1B 2-H 1B	3	1	1	2	1	1	1
Scot Thompson, L (1, 3) OBP: 0.138, SLG: 0.138		K		1-3		1-3			6-3 1-2 1B	4	1	1	0	0	1	3
Bob Brenly, R (1, 2) OBP: 0.241, SLG: 0.327		6-3			F7		G4-3 1B		6-3 1-2 2-3	4	0	1	0	0	0	2
Brad Wellman, R (1, 5) OBP: 0.409, SLG: 0.400			K		1-3		G4-3 1-2f		4-3 HR 2-H 3-H 1B	4	1	1	2	0	1	1
Jose Uribe, S (1, 6) OBP: 0.206, SLG: 0.235 Joel Youngblood, R (9, PH) OBP: 0.235, SLG: 0.133			F7		1B		F4		4-3 1-2	3 1	0 0	1 0	0 0	0 0	0 0	0 1
Atlee Hammaker, S (1, 1) Rob Deer, R (5, PH) OBP: 0.500, SLG: 2.000 Greg Minton, S (6, 1) Frank Williams, R (8, 1) Gary Rajsich, L (8, PH) Vida Blue, S (9, 1) David Green, R (9, PH) OBP: 0.206, SLG: 0.069			K		5-3			K	HR BB	1 1 0 0 1 0 0 0	0 0 0 0 0 0 1 1	0 0 0 0 0 0 0 0	0 0 0 0 0 0 0 1	1 0 0 0 0 1 0 0	0 1 0 0 1 0 0 0	0 0 0 0 0 0 0 0
Inning Stats	R: 0 E: 0 K: 1 S: 5 H: 0 LOB: 0 BB: 0 P: 5	R: 0 E: 0 K: 2 S: 7 H: 0 LOB: 0 BB: 0 P: 7	R: 0 E: 0 K: 2 S: 7 H: 0 LOB: 0 BB: 0 P: 7	R: 1 E: 0 K: 0 S: 5 H: 2 LOB: 1 BB: 0 P: 5	R: 0 E: 0 K: 0 S: 4 H: 1 LOB: 1 BB: 0 P: 4	R: 0 E: 0 K: 0 S: 3 H: 0 LOB: 2 BB: 2 P: 11	R: 0 E: 0 K: 0 S: 3 H: 1 LOB: 0 BB: 0 P: 3	R: 0 E: 0 K: 1 S: 5 H: 0 LOB: 0 BB: 0 P: 5	R: 6 E: 0 K: 0 S: 7 H: 5 LOB: 0 BB: 1 P: 11	1B: 7 2B: 2 3B: 0 HR: 1	SF: 0 SAC: 0 DP: 1 HBP: 0						

PITCHER		IP	WLS	BF	H	R	ER	SO	BB	IBB	HBP	BLK	WP	HR	S	P	ERA	WHIP
Jay Tibbs, R ERA: 3.6	(1, 1)	8.0		32	7	4	4	6	2	0	0	0	0	0	42	50	4.50	1.125
Ted Power, R ERA: 5.4	(9, 1)	0.2	L	5	2	3	3	0	1	0	0	0	0	1	4	8	40.50	4.500

PITCHER	IP	WLS	BF	H	R	ER	SO	BB	IBB	HBP	BLK	WP	HR	S	P	ERA	WHIP

BOTTOM

Cincinnati Reds @ San Francisco Giants

Candlestick Park, San Francisco, CA

Fri Apr 26 1985, 9:05 PM EST

Att. 12,534 - Unknown

livebaseballscorecards.com

AB	34
R	7
H	9
RBI	7
BB	3
SO	6
LOB	12

WP: 0	PA: 37
PB: 0	
SB: 0	
CS: 0	

Batter	1	2	3	4	5	6	7	8	9	AB	R	H	RBI	BB	SO	LOB
Eric Davis, R (1, 8) OBP: 0.203, SLG: 0.393	HR	6-3			K	5-3			F8	5	1	1	1	0	1	3
Gary Redus, R (1, 7) OBP: 0.714, SLG: 0.500	5-3		CS 1B		BB 1-2		9-3 1B			3	0	2	0	1	0	0
Dave Parker, L (1, 9) OBP: 0.329, SLG: 0.348	S 1B		4-3 1-2		F2		9-3 1-2f			4	0	1	0	0	0	4
Cesar Cedeno, R (1, 3) OBP: 0.324, SLG: 0.328	K		K		FC6-4 1-2 2-3 BB		4-3			3	0	0	0	1	2	1
Nick Esasky, R (1, 5) OBP: 0.350, SLG: 0.547	1-2 BB			F3	FC6-4 1-2f			K		3	0	0	0	1	1	3
Dave Concepcion, R (1, 6) OBP: 0.269, SLG: 0.339	G3			F8		1B 2B		F7		4	1	1	0	0	0	2
Ron Oester, S (1, 4) OBP: 0.283, SLG: 0.293		SH1-3 1B		1B		B1		K		4	0	2	0	0	1	1
Dann Bilardello, R (1, 2) OBP: 0.185, SLG: 0.154		F8		4-3		4-3 2-H 1B			K	4	0	1	1	0	1	2
John Stuper, R (1, 1) OBP: 0.250, SLG: 0.143		SH1-3 1-2			BB BB BB	4-3 2-3			K	2	0	0	0	1	1	1
Inning Stats	R: 1 E: 0 K: 1 S: 7 H: 2 LOB: 2 BB: 1 P: 11	R: 0 E: 0 K: 0 S: 4 H: 1 LOB: 1 BB: 0 P: 4	R: 0 E: 0 K: 1 S: 5 H: 1 LOB: 0 BB: 0 P: 5	R: 0 E: 0 K: 0 S: 4 H: 1 LOB: 1 BB: 0 P: 4	R: 0 E: 0 K: 1 S: 5 H: 0 LOB: 3 BB: 3 P: 17	R: 1 E: 0 K: 0 S: 5 H: 2 LOB: 1 BB: 0 P: 5	R: 0 E: 0 K: 0 S: 3 H: 1 LOB: 0 BB: 0 P: 3	R: 0 E: 0 K: 2 S: 7 H: 0 LOB: 0 BB: 0 P: 7	R: 0 E: 0 K: 2 S: 7 H: 0 LOB: 0 BB: 0 P: 7	1B: 6 2B: 2 3B: 0 HR: 1 SF: 0 SAC: 1 DP: 1 HBP: 0						

TOP

Cincinnati Reds @ San Francisco Giants

Candlestick Park, San Francisco, CA

Sat Apr 27 1985, 6:33 AM EST

Att. 14,480 - Sunny

livebaseballscorecards.com

AB	32
R	2
H	8
RBI	2
BB	4
SO	7
LOB	17

PITCHER		IP	WLS	BF	H	R	ER	SO	BB	IBB	HBP	BLK	WP	HR	S	P	ERA	WHIP
Dave LaPoint, L ERA: 2.22	(1, 1)	6.0	L	28	7	2	2	3	4	0	0	0	0	1	30	46	3.00	1.833
Mark Davis, L ERA: 1.76	(7, 1)	3.0		9	1	0	0	4	0	0	0	0	0	0	17	17	0.00	0.333

PITCHER	IP	WLS	BF	H	R	ER	SO	BB	IBB	HBP	BLK	WP	HR	S	P	ERA	WHIP

Batter	1	2	3	4	5	6	7	8	9	AB	R	H	RBI	BB	SO	LOB
Dan Gladden, R (1, 8) OBP: 0.338, SLG: 0.394	BBBB 4-0 2B BB		x 0-0 F7 ③			x 0-0 F2 ③			SSS 0-3 K ②	3	1	0	0	1	1	0
Manny Trillo, R (1, 4) OBP: 0.339, SLG: 0.288	SSS 0-3 K ①			x 0-0 6-3 ①			x 0-0 F8 ①		x 0-0 4-3 ③	4	0	0	0	0	1	1
Chili Davis, S (1, 9) OBP: 0.302, SLG: 0.439	x 0-0 1-H 2B ②			SSS 0-3 K ②			x 0-0 F6 ②			3	0	1	1	0	1	0
Jeffrey Leonard, R (1, 7) OBP: 0.190, SLG: 0.262	SSS 0-3 K ③			x 0-0 6-3 ③			x 0-0 F7 ③			3	0	0	0	0	1	0
Scot Thompson, L (1, 3) OBP: 0.156, SLG: 0.156 David Green, R (8, PR) OBP: 0.206, SLG: 0.069 (9, 3)		x 0-0 4-3 ①			x 0-0 F9 ①			x 0-0 1-3 1B		3 0	0 0	1 0	0 0	0 0	0 0	0 0
Bob Brenly, R (1, 2) OBP: 0.246, SLG: 0.315		SSS 0-3 K ②			BBBB 4-0 G5-4-3 BB			x 0-0 1-3 1-2 ①		2	0	0	0	1	1	1
Brad Wellman, R (1, 5) OBP: 0.360, SLG: 0.348		x 0-0 L3 ③			x 0-0 G5-4-3 1-2f ②③			x 0-0 F4 ②		3	0	0	0	0	0	2
Jose Uribe, S (1, 6) OBP: 0.194, SLG: 0.222 Joel Youngblood, R (8, PH) OBP: 0.222, SLG: 0.125 Johnnie LeMaster, R (9, 6)			x 0-0 1-3 ①			x 0-0 F1 ①		SSS 0-3 K ③		2 1 0	0 0 0	0 0 0	0 0 0	0 0 0	0 1 0	0 1 0
Dave LaPoint, L (1, 1) OBP: 0.429, SLG: 0.429 Rob Deer, R (6, PH) OBP: 0.333, SLG: 1.333 Mark Davis, L (7, 1) Gary Rajsich, L (9, PH)			x 0-0 5-3 ②			x 0-0 F3 ②			x 0-0 F6 ①	1 1 0 1	0 0 0 0	0 0 0 0	0 0 0 0	0 0 0 0	0 0 0 0	0 0 0 0
Inning Stats	R: 1 H: 1 E: 0 LOB: 0 K: 2 BB: 1 S: 7 P: 11	R: 0 H: 0 E: 0 LOB: 0 K: 1 BB: 0 S: 5 P: 5	R: 0 H: 0 E: 0 LOB: 0 K: 0 BB: 0 S: 3 P: 3	R: 0 H: 0 E: 0 LOB: 0 K: 1 BB: 0 S: 5 P: 5	R: 0 H: 0 E: 0 LOB: 0 K: 0 BB: 1 S: 2 P: 6	R: 0 H: 0 E: 0 LOB: 0 K: 0 BB: 0 S: 3 P: 3	R: 0 H: 0 E: 0 LOB: 0 K: 0 BB: 0 S: 3 P: 3	R: 0 H: 1 E: 0 LOB: 1 K: 1 BB: 0 S: 6 P: 6	R: 0 H: 0 E: 0 LOB: 0 K: 1 BB: 0 S: 5 P: 5	1B: 1 2B: 1 3B: 0 HR: 0	SF: 0 SAC: 0 DP: 1 HBP: 0					WP: 0 PB: 0 SB: 0 CS: 0	PA: 29

PITCHER	IP	WLS	BF	H	R	ER	SO	BB	IBB	HBP	BLK	WP	HR	S	P	ERA	WHIP
John Stuper, R (1, 1) ERA: 4.32	9.0	W	29	2	1	1	6	2	0	0	0	0	0	39	47	1.00	0.444

PITCHER	IP	WLS	BF	H	R	ER	SO	BB	IBB	HBP	BLK	WP	HR	S	P	ERA	WHIP

BOTTOM

Cincinnati Reds @ San Francisco Giants

Candlestick Park, San Francisco, CA

Sat Apr 27 1985, 6:33 AM EST

Att. 14,480 - Sunny

livebaseballscorecards.com

AB	27
R	1
H	2
RBI	1
BB	2
SO	6
LOB	5

Batter	1	2	3	4	5	6	7	8	9	10	11	AB	R	H	RBI	BB	SO	LOB
Eric Davis, R (1, 7) OBP: 0.188, SLG: 0.364	K		F8	F9			F3		K			5	0	0	0	0	2	2
Eddie Milner, L (1, 8) OBP: 0.323, SLG: 0.345	4-3 BB		1B 1B		S 1B 1B		F9			1-3		4	1	2	0	1	0	0
Dave Parker, L (1, 9) OBP: 0.320, SLG: 0.338	4-3 1-2		1-2 1B		K 1-2		F9			4-3		5	0	1	0	0	1	2
Cesar Cedeno, R (1, 3) OBP: 0.342, SLG: 0.328	BB		L8		FC6-4 2-H 1B			G3 SH2-4 BB		F4		3	0	1	1	2	0	2
Nick Esasky, R (1, 5) OBP: 0.328, SLG: 0.509	K		K		F9			SH2-4 1-2			5-3	4	0	0	0	0	2	5
Dave Concepcion, R (1, 6) OBP: 0.292, SLG: 0.388		G1-4-3 1B 1B		E 2B	FC6-4 1-2f			G3 2-3			FC6-4 2B	5	0	3	0	0	0	2
Ron Oester, S (1, 4) OBP: 0.294, SLG: 0.289		G1-4-3 1-2 1B		F8	K			F9			FC6-4 IBB	4	0	1	0	1	1	2
Dann Bilardello, R (1, 2) OBP: 0.167, SLG: 0.138 Pete Rose, S (9, PH) OBP: 0.311, SLG: 0.273 Dave Vangorder, R (9, 2) OBP: 0.206, SLG: 0.133		G1-4-3 1-2f 2-3		E5 2-3	F9				6-3		FC6-4 1-2f 2-3	3 1 1	0 0 0	0 0 0	0 0 0	0 0 0	0 0 0	3 0 2
Mario Soto, R (1, 1) OBP: 0.176, SLG: 0.125 Duane Walker, L (9, PH) OBP: 0.231, SLG: 0.538 Ted Power, R (9, 1) Wayne Krenchicki, L (11, PH) OBP: 0.385, SLG: 0.200 Tom Hume, R (11, 1)	K			K	F7				F7		F7	3 1 0 1 0	0 0 0 0 0	0 0 0 0 0	0 0 0 0 0	2 0 0 0 0	3 0 0 2 0	0 0 0 0 0
Inning Stats	R: 0 E: 0 K: 2 S: 7 / H: 0 LOB: 2 BB: 2 P: 15	R: 0 E: 0 K: 1 S: 6 / H: 2 LOB: 1 BB: 0 P: 6	R: 0 E: 0 K: 1 S: 7 / H: 2 LOB: 2 BB: 0 P: 7	R: 0 E: 1 K: 1 S: 7 / H: 1 LOB: 2 BB: 0 P: 7	R: 1 E: 0 K: 1 S: 7 / H: 2 LOB: 1 BB: 0 P: 7	R: 0 E: 0 K: 1 S: 5 / H: 0 LOB: 0 BB: 0 P: 5	R: 0 E: 0 K: 0 S: 3 / H: 0 LOB: 0 BB: 0 P: 3	R: 0 E: 0 K: 0 S: 3 / H: 0 LOB: 1 BB: 1 P: 7	R: 0 E: 0 K: 1 S: 5 / H: 0 LOB: 0 BB: 0 P: 5	R: 0 E: 0 K: 0 S: 3 / H: 0 LOB: 0 BB: 0 P: 3	R: 0 E: 1 K: 0 S: 4 / H: 1 LOB: 2 BB: 1 P: 8	1B: 6 2B: 2 3B: 0 HR: 0 / SF: 0 SAC: 1 DP: 1 HBP: 0						

PITCHER		IP	WLS	BF	H	R	ER	SO	BB	IBB	HBP	BLK	WP	HR	S	P	ERA	WHIP
Mike Krukow, R ERA: 0.53	(1, 1)	8.0		34	7	1	1	7	3	0	0	0	0	0	45	57	1.12	1.250
Scott Garrelts, R ERA: 2.19	(9, 1)	2.0		6	0	0	0	1	0	0	0	0	0	0	8	8	0.00	0.000
Greg Minton, R ERA: 6.75	(11, 1)	1.0	W	5	1	0	0	0	0	1	0	0	0	0	4	8	0.00	1.000

PITCHER	IP	WLS	BF	H	R	ER	SO	BB	IBB	HBP	BLK	WP	HR	S	P	ERA	WHIP

TOP

Cincinnati Reds @ San Francisco Giants

Candlestick Park, San Francisco, CA

Sun Apr 28 1985, 6:33 AM EDT

Att. 32,963 - Cloudy

livebaseballscorecards.com

AB	40
R	1
H	8
RBI	1
BB	4
SO	8
LOB	25

WP: 0 PB: 0 SB: 1 CS: 0 — PA: 45

Batter	1	2	3	4	5	6	7	8	9	10	11	AB	R	H	RBI	BB	SO	LOB
Dan Gladden, R (1, 8) OBP: 0.342, SLG: 0.377	5-3			6-3		BB: SF7		5-3			FC1-5; WP; HBP	3	0	0	0	1	0	1
Manny Trillo, R (1, 4) OBP: 0.328, SLG: 0.304	F6			2-3		SF7 (1-2; 3-H)			2B		FC1-5 (PB; BB; 1B; 1-3)	4	1	1	1	0	0	1
Jeffrey Leonard, R (1, 7) OBP: 0.191, SLG: 0.246	F8			K		K			K		BB: 1B; PB (1-2)	4	0	0	0	1	3	2
Chili Davis, S (1, 9) OBP: 0.309, SLG: 0.426		6-3			K		CS; 1B		IBB: L3		K (1-2; 2-3)	4	0	1	0	1	2	2
David Green, R (1, 3) OBP: 0.205, SLG: 0.088		K			F4		K (1-2)		L3 (1-2)		1B (2-3; 3-H)	5	0	1	1	0	2	3
Alex Trevino, R (1, 2) OBP: 0.357, SLG: 0.462		K			1B		1-3			5-3		4	0	1	0	0	1	0
Brad Wellman, R (1, 5) OBP: 0.379, SLG: 0.370			5-3		4-3			G3-6-3; SH; 1B		1B		4	0	2	0	0	0	1
Jose Uribe, S (1, 6) OBP: 0.205, SLG: 0.256			5-3			SH5-4; SF7; 2B		SH (1-2; G3-6-3)		F5		3	1	1	0	0	0	1
Mike Krukow, R (1, 1) Johnnie LeMaster, R (8, PH) Scot Thompson, L (8, PH) OBP: 0.152, SLG: 0.152 Scott Garrelts, R (9, 1) Gary Rajsich, L (10, PH) Greg Minton, S (11, 1)			K			SH5-4 (2-3)		G3-6-3 (1-2f; 2-3)		F7		1	0	0	0	0	1	0 0 0 0 0 1 0
Inning Stats	R: 0 E: 0 K: 0 S: 3 H: 0 LOB: 0 BB: 0 P: 3	R: 0 E: 0 K: 2 S: 7 H: 0 LOB: 0 BB: 0 P: 7	R: 0 E: 0 K: 1 S: 5 H: 0 LOB: 0 BB: 0 P: 5	R: 0 E: 0 K: 1 S: 5 H: 0 LOB: 0 BB: 0 P: 5	R: 0 E: 0 K: 1 S: 6 H: 1 LOB: 1 BB: 0 P: 6	R: 1 E: 0 K: 1 S: 6 H: 1 LOB: 1 BB: 1 P: 10	R: 0 E: 0 K: 1 S: 5 H: 1 LOB: 0 BB: 0 P: 5	R: 0 E: 1 K: 0 S: 4 H: 1 LOB: 1 BB: 0 P: 4	R: 0 E: 0 K: 1 S: 5 H: 1 LOB: 1 BB: 1 P: 9	R: 0 E: 0 K: 0 S: 4 H: 1 LOB: 1 BB: 0 P: 4	R: 1 E: 0 K: 1 S: 5 H: 1 LOB: 2 BB: 1 P: 10	1B: 5 2B: 3 3B: 0 HR: 0	SF: 1 SAC: 2 DP: 2 HBP: 1	WP: 1 PB: 1 SB: 0 CS: 1	PA: 41			

PITCHER		IP	WLS	BF	H	R	ER	SO	BB	IBB	HBP	BLK	WP	HR	S	P	ERA	WHIP
Mario Soto, R ERA: 1.5	(1, 1)	8.0		28	4	1	1	7	1	0	0	0	0	0	41	45	1.12	0.625
Ted Power, R ERA: 3.86	(9, 1)	2.0		8	2	0	0	1	0	1	0	0	0	0	9	13	0.00	1.000
Tom Hume, R ERA: 2.35	(11, 1)	0.2	L	5	1	1	1	1	1	0	1	0	1	0	5	10	13.50	3.000

PITCHER	IP	WLS	BF	H	R	ER	SO	BB	IBB	HBP	BLK	WP	HR	S	P	ERA	WHIP

BOTTOM

Cincinnati Reds @ San Francisco Giants

Candlestick Park, San Francisco, CA

Sun Apr 28 1985, 6:33 AM EDT

Att. 32,963 - Cloudy

livebaseballscorecards.com

AB	34
R	2
H	7
RBI	2
BB	3
SO	9
LOB	14

Batter	1	2	3	4	5	6	7	8	9	AB	R	H	RBI	BB	SO	LOB
Dan Gladden, R (1, 8) OBP: 0.350, SLG: 0.384	0-0 1B 1B		0-0 FC5-4 1B		0-0 FC4-6 G4-6-3 1-2f		0-0 F8			4	1	2	0	0	0	3
Manny Trillo, R (1, 4) OBP: 0.343, SLG: 0.322 Scot Thompson, L (8, PH) OBP: 0.147, SLG: 0.147 Johnnie LeMaster, R (8, 6)	0-0 G6-4-3 1B 1-2		0-0 FC5-4 1-2		0-0 G4-6-3 1-2f			S S S 0-3 K		3 1 0	0 0 0	2 0 0	0 0 0	0 0 0	0 1 0	1 0 0
Jeffrey Leonard, R (1, 7) OBP: 0.194, SLG: 0.246	0-0 G6-4-3 1-2 2-H		0-0 FC5-4 G4-6-3 1-2f 2-3			0-0 4-3		S S S 0-3 K		4	0	1	1	0	1	2
Chili Davis, S (1, 9) OBP: 0.306, SLG: 0.406	0-0 G6-4-3 1-2f 2-3		0-0 G4-6-3 1-2f			0-0 6-3		B B B B 4-0 CS BB		3	0	0	0	1	0	4
David Green, R (1, 3) OBP: 0.209, SLG: 0.081	0-0 1-3			B B B B 4-0 4-3 BB		0-0 5-3		0-0 CS 1-2	S S S 0-3 K	3	0	0	0	1	1	1
Bob Brenly, R (1, 2) OBP: 0.246, SLG: 0.310		0-0 CS 1B		0-0 4-3 1-2f			0-0 F9		0-0 F7	4	0	1	0	0	0	1
Chris Brown, R (1, 5) OBP: 0.353, SLG: 0.341		0-0 F7 1-2		0-0 1B			0-0 4-3		S S S 0-3 K	4	0	1	0	0	1	1
Jose Uribe, S (1, 6) OBP: 0.238, SLG: 0.310 (8, 4)		0-0 1B		0-0 1-3			0-0 2B			3	0	2	0	0	0	1
Bill Laskey, R (1, 1) Brad Wellman, R (5, PR) OBP: 0.379, SLG: 0.370 Greg Minton, S (5, 1) Joel Youngblood, R (7, PH) OBP: 0.263, SLG: 0.125 Scott Garrelts, R (7, 1)	0-0 4-3			H 1-0 FC4-6 HBP			B B B B 4-0 BB			1 0 0 0 0	0 0 0 0 0	0 0 0 0 0	0 0 0 1 0	0 0 0 0 0	0 0 0 0 0	1 0 0 0 0
Inning Stats	R: 1 H: 3 E: 0 LOB: 1 K: 0 BB: 0 S: 5 P: 5	R: 0 H: 2 E: 0 LOB: 1 K: 0 BB: 0 S: 4 P: 4	R: 0 H: 2 E: 0 LOB: 1 K: 0 BB: 0 S: 4 P: 4	R: 0 H: 1 E: 0 LOB: 1 K: 0 BB: 1 S: 3 P: 7	R: 0 H: 0 E: 0 LOB: 1 K: 0 BB: 0 S: 2 P: 3	R: 0 H: 0 E: 0 LOB: 0 K: 0 BB: 0 S: 3 P: 3	R: 0 H: 1 E: 0 LOB: 2 K: 0 BB: 1 S: 4 P: 8	R: 0 H: 0 E: 0 LOB: 0 K: 2 BB: 1 S: 6 P: 10	R: 0 H: 0 E: 0 LOB: 0 K: 2 BB: 0 S: 7 P: 7	1B: 8 SF: 0 2B: 2 SAC: 0 3B: 0 DP: 4 HR: 0 HBP: 1						WP: 0 PA: 35 PB: 0 SB: 0 CS: 2

PITCHER		IP	WLS	BF	H	R	ER	SO	BB	IBB	HBP	BLK	WP	HR	S	P	ERA	WHIP
Steve Trout, L ERA: 1.51	(1, 1)	6.2	W	27	9	1	1	0	2	0	1	0	0	0	24	33	1.35	1.650
Lee Smith, R ERA: 0.84	(7, 1)	2.1	S	7	0	0	0	4	1	0	0	0	0	0	14	18	0.00	0.429

PITCHER	IP	WLS	BF	H	R	ER	SO	BB	IBB	HBP	BLK	WP	HR	S	P	ERA	WHIP

TOP

San Francisco Giants @ Chicago Cubs

Wrigley Field, Chicago, IL

Tue Apr 30 1985, 3:33 AM CDT

Att. 12,647 - Unknown

livebaseballscorecards.com

AB	30
R	1
H	9
RBI	1
BB	3
SO	4
LOB	15

Batter	1	2	3	4	5	6	7	8	9	AB	R	H	RBI	BB	SO	LOB
Bob Dernier, R (1, 8) OBP: 0.333, SLG: 0.274	G5-3; 23 1B; 1B		23 S; 23 2B; 1B	1-3			F8			4	1	2	0	0	0	2
23 Ryne Sandberg, R (1, 4) OBP: 0.224, SLG: 0.329	E; G5-3; 1-2; 1B		BLK; E; 1-H; 2B	4-6; 2B			5-3			4	1	3	1	0	0	0
Gary Matthews, R (1, 7) Gary Woods, R (8, 7)	G5-3; 1-2; 2-3f		F8; 2-H	4-6; 2-3f			K			4 0	0 0	0 0	0 0	0 0	1 0	3 0
Leon Durham, L (1, 3) OBP: 0.291, SLG: 0.423	E6; 2-3		2B	2B				BBBB; 1B; SH1-3; SF7; BB		3	1	2	0	1	0	1
Keith Moreland, R (1, 9) OBP: 0.324, SLG: 0.371	5-3		6-3		G1-6-3			SH1-3; 1-2		3	0	0	0	0	0	4
Jody Davis, R (1, 2) OBP: 0.328, SLG: 0.481		F7		F5		FC1-4; 1B		SF7; 2-3; 1B		4	0	2	0	0	0	0
Ron Cey, R (1, 5) OBP: 0.194, SLG: 0.250		F9		E3; 2B		FC1-4; 1-2f		SF7; 1-2; 3-H		3	0	0	1	0	0	1
Shawon Dunston, R (1, 6) OBP: 0.260, SLG: 0.333		6-3		1-3; 2B		F8		IBB		3	0	1	0	1	0	1
Steve Trout, L (1, 1) Lee Smith, R (7, 1)			5-3	6-3		1-3		SSS; K		3 1	0 0	0 0	0 0	0 0	0 1	3 2
Inning Stats	R: 0 E: 1 K: 0 S: 5 H: 2 LOB: 2 BB: 0 P: 5	R: 0 E: 0 K: 0 S: 3 H: 0 LOB: 0 BB: 0 P: 3	R: 2 E: 1 K: 0 S: 6 H: 3 LOB: 1 BB: 0 P: 6	R: 0 E: 1 K: 0 S: 5 H: 1 LOB: 2 BB: 0 P: 5	R: 0 E: 0 K: 0 S: 4 H: 2 LOB: 1 BB: 0 P: 4	R: 0 E: 0 K: 0 S: 4 H: 1 LOB: 1 BB: 0 P: 4	R: 0 E: 0 K: 1 S: 5 H: 0 LOB: 0 BB: 0 P: 5	R: 1 E: 0 K: 1 S: 6 H: 1 LOB: 2 BB: 2 P: 14		1B: 5 2B: 6 3B: 0 HR: 0	SF: 1 SAC: 1 DP: 2 HBP: 0					

PITCHER	IP	WLS	BF	H	R	ER	SO	BB	IBB	HBP	BLK	WP	HR	S	P	ERA	WHIP
Bill Laskey, R (1, 1) ERA: 3.1	4.0	L	19	6	2	2	0	0	0	0	1	0	0	19	19	4.50	1.500
Greg Minton, R (5, 1) ERA: 4.91	2.0		8	3	0	0	0	0	0	0	0	0	0	8	8	0.00	1.500
Scott Garrelts, R (7, 1) ERA: 2.51	2.0		9	1	1	1	2	1	1	0	0	0	0	11	19	4.50	1.000

PITCHER	IP	WLS	BF	H	R	ER	SO	BB	IBB	HBP	BLK	WP	HR	S	P	ERA	WHIP

BOTTOM

San Francisco Giants @ Chicago Cubs

Wrigley Field, Chicago, IL

Tue Apr 30 1985, 3:33 AM CDT

Att. 12,647 - Unknown

livebaseballscorecards.com

AB	32
R	3
H	10
RBI	2
BB	2
SO	2
LOB	17

1B: 5 2B: 6 3B: 0 HR: 0 SF: 1 SAC: 1 DP: 2 HBP: 0

WP: 0 PB: 0 SB: 1 CS: 0 PA: 36

Batter	1	2	3	4	5	6	7	8	9	AB	R	H	RBI	BB	SO	LOB
Dan Gladden, R (1, 8) OBP: 0.333, SLG: 0.364	S S S 0-3 ① K		S S S 0-3 ① K			S S S 0-3 ① K		x 0-0 ② F8		4	0	0	0	0	3	0
Manny Trillo, R (1, 4) OBP: 0.324, SLG: 0.302	x 0-0 ② F8		x 0-0 ② F7			x 0-0 ② F8		x 0-0 ③ F9		4	0	0	0	0	0	0
Jeffrey Leonard, R (1, 7) OBP: 0.197, SLG: 0.236	B B B B 4-0 HR BB		S S S 0-3 ③ K			S S S 0-3 ③ K			x 0-0 ① 6-3	3	1	0	0	1	2	0
Chili Davis, S (1, 9) OBP: 0.303, SLG: 0.441	x 0-0 1-H HR			S S S 0-3 ① K			x 0-0 ① F7		x 0-0 ② 4-3	4	1	1	2	0	1	0
Chris Brown, R (1, 5) OBP: 0.345, SLG: 0.333	S S S 0-3 ③ K			S S S 0-3 ② K			x 0-0 1B SF9 1B		S S S 0-3 ③ K	4	1	1	0	0	3	0
Bob Brenly, R (1, 2) OBP: 0.265, SLG: 0.328		x 0-0 G6-4-3 1B		x 0-0 ③ F3			x 0-0 1-3 1B			3	0	2	0	0	0	0
David Green, R (1, 3) OBP: 0.196, SLG: 0.077		x 0-0 ① ② G6-4-3 1-2f			x 0-0 ① 1-3		x 0-0 ② SF9 3-H			2	0	0	1	0	0	1
Jose Uribe, S (1, 6) OBP: 0.244, SLG: 0.311		x 0-0 1B			x 0-0 ② F6		x 0-0 ③ F8			3	0	1	0	0	0	1
Jim Gott, R (1, 1) OBP: 0.143, SLG: 0.143 Mark Davis, L (7, 1) Scot Thompson, L (8, PH) OBP: 0.143, SLG: 0.143 Scott Garrelts, R (8, 1)		x 0-0 ③ 1-3			S S S 0-3 ③ K			x 0-0 ① F7		2 0 1 0	0 0 0 0	0 0 0 0	0 0 0 0	0 0 0 0	1 0 0 0	1 0 0 0

Inning Stats	1	2	3	4	5	6	7	8	9
	R: 2 E: 0 K: 2 S: 8	H: 1 LOB: 0 BB: 1 P: 12	R: 0 E: 0 K: 0 S: 4	H: 2 LOB: 1 BB: 0 P: 4	R: 0 E: 0 K: 2 S: 7	H: 0 LOB: 0 BB: 0 P: 7	R: 0 E: 0 K: 2 S: 7	H: 0 LOB: 0 BB: 0 P: 7	R: 0 E: 0 K: 1 S: 5	H: 0 LOB: 0 BB: 0 P: 5	R: 0 E: 0 K: 2 S: 7	H: 0 LOB: 0 BB: 0 P: 7	R: 1 E: 0 K: 0 S: 5	H: 2 LOB: 1 BB: 0 P: 5	R: 0 E: 0 K: 0 S: 3	H: 0 LOB: 0 BB: 0 P: 3	R: 0 E: 0 K: 1 S: 5	H: 0 LOB: 0 BB: 0 P: 5

	1B: 4	SF: 1	WP: 0	PA: 32
	2B: 0	SAC: 0	PB: 0	
	3B: 0	DP: 1	SB: 0	
	HR: 1	HBP: 0	CS: 0	

PITCHER	IP	WLS	BF	H	R	ER	SO	BB	IBB	HBP	BLK	WP	HR	S	P	ERA	WHIP
Dennis Eckersley, R (1, 1) ERA: 2.09	9.0	W	32	5	3	3	10	1	0	0	0	0	1	51	55	3.00	0.667

PITCHER	IP	WLS	BF	H	R	ER	SO	BB	IBB	HBP	BLK	WP	HR	S	P	ERA	WHIP

TOP

San Francisco Giants @ Chicago Cubs

Wrigley Field, Chicago, IL

Wed May 01 1985, 3:33 AM CDT

Att. 14,490 - Unknown

livebaseballscorecards.com

AB	30
R	3
H	5
RBI	3
BB	1
SO	10
LOB	3

Batter	1	2	3	4	5	6	7	8	9	AB	R	H	RBI	BB	SO	LOB
Bob Dernier, R (1, 8) OBP: 0.324, SLG: 0.258	F9	F4			1-3		6-3		23 S IBB	4	0	0	0	1	0	0
23 Ryne Sandberg, R (1, 4) OBP: 0.225, SLG: 0.325	E6 2B		5-3		K		S 1B		S 1-2 2-H	5	1	1	0	0	1	1
Thad Bosley, L (1, 7) OBP: 0.300, SLG: 0.625 Davey Lopes, R (7, PH) OBP: 0.400, SLG: 0.423 (8, 7)	1B BB 1-H 2B		F7			F7	F9			3 1	1 0	1 0	1 0	0 0	0 0	0 1
Leon Durham, L (1, 3) OBP: 0.305, SLG: 0.407	BB 1B BB		4-3			1B BB	K 1-2			2	1	0	0	2	1	1
Keith Moreland, R (1, 9) OBP: 0.333, SLG: 0.379	BB 1-2 2-3 1B			F7		1B 1-2 1B		F7		4	0	2	0	0	0	0
Jody Davis, R (1, 2) OBP: 0.323, SLG: 0.456	G4-6-3 1-2 2-3 3-H BB			K		F7		F9		3	0	0	1	1	1	2
Ron Cey, R (1, 5) OBP: 0.197, SLG: 0.250	G4-6-3 1-2f			E5 S		1-3 2-H 1B		5-3		4	0	1	1	0	0	3
Shawon Dunston, R (1, 6) OBP: 0.278, SLG: 0.320		K		6-3 1-2		FC6-4 IBB			23 S S 23 E BB	2	1	0	0	2	1	1
Dennis Eckersley, R (1, 1) OBP: 0.154, SLG: 0.154 Larry Bowa, S (9, PH) OBP: 0.286, SLG: 0.429		4-3			6-3	FC6-4 1-2f			K 1-2	3 1	0 0	0 0	0 0	0 1	0 1	3 1
Inning Stats	R: 2 E: 1 K: 0 S: 5 H: 2 LOB: 2 BB: 2 P: 13	R: 0 E: 0 K: 1 S: 5 H: 0 LOB: 0 BB: 0 P: 5	R: 0 E: 0 K: 0 S: 3 H: 0 LOB: 0 BB: 0 P: 3	R: 0 E: 1 K: 1 S: 6 H: 0 LOB: 1 BB: 0 P: 6	R: 0 E: 0 K: 1 S: 5 H: 0 LOB: 0 BB: 0 P: 5	R: 1 E: 0 K: 0 S: 5 H: 2 LOB: 3 BB: 2 P: 13	R: 0 E: 0 K: 1 S: 6 H: 1 LOB: 1 BB: 0 P: 6	R: 0 E: 0 K: 0 S: 3 H: 0 LOB: 0 BB: 0 P: 3	R: 1 E: 1 K: 1 S: 3 H: 0 LOB: 1 BB: 2 P: 11	1B: 4 2B: 1 3B: 0 HR: 0 SF: 0 SAC: 0 DP: 1 HBP: 0						

PITCHER		IP	WLS	BF	H	R	ER	SO	BB	IBB	HBP	BLK	WP	HR	S	P	ERA	WHIP
Jim Gott, R ERA: 2.86	(1, 1)	6.1		29	5	3	2	3	3	1	0	0	0	0	31	47	2.84	1.263
Mark Davis, L ERA: 1.69	(7, 1)	0.2		2	0	0	0	1	0	0	0	0	0	0	4	4	0.00	0.000
Scott Garrelts, R ERA: 2.3	(8, 1)	1.1	L	7	0	1	0	1	1	1	0	0	0	0	6	14	0.00	0.750

PITCHER	IP	WLS	BF	H	R	ER	SO	BB	IBB	HBP	BLK	WP	HR	S	P	ERA	WHIP

BOTTOM

San Francisco Giants @ Chicago Cubs

Wrigley Field, Chicago, IL

Wed May 01 1985, 3:33 AM CDT

Att. 14,490 - Unknown

livebaseballscorecards.com

AB	32
R	4
H	5
RBI	3
BB	6
SO	5
LOB	13

Batter	1	2	3	4	5	6	7	8	9	AB	R	H	RBI	BB	SO	LOB
Dan Gladden, R (1, 8) OBP: 0.330, SLG: 0.383	S S S 0-3 ① K		x 0-0 ③			x 0-0 ② F9			x 0-0 1B 3B	4	1	1	0	0	1	1
Manny Trillo, R (1, 4) OBP: 0.320, SLG: 0.299	x 0-0 4-3 1B			x 0-0 ① F8		x 0-0 ③ F8			x 0-0 ① F4	4	0	1	0	0	0	2
Jeffrey Leonard, R (1, 7) OBP: 0.188, SLG: 0.224	x 0-0 ② 4-3 1-2			x 0-0 ② F5			x 0-0 ① 6-3		x 0-0 ② F4	4	0	0	0	0	0	2
Chili Davis, S (1, 9) OBP: 0.313, SLG: 0.444	S S S 0-3 ③ K			x 0-0 ③ 6-3			x 0-0 FC4-6 1B		x 0-0 3-H 1B	4	0	2	1	0	1	1
Chris Brown, R (1, 5) OBP: 0.322, SLG: 0.308		x 0-0 ① F7			x 0-0 ① F7		x 0-0 ② FC4-6 1-2f		x 0-0 ③ F8	4	0	0	0	0	0	2
Bob Brenly, R (1, 2) OBP: 0.254, SLG: 0.313		x 0-0 ② F4			x 0-0 ② 5-3		x 0-0 ③ F6			3	0	0	0	0	0	1
David Green, R (1, 3) OBP: 0.184, SLG: 0.071 Vida Blue, S (8, 1)		x 0-0 ③ F9			S S S 0-3 ③ K			x 0-0 ① 5-3		3 0	0 0	0 0	0 0	0 0	1 0	0 0
Jose Uribe, S (1, 6) OBP: 0.229, SLG: 0.292			x 0-0 ① 6-3			x 0-0 ① 6-3		S S S 0-3 ② K		3	0	0	0	0	1	0
Mike Krukow, R (1, 1) OBP: 0.222, SLG: 0.250 Frank Williams, R (7, 1) Rob Deer, R (8, PH) OBP: 0.250, SLG: 1.000 (8, 3)			S S S 0-3 ② K			x 0-0 2B		x 0-0 ③ F7		2 0 1	0 0 0	1 0 0	0 0 0	0 0 0	1 0 0	0 0 0
Inning Stats	R: 0 H: 1 E: 0 LOB: 1 K: 2 BB: 0 S: 8 P: 8	R: 0 H: 0 E: 0 LOB: 0 K: 0 BB: 0 S: 3 P: 3	R: 0 H: 0 E: 0 LOB: 0 K: 1 BB: 0 S: 5 P: 5	R: 0 H: 0 E: 0 LOB: 0 K: 0 BB: 0 S: 3 P: 3	R: 0 H: 0 E: 0 LOB: 0 K: 1 BB: 0 S: 5 P: 5	R: 0 H: 1 E: 0 LOB: 1 K: 0 BB: 0 S: 4 P: 4	R: 0 H: 1 E: 0 LOB: 1 K: 0 BB: 0 S: 4 P: 4	R: 0 H: 0 E: 0 LOB: 0 K: 1 BB: 0 S: 5 P: 5	R: 1 H: 2 E: 0 LOB: 1 K: 0 BB: 0 S: 5 P: 5	1B: 3 SF: 0 2B: 1 SAC: 0 3B: 1 DP: 0 HR: 0 HBP: 0						

PITCHER	IP	WLS	BF	H	R	ER	SO	BB	IBB	HBP	BLK	WP	HR	S	P	ERA	WHIP
John Tudor, L (1, 1) ERA: 2.55	9.0	W	32	5	1	1	5	0	0	0	0	0	0	42	42	1.00	0.556

PITCHER	IP	WLS	BF	H	R	ER	SO	BB	IBB	HBP	BLK	WP	HR	S	P	ERA	WHIP

TOP

San Francisco Giants @ St. Louis Cardinals

Busch Stadium, St. Louis, MO

Fri May 03 1985, 7:05 PM CDT

Att. 32,441 - Unknown

livebaseballscorecards.com

AB	32
R	1
H	5
RBI	1
BB	0
SO	5
LOB	9

WP: 0	PA: 32		
PB: 0			
SB: 0			
CS: 0			

Batter	1	2	3	4	5	6	7	8	9	AB	R	H	RBI	BB	SO	LOB
Vince Coleman, S (1, 9) (8, 7) OBP: 0.369, SLG: 0.441	S 1B 2B				IBB		S HR 1B	6-3		4	2	2	0	1	0	0
Lonnie Smith, R (1, 7) OBP: 0.380, SLG: 0.368	K 2-3		K		F3		K 1-2			4	0	0	0	0	3	5
Andy Van Slyke, L (8, 9) OBP: 0.394, SLG: 0.400										0	0	0	0	0	0	0
Tom Herr, S (1, 4) OBP: 0.468, SLG: 0.455	K		K		K		HR BB			3	1	0	0	1	3	4
Jack Clark, R (1, 3) OBP: 0.419, SLG: 0.526	1B 3-H			5-3		FC6-4 1B	1-H 2-H HR			4	1	3	4	0	0	0
Willie McGee, S (1, 8) OBP: 0.292, SLG: 0.348	1-3			5-3		FC6-4 S HR 1-2f	FC6-4 1B			4	1	1	0	0	0	2
Terry Pendleton, S (1, 5) OBP: 0.284, SLG: 0.296		F2		4-3		4-0 HR BB 1-2	FC6-4 1-2f			3	1	0	0	1	0	1
Darrell Porter, L (1, 2) OBP: 0.304, SLG: 0.524		6-3 3B			4-0 2B BB	1-H 2-H HR	K			3	2	2	3	1	1	1
Ozzie Smith, S (1, 6) OBP: 0.278, SLG: 0.296		6-3 3-H			1-3 2B	F8		5-3		4	0	1	1	0	0	0
John Tudor, L (1, 1)		F8			K	4-3		K		4	0	0	0	0	2	2
Inning Stats	R: 1 E: 0 K: 2 S: 9 H: 2 LOB: 1 BB: 0 P: 9	R: 1 E: 0 K: 0 S: 4 H: 1 LOB: 0 BB: 0 P: 4	R: 0 E: 0 K: 2 S: 7 H: 0 LOB: 0 BB: 0 P: 7	R: 0 E: 0 K: 0 S: 3 H: 0 LOB: 0 BB: 0 P: 3	R: 0 E: 0 K: 2 S: 8 H: 1 LOB: 3 BB: 2 P: 16	R: 3 E: 0 K: 2 S: 5 H: 2 LOB: 0 BB: 1 P: 9	R: 3 E: 0 K: 2 S: 10 H: 3 LOB: 1 BB: 1 P: 14	R: 0 E: 0 K: 1 S: 5 H: 0 LOB: 0 BB: 0 P: 5		1B: 4 2B: 2 3B: 1 HR: 2	SF: 0 SAC: 0 DP: 0 HBP: 0						

PITCHER		IP	WLS	BF	H	R	ER	SO	BB	IBB	HBP	BLK	WP	HR	S	P	ERA	WHIP
Mike Krukow, R ERA: 1.58	(1, 1)	6.0	L	27	6	5	5	6	2	1	0	0	0	1	36	48	7.50	1.333
Frank Williams, R ERA: 11.37	(7, 1)	1.0		7	3	3	3	2	1	0	0	0	0	1	10	14	27.00	4.000
Vida Blue, L ERA:	(8, 1)	1.0		3	0	0	0	1	0	0	0	0	0	0	5	5	0.00	0.000

PITCHER	IP	WLS	BF	H	R	ER	SO	BB	IBB	HBP	BLK	WP	HR	S	P	ERA	WHIP

BOTTOM

San Francisco Giants @ St. Louis Cardinals

Busch Stadium, St. Louis, MO

Fri May 03 1985, 7:05 PM CDT

Att. 32,441 - Unknown

livebaseballscorecards.com

AB	33
R	8
H	9
RBI	8
BB	4
SO	9
LOB	15

1B: 4	SF: 0	WP: 0	PA: 37
2B: 2	SAC: 0	PB: 0	
3B: 1	DP: 0	SB: 3	
HR: 2	HBP: 0	CS: 0	

Batter	1	2	3	4	5	6	7	8	9	AB	R	H	RBI	BB	SO	LOB
Dan Gladden, R (1, 8) OBP: 0.326, SLG: 0.388	5-3		5-3			6-3 G6-3 2B	F7			4	1	1	0	0	0	0
Manny Trillo, R (1, 4) OBP: 0.304, SLG: 0.282	5-3		E6 G5-4-3			6-3 2-3		K		4	0	0	0	0	1	1
Chris Brown, R (1, 5) OBP: 0.302, SLG: 0.286	5-3		G5-4-3 1-2f			G6-3 3-H		4-3		4	0	0	1	0	0	1
Chili Davis, S (1, 9) OBP: 0.310, SLG: 0.434		F8		6-3		1B 1B		F7		4	0	1	0	0	0	0
Rob Deer, R (1, 7) OBP: 0.375, SLG: 0.750		2B 1B		F7		1-3 1B			K	4	1	2	0	0	1	0
Gary Rajsich, L (1, 3) OBP: 0.154, SLG: 0.167		1-H E 2B		F8		4-3			F8	4	1	1	1	0	0	2
Alex Trevino, R (1, 2) OBP: 0.333, SLG: 0.471		K			5-3		1B G6-4-3 2B		6-3	4	1	1	0	0	1	1
Jose Uribe, S (1, 6) OBP: 0.255, SLG: 0.314		E2 2-H 1B			F7		G6-4-3 2-3 1B			3	0	2	0	0	0	0
Atlee Hammaker, S (1, 1)		1-3			K		G6-4-3 1-2f 3-H			2	0	0	0	0	1	1
Greg Minton, S (6, 1)										0	0	0	0	0	0	0
Scot Thompson, L (7, PH) OBP: 0.139, SLG: 0.139										1	0	0	0	0	0	1
Mark Davis, L (7, 1)										0	0	0	0	0	0	0
Inning Stats	R: 0 E: 0 K: 0 S: 3 H: 0 LOB: 0 BB: 0 P: 3	R: 2 E: 1 K: 1 S: 8 H: 3 LOB: 1 BB: 0 P: 8	R: 0 E: 1 K: 0 S: 3 H: 0 LOB: 0 BB: 0 P: 3	R: 0 E: 0 K: 0 S: 3 H: 0 LOB: 0 BB: 0 P: 3	R: 0 E: 0 K: 1 S: 5 H: 0 LOB: 0 BB: 0 P: 5	R: 1 E: 0 K: 0 S: 6 H: 3 LOB: 2 BB: 0 P: 6	R: 1 E: 0 K: 0 S: 4 H: 2 LOB: 0 BB: 0 P: 4	R: 0 E: 0 K: 1 S: 5 H: 0 LOB: 0 BB: 0 P: 5	R: 0 E: 0 K: 1 S: 5 H: 0 LOB: 0 BB: 0 P: 5	1B: 5 2B: 3 3B: 0 HR: 0 SF: 0 SAC: 0 DP: 2 HBP: 0						

PITCHER		IP	WLS	BF	H	R	ER	SO	BB	IBB	HBP	BLK	WP	HR	S	P	ERA	WHIP
Kurt Kepshire, R ERA: 6.39	(1, 1)	5.2	W	23	6	3	2	2	0	0	0	0	0	0	27	27	3.18	1.059
Bill Campbell, R ERA: 5.59	(6, 1)	0.1		1	0	0	0	0	0	0	0	0	0	0	1	1	0.00	0.000
Jeff Lahti, R ERA: 3.52	(7, 1)	3.0	S	10	2	1	1	2	0	0	0	0	0	0	14	14	3.00	0.667

PITCHER	IP	WLS	BF	H	R	ER	SO	BB	IBB	HBP	BLK	WP	HR	S	P	ERA	WHIP

TOP

San Francisco Giants @ St. Louis Cardinals

Busch Stadium, St. Louis, MO

Sat May 04 1985, 7:05 PM CDT

Att. 41,410 - Unknown

livebaseballscorecards.com

AB	34
R	4
H	8
RBI	2
BB	0
SO	4
LOB	7

BOTTOM

San Francisco Giants @ St. Louis Cardinals
Busch Stadium, St. Louis, MO
Sat May 04 1985, 7:05 PM CDT
Att. 41,410 - Unknown

livebaseballscorecards.com

Batter	1	2	3	4	5	6	7	8	9	AB	R	H	RBI	BB	SO	LOB
Vince Coleman, S (1, 9) (7, 7) OBP: 0.386, SLG: 0.444	0-0 S WP E 1B	4-0 BLK 1B BB		0-0 FC1-6 E S 1-2f ②		0-0 S 2-3 1B		0-3 K ②		4	2	2	0	1	1	1
Lonnie Smith, R (1, 7) OBP: 0.386, SLG: 0.366	4-0 2B 1B 1-H BB	0-0 1-H 1B		0-3 K ③ 1-3		0-3 K ① 1-2		0-3 K ③		3	0	1	1	1	2	3
Jeff Lahti, R (7, 1)										1	0	0	0	0	1	0
Tom Herr, S (1, 4) OBP: 0.469, SLG: 0.450	0-0 2B WP 1-2 SF 1B	0-0 ③ 6-3			0-0 ① F9	4-0 IBB				3	1	1	0	1	0	1
Jack Clark, R (1, 3) OBP: 0.423, SLG: 0.538	0-0 ① SF 1-3 2-3 1B 2B		0-3 K ①		0-0 1B 1B	0-3 K ②				4	1	2	0	0	2	3
Willie McGee, S (1, 8) OBP: 0.308, SLG: 0.367	0-0 SF 2-3 3-H 1B		0-0 1B 1B		0-0 1-2 1B	0-0 ③ 4-3				3	1	2	1	0	0	3
Terry Pendleton, S (1, 5) OBP: 0.293, SLG: 0.306	0-0 ② 2-H 3-H 1B		0-0 G4-6-3 1-3 1B		0-0 ② F8		0-0 ① 4-3			4	0	2	2	0	0	2
Tom Nieto, R (1, 2) OBP: 0.375, SLG: 0.286	0-3 K ③		0-0 ② ③ G4-6-3 1-2f		0-0 ③ L3		0-3 K ②			4	0	0	0	0	2	4
Ozzie Smith, S (1, 6) OBP: 0.289, SLG: 0.320		0-0 ① 6-3		0-0 FC1-6 1B		0-0 2B 2B	0-3 K ③			4	1	2	0	0	1	0
Kurt Kepshire, L (1, 1) OBP: 0.125, SLG: 0.125		0-0 ② 5-3		0-0 ① FC1-6 FC1-6 1-2f		0-0 1B 2-H 2B		0-3 K ①		2	0	0	0	0	0	1
Bill Campbell, R (6, 1)										0	0	0	0	0	0	0
Ivan De Jesus, R (6, PH) OBP: 0.667, SLG: 1.000										1	0	1	1	0	0	0
Andy Van Slyke, L (7, 9) OBP: 0.389, SLG: 0.393										1	0	0	0	0	1	0
Inning Stats	R: 4 E: 1 K: 1 S: 8 H: 4 LOB: 0 BB: 1 P: 12	R: 1 E: 0 K: 0 S: 4 H: 1 LOB: 1 BB: 1 P: 8	R: 0 E: 0 K: 1 S: 6 H: 2 LOB: 1 BB: 0 P: 6	R: 0 E: 0 K: 1 S: 6 H: 1 LOB: 1 BB: 0 P: 6	R: 0 E: 0 K: 0 S: 5 H: 2 LOB: 2 BB: 0 P: 5	R: 1 E: 0 K: 2 S: 10 H: 3 LOB: 3 BB: 1 P: 14	R: 0 E: 0 K: 2 S: 7 H: 0 LOB: 0 BB: 0 P: 7	R: 0 E: 0 K: 3 S: 9 H: 0 LOB: 0 BB: 0 P: 9		1B: 10 2B: 3 3B: 0 HR: 0	SF: 1 SAC: 0 DP: 1 HBP: 0					

AB	34
R	6
H	13
RBI	5
BB	3
SO	10
LOB	18

WP: 2 PB: 0 SB: 3 CS: 0 PA: 38

PITCHER		IP	WLS	BF	H	R	ER	SO	BB	IBB	HBP	BLK	WP	HR	S	P	ERA	WHIP
Atlee Hammaker, L ERA: 4.76	(1, 1)	5.0	L	27	12	6	5	3	2	0	0	1	2	0	31	39	9.00	2.800
Greg Minton, R ERA: 4.32	(6, 1)	1.0		5	1	0	0	2	0	1	0	0	0	0	8	12	0.00	1.000
Mark Davis, L ERA: 1.5	(7, 1)	2.0		6	0	0	0	5	0	0	0	0	0	0	16	16	0.00	0.000

PITCHER	IP	WLS	BF	H	R	ER	SO	BB	IBB	HBP	BLK	WP	HR	S	P	ERA	WHIP

Batter	1	2	3	4	5	6	7	8	9	AB	R	H	RBI	BB	SO	LOB
Jose Uribe, S (1, 6) OBP: 0.250, SLG: 0.304	G3		6-3		1B 2B 1B 2-3		E5		K	5	1	1	0	0	1	0
Brad Wellman, R (1, 4) OBP: 0.364, SLG: 0.355	5-3		K		2B 1B 1-2 3-H		F8			4	0	1	1	0	1	1
Jeffrey Leonard, R (1, 8) (7, 7) OBP: 0.190, SLG: 0.238	K			F9	2B 1-3 2-H		K			4	0	1	1	0	2	1
Chili Davis, S (1, 9) OBP: 0.330, SLG: 0.456		1B E FC5 E		2B	IBB G6-4-3			6-3		3	1	2	0	1	0	0
Chris Brown, R (1, 5) OBP: 0.299, SLG: 0.271		BB FC5 SF4-3 E 1-2	K	K	G6-4-3 1-2f			K		3	1	0	0	1	2	4
Gary Rajsich, L (1, 3) OBP: 0.176, SLG: 0.250		FC5 SF4-3 1-3 2-H	K		1-3			2B		4	0	1	1	0	1	2
Rob Deer, R (1, 7) OBP: 0.364, SLG: 0.700		SF4-3 1-2 3-H			5-3 2B 1B	K		4-3		2	1	1	1	0	1	0
Dan Gladden, R (7, 8) OBP: 0.323, SLG: 0.384										1	0	0	0	0	0	1
Alex Trevino, R (1, 2) OBP: 0.273, SLG: 0.381		F8			5-3 1-2	3-1			6-3	4	0	0	0	0	0	1
Dave LaPoint, L (1, 1) OBP: 0.364, SLG: 0.455			F8		1B 1B 2B 2-H		K		K	4	1	1	1	0	2	0
Inning Stats	R: 0 E: 0 K: 1 S: 5 H: 0 LOB: 0 BB: 0 P: 5	R: 2 E: 2 K: 0 S: 4 H: 1 LOB: 0 BB: 1 P: 8	R: 0 E: 0 K: 1 S: 5 H: 0 LOB: 0 BB: 0 P: 5	R: 0 E: 0 K: 2 S: 8 H: 1 LOB: 1 BB: 0 P: 8	R: 3 E: 0 K: 0 S: 7 H: 5 LOB: 2 BB: 1 P: 11	R: 0 E: 0 K: 1 S: 5 H: 0 LOB: 0 BB: 0 P: 5	R: 0 E: 1 K: 2 S: 8 H: 0 LOB: 1 BB: 0 P: 8	R: 0 E: 0 K: 1 S: 6 H: 1 LOB: 1 BB: 0 P: 6	R: 0 E: 0 K: 2 S: 7 H: 0 LOB: 0 BB: 0 P: 7	1B: 4 2B: 5 3B: 0 HR: 0 SF: 1 SAC: 0 DP: 2 HBP: 0						

TOP

San Francisco Giants @ St. Louis Cardinals

Busch Stadium, St. Louis, MO

Sun May 05 1985, 3:33 AM CDT

Att. 31,322 - Unknown

livebaseballscorecards.com

AB	34
R	5
H	8
RBI	5
BB	2
SO	10
LOB	10

PITCHER		IP	WLS	BF	H	R	ER	SO	BB	IBB	HBP	BLK	WP	HR	S	P	ERA	WHIP
Joaquin Andujar, R ERA: 2.98	(1, 1)	4.1	L	21	7	5	3	4	1	0	0	0	0	0	28	32	6.23	1.846
Ken Dayley, L ERA: 0.87	(5, 1)	2.2		9	0	0	0	3	0	1	0	0	0	0	14	18	0.00	0.000
Andy Hassler, L ERA: 2.25	(8, 1)	2.0		7	1	0	0	3	0	0	0	0	0	0	13	13	0.00	0.500

PITCHER	IP	WLS	BF	H	R	ER	SO	BB	IBB	HBP	BLK	WP	HR	S	P	ERA	WHIP

Batter	1	2	3	4	5	6	7	8	9	AB	R	H	RBI	BB	SO	LOB
Vince Coleman, S (1, 9) OBP: 0.392, SLG: 0.448	K		CS 1B			B5-3 1B		K		4	0	2	0	0	2	0
Lonnie Smith, R (1, 7) OBP: 0.391, SLG: 0.356	FC6-4 BB		FC6 BB 1-2			F9		F9		2	0	0	0	2	0	1
Tom Herr, S (1, 4) OBP: 0.461, SLG: 0.440	FC6-4 1-2f		FC6 1-2f			B5-3 1-2		S 1B		4	0	1	0	0	0	3
Jack Clark, R (1, 3) OBP: 0.406, SLG: 0.512	P6			F9		F9		F9 1-2		4	0	0	0	0	0	3
Willie McGee, S (1, 8) OBP: 0.304, SLG: 0.396		FC1-5-2 3B		6-3			K		K	4	0	1	0	0	2	0
Terry Pendleton, S (1, 5) OBP: 0.292, SLG: 0.303		FC1-5-2 3-H		6-3			1B 1B		F9	4	0	1	0	0	0	1
Darrell Porter, L (1, 2) OBP: 0.259, SLG: 0.440		K			4-3		F8		G3	4	0	0	0	0	1	2
Ozzie Smith, S (1, 6) OBP: 0.291, SLG: 0.321		6-3			4-3		1-2 1B			3	0	1	0	0	0	1
Joaquin Andujar, S (1, 1) OBP: 0.188, SLG: 0.250			P4		K		P6			1	0	0	0	0	0	0
Ken Dayley, L (5, 1)										1	0	0	0	0	1	0
Brian Harper, R (7, PH) OBP: 0.500, SLG: 0.556										1	0	0	0	0	0	2
Andy Hassler, L (8, 1)										0	0	0	0	0	0	0
Inning Stats	R: 0 H: 0 E: 0 LOB: 1 K: 1 BB: 1 S: 5 P: 9	R: 0 H: 1 E: 0 LOB: 1 K: 1 BB: 0 S: 6 P: 6	R: 0 H: 1 E: 0 LOB: 1 K: 0 BB: 1 S: 3 P: 7	R: 0 H: 0 E: 0 LOB: 0 K: 0 BB: 0 S: 3 P: 3	R: 0 H: 0 E: 0 LOB: 0 K: 1 BB: 0 S: 5 P: 5	R: 0 H: 1 E: 0 LOB: 1 K: 0 BB: 0 S: 4 P: 4	R: 0 H: 2 E: 0 LOB: 2 K: 1 BB: 0 S: 7 P: 7	R: 0 H: 1 E: 0 LOB: 1 K: 1 BB: 0 S: 6 P: 6	R: 0 H: 0 E: 0 LOB: 0 K: 1 BB: 0 S: 5 P: 5	1B: 5 SF: 0 2B: 0 SAC: 0 3B: 1 DP: 0 HR: 0 HBP: 0						

PITCHER	IP	WLS	BF	H	R	ER	SO	BB	IBB	HBP	BLK	WP	HR	S	P	ERA	WHIP
Dave LaPoint, L (1, 1) ERA: 1.69	9.0	W	34	6	0	0	6	2	0	0	0	0	0	44	52	0.00	0.889

PITCHER	IP	WLS	BF	H	R	ER	SO	BB	IBB	HBP	BLK	WP	HR	S	P	ERA	WHIP

BOTTOM

San Francisco Giants @ St. Louis Cardinals

Busch Stadium, St. Louis, MO

Sun May 05 1985, 3:33 AM CDT

Att. 31,322 - Unknown

livebaseballscorecards.com

AB	32
R	0
H	6
RBI	0
BB	2
SO	6
LOB	13

1B: 5	SF: 0	WP: 0	PA: 34
2B: 0	SAC: 0	PB: 0	
3B: 1	DP: 0	SB: 1	
HR: 0	HBP: 0	CS: 1	

Batter	1	2	3	4	5	6	7	8	9	AB	R	H	RBI	BB	SO	LOB
Dan Gladden, R (1, 8) OBP: 0.306, SLG: 0.363	K		6-3		K	6-3 1-2 3-H			F8	5	0	0	1	0	2	1
Manny Trillo, R (1, 4) OBP: 0.310, SLG: 0.289	P4		6-3		K	2-H 1B			1B	5	0	2	0	0	1	0
Jeffrey Leonard, R (1, 7) OBP: 0.202, SLG: 0.238	1B			2B BB	K		L1		F9	4	1	1	0	1	1	1
Chili Davis, S (1, 9) OBP: 0.333, SLG: 0.458	F7			1B 1B 1-H 2B		BB	F6		K	4	1	1	1	1	1	2
Gary Rajsich, L (1, 3) OBP: 0.238, SLG: 0.263		K		F8 CS 1B 2-3 1B		BB 1B 1-2 BB	K			3	1	1	0	1	2	0
Chris Brown, R (1, 5) OBP: 0.310, SLG: 0.286		K		BB 1-2 3-H 1B		1B BB 1-2 1B		L3		4	1	2	1	0	1	0
Bob Brenly, R (1, 2) OBP: 0.280, SLG: 0.364		BB		F8 2-3		1B 1-2 2-3 BB		HR		2	2	1	1	2	0	2
Jose Uribe, S (1, 6) OBP: 0.267, SLG: 0.305		K		1-2 BB		1B 6-3 1-2 2-3 3-H 1B		F8		3	1	1	1	1	1	1
Bill Laskey, R (1, 1)			K	K 3-H		6-3 1B 1-3 2-H 3-H		4-3		2	0	0	0	0	2	3
Scot Thompson, L (6, PH) OBP: 0.162, SLG: 0.162										1	0	1	2	0	0	0
Greg Minton, S (6, 1)										0	0	0	0	0	0	0
Mark Davis, L (7, 1)										1	0	0	0	0	0	0
Scott Garrelts, R (9, 1)										0	0	0	0	0	0	0
Inning Stats	R: 0 E: 0 K: 1 S: 6 H: 1 LOB: 1 BB: 0 P: 6	R: 0 E: 0 K: 3 S: 9 H: 0 LOB: 1 BB: 1 P: 13	R: 0 E: 0 K: 1 S: 5 H: 0 LOB: 0 BB: 0 P: 5	R: 2 E: 0 K: 1 S: 7 H: 3 LOB: 2 BB: 2 P: 15	R: 0 E: 0 K: 3 S: 9 H: 0 LOB: 0 BB: 0 P: 9	R: 4 E: 0 K: 0 S: 5 H: 4 LOB: 2 BB: 3 P: 17	R: 0 E: 0 K: 1 S: 5 H: 0 LOB: 0 BB: 0 P: 5	R: 1 E: 0 K: 0 S: 4 H: 1 LOB: 0 BB: 0 P: 4	R: 0 E: 0 K: 1 S: 6 H: 1 LOB: 1 BB: 0 P: 6	1B: 8 2B: 1 3B: 0 HR: 1 SF: 0 SAC: 0 DP: 0 HBP: 0						

PITCHER		IP	WLS	BF	H	R	ER	SO	BB	IBB	HBP	BLK	WP	HR	S	P	ERA	WHIP
Jose DeLeon, R ERA: 6.0	(1, 1)	5.1	L	26	6	6	6	9	6	0	0	0	0	0	38	62	10.12	2.250
Cecilio Guante, R ERA: 2.33	(6, 1)	1.2		6	2	0	0	1	0	0	0	0	0	0	8	8	0.00	1.200
Don Robinson, R ERA: 3.38	(8, 1)	2.0		8	2	1	1	1	0	0	0	0	0	1	10	10	4.50	1.000

PITCHER	IP	WLS	BF	H	R	ER	SO	BB	IBB	HBP	BLK	WP	HR	S	P	ERA	WHIP

TOP

San Francisco Giants @ Pittsburgh Pirates

Three Rivers Stadium, Pittsburgh, PA

Mon May 06 1985, 7:05 PM EDT

Att. 4,533 - Overcast - 70 F

livebaseballscorecards.com

AB	34
R	7
H	10
RBI	7
BB	6
SO	11
LOB	10

BOTTOM

San Francisco Giants @ Pittsburgh Pirates

Three Rivers Stadium, Pittsburgh, PA

Mon May 06 1985, 7:05 PM EDT

Att. 4,533 - Overcast - 70 F

livebaseballscorecards.com

Batter	1	2	3	4	5	6	7	8	9	AB	R	H	RBI	BB	SO	LOB
Joe Orsulak, L (1, 8) OBP: 0.375, SLG: 0.431	B3		P5		SH3 2-3 3-H		G4-3 1-2f 2-3		2B HBP	3	0	0	1	0	0	3
Sixto Lezcano, R (9, PH) OBP: 0.378, SLG: 0.345										0	0	0	0	0	0	0
Rafael Belliard, R (9, PR) OBP: 0.211, SLG: 0.211										0	0	0	0	0	0	0
Johnny Ray, S (1, 4) OBP: 0.313, SLG: 0.374	4-3		F9		1B 3-H		2B 3-H		2B 1-3	5	0	3	2	0	0	1
Bill Madlock, R (1, 5) OBP: 0.281, SLG: 0.337	1B			F8	F9		BB B B B		F6	4	0	1	0	1	0	4
Jason Thompson, L (1, 3) OBP: 0.360, SLG: 0.447	F8			4-3		L9	F7			4	0	0	0	0	0	3
George Hendrick, R (1, 9) OBP: 0.309, SLG: 0.337		P4		1B 2B		6-3		F9		4	1	1	0	0	0	0
Tony Peña, R (1, 2) OBP: 0.298, SLG: 0.310		F3		CS 2-H 1B		F8		K		4	0	1	1	0	1	0
Steve Kemp, L (1, 7) OBP: 0.314, SLG: 0.364		4-3		CS 1-2	SH2-4 SH3 BB 1B		1B 1B		K	4	2	2	0	0	1	0
Bill Almon, R (1, 6) OBP: 0.377, SLG: 0.408			SH1-4 1B		SH3 SH2-4 1-2 1B BB		G4-3 1B 1-2 2B 1B		K	3	2	2	0	1	1	0
Jose DeLeon, R (1, 1) OBP: 0.300, SLG: 0.125			SH1-4 1-2		SH2-4 1-2 2-3		G4-3 1-2 2-H 1B		5-3	0	0	0	0	0	0	0
Cecilio Guante, R (6, 1)										0	0	0	0	0	0	0
Lee Mazzilli, S (7, PH) OBP: 0.571, SLG: 0.444										1	0	1	1	0	0	0
Don Robinson, R (8, 1)										0	0	0	0	0	0	0
Jim Morrison, R (9, PH) OBP: 0.394, SLG: 0.379										1	0	0	0	0	0	0
Inning Stats	R: 0 H: 1 E: 0 LOB: 1 K: 0 BB: 0 S: 4 P: 4	R: 0 H: 0 E: 0 LOB: 0 K: 0 BB: 0 S: 3 P: 3	R: 0 H: 1 E: 0 LOB: 1 K: 0 BB: 0 S: 4 P: 4	R: 1 H: 2 E: 0 LOB: 0 K: 0 BB: 0 S: 4 P: 4	R: 2 H: 2 E: 0 LOB: 1 K: 0 BB: 1 S: 5 P: 9	R: 0 H: 0 E: 0 LOB: 0 K: 0 BB: 0 S: 3 P: 3	R: 2 H: 4 E: 0 LOB: 2 K: 0 BB: 1 S: 6 P: 10	R: 0 H: 0 E: 0 LOB: 0 K: 2 BB: 0 S: 7 P: 7	R: 0 H: 1 E: 0 LOB: 3 K: 1 BB: 0 S: 6 P: 7	1B: 8 SF: 0 2B: 3 SAC: 3 3B: 0 DP: 1 HR: 0 HBP: 1						

	AB	33
	R	5
	H	11
	RBI	5
	BB	2
	SO	3
	LOB	11

WP: 0 PA: 40
PB: 0
SB: 0
CS: 1

PITCHER	IP	WLS	BF	H	R	ER	SO	BB	IBB	HBP	BLK	WP	HR	S	P	ERA	WHIP
Bill Laskey, R (1, 1) ERA: 3.55	5.0	W	21	6	3	3	0	1	0	0	0	0	0	20	24	5.40	1.400
Greg Minton, R (6, 1) ERA: 5.4	1.2		8	4	2	2	0	0	0	0	0	0	0	8	8	10.80	2.400
Mark Davis, L (7, 1) ERA: 1.35	2.0		9	1	0	0	3	1	0	1	0	0	0	13	18	0.00	1.000
Scott Garrelts, R (9, 1) ERA: 2.25	0.1	S	1	0	0	0	0	0	0	0	0	0	0	1	1	0.00	0.000

PITCHER	IP	WLS	BF	H	R	ER	SO	BB	IBB	HBP	BLK	WP	HR	S	P	ERA	WHIP

San Francisco Giants @ Pittsburgh Pirates

Three Rivers Stadium, Pittsburgh, PA

Tue May 07 1985, 3:33 AM EDT

Att. 4,587 - Unknown

TOP

livebaseballscorecards.com

Batter	1	2	3	4	5	6	7	8	9	AB	R	H	RBI	BB	SO	LOB
Dan Gladden, R (1, 8) OBP: 0.311, SLG: 0.385	E8 G4-6-3 1B		WP 1-H 3B	E5 S 1-H		FC5-4 S 1-2f			F9	5	1	2	1	0	0	1
Manny Trillo, R (1, 4) OBP: 0.315, SLG: 0.278	G4-6-3 BB		4-3	5-3 1-2		FC6-4 1-2 BB			F8	3	0	0	0	2	0	2
Jeffrey Leonard, R (1, 7) OBP: 0.213, SLG: 0.250	G4-6-3 1-2f 2-3		BB 1B 3-H BB		F8	FC6-4 1-2f			2B	4	1	1	0	1	0	4
Chili Davis, S (1, 9) OBP: 0.347, SLG: 0.465	4-3		1B 1-2 1B BB		1B 2B		F2		FC6-4 IBB	3	1	1	0	2	0	1
Gary Rajsich, L (1, 3) OBP: 0.269, SLG: 0.292		6-3	1B 1-2 2-H 1B		2B 2-H 1B		K		FC6-4 1-2f	5	0	2	2	0	1	2
Chris Brown, R (1, 5) OBP: 0.307, SLG: 0.284		F9	1-2 2-H 1B		F9		6-3			4	0	1	0	0	0	1
Bob Brenly, R (1, 2) OBP: 0.278, SLG: 0.371		6-3		F3	1-H 2B			F2		4	0	1	0	0	0	0
Jose Uribe, S (1, 6) OBP: 0.281, SLG: 0.306			L5	S E 1B		FC5-6 BB		F2		3	1	1	0	1	0	0
Jim Gott, R (1, 1) OBP: 0.182, SLG: 0.182 Mark Davis, L (8, 1) Scott Garrelts, R (9, 1)			3B 1B	K		FC5-6 FC5-4 1-2f		5-3		4 0 0	1 0 0	1 0 0	0 0 0	0 0 0	1 0 0	2 0 0
Inning Stats	R: 0 E: 1 K: 0 S: 3 H: 1 LOB: 1 BB: 1 P: 7	R: 0 E: 0 K: 0 S: 3 H: 0 LOB: 0 BB: 0 P: 3	R: 3 E: 0 K: 0 S: 6 H: 4 LOB: 2 BB: 2 P: 14	R: 1 E: 1 K: 1 S: 7 H: 1 LOB: 1 BB: 0 P: 7	R: 1 E: 0 K: 0 S: 5 H: 3 LOB: 2 BB: 0 P: 5	R: 0 E: 0 K: 0 S: 3 H: 0 LOB: 2 BB: 2 P: 11	R: 0 E: 0 K: 1 S: 5 H: 0 LOB: 0 BB: 0 P: 5	R: 0 E: 0 K: 0 S: 3 H: 0 LOB: 0 BB: 1 P: 3	R: 0 E: 0 K: 0 S: 4 H: 1 LOB: 2 BB: 1 P: 8	1B: 6 2B: 3 3B: 1 HR: 0 SF: 0 SAC: 0 DP: 1 HBP: 0						

AB	35
R	5
H	10
RBI	3
BB	6
SO	2
LOB	13

WP: 1 PA: 41
PB: 0
SB: 3
CS: 0

PITCHER		IP	WLS	BF	H	R	ER	SO	BB	IBB	HBP	BLK	WP	HR	S	P	ERA	WHIP
Lee Tunnell, R ERA: 4.26	(1, 1)	5.0	L	25	9	5	4	1	3	0	0	0	1	0	24	36	7.20	2.400
Rod Scurry, L ERA: 3.38	(6, 1)	2.0		8	0	0	0	1	2	0	0	0	0	0	8	16	0.00	1.000
Don Robinson, R ERA: 2.93	(8, 1)	2.0		8	1	0	0	0	0	1	0	0	0	0	7	11	0.00	0.500

PITCHER	IP	WLS	BF	H	R	ER	SO	BB	IBB	HBP	BLK	WP	HR	S	P	ERA	WHIP

Batter	1	2	3	4	5	6	7	8	9	AB	R	H	RBI	BB	SO	LOB
Marvell Wynne, L (1, 8) OBP: 0.229, SLG: 0.206	F8		4-3		F8			F8		4	0	0	0	0	0	3
Joe Orsulak, L (1, 9) OBP: 0.373, SLG: 0.417	4-3			HBP		F9		F7		2	1	0	0	0	0	0
Sixto Lezcano, R (8, PH) OBP: 0.368, SLG: 0.333										1	0	0	0	0	0	1
(9, 9)																
Johnny Ray, S (1, 4) OBP: 0.310, SLG: 0.368	F7			E4		4-3		1B		4	0	1	0	0	0	1
Jason Thompson, L (1, 3) OBP: 0.356, SLG: 0.443		F7		SF8		F5		1B		3	0	1	2	0	0	0
Rafael Belliard, R (8, PR) OBP: 0.211, SLG: 0.211										0	0	0	0	0	0	0
(9, 6)																
Steve Kemp, L (1, 7) OBP: 0.308, SLG: 0.333		F8		G6-4-3			BB	K		3	0	0	0	1	1	3
Jim Morrison, R (1, 5) OBP: 0.378, SLG: 0.364		5-3			G4-6-3		1-3		5-3	4	1	1	0	0	0	1
Bill Almon, R (1, 6) OBP: 0.368, SLG: 0.396			K		G4-6-3		K	K	K	4	0	1	0	0	3	1
(9, 3)																
Junior Ortiz, R (1, 2) OBP: 0.333, SLG: 0.333										2	0	1	0	0	0	2
Doug Frobel, L (7, PH) OBP: 0.368, SLG: 0.382			1B		G4-6-3		F7		K	1	0	0	0	0	0	1
Don Robinson, R (8, 1)										0	0	0	0	0	0	0
George Hendrick, R (9, PH) OBP: 0.305, SLG: 0.333										1	0	0	0	0	1	0
Lee Tunnell, R (1, 1) OBP: 0.200, SLG: 0.200			K		2B			1B		1	0	0	0	0	1	1
Lee Mazzilli, S (5, PH) OBP: 0.600, SLG: 0.600										1	0	1	1	0	0	0
Rod Scurry, L (6, 1)										0	0	0	0	0	0	0
Tony Peña, R (8, 2) OBP: 0.305, SLG: 0.318										1	1	1	0	0	0	0
Inning Stats	R: 0 E: 0 K: 0 S: 3 H: 0 LOB: 0 BB: 0 P: 3	R: 0 E: 0 K: 0 S: 3 H: 0 LOB: 0 BB: 0 P: 3	R: 0 E: 0 K: 2 S: 8 H: 1 LOB: 1 BB: 0 P: 8	R: 1 E: 1 K: 0 S: 3 H: 0 LOB: 0 BB: 0 P: 4	R: 1 E: 0 K: 0 S: 5 H: 3 LOB: 1 BB: 0 P: 5	R: 0 E: 0 K: 0 S: 3 H: 0 LOB: 0 BB: 0 P: 3	R: 0 E: 0 K: 1 S: 5 H: 0 LOB: 1 BB: 1 P: 9	R: 1 E: 0 K: 1 S: 8 H: 3 LOB: 2 BB: 0 P: 8	R: 0 E: 0 K: 2 S: 7 H: 0 LOB: 0 BB: 0 P: 7	1B: 6 2B: 1 3B: 0 HR: 0 SF: 1 SAC: 0 DP: 2 HBP: 1	WP: 0 PB: 0 SB: 0 CS: 0 PA: 35					

PITCHER	IP	WLS	BF	H	R	ER	SO	BB	IBB	HBP	BLK	WP	HR	S	P	ERA	WHIP
Jim Gott, R (1, 1) ERA: 2.79	7.0	W	27	5	3	2	3	1	0	1	0	0	0	31	36	2.57	0.857
Mark Davis, L (8, 1) ERA: 1.29	1.0		5	2	0	0	1	0	0	0	0	0	0	7	7	0.00	2.000
Scott Garrelts, R (9, 1) ERA: 2.12	1.0	S	3	0	0	0	2	0	0	0	0	0	0	7	7	0.00	0.000

PITCHER	IP	WLS	BF	H	R	ER	SO	BB	IBB	HBP	BLK	WP	HR	S	P	ERA	WHIP

BOTTOM

San Francisco Giants @ Pittsburgh Pirates

Three Rivers Stadium, Pittsburgh, PA

Tue May 07 1985, 3:33 AM EDT

Att. 4,587 - Unknown

livebaseballscorecards.com

AB	32
R	3
H	7
RBI	3
BB	1
SO	6
LOB	14

TOP

Chicago Cubs @ San Francisco Giants

Candlestick Park, San Francisco, CA

Wed May 08 1985, 10:05 PM EDT

Att. 16,134 - Unknown

Batter	1	2	3	4	5	6	7	8	9	AB	R	H	RBI	BB	SO	LOB
Bob Dernier, R (1, 8) OBP: 0.320, SLG: 0.293	0-0 F6 ①		0-0 6-3 ③			0-0 6-3 ①		0-0 4-6 ①② 1-3f		4	0	0	0	0	0	1
23 Ryne Sandberg, R (1, 4) OBP: 0.252, SLG: 0.427	0-0 HR			0-0 F9 ①		0-0 6-3 ②		0-0 3B		4	1	2	1	0	0	0
Gary Matthews, R (1, 7) OBP: 0.380, SLG: 0.368	S S S 0-3 K ②			B B B B 4-0 BB BB		S S S 0-3 K ③				2	0	0	0	1	2	0
Gary Woods, R (6, 7) OBP: 0.167, SLG: 0.167								0-0 1-3 ③		1	0	0	0	0	0	1
Leon Durham, L (1, 3) OBP: 0.341, SLG: 0.494	0-0 F4 ③			S S S 0-3 K ②			0-0 2B		0-0 SH1-3 1B	4	0	2	0	0	1	1
Keith Moreland, R (1, 9) OBP: 0.374, SLG: 0.419		S S S 0-3 K ①		B B B B 4-0 1-2 BB			0-0 6-3 ①		0-0 SH1-3 ① 1-2	2	0	0	0	1	1	1
Jody Davis, R (1, 2) OBP: 0.295, SLG: 0.413		0-0 6-3 ②		0-0 F3 ③			0-0 5-3 ②		0-0 F3 ②	4	0	0	0	0	0	4
Ron Cey, R (1, 5) OBP: 0.293, SLG: 0.359		0-0 F6 ③			0-0 F8 ①		4-0 IBB		4-0 IBB	2	0	0	0	2	0	0
Shawon Dunston, R (1, 6) OBP: 0.276, SLG: 0.333			S S S 0-3 K ①		0-0 5-3 ②		0-0 F5 ③		0-0 G1-6-3 ③	2	0	0	0	0	1	0
Thad Bosley, L (7, PH) OBP: 0.333, SLG: 0.500										1	0	0	0	0	0	2
Larry Bowa, S (7, 6) OBP: 0.250, SLG: 0.375										0	0	0	0	0	0	0
Richie Hebner, L (9, PH) OBP: 0.333, SLG: 0.273										1	0	0	0	0	0	2
Chris Speier, R (9, 6) OBP: 0.273, SLG: 0.333										0	0	0	0	0	0	0
Rick Sutcliffe, L (1, 1) OBP: 0.263, SLG: 0.389			0-0 3-1 ②		0-0 3-1 ③			0-0 4-6 WP 1B		3	0	1	0	0	0	0

livebaseballscorecards.com

AB	30
R	1
H	5
RBI	1
BB	4
SO	5
LOB	12

Inning Stats	1	2	3	4	5	6	7	8	9
R	1	0	0	0	0	0	0	0	0
E	0	0	0	0	0	0	0	0	0
K	1	1	1	1	0	1	0	0	0
S	6	5	5	5	3	5	4	4	4
H	1	0	0	0	0	0	1	2	1
LOB	0	0	0	2	0	0	2	1	2
BB	0	0	0	2	0	0	1	0	1
P	6	5	5	13	3	5	8	4	8

1B: 2, 2B: 2, 3B: 1, HR: 1, SF: 0, SAC: 1, DP: 1, HBP: 0

WP: 1, PB: 0, SB: 0, CS: 0, PA: 35

PITCHER		IP	WLS	BF	H	R	ER	SO	BB	IBB	HBP	BLK	WP	HR	S	P	ERA	WHIP
Mike Krukow, R ERA: 1.53	(1, 1)	7.0	L	26	2	1	1	5	2	1	0	0	0	1	33	45	1.29	0.571
Greg Minton, R ERA: 4.5	(8, 1)	2.0		9	3	0	0	0	0	1	0	0	1	0	8	12	0.00	1.500

PITCHER	IP	WLS	BF	H	R	ER	SO	BB	IBB	HBP	BLK	WP	HR	S	P	ERA	WHIP

Batter	1	2	3	4	5	6	7	8	9	AB	R	H	RBI	BB	SO	LOB
Dan Gladden, R (1, 8) OBP: 0.318, SLG: 0.390	x 0-0 FC1 S 1B		x 0-0 ① F7		x 0-0 ② F3		x 0-0 S 1-3 1B			4	0	2	0	0	0	0
Manny Trillo, R (1, 4) OBP: 0.301, SLG: 0.265 Brad Wellman, R (8, 4) OBP: 0.364, SLG: 0.355	x 0-0 ① FC1 WP 1-3		x 0-0 ② 6-3		x 0-0 ③ F8		S S S 0-3 ③ K 1-2			4 0	0 0	0 0	0 0	0 0	1 0	3 0
Jeffrey Leonard, R (1, 7) OBP: 0.214, SLG: 0.250	S S S 0-3 ② K 1-2		x 0-0 S 1B			x 0-0 ① 6-3		S S S 0-3 ① K		4	0	1	0	0	2	1
Chili Davis, S (1, 9) OBP: 0.353, SLG: 0.461	B B B B 4-0 BB		S S S 0-3 ③ K 1-2			x 0-0 S 1B		x 0-0 ② G1		3	0	1	0	1	1	1
Gary Rajsich, L (1, 3) OBP: 0.233, SLG: 0.250	S S S 0-3 ③ K			S S S 0-3 ① K		x 0-0 ② F4 1-2		x 0-0 ③ F4		4	0	0	0	0	2	3
Chris Brown, R (1, 5) OBP: 0.304, SLG: 0.271		S S S 0-3 ① K		B B B B 4-0 BB		S S S 0-3 ③ K			x 0-0 ① 5-3	3	0	0	0	1	2	1
Bob Brenly, R (1, 2) OBP: 0.277, SLG: 0.365		S S S 0-3 ② K		x 0-0 ② F8			x 0-0 FC5-4 1B		x 0-0 ② F7	4	0	1	0	0	1	1
Jose Uribe, S (1, 6) OBP: 0.284, SLG: 0.323 Joel Youngblood, R (9, PH) OBP: 0.250, SLG: 0.118		x 0-0 2B		x 0-0 ③ 5-3			x 0-0 ① F5		S S S 0-3 ③ K	3 1	0 0	1 0	0 0	0 0	0 1	2 0
Mike Krukow, R (1, 1) OBP: 0.182, SLG: 0.200 Scot Thompson, L (7, PH) OBP: 0.158, SLG: 0.158 David Green, R (7, PR) OBP: 0.184, SLG: 0.071 Greg Minton, S (8, 1)		S S S 0-3 ③ K			S S S 0-3 ① K		x 0-0 ② FC5-4 1B 1-2f			2 1 0 0	0 0 0 0	0 0 0 0	0 0 0 0	0 0 0 0	2 0 0 0	1 1 0 0
Inning Stats	R: 0 H: 1 E: 0 LOB: 2 K: 2 BB: 1 S: 8 P: 12	R: 0 H: 1 E: 0 LOB: 1 K: 3 BB: 0 S: 10 P: 10	R: 0 H: 1 E: 0 LOB: 1 K: 1 BB: 0 S: 6 P: 6	R: 0 H: 0 E: 0 LOB: 1 K: 1 BB: 1 S: 5 P: 9	R: 0 H: 0 E: 0 LOB: 0 K: 1 BB: 0 S: 5 P: 5	R: 0 H: 1 E: 0 LOB: 1 K: 1 BB: 0 S: 6 P: 6	R: 0 H: 2 E: 0 LOB: 2 K: 1 BB: 0 S: 7 P: 7	R: 0 H: 0 E: 0 LOB: 0 K: 1 BB: 0 S: 5 P: 5	R: 0 H: 0 E: 0 LOB: 0 K: 1 BB: 0 S: 5 P: 5	1B: 5 2B: 1 3B: 0 HR: 0	SF: 0 SAC: 0 DP: 0 HBP: 0			WP: 1 PB: 0 SB: 4 CS: 0	PA: 35		

PITCHER		IP	WLS	BF	H	R	ER	SO	BB	IBB	HBP	BLK	WP	HR	S	P	ERA	WHIP
Rick Sutcliffe, R ERA: 1.96	(1, 1)	9.0	W	35	6	0	0	12	2	0	0	0	1	0	57	65	0.00	0.889

PITCHER	IP	WLS	BF	H	R	ER	SO	BB	IBB	HBP	BLK	WP	HR	S	P	ERA	WHIP

BOTTOM

Chicago Cubs @ San Francisco Giants

Candlestick Park, San Francisco, CA

Wed May 08 1985, 10:05 PM EDT

Att. 16,134 - Unknown

livebaseballscorecards.com

AB	33
R	0
H	6
RBI	0
BB	2
SO	12
LOB	14

Chicago Cubs @ San Francisco Giants

Candlestick Park, San Francisco, CA

Thu May 09 1985, 6:33 AM EDT

Att. 11,825 - Unknown

TOP

livebaseballscorecards.com

Batter	1	2	3	4	5	6	7	8	9	10	11	12	AB	R	H	RBI	BB	SO	LOB
Bob Dernier, R (1, 8) OBP: 0.324, SLG: 0.284	4-3		F8			F4		BB		BB			3	0	0	0	2	0	1
23 Ryne Sandberg, R (1, 4) OBP: 0.241, SLG: 0.407	B1-3			K		G3		F9		F9			5	0	0	0	0	1	3
Gary Matthews, R (1, 7) OBP: 0.373, SLG: 0.350 Gary Woods, R (9, 7) OBP: 0.286, SLG: 0.167 Larry Bowa, S (12, 6) OBP: 0.250, SLG: 0.375	5-3			F3		BB		4-3			BB		3 0 0	0 0 0	0 0 0	0 0 0	1 1 0	0 0 0	1 0 0
Leon Durham, L (1, 3) OBP: 0.333, SLG: 0.476		K		1B		4-3			6-3		K		5	0	1	0	0	2	2
Davey Lopes, R (1, 9) OBP: 0.352, SLG: 0.311 (12, 7)		K		4-3			6-3		F8		K		5	0	0	0	0	2	2
Ron Cey, R (1, 5) OBP: 0.289, SLG: 0.349		F9			1-3		1B		K		K		5	0	1	0	0	2	1
Chris Speier, R (1, 6) OBP: 0.375, SLG: 0.273 Warren Brusstar, R (12, 1)			5-3		E 1B		F3			6-3		CS	2 0	0 0	0 0	0 0	3 0	0 0	1 0
Steve Lake, R (1, 2) OBP: 0.231, SLG: 0.231 Richie Hebner, L (10, PH) OBP: 0.308, SLG: 0.250 Jody Davis, R (10, 2) OBP: 0.292, SLG: 0.407			5-3		F8		F9			3-1		K	3 1 1	0 0 0	0 0 0	0 0 0	0 0 1	0 0 1	3 0 1
Scott Sanderson, R (1, 1) OBP: 0.111, SLG: 0.111 Thad Bosley, L (10, PH) OBP: 0.375, SLG: 0.538 Lee Smith, R (10, 1) Keith Moreland, R (12, PH) OBP: 0.370, SLG: 0.414 (12, 9)			K		E8 1-3			F8		S		K 1-2	3 1 0 1	0 1 0 0	1 0 0 0	0 0 0 0	0 0 0 0	1 0 0 1	1 0 0 1
Inning Stats	R: 0 E: 0 K: 0 S: 3 H: 0 LOB: 0 BB: 0 P: 3	R: 0 E: 0 K: 2 S: 7 H: 0 LOB: 0 BB: 0 P: 7	R: 0 E: 0 K: 1 S: 5 H: 0 LOB: 1 BB: 1 P: 9	R: 0 E: 0 K: 1 S: 6 H: 1 LOB: 1 BB: 0 P: 6	R: 0 E: 1 K: 0 S: 3 H: 1 LOB: 2 BB: 1 P: 7	R: 0 E: 0 K: 0 S: 3 H: 0 LOB: 1 BB: 1 P: 7	R: 0 E: 0 K: 0 S: 4 H: 1 LOB: 1 BB: 0 P: 4	R: 0 E: 0 K: 0 S: 3 H: 0 LOB: 1 BB: 1 P: 7	R: 0 E: 0 K: 1 S: 5 H: 0 LOB: 0 BB: 0 P: 5	R: 0 E: 0 K: 0 S: 4 H: 1 LOB: 2 BB: 1 P: 8	R: 0 E: 0 K: 3 S: 9 H: 0 LOB: 1 BB: 1 P: 13	R: 0 E: 0 K: 2 S: 6 H: 0 LOB: 1 BB: 1 P: 10	1B: 4 2B: 1 3B: 0 HR: 0	SF: 0 SAC: 0 DP: 1 HBP: 0	WP: 0 PB: 0 SB: 1 CS: 1	PA: 45

PITCHER	IP	WLS	BF	H	R	ER	SO	BB	IBB	HBP	BLK	WP	HR	S	P	ERA	WHIP
Atlee Hammaker, L (1, 1) ERA: 3.72	8.0		30	3	0	0	4	4	0	0	0	0	0	34	50	0.00	0.875
Scott Garrelts, R (9, 1) ERA: 1.71	4.0	W	15	1	0	0	6	3	0	0	0	0	0	24	36	0.00	1.000

PITCHER	IP	WLS	BF	H	R	ER	SO	BB	IBB	HBP	BLK	WP	HR	S	P	ERA	WHIP

AB	38
R	0
H	4
RBI	0
BB	7
SO	10
LOB	17

Batter	1	2	3	4	5	6	7	8	9	10	11	12	AB	R	H	RBI	BB	SO	LOB
Dan Gladden, R (1, 8) OBP: 0.313, SLG: 0.375	K		1-3			5-3		SH1-4		K		1B HBP	4	0	0	0	0	2	1
Manny Trillo, R (1, 4) OBP: 0.303, SLG: 0.261	1-3		5-3			6-3		K			SH5-4 1B G5-2-3 BB	1B	5	0	1	1	1	1	2
Jeffrey Leonard, R (1, 7) OBP: 0.214, SLG: 0.247	K		E5 CS			K		F9			SH5-4 1B		5	0	1	0	0	2	2
Chili Davis, S (1, 9) OBP: 0.358, SLG: 0.457		K		BB			4-3		SH3 1B		SH5-4		3	0	1	0	1	1	0
Gary Rajsich, L (1, 3) OBP: 0.235, SLG: 0.226		6-3		K			K		SH3		IBB		3	0	0	0	1	2	1
Chris Brown, R (1, 5) OBP: 0.321, SLG: 0.293		K			1B 4-3		1B		1B		G5-2-3		5	0	3	0	0	1	3
Alex Trevino, R (1, 2) OBP: 0.308, SLG: 0.400			SH3		K		1B		F2			1-3	4	0	2	0	0	1	2
Bob Brenly, R (12, 2) OBP: 0.274, SLG: 0.360			1B		1B		1B						1	0	0	0	0	0	0
Jose Uribe, S (1, 6) OBP: 0.278, SLG: 0.314			F8		4-3		L6			6-3		F9	5	0	1	0	0	0	3
Atlee Hammaker, S (1, 1)			SH3		4-3			SH1-4		K		HBP	1	0	0	0	0	0	2
Duane Kuiper, L (8, PH) OBP: 1.000, SLG: 1.000													1	0	1	0	0	0	0
David Green, R (8, PR) OBP: 0.184, SLG: 0.071													0	0	0	0	0	0	0
Scott Garrelts, R (9, 1)													1	0	0	0	0	1	0
Rob Deer, R (12, PH) OBP: 0.417, SLG: 0.727													1	1	1	0	0	0	0
Inning Stats	R: 0 E: 0 K: 2 S: 7 H: 0 LOB: 0 BB: 0 P: 7	R: 0 E: 0 K: 2 S: 7 H: 0 LOB: 0 BB: 0 P: 7	R: 0 E: 0 K: 0 S: 4 H: 1 LOB: 1 BB: 0 P: 4	R: 0 E: 1 K: 1 S: 5 H: 0 LOB: 1 BB: 1 P: 9	R: 0 E: 0 K: 1 S: 6 H: 2 LOB: 2 BB: 0 P: 6	R: 0 E: 0 K: 1 S: 5 H: 0 LOB: 0 BB: 0 P: 5	R: 0 E: 0 K: 1 S: 7 H: 2 LOB: 2 BB: 0 P: 7	R: 0 E: 0 K: 1 S: 6 H: 1 LOB: 2 BB: 0 P: 6	R: 0 E: 0 K: 0 S: 4 H: 2 LOB: 1 BB: 0 P: 4	R: 0 E: 0 K: 2 S: 7 H: 0 LOB: 0 BB: 0 P: 7	R: 0 E: 0 K: 0 S: 3 H: 1 LOB: 2 BB: 2 P: 11	R: 1 E: 0 K: 0 S: 4 H: 2 LOB: 2 BB: 0 P: 5	1B: 11 2B: 0 3B: 0 HR: 0	SF: 0 SAC: 4 DP: 1 HBP: 1	WP: 0 PB: 0 SB: 0 CS: 1	PA: 47		

PITCHER	IP	WLS	BF	H	R	ER	SO	BB	IBB	HBP	BLK	WP	HR	S	P	ERA	WHIP
Scott Sanderson, R (1, 1) ERA: 2.79	9.0		34	8	0	0	9	1	0	0	0	0	0	51	55	0.00	1.000
Lee Smith, R (10, 1) ERA: 2.29	2.0		8	1	0	0	2	1	1	0	0	0	0	10	18	0.00	1.000
Warren Brusstar, R (12, 1) ERA: 1.8	0.2	L	5	2	1	1	0	0	0	1	0	0	0	4	5	13.50	3.000

PITCHER	IP	WLS	BF	H	R	ER	SO	BB	IBB	HBP	BLK	WP	HR	S	P	ERA	WHIP

BOTTOM

Chicago Cubs @ San Francisco Giants

Candlestick Park, San Francisco, CA

Thu May 09 1985, 6:33 AM EDT

Att. 11,825 - Unknown

livebaseballscorecards.com

AB	39
R	1
H	11
RBI	1
BB	3
SO	11
LOB	16

Batter	1	2	3	4	5	6	7	8	9	AB	R	H	RBI	BB	SO	LOB
Vince Coleman, S (1, 9) OBP: 0.337, SLG: 0.386	F9		F9		G4-3-6 1-2f		E1 FC5-2 1B 1-2 2-3 3-H		SH1-4 1-2	3	0	0	0	0	0	2
Tito Landrum, R (6, 9)										0	0	0	0	0	0	0
Andy Van Slyke, L (7, PH) OBP: 0.388, SLG: 0.435										1	1	0	0	0	0	2
(7, 7)																
Lonnie Smith, R (1, 7) OBP: 0.379, SLG: 0.333	4-3		6-3			K	FC5-2 1B 1-2 2-3 3-Hf		2B BB	4	0	0	0	0	1	3
Mike Jorgensen, L (7, 3) OBP: 0.444, SLG: 0.429										0	1	0	0	1	0	0
Tom Herr, S (1, 4) OBP: 0.452, SLG: 0.453	6-3		6-3			F4	1B 1-2 2-H 3-H		1B 1-H 2-H	5	1	2	4	0	0	0
Jack Clark, R (1, 3) OBP: 0.407, SLG: 0.515	FC3-6 3B	CS BB				FC5-4 1B	L5		BB 1B 3-H	4	1	3	1	1	0	2
(7, 9)																
Willie McGee, S (1, 8) OBP: 0.359, SLG: 0.452		FC3-6 BB		K 1-2		FC5-4 1-2f		E S SF7 1B	G1-6-3 1-2 BB	3	1	1	0	2	1	2
Terry Pendleton, S (1, 5) OBP: 0.297, SLG: 0.318	FC3-6 S 1B 1-2f 3-H			4-3			BB 3-1 E 1B	SF7 1-H	G1-6-3 1-2f	4	2	1	2	0	0	3
Tom Nieto, R (1, 2) OBP: 0.355, SLG: 0.231	K 1-2				BB		3-1 1-2	4-3		3	0	0	0	1	1	2
Ozzie Smith, S (1, 6) OBP: 0.311, SLG: 0.300	S 1B 2-H				G4-3-6 BB 1-2		E BB FC5-2 BB	1-3		2	0	1	1	2	0	0
Joaquin Andujar, S (1, 1) OBP: 0.167, SLG: 0.222	K 1-2				F8		FC5-2 E 1B 1-2 2-3 BB		SH1-4 2B BB	2	0	0	0	1	3	
Ivan De Jesus, R (7, PH) OBP: 0.571, SLG: 0.667										0	1	0	0	1	0	0
Bill Campbell, R (7, 1)										0	1	0	0	1	0	0
Inning Stats	R: 0 E: 0 K: 0 S: 3 H: 0 LOB: 0 BB: 0 P: 3	R: 2 E: 0 K: 2 S: 9 H: 2 LOB: 1 BB: 1 P: 13	R: 0 E: 0 K: 0 S: 3 H: 0 LOB: 0 BB: 0 P: 3	R: 0 E: 0 K: 1 S: 4 H: 0 LOB: 0 BB: 1 P: 8	R: 0 E: 0 K: 0 S: 2 H: 0 LOB: 1 BB: 2 P: 10	R: 0 E: 0 K: 1 S: 6 H: 1 LOB: 1 BB: 0 P: 6	R: 3 E: 1 K: 0 S: 6 H: 2 LOB: 2 BB: 2 P: 14	R: 1 E: 0 K: 0 S: 4 H: 1 LOB: 0 BB: 0 P: 4	R: 3 E: 0 K: 0 S: 4 H: 2 LOB: 1 BB: 3 P: 16	1B: 6 2B: 2 3B: 1 HR: 0 SF: 1 SAC: 1 DP: 3 HBP: 0	WP: 0 PB: 0 SB: 3 CS: 1 PA: 42					

PITCHER		IP	WLS	BF	H	R	ER	SO	BB	IBB	HBP	BLK	WP	HR	S	P	ERA	WHIP
Dave LaPoint, L ERA: 1.85	(1, 1)	6.1	L	27	4	5	2	4	6	0	0	0	0	0	29	53	2.84	1.579
Greg Minton, R ERA: 3.95	(7, 1)	1.2		8	2	1	0	0	0	0	0	0	0	0	8	8	0.00	1.200
Vida Blue, L ERA: 5.79	(9, 1)	0.1		5	2	3	3	0	2	0	0	0	0	0	3	11	81.00	12.000
Frank Williams, R ERA: 10.29	(9, 1)	0.2		2	0	0	0	0	1	0	0	0	0	0	1	5	0.00	1.500

PITCHER | IP | WLS | BF | H | R | ER | SO | BB | IBB | HBP | BLK | WP | HR | S | P | ERA | WHIP

TOP

St. Louis Cardinals @ San Francisco Giants
Candlestick Park, San Francisco, CA
Fri May 10 1985, 10:05 PM EDT
Att. 12,900 - Unknown

livebaseballscorecards.com

AB	31
R	9
H	8
RBI	8
BB	9
SO	4
LOB	19

Batter	1	2	3	4	5	6	7	8	9	AB	R	H	RBI	BB	SO	LOB
Dan Gladden, R (1, 8) OBP: 0.302, SLG: 0.361	F3	G6-4-3 1-2f			1-5-3			G3		4	0	0	0	0	0	2
Manny Trillo, R (1, 4) OBP: 0.311, SLG: 0.272	L1		G5-4-3 1B		F2			1B		4	0	2	0	0	0	0
Jeffrey Leonard, R (1, 7) OBP: 0.215, SLG: 0.248	HR 1B		G5-4-3 1-2f			F9		F7		4	1	1	0	0	0	2
Chili Davis, S (1, 9) OBP: 0.355, SLG: 0.479	1-H HR		F8			F7			F9	4	1	1	2	0	0	0
Chris Brown, R (1, 5) OBP: 0.326, SLG: 0.299 Brad Wellman, R (6, 5) OBP: 0.343, SLG: 0.333	K			G6-4-3 1B		F4			K	2 2	0 0	1 0	0 0	0 0	1 1	0 0
David Green, R (1, 3) OBP: 0.189, SLG: 0.087		1B 1B 1B		G6-4-3 1-2f			5-3		6-3	4	1	1	0	0	0	1
Alex Trevino, R (1, 2) OBP: 0.310, SLG: 0.370		F8		BB			F7			2	0	0	0	1	0	1
Jose Uribe, S (1, 6) OBP: 0.280, SLG: 0.315		1B 1-3 1B		4-3			F8			3	0	1	0	0	0	1
Dave LaPoint, L (1, 1) OBP: 0.385, SLG: 0.462 Greg Minton, S (7, 1) Scot Thompson, L (8, PH) OBP: 0.154, SLG: 0.154 Vida Blue, S (9, 1) Frank Williams, R (9, 1)		G6-4-3 1-3 3-H 1B			1-3			L3		2 0 1 0 0	0 0 0 0 0	1 0 0 0 0	1 0 0 0 0	0 0 0 0 0	0 0 0 0 0	0 0 0 0 0
Inning Stats	R: 2 E: 0 K: 1 S: 7 H: 2 LOB: 0 BB: 0 P: 7	R: 1 E: 0 K: 0 S: 5 H: 3 LOB: 1 BB: 0 P: 5	R: 0 E: 0 K: 0 S: 3 H: 1 LOB: 0 BB: 0 P: 3	R: 0 E: 0 K: 0 S: 3 H: 1 LOB: 1 BB: 1 P: 7	R: 0 E: 0 K: 0 S: 3 H: 0 LOB: 0 BB: 0 P: 3	R: 0 E: 0 K: 0 S: 3 H: 0 LOB: 0 BB: 0 P: 3	R: 0 E: 0 K: 0 S: 3 H: 0 LOB: 0 BB: 0 P: 3	R: 0 E: 0 K: 0 S: 4 H: 1 LOB: 1 BB: 0 P: 4	R: 0 E: 0 K: 1 S: 5 H: 0 LOB: 0 BB: 0 P: 5	1B: 7 2B: 0 3B: 0 HR: 1	SF: 0 SAC: 0 DP: 3 HBP: 0					WP: 0 PB: 0 SB: 0 CS: 0	PA: 33

PITCHER		IP	WLS	BF	H	R	ER	SO	BB	IBB	HBP	BLK	WP	HR	S	P	ERA	WHIP
Joaquin Andujar, R ERA: 3.17	(1, 1)	6.0	W	23	7	3	3	1	1	0	0	0	0	1	24	28	4.50	1.333
Bill Campbell, R ERA: 3.52	(7, 1)	3.0	S	10	1	0	0	1	0	0	0	0	0	0	12	12	0.00	0.333

PITCHER	IP	WLS	BF	H	R	ER	SO	BB	IBB	HBP	BLK	WP	HR	S	P	ERA	WHIP

BOTTOM

St. Louis Cardinals @ San Francisco Giants
Candlestick Park, San Francisco, CA
Fri May 10 1985, 10:05 PM EDT
Att. 12,900 - Unknown

livebaseballscorecards.com

AB	32
R	3
H	8
RBI	3
BB	1
SO	2
LOB	7

Batter	1	2	3	4	5	6	7	8	9	AB	R	H	RBI	BB	SO	LOB
Lonnie Smith, R (1, 7) OBP: 0.364, SLG: 0.319	F7	6-3		G3 1-2	K			5-3		4	0	0	0	0	1	3
Tito Landrum, R (8, PH) (8, 7)										1	0	0	0	0	0	0
Willie McGee, S (1, 8) OBP: 0.361, SLG: 0.442	S BB		G3	S 1B 2-3 1B		6-3		4-3		4	1	1	0	1	0	0
Tom Herr, S (1, 4) OBP: 0.450, SLG: 0.450	K 1-2		1B 2B 1B	HR 1-H 3-H 1B		G3		4-3		5	2	2	2	0	1	1
Jack Clark, R (1, 3) OBP: 0.414, SLG: 0.543	F9		2B 1-2 1B	HR 1-H		FC5-4 HBP			F7	4	2	2	2	0	0	1
Andy Van Slyke, L (1, 9) OBP: 0.400, SLG: 0.452		G3 1B 1B	S 1-H 2-H 2B	F8		FC5-4 1-2f			1B BB	4	1	2	2	1	0	1
Terry Pendleton, S (1, 5) OBP: 0.301, SLG: 0.322		G3 1-2 1B	4-3 2-3		F9		K		G4-6-3 1-2 1B	5	1	2	0	0	1	1
Darrell Porter, L (1, 2) OBP: 0.273, SLG: 0.316		G3 1-2 2-3	G3		F8		4-3		G4-6-3 1-2f	5	0	0	0	0	0	5
Ozzie Smith, S (1, 6) OBP: 0.336, SLG: 0.315		SH1-3 2-H 3-H 1B		1B 1B G3 1B		2B BB		BB		2	2	2	2	2	0	0
Danny Cox, R (1, 1) OBP: 0.118, SLG: 0.176		SH1-3 2-3		K		1-H 2B		F7		3	0	1	1	0	1	2
Inning Stats	R: 0 E: 0 K: 1 S: 5 H: 0 LOB: 1 BB: 1 P: 9	R: 2 E: 0 K: 0 S: 6 H: 3 LOB: 1 BB: 0 P: 6	R: 2 E: 0 K: 0 S: 6 H: 3 LOB: 1 BB: 0 P: 6	R: 4 E: 0 K: 1 S: 9 H: 4 LOB: 0 BB: 0 P: 9	R: 1 E: 0 K: 1 S: 6 H: 1 LOB: 1 BB: 1 P: 10	R: 0 E: 0 K: 0 S: 3 H: 0 LOB: 1 BB: 0 P: 4	R: 0 E: 0 K: 1 S: 5 H: 0 LOB: 1 BB: 1 P: 9	R: 0 E: 0 K: 0 S: 3 H: 0 LOB: 0 BB: 0 P: 3	R: 0 E: 0 K: 0 S: 3 H: 1 LOB: 1 BB: 1 P: 7	1B: 9 2B: 2 3B: 0 HR: 1 SF: 0 SAC: 1 DP: 1 HBP: 1	WP: 0 PB: 0 SB: 3 CS: 0 PA: 43					

PITCHER		IP	WLS	BF	H	R	ER	SO	BB	IBB	HBP	BLK	WP	HR	S	P	ERA	WHIP
Bill Laskey, R ERA: 5.28	(1, 1)	3.2	L	21	9	7	7	2	1	0	0	0	0	0	24	28	17.18	2.727
Vida Blue, L ERA: 7.5	(4, 1)	1.1		7	2	2	2	1	1	0	0	0	0	1	8	12	13.50	2.250
Frank Williams, R ERA: 8.0	(6, 1)	2.0		8	0	0	0	1	1	0	1	0	0	0	8	13	0.00	0.500
Greg Minton, R ERA: 3.45	(8, 1)	2.0		7	1	0	0	0	1	0	0	0	0	0	6	10	0.00	1.000

PITCHER	IP	WLS	BF	H	R	ER	SO	BB	IBB	HBP	BLK	WP	HR	S	P	ERA	WHIP

TOP

St. Louis Cardinals @ San Francisco Giants
Candlestick Park, San Francisco, CA
Sat May 11 1985, 6:33 AM EDT
Att. 16,154 - Sunny

livebaseballscorecards.com

AB	37
R	9
H	12
RBI	9
BB	4
SO	4
LOB	14

BOTTOM

St. Louis Cardinals @ San Francisco Giants
Candlestick Park, San Francisco, CA
Sat May 11 1985, 6:33 AM EDT
Att. 16,154 - Sunny

Batter	1	2	3	4	5	6	7	8	9	AB	R	H	RBI	BB	SO	LOB
Dan Gladden, R (1, 8) OBP: 0.294, SLG: 0.351	4-3		K		FC6-4 (1-2f) FC4-6		F9			3	0	0	0	0	1	1
Frank Williams, R (6, 1)										0	0	0	0	0	0	0
Gary Rajsich, L (7, PH) OBP: 0.229, SLG: 0.219										1	0	0	0	0	0	1
Greg Minton, S (8, 1)										0	0	0	0	0	0	0
Manny Trillo, R (1, 4) OBP: 0.302, SLG: 0.263	F8		5-3		FC4-6 (1-2f)			5-3		3	0	0	0	0	0	1
Scot Thompson, L (8, PH) OBP: 0.150, SLG: 0.150										1	0	0	0	0	0	0
Brad Wellman, R (9, 4) OBP: 0.343, SLG: 0.333										0	0	0	0	0	0	0
Jeffrey Leonard, R (1, 7) OBP: 0.227, SLG: 0.260	E S 1B		F9			FC3-6 1B		F5		3	1	2	0	0	0	0
Rob Deer, R (7, 7) OBP: 0.385, SLG: 0.667										1	0	0	0	0	0	0
Chili Davis, S (1, 9) OBP: 0.360, SLG: 0.485	1-2 E IBB			K		FC3-6 (1-2f) FC4-6		WP 2B 2B		3	2	1	0	1	1	1
Chris Brown, R (1, 5) OBP: 0.333, SLG: 0.358	E8 (1-H 2-H)			HR		FC4-6 (1-2f)		2-H 2B		4	1	2	2	0	0	1
David Green, R (1, 3) OBP: 0.175, SLG: 0.080	K			1-3		K		6-3		4	0	0	0	0	2	3
Alex Trevino, R (1, 2) OBP: 0.273, SLG: 0.323		F8		4-3			F5		6-3	4	0	0	0	0	0	0
Jose Uribe, S (1, 6) OBP: 0.278, SLG: 0.325		6-3			1-3		2B		4-3	4	0	1	0	0	0	0
Bill Laskey, R (1, 1)		F8			BB FC6-4		K		K	1	0	0	0	0	0	0
Vida Blue, S (4, 1)										0	0	0	0	0	0	0
Duane Kuiper, L (5, PH) OBP: 1.000, SLG: 1.000										0	0	0	0	1	0	0
Joel Youngblood, R (6, 8) OBP: 0.227, SLG: 0.105										2	0	0	0	0	2	1
Inning Stats	R: 2 E: 1 K: 1 S: 7 H: 1 LOB: 1 BB: 1 P: 11	R: 0 E: 0 K: 0 S: 3 H: 0 LOB: 0 BB: 0 P: 3	R: 0 E: 0 K: 1 S: 5 H: 0 LOB: 0 BB: 0 P: 5	R: 1 E: 0 K: 1 S: 6 H: 1 LOB: 0 BB: 0 P: 6	R: 0 E: 0 K: 0 S: 3 H: 0 LOB: 1 BB: 1 P: 7	R: 0 E: 0 K: 1 S: 6 H: 1 LOB: 1 BB: 0 P: 6	R: 0 E: 0 K: 1 S: 6 H: 1 LOB: 1 BB: 0 P: 6	R: 1 E: 0 K: 0 S: 5 H: 2 LOB: 1 BB: 0 P: 5	R: 0 E: 0 K: 1 S: 5 H: 0 LOB: 0 BB: 0 P: 5	1B: 2 2B: 3 3B: 0 HR: 1	SF: 0 SAC: 0 DP: 0 HBP: 0			WP: 1 PB: 0 SB: 1 CS: 0	PA: 36		

livebaseballscorecards.com

	AB	34
	R	4
	H	6
	RBI	2
	BB	2
	SO	6
	LOB	9

PITCHER	IP	WLS	BF	H	R	ER	SO	BB	IBB	HBP	BLK	WP	HR	S	P	ERA	WHIP
Danny Cox, R (1, 1) ERA: 2.0	9.0	W	36	6	4	2	6	1	1	0	0	1	1	46	54	2.00	0.778

PITCHER	IP	WLS	BF	H	R	ER	SO	BB	IBB	HBP	BLK	WP	HR	S	P	ERA	WHIP

Batter	1	2	3	4	5	6	7	8	9	10	AB	R	H	RBI	BB	SO	LOB
Lonnie Smith, R (1, 7) OBP: 0.375, SLG: 0.319	0-0 5-3 S 4-3 1B		0-0 F6 ②		0-0 6-3 ②			4-0 1B 1B BB	4-0 CS BB		3	2	1	0	2	0	0
Ricky Horton, L (9, 1)											0	0	0	0	0	0	0
Neil Allen, R (9, 1)											0	0	0	0	0	0	0
Willie McGee, S (1, 8) OBP: 0.352, SLG: 0.427	0-0 5-3 ① 1-3		0-0 CS 1B		0-0 F3 ③			0-3 K ①	0-0 CS ③ 1-2	0-0 3-1 ①	5	0	1	0	0	1	2
Tom Herr, S (1, 4) OBP: 0.440, SLG: 0.440	0-0 4-3 ② 3-H		0-0 CS ③ 1-2	0-3 K ①		0-3 K ①		0-0 1B 1-3 1B		0-3 K ②	5	0	1	1	0	3	0
Jack Clark, R (1, 3) OBP: 0.429, SLG: 0.560	4-0 BB			0-0 1B 4-3 1B		0-0 1B CS 2B		0-0 FC6-4 1-2 3-H 1B		0-3 K ③	4	1	3	1	1	1	0
Andy Van Slyke, L (1, 9) OBP: 0.409, SLG: 0.461	0-0 F7 ③			0-0 4-3 1-3 1B		0-0 CS 2-3 1B		0-3 K ②			3	0	2	0	0	0	1
Brian Harper, R (8, PH) OBP: 0.455, SLG: 0.500											1	0	0	0	0	1	2
(8, 9)																	
Terry Pendleton, S (1, 5) OBP: 0.291, SLG: 0.311		0-0 2-3 ①		0-0 4-3 ② 1-2 3-H		0-3 K ②③ 1-2 3-H		0-0 FC6-4 ③ 1-2f			4	0	0	1	0	1	5
Darrell Porter, L (1, 2) OBP: 0.277, SLG: 0.300	0-0 F2 ②			4-0 IBB			0-0 L4 ①		0-3 K ①		2	0	0	0	1	0	0
Ivan De Jesus, R (9, PH) OBP: 0.500, SLG: 0.571											1	0	0	0	0	1	0
Tom Nieto, R (9, 2) OBP: 0.355, SLG: 0.231											0	0	0	0	0	0	0
Ozzie Smith, S (1, 6) OBP: 0.333, SLG: 0.344	0-0 F7 ③			0-0 F8 ③			0-0 F7 ②		0-0 HR		4	1	1	1	0	0	2
Bob Forsch, R (1, 1) OBP: 0.111, SLG: 0.111			0-3 K ①		0-0 F8 ①		0-3 K ③		0-0 5-3 ②		3	0	0	0	0	2	0
Jeff Lahti, R (7, 1)											0	0	0	0	0	0	0
Tito Landrum, R (9, PH)											1	0	0	0	0	0	0
(9, 7)																	
Inning Stats	R: 1 E: 0 K: 0 S: 4 H: 1 LOB: 1 BB: 1 P: 8	R: 0 E: 0 K: 0 S: 3 H: 0 LOB: 0 BB: 0 P: 3	R: 0 E: 0 K: 1 S: 5 H: 1 LOB: 0 BB: 0 P: 5	R: 1 E: 0 K: 1 S: 7 H: 2 LOB: 2 BB: 1 P: 11	R: 0 E: 0 K: 0 S: 3 H: 0 LOB: 0 BB: 0 P: 3	R: 0 E: 0 K: 2 S: 8 H: 2 LOB: 1 BB: 0 P: 8	R: 0 E: 0 K: 1 S: 5 H: 0 LOB: 0 BB: 0 P: 5	R: 1 E: 0 K: 2 S: 9 H: 2 LOB: 2 BB: 1 P: 13	R: 1 E: 0 K: 1 S: 5 H: 1 LOB: 0 BB: 1 P: 9	R: 0 E: 0 K: 2 S: 7 H: 0 LOB: 0 BB: 0 P: 7	1B: 7 2B: 1 3B: 0 HR: 1	SF: 0 SAC: 0 DP: 0 HBP: 0						

PITCHER		IP	WLS	BF	H	R	ER	SO	BB	IBB	HBP	BLK	WP	HR	S	P	ERA	WHIP
Jim Gott, R	(1, 1)	7.0		28	6	3	3	5	2	1	0	0	0	0	35	47	3.86	1.143
ERA: 3.0																		
Mark Davis, L	(8, 1)	2.0		9	3	1	1	3	1	0	0	0	0	1	14	18	4.50	2.000
ERA: 1.57																		
Scott Garrelts, R	(10, 1)	1.0	W	3	0	0	0	2	0	0	0	0	0	0	7	7	0.00	0.000
ERA: 1.64																		

PITCHER		IP	WLS	BF	H	R	ER	SO	BB	IBB	HBP	BLK	WP	HR	S	P	ERA	WHIP

TOP

St. Louis Cardinals @ San Francisco Giants

Candlestick Park, San Francisco, CA

Sun May 12 1985, 6:33 AM EDT

Att. 19,614 - Unknown

livebaseballscorecards.com

AB	36
R	4
H	9
RBI	4
BB	4
SO	10
LOB	12

1B: 7 SF: 0
2B: 1 SAC: 0
3B: 0 DP: 0
HR: 1 HBP: 0

WP: 0 PA: 42
PB: 0
SB: 1
CS: 4

St. Louis Cardinals @ San Francisco Giants

Candlestick Park, San Francisco, CA

Sun May 12 1985, 6:33 AM EDT

Att. 19,614 - Unknown

BOTTOM

livebaseballscorecards.com

Batter	1	2	3	4	5	6	7	8	9	10	AB	R	H	RBI	BB	SO	LOB
Dan Gladden, R (1, 8) OBP: 0.298, SLG: 0.348	S S S 0-3 ① K		x 0-0 ① F8		x 0-0 ② L5		x 0-0 S 2-H 1B		B B B B 4-0 FC6-4 BB		4	0	1	1	1	1	0
Manny Trillo, R (1, 4) OBP: 0.291, SLG: 0.253 Scot Thompson, L (9, PH) OBP: 0.146, SLG: 0.146 Scott Garrelts, R (10, 1)	x 0-0 ② L6		x 0-0 ② F7		x 0-0 ③ F8		x 0-0 ③ 5-3 1-2		x 0-0 ② F7		4 1 0	0 0 0	0 0 0	0 0 0	0 0 0	0 0 0	1 2 0
Jeffrey Leonard, R (1, 7) OBP: 0.226, SLG: 0.250	B B B B 4-0 S BB		S S S 0-3 ③ K			x 0-0 ① F9		x 0-0 ① 6-3	x 0-0 ③ FC6-4 1-2f		4	0	0	0	1	1	2
Chili Davis, S (1, 9) OBP: 0.353, SLG: 0.466	x 0-0 ③ 4-3 1-2			x 0-0 ① F9		x 0-0 ② F7		x 0-0 ② F7		B B B B 4-0 WP 1B BB	4	1	0	0	1	0	1
Chris Brown, R (1, 5) OBP: 0.326, SLG: 0.349		S S S 0-3 ① K		x 0-0 E4		x 0-0 ③ 1-3		x 0-0 2B 1B		x 0-0 ① F7 1-2	5	0	1	0	0	1	1
Bob Brenly, R (1, 2) OBP: 0.303, SLG: 0.423		B B B B 4-0 1B BB		S S S 0-3 ② K			x 0-0 HR	x 0-0 1-3 2B		I I I 4-0 1B IBB	3	1	2	1	2	1	1
David Green, R (1, 3) OBP: 0.210, SLG: 0.127		x 0-0 G4-3 1-3 1B		x 0-0 ③ 6-3			x 0-0 SH1-3 1B 1B	x 0-0 ③ F9		x 0-0 1-2 2-H 1B	5	1	3	1	0	0	3
Jose Uribe, S (1, 6) OBP: 0.265, SLG: 0.309		x 0-0 ② ③ G4-3 1-2f			x 0-0 ① F3		x 0-0 ① F8		x 0-0 ① F9		4	0	0	0	0	0	3
Jim Gott, R (1, 1) OBP: 0.308, SLG: 0.769 Mark Davis, L (8, 1) Joel Youngblood, R (9, PH) OBP: 0.261, SLG: 0.200 Brad Wellman, R (10, 4) OBP: 0.343, SLG: 0.333			x 0-0 HR		x 0-0 HR		x 0-0 ② SH1-3 1-2		x 0-0 2B		2 0 1 0	2 0 0 0	2 0 1 0	2 0 0 0	0 0 0 0	0 0 0 0	0 0 0 0
Inning Stats	R: 0 H: 0 E: 0 LOB: 1 K: 1 BB: 1 S: 5 P: 9	R: 0 H: 1 E: 0 LOB: 1 K: 1 BB: 1 S: 5 P: 9	R: 1 H: 1 E: 0 LOB: 0 K: 1 BB: 0 S: 6 P: 6	R: 0 H: 0 E: 1 LOB: 1 K: 1 BB: 0 S: 6 P: 6	R: 1 H: 1 E: 0 LOB: 0 K: 0 BB: 0 S: 4 P: 4	R: 0 H: 0 E: 0 LOB: 0 K: 0 BB: 0 S: 3 P: 3	R: 2 H: 3 E: 0 LOB: 1 K: 0 BB: 0 S: 6 P: 6	R: 0 H: 2 E: 0 LOB: 2 K: 0 BB: 0 S: 5 P: 5	R: 0 H: 1 E: 0 LOB: 2 K: 0 BB: 1 S: 4 P: 8	R: 1 H: 1 E: 0 LOB: 2 K: 0 BB: 2 S: 2 P: 10	1B: 5 2B: 2 3B: 0 HR: 3	SF: 0 SAC: 1 DP: 1 HBP: 0					

	AB	37
	R	5
	H	10
	RBI	5
	BB	5
	SO	4
	LOB	14

WP: 1 PA: 43
PB: 0
SB: 2
CS: 0

PITCHER		IP	WLS	BF	H	R	ER	SO	BB	IBB	HBP	BLK	WP	HR	S	P	ERA	WHIP
Bob Forsch, R ERA: 4.61	(1, 1)	6.2		27	5	4	4	4	2	0	0	0	0	3	33	41	5.40	1.050
Jeff Lahti, R ERA: 2.89	(7, 1)	1.1		7	3	0	0	0	0	0	0	0	0	0	7	7	0.00	2.250
Ricky Horton, L ERA: 0.77	(9, 1)	0.1		2	1	0	0	0	0	0	0	0	0	0	2	2	0.00	3.000
Neil Allen, R ERA: 5.84	(9, 1)	1.0	L	7	1	1	1	0	2	1	0	0	1	0	4	16	9.00	3.000

PITCHER		IP	WLS	BF	H	R	ER	SO	BB	IBB	HBP	BLK	WP	HR	S	P	ERA	WHIP

Batter	1	2	3	4	5	6	7	8	9	AB	R	H	RBI	BB	SO	LOB
Marvell Wynne, L (1, 8) OBP: 0.182, SLG: 0.185	F7		5-3			6-3		1-3		4	0	0	0	0	0	1
Lee Mazzilli, S (1, 3) OBP: 0.500, SLG: 0.588	L4			HR		BB, FC6		F6		3	1	1	1	1	0	1
Johnny Ray, S (1, 4) OBP: 0.311, SLG: 0.376	2B			6-3		FC6 1-2f			G3-6 1B	4	0	2	0	0	0	1
Bill Madlock, R (1, 5) OBP: 0.304, SLG: 0.356	F8			F3			2B		L4	4	0	1	0	0	0	2
Steve Kemp, L (1, 7) OBP: 0.315, SLG: 0.353		G6-4-3 1B		K			6-3		G3-6 1-2f	4	0	1	0	0	1	2
Tony Peña, R (1, 2) OBP: 0.274, SLG: 0.308		G6-4-3 1-2f			K		K			3	0	0	0	0	2	2
Joe Orsulak, L (1, 9) OBP: 0.333, SLG: 0.366		4-3			6-3		K			2	0	0	0	0	0	0
Cecilio Guante, R (7, 1)										0	0	0	0	0	0	0
Bill Almon, R (1, 6) OBP: 0.338, SLG: 0.351			F7		K			E6 1-3		3	0	0	0	0	1	0
Larry McWilliams, L (1, 1) OBP: 0.143, SLG: 0.154			K			F5		F2		1	0	0	0	0	1	0
Mike Bielecki, R (5, 1)										0	0	0	0	0	0	0
Doug Frobel, L (5, 9) OBP: 0.300, SLG: 0.304										2	0	0	0	0	0	1
Jason Thompson, L (7, PH) OBP: 0.342, SLG: 0.455										1	0	0	0	0	1	1
Inning Stats	R: 0 H: 1 E: 0 LOB: 1 K: 0 BB: 0 S: 4 P: 4	R: 0 H: 1 E: 0 LOB: 0 K: 0 BB: 0 S: 3 P: 3	R: 0 H: 0 E: 0 LOB: 0 K: 1 BB: 0 S: 5 P: 5	R: 1 H: 1 E: 0 LOB: 0 K: 1 BB: 0 S: 6 P: 6	R: 0 H: 0 E: 0 LOB: 0 K: 2 BB: 0 S: 7 P: 7	R: 0 H: 0 E: 0 LOB: 1 K: 0 BB: 1 S: 3 P: 7	R: 0 H: 1 E: 0 LOB: 1 K: 2 BB: 0 S: 8 P: 8	R: 0 H: 0 E: 1 LOB: 1 K: 0 BB: 0 S: 4 P: 4	R: 0 H: 1 E: 0 LOB: 0 K: 0 BB: 0 S: 3 P: 3	1B: 2 SF: 0 2B: 2 SAC: 0 3B: 0 DP: 2 HR: 1 HBP: 0						

TOP

Pittsburgh Pirates @ San Francisco Giants

Candlestick Park, San Francisco, CA

Tue May 14 1985, 6:33 AM EDT

Att. 4,484 - Unknown

livebaseballscorecards.com

AB	31
R	1
H	5
RBI	1
BB	1
SO	6
LOB	11

WP: 0 PB: 0 SB: 0 CS: 0 PA: 32

PITCHER	IP	WLS	BF	H	R	ER	SO	BB	IBB	HBP	BLK	WP	HR	S	P	ERA	WHIP
Mike Krukow, R (1, 1) ERA: 1.45	9.0	W	32	5	1	1	6	1	0	0	0	0	1	43	47	1.00	0.667

PITCHER	IP	WLS	BF	H	R	ER	SO	BB	IBB	HBP	BLK	WP	HR	S	P	ERA	WHIP

Batter	1	2	3	4	5	6	7	8	9	AB	R	H	RBI	BB	SO	LOB
Dan Gladden, R (1, 8) OBP: 0.297, SLG: 0.339	B B B B 4-0 G4-6-3 BB	x 0-0 ③ F7			S S S 0-3 ① K			x 0-0 ① F8		3	0	0	0	1	1	2
Manny Trillo, R (1, 4) OBP: 0.289, SLG: 0.252	x 0-0 ① ② G4-6-3 1-2f		x 0-0 G6-4-3 1B		x 0-0 ② 5-3			S S S 0-3 ② K		4	0	1	0	0	1	2
Jeffrey Leonard, R (1, 7) OBP: 0.218, SLG: 0.241	x 0-0 ③ F9		x 0-0 ① F9		S S S 0-3 ③ K			x 0-0 ③ 6-3		4	0	0	0	0	1	2
Chili Davis, S (1, 9) OBP: 0.344, SLG: 0.453		x 0-0 ① F7	x 0-0 ② ③ G6-4-3 1-2f			x 0-0 ① 4-3				3	0	0	0	0	0	1
Chris Brown, R (1, 5) OBP: 0.327, SLG: 0.341		H 1-0 2B HBP		x 0-0 ① 6-3		x 0-0 ② 1-3				2	1	0	0	0	0	0
Bob Brenly, R (1, 2) OBP: 0.293, SLG: 0.407		x 0-0 ② F7		x 0-0 ② 5-3		x 0-0 ③ F4				3	0	0	0	0	0	1
David Green, R (1, 3) OBP: 0.231, SLG: 0.172		x 0-0 1-H 2B 2B		x 0-0 1B			x 0-0 ① F4			3	1	2	1	0	0	0
Jose Uribe, S (1, 6) OBP: 0.267, SLG: 0.301		H 1-0 2B HBP		x 0-0 ③ L5			S S S 0-3 ② K			2	1	0	0	0	1	1
Mike Krukow, R (1, 1) OBP: 0.286, SLG: 0.462		x 0-0 1-H 2-H 2B			x 0-0 2B		S S S 0-3 ③ K			3	0	2	2	0	1	0
Inning Stats	R: 0 E: 0 K: 0 S: 2 H: 0 LOB: 0 BB: 1 P: 6	R: 3 E: 0 K: 0 S: 5 H: 2 LOB: 1 BB: 0 P: 7	R: 0 E: 0 K: 0 S: 3 H: 1 LOB: 0 BB: 0 P: 3	R: 0 E: 0 K: 0 S: 4 H: 1 LOB: 1 BB: 0 P: 4	R: 0 E: 0 K: 2 S: 8 H: 1 LOB: 1 BB: 0 P: 8	R: 0 E: 0 K: 0 S: 3 H: 0 LOB: 0 BB: 0 P: 3	R: 0 E: 0 K: 2 S: 7 H: 0 LOB: 0 BB: 0 P: 7	R: 0 E: 0 K: 1 S: 5 H: 0 LOB: 0 BB: 0 P: 5		1B: 2 2B: 3 3B: 0 HR: 0 SF: 0 SAC: 0 DP: 2 HBP: 2					WP: 0 PB: 0 SB: 0 CS: 0	PA: 30

PITCHER		IP	WLS	BF	H	R	ER	SO	BB	IBB	HBP	BLK	WP	HR	S	P	ERA	WHIP
Larry McWilliams, L ERA: 4.99	(1, 1)	4.0	L	18	5	3	3	0	1	0	2	0	0	0	15	21	6.75	1.500
Mike Bielecki, R ERA: 4.94	(5, 1)	2.0		6	0	0	0	2	0	0	0	0	0	0	10	10	0.00	0.000
Cecilio Guante, R ERA: 2.7	(7, 1)	2.0		6	0	0	0	3	0	0	0	0	0	0	12	12	0.00	0.000

PITCHER	IP	WLS	BF	H	R	ER	SO	BB	IBB	HBP	BLK	WP	HR	S	P	ERA	WHIP

BOTTOM

Pittsburgh Pirates @ San Francisco Giants

Candlestick Park, San Francisco, CA

Tue May 14 1985, 6:33 AM EDT

Att. 4,484 - Unknown

livebaseballscorecards.com

AB	27
R	3
H	5
RBI	3
BB	1
SO	5
LOB	9

Batter	1	2	3	4	5	6	7	8	9	AB	R	H	RBI	BB	SO	LOB
Bill Almon, R (1, 6) (9, 5) OBP: 0.333, SLG: 0.338	F9		6-3			F5		BB, 4-0, 1-2, G6-4-3		3	0	0	0	1	0	0
Johnny Ray, S (1, 4) OBP: 0.302, SLG: 0.364	5-3			F3		K		0-0, 1-2f, G6-4-3		4	0	0	0	0	1	2
Bill Madlock, R (1, 3) OBP: 0.310, SLG: 0.370	K			BLK, 2B		6-3			2B, BB, 1B	4	1	2	0	0	1	0
George Hendrick, R (1, 9) OBP: 0.275, SLG: 0.296		5-3		K, 2-3			K		K	4	0	0	0	0	3	2
Tony Peña, R (1, 2) OBP: 0.281, SLG: 0.324		1B, 1B		2-3			4-3		BB, 1-3, 2B	4	0	2	0	0	0	1
Jim Morrison, R (1, 5) OBP: 0.327, SLG: 0.311 Steve Kemp, L (9, PH) OBP: 0.327, SLG: 0.353 Rafael Belliard, R (9, PR) OBP: 0.211, SLG: 0.211 (9, 6)		1-2, G4-3, 1B			1-3, 1B, 1B		F6		BB, IBB	3 0 0	1 0 0	2 0 0	0 0 0	0 1 0	0 0 0	0 0 0
Sixto Lezcano, R (1, 7) OBP: 0.333, SLG: 0.282 Jason Thompson, L (9, PH) OBP: 0.347, SLG: 0.455 Joe Orsulak, L (9, PR) OBP: 0.333, SLG: 0.366 (9, 7)	1-2f, G4-3		1-2, 1-3					BB, 1B, SH1-3	1-2, 2-3, 3-H, BB	2 0 0	1 0 0	0 1 0	0 1 0	1 1 0	0 0 0	3 0 0
Marvell Wynne, L (1, 8) OBP: 0.190, SLG: 0.193			1-3	2-H, G4-6-3, 1B				1-2, SH1-3	L6	3	0	1	1	0	0	3
Rick Rhoden, R (1, 1) OBP: 0.167, SLG: 0.167 Lee Mazzilli, S (8, PH) OBP: 0.520, SLG: 0.611 Don Robinson, R (8, 1)			L3	1-2f, G4-6-3				2-H, BB, 1B	1-3	2 1 1	0 0 0	0 1 0	0 1 0	0 1 0	0 0 0	1 0 3
Inning Stats	R: 0 E: 0 K: 1 S: 5 H: 0 LOB: 0 BB: 0 P: 5	R: 0 E: 0 K: 0 S: 4 H: 2 LOB: 1 BB: 0 P: 4	R: 0 E: 0 K: 0 S: 3 H: 0 LOB: 0 BB: 0 P: 3	R: 0 E: 0 K: 1 S: 6 H: 1 LOB: 1 BB: 0 P: 6	R: 1 E: 0 K: 0 S: 4 H: 2 LOB: 0 BB: 0 P: 4	R: 0 E: 0 K: 1 S: 5 H: 0 LOB: 0 BB: 0 P: 5	R: 0 E: 0 K: 1 S: 5 H: 0 LOB: 0 BB: 0 P: 5	R: 1 E: 0 K: 0 S: 3 H: 1 LOB: 1 BB: 2 P: 11	R: 1 E: 0 K: 1 S: 7 H: 2 LOB: 3 BB: 2 P: 15	1B: 6 2B: 2 3B: 0 HR: 0	SF: 0 SAC: 1 DP: 3 HBP: 0						

PITCHER		IP	WLS	BF	H	R	ER	SO	BB	IBB	HBP	BLK	WP	HR	S	P	ERA	WHIP
Atlee Hammaker, L ERA: 3.53	(1, 1)	7.0		25	5	2	2	4	1	0	0	1	0	0	32	36	2.57	0.857
Mark Davis, L ERA: 1.5	(8, 1)	1.0		4	1	0	0	0	1	0	0	0	0	0	3	7	0.00	2.000
Scott Garrelts, R ERA: 1.96	(9, 1)	1.0	L	7	2	1	1	1	1	1	0	0	0	0	7	15	9.00	3.000

PITCHER	IP	WLS	BF	H	R	ER	SO	BB	IBB	HBP	BLK	WP	HR	S	P	ERA	WHIP

TOP

Pittsburgh Pirates @ San Francisco Giants

Candlestick Park, San Francisco, CA

Wed May 15 1985, 6:33 AM EDT

Att. 6,852 - Unknown

livebaseballscorecards.com

AB	31
R	3
H	8
RBI	3
BB	4
SO	5
LOB	15

BOTTOM

Pittsburgh Pirates @ San Francisco Giants

Candlestick Park, San Francisco, CA

Wed May 15 1985, 6:33 AM EDT

Att. 6,852 - Unknown

livebaseballscorecards.com

Batter	1	2	3	4	5	6	7	8	9	AB	R	H	RBI	BB	SO	LOB
Dan Gladden, R (1, 8) OBP: 0.301, SLG: 0.358	S 4-3 1B 1B	1-3			G3		2B 3B		K	5	2	2	0	0	1	1
Manny Trillo, R (1, 4) OBP: 0.288, SLG: 0.262	4-3 1-2		F7		F9		FC5 3-H 2B		F6	4	0	1	1	0	0	1
Gary Rajsich, L (9, PH) OBP: 0.222, SLG: 0.212										1	0	0	0	0	0	0
Jeffrey Leonard, R (1, 7) OBP: 0.228, SLG: 0.250	FC5 HBP 2-H 1B		4-3		BB 1B		K			4	0	2	1	0	1	1
Chili Davis, S (1, 9) OBP: 0.349, SLG: 0.444	F9		K		BB 1-2		IBB			2	0	0	0	2	1	1
Chris Brown, R (1, 5) OBP: 0.324, SLG: 0.330	HBP 1-2			6-3	K		FC5 2-3f			3	0	0	0	0	1	4
Bob Brenly, R (1, 2) OBP: 0.292, SLG: 0.400	FC5 2-3f			FC5 1B 1B		K		F4		4	0	1	0	0	1	2
David Green, R (1, 3) OBP: 0.232, SLG: 0.194		2B		F5		F8		K		4	0	1	0	0	1	1
Scott Garrelts, R (9, 1)										0	0	0	0	0	0	0
Jose Uribe, S (1, 6) OBP: 0.267, SLG: 0.299		G6-5-6		1-2 1B		4-3		F8		4	0	1	0	0	0	1
Atlee Hammaker, S (1, 1)										3	0	0	0	0	1	3
Mark Davis, L (8, 1)										0	0	0	0	0	0	0
Scot Thompson, L (9, 3) OBP: 0.143, SLG: 0.143		1-3		FC5 2-3f			K		5-3	1	0	0	0	0	0	0

Inning Stats	1	2	3	4	5	6	7	8	9
	R: 1 E: 0 K: 0 S: 5	H: 2 LOB: 2 BB: 0 P: 6	R: 0 E: 0 K: 0 S: 4	H: 1 LOB: 1 BB: 0 P: 4	R: 0 E: 0 K: 1 S: 5	H: 0 LOB: 0 BB: 0 P: 5	R: 0 E: 0 K: 0 S: 5	H: 2 LOB: 2 BB: 0 P: 5	R: 0 E: 0 K: 1 S: 6	H: 1 LOB: 2 BB: 1 P: 10	R: 0 E: 0 K: 1 S: 5	H: 0 LOB: 0 BB: 0 P: 5	R: 1 E: 0 K: 2 S: 9	H: 2 LOB: 2 BB: 1 P: 13	R: 0 E: 0 K: 1 S: 5	H: 0 LOB: 0 BB: 0 P: 5	R: 0 E: 0 K: 1 S: 5	H: 0 LOB: 0 BB: 0 P: 5

	AB	35
	R	2
	H	8
	RBI	2
	BB	2
	SO	7
	LOB	15

	1B: 5	SF: 0	WP: 0	PA: 38
	2B: 2	SAC: 0	PB: 0	
	3B: 1	DP: 0	SB: 1	
	HR: 0	HBP: 1	CS: 0	

PITCHER		IP	WLS	BF	H	R	ER	SO	BB	IBB	HBP	BLK	WP	HR	S	P	ERA	WHIP
Rick Rhoden, R ERA: 3.51	(1, 1)	7.0		32	8	2	2	5	1	1	1	0	0	0	39	48	2.57	1.286
Don Robinson, R ERA: 2.14	(8, 1)	2.0	W	6	0	0	0	2	0	0	0	0	0	0	10	10	0.00	0.000

PITCHER	IP	WLS	BF	H	R	ER	SO	BB	IBB	HBP	BLK	WP	HR	S	P	ERA	WHIP

Batter	1	2	3	4	5	6	7	8	9	10	11	12	AB	R	H	RBI	BB	SO	LOB
Dan Gladden, R (1, 8) OBP: 0.297, SLG: 0.352	0-0 E 1B 1B		0-0 F7		0-0 5-3			0-0 F9			0-0 4-3		5	1	1	0	0	0	2
Manny Trillo, R (1, 4) OBP: 0.301, SLG: 0.270	0-0 E8 3-1 1-H 1B		0-0 G4-6-3 1-2f			SSS 0-3 K		BBBB 4-0 FC6 BB			0-0 1B 1B		4	0	2	0	1	1	1
Jeffrey Leonard, R (1, 7) OBP: 0.227, SLG: 0.248	0-0 6-3			0-0 F9		0-0 G3		0-0 FC6 1-2f			0-0 S 1-3 1B		5	0	1	0	0	0	2
Chili Davis, S (1, 9) OBP: 0.336, SLG: 0.425	0-0 3-1 2-3			0-0 L6		0-0 F5			0-0 F9		SSS 0-3 K		5	0	0	0	0	1	3
Chris Brown, R (1, 5) OBP: 0.318, SLG: 0.333	0-0 P3			0-0 1-3			0-0 2B		SSS 0-3 K		SSS 0-3 K 1-2		5	0	1	0	0	2	3
Bob Brenly, R (1, 2) OBP: 0.277, SLG: 0.378		0-0 F6			0-0 F4		SSS 0-3 K		0-0 6-3			0-0 F7	5	0	0	0	0	1	1
David Green, R (1, 3) OBP: 0.236, SLG: 0.215 Scot Thompson, L (8, 3) OBP: 0.159, SLG: 0.159		SSS 0-3 K			0-0 1B 2B		0-0 E6 G6-4-3			0-0 2-3		0-0 1B	3 2	1 0	1 1	0 0	0 0	1 0	1 0
Jose Uribe, S (1, 6) OBP: 0.263, SLG: 0.293		SSS 0-3 K			0-0 SH1-6-4 2-H 1B		0-0 G6-4-3 1-2f			0-0 6-3		0-0 L4	5	0	1	1	0	1	3
Dave LaPoint, L (1, 1) OBP: 0.429, SLG: 0.500 Gary Rajsich, L (8, PH) OBP: 0.216, SLG: 0.206 Mark Davis, L (8, 1) Greg Minton, S (8, 1) Rob Deer, R (10, PH) OBP: 0.357, SLG: 0.615 Scott Garrelts, R (10, 1)			0-0 G4-6-3 1B		0-0 SH1-6-4 1-2			SSS 0-3 K		SSS 0-3 K		0-0 F8	1 1 0 0 1 1	0 0 0 0 0 0	1 0 0 0 0 0	0 0 0 0 1 0	0 1 0 0 0 1	0 0 0 0 0 0	0 0 0 0 0 1
Inning Stats	R: 1 E: 1 K: 0 S: 5 H: 2 LOB: 1 BB: 0 P: 5	R: 0 E: 0 K: 2 S: 7 H: 0 LOB: 0 BB: 0 P: 7	R: 0 E: 0 K: 0 S: 3 H: 1 LOB: 0 BB: 0 P: 3	R: 0 E: 0 K: 0 S: 3 H: 0 LOB: 0 BB: 0 P: 3	R: 1 E: 0 K: 0 S: 5 H: 2 LOB: 1 BB: 0 P: 5	R: 0 E: 0 K: 1 S: 5 H: 0 LOB: 0 BB: 0 P: 5	R: 0 E: 1 K: 1 S: 6 H: 1 LOB: 1 BB: 0 P: 6	R: 0 E: 0 K: 1 S: 5 H: 0 LOB: 1 BB: 1 P: 9	R: 0 E: 0 K: 1 S: 5 H: 0 LOB: 0 BB: 0 P: 5	R: 0 E: 0 K: 1 S: 5 H: 0 LOB: 0 BB: 0 P: 5	R: 0 E: 0 K: 2 S: 9 H: 2 LOB: 2 BB: 0 P: 9	R: 0 E: 0 K: 0 S: 4 H: 1 LOB: 1 BB: 0 P: 4	1B: 7 2B: 2 3B: 0 HR: 0 SF: 0 SAC: 1 DP: 2 HBP: 0						

PITCHER		IP	WLS	BF	H	R	ER	SO	BB	IBB	HBP	BLK	WP	HR	S	P	ERA	WHIP
Ron Darling, R ERA: 2.31	(1, 1)	9.0		33	6	2	2	6	1	0	0	0	0	0	44	48	2.00	0.778
Jesse Orosco, L ERA: 1.99	(10, 1)	2.0		8	2	0	0	3	0	0	0	0	0	0	14	14	0.00	1.000
Roger McDowell, R ERA: 4.15	(12, 1)	1.0	W	4	1	0	0	0	0	0	0	0	0	0	4	4	0.00	1.000

PITCHER	IP	WLS	BF	H	R	ER	SO	BB	IBB	HBP	BLK	WP	HR	S	P	ERA	WHIP

TOP

San Francisco Giants @ New York Mets

Shea Stadium, Flushing, NY

Fri May 17 1985, 7:05 PM EDT

Att. 23,428 - Unknown

livebaseballscorecards.com

AB	43
R	2
H	9
RBI	1
BB	1
SO	9
LOB	17

Batter	1	2	3	4	5	6	7	8	9	10	11	12	AB	R	H	RBI	BB	SO	LOB
Mookie Wilson, S (1, 8) OBP: 0.318, SLG: 0.400	6-3		6-3 2-3		FC5-4 1-2f			BBBB 4-0 SH3-4 BB		F7		1-3	5	0	0	0	1	0	2
Kelvin Chapman, R (1, 4) OBP: 0.212, SLG: 0.167 Wally Backman, S (10, PH) OBP: 0.333, SLG: 0.326 (11, 4)	G3		BBBB 4-0 BB			5-3		SH3-4 1-2		SSS 0-3 K		E7 1B 1B	2 2	0 1	0 0	0 0	1 0	0 1	0 0
Keith Hernandez, L (1, 3) OBP: 0.392, SLG: 0.397	SSS 0-3 K		0-0 F8			F5		IIII 4-0 IBB		BBBB 4-0 BB		1B 1-2 1B	4	0	1	0	2	1	2
Gary Carter, R (1, 2) OBP: 0.359, SLG: 0.435		SSS 0-3 K		0-0 CS 1B		6-3		0-0 F6		0-0 F9		0-0 1-2 2-H 1B	6	0	2	1	0	1	3
George Foster, R (1, 7) OBP: 0.291, SLG: 0.436		1-3		F8			BBBB 4-0 HR BB	0-0 G3			SSS 0-3 K		4	1	0	0	1	1	3
Ray Knight, R (1, 5) OBP: 0.288, SLG: 0.302 Terry Blocker, L (11, PR) Roger McDowell, R (12, 1) OBP: 0.333, SLG: 0.200	2B	SSS 0-3 K 1-2					1-H HR		F8		BBBB 4-0 1B BB		4 0 0	1 0 0	2 0 0	2 0 0	1 0 0	1 0 0	1 0 0
John Christensen, R (1, 9) OBP: 0.278, SLG: 0.233 Danny Heep, L (9, PH) OBP: 0.358, SLG: 0.450 (10, 9)	F9				5-3			F8	6-3		1-3 1B		3 2	0 0	0 1	0 0	0 0	0 0	1 0
Rafael Santana, R (1, 6) OBP: 0.282, SLG: 0.284			4-3		6-3			4-3	1B		SSS 0-3 K		5	0	1	0	0	1	2
Ron Darling, R (1, 1) OBP: 0.200, SLG: 0.300 Rusty Staub, L (9, PH) OBP: 0.267, SLG: 0.357 Jesse Orosco, R (10, 1) OBP: 0.500, SLG: 0.500 Howard Johnson, S (11, PH) OBP: 0.238, SLG: 0.197 (12, 5)			6-3 2B		FC5-4 1B			6-3	4-3		F6		3 1 0 1	0 0 0 0	2 0 0 0	0 0 0 0	0 0 0 0	0 0 0 0	0 1 0 2
Inning Stats	R: 0 E: 0 K: 1 S: 5 H: 0 LOB: 0 BB: 0 P: 5	R: 0 E: 0 K: 1 S: 6 H: 1 LOB: 1 BB: 0 P: 6	R: 0 E: 0 K: 0 S: 4 H: 1 LOB: 2 BB: 1 P: 8	R: 0 E: 0 K: 1 S: 5 H: 1 LOB: 1 BB: 0 P: 5	R: 0 E: 0 K: 0 S: 4 H: 1 LOB: 1 BB: 0 P: 4	R: 0 E: 0 K: 0 S: 3 H: 0 LOB: 0 BB: 0 P: 3	R: 2 E: 0 K: 0 S: 4 H: 1 LOB: 0 BB: 1 P: 8	R: 0 E: 0 K: 0 S: 3 H: 0 LOB: 2 BB: 2 P: 11	R: 0 E: 0 K: 0 S: 4 H: 1 LOB: 1 BB: 0 P: 4	R: 0 E: 0 K: 1 S: 5 H: 0 LOB: 1 BB: 1 P: 9	R: 0 E: 0 K: 2 S: 8 H: 1 LOB: 2 BB: 1 P: 12	R: 1 E: 1 K: 0 S: 4 H: 2 LOB: 2 BB: 0 P: 4	1B: 6 2B: 3 3B: 0 HR: 1	SF: 0 SAC: 1 DP: 1 HBP: 0	WP: 0 PB: 0 SB: 0 CS: 1	PA: 49			

PITCHER		IP	WLS	BF	H	R	ER	SO	BB	IBB	HBP	BLK	WP	HR	S	P	ERA	WHIP
Dave LaPoint, L ERA: 1.95	(1, 1)	7.0		27	5	2	2	3	2	0	0	0	0	1	31	39	2.57	1.000
Mark Davis, L ERA: 1.48	(8, 1)	0.1		3	0	0	0	0	1	1	0	0	0	0	1	9	0.00	3.000
Greg Minton, R ERA: 3.12	(8, 1)	1.2		6	1	0	0	0	0	0	0	0	0	0	6	6	0.00	0.600
Scott Garrelts, R ERA: 1.78	(10, 1)	2.1	L	13	3	1	0	3	2	0	0	0	0	0	17	25	0.00	2.143

PITCHER	IP	WLS	BF	H	R	ER	SO	BB	IBB	HBP	BLK	WP	HR	S	P	ERA	WHIP

BOTTOM

San Francisco Giants @ New York Mets

Shea Stadium, Flushing, NY

Fri May 17 1985, 7:05 PM EDT

Att. 23,428 - Unknown

livebaseballscorecards.com

AB	42
R	3
H	9
RBI	3
BB	6
SO	6
LOB	17

Batter	1	2	3	4	5	6	7	8	9	10	AB	R	H	RBI	BB	SO	LOB
Dan Gladden, R (1, 8) OBP: 0.294, SLG: 0.341	F6		5-3			F3		F8		1B IBB	4	1	0	0	1	0	0
Manny Trillo, R (1, 4) OBP: 0.299, SLG: 0.263 Gary Rajsich, L (10, PH) OBP: 0.237, SLG: 0.229 Greg Minton, S (10, 1)	5-3			F9		F8			FC3-6 WP BB	1B 1-3 2-H 3-H 1B	3 1 0	0 0 0	0 1 0	0 2 0	1 0 0	0 0 0	0 0 0
Jeffrey Leonard, R (1, 7) OBP: 0.226, SLG: 0.246	K			K		L9			6-3 1-2	2B 1-3 3-H 1B	5	1	1	1	0	2	1
Chili Davis, S (1, 9) OBP: 0.360, SLG: 0.474		CS BB		E8 1B			HR		FC3-6 IBB	HR 1-H 2B	3	2	3	2	2	0	0
Chris Brown, R (1, 5) OBP: 0.313, SLG: 0.356		F7		F8			F8		FC3-6 1-2f 2-3	HR 3-H HR	5	1	1	2	0	0	4
Scot Thompson, L (1, 3) OBP: 0.204, SLG: 0.224		K			4-3 2B		G5-4-3 1B		K	BB 1B	5	0	3	0	0	2	3
Alex Trevino, R (1, 2) OBP: 0.289, SLG: 0.314		CS 1-2	5-3		K		G5-4-3 1-2f			SH1-4 SH 1B 1B BB 1-2	4	1	1	0	1	1	2
Jose Uribe, S (1, 6) OBP: 0.263, SLG: 0.313			SH1-3 3B		4-3 2-3			4-3		SH SH1-4 1B 1B L7	4	2	1	0	0	0	3
Bill Laskey, R (1, 1) Mark Davis, L (8, 1) Duane Kuiper, L (10, PH) OBP: 1.000, SLG: 1.000 Brad Wellman, R (10, 4) OBP: 0.343, SLG: 0.333			SH1-3 3-H		K			F8		SH1-4 1-2 2-3	2 0 0 0	0 0 0 0	0 0 0 0	1 0 0 0	0 0 0 0	1 0 0 0	1 0 0 0
Inning Stats	R: 0 E: 0 K: 1 S: 5 H: 0 LOB: 0 BB: 0 P: 5	R: 0 E: 0 K: 1 S: 4 H: 0 LOB: 0 BB: 1 P: 8	R: 1 E: 0 K: 0 S: 4 H: 1 LOB: 0 BB: 0 P: 4	R: 0 E: 1 K: 1 S: 6 H: 1 LOB: 1 BB: 0 P: 6	R: 0 E: 0 K: 2 S: 8 H: 1 LOB: 1 BB: 0 P: 8	R: 0 E: 0 K: 0 S: 3 H: 0 LOB: 0 BB: 0 P: 3	R: 1 E: 0 K: 0 S: 4 H: 2 LOB: 0 BB: 0 P: 4	R: 0 E: 0 K: 0 S: 3 H: 0 LOB: 0 BB: 0 P: 3	R: 0 E: 0 K: 1 S: 5 H: 0 LOB: 2 BB: 2 P: 13	R: 6 E: 0 K: 0 S: 9 H: 6 LOB: 2 BB: 2 P: 17	1B: 6 2B: 2 3B: 1 HR: 2	SF: 0 SAC: 3 DP: 1 HBP: 0						

PITCHER	IP	WLS	BF	H	R	ER	SO	BB	IBB	HBP	BLK	WP	HR	S	P	ERA	WHIP
Ed Lynch, R (1, 1) ERA: 2.68	8.0		28	5	2	2	5	1	0	0	0	0	1	37	41	2.25	0.750
Wes Gardner, R (9, 1) ERA: 18.0	2.0	L	16	6	6	6	1	2	2	0	0	1	1	14	30	27.00	4.000

PITCHER	IP	WLS	BF	H	R	ER	SO	BB	IBB	HBP	BLK	WP	HR	S	P	ERA	WHIP

TOP

San Francisco Giants @ New York Mets

Shea Stadium, Flushing, NY

Sat May 18 1985, 7:05 PM EDT

Att. 32,646 - Unknown

livebaseballscorecards.com

AB	36
R	8
H	11
RBI	8
BB	5
SO	6
LOB	14

WP: 1	PA: 45		
PB: 0			
SB: 0			
CS: 1			

Batter	1	2	3	4	5	6	7	8	9	10	AB	R	H	RBI	BB	SO	LOB
Wally Backman, S (1, 4) OBP: 0.333, SLG: 0.326	FC6-4 1B		F9		G3 2-3			SH5-4 1-2			3	0	1	0	0	0	1
Mookie Wilson, S (1, 8) OBP: 0.306, SLG: 0.385	FC6-4 F8 S 1-2f		F8		B5-3			K			4	0	0	0	0	1	4
Keith Hernandez, L (1, 3) OBP: 0.388, SLG: 0.387	BB 1-2			E4 HR		F8		6-3			3	1	0	0	1	0	2
Gary Carter, R (1, 2) OBP: 0.348, SLG: 0.420	F8 2-3			P4		F7			K		4	0	0	0	0	1	3
George Foster, R (1, 7) OBP: 0.289, SLG: 0.463	F3			HR 1-H		K			6-3		4	1	1	2	0	1	2
Danny Heep, L (1, 9) OBP: 0.343, SLG: 0.429		6-3		K			F7		K		3	0	0	0	0	1	0
John Christensen, R (9, PH) OBP: 0.270, SLG: 0.226 (10, 9)											1	0	0	0	0	1	0
Ray Knight, R (1, 5) OBP: 0.268, SLG: 0.277		6-3		F8			1-3			F8	4	0	0	0	0	0	0
Rafael Santana, R (1, 6) OBP: 0.281, SLG: 0.283		F7			G3 S 1B		6-3			5-3	4	0	1	0	0	0	0
Ed Lynch, R (1, 1) OBP: 0.133, SLG: 0.071			K		K 1-2			SH5-4 1B		F8	2	0	0	0	0	2	1
Rusty Staub, L (8, PH) OBP: 0.313, SLG: 0.400											1	0	1	0	0	0	0
Terry Blocker, L (8, PR)											0	0	0	0	0	0	0
Wes Gardner, R (9, 1)											0	0	0	0	0	0	0
Howard Johnson, S (10, PH) OBP: 0.235, SLG: 0.194											1	0	0	0	0	0	0
Inning Stats	R: 0 H: 1 E: 0 LOB: 2 K: 0 BB: 1 S: 4 P: 8	R: 0 H: 0 E: 0 LOB: 0 K: 0 BB: 0 S: 3 P: 3	R: 0 H: 0 E: 0 LOB: 0 K: 1 BB: 0 S: 5 P: 5	R: 2 H: 1 E: 1 LOB: 0 K: 1 BB: 0 S: 7 P: 7	R: 0 H: 1 E: 0 LOB: 1 K: 1 BB: 0 S: 6 P: 6	R: 0 H: 0 E: 0 LOB: 0 K: 1 BB: 0 S: 5 P: 5	R: 0 H: 0 E: 0 LOB: 0 K: 0 BB: 0 S: 3 P: 3	R: 0 H: 1 E: 0 LOB: 2 K: 1 BB: 0 S: 6 P: 6	R: 0 H: 0 E: 0 LOB: 0 K: 2 BB: 0 S: 7 P: 7	R: 0 H: 0 E: 0 LOB: 0 K: 0 BB: 0 S: 3 P: 3	1B: 3 SF: 0 2B: 0 SAC: 1 3B: 0 DP: 0 HR: 1 HBP: 0						

PITCHER		IP	WLS	BF	H	R	ER	SO	BB	IBB	HBP	BLK	WP	HR	S	P	ERA	WHIP
Bill Laskey, R ERA: 4.46	(1, 1)	7.1		28	4	2	1	4	1	0	0	0	0	1	35	39	1.23	0.682
Mark Davis, L ERA: 1.38	(8, 1)	1.2	W	5	0	0	0	3	0	0	0	0	0	0	11	11	0.00	0.000
Greg Minton, R ERA: 2.95	(10, 1)	1.0		3	0	0	0	0	0	0	0	0	0	0	3	3	0.00	0.000

PITCHER	IP	WLS	BF	H	R	ER	SO	BB	IBB	HBP	BLK	WP	HR	S	P	ERA	WHIP

BOTTOM

San Francisco Giants @ New York Mets

Shea Stadium, Flushing, NY

Sat May 18 1985, 7:05 PM EDT

Att. 32,646 - Unknown

livebaseballscorecards.com

AB	34
R	2
H	4
RBI	2
BB	1
SO	7
LOB	13

WP: 0 PA: 36
PB: 0
SB: 2
CS: 0

Batter	1	2	3	4	5	6	7	8	9	AB	R	H	RBI	BB	SO	LOB
Dan Gladden, R (1, 8) OBP: 0.306, SLG: 0.343	BBBB 4-0 HR BB		x 0-0 S 1B		x 0-0 ② F9			BBBB 4-0 FC1-6 BB		2	1	1	0	2	0	0
Manny Trillo, R (1, 4) OBP: 0.290, SLG: 0.254	x 0-0 ① P6		x 0-0 ① 5-3 1-2		SSS 0-3 ③ K			x 0-0 ① FC1-6 G6-4-3 1-2f		4	0	0	0	0	1	3
Jeffrey Leonard, R (1, 7) OBP: 0.226, SLG: 0.269	x 0-0 1-H HR		SSS 0-3 ② K			x 0-0 ① 1-3		x 0-0 ②③ G6-4-3 1-2f		4	1	1	2	0	1	2
Chili Davis, S (1, 9) OBP: 0.357, SLG: 0.462	BBBB 4-0 CS BB		x 0-0 ③ F3			x 0-0 ② F5			x 0-0 ① 3-1	3	0	0	0	1	0	1
Chris Brown, R (1, 5) OBP: 0.302, SLG: 0.343	x 0-0 ② F3			SSS 0-3 ① K		x 0-0 ③ F8			SSS 0-3 ② K	4	0	0	0	0	2	1
David Green, R (1, 3) OBP: 0.237, SLG: 0.217	0-0 ③ CS 1-2	SSS 0-3 ① K		x 0-0 ② 5-3			x 0-0 ① 3-1		x 0-0 1B	4	0	1	0	0	1	0
Alex Trevino, R (1, 2) OBP: 0.317, SLG: 0.306 Scot Thompson, L (9, PH) OBP: 0.200, SLG: 0.220		x 0-0 ② 5-3		BBBB 4-0 FC5-4 BB			BBBB 4-0 FC4-6 BB		x 0-0 ③ 4-3	1 1	0 0	0 0	0 0	2 0	0 0	0 1
Jose Uribe, S (1, 6) OBP: 0.265, SLG: 0.323		x 0-0 2B		x 0-0 ③ FC5-4 1-2f			x 0-0 ② FC4-6 1-2f			3	0	1	0	0	0	2
Jim Gott, R (1, 1) OBP: 0.267, SLG: 0.667 Mark Davis, L (6, 1) Scott Garrelts, R (6, 1) Gary Rajsich, L (7, PH) OBP: 0.231, SLG: 0.222 Greg Minton, S (7, 1)		SSS 0-3 ③ K			SSS 0-3 ① K		x 0-0 ③ G3			2 0 0 1 0	0 0 0 0 0	0 0 0 0 0	0 0 0 0 0	0 0 0 0 0	2 0 0 0 0	1 0 0 1 0
Inning Stats	R: 2 E: 0 K: 0 S: 3 H: 1 LOB: 0 BB: 2 P: 11	R: 0 E: 0 K: 2 S: 8 H: 1 LOB: 1 BB: 0 P: 8	R: 0 E: 0 K: 1 S: 6 H: 1 LOB: 1 BB: 0 P: 6	R: 0 E: 0 K: 1 S: 5 H: 0 LOB: 1 BB: 1 P: 9	R: 0 E: 0 K: 2 S: 7 H: 0 LOB: 0 BB: 0 P: 7	R: 0 E: 0 K: 0 S: 3 H: 0 LOB: 0 BB: 0 P: 3	R: 0 E: 0 K: 0 S: 3 H: 0 LOB: 1 BB: 1 P: 7	R: 0 E: 0 K: 0 S: 2 H: 0 LOB: 0 BB: 1 P: 6	R: 0 E: 0 K: 1 S: 6 H: 1 LOB: 1 BB: 0 P: 6	1B: 2 2B: 1 3B: 0 HR: 1	SF: 0 SAC: 0 DP: 1 HBP: 0						

TOP

San Francisco Giants @ New York Mets

Shea Stadium, Flushing, NY

Sun May 19 1985, 3:33 AM EDT

Att. 50,369 - Sunny

livebaseballscorecards.com

AB	29
R	2
H	4
RBI	2
BB	5
SO	7
LOB	12

PITCHER		IP	WLS	BF	H	R	ER	SO	BB	IBB	HBP	BLK	WP	HR	S	P	ERA	WHIP
Tom Gorman, L ERA: 2.79	(1, 1)	6.0	W	23	3	2	2	6	3	0	0	0	0	1	32	44	3.00	1.000
Roger McDowell, R ERA: 3.72	(7, 1)	3.0	S	11	1	0	0	1	2	0	0	0	0	0	11	19	0.00	1.000

PITCHER	IP	WLS	BF	H	R	ER	SO	BB	IBB	HBP	BLK	WP	HR	S	P	ERA	WHIP

Batter	1	2	3	4	5	6	7	8	9	AB	R	H	RBI	BB	SO	LOB
Wally Backman, S (1, 4) OBP: 0.327, SLG: 0.319	B2			1-3		PB BB 1B 1-2 1B		6-3		2	0	0	0	0	0	0
Kelvin Chapman, R (6, PH) OBP: 0.222, SLG: 0.180 (7, 4)										2	1	1	0	0	0	0
Mookie Wilson, S (1, 8) OBP: 0.304, SLG: 0.380	3-1			6-3		F8		5-3 1B		4	0	1	0	0	0	2
Keith Hernandez, L (1, 3) OBP: 0.391, SLG: 0.385	L7			1B		B B B B PB 1B 1-2 2-3 BB		5-3 1-3		3	1	1	0	1	0	1
Danny Heep, L (1, 7) OBP: 0.347, SLG: 0.431		G6-4-3 1B		F7		B B B B 1B 1-2 2-3 3-H BB		S S S K		2	0	1	0	0	0	1
Gary Carter, R (6, PH) OBP: 0.353, SLG: 0.420										0	0	0	0	1	0	0
Roger McDowell, R (7, 1) OBP: 0.286, SLG: 0.167										1	0	0	0	0	1	1
Howard Johnson, S (1, 5) OBP: 0.238, SLG: 0.200		F5			B3	1-3 2-H 3-H 1B				3	0	1	2	0	0	1
John Christensen, R (1, 9) OBP: 0.250, SLG: 0.206		G6-4-3 1-2f			6-3	S S S K				3	0	0	0	0	1	3
Clint Hurdle, L (1, 2) OBP: 0.250, SLG: 0.267			F8		3-1		B B B B FC1-6 BB			2	0	0	0	1	0	0
Rafael Santana, R (1, 6) OBP: 0.274, SLG: 0.275			F7			E5 BB 1B PB	FC1-6 G5-4-3 1-2f			3	1	0	0	0	0	1
Tom Gorman, L (1, 1)			S S S K			S S S K	G5-4-3 1-2f			1	0	0	0	0	1	0
Terry Blocker, L (6, PH)										0	0	0	0	0	0	0
Ron Gardenhire, R (6, PH) OBP: 0.250, SLG: 0.211										1	0	0	0	0	1	1
George Foster, R (7, 7) OBP: 0.286, SLG: 0.458										1	0	0	0	0	0	1
Inning Stats	R: 0 E: 0 K: 0 S: 3 H: 0 LOB: 0 BB: 0 P: 3	R: 0 E: 0 K: 0 S: 3 H: 1 LOB: 0 BB: 0 P: 3	R: 0 E: 0 K: 1 S: 5 H: 0 LOB: 0 BB: 0 P: 5	R: 0 E: 0 K: 0 S: 4 H: 1 LOB: 1 BB: 0 P: 4	R: 0 E: 0 K: 0 S: 3 H: 0 LOB: 0 BB: 0 P: 3	R: 3 E: 1 K: 2 S: 10 H: 2 LOB: 2 BB: 2 P: 18	R: 0 E: 0 K: 0 S: 2 H: 0 LOB: 0 BB: 1 P: 6	R: 0 E: 0 K: 1 S: 6 H: 1 LOB: 1 BB: 0 P: 6		1B: 5 2B: 0 3B: 0 HR: 0 SF: 0 SAC: 0 DP: 2 HBP: 0						

PITCHER		IP	WLS	BF	H	R	ER	SO	BB	IBB	HBP	BLK	WP	HR	S	P	ERA	WHIP
Jim Gott, R ERA: 2.63	(1, 1)	5.0		17	2	1	1	1	0	0	0	0	0	0	19	19	1.80	0.400
Mark Davis, L ERA: 2.03	(6, 1)	0.2	L	4	1	0	0	1	1	0	0	0	0	0	5	9	0.00	3.000
Scott Garrelts, R ERA: 1.75	(6, 1)	0.1		3	1	2	1	1	1	0	0	0	0	0	4	8	27.00	6.000
Greg Minton, R ERA: 2.66	(7, 1)	2.0		7	1	0	0	1	1	0	0	0	0	0	8	12	0.00	1.000

PITCHER	IP	WLS	BF	H	R	ER	SO	BB	IBB	HBP	BLK	WP	HR	S	P	ERA	WHIP

BOTTOM

San Francisco Giants @ New York Mets

Shea Stadium, Flushing, NY

Sun May 19 1985, 3:33 AM EDT
Att. 50,369 - Sunny

livebaseballscorecards.com

AB	28
R	3
H	5
RBI	2
BB	3
SO	4
LOB	12

Batter	1	2	3	4	5	6	7	8	9	AB	R	H	RBI	BB	SO	LOB
Dan Gladden, R (1, 8) OBP: 0.311, SLG: 0.348	0-0 3B 1B		0-0 F8			0-0 CS 1B		0-0 4-3		4	1	2	0	0	0	0
Manny Trillo, R (1, 4) OBP: 0.289, SLG: 0.254	0-0 F8		0-0 5-3			0-0 F8		0-0 1B		4	0	1	0	0	0	2
Jeffrey Leonard, R (1, 7) OBP: 0.241, SLG: 0.301	0-0 1-H 3B			0-0 2B		BBBB 4-0 1-2 BB		0-0 F9		3	0	2	1	1	0	1
Joel Youngblood, R (1, 9) OBP: 0.222, SLG: 0.167	0-0 G3-4			0-0 5-3		SSS 0-3 K			0-0 P4	4	0	0	0	0	1	3
Chris Brown, R (1, 5) OBP: 0.303, SLG: 0.343	0-0 P4			0-0 F3			0-0 1B		BBBB 4-0 5-3 BB	3	0	1	0	0	0	2
Brad Wellman, R (7, PR) OBP: 0.343, SLG: 0.333 (7, 5)										0	0	0	0	0	0	0
Gary Rajsich, L (9, PH) OBP: 0.250, SLG: 0.222										0	0	0	0	1	0	0
Rob Deer, R (9, PR) OBP: 0.357, SLG: 0.615										0	0	0	0	0	0	0
David Green, R (1, 3) OBP: 0.228, SLG: 0.208		SSS 0-3 K		0-0 6-3			0-0 F9		BBBB 4-0 1-2 5-3 BB	3	0	0	0	0	1	2
Frank Williams, R (7, 1)										0	0	0	0	0	0	0
Chili Davis, S (9, PH) OBP: 0.362, SLG: 0.462										0	0	0	0	1	0	0
Bob Brenly, R (1, 2) OBP: 0.267, SLG: 0.362		SSS 0-3 K			0-0 F8		0-0 F7		0-0 1-2 2-3 5-3	4	0	0	0	0	1	3
Jose Uribe, S (1, 6) OBP: 0.255, SLG: 0.311		SSS 0-3 K			0-0 F3		0-0 F9		0-0 F9	4	0	0	0	0	1	4
Mike Krukow, R (1, 1) OBP: 0.250, SLG: 0.400			0-0 P4		0-0 F9			0-0 5-3		2	0	0	0	0	0	0
Vida Blue, S (6, 1)										0	0	0	0	0	0	0
Scot Thompson, L (7, 3) OBP: 0.196, SLG: 0.216										1	0	0	0	0	0	0
Inning Stats	R: 1 E: 0 K: 0 S: 5 H: 2 LOB: 1 BB: 0 P: 5	R: 0 E: 0 K: 3 S: 9 H: 0 LOB: 0 BB: 0 P: 9	R: 0 E: 0 K: 0 S: 3 H: 0 LOB: 0 BB: 0 P: 3	R: 0 E: 0 K: 0 S: 4 H: 1 LOB: 1 BB: 0 P: 4	R: 0 E: 0 K: 0 S: 3 H: 0 LOB: 0 BB: 0 P: 3	R: 0 E: 0 K: 1 S: 5 H: 1 LOB: 1 BB: 1 P: 9	R: 0 E: 0 K: 0 S: 4 H: 1 LOB: 1 BB: 0 P: 4	R: 0 E: 0 K: 0 S: 4 H: 1 LOB: 1 BB: 0 P: 4	R: 0 E: 0 K: 0 S: 3 H: 0 LOB: 3 BB: 2 P: 11	1B: 4 2B: 1 3B: 1 HR: 0	SF: 0 SAC: 0 DP: 0 HBP: 0						

TOP

San Francisco Giants @ Philadelphia Phillies
Veterans Stadium, Philadelphia, PA
Mon May 20 1985, 7:05 PM EDT
Att. 20,634 - Unknown

livebaseballscorecards.com

AB	32
R	1
H	6
RBI	1
BB	3
SO	4
LOB	17

PITCHER		IP	WLS	BF	H	R	ER	SO	BB	IBB	HBP	BLK	WP	HR	S	P	ERA	WHIP
Steve Carlton, L ERA: 2.25	(1, 1)	7.0	W	26	5	1	1	4	1	0	0	0	0	0	33	37	1.29	0.857
Kent Tekulve, R ERA: 4.26	(8, 1)	2.0	S	9	1	0	0	0	2	0	0	0	0	0	7	15	0.00	1.500

PITCHER	IP	WLS	BF	H	R	ER	SO	BB	IBB	HBP	BLK	WP	HR	S	P	ERA	WHIP

Batter	1	2	3	4	5	6	7	8	9	AB	R	H	RBI	BB	SO	LOB
Juan Samuel, R (1, 4) OBP: 0.248, SLG: 0.355	S S S 0-3 K ①		x 0-0 F9 S 1B		S S S 0-3 K ③		x 0-0 FC5-4 E ② 1-2f 2-3			4	0	1	0	0	2	3
Jeff Stone, L (1, 7) OBP: 0.292, SLG: 0.333 Kent Tekulve, R (8, 1)	x 0-0 1B G4-3 1B		x 0-0 F9 ② 1-3			B B B B 0-3 K ① S S S	0-3 K ③ 1-2			4	1	1	0	0	2	3
										0	0	0	0	0	0	0
Von Hayes, L (1, 8) OBP: 0.432, SLG: 0.511 (8, 7)	x 0-0 G4-3 1-2 1B		x 0-0 G3 ③			B B B B 4-0 BB BB		x 0-0 F8 ①		3	0	1	0	1	0	1
Mike Schmidt, R (1, 5) OBP: 0.301, SLG: 0.348	x 0-0 G4-3 ② 1-2 2-H			S S S 0-3 K ①		B B B B 4-0 ② 1-2 BB		S S S 0-3 K ②		3	0	0	1	1	2	1
Tim Corcoran, L (1, 3) OBP: 0.364, SLG: 0.326	x 0-0 P6 ③			S S S 0-3 K ②		x 0-0 4-3 ③		x 0-0 4-3 ③		4	0	0	0	0	1	2
Ozzie Virgil, R (1, 2) OBP: 0.383, SLG: 0.466		H 1-0 G6-3 HBP		x 0-0 5-3 ③			S S S 0-3 K ①			2	0	0	0	0	1	0
Glenn Wilson, R (1, 9) OBP: 0.273, SLG: 0.432		x 0-0 G6-3 ① ② 1-2f			x 0-0 F9 ①		x 0-0 1B 2B			3	1	1	0	0	0	1
Steve Jeltz, S (1, 6) OBP: 0.256, SLG: 0.219		x 0-0 G3 ③			x 0-0 1B		x 0-0 FC5-4 2-H 1B			3	0	2	1	0	0	0
Steve Carlton, L (1, 1) OBP: 0.188, SLG: 0.250			x 0-0 4-3 ①		x 0-0 L6 ②		B B B B 4-0 FC5-4 BB			2	0	0	0	0	0	1
John Wockenfuss, R (7, PH) OBP: 0.318, SLG: 0.118										0	0	0	0	1	0	0
Garry Maddox, R (8, 8) OBP: 0.340, SLG: 0.400										0	0	0	0	0	0	0
Inning Stats	R: 1 E: 0 K: 1 S: 7 H: 2 LOB: 1 BB: 0 P: 7	R: 0 E: 0 K: 0 S: 2 H: 0 LOB: 0 BB: 0 P: 3	R: 0 E: 0 K: 0 S: 4 H: 1 LOB: 1 BB: 0 P: 4	R: 0 E: 0 K: 2 S: 7 H: 0 LOB: 0 BB: 0 P: 7	R: 0 E: 0 K: 1 S: 6 H: 1 LOB: 1 BB: 0 P: 6	R: 0 E: 0 K: 1 S: 4 H: 0 LOB: 1 BB: 2 P: 12	R: 1 E: 0 K: 2 S: 9 H: 2 LOB: 2 BB: 1 P: 13	R: 0 E: 0 K: 1 S: 5 H: 0 LOB: 0 BB: 0 P: 5		1B: 5 2B: 1 3B: 0 HR: 0	SF: 0 SAC: 0 DP: 1 HBP: 1					

BOTTOM

San Francisco Giants @ Philadelphia Phillies
Veterans Stadium, Philadelphia, PA
Mon May 20 1985, 7:05 PM EDT
Att. 20,634 - Unknown

livebaseballscorecards.com

AB	28
R	2
H	6
RBI	2
BB	3
SO	8
LOB	12

WP: 0 PB: 0 SB: 1 CS: 0 PA: 32

PITCHER		IP	WLS	BF	H	R	ER	SO	BB	IBB	HBP	BLK	WP	HR	S	P	ERA	WHIP
Mike Krukow, R ERA: 1.48	(1, 1)	5.0		19	4	1	1	4	0	0	1	0	0	0	26	27	1.80	0.800
Vida Blue, L ERA: 7.36	(6, 1)	1.1	L	8	2	1	1	2	3	0	0	0	0	0	9	21	6.75	3.750
Frank Williams, R ERA: 6.75	(7, 1)	1.2		5	0	0	0	2	0	0	0	0	0	0	9	9	0.00	0.000

PITCHER	IP	WLS	BF	H	R	ER	SO	BB	IBB	HBP	BLK	WP	HR	S	P	ERA	WHIP

Batter	1	2	3	4	5	6	7	8	9	AB	R	H	RBI	BB	SO	LOB
Dan Gladden, R (1, 8) OBP: 0.321, SLG: 0.371	E 1B	4-3		1B S 1B		6-3		2B 3B		5	2	3	0	0	0	0
Manny Trillo, R (1, 4) Chili Davis, S (8, PH) OBP: 0.366, SLG: 0.475 Scott Garrelts, R (8, 1)	E5 1-H 2B	2B		F4 1-3 1B		F9		2B 3-H		4 1 0	1 0 0	2 1 0	0 1 0	0 0 0	0 0 0	0 0 0
Jeffrey Leonard, R (1, 7) OBP: 0.233, SLG: 0.290	K	4-3		F4 1-2			F9	4-3		5	0	0	0	0	1	5
Joel Youngblood, R (1, 5) OBP: 0.258, SLG: 0.185 Brad Wellman, R (7, 5) OBP: 0.333, SLG: 0.324 (8, 4)	2B BB		F7	6-3			FC6-4 1B		6-3	3 1	1 0	1 0	0 0	1 0	0 0	2 0
Rob Deer, R (1, 9) OBP: 0.389, SLG: 0.625 Scot Thompson, L (9, PH) OBP: 0.192, SLG: 0.212	1-H 2-H 2B		1B BB		F8		K		4-3	3 1	0 0	1 0	2 0	1 0	1 0	1 0
David Green, R (1, 3) OBP: 0.226, SLG: 0.208	F4		F9		CS S 1B		FC6-4 1-2f		K	5	0	1	0	0	1	3
Bob Brenly, R (1, 2) OBP: 0.284, SLG: 0.365	IBB		1-2 1B		1-2 CS BB			6-3		2	0	1	0	2	0	0
Jose Uribe, S (1, 6) OBP: 0.255, SLG: 0.336	F9		K		1-2 2-3 K			HR		4	1	1	1	0	2	6
Atlee Hammaker, S (1, 1) Duane Kuiper, L (6, PH) OBP: 0.667, SLG: 0.500 Greg Minton, S (6, 1) Gary Rajsich, L (8, PH) OBP: 0.244, SLG: 0.216 Alex Trevino, R (8, 5) OBP: 0.317, SLG: 0.306		4-3		F3		1-3		F9		2 1 0 1 0	0 0 0 0 0	0 0 0 0 0	0 0 0 0 0	0 0 0 0 0	0 0 0 0 0	0 0 0 0 0
Inning Stats	R: 3 H: 2 E: 1 LOB: 2 K: 1 BB: 2 S: 8 P: 16	R: 0 H: 1 E: 0 LOB: 1 K: 0 BB: 0 S: 4 P: 4	R: 0 H: 1 E: 0 LOB: 2 K: 1 BB: 1 S: 6 P: 10	R: 0 H: 2 E: 0 LOB: 2 K: 0 BB: 0 S: 5 P: 5	R: 0 H: 1 E: 0 LOB: 2 K: 1 BB: 1 S: 5 P: 9	R: 0 H: 0 E: 0 LOB: 0 K: 0 BB: 0 S: 3 P: 3	R: 0 H: 1 E: 0 LOB: 1 K: 1 BB: 0 S: 6 P: 6	R: 2 H: 3 E: 0 LOB: 1 K: 0 BB: 0 S: 6 P: 6	R: 0 H: 0 E: 0 LOB: 0 K: 1 BB: 0 S: 5 P: 5	1B: 6 2B: 4 3B: 1 HR: 1	SF: 0 SAC: 0 DP: 1 HBP: 0						

TOP

San Francisco Giants @ Philadelphia Phillies
Veterans Stadium, Philadelphia, PA
Tue May 21 1985, 7:05 PM EDT
Att. 18,583 - Unknown

livebaseballscorecards.com

AB	38
R	5
H	11
RBI	4
BB	4
SO	5
LOB	17

WP: 0 PA: 42
PB: 0
SB: 2
CS: 2

PITCHER		IP	WLS	BF	H	R	ER	SO	BB	IBB	HBP	BLK	WP	HR	S	P	ERA	WHIP
Shane Rawley, L ERA: 3.06	(1, 1)	5.0	W	26	7	3	2	3	3	1	0	0	0	0	28	44	3.60	2.000
Larry Andersen, R ERA: 4.07	(6, 1)	2.2		11	3	2	2	1	0	0	0	0	0	1	13	13	6.75	1.125
Don Carman, L ERA: 0.63	(8, 1)	0.0		1	1	0	0	0	0	0	0	0	0	0	1	1	∞	∞
Kent Tekulve, R ERA: 3.98	(8, 1)	1.1	S	4	0	0	0	1	0	0	0	0	0	0	6	6	0.00	0.000

PITCHER	IP	WLS	BF	H	R	ER	SO	BB	IBB	HBP	BLK	WP	HR	S	P	ERA	WHIP

Batter	1	2	3	4	5	6	7	8	9	AB	R	H	RBI	BB	SO	LOB
Juan Samuel, R (1, 4) OBP: 0.255, SLG: 0.365	5-3			E S 1B 1B	E5 E 2B 1-2 2-3		SH1-4 PB 2B			4	3	2	0	0	0	2
Von Hayes, L (1, 7) (8, 8) OBP: 0.424, SLG: 0.504	B3			K	SF7 3-H		SH1-4 2-3			2	0	0	1	0	1	1
Mike Schmidt, R (1, 5) OBP: 0.300, SLG: 0.339	F9			E6 4-3 1B 1-3	E6 1-3 2B 2-H		PB 2B IBB			3	1	0	0	1	0	2
Glenn Wilson, R (1, 9) OBP: 0.279, SLG: 0.442		1-3		4-3 1-2 3-H 1B	1-H 3-H 2B		K 1-2 3-H			4	0	2	2	0	1	1
Ozzie Virgil, R (1, 2) OBP: 0.378, SLG: 0.467		K		4-3 1-2 2-3		5-3	2-H 2B			4	0	1	1	0	1	2
Garry Maddox, R (1, 8) OBP: 0.315, SLG: 0.367		F8		F8		K	6-3			4	0	0	0	0	1	3
John Russell, R (1, 3) OBP: 0.348, SLG: 0.270 Tim Corcoran, L (8, 3) OBP: 0.360, SLG: 0.322			K	K		2B		F7		3 1	0 0	1 0	0 0	0 0	2 0	0 0
Steve Jeltz, S (1, 6) OBP: 0.268, SLG: 0.213			4-3	E BB SF7 BB		IBB		1-3		2	1	0	0	2	0	0
Shane Rawley, R (1, 1) OBP: 0.111, SLG: 0.059 Luis Aguayo, R (5, PH) OBP: 0.310, SLG: 0.375 Larry Andersen, R (6, 1) Don Carman, L (8, 1) Kent Tekulve, R (8, 1) Greg Gross, L (8, 7) OBP: 0.250, SLG: 0.225			1-3	E E 1-2 BB		6-3		K		1 0 1 0 0 1	0 1 0 0 0 0	0 0 0 0 0 0	0 0 0 0 0 0	0 1 0 0 0 0	0 0 0 0 0 1	0 0 2 0 0 0
Inning Stats	R: 0 E: 0 K: 0 S: 3 H: 0 LOB: 0 BB: 0 P: 3	R: 0 E: 0 K: 1 S: 5 H: 0 LOB: 0 BB: 0 P: 5	R: 0 E: 0 K: 1 S: 5 H: 0 LOB: 0 BB: 0 P: 5	R: 1 E: 1 K: 1 S: 8 H: 2 LOB: 2 BB: 0 P: 8	R: 3 E: 2 K: 1 S: 7 H: 1 LOB: 2 BB: 1 P: 15	R: 0 E: 0 K: 1 S: 6 H: 1 LOB: 2 BB: 1 P: 10	R: 2 E: 0 K: 1 S: 7 H: 2 LOB: 1 BB: 1 P: 11	R: 0 E: 0 K: 1 S: 5 H: 0 LOB: 0 BB: 0 P: 5		1B: 2 2B: 4 3B: 0 HR: 0	SF: 1 SAC: 1 DP: 0 HBP: 0					

PITCHER		IP	WLS	BF	H	R	ER	SO	BB	IBB	HBP	BLK	WP	HR	S	P	ERA	WHIP
Atlee Hammaker, L ERA: 3.35	(1, 1)	5.0	L	22	3	4	1	4	2	0	0	0	0	0	28	36	1.80	1.000
Greg Minton, R ERA: 2.82	(6, 1)	2.0		11	3	2	1	2	0	2	0	0	0	0	13	21	4.50	1.500
Scott Garrelts, R ERA: 1.69	(8, 1)	1.0		3	0	0	0	1	0	0	0	0	0	0	5	5	0.00	0.000

PITCHER	IP	WLS	BF	H	R	ER	SO	BB	IBB	HBP	BLK	WP	HR	S	P	ERA	WHIP

BOTTOM

San Francisco Giants @ Philadelphia Phillies
Veterans Stadium, Philadelphia, PA
Tue May 21 1985, 7:05 PM EDT
Att. 18,583 - Unknown

livebaseballscorecards.com

AB	30
R	6
H	6
RBI	4
BB	4
SO	7
LOB	13

WP: 0	PA: 36		
PB: 1			
SB: 1			
CS: 0			

Batter	1	2	3	4	5	6	7	8	9	AB	R	H	RBI	BB	SO	LOB
Dan Gladden, R (1, 8) OBP: 0.323, SLG: 0.370	F9			6-3		S 1B 1B	CS BB	SF9 2-3 3-H		3	1	1	1	1	0	0
Manny Trillo, R (1, 4) OBP: 0.299, SLG: 0.275	F9			FC4-6 1B		1-H E 1B 1B	F4 1-2	FC6-4 1-2f		5	1	2	1	0	0	3
Jeffrey Leonard, R (1, 7) OBP: 0.238, SLG: 0.301	L4			FC4-6 1B 1-2f		E 1-2 2B 1B	2B		F9	5	1	2	0	0	0	1
Chili Davis, S (1, 9) OBP: 0.363, SLG: 0.468 Joel Youngblood, R (7, 9) OBP: 0.250, SLG: 0.179		F8		1-2 1B		E3 1-3 2-H 2B	4-3		6-3	4 1	1 0	1 0	0 0	0 0	0 0	2 0
Gary Rajsich, L (1, 3) OBP: 0.250, SLG: 0.205 David Green, R (8, PH) OBP: 0.244, SLG: 0.208 (8, 3)		F9		F9		2B IBB		2B BB	BB	2 0	0 1	0 0	0 0	1 2	0 0	2 0
Bob Brenly, R (1, 2) OBP: 0.281, SLG: 0.366		F3			K	1-3 2-H 3-H 2B		F9	F4	5	0	1	2	0	1	2
Brad Wellman, R (1, 5) OBP: 0.325, SLG: 0.342			F4		F4	K		BB 1-H SF9 2B		4	1	1	1	0	1	2
Jose Uribe, S (1, 6) OBP: 0.263, SLG: 0.330			F7		F7	IBB		SF9 BB BB		2	0	0	0	2	0	0
Dave LaPoint, L (1, 1) OBP: 0.353, SLG: 0.412 Scott Garrelts, R (7, 1)			L7			1-3 K		FC6-4 1-2 2-3 BB		3 0	0 0	0 0	0 0	0 1	1 0	3 0
Inning Stats	R: 0 H: 0 E: 0 LOB: 0 K: 0 BB: 0 S: 3 P: 3	R: 0 H: 0 E: 0 LOB: 0 K: 0 BB: 0 S: 3 P: 3	R: 0 H: 0 E: 0 LOB: 0 K: 0 BB: 0 S: 3 P: 3	R: 0 H: 2 E: 0 LOB: 2 K: 0 BB: 0 S: 5 P: 5	R: 0 H: 0 E: 0 LOB: 0 K: 1 BB: 0 S: 5 P: 5	R: 4 H: 4 E: 1 LOB: 3 K: 2 BB: 2 S: 12 P: 20	R: 0 H: 1 E: 0 LOB: 1 K: 0 BB: 1 S: 3 P: 7	R: 2 H: 1 E: 0 LOB: 2 K: 0 BB: 3 S: 4 P: 16	R: 0 H: 0 E: 0 LOB: 1 K: 0 BB: 1 S: 3 P: 7	1B: 5 SF: 1 2B: 3 SAC: 0 3B: 0 DP: 0 HR: 0 HBP: 0						

PITCHER		IP	WLS	BF	H	R	ER	SO	BB	IBB	HBP	BLK	WP	HR	S	P	ERA	WHIP
Kevin Gross, R ERA: 3.09	(1, 1)	6.0	L	27	6	4	3	3	0	2	0	0	0	0	31	39	4.50	1.000
Dave Rucker, L ERA: 4.35	(7, 1)	1.1		9	2	2	2	0	4	0	0	0	0	0	5	21	13.50	4.500
Rocky Childress, R ERA: 10.8	(8, 1)	0.2		2	0	0	0	0	0	0	0	0	0	0	2	2	0.00	0.000
Don Carman, L ERA: 0.59	(9, 1)	1.0		4	0	0	0	0	1	0	0	0	0	0	3	7	0.00	1.000

PITCHER	IP	WLS	BF	H	R	ER	SO	BB	IBB	HBP	BLK	WP	HR	S	P	ERA	WHIP

TOP

San Francisco Giants @ Philadelphia Phillies
Veterans Stadium, Philadelphia, PA
Wed May 22 1985, 7:05 PM EDT
Att. 18,804 - Unknown

livebaseballscorecards.com

AB	34
R	6
H	8
RBI	5
BB	7
SO	3
LOB	15

Batter	1	2	3	4	5	6	7	8	9	AB	R	H	RBI	BB	SO	LOB
Juan Samuel, R (1, 4) OBP: 0.253, SLG: 0.360	F3		4-3		K	1B		K		5	0	1	1	0	2	1
Von Hayes, L (1, 7) OBP: 0.423, SLG: 0.500	G6-4-3 1B		3-1		FC4-6 BB 1B	F8		K		5	0	2	0	0	1	3
Mike Schmidt, R (1, 5) OBP: 0.297, SLG: 0.328	G6-4-3		F3		FC4-6 BB	K	K		K	4	0	0	0	1	2	1
Glenn Wilson, R (1, 9) OBP: 0.291, SLG: 0.451		G6-4-3 1B		G5-4-3 BB	FC4-6	2B	K		6-3	4	0	2	0	1	0	2
Ozzie Virgil, R (1, 2) OBP: 0.363, SLG: 0.446		G6-4-3		G5-4-3	G3		K		E5	5	0	0	0	0	1	5
Garry Maddox, R (1, 8) OBP: 0.322, SLG: 0.370		2B 1B		E S 1B		4-3	K		4-3	5	0	2	0	0	1	2
John Russell, R (1, 3) OBP: 0.388, SLG: 0.316		2B		FC5 BB		BB 1B		E5 1B E		1	1	1	0	2	0	0
Greg Gross, L (8, PH) OBP: 0.244, SLG: 0.220 (9, 3)										1	1	0	0	0	0	0
Steve Jeltz, S (1, 6) OBP: 0.282, SLG: 0.211		IBB		BB	F9			K		1	0	0	0	2	0	1
Derrel Thomas, S (8, PH) (9, 6)										1	0	0	0	0	1	1
Kevin Gross, R (1, 1) OBP: 0.250, SLG: 0.182										2	0	0	0	0	0	6
Luis Aguayo, R (6, PH) OBP: 0.322, SLG: 0.375										0	0	0	0	1	0	0
Dave Rucker, L (7, 1)										0	0	0	0	0	0	0
Rocky Childress, R (8, 1)										0	0	0	0	0	0	0
Jeff Stone, L (8, PH) OBP: 0.298, SLG: 0.340										1	0	1	0	0	0	0
Don Carman, L (9, 1)		F9		FC5		1B		E6		0	0	0	0	0	0	0
Inning Stats	R: 0 E: 0 K: 0 S: 3 H: 1 LOB: 0 BB: 0 P: 3	R: 0 E: 0 K: 0 S: 5 H: 3 LOB: 3 BB: 1 P: 9	R: 0 E: 0 K: 0 S: 3 H: 0 LOB: 0 BB: 0 P: 3	R: 0 E: 0 K: 0 S: 3 H: 1 LOB: 3 BB: 3 P: 15	R: 0 E: 0 K: 1 S: 6 H: 1 LOB: 2 BB: 1 P: 10	R: 1 E: 0 K: 0 S: 4 H: 1 LOB: 2 BB: 2 P: 12	R: 0 E: 0 K: 3 S: 10 H: 1 LOB: 1 BB: 0 P: 10	R: 1 E: 2 K: 3 S: 11 H: 1 LOB: 1 BB: 0 P: 11	R: 0 E: 1 K: 1 S: 6 H: 0 LOB: 1 BB: 0 P: 6	1B: 7 2B: 2 3B: 0 HR: 0 SF: 0 SAC: 0 DP: 3 HBP: 0						

PITCHER		IP	WLS	BF	H	R	ER	SO	BB	IBB	HBP	BLK	WP	HR	S	P	ERA	WHIP
Dave LaPoint, L ERA: 1.91	(1, 1)	6.0	W	29	7	1	1	1	6	1	0	0	0	0	24	52	1.50	2.167
Scott Garrelts, R ERA: 1.52	(7, 1)	3.0	S	13	2	1	0	7	0	0	0	0	0	0	27	27	0.00	0.667

PITCHER	IP	WLS	BF	H	R	ER	SO	BB	IBB	HBP	BLK	WP	HR	S	P	ERA	WHIP

BOTTOM

San Francisco Giants @ Philadelphia Phillies

Veterans Stadium, Philadelphia, PA

Wed May 22 1985, 7:05 PM EDT

Att. 18,804 - Unknown

livebaseballscorecards.com

AB	35
R	2
H	9
RBI	1
BB	7
SO	8
LOB	22

WP: 0 PA: 42
PB: 0
SB: 1
CS: 0

San Francisco Giants @ Montreal Expos

Olympic Stadium, Montreal, QB

Fri May 24 1985, 7:05 PM EDT

Att. 17,209 - Unknown

TOP

livebaseballscorecards.com

Batter	1	2	3	4	5	6	7	8	9	AB	R	H	RBI	BB	SO	LOB
Dan Gladden, R (1, 8) OBP: 0.315, SLG: 0.360	F7		FC6-4 1-2f			F9			5-3	4	0	0	0	0	0	1
Manny Trillo, R (1, 4) OBP: 0.299, SLG: 0.271	6-3			5-3			BBBB 4-0 G5-4-3 BB		L5	2	0	0	0	1	0	0
Scot Thompson, L (9, PH) OBP: 0.189, SLG: 0.208										1	0	0	0	0	0	0
Jeffrey Leonard, R (1, 7) OBP: 0.234, SLG: 0.295	F6			SSS 0-3 K			G5-4-3 1-2f			3	0	0	0	0	1	1
Joel Youngblood, R (1, 9) OBP: 0.229, SLG: 0.161		6-3		5-3			SSS 0-3 K			3	0	0	0	0	1	0
Chris Brown, R (1, 5) OBP: 0.303, SLG: 0.336		BBBB 4-0 CS BB			5-3			5-3		2	0	0	0	1	0	0
David Green, R (1, 3) OBP: 0.247, SLG: 0.225		SSS 0-3 K 1-2			F8				2B	3	0	1	0	0	1	1
Bob Brenly, R (1, 2) OBP: 0.274, SLG: 0.356			SSS 0-3 K		F7			F4		3	0	0	0	0	1	1
Jose Uribe, S (1, 6) OBP: 0.259, SLG: 0.324			SSS 0-3 K2-3			F9		SSS 0-3 K		2	0	0	0	0	1	0
Chili Davis, S (8, PH) OBP: 0.361, SLG: 0.464										1	0	0	0	0	1	1
Brad Wellman, R (8, 6) OBP: 0.325, SLG: 0.342										0	0	0	0	0	0	0
Bill Laskey, R (1, 1) OBP: 0.154, SLG: 0.083										0	0	0	0	0	0	0
Mark Davis, L (7, 1)										0	0	0	0	0	0	0
Gary Rajsich, L (9, PH) OBP: 0.244, SLG: 0.200			1B			6-3			F9	1	0	0	0	0	0	0

	AB	25
	R	0
	H	1
	RBI	0
	BB	2
	SO	6
	LOB	5

Inning Stats	1	2	3	4	5	6	7	8	9	1B: 1	SF: 0	WP: 0	PA: 29
R:	0	0	0	0	0	0	0	0	0	2B: 2	SAC: 0	PB: 0	
E:	0	0	0	0	0	0	0	0	0	3B: 0	DP: 2	SB: 0	
K:	0	1	2	1	0	0	1	1	0	HR: 0	HBP: 0	CS: 1	
S:	3	4	8	5	3	3	4	6	3				
H:	0	0	1	0	0	0	0	1	0				
LOB:	0	1	1	0	0	0	0	1	0				
BB:	0	1	0	0	0	1	1	0	0				
P:	3	8	8	5	3	3	8	6	3				

PITCHER		IP	WLS	BF	H	R	ER	SO	BB	IBB	HBP	BLK	WP	HR	S	P	ERA	WHIP
Joe Hesketh, L ERA: 1.8	(1, 1)	7.1	W	24	2	0	0	5	2	0	0	0	0	0	32	40	0.00	0.545
Jeff Reardon, R ERA: 1.29	(8, 1)	1.2	S	5	0	0	0	1	0	0	0	0	0	0	7	7	0.00	0.000

PITCHER		IP	WLS	BF	H	R	ER	SO	BB	IBB	HBP	BLK	WP	HR	S	P	ERA	WHIP

BOTTOM

San Francisco Giants @ Montreal Expos

Olympic Stadium, Montreal, QB

Fri May 24 1985, 7:05 PM EDT

Att. 17,209 - Unknown

livebaseballscorecards.com

Batter	1	2	3	4	5	6	7	8	9	AB	R	H	RBI	BB	SO	LOB
Tim Raines, S (1, 7) OBP: 0.333, SLG: 0.423	G3		HR		F8		K			4	1	1	1	0	1	1
Vance Law, R (1, 4) OBP: 0.372, SLG: 0.324	BB (1B)		CS 1B		BB			5-3		2	0	1	0	2	0	0
Andre Dawson, R (1, 9) OBP: 0.310, SLG: 0.463	F9		F2 (1-2)		F7			K		4	0	0	0	0	1	3
Dan Driessen, L (1, 3) OBP: 0.364, SLG: 0.472	1B (1-3)		3-1			6-3		1B		4	0	2	0	0	0	0
Hubie Brooks, R (1, 6) OBP: 0.293, SLG: 0.388	F8			HR		K		F9		4	1	1	1	0	1	3
Tim Wallach, R (1, 5) OBP: 0.325, SLG: 0.417		G1		K		F9				3	0	0	0	0	1	0
Herm Winningham, L (1, 8) OBP: 0.343, SLG: 0.315		BB (S)		6-3			G3			2	0	0	0	1	0	0
Sal Butera, R (1, 2) OBP: 0.333, SLG: 0.357		F7 (1-2)		F6			6-3			3	0	0	0	0	0	1
Joe Hesketh, R (1, 1) OBP: 0.176, SLG: 0.176 Jeff Reardon, R (8, 1) OBP: 0.500, SLG: 0.500		K			K		1B			3 0	0 0	1 0	0 0	0 0	2 0	1 0
Inning Stats	R: 0 E: 0 K: 0 S: 4 H: 1 LOB: 2 BB: 1 P: 8	R: 0 E: 0 K: 1 S: 5 H: 0 LOB: 1 BB: 1 P: 9	R: 1 E: 0 K: 0 S: 4 H: 2 LOB: 0 BB: 0 P: 4	R: 1 E: 0 K: 1 S: 6 H: 1 LOB: 0 BB: 0 P: 6	R: 0 E: 0 K: 1 S: 5 H: 0 LOB: 1 BB: 1 P: 9	R: 0 E: 0 K: 1 S: 5 H: 0 LOB: 0 BB: 0 P: 5	R: 0 E: 0 K: 1 S: 6 H: 1 LOB: 1 BB: 0 P: 6	R: 0 E: 0 K: 1 S: 6 H: 1 LOB: 1 BB: 0 P: 6		1B: 4 2B: 0 3B: 0 HR: 2 SF: 0 SAC: 0 DP: 0 HBP: 0						

	AB	29
	R	2
	H	6
	RBI	2
	BB	3
	SO	6
	LOB	9

WP: 0 PB: 0 SB: 1 CS: 1 PA: 32

PITCHER		IP	WLS	BF	H	R	ER	SO	BB	IBB	HBP	BLK	WP	HR	S	P	ERA	WHIP
Bill Laskey, R ERA: 4.19	(1, 1)	6.2	L	27	5	2	2	4	3	0	0	0	0	2	32	44	2.70	1.200
Mark Davis, L ERA: 1.93	(7, 1)	1.1		5	1	0	0	2	0	0	0	0	0	0	9	9	0.00	0.750

PITCHER	IP	WLS	BF	H	R	ER	SO	BB	IBB	HBP	BLK	WP	HR	S	P	ERA	WHIP

Batter	1	2	3	4	5	6	7	8	9	AB	R	H	RBI	BB	SO	LOB
Dan Gladden, R (1, 8) OBP: 0.314, SLG: 0.353	B B B B 4-0 G6-4-3 BB		x 0-0 ① F8			S S S 0-3 ① K		S S S 0-3 ③ K		3	0	0	0	1	2	1
Manny Trillo, R (1, 4) OBP: 0.293, SLG: 0.265 Gary Rajsich, L (9, PH) OBP: 0.239, SLG: 0.195	x 0-0 ① ② G6-4-3 1-2f		S S S 0-3 ② K			x 0-0 ② F3			x 0-0 ① F5	3 1	0 0	0 0	0 0	0 0	1 0	1 0
Joel Youngblood, R (1, 9) OBP: 0.237, SLG: 0.176 Chili Davis, S (9, PH) OBP: 0.358, SLG: 0.460	x 0-0 1B		x 0-0 ③ 5-3			x 0-0 ③ 5-3			x 0-0 ② 4-3	3 1	0 0	1 0	0 0	0 0	0 0	0 0
Chris Brown, R (1, 5) OBP: 0.302, SLG: 0.333	x 0-0 ③ F8			x 0-0 ① 1-3			x 0-0 ① F8		x 0-0 1B	4	0	1	0	0	0	1
Rob Deer, R (1, 7) OBP: 0.333, SLG: 0.526 Scot Thompson, L (9, PH) OBP: 0.185, SLG: 0.204		x 0-0 ① 5-3		x 0-0 ② F7			x 0-0 ② F2		x 0-0 ③ F9	3 1	0 0	0 0	0 0	0 0	0 0	0 1
David Green, R (1, 3) OBP: 0.250, SLG: 0.241		x 0-0 1B 2B		x 0-0 ③ F4			x 0-0 ③ 1-3			3	1	1	0	0	0	0
Alex Trevino, R (1, 2) OBP: 0.318, SLG: 0.308		x 0-0 ② 2-H 1B			x 0-0 ① F9			x 0-0 ① 5-3		3	0	1	1	0	0	0
Jose Uribe, S (1, 6) OBP: 0.269, SLG: 0.333		x 0-0 1B			x 0-0 ② F8			x 0-0 1B		3	0	2	0	0	0	0
Jim Gott, R (1, 1) OBP: 0.235, SLG: 0.588 Jeffrey Leonard, R (8, PH) OBP: 0.232, SLG: 0.293 Greg Minton, S (8, 1)		S S S 0-3 ③ K			S S S 0-3 ③ K			x 0-0 ② F9		2 1 0	0 0 0	0 0 0	0 0 0	0 0 0	2 0 0	1 1 0
Inning Stats	R: 0 H: 1 E: 0 LOB: 1 K: 0 BB: 1 S: 3 P: 7	R: 1 H: 3 E: 0 LOB: 1 K: 1 BB: 0 S: 7 P: 7	R: 0 H: 0 E: 0 LOB: 0 K: 1 BB: 0 S: 5 P: 5	R: 0 H: 0 E: 0 LOB: 0 K: 0 BB: 0 S: 3 P: 3	R: 0 H: 0 E: 0 LOB: 0 K: 1 BB: 0 S: 5 P: 5	R: 0 H: 0 E: 0 LOB: 0 K: 1 BB: 0 S: 5 P: 5	R: 0 H: 0 E: 0 LOB: 0 K: 0 BB: 0 S: 3 P: 3	R: 0 H: 1 E: 0 LOB: 1 K: 1 BB: 0 S: 6 P: 6	R: 0 H: 1 E: 0 LOB: 1 K: 0 BB: 0 S: 4 P: 4	1B: 5 2B: 1 3B: 0 HR: 0	SF: 0 SAC: 0 DP: 1 HBP: 0						

PITCHER		IP	WLS	BF	H	R	ER	SO	BB	IBB	HBP	BLK	WP	HR	S	P	ERA	WHIP
Dan Schatzeder, L ERA: 4.05	(1, 1)	7.1	W	26	5	1	1	4	1	0	0	0	0	0	33	37	1.23	0.818
Jeff Reardon, R ERA: 1.21	(8, 1)	1.2	S	6	1	0	0	1	0	0	0	0	0	0	8	8	0.00	0.600

PITCHER	IP	WLS	BF	H	R	ER	SO	BB	IBB	HBP	BLK	WP	HR	S	P	ERA	WHIP

TOP

San Francisco Giants @ Montreal Expos

Olympic Stadium, Montreal, QB

Sat May 25 1985, 3:33 AM EDT

Att. 17,152 - Overcast

livebaseballscorecards.com

AB	31
R	1
H	6
RBI	1
BB	1
SO	5
LOB	6

WP: 0	PA: 32			
PB: 0				
SB: 0				
CS: 0				

San Francisco Giants @ Montreal Expos

Olympic Stadium, Montreal, QB

Sat May 25 1985, 3:33 AM EDT
Att. 17,152 - Overcast

livebaseballscorecards.com

Batter	1	2	3	4	5	6	7	8	9	AB	R	H	RBI	BB	SO	LOB
Tim Raines, S (1, 7) OBP: 0.338, SLG: 0.426	6-3	4-3			1B		5-3 1B			4	0	2	0	0	0	1
Vance Law, R (1, 4) OBP: 0.368, SLG: 0.330	1-3 2B		K		K		5-3 1-2			4	0	1	0	0	2	2
Andre Dawson, R (1, 9) OBP: 0.308, SLG: 0.453	1-3 2-3		5-3		F8		BB			3	0	0	0	1	0	2
Dan Driessen, L (1, 3) OBP: 0.361, SLG: 0.461	6-3		BB		F7		4-3			3	0	0	0	1	0	4
Hubie Brooks, R (1, 6) OBP: 0.299, SLG: 0.392		1B 1B 1B	F9			F9		G4-6-3 1B 1B		4	1	2	0	0	0	1
Tim Wallach, R (1, 5) OBP: 0.329, SLG: 0.441		L6		HR		F8		G4-6-3 1-2 1B		4	1	2	1	0	0	1
Herm Winningham, L (1, 8) OBP: 0.349, SLG: 0.315		1B 1-3 FC4-6 1B		K		BB		G4-6-3 1-2f 2-3		3	1	1	0	1	1	2
Sal Butera, R (1, 2) OBP: 0.368, SLG: 0.353		FC4-6 1-3 3-H 1B		5-3		F7		IBB		3	0	1	1	1	0	1
Dan Schatzeder, L (1, 1) OBP: 0.300, SLG: 0.556		FC4-6 1-2f 3-H		6-3			F7	1-3		3	0	0	1	0	0	1
Jeff Reardon, R (8, 1) OBP: 0.333, SLG: 0.333										1	0	0	0	0	0	2

Inning Stats	1	2	3	4	5	6	7	8	9
	R: 0 H: 1 E: 0 LOB: 1 K: 0 BB: 0 S: 4 P: 4	R: 2 H: 3 E: 0 LOB: 1 K: 0 BB: 0 S: 6 P: 6	R: 0 H: 0 E: 0 LOB: 1 K: 1 BB: 1 S: 5 P: 9	R: 1 H: 1 E: 0 LOB: 0 K: 1 BB: 0 S: 6 P: 6	R: 0 H: 1 E: 0 LOB: 1 K: 1 BB: 0 S: 6 P: 6	R: 0 H: 0 E: 0 LOB: 1 K: 0 BB: 1 S: 3 P: 7	R: 0 H: 1 E: 0 LOB: 2 K: 0 BB: 1 S: 4 P: 8	R: 0 H: 2 E: 0 LOB: 2 K: 0 BB: 1 S: 4 P: 8	

1B: 7	SF: 0
2B: 1	SAC: 0
3B: 0	DP: 1
HR: 1	HBP: 0

WP: 0 PA: 36
PB: 0
SB: 0
CS: 0

PITCHER		IP	WLS	BF	H	R	ER	SO	BB	IBB	HBP	BLK	WP	HR	S	P	ERA	WHIP
Jim Gott, R ERA: 2.81	(1, 1)	7.0	L	31	7	3	3	3	3	0	0	0	0	1	34	46	3.86	1.429
Greg Minton, R ERA: 2.7	(8, 1)	1.0		5	2	0	0	0	0	1	0	0	0	0	4	8	0.00	2.000

PITCHER	IP	WLS	BF	H	R	ER	SO	BB	IBB	HBP	BLK	WP	HR	S	P	ERA	WHIP

Batter	1	2	3	4	5	6	7	8	9	AB	R	H	RBI	BB	SO	LOB
Dan Gladden, R (1, 8) OBP: 0.306, SLG: 0.344	K		G3		G3			L8-3 1-1		4	0	0	0	0	1	1
Manny Trillo, R (1, 4) OBP: 0.299, SLG: 0.286	2B 3B		1B 1B			5-3			F9	4	1	2	0	0	0	0
Chili Davis, S (1, 9) OBP: 0.355, SLG: 0.454	F5		1-2 1B			4-3			3-1	4	0	1	0	0	0	1
Gary Rajsich, L (1, 3) OBP: 0.240, SLG: 0.222	3-H 2B		K			P4			3-1	4	0	1	1	0	1	2
Jeffrey Leonard, R (1, 7) OBP: 0.234, SLG: 0.293	K			F8			G6-4-3 1B			3	0	1	0	0	1	1
Chris Brown, R (1, 5) OBP: 0.295, SLG: 0.325		F8		F8			G6-4-3 1-2f			3	0	0	0	0	0	1
Alex Trevino, R (1, 2) OBP: 0.298, SLG: 0.286		F8		K			F7			3	0	0	0	0	1	0
Jose Uribe, S (1, 6) OBP: 0.262, SLG: 0.325		4-3			K			4-3		3	0	0	0	0	1	0
Mike Krukow, R (1, 1) OBP: 0.222, SLG: 0.353			K		F3			L8-3 1B		2	0	0	0	0	1	0
Scot Thompson, L (8, PH) OBP: 0.200, SLG: 0.218										1	0	1	0	0	0	0
David Green, R (8, PR) OBP: 0.250, SLG: 0.241										0	0	0	0	0	0	0
Frank Williams, R (8, 1)										0	0	0	0	0	0	0

Inning Stats	1	2	3	4	5	6	7	8	9
	R: 1 E: 0 K: 2 S: 9	R: 0 E: 0 K: 0 S: 3	R: 0 E: 0 K: 2 S: 9	R: 0 E: 0 K: 1 S: 5	R: 0 E: 0 K: 1 S: 5	R: 0 E: 0 K: 0 S: 3	R: 0 E: 0 K: 0 S: 3	R: 0 E: 0 K: 0 S: 3	R: 0 E: 0 K: 0 S: 3
	H: 2 LOB: 1 BB: 0 P: 9	H: 0 LOB: 0 BB: 0 P: 3	H: 2 LOB: 2 BB: 0 P: 9	H: 0 LOB: 0 BB: 0 P: 5	H: 0 LOB: 0 BB: 0 P: 5	H: 0 LOB: 0 BB: 0 P: 3	H: 1 LOB: 0 BB: 0 P: 3	H: 1 LOB: 1 BB: 0 P: 3	H: 0 LOB: 0 BB: 0 P: 3

PITCHER		IP	WLS	BF	H	R	ER	SO	BB	IBB	HBP	BLK	WP	HR	S	P	ERA	WHIP
Bill Gullickson, R ERA: 3.11	(1, 1)	8.0	W	28	6	1	1	6	0	0	0	0	0	0	40	40	1.12	0.750
Jeff Reardon, R ERA: 1.17	(9, 1)	1.0	S	3	0	0	0	0	0	0	0	0	0	0	3	3	0.00	0.000

PITCHER	IP	WLS	BF	H	R	ER	SO	BB	IBB	HBP	BLK	WP	HR	S	P	ERA	WHIP

TOP

San Francisco Giants @ Montreal Expos

Olympic Stadium, Montreal, QB

Sun May 26 1985, 3:33 AM EDT

Att. 20,193 - Sunny - 65 F

livebaseballscorecards.com

AB	31
R	1
H	6
RBI	1
BB	0
SO	6
LOB	6

1B: 4	SF: 0	WP: 0	PA: 31
2B: 2	SAC: 0	PB: 0	
3B: 1	DP: 2	SB: 0	
HR: 0	HBP: 0	CS: 0	

Batter	1	2	3	4	5	6	7	8	9	AB	R	H	RBI	BB	SO	LOB
Herm Winningham, L (1, 8) OBP: 0.345, SLG: 0.323	G3		P6			E9 CS 2B		K		4	0	1	0	0	1	0
Vance Law, R (1, 4) OBP: 0.357, SLG: 0.318	F9		F7			F8 3-H		K		4	0	0	0	0	1	1
Andre Dawson, R (1, 9) OBP: 0.307, SLG: 0.444	K			F5			4-3 1B BB	4-3		3	1	0	0	1	1	0
Dan Driessen, L (1, 3) OBP: 0.361, SLG: 0.458		PB 2B 1B		4-3			F9			3	1	1	0	0	0	1
Hubie Brooks, R (1, 6) OBP: 0.293, SLG: 0.384		F7		5-3			4-3 1-2			3	0	0	0	0	0	2
Tim Wallach, R (1, 5) OBP: 0.335, SLG: 0.452		F9 1-H 2B			K		2B 2-H 1B			3	1	2	2	0	1	0
Terry Francona, L (1, 7) OBP: 0.375, SLG: 0.432 Miguel Dilone, S (7, PR) OBP: 0.244, SLG: 0.237 (8, 7)		F9 2-3			6-3		2B 1-H			3 0	0 0	1 0	1 0	0 0	0 0	1 0
Mike Fitzgerald, R (1, 2) OBP: 0.354, SLG: 0.255		5-3			P4		FC6-4 IBB			2	0	0	0	1	0	1
Bill Gullickson, R (1, 1) OBP: 0.182, SLG: 0.227 Jeff Reardon, R (9, 1) OBP: 0.333, SLG: 0.333			L8			K	FC6-4 1-2f			3 0	0 0	0 0	0 0	0 0	1 0	2 0
Inning Stats	R: 0 E: 0 K: 1 S: 5 H: 0 LOB: 0 BB: 0 P: 5	R: 1 E: 0 K: 0 S: 5 H: 2 LOB: 1 BB: 0 P: 5	R: 0 E: 0 K: 0 S: 3 H: 0 LOB: 0 BB: 0 P: 3	R: 0 E: 0 K: 0 S: 3 H: 0 LOB: 0 BB: 0 P: 3	R: 0 E: 0 K: 1 S: 5 H: 0 LOB: 0 BB: 0 P: 5	R: 0 E: 1 K: 1 S: 5 H: 1 LOB: 0 BB: 0 P: 5	R: 2 E: 0 K: 0 S: 5 H: 2 LOB: 2 BB: 2 P: 13	R: 0 E: 0 K: 2 S: 7 H: 0 LOB: 0 BB: 0 P: 7		1B: 2 2B: 3 3B: 0 HR: 0 SF: 0 SAC: 0 DP: 0 HBP: 0						

PITCHER		IP	WLS	BF	H	R	ER	SO	BB	IBB	HBP	BLK	WP	HR	S	P	ERA	WHIP
Mike Krukow, R ERA: 1.72	(1, 1)	7.0	L	27	5	3	3	3	1	1	0	0	0	0	31	39	3.86	0.857
Frank Williams, R ERA: 6.17	(8, 1)	1.0		3	0	0	0	2	0	0	0	0	0	0	7	7	0.00	0.000

PITCHER	IP	WLS	BF	H	R	ER	SO	BB	IBB	HBP	BLK	WP	HR	S	P	ERA	WHIP

BOTTOM

San Francisco Giants @ Montreal Expos

Olympic Stadium, Montreal, QB

Sun May 26 1985, 3:33 AM EDT
Att. 20,193 - Sunny - 65 F

livebaseballscorecards.com

AB	28
R	3
H	5
RBI	3
BB	2
SO	5
LOB	8

WP: 0 PA: 30
PB: 1
SB: 0
CS: 1

Batter	1	2	3	4	5	6	7	8	9	AB	R	H	RBI	BB	SO	LOB
Dan Gladden, R (1, 8) OBP: 0.303, SLG: 0.340	6-3		6-3			5-3		SH1-4 1-2 2B 1B	5-3	5	1	1	0	0	0	1
Manny Trillo, R (1, 4) OBP: 0.291, SLG: 0.278	F8		6-3			5-3		SH1-4 1-2 2-3	6-3	4	0	0	0	0	0	1
Chili Davis, S (1, 9) OBP: 0.359, SLG: 0.459	2B			6-3			4-3	2B IBB		3	1	1	0	1	0	0
Gary Rajsich, L (1, 3) OBP: 0.264, SLG: 0.234 Bob Brenly, R (8, PH) OBP: 0.271, SLG: 0.352 (8, 3)	K			BBB G1-6-3 BB			3B 1B	SSS K		2 1	1 0	1 0	0 0	1 0	1 1	1 3
Jeffrey Leonard, R (1, 7) OBP: 0.241, SLG: 0.305		L5-4 1B		G1-6-3 1-2f			F8	1-H 2-H 3-H 1B 2B		4	1	2	3	0	0	2
Chris Brown, R (1, 5) OBP: 0.308, SLG: 0.355		1-2 1B			SSS K		1-H E 3B	2-H FC6-4 1B		4	1	3	2	0	1	0
Alex Trevino, R (1, 2) OBP: 0.275, SLG: 0.261		2-2 L5-4			L7		3-H E6	1-2f FC6-4		4	0	0	0	0	0	3
Jose Uribe, S (1, 6) OBP: 0.254, SLG: 0.314		P4			SSS K		SSS K		4-3	4	0	0	0	0	2	2
Atlee Hammaker, S (1, 1)			SSS K			SSS K		BBB		2	0	0	0	0	2	0
Joel Youngblood, R (8, PH) OBP: 0.256, SLG: 0.176								SH1-4 1B 2B BB		0	1	0	0	1	0	0
Scott Garrelts, R (8, 1)										0	0	0	0	0	0	0
Mark Davis, L (8, 1) OBP: 0.250, SLG: 0.750									3B	1	0	1	0	0	0	0
Inning Stats	R: 0 E: 0 K: 1 S: 6 H: 1 LOB: 1 BB: 0 P: 6	R: 0 E: 0 K: 0 S: 4 H: 2 LOB: 1 BB: 0 P: 4	R: 0 E: 0 K: 1 S: 5 H: 0 LOB: 0 BB: 0 P: 5	R: 0 E: 0 K: 0 S: 2 H: 0 LOB: 0 BB: 1 P: 6	R: 0 E: 0 K: 2 S: 7 H: 0 LOB: 0 BB: 0 P: 7	R: 0 E: 0 K: 1 S: 5 H: 0 LOB: 0 BB: 0 P: 5	R: 2 E: 1 K: 1 S: 8 H: 2 LOB: 1 BB: 0 P: 8	R: 4 E: 0 K: 1 S: 8 H: 3 LOB: 1 BB: 2 P: 16	R: 0 E: 0 K: 0 S: 4 H: 1 LOB: 1 BB: 0 P: 4	1B: 5 2B: 3 3B: 2 HR: 0 SF: 0 SAC: 1 DP: 2 HBP: 0	WP: 0 PB: 0 SB: 0 CS: 0 PA: 38					

PITCHER		IP	WLS	BF	H	R	ER	SO	BB	IBB	HBP	BLK	WP	HR	S	P	ERA	WHIP
David Palmer, R ERA: 2.95	(1, 1)	7.0	L	26	5	2	1	6	1	0	0	0	0	0	37	41	1.29	0.857
Gary Lucas, L ERA: 7.36	(8, 1)	0.1		4	1	3	3	0	1	1	0	0	0	0	2	10	81.00	6.000
Tim Burke, R ERA: 3.15	(8, 1)	0.2		4	2	1	1	1	0	0	0	0	0	0	6	6	13.50	3.000
Randy St. Claire, R ERA:	(9, 1)	1.0		4	1	0	0	0	0	0	0	0	0	0	4	4	0.00	1.000

PITCHER	IP	WLS	BF	H	R	ER	SO	BB	IBB	HBP	BLK	WP	HR	S	P	ERA	WHIP

San Francisco Giants @ Montreal Expos

Olympic Stadium, Montreal, QB

Mon May 27 1985, 7:05 PM EDT

Att. 13,365 - Unknown

TOP

livebaseballscorecards.com

AB	34
R	6
H	9
RBI	5
BB	3
SO	7
LOB	13

Batter	1	2	3	4	5	6	7	8	9	AB	R	H	RBI	BB	SO	LOB
Miguel Dilone, S (1, 7) OBP: 0.261, SLG: 0.256	4-3		F9		S 2-3 1B		P6		FC6-4 1B	5	0	2	0	0	0	1
Vance Law, R (1, 4) OBP: 0.358, SLG: 0.316	BB BB		4-3		K 1-2			4-3 BB 1B 1B	FC6-4 1-2f	4	1	1	0	1	1	3
Andre Dawson, R (1, 8) OBP: 0.305, SLG: 0.436	K			6-3	6-3			1B 4-3 1-2 BB		3	0	0	0	1	1	3
Hubie Brooks, R (1, 6) OBP: 0.292, SLG: 0.376	1-2 BB			4-3		L6		4-3 1-2 2-3		3	0	0	0	1	0	2
Tim Wallach, R (1, 5) OBP: 0.333, SLG: 0.447	L7			E6 1B		F8		2-3 3-H 1B		4	0	1	1	0	0	2
Dan Driessen, L (1, 3) OBP: 0.358, SLG: 0.452		P4		1-2 1B		1-3		P3		4	0	1	0	0	0	2
Jim Wohlford, R (1, 9) OBP: 0.294, SLG: 0.289		5-3		F9			FC6-4 1B	F9		4	0	1	0	0	0	4
Mike Fitzgerald, R (1, 2) OBP: 0.351, SLG: 0.255		K			1B SH1-4 1B		FC6-4 1-2f		F8	4	0	1	0	0	1	1
David Palmer, R (1, 1) OBP: 0.200, SLG: 0.267 Steve Nicosia, R (7, PH) Gary Lucas, L (8, 1) Tim Burke, R (8, 1) Randy St. Claire, R (9, 1) U L Washington, S (9, PH) OBP: 0.299, SLG: 0.329			5-3		SH1-4 1-2		K		6-3	1 1 0 0 0 1	0 0 0 0 0 0	0 0 0 0 0 0	0 0 0 0 0 0	0 1 0 0 0 0	0 1 0 0 0 0	0 1 0 0 0 0
Inning Stats	R: 0 E: 0 K: 1 S: 5 H: 0 LOB: 2 BB: 2 P: 13	R: 0 E: 0 K: 1 S: 5 H: 0 LOB: 0 BB: 0 P: 5	R: 0 E: 0 K: 0 S: 3 H: 0 LOB: 0 BB: 0 P: 3	R: 0 E: 1 K: 0 S: 5 H: 1 LOB: 2 BB: 0 P: 5	R: 0 E: 0 K: 1 S: 7 H: 2 LOB: 2 BB: 0 P: 7	R: 0 E: 0 K: 0 S: 3 H: 0 LOB: 0 BB: 0 P: 3	R: 0 E: 0 K: 1 S: 6 H: 1 LOB: 1 BB: 0 P: 6	R: 1 E: 0 K: 0 S: 5 H: 2 LOB: 2 BB: 1 P: 9	R: 0 E: 0 K: 0 S: 4 H: 1 LOB: 1 BB: 0 P: 4	1B: 7 2B: 0 3B: 0 HR: 0	SF: 0 SAC: 1 DP: 0 HBP: 0						

PITCHER		IP	WLS	BF	H	R	ER	SO	BB	IBB	HBP	BLK	WP	HR	S	P	ERA	WHIP
Atlee Hammaker, L ERA: 2.93	(1, 1)	7.0	W	28	4	0	0	4	2	0	0	0	0	0	34	42	0.00	0.857
Scott Garrelts, R ERA: 1.8	(8, 1)	0.1		4	2	1	1	0	1	0	0	0	0	0	3	7	27.00	9.000
Mark Davis, L ERA: 1.82	(8, 1)	1.2		6	1	0	0	0	0	0	0	0	0	0	6	6	0.00	0.600

PITCHER	IP	WLS	BF	H	R	ER	SO	BB	IBB	HBP	BLK	WP	HR	S	P	ERA	WHIP

BOTTOM

San Francisco Giants @ Montreal Expos

Olympic Stadium, Montreal, QB

Mon May 27 1985, 7:05 PM EDT

Att. 13,365 - Unknown

livebaseballscorecards.com

AB	34
R	1
H	7
RBI	1
BB	3
SO	4
LOB	19

1B: 7	SF: 0	WP: 0	PA: 38
2B: 0	SAC: 1	PB: 0	
3B: 0	DP: 0	SB: 1	
HR: 0	HBP: 0	CS: 0	

New York Mets @ San Francisco Giants

Candlestick Park, San Francisco, CA

Wed May 29 1985, 6:33 AM EDT

Att. 8,974 - Unknown

TOP

livebaseballscorecards.com

Batter	1	2	3	4	5	6	7	8	9	AB	R	H	RBI	BB	SO	LOB
Mookie Wilson, S (1, 8) OBP: 0.340, SLG: 0.413	E5 4-3 WP		6-3			FC6-4 BB		S 1B 2B 2-H 1B	S IBB	3	1	1	1	2	0	0
Kelvin Chapman, R (1, 4) OBP: 0.217, SLG: 0.172	F9		6-3			FC6-4 WP 1-2f		S 2B 1-2 1B	BB 1-2	4	1	1	0	1	0	2
Keith Hernandez, L (1, 3) OBP: 0.389, SLG: 0.405 Roger McDowell, R (8, 1) OBP: 0.222, SLG: 0.125	4-3 1-3			4-3		L6 1-2		K 1-2 2-3	L3	4 1	0 0	0 0	0 0	0 0	1 0	4 3
Gary Carter, R (1, 2) OBP: 0.364, SLG: 0.404	FC6-4 BB			1B		6-3		1B 2-H 2B 3-H		3	1	2	2	1	0	1
George Foster, R (1, 7) OBP: 0.267, SLG: 0.427	FC6-4 1-2f			F7			F4	FC5-4 2-H 1B		4	0	1	1	0	0	3
Ray Knight, R (1, 5) (8, 3) OBP: 0.262, SLG: 0.339		K		4-3			F8	FC5-4 1-2f		4	0	0	0	0	1	2
John Christensen, R (1, 9) OBP: 0.273, SLG: 0.178		K			F5		4-3		4-3 SH1-4 BB	3	0	0	0	1	1	0
Rafael Santana, R (1, 6) OBP: 0.257, SLG: 0.258		6-3			F8			F8	SH1-4 1-2	3	0	0	0	0	0	0
Ed Lynch, R (1, 1) OBP: 0.158, SLG: 0.059 Wally Backman, S (8, PH) OBP: 0.302, SLG: 0.311 Howard Johnson, S (8, 5) OBP: 0.234, SLG: 0.208			K		4-3			1B 2B	4-3 2-3	2 1 1	0 1 0	0 1 0	0 0 0	0 0 0	1 0 0	0 0 1

Inning Stats										
	R: 0 E: 1 K: 0 S: 4	H: 0 LOB: 2 BB: 1 P: 8	R: 0 E: 0 K: 2 S: 7	H: 0 LOB: 0 BB: 0 P: 7	R: 0 E: 0 K: 1 S: 5	H: 0 LOB: 0 BB: 0 P: 5	R: 0 E: 0 K: 0 S: 4	H: 1 LOB: 1 BB: 0 P: 4	R: 0 E: 0 K: 0 S: 3	H: 0 LOB: 0 BB: 0 P: 3
	R: 0 E: 0 K: 0 S: 3	H: 0 LOB: 1 BB: 1 P: 7	R: 0 E: 0 K: 0 S: 3	H: 0 LOB: 0 BB: 0 P: 3	R: 4 E: 0 K: 1 S: 10	H: 5 LOB: 1 BB: 0 P: 10	R: 0 E: 0 K: 0 S: 3	H: 0 LOB: 3 BB: 3 P: 15	1B: 4 2B: 2 3B: 0 HR: 0	SF: 0 SAC: 1 DP: 0 HBP: 0	WP: 2 PB: 0 SB: 3 CS: 0	PA: 39

	AB	33
	R	4
	H	6
	RBI	4
	BB	5
	SO	4
	LOB	16

PITCHER		IP	WLS	BF	H	R	ER	SO	BB	IBB	HBP	BLK	WP	HR	S	P	ERA	WHIP
Dave LaPoint, L ERA: 1.97	(1, 1)	7.1		28	3	2	2	3	2	0	0	0	2	0	32	40	2.46	0.682
Mark Davis, L ERA: 2.4	(8, 1)	0.1	L	3	2	1	1	1	0	0	0	0	0	0	5	5	27.00	6.000
Scott Garrelts, R ERA: 1.74	(8, 1)	1.0		7	1	1	1	0	2	1	0	0	0	0	4	16	9.00	3.000
Greg Minton, R ERA: 2.66	(9, 1)	0.1		1	0	0	0	0	0	0	0	0	0	0	1	1	0.00	0.000

PITCHER	IP	WLS	BF	H	R	ER	SO	BB	IBB	HBP	BLK	WP	HR	S	P	ERA	WHIP

BOTTOM

New York Mets @ San Francisco Giants

Candlestick Park, San Francisco, CA

Wed May 29 1985, 6:33 AM EDT

Att. 8,974 - Unknown

livebaseballscorecards.com

Batter	1	2	3	4	5	6	7	8	9	AB	R	H	RBI	BB	SO	LOB
Dan Gladden, R (1, 8) OBP: 0.306, SLG: 0.337	0-0 1B 2B 1B	4-0 S BB			0-0 ① 6-3		0-0 ① F8		0-0 ② 1-3 1-2	4	1	1	0	1	0	1
Manny Trillo, R (1, 4) OBP: 0.288, SLG: 0.275	0-0 2B 1-2 1B	0-0 ③ F7 1-2			0-0 ② F7		0-0 ② F8		S S S 0-3 ③ K	5	1	1	0	0	1	2
Chili Davis, S (1, 9) OBP: 0.356, SLG: 0.453	0-0 ① F7		0-0 ① F3		0-0 2B 1B		0-0 ③ F7			4	0	1	0	0	0	2
Gary Rajsich, L (1, 3) OBP: 0.281, SLG: 0.294	0-0 4-3 1B 1-H 2-H 2B		0-0 ② F9		0-0 1-3 2B			0-0 ① 3-1		4	1	2	2	0	0	0
Jeffrey Leonard, R (1, 7) OBP: 0.247, SLG: 0.310	0-0 ② 4-3 2-3		0-0 1B		S S S 0-3 ③ K			0-0 FC4-6 1B		4	0	2	0	0	1	3
Chris Brown, R (1, 5) OBP: 0.307, SLG: 0.352	0-0 3-H 1B		0-0 ③ F8			0-0 ① 6-3		0-0 ② FC4-6 1-2f		4	0	1	1	0	0	2
Alex Trevino, R (1, 2) OBP: 0.259, SLG: 0.245 Scot Thompson, L (8, PH) OBP: 0.196, SLG: 0.214 Bob Brenly, R (9, 2) OBP: 0.271, SLG: 0.352	0-0 ③ F4			0-0 ① F7		0-0 ② 6-3		0-0 ③ 4-3		3 1 0	0 0 0	0 0 0	0 0 0	0 0 0	0 0 0	1 1 0
Jose Uribe, S (1, 6) OBP: 0.254, SLG: 0.312		0-0 ① F8		0-0 ② 4-3		0-0 1B			0-0 ① F8	4	0	1	0	0	0	0
Dave LaPoint, L (1, 1) OBP: 0.300, SLG: 0.350 Mark Davis, L (8, 1) OBP: 0.250, SLG: 0.750 Scott Garrelts, R (8, 1) Greg Minton, S (9, 1) Joel Youngblood, R (9, PH) OBP: 0.275, SLG: 0.200		0-0 ② F9		0-0 ③ 4-3		0-0 ③ 1-3			0-0 1-3 1B	3 0 0 0 1	0 0 0 0 0	0 0 0 0 1	0 0 0 0 0	0 0 0 0 0	0 0 0 0 0	1 0 0 0 0
Inning Stats	R: 3 E: 0 K: 0 S: 7 H: 4 LOB: 1 BB: 0 P: 7	R: 0 E: 0 K: 0 S: 3 H: 0 LOB: 1 BB: 1 P: 7	R: 0 E: 0 K: 0 S: 4 H: 1 LOB: 1 BB: 0 P: 4	R: 0 E: 0 K: 0 S: 3 H: 0 LOB: 0 BB: 0 P: 3	R: 0 E: 0 K: 1 S: 7 H: 2 LOB: 2 BB: 0 P: 7	R: 0 E: 0 K: 0 S: 4 H: 1 LOB: 1 BB: 0 P: 4	R: 0 E: 0 K: 0 S: 3 H: 0 LOB: 0 BB: 0 P: 3	R: 0 E: 0 K: 0 S: 4 H: 1 LOB: 1 BB: 0 P: 4	R: 0 E: 0 K: 1 S: 6 H: 1 LOB: 1 BB: 0 P: 6	1B: 8 2B: 2 3B: 0 HR: 0	SF: 0 SAC: 0 DP: 0 HBP: 0						

	AB	37
	R	3
	H	10
	RBI	3
	BB	1
	SO	2
	LOB	13

WP: 0 PB: 0 SB: 1 CS: 0 PA: 38

PITCHER		IP	WLS	BF	H	R	ER	SO	BB	IBB	HBP	BLK	WP	HR	S	P	ERA	WHIP
Ed Lynch, R ERA: 3.0	(1, 1)	7.0	W	30	8	3	3	1	1	0	0	0	0	0	31	35	3.86	1.286
Roger McDowell, R ERA: 2.82	(8, 1)	2.0	S	8	2	0	0	1	0	0	0	0	0	0	10	10	0.00	1.000

PITCHER	IP	WLS	BF	H	R	ER	SO	BB	IBB	HBP	BLK	WP	HR	S	P	ERA	WHIP

Batter	1	2	3	4	5	6	7	8	9	AB	R	H	RBI	BB	SO	LOB
Mookie Wilson, S (1, 8) OBP: 0.331, SLG: 0.401	S S S 0-3 ① K		S S S 0-3 ③ K			x 0-0 E4 1B 1B		x 0-0 B2		4	1	0	0	0	2	0
Wally Backman, S (1, 4) OBP: 0.300, SLG: 0.309	S S S 0-3 ② K			x 0-0 ① 4-3		x 0-0 G4-6 1-2 1B		S S S 0-3 ② K		4	0	1	0	0	2	0
Keith Hernandez, L (1, 3) OBP: 0.386, SLG: 0.397	x 0-0 ③ 4-3			B B B B 4-0 G5-4-3 BB		x 0-0 ①② G4-6 1-2f		x 0-0 ③ G3		3	0	0	0	1	0	2
Gary Carter, R (1, 2) OBP: 0.361, SLG: 0.400		x 0-0 ① 5-3		x 0-0 ②③ G5-4-3 1-2f		x 0-0 2-H 1B			S S S 0-3 ① K	4	0	1	1	0	1	1
George Foster, R (1, 7) OBP: 0.274, SLG: 0.465		x 0-0 G3 2B			x 0-0 HR	x 0-0 ③ F8			x 0-0 ② 6-3	4	1	2	1	0	0	1
Danny Heep, L (1, 9) OBP: 0.333, SLG: 0.380		x 0-0 ② G3 2-3			x 0-0 ① F7		x 0-0 ① F5		B B B B 4-0 BB BB	3	0	0	0	1	0	1
Howard Johnson, S (1, 5) OBP: 0.243, SLG: 0.212		x 0-0 ③ 3-1			x 0-0 6-3 1B		x 0-0 ② F9		B B B B 4-0 1-2 BB	3	0	1	0	1	0	1
Rafael Santana, R (1, 6) OBP: 0.257, SLG: 0.265			x 0-0 ① 6-3		x 0-0 ② 6-3 1-2		x 0-0 2B		x 0-0 ③ F7	4	0	1	0	0	0	3
Dwight Gooden, R (1, 1) OBP: 0.241, SLG: 0.154			x 0-0 ② 5-3		x 0-0 ③ F8		x 0-0 ③ 1-3			3	0	0	0	0	0	2
Inning Stats	R: 0 H: 0 E: 0 LOB: 0 K: 2 BB: 0 S: 7 P: 7	R: 0 H: 1 E: 0 LOB: 1 K: 0 BB: 0 S: 4 P: 4	R: 0 H: 0 E: 0 LOB: 0 K: 1 BB: 0 S: 5 P: 5	R: 0 H: 0 E: 0 LOB: 0 K: 0 BB: 1 S: 2 P: 6	R: 1 H: 2 E: 0 LOB: 0 K: 0 BB: 0 S: 5 P: 5	R: 1 H: 2 E: 1 LOB: 1 K: 0 BB: 0 S: 5 P: 5	R: 0 H: 1 E: 0 LOB: 1 K: 0 BB: 0 S: 4 P: 4	R: 0 H: 0 E: 0 LOB: 0 K: 1 BB: 0 S: 5 P: 5	R: 0 H: 0 E: 0 LOB: 2 K: 1 BB: 2 S: 5 P: 13	1B: 3 SF: 0 2B: 2 SAC: 0 3B: 0 DP: 2 HR: 1 HBP: 0					WP: 0 PA: 35 PB: 0 SB: 0 CS: 0		

PITCHER		IP	WLS	BF	H	R	ER	SO	BB	IBB	HBP	BLK	WP	HR	S	P	ERA	WHIP
Jim Gott, R ERA: 2.62	(1, 1)	7.0	L	27	6	2	1	3	1	0	0	0	0	1	32	36	1.29	1.000
Frank Williams, R ERA: 5.4	(8, 1)	1.2		7	0	0	0	2	2	0	0	0	0	0	9	17	0.00	1.200
Scott Garrelts, R ERA: 1.72	(9, 1)	0.1		1	0	0	0	0	0	0	0	0	0	0	1	1	0.00	0.000

PITCHER	IP	WLS	BF	H	R	ER	SO	BB	IBB	HBP	BLK	WP	HR	S	P	ERA	WHIP

TOP

New York Mets @ San Francisco Giants

Candlestick Park, San Francisco, CA

Thu May 30 1985, 6:33 AM EDT

Att. 10,207 - Unknown

livebaseballscorecards.com

AB	32
R	2
H	6
RBI	2
BB	3
SO	5
LOB	11

Batter	1	2	3	4	5	6	7	8	9	AB	R	H	RBI	BB	SO	LOB
Dan Gladden, R (1, 8) OBP: 0.310, SLG: 0.337	BBBB 4-0 S BB		x 0-0 1B		SSS 0-3 ③ K		SSS 0-3 ③ K			3	0	1	0	1	2	0
Manny Trillo, R (1, 4) OBP: 0.287, SLG: 0.275	x 0-0 ① F4		x 0-0 ③ G3			x 0-0 2B 1B		x 0-0 ① 1-3		4	0	1	0	0	0	2
Chili Davis, S (1, 9) OBP: 0.360, SLG: 0.461	SSS 0-3 ② K			x 0-0 F9 1B 1B		x 0-0 1-3 2B		SSS 0-3 ② K		4	0	2	0	0	2	1
Gary Rajsich, L (1, 3) OBP: 0.279, SLG: 0.291 Scott Garrelts, R (9, 1)	SSS 0-3 ③ K 1-2			x 0-0 1-2 1B		x 0-0 ① L3		x 0-0 ③ F3		4 0	0 0	1 0	0 0	0 0	1 0	3 0
Jeffrey Leonard, R (1, 7) OBP: 0.241, SLG: 0.302		x 0-0 ① 5-3		SSS 0-3 ① K		SSS 0-3 ② K			SSS 0-3 ① K	4	0	0	0	0	3	4
Chris Brown, R (1, 5) OBP: 0.298, SLG: 0.341		x 0-0 ② L4		x 0-0 ② F9 2-3		SSS 0-3 ③ K			SSS 0-3 ② K	4	0	0	0	0	2	4
Alex Trevino, R (1, 2) OBP: 0.259, SLG: 0.302		x 0-0 ③ 6-3		SSS 0-3 ③ K			x 0-0 HR		SSS 0-3 ③ K	4	1	1	1	0	2	2
Jose Uribe, S (1, 6) OBP: 0.248, SLG: 0.305			x 0-0 ① F6		x 0-0 ① L5		x 0-0 ① 6-3			3	0	0	0	0	0	0
Jim Gott, R (1, 1) OBP: 0.211, SLG: 0.526 Duane Kuiper, L (7, PH) OBP: 0.500, SLG: 0.333 Frank Williams, R (8, 1) Scot Thompson, L (9, 3) OBP: 0.196, SLG: 0.214			SSS 0-3 ② K		SSS 0-3 ② K		x 0-0 ② 5-3			2 1 0 0	0 0 0 0	0 0 0 0	0 0 0 0	0 0 0 0	2 0 0 0	0 0 0 0
Inning Stats	R: 0 H: 0 E: 0 LOB: 1 K: 2 BB: 1 S: 7 P: 11	R: 0 H: 0 E: 0 LOB: 0 K: 0 BB: 0 S: 3 P: 3	R: 0 H: 1 E: 0 LOB: 1 K: 1 BB: 0 S: 6 P: 6	R: 0 H: 2 E: 0 LOB: 2 K: 2 BB: 0 S: 9 P: 9	R: 0 H: 0 E: 0 LOB: 0 K: 2 BB: 0 S: 7 P: 7	R: 0 H: 2 E: 0 LOB: 2 K: 2 BB: 0 S: 9 P: 9	R: 1 H: 1 E: 0 LOB: 0 K: 1 BB: 0 S: 6 P: 6	R: 0 H: 0 E: 0 LOB: 0 K: 1 BB: 0 S: 5 P: 5	R: 0 H: 0 E: 0 LOB: 0 K: 3 BB: 0 S: 9 P: 9	1B: 4 SF: 0 2B: 1 SAC: 0 3B: 0 DP: 0 HR: 1 HBP: 0						WP: 0 PA: 34 PB: 0 SB: 1 CS: 0	

PITCHER	IP	WLS	BF	H	R	ER	SO	BB	IBB	HBP	BLK	WP	HR	S	P	ERA	WHIP
Dwight Gooden, R (1, 1) ERA: 1.79	9.0	W	34	6	1	1	14	1	0	0	0	0	1	61	65	1.00	0.778

PITCHER	IP	WLS	BF	H	R	ER	SO	BB	IBB	HBP	BLK	WP	HR	S	P	ERA	WHIP

New York Mets @ San Francisco Giants

Candlestick Park, San Francisco, CA

Thu May 30 1985, 6:33 AM EDT

Att. 10,207 - Unknown

BOTTOM

livebaseballscorecards.com

AB	33
R	1
H	6
RBI	1
BB	1
SO	14
LOB	16

Batter	1	2	3	4	5	6	7	8	9	AB	R	H	RBI	BB	SO	LOB
Jeff Stone, L (1, 7) OBP: 0.287, SLG: 0.320	F7		4-3			1-3		1-3		4	0	0	0	0	0	0
Rick Schu, R (1, 5) OBP: 0.250, SLG: 0.182	F7			F8		K		HR 1B		4	1	1	0	0	1	0
Juan Samuel, R (1, 4) OBP: 0.271, SLG: 0.382	1B			S 1B			F9	1-H HR		4	1	3	2	0	0	0
Mike Schmidt, R (1, 3) OBP: 0.305, SLG: 0.383	F8			K 1-2			1-3	K		4	0	0	0	0	2	2
Von Hayes, L (1, 8) OBP: 0.403, SLG: 0.448		G3		K			E BB		G5-4-3 1B	3	1	1	0	1	1	1
Glenn Wilson, R (1, 9) OBP: 0.296, SLG: 0.431		F9			F2		E5 1-H		G5-4-3 1-2f	4	0	0	0	0	0	1
Ozzie Virgil, R (1, 2) OBP: 0.375, SLG: 0.481		K			K		IBB		K	3	0	0	0	1	3	0
Steve Jeltz, S (1, 6) OBP: 0.265, SLG: 0.196			4-3		4-3		G3			2	0	0	0	0	0	0
Tim Corcoran, L (7, PH) OBP: 0.342, SLG: 0.296										1	0	0	0	0	0	2
Luis Aguayo, R (7, 6) OBP: 0.317, SLG: 0.353										0	0	0	0	0	0	0
Charles Hudson, S (1, 1)			F9			K		F7		2	0	0	0	0	1	0
Greg Gross, L (8, PH) OBP: 0.259, SLG: 0.280										1	0	0	0	0	0	0
Larry Andersen, R (8, 1)										0	0	0	0	0	0	0
Don Carman, L (8, 1)										0	0	0	0	0	0	0
Inning Stats	R: 0 E: 0 K: 0 S: 4 H: 1 LOB: 1 BB: 0 P: 4	R: 0 E: 0 K: 1 S: 5 H: 0 LOB: 0 BB: 0 P: 5	R: 0 E: 0 K: 0 S: 3 H: 0 LOB: 0 BB: 0 P: 3	R: 0 E: 0 K: 2 S: 8 H: 1 LOB: 1 BB: 0 P: 8	R: 0 E: 0 K: 1 S: 5 H: 0 LOB: 0 BB: 0 P: 5	R: 0 E: 0 K: 2 S: 7 H: 0 LOB: 0 BB: 0 P: 7	R: 1 E: 1 K: 0 S: 4 H: 0 LOB: 2 BB: 2 P: 12	R: 2 E: 0 K: 1 S: 7 H: 2 LOB: 0 BB: 0 P: 7	R: 0 E: 0 K: 1 S: 5 H: 1 LOB: 0 BB: 0 P: 5	1B: 4 2B: 0 3B: 0 HR: 1 SF: 0 SAC: 0 DP: 1 HBP: 0	WP: 0 PB: 0 SB: 1 CS: 0 PA: 34					

PITCHER		IP	WLS	BF	H	R	ER	SO	BB	IBB	HBP	BLK	WP	HR	S	P	ERA	WHIP
Mike Krukow, R ERA: 1.78	(1, 1)	8.0	W	31	4	3	2	7	1	1	0	0	0	1	43	51	2.25	0.625
Mark Davis, L ERA: 2.32	(9, 1)	1.0	S	3	1	0	0	1	0	0	0	0	0	0	5	5	0.00	1.000

PITCHER	IP	WLS	BF	H	R	ER	SO	BB	IBB	HBP	BLK	WP	HR	S	P	ERA	WHIP

TOP

Philadelphia Phillies @ San Francisco Giants
Candlestick Park, San Francisco, CA
Fri May 31 1985, 10:05 PM EDT
Att. 7,755 - Unknown

livebaseballscorecards.com

AB	32
R	3
H	5
RBI	2
BB	2
SO	8
LOB	6

Batter	1	2	3	4	5	6	7	8	9	AB	R	H	RBI	BB	SO	LOB
Dan Gladden, R (1, 8) OBP: 0.304, SLG: 0.329	F3		F3			6-3		K		4	0	0	0	0	1	0
Manny Trillo, R (1, 4) OBP: 0.287, SLG: 0.274	F7			5-3		K		1B		4	0	1	0	0	1	0
Chili Davis, S (1, 9) OBP: 0.369, SLG: 0.497	HR			2B			SH1 HR 1B	K		4	2	3	1	0	1	1
Gary Rajsich, L (1, 3) OBP: 0.270, SLG: 0.281	4-3			6-3			SH1 1-2			2	0	0	0	0	0	1
Jeffrey Leonard, R (1, 7) OBP: 0.243, SLG: 0.299		F7		6-3			HR IBB			2	1	0	0	1	0	1
Bob Brenly, R (1, 2) OBP: 0.264, SLG: 0.343		F4			5-3		F7			3	0	0	0	0	0	2
Ricky Adams, R (1, 5) OBP: 0.333, SLG: 1.333		F9			6-3		1-H 2-H HR			3	1	1	3	0	0	0
Jose Uribe, S (1, 6) OBP: 0.243, SLG: 0.298			4-3		4-3		F7			3	0	0	0	0	0	0
Mike Krukow, R (1, 1) OBP: 0.200, SLG: 0.316			5-3			F8		K		2	0	0	0	0	0	0
Scot Thompson, L (8, PH) OBP: 0.193, SLG: 0.211										1	0	0	0	0	1	0
Mark Davis, L (9, 1) OBP: 0.250, SLG: 0.750										0	0	0	0	0	0	0
Inning Stats	R: 1 E: 0 K: 0 S: 4 H: 1 LOB: 0 BB: 0 P: 4	R: 0 E: 0 K: 0 S: 3 H: 0 LOB: 0 BB: 0 P: 3	R: 0 E: 0 K: 0 S: 3 H: 0 LOB: 0 BB: 0 P: 3	R: 0 E: 0 K: 0 S: 4 H: 1 LOB: 1 BB: 0 P: 4	R: 0 E: 0 K: 0 S: 3 H: 0 LOB: 0 BB: 0 P: 3	R: 0 E: 0 K: 1 S: 5 H: 0 LOB: 0 BB: 0 P: 5	R: 3 E: 0 K: 0 S: 5 H: 2 LOB: 0 BB: 1 P: 9	R: 0 E: 0 K: 3 S: 10 H: 1 LOB: 1 BB: 0 P: 10		1B: 2 2B: 1 3B: 0 HR: 2 SF: 0 SAC: 1 DP: 0 HBP: 0						

PITCHER		IP	WLS	BF	H	R	ER	SO	BB	IBB	HBP	BLK	WP	HR	S	P	ERA	WHIP
Charles Hudson, R ERA: 3.18	(1, 1)	7.0	L	26	4	4	4	1	0	1	0	0	0	2	27	31	5.14	0.571
Larry Andersen, R ERA: 4.55	(8, 1)	0.2		3	1	0	0	2	0	0	0	0	0	0	7	7	0.00	1.500
Don Carman, L ERA: 0.96	(8, 1)	0.1		1	0	0	0	1	0	0	0	0	0	0	3	3	0.00	0.000

PITCHER	IP	WLS	BF	H	R	ER	SO	BB	IBB	HBP	BLK	WP	HR	S	P	ERA	WHIP

BOTTOM

Philadelphia Phillies @ San Francisco Giants
Candlestick Park, San Francisco, CA
Fri May 31 1985, 10:05 PM EDT
Att. 7,755 - Unknown

livebaseballscorecards.com

AB	28
R	4
H	5
RBI	4
BB	1
SO	4
LOB	5

1B: 2 SF: 0 WP: 0 PA: 30
2B: 1 SAC: 1 PB: 0
3B: 0 DP: 0 SB: 0
HR: 2 HBP: 0 CS: 0

Batter	1	2	3	4	5	6	7	8	9	AB	R	H	RBI	BB	SO	LOB
Jeff Stone, L (1, 7) OBP: 0.300, SLG: 0.341	S 1B		2B			4-3 1B		4-3		4	1	3	0	0	0	0
Von Hayes, L (1, 8) OBP: 0.395, SLG: 0.437	K		1-3			4-3 1-2		K		4	0	0	0	0	2	3
Juan Samuel, R (1, 4) OBP: 0.271, SLG: 0.385	6-3 1-2			5-3		F3		2B		4	0	1	0	0	0	2
Mike Schmidt, R (1, 3) OBP: 0.309, SLG: 0.386	K			1B		2-H 1B		6-3		4	0	2	1	0	1	2
Ozzie Virgil, R (1, 2) OBP: 0.372, SLG: 0.474		G6-4-3 1B		F6		5-3			K	4	0	1	0	0	1	2
Glenn Wilson, R (1, 9) OBP: 0.289, SLG: 0.421		G6-4-3 1-2f		F9			F6		3-1	4	0	0	0	0	0	2
Rick Schu, R (1, 5) OBP: 0.313, SLG: 0.214		F3			G4-6-3 1B		WP BB		F8	3	0	1	0	1	0	0
Steve Jeltz, S (1, 6) OBP: 0.260, SLG: 0.191 John Wockenfuss, R (7, PH) OBP: 0.286, SLG: 0.130 Luis Aguayo, R (7, 6) OBP: 0.317, SLG: 0.353		F9			K		K 1-3			2 1 0	0 0 0	0 0 0	0 0 0	0 0 0	1 1 0	1 1 0
Steve Carlton, L (1, 1) OBP: 0.150, SLG: 0.211 Tim Corcoran, L (7, PH) OBP: 0.339, SLG: 0.293 Larry Andersen, R (7, 1)		K			G4-6-3 1-2f		F7			2 1 0	0 0 0	0 0 0	0 0 0	0 0 0	1 0 0	1 1 0
Inning Stats	R: 0 E: 0 K: 2 S: 8 H: 1 LOB: 1 BB: 0 P: 8	R: 0 E: 0 K: 0 S: 3 H: 1 LOB: 0 BB: 0 P: 3	R: 0 E: 0 K: 1 S: 6 H: 1 LOB: 0 BB: 0 P: 6	R: 0 E: 0 K: 0 S: 4 H: 1 LOB: 1 BB: 0 P: 4	R: 0 E: 0 K: 1 S: 5 H: 1 LOB: 0 BB: 0 P: 5	R: 1 E: 0 K: 0 S: 5 H: 2 LOB: 1 BB: 0 P: 5	R: 0 E: 0 K: 1 S: 5 H: 0 LOB: 1 BB: 1 P: 9	R: 0 E: 0 K: 1 S: 6 H: 1 LOB: 1 BB: 0 P: 6	R: 0 E: 0 K: 1 S: 5 H: 0 LOB: 0 BB: 0 P: 5	1B: 6 2B: 2 3B: 0 HR: 0 SF: 0 SAC: 0 DP: 2 HBP: 0						

PITCHER		IP	WLS	BF	H	R	ER	SO	BB	IBB	HBP	BLK	WP	HR	S	P	ERA	WHIP
Atlee Hammaker, L ERA: 2.77	(1, 1)	6.1	W	25	7	1	1	4	1	0	0	0	0	0	32	36	1.42	1.263
Scott Garrelts, R ERA: 1.69	(7, 1)	0.2		2	0	0	0	1	0	0	0	0	1	0	4	4	0.00	0.000
Mark Davis, L ERA: 2.27	(8, 1)	0.2		3	1	0	0	1	0	0	0	0	0	0	5	5	0.00	1.500
Greg Minton, R ERA: 2.52	(8, 1)	1.1	S	4	0	0	0	1	0	0	0	0	0	0	6	6	0.00	0.000

PITCHER	IP	WLS	BF	H	R	ER	SO	BB	IBB	HBP	BLK	WP	HR	S	P	ERA	WHIP

TOP

Philadelphia Phillies @ San Francisco Giants

Candlestick Park, San Francisco, CA

Sat Jun 01 1985, 6:33 AM EDT

Att. 21,313 - Unknown

livebaseballscorecards.com

AB	33
R	1
H	8
RBI	1
BB	1
SO	7
LOB	15

WP: 2 PA: 34
PB: 0
SB: 1
CS: 0

Batter	1	2	3	4	5	6	7	8	9	AB	R	H	RBI	BB	SO	LOB
Ricky Adams, R (1, 5) OBP: 0.429, SLG: 0.857	CS 1B		FC5 1B 2-H		F9			4-3		4	0	2	1	0	0	0
Manny Trillo, R (1, 4) OBP: 0.291, SLG: 0.275	G3 1-2		1-2 1B			BBBB F9 1B BB		6-3		3	0	1	0	1	0	1
Chili Davis, S (1, 9) OBP: 0.368, SLG: 0.493	1-3		FC5 2-3f			1-2 G6-4-3 1B				3	0	1	0	0	0	2
Jeffrey Leonard, R (1, 7) OBP: 0.244, SLG: 0.317		F9		HR		F9 2-3				3	1	1	1	0	0	2
Joel Youngblood, R (1, 8) OBP: 0.279, SLG: 0.211		G6-3 1B		5-3		G6-4-3 1-2f				3	0	1	0	0	0	2
David Green, R (1, 3) OBP: 0.242, SLG: 0.233 Mark Davis, L (8, 1) OBP: 0.250, SLG: 0.750 Greg Minton, S (8, 1)		G6-3 1-2f		F7			G3			3 0 0	0 0 0	0 0 0	0 0 0	0 0 0	0 0 0	1 0 0
Bob Brenly, R (1, 2) OBP: 0.258, SLG: 0.333			1-3	F6			F6			3	0	0	0	0	0	0
Jose Uribe, S (1, 6) OBP: 0.245, SLG: 0.293			BBBB SH3-4 1B BB		F6		F7			2	1	0	0	1	0	0
Atlee Hammaker, S (1, 1) Scott Garrelts, R (7, 1) Gary Rajsich, L (8, 3) OBP: 0.266, SLG: 0.276			SH3-4 1-2		F8			F3		1 0 1	0 0 0	0 0 0	0 0 0	0 0 0	0 0 0	0 0 0
Inning Stats	R: 0 H: 1 E: 0 LOB: 0 K: 0 BB: 0 S: 3 P: 3	R: 0 H: 1 E: 0 LOB: 0 K: 0 BB: 0 S: 3 P: 3	R: 1 H: 2 E: 0 LOB: 2 K: 0 BB: 1 S: 5 P: 9	R: 1 H: 1 E: 0 LOB: 0 K: 0 BB: 0 S: 4 P: 4	R: 0 H: 0 E: 0 LOB: 0 K: 0 BB: 0 S: 3 P: 3	R: 0 H: 1 E: 0 LOB: 1 K: 0 BB: 1 S: 3 P: 7	R: 0 H: 0 E: 0 LOB: 0 K: 0 BB: 0 S: 3 P: 3	R: 0 H: 0 E: 0 LOB: 0 K: 0 BB: 0 S: 3 P: 3		1B: 5 SF: 0 2B: 0 SAC: 1 3B: 0 DP: 2 HR: 1 HBP: 0						

PITCHER		IP	WLS	BF	H	R	ER	SO	BB	IBB	HBP	BLK	WP	HR	S	P	ERA	WHIP
Steve Carlton, L ERA: 2.24	(1, 1)	6.0	L	23	6	2	2	0	2	0	0	0	0	1	21	29	3.00	1.333
Larry Andersen, R ERA: 4.25	(7, 1)	2.0		6	0	0	0	0	0	0	0	0	0	0	6	6	0.00	0.000

PITCHER	IP	WLS	BF	H	R	ER	SO	BB	IBB	HBP	BLK	WP	HR	S	P	ERA	WHIP

BOTTOM

Philadelphia Phillies @ San Francisco Giants
Candlestick Park, San Francisco, CA
Sat Jun 01 1985, 6:33 AM EDT
Att. 21,313 - Unknown

livebaseballscorecards.com

AB	26
R	2
H	6
RBI	2
BB	2
SO	0
LOB	8

Batter	1	2	3	4	5	6	7	8	9	AB	R	H	RBI	BB	SO	LOB
Jeff Stone, L (1, 7) OBP: 0.301, SLG: 0.336	x 0-0 ① 6-3		x 0-0 ② L5		B B B 4-0 1-2 BB		S S S 0-3 ③ K			2	0	0	0	1	0	0
Garry Maddox, R (7, PH) OBP: 0.308, SLG: 0.350 (7, 8)										1	0	0	0	0	1	1
Von Hayes, L (1, 8) (7, 7) OBP: 0.392, SLG: 0.429	B B B B 4-0 FC6-4 BB		x 0-0 ③ F8		x 0-0 ③ 4-3			x 0-0 ① F2		3	0	0	0	1	0	2
Juan Samuel, R (1, 4) OBP: 0.271, SLG: 0.379	x 0-0 ② FC6-4 CS 1-2f			x 0-0 ① F8		B B B 4-0 CS BB		S S S 0-3 ② K		3	0	0	0	1	1	1
Mike Schmidt, R (1, 3) OBP: 0.308, SLG: 0.378	0-0 ③ CS 1-2	B B B 4-0 BB BB		x 0-0 ② L7		S S S 0-3 ① K		S S S 0-3 ③ K		3	0	0	0	1	2	1
Bo Diaz, R (1, 2) OBP: 0.176, SLG: 0.125		x 0-0 ① F9		x 0-0 ③ F9		B B B B 4-0 ② 1-2 BB			x 0-0 ① F8	3	0	0	0	1	0	1
Glenn Wilson, R (1, 9) OBP: 0.282, SLG: 0.411		S S S 0-3 ② K			x 0-0 ① F2	x 0-0 ③ F4			x 0-0 ② F3	4	0	0	0	0	1	2
Rick Schu, R (1, 5) OBP: 0.350, SLG: 0.353		B B B 4-0 1-2 BB			x 0-0 SH2-4 3B		S S S 0-3 ① K		S S S 0-3 ③ K	3	1	1	0	1	2	0
Steve Jeltz, S (1, 6) OBP: 0.257, SLG: 0.189		x 0-0 ③ F9			x 0-0 ② SH2-4 3-H		S S S 0-3 ② K			1	0	0	1	0	0	2
Derrel Thomas, S (7, PH) OBP: 0.222, SLG: 0.125 (7, 6)										1	0	0	0	0	1	0
Shane Rawley, R (1, 1) OBP: 0.150, SLG: 0.056			S S S 0-3 ① K		B B B 4-0 BB BB		B B B 4-0 BB			1	0	0	0	1	1	0
Greg Gross, L (7, PH) OBP: 0.273, SLG: 0.280										0	0	0	0	1	0	0
Larry Andersen, R (7, 1)										0	0	0	0	0	0	0
Don Carman, L (7, 1)										0	0	0	0	0	0	0
Inning Stats	R: 0 E: 0 K: 0 S: 2 H: 0 LOB: 0 BB: 1 P: 6	R: 0 E: 0 K: 1 S: 5 H: 0 LOB: 2 BB: 2 P: 13	R: 0 E: 0 K: 1 S: 5 H: 0 LOB: 0 BB: 0 P: 5	R: 0 E: 0 K: 0 S: 3 H: 0 LOB: 0 BB: 0 P: 3	R: 1 E: 0 K: 0 S: 4 H: 1 LOB: 2 BB: 2 P: 12	R: 0 E: 0 K: 1 S: 4 H: 0 LOB: 1 BB: 2 P: 12	R: 0 E: 0 K: 3 S: 9 H: 0 LOB: 1 BB: 1 P: 13	R: 0 E: 0 K: 2 S: 7 H: 0 LOB: 0 BB: 0 P: 7	R: 0 E: 0 K: 1 S: 5 H: 0 LOB: 0 BB: 0 P: 5	1B: 0 2B: 0 3B: 1 HR: 0 SF: 0 SAC: 1 DP: 0 HBP: 0						

PITCHER		IP	WLS	BF	H	R	ER	SO	BB	IBB	HBP	BLK	WP	HR	S	P	ERA	WHIP
Vida Blue, L ERA: 5.11	(1, 1)	5.0	W	20	1	1	1	2	5	0	0	0	0	0	19	39	1.80	1.200
Frank Williams, R ERA: 4.8	(6, 1)	1.2		7	0	0	0	3	3	0	0	0	0	0	10	22	0.00	1.800
Mark Davis, L ERA: 2.12	(7, 1)	2.1	S	7	0	0	0	4	0	0	0	0	0	0	15	15	0.00	0.000

PITCHER	IP	WLS	BF	H	R	ER	SO	BB	IBB	HBP	BLK	WP	HR	S	P	ERA	WHIP

TOP

Philadelphia Phillies @ San Francisco Giants

Candlestick Park, San Francisco, CA

Sun Jun 02 1985, 6:33 AM EDT

Att. 13,799 - Unknown

livebaseballscorecards.com

AB	25
R	1
H	1
RBI	1
BB	8
SO	9
LOB	10

WP: 0 PB: 0 SB: 0 CS: 2 PA: 35

Batter	1	2	3	4	5	6	7	8	9	AB	R	H	RBI	BB	SO	LOB
Dan Gladden, R (1, 8) OBP: 0.303, SLG: 0.328	K		SH1-4 1B		K		E5 BLK			4	0	1	0	0	2	0
Ricky Adams, R (1, 4) OBP: 0.333, SLG: 0.667	4-3		SH1-4 1-2		F7		3-H 4-0 1-2 BB			2	0	0	0	0	0	0
Gary Rajsich, L (7, PH) OBP: 0.266, SLG: 0.276										0	0	0	0	0	0	0
Manny Trillo, R (7, PH) OBP: 0.295, SLG: 0.275 (8, 4)										0	0	0	0	1	0	0
Joel Youngblood, R (1, 9) OBP: 0.277, SLG: 0.214	F8		F3			E7 1B	K			4	0	1	0	0	1	3
Jeffrey Leonard, R (1, 7) OBP: 0.239, SLG: 0.310		4-3	K			K		K		4	0	0	0	0	3	2
Chris Brown, R (1, 5) OBP: 0.297, SLG: 0.338		1B 1B 1B		5-3		F9		5-3		4	1	1	0	0	0	1
David Green, R (1, 3) OBP: 0.245, SLG: 0.236		1B 1-2 1B		5-3		F9		K		3	0	1	0	0	0	1
Mark Davis, L (7, 1) OBP: 0.200, SLG: 0.600										1	0	0	0	0	1	0
Bob Brenly, R (1, 2) OBP: 0.260, SLG: 0.333 (7, 3)		1-3 2-H 1B		1-3			6-3			3	0	1	1	0	0	0
Jose Uribe, S (1, 6) OBP: 0.254, SLG: 0.304		IBB			F9		G3 E 2B			2	1	1	0	1	0	0
Vida Blue, S (1, 1)		F2			HR		G3 2-3			1	0	0	0	0	0	2
Rob Deer, R (5, PH) OBP: 0.364, SLG: 0.700										1	1	1	1	0	0	0
Frank Williams, R (6, 1)										0	0	0	0	0	0	0
Alex Trevino, R (7, 2) OBP: 0.254, SLG: 0.296										1	0	0	0	0	0	1
Inning Stats	R: 0 E: 0 K: 1 S: 5 H: 0 LOB: 0 BB: 0 P: 5	R: 1 E: 0 K: 0 S: 5 H: 3 LOB: 2 BB: 1 P: 9	R: 0 E: 0 K: 1 S: 6 H: 1 LOB: 1 BB: 0 P: 6	R: 0 E: 0 K: 0 S: 3 H: 0 LOB: 0 BB: 0 P: 3	R: 1 E: 0 K: 1 S: 6 H: 1 LOB: 0 BB: 0 P: 6	R: 0 E: 1 K: 1 S: 6 H: 1 LOB: 1 BB: 0 P: 6	R: 1 E: 1 K: 1 S: 7 H: 1 LOB: 2 BB: 1 P: 11	R: 0 E: 0 K: 2 S: 7 H: 0 LOB: 0 BB: 0 P: 7		1B: 5 2B: 1 3B: 0 HR: 1	SF: 0 SAC: 1 DP: 0 HBP: 0					

PITCHER		IP	WLS	BF	H	R	ER	SO	BB	IBB	HBP	BLK	WP	HR	S	P	ERA	WHIP
Shane Rawley, L ERA: 3.61	(1, 1)	6.0	L	24	6	2	2	4	0	1	0	0	0	1	31	35	3.00	1.000
Larry Andersen, R ERA: 4.15	(7, 1)	0.2		4	1	1	0	0	0	0	0	0	0	0	4	4	0.00	1.500
Don Carman, L ERA: 0.9	(7, 1)	1.1		5	0	0	0	3	1	0	0	1	0	0	10	14	0.00	0.750

PITCHER	IP	WLS	BF	H	R	ER	SO	BB	IBB	HBP	BLK	WP	HR	S	P	ERA	WHIP

BOTTOM

Philadelphia Phillies @ San Francisco Giants

Candlestick Park, San Francisco, CA

Sun Jun 02 1985, 6:33 AM EDT

Att. 13,799 - Unknown

livebaseballscorecards.com

AB	30
R	3
H	7
RBI	2
BB	2
SO	7
LOB	10

1B: 5 SF: 0
2B: 1 SAC: 1
3B: 0 DP: 0
HR: 1 HBP: 0

WP: 0 PA: 33
PB: 0
SB: 0
CS: 0

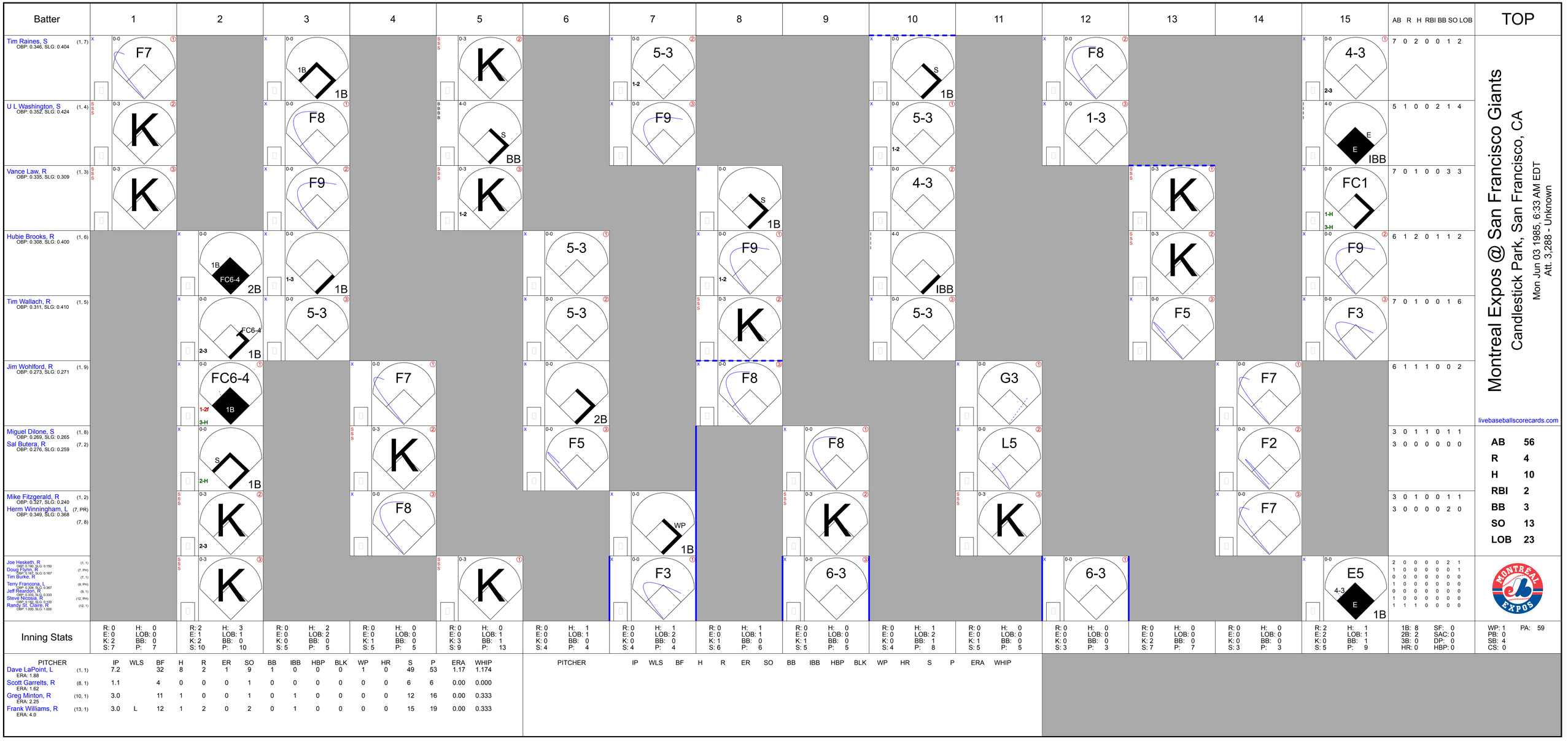
Batter
1
2
3
4
5
6
7
8
9
10
11
12
13
14
15
AB R H RBI BB SO LOB
TOP
Tim Raines, S (1, 7) OBP: 0.346, SLG: 0.404
U L Washington, S (1, 4) OBP: 0.352, SLG: 0.424
Vance Law, R (1, 3) OBP: 0.335, SLG: 0.309
Hubie Brooks, R (1, 6) OBP: 0.308, SLG: 0.400
Tim Wallach, R (1, 5) OBP: 0.311, SLG: 0.410
Jim Wohlford, R (1, 9) OBP: 0.273, SLG: 0.271
Miguel Dilone, S (1, 8) OBP: 0.269, SLG: 0.265
Sal Butera, R (7, 2) OBP: 0.276, SLG: 0.259
Mike Fitzgerald, R (1, 2) OBP: 0.327, SLG: 0.240
Herm Winningham, L (7, PR) (7, 8) OBP: 0.349, SLG: 0.368
Joe Hesketh, R (1, 1) OBP: 0.190, SLG: 0.150
Doug Flynn, R (7, PH) OBP: 0.163, SLG: 0.167
Tim Burke, R (7, 1)
Terry Francona, L (9, PH) OBP: 0.308, SLG: 0.367
Jeff Reardon, R (9, 1) OBP: 0.333, SLG: 0.333
Steve Nicosia, R (12, PH) OBP: 0.190, SLG: 0.200
Randy St. Claire, R (12, 1) OBP: 1.000, SLG: 1.000
Montreal Expos @ San Francisco Giants
Candlestick Park, San Francisco, CA
Mon Jun 03 1985, 6:33 AM EDT
Att. 3,288 - Unknown
livebaseballscorecards.com
AB 56
R 4
H 10
RBI 2
BB 3
SO 13
LOB 23
Inning Stats
PITCHER IP WLS BF H R ER SO BB IBB HBP BLK WP HR S P ERA WHIP
Dave LaPoint, L (1, 1) ERA: 1.88 7.2 32 8 2 1 9 1 0 0 0 1 0 49 53 1.17 1.174
Scott Garrelts, R (8, 1) ERA: 1.62 1.1 4 0 0 0 1 0 0 0 0 0 0 6 6 0.00 0.000
Greg Minton, R (10, 1) ERA: 2.25 3.0 11 1 0 0 1 0 1 0 0 0 0 12 16 0.00 0.333
Frank Williams, R (13, 1) ERA: 4.0 3.0 L 12 1 2 0 2 0 1 0 0 0 0 15 19 0.00 0.333
PITCHER IP WLS BF H R ER SO BB IBB HBP BLK WP HR S P ERA WHIP
1B: 8 SF: 0
2B: 2 SAC: 0
3B: 0 DP: 0
HR: 0 HBP: 0
WP: 1 PA: 59
PB: 0
SB: 4
CS: 0

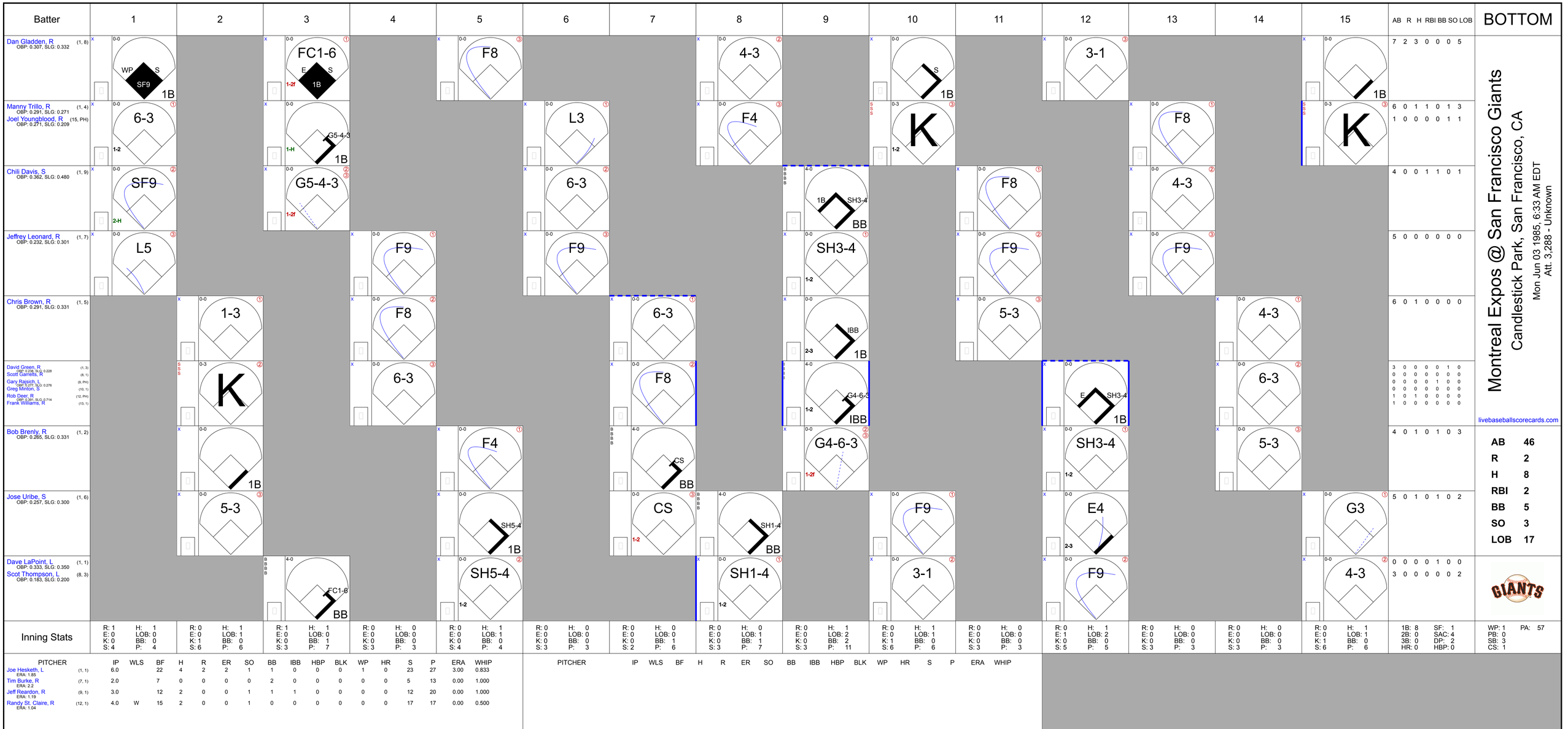

Montreal Expos @ San Francisco Giants

Candlestick Park, San Francisco, CA

Mon Jun 03 1985, 6:33 AM EDT
Att. 3,288 - Unknown

livebaseballscorecards.com

Batter	1	2	3	4	5	6	7	8	9	10	11	12	13	14	15	AB	R	H	RBI	BB	SO	LOB
Dan Gladden, R (1, 8) OBP: 0.307, SLG: 0.332	WP S SF9 1B		FC1-6 E S 1B 1-2f		F8			4-3		S 1B		3-1			1B	7	2	3	0	0	0	5
Manny Trillo, R (1, 4) OBP: 0.291, SLG: 0.271	6-3 1-2		G5-4-3 1-H 1B			L3		F4		K 1-2			F8		K	6	0	1	1	0	1	3
Joel Youngblood, R (15, PH) OBP: 0.271, SLG: 0.209																1	0	0	0	0	1	1
Chili Davis, S (1, 9) OBP: 0.362, SLG: 0.480	SF9 2-H		G5-4-3 1-2f			6-3			1B SH3-4 BB		F8		4-3			4	0	0	1	1	0	1
Jeffrey Leonard, R (1, 7) OBP: 0.232, SLG: 0.301	L5			F9		F9			SH3-4 1-2		F9		F9			5	0	0	0	0	0	0
Chris Brown, R (1, 5) OBP: 0.291, SLG: 0.331		1-3		F8			6-3		IBB 2-3 1B		5-3			4-3		6	0	1	0	0	0	0
David Green, R (1, 3) OBP: 0.238, SLG: 0.228		K		6-3			F8		G4-6-3 1-2 IBB			E SH3-4 1B		6-3		3	0	0	0	0	1	0
Scott Garrelts, R (8, 1)																0	0	0	0	0	0	0
Gary Raisich, L (9, PH) OBP: 0.277, SLG: 0.276																0	0	0	0	1	0	0
Greg Minton, S (10, 1)																0	0	0	0	0	0	0
Rob Deer, R (12, PH) OBP: 0.391, SLG: 0.714																1	0	1	0	0	0	0
Frank Williams, R (13, 1)																1	0	0	0	0	0	0
Bob Brenly, R (1, 2) OBP: 0.265, SLG: 0.331		1B			F4		CS BB		G4-6-3 1-2f			SH3-4 1-2		5-3		4	0	1	0	1	0	3
Jose Uribe, S (1, 6) OBP: 0.257, SLG: 0.300		5-3			SH5-4 1B		CS 1-2	SH1-4 BB		F9		E4 2-3			G3	5	0	1	0	1	0	2
Dave LaPoint, L (1, 1) OBP: 0.333, SLG: 0.350			FC1-6 BB		SH5-4 1-2			SH1-4 1-2		3-1		F9			4-3	0	0	0	0	1	0	0
Scot Thompson, L (8, 3) OBP: 0.183, SLG: 0.200																3	0	0	0	0	0	2

Inning Stats	1	2	3	4	5	6	7	8	9	10	11	12	13	14	15		
	R: 1 E: 0 K: 0 S: 4	H: 1 LOB: 0 BB: 0 P: 4	R: 0 E: 0 K: 1 S: 6	H: 1 LOB: 1 BB: 0 P: 6	R: 1 E: 0 K: 0 S: 3	H: 1 LOB: 0 BB: 1 P: 7	R: 0 E: 0 K: 0 S: 3	H: 0 LOB: 0 BB: 0 P: 3	R: 0 E: 0 K: 0 S: 3	H: 0 LOB: 0 BB: 0 P: 3	R: 0 E: 0 K: 0 S: 3	H: 1 LOB: 2 BB: 2 P: 11	R: 0 E: 0 K: 1 S: 6	H: 1 LOB: 1 BB: 0 P: 6	R: 0 E: 0 K: 0 S: 3	H: 0 LOB: 0 BB: 0 P: 3	R: 0 E: 1 K: 0 S: 5	H: 1 LOB: 2 BB: 0 P: 5	R: 0 E: 0 K: 0 S: 3	H: 0 LOB: 0 BB: 0 P: 3	R: 0 E: 0 K: 0 S: 3	H: 0 LOB: 0 BB: 0 P: 3	R: 0 E: 0 K: 1 S: 6	H: 1 LOB: 1 BB: 0 P: 6	1B: 8 2B: 0 3B: 0 HR: 0	SF: 1 SAC: 4 DP: 2 HBP: 0	WP: 1 PB: 0 SB: 3 CS: 1	PA: 57

PITCHER		IP	WLS	BF	H	R	ER	SO	BB	IBB	HBP	BLK	WP	HR	S	P	ERA	WHIP
Joe Hesketh, L ERA: 1.85	(1, 1)	6.0		22	4	2	2	1	1	0	0	0	1	0	23	27	3.00	0.833
Tim Burke, R ERA: 2.2	(7, 1)	2.0		7	0	0	0	0	2	0	0	0	0	0	5	13	0.00	1.000
Jeff Reardon, R ERA: 1.19	(9, 1)	3.0		12	2	0	0	1	1	1	0	0	0	0	12	20	0.00	1.000
Randy St. Claire, R ERA: 1.04	(12, 1)	4.0	W	15	2	0	0	1	0	0	0	0	0	0	17	17	0.00	0.500

PITCHER	IP	WLS	BF	H	R	ER	SO	BB	IBB	HBP	BLK	WP	HR	S	P	ERA	WHIP

AB	46
R	2
H	8
RBI	2
BB	5
SO	3
LOB	17

Batter	1	2	3	4	5	6	7	8	9	AB	R	H	RBI	BB	SO	LOB
Tim Raines, S (1, 7) OBP: 0.349, SLG: 0.406	x 0-0 E7 6-3 SF9 1B		x 0-0 BB 1B		x 0-0 ③ 4-3			x 0-0 ② F6		4	1	2	0	0	0	1
U L Washington, S (1, 4) OBP: 0.349, SLG: 0.412	x 0-0 ① 6-3 2-3		B B B B 4-0 FC6-4 1-2 BB			x 0-0 ① B1-3		x 0-0 ③ 4-3		3	0	0	0	1	0	1
Vance Law, R (1, 3) OBP: 0.333, SLG: 0.310	x 0-0 ② SF9 3-H		x 0-0 ③ FC6-4 1-2f			S S S 0-3 ② K			x 0-0 4-3 1B	3	0	1	1	0	1	2
Hubie Brooks, R (1, 6) OBP: 0.307, SLG: 0.393	x 0-0 ③ F8			B B B B 4-0 1B BB		x 0-0 ③ 4-3			x 0-0 ① F7	3	0	0	0	1	0	1
Terry Francona, L (1, 9) OBP: 0.304, SLG: 0.358		S S S 0-3 ① K		x 0-0 ① CS 1-3 1B			x 0-0 ① F7		x 0-0 ② 4-3 1-2	4	0	1	0	0	1	1
Tim Wallach, R (1, 5) OBP: 0.305, SLG: 0.401		x 0-0 ② 6-3		x 0-0 ② F3			S S S 0-3 ② K		x 0-0 ③ 5-3	4	0	0	0	0	1	2
Herm Winningham, L (1, 8) OBP: 0.356, SLG: 0.376		S S S 0-3 ③ K		0-0 ③ CS 1-2	x 0-0 S 1B		x 0-0 WP 1B			3	0	2	0	0	1	0
Sal Butera, R (1, 2) OBP: 0.258, SLG: 0.241 Miguel Dilone, S (7, PH) OBP: 0.264, SLG: 0.260 Mike Fitzgerald, R (7, 2) OBP: 0.327, SLG: 0.240			S S S 0-3 ① K		x 0-0 ① F7		x 0-0 ③ 4-3 1-2			2 1 0	0 0 0	0 0 0	0 0 0	0 0 0	1 1 0	1 1 0
Dan Schatzeder, L (1, 1) OBP: 0.231, SLG: 0.417 Tim Burke, R (7, 1) Steve Nicosia, R (7, 2) OBP: 0.167, SLG: 0.091			S S S 0-3 ② K		x 0-0 ② F8 1-2			S S S 0-3 ① K		2 0 1	0 0 0	0 0 0	0 0 0	1 0 0	1 0 1	1 0 0
Inning Stats	R: 1 E: 1 K: 0 S: 4 H: 1 LOB: 0 BB: 0 P: 4	R: 0 E: 0 K: 2 S: 7 H: 0 LOB: 0 BB: 0 P: 7	R: 0 E: 0 K: 2 S: 8 H: 1 LOB: 2 BB: 1 P: 12	R: 0 E: 0 K: 0 S: 2 H: 1 LOB: 0 BB: 1 P: 6	R: 0 E: 0 K: 0 S: 4 H: 1 LOB: 1 BB: 0 P: 4	R: 0 E: 0 K: 1 S: 5 H: 0 LOB: 0 BB: 0 P: 5	R: 0 E: 0 K: 1 S: 6 H: 1 LOB: 1 BB: 0 P: 6	R: 0 E: 0 K: 1 S: 5 H: 0 LOB: 0 BB: 0 P: 5	R: 0 E: 0 K: 0 S: 4 H: 1 LOB: 1 BB: 0 P: 4	1B: 6 2B: 0 3B: 0 HR: 0	SF: 1 SAC: 0 DP: 0 HBP: 0						

TOP

Montreal Expos @ San Francisco Giants

Candlestick Park, San Francisco, CA

Tue Jun 04 1985, 6:33 AM EDT

Att. 3,324 - Unknown

livebaseballscorecards.com

AB	30
R	1
H	6
RBI	1
BB	2
SO	7
LOB	11

PITCHER		IP	WLS	BF	H	R	ER	SO	BB	IBB	HBP	BLK	WP	HR	S	P	ERA	WHIP
Jim Gott, R ERA: 2.25	(1, 1)	9.0	W	33	6	1	0	7	2	0	0	0	1	0	45	53	0.00	0.889

PITCHER		IP	WLS	BF	H	R	ER	SO	BB	IBB	HBP	BLK	WP	HR	S	P	ERA	WHIP

Batter	1	2	3	4	5	6	7	8	9	AB	R	H	RBI	BB	SO	LOB
Dan Gladden, R (1, 8) OBP: 0.306, SLG: 0.335	F8			F8		E 2B	5-3			4	1	1	0	0	0	1
Manny Trillo, R (1, 4) OBP: 0.290, SLG: 0.271	F3			F4		E1 2-H 1B	G3			4	0	1	0	0	0	1
Chili Davis, S (1, 9) OBP: 0.359, SLG: 0.474	4-3			F8		K		1-3 1B		4	0	1	0	0	1	1
Jeffrey Leonard, R (1, 7) OBP: 0.233, SLG: 0.300		F7			1-3 2B 1B	F9		1-3 1-2		4	1	1	0	0	0	2
Rob Deer, R (1, 3) OBP: 0.346, SLG: 0.625		5-3			F7	F9		F9		3	0	0	0	0	0	2
Gary Rajsich, L (8, PH) (9, 3) OBP: 0.273, SLG: 0.271										1	0	0	0	0	0	1
Chris Brown, R (1, 5) OBP: 0.290, SLG: 0.324		1-3			1-3 1-2		BBBB 4-0 2B 2B BB	6-3		3	1	0	0	1	0	2
Alex Trevino, R (1, 2) OBP: 0.274, SLG: 0.321			F8		BBBB 4-0 2B WP BB		0-0 1-3 2B 2B			2	2	1	0	1	0	0
Jose Uribe, S (1, 6) OBP: 0.265, SLG: 0.322			SSS 0-3 K		0-0 FC 1-3 2-H 2B		0-0 2-H 3-H 2B			3	0	2	3	0	1	0
Jim Gott, R (1, 1) OBP: 0.182, SLG: 0.455			4-3		SSS 0-3 FC 2-3 3-H		SSS 0-3 K			3	0	0	0	0	1	2
Inning Stats	R: 0 E: 0 K: 0 S: 3 H: 0 LOB: 0 BB: 0 P: 3	R: 0 E: 0 K: 0 S: 3 H: 0 LOB: 0 BB: 0 P: 3	R: 0 E: 0 K: 1 S: 5 H: 0 LOB: 0 BB: 0 P: 5	R: 0 E: 0 K: 0 S: 3 H: 0 LOB: 0 BB: 0 P: 3	R: 2 E: 0 K: 0 S: 7 H: 2 LOB: 1 BB: 1 P: 11	R: 1 E: 1 K: 1 S: 7 H: 2 LOB: 1 BB: 0 P: 7	R: 2 E: 0 K: 1 S: 7 H: 2 LOB: 1 BB: 1 P: 11	R: 0 E: 0 K: 0 S: 4 H: 1 LOB: 1 BB: 0 P: 4		1B: 3 2B: 4 3B: 0 HR: 0	SF: 0 SAC: 0 DP: 0 HBP: 0						

PITCHER	IP	WLS	BF	H	R	ER	SO	BB	IBB	HBP	BLK	WP	HR	S	P	ERA	WHIP
Dan Schatzeder, L (1, 1) ERA: 4.78	6.0	L	25	5	5	5	3	2	0	0	0	1	0	29	37	7.50	1.167
Tim Burke, R (7, 1) ERA: 2.05	2.0		8	2	0	0	1	0	0	0	0	0	0	10	10	0.00	1.000

PITCHER	IP	WLS	BF	H	R	ER	SO	BB	IBB	HBP	BLK	WP	HR	S	P	ERA	WHIP

BOTTOM

Montreal Expos @ San Francisco Giants

Candlestick Park, San Francisco, CA

Tue Jun 04 1985, 6:33 AM EDT

Att. 3,324 - Unknown

livebaseballscorecards.com

AB	31
R	5
H	7
RBI	3
BB	2
SO	3
LOB	12

Batter	1	2	3	4	5	6	7	8	9	AB	R	H	RBI	BB	SO	LOB
Tim Raines, S (1, 7) OBP: 0.360, SLG: 0.410	0-0 1B SF7 1B		0-0 S 2B 1B	4-0 BB 1B 1-2 BB		BBBB 4-0 FC4-6 BB	0-0 ③ 4-3			3	3	2	0	2	0	3
U L Washington, S (1, 6) OBP: 0.360, SLG: 0.433 Hubie Brooks, R (4, PH) (4, 6) OBP: 0.307, SLG: 0.389	0-0 G3 1B 1-3		0-0 1B 2B 1-H	BBBB 4-0 1B 1B 1-2 2-3 BB		0-0 ② FC4-6 1B 1-2f		0-0 ① G3		2 2	1 0	2 0	1 0	0 1	0 0	0 1
Terry Francona, L (1, 9) OBP: 0.328, SLG: 0.379 (9, 3)	0-0 ① G3 1-2		0-0 FC5-4 1B 2-H	0-0 1B 1-2 2-H 3-H 1B		0-0 1B 1-2		0-0 ② 6-3		5	0	3	3	0	0	2
Dan Driessen, L (1, 3) OBP: 0.341, SLG: 0.428 Jim Wohlford, R (9, 9) OBP: 0.273, SLG: 0.271	0-0 ② SF7 3-H		0-0 ② F7	0-0 ③ 1B 1-2 2-H		0-0 ③ F9		0-0 ③ F7		4 0	0 0	1 0	1 0	0 0	0 0	3 0
Tim Wallach, R (1, 5) OBP: 0.298, SLG: 0.391	0-0 ③ 6-3		0-0 ③ FC5-4 1-2f		0-0 ① 6-3		SSS 0-3 ① K		0-0 ① F7	5	0	0	0	0	1	2
Vance Law, R (1, 4) OBP: 0.347, SLG: 0.317		0-0 ① F9		0-0 6-3 BLK SH1-3 1B	BBBB 4-0 FC4-6 BB		0-0 PB 1B 1B		BBBB 4-0 BB	3	1	2	0	2	0	0
Herm Winningham, L (1, 8) OBP: 0.350, SLG: 0.369		0-0 ② F5		0-0 ① 6-3 1-3	0-0 ② FC4-6 1-2f		0-0 PB 1-2 1B		SSS 0-3 ② K	5	0	1	0	0	1	3
Sal Butera, R (1, 2) OBP: 0.257, SLG: 0.219		0-0 ③ 5-3		0-0 ② SH1-3 3-H	0-0 ③ F9	BBBB 4-0 1-2 2-3 BB			0-0 ③ L4	3	0	0	1	1	0	2
Mickey Mahler, S (1, 1) OBP: 0.250, SLG: 0.250		0-0 ① F8		0-0 BB BB 1B 1B		0-0 ① 5-3	0-0 ② F6			4	1	1	0	0	0	3
Inning Stats	R: 1 E: 0 K: 0 S: 5 H: 2 LOB: 1 BB: 0 P: 5	R: 0 E: 0 K: 0 S: 3 H: 0 LOB: 0 BB: 0 P: 3	R: 2 E: 0 K: 0 S: 6 H: 3 LOB: 1 BB: 0 P: 6	R: 3 E: 0 K: 0 S: 6 H: 4 LOB: 2 BB: 2 P: 14	R: 0 E: 0 K: 0 S: 3 H: 0 LOB: 1 BB: 1 P: 7	R: 0 E: 0 K: 0 S: 4 H: 1 LOB: 2 BB: 1 P: 8	R: 0 E: 0 K: 1 S: 7 H: 2 LOB: 3 BB: 1 P: 11	R: 0 E: 0 K: 0 S: 3 H: 0 LOB: 0 BB: 0 P: 3	R: 0 E: 0 K: 1 S: 5 H: 0 LOB: 1 BB: 1 P: 9	1B: 11 2B: 1 3B: 0 HR: 0	SF: 1 SAC: 1 DP: 0 HBP: 0					

TOP

Montreal Expos @ San Francisco Giants

Candlestick Park, San Francisco, CA

Wed Jun 05 1985, 6:33 AM EDT

Att. 5,843 - Unknown

livebaseballscorecards.com

AB	36
R	6
H	12
RBI	6
BB	6
SO	2
LOB	19

WP: 0 PA: 44
PB: 1
SB: 1
CS: 0

PITCHER		IP	WLS	BF	H	R	ER	SO	BB	IBB	HBP	BLK	WP	HR	S	P	ERA	WHIP
Mike Krukow, R ERA: 2.26	(1, 1)	3.2	L	18	7	5	5	0	0	0	0	1	0	0	18	18	12.27	1.909
Vida Blue, L ERA: 4.91	(4, 1)	2.1		13	3	1	1	0	4	0	0	0	0	0	9	25	3.86	3.000
Scott Garrelts, R ERA: 1.53	(7, 1)	2.0		9	2	0	0	1	1	0	0	0	0	0	10	14	0.00	1.500
Mark Davis, L ERA: 2.06	(9, 1)	1.0		4	0	0	0	1	1	0	0	0	0	0	5	9	0.00	1.000

PITCHER	IP	WLS	BF	H	R	ER	SO	BB	IBB	HBP	BLK	WP	HR	S	P	ERA	WHIP

Batter	1	2	3	4	5	6	7	8	9	AB	R	H	RBI	BB	SO	LOB
Dan Gladden, R (1, 8) OBP: 0.305, SLG: 0.333	F8		1B			6-3			F9	4	0	1	0	0	0	0
Manny Trillo, R (1, 4) OBP: 0.291, SLG: 0.267 Scott Garrelts, R (7, 1) Mark Davis, L (9, 1) OBP: 0.200, SLG: 0.600 David Green, R (9, PH) OBP: 0.235, SLG: 0.226	BB		F4			5-3			K	2 0 0 1	0 0 0 0	0 0 0 0	0 0 0 0	1 0 0 1	0 0 0 0	1 0 0 0
Chili Davis, S (1, 9) OBP: 0.351, SLG: 0.463	L6			K			5-3		F8	4	0	0	0	0	1	1
Jeffrey Leonard, R (1, 7) OBP: 0.229, SLG: 0.295	F4			F7			F7			3	0	0	0	0	0	1
Rob Deer, R (1, 3) OBP: 0.345, SLG: 0.577		K		F9			BB			2	0	0	0	1	1	0
Chris Brown, R (1, 5) OBP: 0.285, SLG: 0.317		K			F8		F3			3	0	0	0	0	1	1
Alex Trevino, R (1, 2) OBP: 0.262, SLG: 0.305		F4			K			6-3		3	0	0	0	0	1	0
Jose Uribe, S (1, 6) OBP: 0.260, SLG: 0.315			4-3		4-3			L4		3	0	0	0	0	0	0
Mike Krukow, R (1, 1) OBP: 0.190, SLG: 0.300 Vida Blue, S (4, 1) Ricky Adams, R (6, PH) OBP: 0.273, SLG: 0.545 (7, 4)			6-3			F4			K	1 0 2	0 0 0	0 0 0	0 0 0	0 0 1	0 0 0	0 0 0
Inning Stats	R: 0 E: 0 K: 0 S: 3 H: 0 LOB: 1 BB: 1 P: 7	R: 0 E: 0 K: 2 S: 7 H: 0 LOB: 0 BB: 0 P: 7	R: 0 E: 0 K: 0 S: 4 H: 1 LOB: 1 BB: 0 P: 4	R: 0 E: 0 K: 1 S: 5 H: 0 LOB: 0 BB: 0 P: 5	R: 0 E: 0 K: 1 S: 5 H: 0 LOB: 0 BB: 0 P: 5	R: 0 E: 0 K: 0 S: 3 H: 0 LOB: 0 BB: 0 P: 3	R: 0 E: 0 K: 0 S: 3 H: 0 LOB: 1 BB: 1 P: 7	R: 0 E: 0 K: 1 S: 5 H: 0 LOB: 0 BB: 0 P: 5	R: 0 E: 0 K: 1 S: 5 H: 0 LOB: 0 BB: 0 P: 5	1B: 1 2B: 0 3B: 0 HR: 0	SF: 0 SAC: 0 DP: 0 HBP: 0					WP: 0 PB: 0 SB: 0 CS: 0	PA: 30

PITCHER	IP	WLS	BF	H	R	ER	SO	BB	IBB	HBP	BLK	WP	HR	S	P	ERA	WHIP
Mickey Mahler, L (1, 1) ERA:	9.0	W	30	1	0	0	6	2	0	0	0	0	0	40	48	0.00	0.333

PITCHER	IP	WLS	BF	H	R	ER	SO	BB	IBB	HBP	BLK	WP	HR	S	P	ERA	WHIP

BOTTOM

Montreal Expos @ San Francisco Giants

Candlestick Park, San Francisco, CA

Wed Jun 05 1985, 6:33 AM EDT

Att. 5,843 - Unknown

livebaseballscorecards.com

AB	28
R	0
H	1
RBI	0
BB	2
SO	6
LOB	4

Batter	1	2	3	4	5	6	7	8	9	AB	R	H	RBI	BB	SO	LOB
Dan Gladden, R (1, 8) OBP: 0.299, SLG: 0.327	F9		B1-3		6-3		F9			4	0	0	0	0	0	1
Manny Trillo, R (1, 4) OBP: 0.285, SLG: 0.261	P5		4-3			F8		P3		4	0	0	0	0	0	0
Chili Davis, S (1, 9) OBP: 0.354, SLG: 0.463	BLK 1B			0-6 1B		F8		4-3		4	0	2	0	0	0	0
Jeffrey Leonard, R (1, 7) OBP: 0.230, SLG: 0.294	L8 1-2			9-6 1-2f		1B		P4		4	0	1	0	0	0	2
Gary Rajsich, L (1, 3) OBP: 0.286, SLG: 0.262		FC6-4 BB		1B BB		F8			K	2	0	0	0	2	1	1
Ricky Adams, R (1, 5) OBP: 0.333, SLG: 0.533		FC6-4 1-2f		1-3 1B			5-3		4-3 WP 1B	4	0	2	0	0	0	1
Alex Trevino, R (1, 2) OBP: 0.265, SLG: 0.355		K		L5			HR		4-3 1-3	3	1	1	1	0	1	3
Scot Thompson, L (9, PH) OBP: 0.180, SLG: 0.197										1	0	0	0	0	0	1
Jose Uribe, S (1, 6) OBP: 0.253, SLG: 0.307		F7			P6		F9		4-3	4	0	0	0	0	0	2
Atlee Hammaker, S (1, 1)			K		K		1B			2	0	0	0	0	2	0
Duane Kuiper, L (7, PH) OBP: 0.600, SLG: 0.500										1	0	1	0	0	0	0
Frank Williams, R (7, 1)										0	0	0	0	0	0	0
Greg Minton, S (7, 1)										0	0	0	0	0	0	0
Inning Stats	R: 0 E: 0 K: 0 S: 4 H: 1 LOB: 1 BB: 0 P: 4	R: 0 E: 0 K: 1 S: 5 H: 0 LOB: 1 BB: 1 P: 9	R: 0 E: 0 K: 1 S: 5 H: 0 LOB: 0 BB: 0 P: 5	R: 0 E: 0 K: 0 S: 4 H: 2 LOB: 2 BB: 1 P: 8	R: 0 E: 0 K: 1 S: 5 H: 0 LOB: 0 BB: 0 P: 5	R: 0 E: 0 K: 0 S: 4 H: 1 LOB: 1 BB: 0 P: 4	R: 1 E: 0 K: 0 S: 5 H: 2 LOB: 1 BB: 0 P: 5	R: 0 E: 0 K: 0 S: 3 H: 0 LOB: 0 BB: 0 P: 3	R: 0 E: 0 K: 1 S: 6 H: 1 LOB: 1 BB: 0 P: 6	1B: 6 2B: 1 3B: 0 HR: 1	SF: 0 SAC: 0 DP: 1 HBP: 0						

PITCHER	IP	WLS	BF	H	R	ER	SO	BB	IBB	HBP	BLK	WP	HR	S	P	ERA	WHIP
Mike Scott, R (1, 1) ERA: 3.13	8.1	W	33	7	1	1	4	2	0	0	1	0	1	39	47	1.08	1.080
Dave Smith, R (9, 1) ERA: 1.71	0.2	S	2	0	0	0	0	0	0	0	0	1	0	2	2	0.00	0.000

PITCHER	IP	WLS	BF	H	R	ER	SO	BB	IBB	HBP	BLK	WP	HR	S	P	ERA	WHIP

TOP

San Francisco Giants @ Houston Astros

Astrodome, Houston, TX

Fri Jun 07 1985, 8:05 PM EDT

Att. 11,202 - Unknown

livebaseballscorecards.com

AB	33
R	1
H	7
RBI	1
BB	2
SO	4
LOB	11

1B: 6	SF: 0	WP: 1	PA: 35
2B: 1	SAC: 0	PB: 0	
3B: 0	DP: 1	SB: 0	
HR: 1	HBP: 0	CS: 0	

BOTTOM

San Francisco Giants @ Houston Astros

Astrodome, Houston, TX

Fri Jun 07 1985, 8:05 PM EDT

Att. 11,202 - Unknown

livebaseballscorecards.com

Batter	1	2	3	4	5	6	7	8	9	AB	R	H	RBI	BB	SO	LOB
Bill Doran, S (1, 4) OBP: 0.363, SLG: 0.411	5-3		SF8 BB 1-2 BB		4-3		1-2 2-3 1B			3	0	1	0	1	0	1
Enos Cabell, R (1, 3) OBP: 0.340, SLG: 0.400 Denny Walling, L (7, PH) OBP: 0.333, SLG: 0.422 (8, 3)	G6-4-3 BB		1-2 2-3 BB		1B 3-H 2B		K			1	1	1	1	2	0	0
										1	0	0	0	0	1	3
Phil Garner, R (1, 5) OBP: 0.298, SLG: 0.351	G6-4-3 1-2f		SF8 2-3 3-H		1B 2-H		1-3			3	0	1	2	0	0	4
Kevin Bass, S (1, 8) OBP: 0.277, SLG: 0.415		4-3	F9			F7		6-3		4	0	0	0	0	0	2
Jim Pankovits, R (1, 7) OBP: 0.373, SLG: 0.444		1-3		4-3		6-3		5-3		4	0	0	0	0	0	0
Terry Puhl, L (1, 9) OBP: 0.331, SLG: 0.413		K		5-3		3-1		6-3		4	0	0	0	0	1	0
Mark Bailey, S (1, 2) OBP: 0.333, SLG: 0.315			F9 1B 2B	4-3			1B 1B BB			2	1	1	0	1	0	0
Bert Pena, R (1, 6) OBP: 0.250, SLG: 0.375 Craig Reynolds, L (7, 6) OBP: 0.317, SLG: 0.414			F9 2-3		SH1-3 2B		1B 1-2			2	1	1	0	0	0	1
										1	0	1	0	0	0	0
Mike Scott, R (1, 1) OBP: 0.100, SLG: 0.111 Dave Smith, R (9, 1)			BB SF8 BB 3-H 1B		SH1-3 2-3		K			2	1	1	1	0	1	2
										0	0	0	0	0	0	0
Inning Stats	R: 0 H: 0 E: 0 LOB: 0 K: 0 BB: 1 S: 2 P: 6	R: 0 H: 0 E: 0 LOB: 0 K: 1 BB: 0 S: 5 P: 5	R: 2 H: 2 E: 0 LOB: 2 K: 0 BB: 2 S: 5 P: 13	R: 0 H: 0 E: 0 LOB: 0 K: 0 BB: 0 S: 3 P: 3	R: 2 H: 3 E: 0 LOB: 1 K: 0 BB: 0 S: 5 P: 5	R: 0 H: 0 E: 0 LOB: 0 K: 0 BB: 0 S: 3 P: 3	R: 0 H: 2 E: 0 LOB: 3 K: 2 BB: 1 S: 9 P: 13	R: 0 H: 0 E: 0 LOB: 0 K: 0 BB: 0 S: 3 P: 3		1B: 4 SF: 1 2B: 3 SAC: 1 3B: 0 DP: 1 HR: 0 HBP: 0						

	AB	27
	R	4
	H	7
	RBI	4
	BB	4
	SO	3
	LOB	13

WP: 0 PA: 33
PB: 0
SB: 0
CS: 0

PITCHER		IP	WLS	BF	H	R	ER	SO	BB	IBB	HBP	BLK	WP	HR	S	P	ERA	WHIP
Atlee Hammaker, L ERA: 3.06	(1, 1)	6.0	L	24	5	4	4	1	3	0	0	0	0	0	23	35	6.00	1.333
Frank Williams, R ERA: 3.93	(7, 1)	0.1		4	2	0	0	1	1	0	0	0	0	0	5	9	0.00	9.000
Greg Minton, R ERA: 2.12	(7, 1)	1.2		5	0	0	0	1	0	0	0	0	0	0	7	7	0.00	0.000

PITCHER	IP	WLS	BF	H	R	ER	SO	BB	IBB	HBP	BLK	WP	HR	S	P	ERA	WHIP

San Francisco Giants @ Houston Astros

Astrodome, Houston, TX

Sat Jun 08 1985, 8:05 PM EDT

Att. 24,675 - Unknown

TOP

livebaseballscorecards.com

Batter	1	2	3	4	5	6	7	8	9	AB	R	H	RBI	BB	SO	LOB
Ricky Adams, R (1, 4) OBP: 0.316, SLG: 0.474	K		K			G6-4-3 1B		K		4	0	1	0	0	3	4
Bob Brenly, R (1, 5) OBP: 0.265, SLG: 0.328	5-3		6-3			G6-4-3 1-2f		BB 1-2 3-H 1B		4	0	1	1	0	0	3
Chili Davis, S (1, 9) OBP: 0.352, SLG: 0.455	4-3			K		G3		BBBB 4-0 1-2 2-3 BB		3	0	0	0	1	1	0
Jeffrey Leonard, R (1, 7) OBP: 0.230, SLG: 0.293		5-3		S 1B			F9	F8		4	0	1	0	0	0	3
Joel Youngblood, R (1, 8) OBP: 0.250, SLG: 0.191		5-3		P5			F7		6-3	4	0	0	0	0	0	1
Rob Deer, R (1, 3) OBP: 0.303, SLG: 0.500		5-3		K 1-2			K		K	4	0	0	0	0	3	1
Alex Trevino, R (1, 2) OBP: 0.268, SLG: 0.344			BBBB 4-0 FC3-6 1B BB		SSS K			5-3	BBBB 4-0 BB	2	0	0	0	1	1	0
Gary Rajsich, L (9, PH) OBP: 0.296, SLG: 0.262										0	0	0	0	1	0	0
Jose Uribe, S (1, 6) OBP: 0.259, SLG: 0.312			0-0 FC3-6 1-2 1B		4-3			1B 1B 1B	P6	4	1	2	0	0	0	1
Bill Laskey, R (1, 1) OBP: 0.133, SLG: 0.071			FC3-6 1-2 2-3f		K			BB 1B 1-3 1B		2	0	0	0	0	1	2
Dan Gladden, R (8, PH) OBP: 0.302, SLG: 0.330										1	0	1	0	0	0	0
Mark Davis, L (8, 1) OBP: 0.200, SLG: 0.600										0	0	0	0	0	0	0

	AB	32
	R	1
	H	6
	RBI	1
	BB	3
	SO	9
	LOB	15

Inning Stats	1	2	3	4	5	6	7	8	9	1B: 6	SF: 0	WP: 0	PA: 35
R:	0	0	0	0	0	0	0	1	0	2B: 0	SAC: 0	PB: 0	
E:	0	0	0	0	0	0	0	0	0	3B: 0	DP: 1	SB: 1	
K:	1	0	1	2	2	0	1	1	1	HR: 0	HBP: 0	CS: 0	
S:	5	3	6	8	7	3	5	8	5				
H:	0	0	1	1	0	1	0	3	0				
LOB:	0	0	2	0	0	0	0	1	1				
BB:	0	0	1	0	0	0	0	1	1				
P:	5	3	10	8	7	3	5	12	9				

PITCHER		IP	WLS	BF	H	R	ER	SO	BB	IBB	HBP	BLK	WP	HR	S	P	ERA	WHIP
Nolan Ryan, R ERA: 3.11	(1, 1)	7.0	W	24	3	0	0	7	1	0	0	0	0	0	37	41	0.00	0.571
Frank DiPino, L ERA: 3.68	(8, 1)	0.2		6	3	1	1	1	1	0	0	0	0	0	7	11	13.50	6.000
Dave Smith, R ERA: 1.64	(8, 1)	1.1	S	5	0	0	0	1	1	0	0	0	0	0	6	10	0.00	0.750

PITCHER		IP	WLS	BF	H	R	ER	SO	BB	IBB	HBP	BLK	WP	HR	S	P	ERA	WHIP

Batter	1	2	3	4	5	6	7	8	9	AB	R	H	RBI	BB	SO	LOB
Bill Doran, S (1, 4) OBP: 0.361, SLG: 0.408	0-0 2B 1B		0-0 4-3 ②		0-0 4-3 ③			S S S 0-3 K ①		4	1	1	0	0	1	0
Craig Reynolds, L (1, 6) OBP: 0.315, SLG: 0.416	0-0 4-3 SF9 1-H 2B		0-0 3-1 ③			0-0 P6 ①		0-0 4-3 ②		4	1	1	1	0	0	0
Kevin Bass, S (1, 7) (8, 8) OBP: 0.270, SLG: 0.403	0-0 4-3 ① 2-3			0-0 E7 1B		0-0 1-3 ②		0-0 F9 ③		4	1	0	0	0	0	1
Denny Walling, L (1, 5) OBP: 0.333, SLG: 0.423	0-0 SF9 ② 3-H			0-0 CS 2-H 1B		0-0 F5 ③				2	0	1	2	0	0	0
Jerry Mumphrey, S (1, 8) OBP: 0.313, SLG: 0.357	0-0 4-3 ③			S S S 0-3 K ① ② 1-2			0-0 4-3 ①			3	0	0	0	0	1	1
Chris Jones, L (8, 7)										0	0	0	0	0	0	0
Terry Puhl, L (1, 9) OBP: 0.338, SLG: 0.421		0-0 1-3 ①		0-0 2B			B B B B 4-0 S 1B BB			2	1	1	0	1	0	0
Enos Cabell, R (1, 3) OBP: 0.340, SLG: 0.398		0-0 6-3 ②		0-0 F8 ③			0-0 WP S 1-H 1B			3	0	1	1	0	0	1
Mark Bailey, S (1, 2) OBP: 0.324, SLG: 0.305		0-0 F7 ③			0-0 4-3 ①		S S S 0-3 K ② 1-2			3	0	0	0	0	1	1
Nolan Ryan, R (1, 1) OBP: 0.100, SLG: 0.069			0-0 4-3 ①		0-0 F7 ②		0-0 F8 ③ 2-3			2	0	0	0	0	0	0
Jim Pankovits, R (7, PH) OBP: 0.367, SLG: 0.436										1	0	0	0	0	0	1
Frank DiPino, L (8, 1) OBP: 0.333, SLG: 0.333										0	0	0	0	0	0	0
Dave Smith, R (8, 1)										0	0	0	0	0	0	0
Inning Stats	R: 2 E: 0 K: 0 S: 5 H: 2 LOB: 0 BB: 0 P: 5	R: 0 E: 0 K: 0 S: 3 H: 0 LOB: 0 BB: 0 P: 3	R: 0 E: 0 K: 0 S: 3 H: 0 LOB: 0 BB: 0 P: 3	R: 1 E: 1 K: 1 S: 7 H: 2 LOB: 1 BB: 0 P: 7	R: 0 E: 0 K: 0 S: 3 H: 0 LOB: 0 BB: 0 P: 3	R: 0 E: 0 K: 0 S: 3 H: 0 LOB: 0 BB: 0 P: 3	R: 1 E: 0 K: 1 S: 6 H: 1 LOB: 1 BB: 1 P: 10	R: 0 E: 0 K: 1 S: 5 H: 0 LOB: 0 BB: 0 P: 5		1B: 3 2B: 2 3B: 0 HR: 0	SF: 1 SAC: 0 DP: 0 HBP: 0					

PITCHER		IP	WLS	BF	H	R	ER	SO	BB	IBB	HBP	BLK	WP	HR	S	P	ERA	WHIP
Bill Laskey, R ERA: 4.14	(1, 1)	7.0	L	27	5	4	3	2	1	0	0	0	1	0	30	34	3.86	0.857
Mark Davis, L ERA: 2.0	(8, 1)	1.0		3	0	0	0	1	0	0	0	0	0	0	5	5	0.00	0.000

PITCHER	IP	WLS	BF	H	R	ER	SO	BB	IBB	HBP	BLK	WP	HR	S	P	ERA	WHIP

BOTTOM

San Francisco Giants @ Houston Astros

Astrodome, Houston, TX

Sat Jun 08 1985, 8:05 PM EDT

Att. 24,675 - Unknown

livebaseballscorecards.com

AB	28
R	4
H	5
RBI	4
BB	1
SO	3
LOB	5

Batter	1	2	3	4	5	6	7	8	9	AB	R	H	RBI	BB	SO	LOB
Dan Gladden, R (1, 8) OBP: 0.297, SLG: 0.323	F8			5-3		FC6-4 1-2f			F8	4	0	0	0	0	0	1
Jose Uribe, S (1, 6) OBP: 0.259, SLG: 0.310	3-1			S 1B		F2			5-3	4	0	1	0	0	0	1
Chili Davis, S (1, 9) OBP: 0.345, SLG: 0.444	K			F9			P4		P5	4	0	0	0	0	1	1
Jeffrey Leonard, R (1, 7) OBP: 0.227, SLG: 0.289		5-3		5-3 1-2			F9			3	0	0	0	0	0	1
Bob Brenly, R (1, 5) OBP: 0.266, SLG: 0.328		F8			6-3		1B			3	0	1	0	0	0	0
Rob Deer, R (1, 3) OBP: 0.278, SLG: 0.455		K			5-3		1-3			3	0	0	0	0	1	1
Ricky Adams, R (1, 4) OBP: 0.273, SLG: 0.409			K		F8			K		3	0	0	0	0	2	0
Alex Trevino, R (1, 2) OBP: 0.257, SLG: 0.328			5-3			6-3		F7		3	0	0	0	0	0	0
Dave LaPoint, L (1, 1) OBP: 0.348, SLG: 0.333			4-3			BBB 4-0 FC6-4 BB		1-4-3		1	0	0	0	1	0	0
Greg Minton, S (7, 1)										0	0	0	0	0	0	0
Scot Thompson, L (8, PH) OBP: 0.177, SLG: 0.194										1	0	0	0	0	0	0
Scott Garrelts, R (8, 1)										0	0	0	0	0	0	0
Inning Stats	R: 0 E: 0 K: 1 S: 5 H: 0 LOB: 0 BB: 0 P: 5	R: 0 E: 0 K: 1 S: 5 H: 0 LOB: 0 BB: 0 P: 5	R: 0 E: 0 K: 1 S: 5 H: 0 LOB: 0 BB: 0 P: 5	R: 0 E: 0 K: 0 S: 4 H: 1 LOB: 1 BB: 0 P: 4	R: 0 E: 0 K: 0 S: 3 H: 0 LOB: 0 BB: 0 P: 3	R: 0 E: 0 K: 0 S: 3 H: 0 LOB: 1 BB: 1 P: 7	R: 0 E: 0 K: 0 S: 4 H: 1 LOB: 1 BB: 0 P: 4	R: 0 E: 0 K: 1 S: 5 H: 0 LOB: 0 BB: 0 P: 5	R: 0 E: 0 K: 0 S: 3 H: 0 LOB: 0 BB: 0 P: 3	1B: 2 2B: 0 3B: 0 HR: 0	SF: 0 SAC: 0 DP: 0 HBP: 0						

PITCHER	IP	WLS	BF	H	R	ER	SO	BB	IBB	HBP	BLK	WP	HR	S	P	ERA	WHIP
Joe Niekro, R (1, 1) ERA: 2.94	9.0	W	30	2	0	0	4	1	0	0	0	0	0	37	41	0.00	0.333

PITCHER	IP	WLS	BF	H	R	ER	SO	BB	IBB	HBP	BLK	WP	HR	S	P	ERA	WHIP

TOP

San Francisco Giants @ Houston Astros

Astrodome, Houston, TX

Sun Jun 09 1985, 8:05 PM EDT

Att. 9,667 - Unknown

livebaseballscorecards.com

AB	29
R	0
H	2
RBI	0
BB	1
SO	4
LOB	5

1B: 2	SF: 0	WP: 0	PA: 30
2B: 0	SAC: 0	PB: 0	
3B: 0	DP: 0	SB: 1	
HR: 0	HBP: 0	CS: 0	

Batter	1	2	3	4	5	6	7	8	9	AB	R	H	RBI	BB	SO	LOB
Bill Doran, S (1, 4) OBP: 0.358, SLG: 0.404	L5		P4		P5		FC5-4 1B			4	0	1	0	0	0	0
Enos Cabell, R (1, 3) OBP: 0.327, SLG: 0.381	F9		4-3		6-3		K			4	0	0	0	0	1	1
Phil Garner, R (1, 5) OBP: 0.297, SLG: 0.349	FC5-4 1B		F9		P4		FC5-4 (1-2f)			4	0	1	0	0	0	1
Kevin Bass, S (1, 8) OBP: 0.269, SLG: 0.406	FC5-4 (1-2f)			L9 1B 2B		K	5-3			4	1	1	0	0	1	2
Jim Pankovits, R (1, 7) OBP: 0.375, SLG: 0.431		5-3		L9 (2-3)		1B HR 1B		BBBB G6-4-3 BB		3	1	1	0	1	0	1
Terry Puhl, L (1, 9) OBP: 0.348, SLG: 0.431		E4 3B 1B		BB CS 1B (3-H)		1-2 HR 1B		P6		4	2	3	1	0	0	1
Alan Ashby, S (1, 2) OBP: 0.366, SLG: 0.420		6-3		CS BB (1-2) 1B		1-H 2-H HR		G6-4-3 (1-2f)		2	0	1	0	0	0	1
Mark Bailey, S (5, 2) OBP: 0.327, SLG: 0.340										2	1	1	3	0	0	1
Craig Reynolds, L (1, 6) OBP: 0.322, SLG: 0.432		2-H 3B		BBBB CS (1-2 2-3) BB		G3				2	0	1	1	1	0	0
Joe Niekro, R (1, 1) OBP: 0.207, SLG: 0.250		6-3		SSS K (1-2 2-3 3-H)		6-3				3	0	0	0	0	1	4
Inning Stats	R: 0 E: 0 K: 0 S: 4 H: 1 LOB: 1 BB: 0 P: 4	R: 1 E: 1 K: 0 S: 5 H: 2 LOB: 1 BB: 0 P: 5	R: 0 E: 0 K: 0 S: 3 H: 0 LOB: 0 BB: 0 P: 3	R: 1 E: 0 K: 1 S: 7 H: 3 LOB: 2 BB: 1 P: 11	R: 0 E: 0 K: 0 S: 3 H: 0 LOB: 0 BB: 0 P: 3	R: 3 E: 0 K: 1 S: 8 H: 3 LOB: 0 BB: 0 P: 8	R: 0 E: 0 K: 1 S: 6 H: 1 LOB: 1 BB: 0 P: 6	R: 0 E: 0 K: 0 S: 2 H: 0 LOB: 0 BB: 1 P: 6		1B: 7 2B: 1 3B: 1 HR: 1	SF: 0 SAC: 0 DP: 1 HBP: 0					

PITCHER		IP	WLS	BF	H	R	ER	SO	BB	IBB	HBP	BLK	WP	HR	S	P	ERA	WHIP
Dave LaPoint, L ERA: 2.32	(1, 1)	6.0	L	27	9	5	5	2	1	0	0	0	0	1	30	34	7.50	1.667
Greg Minton, R ERA: 2.05	(7, 1)	1.0		4	1	0	0	1	0	0	0	0	0	0	6	6	0.00	1.000
Scott Garrelts, R ERA: 1.49	(8, 1)	1.0		3	0	0	0	0	1	0	0	0	0	0	2	6	0.00	1.000

PITCHER	IP	WLS	BF	H	R	ER	SO	BB	IBB	HBP	BLK	WP	HR	S	P	ERA	WHIP

BOTTOM

San Francisco Giants @ Houston Astros

Astrodome, Houston, TX

Sun Jun 09 1985, 8:05 PM EDT

Att. 9,667 - Unknown

livebaseballscorecards.com

AB	32
R	5
H	10
RBI	5
BB	2
SO	3
LOB	12

WP: 0 PA: 34
PB: 0
SB: 0
CS: 3

Batter	1	2	3	4	5	6	7	8	9	AB	R	H	RBI	BB	SO	LOB
Dan Gladden, R (1, 8) OBP: 0.291, SLG: 0.317	S S S 0-3 ① K		x 0-0 ② 4-3		x 0-0 ② 6-3		x 0-0 ③ 6-3			4	0	0	0	0	1	0
Manny Trillo, R (1, 4) OBP: 0.284, SLG: 0.261	x 0-0 G6-4-3 1B		x 0-0 E5		x 0-0 ③ F9			x 0-0 ① F9		4	0	1	0	0	0	0
Chili Davis, S (1, 9) OBP: 0.348, SLG: 0.443	x 0-0 ②③ G6-4-3 1-2f		S S S 0-3 ③ K		B B B B 4-0 1B BB			x 0-0 G5-4-3 1B		3	0	1	0	1	1	2
Jeffrey Leonard, R (1, 7) OBP: 0.227, SLG: 0.293		x 0-0 ① 5-3		x 0-0 SH2-3 2B		x 0-0 ① F4		x 0-0 ②③ G5-4-3 1-2f		4	0	1	0	0	0	2
Bob Brenly, R (1, 5) OBP: 0.273, SLG: 0.333		x 0-0 ② 5-3		x 0-0 ① 5-3		x 0-0 1-2 1B			x 0-0 G6-4-3 1B	4	0	2	0	0	0	1
Rob Deer, R (1, 3) OBP: 0.325, SLG: 0.472		x 0-0 BB 1B		B B B B 4-0 SH2-3 BB		S S S 0-3 ② K			x 0-0 1-2 G6-4-3 1B	3	0	2	0	1	1	2
Alex Trevino, R (1, 2) OBP: 0.260, SLG: 0.319		B B B B 4-0 1-2 BB		x 0-0 ② SH2-3 1-2 2-3		S S S 0-3 ③ K			x 0-0 ①② G6-4-3 1-2f 2-3	2	0	0	0	1	1	4
Jose Uribe, S (1, 6) OBP: 0.254, SLG: 0.304 Joel Youngblood, R (9, PH) OBP: 0.245, SLG: 0.188		x 0-0 ③ F9		x 0-0 ③ 6-3			x 0-0 ① 5-3		S S S 0-3 ③ K	3 1	0 0	0 0	0 0	0 0	0 1	4 1
Jim Gott, R (1, 1) OBP: 0.182, SLG: 0.455 Vida Blue, S (1, 1) David Green, R (5, PH) OBP: 0.233, SLG: 0.223 Frank Williams, R (5, 1) Chris Brown, R (7, PH) OBP: 0.283, SLG: 0.315 Mark Davis, L (7, 1) OBP: 0.200, SLG: 0.600 Scott Garrelts, R (8, 1)			x 0-0 ① 5-3		S S S 0-3 ① K		x 0-0 ② 4-3			0 1 1 0 1 0 0	0 0 0 0 0 0 0	0 0 0 0 0 0 0	0 0 0 0 0 0 0	0 0 1 0 0 0 0	0 0 0 0 0 0 0	0 0 0 0 0 0 0
Inning Stats	R: 0 H: 1 E: 0 LOB: 0 K: 1 BB: 0 S: 5 P: 5	R: 0 H: 1 E: 0 LOB: 2 K: 0 BB: 1 S: 4 P: 8	R: 0 H: 0 E: 1 LOB: 1 K: 1 BB: 0 S: 6 P: 6	R: 0 H: 1 E: 0 LOB: 2 K: 0 BB: 1 S: 4 P: 8	R: 0 H: 0 E: 0 LOB: 0 K: 1 BB: 0 S: 5 P: 5	R: 0 H: 1 E: 0 LOB: 2 K: 2 BB: 1 S: 8 P: 12	R: 0 H: 0 E: 0 LOB: 0 K: 0 BB: 0 S: 3 P: 3	R: 0 H: 1 E: 0 LOB: 0 K: 0 BB: 0 S: 3 P: 3	R: 0 H: 2 E: 0 LOB: 1 K: 1 BB: 0 S: 6 P: 6	1B: 6 SF: 0 2B: 1 SAC: 1 3B: 0 DP: 3 HR: 0 HBP: 0						WP: 0 PA: 35 PB: 0 SB: 0 CS: 0

PITCHER	IP	WLS	BF	H	R	ER	SO	BB	IBB	HBP	BLK	WP	HR	S	P	ERA	WHIP
Zane Smith, L (1, 1) ERA: 4.67	9.0	W	35	7	0	0	6	3	0	0	0	0	0	44	56	0.00	1.111

PITCHER	IP	WLS	BF	H	R	ER	SO	BB	IBB	HBP	BLK	WP	HR	S	P	ERA	WHIP

TOP

San Francisco Giants @ Atlanta Braves

Atlanta-Fulton County Stadium, Atlanta, GA

Mon Jun 10 1985, 7:05 PM EDT

Att. 9,193 - Cloudy - 90 F

livebaseballscorecards.com

AB	31
R	0
H	7
RBI	0
BB	3
SO	6
LOB	16

Batter	1	2	3	4	5	6	7	8	9	AB	R	H	RBI	BB	SO	LOB
Claudell Washington, L (1, 9) OBP: 0.332, SLG: 0.436	0-0 1B G3 2B 1B	0-0 ① G3		0-0 ② F7		0-0 1B 2B		0-0 G6-4-3 1B		5	2	3	0	0	0	1
Rafael Ramirez, R (1, 6) OBP: 0.296, SLG: 0.386	0-0 ① G3 1-2	0-0 ② F2		0-0 ③ F7		0-0 1B SF8 2-H 1B		0-0 ①② G6-4-3 1-2f		5	1	1	1	0	0	3
Dale Murphy, R (1, 8) OBP: 0.404, SLG: 0.592	0-0 2B 1B 2-3 1B	0-0 ③ F4			0-0 ① F7	0-0 2-3 1B		0-3 ③ K		5	1	2	0	0	1	0
Bob Horner, R (1, 3) OBP: 0.304, SLG: 0.396 Chris Chambliss, L (7, 3) OBP: 0.287, SLG: 0.268	0-0 1B SF7 1-3 3-H 2B		0-3 ① K		0-0 1B BB 1B	0-0 ② SF8 3-H				3 0	1 0	2 0	2 0	0 0	1 0	0 0
Terry Harper, R (1, 7) OBP: 0.314, SLG: 0.403	0-0 1B 2B 2-3 3-H 1B		0-3 ② K		0-3 ② K	0-3 ③ K				4	1	1	1	0	3	2
Ken Oberkfell, L (1, 5) OBP: 0.321, SLG: 0.360	0-0 ② SF7 3-H		0-0 1B		4-0 1B 1-2 BB		0-3 ① K			2	0	1	1	1	1	0
Glenn Hubbard, R (1, 4) OBP: 0.338, SLG: 0.317	0-0 1-3 2B 1B		0-3 ③ K		0-0 1-2 2-3 1B		0-0 ② 6-3			4	1	2	0	0	1	1
Larry Owen, R (1, 2) OBP: 0.706, SLG: 0.769	0-0 1-H 3-H 2B			4-0 FC1-6 BB	0-0 ③ F6		0-0 1B			3	0	2	2	1	0	3
Zane Smith, L (1, 1)	0-0 ③ 4-3			0-0 ① FC1-6 1-2f		0-0 ① G3	0-3 ③ K			4	0	0	0	0	1	3
Inning Stats	R: 5 E: 0 K: 0 S: 9 H: 6 LOB: 1 BB: 0 P: 9	R: 0 E: 0 K: 0 S: 3 H: 0 LOB: 0 BB: 0 P: 3	R: 0 E: 0 K: 3 S: 10 H: 1 LOB: 1 BB: 0 P: 10	R: 0 E: 0 K: 0 S: 3 H: 0 LOB: 1 BB: 1 P: 7	R: 0 E: 0 K: 1 S: 7 H: 2 LOB: 3 BB: 1 P: 11	R: 2 E: 0 K: 1 S: 8 H: 3 LOB: 1 BB: 0 P: 8	R: 0 E: 0 K: 2 S: 8 H: 1 LOB: 1 BB: 0 P: 8	R: 0 E: 0 K: 1 S: 5 H: 1 LOB: 0 BB: 0 P: 5		1B: 11 2B: 3 3B: 0 HR: 0	SF: 2 SAC: 0 DP: 1 HBP: 0				WP: 0 PB: 0 SB: 0 CS: 0	PA: 39	

BOTTOM

San Francisco Giants @ Atlanta Braves

Atlanta-Fulton County Stadium, Atlanta, GA

Mon Jun 10 1985, 7:05 PM EDT

Att. 9,193 - Cloudy - 90 F

livebaseballscorecards.com

AB	35
R	7
H	14
RBI	7
BB	2
SO	8
LOB	13

PITCHER		IP	WLS	BF	H	R	ER	SO	BB	IBB	HBP	BLK	WP	HR	S	P	ERA	WHIP
Jim Gott, R ERA: 2.92	(1, 1)	0.2	L	8	6	5	5	0	0	0	0	0	0	0	8	8	67.50	9.000
Vida Blue, L ERA: 4.0	(1, 1)	3.1		12	1	0	0	3	1	0	0	0	0	0	17	21	0.00	0.600
Frank Williams, R ERA: 4.43	(5, 1)	2.0		12	5	2	2	2	1	0	0	0	0	0	15	19	9.00	3.000
Mark Davis, L ERA: 1.95	(7, 1)	1.0		4	1	0	0	2	0	0	0	0	0	0	8	8	0.00	1.000
Scott Garrelts, R ERA: 1.45	(8, 1)	1.0		3	1	0	0	1	0	0	0	0	0	0	5	5	0.00	1.000

PITCHER	IP	WLS	BF	H	R	ER	SO	BB	IBB	HBP	BLK	WP	HR	S	P	ERA	WHIP

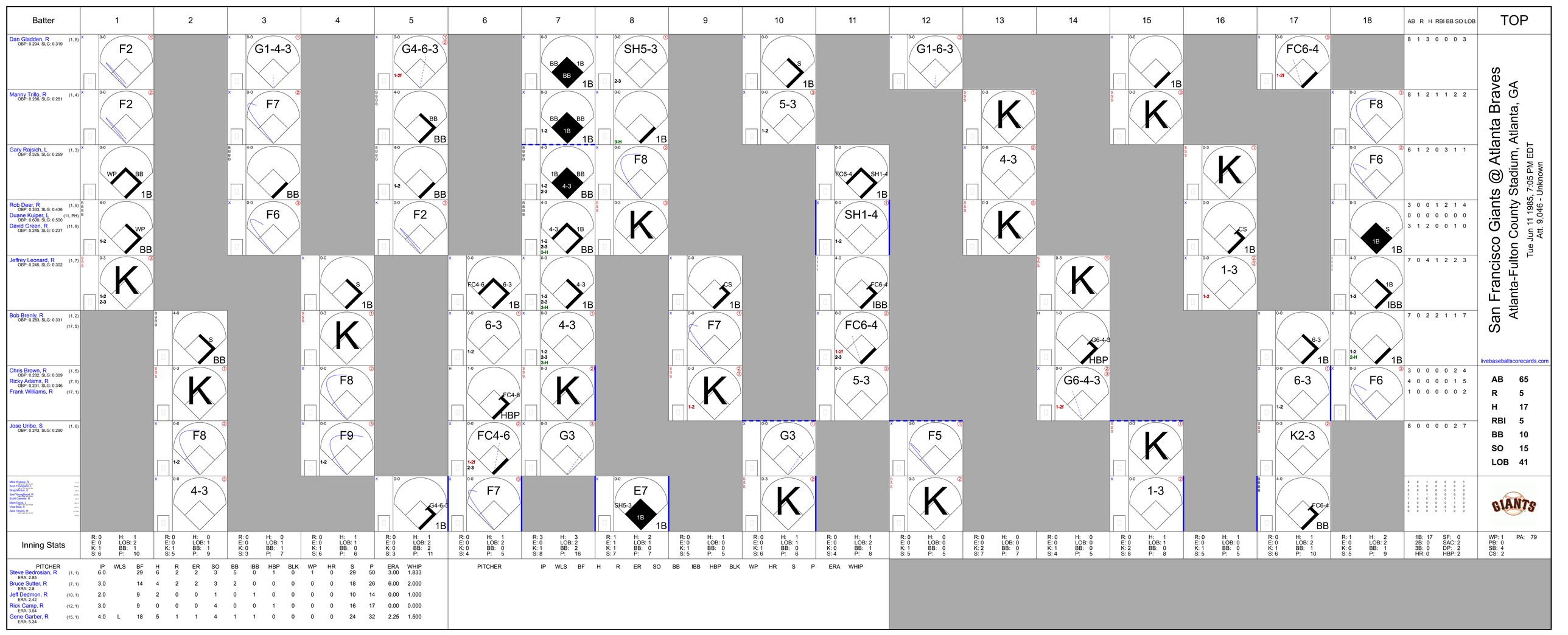
Batter
1
2
3
4
5
6
7
8
9
10
11
12
13
14
15
16
17
18
AB R H RBI BB SO LOB
TOP
Dan Gladden, R (1, 8) OBP: 0.294, SLG: 0.319
F2
G1-4-3
G4-6-3
SH5-3
S
G1-6-3
FC6-4
8 1 3 0 0 0 3
Manny Trillo, R (1, 4) OBP: 0.286, SLG: 0.261
F2
F7
BB
5-3
K
K
F8
8 1 2 1 1 2 2
Gary Rajsich, L (1, 3) OBP: 0.325, SLG: 0.269
WP
BB
F6
4-3
F8
FC6-4
SH1-4
K
F6
6 1 2 0 3 1 1
Rob Deer, R (1, 9) OBP: 0.333, SLG: 0.436
Duane Kuiper, L (11, PH) OBP: 0.600, SLG: 0.500
David Green, R (11, 9) OBP: 0.245, SLG: 0.237
WP
BB
F6
F2
SH1-4
K
CS
S
3 0 0 1 2 1 4
0 0 0 0 0 0 0
3 1 2 0 0 1 0
Jeffrey Leonard, R (1, 7) OBP: 0.245, SLG: 0.302
K
S
FC4-6
6-3
4-3
CS
FC6-4
K
1-3
1B
7 0 4 1 2 2 3
Bob Brenly, R (1, 2) (17, 5) OBP: 0.283, SLG: 0.331
S
K
6-3
4-3
F7
FC6-4
G6-4-3
6-3
7 0 2 2 1 1 7
Chris Brown, R (1, 5) OBP: 0.282, SLG: 0.309
Ricky Adams, R (7, 5) OBP: 0.231, SLG: 0.346
Frank Williams, R (17, 1)
K
F8
FC4-6
K
K
5-3
G6-4-3
6-3
F6
3 0 0 0 0 2 4
4 0 0 0 0 1 5
1 0 0 0 0 0 2
Jose Uribe, S (1, 6) OBP: 0.243, SLG: 0.290
F8
F9
FC4-6
G3
G3
F5
K
K2-3
8 0 0 0 0 2 7
4-3
G4-6-3
F7
E7
SH5-3
K
1-3
FC6-4
Inning Stats
R: 0 E: 0 K: 1 S: 6
H: 1 LOB: 2 BB: 1 P: 10
R: 0 E: 0 K: 1 S: 5
H: 0 LOB: 1 BB: 1 P: 9
R: 0 E: 0 K: 0 S: 3
H: 0 LOB: 1 BB: 1 P: 7
R: 0 E: 0 K: 1 S: 6
H: 1 LOB: 1 BB: 0 P: 6
R: 0 E: 0 K: 0 S: 3
H: 1 LOB: 2 BB: 2 P: 11
R: 0 E: 0 K: 0 S: 4
H: 1 LOB: 2 BB: 0 P: 5
R: 3 E: 0 K: 1 S: 8
H: 3 LOB: 2 BB: 2 P: 16
R: 1 E: 1 K: 1 S: 7
H: 2 LOB: 1 BB: 0 P: 7
R: 0 E: 0 K: 1 S: 5
H: 1 LOB: 0 BB: 0 P: 5
R: 0 E: 0 K: 1 S: 6
H: 1 LOB: 1 BB: 0 P: 6
R: 0 E: 0 K: 0 S: 4
H: 1 LOB: 2 BB: 1 P: 8
R: 0 E: 0 K: 1 S: 5
H: 0 LOB: 0 BB: 0 P: 5
R: 0 E: 0 K: 2 S: 7
H: 0 LOB: 0 BB: 0 P: 7
R: 0 E: 0 K: 1 S: 4
H: 0 LOB: 0 BB: 0 P: 5
R: 0 E: 0 K: 2 S: 8
H: 1 LOB: 1 BB: 0 P: 8
R: 0 E: 0 K: 1 S: 5
H: 1 LOB: 0 BB: 0 P: 5
R: 0 E: 0 K: 1 S: 6
H: 1 LOB: 2 BB: 1 P: 10
R: 1 E: 0 K: 0 S: 5
H: 2 LOB: 2 BB: 1 P: 9
1B: 17 2B: 0 3B: 0 HR: 0
SF: 0 SAC: 2 DP: 2 HBP: 2
WP: 1 PB: 0 SB: 4 CS: 2
PA: 79
San Francisco Giants @ Atlanta Braves
Atlanta-Fulton County Stadium, Atlanta, GA
Tue Jun 11 1985, 7:05 PM EDT
Att. 9,046 - Unknown
livebaseballscorecards.com
AB 65
R 5
H 17
RBI 5
BB 10
SO 15
LOB 41
GIANTS
PITCHER IP BF H R ER SO BB IBB HBP BLK WP HR S P ERA WHIP
Steve Bedrosian, R (1, 1) ERA: 2.85 6.0 29 6 2 2 3 5 0 1 0 1 0 29 50 3.00 1.833
Bruce Sutter, R (7, 1) ERA: 2.8 3.0 14 4 2 2 3 2 0 0 0 0 0 18 26 6.00 2.000
Jeff Dedmon, R (10, 1) ERA: 2.42 2.0 9 2 0 0 1 0 1 0 0 0 0 10 14 0.00 1.000
Rick Camp, R (12, 1) ERA: 3.54 3.0 9 0 0 0 4 0 0 1 0 0 0 16 17 0.00 0.000
Gene Garber, R (15, 1) ERA: 5.34 4.0 L 18 5 1 1 4 1 1 0 0 0 0 24 32 2.25 1.500
PITCHER IP WLS BF H R ER SO BB IBB HBP BLK WP HR S P ERA WHIP

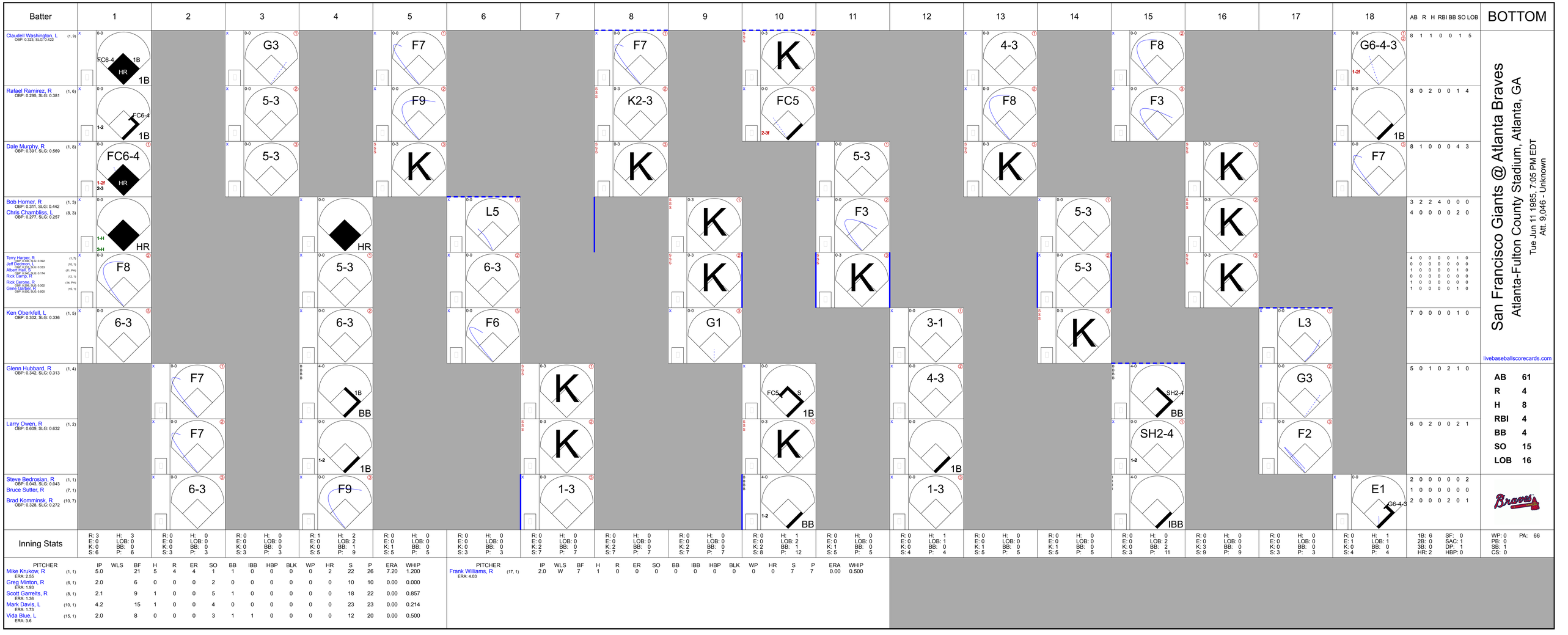

San Francisco Giants @ Atlanta Braves

Atlanta-Fulton County Stadium, Atlanta, GA

Tue Jun 11 1985, 7:05 PM EDT

Att. 9,046 - Unknown

livebaseballscorecards.com

Batter	1	2	3	4	5	6	7	8	9	10	11	12	13	14	15	16	17	18	AB	R	H	RBI	BB	SO	LOB
Claudell Washington, L (1, 9) OBP: 0.323, SLG: 0.422	FC6-4 1B HR 1B		G3		F7			F7		K			4-3		F8			G6-4-3 1-2f	8	1	1	0	0	1	5
Rafael Ramirez, R (1, 6) OBP: 0.295, SLG: 0.381	FC6-4 1-2 1B		5-3		F9			K2-3		FC5 2-3f			F8		F3			1B	8	0	2	0	0	1	4
Dale Murphy, R (1, 8) OBP: 0.391, SLG: 0.569	FC6-4 1-2f 2-3 HR		5-3		K			K			5-3		K			K		F7	8	1	0	0	0	4	3
Bob Horner, R (1, 3) OBP: 0.311, SLG: 0.442	1-H 3-H HR			HR		L5			K		F3			5-3		K			3	2	2	4	0	0	0
Chris Chambliss, L (8, 3) OBP: 0.277, SLG: 0.257																			4	0	0	0	0	2	0
Terry Harper, R (1, 7) OBP: 0.306, SLG: 0.392	F8		5-3			6-3			K		K			5-3		K			4	0	0	0	0	1	0
Jeff Dedmon, L (10, 1) OBP: 0.333, SLG: 0.333																			0	0	0	0	0	0	0
Albert Hall, S (11, PH) OBP: 0.240, SLG: 0.174																			1	0	0	0	0	1	0
Rick Camp, R (12, 1)																			0	0	0	0	0	0	0
Rick Cerone, R (14, PH) OBP: 0.299, SLG: 0.302																			1	0	0	0	0	0	0
Gene Garber, R (15, 1) OBP: 0.000, SLG: 0.500																			1	0	0	0	0	1	0
Ken Oberkfell, L (1, 5) OBP: 0.302, SLG: 0.336	6-3			6-3		F6			G1			3-1		K			L3		7	0	0	0	0	1	0
Glenn Hubbard, R (1, 4) OBP: 0.342, SLG: 0.313		F7		1B BB			K			FC5 S 1B		4-3			SH2-4 BB		G3		5	0	1	0	2	1	0
Larry Owen, R (1, 2) OBP: 0.609, SLG: 0.632		F7		1-2 1B			K			K		1B			SH2-4 1-2		F2		6	0	2	0	0	2	1
Steve Bedrosian, R (1, 1) OBP: 0.043, SLG: 0.043		6-3		F9			1-3			BB		1-3			IBB			E1 G6-4-3	2	0	0	0	0	0	2
Bruce Sutter, R (7, 1)																			1	0	0	0	0	0	0
Brad Komminsk, R (10, 7) OBP: 0.328, SLG: 0.272																			2	0	0	0	2	0	1

Inning Stats	R	H	LOB	BB	SO	P
1	3	3	0	0	6	6
2	0	0	0	0	3	3
3	0	0	0	0	3	3
4	1	2	2	1	5	9
5	0	0	0	0	5	5
6	0	0	0	0	3	3
7	0	0	0	0	7	7
8	0	0	0	0	7	7
9	0	0	0	0	7	7
10	0	1	2	1	8	12
11	0	0	0	0	5	5
12	0	1	1	0	4	4
13	0	0	0	0	5	5
14	0	0	0	0	5	5
15	0	0	2	1	3	11
16	0	0	0	0	9	9
17	0	0	0	0	3	3
18	0	1	1	0	4	4
1B	6	SF: 0				
2B	0	SAC: 1				
3B	0	DP: 1				
HR	2	HBP: 0				

PITCHER	IP	WLS	BF	H	R	ER	SO	BB	IBB	HBP	BLK	WP	HR	S	P	ERA	WHIP
Mike Krukow, R (1, 1) ERA: 2.55	5.0		21	5	4	4	1	1	0	0	0	0	2	22	26	7.20	1.200
Greg Minton, R (6, 1) ERA: 1.93	2.0		6	0	0	0	2	0	0	0	0	0	0	10	10	0.00	0.000
Scott Garrelts, R (8, 1) ERA: 1.36	2.1		9	1	0	0	5	1	0	0	0	0	0	18	22	0.00	0.857
Mark Davis, L (10, 1) ERA: 1.73	4.2		15	1	0	0	4	0	0	0	0	0	0	23	23	0.00	0.214
Vida Blue, L (15, 1) ERA: 3.6	2.0		8	0	0	0	3	1	1	0	0	0	0	12	20	0.00	0.500

PITCHER	IP	WLS	BF	H	R	ER	SO	BB	IBB	HBP	BLK	WP	HR	S	P	ERA	WHIP
Frank Williams, R (17, 1) ERA: 4.03	2.0	W	7	1	0	0	0	0	0	0	0	0	0	7	7	0.00	0.500

AB	61
R	4
H	8
RBI	4
BB	4
SO	15
LOB	16

WP: 0 PA: 66
PB: 0
SB: 1
CS: 0

Batter	1	2	3	4	5	6	7	8	9	AB	R	H	RBI	BB	SO	LOB
Dan Gladden, R (1, 8) OBP: 0.294, SLG: 0.315	B2-3		BB		4-3		G4-6-3 1-2f			3	0	0	0	1	0	1
Manny Trillo, R (1, 4) OBP: 0.290, SLG: 0.267	F8		BB 1-2 2-3		2B			L9		3	0	1	0	1	0	0
Gary Rajsich, L (1, 3) OBP: 0.310, SLG: 0.254	K		4-3		4-3			F9		4	0	0	0	0	1	4
Rob Deer, R (1, 9) OBP: 0.347, SLG: 0.429		F8		HR 1B		G6-4-3 BB		6-3		3	1	1	0	1	0	0
Jeffrey Leonard, R (1, 7) OBP: 0.245, SLG: 0.301		L1-3 1B		K		G6-4-3 1-2f			F9	4	0	1	0	0	1	2
Bob Brenly, R (1, 2) OBP: 0.288, SLG: 0.353		L1-3 1-1		HR 1-H		BB			5-3	3	1	1	2	1	0	1
Chris Brown, R (1, 5) OBP: 0.281, SLG: 0.307			K	F8		K			1B	4	0	1	0	0	2	1
Jose Uribe, S (1, 6) OBP: 0.254, SLG: 0.301			BB SH3-4	F1			G4-6-3		1-2	4	0	3	0	0	0	0
Atlee Hammaker, S (1, 1)			SH3-4 1-2		4-3				1-3	1	0	0	0	0	0	0
Greg Minton, S (6, 1)										1	0	0	0	0	1	1
Scot Thompson, L (9, PH) OBP: 0.172, SLG: 0.188							K			1	0	0	0	0	0	2

TOP

San Francisco Giants @ Atlanta Braves

Atlanta-Fulton County Stadium, Atlanta, GA

Wed Jun 12 1985, 7:05 PM EDT
Att. 10,981 - Unknown

livebaseballscorecards.com

AB	31
R	2
H	8
RBI	2
BB	4
SO	5
LOB	12

Inning Stats	1	2	3	4	5	6	7	8	9
	R: 0 E: 0 K: 1 S: 5	H: 0 LOB: 0 BB: 0 P: 5	R: 0 E: 0 K: 0 S: 3	H: 1 LOB: 0 BB: 0 P: 3	R: 0 E: 0 K: 1 S: 6	H: 1 LOB: 3 BB: 2 P: 14	R: 2 E: 0 K: 1 S: 7	H: 2 LOB: 0 BB: 0 P: 7	R: 0 E: 0 K: 0 S: 4	H: 1 LOB: 1 BB: 0 P: 4
	R: 0 E: 0 K: 1 S: 4	H: 0 LOB: 1 BB: 2 P: 12	R: 0 E: 0 K: 1 S: 5	H: 1 LOB: 0 BB: 0 P: 5	R: 0 E: 0 K: 0 S: 3	H: 0 LOB: 0 BB: 0 P: 3	R: 0 E: 0 K: 0 S: 5	H: 2 LOB: 2 BB: 0 P: 5	1B: 6 2B: 2 3B: 0 HR: 1	SF: 0 SAC: 1 DP: 3 HBP: 0
	WP: 0 PB: 0 SB: 0 CS: 0	PA: 36								

PITCHER	IP	WLS	BF	H	R	ER	SO	BB	IBB	HBP	BLK	WP	HR	S	P	ERA	WHIP
Rick Mahler, R (1, 1) ERA: 3.11	9.0	W	36	8	2	2	5	4	0	0	0	0	1	42	58	2.00	1.333

PITCHER	IP	WLS	BF	H	R	ER	SO	BB	IBB	HBP	BLK	WP	HR	S	P	ERA	WHIP

Batter	1	2	3	4	5	6	7	8	9	AB	R	H	RBI	BB	SO	LOB
Rafael Ramirez, R (1, 6) OBP: 0.291, SLG: 0.376	F9		5-3			SH 1-2	6-3			3	1	0	0	0	0	1
Brad Komminsk, R (1, 9) OBP: 0.333, SLG: 0.288	6-3		6-3			1-3 2-H		S S 1B		4	2	2	1	0	0	0
Dale Murphy, R (1, 8) OBP: 0.397, SLG: 0.589	HR			L7		WP 2-H 3-H		B B B S 1-2		3	1	2	3	1	0	0
Bob Horner, R (1, 3) OBP: 0.309, SLG: 0.433	6-3			F8		B B B 2-3		S S S 1-2 2-3		3	0	0	0	1	1	2
Terry Harper, R (1, 7) OBP: 0.304, SLG: 0.384		K		K		FC5-2-5 1-2 3-H		1B	IBB	3	0	0	0	1	2	2
Ken Oberkfell, L (1, 5) OBP: 0.308, SLG: 0.342		4-3			E9 4-3 L6-5	G1-6-3 1-2f		1-2 2-H 3-H	1B	4	0	2	1	0	0	2
Glenn Hubbard, R (1, 4) OBP: 0.346, SLG: 0.308	B B B BB			4-3 2-3			B B B SH1-4 BB		F2	2	0	0	0	2	0	3
Larry Owen, R (1, 2) OBP: 0.538, SLG: 0.545		F5			L6-5 3-3		S S S	K		3	0	0	0	0	1	3
Rick Mahler, R (1, 1) OBP: 0.220, SLG: 0.250			1-3			SH 1B		SH1-4 1-2		2	1	1	0	0	0	0
Inning Stats	R: 1 E: 0 K: 0 S: 4 H: 1 LOB: 0 BB: 0 P: 4	R: 0 E: 0 K: 1 S: 5 H: 0 LOB: 1 BB: 1 P: 9	R: 0 E: 0 K: 0 S: 3 H: 0 LOB: 0 BB: 0 P: 3	R: 0 E: 0 K: 1 S: 5 H: 0 LOB: 0 BB: 0 P: 5	R: 0 E: 1 K: 0 S: 3 H: 1 LOB: 0 BB: 0 P: 3	R: 3 E: 0 K: 0 S: 6 H: 3 LOB: 1 BB: 1 P: 10	R: 0 E: 0 K: 1 S: 5 H: 0 LOB: 1 BB: 1 P: 9	R: 1 E: 0 K: 1 S: 6 H: 2 LOB: 2 BB: 2 P: 14		1B: 4 2B: 3 3B: 0 HR: 1 SF: 0 SAC: 2 DP: 2 HBP: 0				WP: 1 PB: 0 SB: 3 CS: 0 PA: 34	

PITCHER	IP	WLS	BF	H	R	ER	SO	BB	IBB	HBP	BLK	WP	HR	S	P	ERA	WHIP
Atlee Hammaker, L (1, 1) ERA: 3.34	5.0	L	21	5	4	4	2	1	0	0	0	0	1	24	28	7.20	1.200
Greg Minton, R (6, 1) ERA: 2.02	3.0		13	2	1	1	2	3	1	0	0	1	0	13	29	3.00	1.667

PITCHER	IP	WLS	BF	H	R	ER	SO	BB	IBB	HBP	BLK	WP	HR	S	P	ERA	WHIP

BOTTOM

San Francisco Giants @ Atlanta Braves

Atlanta-Fulton County Stadium, Atlanta, GA

Wed Jun 12 1985, 7:05 PM EDT

Att. 10,981 - Unknown

livebaseballscorecards.com

AB	27
R	5
H	7
RBI	5
BB	5
SO	4
LOB	13

San Diego Padres @ San Francisco Giants

Candlestick Park, San Francisco, CA

Thu Jun 13 1985, 10:05 PM EDT

Att. 8,603 - Unknown

TOP

livebaseballscorecards.com

Batter	1	2	3	4	5	6	7	8	9	AB	R	H	RBI	BB	SO	LOB
Tim Flannery, L (1, 4) OBP: 0.362, SLG: 0.333	6-3		F8	4-3			1-3			4	0	0	0	0	0	1
Tony Gwynn, L (1, 9) OBP: 0.364, SLG: 0.459	4-3		1B 1-3 SF8 2B		4-3		6-3			4	1	1	0	0	0	0
Steve Garvey, R (1, 3) OBP: 0.297, SLG: 0.458	4-3		BB 1B 2-3 3-H 1B		G4-6-3 1B			6-3		4	0	2	1	0	0	0
Terry Kennedy, L (1, 2) OBP: 0.316, SLG: 0.434		K	SF8 3-H		G4-6-3 1-2f			F5		3	0	0	1	0	1	1
Kevin McReynolds, R (1, 8) OBP: 0.333, SLG: 0.431		K	BB 1-2 1B			K		1-3		4	0	1	0	0	2	0
Graig Nettles, L (1, 5) OBP: 0.395, SLG: 0.389		1B 1B BB	1-2 2-3 BB			K	K		1B	2	0	1	0	2	1	0
Carmelo Martinez, R (1, 7) OBP: 0.360, SLG: 0.511		1B 1-2 1B	F8			HR			K	4	1	2	1	0	1	4
Garry Templeton, S (1, 6) OBP: 0.325, SLG: 0.406		1B 1-2 2-H 1B		4-3		6-3			K	4	0	1	0	0	1	1
Dave Dravecky, R (1, 1) OBP: 0.167, SLG: 0.174			2B 1B 1B	1-3			K		4-3	3	1	1	0	0	1	0
Rich Gossage, R (8, 1)										1	0	0	0	0	0	1
Inning Stats	R: 0 E: 0 K: 0 S: 3 H: 0 LOB: 0 BB: 0 P: 3	R: 0 E: 0 K: 2 S: 8 H: 2 LOB: 2 BB: 1 P: 12	R: 2 E: 0 K: 0 S: 7 H: 4 LOB: 3 BB: 1 P: 11	R: 0 E: 0 K: 0 S: 3 H: 0 LOB: 0 BB: 0 P: 3	R: 0 E: 0 K: 0 S: 3 H: 1 LOB: 0 BB: 0 P: 3	R: 1 E: 0 K: 2 S: 8 H: 1 LOB: 0 BB: 0 P: 8	R: 0 E: 0 K: 1 S: 5 H: 0 LOB: 0 BB: 0 P: 5	R: 0 E: 0 K: 0 S: 3 H: 0 LOB: 0 BB: 0 P: 3	R: 0 E: 0 K: 2 S: 8 H: 1 LOB: 1 BB: 0 P: 8	1B: 7 2B: 1 3B: 0 HR: 1	SF: 1 SAC: 0 DP: 1 HBP: 0						

	AB	33
	R	3
	H	9
	RBI	3
	BB	2
	SO	7
	LOB	8

	WP: 0	PA: 36
	PB: 0	
	SB: 0	
	CS: 0	

PITCHER	IP	WLS	BF	H	R	ER	SO	BB	IBB	HBP	BLK	WP	HR	S	P	ERA	WHIP
Bill Laskey, R (1, 1) ERA: 4.18	6.0	L	26	8	3	3	4	2	0	0	0	0	1	32	40	4.50	1.667
Scott Garrelts, R (7, 1) ERA: 1.3	2.0		6	0	0	0	1	0	0	0	0	0	0	8	8	0.00	0.000
Frank Williams, R (9, 1) ERA: 3.86	1.0		4	1	0	0	2	0	0	0	0	0	0	8	8	0.00	1.000

PITCHER	IP	WLS	BF	H	R	ER	SO	BB	IBB	HBP	BLK	WP	HR	S	P	ERA	WHIP

Batter	1	2	3	4	5	6	7	8	9	AB	R	H	RBI	BB	SO	LOB
Dan Gladden, R (1, 8) OBP: 0.289, SLG: 0.309	5-3		G4-6-3 1-2f			G6-4-3 1-2f		F9		4	0	0	0	0	0	2
Manny Trillo, R (1, 4) OBP: 0.291, SLG: 0.268	5-3			F9		1B			K	3	0	1	0	0	0	0
Scot Thompson, L (9, PH) OBP: 0.169, SLG: 0.185										1	0	0	0	0	1	0
Jeffrey Leonard, R (1, 7) OBP: 0.250, SLG: 0.302	FC5-4 1B			F7		F8			G4-3 BB	3	0	1	0	1	0	1
Rob Deer, R (1, 9) OBP: 0.321, SLG: 0.391	FC5-4 1-2f			F8			5-3		G4-3 1-2f	4	0	0	0	0	0	2
Bob Brenly, R (1, 2) OBP: 0.296, SLG: 0.366		G1-4-3 1B			SH3-1 2B		F6			3	0	2	0	0	0	0
David Green, R (1, 3) OBP: 0.250, SLG: 0.242		K			SH3-1 2-3		WP 1B			2	0	1	0	0	1	1
Chris Brown, R (1, 5) OBP: 0.276, SLG: 0.301		G1-4-3 1-2f			K		K 1-2			3	0	0	0	0	2	3
Ricky Adams, R (1, 6) OBP: 0.214, SLG: 0.321			4-3		F8			K		2	0	0	0	0	0	1
Jose Uribe, S (8, PH) OBP: 0.253, SLG: 0.299										1	0	0	0	0	1	0
(9, 6)																
Bill Laskey, R (1, 1) OBP: 0.188, SLG: 0.133			G4-6-3 1B			G6-4-3 BB		K		1	0	1	0	0	0	0
Joel Youngblood, R (6, PH) OBP: 0.273, SLG: 0.204										0	0	0	0	1	0	0
Scott Garrelts, R (7, 1)										0	0	0	0	0	0	0
Gary Rajsich, L (8, PH) OBP: 0.306, SLG: 0.250										1	0	0	0	0	1	0
Frank Williams, R (9, 1)										0	0	0	0	0	0	0
Inning Stats	R: 0 E: 0 K: 0 S: 4 H: 1 LOB: 1 BB: 0 P: 4	R: 0 E: 0 K: 1 S: 5 H: 1 LOB: 0 BB: 0 P: 5	R: 0 E: 0 K: 0 S: 3 H: 1 LOB: 0 BB: 0 P: 3	R: 0 E: 0 K: 0 S: 3 H: 0 LOB: 0 BB: 0 P: 3	R: 0 E: 0 K: 1 S: 6 H: 1 LOB: 1 BB: 0 P: 6	R: 0 E: 0 K: 0 S: 3 H: 1 LOB: 1 BB: 1 P: 7	R: 0 E: 0 K: 1 S: 6 H: 1 LOB: 1 BB: 0 P: 6	R: 0 E: 0 K: 2 S: 7 H: 0 LOB: 0 BB: 0 P: 7	R: 0 E: 0 K: 1 S: 4 H: 0 LOB: 0 BB: 1 P: 8	1B: 5 2B: 2 3B: 0 HR: 0 SF: 0 SAC: 1 DP: 4 HBP: 0						

PITCHER		IP	WLS	BF	H	R	ER	SO	BB	IBB	HBP	BLK	WP	HR	S	P	ERA	WHIP
Dave Dravecky, L ERA: 2.66	(1, 1)	7.0	W	25	6	0	0	3	1	0	0	0	1	0	30	34	0.00	1.000
Rich Gossage, R ERA: 2.43	(8, 1)	2.0	S	6	0	0	0	3	1	0	0	0	0	0	11	15	0.00	0.500

PITCHER	IP	WLS	BF	H	R	ER	SO	BB	IBB	HBP	BLK	WP	HR	S	P	ERA	WHIP

BOTTOM

San Diego Padres @ San Francisco Giants

Candlestick Park, San Francisco, CA

Thu Jun 13 1985, 10:05 PM EDT

Att. 8,603 - Unknown

livebaseballscorecards.com

AB	28
R	0
H	6
RBI	0
BB	2
SO	6
LOB	10

WP: 1 PA: 31
PB: 0
SB: 0
CS: 0

Batter	1	2	3	4	5	6	7	8	9	10	11	AB	R	H	RBI	BB	SO	LOB
Jerry Royster, R (1, 4) OBP: 0.343, SLG: 0.367	F9 PB 1B 1B	BBBB BB			F8 ②		2-3 3-H 1B			1-3 ① 1B		4	1	2	1	1	0	0
Tony Gwynn, L (1, 9) OBP: 0.365, SLG: 0.458	5-3 PB 1B 1-2 1B	4-3 ③			4-3 ③		F8 ③			E 1B 1B		5	1	2	0	0	0	3
Steve Garvey, R (1, 3) OBP: 0.295, SLG: 0.453	F9 ① 2-3		F6 ①			F8 ①		6-3 ①		E7 1-3 1B		5	0	1	0	0	0	2
Kevin McReynolds, R (1, 8) OBP: 0.331, SLG: 0.423	5-3 ② 1-3 3-H		SSS K ②			F7 ②		F9 ②		IIII G6-4-3 IBB		4	0	0	0	1	1	1
Terry Kennedy, L (1, 2) OBP: 0.313, SLG: 0.425	BBBB 1B BB		SSS K ③			SSS K ③		4-3 ③		G6-4-3 ②③ 1-2f		4	0	0	0	1	2	3
Carmelo Martinez, R (1, 7) OBP: 0.366, SLG: 0.511	1-3 ① 3-H 1B			F7 ①			SH1-4 1B 1B		SSS K ①		BBBB CS BB	4	1	2	1	1	1	0
Graig Nettles, L (1, 5) OBP: 0.390, SLG: 0.403	1-3 ③			F9 ②			F9 ①		HR		SSS K ①② 1-2	5	1	1	1	0	1	4
Garry Templeton, S (1, 6) OBP: 0.327, SLG: 0.406		6-3 ①		3-1 ③			1B SH1-4 1-2 1B		F5 ②		FC6 1B	5	0	2	0	0	0	0
Andy Hawkins, R (1, 1) OBP: 0.147, SLG: 0.121 Rich Gossage, R (9, 1) Kurt Bevacqua, R (11, PH) OBP: 0.412, SLG: 0.483 Luis DeLeon, R (11, 1) OBP: 0.200, SLG: 0.200		6-3 ②			6-3 ①		SH1-4 ② 1-2 2-3		2-3 ③		FC6 ③ 1-2f	3 0 1 0	0 0 0 0	0 0 0 0	0 0 0 0	0 0 0 0	0 0 0 0	0 0 1 0
Inning Stats	R: 2 H: 3 E: 0 LOB: 2 K: 0 BB: 1 S: 6 P: 10	R: 0 H: 0 E: 0 LOB: 1 K: 0 BB: 1 S: 3 P: 7	R: 0 H: 0 E: 0 LOB: 0 K: 2 BB: 0 S: 7 P: 7	R: 0 H: 0 E: 0 LOB: 0 K: 0 BB: 0 S: 3 P: 3	R: 0 H: 0 E: 0 LOB: 0 K: 0 BB: 0 S: 3 P: 3	R: 0 H: 0 E: 0 LOB: 0 K: 1 BB: 0 S: 5 P: 5	R: 1 H: 3 E: 0 LOB: 2 K: 0 BB: 0 S: 6 P: 6	R: 0 H: 0 E: 0 LOB: 0 K: 0 BB: 0 S: 3 P: 3	R: 1 H: 1 E: 0 LOB: 0 K: 1 BB: 0 S: 6 P: 6	R: 0 H: 2 E: 1 LOB: 2 K: 0 BB: 1 S: 4 P: 8	R: 0 H: 1 E: 0 LOB: 1 K: 1 BB: 1 S: 5 P: 9	1B: 9 SF: 0 2B: 0 SAC: 1 3B: 0 DP: 1 HR: 1 HBP: 0						

PITCHER	IP	WLS	BF	H	R	ER	SO	BB	IBB	HBP	BLK	WP	HR	S	P	ERA	WHIP
Dave LaPoint, L (1, 1) ERA: 2.49	9.0		36	7	4	4	4	2	0	0	0	0	1	42	50	4.00	1.000
Mark Davis, L (10, 1) ERA: 1.65	2.0	W	9	3	0	0	1	1	1	0	0	0	0	9	17	0.00	2.000

PITCHER	IP	WLS	BF	H	R	ER	SO	BB	IBB	HBP	BLK	WP	HR	S	P	ERA	WHIP

TOP

San Diego Padres @ San Francisco Giants

Candlestick Park, San Francisco, CA

Fri Jun 14 1985, 10:05 PM EDT

Att. 9,824 - Unknown

livebaseballscorecards.com

AB	40
R	4
H	10
RBI	3
BB	4
SO	5
LOB	14

Batter	1	2	3	4	5	6	7	8	9	10	11	AB	R	H	RBI	BB	SO	LOB
Dan Gladden, R (1, 8) OBP: 0.283, SLG: 0.302	K		1-3		6-3		F9		K 1-2			5	0	0	0	0	2	3
Manny Trillo, R (1, 4) OBP: 0.294, SLG: 0.264	6-3			2B BB	HBP			F9		F4		3	1	0	0	1	0	0
Chili Davis, S (1, 9) OBP: 0.340, SLG: 0.430	K			F8	F7			F9		1-3		5	0	0	0	0	1	2
Jeffrey Leonard, R (1, 7) OBP: 0.249, SLG: 0.300		6-3		F9		F9		CS 1B		F9		5	0	1	0	0	0	1
Bob Brenly, R (1, 2) OBP: 0.305, SLG: 0.381		1B		1B 2B 1-H		5-3		CS 1-2	BB FC4-3 BB 1B		K	5	2	3	1	0	1	0
David Green, R (1, 3) OBP: 0.257, SLG: 0.279		F9		2B 1B 3-H		F7			F9		HR	5	2	2	2	0	0	2
Chris Brown, R (1, 5) OBP: 0.282, SLG: 0.308		F9		2B 1-H			6-3		FC4-3 BB 1-2 BB			3	0	1	1	1	0	1
Jose Uribe, S (1, 6) OBP: 0.254, SLG: 0.311			F6	4-3			CS 3B		FC4-3 1-2 2-3 BB			3	0	1	0	0	0	1
Scot Thompson, L (9, PH) OBP: 0.182, SLG: 0.185												0	0	0	0	1	0	0
Ricky Adams, R (9, PR) OBP: 0.214, SLG: 0.321												0	0	0	0	0	0	0
(10, 6)																		
Dave LaPoint, L (1, 1) OBP: 0.346, SLG: 0.304			4-3		1-3							2	0	0	0	1	0	0
Gary Rajsich, L (9, PH) OBP: 0.302, SLG: 0.247												1	0	0	1	0	0	2
Mark Davis, L (10, 1) OBP: 0.143, SLG: 0.429												0	0	0	0	0	0	0
Inning Stats	R: 0 H: 0 E: 0 LOB: 0 K: 2 BB: 0 S: 7 P: 7	R: 0 H: 1 E: 0 LOB: 1 K: 0 BB: 0 S: 4 P: 4	R: 0 H: 0 E: 0 LOB: 0 K: 0 BB: 0 S: 3 P: 3	R: 3 H: 3 E: 0 LOB: 1 K: 0 BB: 1 S: 6 P: 10	R: 0 H: 0 E: 0 LOB: 1 K: 0 BB: 0 S: 3 P: 4	R: 0 H: 0 E: 0 LOB: 0 K: 0 BB: 0 S: 3 P: 3	R: 0 H: 1 E: 0 LOB: 1 K: 0 BB: 1 S: 3 P: 7	R: 0 H: 1 E: 0 LOB: 0 K: 0 BB: 0 S: 3 P: 3	R: 1 H: 1 E: 0 LOB: 3 K: 1 BB: 2 S: 6 P: 14	R: 0 H: 0 E: 0 LOB: 0 K: 0 BB: 0 S: 3 P: 3	R: 1 H: 1 E: 0 LOB: 0 K: 1 BB: 0 S: 4 P: 4	1B: 4 SF: 0 2B: 2 SAC: 0 3B: 1 DP: 0 HR: 1 HBP: 1						

PITCHER		IP	WLS	BF	H	R	ER	SO	BB	IBB	HBP	BLK	WP	HR	S	P	ERA	WHIP
Andy Hawkins, R ERA: 2.93	(1, 1)	8.0		32	7	4	4	2	2	0	1	0	0	0	33	42	4.50	1.125
Rich Gossage, R ERA: 2.31	(9, 1)	2.0		8	0	0	0	1	2	0	0	0	0	0	8	16	0.00	1.000
Luis DeLeon, R ERA: 3.72	(11, 1)	0.1	L	2	1	1	1	1	0	0	0	0	0	1	4	4	27.00	3.000

PITCHER	IP	WLS	BF	H	R	ER	SO	BB	IBB	HBP	BLK	WP	HR	S	P	ERA	WHIP

BOTTOM

San Diego Padres @ San Francisco Giants

Candlestick Park, San Francisco, CA

Fri Jun 14 1985, 10:05 PM EDT

Att. 9,824 - Unknown

livebaseballscorecards.com

AB	37
R	5
H	8
RBI	5
BB	4
SO	4
LOB	12

WP: 0 PA: 43
PB: 0
SB: 0
CS: 2

Batter	1	2	3	4	5	6	7	8	9	AB	R	H	RBI	BB	SO	LOB
Tim Flannery, L (1, 4) OBP: 0.359, SLG: 0.326	SSS 0-3 ① K		x 0-0 ③ 4-3		BBB 4-0 1B 2-3 BB		x 0-0 ③ 6-3			3	0	0	0	1	1	1
Tony Gwynn, L (1, 9) OBP: 0.367, SLG: 0.459	x 0-0 ② 5-3			x 0-0 S 1B	x 0-0 1-2 3-H 1B			x 0-0 ① 1-3		4	0	2	1	0	0	0
Steve Garvey, R (1, 3) OBP: 0.295, SLG: 0.450	x 0-0 ③ 6-3			x 0-0 ① F8	SSS 0-3 ③ K			x 0-0 G3 1B		4	0	1	0	0	1	3
Terry Kennedy, L (1, 2) OBP: 0.312, SLG: 0.419		x 0-0 ① F7		BBB 4-0 FC6-4 1-2 BB		x 0-0 ① F5		x 0-0 ② G3 1-2		3	0	0	0	1	0	1
Kevin McReynolds, R (1, 8) OBP: 0.325, SLG: 0.416		x 0-0 E3 G4-6-3		x 0-0 ② F4		SSS 0-3 ② K		x 0-0 ③ F8		4	0	0	0	0	1	3
Graig Nettles, L (1, 5) OBP: 0.387, SLG: 0.395		x 0-0 ② ③ G4-6-3 1-2f		x 0-0 ③ FC6-4 1-2f		BBB 4-0 FC5-4 BB			x 0-0 ① F8	3	0	0	0	1	0	3
Carmelo Martinez, R (1, 7) OBP: 0.359, SLG: 0.500			x 0-0 ① F3		x 0-0 ① F5	x 0-0 ③ FC5-4 1-2f			x 0-0 ② F9	4	0	0	0	0	0	1
Garry Templeton, S (1, 6) OBP: 0.330, SLG: 0.408			x 0-0 SH3 1B		x 0-0 WP SH3-4 1B		x 0-0 ① L5		x 0-0 ③ 4-3	4	1	2	0	0	0	0
LaMarr Hoyt, R (1, 1) OBP: 0.063, SLG: 0.063			x 0-0 ② SH3 1-2		x 0-0 ② SH3-4 1-2		x 0-0 ② 2-3			1	0	0	0	0	0	0
Inning Stats	R: 0 E: 0 K: 1 S: 5 H: 0 LOB: 0 BB: 0 P: 5	R: 0 E: 1 K: 0 S: 3 H: 0 LOB: 0 BB: 0 P: 3	R: 0 E: 0 K: 0 S: 4 H: 1 LOB: 1 BB: 0 P: 4	R: 0 E: 0 K: 0 S: 4 H: 1 LOB: 2 BB: 1 P: 8	R: 1 E: 0 K: 1 S: 7 H: 2 LOB: 2 BB: 1 P: 11	R: 0 E: 0 K: 1 S: 5 H: 0 LOB: 1 BB: 1 P: 9	R: 0 E: 0 K: 0 S: 3 H: 0 LOB: 0 BB: 0 P: 3	R: 0 E: 0 K: 0 S: 4 H: 1 LOB: 1 BB: 0 P: 4	R: 0 E: 0 K: 0 S: 3 H: 0 LOB: 0 BB: 0 P: 3	1B: 5 2B: 0 3B: 0 HR: 0 SF: 0 SAC: 2 DP: 1 HBP: 0							

TOP

San Diego Padres @ San Francisco Giants

Candlestick Park, San Francisco, CA

Sat Jun 15 1985, 6:33 AM EDT

Att. 13,739 - Sunny

livebaseballscorecards.com

AB	30
R	1
H	5
RBI	1
BB	3
SO	3
LOB	12

WP: 1 PB: 0 SB: 1 CS: 0 PA: 35

PITCHER		IP	WLS	BF	H	R	ER	SO	BB	IBB	HBP	BLK	WP	HR	S	P	ERA	WHIP
Jim Gott, R ERA: 2.84	(1, 1)	5.0	L	21	4	1	1	2	2	0	0	0	1	0	23	31	1.80	1.200
Scott Garrelts, R ERA: 1.21	(6, 1)	3.0		11	1	0	0	1	1	0	0	0	0	0	12	16	0.00	0.667
Greg Minton, R ERA: 1.96	(9, 1)	1.0		3	0	0	0	0	0	0	0	0	0	0	3	3	0.00	0.000

PITCHER	IP	WLS	BF	H	R	ER	SO	BB	IBB	HBP	BLK	WP	HR	S	P	ERA	WHIP

Batter	1	2	3	4	5	6	7	8	9	AB	R	H	RBI	BB	SO	LOB
Dan Gladden, R (1, 8) OBP: 0.278, SLG: 0.297	K		G3			F7		F3		4	0	0	0	0	1	0
Manny Trillo, R (1, 4) OBP: 0.294, SLG: 0.265	K		5-3			1B			4-3	3	0	1	0	0	1	0
Gary Rajsich, L (9, PH) OBP: 0.299, SLG: 0.243										1	0	0	0	0	0	0
Chili Davis, S (1, 9) OBP: 0.343, SLG: 0.432	1B			G3		1-3 1B			F7	4	0	2	0	0	0	0
Jeffrey Leonard, R (1, 7) OBP: 0.253, SLG: 0.303	1-2 1B			L5		K			FC5-4 1B	4	0	2	0	0	1	2
Bob Brenly, R (1, 2) OBP: 0.298, SLG: 0.371	F7			1-3			F2		1-2f FC5-4	4	0	0	0	0	0	3
David Green, R (1, 3) OBP: 0.250, SLG: 0.271		F9			5-3		4-3			3	0	0	0	0	0	0
Chris Brown, R (1, 5) OBP: 0.277, SLG: 0.302		F8			1-3		F8			3	0	0	0	0	0	0
Jose Uribe, S (1, 6) OBP: 0.250, SLG: 0.306		K			F4			F9		3	0	0	0	0	1	0
Jim Gott, R (1, 1) OBP: 0.174, SLG: 0.435			5-3			K		F5		1	0	0	0	0	0	0
Scott Garrelts, R (6, 1)										1	0	0	0	0	1	0
Scot Thompson, L (8, PH) OBP: 0.179, SLG: 0.182										1	0	0	0	0	0	0
Greg Minton, S (9, 1)										0	0	0	0	0	0	0
Inning Stats	R: 0 H: 2 E: 0 LOB: 2 K: 2 BB: 0 S: 9 P: 9		R: 0 H: 0 E: 0 LOB: 0 K: 1 BB: 0 S: 5 P: 5	R: 0 H: 0 E: 0 LOB: 0 K: 0 BB: 0 S: 3 P: 3	R: 0 H: 0 E: 0 LOB: 0 K: 0 BB: 0 S: 3 P: 3	R: 0 H: 0 E: 0 LOB: 0 K: 0 BB: 0 S: 3 P: 3	R: 0 H: 2 E: 0 LOB: 2 K: 2 BB: 0 S: 9 P: 9	R: 0 H: 0 E: 0 LOB: 0 K: 0 BB: 0 S: 3 P: 3	R: 0 H: 0 E: 0 LOB: 0 K: 0 BB: 0 S: 3 P: 3	R: 0 H: 1 E: 0 LOB: 1 K: 0 BB: 0 S: 4 P: 4	1B: 5 SF: 0 2B: 0 SAC: 0 3B: 0 DP: 0 HR: 0 HBP: 0						

PITCHER	IP	WLS	BF	H	R	ER	SO	BB	IBB	HBP	BLK	WP	HR	S	P	ERA	WHIP
LaMarr Hoyt, R (1, 1) ERA: 2.85	9.0	W	32	5	0	0	5	0	0	0	0	0	0	42	42	0.00	0.556

PITCHER	IP	WLS	BF	H	R	ER	SO	BB	IBB	HBP	BLK	WP	HR	S	P	ERA	WHIP

BOTTOM

San Diego Padres @ San Francisco Giants

Candlestick Park, San Francisco, CA

Sat Jun 15 1985, 6:33 AM EDT

Att. 13,739 - Sunny

livebaseballscorecards.com

AB	32
R	0
H	5
RBI	0
BB	0
SO	5
LOB	5

San Diego Padres @ San Francisco Giants

Candlestick Park, San Francisco, CA

Sun Jun 16 1985, 6:33 AM EDT

Sunny

livebaseballscorecards.com

Batter	1	2	3	4	5	6	7	8	9	AB	R	H	RBI	BB	SO	LOB
Tim Flannery, L (1, 4) OBP: 0.356, SLG: 0.324	0-0 FC6-4 1B 5-3 1B		0-0 F4	0-3 K			0-0 F8			4	1	1	0	0	1	3
Tony Gwynn, L (1, 9) OBP: 0.373, SLG: 0.476	0-0 FC6-4 1-2 1B		0-0 1-H HR		0-0 G1-6-3 1B			0-0 G3		4	1	3	2	0	0	0
Gerry Davis, R (8, 9) OBP: 0.348, SLG: 0.409										0	0	0	0	0	0	0
Steve Garvey, R (1, 3) OBP: 0.294, SLG: 0.447	0-0 FC6-4 5-3 1-2f 2-3		0-0 F3		0-0 G1-6-3 1-2f			0-0 1B 1B		4	0	1	0	0	0	3
Terry Kennedy, L (1, 2) OBP: 0.311, SLG: 0.415	0-0 5-3 1-2 3-H		0-0 1B		0-0 F9			0-0 F8		4	0	1	1	0	0	2
Kevin McReynolds, R (1, 8) OBP: 0.324, SLG: 0.413	0-3 K		0-0 L5			0-0 5-3		0-0 1-3 1B		4	0	1	0	0	1	2
Graig Nettles, L (1, 5) OBP: 0.381, SLG: 0.388		0-0 G3		0-0 F2		0-0 4-3		0-3 K		3	0	0	0	0	0	0
Kurt Bevacqua, R (8, PH) OBP: 0.400, SLG: 0.467 (8, 5)										1	0	0	0	0	1	2
Carmelo Martinez, R (1, 7) OBP: 0.357, SLG: 0.492		0-0 F8		B B B 4-0 BB		0-3 K			0-0 F3	3	0	0	0	1	1	0
Garry Templeton, S (1, 6) OBP: 0.329, SLG: 0.405		0-3 K		0-3 K			0-0 G4-6-3 1B		0-0 5-3	4	0	1	0	0	2	1
Mark Thurmond, L (1, 1) Bobby Brown, S (4, PH) OBP: 0.222, SLG: 0.240 Tim Stoddard, R (4, 1) Al Bumbry, L (7, PH) OBP: 0.300, SLG: 0.292 Luis DeLeon, R (7, 1) OBP: 0.200, SLG: 0.200 Jerry Royster, R (9, PH) OBP: 0.340, SLG: 0.363			B B B B 4-0 HR BB	B B B B 4-0 1-2 BB			0-0 G4-6-3 1-2f		0-3 K	0 0 0 1 0 1	1 0 0 0 0 0	0 0 0 0 0 1	0 1 0 0 0 0	1 0 0 0 0 1	0 0 0 0 0 0	0 0 0 1 0 0
Inning Stats	R: 1 E: 0 K: 1 S: 7 H: 2 LOB: 1 BB: 0 P: 7	R: 0 E: 0 K: 1 S: 5 H: 0 LOB: 0 BB: 0 P: 5	R: 2 E: 0 K: 0 S: 5 H: 2 LOB: 1 BB: 1 P: 9	R: 0 E: 0 K: 2 S: 7 H: 0 LOB: 2 BB: 2 P: 15	R: 0 E: 0 K: 0 S: 3 H: 1 LOB: 0 BB: 0 P: 3	R: 0 E: 0 K: 1 S: 5 H: 0 LOB: 0 BB: 0 P: 5	R: 0 E: 0 K: 0 S: 3 H: 1 LOB: 0 BB: 0 P: 3	R: 0 E: 0 K: 1 S: 7 H: 2 LOB: 2 BB: 0 P: 7	R: 0 E: 0 K: 1 S: 5 H: 0 LOB: 0 BB: 0 P: 5	1B: 7 2B: 0 3B: 0 HR: 1	SF: 0 SAC: 0 DP: 2 HBP: 0					

TOP

AB	33
R	3
H	8
RBI	3
BB	3
SO	7
LOB	14

WP: 0 PB: 0 SB: 0 CS: 0 PA: 36

PITCHER		IP	WLS	BF	H	R	ER	SO	BB	IBB	HBP	BLK	WP	HR	S	P	ERA	WHIP
Mike Krukow, R ERA: 2.63	(1, 1)	7.2	W	32	8	3	3	5	3	0	0	0	0	1	39	51	3.52	1.435
Mark Davis, L ERA: 1.6	(8, 1)	1.1	S	4	0	0	0	2	0	0	0	0	0	0	8	8	0.00	0.000

PITCHER	IP	WLS	BF	H	R	ER	SO	BB	IBB	HBP	BLK	WP	HR	S	P	ERA	WHIP

Batter	1	2	3	4	5	6	7	8	9	AB	R	H	RBI	BB	SO	LOB
Dan Gladden, R (1, 8) OBP: 0.273, SLG: 0.291	E6 1B	F8 2-3		F7		F9		K 1-2		5	1	0	0	0	1	3
Manny Trillo, R (1, 4) OBP: 0.292, SLG: 0.263	1B 1-3	F8		F4		F9		6-3		5	1	1	0	0	0	2
Jeffrey Leonard, R (1, 7) OBP: 0.262, SLG: 0.324	CS 1B 1-3 3-H		FC6-4	6-3			HR			4	1	3	2	0	0	0
Rob Deer, R (1, 9) OBP: 0.316, SLG: 0.380	CS 1-2 3-H		FC6-4 BB 1-2f		K		K			4	1	1	1	0	2	1
Bob Brenly, R (1, 2) OBP: 0.297, SLG: 0.364	F4 1-2 2-3		F8		BB		F6			3	0	0	0	1	0	3
David Green, R (1, 3) OBP: 0.258, SLG: 0.291	F8		BB 1-2		K		1B 3B			3	2	1	0	1	1	2
Chris Brown, R (1, 5) OBP: 0.293, SLG: 0.343		HR	2B 1-H 2-H		1B 1-H		1B 3-H			4	1	4	4	0	0	0
Ricky Adams, R (1, 6) OBP: 0.267, SLG: 0.345 Jose Uribe, S (3, PR) OBP: 0.247, SLG: 0.302 (4, 6)		1B F8 SH1-4	HBP			F7	F9			1 2	0 0	1 0	0 0	0 0	0 0	0 1
Mike Krukow, R (1, 1) OBP: 0.240, SLG: 0.304 Mark Davis, L (8, 1) OBP: 0.250, SLG: 0.500		SH1-4 1-2	1-3			BB		1B CS		1 1	0 0	0 1	0 0	1 0	0 0	2 0
Inning Stats	R: 2 E: 1 K: 0 S: 6 H: 3 LOB: 1 BB: 0 P: 6	R: 1 E: 0 K: 0 S: 5 H: 2 LOB: 1 BB: 0 P: 5	R: 2 E: 0 K: 0 S: 5 H: 2 LOB: 2 BB: 1 P: 10	R: 0 E: 0 K: 0 S: 3 H: 0 LOB: 0 BB: 0 P: 3	R: 0 E: 0 K: 2 S: 7 H: 1 LOB: 2 BB: 1 P: 11	R: 0 E: 0 K: 0 S: 3 H: 0 LOB: 1 BB: 1 P: 7	R: 2 E: 0 K: 1 S: 8 H: 3 LOB: 1 BB: 0 P: 8	R: 0 E: 0 K: 1 S: 5 H: 1 LOB: 0 BB: 0 P: 5		1B: 8 2B: 1 3B: 1 HR: 2	SF: 0 SAC: 1 DP: 0 HBP: 1			WP: 0 PB: 0 SB: 0 CS: 3	PA: 38		

PITCHER		IP	WLS	BF	H	R	ER	SO	BB	IBB	HBP	BLK	WP	HR	S	P	ERA	WHIP
Mark Thurmond, L ERA: 4.87	(1, 1)	3.0	L	18	7	5	4	0	1	0	1	0	0	1	16	21	12.00	2.667
Tim Stoddard, R ERA: 4.43	(4, 1)	3.0		11	1	0	0	2	2	0	0	0	0	0	13	21	0.00	1.000
Luis DeLeon, R ERA: 4.06	(7, 1)	2.0		9	4	2	2	2	0	0	0	0	0	1	13	13	9.00	2.000

PITCHER	IP	WLS	BF	H	R	ER	SO	BB	IBB	HBP	BLK	WP	HR	S	P	ERA	WHIP

BOTTOM

San Diego Padres @ San Francisco Giants

Candlestick Park, San Francisco, CA

Sun Jun 16 1985, 6:33 AM EDT

Sunny

livebaseballscorecards.com

AB	33
R	7
H	12
RBI	7
BB	3
SO	4
LOB	14

San Diego Padres @ San Francisco Giants

Candlestick Park, San Francisco, CA

Sun Jun 16 1985, 6:38 AM EDT

Att. 24,104 - Unknown

livebaseballscorecards.com

TOP

Batter	1	2	3	4	5	6	7	8	9	10	11	12	13	AB	R	H	RBI	BB	SO	LOB
Jerry Royster, R (1, 4) OBP: 0.340, SLG: 0.355	BBBB 4-0 F8 S BB		x 0-0 ② F6		SSS 0-3 ② K			x 0-0 ③ FC5-4 1B	x 0-0 ③ G3			x 0-0 2-H 3B		2	0	0	0	1	1	1
Tim Flannery, L (8, PH) (8, 4) OBP: 0.362, SLG: 0.345														3	0	2	1	0	0	1
Tony Gwynn, L (1, 9) OBP: 0.364, SLG: 0.464	SSS 0-3 ① K 1-2		x 0-0 ③ 4-3		x 0-0 ③ 3-1			x 0-0 ① F7		SSS 0-3 ① K		x 0-0 ② L5		6	0	0	0	0	2	4
Steve Garvey, R (1, 3) OBP: 0.291, SLG: 0.452	x 0-0 ② F8 2-3			x 0-0 HR		SSS 0-3 ① K		x 0-0 ② FC5-4 1-2f		SSS 0-3 ② K		x 0-0 ③ 5-3		6	1	1	1	0	2	3
Kevin McReynolds, R (1, 8) OBP: 0.320, SLG: 0.407	x 0-0 ③ 6-3			SSS 0-3 ① K2-3		x 0-0 E1 S		x 0-0 ③ L5		x 0-0 ③ 6-3			x 0-0 ① WP SH3-4 1B	6	0	1	0	0	1	2
Kurt Bevacqua, R (1, 5) OBP: 0.425, SLG: 0.455		SSS 0-3 ① K		BBBB 4-0 BB		x 0-0 ② F7			BBBB 4-0 FC1-4 BB		x 0-0 L3 1B		x 0-0 ① SH3-4 1-2	3	0	1	0	2	1	1
Carmelo Martinez, R (1, 7) OBP: 0.352, SLG: 0.479	BBBB 4-0 BB			x 0-0 ② F3		x 0-0 ③ F8 1-2			x 0-0 ① FC1-4 2B 1-2f 1B		x 0-0 ①② L3 1-2		x 0-0 ② F4	5	1	0	0	1	0	5
Bruce Bochy, R (1, 2) OBP: 0.243, SLG: 0.333	SSS 0-3 ② K		SSS 0-3 ③ K				x 0-0 ① F7		x 0-0 1-3 1B 2B		SSS 0-3 ③ K		III 4-0 WP IBB	3	0	0	0	0	2	2
Terry Kennedy, L (9, PH) (9, 2) OBP: 0.316, SLG: 0.421														2	1	1	0	1	1	0
Garry Templeton, S (1, 6) OBP: 0.325, SLG: 0.395	SSS 0-3 ③ K		SSS 0-3 ① K				x 0-0 ② 1-3		SSS 0-3 ② K			H 1-0 SH3-4 3B HBP	SSS 0-3 ③ K 1-2 2-3	5	1	0	0	0	4	5
Luis DeLeon, R (13, 1) OBP: 0.200, SLG: 0.200														0	0	0	0	0	0	0
Ed Wojna, R (1, 1) OBP: 0.500, SLG: 0.500		SSS 0-3 ① K				x 0-0 ③ 1-3		x 0-0 2-H 3-H 1B				x 0-0 ① SH3-4 1-2		2	0	1	0	0	1	0
Gerry Davis, R (7, PH) OBP: 0.333, SLG: 0.391														1	0	0	0	0	0	0
Craig Lefferts, L (7, 1) OBP: 0.500, SLG: 0.500														0	0	0	0	0	0	0
Bobby Brown, S (9, PH) OBP: 0.250, SLG: 0.269														1	0	1	2	0	0	0
Rich Gossage, R (9, 1)														0	0	0	0	0	0	0
Tim Stoddard, R (11, 1)														0	0	0	0	0	0	0
Mark Thurmond, L (12, 1)														0	0	0	0	0	0	0
Mario Ramirez, R (13, 6) OBP: 0.188, SLG: 0.188														0	0	0	0	0	0	0
Inning Stats	R: 0 E: 0 K: 1 S: 5 H: 0 LOB: 1 BB: 1 P: 9	R: 0 E: 0 K: 3 S: 9 H: 0 LOB: 1 BB: 1 P: 13	R: 0 E: 0 K: 1 S: 5 H: 0 LOB: 0 BB: 0 P: 5	R: 1 E: 0 K: 2 S: 8 H: 1 LOB: 1 BB: 1 P: 12	R: 0 E: 0 K: 2 S: 8 H: 1 LOB: 1 BB: 0 P: 8	R: 0 E: 1 K: 1 S: 6 H: 0 LOB: 1 BB: 0 P: 6	R: 0 E: 0 K: 0 S: 3 H: 0 LOB: 0 BB: 0 P: 3	R: 0 E: 1 K: 0 S: 4 H: 1 LOB: 1 BB: 0 P: 4	R: 2 E: 0 K: 1 S: 7 H: 2 LOB: 1 BB: 1 P: 11	R: 0 E: 0 K: 2 S: 7 H: 0 LOB: 0 BB: 0 P: 7	R: 0 E: 0 K: 1 S: 5 H: 1 LOB: 0 BB: 0 P: 5	R: 1 E: 0 K: 0 S: 4 H: 1 LOB: 1 BB: 0 P: 5	R: 0 E: 0 K: 1 S: 6 H: 1 LOB: 2 BB: 1 P: 10	1B: 5 2B: 2 3B: 1 HR: 1 SF: 0 SAC: 2 DP: 1 HBP: 1	WP: 1 PB: 0 SB: 2 CS: 0 PA: 53							

PITCHER		IP	WLS	BF	H	R	ER	SO	BB	IBB	HBP	BLK	WP	HR	S	P	ERA	WHIP
Vida Blue, L ERA: 3.0	(1, 1)	7.0		27	2	1	1	10	3	0	0	0	0	1	44	56	1.29	0.714
Greg Minton, R ERA: 2.37	(8, 1)	1.1		7	2	2	2	0	1	0	0	0	0	0	6	10	13.50	2.250
Mark Davis, L ERA: 1.66	(9, 1)	3.2		14	3	1	1	4	0	0	1	0	0	0	21	22	2.46	0.818
Frank Williams, R ERA: 3.7	(13, 1)	1.0	W	5	1	0	0	1	0	1	0	0	1	0	6	10	0.00	1.000

PITCHER	IP	WLS	BF	H	R	ER	SO	BB	IBB	HBP	BLK	WP	HR	S	P	ERA	WHIP

AB	45
R	4
H	8
RBI	4
BB	5
SO	15
LOB	24

San Diego Padres @ San Francisco Giants

Candlestick Park, San Francisco, CA

Sun Jun 16 1985, 6:38 AM EDT

Att. 24,104 - Unknown

livebaseballscorecards.com

BOTTOM

Batter	1	2	3	4	5	6	7	8	9	10	11	12	13	AB	R	H	RBI	BB	SO	LOB
Joel Youngblood, R (1, 8) OBP: 0.279, SLG: 0.218	F9		E SF8 1B 3-H 1B		1-4 1B		F3			F7		5-3-2-5 2-3f		6	1	2	1	0	0	2
Manny Trillo, R (1, 4) OBP: 0.289, SLG: 0.261	F3		SF8 E 1-2 1B		1-4 1-2f			F7		F8			F7	6	0	1	0	0	0	1
Chili Davis, S (1, 9) OBP: 0.338, SLG: 0.429	F8		E4 CS 1-2 2-3		F7			6-3 2B			F4		4-3	6	0	1	0	0	0	2
Jeffrey Leonard, R (1, 7) OBP: 0.263, SLG: 0.335		G6-3 1B	SF8 2-3 3-H			4-3		6-3 2-3			5-3		1B 3B	5	1	2	1	0	0	1
Chris Brown, R (1, 5) OBP: 0.294, SLG: 0.343		G6-3 1-2f	CS 1-2	6-3		4-3 1B		F8			K		3-H 1B	6	0	2	1	0	1	2
David Green, R (1, 3) OBP: 0.264, SLG: 0.296	F9			S 1B		4-3 1-2			L4			2B SH1-4 1B		5	1	2	0	0	0	1
Alex Trevino, R (1, 2) OBP: 0.280, SLG: 0.310 Duane Kuiper, L (12, PH) OBP: 0.600, SLG: 0.500 Ricky Adams, R (12, PH) OBP: 0.267, SLG: 0.345 (13, 6)			3B BB	1-2 BB	K				F7			SH1-4 1-2		2 0 0	1 0 0	0 0 0	0 0 0	2 0 0	1 0 0	1 0 0
Jose Uribe, S (1, 6) OBP: 0.247, SLG: 0.312 Dan Gladden, R (12, PH) OBP: 0.276, SLG: 0.298 Frank Williams, R (13, 1)			1-H 1B 3B	F4			6-3		L4			5-3-2-6 2-H 2B		4 1 0	1 0 0	1 1 0	1 1 0	0 0 0	0 0 0	2 0 0
Vida Blue, S (1, 1) Rob Deer, R (7, PH) OBP: 0.310, SLG: 0.373 Greg Minton, S (8, 1) Mark Davis, L (9, 1) OBP: 1.000, SLG: 0.444 Bob Brenly, R (12, PH) OBP: 0.301, SLG: 0.364 (13, 2)			4-3	K	K			K		K			IBB	2 1 0 1 0	0 0 0 0 0	0 0 0 0 0	0 0 0 0 0	1 1 0 0 1	0 0 0 0 0	3 0 0 0 0
Inning Stats	R: 0 E: 0 K: 0 S: 3 H: 0 LOB: 0 BB: 0 P: 3	R: 0 E: 0 K: 0 S: 3 H: 1 LOB: 0 BB: 0 P: 3	R: 3 E: 1 K: 0 S: 6 H: 3 LOB: 1 BB: 1 P: 10	R: 0 E: 0 K: 1 S: 6 H: 1 LOB: 2 BB: 1 P: 10	R: 0 E: 0 K: 0 S: 3 H: 1 LOB: 0 BB: 0 P: 3	R: 0 E: 0 K: 1 S: 6 H: 1 LOB: 1 BB: 0 P: 6	R: 0 E: 0 K: 1 S: 5 H: 0 LOB: 0 BB: 0 P: 5	R: 0 E: 0 K: 0 S: 4 H: 1 LOB: 1 BB: 0 P: 4	R: 0 E: 0 K: 0 S: 3 H: 0 LOB: 0 BB: 0 P: 3	R: 0 E: 0 K: 1 S: 5 H: 0 LOB: 0 BB: 0 P: 5	R: 0 E: 0 K: 1 S: 5 H: 0 LOB: 0 BB: 0 P: 5	R: 1 E: 0 K: 0 S: 4 H: 2 LOB: 1 BB: 1 P: 8	R: 1 E: 0 K: 0 S: 4 H: 2 LOB: 1 BB: 0 P: 4	1B: 8 2B: 4 3B: 2 HR: 0	SF: 1 SAC: 1 DP: 3 HBP: 0	WP: 0 PB: 0 SB: 1 CS: 1	PA: 51		

PITCHER		IP	WLS	BF	H	R	ER	SO	BB	IBB	HBP	BLK	WP	HR	S	P	ERA	WHIP
Ed Wojna, R ERA: 3.0	(1, 1)	6.0		25	7	3	2	2	2	0	0	0	0	0	27	35	3.00	1.500
Craig Lefferts, L ERA: 3.54	(7, 1)	2.0		7	1	0	0	1	0	0	0	0	0	0	9	9	0.00	0.500
Rich Gossage, R ERA: 2.2	(9, 1)	2.0		6	0	0	0	1	0	0	0	0	0	0	8	8	0.00	0.000
Tim Stoddard, R ERA: 4.63	(11, 1)	1.0		4	1	1	1	1	0	0	0	0	0	0	6	6	9.00	1.000
Mark Thurmond, L ERA: 4.88	(12, 1)	1.2	L	7	2	1	1	0	0	1	0	0	0	0	6	10	5.40	1.200

PITCHER		IP	WLS	BF	H	R	ER	SO	BB	IBB	HBP	BLK	WP	HR	S	P	ERA	WHIP
Luis DeLeon, R ERA: 4.06	(13, 1)	0.0		1	1	0	0	0	0	0	0	0	0	0	1	1	∞	∞

AB	45
R	5
H	12
RBI	5
BB	3
SO	5
LOB	15

Batter	1	2	3	4	5	6	7	8	9	AB	R	H	RBI	BB	SO	LOB
Gary Redus, R (1, 8) OBP: 0.397, SLG: 0.500	S S S 0-3 ① K		x 0-0 E6		x 0-0 ③ F8			S S S 0-3 ① K		4	0	0	0	0	2	2
Dave Concepcion, R (1, 6) OBP: 0.329, SLG: 0.417	x 0-0 ② 5-3		x 0-0 ③ 4-3			x 0-0 ① 4-3		x 0-0 ② 4-3		4	0	0	0	0	0	2
Dave Parker, L (1, 9) OBP: 0.363, SLG: 0.517	x 0-0 ③ 4-3			x 0-0 2B		B B B B 4-0 FC6-4 BB		x 0-0 1B		3	0	2	0	1	0	0
Tony Perez, R (1, 3) OBP: 0.444, SLG: 0.667		x 0-0 ① 6-3		x 0-0 ① F4		x 0-0 ② L4		S S S 0-3 ③ K		4	0	0	0	0	1	3
Alan Knicely, R (1, 2) OBP: 0.345, SLG: 0.505		x 0-0 ② 6-3		x 0-0 ② F9		x 0-0 ③ FC6-4 1-2f			x 0-0 ① 1-3	4	0	0	0	0	0	2
Cesar Cedeno, R (1, 7) OBP: 0.313, SLG: 0.324		x 0-0 ③ L3		x 0-0 ③ F9			x 0-0 ① F8		S S S 0-3 ② K	4	0	0	0	0	1	1
Nick Esasky, R (1, 5) OBP: 0.345, SLG: 0.393			x 0-0 ① F8		x 0-0 FC5-4 1B		x 0-0 ② 1-3	S S S 0-3 ③ K		4	0	1	0	0	1	0
Ron Oester, S (1, 4) OBP: 0.340, SLG: 0.374			B B B B 4-0 SH3 BB		x 0-0 ① FC5-4 S 1-2f		x 0-0 1B			2	0	1	0	1	0	1
Jay Tibbs, R (1, 1) OBP: 0.121, SLG: 0.065			x 0-0 ② SH3 1-2		S S S 0-3 ② K 1-2		x 0-0 ③ 4-3			1	0	0	0	0	1	1
Dave Vangorder, R (7, PH) OBP: 0.269, SLG: 0.291										1	0	0	0	0	0	1
John Stuper, R (7, 1) OBP: 0.235, SLG: 0.071										0	0	0	0	0	0	0
Inning Stats	R: 0 E: 0 K: 1 S: 5 H: 0 LOB: 0 BB: 0 P: 5	R: 0 E: 0 K: 0 S: 3 H: 0 LOB: 0 BB: 0 P: 3	R: 0 E: 1 K: 0 S: 4 H: 0 LOB: 2 BB: 1 P: 8	R: 0 E: 0 K: 0 S: 4 H: 1 LOB: 1 BB: 0 P: 4	R: 0 E: 0 K: 1 S: 6 H: 1 LOB: 1 BB: 0 P: 6	R: 0 E: 0 K: 0 S: 3 H: 0 LOB: 1 BB: 1 P: 7	R: 0 E: 0 K: 0 S: 4 H: 1 LOB: 1 BB: 0 P: 4	R: 0 E: 0 K: 2 S: 8 H: 1 LOB: 1 BB: 0 P: 8	R: 0 E: 0 K: 2 S: 7 H: 0 LOB: 0 BB: 0 P: 7	1B: 3 2B: 1 3B: 0 HR: 0 SF: 0 SAC: 1 DP: 0 HBP: 0						

PITCHER	IP	WLS	BF	H	R	ER	SO	BB	IBB	HBP	BLK	WP	HR	S	P	ERA	WHIP
Atlee Hammaker, L (1, 1) ERA: 2.98	9.0	W	34	4	0	0	6	2	0	0	0	0	0	44	52	0.00	0.667

PITCHER	IP	WLS	BF	H	R	ER	SO	BB	IBB	HBP	BLK	WP	HR	S	P	ERA	WHIP

TOP

Cincinnati Reds @ San Francisco Giants

Candlestick Park, San Francisco, CA

Mon Jun 17 1985, 6:33 AM EDT

Att. 4,916 - Unknown

livebaseballscorecards.com

AB	31
R	0
H	4
RBI	0
BB	2
SO	6
LOB	13

WP: 0	PB: 0	SB: 1	CS: 0	PA: 34														

Cincinnati Reds @ San Francisco Giants

Candlestick Park, San Francisco, CA

Mon Jun 17 1985, 6:33 AM EDT

Att. 4,916 - Unknown

livebaseballscorecards.com

BOTTOM

Batter	1	2	3	4	5	6	7	8	9	AB	R	H	RBI	BB	SO	LOB
Joel Youngblood, R (1, 8) OBP: 0.292, SLG: 0.237	6-3		5-3		2-H 1B		1B			4	0	2	1	0	0	0
Manny Trillo, R (1, 4) OBP: 0.288, SLG: 0.257	BBBB 4-3 1B BB		6-3		4-3		F9			3	1	0	0	1	0	2
Chili Davis, S (1, 9) OBP: 0.336, SLG: 0.425	4-3 1-2			L6		F8		G4-6-3 1B		4	0	1	0	0	0	1
Jeffrey Leonard, R (1, 7) OBP: 0.267, SLG: 0.350	S 2-H 1B			6-3		HR		G4-6-3 1-2f		4	1	2	2	0	0	1
Bob Brenly, R (1, 2) OBP: 0.294, SLG: 0.354	5-3 1-2			F8		F5		F7		4	0	0	0	0	0	1
David Green, R (1, 3) OBP: 0.258, SLG: 0.288		4-3			SSS K	E6				3	0	0	0	0	1	0
Ricky Adams, R (1, 5) OBP: 0.273, SLG: 0.406		F8			2B 3B	F9				3	1	1	0	0	0	1
Jose Uribe, S (1, 6) OBP: 0.249, SLG: 0.317		F5			3-H 1B 2B		4-3			3	1	1	1	0	0	0
Atlee Hammaker, S (1, 1)			1-3		6-3		5-3			3	0	0	0	0	0	1
Inning Stats	R: 1 H: 1 E: 0 LOB: 1 K: 0 BB: 1 S: 4 P: 8	R: 0 H: 0 E: 0 LOB: 0 K: 0 BB: 0 S: 3 P: 3	R: 0 H: 0 E: 0 LOB: 0 K: 0 BB: 0 S: 3 P: 3	R: 0 H: 0 E: 0 LOB: 0 K: 0 BB: 0 S: 3 P: 3	R: 2 H: 3 E: 0 LOB: 1 K: 1 BB: 0 S: 8 P: 8	R: 1 H: 1 E: 1 LOB: 1 K: 0 BB: 0 S: 5 P: 5	R: 0 H: 1 E: 0 LOB: 1 K: 0 BB: 0 S: 4 P: 4	R: 0 H: 1 E: 0 LOB: 0 K: 0 BB: 0 S: 3 P: 3		1B: 4 SF: 0 2B: 1 SAC: 0 3B: 1 DP: 1 HR: 1 HBP: 0				WP: 0 PA: 32 PB: 0 SB: 1 CS: 0		

	AB	R	H	RBI	BB	SO	LOB
	31	4	7	4	1	1	7

PITCHER		IP	WLS	BF	H	R	ER	SO	BB	IBB	HBP	BLK	WP	HR	S	P	ERA	WHIP
Jay Tibbs, R ERA: 4.49	(1, 1)	6.0	L	25	5	4	4	1	1	0	0	0	0	1	26	30	6.00	1.000
John Stuper, R ERA: 5.29	(7, 1)	2.0		7	2	0	0	0	0	0	0	0	0	0	7	7	0.00	1.000

PITCHER	IP	WLS	BF	H	R	ER	SO	BB	IBB	HBP	BLK	WP	HR	S	P	ERA	WHIP

Batter	1	2	3	4	5	6	7	8	9	AB	R	H	RBI	BB	SO	LOB
Gary Redus, R (1, 7) OBP: 0.389, SLG: 0.500	F7		L6			2B	SF8 3-H		5-3	4	1	1	1	0	0	0
Eddie Milner, L (1, 8) OBP: 0.308, SLG: 0.258	F7		F4			E 2-H	BB 1-2 2-3		4-3	5	1	3	1	0	0	0
Pete Rose, S (1, 3) OBP: 0.402, SLG: 0.365	BB			5-3		L5	BB 1-2 2-3 3-H		4-3 1-2	3	0	0	1	2	0	2
Dave Parker, L (1, 9) OBP: 0.364, SLG: 0.515	4-3			F4		E8 1B 2-H	SF9 3-H		IBB	3	1	1	2	1	0	1
Alan Knicely, R (1, 2) OBP: 0.339, SLG: 0.490		K		F6		1B 2-H	G3		F3	5	0	1	1	0	1	4
Dave Concepcion, R (1, 6) OBP: 0.328, SLG: 0.414		G3 S 1B			4-3	F9		4-3		4	0	1	0	0	0	1
Ron Oester, S (1, 4) OBP: 0.333, SLG: 0.366		G3 1-3			6-3		E4 SH BB SF8	4-3		4	1	0	0	0	0	1
Wayne Krenchicki, L (1, 5) OBP: 0.352, SLG: 0.359		4-3			G3		BB 1B SH 1-2	FC6-4 1B		3	1	1	0	1	0	1
Frank Pastore, R (1, 1) OBP: 0.143, SLG: 0.286			K			1-3	SH BB 1B 1-2 2-3 SF9	FC6-4 1-2f		3	1	0	0	0	1	1
Inning Stats	R: 0 E: 0 K: 0 S: 3 H: 0 LOB: 1 BB: 1 P: 7	R: 0 E: 0 K: 1 S: 6 H: 1 LOB: 1 BB: 0 P: 6	R: 0 E: 0 K: 1 S: 5 H: 0 LOB: 0 BB: 0 P: 5	R: 0 E: 0 K: 0 S: 3 H: 0 LOB: 0 BB: 0 P: 3	R: 0 E: 0 K: 0 S: 3 H: 0 LOB: 0 BB: 0 P: 3	R: 3 E: 1 K: 0 S: 7 H: 4 LOB: 1 BB: 0 P: 7	R: 3 E: 1 K: 0 S: 6 H: 1 LOB: 2 BB: 2 P: 14	R: 0 E: 0 K: 0 S: 4 H: 1 LOB: 1 BB: 0 P: 4	R: 0 E: 0 K: 0 S: 4 H: 1 LOB: 2 BB: 1 P: 8	1B: 6 2B: 2 3B: 0 HR: 0 SF: 2 SAC: 1 DP: 0 HBP: 0							

TOP

Cincinnati Reds @ San Francisco Giants

Candlestick Park, San Francisco, CA

Tue Jun 18 1985, 6:33 AM EDT

Att. 5,961 - Unknown

livebaseballscorecards.com

AB	34
R	6
H	8
RBI	6
BB	4
SO	2
LOB	11

WP: 0 PB: 0 SB: 1 CS: 0 PA: 41

PITCHER		IP	WLS	BF	H	R	ER	SO	BB	IBB	HBP	BLK	WP	HR	S	P	ERA	WHIP
Bill Laskey, R ERA: 4.04	(1, 1)	6.1	L	29	6	6	2	2	2	0	0	0	0	0	31	39	2.84	1.263
Frank Williams, R ERA: 3.46	(7, 1)	1.2		7	1	0	0	0	1	0	0	0	0	0	6	10	0.00	1.200
Scott Garrelts, R ERA: 1.18	(9, 1)	1.0		5	1	0	0	0	0	1	0	0	0	0	4	8	0.00	1.000

PITCHER	IP	WLS	BF	H	R	ER	SO	BB	IBB	HBP	BLK	WP	HR	S	P	ERA	WHIP

Batter	1	2	3	4	5	6	7	8	9	AB	R	H	RBI	BB	SO	LOB
Joel Youngblood, R (1, 8) OBP: 0.275, SLG: 0.222	F3		5-3		6-3			F8		4	0	0	0	0	0	2
Manny Trillo, R (1, 4) OBP: 0.292, SLG: 0.261	FC1-6-5-6-5 WP 1B		2-H 1B			P3		4-3		4	0	2	1	0	0	1
Chili Davis, S (1, 9) OBP: 0.330, SLG: 0.416	FC1-6-5-6-5 1-3		SSS K			F3			F8	4	0	0	0	0	1	2
Jeffrey Leonard, R (1, 7) OBP: 0.263, SLG: 0.345	F9			SSS K		F8			SSS K	4	0	0	0	0	2	1
Bob Brenly, R (1, 2) OBP: 0.293, SLG: 0.348		6-3		BBBB FC6-4 BB			5-3		F5	3	0	0	0	1	0	0
David Green, R (1, 3) OBP: 0.252, SLG: 0.281		6-3		FC6-4 S 1-2f			4-3			3	0	0	0	0	0	1
Ricky Adams, R (1, 5) OBP: 0.250, SLG: 0.371		F7		6-3 1-2			1-3			3	0	0	0	0	0	1
Jose Uribe, S (1, 6) OBP: 0.255, SLG: 0.323			SH2-4 1B 1B		F8				1B	3	1	2	0	0	0	0
Bill Laskey, R (1, 1) OBP: 0.176, SLG: 0.125			SH2-4 1-2		L3			F2		1	0	0	0	0	0	0
Frank Williams, R (7, 1)										0	0	0	0	0	0	0
Gary Rajsich, L (8, PH) OBP: 0.295, SLG: 0.240										1	0	0	0	0	0	1
Scott Garrelts, R (9, 1)										0	0	0	0	0	0	0
Inning Stats	R: 0 E: 0 K: 0 S: 4 H: 1 LOB: 1 BB: 0 P: 4	R: 0 E: 0 K: 0 S: 3 H: 0 LOB: 0 BB: 0 P: 3	R: 1 E: 0 K: 1 S: 7 H: 2 LOB: 1 BB: 0 P: 7	R: 0 E: 0 K: 1 S: 5 H: 0 LOB: 1 BB: 1 P: 9	R: 0 E: 0 K: 0 S: 3 H: 0 LOB: 0 BB: 0 P: 3	R: 0 E: 0 K: 0 S: 3 H: 0 LOB: 0 BB: 0 P: 3	R: 0 E: 0 K: 0 S: 3 H: 0 LOB: 0 BB: 0 P: 3	R: 0 E: 0 K: 0 S: 4 H: 1 LOB: 1 BB: 0 P: 4	R: 0 E: 0 K: 1 S: 5 H: 0 LOB: 0 BB: 0 P: 5	1B: 4 2B: 0 3B: 0 HR: 0 SF: 0 SAC: 1 DP: 0 HBP: 0						

PITCHER	IP	WLS	BF	H	R	ER	SO	BB	IBB	HBP	BLK	WP	HR	S	P	ERA	WHIP
Frank Pastore, R (1, 1) ERA: 3.62	9.0	W	32	4	1	1	3	1	0	0	0	1	0	37	41	1.00	0.556

PITCHER	IP	WLS	BF	H	R	ER	SO	BB	IBB	HBP	BLK	WP	HR	S	P	ERA	WHIP

BOTTOM

Cincinnati Reds @ San Francisco Giants

Candlestick Park, San Francisco, CA

Tue Jun 18 1985, 6:33 AM EDT

Att. 5,961 - Unknown

livebaseballscorecards.com

AB	30
R	1
H	4
RBI	1
BB	1
SO	3
LOB	9

PA: 32

WP: 1
PB: 0
SB: 1
CS: 0

Batter	1	2	3	4	5	6	7	8	9	AB	R	H	RBI	BB	SO	LOB
Gary Redus, R (1, 8) OBP: 0.378, SLG: 0.483	F9		F3			K		4-3		4	0	0	0	0	1	2
Dave Concepcion, R (1, 6) OBP: 0.322, SLG: 0.407	4-3		6-3			FC5-4 1-2f 2-3		6-3		4	1	0	0	0	0	2
Dave Parker, L (1, 9) OBP: 0.362, SLG: 0.510	4-3		F6			1B 1-H 3-H		3-1		4	0	1	2	0	0	0
Tony Perez, R (1, 3) OBP: 0.431, SLG: 0.633		G5-4-3 1B	6-3			F3			K	4	0	1	0	0	1	1
Nick Esasky, R (1, 5) OBP: 0.337, SLG: 0.383		G5-4-3 1-2f			F9		K		K	4	0	0	0	0	2	1
Cesar Cedeno, R (1, 7) OBP: 0.317, SLG: 0.324		1B			F7		BB		K	3	0	1	0	1	1	0
Ron Oester, S (1, 4) OBP: 0.333, SLG: 0.362		1-3			K		1-2 BB			2	0	0	0	1	1	1
Dave Vangorder, R (1, 2) OBP: 0.274, SLG: 0.295 Max Venable, L (7, PH) OBP: 0.357, SLG: 0.417 Alan Knicely, R (7, 2) OBP: 0.339, SLG: 0.490			6-3			FC5-4 SH 1B 1B			K	2 1 0	1 0 0	1 0 0	0 0 0	0 0 0	0 1 0	0 2 0
Mario Soto, R (1, 1) OBP: 0.190, SLG: 0.220 Duane Walker, L (7, PH) OBP: 0.279, SLG: 0.405 Tom Hume, R (7, 1)			6-3			SH FC5-4 1-2			K	1 1 0	0 0 0	0 0 0	0 0 0	0 0 0	0 1 0	0 2 0
Inning Stats	R: 0 E: 0 K: 0 S: 3 H: 0 LOB: 0 BB: 0 P: 3	R: 0 E: 0 K: 0 S: 4 H: 2 LOB: 1 BB: 0 P: 4	R: 0 E: 0 K: 0 S: 3 H: 0 LOB: 0 BB: 0 P: 3	R: 0 E: 0 K: 0 S: 3 H: 0 LOB: 0 BB: 0 P: 3	R: 0 E: 0 K: 1 S: 5 H: 0 LOB: 0 BB: 0 P: 5	R: 2 E: 1 K: 1 S: 8 H: 2 LOB: 1 BB: 0 P: 8	R: 0 E: 0 K: 3 S: 9 H: 0 LOB: 2 BB: 2 P: 17	R: 0 E: 0 K: 0 S: 3 H: 0 LOB: 0 BB: 0 P: 3	R: 0 E: 0 K: 3 S: 9 H: 0 LOB: 0 BB: 0 P: 9	1B: 4 2B: 0 3B: 0 HR: 0 SF: 0 SAC: 1 DP: 1 HBP: 0						

PITCHER	IP	WLS	BF	H	R	ER	SO	BB	IBB	HBP	BLK	WP	HR	S	P	ERA	WHIP
Dave LaPoint, L (1, 1) ERA: 2.33	6.0	W	22	4	2	0	2	0	0	0	0	0	0	26	26	0.00	0.667
Scott Garrelts, R (7, 1) ERA: 1.11	3.0	S	11	0	0	0	6	2	0	0	0	0	0	21	29	0.00	0.667

PITCHER	IP	WLS	BF	H	R	ER	SO	BB	IBB	HBP	BLK	WP	HR	S	P	ERA	WHIP

TOP

Cincinnati Reds @ San Francisco Giants

Candlestick Park, San Francisco, CA

Wed Jun 19 1985, 6:33 AM EDT

Att. 8,490 - Unknown

livebaseballscorecards.com

AB	30
R	2
H	4
RBI	2
BB	2
SO	8
LOB	11

WP: 0 PA: 33
PB: 0
SB: 2
CS: 0

BOTTOM

Cincinnati Reds @ San Francisco Giants

Candlestick Park, San Francisco, CA

Wed Jun 19 1985, 6:33 AM EDT

Att. 8,490 - Unknown

livebaseballscorecards.com

Batter	1	2	3	4	5	6	7	8	9	AB	R	H	RBI	BB	SO	LOB
Joel Youngblood, R (1, 8) OBP: 0.288, SLG: 0.227	BBBB 4-0 S BB		x 0-0 2B SF7 1B	x 0-0 ② 5-3			SSS 0-3 ① K			3	1	1	0	1	1	1
Manny Trillo, R (1, 4) OBP: 0.295, SLG: 0.267	SSS 0-3 ① K 1-2		x 0-0 1-3 HR 2B	BBBB 4-0 BB			x 0-0 ② F6			3	1	1	0	1	1	1
Chili Davis, S (1, 9) OBP: 0.329, SLG: 0.412	BBBB 4-0 BB		x 0-0 ① SF7 3-H	x 0-0 ③ F8			x 0-0 ③ F8			2	0	0	1	1	0	2
Jeffrey Leonard, R (1, 7) OBP: 0.263, SLG: 0.340	SSS 0-3 ② K		BBB 4-0 HR BB		x 0-0 ① F8			SSS 0-3 ① K		3	1	0	0	1	2	2
Bob Brenly, R (1, 2) OBP: 0.297, SLG: 0.388	SSS 0-3 ③ K2-3		x 0-0 1-H 2-H HR		SSS 0-3 ② K			x 0-0 HR		4	2	2	4	0	2	2
David Green, R (1, 3) OBP: 0.244, SLG: 0.272		x 0-0 ① 6-3	x 0-0 ② F9		x 0-0 ③ 6-3			x 0-0 ② 6-3		4	0	0	0	0	0	0
Ricky Adams, R (1, 5) OBP: 0.225, SLG: 0.333		SSS 0-3 ② K	x 0-0 ③ F9			x 0-0 ① G3		x 0-0 ③ F2		4	0	0	0	0	1	0
Jose Uribe, S (1, 6) OBP: 0.261, SLG: 0.321		BBBB 4-0 BB		BBBB 4-0 SH1-4 BB		SSS 0-3 ② K				1	0	0	0	2	1	0
Dave LaPoint, L (1, 1) OBP: 0.333, SLG: 0.292		SSS 0-3 ③ K		x 0-0 ① SH1-4 1-2		x 0-0 ③ 4-3				1	0	0	0	0	1	1
Scot Thompson, L (6, PH) OBP: 0.176, SLG: 0.179										1	0	0	0	0	0	0
Scott Garrelts, R (7, 1)										0	0	0	0	0	0	0

	AB	26
	R	5
	H	4
	RBI	5
	BB	6
	SO	9
	LOB	9

Inning Stats																		
	R: 0	H: 0	R: 0	H: 0	R: 4	H: 3	R: 0	H: 0	R: 0	H: 0	R: 0	H: 0	R: 1	H: 1	1B: 1	SF: 1	WP: 0	PA: 34
	E: 0	LOB: 2	E: 0	LOB: 1	E: 0	LOB: 0	E: 0	LOB: 2	E: 0	LOB: 0	E: 0	LOB: 0	E: 0	LOB: 0	2B: 1	SAC: 1	PB: 0	
	K: 3	BB: 2	K: 2	BB: 1	K: 0	BB: 1	K: 0	BB: 2	K: 1	BB: 0	K: 1	BB: 0	K: 1	BB: 0	3B: 0	DP: 0	SB: 1	
	S: 9	P: 17	S: 7	P: 11	S: 6	P: 10	S: 3	P: 11	S: 5	P: 5	S: 5	P: 5	S: 6	P: 6	HR: 2	HBP: 0	CS: 0	

PITCHER		IP	WLS	BF	H	R	ER	SO	BB	IBB	HBP	BLK	WP	HR	S	P	ERA	WHIP
Mario Soto, R ERA: 3.08	(1, 1)	6.0	L	27	3	4	4	7	6	0	0	0	0	1	35	59	6.00	1.500
Tom Hume, R ERA: 3.09	(7, 1)	2.0		7	1	1	1	2	0	0	0	0	0	1	11	11	4.50	0.500

PITCHER	IP	WLS	BF	H	R	ER	SO	BB	IBB	HBP	BLK	WP	HR	S	P	ERA	WHIP

San Francisco Giants @ San Diego Padres

Jack Murphy Stadium, San Diego, CA

Thu Jun 20 1985, 6:33 AM EDT

Att. 28,044 - Sunny

livebaseballscorecards.com

TOP

Batter	1	2	3	4	5	6	7	8	9	AB	R	H	RBI	BB	SO	LOB
Joel Youngblood, R (1, 8) OBP: 0.295, SLG: 0.239	F7		L8			HR, SH1-3, 1B	1B		F9	5	1	2	0	0	0	2
Manny Trillo, R (1, 4) OBP: 0.291, SLG: 0.263	F8		FC6-4, 1-2f			SH1-3, 1-2	K		F6	3	0	0	0	0	1	2
Rob Deer, R (9, PH) OBP: 0.305, SLG: 0.365										1	0	0	0	0	0	1
Chili Davis, S (1, 9) OBP: 0.328, SLG: 0.406	F3			3-1		HR, BB		4-3		3	1	0	0	1	0	0
Jeffrey Leonard, R (1, 7) OBP: 0.266, SLG: 0.367		HR		K		HR, 1-H, 2-H		5-3		4	2	2	4	0	1	0
Bob Brenly, R (1, 2) OBP: 0.302, SLG: 0.396		F4		2B		K		2B	1B	4	1	2	0	0	1	0
Chris Brown, R (1, 5) OBP: 0.298, SLG: 0.352		F8		4-3		S, 1B		1-H, 2B		4	0	2	1	0	0	1
David Green, R (1, 3) OBP: 0.237, SLG: 0.264		E5, CS			F9	K, 1-2		F7		4	0	0	0	0	1	2
Ricky Adams, R (1, 6) OBP: 0.209, SLG: 0.310		CS, 1-2		F8	K		F8		L5	3	0	0	0	0	1	0
Scot Thompson, L (9, PH) OBP: 0.174, SLG: 0.176										1	0	0	0	0	0	0
Mike Krukow, R (1, 1) OBP: 0.250, SLG: 0.308										3	0	1	0	0	1	0
Mark Davis, L (8, 1) OBP: 0.222, SLG: 0.444										0	0	0	0	0	0	0
Gary Rajsich, L (8, 3) OBP: 0.303, SLG: 0.240										0	0	0	0	1	0	0
Jose Uribe, S (9, PR) OBP: 0.261, SLG: 0.321			FC6-4, 1B		K		4-3		BB	0	0	0	0	0	0	0
Inning Stats	R: 0 E: 0 K: 0 S: 3 H: 0 LOB: 0 BB: 0 P: 3	R: 1 E: 1 K: 0 S: 4 H: 1 LOB: 0 BB: 0 P: 4	R: 0 E: 0 K: 0 S: 4 H: 1 LOB: 1 BB: 0 P: 4	R: 0 E: 0 K: 1 S: 6 H: 1 LOB: 1 BB: 0 P: 6	R: 0 E: 0 K: 2 S: 7 H: 0 LOB: 0 BB: 0 P: 7	R: 3 E: 0 K: 2 S: 10 H: 3 LOB: 1 BB: 1 P: 14	R: 0 E: 0 K: 1 S: 6 H: 1 LOB: 1 BB: 0 P: 6	R: 1 E: 0 K: 0 S: 5 H: 2 LOB: 1 BB: 0 P: 5	R: 0 E: 0 K: 0 S: 3 H: 0 LOB: 1 BB: 1 P: 7	1B: 5 2B: 2 3B: 0 HR: 2 SF: 0 SAC: 1 DP: 0 HBP: 0	WP: 0 PB: 0 SB: 1 CS: 1 PA: 39					

	AB	35
	R	5
	H	9
	RBI	5
	BB	2
	SO	6
	LOB	8

PITCHER	IP	WLS	BF	H	R	ER	SO	BB	IBB	HBP	BLK	WP	HR	S	P	ERA	WHIP
LaMarr Hoyt, R (1, 1) ERA: 3.06	8.0	W	34	9	5	5	6	1	0	0	0	0	2	45	49	5.62	1.250
Rich Gossage, R (9, 1) ERA: 2.06	1.0	S	4	0	0	0	0	1	0	0	0	0	0	3	7	0.00	1.000

PITCHER	IP	WLS	BF	H	R	ER	SO	BB	IBB	HBP	BLK	WP	HR	S	P	ERA	WHIP

BOTTOM

San Francisco Giants @ San Diego Padres

Jack Murphy Stadium, San Diego, CA

Thu Jun 20 1985, 6:33 AM EDT

Att. 28,044 - Sunny

Batter	1	2	3	4	5	6	7	8	9	AB	R	H	RBI	BB	SO	LOB
Tim Flannery, L (1, 4) OBP: 0.372, SLG: 0.349	F7			WP HR 1B	HBP			1B 2B BB 1-2		2	1	1	0	0	0	0
Jerry Royster, R (8, PH) OBP: 0.330, SLG: 0.337 (9, 4)										0	1	0	0	1	0	0
Tony Gwynn, L (1, 9) OBP: 0.357, SLG: 0.451	F7			L7	F9			2B 1B 1-3 2-H		4	1	1	1	0	0	3
Steve Garvey, R (1, 3) OBP: 0.291, SLG: 0.449	1-3			F2 1-2		F8		K		4	0	0	0	0	1	3
Terry Kennedy, L (1, 2) OBP: 0.315, SLG: 0.436		G3		HR 2-H		E4 G4-6-3		2B 1-H 3-H		4	1	2	4	0	0	0
Graig Nettles, L (1, 5) OBP: 0.369, SLG: 0.374		F8		F5		G4-6-3 1-2f		F9		4	0	0	0	0	0	1
Kevin McReynolds, R (1, 8) OBP: 0.319, SLG: 0.404		F8			1B 3B		F9			3	1	1	0	0	0	0
Bobby Brown, S (1, 7) OBP: 0.219, SLG: 0.233			F8		K		F8			3	0	0	0	0	1	1
Garry Templeton, S (1, 6) OBP: 0.327, SLG: 0.390			1-3		SH2-4 1B 3-H		4-3			3	0	1	1	0	0	0
LaMarr Hoyt, R (1, 1) OBP: 0.061, SLG: 0.061			K	SH2-4 1-2				BB 1B BB		1	0	0	0	0	1	0
Al Bumbry, L (8, PH) OBP: 0.291, SLG: 0.269										0	1	0	0	1	0	0
Rich Gossage, R (9, 1)										0	0	0	0	0	0	0
Inning Stats	R: 0 E: 0 K: 0 S: 3 H: 0 LOB: 0 BB: 0 P: 3	R: 0 E: 0 K: 0 S: 3 H: 0 LOB: 0 BB: 0 P: 3	R: 0 E: 0 K: 1 S: 5 H: 0 LOB: 0 BB: 0 P: 5	R: 2 E: 0 K: 0 S: 5 H: 2 LOB: 0 BB: 0 P: 5	R: 1 E: 0 K: 1 S: 7 H: 2 LOB: 2 BB: 0 P: 8	R: 0 E: 1 K: 0 S: 3 H: 0 LOB: 0 BB: 0 P: 3	R: 0 E: 0 K: 0 S: 3 H: 0 LOB: 0 BB: 0 P: 3	R: 3 E: 0 K: 1 S: 6 H: 2 LOB: 0 BB: 2 P: 14		1B: 3 2B: 1 3B: 1 HR: 1 SF: 0 SAC: 1 DP: 1 HBP: 1						

livebaseballscorecards.com

AB	28
R	6
H	6
RBI	6
BB	2
SO	3
LOB	8

PITCHER		IP	WLS	BF	H	R	ER	SO	BB	IBB	HBP	BLK	WP	HR	S	P	ERA	WHIP
Mike Krukow, R ERA: 2.81	(1, 1)	7.0		27	4	4	4	2	1	0	1	0	1	1	29	34	5.14	0.714
Mark Davis, L ERA: 1.99	(8, 1)	1.0	L	5	2	2	2	1	1	0	0	0	0	0	6	10	18.00	3.000

PITCHER	IP	WLS	BF	H	R	ER	SO	BB	IBB	HBP	BLK	WP	HR	S	P	ERA	WHIP

San Francisco Giants @ San Diego Padres

Jack Murphy Stadium, San Diego, CA

Fri Jun 21 1985, 10:05 PM EDT

Att. 29,421 - Unknown

TOP

livebaseballscorecards.com

Batter	1	2	3	4	5	6	7	8	9	AB	R	H	RBI	BB	SO	LOB
Joel Youngblood, R (1, 8) (6, 7) OBP: 0.289, SLG: 0.227	0-0 ① 6-3	0-0 ③ L4		0-0 ②③ G5-4-3 1-2f			BBBB 4-0 SH3-4 BB		0-0 ③ L9	4	0	0	0	1	0	3
Manny Trillo, R (1, 4) OBP: 0.288, SLG: 0.260	SSS 0-3 ② K		0-0 ① F8		0-0 ① F9		0-0 ① SH3-4 1-2			3	0	0	0	0	1	0
Chili Davis, S (1, 9) OBP: 0.326, SLG: 0.403	0-0 1B		0-0 ② F8		0-0 ② 4-3		0-0 ② 5-3			4	0	1	0	0	0	1
Jeffrey Leonard, R (1, 7) OBP: 0.267, SLG: 0.364	0-0 ③ 6-3		BBBB 4-0 HBP S BB		0-0 ③ F8		0-0 ③ F9			2	0	0	0	1	0	1
Dan Gladden, R (6, 8) OBP: 0.275, SLG: 0.297										1	0	0	0	0	0	1
Bob Brenly, R (1, 2) OBP: 0.311, SLG: 0.415		0-0 HR	BBBB 4-0 HBP 1-2 BB			BBBB 4-0 1B BB		0-0 ① 6-3		2	1	1	1	2	0	0
Chris Brown, R (1, 5) OBP: 0.306, SLG: 0.352		BBBB 4-0 SH1-3 E BB	H 1-0 FC6-4 1-2 2-3 HBP			0-0 ① F4		0-0 ② F8		0	0	0	0	1	0	0
Scot Thompson, L (6, PH) OBP: 0.171, SLG: 0.174										1	0	0	0	0	0	1
Jose Uribe, S (6, 6) OBP: 0.260, SLG: 0.320										1	0	0	0	0	0	0
David Green, R (1, 3) OBP: 0.231, SLG: 0.256		0-0 E4 SH1-3 1-2	0-0 ③ FC6-4 1-2f			0-0 ② L8		0-0 ③ F9		4	0	0	0	0	0	5
Ricky Adams, R (1, 6) (6, 5) OBP: 0.217, SLG: 0.311		0-0 ① SH3-4 1-2 2-3		0-0 ① 6-3		0-0 1-3 1B			0-0 ① F9	3	0	1	0	0	0	0
Vida Blue, S (1, 1)		SSS 0-3 ② K		0-0 E1 G5-4-3		0-0 ③ L9			0-0 ② L5	2	0	0	0	0	1	2
Frank Williams, R (5, 1)										0	0	0	0	0	0	0
Gary Rajsich, L (6, PH) OBP: 0.300, SLG: 0.237										1	0	0	0	0	0	2
Greg Minton, S (6, 1)										0	0	0	0	0	0	0
Rob Deer, R (9, PH) OBP: 0.300, SLG: 0.358										1	0	0	0	0	0	0
Inning Stats	R: 0 E: 0 K: 1 S: 6 H: 1 LOB: 1 BB: 0 P: 6	R: 1 E: 1 K: 1 S: 7 H: 1 LOB: 2 BB: 1 P: 11	R: 0 E: 0 K: 0 S: 3 H: 0 LOB: 3 BB: 2 P: 12	R: 0 E: 1 K: 0 S: 3 H: 0 LOB: 0 BB: 0 P: 3	R: 0 E: 0 K: 0 S: 3 H: 0 LOB: 0 BB: 0 P: 3	R: 0 E: 0 K: 0 S: 4 H: 1 LOB: 2 BB: 1 P: 8	R: 0 E: 0 K: 0 S: 3 H: 0 LOB: 1 BB: 1 P: 7	R: 0 E: 0 K: 0 S: 3 H: 0 LOB: 0 BB: 0 P: 3	R: 0 E: 0 K: 0 S: 3 H: 0 LOB: 0 BB: 0 P: 3	1B: 2 2B: 0 3B: 0 HR: 1 SF: 0 SAC: 2 DP: 1 HBP: 1							

	AB	29
	R	1
	H	3
	RBI	1
	BB	5
	SO	2
	LOB	16

WP: 0 PB: 0 SB: 1 CS: 0 PA: 37

PITCHER		IP	WLS	BF	H	R	ER	SO	BB	IBB	HBP	BLK	WP	HR	S	P	ERA	WHIP
Ed Wojna, R ERA: 2.25	(1, 1)	6.0	W	27	3	1	1	2	4	0	1	0	0	1	26	43	1.50	1.167
Tim Stoddard, R ERA: 4.26	(7, 1)	2.0		7	0	0	0	0	1	0	0	0	0	0	6	10	0.00	0.500
Craig Lefferts, L ERA: 3.16	(9, 1)	1.0		3	0	0	0	0	0	0	0	0	0	0	3	3	0.00	0.000

PITCHER	IP	WLS	BF	H	R	ER	SO	BB	IBB	HBP	BLK	WP	HR	S	P	ERA	WHIP

BOTTOM

San Francisco Giants @ San Diego Padres

Jack Murphy Stadium, San Diego, CA

Fri Jun 21 1985, 10:05 PM EDT

Att. 29,421 - Unknown

livebaseballscorecards.com

Batter	1	2	3	4	5	6	7	8	9	AB	R	H	RBI	BB	SO	LOB
Jerry Royster, R (1, 4) (8, 5) OBP: 0.342, SLG: 0.387	0-0 6-3		0-0 F8 1B, 1B 1B	0-0 1-3 2B			0-0 4-3	0-0 1-H 2-H 3-H HR		5	2	3	4	0	0	0
Tony Gwynn, L (1, 9) OBP: 0.361, SLG: 0.458	0-0 4-3 1B		0-0 1B 1-2 1B	0-0 4-3			0-0 5-3 2B	0-0 F7		5	0	3	0	0	0	2
Steve Garvey, R (1, 3) OBP: 0.291, SLG: 0.446	0-0 4-3 1-2		0-0 F3		0-0 E8 4-3 1B, 1B		0-0 5-3 2-3			4	1	1	0	0	0	4
Kurt Bevacqua, R (1, 5) OBP: 0.409, SLG: 0.417 Tim Flannery, L (8, 4) OBP: 0.372, SLG: 0.349	B B B B 4-0 BB		0-0 F8 2-3		0-0 4-3 2-3		0-0 5-3			3 0	0 0	0 0	0 0	1 0	0 0	4 0
Kevin McReynolds, R (1, 8) OBP: 0.325, SLG: 0.410	S S S 0-3 K		0-0 FC6-4 1-3 3-H 1B		0-0 G5-4-3 3-H 1B			0-0 5-3 1B 1B		4	0	3	2	0	1	2
Carmelo Martinez, R (1, 7) OBP: 0.349, SLG: 0.468		0-0 F9	0-0 FC6-4 1-2f		0-0 G5-4-3 1-2f			0-0 5-3 1-2		4	0	0	0	0	0	4
Bruce Bochy, R (1, 2) OBP: 0.250, SLG: 0.316 Terry Kennedy, L (8, PH) OBP: 0.318, SLG: 0.436 (9, 2)	B B B 4-0 BB			0-0 F9		S S S 0-3 K		I I I 4-0 1B HR IBB		2 0	0 1	0 0	0 0	1 1	1 0	0 0
Garry Templeton, S (1, 6) OBP: 0.325, SLG: 0.388		0-0 F9		0-0 F8		0-0 4-3		0-0 1-3 2-H HR 1B		4	1	1	0	0	0	1
Ed Wojna, R (1, 1) OBP: 0.500, SLG: 0.500 Bobby Brown, S (6, PH) OBP: 0.212, SLG: 0.226 Tim Stoddard, R (7, 1) Graig Nettles, L (8, PH) OBP: 0.372, SLG: 0.374 Craig Lefferts, L (9, 1) OBP: 0.500, SLG: 0.500		S S S 0-3 K		0-0 2B 1B		0-0 5-3		I I I 4-0 HR IBB		2 1 0 0 0	0 0 0 1 0	1 0 0 0 0	0 0 0 0 0	0 0 0 1 0	1 0 0 0 0	1 0 0 0 0
Inning Stats	R: 0 E: 0 K: 1 S: 6 H: 1 LOB: 2 BB: 1 P: 10	R: 0 E: 0 K: 1 S: 5 H: 0 LOB: 1 BB: 1 P: 9	R: 1 E: 0 K: 0 S: 6 H: 3 LOB: 2 BB: 0 P: 6	R: 0 E: 0 K: 0 S: 5 H: 2 LOB: 2 BB: 0 P: 5	R: 1 E: 1 K: 0 S: 4 H: 2 LOB: 0 BB: 0 P: 4	R: 0 E: 0 K: 1 S: 5 H: 0 LOB: 0 BB: 0 P: 5	R: 0 E: 0 K: 0 S: 4 H: 1 LOB: 1 BB: 0 P: 4	R: 4 E: 0 K: 0 S: 5 H: 3 LOB: 0 BB: 2 P: 13		1B: 9 2B: 2 3B: 0 HR: 1	SF: 0 SAC: 0 DP: 1 HBP: 0					

	AB	34
	R	6
	H	12
	RBI	6
	BB	4
	SO	3
	LOB	18

WP: 0 PB: 0 SB: 0 CS: 0 PA: 38

PITCHER		IP	WLS	BF	H	R	ER	SO	BB	IBB	HBP	BLK	WP	HR	S	P	ERA	WHIP
Vida Blue, L ERA: 2.87	(1, 1)	4.1	L	23	8	2	1	2	2	0	0	0	0	0	25	33	2.08	2.308
Frank Williams, R ERA: 3.38	(5, 1)	0.2		1	0	0	0	0	0	0	0	0	0	0	1	1	0.00	0.000
Greg Minton, R ERA: 3.07	(6, 1)	3.0		14	4	4	4	1	0	2	0	0	0	1	14	22	12.00	1.333

PITCHER	IP	WLS	BF	H	R	ER	SO	BB	IBB	HBP	BLK	WP	HR	S	P	ERA	WHIP

Batter	1	2	3	4	5	6	7	8	9	AB	R	H	RBI	BB	SO	LOB
Dan Gladden, R (1, 8) OBP: 0.270, SLG: 0.292	S S S 0-3 ① K			x 0-0 ① F2		x 0-0 ② P5		x 0-0 ② F8		4	0	0	0	0	1	2
Manny Trillo, R (1, 4) OBP: 0.287, SLG: 0.257	x 0-0 ② 6-3			x 0-0 ② 6-3		B B B B 4-0 1-2 BB		x 0-0 ③ F8		3	0	0	0	1	0	1
Joel Youngblood, R (1, 7) OBP: 0.276, SLG: 0.215	x 0-0 ③ 5-3			x 0-0 ③ F9		S S S 0-3 ③ K			x 0-0 ① 6-3	4	0	0	0	0	1	2
Chili Davis, S (1, 9) OBP: 0.325, SLG: 0.414		x 0-0 ① 4-3			x 0-0 HR		x 0-0 ① F5		x 0-0 ② F7	4	1	1	1	0	0	0
Bob Brenly, R (1, 2) OBP: 0.315, SLG: 0.414		x 0-0 G6-3 1B			H 1-0 G6-4-3 HBP		x 0-0 ② F7		x 0-0 ③ F7	3	0	1	0	0	0	0
David Green, R (1, 3) OBP: 0.233, SLG: 0.252		x 0-0 ② ③ G6-3 1-2f			x 0-0 ① ② G6-4-3 1-2f		B B B B 4-0 BB			2	0	0	0	1	0	2
Ricky Adams, R (1, 5) OBP: 0.204, SLG: 0.292			S S S 0-3 ① K		S S S 0-3 ③ K		S S S 0-3 ③ K			3	0	0	0	0	3	1
Jose Uribe, S (1, 6) OBP: 0.256, SLG: 0.315			x 0-0 ② F8		x 0-0 ① G3			x 0-0 ① 6-3		3	0	0	0	0	0	0
Bill Laskey, R (1, 1) OBP: 0.211, SLG: 0.118			S S S 0-3 ③ K		B B B B 4-0 PB BB			B B B B 4-0 BB		1	0	0	0	1	1	0
Gary Rajsich, L (8, PH) OBP: 0.308, SLG: 0.237										0	0	0	0	1	0	0
Chris Brown, R (8, PR) OBP: 0.306, SLG: 0.352										0	0	0	0	0	0	0
Mark Davis, L (8, 1) OBP: 0.222, SLG: 0.444										0	0	0	0	0	0	0
Inning Stats	R: 0 E: 0 K: 1 S: 5 H: 0 LOB: 0 BB: 0 P: 5	R: 0 E: 0 K: 0 S: 3 H: 1 LOB: 0 BB: 0 P: 3	R: 0 E: 0 K: 2 S: 7 H: 0 LOB: 0 BB: 0 P: 7	R: 0 E: 0 K: 0 S: 3 H: 0 LOB: 0 BB: 0 P: 3	R: 1 E: 0 K: 1 S: 5 H: 1 LOB: 0 BB: 0 P: 6	R: 0 E: 0 K: 1 S: 5 H: 0 LOB: 2 BB: 2 P: 13	R: 0 E: 0 K: 1 S: 5 H: 0 LOB: 1 BB: 1 P: 9	R: 0 E: 0 K: 0 S: 3 H: 0 LOB: 1 BB: 1 P: 7	R: 0 E: 0 K: 0 S: 3 H: 0 LOB: 0 BB: 0 P: 3	1B: 1 2B: 0 3B: 0 HR: 1	SF: 0 SAC: 0 DP: 2 HBP: 1					

PITCHER		IP	WLS	BF	H	R	ER	SO	BB	IBB	HBP	BLK	WP	HR	S	P	ERA	WHIP
Eric Show, R ERA: 2.96	(1, 1)	8.0	W	29	2	1	1	6	4	0	1	0	0	1	36	53	1.12	0.750
Tim Stoddard, R ERA: 4.1	(9, 1)	1.0	S	3	0	0	0	0	0	0	0	0	0	0	3	3	0.00	0.000

PITCHER	IP	WLS	BF	H	R	ER	SO	BB	IBB	HBP	BLK	WP	HR	S	P	ERA	WHIP

TOP

San Francisco Giants @ San Diego Padres

Jack Murphy Stadium, San Diego, CA

Sat Jun 22 1985, 6:33 AM EDT

Att. 53,375 - Unknown

livebaseballscorecards.com

AB	27
R	1
H	2
RBI	1
BB	4
SO	6
LOB	8

WP: 0 PB: 1 SB: 0 CS: 0 PA: 32

Batter	1	2	3	4	5	6	7	8	9	AB	R	H	RBI	BB	SO	LOB
Tim Flannery, L (1, 4) OBP: 0.371, SLG: 0.344	B B B B 4-0 1B BB		x 0-0 ③ P6			x 0-0 ① G3		S S S 0-3 ② K		2	0	0	0	1	0	0
Jerry Royster, R (8, PH) OBP: 0.339, SLG: 0.383										1	0	0	0	0	1	2
(9, 4)																
Tony Gwynn, L (1, 9) OBP: 0.360, SLG: 0.455	x 0-0 ① F9			x 0-0 S HR 1B		x 0-0 ② P6		x 0-0 ③ 5-3		4	1	1	0	0	0	3
Steve Garvey, R (1, 3) OBP: 0.295, SLG: 0.459	x 0-0 G6-4-3 1-3 1B			x 0-0 1-H HR		x 0-0 ③ F7				3	1	2	2	0	0	0
Terry Kennedy, L (1, 2) OBP: 0.314, SLG: 0.430	x 0-0 ② ③ G6-4-3 1-2f			S S S 0-3 ① K			x 0-0 ① 4-3			3	0	0	0	0	1	2
Kevin McReynolds, R (1, 8) OBP: 0.321, SLG: 0.405		S S S 0-3 ① K		x 0-0 ② F8			x 0-0 ② F7			3	0	0	0	0	1	0
Graig Nettles, L (1, 5) OBP: 0.367, SLG: 0.367		x 0-0 ② L7		S S S 0-3 ③ K			x 0-0 ③ 4-3			3	0	0	0	0	1	0
Carmelo Martinez, R (1, 7) OBP: 0.349, SLG: 0.466		x 0-0 ③ 4-3			x 0-0 ① F9			x 0-0 SH3 1B		3	0	1	0	0	0	0
Garry Templeton, S (1, 6) OBP: 0.323, SLG: 0.385			S S S 0-3 ① K		S S S 0-3 ② K			x 0-0 ① SH3 1-2		2	0	0	0	0	2	0
Eric Show, R (1, 1) OBP: 0.097, SLG: 0.097			x 0-0 ② L7		S S S 0-3 ③ K			4-0 IBB		2	0	0	0	0	1	0
Kurt Bevacqua, R (8, PH) OBP: 0.422, SLG: 0.417										0	0	0	0	1	0	0
Tim Stoddard, R (9, 1)										0	0	0	0	0	0	0
Inning Stats	R: 0 E: 0 K: 0 S: 3 H: 1 LOB: 1 BB: 1 P: 7	R: 0 E: 0 K: 1 S: 5 H: 0 LOB: 0 BB: 0 P: 5	R: 0 E: 0 K: 1 S: 5 H: 0 LOB: 0 BB: 0 P: 5	R: 2 E: 0 K: 2 S: 9 H: 2 LOB: 0 BB: 0 P: 9	R: 0 E: 0 K: 2 S: 7 H: 0 LOB: 0 BB: 0 P: 7	R: 0 E: 0 K: 0 S: 3 H: 0 LOB: 0 BB: 0 P: 3	R: 0 E: 0 K: 0 S: 3 H: 0 LOB: 0 BB: 0 P: 3	R: 0 E: 0 K: 1 S: 6 H: 1 LOB: 2 BB: 1 P: 10		1B: 3 2B: 0 3B: 0 HR: 1 SF: 0 SAC: 1 DP: 1 HBP: 0					

PITCHER		IP	WLS	BF	H	R	ER	SO	BB	IBB	HBP	BLK	WP	HR	S	P	ERA	WHIP
Bill Laskey, R ERA: 3.89	(1, 1)	7.0	L	24	3	2	2	6	1	0	0	0	0	1	35	39	2.57	0.571
Mark Davis, L ERA: 1.95	(8, 1)	1.0		5	1	0	0	1	0	1	0	0	0	0	6	10	0.00	1.000

PITCHER	IP	WLS	BF	H	R	ER	SO	BB	IBB	HBP	BLK	WP	HR	S	P	ERA	WHIP

BOTTOM

San Francisco Giants @ San Diego Padres

Jack Murphy Stadium, San Diego, CA

Sat Jun 22 1985, 6:33 AM EDT

Att. 53,375 - Unknown

livebaseballscorecards.com

AB	26
R	2
H	4
RBI	2
BB	2
SO	7
LOB	7

WP: 0 PA: 29
PB: 0
SB: 1
CS: 0

Batter	1	2	3	4	5	6	7	8	9	AB	R	H	RBI	BB	SO	LOB
Joel Youngblood, R (1, 8) OBP: 0.286, SLG: 0.229	S S S 0-3 ① K		S S S 0-3 ③ K			x 0-0 1B 1B		x 0-0 1B		4	0	2	0	0	2	0
Manny Trillo, R (1, 4) OBP: 0.283, SLG: 0.252	S S S 0-3 ② K			x 0-0 ① F3		S S S 0-3 ① K		x 0-0 ① L8		4	0	0	0	0	2	2
Chili Davis, S (1, 9) OBP: 0.328, SLG: 0.416	x 0-0 1B			x 0-0 1B 1B		S S S 0-3 ② K		x 0-0 ② F8		4	0	2	0	0	1	2
Jeffrey Leonard, R (1, 7) OBP: 0.271, SLG: 0.367 Rob Deer, R (8, 7) OBP: 0.300, SLG: 0.358	x 0-0 ③ F7			x 0-0 1-3 1B		x 0-0 FC5 BB 1-3 1B		x 0-0 ③ F8		4 0	0 0	2 0	0 0	0 0	0 0	2 0
Bob Brenly, R (1, 2) OBP: 0.313, SLG: 0.407		x 0-0 ① 5-3		x 0-0 ② F5		B B B B 4-0 1-2 BB			S S S 0-3 ① K	3	0	0	0	1	1	2
David Green, R (1, 3) OBP: 0.227, SLG: 0.245		S S S 0-3 ② K		x 0-0 ③ 4-3		x 0-0 ③ FC5 2-3f			x 0-0 ② F8	4	0	0	0	0	1	5
Ricky Adams, R (1, 5) OBP: 0.226, SLG: 0.365		x 0-0 ③ F9			x 0-0 G5-4-3 1B		x 0-0 ① F8		x 0-0 HR	4	1	2	1	0	0	0
Jose Uribe, S (1, 6) OBP: 0.256, SLG: 0.318			S S S 0-3 ① K		x 0-0 ① ② G5-4-3 1-2f		x 0-0 ② 4-3		x 0-0 2B	4	0	1	0	0	1	1
Atlee Hammaker, S (1, 1) Dan Gladden, R (7, PH) OBP: 0.269, SLG: 0.290 Scott Garrelts, R (7, 1) Alex Trevino, R (9, PH) OBP: 0.277, SLG: 0.306			x 0-0 ② 4-3		S S S 0-3 ③ K		x 0-0 ③ F4		x 0-0 ③ F7	2 1 0 1	0 0 0 0	0 0 0 0	0 0 0 0	1 0 0 0	0 0 0 0	0 0 0 1
Inning Stats	R: 0 H: 1 E: 0 LOB: 1 K: 2 BB: 0 S: 8 P: 8	R: 0 H: 0 E: 0 LOB: 0 K: 1 BB: 0 S: 5 P: 5	R: 0 H: 0 E: 0 LOB: 0 K: 2 BB: 0 S: 7 P: 7	R: 0 H: 2 E: 0 LOB: 2 K: 0 BB: 0 S: 5 P: 5	R: 0 H: 1 E: 0 LOB: 0 K: 1 BB: 0 S: 5 P: 5	R: 0 H: 2 E: 0 LOB: 3 K: 2 BB: 1 S: 9 P: 13	R: 0 H: 0 E: 0 LOB: 0 K: 0 BB: 0 S: 3 P: 3	R: 0 H: 1 E: 0 LOB: 1 K: 0 BB: 0 S: 4 P: 4	R: 1 H: 2 E: 0 LOB: 1 K: 1 BB: 0 S: 7 P: 7	1B: 7 SF: 0 2B: 1 SAC: 0 3B: 0 DP: 1 HR: 1 HBP: 0						WP: 0 PA: 36 PB: 0 SB: 0 CS: 0	

PITCHER	IP	WLS	BF	H	R	ER	SO	BB	IBB	HBP	BLK	WP	HR	S	P	ERA	WHIP
Dave Dravecky, L (1, 1) ERA: 2.22	9.0	W	36	9	1	1	9	1	0	0	0	0	1	53	57	1.00	1.111

PITCHER	IP	WLS	BF	H	R	ER	SO	BB	IBB	HBP	BLK	WP	HR	S	P	ERA	WHIP

TOP

San Francisco Giants @ San Diego Padres

Jack Murphy Stadium, San Diego, CA

Sun Jun 23 1985, 6:33 AM EDT

Att. 37,542 - Sunny

livebaseballscorecards.com

AB	35
R	1
H	9
RBI	1
BB	1
SO	9
LOB	15

Batter	1	2	3	4	5	6	7	8	9	AB	R	H	RBI	BB	SO	LOB
Jerry Royster, R (1, 4) OBP: 0.352, SLG: 0.385	4-3		BB		HR G3-2-3 1B	BB				2	1	1	0	2	0	0
Tony Gwynn, L (1, 9) OBP: 0.355, SLG: 0.448	4-3		4-3		G3-2-3	L1				4	0	0	1	0	0	7
Steve Garvey, R (1, 3) OBP: 0.297, SLG: 0.456	K		IBB		HR		F9			2	1	0	0	2	1	0
Kurt Bevacqua, R (1, 5) OBP: 0.408, SLG: 0.475		4-3	K		HR		4-3			4	1	1	4	0	1	3
Kevin McReynolds, R (1, 8) OBP: 0.317, SLG: 0.398		L4		F9	6-3		3-1			4	0	0	0	0	0	0
Carmelo Martinez, R (1, 7) OBP: 0.343, SLG: 0.458		5-3		F9		6-3		F7		4	0	0	0	0	0	0
Bruce Bochy, R (1, 2) OBP: 0.295, SLG: 0.415			FC5-6 1B 1B	F8		HR		BB		3	1	2	1	1	0	0
Mario Ramirez, R (1, 6) OBP: 0.300, SLG: 0.300			BB FC5-6 4-3 1B		1B BB G3-2-3 1B	FC1-6 1B		F8		4	1	3	0	0	0	1
Dave Dravecky, R (1, 1) OBP: 0.161, SLG: 0.138			FC5-6 4-3 BB		G3-2-3 1B HR BB	FC1-6 BB		F4		3	1	0	0	1	0	4
Inning Stats	R: 0 E: 0 K: 1 S: 5 H: 0 LOB: 0 BB: 0 P: 5	R: 0 E: 0 K: 0 S: 3 H: 0 LOB: 0 BB: 0 P: 3	R: 1 E: 0 K: 1 S: 7 H: 2 LOB: 3 BB: 2 P: 15	R: 0 E: 0 K: 0 S: 3 H: 0 LOB: 0 BB: 0 P: 3	R: 4 E: 0 K: 0 S: 5 H: 3 LOB: 0 BB: 2 P: 13	R: 1 E: 0 K: 0 S: 5 H: 2 LOB: 2 BB: 1 P: 9	R: 0 E: 0 K: 0 S: 3 H: 0 LOB: 0 BB: 0 P: 3	R: 0 E: 0 K: 0 S: 3 H: 0 LOB: 1 BB: 1 P: 7		1B: 5 2B: 0 3B: 0 HR: 2 SF: 0 SAC: 0 DP: 1 HBP: 0						

PITCHER	IP	WLS	BF	H	R	ER	SO	BB	IBB	HBP	BLK	WP	HR	S	P	ERA	WHIP
Atlee Hammaker, L (1, 1) ERA: 3.39	6.0	L	29	7	6	6	2	3	2	0	0	0	2	28	48	9.00	1.667
Scott Garrelts, R (7, 1) ERA: 1.07	2.0		7	0	0	0	0	1	0	0	0	0	0	6	10	0.00	0.500

PITCHER	IP	WLS	BF	H	R	ER	SO	BB	IBB	HBP	BLK	WP	HR	S	P	ERA	WHIP

BOTTOM

San Francisco Giants @ San Diego Padres

Jack Murphy Stadium, San Diego, CA

Sun Jun 23 1985, 6:33 AM EDT

Att. 37,542 - Sunny

livebaseballscorecards.com

AB	30
R	6
H	7
RBI	6
BB	6
SO	2
LOB	15

WP: 0 PB: 0 SB: 0 CS: 0 PA: 36

San Francisco Giants @ Cincinnati Reds

Riverfront Stadium, Cincinnati, OH

Tue Jun 25 1985, 7:05 PM EDT

Att. 13,952 - Unknown

TOP

livebaseballscorecards.com

Batter	1	2	3	4	5	6	7	8	9	AB	R	H	RBI	BB	SO	LOB
Joel Youngblood, R (1, 8) OBP: 0.271, SLG: 0.216	K	E5 2B		L6			F7		F3	5	1	0	0	0	1	1
Manny Trillo, R (1, 4) OBP: 0.289, SLG: 0.264	BB SF8 BB 1B	1-H 2B 2B			K		BB 1B 1-2 1B		6-3	5	2	3	1	0	1	0
Chili Davis, S (1, 9) OBP: 0.333, SLG: 0.422	BB 1-2 BB	2-H 2B			4-3		F8		1B 1B	4	0	2	1	1	0	2
Jeffrey Leonard, R (1, 7) OBP: 0.277, SLG: 0.369	1-2 2-3 BB	K			6-3		BB 1-2 2-3 1B		1-3 1B	4	0	2	0	1	1	1
Bob Brenly, R (1, 2) OBP: 0.311, SLG: 0.400	SF8 3-H		4-3		K		1-2 2-3 3-H BB		F8	3	0	0	2	1	1	2
Gary Rajsich, L (1, 3) OBP: 0.295, SLG: 0.225 Mark Davis, L (7, 1) OBP: 0.222, SLG: 0.444 Greg Minton, S (8, 1)	K		K		G3		F7			4 0 0	0 0 0	0 0 0	0 0 0	0 0 0	2 0 0	5 0 0
Chris Brown, R (1, 5) OBP: 0.305, SLG: 0.367	HR	4-3		6-3			K			4	1	1	1	0	1	0
Jose Uribe, S (1, 6) OBP: 0.256, SLG: 0.327	K	F9		1B 3B			4-3			4	1	1	0	0	1	0
Dave LaPoint, L (1, 1) OBP: 0.333, SLG: 0.296 Scott Garrelts, R (7, 1) Scot Thompson, L (7, 3) OBP: 0.169, SLG: 0.171	F7	K		1B BB 1B 3-H			4-3			3 0 1	1 0 0	1 0 0	1 0 0	0 0 0	1 0 0	0 0 0

	AB	37
	R	6
	H	10
	RBI	6
	BB	3
	SO	9
	LOB	11

Inning Stats	1	2	3	4	5	6	7	8	9
	R: 1 E: 0 K: 2 S: 8	R: 3 E: 1 K: 2 S: 11	R: 0 E: 0 K: 1 S: 5	R: 0 E: 0 K: 1 S: 5	R: 0 E: 0 K: 1 S: 5	R: 0 E: 0 K: 1 S: 5	R: 2 E: 0 K: 0 S: 7	R: 0 E: 0 K: 1 S: 5	R: 0 E: 0 K: 0 S: 5
	H: 1 LOB: 2 BB: 2 P: 16	H: 3 LOB: 1 BB: 0 P: 11	H: 0 LOB: 0 BB: 0 P: 5	H: 0 LOB: 0 BB: 0 P: 5	H: 0 LOB: 0 BB: 0 P: 5	H: 0 LOB: 0 BB: 0 P: 5	H: 4 LOB: 3 BB: 1 P: 11	H: 0 LOB: 0 BB: 0 P: 5	H: 2 LOB: 2 BB: 0 P: 5

1B: 6	SF: 1
2B: 2	SAC: 0
3B: 1	DP: 0
HR: 1	HBP: 0

WP: 0	PA: 41
PB: 0	
SB: 0	
CS: 0	

PITCHER		IP	WLS	BF	H	R	ER	SO	BB	IBB	HBP	BLK	WP	HR	S	P	ERA	WHIP
Mario Soto, R ERA: 3.21	(1, 1)	6.2		32	8	6	4	8	3	0	0	0	0	1	45	57	5.40	1.650
Ron Robinson, R ERA: 1.83	(7, 1)	0.1		1	0	0	0	0	0	0	0	0	0	0	1	1	0.00	0.000
John Stuper, R ERA: 5.22	(8, 1)	1.0	W	3	0	0	0	1	0	0	0	0	0	0	5	5	0.00	0.000
Ted Power, R ERA: 2.15	(9, 1)	1.0	S	5	2	0	0	0	0	0	0	0	0	0	5	5	0.00	2.000

PITCHER	IP	WLS	BF	H	R	ER	SO	BB	IBB	HBP	BLK	WP	HR	S	P	ERA	WHIP

Batter	1	2	3	4	5	6	7	8	9	AB	R	H	RBI	BB	SO	LOB
Gary Redus, R (1, 8) OBP: 0.361, SLG: 0.451 Ted Power, R (9, 1)	K		1B		F6		K	4-3 2-3 3-H		5	0	1	1	0	2	4
										0	0	0	0	0	0	0
Dave Concepcion, R (1, 6) OBP: 0.332, SLG: 0.400	HR BB		F9		F9		1-2 BB	6-3		3	1	0	0	2	0	4
Dave Parker, L (1, 9) OBP: 0.369, SLG: 0.529	1-H HR		4-3			1B 1B	K			4	1	2	2	0	1	3
Tony Perez, R (1, 3) OBP: 0.412, SLG: 0.569	F8			G6-4-3 BB		1-3 1B		6-3		3	0	1	0	1	0	0
Alan Knicely, R (1, 2) OBP: 0.344, SLG: 0.461	F8			G6-4-3 1-2f		F9		HR 1B		4	1	1	0	0	0	2
Cesar Cedeno, R (1, 7) OBP: 0.307, SLG: 0.331		K		K		F8		1-H HR		4	1	1	2	0	2	1
Nick Esasky, R (1, 5) OBP: 0.342, SLG: 0.399		F9			SH 1B		1B 2B	1B E 1B		4	2	3	0	0	0	0
Ron Oester, S (1, 4) OBP: 0.340, SLG: 0.372		6-3			F9		BB 2-H 1B	E 1-3 4-3 1B		4	1	2	1	0	0	1
Mario Soto, R (1, 1) OBP: 0.186, SLG: 0.214 Ron Robinson, R (7, 1) Pete Rose, S (7, PH) OBP: 0.411, SLG: 0.361 John Stuper, R (8, 1) OBP: 0.235, SLG: 0.071 Eddie Milner, L (8, PH) OBP: 0.315, SLG: 0.267 (9, 8)			F8		SH 1-2		F7	E3 4-3 1-3 3-H		1	0	0	0	0	0	0
										0	0	0	0	0	0	0
										1	0	0	0	0	0	1
										0	0	0	0	0	0	0
										1	0	0	1	0	0	1
Inning Stats	R: 2 E: 0 K: 1 S: 6 H: 1 LOB: 0 BB: 1 P: 10	R: 0 E: 0 K: 1 S: 5 H: 0 LOB: 0 BB: 0 P: 5	R: 0 E: 0 K: 0 S: 4 H: 1 LOB: 1 BB: 0 P: 4	R: 0 E: 0 K: 1 S: 4 H: 0 LOB: 0 BB: 1 P: 8	R: 0 E: 1 K: 0 S: 5 H: 1 LOB: 2 BB: 0 P: 5	R: 0 E: 0 K: 0 S: 4 H: 2 LOB: 1 BB: 0 P: 4	R: 1 E: 0 K: 2 S: 9 H: 2 LOB: 2 BB: 1 P: 13	R: 4 E: 1 K: 0 S: 8 H: 4 LOB: 1 BB: 0 P: 8		1B: 8 2B: 1 3B: 0 HR: 2	SF: 0 SAC: 1 DP: 1 HBP: 0		WP: 0 PB: 0 SB: 0 CS: 0	PA: 38	

PITCHER		IP	WLS	BF	H	R	ER	SO	BB	IBB	HBP	BLK	WP	HR	S	P	ERA	WHIP
Dave LaPoint, L ERA: 2.46	(1, 1)	6.0		26	7	3	3	3	2	0	0	0	0	1	30	38	4.50	1.500
Scott Garrelts, R ERA: 1.05	(7, 1)	0.2		3	0	0	0	1	1	0	0	0	0	0	4	8	0.00	1.500
Mark Davis, L ERA: 2.45	(7, 1)	0.2	L	7	4	4	3	1	0	0	0	0	0	1	9	9	40.50	6.000
Greg Minton, R ERA: 3.02	(8, 1)	0.2		2	0	0	0	0	0	0	0	0	0	0	2	2	0.00	0.000

PITCHER	IP	WLS	BF	H	R	ER	SO	BB	IBB	HBP	BLK	WP	HR	S	P	ERA	WHIP

BOTTOM

San Francisco Giants @ Cincinnati Reds

Riverfront Stadium, Cincinnati, OH

Tue Jun 25 1985, 7:05 PM EDT

Att. 13,952 - Unknown

livebaseballscorecards.com

AB	34
R	7
H	11
RBI	7
BB	3
SO	5
LOB	17

Batter	1	2	3	4	5	6	7	8	9	AB	R	H	RBI	BB	SO	LOB
Dan Gladden, R (1, 8) OBP: 0.268, SLG: 0.289	SSS 0-3 ① K		x 0-0 1-2 1B		x 0-0 ① 4-3		x 0-0 ② F8		x 0-0 ③ F8	5	0	1	0	0	1	0
Manny Trillo, R (1, 4) OBP: 0.288, SLG: 0.263	SSS 0-3 ② K		x 0-0 ② F9		x 0-0 1B 1B		x 0-0 ③ F9			4	0	1	0	0	1	2
Chili Davis, S (1, 9) OBP: 0.332, SLG: 0.419	x 0-0 ③ 6-3		SSS 0-3 ③ K		x 0-0 1-2 1B			x 0-0 ① F9		4	0	1	0	0	1	2
Jeffrey Leonard, R (1, 7) OBP: 0.273, SLG: 0.363		x 0-0 ① F9		x 0-0 ① 6-3	x 0-0 ② F9			x 0-0 ② 6-3		4	0	0	0	0	0	2
Bob Brenly, R (1, 2) OBP: 0.314, SLG: 0.415		x 0-0 ② F7		BBBB 4-0 2B BB	x 0-0 ③ F6			x 0-0 HR		3	2	1	1	1	0	2
Chris Brown, R (1, 5) OBP: 0.313, SLG: 0.393		BBBB 4-0 FC5-4 BB		x 0-0 1-3 2B 2B		x 0-0 ① F4		x 0-0 HR		3	2	2	1	1	0	0
David Green, R (1, 3) OBP: 0.225, SLG: 0.243 Rob Deer, R (4, PH) OBP: 0.290, SLG: 0.345 (4, 3) Gary Rajsich, L (8, PH) OBP: 0.292, SLG: 0.222 (8, 3)		x 0-0 ③ FC5-4 1-2f		SSS 0-3 ② K		SSS 0-3 ② K		x 0-0 ③ 4-3		1 2 1	0 0 0	0 0 0	0 0 0	0 0 0	0 2 0	1 2 0
Jose Uribe, S (1, 6) OBP: 0.256, SLG: 0.330			x 0-0 ① F7	x 0-0 2-H 3-H 2B		x 0-0 ③ F6			x 0-0 ① G3	4	0	1	2	0	0	0
Mike Krukow, R (1, 1) OBP: 0.267, SLG: 0.321 Joel Youngblood, R (7, PH) OBP: 0.268, SLG: 0.213 Frank Williams, R (7, 1) Scot Thompson, L (9, PH) OBP: 0.167, SLG: 0.169			x 0-0 1B 1B	x 0-0 ③ F8		x 0-0 ① F9			x 0-0 ② 5-3	2 1 0 1	0 0 0 0	1 0 0 0	0 0 0 0	0 0 0 0	0 0 0 0	1 0 0 0
Inning Stats	R: 0 H: 0 E: 0 LOB: 0 K: 2 BB: 0 S: 7 P: 7	R: 0 H: 0 E: 0 LOB: 1 K: 0 BB: 1 S: 3 P: 7	R: 0 H: 2 E: 0 LOB: 2 K: 1 BB: 0 S: 7 P: 7	R: 2 H: 2 E: 0 LOB: 1 K: 1 BB: 1 S: 7 P: 11	R: 0 H: 2 E: 0 LOB: 2 K: 0 BB: 0 S: 5 P: 5	R: 0 H: 0 E: 0 LOB: 0 K: 1 BB: 0 S: 5 P: 5	R: 0 H: 0 E: 0 LOB: 0 K: 0 BB: 0 S: 3 P: 3	R: 2 H: 2 E: 0 LOB: 0 K: 0 BB: 0 S: 5 P: 5	R: 0 H: 0 E: 0 LOB: 0 K: 0 BB: 0 S: 3 P: 3	1B: 4 SF: 0 2B: 2 SAC: 0 3B: 0 DP: 0 HR: 2 HBP: 0					WP: 0 PA: 37 PB: 0 SB: 0 CS: 0	

PITCHER		IP	WLS	BF	H	R	ER	SO	BB	IBB	HBP	BLK	WP	HR	S	P	ERA	WHIP
Tom Browning, L ERA: 3.76	(1, 1)	7.2	W	33	8	4	4	5	2	0	0	0	0	2	41	49	4.70	1.304
Ted Power, R ERA: 2.05	(8, 1)	1.1	S	4	0	0	0	0	0	0	0	0	0	0	4	4	0.00	0.000

PITCHER	IP	WLS	BF	H	R	ER	SO	BB	IBB	HBP	BLK	WP	HR	S	P	ERA	WHIP

TOP

San Francisco Giants @ Cincinnati Reds

Riverfront Stadium, Cincinnati, OH

Wed Jun 26 1985, 7:05 PM EDT

Att. 19,777 - Unknown

livebaseballscorecards.com

AB	35
R	4
H	8
RBI	4
BB	2
SO	5
LOB	12

Batter	1	2	3	4	5	6	7	8	9	AB	R	H	RBI	BB	SO	LOB
Gary Redus, R (1, 7) OBP: 0.371, SLG: 0.478	HR		BB	F6			1B			3	3	2	1	1	0	1
Eddie Milner, L (1, 8) OBP: 0.319, SLG: 0.272	F8		1B		F9		CS 1B			4	1	2	3	0	0	0
Pete Rose, S (1, 3) OBP: 0.413, SLG: 0.364	4-3		1B		G4-6-3 1B		K			4	0	2	1	0	1	1
Dave Parker, L (1, 9) OBP: 0.371, SLG: 0.540	1B		K		G4-6-3		HR			4	1	2	1	0	1	2
Alan Knicely, R (1, 2) OBP: 0.333, SLG: 0.445	F4		K			F8	F7			4	0	0	0	0	1	2
Dave Concepcion, R (1, 6) OBP: 0.327, SLG: 0.393		K	1-3			F8		F9		4	0	0	0	0	1	1
Ron Oester, S (1, 4) OBP: 0.342, SLG: 0.380		4-3		G3 FC1-2 2B		BB 1B		4-3		4	0	2	0	0	0	0
Wayne Krenchicki, L (1, 5) OBP: 0.383, SLG: 0.371		K		G3		BB		4-3		3	0	0	0	1	1	1
Tom Browning, L (1, 1) OBP: 0.161, SLG: 0.143			1B 3B	FC1-2		K				3	1	1	0	0	1	3
Ted Power, R (8, 1)										0	0	0	0	0	0	0
Inning Stats	R: 1 H: 2 E: 0 LOB: 1 K: 0 BB: 0 S: 5 P: 5	R: 0 H: 0 E: 0 LOB: 0 K: 2 BB: 0 S: 7 P: 7	R: 3 H: 3 E: 0 LOB: 1 K: 2 BB: 1 S: 10 P: 14	R: 0 H: 1 E: 0 LOB: 1 K: 0 BB: 0 S: 4 P: 4	R: 0 H: 1 E: 0 LOB: 0 K: 0 BB: 0 S: 3 P: 3	R: 0 H: 1 E: 0 LOB: 2 K: 1 BB: 1 S: 6 P: 10	R: 2 H: 3 E: 0 LOB: 0 K: 1 BB: 0 S: 7 P: 7	R: 0 H: 0 E: 0 LOB: 0 K: 0 BB: 0 S: 3 P: 3		1B: 7 SF: 0 2B: 1 SAC: 0 3B: 1 DP: 1 HR: 2 HBP: 0						

PITCHER	IP	WLS	BF	H	R	ER	SO	BB	IBB	HBP	BLK	WP	HR	S	P	ERA	WHIP
Mike Krukow, R (1, 1) ERA: 2.99	6.0	L	27	8	4	4	5	2	0	0	0	0	1	35	43	6.00	1.667
Frank Williams, R (7, 1) ERA: 3.77	2.0		8	3	2	2	1	0	0	0	0	0	1	10	10	9.00	1.500

PITCHER	IP	WLS	BF	H	R	ER	SO	BB	IBB	HBP	BLK	WP	HR	S	P	ERA	WHIP

BOTTOM

San Francisco Giants @ Cincinnati Reds

Riverfront Stadium, Cincinnati, OH

Wed Jun 26 1985, 7:05 PM EDT

Att. 19,777 - Unknown

livebaseballscorecards.com

AB	33
R	6
H	11
RBI	6
BB	2
SO	6
LOB	11

Batter	1	2	3	4	5	6	7	8	9	AB	R	H	RBI	BB	SO	LOB
Dan Gladden, R (1, 8) OBP: 0.267, SLG: 0.291	0-0 ① 2B		0-0 ③ 5-3		0-0 ② 6-3	0-0 ③ F3		0-0 ③ F8		5	0	1	0	0	0	1
Manny Trillo, R (1, 4) OBP: 0.290, SLG: 0.267	0-0 ② F9			E 2B	4-0 3B BB		0-0 ① F8		S S S 0-3 ① K	4	2	1	0	1	1	0
Chili Davis, S (1, 9) OBP: 0.337, SLG: 0.432	0-0 1B			S S S 0-3 ① K	0-0 1-H 3B 3B		0-0 HR 1B		S S S 0-3 ② K	5	2	3	1	0	2	1
Jeffrey Leonard, R (1, 7) OBP: 0.282, SLG: 0.394	0-0 ③ F7			0-0 E4 2B 2-H 1B	0-0 3-H 3B		0-0 1-H HR		0-0 2B	5	2	4	3	0	0	1
Bob Brenly, R (1, 2) OBP: 0.321, SLG: 0.422		0-0 ① F8		0-0 1-3 1-H 2B	B B B B 4-0 BB		0-0 FC4-6 1B		0-0 ③ F6	4	0	2	1	1	0	1
Chris Brown, R (1, 5) OBP: 0.307, SLG: 0.385		0-0 ② F9		0-0 ② 1-3 2-3	S S S 0-3 ③ K		0-0 ② FC4-6 1-2f			4	0	0	0	0	1	4
Gary Rajsich, L (1, 3) OBP: 0.290, SLG: 0.214		0-0 ③ F9		B B B 4-0 BB		0-0 ① F4	S S S 0-3 ③ K			3	0	0	0	1	1	1
Greg Minton, S (7, 1)										0	0	0	0	0	0	0
Jose Uribe, S (1, 6) OBP: 0.252, SLG: 0.325			0-0 ① F8	0-0 ③ F7		0-0 ② 4-3		0-0 ① F9		3	0	0	0	0	0	2
Joel Youngblood, R (8, PH) OBP: 0.265, SLG: 0.211										1	0	0	0	0	0	0
Ricky Adams, R (8, 6) OBP: 0.226, SLG: 0.365										0	0	0	0	0	0	0
Jim Gott, R (1, 1) OBP: 0.160, SLG: 0.400			S S S 0-3 ② K		0-0 ① 4-3	0-0 1B		S S S 0-3 ② K		2	0	0	0	0	1	0
Scott Garrelts, R (5, 1)										0	0	0	0	0	0	0
Duane Kuiper, L (6, PH) OBP: 0.667, SLG: 0.600										1	0	1	0	0	0	0
Mark Davis, L (6, 1) OBP: 0.222, SLG: 0.444										0	0	0	0	0	0	0
Rob Deer, R (7, 3) OBP: 0.286, SLG: 0.339										1	0	0	0	0	1	0
Inning Stats	R: 0 E: 0 K: 0 S: 4 H: 2 LOB: 1 BB: 0 P: 4	R: 0 E: 0 K: 0 S: 3 H: 0 LOB: 0 BB: 0 P: 3	R: 0 E: 0 K: 1 S: 5 H: 0 LOB: 0 BB: 0 P: 5	R: 2 E: 1 K: 1 S: 8 H: 3 LOB: 2 BB: 1 P: 12	R: 2 E: 0 K: 1 S: 7 H: 2 LOB: 2 BB: 2 P: 15	R: 0 E: 0 K: 0 S: 4 H: 1 LOB: 1 BB: 0 P: 4	R: 2 E: 0 K: 1 S: 8 H: 3 LOB: 1 BB: 0 P: 8	R: 0 E: 0 K: 1 S: 5 H: 0 LOB: 0 BB: 0 P: 5	R: 0 E: 0 K: 2 S: 8 H: 1 LOB: 1 BB: 0 P: 8	1B: 5 2B: 4 3B: 2 HR: 1 SF: 0 SAC: 0 DP: 0 HBP: 0						

PITCHER		IP	WLS	BF	H	R	ER	SO	BB	IBB	HBP	BLK	WP	HR	S	P	ERA	WHIP
Frank Pastore, R ERA: 3.98	(1, 1)	4.2		23	7	4	4	2	3	0	0	0	0	0	24	36	7.71	2.143
Ron Robinson, R ERA: 1.8	(5, 1)	0.1	W	1	0	0	0	1	0	0	0	0	0	0	3	3	0.00	0.000
Tom Hume, R ERA: 3.55	(6, 1)	2.0		10	4	2	2	1	0	0	0	0	0	1	12	12	9.00	2.000
John Franco, L ERA: 2.43	(8, 1)	1.2		6	1	0	0	3	0	0	0	0	0	0	12	12	0.00	0.600
Ted Power, R ERA: 2.03	(9, 1)	0.1	S	1	0	0	0	0	0	0	0	0	0	0	1	1	0.00	0.000

PITCHER	IP	WLS	BF	H	R	ER	SO	BB	IBB	HBP	BLK	WP	HR	S	P	ERA	WHIP

TOP

San Francisco Giants @ Cincinnati Reds

Riverfront Stadium, Cincinnati, OH

Thu Jun 27 1985, 3:33 AM EDT

Att. 17,715 - Unknown

livebaseballscorecards.com

AB	38
R	6
H	12
RBI	5
BB	3
SO	7
LOB	11

WP: 0 PA: 41
PB: 0
SB: 0
CS: 0

BOTTOM

San Francisco Giants @ Cincinnati Reds

Riverfront Stadium, Cincinnati, OH

Thu Jun 27 1985, 3:33 AM EDT

Att. 17,715 - Unknown

livebaseballscorecards.com

Batter	1	2	3	4	5	6	7	8	9	AB	R	H	RBI	BB	SO	LOB
Gary Redus, R (1, 7) OBP: 0.372, SLG: 0.471	BBBB 4-0 1B 6-3 BB	x 0-0 FC3-6 1B 1-2		SSS 0-3 K ②		x 0-0 F6 ① x 0-0 F6 ③				4	1	1	0	1	1	3
Eddie Milner, L (1, 8) OBP: 0.325, SLG: 0.273	x 0-0 6-3 1B 1B 1-3	x 0-0 FC3-6 ② 1-2f 2-3		BBBB 4-0 CS BB 3-H		BBBB 4-0 1B BB		x 0-0 F7 ①		3	1	1	0	2	0	2
Pete Rose, S (1, 3) OBP: 0.404, SLG: 0.354	x 0-0 6-3 ① 1-2 3-H	x 0-0 F7 ③		0-0 CS ③ 1-2	x 0-0 6-3 ①	x 0-0 F8 ②		x 0-0 6-3 ②		5	0	0	1	0	0	4
Dave Parker, L (1, 9) OBP: 0.375, SLG: 0.539	SSS 0-3 K ②	x 0-0 F8 ①			x 0-0 1B 1B 1B 1B	x 0-0 1B 1-3		BBBB 4-0 BB		4	1	2	0	1	1	1
Alan Knicely, R (1, 2) OBP: 0.336, SLG: 0.444	x 0-0 1B 2-H	x 0-0 F4 ②			x 0-0 1B 1B FC5 1B 1-2	SSS 0-3 K ③		x 0-0 F9 ③		5	1	2	1	0	1	3
Ron Oester, S (1, 4) OBP: 0.341, SLG: 0.377	x 0-0 L3 ③	x 0-0 4-3 ③			x 0-0 FC5 1B 1B 1-2 2-3		x 0-0 F8 ①			4	0	1	0	0	0	1
Wayne Krenchicki, L (1, 5) OBP: 0.396, SLG: 0.430		x 0-0 HR		x 0-0 E9 2B 2B	x 0-0 FC5 1B 1-2 2-3 3-H		SSS 0-3 K ②			4	2	3	2	0	1	0
Tom Foley, L (1, 6) OBP: 0.184, SLG: 0.216		SSS 0-3 K ①		x 0-0 SH1-4 PB 2B 3-H	x 0-0 FC5 ② 1-2 2-3f 3-H		BBBB 4-0 BB BB			3	1	1	2	1	1	2
Frank Pastore, R (1, 1) OBP: 0.200, SLG: 0.300 Ron Robinson, R (5, 1) Duane Walker, L (5, PH) OBP: 0.267, SLG: 0.385 Tom Hume, R (6, 1) Nick Esasky, R (7, PH) OBP: 0.345, SLG: 0.399 John Franco, L (8, 1) OBP: 0.500, SLG: 0.500 Ted Power, R (9, 1)		x 0-0 FC3-6 1B		x 0-0 SH1-4 ① 2-3	SSS 0-3 K ③		BBBB 4-0 BB 1-2			1 0 1 0 0 0 0	0 0 0 0 0 0 0	1 0 0 0 1 0 0	0 0 0 0 0 0 0	0 0 1 0 0 0 0	0 0 0 0 0 0 0	0 0 2 0 0 0 0
Inning Stats	R: 2 E: 0 K: 1 S: 7 H: 2 LOB: 1 BB: 1 P: 11	R: 1 E: 0 K: 1 S: 8 H: 3 LOB: 2 BB: 0 P: 8	R: 0 E: 0 K: 0 S: 3 H: 0 LOB: 0 BB: 0 P: 3	R: 2 E: 1 K: 1 S: 6 H: 2 LOB: 0 BB: 1 P: 10	R: 2 E: 0 K: 1 S: 9 H: 4 LOB: 2 BB: 0 P: 9	R: 0 E: 0 K: 1 S: 6 H: 1 LOB: 2 BB: 1 P: 10	R: 0 E: 0 K: 1 S: 5 H: 0 LOB: 2 BB: 2 P: 13	R: 0 E: 0 K: 0 S: 3 H: 0 LOB: 1 BB: 1 P: 7		1B: 9 2B: 2 3B: 0 HR: 1	SF: 0 SAC: 1 DP: 0 HBP: 0			WP: 0 PB: 1 SB: 0 CS: 1	PA: 42	

	AB	34
	R	7
	H	12
	RBI	6
	BB	6
	SO	6
	LOB	18

PITCHER		IP	WLS	BF	H	R	ER	SO	BB	IBB	HBP	BLK	WP	HR	S	P	ERA	WHIP
Jim Gott, R ERA: 3.41	(1, 1)	4.1	L	23	9	7	6	3	2	0	0	0	0	1	27	35	12.46	2.538
Scott Garrelts, R ERA: 1.04	(5, 1)	0.2		4	2	0	0	1	0	0	0	0	0	0	6	6	0.00	3.000
Mark Davis, L ERA: 2.38	(6, 1)	1.2		9	1	0	0	2	3	0	0	0	0	0	10	22	0.00	2.400
Greg Minton, R ERA: 2.93	(7, 1)	1.1		5	0	0	0	0	1	0	0	0	0	0	4	8	0.00	0.750

PITCHER	IP	WLS	BF	H	R	ER	SO	BB	IBB	HBP	BLK	WP	HR	S	P	ERA	WHIP

Batter	1	2	3	4	5	6	7	8	9	AB	R	H	RBI	BB	SO	LOB
Bill Doran, S (1, 4) OBP: 0.360, SLG: 0.405	E SF7 S 1B		F7		G4-6-3 1-2f			6-3 1-2f		4	1	1	0	0	0	2
Craig Reynolds, L (1, 6) OBP: 0.317, SLG: 0.423	F8		K			4-3			1B 1B	4	0	1	0	0	1	1
Terry Puhl, L (1, 9) OBP: 0.350, SLG: 0.424	SF7 1-H		3-1			F9			F7	2	0	0	1	0	0	0
Kevin Bass, S (6, 9) OBP: 0.269, SLG: 0.394										1	0	0	0	0	0	1
Jose Cruz, L (1, 7) OBP: 0.347, SLG: 0.445	6-3			BBBB G4-6-3 BB		4-3			F8	3	0	0	0	1	0	1
Jerry Mumphrey, S (1, 8) OBP: 0.312, SLG: 0.384		4-3		G4-6-3 1-2f			1-3		1-3 1B	4	0	1	0	0	0	1
Denny Walling, L (1, 5) OBP: 0.298, SLG: 0.378		HR		3-1			6-3		F7	4	1	1	1	0	0	2
Glenn Davis, R (1, 3) OBP: 0.231, SLG: 0.289		L7			F8		F8			3	0	0	0	0	0	0
Enos Cabell, R (7, 3) OBP: 0.331, SLG: 0.354										0	0	0	0	0	0	0
Alan Ashby, S (1, 2) OBP: 0.363, SLG: 0.445		E3			HR			K		3	1	1	1	0	1	0
Joe Niekro, R (1, 1) OBP: 0.229, SLG: 0.265		K			G4-6-3 1B			6-3 1B		2	0	1	0	0	1	1
Jeff Calhoun, L (7, 1)										0	0	0	0	0	0	0
Harry Spilman, L (8, PH) OBP: 0.213, SLG: 0.267										1	0	1	0	0	0	0
Dave Smith, R (8, 1)										0	0	0	0	0	0	0
Inning Stats	R: 1 E: 0 K: 0 S: 4 H: 1 LOB: 0 BB: 0 P: 4	R: 1 E: 1 K: 1 S: 7 H: 1 LOB: 1 BB: 0 P: 7	R: 0 E: 0 K: 1 S: 5 H: 0 LOB: 0 BB: 0 P: 5	R: 0 E: 0 K: 0 S: 2 H: 0 LOB: 0 BB: 1 P: 6	R: 1 E: 0 K: 0 S: 4 H: 2 LOB: 0 BB: 0 P: 4	R: 0 E: 0 K: 0 S: 3 H: 0 LOB: 0 BB: 0 P: 3	R: 0 E: 0 K: 0 S: 3 H: 0 LOB: 0 BB: 0 P: 3	R: 0 E: 0 K: 1 S: 5 H: 1 LOB: 0 BB: 0 P: 5	R: 0 E: 0 K: 0 S: 5 H: 2 LOB: 2 BB: 0 P: 5	1B: 5 2B: 1 3B: 0 HR: 2	SF: 1 SAC: 0 DP: 3 HBP: 0						

TOP

Houston Astros @ San Francisco Giants

Candlestick Park, San Francisco, CA

Fri Jun 28 1985, 6:33 AM EDT

Att. 6,840 - Unknown

livebaseballscorecards.com

AB	31
R	3
H	7
RBI	3
BB	1
SO	3
LOB	9

WP: 0 PB: 0 SB: 1 CS: 0 PA: 33

PITCHER		IP	WLS	BF	H	R	ER	SO	BB	IBB	HBP	BLK	WP	HR	S	P	ERA	WHIP
Bill Laskey, R ERA: 3.82	(1, 1)	6.0	L	22	4	3	2	2	1	0	0	0	0	2	25	29	3.00	0.833
Mark Davis, L ERA: 2.33	(7, 1)	1.0		3	0	0	0	0	0	0	0	0	0	0	3	3	0.00	0.000
Scott Garrelts, R ERA: 1.0	(8, 1)	2.0		8	3	0	0	1	0	0	0	0	0	0	10	10	0.00	1.500

PITCHER	IP	WLS	BF	H	R	ER	SO	BB	IBB	HBP	BLK	WP	HR	S	P	ERA	WHIP

Batter	1	2	3	4	5	6	7	8	9	AB	R	H	RBI	BB	SO	LOB
Dan Gladden, R (1, 8) OBP: 0.265, SLG: 0.286	1-3		5-3		P4	1-2 2-3 3-H HBP		6-3 1-2		4	0	0	1	0	0	1
Manny Trillo, R (1, 4) OBP: 0.289, SLG: 0.266	1-3		F9		WP 1B	6-3		6-3		5	0	1	0	0	0	4
Chili Davis, S (1, 9) OBP: 0.338, SLG: 0.431	E4 1B		1B		1-2 WP 1B		P4	F5		5	0	2	0	0	0	1
Jeffrey Leonard, R (1, 7) OBP: 0.281, SLG: 0.390	1-3 1B		F9		F3 1-2 2-3		5-3		F8	5	0	1	0	0	0	3
Bob Brenly, R (1, 2) OBP: 0.318, SLG: 0.417	P4			SSS K	5-3		BB 1B		SSS K	5	0	1	0	0	2	2
Chris Brown, R (1, 5) OBP: 0.314, SLG: 0.396		F8 2B	6-3		F7		BB 1-2 1B		1B	5	0	3	0	0	0	0
Gary Rajsich, L (1, 3) OBP: 0.301, SLG: 0.241 Ricky Adams, R (6, PR) OBP: 0.229, SLG: 0.365 Mark Davis, L (7, 1) OBP: 0.222, SLG: 0.444 Joel Youngblood, R (7, PH) OBP: 0.273, SLG: 0.211 Scott Garrelts, R (8, 1) Rob Deer, R (9, PH) OBP: 0.281, SLG: 0.333	F8 2-3		2B		1B HBP 1B	BBBB	1-2 2-3 FC6-4 BB		SSS K	3 0 0 0 0 1	0 1 0 0 0 0	2 0 0 0 0 0	0 0 0 0 0 0	0 0 0 1 0 1	0 0 0 0 0 1	1 0 0 0 0 1
Jose Uribe, S (1, 6) OBP: 0.252, SLG: 0.324	1-3		3-1		HBP BB 1-3 1B		FC6-4 1-2f			4	0	1	0	0	0	5
Bill Laskey, R (1, 1) OBP: 0.190, SLG: 0.105 Scot Thompson, L (6, PH) OBP: 0.176, SLG: 0.167 (7, 3)	F9			SSS K	BBBB HBP BB 1-2			E4 6-3		2 1	0 0	0 0	0 0	1 1	1 0	1 0
Inning Stats	R: 0 E: 1 K: 0 S: 5 H: 1 LOB: 2 BB: 0 P: 5	R: 0 E: 0 K: 0 S: 4 H: 1 LOB: 1 BB: 0 P: 4	R: 0 E: 0 K: 0 S: 4 H: 1 LOB: 1 BB: 0 P: 4	R: 0 E: 0 K: 1 S: 6 H: 1 LOB: 1 BB: 0 P: 6	R: 0 E: 0 K: 1 S: 7 H: 2 LOB: 2 BB: 0 P: 7	R: 1 E: 0 K: 0 S: 5 H: 2 LOB: 3 BB: 1 P: 10	R: 0 E: 0 K: 0 S: 5 H: 2 LOB: 3 BB: 1 P: 9	R: 0 E: 1 K: 0 S: 4 H: 0 LOB: 1 BB: 0 P: 4	R: 0 E: 0 K: 2 S: 8 H: 1 LOB: 1 BB: 0 P: 8	1B: 9 2B: 2 3B: 0 HR: 0	SF: 0 SAC: 0 DP: 0 HBP: 1						

PITCHER		IP	WLS	BF	H	R	ER	SO	BB	IBB	HBP	BLK	WP	HR	S	P	ERA	WHIP
Joe Niekro, R ERA: 3.18	(1, 1)	6.2	W	34	10	1	1	2	2	0	1	0	1	0	35	44	1.35	1.800
Jeff Calhoun, L ERA: 3.18	(7, 1)	0.1		1	0	0	0	0	0	0	0	0	0	0	1	1	0.00	0.000
Dave Smith, R ERA: 1.8	(8, 1)	2.0	S	8	1	0	0	2	0	0	0	0	0	0	12	12	0.00	0.500

PITCHER	IP	WLS	BF	H	R	ER	SO	BB	IBB	HBP	BLK	WP	HR	S	P	ERA	WHIP

BOTTOM

Houston Astros @ San Francisco Giants

Candlestick Park, San Francisco, CA

Fri Jun 28 1985, 6:33 AM EDT

Att. 6,840 - Unknown

livebaseballscorecards.com

AB	40
R	1
H	11
RBI	1
BB	2
SO	4
LOB	19

1B: 9	SF: 0	WP: 1	PA: 43
2B: 2	SAC: 0	PB: 0	
3B: 0	DP: 0	SB: 0	
HR: 0	HBP: 1	CS: 0	

Houston Astros @ San Francisco Giants

Candlestick Park, San Francisco, CA

Sat Jun 29 1985, 6:33 AM EDT

Att. 8,820 - Sunny

TOP

Batter		1	2	3	4	5	6	7	8	9	AB	R	H	RBI	BB	SO	LOB
Bill Doran, S OBP: 0.357, SLG: 0.401	(1, 4)	0-0 F9 ①		0-0 E4 F3 SF8	0-0 FC4-6 1-2f ③		0-0 1B		0-0 6-3 ②		5	1	1	0	0	0	1
Kevin Bass, S OBP: 0.267, SLG: 0.390	(1, 9)	0-0 F5 ②		0-0 F3 2-3 ①		0-0 6-3 ①	0-0 6-3 ③		0-0 1B		5	0	1	0	0	0	2
Phil Garner, R OBP: 0.297, SLG: 0.377	(1, 5)	0-0 BLK S 1B		0-0 SF8 3-H ②		0-0 3B		0-0 6-3 ①	SSS 0-3 K ③		4	0	2	1	0	1	1
Jose Cruz, L OBP: 0.340, SLG: 0.435	(1, 7)	SSS 0-3 K 1-3 ③		0-0 4-3 ③		0-0 G3 ②		SSS 0-3 K ②		0-0 E4 G3 S 1B	5	1	0	0	0	2	2
Jerry Mumphrey, S OBP: 0.310, SLG: 0.384	(1, 8)		0-0 6-3 ①		SSS 0-3 K ①	SSS 0-3 K ③		0-0 1B 2B		0-0 G3 1-3 ①	5	1	1	0	0	2	2
Glenn Davis, R OBP: 0.238, SLG: 0.293	(1, 3)		0-0 5-3 ②		0-0 4-3 BB 1B 1B		SSS 0-3 K ①	0-0 1B 2-H 1B		0-0 6-3 ②	3	1	1	0	0	1	0
Denny Walling, L OBP: 0.300, SLG: 0.379	(6, 3)										2	0	1	1	0	0	1
Mark Bailey, S OBP: 0.392, SLG: 0.438	(1, 2)		0-0 HR		BBBB 4-0 4-3 1B 1-2 BB		BBBB 4-0 FC5-4 BB	0-0 1-3 1B		0-0 3-H 1B	3	2	3	2	2	0	0
Dickie Thon, R OBP: 0.232, SLG: 0.221	(1, 6)		0-0 1B		0-0 4-3 1-2 2-3 ②		0-0 FC5-4 1-2f HR ②	0-0 L8 ③		SSS 0-3 K ③	5	1	1	0	0	1	6
Bob Knepper, L OBP: 0.108, SLG: 0.194	(1, 1)		SSS 0-3 K ③		0-0 FC4-6 2-H 3-H 1B		0-0 1-H HR		SSS 0-3 K ①		4	1	2	4	0	2	1

Inning Stats	1	2	3	4	5	6	7	8	9
R	0	1	1	2	0	2	1	0	1
E	0	0	1	0	0	0	0	0	1
K	1	1	0	1	1	1	1	2	1
S	6	7	4	7	6	7	8	8	7
H	1	2	0	2	1	2	3	1	1
LOB	1	1	0	1	1	1	2	1	1
BB	0	0	0	1	0	1	0	0	0
P	6	7	4	11	6	11	8	8	7

1B: 9, 2B: 1, 3B: 1, HR: 2, SF: 1, SAC: 0, DP: 0, HBP: 0

WP: 0, PB: 0, SB: 2, CS: 0, PA: 44

AB	R	H	RBI	BB	SO	LOB
41	8	13	8	2	9	16

PITCHER		IP	WLS	BF	H	R	ER	SO	BB	IBB	HBP	BLK	WP	HR	S	P	ERA	WHIP
Atlee Hammaker, L ERA: 3.5	(1, 1)	5.0	L	23	6	4	3	4	1	0	0	1	0	1	30	34	5.40	1.400
Frank Williams, R ERA: 4.4	(6, 1)	2.0		12	5	3	3	2	1	0	0	0	0	1	15	19	13.50	3.000
Mark Davis, L ERA: 2.29	(8, 1)	1.0		4	1	0	0	2	0	0	0	0	0	0	8	8	0.00	1.000
Greg Minton, R ERA: 2.86	(9, 1)	1.0		5	1	1	0	1	0	0	0	0	0	0	7	7	0.00	1.000

PITCHER	IP	WLS	BF	H	R	ER	SO	BB	IBB	HBP	BLK	WP	HR	S	P	ERA	WHIP

livebaseballscorecards.com

Batter	1	2	3	4	5	6	7	8	9	AB	R	H	RBI	BB	SO	LOB
Dan Gladden, R (1, 8) OBP: 0.276, SLG: 0.289	BBBB 4-0 5-3 BB		x 0-0 1B		BBBB 4-0 BB		BBBB 4-0 1-2 BB			1	0	1	0	3	0	0
Jose Uribe, S (1, 6) OBP: 0.248, SLG: 0.318	x 0-0 ① 5-3 1-2		SSS 0-3 ③ K		SSS 0-3 ③ K		x 0-0 ③ F8			4	0	0	0	0	2	5
Chili Davis, S (1, 9) OBP: 0.337, SLG: 0.428	x 0-0 ② 1-3			x 0-0 ① 5-3		x 0-0 ① 6-3		x 0-0 ① G4-6-3 1B		4	0	1	0	0	0	1
Jeffrey Leonard, R (1, 7) OBP: 0.277, SLG: 0.385	SSS 0-3 ③ K			x 0-0 E5 G3		x 0-0 ② F9		x 0-0 ① P5		4	0	0	0	0	1	2
Bob Brenly, R (1, 2) OBP: 0.317, SLG: 0.418		x 0-0 ① F8		x 0-0 ② G3 1-2		x 0-0 2B		x 0-0 ②③ G4-6-3 1-2f		4	0	1	0	0	0	2
Chris Brown, R (1, 5) OBP: 0.308, SLG: 0.388		x 0-0 ② F9		SSS 0-3 ③ K		x 0-0 ③ 6-3			SSS 0-3 ① K	4	0	0	0	0	2	2
Rob Deer, R (1, 3) OBP: 0.279, SLG: 0.377		x 0-0 ③ 6-3			x 0-0 HR		x 0-0 ① F8		SSS 0-3 ② K	4	1	1	1	0	1	0
Brad Wellman, R (1, 4) OBP: 0.295, SLG: 0.310			x 0-0 ① F7		x 0-0 ① F9		x 0-0 ② F9		x 0-0 ③ F7	4	0	0	0	0	0	0
Atlee Hammaker, S (1, 1) Ricky Adams, R (5, PH) OBP: 0.222, SLG: 0.358 Frank Williams, R (6, 1) Joel Youngblood, R (7, PH) OBP: 0.270, SLG: 0.209 Mark Davis, L (8, 1) OBP: 0.222, SLG: 0.444 Greg Minton, S (9, 1)			SSS 0-3 ② K2-3		x 0-0 ② F9		x 0-0 E6 BB			1 1 0 1 0 0 0	0 0 0 0 0 0 0	0 0 0 0 0 0 0	0 0 0 0 0 0 0	0 0 0 0 0 0 0	1 0 0 0 0 0 0	0 0 0 0 0 0 0
Inning Stats	R: 0 H: 0 E: 0 LOB: 1 K: 1 BB: 1 S: 5 P: 9	R: 0 H: 0 E: 0 LOB: 0 K: 0 BB: 0 S: 3 P: 3	R: 0 H: 1 E: 0 LOB: 1 K: 2 BB: 0 S: 8 P: 8	R: 0 H: 0 E: 1 LOB: 1 K: 1 BB: 0 S: 6 P: 6	R: 1 H: 1 E: 0 LOB: 1 K: 1 BB: 1 S: 6 P: 10	R: 0 H: 1 E: 0 LOB: 1 K: 0 BB: 0 S: 4 P: 4	R: 0 H: 0 E: 1 LOB: 2 K: 0 BB: 1 S: 4 P: 8	R: 0 H: 1 E: 0 LOB: 0 K: 0 BB: 0 S: 3 P: 3	R: 0 H: 0 E: 0 LOB: 0 K: 2 BB: 0 S: 7 P: 7	1B: 2 2B: 1 3B: 0 HR: 1	SF: 0 SAC: 0 DP: 1 HBP: 0			WP: 0 PB: 0 SB: 0 CS: 0	PA: 35		

PITCHER	IP	WLS	BF	H	R	ER	SO	BB	IBB	HBP	BLK	WP	HR	S	P	ERA	WHIP
Bob Knepper, L (1, 1) ERA: 3.46	9.0	W	35	4	1	1	7	3	0	0	0	0	1	46	58	1.00	0.778

PITCHER	IP	WLS	BF	H	R	ER	SO	BB	IBB	HBP	BLK	WP	HR	S	P	ERA	WHIP

BOTTOM

Houston Astros @ San Francisco Giants

Candlestick Park, San Francisco, CA

Sat Jun 29 1985, 6:33 AM EDT

Att. 8,820 - Sunny

livebaseballscorecards.com

AB	32
R	1
H	4
RBI	1
BB	3
SO	7
LOB	12

Batter	1	2	3	4	5	6	7	8	9	AB	R	H	RBI	BB	SO	LOB
Bill Doran, S (1, 4) OBP: 0.358, SLG: 0.410	F8	L3			HR (1-H)		BB (S)		F9	4	1	1	2	1	0	1
Jim Pankovits, R (1, 9) OBP: 0.382, SLG: 0.436	HR		F3		F9		6-3 (1-2)		BB (DI)	4	1	1	1	1	0	1
Phil Garner, R (1, 5) OBP: 0.292, SLG: 0.369	1-3		K		6-3		K		K (1-2)	5	0	0	0	0	3	2
Jose Cruz, L (1, 7) OBP: 0.341, SLG: 0.435	FC5-4 1B		F8			FC4-6 1B		K 4-3 HR	K	5	1	2	0	0	2	1
Kevin Bass, S (1, 8) OBP: 0.267, SLG: 0.384	FC5-4 (1-2f)			G6-3 BB		FC4-6 L9 S (1-2f)		4-3 (1-2)		3	0	0	0	1	0	3
Glenn Davis, R (1, 3) OBP: 0.267, SLG: 0.302		2B 1B		G6-3 (1-2f)		BB (1-2)		HR (2-H)		2	1	1	0	1	0	1
Enos Cabell, R (6, PR) (6, 3) OBP: 0.336, SLG: 0.383										1	1	1	2	0	0	0
Alan Ashby, S (1, 2) OBP: 0.360, SLG: 0.439		F7		K		L9 (2-3)		1B		4	0	1	0	0	1	3
Dickie Thon, R (1, 6) OBP: 0.223, SLG: 0.212		K			K	5-3		K		4	0	0	0	0	3	4
Mike Scott, R (1, 1) OBP: 0.182, SLG: 0.172		2B (1-H)			HR 1B		F5	F9		4	1	2	1	0	0	1
Dave Smith, R (9, 1)										0	0	0	0	0	0	0
Inning Stats	R: 1 E: 0 K: 0 S: 5 H: 2 LOB: 1 BB: 0 P: 5	R: 1 E: 0 K: 1 S: 7 H: 2 LOB: 1 BB: 0 P: 7	R: 0 E: 0 K: 1 S: 5 H: 0 LOB: 0 BB: 0 P: 5	R: 0 E: 0 K: 1 S: 4 H: 0 LOB: 0 BB: 1 P: 8	R: 2 E: 0 K: 1 S: 7 H: 2 LOB: 0 BB: 0 P: 7	R: 0 E: 0 K: 0 S: 4 H: 1 LOB: 2 BB: 1 P: 8	R: 0 E: 0 K: 1 S: 5 H: 0 LOB: 1 BB: 1 P: 9	R: 2 E: 0 K: 2 S: 10 H: 2 LOB: 1 BB: 0 P: 10	R: 0 E: 0 K: 2 S: 7 H: 0 LOB: 1 BB: 1 P: 11	1B: 5 2B: 1 3B: 0 HR: 3	SF: 0 SAC: 0 DP: 1 HBP: 0						

TOP

Houston Astros @ San Francisco Giants

Candlestick Park, San Francisco, CA

Sun Jun 30 1985, 6:33 AM EDT

Unknown

livebaseballscorecards.com

AB	36
R	6
H	9
RBI	6
BB	4
SO	9
LOB	17

		WP: 0	PA: 40
		PB: 1	
		SB: 2	
		CS: 0	

PITCHER		IP	WLS	BF	H	R	ER	SO	BB	IBB	HBP	BLK	WP	HR	S	P	ERA	WHIP
Dave LaPoint, L ERA: 2.64	(1, 1)	7.0	L	30	7	4	4	5	3	0	0	0	0	2	37	49	5.14	1.429
Scott Garrelts, R ERA: 1.13	(8, 1)	2.0		10	2	2	1	4	1	0	0	0	0	1	17	21	4.50	1.500

PITCHER	IP	WLS	BF	H	R	ER	SO	BB	IBB	HBP	BLK	WP	HR	S	P	ERA	WHIP

Batter	1	2	3	4	5	6	7	8	9	AB	R	H	RBI	BB	SO	LOB
Dan Gladden, R (1, 8) OBP: 0.276, SLG: 0.300	HR		9-3 1-2f		F3			F8		4	1	1	1	0	0	1
Manny Trillo, R (1, 4) OBP: 0.288, SLG: 0.270	5-3		2B		F9			F8		4	0	1	0	0	0	0
Chili Davis, S (1, 9) OBP: 0.332, SLG: 0.421	6-3		3-1		4-3			4-3		4	0	0	0	0	0	1
Jeffrey Leonard, R (1, 7) OBP: 0.276, SLG: 0.394	HR			5-3		F8			K	4	1	1	1	0	1	0
Bob Brenly, R (1, 2) OBP: 0.316, SLG: 0.415	F8			2B 1B		F7			4-3	4	0	1	0	0	0	0
Chris Brown, R (1, 5) OBP: 0.312, SLG: 0.392		F3		1-3 2B		F3			BBBBB FC4-6 BB	3	0	1	0	1	0	0
Gary Rajsich, L (1, 3) OBP: 0.299, SLG: 0.233		F8		IBB			SSS K		1-2f FC4-6	3	0	0	0	1	1	1
Jose Uribe, S (1, 6) OBP: 0.245, SLG: 0.314		4-3		F3			G3			3	0	0	0	0	0	3
Dave LaPoint, L (1, 1) OBP: 0.344, SLG: 0.310			0-3 1B	1-3			1-3			2	0	1	0	0	0	3
Scot Thompson, L (7, PH) OBP: 0.173, SLG: 0.164										1	0	0	0	0	0	0
Scott Garrelts, R (8, 1)										0	0	0	0	0	0	0
Inning Stats	R: 2 E: 0 K: 0 S: 5 H: 2 LOB: 0 BB: 0 P: 5	R: 0 E: 0 K: 0 S: 3 H: 0 LOB: 0 BB: 0 P: 3	R: 0 E: 0 K: 0 S: 4 H: 2 LOB: 1 BB: 0 P: 4	R: 0 E: 0 K: 0 S: 5 H: 2 LOB: 3 BB: 1 P: 9	R: 0 E: 0 K: 0 S: 3 H: 0 LOB: 0 BB: 0 P: 3	R: 0 E: 0 K: 0 S: 3 H: 0 LOB: 0 BB: 0 P: 3	R: 0 E: 0 K: 1 S: 5 H: 0 LOB: 0 BB: 0 P: 5	R: 0 E: 0 K: 0 S: 3 H: 0 LOB: 0 BB: 0 P: 3	R: 0 E: 0 K: 1 S: 5 H: 0 LOB: 1 BB: 1 P: 9	1B: 2 2B: 3 3B: 0 HR: 2 SF: 0 SAC: 0 DP: 1 HBP: 0						

PITCHER		IP	WLS	BF	H	R	ER	SO	BB	IBB	HBP	BLK	WP	HR	S	P	ERA	WHIP
Mike Scott, R ERA: 3.04	(1, 1)	8.0	W	30	6	2	2	1	0	1	0	0	0	2	31	35	2.25	0.750
Dave Smith, R ERA: 1.76	(9, 1)	1.0		4	0	0	0	1	1	0	0	0	0	0	5	9	0.00	1.000

PITCHER	IP	WLS	BF	H	R	ER	SO	BB	IBB	HBP	BLK	WP	HR	S	P	ERA	WHIP

BOTTOM

Houston Astros @ San Francisco Giants

Candlestick Park, San Francisco, CA

Sun Jun 30 1985, 6:33 AM EDT

Unknown

livebaseballscorecards.com

AB	32
R	2
H	6
RBI	2
BB	2
SO	2
LOB	9

Batter	1	2	3	4	5	6	7	8	9	AB	R	H	RBI	BB	SO	LOB
Bill Doran, S (1, 4) OBP: 0.355, SLG: 0.406	F3		F9, 1-2, 3-H, 1B		6-3		FC6-4, 1-2f		K	5	0	1	1	0	1	2
Jim Pankovits, R (1, 7) OBP: 0.374, SLG: 0.425	K		F9, 1-2, 2-3			F8		K	F7	2	0	0	0	0	1	2
Enos Cabell, R (6, PH) OBP: 0.329, SLG: 0.374										3	0	0	0	0	1	0
Phil Garner, R (1, 5) OBP: 0.291, SLG: 0.371	F8		P6			K		1B, 2B		4	1	1	0	0	1	2
Kevin Bass, S (1, 9) OBP: 0.263, SLG: 0.379		F3		E6, G5-4-3		F3		BBBB, 1B, 1B, BB		3	0	0	0	0	0	0
Bill Dawley, R (6, 1)										0	0	0	0	0	0	0
Alan Ashby, S (8, PH) OBP: 0.364, SLG: 0.439										0	1	0	0	1	0	0
Craig Reynolds, L (8, 6) OBP: 0.317, SLG: 0.423										0	0	0	0	0	0	0
Jerry Mumphrey, S (1, 8) OBP: 0.313, SLG: 0.387		5-3		G5-4-3, 1-2f			BB, 1B, 1B	1B, 1-3, 2-H, 1B		4	1	2	1	0	0	1
Glenn Davis, R (1, 3) OBP: 0.265, SLG: 0.298		F8		FC6-4, 1B			P6	K		4	0	1	0	0	1	3
Mark Bailey, S (6, 9)																
Mark Bailey, S (1, 2) OBP: 0.395, SLG: 0.447			1B, 1B, 2B	FC6-4, 1-2f			K	FC4-6, 1-3, 3-H, 1B		4	1	2	1	0	1	2
Dickie Thon, R (1, 6) OBP: 0.226, SLG: 0.208			K		5-3		BBBB, 1B, 1-2, BB	FC4-6, 1-2f		2	0	0	0	1	1	1
Jose Cruz, L (8, PH) OBP: 0.340, SLG: 0.433										1	0	0	0	0	0	2
Frank DiPino, L (8, 1) OBP: 0.333, SLG: 0.333										0	0	0	0	0	0	0
Ron Mathis, R (1, 1) OBP: 0.133, SLG: 0.071			F9, 1B, 2-3, 1B		K		FC6-4, 1-2, 2-H, 1B		K	2	0	1	0	0	1	0
Denny Walling, L (6, 7) OBP: 0.301, SLG: 0.381										2	0	1	1	0	1	0
Inning Stats	R: 0, E: 0, K: 1, S: 5 H: 0, LOB: 0, BB: 0, P: 5	R: 0, E: 0, K: 0, S: 3 H: 0, LOB: 0, BB: 0, P: 3	R: 1, E: 0, K: 1, S: 8 H: 3, LOB: 2, BB: 0, P: 8	R: 0, E: 1, K: 0, S: 4 H: 1, LOB: 1, BB: 0, P: 4	R: 0, E: 0, K: 1, S: 5 H: 0, LOB: 0, BB: 0, P: 5	R: 0, E: 0, K: 1, S: 5 H: 0, LOB: 0, BB: 0, P: 5	R: 1, E: 0, K: 1, S: 7 H: 2, LOB: 2, BB: 1, P: 11	R: 2, E: 0, K: 2, S: 10 H: 3, LOB: 2, BB: 1, P: 14	R: 0, E: 0, K: 2, S: 7 H: 0, LOB: 0, BB: 0, P: 7	1B: 7, 2B: 2, 3B: 0, HR: 0 SF: 0, SAC: 0, DP: 1, HBP: 0						

PITCHER		IP	WLS	BF	H	R	ER	SO	BB	IBB	HBP	BLK	WP	HR	S	P	ERA	WHIP
Vida Blue, L ERA: 3.26	(1, 1)	7.1	W	31	7	4	4	6	2	0	0	0	0	0	41	49	4.91	1.227
Greg Minton, R ERA: 2.82	(8, 1)	0.2		4	2	0	0	1	0	0	0	0	0	0	6	6	0.00	3.000
Mark Davis, L ERA: 2.25	(9, 1)	1.0	S	3	0	0	0	2	0	0	0	0	0	0	7	7	0.00	0.000

PITCHER	IP	WLS	BF	H	R	ER	SO	BB	IBB	HBP	BLK	WP	HR	S	P	ERA	WHIP

Houston Astros @ San Francisco Giants

Candlestick Park, San Francisco, CA

Sun Jun 30 1985, 6:38 AM EDT

Att. 18,274 - Unknown

TOP

AB	36
R	4
H	9
RBI	4
BB	2
SO	9
LOB	15

WP: 0	PA: 38		
PB: 0			
SB: 0			
CS: 0			

livebaseballscorecards.com

Batter	1	2	3	4	5	6	7	8	9	AB	R	H	RBI	BB	SO	LOB
Dan Gladden, R (1, 8) OBP: 0.274, SLG: 0.306	SF8 3B	F9		F7		P4		4-3		5	1	1	0	0	0	6
Jose Uribe, S (1, 6) OBP: 0.245, SLG: 0.310	P6		4-3		4-3 S 1B BB	K				3	1	0	0	1	1	2
Chili Davis, S (1, 9) OBP: 0.331, SLG: 0.420	SF8 3-H		F8		4-3 1-3		G4-6-3 1B			3	0	1	1	0	0	1
Jeffrey Leonard, R (1, 7) OBP: 0.273, SLG: 0.388	6-3		5-3		K		G4-6-3 1-2f			4	0	0	0	0	1	2
Chris Brown, R (1, 5) OBP: 0.320, SLG: 0.406		2B 4-3 BB		1B 3B	E 2B 3-H 1B		K			3	3	2	1	1	1	0
Scot Thompson, L (1, 3) OBP: 0.203, SLG: 0.221		4-3 1-3 E 2B		1B 3-H 1B	E5 1-2 2B					4	2	3	1	0	0	1
Brad Wellman, R (1, 4) OBP: 0.313, SLG: 0.348	F3			1-3 1B	1-H 2-H 2B			K		4	0	2	2	0	1	3
Alex Trevino, R (1, 2) OBP: 0.287, SLG: 0.297	4-3 2-3 3-H			F8		SH1-4 BB		BB		2	0	0	1	2	0	3
Vida Blue, S (1, 1)	E1 3-H			K		SH1-4 1-2		P3		2	0	0	0	0	1	2
Greg Minton, S (8, 1)										0	0	0	0	0	0	0
Joel Youngblood, R (8, PH) OBP: 0.267, SLG: 0.207										1	0	0	0	0	0	2
Mark Davis, L (9, 1) OBP: 0.222, SLG: 0.444										0	0	0	0	0	0	0
Inning Stats	R: 1 E: 0 K: 0 S: 4 H: 1 LOB: 0 BB: 0 P: 4	R: 2 E: 1 K: 0 S: 5 H: 1 LOB: 1 BB: 1 P: 9	R: 0 E: 0 K: 0 S: 3 H: 0 LOB: 0 BB: 0 P: 3	R: 1 E: 0 K: 1 S: 8 H: 3 LOB: 2 BB: 0 P: 8	R: 3 E: 1 K: 1 S: 7 H: 2 LOB: 1 BB: 1 P: 11	R: 0 E: 0 K: 1 S: 5 H: 0 LOB: 1 BB: 0 P: 9	R: 0 E: 0 K: 1 S: 5 H: 1 LOB: 0 BB: 0 P: 5	R: 0 E: 0 K: 1 S: 6 H: 1 LOB: 2 BB: 1 P: 10		1B: 4 2B: 3 3B: 2 HR: 0 SF: 1 SAC: 1 DP: 1 HBP: 0				WP: 0 PB: 0 SB: 1 CS: 0 PA: 37		

PITCHER		IP	WLS	BF	H	R	ER	SO	BB	IBB	HBP	BLK	WP	HR	S	P	ERA	WHIP
Ron Mathis, R ERA: 4.67	(1, 1)	5.0	L	25	7	7	4	2	2	0	0	0	0	0	27	35	7.20	1.800
Bill Dawley, R ERA: 4.43	(6, 1)	2.0		7	1	0	0	2	1	0	0	0	0	0	10	14	0.00	1.000
Frank DiPino, L ERA: 3.89	(8, 1)	1.0		5	1	0	0	1	1	0	0	0	0	0	6	10	0.00	2.000

PITCHER	IP	WLS	BF	H	R	ER	SO	BB	IBB	HBP	BLK	WP	HR	S	P	ERA	WHIP

BOTTOM

Houston Astros @ San Francisco Giants

Candlestick Park, San Francisco, CA

Sun Jun 30 1985, 6:38 AM EDT

Att. 18,274 - Unknown

livebaseballscorecards.com

AB	31
R	7
H	9
RBI	6
BB	4
SO	5
LOB	22

Batter	1	2	3	4	5	6	7	8	9	AB	R	H	RBI	BB	SO	LOB
Claudell Washington, L (1, 9) OBP: 0.322, SLG: 0.450	K		S HR 1B		K		F6		K	5	1	1	0	0	3	2
Rafael Ramirez, R (1, 6) OBP: 0.282, SLG: 0.356	6-3		F2		BB WP 1B		F9			4	0	1	0	0	0	1
Dale Murphy, R (1, 8) OBP: 0.382, SLG: 0.552	1B		1-H HR		BB IBB		6-3			3	1	2	2	1	0	0
Bob Horner, R (1, 3) OBP: 0.316, SLG: 0.480	F9		5-3		G6-4-3 BB			F2		3	0	0	1	1	0	1
Terry Harper, R (1, 7) OBP: 0.326, SLG: 0.397		6-3		HR	G6-4-3			F7		4	1	1	1	0	0	3
Ken Oberkfell, L (1, 5) OBP: 0.333, SLG: 0.379		2B		K		F8		1-3		4	0	1	0	0	1	0
Glenn Hubbard, R (1, 4) OBP: 0.330, SLG: 0.323		K		6-3		F7			4-3 5-3 1B	4	0	1	0	0	1	1
Bruce Benedict, R (1, 2) OBP: 0.315, SLG: 0.211		F7		F7		1B			5-3	4	0	1	0	0	0	2
Zane Smith, L (1, 1) OBP: 0.158, SLG: 0.158 Jeff Dedmon, L (8, 1) OBP: 0.250, SLG: 0.250 Albert Hall, S (9, PH) OBP: 0.241, SLG: 0.259 Bruce Sutter, R (9, 1)			5-3		WP 1B BB 1B		F6		4-3	3 0 1 0	1 0 0 0	1 0 0 0	0 0 0 0	0 0 0 0	0 0 0 0	1 0 1 0
Inning Stats	R: 0 E: 0 K: 1 S: 6 H: 1 LOB: 1 BB: 0 P: 6	R: 0 E: 0 K: 1 S: 6 H: 1 LOB: 1 BB: 0 P: 6	R: 2 E: 0 K: 0 S: 5 H: 2 LOB: 0 BB: 0 P: 5	R: 1 E: 0 K: 1 S: 6 H: 1 LOB: 0 BB: 0 P: 6	R: 1 E: 0 K: 1 S: 6 H: 2 LOB: 2 BB: 2 P: 14	R: 0 E: 0 K: 0 S: 4 H: 1 LOB: 1 BB: 0 P: 4	R: 0 E: 0 K: 0 S: 3 H: 0 LOB: 0 BB: 0 P: 3	R: 0 E: 0 K: 0 S: 3 H: 0 LOB: 0 BB: 0 P: 3	R: 0 E: 0 K: 1 S: 6 H: 1 LOB: 1 BB: 0 P: 6	1B: 6 2B: 1 3B: 0 HR: 2	SF: 0 SAC: 0 DP: 1 HBP: 0						

PITCHER	IP	WLS	BF	H	R	ER	SO	BB	IBB	HBP	BLK	WP	HR	S	P	ERA	WHIP
Mike Krukow, R (1, 1) ERA: 3.1	8.0	L	33	8	4	4	4	1	1	0	0	1	2	39	47	4.50	1.125
Mike Jeffcoat, L (9, 1) ERA: 2.53	1.0		4	1	0	0	1	0	0	0	0	0	0	6	6	0.00	1.000

PITCHER	IP	WLS	BF	H	R	ER	SO	BB	IBB	HBP	BLK	WP	HR	S	P	ERA	WHIP

TOP

Atlanta Braves @ San Francisco Giants

Candlestick Park, San Francisco, CA

Mon Jul 01 1985, 6:33 AM EDT

Att. 4,369 - Unknown

livebaseballscorecards.com

AB	35
R	4
H	9
RBI	4
BB	2
SO	5
LOB	12

1B: 6 2B: 1 3B: 0 HR: 2 SF: 0 SAC: 0 DP: 1 HBP: 0

WP: 1 PB: 0 SB: 1 CS: 0 PA: 37

Batter	1	2	3	4	5	6	7	8	9	AB	R	H	RBI	BB	SO	LOB
Dan Gladden, R (1, 8) OBP: 0.277, SLG: 0.303	H 1-0 4-3 HBP		BBBB 4-0 CS BB		x 0-0 ③ F7			x 0-0 ② F7		2	0	0	0	1	0	1
Manny Trillo, R (1, 4) OBP: 0.288, SLG: 0.269	x 0-0 ① 4-3 1-2		x 0-0 ② F9			x 0-0 ① F8		x 0-0 2-H 1B		4	0	1	1	0	0	2
Chili Davis, S (1, 9) OBP: 0.326, SLG: 0.413	x 0-0 ② F7		x 0-0 ③ CS 1-2	SSS 0-3 ① K		x 0-0 ② 6-3		x 0-0 ③ F2		4	0	0	0	0	1	2
Jeffrey Leonard, R (1, 7) OBP: 0.272, SLG: 0.386	x 0-0 ③ F8			x 0-0 ② 6-3		x 0-0 ③ F9			x 0-0 BB 1B	4	0	1	0	0	0	1
Bob Brenly, R (1, 3) OBP: 0.319, SLG: 0.414		x 0-0 ① L5		x 0-0 2B 1B			BBBB 4-0 G5-4-3 BB		x 0-0 ① F7	3	0	1	0	1	0	1
Chris Brown, R (1, 5) OBP: 0.323, SLG: 0.410		x 0-0 ② 5-3		x 0-0 ① 1-3 2B			x 0-0 ①② G5-4-3 1-2f		BBBB 4-0 1-2 BB	3	0	1	0	1	0	1
Alex Trevino, R (1, 2) OBP: 0.286, SLG: 0.286		BBBB 4-0 BB		x 0-0 ③ 4-3			x 0-0 ③ F8		x 0-0 ② F8	3	0	0	0	1	0	4
Jose Uribe, S (1, 6) OBP: 0.242, SLG: 0.306 Gary Rajsich, L (9, PH) OBP: 0.296, SLG: 0.231		x 0-0 ③ F9			x 0-0 ① F4			x 0-0 E5 WP 1B	0-0 0-3 ③ K	3 1	1 0	0 0	0 0	0 0	0 1	1 2
Mike Krukow, R (1, 1) OBP: 0.250, SLG: 0.300 Rob Deer, R (8, PH) OBP: 0.275, SLG: 0.371 Mike Jeffcoat, L (9, 1)			x 0-0 ① 5-3		x 0-0 ② 4-3			x 0-0 ① 5-3 1-2		2 1 0	0 0 0	0 0 0	0 0 0	0 0 0	0 0 0	0 1 0
Inning Stats	R: 0 H: 0 E: 0 LOB: 1 K: 0 BB: 0 S: 3 P: 4	R: 0 H: 0 E: 0 LOB: 1 K: 0 BB: 1 S: 3 P: 7	R: 0 H: 0 E: 0 LOB: 0 K: 0 BB: 1 S: 2 P: 6	R: 0 H: 2 E: 0 LOB: 2 K: 1 BB: 0 S: 7 P: 7	R: 0 H: 0 E: 0 LOB: 0 K: 0 BB: 0 S: 3 P: 3	R: 0 H: 0 E: 0 LOB: 0 K: 0 BB: 0 S: 3 P: 3	R: 0 H: 0 E: 0 LOB: 0 K: 0 BB: 1 S: 2 P: 6	R: 1 H: 1 E: 1 LOB: 1 K: 0 BB: 0 S: 5 P: 5	R: 0 H: 1 E: 0 LOB: 2 K: 1 BB: 1 S: 6 P: 10	1B: 3 SF: 0 2B: 1 SAC: 0 3B: 0 DP: 1 HR: 0 HBP: 1						WP: 1 PA: 36 PB: 0 SB: 0 CS: 1

PITCHER		IP	WLS	BF	H	R	ER	SO	BB	IBB	HBP	BLK	WP	HR	S	P	ERA	WHIP
Zane Smith, L ERA: 3.49	(1, 1)	7.2	W	29	3	1	0	1	3	0	1	0	1	0	27	40	0.00	0.783
Jeff Dedmon, R ERA: 1.62	(8, 1)	0.1		1	0	0	0	0	0	0	0	0	0	0	1	1	0.00	0.000
Bruce Sutter, R ERA: 3.44	(9, 1)	1.0	S	5	1	0	0	1	1	0	0	0	0	0	6	10	0.00	2.000

PITCHER	IP	WLS	BF	H	R	ER	SO	BB	IBB	HBP	BLK	WP	HR	S	P	ERA	WHIP

BOTTOM

Atlanta Braves @ San Francisco Giants

Candlestick Park, San Francisco, CA

Mon Jul 01 1985, 6:33 AM EDT

Att. 4,369 - Unknown

livebaseballscorecards.com

AB	30
R	1
H	4
RBI	1
BB	4
SO	2
LOB	16

Atlanta Braves @ San Francisco Giants

Candlestick Park, San Francisco, CA

Tue Jul 02 1985, 6:33 AM EDT

Att. 5,660 - Sunny

TOP

livebaseballscorecards.com

Batter	1	2	3	4	5	6	7	8	9	AB	R	H	RBI	BB	SO	LOB
Claudell Washington, L (1, 9) OBP: 0.320, SLG: 0.442	1-3		K		F8		BB		K	4	0	0	0	1	2	3
Rafael Ramirez, R (1, 6) OBP: 0.284, SLG: 0.357	F9			1B		HR 1B	F7		K	5	1	2	0	0	1	2
Dale Murphy, R (1, 8) OBP: 0.383, SLG: 0.560	6-3			K		1-H HR		BB E BB		3	2	1	2	1	1	1
Terry Harper, R (1, 7) OBP: 0.325, SLG: 0.392		1-3		F1		F8		E 1-2 BB		3	0	0	0	1	0	1
Ken Oberkfell, L (1, 5) OBP: 0.327, SLG: 0.371		K		F9		4-3		E1 1-3 2-H		4	0	0	0	0	1	2
Gerald Perry, L (1, 3) OBP: 0.271, SLG: 0.248		4-3			F7	F6			K	3	0	0	0	0	0	0
Jeff Dedmon, L (6, 1) OBP: 0.250, SLG: 0.250										0	0	0	0	0	0	0
Bob Horner, R (8, PH) OBP: 0.314, SLG: 0.477										1	0	0	0	0	1	2
Rick Camp, R (8, 1)										0	0	0	0	0	0	0
Glenn Hubbard, R (1, 4) OBP: 0.325, SLG: 0.316			F9		6-3		5-3	K		4	0	0	0	0	1	2
Bruce Benedict, R (1, 2) OBP: 0.312, SLG: 0.213			FC3-6 1B		E6 1B		5-3	5-3		4	0	1	0	0	0	2
Steve Bedrosian, R (1, 1) OBP: 0.086, SLG: 0.086			FC3-6 1-2f		1-2 1B		2B		K	2	0	1	0	0	0	1
Chris Chambliss, L (6, 3) OBP: 0.270, SLG: 0.254										2	0	1	0	0	1	0

Inning Stats	1	2	3	4	5	6	7	8	9
	R: 0 E: 0 K: 0 S: 3	H: 0 LOB: 0 BB: 0 P: 3	R: 0 E: 0 K: 1 S: 5	H: 0 LOB: 0 BB: 0 P: 5	R: 0 E: 0 K: 1 S: 6	H: 1 LOB: 1 BB: 0 P: 6	R: 0 E: 0 K: 1 S: 6	H: 1 LOB: 1 BB: 0 P: 6	R: 0 E: 1 K: 0 S: 5	H: 1 LOB: 2 BB: 0 P: 5	R: 2 E: 0 K: 0 S: 5	H: 2 LOB: 0 BB: 0 P: 5	R: 0 E: 0 K: 0 S: 4	H: 1 LOB: 2 BB: 1 P: 8	R: 1 E: 1 K: 2 S: 8	H: 0 LOB: 2 BB: 2 P: 16	R: 0 E: 0 K: 3 S: 9	H: 0 LOB: 0 BB: 0 P: 9

1B: 4	SF: 0	WP: 0
2B: 1	SAC: 0	PB: 0
3B: 0	DP: 0	SB: 0
HR: 1	HBP: 0	CS: 0

PA: 38

AB	35
R	3
H	6
RBI	2
BB	3
SO	8
LOB	16

PITCHER		IP	WLS	BF	H	R	ER	SO	BB	IBB	HBP	BLK	WP	HR	S	P	ERA	WHIP
Jim Gott, R ERA: 3.35	(1, 1)	6.2	W	28	6	2	2	3	1	0	0	0	0	1	33	37	2.70	1.050
Scott Garrelts, R ERA: 1.08	(7, 1)	2.1	S	10	0	1	0	5	2	0	0	0	0	0	18	26	0.00	0.857

PITCHER	IP	WLS	BF	H	R	ER	SO	BB	IBB	HBP	BLK	WP	HR	S	P	ERA	WHIP

BOTTOM

Atlanta Braves @ San Francisco Giants

Candlestick Park, San Francisco, CA

Tue Jul 02 1985, 6:33 AM EDT

Att. 5,660 - Sunny

livebaseballscorecards.com

Batter	1	2	3	4	5	6	7	8	9	AB	R	H	RBI	BB	SO	LOB
Dan Gladden, R (1, 8) OBP: 0.283, SLG: 0.309	6-3		5-3		CS 1B		6-3 1B	E9 1-H 1B		5	2	3	1	0	0	0
Manny Trillo, R (1, 4) OBP: 0.290, SLG: 0.283	F7		HR		F7 1-2		6-3 1-2	1B 3-H		5	1	2	2	0	0	2
Chili Davis, S (1, 9) OBP: 0.331, SLG: 0.412	E8 1B		1B BB		F3		1B IBB	F5		3	2	1	0	2	0	1
Jeffrey Leonard, R (1, 7) OBP: 0.279, SLG: 0.391	2-H 1B		1B 1-3 1B			F4	1-3 2-H 1B			4	0	3	2	0	0	0
Bob Brenly, R (1, 2) OBP: 0.322, SLG: 0.420	F7		G4-6-3 1-2 3-H 1B			E 2B	F5			4	1	2	1	0	0	2
Chris Brown, R (1, 5) OBP: 0.323, SLG: 0.406		F9	G4-6-3 1-2f			BB FC1-6		F8		2	0	0	0	1	0	2
Ricky Adams, R (7, 5) OBP: 0.218, SLG: 0.352										1	0	0	0	0	0	0
Scot Thompson, L (1, 3) OBP: 0.193, SLG: 0.210		6-3		4-3		FC1-6 1-2f 2-H		4-3		4	0	0	0	0	0	1
Jose Uribe, S (1, 6) OBP: 0.250, SLG: 0.319		2B		K		IBB		E 2B		3	1	2	0	1	1	0
Jim Gott, R (1, 1) OBP: 0.143, SLG: 0.357		K		K		K		E6 E E 2-H		3	0	0	0	0	3	3
Scott Garrelts, R (7, 1)										1	1	0	0	0	0	0
Inning Stats	R: 1 E: 1 K: 0 S: 5 H: 2 LOB: 1 BB: 0 P: 5	R: 0 E: 0 K: 1 S: 6 H: 1 LOB: 1 BB: 0 P: 6	R: 2 E: 0 K: 0 S: 5 H: 3 LOB: 1 BB: 1 P: 9	R: 0 E: 0 K: 2 S: 7 H: 0 LOB: 0 BB: 0 P: 7	R: 0 E: 0 K: 0 S: 3 H: 1 LOB: 0 BB: 0 P: 3	R: 1 E: 1 K: 1 S: 6 H: 1 LOB: 2 BB: 2 P: 14	R: 1 E: 0 K: 0 S: 4 H: 2 LOB: 1 BB: 1 P: 8	R: 3 E: 2 K: 0 S: 7 H: 3 LOB: 1 BB: 0 P: 7		1B: 9 2B: 3 3B: 0 HR: 1 SF: 0 SAC: 0 DP: 1 HBP: 0						

AB	35
R	8
H	13
RBI	6
BB	4
SO	4
LOB	11

WP: 0 PB: 0 SB: 0 CS: 1 PA: 39

PITCHER		IP	WLS	BF	H	R	ER	SO	BB	IBB	HBP	BLK	WP	HR	S	P	ERA	WHIP
Steve Bedrosian, R ERA: 2.81	(1, 1)	5.1	L	24	8	4	2	3	2	0	0	0	0	1	28	36	3.38	1.875
Jeff Dedmon, R ERA: 1.8	(6, 1)	1.2		8	2	1	1	1	0	2	0	0	0	0	8	16	5.40	1.200
Rick Camp, R ERA: 3.09	(8, 1)	1.0		7	3	3	0	0	0	0	0	0	0	0	7	7	0.00	3.000

PITCHER	IP	WLS	BF	H	R	ER	SO	BB	IBB	HBP	BLK	WP	HR	S	P	ERA	WHIP

Batter	1	2	3	4	5	6	7	8	9	AB	R	H	RBI	BB	SO	LOB
Dan Gladden, R (1, 8) OBP: 0.289, SLG: 0.313	G6-4-3 1B		BBBB CS BB		1-H 1B		G6-4-3 1-2f 2-3		G4-6-3 1-2f	3	0	2	1	1	0	2
Scot Thompson, L (9, PH) OBP: 0.190, SLG: 0.207										1	0	0	0	0	0	2
Greg Minton, S (9, 1)										0	0	0	0	0	0	0
Manny Trillo, R (1, 4) OBP: 0.286, SLG: 0.279	F9		CS 1-2	G1-4-3	5-3		6-3			4	0	0	0	0	0	3
Chili Davis, S (1, 9) OBP: 0.330, SLG: 0.409	G6-4-3 1-2f			1-3		4-3		S 1B 1B		4	1	1	0	0	0	1
Jeffrey Leonard, R (1, 7) OBP: 0.285, SLG: 0.399		SH3 2B		HR 1B		G5-4-3 1B		F8		4	1	3	0	0	0	1
Bob Brenly, R (1, 2) OBP: 0.326, SLG: 0.438		SH3 2-3		1-H HR		G5-4-3 1-2f		G4-6-3 1-H 1B		3	1	2	3	0	0	1
Chris Brown, R (1, 5) OBP: 0.322, SLG: 0.403		5-3		6-3			E 1B 1B	G4-6-3 1-2f		4	1	1	0	0	0	2
David Green, R (1, 3) OBP: 0.232, SLG: 0.250		1-3	F9				E6 1-3 1B 1B		1B 1B	4	1	2	0	0	0	1
Jose Uribe, S (1, 6) OBP: 0.254, SLG: 0.322			F9	F8			G6-4-3 1B 2-H 3-H 1B		1-3 G4-6-3 1B	4	0	2	2	0	0	0
Bill Laskey, R (1, 1) OBP: 0.217, SLG: 0.100			4-3	BBBB BLK 1B BB			G6-4-3 1-2 1B	SSS	K	1	1	0	0	1	0	0
Scott Garrelts, R (5, 1) OBP: 0.250, SLG: 0.143										1	0	1	0	0	0	0
Mark Davis, L (8, 1) OBP: 0.222, SLG: 0.444										0	0	0	0	0	0	0
Ron Roenicke, S (9, PH)										1	0	0	0	0	1	2
(9, 8)																
Inning Stats	R: 0 E: 0 K: 0 S: 3 H: 1 LOB: 0 BB: 0 P: 3	R: 0 E: 0 K: 0 S: 4 H: 1 LOB: 1 BB: 0 P: 4	R: 0 E: 0 K: 0 S: 2 H: 0 LOB: 0 BB: 1 P: 6	R: 2 E: 0 K: 0 S: 5 H: 2 LOB: 0 BB: 0 P: 5	R: 1 E: 0 K: 0 S: 4 H: 1 LOB: 1 BB: 1 P: 8	R: 0 E: 0 K: 0 S: 3 H: 1 LOB: 0 BB: 0 P: 3	R: 2 E: 1 K: 0 S: 6 H: 4 LOB: 1 BB: 0 P: 6	R: 1 E: 0 K: 0 S: 4 H: 2 LOB: 0 BB: 0 P: 4	R: 0 E: 0 K: 1 S: 6 H: 2 LOB: 1 BB: 0 P: 6	1B: 12 2B: 1 3B: 0 HR: 1 SF: 0 SAC: 1 DP: 5 HBP: 0						

PITCHER	IP	WLS	BF	H	R	ER	SO	BB	IBB	HBP	BLK	WP	HR	S	P	ERA	WHIP
Steve Trout, L (1, 1) ERA: 2.63	6.0	L	27	10	5	5	0	2	0	0	1	0	1	25	33	7.50	2.000
George Frazier, R (7, 1) ERA: 5.4	2.0		6	2	1	1	0	0	0	0	0	0	0	6	6	4.50	1.000
Dick Ruthven, R (9, 1) ERA: 4.48	1.0		4	2	0	0	1	0	0	0	0	0	0	6	6	0.00	2.000

PITCHER	IP	WLS	BF	H	R	ER	SO	BB	IBB	HBP	BLK	WP	HR	S	P	ERA	WHIP

San Francisco Giants @ Chicago Cubs

Wrigley Field, Chicago, IL

Thu Jul 04 1985, 3:33 AM CDT

Att. 34,377 - Unknown

TOP

livebaseballscorecards.com

AB	34
R	6
H	14
RBI	6
BB	2
SO	1
LOB	15

WP: 0	PA: 38
PB: 0	
SB: 1	
CS: 1	

Batter	1	2	3	4	5	6	7	8	9	AB	R	H	RBI	BB	SO	LOB
Billy Hatcher, R (1, 8) OBP: 0.373, SLG: 0.532	1-3		23 HR 2B	F9		L6			BBBB 4-0 G6-4-3 BB	4	1	1	0	1	0	0
23 Ryne Sandberg, R (1, 4) OBP: 0.330, SLG: 0.446	F4		2-H HR		L3		F8		SSS 0-3 K	5	1	1	2	0	1	1
Gary Matthews, R (1, 7) OBP: 0.365, SLG: 0.347	BBBB 4-0 FC6-4 BB		FC6-4 1B		BBBB 4-0 BB 1B BB		SSS 0-3 K		0-0 G6-4-3 1-2f	3	0	1	0	2	1	1
Keith Moreland, R (1, 9) OBP: 0.380, SLG: 0.424	FC6-4 1-2f		FC6-4 FC5-4 1-2f		F6		SSS 0-3 K			4	0	0	0	0	1	3
Leon Durham, L (1, 3) OBP: 0.352, SLG: 0.442		BBBB 4-0 4-3 2B BB	FC5-4 S 1-2f		BB 1-2 1B			0-0 1B 2B		3	2	2	0	1	0	1
Ron Cey, R (1, 5) OBP: 0.319, SLG: 0.393		0-0 F8	BBBB 4-0 1-2 BB		BBBB 4-0 FC5-4 1-2 2-3 BB			SSS 0-3 K		2	0	0	0	2	1	2
Jody Davis, R (1, 2) OBP: 0.309, SLG: 0.421 Chico Walker, S (8, PR) OBP: 0.083, SLG: 0.083 Dick Ruthven, R (9, 1) OBP: 0.176, SLG: 0.176		0-0 4-3 1-2	0-0 F9		0-0 FC5-4 1-2f			0-0 1B 2-H 1B		4 0 0	0 0 0	1 0 0	1 0 0	0 0 0	0 0 0	6 0 0
Chris Speier, R (1, 6) OBP: 0.309, SLG: 0.394		0-0 2-H 2B		0-0 6-3		0-0 F6		0-0 G6-4-3 1-2 1B		4	0	2	1	0	0	0
Steve Trout, L (1, 1) OBP: 0.129, SLG: 0.103 George Frazier, R (7, 1) Davey Lopes, R (8, PH) OBP: 0.418, SLG: 0.433 Steve Lake, R (9, 2) OBP: 0.188, SLG: 0.230		0-0 3-1		0-0 6-3		0-0 5-3		0-0 G6-4-3 1-2f		3 0 1 0	0 0 0 0	0 0 0 0	0 0 0 0	0 0 0 0	0 0 0 0	1 0 2 0
Inning Stats	R: 0 E: 0 K: 0 S: 3 H: 0 LOB: 1 BB: 1 P: 7	R: 1 E: 0 K: 0 S: 4 H: 1 LOB: 1 BB: 1 P: 8	R: 2 E: 0 K: 0 S: 6 H: 3 LOB: 2 BB: 1 P: 10	R: 0 E: 0 K: 0 S: 3 H: 0 LOB: 0 BB: 0 P: 3	R: 0 E: 0 K: 0 S: 4 H: 1 LOB: 3 BB: 2 P: 12	R: 0 E: 0 K: 0 S: 3 H: 0 LOB: 0 BB: 0 P: 3	R: 0 E: 0 K: 2 S: 7 H: 0 LOB: 0 BB: 0 P: 7	R: 1 E: 0 K: 1 S: 7 H: 3 LOB: 1 BB: 0 P: 7	R: 0 E: 0 K: 1 S: 4 H: 0 LOB: 0 BB: 1 P: 8	1B: 4 2B: 3 3B: 0 HR: 1	SF: 0 SAC: 0 DP: 2 HBP: 0						

PITCHER		IP	WLS	BF	H	R	ER	SO	BB	IBB	HBP	BLK	WP	HR	S	P	ERA	WHIP
Bill Laskey, R ERA: 3.94	(1, 1)	4.2		24	5	3	3	0	5	0	0	0	0	1	19	39	5.79	2.143
Scott Garrelts, R ERA: 1.04	(5, 1)	2.1	W	7	0	0	0	2	0	0	0	0	0	0	11	11	0.00	0.000
Mark Davis, L ERA: 2.37	(8, 1)	1.0		5	3	1	1	1	0	0	0	0	0	0	7	7	9.00	3.000
Greg Minton, R ERA: 2.76	(9, 1)	1.0	S	3	0	0	0	1	1	0	0	0	0	0	4	8	0.00	1.000

PITCHER	IP	WLS	BF	H	R	ER	SO	BB	IBB	HBP	BLK	WP	HR	S	P	ERA	WHIP

BOTTOM

San Francisco Giants @ Chicago Cubs

Wrigley Field, Chicago, IL

Thu Jul 04 1985, 3:33 AM CDT

Att. 34,377 - Unknown

livebaseballscorecards.com

AB	33
R	4
H	8
RBI	4
BB	6
SO	4
LOB	17

WP: 0	PA: 39		
PB: 0			
SB: 1			
CS: 0			

Batter	1	2	3	4	5	6	7	8	9	AB	R	H	RBI	BB	SO	LOB
Joel Youngblood, R (1, 8) OBP: 0.280, SLG: 0.219	1-3		F8		F9 1B BB				BB	4	1	1	0	2	0	3
Manny Trillo, R (1, 4) OBP: 0.291, SLG: 0.285	F8		F7		1-2 1B				K	5	1	3	2	0	0	0
Brad Wellman, R (9, PH) (9, 4) OBP: 0.306, SLG: 0.340							2B 1B 2-3 1-3 2-H 3-H 1B			1	0	0	0	0	1	1
Chili Davis, S (1, 9) OBP: 0.330, SLG: 0.419	K			SF7 3B	F9 2-3		1B 2B 1-3 3-H F7		K	6	2	2	1	0	2	5
Jeffrey Leonard, R (1, 7) OBP: 0.288, SLG: 0.399		1B 1B		E5 1B 1B	K		1B 1B IBB	HR 2B	K	3	2	1	0	1	1	3
Rob Deer, R (7, 7) OBP: 0.282, SLG: 0.391										2	1	1	0	0	1	1
Bob Brenly, R (1, 2) OBP: 0.324, SLG: 0.435		F6		SF7 3-H		F8	1B 1B E 1-3 2-H 3-H 1B	5-3		4	1	1	3	0	0	2
Chris Brown, R (1, 5) OBP: 0.332, SLG: 0.426		1-2 1B		S 1-3 1B		6-3	E 1B FC5-2 1-2 3-H 1B	2-H HR		5	2	4	3	0	0	0
Scot Thompson, L (1, 3) OBP: 0.202, SLG: 0.230	F6		F5			2B	FC5-2 E 1-2 2-3 1B	4-3		5	1	2	0	0	0	4
Jose Uribe, S (1, 6) OBP: 0.261, SLG: 0.325	4-3		CS 1-H 3-H 1B			IBB	K	1B		4	0	2	2	1	1	5
Vida Blue, S (1, 1)			F4	CS 1-2	F9	K	E6 FC5-2 1-2 2-3 3-H	K		2	0	0	0	0	0	0
Ron Roenicke, S (6, PH)										1	0	0	0	0	1	2
Greg Minton, S (6, 1)										1	1	0	1	0	0	2
Mark Davis, L (7, 1) OBP: 0.200, SLG: 0.400										1	0	0	0	0	1	1

Inning Stats									
	R: 0 H: 0 E: 0 LOB: 0 K: 1 BB: 0 S: 5 P: 5	R: 0 H: 2 E: 0 LOB: 2 K: 0 BB: 0 S: 5 P: 5	R: 0 H: 0 E: 0 LOB: 0 K: 0 BB: 0 S: 3 P: 3	R: 3 H: 3 E: 1 LOB: 0 K: 0 BB: 0 S: 6 P: 6	R: 0 H: 1 E: 0 LOB: 2 K: 1 BB: 1 S: 6 P: 10	R: 0 H: 1 E: 0 LOB: 2 K: 1 BB: 1 S: 6 P: 10	R: 7 H: 7 E: 1 LOB: 2 K: 1 BB: 1 S: 13 P: 17	R: 2 H: 3 E: 0 LOB: 1 K: 1 BB: 0 S: 8 P: 8	R: 0 H: 0 E: 0 LOB: 1 K: 3 BB: 1 S: 9 P: 13

1B: 11 SF: 1 WP: 0 PA: 50
2B: 4 SAC: 0 PB: 0
3B: 1 DP: 0 SB: 1
HR: 1 HBP: 0 CS: 1

PITCHER		IP	WLS	BF	H	R	ER	SO	BB	IBB	HBP	BLK	WP	HR	S	P	ERA	WHIP
Scott Sanderson, R ERA: 2.15	(1, 1)	6.0	L	27	7	3	1	3	1	1	0	0	0	0	31	39	1.50	1.333
Warren Brusstar, R ERA: 5.83	(7, 1)	0.0		6	5	6	5	0	0	1	0	0	0	0	5	9	∞	∞
Lary Sorensen, R ERA: 4.61	(7, 1)	1.0		6	2	1	0	1	0	0	0	0	0	0	8	8	0.00	2.000
Dick Ruthven, R ERA: 4.7	(8, 1)	1.0		6	3	2	2	1	0	0	0	0	0	1	8	8	18.00	3.000
George Frazier, R ERA: 5.23	(9, 1)	1.0		4	0	0	0	3	1	0	0	0	0	0	9	13	0.00	1.000

PITCHER	IP	WLS	BF	H	R	ER	SO	BB	IBB	HBP	BLK	WP	HR	S	P	ERA	WHIP

San Francisco Giants @ Chicago Cubs

Wrigley Field, Chicago, IL

Fri Jul 05 1985, 3:33 AM CDT

Att. 38,766 - Unknown

TOP

livebaseballscorecards.com

AB	44
R	12
H	17
RBI	12
BB	4
SO	8
LOB	29

BOTTOM

San Francisco Giants @ Chicago Cubs

Wrigley Field, Chicago, IL

Fri Jul 05 1985, 3:33 AM CDT

Att. 38,766 - Unknown

livebaseballscorecards.com

Batter	1	2	3	4	5	6	7	8	9	AB	R	H	RBI	BB	SO	LOB
Billy Hatcher, R (1, 8) OBP: 0.375, SLG: 0.510	BBBB 4-0 23 CS BB	x 0-0 ②③ 4-3 3-H			x 0-0 ② F4		x 0-0 ① 5-3 1-2	x 0-0 1B		4	0	1	0	1	0	2
23 Ryne Sandberg, R (1, 4) OBP: 0.338, SLG: 0.451	x 0-0 ① 2B 1B 1-2 1B	x 0-0 G6-4-3 1B	BBBB 4-0 BB			x 0-0 4-3 1B 2-3 1B	x 0-0 ③ 6-3		4	2	3	0	1	0	1
Davey Lopes, R (1, 7) OBP: 0.412, SLG: 0.432	x 0-0 1B 1-3 2B	x 0-0 ① ② G6-4-3 1-2f	x 0-0 ③ F2			x 0-0 ② 4-3 1-2 3-H	x 0-0 ① 6-3	5	0	1	1	0	0	3
Keith Moreland, R (1, 9) OBP: 0.383, SLG: 0.423	BBBB 4-0 1B BB	BBBB 4-0 BB			x 0-0 ① 1-3	x 0-0 2B 1B 2-H 1B	x 0-0 ② F7	3	1	1	1	2	0	0
Leon Durham, L (1, 3) OBP: 0.356, SLG: 0.449	x 0-0 ② 1-3 2-3 3-H 1B	x 0-0 ③ 4-3			x 0-0 1B BB 1B	x 0-0 1-3 1B 2B	S S S 0-3 ③ K	5	1	3	1	0	1	1
Jody Davis, R (1, 2) OBP: 0.313, SLG: 0.419	x 0-0 ③ F8			x 0-0 ① 5-3	BBBB 4-0 1B 1-2 BB	x 0-0 FC6-4 2-H 3-H 1B		3	0	1	2	1	0	2
Ron Cey, R (1, 5) OBP: 0.322, SLG: 0.398		x 0-0 WP 2B 2B		x 0-0 ② F7		x 0-0 G6-4-3 1-2 2-3 1B	x 0-0 ③ FC6-4 1-2f			4	1	2	0	0	0	1
Chris Speier, R (1, 6) OBP: 0.308, SLG: 0.397		x 0-0 SH2-4 CS 2-H 2B		x 0-0 ③ F8		x 0-0 ② ③ G6-4-3 1-2f	S S S 0-3 ① K			4	0	1	1	0	1	3
Scott Sanderson, R (1, 1) OBP: 0.111, SLG: 0.040 Warren Brusstar, R (7, 1) Lary Sorensen, R (7, 1) Thad Bosley, L (7, PH) OBP: 0.325, SLG: 0.356 Dick Ruthven, R (8, 1) OBP: 0.176, SLG: 0.176 Gary Woods, R (8, PH) OBP: 0.283, SLG: 0.154 George Frazier, R (9, 1)		x 0-0 ① SH2-4 2-3	S S S 0-3 ① K			BBBB 4-0 23 1B 5-3 4-3 BB	x 0-0 ② F7			1 0 0 0 0 0 1 0	0 0 0 1 0 0 0 0	0 0 0 0 0 0 0 0	0 0 0 0 0 0 0 0	1 0 0 1 0 0 0 0	0 0 0 0 0 0 0 0	0 0 0 0 0 0 0 0
Inning Stats	R: 1 E: 0 K: 0 S: 4 H: 3 LOB: 2 BB: 2 P: 12	R: 1 E: 0 K: 0 S: 4 H: 2 LOB: 0 BB: 0 P: 4	R: 0 E: 0 K: 0 S: 3 H: 1 LOB: 1 BB: 1 P: 7	R: 0 E: 0 K: 0 S: 3 H: 0 LOB: 0 BB: 0 P: 3	R: 0 E: 0 K: 1 S: 5 H: 0 LOB: 1 BB: 1 P: 9	R: 0 E: 0 K: 0 S: 4 H: 2 LOB: 2 BB: 1 P: 8	R: 4 E: 0 K: 0 S: 7 H: 4 LOB: 1 BB: 1 P: 11	R: 0 E: 0 K: 1 S: 6 H: 1 LOB: 1 BB: 0 P: 6	R: 0 E: 0 K: 1 S: 5 H: 0 LOB: 0 BB: 0 P: 5	1B: 9 2B: 4 3B: 0 HR: 0	SF: 0 SAC: 1 DP: 2 HBP: 0			WP: 1 PB: 0 SB: 0 CS: 2	PA: 41		

	AB	34
	R	6
	H	13
	RBI	6
	BB	6
	SO	3
	LOB	13

PITCHER		IP	WLS	BF	H	R	ER	SO	BB	IBB	HBP	BLK	WP	HR	S	P	ERA	WHIP
Vida Blue, L ERA: 3.3	(1, 1)	5.0	W	21	6	2	2	1	4	0	0	0	1	0	19	35	3.60	2.000
Greg Minton, R ERA: 3.42	(6, 1)	1.2		12	6	4	4	0	2	0	0	0	0	0	10	18	21.60	4.800
Mark Davis, L ERA: 2.28	(7, 1)	2.1		8	1	0	0	2	0	0	0	0	0	0	12	12	0.00	0.429

PITCHER	IP	WLS	BF	H	R	ER	SO	BB	IBB	HBP	BLK	WP	HR	S	P	ERA	WHIP

Batter	1	2	3	4	5	6	7	8	9	AB	R	H	RBI	BB	SO	LOB
Dan Gladden, R (1, 8) OBP: 0.291, SLG: 0.315	S S S 0-3 ① K		B B B B 4-0 1B 1B BB	x 0-0 ③ 5-3			x 0-0 ③ 4-3		x 0-0 E2 1-H 2B	4	1	1	1	1	1	2
Manny Trillo, R (1, 4) OBP: 0.296, SLG: 0.301	x 0-0 1-3 1B		x 0-0 G5-3 1B 1-3 1B		x 0-0 ① 5-3			x 0-0 HR	S S S 0-3 ③ K	5	1	3	1	0	1	1
Chili Davis, S (1, 9) OBP: 0.332, SLG: 0.418	x 0-0 ② 1-3 1-2		x 0-0 G5-3 1-2 3-H 1B		B B B B 4-0 G5-4-3 BB			S S S 0-3 ① K		3	0	1	1	1	1	1
Jeffrey Leonard, R (1, 7) OBP: 0.284, SLG: 0.393	S S S 0-3 ③ K		x 0-0 ① ② G5-3 1-2 2-3f		x 0-0 ② ③ G5-4-3 1-2f			x 0-0 ② F9		4	0	0	0	0	1	4
Bob Brenly, R (1, 2) OBP: 0.323, SLG: 0.436		x 0-0 HR 2B	x 0-0 ③ 6-3			S S S 0-3 ① K		S S S 0-3 ③ K		4	1	1	0	0	2	1
Chris Brown, R (1, 5) OBP: 0.335, SLG: 0.455		x 0-0 2-H HR		S S S 0-3 ① K		x 0-0 ② 5-3			x 0-0 HR	4	2	2	3	0	1	0
David Green, R (1, 3) OBP: 0.234, SLG: 0.252		x 0-0 ① 6-3		x 0-0 SH5 1B 1B		x 0-0 ③ 5-3			S S S 0-3 ① K	3	0	1	0	0	0	0
Scott Garrelts, R (6, 1) OBP: 0.222, SLG: 0.125										1	0	0	0	0	1	0
Mark Davis, L (9, 1) OBP: 0.200, SLG: 0.400										0	0	0	0	0	0	0
Jose Uribe, S (1, 6) OBP: 0.261, SLG: 0.324		x 0-0 ② 6-3		x 0-0 SH5 1-2 1B			x 0-0 ① F8		S S S 0-3 ② K	4	0	1	0	0	1	0
Mike Krukow, R (1, 1) OBP: 0.242, SLG: 0.290		x 0-0 ③ 2-3		x 0-0 ② SH5 1-2 2-3			x 0-0 ② F5		x 0-0 E 1B	1	0	0	0	0	0	0
Scot Thompson, L (6, 3) OBP: 0.209, SLG: 0.236										2	1	1	0	0	0	0

San Francisco Giants @ Chicago Cubs

Wrigley Field, Chicago, IL

Sat Jul 06 1985, 3:33 AM CDT

Att. 35,902 - Unknown

TOP

livebaseballscorecards.com

	AB	R	H	RBI	BB	SO	LOB
AB	35						
R	6						
H	11						
RBI	6						
BB	2						
SO	9						
LOB	9						

Inning Stats	1	2	3	4	5	6	7	8	9	1B: 6 SF: 0	WP: 0 PA: 38
R:	0	2	1	0	0	0	0	1	2	2B: 2 SAC: 1	PB: 0
E:	0	0	0	0	0	0	0	0	1	3B: 0 DP: 2	SB: 0
K:	2	0	0	1	0	1	0	2	3	HR: 3 HBP: 0	CS: 0
S:	8	5	4	7	2	5	3	8	12		
H:	1	2	2	2	0	0	0	1	3		
LOB:	1	0	1	0	0	0	0	0	1		
BB:	0	0	1	0	1	0	0	0	0		
P:	8	5	8	7	6	5	3	8	12		

PITCHER		IP	WLS	BF	H	R	ER	SO	BB	IBB	HBP	BLK	WP	HR	S	P	ERA	WHIP
Ray Fontenot, L ERA: 3.07	(1, 1)	7.0		29	8	4	4	4	2	0	0	0	0	2	35	43	5.14	1.429
Lee Smith, R ERA: 2.62	(8, 1)	2.0	L	9	3	2	2	5	0	0	0	0	0	1	19	19	9.00	1.500

PITCHER		IP	WLS	BF	H	R	ER	SO	BB	IBB	HBP	BLK	WP	HR	S	P	ERA	WHIP

Batter	1	2	3	4	5	6	7	8	9	AB	R	H	RBI	BB	SO	LOB
Billy Hatcher, R (1, 8) OBP: 0.361, SLG: 0.500	K		F4	F9		2-H 2B			K	5	0	1	1	0	2	2
23 Ryne Sandberg, R (1, 4) OBP: 0.335, SLG: 0.446	S HR 1B		K		K	5-3			K	5	1	1	0	0	3	1
Davey Lopes, R (1, 7) OBP: 0.417, SLG: 0.434	F9		S 1B		4-3 S BB		5-3		1B	4	0	2	0	1	0	1
Leon Durham, L (1, 3) OBP: 0.357, SLG: 0.457	1-H HR		FC6-4 1-3 BB		4-3 1-3		K		F8	4	1	1	2	1	1	2
Keith Moreland, R (1, 9) OBP: 0.379, SLG: 0.417	5-3		FC6-4 1-2f		F8		F9			4	0	0	0	0	0	3
Ron Cey, R (1, 5) OBP: 0.318, SLG: 0.392		F6	K		5-3			4-3		4	0	0	0	0	1	0
Jody Davis, R (1, 2) OBP: 0.316, SLG: 0.434		K	BB 1B		HR			4-3		4	1	2	1	0	1	0
Chris Speier, R (1, 6) OBP: 0.320, SLG: 0.398		E3	1-2 BB		SH1-4 2B 1B			BB		2	1	1	0	2	0	0
Ray Fontenot, L (1, 1) Lee Smith, R (8, 1) Gary Woods, R (8, 9) OBP: 0.277, SLG: 0.150		F7		K	SH1-4 1-2			K		2 0 1	0 0 0	0 0 0	0 0 0	0 0 0	1 0 1	3 0 1
Inning Stats	R: 2 E: 0 K: 1 S: 7 H: 2 LOB: 0 BB: 0 P: 7	R: 0 E: 1 K: 1 S: 6 H: 0 LOB: 1 BB: 0 P: 6	R: 0 E: 0 K: 1 S: 6 H: 1 LOB: 2 BB: 1 P: 10	R: 0 E: 0 K: 2 S: 8 H: 1 LOB: 2 BB: 1 P: 12	R: 0 E: 0 K: 1 S: 5 H: 0 LOB: 1 BB: 1 P: 9	R: 2 E: 0 K: 0 S: 6 H: 3 LOB: 1 BB: 0 P: 6	R: 0 E: 0 K: 1 S: 5 H: 0 LOB: 0 BB: 0 P: 5	R: 0 E: 0 K: 1 S: 5 H: 0 LOB: 1 BB: 1 P: 9	R: 0 E: 0 K: 2 S: 8 H: 1 LOB: 1 BB: 0 P: 8	1B: 5 2B: 1 3B: 0 HR: 2 SF: 0 SAC: 1 DP: 0 HBP: 0						

PITCHER	IP	WLS	BF	H	R	ER	SO	BB	IBB	HBP	BLK	WP	HR	S	P	ERA	WHIP
Mike Krukow, R (1, 1) ERA: 3.25	5.2		28	7	4	4	6	3	0	0	0	0	2	37	49	6.35	1.765
Scott Garrelts, R (6, 1) ERA: 0.99	3.0	W	11	1	0	0	4	1	0	0	0	0	0	18	22	0.00	0.667
Mark Davis, L (9, 1) ERA: 2.26	0.1	S	1	0	0	0	0	0	0	0	0	0	0	1	1	0.00	0.000

PITCHER	IP	WLS	BF	H	R	ER	SO	BB	IBB	HBP	BLK	WP	HR	S	P	ERA	WHIP

BOTTOM

San Francisco Giants @ Chicago Cubs

Wrigley Field, Chicago, IL

Sat Jul 06 1985, 3:33 AM CDT

Att. 35,902 - Unknown

livebaseballscorecards.com

AB	35
R	4
H	8
RBI	4
BB	4
SO	10
LOB	13

Batter	1	2	3	4	5	6	7	8	9	AB	R	H	RBI	BB	SO	LOB
Dan Gladden, R (1, 8) OBP: 0.293, SLG: 0.314	K	BB HBP		BB 1B	FC6-4 S			F8		4	0	1	1	0	1	2
Manny Trillo, R (1, 4) OBP: 0.301, SLG: 0.313	HR	SF9		BB	BB			5-3		2	1	1	2	2	0	0
Chili Davis, S (1, 9) OBP: 0.337, SLG: 0.417	S 1B	BB		K	K			BB		3	0	1	0	2	2	5
Jeffrey Leonard, R (1, 7) OBP: 0.283, SLG: 0.388	K	F6		F8		F9		BB		4	0	0	0	1	1	7
Bob Brenly, R (1, 2) OBP: 0.324, SLG: 0.430	BB		6-3		1B 2B BB	K		F6		3	1	0	0	2	1	2
Chris Brown, R (1, 5) OBP: 0.336, SLG: 0.451	K		5-3		2B FC6-4 1B	6-3			BB	4	1	1	0	1	1	2
Scot Thompson, L (1, 3) OBP: 0.219, SLG: 0.255		E 1B SF9 1B	1-3		FC6-4 E 2B		5-3		F7	5	2	2	1	0	0	1
Jose Uribe, S (1, 6) OBP: 0.263, SLG: 0.323		E8 SF9 SH1-3 1B		K	FC6-4 IBB		F5		F4	4	0	1	0	1	1	1
Jim Gott, R (1, 1) OBP: 0.167, SLG: 0.367		SH1-3		BB 1B	K		F2		K	2	0	1	0	0	1	3
Mark Davis, L (6, 1) OBP: 0.200, SLG: 0.400										0	0	0	0	0	0	0
Mike Jeffcoat, L (6, 1)										0	0	0	0	0	0	0
Ron Roenicke, S (7, PH)										1	0	0	0	0	0	0
Greg Minton, S (7, 1)										0	0	0	0	0	0	0
Rob Deer, R (9, PH) OBP: 0.278, SLG: 0.385										1	0	0	0	0	1	1
Inning Stats	R: 1 E: 0 K: 3 S: 11 H: 2 LOB: 2 BB: 1 P: 15	R: 1 E: 1 K: 0 S: 5 H: 2 LOB: 3 BB: 1 P: 10	R: 0 E: 0 K: 0 S: 3 H: 0 LOB: 0 BB: 0 P: 3	R: 0 E: 0 K: 2 S: 9 H: 2 LOB: 3 BB: 1 P: 13	R: 3 E: 1 K: 2 S: 9 H: 2 LOB: 2 BB: 3 P: 21	R: 0 E: 0 K: 1 S: 5 H: 0 LOB: 0 BB: 0 P: 5	R: 0 E: 0 K: 0 S: 3 H: 0 LOB: 0 BB: 0 P: 3	R: 0 E: 0 K: 0 S: 3 H: 0 LOB: 2 BB: 2 P: 11	R: 0 E: 0 K: 1 S: 5 H: 0 LOB: 1 BB: 1 P: 9	1B: 6 2B: 1 3B: 0 HR: 1 SF: 1 SAC: 1 DP: 0 HBP: 1	WP: 0 PB: 0 SB: 2 CS: 0 PA: 45					

PITCHER		IP	WLS	BF	H	R	ER	SO	BB	IBB	HBP	BLK	WP	HR	S	P	ERA	WHIP
Rick Sutcliffe, R ERA: 2.74	(1, 1)	5.0		30	8	5	4	7	5	1	1	0	0	1	37	62	7.20	2.600
Warren Brusstar, R ERA: 5.64	(6, 1)	1.0	W	3	0	0	0	1	0	0	0	0	0	0	5	5	0.00	0.000
George Frazier, R ERA: 4.98	(7, 1)	1.2		6	0	0	0	0	1	0	0	0	0	0	5	9	0.00	0.600
Lee Smith, R ERA: 2.56	(8, 1)	1.1	S	6	0	0	0	1	2	0	0	0	0	0	6	14	0.00	1.500

PITCHER	IP	WLS	BF	H	R	ER	SO	BB	IBB	HBP	BLK	WP	HR	S	P	ERA	WHIP

San Francisco Giants @ Chicago Cubs

Wrigley Field, Chicago, IL

Sun Jul 07 1985, 3:33 AM CDT

Att. 35,663 - Unknown

TOP

livebaseballscorecards.com

AB	33
R	5
H	8
RBI	4
BB	9
SO	9
LOB	24

Batter	1	2	3	4	5	6	7	8	9	AB	R	H	RBI	BB	SO	LOB
Billy Hatcher, R (1, 8) OBP: 0.338, SLG: 0.467	1-3		E4 1-2		F8	G5-2-3 1-2 2-3 3-Hf				4	0	0	0	0	0	4
23 Ryne Sandberg, R (1, 4) OBP: 0.334, SLG: 0.442	1-3		F9 2-3		K	IBB				3	0	0	0	1	1	2
Davey Lopes, R (1, 7) OBP: 0.415, SLG: 0.432	HR 1B		F4		F5	K				3	1	1	0	0	0	2
Warren Brusstar, R (6, 1)										0	0	0	0	0	0	0
Gary Matthews, R (6, PH) OBP: 0.362, SLG: 0.345										1	0	0	0	0	1	3
George Frazier, R (7, 1)										0	0	0	0	0	0	0
Steve Lake, R (8, 2) OBP: 0.188, SLG: 0.230										0	0	0	0	0	0	0
Leon Durham, L (1, 3) OBP: 0.359, SLG: 0.480	1-H HR		F9			HR	4-3			4	2	2	3	0	0	2
Keith Moreland, R (1, 9) OBP: 0.380, SLG: 0.416	4-3			1B FC3-4 BB		1B WP 1B	K			3	2	1	0	1	1	0
Jody Davis, R (1, 2) OBP: 0.319, SLG: 0.436		1-4-3		FC5-4 1-3 1B		WP BB 1-3 1B 1B	K			4	1	2	0	0	1	0
Lee Smith, R (8, 1)										0	0	0	0	0	0	0
Ron Cey, R (1, 5) OBP: 0.317, SLG: 0.388		6-3		FC5-4 FC3-4 1-2f		1B WP 1-2 G5-2-3 BB		F5		3	0	0	0	1	0	2
Larry Bowa, S (1, 6) OBP: 0.231, SLG: 0.218		1-3		FC3-4 1-2f 3-H		G5-2-3 BB 1-3 2-H 3-H 1B		K		4	0	1	2	0	1	1
Rick Sutcliffe, L (1, 1) OBP: 0.250, SLG: 0.289			23 F9 E 1B	4-3		G5-2-3 1-2 BB		5-3		2	0	1	0	0	0	1
Thad Bosley, L (6, 7) OBP: 0.325, SLG: 0.356										0	0	0	0	0	0	0
Gary Woods, R (6, PH) OBP: 0.286, SLG: 0.146										1	0	0	0	1	0	0
(7, 7)																
Inning Stats	R: 2 E: 0 K: 0 S: 5 H: 2 LOB: 0 BB: 0 P: 5	R: 0 E: 0 K: 0 S: 3 H: 0 LOB: 0 BB: 0 P: 3	R: 0 E: 1 K: 0 S: 5 H: 1 LOB: 2 BB: 0 P: 5	R: 1 E: 0 K: 0 S: 4 H: 1 LOB: 1 BB: 1 P: 8	R: 0 E: 0 K: 1 S: 5 H: 0 LOB: 0 BB: 0 P: 5	R: 3 E: 0 K: 1 S: 8 H: 4 LOB: 3 BB: 3 P: 20	R: 0 E: 0 K: 2 S: 7 H: 0 LOB: 0 BB: 0 P: 7	R: 0 E: 0 K: 1 S: 5 H: 0 LOB: 0 BB: 0 P: 5		1B: 6 2B: 0 3B: 0 HR: 2 SF: 0 SAC: 0 DP: 1 HBP: 0						

PITCHER		IP	WLS	BF	H	R	ER	SO	BB	IBB	HBP	BLK	WP	HR	S	P	ERA	WHIP
Jim Gott, R ERA: 3.68	(1, 1)	5.0		23	6	5	5	1	1	0	0	0	0	2	24	28	9.00	1.400
Mark Davis, L ERA: 2.41	(6, 1)	0.0	L	3	2	1	1	0	1	0	0	0	1	0	2	6	∞	∞
Mike Jeffcoat, L ERA: 2.31	(6, 1)	1.0		4	0	0	0	1	1	1	0	0	0	0	4	12	0.00	1.000
Greg Minton, R ERA: 3.28	(7, 1)	2.0		6	0	0	0	3	0	0	0	0	0	0	12	12	0.00	0.000

PITCHER	IP	WLS	BF	H	R	ER	SO	BB	IBB	HBP	BLK	WP	HR	S	P	ERA	WHIP

BOTTOM

San Francisco Giants @ Chicago Cubs

Wrigley Field, Chicago, IL

Sun Jul 07 1985, 3:33 AM CDT

Att. 35,663 - Unknown

livebaseballscorecards.com

AB	32
R	6
H	8
RBI	5
BB	4
SO	5
LOB	17

Batter	1	2	3	4	5	6	7	8	9	AB	R	H	RBI	BB	SO	LOB
Dan Gladden, R (1, 8) OBP: 0.290, SLG: 0.311	6-3		G3		F8		FC4-6 1B 1-2f	K		3	0	0	0	0	0	0
Ron Roenicke, S (5, 8)										2	0	0	0	0	1	4
Manny Trillo, R (1, 4) OBP: 0.304, SLG: 0.316	6-3		G4-6-3 1B			6-3	1B 1-2		P3	4	0	2	0	0	0	0
Brad Wellman, R (8, 4) OBP: 0.300, SLG: 0.333										1	0	0	0	0	0	0
Chili Davis, S (1, 9) OBP: 0.338, SLG: 0.417	1B		G4-6-3 1-2f			1B S	4-3		4-3	5	0	2	0	0	0	3
Jeffrey Leonard, R (1, 7) OBP: 0.282, SLG: 0.386	F8			S 1B		F3		F8	6-3	4	0	1	0	0	0	2
Scott Garrelts, R (8, 1) OBP: 0.222, SLG: 0.125										0	0	0	0	0	0	0
David Green, R (9, PH) OBP: 0.233, SLG: 0.250										1	0	0	0	0	0	0
Bob Brenly, R (1, 2) OBP: 0.327, SLG: 0.429		FC4-6 1B		K 1-2		1B 1-2	BB	L5		3	0	1	0	1	1	1
Chris Brown, R (1, 5) OBP: 0.339, SLG: 0.452		FC4-6 1-2f		5-3		1-2 2-3 1B		1B 1B BB 1B		4	1	2	0	0	0	2
Scot Thompson, L (1, 3) OBP: 0.230, SLG: 0.265		1B		F7		F9		BB 1B 1-2 1B		4	0	2	0	0	0	4
Ricky Adams, R (1, 6) OBP: 0.237, SLG: 0.362		P6			6-3		FC4-6 1B	BB 1-2 2-3 1B		4	0	2	0	0	0	2
Dave LaPoint, L (1, 1) OBP: 0.324, SLG: 0.290		F8			5-3		P6	4-0 3-H BB		2	0	0	0	0	0	2
Greg Minton, S (6, 1)										0	0	0	0	0	0	0
Joel Youngblood, R (7, PH) OBP: 0.278, SLG: 0.216										1	0	0	0	0	0	1
Mike Jeffcoat, L (7, 1)										0	0	0	0	0	0	0
Rob Deer, R (8, PH) OBP: 0.288, SLG: 0.385										0	0	0	1	1	0	0
(8, 7)																
Inning Stats	R: 0 E: 0 K: 0 S: 4 H: 1 LOB: 1 BB: 0 P: 4	R: 0 E: 1 K: 0 S: 5 H: 2 LOB: 2 BB: 0 P: 5	R: 0 E: 0 K: 0 S: 3 H: 1 LOB: 0 BB: 0 P: 3	R: 0 E: 0 K: 1 S: 6 H: 1 LOB: 1 BB: 0 P: 6	R: 0 E: 0 K: 0 S: 3 H: 0 LOB: 0 BB: 0 P: 3	R: 0 E: 0 K: 0 S: 5 H: 2 LOB: 3 BB: 1 P: 9	R: 0 E: 0 K: 0 S: 5 H: 2 LOB: 2 BB: 0 P: 5	R: 1 E: 0 K: 1 S: 8 H: 3 LOB: 3 BB: 1 P: 12	R: 0 E: 0 K: 0 S: 3 H: 0 LOB: 0 BB: 0 P: 3	1B: 12 2B: 0 3B: 0 HR: 0 SF: 0 SAC: 0 DP: 1 HBP: 0							

PITCHER	IP	WLS	BF	H	R	ER	SO	BB	IBB	HBP	BLK	WP	HR	S	P	ERA	WHIP
Joaquin Andujar, R (1, 1) ERA: 2.38	9.0	W	40	12	1	1	2	2	0	0	0	0	0	42	50	1.00	1.556

PITCHER	IP	WLS	BF	H	R	ER	SO	BB	IBB	HBP	BLK	WP	HR	S	P	ERA	WHIP

TOP

San Francisco Giants @ St. Louis Cardinals
Busch Stadium, St. Louis, MO
Mon Jul 08 1985, 7:05 PM CDT
Att. 25,102 - Unknown

livebaseballscorecards.com

AB	38
R	1
H	12
RBI	1
BB	2
SO	2
LOB	21

WP: 0 PA: 40
PB: 0
SB: 2
CS: 0

Batter	1	2	3	4	5	6	7	8	9	AB	R	H	RBI	BB	SO	LOB
Vince Coleman, S (1, 7) OBP: 0.332, SLG: 0.357	G3 3B		CS S 1B		6-3	1-2 2-H 1B		5-3		5	1	3	0	0	0	0
Willie McGee, S (1, 8) OBP: 0.380, SLG: 0.491	G3 3-H		L4 1-2		F9		6-3 1B 2B			4	1	1	1	0	0	1
Tom Herr, S (1, 4) OBP: 0.402, SLG: 0.446	K		2-3 1B			4-3	6-3 2-3			4	0	1	0	0	1	1
Jack Clark, R (1, 3) OBP: 0.394, SLG: 0.517	5-3		K			K	1B BB			3	0	0	0	1	2	1
Tito Landrum, R (1, 9) OBP: 0.426, SLG: 0.519		G3		CS BB		1B 1B 1B BB	1-2 3-H 1B			2	1	1	1	2	0	0
Terry Pendleton, S (1, 5) OBP: 0.282, SLG: 0.298		2B 1B		1-2 1B		1-2 1B	F7			4	2	3	0	0	0	2
Ivan De Jesus, R (8, 5) OBP: 0.351, SLG: 0.429										0	0	0	0	0	0	0
Ozzie Smith, S (1, 6) OBP: 0.340, SLG: 0.367		5-3 1-H 2B		G6-4-3 1-2 1B		1B 1B 1-2 2-3 1B	F8			4	1	3	1	0	0	2
Tom Nieto, R (1, 2) OBP: 0.322, SLG: 0.284		5-3 2-3		G6-4-3 1-2f		1B 1B 1-3 2-H 3-H 1B		K		4	0	1	2	0	1	3
Joaquin Andujar, S (1, 1) OBP: 0.207, SLG: 0.200		6-3			K	1B 1-2 3-H 1B		K		4	0	1	1	0	2	1
Inning Stats	R: 1 E: 0 K: 1 S: 6 H: 1 LOB: 0 BB: 0 P: 6	R: 1 E: 0 K: 0 S: 5 H: 2 LOB: 1 BB: 0 P: 5	R: 0 E: 0 K: 1 S: 6 H: 2 LOB: 1 BB: 0 P: 6	R: 0 E: 0 K: 0 S: 3 H: 2 LOB: 1 BB: 1 P: 7	R: 0 E: 0 K: 1 S: 5 H: 0 LOB: 0 BB: 0 P: 5	R: 3 E: 0 K: 1 S: 9 H: 5 LOB: 2 BB: 1 P: 13	R: 1 E: 0 K: 0 S: 5 H: 2 LOB: 2 BB: 1 P: 9	R: 0 E: 0 K: 2 S: 7 H: 0 LOB: 0 BB: 0 P: 7		1B: 11 2B: 2 3B: 1 HR: 0 SF: 0 SAC: 0 DP: 1 HBP: 0						

BOTTOM

San Francisco Giants @ St. Louis Cardinals

Busch Stadium, St. Louis, MO

Mon Jul 08 1985, 7:05 PM CDT

Att. 25,102 - Unknown

livebaseballscorecards.com

AB	34
R	6
H	14
RBI	6
BB	3
SO	6
LOB	11

PITCHER		IP	WLS	BF	H	R	ER	SO	BB	IBB	HBP	BLK	WP	HR	S	P	ERA	WHIP
Dave LaPoint, L ERA: 2.91	(1, 1)	5.2	L	27	11	5	5	4	2	0	0	0	0	0	33	41	7.94	2.294
Greg Minton, R ERA: 3.26	(6, 1)	0.1		1	1	0	0	0	0	0	0	0	0	0	1	1	0.00	3.000
Mike Jeffcoat, L ERA: 2.84	(7, 1)	1.0		6	2	1	1	0	1	0	0	0	0	0	5	9	9.00	3.000
Scott Garrelts, R ERA: 0.97	(8, 1)	1.0		3	0	0	0	2	0	0	0	0	0	0	7	7	0.00	0.000

PITCHER	IP	WLS	BF	H	R	ER	SO	BB	IBB	HBP	BLK	WP	HR	S	P	ERA	WHIP

WP: 0 PB: 0 SB: 1 CS: 2 PA: 37

Batter		1	2	3	4	5	6	7	8	9	AB	R	H	RBI	BB	SO	LOB
Ron Roenicke, S	(1, 8)	S S S 0-3 ① K		B B B B 4-0 1-2 BB			x 0-0 ① G3		B B B B 4-0 BB		2	0	0	0	2	1	0
Manny Trillo, R OBP: 0.300, SLG: 0.311	(1, 4)	S S S 0-3 ② K		x 0-0 ③ 5-3			x 0-0 ② F8		x 0-0 ③ 1-3		4	0	0	0	0	1	3
Chili Davis, S OBP: 0.340, SLG: 0.422	(1, 9)	x 0-0 ③ 4-3			x 0-0 ① L8		x 0-0 2B			x 0-0 1B 1B 1B	4	1	2	0	0	0	0
Jeffrey Leonard, R OBP: 0.285, SLG: 0.388	(1, 7)		x 0-0 ① 4-3		x 0-0 1B		x 0-0 ③ G1-3			x 0-0 1B 1-3 1B	4	0	2	0	0	0	1
Bob Brenly, R OBP: 0.322, SLG: 0.421	(1, 2)		x 0-0 ② 5-3		x 0-0 ② L7			S S S 0-3 ① K		S S S 0-3 ① K	4	0	0	0	0	2	3
Chris Brown, R OBP: 0.337, SLG: 0.448	(1, 5)		x 0-0 ③ 5-3		S S S 0-3 ③ K			x 0-0 ② 5-3		x 0-0 1-3 G4-6-3 3-H 1B	4	0	1	1	0	1	1
Scot Thompson, L OBP: 0.221, SLG: 0.255	(1, 3)			x 0-0 ① 6-3		x 0-0 ① 5-3		x 0-0 ③ 4-3		x 0-0 ② ③ G4-6-3 1-2f	4	0	0	0	0	0	2
Ricky Adams, R OBP: 0.226, SLG: 0.344	(1, 6)			x 0-0 ② L9		x 0-0 ② 5-3			x 0-0 ① 6-3		3	0	0	0	0	0	0
Bill Laskey, R OBP: 0.240, SLG: 0.095	(1, 1)			B B B B 4-0 BB BB		S S S 0-3 ③ K			x 0-0 ② F8		1	0	0	0	1	1	0
Joel Youngblood, R OBP: 0.275, SLG: 0.214	(8, PH)										1	0	0	0	0	0	0
Greg Minton, S	(8, 1)										0	0	0	0	0	0	0
Inning Stats		R: 0 E: 0 K: 2 S: 7 H: 0 LOB: 0 BB: 0 P: 7	R: 0 E: 0 K: 0 S: 3 H: 0 LOB: 0 BB: 0 P: 3	R: 0 E: 0 K: 0 S: 3 H: 0 LOB: 0 BB: 2 P: 11	R: 0 E: 0 K: 1 S: 6 H: 1 LOB: 1 BB: 0 P: 6	R: 0 E: 0 K: 1 S: 5 H: 0 LOB: 0 BB: 0 P: 5	R: 0 E: 0 K: 0 S: 4 H: 1 LOB: 1 BB: 0 P: 4	R: 0 E: 0 K: 1 S: 5 H: 0 LOB: 0 BB: 0 P: 5	R: 0 E: 0 K: 0 S: 3 H: 0 LOB: 1 BB: 1 P: 7	R: 1 E: 0 K: 1 S: 7 H: 3 LOB: 1 BB: 0 P: 7	1B: 4 2B: 1 3B: 0 HR: 0 SF: 0 SAC: 0 DP: 1 HBP: 0						

PITCHER		IP	WLS	BF	H	R	ER	SO	BB	IBB	HBP	BLK	WP	HR	S	P	ERA	WHIP
Danny Cox, R ERA: 2.3	(1, 1)	9.0	W	34	5	1	1	6	3	0	0	0	0	0	43	55	1.00	0.889

PITCHER	IP	WLS	BF	H	R	ER	SO	BB	IBB	HBP	BLK	WP	HR	S	P	ERA	WHIP

TOP

San Francisco Giants @ St. Louis Cardinals

Busch Stadium, St. Louis, MO

Tue Jul 09 1985, 7:05 PM CDT

Att. 25,019 - Unknown - 95 F

livebaseballscorecards.com

AB	31
R	1
H	5
RBI	1
BB	3
SO	6
LOB	10

WP: 0 PA: 34
PB: 0
SB: 0
CS: 0

San Francisco Giants @ St. Louis Cardinals

Busch Stadium, St. Louis, MO

Tue Jul 09 1985, 7:05 PM CDT

Att. 25,019 - Unknown - 95 F

livebaseballscorecards.com

BOTTOM

Batter	1	2	3	4	5	6	7	8	9	AB	R	H	RBI	BB	SO	LOB
Vince Coleman, S (1, 7) OBP: 0.334, SLG: 0.356	S 2B 1B	BB E BB		F9		K				3	1	1	0	1	1	1
Tito Landrum, R (7, 7) OBP: 0.426, SLG: 0.519										0	0	0	0	0	0	0
Willie McGee, S (1, 8) OBP: 0.378, SLG: 0.488	P5	E4 BB 1-2 2-3		4-3			G4-6-3 1B			4	0	1	0	0	0	3
Tom Herr, S (1, 4) OBP: 0.406, SLG: 0.451	1-H 1B 2B	1-2 2-3 3-H BB			FC6-4 1B		G4-6-3 1-2f			3	0	2	2	1	0	1
Jack Clark, R (1, 3) OBP: 0.392, SLG: 0.514	WP 2-H 1B 1B	F7			P6		K			4	1	1	0	0	1	4
Andy Van Slyke, L (1, 9) OBP: 0.352, SLG: 0.473	S 2-H 1B		F8		L7			F8		4	0	1	1	0	0	1
Terry Pendleton, S (1, 5) OBP: 0.278, SLG: 0.294	6-3 1-2		F7		FC6-4 1-2f			K		4	0	0	0	0	1	2
Ozzie Smith, S (1, 6) OBP: 0.339, SLG: 0.369		F9 2B				B1-3		P4		4	0	1	0	0	0	0
Tom Nieto, R (1, 2) OBP: 0.322, SLG: 0.285		E SH5-4 BB 1B	5-3			K				3	1	1	0	0	1	1
Danny Cox, R (1, 1) OBP: 0.146, SLG: 0.130		SH5-4 1-2		5-3		BB				1	0	0	0	1	0	0

Inning Stats	1	2	3	4	5	6	7	8	9
	R: 2 E: 0 K: 0 S: 6	H: 4 LOB: 1 BB: 0 P: 6	R: 1 E: 1 K: 0 S: 5	H: 1 LOB: 3 BB: 2 P: 13	R: 0 E: 0 K: 0 S: 4	H: 1 LOB: 1 BB: 0 P: 4	R: 0 E: 0 K: 0 S: 3	H: 0 LOB: 0 BB: 0 P: 3	R: 0 E: 0 K: 0 S: 4	H: 1 LOB: 1 BB: 0 P: 4
	R: 0 E: 0 K: 2 S: 7	H: 0 LOB: 1 BB: 1 P: 11	R: 0 E: 0 K: 1 S: 5	H: 1 LOB: 0 BB: 0 P: 5	R: 0 E: 0 K: 1 S: 5	H: 0 LOB: 0 BB: 0 P: 5				

	1B: 6	SF: 0	WP: 1	PA: 34
	2B: 2	SAC: 1	PB: 0	
	3B: 0	DP: 1	SB: 2	
	HR: 0	HBP: 0	CS: 0	

	AB	30
	R	3
	H	8
	RBI	3
	BB	3
	SO	4
	LOB	13

PITCHER		IP	WLS	BF	H	R	ER	SO	BB	IBB	HBP	BLK	WP	HR	S	P	ERA	WHIP
Bill Laskey, R ERA: 3.83	(1, 1)	7.0	L	31	8	3	2	3	3	0	0	0	1	0	34	46	2.57	1.571
Greg Minton, R ERA: 3.2	(8, 1)	1.0		3	0	0	0	1	0	0	0	0	0	0	5	5	0.00	0.000

PITCHER	IP	WLS	BF	H	R	ER	SO	BB	IBB	HBP	BLK	WP	HR	S	P	ERA	WHIP

Batter	1	2	3	4	5	6	7	8	9	AB	R	H	RBI	BB	SO	LOB
Ron Roenicke, S (1, 8) OBP: 0.429, SLG: 0.300	BBBB 4-0 1B BLK BB	x 0-0 2B		BBBB 4-0 BB		x 0-0 ① ② L3 1-2		x 0-0 1-2 2-H 1B		3	1	2	1	2	0	3
Brad Wellman, R (1, 4) OBP: 0.296, SLG: 0.327 Bob Brenly, R (8, PH) OBP: 0.321, SLG: 0.419 Scott Garrelts, R (8, 1) OBP: 0.222, SLG: 0.125	x 0-0 FC BLK 1-3 1B 1B	x 0-0 ③ 5-3		x 0-0 ③ 5-3		x 0-0 ③		x 0-0 ③ 1-3		4 1 0	1 0 0	1 0 0	0 0 0	0 0 0	0 0 0	5 2 0
Chili Davis, S (1, 9) OBP: 0.334, SLG: 0.414	x 0-0 ① FC 1-3 3-H		x 0-0 ① 3-1		x 0-0 ① F8		x 0-0 ① F7		x 0-0 ① 4-3	5	0	0	0	0	0	1
Jeffrey Leonard, R (1, 7) OBP: 0.281, SLG: 0.382	x 0-0 ② F7		x 0-0 ② F3		x 0-0 ② F9		x 0-0 ② F5		SSS 0-3 ② K	5	0	0	0	0	1	1
Chris Brown, R (1, 5) OBP: 0.342, SLG: 0.449	x 0-0 BB 3-H 1B		BBBB 4-0 BB		x 0-0 1B 1B		SSS 0-3 ③ K		SSS 0-3 ③ K	4	0	2	1	1	2	0
David Green, R (1, 3) OBP: 0.245, SLG: 0.258	BBBB 4-0 1-2 BB		x 0-0 ③ F9		x 0-0 ③ 1-3 1B			x 0-0 5-3 1B 1B		3	1	2	0	1	0	1
Alex Trevino, R (1, 2) OBP: 0.284, SLG: 0.275	x 0-0 ③ 1-3			BBBB 4-0 BLK WP BB		x 0-0 E7 1B		x 0-0 ① 5-3 1-2		3	0	0	0	1	0	3
Ricky Adams, R (1, 6) OBP: 0.242, SLG: 0.344		x 0-0 ① F8		x 0-0 ① F9 1-3		x 0-0 BB 2-3 1B		BBBB 4-0 1B BB		3	0	1	0	1	0	1
Vida Blue, S (1, 1) Rob Deer, R (4, PH) OBP: 0.284, SLG: 0.379 Mike Jeffcoat, L (4, 1) Joel Youngblood, R (6, PH) OBP: 0.282, SLG: 0.214 Mark Davis, L (6, 1) OBP: 0.200, SLG: 0.400 Scot Thompson, L (8, PH) OBP: 0.219, SLG: 0.252 Manny Trillo, R (8, 4) OBP: 0.300, SLG: 0.311		SSS 0-3 ② K		x 0-0 ② F7		BBBB 4-0 L3 1-2 BB		SSS 0-3 ② K		1 1 0 0 0 1 0	0 0 0 0 0 0 0	0 0 0 0 0 1 0	0 0 0 0 0 0 0	1 0 0 1 0 1 0	0 1 0 0 0 2 0	0 1 0 0 0 2 0
Inning Stats	R: 2 H: 2 E: 0 LOB: 2 K: 0 BB: 2 S: 5 P: 13	R: 0 H: 1 E: 0 LOB: 1 K: 1 BB: 0 S: 6 P: 6	R: 0 H: 0 E: 0 LOB: 1 K: 0 BB: 1 S: 3 P: 7	R: 0 H: 0 E: 0 LOB: 2 K: 0 BB: 2 S: 3 P: 11	R: 0 H: 2 E: 0 LOB: 2 K: 0 BB: 0 S: 4 P: 4	R: 0 H: 1 E: 1 LOB: 2 K: 0 BB: 1 S: 4 P: 8	R: 0 H: 0 E: 0 LOB: 0 K: 1 BB: 0 S: 5 P: 5	R: 1 H: 2 E: 0 LOB: 2 K: 1 BB: 1 S: 7 P: 11	R: 0 H: 0 E: 0 LOB: 0 K: 2 BB: 0 S: 7 P: 7	1B: 7 SF: 0 2B: 2 SAC: 0 3B: 0 DP: 1 HR: 0 HBP: 0						

TOP

San Francisco Giants @ St. Louis Cardinals
Busch Stadium, St. Louis, MO
Wed Jul 10 1985, 7:05 PM CDT
Att. 30,196 - Unknown

livebaseballscorecards.com

AB	34
R	3
H	8
RBI	2
BB	7
SO	5
LOB	20

WP: 1 PA: 41
PB: 0
SB: 0
CS: 0

PITCHER		IP	WLS	BF	H	R	ER	SO	BB	IBB	HBP	BLK	WP	HR	S	P	ERA	WHIP
Kurt Kepshire, R ERA: 4.77	(1, 1)	5.0	W	26	6	2	2	1	5	0	0	2	1	0	23	43	3.60	2.200
Bill Campbell, R ERA: 4.14	(6, 1)	2.2		11	2	1	1	2	2	0	0	0	0	0	13	21	3.38	1.500
Jeff Lahti, R ERA: 2.83	(8, 1)	1.1	S	4	0	0	0	2	0	0	0	0	0	0	8	8	0.00	0.000

PITCHER	IP	WLS	BF	H	R	ER	SO	BB	IBB	HBP	BLK	WP	HR	S	P	ERA	WHIP

Batter	1	2	3	4	5	6	7	8	9	AB	R	H	RBI	BB	SO	LOB
Vince Coleman, S (1, 7) OBP: 0.336, SLG: 0.358	K		E5 S 1B		5-3		CS 1-2	SH1-4 S FC3-6 1B		4	2	2	0	0	1	0
Willie McGee, S (1, 8) OBP: 0.376, SLG: 0.485	F8		F8		6-3			E SH1-4 1-2 1B		4	1	1	0	0	0	1
Tom Herr, S (1, 4) OBP: 0.406, SLG: 0.450	F9		HR 2-H 1B		F5			SH1-4 1-2 2-3		3	1	1	1	0	0	0
Jack Clark, R (1, 3) OBP: 0.396, SLG: 0.529		2B	HR 1-H			F4		FC3-6 IBB		3	1	2	2	1	0	0
Tito Landrum, R (1, 9) OBP: 0.438, SLG: 0.537 Andy Van Slyke, L (8, PH) (9, 9) OBP: 0.350, SLG: 0.471		HR 2B	BB			K		FC3-6 1-2f 2-H 3-H		2 1	1 0	1 0	0 1	1 0	1 0	0 1
Terry Pendleton, S (1, 5) OBP: 0.274, SLG: 0.289		F5	1-3			K		4-3		4	0	0	0	0	1	3
Ozzie Smith, S (1, 6) OBP: 0.342, SLG: 0.383		HR 2-H	K				WP 1B			3	1	2	2	0	1	0
Tom Nieto, R (1, 2) OBP: 0.316, SLG: 0.280		F8	5-3				6-3 1-2			3	0	0	0	0	0	1
Kurt Kepshire, L (1, 1) OBP: 0.200, SLG: 0.250 Bill Campbell, R (6, 1) OBP: 0.571, SLG: 0.250 Jeff Lahti, R (8, 1)			6-3	6-3			CS BB			2 0 0	0 0 0	0 0 0	0 0 0	0 1 0	0 0 0	0 0 0
Inning Stats	R: 0 E: 0 K: 1 S: 5 H: 0 LOB: 0 BB: 0 P: 5	R: 2 E: 0 K: 0 S: 5 H: 3 LOB: 0 BB: 0 P: 5	R: 3 E: 1 K: 0 S: 6 H: 3 LOB: 1 BB: 1 P: 10	R: 0 E: 0 K: 1 S: 5 H: 0 LOB: 0 BB: 0 P: 5	R: 0 E: 0 K: 0 S: 3 H: 0 LOB: 0 BB: 0 P: 3	R: 0 E: 0 K: 2 S: 7 H: 0 LOB: 0 BB: 0 P: 7	R: 0 E: 0 K: 0 S: 2 H: 1 LOB: 0 BB: 1 P: 6	R: 2 E: 1 K: 0 S: 5 H: 2 LOB: 1 BB: 1 P: 9		1B: 5 2B: 2 3B: 0 HR: 2	SF: 0 SAC: 1 DP: 0 HBP: 0					

PITCHER		IP	WLS	BF	H	R	ER	SO	BB	IBB	HBP	BLK	WP	HR	S	P	ERA	WHIP
Vida Blue, L ERA: 4.05	(1, 1)	3.0	L	15	6	5	5	1	1	0	0	0	0	2	16	20	15.00	2.333
Mike Jeffcoat, L ERA: 2.45	(4, 1)	2.0		6	0	0	0	1	0	0	0	0	0	0	8	8	0.00	0.000
Mark Davis, L ERA: 2.34	(6, 1)	2.0		6	1	0	0	2	1	0	0	0	1	0	9	13	0.00	1.000
Scott Garrelts, R ERA: 1.1	(8, 1)	1.0		6	2	2	1	0	0	1	0	0	0	0	5	9	9.00	2.000

PITCHER	IP	WLS	BF	H	R	ER	SO	BB	IBB	HBP	BLK	WP	HR	S	P	ERA	WHIP

BOTTOM

San Francisco Giants @ St. Louis Cardinals

Busch Stadium, St. Louis, MO

Wed Jul 10 1985, 7:05 PM CDT

Att. 30,196 - Unknown

livebaseballscorecards.com

AB	29
R	7
H	9
RBI	6
BB	3
SO	4
LOB	6

1B: 5 2B: 2 3B: 0 HR: 2 SF: 0 SAC: 1 DP: 0 HBP: 0

WP: 1 PB: 0 SB: 2 CS: 1 PA: 34

San Francisco Giants @ Pittsburgh Pirates

Three Rivers Stadium, Pittsburgh, PA

Thu Jul 11 1985, 7:05 PM EDT

Att. 5,188 - Unknown

TOP

livebaseballscorecards.com

Batter	1	2	3	4	5	6	7	8	9	AB	R	H	RBI	BB	SO	LOB
Joel Youngblood, R (1, 8) OBP: 0.296, SLG: 0.225	0-0 1B 2B 1B	4-0 1-2 2-3 BB		0-0 1B 1B		0-0 ② 5-3		0-3 ③ K		4	1	2	0	1	1	2
Brad Wellman, R (1, 4) OBP: 0.305, SLG: 0.339	0-0 1-3 2B 1B	0-0 ② SF7 3-H		0-0 1-2 1B		0-3 ③ K			0-3 ① K	4	1	2	1	0	2	0
Chili Davis, S (1, 9) OBP: 0.335, SLG: 0.418	0-0 1-H 3-H 2B	0-0 ③ F8		0-3 ② K			0-0 G4-6-3 1B		0-0 ② 4-3	5	0	2	2	0	1	4
Jeffrey Leonard, R (1, 7) OBP: 0.276, SLG: 0.376	0-0 ① F7		0-0 ① L5	0-3 ③ K			0-0 ① L7		0-3 ③ K	5	0	0	0	0	2	4
Chris Brown, R (1, 5) OBP: 0.337, SLG: 0.442	0-0 ② 6-3		0-0 ② 4-3		0-0 ① 6-3		0-0 ② ③ G4-6-3 1-2f			4	0	0	0	0	0	2
Bob Brenly, R (1, 2) OBP: 0.323, SLG: 0.431	0-0 ③ F7		0-0 HR		4-0 FC5-4 BB			0-0 ① F5		3	1	1	1	1	0	1
David Green, R (1, 3) OBP: 0.257, SLG: 0.266		4-0 BB 1B SF7 BB	0-0 FC5-4 1B		0-0 ② F7			0-0 HBP 1B		3	1	2	0	1	0	1
Jose Uribe, S (1, 6) OBP: 0.267, SLG: 0.323		0-0 BB 1-2 1B	0-0 ③ FC5-4 1-2f		0-0 ③ FC5-4 1-2f			1-0 1-2 HBP		3	0	1	0	0	0	2
Mike Krukow, R (1, 1) OBP: 0.229, SLG: 0.273		0-3 ① K		0-0 ① 6-3		0-0 ① F7		0-0 ② F2		2	0	0	0	0	1	2
Scot Thompson, L (6, PH) OBP: 0.217, SLG: 0.250										1	0	0	0	0	0	0
Mike Jeffcoat, L (6, 1)										0	0	0	0	0	0	0
Ron Roenicke, S (8, PH) OBP: 0.400, SLG: 0.273										1	0	0	0	0	0	2
Greg Minton, S (8, 1)										0	0	0	0	0	0	0
Inning Stats	R: 2 E: 0 K: 0 S: 6 H: 3 LOB: 1 BB: 0 P: 6	R: 1 E: 0 K: 1 S: 6 H: 1 LOB: 2 BB: 2 P: 14	R: 1 E: 0 K: 0 S: 5 H: 2 LOB: 0 BB: 0 P: 5	R: 0 E: 0 K: 2 S: 9 H: 2 LOB: 2 BB: 0 P: 9	R: 0 E: 0 K: 0 S: 3 H: 0 LOB: 1 BB: 1 P: 7	R: 0 E: 0 K: 1 S: 5 H: 0 LOB: 0 BB: 0 P: 5	R: 0 E: 0 K: 0 S: 3 H: 1 LOB: 0 BB: 0 P: 3	R: 0 E: 0 K: 1 S: 6 H: 1 LOB: 2 BB: 0 P: 7	R: 0 E: 0 K: 2 S: 7 H: 0 LOB: 0 BB: 0 P: 7	1B: 8 2B: 1 3B: 0 HR: 1	SF: 1 SAC: 0 DP: 1 HBP: 1						

	AB	35
	R	4
	H	10
	RBI	4
	BB	3
	SO	7
	LOB	20

WP: 0 PB: 0 SB: 0 CS: 0 PA: 40

PITCHER		IP	WLS	BF	H	R	ER	SO	BB	IBB	HBP	BLK	WP	HR	S	P	ERA	WHIP
Larry McWilliams, L ERA: 4.66	(1, 1)	3.1		20	8	4	4	1	2	0	0	0	0	1	20	28	10.80	3.000
Cecilio Guante, R ERA: 1.81	(4, 1)	5.2	W	20	2	0	0	6	1	0	1	0	0	0	30	35	0.00	0.529

PITCHER	IP	WLS	BF	H	R	ER	SO	BB	IBB	HBP	BLK	WP	HR	S	P	ERA	WHIP

Batter	1	2	3	4	5	6	7	8	9	AB	R	H	RBI	BB	SO	LOB
Johnny Ray, S (1, 4) OBP: 0.284, SLG: 0.373	0-0 1B 2B	0-0 1-H HR		0-3 K		0-0 FC6-4 CS 1-2f				4	2	2	2	0	1	3
Steve Kemp, L (1, 7) OBP: 0.310, SLG: 0.302	0-0 P6	0-3 K		0-0 F8		0-0 CS 1-2	0-0 G3			3	0	0	0	0	1	3
Doug Frobel, L (7, 7) OBP: 0.361, SLG: 0.284										1	0	0	0	0	0	0
Bill Madlock, R (1, 5) OBP: 0.321, SLG: 0.385	0-0 3-4-1 2B 2-H 1B		0-0 1B		0-3 K		0-0 F7			4	1	2	1	0	1	0
Jason Thompson, L (1, 3) OBP: 0.343, SLG: 0.403	0-0 3-4-1 1-2		0-0 F3		0-0 F8		0-0 4-3			4	0	0	0	0	0	2
George Hendrick, R (1, 9) OBP: 0.292, SLG: 0.336	0-0 FC5 2B 2-H		0-0 F9		0-0 WP 1B 1B			0-0 5-3		4	1	2	1	0	0	1
Tony Peña, R (1, 2) OBP: 0.305, SLG: 0.389	0-0 FC5 2-3		0-0 4-3		0-0 1B 1B 1B 1-H			0-0 B1		4	1	1	1	0	0	2
Joe Orsulak, L (1, 8) OBP: 0.351, SLG: 0.361		0-0 S HR 1B		0-0 E 1B 1B		0-0 CS 1B 1-H		0-0 S 1B		4	1	4	1	0	0	0
Sam Khalifa, R (1, 6) OBP: 0.358, SLG: 0.339		0-3 K		0-0 E8 1B 1-3		0-0 5-3		4-0 BB 1-2		3	0	1	0	1	1	1
Larry McWilliams, L (1, 1) OBP: 0.125, SLG: 0.129		0-3 K		0-3 K		0-0 FC6-4 1B		0-0 G1		1	0	0	0	0	1	1
Cecilio Guante, R (4, 1) OBP: 0.125, SLG: 0.125										3	0	1	0	0	1	4
Inning Stats	R: 2 E: 0 K: 0 S: 6 H: 3 LOB: 1 BB: 0 P: 6	R: 2 E: 0 K: 3 S: 11 H: 2 LOB: 0 BB: 0 P: 11	R: 0 E: 0 K: 0 S: 4 H: 1 LOB: 1 BB: 0 P: 4	R: 0 E: 1 K: 2 S: 9 H: 2 LOB: 2 BB: 0 P: 9	R: 2 E: 0 K: 1 S: 7 H: 3 LOB: 0 BB: 0 P: 7	R: 0 E: 0 K: 0 S: 3 H: 1 LOB: 0 BB: 0 P: 3	R: 0 E: 0 K: 0 S: 3 H: 0 LOB: 0 BB: 0 P: 3	R: 0 E: 0 K: 0 S: 4 H: 1 LOB: 2 BB: 1 P: 8		1B: 10 2B: 2 3B: 0 HR: 1	SF: 0 SAC: 0 DP: 0 HBP: 0						

PITCHER	IP	WLS	BF	H	R	ER	SO	BB	IBB	HBP	BLK	WP	HR	S	P	ERA	WHIP
Mike Krukow, R (1, 1) ERA: 3.56	5.0	L	25	11	6	6	6	0	0	0	0	1	1	37	37	10.80	2.200
Mike Jeffcoat, L (6, 1) ERA: 2.16	2.0		6	1	0	0	0	0	0	0	0	0	0	6	6	0.00	0.500
Greg Minton, R (8, 1) ERA: 3.14	1.0		5	1	0	0	0	1	0	0	0	0	0	4	8	0.00	2.000

PITCHER	IP	WLS	BF	H	R	ER	SO	BB	IBB	HBP	BLK	WP	HR	S	P	ERA	WHIP

BOTTOM

San Francisco Giants @ Pittsburgh Pirates

Three Rivers Stadium, Pittsburgh, PA

Thu Jul 11 1985, 7:05 PM EDT

Att. 5,188 - Unknown

livebaseballscorecards.com

AB	35
R	6
H	13
RBI	6
BB	1
SO	6
LOB	17

WP: 1	PB: 0	SB: 2	CS: 2
PA: 38			

Batter	1	2	3	4	5	6	7	8	9	AB	R	H	RBI	BB	SO	LOB
Dan Gladden, R (1, 8) OBP: 0.290, SLG: 0.309	BBBB 4-0 S BB		x 0-0 ① SH1-3 1-2		SSS 0-3 ② K		SSS 0-3 ③ K 1-2 2-3			2	0	0	0	1	2	2
Brad Wellman, R (1, 4) OBP: 0.286, SLG: 0.317	x 0-0 ① F4		x 0-0 ② 6-3 2-3		x 0-0 ③ 6-3			x 0-0 ① L6		4	0	0	0	0	0	2
Chili Davis, S (1, 9) OBP: 0.334, SLG: 0.415	x 0-0 ② F7 1-2		x 0-0 1B 3-H 1B			x 0-0 ① 4-3		x 0-0 ② 4-3		4	0	1	1	0	0	1
Jeffrey Leonard, R (1, 7) OBP: 0.276, SLG: 0.374	SSS 0-3 ③ K		x 0-0 1-2 1B			x 0-0 ② P6		SSS 0-3 ③ K		4	0	1	0	0	2	1
Bob Brenly, R (1, 2) OBP: 0.322, SLG: 0.428		x 0-0 G6-4-3 1B 1B	x 0-0 ③ 6-3			x 0-0 ③ 6-3			x 0-0 ① F8	4	0	1	0	0	0	2
David Green, R (1, 3) OBP: 0.263, SLG: 0.272		x 0-0 1-2 G6-4-3 1B		SSS 0-3 ① K			x 0-0 PB 1B 1B		x 0-0 ② 1-3	4	0	2	0	0	1	0
Ricky Adams, R (1, 5) OBP: 0.243, SLG: 0.353		x 0-0 ①② G6-4-3 1-2f 2-3		x 0-0 ② 5-3			SSS 0-3 ① K		x 0-0 2B	4	0	1	0	0	1	3
Jose Uribe, S (1, 6) OBP: 0.264, SLG: 0.319 Rob Deer, R (9, PH) OBP: 0.280, SLG: 0.373		x 0-0 ③ 5-3		x 0-0 ③ 4-3			x 0-0 ② F3		SSS 0-3 ③ K	3 1	0 0	0 0	0 0	0 1	0 1	2 1
Jim Gott, R (1, 1) OBP: 0.188, SLG: 0.355 Joel Youngblood, R (7, PH) OBP: 0.302, SLG: 0.233 Mark Davis, L (7, 1) OBP: 0.200, SLG: 0.400			BBBB 4-0 6-3 SH1-3 1B BB		SSS 0-3 ① K		x 0-0 1-2 PB 1B			1 1 0	1 0 0	0 1 0	0 0 0	1 0 0	1 0 0	0 0 0
Inning Stats	R: 0 E: 0 K: 1 S: 5 H: 0 LOB: 1 BB: 1 P: 9	R: 0 E: 0 K: 0 S: 4 H: 2 LOB: 1 BB: 0 P: 4	R: 1 E: 0 K: 0 S: 5 H: 2 LOB: 2 BB: 1 P: 9	R: 0 E: 0 K: 1 S: 5 H: 0 LOB: 0 BB: 0 P: 5	R: 0 E: 0 K: 2 S: 7 H: 0 LOB: 0 BB: 0 P: 7	R: 0 E: 0 K: 0 S: 3 H: 0 LOB: 0 BB: 0 P: 3	R: 0 E: 0 K: 2 S: 9 H: 2 LOB: 2 BB: 0 P: 9	R: 0 E: 0 K: 1 S: 5 H: 0 LOB: 0 BB: 0 P: 5	R: 0 E: 0 K: 1 S: 6 H: 1 LOB: 1 BB: 0 P: 6	1B: 6 2B: 1 3B: 0 HR: 0	SF: 0 SAC: 1 DP: 1 HBP: 0						

PITCHER	IP	WLS	BF	H	R	ER	SO	BB	IBB	HBP	BLK	WP	HR	S	P	ERA	WHIP
Rick Reuschel, R (1, 1) ERA: 2.33	6.0	W	23	4	1	1	4	2	0	0	0	0	0	29	37	1.50	1.000
John Candelaria, L (7, 1) ERA: 3.06	3.0	S	12	3	0	0	4	0	0	0	0	0	0	20	20	0.00	1.000

PITCHER	IP	WLS	BF	H	R	ER	SO	BB	IBB	HBP	BLK	WP	HR	S	P	ERA	WHIP

TOP

San Francisco Giants @ Pittsburgh Pirates

Three Rivers Stadium, Pittsburgh, PA

Fri Jul 12 1985, 7:05 PM EDT
Att. 7,915 - Unknown

livebaseballscorecards.com

AB	32
R	1
H	7
RBI	1
BB	2
SO	8
LOB	14

1B: 6	SF: 0	WP: 0	PA: 35
2B: 1	SAC: 1	PB: 1	
3B: 0	DP: 1	SB: 1	
HR: 0	HBP: 0	CS: 0	

BOTTOM

Batter	1	2	3	4	5	6	7	8	9	AB	R	H	RBI	BB	SO	LOB
Johnny Ray, S (1, 4) OBP: 0.286, SLG: 0.378	2B	G3		CS 1-2	BB G3 FC4-6 1B		F8			4	1	2	0	0	0	1
Steve Kemp, L (1, 7) OBP: 0.309, SLG: 0.301	L8	K		G3 1-2			FC3-6 1B			4	0	1	0	0	1	2
Marvell Wynne, L (7, PR) (8, 8) OBP: 0.286, SLG: 0.312										0	0	0	0	0	0	0
Bill Madlock, R (1, 5) OBP: 0.325, SLG: 0.385	F9	CS 1B			FC4-6 BB BB		FC3-6 1-2f			2	0	1	0	1	0	1
Jim Morrison, R (7, 5) OBP: 0.283, SLG: 0.299										1	0	0	0	0	0	1
Jason Thompson, L (1, 3) OBP: 0.349, SLG: 0.401	BB	BB 1-2		FC4-6 1-2 2-3	BB		F9			1	0	0	0	3	0	1
George Hendrick, R (1, 9) OBP: 0.291, SLG: 0.332	L6	K		FC4-6 1-2f 2-3 3-H				G6-4-3 BB		3	0	0	1	1	1	5
Tony Peña, R (1, 2) OBP: 0.307, SLG: 0.388		6-3 5-3 1B 1B		FC4-6 BB	K			G6-4-3 1-2f		3	1	1	0	1	1	3
Joe Orsulak, L (1, 8) (8, 7) OBP: 0.343, SLG: 0.352		5-3 1-2		FC4-6 S 1-2f 1B		F8		K		4	1	0	0	0	1	2
Sam Khalifa, R (1, 6) OBP: 0.357, SLG: 0.339		6-3 2-3		CS 1-H 1B		L6				3	0	1	1	0	0	1
Rick Reuschel, R (1, 1) OBP: 0.208, SLG: 0.250				P4		K				2	0	1	1	0	0	1
Lee Mazzilli, S (6, PH) OBP: 0.442, SLG: 0.402										1	0	0	0	0	1	0
John Candelaria, L (7, 1)		3-H 1B								0	0	0	0	0	0	0
Inning Stats	R: 0 H: 1 E: 0 LOB: 2 K: 0 BB: 1 S: 4 P: 8	R: 1 H: 2 E: 0 LOB: 1 K: 0 BB: 0 S: 5 P: 5	R: 0 H: 1 E: 0 LOB: 1 K: 2 BB: 1 S: 7 P: 11	R: 1 H: 1 E: 0 LOB: 0 K: 0 BB: 1 S: 3 P: 7	R: 1 H: 1 E: 0 LOB: 2 K: 1 BB: 2 S: 6 P: 14	R: 0 H: 0 E: 0 LOB: 0 K: 1 BB: 0 S: 5 P: 5	R: 0 H: 1 E: 0 LOB: 1 K: 0 BB: 0 S: 4 P: 4	R: 0 H: 0 E: 0 LOB: 0 K: 1 BB: 1 S: 4 P: 8		1B: 6 SF: 0 2B: 1 SAC: 0 3B: 0 DP: 1 HR: 0 HBP: 0						

PITCHER		IP	WLS	BF	H	R	ER	SO	BB	IBB	HBP	BLK	WP	HR	S	P	ERA	WHIP
Jim Gott, R ERA: 3.73	(1, 1)	6.0	L	27	6	3	3	4	5	0	0	0	0	0	30	50	4.50	1.833
Mark Davis, L ERA: 2.26	(7, 1)	2.0		7	1	0	0	1	1	0	0	0	0	0	8	12	0.00	1.000

PITCHER	IP	WLS	BF	H	R	ER	SO	BB	IBB	HBP	BLK	WP	HR	S	P	ERA	WHIP

San Francisco Giants @ Pittsburgh Pirates

Three Rivers Stadium, Pittsburgh, PA

Fri Jul 12 1985, 7:05 PM EDT

Att. 7,915 - Unknown

livebaseballscorecards.com

AB	28
R	3
H	7
RBI	3
BB	6
SO	5
LOB	18

WP: 0 PA: 35
PB: 0
SB: 1
CS: 2

San Francisco Giants @ Pittsburgh Pirates

Three Rivers Stadium, Pittsburgh, PA

Sat Jul 13 1985, 3:33 AM EDT

Att. 10,050 - Unknown - 90 F

TOP

livebaseballscorecards.com

Batter	1	2	3	4	5	6	7	8	9	AB	R	H	RBI	BB	SO	LOB
Dan Gladden, R (1, 8) OBP: 0.292, SLG: 0.308	F7	1-2 3-H 1B		F8		BB			K	4	0	1	1	1	1	1
Brad Wellman, R (1, 4) OBP: 0.309, SLG: 0.333	BB	P4			1-0 S HR HBP	P6			2B	3	1	1	0	1	0	3
Chili Davis, S (1, 9) OBP: 0.332, SLG: 0.410	P4		4-3		F8		F9		IBB	4	0	0	0	1	0	2
Jeffrey Leonard, R (1, 7) OBP: 0.272, SLG: 0.369	K		P4		F8 1-2		P4		K	5	0	0	0	0	2	4
Bob Brenly, R (1, 2) OBP: 0.324, SLG: 0.438		BB FC4-6 1B BB	E6		2-H HR		F7		K	4	2	1	2	1	1	2
David Green, R (1, 3) OBP: 0.269, SLG: 0.273		FC4-6 BB 1-2 1B 1B	K		FC6-4 BB			5-3		3	1	1	0	1	1	1
Ricky Adams, R (1, 5) OBP: 0.230, SLG: 0.333		K		F8	FC6-4 1-2f			K		4	0	0	0	0	2	3
Jose Uribe, S (1, 6) OBP: 0.271, SLG: 0.323		FC4-6 1-2 2-3 BB		SH3 1B		F2		1B		3	0	2	0	1	0	0
Dave LaPoint, L (1, 1) OBP: 0.297, SLG: 0.265		FC4-6 1B 1-2f 2-3 3-H		SH3 1-2		4-3		K		3	0	0	1	0	1	3
Inning Stats	R: 0 E: 0 K: 1 S: 5 H: 0 LOB: 1 BB: 1 P: 9	R: 2 E: 0 K: 1 S: 7 H: 2 LOB: 2 BB: 2 P: 15	R: 0 E: 1 K: 1 S: 6 H: 0 LOB: 1 BB: 0 P: 6	R: 0 E: 0 K: 0 S: 4 H: 1 LOB: 1 BB: 0 P: 4	R: 2 E: 0 K: 0 S: 4 H: 1 LOB: 1 BB: 1 P: 9	R: 0 E: 0 K: 0 S: 3 H: 0 LOB: 1 BB: 1 P: 7	R: 0 E: 0 K: 0 S: 3 H: 0 LOB: 0 BB: 0 P: 3	R: 0 E: 0 K: 2 S: 8 H: 1 LOB: 1 BB: 0 P: 8	R: 0 E: 0 K: 3 S: 10 H: 1 LOB: 2 BB: 1 P: 14	1B: 4 2B: 1 3B: 0 HR: 1	SF: 0 SAC: 1 DP: 0 HBP: 1						

	AB	33
	R	4
	H	6
	RBI	4
	BB	6
	SO	8
	LOB	19

WP: 0 PB: 0 SB: 1 CS: 0 PA: 41

PITCHER		IP	WLS	BF	H	R	ER	SO	BB	IBB	HBP	BLK	WP	HR	S	P	ERA	WHIP
Jose DeLeon, R ERA: 4.72	(1, 1)	7.0	L	32	4	4	4	3	5	0	1	0	0	1	32	53	5.14	1.286
Don Robinson, R ERA: 3.44	(8, 1)	2.0		9	2	0	0	5	0	1	0	0	0	0	18	22	0.00	1.000

PITCHER	IP	WLS	BF	H	R	ER	SO	BB	IBB	HBP	BLK	WP	HR	S	P	ERA	WHIP

Batter	1	2	3	4	5	6	7	8	9	AB	R	H	RBI	BB	SO	LOB
Bill Almon, R (1, 7) OBP: 0.342, SLG: 0.414	F8 1B 1B		2B	6-3			6-3			4	0	2	0	0	0	2
Johnny Ray, S (1, 4) OBP: 0.286, SLG: 0.376	1-2 G5-4-3 1B		B2		5-3			5-3		4	0	1	0	0	0	1
Bill Madlock, R (1, 5) OBP: 0.320, SLG: 0.380	F8 2-3		P4		K			K		4	0	0	0	0	2	3
George Hendrick, R (1, 9) OBP: 0.291, SLG: 0.328	G5-4-3 1-2f		BB		K			4-3		3	0	0	0	1	1	2
Jason Thompson, L (1, 3) OBP: 0.347, SLG: 0.411		HR	F8			K			4-3	4	1	1	1	0	1	2
Tony Peña, R (1, 2) OBP: 0.307, SLG: 0.384		G6-4-3 BB		6-3		5-3			F9	3	0	0	0	1	0	0
Marvell Wynne, L (1, 8) OBP: 0.285, SLG: 0.311		G6-4-3 1-2f		L6		F6			1B	4	0	1	0	0	0	1
Sam Khalifa, R (1, 6) OBP: 0.365, SLG: 0.348		1B		1B			K		6-3	4	0	2	0	0	1	1
Jose DeLeon, R (1, 1) OBP: 0.152, SLG: 0.067		1-3		1B			F9			2	0	1	0	0	0	1
Sixto Lezcano, R (7, PH) OBP: 0.386, SLG: 0.312										1	0	0	0	0	0	0
Don Robinson, R (8, 1)										0	0	0	0	0	0	0
Inning Stats	R: 0 E: 0 K: 0 S: 4 H: 2 LOB: 1 BB: 0 P: 4	R: 1 E: 0 K: 0 S: 4 H: 2 LOB: 1 BB: 1 P: 8	R: 0 E: 0 K: 0 S: 4 H: 1 LOB: 2 BB: 1 P: 8	R: 0 E: 0 K: 0 S: 5 H: 2 LOB: 2 BB: 0 P: 5	R: 0 E: 0 K: 2 S: 7 H: 0 LOB: 0 BB: 0 P: 7	R: 0 E: 0 K: 1 S: 5 H: 0 LOB: 0 BB: 0 P: 5	R: 0 E: 0 K: 1 S: 5 H: 0 LOB: 0 BB: 0 P: 5	R: 0 E: 0 K: 1 S: 5 H: 0 LOB: 0 BB: 0 P: 5	R: 0 E: 0 K: 0 S: 4 H: 1 LOB: 1 BB: 0 P: 4	1B: 6 2B: 1 3B: 0 HR: 1 SF: 0 SAC: 0 DP: 2 HBP: 0	WP: 0 PB: 0 SB: 0 CS: 0 PA: 35					

PITCHER	IP	WLS	BF	H	R	ER	SO	BB	IBB	HBP	BLK	WP	HR	S	P	ERA	WHIP
Dave LaPoint, L (1, 1) ERA: 2.77	9.0	W	35	8	1	1	5	2	0	0	0	0	1	43	51	1.00	1.111

PITCHER	IP	WLS	BF	H	R	ER	SO	BB	IBB	HBP	BLK	WP	HR	S	P	ERA	WHIP

BOTTOM

San Francisco Giants @ Pittsburgh Pirates

Three Rivers Stadium, Pittsburgh, PA

Sat Jul 13 1985, 3:33 AM EDT

Att. 10,050 - Unknown - 90 F

livebaseballscorecards.com

AB	33
R	1
H	8
RBI	1
BB	2
SO	5
LOB	13

Batter	1	2	3	4	5	6	7	8	9	AB	R	H	RBI	BB	SO	LOB
Dan Gladden, R (1, 8) OBP: 0.294, SLG: 0.308	G3		CS 1B		5-3		2B HBP		2-3 1B	3	0	1	0	0	0	0
Joel Youngblood, R (7, PR) OBP: 0.308, SLG: 0.240 (7, 8)										1	1	1	0	0	0	0
Brad Wellman, R (1, 4) OBP: 0.301, SLG: 0.338	K		P6 1-2			L7	1-H 2-H 2B		K	5	0	1	2	0	2	3
Chili Davis, S (1, 9) OBP: 0.331, SLG: 0.418	G3		K			HR	F7			4	1	1	1	0	1	2
Jeffrey Leonard, R (1, 7) OBP: 0.269, SLG: 0.364		K		1-3		5-3		F8		4	0	0	0	0	1	0
Bob Brenly, R (1, 2) OBP: 0.319, SLG: 0.430		K		K		6-3		K		4	0	0	0	0	3	0
Chris Brown, R (1, 5) OBP: 0.336, SLG: 0.443		E 2B		5-3			K	4-3		4	1	1	0	0	1	0
David Green, R (1, 3) OBP: 0.275, SLG: 0.305		E6 2-H			HR		1B 2B		1B SH1-4 1B	3	3	2	1	0	0	0
Scot Thompson, L (7, 3) OBP: 0.224, SLG: 0.257		2B								1	0	1	0	0	0	0
Jose Uribe, S (1, 6) OBP: 0.274, SLG: 0.330		2-H 2B			6-3		2-H SH3-4 2B 1B		P6	4	1	2	2	0	0	1
Bill Laskey, R (1, 1) OBP: 0.222, SLG: 0.087		K			4-3		SH3-4 1-2		SH1-4 1-2	2	0	0	0	0	1	1
Mark Davis, L (6, 1) OBP: 0.200, SLG: 0.400										0	0	0	0	0	0	0
Inning Stats	R: 0 E: 0 K: 1 S: 5 H: 0 LOB: 0 BB: 0 P: 5	R: 2 E: 1 K: 3 S: 12 H: 2 LOB: 1 BB: 0 P: 12	R: 0 E: 0 K: 1 S: 5 H: 1 LOB: 0 BB: 0 P: 5	R: 0 E: 0 K: 1 S: 5 H: 0 LOB: 0 BB: 0 P: 5	R: 1 E: 0 K: 0 S: 4 H: 1 LOB: 0 BB: 0 P: 4	R: 1 E: 0 K: 0 S: 4 H: 1 LOB: 0 BB: 0 P: 4	R: 3 E: 0 K: 1 S: 8 H: 3 LOB: 2 BB: 0 P: 9	R: 0 E: 0 K: 1 S: 5 H: 0 LOB: 0 BB: 0 P: 5	R: 0 E: 0 K: 1 S: 7 H: 2 LOB: 2 BB: 0 P: 7	1B: 4 2B: 4 3B: 0 HR: 2 SF: 0 SAC: 2 DP: 0 HBP: 1							

PITCHER		IP	WLS	BF	H	R	ER	SO	BB	IBB	HBP	BLK	WP	HR	S	P	ERA	WHIP
Rick Rhoden, R ERA: 4.6	(1, 1)	6.2	L	28	7	7	5	7	0	0	1	0	0	2	41	42	6.75	1.050
Jim Winn, R ERA: 3.63	(7, 1)	1.1		5	1	0	0	1	0	0	0	0	0	0	7	7	0.00	0.750
Al Holland, L ERA: 3.41	(9, 1)	0.2		4	2	0	0	0	0	0	0	0	0	0	4	4	0.00	3.000
Cecilio Guante, R ERA: 1.8	(9, 1)	0.1		1	0	0	0	1	0	0	0	0	0	0	3	3	0.00	0.000

PITCHER	IP	WLS	BF	H	R	ER	SO	BB	IBB	HBP	BLK	WP	HR	S	P	ERA	WHIP

San Francisco Giants @ Pittsburgh Pirates

Three Rivers Stadium, Pittsburgh, PA

Sun Jul 14 1985, 3:33 AM EDT

Att. 18,313 - Cloudy

TOP

livebaseballscorecards.com

AB	35
R	7
H	10
RBI	6
BB	0
SO	9
LOB	7

Batter	1	2	3	4	5	6	7	8	9	AB	R	H	RBI	BB	SO	LOB
Marvell Wynne, L (1, 8) OBP: 0.280, SLG: 0.305	6-3		L8			K		FC3-6 FC4-6 1-2f 2-3		4	0	0	0	0	1	2
Sam Khalifa, R (1, 6) OBP: 0.372, SLG: 0.371	1B 2B		F9			1B		FC4-6 FC4-6 1-2f 3-H		4	1	2	1	0	0	1
Johnny Ray, S (1, 4) OBP: 0.285, SLG: 0.375	2B 1B 2-H		6-3			F8		FC4-6 1-2f		4	1	1	1	0	0	2
Jason Thompson, L (1, 3) OBP: 0.346, SLG: 0.412	2B 1-H			G3		K			K	4	0	1	1	0	2	1
George Hendrick, R (1, 9) OBP: 0.286, SLG: 0.323	6-3			6-3			4-3		5-3	4	0	0	0	0	0	1
Tony Peña, R (1, 2) OBP: 0.303, SLG: 0.379	G3			F7			G3		L6	4	0	0	0	0	0	1
Steve Kemp, L (1, 7) OBP: 0.306, SLG: 0.298			K		4-3		K			2	0	0	0	0	1	0
Bill Almon, R (7, PH) OBP: 0.340, SLG: 0.412 (8, 7)										1	0	0	0	0	1	0
Jim Morrison, R (1, 5) OBP: 0.284, SLG: 0.300			4-3		F7			FC3-6 1B FC4-6 1B		3	1	1	0	0	0	0
Rick Rhoden, R (1, 1) OBP: 0.205, SLG: 0.211			1-3		F8			FC3-6 1-2 1B		2	0	0	0	0	0	0
Jim Winn, R (7, 1)										0	0	0	0	0	0	0
Sixto Lezcano, R (8, PH) OBP: 0.392, SLG: 0.321										1	0	1	0	0	0	0
Al Holland, R (9, 1) OBP: 0.500, SLG: 0.800										0	0	0	0	0	0	0
Cecilio Guante, R (9, 1) OBP: 0.125, SLG: 0.125										0	0	0	0	0	0	0
Inning Stats	R: 2 H: 3 E: 0 LOB: 1 K: 0 BB: 0 S: 6 P: 6		R: 0 H: 0 E: 0 LOB: 0 K: 1 BB: 0 S: 5 P: 5	R: 0 H: 0 E: 0 LOB: 0 K: 0 BB: 0 S: 3 P: 3	R: 0 H: 0 E: 0 LOB: 0 K: 0 BB: 0 S: 3 P: 3	R: 0 H: 1 E: 0 LOB: 1 K: 2 BB: 0 S: 8 P: 8	R: 0 H: 0 E: 0 LOB: 0 K: 1 BB: 0 S: 5 P: 5	R: 1 H: 2 E: 0 LOB: 1 K: 0 BB: 0 S: 5 P: 5	R: 0 H: 0 E: 0 LOB: 0 K: 1 BB: 0 S: 5 P: 5	1B: 4 SF: 0 2B: 2 SAC: 0 3B: 0 DP: 0 HR: 0 HBP: 0						WP: 0 PA: 33 PB: 0 SB: 0 CS: 0	

PITCHER		IP	WLS	BF	H	R	ER	SO	BB	IBB	HBP	BLK	WP	HR	S	P	ERA	WHIP
Bill Laskey, R ERA: 3.8	(1, 1)	5.1	W	20	4	2	2	2	0	0	0	0	0	0	24	24	3.38	0.750
Mark Davis, L ERA: 2.27	(6, 1)	3.2	S	13	2	1	1	3	0	0	0	0	0	0	19	19	2.46	0.545

PITCHER	IP	WLS	BF	H	R	ER	SO	BB	IBB	HBP	BLK	WP	HR	S	P	ERA	WHIP

BOTTOM

San Francisco Giants @ Pittsburgh Pirates

Three Rivers Stadium, Pittsburgh, PA

Sun Jul 14 1985, 3:33 AM EDT

Att. 18,313 - Cloudy

livebaseballscorecards.com

AB	33
R	3
H	6
RBI	3
BB	0
SO	5
LOB	8

Batter	1	2	3	4	5	6	7	8	9	AB	R	H	RBI	BB	SO	LOB
Bob Dernier, R (1, 8) OBP: 0.320, SLG: 0.315	SSS 0-3 ① K		x 0-0 ③ F9		x 0-0 ③ 6-3			x 0-0 4-3 23 SH1-4 1B		4	0	1	0	0	1	2
23 Ryne Sandberg, R (1, 4) OBP: 0.348, SLG: 0.483	x 0-0 ② F9			SSS 0-3 ① K		x 0-0 S 1B		x 0-0 ① SH1-4 1-2		3	0	1	0	0	1	0
Thad Bosley, L (1, 7) George Frazier, R (8, 1) Chris Speier, R (9, 6) OBP: 0.340, SLG: 0.416 OBP: 0.311, SLG: 0.367	x 0-0 ③ 4-3			x 0-0 WP 1B		x 0-0 ① F6 1-2		x 0-0 ② 4-3 2-3		4 0 0	0 0 0	1 0 0	0 0 0	0 0 0	0 0 0	2 0 0
Leon Durham, L (1, 3) OBP: 0.363, SLG: 0.466		BBB 4-0 BB		SSS 0-3 ② K 1-2		SSS 0-3 ② K		4-0 IBB		2	0	0	0	2	2	2
Keith Moreland, R (1, 9) OBP: 0.375, SLG: 0.438		x 0-0 ① F7		SSS 0-3 ③ K		x 0-0 ③ F8		x 0-0 ③ 4-3		4	0	0	0	0	1	5
Jody Davis, R (1, 2) OBP: 0.307, SLG: 0.405		x 0-0 ② F8			x 0-0 ① F4		x 0-0 ① F9		x 0-0 ① 1-3	4	0	0	0	0	0	1
Ron Cey, R (1, 5) OBP: 0.315, SLG: 0.381		x 0-0 ③ 5-3			x 0-0 1B 2B		x 0-0 ② F9		x 0-0 ② F7	4	0	1	0	0	0	1
Larry Bowa, S (1, 6) Lee Smith, R (9, 1) OBP: 0.262, SLG: 0.277			SSS 0-3 ① K		x 0-0 ② F7		x 0-0 1B		x 0-0 CS 1B	4 0	0 0	2 0	0 0	0 0	1 0	1 0
Dennis Eckersley, R (1, 1) OBP: 0.200, SLG: 0.100 Gary Woods, R (8, 7) OBP: 0.321, SLG: 0.213			x 0-0 ② L6		x 0-0 2-3 1B		SSS 0-3 ③ K		0-0 ③ CS 1-2	3 0	0 0	1 0	0 0	0 0	1 0	1 0
Inning Stats	R: 0 H: 0 E: 0 LOB: 0 K: 1 BB: 0 S: 5 P: 5	R: 0 H: 0 E: 0 LOB: 1 K: 0 BB: 1 S: 3 P: 7	R: 0 H: 0 E: 0 LOB: 0 K: 1 BB: 0 S: 5 P: 5	R: 0 H: 1 E: 0 LOB: 1 K: 3 BB: 0 S: 10 P: 10	R: 0 H: 2 E: 0 LOB: 2 K: 0 BB: 0 S: 5 P: 5	R: 0 H: 1 E: 0 LOB: 1 K: 1 BB: 0 S: 6 P: 6	R: 0 H: 1 E: 0 LOB: 1 K: 1 BB: 0 S: 6 P: 6	R: 0 H: 1 E: 0 LOB: 2 K: 0 BB: 1 S: 4 P: 8	R: 0 H: 1 E: 0 LOB: 0 K: 0 BB: 0 S: 3 P: 3	1B: 6 SF: 0 2B: 1 SAC: 1 3B: 0 DP: 0 HR: 0 HBP: 0						WP: 1 PA: 36 PB: 0 SB: 1 CS: 1	

TOP

Chicago Cubs @ San Francisco Giants

Candlestick Park, San Francisco, CA

Thu Jul 18 1985, 6:33 AM EDT

Att. 9,908 - Sunny

livebaseballscorecards.com

AB	32
R	0
H	7
RBI	0
BB	2
SO	7
LOB	15

PITCHER		IP	W/L/S	BF	H	R	ER	SO	BB	IBB	HBP	BLK	WP	HR	S	P	ERA	WHIP
Mike Krukow, R ERA: 3.32	(1, 1)	9.0	W	35	7	0	0	7	1	1	0	0	1	0	47	55	0.00	0.889

PITCHER	IP	W/L/S	BF	H	R	ER	SO	BB	IBB	HBP	BLK	WP	HR	S	P	ERA	WHIP

Batter	1	2	3	4	5	6	7	8	9	AB	R	H	RBI	BB	SO	LOB
Dan Gladden, R (1, 8) OBP: 0.294, SLG: 0.308	5-3 1B		F8			1-3		F6 1-2		4	0	1	0	0	0	1
Manny Trillo, R (1, 4) OBP: 0.299, SLG: 0.308	5-3 1-2			5-3		F8			B B B B CS BB	3	0	0	0	1	0	1
Brad Wellman, R (9, PR) OBP: 0.301, SLG: 0.338										0	0	0	0	0	0	0
Chili Davis, S (1, 9) OBP: 0.333, SLG: 0.419	F8			1B 1B		F3			1-2 2B 1B	4	1	2	0	0	0	1
Jeffrey Leonard, R (1, 7) OBP: 0.272, SLG: 0.369	K			F9			CS 1B		1-H 2B	4	0	2	1	0	1	2
Chris Brown, R (1, 5) OBP: 0.336, SLG: 0.441		F9		1-3 1B			F7 1-2			3	0	1	0	0	0	1
Bob Brenly, R (1, 2) OBP: 0.316, SLG: 0.425		F4		F4			F6			3	0	0	0	0	0	2
David Green, R (1, 3) OBP: 0.271, SLG: 0.299		6-3			K			F7		3	0	0	0	0	1	0
Jose Uribe, S (1, 6) OBP: 0.271, SLG: 0.326			F6		4-3			G3		3	0	0	0	0	0	0
Mike Krukow, R (1, 1) OBP: 0.263, SLG: 0.306			K		1B			S 1B		3	0	2	0	0	1	0
Inning Stats	R: 0 E: 0 K: 1 S: 6 H: 1 LOB: 1 BB: 0 P: 6	R: 0 E: 0 K: 0 S: 3 H: 0 LOB: 0 BB: 0 P: 3	R: 0 E: 0 K: 1 S: 5 H: 0 LOB: 0 BB: 0 P: 5	R: 0 E: 0 K: 0 S: 5 H: 2 LOB: 2 BB: 0 P: 5	R: 0 E: 0 K: 1 S: 5 H: 1 LOB: 1 BB: 0 P: 5	R: 0 E: 0 K: 0 S: 3 H: 0 LOB: 0 BB: 0 P: 3	R: 0 E: 0 K: 0 S: 3 H: 1 LOB: 0 BB: 0 P: 3	R: 0 E: 0 K: 0 S: 4 H: 1 LOB: 1 BB: 0 P: 4	R: 1 E: 0 K: 0 S: 2 H: 2 LOB: 2 BB: 1 P: 6	1B: 7 2B: 1 3B: 0 HR: 0	SF: 0 SAC: 0 DP: 0 HBP: 0						

PITCHER		IP	WLS	BF	H	R	ER	SO	BB	IBB	HBP	BLK	WP	HR	S	P	ERA	WHIP
Dennis Eckersley, R ERA: 2.74	(1, 1)	7.0		24	5	0	0	3	0	0	0	0	0	0	30	30	0.00	0.714
George Frazier, R ERA: 4.71	(8, 1)	1.1	L	6	2	1	1	0	1	0	0	0	0	0	5	9	6.75	2.250
Lee Smith, R ERA: 2.85	(9, 1)	0.0		1	1	0	0	0	0	0	0	0	0	0	1	1	∞	∞

PITCHER	IP	WLS	BF	H	R	ER	SO	BB	IBB	HBP	BLK	WP	HR	S	P	ERA	WHIP

BOTTOM

Chicago Cubs @ San Francisco Giants

Candlestick Park, San Francisco, CA

Thu Jul 18 1985, 6:33 AM EDT

Att. 9,908 - Sunny

livebaseballscorecards.com

AB	30
R	1
H	8
RBI	1
BB	1
SO	3
LOB	8

1B: 7	SF: 0	WP: 0	PA: 31
2B: 1	SAC: 0	PB: 0	
3B: 0	DP: 0	SB: 1	
HR: 0	HBP: 0	CS: 2	

Batter	1	2	3	4	5	6	7	8	9	AB	R	H	RBI	BB	SO	LOB
Bob Dernier, R (1, 8) OBP: 0.321, SLG: 0.319	x 0-0 23 4-3 5-3 2B		x 0-0 ② 6-3 1-2		x 0-0 ③ F5		B B B B 4-0 BB 1-2 2-3 BB		x 0-0 ③ 6-3	4	1	1	0	1	0	2
23 Ryne Sandberg, R (1, 4) OBP: 0.345, SLG: 0.479	x 0-0 ① 4-3 2-3		S S S 0-3 ③ K			S S S 0-3 ① K	x 0-0 ② SF7 3-H			3	0	0	1	0	2	2
Davey Lopes, R (1, 7) OBP: 0.409, SLG: 0.454 Gary Woods, R (9, 7) OBP: 0.321, SLG: 0.213	x 0-0 ② 5-3 3-H			x 0-0 ① F4		S S S 0-3 ② K	B B B B 4-0 1-2 2-3 BB			3 0	0 0	0 0	1 0	1 0	1 0	0 0
Keith Moreland, R (1, 9) OBP: 0.373, SLG: 0.435	x 0-0 ③ 5-3			x 0-0 1B		S S S 0-3 ③ K	x 0-0 ③ F8			4	0	1	0	0	1	3
Leon Durham, L (1, 3) OBP: 0.365, SLG: 0.467		x 0-0 CS 1B		S S S 0-3 ② K			x 0-0 SH 1B FC4-6 1B	x 0-0 ① F6		4	1	2	0	0	1	1
Ron Cey, R (1, 5) OBP: 0.314, SLG: 0.380		x 0-0 ① F8		x 0-0 ③ 1-3			x 0-0 FC4-6 SH 1B 1-2 1B	S S S 0-3 ② K		4	1	1	0	0	1	2
Jody Davis, R (1, 2) OBP: 0.304, SLG: 0.400 Lee Smith, R (8, 1)		x 0-0 ②③ F4 1-2	S S S 0-3 ① K				x 0-0 SH FC4-6 1-2 2-3	S S S 0-3 ③ K		3 0	0 0	0 0	0 0	0 0	2 0	1 0
Larry Bowa, S (1, 6) OBP: 0.265, SLG: 0.281 Richie Hebner, L (7, PH) OBP: 0.338, SLG: 0.338 Chris Speier, R (7, PR) OBP: 0.309, SLG: 0.365 (7, 6)			x 0-0 6-3 1B		S S S 0-3 ② K		x 0-0 ① FC4-6 BB 1B 23 SF7 1-2f 2-3 3-H		x 0-0 ① F6	2 1 1	0 0 1	1 0 0	0 1 0	0 0 0	1 0 0	0 2 0
Ray Fontenot, L (1, 1) OBP: 0.053, SLG: 0.053 Lary Sorensen, R (6, 1) Thad Bosley, L (7, PH) OBP: 0.347, SLG: 0.422 Warren Brusstar, R (7, 1) Steve Lake, R (8, 2) OBP: 0.188, SLG: 0.231			x 0-0 ① F2		x 0-0 1B		x 0-0 BB BB 1-2 3-H 1B		x 0-0 ② F8	2 0 1 0 1	0 0 0 0 0	1 0 1 0 0	0 0 1 0 0	0 0 1 0 0	0 0 0 0 0	1 0 0 0 0
Inning Stats	R: 1 H: 1 E: 0 LOB: 0 K: 0 BB: 0 S: 4 P: 4	R: 0 H: 1 E: 0 LOB: 0 K: 0 BB: 0 S: 3 P: 3	R: 0 H: 1 E: 0 LOB: 1 K: 1 BB: 0 S: 6 P: 6	R: 0 H: 1 E: 0 LOB: 1 K: 1 BB: 0 S: 6 P: 6	R: 0 H: 1 E: 0 LOB: 1 K: 2 BB: 0 S: 8 P: 8	R: 0 H: 0 E: 0 LOB: 0 K: 3 BB: 0 S: 9 P: 9	R: 3 H: 3 E: 1 LOB: 3 K: 0 BB: 2 S: 7 P: 15	R: 0 H: 0 E: 0 LOB: 0 K: 2 BB: 0 S: 7 P: 7	R: 0 H: 0 E: 0 LOB: 0 K: 0 BB: 0 S: 3 P: 3	1B: 7 SF: 1 2B: 1 SAC: 1 3B: 0 DP: 0 HR: 0 HBP: 0						

TOP

Chicago Cubs @ San Francisco Giants

Candlestick Park, San Francisco, CA

Fri Jul 19 1985, 10:05 PM EDT

Att. 12,887 - Overcast

livebaseballscorecards.com

AB	33
R	4
H	8
RBI	4
BB	2
SO	9
LOB	14

WP: 0 PB: 0 SB: 0 CS: 1 PA: 37

PITCHER		IP	WLS	BF	H	R	ER	SO	BB	IBB	HBP	BLK	WP	HR	S	P	ERA	WHIP
Jim Gott, R ERA: 3.86	(1, 1)	6.1	L	28	8	4	4	7	1	0	0	0	0	0	41	45	5.68	1.421
Scott Garrelts, R ERA: 1.09	(7, 1)	0.2		3	0	0	0	0	1	0	0	0	0	0	2	6	0.00	1.500
Greg Minton, R ERA: 3.02	(8, 1)	2.0		6	0	0	0	2	0	0	0	0	0	0	10	10	0.00	0.000

PITCHER		IP	WLS	BF	H	R	ER	SO	BB	IBB	HBP	BLK	WP	HR	S	P	ERA	WHIP

Batter	1	2	3	4	5	6	7	8	9	AB	R	H	RBI	BB	SO	LOB
Dan Gladden, R (1, 8) OBP: 0.290, SLG: 0.303	5-3		E5 1B 3-H		5-3			F3	F8	5	0	0	1	0	0	2
Manny Trillo, R (1, 4) OBP: 0.298, SLG: 0.307	G1-4-3 1B		F8 2-3			6-3		K		4	0	1	0	0	1	2
Chili Davis, S (1, 9) OBP: 0.338, SLG: 0.423	G1-4-3 1-2f		FC5-4 1-2 3-H 1B			2B 1B		BB 1B		4	0	3	1	0	0	1
Jeffrey Leonard, R (1, 7) OBP: 0.277, SLG: 0.374		F7 1B	FC5-4 1-2f			G5-3 1-3 2B		BB 1-2		3	0	2	0	1	0	2
Chris Brown, R (1, 5) OBP: 0.335, SLG: 0.436		F7 1-2		5-3		IBB		K		3	0	0	0	1	1	3
Bob Brenly, R (1, 2) OBP: 0.311, SLG: 0.418		K		6-3		G5-3 2-3f			F3	4	0	0	0	0	1	3
David Green, R (1, 3) OBP: 0.276, SLG: 0.310			1B E 2B	K			F8		3B 1B	4	2	2	0	0	1	0
Jose Uribe, S (1, 6) OBP: 0.272, SLG: 0.326 Ron Roenicke, S (9, PH) OBP: 0.438, SLG: 0.500			F8 SH1-4 1B 2-3 1B		F9		F7		1-H 3B	3 1	1 0	1 1	0 1	0 0	0 0	0 0
Jim Gott, R (1, 1) OBP: 0.182, SLG: 0.344 Scott Garrelts, R (7, 1) OBP: 0.222, SLG: 0.125 Scot Thompson, L (7, PH) OBP: 0.222, SLG: 0.255 Greg Minton, S (8, 1) Joel Youngblood, R (9, PH) OBP: 0.305, SLG: 0.238			SH1-4 1-2		F8		5-3		K	1 0 1 0 1	0 0 0 0 0	0 0 0 0 1	0 0 0 0 1	0 0 0 0 1	0 0 0 0 1	0 0 0 0 1
Inning Stats	R: 0 E: 0 K: 0 S: 3 H: 1 LOB: 0 BB: 0 P: 3	R: 0 E: 0 K: 1 S: 5 H: 1 LOB: 0 BB: 0 P: 5	R: 2 E: 1 K: 0 S: 7 H: 3 LOB: 2 BB: 0 P: 7	R: 0 E: 0 K: 1 S: 5 H: 0 LOB: 0 BB: 0 P: 5	R: 0 E: 0 K: 0 S: 3 H: 0 LOB: 0 BB: 0 P: 3	R: 0 E: 0 K: 0 S: 4 H: 2 LOB: 2 BB: 1 P: 8	R: 0 E: 0 K: 0 S: 3 H: 0 LOB: 0 BB: 0 P: 3	R: 0 E: 0 K: 2 S: 8 H: 1 LOB: 2 BB: 1 P: 12	R: 1 E: 0 K: 1 S: 7 H: 2 LOB: 1 BB: 0 P: 7	1B: 7 2B: 2 3B: 1 HR: 0	SF: 0 SAC: 1 DP: 2 HBP: 0						

PITCHER		IP	WLS	BF	H	R	ER	SO	BB	IBB	HBP	BLK	WP	HR	S	P	ERA	WHIP
Ray Fontenot, L ERA: 3.01	(1, 1)	5.1		23	7	2	1	2	0	1	0	0	0	0	26	30	1.69	1.312
Lary Sorensen, R ERA: 5.18	(6, 1)	0.2	W	1	0	0	0	0	0	0	0	0	0	0	1	1	0.00	0.000
Warren Brusstar, R ERA: 4.91	(7, 1)	1.2		6	1	0	0	1	0	0	0	0	0	0	8	8	0.00	0.600
Lee Smith, R ERA: 2.93	(8, 1)	1.1	S	7	2	1	1	2	1	0	0	0	0	0	10	14	6.75	2.250

PITCHER	IP	WLS	BF	H	R	ER	SO	BB	IBB	HBP	BLK	WP	HR	S	P	ERA	WHIP

BOTTOM

Chicago Cubs @ San Francisco Giants

Candlestick Park, San Francisco, CA

Fri Jul 19 1985, 10:05 PM EDT

Att. 12,887 - Overcast

livebaseballscorecards.com

AB	34
R	3
H	10
RBI	3
BB	2
SO	5
LOB	14

WP: 0	PB: 0	SB: 0	CS: 0
PA: 37			

Batter	1	2	3	4	5	6	7	8	9	AB	R	H	RBI	BB	SO	LOB
Bob Dernier, R (1, 8) OBP: 0.317, SLG: 0.314	F8		F9		SH1-4 3-H			F4		3	0	0	1	0	0	0
23 Ryne Sandberg, R (1, 4) OBP: 0.343, SLG: 0.476	S 1B		K		K			5-3		4	0	1	0	0	2	0
Davey Lopes, R (1, 7) OBP: 0.402, SLG: 0.444	K		5-3			F4			F9	4	0	0	0	0	1	1
Gary Woods, R (9, 7) OBP: 0.321, SLG: 0.213										0	0	0	0	0	0	0
Keith Moreland, R (1, 9) OBP: 0.372, SLG: 0.431	1-2 BB			K		K			F7	3	0	0	0	1	2	0
Leon Durham, L (1, 3) OBP: 0.361, SLG: 0.461	4-3			F8		4-3			6-3	4	0	0	0	0	0	2
Ron Cey, R (1, 5) OBP: 0.312, SLG: 0.375		F6		F9			F8			3	0	0	0	0	0	0
Jody Davis, R (1, 2) OBP: 0.304, SLG: 0.403		6-3			3B 2B		6-3			3	1	1	0	0	0	0
Larry Bowa, S (1, 6) OBP: 0.273, SLG: 0.303		1B			SH1-4 2-H 3B		F8			3	1	2	1	0	0	0
Dick Ruthven, R (1, 1) OBP: 0.150, SLG: 0.150		K			K			K		2	0	0	0	0	2	2
George Frazier, R (6, 1)										1	0	0	0	0	1	0
Lee Smith, R (8, 1)										0	0	0	0	0	0	0
Inning Stats	R: 0 E: 0 K: 1 S: 6 H: 1 LOB: 2 BB: 1 P: 10	R: 0 E: 0 K: 1 S: 6 H: 1 LOB: 1 BB: 0 P: 6	R: 0 E: 0 K: 1 S: 5 H: 0 LOB: 0 BB: 0 P: 5	R: 0 E: 0 K: 1 S: 5 H: 0 LOB: 0 BB: 0 P: 5	R: 2 E: 0 K: 2 S: 9 H: 2 LOB: 0 BB: 0 P: 9	R: 0 E: 0 K: 1 S: 5 H: 0 LOB: 0 BB: 0 P: 5	R: 0 E: 0 K: 0 S: 3 H: 0 LOB: 0 BB: 0 P: 3	R: 0 E: 0 K: 1 S: 5 H: 0 LOB: 0 BB: 0 P: 5	R: 0 E: 0 K: 0 S: 3 H: 0 LOB: 0 BB: 0 P: 3	1B: 2 2B: 1 3B: 1 HR: 0	SF: 0 SAC: 1 DP: 0 HBP: 0		WP: 0 PB: 0 SB: 1 CS: 0	PA: 32		

TOP

Chicago Cubs @ San Francisco Giants

Candlestick Park, San Francisco, CA

Sat Jul 20 1985, 6:33 AM EDT

Att. 15,494 - Overcast

livebaseballscorecards.com

AB	30
R	2
H	4
RBI	2
BB	1
SO	8
LOB	5

PITCHER		IP	WLS	BF	H	R	ER	SO	BB	IBB	HBP	BLK	WP	HR	S	P	ERA	WHIP
Atlee Hammaker, L ERA: 3.5	(1, 1)	5.0	L	20	4	2	2	6	1	0	0	0	0	0	31	35	3.60	1.000
Scott Garrelts, R ERA: 1.05	(6, 1)	2.0		6	0	0	0	1	0	0	0	0	0	0	8	8	0.00	0.000
Mark Davis, L ERA: 2.21	(8, 1)	2.0		6	0	0	0	1	0	0	0	0	0	0	8	8	0.00	0.000

PITCHER	IP	WLS	BF	H	R	ER	SO	BB	IBB	HBP	BLK	WP	HR	S	P	ERA	WHIP

Chicago Cubs @ San Francisco Giants

Candlestick Park, San Francisco, CA

Sat Jul 20 1985, 6:33 AM EDT

Att. 15,494 - Overcast

livebaseballscorecards.com

BOTTOM

Batter	1	2	3	4	5	6	7	8	9	AB	R	H	RBI	BB	SO	LOB
Dan Gladden, R (1, 8) OBP: 0.288, SLG: 0.307	K		F8		1B 3B		F9 2-3		G4-6-3 1-2f	5	1	1	0	0	1	2
Brad Wellman, R (1, 4) OBP: 0.299, SLG: 0.333	E5		K		S 3-H 1B		5-3			4	0	1	1	0	1	1
Chili Davis, S (1, 9) OBP: 0.343, SLG: 0.422	F6			BB BB	1-2 BB			WP 1B BB		1	0	0	0	3	0	1
Ron Roenicke, S (1, 7) OBP: 0.450, SLG: 0.467	F8			1-2 BB	F9			WP 1-2 1B		3	0	1	0	1	0	3
Chris Brown, R (1, 5) OBP: 0.333, SLG: 0.431		L5		K		G1-6-3 BB		F1		3	0	0	0	1	1	4
Bob Brenly, R (1, 2) OBP: 0.314, SLG: 0.415		BB		F8		G1-6-3 1-2f		G6-4-3 1-2 2-3 IBB		2	0	0	0	2	0	3
David Green, R (1, 3) OBP: 0.270, SLG: 0.303		F9		1-3		6-3		G6-4-3 1-2f		4	0	0	0	0	0	6
Jose Uribe, S (1, 6) OBP: 0.275, SLG: 0.326		6-3			4-3		F9 SH3 BB		G4-6-3 1B	3	0	1	0	1	0	1
Atlee Hammaker, S (1, 1) Joel Youngblood, R (5, PH) OBP: 0.303, SLG: 0.236 Scott Garrelts, R (6, 1) OBP: 0.222, SLG: 0.125 Manny Trillo, R (7, PH) OBP: 0.298, SLG: 0.307 Mark Davis, L (8, 1) OBP: 0.200, SLG: 0.400 Scot Thompson, L (9, PH) OBP: 0.220, SLG: 0.252			K		F4		SH3 1-2		F3	1 1 0 0 0 1	0 0 0 0 0 0	0 0 0 0 0 0	0 0 0 0 0 0	0 0 0 0 0 0	1 0 0 0 0 0	0 0 0 0 0 1
Inning Stats	R: 0 E: 1 K: 1 S: 6 H: 0 LOB: 1 BB: 0 P: 6	R: 0 E: 0 K: 0 S: 3 H: 0 LOB: 1 BB: 1 P: 7	R: 0 E: 0 K: 2 S: 7 H: 0 LOB: 0 BB: 0 P: 7	R: 0 E: 0 K: 1 S: 5 H: 0 LOB: 2 BB: 2 P: 13	R: 1 E: 0 K: 0 S: 5 H: 2 LOB: 2 BB: 1 P: 9	R: 0 E: 0 K: 0 S: 2 H: 0 LOB: 0 BB: 1 P: 6	R: 0 E: 0 K: 0 S: 3 H: 0 LOB: 1 BB: 1 P: 7	R: 0 E: 0 K: 0 S: 3 H: 1 LOB: 2 BB: 2 P: 11	R: 0 E: 0 K: 0 S: 3 H: 1 LOB: 0 BB: 0 P: 3	1B: 3 2B: 0 3B: 1 HR: 0 SF: 0 SAC: 1 DP: 3 HBP: 0						

	AB	28
	R	1
	H	4
	RBI	1
	BB	8
	SO	4
	LOB	22

WP: 1 PA: 37
PB: 0
SB: 1
CS: 0

PITCHER		IP	WLS	BF	H	R	ER	SO	BB	IBB	HBP	BLK	WP	HR	S	P	ERA	WHIP
Dick Ruthven, R ERA: 4.44	(1, 1)	5.0	W	22	2	1	1	4	4	0	0	0	0	0	26	42	1.80	1.200
George Frazier, R ERA: 4.5	(6, 1)	2.0		8	0	0	0	0	3	0	0	0	0	0	5	17	0.00	1.500
Lee Smith, R ERA: 2.84	(8, 1)	2.0	S	7	2	0	0	0	0	1	0	0	1	0	6	10	0.00	1.000

PITCHER	IP	WLS	BF	H	R	ER	SO	BB	IBB	HBP	BLK	WP	HR	S	P	ERA	WHIP

Chicago Cubs @ San Francisco Giants

Candlestick Park, San Francisco, CA

Sun Jul 21 1985, 6:33 AM EDT

Att. 22,073 - Sunny

TOP

livebaseballscorecards.com

Batter	1	2	3	4	5	6	7	8	9	AB	R	H	RBI	BB	SO	LOB
Bob Dernier, R (1, 8) OBP: 0.316, SLG: 0.313	B1-3		F4		G6-4-3 1-2f			23 F8 1B 1-2 1B		4	0	1	0	0	0	1
Billy Hatcher, R (1, 7) OBP: 0.320, SLG: 0.419	F3		2B			F7		G5-4-3 1-2 2-H 1B		3	0	1	0	0	0	0
Richie Hebner, L (8, PH) OBP: 0.347, SLG: 0.348										1	0	1	1	0	0	0
Lary Sorensen, R (8, 1)										0	0	0	0	0	0	0
23 Ryne Sandberg, R (1, 4) OBP: 0.342, SLG: 0.473	1B 1B		5-3			2-3		F8 2-3		4	0	1	0	0	0	3
Keith Moreland, R (1, 9) OBP: 0.373, SLG: 0.435	 1-2 1B			L7		 2B		G5-4-3 1-2f		4	0	2	0	0	0	2
Leon Durham, L (1, 3) OBP: 0.359, SLG: 0.458	K			FC6-4 1B		4-3			6-3	4	0	1	0	0	1	3
Ron Cey, R (1, 5) OBP: 0.308, SLG: 0.370		F8		F9			F9		F6	4	0	0	0	0	0	1
Jody Davis, R (1, 2) OBP: 0.303, SLG: 0.401		G1-6-3 1B		FC6-4 1-2f			6-3		5-3	4	0	1	0	0	0	1
Larry Bowa, S (1, 6) OBP: 0.268, SLG: 0.297		G1-6-3 1-2f			4-3		3-1			3	0	0	0	0	0	1
Larry Gura, S (1, 1)					BBB					1	0	0	0	1	0	0
Thad Bosley, L (8, PH) OBP: 0.353, SLG: 0.429			F8		4-0 G6-4-3 BB			1B 1B 1B		1	1	1	0	0	0	0
(8, 7)																
Inning Stats	R: 0 E: 0 K: 1 S: 7 H: 2 LOB: 2 BB: 0 P: 7	R: 0 E: 0 K: 0 S: 3 H: 1 LOB: 0 BB: 0 P: 3	R: 0 E: 0 K: 0 S: 4 H: 1 LOB: 1 BB: 0 P: 4	R: 0 E: 0 K: 0 S: 4 H: 1 LOB: 1 BB: 0 P: 4	R: 0 E: 0 K: 0 S: 2 H: 0 LOB: 0 BB: 1 P: 6	R: 0 E: 0 K: 0 S: 4 H: 1 LOB: 1 BB: 0 P: 4	R: 0 E: 0 K: 0 S: 3 H: 0 LOB: 0 BB: 0 P: 3	R: 1 E: 0 K: 0 S: 5 H: 3 LOB: 1 BB: 0 P: 5	R: 0 E: 0 K: 0 S: 3 H: 0 LOB: 0 BB: 0 P: 3	1B: 7 2B: 2 3B: 0 HR: 0 SF: 0 SAC: 0 DP: 3 HBP: 0							

AB	33
R	1
H	9
RBI	1
BB	1
SO	1
LOB	12

WP: 0 PB: 0 SB: 0 CS: 0 PA: 34

PITCHER		IP	WLS	BF	H	R	ER	SO	BB	IBB	HBP	BLK	WP	HR	S	P	ERA	WHIP
Bill Laskey, R ERA: 3.62	(1, 1)	7.0	W	28	8	1	1	1	1	0	0	0	0	0	29	33	1.29	1.286
Greg Minton, R ERA: 2.91	(8, 1)	2.0	S	6	1	0	0	0	0	0	0	0	0	0	6	6	0.00	0.500

PITCHER	IP	WLS	BF	H	R	ER	SO	BB	IBB	HBP	BLK	WP	HR	S	P	ERA	WHIP

Batter	1	2	3	4	5	6	7	8	9	AB	R	H	RBI	BB	SO	LOB
Dan Gladden, R (1, 8) OBP: 0.291, SLG: 0.310	F7		SH1-3 1B 1-2		S 1B 2-H		F9			4	0	2	1	0	0	0
Manny Trillo, R (1, 4) OBP: 0.296, SLG: 0.304	F8		SH1-3 1-2 2-3		F8 1-2			K		3	0	0	0	0	1	1
Chili Davis, S (1, 9) OBP: 0.342, SLG: 0.419	1B		F9			1-3		2-3		4	0	1	0	0	0	2
Jeffrey Leonard, R (1, 7) OBP: 0.277, SLG: 0.382	5-3			F7		HR		4-3		4	1	1	1	0	0	1
Chris Brown, R (1, 5) OBP: 0.330, SLG: 0.426		F8		F8		F6				3	0	0	0	0	0	0
Bob Brenly, R (1, 2) OBP: 0.314, SLG: 0.414		G3		F5		1B				3	0	1	0	0	0	0
David Green, R (1, 3) OBP: 0.271, SLG: 0.303		5-3			SH3 1B 1B	F8				3	1	1	0	0	0	1
Jose Uribe, S (1, 6) OBP: 0.272, SLG: 0.322			K		F7		F8			3	0	0	0	0	1	1
Bill Laskey, R (1, 1) OBP: 0.241, SLG: 0.120 Greg Minton, S (8, 1)			SH1-3 1B 1B		SH3 1-2		6-3			2 0	0 0	1 0	0 0	0 0	0 0	0 0
Inning Stats	R: 0 E: 0 K: 0 S: 4 H: 1 LOB: 1 BB: 0 P: 4	R: 0 E: 0 K: 0 S: 3 H: 0 LOB: 0 BB: 0 P: 3	R: 0 E: 0 K: 1 S: 7 H: 2 LOB: 2 BB: 0 P: 7	R: 0 E: 0 K: 0 S: 3 H: 0 LOB: 0 BB: 0 P: 3	R: 1 E: 0 K: 0 S: 5 H: 2 LOB: 1 BB: 0 P: 5	R: 1 E: 0 K: 0 S: 5 H: 2 LOB: 1 BB: 0 P: 5	R: 0 E: 0 K: 0 S: 3 H: 0 LOB: 0 BB: 0 P: 3	R: 0 E: 0 K: 1 S: 5 H: 0 LOB: 0 BB: 0 P: 5		1B: 6 2B: 0 3B: 0 HR: 1 SF: 0 SAC: 2 DP: 0 HBP: 0						

PITCHER		IP	WLS	BF	H	R	ER	SO	BB	IBB	HBP	BLK	WP	HR	S	P	ERA	WHIP
Larry Gura, L ERA: 9.55	(1, 1)	7.0	L	28	7	2	2	1	0	0	0	0	0	1	30	30	2.57	1.000
Lary Sorensen, R ERA: 5.03	(8, 1)	1.0		3	0	0	0	1	0	0	0	0	0	0	5	5	0.00	0.000

PITCHER	IP	WLS	BF	H	R	ER	SO	BB	IBB	HBP	BLK	WP	HR	S	P	ERA	WHIP

BOTTOM

Chicago Cubs @ San Francisco Giants

Candlestick Park, San Francisco, CA

Sun Jul 21 1985, 6:33 AM EDT

Att. 22,073 - Sunny

livebaseballscorecards.com

AB	29
R	2
H	7
RBI	2
BB	0
SO	2
LOB	6

Batter	1	2	3	4	5	6	7	8	9	AB	R	H	RBI	BB	SO	LOB
Vince Coleman, S (1, 7) OBP: 0.331, SLG: 0.348	BBB 4-0 G3 S FC6-2 BB		x 0-0 PB 1B 1B 1B	x 0-0 ③ F8			x 0-0 ① 4-3	x 0-0 E3 1-2 2-3		4	1	1	0	1	0	5
Ozzie Smith, S (1, 6) OBP: 0.328, SLG: 0.361	x 0-0 ① G3 1-3		x 0-0 PB 1-2 1B 1B		x 0-0 ① 6-3		x 0-0 ② 1-3	x 0-0 ③ F3		5	1	1	0	0	0	4
Tom Herr, S (1, 4) OBP: 0.393, SLG: 0.433	x 0-0 ② FC6-2 S 3-H		x 0-0 1-H 2-H 1B		x 0-0 ② 6-3		x 0-0 ③ F9		x 0-0 ① 4-3	5	0	1	2	0	0	1
Jack Clark, R (1, 3) OBP: 0.396, SLG: 0.534	SSS 0-3 ③ K 1-2		x 0-0 ③ F8		x 0-0 1B			x 0-0 ① 5-3	BBBB 4-0 BB	4	0	1	0	1	1	2
Willie McGee, S (1, 8) OBP: 0.367, SLG: 0.477		x 0-0 ① F8		x 0-0 1B 2B	SSS 0-3 ③ K			BBBB 4-0 1B 1B BB	SSS 0-3 ② K	4	1	1	0	1	2	2
Tito Landrum, R (1, 9) OBP: 0.418, SLG: 0.493		x 0-0 ② F9		x 0-0 WP 2-3 1B		SSS 0-3 ① K		x 0-0 1B 1-3 1B 1B	x 0-0 ③ 1-3	5	1	2	0	0	1	1
Ivan De Jesus, R (1, 5) OBP: 0.318, SLG: 0.366 Andy Van Slyke, L (8, PH) OBP: 0.349, SLG: 0.453 Darrell Porter, L (8, 2) OBP: 0.259, SLG: 0.290		SSS 0-3 ③ K		x 0-0 ① 6-3 1-2		SSS 0-3 ② K		SSS 0-3 ② K		3 1 0	0 0 0	0 0 0	0 0 0	0 1 0	2 2 0	2 2 0
Tom Nieto, R (1, 2) OBP: 0.317, SLG: 0.291 Terry Pendleton, S (8, PH) OBP: 0.259, SLG: 0.286 (8, 5)			SSS 0-3 ① K	4-0 IBB		x 0-0 3B		x 0-0 E 1B 1-3 3-H 1B		2 1	0 0	1 1	0 1	1 0	1 0	0 0
Joaquin Andujar, S (1, 1) OBP: 0.185, SLG: 0.177 Steve Braun, L (8, PH) OBP: 0.311, SLG: 0.333 John Tudor, L (8, PR) OBP: 0.173, SLG: 0.163 Jeff Lahti, R (8, 1)			x 0-0 ② F9	x 0-0 ② F5		x 0-0 ③ F7		x 0-0 E 1-2 3-H 1B		3 1 0 0	0 0 0 0	0 1 0 0	0 1 0 0	0 0 0 0	0 0 0 0	4 0 0 0
Inning Stats	R: 0 E: 0 K: 1 S: 5 H: 0 LOB: 1 BB: 1 P: 9	R: 0 E: 0 K: 1 S: 5 H: 0 LOB: 0 BB: 0 P: 5	R: 2 E: 0 K: 1 S: 8 H: 3 LOB: 1 BB: 0 P: 8	R: 0 E: 0 K: 0 S: 5 H: 2 LOB: 3 BB: 1 P: 9	R: 0 E: 0 K: 1 S: 6 H: 1 LOB: 1 BB: 0 P: 6	R: 0 E: 0 K: 2 S: 8 H: 1 LOB: 1 BB: 0 P: 8	R: 0 E: 0 K: 0 S: 3 H: 0 LOB: 0 BB: 0 P: 3	R: 2 E: 1 K: 1 S: 9 H: 3 LOB: 3 BB: 1 P: 13	R: 0 E: 0 K: 1 S: 5 H: 0 LOB: 1 BB: 1 P: 9	1B: 8 2B: 1 3B: 1 HR: 0	SF: 0 SAC: 0 DP: 0 HBP: 0					

PITCHER	IP	WLS	BF	H	R	ER	SO	BB	IBB	HBP	BLK	WP	HR	S	P	ERA	WHIP
Dave LaPoint, L (1, 1) ERA: 2.82	7.1	L	33	8	4	3	6	2	1	0	0	1	0	42	54	3.68	1.364
Scott Garrelts, R (8, 1) ERA: 1.03	1.2		9	2	0	0	2	1	0	0	0	0	0	12	16	0.00	1.800

PITCHER	IP	WLS	BF	H	R	ER	SO	BB	IBB	HBP	BLK	WP	HR	S	P	ERA	WHIP

TOP

St. Louis Cardinals @ San Francisco Giants
Candlestick Park, San Francisco, CA
Mon Jul 22 1985, 6:33 AM EDT
Att. 5,954 - Unknown

livebaseballscorecards.com

AB	38
R	4
H	10
RBI	4
BB	4
SO	8
LOB	23

WP: 1 PA: 42
PB: 1
SB: 2
CS: 0

Batter	1	2	3	4	5	6	7	8	9	AB	R	H	RBI	BB	SO	LOB
Dan Gladden, R (1, 8) OBP: 0.293, SLG: 0.310	S 6-3 1B 1B		6-3		4-3 2-3 3-H		BBBB S BB			3	1	1	1	1	0	1
Manny Trillo, R (1, 4) OBP: 0.295, SLG: 0.301	6-3 1-2		F5		F8		BBBB 1-2 BB			3	0	0	0	1	0	2
Ron Roenicke, S (1, 9) OBP: 0.417, SLG: 0.421	2-H 1B		F3			F8	F8			4	0	1	1	0	0	2
Jeffrey Leonard, R (1, 7) OBP: 0.276, SLG: 0.389	F4			F8		HR		4-3		4	1	1	1	0	0	1
Chris Brown, R (1, 5) OBP: 0.325, SLG: 0.419	F9			L4		6-3		5-3		4	0	0	0	0	0	1
Bob Brenly, R (1, 2) OBP: 0.316, SLG: 0.415		5-3 1B		F7		FC6-4 1B		6-3		4	0	2	0	0	0	0
David Green, R (1, 3) OBP: 0.270, SLG: 0.302		F2			1B 4-3 1B	1-2f FC6-4			1-3	4	1	1	0	0	0	2
Jose Uribe, S (1, 6) OBP: 0.273, SLG: 0.322		5-3 1-2			4-3 SH5-4 1-3 1B		F6		SSS K	3	0	1	0	0	0	1
Chili Davis, S (9, PH) OBP: 0.341, SLG: 0.418										1	0	0	0	0	1	0
Dave LaPoint, L (1, 1) OBP: 0.282, SLG: 0.250										2	0	0	0	0	0	1
Scott Garrelts, R (8, 1) OBP: 0.222, SLG: 0.125										0	0	0	0	0	0	0
Scot Thompson, L (9, PH) OBP: 0.218, SLG: 0.250										1	0	0	0	0	0	0
Inning Stats	R: 1 H: 2 E: 0 LOB: 1 K: 0 BB: 0 S: 5 P: 5	R: 0 H: 1 E: 0 LOB: 1 K: 0 BB: 0 S: 4 P: 4	R: 0 H: 0 E: 0 LOB: 0 K: 0 BB: 0 S: 3 P: 3	R: 0 H: 0 E: 0 LOB: 0 K: 0 BB: 0 S: 3 P: 3	R: 1 H: 2 E: 0 LOB: 1 K: 0 BB: 0 S: 5 P: 5	R: 1 H: 2 E: 0 LOB: 1 K: 0 BB: 0 S: 5 P: 5	R: 0 H: 0 E: 0 LOB: 2 K: 0 BB: 2 S: 3 P: 11	R: 0 H: 0 E: 0 LOB: 0 K: 0 BB: 0 S: 3 P: 3	R: 0 H: 0 E: 0 LOB: 0 K: 1 BB: 0 S: 5 P: 5	1B: 6 SF: 0 2B: 0 SAC: 1 3B: 0 DP: 0 HR: 1 HBP: 0						

PITCHER	IP	WLS	BF	H	R	ER	SO	BB	IBB	HBP	BLK	WP	HR	S	P	ERA	WHIP
Joaquin Andujar, R (1, 1) ERA: 2.4	7.0	W	30	7	3	3	0	2	0	0	0	0	1	28	36	3.86	1.286
Jeff Lahti, R (8, 1) ERA: 2.45	2.0	S	6	0	0	0	1	0	0	0	0	0	0	8	8	0.00	0.000

PITCHER	IP	WLS	BF	H	R	ER	SO	BB	IBB	HBP	BLK	WP	HR	S	P	ERA	WHIP

BOTTOM

St. Louis Cardinals @ San Francisco Giants
Candlestick Park, San Francisco, CA
Mon Jul 22 1985, 6:33 AM EDT
Att. 5,954 - Unknown

St.

livebaseballscorecards.com

AB	33
R	3
H	7
RBI	3
BB	2
SO	1
LOB	11

Batter	1	2	3	4	5	6	7	8	9	AB	R	H	RBI	BB	SO	LOB
Vince Coleman, S (1, 7) OBP: 0.329, SLG: 0.346	G4-3 1B		F8		F3	K			K	5	0	1	0	0	2	3
Willie McGee, S (1, 8) OBP: 0.370, SLG: 0.482	G4-3 1-2f			4-3 WP 2B		1B 2B 1B	4-3		WP BB 1B	5	2	3	0	0	0	1
Tom Herr, S (1, 4) OBP: 0.395, SLG: 0.434	K			4-3 2-3		2B BB 1-3 1B	FC4-6 1B		WP 1-2 BB	4	1	2	0	1	1	1
Jack Clark, R (1, 3) OBP: 0.394, SLG: 0.532		6-3		F3		BB FC6-4 1-3 3-H 2B	FC4-6 1-2f		K 1-2 2-3	5	1	1	1	0	1	4
Andy Van Slyke, L (1, 9) OBP: 0.346, SLG: 0.449		5-3		K S 3-H		K	F9			2	0	0	0	0	1	0
Tito Landrum, R (6, PH) OBP: 0.407, SLG: 0.479 (6, 9)										2	0	0	0	0	1	3
Terry Pendleton, S (1, 5) OBP: 0.259, SLG: 0.283		4-3		F4 1-2		FC6-4 BB 1B IBB		6-3		3	1	0	0	1	0	1
Darrell Porter, L (1, 2) OBP: 0.282, SLG: 0.361			4-3 2B		HR	FC6-4 1-2 2-3 3-H BB		F3		3	1	2	2	1	0	0
Ivan De Jesus, R (1, 6) OBP: 0.292, SLG: 0.333			4-3 2-3		6-3	FC6-4 1B 1-2f 2-3 3-H		K		4	0	0	1	0	1	3
Danny Cox, R (1, 1) OBP: 0.179, SLG: 0.151			K		K	1B 1-2 3-H			4-3	4	0	1	1	0	2	1
Inning Stats	R: 0 E: 0 K: 1 S: 5 H: 1 LOB: 0 BB: 0 P: 5	R: 0 E: 0 K: 0 S: 3 H: 0 LOB: 0 BB: 0 P: 3	R: 0 E: 0 K: 1 S: 6 H: 1 LOB: 1 BB: 0 P: 6	R: 1 E: 0 K: 1 S: 7 H: 1 LOB: 1 BB: 0 P: 7	R: 1 E: 0 K: 1 S: 6 H: 1 LOB: 0 BB: 0 P: 6	R: 4 E: 0 K: 2 S: 11 H: 4 LOB: 2 BB: 2 P: 19	R: 0 E: 0 K: 0 S: 4 H: 1 LOB: 1 BB: 0 P: 4	R: 0 E: 0 K: 1 S: 5 H: 0 LOB: 0 BB: 0 P: 5	R: 0 E: 0 K: 2 S: 8 H: 1 LOB: 2 BB: 1 P: 12	1B: 6 2B: 3 3B: 0 HR: 1 SF: 0 SAC: 0 DP: 1 HBP: 0	WP: 2 PB: 0 SB: 1 CS: 0 PA: 40					

PITCHER		IP	WLS	BF	H	R	ER	SO	BB	IBB	HBP	BLK	WP	HR	S	P	ERA	WHIP
Mike Krukow, R ERA: 3.52	(1, 1)	5.0	L	22	7	5	5	4	0	0	0	0	1	1	30	30	9.00	1.400
Mark Davis, L ERA: 2.33	(6, 1)	0.1		3	0	0	0	1	1	1	0	0	0	0	3	11	0.00	3.000
Greg Minton, R ERA: 2.88	(6, 1)	0.2		3	1	1	1	1	0	0	0	0	0	0	5	5	13.50	1.500
Mike Jeffcoat, L ERA: 1.93	(7, 1)	2.0		7	1	0	0	1	0	0	0	0	0	0	9	9	0.00	0.500
Vida Blue, L ERA: 3.97	(9, 1)	1.0		5	1	0	0	2	1	0	0	0	1	0	8	12	0.00	2.000

PITCHER	IP	WLS	BF	H	R	ER	SO	BB	IBB	HBP	BLK	WP	HR	S	P	ERA	WHIP

TOP

St. Louis Cardinals @ San Francisco Giants
Candlestick Park, San Francisco, CA
Tue Jul 23 1985, 6:33 AM EDT
Att. 7,688 - Sunny

livebaseballscorecards.com

AB	37
R	6
H	10
RBI	5
BB	3
SO	9
LOB	17

Batter	1	2	3	4	5	6	7	8	9	AB	R	H	RBI	BB	SO	LOB
Dan Gladden, R (1, 8) OBP: 0.292, SLG: 0.308	S S S 0-3 K ①		x 0-0 F7 ②	x 0-0 2-H 1B		x 0-0 FC6-4 ③ 1-2f			x 0-0 4-3 ①	5	0	1	1	0	1	1
Manny Trillo, R (1, 4) OBP: 0.297, SLG: 0.306	x 0-0 2B		x 0-0 1B 1B 1B	x 0-0 3-1 ③			x 0-0 6-3 ①		x 0-0 F5 ②	5	1	2	0	0	0	1
Chili Davis, S (1, 9) OBP: 0.342, SLG: 0.418	x 0-0 F3 ②		x 0-0 1B 1B 1-3 1B		x 0-0 F7 1B		x 0-0 F7 ②		x 0-0 F7 ③	5	1	2	0	0	0	1
Jeffrey Leonard, R (1, 7) OBP: 0.279, SLG: 0.390	x 0-0 F4 ③		x 0-0 1B 1-2 3-H 1B		x 0-0 F7 ① ② 1-2		x 0-0 1B			4	0	2	1	0	0	2
Chris Brown, R (1, 5) OBP: 0.331, SLG: 0.432		x 0-0 2B	x 0-0 FC4-6 1-3 2-H 1B		x 0-0 2B		S S S 0-3 K ③			4	0	3	1	0	1	1
Bob Brenly, R (1, 2) OBP: 0.312, SLG: 0.409		x 0-0 F3 ①	x 0-0 FC4-6 ③ 1-2f		x 0-0 F8 ③			x 0-0 E6 FC5-4		4	0	0	0	0	0	4
Rob Deer, R (1, 3) OBP: 0.291, SLG: 0.362	S S S 0-3 K ②		B B B B 4-0 SH1-4 1B BB			B B B B 4-0 FC5-4 BB		x 0-0 F2 ①		2	1	0	0	2	1	2
Jose Uribe, S (1, 6) OBP: 0.269, SLG: 0.318		x 0-0 F3 ③	x 0-0 F9 ①			x 0-0 FC5-4 ① 1-2f FC6-4		x 0-0 FC5-4 ② 1-2f		4	0	0	0	0	0	4
Mike Krukow, R (1, 1) OBP: 0.256, SLG: 0.297 Mark Davis, L (6, 1) OBP: 0.200, SLG: 0.400 Greg Minton, S (6, 1) Ron Roenicke, S (6, PH) OBP: 0.400, SLG: 0.400 Mike Jeffcoat, L (7, 1) Scot Thompson, L (8, PH) OBP: 0.216, SLG: 0.248 Vida Blue, S (9, 1)			x 0-0 4-3 ①	x 0-0 SH1-4 ② 1-2		x 0-0 F9 ②		x 0-0 F8 ③		1 0 0 1 0 1 0	0 0 0 0 0 0 0	0 0 0 0 0 0 0	0 0 0 0 0 0 0	0 0 0 0 0 0 0	0 0 0 1 0 1 0	0 0 0 1 0 1 0
Inning Stats	R: 0 E: 0 K: 1 S: 6 H: 1 LOB: 1 BB: 0 P: 6	R: 0 E: 0 K: 1 S: 6 H: 1 LOB: 1 BB: 0 P: 6	R: 2 E: 0 K: 0 S: 7 H: 4 LOB: 2 BB: 0 P: 7	R: 1 E: 0 K: 0 S: 4 H: 1 LOB: 1 BB: 1 P: 8	R: 0 E: 0 K: 0 S: 4 H: 2 LOB: 1 BB: 0 P: 4	R: 0 E: 0 K: 0 S: 3 H: 0 LOB: 1 BB: 1 P: 7	R: 0 E: 0 K: 1 S: 6 H: 1 LOB: 1 BB: 0 P: 6	R: 0 E: 1 K: 0 S: 4 H: 0 LOB: 1 BB: 0 P: 4	R: 0 E: 0 K: 0 S: 3 H: 0 LOB: 0 BB: 0 P: 3	1B: 7 2B: 3 3B: 0 HR: 0	SF: 0 SAC: 1 DP: 0 HBP: 0			WP: 0 PB: 0 SB: 0 CS: 0	PA: 39		

PITCHER	IP	WLS	BF	H	R	ER	SO	BB	IBB	HBP	BLK	WP	HR	S	P	ERA	WHIP
Danny Cox, R (1, 1) ERA: 2.59	9.0	W	39	10	3	3	3	2	0	0	0	0	0	43	51	3.00	1.333

PITCHER	IP	WLS	BF	H	R	ER	SO	BB	IBB	HBP	BLK	WP	HR	S	P	ERA	WHIP

BOTTOM

St. Louis Cardinals @ San Francisco Giants

Candlestick Park, San Francisco, CA

Tue Jul 23 1985, 6:33 AM EDT

Att. 7,688 - Sunny

livebaseballscorecards.com

AB	36
R	3
H	10
RBI	3
BB	2
SO	3
LOB	18

Batter	1	2	3	4	5	6	7	8	9	AB	R	H	RBI	BB	SO	LOB
Vince Coleman, S (1, 7) OBP: 0.325, SLG: 0.342	SSS 0-3 ① K		x 0-0 ② 5-3		x 0-0 ② F7		x 0-0 ① SH3-4 1-2		x 0-0 ③ F4	4	0	0	0	0	1	4
Willie McGee, S (1, 8) OBP: 0.369, SLG: 0.488	x 0-0 ② F8		x 0-0 ③ F9		x 0-0 1-H 2-H HR		x 0-0 ② 4-3 2-3			4	1	1	3	0	0	2
Tom Herr, S (1, 4) OBP: 0.396, SLG: 0.433	x 0-0 1B			x 0-0 ① 4-3	BBB 4-0 S 1B BB		x 0-0 ③ F5			3	1	1	0	1	0	1
Jack Clark, R (1, 3) OBP: 0.395, SLG: 0.530	x 0-0 ③ F4			BBB 4-0 G3 BB	x 0-0 1-H 1B			SSS 0-3 ① K		3	0	1	1	1	1	1
Andy Van Slyke, L (1, 9) OBP: 0.341, SLG: 0.442		x 0-0 ① L3		x 0-0 ② G3 1-2	SSS 0-3 ③ K			x 0-0 ② F8		4	0	0	0	0	1	2
Terry Pendleton, S (1, 5) OBP: 0.256, SLG: 0.279		x 0-0 ② 1-3		x 0-0 ③ 4-3		SSS 0-3 ① K		SSS 0-3 ③ K		4	0	0	0	0	2	1
Darrell Porter, L (1, 2) OBP: 0.270, SLG: 0.342		x 0-0 ③ F9			SSS 0-3 ① K	x 0-0 ② 4-3			SSS 0-3 ① K	4	0	0	0	0	2	0
Ivan De Jesus, R (1, 6) OBP: 0.327, SLG: 0.388		x 0-0 2B			x 0-0 SH HR 1B	SSS 0-3 ③ K			x 0-0 1B	4	1	3	0	0	1	0
John Tudor, L (1, 1) OBP: 0.182, SLG: 0.173		SSS 0-3 ① K			x 0-0 SH 1-2 HR		x 0-0 4-3 SH3-4 1B		SSS 0-3 ② K	3	1	1	0	0	2	2
Inning Stats	R: 0 E: 0 K: 1 S: 6 H: 1 LOB: 1 BB: 0 P: 6	R: 0 E: 0 K: 0 S: 3 H: 0 LOB: 0 BB: 0 P: 3	R: 0 E: 0 K: 1 S: 6 H: 1 LOB: 1 BB: 0 P: 6	R: 0 E: 0 K: 0 S: 3 H: 0 LOB: 1 BB: 1 P: 7	R: 4 E: 1 K: 2 S: 11 H: 3 LOB: 1 BB: 1 P: 15	R: 0 E: 0 K: 2 S: 7 H: 0 LOB: 0 BB: 0 P: 7	R: 0 E: 0 K: 0 S: 4 H: 1 LOB: 1 BB: 0 P: 4	R: 0 E: 0 K: 2 S: 7 H: 0 LOB: 0 BB: 0 P: 7	R: 0 E: 0 K: 2 S: 8 H: 1 LOB: 1 BB: 0 P: 8	1B: 5 2B: 1 3B: 0 HR: 1 SF: 0 SAC: 2 DP: 0 HBP: 0						

PITCHER		IP	WLS	BF	H	R	ER	SO	BB	IBB	HBP	BLK	WP	HR	S	P	ERA	WHIP
Jim Gott, R ERA: 3.69	(1, 1)	4.1	L	17	3	1	0	3	1	0	0	0	0	0	22	26	0.00	0.923
Mark Davis, L ERA: 2.27	(5, 1)	1.2		9	2	3	0	3	1	0	0	0	0	1	14	18	0.00	1.800
Scott Garrelts, R ERA: 1.0	(7, 1)	2.0		7	1	0	0	2	0	0	0	0	0	0	11	11	0.00	0.500
Vida Blue, L ERA: 3.88	(9, 1)	1.0		4	1	0	0	2	0	0	0	0	0	0	8	8	0.00	1.000

PITCHER		IP	WLS	BF	H	R	ER	SO	BB	IBB	HBP	BLK	WP	HR	S	P	ERA	WHIP

TOP

St. Louis Cardinals @ San Francisco Giants
Candlestick Park, San Francisco, CA
Wed Jul 24 1985, 6:33 AM EDT
Att. 11,012 - Sunny

livebaseballscorecards.com

AB	33
R	4
H	7
RBI	4
BB	2
SO	10
LOB	13

St. Louis Cardinals @ San Francisco Giants

Candlestick Park, San Francisco, CA

Wed Jul 24 1985, 6:33 AM EDT

Att. 11,012 - Sunny

BOTTOM

Batter	1	2	3	4	5	6	7	8	9	AB	R	H	RBI	BB	SO	LOB
Dan Gladden, R (1, 8) OBP: 0.291, SLG: 0.308	4-3			F8		1-2 1B		K		4	0	1	0	0	1	1
Manny Trillo, R (1, 4) OBP: 0.296, SLG: 0.305	F7			6-3		1-3			1B 1B	4	0	1	0	0	0	2
Chili Davis, S (1, 9) OBP: 0.341, SLG: 0.416	5-3			F8			F3		1-2 1B	4	0	1	0	0	0	0
Jeffrey Leonard, R (1, 7) OBP: 0.279, SLG: 0.388		K			F9		E7 G5-3 1B		F3	4	0	1	0	0	1	2
Chris Brown, R (1, 5) OBP: 0.333, SLG: 0.431		CS 1B			F8		HBP		K	3	0	1	0	0	1	2
Alex Trevino, R (1, 2) OBP: 0.276, SLG: 0.265		K 1-2			4-3		G5-3 2-3f		K	3	0	0	0	0	1	3
Bob Brenly, R (9, PH) OBP: 0.311, SLG: 0.408										1	0	0	0	0	1	2
David Green, R (1, 3) OBP: 0.266, SLG: 0.297			F9			L5		F7		3	0	0	0	0	0	0
Jose Uribe, S (1, 6) OBP: 0.267, SLG: 0.314			K			K		E6		3	0	0	0	0	2	0
Jim Gott, R (1, 1) OBP: 0.176, SLG: 0.333			K			1B 1B		K		1	0	0	0	0	1	0
Mark Davis, L (5, 1) OBP: 0.200, SLG: 0.400										0	0	0	0	0	0	0
Joel Youngblood, R (6, PH) OBP: 0.308, SLG: 0.243										1	0	1	0	0	0	0
Scott Garrelts, R (7, 1) OBP: 0.222, SLG: 0.125										0	0	0	0	0	0	0
Rob Deer, R (8, PH) OBP: 0.286, SLG: 0.357										1	0	0	0	0	1	1
Vida Blue, S (9, 1)										0	0	0	0	0	0	0

Inning Stats	1	2	3	4	5	6	7	8	9
	R: 0	R: 0	R: 0	R: 0	R: 0	R: 0	R: 0	R: 0	R: 0
	E: 0	E: 0	E: 0	K: 0	K: 0	E: 0	E: 1	E: 1	E: 0
	K: 0	K: 2	K: 2	S: 3	S: 3	K: 1	K: 0	K: 2	K: 2
	S: 3	S: 7	S: 7			S: 7	S: 3	S: 8	S: 9
	H: 0	H: 1	H: 0	H: 0	H: 0	H: 2	H: 1	H: 0	H: 2
	LOB: 0	LOB: 1	LOB: 0	LOB: 0	LOB: 0	LOB: 2	LOB: 1	LOB: 1	LOB: 2
	BB: 0	BB: 0	BB: 0	BB: 0	BB: 0	BB: 0	BB: 0	BB: 0	BB: 0
	P: 3	P: 7	P: 7	P: 3	P: 3	P: 7	P: 4	P: 8	P: 9

	AB	32
	R	0
	H	6
	RBI	0
	BB	0
	SO	9
	LOB	13

	1B: 6	SF: 0	WP: 0	PA: 33
	2B: 1	SAC: 0	PB: 0	
	3B: 0	DP: 2	SB: 0	
	HR: 0	HBP: 1	CS: 1	

livebaseballscorecards.com

PITCHER	IP	WLS	BF	H	R	ER	SO	BB	IBB	HBP	BLK	WP	HR	S	P	ERA	WHIP
John Tudor, L (1, 1) ERA: 2.24	9.0	W	33	6	0	0	9	0	0	1	0	0	0	50	51	0.00	0.667

PITCHER	IP	WLS	BF	H	R	ER	SO	BB	IBB	HBP	BLK	WP	HR	S	P	ERA	WHIP

TOP

Pittsburgh Pirates @ San Francisco Giants
Candlestick Park, San Francisco, CA
Thu Jul 25 1985, 6:33 AM EDT
Att. 3,821 - Sunny

livebaseballscorecards.com

Batter	1	2	3	4	5	6	7	8	9	AB R H RBI BB SO LOB
Bill Almon, R (1, 7) OBP: 0.342, SLG: 0.417 Joe Orsulak, L (6, PR) OBP: 0.335, SLG: 0.343 (6, 7)	X 0-0 F7 ①		SSS 0-3 K ②			X 0-0 1B 5-3		X 0-0 F7 ① 1-2		3 0 1 0 0 1 0 1 0 0 0 0 0 1
Johnny Ray, S (1, 4) OBP: 0.289, SLG: 0.367	X 0-0 HR 1B		X 0-0 1B FC5-4			SSS 0-3 K ①		X 0-0 SF7 ② 2-H		3 1 2 1 0 1 1
Bill Madlock, R (1, 3) OBP: 0.319, SLG: 0.384	X 0-0 HR 1-H		X 0-0 FC5-4 ③ 1-2f			X 0-0 5-3 ② 1-2		SSS 0-3 K ③		4 1 1 2 0 1 2
Sixto Lezcano, R (1, 9) OBP: 0.398, SLG: 0.352	X 0-0 6-3 ②			X 0-0 F9 ①		BBBB 4-0 BB			X 0-0 5-3 ①	3 0 0 0 1 0 0
Tony Peña, R (1, 2) OBP: 0.290, SLG: 0.366	SSS 0-3 K ③			X 0-0 F9 ②		X 0-0 G3 ③			X 0-0 F6 ②	4 0 0 0 0 1 2
Jim Morrison, R (1, 5) OBP: 0.277, SLG: 0.299 Jason Thompson, L (9, PH) OBP: 0.355, SLG: 0.412		SSS 0-3 K ①		X 0-0 1-3 ③			X 0-0 5-3 ①		BBBB 4-0 BB	3 0 0 0 0 1 0 0 0 0 0 1 0 0
Sam Khalifa, R (1, 6) OBP: 0.340, SLG: 0.371		X 0-0 F3 ②			X 0-0 F4 ①		X 0-0 5-3 ②		SSS 0-3 K ③	4 0 0 0 0 1 1
Marvell Wynne, L (1, 8) OBP: 0.267, SLG: 0.290		SSS 0-3 K ③			X 0-0 F6 ②		X 0-0 6-3 ③			3 0 0 0 0 1 0
Rick Rhoden, R (1, 1) OBP: 0.186, SLG: 0.190 Lee Mazzilli, S (8, PH) OBP: 0.429, SLG: 0.375 Cecilio Guante, R (8, 1) OBP: 0.100, SLG: 0.100			SSS 0-3 K ①		X 0-0 G3 ③			BBBB 4-0 BB PB S SF7		2 0 0 0 0 1 0 0 1 0 0 1 0 0 0 0 0 0 0 0 0
Inning Stats	R: 2 E: 0 K: 1 S: 7 H: 2 LOB: 0 BB: 0 P: 7	R: 0 E: 0 K: 2 S: 7 H: 0 LOB: 0 BB: 0 P: 7	R: 0 E: 0 K: 2 S: 8 H: 1 LOB: 1 BB: 0 P: 8	R: 0 E: 0 K: 0 S: 3 H: 0 LOB: 0 BB: 0 P: 3	R: 0 E: 0 K: 0 S: 3 H: 0 LOB: 0 BB: 0 P: 3	R: 0 E: 0 K: 1 S: 6 H: 1 LOB: 2 BB: 1 P: 10	R: 0 E: 0 K: 0 S: 3 H: 0 LOB: 0 BB: 0 P: 3	R: 1 E: 0 K: 1 S: 5 H: 0 LOB: 0 BB: 1 P: 9	R: 0 E: 0 K: 1 S: 5 H: 0 LOB: 1 BB: 1 P: 9	1B: 3 2B: 0 3B: 0 HR: 1 SF: 1 SAC: 0 DP: 0 HBP: 0

AB	30
R	3
H	4
RBI	3
BB	3
SO	8
LOB	7

WP: 0 PB: 1 SB: 1 CS: 0 PA: 34

PITCHER		IP	WLS	BF	H	R	ER	SO	BB	IBB	HBP	BLK	WP	HR	S	P	ERA	WHIP
Atlee Hammaker, L (ERA: 3.44)	(1, 1)	7.0		26	4	2	2	6	1	0	0	0	0	1	37	41	2.57	0.714
Greg Minton, R (ERA: 2.78)	(8, 1)	2.0	W	8	0	1	0	2	2	0	0	0	0	0	10	18	0.00	1.000

PITCHER	IP	WLS	BF	H	R	ER	SO	BB	IBB	HBP	BLK	WP	HR	S	P	ERA	WHIP

Batter	1	2	3	4	5	6	7	8	9	AB	R	H	RBI	BB	SO	LOB
Dan Gladden, R (1, 8) OBP: 0.291, SLG: 0.307	S S S 0-3 ① K		x 0-0 ② 6-3		x 0-0 1-3 1B		x 0-0 ③ F7			4	0	1	0	0	1	2
Manny Trillo, R (1, 4) OBP: 0.299, SLG: 0.308	x 0-0 ② F8		x 0-0 2B 1B		x 0-0 ③ 6-3			x 0-0 WP 1B 1B 1B		4	2	2	0	0	0	2
Chili Davis, S (1, 9) OBP: 0.348, SLG: 0.424	B B B B 4-0 1B BB		x 0-0 ③ 1-H 2B			x 0-0 S 1B		x 0-0 WP 1-2 1B 1B		3	1	3	1	1	0	0
Jeffrey Leonard, R (1, 7) OBP: 0.278, SLG: 0.387	x 0-0 1-3 1B			x 0-0 ① F7		S S S 0-3 ① K 1-2		x 0-0 ① F4 1-2 2-3		4	0	1	0	0	1	3
Chris Brown, R (1, 5) OBP: 0.332, SLG: 0.428	S S S 0-3 ③ K			x 0-0 ② L6		S S S 0-3 ② K		x 0-0 4-3 2B 2-H 3-H 1B		4	1	1	2	0	2	3
David Green, R (1, 3) OBP: 0.261, SLG: 0.291		S S S 0-3 ① K		x 0-0 ③ 6-3		S S S 0-3 ③ K		x 0-0 ② 4-3 2-3		4	0	0	0	0	2	2
Alex Trevino, R (1, 2) Ricky Adams, R (7, PR) OBP: 0.230, SLG: 0.333 Bob Brenly, R (8, 2) OBP: 0.314, SLG: 0.414		x 0-0 ② 6-3			x 0-0 ① F6		x 0-0 SH2-3 1B	x 0-0 3-H 2B		3 0 1	0 0 0	1 0 1	0 0 1	0 0 0	0 0 0	0 0 0
Jose Uribe, S (1, 6) OBP: 0.271, SLG: 0.316		x 0-0 ③ F8			x 0-0 1B 1B		x 0-0 ① SH2-3 1-2	4-0 IBB		2	0	1	0	1	0	0
Atlee Hammaker, S (1, 1) Ron Roenicke, S (7, PH) OBP: 0.385, SLG: 0.381 Greg Minton, S (8, 1)			S S S 0-3 ① K		S S S 0-3 ② K		S S S 0-3 ② K	S S S 0-3 ③ K		2 1 1	0 0 0	0 0 0	0 0 0	0 0 0	2 1 1	1 2 2
Inning Stats	R: 0 H: 1 E: 0 LOB: 2 K: 2 BB: 1 S: 8 P: 12	R: 0 H: 0 E: 0 LOB: 0 K: 1 BB: 0 S: 5 P: 5	R: 1 H: 2 E: 0 LOB: 1 K: 1 BB: 0 S: 6 P: 6	R: 0 H: 0 E: 0 LOB: 0 K: 0 BB: 0 S: 3 P: 3	R: 0 H: 2 E: 0 LOB: 2 K: 1 BB: 0 S: 7 P: 7	R: 0 H: 1 E: 0 LOB: 1 K: 3 BB: 0 S: 10 P: 10	R: 0 H: 1 E: 0 LOB: 2 K: 1 BB: 0 S: 6 P: 6	R: 3 H: 4 E: 0 LOB: 2 K: 1 BB: 1 S: 9 P: 13		1B: 9 SF: 0 2B: 2 SAC: 1 3B: 0 DP: 0 HR: 0 HBP: 0						

PITCHER		IP	WLS	BF	H	R	ER	SO	BB	IBB	HBP	BLK	WP	HR	S	P	ERA	WHIP
Rick Rhoden, R ERA: 4.4	(1, 1)	7.0		28	7	1	1	9	1	0	0	0	0	0	45	49	1.29	1.143
Cecilio Guante, R ERA: 2.06	(8, 1)	1.0	L	8	4	3	3	1	0	1	0	0	1	0	9	13	27.00	4.000

PITCHER	IP	WLS	BF	H	R	ER	SO	BB	IBB	HBP	BLK	WP	HR	S	P	ERA	WHIP

BOTTOM

Pittsburgh Pirates @ San Francisco Giants

Candlestick Park, San Francisco, CA

Thu Jul 25 1985, 6:33 AM EDT

Att. 3,821 - Sunny

livebaseballscorecards.com

AB	33
R	4
H	11
RBI	4
BB	2
SO	10
LOB	17

GIANTS

Pittsburgh Pirates @ San Francisco Giants

Candlestick Park, San Francisco, CA

Fri Jul 26 1985, 10:05 PM EDT

Att. 5,305 - Unknown

livebaseballscorecards.com

Batter	1	2	3	4	5	6	7	8	9	AB	R	H	RBI	BB	SO	LOB
Marvell Wynne, L (1, 8) OBP: 0.268, SLG: 0.290	x 0-0 G6-4-3 1B		SSS 0-3 K ①		x 0-0 SH G4-6-3 1-2			x 0-0 F8 ①		3	0	1	0	0	1	0
Joe Orsulak, L (1, 7) OBP: 0.328, SLG: 0.335	x 0-0 G6-4-3 ① ② 1-2f		x 0-0 F8 ②		x 0-0 G4-6-3 ① ② 1-2f 2-3			x 0-0 6-3 ②		4	0	0	0	0	0	3
Johnny Ray, S (1, 4) OBP: 0.291, SLG: 0.369	x 0-0 1B 2B		BBBB 4-0 BB BB		x 0-0 4-3 ③			x 0-0 F7 ③		3	1	1	0	1	0	1
Jason Thompson, L (1, 3) OBP: 0.357, SLG: 0.411	x 0-0 2-H 1B		BBBB 4-0 1-2 BB			x 0-0 1-3 ①			x 0-0 F3 ①	3	0	1	1	1	0	0
Bill Madlock, R (1, 5) OBP: 0.315, SLG: 0.379	SSS 0-3 K ③		x 0-0 F9 ③			x 0-0 F3 ②			x 0-0 5-3 ②	4	0	0	0	0	1	3
Doug Frobel, L (1, 9) OBP: 0.333, SLG: 0.268		x 0-0 F7 ①		x 0-0 F6 ①		x 0-0 L4 ③			BBBB 4-0 1B BB	3	0	0	0	1	0	0
Sam Khalifa, R (1, 6) OBP: 0.336, SLG: 0.366		x 0-0 F8 ②		x 0-0 F4 ②			x 0-0 4-3 ①		x 0-0 1-2 1B	4	0	1	0	0	0	0
Junior Ortiz, R (1, 2) OBP: 0.242, SLG: 0.273		x 0-0 FC4-6 1B		x 0-0 F8 ③			x 0-0 4-3 ②		SSS 0-3 K ③	3	0	1	0	0	0	0
Steve Kemp, L (9, PH) OBP: 0.308, SLG: 0.330										1	0	0	0	0	1	2
Lee Tunnell, R (1, 1) OBP: 0.105, SLG: 0.105		x 0-0 FC4-6 ③ 1-2f			x 0-0 G4-6-3 SH 1B		x 0-0 F7 ③			2	0	1	0	0	0	1
Al Holland, R (6, 1) OBP: 0.500, SLG: 0.800										0	0	0	0	0	0	0
Lee Mazzilli, S (7, PH) OBP: 0.425, SLG: 0.371										1	0	0	0	0	0	0
Rod Scurry, L (7, 1)										0	0	0	0	0	0	0

Inning Stats	1	2	3	4	5	6	7	8	9		
	R: 1 E: 0 K: 1 S: 7	R: 0 E: 0 K: 0 S: 4	R: 0 E: 0 K: 1 S: 5	R: 0 E: 0 K: 0 S: 3	R: 0 E: 0 K: 0 S: 4	R: 0 E: 0 K: 0 S: 3	R: 0 E: 0 K: 0 S: 3	R: 0 E: 0 K: 0 S: 3	R: 0 E: 0 K: 1 S: 6	1B: 5 2B: 1 3B: 0 HR: 0	SF: 0 SAC: 1 DP: 2 HBP: 0
	H: 3 LOB: 1 BB: 0 P: 7	H: 1 LOB: 1 BB: 0 P: 4	H: 0 LOB: 2 BB: 2 P: 13	H: 0 LOB: 0 BB: 0 P: 3	H: 1 LOB: 1 BB: 0 P: 4	H: 0 LOB: 0 BB: 0 P: 3	H: 0 LOB: 0 BB: 0 P: 3	H: 0 LOB: 0 BB: 0 P: 3	H: 1 LOB: 2 BB: 1 P: 10	WP: 0 PB: 0 SB: 0 CS: 0	PA: 35

PITCHER		IP	WLS	BF	H	R	ER	SO	BB	IBB	HBP	BLK	WP	HR	S	P	ERA	WHIP
Bill Laskey, R ERA: 3.42	(1, 1)	8.2	W	33	5	1	1	2	3	0	0	0	0	0	34	46	1.04	0.923
Scott Garrelts, R ERA: 1.0	(9, 1)	0.1	S	2	1	0	0	1	0	0	0	0	0	0	4	4	0.00	3.000

PITCHER	IP	WLS	BF	H	R	ER	SO	BB	IBB	HBP	BLK	WP	HR	S	P	ERA	WHIP

TOP	
AB	31
R	1
H	6
RBI	1
BB	3
SO	3
LOB	10

Batter	1	2	3	4	5	6	7	8	9	AB	R	H	RBI	BB	SO	LOB
Dan Gladden, R (1, 8) OBP: 0.288, SLG: 0.303	6-3		F7		6-3		5-3			4	0	0	0	0	0	0
Manny Trillo, R (1, 4) OBP: 0.301, SLG: 0.308	BB		F6			HR 1B		F2		3	1	1	0	1	0	0
Chili Davis, S (1, 9) OBP: 0.350, SLG: 0.425	F7			F8		1-2 HR		FC5-4		4	1	2	0	0	0	1
Jeffrey Leonard, R (1, 7) OBP: 0.275, SLG: 0.383	K			4-3		F4		FC5-4 1-2f		4	0	0	0	0	1	4
Chris Brown, R (1, 5) OBP: 0.331, SLG: 0.436		5-3		E5 1B		1-H 2-H HR		G3		4	1	1	3	0	0	1
David Green, R (1, 3) OBP: 0.267, SLG: 0.297		5-3		1-2 1B		G5-4-3 1B				3	0	2	0	0	0	0
Alex Trevino, R (1, 2) OBP: 0.279, SLG: 0.270		1B		F9		G5-4-3 1-2f				3	0	1	0	0	0	3
Jose Uribe, S (1, 6) OBP: 0.268, SLG: 0.313		K			K		F7			3	0	0	0	0	2	1
Bill Laskey, R (1, 1) OBP: 0.219, SLG: 0.107 Scott Garrelts, R (9, 1) OBP: 0.222, SLG: 0.125			F9		K		K			3 0	0 0	0 0	0 0	0 0	2 0	0 0
Inning Stats	R: 0 E: 0 K: 1 S: 5 H: 0 LOB: 1 BB: 1 P: 9	R: 0 E: 0 K: 1 S: 6 H: 1 LOB: 1 BB: 0 P: 6	R: 0 E: 0 K: 0 S: 3 H: 0 LOB: 0 BB: 0 P: 3	R: 0 E: 1 K: 0 S: 5 H: 1 LOB: 2 BB: 0 P: 5	R: 0 E: 0 K: 2 S: 7 H: 0 LOB: 0 BB: 0 P: 7	R: 3 E: 0 K: 0 S: 6 H: 4 LOB: 0 BB: 0 P: 6	R: 0 E: 0 K: 1 S: 5 H: 0 LOB: 0 BB: 0 P: 5	R: 0 E: 0 K: 0 S: 4 H: 1 LOB: 1 BB: 0 P: 4		1B: 6 2B: 0 3B: 0 HR: 1 SF: 0 SAC: 0 DP: 1 HBP: 0				WP: 0 PB: 0 SB: 0 CS: 0	PA: 32	

PITCHER		IP	WLS	BF	H	R	ER	SO	BB	IBB	HBP	BLK	WP	HR	S	P	ERA	WHIP
Lee Tunnell, R ERA: 4.53	(1, 1)	5.1	L	24	6	3	3	4	1	0	0	0	0	1	31	35	5.06	1.312
Al Holland, L ERA: 3.54	(6, 1)	0.2		1	0	0	0	0	0	0	0	0	0	0	1	1	0.00	0.000
Rod Scurry, L ERA: 3.6	(7, 1)	2.0		7	1	0	0	1	0	0	0	0	0	0	9	9	0.00	0.500

PITCHER	IP	WLS	BF	H	R	ER	SO	BB	IBB	HBP	BLK	WP	HR	S	P	ERA	WHIP

BOTTOM

Pittsburgh Pirates @ San Francisco Giants

Candlestick Park, San Francisco, CA

Fri Jul 26 1985, 10:05 PM EDT

Att. 5,305 - Unknown

livebaseballscorecards.com

AB	31
R	3
H	7
RBI	3
BB	1
SO	5
LOB	10

Pittsburgh Pirates @ San Francisco Giants

Candlestick Park, San Francisco, CA

Sat Jul 27 1985, 6:33 AM EDT

Att. 8,271 - Sunny

TOP

livebaseballscorecards.com

Batter	1	2	3	4	5	6	7	8	9	AB	R	H	RBI	BB	SO	LOB
Bill Almon, R (1, 7) OBP: 0.338, SLG: 0.411	0-0 5-3 1B		0-3 K	0-0 FC5-4 1-2f		0-0 1-3			0-0 F8	5	0	1	0	0	1	5
Sam Khalifa, R (1, 6) OBP: 0.325, SLG: 0.352	0-0 5-3 1-2		0-0 G6-4-3 1-2f		0-0 5-3		0-0 4-3			4	0	0	0	0	0	2
Johnny Ray, S (1, 4) OBP: 0.288, SLG: 0.365	0-0 F9			0-0 6-3	0-0 L4		0-0 6-3			4	0	0	0	0	0	1
Sixto Lezcano, R (1, 9) OBP: 0.402, SLG: 0.344	0-0 4-3			BBBB 4-0 1B 1B BB	BBBB 4-0 WP BB		0-0 F8			2	1	0	0	2	0	1
Jason Thompson, L (1, 3) OBP: 0.356, SLG: 0.409		0-0 6-3		0-0 BB 1B 1-2 1B 1B	0-0 6-3 1-2			0-0 F7		4	1	1	0	0	0	1
Jim Morrison, R (1, 5) OBP: 0.277, SLG: 0.298		0-0 F8		0-0 BB 1-2 2-H 1B 1B		0-0 F7		0-0 5-3		4	1	1	1	0	0	0
Junior Ortiz, R (1, 2) OBP: 0.297, SLG: 0.286		BBBB 4-0 BB		BBBB 4-0 1B 1-2 2-3 BB		0-0 1B 1B		0-0 4-3		2	0	1	0	2	0	0
Marvell Wynne, L (1, 8) OBP: 0.268, SLG: 0.290		0-0 F5		SSS 0-3 K		0-0 1-2 1B			0-0 6-3	4	0	1	0	0	1	4
Larry McWilliams, L (1, 1) OBP: 0.143, SLG: 0.147			0-0 G6-4-3 1B	0-0 FC5-4 1-2 2-H 3-H 1B		0-0 F1			0-0 5-3	1	0	1	0	0	0	0
Bill Madlock, R (4, PH) OBP: 0.317, SLG: 0.381										1	0	1	2	0	0	0
Don Robinson, R (4, 1) OBP: 0.083, SLG: 0.083										0	0	0	0	0	0	0
Al Holland, R (4, 1) OBP: 0.500, SLG: 0.800										0	0	0	0	0	0	0
George Hendrick, R (6, PH) OBP: 0.278, SLG: 0.313										1	0	0	0	0	0	2
John Candelaria, L (6, 1)										0	0	0	0	0	0	0
Lee Mazzilli, S (9, PH) OBP: 0.421, SLG: 0.367										1	0	0	0	0	0	0
Inning Stats	R: 0 E: 0 K: 0 S: 4 H: 1 LOB: 1 BB: 0 P: 4	R: 0 E: 0 K: 0 S: 3 H: 0 LOB: 1 BB: 1 P: 7	R: 0 E: 0 K: 1 S: 5 H: 1 LOB: 0 BB: 0 P: 5	R: 3 E: 0 K: 1 S: 8 H: 3 LOB: 2 BB: 2 P: 16	R: 0 E: 0 K: 0 S: 3 H: 0 LOB: 1 BB: 1 P: 7	R: 0 E: 0 K: 0 S: 5 H: 2 LOB: 2 BB: 0 P: 5	R: 0 E: 0 K: 0 S: 3 H: 0 LOB: 0 BB: 0 P: 3	R: 0 E: 0 K: 0 S: 3 H: 0 LOB: 0 BB: 0 P: 3	R: 0 E: 0 K: 0 S: 3 H: 0 LOB: 0 BB: 0 P: 3	1B: 7 2B: 0 3B: 0 HR: 0	SF: 0 SAC: 0 DP: 1 HBP: 0						

AB	33
R	3
H	7
RBI	3
BB	4
SO	2
LOB	16

WP: 1 PB: 0 SB: 0 CS: 0 PA: 37

PITCHER		IP	WLS	BF	H	R	ER	SO	BB	IBB	HBP	BLK	WP	HR	S	P	ERA	WHIP
Dave LaPoint, L ERA: 2.9	(1, 1)	6.0	W	28	7	3	3	2	4	0	0	0	1	0	28	44	4.50	1.833
Greg Minton, R ERA: 2.64	(7, 1)	3.0	S	9	0	0	0	0	0	0	0	0	0	0	9	9	0.00	0.000

PITCHER	IP	WLS	BF	H	R	ER	SO	BB	IBB	HBP	BLK	WP	HR	S	P	ERA	WHIP

Pittsburgh Pirates @ San Francisco Giants

Candlestick Park, San Francisco, CA

Sat Jul 27 1985, 6:33 AM EDT

Att. 8,271 - Sunny

livebaseballscorecards.com

BOTTOM

Batter	1	2	3	4	5	6	7	8	9	AB	R	H	RBI	BB	SO	LOB
Dan Gladden, R (1, 8) OBP: 0.292, SLG: 0.306	BBBB 4-0 CS BB	x 0-0 ③ F9		x 0-0 2B 1B 1-2 2-3 3-H 1B		x 0-0 ②③ G5-4-3 1-2f		x 0-0 E8 1-3 1B		4	1	2	1	1	0	3
Brad Wellman, R (1, 4) OBP: 0.305, SLG: 0.351	x 0-0 ①② F8 1-2		x 0-0 1B 1B	x 0-0 1B 1-3 2-H 3-H 2B			x 0-0 ① F9	x 0-0 ③ F8		5	0	2	2	0	0	3
Joel Youngblood, R (1, 9) OBP: 0.323, SLG: 0.288	SSS 0-3 ③ K		x 0-0 6-4 1-2 1B	x 0-0 G5-4-3 2-3 3-H 1B			x 0-0 HR			4	1	3	2	0	1	0
Jeffrey Leonard, R (1, 7) OBP: 0.272, SLG: 0.378		x 0-0 ① F3	x 0-0 ① F9	x 0-0 ②③ G5-4-3 1-2f			SSS 0-3 ② K			4	0	0	0	0	1	4
Chris Brown, R (1, 5) OBP: 0.330, SLG: 0.434		x 0-0 E BB 1B 1B	x 0-0 ②③ 6-4 1-2f		SSS 0-3 ① K		x 0-0 ③ 5-3			4	1	1	0	0	1	2
Bob Brenly, R (1, 2) OBP: 0.316, SLG: 0.424		BBBB 4-0 E 1B 1-2 BB		x 0-0 ① F8	x 0-0 ② F2			x 0-0 HR		3	2	1	1	1	0	0
David Green, R (1, 3) OBP: 0.267, SLG: 0.301		SSS 0-3 ② K		x 0-0 1B 1B 2B	SSS 0-3 ③ K			x 0-0 ① F8		4	1	1	0	0	2	2
Jose Uribe, S (1, 6) OBP: 0.268, SLG: 0.312		x 0-0 E6 1B 1-2 2-3		x 0-0 1B BB 2B 2-3 1B		x 0-0 ① 5-3		x 0-0 ② 6-3		4	1	1	0	0	0	2
Dave LaPoint, L (1, 1) OBP: 0.317, SLG: 0.270 Ron Roenicke, S (6, PH) OBP: 0.407, SLG: 0.381 Greg Minton, S (7, 1)		x 0-0 1-3 2-H 3-H 1B		BBBB 4-0 1B 2B 1-2 BB		BBBB 4-0 G5-4-3 BB		BBBB 4-0 E 1B BB		1 0 0	1 0 0	1 0 0	2 0 0	1 1 1	0 0 0	0 0 0
Inning Stats	R: 0 E: 0 K: 1 S: 4 H: 0 LOB: 0 BB: 1 P: 8	R: 2 E: 1 K: 1 S: 8 H: 2 LOB: 2 BB: 1 P: 12	R: 0 E: 0 K: 0 S: 4 H: 2 LOB: 1 BB: 0 P: 4	R: 4 E: 0 K: 0 S: 7 H: 5 LOB: 1 BB: 1 P: 11	R: 0 E: 0 K: 2 S: 7 H: 0 LOB: 0 BB: 0 P: 7	R: 0 E: 0 K: 0 S: 2 H: 0 LOB: 0 BB: 1 P: 6	R: 1 E: 0 K: 1 S: 6 H: 1 LOB: 0 BB: 0 P: 6	R: 1 E: 1 K: 0 S: 5 H: 2 LOB: 2 BB: 1 P: 9		1B: 8 2B: 3 3B: 0 HR: 2	SF: 0 SAC: 0 DP: 3 HBP: 0						

AB	33
R	8
H	12
RBI	8
BB	5
SO	5
LOB	16

WP: 0 PB: 0 SB: 0 CS: 1 PA: 38

PITCHER		IP	WLS	BF	H	R	ER	SO	BB	IBB	HBP	BLK	WP	HR	S	P	ERA	WHIP
Larry McWilliams, L ERA: 4.32	(1, 1)	3.0		14	4	2	0	2	2	0	0	0	0	0	16	24	0.00	2.000
Don Robinson, R ERA: 4.14	(4, 1)	0.1	L	6	4	4	4	0	1	0	0	0	0	0	5	9	108.00	15.000
Al Holland, L ERA: 3.45	(4, 1)	1.2		5	1	0	0	2	0	0	0	0	0	0	9	9	0.00	0.600
John Candelaria, L ERA: 3.64	(6, 1)	3.0		13	3	2	2	1	2	0	0	0	0	2	13	21	6.00	1.667

PITCHER	IP	WLS	BF	H	R	ER	SO	BB	IBB	HBP	BLK	WP	HR	S	P	ERA	WHIP

Batter	1	2	3	4	5	6	7	8	9	10	AB	R	H	RBI	BB	SO	LOB
Marvell Wynne, L (1, 8) OBP: 0.267, SLG: 0.285	F5		4-3		K		F8			SH1-4 1B BB	4	0	0	0	1	1	0
Johnny Ray, S (1, 4) OBP: 0.293, SLG: 0.371	2B		PB BB			6-3 1B		F7		SH1-4 1-2	3	1	2	0	1	0	0
Bill Madlock, R (1, 5) OBP: 0.315, SLG: 0.377	5-3		K 1-2			6-3 1-2		F3		1B IBB	4	0	0	0	1	1	3
Jason Thompson, L (1, 3) OBP: 0.356, SLG: 0.409	F8			K		1B 2-H 1B		4-3		1-2 2-H 1B	5	0	2	1	0	1	1
Tony Peña, R (1, 2) OBP: 0.294, SLG: 0.370		K		1B		1-2 1B			F9 SH1-4 1B	4-3	5	0	3	0	0	1	2
Doug Frobel, L (1, 9) OBP: 0.333, SLG: 0.263		S 1B BB		K		K			SH1-4 1-2		2	1	0	0	1	2	3
Joe Orsulak, L (1, 7) OBP: 0.332, SLG: 0.335		1-H 1B		F8		F2			IBB		3	0	1	1	1	0	3
Sam Khalifa, R (1, 6) OBP: 0.314, SLG: 0.339		F8			6-3		F9		F9 2-3		4	0	0	0	0	0	2
Rick Reuschel, R (1, 1) OBP: 0.194, SLG: 0.226			K		6-3		K		5-3		3	0	0	0	0	2	0
Lee Mazzilli, S (9, PH) OBP: 0.417, SLG: 0.363											1	0	0	0	0	0	2
Cecilio Guante, R (9, 1) OBP: 0.100, SLG: 0.100											0	0	0	0	0	0	0
Inning Stats	R: 0 E: 0 K: 0 S: 4 H: 1 LOB: 1 BB: 0 P: 4	R: 1 E: 0 K: 1 S: 5 H: 1 LOB: 0 BB: 1 P: 9	R: 0 E: 0 K: 2 S: 7 H: 0 LOB: 1 BB: 1 P: 11	R: 0 E: 0 K: 2 S: 8 H: 1 LOB: 1 BB: 0 P: 8	R: 0 E: 0 K: 1 S: 5 H: 0 LOB: 0 BB: 0 P: 5	R: 1 E: 0 K: 1 S: 8 H: 3 LOB: 2 BB: 0 P: 8	R: 0 E: 0 K: 1 S: 5 H: 0 LOB: 0 BB: 0 P: 5	R: 0 E: 0 K: 0 S: 3 H: 0 LOB: 0 BB: 0 P: 3	R: 0 E: 0 K: 0 S: 4 H: 1 LOB: 2 BB: 1 P: 8	R: 0 E: 0 K: 0 S: 3 H: 1 LOB: 2 BB: 2 P: 11	1B: 7 2B: 1 3B: 0 HR: 0 SF: 0 SAC: 2 DP: 0 HBP: 0						

PITCHER		IP	WLS	BF	H	R	ER	SO	BB	IBB	HBP	BLK	WP	HR	S	P	ERA	WHIP
Mike Krukow, R ERA: 3.43	(1, 1)	9.0		36	7	2	2	8	2	1	0	0	0	0	49	61	2.00	1.000
Mark Davis, L ERA: 2.25	(10, 1)	0.2		4	1	0	0	0	1	1	0	0	0	0	2	10	0.00	3.000
Scott Garrelts, R ERA: 0.99	(10, 1)	0.1	W	1	0	0	0	0	0	0	0	0	0	0	1	1	0.00	0.000

PITCHER	IP	WLS	BF	H	R	ER	SO	BB	IBB	HBP	BLK	WP	HR	S	P	ERA	WHIP

TOP

Pittsburgh Pirates @ San Francisco Giants

Candlestick Park, San Francisco, CA

Sun Jul 28 1985, 6:33 AM EDT

Att. 10,976 - Overcast

livebaseballscorecards.com

AB	34
R	2
H	8
RBI	2
BB	5
SO	8
LOB	16

WP: 0 PA: 41
PB: 1
SB: 1
CS: 0

Batter	1	2	3	4	5	6	7	8	9	10	AB	R	H	RBI	BB	SO	LOB
Dan Gladden, R (1, 8) OBP: 0.291, SLG: 0.302	6-3			6-3		K	BB		K		4	0	0	0	1	2	1
Brad Wellman, R (1, 4) OBP: 0.302, SLG: 0.346 Ron Roenicke, S (9, PH) OBP: 0.429, SLG: 0.381 Mark Davis, L (10, 1) OBP: 0.200, SLG: 0.400 Scott Garrelts, R (10, 1) OBP: 0.222, SLG: 0.125	6-3			1B		E4 1-3	K		BB		4 0 0 0	1 0 0 0	1 0 0 0	0 1 0 0	0 0 0 0	1 0 0 0	2 0 0 0
Joel Youngblood, R (1, 7) OBP: 0.326, SLG: 0.293	K			G1-6-3		1-3		3-1	F9		5	0	2	0	0	1	3
Chili Davis, S (1, 9) OBP: 0.348, SLG: 0.420		4-3		G1-6-3		BB		3-1		F7	4	0	0	0	1	0	3
Chris Brown, R (1, 5) OBP: 0.338, SLG: 0.452		6-3			HR	1B		IBB		2B	4	2	3	2	1	0	0
Bob Brenly, R (1, 2) OBP: 0.311, SLG: 0.416		K			K	K		F7		6-3	5	0	0	0	0	3	5
David Green, R (1, 3) OBP: 0.270, SLG: 0.303			K		1B		6-3	F8		1B	5	0	2	1	0	1	2
Jose Uribe, S (1, 6) OBP: 0.271, SLG: 0.314			4-3		F7		S		SH1-4		4	0	2	0	0	0	1
Mike Krukow, R (1, 1) OBP: 0.238, SLG: 0.275 Manny Trillo, R (10, 4) OBP: 0.301, SLG: 0.308			4-3		6-3		K		SH1-4		3 0	0 0	0 0	0 0	0 0	1 0	2 0
Inning Stats	R: 0 H: 0 E: 0 LOB: 0 K: 1 BB: 0 S: 5 P: 5	R: 0 H: 0 E: 0 LOB: 0 K: 1 BB: 0 S: 5 P: 5	R: 0 H: 0 E: 0 LOB: 0 K: 1 BB: 0 S: 5 P: 5	R: 0 H: 2 E: 0 LOB: 1 K: 0 BB: 0 S: 4 P: 4	R: 1 H: 2 E: 0 LOB: 1 K: 1 BB: 0 S: 7 P: 7	R: 1 H: 1 E: 1 LOB: 2 K: 2 BB: 1 S: 9 P: 13	R: 0 H: 1 E: 0 LOB: 2 K: 2 BB: 1 S: 8 P: 12	R: 0 H: 1 E: 0 LOB: 2 K: 0 BB: 1 S: 4 P: 8	R: 0 H: 1 E: 0 LOB: 2 K: 1 BB: 0 S: 6 P: 10	R: 1 H: 2 E: 0 LOB: 1 K: 0 BB: 0 S: 4 P: 4	1B: 8 SF: 0 2B: 1 SAC: 1 3B: 0 DP: 1 HR: 1 HBP: 0						

PITCHER	IP	WLS	BF	H	R	ER	SO	BB	IBB	HBP	BLK	WP	HR	S	P	ERA	WHIP
Rick Reuschel, R (1, 1) ERA: 2.61	8.0		34	7	2	1	8	2	1	0	0	0	1	47	59	1.12	1.125
Cecilio Guante, R (9, 1) ERA: 2.13	1.2	L	9	3	1	1	1	1	0	0	0	0	0	10	14	5.40	2.400

PITCHER	IP	WLS	BF	H	R	ER	SO	BB	IBB	HBP	BLK	WP	HR	S	P	ERA	WHIP

BOTTOM

Pittsburgh Pirates @ San Francisco Giants

Candlestick Park, San Francisco, CA

Sun Jul 28 1985, 6:33 AM EDT
Att. 10,976 - Overcast

livebaseballscorecards.com

AB	38
R	3
H	10
RBI	3
BB	4
SO	9
LOB	19

WP: 0 PA: 43
PB: 0
SB: 1
CS: 0

Batter	1	2	3	4	5	6	7	8	9	AB	R	H	RBI	BB	SO	LOB
Dan Gladden, R (1, 8) OBP: 0.289, SLG: 0.301	B3		F6		K		WP 2B 1B 1-2		F8	5	1	1	0	0	1	3
Manny Trillo, R (1, 4) OBP: 0.299, SLG: 0.307	6-3		F8			HR 1B	F9		F9	5	1	1	0	0	0	3
Chili Davis, S (1, 9) OBP: 0.346, SLG: 0.415	L8			F8		K	2B FC1-2 BB 1-2 2-3		5-3	4	0	0	0	1	1	1
Jeffrey Leonard, R (1, 7) OBP: 0.275, SLG: 0.390		F3		K		1-H HR	FC1-2 2B 1-3 2-H 3-H			4	1	2	4	0	1	0
Chris Brown, R (1, 5) OBP: 0.333, SLG: 0.446		L6		F8		5-3	FC1-2 FC4 2-3 3-H			4	0	0	0	0	0	2
Bob Brenly, R (1, 2) OBP: 0.310, SLG: 0.417		K			F6	2B	FC4 1-2f			4	0	1	0	0	1	2
David Green, R (1, 3) OBP: 0.280, SLG: 0.335			HR		3B	IBB		3-1		2	1	2	1	1	0	0
Scott Garrelts, R (6, 1) OBP: 0.222, SLG: 0.125										0	0	0	0	0	0	0
Mike Jeffcoat, L (7, 1)										0	0	0	0	0	0	0
Ron Roenicke, S (8, PH) OBP: 0.414, SLG: 0.364										1	0	0	0	0	0	0
Mark Davis, L (8, 1) OBP: 0.200, SLG: 0.400										0	0	0	0	0	0	0
Jose Uribe, S (1, 6) OBP: 0.274, SLG: 0.314			SH1-4 1B		SH1-4 BB	6-3		6-3		3	0	1	0	1	0	2
Vida Blue, S (1, 1)										0	0	0	0	0	0	0
Scot Thompson, L (6, 3) OBP: 0.221, SLG: 0.252			SH1-4 1-2		SH1-4 1-2		WP 1B 2B 1B	K		2	1	1	0	0	1	0

TOP

San Francisco Giants @ Los Angeles Dodgers
Dodger Stadium, Los Angeles, CA
Mon Jul 29 1985, 7:05 PM PDT
Att. 36,536 - Unknown

livebaseballscorecards.com

AB	34
R	5
H	9
RBI	5
BB	3
SO	5
LOB	13

Inning Stats	1	2	3	4	5	6	7	8	9
R	0	0	1	0	0	2	2	0	0
E	0	0	0	0	0	0	0	0	0
K	0	1	0	1	1	1	0	1	0
S	3	5	5	5	6	8	6	5	3
H	0	0	2	0	1	3	3	0	0
LOB	0	0	1	0	2	2	2	0	0
BB	0	0	0	0	1	1	1	0	0
P	3	5	5	5	10	12	10	5	3

1B	4
2B	2
3B	1
HR	2
SF	0
SAC	2
DP	0
HBP	0
WP	1
PB	0
SB	0
CS	0
PA	39

PITCHER	IP	WLS	BF	H	R	ER	SO	BB	IBB	HBP	BLK	WP	HR	S	P	ERA	WHIP
Bob Welch, R (1, 1) ERA: 2.19	6.0	W	26	6	3	3	4	1	1	0	0	0	2	32	40	4.50	1.167
Ken Howell, R (7, 1) ERA: 3.02	2.0		10	3	2	2	1	1	0	0	0	1	0	11	15	9.00	2.000
Tom Niedenfuer, R (9, 1) ERA: 2.18	1.0		3	0	0	0	0	0	0	0	0	0	0	3	3	0.00	0.000

PITCHER	IP	WLS	BF	H	R	ER	SO	BB	IBB	HBP	BLK	WP	HR	S	P	ERA	WHIP

Batter	1	2	3	4	5	6	7	8	9	AB	R	H	RBI	BB	SO	LOB
Mariano Duncan, R (1, 6) OBP: 0.289, SLG: 0.331	6-3		6-3		2B	WP 3B		F8		5	1	2	4	0	0	1
Enos Cabell, R (1, 5) OBP: 0.318, SLG: 0.335	F9		F9		F9	1-3		1B 1B		4	0	0	0	0	0	1
Ken Howell, R (7, 1)										0	0	0	0	0	0	0
Bill Russell, R (8, PH) OBP: 0.352, SLG: 0.329										1	1	1	1	0	0	0
Ken Landreaux, L (9, 8) OBP: 0.296, SLG: 0.398										0	0	0	0	0	0	0
Pedro Guerrero, R (1, 7) OBP: 0.429, SLG: 0.611	K			BB		4-3 1B F8		E 1B		4	1	2	0	1	1	0
Mike Marshall, R (1, 9) OBP: 0.340, SLG: 0.468		K 1B		K		4-3 2B	2B	E8 1B		5	1	4	1	0	1	1
Tom Niedenfuer, R (9, 1) OBP: 0.125, SLG: 0.125										0	0	0	0	0	0	0
Greg Brock, L (1, 3) OBP: 0.339, SLG: 0.480	K			K		4-3	6-3	F8		5	0	0	1	0	2	6
Candy Maldonado, R (1, 8) OBP: 0.264, SLG: 0.283		1B BB		F9		1B 2B 1B	1-3			3	1	1	1	1	0	2
(9, 9)																
Steve Yeager, R (1, 2) OBP: 0.272, SLG: 0.274		1B			FC5-4 1B	2B 3B 1B	F2			4	1	3	0	0	0	1
Steve Sax, R (1, 4) OBP: 0.337, SLG: 0.292		4-3			FC5-4 SH2-4 2B	3B 2B		WP SH2-3 1B		4	3	2	1	0	0	3
Bob Welch, R (1, 1) OBP: 0.300, SLG: 0.222			4-3		SH2-4	3B IBB		SH2-3		1	0	0	0	0	0	0
Terry Whitfield, L (6, PH) OBP: 0.329, SLG: 0.440										0	1	0	0	1	0	0
Bob Bailor, R (7, 5) OBP: 0.254, SLG: 0.281										0	0	0	0	0	0	0
Inning Stats	R: 0 E: 0 K: 1 S: 5 H: 0 LOB: 0 BB: 0 P: 5	R: 0 E: 0 K: 1 S: 6 H: 2 LOB: 2 BB: 1 P: 10	R: 0 E: 0 K: 0 S: 3 H: 0 LOB: 0 BB: 0 P: 3	R: 0 E: 0 K: 2 S: 7 H: 0 LOB: 1 BB: 1 P: 11	R: 1 E: 0 K: 0 S: 5 H: 2 LOB: 1 BB: 0 P: 5	R: 7 E: 0 K: 0 S: 9 H: 6 LOB: 0 BB: 1 P: 13	R: 0 E: 0 K: 0 S: 4 H: 1 LOB: 1 BB: 0 P: 4	R: 2 E: 1 K: 0 S: 7 H: 4 LOB: 2 BB: 0 P: 7		1B: 10 2B: 4 3B: 1 HR: 0	SF: 0 SAC: 2 DP: 0 HBP: 0						

PITCHER	IP	WLS	BF	H	R	ER	SO	BB	IBB	HBP	BLK	WP	HR	S	P	ERA	WHIP
Vida Blue, L (1, 1) ERA: 4.17	5.1	L	24	7	4	4	4	2	0	0	0	0	0	30	38	6.75	1.688
Scott Garrelts, R (6, 1) ERA: 1.47	0.2		6	3	4	4	0	0	1	0	0	1	0	5	9	54.00	4.500
Mike Jeffcoat, L (7, 1) ERA: 1.83	1.0		4	1	0	0	0	0	0	0	0	0	0	4	4	0.00	1.000
Mark Davis, L (8, 1) ERA: 2.47	1.0		7	4	2	2	0	0	0	0	0	1	0	7	7	18.00	4.000

PITCHER	IP	WLS	BF	H	R	ER	SO	BB	IBB	HBP	BLK	WP	HR	S	P	ERA	WHIP

BOTTOM

San Francisco Giants @ Los Angeles Dodgers

Dodger Stadium, Los Angeles, CA

Mon Jul 29 1985, 7:05 PM PDT

Att. 36,536 - Unknown

livebaseballscorecards.com

AB	36
R	10
H	15
RBI	9
BB	3
SO	4
LOB	15

1B: 10	SF: 0	WP: 2	PA: 41
2B: 4	SAC: 2	PB: 0	
3B: 1	DP: 0	SB: 0	
HR: 0	HBP: 0	CS: 0	

Batter	1	2	3	4	5	6	7	8	9	AB	R	H	RBI	BB	SO	LOB
Dan Gladden, R (1, 8) OBP: 0.289, SLG: 0.303	S S S 0-3 ① K		x 0-0 ① SH1-4 1-2		S S S 0-3 ① K		x 0-0 ② F7		x 0-0 1B 2B	4	1	1	0	0	2	1
Manny Trillo, R (1, 4) OBP: 0.304, SLG: 0.309	x 0-0 ② F7		x 0-0 ② 5-3		x 0-0 ② 2-H 1B		B B B B 4-0 BB BB		x 0-0 2-H 1B	4	0	2	1	1	0	1
Chili Davis, S (1, 9) OBP: 0.344, SLG: 0.410	x 0-0 ③ 4-3		S S S 0-3 ③ K		x 0-0 ③ F7		B B B B 4-0 1-2 BB		x 0-0 ③ F5	4	0	0	0	1	1	3
Jeffrey Leonard, R (1, 7) OBP: 0.275, SLG: 0.387		B B B B 4-0 1B 6-3 BB		x 0-0 ① 5-3		x 0-0 ① 6-3	x 0-0 ③ F9			3	1	0	0	1	0	2
Chris Brown, R (1, 5) OBP: 0.339, SLG: 0.452		x 0-0 1-3 1B		x 0-0 2B		B B B B 4-0 1B BB		S S S 0-3 ① K		3	0	2	0	1	1	0
David Green, R (1, 3) OBP: 0.284, SLG: 0.338		x 0-0 ① 6-3 3-H		x 0-0 ② F9		x 0-0 1-3 1B		x 0-0 CS 1B		4	0	2	1	0	0	2
Bob Brenly, R (1, 2) OBP: 0.309, SLG: 0.413		x 0-0 ② F5		B B B B 4-0 BB		x 0-0 ② F8		x 0-0 ② ③ L5 1-2		3	0	0	0	1	0	4
Jose Uribe, S (1, 6) OBP: 0.270, SLG: 0.310		S S S 0-3 ③ K		x 0-0 ③ F9		x 0-0 ③ 6-3			x 0-0 ① L1	4	0	0	0	0	1	5
Atlee Hammaker, S (1, 1) OBP: 0.065, SLG: 0.065			x 0-0 SH1-4 1B		x 0-0 E7 1B 1B		x 0-0 ① B1-3		S S S 0-3 ② K	3	0	2	0	0	0	0
Greg Minton, S (8, 1)										1	0	0	0	0	1	0
Mark Davis, L (9, 1) OBP: 0.200, SLG: 0.400										0	0	0	0	0	0	0
Inning Stats	R: 0 E: 0 K: 1 S: 5 H: 0 LOB: 0 BB: 0 P: 5	R: 1 E: 0 K: 1 S: 6 H: 1 LOB: 1 BB: 1 P: 10	R: 0 E: 0 K: 1 S: 6 H: 1 LOB: 1 BB: 0 P: 6	R: 0 E: 0 K: 0 S: 4 H: 1 LOB: 2 BB: 1 P: 8	R: 0 E: 1 K: 1 S: 6 H: 2 LOB: 1 BB: 0 P: 6	R: 0 E: 0 K: 0 S: 4 H: 1 LOB: 2 BB: 1 P: 8	R: 0 E: 0 K: 0 S: 3 H: 0 LOB: 2 BB: 2 P: 11	R: 0 E: 0 K: 1 S: 5 H: 1 LOB: 0 BB: 0 P: 5	R: 1 E: 0 K: 1 S: 7 H: 2 LOB: 1 BB: 0 P: 7	1B: 7 2B: 2 3B: 0 HR: 0	SF: 0 SAC: 1 DP: 0 HBP: 0						

PITCHER		IP	WLS	BF	H	R	ER	SO	BB	IBB	HBP	BLK	WP	HR	S	P	ERA	WHIP
Fernando Valenzuela, L ERA: 2.14	(1, 1)	7.0		31	6	1	1	4	5	0	0	0	0	0	34	54	1.29	1.571
Tom Niedenfuer, R ERA: 2.25	(8, 1)	2.0	W	8	3	1	1	2	0	0	0	0	0	0	12	12	4.50	1.500

PITCHER	IP	WLS	BF	H	R	ER	SO	BB	IBB	HBP	BLK	WP	HR	S	P	ERA	WHIP

TOP

San Francisco Giants @ Los Angeles Dodgers
Dodger Stadium, Los Angeles, CA
Tue Jul 30 1985, 7:05 PM PDT
Att. 46,668 - Unknown - 79 F

livebaseballscorecards.com

AB	33
R	2
H	9
RBI	2
BB	5
SO	6
LOB	18

1B: 7	SF: 0	WP: 0	PA: 39
2B: 2	SAC: 1	PB: 0	
3B: 0	DP: 0	SB: 0	
HR: 0	HBP: 0	CS: 1	

San Francisco Giants @ Los Angeles Dodgers

Dodger Stadium, Los Angeles, CA

Tue Jul 30 1985, 7:05 PM PDT

Att. 46,668 - Unknown - 79 F

livebaseballscorecards.com

Batter	1	2	3	4	5	6	7	8	9	AB	R	H	RBI	BB	SO	LOB
Mariano Duncan, R (1, 6) OBP: 0.288, SLG: 0.337	K		3B			E6 5-3		K		4	0	1	0	0	2	0
Enos Cabell, R (1, 5) OBP: 0.316, SLG: 0.333	1B 1B		F9			5-3 1-2		5-3		4	0	1	0	0	0	2
Bob Bailor, R (9, 5) OBP: 0.254, SLG: 0.281										0	0	0	0	0	0	0
Pedro Guerrero, R (1, 7) OBP: 0.427, SLG: 0.606	G4-3 1-2 1B			F9		K		L5		4	0	1	0	0	1	1
Mike Marshall, R (1, 9) OBP: 0.339, SLG: 0.476	G4-3 1-2f			F9			F3		HR	4	1	1	1	0	0	2
Greg Brock, L (1, 3) OBP: 0.338, SLG: 0.477		K		K			3-1		HR 1B	4	1	1	0	0	2	0
Candy Maldonado, R (1, 8) OBP: 0.264, SLG: 0.305		K			F9		HR		F6	4	1	1	1	0	1	1
Steve Yeager, R (1, 2) OBP: 0.274, SLG: 0.276		K			4-3		BB 1B		F6	3	0	1	0	0	1	0
Mike Scioscia, L (9, PH) OBP: 0.378, SLG: 0.382										1	0	0	0	0	0	1
Steve Sax, R (1, 4) OBP: 0.339, SLG: 0.303			5-3		6-3		BB 1-2		HR 1-H	3	1	1	2	1	0	0
Fernando Valenzuela, L (1, 1) OBP: 0.190, SLG: 0.206			1-3			F8	4-3			2	0	0	0	0	0	0
Bill Russell, R (7, PH) OBP: 0.350, SLG: 0.326										1	0	0	0	0	0	2
Tom Niedenfuer, R (8, 1) OBP: 0.125, SLG: 0.125										0	0	0	0	0	0	0

Inning Stats	1	2	3	4	5	6	7	8	9	1B	SF	WP	PA
	R: 0 H: 2	R: 0 H: 0	R: 0 H: 1	R: 0 H: 0	R: 0 H: 0	R: 0 H: 0	R: 1 H: 2	R: 0 H: 0	R: 3 H: 3	1B: 4	SF: 0	WP: 0	PA: 35
	E: 0 LOB: 1	E: 0 LOB: 0	E: 0 LOB: 1	E: 0 LOB: 0	E: 0 LOB: 0	E: 1 LOB: 1	E: 0 LOB: 2	E: 0 LOB: 0	E: 0 LOB: 0	2B: 0	SAC: 0	PB: 0	
	K: 1 BB: 0	K: 3 BB: 0	K: 0 BB: 0	K: 1 BB: 0	K: 0 BB: 0	K: 1 BB: 0	K: 0 BB: 1	K: 1 BB: 0	K: 0 BB: 0	3B: 1	DP: 1	SB: 0	
	S: 6 P: 6	S: 9 P: 9	S: 4 P: 4	S: 5 P: 5	S: 3 P: 3	S: 6 P: 6	S: 5 P: 9	S: 5 P: 5	S: 5 P: 5	HR: 3	HBP: 0	CS: 0	

PITCHER		IP	WLS	BF	H	R	ER	SO	BB	IBB	HBP	BLK	WP	HR	S	P	ERA	WHIP
Atlee Hammaker, L ERA: 3.3	(1, 1)	7.0		27	5	1	1	6	1	0	0	0	0	1	38	42	1.29	0.857
Greg Minton, R ERA: 2.87	(8, 1)	1.1	L	6	2	2	2	1	0	0	0	0	0	1	8	8	13.50	1.500
Mark Davis, L ERA: 2.58	(9, 1)	0.1		2	1	1	1	0	0	0	0	0	0	1	2	2	27.00	3.000

PITCHER	IP	WLS	BF	H	R	ER	SO	BB	IBB	HBP	BLK	WP	HR	S	P	ERA	WHIP

AB	34
R	4
H	8
RBI	4
BB	1
SO	7
LOB	9

Batter	1	2	3	4	5	6	7	8	9	AB	R	H	RBI	BB	SO	LOB
Joel Youngblood, R (1, 8) OBP: 0.328, SLG: 0.298	G3 HR 1B	FC5-4 1-2 1B	5-3		F8			F7		5	1	2	0	0	0	1
Manny Trillo, R (1, 4) OBP: 0.302, SLG: 0.305	G3 1-2	FC5-4 1-2f 2-3	BBBB BB		F8			SSS K		4	0	0	0	1	1	3
Chili Davis, S (1, 9) OBP: 0.339, SLG: 0.404	F9	SSS K	4-3			F8		4-3		5	0	0	0	0	1	5
Jeffrey Leonard, R (1, 7) OBP: 0.279, SLG: 0.406	2-H HR	F8		HR		1-3			4-3 1B	5	2	3	3	0	0	2
Chris Brown, R (1, 5) OBP: 0.342, SLG: 0.452 Ricky Adams, R (4, 5) OBP: 0.224, SLG: 0.324	1B 1B 1B	H 1B HR HBP	SSS K			6-3			4-3 1-2	2 2	2 0	1 0	0 0	0 0	1 0	0 1
David Green, R (1, 3) OBP: 0.286, SLG: 0.340	1B 1-3 1B	1-2 HR 1B	SSS K				SSS K		F9	5	1	2	0	0	2	1
Alex Trevino, R (1, 2) OBP: 0.294, SLG: 0.319	1-2 3-H 1B	1-H 2-H HR	1B				4-3	SSS K		5	1	3	4	0	1	1
Jose Uribe, S (1, 6) OBP: 0.273, SLG: 0.313	L4	SH1-4 1B	F9				1B			4	0	2	0	0	0	3
Bill Laskey, R (1, 1) OBP: 0.235, SLG: 0.133 Rob Deer, R (7, PH) OBP: 0.284, SLG: 0.352 Scott Garrelts, R (7, 1) OBP: 0.222, SLG: 0.125		FC5-4 1B 1B	SH1-4 1-2		6-3		SSS K			2 1 0	0 0 0	1 0 0	0 0 0	0 0 0	0 1 0	0 1 0
Inning Stats	R: 3 E: 0 K: 0 S: 8 H: 5 LOB: 2 BB: 0 P: 8	R: 0 E: 0 K: 1 S: 7 H: 2 LOB: 2 BB: 0 P: 7	R: 3 E: 0 K: 0 S: 6 H: 3 LOB: 2 BB: 1 P: 11	R: 1 E: 0 K: 2 S: 9 H: 2 LOB: 1 BB: 0 P: 9	R: 0 E: 0 K: 0 S: 3 H: 0 LOB: 0 BB: 0 P: 3	R: 0 E: 0 K: 0 S: 3 H: 0 LOB: 0 BB: 0 P: 3	R: 0 E: 0 K: 2 S: 8 H: 1 LOB: 1 BB: 0 P: 8	R: 0 E: 0 K: 1 S: 5 H: 0 LOB: 0 BB: 0 P: 5	R: 0 E: 0 K: 1 S: 6 H: 1 LOB: 1 BB: 0 P: 6	1B: 11 2B: 0 3B: 0 HR: 3 SF: 0 SAC: 1 DP: 0 HBP: 1						

PITCHER	IP	WLS	BF	H	R	ER	SO	BB	IBB	HBP	BLK	WP	HR	S	P	ERA	WHIP
Jerry Reuss, L (1, 1) ERA: 3.28	2.0	L	16	9	6	6	1	0	0	1	0	0	2	17	18	27.00	4.500
Dennis Powell, L (3, 1) ERA: 6.39	2.0		10	3	1	1	2	1	0	0	0	0	1	13	17	4.50	2.000
Bobby Castillo, R (5, 1) ERA: 5.87	2.0		6	0	0	0	0	0	0	0	0	0	0	6	6	0.00	0.000
Carlos Diaz, L (7, 1) ERA: 1.85	2.0		7	1	0	0	3	0	0	0	0	0	0	13	13	0.00	0.500
Ken Howell, R (9, 1) ERA: 2.96	1.0		4	1	0	0	1	0	0	0	0	0	0	6	6	0.00	1.000

PITCHER	IP	WLS	BF	H	R	ER	SO	BB	IBB	HBP	BLK	WP	HR	S	P	ERA	WHIP

TOP

San Francisco Giants @ Los Angeles Dodgers
Dodger Stadium, Los Angeles, CA
Wed Jul 31 1985, 7:05 PM PDT
Att. 45,297 - Unknown - 72 F

livebaseballscorecards.com

AB	40
R	7
H	14
RBI	7
BB	1
SO	7
LOB	18

PA: 43

WP: 0
PB: 0
SB: 0
CS: 0

Batter	1	2	3	4	5	6	7	8	9	AB	R	H	RBI	BB	SO	LOB
Mariano Duncan, R (1, 6) OBP: 0.287, SLG: 0.334	HR SH1-3 1B	F7		B4			F9		K	5	1	1	0	0	1	2
Enos Cabell, R (1, 5) OBP: 0.320, SLG: 0.333	SH1-3 1-2		K		BB BB		1B FC6-4 1B		F4	3	1	1	0	1	1	0
Ken Landreaux, L (1, 8) OBP: 0.305, SLG: 0.411	HR 2-H		2B BB		FC4-6 1-2 BB		FC6-4 1-3 1B		F7	3	2	2	2	2	0	0
Pedro Guerrero, R (1, 7) OBP: 0.425, SLG: 0.605	5-3		1B 1-H 2B		F8		FC6-4 1-2f 3-H			4	0	1	2	0	0	3
Greg Brock, L (1, 3) OBP: 0.337, SLG: 0.473	F8		G6-4-3 2-3 1B		L6		K			4	0	1	0	0	1	3
Mike Marshall, R (1, 9) OBP: 0.334, SLG: 0.469		L4	G6-4-3 1-2f		FC4-6 1-2f			1-3		4	0	0	0	0	0	4
Mike Scioscia, L (1, 2) OBP: 0.383, SLG: 0.394		1B BB		HR		6-3		BB		2	1	1	1	2	0	0
Steve Sax, R (1, 4) OBP: 0.338, SLG: 0.300		F9		L6-3 BB		6-3		F4		3	0	0	0	1	0	2
Jerry Reuss, L (1, 1) OBP: 0.213, SLG: 0.196 Dennis Powell, R (3, 1) Len Matuszek, L (4, PH) OBP: 0.254, SLG: 0.327 Bobby Castillo, R (5, 1) OBP: 0.222, SLG: 0.125 Bob Bailor, R (6, PH) OBP: 0.250, SLG: 0.276 Carlos Diaz, R (7, 1) Terry Whitfield, L (8, PH) OBP: 0.325, SLG: 0.434 Ken Howell, R (9, 1)	1B 1-2			L6-3 1-2		5-3		F8		1 0 1 0 1 0 0	0 0 0 0 0 0 1	1 0 0 0 0 0 0	0 0 0 0 0 0 0	0 0 0 0 0 0 1	0 0 0 0 0 0 0	0 1 1 0 0 0 1
Inning Stats	R: 2 E: 0 K: 0 S: 5 H: 2 LOB: 0 BB: 0 P: 5	R: 0 E: 0 K: 0 S: 4 H: 1 LOB: 2 BB: 1 P: 8	R: 1 E: 0 K: 1 S: 6 H: 2 LOB: 1 BB: 1 P: 10	R: 1 E: 0 K: 0 S: 3 H: 1 LOB: 0 BB: 1 P: 7	R: 0 E: 0 K: 0 S: 3 H: 0 LOB: 2 BB: 2 P: 11	R: 0 E: 0 K: 0 S: 3 H: 0 LOB: 0 BB: 0 P: 3	R: 1 E: 0 K: 1 S: 7 H: 2 LOB: 1 BB: 0 P: 7	R: 0 E: 0 K: 0 S: 3 H: 0 LOB: 1 BB: 1 P: 7	R: 0 E: 0 K: 1 S: 5 H: 0 LOB: 0 BB: 0 P: 5	1B: 5 2B: 2 3B: 0 HR: 2	SF: 0 SAC: 1 DP: 2 HBP: 0			WP: 0 PB: 0 SB: 0 CS: 0	PA: 39		

PITCHER		IP	WLS	BF	H	R	ER	SO	BB	IBB	HBP	BLK	WP	HR	S	P	ERA	WHIP
Bill Laskey, R ERA: 3.55	(1, 1)	6.0	W	27	6	4	4	1	5	0	0	0	0	2	24	44	6.00	1.833
Scott Garrelts, R ERA: 1.53	(7, 1)	3.0	S	12	2	1	1	2	1	0	0	0	0	0	15	19	3.00	1.000

PITCHER	IP	WLS	BF	H	R	ER	SO	BB	IBB	HBP	BLK	WP	HR	S	P	ERA	WHIP

BOTTOM

San Francisco Giants @ Los Angeles Dodgers

Dodger Stadium, Los Angeles, CA

Wed Jul 31 1985, 7:05 PM PDT

Att. 45,297 - Unknown - 72 F

livebaseballscorecards.com

AB	32
R	5
H	8
RBI	5
BB	6
SO	3
LOB	16

San Francisco Giants @ Atlanta Braves

Atlanta-Fulton County Stadium, Atlanta, GA

Fri Aug 02 1985, 7:05 PM EDT
Att. 25,188 - Unknown

TOP

livebaseballscorecards.com

Batter	1	2	3	4	5	6	7	8	9	AB	R	H	RBI	BB	SO	LOB
Jose Uribe, S (1, 6) OBP: 0.273, SLG: 0.312	S S S 0-3 ① K	x 0-0 ③ F7		x 0-0 ③ F8			x 0-0 1-3 2B 1B	x 0-0 ① SH1-4 1-2		4	1	1	0	0	1	4
Manny Trillo, R (1, 4) OBP: 0.301, SLG: 0.304	x 0-0 ② F2		S S S 0-3 ① K		x 0-0 HR 1B		x 0-0 ① 1-3 1-2 S S S	x 0-3 ② K		5	1	1	0	0	2	2
Chili Davis, S (1, 8) OBP: 0.343, SLG: 0.414	x 0-0 BB 1B		x 0-0 ② 3-1		x 0-0 1-H HR		B B B B 4-0 2B BB	x 0-0 ③ G3		4	2	2	2	1	0	1
Jeffrey Leonard, R (1, 7) OBP: 0.280, SLG: 0.407	B B B B 4-0 1-2 BB		x 0-0 ③ F9		S S S 0-3 ① K		x 0-0 1-H 2-H 1B 2B		x 0-0 ① F8	4	1	1	2	1	1	0
Dan Driessen, L (1, 3) OBP: 0.325, SLG: 0.367	x 0-0 ③ F5			x 0-0 F9 1B 2B	x 0-0 ② F7		4-0 1B 1B IBB		x 0-0 ② F5	4	2	1	0	1	0	2
Chris Brown, R (1, 5) OBP: 0.343, SLG: 0.449		x 0-0 ① B2-3		x 0-0 ① F9 2-3	S S S 0-3 ③ K		x 0-0 1B 1-2 2-H 1B		H 1-0 FC6-4 HBP	4	0	1	1	0	1	1
David Green, R (1, 9) OBP: 0.293, SLG: 0.346		x 0-0 CS 1B		x 0-0 1-3 3-H 1B		x 0-0 ① F9	x 0-0 G6-4-3 1-2 2-H 1B		x 0-0 ③ FC6-4 1-2f	5	0	3	2	0	0	1
Alex Trevino, R (1, 2) OBP: 0.292, SLG: 0.309		B B B B 4-0 ② 1B 1-2 BB		x 0-0 ② 1-3 1-2		x 0-0 ② F3	x 0-0 ② ③ G6-4-3 1-2f			3	0	0	0	1	0	3
Dave LaPoint, L (1, 1) OBP: 0.341, SLG: 0.282 Greg Minton, S (7, 1) Scott Garrelts, R (7, 1) OBP: 0.222, SLG: 0.125 Ron Roenicke, S (8, PH) OBP: 0.433, SLG: 0.391 Frank Williams, R (8, 1) Mike Jeffcoat, L (8, 1)		x 0-0 1-2 1B		B B B B 4-0 BB		x 0-0 ③ 4-3		x 0-0 SH1-4 1B		2 0 0 1 0 0	0 0 0 0 0 0	1 0 0 1 0 0	0 0 0 0 0 0	1 0 0 0 0 0	0 0 0 0 0 0	0 0 0 0 0 0
Inning Stats	R: 0 E: 0 K: 1 S: 6 H: 1 LOB: 2 BB: 1 P: 10	R: 0 E: 0 K: 0 S: 4 H: 2 LOB: 2 BB: 1 P: 8	R: 0 E: 0 K: 1 S: 5 H: 0 LOB: 0 BB: 0 P: 5	R: 1 E: 0 K: 0 S: 5 H: 2 LOB: 2 BB: 1 P: 9	R: 2 E: 0 K: 2 S: 9 H: 2 LOB: 0 BB: 0 P: 9	R: 0 E: 0 K: 0 S: 3 H: 0 LOB: 0 BB: 0 P: 3	R: 4 E: 0 K: 0 S: 6 H: 4 LOB: 1 BB: 2 P: 14	R: 0 E: 0 K: 1 S: 6 H: 1 LOB: 1 BB: 0 P: 6	R: 0 E: 0 K: 0 S: 3 H: 0 LOB: 1 BB: 0 P: 4	1B: 9 2B: 2 3B: 0 HR: 1 SF: 0 SAC: 1 DP: 1 HBP: 1						

	AB	36
	R	7
	H	12
	RBI	7
	BB	5
	SO	5
	LOB	14

		WP: 0	PA: 43
		PB: 0	
		SB: 0	
		CS: 1	

PITCHER		IP	WLS	BF	H	R	ER	SO	BB	IBB	HBP	BLK	WP	HR	S	P	ERA	WHIP
Steve Bedrosian, R ERA: 3.63	(1, 1)	6.0		28	8	4	4	4	3	0	0	0	0	1	33	45	6.00	1.833
Jeff Dedmon, R ERA: 3.31	(7, 1)	0.1		5	2	2	2	0	1	1	0	0	0	0	3	11	54.00	9.000
Gene Garber, R ERA: 3.93	(7, 1)	1.2	W	6	2	1	1	1	0	0	0	0	0	0	8	8	5.40	1.200
Bruce Sutter, R ERA: 3.26	(9, 1)	1.0		4	0	0	0	0	0	0	1	0	0	0	3	4	0.00	0.000

PITCHER	IP	WLS	BF	H	R	ER	SO	BB	IBB	HBP	BLK	WP	HR	S	P	ERA	WHIP

BOTTOM

San Francisco Giants @ Atlanta Braves

Atlanta-Fulton County Stadium, Atlanta, GA

Fri Aug 02 1985, 7:05 PM EDT

Att. 25,188 - Unknown

livebaseballscorecards.com

Batter	1	2	3	4	5	6	7	8	9	AB	R	H	RBI	BB	SO	LOB
Brad Komminsk, R (1, 9) OBP: 0.312, SLG: 0.287 Claudell Washington, L (8, PH) OBP: 0.335, SLG: 0.454 (9, 9)	0-0 1B 2B	0-0 1-3 1B 2B		0-0 F8 ③			0-0 1B 3B	0-0 BB 2-3 1-2 BB 1B		4 1	3 1	3 1	0 0	0 0	0 0	0 0
Rafael Ramirez, R (1, 6) OBP: 0.297, SLG: 0.361	0-0 FC5-4 2-H 1B	0-0 2-H 3-H 1B			S S S 0-3 K ①		0-0 6-3 ①	0-0 2-3 ② 1-2 2-3		5	0	2	3	0	1	3
Dale Murphy, R (1, 8) OBP: 0.388, SLG: 0.574	0-0 FC5-4 ① 1-2f 2B	0-0 4-3 ③			0-0 4-3 ②		0-0 6-3 1B 1B 1B	4-0 BB BB WP IBB		4	3	1	0	1	0	2
Bob Horner, R (1, 3) OBP: 0.351, SLG: 0.568	0-0 1-H 2B		0-0 F8 ①		0-0 5-3 ③		0-0 6-3 1-2 3-H 1B 1B	B B B B 4-0 WP BB 1-2 2-3 3-H 1B BB		4	2	2	3	1	0	0
Terry Harper, R (1, 7) OBP: 0.325, SLG: 0.424	0-0 F3 ②		0-0 G5-3 S 1B			0-0 F4 ①	0-0 6-3 ② 1-2 2-3	B B B B 4-0 WP 1B 1-2 2-3 3-H BB		4	1	1	1	1	0	3
Ken Oberkfell, L (1, 5) OBP: 0.359, SLG: 0.369	0-0 F6 ③		B B B 4-0 1-2 BB			0-0 4-3 ②	0-0 2-H 3-H 1B	0-0 1B 1-H 2-H 3-H 1B		4	0	2	4	1	0	1
Rick Cerone, R (1, 2) OBP: 0.267, SLG: 0.278		0-0 G3 ①	0-0 G5-3 ② ③ 2-3f			0-0 1B 1B	0-0 F4 ③	0-0 2-3 1B		5	0	2	0	0	0	3
Glenn Hubbard, R (1, 4) OBP: 0.323, SLG: 0.321 Milt Thompson, L (8, PH) OBP: 0.357, SLG: 0.429 Bruce Sutter, R (9, 1)		B B B B 4-0 2B 1B BB		0-0 F9 ①		0-0 1-2 1B		2-3 1B BB 1B S S S 0-3 K S		2 2 0	1 1 0	1 1 0	0 0 0	1 0 0	0 1 0	0 2 0
Steve Bedrosian, R (1, 1) OBP: 0.065, SLG: 0.065 Jeff Dedmon, L (7, 1) OBP: 0.167, SLG: 0.167 Gene Garber, R (7, 1) OBP: 0.250, SLG: 0.250 Paul Zuvella, R (8, PH) OBP: 0.222, SLG: 0.191 (9, 4)	S S S 0-3 K ②			S S S 0-3 K ②		0-0 F8 ③		S S S 0-3 K ①		3 0 0 1	0 0 0 0	0 0 0 0	0 0 0 0	0 0 0 1	2 0 0 0	3 0 0 1
Inning Stats	R: 2 E: 0 K: 0 S: 6 H: 3 LOB: 1 BB: 0 P: 6	R: 2 E: 0 K: 1 S: 7 H: 2 LOB: 1 BB: 1 P: 11	R: 0 E: 0 K: 0 S: 3 H: 1 LOB: 1 BB: 1 P: 7	R: 0 E: 0 K: 1 S: 5 H: 0 LOB: 0 BB: 0 P: 5	R: 0 E: 0 K: 1 S: 5 H: 0 LOB: 0 BB: 0 P: 5	R: 0 E: 0 K: 0 S: 5 H: 2 LOB: 2 BB: 0 P: 5	R: 3 E: 0 K: 0 S: 7 H: 4 LOB: 1 BB: 0 P: 7	R: 5 E: 0 K: 2 S: 11 H: 4 LOB: 2 BB: 3 P: 23		1B: 12 2B: 3 3B: 1 HR: 0		SF: 0 SAC: 0 DP: 1 HBP: 0		WP: 1 PB: 0 SB: 1 CS: 0		PA: 44

	AB	39
	R	12
	H	16
	RBI	11
	BB	5
	SO	5
	LOB	18

PITCHER		IP	WLS	BF	H	R	ER	SO	BB	IBB	HBP	BLK	WP	HR	S	P	ERA	WHIP
Dave LaPoint, L ERA: 3.09	(1, 1)	6.0		28	9	5	5	3	2	0	0	0	0	0	32	40	7.50	1.833
Greg Minton, R ERA: 3.14	(7, 1)	0.1		3	2	0	0	0	0	0	0	0	0	0	3	3	0.00	6.000
Scott Garrelts, R ERA: 1.52	(7, 1)	0.2		3	1	2	2	0	0	0	0	0	0	0	3	3	27.00	1.500
Frank Williams, R ERA: 5.74	(8, 1)	0.2	L	6	2	4	4	1	1	1	0	0	0	0	6	14	54.00	4.500
Mike Jeffcoat, L ERA: 1.8	(8, 1)	0.1		4	2	1	1	1	1	0	0	0	1	0	5	9	27.00	9.000

PITCHER	IP	WLS	BF	H	R	ER	SO	BB	IBB	HBP	BLK	WP	HR	S	P	ERA	WHIP

Batter	1	2	3	4	5	6	7	8	9	AB	R	H	RBI	BB	SO	LOB
Jose Uribe, S (1, 6) OBP: 0.275, SLG: 0.312 Ron Roenicke, S (8, PH) OBP: 0.419, SLG: 0.375 Scott Garrelts, R (8, 1) OBP: 0.222, SLG: 0.125	S S S 0-3 ① K		B B B B 4-0 1B 4-3 BB	x 0-0 G3 2-3 1B		x 0-0 ② 6-3		S S S 0-3 ② K		3 1 0	1 0 0	1 0 0	0 0 0	1 0 0	1 1 0	0 3 0
Manny Trillo, R (1, 4) OBP: 0.302, SLG: 0.305	x 0-0 E S 1B 1B		x 0-0 4-3 BB 1-3 HR 1B	x 0-0 ① F8 3-H		x 0-0 ③ 6-3		x 0-0 ③ FC5-4 1-2f		5	2	2	0	0	0	4
Chili Davis, S (1, 8) OBP: 0.341, SLG: 0.409	S S S 0-3 ② K 1-3		B B B B 4-0 4-3 1-2 HR BB	x 0-0 ② G3 1-2			x 0-0 ① G3		x 0-0 ① 6-3	4	1	0	0	1	1	2
Jeffrey Leonard, R (1, 7) OBP: 0.279, SLG: 0.404	x 0-0 FC5-4 3-H 1B		x 0-0 ① 4-3 1-2 2-3 3-H	x 0-0 ③ 5-3			x 0-0 ② F3		x 0-0 ② F7	5	0	1	2	0	0	3
Dan Driessen, L (1, 3) OBP: 0.323, SLG: 0.363	x 0-0 ③ FC5-4 1-2f		B B B B 4-0 HR BB		S S S 0-3 ① K		x 0-0 ③ G3		S S S 0-3 ③ K	4	1	0	0	1	2	1
Chris Brown, R (1, 5) OBP: 0.347, SLG: 0.462		x 0-0 ① 5-3	x 0-0 1-H 2-H 3-H HR		B B B B 4-0 1-3 BB			x 0-0 WP 1B 1B		3	1	2	4	1	0	0
David Green, R (1, 9) OBP: 0.297, SLG: 0.348		x 0-0 FC6-4 1B	x 0-0 ② 1-4-3		x 0-0 ② 1-3 1-2			x 0-0 WP 1-2 1B		4	0	2	0	0	0	1
Alex Trevino, R (1, 2) OBP: 0.282, SLG: 0.297		x 0-0 ② F2	x 0-0 ③ F9		x 0-0 ③ 6-3			S S S 0-3 ① K 1-2 2-3		4	0	0	0	0	1	4
Mike Krukow, R (1, 1) OBP: 0.250, SLG: 0.310 Dan Gladden, R (6, PH) OBP: 0.288, SLG: 0.302 Mark Davis, L (6, 1) OBP: 0.200, SLG: 0.400 Joel Youngblood, R (8, PH) OBP: 0.333, SLG: 0.298 Ricky Adams, R (8, 6) OBP: 0.224, SLG: 0.324		x 0-0 ③ FC6-4 1-2f		x 0-0 1B E 2B		x 0-0 ① 5-3		4-0 FC5-4 IBB		2 1 0 0 0	1 0 0 0 0	1 0 0 0 0	0 0 0 0 0	0 0 0 1 0	0 0 0 0 0	1 0 0 0 0
Inning Stats	R: 1 E: 0 K: 2 S: 9 H: 2 LOB: 1 BB: 0 P: 9	R: 0 E: 0 K: 0 S: 4 H: 1 LOB: 1 BB: 0 P: 4	R: 5 E: 0 K: 0 S: 5 H: 2 LOB: 0 BB: 3 P: 17	R: 1 E: 1 K: 0 S: 5 H: 2 LOB: 1 BB: 0 P: 5	R: 0 E: 0 K: 1 S: 5 H: 0 LOB: 1 BB: 1 P: 9	R: 0 E: 0 K: 0 S: 3 H: 0 LOB: 0 BB: 0 P: 3	R: 0 E: 0 K: 0 S: 3 H: 0 LOB: 0 BB: 0 P: 3	R: 0 E: 0 K: 2 S: 9 H: 2 LOB: 3 BB: 1 P: 13	R: 0 E: 0 K: 1 S: 5 H: 0 LOB: 0 BB: 0 P: 5	1B: 7 2B: 1 3B: 0 HR: 1	SF: 0 SAC: 0 DP: 0 HBP: 0			WP: 1 PB: 0 SB: 1 CS: 0	PA: 41		

PITCHER		IP	WLS	BF	H	R	ER	SO	BB	IBB	HBP	BLK	WP	HR	S	P	ERA	WHIP
Rick Mahler, R ERA: 3.42	(1, 1)	3.0	L	19	7	7	6	2	3	0	0	0	0	1	20	32	18.00	3.333
Rick Camp, R ERA: 3.6	(4, 1)	2.0		7	0	0	0	1	1	0	0	0	0	0	8	12	0.00	0.500
Joe Johnson, R ERA: 1.69	(6, 1)	3.0		12	2	0	0	2	0	1	0	0	1	0	15	19	0.00	0.667
Gene Garber, R ERA: 3.86	(9, 1)	1.0		3	0	0	0	1	0	0	0	0	0	0	5	5	0.00	0.000

PITCHER	IP	WLS	BF	H	R	ER	SO	BB	IBB	HBP	BLK	WP	HR	S	P	ERA	WHIP

San Francisco Giants @ Atlanta Braves

Atlanta-Fulton County Stadium, Atlanta, GA

Sat Aug 03 1985, 7:05 PM EDT

Att. 29,709 - Unknown

TOP

livebaseballscorecards.com

AB	36
R	7
H	9
RBI	6
BB	5
SO	6
LOB	19

Batter	1	2	3	4	5	6	7	8	9	AB	R	H	RBI	BB	SO	LOB
Claudell Washington, L (1, 9) OBP: 0.336, SLG: 0.463	HR		F8 ①		WP 2B 1B		K ①		4-3 2-3 ①	5	2	2	1	0	1	2
Rafael Ramirez, R (1, 6) OBP: 0.299, SLG: 0.364	F8 ①		G5-3 1B 1B		F8 1B 1-H 2B		F4 ②		E6 WP 3-H	5	1	2	2	0	0	1
Dale Murphy, R (1, 8) OBP: 0.389, SLG: 0.572	K ②		1-2 1B		F8 ② 2-3		1-2 1B		K ② S S S	5	0	2	0	0	2	2
Bob Horner, R (1, 3) OBP: 0.352, SLG: 0.564	BB		G5-3 ② ③ 2-3f		1B 3-H		F8 ③		1-3 1-2 ③	4	0	1	1	1	0	5
Terry Harper, R (1, 7) OBP: 0.322, SLG: 0.420 Joe Johnson, R (6, 1) Milt Thompson, L (8, PH) OBP: 0.372, SLG: 0.442 Rick Cerone, R (9, 2) OBP: 0.267, SLG: 0.278	6-3 ③			6-3 ①	F3 ③			G4-3 1B 1B		3 0 1 0	0 0 0 0	0 0 1 0	0 0 0 0	0 0 0 0	0 0 0 0	2 0 0 0
Ken Oberkfell, L (1, 5) OBP: 0.365, SLG: 0.390		2B		HR		F6 ①		G4-3 1-2 1B		4	1	3	1	0	0	0
Glenn Hubbard, R (1, 4) OBP: 0.319, SLG: 0.316		K ① S S S		F8 ②		K ② S S S		G4-3 1-2f 2-3 ① ②		4	0	0	0	0	2	3
Bruce Benedict, R (1, 2) OBP: 0.316, SLG: 0.229 Chris Chambliss, L (8, PH) OBP: 0.288, SLG: 0.296 Gene Garber, R (9, 1) OBP: 0.250, SLG: 0.250		K ② S S S		F8 ③		6-3 ③		K ③ S S S		3 1 0	0 0 0	0 0 0	0 0 0	0 0 0	1 1 0	1 1 0
Rick Mahler, R (1, 1) OBP: 0.214, SLG: 0.197 Rick Camp, R (4, 1) OBP: 0.300, SLG: 0.556 Gerald Perry, L (5, PH) OBP: 0.270, SLG: 0.226 Brad Komminsk, R (6, 7) OBP: 0.318, SLG: 0.295		F9 ③			F9 ①		BB 1B		4-3 E 2B	1 0 1 1	0 0 0 1	0 0 0 1	0 0 0 0	0 0 0 1	0 0 0 0	1 0 0 0
Inning Stats	R: 1 H: 1 E: 0 LOB: 1 K: 1 BB: 1 S: 6 P: 10	R: 0 H: 1 E: 0 LOB: 1 K: 2 BB: 0 S: 8 P: 8	R: 0 H: 2 E: 0 LOB: 1 K: 0 BB: 0 S: 4 P: 4	R: 1 H: 1 E: 0 LOB: 0 K: 0 BB: 0 S: 4 P: 4	R: 2 H: 3 E: 0 LOB: 1 K: 0 BB: 0 S: 6 P: 6	R: 0 H: 0 E: 0 LOB: 0 K: 1 BB: 0 S: 5 P: 5	R: 0 H: 1 E: 0 LOB: 2 K: 1 BB: 1 S: 6 P: 10	R: 0 H: 2 E: 0 LOB: 1 K: 1 BB: 0 S: 6 P: 6	R: 1 H: 1 E: 1 LOB: 1 K: 1 BB: 0 S: 7 P: 7	1B: 7 SF: 0 2B: 3 SAC: 0 3B: 0 DP: 2 HR: 2 HBP: 0						

PITCHER	IP	WLS	BF	H	R	ER	SO	BB	IBB	HBP	BLK	WP	HR	S	P	ERA	WHIP
Mike Krukow, R (1, 1) ERA: 3.55	5.0	W	23	8	4	4	3	1	0	0	0	1	2	28	32	7.20	1.800
Mark Davis, L (6, 1) ERA: 2.51	2.0		8	1	0	0	2	1	0	0	0	0	0	11	15	0.00	1.000
Scott Garrelts, R (8, 1) ERA: 1.59	2.0	S	9	3	1	1	2	0	0	0	0	1	0	13	13	4.50	1.500

PITCHER	IP	WLS	BF	H	R	ER	SO	BB	IBB	HBP	BLK	WP	HR	S	P	ERA	WHIP

BOTTOM

San Francisco Giants @ Atlanta Braves

Atlanta-Fulton County Stadium, Atlanta, GA

Sat Aug 03 1985, 7:05 PM EDT

Att. 29,709 - Unknown

livebaseballscorecards.com

AB	38
R	5
H	12
RBI	5
BB	2
SO	7
LOB	18

WP: 2	PA: 40		
PB: 0			
SB: 0			
CS: 0			

TOP

San Francisco Giants @ Atlanta Braves

Atlanta-Fulton County Stadium, Atlanta, GA

Sun Aug 04 1985, 3:33 AM EDT

Att. 20,025 - Unknown

livebaseballscorecards.com

Batter	1	2	3	4	5	6	7	8	9	10	AB	R	H	RBI	BB	SO	LOB
Dan Gladden, R (1, 8) OBP: 0.285, SLG: 0.299 Greg Minton, S (6, 1) Joel Youngblood, R (8, PH) OBP: 0.308, SLG: 0.328 Scott Garrelts, R (8, 1) OBP: 0.222, SLG: 0.125 David Green, R (10, PH) OBP: 0.295, SLG: 0.347 Mike Jeffcoat, L (10, 1)	F8	FC6 1-2f		6-3		FC5-4 1B 1-2f 2-3		2-H HR		G4-6-3 1-2f	4 0 1 0 1 0	0 0 1 0 0 0	0 0 1 0 0 0	0 0 2 0 0 0	0 0 0 0 0 0	0 0 0 0 0 0	4 0 0 0 2 0
Manny Trillo, R (1, 4) OBP: 0.303, SLG: 0.309	6-3		F8 1B 2B	5-3		1-3 3-H 1B		F9			5	1	2	1	0	0	0
Chili Davis, S (1, 9) OBP: 0.344, SLG: 0.408	1B BB		BB 1B BB		1B S 1B	L4			F6		3	0	1	0	2	0	2
Jeffrey Leonard, R (1, 7) OBP: 0.281, SLG: 0.404	1-3 1B		F8 2-3		G4-6-3 1-3 1B		4-3		K		5	0	2	0	0	1	2
Dan Driessen, L (1, 3) OBP: 0.324, SLG: 0.366	4-3		K		K		G6-4-3 1B		2B		5	0	2	0	0	2	6
Chris Brown, R (1, 5) OBP: 0.345, SLG: 0.457		F9	BB 1-2 3-H 1B		G4-6-3 1-2f		G6-4-3 1-2f		L4		5	0	1	1	0	0	4
Bob Brenly, R (1, 2) OBP: 0.314, SLG: 0.410		1B BB	1-2 2-3 BB			F4		SH3-4 HR BB		6-3	2	1	0	0	3	0	0
Jose Uribe, S (1, 6) OBP: 0.275, SLG: 0.311		K	3-1			FC5-4 BB 1B 1B		SH3-4 1-2		E4 BB	4	1	1	0	0	1	4
Vida Blue, S (1, 1) OBP: 0.077, SLG: 0.077 Ron Roenicke, S (6, PH) OBP: 0.441, SLG: 0.360 (6, 8)		FC6 1-2 1B		B1			FC5-4 1-2 BB		F9	G4-6-3 1-2 BB	2 1	0 0	1 0	0 0	0 2	0 0	0 1

Inning Stats																						
	R: 0	E: 0	K: 0	S: 4	H: 1	LOB: 2	BB: 1	P: 8	R: 0	E: 0	K: 1	S: 6	H: 1	LOB: 2	BB: 1	P: 10	R: 1	E: 0	K: 1	S: 7	H: 2	LOB: 3	BB: 2	P: 15
	R: 0	E: 0	K: 0	S: 3	H: 0	LOB: 0	BB: 0	P: 3	R: 0	E: 0	K: 1	S: 6	H: 2	LOB: 1	BB: 0	P: 6	R: 1	E: 0	K: 0	S: 5	H: 2	LOB: 2	BB: 1	P: 9
	R: 0	E: 0	K: 0	S: 3	H: 1	LOB: 0	BB: 0	P: 3	R: 2	E: 0	K: 0	S: 4	H: 1	LOB: 0	BB: 1	P: 8	R: 0	E: 0	K: 1	S: 6	H: 1	LOB: 1	BB: 0	P: 6
	R: 0	E: 1	K: 0	S: 3	H: 0	LOB: 1	BB: 1	P: 7	1B: 8	2B: 2	3B: 0	HR: 1	SF: 0	SAC: 1	DP: 3	HBP: 0	WP: 0	PB: 0	SB: 1	CS: 0	PA: 46			

PITCHER		IP	WLS	BF	H	R	ER	SO	BB	IBB	HBP	BLK	WP	HR	S	P	ERA	WHIP
Pascual Perez, R ERA: 6.24	(1, 1)	5.1		27	7	2	2	3	5	0	0	0	0	0	28	48	3.38	2.250
Jeff Dedmon, R ERA: 3.2	(6, 1)	1.2		6	2	0	0	0	0	0	0	0	0	0	6	6	0.00	1.200
Bruce Sutter, R ERA: 3.42	(8, 1)	2.0		9	2	2	2	1	1	0	0	0	0	1	10	14	9.00	1.500
Gene Garber, R ERA: 3.78	(10, 1)	1.0	W	4	0	0	0	0	1	0	0	0	0	0	3	7	0.00	1.000

PITCHER	IP	WLS	BF	H	R	ER	SO	BB	IBB	HBP	BLK	WP	HR	S	P	ERA	WHIP

AB	38
R	4
H	11
RBI	4
BB	7
SO	4
LOB	25

Batter	1	2	3	4	5	6	7	8	9	10	AB	R	H	RBI	BB	SO	LOB
Brad Komminsk, R (1, 9) OBP: 0.318, SLG: 0.300	0-0 E 2B	0-3 ② K		0-3 ③ K			4-0 ① 1B 1-2 BB	0-0 ② F7			3	1	1	0	0	2	3
Claudell Washington, L (7, PH) OBP: 0.338, SLG: 0.463											0	0	0	0	1	0	0
Bruce Sutter, R (8, 1)											0	0	0	0	0	0	0
Chris Chambliss, L (9, PH) OBP: 0.287, SLG: 0.294											1	0	0	0	0	0	1
Gene Garber, R (10, 1) OBP: 0.250, SLG: 0.250											0	0	0	0	0	0	0
Rafael Ramirez, R (1, 6) OBP: 0.305, SLG: 0.372	0-0 E9 WP 2-H 1B	0-0 WP 1-2 3-H 1B			0-0 ① 6-3		0-0 FC6-4 1-3 1B		0-0 1-H 2B		5	0	4	3	0	0	0
Dale Murphy, R (1, 8) OBP: 0.389, SLG: 0.567	0-3 ① K	0-3 ③ K 1-2 2-3			4-0 E S SF7 BB		0-0 ② F6		4-0 FC6-4 IBB		3	1	0	0	2	2	5
Bob Horner, R (1, 3) OBP: 0.349, SLG: 0.559	0-0 ② 6-3		4-0 G4-6-3 BB		0-0 ② SF7 1-H		0-0 ③ FC6-4 1-2f		0-0 ③ FC6-4 1-2f		3	0	0	1	1	0	5
Terry Harper, R (1, 7) OBP: 0.323, SLG: 0.427	4-0 2-3 BB		0-0 ① ② G4-6-3 1-2f		0-0 ③ 5-3			0-0 ① F8		0-0 HR	4	1	1	1	1	0	1
Ken Oberkfell, L (1, 5) OBP: 0.363, SLG: 0.388	0-0 ③ 4-3		0-3 ③ K			0-0 FC1-6 1B		0-0 ② 4-3			4	0	1	0	0	1	2
Rick Cerone, R (1, 2) OBP: 0.262, SLG: 0.272		0-0 ① F6		0-0 ① F2		0-0 ① FC1-6 CS 1-2f		0-3 ③ K			4	0	0	0	0	1	1
Paul Zuvella, R (1, 4) OBP: 0.225, SLG: 0.188		4-0 1B WP 1B BB		0-3 ② K		0-0 ② ③ 1-3 1-2			4-0 FC5-4 BB		2	1	0	0	1	1	1
Gerald Perry, L (9, PH) OBP: 0.274, SLG: 0.226											0	0	0	0	1	0	0
Glenn Hubbard, R (10, 4) OBP: 0.319, SLG: 0.316											0	0	0	0	0	0	0
Pascual Perez, R (1, 1) OBP: 0.263, SLG: 0.176		0-0 WP 1B 1-3 1B		4-0 BB			0-0 CS 1B		0-0 ① FC5-4 1-2f 2B		1	0	1	0	1	0	0
Jeff Dedmon, L (6, 1) OBP: 0.167, SLG: 0.167											0	0	0	0	0	0	0
Milt Thompson, L (7, PH) OBP: 0.378, SLG: 0.444											2	1	1	0	0	0	1
(8, 9)																	
Inning Stats	R: 1 E: 1 K: 1 S: 7 H: 2 LOB: 2 BB: 1 P: 11	R: 1 E: 0 K: 2 S: 9 H: 2 LOB: 2 BB: 1 P: 13	R: 0 E: 0 K: 1 S: 4 H: 0 LOB: 0 BB: 1 P: 8	R: 0 E: 0 K: 2 S: 7 H: 0 LOB: 1 BB: 1 P: 11	R: 1 E: 0 K: 0 S: 3 H: 0 LOB: 1 BB: 1 P: 7	R: 0 E: 0 K: 0 S: 3 H: 1 LOB: 0 BB: 0 P: 3	R: 0 E: 0 K: 0 S: 4 H: 2 LOB: 2 BB: 1 P: 8	R: 0 E: 0 K: 1 S: 5 H: 0 LOB: 0 BB: 0 P: 5	R: 1 E: 0 K: 0 S: 4 H: 1 LOB: 2 BB: 2 P: 12	R: 1 E: 0 K: 0 S: 1 H: 1 LOB: 0 BB: 0 P: 1	1B: 6 2B: 2 3B: 0 HR: 1	SF: 1 SAC: 0 DP: 1 HBP: 0						

PITCHER		IP	WLS	BF	H	R	ER	SO	BB	IBB	HBP	BLK	WP	HR	S	P	ERA	WHIP
Vida Blue, L ERA: 4.12	(1, 1)	5.0		23	4	3	2	6	5	0	0	0	3	0	30	50	3.60	1.800
Greg Minton, R ERA: 3.05	(6, 1)	2.0		8	3	0	0	0	1	0	0	0	0	0	7	11	0.00	2.000
Scott Garrelts, R ERA: 1.67	(8, 1)	2.0		9	1	1	1	1	1	1	0	0	0	0	9	17	4.50	1.000
Mike Jeffcoat, L ERA: 2.25	(10, 1)	0.0	L	1	1	1	1	0	0	0	0	0	0	1	1	1	∞	∞

PITCHER	IP	WLS	BF	H	R	ER	SO	BB	IBB	HBP	BLK	WP	HR	S	P	ERA	WHIP

BOTTOM

San Francisco Giants @ Atlanta Braves

Atlanta-Fulton County Stadium, Atlanta, GA

Sun Aug 04 1985, 3:33 AM EDT
Att. 20,025 - Unknown

livebaseballscorecards.com

AB	32
R	5
H	9
RBI	5
BB	8
SO	7
LOB	20

1B: 6	SF: 1	WP: 3	PA: 41
2B: 2	SAC: 0	PB: 0	
3B: 0	DP: 1	SB: 1	
HR: 1	HBP: 0	CS: 2	

San Francisco Giants @ Houston Astros

Astrodome, Houston, TX

Mon Aug 05 1985, 8:05 PM EDT

Att. 12,482 - Unknown

TOP

livebaseballscorecards.com

Batter	1	2	3	4	5	6	7	8	9	AB	R	H	RBI	BB	SO	LOB
Joel Youngblood, R (1, 9) OBP: 0.348, SLG: 0.362	FC4-6 1B		4-3		6-3		1-3 1B		1-H 2-H HR	5	1	3	3	0	0	1
Manny Trillo, R (1, 4) OBP: 0.300, SLG: 0.306 Dan Driessen, L (9, PH) OBP: 0.326, SLG: 0.366 Brad Wellman, R (9, PR) OBP: 0.302, SLG: 0.346	L8		6-3		F9		P6		BB	4 0 0	0 0 0	0 0 0	0 0 0	0 1 0	0 0 0	4 0 0
Chili Davis, S (1, 8) OBP: 0.345, SLG: 0.408	FC4-6 WP 1-2f			S 1B		1B 1B		L8	F9	5	0	2	0	0	0	2
Jeffrey Leonard, R (1, 7) OBP: 0.283, SLG: 0.405	K 1-2			6-3 1-2		G5-4-3 1-3 1B		G6-4-3 1B		4	0	2	0	0	1	2
Chris Brown, R (1, 5) OBP: 0.344, SLG: 0.464		HR		L3		G5-4-3 1-2f		G6-4-3 1-2f		4	1	1	1	0	0	3
David Green, R (1, 3) OBP: 0.295, SLG: 0.342		K		FC6-4 BB			K		G4-1	3	0	0	0	1	2	0
Bob Brenly, R (1, 2) OBP: 0.313, SLG: 0.418		L6		FC6-4 1-2f			HR		K	4	1	1	1	0	1	2
Jose Uribe, S (1, 6) OBP: 0.278, SLG: 0.314		6-3			SH1-3 1B		5-3		BB HR 1B	4	1	2	0	0	0	0
Atlee Hammaker, S (1, 1) OBP: 0.063, SLG: 0.063 Frank Williams, R (6, 1) Dan Gladden, R (7, PH) OBP: 0.287, SLG: 0.301 Mark Davis, L (7, 1) OBP: 0.200, SLG: 0.400 Ron Roenicke, S (9, PH) OBP: 0.457, SLG: 0.360			K		SH1-3 1-2		1B 1B		1-2 HR BB	1 0 1 0 0	0 0 0 0 1	0 0 1 0 0	0 0 0 0 0	0 0 0 0 1	1 0 0 0 0	0 0 0 0 0
Inning Stats	R: 0 E: 0 K: 1 S: 6 H: 1 LOB: 1 BB: 0 P: 6	R: 1 E: 0 K: 1 S: 6 H: 1 LOB: 0 BB: 0 P: 6	R: 0 E: 0 K: 1 S: 5 H: 0 LOB: 0 BB: 0 P: 5	R: 0 E: 0 K: 0 S: 4 H: 1 LOB: 2 BB: 1 P: 8	R: 0 E: 0 K: 0 S: 4 H: 1 LOB: 1 BB: 0 P: 4	R: 0 E: 0 K: 0 S: 3 H: 2 LOB: 0 BB: 0 P: 3	R: 1 E: 0 K: 1 S: 8 H: 3 LOB: 2 BB: 0 P: 8	R: 0 E: 0 K: 0 S: 3 H: 1 LOB: 0 BB: 0 P: 3	R: 3 E: 0 K: 1 S: 7 H: 2 LOB: 1 BB: 2 P: 15	1B: 9 2B: 0 3B: 0 HR: 3 SF: 0 SAC: 1 DP: 2 HBP: 0						

	AB	35
	R	5
	H	12
	RBI	5
	BB	3
	SO	5
	LOB	14

WP: 1 PB: 0 SB: 1 CS: 0 PA: 39

PITCHER		IP	WLS	BF	H	R	ER	SO	BB	IBB	HBP	BLK	WP	HR	S	P	ERA	WHIP
Bob Knepper, L ERA: 3.64	(1, 1)	7.0	W	29	9	2	2	4	1	0	0	0	1	2	36	40	2.57	1.429
Charlie Kerfeld, R ERA: 11.57	(8, 1)	1.2		9	3	3	3	1	2	0	0	0	0	1	9	17	16.20	3.000
Dave Smith, R ERA: 1.96	(9, 1)	0.1	S	1	0	0	0	0	0	0	0	0	0	0	1	1	0.00	0.000

PITCHER	IP	WLS	BF	H	R	ER	SO	BB	IBB	HBP	BLK	WP	HR	S	P	ERA	WHIP

BOTTOM

San Francisco Giants @ Houston Astros

Astrodome, Houston, TX

Mon Aug 05 1985, 8:05 PM EDT

Att. 12,482 - Unknown

livebaseballscorecards.com

Batter	1	2	3	4	5	6	7	8	9	AB	R	H	RBI	BB	SO	LOB
Bill Doran, S (1, 4) OBP: 0.356, SLG: 0.414	4-3		6-3		S 1B		WP 1B 2-3			4	2	2	0	0	0	0
Phil Garner, R (1, 5) OBP: 0.298, SLG: 0.358	1B			BB 2B	F2 1-2		SF9 3-H			3	1	2	1	0	0	1
Kevin Bass, S (1, 8) OBP: 0.299, SLG: 0.392	F7			BBBB 2B 1-2 1B BB	2-H 1B		1-H 1B			3	1	2	2	1	0	1
Jose Cruz, L (1, 7) OBP: 0.339, SLG: 0.420	1-3			1B 1-3 2-H 2B	F8		L8			4	1	1	1	0	0	3
Jerry Mumphrey, S (1, 9) OBP: 0.331, SLG: 0.401		F8		G3		1B 2B S S S	K			4	1	1	0	0	1	3
Glenn Davis, R (1, 3) OBP: 0.338, SLG: 0.486		6-3		FC6-4 2-H 3-H 1B		2-H 1B	S S S K			4	0	2	3	0	1	0
Mark Bailey, S (1, 2) OBP: 0.374, SLG: 0.411		S S S K		L7		4-3	6-3			4	0	0	0	0	1	1
Dickie Thon, R (1, 6) OBP: 0.271, SLG: 0.320			S S S K	FC6-4 1-2f		6-3	1B			4	0	1	0	0	1	1
Bob Knepper, L (1, 1) OBP: 0.170, SLG: 0.231			S S S K		4-3		1B SF9 2B S S S	K		2	0	0	0	0	1	0
Tim Tolman, R (7, PH) OBP: 0.095, SLG: 0.100										1	1	1	0	0	0	0
Charlie Kerfeld, R (8, 1)										1	0	0	0	0	1	1
Dave Smith, R (9, 1)										0	0	0	0	0	0	0
Inning Stats	R: 0 E: 0 K: 0 S: 4 H: 1 LOB: 1 BB: 0 P: 4	R: 0 E: 0 K: 1 S: 5 H: 0 LOB: 0 BB: 0 P: 5	R: 0 E: 0 K: 2 S: 7 H: 0 LOB: 0 BB: 0 P: 7	R: 3 E: 0 K: 0 S: 6 H: 3 LOB: 1 BB: 1 P: 10	R: 1 E: 0 K: 0 S: 5 H: 2 LOB: 1 BB: 0 P: 5	R: 1 E: 0 K: 0 S: 4 H: 2 LOB: 0 BB: 0 P: 4	R: 2 E: 0 K: 1 S: 8 H: 3 LOB: 1 BB: 0 P: 8	R: 0 E: 0 K: 2 S: 8 H: 1 LOB: 1 BB: 0 P: 8		1B: 9 2B: 3 3B: 0 HR: 0 SF: 1 SAC: 0 DP: 0 HBP: 0						

	AB	34
	R	7
	H	12
	RBI	7
	BB	1
	SO	6
	LOB	11

WP: 1 PB: 0 SB: 1 CS: 0 PA: 36

PITCHER		IP	WLS	BF	H	R	ER	SO	BB	IBB	HBP	BLK	WP	HR	S	P	ERA	WHIP
Atlee Hammaker, L ERA: 3.47	(1, 1)	5.0	L	22	6	4	4	3	1	0	0	0	0	0	27	31	7.20	1.400
Frank Williams, R ERA: 5.85	(6, 1)	1.0		4	2	1	1	0	0	0	0	0	0	0	4	4	9.00	2.000
Mark Davis, L ERA: 2.68	(7, 1)	2.0		10	4	2	2	3	0	0	0	0	1	0	16	16	9.00	2.000

PITCHER	IP	WLS	BF	H	R	ER	SO	BB	IBB	HBP	BLK	WP	HR	S	P	ERA	WHIP

Batter	1	2	3	4	5	6	7	8	9	AB	R	H	RBI	BB	SO	LOB
Claudell Washington, L (1, 9) OBP: 0.336, SLG: 0.457	BBBB 4-0 CS BB		x 0-0 ① 1-3		x 0-0 ② F8		SSS 0-3 ③ K		x 0-0 ③ 4-3	4	0	0	0	1	1	2
Rafael Ramirez, R (1, 6) OBP: 0.304, SLG: 0.372	x 0-0 ① 1-2 2B		x 0-0 ② F2		x 0-0 ③ F8			SSS 0-3 ① K		4	0	1	0	0	1	0
Dale Murphy, R (1, 8) OBP: 0.386, SLG: 0.559	x 0-0 ② F5		BBBB 4-0 BB			BBBB 4-0 1B 1B BB		SSS 0-3 ② K		2	1	0	0	2	1	1
Bob Horner, R (1, 3) OBP: 0.350, SLG: 0.557	SSS 0-3 ③ K		x 0-0 ③ F8			x 0-0 1B 1-2 1B		SSS 0-3 ③ K		4	0	1	0	0	2	2
Terry Harper, R (1, 7) OBP: 0.322, SLG: 0.421		x 0-0 ① F3		x 0-0 ① F4		x 0-0 G5-4-3 1-3 2-H 1B			BBBB 4-0 SH1-3 1B 1B BB	3	1	1	1	1	0	0
Rick Cerone, R (1, 2) OBP: 0.254, SLG: 0.263		SSS 0-3 ② K		x 0-0 ② F7		x 0-0 ① ② G5-4-3 1-2f			x 0-0 ① F8	4	0	0	0	0	1	3
Glenn Hubbard, R (1, 4) OBP: 0.323, SLG: 0.319		BBBB 4-0 BB BB		x 0-0 1B		x 0-0 ③ F7			x 0-0 1B SH1-3 1-2 1B	3	0	2	0	1	0	1
Paul Runge, R (1, 5) OBP: 0.300, SLG: 0.242 Milt Thompson, L (9, PH) OBP: 0.370, SLG: 0.435 Paul Zuvella, R (9, 5) OBP: 0.238, SLG: 0.194		BBBB 4-0 1-2 BB		x 0-0 ③ F9			x 0-0 ① 5-3		x 0-0 ② SH1-3 1-2 2-3	2 0 0	0 0 0	0 0 0	0 0 0	1 0 0	0 0 0	1 0 0
Rick Mahler, R (1, 1) OBP: 0.216, SLG: 0.200		x 0-0 ③ 3-1			x 0-0 ① 5-3		x 0-0 ② F4		x 0-0 2-3 3-H 1B	4	0	1	1	0	0	2
Inning Stats	R: 0 H: 1 E: 0 LOB: 1 K: 1 BB: 1 S: 5 P: 9	R: 0 H: 0 E: 0 LOB: 2 K: 1 BB: 2 S: 5 P: 13	R: 0 H: 0 E: 0 LOB: 1 K: 0 BB: 1 S: 3 P: 7	R: 0 H: 1 E: 0 LOB: 1 K: 0 BB: 0 S: 4 P: 4	R: 0 H: 0 E: 0 LOB: 0 K: 0 BB: 0 S: 3 P: 3	R: 1 H: 2 E: 0 LOB: 1 K: 0 BB: 1 S: 4 P: 8	R: 0 H: 0 E: 0 LOB: 0 K: 1 BB: 0 S: 5 P: 5	R: 0 H: 0 E: 0 LOB: 0 K: 3 BB: 0 S: 9 P: 9	R: 1 H: 2 E: 0 LOB: 2 K: 0 BB: 1 S: 5 P: 9	1B: 5 SF: 0 2B: 1 SAC: 1 3B: 0 DP: 1 HR: 0 HBP: 0						WP: 0 PA: 37 PB: 0 SB: 0 CS: 1

PITCHER		IP	WLS	BF	H	R	ER	SO	BB	IBB	HBP	BLK	WP	HR	S	P	ERA	WHIP
Jim Gott, R ERA: 3.52	(1, 1)	5.0		20	2	0	0	2	4	0	0	0	0	0	20	36	0.00	1.200
Greg Minton, R ERA: 3.14	(6, 1)	1.0	L	5	2	1	1	0	1	0	0	0	0	0	4	8	9.00	3.000
Frank Williams, R ERA: 5.71	(7, 1)	2.1		9	1	1	1	4	1	0	0	0	0	0	16	20	3.86	0.857
Mike Jeffcoat, L ERA: 2.18	(9, 1)	0.2		3	1	0	0	0	0	0	0	0	0	0	3	3	0.00	1.500

PITCHER	IP	WLS	BF	H	R	ER	SO	BB	IBB	HBP	BLK	WP	HR	S	P	ERA	WHIP

TOP

Atlanta Braves @ San Francisco Giants

Candlestick Park, San Francisco, CA

Thu Aug 08 1985, 6:33 AM EDT

Att. 3,557 - Sunny

livebaseballscorecards.com

AB	30
R	2
H	6
RBI	2
BB	6
SO	6
LOB	12

Batter	1	2	3	4	5	6	7	8	9	AB	R	H	RBI	BB	SO	LOB
Joel Youngblood, R (1, 9) OBP: 0.345, SLG: 0.359	5-3			5-3		F8			BB, 1B	4	0	1	0	0	0	1
Manny Trillo, R (1, 4) OBP: 0.297, SLG: 0.302	K			F7			1-3		F7	4	0	0	0	0	1	1
Chili Davis, S (1, 8) OBP: 0.344, SLG: 0.405	F7			3-1			F7		1-2, BB	3	0	0	0	1	0	0
Jeffrey Leonard, R (1, 7) OBP: 0.282, SLG: 0.403		G6-4-3, 1B			5-3		F9		F7	4	0	1	0	0	0	2
Chris Brown, R (1, 5) OBP: 0.344, SLG: 0.463		G6-4-3, 1-2f			G1-6-3, 1B			6-3		3	0	1	0	0	0	1
David Green, R (1, 3) OBP: 0.295, SLG: 0.342		5-3			G1-6-3, 1-2f			1B		3	0	1	0	0	0	1
Bob Brenly, R (1, 2) OBP: 0.310, SLG: 0.414			6-3			6-3		F7		3	0	0	0	0	0	1
Jose Uribe, S (1, 6) OBP: 0.275, SLG: 0.311			4-3			F7		4-3		3	0	0	0	0	0	1
Jim Gott, R (1, 1) OBP: 0.171, SLG: 0.324 Greg Minton, S (6, 1) Ron Roenicke, S (6, PH) OBP: 0.472, SLG: 0.360 Frank Williams, R (7, 1) Mike Jeffcoat, L (9, 1) Dan Driessen, L (9, PH) OBP: 0.325, SLG: 0.365			5-3			BB			F3	1 0 0 0 0 1	0 0 0 0 0 0	0 0 0 0 0 0	0 0 0 0 0 0	0 0 1 0 0 0	0 0 0 0 0 0	0 0 0 0 0 0
Inning Stats	R: 0 E: 0 K: 1 S: 5 H: 0 LOB: 0 BB: 0 P: 5	R: 0 E: 0 K: 0 S: 3 H: 1 LOB: 0 BB: 0 P: 3	R: 0 E: 0 K: 0 S: 3 H: 0 LOB: 0 BB: 0 P: 3	R: 0 E: 0 K: 0 S: 3 H: 0 LOB: 0 BB: 0 P: 3	R: 0 E: 0 K: 0 S: 3 H: 1 LOB: 0 BB: 0 P: 3	R: 0 E: 0 K: 0 S: 3 H: 0 LOB: 1 BB: 1 P: 7	R: 0 E: 0 K: 0 S: 3 H: 0 LOB: 0 BB: 0 P: 3	R: 0 E: 0 K: 0 S: 4 H: 1 LOB: 1 BB: 0 P: 4	R: 0 E: 0 K: 0 S: 4 H: 1 LOB: 2 BB: 1 P: 8	1B: 4 2B: 0 3B: 0 HR: 0 SF: 0 SAC: 0 DP: 2 HBP: 0						

PITCHER	IP	WLS	BF	H	R	ER	SO	BB	IBB	HBP	BLK	WP	HR	S	P	ERA	WHIP
Rick Mahler, R (1, 1) ERA: 3.26	9.0	W	31	4	0	0	1	2	0	0	0	0	0	31	39	0.00	0.667

PITCHER	IP	WLS	BF	H	R	ER	SO	BB	IBB	HBP	BLK	WP	HR	S	P	ERA	WHIP

BOTTOM

Atlanta Braves @ San Francisco Giants

Candlestick Park, San Francisco, CA

Thu Aug 08 1985, 6:33 AM EDT

Att. 3,557 - Sunny

livebaseballscorecards.com

AB	29
R	0
H	4
RBI	0
BB	2
SO	1
LOB	8

Atlanta Braves @ San Francisco Giants

Candlestick Park, San Francisco, CA

Fri Aug 09 1985, 10:05 PM EDT

Att. 5,782 - Sunny

TOP

Batter	1	2	3	4	5	6	7	8	9	AB	R	H	RBI	BB	SO	LOB
Brad Komminsk, R (1, 9) OBP: 0.315, SLG: 0.295	0-0 F4 ①		S S S 0-3 K ①		0-0 SF9 ② 2-3 3-H			0-0 2B 1B; B B B B 4-0 1-2 2-3 3-H BB		3	1	1	2	1	1	0
Rafael Ramirez, R (1, 6) OBP: 0.302, SLG: 0.372	0-0 E9		0-0 F3 ②		0-0 4-3 ③			0-0 E 1-H 1B 2B; 0-0 F8 ③		5	1	1	1	0	0	4
Dale Murphy, R (1, 8) OBP: 0.382, SLG: 0.552	0-0 F9 ②		0-0 4-3 ③			S S S 0-3 K ①		0-0 E6 BLK 1B FC4 2-3	0-0 F9 ①	5	1	0	0	0	1	2
Bob Horner, R (1, 3) OBP: 0.348, SLG: 0.552	0-0 F8 ③			0-0 6-3 ①		S S S 0-3 K ②		S S S 0-3 K ①	0-0 FC5-4 1B	5	0	1	0	0	2	3
Terry Harper, R (1, 7) OBP: 0.323, SLG: 0.419		S S S 0-3 K ①		0-0 F8 ②		B B B B 4-0 S BB		0-0 FC4 BLK BB 1-2 3-H 1B	S S S 0-3 K ②	4	1	1	1	1	2	1
Rick Cerone, R (1, 2) OBP: 0.257, SLG: 0.262		0-0 BB 1B		0-0 6-3 ③		0-0 5-3 ③ 1-2		4-0 BB E BB 1-2 2-3 IBB	0-0 FC5-4 ③ 1-2f	4	1	1	0	1	0	2
Glenn Hubbard, R (1, 4) OBP: 0.328, SLG: 0.323		B B B B 4-0 1-2 BB			0-0 SH5-4 1B SF9 1B		0-0 CS 1B	0-0 FC4 BB BB 1-2 2-3 3-H		3	1	2	1	1	0	2
Paul Runge, R (1, 5) OBP: 0.295, SLG: 0.243		S S S 0-3 K ②			0-0 SF9 SH5-4 1-2 1B		S S S 0-3 K ①	S S S 0-3 K ②		4	0	1	0	0	3	6
Steve Bedrosian, R (1, 1) OBP: 0.064, SLG: 0.064		0-0 F9 ③			0-0 SH5-4 ① 1-2 2-3		S S S 0-3 K ② ③ 1-2	B B B B 4-0 BB 1-2 2-3 3-H BB		1	0	0	0	0	0	2
Milt Thompson, L (7, PH) OBP: 0.362, SLG: 0.426										1	0	0	0	0	1	1
Jeff Dedmon, L (7, 1) OBP: 0.286, SLG: 0.167										0	0	0	1	1	0	0
Bruce Sutter, R (8, 1)										0	0	0	0	0	0	0

Inning Stats	1	2	3	4	5	6	7	8	9
R	0	0	0	0	1	0	0	5	0
E	1	0	0	0	0	0	0	2	0
K	0	2	1	0	0	2	2	2	1
S	4	8	5	3	5	7	7	12	6
H	0	1	0	0	2	0	1	3	1
LOB	1	2	0	0	1	1	1	3	1
BB	0	1	0	0	0	1	0	3	0
P	4	12	5	3	5	11	7	24	6

1B: 7, 2B: 2, 3B: 0, HR: 0, SF: 1, SAC: 1, DP: 1, HBP: 0

WP: 0, PB: 0, SB: 1, CS: 1, PA: 42

AB	35
R	6
H	8
RBI	6
BB	5
SO	10
LOB	23

PITCHER		IP	WLS	BF	H	R	ER	SO	BB	IBB	HBP	BLK	WP	HR	S	P	ERA	WHIP
Dave LaPoint, L ERA: 3.13	(1, 1)	7.0	L	29	6	3	3	7	2	0	0	0	0	0	41	49	3.86	1.143
Scott Garrelts, R ERA: 1.65	(8, 1)	0.2		8	1	3	0	2	2	1	0	1	0	0	9	21	0.00	4.500
Mark Davis, L ERA: 2.63	(8, 1)	1.1		5	1	0	0	1	0	0	0	0	0	0	7	7	0.00	0.750

PITCHER	IP	WLS	BF	H	R	ER	SO	BB	IBB	HBP	BLK	WP	HR	S	P	ERA	WHIP

livebaseballscorecards.com

BOTTOM

Atlanta Braves @ San Francisco Giants

Candlestick Park, San Francisco, CA

Fri Aug 09 1985, 10:05 PM EDT

Att. 5,782 - Sunny

Batter	1	2	3	4	5	6	7	8	9	AB	R	H	RBI	BB	SO	LOB
Joel Youngblood, R (1, 9) OBP: 0.336, SLG: 0.348	F7		6-3			F3		K		4	0	0	0	0	1	0
Manny Trillo, R (1, 4) OBP: 0.294, SLG: 0.299	K		6-3			F9		1-3		4	0	0	0	0	1	0
Chili Davis, S (1, 8) OBP: 0.348, SLG: 0.408	HR 2B			6-3		BB		BB		2	1	1	0	2	0	0
Jeffrey Leonard, R (1, 7) OBP: 0.282, SLG: 0.409	HR			K		K		F9		4	1	1	2	0	2	2
Dan Driessen, L (1, 3) OBP: 0.322, SLG: 0.362 Mark Davis, L (8, 1) OBP: 0.200, SLG: 0.400 Ron Roenicke, S (9, PH) OBP: 0.486, SLG: 0.423	1-3			G3			F7		1B 2B	3 0 1	0 0 1	0 0 1	0 0 1	0 0 0	0 0 0	0 0 0
Chris Brown, R (1, 5) OBP: 0.343, SLG: 0.460		5-3			6-3 1B		6-3		K	4	0	1	0	0	1	1
Bob Brenly, R (1, 2) OBP: 0.310, SLG: 0.412		6-3			L5		1-3		FC6-4 1B	4	0	1	1	0	0	1
Jose Uribe, S (1, 6) OBP: 0.275, SLG: 0.308		G3			6-3			HR	FC6-4	3	1	0	0	1	0	2
Dave LaPoint, L (1, 1) OBP: 0.326, SLG: 0.268 Scott Garrelts, R (8, 1) OBP: 0.222, SLG: 0.125 David Green, R (8, 3) OBP: 0.297, SLG: 0.357			K		F8			HR	K	2 0 2	0 0 1	0 0 1	0 0 2	0 0 0	1 0 1	1 0 1
Inning Stats	R: 2 H: 2 E: 0 LOB: 0 K: 1 BB: 0 S: 7 P: 7	R: 0 H: 0 E: 0 LOB: 0 K: 0 BB: 0 S: 3 P: 3	R: 0 H: 0 E: 0 LOB: 0 K: 1 BB: 0 S: 5 P: 5	R: 0 H: 0 E: 0 LOB: 0 K: 1 BB: 0 S: 5 P: 5	R: 0 H: 1 E: 0 LOB: 1 K: 0 BB: 0 S: 4 P: 4	R: 0 H: 0 E: 0 LOB: 1 K: 1 BB: 1 S: 5 P: 9	R: 0 H: 0 E: 0 LOB: 0 K: 0 BB: 0 S: 3 P: 3	R: 2 H: 1 E: 0 LOB: 1 K: 1 BB: 2 S: 6 P: 14	R: 1 H: 2 E: 0 LOB: 1 K: 2 BB: 0 S: 9 P: 9	1B: 2 SF: 0 2B: 2 SAC: 0 3B: 0 DP: 0 HR: 2 HBP: 0						WP: 0 PA: 36 PB: 0 SB: 1 CS: 0	

livebaseballscorecards.com

	AB	33
	R	5
	H	6
	RBI	5
	BB	3
	SO	7
	LOB	8

PITCHER		IP	WLS	BF	H	R	ER	SO	BB	IBB	HBP	BLK	WP	HR	S	P	ERA	WHIP
Steve Bedrosian, R ERA: 3.6	(1, 1)	6.0		22	3	2	2	4	1	0	0	0	0	1	29	33	3.00	0.667
Jeff Dedmon, R ERA: 3.38	(7, 1)	1.2	W	8	1	2	2	1	2	0	0	0	0	1	8	16	10.80	1.800
Bruce Sutter, R ERA: 3.49	(8, 1)	1.1	S	6	2	1	1	2	0	0	0	0	0	0	10	10	6.75	1.500

PITCHER	IP	WLS	BF	H	R	ER	SO	BB	IBB	HBP	BLK	WP	HR	S	P	ERA	WHIP

Batter	1	2	3	4	5	6	7	8	9	AB	R	H	RBI	BB	SO	LOB
Brad Komminsk, R (1, 9) OBP: 0.313, SLG: 0.293	F9		5-3		1B 1-3 1B		K		4-3 2-3	5	0	1	0	0	1	2
Rafael Ramirez, R (1, 6) OBP: 0.306, SLG: 0.375	5-3		1B		FC5-4 1-2 3-H 1B		HR 1-2 1B		F4	5	1	3	1	0	0	1
Dale Murphy, R (1, 8) OBP: 0.382, SLG: 0.565	HR		K		FC5-4 1-2f		HR 1-H 2-H		K	5	2	2	4	0	2	4
Bob Horner, R (1, 3) OBP: 0.344, SLG: 0.545	F8			5-3		F3	5-3			4	0	0	0	0	0	0
Terry Harper, R (1, 7) OBP: 0.319, SLG: 0.414		F3		K		5-3		1-3		4	0	0	0	0	1	0
Rick Cerone, R (1, 2) OBP: 0.261, SLG: 0.263		F4		5-3		1B		FC6-4 HBP		3	0	1	0	0	0	0
Glenn Hubbard, R (1, 4) OBP: 0.330, SLG: 0.320		BB		BB 1B 1B		K		FC6-4 1-2f		2	1	0	0	2	1	2
Paul Runge, R (1, 5) OBP: 0.298, SLG: 0.231 Ken Oberkfell, L (8, PH) OBP: 0.360, SLG: 0.385 (8, 5)		F9		F9		HR 1B BB		F8		2 1	1 0	0 0	0 0	1 0	0 0	2 1
Len Barker, R (1, 1) Rick Camp, R (1, 1) OBP: 0.273, SLG: 0.500 Claudell Washington, L (5, PH) OBP: 0.335, SLG: 0.456 Gene Garber, R (5, 1) OBP: 0.250, SLG: 0.250 Gerald Perry, L (7, PH) OBP: 0.272, SLG: 0.225 Terry Forster, L (7, 1) Milt Thompson, L (9, PH) OBP: 0.375, SLG: 0.458 Jeff Dedmon, L (9, 1) OBP: 0.286, SLG: 0.167			K		K		K		4-3	0 1 1 0 1 0 0 1 0	0 0 0 0 0 0 0 0 0	0 0 0 0 0 0 0 0 0	0 0 0 0 0 0 0 0 0	0 0 0 0 0 0 0 0 0	0 1 1 0 1 0 0 1 0	0 0 1 0 1 0 0 0 0
Inning Stats	R: 1 E: 0 K: 0 S: 4 H: 1 LOB: 0 BB: 0 P: 4	R: 0 E: 0 K: 0 S: 3 H: 0 LOB: 1 BB: 1 P: 7	R: 0 E: 0 K: 2 S: 8 H: 1 LOB: 1 BB: 0 P: 8	R: 0 E: 0 K: 1 S: 5 H: 0 LOB: 0 BB: 0 P: 5	R: 1 E: 0 K: 1 S: 7 H: 2 LOB: 2 BB: 1 P: 11	R: 0 E: 0 K: 1 S: 6 H: 1 LOB: 1 BB: 0 P: 6	R: 3 E: 0 K: 2 S: 9 H: 2 LOB: 0 BB: 1 P: 13	R: 0 E: 0 K: 0 S: 3 H: 0 LOB: 1 BB: 0 P: 4	R: 0 E: 0 K: 1 S: 6 H: 1 LOB: 1 BB: 0 P: 6	1B: 5 2B: 1 3B: 0 HR: 2	SF: 0 SAC: 0 DP: 0 HBP: 1			WP: 0 PB: 0 SB: 0 CS: 0	PA: 39	

PITCHER		IP	WLS	BF	H	R	ER	SO	BB	IBB	HBP	BLK	WP	HR	S	P	ERA	WHIP
Vida Blue, L ERA: 4.36	(1, 1)	7.0		31	7	5	5	7	3	0	0	0	0	2	42	54	6.43	1.429
Frank Williams, R ERA: 5.55	(8, 1)	1.0		4	0	0	0	0	0	0	1	0	0	0	3	4	0.00	0.000
Scott Garrelts, R ERA: 1.63	(9, 1)	1.0	W	4	1	0	0	1	0	0	0	0	0	0	6	6	0.00	1.000

PITCHER	IP	WLS	BF	H	R	ER	SO	BB	IBB	HBP	BLK	WP	HR	S	P	ERA	WHIP

TOP

Atlanta Braves @ San Francisco Giants

Candlestick Park, San Francisco, CA

Sat Aug 10 1985, 6:33 AM EDT

Att. 6,676 - Overcast

livebaseballscorecards.com

AB	35
R	5
H	8
RBI	5
BB	3
SO	8
LOB	14

Batter	1	2	3	4	5	6	7	8	9	AB	R	H	RBI	BB	SO	LOB
Dan Gladden, R (1, 7) OBP: 0.292, SLG: 0.302	BBBB 4-0 1B 2B BB	x 0-0 ① 6-3		x 0-0 1-2 1B			BBBB 4-0 SH2-4 BB		x 0-0 ① SH1-4 1-2	2	1	1	0	2	0	0
Brad Wellman, R (1, 4) (8, 5) OBP: 0.311, SLG: 0.353	x 0-0 1-3 2B 1B	x 0-0 ② F2		x 0-0 ② F7			x 0-0 ① SH2-4 1-2		x 0-0 2-H 1B	4	1	2	1	0	0	2
Chili Davis, S (1, 8) OBP: 0.349, SLG: 0.410	x 0-0 1-H 3-H 1B 2B	x 0-0 ③ G3		x 0-0 ③ F8			IIII 4-0 IBB			3	1	1	2	1	0	2
Dan Driessen, L (1, 3) OBP: 0.323, SLG: 0.361	x 0-0 2-H WP HR 1B		x 0-0 ① 4-3		x 0-0 ① 6-3		SSS 0-3 ② K			3	1	1	1	0	0	0
Joel Youngblood, R (7, PH) (8, 9) OBP: 0.333, SLG: 0.346										1	0	0	0	0	1	2
Chris Brown, R (1, 5) OBP: 0.340, SLG: 0.456	SSS 0-3 ① K 1-3		x 0-0 ② 4-3		x 0-0 ② 6-3		x 0-0 ③ F8			3	0	0	0	0	1	1
Manny Trillo, R (7, PH) (8, 4) OBP: 0.293, SLG: 0.298										1	0	0	0	0	0	2
David Green, R (1, 9) (8, 3) OBP: 0.296, SLG: 0.352	SSS 0-3 ② K		BBBB 4-0 S BB		x 0-0 ③ 5-3			x 0-0 ① 5-3		3	0	0	0	1	1	1
Alex Trevino, R (1, 2) OBP: 0.289, SLG: 0.333	x 0-0 3-H HR		x 0-0 ③ 1-3 1-2				SSS 0-3 ① K	x 0-0 G5-4-3 1B		4	1	2	2	0	1	1
Ricky Adams, R (8, PR) (9, 6) OBP: 0.224, SLG: 0.324										0	0	0	0	0	0	0
Jose Uribe, S (1, 6) OBP: 0.276, SLG: 0.306	BBBB 4-0 BB			x 0-0 ① F7			x 0-0 ② F3	x 0-0 ② ③ G5-4-3 1-2f		2	0	0	0	1	0	0
Jeffrey Leonard, R (8, PH) OBP: 0.281, SLG: 0.408										1	0	0	0	0	0	1
Scott Garrelts, R (9, 1) OBP: 0.222, SLG: 0.125										0	0	0	0	0	0	0
Vida Blue, S (1, 1) OBP: 0.125, SLG: 0.125	x 0-0 ③ 4-3			x 0-0 1B 1B			SSS 0-3 ③ K		BBBB 4-0 SH1-4 1B BB	3	0	1	0	0	1	1
Frank Williams, R (8, 1)										0	0	0	0	0	0	0
Bob Brenly, R (9, 2) OBP: 0.312, SLG: 0.412										0	1	0	0	1	0	0
Inning Stats	R: 5 E: 0 K: 2 S: 11 H: 4 LOB: 1 BB: 2 P: 19	R: 0 E: 0 K: 0 S: 3 H: 0 LOB: 0 BB: 0 P: 3	R: 0 E: 0 K: 0 S: 3 H: 0 LOB: 1 BB: 1 P: 7	R: 0 E: 0 K: 0 S: 5 H: 2 LOB: 2 BB: 0 P: 5	R: 0 E: 0 K: 0 S: 3 H: 0 LOB: 0 BB: 0 P: 3		R: 0 E: 0 K: 2 S: 7 H: 0 LOB: 0 BB: 0 P: 7	R: 0 E: 0 K: 1 S: 5 H: 0 LOB: 2 BB: 2 P: 13	R: 0 E: 0 K: 0 S: 3 H: 1 LOB: 1 BB: 0 P: 3	R: 1 E: 0 K: 0 S: 2 H: 1 LOB: 1 BB: 1 P: 6	1B: 6 2B: 1 3B: 0 HR: 1	SF: 0 SAC: 2 DP: 1 HBP: 0					

PITCHER		IP	WLS	BF	H	R	ER	SO	BB	IBB	HBP	BLK	WP	HR	S	P	ERA	WHIP
Len Barker, R ERA: 5.86	(1, 1)	0.2		8	4	5	5	2	2	0	0	0	1	1	10	18	67.50	9.000
Rick Camp, R ERA: 3.7	(1, 1)	3.1		13	2	0	0	0	1	0	0	0	0	0	12	16	0.00	0.900
Gene Garber, R ERA: 3.64	(5, 1)	2.0		6	0	0	0	2	0	0	0	0	0	0	10	10	0.00	0.000
Terry Forster, L ERA: 1.82	(7, 1)	2.0		8	1	0	0	1	1	1	0	0	0	0	8	16	0.00	1.000
Jeff Dedmon, R ERA: 3.52	(9, 1)	0.1	L	3	1	1	1	0	1	0	0	0	0	0	2	6	27.00	6.000

PITCHER	IP	WLS	BF	H	R	ER	SO	BB	IBB	HBP	BLK	WP	HR	S	P	ERA	WHIP

BOTTOM

Atlanta Braves @ San Francisco Giants

Candlestick Park, San Francisco, CA

Sat Aug 10 1985, 6:33 AM EDT

Att. 6,676 - Overcast

livebaseballscorecards.com

AB	30
R	6
H	8
RBI	6
BB	6
SO	5
LOB	13

1B: 6	SF: 0	WP: 2	PA: 38
2B: 1	SAC: 2	PB: 0	
3B: 0	DP: 1	SB: 1	
HR: 1	HBP: 0	CS: 0	

Batter	1	2	3	4	5	6	7	8	9	AB	R	H	RBI	BB	SO	LOB
Brad Komminsk, R (1, 9) OBP: 0.313, SLG: 0.307 Milt Thompson, L (7, PH) OBP: 0.400, SLG: 0.480 (7, 9)	K		HR		F8		5-3 1B	1B 2-3 3-H 1B		3 2	1 0	1 2	1 1	0 0	1 0	0 0
Rafael Ramirez, R (1, 6) OBP: 0.305, SLG: 0.373	1-3		K		F7		5-3 1-2	1-2 3-H 1B		5	0	1	1	0	1	1
Dale Murphy, R (1, 8) OBP: 0.385, SLG: 0.572	1B			F8 1B SF9 1B	HR		K	K		5	2	3	1	0	2	3
Bob Horner, R (1, 3) OBP: 0.347, SLG: 0.546 Chris Chambliss, L (7, PH) OBP: 0.283, SLG: 0.290 (7, 3)	K			1B 1-2 1B	1B		F8		K	3 2	1 0	2 0	0 0	0 0	1 1	1 1
Terry Harper, R (1, 7) OBP: 0.318, SLG: 0.411		5-3		F8 2-3	4-3			1B	K 5-3	5	0	1	0	0	0	3
Glenn Hubbard, R (1, 4) OBP: 0.328, SLG: 0.317		F8		SF9 3-H		F5		1B SF8 BB	K	3	1	0	1	1	1	0
Paul Runge, R (1, 5) OBP: 0.333, SLG: 0.262		K		1B 1-2 1B		BB		2B 1-3 1B		3	1	2	0	1	1	0
Bruce Benedict, R (1, 2) OBP: 0.317, SLG: 0.231 Gerald Perry, L (8, PH) OBP: 0.272, SLG: 0.225 Rick Cerone, R (8, PH) OBP: 0.260, SLG: 0.263 (8, 2)			5-3	1-2 2-H 1B		F8		SF8 3-H		3 0 0	0 0 0	1 0 0	1 0 1	0 0 0	0 0 0	1 0 0
Joe Johnson, R (1, 1) Paul Zuvella, R (8, PH) OBP: 0.245, SLG: 0.212 Bruce Sutter, R (8, 1)			4-3	6-3		5-3		1B 1-3 2B		3 1 0	0 1 0	0 1 0	0 0 0	0 0 0	0 0 0	3 0 0
Inning Stats	R: 0 E: 0 K: 2 S: 8 H: 1 LOB: 1 BB: 0 P: 8	R: 0 E: 0 K: 1 S: 5 H: 0 LOB: 0 BB: 0 P: 5	R: 1 E: 0 K: 1 S: 6 H: 1 LOB: 0 BB: 0 P: 6	R: 2 E: 0 K: 0 S: 7 H: 4 LOB: 2 BB: 0 P: 7	R: 1 E: 0 K: 0 S: 5 H: 2 LOB: 1 BB: 0 P: 5	R: 0 E: 0 K: 0 S: 3 H: 0 LOB: 1 BB: 1 P: 7	R: 0 E: 0 K: 1 S: 6 H: 1 LOB: 1 BB: 0 P: 6	R: 3 E: 0 K: 1 S: 9 H: 5 LOB: 2 BB: 1 P: 13	R: 0 E: 0 K: 2 S: 7 H: 0 LOB: 0 BB: 0 P: 7	1B: 11 2B: 1 3B: 0 HR: 2 SF: 2 SAC: 0 DP: 0 HBP: 0						

Atlanta Braves @ San Francisco Giants

Candlestick Park, San Francisco, CA

Sun Aug 11 1985, 6:33 AM EDT

Att. 10,205 - Sunny

TOP

livebaseballscorecards.com

AB	38
R	7
H	14
RBI	7
BB	2
SO	8
LOB	13

WP: 0 PB: 0 SB: 0 CS: 0 PA: 42

PITCHER		IP	WLS	BF	H	R	ER	SO	BB	IBB	HBP	BLK	WP	HR	S	P	ERA	WHIP
Atlee Hammaker, L ERA: 3.6	(1, 1)	6.0		27	8	4	4	4	1	0	0	0	0	2	34	38	6.00	1.500
Frank Williams, R ERA: 5.84	(7, 1)	1.1	L	7	3	2	2	1	1	0	0	0	0	0	8	12	13.50	3.000
Mike Jeffcoat, L ERA: 2.53	(8, 1)	0.2		5	3	1	1	1	0	0	0	0	0	0	7	7	13.50	4.500
Mark Davis, L ERA: 2.6	(9, 1)	1.0		3	0	0	0	2	0	0	0	0	0	0	7	7	0.00	0.000

PITCHER	IP	WLS	BF	H	R	ER	SO	BB	IBB	HBP	BLK	WP	HR	S	P	ERA	WHIP

Batter	1	2	3	4	5	6	7	8	9	AB	R	H	RBI	BB	SO	LOB
Dan Gladden, R (1, 7) OBP: 0.293, SLG: 0.306	E9 1B		2-3 1B 2B		F7 ①	5-3 ③			K ②	5	1	2	0	0	1	1
Manny Trillo, R (1, 4) OBP: 0.292, SLG: 0.297	1-3 ①		2-3 ② 2-3		F7 ②		G4-6-3 1B		4-3 ③	5	0	1	0	0	0	2
Chili Davis, S (1, 8) OBP: 0.348, SLG: 0.407	K ②		BB 1B BB		L6 ③		G4-6-3 ①② 1-2f			3	0	0	0	1	1	2
Dan Driessen, L (1, 3) OBP: 0.324, SLG: 0.366	F9 ③		BB 1-2 3-H 1B			1B 2B	F7 ③			4	1	2	1	0	0	1
Joel Youngblood, R (1, 9) OBP: 0.344, SLG: 0.348		L6 BB	FC5-4 1-2 2-3 BB			SH3-4 BB E 2-H 1B		K ①		2	1	1	1	2	1	0
Bob Brenly, R (1, 2) OBP: 0.311, SLG: 0.407		L6 ①② 1-2	FC5-4 ③ 1-2f			4-0 SH3-4 E 1-2 BB		F7 ②		3	1	0	0	1	0	4
Brad Wellman, R (1, 5) OBP: 0.323, SLG: 0.368		S HBP	5-3 ①			SH3-4 ① 1-2 2-3		2B		2	0	1	0	0	0	0
Ricky Adams, R (1, 6) OBP: 0.218, SLG: 0.316 Ron Roenicke, S (6, PH) OBP: 0.474, SLG: 0.407 Frank Williams, R (7, 1) Mike Jeffcoat, L (8, 1) Rob Deer, R (8, PH) OBP: 0.280, SLG: 0.347 Mark Davis, L (9, 1) OBP: 0.200, SLG: 0.400		K ③ 1-2	6-3 ②			F4 ②		K ③		2 1 0 0 1	0 0 0 0 0	0 0 0 0 0	0 0 0 0 0	1 0 0 0 1	1 2 0 0 1	1 0 0 0 0
Atlee Hammaker, S (1, 1) OBP: 0.059, SLG: 0.059 Jose Uribe, S (6, PH) OBP: 0.274, SLG: 0.304 (7, 6)			K ① F9 ③			E9 2-H 3-H			4-3 ①	2 2	0 0	0 0	0 0	0 0	1 0	0 0
Inning Stats	R: 0 E: 1 K: 1 S: 6 H: 1 LOB: 1 BB: 0 P: 6	R: 0 E: 0 K: 1 S: 4 H: 0 LOB: 1 BB: 1 P: 9	R: 1 E: 0 K: 1 S: 7 H: 2 LOB: 3 BB: 2 P: 15	R: 0 E: 0 K: 0 S: 3 H: 0 LOB: 0 BB: 0 P: 3	R: 0 E: 0 K: 0 S: 3 H: 0 LOB: 0 BB: 0 P: 3	R: 3 E: 1 K: 0 S: 6 H: 2 LOB: 1 BB: 1 P: 10	R: 0 E: 0 K: 0 S: 3 H: 1 LOB: 0 BB: 0 P: 3	R: 0 E: 0 K: 2 S: 8 H: 1 LOB: 1 BB: 0 P: 8	R: 0 E: 0 K: 1 S: 5 H: 0 LOB: 0 BB: 0 P: 5	1B: 4 2B: 4 3B: 0 HR: 0 SF: 0 SAC: 1 DP: 2 HBP: 1						

PITCHER		IP	WLS	BF	H	R	ER	SO	BB	IBB	HBP	BLK	WP	HR	S	P	ERA	WHIP
Joe Johnson, R ERA: 1.96	(1, 1)	7.0	W	31	6	4	2	3	4	0	1	0	0	0	32	49	2.57	1.429
Bruce Sutter, R ERA: 3.39	(8, 1)	2.0	S	7	1	0	0	3	0	0	0	0	0	0	13	13	0.00	0.500

PITCHER	IP	WLS	BF	H	R	ER	SO	BB	IBB	HBP	BLK	WP	HR	S	P	ERA	WHIP

BOTTOM

Atlanta Braves @ San Francisco Giants

Candlestick Park, San Francisco, CA

Sun Aug 11 1985, 6:33 AM EDT

Att. 10,205 - Sunny

livebaseballscorecards.com

AB	32
R	4
H	7
RBI	2
BB	4
SO	6
LOB	14

GIANTS

Totals	9	36	4	7	2	1	0	0	6	0	1	0	0	0	0	0	0	14

Totals	9	32	4	7	2	1	0	0	4	0	1	0	0	0	0	0	0	14

WP: 0	PA: 38
PB: 0	
SB: 1	
CS: 0	

Batter	1	2	3	4	5	6	7	8	9	AB	R	H	RBI	BB	SO	LOB
Bill Doran, S (1, 4) OBP: 0.365, SLG: 0.440	x 0-0 SH1-3 2B		SSS 0-3 ② K		x 0-0 ③ 6-3		x 0-0 1B			4	0	2	0	0	1	1
Craig Reynolds, L (1, 6) OBP: 0.309, SLG: 0.397	x 0-0 ① SH1-3 2-3		x 0-0 ③ F5			x 0-0 1B FC4 2B	x 0-0 ③ F9			3	1	1	0	0	0	2
Denny Walling, L (1, 5) OBP: 0.301, SLG: 0.362	x 0-0 ② F5			SSS 0-3 ① K		x 0-0 E 2-3 1B		x 0-0 ① F8		4	0	1	0	0	1	1
Jose Cruz, L (1, 7) OBP: 0.344, SLG: 0.418	SSS 0-3 ③ K			BBB 4-0 1B SF7 BB		SSS 0-3 ① K		SSS 0-3 ② K		3	1	0	0	1	3	3
Jerry Mumphrey, S (1, 9) OBP: 0.331, SLG: 0.403		SSS 0-3 ① K		x 0-0 1-3 1B		x 0-0 FC4 1-2 3-H		x 0-0 ③ F7		4	0	1	1	0	1	1
Glenn Davis, R (1, 3) OBP: 0.309, SLG: 0.444		x 0-0 ② F6		x 0-0 ② SF7 3-H		SSS 0-3 ② K			x 0-0 ① L5	3	0	0	1	0	1	2
Kevin Bass, S (1, 8) OBP: 0.299, SLG: 0.394		x 0-0 ③ F7		SSS 0-3 ③ K		x 0-0 ③ L6			x 0-0 ② F7	4	0	0	0	0	1	3
Mark Bailey, S (1, 2) OBP: 0.376, SLG: 0.410			BBB 4-0 SH1-4 BB		SSS 0-3 ① K		SSS 0-3 ① K		BBB 4-0 BB	2	0	0	0	2	2	0
Joe Niekro, R (1, 1) OBP: 0.250, SLG: 0.259 Harry Spilman, L (9, PH) OBP: 0.177, SLG: 0.203			x 0-0 ① SH1-4 1-2		SSS 0-3 ② K		x 0-0 ② F3		SSS 0-3 ③ K	2	0	0	0	0	1	0
										1	0	0	0	0	1	1

Inning Stats										
1	R: 0	H: 1	E: 0	LOB: 1	K: 1	BB: 0	S: 6	P: 6		
2	R: 0	H: 0	E: 0	LOB: 0	K: 1	BB: 0	S: 5	P: 5		
3	R: 0	H: 0	E: 0	LOB: 1	K: 1	BB: 1	S: 5	P: 9		
4	R: 1	H: 1	E: 0	LOB: 1	K: 2	BB: 1	S: 8	P: 12		
5	R: 0	H: 0	E: 0	LOB: 0	K: 2	BB: 0	S: 7	P: 7		
6	R: 1	H: 2	E: 1	LOB: 2	K: 2	BB: 0	S: 10	P: 10		
7	R: 0	H: 1	E: 0	LOB: 1	K: 1	BB: 0	S: 6	P: 6		
8	R: 0	H: 0	E: 0	LOB: 0	K: 1	BB: 0	S: 5	P: 5		
9	R: 0	H: 0	E: 0	LOB: 1	K: 1	BB: 1	S: 5	P: 9		

PITCHER		IP	W	L	S	BF	H	R	ER	SO	BB	IBB	HBP	BLK	WP	HR	P	ERA	WHIP	
Mike Krukow, R (1, 1) ERA: 3.47		9.0	W			36	5	2	2	12	3	0	0	0	0	0	69	2.00	0.889	

PITCHER	IP	W	L	S	BF	H	R	ER	SO	BB	IBB	HBP	BLK	WP	HR	P	ERA	WHIP

1B: 3	SF: 1	WP: 0	PA: 36
2B: 2	SAC: 2	PB: 0	
3B: 0	DP: 0	SB: 0	
HR: 0	HBP: 0	CS: 0	

TOP

Houston Astros @ San Francisco Giants

Candlestick Park, San Francisco, CA

Tue Aug 13 1985, 6:33 AM EDT

Att. 2,916 - Sunny

livebaseballscorecards.com

AB	30
R	2
H	5
RBI	2
BB	3
SO	12
LOB	14

BOTTOM

Houston Astros @ San Francisco Giants

Candlestick Park, San Francisco, CA

Tue Aug 13 1985, 6:33 AM EDT

Att. 2,916 - Sunny

livebaseballscorecards.com

Batter	1	2	3	4	5	6	7	8	9	AB	R	H	RBI	BB	SO	LOB
Joel Youngblood, R (1, 9) OBP: 0.348, SLG: 0.348	F9 4-3 1B 1B	F3			6-3		BBBB 4-0 S BB			3	1	1	0	1	0	0
Brad Wellman, R (1, 4) OBP: 0.309, SLG: 0.352	4-3 1-2		5-3		F8		SSS 0-3 K 1-2			4	0	0	0	0	1	2
Chili Davis, S (1, 8) OBP: 0.345, SLG: 0.403	F9 2-3		4-3		1-3			G3		4	0	0	0	0	0	1
Jeffrey Leonard, R (1, 7) OBP: 0.283, SLG: 0.415	BBBB 4-0 PB 1B BB		SSS 0-3 K S			F7		HR		3	1	1	1	1	1	0
Dan Driessen, L (1, 3) OBP: 0.326, SLG: 0.366	PB 1-2 3-H		SSS 0-3 K2-3 1-2			BBBB 4-0 G6-4-3 BB		G3		3	0	1	1	1	1	1
Chris Brown, R (1, 5) OBP: 0.336, SLG: 0.450	SSS 0-3 K 1-2 2-3			1-3		G6-4-3 1-2f		SSS 0-3 K		4	0	0	0	0	2	3
Bob Brenly, R (1, 2) OBP: 0.311, SLG: 0.417		F7		F8				HR		3	1	1	1	0	0	0
Jose Uribe, S (1, 6) OBP: 0.275, SLG: 0.304		6-3		1B				F8		3	0	1	0	0	0	0
Mike Krukow, R (1, 1) OBP: 0.255, SLG: 0.378		HR		L4			SSS 0-3 K			3	1	1	1	0	1	1
Inning Stats	R: 1 E: 0 K: 1 S: 7 H: 2 LOB: 2 BB: 1 P: 11	R: 1 E: 0 K: 0 S: 4 H: 1 LOB: 0 BB: 0 P: 4	R: 0 E: 0 K: 2 S: 8 H: 0 LOB: 1 BB: 0 P: 8	R: 0 E: 0 K: 0 S: 4 H: 1 LOB: 1 BB: 0 P: 4	R: 0 E: 0 K: 0 S: 3 H: 0 LOB: 0 BB: 0 P: 3	R: 0 E: 0 K: 0 S: 2 H: 0 LOB: 0 BB: 1 P: 6	R: 1 E: 0 K: 2 S: 8 H: 1 LOB: 1 BB: 1 P: 12	R: 1 E: 0 K: 1 S: 6 H: 1 LOB: 0 BB: 0 P: 6		1B: 3 2B: 0 3B: 0 HR: 3	SF: 0 SAC: 0 DP: 1 HBP: 0						

PITCHER	IP	WLS	BF	H	R	ER	SO	BB	IBB	HBP	BLK	WP	HR	S	P	ERA	WHIP
Joe Niekro, R (1, 1) ERA: 3.24	8.0	L	33	6	4	4	6	3	0	0	0	0	3	42	54	4.50	1.125

PITCHER	IP	WLS	BF	H	R	ER	SO	BB	IBB	HBP	BLK	WP	HR	S	P	ERA	WHIP

AB	30
R	4
H	6
RBI	4
BB	3
SO	6
LOB	8

WP: 0 PB: 2 SB: 2 CS: 0 PA: 33

Batter	1	2	3	4	5	6	7	8	9	AB	R	H	RBI	BB	SO	LOB
Bill Doran, S (1, 4) OBP: 0.366, SLG: 0.437	BBBB 4-0 BB, 2B BB		4-3		4-3		F7		BBBB 1B BB	3	1	0	0	2	0	2
Craig Reynolds, L (1, 6) OBP: 0.310, SLG: 0.400	F7		2B 2B		P5		1-H 2-H HR		1-2 3-H 1B	3	1	1	0	0	0	1
Dickie Thon, R (7, PH) (7, 6) OBP: 0.284, SLG: 0.350										2	1	2	4	0	0	0
Denny Walling, L (1, 5) OBP: 0.300, SLG: 0.358	BBBB 4-0 2B, 1B 1-2 BB		6-3		3-1		4-3		L8	3	1	0	0	1	0	1
Bill Dawley, R (7, 1)										1	0	0	0	0	0	2
Dave Smith, R (9, 1)										0	0	0	0	0	0	0
Jose Cruz, L (1, 7) OBP: 0.345, SLG: 0.424	1B 1-3 2-H 2B		2-H 2B			F2		6-3		4	0	2	2	0	0	0
Jerry Mumphrey, S (1, 9) OBP: 0.333, SLG: 0.402	L4-3 2-3 3-H 1B		BBBB 4-0 FC6-4 BB			6-3		F8		3	0	1	1	1	0	0
Glenn Davis, R (1, 3) OBP: 0.303, SLG: 0.434	L4-3 1-2		FC6-4 1-2f			F9		6-3		4	0	0	0	0	0	4
Kevin Bass, S (1, 8) OBP: 0.296, SLG: 0.389		6-3		F7			SSS K		SSS K	4	0	0	0	0	2	0
Mark Bailey, S (1, 2) OBP: 0.375, SLG: 0.404		SSS K		F9			BBBB 4-0 1B, HR BB		F8	3	1	0	0	1	1	0
Nolan Ryan, R (1, 1) OBP: 0.132, SLG: 0.140		SSS K		SSS K			1-2 HR 1B		1B 3B	1	0	0	0	0	1	0
Chris Jones, L (4, PH) OBP: 0.286, SLG: 0.200										1	0	0	0	0	1	0
Jeff Heathcock, R (4, 1)										0	0	0	0	0	0	0
Phil Garner, R (7, PH) (7, 5) OBP: 0.298, SLG: 0.362										2	2	2	0	0	0	0
Inning Stats	R: 2 E: 0 K: 0 S: 4 H: 2 LOB: 1 BB: 2 P: 12	R: 0 E: 0 K: 2 S: 7 H: 0 LOB: 0 BB: 0 P: 7	R: 1 E: 0 K: 0 S: 5 H: 2 LOB: 2 BB: 1 P: 9	R: 0 E: 0 K: 1 S: 5 H: 0 LOB: 0 BB: 0 P: 5	R: 0 E: 0 K: 0 S: 3 H: 0 LOB: 0 BB: 0 P: 3	R: 0 E: 0 K: 0 S: 3 H: 0 LOB: 0 BB: 0 P: 3	R: 3 E: 0 K: 1 S: 7 H: 2 LOB: 0 BB: 1 P: 11	R: 0 E: 0 K: 0 S: 3 H: 0 LOB: 0 BB: 0 P: 3	R: 1 E: 0 K: 1 S: 7 H: 2 LOB: 2 BB: 1 P: 11	1B: 3 2B: 4 3B: 1 HR: 1	SF: 0 SAC: 0 DP: 1 HBP: 0						

PITCHER		IP	WLS	BF	H	R	ER	SO	BB	IBB	HBP	BLK	WP	HR	S	P	ERA	WHIP
Jim Gott, R ERA: 3.57	(1, 1)	6.0		24	4	3	3	3	3	0	0	0	0	0	27	39	4.50	1.167
Mark Davis, L ERA: 2.87	(7, 1)	2.0	L	9	2	3	3	1	1	0	0	0	0	1	10	14	13.50	1.500
Greg Minton, R ERA: 3.22	(9, 1)	1.0		6	2	1	1	1	1	0	0	0	0	0	7	11	9.00	3.000

PITCHER	IP	WLS	BF	H	R	ER	SO	BB	IBB	HBP	BLK	WP	HR	S	P	ERA	WHIP

TOP

Houston Astros @ San Francisco Giants

Candlestick Park, San Francisco, CA

Wed Aug 14 1985, 6:33 AM EDT

Att. 4,778 - Overcast

livebaseballscorecards.com

AB	34
R	7
H	8
RBI	7
BB	5
SO	5
LOB	10

1B: 3	SF: 0	WP: 0	PA: 39
2B: 4	SAC: 0	PB: 0	
3B: 1	DP: 1	SB: 0	
HR: 1	HBP: 0	CS: 0	

Batter	1	2	3	4	5	6	7	8	9	AB	R	H	RBI	BB	SO	LOB
Joel Youngblood, R (1, 9) OBP: 0.344, SLG: 0.342	F7	2-H, 3-H 1B		P4		6-3		F9		5	0	1	2	0	0	2
Brad Wellman, R (1, 4) OBP: 0.304, SLG: 0.337	K	1-3		L1			BB 1B		K	4	0	0	0	1	2	1
Chili Davis, S (1, 8) OBP: 0.348, SLG: 0.406	E S 1B		WP G3 BB		F8		F8		E 4-3 2B	4	1	2	0	1	0	1
Jeffrey Leonard, R (1, 7) OBP: 0.282, SLG: 0.415	K 1-3		F8		F8 2B		K		E9 4-3 1B 2-3	5	1	1	0	0	2	4
Dan Driessen, L (1, 3) OBP: 0.327, SLG: 0.375		HR	G3 1-2		F8 2-3		FC6-4 1-3 1B		4-3 2-3 3-H	5	1	2	2	0	0	3
Chris Brown, R (1, 5) OBP: 0.340, SLG: 0.451		WP 1B 1B	WP BB		K	FC6-4 1-2f			FC6-4 3-H 1B	4	1	2	1	1	1	3
Bob Brenly, R (1, 2) OBP: 0.309, SLG: 0.411		K2-3 1-3	1-2 2-3 BB			F7		E5	FC6-4 1-2f	4	0	0	0	1	1	2
Jose Uribe, S (1, 6) OBP: 0.277, SLG: 0.308		S 1B BB	L7				2B	F7		3	1	1	0	1	0	4
Jim Gott, R (1, 1) OBP: 0.162, SLG: 0.306		K 1-2		K		F3		F8		2	0	0	0	0	2	2
Dan Gladden, R (6, PH) OBP: 0.293, SLG: 0.305										1	0	0	0	0	0	1
Mark Davis, L (7, 1) OBP: 0.200, SLG: 0.400										0	0	0	0	0	0	0
Ron Roenicke, S (8, PH) OBP: 0.462, SLG: 0.393										1	0	0	0	0	0	1
Greg Minton, S (9, 1)										0	0	0	0	0	0	0
Inning Stats	R: 0 E: 0 K: 2 S: 8 H: 1 LOB: 1 BB: 0 P: 8	R: 3 E: 0 K: 2 S: 10 H: 3 LOB: 1 BB: 1 P: 14	R: 0 E: 0 K: 0 S: 3 H: 0 LOB: 3 BB: 3 P: 15	R: 0 E: 0 K: 1 S: 5 H: 0 LOB: 0 BB: 0 P: 5	R: 0 E: 0 K: 1 S: 6 H: 1 LOB: 1 BB: 0 P: 6	R: 0 E: 0 K: 0 S: 4 H: 1 LOB: 1 BB: 0 P: 4	R: 0 E: 0 K: 1 S: 6 H: 1 LOB: 2 BB: 1 P: 10	R: 0 E: 1 K: 0 S: 4 H: 0 LOB: 1 BB: 0 P: 4	R: 2 E: 1 K: 1 S: 8 H: 2 LOB: 1 BB: 0 P: 8	1B: 5 2B: 3 3B: 0 HR: 1 SF: 0 SAC: 0 DP: 0 HBP: 0						

PITCHER		IP	WLS	BF	H	R	ER	SO	BB	IBB	HBP	BLK	WP	HR	S	P	ERA	WHIP
Nolan Ryan, R ERA: 3.86	(1, 1)	3.0		17	4	3	3	4	4	0	0	0	2	1	21	37	9.00	2.667
Jeff Heathcock, R ERA: 1.29	(4, 1)	3.0	W	11	2	0	0	2	0	0	0	0	0	0	15	15	0.00	0.667
Bill Dawley, R ERA: 4.5	(7, 1)	2.2		14	3	2	0	2	1	0	0	0	0	0	17	21	0.00	1.500
Dave Smith, R ERA: 2.4	(9, 1)	0.1	S	1	0	0	0	0	0	0	0	0	0	0	1	1	0.00	0.000

PITCHER	IP	WLS	BF	H	R	ER	SO	BB	IBB	HBP	BLK	WP	HR	S	P	ERA	WHIP

BOTTOM

Houston Astros @ San Francisco Giants

Candlestick Park, San Francisco, CA

Wed Aug 14 1985, 6:33 AM EDT

Att. 4,778 - Overcast

livebaseballscorecards.com

AB	38
R	5
H	9
RBI	5
BB	5
SO	8
LOB	24

WP: 3 PA: 43
PB: 0
SB: 2
CS: 0

Houston Astros @ San Francisco Giants

Candlestick Park, San Francisco, CA

Thu Aug 15 1985, 6:33 AM EDT

Att. 2,384 - Overcast

TOP

livebaseballscorecards.com

Batter	1	2	3	4	5	6	7	8	9	AB	R	H	RBI	BB	SO	LOB
Bill Doran, S (1, 4) OBP: 0.365, SLG: 0.442	4-3	K		HR			F8			4	1	1	1	0	1	3
Phil Garner, R (1, 5) OBP: 0.295, SLG: 0.358	6-3		6-3	6-3			4-3			4	0	0	0	0	0	0
Kevin Bass, S (1, 8) OBP: 0.295, SLG: 0.388	K		1B		3-1			F8		4	0	1	0	0	1	0
Jose Cruz, L (1, 7) OBP: 0.342, SLG: 0.419		4-3	L4		G3			6-3		4	0	0	0	0	0	1
Jerry Mumphrey, S (1, 9) OBP: 0.332, SLG: 0.398		BB 1B BB BB	6-3		F7			K		3	1	0	0	1	1	1
Glenn Davis, R (1, 3) OBP: 0.307, SLG: 0.432		BB BB 1-2 1B		E6 1B 1B		5-3			G1-6-3 HBP	3	1	1	0	0	0	0
Denny Walling, L (9, PR) (9, 3) OBP: 0.300, SLG: 0.358										0	0	0	0	0	0	0
Mark Bailey, S (1, 2) OBP: 0.376, SLG: 0.404		BB 1-2 2-3 BB		1B G6-4-3 1-2 1B		K			G1-6-3 1-2f	3	1	1	0	1	1	1
Dickie Thon, R (1, 6) OBP: 0.289, SLG: 0.350		BB 1-2 2-3 3-H BB		G6-4-3 1-3 2-H 1B		6-3			1-3	3	0	1	2	1	0	1
Mike Scott, R (1, 1) OBP: 0.204, SLG: 0.265		F3		G6-4-3 1-2f 3-H			5-3			3	0	0	0	0	0	4

AB	31
R	4
H	5
RBI	3
BB	3
SO	4
LOB	11

Inning Stats	1	2	3	4	5	6	7	8	9
R	0	1	0	3	0	0	0	0	0
H	0	1	1	3	0	0	0	0	0
E	0	0	0	1	0	0	0	0	0
LOB	0	3	1	0	0	0	0	1	0
K	1	1	0	0	0	0	0	1	0
BB	0	3	0	0	0	0	0	0	0
S	5	6	4	6	3	5	3	5	2
P	5	18	4	6	3	5	3	5	3

1B: 4 SF: 0 WP: 0 PA: 35
2B: 0 SAC: 0 PB: 0
3B: 0 DP: 2 SB: 0
HR: 1 HBP: 1 CS: 0

PITCHER		IP	WLS	BF	H	R	ER	SO	BB	IBB	HBP	BLK	WP	HR	S	P	ERA	WHIP
Dave LaPoint, L (ERA: 3.11)	(1, 1)	4.0	L	20	5	4	1	2	3	0	0	0	0	1	21	33	2.25	2.000
Frank Williams, R (ERA: 5.4)	(5, 1)	3.0		9	0	0	0	1	0	0	0	0	0	0	11	11	0.00	0.000
Mike Jeffcoat, L (ERA: 2.42)	(8, 1)	1.0		3	0	0	0	1	0	0	0	0	0	0	5	5	0.00	0.000
Scott Garrelts, R (ERA: 1.61)	(9, 1)	1.0		3	0	0	0	0	0	0	1	0	0	0	2	3	0.00	0.000

Batter	1	2	3	4	5	6	7	8	9	AB	R	H	RBI	BB	SO	LOB
Joel Youngblood, R (1, 9) OBP: 0.353, SLG: 0.349	BB, 1B		BB, 1B	1-3, 2-H, 1B			F3			3	0	2	1	1	0	0
Manny Trillo, R (1, 4) OBP: 0.289, SLG: 0.293	F4		F9	5-3			6-3			4	0	0	0	0	0	4
Chili Davis, S (1, 8) OBP: 0.349, SLG: 0.406	1-2, BB		1-3, 1B		6-3			4-3		3	0	1	0	1	0	0
Jeffrey Leonard, R (1, 7) OBP: 0.280, SLG: 0.411	K		K		F9			F7		4	0	0	0	0	2	4
Dan Driessen, L (1, 3) OBP: 0.324, SLG: 0.371	F5		F8		K			G3-4-1		4	0	0	0	0	1	4
Chris Brown, R (1, 5) OBP: 0.342, SLG: 0.450		K		1B, 1B, BB		F8			FC4-6, 1B	3	1	1	0	1	1	0
Bob Brenly, R (1, 2) OBP: 0.309, SLG: 0.409		1B		F8		1-3			F7	4	0	1	0	0	0	2
Jose Uribe, S (1, 6) OBP: 0.277, SLG: 0.307		F9		1B, 1-2, 1B		G3			FC4-6, 1-2f	4	0	1	0	0	0	2
Dave LaPoint, L (1, 1) OBP: 0.319, SLG: 0.262		F7		K			4-3		K	1	0	0	0	0	0	1
Dan Gladden, R (4, PH) OBP: 0.292, SLG: 0.304										1	0	0	0	0	1	2
Frank Williams, R (5, 1)										0	0	0	0	0	0	0
Brad Wellman, R (7, PH) OBP: 0.301, SLG: 0.333										1	0	0	0	0	0	0
Mike Jeffcoat, L (8, 1)										0	0	0	0	0	0	0
Scott Garrelts, R (9, 1) OBP: 0.222, SLG: 0.125										0	0	0	0	0	0	0
Ron Roenicke, S (9, PH) OBP: 0.450, SLG: 0.379										1	0	0	0	0	1	1
Inning Stats	R: 0 E: 0 K: 1 S: 6 H: 1 LOB: 2 BB: 1 P: 10	R: 0 E: 0 K: 1 S: 6 H: 1 LOB: 1 BB: 0 P: 6	R: 0 E: 0 K: 1 S: 6 H: 1 LOB: 2 BB: 1 P: 10	R: 1 E: 0 K: 1 S: 7 H: 2 LOB: 2 BB: 1 P: 11	R: 0 E: 0 K: 1 S: 5 H: 0 LOB: 0 BB: 0 P: 5	R: 0 E: 0 K: 0 S: 3 H: 0 LOB: 0 BB: 0 P: 3	R: 0 E: 0 K: 0 S: 3 H: 0 LOB: 0 BB: 0 P: 3	R: 0 E: 0 K: 0 S: 3 H: 0 LOB: 0 BB: 0 P: 3	R: 0 E: 0 K: 1 S: 6 H: 1 LOB: 1 BB: 0 P: 6	1B: 6 2B: 0 3B: 0 HR: 0 SF: 0 SAC: 0 DP: 0 HBP: 0						

PITCHER		IP	WLS	BF	H	R	ER	SO	BB	IBB	HBP	BLK	WP	HR	S	P	ERA	WHIP
Mike Scott, R ERA: 2.56	(1, 1)	9.0	W	36	6	1	1	6	3	0	0	0	0	0	45	57	1.00	1.000

PITCHER	IP	WLS	BF	H	R	ER	SO	BB	IBB	HBP	BLK	WP	HR	S	P	ERA	WHIP

BOTTOM

Houston Astros @ San Francisco Giants

Candlestick Park, San Francisco, CA

Thu Aug 15 1985, 6:33 AM EDT

Att. 2,384 - Overcast

livebaseballscorecards.com

AB	33
R	1
H	6
RBI	1
BB	3
SO	6
LOB	20

Batter	1	2	3	4	5	6	7	8	9	AB	R	H	RBI	BB	SO	LOB
Mariano Duncan, R (1, 6) OBP: 0.288, SLG: 0.340	0-0 PB BB G6-4-3 1B		0-0 ① F9		0-0 1-H HR		0-0 1-2 2B 1B		0-0 SH1-3 1B	5	3	4	2	0	0	0
Bob Bailor, R (1, 5) OBP: 0.247, SLG: 0.286	B B B B	4-0 G6-4-3 1-2 BB	0-0 ② F9		0-0 2B		0-0 1-H 2-H 2B		0-0 ① SH1-3 1-2	3	0	2	2	1	0	0
Pedro Guerrero, R (1, 7) OBP: 0.429, SLG: 0.620	0-0 ①② G6-4-3 1-2f 2-H		0-0 FC6-4 1B		0-0 ② F9		0-0 ① F7		4-0 IBB	4	0	1	0	1	0	3
Mike Marshall, R (1, 9) OBP: 0.331, SLG: 0.454	0-0 1B		0-0 ③ FC6-4 1-2f		S S S 0-3 ③ K		0-0 ② F9		0-0 ② F9	5	0	1	0	0	1	5
Greg Brock, L (1, 3) OBP: 0.331, SLG: 0.448	0-0 ③ F2			0-0 ① G3		0-0 ① F9	4-0 IBB		0-0 ③ F8	4	0	0	0	1	0	3
Candy Maldonado, R (1, 8) OBP: 0.263, SLG: 0.286 Ken Landreaux, L (7, PH) OBP: 0.313, SLG: 0.418 (7, 8)		0-0 ① F9		0-0 ② F9		B B B B 4-0 BB	0-0 ③ F5			2 1	0 0	0 0	0 0	1 0	0 0	0 2
Steve Yeager, R (1, 2) OBP: 0.257, SLG: 0.250		0-0 ② 6-3		0-0 ③ F8		0-0 ② F4		0-0 ① F6		4	0	0	0	0	0	1
Steve Sax, R (1, 4) OBP: 0.332, SLG: 0.291		0-0 1B			B B B B 4-0 HR BB	0-0 ③ F9		0-0 ② 6-3		3	1	1	0	1	0	1
Jerry Reuss, L (1, 1) OBP: 0.179, SLG: 0.164 R.J. Reynolds, S (7, PH) OBP: 0.309, SLG: 0.348 Ken Howell, R (7, 1)		S S S 0-3 ③ K2-3			S S S 0-3 ① K	B B B B 4-0 1B 2B BB		S S S 0-3 ③ K		2 0 1	0 1 0	0 0 0	0 0 0	0 1 0	2 0 1	2 0 0
Inning Stats	R: 1 E: 0 K: 0 S: 4 H: 2 LOB: 1 BB: 1 P: 8	R: 0 E: 0 K: 1 S: 6 H: 1 LOB: 1 BB: 0 P: 6	R: 0 E: 0 K: 0 S: 4 H: 1 LOB: 1 BB: 0 P: 4	R: 0 E: 0 K: 0 S: 3 H: 0 LOB: 0 BB: 0 P: 3	R: 2 E: 0 K: 2 S: 9 H: 2 LOB: 1 BB: 1 P: 13	R: 0 E: 0 K: 0 S: 3 H: 0 LOB: 1 BB: 1 P: 7	R: 2 E: 0 K: 0 S: 5 H: 2 LOB: 2 BB: 2 P: 13	R: 0 E: 0 K: 1 S: 5 H: 0 LOB: 0 BB: 0 P: 5	R: 0 E: 0 K: 0 S: 4 H: 1 LOB: 2 BB: 1 P: 8	1B: 6 2B: 2 3B: 0 HR: 1	SF: 0 SAC: 1 DP: 1 HBP: 0					

TOP

Los Angeles Dodgers @ San Francisco Giants
Candlestick Park, San Francisco, CA
Fri Aug 16 1985, 10:05 PM EDT
Att. 20,952 - Unknown

livebaseballscorecards.com

AB	34
R	5
H	9
RBI	4
BB	6
SO	4
LOB	17

WP: 0 PB: 1 SB: 0 CS: 0 PA: 41

PITCHER		IP	WLS	BF	H	R	ER	SO	BB	IBB	HBP	BLK	WP	HR	S	P	ERA	WHIP
Vida Blue, L ERA: 4.63	(1, 1)	6.0	L	28	7	5	5	3	4	0	0	0	0	1	30	46	7.50	1.833
Greg Minton, R ERA: 3.19	(7, 1)	0.2		4	1	0	0	0	0	1	0	0	0	0	3	7	0.00	1.500
Mike Jeffcoat, L ERA: 2.19	(7, 1)	2.1		9	1	0	0	1	0	1	0	0	0	0	10	14	0.00	0.429

PITCHER	IP	WLS	BF	H	R	ER	SO	BB	IBB	HBP	BLK	WP	HR	S	P	ERA	WHIP

Batter	1	2	3	4	5	6	7	8	9	AB	R	H	RBI	BB	SO	LOB
Dan Gladden, R (1, 7) OBP: 0.291, SLG: 0.304	K		F8		4-3 1-3 1B		F3			4	0	1	0	0	1	1
Manny Trillo, R (1, 4) OBP: 0.289, SLG: 0.293	5-3		G5-4-3 1-2f		4-3 2-3 3-H			1B		4	0	1	1	0	0	2
Chili Davis, S (1, 8) OBP: 0.346, SLG: 0.402	K			F8	4-3			K		4	0	0	0	0	2	2
Chris Brown, R (1, 5) OBP: 0.343, SLG: 0.453		6-3		BB 1B		2B		F8		4	0	2	0	0	0	1
Joel Youngblood, R (1, 9) OBP: 0.357, SLG: 0.359		PB 2B		1-2 BB 1B		1-3		F4		4	0	2	0	0	0	2
Bob Brenly, R (1, 2) OBP: 0.311, SLG: 0.406		FC5-4 2-3 BB		G6-4-3 1-2 2-3 BB		L4			F2	2	0	0	0	2	0	1
David Green, R (1, 3) OBP: 0.292, SLG: 0.347 Mike Jeffcoat, L (7, 1) Ron Roenicke, S (9, PH) OBP: 0.439, SLG: 0.367		K		G6-4-3 1-2f		6-3			K	3 0 1	0 0 0	0 0 0	0 0 0	0 0 1	1 0 0	6 0 0
Jose Uribe, S (1, 6) OBP: 0.276, SLG: 0.306		FC5-4 1-2f			1B 4-3 1B		L6		E4	4	1	1	0	0	0	2
Vida Blue, S (1, 1) OBP: 0.167, SLG: 0.118 Greg Minton, S (7, 1) Dan Driessen, L (7, 3) OBP: 0.322, SLG: 0.369			G5-4-3 BB		K		F5		F7	1 0 2	0 0 0	0 0 0	0 0 0	1 0 0	1 0 0	1 0 1
Inning Stats	R: 0 E: 0 K: 2 S: 7 H: 0 LOB: 0 BB: 0 P: 7	R: 0 E: 0 K: 1 S: 6 H: 1 LOB: 2 BB: 1 P: 10	R: 0 E: 0 K: 0 S: 2 H: 0 LOB: 0 BB: 1 P: 6	R: 0 E: 0 K: 0 S: 4 H: 2 LOB: 2 BB: 1 P: 8	R: 1 E: 0 K: 1 S: 7 H: 2 LOB: 1 BB: 0 P: 7	R: 0 E: 0 K: 0 S: 4 H: 1 LOB: 1 BB: 0 P: 4	R: 0 E: 0 K: 0 S: 3 H: 0 LOB: 0 BB: 0 P: 3	R: 0 E: 0 K: 1 S: 6 H: 1 LOB: 1 BB: 0 P: 6	R: 0 E: 1 K: 1 S: 6 H: 0 LOB: 1 BB: 0 P: 6	1B: 5 2B: 2 3B: 0 HR: 0	SF: 0 SAC: 0 DP: 2 HBP: 0			WP: 0 PB: 1 SB: 0 CS: 0	PA: 36		

PITCHER	IP	WLS	BF	H	R	ER	SO	BB	IBB	HBP	BLK	WP	HR	S	P	ERA	WHIP
Jerry Reuss, L (1, 1) ERA: 2.92	6.0	W	25	6	1	1	4	3	0	0	0	0	0	30	42	1.50	1.500
Ken Howell, R (7, 1) ERA: 2.97	3.0	S	11	1	0	0	2	0	0	0	0	0	0	15	15	0.00	0.333

PITCHER	IP	WLS	BF	H	R	ER	SO	BB	IBB	HBP	BLK	WP	HR	S	P	ERA	WHIP

BOTTOM

Los Angeles Dodgers @ San Francisco Giants
Candlestick Park, San Francisco, CA
Fri Aug 16 1985, 10:05 PM EDT
Att. 20,952 - Unknown

livebaseballscorecards.com

AB	33
R	1
H	7
RBI	1
BB	3
SO	6
LOB	19

Batter	1	2	3	4	5	6	7	8	9	AB	R	H	RBI	BB	SO	LOB
Mariano Duncan, R (1, 6) OBP: 0.292, SLG: 0.343	5-3 6-3 1B		B2	FC6-4 1-2f			CS 1B		FC4-6 1-2 1B	5	1	3	0	0	0	4
Bob Bailor, R (1, 5) OBP: 0.234, SLG: 0.270	5-3 1-3		F8		B2		CS 1-2	1-3	FC4-6 1-2f	4	0	0	0	0	0	2
Terry Whitfield, L (9, PH) OBP: 0.318, SLG: 0.457										1	0	0	0	0	0	2
Pedro Guerrero, R (1, 7) OBP: 0.427, SLG: 0.616	6-3 3-H		FC5-4 1-H 1B		K			K		4	0	1	2	0	2	0
Mike Marshall, R (1, 9) OBP: 0.330, SLG: 0.452	F8		FC5-4 1-2f		K			BB 1B		4	0	1	0	0	1	1
Greg Brock, L (1, 3) OBP: 0.330, SLG: 0.444		4-3		3-1		K		BB 1-2		3	0	0	0	1	1	0
Bobby Castillo, R (8, 1) OBP: 0.222, SLG: 0.125										0	0	0	0	0	0	0
Candy Maldonado, R (1, 8) OBP: 0.264, SLG: 0.287		E8 1B		F9		K		1-3		3	0	1	0	0	1	0
Ken Landreaux, L (8, PH) OBP: 0.313, SLG: 0.417										1	0	0	0	0	0	2
(8, 8)																
Steve Yeager, R (1, 2) OBP: 0.259, SLG: 0.252		L4		BB 1B		K			1B BB	3	0	1	0	0	1	1
Mike Scioscia, L (9, PH) OBP: 0.385, SLG: 0.396										0	0	0	0	1	0	0
Steve Sax, R (1, 4) OBP: 0.331, SLG: 0.291		6-3		BB 1-2 1B			F9		F6	4	0	1	0	0	0	2
Rick Honeycutt, L (1, 1) OBP: 0.188, SLG: 0.138			1B 1B 1B	FC6-4 1-2 2-3 BB			F9		F8	1	1	1	0	1	0	0
R.J. Reynolds, S (7, PH) OBP: 0.307, SLG: 0.346										1	0	0	0	0	0	0
Carlos Diaz, R (7, 1)										0	0	0	0	0	0	0
Len Matuszek, L (8, 3) OBP: 0.260, SLG: 0.326										1	0	0	0	0	0	1
Inning Stats	R: 1 E: 0 K: 0 S: 4 H: 1 LOB: 0 BB: 0 P: 4	R: 0 E: 1 K: 0 S: 4 H: 1 LOB: 1 BB: 0 P: 4	R: 1 E: 0 K: 0 S: 5 H: 2 LOB: 1 BB: 0 P: 5	R: 0 E: 0 K: 0 S: 5 H: 2 LOB: 3 BB: 1 P: 9	R: 0 E: 0 K: 2 S: 7 H: 0 LOB: 0 BB: 0 P: 7	R: 0 E: 0 K: 3 S: 9 H: 0 LOB: 0 BB: 0 P: 9	R: 0 E: 0 K: 0 S: 3 H: 1 LOB: 0 BB: 0 P: 3	R: 0 E: 0 K: 1 S: 6 H: 1 LOB: 2 BB: 1 P: 10	R: 0 E: 0 K: 0 S: 4 H: 1 LOB: 2 BB: 1 P: 8	1B: 9 2B: 0 3B: 0 HR: 0 SF: 0 SAC: 0 DP: 0 HBP: 0						

TOP

Los Angeles Dodgers @ San Francisco Giants
Candlestick Park, San Francisco, CA
Sat Aug 17 1985, 6:33 AM EDT
Att. 18,791 - Overcast

livebaseballscorecards.com

AB	35
R	2
H	9
RBI	2
BB	3
SO	6
LOB	15

PITCHER		IP	WLS	BF	H	R	ER	SO	BB	IBB	HBP	BLK	WP	HR	S	P	ERA	WHIP
Atlee Hammaker, L ERA: 3.54	(1, 1)	7.0		28	7	2	2	5	1	0	0	0	0	0	37	41	2.57	1.143
Scott Garrelts, R ERA: 1.58	(8, 1)	2.0	W	10	2	0	0	1	2	0	0	0	0	0	10	18	0.00	2.000

PITCHER	IP	WLS	BF	H	R	ER	SO	BB	IBB	HBP	BLK	WP	HR	S	P	ERA	WHIP

Batter	1	2	3	4	5	6	7	8	9	AB	R	H	RBI	BB	SO	LOB
Dan Gladden, R (1, 7) OBP: 0.291, SLG: 0.303	6-3		K		6-3			E6 SH1-4 2B 1B		4	1	1	0	0	1	1
Brad Wellman, R (1, 4) (1, 5) (9, 4) OBP: 0.302, SLG: 0.343	F9			5-3		E 2B		SH1-4 2-3		3	0	1	0	0	0	0
Chili Davis, S (1, 8) OBP: 0.348, SLG: 0.409	6-3			HR		5-3		BB 2B IBB		3	2	1	1	1	0	1
Chris Brown, R (1, 5) OBP: 0.343, SLG: 0.453		F9		5-3		E4 G6-4-3 2-3		2B 1-2 BB		0	0	0	0	0	0	0
Manny Trillo, R (1, 4) OBP: 0.287, SLG: 0.291										3	0	0	0	0	0	1
Dan Driessen, L (8, PH) OBP: 0.324, SLG: 0.369										0	0	0	0	1	0	0
Ricky Adams, R (8, PR) OBP: 0.218, SLG: 0.316										0	1	0	0	0	0	0
Joel Youngblood, R (1, 9) OBP: 0.354, SLG: 0.363		K		K		G6-4-3 1-2f		2B 1-H 2-H 3-H		4	0	1	3	0	2	2
David Green, R (1, 3) OBP: 0.296, SLG: 0.360		BB			HR		K	K		3	1	1	1	1	2	2
Alex Trevino, R (1, 2) OBP: 0.288, SLG: 0.339		K			2B		K	K		4	0	1	0	0	3	3
Jose Uribe, S (1, 6) OBP: 0.277, SLG: 0.307			F9		F8		1B			3	0	1	0	0	0	1
Atlee Hammaker, S (1, 1) OBP: 0.056, SLG: 0.056			1-3		1-3		F9			2	0	0	0	0	0	1
Jeffrey Leonard, R (7, PH) OBP: 0.279, SLG: 0.410										1	0	0	0	0	0	1
Scott Garrelts, R (8, 1) OBP: 0.222, SLG: 0.125										0	0	0	0	0	0	0
Inning Stats	R: 0 E: 0 K: 0 S: 3 H: 0 LOB: 0 BB: 0 P: 3	R: 0 E: 0 K: 2 S: 7 H: 0 LOB: 1 BB: 1 P: 11	R: 0 E: 0 K: 1 S: 5 H: 0 LOB: 0 BB: 0 P: 5	R: 1 E: 0 K: 1 S: 6 H: 1 LOB: 0 BB: 0 P: 6	R: 1 E: 0 K: 0 S: 5 H: 2 LOB: 1 BB: 0 P: 5	R: 0 E: 1 K: 0 S: 4 H: 1 LOB: 1 BB: 0 P: 4	R: 0 E: 0 K: 2 S: 8 H: 1 LOB: 1 BB: 0 P: 8	R: 3 E: 1 K: 2 S: 9 H: 2 LOB: 2 BB: 2 P: 17		1B: 2 2B: 3 3B: 0 HR: 2 SF: 0 SAC: 1 DP: 1 HBP: 0						

PITCHER		IP	WLS	BF	H	R	ER	SO	BB	IBB	HBP	BLK	WP	HR	S	P	ERA	WHIP
Rick Honeycutt, L ERA: 3.39	(1, 1)	6.0		23	4	2	2	4	1	0	0	0	0	2	30	34	3.00	0.833
Carlos Diaz, L ERA: 1.94	(7, 1)	1.1	L	6	2	1	1	2	0	0	0	0	0	0	10	10	6.75	1.500
Bobby Castillo, R ERA: 6.32	(8, 1)	0.2		5	1	2	2	2	1	1	0	0	0	0	7	15	27.00	3.000

PITCHER	IP	WLS	BF	H	R	ER	SO	BB	IBB	HBP	BLK	WP	HR	S	P	ERA	WHIP

BOTTOM

Los Angeles Dodgers @ San Francisco Giants

Candlestick Park, San Francisco, CA

Sat Aug 17 1985, 6:33 AM EDT

Att. 18,791 - Overcast

livebaseballscorecards.com

AB	30
R	5
H	7
RBI	5
BB	3
SO	8
LOB	13

Batter	1	2	3	4	5	6	7	8	9	10	AB	R	H	RBI	BB	SO	LOB
Mariano Duncan, R (1, 6) OBP: 0.291, SLG: 0.342	K		S 1B		K		K		SH5-3 1-2		4	0	1	0	0	3	0
Bill Russell, R (1, 4) (8, 5) OBP: 0.345, SLG: 0.321	L6		1-2 BB		K		1-3		K		4	0	0	0	1	2	1
Ken Landreaux, L (1, 8) OBP: 0.315, SLG: 0.421	PB 2B		F7		1B		4-3		K		4	0	2	0	0	0	2
Candy Maldonado, R (9, PH) (9, 8) OBP: 0.263, SLG: 0.285											1	0	0	0	0	1	1
Pedro Guerrero, R (1, 7) OBP: 0.424, SLG: 0.609	L1 2-3		F9		K			F8		BB	4	0	0	0	1	1	4
Greg Brock, L (1, 3) OBP: 0.325, SLG: 0.437		F8		K		F8		F9		F8	5	0	0	0	0	1	1
Mike Marshall, R (1, 9) OBP: 0.328, SLG: 0.448		F7		K		BB E 1B		E5 E 1B		F8	5	1	1	0	0	1	1
Mike Scioscia, L (1, 2) OBP: 0.391, SLG: 0.405		2B		FC5 1B		4-0 FC4-6 1-2 BB		0-0 E9 FC6-4 1-3 1B		F3	4	0	3	0	1	0	1
Bob Bailor, R (1, 5) OBP: 0.235, SLG: 0.269		F8		FC5 1-2 1B		FC4-6 1-2f 2-H		FC6-4 1-2f			4	0	1	0	0	0	4
Tom Niedenfuer, R (8, 1) OBP: 0.111, SLG: 0.111											0	0	0	0	0	0	0
Orel Hershiser, R (1, 1) OBP: 0.218, SLG: 0.192			B3	FC5 1-2 2-3f		K			SH5-3 BB		3	0	0	0	0	1	3
Steve Sax, R (8, 4) OBP: 0.333, SLG: 0.291											0	0	0	0	1	0	0
Inning Stats	R: 0 E: 0 K: 1 S: 6 H: 1 LOB: 1 BB: 0 P: 6	R: 0 E: 0 K: 0 S: 4 H: 1 LOB: 1 BB: 0 P: 4	R: 0 E: 0 K: 0 S: 4 H: 1 LOB: 2 BB: 1 P: 8	R: 0 E: 0 K: 2 S: 9 H: 2 LOB: 2 BB: 0 P: 9	R: 0 E: 0 K: 3 S: 10 H: 1 LOB: 1 BB: 0 P: 10	R: 1 E: 1 K: 1 S: 6 H: 1 LOB: 1 BB: 1 P: 10	R: 0 E: 0 K: 1 S: 5 H: 0 LOB: 0 BB: 0 P: 5	R: 0 E: 2 K: 0 S: 5 H: 1 LOB: 2 BB: 0 P: 5	R: 0 E: 0 K: 2 S: 7 H: 0 LOB: 1 BB: 1 P: 11	R: 0 E: 0 K: 0 S: 3 H: 0 LOB: 1 BB: 1 P: 7	1B: 6 2B: 2 3B: 0 HR: 0	SF: 0 SAC: 1 DP: 0 HBP: 0						

PITCHER	IP	WLS	BF	H	R	ER	SO	BB	IBB	HBP	BLK	WP	HR	S	P	ERA	WHIP
Mike Krukow, R (1, 1) ERA: 3.3	8.0		35	8	1	0	8	2	0	0	0	0	0	49	57	0.00	1.250
Mark Davis, L (9, 1) ERA: 2.8	2.0	W	8	0	0	0	2	2	0	0	0	0	0	10	18	0.00	1.000

PITCHER	IP	WLS	BF	H	R	ER	SO	BB	IBB	HBP	BLK	WP	HR	S	P	ERA	WHIP

TOP

Los Angeles Dodgers @ San Francisco Giants
Candlestick Park, San Francisco, CA

Sun Aug 18 1985, 6:33 AM EDT
Att. 29,181 - Sunny

livebaseballscorecards.com

AB	38
R	1
H	8
RBI	0
BB	4
SO	10
LOB	18

1B: 6	SF: 0	WP: 0	PA: 43
2B: 2	SAC: 1	PB: 1	
3B: 0	DP: 0	SB: 1	
HR: 0	HBP: 0	CS: 0	

Batter	1	2	3	4	5	6	7	8	9	10	AB	R	H	RBI	BB	SO	LOB
Dan Gladden, R (1, 7) OBP: 0.292, SLG: 0.302	F4		F6			5-3		HBP		1B	4	0	1	1	0	0	0
Brad Wellman, R (1, 4) OBP: 0.291, SLG: 0.330	F9			L4		5-3		K			4	0	0	0	0	1	2
Chili Davis, S (1, 8) OBP: 0.347, SLG: 0.407	1B			G3		K		F2			4	0	1	0	0	1	2
Dan Driessen, L (1, 3) OBP: 0.321, SLG: 0.364	K			G3			4-3		K		4	0	0	0	0	2	1
Chris Brown, R (1, 5) OBP: 0.342, SLG: 0.451		6-3			FC6-4 1B 1B		F9		F3		4	0	1	0	0	0	0
Joel Youngblood, R (1, 9) OBP: 0.346, SLG: 0.354		5-3			F7		K		F4		4	0	0	0	0	1	1
Bob Brenly, R (1, 2) OBP: 0.313, SLG: 0.417		K			FC6-4 1-2 1B			HR		F8	4	1	2	1	0	1	0
Jose Uribe, S (1, 6) OBP: 0.274, SLG: 0.303			G3		FC6-4 1-2f 2-3			4-3		F9	4	0	0	0	0	0	2
Mike Krukow, R (1, 1) OBP: 0.260, SLG: 0.362 Ricky Adams, R (8, PR) OBP: 0.218, SLG: 0.316 Mark Davis, L (9, 1) OBP: 0.200, SLG: 0.400 Ron Roenicke, S (10, PH) OBP: 0.452, SLG: 0.367			4-3		F9			HBP HBP		BB S 1B	2 0 0 0	0 0 0 1	0 0 0 0	0 0 0 0	0 0 0 1	0 0 0 0	2 0 0 0
Inning Stats	R: 0 H: 1 E: 0 LOB: 1 K: 1 BB: 0 S: 6 P: 6	R: 0 H: 0 E: 0 LOB: 0 K: 1 BB: 0 S: 5 P: 5	R: 0 H: 0 E: 0 LOB: 0 K: 0 BB: 0 S: 3 P: 3	R: 0 H: 0 E: 0 LOB: 0 K: 0 BB: 0 S: 3 P: 3	R: 0 H: 2 E: 0 LOB: 2 K: 0 BB: 0 S: 5 P: 5	R: 0 H: 0 E: 0 LOB: 0 K: 1 BB: 0 S: 5 P: 5	R: 0 H: 0 E: 0 LOB: 0 K: 1 BB: 0 S: 5 P: 5	R: 1 H: 1 E: 0 LOB: 2 K: 1 BB: 0 S: 6 P: 8	R: 0 H: 0 E: 0 LOB: 0 K: 1 BB: 0 S: 5 P: 5	R: 1 H: 1 E: 0 LOB: 1 K: 0 BB: 1 S: 3 P: 7	1B: 4 SF: 0 2B: 0 SAC: 0 3B: 0 DP: 0 HR: 1 HBP: 2						WP: 0 PA: 37 PB: 0 SB: 1 CS: 0

PITCHER		IP	WLS	BF	H	R	ER	SO	BB	IBB	HBP	BLK	WP	HR	S	P	ERA	WHIP
Orel Hershiser, R ERA: 2.28	(1, 1)	7.1		28	4	1	1	4	0	0	2	0	0	1	34	36	1.23	0.545
Tom Niedenfuer, R ERA: 1.98	(8, 1)	2.1	L	9	1	1	1	2	1	0	0	0	0	0	12	16	3.86	0.857

PITCHER	IP	WLS	BF	H	R	ER	SO	BB	IBB	HBP	BLK	WP	HR	S	P	ERA	WHIP

BOTTOM

Los Angeles Dodgers @ San Francisco Giants

Candlestick Park, San Francisco, CA

Sun Aug 18 1985, 6:33 AM EDT

Att. 29,181 - Sunny

livebaseballscorecards.com

AB	34
R	2
H	5
RBI	2
BB	1
SO	6
LOB	10

Batter	1	2	3	4	5	6	7	8	9	AB	R	H	RBI	BB	SO	LOB
Dan Gladden, R (1, 7) OBP: 0.292, SLG: 0.300	F3		K		BB		F3			3	0	0	0	1	1	0
Brad Wellman, R (1, 4) OBP: 0.289, SLG: 0.327	E 1B 1B		K		K			F7		4	0	1	0	0	2	1
Chili Davis, S (1, 8) OBP: 0.350, SLG: 0.411	E9 CS 1-3 1B		FC5-4 1B			1B 1B		4-3		4	0	3	0	0	0	0
Dan Driessen, L (1, 3) OBP: 0.323, SLG: 0.364	BB 1-2 BB		FC5-4 1-2f			K		1B 1B		3	0	1	0	1	1	2
Chris Brown, R (1, 5) OBP: 0.344, SLG: 0.450	 1-2 BB			K		F8		 1-3 1B		3	0	1	0	1	1	1
Joel Youngblood, R (1, 9) OBP: 0.344, SLG: 0.352	K			K		 1-2 1B		F2		4	0	1	0	0	2	5
Bob Brenly, R (1, 2) OBP: 0.310, SLG: 0.412		K		K		F8			K	4	0	0	0	0	3	2
Jose Uribe, S (1, 6) OBP: 0.271, SLG: 0.300		1-3			K		K		1-3	4	0	0	0	0	2	0
Jim Gott, R (1, 1) OBP: 0.154, SLG: 0.289 Ron Roenicke, S (7, PH) OBP: 0.442, SLG: 0.355 Mike Jeffcoat, L (7, 1) Greg Minton, S (8, 1) Rob Deer, R (9, PH) OBP: 0.277, SLG: 0.342		K			K		K		K	2 1 0 0 1	0 0 0 0 0	0 0 0 0 0	0 0 0 0 0	0 0 0 0 0	2 1 0 0 1	0 0 0 0 0
Inning Stats	R: 0 E: 1 K: 1 S: 6 H: 2 LOB: 3 BB: 2 P: 14	R: 0 E: 0 K: 2 S: 7 H: 0 LOB: 0 BB: 0 P: 7	R: 0 E: 0 K: 2 S: 8 H: 1 LOB: 1 BB: 0 P: 8	R: 0 E: 0 K: 3 S: 9 H: 0 LOB: 0 BB: 0 P: 9	R: 0 E: 0 K: 3 S: 9 H: 0 LOB: 1 BB: 1 P: 13	R: 0 E: 0 K: 1 S: 7 H: 2 LOB: 2 BB: 0 P: 7	R: 0 E: 0 K: 2 S: 7 H: 0 LOB: 0 BB: 0 P: 7	R: 0 E: 0 K: 0 S: 5 H: 2 LOB: 2 BB: 0 P: 5	R: 0 E: 0 K: 2 S: 7 H: 0 LOB: 0 BB: 0 P: 7	1B: 7 2B: 0 3B: 0 HR: 0 SF: 0 SAC: 0 DP: 0 HBP: 0						

PITCHER	IP	WLS	BF	H	R	ER	SO	BB	IBB	HBP	BLK	WP	HR	S	P	ERA	WHIP
Dwight Gooden, R (1, 1) ERA: 1.74	9.0	W	36	7	0	0	16	3	0	0	0	0	0	65	77	0.00	1.111

PITCHER	IP	WLS	BF	H	R	ER	SO	BB	IBB	HBP	BLK	WP	HR	S	P	ERA	WHIP

TOP

San Francisco Giants @ New York Mets

Shea Stadium, Flushing, NY

Tue Aug 20 1985, 7:05 PM EDT

Att. 31,758 - Unknown

livebaseballscorecards.com

AB	33
R	0
H	7
RBI	0
BB	3
SO	16
LOB	11

PA: 36

WP: 0
PB: 0
SB: 0
CS: 1

Batter	1	2	3	4	5	6	7	8	9	AB	R	H	RBI	BB	SO	LOB
Lenny Dykstra, L (1, 8) OBP: 0.338, SLG: 0.330	S S S 0-3 ① K	x 0-0 ① 1-3 2-H 1B			x 0-0 ① 4-3		x 0-0 ① 6-3			4	0	1	1	0	1	0
Wally Backman, S (1, 4) OBP: 0.350, SLG: 0.386	x 0-0 ② 4-3	x 0-0 ③ G3			x 0-0 1B 2B		x 0-0 ② F7			4	1	1	0	0	0	2
Keith Hernandez, L (1, 3) OBP: 0.382, SLG: 0.429	x 0-0 1B		B B B B 4-0 BB		x 0-0 ② L6		x 0-0 1B			3	0	2	0	1	0	1
Gary Carter, R (1, 2) OBP: 0.351, SLG: 0.429	x 0-0 ③ F9		x 0-0 ① F7		x 0-0 FC6 2-H 1B		x 0-0 ③ 5-3			4	0	1	1	0	0	3
Darryl Strawberry, L (1, 9) OBP: 0.380, SLG: 0.528		B B B B 4-0 S 1B BB	x 0-0 ② F6		x 0-0 ③ FC6 1-2f			x 0-0 CS 1B		3	1	1	0	1	0	2
George Foster, R (1, 7) OBP: 0.316, SLG: 0.459		x 0-0 ① 6-3 1-2	x 0-0 ③ F7			x 0-0 ① F7		x 0-0 ① ② F4 1-2		4	0	0	0	0	0	3
Howard Johnson, S (1, 5) OBP: 0.300, SLG: 0.342		B B B B 4-0 1B 1B BB		x 0-0 ① F6		x 0-0 ② 4-3		S S S 0-3 ③ K		3	1	0	0	1	1	0
Rafael Santana, R (1, 6) OBP: 0.284, SLG: 0.294		x 0-0 1B 1-2 2-H 1B		x 0-0 ② 5-3		x 0-0 2B				3	0	2	1	0	0	0
Dwight Gooden, R (1, 1) OBP: 0.240, SLG: 0.200		x 0-0 ② B2		x 0-0 ③ F8		x 0-0 ③ 6-3				3	0	0	0	0	0	3
Inning Stats	R: 0 E: 0 K: 1 S: 6 H: 1 LOB: 1 BB: 0 P: 6	R: 2 E: 0 K: 0 S: 5 H: 2 LOB: 2 BB: 2 P: 13	R: 0 E: 0 K: 0 S: 3 H: 0 LOB: 1 BB: 1 P: 7	R: 0 E: 0 K: 0 S: 3 H: 0 LOB: 0 BB: 0 P: 3	R: 1 E: 0 K: 0 S: 5 H: 2 LOB: 1 BB: 0 P: 5	R: 0 E: 0 K: 0 S: 4 H: 1 LOB: 1 BB: 0 P: 4	R: 0 E: 0 K: 0 S: 4 H: 1 LOB: 1 BB: 0 P: 4	R: 0 E: 0 K: 1 S: 5 H: 1 LOB: 0 BB: 0 P: 5		1B: 6 2B: 2 3B: 0 HR: 0	SF: 0 SAC: 0 DP: 0 HBP: 0					

BOTTOM

San Francisco Giants @ New York Mets

Shea Stadium, Flushing, NY

Tue Aug 20 1985, 7:05 PM EDT

Att. 31,758 - Unknown

livebaseballscorecards.com

AB	31
R	3
H	8
RBI	3
BB	3
SO	2
LOB	14

WP: 0 PB: 0 SB: 1 CS: 1 PA: 34

PITCHER		IP	WLS	BF	H	R	ER	SO	BB	IBB	HBP	BLK	WP	HR	S	P	ERA	WHIP
Jim Gott, R ERA: 3.62	(1, 1)	6.0	L	27	6	3	3	1	3	0	0	0	0	0	26	38	4.50	1.500
Mike Jeffcoat, L ERA: 2.1	(7, 1)	1.0		4	1	0	0	0	0	0	0	0	0	0	4	4	0.00	1.000
Greg Minton, R ERA: 3.15	(8, 1)	1.0		3	1	0	0	1	0	0	0	0	0	0	5	5	0.00	1.000

PITCHER	IP	WLS	BF	H	R	ER	SO	BB	IBB	HBP	BLK	WP	HR	S	P	ERA	WHIP

San Francisco Giants @ New York Mets

Shea Stadium, Flushing, NY

Wed Aug 21 1985, 7:05 PM EDT

Att. 22,450 - Unknown

TOP

livebaseballscorecards.com

Batter	1	2	3	4	5	6	7	8	9	AB	R	H	RBI	BB	SO	LOB
Joel Youngblood, R (1, 9) OBP: 0.342, SLG: 0.349	F3		6-3			SH5-3 1B		4-3		4	0	1	0	0	0	0
Manny Trillo, R (1, 4) OBP: 0.287, SLG: 0.291	1B		F9			SH5-3 1-2		F3		3	0	1	0	0	0	0
Chili Davis, S (1, 8) OBP: 0.349, SLG: 0.409	K		3-1			F8		1B		4	0	1	0	0	1	2
Jeffrey Leonard, R (1, 7) OBP: 0.277, SLG: 0.406 Dan Gladden, R (8, 7) OBP: 0.292, SLG: 0.300	K			F8		K		K		4 0	0 0	0 0	0 0	0 0	3 0	3 0
Dan Driessen, L (1, 3) OBP: 0.322, SLG: 0.371		F3		K			HR		4-3	4	1	1	1	0	1	0
Chris Brown, R (1, 5) OBP: 0.348, SLG: 0.453		1B 1B		F9			CS 1B		HR 1B	4	1	3	0	0	0	0
Bob Brenly, R (1, 2) OBP: 0.309, SLG: 0.419		K			G3		5-3 1-2		1-H HR	4	1	1	2	0	1	2
Jose Uribe, S (1, 6) OBP: 0.273, SLG: 0.302		1-3 1B			G3		1B		1-3	4	0	2	0	0	0	0
Dave LaPoint, L (1, 1) OBP: 0.300, SLG: 0.244 Ron Roenicke, S (9, PH) OBP: 0.432, SLG: 0.344 Scott Garrelts, R (9, 1) OBP: 0.222, SLG: 0.125		K			6-3		4-3		3-1	3 1 0	0 0 0	0 0 0	0 0 0	0 0 0	1 0 0	3 0 0
Inning Stats	R: 0 E: 0 K: 2 S: 8 H: 1 LOB: 1 BB: 0 P: 8	R: 0 E: 0 K: 2 S: 9 H: 2 LOB: 2 BB: 0 P: 9	R: 0 E: 0 K: 0 S: 3 H: 0 LOB: 0 BB: 0 P: 3	R: 0 E: 0 K: 1 S: 5 H: 0 LOB: 0 BB: 0 P: 5	R: 0 E: 0 K: 0 S: 3 H: 0 LOB: 0 BB: 0 P: 3	R: 0 E: 0 K: 1 S: 6 H: 1 LOB: 1 BB: 0 P: 6	R: 1 E: 0 K: 0 S: 5 H: 3 LOB: 1 BB: 0 P: 5	R: 0 E: 0 K: 1 S: 6 H: 1 LOB: 1 BB: 0 P: 6	R: 2 E: 0 K: 0 S: 5 H: 2 LOB: 0 BB: 0 P: 5	1B: 8 2B: 0 3B: 0 HR: 2 SF: 0 SAC: 1 DP: 0 HBP: 0						

AB	35
R	3
H	10
RBI	3
BB	0
SO	7
LOB	10

WP: 0 PB: 0 SB: 0 CS: 1 PA: 36

PITCHER		IP	WLS	BF	H	R	ER	SO	BB	IBB	HBP	BLK	WP	HR	S	P	ERA	WHIP
Ed Lynch, R ERA: 2.87	(1, 1)	8.0		31	8	1	1	7	0	0	0	0	0	1	45	45	1.12	1.000
Roger McDowell, R ERA: 3.09	(9, 1)	1.0	L	5	2	2	2	0	0	0	0	0	0	1	5	5	18.00	2.000

PITCHER	IP	WLS	BF	H	R	ER	SO	BB	IBB	HBP	BLK	WP	HR	S	P	ERA	WHIP

Batter	1	2	3	4	5	6	7	8	9	AB	R	H	RBI	BB	SO	LOB
Wally Backman, S (1, 4) OBP: 0.346, SLG: 0.382	5-3		F9			6-3		6-3		4	0	0	0	0	0	0
Tom Paciorek, R (1, 9) OBP: 0.314, SLG: 0.314	K			6-3		F9		FC6-4 1B		4	0	1	0	0	1	0
Keith Hernandez, L (1, 3) OBP: 0.381, SLG: 0.427	4-3			F8			FC1-5 1B	FC6-4 1-2f		4	0	1	0	0	0	1
Gary Carter, R (1, 2) OBP: 0.352, SLG: 0.430		FC3-6 1B		F7			FC5 FC1-5 1-2 1B		F8	4	0	2	0	0	0	0
Darryl Strawberry, L (1, 8) OBP: 0.379, SLG: 0.535		FC3-6 S 1-2f			HR		FC1-5 1-2 2-3f		K	4	1	1	1	0	1	3
George Foster, R (1, 7) OBP: 0.315, SLG: 0.457		F8			G5-4-3 1B		F8		5-3	4	0	1	0	0	0	3
Ray Knight, R (1, 5) OBP: 0.240, SLG: 0.339		K 1-2			G5-4-3 1-2f		FC5 2-3f			3	0	0	0	0	1	4
Rafael Santana, R (1, 6) OBP: 0.281, SLG: 0.292			F7		K2-3			K		3	0	0	0	0	2	0
Ed Lynch, R (1, 1) OBP: 0.133, SLG: 0.071			K			K		HR		2	0	0	0	0	2	0
Howard Johnson, S (8, PH) OBP: 0.302, SLG: 0.355										1	1	1	1	0	0	0
Roger McDowell, R (9, 1) OBP: 0.214, SLG: 0.154										0	0	0	0	0	0	0
Inning Stats	R: 0 E: 0 K: 1 S: 5 H: 0 LOB: 0 BB: 0 P: 5	R: 0 E: 0 K: 1 S: 6 H: 1 LOB: 1 BB: 0 P: 6	R: 0 E: 0 K: 1 S: 5 H: 0 LOB: 0 BB: 0 P: 5	R: 0 E: 0 K: 0 S: 3 H: 0 LOB: 0 BB: 0 P: 3	R: 1 E: 0 K: 1 S: 6 H: 2 LOB: 0 BB: 0 P: 6	R: 0 E: 0 K: 1 S: 5 H: 0 LOB: 0 BB: 0 P: 5	R: 0 E: 0 K: 0 S: 5 H: 2 LOB: 2 BB: 0 P: 5	R: 1 E: 0 K: 1 S: 7 H: 2 LOB: 1 BB: 0 P: 7	R: 0 E: 0 K: 1 S: 5 H: 0 LOB: 0 BB: 0 P: 5	1B: 5 2B: 0 3B: 0 HR: 2	SF: 0 SAC: 0 DP: 1 HBP: 0						

PITCHER	IP	WLS	BF	H	R	ER	SO	BB	IBB	HBP	BLK	WP	HR	S	P	ERA	WHIP
Dave LaPoint, L (1, 1) ERA: 3.06	8.0	W	30	7	2	2	6	0	0	0	0	0	2	42	42	2.25	0.875
Scott Garrelts, R (9, 1) ERA: 1.56	1.0	S	3	0	0	0	1	0	0	0	0	0	0	5	5	0.00	0.000

PITCHER	IP	WLS	BF	H	R	ER	SO	BB	IBB	HBP	BLK	WP	HR	S	P	ERA	WHIP

BOTTOM

San Francisco Giants @ New York Mets

Shea Stadium, Flushing, NY

Wed Aug 21 1985, 7:05 PM EDT

Att. 22,450 - Unknown

livebaseballscorecards.com

AB	33
R	2
H	7
RBI	2
BB	0
SO	7
LOB	11

WP: 0	PB: 0	SB: 1	CS: 0	PA: 33					

Batter	1	2	3	4	5	6	7	8	9	AB	R	H	RBI	BB	SO	LOB
Dan Gladden, R (1, 7) OBP: 0.289, SLG: 0.297	F2		F9 2-3			G6-4-3 1-2f			F4	4	0	0	0	0	0	2
Manny Trillo, R (1, 4) OBP: 0.284, SLG: 0.288	K		F3			F6			5-3	4	0	0	0	0	1	1
Chili Davis, S (1, 8) OBP: 0.348, SLG: 0.407	3-1			F8			FC6-4 1B		F8	4	0	1	0	0	0	0
Dan Driessen, L (1, 3) OBP: 0.319, SLG: 0.368		4-3		4-3			F9			3	0	0	0	0	0	1
Chris Brown, R (1, 5) OBP: 0.346, SLG: 0.450		6-3		1-5-3			K			3	0	0	0	0	1	1
Joel Youngblood, R (1, 9) OBP: 0.342, SLG: 0.345		BB			K		FC6-4 1-2f			2	0	0	0	1	1	1
Bob Brenly, R (1, 2) OBP: 0.306, SLG: 0.415		F7			5-3			L5		3	0	0	0	0	0	1
Jose Uribe, S (1, 6) OBP: 0.274, SLG: 0.302			F9 SH3-4 1B		F4			4-3		3	0	1	0	0	0	0
Vida Blue, S (1, 1) OBP: 0.211, SLG: 0.167			SH3-4 1-2			G6-4-3 1B		6-3		1	0	1	0	0	0	0
Mike Jeffcoat, L (7, 1)										0	0	0	0	0	0	0
Frank Williams, R (7, 1)										0	0	0	0	0	0	0
Rob Deer, R (8, PH) OBP: 0.274, SLG: 0.338										1	0	0	0	0	0	0
Greg Minton, S (8, 1)										0	0	0	0	0	0	0
Inning Stats	R: 0 E: 0 K: 1 S: 5 H: 0 LOB: 0 BB: 0 P: 5	R: 0 E: 0 K: 0 S: 3 H: 0 LOB: 1 BB: 1 P: 7	R: 0 E: 0 K: 0 S: 4 H: 1 LOB: 1 BB: 0 P: 4	R: 0 E: 0 K: 0 S: 3 H: 0 LOB: 0 BB: 0 P: 3	R: 0 E: 0 K: 1 S: 5 H: 0 LOB: 0 BB: 0 P: 5	R: 0 E: 0 K: 0 S: 3 H: 1 LOB: 0 BB: 0 P: 3	R: 0 E: 0 K: 1 S: 6 H: 1 LOB: 1 BB: 0 P: 6	R: 0 E: 0 K: 0 S: 3 H: 0 LOB: 0 BB: 0 P: 3	R: 0 E: 0 K: 0 S: 3 H: 0 LOB: 0 BB: 0 P: 3	1B: 3 2B: 0 3B: 0 HR: 0 SF: 0 SAC: 1 DP: 1 HBP: 0						

PITCHER	IP	WLS	BF	H	R	ER	SO	BB	IBB	HBP	BLK	WP	HR	S	P	ERA	WHIP
Terry Leach, R (1, 1) ERA: 1.46	9.0	W	30	3	0	0	3	1	0	0	0	0	0	35	39	0.00	0.444

PITCHER	IP	WLS	BF	H	R	ER	SO	BB	IBB	HBP	BLK	WP	HR	S	P	ERA	WHIP

TOP

San Francisco Giants @ New York Mets

Shea Stadium, Flushing, NY

Thu Aug 22 1985, 7:05 PM EDT

Att. 24,536 - Unknown

livebaseballscorecards.com

AB	28
R	0
H	3
RBI	0
BB	1
SO	3
LOB	7

PA: 30

WP: 0
PB: 0
SB: 0
CS: 0

Batter	1	2	3	4	5	6	7	8	9	AB	R	H	RBI	BB	SO	LOB
Wally Backman, S (1, 4) OBP: 0.352, SLG: 0.389	FC6-4 1B		PO 1-2	1B 1B 2B	2-H 1B		BBBB G3 1B 1B BB	4-3 2-3		4	2	3	1	1	0	1
Tom Paciorek, R (1, 9) OBP: 0.318, SLG: 0.319	FC6-4 L1-3 1-2f			FC3-6 1B 2-3 1B	SSS K		1-2 1B G3 1B	BB		4	0	2	0	0	1	2
Lenny Dykstra, L (7, PR) OBP: 0.341, SLG: 0.330 (8, 8)							BBBB			0	1	0	0	1	0	0
Keith Hernandez, L (1, 3) OBP: 0.379, SLG: 0.425	L1-3 1-2			FC3-6 1-2 3-H 1B	F9		G3 1-2 2-3	4-3		5	0	1	1	0	0	6
Gary Carter, R (1, 2) OBP: 0.354, SLG: 0.431		F3		FC3-6 BB 1-2f 2-3		HR 2B	1B 2B IBB			3	2	1	0	1	0	2
Darryl Strawberry, L (1, 8) (8, 9) OBP: 0.380, SLG: 0.547		SSS K		SSS K		2-H HR	2B 1-2 2-H 3-H 1B			4	1	2	4	0	2	2
George Foster, R (1, 7) OBP: 0.317, SLG: 0.459		6-3		BBBB 1-2 BB		SSS K	1-3 2-H 2B			3	0	1	1	1	1	0
Ray Knight, R (1, 5) OBP: 0.236, SLG: 0.332			E6 PO	SSS K		SSS K	F3			4	0	0	0	0	2	6
Rafael Santana, R (1, 6) OBP: 0.284, SLG: 0.297			L6		1B 2B	SSS K		4-3 SH1-4 1B		4	1	2	0	0	1	1
Terry Leach, R (1, 1) OBP: 0.222, SLG: 0.333			SSS K		SSS K		SSS K	SH1-4 1-2		3	0	0	0	0	3	2
Inning Stats	R: 0 H: 1 E: 0 LOB: 0 K: 0 BB: 0 S: 3 P: 3	R: 0 H: 0 E: 0 LOB: 0 K: 1 BB: 0 S: 5 P: 5	R: 0 H: 0 E: 1 LOB: 0 K: 1 BB: 0 S: 5 P: 5	R: 1 H: 3 E: 0 LOB: 3 K: 2 BB: 1 S: 10 P: 14	R: 1 H: 2 E: 0 LOB: 1 K: 2 BB: 0 S: 9 P: 9	R: 2 H: 2 E: 0 LOB: 0 K: 3 BB: 0 S: 11 P: 11	R: 3 H: 3 E: 0 LOB: 3 K: 1 BB: 2 S: 8 P: 16	R: 0 H: 1 E: 0 LOB: 2 K: 0 BB: 1 S: 4 P: 8		1B: 7 SF: 0 2B: 5 SAC: 1 3B: 0 DP: 1 HR: 1 HBP: 0						

PITCHER		IP	WLS	BF	H	R	ER	SO	BB	IBB	HBP	BLK	WP	HR	S	P	ERA	WHIP
Vida Blue, L ERA: 4.94	(1, 1)	6.1	L	29	9	6	6	10	2	0	0	0	0	1	47	55	8.53	1.737
Mike Jeffcoat, L ERA: 2.42	(7, 1)	0.1		4	2	1	1	0	0	1	0	0	0	0	3	7	27.00	6.000
Frank Williams, R ERA: 5.36	(7, 1)	0.1		1	0	0	0	0	0	0	0	0	0	0	1	1	0.00	0.000
Greg Minton, R ERA: 3.1	(8, 1)	1.0		5	1	0	0	0	1	0	0	0	0	0	4	8	0.00	2.000

PITCHER	IP	WLS	BF	H	R	ER	SO	BB	IBB	HBP	BLK	WP	HR	S	P	ERA	WHIP

BOTTOM

San Francisco Giants @ New York Mets

Shea Stadium, Flushing, NY

Thu Aug 22 1985, 7:05 PM EDT

Att. 24,536 - Unknown

livebaseballscorecards.com

AB	34
R	7
H	12
RBI	7
BB	4
SO	10
LOB	22

WP: 0 PA: 40
PB: 0
SB: 0
CS: 0

Batter	1	2	3	4	5	6	7	8	9	AB	R	H	RBI	BB	SO	LOB
Joel Youngblood, R (1, 7) (6, 9) OBP: 0.344, SLG: 0.347	0-0 2B G3 1B		0-3 ② K	0-0 ③ FC4-6 1-2f			0-0 ① G3	0-0 1-2 1B		5	1	2	0	0	1	4
Brad Wellman, R (1, 4) OBP: 0.277, SLG: 0.313	0-0 ① P4		0-0 E6		0-0 ① F9		0-0 ② G3-4	0-0 ③ F8		5	0	0	0	0	0	4
Chili Davis, S (1, 8) OBP: 0.349, SLG: 0.408	0-0 G3 1-3 2B		0-0 ③ F3		0-0 ② 4-3		4-0 BB		0-0 ① G3	4	0	1	0	1	0	1
Dan Driessen, L (1, 3) OBP: 0.318, SLG: 0.366	0-0 ② G3 2-3 3-H			0-0 1B 1B 1B	0-0 ③ L4		0-3 ③ K		0-0 ② 4-3	5	1	1	1	0	1	3
Chris Brown, R (1, 5) OBP: 0.346, SLG: 0.457	0-0 ③ 6-3			0-0 1B 1B 1-2 1B		0-3 ① K		0-0 HR	0-3 ③ K	5	1	2	1	0	2	1
Bob Brenly, R (1, 2) OBP: 0.311, SLG: 0.419		0-0 ① 6-3		0-0 1B 1-2 2-H 1B		0-0 WP FC6-4-3-2-5 1B		0-0 4-3 SH1-4 1B 1B		4	1	3	1	0	0	0
David Green, R (1, 9) OBP: 0.296, SLG: 0.357 Frank Williams, R (6, 1) Scott Garrelts, R (9, 1) OBP: 0.222, SLG: 0.125		0-0 ② 6-3		0-3 ① K		4-0 1-2 BB		0-0 ① SH1-4 1-2		2	0	0	0	1	1	2
										0	0	0	0	0	0	0
										0	0	0	0	0	0	0
Jose Uribe, S (1, 6) OBP: 0.271, SLG: 0.299		0-3 ③ K2-3		0-3 ② K		0-0 ② ③ FC6-4-3-2-5 1-2 2-H		0-0 ② 4-3 2-3		4	0	0	0	0	2	5
Atlee Hammaker, S (1, 1) OBP: 0.079, SLG: 0.079 Dan Gladden, R (6, 7) OBP: 0.292, SLG: 0.306			0-0 ① P4	0-0 FC4-6 1-2 2-3 1B			0-0 3B	0-0 1B 3-H 1B		2	0	1	0	0	0	0
										2	0	2	1	0	0	0

TOP

San Francisco Giants @ Philadelphia Phillies
Veterans Stadium, Philadelphia, PA
Fri Aug 23 1985, 7:05 PM EDT
Att. 26,194 - Unknown

livebaseballscorecards.com

AB	38
R	4
H	12
RBI	4
BB	2
SO	7
LOB	20

Inning Stats	1	2	3	4	5	6	7	8	9
	R: 1 E: 0 K: 0 S: 5	R: 0 E: 0 K: 1 S: 5	R: 0 E: 1 K: 1 S: 6	R: 1 E: 0 K: 2 S: 11	R: 0 E: 0 K: 0 S: 3	R: 0 E: 0 K: 1 S: 5	R: 0 E: 0 K: 1 S: 6	R: 2 E: 0 K: 0 S: 7	R: 0 E: 0 K: 1 S: 5
	H: 2 LOB: 1 BB: 0 P: 5	H: 0 LOB: 0 BB: 0 P: 5	H: 0 LOB: 1 BB: 0 P: 6	H: 4 LOB: 3 BB: 0 P: 11	H: 0 LOB: 0 BB: 0 P: 3	H: 1 LOB: 1 BB: 1 P: 9	H: 1 LOB: 2 BB: 1 P: 10	H: 4 LOB: 2 BB: 0 P: 7	H: 0 LOB: 0 BB: 0 P: 5

1B: 9 2B: 2 3B: 1 HR: 1 SF: 0 SAC: 1 DP: 1 HBP: 0

WP: 1 PB: 0 SB: 0 CS: 0 PA: 41

PITCHER		IP	WLS	BF	H	R	ER	SO	BB	IBB	HBP	BLK	WP	HR	S	P	ERA	WHIP
John Denny, R ERA: 3.75	(1, 1)	7.2	L	37	12	4	4	6	2	0	0	0	1	1	47	55	4.70	1.826
Kent Tekulve, R ERA: 4.11	(8, 1)	0.1		1	0	0	0	0	0	0	0	0	0	0	1	1	0.00	0.000
Dave Shipanoff, R ERA: 2.13	(9, 1)	1.0		3	0	0	0	1	0	0	0	0	0	0	5	5	0.00	0.000

PITCHER	IP	WLS	BF	H	R	ER	SO	BB	IBB	HBP	BLK	WP	HR	S	P	ERA	WHIP

BOTTOM

Batter	1	2	3	4	5	6	7	8	9	AB	R	H	RBI	BB	SO	LOB
Von Hayes, L (1, 8) OBP: 0.352, SLG: 0.445	L6		2-3 1B		4-3 1-2			K		4	0	1	0	0	1	1
Juan Samuel, R (1, 4) OBP: 0.294, SLG: 0.435	F8		F9		K			4-3		4	0	0	0	0	1	3
Glenn Wilson, R (1, 9) OBP: 0.311, SLG: 0.423	5-3		6-3			5-3			G6-4-3 BB 1B	4	0	1	0	0	0	2
Mike Schmidt, R (1, 3) OBP: 0.355, SLG: 0.489		F8		F8 1B		F8			1-2 G6-4-3 BB	3	0	1	0	1	0	0
Ozzie Virgil, R (1, 2) OBP: 0.355, SLG: 0.470		F9		F8 1-2		K			G6-4-3 1-2f 2-3	4	0	0	0	0	1	3
John Russell, R (1, 7) OBP: 0.295, SLG: 0.394		5-3		F9			FC6-4 1B		F7	2	0	0	0	0	0	1
Greg Gross, L (7, PH) OBP: 0.371, SLG: 0.323 (8, 7)										2	0	1	0	0	0	1
Rick Schu, R (1, 5) OBP: 0.335, SLG: 0.416			1B 3B	5-3			FC6-4 1-2f G1-6-3			3	1	1	0	0	0	2
Luis Aguayo, R (1, 6) OBP: 0.375, SLG: 0.368			1B SH1-4 3-H 1B		6-3		G1-6-3 1-2f			2	0	1	1	0	0	0
Tom Foley, L (7, PH) OBP: 0.270, SLG: 0.326 (8, 6)										1	0	0	0	0	0	1
John Denny, R (1, 1) OBP: 0.209, SLG: 0.175			SH1-4 1-2		E6 4-3			F7		1	0	0	0	0	0	0
Kent Tekulve, R (8, 1)										0	0	0	0	0	0	0
Jeff Stone, L (8, PH) OBP: 0.293, SLG: 0.312										1	0	0	0	0	0	0
Dave Shipanoff, R (9, 1)										0	0	0	0	0	0	0
Inning Stats	R: 0 E: 0 K: 0 S: 3 H: 0 LOB: 0 BB: 0 P: 3	R: 0 E: 0 K: 0 S: 3 H: 0 LOB: 0 BB: 0 P: 3	R: 1 E: 0 K: 0 S: 6 H: 3 LOB: 2 BB: 0 P: 6	R: 0 E: 0 K: 0 S: 4 H: 1 LOB: 1 BB: 0 P: 4	R: 0 E: 1 K: 1 S: 6 H: 0 LOB: 1 BB: 0 P: 6	R: 0 E: 0 K: 1 S: 5 H: 0 LOB: 0 BB: 0 P: 5	R: 0 E: 0 K: 0 S: 3 H: 1 LOB: 0 BB: 0 P: 3	R: 0 E: 0 K: 1 S: 5 H: 0 LOB: 0 BB: 0 P: 5	R: 0 E: 0 K: 0 S: 3 H: 1 LOB: 1 BB: 1 P: 7	1B: 5 2B: 0 3B: 1 HR: 0	SF: 0 SAC: 1 DP: 2 HBP: 0						

PITCHER		IP	WLS	BF	H	R	ER	SO	BB	IBB	HBP	BLK	WP	HR	S	P	ERA	WHIP
Atlee Hammaker, L ERA: 3.48	(1, 1)	5.0	W	20	4	1	1	1	0	0	0	0	0	0	22	22	1.80	0.800
Frank Williams, R ERA: 4.98	(6, 1)	3.0		11	2	0	0	2	1	0	0	0	0	0	14	18	0.00	1.000
Scott Garrelts, R ERA: 1.54	(9, 1)	1.0	S	2	0	0	0	0	0	0	0	0	0	0	2	2	0.00	0.000

PITCHER	IP	WLS	BF	H	R	ER	SO	BB	IBB	HBP	BLK	WP	HR	S	P	ERA	WHIP

San Francisco Giants @ Philadelphia Phillies

Veterans Stadium, Philadelphia, PA

Fri Aug 23 1985, 7:05 PM EDT

Att. 26,194 - Unknown

livebaseballscorecards.com

AB	31
R	1
H	6
RBI	1
BB	1
SO	3
LOB	14

WP: 0 PB: 0 SB: 0 CS: 0 PA: 33

Batter	1	2	3	4	5	6	7	8	9	AB	R	H	RBI	BB	SO	LOB
Joel Youngblood, R (1, 7) OBP: 0.345, SLG: 0.341	5-3		BB		F7		G4-6-3 1-2 2-3 BB		F5	3	0	0	0	2	0	1
Brad Wellman, R (1, 4) OBP: 0.279, SLG: 0.313	K		F9		1B 1-2		G4-6-3 1-2f 2-3 3-H		G4-6-3 1B	3	0	1	0	0	1	1
Ron Roenicke, S (7, PH) OBP: 0.422, SLG: 0.333										1	0	0	0	0	0	2
Ricky Adams, R (7, 4) OBP: 0.228, SLG: 0.325										1	0	1	0	0	0	0
Chili Davis, S (1, 8) OBP: 0.347, SLG: 0.408	2B		F8		K		F5		G4-6-3 1-2f	5	0	1	0	0	1	5
Dan Driessen, L (1, 3) OBP: 0.315, SLG: 0.362	P3			F8 1B	F7			4-3		4	0	0	0	0	0	3
Chris Brown, R (1, 5) OBP: 0.348, SLG: 0.456		P4		E E 1B		3-1		2B BB		3	0	1	0	1	0	0
Bob Brenly, R (1, 2) OBP: 0.311, SLG: 0.417		1B FC5-4-6 1B		E5 P6-4 E 1-2		6-3		F8		4	0	1	0	0	0	2
David Green, R (1, 9) OBP: 0.299, SLG: 0.363		FC5-4-6 1-2 1B		E5 1-2 2-3		6-3		1-3 2B		4	0	2	0	0	0	2
Jose Uribe, S (1, 6) OBP: 0.271, SLG: 0.298	FC5-4-6 1-2 2-H			P6-4 2-3f			BB 1B G4-6-3 1B	4-3		4	1	1	0	0	0	7
Mike Krukow, R (1, 1) OBP: 0.269, SLG: 0.367			K	1B					HR	2	0	1	0	0	1	0
Dan Gladden, R (7, PH) OBP: 0.294, SLG: 0.307										1	0	1	0	0	0	0
Mark Davis, L (7, 1) OBP: 0.200, SLG: 0.400										0	0	0	0	0	0	0
Greg Minton, S (8, 1)										0	0	0	0	0	0	0
Rob Deer, R (9, PH) OBP: 0.282, SLG: 0.387							G4-6-3 BB 1-2 1B			1	1	1	1	0	0	0
Inning Stats	R: 0 E: 0 K: 1 S: 6 H: 1 LOB: 1 BB: 0 P: 6	R: 0 E: 0 K: 0 S: 4 H: 2 LOB: 1 BB: 0 P: 4	R: 0 E: 0 K: 1 S: 5 H: 0 LOB: 1 BB: 1 P: 9	R: 0 E: 2 K: 0 S: 5 H: 1 LOB: 2 BB: 0 P: 5	R: 0 E: 0 K: 1 S: 7 H: 2 LOB: 2 BB: 0 P: 7	R: 0 E: 0 K: 0 S: 3 H: 0 LOB: 0 BB: 0 P: 3	R: 1 E: 0 K: 0 S: 4 H: 2 LOB: 1 BB: 1 P: 8	R: 0 E: 0 K: 0 S: 4 H: 1 LOB: 2 BB: 1 P: 8	R: 1 E: 0 K: 0 S: 4 H: 2 LOB: 0 BB: 0 P: 4	1B: 8 2B: 4 3B: 0 HR: 1 SF: 0 SAC: 0 DP: 4 HBP: 0						

PITCHER	IP	WLS	BF	H	R	ER	SO	BB	IBB	HBP	BLK	WP	HR	S	P	ERA	WHIP
Charles Hudson, R (1, 1) ERA: 3.99	9.0	W	39	11	2	2	3	3	0	0	0	0	1	42	54	2.00	1.556

PITCHER	IP	WLS	BF	H	R	ER	SO	BB	IBB	HBP	BLK	WP	HR	S	P	ERA	WHIP

TOP

San Francisco Giants @ Philadelphia Phillies
Veterans Stadium, Philadelphia, PA
Sat Aug 24 1985, 7:05 PM EDT
Att. 27,011 - Unknown

livebaseballscorecards.com

AB	36
R	2
H	11
RBI	1
BB	3
SO	3
LOB	23

BOTTOM

San Francisco Giants @ Philadelphia Phillies
Veterans Stadium, Philadelphia, PA
Sat Aug 24 1985, 7:05 PM EDT
Att. 27,011 - Unknown

livebaseballscorecards.com

Batter	1	2	3	4	5	6	7	8	9	AB	R	H	RBI	BB	SO	LOB
Jeff Stone, L (1, 7) OBP: 0.288, SLG: 0.306	L1		F7		B3		K	PB, 1B 3-H		3	0	0	0	0	0	0
Garry Maddox, R (7, PH) (8, 8) OBP: 0.285, SLG: 0.333										2	0	1	1	0	1	0
Juan Samuel, R (1, 4) OBP: 0.295, SLG: 0.437	WP 1B 2B		6-3		L4		K	PB 1-2 1B		5	1	2	0	0	1	0
Von Hayes, L (1, 8) (8, 7) OBP: 0.355, SLG: 0.444	WP 1B BB		P4			6-3 1B 1B	BB	1-3 1-2 2-3		3	2	1	0	2	0	2
Mike Schmidt, R (1, 3) OBP: 0.352, SLG: 0.484	F3			F3		6-3 1-2	F8			4	0	0	0	0	0	4
Glenn Wilson, R (1, 9) OBP: 0.315, SLG: 0.426	FC6-4 1-H 2-H 1B			BLK E 1B		WP, S 2B 2-H 1B		5-3		4	2	3	3	0	0	0
Darren Daulton, L (1, 2) OBP: 0.340, SLG: 0.467	FC6-4 1-2f			F9 1-2		K 1-2		BB 2B BB		3	1	0	0	1	1	3
Rick Schu, R (1, 5) OBP: 0.337, SLG: 0.413			F8	E9 2-H		2B 2-3 BB		2B 1-3 1-2 BB		2	2	0	0	2	0	0
Tom Foley, L (1, 6) OBP: 0.276, SLG: 0.345			F9	K		1-H 3-H 2B		1-3 1-3 2-H 1B 2B		4	1	2	3	0	1	1
Luis Aguayo, R (9, 6) OBP: 0.375, SLG: 0.368										0	0	0	0	0	0	0
Charles Hudson, S (1, 1) OBP: 0.140, SLG: 0.140			5-3		L6	K		1-3 2-3 3-H		4	0	0	1	0	1	2
Inning Stats	R: 2 E: 0 K: 0 S: 5 H: 2 LOB: 1 BB: 1 P: 9		R: 0 E: 0 K: 0 S: 3 H: 0 LOB: 0 BB: 0 P: 3	R: 0 E: 0 K: 0 S: 3 H: 0 LOB: 0 BB: 0 P: 3	R: 1 E: 1 K: 1 S: 7 H: 1 LOB: 1 BB: 0 P: 7	R: 0 E: 0 K: 0 S: 3 H: 0 LOB: 0 BB: 0 P: 3	R: 3 E: 0 K: 2 S: 10 H: 3 LOB: 1 BB: 1 P: 14	R: 0 E: 0 K: 2 S: 7 H: 0 LOB: 1 BB: 1 P: 11	R: 3 E: 0 K: 0 S: 6 H: 3 LOB: 2 BB: 2 P: 14								

	AB	34
	R	9
	H	9
	RBI	8
	BB	5
	SO	5
	LOB	12

1B: 6 SF: 0
2B: 3 SAC: 0
3B: 0 DP: 0
HR: 0 HBP: 0

WP: 2 PA: 39
PB: 1
SB: 1
CS: 0

PITCHER		IP	WLS	BF	H	R	ER	SO	BB	IBB	HBP	BLK	WP	HR	S	P	ERA	WHIP
Mike Krukow, R ERA: 3.45	(1, 1)	6.0	L	27	6	6	5	3	2	0	0	1	2	0	31	39	7.50	1.333
Mark Davis, L ERA: 2.76	(7, 1)	1.0		4	0	0	0	2	1	0	0	0	0	0	7	11	0.00	1.000
Greg Minton, R ERA: 3.44	(8, 1)	1.0		8	3	3	3	0	2	0	0	0	0	0	6	14	27.00	5.000

PITCHER	IP	WLS	BF	H	R	ER	SO	BB	IBB	HBP	BLK	WP	HR	S	P	ERA	WHIP

Batter	1	2	3	4	5	6	7	8	9	AB	R	H	RBI	BB	SO	LOB
Dan Gladden, R (1, 7) OBP: 0.298, SLG: 0.308	0-0 CS 1B		4-0 1B 1B FC3-6 BB	0-0 F9 ②			4-0 G4-6-3 BB		0-0 F8 ①	3	1	1	0	2	0	1
Brad Wellman, R (1, 4) OBP: 0.276, SLG: 0.308	0-3 K ①② 1-2		0-0 FC3-6 1B 1B 1-2 2-3	0-3 K ③			0-0 F8 ①		0-0 P4 ②	5	1	1	0	0	2	3
Chili Davis, S (1, 8) OBP: 0.346, SLG: 0.406	0-3 K ③		0-0 FC3-6 1B 1-2 2-3 3-H		0-3 K ①		0-0 G4-6-3 ②③ 1-2f		0-3 K ③	5	0	1	1	0	3	1
Dan Driessen, L (1, 3) OBP: 0.314, SLG: 0.361		0-0 HR 1B	0-0 FC3-6 1B ① 1-2f 2-3 3-H		0-0 P4 ②			0-0 6-3 ①		4	1	1	1	0	0	2
Chris Brown, R (1, 5) OBP: 0.347, SLG: 0.453		0-0 F9 ①	0-3 K ②		0-0 F3 ③			1-0 1B 1B HBP		3	0	0	0	0	1	3
David Green, R (1, 9) OBP: 0.306, SLG: 0.369		0-0 F9 ②	0-0 1-2 3-H 1B			0-0 FC5-4 1B		0-0 1B 1-2 1B		4	0	3	1	0	0	1
Alex Trevino, R (1, 2) OBP: 0.287, SLG: 0.363		0-0 1-H HR	0-3 K ③			0-0 F9 ①		0-0 P4 ②		4	1	1	2	0	1	5
Jose Uribe, S (1, 6) OBP: 0.271, SLG: 0.298		0-3 K2-3 ③		0-0 F8 ①		0-0 FC5-4 ② 1-2f		0-0 1-2 2-3 1B		4	0	1	0	0	1	1
Jim Gott, R (1, 1) OBP: 0.195, SLG: 0.350			0-0 1B 1B 2B	0-0 1B		0-3 K ③		0-3 K ③		2	1	2	0	0	0	0
Mark Davis, L (4, 1) OBP: 0.200, SLG: 0.400										0	0	0	0	0	0	0
Rob Deer, R (6, PH) OBP: 0.279, SLG: 0.382										1	0	0	0	0	1	1
Frank Williams, R (6, 1)										0	0	0	0	0	0	0
Ron Roenicke, S (8, PH) OBP: 0.413, SLG: 0.324										1	0	0	0	0	1	3
Greg Minton, S (8, 1)										0	0	0	0	0	0	0
Inning Stats	R: 0 E: 0 K: 2 S: 7 H: 1 LOB: 0 BB: 0 P: 7	R: 2 E: 0 K: 1 S: 7 H: 2 LOB: 0 BB: 0 P: 7	R: 3 E: 0 K: 2 S: 11 H: 4 LOB: 2 BB: 1 P: 15	R: 0 E: 0 K: 1 S: 6 H: 1 LOB: 1 BB: 0 P: 6	R: 0 E: 0 K: 1 S: 5 H: 0 LOB: 0 BB: 0 P: 5	R: 0 E: 0 K: 1 S: 6 H: 1 LOB: 1 BB: 0 P: 6	R: 0 E: 0 K: 0 S: 2 H: 0 LOB: 0 BB: 1 P: 6	R: 0 E: 0 K: 1 S: 7 H: 2 LOB: 3 BB: 0 P: 8	R: 0 E: 0 K: 1 S: 5 H: 0 LOB: 0 BB: 0 P: 5	1B: 9 2B: 1 3B: 0 HR: 1	SF: 0 SAC: 0 DP: 1 HBP: 1						

TOP

San Francisco Giants @ Philadelphia Phillies
Veterans Stadium, Philadelphia, PA
Sun Aug 25 1985, 3:33 AM EDT
Att. 25,653 - Unknown

livebaseballscorecards.com

AB	36
R	5
H	11
RBI	5
BB	2
SO	10
LOB	21

PITCHER		IP	WLS	BF	H	R	ER	SO	BB	IBB	HBP	BLK	WP	HR	S	P	ERA	WHIP
Kevin Gross, R ERA: 3.19	(1, 1)	2.0		12	6	5	5	3	1	0	0	0	0	1	17	21	22.50	3.500
Dave Rucker, L ERA: 4.07	(3, 1)	5.0	W	18	3	0	0	5	1	0	0	0	0	0	27	31	0.00	0.800
Dave Shipanoff, R ERA: 1.98	(8, 1)	1.0		6	2	0	0	1	0	0	1	0	0	0	7	8	0.00	2.000
Don Carman, L ERA: 2.48	(9, 1)	1.0		3	0	0	0	1	0	0	0	0	0	0	5	5	0.00	0.000

PITCHER	IP	WLS	BF	H	R	ER	SO	BB	IBB	HBP	BLK	WP	HR	S	P	ERA	WHIP

WP: 0 PB: 0 SB: 0 CS: 1 PA: 39

Batter	1	2	3	4	5	6	7	8	9	AB	R	H	RBI	BB	SO	LOB
Jeff Stone, L (1, 7) OBP: 0.291, SLG: 0.320	6-3	K		FC1-5 HR 3-H		6-3 HR BLK 1B	1-H 2-H 3B			5	2	2	2	0	1	1
Dave Shipanoff, R (8, 1)										0	0	0	0	0	0	0
Don Carman, L (9, 1)										0	0	0	0	0	0	0
Juan Samuel, R (1, 4) OBP: 0.296, SLG: 0.442	S 1B	F5		2-H HR		6-3 1-3	F9			5	1	2	2	0	0	2
Von Hayes, L (1, 8) OBP: 0.358, SLG: 0.454	F8		3-1 2B	HR		HR IBB		F9		4	2	2	1	1	0	1
Glenn Wilson, R (1, 9) OBP: 0.316, SLG: 0.433	K 1-2		5-3	F7		1-H 3-H HR		3-1 1B 1B		5	2	2	3	0	1	2
Tim Corcoran, L (1, 3) OBP: 0.299, SLG: 0.255		F8	3-1 2-3		4-3	4-3		3-1 1-2		5	0	0	0	0	0	2
Darren Daulton, L (1, 2) OBP: 0.345, SLG: 0.469		3B 2B	K		K		4-3	1B BB		4	1	1	0	1	2	1
Rick Schu, R (1, 5) OBP: 0.345, SLG: 0.420		3B BB		2B 2B	BB		F9	1-3 2-H 1B		3	2	2	1	2	0	0
Luis Aguayo, R (1, 6) OBP: 0.383, SLG: 0.397		1-H 2-H HR 3B		SH5-4 FC1-5 2-H 2B	K		BB 3B HBP	F3		4	2	2	3	0	1	3
Kevin Gross, R (1, 1) OBP: 0.212, SLG: 0.280		3-H HR		SH5-4 2-3		5-3	1-2 3B BB			1	1	1	2	0	0	0
Dave Rucker, L (3, 1) OBP: 0.571, SLG: 0.667										1	0	0	0	0	0	0
Derrel Thomas, S (7, PH) (8, 7) OBP: 0.304, SLG: 0.408										0	1	0	0	1	0	0
Inning Stats	R: 0 E: 0 K: 1 S: 6 H: 1 LOB: 1 BB: 0 P: 6	R: 4 E: 0 K: 1 S: 8 H: 3 LOB: 0 BB: 1 P: 12	R: 0 E: 0 K: 1 S: 6 H: 1 LOB: 1 BB: 0 P: 6	R: 4 E: 0 K: 0 S: 7 H: 4 LOB: 0 BB: 0 P: 7	R: 0 E: 0 K: 2 S: 7 H: 0 LOB: 1 BB: 1 P: 11	R: 3 E: 0 K: 0 S: 5 H: 2 LOB: 0 BB: 1 P: 9	R: 2 E: 0 K: 0 S: 4 H: 1 LOB: 1 BB: 1 P: 9	R: 1 E: 0 K: 0 S: 5 H: 2 LOB: 2 BB: 1 P: 9								

PITCHER		IP	WLS	BF	H	R	ER	SO	BB	IBB	HBP	BLK	WP	HR	S	P	ERA	WHIP
Jim Gott, R ERA: 4.02	(1, 1)	3.2	L	20	8	7	7	3	1	0	0	0	0	2	25	29	17.18	2.455
Mark Davis, L ERA: 2.83	(4, 1)	1.1		6	1	1	1	2	1	0	0	0	0	1	9	13	6.75	1.500
Frank Williams, R ERA: 5.76	(6, 1)	2.0		12	3	5	5	0	1	1	1	1	0	1	9	18	22.50	2.000
Greg Minton, R ERA: 3.52	(8, 1)	1.0		6	2	1	1	0	1	0	0	0	0	0	5	9	9.00	3.000

PITCHER	IP	WLS	BF	H	R	ER	SO	BB	IBB	HBP	BLK	WP	HR	S	P	ERA	WHIP

BOTTOM

San Francisco Giants @ Philadelphia Phillies

Veterans Stadium, Philadelphia, PA

Sun Aug 25 1985, 3:33 AM EDT

Att. 25,653 - Unknown

San

livebaseballscorecards.com

AB	37
R	14
H	14
RBI	14
BB	5
SO	5
LOB	12

1B: 4	SF: 0	WP: 0	PA: 44
2B: 4	SAC: 1	PB: 0	
3B: 2	DP: 0	SB: 1	
HR: 4	HBP: 1	CS: 0	

Batter	1	2	3	4	5	6	7	8	9	AB	R	H	RBI	BB	SO	LOB
Dan Gladden, R (1, 7) OBP: 0.299, SLG: 0.307	0-0 S 3B 1B		BBBB 4-3 HR BB		0-0 F5		0-0 5-3 3-H		SSS 0-3 K	4	2	1	0	1	1	1
Manny Trillo, R (1, 4) OBP: 0.284, SLG: 0.293	0-0 1-H 4-3 3B		0-0 4-3 1-2			SSS 0-3 K		0-0 4-3		4	1	1	1	0	1	1
Chili Davis, S (1, 8) OBP: 0.345, SLG: 0.411	0-0 4-3 3-H		0-0 2-H HR			SSS 0-3 K		0-0 6-3		4	1	1	3	0	1	0
Dan Driessen, L (1, 3) OBP: 0.314, SLG: 0.360	0-0 4-3		0-0 4-3			0-0 1B 1B		0-0 4-3		4	0	1	0	0	0	0
Chris Brown, R (1, 5) OBP: 0.347, SLG: 0.452	0-0 1-3			0-0 F7		0-0 1-3 1B			0-0 E6 G6-4-3	3	0	1	0	0	0	0
Ricky Adams, R (8, 5) OBP: 0.225, SLG: 0.321										1	0	0	0	0	0	0
David Green, R (1, 9) OBP: 0.301, SLG: 0.364		0-0 F4		0-0 5-3		SSS 0-3 K			0-0 G6-4-3 1-2f	4	0	0	0	0	1	3
Brad Wellman, R (1, 6) OBP: 0.269, SLG: 0.301		SSS 0-3 K		0-0 F4			0-0 5-3		0-0 BB 2B 1B	3	0	0	0	0	1	0
Jose Uribe, S (7, 6) OBP: 0.273, SLG: 0.300										1	1	1	0	0	0	0
Alex Trevino, R (1, 2) OBP: 0.293, SLG: 0.371		SSS 0-3 K			0-0 6-3		0-0 4-3 WP 2B		BBBB 4-0 1-2 2B BB	3	2	1	0	1	1	0
Dave LaPoint, L (1, 1) OBP: 0.283, SLG: 0.229			0-0 4-3		0-0 4-3		0-0 4-3 2-3		0-0 1-H 2-H 2B	3	0	0	0	0	0	1
Scott Garrelts, R (8, 1) OBP: 0.300, SLG: 0.333										1	0	1	2	0	0	0
Inning Stats	R: 2 E: 0 K: 0 S: 5 H: 2 LOB: 0 BB: 0 P: 5	R: 0 E: 0 K: 2 S: 7 H: 0 LOB: 0 BB: 0 P: 7	R: 2 E: 0 K: 0 S: 4 H: 1 LOB: 0 BB: 1 P: 8	R: 0 E: 0 K: 0 S: 3 H: 0 LOB: 0 BB: 0 P: 3	R: 0 E: 0 K: 0 S: 3 H: 0 LOB: 0 BB: 0 P: 3	R: 0 E: 0 K: 3 S: 11 H: 2 LOB: 2 BB: 0 P: 11	R: 1 E: 0 K: 0 S: 4 H: 1 LOB: 0 BB: 0 P: 4	R: 0 E: 0 K: 0 S: 3 H: 0 LOB: 0 BB: 0 P: 3	R: 2 E: 1 K: 1 S: 7 H: 2 LOB: 1 BB: 1 P: 11	1B: 4 2B: 2 3B: 1 HR: 1	SF: 0 SAC: 0 DP: 1 HBP: 0						

TOP

San Francisco Giants @ Montreal Expos

Olympic Stadium, Montreal, QB

Mon Aug 26 1985, 7:05 PM EDT

Att. 13,064 - Overcast

livebaseballscorecards.com

AB	35
R	7
H	8
RBI	6
BB	2
SO	6
LOB	6

WP: 1 PB: 0 SB: 1 CS: 0 PA: 37

PITCHER		IP	WLS	BF	H	R	ER	SO	BB	IBB	HBP	BLK	WP	HR	S	P	ERA	WHIP
Bill Laskey, R ERA: 4.3	(1, 1)	0.0	L	0	0	0	0	0	0	0	0	0	0	0	0	0	∞	∞
Tim Burke, R ERA: 1.78	(7, 1)	0.2		2	0	0	0	0	0	0	0	0	1	0	2	2	0.00	0.000
Jack O'Connor, L ERA: 5.54	(8, 1)	1.0		3	0	0	0	0	0	0	0	0	0	0	3	3	0.00	0.000
Randy St. Claire, R ERA: 3.13	(9, 1)	1.0		6	2	2	2	1	1	0	0	0	0	0	7	11	18.00	3.000

PITCHER	IP	WLS	BF	H	R	ER	SO	BB	IBB	HBP	BLK	WP	HR	S	P	ERA	WHIP

Batter	1	2	3	4	5	6	7	8	9	AB	R	H	RBI	BB	SO	LOB
Tim Raines, S (1, 7) OBP: 0.387, SLG: 0.443	0-0 1B 3B		4-0 BB		0-0 5-3 ③		0-0 5-3 ③		0-3 K ①	4	1	1	0	1	1	1
Vance Law, R (1, 4) OBP: 0.362, SLG: 0.403	0-0 L3-6 WP 1B 3-H		0-0 F8 ①			0-0 F5 2B 1B		0-3 K ①	0-3 K ②	5	1	2	1	0	2	2
Andre Dawson, R (1, 9) OBP: 0.308, SLG: 0.434	0-0 F1 ① 1-2		0-3 K ②			0-0 F5 ① 1-2		0-0 FC4-6 1B	0-0 4-3 ③	5	0	1	0	0	1	4
Hubie Brooks, R (1, 6) OBP: 0.313, SLG: 0.414	0-0 L3-6 ②③ 2-3		0-0 5-3 ③			0-0 2B 2B 2-H		0-0 FC4-6 ② 1B 1B 1-2f		4	2	1	1	0	0	3
Tim Wallach, R (1, 5) OBP: 0.311, SLG: 0.426		0-0 4-3 ①		0-3 K ①		0-0 2B 2-H		0-0 BB 1B 1B 1-2		4	0	2	1	0	1	0
Andres Galarraga, R (1, 3) OBP: 0.286, SLG: 0.286 Terry Francona, L (8, PH) OBP: 0.327, SLG: 0.370 (9, 3)		0-0 E6 WP		0-0 G6-4-3 1B		0-0 5-3 ②		0-0 BB 1B 1-2 2-H		3 1	0 0	1 1	0 1	0 0	0 0	1 0
Mitch Webster, S (1, 8) OBP: 0.264, SLG: 0.414		0-0 F9 ②		0-0 G6-4-3 ②③ 1-2f		0-0 5-3 ③		4-0 BB 1-2 2-3		3	0	0	0	1	0	3
Mike Fitzgerald, R (1, 2) OBP: 0.296, SLG: 0.285 Razor Shines, S (8, PH) OBP: 0.143, SLG: 0.118 Sal Butera, R (9, 2) OBP: 0.273, SLG: 0.310		4-0 BB 2-3			0-0 5-3 ①		0-0 F8 ①	0-0 4-3 ③		2 1 0	0 0 0	0 0 0	0 0 0	1 0 0	0 0 0	0 3 0
Bill Laskey, R (1, 1) OBP: 0.211, SLG: 0.118 Tim Burke, R (7, 1) OBP: 0.167, SLG: 0.167 U L Washington, S (7, PH) OBP: 0.321, SLG: 0.379 Jack O'Connor, L (8, 1) Randy St. Claire, R (9, 1) OBP: 0.429, SLG: 0.200 Herm Winningham, L (9, PH) OBP: 0.310, SLG: 0.350		0-3 K ③			0-3 K ②		0-3 K ②		0-0 1B	2 0 1 0 0 1	0 0 0 0 0 0	0 0 0 0 0 1	0 0 0 0 0 0	0 0 1 0 0 0	2 0 0 0 0 0	2 0 0 0 0 0
Inning Stats	R: 1 H: 2 E: 0 LOB: 0 K: 0 BB: 0 S: 4 P: 4	R: 0 H: 0 E: 1 LOB: 2 K: 1 BB: 1 S: 6 P: 10	R: 0 H: 0 E: 0 LOB: 1 K: 1 BB: 1 S: 5 P: 9	R: 0 H: 1 E: 0 LOB: 0 K: 1 BB: 0 S: 5 P: 5	R: 0 H: 0 E: 0 LOB: 0 K: 1 BB: 0 S: 5 P: 5	R: 2 H: 3 E: 0 LOB: 1 K: 0 BB: 0 S: 6 P: 6	R: 0 H: 0 E: 0 LOB: 0 K: 1 BB: 0 S: 5 P: 5	R: 1 H: 3 E: 0 LOB: 3 K: 1 BB: 1 S: 8 P: 12	R: 0 H: 1 E: 0 LOB: 1 K: 2 BB: 0 S: 8 P: 8	1B: 7 2B: 3 3B: 1 HR: 0	SF: 0 SAC: 0 DP: 2 HBP: 0			WP: 2 PB: 0 SB: 0 CS: 0	PA: 39		

PITCHER	IP	WLS	BF	H	R	ER	SO	BB	IBB	HBP	BLK	WP	HR	S	P	ERA	WHIP
Dave LaPoint, L (1, 1) ERA: 3.1	7.0	W	28	6	3	3	5	2	0	0	0	2	0	36	44	3.86	1.143
Scott Garrelts, R (8, 1) ERA: 1.61	2.0	S	11	4	1	1	3	1	0	0	0	0	0	16	20	4.50	2.500

PITCHER	IP	WLS	BF	H	R	ER	SO	BB	IBB	HBP	BLK	WP	HR	S	P	ERA	WHIP

BOTTOM

San Francisco Giants @ Montreal Expos

Olympic Stadium, Montreal, QB

Mon Aug 26 1985, 7:05 PM EDT

Att. 13,064 - Overcast

livebaseballscorecards.com

AB	36
R	4
H	10
RBI	4
BB	3
SO	8
LOB	19

Batter	1	2	3	4	5	6	7	8	9	AB	R	H	RBI	BB	SO	LOB
Brad Wellman, R (1, 5) OBP: 0.274, SLG: 0.320	K		CS 1B		K			K	E9 3B 1-H 2-H 3-H	5	1	2	3	0	3	0
Manny Trillo, R (1, 4) OBP: 0.285, SLG: 0.292	6-3		5-3 1-2			1B		5-3	1B BB	4	0	1	0	1	0	1
Chili Davis, S (1, 8) OBP: 0.346, SLG: 0.408	3-1		BB			K		FC1-6 BB	K	3	0	0	0	2	2	2
Dan Driessen, L (1, 3) OBP: 0.315, SLG: 0.360		BB 1B 1B	G3			K		FC1-6 1-2f	1B 1-3	5	1	2	0	0	1	3
Joel Youngblood, R (1, 9) OBP: 0.346, SLG: 0.339		1B BB 1-2		F4		F9			HBP 1B F9	4	1	1	0	1	0	3
Ron Roenicke, S (1, 7) OBP: 0.388, SLG: 0.297		K		K			F2		SH3-4 1-2	3	0	0	0	0	2	2
Alex Trevino, R (1, 2) OBP: 0.292, SLG: 0.361		F4		5-3			5-3		HBP E 1B BB	3	1	0	0	1	0	2
Jose Uribe, S (1, 6) OBP: 0.277, SLG: 0.303		1B 1-3 2-H			F7		E S BB		HBP E 1B 1-2 2-3	3	1	2	1	1	0	0
Vida Blue, S (1, 1) OBP: 0.190, SLG: 0.150		F8			K		F7 1-3		E HBP 1-2 2-3 3-H	2	0	0	0	0	1	2
Dan Gladden, R (7, PH) OBP: 0.298, SLG: 0.306										1	0	0	0	0	0	1
Greg Minton, S (7, 1)										0	0	0	0	0	0	0
David Green, R (9, PH) OBP: 0.304, SLG: 0.364										0	1	0	1	0	0	0
Mark Davis, L (9, 1) OBP: 0.200, SLG: 0.400										0	0	0	0	0	0	0
Inning Stats	R: 0 E: 0 K: 1 S: 5 H: 0 LOB: 0 BB: 0 P: 5	R: 1 E: 0 K: 1 S: 7 H: 2 LOB: 2 BB: 1 P: 11	R: 0 E: 0 K: 0 S: 3 H: 1 LOB: 1 BB: 1 P: 7	R: 0 E: 0 K: 1 S: 5 H: 0 LOB: 0 BB: 0 P: 5	R: 0 E: 0 K: 2 S: 7 H: 0 LOB: 0 BB: 0 P: 7	R: 0 E: 0 K: 2 S: 8 H: 1 LOB: 1 BB: 0 P: 8	R: 0 E: 0 K: 0 S: 3 H: 0 LOB: 1 BB: 1 P: 7	R: 0 E: 0 K: 1 S: 5 H: 0 LOB: 1 BB: 1 P: 9	R: 5 E: 1 K: 1 S: 9 H: 4 LOB: 2 BB: 2 P: 18	1B: 7 2B: 0 3B: 1 HR: 0 SF: 0 SAC: 1 DP: 0 HBP: 1						

PITCHER	IP	WLS	BF	H	R	ER	SO	BB	IBB	HBP	BLK	WP	HR	S	P	ERA	WHIP
Floyd Youmans, R (1, 1) ERA: 1.66	7.0		27	4	1	1	7	3	0	0	0	0	0	38	50	1.29	1.000
Jeff Reardon, R (8, 1) ERA: 3.26	1.1	L	11	3	5	5	1	3	0	1	0	0	0	9	22	33.75	4.500
Tim Burke, R (9, 1) ERA: 1.77	0.2		3	1	0	0	1	0	0	0	0	0	0	5	5	0.00	1.500

PITCHER	IP	WLS	BF	H	R	ER	SO	BB	IBB	HBP	BLK	WP	HR	S	P	ERA	WHIP

San Francisco Giants @ Montreal Expos

Olympic Stadium, Montreal, QB

Tue Aug 27 1985, 7:05 PM EDT

Att. 13,341 - Unknown

TOP

livebaseballscorecards.com

AB	33
R	6
H	8
RBI	5
BB	6
SO	9
LOB	16

WP: 0 PB: 0 SB: 1 CS: 1 PA: 41

Batter	1	2	3	4	5	6	7	8	9	AB	R	H	RBI	BB	SO	LOB
Tim Raines, S (1, 7) OBP: 0.388, SLG: 0.443	F8		5-3		BB		1B (1-2)			3	0	1	0	1	0	1
Vance Law, R (1, 4) OBP: 0.361, SLG: 0.400	F8		5-3		BB (1-2, 2-3, 3-H)		6-3			3	0	0	1	1	0	3
Andre Dawson, R (1, 9) OBP: 0.305, SLG: 0.430	L5			F9	K			K		4	0	0	0	0	2	3
Hubie Brooks, R (1, 6) OBP: 0.310, SLG: 0.411		5-3		F4		F8		6-3		4	0	0	0	0	0	0
Tim Wallach, R (1, 5) OBP: 0.310, SLG: 0.423		BB (FC5-6-4)		F3		F4		F7		3	0	0	0	1	0	0
Andres Galarraga, R (1, 3) OBP: 0.182, SLG: 0.182		FC5-6-4 (FC5-4) (1-2f)			K	6-3			5-3	4	0	0	0	0	1	1
Mitch Webster, S (1, 8) OBP: 0.264, SLG: 0.403		FC5-4 (1-2f)			BB (1B)		4-3		5-3	3	1	0	0	1	0	1
Sal Butera, R (1, 2) OBP: 0.291, SLG: 0.319 Razor Shines, S (7, PH) OBP: 0.139, SLG: 0.114 Mike Fitzgerald, R (8, 2) OBP: 0.295, SLG: 0.284			BB (SH3-4)		BB (SH3-4) (1-3)		F3		5-3	1 1 1	0 0 0	1 0 0	0 0 0	1 0 0	0 0 0	0 0 0
Floyd Youmans, R (1, 1) Scot Thompson, L (7, PH) OBP: 0.266, SLG: 0.285 Jeff Reardon, R (8, 1) OBP: 0.167, SLG: 0.167 Tim Burke, R (9, 1) OBP: 0.167, SLG: 0.167			SH3-4 (1-2)		SH3-4 (1-2)		BB (1B)			0 0 0 0	0 0 0 0	0 0 0 0	0 0 0 0	0 1 0 0	0 0 0 0	0 0 0 0
Inning Stats	R: 0 E: 0 K: 0 S: 3 H: 0 LOB: 0 BB: 0 P: 3	R: 0 E: 0 K: 0 S: 3 H: 0 LOB: 1 BB: 1 P: 7	R: 0 E: 0 K: 0 S: 3 H: 0 LOB: 1 BB: 1 P: 7	R: 0 E: 0 K: 0 S: 3 H: 0 LOB: 0 BB: 0 P: 3	R: 1 E: 0 K: 2 S: 8 H: 1 LOB: 3 BB: 3 P: 20	R: 0 E: 0 K: 0 S: 3 H: 0 LOB: 0 BB: 0 P: 3	R: 0 E: 0 K: 0 S: 4 H: 1 LOB: 2 BB: 1 P: 8	R: 0 E: 0 K: 1 S: 5 H: 0 LOB: 0 BB: 0 P: 5	R: 0 E: 0 K: 0 S: 3 H: 0 LOB: 0 BB: 0 P: 3							

PITCHER		IP	WLS	BF	H	R	ER	SO	BB	IBB	HBP	BLK	WP	HR	S	P	ERA	WHIP
Vida Blue, L ERA: 4.7	(1, 1)	6.0		24	1	1	1	2	5	0	0	0	0	0	23	43	1.50	1.000
Greg Minton, R ERA: 3.42	(7, 1)	2.0	W	8	1	0	0	1	1	0	0	0	0	0	9	13	0.00	1.000
Mark Davis, L ERA: 2.79	(9, 1)	1.0		3	0	0	0	0	0	0	0	0	0	0	3	3	0.00	0.000

PITCHER	IP	WLS	BF	H	R	ER	SO	BB	IBB	HBP	BLK	WP	HR	S	P	ERA	WHIP

BOTTOM

San Francisco Giants @ Montreal Expos

Olympic Stadium, Montreal, QB

Tue Aug 27 1985, 7:05 PM EDT

Att. 13,341 - Unknown

livebaseballscorecards.com

AB	27
R	1
H	2
RBI	1
BB	6
SO	3
LOB	9

1B: 2	SF: 0	WP: 0	PA: 35
2B: 0	SAC: 2	PB: 0	
3B: 0	DP: 0	SB: 0	
HR: 0	HBP: 0	CS: 0	

Batter	1	2	3	4	5	6	7	8	9	10	AB	R	H	RBI	BB	SO	LOB
Wally Backman, S (1, 4) OBP: 0.338, SLG: 0.369	F9		1B 2-H		FC6-4 1B 1-2f		4-3 1B 1-2		SF7 3-H		4	0	2	2	0	0	1
Tom Paciorek, R (1, 9) OBP: 0.322, SLG: 0.328	F8		F9		FC4-6 1B 1-2		4-3 1-2 2-3		BB B B B		4	0	1	0	0	0	3
Danny Heep, L (9, PH) OBP: 0.339, SLG: 0.432											0	0	0	0	1	0	0
Larry Bowa, S (9, 6) OBP: 0.278, SLG: 0.310											0	0	0	0	0	0	0
Keith Hernandez, L (1, 3) OBP: 0.369, SLG: 0.410	K S S S		F7		L6		K S S S		F8		5	0	0	0	0	2	7
Gary Carter, R (1, 2) OBP: 0.355, SLG: 0.437		E6		HR	FC4-6 1-2f			BB B B B B		WP 1B	4	1	2	1	1	0	2
Darryl Strawberry, L (1, 8) (9, 9) OBP: 0.387, SLG: 0.554		F8		4-3		K S S S		K S S S		K S S S	5	0	0	0	0	3	3
George Foster, R (1, 7) OBP: 0.319, SLG: 0.452		F8		F3		F8		F3		K 1-2 S S S	5	0	0	0	0	1	3
Ray Knight, R (1, 5) OBP: 0.246, SLG: 0.330		F6		1B		F4		K S S S		IBB	4	0	1	0	0	1	2
Jesse Orosco, R (8, 1) OBP: 0.250, SLG: 0.250											0	0	0	0	0	0	0
Clint Hurdle, L (10, PH) OBP: 0.329, SLG: 0.389											0	0	0	0	1	0	0
Terry Leach, R (10, 1) OBP: 0.222, SLG: 0.333											0	0	0	0	0	0	0
Rafael Santana, R (1, 6) OBP: 0.288, SLG: 0.300			SH1-4 1B 1B	4-3			6-3		F6	4-3	3	1	1	0	0	0	1
Lenny Dykstra, L (9, PH) (9, 8) OBP: 0.341, SLG: 0.332											2	0	0	0	0	0	2
Rick Aguilera, R (1, 1) OBP: 0.400, SLG: 0.458			SH1-4 1-2		FC6-4 1B		4-3 1B 1-2		SF7 3B		1	0	1	0	0	0	0
Rusty Staub, L (7, PH) OBP: 0.386, SLG: 0.389											1	0	1	0	0	0	0
Ron Darling, R (7, PR) OBP: 0.206, SLG: 0.258											0	0	0	0	0	0	0
Roger McDowell, R (7, 1) OBP: 0.267, SLG: 0.286											0	0	0	0	0	0	0
Howard Johnson, S (8, 5) OBP: 0.304, SLG: 0.362											1	1	1	0	0	0	0
Inning Stats	R: 0 E: 0 K: 1 S: 5 H: 0 LOB: 0 BB: 0 P: 5	R: 0 E: 1 K: 0 S: 4 H: 0 LOB: 1 BB: 0 P: 4	R: 1 E: 0 K: 0 S: 5 H: 2 LOB: 1 BB: 0 P: 5	R: 1 E: 0 K: 0 S: 5 H: 2 LOB: 1 BB: 0 P: 5	R: 0 E: 0 K: 0 S: 5 H: 2 LOB: 2 BB: 0 P: 5	R: 0 E: 0 K: 1 S: 5 H: 0 LOB: 0 BB: 0 P: 5	R: 0 E: 0 K: 1 S: 7 H: 2 LOB: 3 BB: 0 P: 7	R: 0 E: 0 K: 2 S: 7 H: 0 LOB: 1 BB: 1 P: 11	R: 1 E: 0 K: 0 S: 4 H: 1 LOB: 1 BB: 1 P: 8	R: 0 E: 0 K: 2 S: 8 H: 1 LOB: 2 BB: 1 P: 12	1B: 8 2B: 0 3B: 1 HR: 1 SF: 1 SAC: 1 DP: 0 HBP: 0						

PITCHER	IP	WLS	BF	H	R	ER	SO	BB	IBB	HBP	BLK	WP	HR	S	P	ERA	WHIP
Atlee Hammaker, L (1, 1) ERA: 3.45	6.0		25	6	2	2	2	0	0	0	0	0	1	29	29	3.00	1.000
Frank Williams, R (7, 1) ERA: 5.67	0.2		4	2	0	0	0	0	0	0	0	0	0	4	4	0.00	3.000
Mark Davis, L (7, 1) ERA: 2.75	1.1		5	0	0	0	3	1	0	0	0	0	0	10	14	0.00	0.750
Scott Garrelts, R (9, 1) ERA: 1.67	2.0	W	10	2	1	1	2	1	1	0	0	1	0	12	20	4.50	1.500

PITCHER	IP	WLS	BF	H	R	ER	SO	BB	IBB	HBP	BLK	WP	HR	S	P	ERA	WHIP

TOP

New York Mets @ San Francisco Giants

Candlestick Park, San Francisco, CA

Thu Aug 29 1985, 6:33 AM EDT

Att. 6,065 - Cloudy

livebaseballscorecards.com

AB	39
R	3
H	10
RBI	3
BB	3
SO	7
LOB	24

1B: 8 SF: 1 WP: 1 PA: 44
2B: 0 SAC: 1 PB: 0
3B: 1 DP: 0 SB: 0
HR: 1 HBP: 0 CS: 0

Batter	1	2	3	4	5	6	7	8	9	10	AB	R	H	RBI	BB	SO	LOB
Dan Gladden, R (1, 7) (9, 8) OBP: 0.298, SLG: 0.309	SH1-3 CS 2B		F3			SH3-4 1-2		K		SH3-4 1-2	3	0	1	0	0	1	2
Manny Trillo, R (1, 4) OBP: 0.287, SLG: 0.291	SH1-3 2-3			F7		F8		WP 1B 1-2 BB		HR BB	2	1	0	0	2	0	1
Chili Davis, S (1, 8) (9, 9) OBP: 0.348, SLG: 0.418	K			K		2B 2-H 1B		WP 1-2 2-H 1B		HR 1-H 2-H	5	2	3	5	0	2	1
Dan Driessen, L (1, 3) OBP: 0.314, SLG: 0.362	CS 3-H	F9		F9		2B 1-H		F4			4	0	1	1	0	0	2
Joel Youngblood, R (1, 9) OBP: 0.349, SLG: 0.339 Scott Garrelts, R (9, 1) OBP: 0.300, SLG: 0.333		BB CS			CS 1B 1B	5-3		F6 1-2 2-3			3 0	0 0	1 0	0 0	1 0	0 0	3 0
Bob Brenly, R (1, 2) OBP: 0.310, SLG: 0.415	K 1-2				3-1 CS 1-2 1B		6-3		F8		4	0	1	0	0	1	1
Brad Wellman, R (1, 5) OBP: 0.266, SLG: 0.311			F8		3-1 1-3 2-3		6-3		F4		4	0	0	0	0	0	2
Jose Uribe, S (1, 6) OBP: 0.277, SLG: 0.302			S 1B		F5		4-3		K		4	0	1	0	0	1	1
Atlee Hammaker, S (1, 1) OBP: 0.077, SLG: 0.077 Ricky Adams, R (6, PH) OBP: 0.235, SLG: 0.329 Frank Williams, R (7, 1) Mark Davis, L (7, 1) OBP: 0.200, SLG: 0.400 Ron Roenicke, S (8, PH) OBP: 0.400, SLG: 0.297 Jeffrey Leonard, R (9, 7) OBP: 0.278, SLG: 0.407		K 1-2				SH3-4 1B 1B		WP 1B BB		HR SH3-4 1B	1 1 0 0 0 1 1	0 1 0 0 0 0 1	0 1 0 0 0 1 1	0 1 0 0 0 0 0	1 0 0 0 0 1 0	1 0 0 0 0 0 0	1 0 0 0 0 0 0
Inning Stats	R: 0 E: 0 K: 1 S: 5 H: 1 LOB: 0 BB: 0 P: 5	R: 0 E: 0 K: 1 S: 4 H: 0 LOB: 0 BB: 1 P: 8	R: 0 E: 0 K: 1 S: 6 H: 1 LOB: 1 BB: 0 P: 6	R: 0 E: 0 K: 1 S: 5 H: 0 LOB: 0 BB: 0 P: 5	R: 0 E: 0 K: 0 S: 4 H: 2 LOB: 1 BB: 0 P: 4	R: 2 E: 0 K: 0 S: 6 H: 3 LOB: 1 BB: 0 P: 6	R: 0 E: 0 K: 0 S: 3 H: 0 LOB: 0 BB: 0 P: 3	R: 1 E: 0 K: 1 S: 6 H: 1 LOB: 2 BB: 2 P: 14	R: 0 E: 0 K: 1 S: 5 H: 0 LOB: 0 BB: 0 P: 5	R: 3 E: 0 K: 0 S: 3 H: 2 LOB: 0 BB: 1 P: 7	1B: 7 2B: 2 3B: 0 HR: 1	SF: 0 SAC: 3 DP: 0 HBP: 0						WP: 2 PB: 0 SB: 1 CS: 4	PA: 40

PITCHER		IP	WLS	BF	H	R	ER	SO	BB	IBB	HBP	BLK	WP	HR	S	P	ERA	WHIP
Rick Aguilera, R ERA: 3.38	(1, 1)	6.0		23	7	2	2	4	1	0	0	0	0	0	30	34	3.00	1.333
Roger McDowell, R ERA: 3.01	(7, 1)	1.1		6	0	1	1	1	2	0	0	0	1	0	6	14	6.75	1.500
Jesse Orosco, L ERA: 2.67	(8, 1)	1.2		6	1	0	0	1	0	0	0	0	1	0	8	8	0.00	0.600
Terry Leach, R ERA: 2.61	(10, 1)	0.1	L	4	2	3	3	0	1	0	0	0	0	1	3	7	81.00	9.000

PITCHER	IP	WLS	BF	H	R	ER	SO	BB	IBB	HBP	BLK	WP	HR	S	P	ERA	WHIP

BOTTOM

New York Mets @ San Francisco Giants

Candlestick Park, San Francisco, CA

Thu Aug 29 1985, 6:33 AM EDT

Att. 6,065 - Cloudy

livebaseballscorecards.com

AB	32
R	6
H	10
RBI	6
BB	4
SO	6
LOB	14

Batter	1	2	3	4	5	6	7	8	9	AB	R	H	RBI	BB	SO	LOB
Lenny Dykstra, L (1, 8) OBP: 0.339, SLG: 0.327	F9		BB			K2-3		F8		3	0	0	0	1	1	0
Wally Backman, S (1, 4) OBP: 0.337, SLG: 0.367	6-3		F7			E S 1B / 1B		4-3		4	1	1	0	0	0	2
Keith Hernandez, L (1, 3) OBP: 0.368, SLG: 0.409	5-3			F7		1-H 1B			6-3	4	0	1	1	0	0	0
Darryl Strawberry, L (1, 9) OBP: 0.385, SLG: 0.550		K		G1-6-3 / 1B		F7			F8	4	0	1	0	0	1	1
Danny Heep, L (1, 7) OBP: 0.333, SLG: 0.425		F9		G1-6-3 1-2f		K			E7 / 2B	4	1	0	0	0	1	2
Howard Johnson, S (1, 5) OBP: 0.303, SLG: 0.364		K			B2-3		F8		WP 2-H 2B	4	0	1	1	0	1	0
Clint Hurdle, L (1, 2) OBP: 0.337, SLG: 0.387			K		FC5-4 / 1B		K		WP / IBB	3	0	1	0	1	2	0
Rafael Santana, R (1, 6) OBP: 0.288, SLG: 0.300 Rusty Staub, L (9, PH) OBP: 0.400, SLG: 0.389 Larry Bowa, S (9, PR) OBP: 0.278, SLG: 0.310 (9, 6)			BLK / 1B	FC5-4 FC6-4 1-2f		5-3			1-2 2-3 IBB	3 0 0	0 0 0	1 0 0	0 0 0	0 1 0	0 0 0	1 0 0
Ron Darling, R (1, 1) OBP: 0.194, SLG: 0.242			K 1-2	FC6-4 1-2f				B5-3	F8	4	0	0	0	0	1	5
Inning Stats	R: 0 E: 0 K: 0 S: 3 H: 0 LOB: 0 BB: 0 P: 3	R: 0 E: 0 K: 2 S: 7 H: 0 LOB: 0 BB: 0 P: 7	R: 0 E: 0 K: 2 S: 8 H: 1 LOB: 2 BB: 1 P: 12	R: 0 E: 0 K: 0 S: 3 H: 1 LOB: 0 BB: 0 P: 3	R: 0 E: 0 K: 0 S: 4 H: 1 LOB: 1 BB: 0 P: 4	R: 1 E: 0 K: 2 S: 9 H: 2 LOB: 1 BB: 0 P: 9	R: 0 E: 0 K: 1 S: 5 H: 0 LOB: 0 BB: 0 P: 5	R: 0 E: 0 K: 0 S: 3 H: 0 LOB: 0 BB: 0 P: 3	R: 1 E: 1 K: 0 S: 5 H: 1 LOB: 3 BB: 2 P: 13	1B: 5 2B: 1 3B: 0 HR: 0 SF: 0 SAC: 0 DP: 1 HBP: 0						

TOP

New York Mets @ San Francisco Giants

Candlestick Park, San Francisco, CA

Fri Aug 30 1985, 10:05 PM EDT

Att. 6,646 - Unknown

livebaseballscorecards.com

AB	33
R	2
H	6
RBI	2
BB	3
SO	7
LOB	11

WP: 1 PB: 0 SB: 1 CS: 0 PA: 36

PITCHER	IP	WLS	BF	H	R	ER	SO	BB	IBB	HBP	BLK	WP	HR	S	P	ERA	WHIP
Mike Krukow, R (1, 1) ERA: 3.33	9.0	L	36	6	2	1	7	1	2	0	1	1	0	47	59	1.00	0.778

PITCHER	IP	WLS	BF	H	R	ER	SO	BB	IBB	HBP	BLK	WP	HR	S	P	ERA	WHIP

Batter	1	2	3	4	5	6	7	8	9	AB	R	H	RBI	BB	SO	LOB
Dan Gladden, R (1, 7) OBP: 0.295, SLG: 0.305	F9		K		G5-4-3 1-2f			6-3	F8	5	0	0	0	0	1	4
Manny Trillo, R (1, 4) OBP: 0.287, SLG: 0.290	BB BB 1B		6-3			4-3		F6		4	0	1	0	0	0	0
Chili Davis, S (1, 8) OBP: 0.352, SLG: 0.417	BB 1-2 BB		BB			F7		BB		1	0	0	0	3	0	0
Dan Driessen, L (1, 3) OBP: 0.311, SLG: 0.358	P5		F2			3-1		F8		4	0	0	0	0	0	4
Joel Youngblood, R (1, 9) OBP: 0.347, SLG: 0.333	1-2 2-3 BB			F9			F8		F9	3	0	0	0	1	0	0
Bob Brenly, R (1, 2) OBP: 0.307, SLG: 0.411	F8			F8			K		F7	4	0	0	0	0	1	3
Brad Wellman, R (1, 5) OBP: 0.268, SLG: 0.311 Ron Roenicke, S (9, PH) OBP: 0.412, SLG: 0.297		1-3		G3			S 2B 1B		WP 1B BB	3 0	1 0	1 0	0 0	0 1	0 0	0 0
Jose Uribe, S (1, 6) OBP: 0.277, SLG: 0.305 Jeffrey Leonard, R (9, PH) OBP: 0.280, SLG: 0.409		F6			4-3		1-H 2B		WP 1-2 1B	3 1	0 0	1 1	1 0	0 0	0 0	0 0
Mike Krukow, R (1, 1) OBP: 0.273, SLG: 0.365 David Green, R (9, PH) OBP: 0.307, SLG: 0.364		K			G5-4-3 1B		6-3		1-2 2-3 BB	3 0	0 0	1 0	0 0	0 1	1 0	1 0
Inning Stats	R: 0 E: 0 K: 0 S: 4 H: 1 LOB: 3 BB: 2 P: 12	R: 0 E: 0 K: 1 S: 5 H: 0 LOB: 0 BB: 0 P: 5	R: 0 E: 0 K: 1 S: 5 H: 0 LOB: 1 BB: 1 P: 9	R: 0 E: 0 K: 0 S: 3 H: 0 LOB: 0 BB: 0 P: 3	R: 0 E: 0 K: 0 S: 3 H: 1 LOB: 0 BB: 0 P: 3	R: 0 E: 0 K: 0 S: 3 H: 0 LOB: 0 BB: 0 P: 3	R: 1 E: 0 K: 1 S: 7 H: 2 LOB: 1 BB: 0 P: 7	R: 0 E: 0 K: 0 S: 3 H: 0 LOB: 1 BB: 1 P: 7	R: 0 E: 0 K: 0 S: 4 H: 1 LOB: 3 BB: 2 P: 12	1B: 4 2B: 1 3B: 0 HR: 0	SF: 0 SAC: 0 DP: 1 HBP: 0						

PITCHER	IP	WLS	BF	H	R	ER	SO	BB	IBB	HBP	BLK	WP	HR	S	P	ERA	WHIP
Ron Darling, R (1, 1) ERA: 2.67	9.0	W	37	5	1	1	3	6	0	0	0	1	0	37	61	1.00	1.222

PITCHER	IP	WLS	BF	H	R	ER	SO	BB	IBB	HBP	BLK	WP	HR	S	P	ERA	WHIP

BOTTOM

New York Mets @ San Francisco Giants

Candlestick Park, San Francisco, CA

Fri Aug 30 1985, 10:05 PM EDT

Att. 6,646 - Unknown

livebaseballscorecards.com

AB	31
R	1
H	5
RBI	1
BB	6
SO	3
LOB	12

1B: 4	SF: 0	WP: 1	PA: 37
2B: 1	SAC: 0	PB: 0	
3B: 0	DP: 1	SB: 1	
HR: 0	HBP: 0	CS: 0	

New York Mets @ San Francisco Giants

Candlestick Park, San Francisco, CA

Sat Aug 31 1985, 6:33 AM EDT

Att. 20,334 - Unknown

TOP

livebaseballscorecards.com

Batter	1	2	3	4	5	6	7	8	9	AB	R	H	RBI	BB	SO	LOB
Lenny Dykstra, L (1, 8) OBP: 0.333, SLG: 0.321	F2		F7			5-3		4-3		4	0	0	0	0	0	1
Wally Backman, S (1, 4) OBP: 0.336, SLG: 0.369	G3			K		2B		F9		4	0	1	0	0	1	0
Keith Hernandez, L (1, 3) OBP: 0.365, SLG: 0.405	4-3			K		K2-3		4-3		4	0	0	0	0	2	1
Gary Carter, R (1, 2) OBP: 0.354, SLG: 0.442		F8		F3		F4			HR	4	1	1	1	0	0	1
Darryl Strawberry, L (1, 9) OBP: 0.383, SLG: 0.545		G1-6-3			K	1B E	1B		4-3	4	1	1	0	0	1	0
Danny Heep, L (1, 7) OBP: 0.337, SLG: 0.426		6-3			FC5-4 1B BB	SH2-4 E 1-2 G3-2	1B		5-3	2	0	1	0	1	0	0
Tom Paciorek, R (9, PH) OBP: 0.320, SLG: 0.326										1	0	0	0	0	0	0
Howard Johnson, S (1, 5) OBP: 0.306, SLG: 0.369			4-3 2B		FC5-4 1B 1-2	E3 SH2-4 1-2 2-H			K	4	0	2	0	0	1	1
Larry Bowa, S (1, 6) OBP: 0.276, SLG: 0.307			4-3 2-3		L6	SH2-4 1-2 2-3				2	0	0	0	0	0	3
Dwight Gooden, R (1, 1) OBP: 0.228, SLG: 0.189			K		FC5-4 1-2f 2-3		G3-2 3-Hf			2	0	0	0	0	1	3
Clint Hurdle, L (7, PH) OBP: 0.333, SLG: 0.382										1	0	0	0	0	0	2
Roger McDowell, R (7, 1) OBP: 0.267, SLG: 0.286										0	0	0	0	0	0	0

	AB	32
	R	2
	H	6
	RBI	1
	BB	1
	SO	6
	LOB	12

Inning Stats	1	2	3	4	5	6	7	8	9	1B: 3	SF: 0	WP: 0	PA: 34
R:	0	0	0	0	0	0	1	0	1	2B: 3	SAC: 1	PB: 0	
E:	0	0	0	0	0	1	1	0	0	3B: 0	DP: 1	SB: 0	
K:	0	0	1	2	1	1	0	0	1	HR: 1	HBP: 0	CS: 0	
S:	3	3	6	7	6	6	5	3	6				
H:	0	0	1	0	1	1	2	0	1				
LOB:	0	0	0	0	2	1	1	0	0				
BB:	0	0	0	0	1	0	0	0	0				
P:	3	3	6	7	10	6	5	3	6				

PITCHER		IP	WLS	BF	H	R	ER	SO	BB	IBB	HBP	BLK	WP	HR	S	P	ERA	WHIP
Jim Gott, R ERA: 3.81	(1, 1)	7.0	W	27	5	1	0	5	1	0	0	0	0	0	36	40	0.00	0.857
Mark Davis, L ERA: 2.79	(8, 1)	2.0	S	7	1	1	1	1	0	0	0	0	0	1	9	9	4.50	0.500

PITCHER	IP	WLS	BF	H	R	ER	SO	BB	IBB	HBP	BLK	WP	HR	S	P	ERA	WHIP

Batter	1	2	3	4	5	6	7	8	9	AB	R	H	RBI	BB	SO	LOB
Jose Uribe, S (1, 6) OBP: 0.280, SLG: 0.305	6-3	FC4-6, 1B 2-3 3-H			L1			SH, S, SF7 BB		3	1	1	1	1	0	0
Manny Trillo, R (1, 4) OBP: 0.287, SLG: 0.293	FC3-6, 1B 2B	FC4-6 1-2f			F8			SH L4-6, E 1-3		3	1	1	0	0	0	2
Chili Davis, S (1, 8) OBP: 0.351, SLG: 0.415	FC3-6 BB	K				K		SF7 3-H		2	0	0	1	1	2	0
Dan Driessen, L (1, 3) OBP: 0.308, SLG: 0.354	FC3-6 1B 1-2f 2-3	F6				K		L4-6 1-3		4	0	0	0	0	1	3
Ron Roenicke, S (1, 7) OBP: 0.426, SLG: 0.325	1B 1-3 3-H	K				S, 1B				3	0	2	1	0	1	0
Joel Youngblood, R (1, 9) OBP: 0.343, SLG: 0.328		K		F5		F8 1-2				3	0	0	0	0	1	1
Bob Brenly, R (1, 2) OBP: 0.307, SLG: 0.410		SH5-4, 1B, 1B 1B		K			F8			3	1	1	0	0	1	0
Brad Wellman, R (1, 5) OBP: 0.269, SLG: 0.312		1B, SH5-4 1-2 1B		F2			4-3			3	0	1	0	0	0	0
Jim Gott, R (1, 1) OBP: 0.190, SLG: 0.341 Rob Deer, R (7, PH) OBP: 0.276, SLG: 0.377 Mark Davis, L (8, 1) OBP: 0.200, SLG: 0.400		SH5-4 1-2 2-3			K		K			1 1 0	0 0 0	0 0 0	0 0 0	0 0 0	1 1 0	0 0 0
Inning Stats	R: 1 E: 0 K: 0 S: 4 H: 2 LOB: 2 BB: 1 P: 8	R: 1 E: 0 K: 1 S: 8 H: 3 LOB: 2 BB: 0 P: 8	R: 0 E: 0 K: 2 S: 7 H: 0 LOB: 0 BB: 0 P: 7	R: 0 E: 0 K: 1 S: 5 H: 0 LOB: 0 BB: 0 P: 5	R: 0 E: 0 K: 1 S: 5 H: 0 LOB: 0 BB: 0 P: 5	R: 0 E: 0 K: 2 S: 8 H: 1 LOB: 1 BB: 0 P: 8	R: 0 E: 0 K: 1 S: 5 H: 0 LOB: 0 BB: 0 P: 5	R: 1 E: 2 K: 0 S: 3 H: 0 LOB: 0 BB: 1 P: 7		1B: 5 2B: 2 3B: 0 HR: 0 SF: 1 SAC: 2 DP: 1 HBP: 0						

PITCHER		IP	WLS	BF	H	R	ER	SO	BB	IBB	HBP	BLK	WP	HR	S	P	ERA	WHIP
Dwight Gooden, R ERA: 1.81	(1, 1)	6.0	L	24	6	2	2	7	1	0	0	0	0	0	37	41	3.00	1.167
Roger McDowell, R ERA: 3.04	(7, 1)	2.0		7	0	1	1	1	1	0	0	0	0	0	8	12	4.50	0.500

PITCHER	IP	WLS	BF	H	R	ER	SO	BB	IBB	HBP	BLK	WP	HR	S	P	ERA	WHIP

BOTTOM

New York Mets @ San Francisco Giants

Candlestick Park, San Francisco, CA

Sat Aug 31 1985, 6:33 AM EDT

Att. 20,334 - Unknown

livebaseballscorecards.com

AB	26
R	3
H	6
RBI	3
BB	2
SO	8
LOB	6

Batter	1	2	3	4	5	6	7	8	9	AB	R	H	RBI	BB	SO	LOB
Lenny Dykstra, L (1, 8) OBP: 0.332, SLG: 0.319	F8		FC6-4 1-2 1B		G3		F8		HR 2-H	4	0	1	0	0	0	1
Doug Sisk, R (7, 1)										0	0	0	0	0	0	0
Keith Hernandez, L (9, PH) (9, 3) OBP: 0.366, SLG: 0.413										1	1	1	2	0	0	0
Wally Backman, S (1, 4) OBP: 0.335, SLG: 0.365	4-3		FC6-4 1-2f			1-3		BBBB 1B BB	SSS K	4	0	0	0	1	1	3
Tom Paciorek, R (1, 9) OBP: 0.322, SLG: 0.328	6-3			4-3		1B 1B		1-2 1B	5-3	5	0	2	0	0	0	1
(8, 3)										0	0	0	0	0	0	0
Jesse Orosco, R (9, 1) OBP: 0.250, SLG: 0.250																
Gary Carter, R (1, 3) OBP: 0.355, SLG: 0.449		F8		HR		1-2 1B		SSS K		4	1	2	1	0	1	2
(8, 2)																
George Foster, R (1, 7) OBP: 0.319, SLG: 0.448		SSS K		BBBB BB		SSS K		SSS K		3	0	0	0	1	3	4
Ray Knight, R (1, 5) OBP: 0.242, SLG: 0.326		F9		F7		SSS K		SSS K		3	0	0	0	0	1	3
Darryl Strawberry, L (8, PH)										1	0	0	0	0	1	2
OBP: 0.382, SLG: 0.544 (8, 9)																
Ronn Reynolds, R (1, 2) OBP: 0.278, SLG: 0.314			6-3	SSS K			SSS K		2B 2B	3	0	0	0	0	2	1
Howard Johnson, S (8, 5) OBP: 0.308, SLG: 0.374										1	1	1	0	0	0	0
Rafael Santana, R (1, 6) OBP: 0.286, SLG: 0.298			F7		F4		4-3		1B 2B 2-H	3	0	0	0	0	0	0
Rusty Staub, L (9, PH) OBP: 0.413, SLG: 0.432										1	0	1	1	0	0	0
Larry Bowa, S (9, PR) OBP: 0.276, SLG: 0.307 (9, 6)										0	0	0	0	0	0	0
Ed Lynch, R (1, 1) OBP: 0.146, SLG: 0.089			1B 1B		9-3		BBBB BB		HR 1B 2-H	2	0	1	0	0	0	0
Mookie Wilson, S (7, PH) OBP: 0.310, SLG: 0.388 (7, 8)										1	1	1	0	1	0	0
Inning Stats	R: 0 E: 0 K: 0 S: 3 H: 0 LOB: 0 BB: 0 P: 3	R: 0 E: 0 K: 1 S: 5 H: 0 LOB: 0 BB: 0 P: 5	R: 0 E: 0 K: 0 S: 5 H: 2 LOB: 2 BB: 0 P: 5	R: 1 E: 0 K: 1 S: 6 H: 1 LOB: 1 BB: 1 P: 10	R: 0 E: 0 K: 0 S: 3 H: 0 LOB: 0 BB: 0 P: 3	R: 0 E: 0 K: 2 S: 9 H: 2 LOB: 2 BB: 0 P: 9	R: 0 E: 0 K: 1 S: 5 H: 0 LOB: 1 BB: 1 P: 9	R: 0 E: 0 K: 3 S: 10 H: 1 LOB: 2 BB: 1 P: 14	R: 3 E: 0 K: 1 S: 8 H: 4 LOB: 1 BB: 0 P: 8	1B: 6 2B: 2 3B: 0 HR: 2	SF: 0 SAC: 0 DP: 0 HBP: 0						

PITCHER		IP	WLS	BF	H	R	ER	SO	BB	IBB	HBP	BLK	WP	HR	S	P	ERA	WHIP
Dave LaPoint, L ERA: 3.02	(1, 1)	7.0		30	6	1	1	5	3	0	0	0	0	1	37	49	1.29	1.286
Scott Garrelts, R ERA: 1.84	(8, 1)	1.1		6	3	2	2	3	0	0	0	0	0	0	12	12	13.50	2.250
Mark Davis, L ERA: 2.87	(9, 1)	0.2	L	3	1	1	1	1	0	0	0	0	0	1	5	5	13.50	1.500

PITCHER	IP	WLS	BF	H	R	ER	SO	BB	IBB	HBP	BLK	WP	HR	S	P	ERA	WHIP

TOP

New York Mets @ San Francisco Giants

Candlestick Park, San Francisco, CA

Sun Sep 01 1985, 6:33 AM EDT

Att. 9,975 - Sunny

livebaseballscorecards.com

AB	36
R	4
H	10
RBI	4
BB	3
SO	9
LOB	17

WP: 0 PB: 0 SB: 0 CS: 0 PA: 39

Batter	1	2	3	4	5	6	7	8	9	AB	R	H	RBI	BB	SO	LOB
Jose Uribe, S (1, 6) OBP: 0.279, SLG: 0.305 Rob Deer, R (9, PH) OBP: 0.273, SLG: 0.372	F9		5-3 1B		L3		G3		K	4 1	0 0	1 0	0 0	0 0	0 1	0 0
Manny Trillo, R (1, 4) OBP: 0.286, SLG: 0.290	F8		5-3 1-2		F8		FC4-6 BB		F8	4	0	0	0	1	0	1
Chili Davis, S (1, 8) OBP: 0.348, SLG: 0.411	F9		F9			5-3	F8			4	0	0	0	0	0	2
Dan Driessen, L (1, 3) OBP: 0.310, SLG: 0.358		1B 2B		E4		1B 2B 1B	FC4-6 1-2f			4	2	2	0	0	0	1
Ron Roenicke, S (1, 7) OBP: 0.431, SLG: 0.326		B3		F6		2B 1B 1-2		FC5 1B BB		3	1	1	0	1	0	2
Joel Youngblood, R (1, 9) OBP: 0.345, SLG: 0.332		5-3		1B		F4		FC5 1B 1-2		4	0	2	0	0	0	3
Bob Brenly, R (1, 2) OBP: 0.309, SLG: 0.414		1B 2-H		F7		2B 1-H 2-H		FC5 G6-4-3 1-2 2-3f		4	0	2	3	0	0	4
Brad Wellman, R (1, 5) OBP: 0.268, SLG: 0.305		F8		K		FC6-4 IBB		G6-4-3 1-2f		3	0	0	0	1	1	5
Dave LaPoint, L (1, 1) OBP: 0.268, SLG: 0.216 Scott Garrelts, R (8, 1) OBP: 0.300, SLG: 0.333 Mark Davis, L (9, 1) OBP: 0.200, SLG: 0.400 Dan Gladden, R (9, PH) OBP: 0.294, SLG: 0.304			L1		4-3	FC6-4 1-2f			F7	3 0 0 1	0 0 0 0	0 0 0 0	0 0 0 0	0 0 0 0	0 0 0 0	2 0 0 0
Inning Stats	R: 0 E: 0 K: 0 S: 3 H: 0 LOB: 0 BB: 0 P: 3	R: 1 E: 0 K: 0 S: 5 H: 2 LOB: 1 BB: 0 P: 5	R: 0 E: 0 K: 0 S: 4 H: 1 LOB: 1 BB: 0 P: 4	R: 0 E: 1 K: 1 S: 7 H: 1 LOB: 2 BB: 0 P: 7	R: 0 E: 0 K: 0 S: 3 H: 0 LOB: 0 BB: 0 P: 3	R: 2 E: 0 K: 0 S: 6 H: 3 LOB: 2 BB: 1 P: 10	R: 0 E: 0 K: 0 S: 3 H: 0 LOB: 1 BB: 1 P: 7	R: 0 E: 0 K: 0 S: 3 H: 1 LOB: 1 BB: 1 P: 7	R: 0 E: 0 K: 1 S: 5 H: 0 LOB: 0 BB: 0 P: 5	1B: 6 2B: 2 3B: 0 HR: 0	SF: 0 SAC: 0 DP: 1 HBP: 0						

PITCHER		IP	WLS	BF	H	R	ER	SO	BB	IBB	HBP	BLK	WP	HR	S	P	ERA	WHIP
Ed Lynch, R ERA: 3.05	(1, 1)	6.0		27	7	3	3	1	0	1	0	0	0	0	28	32	4.50	1.167
Doug Sisk, R ERA: 5.61	(7, 1)	2.0	W	8	1	0	0	0	2	0	0	0	0	0	6	14	0.00	1.500
Jesse Orosco, L ERA: 2.63	(9, 1)	1.0	S	3	0	0	0	1	0	0	0	0	0	0	5	5	0.00	0.000

PITCHER	IP	WLS	BF	H	R	ER	SO	BB	IBB	HBP	BLK	WP	HR	S	P	ERA	WHIP

BOTTOM

New York Mets @ San Francisco Giants

Candlestick Park, San Francisco, CA

Sun Sep 01 1985, 6:33 AM EDT

Att. 9,975 - Sunny

livebaseballscorecards.com

AB	35
R	3
H	8
RBI	3
BB	3
SO	2
LOB	20

1B: 6	SF: 0	WP: 0	PA: 38
2B: 2	SAC: 0	PB: 0	
3B: 0	DP: 1	SB: 0	
HR: 0	HBP: 0	CS: 0	

Batter	1	2	3	4	5	6	7	8	9	10	AB	R	H	RBI	BB	SO	LOB
Von Hayes, L (1, 8) (9, 7) OBP: 0.346, SLG: 0.433	0-0 ① 1B		0-0 ② 4-3		0-0 ① F8			0-0 ① G3		0-0 ① 1-3	5	0	1	0	0	0	2
Rick Schu, R (1, 5) OBP: 0.335, SLG: 0.421	0-0 ② F4		0-0 HR		0-3 ② K			0-3 ② K		0-0 ② 4-3 2-3	5	1	1	1	0	2	2
Juan Samuel, R (1, 4) OBP: 0.305, SLG: 0.460	0-0 ③ F1		0-0 2B		0-0 ③ F7			0-0 5-3		0-3 ③ K	5	0	1	0	0	1	2
Mike Schmidt, R (1, 3) OBP: 0.362, SLG: 0.492		0-0 ① 5-3	0-0 ③ F7			0-3 ① K			4-0 E BB		3	0	0	0	1	1	1
Glenn Wilson, R (1, 9) OBP: 0.311, SLG: 0.425		0-0 HR 2B		0-0 ① F7		0-0 ② F8			0-0 ① F8		4	1	1	0	0	0	1
Ozzie Virgil, R (1, 2) OBP: 0.350, SLG: 0.469		0-0 2-H HR		0-0 ② F7		0-0 ③ 5-3			0-0 E3 L6-3 1-3		4	1	1	2	0	0	1
John Russell, R (1, 7) OBP: 0.297, SLG: 0.405		0-3 ② K		4-0 BB			0-3 ① K		0-0 ②③ L6-3 1-2		2	0	0	0	1	2	0
Tim Corcoran, L (9, PH) OBP: 0.301, SLG: 0.253											1	0	0	0	0	0	2
Garry Maddox, R (9, 8) OBP: 0.283, SLG: 0.335											0	0	0	0	0	0	0
Tom Foley, L (1, 6) OBP: 0.271, SLG: 0.325		0-0 ③ F3		0-0 ③ 6-3			0-0 ② 1-3			0-0 E 2B 1B	4	1	1	0	0	0	1
Steve Carlton, L (1, 1) OBP: 0.185, SLG: 0.200											2	0	1	0	0	0	0
Freddie Toliver, R (6, 1)											0	0	0	0	0	0	0
Alan Knicely, R (7, PH) OBP: 0.320, SLG: 0.403											1	0	0	0	0	1	0
Kent Tekulve, R (7, 1)											0	0	0	0	0	0	0
Don Carman, L (8, 1)											0	0	0	0	0	0	0
Luis Aguayo, R (10, PH) OBP: 0.377, SLG: 0.397											1	0	1	1	0	0	0
Dave Shipanoff, R (10, 1)											0	0	0	0	0	0	0
Inning Stats	R: 0 E: 0 K: 0 S: 3 H: 1 LOB: 0 BB: 0 P: 3	R: 2 E: 0 K: 1 S: 7 H: 2 LOB: 0 BB: 0 P: 7	R: 1 E: 0 K: 0 S: 5 H: 2 LOB: 0 BB: 0 P: 5	R: 0 E: 0 K: 0 S: 3 H: 0 LOB: 0 BB: 1 P: 7	R: 0 E: 0 K: 1 S: 6 H: 1 LOB: 1 BB: 0 P: 6	R: 0 E: 0 K: 1 S: 5 H: 0 LOB: 0 BB: 0 P: 5	R: 0 E: 0 K: 2 S: 7 H: 0 LOB: 0 BB: 0 P: 7	R: 0 E: 0 K: 1 S: 5 H: 0 LOB: 0 BB: 0 P: 5	R: 0 E: 1 K: 0 S: 3 H: 0 LOB: 1 BB: 1 P: 7	R: 1 E: 1 K: 1 S: 7 H: 2 LOB: 1 BB: 0 P: 7	1B: 3 2B: 4 3B: 0 HR: 2	SF: 0 SAC: 0 DP: 1 HBP: 0						

PITCHER		IP	WLS	BF	H	R	ER	SO	BB	IBB	HBP	BLK	WP	HR	S	P	ERA	WHIP
Vida Blue, L ERA: 4.58	(1, 1)	8.0		31	6	3	3	6	2	0	0	0	0	2	41	49	3.38	1.000
Greg Minton, R ERA: 3.38	(9, 1)	1.0		3	0	0	0	0	0	0	0	0	0	0	3	3	0.00	0.000
Mike Jeffcoat, L ERA: 2.67	(10, 1)	1.0	L	5	2	1	1	1	0	0	0	0	0	0	7	7	9.00	2.000

PITCHER	IP	WLS	BF	H	R	ER	SO	BB	IBB	HBP	BLK	WP	HR	S	P	ERA	WHIP

TOP

Philadelphia Phillies @ San Francisco Giants
Candlestick Park, San Francisco, CA
Mon Sep 02 1985, 6:33 AM EDT
Att. 6,522 - Unknown

livebaseballscorecards.com

AB	37
R	4
H	8
RBI	4
BB	2
SO	7
LOB	12

1B: 3	SF: 0	WP: 0	PA: 39
2B: 4	SAC: 0	PB: 0	
3B: 0	DP: 1	SB: 0	
HR: 2	HBP: 0	CS: 0	

Batter	1	2	3	4	5	6	7	8	9	10	AB	R	H	RBI	BB	SO	LOB
Joel Youngblood, R (1, 8) OBP: 0.342, SLG: 0.325	4-0 5-3 BB		0-3 K	0-3 K			0-0 G6-3 1-2f			0-0 F3	4	0	0	0	1	2	2
Manny Trillo, R (1, 4) OBP: 0.286, SLG: 0.292 Chili Davis, S (10, PH) OBP: 0.347, SLG: 0.410	0-3 K		0-0 FC4-6 1B 2B		0-0 1-3			0-0 F8		0-3 K	4 1	1 0	1 0	0 0	0 0	1 1	1 0
Chris Brown, R (1, 5) OBP: 0.347, SLG: 0.449	0-0 5-3 1-2		4-0 FC4-6 BB		0-0 5-3			0-0 1B 1B		0-0 F9	4	0	1	0	1	0	1
Jeffrey Leonard, R (1, 7) OBP: 0.278, SLG: 0.405	0-0 6-3		0-0 FC4-6 PB 1B 1-2f 2-3		0-3 K			0-0 F8			4	1	0	0	0	1	4
Bob Brenly, R (1, 2) (9, 3) OBP: 0.311, SLG: 0.415		0-0 F2	0-0 1B 1-H 3-H			0-0 F8		0-0 1B 1-2			4	0	2	2	0	0	0
David Green, R (1, 3) OBP: 0.303, SLG: 0.359 Dan Driessen, L (8, PH) OBP: 0.310, SLG: 0.358 Dan Gladden, R (8, PH) OBP: 0.294, SLG: 0.304 Alex Trevino, R (9, 2) OBP: 0.292, SLG: 0.361		0-3 K	0-3 K			0-0 1-3		0-3 K			3 0 1 0	0 0 0 0	0 0 0 0	0 0 0 0	0 0 1 0	2 0 2 0	1 0 2 0
Rob Deer, R (1, 9) OBP: 0.283, SLG: 0.363		4-0 2B BB		4-0 SH1-4 BB			0-3 K		0-3 K		2	1	0	0	2	2	0
Jose Uribe, S (1, 6) OBP: 0.281, SLG: 0.309		0-0 1-H 2B		0-0 F4			0-0 G6-3 1B		0-3 K		4	0	2	1	0	1	1
Vida Blue, S (1, 1) OBP: 0.174, SLG: 0.136 Greg Minton, S (9, 1) Ricky Adams, R (9, PH) OBP: 0.232, SLG: 0.325 Mike Jeffcoat, L (10, 1)		0-0 G3		0-0 SH1-4 1-2			0-3 K		0-0 F9		2 0 1 0	0 0 0 0	0 0 0 0	0 0 0 0	1 0 0 0	2 0 0 0	2 0 0 0
Inning Stats	R: 0 H: 0 E: 0 LOB: 1 K: 1 BB: 1 S: 5 P: 9	R: 1 H: 1 E: 0 LOB: 1 K: 1 BB: 1 S: 6 P: 10	R: 2 H: 2 E: 0 LOB: 1 K: 2 BB: 1 S: 9 P: 13	R: 0 H: 0 E: 0 LOB: 1 K: 1 BB: 1 S: 5 P: 9	R: 0 H: 0 E: 0 LOB: 0 K: 1 BB: 0 S: 5 P: 5	R: 0 H: 0 E: 0 LOB: 0 K: 1 BB: 0 S: 5 P: 5	R: 0 H: 1 E: 0 LOB: 0 K: 1 BB: 0 S: 5 P: 5	R: 0 H: 2 E: 0 LOB: 2 K: 1 BB: 0 S: 7 P: 7	R: 0 H: 0 E: 0 LOB: 0 K: 2 BB: 0 S: 7 P: 7	R: 0 H: 0 E: 0 LOB: 0 K: 1 BB: 0 S: 5 P: 5	1B: 4 2B: 2 3B: 0 HR: 0	SF: 0 SAC: 1 DP: 1 HBP: 0					

PITCHER		IP	WLS	BF	H	R	ER	SO	BB	IBB	HBP	BLK	WP	HR	S	P	ERA	WHIP
Steve Carlton, L ERA: 2.5	(1, 1)	5.0		22	3	3	2	6	4	0	0	0	0	0	30	46	3.60	1.400
Freddie Toliver, R ERA:	(6, 1)	1.0		3	0	0	0	1	0	0	0	0	0	0	5	5	0.00	0.000
Kent Tekulve, R ERA: 3.88	(7, 1)	1.2		7	3	0	0	1	0	0	0	0	0	0	9	9	0.00	1.800
Don Carman, L ERA: 2.3	(8, 1)	1.1	W	4	0	0	0	3	0	0	0	0	0	0	10	10	0.00	0.000
Dave Shipanoff, R ERA: 1.56	(10, 1)	1.0	S	3	0	0	0	1	0	0	0	0	0	0	5	5	0.00	0.000

PITCHER	IP	WLS	BF	H	R	ER	SO	BB	IBB	HBP	BLK	WP	HR	S	P	ERA	WHIP

BOTTOM

Philadelphia Phillies @ San Francisco Giants
Candlestick Park, San Francisco, CA
Mon Sep 02 1985, 6:33 AM EDT
Att. 6,522 - Unknown

livebaseballscorecards.com

AB	34
R	3
H	6
RBI	3
BB	4
SO	12
LOB	14

WP: 0 PA: 39
PB: 1
SB: 0
CS: 0

Batter	1	2	3	4	5	6	7	8	9	10	11	12	13	AB	R	H	RBI	BB	SO	LOB
Garry Maddox, R (1, 8) OBP: 0.289, SLG: 0.348	HR		F7		5-3			K		BB	BB		L4	5	1	1	1	2	1	1
Rick Schu, R (1, 5) OBP: 0.332, SLG: 0.419	F8		2B		F7			5-3		B5	F9			6	0	1	0	0	0	5
Juan Samuel, R (1, 4) OBP: 0.302, SLG: 0.455	F9		5-3			K		6-3		F9		F9		6	0	0	0	0	1	3
Mike Schmidt, R (1, 3) OBP: 0.363, SLG: 0.500	HR			4-3 FC 2B		F8			K	BB		5-3		5	2	2	1	1	1	0
Glenn Wilson, R (1, 9) OBP: 0.312, SLG: 0.427	K			4-3 2-3		1B			3-1 2B	4-3		K2-3		5	0	2	0	0	1	4
Don Carman, L (10, 1)														0	0	0	0	0	0	0
Derrel Thomas, S (12, PH) OBP: 0.300, SLG: 0.403														1	0	0	0	0	1	0
Dave Shipanoff, R (12, 1)														0	0	0	0	0	0	0
Jeff Stone, L (13, 7) OBP: 0.296, SLG: 0.328														0	0	0	0	0	0	0
Ozzie Virgil, R (1, 2) OBP: 0.347, SLG: 0.472		K		FC FC6-4 3-H		4-3			3-1 2-3		F9		HR	6	1	1	2	0	1	2
John Russell, R (1, 7) OBP: 0.293, SLG: 0.398		K		FC6-4 1-2f			K			BB	F7		G4-3-6 BB	3	0	0	0	0	2	1
Greg Gross, L (7, 7) OBP: 0.374, SLG: 0.314														1	0	0	0	2	0	0
Freddie Toliver, R (13, 1)														0	0	0	0	0	0	0
Tom Foley, L (1, 6) OBP: 0.267, SLG: 0.320		G3		6-3			F3		1-3		BB S 1B		G4-3-6 1-2f	3	0	0	0	0	0	1
Luis Aguayo, R (9, PH) OBP: 0.376, SLG: 0.395														3	0	1	0	0	0	3
Charles Hudson, S (1, 1) OBP: 0.146, SLG: 0.128			4-3		4-3		K			BB S 1B	BB 1-2		1B	3	0	0	0	0	1	0
Kent Tekulve, R (8, 1)														0	0	0	0	0	0	0
Von Hayes, L (10, PH) OBP: 0.350, SLG: 0.436														2	0	2	0	1	0	0
(10, 9)																				
Inning Stats	R: 2 E: 0 K: 1 S: 7 H: 2 LOB: 0 BB: 0 P: 7	R: 0 E: 0 K: 2 S: 7 H: 0 LOB: 0 BB: 0 P: 7	R: 0 E: 0 K: 0 S: 4 H: 1 LOB: 1 BB: 0 P: 4	R: 1 E: 0 K: 0 S: 5 H: 1 LOB: 1 BB: 0 P: 5	R: 0 E: 0 K: 0 S: 3 H: 0 LOB: 0 BB: 0 P: 3	R: 0 E: 0 K: 1 S: 6 H: 1 LOB: 1 BB: 0 P: 6	R: 0 E: 0 K: 2 S: 7 H: 0 LOB: 0 BB: 0 P: 7	R: 0 E: 0 K: 1 S: 5 H: 0 LOB: 0 BB: 0 P: 5	R: 0 E: 0 K: 1 S: 6 H: 1 LOB: 2 BB: 1 P: 10	R: 0 E: 0 K: 0 S: 4 H: 1 LOB: 3 BB: 2 P: 12	R: 0 E: 0 K: 0 S: 4 H: 1 LOB: 3 BB: 2 P: 12	R: 0 E: 0 K: 1 S: 5 H: 0 LOB: 0 BB: 0 P: 5	R: 1 E: 0 K: 0 S: 4 H: 2 LOB: 1 BB: 1 P: 8	1B: 4 2B: 3 3B: 0 HR: 3 SF: 0 SAC: 0 DP: 1 HBP: 0	WP: 0 PB: 0 SB: 2 CS: 0 PA: 55						

PITCHER		IP	WLS	BF	H	R	ER	SO	BB	IBB	HBP	BLK	WP	HR	S	P	ERA	WHIP
Atlee Hammaker, L ERA: 3.47	(1, 1)	7.0		27	5	3	3	6	0	0	0	0	0	2	39	39	3.86	0.714
Frank Williams, R ERA: 5.48	(8, 1)	1.2		7	1	0	0	2	1	0	0	0	0	0	10	14	0.00	1.200
Mark Davis, L ERA: 2.86	(9, 1)	0.1		1	0	0	0	0	0	0	0	0	0	0	1	1	0.00	0.000
Scott Garrelts, R ERA: 1.78	(10, 1)	3.0		15	2	0	0	1	4	0	0	0	0	0	13	29	0.00	2.000
Greg Minton, R ERA: 3.45	(13, 1)	1.0	L	5	2	1	1	0	1	0	0	0	0	1	4	8	9.00	3.000

PITCHER	IP	WLS	BF	H	R	ER	SO	BB	IBB	HBP	BLK	WP	HR	S	P	ERA	WHIP

TOP

Philadelphia Phillies @ San Francisco Giants
Candlestick Park, San Francisco, CA
Tue Sep 03 1985, 6:33 AM EDT
Att. 1,632 - Unknown

livebaseballscorecards.com

AB	49
R	4
H	10
RBI	4
BB	6
SO	9
LOB	20

BOTTOM

Philadelphia Phillies @ San Francisco Giants
Candlestick Park, San Francisco, CA
Tue Sep 03 1985, 6:33 AM EDT
Att. 1,632 - Unknown

livebaseballscorecards.com

Batter	1	2	3	4	5	6	7	8	9	10	11	12	13	AB	R	H	RBI	BB	SO	LOB
Jose Uribe, S (1, 6) OBP: 0.282, SLG: 0.308	E4 1B		F7		F9			1B SF BB	F7			B1		5	1	1	0	1	0	2
Manny Trillo, R (1, 4) OBP: 0.290, SLG: 0.294	G3-6-3 BB		1B			6-3		F9	CS 1-2	FC6-4 1B		F8		4	0	2	0	1	0	1
Brad Wellman, R (10, PR) OBP: 0.267, SLG: 0.303 (11, 4)														1	0	0	0	0	0	0
Chili Davis, S (1, 8) OBP: 0.345, SLG: 0.407	L1		G3			4-3		SF 1B 1-3 1B		B1			K	6	1	1	0	0	1	4
Dan Driessen, L (1, 3) OBP: 0.310, SLG: 0.358	G3-6-3 1-2f			F9		1B		SF 1B 1-3 3-H		FC6-4 1-2f			6-3	3	1	1	1	0	0	2
David Green, R (10, PH) OBP: 0.301, SLG: 0.357 (11, 3) (13, 9)														2	0	0	0	0	0	1
Chris Brown, R (1, 5) OBP: 0.345, SLG: 0.443		F9		F9		F2		K		F8			BB	5	0	0	0	1	1	4
Ron Roenicke, S (1, 7) OBP: 0.453, SLG: 0.340		S BB		G3				2-H 3-H			B5-3		BB 1-2	4	0	2	2	2	0	0
Rob Deer, R (1, 9) OBP: 0.278, SLG: 0.345					5-3		F7 1B	F6			F3		K	4	0	0	0	1	0	2
Greg Minton, S (13, 1)														0	0	0	0	0	0	0
Jeffrey Leonard, R (13, PH) OBP: 0.277, SLG: 0.404		G6-4-3 1-2 BB												1	0	0	0	0	1	2
Matt Nokes, L (1, 2) OBP: 0.500, SLG: 0.500		G6-4-3 1-2f			SH1-4 1B		F9		FC1-6 1B		F8			4	0	2	0	0	0	3
Ricky Adams, R (9, PR) OBP: 0.232, SLG: 0.325														0	0	0	0	0	0	0
Alex Trevino, R (10, 2) OBP: 0.290, SLG: 0.358														1	0	0	0	0	0	0
Atlee Hammaker, S (1, 1) OBP: 0.075, SLG: 0.075			4-3		SH1-4 1-2			F8	FC1-6 CS 1-2f			F2		1	0	0	0	0	0	0
Joel Youngblood, R (7, PH) OBP: 0.341, SLG: 0.323														1	0	0	0	0	0	1
Frank Williams, R (8, 1)														0	0	0	0	0	0	0
Mark Davis, L (9, 1) OBP: 0.200, SLG: 0.400														0	0	0	0	0	0	0
Dan Gladden, R (9, PH) OBP: 0.293, SLG: 0.303														1	0	0	0	0	0	1
Scott Garrelts, R (10, 1) OBP: 0.333, SLG: 0.333														0	0	0	0	0	0	0
Bob Brenly, R (12, PH) OBP: 0.310, SLG: 0.414														1	0	0	0	0	0	0
(13, 3)																				
Inning Stats	R: 0 E: 1 K: 0 S: 3 H: 1 LOB: 1 BB: 1 P: 7	R: 0 E: 0 K: 0 S: 2 H: 0 LOB: 1 BB: 2 P: 10	R: 0 E: 0 K: 0 S: 4 H: 1 LOB: 1 BB: 0 P: 4	R: 0 E: 0 K: 0 S: 3 H: 0 LOB: 0 BB: 0 P: 3	R: 0 E: 0 K: 0 S: 4 H: 1 LOB: 1 BB: 0 P: 4	R: 0 E: 0 K: 0 S: 4 H: 1 LOB: 1 BB: 0 P: 4	R: 0 E: 0 K: 0 S: 4 H: 1 LOB: 1 BB: 0 P: 4	R: 3 E: 1 K: 1 S: 8 H: 2 LOB: 1 BB: 1 P: 12	R: 0 E: 0 K: 0 S: 3 H: 1 LOB: 1 BB: 0 P: 3	R: 0 E: 0 K: 0 S: 4 H: 1 LOB: 1 BB: 0 P: 4	R: 0 E: 0 K: 0 S: 3 H: 0 LOB: 0 BB: 0 P: 3	R: 0 E: 0 K: 0 S: 3 H: 0 LOB: 0 BB: 0 P: 3	R: 0 E: 0 K: 2 S: 7 H: 0 LOB: 2 BB: 2 P: 15	1B: 9 2B: 0 3B: 0 HR: 0	SF: 1 SAC: 1 DP: 2 HBP: 0		WP: 0 PB: 0 SB: 1 CS: 1	PA: 53		

	AB	44
	R	3
	H	9
	RBI	3
	BB	6
	SO	3
	LOB	23

PITCHER		IP	WLS	BF	H	R	ER	SO	BB	IBB	HBP	BLK	WP	HR	S	P	ERA	WHIP
Charles Hudson, R ERA: 3.8	(1, 1)	7.1		31	6	3	1	0	4	0	0	0	0	0	27	43	1.23	1.364
Kent Tekulve, R ERA: 3.77	(8, 1)	1.2		6	2	0	0	1	0	0	0	0	0	0	8	8	0.00	1.200
Don Carman, L ERA: 2.24	(10, 1)	2.0		7	1	0	0	0	0	0	0	0	0	0	7	7	0.00	0.500
Dave Shipanoff, R ERA: 1.47	(12, 1)	1.0	W	3	0	0	0	0	0	0	0	0	0	0	3	3	0.00	0.000
Freddie Toliver, R ERA:	(13, 1)	1.0	S	5	0	0	0	2	2	0	0	0	0	0	7	15	0.00	2.000

PITCHER	IP	WLS	BF	H	R	ER	SO	BB	IBB	HBP	BLK	WP	HR	S	P	ERA	WHIP

Batter	1	2	3	4	5	6	7	8	9	AB	R	H	RBI	BB	SO	LOB
Jeff Stone, L (1, 7) OBP: 0.295, SLG: 0.327	S S S 0-3 ① K		x 0-0 ③ F3		S S S 0-3 ② K		x 0-0 ②③ 1-2 1B			4	0	1	0	0	2	1
Garry Maddox, R (7, 8) OBP: 0.289, SLG: 0.348										0	0	0	0	0	0	0
Juan Samuel, R (1, 4) OBP: 0.300, SLG: 0.452	x 0-0 ② F4			x 0-0 E6 1B SF7	S S S 0-3 ③ K			S S S 0-3 ① K		4	1	0	0	0	2	1
Von Hayes, L (1, 8) OBP: 0.351, SLG: 0.439	x 0-0 ③ F8			x 0-0 BB 1-3 1B		x 0-0 HR 2B		x 0-0 ② F3		4	1	2	0	0	0	0
(7, 7)																
Mike Schmidt, R (1, 3) OBP: 0.366, SLG: 0.510		x 0-0 F8 2B		B B B 4-0 1-2 BB		x 0-0 2-H HR		x 0-0 ③ F8		3	1	2	2	1	0	0
Glenn Wilson, R (1, 9) OBP: 0.310, SLG: 0.424		x 0-0 ① F8 2-3		x 0-0 ① SF7 3-H		x 0-0 ① F8			x 0-0 ① G3	3	0	0	1	0	0	1
Darren Daulton, L (1, 2) OBP: 0.310, SLG: 0.393		S S S 0-3 ② K		S S S 0-3 ② K		S S S 0-3 ② K			x 0-0 ② 4-3	4	0	0	0	0	3	3
Rick Schu, R (1, 5) OBP: 0.328, SLG: 0.413		x 0-0 ③ G3		x 0-0 ③ F8		x 0-0 ③ 1-3			S S S 0-3 ③ K	4	0	0	0	0	1	3
Tom Foley, L (1, 6) OBP: 0.273, SLG: 0.326			x 0-0 ① F8		x 0-0 SH3-4 1B		x 0-0 CS 1B			3	0	2	0	0	0	0
Kevin Gross, R (1, 1) OBP: 0.196, SLG: 0.259			S S S 0-3 ② K		x 0-0 ① SH3-4 1-2		S S S 0-3 ① K			2	0	0	0	0	2	1
Freddie Toliver, R (9, 1)										0	0	0	0	0	0	0

TOP

Philadelphia Phillies @ San Francisco Giants
Candlestick Park, San Francisco, CA
Wed Sep 04 1985, 6:33 AM EDT
Att. 2,067 - Unknown

livebaseballscorecards.com

	AB	31
	R	3
	H	7
	RBI	3
	BB	1
	SO	10
	LOB	10

Inning Stats	1	2	3	4	5	6	7	8	9	1B: 4 SF: 1	WP: 0 PA: 34
R:	0	0	0	1	0	2	0	0	0	2B: 2 SAC: 1	PB: 0
E:	0	0	0	1	0	0	0	0	0	3B: 0 DP: 0	SB: 0
K:	1	1	1	1	2	1	1	1	1	HR: 1 HBP: 0	CS: 1
S:	5	6	5	7	8	7	5	5	5		
H:	0	1	0	1	1	2	2	0	0		
LOB:	0	1	0	2	1	0	0	0	0		
BB:	0	0	0	1	0	0	1	0	0		
P:	5	6	5	11	8	7	5	5	5		

PITCHER		IP	WLS	BF	H	R	ER	SO	BB	IBB	HBP	BLK	WP	HR	S	P	ERA	WHIP
Mike Krukow, R ERA: 3.3	(1, 1)	7.0		28	7	3	2	8	1	0	0	0	0	1	43	47	2.57	1.143
Mark Davis, L ERA: 2.8	(8, 1)	2.0	W	6	0	0	0	2	0	0	0	0	0	0	10	10	0.00	0.000

PITCHER	IP	WLS	BF	H	R	ER	SO	BB	IBB	HBP	BLK	WP	HR	S	P	ERA	WHIP

BOTTOM

Philadelphia Phillies @ San Francisco Giants
Candlestick Park, San Francisco, CA
Wed Sep 04 1985, 6:33 AM EDT
Att. 2,067 - Unknown

livebaseballscorecards.com

Batter	1	2	3	4	5	6	7	8	9	AB	R	H	RBI	BB	SO	LOB
Ron Roenicke, S (1, 7) OBP: 0.471, SLG: 0.420	0-0 FC4-6 1B 1B		0-0 HR		BBBB 4-0 CS BB			x 0-0 ① F8		3	1	2	1	1	0	0
Manny Trillo, R (1, 4) OBP: 0.289, SLG: 0.292	x 0-0 ① F8		BBBB 4-0 G3-6-3 BB		0-0 ③ CS 1-2	x 0-0 ① F4		x 0-0 ② F9		3	0	0	0	1	0	1
Chili Davis, S (1, 8) OBP: 0.344, SLG: 0.405	x 0-0 FC4-6 1-2 1B		x 0-0 ② ③ G3-6-3 1-2f			SSS 0-3 ② K		SSS 0-3 ③ K		4	0	1	0	0	2	1
Dan Driessen, L (1, 3) OBP: 0.311, SLG: 0.362 Ricky Adams, R (9, PR) OBP: 0.232, SLG: 0.325	x 0-0 ② FC4-6 1-2f 2-3			x 0-0 2B		x 0-0 ③ F7			x 0-0 1B HR 1B	4 0	0 1	2 0	0 0	0 0	0 0	2 0
Chris Brown, R (1, 5) OBP: 0.346, SLG: 0.442	SSS 0-3 ③ K			SSS 0-3 ① K			BBBB 4-0 BB BB		x 0-0 1-2 HR 1B	3	1	1	0	1	2	3
Bob Brenly, R (1, 2) OBP: 0.307, SLG: 0.409		x 0-0 ① 6-3		x 0-0 ② F3			x 0-0 ① F7		x 0-0 ① F9	4	0	0	0	0	0	4
Rob Deer, R (1, 9) OBP: 0.287, SLG: 0.379		x 0-0 ② F3		x 0-0 ③ F7			BBBB 4-0 1-2 BB		x 0-0 1-H 2-H HR	3	1	1	3	1	0	1
Jose Uribe, S (1, 6) OBP: 0.280, SLG: 0.305		x 0-0 ③ F7			x 0-0 ① 3-1		SSS 0-3 ② K			3	0	0	0	0	1	2
Mike Krukow, R (1, 1) OBP: 0.263, SLG: 0.352 Matt Nokes, L (7, PH) OBP: 0.400, SLG: 0.400 Mark Davis, L (8, 1) OBP: 0.200, SLG: 0.400			x 0-0 ① F9		x 0-0 ② L6		x 0-0 ③ 4-3			2 1 0	0 0 0	0 0 0	0 0 0	0 0 0	0 0 0	0 2 0
Inning Stats	R: 0 E: 0 K: 1 S: 7 H: 2 LOB: 2 BB: 0 P: 7	R: 0 E: 0 K: 0 S: 3 H: 0 LOB: 0 BB: 0 P: 3	R: 1 E: 0 K: 0 S: 3 H: 1 LOB: 0 BB: 1 P: 7	R: 0 E: 0 K: 1 S: 6 H: 1 LOB: 1 BB: 0 P: 6	R: 0 E: 0 K: 0 S: 2 H: 0 LOB: 0 BB: 1 P: 6	R: 0 E: 0 K: 1 S: 5 H: 0 LOB: 0 BB: 0 P: 5	R: 0 E: 0 K: 1 S: 5 H: 0 LOB: 2 BB: 2 P: 13	R: 0 E: 0 K: 1 S: 5 H: 0 LOB: 0 BB: 0 P: 5	R: 3 E: 0 K: 0 S: 4 H: 3 LOB: 1 BB: 0 P: 4	1B: 4 2B: 1 3B: 0 HR: 2	SF: 0 SAC: 0 DP: 1 HBP: 0						

	AB	30
	R	4
	H	7
	RBI	4
	BB	4
	SO	5
	LOB	16

PITCHER		IP	WLS	BF	H	R	ER	SO	BB	IBB	HBP	BLK	WP	HR	S	P	ERA	WHIP
Kevin Gross, R ERA: 3.17	(1, 1)	8.0		32	6	3	3	5	4	0	0	0	0	1	38	54	3.38	1.250
Freddie Toliver, R ERA: 3.86	(9, 1)	0.1	L	2	1	1	1	0	0	0	0	0	0	1	2	2	27.00	3.000

PITCHER	IP	WLS	BF	H	R	ER	SO	BB	IBB	HBP	BLK	WP	HR	S	P	ERA	WHIP

TOP

Montreal Expos @ San Francisco Giants

Candlestick Park, San Francisco, CA

Fri Sep 06 1985, 10:05 PM EDT

Att. 2,809 - Unknown

Batter	1	2	3	4	5	6	7	8	9	AB R H RBI BB SO LOB
Tim Raines, S (1, 7) OBP: 0.387, SLG: 0.447	x 0-0 1B 1B	B B B B 4-0 BB			x 0-0 5-3 ①		x 0-0 F5 ②		x 0-0 4-3 ② 2-3 3-H	4 0 1 1 1 0 1
Vance Law, R (1, 4) OBP: 0.356, SLG: 0.403	x 0-0 F4 ①	S S S 0-3 K ③			x 0-0 F8 ②		x 0-0 F3 ③		x 0-0 1-3 ③	5 0 0 0 0 1 4
Andre Dawson, R (1, 9) OBP: 0.303, SLG: 0.426 Herm Winningham, L (8, 8) OBP: 0.302, SLG: 0.335	S S S 0-3 K ②		S S S 0-3 K ①		x 0-0 FC6 1B			x 0-0 4-3 ①		4 0 1 0 0 2 1 0 0 0 0 0 0 0
Hubie Brooks, R (1, 6) OBP: 0.308, SLG: 0.404	x 0-0 1-3 1B		x 0-0 2B		x 0-0 FC6 ③ 1-2f			x 0-0 1-3 ②		4 0 2 0 0 0 1
Terry Francona, L (1, 3) OBP: 0.319, SLG: 0.377	S S S 0-3 K ③		x 0-0 1-3 ②			x 0-0 F5 ①		x 0-0 2B		4 0 1 0 0 1 3
Tim Wallach, R (1, 5) OBP: 0.310, SLG: 0.430		x 0-0 4-3 2B 2B	x 0-0 6-3 ③			S S S 0-3 K ②		x 0-0 F8 ③		4 1 1 0 0 1 2
Mitch Webster, S (1, 8) OBP: 0.271, SLG: 0.414 (8, 9)		x 0-0 4-3 ① 2-3		x 0-0 1-3 ①		x 0-0 HR			B B B B 4-0 2B 4-3 BB	3 2 1 1 1 0 1
Sal Butera, R (1, 2) OBP: 0.276, SLG: 0.300 Scot Thompson, L (9, PH) OBP: 0.265, SLG: 0.283		S S S 0-3 K ②		x 0-0 6-3 ②		x 0-0 F7 ③			x 0-0 F7 ①	3 0 0 0 0 1 1 1 0 0 0 0 0 1
Bill Gullickson, R (1, 1) OBP: 0.185, SLG: 0.241 Jack O'Connor, L (6, 1) U L Washington, S (7, PH) OBP: 0.317, SLG: 0.372 Bill Laskey, R (7, 1) OBP: 0.211, SLG: 0.118 Doug Frobel, L (9, PH) OBP: 0.321, SLG: 0.259		x 0-0 2B 3-H		S S S 0-3 K ③			x 0-0 F8 ①		x 0-0 4-3 1-3 2B	2 0 1 1 0 1 0 0 0 0 0 0 0 0 1 0 0 0 0 0 0 0 0 0 0 0 0 0 1 0 1 0 0 0 0
Inning Stats	R: 0 H: 2 E: 0 LOB: 2 K: 2 BB: 0 S: 9 P: 9	R: 1 H: 2 E: 0 LOB: 2 K: 2 BB: 1 S: 9 P: 13	R: 0 H: 1 E: 0 LOB: 1 K: 1 BB: 0 S: 6 P: 6	R: 0 H: 0 E: 0 LOB: 0 K: 1 BB: 0 S: 5 P: 5	R: 0 H: 1 E: 0 LOB: 1 K: 0 BB: 0 S: 4 P: 4	R: 1 H: 1 E: 0 LOB: 0 K: 1 BB: 0 S: 6 P: 6	R: 0 H: 0 E: 0 LOB: 0 K: 0 BB: 0 S: 3 P: 3	R: 0 H: 1 E: 0 LOB: 1 K: 0 BB: 0 S: 4 P: 4	R: 1 H: 1 E: 0 LOB: 1 K: 0 BB: 1 S: 4 P: 8	1B: 3 SF: 0 2B: 5 SAC: 0 3B: 0 DP: 0 HR: 1 HBP: 0

AB	36
R	3
H	9
RBI	3
BB	2
SO	7
LOB	15

WP: 0 PA: 38
PB: 0
SB: 0
CS: 0

PITCHER		IP	WLS	BF	H	R	ER	SO	BB	IBB	HBP	BLK	WP	HR	S	P	ERA	WHIP
Jim Gott, R ERA: 3.77	(1, 1)	8.1	W	36	9	3	3	7	2	0	0	0	0	1	48	56	3.24	1.320
Frank Williams, R ERA: 5.4	(9, 1)	0.2		2	0	0	0	0	0	0	0	0	0	0	2	2	0.00	0.000

PITCHER	IP	WLS	BF	H	R	ER	SO	BB	IBB	HBP	BLK	WP	HR	S	P	ERA	WHIP

livebaseballscorecards.com

Batter	1	2	3	4	5	6	7	8	9	AB	R	H	RBI	BB	SO	LOB
Jose Uribe, S (1, 6) OBP: 0.279, SLG: 0.311	E1 1B 2B		E4	FC4 1-2f		HR	F5			5	2	1	1	0	0	4
Ron Roenicke, S (1, 9) OBP: 0.466, SLG: 0.407	1-2 2B 1B		F2		F6	F9		BBBB 4-0 G6-4-3 BB		4	1	1	0	1	0	1
Chili Davis, S (1, 8) OBP: 0.345, SLG: 0.412	F5		F6		1B HR 1B	HR		G6-4-3 1-2f		5	2	2	1	0	0	4
Dan Driessen, L (1, 3) OBP: 0.312, SLG: 0.362	F5		4-3		1-3 HR 1B	2B 1B		5-3		5	2	2	0	0	0	3
Chris Brown, R (1, 5) OBP: 0.353, SLG: 0.462	1-H 2-H 2B			SH1-4 BB FC3-5 1B	1-H HR	1-H 2B				4	1	4	6	0	0	0
Rob Deer, R (1, 7) OBP: 0.286, SLG: 0.367	F2			BBBB 4-0 E SH1-4 1-2 BB	SSS 0-3 K	F8				3	0	0	0	1	1	2
Brad Wellman, R (1, 4) OBP: 0.268, SLG: 0.303		5-3		SH1-4 1-2 2-3	1B		SSS K			3	0	1	0	0	1	0
Matt Nokes, L (1, 2) OBP: 0.333, SLG: 0.333		F4		FC3-5 E 3-H	1-3		1B			4	0	1	0	0	0	3
Jim Gott, R (1, 1) OBP: 0.174, SLG: 0.311 Frank Williams, R (9, 1)		3-1		E5 FC4 1-2 2-3		SSS K	SSS K			4 0	0 0	0 0	0 0	0 0	2 0	3 0
Inning Stats	R: 2 H: 2 E: 1 LOB: 1 K: 0 BB: 0 S: 6 P: 6	R: 0 H: 0 E: 0 LOB: 0 K: 0 BB: 0 S: 3 P: 3	R: 0 H: 0 E: 1 LOB: 1 K: 0 BB: 0 S: 4 P: 4	R: 0 H: 1 E: 1 LOB: 3 K: 0 BB: 1 S: 5 P: 9	R: 3 H: 4 E: 0 LOB: 1 K: 1 BB: 0 S: 9 P: 9	R: 3 H: 4 E: 0 LOB: 1 K: 1 BB: 0 S: 9 P: 9	R: 0 H: 1 E: 0 LOB: 1 K: 2 BB: 0 S: 8 P: 8	R: 0 H: 0 E: 0 LOB: 0 K: 0 BB: 1 S: 2 P: 6		1B: 7 SF: 0 2B: 2 SAC: 1 3B: 0 DP: 1 HR: 3 HBP: 0						

BOTTOM

Montreal Expos @ San Francisco Giants

Candlestick Park, San Francisco, CA

Fri Sep 06 1985, 10:05 PM EDT

Att. 2,809 - Unknown

livebaseballscorecards.com

AB	37
R	8
H	12
RBI	8
BB	2
SO	4
LOB	20

WP: 0 PA: 40
PB: 0
SB: 0
CS: 0

PITCHER		IP	WLS	BF	H	R	ER	SO	BB	IBB	HBP	BLK	WP	HR	S	P	ERA	WHIP
Bill Gullickson, R ERA: 3.31	(1, 1)	5.2	L	30	9	7	5	2	1	0	0	0	0	3	33	37	7.94	1.765
Jack O'Connor, L ERA: 5.4	(6, 1)	0.1		3	2	1	1	0	0	0	0	0	0	0	3	3	27.00	6.000
Bill Laskey, R ERA: 4.3	(7, 1)	2.0		7	1	0	0	2	1	0	0	0	0	0	10	14	0.00	1.000

PITCHER	IP	WLS	BF	H	R	ER	SO	BB	IBB	HBP	BLK	WP	HR	S	P	ERA	WHIP

Montreal Expos @ San Francisco Giants

Candlestick Park, San Francisco, CA

Sat Sep 07 1985, 6:33 AM EDT

Att. 3,452 - Unknown

TOP

livebaseballscorecards.com

Batter	1	2	3	4	5	6	7	8	9	AB	R	H	RBI	BB	SO	LOB
Tim Raines, S (1, 7) OBP: 0.388, SLG: 0.455	E5 S	6-3		SF9 2-3 3-H			HR	FC5 2B		4	1	2	2	0	0	2
Vance Law, R (1, 4) OBP: 0.353, SLG: 0.398	K		6-3	K			F9	FC5 2-3		5	0	0	0	0	2	3
Andre Dawson, R (1, 9) OBP: 0.303, SLG: 0.429	F6 1-2		1B 3B	F8			E8 1B		3-1	4	2	1	0	0	0	2
Herm Winningham, L (7, 8) OBP: 0.301, SLG: 0.333										1	0	0	0	0	0	0
Hubie Brooks, R (1, 6) OBP: 0.309, SLG: 0.404	F9		FC5-4 1B 3-H		F7		FC6-4 1B 3-H		F7	5	0	2	2	0	0	1
Tim Wallach, R (1, 5) OBP: 0.306, SLG: 0.425		F9	F4		5-3		F8		K	5	0	0	0	0	1	2
Andres Galarraga, R (1, 3) OBP: 0.222, SLG: 0.176		1B WP E 1B	FC5-4 1-2f		F4		FC6-4 1-2f			4	1	1	0	0	0	2
Mitch Webster, S (1, 8) OBP: 0.284, SLG: 0.441 (7, 9)		K 1-2		1B E 1B				HR		3	2	2	1	1	1	1
Sal Butera, R (1, 2) OBP: 0.286, SLG: 0.301		E BB		E SF9 1-3 1B			L6-4 1-3	F5		3	1	1	0	1	0	1
Floyd Youmans, R (1, 1) OBP: 0.071, SLG: 0.071		E1 1-3 2-H 1B		E5 SF9 2-3 3-H			K	6-3		3	0	1	0	0	1	1
Tim Burke, R (6, 1) OBP: 0.125, SLG: 0.125										1	0	0	0	0	0	0

	AB	38
	R	7
	H	10
	RBI	5
	BB	2
	SO	5
	LOB	15

Inning Stats																								
	R: 0	H: 0	R: 1	H: 2	R: 1	H: 2	R: 2	H: 2	R: 0	H: 0	R: 0	H: 0	R: 2	H: 2	R: 1	H: 2	R: 0	H: 0	1B: 6	SF: 1	WP: 1	PA: 41
	E: 1	LOB: 1	E: 1	LOB: 2	E: 0	LOB: 1	E: 1	LOB: 1	E: 0	LOB: 0	E: 0	LOB: 1	E: 1	LOB: 1	E: 0	LOB: 1	E: 0	LOB: 0	2B: 2	SAC: 0	PB: 0	
	K: 1	BB: 0	K: 1	BB: 1	K: 0	BB: 0	K: 1	BB: 0	K: 0	BB: 0	K: 1	BB: 1	K: 0	BB: 0	K: 0	BB: 0	K: 1	BB: 0	3B: 1	DP: 1	SB: 2	
	S: 6	P: 6	S: 7	P: 11	S: 5	P: 5	S: 8	P: 8	S: 3	P: 3	S: 4	P: 8	S: 6	P: 6	S: 5	P: 5	S: 5	P: 5	HR: 2	HBP: 0	CS: 0	

PITCHER		IP	WLS	BF	H	R	ER	SO	BB	IBB	HBP	BLK	WP	HR	S	P	ERA	WHIP
Dave LaPoint, L ERA: 3.02	(1, 1)	6.1	L	31	8	6	2	4	2	0	0	0	1	1	37	45	2.84	1.579
Mike Jeffcoat, L ERA: 2.6	(7, 1)	0.2		2	0	0	0	0	0	0	0	0	0	0	2	2	0.00	0.000
Greg Minton, R ERA: 3.48	(8, 1)	2.0		8	2	1	1	1	0	0	0	0	0	1	10	10	4.50	1.000

PITCHER	IP	WLS	BF	H	R	ER	SO	BB	IBB	HBP	BLK	WP	HR	S	P	ERA	WHIP

BOTTOM

Montreal Expos @ San Francisco Giants

Candlestick Park, San Francisco, CA

Sat Sep 07 1985, 6:33 AM EDT
Att. 3,452 - Unknown

livebaseballscorecards.com

Batter	1	2	3	4	5	6	7	8	9	AB	R	H	RBI	BB	SO	LOB
Jose Uribe, S (1, 6) OBP: 0.279, SLG: 0.311	x 0-0 5-3 ①		S S S 0-3 K2-3 ①		x 0-0 4-3 ③		x 0-0 1B			4	0	1	0	0	1	0
Ron Roenicke, S (1, 9) OBP: 0.468, SLG: 0.404	x 0-0 F9 ②		x 0-0 1B G4-3-6			B B B B 4-0 BB 1B 1B	x 0-0 G3 ③			3	1	1	0	1	0	1
Chili Davis, S (1, 8) OBP: 0.346, SLG: 0.415	x 0-0 2B BB		x 0-0 G4-3-6 ② ③ 1-2f			x 0-0 1B FC6-4 1B 1-3		x 0-0 F9 ①		4	0	2	0	0	0	1
Dan Driessen, L (1, 3) OBP: 0.316, SLG: 0.365	B B B B 4-0 BB BB			x 0-0 1B		x 0-0 1B FC6-4 1-2 3-H		x 0-0 F8 ②		3	0	2	1	1	0	0
Chris Brown, R (1, 5) OBP: 0.354, SLG: 0.459	B B B B 4-0 BB 1-2 2-3			x 0-0 F9 ①		x 0-0 FC6-4 ① 1-2f 2-3		H 1-0 HBP		2	0	0	0	1	0	3
Rob Deer, R (1, 7) OBP: 0.275, SLG: 0.351	S S S 0-3 K ③			x 0-0 F2 ②		S S S 0-3 K ②		S S S 0-3 K ③		4	0	0	0	0	3	7
Brad Wellman, R (1, 4) OBP: 0.268, SLG: 0.302		x 0-0 F9 ①		x 0-0 4-3 ③		x 0-0 F9 ③			x 0-0 1B G1-4-3	4	0	1	0	0	0	3
Matt Nokes, L (1, 2) OBP: 0.231, SLG: 0.231		x 0-0 5-3 ②			S S S 0-3 K ①		x 0-0 1-3 ①		x 0-0 G1-4-3 ① ② 1-2f	4	0	0	0	0	1	1
Dave LaPoint, L (1, 1) OBP: 0.259, SLG: 0.208		x 0-0 1-4-3 ③			x 0-0 6-3 ②		x 0-0 5-3 ②		x 0-0 F5 ③	2	0	0	0	0	0	0
Mike Jeffcoat, L (7, 1)										0	0	0	0	0	0	0
Joel Youngblood, R (7, PH) OBP: 0.339, SLG: 0.322										1	0	0	0	0	0	0
Greg Minton, S (8, 1)										0	0	0	0	0	0	0
Dan Gladden, R (9, PH) OBP: 0.292, SLG: 0.302										1	0	0	0	0	0	0

Inning Stats	1	2	3	4	5	6	7	8	9
R	0	0	0	0	0	1	0	0	0
E	0	0	0	0	0	0	0	0	0
K	1	0	1	0	1	1	0	1	0
S	6	3	5	4	5	7	4	5	3
H	1	0	1	1	0	2	1	0	1
LOB	3	0	0	1	0	2	1	1	0
BB	2	0	0	0	0	1	0	0	0
P	14	3	5	4	5	11	4	6	3

AB	32
R	1
H	7
RBI	1
BB	3
SO	5
LOB	16

1B: 6	SF: 0	WP: 0	PA: 36
2B: 1	SAC: 0	PB: 0	
3B: 0	DP: 2	SB: 0	
HR: 0	HBP: 1	CS: 0	

PITCHER		IP	WLS	BF	H	R	ER	SO	BB	IBB	HBP	BLK	WP	HR	S	P	ERA	WHIP
Floyd Youmans, R ERA: 2.25	(1, 1)	5.0	W	22	5	1	1	3	3	0	0	0	0	0	25	37	1.80	1.600
Tim Burke, R ERA: 1.76	(6, 1)	4.0	S	14	2	0	0	2	0	0	1	0	0	0	17	18	0.00	0.500

PITCHER	IP	WLS	BF	H	R	ER	SO	BB	IBB	HBP	BLK	WP	HR	S	P	ERA	WHIP

Batter	1	2	3	4	5	6	7	8	9	10	AB	R	H	RBI	BB	SO	LOB
Tim Raines, S (1, 7) OBP: 0.388, SLG: 0.454	BBBB 4-0 PO BB	x 0-0 1-3		x 0-0 F3 3-H			x 0-0 F8			x 0-0 S E 1B	4	1	1	0	1	0	2
Vance Law, R (1, 4) OBP: 0.353, SLG: 0.400	x 0-0 F9		x 0-0 4-3 2B		x 0-0 F7		x 0-0 F7			x 0-0 E1 6-3 S 1B 1-H 1B	5	1	2	0	0	0	1
Andre Dawson, R (1, 9) OBP: 0.300, SLG: 0.425 Herm Winningham, L (8, 8) OBP: 0.300, SLG: 0.332	x 0-0 F4		x 0-0 F2		SSS 0-3 K			x 0-0 F3		x 0-0 6-3 1-3	4 1	0 0	0 0	0 0	0 0	1 0	2 1
Hubie Brooks, R (1, 6) OBP: 0.309, SLG: 0.403	0-0 PO 1-2	x 0-0 FC6-4 1B	x 0-0 4-3 2-3		x 0-0 F8			x 0-0 4-3		IIII 4-0 BB 1B IBB	4	1	1	0	1	0	1
Tim Wallach, R (1, 5) OBP: 0.307, SLG: 0.430		x 0-0 F8	x 0-0 F8			x 0-0 F8		x 0-0 HR		BBBB 4-0 1B E BB 1-2	4	2	1	1	1	0	2
Andres Galarraga, R (1, 3) OBP: 0.250, SLG: 0.167 Terry Francona, L (6, PH) OBP: 0.319, SLG: 0.376 (6, 3)	x 0-0 FC6-4 S HR 1-2f		BBBB 4-0 SH5-3 BB SH1-2-3 BB			x 0-0 F8		x 0-0 F9		x 0-0 S 1-3 2-H 3-H 1B	1 3	2 0	0 1	0 2	1 0	0 0	1 0
Mitch Webster, S (1, 8) OBP: 0.294, SLG: 0.464 (8, 9)	x 0-0 1-H HR		BBBB 4-0 SH1-2-3 SH5-3 1-2 WP BB			x 0-0 1B			SSS 0-3 K	SSS 0-3 K 1-3 3-H	4	2	2	2	1	2	1
Mike O'Berry, R (1, 2) U L Washington, S (9, PH) OBP: 0.315, SLG: 0.370 Sal Butera, R (9, 2) OBP: 0.293, SLG: 0.301	BBBB 4-0 1B BB		x 0-0 SH5-3 1-2 2-3			x 0-0 F9			x 0-0 F8	H 1-0 HBP	1 1 0	0 0 0	0 0 0	0 0 0	1 0 0	0 0 0	1 0 0
Bryn Smith, R (1, 1) OBP: 0.250, SLG: 0.277 Jeff Reardon, R (8, 1) OBP: 0.167, SLG: 0.167 Jim Wohlford, R (9, PH) OBP: 0.282, SLG: 0.286 Gary Lucas, L (9, 1) Tim Burke, R (10, 1) OBP: 0.125, SLG: 0.125	x 0-0 1-2 1B		x 0-0 SH1-2-3 2-3 3-H				x 0-0 F6		SSS 0-3 K	x 0-0 G3	2 0 1 1 0	0 0 0 0 0	1 0 0 0 0	1 0 0 0 0	0 0 1 0 0	0 0 0 2 0	0 0 0 0 0
Inning Stats	R: 0 E: 0 K: 0 S: 2 H: 0 LOB: 0 BB: 1 P: 6	R: 2 E: 0 K: 0 S: 6 H: 3 LOB: 2 BB: 1 P: 10	R: 0 E: 0 K: 0 S: 4 H: 1 LOB: 1 BB: 0 P: 4	R: 2 E: 0 K: 0 S: 3 H: 0 LOB: 0 BB: 2 P: 11	R: 0 E: 0 K: 1 S: 5 H: 0 LOB: 0 BB: 0 P: 5	R: 0 E: 0 K: 0 S: 4 H: 1 LOB: 1 BB: 0 P: 4	R: 0 E: 0 K: 0 S: 3 H: 0 LOB: 0 BB: 0 P: 3	R: 1 E: 0 K: 0 S: 4 H: 1 LOB: 0 BB: 0 P: 4	R: 0 E: 0 K: 2 S: 7 H: 0 LOB: 0 BB: 0 P: 7	R: 4 E: 2 K: 1 S: 8 H: 3 LOB: 2 BB: 2 P: 17	1B: 6 2B: 1 3B: 0 HR: 2 SF: 0 SAC: 2 DP: 0 HBP: 1						

PITCHER		IP	WLS	BF	H	R	ER	SO	BB	IBB	HBP	BLK	WP	HR	S	P	ERA	WHIP
Vida Blue, L ERA: 4.72	(1, 1)	5.0		22	4	4	4	1	4	0	0	0	1	1	20	36	7.20	1.600
Frank Williams, R ERA: 5.26	(6, 1)	3.0		11	2	1	1	0	0	0	0	0	0	1	11	11	3.00	0.667
Mark Davis, L ERA: 2.77	(9, 1)	1.0		3	0	0	0	2	0	0	0	0	0	0	7	7	0.00	0.000
Scott Garrelts, R ERA: 2.04	(10, 1)	1.0	L	9	3	4	3	1	1	1	1	0	0	0	8	17	27.00	4.000

PITCHER	IP	WLS	BF	H	R	ER	SO	BB	IBB	HBP	BLK	WP	HR	S	P	ERA	WHIP

TOP

Montreal Expos @ San Francisco Giants

Candlestick Park, San Francisco, CA

Sun Sep 08 1985, 6:33 AM EDT

Att. 2,629 - Unknown

livebaseballscorecards.com

AB	36
R	9
H	9
RBI	6
BB	6
SO	4
LOB	14

WP: 1 PB: 0 SB: 5 CS: 0 PA: 46

Montreal Expos @ San Francisco Giants

Candlestick Park, San Francisco, CA

Sun Sep 08 1985, 6:33 AM EDT

Att. 2,629 - Unknown

livebaseballscorecards.com

BOTTOM

Batter	1	2	3	4	5	6	7	8	9	10	AB	R	H	RBI	BB	SO	LOB
Jose Uribe, S (1, 6) OBP: 0.280, SLG: 0.321	4-3		6-3		F8			1B 2B 1-3		HR	5	2	2	1	0	0	0
Ron Roenicke, S (1, 9) OBP: 0.451, SLG: 0.403	F5			E5 E 2B		4-3 4-3 2B		F9		6-3	5	2	1	0	0	0	2
Chili Davis, S (1, 8) OBP: 0.347, SLG: 0.415	1-3			E3 2B 6-3 1-2		4-3 2-3		6-3 2-H 3-H 1B		BB 1B	5	1	2	2	0	0	2
Dan Driessen, L (1, 3) OBP: 0.317, SLG: 0.366		3-1		6-3 1-3 2-H 2B		4-3 3-H		6-3 1-2		B B B B G5-4-3 1-2 BB	4	0	1	2	1	0	1
Chris Brown, R (1, 5) OBP: 0.352, SLG: 0.454		1-3		1-3		5-3		IBB		G5-4-3 1-2f	4	0	0	0	1	0	4
Bob Brenly, R (1, 2) OBP: 0.306, SLG: 0.406		B B B B BB		6-3 2-3 3-H			6-3	F3			3	0	0	1	1	0	3
Rob Deer, R (1, 7) OBP: 0.265, SLG: 0.337		L1		F4			5-3		F7		4	0	0	0	0	0	2
Brad Wellman, R (1, 4) OBP: 0.261, SLG: 0.294			4-3		F8		4-3		1-3		4	0	0	0	0	0	0
Vida Blue, S (1, 1) OBP: 0.167, SLG: 0.130			L3		1-3			2B 1B 1B	F3		1	0	0	0	0	0	0
Joel Youngblood, R (5, PH) OBP: 0.338, SLG: 0.320											1	0	0	0	0	0	0
Frank Williams, R (6, 1)											0	0	0	0	0	0	0
Dan Gladden, R (8, PH) OBP: 0.294, SLG: 0.304											1	1	1	0	0	0	0
Mark Davis, L (9, 1) OBP: 0.200, SLG: 0.400											0	0	0	0	0	0	0
David Green, R (9, PH) OBP: 0.300, SLG: 0.355											1	0	0	0	0	0	0
Scott Garrelts, R (10, 1) OBP: 0.300, SLG: 0.333											0	0	0	0	0	0	0
Inning Stats	R: 0 E: 0 K: 0 S: 3 / H: 0 LOB: 0 BB: 0 P: 3	R: 0 E: 0 K: 0 S: 3 / H: 0 LOB: 1 BB: 1 P: 7	R: 0 E: 0 K: 0 S: 3 / H: 0 LOB: 0 BB: 0 P: 3	R: 2 E: 2 K: 0 S: 6 / H: 1 LOB: 1 BB: 0 P: 6	R: 0 E: 0 K: 0 S: 3 / H: 0 LOB: 0 BB: 0 P: 3	R: 1 E: 0 K: 0 S: 4 / H: 1 LOB: 0 BB: 0 P: 4	R: 0 E: 0 K: 0 S: 3 / H: 0 LOB: 0 BB: 0 P: 3	R: 2 E: 0 K: 0 S: 6 / H: 3 LOB: 2 BB: 1 P: 10	R: 0 E: 0 K: 0 S: 3 / H: 0 LOB: 0 BB: 0 P: 3	R: 1 E: 0 K: 0 S: 4 / H: 2 LOB: 1 BB: 1 P: 8	1B: 3 2B: 3 3B: 0 HR: 1	SF: 0 SAC: 0 DP: 1 HBP: 0		WP: 0 PB: 0 SB: 0 CS: 0	PA: 41		

	AB	38
	R	6
	H	7
	RBI	6
	BB	3
	SO	0
	LOB	14

PITCHER		IP	WLS	BF	H	R	ER	SO	BB	IBB	HBP	BLK	WP	HR	S	P	ERA	WHIP
Bryn Smith, R ERA: 2.87	(1, 1)	7.0		28	4	5	3	0	1	0	0	0	0	0	27	31	3.86	0.714
Jeff Reardon, R ERA: 3.21	(8, 1)	1.0		5	1	0	0	0	0	1	0	0	0	0	4	8	0.00	1.000
Gary Lucas, L ERA: 3.52	(9, 1)	1.1	W	7	2	1	1	0	1	0	0	0	0	1	6	10	6.75	2.250
Tim Burke, R ERA: 1.74	(10, 1)	0.2	S	1	0	0	0	0	0	0	0	0	0	0	1	1	0.00	0.000

PITCHER	IP	WLS	BF	H	R	ER	SO	BB	IBB	HBP	BLK	WP	HR	S	P	ERA	WHIP

Batter	1	2	3	4	5	6	7	8	9	AB	R	H	RBI	BB	SO	LOB
Jose Uribe, S (1, 6) OBP: 0.278, SLG: 0.318	S S S 0-3 ① K		x 0-0 ② F8			x 0-0 ① 6-3	x 0-0 ③ F9			4	0	0	0	0	1	1
Ron Roenicke, S (1, 9) OBP: 0.453, SLG: 0.400	S S S 0-3 ② K		B B B B 4-0 BB			x 0-0 ② 5-3		x 0-0 G6-4-3 1B		3	0	1	0	1	1	0
Chili Davis, S (1, 8) OBP: 0.348, SLG: 0.418	x 0-0 S 1B		x 0-0 ③ F7			x 0-0 2B		S S S 0-3 ① K		4	0	2	0	0	1	2
Dan Driessen, L (1, 3) OBP: 0.315, SLG: 0.363 David Green, R (8, PH) OBP: 0.299, SLG: 0.354 (8, 3)	S S S 0-3 ③ K 1-2			x 0-0 ① F7		x 0-0 ③ F7		x 0-0 ②③ G6-4-3 1-2f		3 1	0 0	0 0	0 0	0 0	1 0	2 1
Chris Brown, R (1, 5) OBP: 0.353, SLG: 0.453		B B B B 4-0 PB BB		x 0-0 ② 6-3			x 0-0 HR 1B		S S S 0-3 ① K	3	1	1	0	1	1	0
Rob Deer, R (1, 7) OBP: 0.256, SLG: 0.324		S S S 0-3 ① K		S S S 0-3 ③ K			S S S 0-3 ① K		x 0-0 ② 6-3	4	0	0	0	0	3	2
Brad Wellman, R (1, 4) OBP: 0.261, SLG: 0.299		x 0-0 ② 6-3 1-2			x 0-0 ① 6-3		x 0-0 ② F2		x 0-0 2B	4	0	1	0	0	0	2
Matt Nokes, L (1, 2) OBP: 0.250, SLG: 0.438 Bob Brenly, R (9, PH) OBP: 0.306, SLG: 0.404		x 0-0 ③ 4-3			x 0-0 ② F8		x 0-0 1-H HR		x 0-0 ③ 3-1	3 1	1 0	1 0	2 0	0 0	0 0	1 1
Atlee Hammaker, S (1, 1) OBP: 0.071, SLG: 0.071 Greg Minton, S (5, 1) Dan Gladden, R (7, PH) OBP: 0.296, SLG: 0.306 Mark Davis, L (7, 1) OBP: 0.200, SLG: 0.400			x 0-0 ① 6-3		x 0-0 ③ 4-3		x 0-0 1B			2 0 1 0	0 0 0 0	0 0 1 0	0 0 0 0	0 0 0 0	0 0 0 0	0 0 0 0
Inning Stats	R: 0 H: 1 E: 0 LOB: 1 K: 3 BB: 0 S: 10 P: 10	R: 0 H: 0 E: 0 LOB: 1 K: 1 BB: 1 S: 5 P: 9	R: 0 H: 0 E: 0 LOB: 1 K: 0 BB: 1 S: 3 P: 7	R: 0 H: 0 E: 0 LOB: 0 K: 1 BB: 0 S: 5 P: 5	R: 0 H: 0 E: 0 LOB: 0 K: 0 BB: 0 S: 3 P: 3	R: 0 H: 1 E: 0 LOB: 1 K: 0 BB: 0 S: 4 P: 4	R: 2 H: 3 E: 0 LOB: 1 K: 1 BB: 0 S: 8 P: 8	R: 0 H: 1 E: 0 LOB: 0 K: 1 BB: 0 S: 5 P: 5	R: 0 H: 1 E: 0 LOB: 1 K: 1 BB: 0 S: 6 P: 6	1B: 4 SF: 0 2B: 2 SAC: 0 3B: 0 DP: 1 HR: 1 HBP: 0						WP: 0 PA: 35 PB: 1 SB: 1 CS: 0

San Francisco Giants @ Houston Astros

Astrodome, Houston, TX

Mon Sep 09 1985, 8:05 PM EDT

Att. 3,621 - Unknown

TOP

livebaseballscorecards.com

AB	33
R	2
H	7
RBI	2
BB	2
SO	8
LOB	12

PITCHER		IP	WLS	BF	H	R	ER	SO	BB	IBB	HBP	BLK	WP	HR	S	P	ERA	WHIP
Mike Scott, R ERA: 2.98	(1, 1)	7.0	W	28	5	2	2	6	2	0	0	0	0	1	38	46	2.57	1.000
Frank DiPino, L ERA: 3.74	(8, 1)	1.2		6	2	0	0	2	0	0	0	0	0	0	10	10	0.00	1.200
Dave Smith, R ERA: 2.53	(9, 1)	0.1	S	1	0	0	0	0	0	0	0	0	0	0	1	1	0.00	0.000

PITCHER	IP	WLS	BF	H	R	ER	SO	BB	IBB	HBP	BLK	WP	HR	S	P	ERA	WHIP

Batter	1	2	3	4	5	6	7	8	9	AB	R	H	RBI	BB	SO	LOB
Dickie Thon, R (1, 6) OBP: 0.283, SLG: 0.338	5-3	K		E5 FC5-4 2-3		5-3	5-3			5	0	0	0	0	1	4
Jim Pankovits, R (1, 9) OBP: 0.342, SLG: 0.358	BB 1B BB		F9	FC5-4 1-2f		4-3		K		4	1	0	0	1	1	2
Kevin Bass, S (1, 8) OBP: 0.291, SLG: 0.394	F9		S 1B		2B 2B	S 1B		F5		5	1	3	0	0	0	1
Jose Cruz, L (1, 7) OBP: 0.350, SLG: 0.418	1B 1-2 BB		F7 1-2		F8 1B 2-H 2B	4-0 1-2 IBB		K		3	1	1	1	2	1	1
Glenn Davis, R (1, 3) OBP: 0.318, SLG: 0.442	1-2 2-H 1B		L5		F8 2-3	5-3				4	0	1	1	0	0	4
Phil Garner, R (1, 4) OBP: 0.314, SLG: 0.389	K			2B 2B	6-3 S 3-H 1B		SH5-3 1B 1B			4	1	3	1	0	1	2
Mark Bailey, S (1, 2) OBP: 0.389, SLG: 0.427		5-3	6-3	6-3 1-3			SH5-3 1-2 1B			4	0	1	0	0	0	2
German Rivera, R (1, 5) OBP: 0.267, SLG: 0.296		3B	F7	IBB			SH5-3 1-2 2-3			2	0	1	0	1	0	1
Mike Scott, R (1, 1) OBP: 0.206, SLG: 0.258		K	E 2-H 2B	5-3			6-3			3	0	1	1	0	1	3
Tim Tolman, R (7, PH) OBP: 0.138, SLG: 0.250										1	0	0	0	0	0	2
Frank DiPino, L (8, 1) OBP: 0.250, SLG: 0.250										0	0	0	0	0	0	0
Dave Smith, R (9, 1)										0	0	0	0	0	0	0
Inning Stats	R: 1 E: 0 K: 1 S: 6 H: 1 LOB: 2 BB: 2 P: 14	R: 0 E: 0 K: 2 S: 8 H: 1 LOB: 1 BB: 0 P: 8	R: 0 E: 0 K: 0 S: 4 H: 1 LOB: 1 BB: 0 P: 4	R: 1 E: 1 K: 0 S: 6 H: 2 LOB: 2 BB: 0 P: 6	R: 2 E: 0 K: 0 S: 6 H: 3 LOB: 2 BB: 1 P: 10	R: 0 E: 0 K: 0 S: 4 H: 1 LOB: 2 BB: 1 P: 8	R: 0 E: 0 K: 0 S: 5 H: 2 LOB: 2 BB: 0 P: 5	R: 0 E: 0 K: 2 S: 7 H: 0 LOB: 0 BB: 0 P: 7		1B: 6 2B: 4 3B: 1 HR: 0 SF: 0 SAC: 1 DP: 0 HBP: 0						

PITCHER		IP	WLS	BF	H	R	ER	SO	BB	IBB	HBP	BLK	WP	HR	S	P	ERA	WHIP
Atlee Hammaker, L ERA: 3.61	(1, 1)	4.1	L	24	8	4	4	3	2	0	0	0	0	0	28	36	8.31	2.308
Greg Minton, R ERA: 3.4	(5, 1)	1.2		8	1	0	0	0	0	2	0	0	0	0	6	14	0.00	0.600
Mark Davis, L ERA: 2.71	(7, 1)	2.0		8	2	0	0	2	0	0	0	0	0	0	12	12	0.00	1.000

PITCHER	IP	WLS	BF	H	R	ER	SO	BB	IBB	HBP	BLK	WP	HR	S	P	ERA	WHIP

BOTTOM

San Francisco Giants @ Houston Astros

Astrodome, Houston, TX

Mon Sep 09 1985, 8:05 PM EDT

Att. 3,621 - Unknown

livebaseballscorecards.com

AB	35
R	4
H	11
RBI	4
BB	4
SO	5
LOB	22

WP: 0	PA: 40
PB: 0	
SB: 3	
CS: 0	

Batter	1	2	3	4	5	6	7	8	9	AB	R	H	RBI	BB	SO	LOB
Dan Gladden, R (1, 8) OBP: 0.293, SLG: 0.303	6-3		F9			K			6-3	4	0	0	0	0	1	0
Manny Trillo, R (1, 4) OBP: 0.287, SLG: 0.289	F4			F8		F5			F4	4	0	0	0	0	0	0
Joel Youngblood, R (1, 9) OBP: 0.332, SLG: 0.314	5-3			4-3		F7			K	4	0	0	0	0	1	0
Chris Brown, R (1, 5) OBP: 0.353, SLG: 0.460		5-3		HR			F3			3	1	1	1	0	0	0
Bob Brenly, R (1, 2) OBP: 0.303, SLG: 0.401		5-3		F7			F6			3	0	0	0	0	0	0
David Green, R (1, 3) OBP: 0.299, SLG: 0.354		1B			F9		K			3	0	1	0	0	1	0
Rob Deer, R (1, 7) OBP: 0.258, SLG: 0.324		K			1B			K		3	0	1	0	0	2	1
Ricky Adams, R (1, 6) OBP: 0.224, SLG: 0.313			4-3		F8			F8		3	0	0	0	0	0	1
Mike Krukow, R (1, 1) OBP: 0.259, SLG: 0.345			K		G3			F8		1	0	0	0	0	1	0
Frank Williams, R (4, 1)										1	0	0	0	0	0	1
Brad Wellman, R (8, PH) OBP: 0.259, SLG: 0.297										1	0	0	0	0	0	0
Greg Minton, S (8, 1)										0	0	0	0	0	0	0

TOP

San Francisco Giants @ Houston Astros

Astrodome, Houston, TX

Tue Sep 10 1985, 8:05 PM EDT

Att. 4,343 - Unknown

livebaseballscorecards.com

AB	30
R	1
H	3
RBI	1
BB	0
SO	6
LOB	3

Inning Stats	1	2	3	4	5	6	7	8	9
R	0	0	0	1	0	0	0	0	0
E	0	0	0	0	0	0	0	0	0
K	0	1	1	0	0	1	1	1	1
S	3	6	5	4	4	5	5	5	5
H	0	1	0	1	1	0	0	0	0
LOB	0	1	0	0	1	0	0	0	0
BB	0	0	0	0	0	0	0	0	0
P	3	6	5	4	4	5	5	5	5

1B	2
2B	0
3B	0
HR	1
SF	0
SAC	0
DP	0
HBP	0
WP	0
PB	0
SB	0
CS	0
PA	30

PITCHER	IP	WLS	BF	H	R	ER	SO	BB	IBB	HBP	BLK	WP	HR	S	P	ERA	WHIP
Bob Knepper, L (1, 1) ERA: 3.39	9.0	W	30	3	1	1	6	0	0	0	0	0	1	42	42	1.00	0.333

BOTTOM

Batter	1	2	3	4	5	6	7	8	9	AB	R	H	RBI	BB	SO	LOB
Kevin Bass, S (1, 8) OBP: 0.291, SLG: 0.393	4-3		6-3	PB, 1B 1-2 2-H 3-H		1-3				4	0	1	2	0	0	1
Craig Reynolds, L (1, 6) OBP: 0.295, SLG: 0.382	4-3		F8	4-3 1-2 2-3			4-3			4	0	0	0	0	0	2
Denny Walling, L (1, 5) OBP: 0.317, SLG: 0.378	F3		K		E, 2B		BBBB 5-3, BB			3	1	1	0	1	1	0
Jose Cruz, L (1, 7) OBP: 0.352, SLG: 0.419		2B, 1B		PB, WP, 1B, 1B	F8		5-3 1-2			4	1	2	0	0	0	2
Jerry Mumphrey, S (1, 9) OBP: 0.324, SLG: 0.387		1-3 2B		F7 1-2	E3, CS 2-H		F7			4	0	1	0	0	0	2
Glenn Davis, R (1, 3) OBP: 0.313, SLG: 0.435		5-3		6-3	F4 1-2			SSS K		4	0	0	0	0	1	4
Phil Garner, R (1, 4) OBP: 0.316, SLG: 0.388		F3		BBBB 1B, BB, 1B 2-3 BB		6-3		CS, 1B		3	1	1	0	1	0	2
Mark Bailey, S (1, 2) OBP: 0.393, SLG: 0.428		IIII IBB		BBBB 1B, 1B 1-2 BB		SH1-4 1B		SSS K 1-2		2	1	1	0	2	1	1
Bob Knepper, L (1, 1) OBP: 0.159, SLG: 0.206		SSS K		PB, 1B 1-2 2-3 3-H 1B		SH1-4 1-2				2	0	1	1	0	1	3
Inning Stats	R: 0 E: 0 K: 0 S: 3 H: 0 LOB: 0 BB: 0 P: 3	R: 0 E: 0 K: 1 S: 7 H: 2 LOB: 3 BB: 1 P: 11	R: 0 E: 0 K: 1 S: 5 H: 0 LOB: 0 BB: 0 P: 5	R: 3 E: 0 K: 0 S: 6 H: 3 LOB: 2 BB: 2 P: 14	R: 1 E: 1 K: 0 S: 4 H: 1 LOB: 0 BB: 0 P: 4	R: 0 E: 0 K: 0 S: 4 H: 1 LOB: 1 BB: 0 P: 4	R: 0 E: 0 K: 0 S: 3 H: 0 LOB: 1 BB: 1 P: 7	R: 0 E: 0 K: 2 S: 7 H: 1 LOB: 0 BB: 0 P: 7		1B: 6 2B: 2 3B: 0 HR: 0 SF: 0 SAC: 1 DP: 0 HBP: 0						

PITCHER		IP	WLS	BF	H	R	ER	SO	BB	IBB	HBP	BLK	WP	HR	S	P	ERA	WHIP
Mike Krukow, R ERA: 3.38	(1, 1)	3.2	L	18	4	3	3	2	2	1	0	0	1	0	19	31	7.36	1.636
Frank Williams, R ERA: 4.94	(4, 1)	3.1		14	3	1	0	0	1	0	0	0	0	0	13	17	0.00	1.200
Greg Minton, R ERA: 3.36	(8, 1)	1.0		3	1	0	0	2	0	0	0	0	0	0	7	7	0.00	1.000

PITCHER	IP	WLS	BF	H	R	ER	SO	BB	IBB	HBP	BLK	WP	HR	S	P	ERA	WHIP

San Francisco Giants @ Houston Astros

Astrodome, Houston, TX

Tue Sep 10 1985, 8:05 PM EDT

Att. 4,343 - Unknown

livebaseballscorecards.com

AB	30
R	4
H	8
RBI	3
BB	4
SO	4
LOB	17

WP: 1	PB: 2	SB: 0	CS: 2
PA: 35			

Batter	1	2	3	4	5	6	7	8	9	AB	R	H	RBI	BB	SO	LOB
Dan Gladden, R (1, 7) (4, 8) OBP: 0.298, SLG: 0.317	4-3 SF7 2B		1B 1B 1B	HR	5-3			2B E 1B	K	6	4	4	1	0	1	2
Manny Trillo, R (1, 4) OBP: 0.285, SLG: 0.288	4-3 2-3		1B BB SF8 1-3 1B	L9	6-3			F9	L4	6	1	1	0	0	0	4
Mike Woodard, L (9, 4)										0	0	0	0	0	0	0
Chili Davis, S (1, 8) OBP: 0.350, SLG: 0.417	BB BB		K	2B BB		K		E7 3-1 1-H 2B		1	1	0	0	2	1	2
Rob Deer, R (4, 7) OBP: 0.262, SLG: 0.336										2	0	1	0	0	1	0
Dan Driessen, L (1, 3) OBP: 0.316, SLG: 0.365	SF7 3-H		SF8 1B 1B 1-2 BB	F8 1B 1-H 2B		K		3-1 2-3		3	2	1	2	1	1	1
Chris Brown, R (1, 5) OBP: 0.355, SLG: 0.459	BB 1-2 BB		BB 1B 1-2 2-3 3-H 1B	F8 2-3		5-3		6-3		3	1	1	1	1	0	1
Brad Wellman, R (6, 5) OBP: 0.257, SLG: 0.296										1	0	0	0	0	0	1
Joel Youngblood, R (1, 9) OBP: 0.333, SLG: 0.332	F8		SF8 2-3 3-H	1B 3-H			5-3		HR	4	1	2	3	0	0	2
Bob Brenly, R (1, 2) OBP: 0.307, SLG: 0.401		F8	1B BB 1-2	5-3			BB	2B 1B		3	0	1	0	2	0	1
Ricky Adams, R (1, 6) OBP: 0.222, SLG: 0.307		5-3	1B 1-2 2-H 3-H		6-3		K	F8		5	0	1	2	0	1	2
Jim Gott, R (1, 1) OBP: 0.196, SLG: 0.400		K	K		HR		K	2B 1-3		5	1	2	1	0	3	3
Inning Stats	R: 1 E: 0 K: 0 S: 4 H: 1 LOB: 2 BB: 2 P: 12	R: 0 E: 0 K: 1 S: 5 H: 0 LOB: 0 BB: 0 P: 5	R: 4 E: 0 K: 2 S: 11 H: 4 LOB: 2 BB: 2 P: 19	R: 3 E: 0 K: 0 S: 6 H: 3 LOB: 1 BB: 1 P: 10	R: 1 E: 0 K: 0 S: 4 H: 1 LOB: 0 BB: 0 P: 4	R: 0 E: 0 K: 2 S: 7 H: 0 LOB: 0 BB: 0 P: 7	R: 0 E: 0 K: 2 S: 7 H: 0 LOB: 1 BB: 1 P: 11	R: 1 E: 1 K: 0 S: 5 H: 2 LOB: 1 BB: 0 P: 5	R: 1 E: 0 K: 1 S: 8 H: 3 LOB: 2 BB: 0 P: 8	1B: 7 2B: 4 3B: 0 HR: 3 SF: 2 SAC: 0 DP: 0 HBP: 0							

PITCHER		IP	WLS	BF	H	R	ER	SO	BB	IBB	HBP	BLK	WP	HR	S	P	ERA	WHIP
Joe Niekro, R ERA: 3.72	(1, 1)	3.0	L	18	5	5	5	3	4	0	0	0	0	0	20	36	15.00	3.000
Ron Mathis, R ERA: 5.64	(4, 1)	2.0		11	4	4	4	0	1	0	0	0	0	2	10	14	18.00	2.500
Mike Madden, L ERA: 4.86	(6, 1)	3.0		12	2	1	1	4	1	0	0	0	0	0	19	23	3.00	1.000
Julio Solano, R ERA: 4.28	(9, 1)	1.0		6	3	1	1	1	0	0	0	0	0	1	8	8	9.00	3.000

PITCHER	IP	WLS	BF	H	R	ER	SO	BB	IBB	HBP	BLK	WP	HR	S	P	ERA	WHIP

TOP

San Francisco Giants @ Houston Astros

Astrodome, Houston, TX

Wed Sep 11 1985, 8:05 PM EDT

Unknown

livebaseballscorecards.com

AB	39
R	11
H	14
RBI	10
BB	6
SO	8
LOB	19

1B: 7	SF: 2	WP: 0	PA: 47
2B: 4	SAC: 0	PB: 0	
3B: 0	DP: 0	SB: 0	
HR: 3	HBP: 0	CS: 0	

BOTTOM

San Francisco Giants @ Houston Astros

Astrodome, Houston, TX

Wed Sep 11 1985, 8:05 PM EDT

Unknown

livebaseballscorecards.com

	AB	R	H	RBI	BB	SO	LOB
Kevin Bass, S (1, 8) OBP: 0.292, SLG: 0.390	3	1	0	0	2	1	2
Craig Reynolds, L (1, 6) OBP: 0.300, SLG: 0.395	4	2	3	1	0	0	0
Denny Walling, L (1, 5) OBP: 0.317, SLG: 0.380	4	0	1	2	0	0	2
Jose Cruz, L (1, 7) OBP: 0.351, SLG: 0.418	3	0	1	0	0	0	0
Bert Pena, R (7, 4) OBP: 0.300, SLG: 0.400	1	0	0	0	0	1	1
Jerry Mumphrey, S (1, 9) OBP: 0.323, SLG: 0.385	4	1	1	0	0	0	1
Glenn Davis, R (1, 3) OBP: 0.312, SLG: 0.432	4	0	1	0	0	2	1
Phil Garner, R (1, 4) OBP: 0.314, SLG: 0.386	2	0	0	0	0	0	2
Jim Pankovits, R (6, 4) OBP: 0.344, SLG: 0.361 (7, 7)	2	0	1	0	0	0	0
John Mizerock, L (1, 2) OBP: 0.241, SLG: 0.286	4	0	0	1	0	0	1
Joe Niekro, R (1, 1) OBP: 0.257, SLG: 0.265	0	0	0	0	0	0	0
Eric Bullock, L (3, PH) OBP: 0.143, SLG: 0.286	1	0	0	0	0	0	0
Ron Mathis, R (4, 1) OBP: 0.133, SLG: 0.071	0	0	0	0	0	0	0
Alan Ashby, S (5, PH) OBP: 0.368, SLG: 0.429	1	0	0	0	0	0	0
Mike Madden, L (6, 1)	0	0	0	0	0	0	0
Harry Spilman, L (8, PH) OBP: 0.182, SLG: 0.206	1	0	0	0	0	0	0
Julio Solano, R (9, 1)	0	0	0	0	0	0	0
Mark Bailey, S (9, PH) OBP: 0.355, SLG: 0.428	0	0	0	0	1	0	0

	AB	
AB	**34**	
R	**4**	
H	**8**	
RBI	**4**	
BB	**3**	
SO	**4**	
LOB	**10**	

Inning Stats	1	2	3	4	5	6	7	8	9
	R: 0 E: 0 K: 0 S: 3	H: 0 LOB: 0 BB: 0 P: 3	R: 0 E: 0 K: 0 S: 4	H: 2 LOB: 1 BB: 0 P: 4	R: 0 E: 0 K: 0 S: 4	H: 1 LOB: 2 BB: 1 P: 8	R: 0 E: 0 K: 0 S: 3	H: 0 LOB: 0 BB: 0 P: 3	R: 0 E: 0 K: 0 S: 3	H: 0 LOB: 0 BB: 0 P: 3
	R: 1 E: 0 K: 1 S: 6	H: 1 LOB: 0 BB: 0 P: 6	R: 0 E: 0 K: 1 S: 5	H: 0 LOB: 0 BB: 0 P: 5	R: 2 E: 0 K: 1 S: 7	H: 2 LOB: 1 BB: 1 P: 11	R: 1 E: 1 K: 1 S: 7	H: 2 LOB: 2 BB: 1 P: 11		

	1B	SF	WP	PA
	2B	SAC	PB	
	3B	DP	SB	
	HR	HBP	CS	
	5	0	0	37
	2	0	0	
	1	1	0	
	0	0	0	

PITCHER	IP	WLS	BF	H	R	ER	SO	BB	IBB	HBP	BLK	WP	HR	S	P	ERA	WHIP
Jim Gott, R (1, 1) ERA: 3.73	9.0	W	37	8	4	3	4	3	0	0	0	0	0	42	54	3.00	1.222

PITCHER	IP	WLS	BF	H	R	ER	SO	BB	IBB	HBP	BLK	WP	HR	S	P	ERA	WHIP

San Francisco Giants @ Houston Astros

Astrodome, Houston, TX

Wed Sep 11 1985, 8:05 PM EDT

Att. 5,269 - Unknown

TOP

livebaseballscorecards.com

Batter	1	2	3	4	5	6	7	8	9	AB	R	H	RBI	BB	SO	LOB
Dan Gladden, R (1, 8) OBP: 0.295, SLG: 0.314	F7	FC1-4-6 S 1B 1-2f		6-3	F9		F9			5	1	0	0	0	0	4
Mike Woodard, L (1, 4) OBP: 0.600, SLG: 0.600	1B FC5-4 1B	CS 1-H 1B			F7	K		FC6-4 1B		5	1	3	1	0	1	0
Ron Roenicke, S (1, 7) OBP: 0.451, SLG: 0.400	FC5-4 HBP 1B 1-3 1B	CS 1-2	F8		BB 1B 1B 1B	F8		FC6-4 HBP WP 1-2f		5	2	2	0	0	0	1
Chris Brown, R (1, 5) OBP: 0.356, SLG: 0.459 Brad Wellman, R (2, 5) OBP: 0.275, SLG: 0.321	FC5-4 1-2 HBP		1B 2B		1B BB 1B 1-2 1B	2B		HBP 1-2 HBP		0 3	0 2	0 3	0 0	0 0	0 0	0 0
Joel Youngblood, R (1, 9) OBP: 0.339, SLG: 0.332	FC5-4 1B 1-2f 2-3 3-H	4-3 2-H 1B			1B 1B 2B 1-2 2-3 BB	K		G4-6-3 1-2 2-3 HBP		3	1	1	2	1	1	3
David Green, R (1, 3) OBP: 0.301, SLG: 0.354	1B 1-3 3-H 1B	4-3 2-3			1B 1-2 2-3 3-H 1B		1-3	G4-6-3 1-2f		5	0	2	2	0	0	4
Matt Nokes, L (1, 2) OBP: 0.222, SLG: 0.389 Bob Brenly, R (5, PH) OBP: 0.310, SLG: 0.401 (5, 2)	4-3	1-3			2B 1-3 2-3 3-H 1B		1B BB		6-3	2 2	0 1	0 1	0 1	0 1	0 0	3 0
Ricky Adams, R (1, 6) OBP: 0.232, SLG: 0.323		6-3	K		E 2-H 3-H 2B		1-2 1B		6-3	5	1	2	2	0	1	0
Mike Jeffcoat, L (1, 1) Bobby Moore, R (4, 1) Greg Minton, S (4, 1) Chili Davis, S (5, PH) OBP: 0.349, SLG: 0.416 Mark Davis, L (5, 1) OBP: 0.182, SLG: 0.364 Rob Deer, R (9, PH) OBP: 0.260, SLG: 0.333		FC1-4-6 BB	4-3		E4 2-H		K		K	1 0 0 1 1 1	0 0 0 0 0 0	0 0 0 0 0 0	0 0 0 0 0 1	1 0 0 0 0 0	0 0 0 0 1 1	0 0 0 0 2 0
Inning Stats	R: 2 E: 0 K: 0 S: 6 H: 3 LOB: 2 BB: 0 P: 7	R: 1 E: 0 K: 0 S: 3 H: 1 LOB: 0 BB: 1 P: 7	R: 1 E: 0 K: 0 S: 5 H: 2 LOB: 1 BB: 0 P: 5	R: 0 E: 0 K: 1 S: 5 H: 0 LOB: 0 BB: 0 P: 5	R: 5 E: 1 K: 0 S: 8 H: 5 LOB: 1 BB: 1 P: 12	R: 0 E: 0 K: 2 S: 8 H: 1 LOB: 1 BB: 0 P: 8	R: 0 E: 0 K: 1 S: 6 H: 1 LOB: 2 BB: 1 P: 10	R: 0 E: 0 K: 0 S: 3 H: 1 LOB: 2 BB: 0 P: 5	R: 0 E: 0 K: 1 S: 5 H: 0 LOB: 0 BB: 0 P: 5	1B: 11 2B: 3 3B: 0 HR: 0 SF: 0 SAC: 0 DP: 1 HBP: 3						

	AB	39
	R	9
	H	14
	RBI	8
	BB	3
	SO	5
	LOB	17

WP: 1 PB: 0 SB: 1 CS: 1 PA: 46

PITCHER		IP	WLS	BF	H	R	ER	SO	BB	IBB	HBP	BLK	WP	HR	S	P	ERA	WHIP
Jeff Heathcock, R ERA: 3.9	(1, 1)	4.0		19	6	4	4	1	1	0	1	0	0	0	19	24	9.00	1.750
Bill Dawley, R ERA: 4.02	(5, 1)	0.1		5	3	4	4	0	1	0	0	0	0	0	4	8	108.00	12.000
Jeff Calhoun, L ERA: 2.28	(5, 1)	3.0		15	5	1	0	3	1	0	0	0	0	0	20	24	0.00	2.000
Frank DiPino, L ERA: 3.65	(8, 1)	1.2	W	6	0	0	0	1	0	0	2	0	1	0	6	8	0.00	0.000

PITCHER	IP	WLS	BF	H	R	ER	SO	BB	IBB	HBP	BLK	WP	HR	S	P	ERA	WHIP

Batter	1	2	3	4	5	6	7	8	9	AB	R	H	RBI	BB	SO	LOB
Dickie Thon, R (1, 6) OBP: 0.286, SLG: 0.333	F8	L4		F8		BB, CS		HR, BB		3	1	0	0	2	0	1
Jim Pankovits, R (1, 9) OBP: 0.346, SLG: 0.366	G3, 1B, 2B		F8	1B, 2B, BB		F2		F9		4	2	1	0	1	0	2
Kevin Bass, S (1, 8) OBP: 0.297, SLG: 0.402	G3, 1B, HBP		L5	2B, 1-3, 1B		1-2, 2B		1-H, HR		4	2	3	2	0	0	0
Jose Cruz, L (1, 7) OBP: 0.350, SLG: 0.418	G3, 1-2, 2-3		3-1	1-3, 3-H, 2B		5-3		F7		5	0	1	1	0	0	3
Glenn Davis, R (1, 3) OBP: 0.315, SLG: 0.444	2-H, 3-H, 1B			HR; 6-3			S, S, S, K			4	1	2	3	0	1	2
Phil Garner, R (1, 4) OBP: 0.314, SLG: 0.383	F9			1B, 2B, BB; F9			L3			3	1	0	0	1	0	3
Mark Bailey, S (1, 2) OBP: 0.396, SLG: 0.427		F9		2B, 1-2, HR, 1B	S, S, S, K		B, B, B, B, BB			3	1	1	0	1	1	0
German Rivera, R (1, 5) OBP: 0.294, SLG: 0.355		1B		1-3, 2-H, HR, 2B	S, S, S, K		F6			4	1	2	1	0	1	1
Frank DiPino, L (8, 1) OBP: 0.250, SLG: 0.250										0	0	0	0	0	0	0
Jeff Heathcock, R (1, 1)		S, S, S, K		2-H, 3-H, HR	S, S, S, K			F7		1	0	0	0	0	1	1
Denny Walling, L (4, PH) OBP: 0.318, SLG: 0.391										1	1	1	3	0	0	0
Bill Dawley, R (5, 1) OBP: 0.250, SLG: 0.143										0	0	0	0	0	0	0
Jeff Calhoun, L (5, 1)										1	0	0	0	0	1	0
Bert Pena, R (8, 5) OBP: 0.273, SLG: 0.364										1	0	0	0	0	0	0
Inning Stats	R: 2 E: 0 K: 0 S: 5 H: 2 LOB: 1 BB: 0 P: 6	R: 0 E: 0 K: 1 S: 6 H: 1 LOB: 1 BB: 0 P: 6	R: 0 E: 0 K: 0 S: 3 H: 0 LOB: 0 BB: 0 P: 3	R: 6 E: 0 K: 0 S: 9 H: 6 LOB: 2 BB: 2 P: 17	R: 0 E: 0 K: 3 S: 9 H: 0 LOB: 0 BB: 0 P: 9	R: 0 E: 0 K: 0 S: 3 H: 1 LOB: 1 BB: 1 P: 7	R: 0 E: 0 K: 1 S: 5 H: 0 LOB: 1 BB: 1 P: 9	R: 2 E: 0 K: 0 S: 4 H: 1 LOB: 0 BB: 1 P: 8		1B: 4 2B: 4 3B: 0 HR: 3 SF: 0 SAC: 0 DP: 0 HBP: 1						

PITCHER		IP	WLS	BF	H	R	ER	SO	BB	IBB	HBP	BLK	WP	HR	S	P	ERA	WHIP
Mike Jeffcoat, L ERA: 4.11	(1, 1)	3.0		17	6	6	6	1	1	0	1	0	0	1	17	22	18.00	2.333
Bobby Moore, R ERA: 54.0	(4, 1)	0.1		5	3	2	2	0	1	0	0	0	0	1	4	8	54.00	12.000
Greg Minton, R ERA: 3.33	(4, 1)	0.2		2	0	0	0	0	0	0	0	0	0	0	2	2	0.00	0.000
Mark Davis, L ERA: 2.78	(5, 1)	4.0	L	16	2	2	2	4	3	0	0	0	0	1	21	33	4.50	1.250

PITCHER	IP	WLS	BF	H	R	ER	SO	BB	IBB	HBP	BLK	WP	HR	S	P	ERA	WHIP

BOTTOM

San Francisco Giants @ Houston Astros

Astrodome, Houston, TX

Wed Sep 11 1985, 8:05 PM EDT

Att. 5,269 - Unknown

livebaseballscorecards.com

AB	34
R	10
H	11
RBI	10
BB	5
SO	5
LOB	13

WP: 0 PA: 40
PB: 0
SB: 0
CS: 1

Batter	1	2	3	4	5	6	7	8	9	AB	R	H	RBI	BB	SO	LOB
Mike Woodard, L (1, 4) OBP: 0.444, SLG: 0.444	L7		FC5-4 1B		4-3			G3		4	0	1	0	0	0	0
Ron Roenicke, S (1, 7) OBP: 0.453, SLG: 0.411	1B FC5-4 2B		FC5-4 1-2f			BBBB G6-4-3 BB		4-3		3	1	1	0	1	0	1
Joel Youngblood, R (1, 8) OBP: 0.341, SLG: 0.335	FC5-4 2-3 1B		F7			G6-4-3 1-2f			1B F9 FC6-4 1B	4	1	2	0	0	0	2
Dan Driessen, L (1, 3) OBP: 0.313, SLG: 0.362	FC5-4 1B 1-2f 3-H		5-3			4-3			F9 1-2	4	0	0	1	0	0	3
Bob Brenly, R (1, 2) OBP: 0.314, SLG: 0.405	1-2 1B			5-3			G4-6-3 1B		FC6-4 2-3 1B	4	0	3	0	0	0	0
David Green, R (1, 9) OBP: 0.301, SLG: 0.354 Dan Gladden, R (7, PR) OBP: 0.294, SLG: 0.313 (7, 9)	F9			SSS K			G4-6-3 1-2 1B		FC6-4 1B 1-2f 3-H	3 1	0 0	1 0	0 1	0 0	1 0	2 1
Brad Wellman, R (1, 5) OBP: 0.274, SLG: 0.319		SSS K		5-3			G4-6-3 1-2f 2-3		1-3 1B	4	0	1	0	0	1	2
Ricky Adams, R (1, 6) OBP: 0.224, SLG: 0.313 Rob Deer, R (9, PH) OBP: 0.258, SLG: 0.330		SSS K			F8		5-3		SSS K	3 1	0 0	0 0	0 0	0 0	1 1	2 2
Dave LaPoint, L (1, 1) OBP: 0.250, SLG: 0.200 Greg Minton, S (7, 1) Chili Davis, S (8, PH) OBP: 0.348, SLG: 0.415 Scott Garrelts, R (8, 1) OBP: 0.300, SLG: 0.333		F7			6-3			SSS K		2 0 1 0	0 0 0 0	0 0 0 0	0 0 0 0	0 0 0 0	0 0 1 0	0 0 0 0
Inning Stats	R: 1 E: 0 K: 0 S: 6 H: 3 LOB: 2 BB: 0 P: 6	R: 0 E: 0 K: 2 S: 7 H: 0 LOB: 0 BB: 0 P: 7	R: 0 E: 0 K: 0 S: 4 H: 1 LOB: 1 BB: 0 P: 4	R: 0 E: 0 K: 1 S: 5 H: 0 LOB: 0 BB: 0 P: 5	R: 0 E: 0 K: 0 S: 3 H: 0 LOB: 0 BB: 0 P: 3	R: 0 E: 0 K: 0 S: 2 H: 0 LOB: 0 BB: 1 P: 6	R: 0 E: 0 K: 0 S: 4 H: 2 LOB: 2 BB: 0 P: 4	R: 0 E: 0 K: 1 S: 5 H: 0 LOB: 0 BB: 0 P: 5	R: 1 E: 0 K: 1 S: 8 H: 3 LOB: 2 BB: 0 P: 8	1B: 8 2B: 1 3B: 0 HR: 0 SF: 0 SAC: 0 DP: 2 HBP: 0						

PITCHER		IP	WLS	BF	H	R	ER	SO	BB	IBB	HBP	BLK	WP	HR	S	P	ERA	WHIP
Charlie Kerfeld, R ERA: 5.82	(1, 1)	7.0	W	26	6	1	1	3	1	0	0	0	0	0	31	35	1.29	1.000
Dave Smith, R ERA: 2.58	(8, 1)	2.0		9	3	1	1	2	0	0	0	0	0	0	13	13	4.50	1.500

PITCHER	IP	WLS	BF	H	R	ER	SO	BB	IBB	HBP	BLK	WP	HR	S	P	ERA	WHIP

TOP

San Francisco Giants @ Houston Astros

Astrodome, Houston, TX

Thu Sep 12 1985, 8:05 PM EDT

Att. 4,113 - Unknown

livebaseballscorecards.com

AB	34
R	2
H	9
RBI	2
BB	1
SO	5
LOB	15

WP: 0 PB: 0 SB: 0 CS: 0 PA: 35

Batter	1	2	3	4	5	6	7	8	9	AB	R	H	RBI	BB	SO	LOB
Bill Doran, S (1, 4) OBP: 0.364, SLG: 0.436	E6	BB			F4	F7		L6		4	1	0	0	1	0	0
Jerry Mumphrey, S (9, 9) OBP: 0.323, SLG: 0.385										0	0	0	0	0	0	0
Jim Pankovits, R (1, 9) OBP: 0.344, SLG: 0.362	F8	F9			6-3		E 1B			4	1	1	0	0	0	4
(9, 4)							1B									
Kevin Bass, S (1, 8) OBP: 0.299, SLG: 0.410	F8 2B		5-3		1B 3B		E5 3-1 1B PB			4	2	2	1	0	0	1
Jose Cruz, L (1, 7) OBP: 0.349, SLG: 0.417	F8		4-3		BB 1B		K			4	1	1	1	0	1	3
	2-3				3-H 1B											
Glenn Davis, R (1, 3) OBP: 0.317, SLG: 0.443	F7		K		BB		PB 3-1			3	0	1	1	1	1	1
Dave Smith, R (8, 1)					1B		1-2 2-H 1B			0	0	0	0	0	0	0
Mark Bailey, S (1, 2) OBP: 0.397, SLG: 0.426		BB 1B BB		K	FC4-6		3-1			3	0	1	1	1	1	2
					1-2 2-H 1B		1-2 2-3									
Dickie Thon, R (1, 6) OBP: 0.286, SLG: 0.333										3	0	1	0	0	0	2
Craig Reynolds, L (7, PH) OBP: 0.299, SLG: 0.394		BB		4-3	FC4-6		1-3			1	0	0	0	0	0	1
(8, 6)		1-2 1B			1-2f		2-3 3-H									
German Rivera, R (1, 5) OBP: 0.289, SLG: 0.324		K		BB	F3			F9		3	0	0	0	1	1	2
Charlie Kerfeld, R (1, 1)		B2		F9	K			G3		3	0	0	0	0	1	3
Denny Walling, L (8, 3) OBP: 0.318, SLG: 0.390										1	0	0	0	0	0	0
Inning Stats	R: 1 E: 1 K: 0 S: 5 / H: 1 LOB: 1 BB: 0 P: 5	R: 0 E: 0 K: 1 S: 6 / H: 1 LOB: 3 BB: 2 P: 14	R: 0 E: 0 K: 1 S: 5 / H: 0 LOB: 0 BB: 0 P: 5	R: 0 E: 0 K: 1 S: 5 / H: 0 LOB: 1 BB: 1 P: 9	R: 2 E: 0 K: 0 S: 6 / H: 3 LOB: 2 BB: 1 P: 10	R: 0 E: 0 K: 1 S: 5 / H: 0 LOB: 0 BB: 0 P: 5	R: 2 E: 1 K: 1 S: 8 / H: 2 LOB: 1 BB: 0 P: 8	R: 0 E: 0 K: 0 S: 3 / H: 0 LOB: 0 BB: 0 P: 3		1B: 5 2B: 1 3B: 1 HR: 0	SF: 0 SAC: 0 DP: 0 HBP: 0						

PITCHER		IP	WLS	BF	H	R	ER	SO	BB	IBB	HBP	BLK	WP	HR	S	P	ERA	WHIP
Dave LaPoint, L ERA: 3.06	(1, 1)	6.1	L	31	6	5	3	5	4	0	0	0	0	0	37	53	4.26	1.579
Greg Minton, R ERA: 3.31	(7, 1)	0.2		3	1	0	0	0	0	0	0	0	0	0	3	3	0.00	1.500
Scott Garrelts, R ERA: 2.02	(8, 1)	1.0		3	0	0	0	0	0	0	0	0	0	0	3	3	0.00	0.000

PITCHER	IP	WLS	BF	H	R	ER	SO	BB	IBB	HBP	BLK	WP	HR	S	P	ERA	WHIP

BOTTOM

San Francisco Giants @ Houston Astros

Astrodome, Houston, TX

Thu Sep 12 1985, 8:05 PM EDT

Att. 4,113 - Unknown

livebaseballscorecards.com

AB	33
R	5
H	7
RBI	4
BB	4
SO	5
LOB	19

San Francisco Giants @ Atlanta Braves

Atlanta-Fulton County Stadium, Atlanta, GA

Fri Sep 13 1985, 7:05 PM EDT

Att. 5,461 - Unknown

TOP

livebaseballscorecards.com

Batter	1	2	3	4	5	6	7	8	9	AB	R	H	RBI	BB	SO	LOB
Mike Woodard, L (1, 4) OBP: 0.400, SLG: 0.357	BB S FC6-4 1B	HR BB		4-3		FC6-4 F9 S 1-2f 2-H HBP		4-3	FC6-4 1-2f 3-H	5	3	1	2	1	0	2
Ron Roenicke, S (1, 9) OBP: 0.455, SLG: 0.449	K 1-2	1-H HR		BB		F9 1-3		1B	G3	5	1	2	2	1	1	3
Chili Davis, S (1, 8) OBP: 0.351, SLG: 0.414	FC6-4 BB 1B BB	1B		F9		HBP BB BB		F7		3	1	1	0	2	0	2
Dan Driessen, L (1, 3) OBP: 0.316, SLG: 0.360	FC6-4 1-2 2-3 BB	F9			BB	HBP 1-2 BB		3-1		2	0	0	0	3	0	2
Jeffrey Leonard, R (1, 7) OBP: 0.278, SLG: 0.403	FC6-4 1B 1-2f 2-3 3-H	F9			F9	1-2 2-3 3-H HBP			FC6-4 1B	4	0	1	2	0	0	3
Chris Brown, R (1, 5) OBP: 0.354, SLG: 0.456	1-2 3-H 1B	L9			F3	F4			FC6-4 1B E 1-2f	5	1	1	1	0	0	5
Matt Nokes, L (1, 2) OBP: 0.261, SLG: 0.435	K	2B			F8		K		E 1B 1-2 1B	5	1	2	0	0	2	3
Ricky Adams, R (1, 6) OBP: 0.223, SLG: 0.300		6-3				S SH FC6-4 BB	F9		E1 1B FC6-4 1-3 2-H	4	2	0	0	1	0	2
Vida Blue, S (1, 1) OBP: 0.154, SLG: 0.120		K		6-3		SH FC6-4 1-2	5-3		FC6-4 2-3 3-H 1B	2	0	0	0	0	1	0
Joel Youngblood, R (7, PH) OBP: 0.340, SLG: 0.333										1	0	0	0	0	0	0
Frank Williams, R (7, 1)										0	0	0	0	0	0	0
Dan Gladden, R (9, PH) OBP: 0.296, SLG: 0.315										1	0	1	1	0	0	0
Scott Garrelts, R (9, 1) OBP: 0.300, SLG: 0.333										0	0	0	0	0	0	0

	AB	37
	R	9
	H	9
	RBI	8
	BB	8
	SO	4
	LOB	22

Inning Stats	1	2	3	4	5	6	7	8	9
	R: 2 E: 0 K: 2 S: 9	H: 2 LOB: 2 BB: 2 P: 17	R: 2 E: 0 K: 1 S: 7	H: 2 LOB: 1 BB: 1 P: 11	R: 0 E: 0 K: 0 S: 4	H: 1 LOB: 1 BB: 0 P: 4	R: 0 E: 0 K: 0 S: 3	H: 0 LOB: 1 BB: 1 P: 7	R: 0 E: 0 K: 0 S: 3	H: 0 LOB: 1 BB: 1 P: 7
	R: 2 E: 0 K: 0 S: 4	H: 0 LOB: 3 BB: 3 P: 17	R: 0 E: 0 K: 1 S: 5	H: 0 LOB: 0 BB: 0 P: 5	R: 0 E: 0 K: 0 S: 4	H: 1 LOB: 1 BB: 0 P: 4	R: 3 E: 1 K: 0 S: 7	H: 3 LOB: 1 BB: 0 P: 7		

	1B: 7	SF: 0	WP: 0	PA: 47
	2B: 1	SAC: 1	PB: 0	
	3B: 0	DP: 0	SB: 3	
	HR: 1	HBP: 1	CS: 0	

PITCHER		IP	WLS	BF	H	R	ER	SO	BB	IBB	HBP	BLK	WP	HR	S	P	ERA	WHIP
Len Barker, R ERA: 5.86	(1, 1)	3.0	L	17	5	4	4	3	3	0	0	0	0	1	20	32	12.00	2.667
Craig McMurtry, R ERA: 6.91	(4, 1)	2.2		14	0	2	2	0	5	0	0	0	0	0	9	29	6.75	1.875
Rick Camp, R ERA: 3.96	(6, 1)	1.1		5	0	0	0	1	0	0	1	0	0	0	6	7	0.00	0.000
Jeff Dedmon, R ERA: 3.93	(8, 1)	2.0		11	4	3	1	0	0	0	0	0	0	0	11	11	4.50	2.000

PITCHER		IP	WLS	BF	H	R	ER	SO	BB	IBB	HBP	BLK	WP	HR	S	P	ERA	WHIP

Batter	1	2	3	4	5	6	7	8	9	AB	R	H	RBI	BB	SO	LOB
Paul Zuvella, R (1, 6) OBP: 0.265, SLG: 0.268 Chris Chambliss, L (9, PH) OBP: 0.293, SLG: 0.325	F4	5-3		F5			6-3		F9	4 1	0 0	0 0	0 0	0 0	0 0	3 0
Glenn Hubbard, R (1, 4) OBP: 0.327, SLG: 0.322 Claudell Washington, L (9, PH) OBP: 0.340, SLG: 0.442	F8, BLK, 1B, BB		G4-6-3, 1B		K		HBP, HBP		F5	2 1	1 0	1 0	0 0	1 0	1 0	0 0
Dale Murphy, R (1, 8) OBP: 0.388, SLG: 0.550	F8 1-3		G4-6-3 1-2f		K		FC4-6, HBP 1-2		K	4	0	0	0	0	2	2
Bob Horner, R (1, 3) OBP: 0.349, SLG: 0.523	S, 1B 3-H		FC6-4, BB		K		FC4-6 1-2f			3	0	1	1	1	1	2
Terry Harper, R (1, 7) OBP: 0.323, SLG: 0.406	L5 1-2		FC6-4 1-2f		K			F9		4	0	0	0	0	1	2
Ken Oberkfell, L (1, 5) OBP: 0.365, SLG: 0.368		2B, BB		BLK, 2B, HBP			BB	1B		1	1	1	0	2	0	0
Brad Komminsk, R (1, 9) OBP: 0.323, SLG: 0.330 Albert Hall, S (8, PH) OBP: 0.237, SLG: 0.206 (9, 9)	K		K		K		K	F7		3 1	0 0	0 0	0 0	0 0	3 0	3 1
Rick Cerone, R (1, 2) OBP: 0.281, SLG: 0.284	2B 1-3		G3-4-1 1-H		K			F5		4	0	2	1	0	1	2
Len Barker, R (1, 1) Craig McMurtry, R (4, 1) OBP: 0.071, SLG: 0.071 Rick Camp, R (6, 1) OBP: 0.286, SLG: 0.462 Milt Thompson, L (7, PH) OBP: 0.333, SLG: 0.375 Jeff Dedmon, L (8, 1) OBP: 0.200, SLG: 0.111 Gerald Perry, L (9, PH) OBP: 0.281, SLG: 0.257	K		G3-4-1 2-3				4-3		HR	1 1 0 1 0 0 1	0 0 0 0 0 0 1	0 0 0 0 0 0 1	0 0 0 0 0 0 1	0 0 0 0 0 0 0	1 0 0 0 0 0 0	2 1 0 0 0 0 0
Inning Stats	R: 1 E: 0 K: 0 S: 4 H: 1 LOB: 1 BB: 1 P: 8	R: 0 E: 0 K: 2 S: 8 H: 1 LOB: 2 BB: 1 P: 12	R: 0 E: 0 K: 0 S: 3 H: 1 LOB: 1 BB: 1 P: 7	R: 1 E: 0 K: 1 S: 6 H: 1 LOB: 1 BB: 0 P: 7	R: 0 E: 0 K: 3 S: 9 H: 0 LOB: 0 BB: 0 P: 9	R: 0 E: 0 K: 3 S: 9 H: 0 LOB: 1 BB: 1 P: 13	R: 0 E: 0 K: 0 S: 3 H: 0 LOB: 2 BB: 0 P: 5	R: 0 E: 0 K: 0 S: 4 H: 1 LOB: 1 BB: 0 P: 4	R: 1 E: 0 K: 1 S: 6 H: 1 LOB: 0 BB: 0 P: 6	1B: 3 2B: 2 3B: 0 HR: 1	SF: 0 SAC: 0 DP: 1 HBP: 3		WP: 0 PB: 0 SB: 1 CS: 0	PA: 39		

PITCHER		IP	WLS	BF	H	R	ER	SO	BB	IBB	HBP	BLK	WP	HR	S	P	ERA	WHIP
Vida Blue, L ERA: 4.62	(1, 1)	6.0	W	26	4	2	2	9	4	0	1	2	0	0	39	56	3.00	1.333
Frank Williams, R ERA: 4.76	(7, 1)	2.0		9	1	0	0	0	0	0	2	0	0	0	7	9	0.00	0.500
Scott Garrelts, R ERA: 2.09	(9, 1)	1.0		4	1	1	1	1	0	0	0	0	0	1	6	6	9.00	1.000

PITCHER	IP	WLS	BF	H	R	ER	SO	BB	IBB	HBP	BLK	WP	HR	S	P	ERA	WHIP

BOTTOM

San Francisco Giants @ Atlanta Braves

Atlanta-Fulton County Stadium, Atlanta, GA

Fri Sep 13 1985, 7:05 PM EDT

Att. 5,461 - Unknown

livebaseballscorecards.com

AB	32
R	3
H	6
RBI	3
BB	4
SO	10
LOB	18

San Francisco Giants @ Atlanta Braves

Atlanta-Fulton County Stadium, Atlanta, GA

Sat Sep 14 1985, 3:33 AM EDT

Att. 7,552 - Unknown

TOP

livebaseballscorecards.com

Batter	1	2	3	4	5	6	7	8	9	AB	R	H	RBI	BB	SO	LOB
Mike Woodard, L (1, 4) OBP: 0.368, SLG: 0.333	G3			F7		4-3		1-3 1B		4	0	1	0	0	0	0
Ron Roenicke, S (1, 9) OBP: 0.448, SLG: 0.457	F8			2B		F7		SF9 3-H		3	0	1	1	0	0	0
Chili Davis, S (1, 8) OBP: 0.348, SLG: 0.411	1-3			L7		K		F7		4	0	0	0	0	1	2
Dan Driessen, L (1, 3) OBP: 0.316, SLG: 0.359		5-3		4-3			K		2B 1B	4	1	1	0	0	1	1
Jeffrey Leonard, R (1, 7) OBP: 0.278, SLG: 0.404		4-3			K		F6		G3 1-H 2B	4	1	1	1	0	1	0
Chris Brown, R (1, 5) OBP: 0.353, SLG: 0.454		F6			4-3		1B		K	4	0	1	0	0	1	1
Matt Nokes, L (1, 2) OBP: 0.259, SLG: 0.444			F9		2B		4-3		G3 2-3	4	0	1	0	0	0	2
Ricky Adams, R (1, 6) OBP: 0.243, SLG: 0.320			F8		IBB			1B SF9 1B	3-H 2B	3	1	2	1	1	0	0
Atlee Hammaker, S (1, 1) OBP: 0.068, SLG: 0.068			4-3		1-3			K	K	2	0	0	0	0	0	2
Joel Youngblood, R (8, PH) OBP: 0.339, SLG: 0.332										1	0	0	0	0	1	1
Greg Minton, S (8, 1)										1	0	0	0	0	1	1

	AB	34
	R	3
	H	8
	RBI	3
	BB	1
	SO	6
	LOB	10

Inning Stats	1	2	3	4	5	6	7	8	9	1B: 4	SF: 1	WP: 0	PA: 36
R	0	0	0	0	0	0	0	1	2	2B: 4	SAC: 0	PB: 0	
E	0	0	0	0	0	0	0	0	0	3B: 0	DP: 0	SB: 0	
K	0	0	0	0	1	1	1	1	2	HR: 0	HBP: 0	CS: 0	
S	3	3	3	4	6	5	6	7	10				
H	0	0	0	1	1	0	1	2	3				
LOB	0	0	0	1	2	0	1	1	3				
BB	0	0	0	0	1	0	0	0	0				
P	3	3	3	4	10	5	6	7	10				

PITCHER		IP	WLS	BF	H	R	ER	SO	BB	IBB	HBP	BLK	WP	HR	S	P	ERA	WHIP
Pascual Perez, R	(1, 1)	8.0		30	5	1	1	4	0	1	0	0	0	0	37	41	1.12	0.625
ERA: 5.92																		
Gene Garber, R	(9, 1)	1.0	L	6	3	2	2	2	0	0	0	0	0	0	10	10	18.00	3.000
ERA: 3.97																		

PITCHER	IP	WLS	BF	H	R	ER	SO	BB	IBB	HBP	BLK	WP	HR	S	P	ERA	WHIP

BOTTOM

San Francisco Giants @ Atlanta Braves

Atlanta-Fulton County Stadium, Atlanta, GA

Sat Sep 14 1985, 3:33 AM EDT

Att. 7,552 - Unknown

livebaseballscorecards.com

Batter	1	2	3	4	5	6	7	8	9	AB	R	H	RBI	BB	SO	LOB
Paul Zuvella, R (1, 6) OBP: 0.260, SLG: 0.262	5-3		6-3		6-3			G4-3 1-2f		3	0	0	0	0	0	0
Gerald Perry, L (8, PH) OBP: 0.279, SLG: 0.256										1	0	0	0	0	0	1
Gene Garber, R (9, 1) OBP: 0.250, SLG: 0.250										0	0	0	0	0	0	0
Glenn Hubbard, R (1, 4) OBP: 0.327, SLG: 0.322	K		FC6-4 1B			5-3			K	3	0	1	0	0	1	0
Milt Thompson, L (9, PH) OBP: 0.331, SLG: 0.372										1	0	0	0	0	1	0
Dale Murphy, R (1, 8) OBP: 0.387, SLG: 0.548	1B		FC6-4 1-2f			6-3			K	4	0	1	0	0	1	1
Bob Horner, R (1, 3) OBP: 0.348, SLG: 0.520	F9			5-3		5-3			FC6-4 1B	4	0	1	0	0	0	1
Terry Harper, R (1, 7) OBP: 0.324, SLG: 0.408		6-3		1B 2B			BBBBB 5-3 BB		FC6-4 1-2f	3	1	1	0	1	0	1
Ken Oberkfell, L (1, 5) OBP: 0.367, SLG: 0.371		1B		G5-4-3 2-H 1B			5-3 1-2f			3	0	2	1	0	0	1
Brad Komminsk, R (1, 9) OBP: 0.320, SLG: 0.326		F8		G5-4-3 1-2f			SSS K			3	0	0	0	0	1	2
Rick Cerone, R (1, 2) OBP: 0.278, SLG: 0.281		L8			F5			F6		3	0	0	0	0	0	1
Pascual Perez, R (1, 1) OBP: 0.227, SLG: 0.150			4-3		SSS K			BBBB G4-3 BB		2	0	0	0	0	1	0
Chris Chambliss, L (8, PH) OBP: 0.297, SLG: 0.325										0	0	0	0	1	0	0
Andres Thomas, R (8, PR) (9, 6)										0	0	0	0	0	0	0
Inning Stats	R: 0 E: 0 K: 1 S: 6 H: 1 LOB: 1 BB: 0 P: 6	R: 0 E: 0 K: 0 S: 4 H: 1 LOB: 1 BB: 0 P: 4	R: 0 E: 0 K: 0 S: 4 H: 1 LOB: 1 BB: 0 P: 4	R: 1 E: 0 K: 0 S: 4 H: 2 LOB: 0 BB: 0 P: 4	R: 0 E: 0 K: 1 S: 5 H: 0 LOB: 0 BB: 0 P: 5	R: 0 E: 0 K: 0 S: 3 H: 0 LOB: 0 BB: 0 P: 3	R: 0 E: 0 K: 1 S: 4 H: 0 LOB: 0 BB: 1 P: 8	R: 0 E: 0 K: 0 S: 2 H: 0 LOB: 1 BB: 1 P: 6	R: 0 E: 0 K: 2 S: 8 H: 1 LOB: 1 BB: 0 P: 8	1B: 5 2B: 2 3B: 0 HR: 0	SF: 0 SAC: 0 DP: 3 HBP: 0						

	AB	30
	R	1
	H	6
	RBI	1
	BB	2
	SO	5
	LOB	8

WP: 0 PB: 0 SB: 0 CS: 0 PA: 32

PITCHER		IP	WLS	BF	H	R	ER	SO	BB	IBB	HBP	BLK	WP	HR	S	P	ERA	WHIP
Atlee Hammaker, L ERA: 3.51	(1, 1)	7.0		25	5	1	1	3	1	0	0	0	0	0	30	34	1.29	0.857
Greg Minton, R ERA: 3.23	(8, 1)	2.0	W	7	1	0	0	2	1	0	0	0	0	0	10	14	0.00	1.000

PITCHER	IP	WLS	BF	H	R	ER	SO	BB	IBB	HBP	BLK	WP	HR	S	P	ERA	WHIP

Batter	1	2	3	4	5	6	7	8	9	AB	R	H	RBI	BB	SO	LOB
Mike Woodard, L (1, 4) OBP: 0.391, SLG: 0.364	G3 1B 1B		G3			HBP 1B	4-3			4	1	2	0	0	0	1
Ron Roenicke, S (1, 9) OBP: 0.431, SLG: 0.435	F6		K			F9		4-3		4	0	0	0	0	1	2
Chili Davis, S (1, 8) OBP: 0.349, SLG: 0.412	G3 1-2 1B			G4-6-3 BB 1B		F9		4-3		4	0	2	0	0	0	1
Dan Driessen, L (1, 3) OBP: 0.319, SLG: 0.358	G3 1-2 2-3			B B B G4-6-3 1-2 BB		H 1B 1-2 HBP		B B B BB		1	0	0	0	2	0	2
Jeffrey Leonard, R (1, 7) OBP: 0.278, SLG: 0.402	S S S K			G4-6-3 1-2f 2-3		1-2 2-H 1B		F9		4	0	1	1	0	1	5
Chris Brown, R (1, 5) OBP: 0.353, SLG: 0.452		4-3		S S S K		F3			1B	4	0	1	0	0	1	3
Bob Brenly, R (1, 2) OBP: 0.311, SLG: 0.401		S S S K			4-3		F7		F6	4	0	0	0	0	1	1
Ricky Adams, R (1, 6) OBP: 0.236, SLG: 0.311 Dan Gladden, R (9, PH) OBP: 0.295, SLG: 0.314		S S S K			F9		5-3		S S S K	3 1	0 0	0 0	0 0	0 0	1 1	0 1
Roger Mason, R (1, 1) Mark Davis, L (6, 1) OBP: 0.182, SLG: 0.364 Joel Youngblood, R (7, PH) OBP: 0.341, SLG: 0.332 Bobby Moore, R (7, 1) Rob Deer, R (9, PH) OBP: 0.256, SLG: 0.327			F9		S S S K		B B B B BB		S S S K	2 0 0 0 1	0 0 0 0 0	0 0 0 0 0	0 0 0 0 0	0 0 1 0 1	1 0 0 0 1	0 0 0 0 1
Inning Stats	R: 0 E: 0 K: 1 S: 7 H: 2 LOB: 2 BB: 0 P: 7	R: 0 E: 0 K: 2 S: 7 H: 0 LOB: 0 BB: 0 P: 7	R: 0 E: 0 K: 1 S: 5 H: 0 LOB: 0 BB: 0 P: 5	R: 0 E: 0 K: 1 S: 5 H: 1 LOB: 1 BB: 1 P: 9	R: 0 E: 0 K: 1 S: 5 H: 0 LOB: 0 BB: 0 P: 5	R: 1 E: 0 K: 0 S: 5 H: 2 LOB: 2 BB: 0 P: 6	R: 0 E: 0 K: 0 S: 3 H: 0 LOB: 1 BB: 1 P: 7	R: 0 E: 0 K: 0 S: 3 H: 0 LOB: 1 BB: 1 P: 7	R: 0 E: 0 K: 2 S: 8 H: 1 LOB: 1 BB: 0 P: 8	1B: 6 2B: 0 3B: 0 HR: 0 SF: 0 SAC: 0 DP: 1 HBP: 1						

PITCHER	IP	WLS	BF	H	R	ER	SO	BB	IBB	HBP	BLK	WP	HR	S	P	ERA	WHIP
Steve Bedrosian, R (1, 1) ERA: 3.5	6.0	W	24	5	1	1	6	1	0	1	0	0	0	34	39	1.50	1.000
Rick Camp, R (7, 1) ERA: 3.92	1.0		4	0	0	0	0	1	0	0	0	0	0	3	7	0.00	1.000
Bruce Sutter, R (8, 1) ERA: 4.2	2.0	S	8	1	0	0	2	1	0	0	0	0	0	11	15	0.00	1.000

PITCHER	IP	WLS	BF	H	R	ER	SO	BB	IBB	HBP	BLK	WP	HR	S	P	ERA	WHIP

San Francisco Giants @ Atlanta Braves

Atlanta-Fulton County Stadium, Atlanta, GA

Sun Sep 15 1985, 3:33 AM EDT

Att. 6,101 - Unknown

TOP

livebaseballscorecards.com

AB	32
R	1
H	6
RBI	1
BB	3
SO	8
LOB	17

1B: 6	SF: 0	WP: 0	PA: 36
2B: 0	SAC: 0	PB: 0	
3B: 0	DP: 1	SB: 0	
HR: 0	HBP: 1	CS: 0	

Batter	1	2	3	4	5	6	7	8	9	AB	R	H	RBI	BB	SO	LOB
Milt Thompson, L (1, 7) OBP: 0.331, SLG: 0.371	5-3		1B	G4-3 1-2f		K2-3		F9		3	0	1	0	0	0	3
Terry Harper, R (6, PH) OBP: 0.323, SLG: 0.407										1	0	0	0	0	1	2
Rick Camp, R (7, 1) OBP: 0.286, SLG: 0.462										0	0	0	0	0	0	0
Chris Chambliss, L (8, 3) OBP: 0.295, SLG: 0.323										1	0	0	0	0	0	1
Glenn Hubbard, R (1, 4) OBP: 0.324, SLG: 0.319	6-3		F7		6-3		F6			4	0	0	0	0	0	1
Dale Murphy, R (1, 8) OBP: 0.388, SLG: 0.546	1B			1B 1B BB	F9		K			3	1	1	0	1	1	0
Gerald Perry, L (1, 3) OBP: 0.288, SLG: 0.270	F9			1B 2B 1-3 1B	1B		1B 2B			4	2	3	0	0	0	1
Bruce Sutter, R (8, 1)										0	0	0	0	0	0	0
Claudell Washington, L (1, 9) OBP: 0.342, SLG: 0.443		G3		2B 1-3 1-2 3-H 1B	F9		2-H 1B			4	1	2	2	0	0	1
Ken Oberkfell, L (1, 5) OBP: 0.366, SLG: 0.372		1-3		1-3 1-3 2-H 2B		3-1	K			4	0	1	1	0	1	1
Paul Zuvella, R (1, 6) OBP: 0.266, SLG: 0.264		4-3		1-3 BB		BB 1B		F9		3	0	1	0	1	0	0
Bruce Benedict, R (1, 2) OBP: 0.310, SLG: 0.256			F4	1-3 1-2 2-3 3-H		F2		FC6-4 1B		4	0	1	1	0	0	3
Steve Bedrosian, R (1, 1) OBP: 0.085, SLG: 0.069			L4	G4-3 BB		1-2 BB		FC6-4 1-2f		1	0	0	0	1	0	0
Albert Hall, S (6, PH) OBP: 0.250, SLG: 0.200										1	0	0	0	1	0	1
(7, 7)																
Inning Stats	R: 0 H: 1 E: 0 LOB: 1 K: 0 BB: 0 S: 4 P: 4	R: 0 H: 0 E: 0 LOB: 0 K: 0 BB: 0 S: 3 P: 3	R: 0 H: 1 E: 0 LOB: 1 K: 0 BB: 0 S: 4 P: 4	R: 3 H: 3 E: 0 LOB: 2 K: 0 BB: 3 S: 5 P: 17	R: 0 H: 1 E: 0 LOB: 1 K: 0 BB: 0 S: 4 P: 4	R: 0 H: 1 E: 0 LOB: 2 K: 1 BB: 1 S: 6 P: 10	R: 1 H: 2 E: 0 LOB: 1 K: 2 BB: 0 S: 9 P: 9	R: 0 H: 1 E: 0 LOB: 1 K: 0 BB: 0 S: 4 P: 4		1B: 8 SF: 0 2B: 2 SAC: 0 3B: 0 DP: 1 HR: 0 HBP: 0						

PITCHER		IP	WLS	BF	H	R	ER	SO	BB	IBB	HBP	BLK	WP	HR	S	P	ERA	WHIP
Roger Mason, R ERA: 4.76	(1, 1)	5.2	L	27	7	3	3	0	4	0	0	0	0	0	23	39	4.76	1.941
Mark Davis, L ERA: 2.77	(6, 1)	0.1		1	0	0	0	1	0	0	0	0	0	0	3	3	0.00	0.000
Bobby Moore, R ERA: 11.57	(7, 1)	2.0		9	3	1	1	2	0	0	0	0	0	0	13	13	4.50	1.500

PITCHER	IP	WLS	BF	H	R	ER	SO	BB	IBB	HBP	BLK	WP	HR	S	P	ERA	WHIP

BOTTOM

San Francisco Giants @ Atlanta Braves

Atlanta-Fulton County Stadium, Atlanta, GA

Sun Sep 15 1985, 3:33 AM EDT

Att. 6,101 - Unknown

livebaseballscorecards.com

AB	33
R	4
H	10
RBI	4
BB	4
SO	3
LOB	14

Batter	1	2	3	4	5	6	7	8	9	10	11	AB	R	H	RBI	BB	SO	LOB
Mike Woodard, L (1, 4) OBP: 0.379, SLG: 0.357	1-3	F7			L6		5-3 1-3 2-H	2B		2-3 1-2		6	2	2	1	0	0	3
Ron Roenicke, S (1, 9) OBP: 0.435, SLG: 0.444	K	F8			1B		5-3 1-2 3-H	1-H 2B		4-0 FC6-4 IBB		5	0	2	2	1	1	1
Chili Davis, S (1, 8) OBP: 0.349, SLG: 0.412 Dan Gladden, R (1, PH) OBP: 0.295, SLG: 0.313 (1, 8)	F9	G6-4-3 1B			5-3		5-3	BB		0-0 FC6-4 1-2f		0 5	0 0	0 1	0 0	0 1	0 0	0 4
Dan Driessen, L (1, 3) OBP: 0.318, SLG: 0.357		K	G6-4-3 1-2f			F5	BB 2-H	F6			SH2-4 1B	5	0	1	1	0	1	3
Chris Brown, R (1, 5) OBP: 0.353, SLG: 0.457		HR		G3-4-1		4-3	BB IBB		5-3		SH2-4 1-2	4	1	1	1	1	0	0
Rob Deer, R (1, 7) OBP: 0.279, SLG: 0.348 Greg Minton, S (7, 1) Mark Davis, L (8, 1) OBP: 0.250, SLG: 0.417 David Green, R (8, 3) OBP: 0.301, SLG: 0.354 Alex Trevino, R (9, PH) OBP: 0.286, SLG: 0.352 (9, 2)	1B 2B			4-3 BB		1B	1-2 2-3 BB		5-3		F7	2 0 1 0 2	1 0 0 0 0	2 0 1 0 0	0 0 0 0 0	2 0 0 0 0	0 0 0 0 1	0 0 0 0 0
Matt Nokes, L (1, 2) OBP: 0.267, SLG: 0.433 Bob Brenly, R (7, PH) OBP: 0.311, SLG: 0.398 (7, 2) (9, 3)	1B 2-H 1B			4-3 1-2		F8	L5		5-3		IBB	3 2	0 0	1 0	1 0	0 1	0 0	2 3
Ricky Adams, R (1, 6) OBP: 0.233, SLG: 0.304	K			F9			1B 1B	F8		K	4-3	6	1	1	0	0	2	4
Jim Gott, R (1, 1) OBP: 0.212, SLG: 0.412 Frank Williams, R (2, 1) Brad Wellman, R (5, PH) OBP: 0.273, SLG: 0.317 Bobby Moore, R (5, 1) Joel Youngblood, R (7, PH) OBP: 0.345, SLG: 0.333 (7, 7)	1-2 1B				F8		1B 1-2 5-3 1B	F9		2-3 BB		1 0 1 0 2	0 0 0 0 1	1 0 0 0 1	0 0 0 0 0	0 0 0 0 1	0 0 0 0 0	0 0 0 0 0
Inning Stats	R: 0 E: 0 K: 1 S: 5 H: 0 LOB: 0 BB: 0 P: 5	R: 2 E: 0 K: 2 S: 11 H: 4 LOB: 2 BB: 0 P: 11	R: 0 E: 0 K: 0 S: 3 H: 1 LOB: 0 BB: 0 P: 3	R: 0 E: 0 K: 0 S: 3 H: 0 LOB: 1 BB: 1 P: 7	R: 0 E: 0 K: 0 S: 4 H: 1 LOB: 1 BB: 0 P: 4	R: 0 E: 0 K: 0 S: 4 H: 1 LOB: 1 BB: 0 P: 4	R: 3 E: 0 K: 0 S: 7 H: 4 LOB: 3 BB: 2 P: 15	R: 1 E: 0 K: 0 S: 5 H: 2 LOB: 2 BB: 1 P: 9	R: 0 E: 0 K: 0 S: 3 H: 0 LOB: 0 BB: 0 P: 3	R: 0 E: 0 K: 1 S: 5 H: 0 LOB: 2 BB: 2 P: 13	R: 0 E: 0 K: 0 S: 4 H: 1 LOB: 2 BB: 1 P: 8	1B: 11 2B: 2 3B: 0 HR: 1	SF: 0 SAC: 1 DP: 1 HBP: 0	WP: 0 PB: 0 SB: 0 CS: 0	PA: 53		

PITCHER		IP	WLS	BF	H	R	ER	SO	BB	IBB	HBP	BLK	WP	HR	S	P	ERA	WHIP
Jay Tibbs, R ERA: 4.15	(1, 1)	6.0		28	10	5	5	3	1	0	0	0	0	1	33	37	7.50	1.833
John Franco, L ERA: 1.87	(7, 1)	1.0		6	1	0	0	0	1	1	0	0	0	0	4	12	0.00	2.000
Ted Power, R ERA: 2.62	(8, 1)	3.0		14	2	1	1	1	2	1	0	0	0	0	13	25	3.00	1.333
John Stuper, R ERA: 4.89	(11, 1)	1.0	W	5	1	0	0	0	0	1	0	0	0	0	4	8	0.00	1.000

PITCHER	IP	WLS	BF	H	R	ER	SO	BB	IBB	HBP	BLK	WP	HR	S	P	ERA	WHIP

TOP

San Francisco Giants @ Cincinnati Reds

Riverfront Stadium, Cincinnati, OH

Mon Sep 16 1985, 7:05 PM EDT

Att. 13,045 - Unknown

livebaseballscorecards.com

AB	45
R	6
H	14
RBI	6
BB	7
SO	4
LOB	21

BOTTOM

San Francisco Giants @ Cincinnati Reds

Riverfront Stadium, Cincinnati, OH

Mon Sep 16 1985, 7:05 PM EDT

Att. 13,045 - Unknown

livebaseballscorecards.com

Batter	1	2	3	4	5	6	7	8	9	10	11	AB	R	H	RBI	BB	SO	LOB
Eddie Milner, L (1, 8) OBP: 0.338, SLG: 0.343	1B BLK 1B	1-3 1B 2B		4-3 2B		SSS K ①	1-2f FC5-4 ③			SH3-4 ① 1-2		5	3	3	0	0	1	2
Ted Power, R (8, 1)												0	0	0	0	0	0	0
Tom Runnells, S (10, PH) OBP: 0.222, SLG: 0.160												0	0	0	0	0	0	0
John Stuper, R (11, 1) OBP: 0.235, SLG: 0.071												0	0	0	0	0	0	0
Pete Rose, S (1, 3) OBP: 0.391, SLG: 0.325	1-2 1B BB	1B HBP		2-3 4-3 ②		BBBB E S BB		S 1B		SSS K ②		1	0	0	0	2	0	1
Eric Davis, R (6, PR) OBP: 0.224, SLG: 0.421												2	0	1	0	0	1	1
(7, 7)																		
(8, 8)																		
Dave Parker, L (1, 9) OBP: 0.362, SLG: 0.535	1-2 2-H G5-4-3 1B	1-3 2-H 3-H 1B		3-H WP 2B		F9 ②		SSS K ①		1-3 ③		6	0	3	4	0	1	3
Nick Esasky, R (1, 7) OBP: 0.312, SLG: 0.424	P4 ①		F8 ①	2-3 6-3 ③		SSS K ③ 1-3		F8 ②			SSS K ①	6	0	0	0	0	2	5
(7, 3)																		
Buddy Bell, R (1, 5) OBP: 0.300, SLG: 0.333	1-2f G5-4-3 ②③		BBBB BB BB		F9 ①		BBBB SH5-4 FC4-6 BB	1-2 5-3 ③			BBBB S WP BB	2	0	0	0	2	0	2
Gary Redus, R (7, PR) OBP: 0.372, SLG: 0.422												1	2	0	0	1	0	1
(8, 7)																		
Dave Concepcion, R (1, 6) OBP: 0.315, SLG: 0.335		1B SF8 2B	SSS K ②		F9 ①		BBBB FC4-6 SH5-4 1-2 BB		6-3 ①		WP 1-H	5	1	2	0	1	1	1
Bo Diaz, R (1, 2) OBP: 0.292, SLG: 0.352	2-3 2B 1B 1B		BBBB 1-2 BB		F2 ②		SH5-4 ① 1-2 2-3		F3 ②			3	1	1	0	1	0	1
Ron Oester, S (1, 4) OBP: 0.357, SLG: 0.378	3-H SF8 ①		SSS K ③		IBB		FC4-6 IBB		SSS K ③			2	0	0	1	2	2	2
Jay Tibbs, R (1, 1) OBP: 0.103, SLG: 0.071	SSS K ②			SSS K ①	SSS K ③		1-2f 2-3 3-H FC4-6 ② FC5-4			BBBB SH3-4 BB		3	0	0	0	0	3	3
John Franco, L (7, 1) OBP: 0.333, SLG: 0.333												0	0	0	0	0	0	0
Wayne Krenchicki, L (7, PH) OBP: 0.367, SLG: 0.395												1	0	0	1	0	0	2
(8, 5)																		
Wade Rowdon, R (10, PH)												0	0	0	0	1	0	0
(11, 5)																		
Inning Stats	R: 1 H: 2 E: 0 LOB: 1 K: 0 BB: 1 S: 4 P: 8	R: 3 H: 4 E: 0 LOB: 2 K: 1 BB: 0 S: 8 P: 9	R: 0 H: 0 E: 0 LOB: 2 K: 2 BB: 2 S: 7 P: 15	R: 1 H: 2 E: 0 LOB: 1 K: 1 BB: 0 S: 7 P: 7	R: 0 H: 1 E: 0 LOB: 2 K: 1 BB: 1 S: 6 P: 10	R: 0 H: 0 E: 0 LOB: 2 K: 2 BB: 1 S: 7 P: 11	R: 1 H: 0 E: 0 LOB: 2 K: 0 BB: 3 S: 3 P: 15	R: 0 H: 1 E: 0 LOB: 1 K: 1 BB: 0 S: 6 P: 6	R: 0 H: 0 E: 0 LOB: 0 K: 1 BB: 0 S: 5 P: 5	R: 0 H: 0 E: 0 LOB: 1 K: 1 BB: 1 S: 5 P: 9	R: 1 H: 0 E: 0 LOB: 0 K: 1 BB: 1 S: 3 P: 7	1B: 5 SF: 1 2B: 5 SAC: 2 3B: 0 DP: 1 HR: 0 HBP: 1		WP: 2 PA: 51 PB: 0 SB: 4 CS: 0				

PITCHER		IP	WLS	BF	H	R	ER	SO	BB	IBB	HBP	BLK	WP	HR	S	P	ERA	WHIP
Jim Gott, R ERA: 3.88	(1, 1)	1.0		7	4	3	3	0	1	0	0	1	0	0	6	10	27.00	5.000
Frank Williams, R ERA: 4.83	(2, 1)	3.0		15	4	2	2	4	2	0	1	0	1	0	20	29	6.00	2.000
Bobby Moore, R ERA: 6.23	(5, 1)	2.0		9	1	0	0	3	1	1	0	0	0	0	13	21	0.00	1.000
Greg Minton, R ERA: 3.3	(7, 1)	1.0		7	1	1	1	0	2	1	0	0	0	0	4	16	9.00	3.000
Mark Davis, L ERA: 2.77	(8, 1)	3.1	L	13	0	1	1	4	2	0	0	0	1	0	18	26	2.70	0.600

PITCHER	IP	WLS	BF	H	R	ER	SO	BB	IBB	HBP	BLK	WP	HR	S	P	ERA	WHIP

Batter	1	2	3	4	5	6	7	8	9	AB	R	H	RBI	BB	SO	LOB
Dan Gladden, R (1, 8) OBP: 0.295, SLG: 0.312	F8		L3			F4		FC4-6 1B		4	0	1	0	0	0	0
Mike Woodard, L (1, 4) OBP: 0.364, SLG: 0.344	F8			1B		F9		FC4-6 1-2f		4	0	1	0	0	0	1
Ron Roenicke, S (1, 9) OBP: 0.429, SLG: 0.436	K			F2			E1 1B 1B	F8		4	1	1	0	0	1	2
Dan Driessen, L (1, 3) OBP: 0.321, SLG: 0.360		1B		K			2B 2-H 1B		1B	4	0	3	1	0	1	1
Chris Brown, R (1, 5) OBP: 0.350, SLG: 0.453		F5		K			K		K	4	0	0	0	0	3	4
Jeffrey Leonard, R (1, 7) OBP: 0.278, SLG: 0.403		K			F8		1-3 2B		K	4	0	1	0	0	2	2
Matt Nokes, L (1, 2) OBP: 0.235, SLG: 0.382		K			4-3		K		F7	4	0	0	0	0	2	4
Ricky Adams, R (1, 6) OBP: 0.227, SLG: 0.296			5-3		5-3		1-3			3	0	0	0	0	0	2
Dave LaPoint, L (1, 1) OBP: 0.246, SLG: 0.196			6-3			K		5-3		1	0	0	0	0	0	0
Rob Deer, R (6, PH) OBP: 0.277, SLG: 0.345										1	0	0	0	0	1	0
Bobby Moore, R (6, 1)										0	0	0	0	0	0	0
Joel Youngblood, R (8, PH) OBP: 0.344, SLG: 0.332										1	0	0	0	0	0	0
Scott Garrelts, R (8, 1) OBP: 0.300, SLG: 0.333										0	0	0	0	0	0	0
Inning Stats	R: 0 E: 0 K: 1 S: 5 H: 0 LOB: 0 BB: 0 P: 5	R: 0 E: 0 K: 2 S: 8 H: 1 LOB: 1 BB: 0 P: 8	R: 0 E: 0 K: 0 S: 3 H: 0 LOB: 0 BB: 0 P: 3	R: 0 E: 0 K: 2 S: 8 H: 1 LOB: 1 BB: 0 P: 8	R: 0 E: 0 K: 0 S: 3 H: 0 LOB: 0 BB: 0 P: 3	R: 0 E: 0 K: 1 S: 5 H: 0 LOB: 0 BB: 0 P: 5	R: 1 E: 1 K: 2 S: 10 H: 3 LOB: 2 BB: 0 P: 10	R: 0 E: 0 K: 0 S: 4 H: 1 LOB: 1 BB: 0 P: 4	R: 0 E: 0 K: 2 S: 8 H: 1 LOB: 1 BB: 0 P: 8	1B: 6 2B: 1 3B: 0 HR: 0 SF: 0 SAC: 0 DP: 0 HBP: 0						

PITCHER	IP	WLS	BF	H	R	ER	SO	BB	IBB	HBP	BLK	WP	HR	S	P	ERA	WHIP
Andy McGaffigan, R (1, 1) ERA: 3.22	9.0	W	34	7	1	1	10	0	0	0	0	0	0	54	54	1.00	0.778

PITCHER	IP	WLS	BF	H	R	ER	SO	BB	IBB	HBP	BLK	WP	HR	S	P	ERA	WHIP

TOP

San Francisco Giants @ Cincinnati Reds

Riverfront Stadium, Cincinnati, OH

Tue Sep 17 1985, 3:33 AM EDT

Att. 11,521 - Unknown

livebaseballscorecards.com

AB	34
R	1
H	7
RBI	1
BB	0
SO	10
LOB	16

WP: 0 PA: 34
PB: 0
SB: 0
CS: 0

BOTTOM

San Francisco Giants @ Cincinnati Reds

Riverfront Stadium, Cincinnati, OH

Tue Sep 17 1985, 3:33 AM EDT

Att. 11,521 - Unknown

livebaseballscorecards.com

Batter	1	2	3	4	5	6	7	8	9	AB	R	H	RBI	BB	SO	LOB
Gary Redus, R (1, 8) (8, 7) OBP: 0.369, SLG: 0.421	K	S 2B		F9		K		FC6-4 1-2f		5	0	1	0	0	2	2
Eric Davis, R (1, 9) OBP: 0.225, SLG: 0.414	S 1B 1B 1B	K 2-3		6-3		K				4	1	1	0	0	2	1
Nick Esasky, R (1, 7) OBP: 0.314, SLG: 0.433 Eddie Milner, L (8, 8) OBP: 0.338, SLG: 0.343	1B 1-2 1B 1B	K			HR		6-3			4 0	2 0	2 0	1 0	0 0	1 0	1 0
Tony Perez, R (1, 3) OBP: 0.412, SLG: 0.478	1B 1-3 2-H 1B 1B	1-3			4-3 1B 2B		G3			4	2	2	1	0	0	1
Buddy Bell, R (1, 5) OBP: 0.301, SLG: 0.334	1B 1-2 SF9 3-H 1B		G6-3 1B		4-3 2-3		F7			4	1	2	1	0	0	1
Dave Concepcion, R (1, 6) OBP: 0.316, SLG: 0.337	1B 1-3 2-H 1B		G6-3 1-2f		4-3			BB 1B		4	0	2	1	0	0	2
Bo Diaz, R (1, 2) OBP: 0.296, SLG: 0.357	SF9 3-H		1B		FC6-4 3-H 1B			K		3	0	2	2	0	1	1
Ron Oester, S (1, 4) OBP: 0.356, SLG: 0.377	1-2 1B		L3		FC6-4 1-2f			F5		4	0	1	0	0	0	3
Andy McGaffigan, R (1, 1)	1-3			5-3		L4		FC6-4 1-2 BB		3	0	0	0	1	0	2
Inning Stats	R: 4 E: 0 K: 1 S: 11 H: 6 LOB: 2 BB: 0 P: 11	R: 0 E: 0 K: 2 S: 8 H: 1 LOB: 1 BB: 0 P: 8	R: 0 E: 0 K: 0 S: 4 H: 2 LOB: 1 BB: 0 P: 4	R: 0 E: 0 K: 0 S: 3 H: 0 LOB: 0 BB: 0 P: 3	R: 2 E: 0 K: 0 S: 6 H: 3 LOB: 1 BB: 0 P: 6	R: 0 E: 0 K: 2 S: 7 H: 0 LOB: 0 BB: 0 P: 7	R: 0 E: 0 K: 0 S: 3 H: 0 LOB: 0 BB: 0 P: 3	R: 0 E: 0 K: 1 S: 6 H: 1 LOB: 2 BB: 1 P: 10		1B: 10 2B: 2 3B: 0 HR: 1 SF: 1 SAC: 0 DP: 1 HBP: 0						

	AB	35
	R	6
	H	13
	RBI	6
	BB	1
	SO	6
	LOB	14

WP: 0 PB: 0 SB: 2 CS: 0 PA: 37

PITCHER		IP	WLS	BF	H	R	ER	SO	BB	IBB	HBP	BLK	WP	HR	S	P	ERA	WHIP
Dave LaPoint, L ERA: 3.26	(1, 1)	5.0	L	26	12	6	6	3	0	0	0	0	0	1	32	32	10.80	2.400
Bobby Moore, R ERA: 4.26	(6, 1)	2.0		6	0	0	0	2	0	0	0	0	0	0	10	10	0.00	0.000
Scott Garrelts, R ERA: 2.07	(8, 1)	1.0		5	1	0	0	1	1	0	0	0	0	0	6	10	0.00	2.000

PITCHER	IP	WLS	BF	H	R	ER	SO	BB	IBB	HBP	BLK	WP	HR	S	P	ERA	WHIP

Batter	1	2	3	4	5	6	7	8	9	AB	R	H	RBI	BB	SO	LOB
Garry Templeton, S (1, 6) OBP: 0.326, SLG: 0.370	FC6-4 1B	F8 2B 2-H 3-H		F7		BBBB 4-0 1B BB	0-0 1B 1-2 2-H		SSS 0-3 K	5	0	3	3	1	1	0
Jerry Royster, R (1, 4) OBP: 0.358, SLG: 0.425	FC6-4 FC5-4 BB 1-2f	F8 2-3		F8		F8	F7			4	0	0	0	0	0	3
Tim Flannery, L (7, PH) OBP: 0.384, SLG: 0.352 (7, 4)										1	0	0	0	0	0	2
Tony Gwynn, L (1, 9) OBP: 0.348, SLG: 0.396	BBBB 4-0 FC5-4 BB 1-2	0-0 1-3		BBBB 4-0 BB		0-0 1-2 1B		0-0 6-3		3	0	1	0	2	0	1
Steve Garvey, R (1, 3) OBP: 0.304, SLG: 0.420	0-0 FC5-4 BB 1-2f 2-3		SSS 0-3 K	0-0 F3		0-0 F5		SSS 0-3 K		5	0	0	0	0	2	5
Kurt Bevacqua, R (1, 5) OBP: 0.362, SLG: 0.352	BBBB 4-0 1-2 BB	BBBB 4-0 HR BB			0-0 F4		BBBB 4-0 BB SF8 BB BB	0-0 1B		2	2	1	0	3	0	0
Carmelo Martinez, R (1, 7) OBP: 0.350, SLG: 0.437	SSS 0-3 K	1-H HR			0-0 F8 2B		BBBB 4-0 1-2 BB 1B BB	0-0 1-2 1B		4	2	3	2	1	1	3
Kevin McReynolds, R (1, 8) OBP: 0.283, SLG: 0.362		BBBB 4-0 SH1-4 2B 1B BB	BBBB 4-0 WP BB		0-0 F8 2-3		0-0 F8	SSS 0-3 K		3	1	0	0	2	1	5
Bruce Bochy, R (1, 2) OBP: 0.306, SLG: 0.452	0-0 SH1-4 1-2 2B 1B	BBBB 4-0 G4-6-3 1-2 BB	SSS 0-3 K			BBBB 4-0 1B 1-2 2-3 BB		SSS 0-3 K		2	1	1	0	1	1	1
Terry Kennedy, L (7, PH) OBP: 0.295, SLG: 0.376 (7, 2)										1	0	0	0	1	1	0
Mark Thurmond, L (1, 1) OBP: 0.125, SLG: 0.157 Ed Wojna, R (2, 1) OBP: 0.167, SLG: 0.167 Bobby Brown, S (3, PH) OBP: 0.400, SLG: 0.182 Craig Lefferts, L (3, 1) OBP: 0.143, SLG: 0.229 Roy Lee Jackson, R (5, 1) Al Bumbry, L (6, PH) OBP: 0.400, SLG: 0.278 Luis DeLeon, R (6, 1) OBP: 0.400, SLG: 0.200 Graig Nettles, L (7, PH) OBP: 0.500, SLG: 0.404 Lance McCullers, S (7, 1) Miguel Dilone, S (9, PH) OBP: 0.667, SLG: 0.248	0-0 SH1-4 1-2 2-3	0-0 G4-6-3 1-2f			0-0 4-3		0-0 SF8 3-H		0-0 F8	0 0 0 0 0 0 0 0 0 0 0 0 0 0 1 0 0 0 0 0 2 0 0 0 0 0 0 0 0 0 0 0 0 0 0 1 0 0 0 0 0 0 0 0 0 0 0 0 0 0 0 0 0 1 0 0 0 0 0 0 0 0 0 1 0 0 0 0 0 0						
Inning Stats	R: 0 E: 0 K: 1 S: 6 H: 1 LOB: 3 BB: 2 P: 14	R: 2 E: 0 K: 0 S: 5 H: 2 LOB: 1 BB: 1 P: 9	R: 2 E: 0 K: 1 S: 5 H: 1 LOB: 1 BB: 3 P: 17	R: 0 E: 0 K: 0 S: 3 H: 0 LOB: 1 BB: 1 P: 7	R: 0 E: 0 K: 1 S: 6 H: 1 LOB: 1 BB: 0 P: 6	R: 0 E: 0 K: 0 S: 4 H: 1 LOB: 2 BB: 1 P: 8	R: 2 E: 0 K: 0 S: 4 H: 1 LOB: 2 BB: 3 P: 16	R: 0 E: 0 K: 2 S: 9 H: 2 LOB: 2 BB: 0 P: 9	R: 0 E: 0 K: 2 S: 7 H: 0 LOB: 0 BB: 0 P: 7	1B: 6 2B: 2 3B: 0 HR: 1 SF: 1 SAC: 1 DP: 1 HBP: 0	WP: 1 PB: 0 SB: 0 CS: 0 PA: 46					

San Diego Padres @ San Francisco Giants

Candlestick Park, San Francisco, CA

Wed Sep 18 1985, 10:05 PM EDT

Att. 2,668 - Unknown

TOP

livebaseballscorecards.com

AB	33
R	6
H	9
RBI	6
BB	11
SO	7
LOB	22

PITCHER		IP	WLS	BF	H	R	ER	SO	BB	IBB	HBP	BLK	WP	HR	S	P	ERA	WHIP
Vida Blue, L ERA: 4.74	(1, 1)	5.0	W	26	5	4	4	3	7	0	0	0	1	1	25	53	7.20	2.400
Greg Minton, R ERA: 3.44	(6, 1)	1.2		11	2	2	2	0	4	0	0	0	0	0	7	23	10.80	3.600
Frank Williams, R ERA: 4.8	(7, 1)	0.1		1	0	0	0	0	0	0	0	0	0	0	1	1	0.00	0.000
Scott Garrelts, R ERA: 2.03	(8, 1)	2.0	S	8	2	0	0	4	0	0	0	0	0	0	16	16	0.00	1.000

PITCHER	IP	WLS	BF	H	R	ER	SO	BB	IBB	HBP	BLK	WP	HR	S	P	ERA	WHIP

Batter	1	2	3	4	5	6	7	8	9	AB	R	H	RBI	BB	SO	LOB
Dan Gladden, R (1, 8) OBP: 0.292, SLG: 0.308	F9	6-3		F3	F2		F6			5	0	0	0	0	0	5
Mike Woodard, L (1, 4) OBP: 0.342, SLG: 0.324	F5	S 2-H 1B		4-3		4-3		5-3		5	0	1	1	0	0	0
Ron Roenicke, S (1, 9) OBP: 0.427, SLG: 0.444	E 2B	G3 1-2			BB E 1B	F6		F2		5	2	2	0	0	0	1
Chris Brown, R (1, 5) OBP: 0.348, SLG: 0.448	E4 HR 2-H		1-3		B B B B E 1-2 1B BB	4-3		4-3		4	2	0	0	1	0	0
Bob Brenly, R (1, 2) OBP: 0.315, SLG: 0.408	HR 2-H		BB 1B		E5 1B 1-3 2-H		B B B B 1B 2B BB			3	2	2	2	1	0	1
Dan Driessen, L (1, 3) OBP: 0.323, SLG: 0.360	L4		B B B 1-2 BB		BB 2-3 3-H 1B		F6			3	0	1	1	1	0	1
Rob Deer, R (1, 7) OBP: 0.276, SLG: 0.368		HR	F7		S S S K		S S S K			4	1	1	1	0	2	5
Jose Uribe, S (1, 6) OBP: 0.282, SLG: 0.321		SH1-4 1B 1B	F4		B B B B 1-2 BB		1-3 2B 1B			3	2	2	0	1	0	2
Vida Blue, S (1, 1) OBP: 0.148, SLG: 0.115 Jeffrey Leonard, R (5, PH) OBP: 0.277, SLG: 0.402 Greg Minton, S (6, 1) Frank Williams, R (7, 1) Joel Youngblood, R (7, PH) OBP: 0.346, SLG: 0.339 Scott Garrelts, R (8, 1) OBP: 0.300, SLG: 0.333		SH1-4 1-2		S S S K	F8		1-H 3-H 2B			1 1 0 0 1 0	0 0 0 0 0 0	0 0 0 0 1 0	0 0 0 0 2 0	0 0 0 0 0 0	1 0 0 0 0 0	0 3 0 0 0 0
Inning Stats	R: 3 H: 2 E: 1 LOB: 0 K: 0 BB: 0 S: 6 P: 6	R: 2 H: 3 E: 0 LOB: 1 K: 0 BB: 0 S: 6 P: 6	R: 0 H: 1 E: 0 LOB: 2 K: 0 BB: 1 S: 4 P: 8	R: 0 H: 0 E: 0 LOB: 0 K: 1 BB: 0 S: 5 P: 5	R: 2 H: 2 E: 1 LOB: 3 K: 1 BB: 2 S: 8 P: 16	R: 0 H: 0 E: 0 LOB: 0 K: 0 BB: 0 S: 3 P: 3	R: 2 H: 2 E: 0 LOB: 1 K: 1 BB: 1 S: 7 P: 11	R: 0 H: 0 E: 0 LOB: 0 K: 0 BB: 0 S: 3 P: 3		1B: 6 2B: 2 3B: 0 HR: 2	SF: 0 SAC: 1 DP: 0 HBP: 0			WP: 0 PB: 0 SB: 1 CS: 0	PA: 40	

PITCHER		IP	WLS	BF	H	R	ER	SO	BB	IBB	HBP	BLK	WP	HR	S	P	ERA	WHIP
Mark Thurmond, L ERA: 4.55	(1, 1)	1.2	L	11	5	5	2	0	0	0	0	0	0	2	11	11	10.80	3.000
Ed Wojna, R ERA: 5.17	(2, 1)	0.1		1	0	0	0	0	0	0	0	0	0	0	1	1	0.00	0.000
Craig Lefferts, L ERA: 3.14	(3, 1)	2.0		12	3	2	1	1	2	0	0	0	0	0	12	20	4.50	2.500
Roy Lee Jackson, R ERA: 3.09	(5, 1)	1.0		4	0	0	0	1	1	0	0	0	0	0	5	9	0.00	1.000
Luis DeLeon, R ERA: 4.5	(6, 1)	1.0		3	0	0	0	0	0	0	0	0	0	0	3	3	0.00	0.000

PITCHER		IP	WLS	BF	H	R	ER	SO	BB	IBB	HBP	BLK	WP	HR	S	P	ERA	WHIP
Lance McCullers, R ERA: 1.65	(7, 1)	2.0		9	2	2	2	1	1	0	0	0	0	0	10	14	9.00	1.500

BOTTOM

San Diego Padres @ San Francisco Giants

Candlestick Park, San Francisco, CA

Wed Sep 18 1985, 10:05 PM EDT

Att. 2,668 - Unknown

livebaseballscorecards.com

AB	35
R	9
H	10
RBI	7
BB	4
SO	3
LOB	18

San Diego Padres @ San Francisco Giants

Candlestick Park, San Francisco, CA

Thu Sep 19 1985, 6:33 AM EDT

Att. 2,307 - Unknown

livebaseballscorecards.com

Batter	1	2	3	4	5	6	7	8	9	AB	R	H	RBI	BB	SO	LOB
Gerry Davis, R (1, 9) OBP: 0.314, SLG: 0.333	6-3	K	1B		FC6 BB 1-2		F8		K	5	0	1	0	1	2	2
Jerry Royster, R (1, 4) OBP: 0.362, SLG: 0.427	E FC4-6 1B	1B WP 1B 1-2 3-H	1B 1-2		K		6-3		K	6	2	3	1	0	2	2
Steve Garvey, R (1, 3) OBP: 0.305, SLG: 0.419	E4 E 1-3	WP BB 1B 1B 1-3 2-H	F3		FC6 1-2f			BB 1B G4-6-3 1B	F7	5	3	2	1	0	0	5
Bobby Brown, S (8, 7) OBP: 0.203, SLG: 0.189										1	0	0	0	0	0	0
Carmelo Martinez, R (1, 7) (8, 3) OBP: 0.354, SLG: 0.437	FC4-6 IBB	WP 1B BB 1-2		BB		E6 BB		G4-6-3 BB HR 1B 1-2		2	2	1	0	3	0	0
Kurt Bevacqua, R (1, 5) OBP: 0.364, SLG: 0.349	FC4-6 1-2f 2-H 3-H	1B BLK 1B 1-H 2-H 3-H		F8		K		G4-6-3 BB 1-2 2-3		4	1	1	3	1	1	3
Terry Kennedy, L (1, 2) OBP: 0.294, SLG: 0.374	K	BLK 1-3		F7		F8		G4-6-3 1-2f 2-3 3-H		5	0	1	0	0	1	5
Kevin McReynolds, R (1, 8) OBP: 0.285, SLG: 0.369		1B 1B 1B F2 1-2 3-H		K		FC6 BB 1-2		HR 3-H		4	2	2	2	1	1	2
Mario Ramirez, R (1, 6) OBP: 0.293, SLG: 0.316		1B 1B 1B 1-3	F8		6-3	FC6 1-2f		FC6-4 BB		4	1	1	0	1	0	2
Dave Dravecky, R (1, 1) OBP: 0.159, SLG: 0.123		F4	6-3		BB 1B		F6	FC6-4 1-2f		5	0	1	0	0	0	3

Inning Stats																															
	R: 2	H: 1	R: 6	H: 6	R: 0	H: 2	R: 0	H: 0	R: 0	H: 1	R: 0	H: 0	R: 0	H: 0	R: 3	H: 3	R: 0	H: 0	1B: 12	SF: 0	WP: 1	PA: 48
	E: 2	LOB: 1	E: 0	LOB: 1	E: 0	LOB: 2	E: 0	LOB: 1	E: 0	LOB: 2	E: 1	LOB: 2	E: 0	LOB: 0	E: 0	LOB: 1	E: 0	LOB: 0	2B: 0	SAC: 0	PB: 0	
	K: 1	BB: 1	K: 1	BB: 1	K: 0	BB: 0	K: 1	BB: 1	K: 1	BB: 1	K: 1	BB: 1	K: 0	BB: 0	K: 0	BB: 2	E: 0	BB: 0	3B: 0	DP: 1	SB: 0	
	S: 7	P: 11	S: 11	P: 15	S: 5	P: 5	S: 5	P: 9	S: 6	P: 10	S: 6	P: 10	S: 3	P: 3	S: 5	P: 13	S: 7	P: 7	HR: 1	HBP: 0	CS: 0	

PITCHER		IP	WLS	BF	H	R	ER	SO	BB	IBB	HBP	BLK	WP	HR	S	P	ERA	WHIP
Atlee Hammaker, L ERA: 3.75	(1, 1)	1.2	L	13	5	7	5	2	1	1	0	0	0	0	15	23	27.00	3.600
Bobby Moore, R ERA: 3.38	(2, 1)	4.1		22	5	1	1	3	3	0	0	1	1	0	25	37	2.08	1.846
Jeff Robinson, R ERA: 16.2	(7, 1)	1.2		9	3	3	3	0	2	0	0	0	0	1	7	15	16.20	3.000
Frank Williams, R ERA: 4.7	(8, 1)	1.1		4	0	0	0	2	0	0	0	0	0	0	8	8	0.00	0.000

PITCHER	IP	WLS	BF	H	R	ER	SO	BB	IBB	HBP	BLK	WP	HR	S	P	ERA	WHIP

AB	41
R	11
H	13
RBI	7
BB	7
SO	7
LOB	24

BOTTOM

San Diego Padres @ San Francisco Giants

Candlestick Park, San Francisco, CA

Thu Sep 19 1985, 6:33 AM EDT

Att. 2,307 - Unknown

livebaseballscorecards.com

Batter	1	2	3	4	5	6	7	8	9	AB	R	H	RBI	BB	SO	LOB
Dan Gladden, R (1, 8) OBP: 0.295, SLG: 0.310	BBBB 4-0 1-3 BLK BB		x 0-0 ① FC6-4 1B 1B		x 0-0 ① F9		x 0-0 ① FC5-4 1-2f 2-3		x 0-0 G6-4-3 1-2 1B	4	0	2	0	1	0	2
Mike Woodard, L (1, 4) OBP: 0.341, SLG: 0.325 Manny Trillo, R (7, PH) OBP: 0.284, SLG: 0.286 (8, 4)	x 0-0 ① 1-3 1-3		x 0-0 FC6-4 1-2 1B		x 0-0 ② 4-3		x 0-0 ② L4		x 0-0 ② ③ G6-4-3 1-2f	3 2	0 0	1 0	0 0	0 0	0 0	1 4
Ron Roenicke, S (1, 9) OBP: 0.414, SLG: 0.427 Frank Williams, R (8, 1)	x 0-0 ② 1-3		x 0-0 ② FC6-4 FC6-4 1-2f 2-3		x 0-0 ③ L6		x 0-0 ③ F8			4 0	0 0	0 0	0 0	0 0	0 0	5 0
Chris Brown, R (1, 5) OBP: 0.345, SLG: 0.444	SSS 0-3 ③ K		x 0-0 ③ FC6-4 1-2f			x 0-0 ① 4-3		x 0-0 ① 5-3		4	0	0	0	0	1	3
Bob Brenly, R (1, 2) (7, 3) OBP: 0.312, SLG: 0.404		x 0-0 ① 5-3		x 0-0 ① 5-3		x 0-0 ② F2		x 0-0 ② F4		4	0	0	0	0	0	0
Dan Driessen, L (1, 3) OBP: 0.323, SLG: 0.360 Jeff Robinson, R (7, 1) Joel Youngblood, R (8, 9) OBP: 0.349, SLG: 0.339		x 0-0 ② F9		x 0-0 HR 1B		x 0-0 ③ F4		BBBB 4-0 FC5-4 BB		3 0 0	1 0 0	1 0 0	0 0 0	0 0 1	0 0 0	0 0 0
Rob Deer, R (1, 7) OBP: 0.283, SLG: 0.397		x 0-0 1B		x 0-0 1-H HR			x 0-0 E9 1B 1B	x 0-0 ③ FC5-4 1-2f		4	2	2	2	0	0	1
Jose Uribe, S (1, 6) OBP: 0.282, SLG: 0.320		x 0-0 ③ 4-3		x 0-0 ② F3			x 0-0 FC5-4 1B 2-3 1B		x 0-0 ① 5-3	4	0	1	0	0	0	1
Atlee Hammaker, S (1, 1) OBP: 0.068, SLG: 0.068 Bobby Moore, R (2, 1) Alex Trevino, R (7, 2) OBP: 0.296, SLG: 0.363			x 0-0 ① G3	x 0-0 ③ 5-3			x 0-0 FC5-4 1-2 3-H 1B		x 0-0 1B 1B	0 2 2	0 0 0	0 0 2	0 0 1	0 0 0	0 0 0	0 0 0

Inning Stats	R: 0 E: 0 K: 1 S: 5	H: 0 LOB: 1 BB: 1 P: 9	R: 0 E: 0 K: 0 S: 4	H: 1 LOB: 1 BB: 0 P: 4	R: 0 E: 0 K: 0 S: 5	H: 2 LOB: 2 BB: 0 P: 5	R: 2 E: 0 K: 0 S: 5	H: 2 LOB: 0 BB: 0 P: 5	R: 0 E: 0 K: 0 S: 3	H: 0 LOB: 0 BB: 0 P: 3	R: 0 E: 0 K: 0 S: 3	H: 0 LOB: 0 BB: 0 P: 3	R: 1 E: 1 K: 0 S: 6	H: 2 LOB: 2 BB: 0 P: 6	R: 0 E: 0 K: 0 S: 3	H: 0 LOB: 1 BB: 1 P: 7	R: 0 E: 0 K: 0 S: 4	H: 2 LOB: 1 BB: 0 P: 4	1B: 8 2B: 0 3B: 0 HR: 1	SF: 0 SAC: 0 DP: 1 HBP: 0	WP: 0 PB: 0 SB: 0 CS: 0	PA: 38

PITCHER	IP	WLS	BF	H	R	ER	SO	BB	IBB	HBP	BLK	WP	HR	S	P	ERA	WHIP
Dave Dravecky, L (1, 1) ERA: 2.62	9.0	W	38	9	3	2	1	2	0	0	1	0	1	38	46	2.00	1.222

PITCHER	IP	WLS	BF	H	R	ER	SO	BB	IBB	HBP	BLK	WP	HR	S	P	ERA	WHIP

Batter	1	2	3	4	5	6	7	8	9	AB	R	H	RBI	BB	SO	LOB
Mariano Duncan, R (1, 6) OBP: 0.293, SLG: 0.340	S S S 0-3 ① K		x 0-0 ② F7			x 0-0 ① F8	x 0-0 ② FC3-2 1-3 2-H 3-Hf		x 0-0 ③ 1-3	5	0	0	0	0	1	2
Ken Landreaux, L (1, 8) OBP: 0.315, SLG: 0.412	x 0-0 1B		x 0-0 ③ F9			x 0-0 ② F3	x 0-0 ③ F8			4	0	1	0	0	0	3
Mike Marshall, R (1, 9) OBP: 0.339, SLG: 0.491	x 0-0 ② F9			x 0-0 S 1B		x 0-0 HR		x 0-0 ① 5-3		4	1	2	1	0	0	1
Greg Brock, L (1, 3) OBP: 0.326, SLG: 0.437	x 0-0 ③ F8			S S S 0-3 ① K 1-2		x 0-0 ③ 4-3		x 0-0 ② 6-3		4	0	0	0	0	1	2
Bill Madlock, R (1, 5) OBP: 0.334, SLG: 0.396		x 0-0 ① F7		x 0-0 ② 5-3			x 0-0 SH1-4 BB 1B 1B	x 0-0 1B 1B		4	1	2	0	0	0	1
Mike Scioscia, L (1, 2) OBP: 0.420, SLG: 0.438 Jose Gonzalez, R (8, PR) (8, 7)		S S S 0-3 ② K		x 0-0 ③ F7			B B B B 4-0 1B SH1-4 1-2 FC3-2 BB	x 0-0 1-2 1B		3 0	0	1	0	1	1	1 0
Len Matuszek, L (1, 7) OBP: 0.278, SLG: 0.355 Reggie Williams, R (7, 7) OBP: 0.250, SLG: 0.250 Franklin Stubbs, L (8, PH) OBP: 0.286, SLG: 0.286 Carlos Diaz, R (8, 1)		x 0-0 1B			x 0-0 ① 4-3		x 0-0 ① SH1-4 1-2 2-3	x 0-0 ③ F7		2 0 1 0	0 0 0 0	1 0 0 0	0 0 0 0	0 0 0 0	0 0 2 0	0 0 0 0
Steve Sax, R (1, 4) OBP: 0.351, SLG: 0.315		x 0-0 ③ F9			x 0-0 ② 6-3		4-0 1B E IBB		x 0-0 ① 1-3	3	1	0	0	1	0	1
Fernando Valenzuela, L (1, 1) OBP: 0.194, SLG: 0.250 Terry Whitfield, L (7, PH) OBP: 0.298, SLG: 0.424 Bill Russell, R (7, PR) OBP: 0.333, SLG: 0.308 Tom Niedenfuer, R (7, 1) OBP: 0.111, SLG: 0.111 Steve Yeager, R (8, 2) OBP: 0.252, SLG: 0.224 Jay Johnstone, L (9, PH) OBP: 0.214, SLG: 0.231			x 0-0 ① F7		x 0-0 ③ F9		x 0-0 E 1-2 2-3 3-H 1B		x 0-0 ② 6-3	2 1 0 0 0 1	0 0 0 0 0 0	0 1 0 0 0 0	0 1 0 0 0 0	0 0 0 0 0 0	0 0 0 0 0 0	0 0 0 0 0 0
Inning Stats	R: 0 E: 0 K: 1 S: 6 H: 1 LOB: 1 BB: 0 P: 6	R: 0 E: 0 K: 1 S: 6 H: 1 LOB: 1 BB: 0 P: 6	R: 0 E: 0 K: 0 S: 3 H: 0 LOB: 0 BB: 0 P: 3	R: 0 E: 0 K: 1 S: 6 H: 1 LOB: 1 BB: 0 P: 6	R: 0 E: 0 K: 0 S: 3 H: 0 LOB: 0 BB: 0 P: 3	R: 1 E: 0 K: 0 S: 4 H: 1 LOB: 0 BB: 0 P: 4	R: 2 E: 1 K: 0 S: 5 H: 2 LOB: 3 BB: 2 P: 13	R: 0 E: 0 K: 0 S: 5 H: 2 LOB: 2 BB: 0 P: 5	R: 0 E: 0 K: 0 S: 3 H: 0 LOB: 0 BB: 0 P: 3	1B: 7 2B: 0 3B: 0 HR: 1	SF: 0 SAC: 1 DP: 0 HBP: 0					

PITCHER		IP	WLS	BF	H	R	ER	SO	BB	IBB	HBP	BLK	WP	HR	S	P	ERA	WHIP
Roger Mason, R ERA: 3.86	(1, 1)	6.0		24	5	3	2	3	1	0	0	0	0	1	29	33	3.00	1.000
Greg Minton, R ERA: 3.32	(7, 1)	3.0	W	13	3	0	0	0	0	1	0	0	0	0	12	16	0.00	1.000

PITCHER	IP	WLS	BF	H	R	ER	SO	BB	IBB	HBP	BLK	WP	HR	S	P	ERA	WHIP

TOP

Los Angeles Dodgers @ San Francisco Giants
Candlestick Park, San Francisco, CA
Fri Sep 20 1985, 10:05 PM EDT
Att. 10,484 - Unknown

livebaseballscorecards.com

AB	34
R	3
H	8
RBI	2
BB	2
SO	3
LOB	13

WP	0
PB	0
SB	1
CS	0
PA	37

Batter	1	2	3	4	5	6	7	8	9	AB	R	H	RBI	BB	SO	LOB
Ron Roenicke, S (1, 9) OBP: 0.414, SLG: 0.426	K		F8		S 1B		F6	S 1B		5	1	2	0	0	1	0
Manny Trillo, R (1, 4) OBP: 0.285, SLG: 0.284	L5		BB E		1B CS 1-2		F3	K 1-2		3	1	0	0	2	1	1
Jeffrey Leonard, R (1, 8) OBP: 0.281, SLG: 0.405	1B		E4 G5-3 BB 1-2		CS 1-3 2-H		BB 1B			4	1	3	1	0	0	1
Rob Deer, R (1, 7) OBP: 0.289, SLG: 0.390	K		BB 1-2 2-3		K		E 1B 1B 1-2			2	1	0	0	2	2	3
Bob Brenly, R (1, 5) (8, 2) OBP: 0.316, SLG: 0.405		E 4-3 BB	G5-3 2-3f		1-2 3-H		E7 1B 1-3 2-H			2	1	1	1	2	0	3
Dan Driessen, L (1, 3) OBP: 0.322, SLG: 0.357		4-3 1-2	4-3		1-3		1B IBB			3	0	0	0	1	0	2
Alex Trevino, R (1, 2) OBP: 0.297, SLG: 0.362		F4 2-3	2-3 1B		6-3		1-2 2-H 3-H			3	0	1	0	0	0	1
Chris Brown, R (7, PH) OBP: 0.347, SLG: 0.445										1	0	1	2	0	0	0
Ricky Adams, R (8, 5) OBP: 0.227, SLG: 0.296										0	0	0	0	0	0	0
Jose Uribe, S (1, 6) OBP: 0.281, SLG: 0.318		IBB	2-3 1-2		K		6-3			3	0	0	0	1	1	1
Roger Mason, R (1, 1) Greg Minton, S (7, 1)		K	6-3		F5		K			3 1	0 0	0 0	0 0	0 0	1 1	3 0
Inning Stats	R: 0 E: 0 K: 2 S: 8 H: 1 LOB: 1 BB: 0 P: 8	R: 0 E: 1 K: 1 S: 5 H: 0 LOB: 2 BB: 2 P: 13	R: 0 E: 1 K: 0 S: 3 H: 0 LOB: 2 BB: 2 P: 11	R: 0 E: 0 K: 0 S: 4 H: 1 LOB: 1 BB: 0 P: 4	R: 2 E: 0 K: 1 S: 6 H: 2 LOB: 1 BB: 2 P: 14	R: 0 E: 0 K: 1 S: 5 H: 0 LOB: 0 BB: 0 P: 5	R: 3 E: 1 K: 0 S: 5 H: 3 LOB: 2 BB: 2 P: 13	R: 0 E: 0 K: 2 S: 8 H: 1 LOB: 1 BB: 0 P: 8		1B: 8 2B: 0 3B: 0 HR: 0 SF: 0 SAC: 0 DP: 1 HBP: 0						

PITCHER		IP	WLS	BF	H	R	ER	SO	BB	IBB	HBP	BLK	WP	HR	S	P	ERA	WHIP
Fernando Valenzuela, L ERA: 2.43	(1, 1)	6.0		27	4	2	2	5	5	1	0	0	0	0	31	55	3.00	1.500
Tom Niedenfuer, R ERA: 2.74	(7, 1)	1.0	L	7	3	3	3	0	1	1	0	0	0	0	5	13	27.00	4.000
Carlos Diaz, L ERA: 2.78	(8, 1)	1.0		4	1	0	0	2	0	0	0	0	0	0	8	8	0.00	1.000

PITCHER	IP	WLS	BF	H	R	ER	SO	BB	IBB	HBP	BLK	WP	HR	S	P	ERA	WHIP

BOTTOM

Los Angeles Dodgers @ San Francisco Giants

Candlestick Park, San Francisco, CA

Fri Sep 20 1985, 10:05 PM EDT

Att. 10,484 - Unknown

livebaseballscorecards.com

AB	30
R	5
H	8
RBI	4
BB	8
SO	7
LOB	15

1B: 8	SF: 0	WP: 0	PA: 38
2B: 0	SAC: 0	PB: 0	
3B: 0	DP: 1	SB: 2	
HR: 0	HBP: 0	CS: 2	

Batter	1	2	3	4	5	6	7	8	9	AB	R	H	RBI	BB	SO	LOB
Mariano Duncan, R (1, 6) OBP: 0.293, SLG: 0.344	K	K		1-3	1-H 2-H HR			BB FC5 1B	F6	5	1	1	3	1	2	5
Ken Landreaux, L (1, 8) OBP: 0.315, SLG: 0.413	F4		4-3		1B 1B 2B			F4	F2	4	1	1	0	0	0	0
Jose Gonzalez, R (8, PH) (8, 8)					F7					2	0	0	0	0	0	3
Enos Cabell, R (1, 3) OBP: 0.329, SLG: 0.349	1B		6-3		1B 2-3 1B	G6-4-3 1B		FC5 1-2 1B		5	1	4	0	0	0	0
Mike Marshall, R (1, 9) OBP: 0.338, SLG: 0.488	F9		K		1B E 1-3 3-H 1B	G6-4-3 1-2f		FC5 1-2 2-3f		5	1	1	1	0	1	4
Bill Madlock, R (1, 5) OBP: 0.337, SLG: 0.399		1-3 G3 1B 1B		1B 2B 1B	E S SF7 1-3 3-H 1B	5-3		F8		4	3	3	1	0	0	0
Bob Bailor, R (6, 5) OBP: 0.263, SLG: 0.282										1	0	0	0	0	0	2
Mike Scioscia, L (1, 2) OBP: 0.423, SLG: 0.439		G3 1-2		2B 1-2 1B	E HR 1-2 BB		BB		1B 3B	2	2	1	0	2	0	1
Bill Russell, R (7, PR) OBP: 0.333, SLG: 0.308										0	0	0	0	0	0	0
Steve Yeager, R (7, 2) OBP: 0.238, SLG: 0.248										1	1	1	0	0	0	0
Candy Maldonado, R (1, 7) OBP: 0.278, SLG: 0.339		1-3 2-3		SH5-3 FC4-2 1-H 2-H 2B	K	K		G3 1B 3-H 1B		2	0	1	2	0	0	1
Len Matuszek, L (5, PH) OBP: 0.277, SLG: 0.354										1	0	0	0	0	1	3
Reggie Williams, R (5, 7) OBP: 0.200, SLG: 0.200										1	0	0	0	0	1	1
Ralph Bryant, L (9, PH) OBP: 0.250, SLG: 0.250										1	0	1	1	0	0	0
(9, 7)																
Steve Sax, R (1, 4) OBP: 0.352, SLG: 0.315		1B IBB		SH5-3 2-3	E6 HR 1-2 2-3 3-H	L6		G3 1-2 1B		3	1	1	1	1	0	3
Jerry Reuss, L (1, 1) OBP: 0.162, SLG: 0.141		1-2 3-H 1B		FC4-2 3-H	SF7 3-H	6-3			G3 1-2 2-3	4	0	1	2	0	0	4
Inning Stats	R: 0 E: 0 K: 1 S: 6 H: 1 LOB: 1 BB: 0 P: 6	R: 1 E: 0 K: 1 S: 7 H: 2 LOB: 2 BB: 1 P: 11	R: 0 E: 0 K: 1 S: 5 H: 0 LOB: 0 BB: 0 P: 5	R: 2 E: 0 K: 0 S: 6 H: 3 LOB: 1 BB: 0 P: 6	R: 7 E: 1 K: 1 S: 11 H: 5 LOB: 0 BB: 1 P: 15	R: 0 E: 0 K: 0 S: 3 H: 1 LOB: 0 BB: 0 P: 3	R: 0 E: 0 K: 1 S: 5 H: 0 LOB: 1 BB: 1 P: 9	R: 0 E: 0 K: 0 S: 4 H: 1 LOB: 2 BB: 1 P: 8	R: 1 E: 0 K: 0 S: 6 H: 3 LOB: 2 BB: 0 P: 6	1B: 12 2B: 2 3B: 1 HR: 1 SF: 1 SAC: 1 DP: 1 HBP: 0						

TOP

Los Angeles Dodgers @ San Francisco Giants

Candlestick Park, San Francisco, CA

Sat Sep 21 1985, 6:33 AM EDT

Att. 12,070 - Unknown

livebaseballscorecards.com

AB	41
R	11
H	16
RBI	11
BB	4
SO	5
LOB	27

WP: 0 PB: 0 SB: 1 CS: 0 PA: 47

PITCHER	IP	WLS	BF	H	R	ER	SO	BB	IBB	HBP	BLK	WP	HR	S	P	ERA	WHIP
Mark Davis, L (1, 1) ERA: 3.17	4.0	L	22	9	6	6	3	0	1	0	0	0	0	27	31	13.50	2.250
Jeff Robinson, R (5, 1) ERA: 7.36	2.0		10	3	4	0	1	1	0	0	0	0	1	11	15	0.00	2.000
Colin Ward, L (7, 1) ERA:	2.0		9	1	0	0	1	2	0	0	0	0	0	9	17	0.00	1.500
Bobby Moore, R (9, 1) ERA: 3.86	1.0		6	3	1	1	0	0	0	0	0	0	0	6	6	9.00	3.000

PITCHER	IP	WLS	BF	H	R	ER	SO	BB	IBB	HBP	BLK	WP	HR	S	P	ERA	WHIP

BOTTOM

Los Angeles Dodgers @ San Francisco Giants
Candlestick Park, San Francisco, CA
Sat Sep 21 1985, 6:33 AM EDT
Att. 12,070 - Unknown

livebaseballscorecards.com

Batter	1	2	3	4	5	6	7	8	9	AB	R	H	RBI	BB	SO	LOB
Dan Gladden, R (1, 8) OBP: 0.295, SLG: 0.316	G3		5-3			4-3			HR	4	1	1	1	0	0	1
Manny Trillo, R (1, 4) OBP: 0.284, SLG: 0.283	5-3		4-3			3-1			2B SF8 1B	2	0	0	0	0	0	1
Mike Woodard, L (6, 4) OBP: 0.349, SLG: 0.333										2	1	1	0	0	0	0
Jeffrey Leonard, R (1, 7) OBP: 0.283, SLG: 0.408	1B			F3			L6		1-3 2B	4	0	2	0	0	0	0
Bob Brenly, R (1, 5) OBP: 0.315, SLG: 0.402	F2			F8			F8		BB	3	0	0	0	1	0	1
Rob Deer, R (1, 9) OBP: 0.288, SLG: 0.397		K		L5			2B		SF8 3-H	3	0	1	1	0	1	0
David Green, R (1, 3) OBP: 0.297, SLG: 0.349		F4			F7		1-3		K	4	0	0	0	0	1	3
Alex Trevino, R (1, 2) OBP: 0.293, SLG: 0.357		F8			F8			K	6-3	2	0	0	0	0	0	0
Matt Nokes, L (7, 2) OBP: 0.222, SLG: 0.361										2	0	0	0	0	1	2
Jose Uribe, S (1, 6) OBP: 0.282, SLG: 0.317			SH3-4 BB		L6			6-3		2	0	0	0	1	0	0
Mark Davis, L (1, 1) OBP: 0.250, SLG: 0.417			SH3-4 1-2			F8		6-3		0	0	0	0	0	0	0
Jeff Robinson, R (5, 1)										0	0	0	0	0	0	0
Ron Roenicke, S (6, PH) OBP: 0.410, SLG: 0.422										1	0	0	0	0	0	0
Colin Ward, L (7, 1)										0	0	0	0	0	0	0
Chris Brown, R (8, PH) OBP: 0.346, SLG: 0.444										1	0	0	0	0	0	0
Bobby Moore, R (9, 1)										0	0	0	0	0	0	0

Inning Stats	1	2	3	4	5	6	7	8	9
	R: 0 H: 1 E: 0 LOB: 1 K: 0 BB: 0 S: 4 P: 4	R: 0 H: 0 E: 0 LOB: 0 K: 1 BB: 0 S: 5 P: 5	R: 0 H: 0 E: 0 LOB: 1 K: 0 BB: 1 S: 3 P: 7	R: 0 H: 0 E: 0 LOB: 0 K: 0 BB: 0 S: 3 P: 3	R: 0 H: 0 E: 0 LOB: 0 K: 0 BB: 0 S: 3 P: 3	R: 0 H: 0 E: 0 LOB: 0 K: 0 BB: 0 S: 3 P: 3	R: 0 H: 1 E: 0 LOB: 1 K: 0 BB: 0 S: 4 P: 4	R: 0 H: 0 E: 0 LOB: 0 K: 1 BB: 0 S: 5 P: 5	R: 2 H: 3 E: 0 LOB: 2 K: 1 BB: 1 S: 8 P: 12

1B: 2	SF: 1
2B: 2	SAC: 1
3B: 0	DP: 0
HR: 1	HBP: 0

WP: 0	PA: 34
PB: 0	
SB: 0	
CS: 0	

AB	30
R	2
H	5
RBI	2
BB	2
SO	3
LOB	8

PITCHER	IP	WLS	BF	H	R	ER	SO	BB	IBB	HBP	BLK	WP	HR	S	P	ERA	WHIP
Jerry Reuss, L (1, 1) ERA: 3.05	9.0	W	34	5	2	2	3	2	0	0	0	0	1	38	46	2.00	0.778

PITCHER	IP	WLS	BF	H	R	ER	SO	BB	IBB	HBP	BLK	WP	HR	S	P	ERA	WHIP

Batter	1	2	3	4	5	6	7	8	9	AB	R	H	RBI	BB	SO	LOB
Mariano Duncan, R (1, 6) OBP: 0.293, SLG: 0.342	6-3		FC6-4 1-2f			L4	CS 1-2	BB S G3 FC		3	1	0	0	1	0	1
Ken Landreaux, L (1, 8) OBP: 0.314, SLG: 0.418	HR		F9			K		G3 1-2		4	1	1	1	0	1	2
Enos Cabell, R (1, 3) OBP: 0.328, SLG: 0.345	F8			F8		BB		FC CS 2-H		3	0	0	1	1	0	0
Mike Marshall, R (1, 9) OBP: 0.335, SLG: 0.484	K			K		K		K 1-2		4	0	0	0	0	4	2
Bill Madlock, R (1, 5) OBP: 0.336, SLG: 0.404		F9		F8			HR		F9	4	1	1	1	0	0	0
Mike Scioscia, L (1, 2) OBP: 0.421, SLG: 0.439		F8			4-3 SF8 2B		F9		F8	4	1	1	0	0	0	0
Candy Maldonado, R (1, 7) OBP: 0.277, SLG: 0.337		F7			4-3 2-3		E SF 1B		F1	4	1	1	0	0	0	1
Steve Sax, R (1, 4) OBP: 0.350, SLG: 0.315 Bob Bailor, R (9, 4) OBP: 0.263, SLG: 0.282			F8		SF8 3-H		SF CS 1-H			1 0	0 0	0 0	2 0	0 0	0 0	0 0
Orel Hershiser, R (1, 1) OBP: 0.227, SLG: 0.186 Tom Niedenfuer, R (8, 1) OBP: 0.111, SLG: 0.111 Jose Gonzalez, R (8, 9)			BB FC6-4		K		K			2 0 0	0 0 0	0 0 0	0 0 0	1 0 0	2 0 0	1 0 0
Inning Stats	R: 1 E: 0 K: 1 S: 6 H: 1 LOB: 0 BB: 0 P: 6	R: 0 E: 0 K: 0 S: 3 H: 0 LOB: 0 BB: 0 P: 3	R: 0 E: 0 K: 0 S: 3 H: 0 LOB: 1 BB: 1 P: 7	R: 0 E: 0 K: 1 S: 5 H: 0 LOB: 0 BB: 0 P: 5	R: 1 E: 0 K: 1 S: 6 H: 1 LOB: 0 BB: 0 P: 6	R: 0 E: 0 K: 2 S: 7 H: 0 LOB: 1 BB: 1 P: 11	R: 2 E: 2 K: 1 S: 7 H: 2 LOB: 0 BB: 0 P: 7	R: 1 E: 0 K: 1 S: 5 H: 0 LOB: 0 BB: 1 P: 9	R: 0 E: 0 K: 0 S: 3 H: 0 LOB: 0 BB: 0 P: 3	1B: 1 2B: 1 3B: 0 HR: 2 SF: 2 SAC: 0 DP: 0 HBP: 0						

PITCHER		IP	WLS	BF	H	R	ER	SO	BB	IBB	HBP	BLK	WP	HR	S	P	ERA	WHIP
Vida Blue, L ERA: 4.68	(1, 1)	7.0	L	27	4	4	3	6	2	0	0	0	0	2	37	45	3.86	0.857
Frank Williams, R ERA: 4.69	(8, 1)	2.0		7	0	1	1	1	1	0	0	0	0	0	8	12	4.50	0.500

PITCHER	IP	WLS	BF	H	R	ER	SO	BB	IBB	HBP	BLK	WP	HR	S	P	ERA	WHIP

TOP

Los Angeles Dodgers @ San Francisco Giants

Candlestick Park, San Francisco, CA

Sun Sep 22 1985, 6:33 AM EDT

Att. 10,297 - Unknown

livebaseballscorecards.com

AB	29
R	5
H	4
RBI	5
BB	3
SO	7
LOB	7

PA: 35

WP: 0
PB: 0
SB: 1
CS: 2

Batter	1	2	3	4	5	6	7	8	9	AB	R	H	RBI	BB	SO	LOB
Dan Gladden, R (1, 8) OBP: 0.292, SLG: 0.313	1-3	K			L6-4 2-3		K			4	0	0	0	0	2	3
Mike Woodard, L (1, 4) OBP: 0.340, SLG: 0.326	E1 1B		5-3			G3		F9 WP 1B		4	1	1	0	0	0	0
Jeffrey Leonard, R (1, 7) OBP: 0.282, SLG: 0.407	HR 2-H 1B		F3			F8		F9 1-3		4	1	1	1	0	0	1
Bob Brenly, R (1, 5) OBP: 0.317, SLG: 0.410	HR 1-H		5-3			E 1B		F5		4	1	2	2	0	0	1
Dan Driessen, L (1, 3) OBP: 0.320, SLG: 0.354	F8			K		E5 1-2		F6		4	0	0	0	0	1	2
Ron Roenicke, S (1, 9) OBP: 0.399, SLG: 0.407	K			F9	F9				F5	4	0	0	0	0	1	2
Alex Trevino, R (1, 2) OBP: 0.287, SLG: 0.348 Manny Trillo, R (9, PH) OBP: 0.283, SLG: 0.282		5-3		5-3			F9		4-3	3 1	0 0	0 0	0 0	0 0	0 0	0 0
Jose Uribe, S (1, 6) OBP: 0.281, SLG: 0.316		1-3			L6-4 SH1-4 1B		K2-3		K	4	0	1	0	0	2	0
Vida Blue, S (1, 1) OBP: 0.179, SLG: 0.115 Rob Deer, R (7, PH) OBP: 0.293, SLG: 0.397 Frank Williams, R (8, 1)		BB			SH1-4 1-2		BB			0 0 0	0 0 0	0 0 0	0 0 0	1 1 0	0 0 0	0 0 0
Inning Stats	R: 3 H: 2 E: 1 LOB: 0 K: 1 BB: 0 S: 8 P: 8	R: 0 H: 0 E: 0 LOB: 1 K: 1 BB: 1 S: 5 P: 9	R: 0 H: 0 E: 0 LOB: 0 K: 0 BB: 0 S: 3 P: 3	R: 0 H: 0 E: 0 LOB: 0 K: 1 BB: 0 S: 5 P: 5	R: 0 H: 1 E: 0 LOB: 0 K: 0 BB: 0 S: 3 P: 3	R: 0 H: 1 E: 1 LOB: 2 K: 0 BB: 0 S: 5 P: 5	R: 0 H: 0 E: 0 LOB: 1 K: 2 BB: 1 S: 7 P: 11	R: 0 H: 1 E: 0 LOB: 1 K: 0 BB: 0 S: 4 P: 4	R: 0 H: 0 E: 0 LOB: 0 K: 1 BB: 0 S: 5 P: 5	1B: 4 SF: 0 2B: 1 SAC: 1 3B: 0 DP: 1 HR: 1 HBP: 0						WP: 1 PA: 35 PB: 0 SB: 0 CS: 0	

PITCHER	IP	WLS	BF	H	R	ER	SO	BB	IBB	HBP	BLK	WP	HR	S	P	ERA	WHIP
Orel Hershiser, R (1, 1) ERA: 2.06	7.0	W	29	5	3	2	5	2	0	0	0	0	1	37	45	2.57	1.000
Tom Niedenfuer, R (8, 1) ERA: 2.68	2.0	S	6	0	0	0	1	0	0	0	0	1	0	8	8	0.00	0.000

PITCHER	IP	WLS	BF	H	R	ER	SO	BB	IBB	HBP	BLK	WP	HR	S	P	ERA	WHIP

BOTTOM

Los Angeles Dodgers @ San Francisco Giants

Candlestick Park, San Francisco, CA

Sun Sep 22 1985, 6:33 AM EDT

Att. 10,297 - Unknown

livebaseballscorecards.com

AB	32
R	3
H	5
RBI	3
BB	2
SO	6
LOB	9

San Francisco Giants @ San Diego Padres

Jack Murphy Stadium, San Diego, CA

Mon Sep 23 1985, 10:05 PM EDT

Att. 22,424 - Unknown

TOP

livebaseballscorecards.com

Batter	1	2	3	4	5	6	7	8	9	AB	R	H	RBI	BB	SO	LOB
Dan Gladden, R (1, 8) OBP: 0.291, SLG: 0.312	SSS 0-3 ① K		SSS 0-3 ① K			x 0-0 ① 5-3	x 0-0 ③ 6-3		x 0-0 1-3 2-H 3-H 2B 1B	5	1	1	2	0	2	2
Mike Woodard, L (1, 4) OBP: 0.346, SLG: 0.353	x 0-0 ② 5-3		x 0-0 ② 4-3			x 0-0 1B		SSS 0-3 ① K	x 0-0 2-H 3-H 2B	5	0	2	2	0	1	0
Jeffrey Leonard, R (1, 7) OBP: 0.282, SLG: 0.405	x 0-0 CS 1B		x 0-0 ③ F8			x 0-0 ② P4		x 0-0 ② 5-3	x 0-0 ③ 5-3	5	0	1	0	0	0	2
Bob Brenly, R (1, 5) OBP: 0.314, SLG: 0.406	0-0 ③ CS 1-2	x 0-0 E5 FC4-6		SSS 0-3 ① K		x 0-0 ③ F9		x 0-0 ③ F7		4	0	0	0	0	1	1
David Green, R (1, 3) OBP: 0.297, SLG: 0.345		x 0-0 ① FC4-6 1B 1-2f SF7		x 0-0 ② 1-3			x 0-0 E5 E S 2B		BBBB 4-0 SH3-4 SH 1B BB	3	3	0	0	1	0	1
Joel Youngblood, R (1, 9) OBP: 0.353, SLG: 0.348		x 0-0 S 1-3 1B 1B		x 0-0 ③ 4-3			x 0-0 F9 1-H 2B		x 0-0 SH 1-2 SH3-4 1B	3	2	2	1	0	0	0
Alex Trevino, R (1, 2) OBP: 0.288, SLG: 0.351		x 0-0 ② SF7 3-H			x 0-0 G4-6-3 1B		x 0-0 ① F9 2-3		x 0-0 ① SH3-4 1-2 2-3	2	0	1	1	0	0	1
Jose Uribe, S (1, 6) OBP: 0.281, SLG: 0.315		x 0-0 1-H 1B			x 0-0 ①② G4-6-3 1-2f		x 0-0 ② F9		x 0-0 ② F7	4	0	1	1	0	0	4
Atlee Hammaker, S (1, 1) OBP: 0.065, SLG: 0.065 Rob Deer, R (7, PH) OBP: 0.297, SLG: 0.397 Greg Minton, S (7, 1) Ron Roenicke, S (9, PH) OBP: 0.403, SLG: 0.407 Scott Garrelts, R (9, 1) OBP: 0.300, SLG: 0.333		SSS 0-3 ③ K			x 0-0 ③ G3		BBBB 4-0 BB		4-0 1B 2B IBB	2 0 0 0 0	0 0 0 1 0	0 0 0 0 0	0 0 0 0 0	1 1 0 0 0	1 0 0 0 0	1 0 0 0 0
Inning Stats	R: 0 H: 1 E: 0 LOB: 0 K: 1 BB: 0 S: 5 P: 5	R: 2 H: 2 E: 1 LOB: 1 K: 1 BB: 0 S: 8 P: 8	R: 0 H: 0 E: 0 LOB: 0 K: 1 BB: 0 S: 5 P: 5	R: 0 H: 0 E: 0 LOB: 0 K: 1 BB: 0 S: 5 P: 5	R: 0 H: 1 E: 0 LOB: 0 K: 0 BB: 0 S: 3 P: 3	R: 0 H: 1 E: 0 LOB: 1 K: 0 BB: 0 S: 4 P: 4	R: 1 H: 1 E: 1 LOB: 2 K: 0 BB: 1 S: 5 P: 9	R: 0 H: 0 E: 0 LOB: 0 K: 1 BB: 0 S: 5 P: 5	R: 4 H: 2 E: 1 LOB: 1 K: 0 BB: 2 S: 6 P: 14	1B: 6 SF: 1 2B: 2 SAC: 2 3B: 0 DP: 1 HR: 0 HBP: 0						

	AB	33
	R	7
	H	8
	RBI	7
	BB	3
	SO	5
	LOB	12

PITCHER	IP	WLS	BF	H	R	ER	SO	BB	IBB	HBP	BLK	WP	HR	S	P	ERA	WHIP
Mark Thurmond, L (1, 1) ERA: 4.26	8.0	L	31	6	3	0	5	1	0	0	0	0	0	40	44	0.00	0.875
Lance McCullers, R (9, 1) ERA: 1.86	1.0		8	2	4	0	0	1	1	0	0	0	0	6	14	0.00	3.000

PITCHER	IP	WLS	BF	H	R	ER	SO	BB	IBB	HBP	BLK	WP	HR	S	P	ERA	WHIP

WP: 0 PA: 40
PB: 0
SB: 2
CS: 1

Batter	1	2	3	4	5	6	7	8	9	AB	R	H	RBI	BB	SO	LOB
Garry Templeton, S (1, 6) OBP: 0.330, SLG: 0.375	6-3	1B		F9		1B		4-3		5	0	2	0	0	0	0
Jerry Royster, R (1, 4) OBP: 0.372, SLG: 0.431	WP	BB		L5		L9		1B		4	1	2	0	1	0	2
Tony Gwynn, L (1, 9) OBP: 0.352, SLG: 0.395	WP	1-3		B2			E	1B		3	1	1	0	2	0	3
Steve Garvey, R (1, 3) OBP: 0.307, SLG: 0.418	4-3		F8	G3			E5	3-1		4	0	1	0	0	0	3
Miguel Dilone, S (7, PR) (8, 7) OBP: 0.259, SLG: 0.250										1	0	0	0	0	0	2
Carmelo Martinez, R (1, 7) OBP: 0.358, SLG: 0.432	BB		BB	G3			1B		G3	2	0	1	1	2	0	1
Bobby Brown, S (7, PR) OBP: 0.213, SLG: 0.189										0	0	0	0	0	0	0
Graig Nettles, L (8, 5) OBP: 0.357, SLG: 0.406										1	0	0	0	0	0	0
Terry Kennedy, L (1, 2) OBP: 0.295, SLG: 0.370	G3		F7	F8			G5-4-3		K	5	0	1	0	0	1	4
Kevin McReynolds, R (1, 8) OBP: 0.292, SLG: 0.370		FC6-4	1B			F7	K		BB	4	0	2	0	1	1	3
Kurt Bevacqua, R (1, 5) (8, 3) OBP: 0.359, SLG: 0.333		FC6-4	F7			FC3-6	G5-4-3		BB	3	0	0	0	2	0	6
Mark Thurmond, L (1, 1) OBP: 0.125, SLG: 0.100		SH2-4		4-3		FC3-6		1-3	F7	2	0	0	0	0	0	1
Tim Flannery, L (8, PH) OBP: 0.384, SLG: 0.351										1	0	0	0	0	0	0
Lance McCullers, S (9, 1)										0	0	0	0	0	0	0
Al Bumbry, L (9, PH) OBP: 0.260, SLG: 0.269										1	0	0	0	0	0	2
Inning Stats	R: 1 E: 0 K: 0 S: 5 H: 2 LOB: 2 BB: 1 P: 9	R: 0 E: 0 K: 0 S: 4 H: 1 LOB: 3 BB: 2 P: 12	R: 0 E: 0 K: 0 S: 4 H: 1 LOB: 2 BB: 1 P: 8	R: 0 E: 0 K: 0 S: 3 H: 0 LOB: 0 BB: 0 P: 3	R: 0 E: 0 K: 0 S: 4 H: 1 LOB: 1 BB: 0 P: 4	R: 0 E: 0 K: 0 S: 4 H: 1 LOB: 2 BB: 1 P: 8	R: 1 E: 1 K: 1 S: 7 H: 2 LOB: 3 BB: 1 P: 11	R: 0 E: 0 K: 0 S: 4 H: 1 LOB: 2 BB: 1 P: 8	R: 0 E: 0 K: 1 S: 6 H: 1 LOB: 2 BB: 1 P: 10	1B: 10 2B: 0 3B: 0 HR: 0 SF: 0 SAC: 1 DP: 1 HBP: 0						

PITCHER		IP	WLS	BF	H	R	ER	SO	BB	IBB	HBP	BLK	WP	HR	S	P	ERA	WHIP
Atlee Hammaker, L ERA: 3.67	(1, 1)	6.0	W	29	6	1	1	0	5	0	0	0	1	0	24	44	1.50	1.833
Greg Minton, R ERA: 3.35	(7, 1)	2.0		11	3	1	1	1	2	0	0	0	0	0	11	19	4.50	2.500
Scott Garrelts, R ERA: 2.01	(9, 1)	1.0		5	1	0	0	1	1	0	0	0	0	0	6	10	0.00	2.000

PITCHER	IP	WLS	BF	H	R	ER	SO	BB	IBB	HBP	BLK	WP	HR	S	P	ERA	WHIP

BOTTOM

San Francisco Giants @ San Diego Padres

Jack Murphy Stadium, San Diego, CA

Mon Sep 23 1985, 10:05 PM EDT

Att. 22,424 - Unknown

livebaseballscorecards.com

AB	36
R	2
H	10
RBI	1
BB	8
SO	2
LOB	27

WP: 1 PA: 45
PB: 0
SB: 0
CS: 0

Batter	1	2	3	4	5	6	7	8	9	AB	R	H	RBI	BB	SO	LOB
Dan Gladden, R (1, 8) OBP: 0.292, SLG: 0.315	0-0 4-3 S 1B		0-0 ① F8		0-0 ② 1-H 1B 3-H 2B		0-0 ② F8		0-0 ③ FC5-4 1-2f	5	1	2	1	0	0	2
Manny Trillo, R (1, 4) OBP: 0.283, SLG: 0.282	0-0 ① 4-3 1-3		0-0 ② F9		0-0 1B 3-H 1B		0-0 ③ F9			4	0	1	1	0	0	1
Jeffrey Leonard, R (1, 7) OBP: 0.281, SLG: 0.403	S S S 0-3 ② K		0-0 ③ 1-3		0-0 1-3 1B			0-0 ① F9		4	0	1	0	0	1	1
Bob Brenly, R (1, 5) OBP: 0.312, SLG: 0.402	0-0 ③ F2			0-0 ① F4	0-0 ③ F2			S S S 0-3 ② K		4	0	0	0	0	1	3
Rob Deer, R (1, 9) OBP: 0.303, SLG: 0.423		0-0 HR		0-0 ② F8		0-0 4-3 1B		S S S 0-3 ③ K		4	1	2	1	0	1	0
David Green, R (1, 3) OBP: 0.295, SLG: 0.343 Dan Driessen, L (6, PH) OBP: 0.320, SLG: 0.355 (6, 3) Brad Wellman, R (9, PR) OBP: 0.273, SLG: 0.317		0-0 ① 6-3		0-0 ③ 6-3		0-0 ① 4-3 1-2			0-0 1B 1B	2 2 0	0 0 0	0 1 0	0 0 0	0 0 0	0 0 0	0 1 0
Alex Trevino, R (1, 2) OBP: 0.288, SLG: 0.350 Mike Woodard, L (9, PH) OBP: 0.358, SLG: 0.365		0-0 1B			0-0 ① F3	S S S 0-3 ② K			0-0 FC5-4 1-2 1B	3 1	0 0	1 1	0 0	0 0	1 0	1 0
Jose Uribe, S (1, 6) OBP: 0.282, SLG: 0.315 Mark Davis, L (6, 1) OBP: 0.250, SLG: 0.417 Ron Roenicke, S (9, PH) OBP: 0.400, SLG: 0.404		S S S 0-3 ② K			0-0 1B 2B 1B	0-0 ③ 4-3			S S S 0-3 ① K	3 0 1	1 0 0	1 0 0	0 0 0	0 0 0	1 0 1	2 0 2
Dave LaPoint, L (1, 1) OBP: 0.242, SLG: 0.193 Joel Youngblood, R (5, PH) OBP: 0.355, SLG: 0.351 Frank Williams, R (5, 1) Ricky Adams, R (6, 6) OBP: 0.225, SLG: 0.293 Chris Brown, R (9, PH) OBP: 0.345, SLG: 0.443		0-0 ③ F8			0-0 1-3 2B 1B		0-0 ① F7		S S S 0-3 ② K	1 1 0 1 1	0 0 0 0 0	0 1 0 0 0	0 0 0 0 0	0 0 0 0 0	0 0 0 0 1	1 0 0 0 2
Inning Stats	R: 0 H: 1 E: 0 LOB: 1 K: 1 BB: 0 S: 6 P: 6	R: 1 H: 2 E: 0 LOB: 1 K: 1 BB: 0 S: 7 P: 7	R: 0 H: 0 E: 0 LOB: 0 K: 0 BB: 0 S: 3 P: 3	R: 0 H: 0 E: 0 LOB: 0 K: 0 BB: 0 S: 3 P: 3	R: 2 H: 5 E: 0 LOB: 2 K: 0 BB: 0 S: 7 P: 7	R: 0 H: 1 E: 0 LOB: 1 K: 1 BB: 0 S: 6 P: 6	R: 0 H: 0 E: 0 LOB: 0 K: 0 BB: 0 S: 3 P: 3	R: 0 H: 0 E: 0 LOB: 0 K: 2 BB: 0 S: 7 P: 7	R: 0 H: 2 E: 0 LOB: 2 K: 2 BB: 0 S: 9 P: 9	1B: 9 SF: 0 2B: 1 SAC: 0 3B: 0 DP: 0 HR: 1 HBP: 0						

PITCHER	IP	WLS	BF	H	R	ER	SO	BB	IBB	HBP	BLK	WP	HR	S	P	ERA	WHIP
Dave Dravecky, L (1, 1) ERA: 2.68	5.0	W	22	8	3	3	2	0	0	0	0	0	1	26	26	5.40	1.600
Roy Lee Jackson, R (6, 1) ERA: 2.92	2.0		7	1	0	0	1	0	0	0	0	0	0	9	9	0.00	0.500
Rich Gossage, R (8, 1) ERA: 1.67	2.0	S	8	2	0	0	4	0	0	0	0	0	0	16	16	0.00	1.000

PITCHER	IP	WLS	BF	H	R	ER	SO	BB	IBB	HBP	BLK	WP	HR	S	P	ERA	WHIP

TOP

San Francisco Giants @ San Diego Padres

Jack Murphy Stadium, San Diego, CA

Tue Sep 24 1985, 10:05 PM EDT

Att. 14,042 - Unknown

livebaseballscorecards.com

AB	37
R	3
H	11
RBI	3
BB	0
SO	7
LOB	16

1B: 9	SF: 0	WP: 0	PA: 37
2B: 1	SAC: 0	PB: 0	
3B: 0	DP: 0	SB: 1	
HR: 1	HBP: 0	CS: 0	

Batter	1	2	3	4	5	6	7	8	9	AB	R	H	RBI	BB	SO	LOB
Garry Templeton, S (1, 6) OBP: 0.329, SLG: 0.373	B2-3		4-3	F9		IBB				3	0	0	0	1	0	0
Jerry Royster, R (1, 4) OBP: 0.368, SLG: 0.425	K		4-3		6-3	G3				3	0	0	0	0	1	0
Tim Flannery, L (6, PH) OBP: 0.383, SLG: 0.350 (7, 4)										1	0	0	0	0	0	2
Tony Gwynn, L (1, 9) OBP: 0.351, SLG: 0.396	BB 2B		L8		K		4-3			4	0	1	0	0	1	0
Steve Garvey, R (1, 3) OBP: 0.310, SLG: 0.419	BB BB			F6 1B	BB 1B		K			3	1	2	0	1	1	0
Carmelo Martinez, R (1, 7) OBP: 0.361, SLG: 0.432	1-2 2-3 BB			F6 1-2	1-2 BB		1B			2	0	1	0	2	0	1
Terry Kennedy, L (1, 2) OBP: 0.295, SLG: 0.369	4-3			2-H 3B 1B	F7		4-3			4	1	1	1	0	0	6
Kevin McReynolds, R (1, 8) OBP: 0.293, SLG: 0.375		G6-4-3 1B		1-H HR 3B		5-3		F5		4	1	2	1	0	0	0
Kurt Bevacqua, R (1, 5) OBP: 0.361, SLG: 0.361		G6-4-3 1-2f		3-H HR		SH1-4 1B		K		2	1	1	2	0	0	1
Graig Nettles, L (6, PH) OBP: 0.357, SLG: 0.406 (7, 5)										2	0	1	0	0	1	0
Dave Dravecky, R (1, 1) OBP: 0.155, SLG: 0.119		K		6-3		SH1-4 1-2		K		2	0	0	0	0	1	0
Roy Lee Jackson, R (6, 1)										0	0	0	0	0	0	0
Rich Gossage, R (8, 1)										1	0	0	0	0	1	0
Inning Stats	R: 0 E: 0 K: 1 S: 6 H: 1 LOB: 3 BB: 2 P: 14		R: 0 E: 0 K: 1 S: 5 H: 1 LOB: 0 BB: 0 P: 5	R: 0 E: 0 K: 0 S: 3 H: 0 LOB: 0 BB: 0 P: 3	R: 4 E: 0 K: 0 S: 7 H: 4 LOB: 0 BB: 0 P: 7	R: 0 E: 0 K: 1 S: 6 H: 1 LOB: 2 BB: 1 P: 10	R: 0 E: 0 K: 0 S: 4 H: 1 LOB: 2 BB: 1 P: 8	R: 0 E: 0 K: 1 S: 6 H: 1 LOB: 1 BB: 0 P: 6	R: 0 E: 0 K: 2 S: 7 H: 0 LOB: 0 BB: 0 P: 7	1B: 6 2B: 1 3B: 1 HR: 1	SF: 0 SAC: 1 DP: 1 HBP: 0						

PITCHER	IP	WLS	BF	H	R	ER	SO	BB	IBB	HBP	BLK	WP	HR	S	P	ERA	WHIP
Dave LaPoint, L (1, 1) ERA: 3.38	4.0	L	19	6	4	4	2	2	0	0	0	0	1	21	29	9.00	2.000
Frank Williams, R (5, 1) ERA: 4.57	1.2		9	2	0	0	1	1	1	0	0	0	0	9	17	0.00	1.800
Mark Davis, L (6, 1) ERA: 3.1	2.1		8	1	0	0	3	0	0	0	0	0	0	14	14	0.00	0.429

PITCHER	IP	WLS	BF	H	R	ER	SO	BB	IBB	HBP	BLK	WP	HR	S	P	ERA	WHIP

BOTTOM

San Francisco Giants @ San Diego Padres

Jack Murphy Stadium, San Diego, CA

Tue Sep 24 1985, 10:05 PM EDT

Att. 14,042 - Unknown

livebaseballscorecards.com

AB	31
R	4
H	9
RBI	4
BB	4
SO	6
LOB	10

WP: 0 PB: 0 SB: 0 CS: 0 PA: 36

Batter	1	2	3	4	5	6	7	8	9	AB	R	H	RBI	BB	SO	LOB
Dan Gladden, R (1, 8) OBP: 0.296, SLG: 0.320	1B 2B		F7 ①		6-3 SH3-4 1-2 1B		BBB 4-0 BB		F9 ①	3	1	2	0	1	0	0
Brad Wellman, R (8, 5) OBP: 0.271, SLG: 0.315										1	0	0	0	0	0	0
Mike Woodard, L (1, 4) OBP: 0.333, SLG: 0.339	P4 ①		F8 ②		SH3-4 ① 1-2 2-3		G3 ③		4-3 ②	4	0	0	0	0	0	2
Jeffrey Leonard, R (1, 7) (8, 8) OBP: 0.283, SLG: 0.410	2-H 1B 1B		F3 ③		6-3 ② 2-3 3-H			SSS HR	K ③	5	1	2	3	0	1	1
Bob Brenly, R (1, 5) (8, 3) OBP: 0.313, SLG: 0.403	1-2 1B			CS 1B	P6 ③			6-3 ①		4	0	2	0	0	0	1
Dan Driessen, L (1, 3) OBP: 0.319, SLG: 0.353	F9 ②			4-3 ① ② 1-2	1-3 ①			BBBB 4-0 BB 2B BB		3	0	0	0	0	0	3
David Green, R (8, PH) (8, 9) OBP: 0.297, SLG: 0.343										0	1	0	0	1	0	0
Rob Deer, R (1, 9) (8, 7) OBP: 0.301, SLG: 0.418	SSS 0-3 K ③			1B 1B	F7 ②			SSS 0-3 K ②		4	0	1	0	0	2	3
Matt Nokes, L (1, 2) OBP: 0.231, SLG: 0.359		P4 ①		1-2 1B	P6 ③			BBBB 4-0 2B 1-2 BB		3	0	1	0	0	0	0
Alex Trevino, R (8, PH) (8, 2) OBP: 0.293, SLG: 0.350										0	0	0	0	1	0	0
Jose Uribe, S (1, 6) OBP: 0.281, SLG: 0.317		SSS 0-3 K ②		P6 ③			SSS 0-3 K ①	1-3 2-H 2B		4	0	1	1	0	2	2
Roger Mason, R (1, 1)										1	1	0	0	0	0	0
Jeff Robinson, R (5, 1)										0	0	0	0	0	0	0
Ron Roenicke, S (7, PH) OBP: 0.397, SLG: 0.400										1	0	0	0	0	0	0
Greg Minton, S (7, 1)										0	0	0	0	0	0	0
Colin Ward, L (7, 1)										0	0	0	0	0	0	0
Chris Brown, R (8, PH) OBP: 0.345, SLG: 0.442										1	0	0	0	0	0	2
Bobby Moore, R (8, 1)		P6 ③			H 1-0 SH3-4 1B 6-3 HBP			0-0 6-3 ③		0	0	0	0	0	0	0
Inning Stats	R: 1 H: 3 E: 0 LOB: 2 K: 1 BB: 0 S: 8 P: 8	R: 0 H: 0 E: 0 LOB: 0 K: 1 BB: 0 S: 5 P: 5	R: 0 H: 0 E: 0 LOB: 0 K: 0 BB: 0 S: 3 P: 3	R: 0 H: 3 E: 0 LOB: 2 K: 0 BB: 0 S: 5 P: 5	R: 1 H: 1 E: 0 LOB: 1 K: 0 BB: 0 S: 4 P: 5	R: 0 H: 0 E: 0 LOB: 0 K: 0 BB: 0 S: 3 P: 3	R: 0 H: 0 E: 0 LOB: 1 K: 1 BB: 1 S: 5 P: 9	R: 2 H: 2 E: 0 LOB: 2 K: 1 BB: 2 S: 7 P: 15	R: 0 H: 0 E: 0 LOB: 0 K: 1 BB: 0 S: 5 P: 5	1B: 6 SF: 0 2B: 2 SAC: 1 3B: 0 DP: 0 HR: 1 HBP: 1						

PITCHER		IP	WLS	BF	H	R	ER	SO	BB	IBB	HBP	BLK	WP	HR	S	P	ERA	WHIP
LaMarr Hoyt, R ERA: 3.45	(1, 1)	7.0	W	29	7	2	2	3	1	0	1	0	0	0	33	38	2.57	1.143
Craig Lefferts, L ERA: 3.32	(8, 1)	0.2		6	2	2	2	1	2	0	0	0	0	1	6	14	27.00	6.000
Rich Gossage, R ERA: 1.64	(8, 1)	1.1	S	4	0	0	0	1	0	0	0	0	0	0	6	6	0.00	0.000

PITCHER	IP	WLS	BF	H	R	ER	SO	BB	IBB	HBP	BLK	WP	HR	S	P	ERA	WHIP

TOP

San Francisco Giants @ San Diego Padres

Jack Murphy Stadium, San Diego, CA

Wed Sep 25 1985, 10:05 PM EDT

Att. 8,888 - Unknown

livebaseballscorecards.com

AB	34
R	4
H	9
RBI	4
BB	3
SO	5
LOB	14

WP: 0	PA: 39
PB: 0	
SB: 0	
CS: 1	

Batter	1	2	3	4	5	6	7	8	9	AB	R	H	RBI	BB	SO	LOB
Garry Templeton, S (1, 6) OBP: 0.328, SLG: 0.371	E5		K		S	6-3		6-3		5	2	1	0	0	1	1
Tony Gwynn, L (1, 9) OBP: 0.355, SLG: 0.401	K		3-1 1B 1-2		1-H		6-3 BB	BB		3	2	2	1	2	1	1
Steve Garvey, R (1, 3) OBP: 0.310, SLG: 0.419	K		3-1 1-2 2-H		1B 3-H		6-3 1-2	F8		5	0	2	2	0	1	3
Graig Nettles, L (1, 5) OBP: 0.358, SLG: 0.409	1-H		3-1 1-2 2-3		L9		BB SF8 2-H	G3		5	1	2	2	0	0	4
Terry Kennedy, L (1, 2) OBP: 0.296, SLG: 0.369	K		K		1-3		SF8 BB 1B IBB			3	1	1	0	1	2	3
Carmelo Martinez, R (1, 7) OBP: 0.362, SLG: 0.434		F9	6-3		K		1B 1-2 2-3			3	0	1	0	1	1	2
Kevin McReynolds, R (1, 8) OBP: 0.291, SLG: 0.373		F9	K		F7		SF8 2-3 3-H			3	0	0	1	0	1	3
Tim Flannery, L (1, 4) OBP: 0.382, SLG: 0.349		G3	6-3 2-3			6-3	1B 1-2 3-H			4	0	1	1	0	0	1
LaMarr Hoyt, R (1, 1) OBP: 0.079, SLG: 0.065			E6 1B 1B		G3	4-3	K			3	1	0	0	0	0	1
Bobby Brown, S (7, PH) OBP: 0.210, SLG: 0.187										1	0	0	0	0	1	2
Craig Lefferts, L (8, 1) OBP: 0.250, SLG: 0.250										0	0	0	0	0	0	0
Rich Gossage, R (8, 1)										0	0	0	0	0	0	0
Inning Stats	R: 1 E: 1 K: 3 S: 11 / H: 1 LOB: 1 BB: 0 P: 11	R: 0 E: 0 K: 0 S: 3 / H: 0 LOB: 0 BB: 0 P: 3	R: 1 E: 1 K: 2 S: 10 / H: 2 LOB: 2 BB: 0 P: 10	R: 0 E: 0 K: 1 S: 6 / H: 1 LOB: 1 BB: 0 P: 6	R: 2 E: 0 K: 1 S: 9 / H: 4 LOB: 2 BB: 0 P: 9	R: 0 E: 0 K: 0 S: 3 / H: 0 LOB: 0 BB: 0 P: 3	R: 3 E: 0 K: 1 S: 7 / H: 2 LOB: 2 BB: 3 P: 19	R: 0 E: 0 K: 0 S: 3 / H: 0 LOB: 1 BB: 1 P: 7		1B: 7 2B: 2 3B: 1 HR: 0 / SF: 1 SAC: 0 DP: 0 HBP: 0						

PITCHER		IP	WLS	BF	H	R	ER	SO	BB	IBB	HBP	BLK	WP	HR	S	P	ERA	WHIP
Roger Mason, R ERA: 3.94	(1, 1)	4.1	L	23	8	4	2	6	0	0	0	0	0	0	35	35	4.15	1.846
Jeff Robinson, R ERA: 5.06	(5, 1)	1.2		5	0	0	0	1	0	0	0	0	0	0	7	7	0.00	0.000
Greg Minton, R ERA: 3.62	(7, 1)	0.2		7	2	3	3	0	2	1	0	0	0	0	4	16	40.50	6.000
Colin Ward, L ERA:	(7, 1)	0.1		1	0	0	0	1	0	0	0	0	0	0	3	3	0.00	0.000
Bobby Moore, R ERA: 3.55	(8, 1)	1.0		4	0	0	0	0	1	0	0	0	0	0	3	7	0.00	1.000

PITCHER	IP	WLS	BF	H	R	ER	SO	BB	IBB	HBP	BLK	WP	HR	S	P	ERA	WHIP

BOTTOM

San Francisco Giants @ San Diego Padres

Jack Murphy Stadium, San Diego, CA

Wed Sep 25 1985, 10:05 PM EDT

Att. 8,888 - Unknown

livebaseballscorecards.com

AB	35
R	7
H	10
RBI	7
BB	4
SO	8
LOB	21

WP: 0 PB: 0 SB: 1 CS: 0 PA: 40

Batter	1	2	3	4	5	6	7	8	9	AB	R	H	RBI	BB	SO	LOB
Dan Gladden, R (1, 8) OBP: 0.298, SLG: 0.321	F8		E7 2-H 1B			4-3		FC4-6 1B		4	0	2	1	0	0	0
Mike Woodard, L (1, 4) OBP: 0.328, SLG: 0.322	4-3		4-3			BBBB FC5-4 BB		FC4-6 1-2f		3	0	0	0	1	0	2
Jeffrey Leonard, R (1, 7) OBP: 0.280, SLG: 0.406	1-3			F5		L9		F8		4	0	0	0	0	0	2
Scott Garrelts, R (8, 1) OBP: 0.300, SLG: 0.333										0	0	0	0	0	0	0
Bob Brenly, R (1, 2) OBP: 0.310, SLG: 0.399		5-3		F3		FC5-4 1-2f			F7	4	0	0	0	0	0	1
Chris Brown, R (1, 5) OBP: 0.342, SLG: 0.439		6-3		F4			F9		6-3	3	0	0	0	0	0	0
Brad Wellman, R (8, 5) OBP: 0.270, SLG: 0.314										1	0	0	0	0	0	0
David Green, R (1, 3) OBP: 0.296, SLG: 0.342		SSS K			6-3		6-3		1B	4	0	1	0	0	1	0
Rob Deer, R (1, 9) OBP: 0.300, SLG: 0.409			BBBB 1-3 E BB		SSS K		SSS K		SSS K	3	1	0	0	1	3	1
Jose Uribe, S (1, 6) OBP: 0.280, SLG: 0.315			1-3 1-2		E4			SSS K		3	0	0	0	0	1	1
Vida Blue, S (1, 1) OBP: 0.179, SLG: 0.115 Frank Williams, R (2, 1) Manny Trillo, R (3, PH) OBP: 0.333, SLG: 0.281 Colin Ward, L (9, 1) Matt Nokes, L (5, PH) OBP: 0.225, SLG: 0.350 Jeff Robinson, R (6, 1) Bobby Moore, R (7, 1) Ron Roenicke, S (8, PH) OBP: 0.401, SLG: 0.431 (8, 7)			F7		6-3			HR		0 0 1 0 1 0 0 0 1	0 0 0 0 0 0 0 0 1	0 0 0 0 0 0 0 0 1	0 0 0 0 0 0 0 0 1	0 0 1 0 1 0 0 0 0	0 0 0 0 0 0 0 0 0	0 0 1 0 1 0 0 0 0
Inning Stats	R: 0 E: 0 K: 0 S: 3 H: 0 LOB: 0 BB: 0 P: 3	R: 0 E: 0 K: 1 S: 5 H: 0 LOB: 0 BB: 0 P: 5	R: 1 E: 1 K: 0 S: 4 H: 1 LOB: 1 BB: 1 P: 8	R: 0 E: 0 K: 0 S: 3 H: 0 LOB: 0 BB: 0 P: 3	R: 0 E: 1 K: 1 S: 6 H: 0 LOB: 1 BB: 0 P: 6	R: 0 E: 0 K: 0 S: 3 H: 0 LOB: 1 BB: 1 P: 7	R: 0 E: 0 K: 1 S: 5 H: 0 LOB: 0 BB: 0 P: 5	R: 1 E: 0 K: 1 S: 7 H: 2 LOB: 1 BB: 0 P: 7	R: 0 E: 0 K: 1 S: 6 H: 1 LOB: 1 BB: 0 P: 6	1B: 3 2B: 0 3B: 0 HR: 1 SF: 0 SAC: 0 DP: 0 HBP: 0						

TOP

San Francisco Giants @ Los Angeles Dodgers
Dodger Stadium, Los Angeles, CA
Fri Sep 27 1985, 7:05 PM PDT
Att. 35,400 - Unknown

livebaseballscorecards.com

AB	32
R	2
H	4
RBI	2
BB	2
SO	5
LOB	9

WP: 0 PB: 0 SB: 0 CS: 0 PA: 34

PITCHER	IP	WLS	BF	H	R	ER	SO	BB	IBB	HBP	BLK	WP	HR	S	P	ERA	WHIP
Orel Hershiser, R (1, 1) ERA: 2.06	9.0	W	34	4	2	2	5	2	0	0	0	0	1	42	50	2.00	0.667

PITCHER	IP	WLS	BF	H	R	ER	SO	BB	IBB	HBP	BLK	WP	HR	S	P	ERA	WHIP

Batter	1	2	3	4	5	6	7	8	9	AB	R	H	RBI	BB	SO	LOB
Mariano Duncan, R (1, 6) OBP: 0.290, SLG: 0.341	F4	E8 S G3 1-H 2B		6-3 1B		S 1B 1B		4-3		5	2	3	0	0	0	0
Enos Cabell, R (1, 3) OBP: 0.328, SLG: 0.346	6-3	G3 2-H		6-3 1-2		1B 1-2 BB		K		4	0	0	1	1	1	1
Bill Madlock, R (1, 5) OBP: 0.341, SLG: 0.404	BB BB	1B BB		F8		G6-4-3 1-3 2-H 1B		5-3		3	0	1	1	2	0	1
Pedro Guerrero, R (1, 7) OBP: 0.429, SLG: 0.595	BB 1-2 BB	PB 1-3 1B			FC6-4 BB	G6-4-3 1-2f				2	0	1	0	2	0	2
Mike Marshall, R (1, 9) OBP: 0.335, SLG: 0.486	K	K 1-2			FC6-4 4-3 1-2f 1B		F4			4	1	0	0	0	2	5
Mike Scioscia, L (1, 2) OBP: 0.412, SLG: 0.427		PB 1B 1B	G3		4-3 1-2		F7			4	1	1	0	0	0	1
Candy Maldonado, R (1, 8) OBP: 0.291, SLG: 0.348		B2	CS BB		FC6-4 2-H 1B		2B			3	0	2	1	1	0	1
Steve Sax, R (1, 4) OBP: 0.355, SLG: 0.324		S SH 1-H 1B	L3 1-2		FC6-4 1-2f		IBB			3	1	1	1	1	0	2
Orel Hershiser, R (1, 1) OBP: 0.218, SLG: 0.178		SH 2B E 2-H		K		K	F8			3	1	0	1	0	2	2
Inning Stats	R: 0 H: 0 E: 0 LOB: 2 K: 1 BB: 2 S: 5 P: 13	R: 4 H: 4 E: 2 LOB: 2 K: 1 BB: 1 S: 10 P: 14	R: 0 H: 0 E: 0 LOB: 0 K: 0 BB: 1 S: 2 P: 6	R: 0 H: 1 E: 0 LOB: 1 K: 1 BB: 0 S: 6 P: 6	R: 1 H: 1 E: 0 LOB: 1 K: 0 BB: 1 S: 4 P: 8	R: 1 H: 2 E: 0 LOB: 1 K: 1 BB: 1 S: 6 P: 10	R: 0 H: 1 E: 0 LOB: 2 K: 0 BB: 1 S: 4 P: 8	R: 0 H: 0 E: 0 LOB: 0 K: 1 BB: 0 S: 5 P: 5		1B: 7 SF: 0 2B: 2 SAC: 1 3B: 0 DP: 1 HR: 0 HBP: 0						WP: 0 PA: 39 PB: 2 SB: 3 CS: 1

PITCHER		IP	WLS	BF	H	R	ER	SO	BB	IBB	HBP	BLK	WP	HR	S	P	ERA	WHIP
Vida Blue, L ERA: 4.77	(1, 1)	1.2	L	13	4	4	2	1	3	0	0	0	0	0	12	24	10.80	4.200
Frank Williams, R ERA: 4.55	(2, 1)	0.1		1	0	0	0	1	0	0	0	0	0	0	3	3	0.00	0.000
Colin Ward, L ERA:	(3, 1)	2.0		7	1	0	0	1	1	0	0	0	0	0	8	12	0.00	1.000
Jeff Robinson, R ERA: 6.14	(5, 1)	2.0		10	3	2	2	1	2	0	0	0	0	0	10	18	9.00	2.500
Bobby Moore, R ERA: 3.29	(7, 1)	1.0		5	1	0	0	0	0	1	0	0	0	0	4	8	0.00	1.000

PITCHER		IP	WLS	BF	H	R	ER	SO	BB	IBB	HBP	BLK	WP	HR	S	P	ERA	WHIP
Scott Garrelts, R ERA: 1.99	(8, 1)	1.0		3	0	0	0	1	0	0	0	0	0	0	5	5	0.00	0.000

BOTTOM

San Francisco Giants @ Los Angeles Dodgers

Dodger Stadium, Los Angeles, CA

Fri Sep 27 1985, 7:05 PM PDT

Att. 35,400 - Unknown

livebaseballscorecards.com

AB	31
R	6
H	9
RBI	5
BB	7
SO	5
LOB	15

Batter	1	2	3	4	5	6	7	8	9	AB	R	H	RBI	BB	SO	LOB
Dan Gladden, R (1, 8) OBP: 0.295, SLG: 0.318	B3	F9			4-3		K		K	5	0	0	0	0	2	5
Manny Trillo, R (1, 4) OBP: 0.288, SLG: 0.287	2B		S 1B		FC5-4 BB			BB 1B BB	4-3	2	0	2	0	2	0	0
Mike Woodard, L (8, PR) (8, 4) OBP: 0.323, SLG: 0.317										1	0	0	0	0	0	2
Jeffrey Leonard, R (1, 7) OBP: 0.278, SLG: 0.403	K		F7 1-2		F7			K		4	0	0	0	0	2	4
Bob Brenly, R (1, 5) OBP: 0.310, SLG: 0.396	F7		K		FC5-4 1-2f			1B 1-2 BB		3	0	0	0	1	1	3
Rob Deer, R (1, 9) OBP: 0.293, SLG: 0.397		F4	K			6-3		K		4	0	0	0	0	2	3
David Green, R (1, 3) OBP: 0.299, SLG: 0.344		BB 5-6-3 1B		K		6-3		1-2 2-H 1B		4	0	2	0	0	1	0
Alex Trevino, R (1, 2) OBP: 0.294, SLG: 0.364		5-6-3 1-2		G3 3B		F8			K	3	1	1	0	0	0	1
Matt Nokes, L (9, PH) OBP: 0.220, SLG: 0.341										1	0	0	0	0	1	0
Jose Uribe, S (1, 6) OBP: 0.280, SLG: 0.314		BB IBB		G3 3-H			F6		BB BB	2	0	0	1	1	0	0
Joel Youngblood, R (9, PH) OBP: 0.358, SLG: 0.351										0	0	0	0	1	0	0
Dave LaPoint, L (1, 1) OBP: 0.250, SLG: 0.190							F3			1	0	0	0	1	1	0
Chris Brown, R (7, PH) OBP: 0.342, SLG: 0.438										1	0	0	0	0	0	0
Greg Minton, S (7, 1)										0	0	0	0	0	0	0
Mark Davis, L (8, 1) OBP: 0.250, SLG: 0.417										0	0	0	0	0	0	0
Ron Roenicke, S (9, PH) OBP: 0.406, SLG: 0.431		BB 1-2 2-3		K				BB 1-2		0	0	0	0	1	0	0
Inning Stats	R: 0 E: 0 K: 1 S: 6 H: 1 LOB: 1 BB: 0 P: 6	R: 0 E: 0 K: 0 S: 4 H: 1 LOB: 3 BB: 2 P: 12	R: 0 E: 0 K: 2 S: 8 H: 1 LOB: 1 BB: 0 P: 8	R: 1 E: 0 K: 2 S: 8 H: 1 LOB: 0 BB: 0 P: 8	R: 0 E: 0 K: 0 S: 3 H: 0 LOB: 1 BB: 1 P: 7	R: 0 E: 0 K: 0 S: 3 H: 0 LOB: 0 BB: 0 P: 3	R: 0 E: 0 K: 1 S: 5 H: 0 LOB: 0 BB: 0 P: 5	R: 0 E: 0 K: 2 S: 7 H: 1 LOB: 2 BB: 2 P: 15	R: 0 E: 0 K: 2 S: 7 H: 0 LOB: 2 BB: 2 P: 15	1B: 3 2B: 1 3B: 1 HR: 0 SF: 0 SAC: 0 DP: 0 HBP: 0						

PITCHER		IP	WLS	BF	H	R	ER	SO	BB	IBB	HBP	BLK	WP	HR	S	P	ERA	WHIP
Jerry Reuss, L ERA: 3.0	(1, 1)	6.0	W	25	4	1	1	5	2	1	0	0	0	0	32	44	1.50	1.000
Ken Howell, R ERA: 3.43	(7, 1)	1.1		6	0	0	0	2	2	0	0	0	0	0	8	16	0.00	1.500
Tom Niedenfuer, R ERA: 2.75	(8, 1)	1.2	S	7	1	0	0	3	2	0	0	0	0	0	11	19	0.00	1.800

PITCHER	IP	WLS	BF	H	R	ER	SO	BB	IBB	HBP	BLK	WP	HR	S	P	ERA	WHIP

TOP

San Francisco Giants @ Los Angeles Dodgers

Dodger Stadium, Los Angeles, CA

Sat Sep 28 1985, 3:33 AM PDT

Att. 41,134 - Overcast

livebaseballscorecards.com

AB	31
R	1
H	5
RBI	1
BB	7
SO	10
LOB	18

WP: 0 PA: 38
PB: 0
SB: 1
CS: 0

Batter	1	2	3	4	5	6	7	8	9	AB	R	H	RBI	BB	SO	LOB
Mariano Duncan, R (1, 6) OBP: 0.290, SLG: 0.340	B2		FC5 BB IBB		L6		FC4-6 1-2f			3	0	0	0	1	0	1
Enos Cabell, R (1, 3) OBP: 0.328, SLG: 0.343	4-3		1-2 2-3 3-H BB			F8		5-3		3	0	0	1	1	0	0
Bill Madlock, R (1, 5) OBP: 0.341, SLG: 0.403	F8		SF8 3-H			WP 1B		F5		3	0	1	1	0	0	0
Dave Anderson, R (9, 5) OBP: 0.321, SLG: 0.298										0	0	0	0	0	0	0
Pedro Guerrero, R (1, 7) OBP: 0.428, SLG: 0.598		6-3	FC5 2-3f			F7		HR		4	1	1	1	0	0	3
Mike Marshall, R (1, 9) OBP: 0.336, SLG: 0.485		K		6-3		1-2 IBB		1B 1B		3	0	1	0	1	1	0
Mike Scioscia, L (1, 2) OBP: 0.410, SLG: 0.425		3-1		G3		G3		1-2 1B		4	0	1	0	0	0	2
Candy Maldonado, R (1, 8) OBP: 0.293, SLG: 0.350			E2 1B BB 1B	6-3			6-3	K		2	1	1	0	0	0	0
Ken Landreaux, L (7, PH) OBP: 0.311, SLG: 0.407 (8, 8)										2	0	0	0	0	1	2
Steve Sax, R (1, 4) OBP: 0.355, SLG: 0.324			BB SH1-3 SF8 2-3 1B		6-3		F9			3	1	1	0	0	0	0
Jerry Reuss, L (1, 1) OBP: 0.160, SLG: 0.139			SH1-3 1-2		4-3		E3 FC4-6			1	0	0	0	0	0	0
Ken Howell, R (7, 1)										1	0	0	0	0	0	0
Tom Niedenfuer, R (8, 1) OBP: 0.111, SLG: 0.111										0	0	0	0	0	0	0
Inning Stats	R: 0 E: 0 K: 0 S: 3 H: 0 LOB: 0 BB: 0 P: 3	R: 0 E: 0 K: 1 S: 5 H: 0 LOB: 0 BB: 0 P: 5	R: 2 E: 1 K: 0 S: 5 H: 2 LOB: 2 BB: 2 P: 13	R: 0 E: 0 K: 0 S: 3 H: 0 LOB: 0 BB: 0 P: 3	R: 0 E: 0 K: 0 S: 3 H: 0 LOB: 0 BB: 0 P: 3	R: 0 E: 0 K: 0 S: 4 H: 1 LOB: 2 BB: 1 P: 8	R: 0 E: 1 K: 0 S: 4 H: 0 LOB: 1 BB: 0 P: 4	R: 1 E: 0 K: 1 S: 8 H: 3 LOB: 2 BB: 0 P: 8		1B: 5 2B: 0 3B: 0 HR: 1 SF: 1 SAC: 1 DP: 0 HBP: 0				WP: 1 PB: 0 SB: 0 CS: 0 PA: 34		

PITCHER		IP	WLS	BF	H	R	ER	SO	BB	IBB	HBP	BLK	WP	HR	S	P	ERA	WHIP
Dave LaPoint, L ERA: 3.37	(1, 1)	6.0	L	24	3	2	2	1	1	2	0	0	1	0	23	35	3.00	0.667
Greg Minton, R ERA: 3.65	(7, 1)	1.2		9	3	1	1	0	0	0	0	0	0	1	9	9	5.40	1.800
Mark Davis, L ERA: 3.09	(8, 1)	0.1		1	0	0	0	1	0	0	0	0	0	0	3	3	0.00	0.000

PITCHER	IP	WLS	BF	H	R	ER	SO	BB	IBB	HBP	BLK	WP	HR	S	P	ERA	WHIP

BOTTOM

San Francisco Giants @ Los Angeles Dodgers
Dodger Stadium, Los Angeles, CA
Sat Sep 28 1985, 3:33 AM PDT
Att. 41,134 - Overcast

livebaseballscorecards.com

AB	29
R	3
H	6
RBI	3
BB	3
SO	2
LOB	8

Batter	1	2	3	4	5	6	7	8	9	AB	R	H	RBI	BB	SO	LOB
Mike Woodard, L (1, 4) OBP: 0.318, SLG: 0.302	B B B B 4-0 1B S G5-4-3 BB		x 0-0 ② F6		x 0-0 ① 6-3		x 0-0 ② 6-3 1-3			3	1	0	0	1	0	2
Manny Trillo, R (1, 5) OBP: 0.290, SLG: 0.289	x 0-0 G5-4-3 1-3 1B		x 0-0 1-2 1B		x 0-0 ② 6-3		x 0-0 ③ F7			4	0	2	0	0	0	1
Jeffrey Leonard, R (1, 7) OBP: 0.276, SLG: 0.400	x 0-0 ① ② G5-4-3 1-2f 3-H		x 0-0 ③ F7		x 0-0 ③ F8			x 0-0 ① F9		4	0	0	0	0	0	3
David Green, R (1, 3) OBP: 0.302, SLG: 0.349	x 0-0 ③ F9			x 0-0 ① F8		x 0-0 WP 1B		x 0-0 4-3 2B		4	0	2	0	0	0	0
Ron Roenicke, S (1, 8) OBP: 0.401, SLG: 0.420		B B B B 4-0 CS BB		S S S 0-3 ② K		x 0-0 ① F3		x 0-0 ② 4-3 2-3		3	0	0	0	1	1	2
Rob Deer, R (1, 9) OBP: 0.286, SLG: 0.386		S S S 0-3 ① ② K 1-2		x 0-0 E9 1B		S S S 0-3 ② K 1-2		x 0-0 ③ F2		4	1	0	0	0	2	3
Matt Nokes, L (1, 2) OBP: 0.222, SLG: 0.318		x 0-0 ③ F9		H 1-0 1B HBP		x 0-0 ③ 5-3			x 0-0 ① F9	3	0	0	0	0	0	1
Jose Uribe, S (1, 6) OBP: 0.282, SLG: 0.315			x 0-0 ① 4-3	x 0-0 1-2 3-H 1B			x 0-0 ① 1-3		x 0-0 L3 1B	4	0	2	1	0	0	0
Roger Mason, R (1, 1) OBP: 0.222, SLG: 0.125 Greg Minton, S (5, 1) Dan Gladden, R (7, PH) OBP: 0.296, SLG: 0.319 Mark Davis, L (7, 1) OBP: 0.250, SLG: 0.417 Jeff Robinson, R (7, 1) Colin Ward, L (7, 1) Frank Williams, R (8, 1) Dan Driessen, L (9, PH) OBP: 0.318, SLG: 0.352			x 0-0 1B 1B	S S S 0-3 ③ K			x 0-0 6-3 S 1B		x 0-0 ② ③ L3 1-2	2 0 1 0 0 0 0 0 1	0 0 0 0 0 0 0 0 0	1 0 1 0 0 0 0 0 0	0 0 0 0 0 0 0 0 0	0 0 0 0 0 0 0 0 1	1 0 0 0 0 0 0 0 0	2 0 0 0 0 0 0 0 1
Inning Stats	R: 1 H: 1 E: 0 LOB: 0 K: 0 BB: 1 S: 3 P: 7	R: 0 H: 0 E: 0 LOB: 0 K: 1 BB: 1 S: 4 P: 8	R: 0 H: 2 E: 0 LOB: 2 K: 0 BB: 0 S: 5 P: 5	R: 1 H: 1 E: 1 LOB: 2 K: 2 BB: 0 S: 9 P: 10	R: 0 H: 0 E: 0 LOB: 0 K: 0 BB: 0 S: 3 P: 3	R: 0 H: 1 E: 0 LOB: 1 K: 1 BB: 0 S: 6 P: 6	R: 0 H: 1 E: 0 LOB: 1 K: 0 BB: 0 S: 4 P: 4	R: 0 H: 1 E: 0 LOB: 1 K: 0 BB: 0 S: 4 P: 4	R: 0 H: 1 E: 0 LOB: 0 K: 0 BB: 0 S: 3 P: 3	1B: 7 SF: 0 2B: 3 SAC: 0 3B: 0 DP: 3 HR: 0 HBP: 1						

PITCHER		IP	WLS	BF	H	R	ER	SO	BB	IBB	HBP	BLK	WP	HR	S	P	ERA	WHIP
Bob Welch, R ERA: 2.37	(1, 1)	7.0	W	29	6	2	1	4	2	0	1	0	1	0	34	43	1.29	1.143
Tom Niedenfuer, R ERA: 2.7	(8, 1)	2.0		7	2	0	0	0	0	0	0	0	0	0	7	7	0.00	1.000

PITCHER		IP	WLS	BF	H	R	ER	SO	BB	IBB	HBP	BLK	WP	HR	S	P	ERA	WHIP

TOP

San Francisco Giants @ Los Angeles Dodgers

Dodger Stadium, Los Angeles, CA

Sun Sep 29 1985, 3:33 AM PDT

Att. 45,775 - Overcast

livebaseballscorecards.com

AB	33
R	2
H	8
RBI	1
BB	2
SO	4
LOB	15

WP: 1 PA: 36
PB: 0
SB: 2
CS: 1

Batter	1	2	3	4	5	6	7	8	9	AB	R	H	RBI	BB	SO	LOB
Mariano Duncan, R (1, 6) OBP: 0.292, SLG: 0.341	S S S 0-3 ① K		x 0-0 BB 1B		S S S 0-3 ② K		B B B B 4-0 S SH5-4 WP BB	x 0-0 4-3 S 4-3 1B		4	2	2	0	1	2	2
Ken Landreaux, L (1, 8) OBP: 0.312, SLG: 0.407	x 0-0 ② F6		B B B B 4-0 G6-4-3 1-2 BB		x 0-0 BB 1-3 2-H 1B		x 0-0 ① SH5-4 1-2	x 0-0 ① 4-3 1-3		3	1	1	1	1	0	1
Bill Madlock, R (1, 5) OBP: 0.342, SLG: 0.402 Dave Anderson, R (7, PR) OBP: 0.320, SLG: 0.296 (8, 5)	B B B B 4-0 BB		x 0-0 ② ③ G6-4-3 1-2f		B B B B 4-0 E 1B 1-2 BB		S S S 0-3 K HR 2-H	x 0-0 ② 4-3 3-H		2 1	0 1	0 0	0 1	2 0	1 0	2 0
Pedro Guerrero, R (1, 7) OBP: 0.427, SLG: 0.595 Reggie Williams, R (8, 7) OBP: 0.333, SLG: 0.333	S S S 0-3 ③ K			x 0-0 ① F8	x 0-0 E7 1-3 2-H 3-H 1B		x 0-0 ② F4	x 0-0 S 1B		4 1	0 0	1 1	2 0	0 0	1 0	2 0
Mike Marshall, R (1, 9) OBP: 0.337, SLG: 0.489		B B B B 4-0 BB		S S S 0-3 ② K	x 0-0 ③ 5-3		x 0-0 1-H HR	x 0-0 ③ 1-3 1-2		4	1	1	2	1	1	3
Mike Scioscia, L (1, 2) OBP: 0.409, SLG: 0.423		x 0-0 ① F8		x 0-0 ③ F5		x 0-0 ① F9	x 0-0 2B 1B			4	0	1	0	0	0	1
Greg Brock, L (1, 3) OBP: 0.330, SLG: 0.439		S S S 0-3 ② K			x 0-0 ① F9	x 0-0 2B	x 0-0 1-3 2B			4	0	2	0	0	1	1
Steve Sax, R (1, 4) OBP: 0.354, SLG: 0.322		S S S 0-3 ③ K			x 0-0 E6 1B 1B	x 0-0 ② 5-3	4-0 IBB			3	1	0	0	1	1	2
Bob Welch, R (1, 1) OBP: 0.235, SLG: 0.208 Terry Whitfield, L (7, PH) OBP: 0.302, SLG: 0.420 Enos Cabell, R (7, PH) OBP: 0.327, SLG: 0.342 Tom Niedenfuer, R (8, 1) OBP: 0.111, SLG: 0.111			S S S 0-3 ① K		x 0-0 1B 1-2 1B 1B	x 0-0 ③ 5-3	x 0-0 ③ F2			3 0 1 0	1 0 0 0	1 0 0 0	0 0 0 0	0 0 0 0	1 0 3 0	1 0 0 0
Inning Stats	R: 0 E: 0 K: 2 S: 7 H: 0 LOB: 1 BB: 1 P: 11	R: 0 E: 0 K: 2 S: 7 H: 0 LOB: 1 BB: 1 P: 11	R: 0 E: 0 K: 1 S: 5 H: 1 LOB: 1 BB: 1 P: 9	R: 0 E: 0 K: 1 S: 5 H: 0 LOB: 0 BB: 0 P: 5	R: 3 E: 2 K: 1 S: 9 H: 3 LOB: 2 BB: 1 P: 13	R: 0 E: 0 K: 0 S: 4 H: 1 LOB: 1 BB: 0 P: 4	R: 3 E: 0 K: 1 S: 9 H: 3 LOB: 3 BB: 2 P: 17	R: 1 E: 0 K: 0 S: 5 H: 2 LOB: 1 BB: 0 P: 5		1B: 7 2B: 2 3B: 0 HR: 1	SF: 0 SAC: 1 DP: 1 HBP: 0			WP: 1 PB: 0 SB: 3 CS: 0	PA: 41	

BOTTOM

San Francisco Giants @ Los Angeles Dodgers

Dodger Stadium, Los Angeles, CA

Sun Sep 29 1985, 3:33 AM PDT

Att. 45,775 - Overcast

livebaseballscorecards.com

AB	34
R	7
H	10
RBI	6
BB	6
SO	8
LOB	18

PITCHER		IP	WLS	BF	H	R	ER	SO	BB	IBB	HBP	BLK	WP	HR	S	P	ERA	WHIP
Roger Mason, R ERA: 3.05	(1, 1)	4.2	L	22	4	3	0	7	4	0	0	0	0	0	32	48	0.00	1.714
Greg Minton, R ERA: 3.6	(5, 1)	1.1		5	1	0	0	0	0	0	0	0	0	0	5	5	0.00	0.750
Mark Davis, L ERA: 3.31	(7, 1)	0.2		7	3	3	3	1	1	0	0	0	1	1	8	12	40.50	6.000
Jeff Robinson, R ERA: 6.14	(7, 1)	0.0		1	0	0	0	0	0	1	0	0	0	0	0	4	∞	∞
Colin Ward, L ERA:	(7, 1)	0.1		1	0	0	0	0	0	0	0	0	0	0	1	1	0.00	0.000

PITCHER		IP	WLS	BF	H	R	ER	SO	BB	IBB	HBP	BLK	WP	HR	S	P	ERA	WHIP
Frank Williams, R ERA: 4.61	(8, 1)	1.0		5	2	1	1	0	0	0	0	0	0	0	5	5	9.00	2.000

Batter	1	2	3	4	5	6	7	8	9	AB	R	H	RBI	BB	SO	LOB
Eric Davis, R (1, 8) OBP: 0.263, SLG: 0.472	4-3		HR		BB			BB		2	2	1	1	2	0	0
Buddy Bell, R (1, 5) OBP: 0.309, SLG: 0.353	6-3		F9		F9 1-2			SF7 1-H		3	0	0	1	0	0	1
Ted Power, R (8, 1)										0	0	0	0	0	0	0
Dave Parker, L (1, 9) OBP: 0.362, SLG: 0.538	K		K			F6		K		4	0	0	0	0	3	0
Tony Perez, R (1, 3) OBP: 0.397, SLG: 0.459		6-3		F8		K			5-3	4	0	0	0	0	1	0
Nick Esasky, R (1, 7) OBP: 0.326, SLG: 0.462		HR		F8		K			K	4	1	1	1	0	2	0
Dave Concepcion, R (1, 6) OBP: 0.315, SLG: 0.331		5-3		E5 1B			5-3		F8	4	0	0	0	0	0	0
Bo Diaz, R (1, 2) OBP: 0.299, SLG: 0.353		BB		1-2 1B			6-3			2	0	1	0	1	0	0
Ron Oester, S (1, 4) OBP: 0.358, SLG: 0.369		K		F9			K			3	0	0	0	0	2	3
Mario Soto, R (1, 1) OBP: 0.143, SLG: 0.157			F9		F9			K2-3		2	0	0	0	0	0	0
Wayne Krenchicki, L (8, PH) OBP: 0.372, SLG: 0.383 (8, 5)										1	0	0	0	0	1	0
Inning Stats	R: 0 H: 0 E: 0 LOB: 0 K: 1 BB: 0 S: 5 P: 5	R: 1 H: 1 E: 0 LOB: 1 K: 1 BB: 1 S: 6 P: 10	R: 1 H: 1 E: 0 LOB: 0 K: 1 BB: 0 S: 6 P: 6	R: 0 H: 1 E: 1 LOB: 2 K: 0 BB: 0 S: 5 P: 5	R: 0 H: 0 E: 0 LOB: 0 K: 0 BB: 1 S: 2 P: 6	R: 0 H: 0 E: 0 LOB: 0 K: 2 BB: 0 S: 7 P: 7	R: 0 H: 0 E: 0 LOB: 0 K: 1 BB: 0 S: 5 P: 5	R: 1 H: 0 E: 0 LOB: 0 K: 2 BB: 1 S: 7 P: 11	R: 0 H: 0 E: 0 LOB: 0 K: 1 BB: 0 S: 5 P: 5	1B: 1 SF: 1 2B: 0 SAC: 0 3B: 0 DP: 0 HR: 2 HBP: 0						

TOP

Cincinnati Reds @ San Francisco Giants

Candlestick Park, San Francisco, CA

Mon Sep 30 1985, 6:33 AM EDT

Att. 2,152 - Unknown

livebaseballscorecards.com

AB	29
R	3
H	3
RBI	3
BB	3
SO	9
LOB	4

PITCHER		IP	WLS	BF	H	R	ER	SO	BB	IBB	HBP	BLK	WP	HR	S	P	ERA	WHIP
Vida Blue, L ERA: 4.72	(1, 1)	5.0		20	3	2	2	3	2	0	0	0	0	2	24	32	3.60	1.000
Frank Williams, R ERA: 4.41	(6, 1)	3.0		10	0	1	0	5	1	0	0	0	0	0	19	23	0.00	0.333
Scott Garrelts, R ERA: 1.97	(9, 1)	1.0	W	3	0	0	0	1	0	0	0	0	0	0	5	5	0.00	0.000

PITCHER	IP	WLS	BF	H	R	ER	SO	BB	IBB	HBP	BLK	WP	HR	S	P	ERA	WHIP

Batter	1	2	3	4	5	6	7	8	9	AB	R	H	RBI	BB	SO	LOB
Dan Gladden, R (1, 8) OBP: 0.298, SLG: 0.319	BBBB 4-0 E S BB		SSS 0-3 ② K			x 0-0 ① F4		x 0-0 ① SH3-4 1-2	x 0-0 1-2 3-H 1B	3	0	1	1	1	0	0
Mike Woodard, L (1, 4) OBP: 0.300, SLG: 0.284	x 0-0 ① F7		x 0-0 ③ 1-3			SSS 0-3 ② K		x 0-0 ② G3 2-3		4	0	0	0	0	1	2
Ron Roenicke, S (1, 9) OBP: 0.404, SLG: 0.413	BBBB 4-0 E 1-2 BB			SSS 0-3 ① K		SSS 0-3 ③ K		BBB 4-0 1B BB		2	0	0	0	2	2	0
Bob Brenly, R (1, 5) OBP: 0.309, SLG: 0.395	SSS 0-3 ② K 1-2 2-3			SSS 0-3 ② K			x 0-0 ① F2	x 0-0 1-3 3-H 1B		4	0	1	1	0	2	2
Rob Deer, R (1, 7) OBP: 0.279, SLG: 0.376 Scott Garrelts, R (9, 1) OBP: 0.300, SLG: 0.333	SSS 0-3 ③ K			SSS 0-3 ③ K			SSS 0-3 ② K2-3	SSS 0-3 ③ K		4 0	0 0	0 0	0 0	0 0	4 0	4 0
Dan Driessen, L (1, 3) OBP: 0.317, SLG: 0.351		SSS 0-3 ① K			x 0-0 ① F8		x 0-0 HR 1B		x 0-0 ① F6	4	1	1	0	0	1	0
Matt Nokes, L (1, 2) OBP: 0.245, SLG: 0.396 Brad Wellman, R (9, PR) OBP: 0.270, SLG: 0.314		x 0-0 ② 4-3			SSS 0-3 ② K		x 0-0 1-H HR		x 0-0 FC4-6 1B 1B	4 0	1 1	2 0	2 0	0 0	1 0	0 0
Jose Uribe, S (1, 6) OBP: 0.283, SLG: 0.317		SSS 0-3 ③ K			x 0-0 1B		x 0-0 ③ F2		x 0-0 1-2 FC4-6 1B	4	0	2	0	0	1	0
Vida Blue, S (1, 1) OBP: 0.172, SLG: 0.111 Jeffrey Leonard, R (5, PH) OBP: 0.275, SLG: 0.399 Frank Williams, R (6, 1) Chris Brown, R (8, PH) OBP: 0.343, SLG: 0.440 David Green, R (9, 7) OBP: 0.301, SLG: 0.348			SSS 0-3 ① K		SSS 0-3 ③ K			x 0-0 G3 SH3-4 1B 1B	x 0-0 ② FC4-6 1B 1-2f 2-3	1 1 0 1 1	0 0 0 1 0	0 0 0 1 0	0 0 0 0 0	1 1 0 0 0	0 1 0 0 0	0 1 0 0 2
Inning Stats	R: 0 E: 1 K: 2 S: 7 H: 0 LOB: 2 BB: 2 P: 15	R: 0 E: 0 K: 2 S: 7 H: 0 LOB: 0 BB: 0 P: 7	R: 0 E: 0 K: 2 S: 7 H: 0 LOB: 0 BB: 0 P: 7	R: 0 E: 0 K: 3 S: 9 H: 0 LOB: 0 BB: 0 P: 9	R: 0 E: 0 K: 2 S: 8 H: 1 LOB: 1 BB: 0 P: 8	R: 0 E: 0 K: 2 S: 7 H: 0 LOB: 0 BB: 0 P: 7	R: 2 E: 0 K: 1 S: 7 H: 2 LOB: 0 BB: 0 P: 7	R: 1 E: 0 K: 1 S: 7 H: 2 LOB: 2 BB: 1 P: 11	R: 1 E: 0 K: 0 S: 5 H: 3 LOB: 2 BB: 0 P: 5	1B: 7 2B: 0 3B: 0 HR: 1	SF: 0 SAC: 1 DP: 0 HBP: 0			WP: 0 PB: 0 SB: 1 CS: 0	PA: 37		

PITCHER		IP	WLS	BF	H	R	ER	SO	BB	IBB	HBP	BLK	WP	HR	S	P	ERA	WHIP
Mario Soto, R ERA: 3.58	(1, 1)	7.0		26	3	2	2	14	2	0	0	0	0	1	52	60	2.57	0.714
Ted Power, R ERA: 2.44	(8, 1)	1.2	L	11	5	2	2	1	1	0	0	0	0	0	12	16	10.80	3.600

PITCHER	IP	WLS	BF	H	R	ER	SO	BB	IBB	HBP	BLK	WP	HR	S	P	ERA	WHIP

BOTTOM

Cincinnati Reds @ San Francisco Giants

Candlestick Park, San Francisco, CA

Mon Sep 30 1985, 6:33 AM EDT

Att. 2,152 - Unknown

livebaseballscorecards.com

AB	33
R	4
H	8
RBI	4
BB	3
SO	15
LOB	11

Batter	1	2	3	4	5	6	7	8	9	AB	R	H	RBI	BB	SO	LOB
Eric Davis, R (1, 8) OBP: 0.277, SLG: 0.504	HR		5-3		6-3	S 1B		S 1B 1-3 2-H 3-H		5	1	3	4	0	0	0
Buddy Bell, R (1, 5) OBP: 0.310, SLG: 0.351	4-3		BB	1B BB	F9 1-2			F6 1-2		3	0	0	0	2	0	3
Dave Parker, L (1, 9) OBP: 0.364, SLG: 0.543	HR		4-3		F7		G6-4-3 1B	IBB		4	1	2	1	1	0	2
Tony Perez, R (1, 3) OBP: 0.397, SLG: 0.457 John Franco, L (8, 1) OBP: 0.333, SLG: 0.333	4-3			F8 FC 1B 1B	1-2 1B		G6-4-3 1-2f	K		5 0	1 0	2 0	0 0	0 0	1 0	4 0
Nick Esasky, R (1, 7) (8, 3) OBP: 0.324, SLG: 0.458	4-3			FC 1-2 1B	K		6-3		K	5	0	1	0	0	2	2
Dave Concepcion, R (1, 6) OBP: 0.317, SLG: 0.334		G4-3 1B		F8 2-3		1B BB G4-6-3 1B		BB WP 1B 1B	6-3	5	2	3	0	0	0	2
Bo Diaz, R (1, 2) OBP: 0.302, SLG: 0.350 Gary Redus, R (8, PR) OBP: 0.366, SLG: 0.415 (8, 7)		G4-3 1-2f		FC 1-2 3-H		G4-6-3 1B 1-2 1B BB		BB 1-2 1B BB	1-3	2 1	1 1	0 0	1 0	2 0	0 0	2 0
Ron Oester, S (1, 4) OBP: 0.359, SLG: 0.369		F3		IBB		G4-6-3 1-2 2-3 1B		K		3	0	1	0	1	1	2
Andy McGaffigan, R (1, 1) OBP: 0.067, SLG: 0.069 Ron Robinson, R (4, 1) OBP: 0.048, SLG: 0.048 Max Venable, L (6, PH) OBP: 0.321, SLG: 0.432 Tom Hume, R (6, 1) Wayne Krenchicki, L (8, PH) OBP: 0.375, SLG: 0.383 Tom Runnells, S (8, PR) OBP: 0.250, SLG: 0.231 Dave Vangorder, R (8, 2) OBP: 0.289, SLG: 0.336			6-3	K		G4-6-3 1-2f 2-3 3-H		1B BB 1-2 2-3		2 0 1 0 0 0 0	0 0 0 0 0 0 0	0 0 0 0 0 0 0	0 0 0 0 1 0 0	1 0 0 0 0 0 0	2 0 2 0 0 0 0	2 0 0 0 0 0 0
Inning Stats	R: 2 E: 0 K: 0 S: 5 H: 2 LOB: 0 BB: 0 P: 5	R: 0 E: 0 K: 0 S: 3 H: 1 LOB: 0 BB: 0 P: 3	R: 0 E: 0 K: 0 S: 3 H: 0 LOB: 1 BB: 1 P: 7	R: 1 E: 0 K: 1 S: 7 H: 2 LOB: 2 BB: 1 P: 11	R: 0 E: 0 K: 1 S: 6 H: 1 LOB: 2 BB: 1 P: 10	R: 2 E: 0 K: 0 S: 5 H: 3 LOB: 1 BB: 1 P: 9	R: 0 E: 0 K: 0 S: 3 H: 1 LOB: 0 BB: 0 P: 3	R: 2 E: 0 K: 2 S: 9 H: 2 LOB: 3 BB: 3 P: 21	R: 0 E: 0 K: 1 S: 5 H: 0 LOB: 0 BB: 0 P: 5	1B: 10 2B: 0 3B: 0 HR: 2	SF: 0 SAC: 0 DP: 3 HBP: 0		WP: 1 PB: 0 SB: 2 CS: 0	PA: 43		

PITCHER	IP	WLS	BF	H	R	ER	SO	BB	IBB	HBP	BLK	WP	HR	S	P	ERA	WHIP
Atlee Hammaker, L (1, 1) ERA: 3.74	4.0		18	5	3	3	1	1	1	0	0	0	2	18	26	6.75	1.500
Jeff Robinson, R (5, 1) ERA: 7.0	1.2		10	4	2	2	1	2	0	0	0	0	0	10	18	10.80	3.600
Bobby Moore, R (6, 1) ERA: 3.0	1.1		4	1	0	0	0	0	0	0	0	0	0	4	4	0.00	0.750
Scott Garrelts, R (8, 1) ERA: 2.14	0.1	L	5	2	2	2	1	2	0	0	0	1	0	5	13	54.00	12.000
Frank Williams, R (8, 1) ERA: 4.31	1.2		6	0	0	0	2	0	1	0	0	0	0	9	13	0.00	0.000

PITCHER	IP	WLS	BF	H	R	ER	SO	BB	IBB	HBP	BLK	WP	HR	S	P	ERA	WHIP

TOP

Cincinnati Reds @ San Francisco Giants

Candlestick Park, San Francisco, CA

Tue Oct 01 1985, 6:33 AM EDT

Att. 2,483 - Unknown

livebaseballscorecards.com

AB	36
R	7
H	12
RBI	6
BB	7
SO	5
LOB	21

BOTTOM

Cincinnati Reds @ San Francisco Giants

Candlestick Park, San Francisco, CA

Tue Oct 01 1985, 6:33 AM EDT

Att. 2,483 - Unknown

livebaseballscorecards.com

Batter	1	2	3	4	5	6	7	8	9	AB	R	H	RBI	BB	SO	LOB
Dan Gladden, R (1, 8) OBP: 0.299, SLG: 0.331	HR	F8		1B 3B 1-H 2-H		F3		1-2		5	2	2	3	0	0	2
Mike Woodard, L (1, 4) OBP: 0.324, SLG: 0.300	E S PB 1B		B B B B F9 S BB	3-H 1B		5-3			S S S K	3	1	2	1	1	0	0
Manny Trillo, R (9, PH) OBP: 0.290, SLG: 0.288										1	0	0	0	0	1	0
Ron Roenicke, S (1, 9) OBP: 0.396, SLG: 0.403	S S S K 1-H		F9 1-3	F8		F2			S S S K	3	0	0	0	0	1	2
Jeff Robinson, R (5, 1)										0	0	0	0	0	0	0
Joel Youngblood, R (6, 9) OBP: 0.355, SLG: 0.348										2	0	0	0	0	1	0
Bob Brenly, R (1, 5) OBP: 0.308, SLG: 0.392	S S S K	F3			1B BB 1B		F4		S S S K	5	0	1	0	0	2	1
Jeffrey Leonard, R (1, 7) OBP: 0.273, SLG: 0.396	1-3	F8			F8		1-3			4	0	0	0	0	0	2
Dan Driessen, L (1, 3) OBP: 0.319, SLG: 0.359		HR	S S S K		F6		FC4-6 1B			4	1	2	1	0	1	1
Matt Nokes, L (1, 2) OBP: 0.245, SLG: 0.373	G3			6-3	B B B 1B 1-2		FC4-6 1-2f			3	0	0	0	1	0	1
Scott Garrelts, R (8, 1) OBP: 0.300, SLG: 0.333										0	0	0	0	0	0	0
Frank Williams, R (8, 1)										0	0	0	0	0	0	0
Jose Uribe, S (1, 6) OBP: 0.285, SLG: 0.318	G3			BB 3B 1B	1-2 2-3 1B			F9		4	1	2	0	0	0	0
Atlee Hammaker, S (1, 1) OBP: 0.085, SLG: 0.085										1	0	1	0	0	0	0
Chris Brown, R (4, PH) OBP: 0.364, SLG: 0.440										0	0	0	0	1	0	0
Brad Wellman, R (4, PR) OBP: 0.270, SLG: 0.314										0	1	0	0	0	0	0
Rob Deer, R (5, 9) OBP: 0.277, SLG: 0.373										1	0	0	0	0	0	3
Bobby Moore, R (6, 1)										0	0	0	0	0	0	0
Alex Trevino, R (8, 2) OBP: 0.298, SLG: 0.364	1B			B B B B 1-2 3B BB	F6			B B B B None BB		0	0	0	0	1	0	0
Inning Stats	R: 2 E: 0 K: 2 S: 9 H: 2 LOB: 0 BB: 0 P: 9	R: 1 E: 0 K: 0 S: 5 H: 2 LOB: 1 BB: 0 P: 5	R: 0 E: 0 K: 0 S: 3 H: 0 LOB: 1 BB: 1 P: 7	R: 3 E: 0 K: 1 S: 8 H: 3 LOB: 1 BB: 1 P: 12	R: 0 E: 0 K: 0 S: 5 H: 2 LOB: 3 BB: 1 P: 9	R: 0 E: 0 K: 0 S: 3 H: 0 LOB: 0 BB: 0 P: 3	R: 0 E: 0 K: 0 S: 4 H: 1 LOB: 1 BB: 0 P: 4	R: 0 E: 0 K: 0 S: 2 H: 0 LOB: 1 BB: 1 P: 6	R: 0 E: 0 K: 3 S: 9 H: 0 LOB: 0 BB: 0 P: 9	1B: 7 2B: 0 3B: 1 HR: 2 SF: 0 SAC: 0 DP: 0 HBP: 0						

	AB	36
	R	6
	H	10
	RBI	5
	BB	4
	SO	6
	LOB	12

WP: 0 PB: 1 SB: 2 CS: 0 PA: 40

PITCHER		IP	WLS	BF	H	R	ER	SO	BB	IBB	HBP	BLK	WP	HR	S	P	ERA	WHIP
Andy McGaffigan, R ERA: 3.72	(1, 1)	3.2		20	7	6	5	3	2	0	0	0	0	2	24	32	12.27	2.455
Ron Robinson, R ERA: 4.05	(4, 1)	1.1		7	2	0	0	0	1	0	0	0	0	0	6	10	0.00	2.250
Tom Hume, R ERA: 3.23	(6, 1)	2.0	W	7	1	0	0	0	0	0	0	0	0	0	7	7	0.00	0.500
John Franco, L ERA: 2.19	(8, 1)	2.0	S	6	0	0	0	3	1	0	0	0	0	0	11	15	0.00	0.500

PITCHER		IP	WLS	BF	H	R	ER	SO	BB	IBB	HBP	BLK	WP	HR	S	P	ERA	WHIP

Batter	1	2	3	4	5	6	7	8	9	AB	R	H	RBI	BB	SO	LOB
Bill Doran, S (1, 4) OBP: 0.362, SLG: 0.436	x 0-0 G3 2B		x 0-0 ② F9		x 0-0 ③ F8		x 0-0 ③ 6-3	x 0-0 ③ 4-3		5	0	1	0	0	0	4
Jim Pankovits, R (1, 9) (8, 7) OBP: 0.318, SLG: 0.335	x 0-0 ① G3 2-3		x 0-0 ③ F8			x 0-0 ① L6		x 0-0 HR	x 0-0 ① F7	5	1	1	1	0	0	1
Kevin Bass, S (1, 8) OBP: 0.313, SLG: 0.413	x 0-0 ② 6-3			x 0-0 1B SF9 1B		x 0-0 ② F9		B B B B 4-0 1B FC BB	x 0-0 HR	4	3	2	1	1	0	1
Glenn Davis, R (1, 3) OBP: 0.337, SLG: 0.488	S S S 0-3 ③ K			x 0-0 5-3 1-3 1B		B B B B 4-0 BB		x 0-0 ① F9	x 0-0 HR	4	1	2	1	1	1	2
Phil Garner, R (1, 5) OBP: 0.311, SLG: 0.381		x 0-0 ① 5-3		x 0-0 ① SF9 3-H		x 0-0 ③ F7		x 0-0 FC 1-3 1B 1B	x 0-0 ② 1-3	4	1	1	1	0	0	1
Alan Ashby, S (1, 2) OBP: 0.364, SLG: 0.407		B B B B 4-0 BB		x 0-0 ② 5-3 1-2			B B B B 4-0 FC6-5 SH1-4 BB	x 0-0 FC 1B FC6-4 2-3 3-H	H 1-0 HBP	1	0	0	0	2	0	1
Eric Bullock, L (7, PR) OBP: 0.320, SLG: 0.375										0	0	0	0	0	0	0
John Mizerock, L (7, 2) OBP: 0.293, SLG: 0.342										1	1	0	1	0	0	1
Harry Spilman, L (1, PR) (9, 2) OBP: 0.176, SLG: 0.200										0	0	0	0	0	0	0
Tim Tolman, R (1, 7) OBP: 0.189, SLG: 0.343		x 0-0 ② F7		S S S 0-3 ③ K2-3			x 0-0 ① SH1-4 1-2	x 0-0 FC6-4 1-3 1B 3-H	x 0-0 ③ F3	2	0	0	0	0	1	2
Jerry Mumphrey, S (8, PH) (8, 9) OBP: 0.327, SLG: 0.398										2	0	1	1	0	0	1
Bert Pena, R (1, 6) OBP: 0.267, SLG: 0.345		S S S 0-3 ③ K			S S S 0-3 ① K		x 0-0 ② FC6-5 HBP 2-3	x 0-0 ② FC6-4 1B 1-2f 3-H		4	0	0	1	0	2	4
Mike Scott, R (1, 1) OBP: 0.195, SLG: 0.239			S S S 0-3 ① K		x 0-0 ② F9		H 1-0 1-2 HBP	x 0-0 1-3 1B		2	0	0	0	0	1	0
Mark Bailey, S (7, PH) OBP: 0.389, SLG: 0.398										0	0	0	0	0	0	0
Bill Dawley, R (7, 1) OBP: 0.273, SLG: 0.200										1	0	1	0	0	0	0
Inning Stats	R: 0 E: 0 K: 1 S: 6 H: 1 LOB: 1 BB: 0 P: 6	R: 0 E: 0 K: 1 S: 5 H: 0 LOB: 1 BB: 1 P: 9	R: 0 E: 0 K: 1 S: 5 H: 0 LOB: 0 BB: 0 P: 5	R: 1 E: 0 K: 1 S: 7 H: 2 LOB: 1 BB: 0 P: 7	R: 0 E: 0 K: 1 S: 5 H: 0 LOB: 0 BB: 0 P: 5	R: 0 E: 0 K: 0 S: 3 H: 0 LOB: 1 BB: 1 P: 7	R: 0 E: 0 K: 0 S: 3 H: 0 LOB: 2 BB: 1 P: 8	R: 4 E: 0 K: 0 S: 8 H: 4 LOB: 2 BB: 1 P: 12	R: 2 E: 0 K: 0 S: 5 H: 2 LOB: 1 BB: 0 P: 6	1B: 5 2B: 1 3B: 0 HR: 3 SF: 1 SAC: 1 DP: 0 HBP: 2						

TOP

Houston Astros @ San Francisco Giants

Candlestick Park, San Francisco, CA

Wed Oct 02 1985, 6:33 AM EDT

Att. 1,213 - Unknown

livebaseballscorecards.com

AB	35
R	7
H	9
RBI	7
BB	4
SO	5
LOB	18

WP: 0 PB: 0 SB: 0 CS: 0 PA: 43

PITCHER		IP	WLS	BF	H	R	ER	SO	BB	IBB	HBP	BLK	WP	HR	S	P	ERA	WHIP
Colin Ward, L ERA: 0.84	(1, 1)	6.0		23	3	1	1	5	2	0	0	0	0	0	31	39	1.50	0.833
Mark Davis, L ERA: 3.59	(7, 1)	1.1	L	10	2	4	4	0	2	0	1	0	0	1	7	16	27.00	3.000
Greg Minton, R ERA: 3.57	(8, 1)	0.2		4	2	0	0	0	0	0	0	0	0	0	4	4	0.00	3.000
Mike Jeffcoat, L ERA: 4.55	(9, 1)	1.0		6	2	2	2	0	0	0	1	0	0	2	5	6	18.00	2.000

PITCHER	IP	WLS	BF	H	R	ER	SO	BB	IBB	HBP	BLK	WP	HR	S	P	ERA	WHIP

BOTTOM

Batter	1	2	3	4	5	6	7	8	9	AB	R	H	RBI	BB	SO	LOB
Dan Gladden, R (1, 8) OBP: 0.298, SLG: 0.336	HR		5-3		F4		K			4	1	1	1	0	1	1
Mike Woodard, L (1, 4) OBP: 0.308, SLG: 0.284	F5		F4		L6			F7		4	0	0	0	0	0	0
Ron Roenicke, S (1, 9) OBP: 0.392, SLG: 0.394	K		BB		F2			F9		3	0	0	0	1	1	0
Bob Brenly, R (1, 2) OBP: 0.308, SLG: 0.390	BB		K 1-2			5-3		F4		3	0	0	0	1	1	1
Rob Deer, R (1, 7) OBP: 0.278, SLG: 0.368 Jeffrey Leonard, R (8, 7) OBP: 0.273, SLG: 0.395	K			BB BLK 1B		K			K	2 1	1 0	0 0	0 0	1 0	2 1	1 0
Dan Driessen, L (1, 3) OBP: 0.320, SLG: 0.360		1B		FC4-6 1-H		F8			F2	4	0	2	1	0	0	0
Brad Wellman, R (1, 5) OBP: 0.264, SLG: 0.306		F4		F7			K		F9	4	0	0	0	0	1	2
Jose Uribe, S (1, 6) OBP: 0.287, SLG: 0.319		G5-4-3 1-3		FC4-6 1-2f			SH1-4			2	0	1	0	1	0	1
Colin Ward, L (1, 1) Mark Davis, L (7, 1) OBP: 0.250, SLG: 0.417 Greg Minton, S (8, 1) Mike Jeffcoat, L (9, 1)		G5-4-3 1-2f		K			SH1-4 1-2			2 0 0 0	0 0 0 0	0 0 0 0	0 0 0 0	0 0 0 0	1 0 0 0	3 0 0 0

Inning Stats	1	2	3	4	5	6	7	8	9
	R: 1 E: 0 K: 2 S: 8	H: 1 LOB: 1 BB: 1 P: 12	R: 0 E: 0 K: 0 S: 4	H: 2 LOB: 1 BB: 0 P: 4	R: 0 E: 0 K: 1 S: 5	H: 0 LOB: 1 BB: 1 P: 9	R: 1 E: 0 K: 1 S: 6	H: 1 LOB: 1 BB: 1 P: 10	R: 0 E: 0 K: 0 S: 3	H: 0 LOB: 0 BB: 0 P: 3	R: 0 E: 0 K: 1 S: 5	H: 0 LOB: 0 BB: 0 P: 5	R: 0 E: 0 K: 2 S: 7	H: 0 LOB: 1 BB: 1 P: 11	R: 0 E: 0 K: 0 S: 3	H: 0 LOB: 0 BB: 0 P: 3	R: 0 E: 0 K: 1 S: 5	H: 0 LOB: 0 BB: 0 P: 5

	AB	29
	R	2
	H	4
	RBI	2
	BB	4
	SO	8
	LOB	9

1B: 3 SF: 0
2B: 0 SAC: 1
3B: 0 DP: 1
HR: 1 HBP: 0

WP: 0 PA: 34
PB: 0
SB: 1
CS: 0

PITCHER		IP	WLS	BF	H	R	ER	SO	BB	IBB	HBP	BLK	WP	HR	S	P	ERA	WHIP
Mike Scott, R ERA: 3.15	(1, 1)	6.0		24	4	2	2	5	3	0	0	1	0	1	31	43	3.00	1.167
Bill Dawley, R ERA: 3.52	(7, 1)	3.0	W	10	0	0	0	3	1	0	0	0	0	0	15	19	0.00	0.333

PITCHER	IP	WLS	BF	H	R	ER	SO	BB	IBB	HBP	BLK	WP	HR	S	P	ERA	WHIP

Houston Astros @ San Francisco Giants

Candlestick Park, San Francisco, CA

Wed Oct 02 1985, 6:33 AM EDT

Att. 1,213 - Unknown

livebaseballscorecards.com

Batter	1	2	3	4	5	6	7	8	9	AB	R	H	RBI	BB	SO	LOB
Bill Doran, S (1, 4) OBP: 0.364, SLG: 0.437	K		1-B	FC5			2B 1B	BB G6-4-3		4	1	2	0	1	1	2
Jim Pankovits, R (1, 9) OBP: 0.315, SLG: 0.331	5-3		K		G5-4-3 1B		K	G6-4-3 1-2f		5	0	1	0	0	2	4
Kevin Bass, S (1, 8) OBP: 0.314, SLG: 0.417	1B 2B		K		G5-4-3 1-2f		3B 2B 1-H		F2	5	2	2	1	0	1	3
Glenn Davis, R (1, 3) OBP: 0.339, SLG: 0.487	2-H 1B		4-3		4-3		3B IBB		F6	3	1	1	1	1	0	2
Harry Spilman, L (7, 3) OBP: 0.174, SLG: 0.197										1	0	0	0	0	0	0
Phil Garner, R (1, 5) OBP: 0.312, SLG: 0.390	F3			1B 3B		F7	1B 3B 1-H 2-H		F2	5	2	2	2	0	0	1
Alan Ashby, S (1, 2) OBP: 0.371, SLG: 0.432		F8		FC2-5 1B 1B 3-H		HR	1B 3-H			4	1	3	3	0	0	0
Tim Tolman, R (1, 7) OBP: 0.195, SLG: 0.333		CS 1B		F6		F3	F8			4	0	1	0	0	0	2
Dickie Thon, R (1, 6) OBP: 0.291, SLG: 0.355		1-3 1-2		FC5 FC2-5 1-2 1B		1B	F4			4	0	2	0	0	0	2
Jeff Heathcock, R (1, 1) OBP: 0.250, SLG: 0.063			BB	FC2-5 1-2 2-3f		K		K		2	0	0	0	1	1	3
Frank DiPino, L (7, 1) OBP: 0.167, SLG: 0.167										1	0	0	0	0	1	0
Inning Stats	R: 1 E: 0 K: 1 S: 7	R: 0 E: 0 K: 0 S: 3	R: 0 E: 0 K: 2 S: 8	R: 1 E: 0 K: 0 S: 6	R: 0 E: 0 K: 0 S: 3	R: 1 E: 0 K: 1 S: 7	R: 4 E: 0 K: 1 S: 9	R: 0 E: 0 K: 1 S: 4	R: 0 E: 0 K: 0 S: 3							
	H: 2 LOB: 1 BB: 0 P: 7	H: 1 LOB: 0 BB: 0 P: 3	H: 1 LOB: 2 BB: 1 P: 12	H: 3 LOB: 2 BB: 0 P: 6	H: 1 LOB: 0 BB: 0 P: 3	H: 2 LOB: 1 BB: 0 P: 7	H: 4 LOB: 1 BB: 1 P: 13	H: 0 LOB: 0 BB: 1 P: 8	H: 0 LOB: 0 BB: 0 P: 3							

PITCHER		IP	WLS	BF	H	R	ER	SO	BB	IBB	HBP	BLK	WP	HR	S	P	ERA	WHIP
Dave LaPoint, L ERA: 3.57	(1, 1)	6.1	L	32	13	7	7	5	1	1	0	0	0	1	40	48	9.95	2.211
Frank Williams, R ERA: 4.27	(7, 1)	0.2		3	1	0	0	0	0	0	0	0	0	0	3	3	0.00	1.500
Jeff Robinson, R ERA: 6.3	(8, 1)	1.0		3	0	0	0	1	1	0	0	0	0	0	4	8	0.00	1.000
Bobby Moore, R ERA: 2.81	(9, 1)	1.0		3	0	0	0	0	0	0	0	0	0	0	3	3	0.00	0.000

PITCHER	IP	WLS	BF	H	R	ER	SO	BB	IBB	HBP	BLK	WP	HR	S	P	ERA	WHIP

TOP

Houston Astros @ San Francisco Giants

Candlestick Park, San Francisco, CA

Thu Oct 03 1985, 6:33 AM EDT

Att. 1,427 - Unknown

livebaseballscorecards.com

AB	38
R	7
H	14
RBI	7
BB	3
SO	6
LOB	19

1B: 9	SF: 0	WP: 0	PA: 41
2B: 2	SAC: 0	PB: 0	
3B: 2	DP: 2	SB: 0	
HR: 1	HBP: 0	CS: 1	

Houston Astros @ San Francisco Giants

Candlestick Park, San Francisco, CA

Thu Oct 03 1985, 6:33 AM EDT

Att. 1,427 - Unknown

BOTTOM

Batter	1	2	3	4	5	6	7	8	9	AB	R	H	RBI	BB	SO	LOB
Dan Gladden, R (1, 8) OBP: 0.301, SLG: 0.339	1-3		1B		BB		1B 2B		K	4	0	2	0	1	1	1
Mike Woodard, L (1, 4) OBP: 0.296, SLG: 0.273	L3		4-3		L6					3	0	0	0	0	0	2
Brad Wellman, R (7, PH) (8, 4) OBP: 0.268, SLG: 0.310							2-3 1B			1	0	1	0	0	0	0
Ron Roenicke, S (1, 9) OBP: 0.395, SLG: 0.412	F3			1B 2B		2B	F8			4	1	2	0	0	0	2
Bob Brenly, R (1, 5) OBP: 0.305, SLG: 0.386		F7		K		F2		F3		4	0	0	0	0	1	2
Dan Driessen, L (1, 3) OBP: 0.318, SLG: 0.357		K		1-3		F9		F4		4	0	0	0	0	1	2
Rob Deer, R (1, 7) OBP: 0.283, SLG: 0.372		1B		WP 2-H 1B		K		F7		4	0	2	1	0	1	1
Alex Trevino, R (1, 2) OBP: 0.303, SLG: 0.375		F8		F7 1-2			4-3 SF7 2B		WP 1B	4	1	2	0	0	0	2
Jose Uribe, S (1, 6) OBP: 0.285, SLG: 0.316			F1		F4		4-3 2-3		F7	4	0	0	0	0	0	2
Dave LaPoint, L (1, 1) OBP: 0.242, SLG: 0.183										2	0	0	0	0	0	0
Frank Williams, R (7, 1)										0	0	0	0	0	0	0
David Green, R (7, PH) OBP: 0.300, SLG: 0.348										0	0	0	1	0	0	0
Jeff Robinson, R (8, 1)										0	0	0	0	0	0	0
Bobby Moore, R (9, 1)			F7		L5		SF7 3-H		K 1-2	0	0	0	0	0	0	0
Matt Nokes, L (9, PH) OBP: 0.241, SLG: 0.365										1	0	0	0	0	1	1
Inning Stats	R: 0 E: 0 K: 0 S: 3	R: 0 E: 0 K: 1 S: 6	R: 0 E: 0 K: 0 S: 4	R: 1 E: 0 K: 1 S: 7	R: 0 E: 0 K: 0 S: 3	R: 0 E: 0 K: 1 S: 6	R: 1 E: 0 K: 0 S: 6	R: 0 E: 0 K: 0 S: 3	R: 0 E: 0 K: 2 S: 8							
	H: 0 LOB: 0 BB: 0 P: 3	H: 1 LOB: 1 BB: 0 P: 6	H: 1 LOB: 1 BB: 0 P: 4	H: 2 LOB: 1 BB: 0 P: 7	H: 0 LOB: 1 BB: 1 P: 7	H: 1 LOB: 1 BB: 0 P: 6	H: 3 LOB: 2 BB: 0 P: 6	H: 0 LOB: 0 BB: 0 P: 3	H: 1 LOB: 1 BB: 0 P: 8							

PITCHER		IP	WLS	BF	H	R	ER	SO	BB	IBB	HBP	BLK	WP	HR	S	P	ERA	WHIP	PITCHER	IP	WLS	BF	H	R	ER	SO	BB	IBB	HBP	BLK	WP	HR	S	P	ERA	WHIP
Jeff Heathcock, R	(1, 1)	6.2	W	28	7	2	2	3	1	0	0	0	1	0	33	37	2.70	1.200																	
ERA: 3.36																																			
Frank DiPino, L	(7, 1)	2.1		9	2	0	0	2	0	0	0	0	1	0	13	13	0.00	0.857																	
ERA: 4.04																																			

AB	35
R	2
H	9
RBI	2
BB	1
SO	5
LOB	15

1B: 5	SF: 1	WP: 2	PA: 37
2B: 4	SAC: 0	PB: 0	
3B: 0	DP: 0	SB: 0	
HR: 0	HBP: 0	CS: 0	

livebaseballscorecards.com

Batter	1	2	3	4	5	6	7	8	9	AB	R	H	RBI	BB	SO	LOB
Milt Thompson, L (1, 7) OBP: 0.339, SLG: 0.363	SH1 2B		1B			K			FC6-5 SH3 1B	4	0	3	0	0	1	0
Paul Zuvella, R (1, 4) OBP: 0.294, SLG: 0.286	SH1 2-3		F5			BB			SH3 1-2	1	0	0	0	1	0	1
Dale Murphy, R (1, 8) OBP: 0.388, SLG: 0.541	K			4-3		6-3			FC6-5 2-3	4	0	0	0	0	1	3
Gerald Perry, L (1, 3) OBP: 0.282, SLG: 0.273	F3			F9			CS 1B		IBB	3	0	1	0	1	0	1
Claudell Washington, L (1, 9) OBP: 0.341, SLG: 0.453		3-1		F2			K 1-2		K	4	0	0	0	0	2	3
Rafael Ramirez, R (1, 6) OBP: 0.272, SLG: 0.334		K			K		K			3	0	0	0	0	3	0
Paul Runge, R (1, 5) OBP: 0.351, SLG: 0.300		F9			K			F8		3	0	0	0	0	1	0
Bruce Benedict, R (1, 2) OBP: 0.283, SLG: 0.234			F9		K			F7		3	0	0	0	0	1	0
Rick Mahler, R (1, 1) OBP: 0.181, SLG: 0.167			K			F2		F3		3	0	0	0	0	1	0
Inning Stats	R: 0 E: 0 K: 1 S: 6 H: 1 LOB: 1 BB: 0 P: 6	R: 0 E: 0 K: 1 S: 5 H: 0 LOB: 0 BB: 0 P: 5	R: 0 E: 0 K: 1 S: 6 H: 1 LOB: 1 BB: 0 P: 6	R: 0 E: 0 K: 0 S: 3 H: 0 LOB: 0 BB: 0 P: 3	R: 0 E: 0 K: 3 S: 9 H: 0 LOB: 0 BB: 0 P: 9	R: 0 E: 0 K: 1 S: 5 H: 0 LOB: 1 BB: 1 P: 9	R: 0 E: 0 K: 2 S: 7 H: 1 LOB: 0 BB: 0 P: 7	R: 0 E: 0 K: 0 S: 3 H: 0 LOB: 0 BB: 0 P: 3	R: 0 E: 0 K: 1 S: 6 H: 1 LOB: 2 BB: 1 P: 10	1B: 3 2B: 1 3B: 0 HR: 0	SF: 0 SAC: 2 DP: 0 HBP: 0					

PITCHER	IP	WLS	BF	H	R	ER	SO	BB	IBB	HBP	BLK	WP	HR	S	P	ERA	WHIP
Roger Mason, R (1, 1) ERA: 2.12	9.0	W	32	4	0	0	10	1	1	0	0	0	0	50	58	0.00	0.556

PITCHER	IP	WLS	BF	H	R	ER	SO	BB	IBB	HBP	BLK	WP	HR	S	P	ERA	WHIP

TOP

Atlanta Braves @ San Francisco Giants

Candlestick Park, San Francisco, CA

Fri Oct 04 1985, 10:05 PM EDT

Att. 4,051 - Unknown

livebaseballscorecards.com

AB	28
R	0
H	4
RBI	0
BB	2
SO	10
LOB	8

WP: 0 PB: 0 SB: 0 CS: 1 PA: 32

Batter	1	2	3	4	5	6	7	8	9	AB	R	H	RBI	BB	SO	LOB
Dan Gladden, R (1, 8) OBP: 0.301, SLG: 0.337	BBB 4-0 6-3 BB		x 0-0 ① F7		x 0-0 ① 6-3		x 0-0 E5 CS			3	0	0	0	1	0	0
Mike Woodard, L (1, 4) OBP: 0.282, SLG: 0.259	x 0-0 ① F8		x 0-0 ② G3		x 0-0 ② 4-3		0-0 ③ CS 1-2	x 0-0 ① 5-3		4	0	0	0	0	0	1
Jeffrey Leonard, R (1, 7) OBP: 0.271, SLG: 0.392	x 0-0 ② 6-3 1-2		x 0-0 ③ F7		x 0-0 ③ F4			x 0-0 ② 6-3		4	0	0	0	0	0	1
Bob Brenly, R (1, 5) OBP: 0.309, SLG: 0.389	SSS 0-3 ③ K			BBB 4-0 6-3 BB BB		x 0-0 4-3 2B		BBB 4-0 FC4-6 BB		2	0	1	0	2	1	1
Dan Driessen, L (1, 3)		x 0-0 2B 1B		x 0-0 ① F7		x 0-0 ① 4-3 2-3		x 0-0 ③ FC4-6 1-2f		4	0	1	0	0	0	3
Rob Deer, R (1, 9) OBP: 0.283, SLG: 0.365		x 0-0 ① L6		BBB 4-0 6-3 1-2 BB		SSS 0-3 ② K			x 0-0 ① 5-3	3	0	0	0	1	1	2
Alex Trevino, R (1, 2) OBP: 0.308, SLG: 0.392 Jose Uribe, S (9, PR) OBP: 0.285, SLG: 0.316		x 0-0 1-3 2B		x 0-0 ② 6-3 1-2 2-3		x 0-0 ③ 6-3			x 0-0 2B 2B	4 0	0 1	2 0	0 0	0 0	0 0	3 0
Ricky Adams, R (1, 6) OBP: 0.236, SLG: 0.291 David Green, R (9, PH) OBP: 0.302, SLG: 0.348		4-0 G4-6-3 IBB		4-0 IBB			x 0-0 ① F8		4-0 2B IBB	1 0	0 0	0 0	0 0	2 1	0 0	0 0
Roger Mason, R (1, 1) OBP: 0.167, SLG: 0.091 Chris Brown, R (9, PH) OBP: 0.346, SLG: 0.443		x 0-0 ② ③ G4-6-3 1-2f		SSS 0-3 ③ K			SSS 0-3 ② K		x 0-0 1-3 2-H 2B	3 1	0 0	0 1	0 1	0 0	2 0	6 0
Inning Stats	R: 0 H: 0 E: 0 LOB: 1 K: 1 BB: 1 S: 5 P: 9	R: 0 H: 2 E: 0 LOB: 2 K: 0 BB: 1 S: 4 P: 8	R: 0 H: 0 E: 0 LOB: 0 K: 0 BB: 0 S: 3 P: 3	R: 0 H: 0 E: 0 LOB: 3 K: 1 BB: 3 S: 5 P: 17	R: 0 H: 0 E: 0 LOB: 0 K: 0 BB: 0 S: 3 P: 3	R: 0 H: 1 E: 0 LOB: 1 K: 1 BB: 0 S: 6 P: 6	R: 0 H: 0 E: 1 LOB: 0 K: 1 BB: 0 S: 5 P: 5	R: 0 H: 0 E: 0 LOB: 1 K: 0 BB: 1 S: 3 P: 7	R: 1 H: 2 E: 0 LOB: 2 K: 0 BB: 1 S: 3 P: 7	1B: 1 SF: 0 2B: 4 SAC: 0 3B: 0 DP: 1 HR: 0 HBP: 0						

PITCHER	IP	WLS	BF	H	R	ER	SO	BB	IBB	HBP	BLK	WP	HR	S	P	ERA	WHIP
Rick Mahler, R (1, 1) ERA: 3.48	8.1	L	36	5	1	1	4	4	3	0	0	0	0	37	65	1.08	1.080

PITCHER	IP	WLS	BF	H	R	ER	SO	BB	IBB	HBP	BLK	WP	HR	S	P	ERA	WHIP

BOTTOM

Atlanta Braves @ San Francisco Giants

Candlestick Park, San Francisco, CA

Fri Oct 04 1985, 10:05 PM EDT

Att. 4,051 - Unknown

livebaseballscorecards.com

AB	29
R	1
H	5
RBI	1
BB	7
SO	4
LOB	17

WP: 0	PA: 37		
PB: 0			
SB: 0			
CS: 1			

Batter	1	2	3	4	5	6	7	8	9	AB	R	H	RBI	BB	SO	LOB
Paul Zuvella, R (1, 4) OBP: 0.303, SLG: 0.292	4-3			BBBB 4-0 FC3-6 BB		1-2 1B		1B		3	0	2	0	1	0	0
Rafael Ramirez, R (1, 6) OBP: 0.270, SLG: 0.332	5-3			FC3-6 WP 1-2f		G5-3 2-3f		F3		4	0	0	0	0	0	4
Dale Murphy, R (1, 8) OBP: 0.387, SLG: 0.539	1-3			SSS 0-3 K 1-2			PB 1B		E5 BB	4	0	1	0	0	1	1
Bob Horner, R (1, 3) OBP: 0.333, SLG: 0.499		F7		L1			F6 1-2		F7	4	0	0	0	0	0	3
Terry Harper, R (1, 7) OBP: 0.325, SLG: 0.405		4-3			6-3		F8		BBBB 4-0 4-3 1-2 BB	3	0	0	0	1	0	1
Paul Runge, R (1, 5) OBP: 0.337, SLG: 0.286		5-3			5-3		F8		4-3 1-2f	4	0	0	0	0	0	3
Brad Komminsk, R (1, 9) OBP: 0.313, SLG: 0.325			6-3		4-3			HR		3	1	1	1	0	0	0
Bruce Benedict, R (1, 2) OBP: 0.279, SLG: 0.231		F9				F8		F8		3	0	0	0	0	0	0
Rick Camp, R (8, 1) OBP: 0.286, SLG: 0.462										0	0	0	0	0	0	0
Pascual Perez, R (1, 1) OBP: 0.214, SLG: 0.120			SSS 0-3 K			G5-3 1B 1B		SSS 0-3 K		1	0	0	0	0	1	0
Jeff Dedmon, L (5, 1) OBP: 0.200, SLG: 0.111										0	0	0	0	0	0	0
Albert Hall, S (6, PH) OBP: 0.289, SLG: 0.182										1	0	1	0	0	0	0
Steve Shields, R (6, 1) OBP: 0.158, SLG: 0.111										0	0	0	0	0	0	0
Craig McMurtry, R (7, 1) OBP: 0.071, SLG: 0.071										0	0	0	0	0	0	0
Larry Owen, R (8, PH) OBP: 0.307, SLG: 0.373										1	0	0	0	0	1	0
(8, 2)																
Inning Stats	R: 0 E: 0 K: 0 S: 3 H: 0 LOB: 0 BB: 0 P: 3	R: 0 E: 0 K: 0 S: 3 H: 0 LOB: 0 BB: 0 P: 3	R: 0 E: 0 K: 1 S: 5 H: 0 LOB: 0 BB: 0 P: 5	R: 0 E: 0 K: 1 S: 5 H: 0 LOB: 1 BB: 1 P: 9	R: 0 E: 0 K: 0 S: 3 H: 0 LOB: 0 BB: 0 P: 3	R: 0 E: 0 K: 0 S: 4 H: 2 LOB: 1 BB: 0 P: 4	R: 0 E: 0 K: 0 S: 4 H: 1 LOB: 1 BB: 0 P: 4	R: 1 E: 0 K: 1 S: 7 H: 2 LOB: 1 BB: 0 P: 7	R: 0 E: 1 K: 0 S: 3 H: 0 LOB: 1 BB: 1 P: 7	1B: 4 2B: 1 3B: 0 HR: 1	SF: 0 SAC: 0 DP: 2 HBP: 0						

TOP

Atlanta Braves @ San Francisco Giants

Candlestick Park, San Francisco, CA

Sat Oct 05 1985, 6:33 AM EDT

Att. 3,817 - Unknown

livebaseballscorecards.com

AB	31
R	1
H	5
RBI	1
BB	2
SO	3
LOB	12

PITCHER		IP	W/L/S	BF	H	R	ER	SO	BB	IBB	HBP	BLK	WP	HR	S	P	ERA	WHIP
Vida Blue, L ERA: 4.47	(1, 1)	9.0	W	33	5	1	1	3	2	0	0	0	1	1	37	45	1.00	0.778

PITCHER	IP	W/L/S	BF	H	R	ER	SO	BB	IBB	HBP	BLK	WP	HR	S	P	ERA	WHIP

WP: 1 PB: 1 SB: 0 CS: 0 PA: 33

Batter	1	2	3	4	5	6	7	8	9	AB	R	H	RBI	BB	SO	LOB
Dan Gladden, R (1, 8) OBP: 0.305, SLG: 0.347	HR	1-2 2-3 1B			BBBB FC6 BB	E S 2B 1B	SSS K ③			4	2	3	1	1	1	1
Manny Trillo, R (1, 4) OBP: 0.289, SLG: 0.290	F7 ①	F7 ③			FC6 ① 1-2f 2B	1B 1B 1-H 2B		F8 ①		5	2	1	1	0	0	4
Jeffrey Leonard, R (1, 7) OBP: 0.272, SLG: 0.394	SSS K ②		F7 ①		1-H 2B	1B SF9 2-3 1B		F8 ②		5	2	2	1	0	1	0
Bob Brenly, R (1, 5) OBP: 0.312, SLG: 0.394	2B		6-3 ②		F9 ②	1-3 3-H 1B		1B		5	0	3	1	0	0	1
Dan Driessen, L (1, 3) OBP: 0.316, SLG: 0.354	6-3 ③		4-3 ③		2B IBB	SF9 ② 3-H		F4 ③		3	1	0	1	1	0	2
Alex Trevino, R (1, 2) OBP: 0.306, SLG: 0.395		5-3 ①		5-3 ①	1-H 2-H 2B	4-3 ③				4	0	1	2	0	0	1
Ron Roenicke, S (1, 9) OBP: 0.410, SLG: 0.412		BBBB 1B BB BB		BBBB 2B BB	FC6-4 IBB		BBBB BB			0	0	0	0	4	0	0
Ricky Adams, R (1, 6) OBP: 0.228, SLG: 0.281		F3 ②		L5 ②	FC6-4 ③ 1-2f		SSS K ①			4	0	0	0	0	1	5
Vida Blue, S (1, 1) OBP: 0.212, SLG: 0.167		BBBB 1B 1-2 BB		1-H 2B		SSS K ①	F8 ②			3	0	1	0	1	1	1
Inning Stats	R: 1 H: 2 E: 0 LOB: 1 K: 1 BB: 0 S: 7 P: 7	R: 0 H: 1 E: 0 LOB: 3 K: 0 BB: 2 S: 4 P: 12	R: 0 H: 0 E: 0 LOB: 0 K: 0 BB: 0 S: 3 P: 3	R: 0 H: 1 E: 0 LOB: 2 K: 0 BB: 1 S: 3 P: 7	R: 3 H: 2 E: 0 LOB: 2 K: 0 BB: 3 S: 5 P: 17	R: 3 H: 4 E: 0 LOB: 1 K: 1 BB: 0 S: 9 P: 9	R: 0 H: 0 E: 0 LOB: 1 K: 2 BB: 1 S: 7 P: 11	R: 0 H: 1 E: 0 LOB: 1 K: 0 BB: 0 S: 4 P: 4		1B: 5 SF: 1 2B: 5 SAC: 0 3B: 0 DP: 0 HR: 1 HBP: 0						

BOTTOM

Atlanta Braves @ San Francisco Giants

Candlestick Park, San Francisco, CA

Sat Oct 05 1985, 6:33 AM EDT

Att. 3,817 - Unknown

livebaseballscorecards.com

AB	33
R	7
H	11
RBI	7
BB	7
SO	4
LOB	15

PITCHER		IP	WLS	BF	H	R	ER	SO	BB	IBB	HBP	BLK	WP	HR	S	P	ERA	WHIP
Pascual Perez, R ERA: 6.14	(1, 1)	4.2	L	24	6	4	4	1	4	1	0	0	0	1	21	41	7.71	2.143
Jeff Dedmon, R ERA: 3.81	(5, 1)	0.1		2	0	0	0	0	0	1	0	0	0	0	1	5	0.00	0.000
Steve Shields, R ERA: 5.16	(6, 1)	1.0		7	4	3	3	1	0	0	0	0	0	0	9	9	27.00	4.000
Craig McMurtry, R ERA: 6.6	(7, 1)	1.0		4	0	0	0	2	1	0	0	0	0	0	7	11	0.00	1.000
Rick Camp, R ERA: 3.95	(8, 1)	1.0		4	1	0	0	0	0	0	0	0	0	0	4	4	0.00	1.000

PITCHER	IP	WLS	BF	H	R	ER	SO	BB	IBB	HBP	BLK	WP	HR	S	P	ERA	WHIP

Atlanta Braves @ San Francisco Giants

Candlestick Park, San Francisco, CA

Sun Oct 06 1985, 6:33 AM EDT

Att. 14,537 - Unknown

TOP

livebaseballscorecards.com

Batter	1	2	3	4	5	6	7	8	9	AB	R	H	RBI	BB	SO	LOB
Andres Thomas, R (1, 6) OBP: 0.278, SLG: 0.278	F8	2B 1B 2-H 3-H 1B		F6		F3	1-2 2-H 1B		1-3	4	1	1	2	0	0	1
Claudell Washington, L (7, PH) OBP: 0.342, SLG: 0.455										1	0	1	1	0	0	0
Gene Garber, R (7, 1) OBP: 0.200, SLG: 0.200										1	0	0	0	0	0	1
Paul Zuvella, R (1, 4) OBP: 0.311, SLG: 0.305	F8	1-3 1B 2B		E 2-H 1B		6-3 1B	F7			5	1	3	1	0	0	2
Dale Murphy, R (1, 8) OBP: 0.388, SLG: 0.539	B B B B 2B 1B BB	2-H 3-H 1B		1-3 BB		6-3 1-2	F3			0	1	0	0	1	0	0
Albert Hall, S (2, PH) OBP: 0.286, SLG: 0.191 (2, 8)										3	0	1	2	1	0	3
Bob Horner, R (1, 3) OBP: 0.333, SLG: 0.499	1-3 1B 2B	F8		F3		B B B B BB		S S S K		4	0	1	0	1	1	3
Terry Harper, R (1, 7) OBP: 0.327, SLG: 0.407	2-H 3-H 1B		G5-4-3 1B		WP 1B	S S S K		1-3		5	0	3	1	0	1	2
Brad Komminsk, R (1, 9) OBP: 0.314, SLG: 0.327		F8	F8		F8		S 1B 1B	CS 1B		5	1	2	0	0	0	2
Paul Runge, R (1, 5) OBP: 0.349, SLG: 0.287		B B B B SH1-4 1B 1B BB	G5-4-3 1-2f		WP 1-2 1B		B B B B 1-2 1B BB	CS 1-2	6-3	3	2	1	0	2	0	1
Larry Owen, R (1, 2) OBP: 0.313, SLG: 0.366	1-2 SH1-4 1B 1B			B B B B SH1-4 1B BB	S S S K		S S S K		F7	4	2	1	0	1	2	4
Steve Bedrosian, R (1, 1) OBP: 0.092, SLG: 0.078	SH1-4 1-2 2-3			SH1-4 1-2	S S S K 1-2 2-3		1B 1-2 2-H 1B			1	0	0	0	0	1	2
Jeff Dedmon, L (6, 1) OBP: 0.200, SLG: 0.111										0	0	0	0	0	0	0
Chris Chambliss, L (7, PH) OBP: 0.307, SLG: 0.329										1	0	1	1	0	0	0
Rafael Ramirez, R (7, PR) OBP: 0.272, SLG: 0.333 (7, 6)										1	0	1	0	0	0	0

	AB	38
	R	8
	H	16
	RBI	8
	BB	6
	SO	5
	LOB	21

Inning Stats	1	2	3	4	5	6	7	8	9
	R: 1 E: 0 K: 0 S: 4	H: 2 LOB: 2 BB: 1 P: 8	R: 4 E: 0 K: 0 S: 7	H: 4 LOB: 1 BB: 1 P: 11	R: 0 E: 0 K: 0 S: 3	H: 1 LOB: 0 BB: 0 P: 3	R: 1 E: 1 K: 0 S: 4	H: 1 LOB: 2 BB: 2 P: 12	R: 0 E: 0 K: 2 S: 9	H: 2 LOB: 2 BB: 0 P: 9
	R: 0 E: 0 K: 1 S: 6	H: 1 LOB: 2 BB: 1 P: 10	R: 2 E: 0 K: 1 S: 8	H: 3 LOB: 2 BB: 1 P: 12	R: 0 E: 0 K: 1 S: 5	H: 1 LOB: 0 BB: 0 P: 5	R: 0 E: 0 K: 0 S: 4	H: 1 LOB: 1 BB: 0 P: 4		

	1B: 14	SF: 0	WP: 1	PA: 47
	2B: 2	SAC: 2	PB: 0	
	3B: 0	DP: 1	SB: 1	
	HR: 0	HBP: 0	CS: 1	

PITCHER		IP	WLS	BF	H	R	ER	SO	BB	IBB	HBP	BLK	WP	HR	S	P	ERA	WHIP
Colin Ward, L ERA: 4.38	(1, 1)	1.2		11	5	5	5	0	2	0	0	0	0	0	9	17	27.00	4.200
Frank Williams, R ERA: 4.19	(2, 1)	1.1		5	2	0	0	0	0	0	0	0	0	0	5	5	0.00	1.500
Bobby Moore, R ERA: 3.24	(4, 1)	0.2		5	1	1	1	0	2	0	0	0	0	0	3	11	13.50	4.500
Jeff Robinson, R ERA: 5.11	(4, 1)	2.1		11	3	0	0	3	1	0	0	0	1	0	16	20	0.00	1.714
Scott Garrelts, R ERA: 2.3	(7, 1)	0.1	L	4	2	2	2	1	1	0	0	0	0	0	5	9	54.00	9.000

PITCHER		IP	WLS	BF	H	R	ER	SO	BB	IBB	HBP	BLK	WP	HR	S	P	ERA	WHIP
Mark Davis, L ERA: 3.54	(7, 1)	1.2		6	2	0	0	1	0	0	0	0	0	0	8	8	0.00	1.200
Greg Minton, R ERA: 3.54	(9, 1)	1.0		4	1	0	0	0	0	0	0	0	0	0	4	4	0.00	1.000

BOTTOM

Atlanta Braves @ San Francisco Giants

Candlestick Park, San Francisco, CA

Sun Oct 06 1985, 6:33 AM EDT

Att. 14,537 - Unknown

livebaseballscorecards.com

Batter	1	2	3	4	5	6	7	8	9	AB	R	H	RBI	BB	SO	LOB
Dan Gladden, R (1, 8) OBP: 0.307, SLG: 0.347	F8		F9			BB, 1B, BB	E S, 1B			3	1	1	0	1	0	0
Manny Trillo, R (1, 4) OBP: 0.287, SLG: 0.288	K			K		1B, WP, BB	1-3			2	0	0	0	0	2	0
Mike Woodard, L (5, 4) OBP: 0.287, SLG: 0.256										1	1	0	1	1	0	1
Jeffrey Leonard, R (1, 7) OBP: 0.272, SLG: 0.393	F9			K		6-3, WP, HR, 1B	1-3			4	1	1	2	0	1	1
Bob Brenly, R (1, 5) OBP: 0.311, SLG: 0.391		K		6-3		HR, BB		5-3		3	1	0	0	1	1	0
Dan Driessen, L (1, 3) OBP: 0.314, SLG: 0.351		F8			F9	6-3		F9		4	0	0	0	0	0	2
Rob Deer, R (1, 9) OBP: 0.283, SLG: 0.377		3B			K	K		6-3		3	0	1	0	0	2	2
Scott Garrelts, R (7, 1) OBP: 0.300, SLG: 0.333										0	0	0	0	0	0	0
Mark Davis, L (7, 1) OBP: 0.250, SLG: 0.417										0	0	0	0	0	0	0
Chris Brown, R (8, PH) OBP: 0.345, SLG: 0.442										1	0	0	0	0	0	0
Greg Minton, S (9, 1)										0	0	0	0	0	0	0
Alex Trevino, R (1, 2) OBP: 0.305, SLG: 0.410		F5			F8	HR			5-3	4	1	1	3	0	0	1
Jose Uribe, S (1, 6) OBP: 0.285, SLG: 0.315			F9			BB, BB, BB, BB 6-3			K	2	1	0	0	1	0	0
David Green, R (9, PH) OBP: 0.301, SLG: 0.347										1	0	0	0	0	1	0
Colin Ward, L (1, 1)			F7			BB, BB, 1B, BB	F5		K	0	0	0	0	0	0	0
Frank Williams, R (2, 1)										0	0	0	0	0	0	0
Matt Nokes, L (3, PH) OBP: 0.236, SLG: 0.358										1	0	0	0	0	0	0
Bobby Moore, R (4, 1)										0	0	0	0	0	0	0
Jeff Robinson, R (4, 1)										0	0	0	0	0	0	0
Ron Roenicke, S (6, PH) OBP: 0.408, SLG: 0.406										0	0	0	0	0	0	0
(7, 9)										2	1	0	0	1	1	0
Inning Stats	R: 0 E: 0 K: 1 S: 5 H: 0 LOB: 0 BB: 0 P: 5	R: 0 E: 0 K: 1 S: 6 H: 1 LOB: 1 BB: 0 P: 6	R: 0 E: 0 K: 0 S: 3 H: 0 LOB: 0 BB: 0 P: 3	R: 0 E: 0 K: 2 S: 7 H: 0 LOB: 0 BB: 0 P: 7	R: 0 E: 0 K: 1 S: 5 H: 0 LOB: 0 BB: 0 P: 5	R: 7 E: 0 K: 1 S: 7 H: 2 LOB: 0 BB: 5 P: 27	R: 0 E: 0 K: 0 S: 4 H: 1 LOB: 1 BB: 0 P: 4	R: 0 E: 0 K: 0 S: 3 H: 0 LOB: 0 BB: 0 P: 3	R: 0 E: 0 K: 2 S: 7 H: 0 LOB: 0 BB: 0 P: 7	1B: 2 2B: 0 3B: 1 HR: 1 SF: 0 SAC: 0 DP: 0 HBP: 0	WP: 1 PB: 0 SB: 1 CS: 0 PA: 36					

	AB	31
	R	7
	H	4
	RBI	6
	BB	5
	SO	8
	LOB	7

PITCHER		IP	WLS	BF	H	R	ER	SO	BB	IBB	HBP	BLK	WP	HR	S	P	ERA	WHIP
Steve Bedrosian, R ERA: 3.83	(1, 1)	5.0		20	1	4	4	5	4	0	0	0	0	0	26	42	7.20	1.000
Jeff Dedmon, R ERA: 4.08	(6, 1)	1.0	W	6	2	3	3	1	1	0	0	0	1	1	7	11	27.00	3.000
Gene Garber, R ERA: 3.61	(7, 1)	3.0	S	10	1	0	0	2	0	0	0	0	0	0	14	14	0.00	0.333

PITCHER	IP	WLS	BF	H	R	ER	SO	BB	IBB	HBP	BLK	WP	HR	S	P	ERA	WHIP