

San Francisco Giants - 1985

Batter	1	2	3	4	5	6	7	8	9	AB	R	H	RBI	BB	SO	LOB	TOP		
Gerry Davis, R OBP: 0.250, SLG: 0.250 (1, 7)	5-3			6-3			1B CS	F9		4	1	1	0	0	0	0			
Mario Ramirez, R OBP: 0.333, SLG: 0.333 Tim Flannery, L Kurt Bevacqua, R Al Bumbry, L Graig Nettles, L (1, 4) (7, PH) (8, PH) (9, PH)	E1 G1-6-3			K2-3			CS 1B	1B 1B	1B 1B	3	0	1	0	0	1	0			
Tony Gwynn, L OBP: 0.250, SLG: 0.250 (1, 9)	G1-6-3			F7			F8		G6-4-3 1B	4	0	1	0	0	0	3			
Steve Garvey, R OBP: 0.500, SLG: 0.500 (1, 3)		F6			F9		1B		G6-4-3 1B	4	0	2	1	0	0	0			
Kevin McReynolds, R OBP: 0.250, SLG: 0.250 (1, 8)		K			F8		1B		G6-4-3 1B	4	0	1	0	0	1	2			
Terry Kennedy, L (1, 2)		2-3			F8		K		F7	4	0	0	0	0	1	4			
Jerry Royster, R OBP: 0.333, SLG: 0.333 (9, 4)				9-3 1B		5-3	FC5-4			3	0	1	0	0	0	2			
Garry Templeton, S (1, 6)				9-3		5-3			F4	3	0	0	0	0	0	1			
LaMarr Hoyt, R Bruce Bochy, R Luis DeLeon, R (1, 1) (8, PH) (8, 1)				K		4-3			K	2	0	0	0	0	1	0			
Inning Stats	R: 0 E: 1 K: 0 S: 3	H: 0 LOB: 0 BB: 0 P: 3	R: 0 E: 0 K: 1 S: 5	H: 0 LOB: 0 BB: 0 P: 5	R: 0 E: 0 K: 1 S: 5	H: 1 LOB: 0 BB: 0 P: 5	R: 0 E: 0 K: 0 S: 5	H: 0 LOB: 0 BB: 0 P: 5	R: 0 E: 0 K: 0 S: 3	H: 0 LOB: 0 BB: 0 P: 3	R: 2 E: 0 K: 1 S: 9	H: 4 LOB: 2 BB: 0 P: 9	R: 0 E: 0 K: 1 S: 5	H: 0 LOB: 0 BB: 0 P: 5	R: 1 E: 0 K: 0 S: 5	H: 3 LOB: 2 BB: 0 P: 5	1B: 8 2B: 1 3B: 0 HR: 0	SF: 0 SAC: 0 DP: 3 HBP: 0	WP: 0 PA: 33 PB: 0 SB: 0 CS: 2
PITCHER	IP	WLS	BF	H	R	ER	SO	BB	IBB	HBP	BLK	WP	HR	S	P	ERA	WHIP		
Atlee Hammaker, L ERA: 1.42	6.1		21	3	2	1	3	0	0	0	0	0	0	27	27	1.42	0.474		
Frank Williams, R ERA:	0.0		2	2	0	0	0	0	0	0	0	0	0	2	2	∞	∞		
Mark Davis, L ERA: 5.4	1.2		8	3	1	1	2	0	0	0	0	0	0	12	12	5.40	1.800		
Scott Garrelts, R ERA:	0.2		1	0	0	0	0	0	0	0	0	0	0	1	1	0.00	0.000		
Vida Blue, L ERA:	0.1	W	1	0	0	0	0	0	0	0	0	0	0	1	1	0.00	0.000		

San Diego Padres @ San Francisco Giants
Candlestick Park, San Francisco, CA
Tue Apr 09 1985, 6:33 AM EST
Att: 52,714 - Unknown

AB	33
R	3
H	8
RBI	1
BB	0
SO	5
LOB	12



Batter	1	2	3	4	5	6	7	8	9	AB	R	H	RBI	BB	SO	LOB	BOTTOM		
Dan Gladden, R OBP: 0.500, SLG: 1.000 (1, 8)	F8			4-3 1B		4-3 1B		F3		4	2	2	0	0	0	0			
Manny Trillo, R OBP: 0.250, SLG: 0.250 (1, 4)	K			4-3		4-3 1B		5-3		4	0	1	1	0	1	1			
Chili Davis, S OBP: 0.250, SLG: 0.250 (1, 9)	F9			E S 1B		F7		F8		4	0	1	1	0	0	1			
Jeffrey Leonard, R OBP: 0.250, SLG: 0.250 (1, 7)		F9		K		F8			SH1 1B	4	1	1	0	0	1	2			
Bob Brenly, R OBP: 0.333, SLG: 0.333 (1, 2)		K		4-3				SH1		3	1	1	0	0	1	1			
David Green, R (1, 3)		1-3				5-3		SH3 1B		2	0	0	0	1	0	0			
Chris Brown, R OBP: 0.250, SLG: 0.250 (1, 5)				5-3		6-3		6-3		4	0	1	1	0	0	1			
Johnnie LeMaster, R Scot Thompson, L Jose Uribe, S (1, 6) (7, PH) (7, PH) (8, 6)				6-3		B1-3		1B		2	0	0	0	0	0	0			
Atlee Hammaker, S Frank Williams, R Mark Davis, L Scott Garrelts, R Vida Blue, S (1, 1) (7, 1) (7, 1) (9, 1) (9, 1)				K		B1-3		4-3		2	0	0	0	0	0	0			
Inning Stats	R: 0 E: 0 K: 1 S: 5	H: 0 LOB: 0 BB: 0 P: 5	R: 0 E: 0 K: 1 S: 5	H: 0 LOB: 0 BB: 0 P: 5	R: 0 E: 0 K: 1 S: 5	H: 0 LOB: 0 BB: 0 P: 5	R: 1 E: 0 K: 0 S: 7	H: 2 LOB: 1 BB: 0 P: 7	R: 0 E: 0 K: 0 S: 3	H: 0 LOB: 0 BB: 0 P: 3	R: 1 E: 0 K: 0 S: 5	H: 2 LOB: 1 BB: 0 P: 5	R: 0 E: 0 K: 0 S: 3	H: 0 LOB: 0 BB: 0 P: 3	R: 1 E: 0 K: 0 S: 3	H: 2 LOB: 2 BB: 1 P: 7	1B: 6 2B: 2 3B: 0 HR: 0	SF: 0 SAC: 2 DP: 0 HBP: 0	WP: 0 PA: 34 PB: 0 SB: 1 CS: 0
PITCHER	IP	WLS	BF	H	R	ER	SO	BB	IBB	HBP	BLK	WP	HR	S	P	ERA	WHIP		
LaMarr Hoyt, R ERA: 3.86	7.0		27	6	3	3	4	0	0	0	0	0	0	35	35	3.86	0.857		
Luis DeLeon, R ERA: 6.75	1.1	L	7	2	1	1	0	0	1	0	0	0	0	6	10	6.75	1.500		

San Diego Padres @ San Francisco Giants
Candlestick Park, San Francisco, CA
Tue Apr 09 1985, 6:33 AM EST
Att: 52,714 - Unknown

AB	31
R	4
H	8
RBI	4
BB	1
SO	4
LOB	7



Batter	1	2	3	4	5	6	7	8	9	AB	R	H	RBI	BB	SO	LOB	TOP										
Gerry Davis, R OBP: 0.444, SLG: 0.444 (1, 7)										5	1	3	0	0	0	2											
Mario Ramirez, R OBP: 0.286, SLG: 0.286 (1, 4)										4	0	1	0	0	1	2											
Tony Gwynn, L OBP: 0.250, SLG: 0.250 (1, 9)										4	0	1	0	0	0	1											
Steve Garvey, R OBP: 0.375, SLG: 0.375 (1, 3)										4	1	1	0	0	0	4											
Kevin McReynolds, R OBP: 0.500, SLG: 0.500 (1, 8)										4	1	3	1	0	1	0											
Terry Kennedy, L (1, 2)										4	0	0	0	0	2	3											
Jerry Royster, R OBP: 0.286, SLG: 0.429 (1, 5)										4	0	1	2	0	0	1											
Garry Templeton, S OBP: 0.286, SLG: 0.167 (1, 6)										3	0	1	0	1	1	0											
Eric Show, R (1, 1)										4	0	0	0	0	2	4											
Inning Stats	R: 1 E: 1 K: 1 S: 7	H: 2 LOB: 2 BB: 0 P: 7	R: 0 E: 0 K: 1 S: 5	H: 0 LOB: 0 BB: 0 P: 5	R: 0 E: 0 K: 0 S: 5	H: 3 LOB: 2 BB: 0 P: 5	R: 0 E: 0 K: 1 S: 7	H: 2 LOB: 0 BB: 0 P: 7	R: 0 E: 0 K: 0 S: 3	H: 1 LOB: 0 BB: 0 P: 3	R: 0 E: 0 K: 2 S: 7	H: 0 LOB: 0 BB: 0 P: 7	R: 0 E: 0 K: 1 S: 5	H: 0 LOB: 0 BB: 0 P: 5	R: 0 E: 0 K: 0 S: 3	H: 0 LOB: 0 BB: 0 P: 3	R: 2 E: 0 K: 1 S: 8	H: 3 LOB: 2 BB: 1 P: 12	1B: 10 2B: 2 3B: 0 HR: 0	SF: 0 SAC: 0 DP: 1 HBP: 0	WP: 0 PA: 37 PB: 0 SB: 0 CS: 0						
PITCHER	IP	WLS	BF	H	R	ER	SO	BB	IBB	HBP	BLK	WP	HR	S	P	ERA	WHIP										
Dave LaPoint, L ERA: 27.0 (1, 1)	8.0	L	30	8	1	0	6	0	0	0	0	0	0	42	42	0.00	1.000										
Scott Garretts, R ERA: 27.0 (9, 1)	0.0		2	2	2	2	0	0	0	0	0	0	0	2	2	∞	∞										
Mark Davis, L ERA: 3.38 (9, 1)	1.0		5	1	0	0	1	0	1	0	0	0	0	6	10	0.00	1.000										

San Diego Padres @ San Francisco Giants
Candlestick Park, San Francisco, CA
Wed Apr 10 1985, 6:33 AM EST
Att: 8,211 - Unknown

livebaseballscores.com

AB	36
R	3
H	11
RBI	3
BB	1
SO	7
LOB	17



Batter	1	2	3	4	5	6	7	8	9	AB	R	H	RBI	BB	SO	LOB	BOTTOM										
Dan Gladden, R OBP: 0.286, SLG: 0.571 (1, 8)										3	0	0	0	0	2	0											
Manny Trillo, R OBP: 0.375, SLG: 0.500 (1, 4)										4	0	2	0	0	0	1											
Chili Davis, S OBP: 0.125, SLG: 0.125 (1, 9)										4	0	0	0	0	1	3											
Jeffrey Leonard, R OBP: 0.143, SLG: 0.143 (1, 7)										3	0	0	0	0	1	1											
Bob Brenly, R OBP: 0.167, SLG: 0.167 (1, 2)										3	0	0	0	0	0	0											
David Green, R (1, 3)										3	0	0	0	0	2	0											
Chris Brown, R OBP: 0.286, SLG: 0.429 (1, 5)										3	0	1	0	0	2	0											
Johnnie LeMaster, R (1, 6)										2	0	0	0	0	2	1											
Gary Rajsich, L (8, PH)										1	0	0	0	0	0	0											
Jose Uribe, S (9, 6)										0	0	0	0	0	0	0											
Dave LaPoint, L OBP: 0.500, SLG: 0.500 (1, 1)										2	0	1	0	0	1	0											
Scot Thompson, L OBP: 0.500, SLG: 0.500 (8, PH)										1	0	0	0	0	0	0											
Scott Garretts, R (9, 1)										0	0	0	0	0	0	0											
Mark Davis, L (9, 1)										0	0	0	0	0	0	0											
Inning Stats	R: 0 E: 0 K: 2 S: 8	H: 1 LOB: 1 BB: 0 P: 8	R: 0 E: 0 K: 1 S: 5	H: 0 LOB: 0 BB: 0 P: 5	R: 0 E: 0 K: 2 S: 7	H: 0 LOB: 0 BB: 0 P: 7	R: 0 E: 0 K: 0 S: 3	H: 0 LOB: 0 BB: 0 P: 3	R: 0 E: 0 K: 2 S: 8	H: 1 LOB: 1 BB: 0 P: 8	R: 0 E: 0 K: 0 S: 4	H: 1 LOB: 1 BB: 0 P: 4	R: 0 E: 0 K: 2 S: 7	H: 0 LOB: 0 BB: 0 P: 7	R: 0 E: 0 K: 1 S: 5	H: 0 LOB: 0 BB: 0 P: 5	R: 0 E: 0 K: 1 S: 5	H: 1 LOB: 0 BB: 0 P: 5	1B: 2 2B: 2 3B: 0 HR: 0	SF: 0 SAC: 1 DP: 1 HBP: 0	WP: 0 PA: 30 PB: 0 SB: 0 CS: 0						
PITCHER	IP	WLS	BF	H	R	ER	SO	BB	IBB	HBP	BLK	WP	HR	S	P	ERA	WHIP										
Eric Show, R ERA: 0.00 (1, 1)	9.0	W	30	4	0	0	11	0	0	0	0	0	0	52	52	0.00	0.444										

San Diego Padres @ San Francisco Giants
Candlestick Park, San Francisco, CA
Wed Apr 10 1985, 6:33 AM EST
Att: 8,211 - Unknown

livebaseballscores.com

AB	29
R	0
H	4
RBI	0
BB	0
SO	11
LOB	6



Batter	1	2	3	4	5	6	7	8	9	AB	R	H	RBI	BB	SO	LOB	TOP																					
Dan Gladden, R OBP: 0.364, SLG: 0.500 (1, 8)	F8		2B				K			3	1	1	0	1	1	0	San Francisco Giants @ Los Angeles Dodgers Dodger Stadium, Los Angeles, CA Fri Apr 12 1985, 3:33 AM PST Att: 46,910 - Unknown																					
Manny Trillo, R OBP: 0.417, SLG: 0.545 (1, 4)	E		E				5-3			3	1	1	1	1	1	2																						
Chili Davis, S OBP: 0.167, SLG: 0.167 (1, 9)	FC5		E8							4	1	1	1	0	1	1																						
Jeffrey Leonard, R OBP: 0.182, SLG: 0.455 (1, 7)	G5-4-3		HR							4	1	1	2	0	1	2																						
Bob Brently, R OBP: 0.100, SLG: 0.100 (1, 2)		6-3	6-3							4	0	0	0	0	0	0																						
David Green, R (1, 3)			K							3	0	0	0	1	1	0																						
Chris Brown, R OBP: 0.273, SLG: 0.364 (1, 5)	F7									4	0	1	0	0	0	1																						
Johnnie LeMaster, R (1, 6)	FC6-4									4	0	0	0	0	0	2																						
Mike Krukow, R (1, 1)			K							2	0	0	0	0	1	0																						
Inning Stats	R: 0 E: 1 K: 0 S: 3	H: 0 LOB: 1 BB: 1 P: 7	R: 0 E: 0 K: 0 S: 3	H: 0 LOB: 1 BB: 1 P: 7	R: 4 E: 1 K: 2 S: 11	H: 4 LOB: 0 BB: 0 P: 11	R: 0 E: 0 K: 1 S: 6	H: 1 LOB: 2 BB: 1 P: 10	R: 0 E: 0 K: 1 S: 5	H: 0 LOB: 0 BB: 0 P: 3	R: 0 E: 0 K: 1 S: 5	H: 0 LOB: 0 BB: 0 P: 5	R: 0 E: 0 K: 1 S: 5	H: 0 LOB: 0 BB: 0 P: 5	R: 0 E: 0 K: 0 S: 3	H: 0 LOB: 0 BB: 0 P: 3	1B: 3 2B: 1 3B: 0 HR: 1	SF: 0 SAC: 1 DP: 1 HBP: 0	WP: 0 PB: 0 SB: 0 CS: 0	PA: 35																		
PITCHER	IP	WLS	BF	H	R	ER	SO	BB	IBB	HBP	BLK	WP	HR	S	P	ERA	WHIP	PITCHER			IP	WLS	BF	H	R	ER	SO	BB	IBB	HBP	BLK	WP	HR	S	P	ERA	WHIP	
Rick Honeycutt, L ERA: 9.82 (1, 1)	3.2	L	19	5	4	4	2	3	0	0	0	0	1	20	32	9.82	2.182																					
Tom Brennan, R ERA (4, 1)	3.1		10	0	0	0	3	0	0	0	0	0	0	16	16	0.00	0.000																					
Tom Niedenfuer, R ERA (8, 1)	2.0		6	0	0	0	1	0	0	0	0	0	0	8	8	0.00	0.000																					

Batter	1	2	3	4	5	6	7	8	9	AB	R	H	RBI	BB	SO	LOB	BOTTOM																					
Mariano Duncan, R OBP: 0.353, SLG: 0.375 (1, 4)	K									4	0	1	0	0	2	2	San Francisco Giants @ Los Angeles Dodgers Dodger Stadium, Los Angeles, CA Fri Apr 12 1985, 3:33 AM PST Att: 46,910 - Unknown																					
Ken Landreaux, L OBP: 0.125, SLG: 0.375 Tom Niedenfuer, R (8, 1)	F6		F2				F6	F5		4	0	0	0	0	3	0																						
Al Oliver, L OBP: 0.417, SLG: 0.417 (1, 7)	K									4	0	2	0	0	1	0																						
Pedro Guerrero, R OBP: 0.235, SLG: 0.400 (1, 5)		K								4	0	1	0	0	1	1																						
Mike Marshall, R OBP: 0.375, SLG: 0.538 (1, 9)		F9								4	0	0	0	0	3	3																						
Mike Scioscia, L OBP: 0.250, SLG: 0.273 (1, 2)		G3								3	0	0	0	1	0	2																						
Sid Bream, L OBP: 0.267, SLG: 0.429 (1, 3)										4	1	2	1	0	1	2																						
Dave Anderson, R OBP: 0.143, SLG: 0.143 (1, 6)										4	0	1	0	0	0	1																						
Rick Honeycutt, L (1, 1)										1	0	0	0	0	0	0																						
Tom Brennan, R (4, 1)										1	0	0	0	0	0	0																						
Terry Whitfield, L OBP: 0.500, SLG: 0.500 (7, PH) (8, 8)										2	0	1	0	0	0	1																						
Inning Stats	R: 0 E: 0 K: 2 S: 7	H: 0 LOB: 0 BB: 0 P: 7	R: 0 E: 0 K: 1 S: 5	H: 0 LOB: 0 BB: 0 P: 5	R: 1 E: 0 K: 0 S: 5	H: 2 LOB: 1 BB: 0 P: 5	R: 0 E: 0 K: 0 S: 4	H: 1 LOB: 2 BB: 1 P: 8	R: 0 E: 0 K: 0 S: 3	H: 0 LOB: 0 BB: 0 P: 3	R: 0 E: 0 K: 0 S: 5	H: 2 LOB: 2 BB: 0 P: 5	R: 0 E: 0 K: 1 S: 7	H: 2 LOB: 2 BB: 0 P: 7	R: 0 E: 0 K: 0 S: 3	H: 0 LOB: 0 BB: 0 P: 3	R: 0 E: 0 K: 1 S: 6	H: 1 LOB: 1 BB: 0 P: 6	1B: 6 2B: 1 3B: 0 HR: 1	SF: 0 SAC: 0 DP: 0 HBP: 0	WP: 0 PB: 0 SB: 0 CS: 0	PA: 36																
PITCHER	IP	WLS	BF	H	R	ER	SO	BB	IBB	HBP	BLK	WP	HR	S	P	ERA	WHIP	PITCHER			IP	WLS	BF	H	R	ER	SO	BB	IBB	HBP	BLK	WP	HR	S	P	ERA	WHIP	
Mike Krukow, R ERA: 1.0 (1, 1)	9.0	W	36	8	1	1	5	1	0	0	0	0	1	45	49	1.00	1.000																					

AB 31
R 4
H 5
RBI 4
BB 3
SO 6
LOB 8



AB 35
R 1
H 8
RBI 1
BB 1
SO 5
LOB 15



Batter	1	2	3	4	5	6	7	8	9	AB	R	H	RBI	BB	SO	LOB	TOP				
Dan Gladden, R OBP: 0.400, SLG: 0.571 (1, 8)										4	0	2	0	0	0	1	<p>San Francisco Giants @ Los Angeles Dodgers Dodger Stadium, Los Angeles, CA</p> <p>Sat Apr 13 1985, 6:05 PM PST Att: 49,861 - Unknown</p>				
Manny Trillo, R OBP: 0.375, SLG: 0.467 Brad Wellman, R (8, FR) (8, 4)										4	0	1	0	0	0	2					
Chili Davis, S OBP: 0.188, SLG: 0.188 (1, 9)										4	0	1	0	0	2						
Jeffrey Leonard, R OBP: 0.133, SLG: 0.333 (1, 7)										4	0	0	0	0	1	2					
Bob Brenly, R OBP: 0.143, SLG: 0.077 (1, 2)										3	0	0	0	1	0	1					
David Green, R (1, 3)										4	0	0	0	0	2	2					
Chris Brown, R OBP: 0.357, SLG: 0.385 (1, 5)										2	0	1	0	1	0	1					
Johnnie LeMaster, R Mark Davis, L (1, 6) (7, 1)										3	0	0	0	0	1	2					
Bill Laskey, R Jose Uribe, S (1, 1) (7, 6)										1	0	0	0	0	1	0					
Inning Stats	R: 0 E: 0 K: 0 S: 4	H: 1 LOB: 1 BB: 0 P: 4	R: 0 E: 0 K: 1 S: 4	H: 0 LOB: 0 BB: 1 P: 8	R: 0 E: 0 K: 1 S: 6	H: 1 LOB: 1 BB: 0 P: 6	R: 0 E: 0 K: 0 S: 4	H: 1 LOB: 1 BB: 0 P: 4	R: 0 E: 0 K: 1 S: 5	H: 0 LOB: 0 BB: 0 P: 5	R: 0 E: 0 K: 1 S: 5	H: 0 LOB: 1 BB: 1 P: 9	R: 0 E: 0 K: 0 S: 4	H: 1 LOB: 1 BB: 0 P: 4	R: 0 E: 0 K: 1 S: 5	H: 0 LOB: 0 BB: 0 P: 5	1B: 4 2B: 1 3B: 0 HR: 0	SF: 0 SAC: 1 DP: 1 HBP: 0	WP: 0 PB: 0 SB: 0 CS: 0	PA: 33	
PITCHER Fernando Valenzuela, L ERA:	IP: 9.0	WLS: W	BF: 33	H: 5	R: 0	ER: 0	SO: 5	BB: 2	IBB: 0	HBP: 0	BLK: 0	WP: 0	HR: 0	S: 41	P: 49	ERA: 0.00	WHIP: 0.778				

Batter	1	2	3	4	5	6	7	8	9	AB	R	H	RBI	BB	SO	LOB	BOTTOM				
Mariano Duncan, R OBP: 0.333, SLG: 0.316 (1, 4)										3	0	0	0	1	1	1	<p>San Francisco Giants @ Los Angeles Dodgers Dodger Stadium, Los Angeles, CA</p> <p>Sat Apr 13 1985, 6:05 PM PST Att: 49,861 - Unknown</p>				
Ken Landreaux, L OBP: 0.105, SLG: 0.316 Candy Maldonado, R OBP: 0.143, SLG: 0.571 (1, 8) (8, PH) (9, 8)										3	0	0	0	0	0	2					
Al Oliver, L OBP: 0.375, SLG: 0.375 Terry Whitfield, L OBP: 0.500, SLG: 0.500 (1, 7) (9, 7)										4	0	1	0	0	0	0					
Pedro Guerrero, R OBP: 0.238, SLG: 0.333 (1, 5)										3	0	0	0	1	1	1					
Mike Marshall, R OBP: 0.350, SLG: 0.529 (1, 9)										4	0	1	0	0	2	2					
Mike Scioscia, L OBP: 0.287, SLG: 0.231 (1, 2)										2	0	0	0	1	0	2					
Sid Bream, L OBP: 0.278, SLG: 0.375 (1, 3)										2	0	0	0	1	0	2					
Dave Anderson, R OBP: 0.188, SLG: 0.188 (1, 6)										2	0	1	0	0	0	2					
Fernando Valenzuela, L (1, 1)										3	0	0	0	0	1	2					
Inning Stats	R: 0 E: 0 K: 0 S: 3	H: 0 LOB: 0 BB: 0 P: 3	R: 0 E: 0 K: 1 S: 5	H: 0 LOB: 2 BB: 2 P: 13	R: 0 E: 0 K: 0 S: 3	H: 0 LOB: 0 BB: 0 P: 3	R: 0 E: 0 K: 0 S: 4	H: 1 LOB: 1 BB: 0 P: 4	R: 0 E: 0 K: 0 S: 3	H: 0 LOB: 2 BB: 2 P: 11	R: 0 E: 0 K: 1 S: 6	H: 1 LOB: 1 BB: 0 P: 6	R: 0 E: 1 K: 2 S: 8	H: 1 LOB: 1 BB: 0 P: 8	R: 1 E: 0 K: 1 S: 6	H: 1 LOB: 0 BB: 0 P: 6	1B: 2 2B: 1 3B: 0 HR: 1	SF: 0 SAC: 1 DP: 0 HBP: 0	WP: 0 PB: 0 SB: 2 CS: 0	PA: 32	
PITCHER Bill Laskey, R ERA: Mark Davis, L ERA: 4.15	IP: 6.1	WLS: L	BF: 26	H: 3	R: 1	ER: 1	SO: 2	BB: 4	IBB: 0	HBP: 0	BLK: 0	WP: 0	HR: 1	S: 26	P: 42	ERA: 5.40	WHIP: 0.600				

AB 30
R 0
H 5
RBI 0
BB 2
SO 5
LOB 13

AB 27
R 1
H 4
RBI 1
BB 4
SO 5
LOB 14

Batter	1	2	3	4	5	6	7	8	9	AB	R	H	RBI	BB	SO	LOB	TOP								
Dan Gladden, R OBP: 0.350, SLG: 0.474 (1, 8)	6-3		6-3		L1	CS 1B		K		5	0	1	1	0	1	1	San Francisco Giants @ Los Angeles Dodgers Dodger Stadium, Los Angeles, CA Sun Apr 14 1985, 3:33 AM PST Att: 48,995 - Sunny - 90 F								
Brad Wellman, R OBP: 0.500, SLG: 0.750 (1, 4)	E 2B		6-3		1B	3-H 1-2 K		1B BB	4-0 BB	4	1	2	0	1	1										
Joel Youngblood, R (1, 9)	F7		BB		P4			F2	F8	4	0	0	0	1	0	3									
Jeffrey Leonard, R OBP: 0.150, SLG: 0.300 (1, 7)	E7 2H		K		BB 2B 1B			K	K	5	1	1	0	0	3	2									
Bob Brenly, R OBP: 0.211, SLG: 0.118 (1, 2)	F8				4-3	BB 2B 1B		6-3	1B	4	1	1	0	1	0	1									
David Green, R OBP: 0.211, SLG: 0.063 (1, 3)			FC4-6 1B		5-3	BB 2B 1B		F8	F2	4	1	1	0	1	0	2									
Chris Brown, R OBP: 0.389, SLG: 0.471 (1, 5)			K		1B	1-3 2-H 3-H 1B 2B		5-3		4	1	2	2	0	1	1									
Jose Uribe, S (6, PH)			FC4-6		6-3	3-1 S 1B 1B		HR BB		2	0	0	0	0	0	2									
Chili Davis, S OBP: 0.235, SLG: 0.235 Johnnie LeMaster, R (6, 6)	1-2		1-2		3-1 S 1B 1B	2-H 3-H		HR BB		1	1	1	2	0	0	0									
Jim Gott, R OBP: 0.200, SLG: 0.500 Scott Thompson, L OBP: 0.310, SLG: 0.330 Vida Blue, S (6, 1)	5-3				3-1	1-3 2-H 3-H 1B 1B		HR		2	0	0	0	0	0	1									
Mark Davis, L (7, 1)					CS 1B					0	0	0	0	0	0	0									
Rob Deer, R OBP: 0.100, SLG: 0.200 Frank Williams, R OBP: 0.100, SLG: 0.200 Scott Garretts, R (8, 1)								HR		0	0	0	0	0	0	0									
Inning Stats	R: 1 E: 1 K: 0 S: 5	H: 1 LOB: 1 BB: 0 P: 5	R: 0 E: 0 K: 1 S: 6	H: 1 LOB: 1 BB: 0 P: 6	R: 0 E: 0 K: 1 S: 5	H: 0 LOB: 1 BB: 1 P: 9	R: 0 E: 0 K: 0 S: 4	H: 1 LOB: 3 BB: 0 P: 4	R: 0 E: 0 K: 0 S: 4	H: 2 LOB: 1 BB: 0 P: 4	R: 0 E: 0 K: 1 S: 8	H: 4 LOB: 0 BB: 2 P: 16	R: 0 E: 0 K: 1 S: 5	H: 0 LOB: 0 BB: 0 P: 5	R: 2 E: 0 K: 1 S: 6	H: 1 LOB: 0 BB: 1 P: 10	R: 0 E: 0 K: 1 S: 6	H: 1 LOB: 2 BB: 1 P: 10	1B: 8 2B: 2 3B: 0 HR: 1	SF: 0 SAC: 0 DP: 0 HBP: 0	WP: 0 PB: 0 SB: 1 CS: 2	PA: 42			
PITCHER	IP	WLS	BF	H	R	ER	SO	BB	IBB	HBP	BLK	WP	HR	S	P	ERA	WHIP								
Jerry Reuss, L ERA: 3.65 (1, 1)	5.0	L	24	6	4	3	2	3	0	0	0	0	0	25	37	5.40	1.800								
Tom Niedenfuer, R ERA: 3.18 (6, 1)	2.0		8	3	2	2	2	0	0	0	0	0	0	1	12	9.00	1.500								
Carlos Diaz, L ERA: 4.5 (8, 1)	1.0		5	1	2	2	1	1	0	0	0	0	0	1	6	18.00	2.000								
Ken Howell, R ERA: 4.91 (9, 1)	1.0		5	1	0	0	1	1	0	0	0	0	0	6	10	0.00	2.000								

Batter	1	2	3	4	5	6	7	8	9	AB	R	H	RBI	BB	SO	LOB	BOTTOM								
Mariano Duncan, R OBP: 0.385, SLG: 0.364 (1, 4) (9, 6)	1B BB		P6		1-6-3			WP BB		3	0	1	0	2	0	0	San Francisco Giants @ Los Angeles Dodgers Dodger Stadium, Los Angeles, CA Sun Apr 14 1985, 3:33 AM PST Att: 48,995 - Sunny - 90 F								
Ken Landreaux, L OBP: 0.136, SLG: 0.318 Candy Maldonado, R OBP: 0.222, SLG: 0.500 (1, 8) (7, PH) (8, 8)	FC4-6 1B		4-3		F7		FC5-4 BB	K	1-2 2-3	3	0	1	0	0	0	0									
Al Oliver, L OBP: 0.333, SLG: 0.333 (1, 7)	FC4-6 FC6-4		1B 1B		F8		FC5-4	3-1		5	0	1	0	0	0	3									
Pedro Guerrero, R OBP: 0.308, SLG: 0.391 (1, 5)	FC6-4		1B 1B		BB 1B		3-1 BB 1B	P6		5	2	3	0	0	0	1									
Mike Marshall, R OBP: 0.400, SLG: 0.524 (1, 9)	6-3		WP 1B 1B		K		3-1 BB 1B	1B		4	1	2	0	1	1	1									
Mike Scioscia, L OBP: 0.294, SLG: 0.267 Steve Yeager, R (6, PH) (7, 2)	K		WP 1B		1-2 3-H		K	4-3		2	0	1	1	0	1	0									
Sid Bream, L OBP: 0.273, SLG: 0.316 (1, 3)	F7		1-2 2-3 IBB		3-1		3-1			3	0	0	0	1	0	4									
Dave Anderson, R OBP: 0.158, SLG: 0.158 Terry Whitfield, L OBP: 0.697, SLG: 1.000 Steve Sax, R (8, PH) (9, 4)	F8		P4		K		2B 2B			3	0	0	0	0	1	3									
Jerry Reuss, L OBP: 0.200, SLG: 0.500 Tom Niedenfuer, R OBP: 0.310, SLG: 0.330 Bill Russell, R (7, PH) Carlos Diaz, R (8, 1) Jay Johnstone, L OBP: 0.200, SLG: 0.100 Ken Howell, R (9, 1)	K		F7		F9		2H 3-H 2B			2	0	0	0	0	1	0									
Inning Stats	R: 0 E: 0 K: 0 S: 3	H: 1 LOB: 1 BB: 1 P: 7	R: 0 E: 0 K: 1 S: 5	H: 0 LOB: 0 BB: 0 P: 5	R: 0 E: 0 K: 1 S: 6	H: 4 LOB: 3 BB: 1 P: 10	R: 0 E: 0 K: 1 S: 6	H: 1 LOB: 2 BB: 1 P: 10	R: 0 E: 0 K: 1 S: 6	H: 1 LOB: 2 BB: 1 P: 10	R: 3 E: 0 K: 2 S: 10	H: 3 LOB: 2 BB: 2 P: 18	R: 0 E: 0 K: 0 S: 4	H: 1 LOB: 1 BB: 0 P: 4	1B: 8 2B: 3 3B: 0 HR: 0	SF: 0 SAC: 0 DP: 0 HBP: 0		WP: 2 PB: 0 SB: 0 CS: 0	PA: 42						
PITCHER	IP	WLS	BF	H	R	ER	SO	BB	IBB	HBP	BLK	WP	HR	S	P	ERA		WHIP							
Jim Gott, R ERA: 1.8 (1, 1)	5.0	W	20	5	1	1	2	1	0	0	0	0	0	22	30	1.80	1.200								
Vida Blue, L ERA (6, 1)	1.2		9	2	0	0	2	2	0	0	0	0	0	11	19	0.00	2.400								
Mark Davis, L ERA: 3.86 (7, 1)	0.1		1	0	0	0	0	0	0	0	0	0	0	1	1	0.00	0.000								
Frank Williams, R ERA: 40.5 (8, 1)	0.2		7	3	3	3	1	2	0	0	0	0	0	7	15	40.50	7.500								
Scott Garretts, R ERA: 9.0 (8, 1)	1.1	S	5	1	0	0	1	0	0	0	0	1	0	7	7	0.00	0.750								

AB	37
R	8
H	11
RBI	7
BB	5
SO	6
LOB	15



Batter	1	2	3	4	5	6	7	8	9	AB	R	H	RBI	BB	SO	LOB	TOP										
Dan Gladden, R (1.8) OBP: 0.417, SLG: 0.522	F9																4 0 3 3 0 0 0										
Manny Trillo, R (1.4) OBP: 0.350, SLG: 0.389	G3		F8					F4									3 0 0 0 1 0 3										
Chili Davis, S (1.9) OBP: 0.190, SLG: 0.190	5-3			P6				K									4 0 0 0 0 2 3										
Jeffrey Leonard, R (1.7) OBP: 0.125, SLG: 0.250		6-3		5-3				6-3									4 0 0 0 0 0 0										
Bob Brenly, R (1.2) OBP: 0.174, SLG: 0.095		K		F9				F7									4 0 0 0 0 2 0										
Scot Thompson, L (1.3) OBP: 0.143, SLG: 0.143	G3				F8			F8									4 0 0 0 0 0 0										
Chris Brown, R (1.5) OBP: 0.429, SLG: 0.444						F7											1 1 0 0 1 0 0										
Brad Wellman, R (8. PR) OBP: 0.600, SLG: 0.750																	0 1 0 0 0 0 0										
Jose Uribe, S (1.6) OBP: 0.333, SLG: 0.333																	3 1 2 0 0 0 0										
Atlee Hammaker, S (1.1)																	0 0 0 0 0 0 0										
David Green, R (6. PH) OBP: 0.200, SLG: 0.059																	1 0 0 0 0 0 0										
Frank Williams, R (6.1)																	0 0 0 0 0 0 0										
Greg Minton, S (7.1)																	1 0 0 0 0 0 2										
Inning Stats	R: 0 E: 0 K: 0 S: 3	H: 0 LOB: 0 BB: 0 P: 3	R: 0 E: 0 K: 1 S: 5	H: 0 LOB: 0 BB: 0 P: 5	R: 2 E: 0 K: 0 S: 4	H: 2 LOB: 0 BB: 1 P: 8	R: 0 E: 0 K: 0 S: 3	H: 0 LOB: 0 BB: 0 P: 3	R: 0 E: 0 K: 1 S: 5	H: 1 LOB: 1 BB: 1 P: 9	R: 0 E: 0 K: 0 S: 3	H: 0 LOB: 0 BB: 0 P: 3	R: 1 E: 0 K: 1 S: 7	H: 2 LOB: 2 BB: 0 P: 8	R: 0 E: 0 K: 1 S: 5	H: 0 LOB: 0 BB: 0 P: 5	1B: 5 2B: 0 3B: 0 HR: 0	SF: 0 SAC: 1 DP: 0 HBP: 1	WP: 0 PB: 0 SB: 0 CS: 2	PA: 33							
PITCHER	IP	WLS	BF	H	R	ER	SO	BB	IBB	HBP	BLK	WP	HR	S	P	ERA	WHIP										
Eric Show, R (1.1) ERA: 1.13	7.0	W	24	3	2	2	2	2	0	0	0	0	0	26	34	2.57	0.714										
Rich Gossage, R (8.1) ERA: 7.35	1.0		6	2	1	1	1	0	0	1	0	0	0	7	8	9.00	2.000										
Luis DeLeon, R (9.1) ERA: 1.69	1.0		3	0	0	0	1	0	0	0	0	0	0	5	5	0.00	0.000										

San Francisco Giants @ San Diego Padres
Jack Murphy Stadium, San Diego, CA
Mon Apr 15 1985, 9:05 PM EST
Att: 54,490 - Unknown

AB 29
R 3
H 5
RBI 3
BB 2
SO 4
LOB 8



Batter	1	2	3	4	5	6	7	8	9	AB	R	H	RBI	BB	SO	LOB	BOTTOM											
Alan Wiggins, S (1.4)	B5-3		F8		5-3			G3	FC5-4								5 0 0 0 0 0 1											
Tony Gwynn, L (1.9) OBP: 0.222, SLG: 0.308	4-3			2B	3B			L5	FC6-4								4 1 2 0 1 0 0											
Steve Garvey, R (1.3) OBP: 0.370, SLG: 0.630	L9			HR	2B			F5	FC6-4								5 2 2 1 0 0 3											
Kevin McReynolds, R (1.8) OBP: 0.308, SLG: 0.440			F9		F7												3 1 1 0 1 0 1											
Terry Kennedy, L (1.2) OBP: 0.346, SLG: 0.565																	3 2 2 2 1 0 2											
Carmelo Martinez, R (1.7) OBP: 1.000, SLG: 3.000																	3 2 3 5 1 0 0											
Jerry Royster, R (1.5) OBP: 0.231, SLG: 0.308																	4 0 1 0 0 0 3											
Garry Templeton, S (1.6) OBP: 0.292, SLG: 0.238																	4 0 1 0 0 0 1											
Eric Show, R (1.1) ERA: 3.97	5.0	L	23	9	4	4	0	0	1	0	0	0	1	0	7	11	10.80	1.800										
Frank Williams, R (6.1) ERA: 19.28	1.2		8	2	2	2	0	1	0	0	0	1	0	7	11	10.80	1.800											
Greg Minton, R (7.1) ERA: 13.5	1.1		8	2	2	2	0	2	0	0	0	0	1	6	14	13.50	3.000											
Inning Stats	R: 0 E: 0 K: 0 S: 3	H: 0 LOB: 0 BB: 0 P: 3	R: 0 E: 0 K: 0 S: 4	H: 2 LOB: 1 BB: 0 P: 4	R: 0 E: 0 K: 0 S: 3	H: 0 LOB: 0 BB: 0 P: 3	R: 4 E: 0 K: 0 S: 8	H: 6 LOB: 1 BB: 0 P: 8	R: 0 E: 0 K: 0 S: 4	H: 1 LOB: 2 BB: 1 P: 8	R: 0 E: 0 K: 0 S: 3	H: 0 LOB: 1 BB: 1 P: 7	R: 4 E: 0 K: 0 S: 6	H: 3 LOB: 0 BB: 1 P: 10	R: 0 E: 0 K: 0 S: 4	H: 1 LOB: 2 BB: 1 P: 8	1B: 8 2B: 1 3B: 1 HR: 3	SF: 0 SAC: 0 DP: 1 HBP: 0	WP: 1 PB: 0 SB: 1 CS: 1	PA: 39								
PITCHER	IP	WLS	BF	H	R	ER	SO	BB	IBB	HBP	BLK	WP	HR	S	P	ERA	WHIP											
Atlee Hammaker, L (1.1) ERA: 3.97	5.0	L	23	9	4	4	0	0	1	0	0	0	1	0	7	11	10.80	1.800										
Frank Williams, R (6.1) ERA: 19.28	1.2		8	2	2	2	0	1	0	0	0	1	0	7	11	10.80	1.800											
Greg Minton, R (7.1) ERA: 13.5	1.1		8	2	2	2	0	2	0	0	0	0	1	6	14	13.50	3.000											

San Francisco Giants @ San Diego Padres
Jack Murphy Stadium, San Diego, CA
Mon Apr 15 1985, 9:05 PM EST
Att: 54,490 - Unknown

AB 35
R 8
H 13
RBI 8
BB 4
SO 0
LOB 13



Batter	1	2	3	4	5	6	7	8	9	AB	R	H	RBI	BB	SO	LOB	TOP
Dan Gladden, R (1, 8) OBP: 0.357, SLG: 0.444										4	0	0	0	0	1	2	San Francisco Giants @ San Diego Padres Jack Murphy Stadium, San Diego, CA Tue Apr 16 1985, 9:05 PM EST Att: 26,547 - Unknown AB 31 R 1 H 8 RBI 1 BB 1 SO 3 LOB 10
Manny Trillo, R (1, 4) OBP: 0.333, SLG: 0.333										3	0	0	0	1	0	0	
Chili Davis, S (1, 9) OBP: 0.240, SLG: 0.240										4	0	2	0	0	1	2	
Jeffrey Leonard, R (1, 7) OBP: 0.107, SLG: 0.214										4	0	0	0	0	1	2	
Bob Brenly, R (1, 2) OBP: 0.222, SLG: 0.280										4	1	2	1	0	0	0	
Scott Thompson, L (1, 3) OBP: 0.200, SLG: 0.200										3	0	1	0	0	0	1	
Chris Brown, R (1, 5) OBP: 0.417, SLG: 0.429										3	0	1	0	0	0	1	
Jose Uribe, S (1, 6) OBP: 0.375, SLG: 0.500										2	0	1	0	0	0	0	
Joel Youngblood, R (7, PH)										1	0	0	0	0	0	1	
Brad Wellman, R (7, 6) OBP: 0.600, SLG: 0.750										0	0	0	0	0	0	0	
Dave LaPoint, L (1, 1) OBP: 0.667, SLG: 0.667										1	0	1	0	0	0	0	
Gary Rajsich, L (6, PH)										1	0	0	0	0	0	1	
Scott Garretts, R (6, 1)										0	0	0	0	0	0	0	
David Green, R (8, PH) OBP: 0.190, SLG: 0.056										1	0	0	0	0	0	0	
Mark Davis, L (8, 1)										0	0	0	0	0	0	0	
Inning Stats	R: 0 E: 0 K: 2 S: 7	H: 0 LOB: 0 BB: 0 P: 7	R: 0 E: 0 K: 0 S: 3	H: 1 LOB: 0 BB: 0 P: 3	R: 0 E: 0 K: 0 S: 4	H: 1 LOB: 1 BB: 0 P: 4	R: 0 E: 0 K: 0 S: 3	H: 1 LOB: 0 BB: 0 P: 3	R: 0 E: 0 K: 0 S: 4	H: 1 LOB: 2 BB: 1 P: 8	R: 1 E: 0 K: 1 S: 7	H: 2 LOB: 1 BB: 0 P: 7	R: 0 E: 0 K: 0 S: 3	H: 1 LOB: 0 BB: 0 P: 3	1B: 6 2B: 1 3B: 0 HR: 1	SF: 0 SAC: 0 DP: 4 HBP: 0	WP: 0 PA: 32 PB: 0 SB: 0 CS: 0
PITCHER	IP WLS BF H R ER SO BB IBB HBP BLK WP HR S P ERA WHIP																
Andy Hawkins, R (1, 1) ERA: 1.98	6.2 W 25 7 1 1 3 1 0 0 0 0 1 30 34 1.35 1.200																
Craig Lefferts, L (7, 1) ERA:	0.1 1 0 0 0 0 0 0 0 0 0 0 1 1 0.00 0.000																
Rich Gossage, R (8, 1) ERA: 4.76	2.0 S 6 1 0 0 0 0 0 0 0 0 0 0 6 6 0.00 0.500																

Batter	1	2	3	4	5	6	7	8	9	AB	R	H	RBI	BB	SO	LOB	BOTTOM			
Alan Wiggins, S (1, 4) OBP: 0.311, SLG: 0.111										4	1	1	0	0	1	3	San Francisco Giants @ San Diego Padres Jack Murphy Stadium, San Diego, CA Tue Apr 16 1985, 9:05 PM EST Att: 26,547 - Unknown AB 30 R 2 H 8 RBI 2 BB 2 SO 5 LOB 17 			
Tony Gwynn, L (1, 9) OBP: 0.258, SLG: 0.333										4	0	2	0	0	0	2				
Steve Garvey, R (1, 3) OBP: 0.323, SLG: 0.548										4	0	0	0	0	0	4				
Kevin McReynolds, R (1, 8) OBP: 0.333, SLG: 0.444										2	0	1	1	1	1	0				
Terry Kennedy, L (1, 2) OBP: 0.300, SLG: 0.481										4	0	0	0	0	1	5				
Carmelo Martinez, R (1, 7) OBP: 0.625, SLG: 1.500										3	1	0	0	1	1	0				
Jerry Royster, R (1, 5) OBP: 0.250, SLG: 0.313										3	0	1	0	0	0	0				
Garry Templeton, S (1, 6) OBP: 0.333, SLG: 0.333										3	0	2	1	0	0	0				
Andy Hawkins, R (1, 1) OBP: 0.333, SLG: 0.333										3	0	1	0	0	1	3				
Craig Lefferts, L (7, 1) ERA: 4.5										0	0	0	0	0	0	0				
Rich Gossage, R (8, 1) ERA: 3.18										0	0	0	0	0	0	0				
Inning Stats	R: 1 E: 0 K: 0 S: 5	H: 2 LOB: 1 BB: 0 P: 5	R: 1 E: 0 K: 1 S: 7	H: 2 LOB: 2 BB: 1 P: 11	R: 0 E: 0 K: 0 S: 3	H: 1 LOB: 0 BB: 0 P: 3	R: 0 E: 0 K: 0 S: 3	H: 0 LOB: 0 BB: 0 P: 3	R: 0 E: 0 K: 0 S: 5	H: 2 LOB: 3 BB: 1 P: 9	R: 0 E: 0 K: 0 S: 4	H: 1 LOB: 1 BB: 0 P: 4	R: 0 E: 0 K: 1 S: 5	H: 0 LOB: 0 BB: 0 P: 5	R: 0 E: 0 K: 3 S: 9	H: 0 LOB: 0 BB: 0 P: 9		1B: 7 2B: 2 3B: 0 HR: 0	SF: 1 SAC: 0 DP: 1 HBP: 0	WP: 1 PA: 33 PB: 0 SB: 0 CS: 0
PITCHER	IP WLS BF H R ER SO BB IBB HBP BLK WP HR S P ERA WHIP																			
Dave LaPoint, L (1, 1) ERA: 1.38	5.0 L 23 7 2 2 1 1 0 0 0 0 0 0 23 31 3.60 1.600																			
Scott Garretts, R (6, 1) ERA: 4.5	2.0 7 1 0 0 1 0 0 0 0 0 0 9 9 0.00 0.500																			
Mark Davis, L (8, 1) ERA: 3.18	1.0 3 0 0 0 0 3 0 0 0 0 0 0 9 9 0.00 0.000																			

Batter	1	2	3	4	5	6	7	8	9	10	AB	R	H	RBI	BB	SO	LOB	TOP						
Dan Gladden, R OBP: 0.333, SLG: 0.419 (1, 8)	4-3 ①		1B G3 1B		K ②			E5 WP SH3-4 ①	SF9 ②		4	1	1	1	0	1	1	San Francisco Giants @ Cincinnati Reds Riverfront Stadium, Cincinnati, OH Thu Apr 18 1986, 6:05 PM EST Att. 12,410 - Unknown						
Manny Trillo, R OBP: 0.357, SLG: 0.360 (1, 4)	G3 ②		WP G3 1B		6-3 ③			SH3-4 ①			4	0	2	0	0	0	1							
Chili Davis, S OBP: 0.267, SLG: 0.241 (1, 9)	FC6-4 1B ③		G3 ②					WP IBB	4-3 ③		4	0	1	1	1	0	3							
Jeffrey Leonard, R OBP: 0.152, SLG: 0.250 (1, 7)	FC6-4 1-2f ③		K ③					1-2 2-3 IBB			4	1	1	0	1	1	2							
Bob Brenly, R OBP: 0.226, SLG: 0.250 (1, 2)					F9 ①			F9 ②		SH1-4 1B 2B	3	0	0	0	1	1	3							
Scott Thompson, L OBP: 0.133, SLG: 0.133 (1, 3)	4-3 ②				1-3 ②			F9 ③		F6 ②	5	0	0	0	0	0	5							
Chris Brown, R OBP: 0.448, SLG: 0.520 (1, 5)					5-3 ③			K ①		SF9 3B 1B	4	1	2	1	1	1	0							
Jose Uribe, S OBP: 0.385, SLG: 0.462 (1, 6)								4-3 ②		4-3 ①	5	0	2	0	0	0	2							
Mike Krukow, R Gary Rajlich, L Johnnie LeMaster, R Scott Garrelts, R Greg Minton, S (1, 1) (9, PH) (9, PR) (9, 1) (9, 1)					4-3 ①			SH3-4 1B ①		1B BB 1B	2	0	0	0	0	0	0							
Inning Stats	R: 0 E: 0 K: 0 S: 4	H: 1 LOB: 1 BB: 0 P: 4	R: 0 E: 0 K: 1 S: 5	H: 0 LOB: 1 BB: 1 P: 9	R: 1 E: 0 K: 1 S: 7	H: 2 LOB: 1 BB: 0 P: 7	R: 0 E: 0 K: 0 S: 3	H: 0 LOB: 0 BB: 1 P: 3	R: 0 E: 0 K: 1 S: 6	H: 1 LOB: 1 BB: 0 P: 6	R: 0 E: 0 K: 0 S: 3	H: 0 LOB: 0 BB: 0 P: 7	R: 0 E: 0 K: 1 S: 5	H: 0 LOB: 3 BB: 2 P: 12	R: 1 E: 0 K: 0 S: 5	H: 2 LOB: 2 BB: 1 P: 9	R: 1 E: 0 K: 1 S: 8	H: 3 LOB: 2 BB: 0 P: 8	1B: 7 2B: 1 3B: 1 HR: 0	SF: 1 SAC: 3 DP: 0 HBP: 0	WP: 2 PA: 45			
PITCHER	IP WLS BF H R ER SO ERA WHIP	IP WLS BF H R ER SO ERA WHIP	IP WLS BF H R ER SO ERA WHIP	IP WLS BF H R ER SO ERA WHIP	IP WLS BF H R ER SO ERA WHIP	IP WLS BF H R ER SO ERA WHIP	IP WLS BF H R ER SO ERA WHIP	IP WLS BF H R ER SO ERA WHIP	IP WLS BF H R ER SO ERA WHIP	IP WLS BF H R ER SO ERA WHIP	IP WLS BF H R ER SO ERA WHIP	IP WLS BF H R ER SO ERA WHIP	IP WLS BF H R ER SO ERA WHIP	IP WLS BF H R ER SO ERA WHIP	IP WLS BF H R ER SO ERA WHIP	IP WLS BF H R ER SO ERA WHIP	IP WLS BF H R ER SO ERA WHIP	IP WLS BF H R ER SO ERA WHIP	IP WLS BF H R ER SO ERA WHIP	IP WLS BF H R ER SO ERA WHIP	IP WLS BF H R ER SO ERA WHIP	IP WLS BF H R ER SO ERA WHIP	IP WLS BF H R ER SO ERA WHIP	
Jay Tibbs, R ERA: 3.6 Carl Willis, R ERA: 2.25 (1, 1) (9, 1)	8.0 W 33 4 1 1 4 2 0 2.0	12 5 2 2 1 0 0 0 0 12	5 2 2 1 1 0 0 0 0 5	2 1 1 0 0 0 0 0 0 2	37 53 9.00 3.000	0 13 9.00 3.000	0 17 9.00 3.000	0 17 9.00 3.000	0 17 9.00 3.000	0 17 9.00 3.000	0 17 9.00 3.000	0 17 9.00 3.000	0 17 9.00 3.000	0 17 9.00 3.000	0 17 9.00 3.000	0 17 9.00 3.000	0 17 9.00 3.000	0 17 9.00 3.000	0 17 9.00 3.000	0 17 9.00 3.000	0 17 9.00 3.000	0 17 9.00 3.000	0 17 9.00 3.000	0 17 9.00 3.000

San Francisco Giants @ Cincinnati Reds
Riverfront Stadium, Cincinnati, OH
Thu Apr 18 1986, 6:05 PM EST
Att. 12,410 - Unknown

AB 36
R 3
H 9
RBI 3
BB 5
SO 5
LOB 19



Batter	1	2	3	4	5	6	7	8	9	10	AB	R	H	RBI	BB	SO	LOB	BOTTOM						
Eric Davis, R OBP: 0.139, SLG: 0.314 (1, 8)	K ①		6-3 ③		FC5 2-3 ③			K2-3 ②		FC2-6 1B ①	5	1	0	0	0	2	2	San Francisco Giants @ Cincinnati Reds Riverfront Stadium, Cincinnati, OH Thu Apr 18 1986, 6:05 PM EST Att. 12,410 - Unknown						
Pete Rose, S OBP: 0.333, SLG: 0.306 (1, 3)	FC3-6 1B ②				6-3 ①			F7 ③		1B BB	4	1	1	0	1	0	0							
Duane Walker, L OBP: 0.333, SLG: 0.500 Gary Redus, R (1, 9) (9, PR) (10, 7)	FC3-6 1-2f ②				G6-4-3 1B ①			F9 ②		SH3-4 1B 2B	4	0	2	0	0	0	1							
Cesar Cedeño, R OBP: 0.351, SLG: 0.324 (1, 7) (10, 9)	F8 ③				G6-4-3 1B ②			E S BB		SH3-4 ①	3	0	2	2	1	0	1							
Nick Esasky, R OBP: 0.310, SLG: 0.464 Dave Parker, L OBP: 0.364, SLG: 0.333 Tom Foley, L (1, 5) (9, PH) (9, PR) (10, 5)					G6-4-3 1-2f 2-3 ③			F9 ③		1B ①	3	0	0	0	0	1	3							
Dave Concepcion, R OBP: 0.303, SLG: 0.267 (1, 6)								E1 1B ①		F3 ②	4	1	1	0	0	1	2							
Ron Oester, S OBP: 0.258, SLG: 0.185 (1, 4)								K ②		F4 ③	3	0	1	1	1	0	0							
Dave Vanorder, R OBP: 0.333, SLG: 0.308 Wayne Krenchicki, L OBP: 0.333, SLG: 0.200 Dann Bilardello, R OBP: 0.214, SLG: 0.154 (1, 2) (9, PH) (10, 2)								FC14 1B ①		IBB ①	3	0	0	0	0	1	1							
Jay Tibbs, R Eddie Milner, L OBP: 0.300, SLG: 0.400 Carl Willis, L Tony Perez, R OBP: 1.000, SLG: 1.000 (1, 1) (8, PH) (9, 1) (10, PH)								K ③		4-3 ③	1	0	0	0	0	1	0							
Inning Stats	R: 0 E: 0 K: 1 S: 6	H: 1 LOB: 1 BB: 0 P: 6	R: 0 E: 0 K: 1 S: 5	H: 0 LOB: 0 BB: 0 P: 5	R: 0 E: 0 K: 1 S: 5	H: 0 LOB: 0 BB: 0 P: 5	R: 0 E: 0 K: 0 S: 4	H: 2 LOB: 1 BB: 0 P: 4	R: 1 E: 1 K: 0 S: 5	H: 2 LOB: 1 BB: 0 P: 5	R: 0 E: 0 K: 0 S: 3	H: 0 LOB: 0 BB: 0 P: 7	R: 0 E: 0 K: 1 S: 7	H: 0 LOB: 0 BB: 0 P: 7	R: 0 E: 0 K: 1 S: 5	H: 0 LOB: 2 BB: 1 P: 9	R: 2 E: 0 K: 0 S: 3	H: 2 LOB: 2 BB: 2 P: 11	1B: 8 2B: 1 3B: 0 HR: 0	SF: 0 SAC: 2 DP: 1 HBP: 0	WP: 0 PA: 40			
PITCHER	IP WLS BF H R ER SO ERA WHIP	IP WLS BF H R ER SO ERA WHIP	IP WLS BF H R ER SO ERA WHIP	IP WLS BF H R ER SO ERA WHIP	IP WLS BF H R ER SO ERA WHIP	IP WLS BF H R ER SO ERA WHIP	IP WLS BF H R ER SO ERA WHIP	IP WLS BF H R ER SO ERA WHIP	IP WLS BF H R ER SO ERA WHIP	IP WLS BF H R ER SO ERA WHIP	IP WLS BF H R ER SO ERA WHIP	IP WLS BF H R ER SO ERA WHIP	IP WLS BF H R ER SO ERA WHIP	IP WLS BF H R ER SO ERA WHIP	IP WLS BF H R ER SO ERA WHIP	IP WLS BF H R ER SO ERA WHIP	IP WLS BF H R ER SO ERA WHIP	IP WLS BF H R ER SO ERA WHIP	IP WLS BF H R ER SO ERA WHIP	IP WLS BF H R ER SO ERA WHIP	IP WLS BF H R ER SO ERA WHIP	IP WLS BF H R ER SO ERA WHIP	IP WLS BF H R ER SO ERA WHIP	
Mike Krukow, R ERA: 0.53 Scott Garrelts, R ERA: 9.23 Greg Minton, R ERA: 15.43 (1, 1) (9, 1) (9, 1)	8.0 0.1 1.0	29 2 9	1 1 3	1 1 2	0 0 2	0 0 6	0 0 2	40 2 18	4 2 6	44 3.000 4.000	0 27.00 18.00	0 3.000 4.000	0 3.000 4.000	0 3.000 4.000	0 3.000 4.000	0 3.000 4.000	0 3.000 4.000	0 3.000 4.000	0 3.000 4.000	0 3.000 4.000	0 3.000 4.000	0 3.000 4.000	0 3.000 4.000	0 3.000 4.000

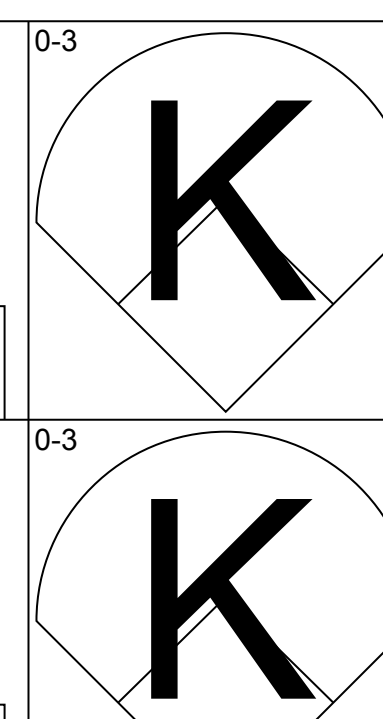
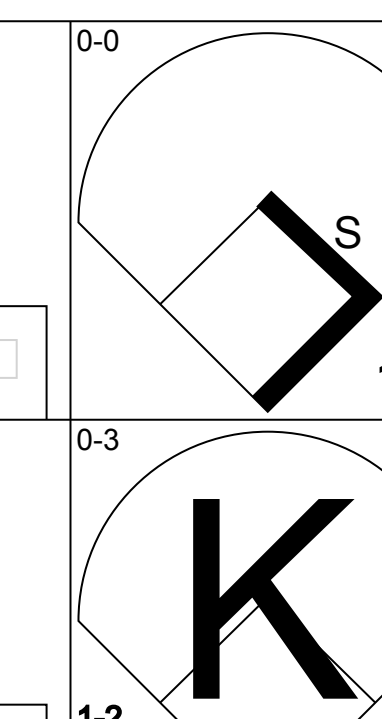
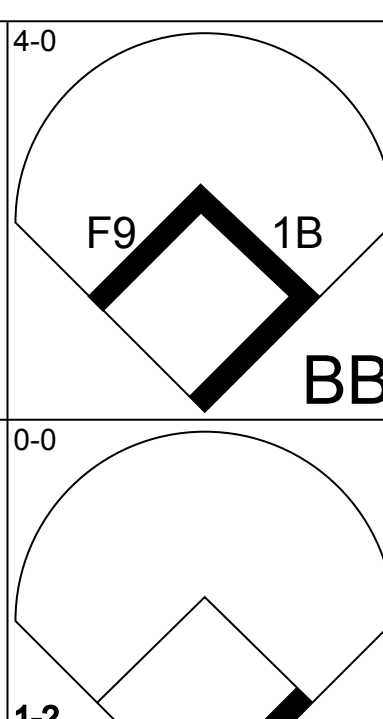
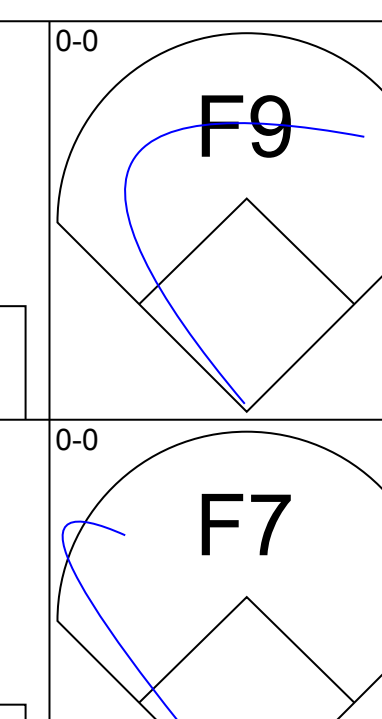
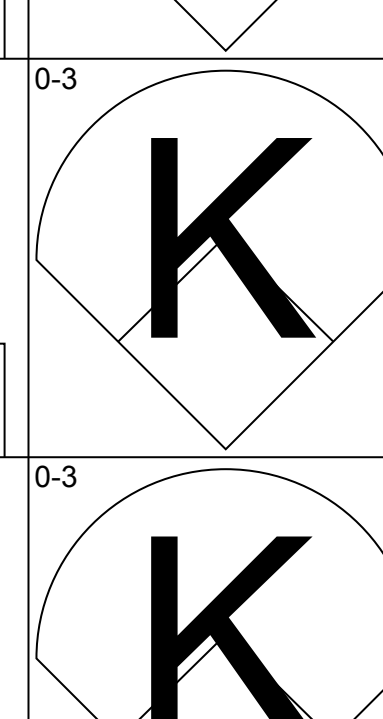
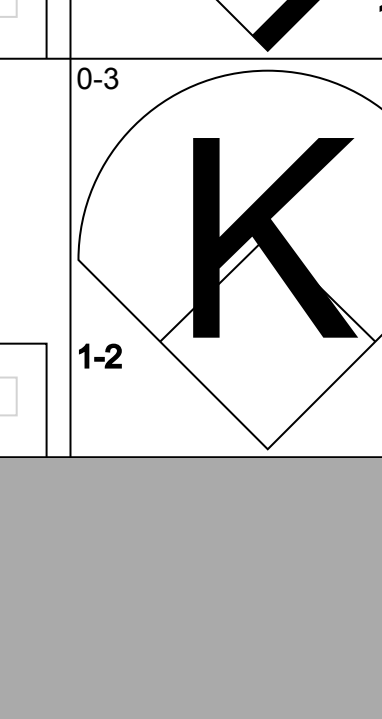
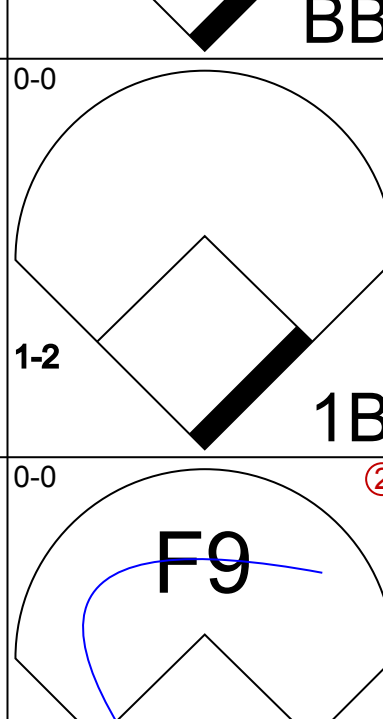
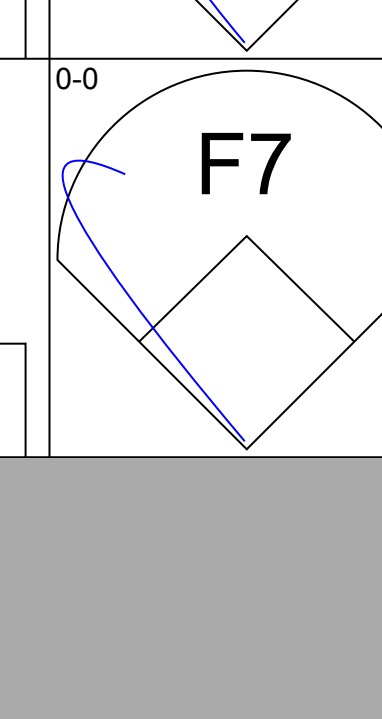
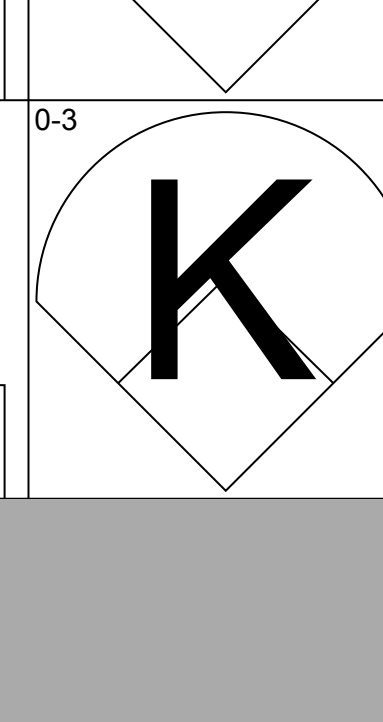
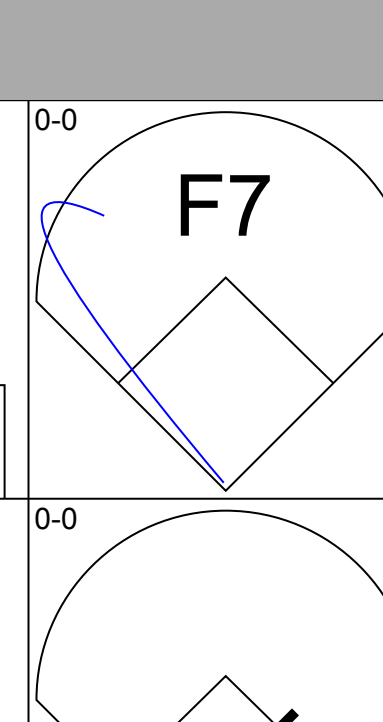
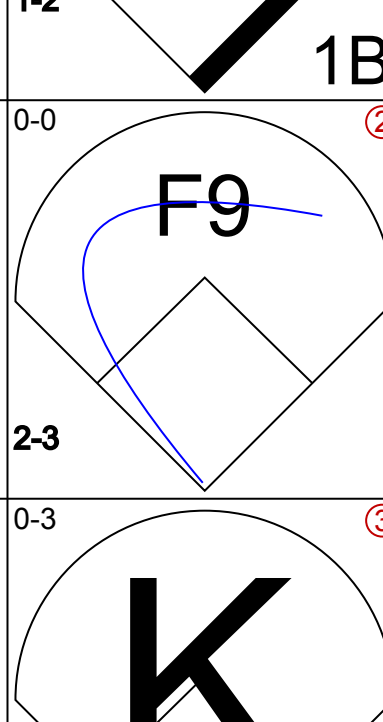
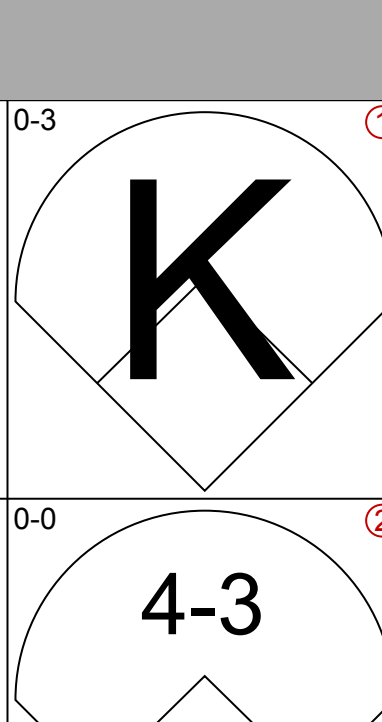
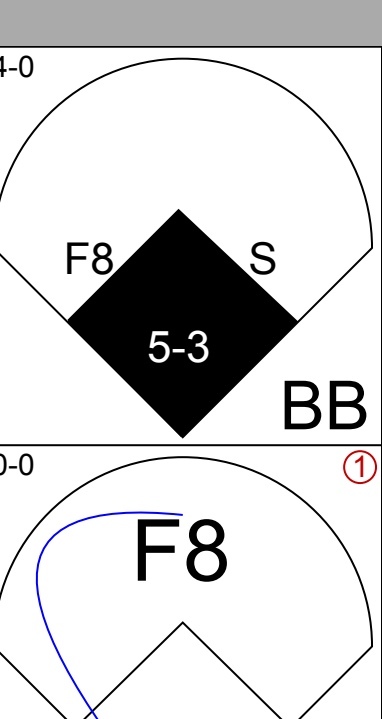
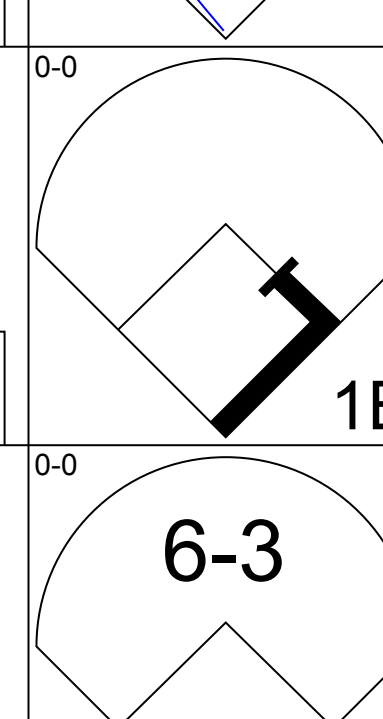

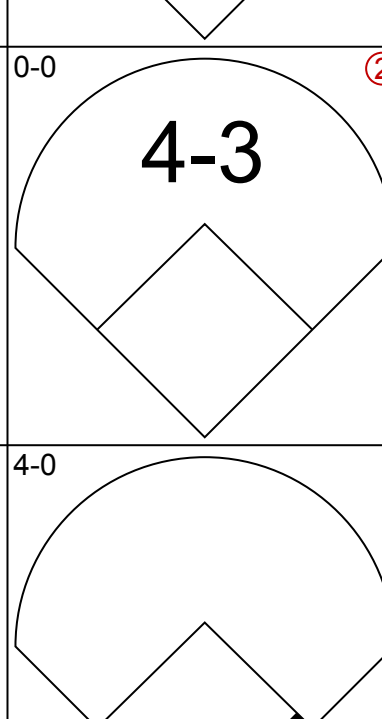
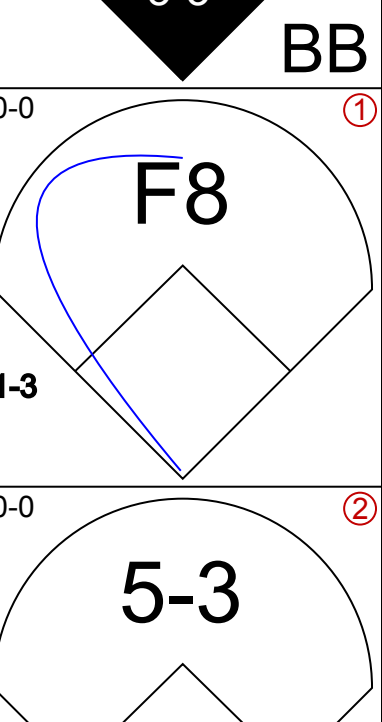
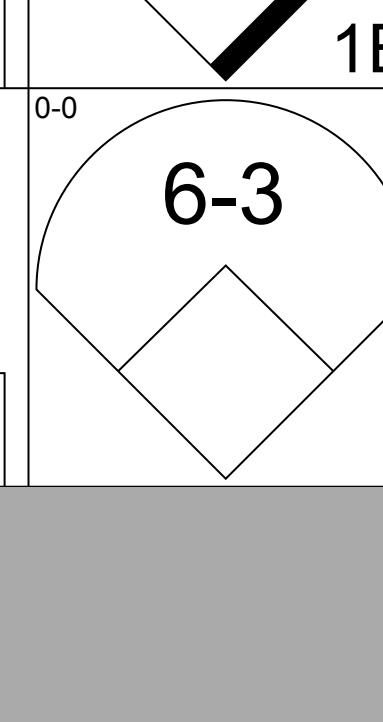
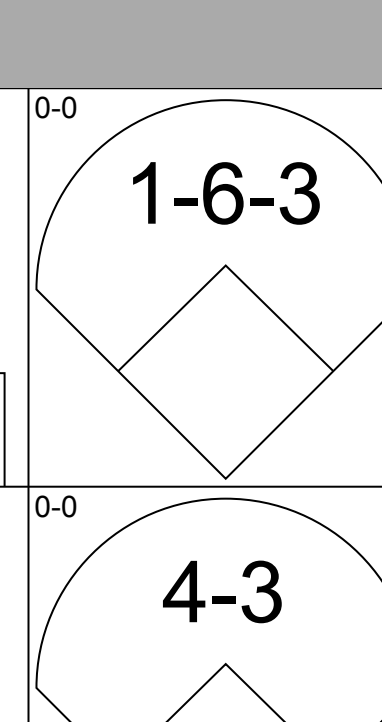
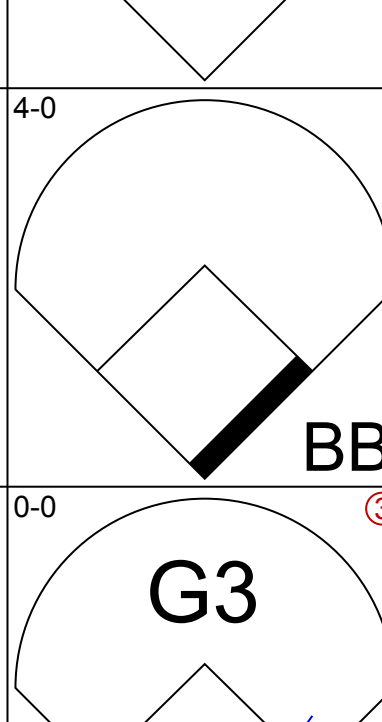
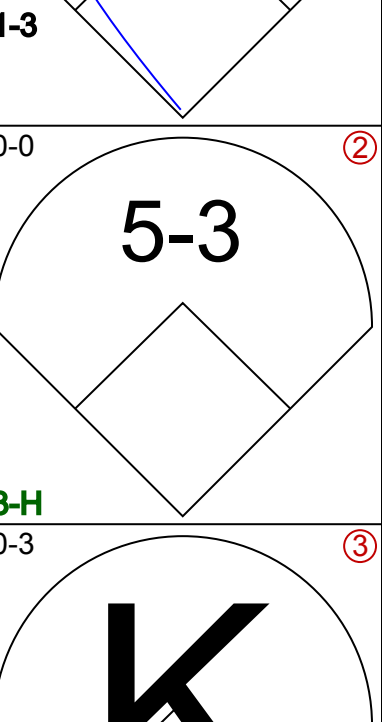
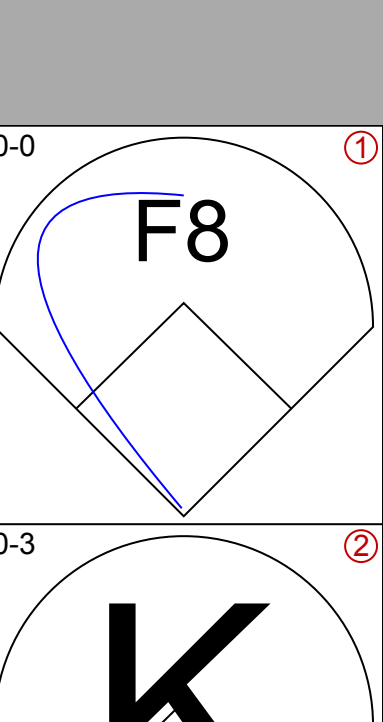
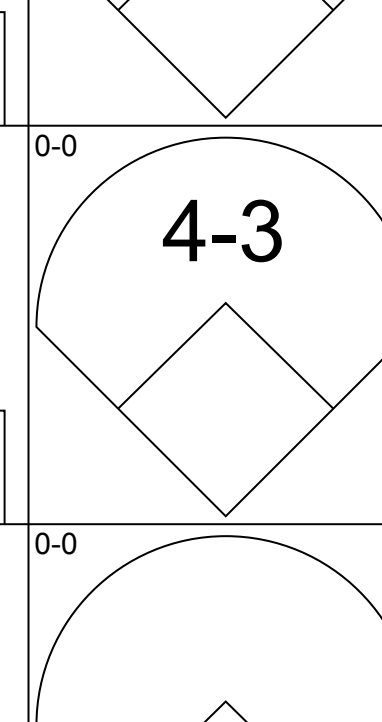
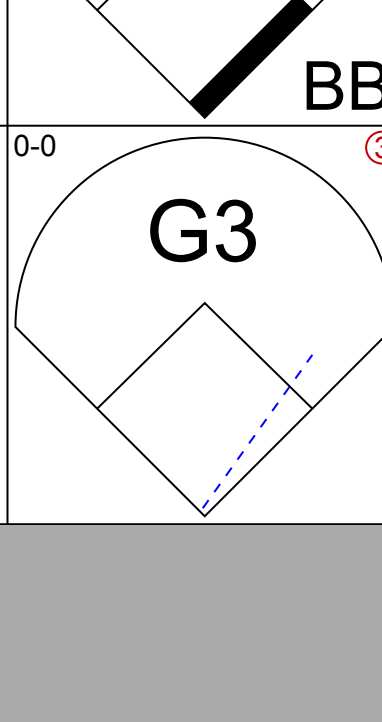
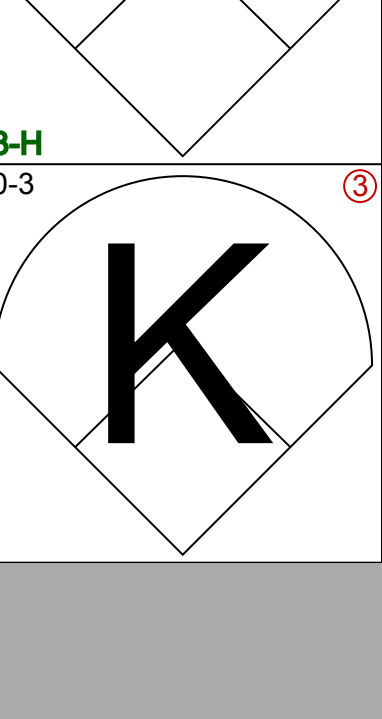
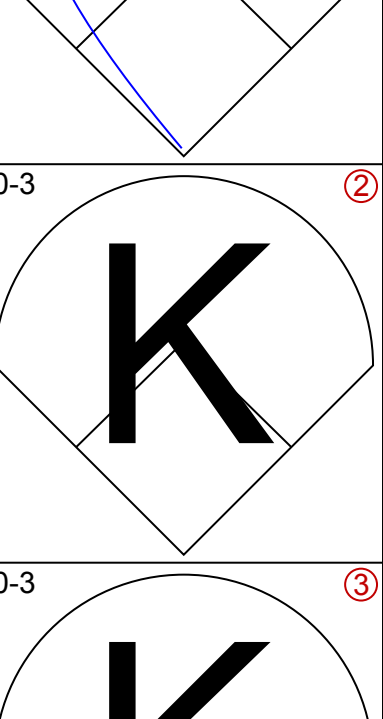
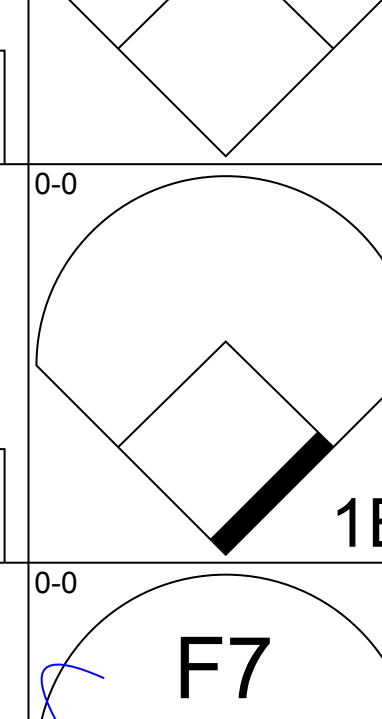
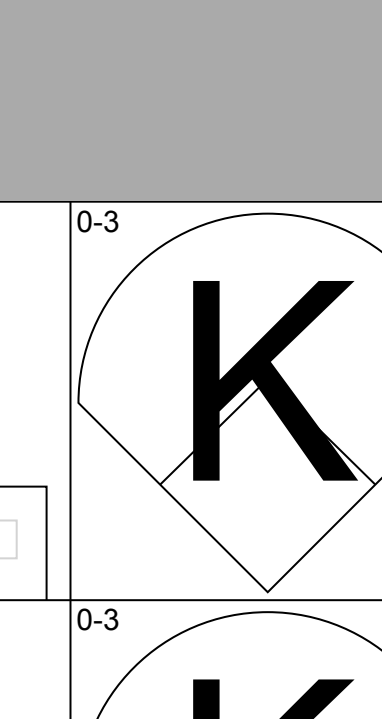
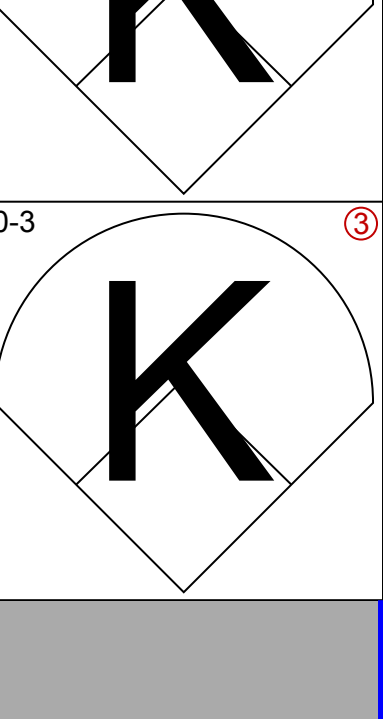
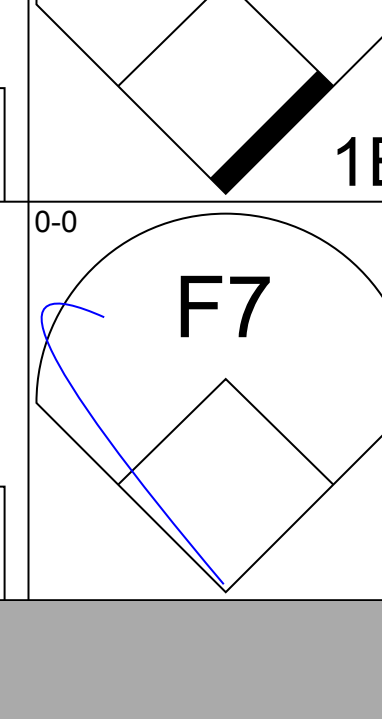
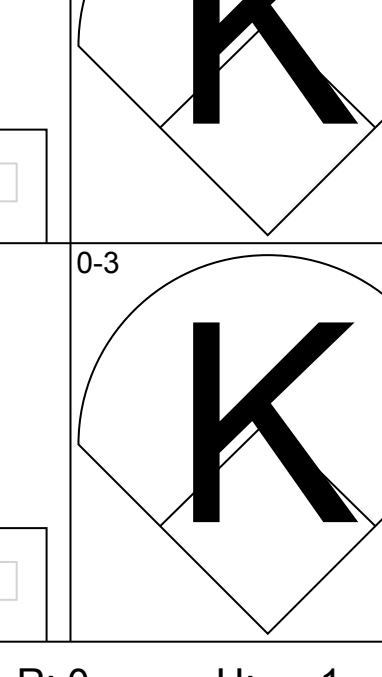
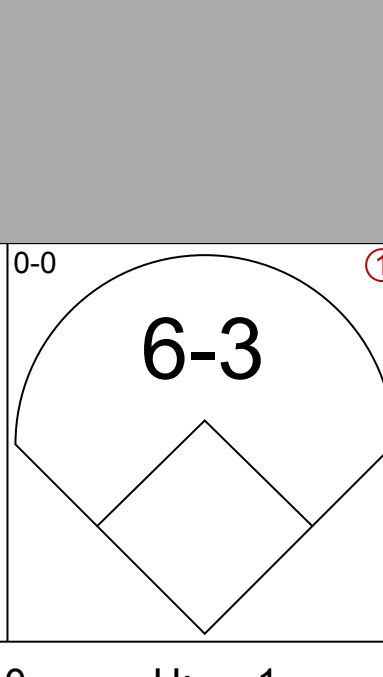
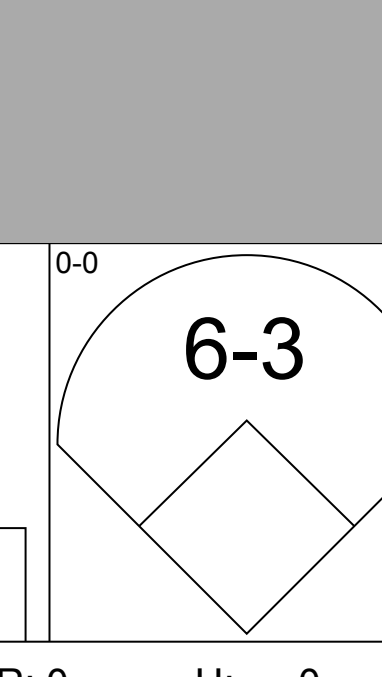
San Francisco Giants @ Cincinnati Reds
Riverfront Stadium, Cincinnati, OH
Thu Apr 18 1986, 6:05 PM EST
Att. 12,410 - Unknown

AB 34
R 4
H 9
RBI 4
BB 4
SO 6
LOB 12



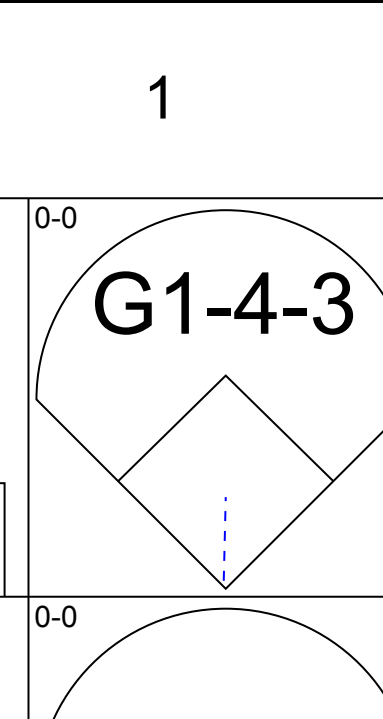
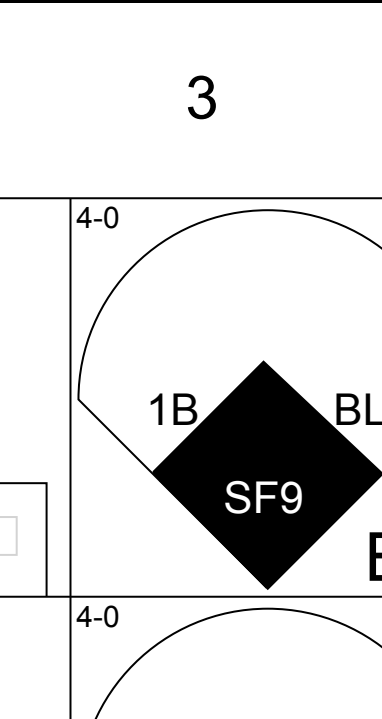
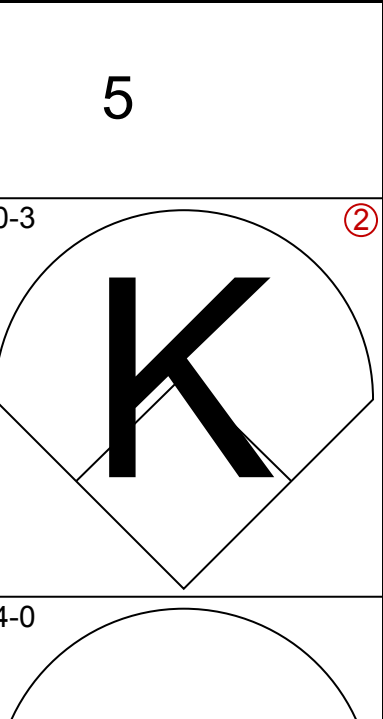
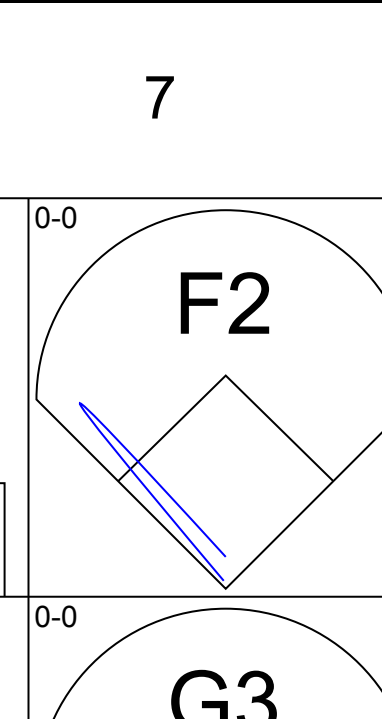
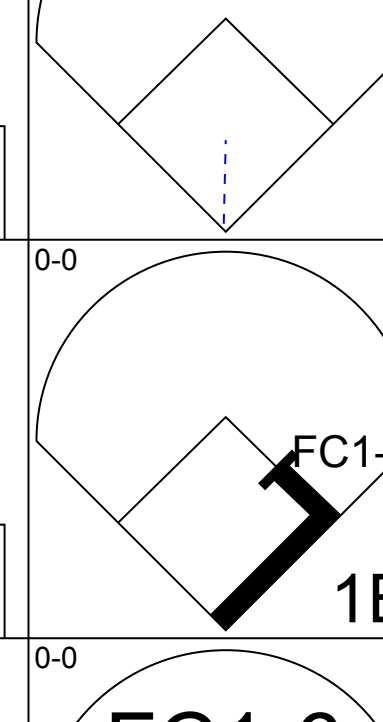
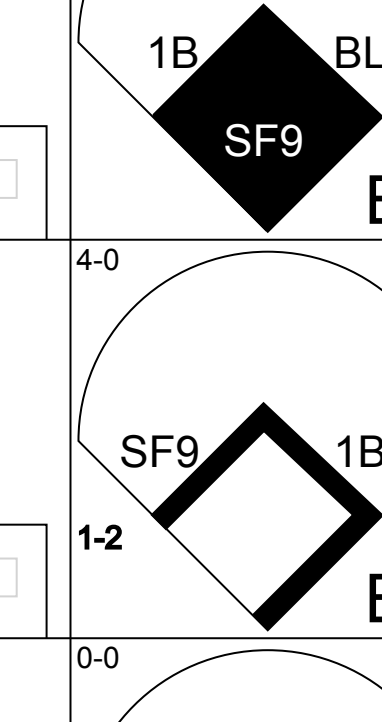
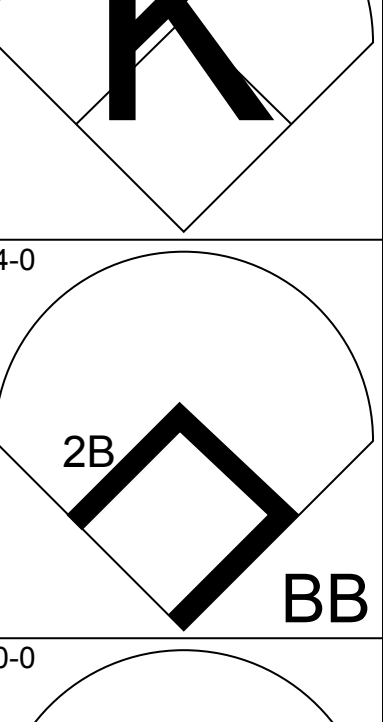
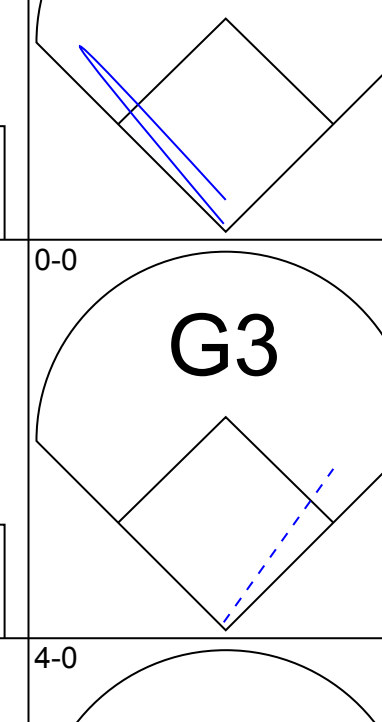
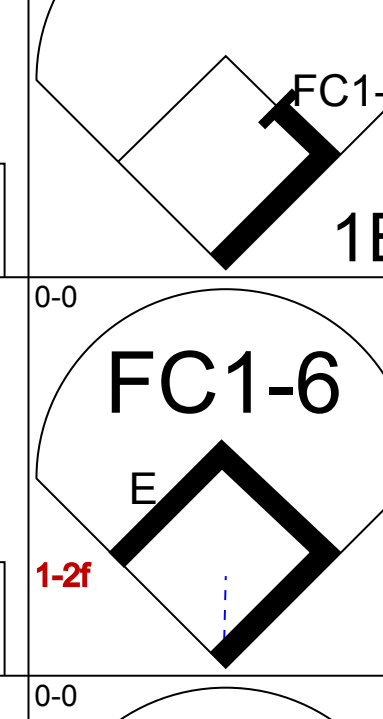
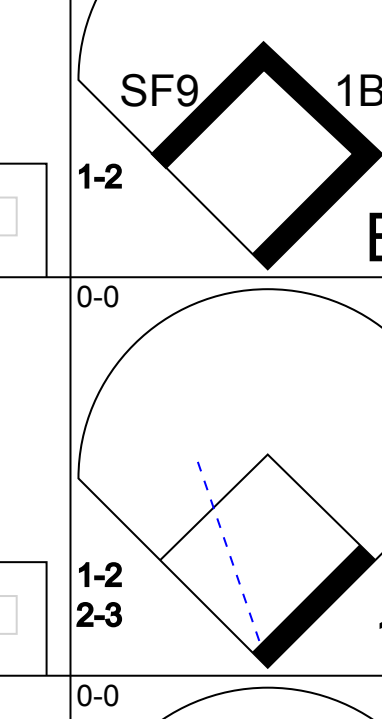
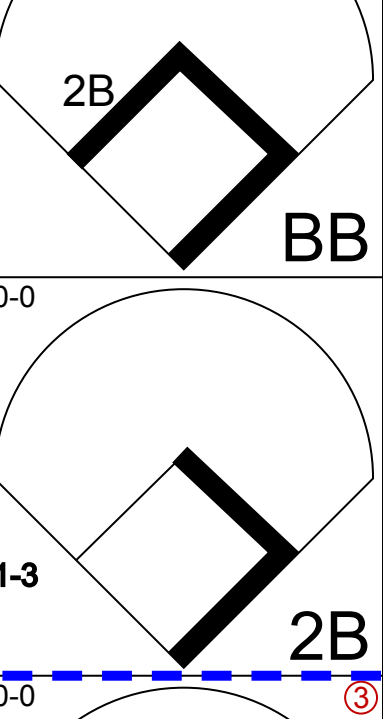
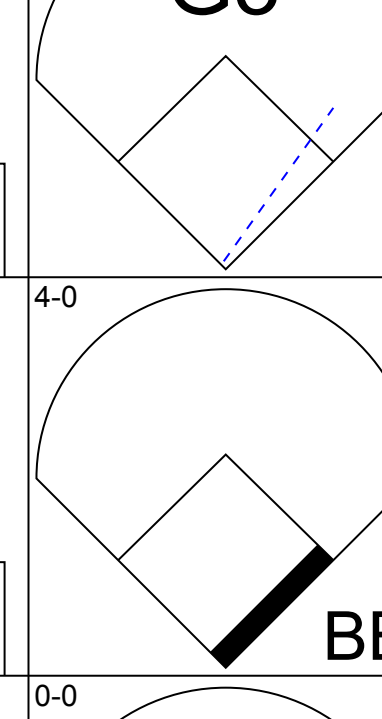
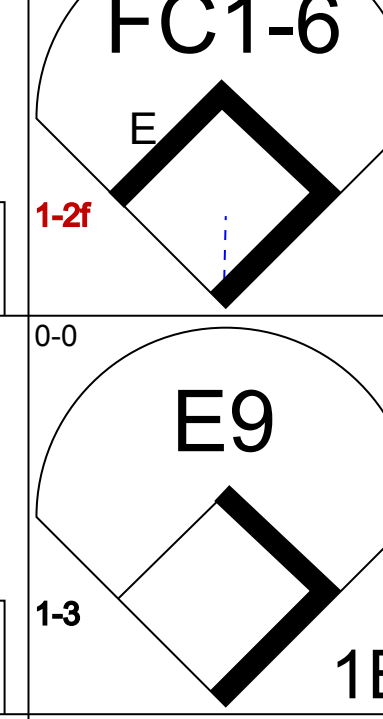
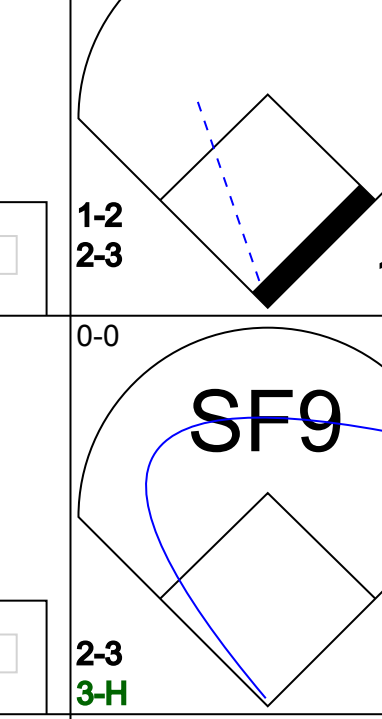
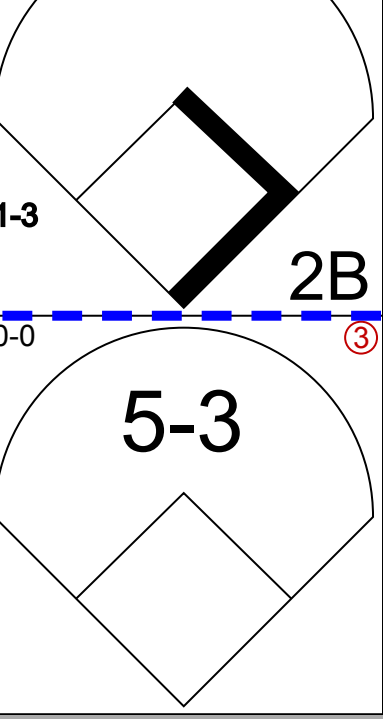
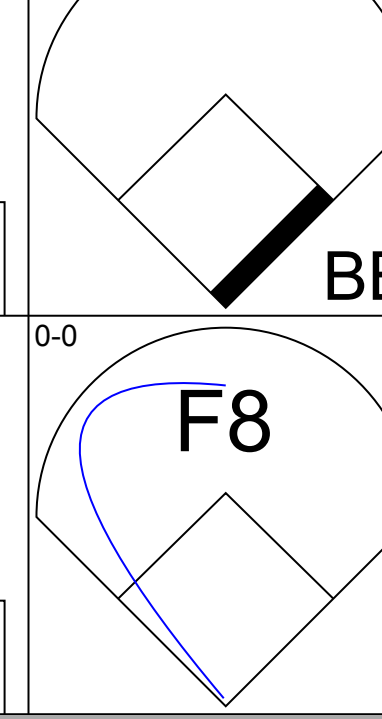
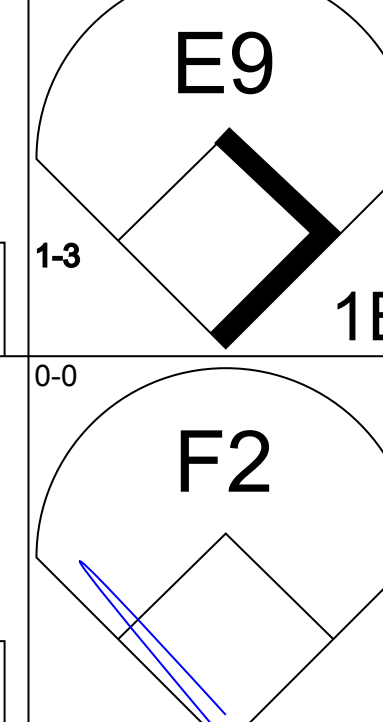
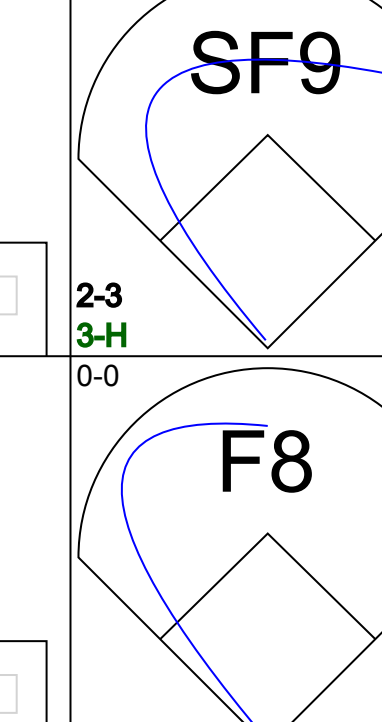
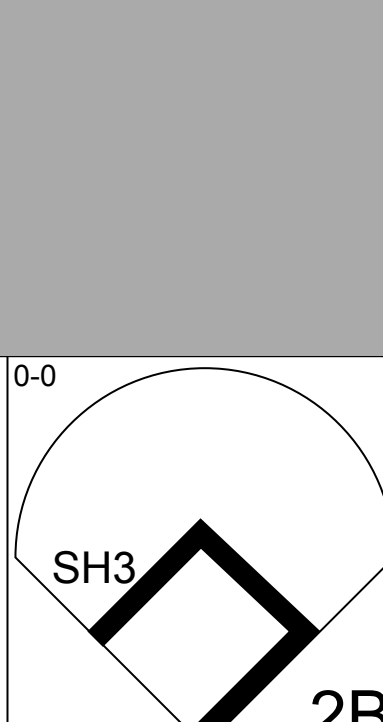
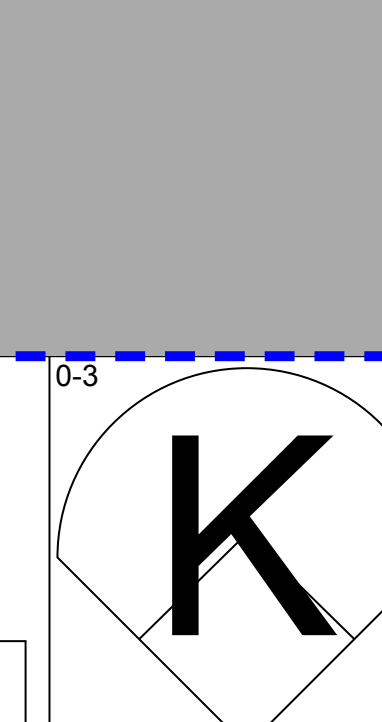
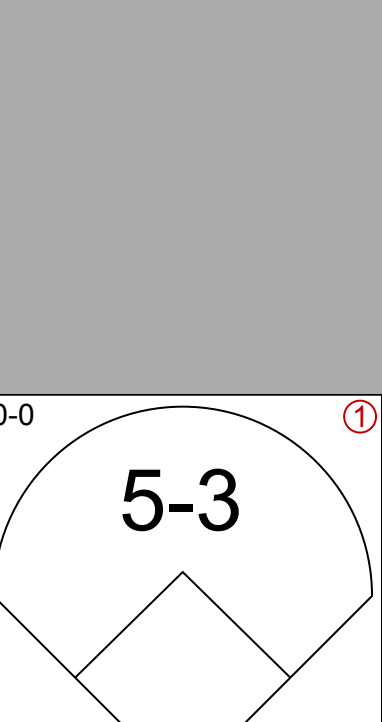
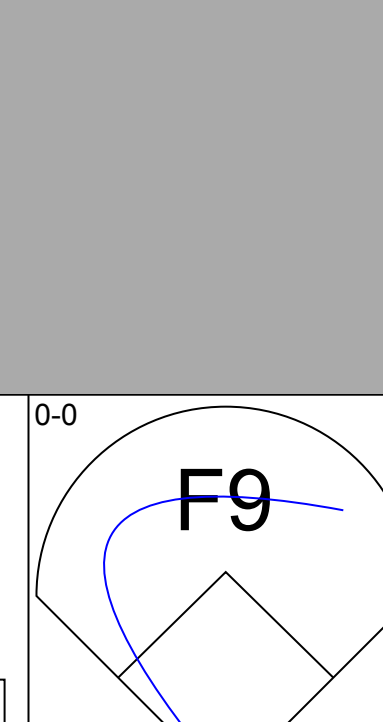
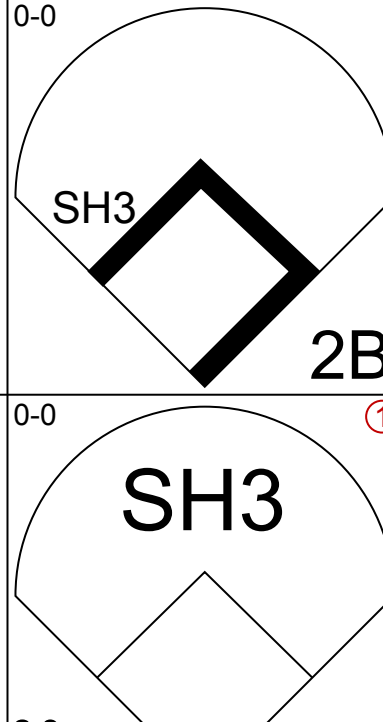
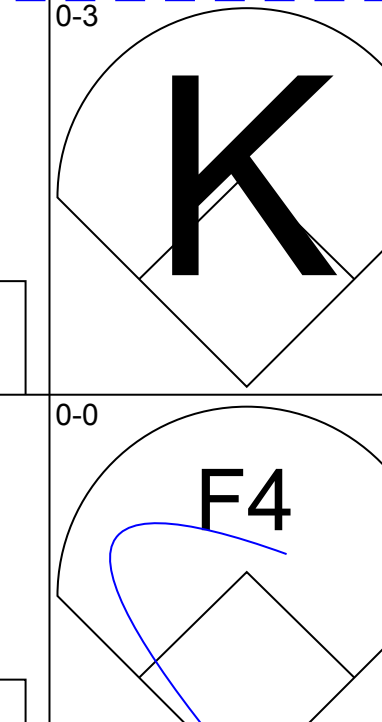
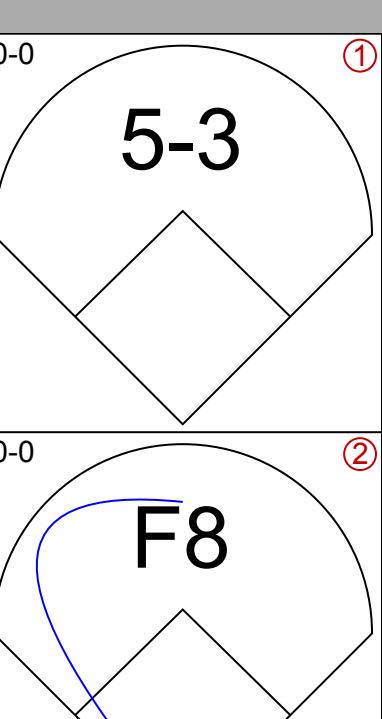
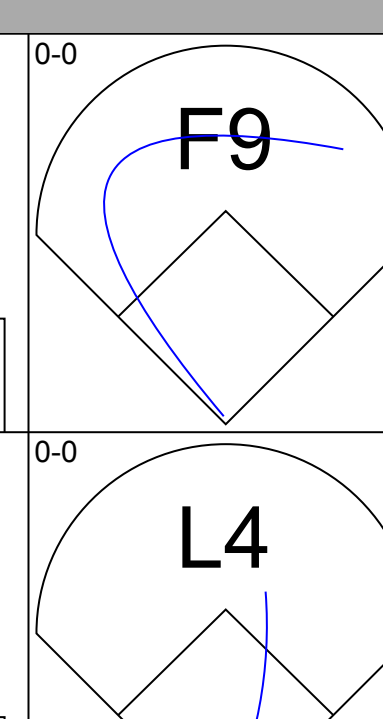
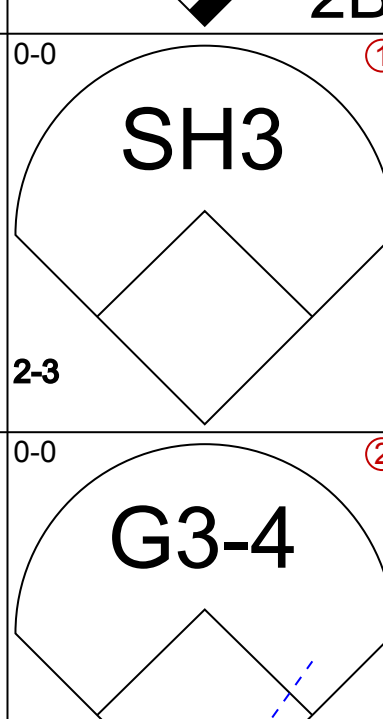
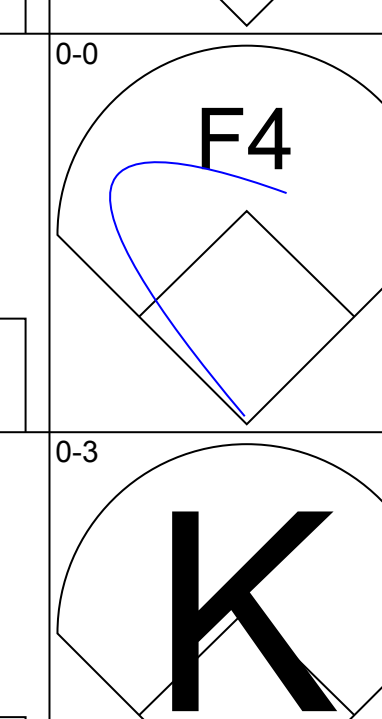
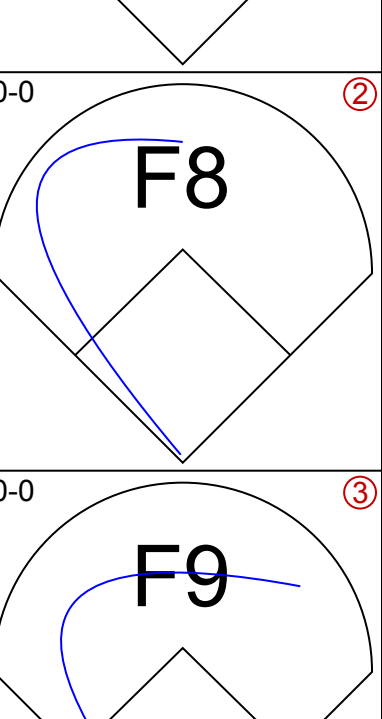
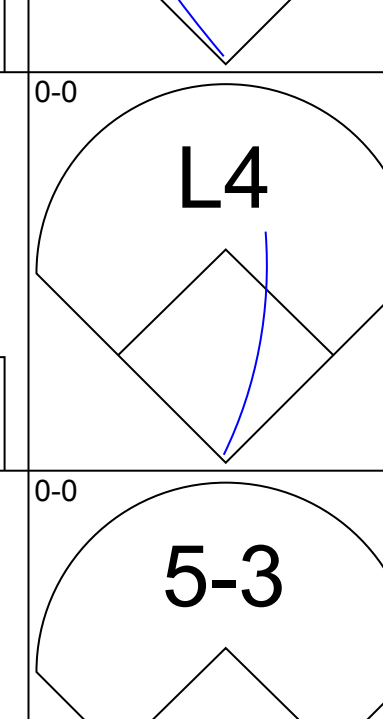
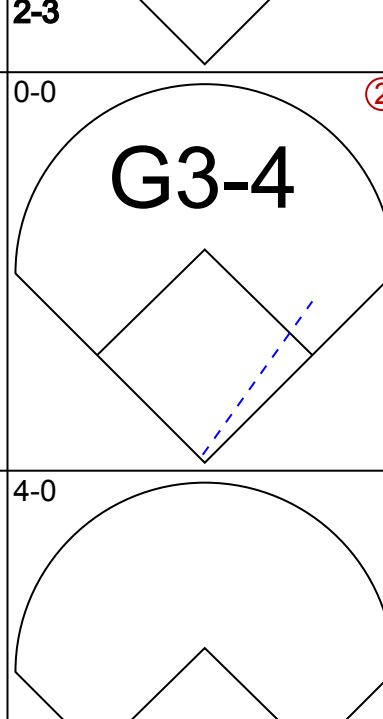
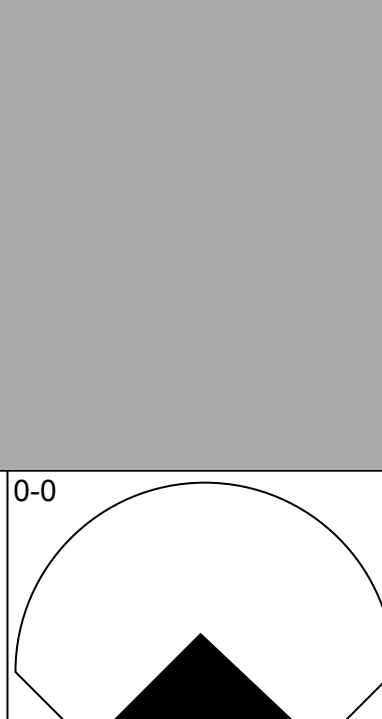
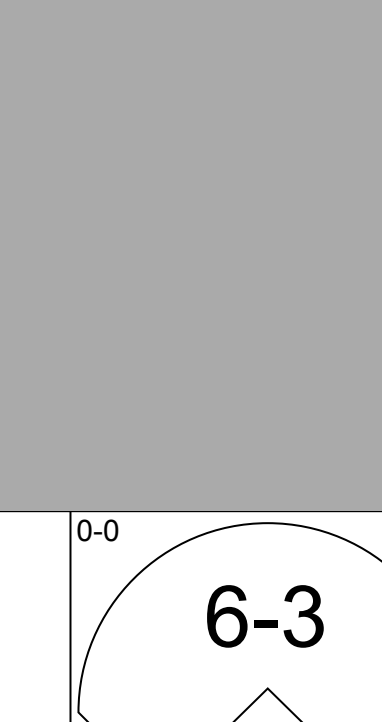
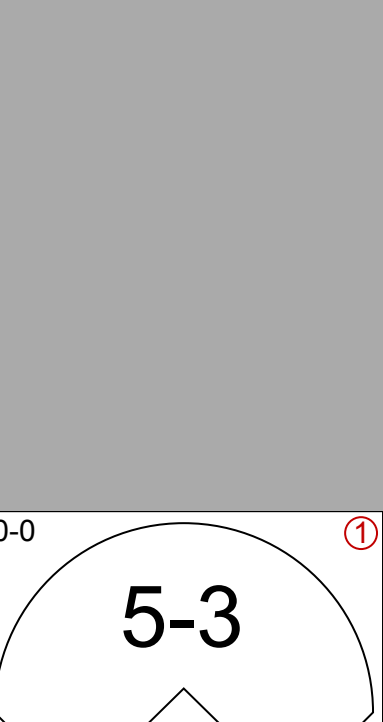
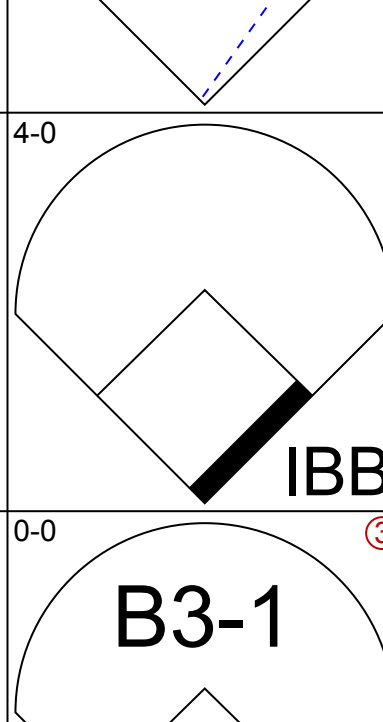
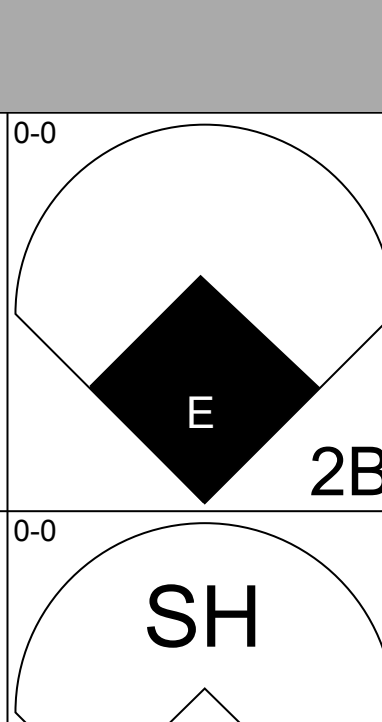
Batter	1	2	3	4	5	6	7	8	9	AB	R	H	RBI	BB	SO	LOB	TOP			
Dan Gladden, R OBP: 0.324, SLG: 0.400	5-3		S 1B BLK 1B		6-3		K			4	1	1	0	0	1	0	San Francisco Giants @ Cincinnati Reds Riverfront Stadium, Cincinnati, OH Fri Apr 19 1985, 6:05 PM EST Att: 24,839 - Unknown			
Manny Trillo, R OBP: 0.375, SLG: 0.357	F4		1B 1B		FC5 1B BB		F6			3	0	1	1	1	0	0				
Chili Davis, S OBP: 0.284, SLG: 0.250	2B BB		F8		1-2 1B		1-3			3	1	1	0	1	0	1				
Jeffrey Leonard, R OBP: 0.189, SLG: 0.306	1-H 2B		1-2 1B		FC5 2-3f		F8			4	0	2	1	0	0	2				
Bob Brently, R OBP: 0.200, SLG: 0.219	K		4-3		5-3		F8			4	0	0	0	0	1	3				
David Green, R OBP: 0.180, SLG: 0.045		6-3		K		5-3		F8		4	0	0	0	0	1	0				
Chris Brown, R OBP: 0.424, SLG: 0.483	F6		F4		1B		F8			4	0	1	0	0	0	0				
Jose Uribe, S OBP: 0.313, SLG: 0.375	1-3		F8		F9		4-3			3	0	0	0	0	0	1				
Mark Davis, L										0	0	0	0	0	0	0				
Frank Williams, R										0	0	0	0	0	0	0				
Gary Rajcich, L (9, PH)										1	0	0	0	0	0	0				
Bill Laskey, R Johnnie LeMaster, R			K		4-3		F5			2	0	0	0	0	1	0				
										1	0	0	0	0	0	0				
Inning Stats	R: 1 E: 0 K: 1 S: 6	H: 1 LOB: 1 BB: 1 P: 10	R: 0 E: 0 K: 0 S: 3	H: 0 LOB: 0 BB: 0 P: 3	R: 1 E: 0 K: 1 S: 8	H: 3 LOB: 2 BB: 0 P: 8	R: 0 E: 0 K: 1 S: 5	H: 0 LOB: 0 BB: 0 P: 5	R: 0 E: 0 K: 0 S: 4	H: 1 LOB: 2 BB: 1 P: 8	R: 0 E: 0 K: 0 S: 5	H: 0 LOB: 0 BB: 0 P: 5	R: 0 E: 0 K: 0 S: 3	H: 0 LOB: 0 BB: 0 P: 3	R: 0 E: 0 K: 0 S: 3	H: 0 LOB: 0 BB: 0 P: 3	1B: 5 2B: 1 3B: 0 HR: 0	SF: 0 SAC: 0 DP: 0 HBP: 0	WP: 0 PB: 0 SB: 2 CS: 0	PA: 35
PITCHER	IP WLS BF H R ER SO BB IBB HBP BLK WP HR S P ERA WHIP	IP WLS BF H R ER SO BB IBB HBP BLK WP HR S P ERA WHIP																		
John Stuper, R ERA: 5.56	(1, 1)	6.0	W	26	6	2	2	3	2	0	0	0	1	0	0	0	30	38	3.00	1.333
Tom Hume, R ERA: 1.5	(7, 1)	2.0		6	0	0	0	1	0	0	0	0	0	0	0	8	8	0.00	0.000	
Ted Power, R ERA:	(9, 1)	1.0	S	3	0	0	0	0	0	0	0	0	0	0	3	3	0.00	0.000		

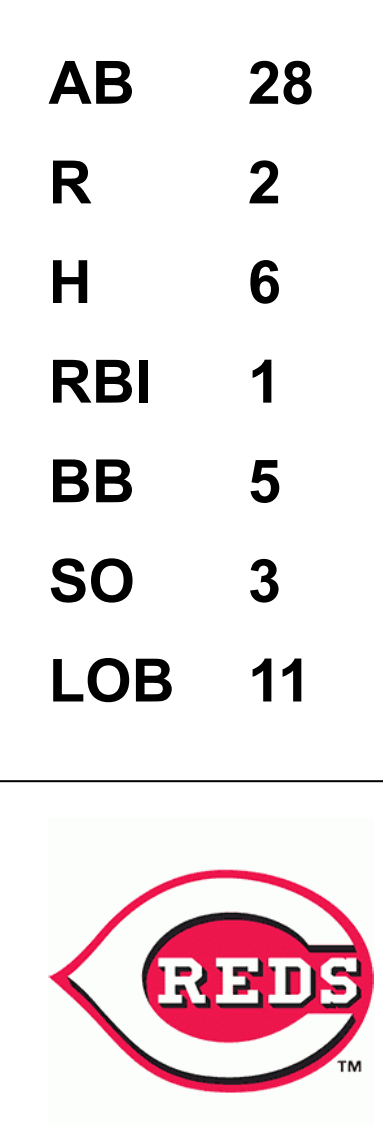
Batter	1	2	3	4	5	6	7	8	9	AB	R	H	RBI	BB	SO	LOB	BOTTOM			
Eric Davis, R OBP: 0.175, SLG: 0.385	4-3 3B	1-2 K		S 1B		K				4	1	2	1	0	2	1	San Francisco Giants @ Cincinnati Reds Riverfront Stadium, Cincinnati, OH Fri Apr 19 1985, 6:05 PM EST Att: 24,839 - Unknown			
Pete Rose, S OBP: 0.326, SLG: 0.325	4-3		FC1-5 2B	2-H 1-2 F9		F8				4	0	1	1	0	0	1				
Dave Parker, L OBP: 0.324, SLG: 0.294	E4 CS		FC1-5 1B	2-3 1B	4-3	K				4	0	0	0	0	1	1				
Cesar Cedeno, R OBP: 0.366, SLG: 0.368	1-2 2B		1-2 1B		1-3	F8				4	1	2	0	0	0	0				
Nick Esasky, R OBP: 0.333, SLG: 0.484	2-H 2B		F8	FC6-4 BB	4-0 BB	F7				3	0	1	1	1	0	2				
Dave Concepcion, R OBP: 0.270, SLG: 0.235	F8		K	FC6-4 1-2f	FC6-4	6-3				4	0	0	0	0	1	4				
Ron Oester, S OBP: 0.314, SLG: 0.323		1-3		SH3 1B		F9 BLK 2B				4	2	3	0	0	0	0				
Dave Vangorder, R OBP: 0.316, SLG: 0.250		6-3		K		F9 2-3				3	0	0	0	1	1	2				
John Stuper, R Eddie Miller, L Tony Martinez, L Tom Hume, R Duane Walker, L Ted Power, R	(1, 1) (5, PH) (5, PH) (7, 1) (8, PH) (9, 1)			SH3 1B		3-H K				1	0	1	0	0	0	0				
										0	0	0	0	0	0	0				
Inning Stats	R: 2 E: 1 K: 0 S: 6	H: 3 LOB: 1 BB: 0 P: 6	R: 0 E: 0 K: 1 S: 6	H: 1 LOB: 1 BB: 0 P: 6	R: 0 E: 0 K: 1 S: 7	H: 2 LOB: 2 BB: 0 P: 7	R: 1 E: 0 K: 1 S: 7	H: 2 LOB: 1 BB: 0 P: 7	R: 0 E: 0 K: 0 S: 3	H: 0 LOB: 1 BB: 1 P: 7	R: 1 E: 0 K: 2 S: 8	H: 1 LOB: 0 BB: 0 P: 8	R: 0 E: 0 K: 1 S: 5	H: 0 LOB: 0 BB: 0 P: 5	R: 0 E: 0 K: 0 S: 4	H: 1 LOB: 2 BB: 1 P: 8	1B: 4 2B: 5 3B: 1 HR: 0	SF: 0 SAC: 1 DP: 0 HBP: 0	WP: 0 PB: 0 SB: 2 CS: 1	PA: 36
PITCHER	IP WLS BF H R ER SO BB IBB HBP BLK WP HR S P ERA WHIP	IP WLS BF H R ER SO BB IBB HBP BLK WP HR S P ERA WHIP																		
Bill Laskey, R ERA: 3.09	(1, 1)	5.1	L	26	9	4	4	3	1	0	0	0	0	0	0	31	35	6.75	1.875	
Mark Davis, L ERA: 2.45	(6, 1)	1.2		5	0	0	0	3	0	0	0	1	0	0	11	11	0.00	0.000		
Frank Williams, R ERA: 13.5	(8, 1)	1.0		5	1	0	0	0	0	1	0	0	0	0	4	8	0.00	1.000		

Batter	1	2	3	4	5	6	7	8	9	AB	R	H	RBI	BB	SO	LOB	TOP					
Dan Gladden, R (1, 8) OBP: 0.341, SLG: 0.395										3	0	1	0	1	1	0	San Francisco Giants @ Cincinnati Reds Riverfront Stadium, Cincinnati, OH Sat Apr 20 1985, 3:33 AM EST Att: 18,115 - Unknown					
Brad Wellman, R (1, 4) OBP: 0.444, SLG: 0.500										4	0	1	0	0	2	1						
Jeffrey Leonard, R (1, 7) OBP: 0.171, SLG: 0.275										4	0	0	0	0	2	2						
Chili Davis, S (1, 9) OBP: 0.316, SLG: 0.257										3	1	1	0	1	1	2						
Chris Brown, R (1, 5) OBP: 0.405, SLG: 0.438										3	0	0	0	1	0	1						
Scot Thompson, L (1, 3) OBP: 0.105, SLG: 0.105										4	0	0	1	0	0	1						
Alex Trevino, R (1, 2) OBP: 0.333, SLG: 0.333										3	0	1	0	0	2	0						
Jose Uribe, S (1, 6) OBP: 0.263, SLG: 0.316										3	0	0	0	0	2	1						
Jim Gott, R (1, 1) OBP: 0.333, SLG: 0.333										1	0	0	0	0	1	0						
Scott Garrelts, R (5, 1)										1	0	0	0	0	0	0						
Joel Youngblood, R (8, PH)										1	0	0	0	0	0	0						
Frank Williams, R (8, 1)										0	0	0	0	0	0	0						
Inning Stats	R: 0 E: 0 K: 3 S: 9	H: 0 LOB: 0 BB: 0 P: 9	R: 1 E: 0 K: 1 S: 5	H: 0 LOB: 0 BB: 1 P: 9	R: 0 E: 0 K: 3 S: 10	H: 1 LOB: 1 BB: 0 P: 10	R: 0 E: 0 K: 0 S: 3	H: 1 LOB: 0 BB: 0 P: 3	R: 0 E: 0 K: 2 S: 7	H: 0 LOB: 0 BB: 0 P: 7	R: 0 E: 0 K: 1 S: 6	H: 1 LOB: 2 BB: 1 P: 10	R: 0 E: 0 K: 0 S: 4	H: 1 LOB: 1 BB: 0 P: 4	R: 0 E: 0 K: 0 S: 3	H: 0 LOB: 0 BB: 0 P: 3	R: 0 E: 0 K: 1 S: 5	H: 0 LOB: 1 BB: 1 P: 9	1B: 4 2B: 0 3B: 0 HR: 0	SF: 0 SAC: 0 DP: 0 HBP: 0	WP: 0 PB: 0 SB: 2 CS: 0	PA: 33
PITCHER Mario Soto, R (1, 1) ERA: 1.13	IP: 9.0 WLS: W BF: 33	H: 4 R: 1 ER: 1 SO: 11	BB: 3 IBB: 0 HBP: 0 BLK: 0	WP: 0 HR: 0 S: 52 P: 64	ERA: 1.00 WHIP: 0.778	PITCHER										IP: 9.0 WLS: W BF: 33	H: 4 R: 1 ER: 1 SO: 11	BB: 3 IBB: 0 HBP: 0 BLK: 0	WP: 0 HR: 0 S: 52 P: 64	ERA: 1.00 WHIP: 0.778		

AB	30
R	1
H	4
RBI	1
BB	3
SO	11
LOB	8



Batter	1	2	3	4	5	6	7	8	9	AB	R	H	RBI	BB	SO	LOB	BOTTOM					
Eric Davis, R (1, 8) OBP: 0.182, SLG: 0.357										3	1	0	0	1	1	0	San Francisco Giants @ Cincinnati Reds Riverfront Stadium, Cincinnati, OH Sat Apr 20 1985, 3:33 AM EST Att: 18,115 - Unknown					
Pete Rose, S (1, 3) OBP: 0.362, SLG: 0.333										2	0	1	0	2	0	0						
Dave Parker, L (1, 9) OBP: 0.366, SLG: 0.351										3	0	2	0	1	0	1						
Cesar Cedeno, R (1, 7) OBP: 0.356, SLG: 0.366										3	0	1	1	0	0	3						
Nick Esasky, R (1, 5) OBP: 0.324, SLG: 0.486										4	0	1	0	0	1	4						
Dave Concepcion, R (1, 6) OBP: 0.250, SLG: 0.216										3	0	0	0	0	0	0						
Ron Oester, S (1, 4) OBP: 0.269, SLG: 0.294										3	0	0	0	0	0	1						
Tom Foley, L (8, PH) (9, 4)										1	0	0	0	0	1	0						
Dave Vangorder, R (1, 2) OBP: 0.318, SLG: 0.222										2	0	0	0	1	0	0						
Eddie Milner, L (9, PH) OBP: 0.364, SLG: 0.545										1	1	1	0	0	0	0						
Mario Soto, R (1, 1) OBP: 0.273, SLG: 0.200										3	0	0	0	0	0	2						
Inning Stats	R: 0 E: 1 K: 0 S: 5	H: 2 LOB: 2 BB: 0 P: 5	R: 0 E: 0 K: 0 S: 3	H: 0 LOB: 0 BB: 0 P: 3	R: 1 E: 0 K: 0 S: 4	H: 1 LOB: 2 BB: 2 P: 12	R: 0 E: 0 K: 0 S: 3	H: 0 LOB: 0 BB: 0 P: 3	R: 0 E: 0 K: 1 S: 6	H: 1 LOB: 2 BB: 1 P: 10	R: 0 E: 0 K: 0 S: 4	H: 1 LOB: 2 BB: 1 P: 8	R: 0 E: 0 K: 2 S: 7	H: 0 LOB: 1 BB: 0 P: 7	R: 0 E: 0 K: 0 S: 3	H: 0 LOB: 0 BB: 0 P: 7	R: 1 E: 1 K: 0 S: 2	H: 1 LOB: 1 BB: 0 P: 2	1B: 3 2B: 3 3B: 0 HR: 0	SF: 1 SAC: 2 DP: 0 HBP: 0	WP: 0 PB: 0 SB: 0 CS: 0	PA: 36
PITCHER Jim Gott, R (1, 1) ERA: 1.86	IP: 4.2 WLS: 10 BF: 21	H: 4 R: 1 ER: 1 SO: 1	BB: 3 IBB: 0 HBP: 0 BLK: 0	WP: 0 HR: 0 S: 20 P: 32	ERA: 1.93 WHIP: 1.500	PITCHER										IP: 4.2 WLS: 10 BF: 21	H: 4 R: 1 ER: 1 SO: 1	BB: 3 IBB: 0 HBP: 0 BLK: 0	WP: 0 HR: 0 S: 20 P: 32	ERA: 1.93 WHIP: 1.500		
Scott Garrelts, R (5, 1) ERA: 4.05	2.1	1	0	0	0	1	1	0	0	0	0	8	16	0.00	0.857							
Frank Williams, R (8, 1) ERA: 10.38	1.0	L	5	1	1	0	2	0	0	0	0	9	9	0.00	1.000							



Batter	1	2	3	4	5	6	7	8	9	AB	R	H	RBI	BB	SO	LOB	TOP										
Dan Gladden, R (1, 8) OBP: 0.356, SLG: 0.405	0-3 K		0-0 F3			0-0 CS 1B		0-0 5-3 1B		4	0	2	0	0	1	0	San Francisco Giants @ Cincinnati Reds Riverfront Stadium, Cincinnati, OH Sun Apr 21 1985, 3:33 AM EST Att: 29,418 - Sunny										
Manny Trillo, R (1, 4) OBP: 0.361, SLG: 0.344	0-0 E5				0-0 G5-4-3 1B	0-0 F6 1-2		0-0 5-3 1-2		4	0	1	0	0	0	2											
Joel Youngblood, R (1, 9) OBP: 0.182, SLG: 0.100	0-3 K				0-0 G5-4-3 1-2			0-0 F7		4	0	1	0	0	1	3											
Jeffrey Leonard, R (1, 7) OBP: 0.178, SLG: 0.295	0-3 K				0-0 2B	0-0 F9			0-3 K	4	0	1	0	0	2	2											
Chris Brown, R (1, 5) OBP: 0.415, SLG: 0.412		0-3 K			4-0 FC6-4 BB			4-0 6-3		2	0	0	0	2	1	0											
Bob Brenly, R (1, 2) OBP: 0.205, SLG: 0.200		0-0 5-3			0-0 FC6-4 1-2			0-0 F9		3	0	0	0	1	0	3											
David Green, R (1, 3) OBP: 0.143, SLG: 0.040 Chili Davis, S (8, PH) OBP: 0.308, SLG: 0.250						0-3 K		0-0 F6		3	0	0	0	0	1	1											
Johnnie LeMaster, R (1, 6)					0-0 5-3			0-0 F2		3	0	0	0	0	1	1											
Atlee Hammaker, S (1, 1) Brad Wellman, R (8, PH) Mark Davis, L (8, 1)					0-0 1-3			0-0 5-3		2	0	0	0	0	0	0											
								0-0 F8		1	0	0	0	0	0	0											
Inning Stats	R: 0 E: 1 K: 3 S: 10	H: 0 LOB: 1 BB: 0 P: 10	R: 0 E: 0 K: 1 S: 5	H: 0 LOB: 0 BB: 0 P: 5	R: 0 E: 0 K: 0 S: 3	H: 0 LOB: 0 BB: 0 P: 3	R: 0 E: 0 K: 0 S: 4	H: 2 LOB: 2 BB: 1 P: 8	R: 0 E: 0 K: 2 S: 7	H: 0 LOB: 0 BB: 0 P: 7	R: 0 E: 0 K: 0 S: 4	H: 2 LOB: 1 BB: 0 P: 4	R: 0 E: 0 K: 0 S: 3	H: 0 LOB: 1 BB: 1 P: 7	R: 0 E: 0 K: 0 S: 4	H: 1 LOB: 1 BB: 0 P: 4	R: 0 E: 0 K: 1 S: 5	H: 0 LOB: 1 BB: 1 P: 9	1B: 4 2B: 1 3B: 0 HR: 0	SF: 0 SAC: 0 DP: 1 HBP: 0	WP: 0 PB: 0 SB: 0 CS: 1	PA: 34					
PITCHER	IP	WLS	BF	H	R	ER	SO	BB	IBB	HBP	BLK	WP	HR	S	P	ERA	WHIP										
Tom Browning, L (1, 1) ERA: 0.38	8.0	W	30	5	0	0	6	2	0	0	0	0	0	40	48	0.00	0.875										
Ted Power, R (9, 1) ERA:	1.0	S	4	0	0	0	1	1	0	0	0	0	0	5	9	0.00	1.000										

AB 31
R 0
H 5
RBI 0
BB 3
SO 7
LOB 13



Batter	1	2	3	4	5	6	7	8	9	AB	R	H	RBI	BB	SO	LOB	BOTTOM										
Eric Davis, R (1, 8) OBP: 0.188, SLG: 0.391	0-0 F8		0-0 BLK 3B			0-0 E5 CS		0-3 K		4	1	1	0	0	1	0	San Francisco Giants @ Cincinnati Reds Riverfront Stadium, Cincinnati, OH Sun Apr 21 1985, 3:33 AM EST Att: 29,418 - Sunny										
Gary Redus, R (1, 7) OBP: 1.000, SLG: 1.000	4-0 1B CS BB		0-1 CI S			0-0 FC4-6 1B 1-2				1	0	1	0	1	0	0											
Dave Parker, L (1, 9) OBP: 0.364, SLG: 0.350	0-0 1-3 1B		0-3 K 1-2			0-0 FC4-6 S 1-2				3	0	1	0	0	1	2											
Cesar Cedeno, R (1, 3) OBP: 0.333, SLG: 0.341	0-3 K 3H				0-0 5-3			0-0 F7		3	0	0	0	0	1	3											
Nick Esasky, R (1, 5) OBP: 0.325, SLG: 0.459		4-0 FC4-6 BB			0-3 K			0-0 6-3		2	0	0	0	1	1	0											
Dave Concepcion, R (1, 6) OBP: 0.233, SLG: 0.200		0-0 FC4-6 CS 1-2			0-3 K			0-0 F9		3	0	0	0	0	1	1											
Dann Bilardello, R (1, 2) OBP: 0.176, SLG: 0.125		0-0 F8				0-0 1-3		0-0 F9		3	0	0	0	0	0	1											
Tom Foley, L (1, 4)		0-0 CS 1-2		0-0 4-3		0-0 F9		0-0 G3		3	0	0	0	0	0	0											
Tom Browning, L (1, 1) Tony Perez, R (8, PH) Ted Power, R (9, 1)					0-0 4-3			0-0 F9		2	0	0	0	0	0	0											
										0	0	0	0	0	0	0											
Inning Stats	R: 0 E: 0 K: 1 S: 5	H: 1 LOB: 2 BB: 1 P: 9	R: 0 E: 0 K: 0 S: 2	H: 0 LOB: 0 BB: 1 P: 6	R: 1 E: 1 K: 1 S: 7	H: 1 LOB: 1 BB: 0 P: 7	R: 0 E: 0 K: 2 S: 7	H: 0 LOB: 0 BB: 0 P: 7	R: 0 E: 1 K: 0 S: 4	H: 1 LOB: 0 BB: 0 P: 4	R: 0 E: 0 K: 0 S: 3	H: 0 LOB: 0 BB: 0 P: 3	R: 0 E: 0 K: 0 S: 3	H: 0 LOB: 0 BB: 0 P: 3	R: 0 E: 0 K: 1 S: 5	H: 0 LOB: 0 BB: 0 P: 5	R: 0 E: 0 K: 1 S: 5	H: 0 LOB: 0 BB: 0 P: 5	1B: 2 2B: 1 3B: 1 HR: 0	SF: 0 SAC: 0 DP: 1 HBP: 0	WP: 0 PB: 0 SB: 2 CS: 3	PA: 29					
PITCHER	IP	WLS	BF	H	R	ER	SO	BB	IBB	HBP	BLK	WP	HR	S	P	ERA	WHIP										
Atlee Hammaker, L (1, 1) ERA: 2.95	7.0	L	25	3	1	1	4	2	0	0	1	0	0	31	39	1.29	0.714										
Mark Davis, L (8, 1) ERA: 2.16	1.0		3	0	0	0	1	0	0	0	0	0	0	5	5	0.00	0.000										


AB 25
R 1
H 3
RBI 0
BB 2
SO 5
LOB 7



Batter	1	2	3	4	5	6	7	8	9	10	AB	R	H	RBI	BB	SO	LOB	TOP			
Mariano Duncan, R OBP: 0.302, SLG: 0.397 (1, 4)	L9			6-3		5-3		4-3	4-3	F7	5	0	0	0	0	0	1				
Bill Russell, R OBP: 0.344, SLG: 0.310 (1, 7)	F8			1-3		4-3		4-3	4-3	FC5-4	5	0	0	0	0	0	1				
Mike Marshall, R OBP: 0.400, SLG: 0.537 (1, 9)	F6			K				G6-4-3 1B	HR	BB	3	1	1	0	1	1	0				
Pedro Guerrero, R OBP: 0.328, SLG: 0.340 (1, 5)		6-3				G6-4-3 1B		G6-4-3 1B	HR	HR	3	1	1	2	1	0	1				
Candy Maldonado, R OBP: 0.202, SLG: 0.464 (1, 8)	F2					F8		F8			3	0	1	0	1	0	0				
Sid Bream, L OBP: 0.235, SLG: 0.326 (1, 3)	6-3					SH3-4		4-3	G3		3	0	0	0	0	0	1				
Steve Yeager, R OBP: 0.176, SLG: 0.188 (1, 2)			F7			K		K		5-3	4	0	0	0	0	2	2				
Dave Anderson, R OBP: 0.316, SLG: 0.303 (1, 6)			6-3			4-3				HR	3	1	1	1	1	0	2				
Bob Welch, R Al Oliver, L Bobby Castillo, R Ken Landreau, L Carlos Diaz, R Tom Niedenfuer, R (1, 11) (6, PH) (6, 1) (8, PH) (8, 1) (9, 1)			K			4-3		K		FC5-4 1B	1	0	0	0	0	1	0				
Inning Stats	R: 0 E: 0 K: 0 S: 3	H: 0 LOB: 0 BB: 0 P: 3	R: 0 E: 0 K: 0 S: 3	H: 0 LOB: 0 BB: 0 P: 3	R: 0 E: 0 K: 1 S: 5	H: 0 LOB: 0 BB: 0 P: 5	R: 0 E: 0 K: 1 S: 5	H: 0 LOB: 2 BB: 2 P: 13	R: 0 E: 0 K: 0 S: 3	H: 0 LOB: 0 BB: 0 P: 3	R: 0 E: 0 K: 2 S: 7	H: 1 LOB: 0 BB: 0 P: 3	R: 0 E: 0 K: 2 S: 7	H: 0 LOB: 1 BB: 1 P: 11	R: 2 E: 0 K: 0 S: 5	H: 2 LOB: 1 BB: 1 P: 9	R: 1 E: 0 K: 0 S: 5	H: 2 LOB: 1 BB: 0 P: 5	1B: 3 2B: 0 3B: 0 HR: 2	SF: 0 SAC: 1 DP: 1 HBP: 0	WP: 0 PA: 38
PITCHER	IP 9.1	WLS L	BF 36	H 5	R 3	ER 3	SO 5	BB 4	IBB 0	HBP 0	BLK 0	WP 0	HR 2	S 42	P 58	ERA 2.89	WHIP 0.964				
Scott Garrelts, R ERA: 3.68 (10, 1)	0.2	2	0	0	0	0	0	0	0	0	0	0	0	2	2	0.00	0.000				

Los Angeles Dodgers @ San Francisco Giants
Candlestick Park, San Francisco, CA
Mon Apr 22 1985, 9:05 PM EST
Att: 24,512 - Unknown


AB 33
R 3
H 5
RBI 3
BB 4
SO 5
LOB 9



Batter	1	2	3	4	5	6	7	8	9	10	AB	R	H	RBI	BB	SO	LOB	BOTTOM					
Dan Gladden, R OBP: 0.347, SLG: 0.391 (1, 8)	K							CS		K	4	1	1	0	0	3	0						
Manny Trillo, R OBP: 0.325, SLG: 0.306 (1, 4)	6-3							F7		K	4	0	0	0	0	1	3						
Joel Youngblood, R OBP: 0.267, SLG: 0.154 (1, 7)								5-3		5-3	3	0	1	0	1	0	1						
Chili Davis, S OBP: 0.302, SLG: 0.250 (1, 9)	1-3							L3		4-3	4	0	1	2	0	0	1						
Chris Brown, R OBP: 0.378, SLG: 0.366 (1, 5)		K						6-3		6-3	4	0	0	0	0	1	0						
Bob Brently, R OBP: 0.233, SLG: 0.263 (1, 2)	F3							F9			3	0	1	0	1	0	0						
David Green, R OBP: 0.156, SLG: 0.036 (1, 3)								K		F8	3	0	0	0	1	2	2						
Jose Uribe, S OBP: 0.227, SLG: 0.273 Scott Thompson, L OBP: 0.100, SLG: 0.100 (1, 6) (10, PH)								F6		F9	3	0	0	0	0	0	2						
Dave LaPoint, L OBP: 0.500, SLG: 0.500 Scott Garrelts, R Gary Rajsich, L (1, 1) (10, 1) (10, PH)								E6			3	1	1	0	0	1	1						
Inning Stats	R: 0 E: 0 K: 1 S: 6	H: 1 LOB: 1 BB: 0 P: 6	R: 0 E: 0 K: 2 S: 7	H: 0 LOB: 0 BB: 0 P: 7	R: 2 E: 1 K: 0 S: 5	H: 2 LOB: 1 BB: 1 P: 9	R: 0 E: 0 K: 1 S: 6	H: 1 LOB: 1 BB: 0 P: 6	R: 0 E: 0 K: 0 S: 4	H: 0 LOB: 0 BB: 0 P: 4	R: 0 E: 0 K: 1 S: 3	H: 0 LOB: 0 BB: 0 P: 3	R: 0 E: 0 K: 1 S: 4	H: 0 LOB: 0 BB: 0 P: 8	R: 0 E: 0 K: 2 S: 7	H: 0 LOB: 0 BB: 0 P: 7	R: 0 E: 0 K: 0 S: 3	H: 0 LOB: 1 BB: 1 P: 7	R: 0 E: 0 K: 1 S: 5	H: 0 LOB: 0 BB: 0 P: 5	1B: 4 2B: 0 3B: 1 HR: 0	SF: 0 SAC: 1 DP: 0 HBP: 0	WP: 0 PA: 39
PITCHER	IP 5.0	WLS 2	BF 21	H 5	R 2	ER 0	SO 4	BB 1	IBB 0	HBP 0	BLK 0	WP 0	HR 0	S 28	P 32	ERA 0.00	WHIP 1.200						
Bobby Castillo, R ERA: 12.0 (6, 1)	6	0	0	1	0	0	0	0	0	0	0	0	0	7	11	0.00	0.500						
Carlos Diaz, L ERA: 2.7 (8, 1)	1.0	3	0	0	0	2	0	0	0	0	0	0	0	7	7	0.00	0.000						
Tom Niedenfuer, R ERA: 2.84 (9, 1)	2.0	W	7	0	0	0	1	1	0	0	0	0	0	8	12	0.00	0.500						

Los Angeles Dodgers @ San Francisco Giants
Candlestick Park, San Francisco, CA
Mon Apr 22 1985, 9:05 PM EST
Att: 24,512 - Unknown

AB 33
R 2
H 5
RBI 2
BB 3
SO 8
LOB 10



Batter	1	2	3	4	5	6	7	8	9	AB	R	H	RBI	BB	SO	LOB	TOP						
Mariano Duncan, R (1,4) OBP: 0.313, SLG: 0.419 Bill Russell, R (7,4) OBP: 0.344, SLG: 0.310	F3		G3							4	0	2	0	0	0	0	Los Angeles Dodgers @ San Francisco Giants Candlestick Park, San Francisco, CA Tue Apr 23 1985, 6:33 AM EST Att: 19,022 - Unknown livebaseballscorecards.com						
Al Oliver, L (1,7) OBP: 0.238, SLG: 0.244	K									4	0	2	1	0	2	1							
Mike Marshall, R (1,9) OBP: 0.391, SLG: 0.517	HBP 1B		1B							4	0	1	0	0	2	2							
Pedro Guerrero, R (1,5) OBP: 0.323, SLG: 0.321	HBP 1-2									3	0	0	0	0	0	0							
Greg Brock, L (1,3) OBP: 0.167, SLG: 0.167	F9									4	0	1	0	0	1	2							
Mike Scioscia, L (1,2) OBP: 0.341, SLG: 0.371			L3							3	0	1	0	1	0	0							
Candy Maldonado, R (1,8) OBP: 0.265, SLG: 0.419 Terry Whitfield, L (9, PH) OBP: 0.500, SLG: 0.750	5-3		5-3							3	0	0	0	0	1	3							
Dave Anderson, R (1,6) OBP: 0.293, SLG: 0.278 Ken Landreaux, L (9, PH) OBP: 0.132, SLG: 0.316	F9									3	0	0	0	0	1	0							
Fernando Valenzuela, L (1,1) Sid Bream, L (9, PH) OBP: 0.231, SLG: 0.318			K							3	1	0	0	0	1	0							
Inning Stats	R: 0 E: 0 K: 1 S: 6	H: 1 LOB: 2 BB: 0 P: 7	R: 0 E: 0 K: 0 S: 3	H: 0 LOB: 0 BB: 0 P: 3	R: 0 E: 0 K: 1 S: 6	H: 1 LOB: 1 BB: 0 P: 6	R: 0 E: 0 K: 1 S: 6	H: 1 LOB: 1 BB: 0 P: 6	R: 0 E: 0 K: 2 S: 8	H: 1 LOB: 2 BB: 1 P: 12	R: 1 E: 1 K: 1 S: 7	H: 2 LOB: 1 BB: 0 P: 7	R: 0 E: 0 K: 0 S: 3	H: 0 LOB: 0 BB: 0 P: 3	R: 0 E: 0 K: 2 S: 7	H: 0 LOB: 0 BB: 0 P: 7		1B: 4 2B: 2 3B: 1 HR: 0	SF: 0 SAC: 0 DP: 0 HBP: 1	WP: 0 PB: 0 SB: 0 CS: 0	PA: 36		
PITCHER Mike Krukow, R (1,1) ERA: 0.35	IP: 9.0 WLS: W BF: 36 H: 7 R: 1 ER: 0 SO: 10 BB: 1 IBB: 0 HBP: 1 BLK: 0 WP: 0 HR: 0 S: 54 P: 59 ERA: 0.00 WHIP: 0.889											PITCHER	IP: 9.0 WLS: W BF: 36 H: 7 R: 1 ER: 0 SO: 10 BB: 1 IBB: 0 HBP: 1 BLK: 0 WP: 0 HR: 0 S: 54 P: 59 ERA: 0.00 WHIP: 0.889										

Batter	1	2	3	4	5	6	7	8	9	AB	R	H	RBI	BB	SO	LOB	BOTTOM						
Dan Gladden, R (1,8) OBP: 0.340, SLG: 0.380	F8									4	0	1	0	0	0	0	Los Angeles Dodgers @ San Francisco Giants Candlestick Park, San Francisco, CA Tue Apr 23 1985, 6:33 AM EST Att: 19,022 - Unknown livebaseballscorecards.com						
Manny Trillo, R (1,4) OBP: 0.318, SLG: 0.282	F8		1B							3	0	0	0	1	1	2							
Chili Davis, S (1,9) OBP: 0.298, SLG: 0.250	S 1B									4	0	1	0	0	3	2							
Jeffrey Leonard, R (1,7) OBP: 0.167, SLG: 0.277	L4									3	0	0	0	0	2	1							
Chris Brown, R (1,5) OBP: 0.362, SLG: 0.350 Brad Wellman, R (5,5) OBP: 0.364, SLG: 0.400	L6									2	0	0	0	0	1	0							
Bob Brenly, R (1,3) OBP: 0.217, SLG: 0.244	F9									3	0	0	0	0	0	0							
Alex Trevino, R (1,2) OBP: 0.333, SLG: 0.500	F3									3	1	1	0	0	0	0							
Jose Uribe, S (1,6) OBP: 0.240, SLG: 0.280			5-3							3	1	1	0	0	1	0							
Mike Krukow, R (1,1)			CS 1B HBP							1	0	0	0	0	0	0							
Inning Stats	R: 0 E: 0 K: 0 S: 4	H: 1 LOB: 1 BB: 0 P: 4	R: 0 E: 0 K: 0 S: 3	H: 0 LOB: 0 BB: 0 P: 3	R: 0 E: 0 K: 1 S: 5	H: 1 LOB: 2 BB: 0 P: 6	R: 0 E: 0 K: 3 S: 9	H: 0 LOB: 0 BB: 0 P: 9	R: 2 E: 1 K: 1 S: 8	H: 2 LOB: 2 BB: 1 P: 12	R: 0 E: 0 K: 1 S: 5	H: 0 LOB: 0 BB: 0 P: 5	R: 0 E: 0 K: 1 S: 5	H: 0 LOB: 0 BB: 0 P: 5	R: 0 E: 0 K: 1 S: 5	H: 0 LOB: 0 BB: 0 P: 5		1B: 3 2B: 2 3B: 0 HR: 0	SF: 0 SAC: 1 DP: 1 HBP: 1	WP: 0 PB: 0 SB: 2 CS: 1	PA: 30		
PITCHER Fernando Valenzuela, L (1,1) ERA:	IP: 8.0 WLS: L BF: 30 H: 4 R: 2 ER: 0 SO: 8 BB: 1 IBB: 0 HBP: 1 BLK: 0 WP: 0 HR: 0 S: 44 P: 49 ERA: 0.00 WHIP: 0.625											PITCHER	IP: 8.0 WLS: L BF: 30 H: 4 R: 2 ER: 0 SO: 8 BB: 1 IBB: 0 HBP: 1 BLK: 0 WP: 0 HR: 0 S: 44 P: 49 ERA: 0.00 WHIP: 0.625										

Batter	1	2	3	4	5	6	7	8	9	AB	R	H	RBI	BB	SO	LOB	TOP																					
Dave Anderson, R (1, 6) OBP: 0.283, SLG: 0.268	F3	2B	E6	F2	1-3	1-3	1-3	1-3	F6	5	0	1	1	0	0	0	Los Angeles Dodgers @ San Francisco Giants Candlestick Park, San Francisco, CA Wed Apr 24 1985, 6:33 AM EST Att: 19,891 - Unknown																					
Ken Landreaux, L (1, 8) OBP: 0.186, SLG: 0.429	BB	F7	BB	HR	4-3	4-3	4-3	4-3	K	4	1	2	1	1	0	2																						
Al Oliver, L (1, 7) OBP: 0.251, SLG: 0.273 Candy Maldonado, R (7, 7) OBP: 0.257, SLG: 0.406	BB	BB	BB	K	BB	K	K	K	K	3	0	1	1	1	2	2																						
Pedro Guerrero, R (1, 5) OBP: 0.329, SLG: 0.316	FC6-4	L6	FC6-4	K	FC6-4	K	K	K	F6	4	0	1	0	1	1	2																						
Mike Marshall, R (1, 9) OBP: 0.362, SLG: 0.476	K		6-3	L5	1-3	1-3	1-3	1-3	K	5	0	0	0	0	2	4																						
Greg Brock, L (1, 3) OBP: 0.091, SLG: 0.091	FC6-4		L6	FC6-4	4-3	4-3	4-3	4-3	F6	5	1	0	0	0	0	4																						
Mike Scioscia, L (1, 2) OBP: 0.378, SLG: 0.378		FC3-2	6-3	1B	1B	1B	1B	1B		2	0	1	0	1	0	0																						
Bill Russell, R (1, 4) OBP: 0.361, SLG: 0.313	E1	FC3-2		F7	1B	1B	1B	1B	HBP	3	1	1	1	1	0	1																						
Jerry Reuss, L (1, 1) OBP: 0.300, SLG: 0.222 Tom Brennan, R (5, 1) OBP: 0.250, SLG: 0.250 Ken Howell, R (6, 1)	FC3-2	FC3-2	5-3	F8	1B	1B	1B	1B	K	3	1	0	0	0	0	4																						
Inning Stats	R: 0 E: 0 K: 1 S: 6	H: 1 LOB: 3 BB: 2 P: 14	R: 2 E: 1 K: 0 S: 6	H: 2 LOB: 2 BB: 1 P: 10	R: 0 E: 0 K: 0 S: 3	H: 0 LOB: 0 BB: 0 P: 3	R: 0 E: 1 K: 1 S: 6	H: 0 LOB: 2 BB: 1 P: 10	R: 1 E: 0 K: 0 S: 6	H: 3 LOB: 2 BB: 0 P: 6	R: 1 E: 0 K: 2 S: 8	H: 1 LOB: 0 BB: 0 P: 8	R: 0 E: 0 K: 1 S: 5	H: 0 LOB: 0 BB: 1 P: 10	R: 0 E: 0 K: 1 S: 5	H: 0 LOB: 0 BB: 0 P: 5		R: 0 E: 0 K: 1 S: 5	H: 0 LOB: 0 BB: 0 P: 5	1B: 4 2B: 2 3B: 0 HR: 1	SF: 0 SAC: 0 DP: 0 HBP: 1	WP: 0 PB: 0 SB: 1 CS: 0	PA: 42															
PITCHER	IP	WLS	BF	H	R	ER	SO	BB	IBB	HBP	BLK	WP	HR	S	P	ERA	WHIP	PITCHER		IP	WLS	BF	H	R	ER	SO	BB	IBB	HBP	BLK	WP	HR	S	P	ERA	WHIP		
Bill Laskey, R (1, 1) ERA: 2.76	4.2	L	26	6	3	1	2	4	0	0	0	0	0	0	1	1	1.93	2.143	Bill Laskey, R (1, 1) ERA: 2.76		4.2	L	26	6	3	1	2	4	0	0	0	0	0	1	1	1.93	2.143	
Vida Blue, L (5, 1) ERA:	0.1		1	0	0	0	0	0	0	0	0	0	0	0	1	1	0.00	0.000	Vida Blue, L (5, 1) ERA:		0.1		1	0	0	0	0	0	0	0	0	0	0	0	1	1	0.00	0.000
Mark Davis, L (6, 1) ERA: 2.89	1.0		4	1	1	1	2	0	0	0	0	0	1	8	8	9.00	1.000	Mark Davis, L (6, 1) ERA: 2.89		1.0		4	1	1	1	2	0	0	0	0	0	1	8	8	9.00	1.000		
Scott Garretts, R (7, 1) ERA: 2.61	3.0		11	0	0	0	3	1	0	1	0	0	0	15	20	0.00	0.333	Scott Garretts, R (7, 1) ERA: 2.61		3.0		11	0	0	0	3	1	0	1	0	0	15	20	0.00	0.333			

Batter	1	2	3	4	5	6	7	8	9	AB	R	H	RBI	BB	SO	LOB	BOTTOM																			
Dan Gladden, R (1, 8) OBP: 0.328, SLG: 0.352	F8		E5		SF9	K			K	4	1	0	0	1	2	0	Los Angeles Dodgers @ San Francisco Giants Candlestick Park, San Francisco, CA Wed Apr 24 1985, 6:33 AM EST Att: 19,891 - Unknown																			
Manny Trillo, R (1, 4) OBP: 0.354, SLG: 0.310	F6		1B		SH1-4	1B			BB	3	0	2	0	1	0	0																				
Chili Davis, S (1, 9) OBP: 0.288, SLG: 0.277	2B		SF9-3-2-6		SF9	K			F3	3	0	1	2	0	1	2																				
Jeffrey Leonard, R (1, 7) OBP: 0.173, SLG: 0.275	F9		K		K					4	0	1	0	0	2	2																				
Bob Brenly, R (1, 3) OBP: 0.220, SLG: 0.267		3-1		F9		SH5-4			K	4	0	1	0	0	1	2																				
Alex Trevino, R (1, 2) OBP: 0.400, SLG: 0.556		1B			E5	SH5-4			5-3	3	0	1	0	1	0	1																				
Brad Wellman, R (1, 5) OBP: 0.357, SLG: 0.385		BB			F9	SH5-4			K	3	0	1	0	0	1	1																				
Jose Uribe, S (1, 6) OBP: 0.222, SLG: 0.259 Scott Thompson, L (6, PH) OBP: 0.095, SLG: 0.095 Johnnie LeMaster, R (7, 6)	F9		4-3		K	K			K	2	0	0	0	0	0	3																				
Bill Laskey, R (1, 1) ERA: 4.43 Vida Blue, S (5, PH) OBP: 0.192, SLG: 0.099 Mark Davis, L (6, 1) ERA: 1.89 Gary Rajsich, L (6, PH) OBP: 0.095, SLG: 0.144 Scott Garretts, R (7, 1) ERA: 2.84 Joel Youngblood, R (8, PH)	5-3				SH1-4	BB			F8	1	0	0	0	0	0	2																				
Inning Stats	R: 0 E: 0 K: 0 S: 4	H: 1 LOB: 1 BB: 0 P: 4	R: 0 E: 0 K: 0 S: 4	H: 1 LOB: 2 BB: 1 P: 8	R: 1 E: 1 K: 1 S: 6	H: 1 LOB: 0 BB: 0 P: 6	R: 0 E: 0 K: 0 S: 4	H: 1 LOB: 1 BB: 0 P: 4	R: 1 E: 0 K: 1 S: 6	H: 1 LOB: 1 BB: 1 P: 10	R: 0 E: 1 K: 1 S: 7	H: 1 LOB: 2 BB: 0 P: 7	R: 0 E: 0 K: 3 S: 11	H: 2 LOB: 2 BB: 0 P: 11	R: 0 E: 0 K: 2 S: 7	H: 0 LOB: 0 BB: 0 P: 7		R: 0 E: 0 K: 2 S: 7	H: 0 LOB: 1 BB: 1 P: 11	1B: 5 2B: 4 3B: 0 HR: 0	SF: 2 SAC: 2 DP: 1 HBP: 0	WP: 0 PB: 0 SB: 0 CS: 0	PA: 39													
PITCHER	IP	WLS	BF	H	R	ER	SO	BB	IBB	HBP	BLK	WP	HR	S	P	ERA	WHIP	PITCHER		IP	WLS	BF	H	R	ER	SO	BB	IBB	HBP	BLK	WP	HR	S	P	ERA	WHIP
Jerry Reuss, L (1, 1) ERA: 4.43	4.0		19	5	2	1	1	2	0	0	0	0	0	8	8	0.00	0.750	Jerry Reuss, L (1, 1) ERA: 4.43		4.0		19	5	2	1	1	2	0	0	0	0	0	8	8	0.00	0.750
Tom Brennan, R (5, 1) ERA: 1.89	1.1	W	6	1	0	0	1	0	0	0	0	0	0	8	8	0.00	0.750	Tom Brennan, R (5, 1) ERA: 1.89		1.1	W	6	1	0	0	1	0	0	0	0	0	8	8	0.00	0.750	
Ken Howell, R (6, 1) ERA: 2.84	3.2	S	14	2	0	0	8	1	0	0	0	0	0	29	33	0.00	0.818	Ken Howell, R (6, 1) ERA: 2.84		3.2	S	14	2	0	0	8	1	0	0	0	0	29	33	0.00	0.818	

Batter	1	2	3	4	5	6	7	8	9	AB	R	H	RBI	BB	SO	LOB	TOP																	
Eddie Milner, L (1,8) OBP: 0.269, SLG: 0.320 Eric Davis, R (8,PH) OBP: 0.204, SLG: 0.373	F7		F6			4-3		K		3	0	0	0	0	0	1	Cincinnati Reds @ San Francisco Giants Candlestick Park, San Francisco, CA Thu Apr 25 1985, 6:33 AM EST Att: 4,056 - Unknown																	
Pete Rose, S (1,3) OBP: 0.317, SLG: 0.278 Carl Willis, L (8,1)	F8			K		4-3		5-3		4	0	0	0	0	1	2																		
Dave Parker, L (1,9) OBP: 0.344, SLG: 0.368	1-3			5-3			1B HR	F7		4	1	1	0	0	0	1																		
Cesar Cedeno, R (1,7) OBP: 0.317, SLG: 0.296		F5		6-3			1B HR	FC6-4 BB		3	1	1	0	1	0	0																		
Nick Esasky, R (1,5) OBP: 0.346, SLG: 0.500	E5 PB				4-0 BB		1B HR	FC6-4 1B		3	1	1	3	1	0	1																		
Dave Concepcion, R (1,6) OBP: 0.254, SLG: 0.259	K			G6-4-3 1-2			F8	1B		4	0	1	0	0	1	2																		
Tom Foley, L (1,4) Tony Perez, R (9,PH) OBP: 0.400, SLG: 0.250	4-3			G3			K	K		3	0	0	0	0	1	1																		
Dave Vangorder, R (1,2) OBP: 0.241, SLG: 0.160			5-3				F9	L5		4	0	0	0	0	1	2																		
Frank Pastore, R (1,1) Tom Hume, R (7,1) Gary Redus, R (8,PH) OBP: 1.000, SLG: 1.000	F3						4-3 2B	5-3 BB		2	0	1	0	0	0	0																		
										0	0	0	0	0	0	0																		
										0	0	0	0	1	0	0																		
Inning Stats	R: 0 E: 0 K: 0 S: 3	H: 0 LOB: 0 BB: 0 P: 3	R: 0 E: 1 K: 1 S: 6	H: 0 LOB: 1 BB: 0 P: 6	R: 0 E: 0 K: 0 S: 3	H: 0 LOB: 0 BB: 0 P: 3	R: 0 E: 0 K: 1 S: 5	H: 0 LOB: 0 BB: 0 P: 5	R: 0 E: 0 K: 0 S: 2	H: 0 LOB: 0 BB: 1 P: 6	R: 0 E: 0 K: 0 S: 4	H: 1 LOB: 1 BB: 0 P: 4	R: 3 E: 0 K: 1 S: 8	H: 3 LOB: 0 BB: 0 P: 8	R: 0 E: 0 K: 1 S: 5	H: 0 LOB: 1 BB: 1 P: 9	R: 0 E: 0 K: 2 S: 8	H: 1 LOB: 2 BB: 1 P: 12	1B: 3 2B: 1 3B: 0 HR: 1	SF: 0 SAC: 0 DP: 1 HBP: 0	WP: 0 PB: 1 SB: 0 CS: 0	PA: 35												
PITCHER	IP WLS BF H R ER SO BB IBB HBP BLK WP HR S P ERA WHIP																																	
Jim Gott, R (1,1) ERA: 2.87	6.0		23	4	3	3	2	1	0	0	0	0	0	1	26	30	4.50	0.833																
Mark Davis, L (7,1) ERA: 2.19	3.0	W	12	1	0	0	4	2	0	0	0	0	0	0	18	26	0.00	1.000																


AB	32
R	3
H	5
RBI	3
BB	3
SO	6
LOB	13




Batter	1	2	3	4	5	6	7	8	9	AB	R	H	RBI	BB	SO	LOB	BOTTOM																	
Dan Gladden, R (1,8) OBP: 0.339, SLG: 0.362	1B SF8 1B		F8			SH3-4 HR 1B	E3 S			4	2	2	0	0	0	0	Cincinnati Reds @ San Francisco Giants Candlestick Park, San Francisco, CA Thu Apr 25 1985, 6:33 AM EST Att: 4,056 - Unknown																	
Manny Trillo, R (1,4) OBP: 0.353, SLG: 0.311	G5-4-3 1B		1-3			SH3-4	F9			3	0	1	0	0	0	1																		
Chili Davis, S (1,9) OBP: 0.304, SLG: 0.420	SF8		K			HR	HR	HR		3	2	2	4	0	1	0																		
Jeffrey Leonard, R (1,7) OBP: 0.179, SLG: 0.273	G5-4-3 1-2			K		K	K	E S HR 1B		4	1	1	0	0	2	1																		
Scot Thompson, L (1,3) OBP: 0.120, SLG: 0.120		B5-3		1-3		FC5-4 1B	K	K		4	0	1	0	0	1	1																		
Bob Brenly, R (1,2) OBP: 0.241, SLG: 0.333		1B BB		F9		FC5-4	FC5-4	HR		3	1	1	2	1	0	1																		
Brad Wellman, R (1,5) OBP: 0.444, SLG: 0.438		S 1B			G4-6-3 1B		FC3-6 HBP	G3		3	0	2	0	0	0	0																		
Jose Uribe, S (1,6) OBP: 0.194, SLG: 0.226		F4		G4-6-3 1-2		FC3-6 BLK E	F7			4	1	0	0	0	0	4																		
Jim Gott, R (1,1) OBP: 0.200, SLG: 0.200		K		K		B5				2	0	0	0	0	2	2																		
Mark Davis, L (7,1) ERA: 4.82										1	0	0	0	0	0	1																		
Inning Stats	R: 1 E: 0 K: 0 S: 4	H: 2 LOB: 0 BB: 0 P: 4	R: 0 E: 0 K: 1 S: 6	H: 1 LOB: 2 BB: 1 P: 10	R: 0 E: 0 K: 1 S: 5	H: 0 LOB: 0 BB: 0 P: 5	R: 0 E: 0 K: 1 S: 5	H: 0 LOB: 0 BB: 0 P: 5	R: 2 E: 0 K: 0 S: 8	H: 3 LOB: 1 BB: 0 P: 8	R: 1 E: 1 K: 0 S: 4	H: 0 LOB: 1 BB: 0 P: 5	R: 3 E: 0 K: 1 S: 8	H: 3 LOB: 0 BB: 0 P: 8	1B: 7 2B: 0 3B: 0 HR: 3	SF: 1 SAC: 1 DP: 2 HBP: 1	WP: 0 PB: 0 SB: 4 CS: 0	PA: 35																
PITCHER	IP WLS BF H R ER SO BB IBB HBP BLK WP HR S P ERA WHIP																																	
Frank Pastore, R (1,1) ERA: 3.68	6.0		24	7	3	3	5	1	0	0	0	0	0	0	33	37	4.50	1.333																
Tom Hume, R (7,1) ERA: 1.29	1.0	L	5	0	1	0	0	0	0	1	1	0	0	4	5	0.00	0.000																	
Carl Willis, R (8,1) ERA: 4.82	1.0		6	3	3	3	1	0	0	0	0	0	2	8	8	27.00	3.000																	

AB	31
R	7
H	10
RBI	6
BB	1
SO	6
LOB	11



Batter	1	2	3	4	5	6	7	8	9	AB	R	H	RBI	BB	SO	LOB	TOP				
Eric Davis, R OBP: 0.203, SLG: 0.357 (1, 8)	6-3		K	K					F9	5	0	1	0	0	2	2	<p>Cincinnati Reds @ San Francisco Giants</p> <p>Candlestick Park, San Francisco, CA</p> <p>Fri Apr 26 1985, 9:05 PM EST Att: 12,534 - Unknown</p> <p>livebaseballscorecards.com</p> <p>AB 36 R 6 H 10 RBI 6 BB 2 SO 10 LOB 12</p> 				
Gary Redus, R OBP: 0.270, SLG: 0.400 (1, 7)						F8	F9		K	3	0	0	0	2	1	2					
Dave Parker, L OBP: 0.333, SLG: 0.355 (1, 9)									F5	5	0	1	0	0	1	3					
Cesar Cedeno, R OBP: 0.328, SLG: 0.345 (1, 3)									F5	4	2	2	0	0	0	2					
Nick Esasky, R OBP: 0.357, SLG: 0.580 (1, 5)									F5	4	2	2	3	0	2	0					
Dave Concepcion, R OBP: 0.270, SLG: 0.328 (1, 6)									F5	4	2	2	1	0	0	1					
Ron Oester, S OBP: 0.262, SLG: 0.270 (1, 4)									F5	3	0	0	1	0	1	1					
Dave Vangorder, R OBP: 0.212, SLG: 0.138 (1, 2)									F5	4	0	0	0	0	2	1					
Jay Tibbs, R OBP: 0.200, SLG: 0.200 Ted Power, R (9, 1)									F5	4	0	2	1	0	1	0					
									F5	0	0	0	0	0	0	0					
Inning Stats	R: 0 E: 0 K: 1 S: 5	H: 0 LOB: 1 BB: 1 P: 9	R: 1 E: 0 K: 2 S: 8	H: 1 LOB: 0 BB: 0 P: 8	R: 0 E: 0 K: 2 S: 7	H: 0 LOB: 1 BB: 1 P: 11	R: 3 E: 1 K: 2 S: 11	H: 3 LOB: 1 BB: 0 P: 11	R: 2 E: 0 K: 0 S: 6	H: 3 LOB: 1 BB: 0 P: 6	R: 0 E: 0 K: 1 S: 5	H: 1 LOB: 0 BB: 0 P: 5	R: 0 E: 0 K: 1 S: 5	H: 0 LOB: 0 BB: 0 P: 5	R: 0 E: 0 K: 1 S: 6	H: 1 LOB: 1 BB: 0 P: 6	1B: 5 2B: 3 3B: 0 HR: 2	SF: 1 SAC: 0 DP: 1 HBP: 0	WP: 0 PB: 0 SB: 3 CS: 0	PA: 39	
PITCHER	IP	WLS	BF	H	R	ER	SO	BB	IBB	HBP	BLK	WP	HR	S	P	ERA	WHIP				
Atee Hammaker, L ERA: 3.86 (1, 1)	5.0		25	7	6	4	7	2	0	0	0	0	2	37	45	7.20	1.800				
Greg Minton, R ERA: 8.31 (6, 1)	2.0		7	2	0	0	1	0	0	0	0	0	0	9	9	0.00	1.000				
Frank Williams, R ERA: 8.44 (8, 1)	1.0		3	0	0	0	1	0	0	0	0	0	0	5	5	0.00	0.000				
Vida Blue, L ERA: (9, 1)	1.0	W	4	1	0	0	1	0	0	0	0	0	0	6	6	0.00	1.000				

Batter	1	2	3	4	5	6	7	8	9	AB	R	H	RBI	BB	SO	LOB	BOTTOM				
Dan Gladden, R OBP: 0.343, SLG: 0.413 (1, 8)	1-3									5	2	2	3	0	0	0	<p>Cincinnati Reds @ San Francisco Giants</p> <p>Candlestick Park, San Francisco, CA</p> <p>Fri Apr 26 1985, 9:05 PM EST Att: 12,534 - Unknown</p> <p>livebaseballscorecards.com</p> <p>AB 34 R 7 H 9 RBI 7 BB 3 SO 6 LOB 12</p> 				
Manny Trillo, R OBP: 0.364, SLG: 0.313 (1, 4)										3	0	1	0	1	1	0					
Chili Davis, S OBP: 0.300, SLG: 0.426 (1, 9)										4	1	1	0	0	0	3					
Jeffrey Leonard, R OBP: 0.200, SLG: 0.276 (1, 7)										3	1	1	2	1	1	1					
Scot Thompson, L OBP: 0.138, SLG: 0.138 (1, 3)										4	1	1	0	0	1	3					
Bob Brenly, R OBP: 0.241, SLG: 0.327 (1, 2)										4	0	1	0	0	0	2					
Brad Wellman, R OBP: 0.409, SLG: 0.400 (1, 5)										4	1	1	2	0	1	1					
Jose Uribe, S OBP: 0.206, SLG: 0.235 Joel Youngblood, R OBP: 0.235, SLG: 0.133 (9, PH)										3	0	1	0	0	0	0					
Atee Hammaker, S Rob Deer, R Greg Minton, S Frank Williams, R Gary Rajsch, L Vida Blue, S David Green, R (1, 1) (5, PH) (6, 1) (8, 1) (8, PH) (9, 1) (9, PH)										1	0	0	0	0	1	0					
										1	0	0	0	0	0	1					
										0	0	0	0	0	0	0					
										0	0	0	0	0	0	0					
										0	0	0	0	0	0	0					
										0	0	0	0	0	0	0					
										0	0	0	0	0	0	0					
										0	1	0	0	0	0	0					
Inning Stats	R: 0 E: 0 K: 1 S: 5	H: 0 LOB: 0 BB: 0 P: 5	R: 0 E: 0 K: 2 S: 7	H: 0 LOB: 0 BB: 0 P: 7	R: 0 E: 0 K: 2 S: 7	H: 0 LOB: 0 BB: 0 P: 7	R: 1 E: 0 K: 0 S: 5	H: 2 LOB: 1 BB: 0 P: 5	R: 0 E: 0 K: 0 S: 4	H: 1 LOB: 1 BB: 0 P: 4	R: 0 E: 0 K: 0 S: 3	H: 0 LOB: 2 BB: 2 P: 11	R: 0 E: 0 K: 1 S: 5	H: 0 LOB: 0 BB: 0 P: 5	R: 0 E: 0 K: 1 S: 7	H: 5 LOB: 0 BB: 1 P: 11	1B: 7 2B: 2 3B: 0 HR: 1	SF: 0 SAC: 0 DP: 1 HBP: 0	WP: 0 PB: 0 SB: 0 CS: 0	PA: 37	
PITCHER	IP	WLS	BF	H	R	ER	SO	BB	IBB	HBP	BLK	WP	HR	S	P	ERA	WHIP				
Jay Tibbs, R ERA: 3.6 (1, 1)	8.0		32	7	4	4	6	2	0	0	0	0	1	4	8	4.50	1.125				
Ted Power, R ERA: 5.4 (9, 1)	0.2	L	5	2	3	3	0	1	0	0	0	0	1	4	8	40.50	4.500				

Batter	1	2	3	4	5	6	7	8	9	AB	R	H	RBI	BB	SO	LOB	TOP											
Eric Davis, R OBP: 0.203, SLG: 0.393 (1, 8)										5	1	1	1	0	1	3	Cincinnati Reds @ San Francisco Giants Candlestick Park, San Francisco, CA Sat Apr 27 1985, 6:33 AM EST Att: 14,480 - Sunny											
Gary Redus, R OBP: 0.714, SLG: 0.500 (1, 7)										3	0	2	0	1	0	0												
Dave Parker, L OBP: 0.329, SLG: 0.348 (1, 9)										4	0	1	0	0	0	4												
Cesar Cedeno, R OBP: 0.324, SLG: 0.328 (1, 3)										3	0	0	0	1	2	1												
Nick Esasky, R OBP: 0.350, SLG: 0.547 (1, 5)										3	0	0	0	1	1	3												
Dave Concepcion, R OBP: 0.289, SLG: 0.339 (1, 6)										4	1	1	0	0	0	2												
Ron Oester, S OBP: 0.283, SLG: 0.293 (1, 4)										4	0	2	0	0	1	1												
Dann Bilardello, R OBP: 0.185, SLG: 0.154 (1, 2)										4	0	1	1	0	1	2												
John Stuper, R OBP: 0.250, SLG: 0.143 (1, 1)										2	0	0	0	1	1	1												
Inning Stats	R: 1 E: 0 K: 1 S: 7	H: 2 LOB: 2 BB: 1 P: 11	R: 0 E: 0 K: 0 S: 4	H: 1 LOB: 1 BB: 0 P: 4	R: 0 E: 0 K: 1 S: 5	H: 1 LOB: 0 BB: 0 P: 5	R: 0 E: 0 K: 0 S: 4	H: 1 LOB: 1 BB: 0 P: 4	R: 0 E: 0 K: 1 S: 5	H: 0 LOB: 3 BB: 3 P: 17	R: 1 E: 0 K: 0 S: 5	H: 2 LOB: 1 BB: 0 P: 5	R: 0 E: 0 K: 0 S: 3	H: 1 LOB: 0 BB: 0 P: 3	R: 0 E: 0 K: 2 S: 7	H: 0 LOB: 0 BB: 0 P: 7	R: 0 E: 0 K: 1 S: 7	H: 0 LOB: 0 BB: 0 P: 7	R: 0 E: 0 K: 2 S: 7	H: 0 LOB: 0 BB: 0 P: 7	1B: 6 2B: 2 3B: 0 HR: 1	SF: 0 SAC: 1 DP: 1 HBP: 0	WP: 0 PB: 0 SB: 1 CS: 1	PA: 37				
PITCHER	IP	WLS	BF	H	R	ER	SO	BB	IBB	HBP	BLK	WP	HR	S	P	ERA	WHIP											
Dave LaPoint, L ERA: 2.22 (1, 1)	6.0	L	28	7	2	2	3	4	0	0	0	0	0	1	30	46	3.00	1.833										
Mark Davis, L ERA: 1.75 (7, 1)	3.0		9	1	0	0	4	0	0	0	0	0	0	0	17	17	0.00	0.333										



Batter	1	2	3	4	5	6	7	8	9	AB	R	H	RBI	BB	SO	LOB	BOTTOM											
Dan Gladden, R OBP: 0.338, SLG: 0.394 (1, 8)										3	1	0	0	1	1	0	Cincinnati Reds @ San Francisco Giants Candlestick Park, San Francisco, CA Sat Apr 27 1985, 6:33 AM EST Att: 14,480 - Sunny											
Manny Trillo, R OBP: 0.339, SLG: 0.288 (1, 4)										4	0	0	0	0	1	1												
Chili Davis, S OBP: 0.302, SLG: 0.439 (1, 9)										3	0	1	1	0	1	0												
Jeffrey Leonard, R OBP: 0.190, SLG: 0.262 (1, 7)										3	0	0	0	0	1	0												
Scott Thompson, L OBP: 0.156, SLG: 0.156 (1, 3)										3	0	1	0	0	0	0												
David Green, R OBP: 0.206, SLG: 0.069 (8, PR) (9, 3)										0	0	0	0	0	0	0												
Bob Brenly, R OBP: 0.246, SLG: 0.315 (1, 2)										2	0	0	0	1	1	1												
Brad Wellman, R OBP: 0.360, SLG: 0.348 (1, 5)										3	0	0	0	0	0	2												
Jose Uribe, S OBP: 0.194, SLG: 0.222 (1, 6)										2	0	0	0	0	0	0												
Joel Youngblood, R OBP: 0.222, SLG: 0.125 (8, PH) (9, 6)										1	0	0	0	0	0	0												
Dave LaPoint, L OBP: 0.429, SLG: 0.429 (1, 1)										1	0	0	0	0	0	0												
Rob Deer, R OBP: 0.333, SLG: 1.333 (6, PH)										0	0	0	0	0	0	0												
Mark Davis, L (7, 1)										0	0	0	0	0	0	0												
Gary Rajlich, L (9, PH)										1	0	0	0	0	0	0												
Inning Stats	R: 1 E: 0 K: 2 S: 7	H: 1 LOB: 0 BB: 1 P: 11	R: 0 E: 0 K: 1 S: 5	H: 0 LOB: 0 BB: 0 P: 5	R: 0 E: 0 K: 1 S: 5	H: 0 LOB: 0 BB: 0 P: 5	R: 0 E: 0 K: 1 S: 5	H: 0 LOB: 0 BB: 0 P: 5	R: 0 E: 0 K: 0 S: 3	H: 0 LOB: 0 BB: 0 P: 3	R: 0 E: 0 K: 0 S: 3	H: 0 LOB: 0 BB: 0 P: 3	R: 0 E: 0 K: 1 S: 6	H: 1 LOB: 1 BB: 0 P: 6	R: 0 E: 0 K: 1 S: 5	H: 0 LOB: 0 BB: 0 P: 5	R: 0 E: 0 K: 1 S: 5	H: 0 LOB: 0 BB: 0 P: 5	1B: 1 2B: 1 3B: 0 HR: 0	SF: 0 SAC: 0 DP: 1 HBP: 0	WP: 0 PB: 0 SB: 0 CS: 0	PA: 29						
PITCHER	IP	WLS	BF	H	R	ER	SO	BB	IBB	HBP	BLK	WP	HR	S	P	ERA	WHIP											
John Stuper, R ERA: 4.32 (1, 1)	9.0	W	29	2	1	1	6	2	0	0	0	0	0	0	39	47	1.00	0.444										



Batter	1	2	3	4	5	6	7	8	9	10	11	AB	R	H	RBI	BB	SO	LOB	TOP								
Eric Davis, R OBP: 0.188, SLG: 0.364 (1, 7)												5	0	0	0	0	2	2									
Eddie Milner, L OBP: 0.329, SLG: 0.345 (1, 8)												4	1	2	0	1	0	0									
Dave Parker, L OBP: 0.320, SLG: 0.338 (1, 9)												5	0	1	0	0	1	2									
Cesar Cedeno, R OBP: 0.342, SLG: 0.328 (1, 3)												3	0	1	1	2	0	2									
Nick Esasky, R OBP: 0.328, SLG: 0.509 (1, 5)												4	0	0	0	0	2	5									
Dave Concepcion, R OBP: 0.292, SLG: 0.388 (1, 6)												5	0	3	0	0	0	2									
Ron Oester, S OBP: 0.294, SLG: 0.289 (1, 4)												4	0	1	0	1	1	2									
Dann Bilardello, R OBP: 0.167, SLG: 0.138 (9, PH)												3	0	0	0	0	0	3									
Pete Rose, S OBP: 0.311, SLG: 0.273 (9, PH)												1	0	0	0	0	0	0									
Dave Vanorder, R OBP: 0.206, SLG: 0.133 (9, 2)												1	0	0	0	0	0	2									
Mario Soto, R OBP: 0.175, SLG: 0.125 (9, PH)												3	0	0	0	0	2	3									
Duane Walker, L OBP: 0.231, SLG: 0.538 (9, PH)												1	0	0	0	0	0	0									
Ted Power, R OBP: 0.385, SLG: 0.200 (11, PH)												0	0	0	0	0	0	2									
Wayne Krenchicki, L OBP: 0.365, SLG: 0.200 (11, PH)												0	0	0	0	0	0	0									
Tom Hume, R OBP: 0.365, SLG: 0.200 (11, PH)												0	0	0	0	0	0	0									
Inning Stats	R: 0 E: 0 K: 2 S: 7	H: 0 LOB: 2 BB: 2 P: 15	R: 0 E: 0 K: 1 S: 6	H: 2 LOB: 1 BB: 0 P: 6	R: 0 E: 0 K: 1 S: 7	H: 2 LOB: 2 BB: 0 P: 7	R: 0 E: 1 K: 1 S: 7	H: 1 LOB: 2 BB: 0 P: 7	R: 1 E: 0 K: 1 S: 7	H: 2 LOB: 1 BB: 0 P: 7	R: 0 E: 0 K: 1 S: 5	H: 0 LOB: 0 BB: 0 P: 5	R: 0 E: 0 K: 0 S: 3	H: 0 LOB: 0 BB: 0 P: 3	R: 0 E: 0 K: 0 S: 3	H: 0 LOB: 1 BB: 1 P: 7	R: 0 E: 0 K: 1 S: 5	H: 0 LOB: 0 BB: 0 P: 3	R: 0 E: 0 K: 0 S: 3	H: 0 LOB: 0 BB: 0 P: 3	R: 0 E: 1 K: 0 S: 4	H: 1 LOB: 2 BB: 1 P: 8	1B: 6 2B: 2 3B: 0 HR: 0	SF: 0 SAC: 1 DP: 1 HBP: 0	WP: 0 PB: 0 SB: 1 CS: 0	PA: 45	
Mike Krukow, R ERA: 0.53 (1, 1)	IP: 8.0	WLS: 34	BF: 7	H: 0	R: 1	ER: 0	SO: 7	BB: 3	IBB: 0	HBP: 0	BLK: 0	WP: 0	HR: 0	S: 45	P: 57	ERA: 1.12	WHIP: 1.250										
Scott Garrelts, R ERA: 2.19 (9, 1)	2.0	6	0	0	0	1	0	0	0	0	0	0	0	8	8	0.00	0.000										
Greg Minton, R ERA: 6.75 (11, 1)	1.0	W	5	1	0	0	0	0	1	0	0	0	0	4	8	0.00	1.000										

Cincinnati Reds @ San Francisco Giants
 Candlestick Park, San Francisco, CA
 Sun Apr 28 1985, 6:33 AM EDT
 Att: 32,963 - Cloudy

AB	40
R	1
H	8
RBI	1
BB	4
SO	8
LOB	25



Batter	1	2	3	4	5	6	7	8	9	10	11	AB	R	H	RBI	BB	SO	LOB	BOTTOM								
Dan Gladden, R OBP: 0.342, SLG: 0.377 (1, 8)												3	0	0	0	1	0	1									
Manny Trillo, R OBP: 0.328, SLG: 0.304 (1, 4)												4	1	1	1	0	0	1									
Jeffrey Leonard, R OBP: 0.191, SLG: 0.246 (1, 7)												4	0	0	0	1	3	2									
Chili Davis, S OBP: 0.309, SLG: 0.426 (1, 9)												4	0	1	0	1	2	2									
David Green, R OBP: 0.205, SLG: 0.088 (1, 3)												5	0	1	1	0	2	3									
Alex Trevino, R OBP: 0.357, SLG: 0.462 (1, 2)												4	0	1	0	0	1	0									
Brad Wellman, R OBP: 0.379, SLG: 0.370 (1, 5)												4	0	2	0	0	0	1									
Jose Uribe, S OBP: 0.205, SLG: 0.256 (1, 6)												3	1	1	0	0	0	1									
Mike Krukow, R (1, 1)												1	0	0	0	0	1	0									
Johanne LeMaster, R (8, PH)												0	0	0	0	0	0	0									
Scott Thompson, L (8, PH)												1	0	0	0	0	0	0									
Scott Garrelts, R (8, PH)												0	0	0	0	0	0	0									
Gary Rajlich, L (10, PH)												1	0	0	0	0	0	1									
Greg Minton, S (11, 1)												0	0	0	0	0	0	0									
Inning Stats	R: 0 E: 0 K: 0 S: 3	H: 0 LOB: 0 BB: 0 P: 3	R: 0 E: 0 K: 2 S: 7	H: 0 LOB: 0 BB: 0 P: 7	R: 0 E: 0 K: 1 S: 5	H: 0 LOB: 0 BB: 0 P: 5	R: 0 E: 0 K: 1 S: 5	H: 0 LOB: 0 BB: 0 P: 5	R: 0 E: 0 K: 1 S: 6	H: 1 LOB: 1 BB: 1 P: 10	R: 0 E: 0 K: 1 S: 5	H: 1 LOB: 0 BB: 0 P: 5	R: 0 E: 1 K: 0 S: 4	H: 1 LOB: 1 BB: 0 P: 4	R: 0 E: 0 K: 1 S: 5	H: 1 LOB: 1 BB: 1 P: 9	R: 0 E: 0 K: 0 S: 4	H: 1 LOB: 1 BB: 0 P: 4	R: 0 E: 1 K: 1 S: 5	H: 1 LOB: 2 BB: 1 P: 10	1B: 5 2B: 3 3B: 0 HR: 0	SF: 1 SAC: 2 DP: 2 HBP: 1	WP: 1 PB: 1 SB: 0 CS: 1	PA: 41			
Mike Krukow, R ERA: 1.5 (1, 1)	IP: 8.0	WLS: 28	BF: 4	H: 4	R: 1	ER: 1	SO: 7	BB: 1	IBB: 0	HBP: 0	BLK: 0	WP: 0	HR: 0	S: 41	P: 45	ERA: 1.12	WHIP: 0.625										
Ted Power, R ERA: 3.86 (9, 1)	2.0	8	2	0	0	1	0	0	0	0	0	0	0	9	13	0.00	1.000										
Tom Hume, R ERA: 2.35 (11, 1)	0.2	L	5	1	1	1	1	1	0	1	0	1	0	5	10	13.50	3.000										

Cincinnati Reds @ San Francisco Giants
 Candlestick Park, San Francisco, CA
 Sun Apr 28 1985, 6:33 AM EDT
 Att: 32,963 - Cloudy

AB	34
R	2
H	7
RBI	2
BB	3
SO	9
LOB	14

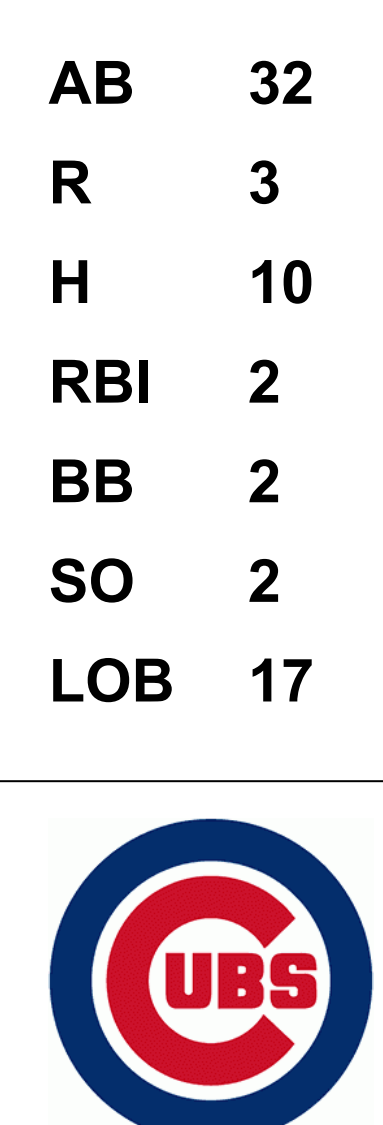


Batter	1	2	3	4	5	6	7	8	9	AB	R	H	RBI	BB	SO	LOB	TOP																
Dan Gladden, R OBP: 0.350, SLG: 0.384 (1, 8)										4	1	2	0	0	0	3	San Francisco Giants @ Chicago Cubs Wrigley Field, Chicago, IL Tue Apr 30 1985, 3:33 AM CDT Att: 12,647 - Unknown																
Manny Trillo, R OBP: 0.343, SLG: 0.322 Scot Thompson, L OBP: 0.147, SLG: 0.147 Johnnie LeMaster, R (8, 6)										3	0	2	0	0	0	1																	
Jeffrey Leonard, R OBP: 0.194, SLG: 0.246 (1, 7)										4	0	1	1	0	1	2																	
Chili Davis, S OBP: 0.306, SLG: 0.406 (1, 9)										3	0	0	0	1	0	4																	
David Green, R OBP: 0.209, SLG: 0.081 (1, 3)										3	0	0	0	1	1	1																	
Bob Brenly, R OBP: 0.246, SLG: 0.310 (1, 2)										4	0	1	0	0	0	1																	
Chris Brown, R OBP: 0.353, SLG: 0.341 (1, 5)										4	0	1	0	0	1	1																	
Jose Uribe, S OBP: 0.238, SLG: 0.310 (8, 4)										3	0	2	0	0	0	1																	
Bill Laskey, R (1, 1)										1	0	0	0	0	0	1																	
Brad Wellman, R OBP: 0.379, SLG: 0.370 Greg Minton, S (5, 1)										0	0	0	0	0	0	0																	
Joel Youngblood, R OBP: 0.283, SLG: 0.125 Scott Garretts, R (7, 1)										0	0	0	0	1	0	0																	
Inning Stats	R: 1 E: 0 K: 0 S: 5	H: 3 LOB: 1 BB: 0 P: 5	R: 0 E: 0 K: 0 S: 4	H: 2 LOB: 1 BB: 0 P: 4	R: 0 E: 0 K: 0 S: 4	H: 2 LOB: 1 BB: 0 P: 4	R: 0 E: 0 K: 0 S: 3	H: 1 LOB: 1 BB: 1 P: 7	R: 0 E: 0 K: 0 S: 2	H: 0 LOB: 0 BB: 0 P: 3	R: 0 E: 0 K: 0 S: 3	H: 1 LOB: 2 BB: 1 P: 8	R: 0 E: 0 K: 2 S: 6	H: 0 LOB: 0 BB: 1 P: 10	R: 0 E: 0 K: 2 S: 7	H: 0 LOB: 0 BB: 0 P: 7	1B: 8 2B: 2 3B: 0 HR: 0	SF: 0 SAC: 0 DP: 4 HBP: 1	WP: 0 PB: 0 SB: 0 CS: 2	PA: 35													
PITCHER	IP WLS BF H R ER SO BB IBB HBP BLK WP HR S P ERA WHIP																																
Steve Trout, L ERA: 1.51 Lee Smith, R ERA: 0.64	(1, 1) (7, 1)	6.2 S	W 7	27 0	9 0	1 0	1 0	0 4	0 1	0 0	0 0	0 0	0 0	0 14	33 18	1.35 0.00	1.650 0.429																

AB	30
R	1
H	9
RBI	1
BB	3
SO	4
LOB	15



Batter	1	2	3	4	5	6	7	8	9	AB	R	H	RBI	BB	SO	LOB	BOTTOM														
Bob Dernier, R OBP: 0.333, SLG: 0.274 (1, 8)										4	1	2	0	0	0	2	San Francisco Giants @ Chicago Cubs Wrigley Field, Chicago, IL Tue Apr 30 1985, 3:33 AM CDT Att: 12,647 - Unknown														
23 Ryne Sandberg, R OBP: 0.224, SLG: 0.329 (1, 4)										4	1	3	1	0	0	0															
Gary Matthews, R OBP: 0.382, SLG: 0.382 Gary Woods, R (8, 7)										4	0	0	0	0	1	3															
Leon Durham, L OBP: 0.291, SLG: 0.423 (1, 3)										3	1	2	0	1	0	1															
Keith Moreland, R OBP: 0.324, SLG: 0.371 (1, 9)										3	0	0	0	0	0	4															
Jody Davis, R OBP: 0.328, SLG: 0.481 (1, 2)										4	0	2	0	0	0	0															
Ron Cey, R OBP: 0.194, SLG: 0.250 (1, 5)										3	0	0	1	0	0	1															
Shawon Dunston, R OBP: 0.260, SLG: 0.333 (1, 6)										3	0	1	0	1	0	1															
Steve Trout, L Lee Smith, R (1, 1) (7, 1)										3	0	0	0	0	0	3															
Inning Stats	R: 0 E: 1 K: 0 S: 5	H: 2 LOB: 2 BB: 0 P: 5	R: 0 E: 0 K: 0 S: 3	H: 0 LOB: 0 BB: 0 P: 3	R: 2 E: 1 K: 0 S: 6	H: 3 LOB: 1 BB: 0 P: 6	R: 0 E: 1 K: 0 S: 5	H: 1 LOB: 2 BB: 0 P: 5	R: 0 E: 0 K: 0 S: 4	H: 2 LOB: 1 BB: 0 P: 4	R: 0 E: 0 K: 1 S: 5	H: 0 LOB: 0 BB: 0 P: 5	R: 1 E: 0 K: 1 S: 6	H: 1 LOB: 2 BB: 2 P: 14	1B: 5 2B: 6 3B: 0 HR: 0	SF: 1 SAC: 1 DP: 2 HBP: 0		WP: 0 PB: 0 SB: 1 CS: 0	PA: 36												
PITCHER	IP WLS BF H R ER SO BB IBB HBP BLK WP HR S P ERA WHIP																														
Bill Laskey, R ERA: 3.1 Greg Minton, R ERA: 4.91 Scott Garretts, R ERA: 2.51	(1, 1) (5, 1) (7, 1)	4.0 L	19 8	6 3	2 0	2 0	0 0	0 0	0 0	0 0	0 0	0 8	19 8	4.50 0.00	1.500 1.500																



Batter	1	2	3	4	5	6	7	8	9	AB	R	H	RBI	BB	SO	LOB	TOP									
Dan Gladden, R (1, 8) OBP: 0.333, SLG: 0.364	0-3 K		0-3 K			0-3 K		0-0 F8		4	0	0	0	0	3	0	San Francisco Giants @ Chicago Cubs Wrigley Field, Chicago, IL Wed May 01 1985, 3:33 AM CDT Att: 14,490 - Unknown									
Manny Trillo, R (1, 4) OBP: 0.324, SLG: 0.302	0-0 F8		0-0 F7			0-0 F8		0-0 F9		4	0	0	0	0	0	0										
Jeffrey Leonard, R (1, 7) OBP: 0.197, SLG: 0.236	4-0 HR BB		0-3 K			0-3 K			0-0 6-3	3	1	0	0	1	2	0										
Chili Davis, S (1, 9) OBP: 0.303, SLG: 0.441	0-0 HR			0-3 K			0-0 F7		0-0 4-3	4	1	1	2	0	1	0										
Chris Brown, R (1, 5) OBP: 0.345, SLG: 0.333	0-3 K			0-3 K			0-0 1B SF9 1B		0-3 K	4	1	1	0	0	3	0										
Bob Brenly, R (1, 2) OBP: 0.265, SLG: 0.328		0-0 G6-4-3 1B		0-0 F3			0-0 1B			3	0	2	0	0	0	0										
David Green, R (1, 3) OBP: 0.196, SLG: 0.077		0-0 G6-4-3			0-0 1-3		0-0 SF9			2	0	0	1	0	0	1										
Jose Uribe, S (1, 6) OBP: 0.244, SLG: 0.311		0-0 1B		0-0 F6			0-0 F8			3	0	1	0	0	0	1										
Jim Gott, R (1, 1) OBP: 0.143, SLG: 0.143		0-0 1-3			0-3 K			0-0 F7		2	0	0	0	0	1	1										
Mark Davis, L (7, 1)										0	0	0	0	0	0	0										
Scott Thompson, L (8, PH) OBP: 0.143, SLG: 0.143										1	0	0	0	0	0	0										
Scott Garrelts, R (8, 1)										0	0	0	0	0	0	0										
Inning Stats	R: 2 E: 0 K: 2 S: 8	H: 1 LOB: 0 BB: 1 P: 12	R: 0 E: 0 K: 0 S: 4	H: 2 LOB: 1 BB: 0 P: 4	R: 0 E: 0 K: 2 S: 7	H: 0 LOB: 0 BB: 0 P: 7	R: 0 E: 0 K: 1 S: 5	H: 0 LOB: 0 BB: 0 P: 5	R: 0 E: 0 K: 0 S: 7	H: 0 LOB: 1 BB: 0 P: 7	R: 1 E: 0 K: 0 S: 5	H: 2 LOB: 1 BB: 0 P: 5	R: 0 E: 0 K: 0 S: 3	H: 0 LOB: 0 BB: 0 P: 3	R: 0 E: 0 K: 1 S: 5	H: 0 LOB: 0 BB: 0 P: 5	1B: 4 2B: 0 3B: 0 HR: 1	SF: 1 SAC: 0 DP: 1 HBP: 0	WP: 0 PB: 0 SB: 0 CS: 0	PA: 32						
PITCHER Dennis Eckersley, R (1, 1) ERA: 2.09	IP: 9.0 WLS: W BF: 32	H: 5 R: 3 ER: 3 SO: 10	BB: 1 IBB: 0 HBP: 0 BLK: 0	WP: 0 HR: 1 S: 51 P: 55	ERA: 3.00 WHIP: 0.667											ERA: 3.00 WHIP: 0.667										

Batter	1	2	3	4	5	6	7	8	9	AB	R	H	RBI	BB	SO	LOB	BOTTOM									
Bob Dernier, R (1, 8) OBP: 0.324, SLG: 0.258	0-0 F9	0-0 F4			0-0 1-3		0-0 6-3		4-0 23 S IBB	4	0	0	0	1	0	0	San Francisco Giants @ Chicago Cubs Wrigley Field, Chicago, IL Wed May 01 1985, 3:33 AM CDT Att: 14,490 - Unknown									
23 Ryne Sandberg, R (1, 4) OBP: 0.225, SLG: 0.325	0-0 E6 2B		0-0 5-3		0-3 K		0-0 S 1B		0-0 S	5	1	1	0	0	1	1										
Thad Bosley, L (1, 7) OBP: 0.300, SLG: 0.625	0-0 1B BB 2B		0-0 F7			0-0 F7	0-0 F9			3	1	1	1	0	0	0										
Davey Lopes, R (7, PH) OBP: 0.400, SLG: 0.423	0-0 1B BB 2B		0-0 F7			0-0 F7	0-0 F9			1	0	0	0	0	0	1										
Leon Durham, L (1, 3) OBP: 0.305, SLG: 0.407	4-0 BB 1B BB		0-0 4-3			4-0 1B BB	0-3 K			2	1	0	0	2	1	1										
Keith Moreland, R (1, 9) OBP: 0.333, SLG: 0.379	0-0 BB 1B			0-0 F7		0-0 1B BB		0-0 F7		4	0	2	0	0	0	0										
Jody Davis, R (1, 2) OBP: 0.323, SLG: 0.456	4-0 G4-6-3 BB			0-3 K		0-0 F7	0-0 F9			3	0	0	1	1	1	2										
Ron Cey, R (1, 5) OBP: 0.197, SLG: 0.250	0-0 G4-6-3			0-0 E5		0-0 1B	0-0 5-3			4	0	1	1	0	0	3										
Shawon Dunston, R (1, 6) OBP: 0.278, SLG: 0.320		0-3 K		0-0 6-3		4-0 FC6-4 IBB		4-0 23 S BB	2	1	0	0	2	1	1											
Dennis Eckersley, R (1, 1) OBP: 0.154, SLG: 0.154		0-0 4-3			0-0 6-3		0-0 FC6-4		0-3 K	3	0	0	0	0	0	3										
Larry Bowa, S (8, PH)										1	0	0	0	0	1	1										
Inning Stats	R: 2 E: 1 K: 0 S: 5	H: 2 LOB: 2 BB: 2 P: 13	R: 0 E: 0 K: 1 S: 5	H: 0 LOB: 0 BB: 0 P: 5	R: 0 E: 0 K: 1 S: 6	H: 0 LOB: 1 BB: 0 P: 6	R: 0 E: 0 K: 1 S: 5	H: 0 LOB: 0 BB: 0 P: 5	R: 1 E: 0 K: 0 S: 5	H: 2 LOB: 3 BB: 2 P: 13	R: 0 E: 0 K: 1 S: 6	H: 1 LOB: 1 BB: 0 P: 6	R: 0 E: 0 K: 0 S: 3	H: 0 LOB: 0 BB: 0 P: 3	R: 1 E: 1 K: 1 S: 3	H: 0 LOB: 1 BB: 2 P: 11	1B: 4 2B: 1 3B: 0 HR: 0	SF: 0 SAC: 0 DP: 1 HBP: 0	WP: 0 PB: 0 SB: 5 CS: 0	PA: 38						
PITCHER Jim Gott, R (1, 1) ERA: 2.86	IP: 6.1 WLS: 2 BF: 29	H: 5 R: 3 ER: 2 SO: 3	BB: 3 IBB: 1 HBP: 0 BLK: 0	WP: 0 HR: 0 S: 31 P: 47	ERA: 2.84 WHIP: 1.263											ERA: 2.84 WHIP: 1.263										
Mark Davis, L (7, 1) ERA: 1.69	0.2	0	0	0	0	0	0	0	0	0	0	4	4	0.00	0.000											
Scott Garrelts, R (8, 1) ERA: 2.3	1.1	L	7	0	1	0	1	1	1	0	0	6	14	0.00	0.750											

AB	30
R	3
H	5
RBI	3
BB	1
SO	10
LOB	3



Batter	1	2	3	4	5	6	7	8	9	AB	R	H	RBI	BB	SO	LOB	TOP					
Dan Gladden, R OBP: 0.330, SLG: 0.383 (1, 8)										4	1	1	0	0	1	1	San Francisco Giants @ St. Louis Cardinals Busch Stadium, St. Louis, MO Fri May 03 1985, 7:05 PM CDT Att: 32,441 - Unknown					
Manny Trillo, R OBP: 0.320, SLG: 0.299 (1, 4)										4	0	1	0	0	0	2						
Jeffrey Leonard, R OBP: 0.188, SLG: 0.224 (1, 7)										4	0	0	0	0	0	2						
Chili Davis, S OBP: 0.313, SLG: 0.444 (1, 9)										4	0	2	1	0	1	1						
Chris Brown, R OBP: 0.322, SLG: 0.308 (1, 5)										4	0	0	0	0	0	2						
Bob Brenly, R OBP: 0.254, SLG: 0.313 (1, 2)										3	0	0	0	0	0	1						
David Green, R OBP: 0.184, SLG: 0.071 Vida Blue, S (8, 1)										3	0	0	0	0	1	0						
Jose Uribe, S OBP: 0.229, SLG: 0.292 (1, 6)										3	0	0	0	0	1	0						
Mike Krukow, R OBP: 0.222, SLG: 0.250 Frank Williams, R (7, 1)										2	0	1	0	0	1	0						
Rob Deer, R OBP: 0.250, SLG: 1.000 (8, PH) (8, 3)										0	0	0	0	0	0	0						
Inning Stats	R: 0 E: 0 K: 2 S: 8	H: 1 LOB: 1 BB: 0 P: 8	R: 0 E: 0 K: 0 S: 3	H: 0 LOB: 0 BB: 0 P: 3	R: 0 E: 0 K: 1 S: 5	H: 0 LOB: 0 BB: 0 P: 5	R: 0 E: 0 K: 0 S: 3	H: 0 LOB: 0 BB: 0 P: 3	R: 0 E: 0 K: 1 S: 5	H: 0 LOB: 3 BB: 0 P: 5	R: 0 E: 0 K: 0 S: 4	H: 1 LOB: 1 BB: 0 P: 4	R: 0 E: 0 K: 0 S: 4	H: 1 LOB: 0 BB: 0 P: 4	R: 0 E: 0 K: 1 S: 5	H: 0 LOB: 0 BB: 0 P: 5	R: 1 E: 0 K: 0 S: 5	H: 2 LOB: 1 BB: 0 P: 5	1B: 3 2B: 1 3B: 1 HR: 0	SF: 0 SAC: 0 DP: 0 HBP: 0	WP: 0 PB: 0 SB: 0 CS: 0	PA: 32
PITCHER John Tudor, L ERA: 2.55 (1, 1)	IP: 9.0 WLS: W BF: 32 H: 5 R: 1 ER: 1 SO: 5 BB: 0 IBB: 0 HBP: 0 BLK: 0 WP: 0 HR: 0 S: 42 P: 42 ERA: 1.00 WHIP: 0.556															PITCHER						

Batter	1	2	3	4	5	6	7	8	9	AB	R	H	RBI	BB	SO	LOB	BOTTOM			
Vince Coleman, S OBP: 0.369, SLG: 0.441 (8, 7)										4	2	2	0	1	0	0	San Francisco Giants @ St. Louis Cardinals Busch Stadium, St. Louis, MO Fri May 03 1985, 7:05 PM CDT Att: 32,441 - Unknown			
Lonnie Smith, R OBP: 0.380, SLG: 0.368 Andy Van Slyke, L OBP: 0.394, SLG: 0.400 (8, 9)										4	0	0	0	0	3	5				
Tom Herr, S OBP: 0.468, SLG: 0.455 (1, 4)										3	1	0	0	1	3	4				
Jack Clark, R OBP: 0.419, SLG: 0.526 (1, 3)										4	1	3	4	0	0	0				
Willie McGee, S OBP: 0.292, SLG: 0.348 (1, 8)										4	1	1	0	0	0	2				
Terry Pendleton, S OBP: 0.284, SLG: 0.296 (1, 5)										3	1	0	0	1	0	1				
Darrell Porter, L OBP: 0.304, SLG: 0.524 (1, 2)										3	2	2	3	1	1	1				
Ozzie Smith, S OBP: 0.278, SLG: 0.296 (1, 6)										4	0	1	1	0	0	0				
John Tudor, L (1, 1)										4	0	0	0	0	2	2				
Inning Stats	R: 1 E: 0 K: 2 S: 9	H: 2 LOB: 1 BB: 0 P: 9	R: 1 E: 0 K: 0 S: 4	H: 1 LOB: 0 BB: 0 P: 4	R: 0 E: 0 K: 2 S: 7	H: 0 LOB: 0 BB: 0 P: 7	R: 0 E: 0 K: 0 S: 3	H: 0 LOB: 0 BB: 0 P: 3	R: 0 E: 0 K: 2 S: 8	H: 1 LOB: 3 BB: 2 P: 16	R: 3 E: 0 K: 0 S: 5	H: 2 LOB: 1 BB: 1 P: 9	R: 3 E: 0 K: 2 S: 10	H: 3 LOB: 1 BB: 1 P: 14	R: 0 E: 0 K: 1 S: 5	H: 0 LOB: 0 BB: 0 P: 5		1B: 4 2B: 2 3B: 1 HR: 2	SF: 0 SAC: 0 DP: 0 HBP: 0	WP: 0 PB: 0 SB: 3 CS: 0
PITCHER Mike Krukow, R ERA: 1.58 Frank Williams, R ERA: 11.37 Vida Blue, L ERA: (8, 1)	IP: 6.0 WLS: L BF: 27 H: 6 R: 5 ER: 5 SO: 6 BB: 2 IBB: 1 HBP: 0 BLK: 0 WP: 0 HR: 1 S: 36 P: 48 ERA: 7.50 WHIP: 1.333															PITCHER				

Batter	1	2	3	4	5	6	7	8	9	AB	R	H	RBI	BB	SO	LOB	TOP										
Dan Gladden, R OBP: 0.326, SLG: 0.388 (1, 8)	0-0 5-3		0-0 5-3			0-0 6-3 2B	0-0 F7			4	1	1	0	0	0	0	San Francisco Giants @ St. Louis Cardinals Busch Stadium, St. Louis, MO Sat May 04 1985, 7:05 PM CDT Att: 41,410 - Unknown										
Manny Trillo, R OBP: 0.304, SLG: 0.282 (1, 4)	0-0 5-3		0-0 E6 G5-4-3			0-0 6-3 2-3		0-3 K		4	0	0	0	0	1	1											
Chris Brown, R OBP: 0.302, SLG: 0.286 (1, 5)	0-0 5-3		0-0 G5-4-3 1-2			0-0 G6-3 3-H		0-0 4-3		4	0	0	1	0	0	1											
Chili Davis, S OBP: 0.310, SLG: 0.434 (1, 9)		0-0 F8		0-0 6-3		0-0 1B 1B		0-0 F7		4	0	1	0	0	0	0											
Rob Deer, R OBP: 0.375, SLG: 0.750 (1, 7)		0-0 2B 1B		0-0 F7		0-0 1-3 1B		0-3 K		4	1	2	0	0	1	0											
Gary Rajsich, L OBP: 0.154, SLG: 0.167 (1, 3)		0-0 1-H E 2B		0-0 F8		0-0 4-3		0-0 F8		4	1	1	1	0	0	2											
Alex Trevino, R OBP: 0.333, SLG: 0.471 (1, 2)		0-3 K		0-0 5-3		0-0 1B G6-4-3 2B		0-0 6-3		4	1	1	0	0	1	1											
Jose Uribe, S OBP: 0.255, SLG: 0.314 (1, 6)		0-0 E2 2-H 1B		0-0 F7		0-0 2-3 1B G6-4-3				3	0	2	0	0	0	0											
Atlee Hammaker, S (1, 1)		0-0 1-3		0-0 K		0-0 1-2 3-H G6-4-3				2	0	0	0	0	1	1											
Greg Minton, S (6, 1)										0	0	0	0	0	0	0											
Scot Thompson, L OBP: 0.139, SLG: 0.139 (7, PH)										1	0	0	0	0	0	1											
Mark Davis, L (7, 1)										0	0	0	0	0	0	0											
Inning Stats	R: 0 E: 0 K: 0 S: 3	H: 0 LOB: 0 BB: 0 P: 3	R: 2 E: 1 K: 1 S: 8	H: 3 LOB: 1 BB: 0 P: 8	R: 0 E: 1 K: 0 S: 3	H: 0 LOB: 0 BB: 0 P: 3	R: 0 E: 0 K: 0 S: 5	H: 0 LOB: 0 BB: 0 P: 5	R: 1 E: 0 K: 0 S: 6	H: 3 LOB: 2 BB: 0 P: 6	R: 1 E: 0 K: 0 S: 4	H: 2 LOB: 0 BB: 0 P: 4	R: 0 E: 0 K: 1 S: 5	H: 0 LOB: 0 BB: 0 P: 5	R: 0 E: 0 K: 1 S: 5	H: 0 LOB: 0 BB: 0 P: 5	1B: 5 2B: 3 3B: 0 HR: 0	SF: 0 SAC: 0 DP: 2 HBP: 0	WP: 0 PB: 0 SB: 0 CS: 0	PA: 34							
PITCHER	IP	WLS	BF	H	R	ER	SO	BB	IBB	HBP	BLK	WP	HR	S	P	ERA	WHIP										
Kurt Kephire, R ERA: 6.39 (1, 1)	5.2	W	23	6	3	2	2	0	0	0	0	0	0	27	27	3.18	1.059										
Bill Campbell, R ERA: 5.59 (6, 1)	0.1		1	0	0	0	0	0	0	0	0	0	0	1	1	0.00	0.000										
Jeff Lahti, R ERA: 3.52 (7, 1)	3.0	S	10	2	1	1	2	0	0	0	0	0	0	14	14	3.00	0.667										

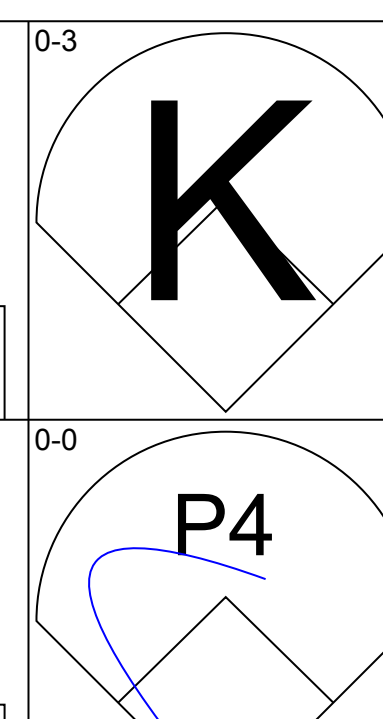
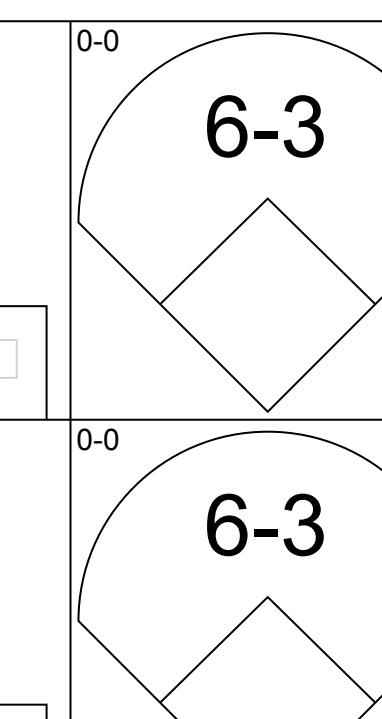
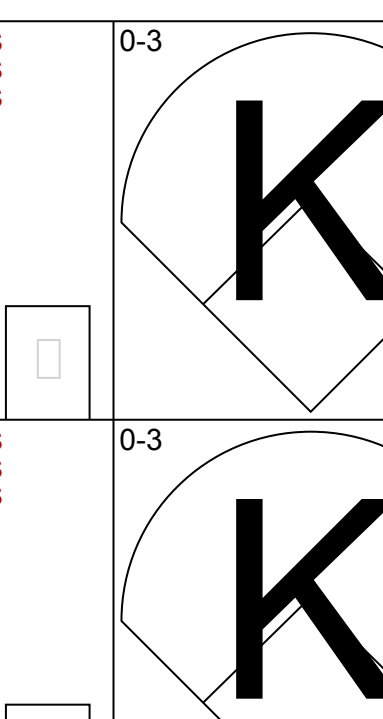
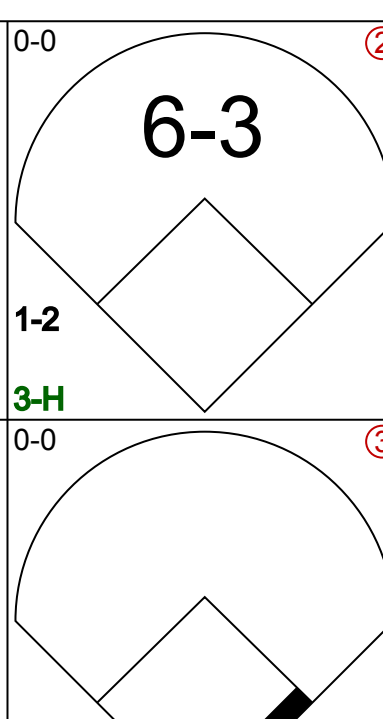
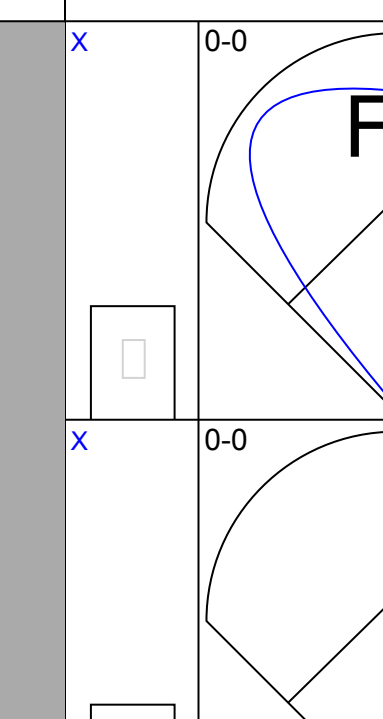
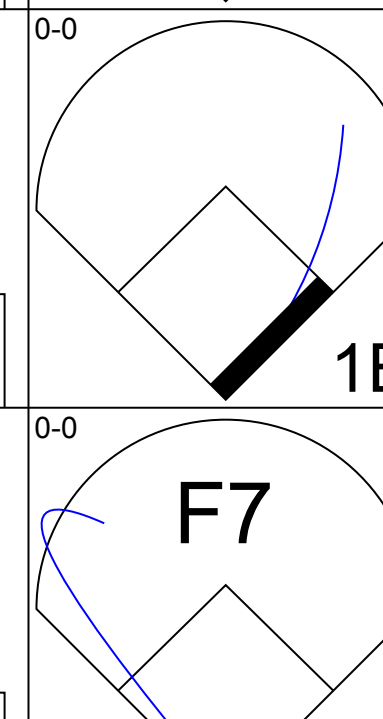

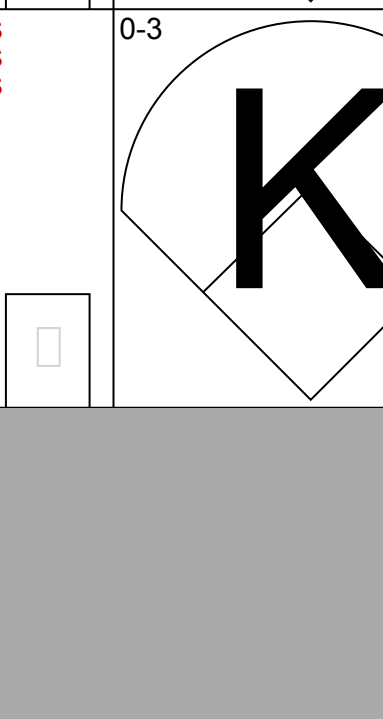
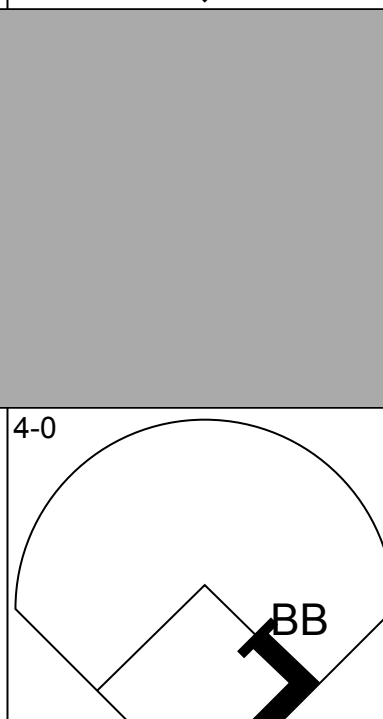
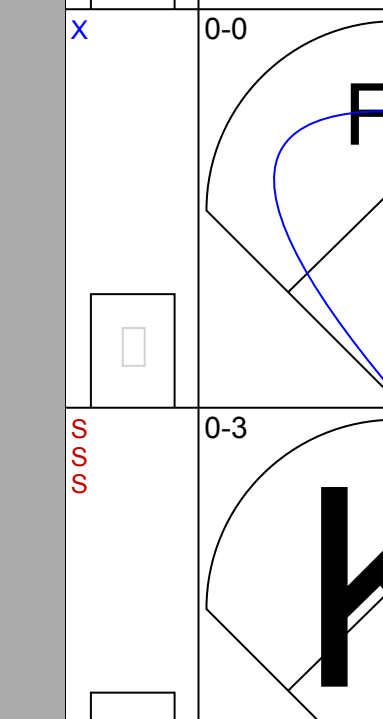

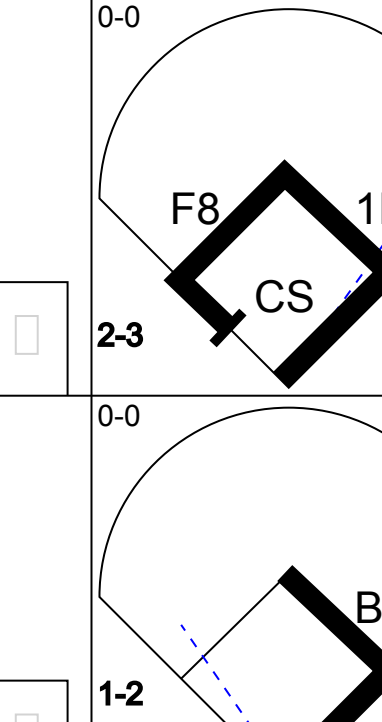


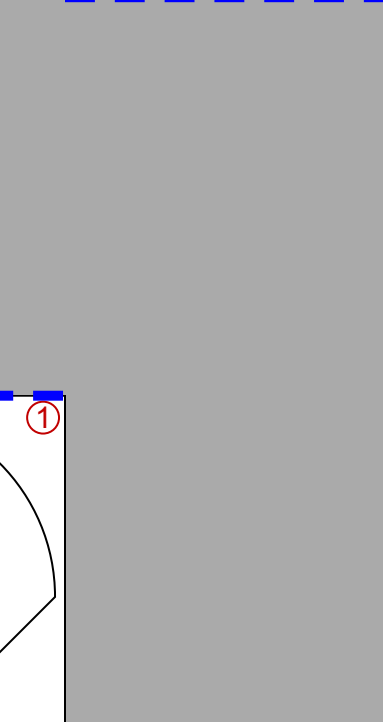

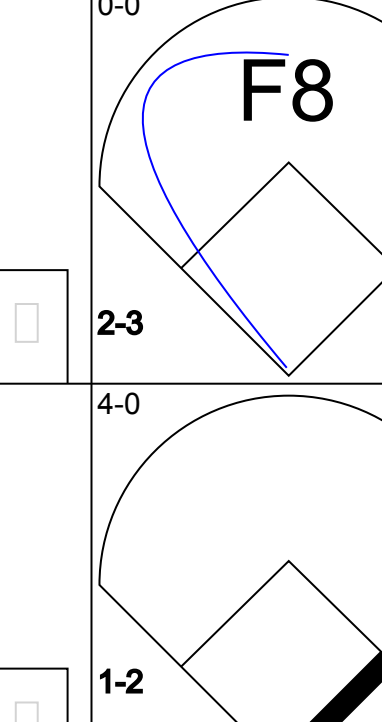
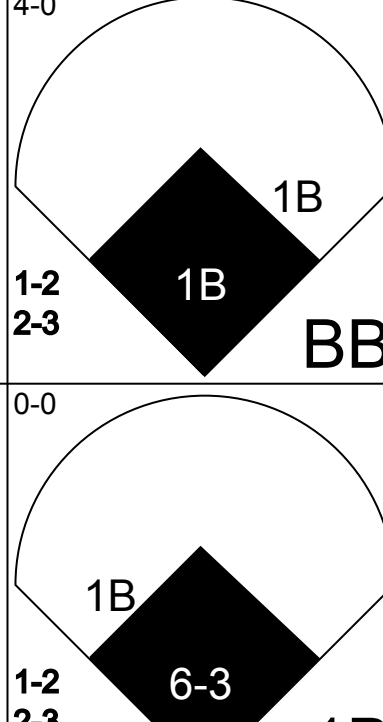


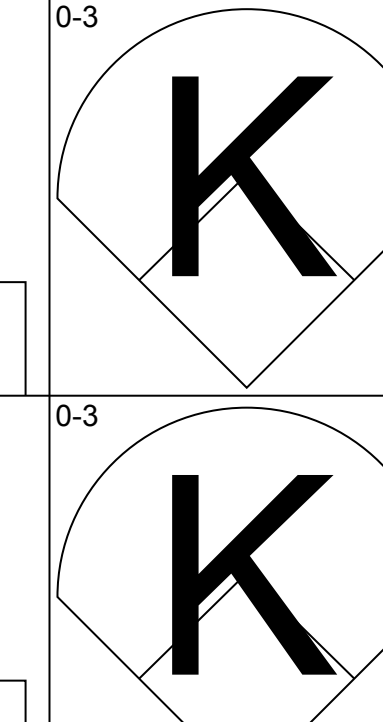
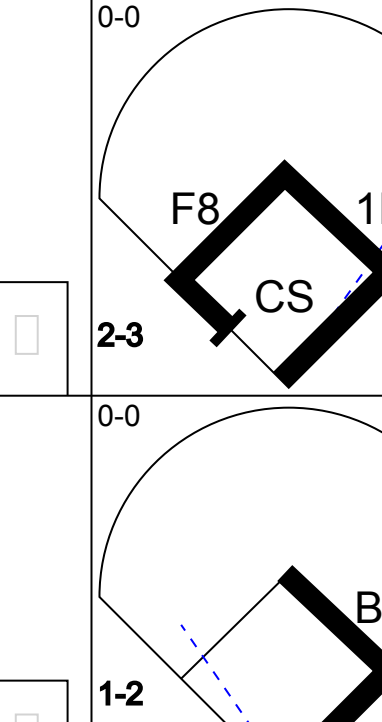

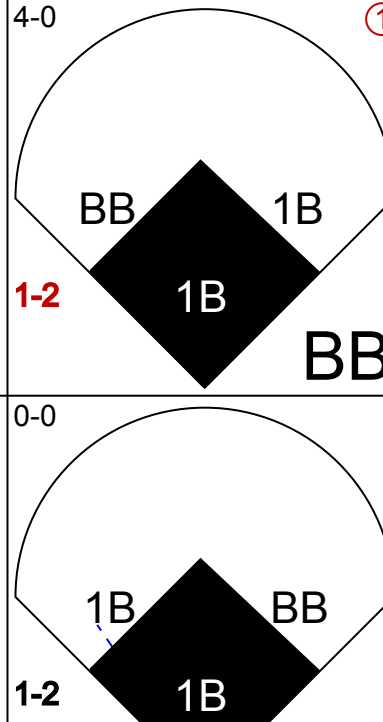

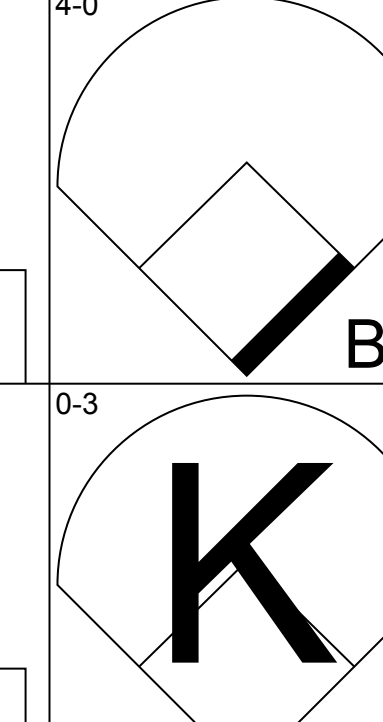
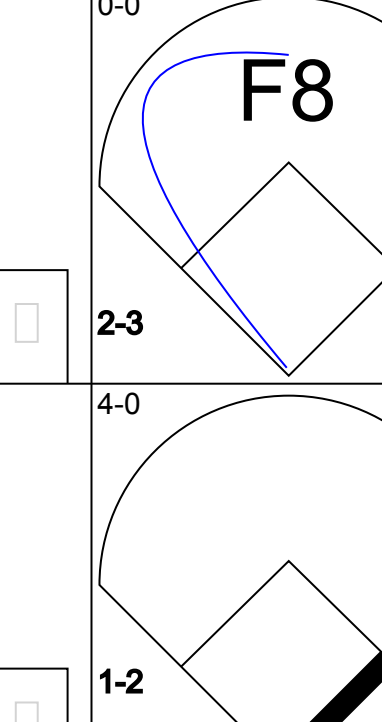

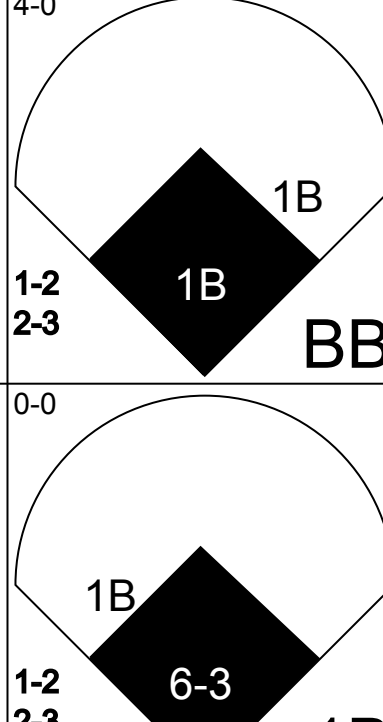
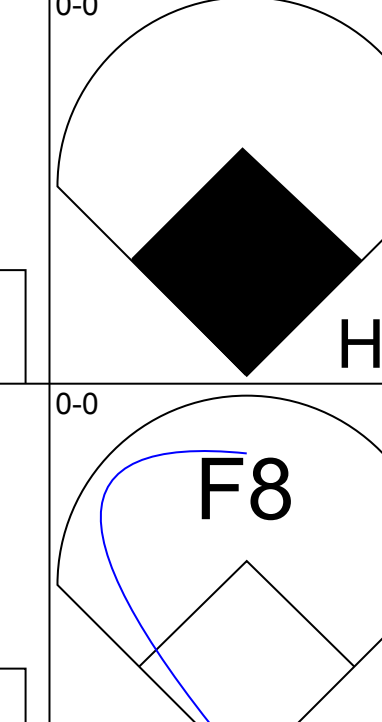

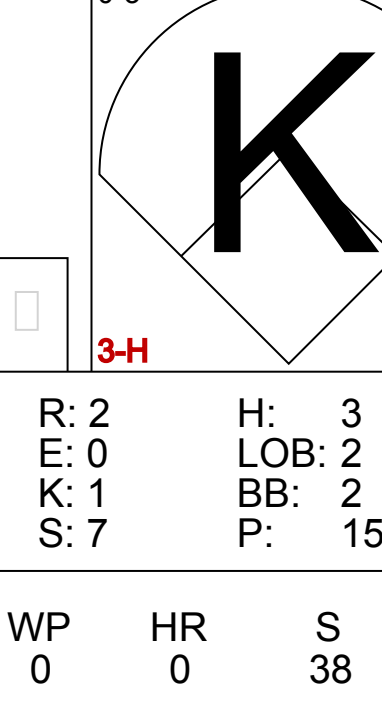
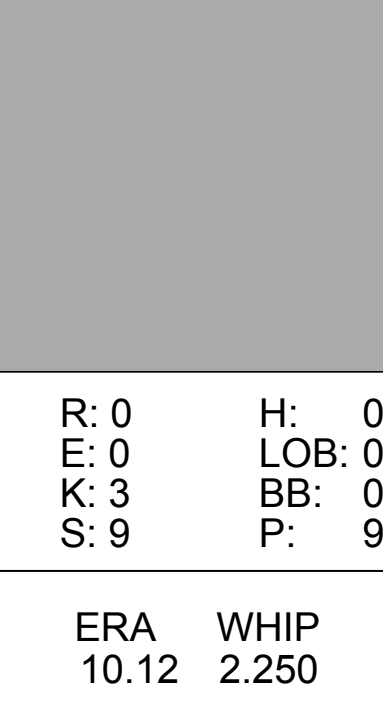
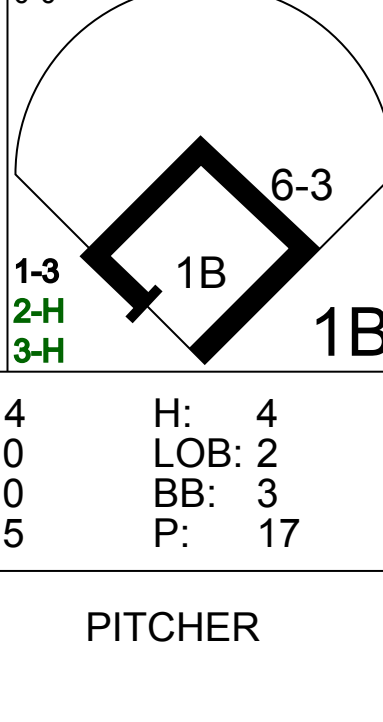
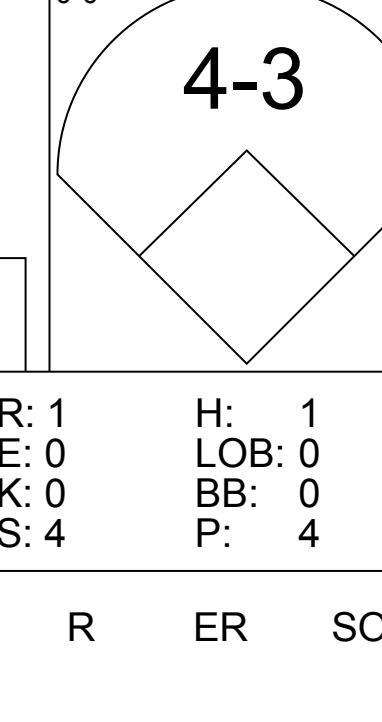
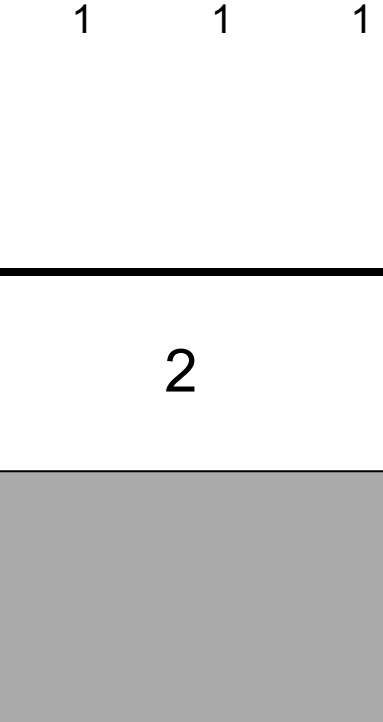
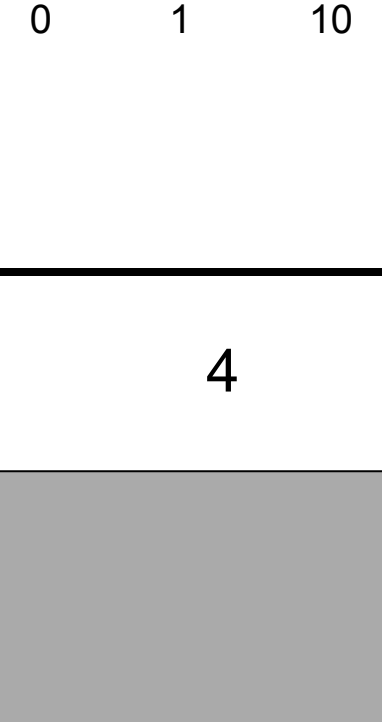
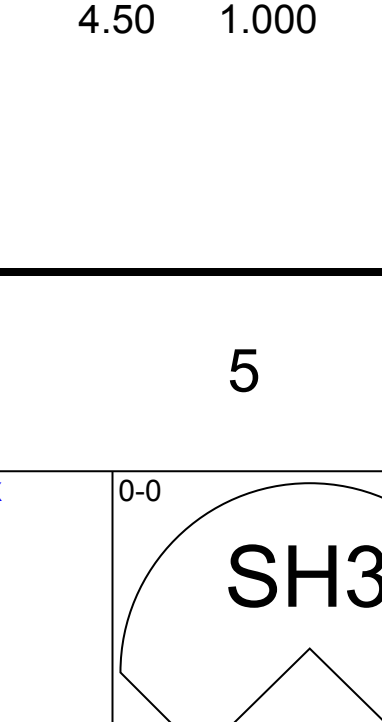
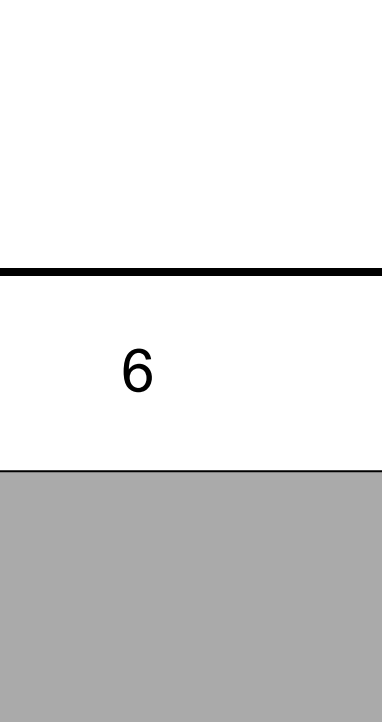
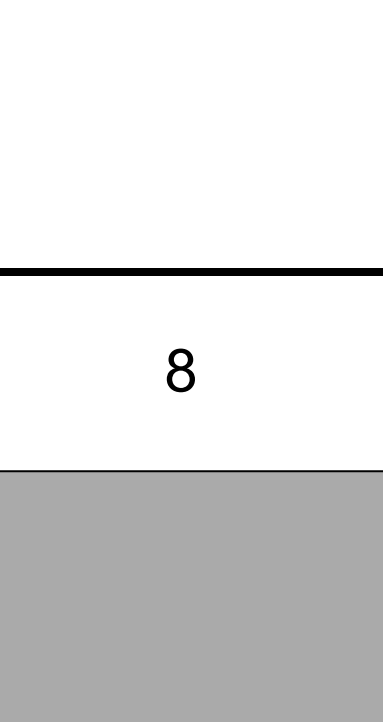
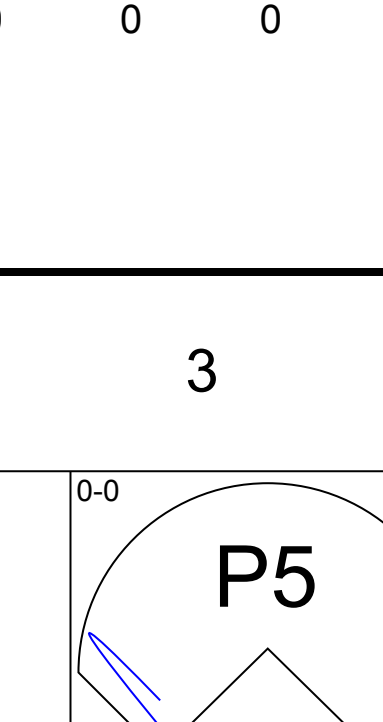
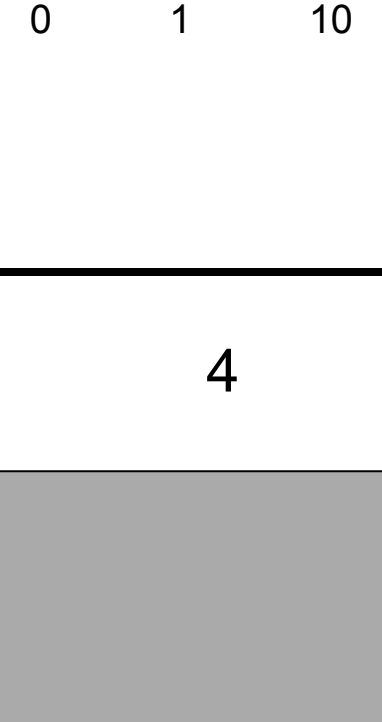
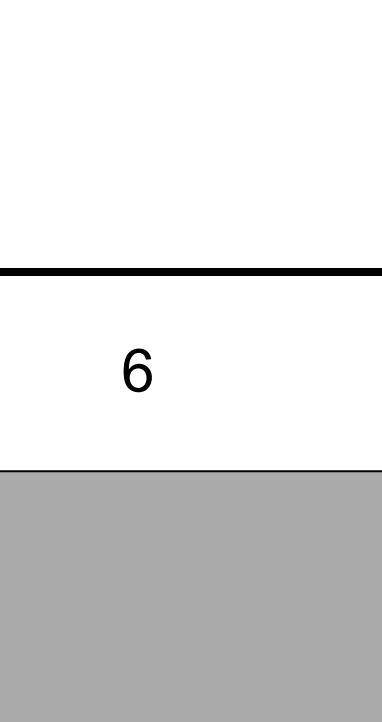
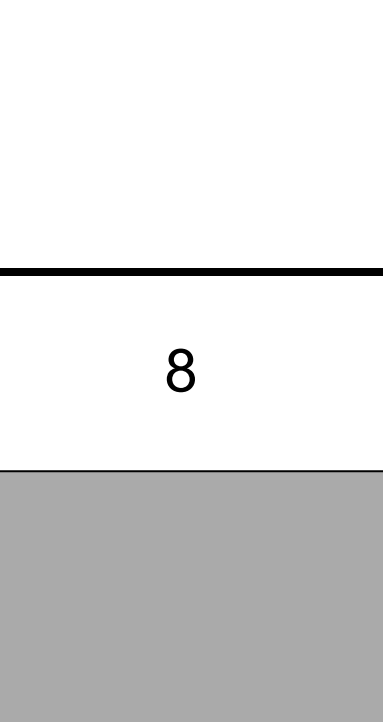
Batter	1	2	3	4	5	6	7	8	9	AB	R	H	RBI	BB	SO	LOB	BOTTOM										
Vince Coleman, S OBP: 0.386, SLG: 0.444 (1, 9) (7, 7)	0-0 S E 1B WP	4-0 BLK 1B BB		0-0 FC1-6 E S 1-2		0-0 S 1B 2-3		0-3 K		4	2	2	0	1	1	1	San Francisco Giants @ St. Louis Cardinals Busch Stadium, St. Louis, MO Sat May 04 1985, 7:05 PM CDT Att: 41,410 - Unknown										
Lonnie Smith, R OBP: 0.386, SLG: 0.366 (1, 7) (7, 1)	4-0 2B 1B 1-H BB	0-0 1B		0-3 K 1-3		0-3 K 1-2		0-3 K		3	0	1	1	1	2	3											
Tom Herr, S OBP: 0.469, SLG: 0.450 (1, 4)	0-0 2B 1-2 SF 1B	0-0 6-3		0-0 F9		4-0 IBB				3	1	1	0	1	0	1											
Jack Clark, R OBP: 0.423, SLG: 0.538 (1, 3)	0-0 SF 1B 2-3 2B		0-3 K		0-0 1B 1B	0-3 K				4	1	2	0	0	2	3											
Willie McGee, S OBP: 0.308, SLG: 0.367 (1, 8)	0-0 SF 1B		0-0 1B 1B		0-0 1-2 1B	0-0 4-3				3	1	2	1	0	0	3											
Terry Pendleton, S OBP: 0.293, SLG: 0.306 (1, 5)	0-0 2-3 3-H 1B		0-0 1B G4-6-3		0-0 F8		0-0 4-3			4	0	2	2	0	0	2											
Tom Nieto, R OBP: 0.375, SLG: 0.286 (1, 2)	0-3 K		0-0 G4-6-3 1-2		0-0 L3		0-3 K			4	0	0	0	0	2	4											
Ozzie Smith, S OBP: 0.289, SLG: 0.320 (1, 6)		0-0 6-3		0-0 FC1-6 1B		0-0 2B 2B		0-3 K		4	1	2	0	0	1	0											
Kurt Kephire, L OBP: 0.125, SLG: 0.125 (1, 1)		0-0 5-3		0-0 FC1-6 FC1-6 1-2		0-0 1B 2-H 2B		0-3 K		2	0	0	0	0	0	1											
Bill Campbell, R (6, 1)										0	0	0	0	0	0	0											
Ivan De Jesus, R OBP: 0.667, SLG: 1.000 (6, PH)										1	0	1	1	0	0	0											
Andy Van Slyke, L OBP: 0.389, SLG: 0.393 (7, 9)										1	0	0	0	0	1	0											
Inning Stats	R: 4 E: 1 K: 1 S: 8	H: 4 LOB: 0 BB: 1 P: 12	R: 1 E: 0 K: 0 S: 4	H: 1 LOB: 1 BB: 1 P: 8	R: 0 E: 0 K: 1 S: 6	H: 2 LOB: 1 BB: 0 P: 6	R: 0 E: 0 K: 1 S: 6	H: 1 LOB: 0 BB: 0 P: 6	R: 0 E: 0 K: 2 S: 10	H: 2 LOB: 2 BB: 1 P: 14	R: 0 E: 0 K: 2 S: 7	H: 0 LOB: 0 BB: 0 P: 7	R: 0 E: 0 K: 3 S: 9	H: 0 LOB: 0 BB: 0 P: 9	R: 0 E: 0 K: 3 S: 9	H: 0 LOB: 0 BB: 0 P: 9	1B: 10 2B: 3 3B: 0 HR: 0	SF: 1 SAC: 0 DP: 1 HBP: 0	WP: 2 PB: 0 SB: 3 CS: 0	PA: 38							
PITCHER	IP	WLS	BF	H	R	ER	SO	BB	IBB	HBP	BLK	WP	HR	S	P	ERA	WHIP										
Atlee Hammaker, L ERA: 4.76 (1, 1)	5.0	L	27	12	6	5	3	2	0	0	0	1	0	31	39	9.00	2.800										
Greg Minton, R ERA: 4.32 (6, 1)	1.0		5	1	0	0	2	0	1	0	0	0	0	8	12	0.00	1.000										
Mark Davis, L ERA: 1.5 (7, 1)	2.0		6	0	0	0	5	0	0	0	0	0	0	16	16	0.00	0.000										

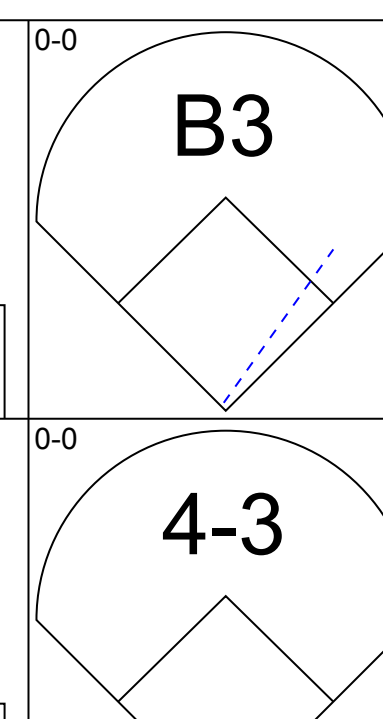
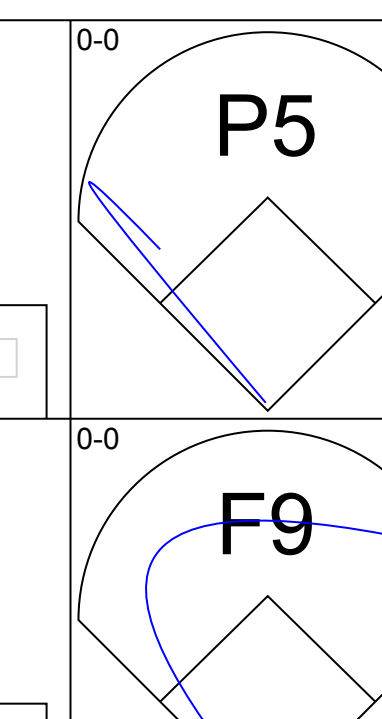
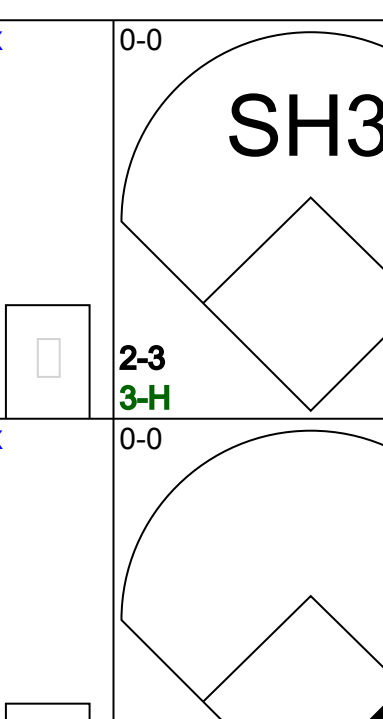
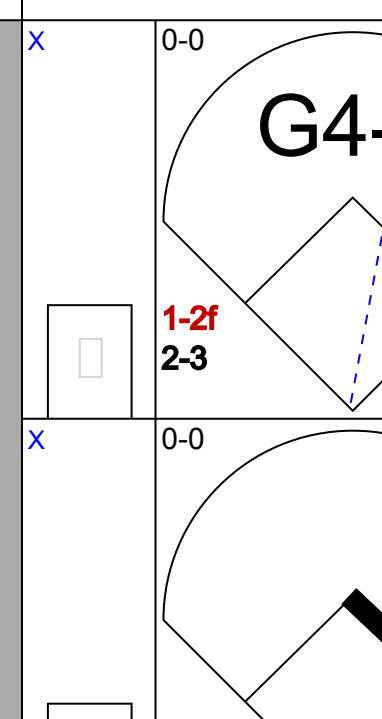
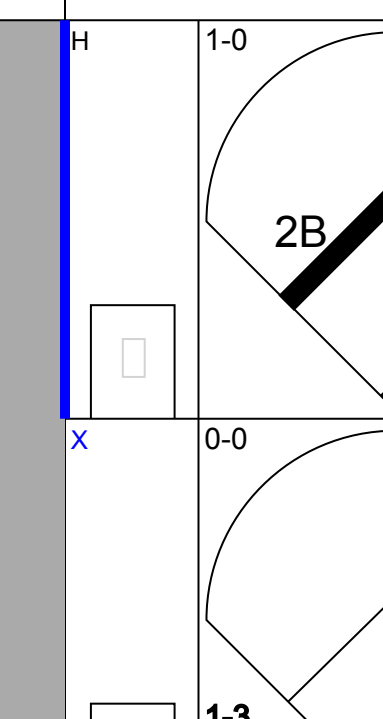
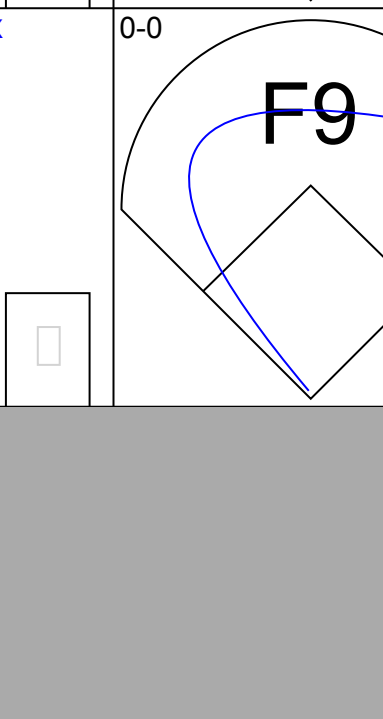
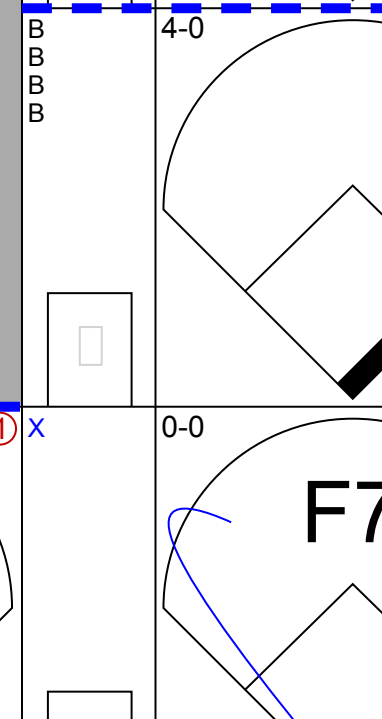
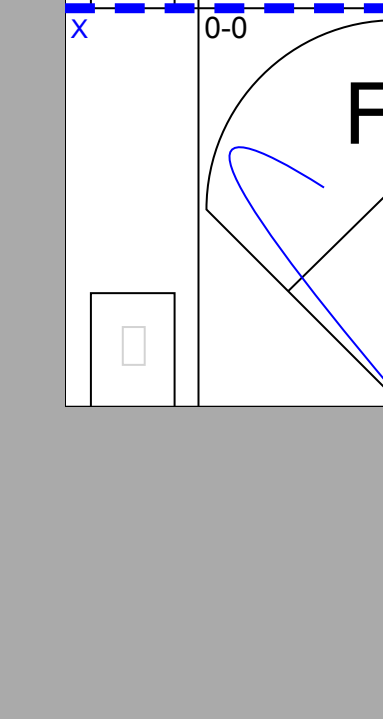
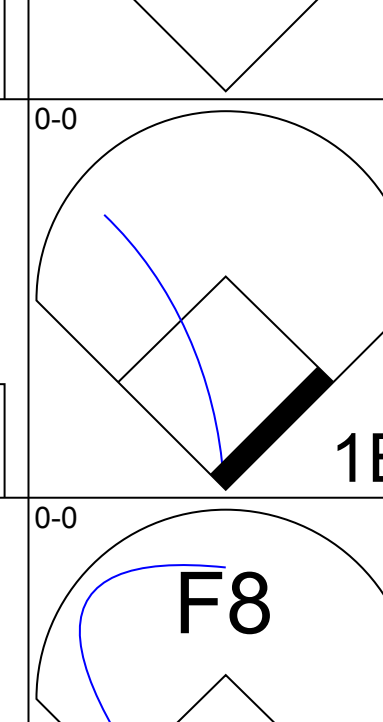

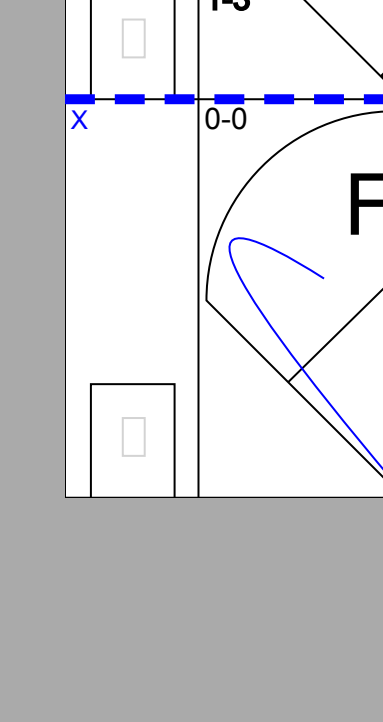

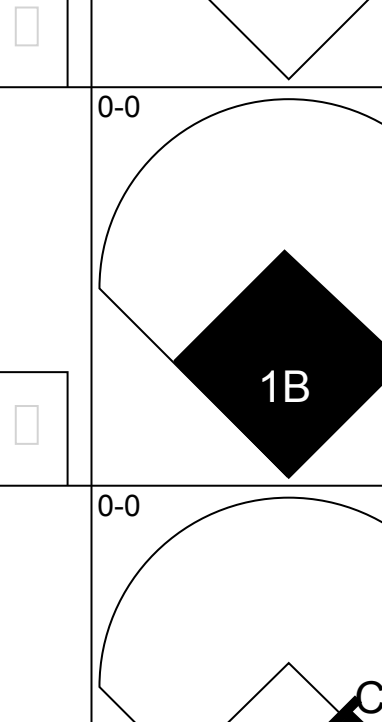


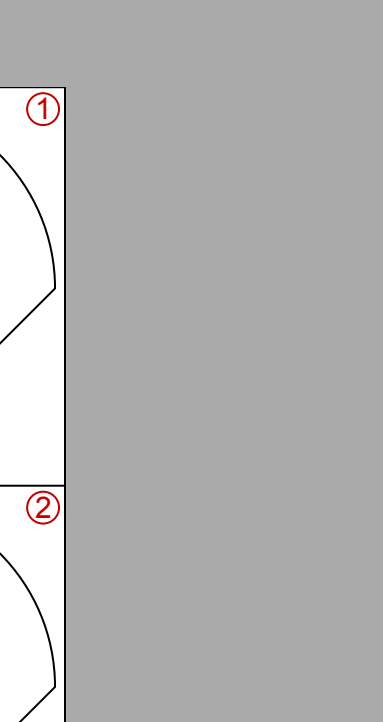

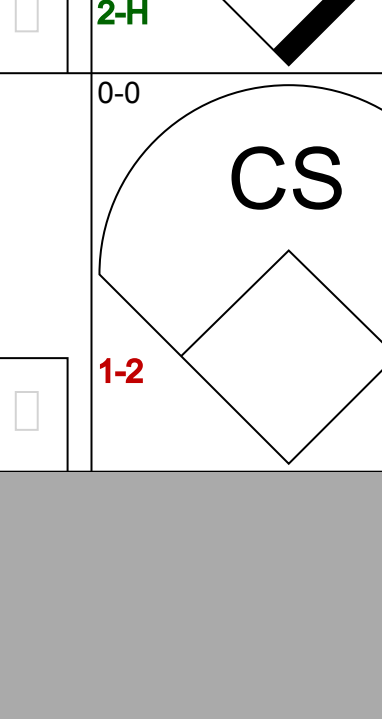

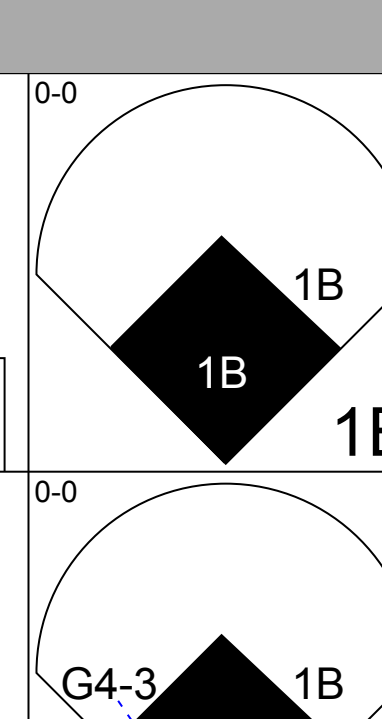
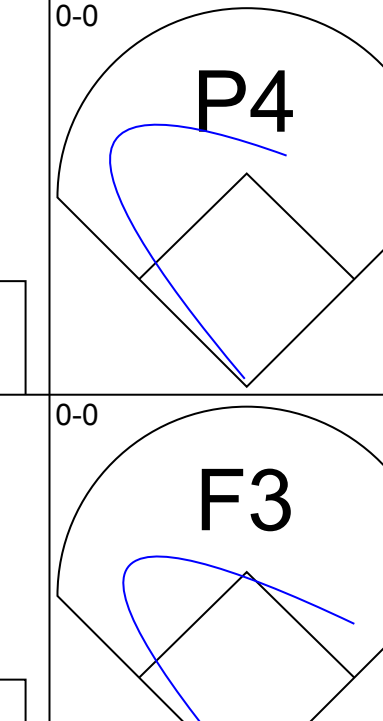
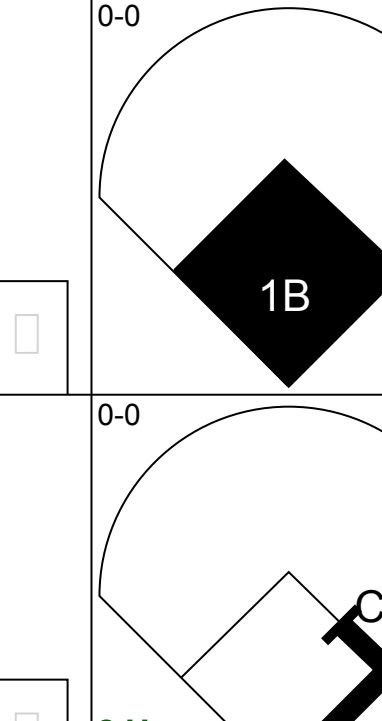

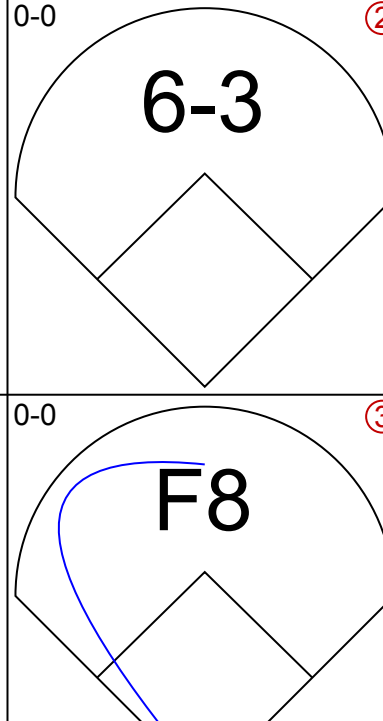
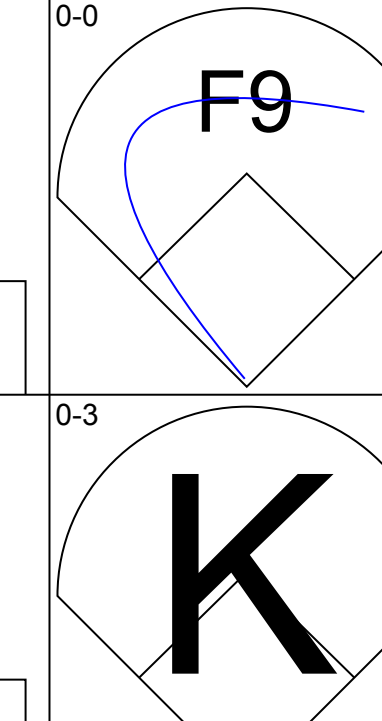
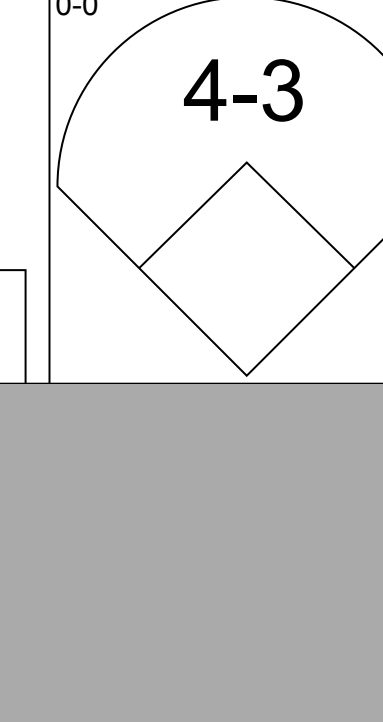
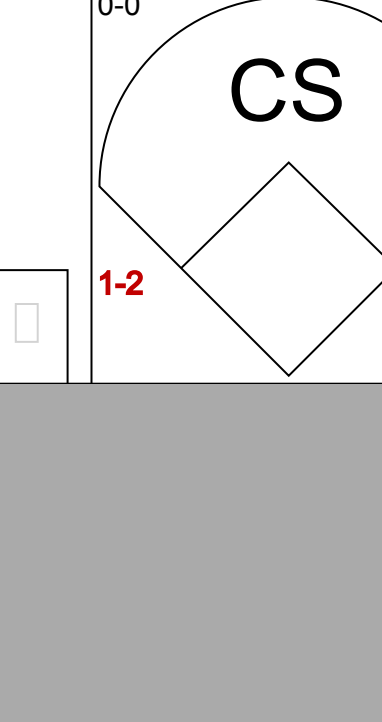
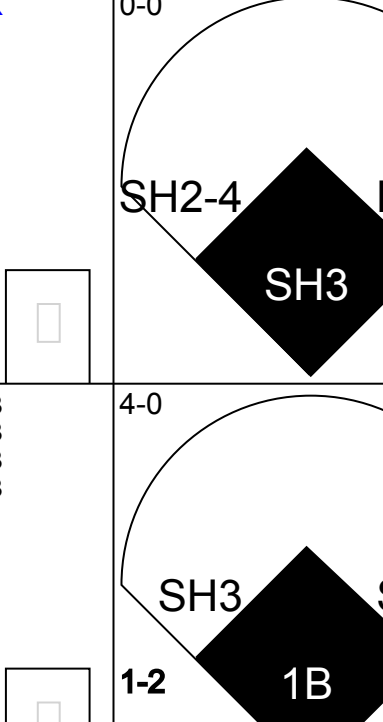



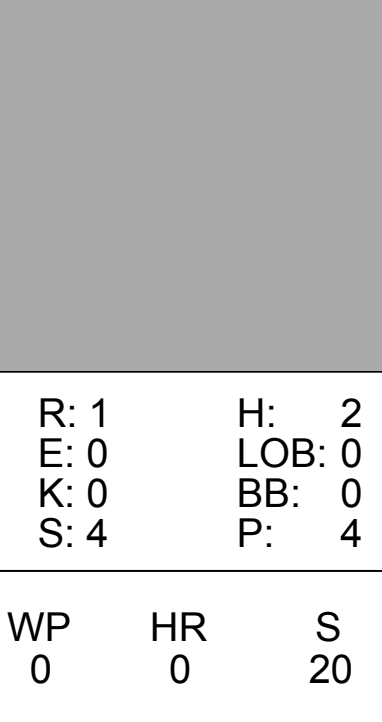
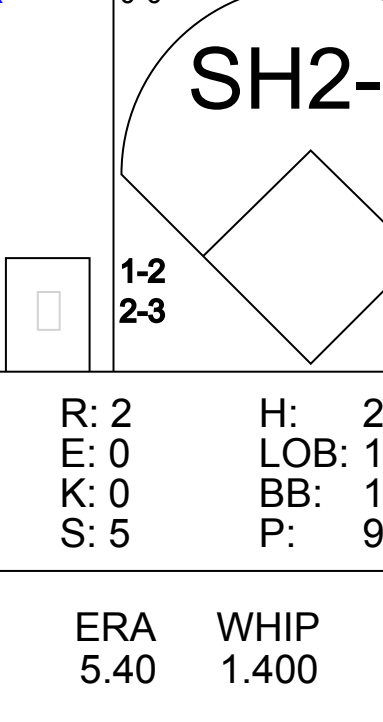


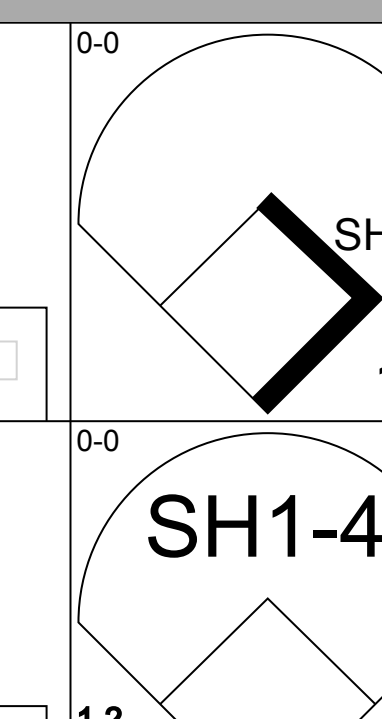
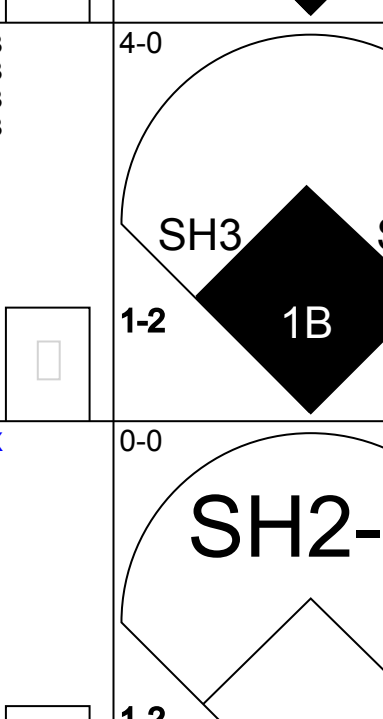
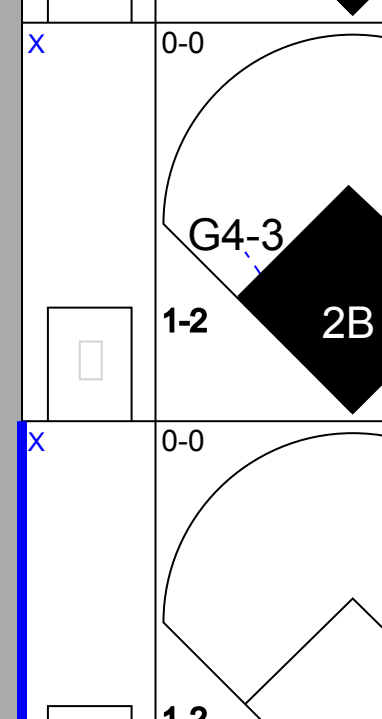
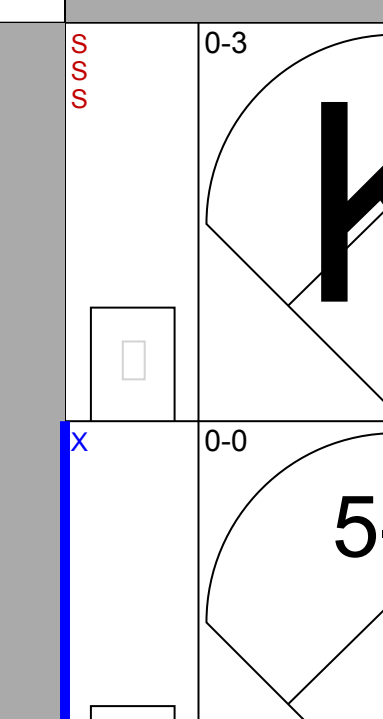
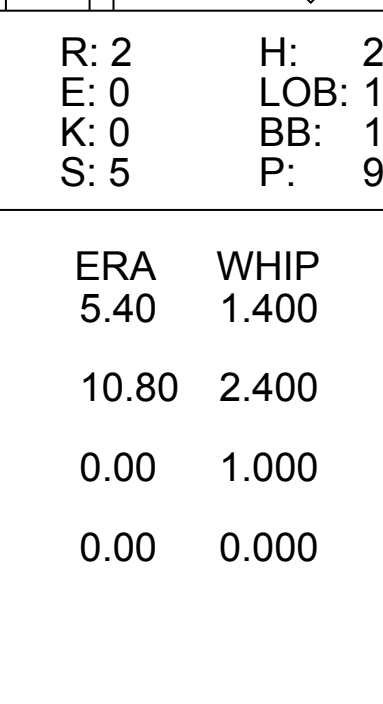
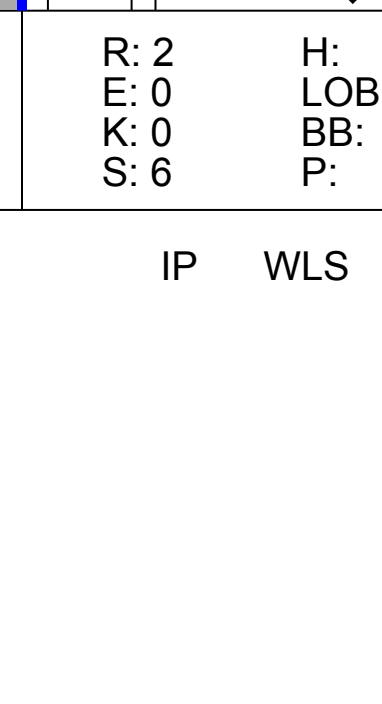
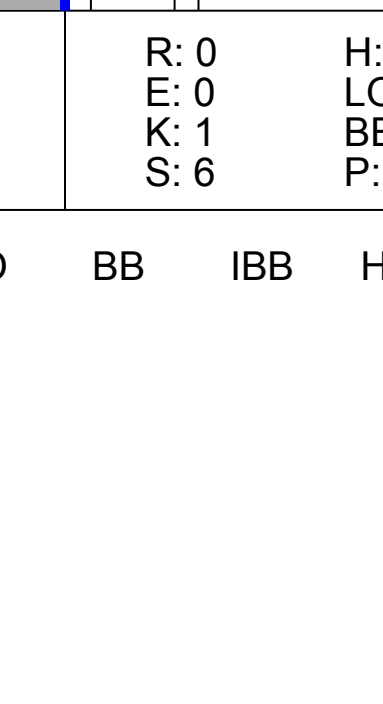
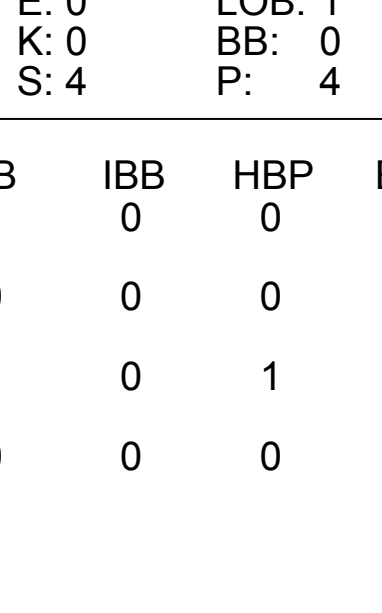
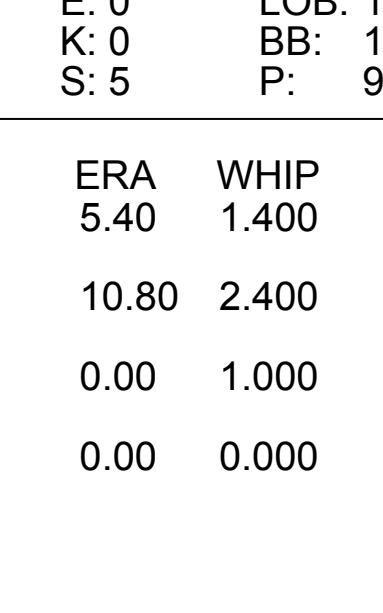




AB	34
R	4
H	8
RBI	2
BB	0
SO	4
LOB	7



Batter	1	2	3	4	5	6	7	8	9	AB R H RBI BB SO LOB	TOP											
Jose Uribe, S OBP: 0.250, SLG: 0.304 (1, 6)	G3		6-3		1B 2B 1B		E5		K	5 1 1 0 0 1 0	San Francisco Giants @ St. Louis Cardinals Busch Stadium, St. Louis, MO Sun May 05 1985, 3:33 AM CDT Att: 31,322 - Unknown											
Brad Wellman, R OBP: 0.384, SLG: 0.355 (1, 4)	5-3		K		2B 1B		F8			4 0 1 1 0 1 1												
Jeffrey Leonard, R OBP: 0.190, SLG: 0.238 (1, 8) (7, 7)	K				2B		K			4 0 1 1 0 2 1												
Chili Davis, S OBP: 0.330, SLG: 0.456 (1, 9)		E FC5 1B			2B			6-3		3 1 2 0 1 0 0												
Chris Brown, R OBP: 0.299, SLG: 0.271 (1, 5)		E FC5 SF4-3 BB			2B		G6-4-3	K		3 1 0 0 1 2 4												
Gary Rajsich, L OBP: 0.176, SLG: 0.250 (1, 3)		FC5 SF4-3			K		1-3			4 0 1 1 0 1 2												
Rob Deer, R OBP: 0.364, SLG: 0.700 Dan Gladden, R OBP: 0.323, SLG: 0.384 (1, 7) (7, 8)		SF4-3			2B 5-3 1B		K	4-3		2 1 1 1 0 1 0 1 0 0 0 0 0 1												
Alex Trevino, R OBP: 0.273, SLG: 0.381 (1, 2)		F8			5-3		3-1			4 0 0 0 0 0 1												
Dave LaPoint, L OBP: 0.364, SLG: 0.455 (1, 1)			F8		1B 1B 2B		K		K	4 1 1 1 0 2 0												
Inning Stats	R: 0 E: 0 K: 1 S: 5	H: 0 LOB: 0 BB: 0 P: 5	R: 2 E: 2 K: 0 S: 4	H: 1 LOB: 0 BB: 1 P: 8	R: 0 E: 0 K: 1 S: 5	H: 0 LOB: 0 BB: 0 P: 5	R: 0 E: 0 K: 2 S: 8	H: 1 LOB: 1 BB: 0 P: 8	R: 3 E: 0 K: 0 S: 7	H: 5 LOB: 2 BB: 1 P: 11	R: 0 E: 0 K: 1 S: 5	H: 0 LOB: 0 BB: 0 P: 5	R: 0 E: 1 K: 2 S: 8	H: 0 LOB: 1 BB: 0 P: 8	R: 0 E: 0 K: 1 S: 6	H: 1 LOB: 1 BB: 0 P: 6	R: 0 E: 0 K: 2 S: 7	H: 0 LOB: 0 BB: 0 P: 7	1B: 4 2B: 5 3B: 0 HR: 0	SF: 1 SAC: 0 DP: 2 HBP: 0	WP: 0 PB: 0 SB: 0 CS: 0	PA: 37
PITCHER	IP WLS BF H R ER SO BB IBB HBP BLK WP HR S P ERA WHIP											PITCHER	IP WLS BF H R ER SO BB IBB HBP BLK WP HR S P ERA WHIP									
Joaquin Andujar, R ERA: 2.98 Ken Dayley, L ERA: 0.97 Andy Hassler, L ERA: 2.25	(1, 1) (5, 1) (8, 1)	4.1 2.2 2.0	L 9 7	21 0 1	7 0 0	5 0 0	3 3 0	4 0 0	1 0 0	0 1 0	0 0 0	0 0 0	0 14 13	28 18 13	32 0 0	6.23 0.00 0.00	1.846 0.000 0.500					

Batter	1	2	3	4	5	6	7	8	9	AB R H RBI BB SO LOB	BOTTOM											
Vince Coleman, S OBP: 0.392, SLG: 0.448 (1, 9)	K		CS 1B			B5-3 1B		K		4 0 2 0 0 2 0	San Francisco Giants @ St. Louis Cardinals Busch Stadium, St. Louis, MO Sun May 05 1985, 3:33 AM CDT Att: 31,322 - Unknown											
Lonnie Smith, R OBP: 0.391, SLG: 0.356 (1, 7)		FC6-4 BB			FC6 BB		F9		F9	2 0 0 0 2 0 1												
Tom Herr, S OBP: 0.461, SLG: 0.440 (1, 4)		FC6-4			FC6		B5-3		S 1B	4 0 1 0 0 0 3												
Jack Clark, R OBP: 0.406, SLG: 0.512 (1, 3)		P6			F9		F9		F9	4 0 0 0 0 0 3												
Willie McGee, S OBP: 0.304, SLG: 0.396 (1, 8)			FC1-2 3B		6-3		K		K	4 0 1 0 0 2 0												
Terry Pendleton, S OBP: 0.292, SLG: 0.303 (1, 5)		FC1-5-2			6-3		1B		F9	4 0 1 0 0 0 1												
Darrell Porter, L OBP: 0.259, SLG: 0.440 (1, 2)							F8		G3	4 0 0 0 0 1 2												
Ozzie Smith, S OBP: 0.291, SLG: 0.321 (1, 6)		6-3			4-3		1B			3 0 1 0 0 0 1												
Joaquin Andujar, S OBP: 0.188, SLG: 0.250 Ken Dayley, L Brian Harper, R OBP: 0.500, SLG: 0.556 Andy Hassler, L (7, PH) (8, 1)					P4		K		P6	1 0 0 0 0 0 0 1 0 0 0 0 1 0 1 0 0 0 0 0 2 0 0 0 0 0 0 0												
Inning Stats	R: 0 E: 0 K: 1 S: 5	H: 0 LOB: 1 BB: 1 P: 9	R: 0 E: 0 K: 1 S: 6	H: 1 LOB: 0 BB: 0 P: 6	R: 0 E: 0 K: 0 S: 3	H: 1 LOB: 1 BB: 1 P: 7	R: 0 E: 0 K: 0 S: 3	H: 0 LOB: 0 BB: 0 P: 3	R: 0 E: 0 K: 1 S: 5	H: 0 LOB: 0 BB: 0 P: 5	R: 0 E: 0 K: 0 S: 4	H: 1 LOB: 1 BB: 0 P: 4	R: 0 E: 0 K: 1 S: 7	H: 2 LOB: 2 BB: 0 P: 7	R: 0 E: 0 K: 1 S: 6	H: 1 LOB: 1 BB: 0 P: 6	R: 0 E: 0 K: 1 S: 5	H: 0 LOB: 0 BB: 0 P: 5	1B: 5 2B: 0 3B: 1 HR: 0	SF: 0 SAC: 0 DP: 0 HBP: 0	WP: 0 PB: 0 SB: 1 CS: 1	PA: 34
PITCHER	IP WLS BF H R ER SO BB IBB HBP BLK WP HR S P ERA WHIP											PITCHER	IP WLS BF H R ER SO BB IBB HBP BLK WP HR S P ERA WHIP									
Dave LaPoint, L ERA: 1.69	(1, 1)	9.0 W	34	6	0	0	0	6	2	0	0	0	0	44	52	0.00	0.889					

Batter	1	2	3	4	5	6	7	8	9	AB	R	H	RBI	BB	SO	LOB	TOP					
Dan Gladden, R OBP: 0.306, SLG: 0.363 (1, 8)										5	0	0	1	0	2	1	San Francisco Giants @ Pittsburgh Pirates Three Rivers Stadium, Pittsburgh, PA Mon May 06 1985, 7:05 PM EDT Att. 4,533 - Overcast - 70 F					
Manny Trillo, R OBP: 0.310, SLG: 0.289 (1, 4)										5	0	2	0	0	1	0						
Jeffrey Leonard, R OBP: 0.202, SLG: 0.238 (1, 7)										4	1	1	0	1	1	1						
Chili Davis, S OBP: 0.333, SLG: 0.458 (1, 9)										4	1	1	1	1	1	2						
Gary Rajsich, L OBP: 0.238, SLG: 0.263 (1, 3)										3	1	1	0	1	2	0						
Chris Brown, R OBP: 0.310, SLG: 0.286 (1, 5)										4	1	2	1	0	1	0						
Bob Brenly, R OBP: 0.280, SLG: 0.364 (1, 2)										2	2	1	1	2	0	2						
Jose Uribe, S OBP: 0.267, SLG: 0.305 (1, 6)										3	1	1	1	1	1	1						
Bill Laskey, R (1, 1)										2	0	0	0	0	2	3						
Scot Thompson, L OBP: 0.162, SLG: 0.162 (6, PH)										1	0	1	2	0	0	0						
Greg Minton, S (6, 1)										0	0	0	0	0	0	0						
Mark Davis, L (7, 1)										1	0	0	0	0	0	0						
Scott Garretts, R (9, 1)										0	0	0	0	0	0	0						
Inning Stats	R: 0 E: 0 K: 1 S: 6	H: 1 LOB: 1 P: 6	R: 0 E: 0 K: 3 S: 9	H: 0 LOB: 1 BB: 1 P: 13	R: 0 E: 0 K: 1 S: 5	H: 0 LOB: 0 BB: 0 P: 5	R: 2 E: 0 K: 1 S: 7	H: 3 LOB: 2 BB: 2 P: 15	R: 0 E: 0 K: 3 S: 9	H: 0 LOB: 0 BB: 0 P: 9	R: 4 E: 0 K: 0 S: 5	H: 4 LOB: 2 BB: 3 P: 17	R: 0 E: 0 K: 1 S: 5	H: 0 LOB: 0 BB: 0 P: 5	R: 1 E: 0 K: 0 S: 4	H: 1 LOB: 0 BB: 0 P: 4	R: 0 E: 0 K: 1 S: 6	H: 1 LOB: 1 BB: 0 P: 6	1B: 8 2B: 1 3B: 0 HR: 1	SF: 0 SAC: 0 DP: 0 HBP: 0	WP: 0 PB: 0 SB: 0 CS: 1	PA: 40
PITCHER	IP	WLS	BF	H	R	ER	SO	BB	IBB	HBP	BLK	WP	HR	S	P	ERA	WHIP					
Jose DeLeon, R ERA: 6.0 (1, 1)	5.1	L	26	6	6	6	9	6	0	0	0	0	0	38	62	10.12	2.250					
Cecilio Guante, R ERA: 2.33 (6, 1)	1.2		6	2	0	0	1	0	0	0	0	0	0	8	8	0.00	1.200					
Don Robinson, R ERA: 3.38 (8, 1)	2.0		8	2	1	1	1	0	0	0	0	0	1	10	10	4.50	1.000					

Batter	1	2	3	4	5	6	7	8	9	AB	R	H	RBI	BB	SO	LOB	BOTTOM				
Joe Orsulak, L OBP: 0.375, SLG: 0.431 (1, 8)										3	0	0	1	0	0	3	San Francisco Giants @ Pittsburgh Pirates Three Rivers Stadium, Pittsburgh, PA Mon May 06 1985, 7:05 PM EDT Att. 4,533 - Overcast - 70 F				
Sixto Lezcano, R OBP: 0.378, SLG: 0.345 (9, PH)										0	0	0	0	0	0	0					
Rafael Belliard, R OBP: 0.211, SLG: 0.211 (9, PR)										0	0	0	0	0	0	0					
Johnny Ray, S OBP: 0.313, SLG: 0.374 (1, 4)										5	0	3	2	0	0	1					
Bill Madlock, R OBP: 0.281, SLG: 0.337 (1, 5)										4	0	1	0	1	0	4					
Jason Thompson, L OBP: 0.360, SLG: 0.447 (1, 3)										4	0	0	0	0	0	3					
George Hendrick, R OBP: 0.309, SLG: 0.337 (1, 9)										4	1	1	0	0	0	0					
Tony Peña, R OBP: 0.298, SLG: 0.310 (1, 2)										4	0	1	1	0	1	0					
Steve Kemp, L OBP: 0.314, SLG: 0.364 (1, 7)										4	2	2	0	0	1	0					
Bill Almon, R OBP: 0.377, SLG: 0.408 (1, 6)										3	2	2	0	1	1	0					
Jose DeLeon, R OBP: 0.300, SLG: 0.125 (1, 1)										0	0	0	0	0	0	0					
Cecilio Guante, R (6, 1)										0	0	0	0	0	0	0					
Lee Mazzilli, S OBP: 0.571, SLG: 0.444 (7, PH)										1	0	1	1	0	0	0					
Don Robinson, R (8, 1)										0	0	0	0	0	0	0					
Jim Morrison, R OBP: 0.394, SLG: 0.379 (9, PH)										1	0	0	0	0	0	0					
Inning Stats	R: 0 E: 0 K: 0 S: 4	H: 1 LOB: 1 P: 4	R: 0 E: 0 K: 0 S: 3	H: 0 LOB: 0 BB: 0 P: 3	R: 0 E: 0 K: 0 S: 4	H: 1 LOB: 1 BB: 0 P: 4	R: 1 E: 0 K: 0 S: 4	H: 2 LOB: 0 BB: 0 P: 4	R: 2 E: 0 K: 0 S: 3	H: 0 LOB: 0 BB: 0 P: 3	R: 2 E: 0 K: 0 S: 6	H: 4 LOB: 2 BB: 1 P: 10	R: 0 E: 0 K: 2 S: 7	H: 0 LOB: 0 BB: 0 P: 7	R: 0 E: 0 K: 1 S: 6	H: 1 LOB: 3 BB: 0 P: 7	1B: 8 2B: 3 3B: 0 HR: 0	SF: 0 SAC: 3 DP: 1 HBP: 1	WP: 0 PB: 0 SB: 0 CS: 1	PA: 40	
PITCHER	IP	WLS	BF	H	R	ER	SO	BB	IBB	HBP	BLK	WP	HR	S	P	ERA	WHIP				
Bill Laskey, R ERA: 3.55 (1, 1)	5.0	W	21	6	3	3	0	0	0	0	0	0	0	20	24	5.40	1.400				
Greg Minton, R ERA: 5.4 (6, 1)	1.2		8	4	2	2	0	0	0	0	0	0	0	8	8	10.80	2.400				
Mark Davis, L ERA: 1.35 (7, 1)	2.0		9	1	0	0	3	1	0	1	0	0	0	13	18	0.00	1.000				
Scott Garretts, R ERA: 2.25 (9, 1)	0.1	S	1	0	0	0	0	0	0	0	0	0	0	1	1	0.00	0.000				

Batter	1	2	3	4	5	6	7	8	9	AB	R	H	RBI	BB	SO	LOB	TOP		
Dan Gladden, R (1.8) OBP: 0.311, SLG: 0.385	E8 G4-6-3 1B		WP 3B	E5 1-H		FC5-4 1-2			F9	5	1	2	1	0	0	1			
Manny Trillo, R (1.4) OBP: 0.315, SLG: 0.278			4-3	5-3		FC6-4 BB			F8	3	0	0	0	2	0	2			
Jeffrey Leonard, R (1.7) OBP: 0.213, SLG: 0.250	G4-6-3 1-2 2-3		BB 1B BB		F8	FC6-4 1-2			2B	4	1	1	0	1	0	4			
Chili Davis, S (1.9) OBP: 0.347, SLG: 0.465	4-3		1B 1B BB		1B 2B				FC6-4 IBB	3	1	1	0	2	0	1			
Gary Rajcich, L (1.3) OBP: 0.269, SLG: 0.292		6-3	1B 1B		2B 1B				FC6-4 1-2	5	0	2	2	0	1	2			
Chris Brown, R (1.5) OBP: 0.307, SLG: 0.284	F9		1B		F9					4	0	1	0	0	0	1			
Bob Brenly, R (1.2) OBP: 0.278, SLG: 0.371	6-3			F3					F2	4	0	1	0	0	0	0			
Jose Uribe, S (1.6) OBP: 0.281, SLG: 0.306			L5 1B	E S 1B		FC5-6 BB			F2	3	1	1	0	1	0	0			
Jim Gott, R (1.1) OBP: 0.182, SLG: 0.182						FC5-6			5-3	4	1	1	0	0	1	2			
Mark Davis, L (8.1)				K		FC5-4				0	0	0	0	0	0	0			
Scott Garretts, R (9.1)			3B 1B			1-2				0	0	0	0	0	0	0			
Inning Stats	R: 0 E: 1 K: 0 S: 3	H: 1 LOB: 1 BB: 1 P: 7	R: 0 E: 0 K: 0 S: 3	H: 0 LOB: 0 BB: 0 P: 3	R: 3 E: 0 K: 0 S: 6	H: 4 LOB: 2 BB: 2 P: 14	R: 1 E: 1 K: 1 S: 7	H: 1 LOB: 1 BB: 0 P: 7	R: 1 E: 0 K: 0 S: 5	H: 3 LOB: 2 BB: 0 P: 5	R: 0 E: 0 K: 1 S: 5	H: 0 LOB: 0 BB: 0 P: 5	R: 0 E: 0 K: 0 S: 3	H: 0 LOB: 0 BB: 0 P: 3	R: 0 E: 0 K: 0 S: 4	H: 1 LOB: 2 BB: 1 P: 8	1B: 6 2B: 3 3B: 1 HR: 0	SF: 0 SAC: 0 DP: 1 HBP: 0	WP: 1 PA: 41 PB: 0 SB: 3 CS: 0
PITCHER	IP WLS BF H R ER SO BB IBB HBP BLK WP HR S P ERA WHIP	5.0 L 25 9 5 4 1 3 0 0 0 0 1 0 24 36 7.20 2.400	2.0 8 0 0 0 1 2 0 0 0 0 0 8 16 0.00 1.000	2.0 8 1 0 0 0 0 1 0 0 0 0 7 11 0.00 0.500															

San Francisco Giants @ Pittsburgh Pirates
Three Rivers Stadium, Pittsburgh, PA
Tue May 07 1985, 3:33 AM EDT
Att: 4,587 - Unknown



AB 35
R 5
H 10
RBI 3
BB 6
SO 2
LOB 13

Batter	1	2	3	4	5	6	7	8	9	AB	R	H	RBI	BB	SO	LOB	BOTTOM				
Marvell Wynne, L (1.8) OBP: 0.229, SLG: 0.206	F8		4-3		F8			F8		4	0	0	0	0	0	3					
Joe Orsulak, L (1.9) OBP: 0.373, SLG: 0.417	4-3			E SF8 HBP		F9		F7		2	1	0	0	0	0	0					
Sixto Lezcano, R (8. PH) OBP: 0.368, SLG: 0.333										1	0	0	0	0	0	1					
Johnny Ray, S (1.4) OBP: 0.310, SLG: 0.368	F7			E4 G6-4-3		4-3		1B 1B		4	0	1	0	0	0	1					
Jason Thompson, L (1.3) OBP: 0.356, SLG: 0.443		F7		SF8		F5		1B		3	0	1	2	0	0	0					
Rafael Belliard, R (8. PR) OBP: 0.211, SLG: 0.211								1B		0	0	0	0	0	0	0					
Steve Kemp, L (1.7) OBP: 0.308, SLG: 0.333	F8		G6-4-3 1-2			1-3 BB		K		3	0	0	0	1	1	3					
Jim Morrison, R (1.5) OBP: 0.378, SLG: 0.364	5-3				G4-6-3 1B 2B 1B		1-3		5-3	4	1	1	0	0	0	1					
Bill Almon, R (1.6) OBP: 0.368, SLG: 0.396				K		G4-6-3 1B		K		4	0	1	0	0	3	1					
Junior Ortiz, R (1.2) OBP: 0.333, SLG: 0.333					G4-6-3					2	0	1	0	0	0	2					
Doug Frobel, L (7. PH) OBP: 0.368, SLG: 0.382										1	0	0	0	0	0	1					
Don Robinson, R (8.1)										0	0	0	0	0	0	0					
George Hendrick, R (9. PH) OBP: 0.305, SLG: 0.333					1-2 2-3					1	0	0	0	0	1	0					
Lee Tunnell, R (1.1) OBP: 0.200, SLG: 0.200										1	0	0	0	0	1	1					
Lee Mazzilli, S (5. PH) OBP: 0.600, SLG: 0.600										1	0	1	1	0	0	0					
Rod Scurry, L (6.1)										0	0	0	0	0	0	0					
Tony Peña, R (8.2) OBP: 0.305, SLG: 0.318					3-H 2B			1B 1B		1	1	1	0	0	0	0					
Inning Stats	R: 0 E: 0 K: 0 S: 3	H: 0 LOB: 0 BB: 0 P: 3	R: 0 E: 0 K: 0 S: 3	H: 0 LOB: 0 BB: 0 P: 3	R: 0 E: 0 K: 2 S: 8	H: 1 LOB: 1 BB: 0 P: 8	R: 1 E: 1 K: 0 S: 3	H: 0 LOB: 0 BB: 0 P: 4	R: 1 E: 0 K: 0 S: 5	H: 3 LOB: 1 BB: 0 P: 5	R: 0 E: 0 K: 0 S: 3	H: 0 LOB: 0 BB: 0 P: 3	R: 0 E: 0 K: 1 S: 5	H: 0 LOB: 1 BB: 1 P: 9	R: 1 E: 0 K: 1 S: 8	H: 3 LOB: 2 BB: 0 P: 8	R: 0 E: 0 K: 2 S: 7	H: 0 LOB: 0 BB: 0 P: 7	1B: 6 2B: 1 3B: 0 HR: 0	SF: 1 SAC: 0 DP: 2 HBP: 1	WP: 0 PA: 35 PB: 0 SB: 0 CS: 0
PITCHER	IP WLS BF H R ER SO BB IBB HBP BLK WP HR S P ERA WHIP	7.0 W 27 5 3 2 3 1 0 0 0 0 0 7 31 36 2.57 0.857	1.0 5 2 0 0 1 0 0 0 0 0 0 7 7 0.00 2.000	1.0 S 3 0 0 0 2 0 0 0 0 0 7 7 0.00 0.000																	

San Francisco Giants @ Pittsburgh Pirates
Three Rivers Stadium, Pittsburgh, PA
Tue May 07 1985, 3:33 AM EDT
Att: 4,587 - Unknown



AB 32
R 3
H 7
RBI 3
BB 1
SO 6
LOB 14

Batter	1	2	3	4	5	6	7	8	9	AB	R	H	RBI	BB	SO	LOB	TOP		
Bob Dernier, R (1, 8) OBP: 0.320, SLG: 0.293	F6		6-3			6-3		4-6		4	0	0	0	0	0	1	Chicago Cubs @ San Francisco Giants Candlestick Park, San Francisco, CA Wed May 08 1985, 10:05 PM EDT Att: 16,134 - Unknown		
23 Ryne Sandberg, R (1, 4) OBP: 0.252, SLG: 0.427	HR				F9	6-3		3B		4	1	2	1	0	0	0			
Gary Matthews, R (1, 7) OBP: 0.360, SLG: 0.368 Gary Woods, R (6, 7) OBP: 0.167, SLG: 0.167	K				BB	K		1-3		2	0	0	0	1	2	0			
Leon Durham, L (1, 3) OBP: 0.341, SLG: 0.494	F4				BB	K				4	0	2	0	0	1	1			
Keith Moreland, R (1, 9) OBP: 0.374, SLG: 0.419	K				BB	6-3		SH1-3		2	0	0	0	1	1	1			
Jody Davis, R (1, 2) OBP: 0.295, SLG: 0.413	6-3				BB	5-3		F3		4	0	0	0	0	0	4			
Ron Cey, R (1, 5) OBP: 0.293, SLG: 0.359	F6					F8		IBB		2	0	0	0	2	0	0			
Shawon Dunston, R (1, 6) OBP: 0.276, SLG: 0.333 Thad Bosley, L (7, PH) OBP: 0.333, SLG: 0.500 Larry Bowa, S (7, 6) OBP: 0.250, SLG: 0.375 Richie Hebner, L (9, PH) OBP: 0.333, SLG: 0.273 Chris Speier, R (9, 6) OBP: 0.273, SLG: 0.333			K			5-3		F5		2	0	0	0	0	1	0			
Rick Sutcliffe, L (1, 1) OBP: 0.263, SLG: 0.389	3-1					3-1		4-6 WP		3	0	1	0	0	0	0			
Inning Stats	R: 1 E: 0 K: 1 S: 6	H: 1 LOB: 0 BB: 0 P: 6	R: 0 E: 0 K: 1 S: 5	H: 0 LOB: 0 BB: 0 P: 5	R: 0 E: 0 K: 1 S: 5	H: 0 LOB: 0 BB: 0 P: 13	R: 0 E: 0 K: 0 S: 3	H: 0 LOB: 0 BB: 0 P: 3	R: 0 E: 0 K: 0 S: 4	H: 1 LOB: 2 BB: 1 P: 8	R: 0 E: 0 K: 0 S: 4	H: 2 LOB: 1 BB: 0 P: 4	R: 0 E: 0 K: 0 S: 4	H: 1 LOB: 2 BB: 1 P: 8	1B: 2 2B: 2 3B: 1 HR: 1	SF: 0 SAC: 1 DP: 1 HBP: 0		WP: 1 PB: 0 SB: 0 CS: 0	
PITCHER	IP	WLS	BF	H	R	ER	SO	BB	IBB	HBP	BLK	WP	HR	S	P	ERA		WHIP	
Mike Krukow, R (1, 1) ERA: 1.53	7.0	L	26	2	1	1	5	2	1	0	0	0	1	33	45	1.29		0.571	
Greg Minton, R (8, 1) ERA: 4.5	2.0		9	3	0	0	0	0	1	0	0	1	0	8	12	0.00		1.500	

AB 30
R 1
H 5
RBI 1
BB 4
SO 5
LOB 12



Batter	1	2	3	4	5	6	7	8	9	AB	R	H	RBI	BB	SO	LOB	BOTTOM			
Dan Gladden, R (1, 8) OBP: 0.318, SLG: 0.390	FC1		F7		F3					4	0	2	0	0	0	0	Chicago Cubs @ San Francisco Giants Candlestick Park, San Francisco, CA Wed May 08 1985, 10:05 PM EDT Att: 16,134 - Unknown			
Manny Trillo, R (1, 4) OBP: 0.301, SLG: 0.265 Brad Wellman, R (8, 4) OBP: 0.364, SLG: 0.355	FC1		6-3		F8			K		4	0	0	0	0	1	3				
Jeffrey Leonard, R (1, 7) OBP: 0.214, SLG: 0.250	K					6-3		K		4	0	1	0	0	2	1				
Chili Davis, S (1, 9) OBP: 0.353, SLG: 0.461			K					G1		3	0	1	0	1	1	1				
Gary Rajsich, L (1, 3) OBP: 0.233, SLG: 0.250	K				K			F4		4	0	0	0	0	2	3				
Chris Brown, R (1, 5) OBP: 0.304, SLG: 0.271			K							3	0	0	0	1	2	1				
Bob Brenly, R (1, 2) OBP: 0.277, SLG: 0.365			K		F8			F7		4	0	1	0	0	1	1				
Jose Uribe, S (1, 6) OBP: 0.284, SLG: 0.323 Joel Youngblood, R (9, PH) OBP: 0.250, SLG: 0.118					5-3			K		3	0	1	0	0	0	2				
Mike Krukow, R (1, 1) OBP: 0.182, SLG: 0.200 Scot Thompson, L (7, PH) OBP: 0.158, SLG: 0.158 David Green, R (7, PR) OBP: 0.184, SLG: 0.071 Greg Minton, S (8, 1)					K			FC5-4		1	0	0	0	0	0	1				
Inning Stats	R: 0 E: 0 K: 2 S: 8	H: 1 LOB: 2 BB: 1 P: 12	R: 0 E: 0 K: 3 S: 10	H: 1 LOB: 1 BB: 0 P: 10	R: 0 E: 0 K: 1 S: 6	H: 1 LOB: 1 BB: 0 P: 6	R: 0 E: 0 K: 1 S: 5	H: 0 LOB: 0 BB: 0 P: 5	R: 0 E: 0 K: 1 S: 6	H: 1 LOB: 1 BB: 0 P: 6	R: 0 E: 0 K: 1 S: 7	H: 2 LOB: 2 BB: 0 P: 7	R: 0 E: 0 K: 1 S: 5	H: 0 LOB: 0 BB: 0 P: 5	R: 0 E: 0 K: 1 S: 5	H: 0 LOB: 0 BB: 0 P: 5		1B: 5 2B: 1 3B: 0 HR: 0	SF: 0 SAC: 0 DP: 0 HBP: 0	WP: 1 PB: 0 SB: 4 CS: 0
PITCHER	IP	WLS	BF	H	R	ER	SO	BB	IBB	HBP	BLK	WP	HR	S	P	ERA		WHIP		
Rick Sutcliffe, R (1, 1) ERA: 1.96	9.0	W	35	6	0	0	12	2	0	0	0	1	0	57	65	0.00		0.889		

AB 33
R 0
H 6
RBI 0
BB 2
SO 12
LOB 14



Batter	1	2	3	4	5	6	7	8	9	10	11	12	AB	R	H	RBI	BB	SO	LOB	TOP								
Bob Dernier, R OBP: 0.324, SLG: 0.284 (1.8)	4-3		F8			F4		BB		BB			3	0	0	0	2	0	1									
23 Ryne Sandberg, R OBP: 0.241, SLG: 0.407 (1.4)	B1-3			K		G3		F9		F9			5	0	0	0	0	1	3									
Gary Matthews, R OBP: 0.373, SLG: 0.350 (1.7)	5-3			F3				4-3					3	0	0	0	1	0	1									
Gary Woods, R OBP: 0.286, SLG: 0.167 (9.7)													0	0	0	0	1	0	0									
Larry Bowa, S OBP: 0.250, SLG: 0.375 (12.6)													0	0	0	0	0	0	0									
Leon Durham, L OBP: 0.333, SLG: 0.476 (1.3)		K				4-3				6-3		K	5	0	1	0	0	2	2									
Davey Lopes, R OBP: 0.352, SLG: 0.311 (1.9)		K				1B				6-3		K	5	0	0	0	0	2	2									
Ron Cey, R OBP: 0.289, SLG: 0.349 (1.5)						1-3				1B		K	5	0	1	0	0	2	1									
Chris Speier, R OBP: 0.375, SLG: 0.273 (1.6)						F3				6-3			2	0	0	0	3	0	1									
Warren Brusstar, R OBP: 0.273, SLG: 0.273 (12.1)						5-3 BB		E 1B BB				CS BB	0	0	0	0	0	0	0									
Steve Lake, R OBP: 0.231, SLG: 0.231 (1.2)						5-3							3	0	0	0	0	0	3									
Richie Hebner, L OBP: 0.306, SLG: 0.250 (10, PH)						F8				3-1		K	1	0	0	0	0	0	0									
Jody Davis, R OBP: 0.292, SLG: 0.407 (10.2)						1-2							1	0	0	0	0	1	1									
Scott Sanderson, R OBP: 0.111, SLG: 0.111 (1.1)						K							3	0	1	0	0	1	1									
Thad Bosley, L OBP: 0.375, SLG: 0.538 (10, PH)													1	0	1	0	0	0	0									
Lee Smith, R OBP: 0.370, SLG: 0.414 (10.1)						E8				F8			1	0	0	0	0	0	0									
Keith Moreland, R OBP: 0.370, SLG: 0.414 (12.9, PH)						1-3						1-2	1	0	0	0	1	1										
Inning Stats	R: 0 E: 0 K: 0 S: 3	H: 0 LOB: 0 BB: 0 P: 3	R: 0 E: 0 K: 2 S: 7	H: 0 LOB: 0 BB: 0 P: 7	R: 0 E: 0 K: 1 S: 5	H: 0 LOB: 1 BB: 1 P: 9	R: 0 E: 0 K: 1 S: 6	H: 1 LOB: 1 BB: 0 P: 6	R: 0 E: 1 K: 0 S: 3	H: 1 LOB: 2 BB: 1 P: 7	R: 0 E: 0 K: 0 S: 3	H: 0 LOB: 1 BB: 1 P: 7	R: 0 E: 0 K: 0 S: 4	H: 1 LOB: 1 BB: 0 P: 4	R: 0 E: 0 K: 3 S: 3	H: 0 LOB: 0 BB: 1 P: 5	R: 0 E: 0 K: 0 S: 4	H: 1 LOB: 2 BB: 1 P: 8	R: 0 E: 0 K: 3 S: 9	H: 0 LOB: 1 BB: 1 P: 13	R: 0 E: 0 K: 2 S: 6	H: 0 LOB: 1 BB: 1 P: 10	1B: 4 2B: 1 3B: 0 HR: 0	SF: 0 SAC: 0 DP: 1 HBP: 0	WP: 0 PB: 0 SB: 1 CS: 1	PA: 45		
PITCHER	IP	WLS	BF	H	R	ER	SO	BB	IBB	HBP	BLK	WP	HR	S	P	ERA	WHIP											
Atlee Hammaker, L ERA: 3.72 (1.1)	4.0	W	15	1	0	0	6	3	0	0	0	0	0	0	24	36	0.00	1.000										
Scott Garretts, R ERA: 1.71 (9.1)																												

Chicago Cubs @ San Francisco Giants
Candlestick Park, San Francisco, CA
Thu May 09 1985, 6:33 AM EDT
Att. 11,825 - Unknown

AB 38
R 0
H 4
RBI 0
BB 7
SO 10
LOB 17



Batter	1	2	3	4	5	6	7	8	9	10	11	12	AB	R	H	RBI	BB	SO	LOB	BOTTOM						
Dan Gladden, R OBP: 0.313, SLG: 0.375 (1.8)	K		1-3			5-3		SH1-4		K			4	0	0	0	2	1								
Manny Trillo, R OBP: 0.303, SLG: 0.261 (1.4)	1-3			5-3		6-3		K					5	0	1	1	1	1	2							
Jeffrey Leonard, R OBP: 0.214, SLG: 0.247 (1.7)	K			E5 CS		K		F9					5	0	1	0	0	2	2							
Chili Davis, S OBP: 0.356, SLG: 0.457 (1.9)								4-3					3	0	1	0	1	1	0							
Gary Rajsich, L OBP: 0.235, SLG: 0.226 (1.3)				6-3				K					3	0	0	0	1	2	1							
Chris Brown, R OBP: 0.321, SLG: 0.293 (1.5)													5	0	3	0	0	1	3							
Alex Trevino, R OBP: 0.308, SLG: 0.400 (1.2)								1B 4-3 1B																		
Bob Brenly, R OBP: 0.274, SLG: 0.360 (12.2)								K					4	0	2	0	0	1	2							
Jose Uribe, S OBP: 0.278, SLG: 0.314 (1.6)								SH3 1B					1	0	0	0	0	0	0							
Atlee Hammaker, S ERA: 2.79 (1.1)								F8					5	0	1	0	0	0	3							
Duane Kuiper, L OBP: 1.000, SLG: 1.000 (8, PH)								4-3 1B					1	0	0	0	0	0	2							
David Green, R OBP: 0.184, SLG: 0.071 (8, PH)								SH3					1	0	1	0	0	0	0							
Scott Garretts, R ERA: 2.29 (9.1)								4-3 1B					0	0	0	0	0	0	0							
Rob Deer, R OBP: 0.417, SLG: 0.727 (12, PH)								1-3 3H					1	1	1	0	0	0	0							
Inning Stats	R: 0 E: 0 K: 2 S: 7	H: 0 LOB: 0 BB: 0 P: 7	R: 0 E: 0 K: 2 S: 7	H: 0 LOB: 0 BB: 0 P: 7	R: 0 E: 0 K: 0 S: 4	H: 1 LOB: 1 BB: 0 P: 4	R: 0 E: 0 K: 1 S: 5	H: 0 LOB: 1 BB: 1 P: 9	R: 0 E: 0 K: 0 S: 6	H: 2 LOB: 2 BB: 0 P: 6	R: 0 E: 0 K: 1 S: 6	H: 0 LOB: 0 BB: 1 P: 5	R: 0 E: 0 K: 0 S: 7	H: 2 LOB: 2 BB: 0 P: 6	R: 0 E: 0 K: 0 S: 4	H: 2 LOB: 1 BB: 1 P: 4	R: 0 E: 0 K: 2 S: 7	H: 0 LOB: 0 BB: 0 P: 7	R: 0 E: 0 K: 0 S: 3	H: 1 LOB: 2 BB: 2 P: 11	R: 1 E: 0 K: 0 S: 4	H: 2 LOB: 2 BB: 0 P: 6	1B: 11 2B: 0 3B: 0 HR: 0	SF: 0 SAC: 4 DP: 1 HBP: 1	WP: 0 PB: 0 SB: 0 CS: 1	PA: 47
PITCHER	IP	WLS	BF	H	R	ER	SO	BB	IBB	HBP	BLK	WP	HR	S	P	ERA	WHIP									
Scott Sanderson, R ERA: 2.79 (1.1)	9.0		34	8	0	0	9	1	0	0	0	0	0	0	51	55	0.00	1.000								
Lee Smith, R ERA: 2.29 (10.1)	2.0		8	1	0	0	2	1	1	0	0	0	0	0	10	18	0.00	1.000								
Warren Brusstar, R ERA: 1.8 (12.1)	0.2	L	5	2	1	1	0	0	0	0	0	0	0	0	4	5	13.50	3.000								

Chicago Cubs @ San Francisco Giants
Candlestick Park, San Francisco, CA
Thu May 09 1985, 6:33 AM EDT
Att. 11,825 - Unknown

AB 39
R 1
H 11
RBI 1
BB 3
SO 11
LOB 16



Batter	1	2	3	4	5	6	7	8	9	AB	R	H	RBI	BB	SO	LOB	TOP					
Vince Coleman, S (1,9) OBP: 0.337, SLG: 0.386 Tito Landrum, R (6,9) Andy Van Slyke, L (7,PH) OBP: 0.388, SLG: 0.435	F9		F9		G4-3-6		E1		SH1-4	3	0	0	0	0	0	2	St. Louis Cardinals @ San Francisco Giants Candlestick Park, San Francisco, CA Fri May 10 1985, 10:05 PM EDT Att: 12,900 - Unknown					
Lonnie Smith, R (1,7) OBP: 0.379, SLG: 0.333 Mike Jorgensen, L (7,3)	4-3		6-3			K	FC5-2		2B	4	0	0	0	0	1	3						
Tom Herr, S (1,4) OBP: 0.452, SLG: 0.453	6-3		6-3			F4			1B	5	1	2	4	0	0	0						
Jack Clark, R (1,3) OBP: 0.407, SLG: 0.515										4	1	3	1	1	0	2						
Willie McGee, S (1,8) OBP: 0.359, SLG: 0.452										3	1	1	0	2	1	2						
Terry Pendleton, S (1,5) OBP: 0.297, SLG: 0.318										4	2	1	2	0	0	3						
Tom Nieto, R (1,2) OBP: 0.355, SLG: 0.231										3	0	0	0	1	1	2						
Ozzie Smith, S (1,6) OBP: 0.311, SLG: 0.300										2	0	1	1	2	0	0						
Joaquin Andujar, S (1,1) OBP: 0.167, SLG: 0.222 Ivan De Jesus, R (7,PH) OBP: 0.571, SLG: 0.667 Bill Campbell, R (7,1)										2	0	0	0	0	1	3						
Inning Stats	R: 0 E: 0 K: 0 S: 3	H: 0 LOB: 0 BB: 0 P: 3	R: 2 E: 0 K: 2 S: 9	H: 2 LOB: 1 BB: 1 P: 13	R: 0 E: 0 K: 1 S: 3	H: 0 LOB: 0 BB: 0 P: 3	R: 0 E: 0 K: 1 S: 4	H: 0 LOB: 1 BB: 1 P: 8	R: 0 E: 0 K: 0 S: 2	H: 0 LOB: 2 BB: 2 P: 10	R: 0 E: 0 K: 1 S: 6	H: 1 LOB: 1 BB: 0 P: 6	R: 3 E: 1 K: 0 S: 6	H: 2 LOB: 2 BB: 2 P: 14	R: 1 E: 0 K: 0 S: 4	H: 1 LOB: 0 BB: 0 P: 4		R: 3 E: 0 K: 0 S: 4	H: 2 LOB: 1 BB: 3 P: 16	1B: 6 2B: 2 3B: 1 HR: 0	SF: 1 SAC: 1 DP: 3 HBP: 0	WP: 0 PB: 0 SB: 3 CS: 1
PITCHER	IP	WLS	BF	H	R	ER	SO	BB	IBB	HBP	BLK	WP	HR	S	P	ERA	WHIP					
Dave LaPoint, L (1,1) ERA: 1.85 Greg Minton, R (7,1) ERA: 3.95 Vida Blue, L (9,1) ERA: 5.79 Frank Williams, R (9,1) ERA: 10.29	6.1	L	27	4	5	2	4	6	0	0	0	0	0	29	53	2.84	1.579					

Batter	1	2	3	4	5	6	7	8	9	AB	R	H	RBI	BB	SO	LOB	BOTTOM				
Dan Gladden, R (1,8) OBP: 0.302, SLG: 0.361	F3	G6-4-3			1-5-3			G3		4	0	0	0	0	0	2	St. Louis Cardinals @ San Francisco Giants Candlestick Park, San Francisco, CA Fri May 10 1985, 10:05 PM EDT Att: 12,900 - Unknown				
Manny Trillo, R (1,4) OBP: 0.311, SLG: 0.272	L1				F2			1B		4	0	2	0	0	0	0					
Jeffrey Leonard, R (1,7) OBP: 0.215, SLG: 0.248										4	1	1	0	0	0	2					
Chili Davis, S (1,9) OBP: 0.355, SLG: 0.479										4	1	1	2	0	0	0					
Chris Brown, R (1,5) OBP: 0.326, SLG: 0.299 Brad Wellman, R (6,5) OBP: 0.343, SLG: 0.333										2	0	1	0	0	1	0					
David Green, R (1,3) OBP: 0.189, SLG: 0.087										4	1	1	0	0	0	1					
Alex Trevino, R (1,2) OBP: 0.310, SLG: 0.370										2	0	0	0	1	0	1					
Jose Uribe, S (1,6) OBP: 0.280, SLG: 0.315										3	0	1	0	0	0	1					
Dave LaPoint, L (1,1) OBP: 0.385, SLG: 0.462 Greg Minton, S (7,1) Scot Thompson, L (6,PH) OBP: 0.154, SLG: 0.154 Vida Blue, S (9,1) Frank Williams, R (9,1)										2	0	1	1	0	0	0					
Inning Stats	R: 2 E: 0 K: 1 S: 7	H: 2 LOB: 0 BB: 0 P: 7	R: 1 E: 0 K: 0 S: 5	H: 3 LOB: 1 BB: 0 P: 5	R: 0 E: 0 K: 0 S: 3	H: 1 LOB: 0 BB: 0 P: 3	R: 0 E: 0 K: 0 S: 3	H: 1 LOB: 1 BB: 1 P: 7	R: 0 E: 0 K: 0 S: 3	H: 0 LOB: 0 BB: 0 P: 3	R: 0 E: 0 K: 0 S: 3	H: 0 LOB: 0 BB: 0 P: 3	R: 0 E: 0 K: 0 S: 4	H: 1 LOB: 1 BB: 0 P: 4	R: 0 E: 0 K: 1 S: 5	H: 0 LOB: 0 BB: 0 P: 5		1B: 7 2B: 0 3B: 0 HR: 1	SF: 0 SAC: 0 DP: 3 HBP: 0	WP: 0 PB: 0 SB: 0 CS: 0	PA: 33
PITCHER	IP	WLS	BF	H	R	ER	SO	BB	IBB	HBP	BLK	WP	HR	S	P	ERA	WHIP				
Joaquin Andujar, R (1,1) ERA: 3.17 Bill Campbell, R (7,1) ERA: 3.52	6.0	W	23	7	3	3	1	1	0	0	0	0	0	24	28	4.50	1.333				



Batter	1	2	3	4	5	6	7	8	9	AB	R	H	RBI	BB	SO	LOB	TOP				
Lonnie Smith, R OBP: 0.364, SLG: 0.319 Tito Landrum, R (8, FH) (8, 7)	F7	6-3		G3	K			5-3		4	0	0	0	0	1	3					
Willie McGee, S OBP: 0.361, SLG: 0.442			G3	1B		6-3		4-3		4	1	1	0	1	0	0					
Tom Herr, S OBP: 0.450, SLG: 0.450	K		1B	1B	HR	G3		4-3		5	2	2	2	0	1	1					
Jack Clark, R OBP: 0.414, SLG: 0.543	F9		1B	1B	HR		FC5-4 HBP		F7	4	2	2	2	0	0	1					
Andy Van Slyke, L OBP: 0.400, SLG: 0.452		G3 1B	S 2B	F8		FC5-4		1B		4	1	2	2	1	0	1					
Terry Pendleton, S OBP: 0.301, SLG: 0.322		G3 1B	4-3		F9		K		G4-6-3 1B	5	1	2	0	0	1	1					
Darrell Porter, L OBP: 0.273, SLG: 0.316	G3		G3		F8		4-3		G4-6-3 1B	5	0	0	0	0	0	5					
Ozzie Smith, S OBP: 0.336, SLG: 0.315		SH1-3 2H 3H		1B 1B	G3 1B	2B	BB			2	2	2	2	2	0	0					
Danny Cox, R OBP: 0.118, SLG: 0.176	SH1-3			K				F7		3	0	1	1	0	1	2					
Inning Stats	R: 0 E: 0 K: 1 S: 5	H: 0 LOB: 1 BB: 1 P: 9	R: 2 E: 0 K: 0 S: 6	H: 3 LOB: 1 BB: 0 P: 6	R: 2 E: 0 K: 0 S: 6	H: 3 LOB: 1 BB: 0 P: 6	R: 4 E: 0 K: 1 S: 9	H: 4 LOB: 0 BB: 0 P: 9	R: 1 E: 0 K: 1 S: 6	H: 1 LOB: 1 BB: 1 P: 10	R: 0 E: 0 K: 0 S: 3	H: 0 LOB: 1 BB: 0 P: 4	R: 0 E: 0 K: 1 S: 5	H: 0 LOB: 1 BB: 1 P: 9	R: 0 E: 0 K: 0 S: 3	H: 1 LOB: 1 BB: 1 P: 7	1B: 9 2B: 2 3B: 0 HR: 1	SF: 0 SAC: 1 DP: 1 HBP: 1	WP: 0 PB: 0 SB: 3 CS: 0	PA: 43	
PITCHER	IP	WLS	BF	H	R	ER	SO	BB	IBB	HBP	BLK	WP	HR	S	P	ERA	WHIP				
Bill Laskey, R ERA: 5.28	3.2	L	21	9	7	7	2	1	0	0	0	0	0	24	28	17.18	2.727				
Vida Blue, L ERA: 7.5	1.1		7	2	2	2	1	1	0	0	0	0	1	8	12	13.50	2.250				
Frank Williams, R ERA: 8.0	2.0		8	0	0	0	1	1	0	1	0	0	0	8	13	0.00	0.500				
Greg Minton, R ERA: 3.45	2.0		7	1	0	0	0	1	0	0	0	0	0	6	10	0.00	1.000				

St. Louis Cardinals @ San Francisco Giants
Candlestick Park, San Francisco, CA
Sat May 11 1985, 6:33 AM EDT
Att: 16,154 - Sunny

AB 37
R 9
H 12
RBI 9
BB 4
SO 4
LOB 14



Batter	1	2	3	4	5	6	7	8	9	AB	R	H	RBI	BB	SO	LOB	BOTTOM				
Dan Gladden, R OBP: 0.294, SLG: 0.351 Frank Williams, R (6, 1)	4-3		K		FC6-4		F9			3	0	0	0	0	1	1					
Gary Rajsich, L OBP: 0.229, SLG: 0.219 Greg Minton, S (8, 1)					FC4-6					0	0	0	0	0	0	0					
Manny Trillo, R OBP: 0.302, SLG: 0.263 Scot Thompson, L OBP: 0.150, SLG: 0.150 Brad Wellman, R OBP: 0.343, SLG: 0.333	F8		5-3		FC4-6			5-3		3	0	0	0	0	0	1					
Jeffrey Leonard, R OBP: 0.227, SLG: 0.260 Rob Deer, R OBP: 0.385, SLG: 0.667			F9			FC3-6 1B		F5		3	1	2	0	0	0	0					
Chili Davis, S OBP: 0.360, SLG: 0.485				K		FC3-6 FC4-6		WP 2B		3	2	1	0	1	1	1					
Chris Brown, R OBP: 0.333, SLG: 0.358	E8			HR		FC4-6		2B		4	1	2	2	0	0	1					
David Green, R OBP: 0.175, SLG: 0.080	K			1-3		K		6-3		4	0	0	0	0	2	3					
Alex Trevino, R OBP: 0.273, SLG: 0.323		F8		4-3			F5		6-3	4	0	0	0	0	0	0					
Jose Uribe, S OBP: 0.278, SLG: 0.325		6-3			1-3			4-3		4	0	1	0	0	0	0					
Bill Laskey, R Vida Blue, S Duane Kuiper, L OBP: 1.000, SLG: 1.000 Joel Youngblood, R OBP: 0.227, SLG: 0.105		F8			FC6-4 BB		K		K	1	0	0	0	0	0	0					
Inning Stats	R: 2 E: 1 K: 1 S: 7	H: 1 LOB: 1 BB: 1 P: 11	R: 0 E: 0 K: 0 S: 3	H: 0 LOB: 0 BB: 0 P: 3	R: 0 E: 0 K: 1 S: 5	H: 0 LOB: 0 BB: 0 P: 5	R: 1 E: 0 K: 1 S: 6	H: 1 LOB: 0 BB: 0 P: 6	R: 0 E: 0 K: 0 S: 3	H: 0 LOB: 1 BB: 1 P: 7	R: 0 E: 0 K: 1 S: 6	H: 1 LOB: 1 BB: 0 P: 6	R: 0 E: 0 K: 0 S: 5	H: 1 LOB: 1 BB: 0 P: 5	R: 0 E: 0 K: 1 S: 5	H: 0 LOB: 0 BB: 0 P: 5	1B: 2 2B: 3 3B: 0 HR: 1	SF: 0 SAC: 0 DP: 0 HBP: 0	WP: 1 PB: 0 SB: 1 CS: 0	PA: 36	
PITCHER	IP	WLS	BF	H	R	ER	SO	BB	IBB	HBP	BLK	WP	HR	S	P	ERA	WHIP				
Danny Cox, R ERA: 2.0	9.0	W	36	6	4	2	6	1	1	0	0	1	1	46	54	2.00	0.778				

St. Louis Cardinals @ San Francisco Giants
Candlestick Park, San Francisco, CA
Sat May 11 1985, 6:33 AM EDT
Att: 16,154 - Sunny

AB 34
R 4
H 6
RBI 2
BB 2
SO 6
LOB 9



Batter	1	2	3	4	5	6	7	8	9	10	AB	R	H	RBI	BB	SO	LOB	TOP						
Lonnie Smith, R OBP: 0.375, SLG: 0.319 Ricky Horton, L (9, 1) Neil Allen, R (9, 1)	0-0 5-3 S 4-3 1B		0-0 F6		0-0 6-3			4-0 1B 1B BB	4-0 CS BB		3	2	1	0	2	0	0							
Willie McGee, S OBP: 0.352, SLG: 0.427	0-0 5-3 1-3		0-0 CS 1B		0-0 F3			0-3 K	0-0 CS	0-0 3-1	5	0	1	0	0	1	2							
Tom Herr, S OBP: 0.440, SLG: 0.440	0-0 4-3		0-0 CS	0-3 K				0-0 K	0-0 1B	0-3 K	5	0	1	1	0	3	0							
Jack Clark, R OBP: 0.429, SLG: 0.560	4-0 3H BB			0-0 1B 4-3 1B				0-0 1B CS 2B	0-0 FC6-4 1B	0-3 K	4	1	3	1	1	1	0							
Andy Van Slyke, L OBP: 0.400, SLG: 0.461 Brian Harper, R OBP: 0.455, SLG: 0.500	0-0 F7			0-0 4-3 1B				0-0 CS 1B	0-0 K		3	0	2	0	0	0	1							
Terry Pendleton, S OBP: 0.291, SLG: 0.311		0-0 2-3		0-0 4-3				0-3 K	0-0 FC6-4		4	0	0	1	0	1	5							
Darrell Porter, L OBP: 0.277, SLG: 0.300 Ivan De Jesus, R OBP: 0.500, SLG: 0.571 Tom Nieto, R OBP: 0.355, SLG: 0.231		0-0 F2		0-0 IBB				0-0 L4		0-3 K	2	0	0	0	1	0	0							
Ozzie Smith, S OBP: 0.333, SLG: 0.344		0-0 F7		0-0 F8				0-0 F7		0-0 HR	4	1	1	1	0	0	2							
Bob Forsch, R OBP: 0.111, SLG: 0.111 Jeff Lahti, R (7, 1) Tito Landrum, R (9, 7)			0-3 K		0-0 F8			0-3 K		0-0 5-3	3	0	0	0	0	2	0							
Inning Stats	R: 1 E: 0 K: 0 S: 4	H: 1 LOB: 1 BB: 1 P: 8	R: 0 E: 0 K: 0 S: 3	H: 0 LOB: 0 BB: 0 P: 3	R: 0 E: 0 K: 1 S: 5	H: 1 LOB: 0 BB: 0 P: 5	R: 1 E: 0 K: 1 S: 7	H: 2 LOB: 2 BB: 1 P: 11	R: 0 E: 0 K: 0 S: 3	H: 0 LOB: 0 BB: 0 P: 3	R: 0 E: 0 K: 2 S: 8	H: 2 LOB: 1 BB: 0 P: 8	R: 0 E: 0 K: 1 S: 5	H: 0 LOB: 0 BB: 0 P: 5	R: 1 E: 0 K: 2 S: 9	H: 2 LOB: 2 BB: 1 P: 13	R: 1 E: 0 K: 1 S: 5	H: 1 LOB: 0 BB: 1 P: 9	R: 0 E: 0 K: 2 S: 7	H: 0 LOB: 0 BB: 0 P: 7	1B: 7 2B: 1 3B: 0 HR: 1	SF: 0 SAC: 0 DP: 0 HBP: 0	WP: 0 PB: 0 SB: 1 CS: 4	PA: 42
PITCHER	IP WLS BF H R ER SO BB IBB HBP BLK WP HR S P ERA WHIP	7.0 2.0 1.0	28 9 3	6 3 1	3 1 1	3 3 2	2 0 0	0 0 0	0 0 0	0 1 7	35 14 7	47 18 7	3.86 4.50 0.00	1.143 2.000 0.000										

St. Louis Cardinals @ San Francisco Giants
Candlestick Park, San Francisco, CA
Sun May 12 1986, 6:33 AM EDT
Att: 19,614 - Unknown

AB	36
R	4
H	9
RBI	4
BB	4
SO	10
LOB	12



Batter	1	2	3	4	5	6	7	8	9	10	AB	R	H	RBI	BB	SO	LOB	BOTTOM		
Dan Gladden, R OBP: 0.298, SLG: 0.348	0-3 K		0-0 F8		0-0 L5			0-0 S 1B	4-0 FC6-4 BB		4	0	1	1	1	1	0			
Manny Trillo, R OBP: 0.291, SLG: 0.253 Scott Thompson, L OBP: 0.146, SLG: 0.146 Scott Garrelts, R (10, 1)	0-0 L6		0-0 F7		0-0 F8			0-0 5-3	0-0 F7		4	0	0	0	0	0	1			
Jeffrey Leonard, R OBP: 0.226, SLG: 0.250	4-0 S BB		0-3 K					0-0 F9	0-0 6-3	0-0 FC6-4	4	0	0	0	1	1	2			
Chli Davis, S OBP: 0.353, SLG: 0.466	0-0 4-3			0-0 F9				0-0 F7	0-0 F7		4	1	0	0	1	0	1			
Chris Brown, R OBP: 0.326, SLG: 0.349		0-3 K		0-0 E4				0-0 1-3	0-0 2B 1B		5	0	1	0	0	1	1			
Bob Brently, R OBP: 0.303, SLG: 0.423		4-0 1B BB		0-3 K				0-0 HR	0-0 2B 1B		3	1	2	1	2	1	1			
David Green, R OBP: 0.210, SLG: 0.127		0-0 G4-3 1B		0-0 6-3				0-0 SH1-3 1B	0-0 F9		5	1	3	1	0	0	3			
Jose Uribe, S OBP: 0.265, SLG: 0.309		0-0 G4-3			0-0 F3			0-0 F8	0-0 F9		4	0	0	0	0	0	3			
Jim Gott, R OBP: 0.308, SLG: 0.769 Mark Davis, L (8, 1) Joel Youngblood, R OBP: 0.261, SLG: 0.200 Brad Wellman, R OBP: 0.343, SLG: 0.333			0-0 HR		0-0 HR			0-0 SH1-3	0-0 2B		2	2	2	2	0	0	0			
Inning Stats	R: 0 E: 0 K: 1 S: 5	H: 0 LOB: 1 BB: 1 P: 9	R: 0 E: 0 K: 1 S: 5	H: 1 LOB: 1 BB: 1 P: 9	R: 1 E: 0 K: 1 S: 6	H: 1 LOB: 0 BB: 0 P: 6	R: 0 E: 1 K: 1 S: 6	H: 0 LOB: 1 BB: 0 P: 6	R: 1 E: 0 K: 0 S: 4	H: 3 LOB: 1 BB: 0 P: 6	R: 0 E: 0 K: 0 S: 5	H: 2 LOB: 2 BB: 0 P: 5	R: 0 E: 0 K: 0 S: 4	H: 1 LOB: 2 BB: 2 P: 8	R: 1 E: 0 K: 0 S: 2	H: 1 LOB: 2 BB: 2 P: 10	1B: 5 2B: 2 3B: 0 HR: 3	SF: 0 SAC: 1 DP: 1 HBP: 0	WP: 1 PB: 0 SB: 2 CS: 0	PA: 43
PITCHER	IP WLS BF H R ER SO BB IBB HBP BLK WP HR S P ERA WHIP	6.2 1.1 0.1 1.0	27 7 2 7	4 3 0 1	4 0 0 1	4 0 0 1	4 0 0 4	41 7 2 16	5.40 0.00 0.00 9.00	1.050 2.250 3.000 3.000										

St. Louis Cardinals @ San Francisco Giants
Candlestick Park, San Francisco, CA
Sun May 12 1986, 6:33 AM EDT
Att: 19,614 - Unknown

AB	37
R	5
H	10
RBI	5
BB	5
SO	4
LOB	14



Batter	1	2	3	4	5	6	7	8	9	AB	R	H	RBI	BB	SO	LOB	TOP			
Marvell Wynne, L OBP: 0.182, SLG: 0.185	F7		5-3			6-3		1-3		4	0	0	0	0	0	1	Pittsburgh Pirates @ San Francisco Giants Candlestick Park, San Francisco, CA Tue May 14 1985, 6:33 AM EDT Att: 4,484 - Unknown livebaseballscorecards.com			
Lee Mazzilli, S OBP: 0.500, SLG: 0.588	L4			HR		FC6 BB		F6		3	1	1	1	1	0	1				
Johnny Ray, S OBP: 0.311, SLG: 0.376				6-3		FC6 1-2			G3-6 1B	4	0	2	0	0	0	1				
Bill Madlock, R OBP: 0.304, SLG: 0.356	F8			F3					L4	4	0	1	0	0	0	2				
Steve Kemp, L OBP: 0.315, SLG: 0.353		G6-4-3 1B		K					6-3	4	0	1	0	0	1	2				
Tony Peña, R OBP: 0.274, SLG: 0.308		G6-4-3 1-2			K					3	0	0	0	0	2	2				
Joe Orsulak, L OBP: 0.333, SLG: 0.366 Cecilio Guante, R (7, 1)		4-3			6-3					2	0	0	0	0	0	0				
Bill Almon, R OBP: 0.338, SLG: 0.351				F7		K		E6 1-3		3	0	0	0	0	1	0				
Larry McWilliams, L OBP: 0.143, SLG: 0.154 Mike Bielecki, R (5, 1) Doug Fobel, L OBP: 0.300, SLG: 0.304 Jason Thompson, L OBP: 0.342, SLG: 0.455				K		F5		F2		1	0	0	0	0	1	0				
Inning Stats	R: 0 E: 0 K: 0 S: 4	H: 1 LOB: 1 BB: 0 P: 4	R: 0 E: 0 K: 0 S: 3	H: 1 LOB: 0 BB: 0 P: 3	R: 0 E: 0 K: 1 S: 5	H: 0 LOB: 0 BB: 0 P: 5	R: 1 E: 0 K: 1 S: 6	H: 1 LOB: 0 BB: 0 P: 6	R: 0 E: 0 K: 2 S: 7	H: 0 LOB: 1 BB: 1 P: 7	R: 0 E: 0 K: 2 S: 8	H: 1 LOB: 1 BB: 0 P: 8	R: 0 E: 1 K: 0 S: 4	H: 0 LOB: 1 BB: 0 P: 4	R: 0 E: 0 K: 0 S: 3	H: 1 LOB: 0 BB: 0 P: 3	1B: 2 2B: 2 3B: 0 HR: 1	SF: 0 SAC: 0 DP: 2 HBP: 0	WP: 0 PB: 0 SB: 0 CS: 0	PA: 32
PITCHER Mike Krukow, R ERA: 1.45	IP: 9.0 WLS: W BF: 32	H: 5 R: 1 ER: 1 SO: 6	BB: 1 IBB: 0 HBP: 0 BLK: 0	WP: 0 HR: 1 S: 43 P: 47	ERA: 1.00 WHIP: 0.667															

Batter	1	2	3	4	5	6	7	8	9	AB	R	H	RBI	BB	SO	LOB	BOTTOM			
Dan Gladden, R OBP: 0.297, SLG: 0.339	G4-6-3 BB	F7			K			F8		3	0	0	0	1	1	2	Pittsburgh Pirates @ San Francisco Giants Candlestick Park, San Francisco, CA Tue May 14 1985, 6:33 AM EDT Att: 4,484 - Unknown livebaseballscorecards.com			
Manny Trillo, R OBP: 0.289, SLG: 0.252	G4-6-3 1-2				5-3			K		4	0	1	0	0	1	2				
Jeffrey Leonard, R OBP: 0.218, SLG: 0.241	F9				F9			6-3		4	0	0	0	0	1	2				
Chili Davis, S OBP: 0.344, SLG: 0.453		F7	G6-4-3 1-2					4-3		3	0	0	0	0	0	1				
Chris Brown, R OBP: 0.327, SLG: 0.341		2B HBP			6-3			1-3		2	1	0	0	0	0	0				
Bob Brenly, R OBP: 0.293, SLG: 0.407		F7			5-3			F4		3	0	0	0	0	0	1				
David Green, R OBP: 0.231, SLG: 0.172		2B						F4		3	1	2	1	0	0	0				
Jose Uribe, S OBP: 0.267, SLG: 0.301		2B HBP			L5			K		2	1	0	0	0	1	1				
Mike Krukow, R OBP: 0.286, SLG: 0.462		2B						K		3	0	2	2	0	1	0				
Inning Stats	R: 0 E: 0 K: 0 S: 2	H: 0 LOB: 0 BB: 1 P: 6	R: 3 E: 0 K: 0 S: 5	H: 2 LOB: 1 BB: 0 P: 7	R: 0 E: 0 K: 0 S: 3	H: 1 LOB: 0 BB: 0 P: 3	R: 0 E: 0 K: 0 S: 4	H: 1 LOB: 1 BB: 0 P: 4	R: 0 E: 0 K: 2 S: 8	H: 1 LOB: 1 BB: 0 P: 8	R: 0 E: 0 K: 2 S: 3	H: 0 LOB: 0 BB: 0 P: 3	R: 0 E: 0 K: 1 S: 5	H: 0 LOB: 0 BB: 0 P: 5	R: 0 E: 0 K: 0 S: 3	H: 0 LOB: 0 BB: 0 P: 5	1B: 2 2B: 3 3B: 0 HR: 0	SF: 0 SAC: 0 DP: 2 HBP: 2	WP: 0 PB: 0 SB: 0 CS: 0	PA: 30
PITCHER Larry McWilliams, L ERA: 4.99 Mike Bielecki, R ERA: 4.94 Cecilio Guante, R ERA: 2.7	IP: 4.0 WLS: L BF: 18	H: 3 R: 3 ER: 3 SO: 3	BB: 1 IBB: 0 HBP: 0 BLK: 0	WP: 0 HR: 0 S: 15 P: 21	ERA: 6.75 WHIP: 1.500															

Batter	1	2	3	4	5	6	7	8	9	AB	R	H	RBI	BB	SO	LOB	TOP								
Bill Almon, R OBP: 0.333, SLG: 0.338 (1, 6)										3	0	0	0	1	0	0									
Johnny Ray, S OBP: 0.302, SLG: 0.364 (1, 4)										4	0	0	0	0	1	2									
Bill Madlock, R OBP: 0.310, SLG: 0.370 (1, 3)										4	1	2	0	0	1	0									
George Hendrick, R OBP: 0.275, SLG: 0.296 (1, 9)										4	0	0	0	0	3	2									
Tony Peña, R OBP: 0.281, SLG: 0.324 (1, 2)										4	0	2	0	0	0	1									
Jim Morrison, R OBP: 0.327, SLG: 0.311 Steve Kemp, L OBP: 0.327, SLG: 0.353 Rafael Belliard, R OBP: 0.211, SLG: 0.211 (1, 5)										3	1	2	0	0	0	0									
Sixto Lezcano, R OBP: 0.282, SLG: 0.282 Jason Thompson, L OBP: 0.347, SLG: 0.455 Joe Orsulak, L OBP: 0.333, SLG: 0.366 (1, 7)										2	1	0	0	1	0	3									
Marvell Wynne, L OBP: 0.190, SLG: 0.193 (1, 8)										3	0	1	1	0	0	3									
Rick Rhoden, R OBP: 0.167, SLG: 0.167 Lee Mazzilli, S OBP: 0.520, SLG: 0.611 Don Robinson, R (1, 1)										2	0	0	0	0	0	1									
Inning Stats	R: 0 E: 0 K: 1 S: 5	H: 0 LOB: 0 BB: 0 P: 5	R: 0 E: 0 K: 0 S: 4	H: 2 LOB: 1 BB: 0 P: 4	R: 0 E: 0 K: 0 S: 3	H: 0 LOB: 0 BB: 0 P: 3	R: 0 E: 0 K: 1 S: 6	H: 1 LOB: 1 BB: 0 P: 6	R: 1 E: 0 K: 0 S: 4	H: 2 LOB: 0 BB: 0 P: 4	R: 0 E: 0 K: 1 S: 5	H: 0 LOB: 0 BB: 0 P: 5	R: 0 E: 0 K: 1 S: 5	H: 0 LOB: 0 BB: 0 P: 5	R: 1 E: 0 K: 0 S: 3	H: 1 LOB: 1 BB: 2 P: 11	R: 1 E: 0 K: 1 S: 7	H: 2 LOB: 2 BB: 2 P: 15	1B: 6 2B: 2 3B: 0 HR: 0	SF: 0 SAC: 1 DP: 3 HBP: 0	WP: 0 PB: 0 CS: 0	PA: 36			
PITCHER	IP	WLS	BF	H	R	ER	SO	BB	IBB	HBP	BLK	WP	HR	S	P	ERA	WHIP								
Atlee Hammaker, L ERA: 3.53 Mark Davis, L ERA: 1.5 Scott Garretts, R ERA: 1.96	(1, 1)	7.0	25	5	2	2	4	1	0	0	1	0	0	32	36	2.57	0.857								

Pittsburgh Pirates @ San Francisco Giants
Candlestick Park, San Francisco, CA
Wed May 15 1985, 6:33 AM EDT
Att: 6,852 - Unknown

AB	31
R	3
H	8
RBI	3
BB	4
SO	5
LOB	15



Batter	1	2	3	4	5	6	7	8	9	AB	R	H	RBI	BB	SO	LOB	BOTTOM								
Dan Gladden, R OBP: 0.301, SLG: 0.358 (1, 8)										5	2	2	0	0	1	1									
Manny Trillo, R OBP: 0.288, SLG: 0.262 Gary Rajsich, L OBP: 0.222, SLG: 0.212 (1, 4)										4	0	1	1	0	0	1									
Jeffrey Leonard, R OBP: 0.228, SLG: 0.250 (1, 7)										4	0	2	1	0	1	1									
Chili Davis, S OBP: 0.349, SLG: 0.444 (1, 9)										2	0	0	0	2	1	1									
Chris Brown, R OBP: 0.324, SLG: 0.330 (1, 5)										3	0	0	0	0	1	4									
Bob Brenly, R OBP: 0.292, SLG: 0.400 (1, 2)										4	0	1	0	0	1	2									
David Green, R OBP: 0.232, SLG: 0.194 Scott Garretts, R (1, 3)										4	0	1	0	0	1	1									
Jose Uribe, S OBP: 0.267, SLG: 0.299 (1, 6)										4	0	1	0	0	0	1									
Atlee Hammaker, S Mark Davis, L Scott Thompson, L OBP: 0.143, SLG: 0.143 (1, 1)										3	0	0	0	0	1	3									
Inning Stats	R: 1 E: 0 K: 0 S: 5	H: 2 LOB: 2 BB: 0 P: 6	R: 0 E: 0 K: 0 S: 4	H: 1 LOB: 1 BB: 0 P: 4	R: 0 E: 0 K: 1 S: 5	H: 0 LOB: 0 BB: 0 P: 5	R: 0 E: 0 K: 0 S: 5	H: 2 LOB: 2 BB: 0 P: 5	R: 0 E: 0 K: 1 S: 5	H: 0 LOB: 0 BB: 0 P: 5	R: 1 E: 0 K: 2 S: 9	H: 2 LOB: 2 BB: 1 P: 13	R: 0 E: 0 K: 1 S: 5	H: 0 LOB: 0 BB: 0 P: 5	R: 0 E: 0 K: 1 S: 5	H: 0 LOB: 0 BB: 0 P: 5	1B: 5 2B: 2 3B: 1 HR: 0	SF: 0 SAC: 0 DP: 0 HBP: 1	WP: 0 PB: 0 CS: 0	PA: 38					
PITCHER	IP	WLS	BF	H	R	ER	SO	BB	IBB	HBP	BLK	WP	HR	S	P	ERA	WHIP								
Rick Rhoden, R ERA: 3.51 Don Robinson, R ERA: 2.14	(1, 1)	7.0	32	8	2	2	5	1	1	1	0	0	0	39	48	2.57	1.286								

Pittsburgh Pirates @ San Francisco Giants
Candlestick Park, San Francisco, CA
Wed May 15 1985, 6:33 AM EDT
Att: 6,852 - Unknown

AB	35
R	2
H	8
RBI	2
BB	2
SO	7
LOB	15



Batter	1	2	3	4	5	6	7	8	9	10	11	12	AB	R	H	RBI	BB	SO	LOB	TOP					
Dan Gladden, R OBP: 0.297, SLG: 0.352			F7		5-3			F9			4-3		5	1	1	0	0	0	2						
Manny Trillo, R OBP: 0.301, SLG: 0.270	E8 		G4-6-3					FC6 BB			1B 1B		4	0	2	0	1	1	1						
Jeffrey Leonard, R OBP: 0.227, SLG: 0.248	6-3				F9		G3	FC6 1-2r			S 1B		5	0	1	0	0	0	2						
Chili Davis, S OBP: 0.336, SLG: 0.425	3-1			L6		F5			F9		K		5	0	0	0	0	1	3						
Chris Brown, R OBP: 0.318, SLG: 0.333	P3			1-3					K		K		5	0	1	0	0	2	3						
Bob Brenly, R OBP: 0.277, SLG: 0.378		F6				F4			6-3			F7	5	0	0	0	0	1	1						
David Green, R OBP: 0.236, SLG: 0.215 Scot Thompson, L OBP: 0.159, SLG: 0.159		K				1B 2B		E6 G6-4-3		2-3			3	1	1	0	0	1	1						
Jose Uribe, S OBP: 0.263, SLG: 0.293		K						G6-4-3		6-3		L4	5	0	1	1	0	1	3						
Dave LaPoint, L ERA: 4.15 Greg Minton, S Rob Deer, R Scott Garretts, R										K		F8	1	0	1	0	0	0	0						
													1	0	0	0	0	0	0						
													0	0	0	0	0	0	0						
													0	0	0	0	0	0	0						
													1	0	0	0	0	1	0						
													1	0	0	0	0	1	1						
													0	0	0	0	0	1	1						
Inning Stats	R: 1 E: 1 K: 0 S: 5	H: 2 LOB: 1 BB: 5	R: 0 E: 0 K: 2 S: 7	H: 0 LOB: 0 BB: 7	R: 0 E: 0 K: 0 S: 3	H: 1 LOB: 0 BB: 3	R: 0 E: 0 K: 0 S: 3	H: 0 LOB: 0 BB: 0	R: 1 E: 0 K: 0 S: 5	H: 2 LOB: 1 BB: 5	R: 0 E: 0 K: 1 S: 5	H: 0 LOB: 0 BB: 0	R: 0 E: 0 K: 1 S: 5	H: 0 LOB: 0 BB: 0	R: 0 E: 0 K: 1 S: 5	H: 0 LOB: 0 BB: 0	R: 0 E: 0 K: 2 S: 9	H: 2 LOB: 2 BB: 0 P: 9	R: 0 E: 0 K: 0 S: 4	H: 1 LOB: 1 BB: 0 P: 4	1B: 7 2B: 2 3B: 0 HR: 0	SF: 0 SAC: 1 DP: 2 HBP: 0	WP: 0 PB: 0 SB: 0 CS: 0	PA: 45	
PITCHER	IP	WLS	BF	H	R	ER	SO	BB	IBB	HBP	BLK	WP	HR	S	P	ERA	WHIP								
Ron Darling, R ERA: 2.31	(1, 1)	9.0	33	6	2	0	6	1	0	0	0	0	0	44	48	2.00	0.778								
Jesse Orosco, L ERA: 1.99	(10, 1)	2.0	8	2	0	0	3	0	0	0	0	0	0	14	14	0.00	1.000								
Roger McDowell, R ERA: 4.15	(12, 1)	1.0	W	4	1	0	0	0	0	0	0	0	0	4	4	0.00	1.000								

San Francisco Giants @ New York Mets
Shea Stadium, Flushing, NY
Fri May 17 1985, 7:05 PM EDT
Att. 23,428 - Unknown

AB 43
R 2
H 9
RBI 1
BB 1
SO 9
LOB 17



Batter	1	2	3	4	5	6	7	8	9	10	11	12	AB	R	H	RBI	BB	SO	LOB	BOTTOM					
Mookie Wilson, S OBP: 0.316, SLG: 0.400	6-3		6-3		FC5-4			SH3-4 BB		F7		1-3	5	0	0	0	1	0	2						
Kelvin Chapman, R OBP: 0.212, SLG: 0.167 Wally Backman, S OBP: 0.333, SLG: 0.326	G3					5-3		SH3-4		K		E7 1B	2	0	0	0	1	0	0						
Keith Hernandez, L OBP: 0.392, SLG: 0.397	K		F8			F5						1B 1B	4	0	1	0	2	1	2						
Gary Carter, R OBP: 0.359, SLG: 0.435		K				6-3		F6		F9			6	0	2	1	0	1	3						
George Foster, R OBP: 0.291, SLG: 0.436		1-3		F8			HR BB	G3			K		4	1	0	0	1	1	3						
Ray Knight, R OBP: 0.288, SLG: 0.302 Terry Blocker, L OBP: 0.333, SLG: 0.200					K					F8		1B BB	4	1	2	2	1	1	1						
Roger McDowell, R OBP: 0.333, SLG: 0.200							HR						0	0	0	0	0	0	0						
John Christensen, R OBP: 0.278, SLG: 0.233 Danny Heep, L OBP: 0.368, SLG: 0.450													3	0	0	0	0	0	1						
													2	0	1	0	0	0	0						
Rafael Santana, R OBP: 0.282, SLG: 0.284			4-3			6-3		4-3				K	5	0	1	0	0	1	2						
Ron Darling, R OBP: 0.260, SLG: 0.300 Rusty Staub, L OBP: 0.267, SLG: 0.357 Jesse Orosco, R OBP: 0.500, SLG: 0.500 Howard Johnson, S OBP: 0.236, SLG: 0.197													3	0	2	0	0	0	0						
													1	0	0	0	0	0	1						
													0	0	0	0	0	0	0						
													1	0	0	0	0	0	2						
Inning Stats	R: 0 E: 0 K: 1 S: 5	H: 0 LOB: 0 BB: 0	R: 0 E: 0 K: 1 S: 6	H: 1 LOB: 1 BB: 0	R: 0 E: 0 K: 0 S: 6	H: 1 LOB: 2 BB: 1	R: 0 E: 0 K: 0 S: 3	H: 1 LOB: 1 BB: 0	R: 0 E: 0 K: 0 S: 3	R: 2 E: 0 K: 0 S: 4	H: 1 LOB: 0 BB: 1	R: 0 E: 0 K: 0 S: 4	H: 0 LOB: 2 BB: 2	R: 0 E: 0 K: 0 S: 5	H: 1 LOB: 1 BB: 0	R: 0 E: 0 K: 1 S: 8	H: 1 LOB: 2 BB: 1 P: 12	R: 0 E: 0 K: 0 S: 4	H: 1 LOB: 2 BB: 0 P: 4	1B: 6 2B: 3 3B: 0 HR: 1	SF: 0 SAC: 1 DP: 1 HBP: 0	WP: 0 PB: 0 SB: 0 CS: 1	PA: 49		
PITCHER	IP	WLS	BF	H	R	ER	SO	BB	IBB	HBP	BLK	WP	HR	S	P	ERA	WHIP								
Dave LaPoint, L ERA: 1.95	(1, 1)	7.0	27	5	2	2	3	2	0	0	0	0	1	31	39	2.57	1.000								
Mark Davis, L ERA: 1.48	(8, 1)	0.1	3	0	0	0	0	1	1	0	0	0	0	1	9	0.00	3.000								
Greg Minton, R ERA: 3.12	(8, 1)	1.2	6	1	0	0	0	0	0	0	0	0	0	6	6	0.00	0.600								
Scott Garretts, R ERA: 1.78	(10, 1)	2.1	L	13	3	1	0	3	2	0	0	0	0	17	25	0.00	2.143								

San Francisco Giants @ New York Mets
Shea Stadium, Flushing, NY
Fri May 17 1985, 7:05 PM EDT
Att. 23,428 - Unknown

AB 42
R 3
H 9
RBI 3
BB 6
SO 6
LOB 17



Batter	1	2	3	4	5	6	7	8	9	10	AB	R	H	RBI	BB	SO	LOB	TOP				
Dan Gladden, R OBP: 0.294, SLG: 0.341 (1, 8)	F6		5-3			F3		F8		1B IBB	4	1	0	0	1	0	0					
Manny Trillo, R OBP: 0.299, SLG: 0.263 Gary Raisich, L OBP: 0.237, SLG: 0.229 Greg Minton, S (10, 1)	5-3			F9		F8			FC3-6 WP BB	1B 1B	3	0	0	0	1	0	0					
Jeffrey Leonard, R OBP: 0.226, SLG: 0.246 (1, 7)	K			K		L9			6-3	1B 2B	5	1	1	1	0	2	1					
Chili Davis, S OBP: 0.360, SLG: 0.474 (1, 9)				E8						HR	3	2	3	2	2	0	0					
Chris Brown, R OBP: 0.313, SLG: 0.356 (1, 5)	F7			F8					FC3-6 IBB	HR	5	1	1	2	0	0	4					
Scott Thompson, L OBP: 0.204, SLG: 0.224 (1, 3)	K					4-3		G5-4-3		1B	5	0	3	0	0	2	3					
Alex Trevino, R OBP: 0.289, SLG: 0.314 (1, 2)	CS		5-3			K		G5-4-3		1B	4	1	1	0	1	1	2					
Jose Uribe, S OBP: 0.263, SLG: 0.313 (1, 6)						4-3				SH	4	2	1	0	0	0	3					
Bill Laskey, R Mark Davis, L Duane Kuiper, L Brad Wellman, R (1, 1) (8, 1) (10, PH) (10, 4)				SH1-3		K				SH1-4	2	0	0	1	0	1	1					
Inning Stats	R: 0 E: 0 K: 1 S: 5	H: 0 LOB: 0 BB: 1 P: 5	R: 0 E: 0 K: 1 S: 4	H: 0 LOB: 0 BB: 1 P: 8	R: 1 E: 0 K: 1 S: 4	H: 1 LOB: 0 BB: 0 P: 4	R: 0 E: 1 K: 2 S: 6	H: 1 LOB: 1 BB: 0 P: 6	R: 0 E: 0 K: 2 S: 8	H: 1 LOB: 1 BB: 0 P: 8	R: 1 E: 0 K: 0 S: 3	H: 2 LOB: 0 BB: 0 P: 4	R: 0 E: 0 K: 0 S: 3	H: 0 LOB: 0 BB: 0 P: 3	R: 0 E: 0 K: 1 S: 5	H: 0 LOB: 2 BB: 2 P: 13	R: 6 E: 0 K: 0 S: 9	H: 6 LOB: 2 BB: 2 P: 17	1B: 6 2B: 2 3B: 1 HR: 2	SF: 0 SAC: 3 DP: 1 HBP: 0	WP: 1 PA: 45	
PITCHER	IP WLS BF H R ER SO ERA WHIP	IP WLS BF H R ER SO ERA WHIP	IP WLS BF H R ER SO ERA WHIP	IP WLS BF H R ER SO ERA WHIP	IP WLS BF H R ER SO ERA WHIP	IP WLS BF H R ER SO ERA WHIP	IP WLS BF H R ER SO ERA WHIP	IP WLS BF H R ER SO ERA WHIP	IP WLS BF H R ER SO ERA WHIP	IP WLS BF H R ER SO ERA WHIP	IP WLS BF H R ER SO ERA WHIP	IP WLS BF H R ER SO ERA WHIP	IP WLS BF H R ER SO ERA WHIP	IP WLS BF H R ER SO ERA WHIP	IP WLS BF H R ER SO ERA WHIP	IP WLS BF H R ER SO ERA WHIP	IP WLS BF H R ER SO ERA WHIP	IP WLS BF H R ER SO ERA WHIP	IP WLS BF H R ER SO ERA WHIP	IP WLS BF H R ER SO ERA WHIP	IP WLS BF H R ER SO ERA WHIP	IP WLS BF H R ER SO ERA WHIP

San Francisco Giants @ New York Mets
Shea Stadium, Flushing, NY
Sat May 18 1985, 7:05 PM EDT
Att: 32,646 - Unknown

AB 36
R 8
H 11
RBI 8
BB 5
SO 6
LOB 14



Batter	1	2	3	4	5	6	7	8	9	10	AB	R	H	RBI	BB	SO	LOB	BOTTOM				
Wally Backman, S OBP: 0.333, SLG: 0.326 (1, 4)	FC6-4 1B		F9		G3			SH5-4			3	0	1	0	0	0	1					
Mookie Wilson, S OBP: 0.306, SLG: 0.385 (1, 8)	FC6-4 F8 S		F8		B5-3			K			4	0	0	0	0	1	4					
Keith Hernandez, L OBP: 0.368, SLG: 0.387 (1, 3)	4-0 1-2 BB			E4 HR		F8		6-3			3	1	0	0	1	0	2					
Gary Carter, R OBP: 0.346, SLG: 0.420 (1, 2)	F8			P4		F7			K		4	0	0	0	0	1	3					
George Foster, R OBP: 0.289, SLG: 0.463 (1, 7)	F3			HR		K			6-3		4	1	1	2	0	1	2					
Danny Heep, L OBP: 0.343, SLG: 0.429 John Christensen, R OBP: 0.270, SLG: 0.226 (1, 9) (9, PH) (10, 9)		6-3		K				F7			3	0	0	0	0	1	0					
Ray Knight, R OBP: 0.268, SLG: 0.277 (1, 5)		6-3		F8				1-3			4	0	0	0	0	0	0					
Rafael Santana, R OBP: 0.281, SLG: 0.283 (1, 6)		F7				G3 S		6-3			4	0	1	0	0	0	0					
Ed Lynch, R OBP: 0.133, SLG: 0.071 Rusty Staub, L OBP: 0.313, SLG: 0.400 Terry Blocker, L (8, PH) (8, PR)				K				SH5-4 1B			2	0	0	0	0	2	1					
Wes Gardner, R Howard Johnson, S (9, 1) (10, PH)				K							1	0	0	0	0	0	0					
Inning Stats	R: 0 E: 0 K: 0 S: 4	H: 1 LOB: 2 BB: 1 P: 8	R: 0 E: 0 K: 0 S: 3	H: 0 LOB: 0 BB: 0 P: 3	R: 0 E: 0 K: 1 S: 5	H: 0 LOB: 0 BB: 0 P: 5	R: 2 E: 1 K: 1 S: 7	H: 1 LOB: 0 BB: 0 P: 7	R: 0 E: 0 K: 1 S: 6	H: 1 LOB: 1 BB: 0 P: 6	R: 0 E: 0 K: 1 S: 6	H: 0 LOB: 2 BB: 0 P: 6	R: 0 E: 0 K: 2 S: 7	H: 0 LOB: 0 BB: 0 P: 7	R: 0 E: 0 K: 0 S: 3	H: 0 LOB: 0 BB: 0 P: 3	R: 0 E: 0 K: 0 S: 3	H: 0 LOB: 0 BB: 0 P: 3	1B: 3 2B: 0 3B: 0 HR: 1	SF: 0 SAC: 1 DP: 0 HBP: 0	WP: 0 PA: 36	
PITCHER	IP WLS BF H R ER SO ERA WHIP	IP WLS BF H R ER SO ERA WHIP	IP WLS BF H R ER SO ERA WHIP	IP WLS BF H R ER SO ERA WHIP	IP WLS BF H R ER SO ERA WHIP	IP WLS BF H R ER SO ERA WHIP	IP WLS BF H R ER SO ERA WHIP	IP WLS BF H R ER SO ERA WHIP	IP WLS BF H R ER SO ERA WHIP	IP WLS BF H R ER SO ERA WHIP	IP WLS BF H R ER SO ERA WHIP	IP WLS BF H R ER SO ERA WHIP	IP WLS BF H R ER SO ERA WHIP	IP WLS BF H R ER SO ERA WHIP	IP WLS BF H R ER SO ERA WHIP	IP WLS BF H R ER SO ERA WHIP	IP WLS BF H R ER SO ERA WHIP	IP WLS BF H R ER SO ERA WHIP	IP WLS BF H R ER SO ERA WHIP	IP WLS BF H R ER SO ERA WHIP	IP WLS BF H R ER SO ERA WHIP	IP WLS BF H R ER SO ERA WHIP

San Francisco Giants @ New York Mets
Shea Stadium, Flushing, NY
Sat May 18 1985, 7:05 PM EDT
Att: 32,646 - Unknown

AB 34
R 2
H 4
RBI 2
BB 1
SO 7
LOB 13



Batter	1	2	3	4	5	6	7	8	9	AB	R	H	RBI	BB	SO	LOB	TOP			
Dan Gladden, R (1, 8) OBP: 0.306, SLG: 0.343	4-0 HR BB		0-0 S 1B		0-0 F9			4-0 FC1-6 BB		2	1	1	0	2	0	0				
Manny Trillo, R (1, 4) OBP: 0.290, SLG: 0.254	0-0 P6		0-0 5-3 1-2		0-3 K			0-0 FC1-6 G6-4-3 1-2		4	0	0	0	0	1	3				
Jeffrey Leonard, R (1, 7) OBP: 0.226, SLG: 0.269	0-0 HR		0-3 K		0-0 1-3			0-0 G6-4-3 1-2		4	1	1	2	0	1	2				
Chili Davis, S (1, 9) OBP: 0.357, SLG: 0.462	4-0 CS BB		0-0 F3		0-0 F5			0-0 3-1		3	0	0	0	1	0	1				
Chris Brown, R (1, 5) OBP: 0.302, SLG: 0.343	0-0 F3			0-3 K		0-0 F8		0-3 K		4	0	0	0	0	2	1				
David Green, R (1, 3) OBP: 0.237, SLG: 0.217	0-0 CS 1-2	0-3 K		0-0 5-3			0-0 3-1	0-0 1B		4	0	1	0	0	1	0				
Alex Trevino, R (1, 2) OBP: 0.317, SLG: 0.306		0-0 5-3		4-0 FC5-4 BB		4-0 FC4-6 BB		0-0 4-3		1	0	0	0	2	0	0				
Scot Thompson, L (9, PH) OBP: 0.200, SLG: 0.220										1	0	0	0	2	0	0				
Jose Uribe, S (1, 6) OBP: 0.265, SLG: 0.323		0-0 2B		0-0 FC5-4 1-2		0-0 FC4-6 1-2		0-0 4-3		3	0	1	0	0	0	2				
Jim Gott, R (1, 1) OBP: 0.267, SLG: 0.667		0-3 K			0-3 K		0-0 G3			2	0	0	0	0	2	1				
Mark Davis, L (6, 1)										0	0	0	0	0	0	0				
Scott Garrelts, R (6, 1)										0	0	0	0	0	0	0				
Gary Rajsich, L (7, PH) OBP: 0.231, SLG: 0.222										1	0	0	0	0	0	1				
Greg Minton, S (7, 1)										0	0	0	0	0	0	0				
Inning Stats	R: 2 E: 0 K: 0 S: 3	H: 1 LOB: 0 BB: 2 P: 11	R: 0 E: 0 K: 2 S: 8	H: 1 LOB: 1 BB: 0 P: 8	R: 0 E: 0 K: 1 S: 6	H: 1 LOB: 1 BB: 0 P: 6	R: 0 E: 0 K: 1 S: 5	H: 0 LOB: 0 BB: 1 P: 9	R: 0 E: 0 K: 2 S: 7	H: 0 LOB: 0 BB: 0 P: 7	R: 0 E: 0 K: 0 S: 3	H: 0 LOB: 1 BB: 1 P: 3	R: 0 E: 0 K: 0 S: 2	H: 0 LOB: 0 BB: 1 P: 6	R: 0 E: 0 K: 1 S: 6	H: 1 LOB: 1 BB: 0 P: 6	1B: 2 2B: 1 3B: 0 HR: 1	SF: 0 SAC: 0 DP: 1 HBP: 0	WP: 0 PB: 0 SB: 1 CS: 1	PA: 35
PITCHER	IP WLS BF H R ER SO BB IBB HBP BLK WP HR S P ERA WHIP																	PITCHER	IP WLS BF H R ER SO BB IBB HBP BLK WP HR S P ERA WHIP	
Tom Gorman, L (1, 1) ERA: 2.79	6.0 W 23 3 2 2 6 3 0 0 0 0 1 32 44 3.00 1.000																			
Roger McDowell, R (7, 1) ERA: 3.72	3.0 S 11 1 0 0 1 2 0 0 0 0 0 0 11 19 0.00 1.000																			

San Francisco Giants @ New York Mets
Shea Stadium, Flushing, NY
Sun May 19 1985, 3:33 AM EDT
Att: 50,369 - Sunny

AB 29
R 2
H 4
RBI 2
BB 5
SO 7
LOB 12



Batter	1	2	3	4	5	6	7	8	9	AB	R	H	RBI	BB	SO	LOB	BOTTOM			
Wally Backman, S (1, 4) OBP: 0.327, SLG: 0.319	0-0 B2			0-0 1-3		0-0 PB BB 1B		0-0 6-3		2	0	0	0	0	0	0				
Kelvin Chapman, R (6, PH) OBP: 0.222, SLG: 0.180										2	1	1	0	0	0	0				
Mookie Wilson, S (1, 8) OBP: 0.304, SLG: 0.380	0-0 3-1			0-0 6-3		0-0 F8		0-0 5-3 1B		4	0	1	0	0	0	2				
Keith Hernandez, L (1, 3) OBP: 0.391, SLG: 0.385	0-0 L7			0-0 1B		4-0 PB BB 1B		0-0 5-3 1-3		3	1	1	0	1	0	1				
Danny Heep, L (1, 7) OBP: 0.347, SLG: 0.431		0-0 G6-4-3 1B		0-0 F7		4-0 1B BB		0-3 K		2	0	1	0	0	0	1				
Gary Carter, R (6, PH) OBP: 0.353, SLG: 0.420										0	0	0	0	1	0	0				
Roger McDowell, R (7, 1) OBP: 0.286, SLG: 0.167										1	0	0	0	0	1	1				
Howard Johnson, S (1, 5) OBP: 0.238, SLG: 0.200		0-0 F5			0-0 B3	0-0 1-3 2-H 3-H 1B		0-0 K		3	0	1	2	0	0	1				
John Christensen, R (1, 9) OBP: 0.250, SLG: 0.206		0-0 G6-4-3 1-2		0-0 6-3		0-3 K				3	0	0	0	0	1	3				
Clint Hurdle, L (1, 2) OBP: 0.250, SLG: 0.267				0-0 F8		0-0 3-1		4-0 FC1-6 BB		2	0	0	0	1	0	0				
Rafael Santana, R (1, 6) OBP: 0.274, SLG: 0.275				0-0 F7		0-0 E5 BB 1B PB		0-0 FC1-6 G5-4-3 1-2		3	1	0	0	0	0	1				
Tom Gorman, L (1, 1)				0-3 K		0-3 K		0-0 G5-4-3 1-2		1	0	0	0	0	1	0				
Terry Blocker, L (6, PH)										0	0	0	0	0	0	0				
Ron Gardenhire, R (6, PH) OBP: 0.250, SLG: 0.211										1	0	0	0	0	1	1				
George Foster, R (7, 7) OBP: 0.286, SLG: 0.458										1	0	0	0	0	0	1				
Inning Stats	R: 0 E: 0 K: 0 S: 3	H: 0 LOB: 0 BB: 0 P: 3	R: 0 E: 0 K: 0 S: 3	H: 1 LOB: 0 BB: 0 P: 3	R: 0 E: 0 K: 1 S: 5	H: 0 LOB: 0 BB: 0 P: 5	R: 0 E: 0 K: 0 S: 4	H: 1 LOB: 1 BB: 0 P: 4	R: 0 E: 0 K: 0 S: 3	H: 0 LOB: 0 BB: 0 P: 3	R: 3 E: 1 K: 2 S: 10	H: 2 LOB: 2 BB: 2 P: 18	R: 0 E: 0 K: 0 S: 2	H: 0 LOB: 0 BB: 1 P: 6	R: 0 E: 0 K: 1 S: 6	H: 1 LOB: 1 BB: 0 P: 6	1B: 5 2B: 0 3B: 0 HR: 0	SF: 0 SAC: 0 DP: 2 HBP: 0	WP: 0 PB: 1 SB: 0 CS: 0	PA: 31
PITCHER	IP WLS BF H R ER SO BB IBB HBP BLK WP HR S P ERA WHIP																	PITCHER	IP WLS BF H R ER SO BB IBB HBP BLK WP HR S P ERA WHIP	
Jim Gott, R (1, 1) ERA: 2.63	5.0 2 17 2 1 1 1 1 0 0 0 0 0 0 19 19 1.80 0.400																			
Mark Davis, L (6, 1) ERA: 2.03	0.2 L 4 1 0 0 1 1 0 0 0 0 0 0 5 9 0.00 3.000																			
Scott Garrelts, R (6, 1) ERA: 1.75	0.1 3 1 2 1 1 1 0 0 0 0 0 0 4 8 27.00 6.000																			
Greg Minton, R (7, 1) ERA: 2.66	2.0 7 1 0 0 1 1 0 0 0 0 0 0 8 12 0.00 1.000																			

San Francisco Giants @ New York Mets
Shea Stadium, Flushing, NY
Sun May 19 1985, 3:33 AM EDT
Att: 50,369 - Sunny

AB 28
R 3
H 5
RBI 2
BB 3
SO 4
LOB 12



Batter	1	2	3	4	5	6	7	8	9	AB	R	H	RBI	BB	SO	LOB	TOP										
Dan Gladden, R OBP: 0.311, SLG: 0.348 (1, 8)										4	1	2	0	0	0	0	San Francisco Giants @ Philadelphia Phillies Veterans Stadium, Philadelphia, PA Mon May 20 1985, 7:05 PM EDT Att: 20,634 - Unknown										
Manny Trillo, R OBP: 0.289, SLG: 0.254 (1, 4)										4	0	1	0	0	0	2											
Jeffrey Leonard, R OBP: 0.241, SLG: 0.301 (1, 7)										3	0	2	1	1	0	1											
Joel Youngblood, R OBP: 0.222, SLG: 0.167 (1, 9)										4	0	0	0	0	1	3											
Chris Brown, R OBP: 0.303, SLG: 0.343 Brad Wellman, R OBP: 0.343, SLG: 0.333 (7, PR) (7, 5)										3	0	1	0	0	0	2											
Gary Rajsich, L OBP: 0.250, SLG: 0.222 Rob Deer, R OBP: 0.357, SLG: 0.615 (9, PH) (9, PR)										0	0	0	0	1	0	0											
David Green, R OBP: 0.228, SLG: 0.208 Frank Williams, R (7, 1)										3	0	0	0	0	1	2											
Chili Davis, S OBP: 0.362, SLG: 0.462 (9, PH)										0	0	0	0	0	0	0											
Bob Brenly, R OBP: 0.267, SLG: 0.362 (1, 2)										4	0	0	0	0	1	3											
Jose Uribe, S OBP: 0.255, SLG: 0.311 (1, 6)										4	0	0	0	0	1	4											
Mike Krukow, R OBP: 0.250, SLG: 0.400 Vida Blue, S (6, 1)										2	0	0	0	0	0	0											
Scot Thompson, L OBP: 0.196, SLG: 0.216 (7, 3)										0	0	0	0	0	0	0											
Inning Stats	R: 1 E: 0 K: 0 S: 5	H: 2 LOB: 1 BB: 0 P: 5	R: 0 E: 0 K: 3 S: 9	H: 0 LOB: 0 BB: 0 P: 9	R: 0 E: 0 K: 0 S: 3	H: 0 LOB: 0 BB: 0 P: 3	R: 0 E: 0 K: 0 S: 4	H: 1 LOB: 1 BB: 0 P: 4	R: 0 E: 0 K: 1 S: 5	H: 0 LOB: 0 BB: 0 P: 3	R: 0 E: 0 K: 1 S: 4	H: 1 LOB: 1 BB: 0 P: 4	R: 0 E: 0 K: 0 S: 4	H: 1 LOB: 1 BB: 0 P: 4	R: 0 E: 0 K: 0 S: 3	H: 0 LOB: 3 BB: 2 P: 11	1B: 4 2B: 1 3B: 1 HR: 0	SF: 0 SAC: 0 DP: 0 HBP: 0	WP: 0 PB: 0 SB: 0 CS: 1	PA: 35							
PITCHER	IP	WLS	BF	H	R	ER	SO	BB	IBB	HBP	BLK	WP	HR	S	P	ERA	WHIP										
Steve Carlton, L ERA: 2.25 Kent Tekulve, R ERA: 4.25	(1, 1) (8, 1)	7.0 S	26 9	5 1	1 0	1 0	4 0	1 2	0 0	0 0	0 0	0 0	0 0	33 7	37 15	1.29 0.00	0.857 1.500										

Batter	1	2	3	4	5	6	7	8	9	AB	R	H	RBI	BB	SO	LOB	BOTTOM										
Juan Samuel, R OBP: 0.248, SLG: 0.355 (1, 4)										4	0	1	0	0	2	3	San Francisco Giants @ Philadelphia Phillies Veterans Stadium, Philadelphia, PA Mon May 20 1985, 7:05 PM EDT Att: 20,634 - Unknown										
Jeff Stone, L OBP: 0.292, SLG: 0.333 Kent Tekulve, R (8, 1)										4	1	1	0	0	2	3											
Von Hayes, L OBP: 0.432, SLG: 0.511 (8, 7)										3	0	1	0	1	0	1											
Mike Schmidt, R OBP: 0.301, SLG: 0.348 (1, 5)										3	0	0	1	1	2	1											
Tim Corcoran, L OBP: 0.364, SLG: 0.326 (1, 3)										4	0	0	0	0	1	2											
Ozzie Virgil, R OBP: 0.383, SLG: 0.466 (1, 2)										2	0	0	0	0	1	0											
Glenn Wilson, R OBP: 0.273, SLG: 0.432 (1, 9)										3	1	1	0	0	0	1											
Steve Jeltz, S OBP: 0.256, SLG: 0.219 (1, 6)										3	0	2	1	0	0	0											
Steve Carlton, L OBP: 0.188, SLG: 0.250 John Wockenfuss, R OBP: 0.318, SLG: 0.118 Garry Maddox, R OBP: 0.340, SLG: 0.400 (7, PH) (8, 8)										2	0	0	0	0	0	1											
Inning Stats	R: 1 E: 0 K: 1 S: 7	H: 2 LOB: 1 BB: 0 P: 7	R: 0 E: 0 K: 0 S: 2	H: 0 LOB: 0 BB: 0 P: 3	R: 0 E: 0 K: 2 S: 7	H: 0 LOB: 0 BB: 0 P: 7	R: 0 E: 0 K: 1 S: 6	H: 1 LOB: 1 BB: 0 P: 6	R: 0 E: 0 K: 1 S: 4	H: 0 LOB: 2 BB: 2 P: 12	R: 1 E: 0 K: 2 S: 9	H: 2 LOB: 2 BB: 1 P: 13	R: 0 E: 0 K: 1 S: 5	H: 0 LOB: 0 BB: 0 P: 5	1B: 5 2B: 1 3B: 0 HR: 0	SF: 0 SAC: 0 DP: 1 HBP: 1		WP: 0 PB: 0 SB: 1 CS: 0	PA: 32								
PITCHER	IP	WLS	BF	H	R	ER	SO	BB	IBB	HBP	BLK	WP	HR	S	P	ERA	WHIP										
Mike Krukow, R ERA: 1.48 Vida Blue, L ERA: 7.36 Frank Williams, R ERA: 6.75	(1, 1) (6, 1) (7, 1)	5.0 L	19 8	4 2	1 1	1 1	4 2	3 0	0 0	0 0	0 0	0 0	0 0	9 9	21 9	6.75 0.00	3.750 0.000										

Batter	1	2	3	4	5	6	7	8	9	AB	R	H	RBI	BB	SO	LOB	TOP			
Dan Gladden, R OBP: 0.321, SLG: 0.371 (1, 8)										5	2	3	0	0	0	0	San Francisco Giants @ Philadelphia Phillies Veterans Stadium, Philadelphia, PA Tue May 21 1985, 7:05 PM EDT Att: 18,583 - Unknown			
Manny Trillo, R OBP: 0.295, SLG: 0.270 (1, 4)										4	1	2	0	0	0	0				
Chili Davis, S OBP: 0.366, SLG: 0.475 (8, PH)										1	0	1	1	0	0	0				
Scott Garretts, R (8, 1)										0	0	0	0	0	0	0				
Jeffrey Leonard, R OBP: 0.233, SLG: 0.290 (1, 7)										5	0	0	0	0	1	5				
Joel Youngblood, R OBP: 0.258, SLG: 0.185 (7, 5)										3	1	1	0	1	0	2				
Brad Wellman, R OBP: 0.333, SLG: 0.324 (8, 4)										1	0	0	0	0	0	0				
Rob Deer, R OBP: 0.389, SLG: 0.625 (1, 9)										3	0	1	2	1	1	1				
Scot Thompson, L OBP: 0.192, SLG: 0.212 (9, PH)										1	0	0	0	0	0	0				
David Green, R OBP: 0.226, SLG: 0.208 (1, 3)										5	0	1	0	0	1	3				
Bob Brenly, R OBP: 0.284, SLG: 0.365 (1, 2)										2	0	1	0	2	0	0				
Jose Uribe, S OBP: 0.255, SLG: 0.336 (1, 6)										4	1	1	1	0	2	6				
Atlee Hammaker, S (1, 1)										2	0	0	0	0	0	0				
Duane Kuiper, L OBP: 0.687, SLG: 0.500 (6, PH)										1	0	0	0	0	0	0				
Greg Minton, S (6, 1)										0	0	0	0	0	0	0				
Gary Rajsch, L OBP: 0.244, SLG: 0.216 (8, PH)										1	0	0	0	0	0	0				
Alex Trevino, R OBP: 0.317, SLG: 0.306 (8, 5)										0	0	0	0	0	0	0				
Inning Stats	R: 3 E: 1 K: 1 S: 8	H: 2 LOB: 2 BB: 2 P: 16	R: 0 E: 0 K: 0 S: 4	H: 1 LOB: 1 BB: 0 P: 4	R: 0 E: 0 K: 1 S: 6	H: 1 LOB: 2 BB: 1 P: 10	R: 0 E: 0 K: 0 S: 5	H: 2 LOB: 0 BB: 0 P: 5	R: 0 E: 0 K: 1 S: 5	H: 0 LOB: 0 BB: 0 P: 3	R: 0 E: 0 K: 1 S: 6	H: 1 LOB: 1 BB: 0 P: 6	R: 2 E: 0 K: 0 S: 6	H: 3 LOB: 1 BB: 0 P: 6	R: 0 E: 0 K: 1 S: 5	H: 0 LOB: 0 BB: 0 P: 5	1B: 6 2B: 4 3B: 1 HR: 1	SF: 0 SAC: 0 DP: 1 HBP: 0	WP: 0 PB: 0 SB: 2 CS: 2	PA: 42
PITCHER	IP WLS BF H R ER SO BB IBB HBP BLK WP HR S P ERA WHIP																			
Shane Rawley, L ERA: 3.06 (1, 1)	5.0 W 26 7 3 2 3 3 1 0 0 0 0 0 28 14 3.60 2.000																			
Larry Andersen, R ERA: 4.07 (6, 1)	2.2 11 3 2 2 1 0 0 0 0 0 0 1 13 13 6.75 1.125																			
Don Carman, L ERA: 0.63 (8, 1)	0.0 1 1 0 0 0 0 0 0 0 0 0 0 1 1 1 ∞ ∞																			
Kent Tekulve, R ERA: 3.98 (8, 1)	1.1 S 4 0 0 0 1 0 0 0 0 0 0 0 6 6 0.00 0.000																			

Batter	1	2	3	4	5	6	7	8	9	AB	R	H	RBI	BB	SO	LOB	BOTTOM			
Juan Samuel, R OBP: 0.255, SLG: 0.365 (1, 4)										4	3	2	0	0	0	2	San Francisco Giants @ Philadelphia Phillies Veterans Stadium, Philadelphia, PA Tue May 21 1985, 7:05 PM EDT Att: 18,583 - Unknown			
Von Hayes, L OBP: 0.424, SLG: 0.504 (1, 7)										2	0	0	1	0	1	1				
Mike Schmidt, R OBP: 0.300, SLG: 0.339 (1, 5)										3	1	0	0	1	0	2				
Glenn Wilson, R OBP: 0.279, SLG: 0.442 (1, 9)										4	0	2	2	0	1	1				
Ozzie Virgil, R OBP: 0.378, SLG: 0.467 (1, 2)										4	0	1	1	0	1	2				
Gary Maddox, R OBP: 0.315, SLG: 0.367 (1, 8)										4	0	0	0	0	1	3				
John Russell, R OBP: 0.348, SLG: 0.270 (1, 3)										3	0	1	0	0	2	0				
Tim Corcoran, L OBP: 0.360, SLG: 0.322 (8, 3)										1	0	0	0	0	0	0				
Steve Jeltz, S OBP: 0.268, SLG: 0.213 (1, 6)										2	1	0	0	2	0	0				
Shane Rawley, R OBP: 0.113, SLG: 0.059 (5, PH)										1	0	0	0	0	0	0				
Luis Rodriguez, R OBP: 0.316, SLG: 0.375 (8, 1)										0	0	0	0	0	0	0				
Larry Andersen, R (8, 1)										1	0	0	0	0	0	2				
Don Carman, L (8, 1)										0	0	0	0	0	0	0				
Kent Tekulve, R (8, 1)										0	0	0	0	0	0	0				
Greg Gross, L OBP: 0.250, SLG: 0.225 (8, 7)										1	0	0	0	0	1	0				
Inning Stats	R: 0 E: 0 K: 0 S: 3	H: 0 LOB: 0 BB: 0 P: 3	R: 0 E: 0 K: 1 S: 5	H: 0 LOB: 0 BB: 0 P: 5	R: 0 E: 0 K: 1 S: 5	H: 0 LOB: 0 BB: 0 P: 5	R: 1 E: 1 K: 1 S: 8	H: 2 LOB: 2 BB: 0 P: 8	R: 3 E: 2 K: 1 S: 7	H: 1 LOB: 2 BB: 2 P: 15	R: 0 E: 0 K: 1 S: 6	H: 1 LOB: 1 BB: 1 P: 10	R: 2 E: 0 K: 1 S: 7	H: 2 LOB: 1 BB: 1 P: 11	R: 0 E: 0 K: 1 S: 5	H: 0 LOB: 0 BB: 0 P: 5	1B: 2 2B: 4 3B: 0 HR: 0	SF: 1 SAC: 1 DP: 0 HBP: 0	WP: 0 PB: 1 SB: 1 CS: 0	PA: 36
PITCHER	IP WLS BF H R ER SO BB IBB HBP BLK WP HR S P ERA WHIP																			
Atlee Hammaker, L ERA: 3.35 (1, 1)	5.0 L 22 3 4 1 4 2 0 0 0 0 0 0 28 36 1.80 1.000																			
Greg Minton, R ERA: 2.82 (6, 1)	2.0 11 3 2 1 2 0 2 0 0 0 0 0 13 21 4.50 1.500																			
Scott Garretts, R ERA: 1.69 (8, 1)	1.0 3 0 0 0 1 0 0 0 0 0 0 0 5 5 0.00 0.000																			

Batter	1	2	3	4	5	6	7	8	9	AB	R	H	RBI	BB	SO	LOB	TOP		
Dan Gladden, R (1, 8) OBP: 0.323, SLG: 0.370	F9			6-3		1B	CS	SF9		3	1	1	1	1	0	0	San Francisco Giants @ Philadelphia Phillies Veterans Stadium, Philadelphia, PA Wed May 22 1985, 7:05 PM EDT Att: 18,804 - Unknown		
Manny Trillo, R (1, 4) OBP: 0.299, SLG: 0.275	F9			FC4-6 1B		1B	F4	FC6-4		5	1	2	1	0	0	3			
Jeffrey Leonard, R (1, 7) OBP: 0.238, SLG: 0.301	L4			FC4-6 1B		1B			F9	5	1	2	0	0	0	1			
Chili Davis, S (1, 9) OBP: 0.363, SLG: 0.468 Joel Youngblood, R (7, 9) OBP: 0.250, SLG: 0.179	F8			1B		2B	4-3		6-3	4	1	1	0	0	0	2			
Gary Rajsich, L (1, 3) OBP: 0.250, SLG: 0.205 David Green, R (8, PH) OBP: 0.244, SLG: 0.208	F9			F9		2B		2B		2	0	0	0	1	0	2			
Bob Brenly, R (1, 2) OBP: 0.281, SLG: 0.366	F3				K			F9	F4	5	0	1	2	0	1	2			
Brad Wellman, R (1, 5) OBP: 0.325, SLG: 0.342				F4		K		BB	SF9	4	1	1	1	0	1	2			
Jose Uribe, S (1, 6) OBP: 0.263, SLG: 0.330				F7				SF9	BB	2	0	0	0	2	0	0			
Dave LaPoint, L (1, 1) OBP: 0.353, SLG: 0.412 Scott Garrelts, R (7, 1)	L7					1-3			FC6-4	3	0	0	0	0	1	3			
								1-2	BB	0	0	0	0	1	0	0			
Inning Stats	R: 0 E: 0 K: 0 S: 3	H: 0 LOB: 0 BB: 0 P: 3	R: 0 E: 0 K: 0 S: 3	H: 0 LOB: 0 BB: 0 P: 3	R: 0 E: 0 K: 0 S: 3	H: 2 LOB: 2 BB: 0 P: 5	R: 0 E: 0 K: 1 S: 5	H: 0 LOB: 0 BB: 0 P: 5	R: 4 E: 1 K: 2 S: 12	H: 4 LOB: 3 BB: 2 P: 20	R: 0 E: 0 K: 0 S: 3	H: 1 LOB: 1 BB: 1 P: 7	R: 2 E: 0 K: 0 S: 4	H: 1 LOB: 1 BB: 3 P: 16	R: 0 E: 0 K: 0 S: 3	H: 0 LOB: 1 BB: 1 P: 7	1B: 5 2B: 3 3B: 0 HR: 0	SF: 1 SAC: 0 DP: 0 HBP: 0	WP: 0 PA: 42 PB: 0 SB: 1 CS: 1
PITCHER	IP WLS BF H R ER SO BB IBB HBP BLK WP HR S P ERA WHIP	IP WLS BF H R ER SO BB IBB HBP BLK WP HR S P ERA WHIP	IP WLS BF H R ER SO BB IBB HBP BLK WP HR S P ERA WHIP	IP WLS BF H R ER SO BB IBB HBP BLK WP HR S P ERA WHIP	IP WLS BF H R ER SO BB IBB HBP BLK WP HR S P ERA WHIP	IP WLS BF H R ER SO BB IBB HBP BLK WP HR S P ERA WHIP	IP WLS BF H R ER SO BB IBB HBP BLK WP HR S P ERA WHIP	IP WLS BF H R ER SO BB IBB HBP BLK WP HR S P ERA WHIP	IP WLS BF H R ER SO BB IBB HBP BLK WP HR S P ERA WHIP	IP WLS BF H R ER SO BB IBB HBP BLK WP HR S P ERA WHIP	IP WLS BF H R ER SO BB IBB HBP BLK WP HR S P ERA WHIP	IP WLS BF H R ER SO BB IBB HBP BLK WP HR S P ERA WHIP	IP WLS BF H R ER SO BB IBB HBP BLK WP HR S P ERA WHIP	IP WLS BF H R ER SO BB IBB HBP BLK WP HR S P ERA WHIP	IP WLS BF H R ER SO BB IBB HBP BLK WP HR S P ERA WHIP	IP WLS BF H R ER SO BB IBB HBP BLK WP HR S P ERA WHIP	IP WLS BF H R ER SO BB IBB HBP BLK WP HR S P ERA WHIP		
Kevin Gross, R (1, 1) ERA: 3.09	6.0	L	27	6	4	3	3	0	2	0	0	0	0	0	0	0	4.50	1.000	
Dave Rucker, L (7, 1) ERA: 4.35	1.1		9	2	2	2	0	4	0	0	0	0	0	0	0	0	13.50	4.500	
Rocky Childress, R (8, 1) ERA: 10.8	0.2		2	0	0	0	0	0	0	0	0	0	0	0	0	0	0.00	0.000	
Don Carman, L (9, 1) ERA: 0.59	1.0		4	0	0	0	0	1	0	0	0	0	0	0	0	0	0.00	1.000	

Batter	1	2	3	4	5	6	7	8	9	AB	R	H	RBI	BB	SO	LOB	BOTTOM		
Juan Samuel, R (1, 4) OBP: 0.253, SLG: 0.360	F3			4-3		K		K		5	0	1	1	0	2	1	San Francisco Giants @ Philadelphia Phillies Veterans Stadium, Philadelphia, PA Wed May 22 1985, 7:05 PM EDT Att: 18,804 - Unknown		
Von Hayes, L (1, 7) OBP: 0.423, SLG: 0.500	G6-4-3 1B			3-1		FC4-6 BB 1B		F8		5	0	2	0	0	1	3			
Mike Schmidt, R (1, 5) OBP: 0.297, SLG: 0.328	G6-4-3			F3		FC4-6 BB		K		4	0	0	0	1	2	1			
Glenn Wilson, R (1, 9) OBP: 0.291, SLG: 0.451				G6-4-3 1B		G5-4-3 BB		FC4-6		4	0	2	0	1	0	2			
Ozzie Virgil, R (1, 2) OBP: 0.363, SLG: 0.446	G6-4-3			G5-4-3		G3		K		5	0	0	0	0	1	5			
Gary Maddox, R (1, 8) OBP: 0.322, SLG: 0.370				2B		E		4-3		5	0	2	0	0	1	2			
John Russell, R (1, 3) OBP: 0.316 Greg Gross, L (8, PH) OBP: 0.244, SLG: 0.220						FC5 BB		BB		1	1	1	0	2	0	0			
Steve Jeltz, S (1, 6) OBP: 0.282, SLG: 0.211 Derrel Thomas, S (8, PH) (9, 6)						FC5 BB		1B		1	1	0	0	0	0	0			
Kevin Gross, R (1, 1) OBP: 0.250, SLG: 0.152 Luis Aguayo, R (6, PH) OBP: 0.322, SLG: 0.375 Dave Rucker, L (7, 1) Rocky Childress, R (8, 1) Jeff Stone, L (8, PH) Don Carman, L (9, 1)	F9					FC5		1B		2	0	0	0	0	0	6			
								BB		0	0	0	0	0	0	0			
										0	0	0	0	0	0	0			
										0	0	0	0	0	0	0			
										0	0	0	0	0	0	0			
										0	0	0	0	0	0	0			
										0	0	0	0	0	0	0			
										0	0	0	0	0	0	0			
										0	0	0	0	0	0	0			
										0	0	0	0	0	0	0			
										0	0	0	0	0	0	0			
Inning Stats	R: 0 E: 0 K: 0 S: 3	H: 1 LOB: 0 BB: 0 P: 3	R: 0 E: 0 K: 0 S: 5	H: 3 LOB: 3 BB: 1 P: 9	R: 0 E: 0 K: 0 S: 3	H: 0 LOB: 0 BB: 0 P: 3	R: 0 E: 0 K: 0 S: 3	H: 1 LOB: 3 BB: 3 P: 15	R: 0 E: 0 K: 1 S: 6	H: 1 LOB: 2 BB: 1 P: 10	R: 1 E: 0 K: 0 S: 4	H: 1 LOB: 1 BB: 0 P: 10	R: 1 E: 2 K: 3 S: 11	H: 1 LOB: 1 BB: 0 P: 11	R: 0 E: 1 K: 1 S: 6	H: 0 LOB: 1 BB: 0 P: 6	1B: 7 2B: 2 3B: 0 HR: 0	SF: 0 SAC: 0 DP: 3 HBP: 0	WP: 0 PA: 42 PB: 0 SB: 1 CS: 0
PITCHER	IP WLS BF H R ER SO BB IBB HBP BLK WP HR S P ERA WHIP	IP WLS BF H R ER SO BB IBB HBP BLK WP HR S P ERA WHIP	IP WLS BF H R ER SO BB IBB HBP BLK WP HR S P ERA WHIP	IP WLS BF H R ER SO BB IBB HBP BLK WP HR S P ERA WHIP	IP WLS BF H R ER SO BB IBB HBP BLK WP HR S P ERA WHIP	IP WLS BF H R ER SO BB IBB HBP BLK WP HR S P ERA WHIP	IP WLS BF H R ER SO BB IBB HBP BLK WP HR S P ERA WHIP	IP WLS BF H R ER SO BB IBB HBP BLK WP HR S P ERA WHIP	IP WLS BF H R ER SO BB IBB HBP BLK WP HR S P ERA WHIP	IP WLS BF H R ER SO BB IBB HBP BLK WP HR S P ERA WHIP	IP WLS BF H R ER SO BB IBB HBP BLK WP HR S P ERA WHIP	IP WLS BF H R ER SO BB IBB HBP BLK WP HR S P ERA WHIP	IP WLS BF H R ER SO BB IBB HBP BLK WP HR S P ERA WHIP	IP WLS BF H R ER SO BB IBB HBP BLK WP HR S P ERA WHIP	IP WLS BF H R ER SO BB IBB HBP BLK WP HR S P ERA WHIP	IP WLS BF H R ER SO BB IBB HBP BLK WP HR S P ERA WHIP			
Dave LaPoint, L (1, 1) ERA: 1.91	6.0	W	29	7	1	1	1	6	1	0	0	0	0	0	0	0	1.50	2.167	
Scott Garrelts, R (7, 1) ERA: 1.52	3.0	S	13	2	1	0	7	0	0	0	0	0	0	0	0	0	0.00	0.667	



Batter	1	2	3	4	5	6	7	8	9	AB	R	H	RBI	BB	SO	LOB	TOP										
Dan Gladden, R (1, 8) OBP: 0.315, SLG: 0.360	F7		FC6-4			F9			5-3	4	0	0	0	0	0	1											
Manny Trillo, R (1, 4) OBP: 0.299, SLG: 0.271	6-3								L5	2	0	0	0	1	0	0											
Scot Thompson, L (9, PH) OBP: 0.189, SLG: 0.208										1	0	0	0	0	0	0											
Jeffrey Leonard, R (1, 7) OBP: 0.234, SLG: 0.295	F6									3	0	0	0	0	1	1											
Joel Youngblood, R (1, 9) OBP: 0.229, SLG: 0.161										3	0	0	0	0	1	0											
Chris Brown, R (1, 5) OBP: 0.303, SLG: 0.336										2	0	0	0	1	0	0											
David Green, R (1, 3) OBP: 0.247, SLG: 0.225										3	0	1	0	0	1	1											
Bob Brenly, R (1, 2) OBP: 0.274, SLG: 0.356										3	0	0	0	0	1	1											
Jose Uribe, S (1, 6) OBP: 0.259, SLG: 0.324										2	0	0	0	0	1	0											
Chili Davis, S (8, PH) OBP: 0.361, SLG: 0.464										1	0	0	0	0	1	1											
Brad Wellman, R (8, 6) OBP: 0.325, SLG: 0.342										0	0	0	0	0	0	0											
Bill Laskey, R (1, 1) OBP: 0.154, SLG: 0.083										0	0	0	0	0	0	0											
Mark Davis, L (7, 1)										0	0	0	0	0	0	0											
Gary Rajsich, L (9, PH) OBP: 0.244, SLG: 0.200										1	0	0	0	0	0	0											
Inning Stats	R: 0 E: 0 K: 0 S: 3	H: 0 LOB: 0 BB: 0 P: 3	R: 0 E: 0 K: 1 S: 4	H: 0 LOB: 1 BB: 1 P: 8	R: 0 E: 0 K: 2 S: 8	H: 1 LOB: 1 BB: 0 P: 8	R: 0 E: 0 K: 1 S: 5	H: 0 LOB: 0 BB: 0 P: 5	R: 0 E: 0 K: 0 S: 3	H: 0 LOB: 0 BB: 0 P: 3	R: 0 E: 0 K: 1 S: 4	H: 0 LOB: 0 BB: 1 P: 8	R: 0 E: 0 K: 1 S: 6	H: 1 LOB: 1 BB: 0 P: 6	R: 0 E: 0 K: 0 S: 3	H: 0 LOB: 0 BB: 0 P: 3	1B: 1 2B: 2 3B: 0 HR: 0	SF: 0 SAC: 0 DP: 2 HBP: 0	WP: 0 PB: 0 SB: 0 CS: 1	PA: 29							
PITCHER	IP	WLS	BF	H	R	ER	SO	BB	IBB	HBP	BLK	WP	HR	S	P	ERA	WHIP										
Joe Hesketh, L (1, 1) ERA: 1.8	7.1	W	24	2	0	0	5	2	0	0	0	0	0	32	40	0.00	0.545										
Jeff Reardon, R (8, 1) ERA: 1.29	1.2	S	5	0	0	0	1	0	0	0	0	0	0	7	7	0.00	0.000										

San Francisco Giants @ Montreal Expos
Olympic Stadium, Montreal, QB
Fri May 24 1985, 7:05 PM EDT
Att: 17,209 - Unknown

AB 25
R 0
H 1
RBI 0
BB 2
SO 6
LOB 5



Batter	1	2	3	4	5	6	7	8	9	AB	R	H	RBI	BB	SO	LOB	BOTTOM											
Tim Raines, S (1, 7) OBP: 0.333, SLG: 0.423	G3									4	1	1	1	0	1	1												
Vance Law, R (1, 4) OBP: 0.372, SLG: 0.324	1B									2	0	1	0	2	0	0												
Andre Dawson, R (1, 9) OBP: 0.310, SLG: 0.463	F9									4	0	0	0	0	1	3												
Dan Driessen, L (1, 3) OBP: 0.364, SLG: 0.472										4	0	2	0	0	0	0												
Hubie Brooks, R (1, 6) OBP: 0.293, SLG: 0.388	F8									4	1	1	1	0	1	3												
Tim Lincecum, R (1, 5) OBP: 0.325, SLG: 0.417										3	0	0	0	0	1	0												
Herm Winningham, L (1, 8) OBP: 0.343, SLG: 0.315										2	0	0	0	1	0	0												
Sal Butera, R (1, 2) OBP: 0.333, SLG: 0.357										3	0	0	0	0	0	1												
Joe Hesketh, R (1, 1) OBP: 0.176, SLG: 0.176										3	0	1	0	0	2	1												
Jeff Reardon, R (8, 1) OBP: 0.500, SLG: 0.500										0	0	0	0	0	0	0												
Inning Stats	R: 0 E: 0 K: 0 S: 4	H: 1 LOB: 2 BB: 1 P: 8	R: 0 E: 0 K: 1 S: 5	H: 0 LOB: 1 BB: 1 P: 9	R: 1 E: 0 K: 0 S: 4	H: 2 LOB: 0 BB: 0 P: 4	R: 1 E: 0 K: 1 S: 6	H: 1 LOB: 0 BB: 0 P: 6	R: 0 E: 0 K: 1 S: 5	H: 0 LOB: 0 BB: 0 P: 5	R: 0 E: 0 K: 1 S: 6	H: 1 LOB: 1 BB: 0 P: 6	R: 0 E: 0 K: 1 S: 6	H: 1 LOB: 1 BB: 0 P: 6	R: 0 E: 0 K: 1 S: 6	H: 1 LOB: 1 BB: 0 P: 6	1B: 4 2B: 0 3B: 0 HR: 2	SF: 0 SAC: 0 DP: 0 HBP: 0	WP: 0 PB: 0 SB: 1 CS: 1	PA: 32								
PITCHER	IP	WLS	BF	H	R	ER	SO	BB	IBB	HBP	BLK	WP	HR	S	P	ERA	WHIP											
Bill Laskey, R (1, 1) ERA: 4.19	6.2	L	27	5	2	2	4	3	0	0	0	0	0	2	32	44	2.70	1.200										
Mark Davis, L (7, 1) ERA: 1.93	1.1		5	1	0	0	2	0	0	0	0	0	0	9	9	0.00	0.750											

San Francisco Giants @ Montreal Expos
Olympic Stadium, Montreal, QB
Fri May 24 1985, 7:05 PM EDT
Att: 17,209 - Unknown

AB 29
R 2
H 6
RBI 2
BB 3
SO 6
LOB 9



Batter	1	2	3	4	5	6	7	8	9	AB	R	H	RBI	BB	SO	LOB	TOP										
Dan Gladden, R (1, 8) OBP: 0.314, SLG: 0.353	4-0 BB G6-4-3		0-0 F8			0-3 K		0-3 K		3	0	0	0	1	2	1	San Francisco Giants @ Montreal Expos Olympic Stadium, Montreal, QB Sat May 25 1985, 3:33 AM EDT Att: 17,152 - Overcast livebaseballscores.com										
Manny Trillo, R (1, 4) OBP: 0.293, SLG: 0.265 Gary Rajsich, L (9, PH) OBP: 0.239, SLG: 0.195	0-0 G6-4-3 1-2		0-3 K			0-0 F3			0-0 F5	3	0	0	0	0	1	1											
Joel Youngblood, R (1, 9) OBP: 0.237, SLG: 0.176 Chili Davis, S (9, PH) OBP: 0.358, SLG: 0.460	0-0 1B		0-0 5-3			0-0 5-3			0-0 4-3	3	0	1	0	0	0	0											
Chris Brown, R (1, 5) OBP: 0.302, SLG: 0.333	0-0 F8			0-0 1-3			0-0 F8		0-0 1B	4	0	1	0	0	0	1											
Rob Deer, R (1, 7) OBP: 0.333, SLG: 0.526 Scot Thompson, L (9, PH) OBP: 0.185, SLG: 0.204		0-0 5-3		0-0 F7			0-0 F2		0-0 F9	3	0	0	0	0	0	1											
David Green, R (1, 3) OBP: 0.250, SLG: 0.241		0-0 1B 2B		0-0 F4			0-0 1-3			3	1	1	0	0	0	0											
Alex Trevino, R (1, 2) OBP: 0.318, SLG: 0.308		0-0 2H 1B			0-0 F9			0-0 5-3		3	0	1	1	0	0	0											
Jose Uribe, S (1, 6) OBP: 0.269, SLG: 0.333		0-0 1B			0-0 F8			0-0 1B		3	0	2	0	0	0	0											
Jim Gott, R (1, 1) OBP: 0.235, SLG: 0.588 Jeffrey Leonard, R (8, PH) OBP: 0.232, SLG: 0.293 Greg Minton, S (8, 1)		0-3 K			0-3 K			0-0 F9		2	0	0	0	0	2	1											
Inning Stats	R: 0 E: 0 K: 0 S: 3	H: 1 LOB: 1 BB: 1 P: 7	R: 1 E: 0 K: 1 S: 7	H: 3 LOB: 1 BB: 0 P: 7	R: 0 E: 0 K: 1 S: 5	H: 0 LOB: 0 BB: 0 P: 5	R: 0 E: 0 K: 0 S: 3	H: 0 LOB: 0 BB: 0 P: 3	R: 0 E: 0 K: 1 S: 5	H: 0 LOB: 0 BB: 0 P: 5	R: 0 E: 0 K: 0 S: 3	H: 0 LOB: 0 BB: 0 P: 3	R: 0 E: 0 K: 1 S: 6	H: 1 LOB: 1 BB: 0 P: 6	R: 0 E: 0 K: 0 S: 4	H: 1 LOB: 1 BB: 0 P: 4		1B: 5 2B: 1 3B: 0 HR: 0	SF: 0 SAC: 0 DP: 1 HBP: 0	WP: 0 PB: 0 SB: 0 CS: 0	PA: 32						
PITCHER	IP	WLS	BF	H	R	ER	SO	BB	IBB	HBP	BLK	WP	HR	S	P	ERA	WHIP										
Dan Schatzeder, L (1, 1) ERA: 4.05	7.1	W	26	5	1	1	4	1	0	0	0	0	0	33	37	1.23	0.818										
Jeff Reardon, R (8, 1) ERA: 1.21	1.2	S	6	1	0	0	1	0	0	0	0	0	0	8	8	0.00	0.600										

Batter	1	2	3	4	5	6	7	8	9	AB	R	H	RBI	BB	SO	LOB	BOTTOM										
Tim Raines, S (1, 7) OBP: 0.338, SLG: 0.426	0-0 6-3	0-0 4-3			0-0 1B		0-0 5-3 1B		0-0 2-0 0-1 0-1	4	0	2	0	0	0	1	San Francisco Giants @ Montreal Expos Olympic Stadium, Montreal, QB Sat May 25 1985, 3:33 AM EDT Att: 17,152 - Overcast livebaseballscores.com										
Vance Law, R (1, 4) OBP: 0.368, SLG: 0.330	0-0 1-3 2B		0-3 K		0-3 K		0-0 5-3		0-0 1-2	4	0	1	0	0	2	2											
Andre Dawson, R (1, 9) OBP: 0.308, SLG: 0.453	0-0 1-3 2-3		0-0 5-3		0-0 F8		4-0 BB		0-0 BB	3	0	0	0	1	0	2											
Dan Driessen, L (1, 3) OBP: 0.361, SLG: 0.461	0-0 6-3		4-0 BB		0-0 F7		0-0 4-3			3	0	0	0	1	0	4											
Hubie Brooks, R (1, 6) OBP: 0.299, SLG: 0.392		0-0 1B 1B 1B	0-0 F9		0-0 F9		0-0 G4-6-3 1B		0-0 1-2 1B	4	1	2	0	0	0	1											
Tim Lincecum, R (1, 5) OBP: 0.329, SLG: 0.441		0-0 L6		0-0 HR		0-0 F8		0-0 G4-6-3 1B		4	1	2	1	0	0	1											
Herm Winningham, L (1, 8) OBP: 0.349, SLG: 0.315		0-0 1B FC4-6 1B		0-3 K		4-0 BB		0-0 G4-6-3 1-2 2-3		3	1	1	0	1	1	2											
Sal Butera, R (1, 2) OBP: 0.368, SLG: 0.353		0-0 FC4-6 1B		0-0 5-3		0-0 F7		4-0 1B		3	0	1	1	1	0	1											
Dan Schatzeder, L (1, 1) OBP: 0.300, SLG: 0.556 Jeff Reardon, R (8, 1) OBP: 0.333, SLG: 0.333		0-0 3H FC4-6 1B		0-0 6-3		0-0 F7		0-0 1-3		3	0	0	1	0	0	1											
Inning Stats	R: 0 E: 0 K: 0 S: 4	H: 1 LOB: 1 BB: 0 P: 4	R: 2 E: 0 K: 0 S: 6	H: 3 LOB: 1 BB: 0 P: 6	R: 0 E: 0 K: 1 S: 5	H: 0 LOB: 1 BB: 1 P: 9	R: 1 E: 0 K: 1 S: 6	H: 1 LOB: 0 BB: 0 P: 6	R: 0 E: 0 K: 0 S: 3	H: 0 LOB: 1 BB: 1 P: 7	R: 0 E: 0 K: 0 S: 4	H: 1 LOB: 2 BB: 1 P: 8	R: 0 E: 0 K: 0 S: 4	H: 2 LOB: 2 BB: 1 P: 8	1B: 7 2B: 1 3B: 0 HR: 1	SF: 0 SAC: 0 DP: 1 HBP: 0		WP: 0 PB: 0 SB: 0 CS: 0	PA: 36								
PITCHER	IP	WLS	BF	H	R	ER	SO	BB	IBB	HBP	BLK	WP	HR	S	P	ERA	WHIP										
Jim Gott, R (1, 1) ERA: 2.81	7.0	L	31	7	3	3	3	3	0	0	0	0	0	34	46	3.86	1.429										
Greg Minton, R (8, 1) ERA: 2.7	1.0		5	2	0	0	0	0	1	0	0	0	0	4	8	0.00	2.000										



Batter	1	2	3	4	5	6	7	8	9	AB	R	H	RBI	BB	SO	LOB	TOP			
Dan Gladden, R (1, 8) OBP: 0.306, SLG: 0.344										4	0	0	0	0	1	1				
Manny Trillo, R (1, 4) OBP: 0.299, SLG: 0.286										4	1	2	0	0	0	0				
Chili Davis, S (1, 9) OBP: 0.355, SLG: 0.454										4	0	1	0	0	0	1				
Gary Rajsich, L (1, 3) OBP: 0.240, SLG: 0.222										4	0	1	1	0	1	2				
Jeffrey Leonard, R (1, 7) OBP: 0.234, SLG: 0.293										3	0	1	0	0	1	1				
Chris Brown, R (1, 5) OBP: 0.295, SLG: 0.325										3	0	0	0	0	0	1				
Alex Trevino, R (1, 2) OBP: 0.298, SLG: 0.286										3	0	0	0	0	1	0				
Jose Uribe, S (1, 6) OBP: 0.262, SLG: 0.325										3	0	0	0	0	1	0				
Mike Krukow, R (1, 1) OBP: 0.222, SLG: 0.353										2	0	0	0	0	1	0				
Scot Thompson, L (8, PH) OBP: 0.200, SLG: 0.218										1	0	1	0	0	0	0				
David Green, R (8, PR) OBP: 0.250, SLG: 0.241										0	0	0	0	0	0	0				
Frank Williams, R (8, 1)										0	0	0	0	0	0	0				
Inning Stats	R: 1 E: 0 K: 2 S: 9	H: 2 LOB: 1 BB: 0 P: 9	R: 0 E: 0 K: 0 S: 3	H: 0 LOB: 0 BB: 0 P: 3	R: 0 E: 0 K: 2 S: 9	H: 2 LOB: 2 BB: 0 P: 9	R: 0 E: 0 K: 1 S: 5	H: 0 LOB: 0 BB: 0 P: 5	R: 0 E: 0 K: 1 S: 5	H: 0 LOB: 0 BB: 0 P: 5	R: 0 E: 0 K: 0 S: 3	H: 1 LOB: 0 BB: 0 P: 3	R: 0 E: 0 K: 0 S: 3	H: 1 LOB: 1 BB: 0 P: 3	R: 0 E: 0 K: 0 S: 3	H: 0 LOB: 0 BB: 0 P: 3	1B: 4 2B: 2 3B: 1 HR: 0	SF: 0 SAC: 0 DP: 2 HBP: 0	WP: 0 PB: 0 SB: 0 CS: 0	PA: 31
PITCHER	IP WLS BF H R ER SO BB IBB HBP BLK WP HR S P ERA WHIP																			
Bill Gullickson, R (1, 1) ERA: 3.11	8.0 W 28 6 1 1 6 0 0 0 0 0 0 40 40 1.12 0.750																			
Jeff Reardon, R (9, 1) ERA: 1.17	1.0 S 3 0 0 0 0 0 0 0 0 0 0 3 3 0.00 0.000																			

San Francisco Giants @ Montreal Expos
Olympic Stadium, Montreal, QB
Sun May 26 1985, 3:33 AM EDT
Att: 20,193 - Sunny - 65 F

AB 31
R 1
H 6
RBI 1
BB 0
SO 6
LOB 6



Batter	1	2	3	4	5	6	7	8	9	AB	R	H	RBI	BB	SO	LOB	BOTTOM			
Herm Winningham, L (1, 8) OBP: 0.345, SLG: 0.323										4	0	1	0	0	1	0				
Vance Law, R (1, 4) OBP: 0.357, SLG: 0.318										4	0	0	0	0	1	1				
Andre Dawson, R (1, 9) OBP: 0.307, SLG: 0.444										3	1	0	0	1	1	0				
Dan Driessen, L (1, 3) OBP: 0.361, SLG: 0.458										3	1	1	0	0	0	1				
Hubie Brooks, R (1, 6) OBP: 0.293, SLG: 0.384										3	0	0	0	0	0	2				
Tim Lincecum, R (1, 5) OBP: 0.335, SLG: 0.452										3	1	2	2	0	1	0				
Terry Francona, L (1, 7) OBP: 0.375, SLG: 0.432										3	0	1	1	0	0	1				
Miguel Dilone, S (7, PR) OBP: 0.244, SLG: 0.237										0	0	0	0	0	0	0				
Mike Fitzgerald, R (1, 2) OBP: 0.354, SLG: 0.255										2	0	0	0	1	0	1				
Bill Gullickson, R (1, 1) ERA: 1.72										3	0	0	0	0	1	2				
Jeff Reardon, R (9, 1) ERA: 0.333, SLG: 0.333										0	0	0	0	0	0	0				
Inning Stats	R: 0 E: 0 K: 1 S: 5	H: 0 LOB: 0 BB: 0 P: 5	R: 1 E: 0 K: 0 S: 5	H: 2 LOB: 1 BB: 0 P: 5	R: 0 E: 0 K: 0 S: 3	H: 0 LOB: 0 BB: 0 P: 3	R: 0 E: 0 K: 0 S: 3	H: 0 LOB: 0 BB: 0 P: 3	R: 0 E: 1 K: 1 S: 5	H: 1 LOB: 0 BB: 0 P: 5	R: 2 E: 0 K: 0 S: 5	H: 2 LOB: 2 BB: 2 P: 13	R: 0 E: 0 K: 2 S: 7	H: 0 LOB: 0 BB: 0 P: 7	R: 0 E: 0 K: 0 S: 3	H: 0 LOB: 0 BB: 0 P: 3	1B: 2 2B: 3 3B: 0 HR: 0	SF: 0 SAC: 0 DP: 0 HBP: 0	WP: 0 PB: 1 SB: 0 CS: 1	PA: 30
PITCHER	IP WLS BF H R ER SO BB IBB HBP BLK WP HR S P ERA WHIP																			
Mike Krukow, R (1, 1) ERA: 1.72	7.0 L 27 5 3 3 3 1 1 0 0 0 0 31 39 3.86 0.857																			
Frank Williams, R (8, 1) ERA: 6.17	1.0 3 0 0 0 2 0 0 0 0 0 0 7 7 0.00 0.000																			

San Francisco Giants @ Montreal Expos
Olympic Stadium, Montreal, QB
Sun May 26 1985, 3:33 AM EDT
Att: 20,193 - Sunny - 65 F

AB 28
R 3
H 5
RBI 3
BB 2
SO 5
LOB 8



Batter	1	2	3	4	5	6	7	8	9	AB R H RBI BB SO LOB	TOP											
Dan Gladden, R OBP: 0.303, SLG: 0.340 (1, 8)	6-3		6-3			5-3		SH1-4 2B 1-2 1B	5-3	5 1 1 0 0 0 1	San Francisco Giants @ Montreal Expos Olympic Stadium, Montreal, QB Mon May 27 1985, 7:05 PM EDT Att: 13,365 - Unknown											
Manny Trillo, R OBP: 0.291, SLG: 0.278 (1, 4)	F8		6-3			5-3		SH1-4 1-2 2-3	6-3	4 0 0 0 0 0 1												
Chili Davis, S OBP: 0.359, SLG: 0.459 (1, 9)	2B			6-3			4-3	2B IBB		3 1 1 0 1 0 0												
Gary Rajsich, L OBP: 0.264, SLG: 0.234 (8, PH)	K			G1-6-3 BB			3B 1B	K		2 1 1 0 1 1 1 1 0 0 0 0 1 3												
Bob Brenly, R OBP: 0.271, SLG: 0.352 (8, 3)																						
Jeffrey Leonard, R OBP: 0.241, SLG: 0.305 (1, 7)		L5-4 1B		G1-6-3 1-2			F8	1-1H 2-2H 3-1H 1B 2B		4 1 2 3 0 0 2												
Chris Brown, R OBP: 0.308, SLG: 0.355 (1, 5)		1B			K		1-1H E 3B	FC6-4 1B		4 1 3 2 0 1 0												
Alex Trevino, R OBP: 0.275, SLG: 0.261 (1, 2)		L5-4 2-2			L7		E6	FC6-4 1-2		4 0 0 0 0 0 3												
Jose Uribe, S OBP: 0.254, SLG: 0.314 (1, 6)		P4			K		K		4-3	4 0 0 0 0 2 2												
Atlee Hammaker, S (1, 1)			K					SH1-4 2B BB		2 0 0 0 0 2 0 0 1 0 0 0 1 0 0 0 0 0 0 0 0 1 0 1 0 0 0 0												
Joel Youngblood, R OBP: 0.286, SLG: 0.176 (8, PH)																						
Scott Garretts, R (8, 1)																						
Mark Davis, L OBP: 0.250, SLG: 0.750 (8, 1)																						
Inning Stats	R: 0 E: 0 K: 1 S: 6	H: 1 LOB: 1 BB: 0 P: 6	R: 0 E: 0 K: 0 S: 4	H: 2 LOB: 1 BB: 0 P: 4	R: 0 E: 0 K: 1 S: 5	H: 0 LOB: 0 BB: 1 P: 5	R: 0 E: 0 K: 0 S: 2	H: 0 LOB: 0 BB: 1 P: 6	R: 0 E: 0 K: 2 S: 7	H: 0 LOB: 0 BB: 0 P: 7	R: 0 E: 0 K: 1 S: 5	H: 0 LOB: 0 BB: 0 P: 5	R: 2 E: 1 K: 1 S: 8	H: 2 LOB: 1 BB: 0 P: 8	R: 4 E: 0 K: 1 S: 8	H: 3 LOB: 1 BB: 2 P: 16	R: 0 E: 0 K: 0 S: 4	H: 1 LOB: 1 BB: 0 P: 4	1B: 5 2B: 3 3B: 2 HR: 0	SF: 0 SAC: 1 DP: 2 HBP: 0	WP: 0 PB: 0 SB: 0 CS: 0	PA: 38
PITCHER	IP WLS BF H R ER SO BB IBB HBP BLK WP HR S P ERA WHIP											PITCHER	IP WLS BF H R ER SO BB IBB HBP BLK WP HR S P ERA WHIP									
David Palmer, R ERA: 2.95	(1, 1) 7.0 L 26 5 2 1 3 3 6 1 0 0 0 0 0 0 0 0 1.29 0.857																					
Gary Lucas, L ERA: 7.36	(8, 1) 0.1 4 1 3 3 0 1 1 0 0 0 0 0 2 10 81.00 6.000																					
Tim Burke, R ERA: 3.15	(8, 1) 0.2 4 2 1 1 1 1 0 0 0 0 0 0 6 6 13.50 3.000																					
Randy St. Claire, R ERA:	(9, 1) 1.0 4 1 0 0 0 0 0 0 0 0 0 0 4 4 0.00 1.000																					
Miguel Dilone, S OBP: 0.261, SLG: 0.256 (1, 7)	4-3		F9			P6		FC6-4 1B		5 0 2 0 0 0 1	San Francisco Giants @ Montreal Expos Olympic Stadium, Montreal, QB Mon May 27 1985, 7:05 PM EDT Att: 13,365 - Unknown											
Vance Law, R OBP: 0.358, SLG: 0.316 (1, 4)	BB BB		4-3		K		4-3 BB 1B	FC6-4 1-2		4 1 1 0 1 1 3												
Andre Dawson, R OBP: 0.305, SLG: 0.436 (1, 8)	K			6-3	6-3		1B 1-2 4-3 BB			3 0 0 0 1 1 3												
Hubie Brooks, R OBP: 0.292, SLG: 0.376 (1, 6)	4-3 1-2 BB			4-3		L6		4-3 1-2 2-3		3 0 0 0 1 0 2												
Tim Wallach, R OBP: 0.333, SLG: 0.447 (1, 5)	L7			E6 1B		F8		2-3 3-1 1B		4 0 1 1 0 0 2												
Dan Driessen, L OBP: 0.358, SLG: 0.452 (1, 3)		P4			1-2 1B	1-3		P3		4 0 1 0 0 0 2												
Jim Wohlford, R OBP: 0.294, SLG: 0.289 (1, 9)		5-3			F9		FC6-4 1B	F9		4 0 1 0 0 0 4												
Mike Fitzgerald, R OBP: 0.351, SLG: 0.255 (1, 2)		K				1B SH1-4 1B	FC6-4 1-2			4 0 1 0 0 1 1												
David Palmer, R ERA: 2.95	(1, 1) 7.0 W 28 4 0 0 4 4 2 0 0 0 0 0 0 0 0 0.00 0.857																					
Steve Niccassa, R (7, PH)																						
Gary Lucas, L (8, 1)																						
Tim Burke, R (8, 1)																						
Randy St. Claire, R (9, 1)																						
U L Washington, S OBP: 0.298, SLG: 0.329 (8, PH)																						
Inning Stats	R: 0 E: 0 K: 1 S: 5	H: 0 LOB: 2 BB: 2 P: 13	R: 0 E: 0 K: 1 S: 5	H: 0 LOB: 0 BB: 0 P: 5	R: 0 E: 0 K: 0 S: 3	H: 0 LOB: 0 BB: 0 P: 3	R: 0 E: 1 K: 0 S: 5	H: 1 LOB: 2 BB: 0 P: 5	R: 0 E: 0 K: 1 S: 7	H: 2 LOB: 2 BB: 0 P: 7	R: 0 E: 0 K: 0 S: 3	H: 0 LOB: 0 BB: 0 P: 3	R: 0 E: 0 K: 1 S: 6	H: 1 LOB: 1 BB: 0 P: 6	R: 1 E: 0 K: 0 S: 5	H: 2 LOB: 2 BB: 1 P: 9	R: 0 E: 0 K: 0 S: 4	H: 1 LOB: 1 BB: 0 P: 4	1B: 7 2B: 0 3B: 0 HR: 0	SF: 0 SAC: 1 DP: 0 HBP: 0	WP: 0 PB: 0 SB: 1 CS: 0	PA: 38
PITCHER	IP WLS BF H R ER SO BB IBB HBP BLK WP HR S P ERA WHIP											PITCHER	IP WLS BF H R ER SO BB IBB HBP BLK WP HR S P ERA WHIP									
Atlee Hammaker, L ERA: 2.93	(1, 1) 7.0 W 28 4 0 0 4 4 2 0 0 0 0 0 0 0 0 0.00 0.857																					
Scott Garretts, R ERA: 1.8	(8, 1) 0.1 4 2 1 1 0 1 0 0 0 0 0 0 3 7 27.00 9.000																					
Mark Davis, L ERA: 1.82	(8, 1) 1.2 6 1 0 0 0 0 0 0 0 0 0 0 6 6 0.00 0.600																					

Batter	1	2	3	4	5	6	7	8	9	AB	R	H	RBI	BB	SO	LOB	TOP										
Mookie Wilson, S OBP: 0.340, SLG: 0.413 (1, 8)	0-0 E5 4-3 WP		0-0 6-3			4-0 FC6-4 BB		0-0 S 2B 1B	4-0 IBB	3	1	1	1	2	0	0											
Kelvin Chapman, R OBP: 0.217, SLG: 0.172 (1, 4)	0-0 F9		0-0 6-3			0-0 FC6-4 WP 1-2		0-0 S 2B 1B	4-0 BB	4	1	1	0	1	0	2											
Keith Hernandez, L OBP: 0.389, SLG: 0.495 Roger McDowell, R OBP: 0.222, SLG: 0.125 (1, 3) (8, 1)	0-0 4-3			0-0 4-3		0-0 L6 1-2		0-3 K	0-0 L3	4	0	0	0	0	1	4											
Gary Carter, R OBP: 0.364, SLG: 0.404 (1, 2)	4-0 FC6-4 BB			0-0 1B		0-0 6-3		0-0 1B 2B		3	1	2	2	1	0	1											
George Foster, R OBP: 0.267, SLG: 0.427 (1, 7)	0-0 FC6-4 1-2			0-0 F7				0-0 F4	0-0 FC5-4 1B	4	0	1	1	0	0	3											
Ray Knight, R OBP: 0.282, SLG: 0.339 (1, 5) (8, 3)		0-3 K		0-0 4-3				0-0 F8	0-0 FC5-4 1-2	4	0	0	0	0	1	2											
John Christensen, R OBP: 0.273, SLG: 0.178 (1, 9)		0-3 K			0-0 F5			0-0 4-3	4-0 4-3 SH1-4 BB	3	0	0	0	1	1	0											
Rafael Santana, R OBP: 0.257, SLG: 0.258 (1, 6)		0-0 6-3			0-0 F8			0-0 F8	0-0 SH1-4	3	0	0	0	0	0	0											
Ed Lynch, R OBP: 0.158, SLG: 0.059 Wally Backman, S OBP: 0.302, SLG: 0.311 Howard Johnson, S OBP: 0.234, SLG: 0.208 (1, 1) (8, PH) (8, 5)			0-3 K		0-0 4-3			0-0 1B 2B	0-0 4-3	2	0	0	0	0	1	0											
Inning Stats	R: 0 E: 1 K: 0 S: 4	H: 0 LOB: 2 BB: 1 P: 8	R: 0 E: 0 K: 2 S: 7	H: 0 LOB: 0 BB: 0 P: 7	R: 0 E: 0 K: 1 S: 5	H: 0 LOB: 0 BB: 0 P: 5	R: 0 E: 0 K: 0 S: 4	H: 1 LOB: 1 BB: 0 P: 4	R: 0 E: 0 K: 0 S: 3	H: 0 LOB: 0 BB: 0 P: 3	R: 0 E: 0 K: 0 S: 3	H: 0 LOB: 0 BB: 0 P: 7	R: 0 E: 0 K: 0 S: 3	H: 0 LOB: 0 BB: 0 P: 3	R: 4 E: 0 K: 1 S: 10	H: 5 LOB: 1 BB: 0 P: 10	R: 0 E: 0 K: 0 S: 3	H: 0 LOB: 3 BB: 3 P: 15	1B: 4 2B: 2 3B: 0 HR: 0	SF: 0 SAC: 1 DP: 0 HBP: 0	WP: 2 PB: 0 SB: 3 CS: 0	PA: 39					
PITCHER	IP	WLS	BF	H	R	ER	SO	BB	IBB	HBP	BLK	WP	HR	S	P	ERA	WHIP										
Dave LaPoint, L ERA: 1.97 (1, 1)	7.1		28	3	2	2	3	2	0	0	0	2	0	32	40	2.46	0.682										
Mark Davis, L ERA: 2.4 (8, 1)	0.1	L	3	2	1	1	1	0	0	0	0	0	0	5	5	27.00	6.000										
Scott Garretts, R ERA: 1.74 (8, 1)	1.0		7	1	1	1	0	2	1	0	0	0	0	4	16	9.00	3.000										
Greg Minton, R ERA: 2.66 (9, 1)	0.1		1	0	0	0	0	0	0	0	0	0	0	1	1	0.00	0.000										

New York Mets @ San Francisco Giants
Candlestick Park, San Francisco, CA
Wed May 29 1985, 6:33 AM EDT
Att: 8,974 - Unknown

AB	33
R	4
H	6
RBI	4
BB	5
SO	4
LOB	16



Batter	1	2	3	4	5	6	7	8	9	AB	R	H	RBI	BB	SO	LOB	BOTTOM										
Dan Gladden, R OBP: 0.306, SLG: 0.337 (1, 8)	0-0 1B 2B	4-0 S BB			0-0 6-3				0-0 1-3	4	1	1	0	1	0	1											
Manny Trillo, R OBP: 0.288, SLG: 0.275 (1, 4)	0-0 1-2 2B 1B	0-0 F7			0-0 F7			0-0 F8	0-3 K	5	1	1	0	0	1	2											
Chili Davis, S OBP: 0.356, SLG: 0.453 (1, 9)	0-0 F7		0-0 F3		0-0 2B 1B			0-0 F7		4	0	1	0	0	0	2											
Gary Rajsich, L OBP: 0.281, SLG: 0.294 (1, 3)	0-0 4-3 1-2 1B 2B		0-0 F9		0-0 1-3 2B			0-0 3-1		4	1	2	2	0	0	0											
Jeffrey Leonard, R OBP: 0.247, SLG: 0.310 (1, 7)	0-0 4-3		0-0 1B		0-0 K			0-0 FC4-6 1B		4	0	2	0	0	1	3											
Chris Brown, R OBP: 0.307, SLG: 0.352 (1, 5)	0-0 1B		0-0 F8		0-0 6-3			0-0 FC4-6 1-2		4	0	1	1	0	0	2											
Alex Trevino, R OBP: 0.259, SLG: 0.245 Scot Thompson, L OBP: 0.196, SLG: 0.214 Bob Brenly, R OBP: 0.271, SLG: 0.352 (1, 2) (8, PH) (9, 2)	0-0 F4			0-0 F7		0-0 6-3		0-0 4-3		3	0	0	0	0	0	1											
Jose Uribe, S OBP: 0.254, SLG: 0.312 (1, 6)		0-0 F8		0-0 4-3		0-0 1B		0-0 F8		4	0	1	0	0	0	0											
Dave LaPoint, L OBP: 0.300, SLG: 0.350 Mark Davis, L OBP: 0.250, SLG: 0.750 Scott Garretts, R Greg Minton, S Joel Youngblood, R OBP: 0.275, SLG: 0.200 (1, 1) (8, 1) (8, 1) (9, 1) (8, PH)		0-0 F9		0-0 4-3		0-0 1-3		0-0 1-3 1B		3	0	0	0	0	0	0											
Inning Stats	R: 3 E: 0 K: 0 S: 7	H: 4 LOB: 1 BB: 0 P: 7	R: 0 E: 0 K: 0 S: 3	H: 0 LOB: 1 BB: 1 P: 7	R: 0 E: 0 K: 0 S: 4	H: 1 LOB: 0 BB: 0 P: 4	R: 0 E: 0 K: 0 S: 3	H: 0 LOB: 0 BB: 0 P: 3	R: 0 E: 0 K: 0 S: 4	H: 1 LOB: 1 BB: 0 P: 4	R: 0 E: 0 K: 0 S: 3	H: 0 LOB: 0 BB: 0 P: 7	R: 0 E: 0 K: 0 S: 3	H: 0 LOB: 0 BB: 0 P: 3	R: 0 E: 0 K: 0 S: 4	H: 1 LOB: 1 BB: 0 P: 4	R: 0 E: 0 K: 1 S: 6	H: 1 LOB: 1 BB: 0 P: 6	1B: 8 2B: 2 3B: 0 HR: 0	SF: 0 SAC: 0 DP: 0 HBP: 0	WP: 0 PB: 0 SB: 1 CS: 0	PA: 38					
PITCHER	IP	WLS	BF	H	R	ER	SO	BB	IBB	HBP	BLK	WP	HR	S	P	ERA	WHIP										
Ed Lynch, R ERA: 3.0 (1, 1)	7.0		30	8	3	3	1	1	0	0	0	0	0	31	35	3.86	1.286										
Roger McDowell, R ERA: 2.82 (8, 1)	2.0	S	8	2	0	0	1	0	0	0	0	0	0	10	10	0.00	1.000										

New York Mets @ San Francisco Giants
Candlestick Park, San Francisco, CA
Wed May 29 1985, 6:33 AM EDT
Att: 8,974 - Unknown

AB	37
R	3
H	10
RBI	3
BB	1
SO	2
LOB	13



Batter	1	2	3	4	5	6	7	8	9	AB	R	H	RBI	BB	SO	LOB	TOP										
Mookie Wilson, S (1, 8) OBP: 0.331, SLG: 0.401	0-3 K		0-3 K			0-0 E4 1B		0-0 B2		4	1	0	0	0	2	0	New York Mets @ San Francisco Giants Candlestick Park, San Francisco, CA Thu May 30 1985, 6:33 AM EDT Att: 10,207 - Unknown										
Wally Backman, S (1, 4) OBP: 0.300, SLG: 0.309	0-3 K			0-0 4-3		0-0 G4-6 1B		0-3 K		4	0	1	0	0	2	0											
Keith Hernandez, L (1, 3) OBP: 0.386, SLG: 0.397	0-0 4-3			4-0 G5-4-3 BB		0-0 G4-6 1-2		0-0 G3		3	0	0	0	1	0	2											
Gary Carter, R (1, 2) OBP: 0.361, SLG: 0.400		0-0 5-3		0-0 G5-4-3 1-2		0-0 1B			0-3 K	4	0	1	1	0	1	1											
George Foster, R (1, 7) OBP: 0.274, SLG: 0.465		0-0 G3 2B			0-0 HR			0-0 F8		4	1	2	1	0	0	1											
Danny Heep, L (1, 9) OBP: 0.333, SLG: 0.380		0-0 G3 2-3			0-0 F7			0-0 F5		3	0	0	0	1	0	1											
Howard Johnson, S (1, 5) OBP: 0.243, SLG: 0.212		0-0 3-1			0-0 6-3 1B			0-0 F9		3	0	1	0	1	0	1											
Rafael Santana, R (1, 6) OBP: 0.257, SLG: 0.265			0-0 6-3		0-0 6-3 1-2			0-0 F7		4	0	1	0	0	0	3											
Dwight Gooden, R (1, 1) OBP: 0.241, SLG: 0.154			0-0 5-3		0-0 F8			0-0 1-3		3	0	0	0	0	0	2											
Inning Stats	R: 0 E: 0 K: 2 S: 7	H: 0 LOB: 0 BB: 0 P: 7	R: 0 E: 0 K: 0 S: 4	H: 1 LOB: 1 BB: 0 P: 4	R: 0 E: 0 K: 1 S: 5	H: 0 LOB: 0 BB: 0 P: 5	R: 0 E: 0 K: 0 S: 2	H: 0 LOB: 0 BB: 1 P: 6	R: 1 E: 0 K: 0 S: 5	H: 2 LOB: 1 BB: 0 P: 5	R: 1 E: 1 K: 0 S: 5	H: 2 LOB: 1 BB: 0 P: 5	R: 0 E: 0 K: 0 S: 4	H: 1 LOB: 1 BB: 0 P: 4	R: 0 E: 0 K: 1 S: 5	H: 0 LOB: 0 BB: 2 P: 13	1B: 3 2B: 2 3B: 0 HR: 1	SF: 0 SAC: 0 DP: 2 HBP: 0	WP: 0 PB: 0 SB: 0 CS: 0	PA: 35							
PITCHER	IP	WLS	BF	H	R	ER	SO	BB	IBB	HBP	BLK	WP	HR	S	P	ERA	WHIP										
Jim Gott, R (1, 1) ERA: 2.62	7.0	L	27	6	2	1	3	1	0	0	0	0	1	32	36	1.29	1.000										
Frank Williams, R (8, 1) ERA: 5.4	1.2		7	0	0	0	2	2	0	0	0	0	0	9	17	0.00	1.200										
Scott Garretts, R (9, 1) ERA: 1.72	0.1		1	0	0	0	0	0	0	0	0	0	0	1	1	0.00	0.000										

Batter	1	2	3	4	5	6	7	8	9	AB	R	H	RBI	BB	SO	LOB	BOTTOM										
Dan Gladden, R (1, 8) OBP: 0.310, SLG: 0.337	4-0 S BB		0-0 1B		0-3 K		0-3 K			3	0	1	0	1	2	0	New York Mets @ San Francisco Giants Candlestick Park, San Francisco, CA Thu May 30 1985, 6:33 AM EDT Att: 10,207 - Unknown										
Manny Trillo, R (1, 4) OBP: 0.287, SLG: 0.275	0-0 F4		0-0 G3			0-0 2B 1B		0-0 1-3		4	0	1	0	0	0	2											
Chili Davis, S (1, 9) OBP: 0.360, SLG: 0.461	0-3 K			0-0 F9 1B		0-0 1-3 2B		0-3 K		4	0	2	0	0	2	1											
Gary Rajsich, L (1, 3) OBP: 0.279, SLG: 0.291	0-3 K			0-0 1-2 1B		0-0 L3		0-0 F3		4	0	1	0	0	1	3											
Scott Garretts, R (9, 1)										0	0	0	0	0	0	0											
Jeffrey Leonard, R (1, 7) OBP: 0.241, SLG: 0.302		0-0 5-3		0-3 K		0-3 K		0-3 K		4	0	0	0	0	3	4											
Chris Brown, R (1, 5) OBP: 0.298, SLG: 0.341		0-0 L4		0-0 F9 2-3		0-3 K		0-3 K		4	0	0	0	0	2	4											
Alex Trevino, R (1, 2) OBP: 0.259, SLG: 0.302		0-0 6-3		0-3 K			0-0 HR		0-3 K	4	1	1	1	0	2	2											
Jose Uribe, S (1, 6) OBP: 0.248, SLG: 0.305			0-0 F6		0-0 L5		0-0 6-3			3	0	0	0	0	0	0											
Jim Gott, R (1, 1) OBP: 0.211, SLG: 0.526			0-3 K		0-3 K		0-0 5-3			2	0	0	0	0	2	0											
Duane Kuiper, L (7, PH) OBP: 0.500, SLG: 0.333										1	0	0	0	0	0	0											
Frank Williams, R (8, 1)										0	0	0	0	0	0	0											
Scot Thompson, L (9, 3) OBP: 0.196, SLG: 0.214										0	0	0	0	0	0	0											
Inning Stats	R: 0 E: 0 K: 2 S: 7	H: 0 LOB: 1 BB: 1 P: 11	R: 0 E: 0 K: 0 S: 3	H: 0 LOB: 0 BB: 0 P: 3	R: 0 E: 0 K: 1 S: 6	H: 1 LOB: 1 BB: 0 P: 6	R: 0 E: 0 K: 2 S: 9	H: 2 LOB: 2 BB: 0 P: 9	R: 0 E: 0 K: 2 S: 9	H: 0 LOB: 0 BB: 0 P: 7	R: 1 E: 0 K: 1 S: 6	H: 1 LOB: 0 BB: 0 P: 6	R: 0 E: 0 K: 1 S: 5	H: 0 LOB: 0 BB: 0 P: 5	R: 0 E: 0 K: 3 S: 9	H: 0 LOB: 0 BB: 0 P: 9	1B: 4 2B: 1 3B: 0 HR: 1	SF: 0 SAC: 0 DP: 0 HBP: 0	WP: 0 PB: 0 SB: 1 CS: 0	PA: 34							
PITCHER	IP	WLS	BF	H	R	ER	SO	BB	IBB	HBP	BLK	WP	HR	S	P	ERA	WHIP										
Dwight Gooden, R (1, 1) ERA: 1.79	9.0	W	34	6	1	1	14	1	0	0	0	0	1	61	65	1.00	0.778										

AB	32
R	2
H	6
RBI	2
BB	3
SO	5
LOB	11



AB	33
R	1
H	6
RBI	1
BB	1
SO	14
LOB	16



Batter	1	2	3	4	5	6	7	8	9	AB	R	H	RBI	BB	SO	LOB	TOP			
Jeff Stone, L OBP: 0.287, SLG: 0.320 (1, 7)	F7		4-3			1-3		1-3		4	0	0	0	0	0	0	Philadelphia Phillies @ San Francisco Giants Candlestick Park, San Francisco, CA Fri May 31 1985, 10:05 PM EDT Att: 7,755 - Unknown			
Rick Schu, R OBP: 0.250, SLG: 0.182 (1, 5)	F7			F8		K		HR		4	1	1	0	0	1	0				
Juan Samuel, R OBP: 0.271, SLG: 0.382 (1, 4)				S			F9	HR		4	1	3	2	0	0	0				
Mike Schmidt, R OBP: 0.305, SLG: 0.383 (1, 3)	F8			K		1-3		K		4	0	0	0	0	2	2				
Von Hayes, L OBP: 0.403, SLG: 0.448 (1, 8)		G3		K			E		G5-4-3	3	1	1	0	1	1	1				
Glenn Wilson, R OBP: 0.296, SLG: 0.431 (1, 9)	F9				F2		E5		G5-4-3	4	0	0	0	0	0	1				
Ozzie Virgil, R OBP: 0.375, SLG: 0.481 (1, 2)					K			IBB		3	0	0	0	1	3	0				
Steve Jeltz, S OBP: 0.265, SLG: 0.196 (1, 6)			4-3							2	0	0	0	0	0	0				
Tim Corcoran, L OBP: 0.342, SLG: 0.296 (7, PH)					4-3					1	0	0	0	0	0	2				
Luis Aguayo, R OBP: 0.317, SLG: 0.353 (7, 6)							G3			0	0	0	0	0	0	0				
Charles Hudson, S (8, PH)										2	0	0	0	0	1	0				
Greg Gross, L OBP: 0.259, SLG: 0.280 (8, PH)			F9					F7		1	0	0	0	0	0	0				
Larry Andersen, R (8, 1)										0	0	0	0	0	0	0				
Don Carman, L (8, 1)										0	0	0	0	0	0	0				
Inning Stats	R: 0 E: 0 K: 0 S: 4	H: 1 LOB: 1 BB: 0 P: 4	R: 0 E: 0 K: 1 S: 5	H: 0 LOB: 0 BB: 0 P: 5	R: 0 E: 0 K: 0 S: 3	H: 0 LOB: 0 BB: 0 P: 3	R: 0 E: 0 K: 2 S: 8	H: 1 LOB: 1 BB: 0 P: 8	R: 0 E: 0 K: 1 S: 5	H: 0 LOB: 0 BB: 0 P: 5	R: 1 E: 1 K: 0 S: 4	H: 0 LOB: 2 BB: 2 P: 12	R: 2 E: 0 K: 1 S: 7	H: 2 LOB: 0 BB: 0 P: 7	R: 0 E: 0 K: 1 S: 5	H: 1 LOB: 0 BB: 0 P: 5	1B: 4 2B: 0 3B: 0 HR: 1	SF: 0 SAC: 0 DP: 1 HBP: 0	WP: 0 PB: 0 SB: 1 CS: 0	PA: 34
PITCHER	IP WLS BF H R ER SO BB IBB HBP BLK WP HR S P ERA WHIP																			
Mike Krukow, R ERA: 1.78 (1, 1)	8.0 W 31 4 3 2 7 1 1 0 0 0 1 43 51 2.25 0.625																			
Mark Davis, L ERA: 2.32 (9, 1)	1.0 S 3 1 0 0 1 0 0 0 0 0 0 5 5 0.00 1.000																			

Batter	1	2	3	4	5	6	7	8	9	AB	R	H	RBI	BB	SO	LOB	BOTTOM			
Dan Gladden, R OBP: 0.304, SLG: 0.329 (1, 8)	F3		F3			6-3		K		4	0	0	0	0	1	0	Philadelphia Phillies @ San Francisco Giants Candlestick Park, San Francisco, CA Fri May 31 1985, 10:05 PM EDT Att: 7,755 - Unknown			
Manny Trillo, R OBP: 0.287, SLG: 0.274 (1, 4)	F7			5-3		K				4	0	1	0	0	1	0				
Chili Davis, S OBP: 0.369, SLG: 0.497 (1, 9)								SH1		4	2	3	1	0	1	1				
Gary Rajsich, L OBP: 0.270, SLG: 0.281 (1, 3)	4-3			6-3				HR		2	0	0	0	0	0	1				
Jeffrey Leonard, R OBP: 0.243, SLG: 0.299 (1, 7)			F7		6-3					2	1	0	0	1	0	1				
Bob Brenly, R OBP: 0.264, SLG: 0.343 (1, 2)			F4			5-3		F7		3	0	0	0	0	0	2				
Ricky Adams, R OBP: 0.333, SLG: 1.333 (1, 5)			F9			6-3				3	1	1	3	0	0	0				
Jose Uribe, S OBP: 0.243, SLG: 0.298 (1, 6)				4-3		4-3		F7		3	0	0	0	0	0	0				
Mike Krukow, R OBP: 0.200, SLG: 0.316 (1, 1)										2	0	0	0	0	0	0				
Scot Thompson, L OBP: 0.193, SLG: 0.211 (8, PH)										1	0	0	0	0	1	0				
Mark Davis, L OBP: 0.250, SLG: 0.750 (9, 1)								K		0	0	0	0	0	0	0				
Inning Stats	R: 1 E: 0 K: 0 S: 4	H: 1 LOB: 0 BB: 0 P: 4	R: 0 E: 0 K: 0 S: 3	H: 0 LOB: 0 BB: 0 P: 3	R: 0 E: 0 K: 0 S: 3	H: 0 LOB: 0 BB: 0 P: 3	R: 0 E: 0 K: 1 S: 5	H: 1 LOB: 1 BB: 0 P: 4	R: 0 E: 0 K: 0 S: 5	H: 0 LOB: 0 BB: 0 P: 5	R: 3 E: 0 K: 0 S: 5	H: 2 LOB: 0 BB: 1 P: 9	R: 0 E: 0 K: 3 S: 10	H: 1 LOB: 1 BB: 0 P: 10	R: 0 E: 0 K: 1 S: 5	H: 0 LOB: 0 BB: 0 P: 5	1B: 2 2B: 1 3B: 0 HR: 2	SF: 0 SAC: 1 DP: 0 HBP: 0	WP: 0 PB: 0 SB: 0 CS: 0	PA: 30
PITCHER	IP WLS BF H R ER SO BB IBB HBP BLK WP HR S P ERA WHIP																			
Charles Hudson, R ERA: 3.18 (1, 1)	7.0 L 26 4 4 4 1 0 0 0 0 0 0 2 27 31 5.14 0.571																			
Larry Andersen, R ERA: 4.55 (8, 1)	0.2 3 1 0 0 2 0 0 0 0 0 0 7 7 0.00 1.500																			
Don Carman, L ERA: 0.96 (8, 1)	0.1 1 0 0 0 1 0 0 0 0 0 0 3 3 0.00 0.000																			

Batter	1	2	3	4	5	6	7	8	9	AB	R	H	RBI	BB	SO	LOB	TOP										
Jeff Stone, L OBP: 0.300, SLG: 0.341 (1, 7)										4	1	3	0	0	0	0	Philadelphia Phillies @ San Francisco Giants Candlestick Park, San Francisco, CA Sat Jun 01 1985, 6:33 AM EDT Att: 21,313 - Unknown										
Von Hayes, L OBP: 0.395, SLG: 0.437 (1, 8)										4	0	0	0	0	2	3											
Juan Samuel, R OBP: 0.271, SLG: 0.385 (1, 4)										4	0	1	0	0	0	2											
Mike Schmidt, R OBP: 0.309, SLG: 0.386 (1, 3)										4	0	2	1	0	1	2											
Ozzie Virgil, R OBP: 0.372, SLG: 0.474 (1, 2)										4	0	1	0	0	1	2											
Glenn Wilson, R OBP: 0.289, SLG: 0.421 (1, 9)										4	0	0	0	0	0	2											
Rick Schu, R OBP: 0.313, SLG: 0.214 (1, 5)										3	0	1	0	1	0	0											
Steve Jeltz, S OBP: 0.260, SLG: 0.191 (1, 6)										2	0	0	0	0	1	1											
John Wockenfuss, R OBP: 0.299, SLG: 0.130 (7, PH)										1	0	0	0	0	1	1											
Luis Aguayo, R OBP: 0.317, SLG: 0.353 (7, 6)										0	0	0	0	0	0	0											
Steve Carlton, L OBP: 0.150, SLG: 0.211 (1, 1)										2	0	0	0	0	1	1											
Tim Corcoran, L OBP: 0.339, SLG: 0.293 (7, PH)										1	0	0	0	0	0	1											
Larry Andersen, R (7, 1)										0	0	0	0	0	0	0											
Inning Stats	R: 0 E: 0 K: 2 S: 8	H: 1 LOB: 1 BB: 0 P: 8	R: 0 E: 0 K: 0 S: 3	H: 1 LOB: 0 BB: 0 P: 3	R: 0 E: 0 K: 1 S: 6	H: 1 LOB: 1 BB: 0 P: 6	R: 0 E: 0 K: 0 S: 4	H: 1 LOB: 1 BB: 0 P: 4	R: 0 E: 0 K: 1 S: 5	H: 1 LOB: 0 BB: 0 P: 5	R: 1 E: 0 K: 0 S: 5	H: 2 LOB: 1 BB: 0 P: 5	R: 0 E: 0 K: 1 S: 5	H: 0 LOB: 1 BB: 1 P: 9	R: 0 E: 0 K: 1 S: 6	H: 1 LOB: 0 BB: 0 P: 6	R: 0 E: 0 K: 1 S: 5	H: 0 LOB: 0 BB: 0 P: 5	1B: 6 2B: 2 3B: 0 HR: 0	SF: 0 SAC: 0 DP: 2 HBP: 0	WP: 2 PB: 0 SB: 1 CS: 0	PA: 34					
PITCHER	IP	WLS	BF	H	R	ER	SO	BB	IBB	HBP	BLK	WP	HR	S	P	ERA	WHIP										
Atlee Hamaker, L ERA: 2.77 (1, 1)	6.1	W	25	7	1	1	4	1	0	0	0	0	0	32	36	1.42	1.263										
Scott Garrelts, R ERA: 1.59 (7, 1)	0.2		2	0	0	0	1	0	0	0	0	1	0	4	4	0.00	0.000										
Mark Davis, L ERA: 2.27 (8, 1)	0.2	S	3	1	0	0	1	0	0	0	0	0	0	5	5	0.00	1.500										
Greg Minton, R ERA: 2.52 (8, 1)	1.1	S	4	0	0	0	1	0	0	0	0	0	0	6	6	0.00	0.000										

Batter	1	2	3	4	5	6	7	8	9	AB	R	H	RBI	BB	SO	LOB	BOTTOM										
Ricky Adams, R OBP: 0.429, SLG: 0.857 (1, 5)										4	0	2	1	0	0	0	Philadelphia Phillies @ San Francisco Giants Candlestick Park, San Francisco, CA Sat Jun 01 1985, 6:33 AM EDT Att: 21,313 - Unknown										
Manny Trillo, R OBP: 0.291, SLG: 0.275 (1, 4)										3	0	1	0	1	0	1											
Chili Davis, S OBP: 0.368, SLG: 0.493 (1, 9)										3	0	1	0	0	0	2											
Jeffrey Leonard, R OBP: 0.244, SLG: 0.317 (1, 7)										3	1	1	1	0	0	2											
Joel Youngblood, R OBP: 0.279, SLG: 0.211 (1, 8)										3	0	1	0	0	0	2											
David Green, R OBP: 0.242, SLG: 0.233 (1, 3)										3	0	0	0	0	0	1											
Mark Davis, L OBP: 0.250, SLG: 0.750 (8, 1)										0	0	0	0	0	0	0											
Greg Minton, S (8, 1)										0	0	0	0	0	0	0											
Bob Brenly, R OBP: 0.258, SLG: 0.333 (1, 2)										3	0	0	0	0	0	0											
Jose Uribe, S OBP: 0.245, SLG: 0.293 (1, 6)										2	1	0	0	1	0	0											
Atlee Hamaker, S (1, 1)										1	0	0	0	0	0	0											
Scott Garrelts, R (7, 1)										0	0	0	0	0	0	0											
Gary Rajsich, L OBP: 0.266, SLG: 0.276 (8, 3)										1	0	0	0	0	0	0											
Inning Stats	R: 0 E: 0 K: 0 S: 3	H: 1 LOB: 0 BB: 0 P: 3	R: 0 E: 0 K: 0 S: 3	H: 1 LOB: 0 BB: 0 P: 3	R: 1 E: 0 K: 0 S: 5	H: 2 LOB: 2 BB: 1 P: 9	R: 1 E: 0 K: 0 S: 4	H: 1 LOB: 0 BB: 0 P: 4	R: 0 E: 0 K: 0 S: 3	H: 0 LOB: 0 BB: 0 P: 3	R: 0 E: 0 K: 0 S: 3	H: 1 LOB: 1 BB: 1 P: 7	R: 0 E: 0 K: 0 S: 3	H: 0 LOB: 0 BB: 0 P: 3	R: 0 E: 0 K: 0 S: 3	H: 0 LOB: 0 BB: 0 P: 3	R: 0 E: 0 K: 0 S: 3	H: 0 LOB: 0 BB: 0 P: 3	1B: 5 2B: 0 3B: 0 HR: 1	SF: 0 SAC: 1 DP: 2 HBP: 0	WP: 0 PB: 0 SB: 0 CS: 1	PA: 29					
PITCHER	IP	WLS	BF	H	R	ER	SO	BB	IBB	HBP	BLK	WP	HR	S	P	ERA	WHIP										
Steve Carlton, L ERA: 2.24 (1, 1)	6.0	L	23	6	2	2	0	2	0	0	0	0	0	21	29	3.00	1.333										
Larry Andersen, R ERA: 4.25 (7, 1)	2.0		6	0	0	0	0	0	0	0	0	0	0	6	6	0.00	0.000										



Batter	1	2	3	4	5	6	7	8	9	AB	R	H	RBI	BB	SO	LOB	TOP										
Jeff Stone, L (1, 7) OBP: 0.301, SLG: 0.336 Garry Maddox, R (7, PH) OBP: 0.308, SLG: 0.350 (7, 8)	0-0 6-3		0-0 L5		4-0 BB		0-3 K			2	0	0	0	1	0	0											
Von Hayes, L (1, 8) OBP: 0.392, SLG: 0.429 (7, 7)	4-0 FC6-4 BB		0-0 F8		0-0 4-3			0-0 F2		3	0	0	0	1	0	2											
Juan Samuel, R (1, 4) OBP: 0.271, SLG: 0.379	0-0 FC6-4 CS			0-0 F8		4-0 CS BB		0-3 K		3	0	0	0	1	1	1											
Mike Schmidt, R (1, 3) OBP: 0.308, SLG: 0.378	0-0 CS	4-0 BB BB		0-0 L7		0-3 K		0-3 K		3	0	0	0	1	2	1											
Bo Diaz, R (1, 2) OBP: 0.176, SLG: 0.125		0-0 F9		0-0 F9		4-0 BB			0-0 F8		3	0	0	0	1	0	1										
Glenn Wilson, R (1, 9) OBP: 0.282, SLG: 0.411		0-3 K			0-0 F2		0-0 F4		0-0 F3		4	0	0	0	0	1	2										
Rick Schu, R (1, 5) OBP: 0.350, SLG: 0.353		4-0 BB			0-0 SH2-4 3B		0-3 K		0-3 K		3	1	1	0	1	2	0										
Steve Jeltz, S (1, 6) OBP: 0.257, SLG: 0.189 Derrel Thomas, S (7, PH) OBP: 0.222, SLG: 0.125 (7, 6)		0-0 F9			0-0 SH2-4		0-3 K			1	0	0	1	0	0	2											
Shane Rawley, R (1, 1) OBP: 0.150, SLG: 0.056 Greg Gross, L (7, PH) OBP: 0.273, SLG: 0.280 Larry Andersen, R (7, 1) Don Carman, L (7, 1)			0-3 K			3-H 4-0 BB		4-0 BB		1	0	0	0	1	1	0											
Inning Stats	R: 0 E: 0 K: 0 S: 2	H: 0 LOB: 0 BB: 1 P: 6	R: 0 E: 0 K: 1 S: 5	H: 0 LOB: 2 BB: 2 P: 13	R: 0 E: 0 K: 1 S: 5	H: 0 LOB: 0 BB: 0 P: 5	R: 0 E: 0 K: 0 S: 3	H: 0 LOB: 0 BB: 0 P: 3	R: 1 E: 0 K: 0 S: 4	H: 1 LOB: 2 BB: 2 P: 12	R: 0 E: 0 K: 1 S: 4	H: 0 LOB: 1 BB: 2 P: 12	R: 0 E: 0 K: 3 S: 9	H: 0 LOB: 1 BB: 1 P: 13	R: 0 E: 0 K: 2 S: 7	H: 0 LOB: 0 BB: 0 P: 7	R: 0 E: 0 K: 1 S: 5	H: 0 LOB: 0 BB: 0 P: 5	1B: 0 2B: 0 3B: 1 HR: 0	SF: 0 SAC: 1 DP: 0 HBP: 0	WP: 0 PB: 0 SB: 0 CS: 2	PA: 35					
PITCHER	IP	WLS	BF	H	R	ER	SO	BB	IBB	HBP	BLK	WP	HR	S	P	ERA	WHIP										
Vida Blue, L (1, 1) ERA: 5.11	5.0	W	20	1	1	1	2	5	0	0	0	0	0	19	39	1.80	1.200										
Frank Williams, R (6, 1) ERA: 4.5	1.2		7	0	0	0	3	3	0	0	0	0	0	10	22	0.00	1.800										
Mark Davis, L (7, 1) ERA: 2.12	2.1	S	7	0	0	0	4	0	0	0	0	0	0	15	15	0.00	0.000										

Philadelphia Phillies @ San Francisco Giants
Candlestick Park, San Francisco, CA
Sun Jun 02 1985, 6:33 AM EDT
Att: 13,799 - Unknown

AB 25
R 1
H 1
RBI 1
BB 8
SO 9
LOB 10



Batter	1	2	3	4	5	6	7	8	9	AB	R	H	RBI	BB	SO	LOB	BOTTOM										
Dan Gladden, R (1, 8) OBP: 0.303, SLG: 0.328	0-3 K		0-0 SH1-4 1B		0-3 K		0-0 E5 BLK			4	0	1	0	0	2	0											
Ricky Adams, R (1, 4) OBP: 0.333, SLG: 0.667 Gary Rajsich, L (7, PH) OBP: 0.266, SLG: 0.276 Manny Trillo, R (7, PH) OBP: 0.295, SLG: 0.275 (6, 4)	0-0 4-3		0-0 SH1-4		0-0 F7		3-H 4-0 BB			2	0	0	0	0	0	0											
Joel Youngblood, R (1, 9) OBP: 0.277, SLG: 0.214	0-0 F8		0-0 F3			0-0 E7 1B		0-3 K		4	0	1	0	0	1	3											
Jeffrey Leonard, R (1, 7) OBP: 0.239, SLG: 0.310		0-0 4-3	0-3 K			0-3 K		0-3 K		4	0	0	0	0	3	2											
Chris Brown, R (1, 5) OBP: 0.297, SLG: 0.338		0-0 1B 1B		0-0 5-3		0-0 F9		0-0 5-3		4	1	1	0	0	0	1											
David Green, R (1, 3) OBP: 0.245, SLG: 0.236 Mark Davis, L (7, 1) OBP: 0.200, SLG: 0.600		0-0 1B 1B		0-0 5-3		0-0 F9		0-3 K		3	0	1	0	0	0	1											
Bob Brenly, R (1, 2) OBP: 0.260, SLG: 0.333 (7, 3)		0-0 1B 1-3 2-H		0-0 1-3			0-0 6-3			3	0	1	1	0	0	0											
Jose Uribe, S (1, 6) OBP: 0.254, SLG: 0.304		4-0			0-0 F9		0-0 G3 E 2B			2	1	1	0	1	0	0											
Vida Blue, S (1, 1) Rob Deer, R (5, PH) OBP: 0.364, SLG: 0.700 Frank Williams, R (6, 1) Alex Trevino, R (7, 2) OBP: 0.254, SLG: 0.296		0-0 F2			0-0 HR		0-0 G3			1	0	0	0	0	0	2											
Inning Stats	R: 0 E: 0 K: 1 S: 5	H: 3 LOB: 2 BB: 1 P: 9	R: 0 E: 0 K: 1 S: 6	H: 1 LOB: 0 BB: 0 P: 6	R: 0 E: 0 K: 0 S: 3	H: 0 LOB: 0 BB: 0 P: 3	R: 1 E: 0 K: 1 S: 6	H: 1 LOB: 0 BB: 0 P: 6	R: 0 E: 1 K: 1 S: 6	H: 1 LOB: 1 BB: 0 P: 6	R: 1 E: 1 K: 1 S: 7	H: 1 LOB: 2 BB: 1 P: 11	R: 0 E: 0 K: 2 S: 7	H: 0 LOB: 0 BB: 0 P: 7	R: 0 E: 0 K: 1 S: 5	H: 0 LOB: 0 BB: 0 P: 5	1B: 5 2B: 1 3B: 0 HR: 1	SF: 0 SAC: 1 DP: 0 HBP: 0	WP: 0 PB: 0 SB: 0 CS: 0	PA: 33							
PITCHER	IP	WLS	BF	H	R	ER	SO	BB	IBB	HBP	BLK	WP	HR	S	P	ERA	WHIP										
Shane Rawley, L (1, 1) ERA: 3.61	6.0	L	24	6	2	2	4	0	0	0	0	0	0	31	35	3.00	1.000										
Larry Andersen, R (7, 1) ERA: 4.15	0.2		4	1	1	0	0	0	0	0	0	0	0	4	4	0.00	1.500										
Don Carman, L (7, 1) ERA: 0.9	1.1		5	0	0	0	3	1	0	0	1	0	0	10	14	0.00	0.750										

Philadelphia Phillies @ San Francisco Giants
Candlestick Park, San Francisco, CA
Sun Jun 02 1985, 6:33 AM EDT
Att: 13,799 - Unknown

AB 30
R 3
H 7
RBI 2
BB 2
SO 7
LOB 10



Batter	1	2	3	4	5	6	7	8	9	10	11	12	13	14	15	AB	R	H	RBI	BB	SO	LOB	TOP										
Tim Raines, S OBP: 0.346, SLG: 0.404 (1, 7)																7	0	2	0	0	1	2											
U.L. Washington, S OBP: 0.362, SLG: 0.424 (1, 4)																5	1	0	0	2	1	4											
Vance Law, R OBP: 0.335, SLG: 0.309 (1, 3)																7	0	1	0	0	3	3											
Hubie Brooks, R OBP: 0.308, SLG: 0.400 (1, 6)																6	1	2	0	1	1	2											
Tim Wallach, R OBP: 0.311, SLG: 0.410 (1, 5)																7	0	1	0	0	1	6											
Jim Wofford, R OBP: 0.273, SLG: 0.271 (1, 9)																6	1	1	1	0	0	2											
Miguel Dilone, S OBP: 0.269, SLG: 0.285 Sal Butera, R OBP: 0.276, SLG: 0.259 (1, 8) (7, 2)																3	0	1	1	0	1	1											
Mike Fitzgerald, R OBP: 0.327, SLG: 0.240 Herm Winningham, L OBP: 0.349, SLG: 0.368 (7, 8) (7, 8)																3	0	1	0	0	1	1											
Joe Hesketh, R OBP: 0.197, SLG: 0.190 Doug Mientkiewicz, R OBP: 0.287, SLG: 0.347 Tim Burke, R OBP: 0.287, SLG: 0.347 Terry Francona, L OBP: 0.337, SLG: 0.327 Jeff Beatty, R OBP: 0.333, SLG: 0.333 Steve Moustakas, R OBP: 0.333, SLG: 0.333 Randy St. Claire, R OBP: 0.333, SLG: 0.333 (1, 1) (7, PH) (7, 1) (9, PH) (8, 1) (12, PH) (12, 1)																2	0	0	0	0	2	1											
Inning Stats	R: 0 E: 0 K: 2 S: 7	H: 0 LOB: 0 BB: 0 P: 7	R: 2 E: 1 K: 2 S: 10	H: 3 LOB: 1 BB: 0 P: 10	R: 0 E: 0 K: 1 S: 5	H: 2 LOB: 2 BB: 1 P: 5	R: 0 E: 0 K: 1 S: 5	H: 0 LOB: 0 BB: 0 P: 5	R: 0 E: 0 K: 3 S: 9	H: 1 LOB: 1 BB: 1 P: 13	R: 0 E: 0 K: 0 S: 4	H: 1 LOB: 2 BB: 0 P: 4	R: 0 E: 0 K: 0 S: 6	H: 1 LOB: 1 BB: 0 P: 6	R: 0 E: 0 K: 1 S: 5	H: 0 LOB: 0 BB: 0 P: 5	R: 0 E: 0 K: 1 S: 4	H: 0 LOB: 2 BB: 1 P: 8	R: 0 E: 0 K: 1 S: 5	H: 0 LOB: 0 BB: 0 P: 5	R: 0 E: 0 K: 0 S: 3	H: 0 LOB: 0 BB: 0 P: 3	R: 0 E: 0 K: 2 S: 7	H: 0 LOB: 0 BB: 0 P: 7	R: 0 E: 0 K: 0 S: 3	H: 0 LOB: 0 BB: 0 P: 3	R: 2 E: 2 K: 0 S: 5	H: 1 LOB: 1 BB: 1 P: 9	1B: 8 2B: 2 3B: 0 HR: 0	SF: 0 SAC: 0 DP: 0 HBP: 0	WP: 1 PB: 0 CS: 0	PA: 59	
PITCHER	IP: 7.2 WLS: 1.88 BF: 32 H: 8 R: 2 ER: 1 SO: 9 BB: 0 IBB: 0 HBP: 0 BLK: 0 WP: 1 HR: 0 S: 49 P: 53 ERA: 1.17 WHIP: 1.174																																
Dave LaPoint, L ERA: 1.88 Scott Garrelts, R ERA: 1.62 Greg Minton, R ERA: 2.25 Frank Williams, R ERA: 4.0 (1, 1) (8, 1) (10, 1) (13, 1)																																	

Montreal Expos @ San Francisco Giants
Candlestick Park, San Francisco, CA
Mon Jun 03 1985, 6:33 AM EDT
Att: 3,288 - Unknown

AB: 56
R: 4
H: 10
RBI: 2
BB: 3
SO: 13
LOB: 23



Batter	1	2	3	4	5	6	7	8	9	10	11	12	13	14	15	AB	R	H	RBI	BB	SO	LOB	BOTTOM				
Dan Gladden, R OBP: 0.307, SLG: 0.332 (1, 8)																7	2	3	0	0	0	5					
Manny Trillo, R OBP: 0.291, SLG: 0.271 Joel Youngblood, R OBP: 0.271, SLG: 0.209 (1, 4) (15, PH)																6	0	1	1	0	1	3					
Chili Davis, S OBP: 0.362, SLG: 0.480 (1, 9)																4	0	0	1	1	0	1					
Jeffrey Leonard, R OBP: 0.232, SLG: 0.301 (1, 7)																5	0	0	0	0	0	0					
Chris Brown, R OBP: 0.291, SLG: 0.331 (1, 5)																6	0	1	0	0	0	0					
David Green, R OBP: 0.278, SLG: 0.228 Scott Garrelts, R ERA: 1.62 Greg Minton, R ERA: 2.25 Rob Deer, R OBP: 0.327, SLG: 0.327 Frank Williams, R ERA: 4.0 (1, 1) (8, 1) (10, 1) (13, 1)																3	0	0	0	0	1	0					
Bob Brenly, R OBP: 0.285, SLG: 0.331 (1, 2)																4	0	1	0	1	0	3					
José Uribe, S OBP: 0.257, SLG: 0.300 (1, 6)																5	0	1	0	1	0	2					
Dave LaPoint, L OBP: 0.333, SLG: 0.350 Scott Thompson, R OBP: 0.183, SLG: 0.200 (1, 1) (8, 3)																0	0	0	0	1	0	0					
Inning Stats	R: 1 E: 0 K: 0 S: 4	H: 1 LOB: 0 BB: 0 P: 4	R: 0 E: 0 K: 1 S: 6	H: 1 LOB: 1 BB: 0 P: 6	R: 1 E: 0 K: 0 S: 3	H: 1 LOB: 0 BB: 1 P: 7	R: 0 E: 0 K: 0 S: 3	H: 0 LOB: 0 BB: 0 P: 3	R: 0 E: 0 K: 0 S: 2	H: 0 LOB: 0 BB: 1 P: 6	R: 0 E: 0 K: 0 S: 3	H: 0 LOB: 1 BB: 0 P: 11	R: 0 E: 0 K: 1 S: 6	H: 0 LOB: 2 BB: 0 P: 6	R: 0 E: 0 K: 0 S: 3	H: 0 LOB: 0 BB: 0 P: 3	R: 0 E: 1 K: 0 S: 5	H: 1 LOB: 1 BB: 0 P: 5	R: 0 E: 0 K: 0 S: 3	H: 0 LOB: 0 BB: 0 P: 3	R: 0 E: 0 K: 1 S: 6	H: 1 LOB: 1 BB: 0 P: 6	1B: 8 2B: 0 3B: 0 HR: 0	SF: 1 SAC: 4 DP: 0 HBP: 0	WP: 1 PB: 0 CS: 1	PA: 57	
PITCHER	IP: 6.0 WLS: 1.85 BF: 22 H: 7 R: 2 ER: 2 SO: 1 BB: 0 IBB: 0 HBP: 0 BLK: 0 WP: 0 HR: 0 S: 23 P: 27 ERA: 3.00 WHIP: 0.833																										
Joe Hesketh, L ERA: 1.85 Tim Burke, R ERA: 2.2 Jeff Reardon, R ERA: 1.9 Randy St. Claire, R ERA: 1.04 (1, 1) (7, 1) (9, 1) (12, 1)																											

Montreal Expos @ San Francisco Giants
Candlestick Park, San Francisco, CA
Mon Jun 03 1985, 6:33 AM EDT
Att: 3,288 - Unknown

AB: 46
R: 2
H: 8
RBI: 2
BB: 5
SO: 3
LOB: 17



Batter	1	2	3	4	5	6	7	8	9	AB	R	H	RBI	BB	SO	LOB	TOP					
Tim Raines, S (1, 7) OBP: 0.349, SLG: 0.406	E7 6-3 SF9 1B		BB 1B		4-3			F6		4	1	2	0	0	0	1	Montreal Expos @ San Francisco Giants Candlestick Park, San Francisco, CA Tue Jun 04 1985, 6:33 AM EDT Att: 3,324 - Unknown livebaseballscorecards.com					
U L Washington, S (1, 4) OBP: 0.349, SLG: 0.412	6-3 2-3		FC6-4 BB			B1-3		4-3		3	0	0	0	1	0	1						
Vance Law, R (1, 3) OBP: 0.333, SLG: 0.310	SF9		FC6-4			K				3	0	1	1	0	1	2						
Hubie Brooks, R (1, 6) OBP: 0.307, SLG: 0.393	F8			1B BB		4-3				3	0	0	0	1	0	1						
Terry Francona, L (1, 9) OBP: 0.304, SLG: 0.358		K						F7		4	0	1	0	0	1	1						
Tim Wallach, R (1, 5) OBP: 0.305, SLG: 0.401	6-3		F3					K		4	0	0	0	0	1	2						
Herm Winningham, L (1, 8) OBP: 0.356, SLG: 0.376	K			CS 1B						3	0	2	0	0	1	0						
Sal Butera, R (1, 2) OBP: 0.258, SLG: 0.241			K					4-3		2	0	0	0	0	1	1						
Miguel Dilone, S (7, PH) OBP: 0.294, SLG: 0.260										1	0	0	0	0	0	1						
Mike Fitzgerald, R (7, 2) OBP: 0.327, SLG: 0.240										0	0	0	0	0	0	0						
Dan Schatzeder, L (1, 1) OBP: 0.231, SLG: 0.417			K					F8		2	0	0	0	0	1	1						
Tim Burke, R (7, 1)										0	0	0	0	0	0	0						
Steve Nicosia, R (7, 2) OBP: 0.167, SLG: 0.091										1	0	0	0	0	1	0						
Inning Stats	R: 1 E: 1 K: 0 S: 4	H: 1 LOB: 0 BB: 0 P: 4	R: 0 E: 0 K: 2 S: 7	H: 0 LOB: 0 BB: 7 P: 7	R: 0 E: 0 K: 2 S: 8	H: 1 LOB: 2 BB: 1 P: 12	R: 0 E: 0 K: 0 S: 2	H: 1 LOB: 0 BB: 1 P: 6	R: 0 E: 0 K: 0 S: 4	H: 0 LOB: 1 BB: 0 P: 4	R: 0 E: 0 K: 1 S: 5	H: 1 LOB: 1 BB: 0 P: 5	R: 0 E: 0 K: 1 S: 6	H: 0 LOB: 0 BB: 0 P: 6	R: 0 E: 0 K: 1 S: 5	H: 0 LOB: 0 BB: 0 P: 5	R: 0 E: 0 K: 0 S: 4	H: 1 LOB: 1 BB: 0 P: 4	1B: 6 2B: 0 3B: 0 HR: 0	SF: 1 SAC: 0 DP: 0 HBP: 0	WP: 1 PB: 0 SB: 1 CS: 1	PA: 34
PITCHER Jim Gott, R (1, 1) ERA: 2.25	IP: 9.0 WLS: W BF: 33 H: 6 R: 1 ER: 0 SO: 7 BB: 2 IBB: 0 HBP: 0 BLK: 0 WP: 1 HR: 0 S: 45 P: 53 ERA: 0.00 WHIP: 0.889															PITCHER						

Batter	1	2	3	4	5	6	7	8	9	AB	R	H	RBI	BB	SO	LOB	BOTTOM			
Dan Gladden, R (1, 8) OBP: 0.306, SLG: 0.335	F8			F8		E 2B	5-3			4	1	1	0	0	0	1	Montreal Expos @ San Francisco Giants Candlestick Park, San Francisco, CA Tue Jun 04 1985, 6:33 AM EDT Att: 3,324 - Unknown livebaseballscorecards.com			
Manny Trillo, R (1, 4) OBP: 0.290, SLG: 0.271	F3			F4		E1 1B	G3			4	0	1	0	0	0	1				
Chili Davis, S (1, 9) OBP: 0.359, SLG: 0.474	4-3			F8		K				4	0	1	0	0	1	1				
Jeffrey Leonard, R (1, 7) OBP: 0.233, SLG: 0.300		F7				2B 1B	F9			4	1	1	0	0	0	2				
Rob Deer, R (1, 3) OBP: 0.346, SLG: 0.625		5-3				F7				3	0	0	0	0	0	2				
Gary Rajsch, L (8, PH) OBP: 0.273, SLG: 0.271						F9				1	0	0	0	0	0	1				
Chris Brown, R (1, 5) OBP: 0.290, SLG: 0.324		1-3				1-3				3	1	0	0	1	0	2				
Alex Trevino, R (1, 2) OBP: 0.274, SLG: 0.321				F8		2B WP BB				2	2	1	0	1	0	0				
Jose Uribe, S (1, 6) OBP: 0.265, SLG: 0.322			K			FC 2B				3	0	2	3	0	1	0				
Jim Gott, R (1, 1) OBP: 0.182, SLG: 0.455			4-3			FC				3	0	0	0	0	1	2				
Inning Stats	R: 0 E: 0 K: 0 S: 3	H: 0 LOB: 0 BB: 0 P: 3	R: 0 E: 0 K: 0 S: 3	H: 0 LOB: 0 BB: 0 P: 3	R: 0 E: 0 K: 1 S: 5	H: 0 LOB: 0 BB: 0 P: 5	R: 0 E: 0 K: 0 S: 3	H: 0 LOB: 0 BB: 0 P: 3	R: 2 E: 0 K: 0 S: 7	H: 2 LOB: 1 BB: 1 P: 11	R: 1 E: 1 K: 1 S: 7	H: 2 LOB: 1 BB: 0 P: 7	R: 2 E: 0 K: 1 S: 7	H: 2 LOB: 1 BB: 1 P: 11	R: 0 E: 0 K: 0 S: 4	H: 1 LOB: 1 BB: 0 P: 4	1B: 3 2B: 4 3B: 0 HR: 0	SF: 0 SAC: 0 DP: 0 HBP: 0	WP: 1 PB: 0 SB: 0 CS: 0	PA: 33
PITCHER Dan Schatzeder, L (1, 1) ERA: 4.78	IP: 6.0 WLS: L BF: 25 H: 5 R: 5 ER: 5 SO: 3 BB: 2 IBB: 0 HBP: 0 BLK: 0 WP: 1 HR: 0 S: 29 P: 37 ERA: 7.50 WHIP: 1.167															PITCHER				
Tim Burke, R (7, 1) ERA: 2.05	IP: 2.0 WLS: L BF: 8 H: 2 R: 0 ER: 0 SO: 1 BB: 0 IBB: 0 HBP: 0 BLK: 0 WP: 0 HR: 0 S: 10 P: 10 ERA: 0.00 WHIP: 1.000															PITCHER				



Batter	1	2	3	4	5	6	7	8	9	AB	R	H	RBI	BB	SO	LOB	TOP
Tim Raines, S <small>OBP: 0.360, SLG: 0.410</small> (1, 7)										3 3 2 0 2 0 3	Montreal Expos @ San Francisco Giants Candlestick Park, San Francisco, CA <small>Wed Jun 05 1985, 6:33 AM EDT</small> <small>Att: 5,843 - Unknown</small>						
U L Washington, S <small>OBP: 0.360, SLG: 0.433</small> Hubie Brooks, R <small>OBP: 0.307, SLG: 0.389</small> (4, 6)									2 1 2 1 0 0 0 2 0 0 0 1 0 1								
Terry Francona, L <small>OBP: 0.328, SLG: 0.379</small> (9, 3)									5 0 3 3 0 0 2								
Dan Driessen, L <small>OBP: 0.341, SLG: 0.428</small> Jim Wohlford, R <small>OBP: 0.273, SLG: 0.271</small> (9, 9)									4 0 1 1 0 0 3 0 0 0 0 0 0 0								
Tim Wallach, R <small>OBP: 0.298, SLG: 0.391</small> (1, 5)									5 0 0 0 0 1 2								
Vance Law, R <small>OBP: 0.347, SLG: 0.317</small> (1, 4)									3 1 2 0 2 0 0								
Herm Winningham, L <small>OBP: 0.350, SLG: 0.369</small> (1, 8)									5 0 1 0 0 1 3								
Sal Butera, R <small>OBP: 0.257, SLG: 0.219</small> (1, 2)									3 0 0 1 1 0 2								
Mickey Mahler, S <small>OBP: 0.250, SLG: 0.250</small> (1, 1)									4 1 1 0 0 0 3								
Inning Stats	R: 1 H: 2 E: 0 LOB: 1 K: 0 BB: 0 S: 5 P: 5	R: 0 H: 0 E: 0 LOB: 0 K: 0 BB: 0 S: 3 P: 3	R: 2 H: 3 E: 0 LOB: 1 K: 0 BB: 0 S: 6 P: 6	R: 3 H: 4 E: 0 LOB: 2 K: 0 BB: 1 S: 6 P: 14	R: 0 H: 0 E: 0 LOB: 1 K: 0 BB: 1 S: 3 P: 7	R: 0 H: 1 E: 0 LOB: 2 K: 0 BB: 1 S: 4 P: 8	R: 0 H: 2 E: 0 LOB: 3 K: 1 BB: 1 S: 7 P: 11	R: 0 H: 0 E: 0 LOB: 0 K: 1 BB: 1 S: 5 P: 9	1B: 11 SF: 1 2B: 1 SAC: 1 3B: 0 DP: 0 HR: 0 HBP: 0	WP: 0 PA: 44 FB: 1 SB: 1 CS: 0							
PITCHER	IP WLS BF H R ER SO BB IBB HBP BLK WP HR S P ERA WHIP											IP WLS BF H R ER SO BB IBB HBP BLK WP HR S P ERA WHIP					
Mike Krukow, R <small>ERA: 2.26</small> Vida Blue, L <small>ERA: 4.91</small> Scott Garrelts, R <small>ERA: 1.53</small> Mark Davis, L <small>ERA: 2.06</small> (1, 1)	3.2 L 18 7 5 5 0 0 0 0 0 0 0 0 0 0 18 18 12.27 1.909											(4, 1) 2.1 13 3 1 1 0 4 0 0 0 0 0 0 9 25 3.86 3.000					
(7, 1) 2.0 9 2 0 0 1 1 0 0 0 0 0 0 10 14 0.00 1.500	(9, 1) 1.0 4 0 0 0 1 1 0 0 0 0 0 0 5 9 0.00 1.000											(1, 1) 1.0 4 0 0 0 1 1 0 0 0 0 0 0 5 9 0.00 1.000					

Batter	1	2	3	4	5	6	7	8	9	AB	R	H	RBI	BB	SO	LOB	BOTTOM
Dan Gladden, R <small>OBP: 0.305, SLG: 0.333</small> (1, 8)										4 0 1 0 0 0 0	Montreal Expos @ San Francisco Giants Candlestick Park, San Francisco, CA <small>Wed Jun 05 1985, 6:33 AM EDT</small> <small>Att: 5,843 - Unknown</small>						
Manny Trillo, R <small>OBP: 0.291, SLG: 0.267</small> Scott Garrelts, R <small>ERA: 4.91</small> (7, 1)									2 0 0 0 1 0 1 0 0 0 0 0 0 0 0 0 0 0 0 0 0 1 0 0 0 0 1 0								
Chili Davis, S <small>OBP: 0.351, SLG: 0.463</small> (1, 9)									4 0 0 0 0 1 1								
Jeffrey Leonard, R <small>OBP: 0.229, SLG: 0.295</small> (1, 7)									3 0 0 0 0 0 1								
Rob Deer, R <small>OBP: 0.345, SLG: 0.577</small> (1, 3)									2 0 0 0 1 1 0								
Chris Brown, R <small>OBP: 0.285, SLG: 0.317</small> (1, 5)									3 0 0 0 0 1 1								
Alex Trevino, R <small>OBP: 0.262, SLG: 0.305</small> (1, 2)									3 0 0 0 0 1 0								
Jose Uribe, S <small>OBP: 0.260, SLG: 0.315</small> (1, 6)									3 0 0 0 0 0 0								
Mike Krukow, R <small>OBP: 0.190, SLG: 0.300</small> Vida Blue, S <small>ERA: 4.91</small> Ricky Adams, R <small>OBP: 0.273, SLG: 0.545</small> (7, 4)									1 0 0 0 0 0 0 0 0 0 0 0 0 0 2 0 0 0 0 1 0								
Inning Stats	R: 0 H: 0 E: 0 LOB: 1 K: 0 BB: 1 S: 3 P: 7	R: 0 H: 0 E: 0 LOB: 0 K: 2 BB: 0 S: 7 P: 7	R: 0 H: 1 E: 0 LOB: 1 K: 0 BB: 0 S: 4 P: 4	R: 0 H: 0 E: 0 LOB: 0 K: 1 BB: 0 S: 5 P: 5	R: 0 H: 0 E: 0 LOB: 0 K: 1 BB: 0 S: 5 P: 5	R: 0 H: 0 E: 0 LOB: 0 K: 0 BB: 0 S: 3 P: 3	R: 0 H: 0 E: 0 LOB: 1 K: 0 BB: 1 S: 3 P: 7	R: 0 H: 0 E: 0 LOB: 0 K: 1 BB: 0 S: 5 P: 5	1B: 1 SF: 0 2B: 0 SAC: 0 3B: 0 DP: 0 HR: 0 HBP: 0	WP: 0 PA: 30 FB: 0 SB: 0 CS: 0							
PITCHER	IP WLS BF H R ER SO BB IBB HBP BLK WP HR S P ERA WHIP											IP WLS BF H R ER SO BB IBB HBP BLK WP HR S P ERA WHIP					
Mickey Mahler, L <small>ERA: 1.53</small> (1, 1)	9.0 W 30 1 0 0 6 2 0 0 0 0 0 0 40 48 0.00 0.333											(1, 1) 9.0 W 30 1 0 0 6 2 0 0 0 0 0 0 40 48 0.00 0.333					



Batter	1	2	3	4	5	6	7	8	9	AB	R	H	RBI	BB	SO	LOB	TOP										
Dan Gladden, R OBP: 0.299, SLG: 0.327	F9		B1-3		6-3		F9			4	0	0	0	0	0	1	San Francisco Giants @ Houston Astros Astrodome, Houston, TX Fri Jun 07 1985, 8:05 PM EDT Att: 11,202 - Unknown										
Manny Trillo, R OBP: 0.285, SLG: 0.261	P5		4-3			F8		P3	4	0	0	0	0	0	0												
Chili Davis, S OBP: 0.354, SLG: 0.463	BLK 1B			0-6 1B		F8		4-3	4	0	2	0	0	0	0												
Jeffrey Leonard, R OBP: 0.230, SLG: 0.294	L8			9-6 1-2		1B		P4	4	0	1	0	0	0	2												
Gary Rajsich, L OBP: 0.286, SLG: 0.262		FC6-4 BB		1B BB		F8		K	2	0	0	0	2	1	1												
Ricky Adams, R OBP: 0.333, SLG: 0.533	FC6-4 1-2			1B			5-3	4-3 WP 1B	4	0	2	0	0	0	1												
Alex Trevino, R OBP: 0.265, SLG: 0.355 Scot Thompson, L OBP: 0.180, SLG: 0.197	K			L5			HR	4-3	3	1	1	1	0	1	3												
Jose Uribe, S OBP: 0.253, SLG: 0.307	F7				P6		F9	4-3	4	0	0	0	0	0	2												
Atlee Hamaker, S Duane Kuiper, L OBP: 0.600, SLG: 0.500 Frank Williams, R Greg Minton, S			K		K		1B		2	0	0	0	0	2	0												
Inning Stats	R: 0 E: 0 K: 0 S: 4	H: 1 LOB: 1 BB: 0 P: 4	R: 0 E: 0 K: 1 S: 5	H: 0 LOB: 1 BB: 1 P: 9	R: 0 E: 0 K: 1 S: 5	H: 0 LOB: 0 BB: 0 P: 5	R: 0 E: 0 K: 0 S: 4	H: 2 LOB: 2 BB: 1 P: 8	R: 0 E: 0 K: 1 S: 5	H: 1 LOB: 1 BB: 0 P: 4	R: 1 E: 0 K: 0 S: 5	H: 2 LOB: 1 BB: 0 P: 5	R: 0 E: 0 K: 0 S: 3	H: 0 LOB: 0 BB: 0 P: 3	R: 0 E: 0 K: 1 S: 6	H: 1 LOB: 1 BB: 0 P: 6		1B: 6 2B: 1 3B: 0 HR: 1	SF: 0 SAC: 0 DP: 1 HBP: 0	WP: 1 PB: 0 SB: 0 CS: 0	PA: 35						
PITCHER	IP	WLS	BF	H	R	ER	SO	BB	IBB	HBP	BLK	WP	HR	S	P	ERA	WHIP										
Mike Scott, R ERA: 3.13	8.1	W	33	7	1	1	4	2	0	0	1	0	1	39	47	1.08	1.080										
Dave Smith, R ERA: 1.71	0.2	S	2	0	0	0	0	0	0	0	0	1	0	2	2	0.00	0.000										

Batter	1	2	3	4	5	6	7	8	9	AB	R	H	RBI	BB	SO	LOB	BOTTOM										
Bill Doran, S OBP: 0.363, SLG: 0.411	5-3		SF8 BB 1-2		4-3		1-2 2-3 1B			3	0	1	0	1	0	1	San Francisco Giants @ Houston Astros Astrodome, Houston, TX Fri Jun 07 1985, 8:05 PM EDT Att: 11,202 - Unknown										
Enos Cabell, R OBP: 0.340, SLG: 0.400 Denny Walling, L OBP: 0.333, SLG: 0.422	G6-4-3 BB		1-2 2-3 BB		1B 2B		K		1	1	1	1	2	0	0												
Phil Garner, R OBP: 0.298, SLG: 0.351	G6-4-3 1-2		SF8		1B		1-3		3	0	1	2	0	0	4												
Kevin Bass, S OBP: 0.277, SLG: 0.415		4-3	F9			F7		6-3	4	0	0	0	0	0	2												
Jim Pankovits, R OBP: 0.373, SLG: 0.444		1-3		4-3		6-3		5-3	4	0	0	0	0	0	0												
Terry Puhl, L OBP: 0.331, SLG: 0.413		K		5-3		3-1		6-3	4	0	0	0	0	1	0												
Mark Bailey, S OBP: 0.333, SLG: 0.315			F9 1B	4-3		1B 1B BB			2	1	1	0	1	0	0												
Bert Pena, R OBP: 0.250, SLG: 0.375 Craig Reynolds, L OBP: 0.317, SLG: 0.414			F9		SH1-3 2B		1B 1B		2	1	1	0	0	0	1												
Mike Scott, R OBP: 0.100, SLG: 0.111 Dave Smith, R			BB SF8 1B		SH1-3		K		2	1	1	1	0	1	2												
Inning Stats	R: 0 E: 0 K: 0 S: 2	H: 0 LOB: 0 BB: 1 P: 6	R: 0 E: 0 K: 1 S: 5	H: 0 LOB: 0 BB: 0 P: 5	R: 2 E: 0 K: 0 S: 5	H: 2 LOB: 2 BB: 2 P: 13	R: 0 E: 0 K: 0 S: 3	H: 0 LOB: 0 BB: 0 P: 3	R: 2 E: 0 K: 0 S: 5	H: 3 LOB: 1 BB: 0 P: 5	R: 0 E: 0 K: 2 S: 9	H: 2 LOB: 3 BB: 1 P: 13	R: 0 E: 0 K: 0 S: 3	H: 0 LOB: 0 BB: 0 P: 3	R: 0 E: 0 K: 0 S: 3	H: 0 LOB: 0 BB: 0 P: 3		1B: 4 2B: 3 3B: 0 HR: 0	SF: 1 SAC: 1 DP: 1 HBP: 0	WP: 0 PB: 0 SB: 0 CS: 0	PA: 33						
PITCHER	IP	WLS	BF	H	R	ER	SO	BB	IBB	HBP	BLK	WP	HR	S	P	ERA	WHIP										
Atlee Hamaker, L ERA: 3.06	6.0	L	24	5	4	4	1	3	0	0	0	0	0	23	35	6.00	1.333										
Frank Williams, R ERA: 3.93	0.1		4	2	0	0	1	1	0	0	0	0	0	5	9	0.00	9.000										
Greg Minton, R ERA: 2.12	1.2		5	0	0	0	1	0	0	0	0	0	0	7	7	0.00	0.000										



Batter	1	2	3	4	5	6	7	8	9	AB	R	H	RBI	BB	SO	LOB	TOP								
Ricky Adams, R (1,4) OBP: 0.316, SLG: 0.474	0-3 K		0-3 K					0-3 K		4	0	1	0	0	3	4	San Francisco Giants @ Houston Astros Astrodome, Houston, TX Sat Jun 08 1985, 8:05 PM EDT Att: 24,675 - Unknown								
Bob Brenly, R (1,5) OBP: 0.265, SLG: 0.328	0-0 5-3		0-0 6-3					0-0 G6-4-3 1B		4	0	1	1	0	0	3									
Chili Davis, S (1,9) OBP: 0.352, SLG: 0.455	0-0 4-3							0-0 G3		3	0	0	0	1	1	0									
Jeffrey Leonard, R (1,7) OBP: 0.230, SLG: 0.293		0-0 5-3						0-0 F9		4	0	1	0	0	0	3									
Joel Youngblood, R (1,8) OBP: 0.250, SLG: 0.191		0-0 5-3						0-0 F7		4	0	0	0	0	0	1									
Rob Deer, R (1,3) OBP: 0.303, SLG: 0.500		0-0 5-3						0-3 K		4	0	0	0	0	3	1									
Alex Trevino, R (1,2) OBP: 0.268, SLG: 0.344 Gary Rajsich, L (8, PH) OBP: 0.296, SLG: 0.262			4-0 FC3-6 1B BB					0-0 5-3		2	0	0	0	1	1	0									
Jose Uribe, S (1,6) OBP: 0.259, SLG: 0.312			0-0 FC3-6 1B					0-0 1B 1B		4	1	2	0	0	0	1									
Bill Laskey, R (1,1) OBP: 0.133, SLG: 0.071 Dan Gladden, R (8, PH) OBP: 0.302, SLG: 0.330 Mark Davis, L (8, 1) OBP: 0.200, SLG: 0.600			0-0 FC3-6					0-0 BB 1B		2	0	0	0	0	1	2									
			1-2 2-3					0-3 K		1	0	1	0	0	0	0									
Inning Stats	R: 0 E: 0 K: 1 S: 5	H: 0 LOB: 0 BB: 0 P: 5	R: 0 E: 0 K: 0 S: 3	H: 0 LOB: 0 BB: 0 P: 3	R: 0 E: 0 K: 1 S: 6	H: 1 LOB: 2 BB: 1 P: 10	R: 0 E: 0 K: 2 S: 8	H: 1 LOB: 1 BB: 0 P: 8	R: 0 E: 0 K: 0 S: 7	H: 0 LOB: 0 BB: 0 P: 7	R: 0 E: 0 K: 0 S: 3	H: 1 LOB: 0 BB: 0 P: 3	R: 0 E: 0 K: 1 S: 5	H: 0 LOB: 0 BB: 0 P: 5	R: 1 E: 0 K: 1 S: 8	H: 3 LOB: 3 BB: 1 P: 12	R: 0 E: 0 K: 1 S: 5	H: 0 LOB: 1 BB: 1 P: 9	1B: 6 2B: 0 3B: 0 HR: 0	SF: 0 SAC: 0 DP: 1 HBP: 0	WP: 0 PB: 0 SB: 1 CS: 1	PA: 35			
PITCHER	IP	WLS	BF	H	R	ER	SO	BB	IBB	HBP	BLK	WP	HR	S	P	ERA	WHIP								
Nolan Ryan, R (1,1) ERA: 3.11	7.0	W	24	3	0	0	7	1	0	0	0	0	0	37	41	0.00	0.571								
Frank DiPino, L (8, 1) ERA: 3.69	0.2		6	3	1	1	1	1	0	0	0	0	0	7	11	13.50	6.000								
Dave Smith, R (8, 1) ERA: 1.64	1.1	S	5	0	0	0	1	1	0	0	0	0	0	6	10	0.00	0.750								

AB	32
R	1
H	6
RBI	1
BB	3
SO	9
LOB	15



Batter	1	2	3	4	5	6	7	8	9	AB	R	H	RBI	BB	SO	LOB	BOTTOM								
Bill Doran, S (1,4) OBP: 0.361, SLG: 0.408	0-0 2B 1B		0-0 4-3					0-3 K		4	1	1	0	0	1	0	San Francisco Giants @ Houston Astros Astrodome, Houston, TX Sat Jun 08 1985, 8:05 PM EDT Att: 24,675 - Unknown								
Craig Reynolds, L (1,6) OBP: 0.315, SLG: 0.416	0-0 4-3 1H SF9 2B		0-0 3-1					0-0 4-3		4	1	1	1	0	0	0									
Kevin Bass, S (1,7) OBP: 0.270, SLG: 0.403	0-0 4-3							0-0 F9		4	1	0	0	0	0	1									
Denny Walling, L (1,5) OBP: 0.333, SLG: 0.423	0-0 SF9							0-0 F5		2	0	1	2	0	0	0									
Jerry Mumphrey, S (1,8) OBP: 0.313, SLG: 0.357 Chris Jones, L (8, 7)	0-0 4-3							0-0 4-3		3	0	0	0	0	1	1									
Terry Puhl, L (1,9) OBP: 0.338, SLG: 0.421		0-0 1-3						4-0 S 1B BB		2	1	1	0	1	0	0									
Enos Cabell, R (1,3) OBP: 0.340, SLG: 0.398		0-0 6-3						0-0 WP S 1B		3	0	1	1	0	0	1									
Mark Bailey, S (1,2) OBP: 0.324, SLG: 0.305		0-0 F7						0-3 K		3	0	0	0	0	1	1									
Nolan Ryan, R (1,1) OBP: 0.100, SLG: 0.069 Jim Pankovits, R (7, PH) OBP: 0.367, SLG: 0.436 Frank DiPino, L (8, 1) OBP: 0.333, SLG: 0.333 Dave Smith, R (8, 1)			0-0 4-3					0-0 F7		2	0	0	0	0	0	0									
								0-0 F8		1	0	0	0	0	0	1									
								2-3		0	0	0	0	0	0	0									
Inning Stats	R: 2 E: 0 K: 0 S: 5	H: 2 LOB: 0 BB: 0 P: 5	R: 0 E: 0 K: 0 S: 3	H: 0 LOB: 0 BB: 0 P: 3	R: 0 E: 0 K: 0 S: 3	H: 0 LOB: 0 BB: 0 P: 3	R: 1 E: 1 K: 1 S: 7	H: 2 LOB: 1 BB: 0 P: 7	R: 0 E: 0 K: 0 S: 3	H: 0 LOB: 0 BB: 0 P: 3	R: 0 E: 0 K: 0 S: 3	H: 0 LOB: 0 BB: 0 P: 3	R: 1 E: 0 K: 1 S: 6	H: 1 LOB: 1 BB: 1 P: 10	R: 0 E: 0 K: 1 S: 5	H: 0 LOB: 0 BB: 0 P: 5	1B: 3 2B: 2 3B: 0 HR: 0	SF: 1 SAC: 0 DP: 0 HBP: 0	WP: 1 PB: 0 SB: 2 CS: 1	PA: 30					
PITCHER	IP	WLS	BF	H	R	ER	SO	BB	IBB	HBP	BLK	WP	HR	S	P	ERA	WHIP								
Bill Laskey, R (1,1) ERA: 4.14	7.0	L	27	5	4	3	2	1	0	0	0	0	0	30	34	3.86	0.857								
Mark Davis, L (8, 1) ERA: 2.0	1.0		3	0	0	0	1	0	0	0	0	0	0	5	5	0.00	0.000								



Batter	1	2	3	4	5	6	7	8	9	AB	R	H	RBI	BB	SO	LOB	TOP		
Dan Gladden, R (1, 8) OBP: 0.297, SLG: 0.323	F8			5-3		FC6-4		F8		4	0	0	0	0	0	1			
Jose Uribe, S (1, 6) OBP: 0.259, SLG: 0.310	3-1			S 1B		F2		5-3		4	0	1	0	0	0	1			
Chili Davis, S (1, 9) OBP: 0.345, SLG: 0.444	K			F9				P4		4	0	0	0	0	1	1			
Jeffrey Leonard, R (1, 7) OBP: 0.227, SLG: 0.289		5-3		5-3				F9		3	0	0	0	0	0	1			
Bob Brently, R (1, 5) OBP: 0.266, SLG: 0.328		F8			6-3			1B		3	0	1	0	0	0	0			
Rob Deer, R (1, 3) OBP: 0.278, SLG: 0.455		K		5-3				1-3		3	0	0	0	0	1	1			
Ricky Adams, R (1, 4) OBP: 0.273, SLG: 0.409			K		F8			K		3	0	0	0	0	2	0			
Alex Trevino, R (1, 2) OBP: 0.257, SLG: 0.328		5-3			6-3			F7		3	0	0	0	0	0	0			
Dave LaPoint, L (1, 1) OBP: 0.348, SLG: 0.333										1	0	0	0	1	0	0			
Greg Minton, S (7, 1)				4-3				1-4-3		0	0	0	0	0	0	0			
Scot Thompson, L (8, PH) OBP: 0.177, SLG: 0.194						FC6-4				1	0	0	0	0	0	0			
Scott Garretts, R (8, 1)						BB				0	0	0	0	0	0	0			
Inning Stats	R: 0 E: 0 K: 1 S: 5	H: 0 LOB: 0 BB: 0 P: 5	R: 0 E: 0 K: 1 S: 5	H: 0 LOB: 0 BB: 0 P: 5	R: 0 E: 0 K: 1 S: 5	H: 1 LOB: 1 BB: 0 P: 4	R: 0 E: 0 K: 0 S: 3	H: 0 LOB: 0 BB: 0 P: 3	R: 0 E: 0 K: 0 S: 3	H: 0 LOB: 1 BB: 1 P: 7	R: 0 E: 0 K: 0 S: 4	H: 1 LOB: 0 BB: 0 P: 4	R: 0 E: 0 K: 1 S: 5	H: 0 LOB: 0 BB: 0 P: 5	R: 0 E: 0 K: 0 S: 3	H: 0 LOB: 0 BB: 0 P: 3	1B: 2 2B: 0 3B: 0 HR: 0	SF: 0 SAC: 0 DP: 0 HBP: 0	WP: 0 PA: 30 PB: 0 SB: 1 CS: 0
PITCHER Joe Niekro, R (1, 1) ERA: 2.94	IP: 9.0 WLS: W BF: 30 H: 2 R: 0 ER: 0 SO: 4 BB: 1 IBB: 0 HBP: 0 BLK: 0 WP: 0 HR: 0 S: 37 P: 41 ERA: 0.00 WHIP: 0.333															PITCHER			

San Francisco Giants @ Houston Astros
Astrodome, Houston, TX
Sun Jun 09 1985, 8:05 PM EDT
Att: 9,667 - Unknown

AB 29
R 0
H 2
RBI 0
BB 1
SO 4
LOB 5



Batter	1	2	3	4	5	6	7	8	9	AB	R	H	RBI	BB	SO	LOB	BOTTOM		
Bill Doran, S (1, 4) OBP: 0.358, SLG: 0.404	L5		P4		P5		FC5-4 1B			4	0	1	0	0	0	0			
Enos Cabell, R (1, 3) OBP: 0.327, SLG: 0.381	F9		4-3		6-3		K			4	0	0	0	0	1	1			
Phil Garner, R (1, 5) OBP: 0.297, SLG: 0.349	FC5-4 1B		F9		P4		FC5-4 1-2			4	0	1	0	0	0	1			
Kevin Bass, S (1, 8) OBP: 0.269, SLG: 0.406	FC5-4 1-2			L9 1B 2B		K	5-3			4	1	1	0	0	1	2			
Jim Pankovits, R (1, 7) OBP: 0.375, SLG: 0.431		5-3		L9 1B		1B HR 1B		G6-4-3 BB		3	1	1	0	1	0	1			
Terry Puhl, L (1, 9) OBP: 0.348, SLG: 0.431		E4 3B 1B		BB CS 1B		1-2 HR 1B		P6		4	2	3	1	0	0	1			
Alan Ashby, S (1, 2) OBP: 0.366, SLG: 0.420		6-3		CS BB 1B		1-2 HR		G6-4-3 1-2		2	0	1	0	0	0	1			
Mark Bailey, S (5, 2) OBP: 0.327, SLG: 0.340				1-2 1B		1-H 2-H HR				2	1	1	3	0	0	1			
Craig Reynolds, L (1, 6) OBP: 0.322, SLG: 0.432				1-2 2-3 BB		G3				2	0	1	1	1	0	0			
Joe Niekro, R (1, 1) OBP: 0.207, SLG: 0.250		6-3		1-2 2-3 3-H K		6-3				3	0	0	0	0	1	4			
Inning Stats	R: 0 E: 0 K: 0 S: 4	H: 1 LOB: 1 BB: 0 P: 4	R: 1 E: 1 K: 0 S: 5	H: 2 LOB: 1 BB: 0 P: 5	R: 0 E: 0 K: 0 S: 3	H: 0 LOB: 0 BB: 0 P: 3	R: 1 E: 0 K: 1 S: 7	H: 3 LOB: 2 BB: 1 P: 11	R: 0 E: 0 K: 0 S: 3	H: 0 LOB: 0 BB: 0 P: 3	R: 3 E: 0 K: 1 S: 8	H: 3 LOB: 0 BB: 0 P: 8	R: 0 E: 0 K: 1 S: 6	H: 1 LOB: 1 BB: 0 P: 6	R: 0 E: 0 K: 0 S: 2	H: 0 LOB: 0 BB: 1 P: 6	1B: 7 2B: 1 3B: 1 HR: 1	SF: 0 SAC: 0 DP: 1 HBP: 0	WP: 0 PA: 34 PB: 0 SB: 0 CS: 3
PITCHER Dave LaPoint, L (1, 1) ERA: 2.32	IP: 6.0 WLS: L BF: 27 H: 9 R: 5 ER: 5 SO: 2 BB: 1 IBB: 0 HBP: 0 BLK: 0 WP: 0 HR: 1 S: 30 P: 34 ERA: 7.50 WHIP: 1.667															PITCHER			
Greg Minton, R (7, 1) ERA: 2.05	1.0 4 1 0 0 1 0 0 0 0 0 0 6 6 0.00 1.000																		
Scott Garretts, R (8, 1) ERA: 1.49	1.0 3 0 0 0 0 1 0 0 0 0 0 2 6 0.00 1.000																		

San Francisco Giants @ Houston Astros
Astrodome, Houston, TX
Sun Jun 09 1985, 8:05 PM EDT
Att: 9,667 - Unknown

AB 32
R 5
H 10
RBI 5
BB 2
SO 3
LOB 12



Batter	1	2	3	4	5	6	7	8	9	AB	R	H	RBI	BB	SO	LOB	TOP					
Dan Gladden, R OBP: 0.291, SLG: 0.317	0-3 K		0-0 4-3		0-0 6-3		0-0 6-3			4	0	0	0	0	1	0	San Francisco Giants @ Atlanta Braves Atlanta-Fulton County Stadium, Atlanta, GA Mon Jun 10 1985, 7:05 PM EDT Att: 9,193 - Cloudy - 90 F					
Manny Trillo, R OBP: 0.284, SLG: 0.261	0-0 G6-4-3 1B		0-0 E5		0-0 F9			0-0 F9		4	0	1	0	0	0	0						
Chili Davis, S OBP: 0.348, SLG: 0.443	0-0 G6-4-3 1-2		0-3 K			4-0 1B BB		0-0 G5-4-3 1B		3	0	1	0	1	1	2						
Jeffrey Leonard, R OBP: 0.227, SLG: 0.293		0-0 5-3		0-0 SH2-3 2B		0-0 F4		0-0 G5-4-3 1-2		4	0	1	0	0	0	2						
Bob Brently, R OBP: 0.273, SLG: 0.333		0-0 5-3		0-0 5-3		0-0 1-2 1B		0-0 G6-4-3 1B		4	0	2	0	0	0	1						
Rob Deer, R OBP: 0.325, SLG: 0.472		0-0 BB 1B		4-0 SH2-3 BB		0-3 K		0-0 G6-4-3 1B		3	0	2	0	1	1	2						
Alex Trevino, R OBP: 0.260, SLG: 0.319		4-0 1-2 BB		0-0 SH2-3 1-2 2-3		0-3 K		0-0 G6-4-3 1-2 2-3		2	0	0	0	1	1	4						
Jose Uribe, S OBP: 0.254, SLG: 0.304		0-0 F9		0-0 6-3			0-0 5-3		0-3 K	3	0	0	0	0	0	4						
Joel Youngblood, R OBP: 0.245, SLG: 0.188										1	0	0	0	0	1	1						
Jim Gott, R OBP: 0.183, SLG: 0.455			0-0 5-3		0-3 K					0	0	0	0	0	0	0						
Vida Blue, S										1	0	0	0	0	0	0						
David Green, R OBP: 0.262, SLG: 0.223										1	0	0	0	0	1	0						
Frank Williams, R OBP: 0.252, SLG: 0.315										0	0	0	0	0	0	0						
Chris Brown, R OBP: 0.220, SLG: 0.690										1	0	0	0	0	0	0						
Mark Davis, L OBP: 0.220, SLG: 0.690										0	0	0	0	0	0	0						
Scott Garretts, R OBP: 0.220, SLG: 0.690										0	0	0	0	0	0	0						
Inning Stats	R: 0 E: 0 K: 1 S: 5	H: 1 LOB: 0 BB: 0 P: 5	R: 0 E: 0 K: 0 S: 4	H: 1 LOB: 2 BB: 1 P: 8	R: 0 E: 1 K: 1 S: 6	H: 0 LOB: 1 BB: 0 P: 6	R: 0 E: 0 K: 0 S: 4	H: 1 LOB: 3 BB: 1 P: 8	R: 0 E: 0 K: 1 S: 5	H: 0 LOB: 0 BB: 0 P: 5	R: 0 E: 0 K: 2 S: 8	H: 1 LOB: 2 BB: 1 P: 12	R: 0 E: 0 K: 0 S: 3	H: 0 LOB: 0 BB: 0 P: 3	R: 0 E: 0 K: 0 S: 3	H: 1 LOB: 1 BB: 0 P: 3	R: 0 E: 0 K: 1 S: 6	H: 2 LOB: 1 BB: 0 P: 6	1B: 6 2B: 1 3B: 0 HR: 0	SF: 0 SAC: 1 DP: 3 HBP: 0	WP: 0 PB: 0 SB: 0 CS: 0	PA: 35
PITCHER	IP WLS BF H R ER SO BB IBB HBP BLK WP HR S P ERA WHIP	9.0 W 35 7 0 0 6 3 0 0 0 0 0 44 56 0.00 1.111															PITCHER	IP WLS BF H R ER SO BB IBB HBP BLK WP HR S P ERA WHIP				

AB	31
R	0
H	7
RBI	0
BB	3
SO	6
LOB	16



Batter	1	2	3	4	5	6	7	8	9	AB	R	H	RBI	BB	SO	LOB	BOTTOM			
Claudell Washington, L OBP: 0.332, SLG: 0.436	0-0 1B G3 2B		0-0 G3		0-0 F7		0-0 1B 2B		0-0 G6-4-3 1B	5	2	3	0	0	0	1	San Francisco Giants @ Atlanta Braves Atlanta-Fulton County Stadium, Atlanta, GA Mon Jun 10 1985, 7:05 PM EDT Att: 9,193 - Cloudy - 90 F			
Rafael Ramirez, R OBP: 0.296, SLG: 0.386	0-0 G3 1-2		0-0 F2		0-0 F7		0-0 1B SF8		0-0 G6-4-3 1-2	5	1	1	1	0	0	3				
Dale Murphy, R OBP: 0.404, SLG: 0.592	0-0 2B 1B		0-0 F4		0-0 F7		0-0 1B		0-3 K	5	1	2	0	0	1	0				
Bob Horner, R OBP: 0.304, SLG: 0.396	0-0 1B SF7		0-3 K		0-0 1B BB		0-0 SF8			3	1	2	2	0	1	0				
Chris Chambliss, L OBP: 0.297, SLG: 0.268	0-0 3-H 2B		0-3 K		0-3 K		0-3 K			0	0	0	0	0	0	0				
Terry Harper, R OBP: 0.314, SLG: 0.403	0-0 2B 1B		0-3 K		0-3 K		0-3 K			4	1	1	1	0	3	2				
Ken Oberkfell, L OBP: 0.321, SLG: 0.360	0-0 SF7		0-0 1B		4-0 1B BB		0-3 K			2	0	1	1	1	1	0				
Glenn Hubbard, R OBP: 0.338, SLG: 0.317	0-0 1-3 2B 1B		0-3 K		0-0 1-2 2-3 1B		0-0 6-3			4	1	2	0	0	1	1				
Larry Owen, R OBP: 0.706, SLG: 0.769	0-0 1-H 2B				4-0 FC1-8 BB		0-0 F6			3	0	2	2	1	0	3				
Zane Smith, L	0-0 4-3				0-0 FC1-6 1-2		0-0 G3		0-3 K	4	0	0	0	0	1	3				
Inning Stats	R: 5 E: 0 K: 0 S: 9	H: 6 LOB: 1 BB: 0 P: 9	R: 0 E: 0 K: 0 S: 3	H: 0 LOB: 0 BB: 0 P: 3	R: 0 E: 0 K: 3 S: 10	H: 1 LOB: 1 BB: 0 P: 10	R: 0 E: 0 K: 0 S: 3	H: 0 LOB: 1 BB: 1 P: 7	R: 0 E: 0 K: 1 S: 7	H: 2 LOB: 3 BB: 1 P: 11	R: 2 E: 0 K: 1 S: 8	H: 3 LOB: 0 BB: 0 P: 8	R: 0 E: 0 K: 2 S: 8	H: 1 LOB: 1 BB: 0 P: 8	R: 0 E: 0 K: 1 S: 5	H: 1 LOB: 0 BB: 0 P: 5	1B: 11 2B: 3 3B: 0 HR: 0	SF: 2 SAC: 0 DP: 1 HBP: 0	WP: 0 PB: 0 SB: 0 CS: 0	PA: 39
PITCHER	IP WLS BF H R ER SO BB IBB HBP BLK WP HR S P ERA WHIP	0.2 L 12 1 0 0 3 1 0 0 0 0 0 17 21 0.00 0.600															PITCHER	IP WLS BF H R ER SO BB IBB HBP BLK WP HR S P ERA WHIP		



Top half of the baseball scorecard. It contains 18 columns representing batters and 18 columns representing innings. Each cell contains a diamond diagram with various annotations (e.g., 'F2', 'K', 'SH1-4', 'FC6-4') and a small box with statistics. The right side of the top half features a summary table with columns for AB, R, H, RBI, BB, SO, LOB and a team logo for the San Francisco Giants.

Inning Stats table. It provides a detailed statistical breakdown for each of the 18 innings, including counts for Runs (R), Hits (H), Errors (E), Outs (O), Strikeouts (K), Walks (W), and Pitches (P).

PITCHER table. It lists the starting pitcher for each of the 18 innings, including their name, ERA, and WHIP.

Bottom half of the baseball scorecard. It contains 18 columns representing batters and 18 columns representing innings. Similar to the top half, it features diamond diagrams with annotations and statistical boxes. The right side includes a summary table with columns for AB, R, H, RBI, BB, SO, LOB and a team logo for the Atlanta Braves.


Inning Stats table. It provides a detailed statistical breakdown for each of the 18 innings, including counts for Runs (R), Hits (H), Errors (E), Outs (O), Strikeouts (K), Walks (W), and Pitches (P).

PITCHER table. It lists the starting pitcher for each of the 18 innings, including their name, ERA, and WHIP.


Batter	1	2	3	4	5	6	7	8	9	AB	R	H	RBI	BB	SO	LOB	TOP			
Dan Gladden, R (1, 8) OBP: 0.294, SLG: 0.315	B2-3		BB				G4-6-3			3	0	0	0	1	0	1	San Francisco Giants @ Atlanta Braves Atlanta-Fulton County Stadium, Atlanta, GA Wed Jun 12 1985, 7:05 PM EDT Att: 10,981 - Unknown			
Manny Trillo, R (1, 4) OBP: 0.290, SLG: 0.267	F8		BB					L9		3	0	1	0	1	0	0				
Gary Rajsich, L (1, 3) OBP: 0.310, SLG: 0.254	K		BB					F9		4	0	0	0	0	1	4				
Rob Deer, R (1, 9) OBP: 0.347, SLG: 0.429		F8						6-3		3	1	1	0	1	0	0				
Jeffrey Leonard, R (1, 7) OBP: 0.245, SLG: 0.301		L1-3					G6-4-3	F9		4	0	1	0	0	1	2				
Bob Brenly, R (1, 2) OBP: 0.288, SLG: 0.353		L1-3						5-3		3	1	1	2	1	0	1				
Chris Brown, R (1, 5) OBP: 0.281, SLG: 0.307			K					1B		4	0	1	0	0	2	1				
Jose Uribe, S (1, 6) OBP: 0.254, SLG: 0.301			BB					1B		4	0	3	0	0	0	0				
Atlee Hammaker, S (1, 1) Greg Minton, S (6, 1) Scot Thompson, L (9, PH) OBP: 0.172, SLG: 0.188			SH3-4					1-3		1	0	0	0	0	0	0				
Inning Stats	R: 0 E: 0 K: 1 S: 5	H: 0 LOB: 0 BB: 0 P: 5	R: 0 E: 0 K: 0 S: 3	H: 1 LOB: 0 BB: 0 P: 3	R: 0 E: 0 K: 1 S: 6	H: 1 LOB: 3 BB: 2 P: 14	R: 0 E: 0 K: 1 S: 7	H: 2 LOB: 0 BB: 0 P: 7	R: 0 E: 0 K: 0 S: 4	H: 1 LOB: 1 BB: 0 P: 4	R: 0 E: 0 K: 1 S: 4	H: 0 LOB: 1 BB: 2 P: 12	R: 0 E: 0 K: 1 S: 5	H: 1 LOB: 0 BB: 0 P: 5	R: 0 E: 0 K: 0 S: 3	H: 2 LOB: 2 BB: 0 P: 5	1B: 6 2B: 2 3B: 0 HR: 1	SF: 0 SAC: 1 DP: 3 HBP: 0	WP: 0 PB: 0 SB: 0 CS: 0	PA: 36
PITCHER Rick Mahler, R (1, 1) ERA: 3.11	IP: 9.0 WLS: W BF: 36 H: 8 R: 2 ER: 2 SO: 5 BB: 4 IBB: 0 HBP: 0 BLK: 0 WP: 0 HR: 1 S: 42 P: 58 ERA: 2.00 WHIP: 1.333															PITCHER				

Batter	1	2	3	4	5	6	7	8	9	AB	R	H	RBI	BB	SO	LOB	BOTTOM			
Rafael Ramirez, R (1, 6) OBP: 0.291, SLG: 0.376	F9		5-3			SH		6-3		3	1	0	0	0	0	1	San Francisco Giants @ Atlanta Braves Atlanta-Fulton County Stadium, Atlanta, GA Wed Jun 12 1985, 7:05 PM EDT Att: 10,981 - Unknown			
Brad Komminsk, R (1, 9) OBP: 0.333, SLG: 0.288	6-3		6-3			2B		S		4	2	2	1	0	0	0				
Dale Murphy, R (1, 8) OBP: 0.397, SLG: 0.589	HR				L7	WP		S		3	1	2	3	1	0	0				
Bob Horner, R (1, 3) OBP: 0.309, SLG: 0.433	6-3				F8	2B		1B		3	0	0	0	1	1	2				
Terry Harper, R (1, 7) OBP: 0.304, SLG: 0.384			K			FC5-2-5		1B		3	0	0	0	1	2	2				
Ken Oberkfell, L (1, 5) OBP: 0.308, SLG: 0.342			4-3			G1-6-3		IBB		4	0	2	1	0	0	2				
Glenn Hubbard, R (1, 4) OBP: 0.346, SLG: 0.308			BB			4-3		F2		2	0	0	0	2	0	3				
Larry Owen, R (1, 2) OBP: 0.538, SLG: 0.545			F5			L6-5		K		3	0	0	0	0	1	3				
Rick Mahler, R (1, 1) OBP: 0.220, SLG: 0.250			1-3			SH		SH1-4		2	1	1	0	0	0	0				
Inning Stats	R: 1 E: 0 K: 0 S: 4	H: 1 LOB: 0 BB: 0 P: 4	R: 0 E: 0 K: 1 S: 5	H: 0 LOB: 1 BB: 1 P: 9	R: 0 E: 0 K: 0 S: 3	H: 0 LOB: 0 BB: 0 P: 3	R: 0 E: 0 K: 1 S: 5	H: 0 LOB: 0 BB: 0 P: 5	R: 0 E: 0 K: 0 S: 3	H: 1 LOB: 0 BB: 0 P: 3	R: 3 E: 0 K: 0 S: 6	H: 3 LOB: 1 BB: 1 P: 10	R: 0 E: 0 K: 1 S: 5	H: 0 LOB: 1 BB: 1 P: 9	R: 1 E: 0 K: 1 S: 6	H: 2 LOB: 2 BB: 2 P: 14	1B: 4 2B: 3 3B: 0 HR: 1	SF: 0 SAC: 2 DP: 2 HBP: 0	WP: 1 PB: 0 SB: 3 CS: 0	PA: 34
PITCHER Atlee Hammaker, L (1, 1) ERA: 3.34 Greg Minton, R (6, 1) ERA: 2.02	IP: 5.0 WLS: L BF: 21 H: 5 R: 4 ER: 4 SO: 2 BB: 1 IBB: 0 HBP: 0 BLK: 0 WP: 1 HR: 1 S: 24 P: 28 ERA: 7.20 WHIP: 1.200															PITCHER				

AB 31
R 2
H 8
RBI 2
BB 4
SO 5
LOB 12



AB 27
R 5
H 7
RBI 5
BB 5
SO 4
LOB 13



Batter	1	2	3	4	5	6	7	8	9	AB	R	H	RBI	BB	SO	LOB	TOP			
Tim Flannery, L (1.4) OBP: 0.362, SLG: 0.333	6-3		F8	4-3			1-3			4	0	0	0	0	0	1				
Tony Gwynn, L (1.9) OBP: 0.394, SLG: 0.459	4-3		1B SF8 2B		4-3		6-3			4	1	1	0	0	0	0				
Steve Garvey, R (1.3) OBP: 0.297, SLG: 0.458	4-3		BB 1B		G4-6-3 1B			6-3		4	0	2	1	0	0	0				
Terry Kennedy, L (1.2) OBP: 0.316, SLG: 0.434		K	SF8		G4-6-3 1-2			F5		3	0	0	1	0	1	1				
Kevin McReynolds, R (1.8) OBP: 0.333, SLG: 0.431		K	BB 1B			K		1-3		4	0	1	0	0	2	0				
Graig Nettles, L (1.5) OBP: 0.395, SLG: 0.389		1B BB	BB			K				2	0	1	0	2	1	0				
Carmelo Martinez, R (1.7) OBP: 0.360, SLG: 0.511		1B BB	F8			HR				4	1	2	1	0	1	4				
Garry Templeton, S (1.6) OBP: 0.325, SLG: 0.406		1-2 2-H 1B		4-3		6-3				4	0	1	0	0	1	1				
Dave Dravecky, R (1.1) OBP: 0.167, SLG: 0.174				1-3						3	1	1	0	0	1	0				
Rich Gossage, R (8.1)			2B 1B	1-3				4-3		1	0	0	0	0	0	1				
Inning Stats	R: 0 E: 0 K: 0 S: 3	H: 0 LOB: 0 BB: 0 P: 3	R: 0 E: 0 K: 2 S: 8	H: 2 LOB: 2 BB: 1 P: 12	R: 2 E: 0 K: 0 S: 7	H: 4 LOB: 3 BB: 1 P: 11	R: 0 E: 0 K: 0 S: 3	H: 0 LOB: 0 BB: 0 P: 3	R: 0 E: 0 K: 1 S: 5	H: 1 LOB: 0 BB: 0 P: 8	R: 0 E: 0 K: 1 S: 5	H: 0 LOB: 0 BB: 0 P: 5	R: 0 E: 0 K: 0 S: 3	H: 0 LOB: 0 BB: 0 P: 3	R: 0 E: 0 K: 2 S: 7	H: 1 LOB: 0 BB: 1 P: 8	1B: 7 2B: 1 3B: 0 HR: 1	SF: 1 SAC: 0 DP: 1 HBP: 0	WP: 0 PB: 0 SB: 0 CS: 0	PA: 36
PITCHER	IP	WLS	BF	H	R	ER	SO	BB	IBB	HBP	BLK	WP	HR	S	P	ERA	WHIP			
Bill Laskey, R (1.1) ERA: 4.18	6.0	L	26	8	3	3	4	2	0	0	0	0	1	32	40	4.50	1.667			
Scott Garretts, R (7.1) ERA: 1.3	2.0		6	0	0	0	1	0	0	0	0	0	0	8	8	0.00	0.000			
Frank Williams, R (9.1) ERA: 3.86	1.0		4	1	0	0	2	0	0	0	0	0	0	8	8	0.00	1.000			

San Diego Padres @ San Francisco Giants
Candlestick Park, San Francisco, CA

Thu Jun 13 1985, 10:05 PM EDT
Att: 8,603 - Unknown

AB	33
R	3
H	9
RBI	3
BB	2
SO	7
LOB	8

Batter	1	2	3	4	5	6	7	8	9	AB	R	H	RBI	BB	SO	LOB	BOTTOM					
Dan Gladden, R (1.8) OBP: 0.289, SLG: 0.309	5-3		G4-6-3 1-2			G6-4-3 1-2		F9		4	0	0	0	0	0	2						
Manny Trillo, R (1.4) OBP: 0.291, SLG: 0.268	5-3									3	0	1	0	0	0	0						
Scot Thompson, L (9. PH) OBP: 0.169, SLG: 0.185						1B				1	0	0	0	0	1	0						
Jeffrey Leonard, R (1.7) OBP: 0.250, SLG: 0.302						F8				3	0	1	0	1	0	1						
Rob Deer, R (1.9) OBP: 0.321, SLG: 0.391	FC5-4 1B									4	0	0	0	0	0	2						
Bob Brenly, R (1.2) OBP: 0.296, SLG: 0.366										3	0	2	0	0	0	0						
David Green, R (1.3) OBP: 0.250, SLG: 0.242						SH3-1 2B				2	0	1	0	0	1	1						
Chris Brown, R (1.5) OBP: 0.276, SLG: 0.301						SH3-1				3	0	0	0	0	2	3						
Ricky Adams, R (1.6) OBP: 0.214, SLG: 0.321										2	0	0	0	0	0	1						
Jose Uribe, S (8. PH) OBP: 0.253, SLG: 0.299										1	0	0	0	0	1	0						
Bill Laskey, R (1.1) OBP: 0.188, SLG: 0.133										1	0	1	0	0	0	0						
Joel Youngblood, R (6. PH) OBP: 0.273, SLG: 0.204										0	0	0	0	1	0	0						
Scott Garretts, R (7.1) OBP: 0.273, SLG: 0.204										0	0	0	0	0	0	0						
Gary Rajsich, L (8. PH) OBP: 0.306, SLG: 0.250										1	0	0	0	0	1	0						
Frank Williams, R (9.1)										0	0	0	0	0	0	0						
Inning Stats	R: 0 E: 0 K: 0 S: 4	H: 1 LOB: 1 BB: 0 P: 4	R: 0 E: 0 K: 1 S: 5	H: 1 LOB: 0 BB: 0 P: 5	R: 0 E: 0 K: 0 S: 3	H: 1 LOB: 0 BB: 0 P: 3	R: 0 E: 0 K: 0 S: 3	H: 0 LOB: 0 BB: 0 P: 3	R: 0 E: 0 K: 1 S: 6	H: 1 LOB: 1 BB: 0 P: 6	R: 0 E: 0 K: 0 S: 3	H: 1 LOB: 1 BB: 1 P: 7	R: 0 E: 0 K: 1 S: 6	H: 1 LOB: 1 BB: 0 P: 6	R: 0 E: 0 K: 2 S: 7	H: 0 LOB: 0 BB: 0 P: 7	R: 0 E: 0 K: 1 S: 4	H: 0 LOB: 0 BB: 1 P: 8	1B: 5 2B: 2 3B: 0 HR: 0	SF: 0 SAC: 1 DP: 4 HBP: 0	WP: 1 PB: 0 SB: 0 CS: 0	PA: 31
PITCHER	IP	WLS	BF	H	R	ER	SO	BB	IBB	HBP	BLK	WP	HR	S	P	ERA	WHIP					
Dave Dravecky, L (1.1) ERA: 2.66	7.0	W	25	6	0	0	3	1	0	0	0	0	0	30	34	0.00	1.000					
Rich Gossage, R (8.1) ERA: 2.43	2.0	S	6	0	0	0	3	1	0	0	0	0	0	11	15	0.00	0.500					

San Diego Padres @ San Francisco Giants
Candlestick Park, San Francisco, CA

Thu Jun 13 1985, 10:05 PM EDT
Att: 8,603 - Unknown

AB	28
R	0
H	6
RBI	0
BB	2
SO	6
LOB	10

Batter	1	2	3	4	5	6	7	8	9	10	11	AB	R	H	RBI	BB	SO	LOB	TOP		
Jerry Royster, R OBP: 0.343, SLG: 0.367 (1, 4)												4	1	2	1	1	0	0			
Tony Gwynn, L OBP: 0.365, SLG: 0.458 (1, 9)												5	1	2	0	0	0	3			
Steve Garvey, R OBP: 0.295, SLG: 0.453 (1, 3)												5	0	1	0	0	0	2			
Kevin McReynolds, R OBP: 0.331, SLG: 0.423 (1, 8)												4	0	0	0	1	1	1			
Terry Kennedy, L OBP: 0.313, SLG: 0.425 (1, 2)												4	0	0	0	1	2	3			
Carmelo Martínez, R OBP: 0.366, SLG: 0.511 (1, 7)												4	1	2	1	1	1	0			
Graig Nettles, L OBP: 0.390, SLG: 0.403 (1, 5)												5	1	1	1	0	1	4			
Garry Templeton, S OBP: 0.327, SLG: 0.406 (1, 6)												5	0	2	0	0	0	0			
Andy Hawkins, R Rich Gossage, R Kurt Bevacqua, R Luis DeLeon, R												3	0	0	0	0	0	0			
Inning Stats	R: 2 E: 0 K: 0 S: 6	H: 3 LOB: 2 BB: 1 P: 10	R: 0 E: 0 K: 0 S: 3	H: 0 LOB: 1 BB: 1 P: 7	R: 0 E: 0 K: 2 S: 7	H: 0 LOB: 0 BB: 0 P: 7	R: 0 E: 0 K: 0 S: 3	H: 0 LOB: 0 BB: 0 P: 3	R: 0 E: 0 K: 1 S: 5	H: 0 LOB: 0 BB: 0 P: 5	R: 1 E: 0 K: 1 S: 6	H: 1 LOB: 0 BB: 0 P: 6	R: 0 E: 1 K: 0 S: 4	H: 2 LOB: 2 BB: 1 P: 8	R: 0 E: 0 K: 1 S: 5	H: 1 LOB: 1 BB: 1 P: 9	1B: 9 2B: 0 3B: 0 HR: 1	SF: 0 SAC: 1 DP: 1 HBP: 0	WP: 0 PB: 1 SB: 0 CS: 1	PA: 45	
PITCHER	IP: 9.0 WLS: 9 BF: 36 ERA: 2.49	H: 7 R: 4 ER: 4 SO: 4	H: 4 R: 0 ER: 0 SO: 1	H: 0 R: 0 ER: 0 SO: 1	H: 0 R: 1 ER: 0 SO: 9	H: 0 R: 0 ER: 0 SO: 17	H: 0 R: 0 ER: 0 SO: 17	H: 0 R: 0 ER: 0 SO: 17	H: 0 R: 0 ER: 0 SO: 17	H: 0 R: 0 ER: 0 SO: 17	H: 0 R: 0 ER: 0 SO: 17	H: 0 R: 0 ER: 0 SO: 17	H: 0 R: 0 ER: 0 SO: 17	H: 0 R: 0 ER: 0 SO: 17	H: 0 R: 0 ER: 0 SO: 17	H: 0 R: 0 ER: 0 SO: 17	H: 0 R: 0 ER: 0 SO: 17	H: 0 R: 0 ER: 0 SO: 17	H: 0 R: 0 ER: 0 SO: 17	H: 0 R: 0 ER: 0 SO: 17	H: 0 R: 0 ER: 0 SO: 17

San Diego Padres @ San Francisco Giants
Candlestick Park, San Francisco, CA
Fri Jun 14 1985, 10:05 PM EDT
Att: 9,824 - Unknown

livebaseballscores.com

AB 40
R 4
H 10
RBI 3
BB 4
SO 5
LOB 14

Batter	1	2	3	4	5	6	7	8	9	10	11	AB	R	H	RBI	BB	SO	LOB	BOTTOM					
Dan Gladden, R OBP: 0.283, SLG: 0.302 (1, 8)												5	0	0	0	0	2	3						
Manny Trillo, R OBP: 0.294, SLG: 0.284 (1, 4)												3	1	0	0	1	0	0						
Chili Davis, S OBP: 0.340, SLG: 0.430 (1, 9)												5	0	0	0	0	1	2						
Jeffrey Leonard, R OBP: 0.249, SLG: 0.300 (1, 7)												5	0	1	0	0	0	1						
Bob Brenly, R OBP: 0.305, SLG: 0.381 (1, 2)												5	2	3	1	0	1	0						
David Green, R OBP: 0.257, SLG: 0.279 (1, 3)												5	2	2	2	0	0	2						
Chris Brown, R OBP: 0.282, SLG: 0.308 (1, 5)												3	0	1	1	1	0	1						
Jose Uribe, S OBP: 0.254, SLG: 0.311 Scott Thompson, L Ricky Adams, R												3	0	1	0	0	0	1						
Dave LaPoint, L Gary Raisich, L Mark Davis, L												2	0	0	0	1	0	0						
Inning Stats	R: 0 E: 0 K: 2 S: 7	H: 0 LOB: 0 BB: 0 P: 7	R: 0 E: 0 K: 0 S: 4	H: 1 LOB: 1 BB: 0 P: 4	R: 0 E: 0 K: 0 S: 3	H: 0 LOB: 0 BB: 0 P: 3	R: 3 E: 0 K: 0 S: 6	H: 3 LOB: 1 BB: 1 P: 10	R: 0 E: 0 K: 0 S: 3	H: 0 LOB: 0 BB: 0 P: 3	R: 0 E: 0 K: 0 S: 3	H: 1 LOB: 1 BB: 1 P: 7	R: 0 E: 0 K: 0 S: 3	H: 1 LOB: 1 BB: 0 P: 3	R: 1 E: 0 K: 1 S: 6	H: 1 LOB: 3 BB: 2 P: 14	R: 0 E: 0 K: 0 S: 3	H: 0 LOB: 0 BB: 0 P: 3	R: 1 E: 0 K: 1 S: 4	H: 1 LOB: 0 BB: 0 P: 4	1B: 4 2B: 2 3B: 1 HR: 1	SF: 0 SAC: 0 DP: 0 HBP: 1	WP: 0 PB: 0 SB: 0 CS: 2	PA: 43
PITCHER	IP: 8.0 WLS: 2 BF: 32 ERA: 2.93	H: 7 R: 4 ER: 4 SO: 2	H: 0 R: 0 ER: 0 SO: 1	H: 0 R: 0 ER: 0 SO: 1	H: 0 R: 0 ER: 0 SO: 1	H: 0 R: 0 ER: 0 SO: 1	H: 0 R: 0 ER: 0 SO: 1	H: 0 R: 0 ER: 0 SO: 1	H: 0 R: 0 ER: 0 SO: 1	H: 0 R: 0 ER: 0 SO: 1	H: 0 R: 0 ER: 0 SO: 1	H: 0 R: 0 ER: 0 SO: 1	H: 0 R: 0 ER: 0 SO: 1	H: 0 R: 0 ER: 0 SO: 1	H: 0 R: 0 ER: 0 SO: 1	H: 0 R: 0 ER: 0 SO: 1	H: 0 R: 0 ER: 0 SO: 1	H: 0 R: 0 ER: 0 SO: 1	H: 0 R: 0 ER: 0 SO: 1	H: 0 R: 0 ER: 0 SO: 1	H: 0 R: 0 ER: 0 SO: 1			

San Diego Padres @ San Francisco Giants
Candlestick Park, San Francisco, CA
Fri Jun 14 1985, 10:05 PM EDT
Att: 9,824 - Unknown

livebaseballscores.com

AB 37
R 5
H 8
RBI 5
BB 4
SO 4
LOB 12

Batter	1	2	3	4	5	6	7	8	9	AB	R	H	RBI	BB	SO	LOB	TOP										
Tim Flannery, L OBP: 0.359, SLG: 0.326 (1, 4)	0-3 K		0-0 4-3		4-0 1B BB		0-0 6-3			3	0	0	0	1	1	1											
Tony Gwynn, L OBP: 0.387, SLG: 0.459 (1, 9)	0-0 5-3			0-0 S 1B	0-0 1-2 3-H 1B		0-0 1-3			4	0	2	1	0	0	0											
Steve Garvey, R OBP: 0.295, SLG: 0.450 (1, 3)	0-0 6-3			0-0 F8	0-0 K			0-0 G3 1B		4	0	1	0	0	1	3											
Terry Kennedy, L OBP: 0.312, SLG: 0.419 (1, 2)		0-0 F7		4-0 FC6-4 BB		0-0 F5		0-0 G3		3	0	0	0	1	0	1											
Kevin McReynolds, R OBP: 0.325, SLG: 0.416 (1, 8)		0-0 E3 G4-6-3		0-0 F4		0-3 K		0-0 F8		4	0	0	0	0	1	3											
Graig Nettles, L OBP: 0.387, SLG: 0.395 (1, 5)		0-0 G4-6-3		0-0 FC6-4		4-0 FC5-4 BB			0-0 F8	3	0	0	0	1	0	3											
Camelito Martinez, R OBP: 0.359, SLG: 0.500 (1, 7)			0-0 F3		0-0 F5	0-0 FC5-4			0-0 F9	4	0	0	0	0	0	1											
Garry Templeton, S OBP: 0.330, SLG: 0.408 (1, 6)			0-0 SH3 1B		0-0 WP SH3-4 1B		0-0 L5		0-0 4-3	4	1	2	0	0	0	0											
LaMarr Hoyt, R OBP: 0.063, SLG: 0.063 (1, 1)			0-0 SH3		0-0 SH3-4		0-0 2-3			1	0	0	0	0	0	0											
Inning Stats	R: 0 E: 0 K: 1 S: 5	H: 0 LOB: 0 BB: 0 P: 5	R: 0 E: 1 K: 0 S: 3	H: 0 LOB: 0 BB: 0 P: 3	R: 0 E: 0 K: 0 S: 4	H: 1 LOB: 1 BB: 0 P: 4	R: 0 E: 0 K: 0 S: 4	H: 1 LOB: 2 BB: 1 P: 8	R: 1 E: 0 K: 1 S: 5	H: 2 LOB: 2 BB: 1 P: 11	R: 0 E: 0 K: 0 S: 3	H: 0 LOB: 0 BB: 0 P: 3	R: 0 E: 0 K: 0 S: 4	H: 1 LOB: 1 BB: 0 P: 4	R: 0 E: 0 K: 0 S: 3	H: 0 LOB: 0 BB: 0 P: 3	1B: 5 2B: 0 3B: 0 HR: 0	SF: 0 SAC: 2 DP: 1 HBP: 0	WP: 1 PA: 35 PB: 0 SB: 1 CS: 0								
PITCHER	IP	WLS	BF	H	R	ER	SO	BB	IBB	HBP	BLK	WP	HR	S	P	ERA	WHIP										
Jim Gott, R ERA: 2.84 (1, 1)	5.0	L	21	4	1	1	2	2	0	0	0	1	0	23	31	1.80	1.200										
Scott Garrelts, R ERA: 1.21 (6, 1)	3.0		11	1	0	0	1	1	0	0	0	0	0	12	16	0.00	0.667										
Greg Minton, R ERA: 1.96 (9, 1)	1.0		3	0	0	0	0	0	0	0	0	0	0	3	3	0.00	0.000										

San Diego Padres @ San Francisco Giants
Candlestick Park, San Francisco, CA
Sat Jun 15 1985, 6:33 AM EDT
Att: 13,739 - Sunny

AB 30
R 1
H 5
RBI 1
BB 3
SO 3
LOB 12



Batter	1	2	3	4	5	6	7	8	9	AB	R	H	RBI	BB	SO	LOB	BOTTOM										
Dan Gladden, R OBP: 0.278, SLG: 0.297 (1, 8)	0-3 K		0-0 G3			0-0 F7		0-0 F3		4	0	0	0	0	1	0											
Manny Trillo, R OBP: 0.294, SLG: 0.265 (1, 4)	0-3 K		0-0 5-3			0-0 1B 1B			0-0 4-3	3	0	1	0	0	1	0											
Gary Rajsich, L OBP: 0.299, SLG: 0.243 (9, PH)										1	0	0	0	0	0	0											
Chili Davis, S OBP: 0.343, SLG: 0.432 (1, 9)				0-0 G3		0-0 1-3 1B			0-0 F7	4	0	2	0	0	0	0											
Jeffrey Leonard, R OBP: 0.253, SLG: 0.303 (1, 7)				0-0 L5		0-3 K			0-0 FC5-4 1B	4	0	2	0	0	1	2											
Bob Brenly, R OBP: 0.298, SLG: 0.371 (1, 2)				0-0 1-3			0-0 F2		0-0 FC5-4	4	0	0	0	0	0	3											
David Green, R OBP: 0.250, SLG: 0.271 (1, 3)			0-0 F9		0-0 5-3		0-0 4-3			3	0	0	0	0	0	0											
Chris Brown, R OBP: 0.277, SLG: 0.302 (1, 5)			0-0 F8		0-0 1-3		0-0 F8			3	0	0	0	0	0	0											
Jose Uribe, S OBP: 0.250, SLG: 0.306 (1, 6)			0-3 K		0-0 F4			0-0 F9		3	0	0	0	0	1	0											
Jim Gott, R OBP: 0.174, SLG: 0.435 (1, 1)					0-0 5-3				0-0 F5	1	0	0	0	0	0	0											
Scott Garrelts, R (6, 1)										1	0	0	0	0	1	0											
Scot Thompson, L OBP: 0.179, SLG: 0.182 (6, PH)										1	0	0	0	0	0	0											
Greg Minton, S (9, 1)										0	0	0	0	0	0	0											
Inning Stats	R: 0 E: 0 K: 2 S: 9	H: 2 LOB: 2 BB: 0 P: 9	R: 0 E: 0 K: 1 S: 5	H: 0 LOB: 0 BB: 0 P: 5	R: 0 E: 0 K: 0 S: 3	H: 0 LOB: 0 BB: 0 P: 3	R: 0 E: 0 K: 0 S: 3	H: 0 LOB: 0 BB: 0 P: 3	R: 0 E: 0 K: 2 S: 9	H: 2 LOB: 2 BB: 0 P: 9	R: 0 E: 0 K: 0 S: 3	H: 0 LOB: 0 BB: 0 P: 3	R: 0 E: 0 K: 0 S: 3	H: 0 LOB: 0 BB: 0 P: 3	R: 0 E: 0 K: 0 S: 4	H: 1 LOB: 1 BB: 0 P: 4	1B: 5 2B: 0 3B: 0 HR: 0	SF: 0 SAC: 0 DP: 0 HBP: 0	WP: 0 PA: 32 PB: 0 SB: 0 CS: 0								
PITCHER	IP	WLS	BF	H	R	ER	SO	BB	IBB	HBP	BLK	WP	HR	S	P	ERA	WHIP										
LaMarr Hoyt, R ERA: 2.85 (1, 1)	9.0	W	32	5	0	0	5	0	0	0	0	0	0	42	42	0.00	0.556										

San Diego Padres @ San Francisco Giants
Candlestick Park, San Francisco, CA
Sat Jun 15 1985, 6:33 AM EDT
Att: 13,739 - Sunny

AB 32
R 0
H 5
RBI 0
BB 0
SO 5
LOB 5




Batter	1	2	3	4	5	6	7	8	9	AB	R	H	RBI	BB	SO	LOB	TOP					
Tim Flannery, L (1,4) OBP: 0.356, SLG: 0.324										4	1	1	0	0	1	3	San Diego Padres @ San Francisco Giants Candlestick Park, San Francisco, CA Sun Jun 16 1985, 6:33 AM EDT Sunny					
Tony Gwynn, L (1,9) OBP: 0.373, SLG: 0.476 Gerry Davis, R (8,9) OBP: 0.348, SLG: 0.409										4	1	3	2	0	0	0						
Steve Garvey, R (1,3) OBP: 0.294, SLG: 0.447										4	0	1	0	0	0	3						
Terry Kennedy, L (1,2) OBP: 0.311, SLG: 0.415										4	0	1	1	0	0	2						
Kevin McReynolds, R (1,8) OBP: 0.324, SLG: 0.413										4	0	1	0	0	1	2						
Graig Nettles, L (1,5) OBP: 0.381, SLG: 0.388 Kurt Bevacqua, R (8, PH) OBP: 0.400, SLG: 0.467										3	0	0	0	0	0	0						
Carmelo Martinez, R (1,7) OBP: 0.357, SLG: 0.482										3	0	0	0	1	1	0						
Garry Templeton, S (1,6) OBP: 0.329, SLG: 0.405										4	0	1	0	0	2	1						
Mark Thurmond, L (1,1) Bobby Brown, S (4, PH) OBP: 0.222, SLG: 0.240 Tim Stoddard, R (4,1) Al Bumbry, L (7, PH) OBP: 0.295, SLG: 0.299 Luis DeLeon, R (7,1) OBP: 0.290, SLG: 0.290 Jerry Royster, R (8, PH) OBP: 0.340, SLG: 0.393										0	1	0	0	1	0	0						
Inning Stats	R: 1 E: 0 K: 1 S: 7	H: 2 LOB: 1 BB: 0 P: 7	R: 0 E: 0 K: 1 S: 5	H: 0 LOB: 0 BB: 0 P: 5	R: 2 E: 0 K: 0 S: 5	H: 2 LOB: 1 BB: 1 P: 9	R: 0 E: 0 K: 2 S: 7	H: 0 LOB: 2 BB: 2 P: 15	R: 0 E: 0 K: 0 S: 3	H: 1 LOB: 0 BB: 0 P: 3	R: 0 E: 0 K: 1 S: 5	H: 0 LOB: 0 BB: 0 P: 5	R: 0 E: 0 K: 0 S: 3	H: 1 LOB: 0 BB: 0 P: 3	R: 0 E: 0 K: 1 S: 7	H: 2 LOB: 2 BB: 0 P: 7		R: 0 E: 0 K: 1 S: 5	H: 0 LOB: 0 BB: 0 P: 5	1B: 7 2B: 0 3B: 0 HR: 1	SF: 0 SAC: 0 DP: 2 HBP: 0	WP: 0 PB: 0 SB: 0 CS: 0
PITCHER	IP WLS BF H R ER SO BB IBB HBP BLK WP HR S P ERA WHIP	7.2 W 32 8 3 3 5 3 0 0 0 0 1 39 51 3.52 1.435	1.1 S 4 0 0 0 2 0 0 0 0 0 0 8 8 0.00 0.000	PITCHER										IP WLS BF H R ER SO BB IBB HBP BLK WP HR S P ERA WHIP								
Mike Krukow, R (1,1) ERA: 2.63											8.1											
Mark Davis, L (8,1) ERA: 1.6																						


AB 33
R 3
H 8
RBI 3
BB 3
SO 7
LOB 14

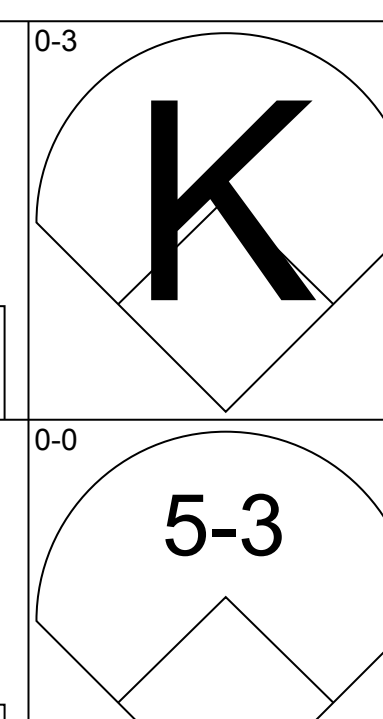
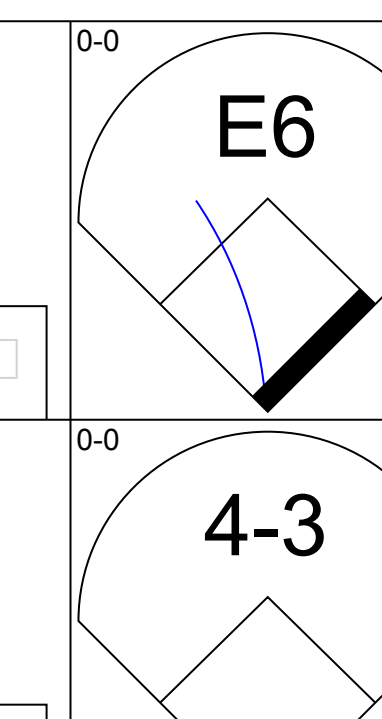
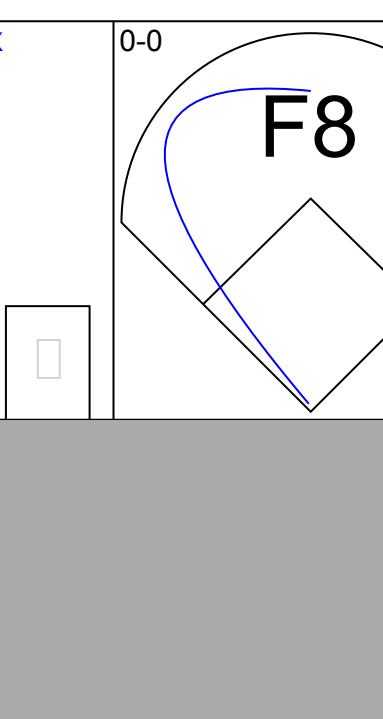
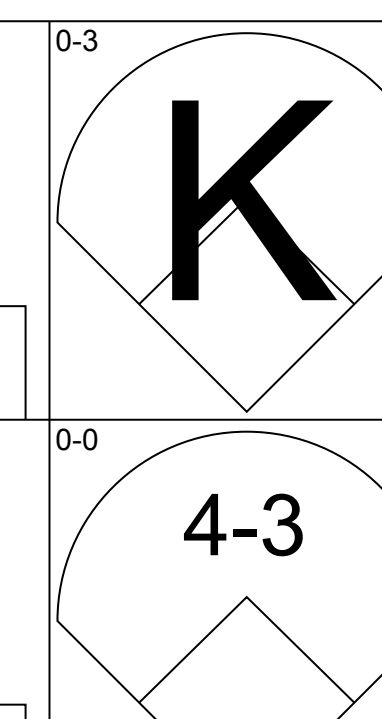
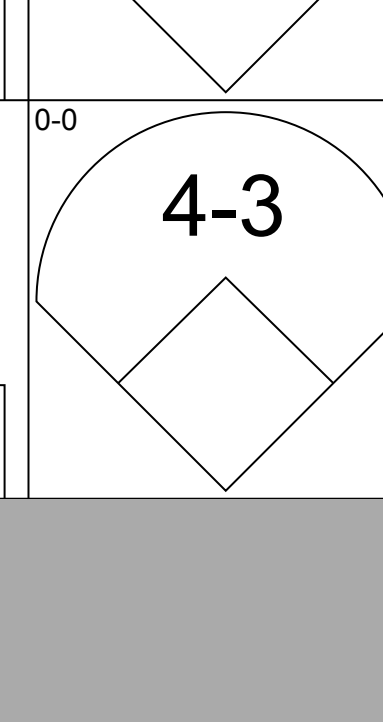

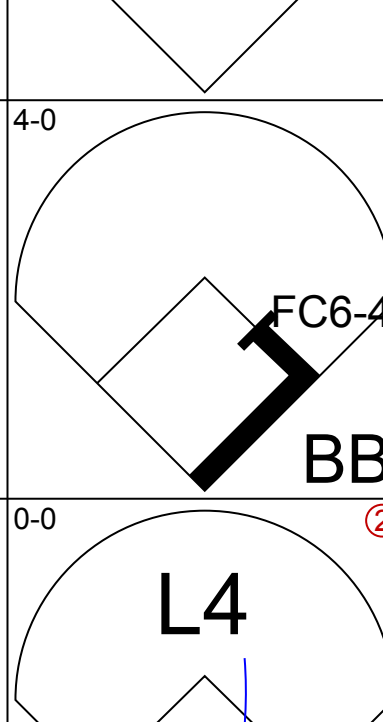
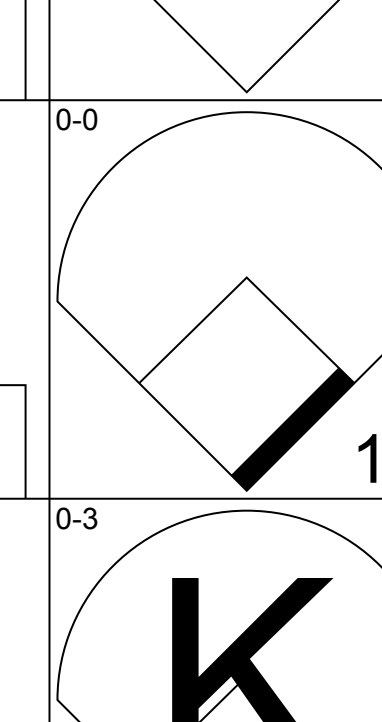

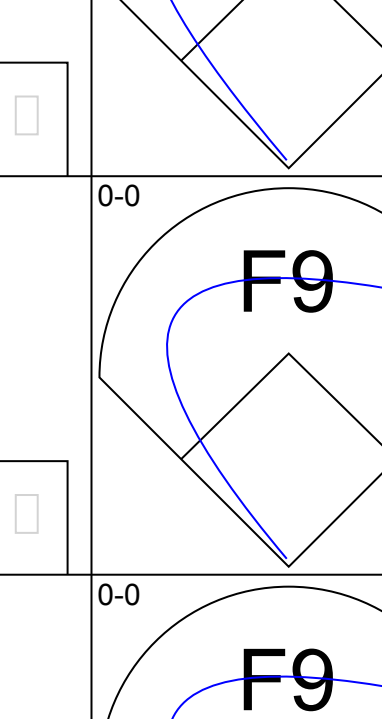
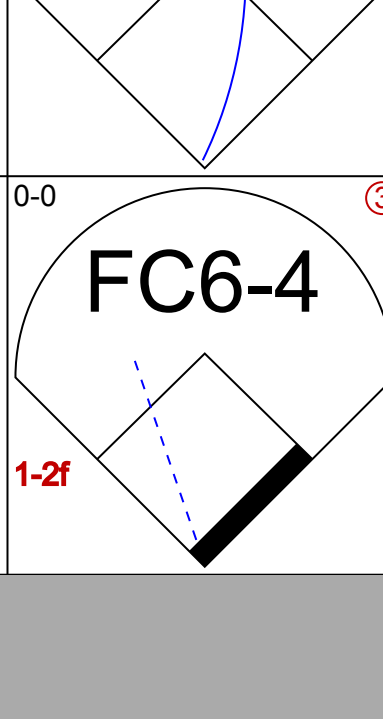

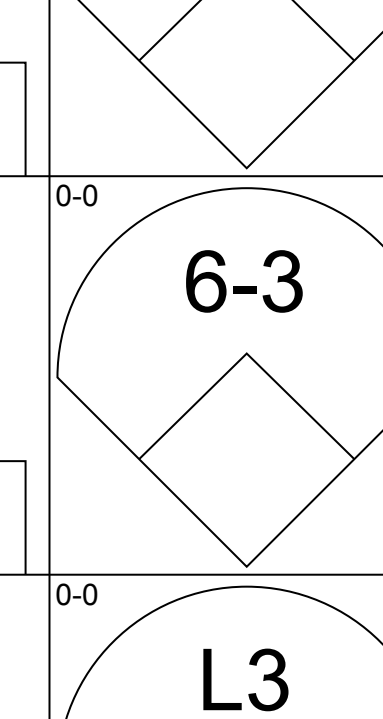
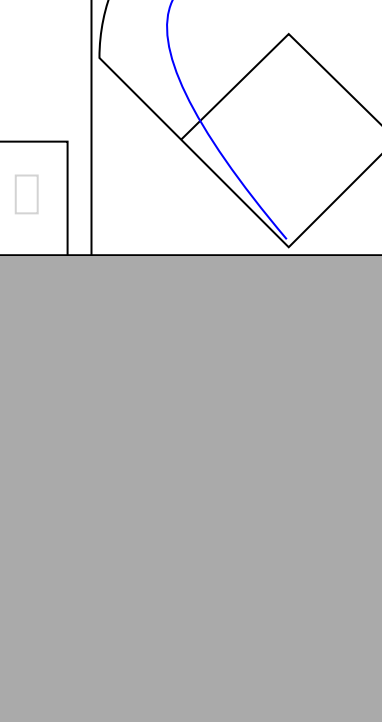


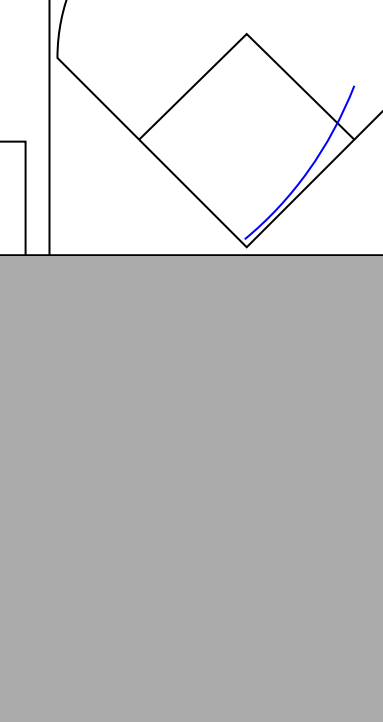


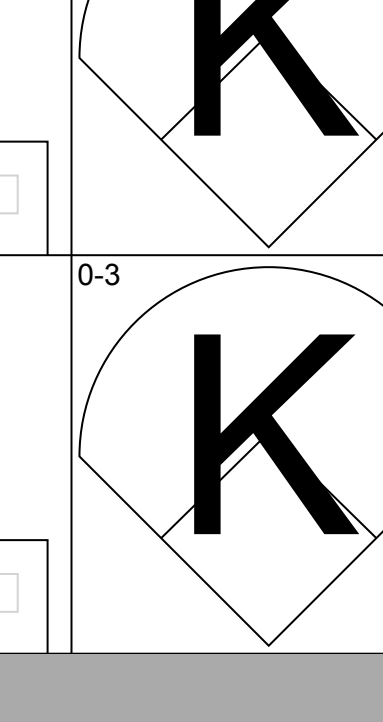

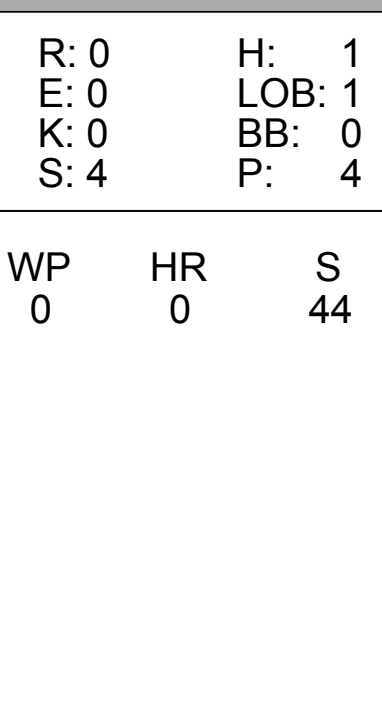
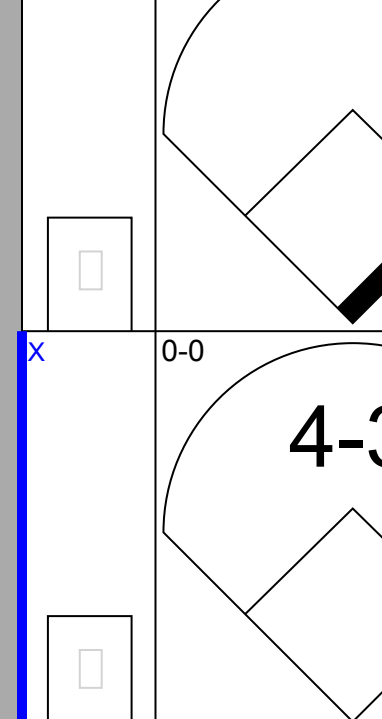

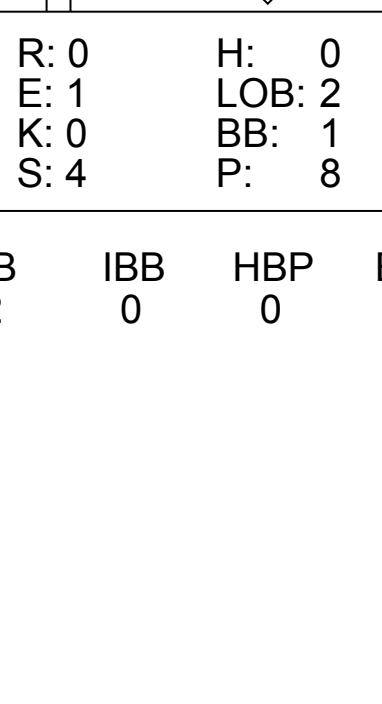
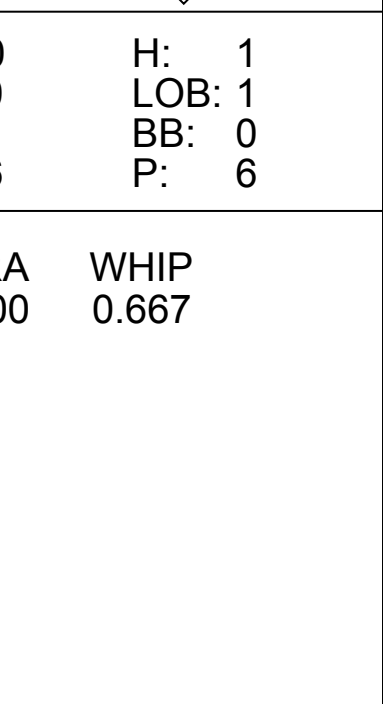
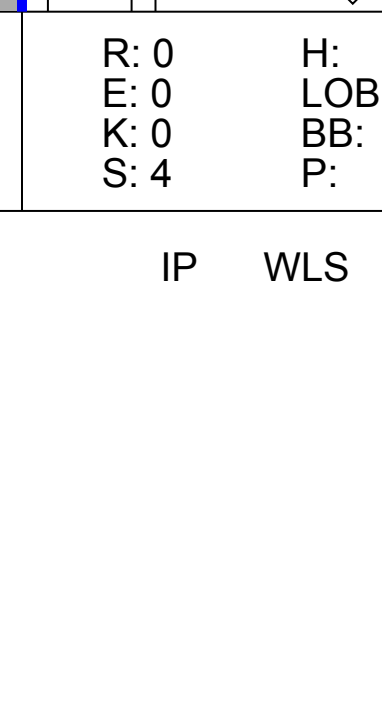
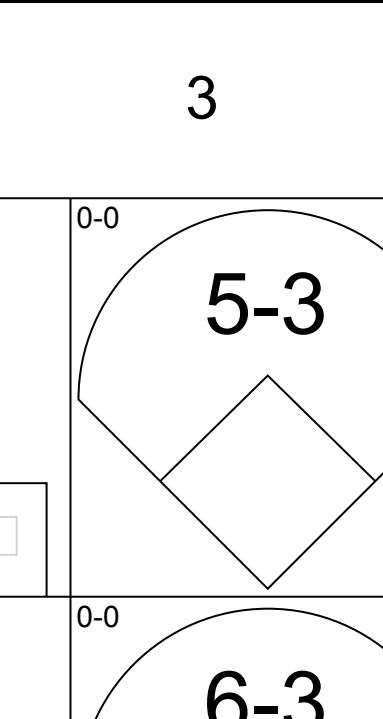
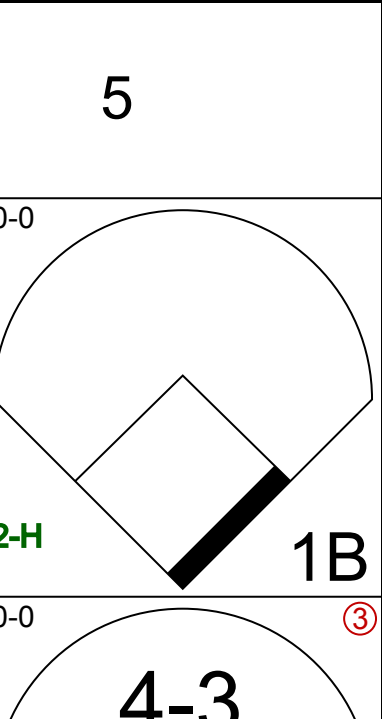
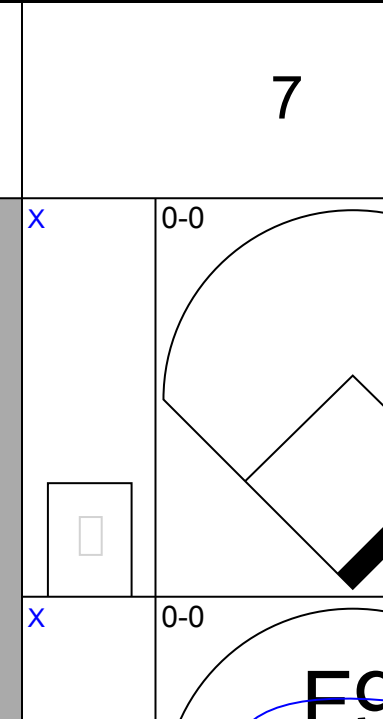
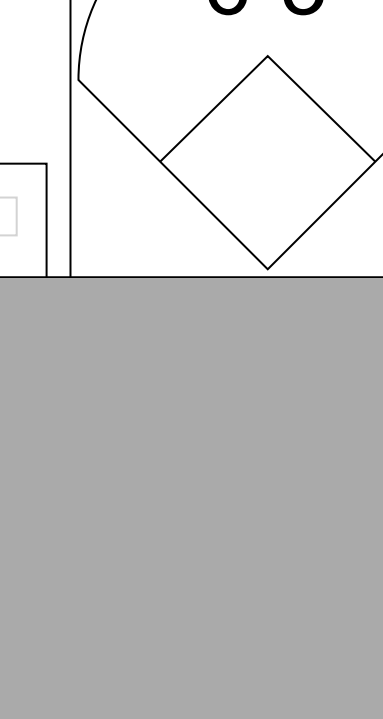
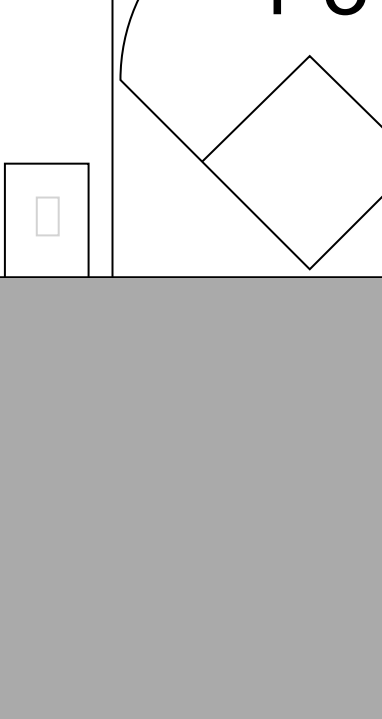
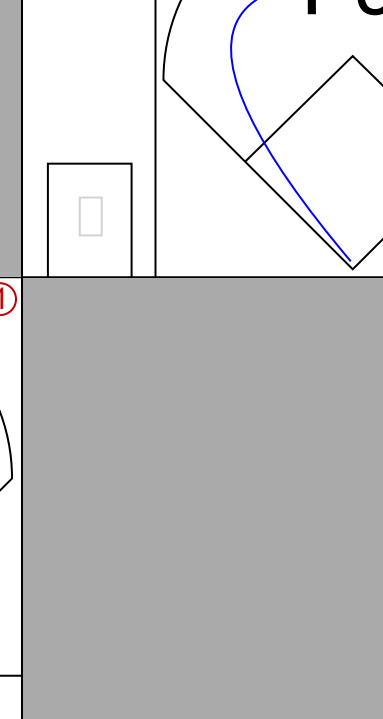


Batter	1	2	3	4	5	6	7	8	9	AB	R	H	RBI	BB	SO	LOB	BOTTOM				
Dan Gladden, R (1,8) OBP: 0.273, SLG: 0.291										5	1	0	0	0	1	3	San Diego Padres @ San Francisco Giants Candlestick Park, San Francisco, CA Sun Jun 16 1985, 6:33 AM EDT Sunny				
Manny Trillo, R (1,4) OBP: 0.292, SLG: 0.263										5	1	1	0	0	0	2					
Jeffrey Leonard, R (1,7) OBP: 0.262, SLG: 0.324										4	1	3	2	0	0	0					
Rob Deer, R (1,9) OBP: 0.316, SLG: 0.380										4	1	1	1	0	2	1					
Bob Brenly, R (1,2) OBP: 0.297, SLG: 0.364										3	0	0	0	1	0	3					
David Green, R (1,3) OBP: 0.258, SLG: 0.291										3	2	1	0	1	1	2					
Chris Brown, R (1,5) OBP: 0.293, SLG: 0.343										4	1	4	4	0	0	0					
Ricky Adams, R (1,6) OBP: 0.267, SLG: 0.345 Jose Uribe, S (3, PR) OBP: 0.247, SLG: 0.302										1	0	1	0	0	0	0					
Mike Krukow, R (1,1) OBP: 0.240, SLG: 0.304 Mark Davis, L (8,1) OBP: 0.250, SLG: 0.500										1	0	0	0	1	0	2					
Inning Stats	R: 2 E: 1 K: 0 S: 6	H: 3 LOB: 1 BB: 0 P: 6	R: 1 E: 0 K: 0 S: 5	H: 2 LOB: 1 BB: 0 P: 5	R: 2 E: 0 K: 0 S: 5	H: 2 LOB: 2 BB: 1 P: 10	R: 0 E: 0 K: 0 S: 3	H: 0 LOB: 0 BB: 0 P: 3	R: 0 E: 0 K: 2 S: 7	H: 1 LOB: 2 BB: 1 P: 11	R: 0 E: 0 K: 0 S: 3	H: 0 LOB: 1 BB: 1 P: 7	R: 2 E: 0 K: 1 S: 8	H: 3 LOB: 1 BB: 0 P: 8	R: 0 E: 0 K: 1 S: 5	H: 1 LOB: 0 BB: 0 P: 5		1B: 8 2B: 1 3B: 1 HR: 2	SF: 0 SAC: 1 DP: 0 HBP: 1	WP: 0 PB: 0 SB: 0 CS: 3	PA: 38
PITCHER	IP WLS BF H R ER SO BB IBB HBP BLK WP HR S P ERA WHIP	3.0 L 18 7 5 4 2 1 0 1 0 0 0 16 21 4.87 2.667	4.1 1 0 0 2 2 0 0 0 0 0 0 13 21 0.00 1.000	7.1 2 9 4 2 2 2 0 0 0 0 0 1 13 13 9.00 2.000	PITCHER										IP WLS BF H R ER SO BB IBB HBP BLK WP HR S P ERA WHIP						
Mark Thurmond, L (1,1) ERA: 4.87											4.1										
Tim Stoddard, R (4,1) ERA: 4.43																					
Luis DeLeon, R (7,1) ERA: 4.06																					

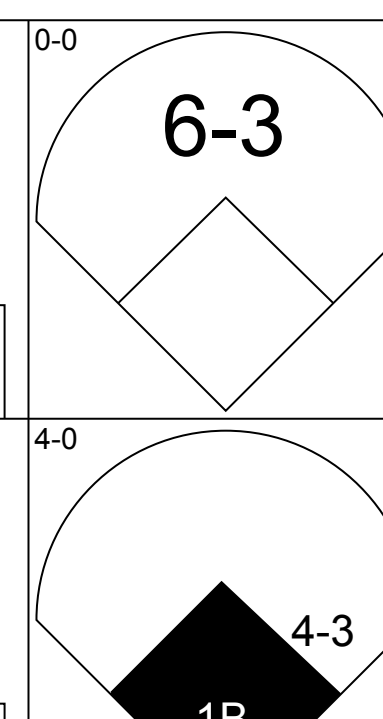
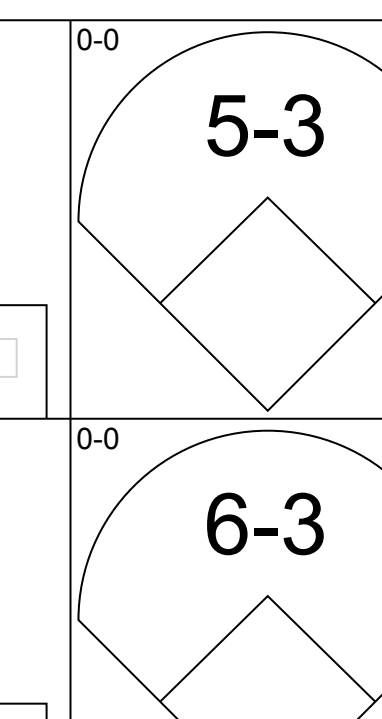
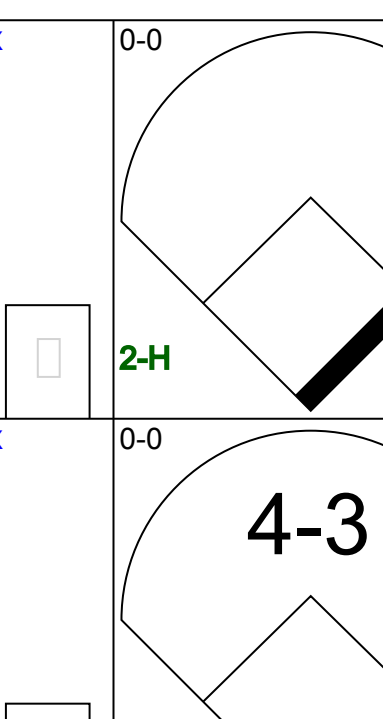
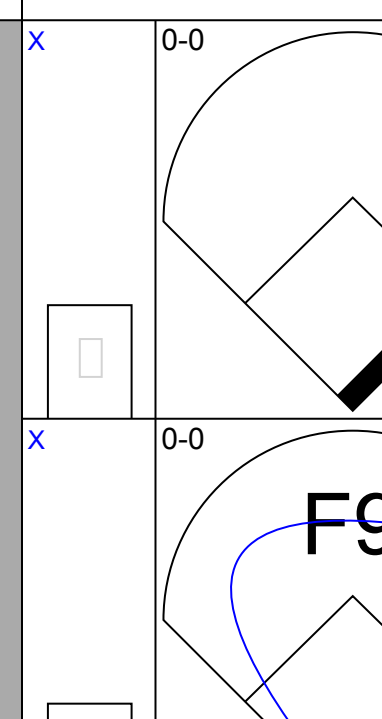
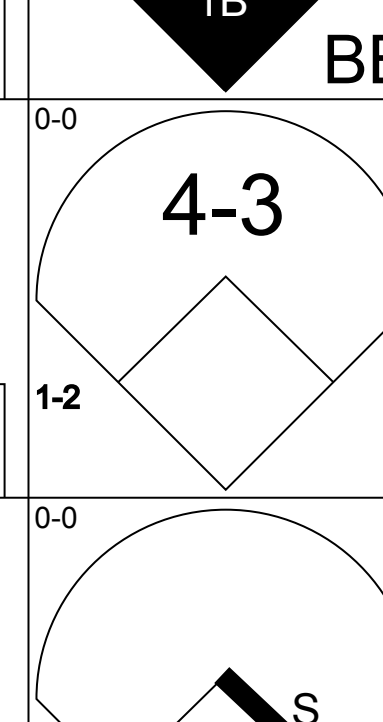



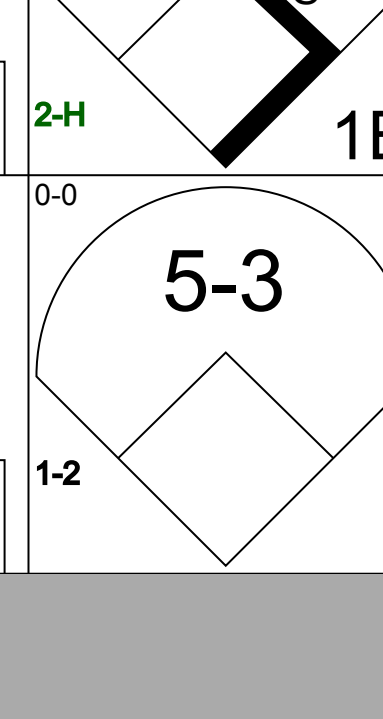
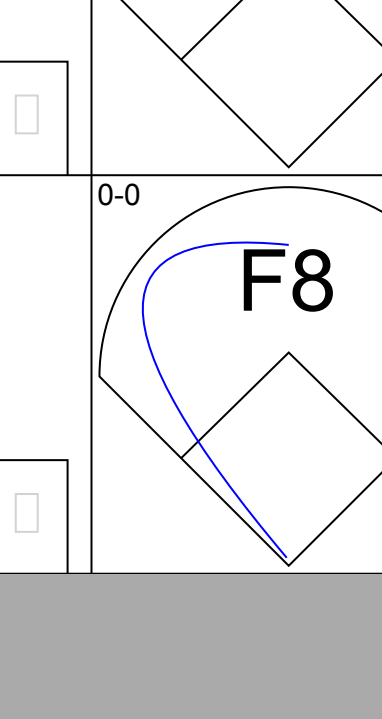
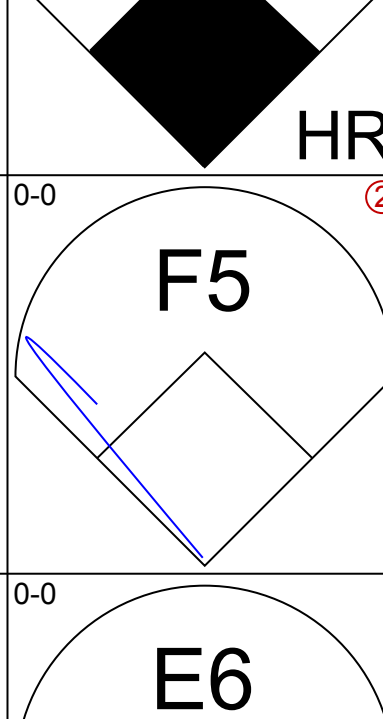
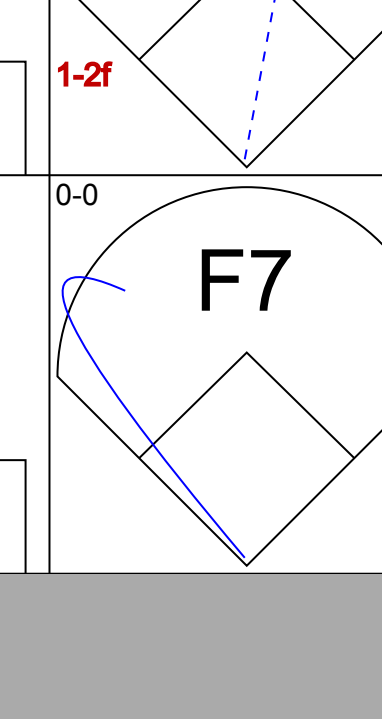


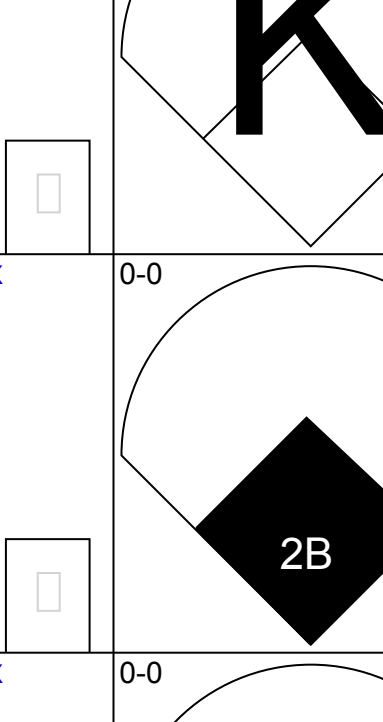
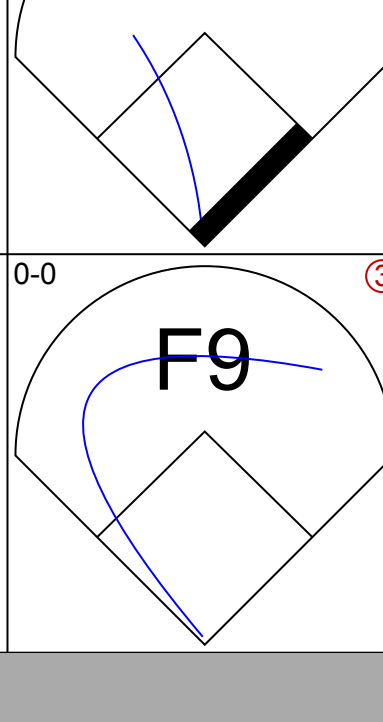





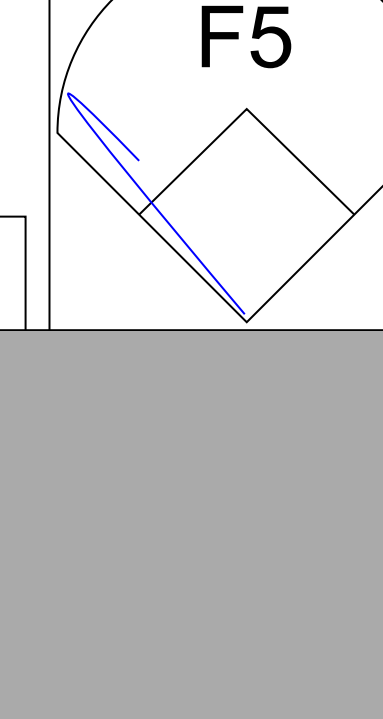
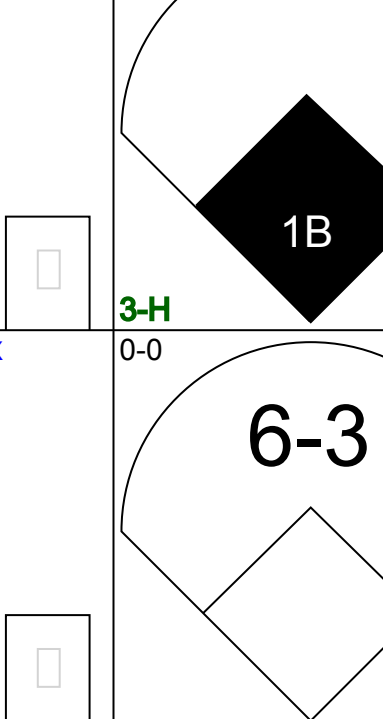

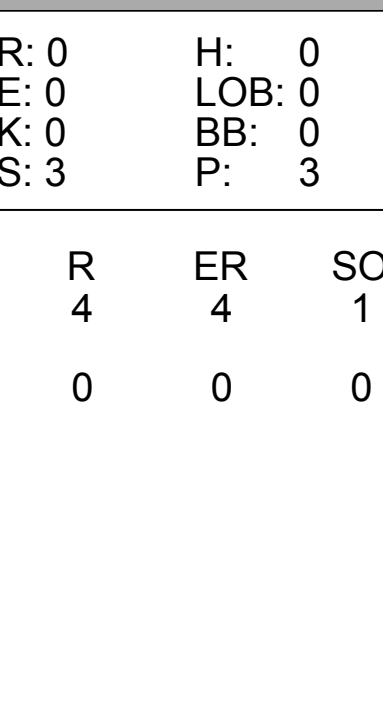
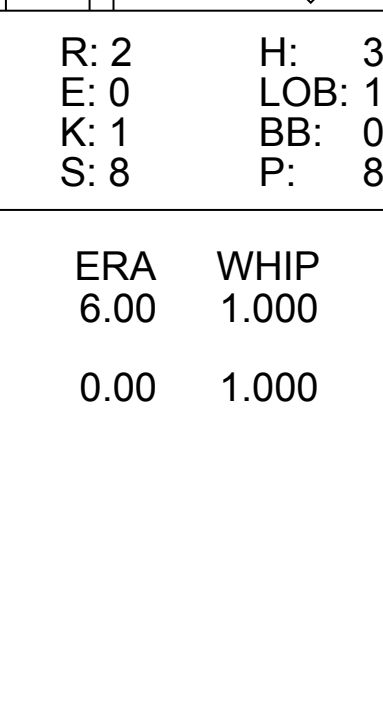
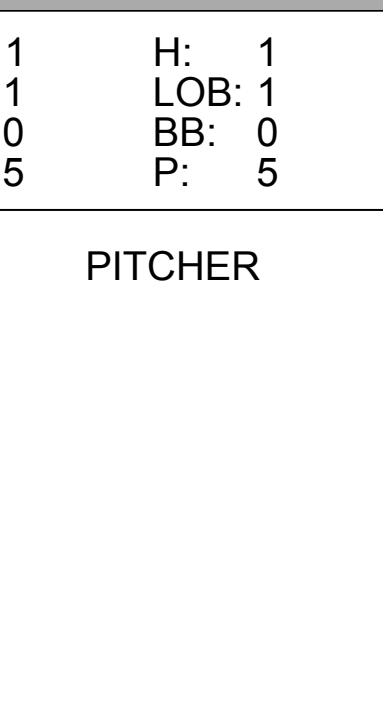


Batter	1	2	3	4	5	6	7	8	9	10	11	12	13	AB R H RBI BB SO LOB	TOP																			
Jerry Royster, R OBP: 0.340, SLG: 0.355 Tim Flannery, L OBP: 0.362, SLG: 0.345	F6 BB		F6		K			FC5-4 1B	G3			2H 3B		2 0 0 0 1 1 1 3 0 2 1 0 0 1	San Diego Padres @ San Francisco Giants Candlestick Park, San Francisco, CA Sun Jun 16 1985, 6:38 AM EDT Att. 24,104 - Unknown livebaseballscorecards.com AB 45 R 4 H 8 RBI 4 BB 5 SO 15 LOB 24 																			
Tony Gwynn, L OBP: 0.364, SLG: 0.464	K		4-3		3-1			F7		K		L5		6 0 0 0 0 2 4																				
Steve Garvey, R OBP: 0.291, SLG: 0.452	F8				HR			FC5-4 1-2		K		5-3		6 1 1 1 0 2 3																				
Kevin McReynolds, R OBP: 0.320, SLG: 0.407	6-3				K2-3			L5		6-3			WP SH3-4 1B	6 0 1 0 0 1 2																				
Kurt Bevacqua, R OBP: 0.425, SLG: 0.455								F7		FC1-4 BB		L3 1B	SH3-4 1-2	3 0 1 0 2 1 1																				
Carmelo Martinez, R OBP: 0.352, SLG: 0.479					F3			F8		FC1-4 2B 1B		L3	F4	5 1 0 0 1 0 5																				
Bruce Bochy, R OBP: 0.243, SLG: 0.333 Terry Kennedy, L OBP: 0.316, SLG: 0.421					K			F7				K	WP IBB	3 0 0 0 0 2 2 2 1 1 0 1 1 0																				
Garry Templeton, S OBP: 0.325, SLG: 0.395 Luis DeLeon, R OBP: 0.200, SLG: 0.200								1-3					K	5 1 0 0 0 4 5 0 0 0 0 0 0 0																				
Ed Wojna, R OBP: 0.260, SLG: 0.350 Greg Minion, S OBP: 0.280, SLG: 0.391 Craig Lefferts, L OBP: 0.350, SLG: 0.399 Bobby Brown, S OBP: 0.299, SLG: 0.399 Rich Gossage, R OBP: 0.270, SLG: 0.444 Tim Stoddard, R OBP: 0.301, SLG: 0.384 Mark Thurmond, L OBP: 0.301, SLG: 0.384			K					1-3				SH3-4 3B HBP	K	2 0 1 0 0 1 0 1 0 0 0 0 0 0 1 0 0 0 0 0 0 1 0 0 1 2 0																				
Inning Stats	R: 0 E: 0 K: 1 S: 5	H: 0 LOB: 1 BB: 1 P: 9	R: 0 E: 0 K: 3 S: 9	H: 0 LOB: 1 BB: 1 P: 13	R: 0 E: 0 K: 1 S: 5	H: 0 LOB: 0 BB: 0 P: 5	R: 1 E: 0 K: 2 S: 8	H: 1 LOB: 1 BB: 1 P: 12	R: 0 E: 0 K: 2 S: 8	H: 1 LOB: 1 BB: 0 P: 6	R: 0 E: 0 K: 1 S: 6	H: 0 LOB: 0 BB: 0 P: 3	R: 0 E: 1 K: 0 S: 4	H: 1 LOB: 1 BB: 0 P: 4		R: 2 E: 0 K: 1 S: 7	H: 2 LOB: 1 BB: 1 P: 11	R: 0 E: 0 K: 2 S: 7	H: 0 LOB: 0 BB: 0 P: 7	R: 0 E: 0 K: 1 S: 5	H: 1 LOB: 0 BB: 0 P: 5	R: 1 E: 0 K: 0 S: 4	H: 1 LOB: 1 BB: 0 P: 5	R: 0 E: 0 K: 1 S: 6	H: 1 LOB: 2 BB: 1 P: 10	1B: 5 2B: 2 3B: 1 HR: 1	SF: 0 SAC: 2 DP: 1 HBP: 1	WP: 1 PB: 0 SB: 2 CS: 0	PA: 53					
PITCHER	IP WLS BF H R ER SO BB IBB HBP BLK WP HR S P ERA WHIP																																	
Vida Blue, L ERA: 3.0	7.0	27	2	1	1	10	3	0	0	0	0	0	0	0		0	0	1.29	0.714															
Greg Minion, R ERA: 2.37	1.1	7	2	2	2	0	1	0	0	0	0	0	0	0		0	0	6	10	13.50	2.250													
Mark Davis, L ERA: 1.06	3.2	14	3	1	1	4	0	0	0	0	0	0	0	0		0	0	22	24	2.46	0.818													
Frank Williams, R ERA: 3.7	1.0	5	1	0	0	1	0	1	0	0	0	0	0	0		0	0	6	10	0.00	1.000													

Batter	1	2	3	4	5	6	7	8	9	10	11	12	13	AB R H RBI BB SO LOB	BOTTOM																			
Joel Youngblood, R OBP: 0.270, SLG: 0.218	F9		E 1B SF8 1B		1-4 1B		F3			F7		5-3-2-5 2-3		6 1 2 1 0 0 2	San Diego Padres @ San Francisco Giants Candlestick Park, San Francisco, CA Sun Jun 16 1985, 6:38 AM EDT Att. 24,104 - Unknown livebaseballscorecards.com AB 45 R 5 H 12 RBI 5 BB 3 SO 5 LOB 15 																			
Manny Trillo, R OBP: 0.268, SLG: 0.261	F3		SF8 E 1B		1-4 1-2		F7			F8		F7		6 0 1 0 0 0 1																				
Chili Davis, S OBP: 0.336, SLG: 0.429	F8		E4 CS 1B		F7							F4		6 0 1 0 0 0 2																				
Jeffrey Leonard, R OBP: 0.263, SLG: 0.335			SF8 1B									5-3		5 1 2 1 0 0 1																				
Chris Brown, R OBP: 0.294, SLG: 0.343			G6-3 1B		CS 1B		6-3						1B 3B	6 0 2 1 0 1 2																				
David Green, R OBP: 0.264, SLG: 0.296			G6-3 1-2		CS 1B		6-3						1B	5 1 2 0 0 0 1																				
Alex Trevino, R OBP: 0.280, SLG: 0.310 Duane Kuiper, L OBP: 0.600, SLG: 0.500 Ricky Adams, R OBP: 0.267, SLG: 0.345												SH1-4 2B 1B		2 1 0 0 2 1 1 0 0 0 0 0 0 0 0 0 0 0 0 0 0																				
Jose Uribe, S OBP: 0.247, SLG: 0.312 Dan Gladden, R OBP: 0.275, SLG: 0.290 Frank Williams, R ERA: 4.63												SH1-4 1-2		4 1 1 1 0 0 2 1 0 1 1 0 0 0 0 0 0 0 0 0 0																				
Vida Blue, S OBP: 0.280, SLG: 0.373 Rob Deer, R OBP: 0.275, SLG: 0.393 Greg Minion, S OBP: 0.280, SLG: 0.391 Mark Davis, R OBP: 0.301, SLG: 0.444 Bob Borchers, L OBP: 0.261, SLG: 0.384												SH1-4 2B 1B		2 0 0 0 0 1 3 1 0 0 0 0 1 0 1 0 0 0 0 0 0 1 0 0 0 0 1 0 0 0 0 0 0 1 0																				
Inning Stats	R: 0 E: 0 K: 0 S: 3	H: 0 LOB: 0 BB: 0 P: 3	R: 0 E: 0 K: 0 S: 3	H: 1 LOB: 0 BB: 0 P: 3	R: 3 E: 1 K: 0 S: 6	H: 3 LOB: 1 BB: 1 P: 10	R: 0 E: 0 K: 1 S: 6	H: 1 LOB: 1 BB: 1 P: 10	R: 0 E: 0 K: 1 S: 6	H: 1 LOB: 0 BB: 0 P: 6	R: 0 E: 0 K: 1 S: 6	H: 0 LOB: 0 BB: 0 P: 5	R: 0 E: 0 K: 0 S: 4	H: 1 LOB: 1 BB: 0 P: 4		R: 0 E: 0 K: 1 S: 5	H: 0 LOB: 0 BB: 0 P: 3	R: 0 E: 0 K: 1 S: 5	H: 0 LOB: 0 BB: 0 P: 5	R: 0 E: 0 K: 1 S: 5	H: 0 LOB: 0 BB: 0 P: 5	R: 1 E: 0 K: 0 S: 4	H: 2 LOB: 1 BB: 1 P: 8	R: 1 E: 0 K: 0 S: 4	H: 2 LOB: 1 BB: 0 P: 4	1B: 8 2B: 4 3B: 2 HR: 0	SF: 1 SAC: 1 DP: 3 HBP: 0	WP: 0 PB: 0 SB: 1 CS: 1	PA: 51					
PITCHER	IP WLS BF H R ER SO BB IBB HBP BLK WP HR S P ERA WHIP																																	
Ed Wojna, R ERA: 3.0	6.0	25	7	3	2	2	2	0	0	0	0	0	0	0		0	0	27	35	3.00	1.500													
Craig Lefferts, L ERA: 3.54	2.0	7	1	0	0	1	0	0	0	0	0	0	0	0		0	0	9	9	0.00	0.500													
Rich Gossage, R ERA: 2.2	2.0	6	0	0	0	1	0	0	0	0	0	0	0	0		0	0	8	8	0.00	0.000													
Tim Stoddard, R ERA: 4.63	1.0	4	1	1	1	1	0	0	0	0	0	0	0	0		0	0	6	6	9.00	1.000													
Mark Thurmond, L ERA: 4.88	1.2	7	2	1	1	0	0	1	0	0	0	0	0	0		0	0	6	10	5.40	1.200													

Batter	1	2	3	4	5	6	7	8	9	AB	R	H	RBI	BB	SO	LOB	TOP					
Gary Redus, R OBP: 0.397, SLG: 0.500 (1, 8)										4	0	0	0	0	2	2	Cincinnati Reds @ San Francisco Giants Candlestick Park, San Francisco, CA Mon Jun 17 1985, 6:33 AM EDT Att: 4,916 - Unknown					
Dave Concepcion, R OBP: 0.328, SLG: 0.417 (1, 6)										4	0	0	0	0	0	2						
Dave Parker, L OBP: 0.363, SLG: 0.517 (1, 9)										3	0	2	0	1	0	0						
Tony Perez, R OBP: 0.444, SLG: 0.667 (1, 3)										4	0	0	0	0	1	3						
Alan Knicely, R OBP: 0.345, SLG: 0.505 (1, 2)										4	0	0	0	0	0	2						
Cesar Cedeno, R OBP: 0.313, SLG: 0.324 (1, 7)										4	0	0	0	0	1	1						
Nick Esasky, R OBP: 0.345, SLG: 0.393 (1, 5)										4	0	1	0	0	1	0						
Ron Oester, S OBP: 0.340, SLG: 0.374 (1, 4)										2	0	1	0	1	0	1						
Jay Tibbs, R OBP: 0.121, SLG: 0.065 (7, PH)										1	0	0	0	0	1	1						
Dave Vangorder, R OBP: 0.289, SLG: 0.291 (7, 1)										1	0	0	0	0	0	1						
John Stuper, R OBP: 0.235, SLG: 0.071 (7, 1)										0	0	0	0	0	0	0						
Inning Stats	R: 0 E: 0 K: 1 S: 5	H: 0 LOB: 0 BB: 0 P: 5	R: 0 E: 0 K: 0 S: 3	H: 0 LOB: 0 BB: 0 P: 3	R: 0 E: 1 K: 0 S: 4	H: 0 LOB: 2 BB: 1 P: 8	R: 0 E: 0 K: 0 S: 4	H: 1 LOB: 1 BB: 0 P: 4	R: 0 E: 0 K: 1 S: 6	H: 1 LOB: 1 BB: 0 P: 6	R: 0 E: 0 K: 0 S: 3	H: 0 LOB: 1 BB: 1 P: 7	R: 0 E: 0 K: 0 S: 4	H: 1 LOB: 1 BB: 0 P: 4	R: 0 E: 0 K: 2 S: 8	H: 1 LOB: 1 BB: 0 P: 8	R: 0 E: 0 K: 2 S: 7	H: 0 LOB: 0 BB: 0 P: 7	1B: 3 2B: 1 3B: 0 HR: 0	SF: 0 SAC: 1 DP: 0 HBP: 0	WP: 0 PB: 0 SB: 1 CS: 0	PA: 34
PITCHER Atlee Hammaker, L ERA: 2.98 (1, 1)	IP: 9.0 WLS: W BF: 34 H: 4 R: 0 ER: 0 SO: 6 BB: 2 IBB: 0 HBP: 0 BLK: 0 WP: 0 HR: 0 S: 44 P: 52 ERA: 0.00 WHIP: 0.667															PITCHER						



Batter	1	2	3	4	5	6	7	8	9	AB	R	H	RBI	BB	SO	LOB	BOTTOM			
Joel Youngblood, R OBP: 0.292, SLG: 0.237 (1, 8)										4	0	2	1	0	0	0	Cincinnati Reds @ San Francisco Giants Candlestick Park, San Francisco, CA Mon Jun 17 1985, 6:33 AM EDT Att: 4,916 - Unknown			
Manny Trillo, R OBP: 0.288, SLG: 0.257 (1, 4)										3	1	0	0	1	0	2				
Chili Davis, S OBP: 0.336, SLG: 0.425 (1, 9)										4	0	1	0	0	0	1				
Jeffrey Leonard, R OBP: 0.267, SLG: 0.350 (1, 7)										4	1	2	2	0	0	1				
Bob Brenly, R OBP: 0.294, SLG: 0.354 (1, 2)										4	0	0	0	0	0	1				
David Green, R OBP: 0.288, SLG: 0.288 (1, 3)										3	0	0	0	0	1	0				
Ricky Adams, R OBP: 0.273, SLG: 0.406 (1, 5)										3	1	1	0	0	0	1				
Jose Uribe, S OBP: 0.249, SLG: 0.317 (1, 6)										3	1	1	1	0	0	0				
Atlee Hammaker, S (1, 1)										3	0	0	0	0	0	1				
Inning Stats	R: 1 E: 0 K: 0 S: 4	H: 1 LOB: 1 BB: 1 P: 8	R: 0 E: 0 K: 0 S: 3	H: 0 LOB: 0 BB: 0 P: 3	R: 0 E: 0 K: 0 S: 3	H: 0 LOB: 0 BB: 0 P: 3	R: 2 E: 0 K: 1 S: 8	H: 3 LOB: 1 BB: 0 P: 8	R: 1 E: 1 K: 0 S: 5	H: 1 LOB: 1 BB: 0 P: 5	R: 0 E: 0 K: 0 S: 4	H: 1 LOB: 1 BB: 0 P: 4	R: 0 E: 0 K: 0 S: 3	H: 1 LOB: 0 BB: 0 P: 3	R: 0 E: 0 K: 0 S: 3	H: 1 LOB: 0 BB: 0 P: 3	1B: 4 2B: 1 3B: 1 HR: 1	SF: 0 SAC: 0 DP: 1 HBP: 0	WP: 0 PB: 0 SB: 1 CS: 0	PA: 32
PITCHER Jay Tibbs, R ERA: 4.49 (7, 1)	IP: 6.0 WLS: L BF: 25 H: 5 R: 4 ER: 4 SO: 4 BB: 1 IBB: 0 HBP: 0 BLK: 0 WP: 0 HR: 1 S: 26 P: 30 ERA: 6.00 WHIP: 1.000															PITCHER				
John Stuper, R ERA: 5.29 (7, 1)	IP: 2.0 WLS: 7 BF: 2 H: 2 R: 0 ER: 0 SO: 0 BB: 0 IBB: 0 HBP: 0 BLK: 0 WP: 0 HR: 0 S: 7 P: 7 ERA: 0.00 WHIP: 1.000															PITCHER				



Batter	1	2	3	4	5	6	7	8	9	AB	R	H	RBI	BB	SO	LOB	TOP					
Gary Redus, R OBP: 0.389, SLG: 0.500 (1, 7)	F7		L6				SF8		5-3	4	1	1	1	0	0	0	Cincinnati Reds @ San Francisco Giants Candlestick Park, San Francisco, CA Tue Jun 18 1985, 6:33 AM EDT Att: 5,961 - Unknown livebaseballscorecards.com					
Eddie Milner, L OBP: 0.308, SLG: 0.258 (1, 8)	F7		F4			2B	BB		4-3	5	1	3	1	0	0							
Pete Rose, S OBP: 0.402, SLG: 0.365 (1, 3)	BB			5-3		L5	BB		4-3	3	0	0	1	2	0	2						
Dave Parker, L OBP: 0.364, SLG: 0.515 (1, 9)	4-3			F4		E8	SF9		IBB	3	1	1	2	1	0	1						
Alan Knicely, R OBP: 0.339, SLG: 0.490 (1, 2)		K		F6		G3			F3	5	0	1	1	0	1	4						
Dave Concepcion, R OBP: 0.328, SLG: 0.414 (1, 6)		G3			4-3	F9			4-3	4	0	1	0	0	0	1						
Ron Oester, S OBP: 0.333, SLG: 0.366 (1, 4)		G3			6-3		E4		4-3	4	1	0	0	0	0	1						
Wayne Krenchicki, L OBP: 0.352, SLG: 0.359 (1, 5)		4-3			G3		SH		FC6-4	3	1	1	0	1	0	1						
Frank Pastore, R OBP: 0.143, SLG: 0.286 (1, 1)			K			1-3	SH		FC6-4	3	1	0	0	0	1	1						
Inning Stats	R: 0 E: 0 K: 0 S: 3	H: 0 LOB: 1 BB: 1 P: 7	R: 0 E: 0 K: 1 S: 6	H: 1 LOB: 1 BB: 0 P: 6	R: 0 E: 0 K: 1 S: 5	H: 0 LOB: 0 BB: 0 P: 5	R: 0 E: 0 K: 0 S: 3	H: 0 LOB: 0 BB: 0 P: 3	R: 0 E: 0 K: 0 S: 3	H: 0 LOB: 0 BB: 0 P: 3	R: 3 E: 1 K: 0 S: 7	H: 4 LOB: 1 BB: 0 P: 7	R: 3 E: 1 K: 0 S: 6	H: 1 LOB: 2 BB: 2 P: 14	R: 0 E: 0 K: 0 S: 4	H: 1 LOB: 1 BB: 0 P: 4	R: 0 E: 0 K: 0 S: 4	H: 1 LOB: 2 BB: 1 P: 8	1B: 6 2B: 2 3B: 0 HR: 0	SF: 2 SAC: 1 DP: 0 HBP: 0	WP: 0 PB: 0 SB: 1 CS: 0	PA: 41
PITCHER	IP	WLS	BF	H	R	ER	SO	BB	IBB	HBP	BLK	WP	HR	S	P	ERA	WHIP					
Bill Laskey, R ERA: 4.04 (1, 1)	6.1	L	29	6	6	2	2	2	0	0	0	0	0	31	39	2.84	1.263					
Frank Williams, R ERA: 3.46 (7, 1)	1.2		7	1	0	0	0	1	0	0	0	0	0	6	10	0.00	1.200					
Scott Garrelts, R ERA: 1.18 (9, 1)	1.0		5	1	0	0	0	0	1	0	0	0	0	4	8	0.00	1.000					

Batter	1	2	3	4	5	6	7	8	9	AB	R	H	RBI	BB	SO	LOB	BOTTOM				
Joel Youngblood, R OBP: 0.275, SLG: 0.222 (1, 8)	F3		5-3		6-3			F8		4	0	0	0	0	0	2	Cincinnati Reds @ San Francisco Giants Candlestick Park, San Francisco, CA Tue Jun 18 1985, 6:33 AM EDT Att: 5,961 - Unknown livebaseballscorecards.com				
Manny Trillo, R OBP: 0.292, SLG: 0.261 (1, 4)	WP					P3		4-3		4	0	2	1	0	0	1					
Chili Davis, S OBP: 0.330, SLG: 0.416 (1, 9)	FC1-6-5-6-5		K			F3		F8		4	0	0	0	0	1	2					
Jeffrey Leonard, R OBP: 0.263, SLG: 0.345 (1, 7)	F9			K		F8		K		4	0	0	0	0	2	1					
Bob Brenly, R OBP: 0.293, SLG: 0.348 (1, 2)		6-3		FC6-4		5-3		F5		3	0	0	0	1	0	0					
David Green, R OBP: 0.252, SLG: 0.281 (1, 3)		6-3		FC6-4		4-3				3	0	0	0	0	0	1					
Ricky Adams, R OBP: 0.250, SLG: 0.371 (1, 5)	F7			6-3		1-3				3	0	0	0	0	0	1					
Jose Uribe, S OBP: 0.255, SLG: 0.323 (1, 6)						F8				3	1	2	0	0	0	0					
Bill Laskey, R OBP: 0.176, SLG: 0.125 Frank Williams, R (7, 1)			SH2-4					1B		1	0	0	0	0	0	0					
Gary Rajsich, L OBP: 0.295, SLG: 0.240 Scott Garrelts, R (9, 1)			SH2-4		L3			F2		1	0	0	0	0	0	1					
Inning Stats	R: 0 E: 0 K: 0 S: 4	H: 1 LOB: 0 BB: 0 P: 4	R: 0 E: 0 K: 0 S: 3	H: 0 LOB: 0 BB: 0 P: 3	R: 1 E: 0 K: 1 S: 7	H: 2 LOB: 1 BB: 0 P: 7	R: 0 E: 0 K: 1 S: 5	H: 0 LOB: 1 BB: 1 P: 9	R: 0 E: 0 K: 0 S: 3	H: 0 LOB: 0 BB: 0 P: 3	R: 0 E: 0 K: 0 S: 3	H: 0 LOB: 0 BB: 0 P: 3	R: 0 E: 0 K: 0 S: 4	H: 1 LOB: 1 BB: 0 P: 4	R: 0 E: 0 K: 1 S: 5	H: 0 LOB: 0 BB: 0 P: 5	1B: 4 2B: 0 3B: 0 HR: 0	SF: 0 SAC: 1 DP: 0 HBP: 0	WP: 1 PB: 0 SB: 1 CS: 0	PA: 32	
PITCHER	IP	WLS	BF	H	R	ER	SO	BB	IBB	HBP	BLK	WP	HR	S	P	ERA	WHIP				
Frank Pastore, R ERA: 3.62 (1, 1)	9.0	W	32	4	1	1	3	1	0	0	0	1	0	37	41	1.00	0.556				

Batter	1	2	3	4	5	6	7	8	9	AB	R	H	RBI	BB	SO	LOB	TOP			
Gary Redus, R OBP: 0.378, SLG: 0.483 (1, 8)	F9		F3			K		4-3		4	0	0	0	0	1	2	Cincinnati Reds @ San Francisco Giants Candlestick Park, San Francisco, CA Wed Jun 19 1985, 6:33 AM EDT Att: 8,490 - Unknown livebaseballscorecards.com			
Dave Concepcion, R OBP: 0.322, SLG: 0.407 (1, 6)	4-3			6-3		FC5-4 1B		6-3		4	1	0	0	0	0	2				
Dave Parker, L OBP: 0.362, SLG: 0.510 (1, 9)	4-3			F6		1B		3-1		4	0	1	2	0	0	0				
Tony Perez, R OBP: 0.431, SLG: 0.633 (1, 3)		G5-4-3 1B		6-3		F3			K	4	0	1	0	0	1	1				
Nick Esasky, R OBP: 0.337, SLG: 0.383 (1, 5)	G5-4-3				F9		K		K	4	0	0	0	0	2	1				
Cesar Cedeno, R OBP: 0.317, SLG: 0.324 (1, 7)	1B				F7		BB		K	3	0	1	0	1	1	0				
Ron Oester, S OBP: 0.333, SLG: 0.362 (1, 4)	1-3				K		BB			2	0	0	0	1	1	1				
Dave Vangorder, R OBP: 0.274, SLG: 0.295 (7, PH)			6-3			FC5-4 1B			K	2	1	1	0	0	0	0				
Max Venable, L OBP: 0.357, SLG: 0.417 (7, PH)						1B			K	1	0	0	0	0	1	2				
Alan Knicely, R OBP: 0.339, SLG: 0.490 (7, 2)						SH			K	0	0	0	0	0	0	0				
Mario Soto, R OBP: 0.190, SLG: 0.220 (7, PH)			6-3			SH			K	1	0	0	0	0	0	0				
Duane Walker, L OBP: 0.279, SLG: 0.405 (7, 1)						FC5-4			K	1	0	0	0	0	1	2				
Tom Hume, R (7, 1)						1-2				0	0	0	0	0	0	0				
Inning Stats	R: 0 E: 0 K: 0 S: 3	H: 0 LOB: 0 BB: 0 P: 3	R: 0 E: 0 K: 0 S: 4	H: 2 LOB: 1 BB: 0 P: 4	R: 0 E: 0 K: 0 S: 3	H: 0 LOB: 0 BB: 0 P: 3	R: 0 E: 0 K: 0 S: 3	H: 0 LOB: 0 BB: 0 P: 3	R: 0 E: 0 K: 1 S: 5	H: 0 LOB: 0 BB: 0 P: 5	R: 2 E: 1 K: 1 S: 8	H: 2 LOB: 1 BB: 0 P: 8	R: 0 E: 0 K: 3 S: 9	H: 0 LOB: 2 BB: 2 P: 17	R: 0 E: 0 K: 0 S: 3	H: 0 LOB: 0 BB: 0 P: 9	1B: 4 2B: 0 3B: 0 HR: 0	SF: 0 SAC: 1 DP: 1 HBP: 0	WP: 0 PB: 0 SB: 2 CS: 0	PA: 33
PITCHER	IP WLS BF H R ER SO BB IBB HBP BLK WP HR S P ERA WHIP	IP WLS BF H R ER SO BB IBB HBP BLK WP HR S P ERA WHIP	IP WLS BF H R ER SO BB IBB HBP BLK WP HR S P ERA WHIP	IP WLS BF H R ER SO BB IBB HBP BLK WP HR S P ERA WHIP	IP WLS BF H R ER SO BB IBB HBP BLK WP HR S P ERA WHIP	IP WLS BF H R ER SO BB IBB HBP BLK WP HR S P ERA WHIP	IP WLS BF H R ER SO BB IBB HBP BLK WP HR S P ERA WHIP	IP WLS BF H R ER SO BB IBB HBP BLK WP HR S P ERA WHIP	IP WLS BF H R ER SO BB IBB HBP BLK WP HR S P ERA WHIP	IP WLS BF H R ER SO BB IBB HBP BLK WP HR S P ERA WHIP	IP WLS BF H R ER SO BB IBB HBP BLK WP HR S P ERA WHIP	IP WLS BF H R ER SO BB IBB HBP BLK WP HR S P ERA WHIP	IP WLS BF H R ER SO BB IBB HBP BLK WP HR S P ERA WHIP	IP WLS BF H R ER SO BB IBB HBP BLK WP HR S P ERA WHIP	IP WLS BF H R ER SO BB IBB HBP BLK WP HR S P ERA WHIP	IP WLS BF H R ER SO BB IBB HBP BLK WP HR S P ERA WHIP	IP WLS BF H R ER SO BB IBB HBP BLK WP HR S P ERA WHIP			
Dave LaPoint, L ERA: 2.33 (1, 1)	6.0	W	22	4	2	0	2	0	0	0	0	0	0	0	0	0	0.00	0.667		
Scott Garrelts, R ERA: 1.11 (7, 1)	3.0	S	11	0	0	0	6	2	0	0	0	0	0	0	0	0	0.00	0.667		

Batter	1	2	3	4	5	6	7	8	9	AB	R	H	RBI	BB	SO	LOB	BOTTOM			
Joel Youngblood, R OBP: 0.288, SLG: 0.227 (1, 8)	S BB		2B SF7 1B	5-3			K			3	1	1	0	1	1	1	Cincinnati Reds @ San Francisco Giants Candlestick Park, San Francisco, CA Wed Jun 19 1985, 6:33 AM EDT Att: 8,490 - Unknown livebaseballscorecards.com			
Manny Trillo, R OBP: 0.295, SLG: 0.267 (1, 4)	K		HR	BB		F6				3	1	1	0	1	1	1				
Chili Davis, S OBP: 0.329, SLG: 0.412 (1, 9)	BB		SF7	F8		F8				2	0	0	1	1	0	2				
Jeffrey Leonard, R OBP: 0.263, SLG: 0.340 (1, 7)	K		HR BB		F8		K			3	1	0	0	1	2	2				
Bob Brenly, R OBP: 0.297, SLG: 0.388 (1, 2)	K2-3		HR		K			HR		4	2	2	4	0	2	2				
David Green, R OBP: 0.244, SLG: 0.272 (1, 3)		6-3	F9		6-3			6-3		4	0	0	0	0	0	0				
Ricky Adams, R OBP: 0.225, SLG: 0.333 (1, 5)	K		F9			G3		F2		4	0	0	0	0	1	0				
Jose Uribe, S OBP: 0.261, SLG: 0.321 (1, 6)				SH1-4 BB		K				1	0	0	0	2	1	0				
Dave LaPoint, L OBP: 0.333, SLG: 0.292 (1, 1)						4-3				1	0	0	0	0	1	1				
Scot Thompson, L OBP: 0.176, SLG: 0.179 (6, PH)				SH1-4						1	0	0	0	0	0	0				
Scott Garrelts, R (7, 1)										0	0	0	0	0	0	0				
Inning Stats	R: 0 E: 0 K: 3 S: 9	H: 0 LOB: 2 BB: 2 P: 17	R: 0 E: 0 K: 2 S: 7	H: 0 LOB: 1 BB: 1 P: 11	R: 4 E: 0 K: 0 S: 6	H: 3 LOB: 0 BB: 1 P: 10	R: 0 E: 0 K: 0 S: 3	H: 0 LOB: 2 BB: 2 P: 11	R: 0 E: 0 K: 1 S: 5	H: 0 LOB: 0 BB: 0 P: 5	R: 0 E: 0 K: 1 S: 5	H: 0 LOB: 0 BB: 0 P: 5	R: 0 E: 0 K: 1 S: 6	H: 1 LOB: 0 BB: 0 P: 6	R: 1 E: 0 K: 1 S: 6	H: 1 LOB: 0 BB: 0 P: 6	1B: 1 2B: 1 3B: 0 HR: 2	SF: 1 SAC: 1 DP: 0 HBP: 0	WP: 0 PB: 0 SB: 1 CS: 0	PA: 34
PITCHER	IP WLS BF H R ER SO BB IBB HBP BLK WP HR S P ERA WHIP	IP WLS BF H R ER SO BB IBB HBP BLK WP HR S P ERA WHIP	IP WLS BF H R ER SO BB IBB HBP BLK WP HR S P ERA WHIP	IP WLS BF H R ER SO BB IBB HBP BLK WP HR S P ERA WHIP	IP WLS BF H R ER SO BB IBB HBP BLK WP HR S P ERA WHIP	IP WLS BF H R ER SO BB IBB HBP BLK WP HR S P ERA WHIP	IP WLS BF H R ER SO BB IBB HBP BLK WP HR S P ERA WHIP	IP WLS BF H R ER SO BB IBB HBP BLK WP HR S P ERA WHIP	IP WLS BF H R ER SO BB IBB HBP BLK WP HR S P ERA WHIP	IP WLS BF H R ER SO BB IBB HBP BLK WP HR S P ERA WHIP	IP WLS BF H R ER SO BB IBB HBP BLK WP HR S P ERA WHIP	IP WLS BF H R ER SO BB IBB HBP BLK WP HR S P ERA WHIP	IP WLS BF H R ER SO BB IBB HBP BLK WP HR S P ERA WHIP	IP WLS BF H R ER SO BB IBB HBP BLK WP HR S P ERA WHIP	IP WLS BF H R ER SO BB IBB HBP BLK WP HR S P ERA WHIP	IP WLS BF H R ER SO BB IBB HBP BLK WP HR S P ERA WHIP				
Mario Soto, R ERA: 3.08 (1, 1)	6.0	L	27	3	4	4	7	6	0	0	0	0	0	0	0	0	6.00	1.500		
Tom Hume, R ERA: 3.09 (7, 1)	2.0		7	1	1	1	2	0	0	0	0	0	0	0	0	0	4.50	0.500		

Batter	1	2	3	4	5	6	7	8	9	AB	R	H	RBI	BB	SO	LOB	TOP																			
Joel Youngblood, R (1, 8) OBP: 0.295, SLG: 0.239	F7		L8			SH1-3 HR 1B			F9	5	1	2	0	0	0	2	San Francisco Giants @ San Diego Padres Jack Murphy Stadium, San Diego, CA Thu Jun 20 1985, 6:33 AM EDT Att: 28,044 - Sunny																			
Manny Trillo, R (1, 4) OBP: 0.291, SLG: 0.263 Rob Deer, R (9, PH) OBP: 0.305, SLG: 0.365	F8		FC6-4			SH1-3 1-2	K		F6	3	0	0	0	0	1	2																				
Chili Davis, S (1, 9) OBP: 0.328, SLG: 0.406	F3			3-1		HR BB			4-3	3	1	0	0	1	0	0																				
Jeffrey Leonard, R (1, 7) OBP: 0.266, SLG: 0.367		HR		K		HR			5-3	4	2	2	4	0	1	0																				
Bob Brently, R (1, 2) OBP: 0.302, SLG: 0.396	F4					HR			2B 1B	4	1	2	0	0	1	0																				
Chris Brown, R (1, 5) OBP: 0.298, SLG: 0.352	F8			2B					1B	4	0	2	1	0	0	1																				
David Green, R (1, 3) OBP: 0.237, SLG: 0.264	E5 CS			4-3			S 1B		2B	4	0	0	0	0	1	2																				
Ricky Adams, R (1, 6) OBP: 0.209, SLG: 0.310 Scot Thompson, L (9, PH) OBP: 0.174, SLG: 0.176	CS		F8			K			F8	3	0	0	0	0	1	0																				
Mike Krukow, R (1, 1) OBP: 0.250, SLG: 0.308 Mark Davis, L (8, 1) OBP: 0.222, SLG: 0.444 Gary Rajsich, L (8, 3) OBP: 0.303, SLG: 0.240 Jose Uribe, S (9, PR) OBP: 0.261, SLG: 0.321						K			4-3	3	0	1	0	0	1	0																				
			FC6-4 1B						BB	0	0	0	0	0	0	0																				
Inning Stats	R: 0 E: 0 K: 0 S: 3	H: 0 LOB: 0 BB: 0 P: 3	R: 1 E: 1 K: 0 S: 4	H: 1 LOB: 0 BB: 0 P: 4	R: 0 E: 0 K: 0 S: 4	H: 1 LOB: 1 BB: 0 P: 4	R: 0 E: 0 K: 1 S: 6	H: 1 LOB: 1 BB: 0 P: 6	R: 0 E: 0 K: 2 S: 7	H: 0 LOB: 0 BB: 0 P: 7	R: 3 E: 0 K: 2 S: 10	H: 3 LOB: 1 BB: 1 P: 14	R: 0 E: 0 K: 1 S: 6	H: 1 LOB: 1 BB: 0 P: 6	R: 1 E: 0 K: 0 S: 5	H: 2 LOB: 1 BB: 0 P: 5	R: 0 E: 0 K: 0 S: 3	H: 0 LOB: 1 BB: 1 P: 7	1B: 5 2B: 2 3B: 0 HR: 2	SF: 0 SAC: 1 DP: 0 HBP: 0	WP: 0 PA: 39 PB: 0 SB: 1 CS: 1															
PITCHER	IP	WLS	BF	H	R	ER	SO	BB	IBB	HBP	BLK	WP	HR	S	P	ERA	WHIP	PITCHER		IP	WLS	BF	H	R	ER	SO	BB	IBB	HBP	BLK	WP	HR	S	P	ERA	WHIP
LaMarr Hoyt, R (1, 1) ERA: 3.06	8.0	W	34	9	5	5	6	1	0	0	0	0	2	45	49	5.62	1.250																			
Rich Gossage, R (9, 1) ERA: 2.06	1.0	S	4	0	0	0	0	1	0	0	0	0	0	3	7	0.00	1.000																			

AB	35
R	5
H	9
RBI	5
BB	2
SO	6
LOB	8



Batter	1	2	3	4	5	6	7	8	9	AB	R	H	RBI	BB	SO	LOB	BOTTOM																			
Tim Flannery, L (1, 4) OBP: 0.372, SLG: 0.349 Jerry Royster, R (8, PH) OBP: 0.330, SLG: 0.337	F7			WP HR 1B			HBP	1B 2B BB		2	1	1	0	0	0	0	San Francisco Giants @ San Diego Padres Jack Murphy Stadium, San Diego, CA Thu Jun 20 1985, 6:33 AM EDT Att: 28,044 - Sunny																			
Tony Gwynn, L (1, 9) OBP: 0.357, SLG: 0.451	F7			L7			F9	2B 1B	4	1	1	1	0	0	3																					
Steve Garvey, R (1, 3) OBP: 0.291, SLG: 0.449	1-3			F2			F8	K	4	0	0	0	0	1	3																					
Terry Kennedy, L (1, 2) OBP: 0.315, SLG: 0.436		G3		HR			E4 G4-6-3	2B	4	1	2	4	0	0	0																					
Graig Nettles, L (1, 5) OBP: 0.369, SLG: 0.374	F8			F5			G4-6-3	F9	4	0	0	0	0	0	1																					
Kevin McReynolds, R (1, 8) OBP: 0.319, SLG: 0.404	F8							F9	3	1	1	0	0	0	0																					
Bobby Brown, S (1, 7) OBP: 0.219, SLG: 0.233				F8				F8	3	0	0	0	0	1	1																					
Garry Templeton, S (1, 6) OBP: 0.327, SLG: 0.390				1-3				4-3	3	0	1	1	0	0	0																					
LaMarr Hoyt, R (1, 1) OBP: 0.061, SLG: 0.061 Al Bumbry, L (8, PH) OBP: 0.291, SLG: 0.269 Rich Gossage, R (9, 1) ERA: 1.99				K			SH2-4 1B	SH2-4 1B BB	1	0	0	0	0	1	0																					
										0	1	0	0	1	0																					
										0	0	0	0	0	0																					
Inning Stats	R: 0 E: 0 K: 0 S: 3	H: 0 LOB: 0 BB: 0 P: 3	R: 0 E: 0 K: 0 S: 3	H: 0 LOB: 0 BB: 0 P: 3	R: 0 E: 0 K: 1 S: 5	H: 0 LOB: 0 BB: 0 P: 5	R: 2 E: 0 K: 0 S: 5	H: 2 LOB: 0 BB: 0 P: 5	R: 1 E: 0 K: 1 S: 7	H: 2 LOB: 2 BB: 0 P: 8	R: 0 E: 1 K: 0 S: 3	H: 0 LOB: 0 BB: 0 P: 3	R: 0 E: 0 K: 0 S: 3	H: 0 LOB: 0 BB: 0 P: 3	R: 3 E: 0 K: 1 S: 6	H: 2 LOB: 2 BB: 2 P: 14	1B: 3 2B: 1 3B: 1 HR: 1	SF: 0 SAC: 1 DP: 1 HBP: 1	WP: 1 PA: 32 PB: 0 SB: 0 CS: 0																	
PITCHER	IP	WLS	BF	H	R	ER	SO	BB	IBB	HBP	BLK	WP	HR	S	P	ERA	WHIP	PITCHER		IP	WLS	BF	H	R	ER	SO	BB	IBB	HBP	BLK	WP	HR	S	P	ERA	WHIP
Mike Krukow, R (1, 1) ERA: 2.81	7.0	L	27	4	4	4	2	1	0	0	0	0	0	6	10	5.14	0.714																			
Mark Davis, L (8, 1) ERA: 1.99	1.0	L	5	2	2	2	1	1	0	0	0	0	0	6	10	18.00	3.000																			



Batter	1	2	3	4	5	6	7	8	9	AB	R	H	RBI	BB	SO	LOB	TOP										
Joel Youngblood, R OBP: 0.288, SLG: 0.227 (1, 8) (6, 7)	6-3	L4		G5-4-3			SH3-4 BB		L9	4	0	0	0	1	0	3											
Manny Trillo, R OBP: 0.288, SLG: 0.260 (1, 4) (6, 8)	K		F8		F9		SH3-4			3	0	0	0	0	1	0											
Chili Davis, S OBP: 0.326, SLG: 0.403 (1, 9)	1B		F8		4-3		5-3			4	0	1	0	0	0	1											
Jeffrey Leonard, R OBP: 0.267, SLG: 0.364 Dan Gladden, R OBP: 0.276, SLG: 0.297 (1, 7) (6, 8)	6-3		HBP S BB		F8		F9			2	0	0	0	1	0	1											
Bob Brently, R OBP: 0.311, SLG: 0.415 (1, 2)		HR		HBP BB		1B BB		6-3		2	1	1	1	2	0	0											
Chris Brown, R OBP: 0.306, SLG: 0.352 Scot Thompson, L OBP: 0.171, SLG: 0.174 Jose Uribe, S OBP: 0.260, SLG: 0.320 (1, 5) (6, PH) (6, 6)	SH1-3 BB		FC6-4 HBP		F4		F8			0	0	0	0	1	0	0											
David Green, R OBP: 0.231, SLG: 0.256 (1, 3)	E4		FC6-4		L8		F9			4	0	0	0	0	0	5											
Ricky Adams, R OBP: 0.217, SLG: 0.311 (1, 6) (6, 5)	SH1-3			6-3			F9			3	0	1	0	0	0	0											
Vida Blue, S Frank Williams, R Gary Rajsich, L OBP: 0.300, SLG: 0.237 Greg Minton, S Rob Deer, R OBP: 0.300, SLG: 0.358 (1, 1) (5, 1) (6, PH) (6, 1) (9, PH)	K		E1		L9		L5			2	0	0	0	0	1	2											
Inning Stats	R: 0 E: 0 K: 1 S: 6	H: 1 LOB: 1 BB: 0 P: 6	R: 1 E: 1 K: 1 S: 7	H: 1 LOB: 2 BB: 1 P: 11	R: 0 E: 1 K: 0 S: 3	H: 0 LOB: 0 BB: 2 P: 12	R: 0 E: 1 K: 0 S: 3	H: 0 LOB: 0 BB: 0 P: 3	R: 0 E: 0 K: 1 S: 4	H: 1 LOB: 2 BB: 1 P: 8	R: 0 E: 0 K: 0 S: 3	H: 0 LOB: 1 BB: 1 P: 7	R: 0 E: 0 K: 0 S: 3	H: 0 LOB: 0 BB: 0 P: 3	R: 0 E: 0 K: 0 S: 3	H: 0 LOB: 0 BB: 0 P: 3	1B: 2 2B: 0 3B: 0 HR: 1	SF: 0 SAC: 2 DP: 1 HBP: 1	WP: 0 PA: 37 PB: 0 SB: 1 CS: 0								
PITCHER	IP	WLS	BF	H	R	ER	SO	BB	IBB	HBP	BLK	WP	HR	S	P	ERA	WHIP										
Ed Wojna, R ERA: 2.25 Tim Stoddard, R ERA: 4.29 Craig Lefterts, L ERA: 3.16 (1, 1) (7, 1) (9, 1)	6.0	W	27	3	1	1	2	4	0	1	0	0	1	26	43	1.50	1.167										

San Francisco Giants @ San Diego Padres
Jack Murphy Stadium, San Diego, CA
Fri Jun 21 1985, 10:05 PM EDT
Att: 29,421 - Unknown

AB 29
R 1
H 3
RBI 1
BB 5
SO 2
LOB 16



Batter	1	2	3	4	5	6	7	8	9	AB	R	H	RBI	BB	SO	LOB	BOTTOM										
Jerry Royster, R OBP: 0.342, SLG: 0.387 (1, 4) (8, 5)	6-3		F8 1B 1B	1-3 2B			4-3	HR		5	2	3	4	0	0	0											
Tony Gwynn, L OBP: 0.381, SLG: 0.458 (1, 9)	4-3 1B		1B	4-3			5-3 2B	F7		5	0	3	0	0	0	2											
Steve Garvey, R OBP: 0.291, SLG: 0.446 (1, 3)	4-3		F3		E8 4-3 1B		5-3			4	1	1	0	0	0	4											
Kurt Bevacqua, R OBP: 0.409, SLG: 0.417 Tim Flannery, L OBP: 0.372, SLG: 0.349 (1, 5) (8, 4)	BB		F8		4-3		5-3			3	0	0	0	1	0	4											
Kevin McReynolds, R OBP: 0.325, SLG: 0.410 (1, 8)	K		FC6-4 1B		G5-4-3 1B		5-3 1B 1B			4	0	3	2	0	1	2											
Carmelo Martinez, R OBP: 0.349, SLG: 0.468 (1, 7)		F9	FC6-4		G5-4-3		5-3			4	0	0	0	0	0	4											
Bruce Bochy, R OBP: 0.250, SLG: 0.316 Terry Kennedy, L OBP: 0.318, SLG: 0.436 (1, 2) (6, PH) (9, 2)	BB			F9		K		1B HR IBB		2	0	0	0	1	1	0											
Garry Templeton, S OBP: 0.325, SLG: 0.388 (1, 6)	F9			F8		4-3		HR 1B		4	1	1	0	0	0	1											
Ed Wojna, R OBP: 0.500, SLG: 0.500 Bobby Brown, S OBP: 0.212, SLG: 0.226 Tim Stoddard, R Graig Nettles, L OBP: 0.372, SLG: 0.374 Craig Lefterts, L OBP: 0.300, SLG: 0.500 (1, 1) (6, PH) (7, 1) (8, PH) (9, 1)	K			2B 1B		5-3		HR IBB		2	0	1	0	0	1	1											
Inning Stats	R: 0 E: 0 K: 1 S: 6	H: 1 LOB: 2 BB: 1 P: 10	R: 0 E: 0 K: 1 S: 5	H: 0 LOB: 1 BB: 1 P: 9	R: 1 E: 0 K: 0 S: 6	H: 3 LOB: 0 BB: 0 P: 6	R: 0 E: 0 K: 0 S: 5	H: 2 LOB: 2 BB: 0 P: 5	R: 1 E: 1 K: 1 S: 4	H: 0 LOB: 0 BB: 0 P: 4	R: 0 E: 0 K: 1 S: 5	H: 0 LOB: 0 BB: 0 P: 5	R: 0 E: 0 K: 0 S: 4	H: 1 LOB: 1 BB: 0 P: 4	R: 4 E: 0 K: 0 S: 5	H: 3 LOB: 0 BB: 2 P: 13	1B: 9 2B: 2 3B: 0 HR: 1	SF: 0 SAC: 0 DP: 1 HBP: 0	WP: 0 PA: 38 PB: 0 SB: 0 CS: 0								
PITCHER	IP	WLS	BF	H	R	ER	SO	BB	IBB	HBP	BLK	WP	HR	S	P	ERA	WHIP										
Vida Blue, L ERA: 2.87 Frank Williams, R ERA: 3.38 Greg Minton, R ERA: 3.07 (1, 1) (5, 1) (6, 1)	4.1	L	23	8	2	1	2	2	0	0	0	0	0	1	1	2.08	2.308										

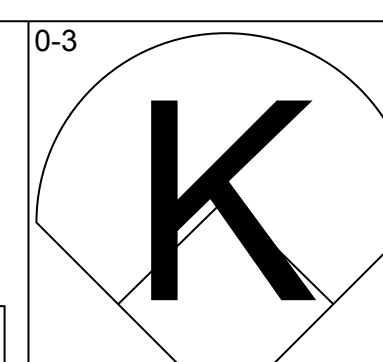
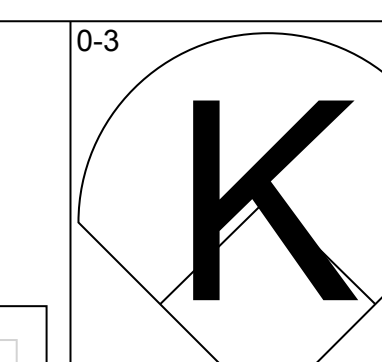
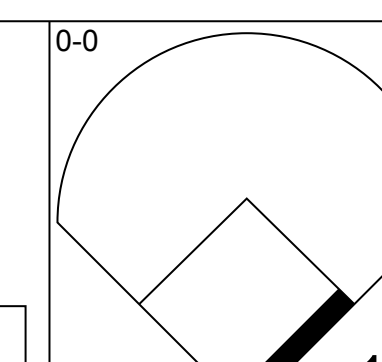
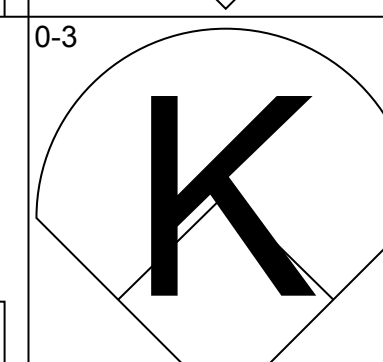
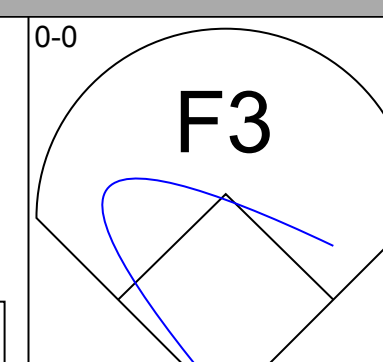
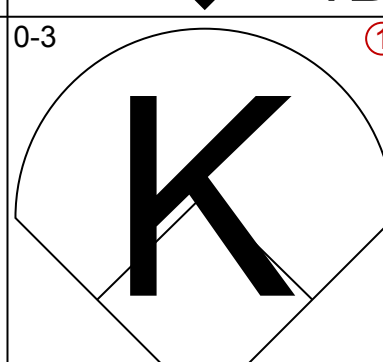
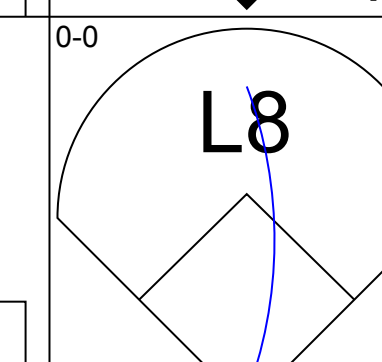
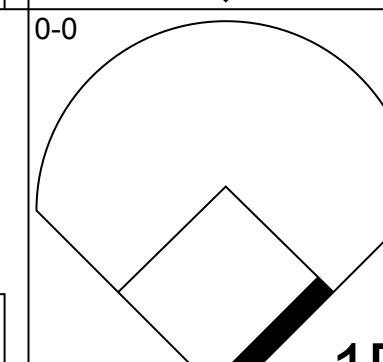
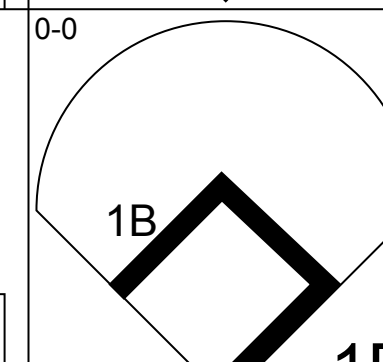
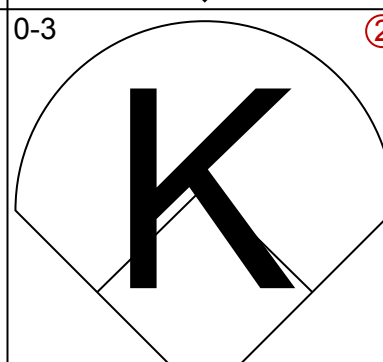
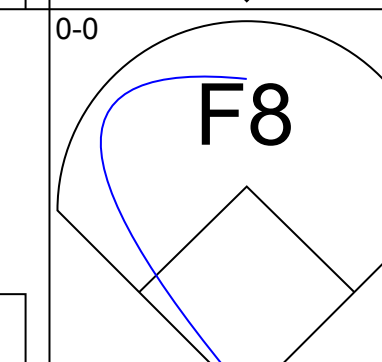
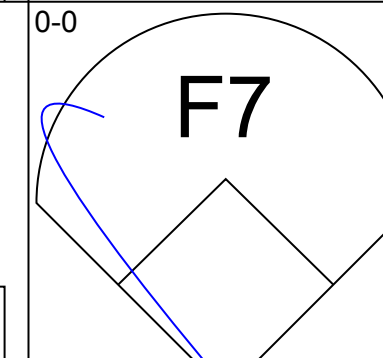
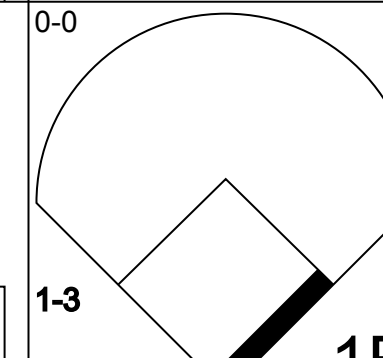
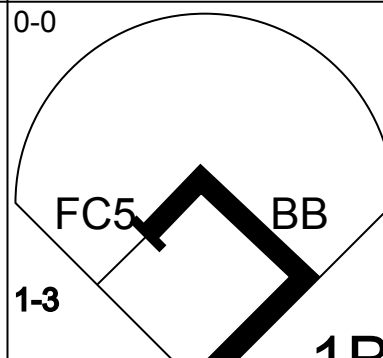
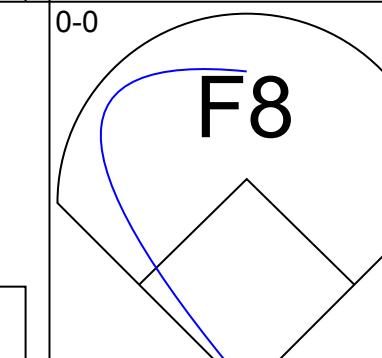
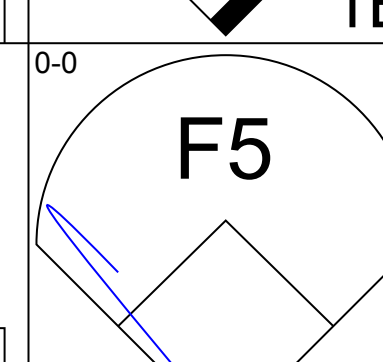
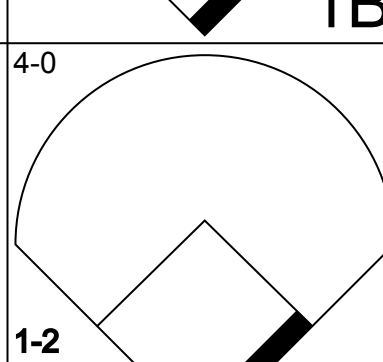
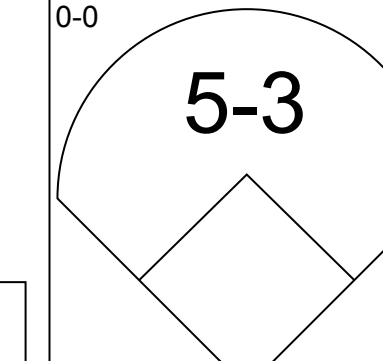
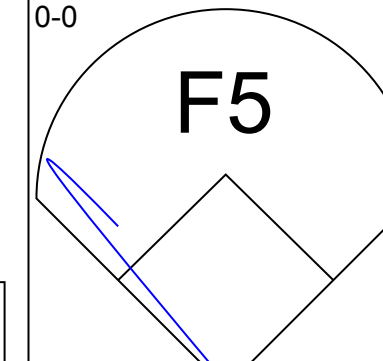
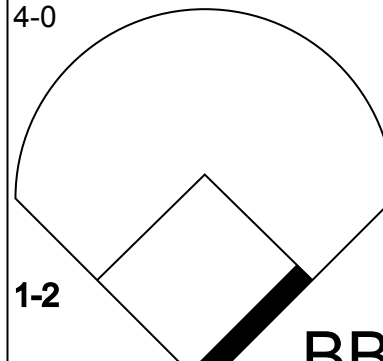
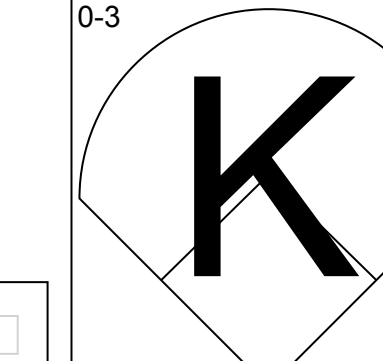
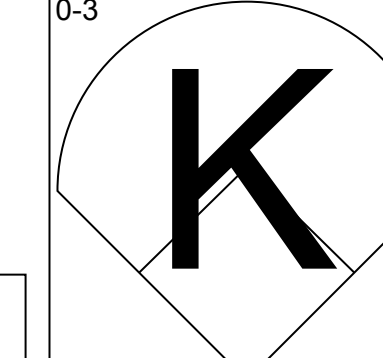
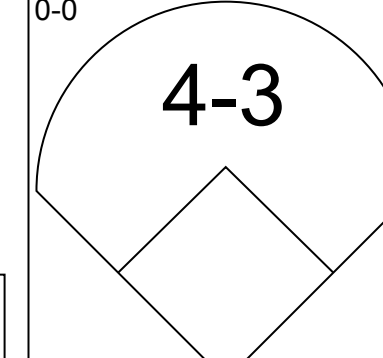
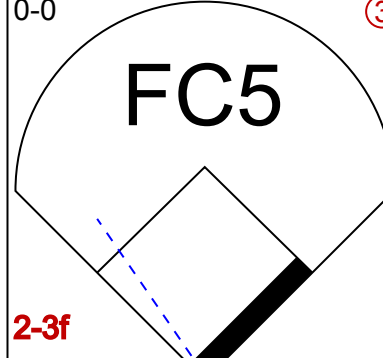
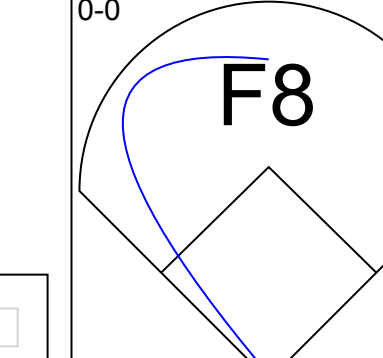
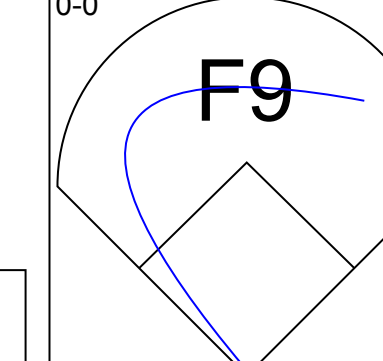
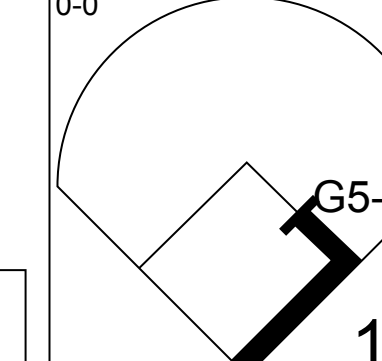
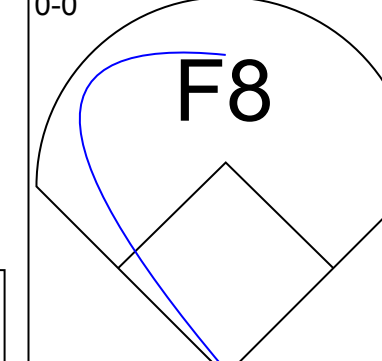
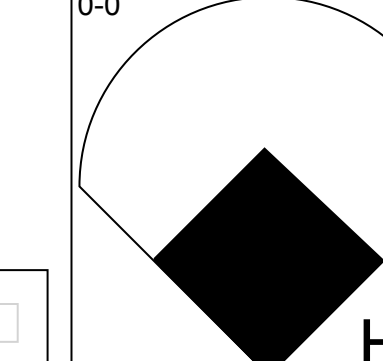
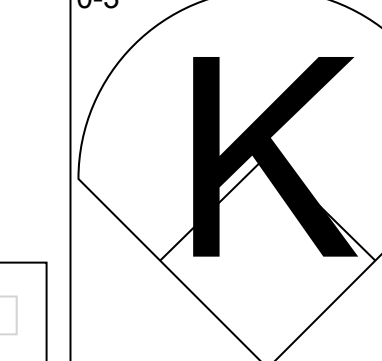
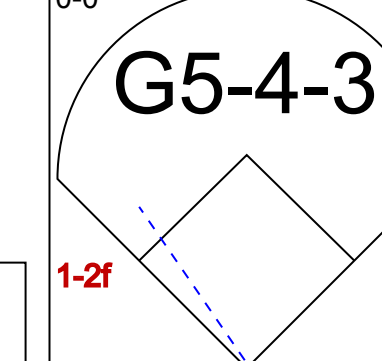
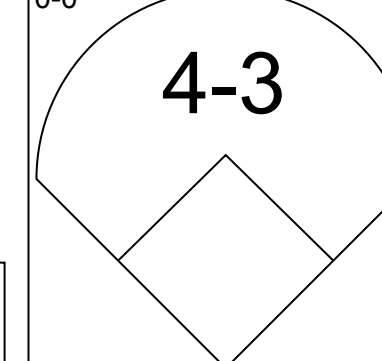
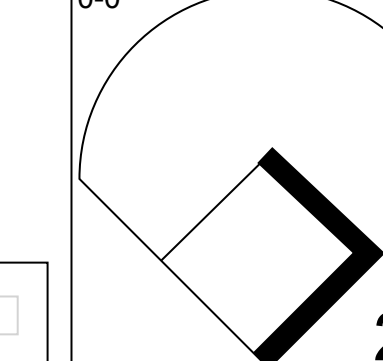
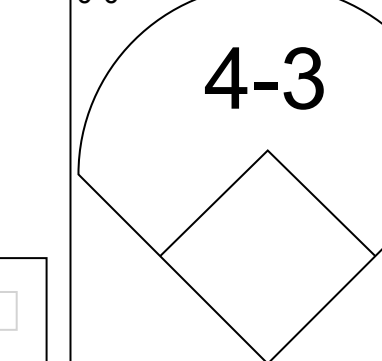
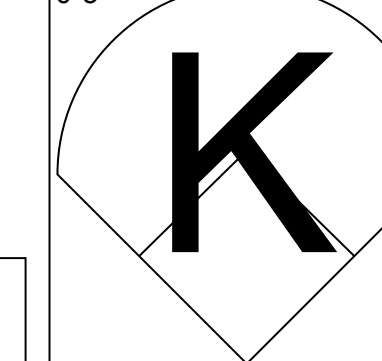
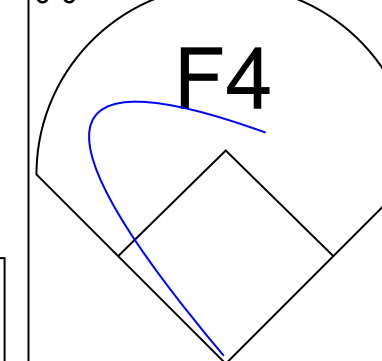
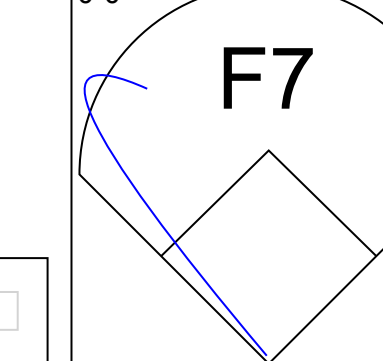
San Francisco Giants @ San Diego Padres
Jack Murphy Stadium, San Diego, CA
Fri Jun 21 1985, 10:05 PM EDT
Att: 29,421 - Unknown

AB 34
R 6
H 12
RBI 6
BB 4
SO 3
LOB 18



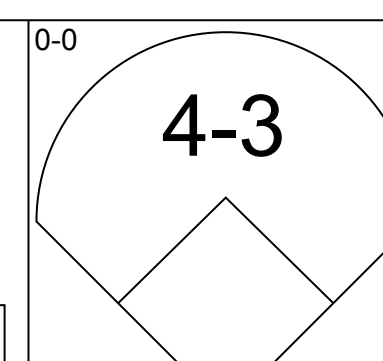
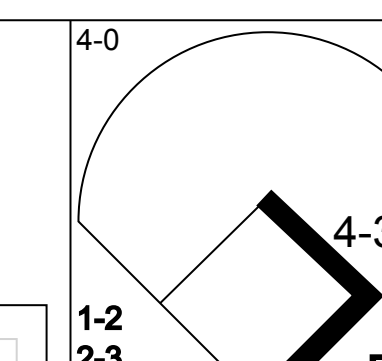
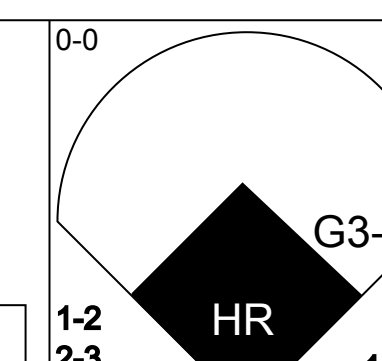
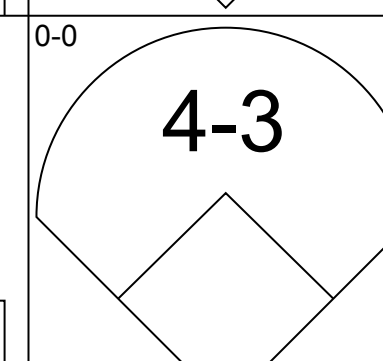
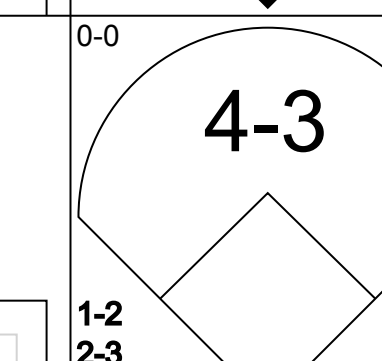
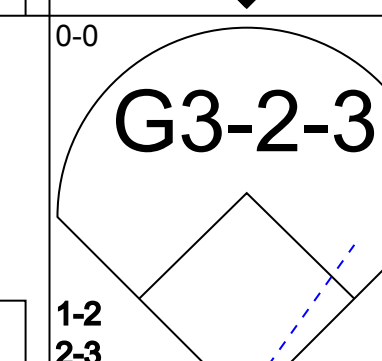
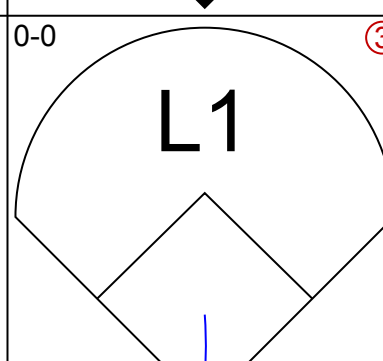
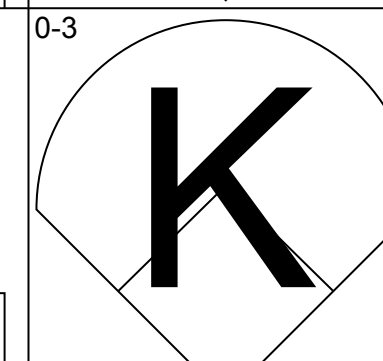
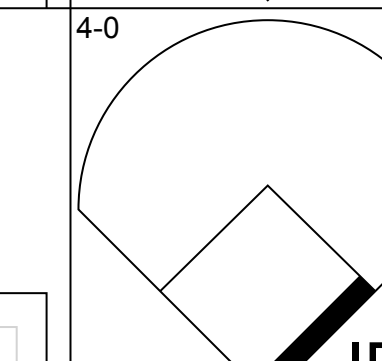
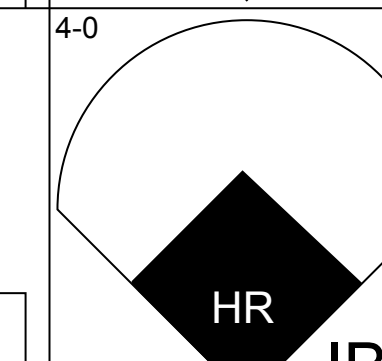
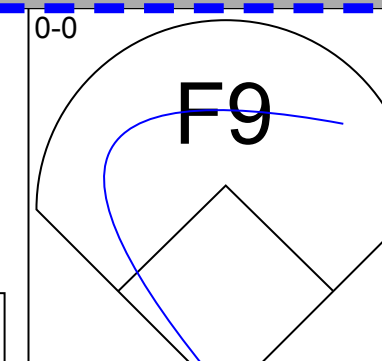
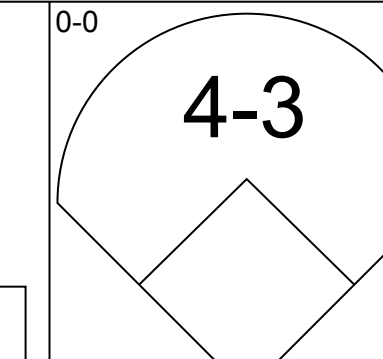
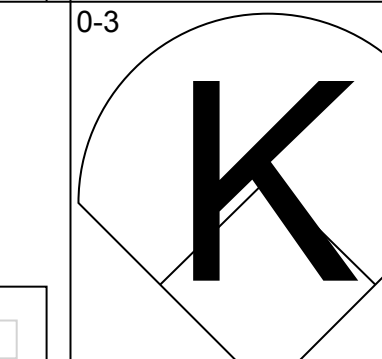
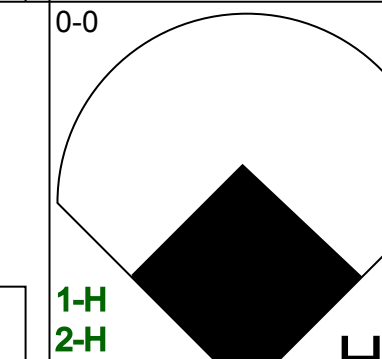
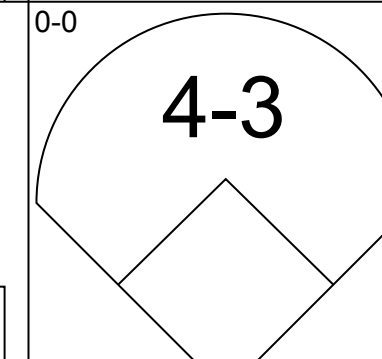
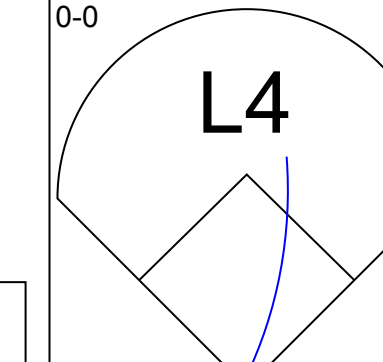
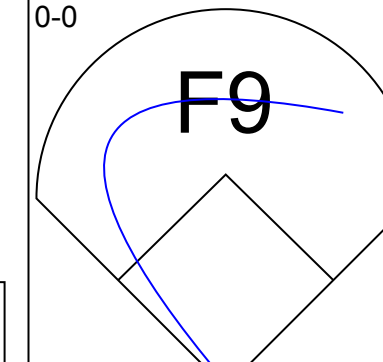
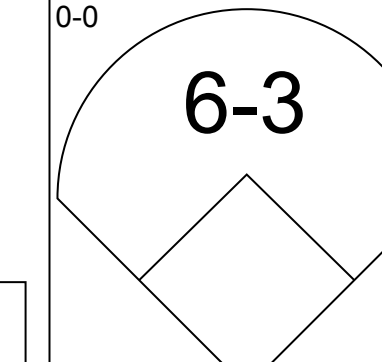
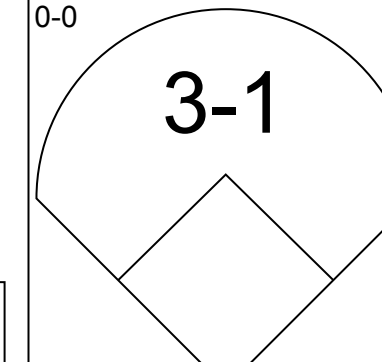
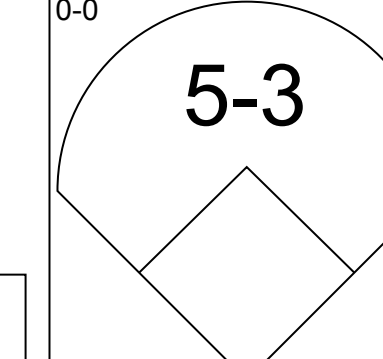
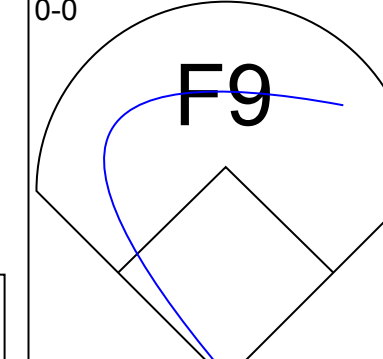
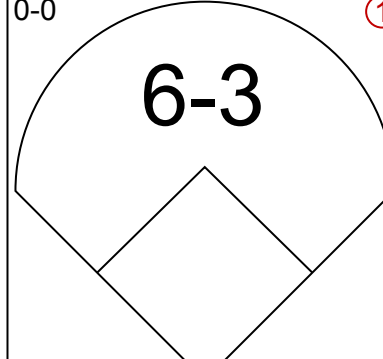
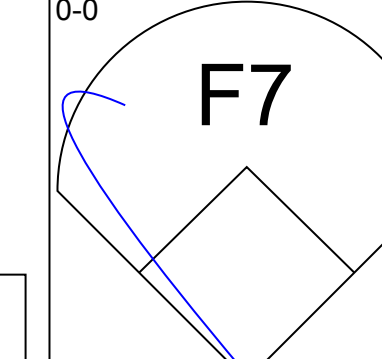
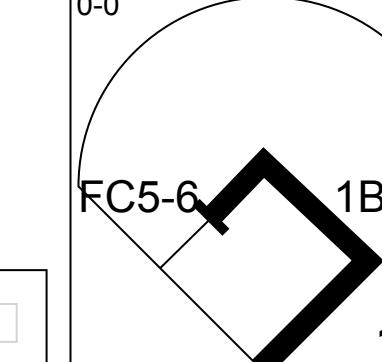
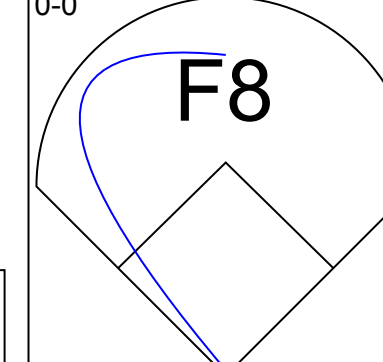
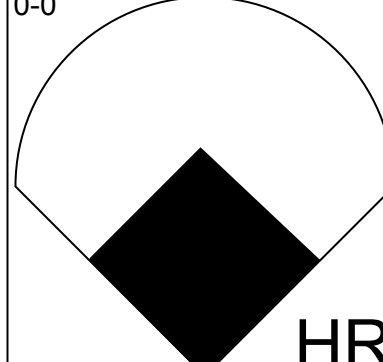
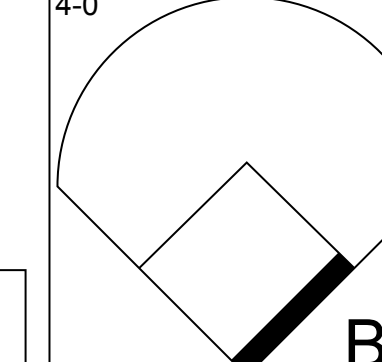
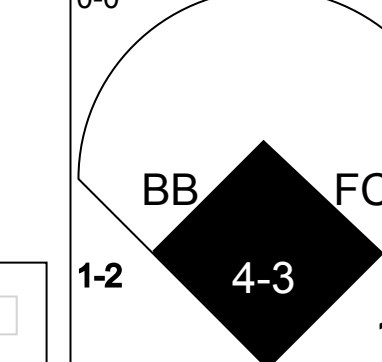

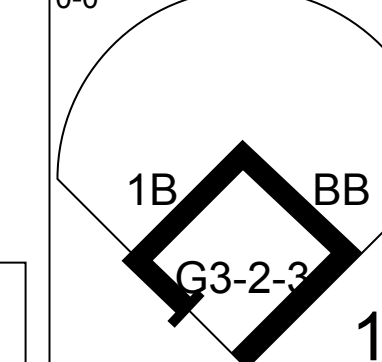
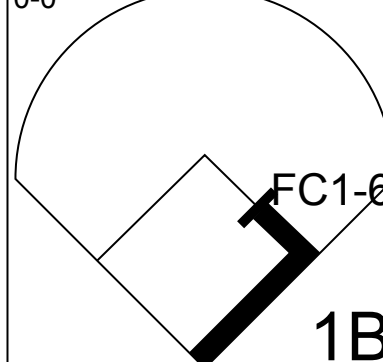

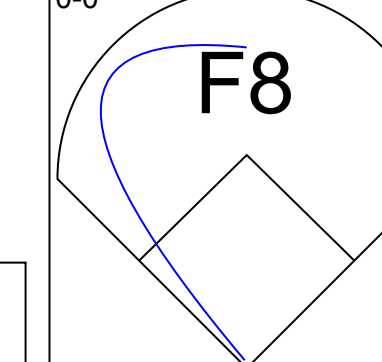
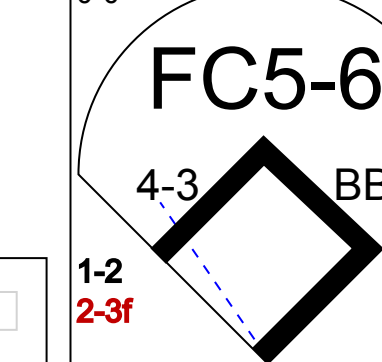

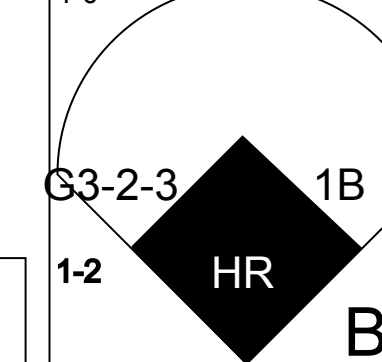
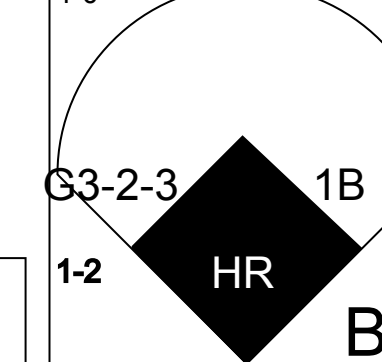
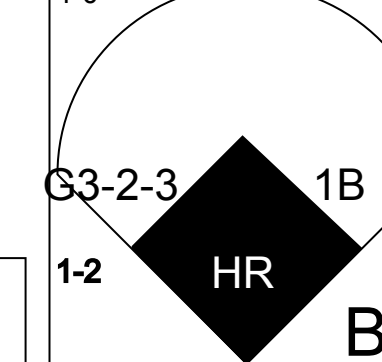
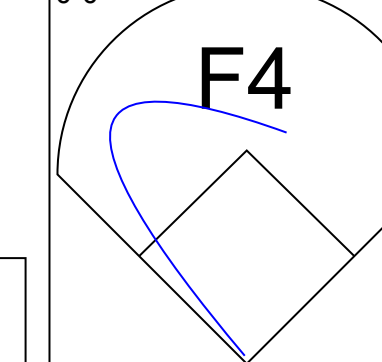
Batter	1	2	3	4	5	6	7	8	9	AB	R	H	RBI	BB	SO	LOB	TOP										
Dan Gladden, R (1, 8) OBP: 0.270, SLG: 0.292	0-3 K			0-0 F2		0-0 P5		0-0 F8		4	0	0	0	0	1	2	San Francisco Giants @ San Diego Padres Jack Murphy Stadium, San Diego, CA Sat Jun 22 1985, 6:33 AM EDT Att: 53,375 - Unknown livebaseballscorecards.com										
Manny Trillo, R (1, 4) OBP: 0.287, SLG: 0.257	0-0 6-3			0-0 6-3		4-0 BB		0-0 F8		3	0	0	0	1	0	1											
Joel Youngblood, R (1, 7) OBP: 0.276, SLG: 0.215	0-0 5-3			0-0 F9		0-3 K			0-0 6-3	4	0	0	0	0	1	2											
Chili Davis, S (1, 9) OBP: 0.325, SLG: 0.414		0-0 4-3			0-0 HR			0-0 F5		4	1	1	1	0	0	0											
Bob Brenly, R (1, 2) OBP: 0.315, SLG: 0.414		0-0 G6-3 1B			1-0 HBP			0-0 F7		3	0	1	0	0	0	0											
David Green, R (1, 3) OBP: 0.233, SLG: 0.252		0-0 G6-3 1-2			0-0 G6-4-3 1-2			4-0 BB		2	0	0	0	1	0	2											
Ricky Adams, R (1, 5) OBP: 0.204, SLG: 0.292			0-3 K		0-3 K			0-3 K		3	0	0	0	0	3	1											
Jose Uribe, S (1, 6) OBP: 0.256, SLG: 0.315			0-0 F8			0-0 G3		0-0 6-3		3	0	0	0	0	0	0											
Bill Laskey, R (1, 1) OBP: 0.211, SLG: 0.118			0-3 K			4-0 PB BB		4-0 BB		1	0	0	0	1	1	0											
Gary Rajsch, L (8, PH) OBP: 0.308, SLG: 0.237										0	0	0	0	1	0	0											
Chris Brown, R (8, PR) OBP: 0.306, SLG: 0.352										0	0	0	0	0	0	0											
Mark Davis, L (8, 1) OBP: 0.222, SLG: 0.444										0	0	0	0	0	0	0											
Inning Stats	R: 0 E: 0 K: 1 S: 5	H: 0 LOB: 0 BB: 0 P: 5	R: 0 E: 0 K: 0 S: 3	H: 1 LOB: 0 BB: 0 P: 3	R: 0 E: 0 K: 2 S: 7	H: 0 LOB: 0 BB: 0 P: 7	R: 0 E: 0 K: 0 S: 3	H: 0 LOB: 0 BB: 0 P: 3	R: 1 E: 0 K: 1 S: 5	H: 1 LOB: 0 BB: 0 P: 6	R: 0 E: 0 K: 1 S: 5	H: 0 LOB: 1 BB: 1 P: 9	R: 0 E: 0 K: 0 S: 3	H: 0 LOB: 0 BB: 0 P: 3	R: 0 E: 0 K: 0 S: 3	H: 0 LOB: 0 BB: 0 P: 3	1B: 1 2B: 0 3B: 0 HR: 1	SF: 0 SAC: 0 DP: 2 HBP: 1	WP: 0 PB: 1 SB: 0 CS: 0	PA: 32							
PITCHER	IP	WLS	BF	H	R	ER	SO	BB	IBB	HBP	BLK	WP	HR	S	P	ERA	WHIP										
Eric Show, R (1, 1) ERA: 2.96	8.0	W	29	2	1	1	6	4	0	1	0	0	1	36	53	1.12	0.750										
Tim Stoddard, R (9, 1) ERA: 4.1	1.0	S	3	0	0	0	0	0	0	0	0	0	0	3	3	0.00	0.000										

Batter	1	2	3	4	5	6	7	8	9	AB	R	H	RBI	BB	SO	LOB	BOTTOM										
Tim Flannery, L (1, 4) OBP: 0.371, SLG: 0.344	4-0 1B BB									2	0	0	0	1	0	0	San Francisco Giants @ San Diego Padres Jack Murphy Stadium, San Diego, CA Sat Jun 22 1985, 6:33 AM EDT Att: 53,375 - Unknown livebaseballscorecards.com										
Jerry Royster, R (8, PH) OBP: 0.339, SLG: 0.383			0-0 P6			0-0 G3		0-3 K		1	0	0	0	0	1	2											
Tony Gwynn, L (1, 9) OBP: 0.380, SLG: 0.455	0-0 F9			0-0 HR 1B		0-0 P6		0-0 5-3		4	1	1	0	0	0	3											
Steve Garvey, R (1, 3) OBP: 0.295, SLG: 0.459	0-0 G6-4-3 1B			0-0 HR 1B		0-0 F7				3	1	2	2	0	0	0											
Terry Kennedy, L (1, 2) OBP: 0.314, SLG: 0.430	0-0 G6-4-3 1-2			0-3 K		0-0 4-3				3	0	0	0	0	1	2											
Kevin McReynolds, R (1, 8) OBP: 0.321, SLG: 0.405		0-3 K		0-0 F8		0-0 F7				3	0	0	0	0	1	0											
Graig Nettles, L (1, 5) OBP: 0.367, SLG: 0.367		0-0 L7		0-3 K		0-0 4-3				3	0	0	0	0	1	0											
Camelo Martinez, R (1, 7) OBP: 0.349, SLG: 0.466		0-0 4-3			0-0 F9			0-0 SH3 1B		3	0	1	0	0	0	0											
Garry Templeton, S (1, 6) OBP: 0.323, SLG: 0.385			0-3 K		0-3 K			0-0 SH3		2	0	0	0	0	2	0											
Eric Show, R (1, 1) OBP: 0.097, SLG: 0.097			0-0 L7		0-3 K			4-0 IBB		2	0	0	0	0	1	0											
Kurt Bevacqua, R (8, PH) OBP: 0.422, SLG: 0.417										0	0	0	0	1	0	0											
Tim Stoddard, R (9, 1) ERA: 1.95										0	0	0	0	0	0	0											
Inning Stats	R: 0 E: 0 K: 0 S: 3	H: 1 LOB: 1 BB: 1 P: 7	R: 0 E: 0 K: 1 S: 5	H: 0 LOB: 0 BB: 0 P: 5	R: 0 E: 0 K: 1 S: 5	H: 0 LOB: 0 BB: 0 P: 5	R: 2 E: 0 K: 2 S: 9	H: 2 LOB: 0 BB: 0 P: 9	R: 0 E: 0 K: 2 S: 7	H: 0 LOB: 0 BB: 0 P: 7	R: 0 E: 0 K: 0 S: 3	H: 0 LOB: 0 BB: 0 P: 3	R: 0 E: 0 K: 0 S: 3	H: 0 LOB: 0 BB: 0 P: 3	R: 0 E: 0 K: 1 S: 6	H: 1 LOB: 2 BB: 1 P: 10	1B: 3 2B: 0 3B: 0 HR: 1	SF: 0 SAC: 1 DP: 1 HBP: 0	WP: 0 PB: 0 SB: 1 CS: 0	PA: 29							
PITCHER	IP	WLS	BF	H	R	ER	SO	BB	IBB	HBP	BLK	WP	HR	S	P	ERA	WHIP										
Bill Laskey, R (1, 1) ERA: 3.89	7.0	L	24	3	2	2	6	1	0	0	0	0	1	35	39	2.57	0.571										
Mark Davis, L (8, 1) ERA: 1.95	1.0		5	1	0	0	1	0	1	0	0	0	0	6	10	0.00	1.000										

Batter	1	2	3	4	5	6	7	8	9	AB	R	H	RBI	BB	SO	LOB	TOP					
Joel Youngblood, R (1, 8) OBP: 0.286, SLG: 0.229										4	0	2	0	0	2	0	San Francisco Giants @ San Diego Padres Jack Murphy Stadium, San Diego, CA Sun Jun 23 1985, 6:33 AM EDT Att: 37,542 - Sunny					
Manny Trillo, R (1, 4) OBP: 0.283, SLG: 0.252										4	0	0	0	0	2	2						
Chili Davis, S (1, 9)										4	0	2	0	0	1	2						
Jeffrey Leonard, R (1, 7) OBP: 0.271, SLG: 0.367										4	0	2	0	0	0	2						
Rob Deer, R (8, 7) OBP: 0.300, SLG: 0.358										0	0	0	0	0	0	0						
Bob Brently, R (1, 2) OBP: 0.313, SLG: 0.407										3	0	0	0	1	1	2						
David Green, R (1, 3) OBP: 0.227, SLG: 0.245										4	0	0	0	0	1	5						
Ricky Adams, R (1, 5) OBP: 0.226, SLG: 0.365										4	1	2	1	0	0	0						
Jose Uribe, S (1, 6) OBP: 0.256, SLG: 0.318										4	0	1	0	0	1	1						
Atlee Hammaker, S (1, 1)										2	0	0	0	0	1	0						
Dan Gladden, R (7, PH) OBP: 0.269, SLG: 0.290										1	0	0	0	0	0	0						
Scott Garretts, R (7, 1)										0	0	0	0	0	0	0						
Alex Trevino, R (9, PH) OBP: 0.277, SLG: 0.306										1	0	0	0	0	0	1						
Inning Stats	R: 0 E: 0 K: 2 S: 8	H: 1 LOB: 1 BB: 0 P: 8	R: 0 E: 0 K: 1 S: 5	H: 0 LOB: 0 BB: 0 P: 5	R: 0 E: 0 K: 2 S: 7	H: 0 LOB: 0 BB: 0 P: 7	R: 0 E: 0 K: 0 S: 5	H: 2 LOB: 2 BB: 0 P: 5	R: 0 E: 0 K: 1 S: 5	H: 1 LOB: 0 BB: 0 P: 5	R: 0 E: 0 K: 2 S: 9	H: 2 LOB: 3 BB: 1 P: 13	R: 0 E: 0 K: 0 S: 3	H: 0 LOB: 0 BB: 0 P: 3	R: 0 E: 0 K: 0 S: 4	H: 1 LOB: 1 BB: 0 P: 4	R: 1 E: 0 K: 1 S: 7	H: 2 LOB: 1 BB: 0 P: 7	1B: 7 2B: 1 3B: 0 HR: 1	SF: 0 SAC: 0 DP: 1 HBP: 0	WP: 0 PB: 0 SB: 0 CS: 0	PA: 36
PITCHER Dave Dravecky, L (1, 1) ERA: 2.22	IP: 9.0 WLS: W BF: 36 H: 9 R: 1 ER: 1 SO: 9 BB: 1 IBB: 0 HBP: 0 BLK: 0 WP: 0 HR: 1 S: 53 P: 57 ERA: 1.00 WHIP: 1.111															PITCHER						

AB	35
R	1
H	9
RBI	1
BB	1
SO	9
LOB	15



Batter	1	2	3	4	5	6	7	8	9	AB	R	H	RBI	BB	SO	LOB	BOTTOM					
Jerry Royster, R (1, 4) OBP: 0.352, SLG: 0.385										2	1	1	0	2	0	0	San Francisco Giants @ San Diego Padres Jack Murphy Stadium, San Diego, CA Sun Jun 23 1985, 6:33 AM EDT Att: 37,542 - Sunny					
Tony Gwynn, L (1, 9) OBP: 0.355, SLG: 0.448										4	0	0	1	0	0	7						
Steve Garvey, R (1, 3) OBP: 0.297, SLG: 0.456										2	1	0	0	2	1	0						
Kurt Bevacqua, R (1, 5) OBP: 0.408, SLG: 0.475										4	1	1	4	0	1	3						
Kevin McReynolds, R (1, 8) OBP: 0.317, SLG: 0.398										4	0	0	0	0	0	0						
Carmelo Martinez, R (1, 7) OBP: 0.343, SLG: 0.458										4	0	0	0	0	0	0						
Bruce Bochy, R (1, 2) OBP: 0.295, SLG: 0.415										3	1	2	1	1	0	0						
Mario Ramirez, R (1, 6) OBP: 0.300, SLG: 0.300										4	1	3	0	0	0	1						
Dave Dravecky, R (1, 1) OBP: 0.161, SLG: 0.138										3	1	0	0	1	0	4						
Inning Stats	R: 0 E: 0 K: 1 S: 5	H: 0 LOB: 0 BB: 0 P: 5	R: 0 E: 0 K: 0 S: 3	H: 0 LOB: 0 BB: 0 P: 3	R: 1 E: 0 K: 1 S: 7	H: 2 LOB: 3 BB: 2 P: 15	R: 0 E: 0 K: 0 S: 3	H: 0 LOB: 0 BB: 0 P: 3	R: 4 E: 0 K: 0 S: 5	H: 3 LOB: 2 BB: 2 P: 13	R: 1 E: 0 K: 0 S: 5	H: 2 LOB: 2 BB: 1 P: 9	R: 0 E: 0 K: 0 S: 3	H: 0 LOB: 0 BB: 0 P: 3	R: 0 E: 0 K: 0 S: 3	H: 0 LOB: 1 BB: 1 P: 7		R: 0 E: 0 K: 0 S: 3	H: 0 LOB: 1 BB: 1 P: 7	1B: 5 2B: 0 3B: 0 HR: 2	SF: 0 SAC: 0 DP: 1 HBP: 0	WP: 0 PB: 0 SB: 0 CS: 0
PITCHER Atlee Hammaker, L (1, 1) ERA: 3.39	IP: 6.0 WLS: L BF: 29 H: 7 R: 6 ER: 6 SO: 2 BB: 3 IBB: 2 HBP: 0 BLK: 0 WP: 0 HR: 2 S: 28 P: 48 ERA: 9.00 WHIP: 1.667															PITCHER						
Scott Garretts, R (7, 1) ERA: 1.07	IP: 2.0 WLS: 7 BF: 7 H: 0 R: 0 ER: 0 SO: 0 BB: 1 IBB: 0 HBP: 0 BLK: 0 WP: 0 HR: 0 S: 6 P: 10 ERA: 0.00 WHIP: 0.500															PITCHER						



Batter	1	2	3	4	5	6	7	8	9	AB	R	H	RBI	BB	SO	LOB	TOP											
Joel Youngblood, R OBP: 0.271, SLG: 0.216	0-3 K	0-0 E5 2B		0-0 L6			0-0 F7		0-0 F3	5	1	0	0	0	1	1												
Manny Trillo, R OBP: 0.289, SLG: 0.264	0-0 BB SF8	0-0 1B 2B			0-3 K		0-0 BB 1B		0-0 6-3	5	2	3	1	0	1	0												
Chili Davis, S OBP: 0.333, SLG: 0.422	4-0 BB 1-2	0-0 2B			0-0 4-3		0-0 F8		0-0 1B	4	0	2	1	1	0	2												
Jeffrey Leonard, R OBP: 0.277, SLG: 0.369	4-0 1-2 2-3 BB	0-3 K			0-0 6-3		0-0 BB 1B		0-0 1B	4	0	2	0	1	1	1												
Bob Brently, R OBP: 0.311, SLG: 0.400	0-0 SF8			0-0 4-3			0-3 K		0-0 F8	3	0	0	2	1	1	2												
Gary Raisich, L OBP: 0.295, SLG: 0.225	0-3 K			0-3 K			0-0 G3		0-0 F7	4	0	0	0	0	2	5												
Mark Davis, L OBP: 0.222, SLG: 0.444										0	0	0	0	0	0	0												
Greg Minton, S OBP: 0.256, SLG: 0.327										0	0	0	0	0	0	0												
Chris Brown, R OBP: 0.305, SLG: 0.367		0-0 HR		0-0 4-3			0-0 6-3		0-3 K	4	1	1	1	0	1	0												
Jose Uribe, S OBP: 0.256, SLG: 0.327		0-3 K		0-0 F9			0-0 1B 3B		0-0 4-3	4	1	1	0	0	1	0												
Dave LaPoint, L OBP: 0.333, SLG: 0.296		0-0 F7		0-3 K			0-0 1B BB 1B		0-0 4-3	3	1	1	1	0	1	0												
Scott Garrelts, R OBP: 0.169, SLG: 0.171										0	0	0	0	0	0	0												
Inning Stats	R: 1 E: 0 K: 2 S: 8	H: 1 LOB: 2 BB: 2 P: 16	R: 3 E: 1 K: 2 S: 11	H: 3 LOB: 1 BB: 0 P: 11	R: 0 E: 0 K: 1 S: 5	H: 0 LOB: 0 BB: 0 P: 5	R: 0 E: 0 K: 1 S: 5	H: 0 LOB: 0 BB: 0 P: 5	R: 0 E: 0 K: 1 S: 5	H: 0 LOB: 0 BB: 0 P: 5	R: 2 E: 0 K: 0 S: 7	H: 4 LOB: 3 BB: 1 P: 11	R: 0 E: 0 K: 1 S: 5	H: 0 LOB: 0 BB: 0 P: 5	R: 0 E: 0 K: 0 S: 5	H: 2 LOB: 2 BB: 0 P: 5	1B: 6 2B: 2 3B: 1 HR: 1	SF: 1 SAC: 0 DP: 0 HBP: 0	WP: 0 PA: 41 PB: 0 SB: 0 CS: 0									
PITCHER	IP	WLS	BF	H	R	ER	SO	BB	IBB	HBP	BLK	WP	HR	S	P	ERA	WHIP											
Mario Soto, R ERA: 3.21	(1, 1)	6.2		32	8	6	4	8	3	0	0	0	0	1	45	57	5.40	1.650										
Ron Robinson, R ERA: 1.83	(7, 1)	0.1		1	0	0	0	0	0	0	0	0	0	0	1	1	0.00	0.000										
John Stuper, R ERA: 5.22	(8, 1)	1.0	W	3	0	0	0	1	0	0	0	0	0	5	5	0.00	0.000											
Ted Power, R ERA: 2.15	(9, 1)	1.0	S	5	2	0	0	0	0	0	0	0	0	5	5	0.00	2.000											

San Francisco Giants @ Cincinnati Reds
Riverfront Stadium, Cincinnati, OH
Tue Jun 25 1985, 7:05 PM EDT
Att: 13,952 - Unknown

AB	37
R	6
H	10
RBI	6
BB	3
SO	9
LOB	11



Batter	1	2	3	4	5	6	7	8	9	AB	R	H	RBI	BB	SO	LOB	BOTTOM											
Gary Redus, R OBP: 0.361, SLG: 0.451	0-3 K		0-0 1B		0-0 F6		0-3 K	0-0 4-3		5	0	1	1	0	2	4												
Ted Power, R										0	0	0	0	0	0	0												
Dave Concepcion, R OBP: 0.332, SLG: 0.400	4-0 HR BB		0-0 F9		0-0 F9		4-0 BB	0-0 6-3		3	1	0	0	2	0	4												
Dave Parker, L OBP: 0.369, SLG: 0.529	0-0 1H HR		0-0 4-3			0-0 1B	0-3 K			4	1	2	2	0	1	3												
Tony Perez, R OBP: 0.412, SLG: 0.569	0-0 F8			4-0 G6-4-3 BB		0-0 1B		0-0 6-3		3	0	1	0	1	0	0												
Alan Knicely, R OBP: 0.344, SLG: 0.461	0-0 F8			0-0 G6-4-3 1-2		0-0 F9		0-0 HR 1B		4	1	1	0	0	0	2												
Cesar Cedeno, R OBP: 0.307, SLG: 0.331		0-3 K		0-3 K			0-0 F8	0-0 HR		4	1	1	2	0	2	1												
Nick Esasky, R OBP: 0.342, SLG: 0.399		0-0 F9			0-0 SH 1B		0-0 1B 2B	0-0 1B E 1B		4	2	3	0	0	0	0												
Ron Oester, S OBP: 0.340, SLG: 0.372		0-0 6-3			0-0 F9		0-0 BB 1B	0-0 E 4-3 1B		4	1	2	1	0	0	1												
Mario Soto, R OBP: 0.186, SLG: 0.214					0-0 F8			0-0 E3		1	0	0	0	0	0	0												
Ron Robinson, R ERA: 2.46	(7, 1)	6.0		26	7	3	3	3	2	0	0	0	0	0	0	0												
Pete Rose, S OBP: 0.441, SLG: 0.361	(7, 1)	0.2		3	0	0	0	1	1	0	0	0	0	0	1	0												
John Stuper, R ERA: 1.05	(7, 1)	0.2	L	7	4	4	3	1	0	0	0	0	0	0	0	0												
Eddie Milner, L OBP: 0.315, SLG: 0.267	(8, 1)	0.2		2	0	0	0	0	0	0	0	0	0	0	0	0												
Greg Minton, R ERA: 3.02	(8, 1)	0.2		2	0	0	0	0	0	0	0	0	0	0	0	0												
Inning Stats	R: 2 E: 0 K: 1 S: 6	H: 1 LOB: 0 BB: 1 P: 10	R: 0 E: 0 K: 1 S: 5	H: 0 LOB: 0 BB: 0 P: 5	R: 0 E: 0 K: 0 S: 4	H: 1 LOB: 1 BB: 0 P: 4	R: 0 E: 0 K: 1 S: 4	H: 0 LOB: 0 BB: 1 P: 8	R: 0 E: 0 K: 0 S: 5	H: 1 LOB: 2 BB: 0 P: 5	R: 0 E: 0 K: 0 S: 4	H: 2 LOB: 1 BB: 0 P: 4	R: 1 E: 0 K: 2 S: 9	H: 2 LOB: 2 BB: 1 P: 13	R: 4 E: 1 K: 0 S: 8	H: 4 LOB: 1 BB: 0 P: 8	1B: 8 2B: 1 3B: 0 HR: 2	SF: 0 SAC: 1 DP: 1 HBP: 0	WP: 0 PA: 38 PB: 0 SB: 0 CS: 0									
PITCHER	IP	WLS	BF	H	R	ER	SO	BB	IBB	HBP	BLK	WP	HR	S	P	ERA	WHIP											
Dave LaPoint, L ERA: 2.46	(1, 1)	6.0		26	7	3	3	3	2	0	0	0	0	0	0	0	4.50	1.500										
Scott Garrelts, R ERA: 1.05	(7, 1)	0.2		3	0	0	0	1	1	0	0	0	0	0	4	8	0.00	1.500										
Mark Davis, L ERA: 2.45	(7, 1)	0.2	L	7	4	4	3	1	0	0	0	0	0	1	9	9	40.50	6.000										
Greg Minton, R ERA: 3.02	(8, 1)	0.2		2	0	0	0	0	0	0	0	0	0	2	2	0.00	0.000											

San Francisco Giants @ Cincinnati Reds
Riverfront Stadium, Cincinnati, OH
Tue Jun 25 1985, 7:05 PM EDT
Att: 13,952 - Unknown

AB	34
R	7
H	11
RBI	7
BB	3
SO	5
LOB	17



Batter	1	2	3	4	5	6	7	8	9	AB	R	H	RBI	BB	SO	LOB	TOP			
Dan Gladden, R (1, 8) OBP: 0.288, SLG: 0.289	0-3 K		0-0 1-2 1B		0-0 4-3		0-0 F8		0-0 F8	5	0	1	0	0	1	0				
Manny Trillo, R (1, 4) OBP: 0.288, SLG: 0.263	0-3 K		0-0 F9		0-0 1B		0-0 F9			4	0	1	0	0	1	2				
Chili Davis, S (1, 9) OBP: 0.332, SLG: 0.419	0-0 6-3		0-3 K		0-0 1-2 1B				0-0 F9	4	0	1	0	0	1	2				
Jeffrey Leonard, R (1, 7) OBP: 0.273, SLG: 0.363		0-0 F9		0-0 6-3	0-0 F9				0-0 6-3	4	0	0	0	0	2					
Bob Brently, R (1, 2) OBP: 0.314, SLG: 0.415		0-0 F7		4-0 2B 2B BB	0-0 F6				0-0 HR	3	2	1	1	1	0	2				
Chris Brown, R (1, 5) OBP: 0.313, SLG: 0.393		4-0 FC5-4 BB		0-0 2B 2B		0-0 F4			0-0 HR	3	2	2	1	1	0	0				
David Green, R (1, 3) OBP: 0.225, SLG: 0.243				0-3 K		0-3 K			0-0 4-3	1	0	0	0	0	1		AB 35			
Rob Deer, R (4, PH) OBP: 0.290, SLG: 0.345										2	0	0	0	0	2	2	R 4			
Gary Rajsich, L (8, PH) OBP: 0.292, SLG: 0.222										1	0	0	0	0	0	0	H 8			
Jose Uribe, S (1, 6) OBP: 0.256, SLG: 0.330			0-0 F7		0-0 2B		0-0 F6		0-0 G3	4	0	1	2	0	0	0	RBI 4			
Mike Krukow, R (1, 1) OBP: 0.267, SLG: 0.321					2-3 3-H												BB 2			
Joel Youngblood, R (7, PH) OBP: 0.288, SLG: 0.213																	SO 5			
Frank Williams, R (7, 1)																	LOB 12			
Scot Thompson, L (8, PH) OBP: 0.167, SLG: 0.169																				
Inning Stats	R: 0 E: 0 K: 2 S: 7	H: 0 LOB: 0 BB: 0 P: 7	R: 0 E: 0 K: 0 S: 3	H: 0 LOB: 1 BB: 1 P: 7	R: 0 E: 0 K: 1 S: 7	H: 2 LOB: 2 BB: 0 P: 7	R: 2 E: 0 K: 1 S: 7	H: 2 LOB: 1 BB: 1 P: 11	R: 0 E: 0 K: 0 S: 5	H: 0 LOB: 0 BB: 0 P: 5	R: 0 E: 0 K: 0 S: 3	H: 0 LOB: 0 BB: 0 P: 3	R: 2 E: 0 K: 0 S: 5	H: 2 LOB: 0 BB: 0 P: 5	R: 0 E: 0 K: 0 S: 3	H: 0 LOB: 0 BB: 0 P: 3	1B: 4 2B: 2 3B: 0 HR: 2	SF: 0 SAC: 0 DP: 0 HBP: 0	WP: 0 PA: 37 PB: 0 SB: 0 CS: 0	
PITCHER	IP	WLS	BF	H	R	ER	SO	BB	IBB	HBP	BLK	WP	HR	S	P	ERA	WHIP			
Tom Browning, L (1, 1) ERA: 3.76	7.2	W	33	8	4	4	5	2	0	0	0	0	2	41	49	4.70	1.304			
Ted Power, R (8, 1) ERA: 2.05	1.1	S	4	0	0	0	0	0	0	0	0	0	0	4	4	0.00	0.000			

San Francisco Giants @ Cincinnati Reds
Riverfront Stadium, Cincinnati, OH
Wed Jun 26 1985, 7:05 PM EDT
Att: 19,777 - Unknown

AB 35
R 4
H 8
RBI 4
BB 2
SO 5
LOB 12



Batter	1	2	3	4	5	6	7	8	9	AB	R	H	RBI	BB	SO	LOB	BOTTOM			
Gary Redus, R (1, 7) OBP: 0.371, SLG: 0.478	0-0 HR		4-0 1B BB	0-0 F6			0-0 1B			3	3	2	1	1	0	1				
Eddie Milner, L (1, 8) OBP: 0.319, SLG: 0.272	0-0 F8		0-0 1B 1-H 3-H		0-0 F9		0-0 CS 1B 1-H			4	1	2	3	0	0	0				
Pete Rose, S (1, 3) OBP: 0.413, SLG: 0.364	0-0 4-3		0-0 1B 1-H		0-0 G4-6-3 1B		0-3 K 1-2			4	0	2	1	0	1	1				
Dave Parker, L (1, 9) OBP: 0.371, SLG: 0.540	0-0 1B		0-3 K		0-0 G4-6-3 1B 1-2		0-0 HR			4	1	2	1	0	1	2				
Alan Knicely, R (1, 2) OBP: 0.333, SLG: 0.445	0-0 F4		0-3 K		0-0 F8		0-0 F7			4	0	0	0	0	1	2				
Dave Concepcion, R (1, 6) OBP: 0.327, SLG: 0.393		0-3 K		0-0 1-3		0-0 F8		0-0 F9		4	0	0	0	0	1	1				
Ron Oester, S (1, 4) OBP: 0.342, SLG: 0.380		0-0 4-3		0-0 G3 FC1-2 2B		0-0 BB 1B		0-0 4-3		4	0	2	0	0	0	0	AB 33			
Wayne Krenchicki, L (1, 5) OBP: 0.383, SLG: 0.371		0-3 K		0-0 G3		4-0 BB 1B		0-0 4-3		3	0	0	0	1	1	1	R 6			
Tom Browning, L (1, 1) OBP: 0.161, SLG: 0.143				0-0 FC1-2		0-3 BB				3	1	1	0	0	1	3	H 11			
Ted Power, R (8, 1) ERA: 3.77				0-0 1B 3B		0-0 K				0	0	0	0	0	0	0	RBI 6			
Inning Stats	R: 1 E: 0 K: 0 S: 5	H: 2 LOB: 1 BB: 0 P: 5	R: 0 E: 0 K: 2 S: 7	H: 0 LOB: 0 BB: 0 P: 7	R: 3 E: 0 K: 2 S: 10	H: 3 LOB: 1 BB: 1 P: 14	R: 0 E: 0 K: 0 S: 4	H: 1 LOB: 0 BB: 0 P: 4	R: 0 E: 0 K: 1 S: 6	H: 1 LOB: 2 BB: 1 P: 10	R: 2 E: 0 K: 1 S: 7	H: 3 LOB: 0 BB: 0 P: 7	R: 0 E: 0 K: 0 S: 3	H: 0 LOB: 0 BB: 0 P: 3	1B: 7 2B: 1 3B: 1 HR: 2	SF: 0 SAC: 0 DP: 1 HBP: 0	WP: 0 PA: 35 PB: 0 SB: 3 CS: 1			
PITCHER	IP	WLS	BF	H	R	ER	SO	BB	IBB	HBP	BLK	WP	HR	S	P	ERA	WHIP			
Mike Krukow, R (1, 1) ERA: 2.99	6.0	L	27	8	4	4	5	2	0	0	0	0	1	35	43	6.00	1.667			
Frank Williams, R (7, 1) ERA: 3.77	2.0		8	3	2	2	1	0	0	0	0	0	1	10	10	9.00	1.500			

San Francisco Giants @ Cincinnati Reds
Riverfront Stadium, Cincinnati, OH
Wed Jun 26 1985, 7:05 PM EDT
Att: 19,777 - Unknown

AB 33
R 6
H 11
RBI 6
BB 2
SO 6
LOB 11



Batter	1	2	3	4	5	6	7	8	9	AB	R	H	RBI	BB	SO	LOB	TOP								
Dan Gladden, R OBP: 0.267, SLG: 0.291	0-0 2B		0-0 5-3		0-0 6-3	0-0 F3		0-0 F8		5	0	1	0	0	0	1									
Manny Trillo, R OBP: 0.290, SLG: 0.267	0-0 F9			0-0 E	4-0 3B		0-0 F8		0-3 K	4	2	1	0	1	1	0									
Chili Davis, S OBP: 0.337, SLG: 0.432	0-0 1B			0-3 K	0-0 3B		0-0 HR		0-3 K	5	2	3	1	0	2	1									
Jeffrey Leonard, R OBP: 0.282, SLG: 0.394	0-0 F7			0-0 E4	0-0 2B		0-0 HR		0-0 2B	5	2	4	3	0	0	1									
Bob Brently, R OBP: 0.321, SLG: 0.422		0-0 F8		0-0 1-3	0-0 2B	0-0 1-3	0-0 FC4-6		0-0 F6	4	0	2	1	1	0	1									
Chris Brown, R OBP: 0.307, SLG: 0.385		0-0 F9		0-0 1-3	0-0 K		0-0 FC4-6			4	0	0	0	0	1	4									
Gary Rajsich, L OBP: 0.290, SLG: 0.214				4-0 BB		0-0 F4		0-3 K		3	0	0	0	1	1	1									
Greg Minton, S (7, 1)										0	0	0	0	0	0	0									
Jose Uribe, S OBP: 0.252, SLG: 0.325			0-0 F8		0-0 F7		0-0 4-3		0-0 F9	3	0	0	0	0	0	2									
Joel Youngblood, R OBP: 0.265, SLG: 0.211										1	0	0	0	0	0	0									
Ricky Adams, R OBP: 0.226, SLG: 0.365										0	0	0	0	0	0	0									
Jim Gott, R OBP: 0.160, SLG: 0.400			0-3 K		0-0 4-3		0-0 K			2	0	0	0	0	1	0									
Scott Garrelts, R (5, 1)										0	0	0	0	0	0	0									
Duane Kuiper, L OBP: 0.667, SLG: 0.600										1	0	1	0	0	0	0									
Mark Davis, L OBP: 0.222, SLG: 0.444										0	0	0	0	0	0	0									
Rob Deer, R OBP: 0.286, SLG: 0.339										1	0	0	0	0	1	0									
Inning Stats	R: 0 E: 0 K: 0 S: 4	H: 2 LOB: 1 BB: 0 P: 4	R: 0 E: 0 K: 0 S: 3	H: 0 LOB: 0 BB: 0 P: 3	R: 0 E: 0 K: 1 S: 5	H: 0 LOB: 0 BB: 1 P: 5	R: 2 E: 1 K: 1 S: 8	H: 3 LOB: 2 BB: 2 P: 12	R: 2 E: 0 K: 1 S: 7	H: 2 LOB: 2 BB: 0 P: 15	R: 0 E: 0 K: 0 S: 4	H: 1 LOB: 0 BB: 0 P: 4	R: 2 E: 0 K: 1 S: 8	H: 3 LOB: 1 BB: 0 P: 8	R: 0 E: 0 K: 1 S: 5	H: 0 LOB: 0 BB: 0 P: 5	R: 0 E: 0 K: 2 S: 8	H: 1 LOB: 1 BB: 0 P: 8	1B: 5 2B: 4 3B: 2 HR: 1	SF: 0 SAC: 0 DP: 0 HBP: 0	WP: 0 PB: 0 CS: 0 SB: 0	PA: 41			
PITCHER	IP	WLS	BF	H	R	ER	SO	BB	IBB	HBP	BLK	WP	HR	S	P	ERA	WHIP								
Frank Pastore, R ERA: 3.98	(1, 1)	4.2	23	7	4	4	2	3	0	0	0	0	0	24	36	7.71	2.143								
Ron Robinson, R ERA: 1.8	(5, 1)	0.1	W	1	0	0	1	0	0	0	0	0	0	3	3	0.00	0.000								
Tom Hume, R ERA: 3.55	(6, 1)	2.0		10	4	2	2	1	0	0	0	0	1	12	12	9.00	2.000								
John Franco, L ERA: 2.43	(8, 1)	1.2		6	1	0	0	3	0	0	0	0	0	12	12	0.00	0.600								
Ted Power, R ERA: 2.03	(9, 1)	0.1	S	1	0	0	0	0	0	0	0	0	0	1	1	0.00	0.000								

San Francisco Giants @ Cincinnati Reds
Riverfront Stadium, Cincinnati, OH
Thu Jun 27 1985, 3:33 AM EDT
Att: 17,715 - Unknown

AB 38
R 6
H 12
RBI 5
BB 3
SO 7
LOB 11



Batter	1	2	3	4	5	6	7	8	9	AB	R	H	RBI	BB	SO	LOB	BOTTOM								
Gary Redus, R OBP: 0.372, SLG: 0.471	4-0 1B	0-0 FC3-6		0-3 K		0-0 F6	0-0 F6			4	1	1	0	1	1	3									
Eddie Milner, L OBP: 0.325, SLG: 0.273	0-0 1B	0-0 FC3-6		4-0 CS		4-0 1B		0-0 F7		3	1	1	0	2	0	2									
Pete Rose, S OBP: 0.404, SLG: 0.354	0-0 6-3	0-0 F7		0-0 CS	0-0 6-3	0-0 F8		0-0 6-3		5	0	0	1	0	0	4									
Dave Parker, L OBP: 0.375, SLG: 0.539	0-3 K		0-0 F8		0-0 1B	0-0 1B		4-0 BB		4	1	2	0	1	1	1									
Alan Knicely, R OBP: 0.336, SLG: 0.444	0-0 1B		0-0 F4		0-0 1B	0-3 K		0-0 F9		5	1	2	1	0	1	3									
Ron Oester, S OBP: 0.341, SLG: 0.377	0-0 L3		0-0 4-3		0-0 FC5		0-0 F8			4	0	1	0	0	0	1									
Wayne Krenchicki, L OBP: 0.396, SLG: 0.430		0-0 HR		0-0 E9	0-0 FC5		0-3 K			4	2	3	2	0	1	0									
Tom Foley, L OBP: 0.184, SLG: 0.216		0-3 K		0-0 SH1-4	0-0 FC5		4-0 BB			3	1	1	2	1	1	2									
Frank Pastore, R OBP: 0.206, SLG: 0.300				0-0 SH1-4	0-0 K		4-0 BB			1	0	1	0	0	0	0									
Ron Robinson, R OBP: 0.265, SLG: 0.211				0-0 SH1-4	0-0 K		4-0 BB			0	0	0	0	0	0	0									
Duane Walker, L OBP: 0.267, SLG: 0.385				0-0 SH1-4	0-0 K		4-0 BB			1	0	0	0	0	0	0									
Tom Hume, R ERA: 3.55				0-0 SH1-4	0-0 K		4-0 BB			0	0	0	0	0	0	0									
Nick Esasky, R OBP: 0.346, SLG: 0.399				0-0 SH1-4	0-0 K		4-0 BB			0	0	0	0	0	0	0									
John Franco, L OBP: 0.222, SLG: 0.444				0-0 SH1-4	0-0 K		4-0 BB			0	0	0	0	0	0	0									
Ted Power, R ERA: 2.03				0-0 SH1-4	0-0 K		4-0 BB			0	0	0	0	0	0	0									
Inning Stats	R: 2 E: 0 K: 1 S: 7	H: 2 LOB: 1 BB: 1 P: 11	R: 1 E: 0 K: 1 S: 8	H: 3 LOB: 2 BB: 0 P: 8	R: 0 E: 0 K: 0 S: 3	H: 0 LOB: 0 BB: 0 P: 3	R: 2 E: 1 K: 1 S: 6	H: 2 LOB: 0 BB: 1 P: 10	R: 2 E: 0 K: 1 S: 9	H: 4 LOB: 2 BB: 0 P: 9	R: 0 E: 0 K: 1 S: 6	H: 1 LOB: 2 BB: 1 P: 10	R: 0 E: 0 K: 1 S: 5	H: 0 LOB: 2 BB: 2 P: 13	R: 0 E: 0 K: 0 S: 3	H: 0 LOB: 1 BB: 1 P: 7	R: 0 E: 0 K: 2 S: 8	H: 1 LOB: 1 BB: 0 P: 8	1B: 9 2B: 2 3B: 0 HR: 1	SF: 0 SAC: 1 DP: 0 HBP: 0	WP: 0 PB: 1 CS: 1 SB: 0	PA: 42			
PITCHER	IP	WLS	BF	H	R	ER	SO	BB	IBB	HBP	BLK	WP	HR	S	P	ERA	WHIP								
Jim Gott, R ERA: 3.41	(1, 1)	4.1	L	23	9	7	6	3	2	0	0	0	0	27	35	12.46	2.538								
Scott Garrelts, R ERA: 1.04	(5, 1)	0.2		4	2	0	0	1	0	0	0	0	0	6	6	0.00	3.000								
Mark Davis, L ERA: 2.38	(6, 1)	1.2		9	1	0	0	2	3	0	0	0	0	10	22	0.00	2.400								
Greg Minton, R ERA: 2.93	(7, 1)	1.1		5	0	0	0	0	1	0	0	0	0	4	8	0.00	0.750								

San Francisco Giants @ Cincinnati Reds
Riverfront Stadium, Cincinnati, OH
Thu Jun 27 1985, 3:33 AM EDT
Att: 17,715 - Unknown

AB 34
R 7
H 12
RBI 6
BB 6
SO 6
LOB 18



Batter	1	2	3	4	5	6	7	8	9	AB	R	H	RBI	BB	SO	LOB	TOP										
Bill Doran, S OBP: 0.360, SLG: 0.405 (1, 4)			F7		G4-6-3			6-3		4	1	1	0	0	0	2	Houston Astros @ San Francisco Giants Candlestick Park, San Francisco, CA Fri Jun 28 1985, 6:33 AM EDT Att: 6,840 - Unknown										
Craig Reynolds, L OBP: 0.317, SLG: 0.423 (1, 6)	F8		K				4-3		4	0	1	0	0	0	1	1											
Terry Puhl, L OBP: 0.350, SLG: 0.424 Kevin Bass, S OBP: 0.269, SLG: 0.394 (1, 9) (6, 9)	SF7		3-1				F9		2	0	0	1	0	0	0	0											
Jose Cruz, L OBP: 0.347, SLG: 0.445 (1, 7)	6-3			G4-6-3 BB			4-3		3	0	0	0	1	0	1	1											
Jerry Mumphy, S OBP: 0.312, SLG: 0.384 (1, 8)		4-3		G4-6-3			1-3		4	0	1	0	0	0	1	1											
Denny Walling, L OBP: 0.298, SLG: 0.378 (1, 5)				3-1			6-3		4	1	1	1	0	0	2	2											
Glenn Davis, R OBP: 0.231, SLG: 0.289 Enos Cabell, R OBP: 0.331, SLG: 0.354 (1, 3) (7, 3)	L7				F8		F8		3	0	0	0	0	0	0	0											
Alan Ashby, S OBP: 0.363, SLG: 0.445 (1, 2)	E3							K	3	1	1	1	0	1	0	1											
Joe Niekro, R OBP: 0.229, SLG: 0.265 Jeff Calhoun, L (7, 1) Harry Spilman, L OBP: 0.213, SLG: 0.267 Dave Smith, R (8, 1)	K							G4-6-3 1B	2	0	1	0	0	1	1	1											
Inning Stats	R: 1 E: 0 K: 0 S: 4	H: 1 LOB: 0 BB: 0 P: 4	R: 1 E: 1 K: 1 S: 7	H: 1 LOB: 1 BB: 0 P: 7	R: 0 E: 0 K: 1 S: 5	H: 0 LOB: 0 BB: 0 P: 5	R: 0 E: 0 K: 0 S: 2	H: 0 LOB: 0 BB: 1 P: 6	R: 1 E: 0 K: 0 S: 4	H: 2 LOB: 0 BB: 0 P: 4	R: 0 E: 0 K: 0 S: 3	H: 0 LOB: 0 BB: 0 P: 3	R: 0 E: 0 K: 0 S: 3	H: 0 LOB: 0 BB: 0 P: 3	R: 0 E: 0 K: 1 S: 5	H: 1 LOB: 0 BB: 0 P: 5		R: 0 E: 0 K: 0 S: 5	H: 2 LOB: 2 BB: 0 P: 5	1B: 5 2B: 1 3B: 0 HR: 2	SF: 1 SAC: 0 DP: 3 HBP: 0	WP: 0 PB: 0 SB: 1 CS: 0	PA: 33				
PITCHER	IP	WLS	BF	H	R	ER	SO	BB	IBB	HBP	BLK	WP	HR	S	P	ERA	WHIP										
Bill Laskey, R ERA: 3.82 (1, 1)	6.0	L	22	4	3	2	2	1	0	0	0	0	2	25	29	3.00	0.833										
Mark Davis, L ERA: 2.33 (7, 1)	1.0		3	0	0	0	0	0	0	0	0	0	0	3	3	0.00	0.000										
Scott Garretts, R ERA: 1.0 (8, 1)	2.0	S	8	3	0	0	1	0	0	0	0	0	0	10	10	0.00	1.500										

Batter	1	2	3	4	5	6	7	8	9	AB	R	H	RBI	BB	SO	LOB	BOTTOM										
Dan Gladden, R OBP: 0.265, SLG: 0.286 (1, 8)	1-3		5-3		P4			6-3		4	0	0	1	0	0	1	Houston Astros @ San Francisco Giants Candlestick Park, San Francisco, CA Fri Jun 28 1985, 6:33 AM EDT Att: 6,840 - Unknown										
Manny Trillo, R OBP: 0.289, SLG: 0.266 (1, 4)	1-3		F9		WP 1B		6-3		5	0	1	0	0	0	4	4											
Chili Davis, S OBP: 0.338, SLG: 0.431 (1, 9)	E4 1B				WP 1B		P4		5	0	2	0	0	0	1	1											
Jeffrey Leonard, R OBP: 0.281, SLG: 0.390 (1, 7)			F9		F3		5-3		5	0	1	0	0	0	3	3											
Bob Brently, R OBP: 0.318, SLG: 0.417 (1, 2)	P4			K			5-3		5	0	1	0	0	2	2	2											
Chris Brown, R OBP: 0.314, SLG: 0.396 (1, 5)					6-3		F7		5	0	3	0	0	0	0	0											
Gary Rajsich, L OBP: 0.301, SLG: 0.241 Ricky Adams, R OBP: 0.226, SLG: 0.365 Mark Davis, L OBP: 0.229, SLG: 0.444 Joe Niekro, R OBP: 0.229, SLG: 0.210 Scott Garretts, R OBP: 0.229, SLG: 0.210 Rob Deer, R OBP: 0.281, SLG: 0.333 (1, 3) (5, PH) (7, 1) (8, 1) (8, 1) (8, PH)	F8								3	0	2	0	0	0	1	1											
Jose Uribe, S OBP: 0.252, SLG: 0.324 (1, 6)	1-3				3-1				4	0	1	0	0	0	5	5											
Bill Laskey, R OBP: 0.190, SLG: 0.105 Scot Thompson, L OBP: 0.176, SLG: 0.167 (1, 1) (6, PH) (7, 3)	F9				K				2	0	0	0	0	1	1	1											
Inning Stats	R: 0 E: 1 K: 0 S: 5	H: 1 LOB: 2 BB: 0 P: 5	R: 0 E: 0 K: 0 S: 4	H: 1 LOB: 1 BB: 0 P: 4	R: 0 E: 0 K: 1 S: 6	H: 1 LOB: 1 BB: 0 P: 6	R: 0 E: 0 K: 1 S: 7	H: 2 LOB: 2 BB: 0 P: 7	R: 1 E: 0 K: 0 S: 5	H: 2 LOB: 3 BB: 1 P: 10	R: 0 E: 0 K: 0 S: 5	H: 2 LOB: 3 BB: 1 P: 9	R: 0 E: 1 K: 0 S: 4	H: 0 LOB: 1 BB: 0 P: 4	R: 0 E: 0 K: 2 S: 8	H: 1 LOB: 1 BB: 0 P: 8		1B: 9 2B: 2 3B: 0 HR: 0	SF: 0 SAC: 0 DP: 0 HBP: 1	WP: 1 PB: 0 SB: 0 CS: 0	PA: 43						
PITCHER	IP	WLS	BF	H	R	ER	SO	BB	IBB	HBP	BLK	WP	HR	S	P	ERA	WHIP										
Joe Niekro, R ERA: 3.18 (1, 1)	6.2	W	34	10	1	1	2	2	0	1	0	0	0	35	44	1.35	1.800										
Jeff Calhoun, L ERA: 3.18 (7, 1)	0.1		1	0	0	0	0	0	0	0	0	0	0	1	1	0.00	0.000										
Dave Smith, R ERA: 1.8 (8, 1)	2.0	S	8	1	0	0	2	0	0	0	0	0	0	12	12	0.00	0.500										

Batter	1	2	3	4	5	6	7	8	9	AB	R	H	RBI	BB	SO	LOB	TOP					
Bill Doran, S OBP: 0.397, SLG: 0.401 (1.4)	F9		E4 F3 SF8	FC4-6				6-3		5	1	1	0	0	0	1	Houston Astros @ San Francisco Giants Candlestick Park, San Francisco, CA Sat Jun 29 1985, 6:33 AM EDT Att: 8,820 - Sunny					
Kevin Bass, S OBP: 0.287, SLG: 0.390 (1.9)	F5		F3		6-3			6-3		5	0	1	0	0	0	2						
Phil Garner, R OBP: 0.297, SLG: 0.377 (1.5)	BLK S 1B		SF8					6-3		4	0	2	1	0	1	1						
Jose Cruz, L OBP: 0.340, SLG: 0.435 (1.7)	K		4-3		G3			K		5	1	0	0	0	2	2						
Jerry Mumphrey, S OBP: 0.310, SLG: 0.384 (1.8)		6-3			K				E4 G3 S 1B	5	1	1	0	0	2	2						
Glenn Davis, R OBP: 0.238, SLG: 0.293 (1.3)		5-3							G3	3	1	1	0	0	1	0						
Denny Walling, L OBP: 0.300, SLG: 0.379 (6.3)				4-3 BB 1B					6-3	2	0	1	1	0	0	1						
Mark Bailey, S OBP: 0.392, SLG: 0.438 (1.2)				4-3 BB 1B						3	2	3	2	2	0	0						
Dickie Thon, R OBP: 0.232, SLG: 0.221 (1.6)				4-3					6-3	5	1	1	0	0	1	6						
Bob Knepper, L OBP: 0.108, SLG: 0.194 (1.1)				4-3					K	4	1	2	4	0	2	1						
Inning Stats	R: 0 E: 0 K: 1 S: 6	H: 1 LOB: 1 BB: 0 P: 6	R: 1 E: 0 K: 1 S: 7	H: 2 LOB: 1 BB: 0 P: 7	R: 1 E: 1 K: 0 S: 4	H: 0 LOB: 0 BB: 0 P: 4	R: 2 E: 0 K: 1 S: 7	H: 2 LOB: 1 BB: 1 P: 11	R: 0 E: 0 K: 1 S: 6	H: 1 LOB: 1 BB: 0 P: 6	R: 2 E: 0 K: 1 S: 7	H: 2 LOB: 1 BB: 1 P: 11	R: 1 E: 0 K: 1 S: 8	H: 3 LOB: 2 BB: 0 P: 8	R: 0 E: 0 K: 2 S: 8	H: 1 LOB: 1 BB: 0 P: 8	R: 1 E: 1 K: 1 S: 7	H: 1 LOB: 1 BB: 0 P: 7	1B: 9 2B: 1 3B: 1 HR: 2	SF: 1 SAC: 0 DP: 0 HBP: 0	WP: 0 PB: 0 SB: 2 CS: 0	PA: 44
PITCHER	IP WLS BF H R ER SO BB IBB HBP BLK WP HR S P ERA WHIP																					
Atee Hammaker, L ERA: 3.5 (1.1)	5.0 L 23 6 4 3 4 1 0 0 0 0 1 30 34 5.40 1.400																					
Frank Williams, R ERA: 4.4 (6.1)	2.0 12 5 3 3 2 1 0 0 0 0 0 1 15 19 13.50 3.000																					
Mark Davis, L ERA: 2.29 (8.1)	1.0 4 1 0 0 2 0 0 0 0 0 0 0 8 8 0.00 1.000																					
Greg Minton, R ERA: 2.86 (9.1)	1.0 5 1 1 0 1 0 0 0 0 0 0 0 7 7 0.00 1.000																					

Batter	1	2	3	4	5	6	7	8	9	AB	R	H	RBI	BB	SO	LOB	BOTTOM					
Dan Gladden, R OBP: 0.276, SLG: 0.289 (1.8)	5-3 BB									1	0	1	0	3	0	0	Houston Astros @ San Francisco Giants Candlestick Park, San Francisco, CA Sat Jun 29 1985, 6:33 AM EDT Att: 8,820 - Sunny					
Jose Uribe, S OBP: 0.248, SLG: 0.318 (1.6)	5-3									4	0	0	0	0	2	5						
Chili Davis, S OBP: 0.337, SLG: 0.428 (1.9)	1-3									4	0	1	0	0	0	1						
Jeffrey Leonard, R OBP: 0.277, SLG: 0.385 (1.7)	K									4	0	0	0	0	1	2						
Bob Brenly, R OBP: 0.317, SLG: 0.418 (1.2)										4	0	1	0	0	0	2						
Chris Brown, R OBP: 0.308, SLG: 0.388 (1.5)										4	0	0	0	0	2	2						
Rob Deer, R OBP: 0.279, SLG: 0.377 (1.3)										4	1	1	1	0	1	0						
Brad Wellman, R OBP: 0.295, SLG: 0.310 (1.4)										4	0	0	0	0	0	0						
Atee Hammaker, S Ricky Adams, R Frank Williams, R Joel Youngblood, R Mark Davis, L Greg Minton, S										1	0	0	0	0	1	0						
Inning Stats	R: 0 E: 0 K: 1 S: 5	H: 0 LOB: 1 BB: 1 P: 9	R: 0 E: 0 K: 0 S: 3	H: 0 LOB: 0 BB: 0 P: 3	R: 0 E: 0 K: 2 S: 8	H: 1 LOB: 1 BB: 0 P: 8	R: 0 E: 1 K: 1 S: 6	H: 0 LOB: 1 BB: 0 P: 6	R: 1 E: 0 K: 1 S: 6	H: 1 LOB: 1 BB: 1 P: 10	R: 0 E: 0 K: 0 S: 4	H: 1 LOB: 1 BB: 0 P: 4	R: 0 E: 1 K: 0 S: 4	H: 0 LOB: 2 BB: 1 P: 8	R: 0 E: 0 K: 0 S: 3	H: 1 LOB: 0 BB: 0 P: 3	R: 0 E: 0 K: 2 S: 7	H: 0 LOB: 0 BB: 0 P: 7	1B: 2 2B: 1 3B: 0 HR: 1	SF: 0 SAC: 0 DP: 1 HBP: 0	WP: 0 PB: 0 SB: 0 CS: 0	PA: 35
PITCHER	IP WLS BF H R ER SO BB IBB HBP BLK WP HR S P ERA WHIP																					
Bob Knepper, L ERA: 3.46 (1.1)	9.0 W 35 4 1 1 7 3 0 0 0 0 0 1 46 58 1.00 0.778																					

AB	41
R	8
H	13
RBI	8
BB	2
SO	9
LOB	16




AB	32
R	1
H	4
RBI	1
BB	3
SO	7
LOB	12



Batter	1	2	3	4	5	6	7	8	9	AB R H RBI BB SO LOB	TOP							
Bill Doran, S OBP: 0.358, SLG: 0.410 (1,4)	F8	L3							F9	4 1 1 2 1 0 1	Houston Astros @ San Francisco Giants Candlestick Park, San Francisco, CA Sun Jun 30 1985, 6:33 AM EDT Unknown							
Jim Pankovits, R OBP: 0.382, SLG: 0.436 (1,9)	HR		F3		F9		6-3		F9	4 1 1 1 1 0 1								
Phil Garner, R OBP: 0.292, SLG: 0.369 (1,5)	1-3		K		6-3		K		K	5 0 0 0 0 3 2								
Jose Cruz, L OBP: 0.341, SLG: 0.435 (1,7)	FC5-4 1B		F8						K 4-3 HR	5 1 2 0 0 2 1								
Kevin Bass, S OBP: 0.267, SLG: 0.384 (1,8)	FC5-4 1-2			G6-3 BB		FC4-6 L9 S 1-2			4-3	3 0 0 0 1 0 3								
Glenn Davis, R OBP: 0.287, SLG: 0.302 (6, PR) Enos Cabell, R OBP: 0.336, SLG: 0.383 (6, 3)		2B 1B		G6-3 1-2					4-3 HR	2 1 1 0 1 0 1 1 1 1 2 0 0 0								
Alan Ashby, S OBP: 0.380, SLG: 0.439 (1,2)		F7		K		L9			HR	4 0 1 0 0 1 3								
Dickie Thon, R OBP: 0.223, SLG: 0.212 (1,6)		K			K	5-3			K	4 0 0 0 0 3 4								
Mike Scott, R OBP: 0.182, SLG: 0.172 (9, 1) Dave Smith, R (9, 1)		1-H 2B			HR			F5	F9	4 1 2 1 0 0 1 0 0 0 0 0 0 0								
Inning Stats	R: 1 E: 0 K: 0 S: 5	H: 2 LOB: 1 BB: 0 P: 5	R: 0 E: 0 K: 1 S: 5	H: 0 LOB: 0 BB: 0 P: 5	R: 0 E: 0 K: 1 S: 4	H: 0 LOB: 0 BB: 1 P: 8	R: 2 E: 0 K: 0 S: 4	H: 1 LOB: 2 BB: 1 P: 8	R: 0 E: 0 K: 1 S: 5	H: 0 LOB: 1 BB: 1 P: 9		R: 2 E: 0 K: 2 S: 10	H: 2 LOB: 1 BB: 0 P: 10	R: 0 E: 0 K: 1 S: 7	H: 0 LOB: 1 BB: 1 P: 11	1B: 5 2B: 1 3B: 0 HR: 3	SF: 0 SAC: 0 DP: 1 HBP: 0	WP: 0 PB: 1 SB: 2 CS: 0
PITCHER	IP WLS BF H R ER SO BB IBB HBP BLK WP HR S P ERA WHIP											IP WLS BF H R ER SO BB IBB HBP BLK WP HR S P ERA WHIP						
Dave LaPoint, L ERA: 2.64 (1, 1)	7.0 L 30 7 4 4 5 3 0 0 0 0 2 37 49 5.14 1.429																	
Scott Garrelts, R ERA: 1.13 (8, 1)	2.0 10 2 2 1 4 1 0 0 0 0 1 17 21 4.50 1.500																	

Batter	1	2	3	4	5	6	7	8	9	AB R H RBI BB SO LOB	BOTTOM							
Dan Gladden, R OBP: 0.276, SLG: 0.300 (1,8)	HR		9-3		F3			F8		4 1 1 1 0 0 1	Houston Astros @ San Francisco Giants Candlestick Park, San Francisco, CA Sun Jun 30 1985, 6:33 AM EDT Unknown							
Manny Trillo, R OBP: 0.288, SLG: 0.270 (1,4)	5-3		2B		F9			F8		4 0 1 0 0 0 0								
Chili Davis, S OBP: 0.332, SLG: 0.421 (1,9)	6-3		3-1		4-3			4-3		4 0 0 0 0 0 1								
Jeffrey Leonard, R OBP: 0.276, SLG: 0.394 (1,7)	HR			5-3		F8			K	4 1 1 1 0 1 0								
Bob Brenly, R OBP: 0.316, SLG: 0.415 (1,2)	F8			2B 1B		F7			4-3	4 0 1 0 0 0 0								
Chris Brown, R OBP: 0.312, SLG: 0.392 (1,5)		F3				F3			FC4-6 BB	3 0 1 0 1 0 0								
Gary Rajsich, L OBP: 0.299, SLG: 0.233 (1,3)	F8								FC4-6 1-2	3 0 0 0 1 1 1								
Jose Uribe, S OBP: 0.245, SLG: 0.314 (1,6)	4-3				F3		G3			3 0 0 0 0 0 3								
Dave LaPoint, L OBP: 0.344, SLG: 0.310 (7, PH) Scot Thompson, L OBP: 0.173, SLG: 0.164 (8, 1) Scott Garrelts, R (8, 1)					1-3 1B		1-3			2 0 1 0 0 0 3 1 0 0 0 0 0 0 0 0 0 0 0 0 0								
Inning Stats	R: 2 E: 0 K: 0 S: 5	H: 2 LOB: 0 BB: 0 P: 5	R: 0 E: 0 K: 0 S: 4	H: 0 LOB: 1 BB: 0 P: 4	R: 0 E: 0 K: 0 S: 5	H: 2 LOB: 3 BB: 1 P: 9	R: 0 E: 0 K: 0 S: 3	H: 0 LOB: 0 BB: 0 P: 3	R: 0 E: 0 K: 1 S: 5	H: 0 LOB: 0 BB: 0 P: 5		R: 0 E: 0 K: 0 S: 3	H: 0 LOB: 0 BB: 0 P: 3	R: 0 E: 0 K: 1 S: 5	H: 0 LOB: 1 BB: 1 P: 9	1B: 2 2B: 3 3B: 0 HR: 2	SF: 0 SAC: 0 DP: 1 HBP: 0	WP: 0 PB: 0 SB: 0 CS: 0
PITCHER	IP WLS BF H R ER SO BB IBB HBP BLK WP HR S P ERA WHIP											IP WLS BF H R ER SO BB IBB HBP BLK WP HR S P ERA WHIP						
Mike Scott, R ERA: 3.04 (1, 1)	8.0 W 30 6 2 2 1 0 0 0 0 0 2 31 35 2.25 0.750																	
Dave Smith, R ERA: 1.76 (9, 1)	1.0 4 0 0 0 1 1 0 0 0 0 0 5 9 0.00 1.000																	

AB	36
R	6
H	9
RBI	6
BB	4
SO	9
LOB	17



Batter	1	2	3	4	5	6	7	8	9	AB	R	H	RBI	BB	SO	LOB	TOP								
Bill Doran, S OBP: 0.355, SLG: 0.406 (1.4)	F3		F9 1B		6-3		FC6-4		K	5	0	1	1	0	1	2									
Jim Pankovits, R OBP: 0.374, SLG: 0.425 (1.7)	K		F9				F8		K	2	0	0	0	0	1	2									
Enos Cabell, R OBP: 0.329, SLG: 0.374 (6.3)			F9						K	3	0	0	0	0	1	0									
Phil Garner, R OBP: 0.291, SLG: 0.371 (1.5)	F8		P6				K			4	1	1	0	0	1	2									
Kevin Bass, S OBP: 0.263, SLG: 0.379 (1.9)																									
Bill Dawley, R OBP: 0.364, SLG: 0.439 (8. PH)																									
Craig Reynolds, L OBP: 0.317, SLG: 0.423 (8.6)																									
Jerry Mumphy, S OBP: 0.313, SLG: 0.387 (1.8)																									
Glenn Davis, R OBP: 0.285, SLG: 0.298 (1.3)																									
Mark Bailey, S OBP: 0.395, SLG: 0.447 (1.2)																									
Dickie Thon, R OBP: 0.226, SLG: 0.208 (8. PH)																									
Jose Cruz, L OBP: 0.340, SLG: 0.433 (8. PH)																									
Frank DiPino, L OBP: 0.333, SLG: 0.333 (8.1)																									
Ron Mathis, R OBP: 0.133, SLG: 0.071 (1.1)																									
Denny Walling, L OBP: 0.301, SLG: 0.381 (6.7)																									
Inning Stats	R: 0 E: 0 K: 1 S: 5	H: 0 LOB: 0 BB: 0 P: 5	R: 0 E: 0 K: 0 S: 3	H: 0 LOB: 0 BB: 0 P: 3	R: 1 E: 0 K: 1 S: 8	H: 3 LOB: 2 BB: 0 P: 8	R: 0 E: 1 K: 0 S: 4	H: 1 LOB: 1 BB: 0 P: 4	R: 0 E: 0 K: 1 S: 5	H: 0 LOB: 0 BB: 0 P: 5	R: 0 E: 0 K: 1 S: 7	H: 0 LOB: 2 BB: 1 P: 11	R: 1 E: 0 K: 2 S: 10	H: 2 LOB: 2 BB: 1 P: 14	R: 2 E: 0 K: 2 S: 10	H: 3 LOB: 2 BB: 1 P: 14	R: 0 E: 0 K: 2 S: 7	H: 0 LOB: 0 BB: 0 P: 7	1B: 7 2B: 2 3B: 0 HR: 0	SF: 0 SAC: 0 DP: 1 HBP: 0	WP: 0 PB: 0 SB: 0 CS: 0	PA: 38			
PITCHER	IP	WLS	BF	H	R	ER	SO	BB	IBB	HBP	BLK	WP	HR	S	P	ERA	WHIP								
Vida Blue, L ERA: 3.26 (1.1)	7.1	W	31	7	4	4	6	2	0	0	0	0	0	41	49	4.91	1.227								
Greg Minton, R ERA: 2.92 (8.1)	0.2		4	2	0	0	1	0	0	0	0	0	0	6	6	0.00	3.000								
Mark Davis, L ERA: 2.25 (9.1)	1.0	S	3	0	0	0	2	0	0	0	0	0	0	7	7	0.00	0.000								

Houston Astros @ San Francisco Giants
Candlestick Park, San Francisco, CA
Sun Jun 30 1985, 6:38 AM EDT
Att: 18,274 - Unknown

AB	36
R	4
H	9
RBI	4
BB	2
SO	9
LOB	15



Batter	1	2	3	4	5	6	7	8	9	AB	R	H	RBI	BB	SO	LOB	BOTTOM								
Dan Gladden, R OBP: 0.274, SLG: 0.306 (1.8)	SF8 3B	F9		F7		P4		4-3		5	1	1	0	0	0	6									
Jose Uribe, S OBP: 0.245, SLG: 0.310 (1.6)	P6		4-3		4-3 S 1B BB	K				3	1	0	0	1	1	2									
Chili Davis, S OBP: 0.331, SLG: 0.420 (1.9)	SF8		F8		4-3					3	0	1	1	0	0	1									
Jeffrey Leonard, R OBP: 0.273, SLG: 0.388 (1.7)	6-3		5-3		K		G4-6-3 1B			4	0	0	0	0	1	2									
Chris Brown, R OBP: 0.320, SLG: 0.406 (1.5)		2B 4-3 BB		1B 3B	2B 1B		K			3	3	2	1	1	1	0									
Scott Thompson, L OBP: 0.203, SLG: 0.221 (1.3)		4-3 E 2B		1B 1B	E5 2B					4	2	3	1	0	0	1									
Brad Wellman, R OBP: 0.313, SLG: 0.348 (1.4)		F3		1B 1B						4	0	2	2	0	1	3									
Alex Trevino, R OBP: 0.287, SLG: 0.297 (1.2)		4-3		F8		SH1-4 BB				2	0	0	1	2	0	3									
Vida Blue, S (1.1)										2	0	0	0	0	1	2									
Greg Minton, S (8.1)										0	0	0	0	0	0	0									
Joel Youngblood, R (8. PH)										1	0	0	0	0	0	2									
Mark Davis, L (9.1)										0	0	0	0	0	0	0									
Inning Stats	R: 1 E: 0 K: 0 S: 4	H: 1 LOB: 0 BB: 0 P: 4	R: 2 E: 1 K: 0 S: 5	H: 1 LOB: 1 BB: 1 P: 9	R: 0 E: 0 K: 0 S: 3	H: 0 LOB: 0 BB: 0 P: 3	R: 1 E: 0 K: 1 S: 8	H: 3 LOB: 2 BB: 0 P: 8	R: 3 E: 1 K: 1 S: 7	H: 2 LOB: 1 BB: 1 P: 11	R: 0 E: 0 K: 1 S: 5	H: 0 LOB: 1 BB: 1 P: 9	R: 0 E: 0 K: 1 S: 5	H: 1 LOB: 0 BB: 0 P: 5	R: 0 E: 0 K: 1 S: 6	H: 1 LOB: 2 BB: 1 P: 10	R: 0 E: 0 K: 1 S: 6	H: 0 LOB: 0 BB: 0 P: 10	1B: 4 2B: 3 3B: 2 HR: 0	SF: 1 SAC: 1 DP: 1 HBP: 0	WP: 0 PB: 0 SB: 1 CS: 0	PA: 37			
PITCHER	IP	WLS	BF	H	R	ER	SO	BB	IBB	HBP	BLK	WP	HR	S	P	ERA	WHIP								
Ron Mathis, R ERA: 4.67 (1.1)	5.0	L	25	7	7	4	2	2	0	0	0	0	0	27	35	7.20	1.800								
Bill Dawley, R ERA: 4.43 (6.1)	2.0		7	1	0	0	2	1	0	0	0	0	0	10	14	0.00	1.000								
Frank DiPino, L ERA: 3.89 (8.1)	1.0		5	1	0	0	1	1	0	0	0	0	0	6	10	0.00	2.000								

Houston Astros @ San Francisco Giants
Candlestick Park, San Francisco, CA
Sun Jun 30 1985, 6:38 AM EDT
Att: 18,274 - Unknown

AB	31
R	7
H	9
RBI	6
BB	4
SO	5
LOB	22



Batter	1	2	3	4	5	6	7	8	9	AB	R	H	RBI	BB	SO	LOB	TOP								
Claudell Washington, L OBP: 0.320, SLG: 0.442 (1,9)	0-0 1-3		0-3 K		0-0 F8		4-0 BB		0-3 K	4	0	0	0	1	2	3	Atlanta Braves @ San Francisco Giants Candlestick Park, San Francisco, CA Tue Jul 02 1985, 6:33 AM EDT Att: 5,660 - Sunny livebaseballscorecards.com								
Rafael Ramirez, R OBP: 0.284, SLG: 0.357 (1,6)	0-0 F9			0-0 1B		0-0 HR 1B	0-0 F7		0-3 K	5	1	2	0	0	1	2									
Dale Murphy, R OBP: 0.383, SLG: 0.560 (1,8)	0-0 6-3			0-3 K		0-0 HR 1B		4-0 BB E BB		3	2	1	2	1	1	1									
Terry Harper, R OBP: 0.325, SLG: 0.392 (1,7)		0-0 1-3		0-0 F1		0-0 F8		4-0 E 1-2 BB		3	0	0	0	1	0	1									
Ken Oberkfell, L OBP: 0.327, SLG: 0.371 (1,5)		0-3 K		0-0 F9		0-0 4-3		0-0 E1		4	0	0	0	0	1	2									
Gerald Perry, L OBP: 0.271, SLG: 0.248 (1,3)					0-0 F7		0-0 F6		0-3 K	3	0	0	0	0	0	0									
Jeff Dedmon, L OBP: 0.250, SLG: 0.250 (6,1)										0	0	0	0	0	0	0									
Bob Horner, R OBP: 0.314, SLG: 0.477 (8,PH)										1	0	0	0	0	1	2									
Rick Camp, R OBP: 0.270, SLG: 0.254 (6,1)										0	0	0	0	0	0	0									
Glenn Hubbard, R OBP: 0.325, SLG: 0.316 (1,4)			0-0 F9		0-0 6-3		0-0 5-3	0-3 K		4	0	0	0	0	1	2									
Bruce Benedict, R OBP: 0.312, SLG: 0.213 (1,2)			0-0 FC3-6 1B		0-0 E6 1B		0-0 5-3	0-0 5-3		4	0	1	0	0	0	2									
Steve Bedrosian, R OBP: 0.086, SLG: 0.086 (1,1)			0-0 FC3-6		0-0 1-2 1B		0-0 2B		0-3 K	2	0	1	0	0	0	1									
Chris Chambliss, L OBP: 0.270, SLG: 0.254 (6,3)										2	0	1	0	0	1	0									
Inning Stats	R: 0 E: 0 K: 0 S: 3	H: 0 LOB: 0 BB: 0 P: 3	R: 0 E: 0 K: 1 S: 5	H: 0 LOB: 0 BB: 0 P: 5	R: 0 E: 0 K: 1 S: 6	H: 1 LOB: 1 BB: 0 P: 6	R: 0 E: 0 K: 1 S: 6	H: 1 LOB: 1 BB: 0 P: 6	R: 0 E: 1 K: 0 S: 5	H: 1 LOB: 2 BB: 0 P: 5	R: 2 E: 0 K: 0 S: 5	H: 2 LOB: 0 BB: 0 P: 5	R: 0 E: 0 K: 0 S: 4	H: 1 LOB: 2 BB: 1 P: 8	R: 1 E: 1 K: 2 S: 8	H: 0 LOB: 2 BB: 2 P: 16	R: 0 E: 0 K: 3 S: 9	H: 0 LOB: 0 BB: 0 P: 9	1B: 4 2B: 1 3B: 0 HR: 1	SF: 0 SAC: 0 DP: 0 HBP: 0	WP: 0 PB: 0 SB: 0 CS: 0	PA: 38			
PITCHER	IP	WLS	BF	H	R	ER	SO	BB	IBB	HBP	BLK	WP	HR	S	P	ERA	WHIP								
Jim Gott, R ERA: 3.35 (1,1)	6.2	W	28	6	2	2	3	1	0	0	0	0	1	33	37	2.70	1.050								
Scott Garrelts, R ERA: 1.06 (7,1)	2.1	S	10	0	1	0	5	2	0	0	0	0	0	18	26	0.00	0.857								

Batter	1	2	3	4	5	6	7	8	9	AB	R	H	RBI	BB	SO	LOB	BOTTOM								
Dan Gladden, R OBP: 0.283, SLG: 0.309 (1,8)	0-0 6-3		0-0 5-3		0-0 CS 1B		0-0 6-3 1B	0-0 E9 1B 1B		5	2	3	1	0	0	0	Atlanta Braves @ San Francisco Giants Candlestick Park, San Francisco, CA Tue Jul 02 1985, 6:33 AM EDT Att: 5,660 - Sunny livebaseballscorecards.com								
Manny Trillo, R OBP: 0.290, SLG: 0.283 (1,4)	0-0 F7		0-0 HR		0-0 F7 1-2		0-0 6-3 1-2	0-0 1B 3-H 1B		5	1	2	2	0	0	2									
Chili Davis, S OBP: 0.331, SLG: 0.412 (1,9)	0-0 E8 1B		4-0 1B 1B BB		0-0 F3		4-0 1B IBB	0-0 F5		3	2	1	0	2	0	1									
Jeffrey Leonard, R OBP: 0.279, SLG: 0.391 (1,7)	0-0 1B		0-0 1B		0-0 1B		0-0 F4	0-0 1B		4	0	3	2	0	0	0									
Bob Brenly, R OBP: 0.322, SLG: 0.420 (1,2)	0-0 F7		0-0 G4-6-3 1B		0-0 F7		0-0 F5			4	1	2	1	0	0	2									
Chris Brown, R OBP: 0.323, SLG: 0.406 (1,5)		0-0 F9	0-0 G4-6-3		0-0 FC1-6 BB		0-0 F8			2	0	0	0	1	0	2									
Ricky Adams, R OBP: 0.218, SLG: 0.352 (7,5)			0-0 1-2		0-0 FC1-6 BB		0-0 4-3			1	0	0	0	0	0	0									
Scot Thompson, L OBP: 0.193, SLG: 0.210 (1,3)		0-0 6-3		0-0 4-3		0-0 1-2 2-H		0-0 4-3		4	0	0	0	0	0	1									
Jose Uribe, S OBP: 0.250, SLG: 0.319 (1,6)		0-0 2B		0-3 K		4-0 IBB		0-0 E 2B		3	1	2	0	1	1	0									
Jim Gott, R OBP: 0.143, SLG: 0.357 (1,1)		0-3 K		0-3 K		0-3 K		0-0 E6 E		3	0	0	0	0	3	3									
Scott Garrelts, R ERA: 1.06 (7,1)								0-0 E6 E		1	1	0	0	0	0	0									
Inning Stats	R: 1 E: 1 K: 0 S: 5	H: 2 LOB: 1 BB: 0 P: 5	R: 0 E: 0 K: 1 S: 6	H: 1 LOB: 1 BB: 0 P: 6	R: 2 E: 0 K: 0 S: 5	H: 3 LOB: 1 BB: 1 P: 9	R: 0 E: 0 K: 2 S: 7	H: 0 LOB: 0 BB: 0 P: 7	R: 0 E: 0 K: 0 S: 3	H: 1 LOB: 0 BB: 0 P: 3	R: 1 E: 1 K: 1 S: 6	H: 1 LOB: 2 BB: 2 P: 14	R: 1 E: 0 K: 0 S: 4	H: 2 LOB: 1 BB: 1 P: 8	R: 3 E: 2 K: 0 S: 7	H: 3 LOB: 1 BB: 0 P: 7	R: 0 E: 2 K: 0 S: 7	H: 0 LOB: 1 BB: 0 P: 7	1B: 9 2B: 3 3B: 0 HR: 1	SF: 0 SAC: 0 DP: 1 HBP: 0	WP: 0 PB: 0 SB: 0 CS: 1	PA: 39			
PITCHER	IP	WLS	BF	H	R	ER	SO	BB	IBB	HBP	BLK	WP	HR	S	P	ERA	WHIP								
Steve Bedrosian, R ERA: 2.81 (1,1)	5.1	L	24	8	4	2	3	2	0	0	0	0	0	8	16	5.40	1.200								
Jeff Dedmon, R ERA: 1.6 (6,1)	1.2		8	2	1	1	1	0	2	0	0	0	0	8	16	5.40	1.200								
Rick Camp, R ERA: 3.09 (8,1)	1.0		7	3	3	0	0	0	0	0	0	0	0	7	7	0.00	3.000								



Batter	1	2	3	4	5	6	7	8	9	AB	R	H	RBI	BB	SO	LOB	TOP					
Dan Gladden, R OBP: 0.289, SLG: 0.313	G6-4-3 1B		CS BB				G6-4-3		G4-6-3	3	0	2	1	1	0	2	San Francisco Giants @ Chicago Cubs Wrigley Field, Chicago, IL Thu Jul 04 1985, 3:33 AM CDT Att: 34,377 - Unknown					
Scot Thompson, L OBP: 0.190, SLG: 0.207										1	0	0	0	0	0	2						
Greg Minton, S OBP: 0.190, SLG: 0.207										0	0	0	0	0	0	0						
Manny Trillo, R OBP: 0.286, SLG: 0.279	F9		CS 1-2	G1-4-3	5-3		6-3			4	0	0	0	0	0	3						
Chili Davis, S OBP: 0.330, SLG: 0.409	G6-4-3 1-2			1-3			4-3		S 1B	4	1	1	0	0	0	1						
Jeffrey Leonard, R OBP: 0.285, SLG: 0.399		SH3 2B		HR 1B			G5-4-3 1B		F8	4	1	3	0	0	0	1						
Bob Brently, R OBP: 0.326, SLG: 0.438		SH3 2-3		HR 1B			G5-4-3 1-2		G4-6-3 1B	3	1	2	3	0	0	1						
Chris Brown, R OBP: 0.322, SLG: 0.403		5-3		6-3					G4-6-3 1-2	4	1	1	0	0	0	2						
David Green, R OBP: 0.232, SLG: 0.250		1-3					F9		E6 1B	4	1	2	0	0	0	1						
Jose Uribe, S OBP: 0.254, SLG: 0.322			F9				F8		G4-6-3 1B	4	0	2	2	0	0	0						
Bill Laskey, R OBP: 0.217, SLG: 0.100			4-3						G4-6-3 1B	1	1	0	0	1	0	0						
Scott Garretts, R OBP: 0.250, SLG: 0.143										1	0	1	0	0	0	0						
Mark Davis, L OBP: 0.222, SLG: 0.444										0	0	0	0	0	0	0						
Ron Roenicke, S OBP: 0.190, SLG: 0.207				BLK 1B			G6-4-3 1B		K	1	0	0	0	0	1	2						
Inning Stats	R: 0 E: 0 K: 0 S: 3	H: 1 LOB: 0 BB: 0 P: 3	R: 0 E: 0 K: 0 S: 4	H: 1 LOB: 1 BB: 0 P: 4	R: 0 E: 0 K: 0 S: 2	H: 0 LOB: 0 BB: 1 P: 6	R: 2 E: 0 K: 0 S: 5	H: 2 LOB: 0 BB: 0 P: 5	R: 1 E: 0 K: 0 S: 4	H: 1 LOB: 1 BB: 1 P: 8	R: 0 E: 0 K: 0 S: 3	H: 1 LOB: 0 BB: 0 P: 3	R: 2 E: 1 K: 0 S: 6	H: 4 LOB: 1 BB: 0 P: 6	R: 1 E: 0 K: 0 S: 4	H: 2 LOB: 0 BB: 0 P: 4	R: 0 E: 0 K: 1 S: 6	H: 2 LOB: 1 BB: 0 P: 6	1B: 12 2B: 3 3B: 0 HR: 1	SF: 0 SAC: 1 DP: 5 HBP: 0	WP: 0 PB: 0 SB: 1 CS: 1	PA: 38
PITCHER	IP WLS BF H R ER SO BB IBB HBP BLK WP HR S P ERA WHIP																					
Steve Trout, L ERA: 2.63	(1, 1) 6.0 L 27 10 5 5 0 2 0 0 0 0 0 1 25 33 7.50 2.000																					
George Frazier, R ERA: 5.4	(7, 1) 2.0 6 2 1 1 0 0 0 0 0 0 0 0 6 6 4.50 1.000																					
Dick Ruthven, R ERA: 4.48	(9, 1) 1.0 4 2 0 0 0 1 0 0 0 0 0 0 6 6 0.00 2.000																					

Batter	1	2	3	4	5	6	7	8	9	AB	R	H	RBI	BB	SO	LOB	BOTTOM	
Billy Hatcher, R OBP: 0.373, SLG: 0.532	1-3		23 HR 2B	F9			L6		G6-4-3 BB	4	1	1	0	1	0	0	San Francisco Giants @ Chicago Cubs Wrigley Field, Chicago, IL Thu Jul 04 1985, 3:33 AM CDT Att: 34,377 - Unknown	
23 Ryne Sandberg, R OBP: 0.330, SLG: 0.446	F4		2H HR				L3		F8	5	1	1	2	0	1	1		
Gary Matthews, R OBP: 0.365, SLG: 0.347	FC6-4 BB		FC6-4 1B				BB 1B		K	3	0	1	0	2	1	1		
Keith Moreland, R OBP: 0.380, SLG: 0.424	FC6-4 1-2		FC6-4 FC5-4				F6		K	4	0	0	0	0	1	3		
Leon Durham, L OBP: 0.352, SLG: 0.442		4-3 2B	FC5-4 S				BB 1B		1B 2B	3	2	2	0	1	0	1		
Ron Cey, R OBP: 0.319, SLG: 0.393		F8	FC5-4 BB				FC5-4 BB		K	2	0	0	0	2	1	2		
Jody Davis, R OBP: 0.309, SLG: 0.421		4-3	F9				FC5-4			4	0	1	1	0	0	6		
Chico Walker, S OBP: 0.083, SLG: 0.083										0	0	0	0	0	0	0		
Dick Ruthven, R OBP: 0.176, SLG: 0.176										0	0	0	0	0	0	0		
Chris Speier, R OBP: 0.309, SLG: 0.394				6-3			F6		G6-4-3 1B	4	0	2	1	0	0	0		
Steve Trout, L OBP: 0.129, SLG: 0.103										3	0	0	0	0	0	1		
George Frazier, R ERA: 1.94	(7, 1) 3-1			6-3			5-3		G6-4-3	0	0	0	0	0	0	0		
Davey Lopes, R OBP: 0.418, SLG: 0.433										1	0	0	0	0	0	2		
Steve Lake, R OBP: 0.188, SLG: 0.230										0	0	0	0	0	0	0		
Inning Stats	R: 0 E: 0 K: 0 S: 3	H: 0 LOB: 1 BB: 1 P: 7	R: 1 E: 0 K: 0 S: 4	H: 1 LOB: 1 BB: 1 P: 8	R: 2 E: 0 K: 0 S: 6	H: 3 LOB: 2 BB: 1 P: 10	R: 0 E: 0 K: 0 S: 3	H: 0 LOB: 0 BB: 0 P: 3	R: 0 E: 0 K: 2 S: 7	H: 0 LOB: 0 BB: 0 P: 7	R: 1 E: 0 K: 1 S: 7	H: 3 LOB: 1 BB: 0 P: 7	R: 0 E: 0 K: 1 S: 4	H: 0 LOB: 0 BB: 1 P: 8	1B: 4 2B: 3 3B: 0 HR: 1	SF: 0 SAC: 0 DP: 2 HBP: 0	WP: 0 PB: 0 SB: 1 CS: 0	PA: 39
PITCHER	IP WLS BF H R ER SO BB IBB HBP BLK WP HR S P ERA WHIP																	
Bill Laskey, R ERA: 3.94	(1, 1) 4.2 24 5 3 3 0 5 0 0 0 0 0 1 19 39 5.79 2.143																	
Scott Garretts, R ERA: 1.94	(5, 1) 2.1 W 7 0 0 0 2 0 0 0 0 0 0 0 11 11 0.00 0.000																	
Mark Davis, L ERA: 2.37	(8, 1) 1.0 5 3 1 1 1 0 0 0 0 0 0 0 7 7 9.00 3.000																	
Greg Minton, R ERA: 2.76	(9, 1) 1.0 S 3 0 0 0 1 1 0 0 0 0 0 0 4 8 0.00 1.000																	



Batter	1	2	3	4	5	6	7	8	9	AB	R	H	RBI	BB	SO	LOB	TOP					
Joel Youngblood, R (1,8)	1-3		F8		F9 1B BB		FC5-2		BB	4	1	1	0	2	0	3	San Francisco Giants @ Chicago Cubs Wrigley Field, Chicago, IL Fri Jul 05 1985, 3:33 AM CDT Att: 38,766 - Unknown					
Manny Trillo, R (1,4)	F8		F7		1-2		1B		K	5	1	3	2	0	0	0						
Brad Wellman, R (9, PH) (9,4)	F8		F7		1-2		1B		K	1	0	0	0	0	1	1						
Chili Davis, S (1,9)	K				F9		1B		K	6	2	2	1	0	2	5						
Jeffrey Leonard, R (1,7)					E5		1B		K	3	2	1	0	1	1	3						
Rob Deer, R (7,7)					1B		1B		K	2	1	1	0	0	1	1						
Bob Brently, R (1,2)	F6		SF7		1B		1B		K	4	1	1	3	0	0	2						
Chris Brown, R (1,5)					1B		6-3		HR	5	2	4	3	0	0	0						
Scot Thompson, L (1,3)	F6		F5		1B		2B		4-3	5	1	2	0	0	0	4						
Jose Uribe, S (1,6)	4-3				1B		IBB		1B	4	0	2	2	1	1	5						
Vida Blue, S (1,1)			F4		CS		F9		K	2	0	0	0	0	0	0						
Ron Roenicke, S (6, PH)							K		E6	1	0	0	0	0	1	2						
Greg Minton, S (6,1)							K		K	1	1	0	1	0	0	2						
Mark Davis, L (7,1)							K		K	1	0	0	0	0	1	1						
Inning Stats	R: 0 E: 0 K: 1 S: 5	H: 0 LOB: 0 BB: 0 P: 5	R: 0 E: 0 K: 0 S: 5	H: 2 LOB: 2 BB: 0 P: 5	R: 0 E: 0 K: 0 S: 3	H: 0 LOB: 0 BB: 0 P: 3	R: 3 E: 1 K: 0 S: 6	H: 3 LOB: 0 BB: 0 P: 6	R: 0 E: 0 K: 1 S: 6	H: 1 LOB: 2 BB: 1 P: 10	R: 0 E: 0 K: 1 S: 6	H: 1 LOB: 2 BB: 1 P: 10	R: 7 E: 1 K: 1 S: 13	H: 7 LOB: 2 BB: 1 P: 17	R: 2 E: 0 K: 1 S: 8	H: 3 LOB: 1 BB: 0 P: 8	R: 0 E: 0 K: 3 S: 9	H: 0 LOB: 1 BB: 1 P: 13	1B: 11 2B: 4 3B: 1 HR: 1	SF: 1 SAC: 0 DP: 0 HBP: 0	WP: 0 PB: 0 SB: 1 CS: 1	PA: 50
PITCHER	IP WLS BF H R ER SO BB IBB HBP BLK WP HR S P ERA WHIP																					
Scott Sanderson, R (1,1)	6.0 L 27 7 3 1 3 1 1 0 0 0 0 0 31 39 1.50 1.333																					
Warren Brusstar, R (7,1)	0.0 6 5 6 5 0 0 1 0 0 0 0 0 5 9 ∞ ∞																					
Lary Sorensen, R (7,1)	1.0 6 2 1 0 1 0 0 0 0 0 0 0 8 8 0.00 2.000																					
Dick Ruthven, R (8,1)	1.0 6 3 2 2 1 0 0 0 0 0 0 1 8 8 18.00 3.000																					
George Frazier, R (9,1)	1.0 4 0 0 0 3 1 0 0 0 0 0 0 9 13 0.00 1.000																					

Batter	1	2	3	4	5	6	7	8	9	AB	R	H	RBI	BB	SO	LOB	BOTTOM					
Billy Hatcher, R (1,8)	23 CS BB	4-3			F4		5-3		1B	4	0	1	0	1	0	2	San Francisco Giants @ Chicago Cubs Wrigley Field, Chicago, IL Fri Jul 05 1985, 3:33 AM CDT Att: 38,766 - Unknown					
23 Ryne Sandberg, R (1,4)	2B 1B				G6-4-3		1B		6-3	4	2	3	0	1	0	1						
Davey Lopes, R (1,7)	1B 2B				G6-4-3		F2		4-3	5	0	1	1	0	0	3						
Keith Moreland, R (1,9)	1B BB				BB		1-3		F7	3	1	1	1	2	0	0						
Leon Durham, L (1,3)	1-3 2-3 3-H				4-3		1B BB		1B	5	1	3	1	0	1	1						
Jody Davis, R (1,2)	F8				5-3		1B BB		FC6-4	3	0	1	2	1	0	2						
Ron Cey, R (1,5)					F7		G6-4-3		FC6-4	4	1	2	0	0	0	1						
Chris Speier, R (1,6)		SH2-4			F8		G6-4-3		K	4	0	1	1	0	1	3						
Scott Sanderson, R (1,1)		SH2-4					K		F7	1	0	0	0	0	0	0						
Warren Brusstar, R (7,1)									23 1B 5-3	0	0	0	0	0	0	0						
Lary Sorensen, R (7,1)									BB	0	0	0	0	0	0	0						
Thad Bosley, L (7, PH)										0	1	0	0	1	0	0						
Dick Ruthven, R (8,1)										0	0	0	0	0	0	0						
Gary Woods, R (8, PH)										0	0	0	0	0	0	0						
George Frazier, R (9,1)										0	0	0	0	0	0	0						
Inning Stats	R: 1 E: 0 K: 0 S: 4	H: 3 LOB: 2 BB: 2 P: 12	R: 1 E: 0 K: 0 S: 4	H: 2 LOB: 0 BB: 0 P: 4	R: 0 E: 0 K: 0 S: 3	H: 1 LOB: 1 BB: 1 P: 7	R: 0 E: 0 K: 0 S: 3	H: 0 LOB: 0 BB: 0 P: 3	R: 0 E: 0 K: 1 S: 5	H: 0 LOB: 1 BB: 1 P: 9	R: 0 E: 0 K: 0 S: 4	H: 2 LOB: 2 BB: 1 P: 8	R: 4 E: 0 K: 0 S: 7	H: 4 LOB: 1 BB: 1 P: 11	R: 0 E: 0 K: 1 S: 6	H: 1 LOB: 1 BB: 0 P: 6	R: 0 E: 0 K: 1 S: 5	H: 0 LOB: 0 BB: 0 P: 5	1B: 9 2B: 4 3B: 0 HR: 0	SF: 0 SAC: 1 DP: 2 HBP: 0	WP: 1 PB: 0 SB: 0 CS: 2	PA: 41
PITCHER	IP WLS BF H R ER SO BB IBB HBP BLK WP HR S P ERA WHIP																					
Vida Blue, L (1,1)	5.0 W 21 6 2 2 1 4 0 0 0 0 0 19 35 3.60 2.000																					
Greg Minton, R (6,1)	1.2 12 6 4 4 0 2 0 0 0 0 0 10 18 21.60 4.800																					
Mark Davis, L (7,1)	2.1 8 1 0 0 2 0 0 0 0 0 0 12 12 0.00 0.429																					



Batter	1	2	3	4	5	6	7	8	9	AB	R	H	RBI	BB	SO	LOB	TOP									
Dan Gladden, R OBP: 0.291, SLG: 0.315 (1, 8)	K		1B BB	5-3			4-3		E2 2B	4	1	1	1	1	1	2	San Francisco Giants @ Chicago Cubs Wrigley Field, Chicago, IL Sat Jul 06 1985, 3:33 AM CDT Att: 35,902 - Unknown									
Manny Trillo, R OBP: 0.296, SLG: 0.301 (1, 4)	1-3 1B		G5-3 1B		5-3			HR	K	5	1	3	1	0	1	1										
Chili Davis, S OBP: 0.332, SLG: 0.418 (1, 9)	1-3 1-2		G5-3 1B					K		3	0	1	1	1	1	1										
Jeffrey Leonard, R OBP: 0.284, SLG: 0.393 (1, 7)	K		G5-3 1-2 2-3		G5-4-3 BB			F9		4	0	0	0	0	1	4										
Bob Brently, R OBP: 0.323, SLG: 0.436 (1, 2)		HR 2B	6-3					K	K	4	1	1	0	0	2	1										
Chris Brown, R OBP: 0.335, SLG: 0.455 (1, 5)		HR		K				5-3	HR	4	2	2	3	0	1	0										
David Green, R OBP: 0.234, SLG: 0.252 Scott Garretts, R OBP: 0.222, SLG: 0.125 Mark Davis, L OBP: 0.200, SLG: 0.400 (6, 1)	6-3		SH5 1B		5-3			HR	K	3	0	1	0	0	0	0										
Jose Uribe, S OBP: 0.261, SLG: 0.324 (1, 6)	6-3		SH5 1B					F8	K	4	0	1	0	0	1	0										
Mike Krukow, R OBP: 0.242, SLG: 0.290 Scot Thompson, L OBP: 0.209, SLG: 0.236 (6, 3)	2-3		SH5					F5	E 1B	1	0	0	0	0	0	0										
Inning Stats	R: 0 E: 0 K: 2 S: 8	H: 1 LOB: 1 BB: 0 P: 8	R: 2 E: 0 K: 0 S: 5	H: 2 LOB: 0 BB: 0 P: 5	R: 1 E: 0 K: 0 S: 4	H: 2 LOB: 1 BB: 1 P: 8	R: 0 E: 0 K: 1 S: 7	H: 2 LOB: 2 BB: 0 P: 7	R: 0 E: 0 K: 0 S: 2	H: 0 LOB: 0 BB: 1 P: 6	R: 0 E: 0 K: 1 S: 5	H: 0 LOB: 0 BB: 0 P: 5	R: 0 E: 0 K: 0 S: 3	H: 0 LOB: 0 BB: 0 P: 3	R: 1 E: 0 K: 2 S: 8	H: 1 LOB: 0 BB: 0 P: 8		R: 2 E: 1 K: 3 S: 12	H: 3 LOB: 1 BB: 0 P: 12	1B: 6 2B: 2 3B: 0 HR: 3	SF: 0 SAC: 1 DP: 2 HBP: 0	WP: 0 PB: 0 SB: 0 CS: 0	PA: 38			
PITCHER	IP	WLS	BF	H	R	ER	SO	BB	IBB	HBP	BLK	WP	HR	S	P	ERA	WHIP									
Ray Fontenot, L ERA: 3.07 Lee Smith, R ERA: 2.62	(1, 1)	7.0	L	29	8	4	4	4	2	0	0	0	0	2	35	43	5.14	1.429								
PITCHER	IP	WLS	BF	H	R	ER	SO	BB	IBB	HBP	BLK	WP	HR	S	P	ERA	WHIP									

Batter	1	2	3	4	5	6	7	8	9	AB	R	H	RBI	BB	SO	LOB	BOTTOM									
Billy Hatcher, R OBP: 0.361, SLG: 0.500 (1, 8)	K		F4	F9					K	5	0	1	1	0	2	2	San Francisco Giants @ Chicago Cubs Wrigley Field, Chicago, IL Sat Jul 06 1985, 3:33 AM CDT Att: 35,902 - Unknown									
23 Ryne Sandberg, R OBP: 0.335, SLG: 0.446 (1, 4)	HR 1B		K		K	5-3			K	5	1	1	0	0	3	1										
Davey Lopes, R OBP: 0.417, SLG: 0.434 (1, 7)	F9		S 1B		4-3 BB			5-3		4	0	2	0	1	0	1										
Leon Durham, L OBP: 0.357, SLG: 0.457 (1, 3)	HR		FC6-4 BB		4-3			K	F8	4	1	1	2	1	1	2										
Keith Moreland, R OBP: 0.379, SLG: 0.417 (1, 9)	5-3		FC6-4 1-2		F8			F9		4	0	0	0	0	0	3										
Ron Cox, R OBP: 0.318, SLG: 0.392 (1, 5)		F6		K		5-3		4-3		4	0	0	0	0	1	0										
Jody Davis, R OBP: 0.316, SLG: 0.434 (1, 2)		K		BB 1B		HR		4-3		4	1	2	1	0	1	0										
Chris Speier, R OBP: 0.320, SLG: 0.398 (1, 6)		E3		1-2 BB		SH1-4 2B 1B			BB	2	1	1	0	2	0	0										
Ray Fontenot, L Lee Smith, R Gary Woods, R OBP: 0.277, SLG: 0.150 (8, 9)	F7			K		SH1-4		K		2	0	0	0	0	1	3										
Inning Stats	R: 2 E: 0 K: 1 S: 7	H: 2 LOB: 0 BB: 0 P: 7	R: 0 E: 1 K: 1 S: 6	H: 0 LOB: 1 BB: 0 P: 6	R: 0 E: 0 K: 1 S: 6	H: 1 LOB: 2 BB: 1 P: 10	R: 0 E: 0 K: 2 S: 8	H: 1 LOB: 2 BB: 1 P: 12	R: 0 E: 0 K: 1 S: 5	H: 0 LOB: 1 BB: 1 P: 9	R: 2 E: 0 K: 0 S: 6	H: 3 LOB: 1 BB: 0 P: 6	R: 0 E: 0 K: 1 S: 5	H: 0 LOB: 0 BB: 0 P: 5	R: 0 E: 0 K: 1 S: 5	H: 0 LOB: 1 BB: 1 P: 9		R: 0 E: 0 K: 2 S: 8	H: 1 LOB: 1 BB: 0 P: 8	1B: 5 2B: 1 3B: 0 HR: 2	SF: 0 SAC: 1 DP: 0 HBP: 0	WP: 0 PB: 0 SB: 4 CS: 0	PA: 40			
PITCHER	IP	WLS	BF	H	R	ER	SO	BB	IBB	HBP	BLK	WP	HR	S	P	ERA	WHIP									
Mike Krukow, R ERA: 3.25 Scott Garretts, R ERA: 0.99 Mark Davis, L ERA: 2.26	(1, 1)	5.2	W	28	7	4	4	6	3	0	0	0	0	0	18	22	0.00	0.667								
PITCHER	IP	WLS	BF	H	R	ER	SO	BB	IBB	HBP	BLK	WP	HR	S	P	ERA	WHIP									

Batter	1	2	3	4	5	6	7	8	9	AB	R	H	RBI	BB	SO	LOB	TOP				
Dan Gladden, R OBP: 0.293, SLG: 0.314 (1, 8)	0-3 K	1-0 BB HBP		0-0 BB 1B	0-0 FC6-4			0-0 F8		4	0	1	1	0	1	2					
Manny Trillo, R OBP: 0.301, SLG: 0.313 (1, 4)	0-0 HR	0-0 SF9		1-2 BB	1-2 BB			0-0 5-3		2	1	1	2	2	0	0					
Chili Davis, S OBP: 0.337, SLG: 0.417 (1, 9)	0-0 1B	0-0 BB		0-3 K	0-3 K			4-0 BB BB		3	0	1	0	2	2	5					
Jeffrey Leonard, R OBP: 0.283, SLG: 0.388 (1, 7)	0-3 K	0-0 F6		0-0 F8				4-0 BB		4	0	0	0	1	1	7					
Bob Brently, R OBP: 0.324, SLG: 0.430 (1, 2)	4-0 BB			0-0 6-3				0-0 F6		3	1	0	0	2	1	2					
Chris Brown, R OBP: 0.336, SLG: 0.451 (1, 5)	0-3 K			0-0 5-3				0-0 BB		4	1	1	0	1	1	2					
Scot Thompson, L OBP: 0.219, SLG: 0.255 (1, 3)				0-0 1-3				0-0 F7		5	2	2	1	0	0	1					
Jose Uribe, S OBP: 0.263, SLG: 0.323 (1, 6)				0-0 E8				0-0 F4		4	0	1	0	1	1	1					
Jim Gott, R OBP: 0.187, SLG: 0.367 (6, 1)				0-0 SH1-3				0-3 K		2	0	1	0	0	1	3					
Mark Davis, L OBP: 0.208, SLG: 0.400 (6, 1)				1-2 K				0-0 F5		0	0	0	0	0	0	0					
Mike Jeffcoat, L OBP: 0.220, SLG: 0.400 (6, 1)				1-3 SH1-3				0-0 F2		0	0	0	0	0	0	0					
Ron Roenicke, S OBP: 0.208, SLG: 0.395 (7, 1)				0-0 BB				0-0 K		0	0	0	0	0	0	0					
Greg Minton, S OBP: 0.278, SLG: 0.395 (7, 1)				0-0 1B				0-0 K		0	0	0	0	0	0	1					
Rob Daer, R OBP: 0.278, SLG: 0.395 (8, 1)				1-2 1B				0-0 K		1	0	0	0	0	0	1					
Inning Stats	R: 1 E: 0 K: 3 S: 11	H: 2 LOB: 2 BB: 1 P: 15	R: 1 E: 1 K: 0 S: 5	H: 2 LOB: 3 BB: 1 P: 10	R: 0 E: 0 K: 0 S: 3	H: 0 LOB: 0 BB: 0 P: 3	R: 0 E: 0 K: 2 S: 9	H: 2 LOB: 3 BB: 1 P: 13	R: 3 E: 1 K: 2 S: 9	H: 2 LOB: 2 BB: 3 P: 21	R: 0 E: 0 K: 1 S: 5	H: 0 LOB: 0 BB: 0 P: 5	R: 0 E: 0 K: 0 S: 3	H: 0 LOB: 2 BB: 2 P: 11	R: 0 E: 0 K: 1 S: 5	H: 0 LOB: 1 BB: 1 P: 9	1B: 6 2B: 1 3B: 0 HR: 1	SF: 1 SAC: 1 DP: 0 HBP: 1	WP: 0 PB: 0 SB: 2 CS: 0	PA: 45	
PITCHER	IP	WLS	BF	H	R	ER	SO	BB	IBB	HBP	BLK	WP	HR	S	P	ERA	WHIP				
Rick Sutcliffe, R ERA: 2.74 (1, 1)	5.0		30	8	5	4	7	5	1	1	0	0	1	37	62	7.20	2.600				
Warren Brusstar, R ERA: 5.64 (6, 1)	1.0	W	3	0	0	0	1	0	0	0	0	0	0	5	5	0.00	0.000				
George Frazier, R ERA: 4.98 (7, 1)	1.2		6	0	0	0	0	1	0	0	0	0	0	5	9	0.00	0.600				
Lee Smith, R ERA: 2.56 (8, 1)	1.1	S	6	0	0	0	1	2	0	0	0	0	0	6	14	0.00	1.500				

San Francisco Giants @ Chicago Cubs
Wrigley Field, Chicago, IL
Sun Jul 07 1985, 3:33 AM CDT
Att: 35,663 - Unknown

AB 33
R 5
H 8
RBI 4
BB 9
SO 9
LOB 24



Batter	1	2	3	4	5	6	7	8	9	AB	R	H	RBI	BB	SO	LOB	BOTTOM				
Billy Hatcher, R OBP: 0.338, SLG: 0.467 (1, 8)	0-0 1-3			0-0 E4				0-0 F8		4	0	0	0	0	0	4					
23 Ryne Sandberg, R OBP: 0.334, SLG: 0.442 (1, 4)	0-0 1-3			0-0 F9				0-3 K		3	0	0	0	1	1	2					
Davey Lopes, R OBP: 0.415, SLG: 0.432 (1, 7)	0-0 HR			0-0 F4				0-3 K		3	1	1	0	0	0	2					
Warren Brusstar, R OBP: 0.362, SLG: 0.345 (6, PH)				1-3 HR				0-0 F5		0	0	0	0	0	0	0					
Gary Matthews, R OBP: 0.362, SLG: 0.345 (6, PH)				1B				0-0 K		1	0	0	0	0	0	0					
George Frazier, R OBP: 0.188, SLG: 0.230 (7, 1)				1B				0-0 K		0	0	0	0	0	0	0					
Steve Lake, R OBP: 0.188, SLG: 0.230 (8, 2)				1B				0-0 K		0	0	0	0	0	0	0					
Leon Durham, L OBP: 0.359, SLG: 0.480 (1, 3)	0-0 HR			0-0 F9				0-0 4-3		4	2	2	3	0	0	2					
Keith Moreland, R OBP: 0.380, SLG: 0.416 (1, 9)	0-0 4-3			4-0 1B				0-0 HR		3	2	1	0	1	1	0					
Jody Davis, R OBP: 0.319, SLG: 0.436 (1, 2)				0-0 FC3-4				0-0 1B		4	1	2	0	0	1	0					
Lee Smith, R OBP: 0.319, SLG: 0.436 (8, 1)				1-3 1B				0-3 K		0	0	0	0	0	0	0					
Ron Cey, R OBP: 0.317, SLG: 0.388 (1, 5)				0-0 FC5-4				0-0 K		3	0	0	0	1	0	2					
Larry Bowa, S OBP: 0.231, SLG: 0.218 (1, 6)				0-0 FC3-4				0-0 K		4	0	1	2	0	1	1					
Rick Sutcliffe, L OBP: 0.250, SLG: 0.289 (1, 1)				0-0 FC3-4				0-0 K		2	0	1	0	0	0	1					
Thad Bosley, L OBP: 0.325, SLG: 0.356 (6, 7)				1-3 1B				0-0 K		0	0	0	0	0	0	0					
Gary Woods, R OBP: 0.286, SLG: 0.146 (6, PH)				0-0 FC5-4				0-0 K		1	0	0	0	0	0	0					
Greg Minton, R ERA: 3.28 (7, 1)				0-0 FC3-4				0-0 K		0	0	0	0	0	0	0					
Inning Stats	R: 2 E: 0 K: 0 S: 5	H: 2 LOB: 0 BB: 0 P: 5	R: 0 E: 0 K: 0 S: 3	H: 0 LOB: 0 BB: 0 P: 3	R: 0 E: 1 K: 0 S: 5	H: 1 LOB: 2 BB: 0 P: 5	R: 1 E: 0 K: 0 S: 4	H: 1 LOB: 1 BB: 1 P: 8	R: 0 E: 0 K: 1 S: 5	H: 0 LOB: 0 BB: 0 P: 5	R: 3 E: 0 K: 1 S: 8	H: 4 LOB: 3 BB: 3 P: 20	R: 0 E: 0 K: 2 S: 7	H: 0 LOB: 0 BB: 0 P: 7	R: 0 E: 0 K: 1 S: 5	H: 0 LOB: 0 BB: 0 P: 5	1B: 6 2B: 0 3B: 0 HR: 2	SF: 0 SAC: 0 DP: 1 HBP: 0	WP: 1 PB: 0 SB: 0 CS: 0	PA: 36	
PITCHER	IP	WLS	BF	H	R	ER	SO	BB	IBB	HBP	BLK	WP	HR	S	P	ERA	WHIP				
Jim Gott, R ERA: 3.68 (1, 1)	5.0		23	6	5	5	1	1	0	0	0	1	0	2	6	9.00	1.400				
Mark Davis, L ERA: 2.41 (6, 1)	0.0	L	3	2	1	1	0	1	0	0	0	1	0	2	6	∞	∞				
Mike Jeffcoat, L ERA: 2.31 (6, 1)	1.0		4	0	0	0	1	1	1	0	0	0	0	4	12	0.00	1.000				
Greg Minton, R ERA: 3.28 (7, 1)	2.0		6	0	0	0	3	0	0	0	0	0	0	12	12	0.00	0.000				

San Francisco Giants @ Chicago Cubs
Wrigley Field, Chicago, IL
Sun Jul 07 1985, 3:33 AM CDT
Att: 35,663 - Unknown

AB 32
R 6
H 8
RBI 5
BB 4
SO 5
LOB 17



Batter	1	2	3	4	5	6	7	8	9	AB	R	H	RBI	BB	SO	LOB	TOP			
Dan Gladden, R OBP: 0.290, SLG: 0.311 Ron Roenicke, S (5, 8)	6-3		G3		F8		FC4-6 1B	K		3	0	0	0	0	0	0				
Manny Trillo, R OBP: 0.304, SLG: 0.316 Brad Wellman, R OBP: 0.300, SLG: 0.333 (8, 4)	6-3		G4-6-3 1B			6-3			P3	4	0	2	0	0	0	0				
Chili Davis, S OBP: 0.338, SLG: 0.417 (1, 9)			G4-6-3 1B				4-3		4-3	5	0	2	0	0	0	3				
Jeffrey Leonard, R OBP: 0.282, SLG: 0.386 Scott Garrelts, R OBP: 0.222, SLG: 0.125 David Green, R OBP: 0.233, SLG: 0.250 (9, PH)	F8							F8	6-3	4	0	1	0	0	0	2				
Bob Brently, R OBP: 0.327, SLG: 0.429 (1, 2)								L5		3	0	1	0	1	1	1				
Chris Brown, R OBP: 0.339, SLG: 0.452 (1, 5)										4	1	2	0	0	0	2				
Scot Thompson, L OBP: 0.230, SLG: 0.265 (1, 3)										4	0	2	0	0	0	4				
Ricky Adams, R OBP: 0.237, SLG: 0.362 (1, 6)										4	0	2	0	0	0	2				
Dave LaPoint, L OBP: 0.324, SLG: 0.290 Greg Minton, S OBP: 0.276, SLG: 0.216 Joel Youngblood, R OBP: 0.276, SLG: 0.216 Mike Jeffcoat, L OBP: 0.284, SLG: 0.385 Rob Deer, R OBP: 0.288, SLG: 0.385 (8, 7)	F8									2	0	0	0	0	0	2				
Inning Stats	R: 0 E: 0 K: 0 S: 4	H: 1 LOB: 1 BB: 0 P: 4	R: 0 E: 1 K: 0 S: 5	H: 2 LOB: 2 BB: 0 P: 5	R: 0 E: 0 K: 1 S: 3	H: 1 LOB: 1 BB: 0 P: 3	R: 0 E: 0 K: 1 S: 6	H: 0 LOB: 0 BB: 0 P: 3	R: 0 E: 0 K: 0 S: 5	H: 2 LOB: 3 BB: 1 P: 9	R: 0 E: 0 K: 0 S: 5	H: 2 LOB: 2 BB: 0 P: 5	R: 1 E: 0 K: 1 S: 8	H: 3 LOB: 3 BB: 1 P: 12	R: 0 E: 0 K: 0 S: 3	H: 0 LOB: 0 BB: 0 P: 3	1B: 12 2B: 0 3B: 0 HR: 0	SF: 0 SAC: 0 DP: 1 HBP: 0	WP: 0 PB: 0 SB: 2 CS: 0	PA: 40
PITCHER Joaquin Andujar, R ERA: 2.38 (1, 1)	IP: 9.0 WLS: W BF: 40 H: 12 R: 1 ER: 1 SO: 2 BB: 2 IBB: 0 HBP: 0 BLK: 0 WP: 0 HR: 0 S: 42 P: 50 ERA: 1.00 WHIP: 1.556																			

San Francisco Giants @ St. Louis Cardinals
Busch Stadium, St. Louis, MO
Mon Jul 08 1985, 7:05 PM CDT
Att: 25,102 - Unknown

AB	38
R	1
H	12
RBI	1
BB	2
SO	2
LOB	21



Batter	1	2	3	4	5	6	7	8	9	AB	R	H	RBI	BB	SO	LOB	BOTTOM			
Vince Coleman, S OBP: 0.332, SLG: 0.357 (1, 7)	G3 3B		CS S 1B		6-3	1-2 2-H 1B		5-3		5	1	3	0	0	0	0				
Willie McGee, S OBP: 0.380, SLG: 0.491 (1, 8)	G3		L4 1-2		F9		6-3 1B			4	1	1	1	0	0	1				
Tom Herr, S OBP: 0.402, SLG: 0.446 (1, 4)	K		2-3 1B			4-3		6-3		4	0	1	0	0	1	1				
Jack Clark, R OBP: 0.394, SLG: 0.517 (1, 3)	5-3		K			K		1B BB		3	0	0	0	1	2	1				
Tito Landrum, R OBP: 0.426, SLG: 0.519 (1, 9)			G3		CS BB	1B BB		1B BB		2	1	1	1	2	0	0				
Terry Pendleton, S OBP: 0.282, SLG: 0.298 Ivan De Jesus, R OBP: 0.351, SLG: 0.429 (8, 5)			2B 1B		1B 1-2	1B 1B		F7		4	2	3	0	0	0	2				
Ozzie Smith, S OBP: 0.340, SLG: 0.367 (1, 6)			5-3 1-H 2B		G6-4-3 1B	1B 1-2 2-3		F8		4	1	3	1	0	0	2				
Tom Nieto, R OBP: 0.322, SLG: 0.284 (1, 2)			5-3		G6-4-3	1B 1-2 2-3		K		4	0	1	2	0	1	3				
Joaquin Andujar, S OBP: 0.207, SLG: 0.200 (1, 1)			6-3			1-2 3-H 1B		K		4	0	1	1	0	2	1				
Inning Stats	R: 1 E: 0 K: 1 S: 6	H: 1 LOB: 0 BB: 0 P: 6	R: 1 E: 0 K: 0 S: 5	H: 2 LOB: 1 BB: 0 P: 5	R: 0 E: 0 K: 1 S: 6	H: 2 LOB: 1 BB: 0 P: 6	R: 0 E: 0 K: 0 S: 3	H: 2 LOB: 1 BB: 1 P: 7	R: 0 E: 0 K: 1 S: 5	H: 0 LOB: 0 BB: 0 P: 5	R: 3 E: 0 K: 1 S: 9	H: 5 LOB: 2 BB: 1 P: 13	R: 1 E: 0 K: 0 S: 5	H: 2 LOB: 2 BB: 1 P: 9	R: 0 E: 0 K: 2 S: 7	H: 0 LOB: 0 BB: 0 P: 7	1B: 11 2B: 2 3B: 1 HR: 0	SF: 0 SAC: 0 DP: 1 HBP: 0	WP: 0 PB: 0 SB: 1 CS: 2	PA: 37
PITCHER Dave LaPoint, L ERA: 2.91 Greg Minton, R ERA: 3.29 Mike Jeffcoat, L ERA: 2.84 Scott Garrelts, R ERA: 0.97 (6, 1)	IP: 5.2 WLS: L BF: 27 H: 11 R: 5 ER: 5 SO: 4 BB: 2 IBB: 0 HBP: 0 BLK: 0 WP: 0 HR: 0 S: 33 P: 41 ERA: 7.94 WHIP: 2.294																			

San Francisco Giants @ St. Louis Cardinals
Busch Stadium, St. Louis, MO
Mon Jul 08 1985, 7:05 PM CDT
Att: 25,102 - Unknown

AB	34
R	6
H	14
RBI	6
BB	3
SO	6
LOB	11



Batter	1	2	3	4	5	6	7	8	9	AB	R	H	RBI	BB	SO	LOB	TOP		
Ron Roenicke, S (1, 8)	0-3 K		4-0 BB			0-0 G3		4-0 BB		2	0	0	0	2	1	0	San Francisco Giants @ St. Louis Cardinals Busch Stadium, St. Louis, MO Tue Jul 09 1985, 7:05 PM CDT Att: 25,019 - Unknown - 95 F		
Manny Trillo, R (1, 4) OBP: 0.300, SLG: 0.311	0-3 K		0-0 5-3			0-0 F8		0-0 1-3		4	0	0	0	0	1	3			
Chili Davis, S (1, 9)	0-0 4-3					0-0 L8				4	1	2	0	0	0	0			
Jeffrey Leonard, R (1, 7) OBP: 0.285, SLG: 0.388		0-0 4-3				0-0 G1-3				4	0	2	0	0	0	1			
Bob Brently, R (1, 2) OBP: 0.322, SLG: 0.421		0-0 5-3				0-0 L7				4	0	0	0	0	2	3			
Chris Brown, R (1, 5) OBP: 0.337, SLG: 0.448		0-0 5-3				0-0 K				4	0	1	1	0	1	1			
Scot Thompson, L (1, 3) OBP: 0.221, SLG: 0.255			0-0 6-3			0-0 5-3				4	0	0	0	0	0	2			
Ricky Adams, R (1, 6) OBP: 0.226, SLG: 0.344			0-0 L9			0-0 5-3				3	0	0	0	0	0	0			
Bill Laskey, R (1, 1) OBP: 0.240, SLG: 0.095			4-0 BB			0-3 K				1	0	0	0	1	1	0			
Joel Youngblood, R (8, PH) OBP: 0.275, SLG: 0.214								0-0 F8		1	0	0	0	0	0	0			
Greg Minton, S (8, 1)										0	0	0	0	0	0	0			
Inning Stats	R: 0 E: 0 K: 2 S: 7	H: 0 LOB: 0 BB: 0 P: 7	R: 0 E: 0 K: 0 S: 3	H: 0 LOB: 0 BB: 0 P: 3	R: 0 E: 0 K: 0 S: 3	H: 0 LOB: 2 BB: 2 P: 11	R: 0 E: 0 K: 1 S: 6	H: 1 LOB: 0 BB: 0 P: 6	R: 0 E: 0 K: 1 S: 5	H: 0 LOB: 0 BB: 0 P: 5	R: 0 E: 0 K: 1 S: 5	H: 0 LOB: 0 BB: 0 P: 5	R: 0 E: 0 K: 1 S: 5	H: 0 LOB: 1 BB: 1 P: 7	R: 1 E: 0 K: 1 S: 7	H: 3 LOB: 1 BB: 0 P: 7	1B: 4 2B: 1 3B: 0 HR: 0	SF: 0 SAC: 0 DP: 1 HBP: 0	WP: 0 PA: 34 PB: 0 SB: 0 CS: 0
PITCHER Danny Cox, R (1, 1) ERA: 2.3	IP: 9.0 WLS: W BF: 34 H: 5 R: 1 ER: 1 SO: 6 BB: 3 IBB: 0 HBP: 0 BLK: 0 WP: 0 HR: 0 S: 43 P: 55 ERA: 1.00 WHIP: 0.889																		

Batter	1	2	3	4	5	6	7	8	9	AB	R	H	RBI	BB	SO	LOB	BOTTOM		
Vince Coleman, S (1, 7) OBP: 0.334, SLG: 0.356	0-0 S					0-3 K				3	1	1	0	1	1	1	San Francisco Giants @ St. Louis Cardinals Busch Stadium, St. Louis, MO Tue Jul 09 1985, 7:05 PM CDT Att: 25,019 - Unknown - 95 F		
Tito Landrum, R (7, 7) OBP: 0.426, SLG: 0.519	2B	BB								0	0	0	0	0	0	0			
Willie McGee, S (1, 8) OBP: 0.378, SLG: 0.488	P5	E4								4	0	1	0	0	0	3			
Tom Herr, S (1, 4) OBP: 0.406, SLG: 0.451	1B									3	0	2	2	1	0	1			
Jack Clark, R (1, 3) OBP: 0.392, SLG: 0.514	WP	F7								4	1	1	0	0	1	4			
Andy Van Slyke, L (1, 9) OBP: 0.352, SLG: 0.473	S									4	0	1	1	0	0	1			
Terry Pendleton, S (1, 5) OBP: 0.276, SLG: 0.294	6-3									4	0	0	0	0	1	2			
Ozzie Smith, S (1, 6) OBP: 0.339, SLG: 0.369		F9								4	0	1	0	0	0	0			
Tom Nieto, R (1, 2) OBP: 0.322, SLG: 0.285		SH5-4								3	1	1	0	0	1	1			
Danny Cox, R (1, 1) OBP: 0.146, SLG: 0.130		SH5-4								1	0	0	0	1	0	0			
Inning Stats	R: 2 E: 0 K: 0 S: 6	H: 4 LOB: 1 BB: 0 P: 6	R: 1 E: 1 K: 0 S: 5	H: 1 LOB: 3 BB: 2 P: 13	R: 0 E: 0 K: 0 S: 4	H: 1 LOB: 1 BB: 0 P: 4	R: 0 E: 0 K: 0 S: 3	H: 0 LOB: 0 BB: 0 P: 3	R: 0 E: 0 K: 2 S: 7	H: 0 LOB: 1 BB: 1 P: 11	R: 0 E: 0 K: 1 S: 5	H: 1 LOB: 0 BB: 0 P: 5	R: 0 E: 0 K: 1 S: 5	H: 0 LOB: 0 BB: 0 P: 5	R: 0 E: 0 K: 1 S: 5	H: 0 LOB: 0 BB: 0 P: 5	1B: 6 2B: 2 3B: 0 HR: 0	SF: 0 SAC: 1 DP: 1 HBP: 0	WP: 1 PA: 34 PB: 0 SB: 2 CS: 0
PITCHER Bill Laskey, R (1, 1) ERA: 3.83 Greg Minton, R (8, 1) ERA: 3.2	IP: 7.0 WLS: L BF: 31 H: 8 R: 3 ER: 2 SO: 3 BB: 3 IBB: 0 HBP: 0 BLK: 0 WP: 0 HR: 0 S: 34 P: 46 ERA: 2.57 WHIP: 1.571																		

AB	31
R	1
H	5
RBI	1
BB	3
SO	6
LOB	10



AB	30
R	3
H	8
RBI	3
BB	3
SO	4
LOB	13



Batter	1	2	3	4	5	6	7	8	9	AB	R	H	RBI	BB	SO	LOB	TOP			
Ron Roenicke, S (1, 8) OBP: 0.429, SLG: 0.300	4-0 1B BLK BB	0-0 2B		4-0 BB		0-0 L3		0-0 1-2 2-H 1B		3	1	2	1	2	0	3	San Francisco Giants @ St. Louis Cardinals Busch Stadium, St. Louis, MO Wed Jul 10 1985, 7:05 PM CDT Att: 30,196 - Unknown			
Brad Wellman, R (1, 4) OBP: 0.296, SLG: 0.327	0-0	0-0 5-3		0-0 5-3		0-0		0-0 1-3		4	1	1	0	0	0	5				
Bob Brenly, R (8, PH) OBP: 0.321, SLG: 0.419	FC BLK 1B									1	0	0	0	0	0	2				
Scott Garretts, R (8, 1) OBP: 0.222, SLG: 0.125	1-3 1B									0	0	0	0	0	0	0				
Chili Davis, S (1, 9) OBP: 0.334, SLG: 0.414	FC		3-1		F8		F7		4-3	5	0	0	0	0	0	1				
Jeffrey Leonard, R (1, 7) OBP: 0.281, SLG: 0.382	F7		F3		F9		F5		K	5	0	0	0	0	1	1				
Chris Brown, R (1, 5) OBP: 0.342, SLG: 0.449	BB 1B		BB		1B 1B		K		K	4	0	2	1	1	2	0				
David Green, R (1, 3) OBP: 0.245, SLG: 0.258	3-H 1-2 BB		F9		1-3 1B				5-3 1B	3	1	2	0	1	0	1				
Alex Trevino, R (1, 2) OBP: 0.284, SLG: 0.275	1-3			BLK WP BB		E7 1B		5-3		3	0	0	0	1	0	3				
Ricky Adams, R (1, 6) OBP: 0.242, SLG: 0.344		F8		F9		BB		1B BB		3	0	1	0	1	0	1				
Vida Blue, S (1, 1) Rob Deer, R (4, PH) Mike Jeffcoat, L (4, 1) Joel Youngblood, R (6, PH) Mark Davis, L (8, 1) Scott Thompson, R (8, PH) Manny Trillo, R (8, 4)		K		F7		1-2 BB		K		1	0	0	0	0	1	0				
Inning Stats	R: 2 E: 0 K: 0 S: 5	H: 2 LOB: 2 BB: 2 P: 13	R: 0 E: 0 K: 1 S: 6	H: 1 LOB: 1 BB: 0 P: 6	R: 0 E: 0 K: 0 S: 3	H: 0 LOB: 1 BB: 1 P: 7	R: 0 E: 0 K: 0 S: 3	H: 0 LOB: 2 BB: 2 P: 11	R: 0 E: 1 K: 0 S: 4	H: 1 LOB: 2 BB: 1 P: 8	R: 0 E: 0 K: 1 S: 5	H: 0 LOB: 0 BB: 0 P: 5	R: 0 E: 0 K: 1 S: 7	H: 2 LOB: 2 BB: 1 P: 11	R: 0 E: 0 K: 2 S: 7	H: 0 LOB: 0 BB: 0 P: 7	1B: 7 2B: 2 3B: 0 HR: 0	SF: 0 SAC: 0 DP: 1 HBP: 0	WP: 1 PA: 41 PB: 0 SB: 0 CS: 0	
PITCHER	IP WLS BF H R ER SO BB IBB HBP BLK WP HR S P ERA WHIP																			
Kurt Kephire, R (1, 1) ERA: 4.77	5.0	W	26	6	2	2	1	5	0	0	2	1	0	23	43	3.60	2.200			
Bill Campbell, R (6, 1) ERA: 4.14	2.2		11	2	1	1	2	2	0	0	0	0	0	13	21	3.38	1.500			
Jeff Lahti, R (8, 1) ERA: 2.83	1.1	S	4	0	0	0	2	0	0	0	0	0	0	8	8	0.00	0.000			

Batter	1	2	3	4	5	6	7	8	9	AB	R	H	RBI	BB	SO	LOB	BOTTOM			
Vince Coleman, S (1, 7) OBP: 0.336, SLG: 0.358	K		E5 S 1B		5-3		CS	SH1-4 S FC3-6 1B		4	2	2	0	0	1	0	San Francisco Giants @ St. Louis Cardinals Busch Stadium, St. Louis, MO Wed Jul 10 1985, 7:05 PM CDT Att: 30,196 - Unknown			
Willie McGee, S (1, 8) OBP: 0.376, SLG: 0.485	F8		F8		6-3		SH1-4 E 1B		4	1	1	0	0	0	1					
Tom Herr, S (1, 4) OBP: 0.406, SLG: 0.450	F9		HR 1B		F5		SH1-4		3	1	1	1	0	0	0					
Jack Clark, R (1, 3) OBP: 0.396, SLG: 0.529		2B	HR		F4		FC3-6 IBB		3	1	2	2	1	0	0					
Tito Landrum, R (1, 9) OBP: 0.438, SLG: 0.537		HR			K		FC3-6		2	1	1	0	1	1	0					
Andy Van Slyke, L (8, PH) OBP: 0.350, SLG: 0.471		2B	BB		K		1-2 2-H 3-H		1	0	0	1	0	0	1					
Terry Pendleton, S (1, 5) OBP: 0.274, SLG: 0.289	F5		1-3		K		4-3		4	0	0	0	0	1	3					
Ozzie Smith, S (1, 6) OBP: 0.342, SLG: 0.383		HR			K		WP 1B		3	1	2	2	0	1	0					
Tom Nieto, R (1, 2) OBP: 0.316, SLG: 0.280	F8		5-3		6-3		1-2		3	0	0	0	0	0	1					
Kurt Kephire, L (1, 1) OBP: 0.200, SLG: 0.250			6-3		6-3		CS		2	0	0	0	0	0	0					
Bill Campbell, R (6, 1) OBP: 0.371, SLG: 0.250							BB		0	0	0	0	1	0	0					
Jeff Lahti, R (8, 1) ERA: 1.1									0	0	0	0	0	0	0					
Inning Stats	R: 0 E: 0 K: 1 S: 5	H: 0 LOB: 0 BB: 0 P: 5	R: 2 E: 0 K: 0 S: 5	H: 3 LOB: 0 BB: 0 P: 5	R: 3 E: 1 K: 0 S: 6	H: 3 LOB: 1 BB: 1 P: 10	R: 0 E: 0 K: 1 S: 5	H: 0 LOB: 0 BB: 0 P: 5	R: 0 E: 0 K: 2 S: 7	H: 0 LOB: 0 BB: 0 P: 7	R: 0 E: 0 K: 0 S: 2	H: 1 LOB: 1 BB: 1 P: 6	R: 0 E: 1 K: 0 S: 5	H: 2 LOB: 1 BB: 1 P: 9	R: 2 E: 0 K: 0 S: 5	H: 2 LOB: 1 BB: 1 P: 9	1B: 5 2B: 2 3B: 0 HR: 2	SF: 0 SAC: 1 DP: 0 HBP: 0	WP: 1 PA: 34 PB: 0 SB: 2 CS: 1	
PITCHER	IP WLS BF H R ER SO BB IBB HBP BLK WP HR S P ERA WHIP																			
Vida Blue, L (1, 1) ERA: 4.05	3.0	L	15	6	5	5	1	0	0	0	0	0	0	8	8	0.00	0.000			
Mike Jeffcoat, L (4, 1) ERA: 2.45	2.0		6	0	0	0	1	0	0	0	0	0	0	8	8	0.00	0.000			
Mark Davis, L (6, 1) ERA: 2.34	2.0		6	1	0	0	2	1	0	0	0	1	0	9	13	0.00	1.000			
Scott Garretts, R (8, 1) ERA: 1.1	1.0		6	2	2	1	0	0	1	0	0	0	0	5	9	9.00	2.000			



Batter	1	2	3	4	5	6	7	8	9	AB	R	H	RBI	BB	SO	LOB	TOP					
Dan Gladden, R (1, 8) OBP: 0.290, SLG: 0.309			SH1-3				K										2 0 0 0 1 2 2					
Brad Wellman, R (1, 4) OBP: 0.286, SLG: 0.317	F4		6-3				6-3										4 0 0 0 0 0 2					
Chili Davis, S (1, 9)	F7						4-3										4 0 1 1 0 0 1					
Jeffrey Leonard, R (1, 7) OBP: 0.276, SLG: 0.374	K						P6										4 0 1 0 0 2 1					
Bob Brently, R (1, 2) OBP: 0.322, SLG: 0.428		G6-4-3 1B	6-3				6-3										4 0 1 0 0 0 2					
David Green, R (1, 3) OBP: 0.283, SLG: 0.272		G6-4-3 1B					K										4 0 2 0 0 1 0					
Ricky Adams, R (1, 5) OBP: 0.243, SLG: 0.353		G6-4-3					5-3										4 0 1 0 0 1 3					
Jose Uribe, S (1, 6) OBP: 0.264, SLG: 0.319		5-3					4-3										3 0 0 0 0 0 2					
Rob Deer, R (9, PH) OBP: 0.280, SLG: 0.373		5-3					4-3										1 0 0 0 0 1 1					
Jim Gott, R (1, 1) OBP: 0.188, SLG: 0.355																	1 1 0 0 1 1 0					
Joel Youngblood, R (7, PH) OBP: 0.302, SLG: 0.233																	1 0 1 0 0 0 0					
Mark Davis, L (7, 1) OBP: 0.200, SLG: 0.400			6-3 SH1-3 1B														0 0 0 0 0 0 0					
Inning Stats	R: 0 E: 0 K: 1 S: 5	H: 0 LOB: 1 BB: 1 P: 9	R: 0 E: 0 K: 0 S: 4	H: 2 LOB: 1 BB: 0 P: 4	R: 1 E: 0 K: 0 S: 5	H: 2 LOB: 2 BB: 1 P: 9	R: 0 E: 0 K: 1 S: 5	H: 0 LOB: 0 BB: 0 P: 5	R: 0 E: 0 K: 2 S: 7	H: 0 LOB: 0 BB: 0 P: 7	R: 0 E: 0 K: 0 S: 3	H: 0 LOB: 0 BB: 0 P: 3	R: 0 E: 0 K: 2 S: 9	H: 2 LOB: 2 BB: 0 P: 9	R: 0 E: 0 K: 1 S: 5	H: 0 LOB: 0 BB: 0 P: 5	R: 0 E: 0 K: 1 S: 6	H: 1 LOB: 1 BB: 0 P: 6	1B: 6 2B: 1 3B: 0 HR: 0	SF: 0 SAC: 1 DP: 1 HBP: 0	WP: 0 PB: 1 SB: 1 CS: 0	PA: 35
PITCHER	IP WLS BF H R ER SO BB IBB HBP BLK WP HR S P ERA WHIP																					
Rick Reuschel, R (1, 1) ERA: 2.33	6.0 W 23 4 1 1 4 2 0 0 0 0 0 0 29 37 1.50 1.000																					
John Candelaria, L (7, 1) ERA: 3.06	3.0 S 12 3 0 0 4 0 0 0 0 0 0 0 20 20 0.00 1.000																					

San Francisco Giants @ Pittsburgh Pirates
Three Rivers Stadium, Pittsburgh, PA
Fri Jul 12 1985, 7:05 PM EDT
Att: 7,915 - Unknown

AB	32
R	1
H	7
RBI	1
BB	2
SO	8
LOB	14



Batter	1	2	3	4	5	6	7	8	9	AB	R	H	RBI	BB	SO	LOB	BOTTOM			
Johnny Ray, S (1, 4) OBP: 0.286, SLG: 0.378		G3					F8										4 1 2 0 0 0 1			
Steve Kemp, L (1, 7) OBP: 0.309, SLG: 0.301																	4 0 1 0 0 1 2			
Marvell Wynne, L (7, PR) (8, 8) OBP: 0.286, SLG: 0.312	L8						G3										0 0 0 0 0 0 0			
Bill Madlock, R (1, 5) OBP: 0.325, SLG: 0.385																	2 0 1 0 1 0 1			
Jim Morrison, R (7, 5) OBP: 0.283, SLG: 0.299	F9						FC3-6 1B										1 0 0 0 0 0 1			
Jason Thompson, L (1, 3) OBP: 0.349, SLG: 0.401																	1 0 0 0 3 0 1			
George Hendrick, R (1, 9) OBP: 0.291, SLG: 0.332	L6																3 0 0 1 1 1 5			
Tony Peña, R (1, 2) OBP: 0.307, SLG: 0.388																	3 1 1 0 1 1 3			
Joe Orsulak, L (1, 8) (8, 7) OBP: 0.343, SLG: 0.352																	4 1 0 0 0 1 2			
Sam Khalifa, R (1, 6) OBP: 0.357, SLG: 0.339																	3 0 1 1 0 0 1			
Rick Reuschel, R (1, 1) OBP: 0.208, SLG: 0.250																	2 0 1 1 0 0 1			
Lee Mazzilli, S (6, PH) OBP: 0.442, SLG: 0.402																	1 0 0 0 0 1 0			
John Candelaria, L (7, 1) ERA: 2.26																	0 0 0 0 0 0 0			
Inning Stats	R: 0 E: 0 K: 0 S: 4	H: 1 LOB: 2 BB: 1 P: 8	R: 1 E: 0 K: 0 S: 5	H: 2 LOB: 1 BB: 0 P: 5	R: 0 E: 0 K: 2 S: 7	H: 1 LOB: 1 BB: 1 P: 11	R: 1 E: 0 K: 0 S: 3	H: 1 LOB: 0 BB: 1 P: 7	R: 1 E: 0 K: 1 S: 6	H: 1 LOB: 2 BB: 2 P: 14	R: 0 E: 0 K: 1 S: 5	H: 0 LOB: 0 BB: 0 P: 5	R: 0 E: 0 K: 0 S: 4	H: 1 LOB: 1 BB: 0 P: 4	R: 0 E: 0 K: 1 S: 4	H: 0 LOB: 0 BB: 1 P: 8	1B: 6 2B: 1 3B: 0 HR: 0	SF: 0 SAC: 0 DP: 1 HBP: 0	WP: 0 PB: 0 SB: 1 CS: 2	PA: 35
PITCHER	IP WLS BF H R ER SO BB IBB HBP BLK WP HR S P ERA WHIP																			
Jim Gott, R (1, 1) ERA: 3.73	6.0 L 27 6 3 3 4 5 0 0 0 0 0 0 30 50 4.50 1.833																			
Mark Davis, L (7, 1) ERA: 2.26	2.0 7 1 0 0 1 1 0 0 0 0 0 0 8 12 0.00 1.000																			

San Francisco Giants @ Pittsburgh Pirates
Three Rivers Stadium, Pittsburgh, PA
Fri Jul 12 1985, 7:05 PM EDT
Att: 7,915 - Unknown

AB	28
R	3
H	7
RBI	3
BB	6
SO	5
LOB	18



Batter	1	2	3	4	5	6	7	8	9	AB	R	H	RBI	BB	SO	LOB	TOP
Dan Gladden, R (1, 8) OBP: 0.292, SLG: 0.308	0-0 F7	0-0		0-0 F8		4-0		0-3 K	4 0 1 1 1 1 1								
Brad Wellman, R (1, 4) OBP: 0.309, SLG: 0.333	4-0 BB	0-0 P4			1-0 HR HBP	0-0 P6		0-0 2B	3 1 1 0 1 0 3								
Chili Davis, S (1, 9) OBP: 0.332, SLG: 0.410	0-0 P4		0-0 4-3		0-0 F8		0-0 F9	4-0 IBB	4 0 0 0 1 0 2								
Jeffrey Leonard, R (1, 7) OBP: 0.272, SLG: 0.369	0-3 K		0-0 P4		0-0 F8		0-0 P4	0-3 K	5 0 0 0 0 2 4								
Bob Brently, R (1, 2) OBP: 0.324, SLG: 0.438		4-0 BB 1B FC4-6	0-0 E6		0-0 HR		0-0 F7	0-3 K	4 2 1 2 1 1 2								
David Green, R (1, 3) OBP: 0.289, SLG: 0.273		0-0 FC4-6 BB 1B	0-3 K		4-0 FC6-4 BB		0-0 5-3		3 1 1 0 1 1 1								
Ricky Adams, R (1, 5) OBP: 0.230, SLG: 0.333		0-3 K		0-0 F8	0-0 FC6-4		0-3 K		4 0 0 0 0 2 3								AB 33
Jose Uribe, S (1, 6) OBP: 0.271, SLG: 0.323		4-0 FC4-6 BB	0-0 SH3 1B		0-0 F2		0-0 1B		3 0 2 0 1 0 0								R 4
Dave LaPoint, L (1, 1) OBP: 0.297, SLG: 0.265		0-0 FC4-6 BB	0-0 SH3		0-0 4-3		0-3 K		3 0 0 1 0 1 3								H 6
Inning Stats	R: 0 H: 0 E: 0 LOB: 1 K: 1 BB: 1 S: 5 P: 9	R: 2 H: 2 E: 0 LOB: 2 K: 1 BB: 2 S: 7 P: 15	R: 0 H: 0 E: 1 LOB: 1 K: 1 BB: 0 S: 6 P: 6	R: 0 H: 1 E: 0 LOB: 1 K: 0 BB: 0 S: 4 P: 4	R: 2 H: 1 E: 0 LOB: 1 K: 0 BB: 1 S: 4 P: 9	R: 0 H: 0 E: 0 LOB: 1 K: 0 BB: 1 S: 3 P: 7	R: 0 H: 0 E: 0 LOB: 0 K: 0 BB: 0 S: 3 P: 3	R: 0 H: 1 E: 0 LOB: 2 K: 3 BB: 1 S: 10 P: 14	1B: 4 SF: 0 2B: 1 SAC: 1 3B: 0 DP: 0 HR: 1 HBP: 1	WP: 0 PA: 41 PB: 0 SB: 1 CS: 0							
PITCHER	IP WLS BF H R ER SO BB IBB HBP BLK WP HR S P ERA WHIP																
Jose DeLeon, R (1, 1) ERA: 4.72	7.0 L 32 4 4 4 3 5 0 1 0 0 0 1 32 53 5.14 1.286																
Don Robinson, R (8, 1) ERA: 3.44	2.0 9 2 0 0 5 0 1 0 0 0 0 0 18 22 0.00 1.000																

San Francisco Giants @ Pittsburgh Pirates
Three Rivers Stadium, Pittsburgh, PA
Sat Jul 13 1985, 3:33 AM EDT
Att: 10,050 - Unknown - 90 F

AB	33
R	4
H	6
RBI	4
BB	6
SO	8
LOB	19



Batter	1	2	3	4	5	6	7	8	9	AB	R	H	RBI	BB	SO	LOB	BOTTOM
Bill Almon, R (1, 7) OBP: 0.342, SLG: 0.414	0-0 F8 1B		0-0 2B	0-0 6-3			0-0 6-3		4 0 2 0 0 0 2								
Johnny Ray, S (1, 4) OBP: 0.286, SLG: 0.376	0-0 G5-4-3 1B		0-0 B2		0-0 5-3		0-0 5-3		4 0 1 0 0 0 1								
Bill Madlock, R (1, 5) OBP: 0.320, SLG: 0.380	0-0 F8		0-0 P4		0-3 K		0-3 K		4 0 0 0 0 2 3								
George Hendrick, R (1, 9) OBP: 0.291, SLG: 0.328	0-0 G5-4-3		4-0 BB		0-3 K		0-0 4-3		3 0 0 0 1 1 2								
Jason Thompson, L (1, 3) OBP: 0.347, SLG: 0.411		0-0 HR	0-0 F8		0-3 K		0-0 4-3		4 1 1 1 0 1 2								
Tony Peña, R (1, 2) OBP: 0.307, SLG: 0.384		4-0 G6-4-3 BB		0-0 6-3		0-0 5-3		0-0 F9	3 0 0 0 1 0 0								
Marvell Wynne, L (1, 8) OBP: 0.285, SLG: 0.311		0-0 G6-4-3		0-0 L6		0-0 F6		0-0 1B	4 0 1 0 0 0 1								AB 33
Sam Khalifa, R (1, 6) OBP: 0.365, SLG: 0.348		0-0 1B		0-0 1B		0-3 K		0-0 6-3	4 0 2 0 0 1 1								R 1
Jose DeLeon, R (1, 1) OBP: 0.152, SLG: 0.067		0-0 1-3		0-0 1B		0-0 F9			2 0 1 0 0 0 1								H 8
Sixto Lezcano, R (7, PH) OBP: 0.386, SLG: 0.312				1-2					1 0 0 0 0 0 0								RBI 1
Don Robinson, R (8, 1) ERA: 3.44									0 0 0 0 0 0 0								BB 2
Inning Stats	R: 0 H: 2 E: 0 LOB: 1 K: 0 BB: 0 S: 4 P: 4	R: 1 H: 2 E: 0 LOB: 1 K: 0 BB: 1 S: 4 P: 8	R: 0 H: 1 E: 0 LOB: 2 K: 0 BB: 1 S: 4 P: 8	R: 0 H: 2 E: 0 LOB: 2 K: 0 BB: 0 S: 5 P: 5	R: 0 H: 0 E: 0 LOB: 0 K: 2 BB: 0 S: 7 P: 7	R: 0 H: 0 E: 0 LOB: 0 K: 1 BB: 0 S: 5 P: 5	R: 0 H: 0 E: 0 LOB: 0 K: 1 BB: 0 S: 5 P: 5	R: 0 H: 1 E: 0 LOB: 1 K: 0 BB: 0 S: 4 P: 4	1B: 6 SF: 0 2B: 1 SAC: 0 3B: 0 DP: 2 HR: 1 HBP: 0	WP: 0 PA: 35 PB: 0 SB: 0 CS: 0							
PITCHER	IP WLS BF H R ER SO BB IBB HBP BLK WP HR S P ERA WHIP																
Dave LaPoint, L (1, 1) ERA: 2.77	9.0 W 35 8 1 1 5 2 0 0 0 0 0 1 43 51 1.00 1.111																

San Francisco Giants @ Pittsburgh Pirates
Three Rivers Stadium, Pittsburgh, PA
Sat Jul 13 1985, 3:33 AM EDT
Att: 10,050 - Unknown - 90 F

AB	33
R	1
H	8
RBI	1
BB	2
SO	5
LOB	13



Batter	1	2	3	4	5	6	7	8	9	AB	R	H	RBI	BB	SO	LOB	TOP								
Dan Gladden, R (1, 8) OBP: 0.294, SLG: 0.308 Joel Youngblood, R (7, FR) OBP: 0.308, SLG: 0.240 (7, 8)	G3				5-3		2B HBP			3	0	1	0	0	0	0									
Brad Wellman, R (1, 4) OBP: 0.301, SLG: 0.338	K					L7	2B		K	5	0	1	2	0	2	3									
Chili Davis, S (1, 9) OBP: 0.331, SLG: 0.418	G3						HR		F7	4	1	1	1	0	1	2									
Jeffrey Leonard, R (1, 7) OBP: 0.269, SLG: 0.364					1-3				F8	4	0	0	0	0	1	0									
Bob Brently, R (1, 2) OBP: 0.319, SLG: 0.430					K				K	4	0	0	0	0	3	0									
Chris Brown, R (1, 5) OBP: 0.336, SLG: 0.443					5-3				K	4	1	1	0	0	1	0									
David Green, R (1, 3) OBP: 0.275, SLG: 0.305 Scot Thompson, L (7, 3) OBP: 0.224, SLG: 0.257										3	3	2	1	0	0	0									
Jose Uribe, S (1, 6) OBP: 0.274, SLG: 0.330										1	0	1	0	0	0	0									
Bill Laskey, R (1, 1) OBP: 0.222, SLG: 0.087 Mark Davis, L (6, 1) OBP: 0.200, SLG: 0.400										4	1	2	2	0	0	1									
Inning Stats	R: 0 E: 0 K: 1 S: 5	H: 0 LOB: 0 BB: 0 P: 5	R: 2 E: 1 K: 3 S: 12	H: 2 LOB: 1 BB: 0 P: 12	R: 0 E: 0 K: 1 S: 5	H: 1 LOB: 0 BB: 0 P: 5	R: 0 E: 0 K: 1 S: 5	H: 0 LOB: 0 BB: 0 P: 5	R: 1 E: 0 K: 0 S: 4	H: 1 LOB: 0 BB: 0 P: 4	R: 1 E: 0 K: 0 S: 4	H: 1 LOB: 0 BB: 0 P: 4	R: 3 E: 0 K: 1 S: 8	H: 3 LOB: 2 BB: 0 P: 9	R: 0 E: 0 K: 1 S: 5	H: 0 LOB: 0 BB: 0 P: 5	R: 0 E: 0 K: 1 S: 7	H: 2 LOB: 2 BB: 0 P: 7	1B: 4 2B: 4 3B: 0 HR: 2	SF: 0 SAC: 1 DP: 0 HBP: 1	WP: 0 PB: 0 SB: 0 CS: 1	PA: 38			
PITCHER	IP	WLS	BF	H	R	ER	SO	BB	IBB	HBP	BLK	WP	HR	S	P	ERA	WHIP								
Rick Rhoden, R (1, 1) ERA: 4.6	6.2	L	28	7	7	5	7	0	0	1	0	0	2	41	42	6.75	1.050								
Jim Winn, R (7, 1) ERA: 3.53	1.1		5	1	0	0	1	0	0	0	0	0	0	7	7	0.00	0.750								
Al Holland, L (9, 1) ERA: 3.41	0.2		4	2	0	0	0	0	0	0	0	0	0	4	4	0.00	3.000								
Cecilio Guante, R (9, 1) ERA: 1.8	0.1		1	0	0	0	1	0	0	0	0	0	0	3	3	0.00	0.000								

San Francisco Giants @ Pittsburgh Pirates
Three Rivers Stadium, Pittsburgh, PA
Sun Jul 14 1985, 3:33 AM EDT
Att: 18,313 - Cloudy

livebaseballscores.com

AB 35
R 7
H 10
RBI 6
BB 0
SO 9
LOB 7

Batter	1	2	3	4	5	6	7	8	9	AB	R	H	RBI	BB	SO	LOB	BOTTOM								
Marvell Wynne, L (1, 8) OBP: 0.280, SLG: 0.305	6-3									4	0	0	0	0	1	2									
Sam Khalifa, R (1, 6) OBP: 0.372, SLG: 0.371										4	1	2	1	0	0	1									
Johnny Ray, S (1, 4) OBP: 0.285, SLG: 0.375										4	1	1	1	0	0	2									
Jason Thompson, L (1, 3) OBP: 0.346, SLG: 0.412										4	0	1	1	0	2	1									
George Hendrick, R (1, 9) OBP: 0.286, SLG: 0.323										4	0	0	0	0	0	1									
Tony Peña, R (1, 2) OBP: 0.303, SLG: 0.379										4	0	0	0	0	0	1									
Steve Kemp, L (1, 7) OBP: 0.306, SLG: 0.298 Bill Almon, R (7, PH) OBP: 0.340, SLG: 0.412 (8, 7)										2	0	0	0	0	1	0									
Jim Morrison, R (1, 5) OBP: 0.284, SLG: 0.300										1	0	0	0	0	1	0									
Rick Rhoden, R (1, 1) OBP: 0.205, SLG: 0.211 Jim Winn, R (7, 1) Sixto Lezcano, R (8, PH) OBP: 0.392, SLG: 0.321 Al Holland, R (9, 1) OBP: 0.500, SLG: 0.800 Cecilio Guante, R (9, 1) OBP: 0.125, SLG: 0.125										3	1	1	0	0	0	0									
Inning Stats	R: 2 E: 0 K: 0 S: 6	H: 3 LOB: 1 BB: 0 P: 6	R: 0 E: 0 K: 1 S: 5	H: 0 LOB: 0 BB: 0 P: 5	R: 0 E: 0 K: 0 S: 3	H: 0 LOB: 0 BB: 0 P: 3	R: 0 E: 0 K: 0 S: 3	H: 0 LOB: 0 BB: 0 P: 3	R: 0 E: 0 K: 2 S: 8	H: 1 LOB: 1 BB: 0 P: 8	R: 0 E: 0 K: 1 S: 5	H: 0 LOB: 0 BB: 0 P: 5	R: 1 E: 0 K: 0 S: 5	H: 2 LOB: 1 BB: 0 P: 5	R: 0 E: 0 K: 1 S: 5	H: 0 LOB: 0 BB: 0 P: 5	1B: 4 2B: 2 3B: 0 HR: 0	SF: 0 SAC: 0 DP: 0 HBP: 0	WP: 0 PB: 0 SB: 0 CS: 0	PA: 33					
PITCHER	IP	WLS	BF	H	R	ER	SO	BB	IBB	HBP	BLK	WP	HR	S	P	ERA	WHIP								
Bill Laskey, R (1, 1) ERA: 3.8	5.1	W	20	4	2	2	2	0	0	0	0	0	0	24	24	3.38	0.750								
Mark Davis, L (6, 1) ERA: 2.27	3.2	S	13	2	1	1	3	0	0	0	0	0	0	19	19	2.46	0.545								

San Francisco Giants @ Pittsburgh Pirates
Three Rivers Stadium, Pittsburgh, PA
Sun Jul 14 1985, 3:33 AM EDT
Att: 18,313 - Cloudy


livebaseballscores.com


AB 33
R 3
H 6
RBI 3
BB 0
SO 5
LOB 8


Batter	1	2	3	4	5	6	7	8	9	AB	R	H	RBI	BB	SO	LOB	TOP							
Bob Dernier, R OBP: 0.320, SLG: 0.315 (1, 8)										4	0	1	0	0	0	1	2							
23 Ryne Sandberg, R OBP: 0.348, SLG: 0.483 (1, 4)										3	0	1	0	0	0	1	0							
Thad Bosley, L OBP: 0.340, SLG: 0.416 (1, 7)										4	0	1	0	0	0	2	Chicago Cubs @ San Francisco Giants Candlestick Park, San Francisco, CA Thu Jul 18 1985, 6:33 AM EDT Att: 9,908 - Sunny							
George Frazier, R OBP: 0.311, SLG: 0.367 (8, 6)										0	0	0	0	0	0	0								
Chris Speier, R OBP: 0.311, SLG: 0.367 (9, 6)										0	0	0	0	0	0	0								
Leon Durham, L OBP: 0.363, SLG: 0.466 (1, 3)										2	0	0	0	2	2	2								
Keith Moreland, R OBP: 0.375, SLG: 0.438 (1, 9)										4	0	0	0	0	1	5								
Jody Davis, R OBP: 0.307, SLG: 0.405 (1, 2)										4	0	0	0	0	0	1								
Ron Cey, R OBP: 0.315, SLG: 0.381 (1, 5)										4	0	1	0	0	0	1								
Larry Bowa, S OBP: 0.262, SLG: 0.277 (1, 6)										4	0	2	0	0	1	1								
Lee Smith, R OBP: 0.321, SLG: 0.213 (9, 1)										0	0	0	0	0	0	0								
Dennis Eckersley, R OBP: 0.200, SLG: 0.100 (1, 1)										3	0	1	0	0	1	1								
Gary Woods, R OBP: 0.321, SLG: 0.213 (8, 7)										0	0	0	0	0	0	0								
										0	0	0	0	0	0	0								
Inning Stats	R: 0 E: 0 K: 1 S: 5	H: 0 LOB: 0 BB: 0 P: 5	R: 0 E: 0 K: 0 S: 3	H: 0 LOB: 1 BB: 1 P: 7	R: 0 E: 0 K: 1 S: 5	H: 0 LOB: 0 BB: 0 P: 5	R: 0 E: 0 K: 3 S: 10	H: 1 LOB: 1 BB: 0 P: 10	R: 0 E: 0 K: 0 S: 5	H: 2 LOB: 2 BB: 0 P: 5	R: 0 E: 0 K: 1 S: 6	H: 1 LOB: 1 BB: 0 P: 6	R: 0 E: 0 K: 1 S: 6	H: 1 LOB: 1 BB: 0 P: 6	R: 0 E: 0 K: 0 S: 4	H: 1 LOB: 2 BB: 1 P: 8	R: 0 E: 0 K: 0 S: 3	H: 1 LOB: 0 BB: 0 P: 3	1B: 6 2B: 1 3B: 0 HR: 0	SF: 0 SAC: 1 DP: 0 HBP: 0	WP: 1 PB: 0 SB: 1 CS: 1	PA: 36		
PITCHER Mike Krukow, R ERA: 3.32 (1, 1)	IP: 9.0 WLS: W BF: 35 H: 7 R: 0 ER: 0 SO: 7 BB: 1 IBB: 1 HBP: 0 BLK: 0 WP: 1 HR: 0 S: 47 P: 55 ERA: 0.00 WHIP: 0.889																							


Batter	1	2	3	4	5	6	7	8	9	AB	R	H	RBI	BB	SO	LOB	BOTTOM							
Dan Gladden, R OBP: 0.294, SLG: 0.308 (1, 8)										4	0	1	0	0	0	1								
Manny Trillo, R OBP: 0.299, SLG: 0.308 (1, 4)										3	0	0	0	1	0	1								
Brad Wellman, R OBP: 0.301, SLG: 0.338 (9, FR)										0	0	0	0	0	0	0								
Chili Davis, S OBP: 0.333, SLG: 0.419 (1, 9)										4	1	2	0	0	0	1								
Jeffrey Leonard, R OBP: 0.272, SLG: 0.369 (1, 7)										4	0	2	1	0	1	2								
Chris Brown, R OBP: 0.336, SLG: 0.441 (1, 5)										3	0	1	0	0	0	1								
Bob Brenly, R OBP: 0.316, SLG: 0.425 (1, 2)										3	0	0	0	0	0	2								
David Green, R OBP: 0.271, SLG: 0.299 (1, 3)										3	0	0	0	0	1	0								
Jose Uribe, S OBP: 0.271, SLG: 0.326 (1, 6)										3	0	0	0	0	0	0								
Mike Krukow, R OBP: 0.263, SLG: 0.306 (1, 1)										3	0	2	0	0	1	0								
										0	0	0	0	0	0	0								
Inning Stats	R: 0 E: 0 K: 1 S: 6	H: 1 LOB: 1 BB: 0 P: 6	R: 0 E: 0 K: 0 S: 3	H: 0 LOB: 0 BB: 0 P: 3	R: 0 E: 0 K: 1 S: 5	H: 0 LOB: 0 BB: 0 P: 5	R: 0 E: 0 K: 0 S: 5	H: 2 LOB: 2 BB: 0 P: 5	R: 0 E: 0 K: 1 S: 5	H: 1 LOB: 1 BB: 0 P: 5	R: 0 E: 0 K: 0 S: 3	H: 0 LOB: 0 BB: 0 P: 3	R: 0 E: 0 K: 0 S: 3	H: 1 LOB: 1 BB: 0 P: 3	R: 0 E: 0 K: 0 S: 4	H: 1 LOB: 1 BB: 0 P: 4	R: 1 E: 0 K: 0 S: 2	H: 2 LOB: 2 BB: 1 P: 6	1B: 7 2B: 1 3B: 0 HR: 0	SF: 0 SAC: 0 DP: 0 HBP: 0	WP: 0 PB: 0 SB: 1 CS: 2	PA: 31		
PITCHER Dennis Eckersley, R ERA: 2.74 (1, 1)	IP: 7.0 WLS: L BF: 24 H: 5 R: 2 ER: 1 SO: 3 BB: 0 IBB: 0 HBP: 0 BLK: 0 WP: 0 HR: 0 S: 30 P: 30 ERA: 6.75 WHIP: 2.250																							
George Frazier, R ERA: 4.71 (8, 1)	1.1 L 6 2 1 1 0 1 0 0 0 0 0 0 5 9 6.75 2.250																							
Lee Smith, R ERA: 2.85 (9, 1)	0.0 1 1 0 0 0 0 0 0 0 0 0 0 1 1 * *																							



Batter	1	2	3	4	5	6	7	8	9	AB	R	H	RBI	BB	SO	LOB	TOP			
Bob Dernier, R OBP: 0.321, SLG: 0.319 (1, 8)	0-0 23 4-3 5-3 2B		0-0 6-3 1-2		0-0 F5		0-0 BB BB		0-0 6-3	4	1	1	0	1	0	2	<p>Chicago Cubs @ San Francisco Giants Candlestick Park, San Francisco, CA</p> <p>Fri Jul 19 1985, 10:05 PM EDT Att. 12,887 - Overcast</p> <p>livebaseballscorecards.com</p> <p>AB 33 R 4 H 8 RBI 4 BB 2 SO 9 LOB 14</p> 			
23 Ryne Sandberg, R OBP: 0.345, SLG: 0.479 (1, 4)	0-0 4-3 2-3		0-3 K			0-3 K	0-0 SF7			3	0	0	1	0	2	2				
Davey Lopes, R OBP: 0.409, SLG: 0.454 Gary Woods, R OBP: 0.321, SLG: 0.213 (1, 7) (9, 7)	0-0 5-3 3-H			0-0 F4		0-3 K		0-0 BB		3	0	0	1	1	1	0				
Keith Moreland, R OBP: 0.373, SLG: 0.435 (1, 9)	0-0 5-3			0-0 1B		0-3 K	0-0 F8			4	0	1	0	0	1	3				
Leon Durham, L OBP: 0.365, SLG: 0.467 (1, 3)		0-0 CS 1B		0-3 K			0-0 SH FC4-6 1B	0-0 F6		4	1	2	0	0	1	1				
Ron Cey, R OBP: 0.314, SLG: 0.380 (1, 5)	0-0 F8			0-0 1-3			0-0 FC4-6 1B	0-3 K		4	1	1	0	0	1	2				
Jody Davis, R Lee Smith, R (8, 1)	0-0 F4 1-2				0-3 K		0-0 SH FC4-6	0-3 K		3	0	0	0	0	2	1				
Larry Bowa, S OBP: 0.265, SLG: 0.281 (1, 6) Richie Hebner, L OBP: 0.338, SLG: 0.338 (7, PH) Chris Speier, R OBP: 0.309, SLG: 0.365 (7, FR) (7, 6)			0-0 6-3 1B		0-3 K		0-0 FC4-6 BB 23 SF7 1B	0-0 F6		2	0	1	0	0	1	0				
Ray Fontenot, L OBP: 0.053, SLG: 0.053 (1, 1) Lary Sorensen, R (6, 1) Thad Bosley, L OBP: 0.347, SLG: 0.422 (7, PH) Warren Brusstar, R (7, 1) Steve Lake, R OBP: 0.188, SLG: 0.231 (8, 2)			0-0 F2				0-0 BB BB	0-0 F8		2	0	1	0	0	0	1				
Inning Stats	R: 1 E: 0 K: 0 S: 4	H: 1 LOB: 0 BB: 0 P: 4	R: 0 E: 0 K: 0 S: 3	H: 1 LOB: 0 BB: 0 P: 3	R: 0 E: 0 K: 1 S: 6	H: 1 LOB: 1 BB: 0 P: 6	R: 0 E: 0 K: 1 S: 6	H: 1 LOB: 1 BB: 0 P: 6	R: 0 E: 0 K: 2 S: 8	H: 0 LOB: 0 BB: 0 P: 9	R: 3 E: 1 K: 0 S: 7	H: 3 LOB: 3 BB: 2 P: 15	R: 0 E: 0 K: 2 S: 7	H: 0 LOB: 0 BB: 0 P: 7	R: 0 E: 0 K: 0 S: 3	H: 0 LOB: 0 BB: 0 P: 3		1B: 7 2B: 1 3B: 0 HR: 0	SF: 1 SAC: 1 DP: 0 HBP: 0	WP: 0 PB: 0 SB: 0 CS: 1
PITCHER	IP WLS BF H R ER SO BB IBB HBP BLK WP HR S P ERA WHIP																			
Jim Gott, R ERA: 3.86 (1, 1)	6.1 L 28 8 4 4 7 1 0 0 0 0 0 0 41 45 5.68 1.421																			
Scott Garrelts, R ERA: 1.09 (7, 1)	0.2 3 0 0 0 0 1 0 0 0 0 0 0 2 6 0.00 1.500																			
Greg Minton, R ERA: 3.02 (8, 1)	2.0 6 0 0 0 2 0 0 0 0 0 0 0 10 10 0.00 0.000																			

Batter	1	2	3	4	5	6	7	8	9	AB	R	H	RBI	BB	SO	LOB	BOTTOM			
Dan Gladden, R OBP: 0.290, SLG: 0.303 (1, 8)	0-0 5-3		0-0 E5 1B		0-0 5-3			0-0 F3	0-0 F8	5	0	0	1	0	0	2	<p>Chicago Cubs @ San Francisco Giants Candlestick Park, San Francisco, CA</p> <p>Fri Jul 19 1985, 10:05 PM EDT Att. 12,887 - Overcast</p> <p>livebaseballscorecards.com</p> <p>AB 34 R 3 H 10 RBI 3 BB 2 SO 5 LOB 14</p> 			
Manny Trillo, R OBP: 0.298, SLG: 0.307 (1, 4)	0-0 G1-4-3 1B		0-0 F8 2-3			0-0 6-3		0-3 K		4	0	1	0	0	1	2				
Chili Davis, S OBP: 0.338, SLG: 0.423 (1, 9)	0-0 G1-4-3 1-2		0-0 FC5-4 1B			0-0 2B 1B		0-0 BB 1B		4	0	3	1	0	0	1				
Jeffrey Leonard, R OBP: 0.277, SLG: 0.374 (1, 7)		0-0 F7 1B	0-0 FC5-4 1-2			0-0 G5-3 2B		0-0 BB		3	0	2	0	1	0	2				
Chris Brown, R OBP: 0.335, SLG: 0.436 (1, 5)	0-0 F7 1-2			0-0 5-3		0-0 IBB		0-3 K		3	0	0	0	1	1	3				
Bob Brenly, R OBP: 0.311, SLG: 0.418 (1, 2)	0-3 K			0-0 6-3		0-0 G5-3			0-0 F3	4	0	0	0	0	1	3				
David Green, R OBP: 0.276, SLG: 0.310 (1, 3)			0-0 1B E 2B		0-3 K		0-0 F8		0-0 3B 1B	4	2	2	0	0	1	0				
Jose Uribe, S OBP: 0.272, SLG: 0.326 (1, 6) Ron Roenicke, S OBP: 0.438, SLG: 0.500 (9, PH)			0-0 F8 SH1-4 1B			0-0 F9		0-0 F7		3	1	1	0	0	0	0				
Jim Gott, R OBP: 0.182, SLG: 0.344 (1, 1) Scott Garrelts, R OBP: 0.222, SLG: 0.125 (7, PH) Scott Thompson, L OBP: 0.222, SLG: 0.255 (7, PH) Greg Minton, S (8, 1) Joel Youngblood, R OBP: 0.305, SLG: 0.238 (9, PH)			0-0 SH1-4		0-0 F8		0-0 5-3		0-3 K	1	0	0	0	0	0	0				
Inning Stats	R: 0 E: 0 K: 0 S: 3	H: 1 LOB: 0 BB: 0 P: 3	R: 0 E: 0 K: 1 S: 5	H: 1 LOB: 0 BB: 0 P: 5	R: 2 E: 1 K: 0 S: 7	H: 3 LOB: 2 BB: 0 P: 7	R: 0 E: 0 K: 1 S: 5	H: 0 LOB: 0 BB: 0 P: 5	R: 0 E: 0 K: 0 S: 3	H: 0 LOB: 0 BB: 0 P: 3	R: 0 E: 0 K: 0 S: 4	H: 2 LOB: 2 BB: 1 P: 8	R: 0 E: 0 K: 2 S: 8	H: 1 LOB: 2 BB: 1 P: 12	R: 1 E: 0 K: 1 S: 7	H: 2 LOB: 1 BB: 0 P: 7		1B: 7 2B: 2 3B: 1 HR: 0	SF: 0 SAC: 1 DP: 2 HBP: 0	WP: 0 PB: 0 SB: 0 CS: 0
PITCHER	IP WLS BF H R ER SO BB IBB HBP BLK WP HR S P ERA WHIP																			
Ray Fontenot, L ERA: 3.01 (1, 1)	5.1 23 7 2 1 2 2 0 0 0 0 0 0 26 30 1.69 1.312																			
Lary Sorensen, R ERA: 5.18 (6, 1)	0.2 W 1 0 0 0 0 0 0 0 0 0 0 0 1 1 0.00 0.000																			
Warren Brusstar, R ERA: 4.91 (7, 1)	1.2 6 1 0 0 1 0 0 0 0 0 0 0 8 8 0.00 0.600																			
Lee Smith, R ERA: 2.93 (8, 1)	1.1 S 7 2 1 1 2 1 0 0 0 0 0 0 10 14 6.75 2.250																			

Batter	1	2	3	4	5	6	7	8	9	AB	R	H	RBI	BB	SO	LOB	TOP										
Bob Dernier, R OBP: 0.317, SLG: 0.314 (1, 8)	F8		F9		SH1-4			F4		3	0	0	1	0	0	0	Chicago Cubs @ San Francisco Giants Candlestick Park, San Francisco, CA Sat Jul 20 1985, 6:33 AM EDT Att: 15,494 - Overcast AB 30 R 2 H 4 RBI 2 BB 1 SO 8 LOB 5 										
23 Ryne Sandberg, R OBP: 0.343, SLG: 0.476 (1, 4)	1B		K		K			5-3		4	0	1	0	0	2	0											
Davey Lopes, R OBP: 0.402, SLG: 0.444 Gary Woods, R OBP: 0.321, SLG: 0.213 (1, 7) (9, 7)	K		5-3					F4		4	0	0	0	0	1	1											
Keith Moreland, R OBP: 0.372, SLG: 0.431 (1, 9)	BB				K			K		3	0	0	0	1	2	0											
Leon Durham, L OBP: 0.361, SLG: 0.461 (1, 3)	4-3				F8			4-3		4	0	0	0	0	2												
Ron Cey, R OBP: 0.312, SLG: 0.375 (1, 5)			F6		F9			F8		3	0	0	0	0	0	0											
Jody Davis, R OBP: 0.304, SLG: 0.403 (1, 2)			6-3					6-3		3	1	1	0	0	0	0											
Larry Bowa, S OBP: 0.273, SLG: 0.303 (1, 6)								F8		3	1	2	1	0	0	0											
Dick Ruthven, R OBP: 0.150, SLG: 0.150 George Frazier, R OBP: 0.150, SLG: 0.150 Lee Smith, R OBP: 0.150, SLG: 0.150 (1, 1) (6, 1) (8, 1)	K				K			K		2	0	0	0	0	2	2											
Inning Stats	R: 0 E: 0 K: 1 S: 6	H: 1 LOB: 2 BB: 1 P: 10	R: 0 E: 0 K: 1 S: 6	H: 1 LOB: 1 BB: 0 P: 6	R: 0 E: 0 K: 1 S: 5	H: 0 LOB: 0 BB: 0 P: 5	R: 0 E: 0 K: 1 S: 5	H: 0 LOB: 0 BB: 0 P: 5	R: 2 E: 0 K: 2 S: 9	H: 2 LOB: 0 BB: 0 P: 9	R: 0 E: 0 K: 1 S: 5	H: 0 LOB: 0 BB: 0 P: 5	R: 0 E: 0 K: 0 S: 3	H: 0 LOB: 0 BB: 0 P: 3	R: 0 E: 0 K: 1 S: 5	H: 0 LOB: 0 BB: 0 P: 3	1B: 2 2B: 1 3B: 1 HR: 0	SF: 0 SAC: 1 DP: 0 HBP: 0	WP: 0 PB: 0 SB: 1 CS: 0	PA: 32							
PITCHER	IP	WLS	BF	H	R	ER	SO	BB	IBB	HBP	BLK	WP	HR	S	P	ERA	WHIP										
Atee Hammaker, L ERA: 3.5 (1, 1)	5.0	L	20	4	2	2	6	1	0	0	0	0	0	31	35	3.60	1.000										
Scott Garretts, R ERA: 1.05 (6, 1)	2.0		6	0	0	0	1	0	0	0	0	0	0	8	8	0.00	0.000										
Mark Davis, L ERA: 2.21 (8, 1)	2.0		6	0	0	0	1	0	0	0	0	0	0	8	8	0.00	0.000										

Batter	1	2	3	4	5	6	7	8	9	AB	R	H	RBI	BB	SO	LOB	BOTTOM										
Dan Gladden, R OBP: 0.288, SLG: 0.307 (1, 8)	K		F8		1B			F9		5	1	1	0	0	1	2	Chicago Cubs @ San Francisco Giants Candlestick Park, San Francisco, CA Sat Jul 20 1985, 6:33 AM EDT Att: 15,494 - Overcast AB 28 R 1 H 4 RBI 1 BB 8 SO 4 LOB 22 										
Brad Wellman, R OBP: 0.299, SLG: 0.333 (1, 4)	E5		K		3B			5-3		4	0	1	1	0	1	1											
Chili Davis, S OBP: 0.343, SLG: 0.422 (1, 9)	F6				BB			1B		1	0	0	0	3	0	1											
Ron Roenicke, S OBP: 0.450, SLG: 0.467 (1, 7)	F8				BB			F9		3	0	1	0	1	0	3											
Chris Brown, R OBP: 0.333, SLG: 0.431 (1, 5)	L5				K			G1-6-3		3	0	0	0	1	1	4											
Bob Brenly, R OBP: 0.314, SLG: 0.415 (1, 2)	BB				F8			G1-6-3		2	0	0	0	2	0	3											
David Green, R OBP: 0.270, SLG: 0.303 (1, 3)	F9				1-3			6-3		4	0	0	0	0	0	6											
Jose Uribe, S OBP: 0.275, SLG: 0.326 (1, 6)	6-3				4-3			F9		3	0	1	0	1	0	1											
Atee Hammaker, S Joel Youngblood, R Scott Garretts, R Manly Travis, R Mark Davis, R Scott Thompson, L (1, 1) (5, PH) (6, 1) (7, PH) (8, 1) (9, PH)	K							F4		1	0	0	0	0	1	0											
Inning Stats	R: 0 E: 1 K: 1 S: 6	H: 0 LOB: 1 BB: 0 P: 6	R: 0 E: 0 K: 0 S: 3	H: 0 LOB: 1 BB: 1 P: 7	R: 0 E: 0 K: 2 S: 7	H: 0 LOB: 0 BB: 0 P: 7	R: 0 E: 0 K: 1 S: 5	H: 0 LOB: 2 BB: 2 P: 13	R: 1 E: 0 K: 0 S: 5	H: 2 LOB: 1 BB: 1 P: 9	R: 0 E: 0 K: 0 S: 2	H: 0 LOB: 0 BB: 1 P: 6	R: 0 E: 0 K: 0 S: 3	H: 0 LOB: 1 BB: 1 P: 7	R: 0 E: 0 K: 0 S: 3	H: 1 LOB: 2 BB: 2 P: 11	R: 0 E: 0 K: 0 S: 3	H: 1 LOB: 0 BB: 0 P: 3	1B: 3 2B: 0 3B: 1 HR: 0	SF: 0 SAC: 1 DP: 3 HBP: 0	WP: 1 PB: 0 SB: 1 CS: 0	PA: 37					
PITCHER	IP	WLS	BF	H	R	ER	SO	BB	IBB	HBP	BLK	WP	HR	S	P	ERA	WHIP										
Dick Ruthven, R ERA: 4.44 (1, 1)	5.0	W	22	2	1	1	4	4	0	0	0	0	0	26	42	1.80	1.200										
George Frazier, R ERA: 4.5 (6, 1)	2.0		8	0	0	0	0	3	0	0	0	0	0	5	17	0.00	1.500										
Lee Smith, R ERA: 2.84 (8, 1)	2.0	S	7	2	0	0	0	0	1	0	0	1	0	6	10	0.00	1.000										

Batter	1	2	3	4	5	6	7	8	9	AB	R	H	RBI	BB	SO	LOB	TOP								
Bob Dernier, R OBP: 0.316, SLG: 0.313 (1, 8)	B1-3		F4		G6-4-3			F8 23 F8 1B		4	0	1	0	0	0	1									
Billy Hatcher, R OBP: 0.320, SLG: 0.419 Richie Hebner, L OBP: 0.347, SLG: 0.348 Lary Sorensen, R (8, 1)	F3		2B			F7		G5-4-3 1B		3	0	1	0	0	0	0									
23 Ryne Sandberg, R OBP: 0.342, SLG: 0.473 (1, 4)	1B		5-3			2-3		F8		4	0	1	0	0	0	3									
Keith Moreland, R OBP: 0.373, SLG: 0.435 (1, 9)	1B				L7			G5-4-3 1B		4	0	2	0	0	0	2									
Leon Durham, L OBP: 0.359, SLG: 0.458 (1, 3)	K				FC6-4 1B					4	0	1	0	0	1	3									
Ron Cey, R OBP: 0.308, SLG: 0.370 (1, 5)			F8		F9			F9		4	0	0	0	0	0	1									
Jody Davis, R OBP: 0.303, SLG: 0.401 (1, 2)			G1-6-3 1B		FC6-4			6-3		4	0	1	0	0	0	1									
Larry Bowa, S OBP: 0.268, SLG: 0.297 (1, 6)			G1-6-3					4-3		3	0	0	0	0	0	1									
Larry Gura, S Thad Bosley, L OBP: 0.353, SLG: 0.429 (8, 7)			F8					G6-4-3 BB		1	0	0	0	1	0	0									
										1	1	1	0	0	0	0									
Inning Stats	R: 0 E: 0 K: 1 S: 7	H: 2 LOB: 2 BB: 0 P: 7	R: 0 E: 0 K: 0 S: 3	H: 1 LOB: 0 BB: 0 P: 3	R: 0 E: 0 K: 0 S: 4	H: 1 LOB: 1 BB: 0 P: 4	R: 0 E: 0 K: 0 S: 4	H: 1 LOB: 1 BB: 0 P: 4	R: 0 E: 0 K: 0 S: 2	H: 0 LOB: 0 BB: 1 P: 6	R: 0 E: 0 K: 0 S: 4	H: 1 LOB: 1 BB: 0 P: 4	R: 0 E: 0 K: 0 S: 3	H: 0 LOB: 0 BB: 0 P: 3	R: 1 E: 0 K: 0 S: 5	H: 3 LOB: 1 BB: 0 P: 5	R: 0 E: 0 K: 0 S: 3	H: 0 LOB: 0 BB: 0 P: 3	1B: 7 2B: 2 3B: 0 HR: 0	SF: 0 SAC: 0 DP: 3 HBP: 0	WP: 0 PB: 0 SB: 0 CS: 0	PA: 34			
PITCHER	IP	WLS	BF	H	R	ER	SO	BB	IBB	HBP	BLK	WP	HR	S	P	ERA	WHIP								
Bill Laskey, R ERA: 3.62 Greg Minton, R ERA: 2.91	7.0	W	28	8	1	1	1	1	0	0	0	0	0	29	33	1.29	1.286								
	2.0	S	6	1	0	0	0	0	0	0	0	0	0	6	6	0.00	0.500								

Chicago Cubs @ San Francisco Giants
Candlestick Park, San Francisco, CA
Sun Jul 21 1985, 6:33 AM EDT
Att: 22,073 - Sunny

AB 33
R 1
H 9
RBI 1
BB 1
SO 1
LOB 12



Batter	1	2	3	4	5	6	7	8	9	AB	R	H	RBI	BB	SO	LOB	BOTTOM								
Dan Gladden, R OBP: 0.291, SLG: 0.310 (1, 8)	F7		SH1-3 1B					F9		4	0	2	1	0	0	0									
Manny Trillo, R OBP: 0.296, SLG: 0.304 (1, 4)	F8		SH1-3					K		3	0	0	0	0	1	1									
Chili Davis, S OBP: 0.342, SLG: 0.419 (1, 9)	1B		F9					2-3		4	0	1	0	0	0	2									
Jeffrey Leonard, R OBP: 0.277, SLG: 0.382 (1, 7)	5-3				F7			4-3		4	1	1	1	0	0	1									
Chris Brown, R OBP: 0.330, SLG: 0.426 (1, 5)					F8			F6		3	0	0	0	0	0	0									
Bob Brenly, R OBP: 0.314, SLG: 0.414 (1, 2)					G3			1B		3	0	1	0	0	0	0									
David Green, R OBP: 0.271, SLG: 0.303 (1, 3)					5-3			F8		3	1	1	0	0	0	1									
Jose Uribe, S OBP: 0.272, SLG: 0.322 (1, 6)			K					F7		3	0	0	0	0	1	1									
Bill Laskey, R ERA: 9.55 Greg Minton, S ERA: 5.03			SH1-3 1B					SH3 1B		2	0	1	0	0	0	0									
										0	0	0	0	0	0	0									
										2	0	1	0	0	0	0									
Inning Stats	R: 0 E: 0 K: 0 S: 4	H: 1 LOB: 1 BB: 0 P: 4	R: 0 E: 0 K: 0 S: 3	H: 0 LOB: 0 BB: 0 P: 3	R: 0 E: 0 K: 1 S: 7	H: 2 LOB: 2 BB: 0 P: 7	R: 0 E: 0 K: 0 S: 3	H: 0 LOB: 0 BB: 0 P: 3	R: 1 E: 0 K: 0 S: 5	H: 2 LOB: 1 BB: 0 P: 5	R: 1 E: 0 K: 0 S: 5	H: 2 LOB: 1 BB: 0 P: 5	R: 0 E: 0 K: 0 S: 3	H: 0 LOB: 0 BB: 0 P: 3	R: 0 E: 0 K: 1 S: 5	H: 0 LOB: 0 BB: 0 P: 5	1B: 6 2B: 0 3B: 0 HR: 1	SF: 0 SAC: 2 DP: 0 HBP: 0	WP: 0 PB: 0 SB: 1 CS: 0	PA: 31					
PITCHER	IP	WLS	BF	H	R	ER	SO	BB	IBB	HBP	BLK	WP	HR	S	P	ERA	WHIP								
Larry Gura, L ERA: 9.55 Lary Sorensen, R ERA: 5.03	7.0	L	28	7	2	2	1	0	0	0	0	0	0	30	30	2.57	1.000								
	1.0		3	0	0	0	1	0	0	0	0	0	0	5	5	0.00	0.000								

Chicago Cubs @ San Francisco Giants
Candlestick Park, San Francisco, CA
Sun Jul 21 1985, 6:33 AM EDT
Att: 22,073 - Sunny

AB 29
R 2
H 7
RBI 2
BB 0
SO 2
LOB 6



Batter	1	2	3	4	5	6	7	8	9	AB	R	H	RBI	BB	SO	LOB	TOP			
Vince Coleman, S (1,7) OBP: 0.331, SLG: 0.348										4	1	1	0	1	0	5	St. Louis Cardinals @ San Francisco Giants Candlestick Park, San Francisco, CA Mon Jul 22 1985, 6:33 AM EDT Att: 5,954 - Unknown			
Ozzie Smith, S (1,6) OBP: 0.326, SLG: 0.361										5	1	1	0	0	0	4				
Tom Herr, S (1,4) OBP: 0.393, SLG: 0.433										5	0	1	2	0	0	1				
Jack Clark, R (1,3) OBP: 0.396, SLG: 0.534										4	0	1	0	1	1	2				
Willie McGee, S (1,8) OBP: 0.367, SLG: 0.477										4	1	1	0	1	2	2				
Tito Landrum, R (1,9) OBP: 0.418, SLG: 0.493										5	1	2	0	0	1	1				
Ivan De Jesus, R (1,5) OBP: 0.317, SLG: 0.366										3	0	0	0	0	2	2				
Andy Van Slyke, L (8, PH) OBP: 0.349, SLG: 0.453										1	0	0	0	1	2					
Darrell Porter, L (8, 2) OBP: 0.259, SLG: 0.290										0	0	0	0	0	0	0				
Tom Nieto, R (1,2) OBP: 0.317, SLG: 0.291										2	0	1	0	1	1	0				
Terry Pendleton, S (8, PH) OBP: 0.259, SLG: 0.286										1	0	1	1	0	0	0				
Joaquin Andujar, S (1,1) OBP: 0.185, SLG: 0.177										3	0	0	0	0	0	4				
Steve Braun, L (8, PH) OBP: 0.311, SLG: 0.333										1	0	1	1	0	0	0				
John Tudor, L (8, PR) OBP: 0.173, SLG: 0.163										0	0	0	0	0	0	0				
Jeff Lahti, R (8,1)										0	0	0	0	0	0	0				
Inning Stats	R: 0 E: 0 K: 1 S: 5	H: 0 LOB: 1 BB: 1 P: 9	R: 0 E: 0 K: 1 S: 5	H: 0 LOB: 0 BB: 0 P: 5	R: 2 E: 0 K: 1 S: 8	H: 3 LOB: 1 BB: 0 P: 8	R: 0 E: 0 K: 0 S: 5	H: 2 LOB: 3 BB: 1 P: 9	R: 0 E: 0 K: 2 S: 6	H: 1 LOB: 1 BB: 0 P: 6	R: 0 E: 0 K: 0 S: 3	H: 0 LOB: 0 BB: 0 P: 3	R: 2 E: 1 K: 1 S: 9	H: 3 LOB: 3 BB: 1 P: 13	R: 0 E: 0 K: 1 S: 5	H: 0 LOB: 1 BB: 1 P: 9	1B: 8 2B: 1 3B: 1 HR: 0	SF: 0 SAC: 0 DP: 0 HBP: 0	WP: 1 PB: 1 SB: 2 CS: 0	PA: 42
PITCHER	IP WLS BF H R ER SO BB IBB HBP BLK WP HR S P ERA WHIP	7.1 L 33 8 4 3 6 2 1 0 0 0 1 0 42 54 3.68 1.364	1.2 9 2 0 0 2 1 0 0 0 0 0 0 12 16 0.00 1.800																	

AB	38
R	4
H	10
RBI	4
BB	4
SO	8
LOB	23



Batter	1	2	3	4	5	6	7	8	9	AB	R	H	RBI	BB	SO	LOB	BOTTOM			
Dan Gladden, R (1,8) OBP: 0.293, SLG: 0.310										3	1	1	1	1	0	1	St. Louis Cardinals @ San Francisco Giants Candlestick Park, San Francisco, CA Mon Jul 22 1985, 6:33 AM EDT Att: 5,954 - Unknown			
Manny Trillo, R (1,4) OBP: 0.295, SLG: 0.301										3	0	0	0	1	0	2				
Ron Roenicke, S (1,9) OBP: 0.417, SLG: 0.421										4	0	1	1	0	0	2				
Jeffrey Leonard, R (1,7) OBP: 0.276, SLG: 0.389										4	1	1	1	0	0	1				
Chris Brown, R (1,5) OBP: 0.325, SLG: 0.419										4	0	0	0	0	0	1				
Bob Brenly, R (1,2) OBP: 0.316, SLG: 0.415										4	0	2	0	0	0	0				
David Green, R (1,3) OBP: 0.270, SLG: 0.302										4	1	1	0	0	0	2				
Jose Uribe, S (1,6) OBP: 0.273, SLG: 0.322										3	0	1	0	0	0	1				
Chili Davis, S (8, PH) OBP: 0.341, SLG: 0.418										1	0	0	0	0	1	0				
Dave LaPoint, L (1,1) OBP: 0.282, SLG: 0.250										2	0	0	0	0	0	1				
Scott Garrelts, R (8,1) OBP: 0.222, SLG: 0.125										0	0	0	0	0	0	0				
Scott Thompson, L (8, PH) OBP: 0.218, SLG: 0.250										1	0	0	0	0	0	0				
Inning Stats	R: 1 E: 0 K: 0 S: 5	H: 2 LOB: 1 BB: 0 P: 5	R: 0 E: 0 K: 0 S: 4	H: 1 LOB: 0 BB: 0 P: 4	R: 0 E: 0 K: 0 S: 3	H: 0 LOB: 0 BB: 0 P: 3	R: 0 E: 0 K: 0 S: 3	H: 0 LOB: 0 BB: 0 P: 3	R: 1 E: 0 K: 0 S: 5	H: 2 LOB: 1 BB: 0 P: 5	R: 0 E: 0 K: 0 S: 3	H: 0 LOB: 2 BB: 2 P: 11	R: 0 E: 0 K: 0 S: 3	H: 0 LOB: 0 BB: 0 P: 3	R: 0 E: 0 K: 1 S: 5	H: 0 LOB: 0 BB: 0 P: 5	1B: 6 2B: 0 3B: 0 HR: 1	SF: 0 SAC: 1 DP: 0 HBP: 0	WP: 0 PB: 0 SB: 2 CS: 0	PA: 36
PITCHER	IP WLS BF H R ER SO BB IBB HBP BLK WP HR S P ERA WHIP	7.0 W 30 7 3 3 3 2 0 0 0 0 1 0 28 36 3.86 1.286	2.0 S 6 0 0 0 1 0 0 0 0 0 0 0 8 8 0.00 0.000																	



Batter	1	2	3	4	5	6	7	8	9	AB	R	H	RBI	BB	SO	LOB	TOP					
Vince Coleman, S (1, 7) OBP: 0.329, SLG: 0.346	0-0 G4-3 1B		0-0 F8		0-0 F3	0-3 K		0-3 K	5 0 1 0 0 2 3								St. Louis Cardinals @ San Francisco Giants Candlestick Park, San Francisco, CA Tue Jul 23 1985, 6:33 AM EDT Att: 7,688 - Sunny					
Willie McGee, S (1, 8) OBP: 0.370, SLG: 0.482	0-0 G4-3 1-2			0-0 4-3 WP 2B		0-0 1B 2B 1B	0-0 4-3	0-0 WP BB 1B	5 2 3 0 0 0 1													
Tom Herr, S (1, 4) OBP: 0.395, SLG: 0.434	0-3 K			0-0 4-3		0-0 2B BB 1B	0-0 FC4-6 1B	4-0 WP BB 1B	4 1 2 0 1 1 1													
Jack Clark, R (1, 3) OBP: 0.394, SLG: 0.532		0-0 6-3		0-0 F3		0-0 BB FC6-4 2B	0-0 FC4-6 1-2	0-3 K	5 1 1 1 0 1 4													
Andy Van Slyke, L (1, 9) OBP: 0.346, SLG: 0.449		0-0 5-3		0-3 K S		0-3 3-H 2-3 3-H K	0-0 F9		2 0 0 0 0 1 0													
Tito Landrum, R (6, PH) OBP: 0.407, SLG: 0.479				3-H 0-0 F4		4-0 FC6-4 BB 1B IBB			2 0 0 0 0 1 3													
Terry Pendleton, S (1, 5) OBP: 0.295, SLG: 0.283	0-0 4-3			1-2 0-0 F4				0-0 6-3	3 1 0 0 1 0 1													
Darrell Porter, L (1, 2) OBP: 0.282, SLG: 0.361			0-0 4-3 2B		0-0 HR	4-0 FC6-4 1-2 2-3 3-H BB		0-0 F3	3 1 2 2 1 0 0													
Ivan De Jesus, R (1, 6) OBP: 0.292, SLG: 0.333			0-0 4-3		0-0 6-3	0-0 FC6-4 1B	0-3 K		4 0 0 1 0 1 3													
Danny Cox, R (1, 1) OBP: 0.179, SLG: 0.151			0-3 K		0-3 K	0-0 1-2 2-3 3-H 1B		0-0 4-3	4 0 1 1 0 2 1													
Inning Stats	R: 0 E: 0 K: 1 S: 5	H: 1 LOB: 0 BB: 0 P: 5	R: 0 E: 0 K: 0 S: 3	H: 0 LOB: 0 BB: 0 P: 3	R: 0 E: 0 K: 1 S: 6	H: 1 LOB: 1 BB: 0 P: 6	R: 1 E: 0 K: 1 S: 7	H: 1 LOB: 0 BB: 0 P: 7	R: 1 E: 0 K: 1 S: 6	H: 1 LOB: 1 BB: 0 P: 6	R: 4 E: 0 K: 2 S: 11	H: 4 LOB: 2 BB: 2 P: 19	R: 0 E: 0 K: 1 S: 4	H: 1 LOB: 1 BB: 0 P: 4	R: 0 E: 0 K: 1 S: 5	H: 0 LOB: 0 BB: 0 P: 5	R: 0 E: 0 K: 2 S: 8	H: 1 LOB: 2 BB: 1 P: 12	1B: 6 2B: 3 3B: 0 HR: 1	SF: 0 SAC: 0 DP: 1 HBP: 0	WP: 2 PB: 0 SB: 1 CS: 0	PA: 40
PITCHER	IP WLS BF H R ER SO BB IBB HBP BLK WP HR S P ERA WHIP																					
Mike Krukow, R (1, 1) ERA: 3.52	5.0 L 22 7 5 5 4 0 0 0 0 0 1 1 30 30 9.00 1.400																					
Mark Davis, L (6, 1) ERA: 2.33	0.1 3 0 0 0 1 1 1 0 0 0 0 0 3 11 0.00 3.000																					
Greg Minton, R (6, 1) ERA: 2.88	0.2 3 1 1 1 1 0 0 0 0 0 0 0 5 5 13.50 1.500																					
Mike Jeffcoat, L (7, 1) ERA: 1.93	2.0 7 1 0 0 1 0 0 0 0 0 0 0 9 9 0.00 0.500																					
Vida Blue, L (9, 1) ERA: 3.97	1.0 5 1 0 0 2 1 0 0 0 0 1 0 8 12 0.00 2.000																					

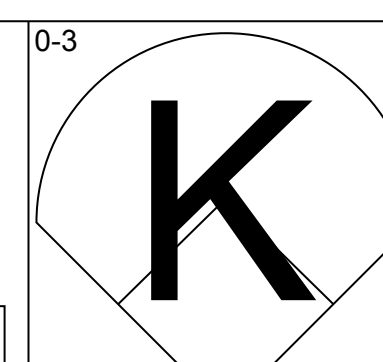
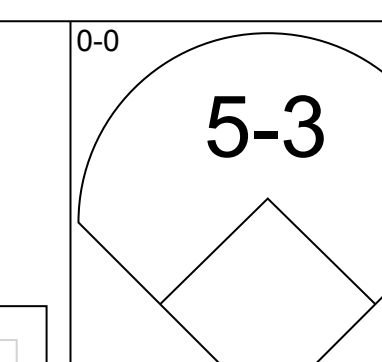
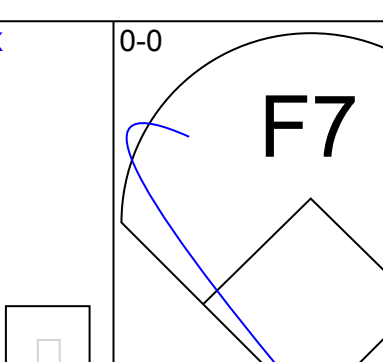
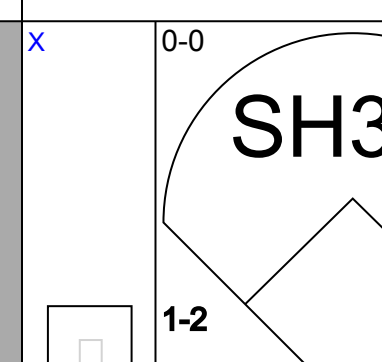
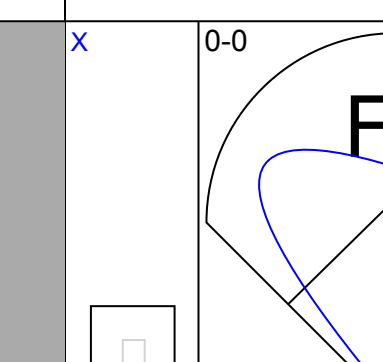
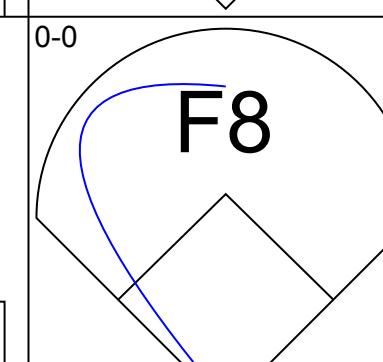
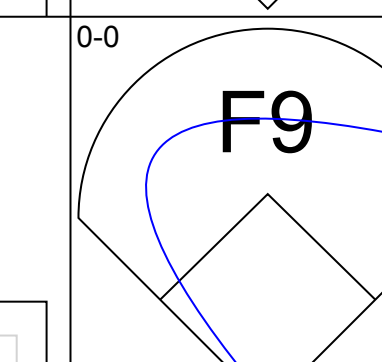
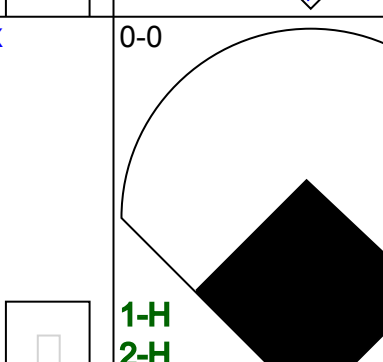
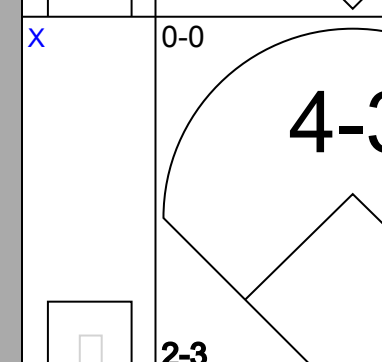
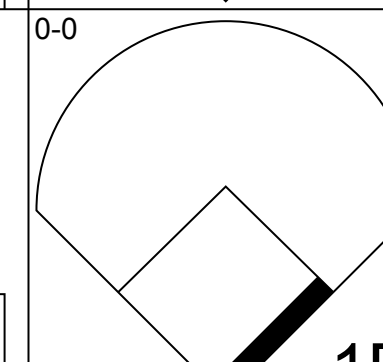
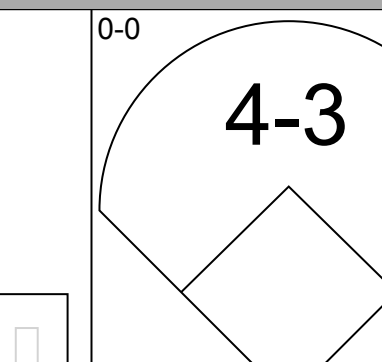
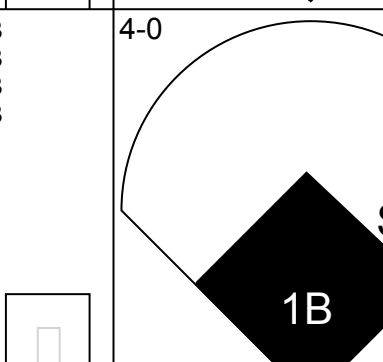
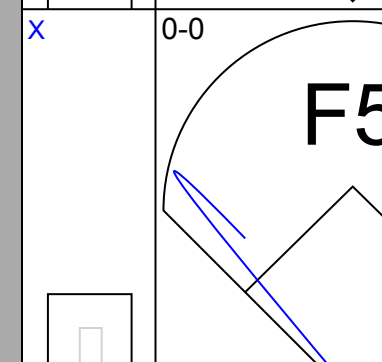
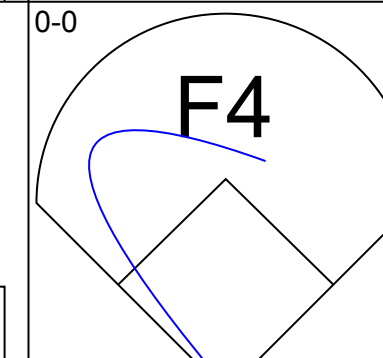
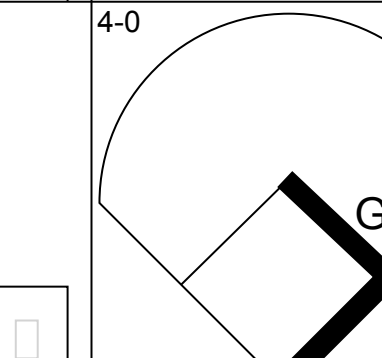
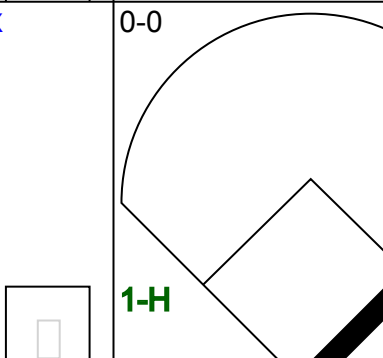
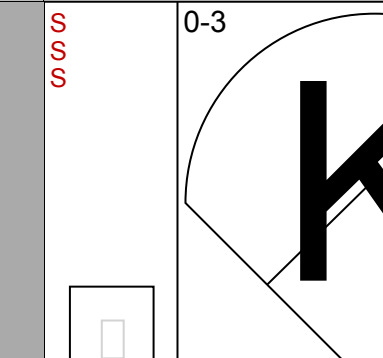
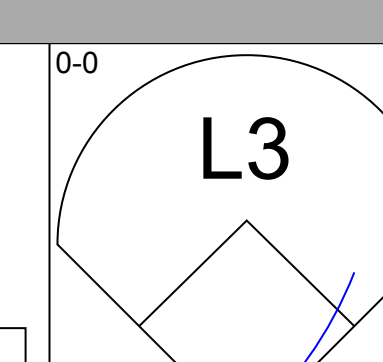
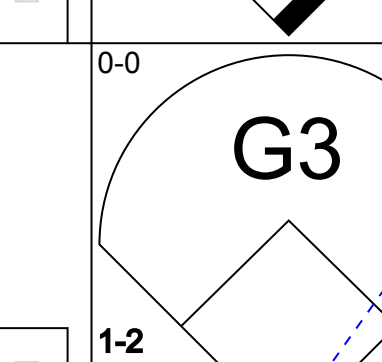
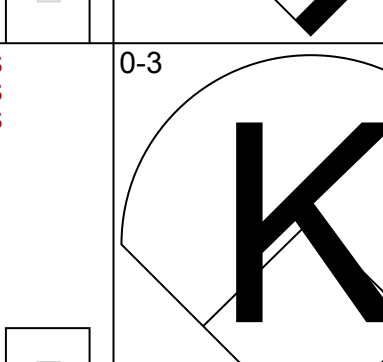
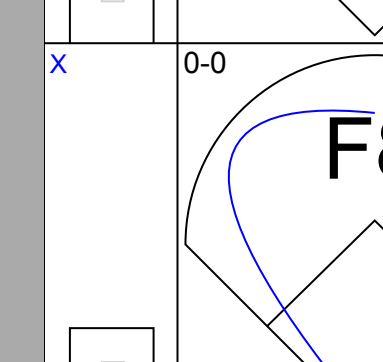
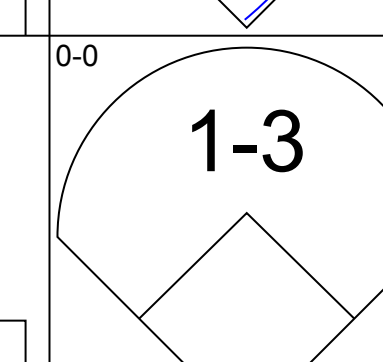
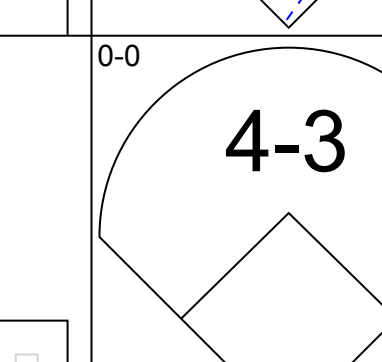
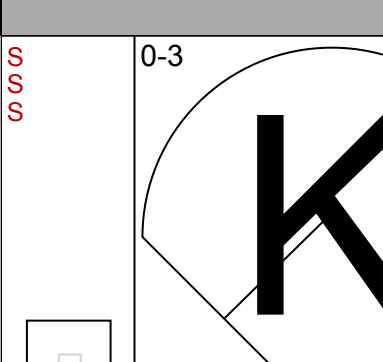
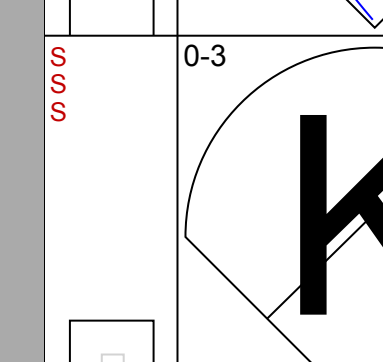
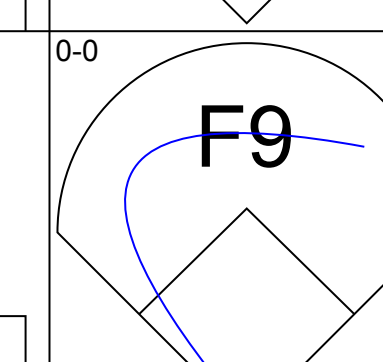
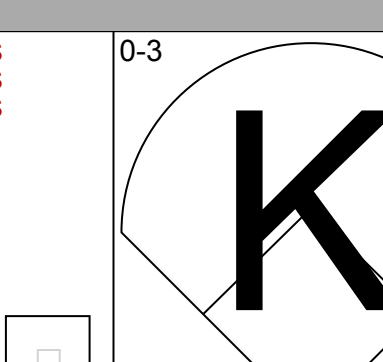
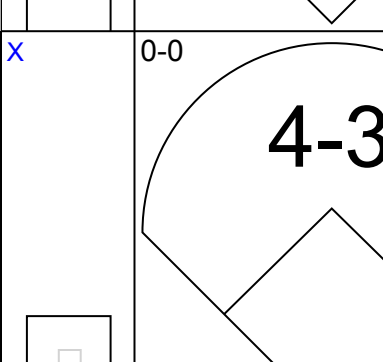
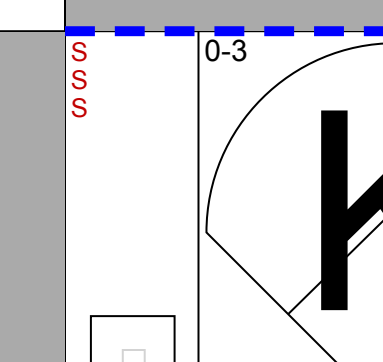
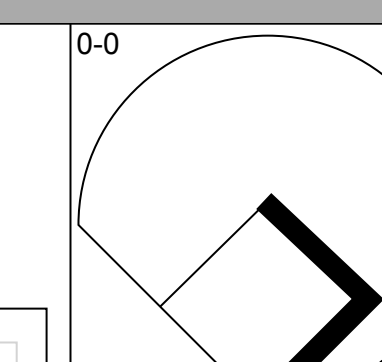
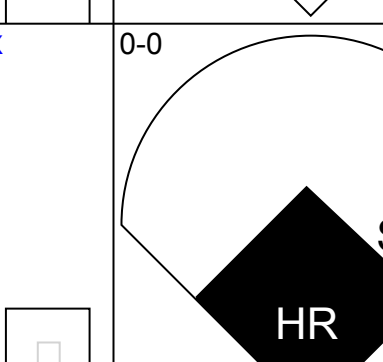
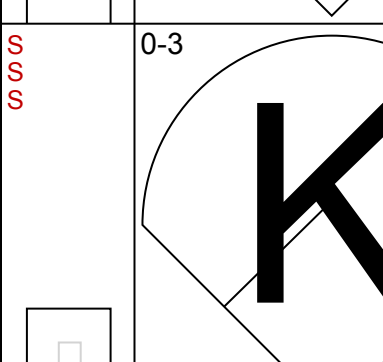
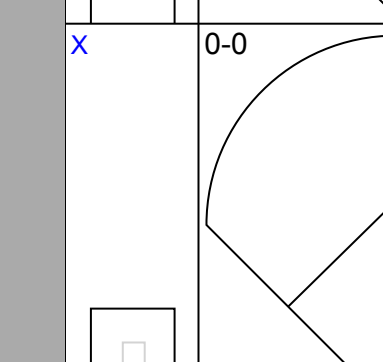
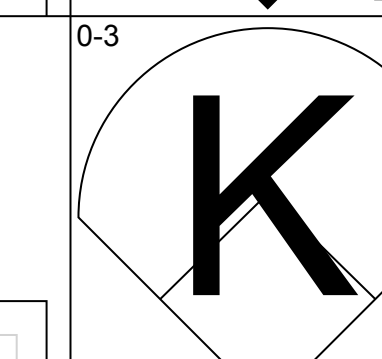
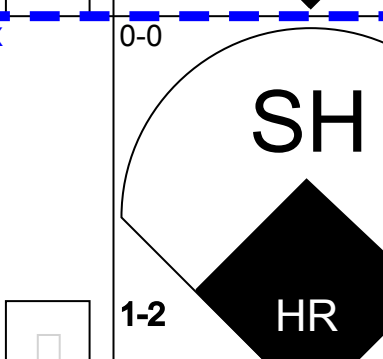
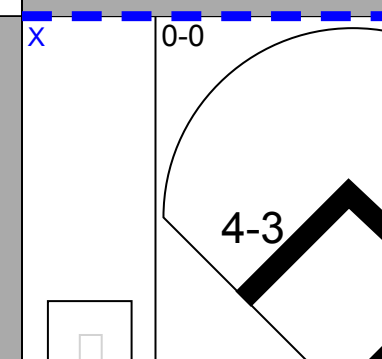
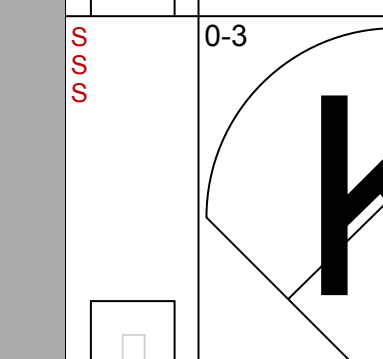
AB	37
R	6
H	10
RBI	5
BB	3
SO	9
LOB	17

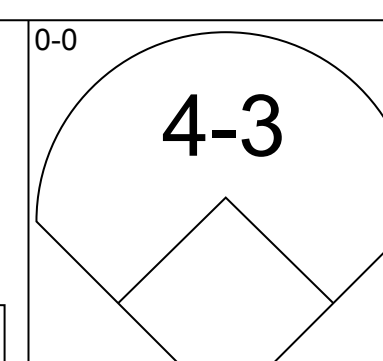
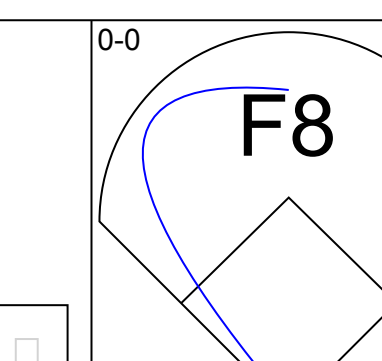
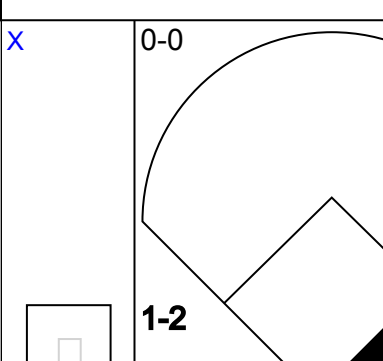
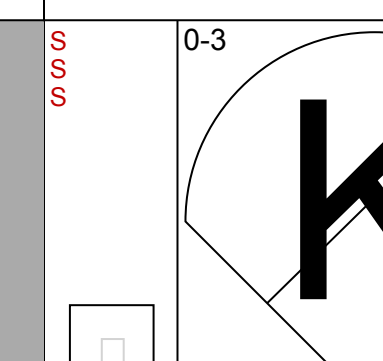
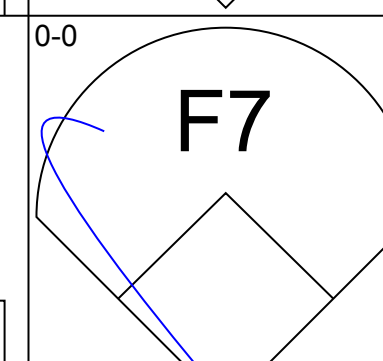
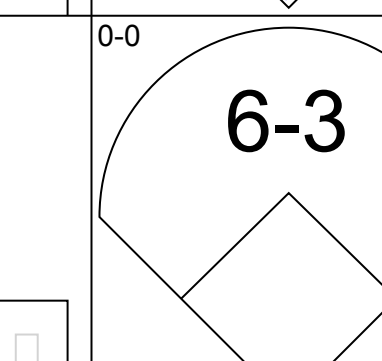
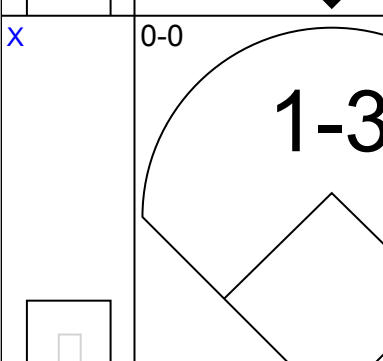
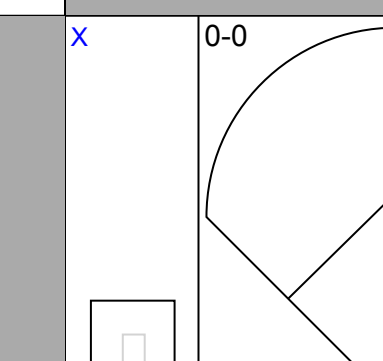
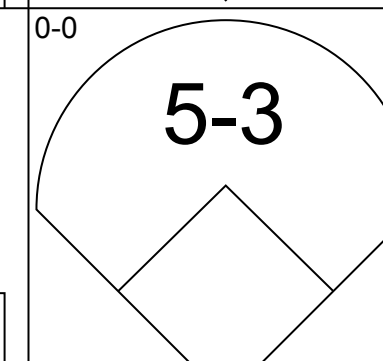
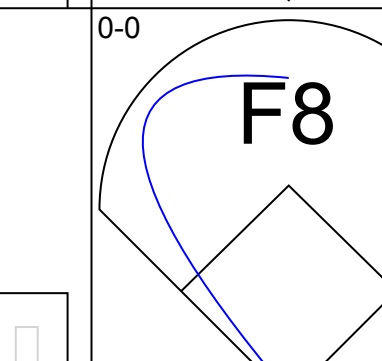
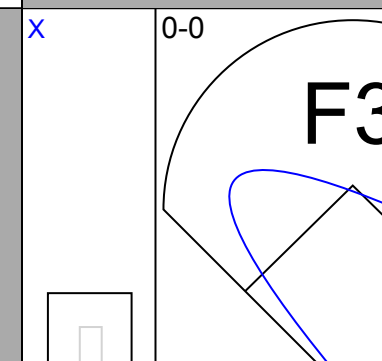
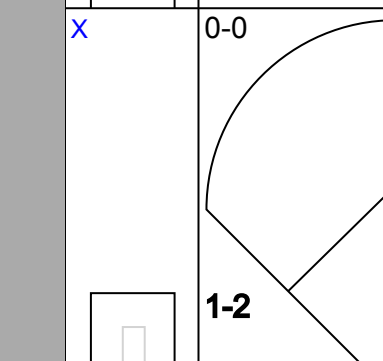
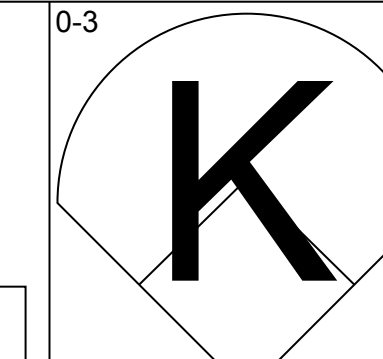
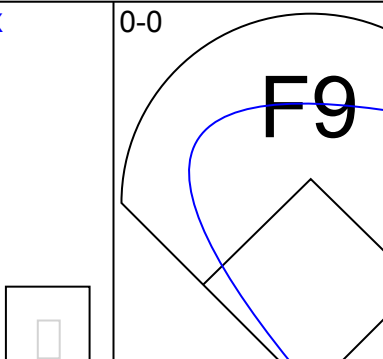
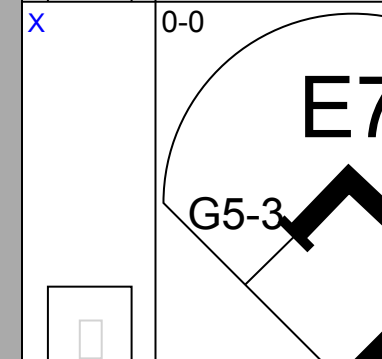
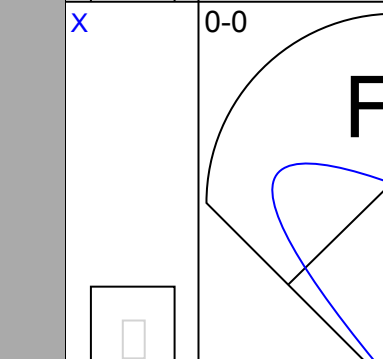
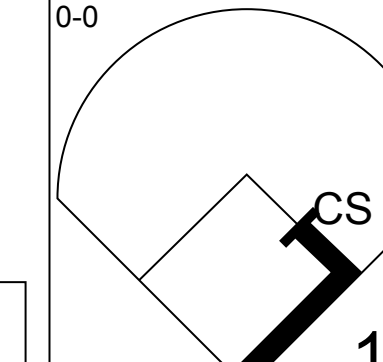
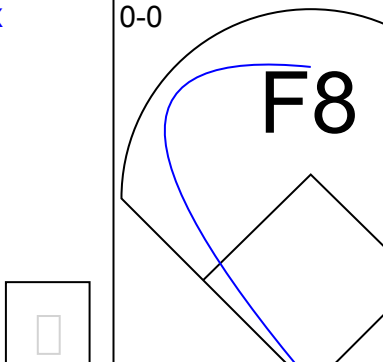
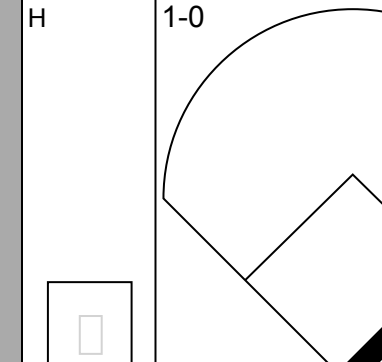
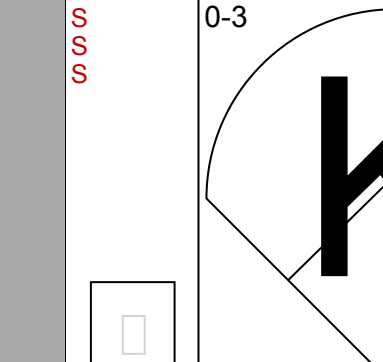
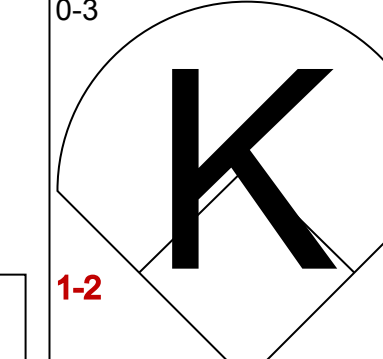
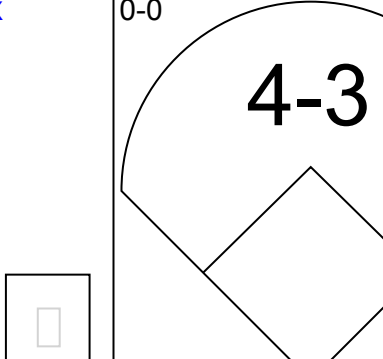
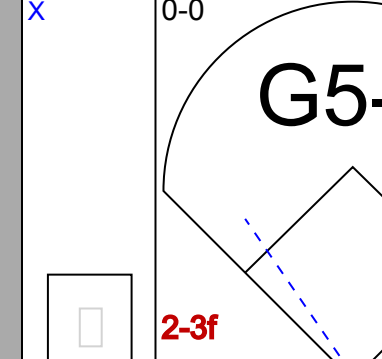
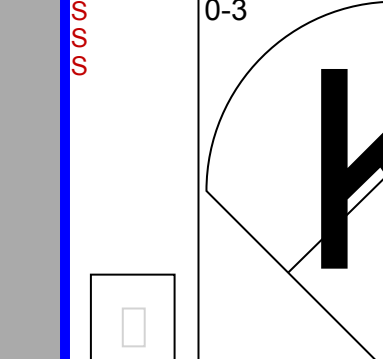

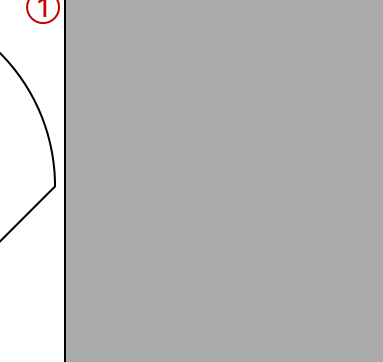
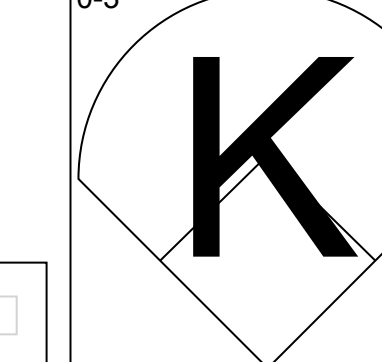
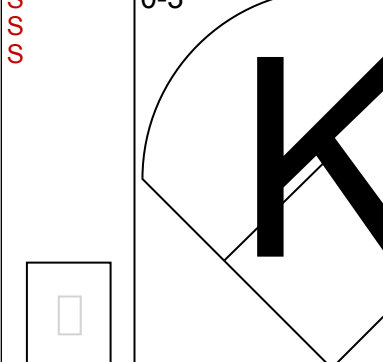
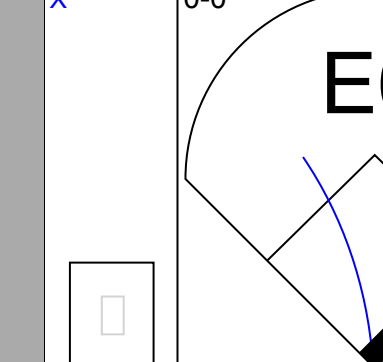
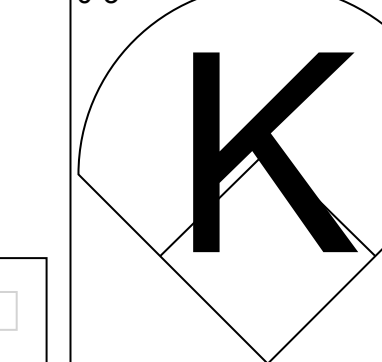
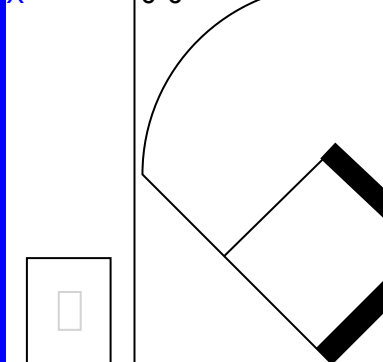
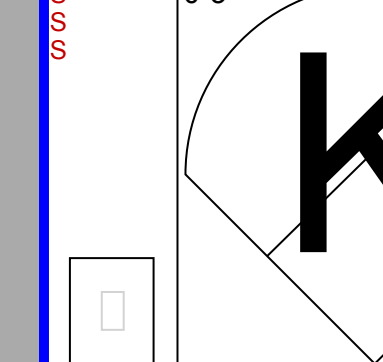
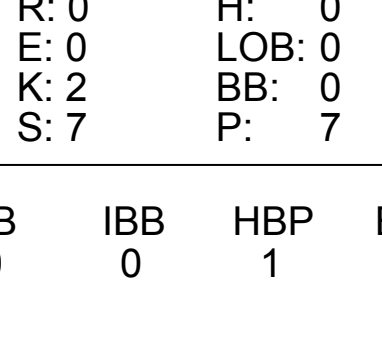
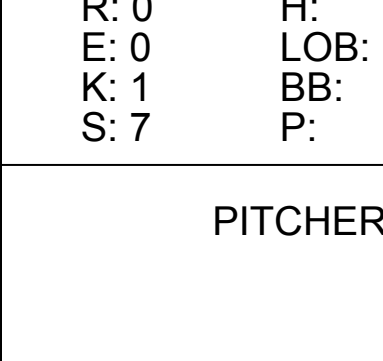
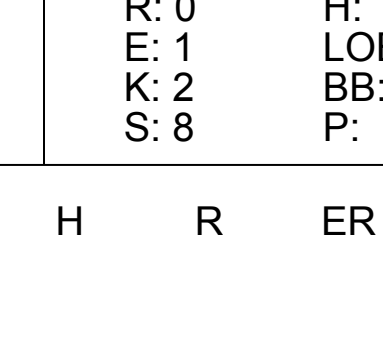



Batter	1	2	3	4	5	6	7	8	9	AB	R	H	RBI	BB	SO	LOB	BOTTOM	
Dan Gladden, R (1, 8) OBP: 0.292, SLG: 0.308	0-3 K		0-0 F7	0-0 2-H 1B		0-0 FC6-4 1-2			0-0 4-3	5 0 1 1 0 1 1							St. Louis Cardinals @ San Francisco Giants Candlestick Park, San Francisco, CA Tue Jul 23 1985, 6:33 AM EDT Att: 7,688 - Sunny	
Manny Trillo, R (1, 4) OBP: 0.297, SLG: 0.306	0-0 2B		0-0 1B 1B	0-0 3-1			0-0 6-3	0-0 F5	5 1 2 0 0 0 1									
Chili Davis, S (1, 9) OBP: 0.342, SLG: 0.418	0-0 F3		0-0 1B 1B	0-0 1B 1B	0-0 F7 1B		0-0 F7	0-0 F7	5 1 2 0 0 0 1									
Jeffrey Leonard, R (1, 7) OBP: 0.279, SLG: 0.390	0-0 F4		0-0 1B 1B	0-0 1B 1B	0-0 F7 1-2		0-0 1B		4 0 2 1 0 0 2									
Chris Brown, R (1, 5) OBP: 0.331, SLG: 0.432		0-0 2B	0-0 FC4-6 1B	0-0 2B	0-0 2B		0-3 K		4 0 3 1 0 1 1									
Bob Brenly, R (1, 2) OBP: 0.312, SLG: 0.409	0-0 F3		0-0 FC4-6 1-2		0-0 F8		0-0 E6 FC5-4		4 0 0 0 0 0 4									
Rob Deer, R (1, 3) OBP: 0.291, SLG: 0.362	0-3 K		4-0 SH1-4 1B BB		4-0 FC5-4 BB		0-0 F2		2 1 0 0 2 1 2									
Jose Uribe, S (1, 6) OBP: 0.269, SLG: 0.318	0-0 F3		0-0 F9		0-0 FC5-4 FC6-4		0-0 FC5-4	0-0 FC5-4 1-2	4 0 0 0 0 0 4									
Mike Krukow, R (1, 1) ERA: 2.59	9.0 W 39 10 3 3 3 2 0 0 0 0 0 0 43 51 3.00 1.333																	
PITCHER	IP WLS BF H R ER SO BB IBB HBP BLK WP HR S P ERA WHIP																	
Danny Cox, R (1, 1) ERA: 2.59	9.0 W 39 10 3 3 3 2 0 0 0 0 0 0 43 51 3.00 1.333																	


AB	36
R	3
H	10
RBI	3
BB	2
SO	3
LOB	18



Batter	1	2	3	4	5	6	7	8	9	AB	R	H	RBI	BB	SO	LOB	TOP					
Vince Coleman, S (1, 7) OBP: 0.325, SLG: 0.342										4	0	0	0	0	1	4	St. Louis Cardinals @ San Francisco Giants Candlestick Park, San Francisco, CA Wed Jul 24 1985, 6:33 AM EDT Att: 11,012 - Sunny					
Willie McGee, S (1, 8) OBP: 0.399, SLG: 0.488										4	1	1	3	0	0	2						
Tom Herr, S (1, 4) OBP: 0.396, SLG: 0.433										3	1	1	0	1	0	1						
Jack Clark, R (1, 3) OBP: 0.395, SLG: 0.530										3	0	1	1	1	1	1						
Andy Van Slyke, L (1, 9)										4	0	0	0	0	1	2						
Terry Pendleton, S (1, 5) OBP: 0.296, SLG: 0.279										4	0	0	0	0	2	1						
Darrell Porter, L (1, 2) OBP: 0.270, SLG: 0.342										4	0	0	0	0	2	0						
Ivan De Jesus, R (1, 6) OBP: 0.327, SLG: 0.388										4	1	3	0	0	1	0						
John Tudor, L (1, 1) OBP: 0.182, SLG: 0.173										3	1	1	0	0	2	2						
Inning Stats	R: 0 E: 0 K: 1 S: 6	H: 1 LOB: 1 BB: 0 P: 6	R: 0 E: 0 K: 0 S: 3	H: 0 LOB: 0 BB: 0 P: 3	R: 0 E: 0 K: 1 S: 6	H: 1 LOB: 1 BB: 0 P: 6	R: 0 E: 0 K: 0 S: 3	H: 0 LOB: 1 BB: 1 P: 7	R: 4 E: 1 K: 2 S: 11	H: 3 LOB: 1 BB: 1 P: 15	R: 0 E: 0 K: 2 S: 7	H: 0 LOB: 0 BB: 0 P: 7	R: 0 E: 0 K: 0 S: 4	H: 1 LOB: 1 BB: 0 P: 4	R: 0 E: 0 K: 2 S: 7	H: 0 LOB: 0 BB: 0 P: 7		R: 0 E: 0 K: 8 S: 8	H: 1 LOB: 1 BB: 0 P: 8	1B: 5 2B: 1 3B: 0 HR: 1	SF: 0 SAC: 2 DP: 0 HBP: 0	WP: 0 PB: 0 SB: 1 CS: 0
PITCHER	IP WLS BF H R ER SO BB IBB HBP BLK WP HR S P ERA WHIP																					
Jim Gott, R (1, 1) ERA: 3.69	4.1 L 17 3 1 0 3 1 0 0 0 0 0 0 22 26 0.00 0.923																					
Mark Davis, L (5, 1) ERA: 2.27	1.2 9 2 3 0 3 1 0 0 0 0 0 1 14 18 0.00 1.800																					
Scott Garretts, R (7, 1) ERA: 1.0	2.0 7 1 0 0 2 0 0 0 0 0 0 0 11 11 0.00 0.500																					
Vida Blue, L (9, 1) ERA: 3.88	1.0 4 1 0 0 2 0 0 0 0 0 0 0 8 8 0.00 1.000																					

Batter	1	2	3	4	5	6	7	8	9	AB	R	H	RBI	BB	SO	LOB	BOTTOM			
Dan Gladden, R (1, 8) OBP: 0.291, SLG: 0.308										4	0	1	0	0	1	1	St. Louis Cardinals @ San Francisco Giants Candlestick Park, San Francisco, CA Wed Jul 24 1985, 6:33 AM EDT Att: 11,012 - Sunny			
Manny Trillo, R (1, 4) OBP: 0.296, SLG: 0.305										4	0	1	0	0	0	2				
Chili Davis, S (1, 9) OBP: 0.341, SLG: 0.416										4	0	1	0	0	0	0				
Jeffrey Leonard, R (1, 7) OBP: 0.279, SLG: 0.388										4	0	1	0	0	1	2				
Chris Brown, R (1, 5) OBP: 0.333, SLG: 0.431										3	0	1	0	0	1	2				
Alex Trevino, R (1, 2) OBP: 0.276, SLG: 0.265										3	0	0	0	0	1	3				
Bob Brenly, R (9, FH) OBP: 0.311, SLG: 0.408										1	0	0	0	0	1	2				
David Green, R (1, 3) OBP: 0.266, SLG: 0.297										3	0	0	0	0	0	0				
Jose Uribe, S (1, 6) OBP: 0.267, SLG: 0.314										3	0	0	0	0	2	0				
Jim Gott, R (1, 1) OBP: 0.176, SLG: 0.333										1	0	0	0	0	1	0				
Inning Stats	R: 0 E: 0 K: 0 S: 3	H: 0 LOB: 0 BB: 0 P: 3	R: 0 E: 0 K: 2 S: 7	H: 1 LOB: 1 BB: 0 P: 7	R: 0 E: 0 K: 2 S: 7	H: 0 LOB: 0 BB: 0 P: 7	R: 0 E: 0 K: 0 S: 3	H: 0 LOB: 0 BB: 0 P: 3	R: 0 E: 0 K: 1 S: 7	H: 2 LOB: 2 BB: 0 P: 7	R: 0 E: 1 K: 0 S: 3	H: 1 LOB: 1 BB: 0 P: 4	R: 0 E: 1 K: 2 S: 8	H: 0 LOB: 1 BB: 0 P: 8	R: 0 E: 0 K: 2 S: 9	H: 2 LOB: 2 BB: 0 P: 9	1B: 6 2B: 1 3B: 0 HR: 0	SF: 0 SAC: 0 DP: 2 HBP: 1	WP: 0 PB: 0 SB: 0 CS: 1	PA: 33
PITCHER	IP WLS BF H R ER SO BB IBB HBP BLK WP HR S P ERA WHIP																			
John Tudor, L (1, 1) ERA: 2.24	9.0 W 33 6 0 0 9 0 0 1 0 0 0 50 51 0.00 0.667																			

Batter	1	2	3	4	5	6	7	8	9	AB	R	H	RBI	BB	SO	LOB	TOP								
Bill Almon, R (1, 7) OBP: 0.342, SLG: 0.417 Joe Orsulak, L (6, PR) OBP: 0.335, SLG: 0.343 (6, 7)	F7		K			5-3 1B		F7		3	0	1	0	0	1	0	Pittsburgh Pirates @ San Francisco Giants Candlestick Park, San Francisco, CA Thu Jul 25 1985, 6:33 AM EDT Att: 3,821 - Sunny								
Johnny Ray, S (1, 4) OBP: 0.269, SLG: 0.367	HR		FC5-4 1B			K		SF7		3	1	2	1	0	1	1									
Bill Madlock, R (1, 3) OBP: 0.319, SLG: 0.384	HR		FC5-4			5-3		K		4	1	1	2	0	1	2									
Sixto Lezcano, R (1, 9) OBP: 0.398, SLG: 0.352	6-3									3	0	0	0	1	0	0									
Tony Peña, R (1, 2) OBP: 0.290, SLG: 0.366	K									4	0	0	0	0	1	2									
Jim Morrison, R (1, 5) OBP: 0.277, SLG: 0.299 Jason Thompson, L (8, PH) OBP: 0.355, SLG: 0.412										3	0	0	0	0	1	0									
Sam Khalifa, R (1, 6) OBP: 0.340, SLG: 0.371										0	0	0	0	1	0	0									
Marvell Wynne, L (1, 8) OBP: 0.267, SLG: 0.290										4	0	0	0	0	1	1									
Rick Rhoden, R (1, 1) OBP: 0.186, SLG: 0.190 Lee Mazzilli, S (8, PH) OBP: 0.429, SLG: 0.375 Cecilio Guante, R (8, 1) OBP: 0.100, SLG: 0.100										3	0	0	0	0	1	0									
										2	0	0	0	0	1	0									
										0	1	0	0	1	0	0									
										0	0	0	0	0	0	0									
Inning Stats	R: 2 E: 0 K: 1 S: 7	H: 2 LOB: 0 BB: 7 P: 7	R: 0 E: 0 K: 2 S: 7	H: 0 LOB: 0 BB: 0 P: 7	R: 0 E: 0 K: 2 S: 8	H: 1 LOB: 1 BB: 0 P: 8	R: 0 E: 0 K: 0 S: 3	H: 0 LOB: 0 BB: 0 P: 3	R: 0 E: 0 K: 0 S: 3	H: 0 LOB: 0 BB: 0 P: 3	R: 0 E: 0 K: 1 S: 6	H: 1 LOB: 2 BB: 1 P: 10	R: 0 E: 0 K: 0 S: 3	H: 0 LOB: 0 BB: 0 P: 3	R: 1 E: 0 K: 1 S: 5	H: 0 LOB: 1 BB: 1 P: 9	R: 0 E: 0 K: 1 S: 5	H: 0 LOB: 1 BB: 1 P: 9	1B: 3 2B: 0 3B: 0 HR: 1	SF: 1 SAC: 0 DP: 0 HBP: 0	WP: 0 PB: 1 SB: 1 CS: 0	PA: 34			
PITCHER	IP	WLS	BF	H	R	ER	SO	BB	IBB	HBP	BLK	WP	HR	S	P	ERA	WHIP								
Atee Hammaker, L (1, 1) ERA: 3.44	7.0		26	4	2	2	6	1	0	0	0	0	1	37	41	2.57	0.714								
Greg Minton, R (8, 1) ERA: 2.78	2.0	W	8	0	1	0	2	2	0	0	0	0	0	10	18	0.00	1.000								

Batter	1	2	3	4	5	6	7	8	9	AB	R	H	RBI	BB	SO	LOB	BOTTOM								
Dan Gladden, R (1, 8) OBP: 0.291, SLG: 0.307	K		6-3					F7		4	0	1	0	0	1	2	Pittsburgh Pirates @ San Francisco Giants Candlestick Park, San Francisco, CA Thu Jul 25 1985, 6:33 AM EDT Att: 3,821 - Sunny								
Manny Trillo, R (1, 4) OBP: 0.299, SLG: 0.308	F8		2B							4	2	2	0	0	0	2									
Chili Davis, S (1, 9) OBP: 0.348, SLG: 0.424	1B		1B							3	1	3	1	1	0	0									
Jeffrey Leonard, R (1, 7) OBP: 0.278, SLG: 0.387	1B		1B							4	0	1	0	0	1	3									
Chris Brown, R (1, 5) OBP: 0.332, SLG: 0.428	K									4	1	1	2	0	2	3									
David Green, R (1, 3) OBP: 0.281, SLG: 0.291										4	0	0	0	0	2	2									
Alex Trevino, R (1, 2) OBP: 0.277, SLG: 0.267 Ricky Adams, R (7, PR) OBP: 0.230, SLG: 0.333 Bob Brenly, R (8, 2) OBP: 0.314, SLG: 0.414										3	0	1	0	0	0	0									
Jose Uribe, S (1, 6) OBP: 0.271, SLG: 0.316	F8									2	0	1	0	1	0	0									
Atee Hammaker, S (1, 1) Ron Roenicke, S (7, PH) OBP: 0.385, SLG: 0.381 Greg Minton, S (8, 1) ERA: 2.06										2	0	0	0	0	2	1									
										1	0	0	0	0	1	2									
										1	0	0	0	1	2										
Inning Stats	R: 0 E: 0 K: 2 S: 8	H: 1 LOB: 2 BB: 1 P: 12	R: 0 E: 0 K: 1 S: 5	H: 0 LOB: 0 BB: 0 P: 5	R: 1 E: 0 K: 1 S: 6	H: 2 LOB: 1 BB: 0 P: 6	R: 0 E: 0 K: 0 S: 3	H: 0 LOB: 0 BB: 0 P: 3	R: 0 E: 0 K: 1 S: 7	H: 2 LOB: 2 BB: 0 P: 7	R: 0 E: 0 K: 3 S: 10	H: 1 LOB: 1 BB: 0 P: 10	R: 0 E: 0 K: 1 S: 6	H: 1 LOB: 2 BB: 0 P: 6	R: 3 E: 0 K: 1 S: 9	H: 4 LOB: 2 BB: 1 P: 13	R: 0 E: 0 K: 1 S: 9	H: 0 LOB: 1 BB: 1 P: 13	1B: 9 2B: 2 3B: 0 HR: 0	SF: 0 SAC: 1 DP: 0 HBP: 0	WP: 1 PB: 0 SB: 1 CS: 0	PA: 36			
PITCHER	IP	WLS	BF	H	R	ER	SO	BB	IBB	HBP	BLK	WP	HR	S	P	ERA	WHIP								
Rick Rhoden, R (1, 1) ERA: 4.4	7.0		28	7	1	1	9	1	0	0	0	0	0	45	49	1.29	1.143								
Cecilio Guante, R (8, 1) ERA: 2.06	1.0	L	8	4	3	3	1	0	1	0	0	1	0	9	13	27.00	4.000								

Batter	1	2	3	4	5	6	7	8	9	AB	R	H	RBI	BB	SO	LOB	TOP			
Marvell Wynne, L (1.8) OBP: 0.288, SLG: 0.290										3	0	1	0	0	1	0	Pittsburgh Pirates @ San Francisco Giants Candlestick Park, San Francisco, CA Fri Jul 26 1985, 10:05 PM EDT Att: 5,305 - Unknown livebaseballscorecards.com			
Joe Orsulak, L (1.7) OBP: 0.328, SLG: 0.335										4	0	0	0	0	0	3				
Johnny Ray, S (1.4) OBP: 0.291, SLG: 0.369										3	1	1	0	1	0	1				
Jason Thompson, L (1.3) OBP: 0.357, SLG: 0.411										3	0	1	1	1	0	0				
Bill Madlock, R (1.5) OBP: 0.315, SLG: 0.379										4	0	0	0	0	1	3				
Doug Frobel, L (1.9) OBP: 0.333, SLG: 0.268										3	0	0	0	1	0	0				
Sam Khalifa, R (1.6) OBP: 0.336, SLG: 0.366										4	0	1	0	0	0	0				
Junior Ortiz, R (1.2) OBP: 0.242, SLG: 0.273										3	0	1	0	0	0	0				
Steve Kemp, L (9, PH) OBP: 0.308, SLG: 0.330										1	0	0	0	0	1	2				
Lee Tunnell, R (1.1) OBP: 0.105, SLG: 0.105										2	0	1	0	0	0	1				
Al Holland, R (6.1) OBP: 0.500, SLG: 0.800										0	0	0	0	0	0	0				
Lee Mazzilli, S (7, PH) OBP: 0.425, SLG: 0.371										1	0	0	0	0	0	0				
Rod Scurry, L (7.1)										0	0	0	0	0	0	0				
Inning Stats	R: 1 E: 0 K: 1 S: 7	H: 3 LOB: 1 BB: 0 P: 7	R: 0 E: 0 K: 0 S: 4	H: 1 LOB: 1 BB: 0 P: 4	R: 0 E: 0 K: 1 S: 5	H: 0 LOB: 2 BB: 2 P: 13	R: 0 E: 0 K: 0 S: 3	H: 0 LOB: 0 BB: 0 P: 3	R: 0 E: 0 K: 0 S: 4	H: 1 LOB: 1 BB: 0 P: 4	R: 0 E: 0 K: 0 S: 3	H: 0 LOB: 0 BB: 0 P: 3	R: 0 E: 0 K: 0 S: 3	H: 0 LOB: 0 BB: 0 P: 3	R: 0 E: 0 K: 1 S: 6	H: 1 LOB: 2 BB: 1 P: 10	1B: 5 2B: 1 3B: 0 HR: 0	SF: 0 SAC: 1 DP: 2 HBP: 0	WP: 0 PB: 0 SB: 0 CS: 0	PA: 35
PITCHER	IP WLS BF H R ER SO BB IBB HBP BLK WP HR S P ERA WHIP																			
Bill Laskey, R (1.1) ERA: 3.42	8.2 W 33 5 1 1 2 3 0 0 0 0 0 0 0 0 1.04 0.923																			
Scott Garrelts, R (9.1) ERA: 1.0	0.1 S 2 1 0 0 1 0 0 0 0 0 0 0 0 4 0.00 3.000																			

Batter	1	2	3	4	5	6	7	8	9	AB	R	H	RBI	BB	SO	LOB	BOTTOM				
Dan Gladden, R (1.8) OBP: 0.288, SLG: 0.303										4	0	0	0	0	0	0	Pittsburgh Pirates @ San Francisco Giants Candlestick Park, San Francisco, CA Fri Jul 26 1985, 10:05 PM EDT Att: 5,305 - Unknown livebaseballscorecards.com				
Manny Trillo, R (1.4) OBP: 0.301, SLG: 0.308										3	1	1	0	1	0	0					
Chili Davis, S (1.9) OBP: 0.350, SLG: 0.425										4	1	2	0	0	0	1					
Jeffrey Leonard, R (1.7) OBP: 0.275, SLG: 0.383										4	0	0	0	0	1	4					
Chris Brown, R (1.5) OBP: 0.331, SLG: 0.436										4	1	1	3	0	0	1					
David Green, R (1.3) OBP: 0.287, SLG: 0.297										3	0	2	0	0	0	0					
Alex Trevino, R (1.2) OBP: 0.279, SLG: 0.270										3	0	1	0	0	0	3					
Jose Uribe, S (1.6) OBP: 0.268, SLG: 0.313										3	0	0	0	0	2	1					
Bill Laskey, R (1.1) OBP: 0.219, SLG: 0.107										3	0	0	0	0	2	0					
Scott Garrelts, R (9.1) OBP: 0.222, SLG: 0.125										0	0	0	0	0	0	0					
Inning Stats	R: 0 E: 0 K: 1 S: 5	H: 0 LOB: 1 BB: 1 P: 9	R: 0 E: 0 K: 1 S: 6	H: 1 LOB: 0 BB: 0 P: 6	R: 0 E: 0 K: 0 S: 3	H: 0 LOB: 0 BB: 0 P: 3	R: 0 E: 1 K: 0 S: 5	H: 1 LOB: 2 BB: 0 P: 5	R: 0 E: 0 K: 2 S: 7	H: 0 LOB: 0 BB: 0 P: 7	R: 3 E: 0 K: 0 S: 6	H: 4 LOB: 0 BB: 0 P: 6	R: 0 E: 0 K: 1 S: 5	H: 0 LOB: 0 BB: 0 P: 5	R: 0 E: 0 K: 0 S: 4	H: 1 LOB: 1 BB: 0 P: 4		1B: 6 2B: 0 3B: 0 HR: 1	SF: 0 SAC: 0 DP: 1 HBP: 0	WP: 0 PB: 0 SB: 0 CS: 0	PA: 32
PITCHER	IP WLS BF H R ER SO BB IBB HBP BLK WP HR S P ERA WHIP																				
Lee Tunnell, R (1.1) ERA: 4.53	5.1 L 24 6 3 3 4 1 0 0 0 0 0 0 0 1 5.06 1.312																				
Al Holland, L (6.1) ERA: 3.54	0.2 1 0 0 0 0 0 0 0 0 0 0 0 1 1 0.00 0.000																				
Rod Scurry, L (7.1) ERA: 3.6	2.0 7 1 0 0 1 0 0 0 0 0 0 0 9 9 0.00 0.500																				

Batter	1	2	3	4	5	6	7	8	9	AB	R	H	RBI	BB	SO	LOB	TOP				
Bill Almon, R OBP: 0.338, SLG: 0.411 (1, 7)										5	0	1	0	0	1	5					
Sam Khalifa, R OBP: 0.325, SLG: 0.352 (1, 6)										4	0	0	0	0	0	2					
Johnny Ray, S OBP: 0.288, SLG: 0.365 (1, 4)										4	0	0	0	0	0	1					
Sixto Lezcano, R OBP: 0.402, SLG: 0.344 (1, 9)										2	1	0	0	2	0	1					
Jason Thompson, L OBP: 0.356, SLG: 0.409 (1, 3)										4	1	1	0	0	0	1					
Jim Morrison, R OBP: 0.277, SLG: 0.298 (1, 5)										4	1	1	1	0	0	0					
Junior Ortiz, R OBP: 0.297, SLG: 0.286 (1, 2)										2	0	1	0	2	0	0					
Marvell Wynne, L OBP: 0.268, SLG: 0.290 (1, 8)										4	0	1	0	0	1	4					
Larry McWilliams, L OBP: 0.143, SLG: 0.147 (4, PH)										1	0	1	0	0	0	0					
Bill Madlock, R OBP: 0.317, SLG: 0.381 (4, 1)										0	0	0	0	0	0	0					
Don Robinson, R OBP: 0.385, SLG: 0.489 (4, 1)										0	0	0	0	0	0	0					
Al Holland, L OBP: 0.296, SLG: 0.312 (6, PH)										0	0	0	0	0	0	2					
George Hendrick, R OBP: 0.276, SLG: 0.312 (6, 1)										0	0	0	0	0	0	0					
John Candelaria, L OBP: 0.421, SLG: 0.387 (9, PH)										1	0	0	0	0	0	0					
Inning Stats	R: 0 E: 0 K: 0 S: 4	H: 1 LOB: 1 BB: 0 P: 4	R: 0 E: 0 K: 0 S: 3	H: 0 LOB: 1 BB: 1 P: 7	R: 0 E: 0 K: 1 S: 5	H: 1 LOB: 0 BB: 0 P: 5	R: 3 E: 0 K: 1 S: 8	H: 3 LOB: 2 BB: 2 P: 16	R: 0 E: 0 K: 0 S: 3	H: 0 LOB: 1 BB: 1 P: 7	R: 0 E: 0 K: 0 S: 5	H: 2 LOB: 2 BB: 0 P: 5	R: 0 E: 0 K: 0 S: 3	H: 0 LOB: 0 BB: 0 P: 3	R: 0 E: 0 K: 0 S: 3	H: 0 LOB: 0 BB: 0 P: 3	R: 0 E: 0 K: 0 S: 3	H: 0 LOB: 0 BB: 0 P: 3	1B: 7 2B: 0 3B: 0 HR: 0	SF: 0 SAC: 0 DP: 1 HBP: 0	WP: 1 PA: 37 PB: 0 SB: 0 CS: 0
PITCHER	IP WLS BF H R ER SO BB IBB HBP BLK WP HR S P ERA WHIP																				
Dave LaPoint, L ERA: 2.9 (1, 1)	6.0 W 28 7 3 3 2 4 0 0 0 0 1 0 28 44 4.50 1.833																				
Greg Minton, R ERA: 2.64 (7, 1)	3.0 S 9 0 0 0 0 0 0 0 0 0 0 0 9 9 0.00 0.000																				

Pittsburgh Pirates @ San Francisco Giants
Candlestick Park, San Francisco, CA
Sat Jul 27 1985, 6:33 AM EDT
Att: 8,271 - Sunny

AB 33
R 3
H 7
RBI 3
BB 4
SO 2
LOB 16



Batter	1	2	3	4	5	6	7	8	9	AB	R	H	RBI	BB	SO	LOB	BOTTOM		
Dan Gladden, R OBP: 0.292, SLG: 0.306 (1, 8)										4	1	2	1	1	0	3			
Brad Wellman, R OBP: 0.305, SLG: 0.351 (1, 4)										5	0	2	2	0	0	3			
Joel Youngblood, R OBP: 0.323, SLG: 0.288 (1, 9)										4	1	3	2	0	1	0			
Jeffrey Leonard, R OBP: 0.272, SLG: 0.378 (1, 7)										4	0	0	0	0	1	4			
Chris Brown, R OBP: 0.330, SLG: 0.434 (1, 5)										4	1	1	0	0	1	2			
Bob Brenly, R OBP: 0.316, SLG: 0.424 (1, 2)										3	2	1	1	1	0	0			
David Green, R OBP: 0.287, SLG: 0.301 (1, 3)										4	1	1	0	0	2	2			
Jose Uribe, S OBP: 0.268, SLG: 0.312 (1, 6)										4	1	1	0	0	0	2			
Dave LaPoint, L OBP: 0.317, SLG: 0.270 (1, 1)										1	1	1	2	1	0	0			
Ron Roenicke, S OBP: 0.407, SLG: 0.381 (6, PH)										0	0	0	0	1	0	0			
Greg Minton, S (7, 1)										0	0	0	0	1	0	0			
Inning Stats	R: 0 E: 0 K: 1 S: 4	H: 0 LOB: 1 BB: 1 P: 8	R: 2 E: 1 K: 1 S: 8	H: 2 LOB: 2 BB: 1 P: 12	R: 0 E: 0 K: 0 S: 4	H: 2 LOB: 1 BB: 0 P: 4	R: 4 E: 0 K: 0 S: 7	H: 5 LOB: 1 BB: 1 P: 11	R: 0 E: 0 K: 2 S: 7	H: 0 LOB: 0 BB: 0 P: 7	R: 0 E: 0 K: 0 S: 2	H: 0 LOB: 0 BB: 1 P: 6	R: 1 E: 0 K: 1 S: 6	H: 1 LOB: 0 BB: 0 P: 6	R: 1 E: 1 K: 0 S: 5	H: 2 LOB: 2 BB: 1 P: 9	1B: 8 2B: 3 3B: 0 HR: 2	SF: 0 SAC: 0 DP: 3 HBP: 0	WP: 0 PA: 38 PB: 0 SB: 0 CS: 1
PITCHER	IP WLS BF H R ER SO BB IBB HBP BLK WP HR S P ERA WHIP																		
Larry McWilliams, L ERA: 4.32 (4, 1)	0.1 L 6 4 4 4 0 1 0 0 0 0 0 0 5 9 108.00 15.000																		
Al Holland, L ERA: 3.45 (4, 1)	1.2 5 1 0 0 2 0 0 0 0 0 0 0 9 9 0.00 0.600																		
John Candelaria, L ERA: 3.64 (6, 1)	3.0 13 3 2 2 1 2 0 0 0 0 0 2 13 21 6.00 1.667																		

Pittsburgh Pirates @ San Francisco Giants
Candlestick Park, San Francisco, CA
Sat Jul 27 1985, 6:33 AM EDT
Att: 8,271 - Sunny


AB 33
R 8
H 12
RBI 8
BB 5
SO 5
LOB 16



Batter	1	2	3	4	5	6	7	8	9	10	AB	R	H	RBI	BB	SO	LOB	TOP
Marvell Wynne, L OBP: 0.267, SLG: 0.285	F5		4-3		K		F8			SH1-4 1B BB	4	0	0	0	1	1	0	
Johnny Ray, S OBP: 0.293, SLG: 0.371						6-3 1B		F7		SH1-4	3	1	2	0	1	0	0	
Bill Madlock, R OBP: 0.315, SLG: 0.377	5-3					6-3		F3		1B IBB	4	0	0	0	1	1	3	
Jason Thompson, L OBP: 0.356, SLG: 0.409	F8				K			4-3		1B	5	0	2	1	0	1	1	
Tony Peña, R OBP: 0.294, SLG: 0.370										4-3	5	0	3	0	0	1	2	
Doug Frobel, L OBP: 0.233, SLG: 0.283										SH1-4	2	1	0	0	1	2	3	
Joe Orsulak, L OBP: 0.332, SLG: 0.335											3	0	1	1	1	0	3	
Sam Khalifa, R OBP: 0.314, SLG: 0.339											4	0	0	0	0	0	2	
Rick Reuschel, R OBP: 0.194, SLG: 0.226											3	0	0	0	0	2	0	
Lee Mazzilli, S OBP: 0.417, SLG: 0.363											1	0	0	0	0	0	2	
Cecilio Guante, R OBP: 0.100, SLG: 0.100											0	0	0	0	0	0	0	
Inning Stats	R: 0 E: 0 K: 0 S: 4	H: 1 LOB: 1 BB: 0 P: 4	R: 1 E: 0 K: 1 S: 5	H: 1 LOB: 0 BB: 1 P: 9	R: 0 E: 0 K: 2 S: 8	H: 0 LOB: 1 BB: 1 P: 11	R: 0 E: 0 K: 1 S: 5	H: 3 LOB: 2 BB: 0 P: 8	R: 0 E: 0 K: 1 S: 5	H: 0 LOB: 0 BB: 0 P: 3	R: 0 E: 0 K: 0 S: 4	H: 1 LOB: 2 BB: 1 P: 8	R: 0 E: 0 K: 0 S: 3	H: 1 LOB: 2 BB: 2 P: 11	1B: 7 2B: 1 3B: 0 HR: 0	SF: 0 SAC: 2 DP: 0 HBP: 0	WP: 0 PB: 1 SB: 1 CS: 0	PA: 41
PITCHER	IP WLS BF H R ER SO BB IBB HBP BLK WP HR S P ERA WHIP	9.0 0.2 4 1 0 0 0 1 1 0 0 0 0 0 2 10 0.00 3.000	0.1 W 1 0 0 0 0 0 0 0 0 0 0 0 1 1 0.00 0.000															

Pittsburgh Pirates @ San Francisco Giants
Candlestick Park, San Francisco, CA
Sun Jul 28 1985, 6:33 AM EDT
Alt. 10.976 - Overcast


AB	34
R	2
H	8
RBI	2
BB	5
SO	8
LOB	16



Batter	1	2	3	4	5	6	7	8	9	10	AB	R	H	RBI	BB	SO	LOB	BOTTOM		
Dan Gladden, R OBP: 0.291, SLG: 0.302	6-3										4	0	0	0	1	2	1			
Brad Wellman, R OBP: 0.302, SLG: 0.346											4	1	1	0	0	1	2			
Ron Roenicke, S OBP: 0.429, SLG: 0.381	6-3										0	0	0	0	1	0	0			
Mark Davis, L OBP: 0.200, SLG: 0.400											0	0	0	0	0	0	0			
Scott Garrelts, R OBP: 0.222, SLG: 0.125											0	0	0	0	0	0	0			
Joel Youngblood, R OBP: 0.326, SLG: 0.293											5	0	2	0	0	1	3			
Chili Davis, S OBP: 0.348, SLG: 0.420											4	0	0	0	1	0	3			
Chris Brown, R OBP: 0.338, SLG: 0.452											4	2	3	2	1	0	0			
Bob Brently, R OBP: 0.311, SLG: 0.416											5	0	0	0	0	3	5			
David Green, R OBP: 0.270, SLG: 0.303											5	0	2	1	0	1	2			
Jose Uribe, S OBP: 0.271, SLG: 0.314											4	0	2	0	0	0	1			
Mike Krukow, R OBP: 0.238, SLG: 0.275											3	0	0	0	0	1	2			
Manny Trillo, R OBP: 0.301, SLG: 0.308											0	0	0	0	0	0	0			
Inning Stats	R: 0 E: 0 K: 1 S: 5	H: 0 LOB: 0 BB: 0 P: 5	R: 0 E: 0 K: 1 S: 5	H: 0 LOB: 0 BB: 0 P: 5	R: 0 E: 0 K: 1 S: 5	H: 2 LOB: 1 BB: 0 P: 5	R: 0 E: 0 K: 0 S: 4	H: 2 LOB: 1 BB: 0 P: 4	R: 1 E: 1 K: 2 S: 9	H: 1 LOB: 2 BB: 1 P: 13	R: 0 E: 0 K: 0 S: 4	H: 1 LOB: 2 BB: 1 P: 8	R: 0 E: 0 K: 1 S: 6	H: 1 LOB: 2 BB: 1 P: 10	R: 1 E: 0 K: 0 S: 4	H: 2 LOB: 1 BB: 0 P: 4	1B: 8 2B: 1 3B: 0 HR: 1	SF: 0 SAC: 1 DP: 1 HBP: 0	WP: 0 PB: 0 SB: 1 CS: 0	PA: 43
PITCHER	IP WLS BF H R ER SO BB IBB HBP BLK WP HR S P ERA WHIP	8.0 1.2 9 3 1 1 1 1 0 0 0 0 0 0 10 14 5.40 2.400																		

Pittsburgh Pirates @ San Francisco Giants
Candlestick Park, San Francisco, CA
Sun Jul 28 1985, 6:33 AM EDT
Alt. 10.976 - Overcast

AB	38
R	3
H	10
RBI	3
BB	4
SO	9
LOB	19



Batter	1	2	3	4	5	6	7	8	9	AB	R	H	RBI	BB	SO	LOB	TOP											
Dan Gladden, R OBP: 0.289, SLG: 0.301 (1, 8)										5	1	1	0	0	1	3	San Francisco Giants @ Los Angeles Dodgers Dodger Stadium, Los Angeles, CA Mon Jul 29 1985, 7:05 PM PDT Att: 36,536 - Unknown											
Manny Trillo, R OBP: 0.299, SLG: 0.307 (1, 4)										5	1	1	0	0	0	3												
Chili Davis, S OBP: 0.346, SLG: 0.415 (1, 9)										4	0	0	0	1	1	1												
Jeffrey Leonard, R OBP: 0.275, SLG: 0.390 (1, 7)										4	1	2	4	0	1	0												
Chris Brown, R OBP: 0.333, SLG: 0.446 (1, 5)										4	0	0	0	0	0	2												
Bob Brenly, R OBP: 0.310, SLG: 0.417 (1, 2)										4	0	1	0	0	1	2												
David Green, R OBP: 0.280, SLG: 0.335 Scott Garretts, R OBP: 0.222, SLG: 0.125 Mike Jeffcoat, L (8, PH) Ron Roenicke, S OBP: 0.414, SLG: 0.364 Mark Davis, L OBP: 0.200, SLG: 0.400 Jose Uribe, S OBP: 0.274, SLG: 0.314 (1, 6)										2	1	2	1	1	0	0		AB 34 R 5 H 9 RBI 5 BB 3 SO 5 LOB 13										
Vida Blue, S Scot Thompson, L OBP: 0.221, SLG: 0.252 (6, 3)										3	0	1	0	1	0	2												
Inning Stats	R: 0 E: 0 K: 0 S: 3	H: 0 LOB: 0 BB: 0 P: 3	R: 0 E: 0 K: 1 S: 5	H: 0 LOB: 0 BB: 0 P: 5	R: 1 E: 0 K: 0 S: 5	H: 2 LOB: 1 BB: 0 P: 5	R: 0 E: 0 K: 1 S: 5	H: 0 LOB: 0 BB: 0 P: 5	R: 0 E: 0 K: 1 S: 6	H: 1 LOB: 2 BB: 1 P: 10	R: 2 E: 0 K: 1 S: 8	H: 3 LOB: 2 BB: 1 P: 12	R: 2 E: 0 K: 0 S: 6	H: 3 LOB: 2 BB: 1 P: 10	R: 0 E: 0 K: 1 S: 5	H: 0 LOB: 0 BB: 0 P: 5		R: 0 E: 0 K: 0 S: 3	H: 0 LOB: 0 BB: 0 P: 3	1B: 4 2B: 2 3B: 1 HR: 2	SF: 0 SAC: 0 DP: 0 HBP: 0	WP: 1 PB: 0 SB: 0 CS: 0	PA: 39					
PITCHER	IP	WLS	BF	H	R	ER	SO	BB	IBB	HBP	BLK	WP	HR	S	P	ERA		WHIP										
Bob Welch, R ERA: 2.19 Ken Howell, R ERA: 3.02 Tom Niedenfuer, R ERA: 2.18	(1, 1)	6.0	W	26	6	3	3	4	1	1	0	0	0	0	0	0	4.50	1.167										
(7, 1)	2.0		10	3	2	2	1	1	0	0	0	0	1	0	11	15	9.00	2.000										
(9, 1)	1.0		3	0	0	0	0	0	0	0	0	0	0	0	3	3	0.00	0.000										

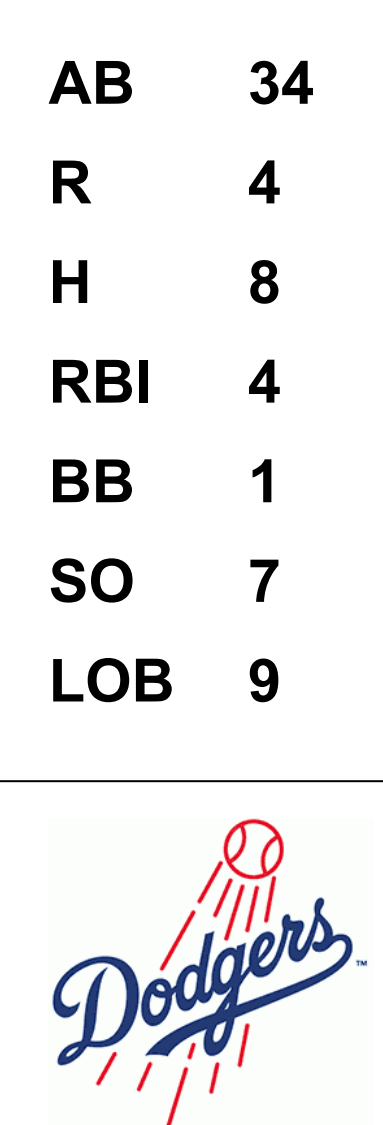
Batter	1	2	3	4	5	6	7	8	9	AB	R	H	RBI	BB	SO	LOB	BOTTOM											
Mariano Duncan, R OBP: 0.289, SLG: 0.331 (1, 6)										5	1	2	4	0	0	1	San Francisco Giants @ Los Angeles Dodgers Dodger Stadium, Los Angeles, CA Mon Jul 29 1985, 7:05 PM PDT Att: 36,536 - Unknown											
Enos Cabell, R OBP: 0.318, SLG: 0.335 Ken Howell, R (7, 1)										4	0	0	0	0	0	1												
Bill Russell, R OBP: 0.352, SLG: 0.329 Ken Landreaux, L OBP: 0.296, SLG: 0.398 (9, 8)										4	1	2	0	1	1	0												
Pedro Guerrero, R OBP: 0.429, SLG: 0.611 (1, 7)										4	1	2	0	1	1	0												
Mike Marshall, R OBP: 0.340, SLG: 0.468 Tom Niedenfuer, R OBP: 0.125, SLG: 0.125 (9, 1)										5	1	4	1	0	1	1												
Greg Brock, L OBP: 0.339, SLG: 0.480 (1, 3)										5	0	0	1	0	2	6												
Candy Maldonado, R OBP: 0.264, SLG: 0.263 (9, 9)										3	1	1	1	1	0	2												
Steve Yeager, R OBP: 0.272, SLG: 0.274 (1, 2)										4	1	3	0	0	0	1												
Steve Sax, R OBP: 0.337, SLG: 0.292 (1, 4)										4	3	2	1	0	0	3												
Bob Welch, R OBP: 0.300, SLG: 0.222 Terry Whitfield, L OBP: 0.329, SLG: 0.440 Bob Bailor, R OBP: 0.254, SLG: 0.281 (7, 5)										1	0	0	0	0	0	0												
Inning Stats	R: 0 E: 0 K: 1 S: 5	H: 0 LOB: 0 BB: 0 P: 5	R: 0 E: 0 K: 1 S: 6	H: 2 LOB: 2 BB: 1 P: 10	R: 0 E: 0 K: 0 S: 3	H: 0 LOB: 0 BB: 0 P: 3	R: 0 E: 0 K: 2 S: 7	H: 0 LOB: 1 BB: 1 P: 11	R: 1 E: 0 K: 0 S: 5	H: 2 LOB: 1 BB: 0 P: 5	R: 7 E: 0 K: 0 S: 9	H: 6 LOB: 0 BB: 1 P: 13	R: 0 E: 0 K: 0 S: 4	H: 1 LOB: 1 BB: 0 P: 4	R: 2 E: 1 K: 0 S: 7	H: 4 LOB: 2 BB: 0 P: 7	1B: 10 2B: 4 3B: 1 HR: 0	SF: 0 SAC: 2 DP: 0 HBP: 0	WP: 2 PB: 0 SB: 0 CS: 0	PA: 41								
PITCHER	IP	WLS	BF	H	R	ER	SO	BB	IBB	HBP	BLK	WP	HR	S	P	ERA	WHIP											
Vida Blue, L ERA: 4.17 Scott Garretts, R ERA: 1.57 Mike Jeffcoat, L ERA: 1.83 Mark Davis, L ERA: 2.47	(1, 1)	5.1	L	24	7	4	4	4	0	0	0	0	0	0	0	0	6.75	1.688										
(6, 1)	0.2		6	3	4	4	0	0	1	0	0	0	1	0	5	9	54.00	4.500										
(7, 1)	1.0		4	1	0	0	0	0	0	0	0	0	0	0	4	4	0.00	1.000										
(8, 1)	1.0		7	4	2	2	0	0	0	0	0	0	1	0	7	7	18.00	4.000										

Batter	1	2	3	4	5	6	7	8	9	AB	R	H	RBI	BB	SO	LOB	TOP										
Dan Gladden, R OBP: 0.289, SLG: 0.303 (1, 8)	0-3 K		0-0 SH1-4		0-3 K		0-0 F7		0-0 1B	4	1	1	0	0	2	1	San Francisco Giants @ Los Angeles Dodgers Dodger Stadium, Los Angeles, CA Tue Jul 30 1985, 7:05 PM PDT Att: 46,668 - Unknown - 79 F										
Manny Trillo, R OBP: 0.304, SLG: 0.309 (1, 4)	0-0 F7		0-0 5-3		0-0 1B		4-0 BB		0-0 1B	4	0	2	1	1	0	1											
Chili Davis, S OBP: 0.344, SLG: 0.410 (1, 9)	0-0 4-3		0-3 K		0-0 F7		4-0 BB		0-0 F5	4	0	0	0	1	1	3											
Jeffrey Leonard, R OBP: 0.275, SLG: 0.387 (1, 7)		4-0 1B		0-0 5-3		0-0 6-3		0-0 F9		3	1	0	0	1	0	2											
Chris Brown, R OBP: 0.339, SLG: 0.452 (1, 5)		0-0 BB		0-0 1B		4-0 1B		0-3 K		3	0	2	0	1	1	0											
David Green, R OBP: 0.284, SLG: 0.338 (1, 3)		0-0 1B		0-0 2B		0-0 BB		0-0 CS		4	0	2	1	0	0	2											
Bob Brenly, R OBP: 0.309, SLG: 0.413 (1, 2)		3-H F5		4-0 BB		0-0 F8		0-0 L5		3	0	0	0	1	0	4											
Jose Uribe, S OBP: 0.270, SLG: 0.310 (1, 6)	0-3 K		0-0 F9		0-0 6-3			0-0 L1		4	0	0	0	0	1	5											
Atlee Hammaker, S OBP: 0.065, SLG: 0.065 Greg Minton, S (8, 1)			0-0 SH1-4		0-0 E7		0-0 B1-3		0-3 K	3	0	2	0	0	0	0											
Mark Davis, L OBP: 0.200, SLG: 0.400 (9, 1)			0-0 1B		0-0 1B					1	0	0	0	0	1	0											
Inning Stats	R: 0 E: 0 K: 1 S: 5	H: 0 LOB: 0 BB: 0 P: 5	R: 1 E: 0 K: 1 S: 6	H: 1 LOB: 1 BB: 1 P: 10	R: 0 E: 0 K: 1 S: 6	H: 1 LOB: 1 BB: 0 P: 6	R: 0 E: 0 K: 0 S: 4	H: 1 LOB: 2 BB: 0 P: 8	R: 0 E: 1 K: 0 S: 6	H: 2 LOB: 1 BB: 0 P: 6	R: 0 E: 0 K: 0 S: 4	H: 1 LOB: 2 BB: 2 P: 8	R: 0 E: 0 K: 0 S: 3	H: 0 LOB: 2 BB: 2 P: 11	R: 0 E: 0 K: 1 S: 5	H: 1 LOB: 0 BB: 0 P: 5	R: 1 E: 0 K: 1 S: 7	H: 2 LOB: 1 BB: 0 P: 7	1B: 7 2B: 2 3B: 0 HR: 0	SF: 0 SAC: 1 DP: 0 HBP: 0	WP: 0 PB: 0 SB: 0 CS: 1	PA: 39					
PITCHER	IP	WLS	BF	H	R	ER	SO	BB	IBB	HBP	BLK	WP	HR	S	P	ERA	WHIP										
Fernando Valenzuela, L ERA: 2.14 Tom Niedenfuer, R ERA: 2.25	(1, 1)	7.0	31	6	1	1	4	5	0	0	0	0	0	34	54	1.29	1.571										

AB	33
R	2
H	9
RBI	2
BB	5
SO	6
LOB	18



Batter	1	2	3	4	5	6	7	8	9	AB	R	H	RBI	BB	SO	LOB	BOTTOM											
Mariano Duncan, R OBP: 0.288, SLG: 0.337 (1, 6)	0-3 K		0-0 3B			0-0 E6		0-3 K		4	0	1	0	0	2	0	San Francisco Giants @ Los Angeles Dodgers Dodger Stadium, Los Angeles, CA Tue Jul 30 1985, 7:05 PM PDT Att: 46,668 - Unknown - 79 F											
Enos Cabell, R OBP: 0.316, SLG: 0.333 Bob Bailor, R OBP: 0.254, SLG: 0.281 (1, 5) (9, 5)	0-0 1B		0-0 F9			0-0 5-3		0-0 5-3		4	0	1	0	0	0	2												
Pedro Guerrero, R OBP: 0.427, SLG: 0.606 (1, 7)	0-0 1B		0-0 F9			0-3 K		0-0 L5		4	0	1	0	0	1	1												
Mike Marshall, R OBP: 0.339, SLG: 0.476 (1, 9)	0-0 G4-3		0-0 F9			0-0 F3		0-0 HR		4	1	1	1	0	0	2												
Greg Brock, L OBP: 0.338, SLG: 0.477 (1, 3)		0-3 K		0-3 K		0-0 3-1		0-0 HR		4	1	1	0	0	2	0												
Candy Maldonado, R OBP: 0.284, SLG: 0.305 (1, 8)		0-3 K		0-0 F9		0-0 HR		0-0 F6		4	1	1	1	0	1	1												
Steve Yeager, R OBP: 0.274, SLG: 0.276 Mike Scioscia, L OBP: 0.378, SLG: 0.382 (1, 2) (9, PH)		0-3 K		0-0 4-3		0-0 BB		0-0 F6		3	0	1	0	0	1	0												
Steve Sax, R OBP: 0.339, SLG: 0.303 (1, 4)			0-0 5-3		0-0 6-3		4-0 BB		0-0 HR	3	1	1	2	1	0	0												
Fernando Valenzuela, L OBP: 0.190, SLG: 0.206 Bill Russell, R OBP: 0.350, SLG: 0.326 Tom Niedenfuer, R OBP: 0.125, SLG: 0.125 (1, 1) (7, PH) (8, 1)			0-0 1-3		0-0 F8		0-0 4-3			2	0	0	0	0	0	0												
Inning Stats	R: 0 E: 0 K: 1 S: 6	H: 2 LOB: 1 BB: 0 P: 6	R: 0 E: 0 K: 3 S: 9	H: 0 LOB: 0 BB: 0 P: 9	R: 0 E: 0 K: 0 S: 4	H: 1 LOB: 1 BB: 0 P: 4	R: 0 E: 0 K: 1 S: 5	H: 0 LOB: 0 BB: 0 P: 5	R: 0 E: 0 K: 0 S: 3	H: 0 LOB: 0 BB: 0 P: 3	R: 0 E: 1 K: 1 S: 6	H: 0 LOB: 1 BB: 0 P: 6	R: 1 E: 0 K: 0 S: 5	H: 2 LOB: 2 BB: 1 P: 9	R: 0 E: 0 K: 1 S: 5	H: 0 LOB: 0 BB: 0 P: 5		R: 3 E: 0 K: 0 S: 5	H: 3 LOB: 0 BB: 0 P: 5	1B: 4 2B: 0 3B: 1 HR: 3	SF: 0 SAC: 0 DP: 1 HBP: 0	WP: 0 PB: 0 SB: 0 CS: 0	PA: 35					
PITCHER	IP	WLS	BF	H	R	ER	SO	BB	IBB	HBP	BLK	WP	HR	S	P	ERA	WHIP											
Atlee Hammaker, L ERA: 3.3 Greg Minton, R ERA: 2.97 Mark Davis, L ERA: 2.58	(1, 1)	7.0	27	5	1	1	6	1	0	0	0	0	0	1	38	42	1.29	0.857										



Batter	1	2	3	4	5	6	7	8	9	AB	R	H	RBI	BB	SO	LOB	TOP			
Joel Youngblood, R OBP: 0.328, SLG: 0.298 (1, 8)										5	1	2	0	0	0	1	San Francisco Giants @ Los Angeles Dodgers Dodger Stadium, Los Angeles, CA Wed Jul 31 1985, 7:05 PM PDT Att: 45,297 - Unknown - 72 F			
Manny Trillo, R OBP: 0.302, SLG: 0.305 (1, 4)										4	0	0	0	1	1	3				
Chili Davis, S OBP: 0.339, SLG: 0.404 (1, 9)										5	0	0	0	0	1	5				
Jeffrey Leonard, R OBP: 0.279, SLG: 0.406 (1, 7)										5	2	3	3	0	0	2				
Chris Brown, R OBP: 0.342, SLG: 0.452 Ricky Adams, R OBP: 0.224, SLG: 0.324 (4, 5)										2	2	1	0	0	1	0				
David Green, R OBP: 0.286, SLG: 0.340 (1, 3)										5	1	2	0	0	2	1				
Alex Trevino, R OBP: 0.294, SLG: 0.319 (1, 2)										5	1	3	4	0	1	1				
Jose Uribe, S OBP: 0.273, SLG: 0.313 (1, 6)										4	0	2	0	0	0	3				
Bill Laskey, R OBP: 0.235, SLG: 0.133 Rob Deer, R OBP: 0.284, SLG: 0.352 Scott Garretts, R OBP: 0.222, SLG: 0.125 (7, PH)										2	0	1	0	0	0	0				
										1	0	0	0	0	1	1				
										0	0	0	0	0	0	0				
Inning Stats	R: 3 E: 0 K: 0 S: 8	H: 5 LOB: 2 BB: 0 P: 8	R: 0 E: 0 K: 1 S: 7	H: 2 LOB: 2 BB: 0 P: 7	R: 3 E: 0 K: 0 S: 6	H: 3 LOB: 1 BB: 1 P: 11	R: 1 E: 0 K: 2 S: 9	H: 2 LOB: 1 BB: 0 P: 9	R: 0 E: 0 K: 0 S: 3	H: 0 LOB: 0 BB: 0 P: 3	R: 0 E: 0 K: 2 S: 8	H: 1 LOB: 0 BB: 0 P: 8	R: 0 E: 0 K: 1 S: 5	H: 0 LOB: 0 BB: 0 P: 5	R: 0 E: 0 K: 1 S: 6	H: 1 LOB: 1 BB: 0 P: 6	1B: 11 2B: 0 3B: 0 HR: 3	SF: 0 SAC: 1 DP: 0 HBP: 1	WP: 0 PB: 0 SB: 0 CS: 0	PA: 43
PITCHER	IP WLS BF H R ER SO BB IBB HBP BLK WP HR S P ERA WHIP																			
Jerry Reuss, L ERA: 3.28 (1, 1)	2.0 L 16 9 6 6 1 0 0 0 1 0 0 2 17 18 27.00 4.500																			
Dennis Powell, L ERA: 6.59 (3, 1)	2.0 10 3 1 1 2 1 0 0 0 0 0 1 13 17 4.50 2.000																			
Bobby Castillo, R ERA: 5.87 (5, 1)	2.0 6 0 0 0 0 0 0 0 0 0 0 0 6 6 0.00 0.000																			
Carlos Diaz, L ERA: 1.85 (7, 1)	2.0 7 1 0 0 3 0 0 0 0 0 0 0 13 13 0.00 0.500																			
Ken Howell, R ERA: 2.96 (9, 1)	1.0 4 1 0 0 1 0 0 0 0 0 0 0 6 6 0.00 1.000																			

Batter	1	2	3	4	5	6	7	8	9	AB	R	H	RBI	BB	SO	LOB	BOTTOM			
Mariano Duncan, R OBP: 0.287, SLG: 0.334 (1, 6)										5	1	1	0	0	1	2	San Francisco Giants @ Los Angeles Dodgers Dodger Stadium, Los Angeles, CA Wed Jul 31 1985, 7:05 PM PDT Att: 45,297 - Unknown - 72 F			
Enos Cabell, R OBP: 0.320, SLG: 0.333 (1, 5)										3	1	1	0	1	1	0				
Ken Landreaux, L OBP: 0.306, SLG: 0.411 (1, 8)										3	2	2	2	2	0	0				
Pedro Guerrero, R OBP: 0.425, SLG: 0.605 (1, 7)										4	0	1	2	0	0	3				
Greg Brock, L OBP: 0.337, SLG: 0.473 (1, 3)										4	0	1	0	0	1	3				
Mike Marshall, R OBP: 0.334, SLG: 0.469 (1, 9)										4	0	0	0	0	0	4				
Mike Scioscia, L OBP: 0.383, SLG: 0.394 (1, 2)										2	1	1	1	2	0	0				
Steve Sax, R OBP: 0.338, SLG: 0.300 (1, 4)										3	0	0	0	1	0	2				
Jerry Reuss, L OBP: 0.213, SLG: 0.196 (3, 1)										1	0	1	0	0	0	0				
Len Matuszek, L OBP: 0.254, SLG: 0.237 Bobby Castillo, R OBP: 0.220, SLG: 0.125 Bob Bailor, R OBP: 0.250, SLG: 0.276 Carlos Diaz, R OBP: 0.250, SLG: 0.276 Terry Whitfield, L OBP: 0.434 Ken Howell, R (8, 1)										0	0	0	0	0	0	0				
										1	0	0	0	0	0	0				
										0	0	0	0	0	0	0				
										0	0	0	0	0	0	0				
										0	0	0	0	0	0	0				
										0	0	0	0	0	0	0				
										0	0	0	0	0	0	0				
										0	0	0	0	0	0	0				
										0	0	0	0	0	0	0				
Inning Stats	R: 2 E: 0 K: 0 S: 5	H: 2 LOB: 2 BB: 1 P: 8	R: 0 E: 0 K: 1 S: 4	H: 1 LOB: 1 BB: 1 P: 8	R: 1 E: 0 K: 1 S: 6	H: 2 LOB: 1 BB: 1 P: 10	R: 1 E: 0 K: 0 S: 3	H: 1 LOB: 0 BB: 1 P: 7	R: 0 E: 0 K: 0 S: 3	H: 0 LOB: 2 BB: 2 P: 11	R: 0 E: 0 K: 0 S: 3	H: 0 LOB: 1 BB: 0 P: 7	R: 0 E: 0 K: 0 S: 3	H: 0 LOB: 1 BB: 1 P: 7	R: 0 E: 0 K: 1 S: 5	H: 0 LOB: 0 BB: 0 P: 5	1B: 5 2B: 2 3B: 0 HR: 2	SF: 0 SAC: 1 DP: 2 HBP: 0	WP: 0 PB: 0 SB: 0 CS: 0	PA: 39
PITCHER	IP WLS BF H R ER SO BB IBB HBP BLK WP HR S P ERA WHIP																			
Bill Laskey, R ERA: 3.55 (1, 1)	6.0 W 27 6 4 4 1 5 0 0 0 0 0 2 24 44 6.00 1.833																			
Scott Garretts, R ERA: 1.53 (7, 1)	3.0 S 12 2 1 1 2 1 0 0 0 0 0 0 15 19 3.00 1.000																			

AB 40
R 7
H 14
RBI 7
BB 1
SO 7
LOB 18



AB 32
R 5
H 8
RBI 5
BB 6
SO 3
LOB 16



Batter	1	2	3	4	5	6	7	8	9	AB	R	H	RBI	BB	SO	LOB	TOP								
Jose Uribe, S OBP: 0.273, SLG: 0.312										4	1	1	0	0	1	4	San Francisco Giants @ Atlanta Braves Atlanta-Fulton County Stadium, Atlanta, GA Fri Aug 02 1985, 7:05 PM EDT Att: 25,188 - Unknown								
Manny Trillo, R OBP: 0.301, SLG: 0.304										5	1	1	0	0	2	2									
Chili Davis, S OBP: 0.343, SLG: 0.414										4	2	2	2	1	0	1									
Jeffrey Leonard, R OBP: 0.280, SLG: 0.407										4	1	1	2	1	1	0									
Dan Driessen, L OBP: 0.325, SLG: 0.367										4	2	1	0	1	0	2									
Chris Brown, R OBP: 0.343, SLG: 0.449										4	0	1	1	0	1	1									
David Green, R OBP: 0.293, SLG: 0.346										5	0	3	2	0	0	1									
Alex Trevino, R OBP: 0.292, SLG: 0.309										3	0	0	0	1	0	3									
Dave LaPoint, L OBP: 0.341, SLG: 0.282										2	0	1	0	1	0	0									
Inning Stats	R: 0 E: 0 K: 1 S: 6	H: 1 LOB: 2 P: 10	R: 0 E: 0 K: 0 S: 4	H: 2 LOB: 2 BB: 1 P: 8	R: 0 E: 0 K: 1 S: 5	H: 0 LOB: 0 BB: 1 P: 5	R: 1 E: 0 K: 0 S: 5	H: 2 LOB: 2 BB: 1 P: 9	R: 2 E: 0 K: 2 S: 9	H: 2 LOB: 0 BB: 0 P: 9	R: 0 E: 0 K: 0 S: 3	H: 0 LOB: 0 BB: 0 P: 3	R: 4 E: 0 K: 0 S: 6	H: 4 LOB: 1 BB: 2 P: 14	R: 0 E: 0 K: 1 S: 6	H: 1 LOB: 1 BB: 0 P: 6	R: 0 E: 0 K: 0 S: 3	H: 0 LOB: 1 BB: 0 P: 4	1B: 9 2B: 2 3B: 0 HR: 1	SF: 0 SAC: 1 DP: 1 HBP: 1	WP: 0 PB: 0 SB: 1 CS: 0	PA: 43			
PITCHER	IP	WLS	BF	H	R	ER	SO	BB	IBB	HBP	BLK	WP	HR	S	P	ERA	WHIP								
Steve Bedrosian, R ERA: 3.63	6.0		28	8	4	4	4	3	0	0	0	0	1	33	45	6.00	1.833								
Jeff Dedmon, R ERA: 3.31	0.1		5	2	2	2	0	1	1	0	0	0	0	3	11	54.00	9.000								
Gene Garber, R ERA: 3.93	1.2	W	6	2	1	1	1	0	0	0	0	0	0	8	8	5.40	1.200								
Bruce Sutter, R ERA: 3.26	1.0		4	0	0	0	0	0	0	1	0	0	0	3	4	0.00	0.000								



Batter	1	2	3	4	5	6	7	8	9	AB	R	H	RBI	BB	SO	LOB	BOTTOM								
Brad Komminsk, R OBP: 0.312, SLG: 0.287										4	3	3	0	0	0	0	San Francisco Giants @ Atlanta Braves Atlanta-Fulton County Stadium, Atlanta, GA Fri Aug 02 1985, 7:05 PM EDT Att: 25,188 - Unknown								
Claudell Washington, L OBP: 0.336, SLG: 0.454										1	1	1	0	0	0	0									
Rafael Ramirez, R OBP: 0.297, SLG: 0.361										5	0	2	3	0	1	3									
Dale Murphy, R OBP: 0.388, SLG: 0.574										4	3	1	0	1	0	2									
Bob Horner, R OBP: 0.351, SLG: 0.568										4	2	2	3	1	0	0									
Terry Harper, R OBP: 0.325, SLG: 0.424										4	1	1	1	1	0	3									
Ken Oberkfell, L OBP: 0.359, SLG: 0.369										4	0	2	4	1	0	1									
Rick Cerone, R OBP: 0.287, SLG: 0.278										5	0	2	0	0	0	3									
Glenn Hubbard, R OBP: 0.323, SLG: 0.321										2	1	1	0	1	0	0									
Milt Thompson, L OBP: 0.167, SLG: 0.167										2	1	1	0	0	1	2									
Bruce Sutter, R ERA: 3.14										0	0	0	0	0	0	0									
Steve Bedrosian, R OBP: 0.065, SLG: 0.065										3	0	0	0	0	2	3									
Jeff Dedmon, L OBP: 0.167, SLG: 0.167										0	0	0	0	0	0	0									
Gene Garber, R OBP: 0.250, SLG: 0.250										0	0	0	0	0	0	0									
Paul Zuvella, R OBP: 0.222, SLG: 0.191										1	0	0	0	0	1	1									
Inning Stats	R: 2 E: 0 K: 0 S: 6	H: 3 LOB: 1 BB: 0 P: 6	R: 2 E: 0 K: 1 S: 7	H: 2 LOB: 1 BB: 1 P: 11	R: 0 E: 0 K: 0 S: 3	H: 1 LOB: 1 BB: 1 P: 7	R: 0 E: 0 K: 1 S: 5	H: 0 LOB: 0 BB: 0 P: 5	R: 0 E: 0 K: 1 S: 5	H: 0 LOB: 0 BB: 0 P: 5	R: 0 E: 0 K: 0 S: 5	H: 2 LOB: 2 BB: 0 P: 5	R: 3 E: 0 K: 0 S: 7	H: 4 LOB: 1 BB: 0 P: 7	R: 5 E: 0 K: 2 S: 11	H: 4 LOB: 2 BB: 3 P: 23	1B: 12 2B: 3 3B: 1 HR: 0	SF: 0 SAC: 0 DP: 1 HBP: 0	WP: 1 PB: 0 SB: 1 CS: 0	PA: 44					
PITCHER	IP	WLS	BF	H	R	ER	SO	BB	IBB	HBP	BLK	WP	HR	S	P	ERA	WHIP								
Dave LaPoint, L ERA: 3.09	6.0		28	9	5	5	3	2	0	0	0	0	0	3	3	0.00	6.000								
Greg Minton, R ERA: 3.14	0.1		3	2	0	0	0	0	0	0	0	0	0	3	3	27.00	1.500								
Scott Garretts, R ERA: 1.52	0.2		3	1	2	2	0	0	0	0	0	0	0	3	3	54.00	4.500								
Frank Williams, R ERA: 5.74	0.2	L	6	2	4	4	1	1	1	0	0	0	0	6	14	27.00	9.000								
Mike Jeffcoat, L ERA: 1.5	0.1		4	2	1	1	1	1	0	0	0	1	0	5	9	27.00	9.000								

Batter	1	2	3	4	5	6	7	8	9	AB	R	H	RBI	BB	SO	LOB	TOP									
Jose Uribe, S OBP: 0.275, SLG: 0.312 Ron Roenicke, S OBP: 0.419, SLG: 0.375 Scott Garretts, R OBP: 0.222, SLG: 0.125	K		1B 4-3 BB	G3 1B		6-3		K		3	1	1	0	1	1	0	<p>San Francisco Giants @ Atlanta Braves Atlanta-Fulton County Stadium, Atlanta, GA</p> <p>Sat Aug 03 1985, 7:05 PM EDT Att: 29,709 - Unknown</p> <p>AB 36 R 7 H 9 RBI 6 BB 5 SO 6 LOB 19</p> <p>GIANTS</p>									
Manny Trillo, R OBP: 0.302, SLG: 0.305	F S 1B		4-3 BB HR 1B	F8 1B		6-3		FC5-4 1-2		5	2	2	0	0	0	4										
Chili Davis, S OBP: 0.341, SLG: 0.409	K		4-3 HR BB	G3 1-2			G3		6-3	4	1	0	0	1	1	2										
Jeffrey Leonard, R OBP: 0.279, SLG: 0.404			4-3 BB	5-3			F3		F7	5	0	1	2	0	0	3										
Dan Driessen, L OBP: 0.323, SLG: 0.363	FC5-4 1-2		HR BB				G3		K	4	1	0	0	1	2	1										
Chris Brown, R OBP: 0.347, SLG: 0.462		5-3		1-3 BB						3	1	2	4	1	0	0										
David Green, R OBP: 0.297, SLG: 0.348			1-4-3 BB	1-3 BB						4	0	2	0	0	0	1										
Alex Trevino, R OBP: 0.282, SLG: 0.297			F2	F9						4	0	0	0	0	1	4										
Mike Krukow, R OBP: 0.250, SLG: 0.310 Dan Gladden, R OBP: 0.288, SLG: 0.302 Mark Davis, L OBP: 0.200, SLG: 0.400 Joel Youngblood, R OBP: 0.333, SLG: 0.298 Ricky Adams, R OBP: 0.224, SLG: 0.324	FC6-4 1-2			1B E 2B						2	1	1	0	0	0	1										
Inning Stats	R: 1 E: 0 K: 2 S: 9	H: 2 LOB: 1 BB: 0 P: 9	R: 0 E: 0 K: 0 S: 4	H: 1 LOB: 1 BB: 0 P: 4	R: 5 E: 0 K: 0 S: 5	H: 2 LOB: 0 BB: 3 P: 17	R: 1 E: 1 K: 0 S: 5	H: 2 LOB: 1 BB: 0 P: 5	R: 0 E: 0 K: 1 S: 3	H: 0 LOB: 0 BB: 1 P: 9	R: 0 E: 0 K: 0 S: 3	H: 0 LOB: 0 BB: 0 P: 3	R: 0 E: 0 K: 0 S: 3	H: 2 LOB: 3 BB: 1 P: 13	R: 0 E: 0 K: 1 S: 5	H: 0 LOB: 0 BB: 0 P: 5		1B: 7 2B: 1 3B: 0 HR: 1	SF: 0 SAC: 0 DP: 0 HBP: 0	WP: 1 PB: 0 SB: 1 CS: 0	PA: 41					
PITCHER	IP WLS BF	H R ER SO	BB IBB HBP BLK	WP HR S P	ERA WHIP	PITCHER														IP WLS BF	H R ER SO	BB IBB HBP BLK	WP HR S P	ERA WHIP		
Rick Mahler, R ERA: 3.42	3.0 L 19	7 7 6 2	3 0 0 0	0 0 8 12	18.00 3.333															3.0 S 12	2 0 0 15	0 0 0 5	0 0 0 5	0 0 0 5	0.00 0.667	0.00 0.000
Rick Camp, R ERA: 3.5	4.1 S 12	0 0 0 1	0 0 0 0	0 0 8 12	0.00 0.500															4.1 S 12	2 0 0 15	0 0 0 5	0 0 0 5	0 0 0 5	0.00 0.667	0.00 0.000
Joe Johnson, R ERA: 1.69	6.1 S 3	0 0 0 1	0 0 0 2	0 0 15 19	0.00 0.000															6.1 S 3	0 0 0 15	0 0 0 5	0 0 0 5	0.00 0.000	0.00 0.000	
Gene Garber, R ERA: 3.86	9.1 S 3	0 0 0 1	0 0 0 2	0 0 5 32	0.00 0.000															9.1 S 3	0 0 0 15	0 0 0 5	0 0 0 5	0.00 0.000	0.00 0.000	

Batter	1	2	3	4	5	6	7	8	9	AB	R	H	RBI	BB	SO	LOB	BOTTOM								
Claudell Washington, L OBP: 0.336, SLG: 0.463	HR		F8		WP 2B 1B		K		4-3	5	2	2	1	0	1	2	<p>San Francisco Giants @ Atlanta Braves Atlanta-Fulton County Stadium, Atlanta, GA</p> <p>Sat Aug 03 1985, 7:05 PM EDT Att: 29,709 - Unknown</p> <p>AB 38 R 5 H 12 RBI 5 BB 2 SO 7 LOB 18</p> <p>Braves</p>								
Rafael Ramirez, R OBP: 0.299, SLG: 0.364	F8		G5-3 1B		F8 1B 2B		F4		E6 WP	5	1	2	2	0	0	1									
Dale Murphy, R OBP: 0.389, SLG: 0.572	K		1-2 1B		F8 2-3 1B				K	5	0	2	0	0	2	2									
Bob Horner, R OBP: 0.352, SLG: 0.564			G5-3 2-3				F8		1-3	4	0	1	1	1	0	5									
Terry Harper, R OBP: 0.322, SLG: 0.420 Joe Johnson, R	6-3				F3					3	0	0	0	0	0	2									
Milt Thompson, L OBP: 0.372, SLG: 0.442 Rick Cerone, R OBP: 0.267, SLG: 0.278										0	0	0	0	0	0	0									
Ken Oberkfell, L OBP: 0.385, SLG: 0.390										4	1	3	1	0	0	0									
Glenn Hubbard, R OBP: 0.319, SLG: 0.316										4	0	0	0	0	2	3									
Bruce Benedict, R OBP: 0.316, SLG: 0.229 Chris Chambliss, L OBP: 0.288, SLG: 0.296 Gene Garber, R OBP: 0.250, SLG: 0.250										3	0	0	0	0	1	1									
Rick Mahler, R OBP: 0.214, SLG: 0.197 Rick Camp, R OBP: 0.300, SLG: 0.556 Gerald Perry, L OBP: 0.270, SLG: 0.226 Brad Komminsk, R OBP: 0.318, SLG: 0.295										1	0	0	0	0	0	1									
Inning Stats	R: 1 E: 0 K: 1 S: 6	H: 1 LOB: 1 BB: 1 P: 10	R: 0 E: 0 K: 2 S: 8	H: 1 LOB: 1 BB: 0 P: 8	R: 0 E: 0 K: 0 S: 4	H: 2 LOB: 1 BB: 0 P: 4	R: 1 E: 0 K: 0 S: 4	H: 1 LOB: 0 BB: 0 P: 4	R: 2 E: 0 K: 1 S: 5	H: 3 LOB: 1 BB: 0 P: 6	R: 0 E: 0 K: 1 S: 5	H: 0 LOB: 0 BB: 0 P: 5	R: 0 E: 0 K: 1 S: 6	H: 1 LOB: 2 BB: 1 P: 10	R: 0 E: 0 K: 1 S: 6	H: 2 LOB: 1 BB: 0 P: 6		R: 1 E: 1 K: 1 S: 7	H: 1 LOB: 1 BB: 0 P: 7	1B: 7 2B: 3 3B: 0 HR: 2	SF: 0 SAC: 0 DP: 2 HBP: 0	WP: 2 PB: 0 SB: 0 CS: 0	PA: 40		
PITCHER	IP WLS BF	H R ER SO	BB IBB HBP BLK	WP HR S P	ERA WHIP	PITCHER														IP WLS BF	H R ER SO	BB IBB HBP BLK	WP HR S P	ERA WHIP	
Mike Krukow, R ERA: 3.55	5.0 W 23	8 4 4 3	1 0 0 0	0 0 11 15	0.00 1.000															5.0 W 23	8 4 4 3	1 0 0 0	0 0 11 15	0.00 1.000	0.00 1.500
Mark Davis, L ERA: 2.51	6.1 S 9	0 0 1 1	0 0 1 2	0 0 13 13	0.00 1.500															6.1 S 9	0 0 13 13	0 0 13 13	0 0 13 13	0.00 1.500	0.00 1.500
Scott Garretts, R ERA: 1.59	8.1 S 3	0 0 1 1	0 0 1 2	0 0 13 13	4.50 1.500															8.1 S 3	0 0 13 13	0 0 13 13	0 0 13 13	4.50 1.500	4.50 1.500

Batter	1	2	3	4	5	6	7	8	9	10	AB	R	H	RBI	BB	SO	LOB	TOP						
Dan Gladden, R Greg Minton, S Joel Youngblood, R Scott Garretts, R David Green, L Mike Jeffcoat, L	F8	FC6		6-3		FC5-4 1B		HR		G4-6-3	4	0	0	0	0	0	4	San Francisco Giants @ Atlanta Braves Atlanta-Fulton County Stadium, Atlanta, GA Sun Aug 04 1986, 3:33 AM EDT Att: 20,025 - Unknown AB 38 R 4 H 11 RBI 4 BB 7 SO 4 LOB 25 GIANTS						
Manny Trillo, R OBP: 0.303, SLG: 0.309	6-3			5-3				F9			5	1	2	1	0	0								
Chili Davis, S OBP: 0.344, SLG: 0.408	1B					L4			F6		3	0	1	0	2	0								
Jeffrey Leonard, R OBP: 0.281, SLG: 0.404									K		5	0	2	0	0	1								
Dan Driessen, L OBP: 0.324, SLG: 0.366	4-3										5	0	2	0	0	2								
Chris Brown, R OBP: 0.345, SLG: 0.457		F9				G4-6-3				L4	5	0	1	1	0	0								
Bob Brenly, R OBP: 0.314, SLG: 0.410											2	1	0	0	3	0								
Jose Uribe, S OBP: 0.275, SLG: 0.311											4	1	1	0	0	1								
Vida Blue, S Ron Roenicke, S											2	0	1	0	0	0								
											1	0	0	0	2	0								
Inning Stats	R: 0 E: 0 K: 0 S: 4	H: 1 LOB: 2 BB: 1 P: 8	R: 0 E: 0 K: 1 S: 6	H: 1 LOB: 2 BB: 1 P: 10	R: 1 E: 0 K: 1 S: 7	H: 2 LOB: 3 BB: 2 P: 15	R: 0 E: 0 K: 0 S: 3	H: 0 LOB: 0 BB: 0 P: 3	R: 0 E: 0 K: 1 S: 6	H: 2 LOB: 1 BB: 0 P: 6	R: 1 E: 0 K: 0 S: 5	H: 2 LOB: 2 BB: 1 P: 9	R: 0 E: 0 K: 0 S: 3	H: 1 LOB: 0 BB: 0 P: 3	R: 2 E: 0 K: 0 S: 4	H: 1 LOB: 0 BB: 1 P: 8	R: 0 E: 0 K: 1 S: 6	H: 1 LOB: 1 BB: 0 P: 6	R: 0 E: 1 K: 0 S: 3	H: 0 LOB: 1 BB: 1 P: 7	1B: 8 2B: 2 3B: 0 HR: 1	SF: 0 SAC: 1 DP: 3 HBP: 0	WP: 0 PB: 0 SB: 1 CS: 0	PA: 46
PITCHER	IP WLS BF H R ER SO BB IBB HBP BLK WP HR S P ERA WHIP	PITCHER																						
Pascual Perez, R ERA: 6.24	5.1	27	7	2	2	3	5	0	0	0	0	0	0	0	0	28	48	3.38	2.250					
Jeff Dedmon, R ERA: 3.2	1.2	6	2	0	0	0	0	0	0	0	0	0	0	0	6	6	0.00	1.200						
Bruce Sutter, R ERA: 3.42	2.0	9	2	2	2	1	1	0	0	0	0	1	10	14	9.00	1.500								
Gene Garber, R ERA: 3.78	1.0	4	0	0	0	0	1	0	0	0	0	0	3	7	0.00	1.000								

Batter	1	2	3	4	5	6	7	8	9	10	AB	R	H	RBI	BB	SO	LOB	BOTTOM						
Brad Kommsink, R Clauddell Washington, L Bruce Sutter, R Chris Chambliss, L Gene Garber, R											3	1	1	0	0	2	3	San Francisco Giants @ Atlanta Braves Atlanta-Fulton County Stadium, Atlanta, GA Sun Aug 04 1986, 3:33 AM EDT Att: 20,025 - Unknown AB 32 R 5 H 9 RBI 5 BB 8 SO 7 LOB 20 Braves						
Rafael Ramirez, R											5	0	4	3	0	0								
Dale Murphy, R											3	1	0	0	2	2								
Bob Horner, R											3	0	0	1	1	0								
Terry Harper, R											4	1	1	1	1	0								
Ken Oberkfell, L											4	0	1	0	0	1								
Rick Cerone, R											4	0	0	0	0	1								
Paul Zuvella, R Gerald Perry, L Glenn Hubbard, R											2	1	0	0	1	1								
Pascual Perez, R Jeff Dedmon, L Milt Thompson, L											1	0	1	0	1	0								
											0	0	0	0	0	0								
Inning Stats	R: 1 E: 1 K: 1 S: 7	H: 2 LOB: 2 BB: 1 P: 11	R: 1 E: 0 K: 2 S: 9	H: 2 LOB: 2 BB: 1 P: 13	R: 0 E: 0 K: 1 S: 4	H: 0 LOB: 0 BB: 1 P: 8	R: 0 E: 0 K: 2 S: 7	H: 0 LOB: 1 BB: 1 P: 11	R: 1 E: 0 K: 0 S: 3	H: 0 LOB: 0 BB: 1 P: 7	R: 0 E: 0 K: 0 S: 3	H: 1 LOB: 0 BB: 0 P: 3	R: 0 E: 0 K: 0 S: 4	H: 2 LOB: 2 BB: 1 P: 8	R: 0 E: 0 K: 1 S: 5	H: 0 LOB: 0 BB: 0 P: 5	R: 1 E: 0 K: 0 S: 4	H: 1 LOB: 2 BB: 0 P: 12	R: 1 E: 0 K: 0 S: 1	H: 1 LOB: 0 BB: 0 P: 1	1B: 6 2B: 2 3B: 0 HR: 1	SF: 1 SAC: 0 DP: 1 HBP: 0	WP: 3 PB: 0 SB: 1 CS: 2	PA: 41
PITCHER	IP WLS BF H R ER SO BB IBB HBP BLK WP HR S P ERA WHIP	PITCHER																						
Vida Blue, L Greg Minton, R Scott Garretts, R Mike Jeffcoat, L	5.0	23	4	3	2	6	5	0	0	0	3	0	30	50	3.60	1.800								
	2.0	8	3	0	0	0	1	0	0	0	0	0	7	11	0.00	2.000								
	2.0	9	1	1	1	1	1	1	0	0	0	0	9	17	4.50	1.000								
	0.0	1	1	1	1	0	0	0	0	0	0	1	1	1	∞	∞								

Batter	1	2	3	4	5	6	7	8	9	AB	R	H	RBI	BB	SO	LOB	TOP								
Joel Youngblood, R (1, 9) OBP: 0.348, SLG: 0.362										5	1	3	3	0	0	1	San Francisco Giants @ Houston Astros Astrodome, Houston, TX Mon Aug 05 1985, 8:05 PM EDT Att: 12,482 - Unknown								
Manny Trillo, R (1, 4) OBP: 0.300, SLG: 0.306										4	0	0	0	0	0	4									
Dan Driessen, L (9, PH) OBP: 0.326, SLG: 0.366										0	0	0	0	1	0										
Brad Wellman, R (9, PR) OBP: 0.302, SLG: 0.346										0	0	0	0	0	0										
Chili Davis, S (1, 8) OBP: 0.345, SLG: 0.408										5	0	2	0	0	0	2									
Jeffrey Leonard, R (1, 7) OBP: 0.283, SLG: 0.405										4	0	2	0	0	1	2									
Chris Brown, R (1, 5) OBP: 0.344, SLG: 0.464										4	1	1	1	0	0	3									
David Green, R (1, 3) OBP: 0.295, SLG: 0.342										3	0	0	0	1	2	0									
Bob Brenly, R (1, 2) OBP: 0.313, SLG: 0.418										4	1	1	1	0	1	2									
Jose Uribe, S (1, 6) OBP: 0.276, SLG: 0.314										4	1	2	0	0	0	0									
Atlee Hammaker, S (1, 1) OBP: 0.063, SLG: 0.063										1	0	0	0	0	1	0									
Frank Williams, R (6, 1)										0	0	0	0	0	0	0									
Dan Gladden, R (7, PH) OBP: 0.287, SLG: 0.301										1	0	1	0	0	0	0									
Mark Davis, L (7, 1) OBP: 0.200, SLG: 0.400										0	0	0	0	0	0	0									
Ron Roenicke, S (9, PH) OBP: 0.457, SLG: 0.360										0	1	0	0	1	0	0									
Inning Stats	R: 0 E: 0 K: 1 S: 6	H: 1 LOB: 1 BB: 0 P: 6	R: 1 E: 0 K: 1 S: 6	H: 1 LOB: 0 BB: 0 P: 6	R: 0 E: 0 K: 1 S: 5	H: 0 LOB: 0 BB: 0 P: 5	R: 0 E: 0 K: 0 S: 4	H: 1 LOB: 2 BB: 1 P: 8	R: 0 E: 0 K: 0 S: 4	H: 1 LOB: 1 BB: 0 P: 4	R: 0 E: 0 K: 0 S: 3	H: 2 LOB: 0 BB: 0 P: 3	R: 1 E: 0 K: 1 S: 8	H: 3 LOB: 2 BB: 0 P: 8	R: 0 E: 0 K: 0 S: 3	H: 1 LOB: 0 BB: 0 P: 3	R: 3 E: 0 K: 1 S: 7	H: 2 LOB: 1 BB: 2 P: 15	1B: 9 2B: 3 3B: 0 HR: 3	SF: 0 SAC: 1 DP: 2 HBP: 0	WP: 1 PB: 0 SB: 1 CS: 0	PA: 39			
PITCHER	IP	WLS	BF	H	R	ER	SO	BB	IBB	HBP	BLK	WP	HR	S	P	ERA	WHIP								
Bob Knepper, L (1, 1) ERA: 3.64	7.0	W	29	9	2	2	4	1	0	0	0	1	2	36	40	2.57	1.429								
Charlie Kerfeld, R (8, 1) ERA: 11.57	1.2		9	3	3	3	1	2	0	0	0	0	1	9	17	16.20	3.000								
Dave Smith, R (9, 1) ERA: 1.96	0.1	S	1	0	0	0	0	0	0	0	0	0	0	1	1	0.00	0.000								

Batter	1	2	3	4	5	6	7	8	9	AB	R	H	RBI	BB	SO	LOB	BOTTOM									
Bill Doran, S (1, 4) OBP: 0.356, SLG: 0.414										4	2	2	0	0	0	0	San Francisco Giants @ Houston Astros Astrodome, Houston, TX Mon Aug 05 1985, 8:05 PM EDT Att: 12,482 - Unknown									
Phil Garner, R (1, 5) OBP: 0.298, SLG: 0.358										3	1	2	1	0	0	1										
Kevin Bass, S (1, 8) OBP: 0.299, SLG: 0.392										3	1	2	2	1	0	1										
Jose Cruz, L (1, 7) OBP: 0.339, SLG: 0.420										4	1	1	1	0	0	3										
Jerry Mumphy, S (1, 9) OBP: 0.331, SLG: 0.401										4	1	1	0	0	1	3										
Glenn Davis, R (1, 3) OBP: 0.338, SLG: 0.486										4	0	2	3	0	1	0										
Mark Bailey, S (1, 2) OBP: 0.374, SLG: 0.411										4	0	0	0	0	1	1										
Dickie Thon, R (1, 6) OBP: 0.271, SLG: 0.320										4	0	1	0	0	1	1										
Bob Knepper, L (1, 1) OBP: 0.170, SLG: 0.231										2	0	0	0	0	1	0										
Tim Tolman, R (7, PH) OBP: 0.095, SLG: 0.100										1	1	1	0	0	0	0										
Charlie Kerfeld, R (8, 1)										1	0	0	0	0	1	1										
Dave Smith, R (9, 1)										0	0	0	0	0	0	0										
Inning Stats	R: 0 E: 0 K: 0 S: 4	H: 1 LOB: 1 BB: 0 P: 4	R: 0 E: 0 K: 1 S: 5	H: 0 LOB: 0 BB: 0 P: 5	R: 0 E: 0 K: 2 S: 7	H: 0 LOB: 0 BB: 0 P: 7	R: 3 E: 0 K: 0 S: 6	H: 3 LOB: 1 BB: 1 P: 10	R: 1 E: 0 K: 0 S: 5	H: 2 LOB: 1 BB: 0 P: 5	R: 1 E: 0 K: 0 S: 4	H: 2 LOB: 0 BB: 0 P: 4	R: 2 E: 0 K: 1 S: 8	H: 3 LOB: 1 BB: 0 P: 8	R: 0 E: 0 K: 2 S: 8	H: 1 LOB: 1 BB: 0 P: 8		1B: 9 2B: 3 3B: 0 HR: 0	SF: 1 SAC: 0 DP: 0 HBP: 0	WP: 1 PB: 0 SB: 1 CS: 0	PA: 36					
PITCHER	IP	WLS	BF	H	R	ER	SO	BB	IBB	HBP	BLK	WP	HR	S	P	ERA		WHIP								
Atlee Hammaker, L (1, 1) ERA: 3.47	5.0	L	22	6	4	4	3	1	0	0	0	0	0	4	4	9.00		2.000								
Frank Williams, R (6, 1) ERA: 5.85	1.0		4	2	1	1	0	0	0	0	0	0	0	4	4	9.00	2.000									
Mark Davis, L (7, 1) ERA: 2.68	2.0		10	4	2	2	3	0	0	0	0	1	0	16	16	9.00	2.000									

Batter	1	2	3	4	5	6	7	8	9	AB	R	H	RBI	BB	SO	LOB	TOP								
Claudell Washington, L OBP: 0.336, SLG: 0.457	4-0 CS BB		0-0 1-3		0-0 F8		0-3 K		0-0 4-3	4	0	0	0	1	1	2	Atlanta Braves @ San Francisco Giants Candlestick Park, San Francisco, CA Thu Aug 08 1985, 6:33 AM EDT Att: 3,557 - Sunny								
Rafael Ramirez, R OBP: 0.304, SLG: 0.372	0-0 1-2 2B		0-0 F2		0-0 F8		0-3 K			4	0	1	0	0	1	0									
Dale Murphy, R OBP: 0.386, SLG: 0.559	0-0 F5		4-0 BB		4-0 1B BB		0-3 K			2	1	0	0	2	1	1									
Bob Horner, R OBP: 0.350, SLG: 0.557	0-3 K		0-0 F8		0-0 1B BB		0-3 K			4	0	1	0	0	2	2									
Terry Harper, R OBP: 0.522, SLG: 0.421		0-0 F3		0-0 F4		0-0 G5-4-3 1B		4-0 SH1-3 1B BB		3	1	1	1	1	0	0									
Rick Cerone, R OBP: 0.254, SLG: 0.263		0-3 K		0-0 F7		0-0 G5-4-3 1-2		0-0 F8		4	0	0	0	0	1	3									
Glenn Hubbard, R OBP: 0.323, SLG: 0.319		4-0 BB BB		0-0 1B		0-0 F7		0-0 1B SH1-3 1B		3	0	2	0	1	0	1									
Paul Runge, R OBP: 0.300, SLG: 0.242		4-0 BB BB		0-0 F9			0-0 5-3		0-0 SH1-3	2	0	0	0	1	0	1									
Milt Thompson, L OBP: 0.370, SLG: 0.435		1-2 BB						1-2 2-3		0	0	0	0	0	0	0									
Paul Zuvella, R OBP: 0.238, SLG: 0.194										0	0	0	0	0	0	0									
Rick Mahler, R OBP: 0.216, SLG: 0.200		0-0 3-1			0-0 5-3		0-0 F4		0-0 1B	4	0	1	1	0	0	2									
Inning Stats	R: 0 E: 0 K: 1 S: 5	H: 1 LOB: 1 BB: 1 P: 9	R: 0 E: 0 K: 1 S: 5	H: 0 LOB: 2 BB: 2 P: 13	R: 0 E: 0 K: 0 S: 3	H: 0 LOB: 1 BB: 1 P: 7	R: 0 E: 0 K: 0 S: 4	H: 1 LOB: 1 BB: 0 P: 4	R: 0 E: 0 K: 0 S: 3	H: 0 LOB: 0 BB: 0 P: 3	R: 1 E: 0 K: 0 S: 4	H: 2 LOB: 1 BB: 1 P: 8	R: 0 E: 0 K: 1 S: 5	H: 0 LOB: 0 BB: 0 P: 5	R: 0 E: 0 K: 3 S: 9	H: 0 LOB: 0 BB: 0 P: 9	R: 1 E: 0 K: 0 S: 5	H: 2 LOB: 2 BB: 1 P: 9	1B: 5 2B: 1 3B: 0 HR: 0	SF: 0 SAC: 1 DP: 1 HBP: 0	WP: 0 PB: 0 SB: 0 CS: 1	PA: 37			
PITCHER	IP	WLS	BF	H	R	ER	SO	BB	IBB	HBP	BLK	WP	HR	S	P	ERA	WHIP								
Jim Gott, R ERA: 3.52	(1, 1)	5.0	20	2	0	0	2	4	0	0	0	0	0	20	36	0.00	1.200								
Greg Minton, R ERA: 3.14	(6, 1)	1.0	L 5	2	1	1	0	1	0	0	0	0	0	4	8	9.00	3.000								
Frank Williams, R ERA: 5.71	(7, 1)	2.1	9	1	1	1	4	1	0	0	0	0	0	16	20	3.86	0.857								
Mike Jeffcoat, L ERA: 2.18	(9, 1)	0.2	3	1	0	0	0	0	0	0	0	0	0	3	3	0.00	1.500								

AB 30
R 2
H 6
RBI 2
BB 6
SO 6
LOB 12



Batter	1	2	3	4	5	6	7	8	9	AB	R	H	RBI	BB	SO	LOB	BOTTOM								
Joel Youngblood, R OBP: 0.345, SLG: 0.359	0-0 5-3			0-0 5-3		0-0 F8			0-0 BB 1B	4	0	1	0	0	0	1	Atlanta Braves @ San Francisco Giants Candlestick Park, San Francisco, CA Thu Aug 08 1985, 6:33 AM EDT Att: 3,557 - Sunny								
Manny Trillo, R OBP: 0.297, SLG: 0.302	0-3 K			0-0 F7			0-0 1-3		0-0 F7	4	0	0	0	0	1	1									
Chili Davis, S OBP: 0.344, SLG: 0.405	0-0 F7			0-0 3-1			0-0 F7		4-0 1-2 BB	3	0	0	0	1	0	0									
Jeffrey Leonard, R OBP: 0.282, SLG: 0.403		0-0 G6-4-3 1B			0-0 5-3		0-0 F9		0-0 F7	4	0	1	0	0	0	2									
Chris Brown, R OBP: 0.344, SLG: 0.463		0-0 G6-4-3 1-2			0-0 G1-6-3 1B			0-0 6-3		3	0	1	0	0	0	1									
David Green, R OBP: 0.295, SLG: 0.342		0-0 5-3			0-0 G1-6-3			0-0 1B		3	0	1	0	0	0	1									
Bob Brenly, R OBP: 0.310, SLG: 0.414			0-0 6-3			0-0 6-3		0-0 F7		3	0	0	0	0	0	1									
Jose Uribe, S OBP: 0.275, SLG: 0.311			0-0 4-3			0-0 F7		0-0 4-3		3	0	0	0	0	0	1									
Jim Gott, R ERA: 3.52	(1, 1)			0-0 5-3					0-0 F3	1	0	0	0	0	0	0									
Greg Minton, S ERA: 3.14	(6, 1)									0	0	0	0	0	0	0									
Ron Roenicke, S OBP: 0.275, SLG: 0.360	(6, PH)									0	0	0	0	0	1	0									
Frank Williams, R ERA: 5.71	(7, 1)									0	0	0	0	0	0	0									
Mike Jeffcoat, L ERA: 2.18	(9, 1)									0	0	0	0	0	0	0									
Dan Driessens, L OBP: 0.325, SLG: 0.365	(9, PH)									1	0	0	0	0	0	0									
Inning Stats	R: 0 E: 0 K: 1 S: 5	H: 0 LOB: 0 BB: 0 P: 5	R: 0 E: 0 K: 0 S: 3	H: 1 LOB: 0 BB: 0 P: 3	R: 0 E: 0 K: 0 S: 3	H: 0 LOB: 0 BB: 0 P: 3	R: 0 E: 0 K: 0 S: 3	H: 0 LOB: 0 BB: 0 P: 3	R: 0 E: 0 K: 0 S: 3	H: 1 LOB: 1 BB: 0 P: 4	R: 0 E: 0 K: 0 S: 4	H: 1 LOB: 1 BB: 0 P: 4	R: 0 E: 0 K: 0 S: 5	H: 1 LOB: 2 BB: 1 P: 8	1B: 4 2B: 0 3B: 0 HR: 0	SF: 0 SAC: 0 DP: 2 HBP: 0	WP: 0 PB: 0 SB: 0 CS: 0	PA: 31							
PITCHER	IP	WLS	BF	H	R	ER	SO	BB	IBB	HBP	BLK	WP	HR	S	P	ERA	WHIP								
Rick Mahler, R ERA: 3.26	(1, 1)	9.0	W 31	4	0	0	1	2	0	0	0	0	0	31	39	0.00	0.667								



Batter	1	2	3	4	5	6	7	8	9	AB	R	H	RBI	BB	SO	LOB	TOP								
Brad Komminsk, R OBP: 0.315, SLG: 0.295 (1, 9)	F4		K		SF9			1B		3	1	2	1	1	0		Atlanta Braves @ San Francisco Giants Candlestick Park, San Francisco, CA Fri Aug 09 1985, 10:05 PM EDT Att: 5,782 - Sunny								
Rafael Ramirez, R OBP: 0.302, SLG: 0.372 (1, 6)	E9		F3		4-3			2B		5	1	1	1	0	4										
Dale Murphy, R OBP: 0.382, SLG: 0.552 (1, 8)	F9		4-3			K		E6 BLK 1B FC4	F9	5	1	0	0	0	1	2									
Bob Horner, R OBP: 0.348, SLG: 0.552 (1, 3)	F8			6-3		K		K	FC5-4 1B	5	0	1	0	0	2	3									
Terry Harper, R OBP: 0.523, SLG: 0.419 (1, 7)		K		F8		S BB		FC4 BLK BB 1B	K	4	1	1	1	1	2	1									
Rick Cerone, R OBP: 0.257, SLG: 0.262 (1, 2)		BB 1B		6-3		5-3		BB E IBB	FC5-4	4	1	1	0	1	0	2									
Glenn Hubbard, R OBP: 0.328, SLG: 0.323 (1, 4)		BB BB BB				SH5-4 SF9 1B		CS 1B	FC4 BB BB	3	1	2	1	1	0	2									
Paul Runge, R OBP: 0.295, SLG: 0.243 (1, 5)		K				SF9 SH5-4 1B		K	K	4	0	1	0	0	3	6									
Steve Bedrosian, R OBP: 0.064, SLG: 0.064 (7, PH)	F9					SH5-4		K	BB	1	0	0	0	0	2										
Milt Thompson, L OBP: 0.362, SLG: 0.426 (7, PH)						1-2 2-3		1-2 2-3 3-H	BB	1	0	0	0	1	1										
Jeff Dedmon, L OBP: 0.286, SLG: 0.167 (7, 1)						1-2 2-3		1-2 2-3 3-H	BB	0	0	0	1	1	0	0									
Bruce Sutter, R (8, 1)						1-2 2-3		1-2 2-3 3-H	BB	0	0	0	0	0	0	0									
Inning Stats	R: 0 E: 1 K: 0 S: 4	H: 0 LOB: 1 BB: 0 P: 4	R: 0 E: 0 K: 2 S: 8	H: 1 LOB: 2 BB: 1 P: 12	R: 0 E: 0 K: 1 S: 5	H: 0 LOB: 0 BB: 0 P: 5	R: 0 E: 0 K: 0 S: 3	H: 0 LOB: 0 BB: 0 P: 3	R: 1 E: 0 K: 0 S: 5	H: 2 LOB: 1 BB: 0 P: 5	R: 0 E: 0 K: 2 S: 7	H: 0 LOB: 1 BB: 1 P: 11	R: 0 E: 0 K: 2 S: 7	H: 1 LOB: 1 BB: 0 P: 7	R: 5 E: 2 K: 2 S: 12	H: 3 LOB: 3 BB: 3 P: 24	R: 0 E: 0 K: 1 S: 6	H: 1 LOB: 1 BB: 0 P: 6	1B: 7 2B: 2 3B: 0 HR: 0	SF: 1 SAC: 1 DP: 1 HBP: 0	WP: 0 PB: 0 SB: 1 CS: 1	PA: 42			
PITCHER	IP	WLS	BF	H	R	ER	SO	BB	IBB	HBP	BLK	WP	HR	S	P	ERA	WHIP								
Dave LaPoint, L ERA: 3.13	(1, 1)	7.0	L	29	6	3	3	7	2	0	0	0	0	41	49	3.86	1.143								
Scott Garrelts, R ERA: 1.55	(8, 1)	0.2		8	1	3	0	2	2	1	0	1	0	9	21	0.00	4.500								
Mark Davis, L ERA: 2.63	(8, 1)	1.1	S	5	1	0	0	1	0	0	0	0	0	7	7	0.00	0.750								

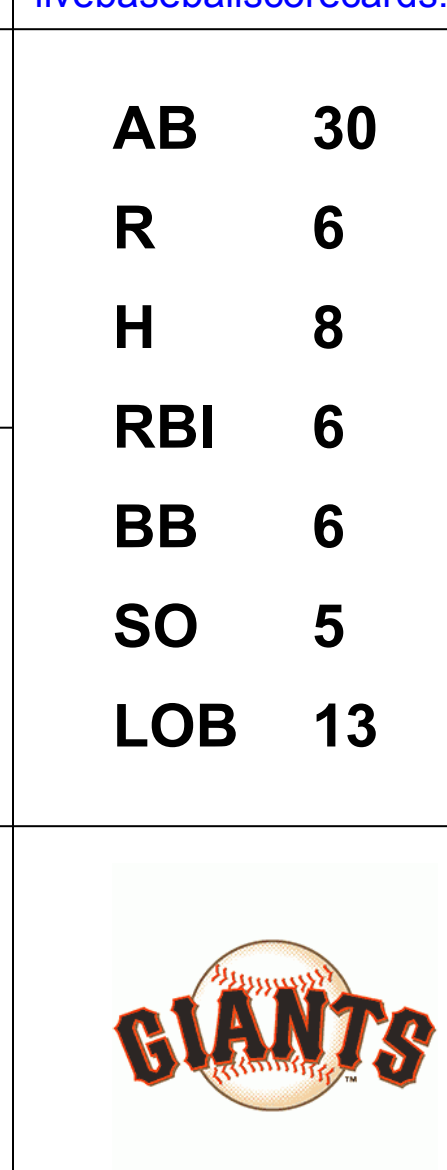

Batter	1	2	3	4	5	6	7	8	9	AB	R	H	RBI	BB	SO	LOB	BOTTOM									
Joel Youngblood, R OBP: 0.336, SLG: 0.348 (1, 9)	F7		6-3			F3		K		4	0	0	0	0	1	0	Atlanta Braves @ San Francisco Giants Candlestick Park, San Francisco, CA Fri Aug 09 1985, 10:05 PM EDT Att: 5,782 - Sunny									
Manny Trillo, R OBP: 0.294, SLG: 0.299 (1, 4)	K		6-3			F9		1-3		4	0	0	0	0	1	0										
Chili Davis, S OBP: 0.348, SLG: 0.408 (1, 8)		HR 2B		6-3		S BB		BB		2	1	1	0	2	0	0										
Jeffrey Leonard, R OBP: 0.282, SLG: 0.409 (1, 7)		HR		K		K		F9		4	1	1	2	0	2	2										
Dan Driessen, L OBP: 0.322, SLG: 0.362 (1, 3)	1-3			G3		F7			1B 2B	3	0	0	0	0	0	0										
Mark Davis, L OBP: 0.200, SLG: 0.400 (8, 1)										0	0	0	0	0	0	0										
Ron Roenicke, S OBP: 0.486, SLG: 0.423 (9, PH)										1	1	1	0	0	0	0										
Chris Brown, R OBP: 0.343, SLG: 0.460 (1, 5)		5-3				6-3 1B		6-3		4	0	1	0	0	1	1										
Bob Brenly, R OBP: 0.310, SLG: 0.412 (1, 2)		6-3			L5			1-3		4	0	1	1	0	0	1										
Jose Uribe, S OBP: 0.275, SLG: 0.308 (1, 6)		G3			6-3			HR BB	FC6-4 1B	3	1	0	0	1	0	2										
Dave LaPoint, L OBP: 0.326, SLG: 0.268 (1, 1)								HR		2	0	0	0	0	1	1										
Scott Garrelts, R OBP: 0.222, SLG: 0.125 (8, 1)										0	0	0	0	0	0	0										
David Green, R OBP: 0.297, SLG: 0.357 (8, 3)								HR	K	2	1	1	2	0	1	1										
Inning Stats	R: 2 E: 0 K: 1 S: 7	H: 2 LOB: 0 BB: 0 P: 7	R: 0 E: 0 K: 0 S: 3	H: 0 LOB: 0 BB: 0 P: 3	R: 0 E: 0 K: 1 S: 5	H: 0 LOB: 0 BB: 0 P: 5	R: 0 E: 0 K: 1 S: 5	H: 0 LOB: 0 BB: 0 P: 5	R: 0 E: 0 K: 1 S: 5	H: 1 LOB: 1 BB: 0 P: 4	R: 0 E: 0 K: 1 S: 5	H: 0 LOB: 1 BB: 1 P: 9	R: 0 E: 0 K: 0 S: 3	H: 0 LOB: 0 BB: 0 P: 3	R: 2 E: 0 K: 1 S: 6	H: 1 LOB: 1 BB: 2 P: 14	R: 1 E: 0 K: 2 S: 9	H: 2 LOB: 1 BB: 0 P: 9	1B: 2 2B: 2 3B: 0 HR: 2	SF: 0 SAC: 0 DP: 0 HBP: 0	WP: 0 PB: 0 SB: 1 CS: 0	PA: 36				
PITCHER	IP	WLS	BF	H	R	ER	SO	BB	IBB	HBP	BLK	WP	HR	S	P	ERA	WHIP									
Steve Bedrosian, R ERA: 3.6	(1, 1)	6.0		22	3	2	2	4	1	0	0	0	0	29	33	3.00	0.667									
Jeff Dedmon, R ERA: 3.38	(7, 1)	1.2	W	8	1	2	2	1	2	0	0	0	0	1	8	16	10.80	1.800								
Bruce Sutter, R ERA: 3.49	(8, 1)	1.1	S	6	2	1	1	2	0	0	0	0	0	10	10	6.75	1.500									



Batter	1	2	3	4	5	6	7	8	9	AB	R	H	RBI	BB	SO	LOB	TOP					
Brad Komminsk, R OBP: 0.313, SLG: 0.293 (1, 9)										5	0	1	0	0	1	2	Atlanta Braves @ San Francisco Giants Candlestick Park, San Francisco, CA Sat Aug 10 1985, 6:33 AM EDT Att: 6,676 - Overcast					
Rafael Ramirez, R OBP: 0.306, SLG: 0.375 (1, 6)										5	1	3	1	0	0	1						
Dale Murphy, R OBP: 0.382, SLG: 0.565 (1, 8)										5	2	2	4	0	2	4						
Bob Horner, R OBP: 0.344, SLG: 0.545 (1, 3)										4	0	0	0	0	0	0						
Terry Harper, R OBP: 0.319, SLG: 0.414 (1, 7)										4	0	0	0	0	1	0						
Rick Cerone, R OBP: 0.281, SLG: 0.263 (1, 2)										3	0	1	0	0	0	0						
Glenn Hubbard, R OBP: 0.330, SLG: 0.320 (1, 4)										2	1	0	0	2	1	2						
Paul Runge, R OBP: 0.298, SLG: 0.231 (8, PH)										2	1	0	0	1	0	2						
Ken Oberkfell, L OBP: 0.350, SLG: 0.385 (8, 5)										1	0	0	0	0	0	1						
Len Barker, R OBP: 0.173, SLG: 0.300 (5, PH)										0	0	0	0	0	0	0						
Rick Camp, R OBP: 0.245, SLG: 0.458 (5, 1)										1	0	0	0	0	1	0						
Claudio Washington, L OBP: 0.245, SLG: 0.458 (5, 1)										1	0	0	0	0	1	1						
Gene Garber, R OBP: 0.276, SLG: 0.306 (7, PH)										0	0	0	0	0	0	0						
Gerald Perry, L OBP: 0.222, SLG: 0.125 (7, 1)										0	0	0	0	0	0	0						
Terry Forster, L OBP: 0.222, SLG: 0.125 (7, 1)										0	0	0	0	0	0	0						
Mill Thompson, L OBP: 0.222, SLG: 0.125 (9, PH)										1	0	1	0	0	0	0						
Jeff Dedmon, L OBP: 0.222, SLG: 0.125 (9, 1)										0	0	0	0	0	0	0						
Inning Stats	R: 1 E: 0 K: 0 S: 4	H: 1 LOB: 0 BB: 0 P: 4	R: 0 E: 0 K: 0 S: 3	H: 0 LOB: 1 BB: 1 P: 7	R: 0 E: 0 K: 2 S: 8	H: 1 LOB: 1 BB: 0 P: 8	R: 0 E: 0 K: 1 S: 5	H: 0 LOB: 0 BB: 0 P: 5	R: 1 E: 0 K: 1 S: 7	H: 2 LOB: 2 BB: 1 P: 11	R: 0 E: 0 K: 1 S: 6	H: 1 LOB: 1 BB: 0 P: 6	R: 3 E: 0 K: 2 S: 9	H: 2 LOB: 0 BB: 1 P: 13	R: 0 E: 0 K: 0 S: 3	H: 0 LOB: 1 BB: 0 P: 4	R: 0 E: 0 K: 1 S: 6	H: 1 LOB: 1 BB: 0 P: 6	1B: 5 2B: 1 3B: 0 HR: 2	SF: 0 SAC: 0 DP: 0 HBP: 1	WP: 0 PB: 0 SB: 0 CS: 0	PA: 39
PITCHER	IP	WLS	BF	H	R	ER	SO	BB	IBB	HBP	BLK	WP	HR	S	P	ERA	WHIP					
Vida Blue, L ERA: 4.36 (1, 1)	7.0		31	7	5	5	7	3	0	0	0	0	2	42	54	6.43	1.429					
Frank Williams, R ERA: 5.55 (8, 1)	1.0		4	0	0	0	0	0	0	1	0	0	0	3	4	0.00	0.000					
Scott Garrelts, R ERA: 1.63 (9, 1)	1.0	W	4	1	0	0	1	0	0	0	0	0	0	6	6	0.00	1.000					

Batter	1	2	3	4	5	6	7	8	9	AB	R	H	RBI	BB	SO	LOB	BOTTOM					
Dan Gladden, R OBP: 0.292, SLG: 0.302 (1, 7)										2	1	1	0	2	0	0	Atlanta Braves @ San Francisco Giants Candlestick Park, San Francisco, CA Sat Aug 10 1985, 6:33 AM EDT Att: 6,676 - Overcast					
Brad Wellman, R OBP: 0.311, SLG: 0.353 (1, 4)										4	1	2	1	0	0	2						
Chili Davis, S OBP: 0.349, SLG: 0.410 (1, 8)										3	1	1	2	1	0	2						
Dan Driessen, L OBP: 0.323, SLG: 0.361 (7, PH)										3	1	1	1	0	0	0						
Joel Youngblood, R OBP: 0.353, SLG: 0.546 (8, 9)										1	0	0	0	0	1	2						
Chris Brown, R OBP: 0.340, SLG: 0.456 (1, 5)										3	0	0	0	0	1	1						
Manny Trillo, R OBP: 0.293, SLG: 0.298 (7, PH)										1	0	0	0	0	0	2						
David Green, R OBP: 0.286, SLG: 0.352 (1, 9)										3	0	0	0	1	1	1						
Alex Trevino, R OBP: 0.289, SLG: 0.333 (1, 2)										4	1	2	2	0	1	1						
Ricky Adams, R OBP: 0.224, SLG: 0.324 (6, PR)										0	0	0	0	0	0	0						
Jose Uribe, S OBP: 0.276, SLG: 0.306 (1, 6)										2	0	0	0	1	0	0						
Jeffrey Leonard, R OBP: 0.291, SLG: 0.408 (8, PH)										1	0	0	0	0	0	1						
Scott Garrelts, R OBP: 0.222, SLG: 0.125 (9, 1)										0	0	0	0	0	0	0						
Vida Blue, S OBP: 0.125, SLG: 0.125 (1, 1)										3	0	1	0	0	1	1						
Frank Williams, R OBP: 0.312, SLG: 0.412 (8, 1)										0	0	0	0	0	0	0						
Bob Brenly, R OBP: 0.312, SLG: 0.412 (9, 2)										0	1	0	0	1	0	0						
Inning Stats	R: 5 E: 0 K: 2 S: 11	H: 4 LOB: 1 BB: 2 P: 19	R: 0 E: 0 K: 0 S: 3	H: 0 LOB: 0 BB: 0 P: 3	R: 0 E: 0 K: 0 S: 3	H: 0 LOB: 1 BB: 1 P: 7	R: 0 E: 0 K: 0 S: 5	H: 2 LOB: 2 BB: 0 P: 5	R: 0 E: 0 K: 0 S: 3	H: 0 LOB: 0 BB: 0 P: 3	R: 0 E: 0 K: 2 S: 7	H: 0 LOB: 0 BB: 0 P: 7	R: 0 E: 0 K: 1 S: 5	H: 0 LOB: 2 BB: 2 P: 13	R: 0 E: 0 K: 0 S: 3	H: 1 LOB: 1 BB: 0 P: 3	R: 1 E: 0 K: 0 S: 2	H: 1 LOB: 1 BB: 1 P: 6	1B: 6 2B: 1 3B: 0 HR: 1	SF: 0 SAC: 2 DP: 1 HBP: 0	WP: 2 PB: 0 SB: 1 CS: 0	PA: 38
PITCHER	IP	WLS	BF	H	R	ER	SO	BB	IBB	HBP	BLK	WP	HR	S	P	ERA	WHIP					
Len Barker, R ERA: 5.86 (1, 1)	0.2		8	4	5	5	2	2	0	0	0	0	0	10	18	67.50	9.000					
Rick Camp, R ERA: 3.7 (1, 1)	3.1		13	2	0	0	0	1	0	0	0	0	0	12	16	0.00	0.900					
Gene Garber, R ERA: 3.64 (5, 1)	2.0		6	0	0	0	2	0	0	0	0	0	0	10	10	0.00	0.000					
Terry Forster, L ERA: 1.82 (7, 1)	2.0		8	1	0	0	1	1	1	0	0	0	0	8	16	0.00	1.000					
Jeff Dedmon, R ERA: 3.52 (9, 1)	0.1	L	3	1	1	1	0	1	0	0	0	0	0	2	6	27.00	6.000					


AB 35
R 5
H 8
RBI 5
BB 3
SO 8
LOB 14



WP: 2
PB: 0
SB: 1
CS: 0

Batter	1	2	3	4	5	6	7	8	9	AB	R	H	RBI	BB	SO	LOB	TOP				
Brad Komminsk, R OBP: 0.313, SLG: 0.307 Milt Thompson, L OBP: 0.400, SLG: 0.480	K		HR		F8		5-3 1B	1B		3	1	1	1	0	1	0	Atlanta Braves @ San Francisco Giants Candlestick Park, San Francisco, CA Sun Aug 11 1985, 6:33 AM EDT Att: 10,205 - Sunny				
Rafael Ramirez, R OBP: 0.305, SLG: 0.373	1-3		K		F7		5-3	1B		5	0	1	1	0	1	1					
Dale Murphy, R OBP: 0.385, SLG: 0.572					F8 1B		K	K		5	2	3	1	0	2	3					
Bob Horner, R OBP: 0.347, SLG: 0.546 Chris Chambliss, L OBP: 0.293, SLG: 0.290	K				1B 1B		F8		K	3	1	2	0	0	1	1					
Terry Harper, R OBP: 0.318, SLG: 0.411		5-3			F8		4-3		5-3	5	0	1	0	0	0	3					
Glenn Hubbard, R OBP: 0.328, SLG: 0.317	F8				SF9		F5	1B SF8	K	3	1	0	1	1	1	0					
Paul Runge, R OBP: 0.333, SLG: 0.262	K				1B 1B			2B 1B		3	1	2	0	1	1	0					
Bruce Benedict, R OBP: 0.317, SLG: 0.231 Gerald Perry, L OBP: 0.272, SLG: 0.225 Rick Cerone, R OBP: 0.260, SLG: 0.263			5-3		F8		F8	SF8		3	0	1	1	0	0	1					
Joe Johnson, R OBP: 0.245, SLG: 0.212 Bruce Sutter, R			4-3		6-3		5-3	1B 1B 2B		3	0	0	0	0	0	3					
Inning Stats	R: 0 E: 0 K: 2 S: 8	H: 1 LOB: 1 BB: 0 P: 8	R: 0 E: 0 K: 1 S: 5	H: 0 LOB: 0 BB: 0 P: 5	R: 1 E: 0 K: 1 S: 6	H: 1 LOB: 0 BB: 0 P: 6	R: 2 E: 0 K: 0 S: 7	H: 4 LOB: 2 BB: 0 P: 7	R: 1 E: 0 K: 0 S: 5	H: 2 LOB: 1 BB: 1 P: 5	R: 0 E: 0 K: 1 S: 6	H: 1 LOB: 1 BB: 0 P: 6	R: 3 E: 0 K: 1 S: 9	H: 5 LOB: 2 BB: 1 P: 13	R: 0 E: 0 K: 2 S: 7	H: 0 LOB: 0 BB: 0 P: 7		1B: 11 2B: 1 3B: 0 HR: 2	SF: 2 SAC: 0 DP: 0 HBP: 0	WP: 0 PB: 0 SB: 0 CS: 0	PA: 42
PITCHER	IP	WLS	BF	H	R	ER	SO	BB	IBB	HBP	BLK	WP	HR	S	P	ERA	WHIP				
Atee Hammaker, L ERA: 3.6	6.0		27	8	4	4	4	1	0	0	0	0	2	34	38	6.00	1.500				
Frank Williams, R ERA: 5.84	1.1	L	7	3	2	2	1	1	0	0	0	0	0	8	12	13.50	3.000				
Mike Jeffcoat, L ERA: 2.53	0.2		5	3	1	1	1	0	0	0	0	0	0	7	7	13.50	4.500				
Mark Davis, L ERA: 2.6	1.0		3	0	0	0	2	0	0	0	0	0	0	7	7	0.00	0.000				

AB 38
R 7
H 14
RBI 7
BB 2
SO 8
LOB 13



Batter	1	2	3	4	5	6	7	8	9	AB	R	H	RBI	BB	SO	LOB	BOTTOM				
Dan Gladden, R OBP: 0.293, SLG: 0.306	E9 1B		2-3 1B 2B		F7	5-3			K	5	1	2	0	0	1	1	Atlanta Braves @ San Francisco Giants Candlestick Park, San Francisco, CA Sun Aug 11 1985, 6:33 AM EDT Att: 10,205 - Sunny				
Manny Trillo, R OBP: 0.292, SLG: 0.297	1-3		2-3		F7		G4-6-3 1B		4-3	5	0	1	0	0	0	2					
Chili Davis, S OBP: 0.348, SLG: 0.407	K		4-0 BB 1B BB		L6		G4-6-3 1-2			3	0	0	0	1	1	2					
Dan Driessen, L OBP: 0.324, SLG: 0.366	F9		1-2 3-H 1B			1B 2B	F7			4	1	2	1	0	0	1					
Joel Youngblood, R OBP: 0.344, SLG: 0.348		L6 BB	FC5-4 BB			SH3-4 E 1B		K		2	1	1	1	2	1	0					
Bob Brenly, R OBP: 0.311, SLG: 0.407	L6		FC5-4			SH3-4 E BB		F7		3	1	0	0	1	0	4					
Brad Wellman, R OBP: 0.323, SLG: 0.368		H HBP			5-3	SH3-4				2	0	1	0	0	0	0					
Ricky Adams, R OBP: 0.218, SLG: 0.316 Ron Roenicke, S OBP: 0.414, SLG: 0.497 Frank Williams, R OBP: 0.311, SLG: 0.347 Mike Jeffcoat, L OBP: 0.260, SLG: 0.263 Rob Deer, R OBP: 0.286, SLG: 0.347 Mark Davis, L OBP: 0.293, SLG: 0.290	K				6-3	F4		K		2	0	0	0	0	1	1					
Atee Hammaker, S ERA: 1.96 Jose Uribe, S ERA: 3.39			K		F9	E9			4-3	2	0	0	0	0	1	0					
Inning Stats	R: 0 E: 1 K: 1 S: 6	H: 1 LOB: 1 BB: 0 P: 6	R: 0 E: 0 K: 1 S: 4	H: 0 LOB: 1 BB: 1 P: 9	R: 1 E: 0 K: 1 S: 7	H: 2 LOB: 3 BB: 2 P: 15	R: 0 E: 0 K: 0 S: 3	H: 0 LOB: 0 BB: 0 P: 3	R: 0 E: 0 K: 0 S: 3	H: 2 LOB: 1 BB: 1 P: 10	R: 0 E: 0 K: 0 S: 3	H: 1 LOB: 0 BB: 0 P: 3	R: 0 E: 0 K: 2 S: 8	H: 1 LOB: 1 BB: 0 P: 8	R: 0 E: 0 K: 1 S: 5	H: 0 LOB: 0 BB: 0 P: 5		1B: 4 2B: 4 3B: 0 HR: 0	SF: 0 SAC: 1 DP: 2 HBP: 1	WP: 0 PB: 0 SB: 1 CS: 0	PA: 38
PITCHER	IP	WLS	BF	H	R	ER	SO	BB	IBB	HBP	BLK	WP	HR	S	P	ERA	WHIP				
Joe Johnson, R ERA: 1.96	7.0		31	6	4	2	3	4	0	1	0	0	0	32	49	2.57	1.429				
Bruce Sutter, R ERA: 3.39	2.0	S	7	1	0	0	3	0	0	0	0	0	0	13	13	0.00	0.500				

AB 32
R 4
H 7
RBI 2
BB 4
SO 6
LOB 14



Batter	1	2	3	4	5	6	7	8	9	AB	R	H	RBI	BB	SO	LOB	TOP					
Bill Doran, S OBP: 0.365, SLG: 0.440 (1, 4)	SH1-3 2B		K		6-3												4 0 2 0 0 1 1					
Craig Reynolds, L OBP: 0.309, SLG: 0.397 (1, 6)	SH1-3 2-3		F5			1B FC4 2B	F9										3 1 1 0 0 0 2					
Denny Walling, L OBP: 0.301, SLG: 0.362 (1, 5)	F5			K				F8									4 0 1 0 0 1 1					
Jose Cruz, L OBP: 0.344, SLG: 0.418 (1, 7)	K			1B SF7 BB		K		K									3 1 0 0 1 3 3					
Jerry Mumphrey, S OBP: 0.331, SLG: 0.403 (1, 9)		K			1B	FC4		F7									4 0 1 1 0 1 1					
Glenn Davis, R OBP: 0.309, SLG: 0.444 (1, 3)		F6		SF7		K			L5								3 0 0 1 0 1 2					
Kevin Bass, S OBP: 0.299, SLG: 0.394 (1, 8)		F7		K		L6			F7								4 0 0 0 0 1 3					
Mark Bailey, S OBP: 0.376, SLG: 0.410 (1, 2)			SH1-4 BB		K			K									2 0 0 0 2 2 0					
Joe Niekro, R OBP: 0.290, SLG: 0.259 (1, 1)			SH1-4		K												2 0 0 0 0 1 0					
Harry Spilman, L OBP: 0.177, SLG: 0.203 (9, PH)					K		F3		K								1 0 0 0 0 1 1					
Inning Stats	R: 0 E: 0 K: 1 S: 6	H: 1 LOB: 1 BB: 0 P: 6	R: 0 E: 0 K: 1 S: 5	H: 0 LOB: 0 BB: 0 P: 5	R: 0 E: 0 K: 1 S: 5	H: 0 LOB: 1 BB: 1 P: 9	R: 1 E: 0 K: 2 S: 8	H: 1 LOB: 1 BB: 1 P: 12	R: 0 E: 0 K: 2 S: 7	H: 0 LOB: 0 BB: 0 P: 7	R: 1 E: 1 K: 2 S: 10	H: 2 LOB: 2 BB: 0 P: 10	R: 0 E: 0 K: 1 S: 6	H: 1 LOB: 1 BB: 0 P: 6	R: 0 E: 0 K: 1 S: 5	H: 0 LOB: 0 BB: 0 P: 5	R: 0 E: 0 K: 1 S: 5	H: 0 LOB: 1 BB: 1 P: 9	1B: 3 2B: 2 3B: 0 HR: 0	SF: 1 SAC: 2 DP: 0 HBP: 0	WP: 0 PB: 0 SB: 0 CS: 0	PA: 36
PITCHER Mike Krukow, R ERA: 3.47 (1, 1)	IP: 9.0 WLS: W BF: 36 H: 5 R: 2 ER: 2 SO: 12 BB: 3 IBB: 0 HBP: 0 BLK: 0 WP: 0 HR: 0 S: 57 P: 69 ERA: 2.00 WHIP: 0.889															PITCHER	IP: 9.0 WLS: W BF: 36 H: 5 R: 2 ER: 2 SO: 12 BB: 3 IBB: 0 HBP: 0 BLK: 0 WP: 0 HR: 0 S: 57 P: 69 ERA: 2.00 WHIP: 0.889					

Houston Astros @ San Francisco Giants
Candlestick Park, San Francisco, CA
Tue Aug 13 1985, 6:33 AM EDT
Att: 2,916 - Sunny

AB	30
R	2
H	5
RBI	2
BB	3
SO	12
LOB	14



Batter	1	2	3	4	5	6	7	8	9	AB	R	H	RBI	BB	SO	LOB	BOTTOM					
Joel Youngblood, R OBP: 0.348, SLG: 0.348 (1, 9)	F9 4-3 1B	F3			6-3												3 1 1 0 1 0 0					
Brad Wellman, R OBP: 0.309, SLG: 0.352 (1, 4)	4-3 1-2		5-3		F8												4 0 0 0 0 1 2					
Chili Davis, S OBP: 0.345, SLG: 0.403 (1, 8)	F9 2-3		4-3		1-3												4 0 0 0 0 0 1					
Jeffrey Leonard, R OBP: 0.283, SLG: 0.415 (1, 7)	PB 1B BB		K S			F7											3 1 1 1 1 1 0					
Dan Driessen, L OBP: 0.326, SLG: 0.366 (1, 3)	PB 1-2 3-H 1B		K2-3			G6-4-3 BB											3 0 1 1 1 1 1					
Chris Brown, R OBP: 0.336, SLG: 0.450 (1, 5)	K 1-2 2-3				1-3	G6-4-3 1-2											4 0 0 0 0 2 3					
Bob Brenly, R OBP: 0.311, SLG: 0.417 (1, 2)		F7			F8												3 1 1 1 0 0 0					
Jose Uribe, S OBP: 0.275, SLG: 0.304 (1, 6)		6-3															3 0 1 0 0 0 0					
Mike Krukow, R OBP: 0.255, SLG: 0.378 (1, 1)					L4												3 1 1 1 0 1 1					
Inning Stats	R: 1 E: 0 K: 1 S: 7	H: 2 LOB: 2 BB: 1 P: 11	R: 1 E: 0 K: 0 S: 4	H: 1 LOB: 0 BB: 0 P: 4	R: 0 E: 0 K: 2 S: 8	H: 0 LOB: 1 BB: 0 P: 8	R: 0 E: 0 K: 0 S: 4	H: 1 LOB: 1 BB: 0 P: 4	R: 0 E: 0 K: 0 S: 3	H: 0 LOB: 0 BB: 0 P: 3	R: 0 E: 0 K: 0 S: 2	H: 0 LOB: 1 BB: 1 P: 6	R: 1 E: 0 K: 2 S: 8	H: 1 LOB: 1 BB: 1 P: 12	R: 1 E: 0 K: 1 S: 6	H: 1 LOB: 0 BB: 0 P: 6	R: 1 E: 0 K: 1 S: 6	H: 1 LOB: 1 BB: 0 P: 6	1B: 3 2B: 0 3B: 0 HR: 3	SF: 0 SAC: 0 DP: 1 HBP: 0	WP: 0 PB: 2 SB: 2 CS: 0	PA: 33
PITCHER Joe Niekro, R ERA: 3.24 (1, 1)	IP: 8.0 WLS: L BF: 33 H: 6 R: 4 ER: 4 SO: 6 BB: 3 IBB: 0 HBP: 0 BLK: 0 WP: 0 HR: 3 S: 42 P: 54 ERA: 4.50 WHIP: 1.125															PITCHER	IP: 8.0 WLS: L BF: 33 H: 6 R: 4 ER: 4 SO: 6 BB: 3 IBB: 0 HBP: 0 BLK: 0 WP: 0 HR: 3 S: 42 P: 54 ERA: 4.50 WHIP: 1.125					

Houston Astros @ San Francisco Giants
Candlestick Park, San Francisco, CA
Tue Aug 13 1985, 6:33 AM EDT
Att: 2,916 - Sunny

AB	30
R	4
H	6
RBI	4
BB	3
SO	6
LOB	8



Batter	1	2	3	4	5	6	7	8	9	AB	R	H	RBI	BB	SO	LOB	TOP								
Bill Doran, S OBP: 0.366, SLG: 0.437 (1, 4)										3	1	0	0	2	0	2	Houston Astros @ San Francisco Giants Candlestick Park, San Francisco, CA Wed Aug 14, 1985, 6:33 AM EDT Att. 4,778 - Overcast								
Craig Reynolds, L OBP: 0.310, SLG: 0.400 (1, 6)										3	1	1	0	0	0	1									
Dennie Thon, R OBP: 0.284, SLG: 0.350 (7, PH) (7, 6)										2	1	2	4	0	0	0									
Denny Walling, L OBP: 0.300, SLG: 0.358 (1, 5)										3	1	0	0	1	0	1									
Bill Dawley, R (7, 1)										1	0	0	0	0	0	2									
Dave Smith, R (9, 1)										0	0	0	0	0	0	0									
Jose Cruz, L OBP: 0.345, SLG: 0.424 (1, 7)										4	0	2	2	0	0	0									
Jerry Mumphrey, S OBP: 0.333, SLG: 0.402 (1, 9)										3	0	1	1	1	0	0									
Glenn Davis, R OBP: 0.303, SLG: 0.434 (1, 3)										4	0	0	0	0	0	4									
Kevin Bass, S OBP: 0.296, SLG: 0.389 (1, 8)										4	0	0	0	0	2	0									
Mark Bailey, S OBP: 0.375, SLG: 0.404 (1, 2)										3	1	0	0	1	1	0									
Nolan Ryan, R OBP: 0.132, SLG: 0.140 (1, 1)										1	0	0	0	0	1	0									
Chris Jones, L OBP: 0.286, SLG: 0.200 (4, PH)										1	0	0	0	0	1	0									
Jeff Heathcock, R (4, 1)										0	0	0	0	0	0	0									
Phil Garner, R OBP: 0.298, SLG: 0.362 (7, 5)										2	2	2	0	0	0	0									
Inning Stats	R: 2 E: 0 K: 0 S: 4	H: 2 LOB: 1 BB: 2 P: 12	R: 0 E: 0 K: 2 S: 7	H: 0 LOB: 0 BB: 0 P: 7	R: 1 E: 0 K: 0 S: 5	H: 2 LOB: 2 BB: 1 P: 9	R: 0 E: 0 K: 1 S: 5	H: 0 LOB: 0 BB: 0 P: 5	R: 0 E: 0 K: 0 S: 3	H: 0 LOB: 0 BB: 0 P: 3	R: 0 E: 0 K: 0 S: 3	H: 0 LOB: 0 BB: 0 P: 3	R: 3 E: 0 K: 1 S: 7	H: 2 LOB: 2 BB: 1 P: 11	R: 0 E: 0 K: 0 S: 3	H: 0 LOB: 0 BB: 0 P: 3	R: 1 E: 0 K: 1 S: 7	H: 2 LOB: 2 BB: 1 P: 11	1B: 3 2B: 4 3B: 1 HR: 1	SF: 0 SAC: 0 DP: 1 HBP: 0	WP: 0 PB: 0 SB: 0 CS: 0	PA: 39			
PITCHER	IP	WLS	BF	H	R	ER	SO	BB	IBB	HBP	BLK	WP	HR	S	P	ERA	WHIP								
Jim Gott, R ERA: 3.57 (1, 1)	6.0		24	4	3	3	3	3	0	0	0	0	0	27	39	4.50	1.167								
Mark Davis, L ERA: 2.97 (7, 1)	2.0	L	9	2	3	3	1	1	0	0	0	0	1	10	14	13.50	1.500								
Greg Minton, R ERA: 3.22 (9, 1)	1.0		6	2	1	1	1	1	0	0	0	0	0	7	11	9.00	3.000								
Batter	1	2	3	4	5	6	7	8	9	AB	R	H	RBI	BB	SO	LOB	BOTTOM								
Joel Youngblood, R OBP: 0.344, SLG: 0.342 (1, 9)										5	0	1	2	0	0	2	Houston Astros @ San Francisco Giants Candlestick Park, San Francisco, CA Wed Aug 14, 1985, 6:33 AM EDT Att. 4,778 - Overcast								
Brad Wellman, R OBP: 0.304, SLG: 0.337 (1, 4)										4	0	0	0	1	2	1									
Chili Davis, S OBP: 0.348, SLG: 0.406 (1, 8)										4	1	2	0	1	0	1									
Jeffrey Leonard, R OBP: 0.282, SLG: 0.415 (1, 7)										5	1	1	0	0	2	4									
Dan Driessen, L OBP: 0.327, SLG: 0.375 (1, 3)										5	1	2	2	0	0	3									
Chris Brown, R OBP: 0.340, SLG: 0.451 (1, 5)										4	1	2	1	1	1	3									
Bob Brenly, R OBP: 0.309, SLG: 0.411 (1, 2)										4	0	0	0	1	1	2									
Jose Uribe, S OBP: 0.277, SLG: 0.308 (1, 6)										3	1	1	0	1	0	4									
Jim Gott, R OBP: 0.162, SLG: 0.306 (1, 1)										2	0	0	0	0	2	2									
Dan Gladden, R OBP: 0.293, SLG: 0.305 (6, PH)										1	0	0	0	0	0	1									
Mark Davis, L OBP: 0.200, SLG: 0.400 (7, 1)										0	0	0	0	0	0	0									
Ron Roenicke, S OBP: 0.462, SLG: 0.393 (8, PH)										1	0	0	0	0	0	1									
Greg Minton, S (9, 1)										0	0	0	0	0	0	0									
Inning Stats	R: 0 E: 0 K: 2 S: 8	H: 1 LOB: 1 BB: 0 P: 8	R: 3 E: 0 K: 2 S: 10	H: 3 LOB: 1 BB: 1 P: 14	R: 0 E: 0 K: 0 S: 3	H: 0 LOB: 3 BB: 3 P: 15	R: 0 E: 0 K: 1 S: 5	H: 0 LOB: 0 BB: 0 P: 5	R: 0 E: 0 K: 0 S: 6	H: 1 LOB: 1 BB: 0 P: 6	R: 0 E: 0 K: 0 S: 4	H: 1 LOB: 1 BB: 0 P: 4	R: 0 E: 0 K: 1 S: 6	H: 1 LOB: 2 BB: 1 P: 10	R: 0 E: 1 K: 0 S: 4	H: 0 LOB: 1 BB: 0 P: 4	R: 2 E: 1 K: 1 S: 8	H: 2 LOB: 1 BB: 0 P: 8	1B: 5 2B: 3 3B: 0 HR: 1	SF: 0 SAC: 0 DP: 0 HBP: 0	WP: 3 PB: 0 SB: 2 CS: 0	PA: 43			
PITCHER	IP	WLS	BF	H	R	ER	SO	BB	IBB	HBP	BLK	WP	HR	S	P	ERA	WHIP								
Nolan Ryan, R ERA: 3.86 (1, 1)	3.0		17	4	3	3	4	4	0	0	0	0	0	21	37	9.00	2.667								
Jeff Heathcock, R ERA: 1.29 (4, 1)	3.0	W	11	2	0	0	2	0	0	0	0	0	0	15	15	0.00	0.667								
Bill Dawley, R ERA: 4.5 (7, 1)	2.2		14	3	2	0	2	1	0	0	0	0	0	17	21	0.00	1.500								
Dave Smith, R ERA: 2.4 (9, 1)	0.1	S	1	0	0	0	0	0	0	0	0	0	0	1	1	0.00	0.000								

Batter	1	2	3	4	5	6	7	8	9	AB R H RBI BB SO LOB	TOP												
Bill Doran, S OBP: 0.365, SLG: 0.442 (1, 4)	0-0 4-3	0-3 K		0-0 HR			0-0 F8			4 1 1 1 0 1 3													
Phil Garner, R OBP: 0.295, SLG: 0.358 (1, 5)	0-0 6-3		0-0 6-3	0-0 6-3			0-0 4-3			4 0 0 0 0 0 0													
Kevin Bass, S OBP: 0.295, SLG: 0.388 (1, 8)	0-3 K		0-0 1B		0-0 3-1			0-0 F8		4 0 1 0 0 1 0													
Jose Cruz, L OBP: 0.342, SLG: 0.419 (1, 7)		0-0 4-3	0-0 L4		0-0 G3			0-0 6-3		4 0 0 0 0 0 1													
Jerry Mumphy, S OBP: 0.332, SLG: 0.398 (9, PR) (9, 3)	4-0 BB 1B BB		0-0 6-3		0-0 F7			0-3 K		3 1 0 0 1 1 1													
Glenn Davis, R OBP: 0.307, SLG: 0.432 Denny Walling, L OBP: 0.300, SLG: 0.358 (9, PR) (9, 3)	0-0 BB 1-2 1B		0-0 E6 1B		0-0 5-3			1-6 G1-6-3 HBP		3 1 1 0 0 0 0 0 0 0 0 0 0 0													
Mark Bailey, S OBP: 0.376, SLG: 0.404 (1, 2)	4-0 BB 1-2 2-3 BB		0-0 1B G6-4-3 1B		0-3 K			0-0 G1-6-3 1-2 BB		3 1 1 0 1 1 1													
Dickie Thon, R OBP: 0.289, SLG: 0.350 (1, 6)	4-0 BB 1-2 2-3 3-H BB		0-0 G6-4-3 1B		0-0 6-3			0-0 1-3 BB		3 0 1 2 1 0 1													
Mike Scott, R OBP: 0.204, SLG: 0.265 (1, 1)	0-0 F3		0-0 G6-4-3 1-2 3-H		0-0 5-3					3 0 0 0 0 0 4													
Inning Stats	R: 0 E: 0 K: 1 S: 5	H: 0 LOB: 0 BB: 0 P: 5	R: 1 E: 0 K: 1 S: 6	H: 1 LOB: 3 BB: 3 P: 18	R: 0 E: 0 K: 0 S: 4	H: 1 LOB: 1 BB: 0 P: 4	R: 3 E: 1 K: 0 S: 6	H: 3 LOB: 0 BB: 0 P: 6	R: 0 E: 0 K: 0 S: 3	H: 0 LOB: 0 BB: 0 P: 3	R: 0 E: 0 K: 1 S: 5	H: 0 LOB: 0 BB: 0 P: 5	R: 0 E: 0 K: 0 S: 3	H: 0 LOB: 0 BB: 0 P: 3	R: 0 E: 0 K: 0 S: 2	H: 0 LOB: 1 BB: 0 P: 3	R: 0 E: 0 K: 0 S: 2	H: 0 LOB: 1 BB: 0 P: 3	1B: 4 2B: 0 3B: 0 HR: 1	SF: 0 SAC: 0 DP: 2 HBP: 1	WP: 0 PB: 0 SB: 0 CS: 0	PA: 35	
PITCHER	IP WLS BF H R ER SO BB IBB HBP BLK WP HR S P ERA WHIP											PITCHER	IP WLS BF H R ER SO BB IBB HBP BLK WP HR S P ERA WHIP										
Dave LaPoint, L ERA: 3.11 (1, 1)	4.0 L 20	5 4 1 2	3 0 0 0	0 0 0 0	0 0 0 0	0 0 0 0	0 0 11 11	0.00 0.000															
Frank Williams, R ERA: 5.4 (8, 1)	3.0 9	0 0 0 1	0 0 0 1	0 0 0 0	0 0 0 0	0 0 0 0	0 0 5 5	0.00 0.000															
Mike Jeffcoat, L ERA: 2.42 Scott Garrelts, R ERA: 1.61 (9, 1)	1.0 3	0 0 0 0	0 0 0 0	0 0 1 0	0 0 0 0	0 0 1 0	0 0 2 3	0.00 0.000															

Houston Astros @ San Francisco Giants
Candlestick Park, San Francisco, CA
Thu Aug 15 1985, 6:33 AM EDT
Att: 2,384 - Overcast


AB	31
R	4
H	5
RBI	3
BB	3
SO	4
LOB	11



Batter	1	2	3	4	5	6	7	8	9	AB R H RBI BB SO LOB	BOTTOM												
Joel Youngblood, R OBP: 0.353, SLG: 0.349 (1, 9)	0-0 BB 1B		4-0 1B BB	0-0 1-3 2-H 1B			0-0 F3			3 0 2 1 1 0 0													
Manny Trillo, R OBP: 0.289, SLG: 0.293 (1, 4)	0-0 F4		0-0 F9	0-0 5-3			0-0 6-3			4 0 0 0 0 0 4													
Chili Davis, S OBP: 0.349, SLG: 0.406 (1, 8)	4-0 BB 1-2 BB		0-0 1-3 1B		0-0 6-3			0-0 4-3		3 0 1 0 1 0 0													
Jeffrey Leonard, R OBP: 0.280, SLG: 0.411 (1, 7)	0-3 K		0-3 K		0-0 F9			0-0 F7		4 0 0 0 0 2 4													
Dan Driessen, L OBP: 0.324, SLG: 0.371 (1, 3)	0-0 F5		0-0 F8		0-3 K			0-0 G3-4-1		4 0 0 0 0 1 4													
Chris Brown, R OBP: 0.342, SLG: 0.450 (1, 5)		0-3 K		4-0 1B BB		0-0 F8		0-0 FC4-6 1B		3 1 1 0 1 1 0													
Bob Brenly, R OBP: 0.309, SLG: 0.409 (1, 2)		0-0 1B		0-0 F8		0-0 1-3		0-0 F7		4 0 1 0 0 0 2													
Jose Uribe, S OBP: 0.277, SLG: 0.307 (1, 6)		0-0 F9		0-0 1B 1-2 1B		0-0 G3		0-0 FC4-6 1-2 BB		4 0 1 0 0 0 2													
Dave LaPoint, L OBP: 0.319, SLG: 0.282 Dan Gilead, R OBP: 0.287, SLG: 0.304 Frank Williams, R OBP: 0.287, SLG: 0.333 Brad Wellman, R OBP: 0.297, SLG: 0.333 Mike Jeffcoat, L OBP: 0.222, SLG: 0.125 Scott Garrelts, R OBP: 0.450, SLG: 0.379 (1, 1) (4, PR) (5, 1) (7, PR) (8, 1) (9, PR)	0-0 F7		0-3 K		0-0 4-3			0-3 K		1 0 0 0 0 0 1 1 0 0 0 0 0 1 0 0 0 0 0 0 0 0 1 0 0 0 0 0 0 0 0 0 0 0 0 0 0 0 0 0 0 1													
Inning Stats	R: 0 E: 0 K: 1 S: 6	H: 1 LOB: 2 BB: 1 P: 10	R: 0 E: 0 K: 1 S: 6	H: 1 LOB: 1 BB: 0 P: 6	R: 0 E: 0 K: 1 S: 6	H: 1 LOB: 2 BB: 1 P: 10	R: 1 E: 0 K: 1 S: 7	H: 2 LOB: 2 BB: 1 P: 11	R: 0 E: 0 K: 1 S: 5	H: 0 LOB: 0 BB: 0 P: 5	R: 0 E: 0 K: 0 S: 3	H: 0 LOB: 0 BB: 0 P: 3	R: 0 E: 0 K: 0 S: 3	H: 0 LOB: 0 BB: 0 P: 3	R: 0 E: 0 K: 1 S: 6	H: 1 LOB: 1 BB: 0 P: 6	R: 0 E: 0 K: 1 S: 6	H: 1 LOB: 1 BB: 0 P: 6	1B: 6 2B: 0 3B: 0 HR: 0	SF: 0 SAC: 0 DP: 0 HBP: 0	WP: 0 PB: 0 SB: 0 CS: 0	PA: 36	
PITCHER	IP WLS BF H R ER SO BB IBB HBP BLK WP HR S P ERA WHIP											PITCHER	IP WLS BF H R ER SO BB IBB HBP BLK WP HR S P ERA WHIP										
Mike Scott, R ERA: 2.56 (1, 1)	9.0 W 36	6 1 1 6	3 0 0 0	0 0 0 0	0 0 0 0	0 0 45 57	1.00 1.000																

Houston Astros @ San Francisco Giants
Candlestick Park, San Francisco, CA
Thu Aug 15 1985, 6:33 AM EDT
Att: 2,384 - Overcast

AB	33
R	1
H	6
RBI	1
BB	3
SO	6
LOB	20



Batter	1	2	3	4	5	6	7	8	9	AB	R	H	RBI	BB	SO	LOB	TOP					
Mariano Duncan, R (1, 6) OBP: 0.288, SLG: 0.340										5	3	4	2	0	0	0	Los Angeles Dodgers @ San Francisco Giants Candlestick Park, San Francisco, CA Fri Aug 16 1985, 10:05 PM EDT Att: 20,952 - Unknown					
Bob Bailor, R (1, 5) OBP: 0.247, SLG: 0.286										3	0	2	2	1	0	0						
Pedro Guerrero, R (1, 7) OBP: 0.429, SLG: 0.620										4	0	1	0	1	0	3						
Mike Marshall, R (1, 9) OBP: 0.331, SLG: 0.454										5	0	1	0	0	1	5						
Greg Brock, L (1, 3) OBP: 0.331, SLG: 0.448										4	0	0	0	1	0	3						
Candy Maldonado, R (1, 8) OBP: 0.283, SLG: 0.286										2	0	0	0	1	0	0						
Ken Landreaux, L (7, 8) OBP: 0.313, SLG: 0.418										1	0	0	0	0	2							
Steve Yeager, R (1, 2) OBP: 0.257, SLG: 0.250										4	0	0	0	0	0	1						
Steve Sax, R (1, 4) OBP: 0.332, SLG: 0.291										3	1	1	0	1	0	1						
Jerry Reuss, L (1, 1) OBP: 0.179, SLG: 0.164										2	0	0	0	0	2	2						
R.J. Reynolds, S (7, PH) OBP: 0.309, SLG: 0.348										0	1	0	0	1	0	0						
Ken Howell, R (7, 1)										1	0	0	0	0	1	0						
Inning Stats	R: 1 E: 0 K: 0 S: 4	H: 2 LOB: 1 BB: 1 P: 8	R: 0 E: 0 K: 1 S: 6	H: 1 LOB: 1 BB: 0 P: 6	R: 0 E: 0 K: 0 S: 4	H: 1 LOB: 0 BB: 0 P: 4	R: 0 E: 0 K: 0 S: 3	H: 0 LOB: 0 BB: 0 P: 3	R: 2 E: 0 K: 2 S: 9	H: 2 LOB: 1 BB: 1 P: 13	R: 0 E: 0 K: 0 S: 3	H: 0 LOB: 1 BB: 1 P: 7	R: 2 E: 0 K: 0 S: 5	H: 2 LOB: 2 BB: 2 P: 13	R: 0 E: 0 K: 1 S: 5	H: 0 LOB: 0 BB: 0 P: 5	R: 0 E: 0 K: 0 S: 4	H: 1 LOB: 2 BB: 1 P: 8	1B: 6 2B: 2 3B: 0 HR: 1	SF: 0 SAC: 1 DP: 1 HBP: 0	WP: 0 PB: 1 SB: 0 CS: 0	PA: 41
PITCHER	IP WLS BF H R ER SO BB IBB HBP BLK WP HR S P ERA WHIP																					
Vida Blue, L (1, 1) ERA: 4.63	6.0 L 28 7 5 5 3 4 0 0 0 0 0 1 30 46 7.50 1.833																					
Greg Minton, R (7, 1) ERA: 3.19	0.2 4 1 0 0 0 0 1 0 0 0 0 0 3 7 0.00 1.500																					
Mike Jeffcoat, L (7, 1) ERA: 2.19	2.1 9 1 0 0 1 0 1 0 0 0 0 0 10 14 0.00 0.429																					

Batter	1	2	3	4	5	6	7	8	9	AB	R	H	RBI	BB	SO	LOB	BOTTOM					
Dan Gladden, R (1, 7) OBP: 0.291, SLG: 0.304										4	0	1	0	0	1	1	Los Angeles Dodgers @ San Francisco Giants Candlestick Park, San Francisco, CA Fri Aug 16 1985, 10:05 PM EDT Att: 20,952 - Unknown					
Manny Trillo, R (1, 4) OBP: 0.289, SLG: 0.293										4	0	1	1	0	0	2						
Chili Davis, S (1, 8) OBP: 0.346, SLG: 0.402										4	0	0	0	0	2	2						
Chris Brown, R (1, 5) OBP: 0.343, SLG: 0.453										4	0	2	0	0	0	1						
Joel Youngblood, R (1, 9) OBP: 0.357, SLG: 0.359										4	0	2	0	0	0	2						
Bob Brenly, R (1, 2) OBP: 0.311, SLG: 0.406										2	0	0	0	2	0	1						
David Green, R (1, 3) OBP: 0.292, SLG: 0.347										3	0	0	0	0	1	6						
Mike Jeffcoat, L (7, 1) OBP: 0.439, SLG: 0.367										0	0	0	0	0	0	0						
Ron Roenicke, S (9, PH) OBP: 0.439, SLG: 0.367										1	0	0	0	0	1	0						
Jose Uribe, S (1, 6) OBP: 0.276, SLG: 0.306										4	1	1	0	0	0	2						
Vida Blue, S (1, 1) OBP: 0.167, SLG: 0.118										1	0	0	0	1	1	1						
Greg Minton, S (7, 1) OBP: 0.322, SLG: 0.369										0	0	0	0	0	0	0						
Dan Driessen, L (7, 3) OBP: 0.322, SLG: 0.369										2	0	0	0	0	0	1						
Inning Stats	R: 0 E: 0 K: 2 S: 7	H: 0 LOB: 0 BB: 0 P: 7	R: 0 E: 0 K: 1 S: 6	H: 1 LOB: 2 BB: 1 P: 10	R: 0 E: 0 K: 0 S: 2	H: 0 LOB: 0 BB: 1 P: 6	R: 0 E: 0 K: 0 S: 4	H: 2 LOB: 2 BB: 1 P: 8	R: 1 E: 0 K: 1 S: 7	H: 2 LOB: 1 BB: 0 P: 7	R: 0 E: 0 K: 0 S: 4	H: 1 LOB: 1 BB: 0 P: 4	R: 0 E: 0 K: 0 S: 3	H: 0 LOB: 0 BB: 0 P: 3	R: 0 E: 0 K: 1 S: 6	H: 1 LOB: 0 BB: 0 P: 6	R: 0 E: 1 K: 1 S: 6	H: 0 LOB: 1 BB: 0 P: 6	1B: 5 2B: 2 3B: 0 HR: 0	SF: 0 SAC: 0 DP: 2 HBP: 0	WP: 0 PB: 1 SB: 0 CS: 0	PA: 36
PITCHER	IP WLS BF H R ER SO BB IBB HBP BLK WP HR S P ERA WHIP																					
Jerry Reuss, L (1, 1) ERA: 2.92	6.0 W 25 6 1 1 4 3 0 0 0 0 0 0 30 42 1.50 1.500																					
Ken Howell, R (7, 1) ERA: 2.97	3.0 S 11 1 0 0 2 0 0 0 0 0 0 0 15 15 0.00 0.333																					

Batter	1	2	3	4	5	6	7	8	9	AB	R	H	RBI	BB	SO	LOB	TOP			
Mariano Duncan, R (1,6) OBP: 0.292, SLG: 0.343	5-3 1B		B2	FC6-4			CS 1B		FC4-6 1B	5	1	3	0	0	0	4	Los Angeles Dodgers @ San Francisco Giants Candlestick Park, San Francisco, CA Sat Aug 17 1985, 6:33 AM EDT Att: 18,791 - Overcast livebaseballscores.com			
Bob Bailor, R (1,5) OBP: 0.234, SLG: 0.270	5-3		F8		B2		CS	1-3	FC4-6	4	0	0	0	0	0	2				
Terry Whitfield, L (9,PH) OBP: 0.318, SLG: 0.457	1-3						1-2			1	0	0	0	0	0	2				
Pedro Guerrero, R (1,7) OBP: 0.427, SLG: 0.616	6-3		FC5-4 1B		K			K		4	0	1	2	0	0	0				
Mike Marshall, R (1,9) OBP: 0.330, SLG: 0.452	3-H F8		FC5-4 1B		K			BB 1B		4	0	1	0	0	1	1				
Greg Brock, L (1,3) OBP: 0.330, SLG: 0.444		4-3		3-1		K		4-0 BB		3	0	0	0	1	1	0				
Bobby Castillo, R (8,1) OBP: 0.222, SLG: 0.125								1-2 BB		0	0	0	0	0	0	0				
Candy Maldonado, R (1,8) OBP: 0.284, SLG: 0.287	E8 1B		F9		K			1-3		3	0	1	0	0	1	0				
Ken Landreaux, L (8,PH) OBP: 0.313, SLG: 0.417									1-3	1	0	0	0	0	0	2				
Steve Yeager, R (1,2) OBP: 0.252, SLG: 0.252	L4		BB 1B		K				4-0 BB	3	0	1	0	0	1	1				
Mike Scioscia, L (9,PH) OBP: 0.385, SLG: 0.396										0	0	0	0	1	0	0				
Steve Sax, R (1,4) OBP: 0.331, SLG: 0.291	6-3						F9		F6	4	0	1	0	0	0	2				
Rick Honeycutt, L (1,1) OBP: 0.188, SLG: 0.138										1	1	1	0	1	0	0				
R.J. Reynolds, S (7,PH) OBP: 0.307, SLG: 0.346										1	0	0	0	0	0	0				
Carlos Diaz, R (7,1) OBP: 0.260, SLG: 0.326			1B		FC6-4 BB		F9		F8	0	0	0	0	0	0	0				
Len Matuszek, L (8,3) OBP: 0.260, SLG: 0.326			1B							1	0	0	0	0	0	1				
Inning Stats	R: 1 E: 0 K: 0 S: 4	H: 1 LOB: 0 BB: 0 P: 4	R: 0 E: 1 K: 0 S: 4	H: 1 LOB: 1 BB: 0 P: 4	R: 1 E: 0 K: 0 S: 5	H: 2 LOB: 1 BB: 0 P: 5	R: 0 E: 0 K: 0 S: 5	H: 2 LOB: 0 BB: 0 P: 9	R: 0 E: 0 K: 3 S: 9	H: 0 LOB: 0 BB: 0 P: 9	R: 0 E: 0 K: 2 S: 3	H: 1 LOB: 0 BB: 0 P: 3	R: 0 E: 0 K: 1 S: 6	H: 1 LOB: 2 BB: 1 P: 10	R: 0 E: 0 K: 0 S: 4	H: 1 LOB: 2 BB: 1 P: 8	1B: 9 2B: 0 3B: 0 HR: 0	SF: 0 SAC: 0 DP: 0 HBP: 0	WP: 0 PB: 0 SB: 0 CS: 1	PA: 39
PITCHER	IP WLS BF H R ER SO BB IBB HBP BLK WP HR S P ERA WHIP																			
Atee Hammaker, L (1,1) ERA: 3.54	7.0	28	7	2	2	5	1	0	0	0	0	0	37	41	2.57	1.143				
Scott Garrelts, R (8,1) ERA: 1.55	2.0	W 10	2	0	0	1	2	0	0	0	0	0	10	18	0.00	2.000				

Batter	1	2	3	4	5	6	7	8	9	AB	R	H	RBI	BB	SO	LOB	BOTTOM			
Dan Gladden, R (1,7) OBP: 0.291, SLG: 0.303	6-3		K		6-3			E6 SH1-4 2B 1B		4	1	1	0	0	1	1	Los Angeles Dodgers @ San Francisco Giants Candlestick Park, San Francisco, CA Sat Aug 17 1985, 6:33 AM EDT Att: 18,791 - Overcast livebaseballscores.com			
Brad Weisman, R (1,4) OBP: 0.302, SLG: 0.343	F9			5-3		E 2B		SH1-4		3	0	1	0	0	0	0				
Chili Davis, S (1,8) OBP: 0.348, SLG: 0.409	6-3			HR			5-3	BB 2B IBB		3	2	1	1	1	0	1				
Chris Brown, R (1,5) OBP: 0.343, SLG: 0.453		F9		5-3			E4 G6-4-3	BB 2B BB		0	0	0	0	0	0	0				
Manny Trillo, R (1,4) OBP: 0.297, SLG: 0.291				5-3				2B BB		3	0	0	0	0	0	1				
Dan Driessen, L (8,PH) OBP: 0.324, SLG: 0.369								2B BB		0	0	0	0	1	0	0				
Ricky Adams, R (8,PR) OBP: 0.218, SLG: 0.316								2B BB		0	1	0	0	0	0	0				
Joel Youngblood, R (1,9) OBP: 0.354, SLG: 0.363		K		K		G6-4-3				4	0	1	3	0	2	2				
David Green, R (1,3) OBP: 0.286, SLG: 0.360		BB					HR	2B		3	1	1	1	1	2	2				
Alex Trevino, R (1,2) OBP: 0.288, SLG: 0.339		K						K		4	0	1	0	0	3	3				
Jose Uribe, S (1,6) OBP: 0.277, SLG: 0.307			F9		F8					3	0	1	0	0	0	1				
Atee Hammaker, S (1,1) OBP: 0.056, SLG: 0.056										2	0	0	0	0	0	1				
Jeffrey Leonard, R (7,PH) OBP: 0.279, SLG: 0.410			1-3		1-3					1	0	0	0	0	0	1				
Scott Garrelts, R (8,1) OBP: 0.222, SLG: 0.125								F9		0	0	0	0	0	0	0				
Inning Stats	R: 0 E: 0 K: 0 S: 3	H: 0 LOB: 0 BB: 0 P: 3	R: 0 E: 0 K: 2 S: 7	H: 0 LOB: 1 BB: 1 P: 11	R: 0 E: 0 K: 1 S: 5	H: 0 LOB: 0 BB: 0 P: 5	R: 1 E: 0 K: 1 S: 6	H: 1 LOB: 0 BB: 0 P: 6	R: 1 E: 0 K: 0 S: 5	H: 2 LOB: 1 BB: 0 P: 5	R: 0 E: 1 K: 0 S: 4	H: 1 LOB: 1 BB: 0 P: 4	R: 0 E: 0 K: 2 S: 8	H: 1 LOB: 1 BB: 0 P: 8	R: 3 E: 1 K: 2 S: 9	H: 2 LOB: 2 BB: 2 P: 17	1B: 2 2B: 3 3B: 0 HR: 2	SF: 0 SAC: 1 DP: 1 HBP: 0	WP: 0 PB: 0 SB: 0 CS: 0	PA: 34
PITCHER	IP WLS BF H R ER SO BB IBB HBP BLK WP HR S P ERA WHIP																			
Rick Honeycutt, L (1,1) ERA: 3.39	6.0	23	4	2	2	4	1	0	0	0	0	0	10	10	3.00	0.833				
Carlos Diaz, L (7,1) ERA: 1.54	1.1	L 6	2	1	1	2	0	0	0	0	0	0	10	10	6.75	1.500				
Bobby Castillo, R (8,1) ERA: 6.32	0.2	5	1	2	2	2	1	1	0	0	0	0	7	15	27.00	3.000				

Batter	1	2	3	4	5	6	7	8	9	10	AB	R	H	RBI	BB	SO	LOB	TOP				
Mariano Duncan, R OBP: 0.291, SLG: 0.342	(1,6) 0-3 K		X 0-0 S 1B				X 0-3 K		X 0-0 SH5-3		4	0	1	0	0	3	0	Los Angeles Dodgers @ San Francisco Giants Candlestick Park, San Francisco, CA Sun Aug 18 1985, 6:33 AM EDT Att: 29,181 - Sunny livebaseballscorecards.com				
Bill Russell, R OBP: 0.345, SLG: 0.321	(1,4) 0-0 L6		X 4-0 1B				X 0-3 K		X 0-3 K		4	0	0	0	1	2	1					
Ken Landreaux, L OBP: 0.315, SLG: 0.421 Candy Maldonado, R OBP: 0.263, SLG: 0.285	(1,8) 0-0 PB 2B		X 0-0 F7				X 0-0		X 0-3 K		4	0	2	0	0	0	2					
Pedro Guerrero, R OBP: 0.424, SLG: 0.609	(1,7) 0-0 L1		X 0-0 F9				X 0-3 K		X 0-0 F8		4	0	0	0	1	1	4					
Greg Brock, L OBP: 0.325, SLG: 0.437	(1,3)	X 0-0 F8					X 0-0 F8		X 0-0 F9		5	0	0	0	0	1	1					
Mike Marshall, R OBP: 0.328, SLG: 0.448	(1,9)	X 0-0 F7					X 0-0 BB 1B		X 0-0 E5 1B		5	1	1	0	0	1	1					
Mike Scioscia, L OBP: 0.391, SLG: 0.405	(1,2)	X 0-0 2B					X 4-0 FC4-6 1B		X 0-0 E9 FC6-4 1B		4	0	3	0	1	0	1					
Bob Bailor, R OBP: 0.235, SLG: 0.269 Tom Niedenfuer, R OBP: 0.111, SLG: 0.111	(1,5) 0-0 F8		X 0-0 1B				X 0-0 FC4-6 BB		X 0-0 FC6-4 1B		4	0	1	0	0	0	4					
Orel Hershiser, R OBP: 0.218, SLG: 0.192 Steve Sax, R OBP: 0.333, SLG: 0.291	(1,1) 0-0 B3		X 0-0 FC5 1B				X 1-2 2H 2-3 K		X 4-0 SH5-3 BB		3	0	0	0	0	1	3					
											0	0	0	0	1	0	0					
Inning Stats	R: 0 E: 0 K: 1 S: 6	H: 1 LOB: 1 BB: 0 P: 6	R: 0 E: 0 K: 0 S: 4	H: 1 LOB: 1 BB: 0 P: 4	R: 0 E: 0 K: 0 S: 4	H: 1 LOB: 2 BB: 0 P: 8	R: 0 E: 0 K: 2 S: 9	H: 2 LOB: 2 BB: 0 P: 9	R: 0 E: 0 K: 3 S: 10	H: 1 LOB: 1 BB: 0 P: 10	R: 0 E: 0 K: 1 S: 5	H: 0 LOB: 0 BB: 0 P: 5	R: 0 E: 2 K: 0 S: 5	H: 1 LOB: 2 BB: 0 P: 5	R: 0 E: 0 K: 2 S: 7	H: 0 LOB: 1 BB: 1 P: 11	R: 0 E: 0 K: 0 S: 3	H: 0 LOB: 1 BB: 1 P: 7	1B: 6 2B: 2 3B: 0 HR: 0	SF: 0 SAC: 1 DP: 0 HBP: 0	WP: 0 PB: 1 SB: 1 CS: 0	PA: 43
PITCHER	IP 8.0	WLS 35	H 8	R 1	ER 0	SO 8	BB 2	IBB 0	HBP 0	BLK 0	WP 0	HR 0	S 49	P 57	ERA 0.00	WHIP 1.250						
Mike Krukow, R ERA: 3.3	(1,1)	2.0	W	8	0	0	2	2	0	0	0	0	0	10	18	0.00	1.000					
Mark Davis, L ERA: 2.8	(9,1)																					

Los Angeles Dodgers @ San Francisco Giants
Candlestick Park, San Francisco, CA
Sun Aug 18 1985, 6:33 AM EDT
Att: 29,181 - Sunny

AB 38
R 1
H 8
RBI 0
BB 4
SO 10
LOB 18



Batter	1	2	3	4	5	6	7	8	9	10	AB	R	H	RBI	BB	SO	LOB	BOTTOM				
Dan Gladden, R OBP: 0.292, SLG: 0.302	(1,7) 0-0 F4		X 0-0 F6				X 0-0 5-3		X 1-0 1B		4	0	1	1	0	0	0	Los Angeles Dodgers @ San Francisco Giants Candlestick Park, San Francisco, CA Sun Aug 18 1985, 6:33 AM EDT Att: 29,181 - Sunny livebaseballscorecards.com				
Brad Wellman, R OBP: 0.291, SLG: 0.330	(1,4) 0-0 F9		X 0-0 L4				X 0-0 5-3		X 0-3 HBP		4	0	0	0	0	1	2					
Chili Davis, S OBP: 0.347, SLG: 0.407	(1,8) 0-0 1B		X 0-0 G3				X 0-3 K		X 0-0 F2		4	0	1	0	0	1	2					
Dan Driessen, L OBP: 0.321, SLG: 0.364	(1,3) 0-3 K		X 0-0 G3				X 0-0 4-3		X 0-3 K		4	0	0	0	0	2	1					
Chris Brown, R OBP: 0.342, SLG: 0.451	(1,5)	X 0-0 6-3					X 0-0 FC6-4 1B		X 0-0 F9		4	0	1	0	0	0	0					
Joel Youngblood, R OBP: 0.346, SLG: 0.354	(1,9)	X 0-0 5-3					X 0-0 F7		X 0-3 K		4	0	0	0	0	1	1					
Bob Brenly, R OBP: 0.313, SLG: 0.417	(1,2)	X 0-3 K					X 0-0 FC6-4 1B		X 0-0 HR		4	1	2	1	0	1	0					
Jose Uribe, S OBP: 0.274, SLG: 0.303	(1,6)	X 0-0 G3					X 0-0 FC6-4		X 0-0 4-3		4	0	0	0	0	0	2					
Mike Krukow, R OBP: 0.260, SLG: 0.362 Ricky Adams, R OBP: 0.218, SLG: 0.316 Mark Davis, L OBP: 0.200, SLG: 0.400 Ron Roenicke, S OBP: 0.452, SLG: 0.367	(1,1) 0-0 4-3		X 0-0 4-3				X 0-0 F9		X 1-0 HBP		2	0	0	0	0	0	2					
											0	0	0	0	0	0	0					
Inning Stats	R: 0 E: 0 K: 1 S: 6	H: 1 LOB: 1 BB: 0 P: 6	R: 0 E: 0 K: 1 S: 5	H: 0 LOB: 0 BB: 0 P: 5	R: 0 E: 0 K: 0 S: 3	H: 0 LOB: 0 BB: 0 P: 3	R: 0 E: 0 K: 0 S: 3	H: 0 LOB: 0 BB: 0 P: 3	R: 0 E: 0 K: 0 S: 5	H: 0 LOB: 0 BB: 0 P: 5	R: 0 E: 0 K: 1 S: 5	H: 0 LOB: 0 BB: 0 P: 5	R: 1 E: 0 K: 1 S: 6	H: 1 LOB: 2 BB: 0 P: 8	R: 0 E: 0 K: 1 S: 5	H: 0 LOB: 0 BB: 0 P: 5	R: 1 E: 0 K: 0 S: 3	H: 1 LOB: 1 BB: 1 P: 7	1B: 4 2B: 0 3B: 0 HR: 1	SF: 0 SAC: 0 DP: 0 HBP: 2	WP: 0 PB: 0 SB: 1 CS: 0	PA: 37
PITCHER	IP 7.1	WLS 28	H 4	R 1	ER 1	SO 4	BB 0	IBB 0	HBP 2	BLK 0	WP 0	HR 1	S 34	P 36	ERA 1.23	WHIP 0.545						
Orel Hershiser, R ERA: 2.28	(1,1)	2.1	L	9	1	1	2	1	0	0	0	0	0	12	16	3.86	0.857					
Tom Niedenfuer, R ERA: 1.98	(8,1)																					

Los Angeles Dodgers @ San Francisco Giants
Candlestick Park, San Francisco, CA
Sun Aug 18 1985, 6:33 AM EDT
Att: 29,181 - Sunny

AB 34
R 2
H 5
RBI 2
BB 1
SO 6
LOB 10



Batter	1	2	3	4	5	6	7	8	9	AB	R	H	RBI	BB	SO	LOB	TOP				
Dan Gladden, R (1, 7) OBP: 0.292, SLG: 0.300	F3		K				F3			3	0	0	0	1	1	0	San Francisco Giants @ New York Mets Shea Stadium, Flushing, NY Tue Aug 20 1985, 7:05 PM EDT Att: 31,758 - Unknown livebaseballscorecards.com				
Brad Wellman, R (1, 4) OBP: 0.289, SLG: 0.327	F 1B		K					F7		4	0	1	0	0	2	1					
Chili Davis, S (1, 8) OBP: 0.350, SLG: 0.411	E9							4-3		4	0	3	0	0	0	0					
Dan Driessen, L (1, 3) OBP: 0.323, SLG: 0.364	BB		FC5-4					1B		3	0	1	0	1	1	2					
Chris Brown, R (1, 5) OBP: 0.344, SLG: 0.450	BB							1B		3	0	1	0	1	1	1					
Joel Youngblood, R (1, 9) OBP: 0.344, SLG: 0.352	K							F2		4	0	1	0	0	2	5					
Bob Brenly, R (1, 2)			K							4	0	0	0	0	3	2					
Jose Uribe, S (1, 6)	1-3							1-3		4	0	0	0	0	2	0					
Jim Gott, R (1, 1) OBP: 0.194, SLG: 0.289										2	0	0	0	0	2	0					
Ron Roenicke, S (7, PH) OBP: 0.442, SLG: 0.355										1	0	0	0	0	1	0					
Mike Jeffcoat, L (7, 1) OBP: 0.277, SLG: 0.342										0	0	0	0	0	0	0					
Greg Minton, S (8, 1)										0	0	0	0	0	0	0					
Rob Deer, R (9, PH)										1	0	0	0	0	1	0					
Inning Stats	R: 0 E: 1 K: 1 S: 6	H: 2 LOB: 3 BB: 2 P: 14	R: 0 E: 0 K: 2 S: 7	H: 0 LOB: 0 BB: 0 P: 7	R: 0 E: 0 K: 3 S: 8	H: 1 LOB: 1 BB: 0 P: 8	R: 0 E: 0 K: 3 S: 9	H: 0 LOB: 0 BB: 0 P: 9	R: 0 E: 0 K: 3 S: 9	H: 0 LOB: 1 BB: 1 P: 13	R: 0 E: 0 K: 1 S: 7	H: 2 LOB: 2 BB: 0 P: 7	R: 0 E: 0 K: 2 S: 5	H: 0 LOB: 0 BB: 0 P: 7	R: 0 E: 0 K: 0 S: 5	H: 2 LOB: 2 BB: 0 P: 5	R: 0 E: 0 K: 2 S: 7	H: 0 LOB: 0 BB: 0 P: 7	1B: 7 2B: 0 3B: 0 HR: 0	SF: 0 SAC: 0 DP: 0 HBP: 0	WP: 0 PA: 36 CS: 1
PITCHER Dwight Gooden, R (1, 1) ERA: 1.74	IP: 9.0 WLS: W BF: 36 H: 7 R: 0 ER: 0 SO: 16 BB: 3 IBB: 0 HBP: 0 BLK: 0 WP: 0 HR: 0 S: 65 P: 77 ERA: 0.00 WHIP: 1.111															PITCHER					

Batter	1	2	3	4	5	6	7	8	9	AB	R	H	RBI	BB	SO	LOB	BOTTOM		
Lenny Dykstra, L (1, 8) OBP: 0.338, SLG: 0.330	K						4-3			4	0	1	1	0	1	0	San Francisco Giants @ New York Mets Shea Stadium, Flushing, NY Tue Aug 20 1985, 7:05 PM EDT Att: 31,758 - Unknown livebaseballscorecards.com		
Wally Backman, S (1, 4) OBP: 0.350, SLG: 0.386	4-3	1-3 2H						F7		4	1	1	0	0	0	2			
Keith Hernandez, L (1, 3) OBP: 0.382, SLG: 0.429										3	0	2	0	1	0	1			
Gary Carter, R (1, 2) OBP: 0.351, SLG: 0.429	F9							5-3		4	0	1	1	0	0	3			
Darryl Strawberry, L (1, 9) OBP: 0.380, SLG: 0.528		S						FC6		3	1	1	0	1	0	2			
George Foster, R (1, 7) OBP: 0.316, SLG: 0.459		6-3						F7		4	0	0	0	0	0	3			
Howard Johnson, S (1, 5) OBP: 0.300, SLG: 0.342										3	1	0	0	1	1	0			
Rafael Santana, R (1, 6) OBP: 0.284, SLG: 0.294		1B								3	0	2	1	0	0	0			
Dwight Gooden, R (1, 1) OBP: 0.240, SLG: 0.200		2H								3	0	0	0	0	0	3			
Inning Stats	R: 0 E: 0 K: 1 S: 6	H: 1 LOB: 1 BB: 0 P: 6	R: 2 E: 0 K: 0 S: 5	H: 2 LOB: 2 BB: 2 P: 13	R: 0 E: 0 K: 0 S: 3	H: 0 LOB: 0 BB: 1 P: 7	R: 0 E: 0 K: 0 S: 3	H: 0 LOB: 0 BB: 0 P: 3	R: 1 E: 0 K: 0 S: 5	H: 2 LOB: 1 BB: 0 P: 5	R: 0 E: 0 K: 0 S: 4	H: 1 LOB: 1 BB: 0 P: 4	R: 0 E: 0 K: 1 S: 5	H: 1 LOB: 0 BB: 0 P: 5	R: 0 E: 0 K: 1 S: 5	H: 1 LOB: 0 BB: 0 P: 5		1B: 6 2B: 2 3B: 0 HR: 0	SF: 0 SAC: 0 DP: 0 HBP: 0
PITCHER Jim Gott, R (1, 1) ERA: 3.62	IP: 6.0 WLS: L BF: 27 H: 6 R: 3 ER: 3 SO: 3 BB: 3 IBB: 0 HBP: 0 BLK: 0 WP: 0 HR: 0 S: 26 P: 38 ERA: 4.50 WHIP: 1.500															PITCHER			
Mike Jeffcoat, L (7, 1) ERA: 2.1	1.0	4	1	0	0	0	0	0	0	4	0	4	4	0.00	1.000				
Greg Minton, R (8, 1) ERA: 3.15	1.0	3	1	0	0	1	0	0	0	5	5	0.00	1.000						

Batter	1	2	3	4	5	6	7	8	9	AB	R	H	RBI	BB	SO	LOB	TOP										
Joel Youngblood, R (1,9) OBP: 0.342, SLG: 0.349	F3		6-3			SH5-3 1B		4-3		4	0	1	0	0	0	0											
Manny Trillo, R (1,4) OBP: 0.287, SLG: 0.291	1B		F9			SH5-3 1-2		F3		3	0	1	0	0	0	0											
Chili Davis, S (1,8) OBP: 0.349, SLG: 0.409	K		3-1			F8		1B		4	0	1	0	0	1	2											
Jeffrey Leonard, R (1,7) OBP: 0.277, SLG: 0.406	K				F8			K		4	0	0	0	0	3	3											
Dan Gladden, R (8,7) OBP: 0.292, SLG: 0.300										0	0	0	0	0	0	0											
Dan Driessen, L (1,3) OBP: 0.322, SLG: 0.371		F3		K				HR		4	1	1	1	0	1	0											
Chris Brown, R (1,5) OBP: 0.348, SLG: 0.453		1B		F9				CS 1B		4	1	3	0	0	0	0											
Bob Brenly, R (1,2) OBP: 0.309, SLG: 0.419		K				G3		5-3		4	1	1	2	0	1	2											
Jose Uribe, S (1,6) OBP: 0.273, SLG: 0.302						G3		1-3		4	0	2	0	0	0	0											
Dave LaPoint, L (1,1) OBP: 0.300, SLG: 0.244						6-3		4-3		3	0	0	0	0	1	3											
Ron Roenicke, S (9,PH) OBP: 0.432, SLG: 0.344										1	0	0	0	0	0	0											
Scott Garretts, R (9,1) OBP: 0.222, SLG: 0.125										0	0	0	0	0	0	0											
Inning Stats	R: 0 E: 0 K: 2 S: 8	H: 1 LOB: 1 BB: 0 P: 8	R: 0 E: 0 K: 2 S: 9	H: 2 LOB: 2 BB: 0 P: 9	R: 0 E: 0 K: 0 S: 3	H: 0 LOB: 0 BB: 0 P: 3	R: 0 E: 0 K: 1 S: 5	H: 0 LOB: 0 BB: 0 P: 5	R: 0 E: 0 K: 0 S: 3	H: 0 LOB: 0 BB: 0 P: 3	R: 0 E: 0 K: 1 S: 6	H: 1 LOB: 1 BB: 0 P: 6	R: 1 E: 0 K: 0 S: 5	H: 3 LOB: 1 BB: 0 P: 5	R: 0 E: 0 K: 1 S: 6	H: 1 LOB: 1 BB: 0 P: 6	R: 2 E: 0 K: 0 S: 5	H: 2 LOB: 0 BB: 0 P: 5	1B: 8 2B: 0 3B: 0 HR: 2	SF: 0 SAC: 1 DP: 0 HBP: 0	WP: 0 PB: 0 SB: 0 CS: 1	PA: 36					
PITCHER	IP	WLS	BF	H	R	ER	SO	BB	IBB	HBP	BLK	WP	HR	S	P	ERA	WHIP										
Ed Lynch, R (1,1) ERA: 2.87	8.0		31	8	1	1	7	0	0	0	0	0	1	45	45	1.12	1.000										
Roger McDowell, R (9,1) ERA: 3.09	1.0	L	5	2	2	2	0	0	0	0	0	0	1	5	5	18.00	2.000										

San Francisco Giants @ New York Mets
Shea Stadium, Flushing, NY
Wed Aug 21 1985, 7:05 PM EDT
Att: 22,450 - Unknown

AB 35
R 3
H 10
RBI 3
BB 0
SO 7
LOB 10



Batter	1	2	3	4	5	6	7	8	9	AB	R	H	RBI	BB	SO	LOB	BOTTOM										
Wally Backman, S (1,4) OBP: 0.346, SLG: 0.382	5-3		F9			6-3		6-3		4	0	0	0	0	0	0											
Tom Paciorek, R (1,9) OBP: 0.314, SLG: 0.314	K				6-3	F9		FC6-4 1B		4	0	1	0	0	1	0											
Keith Hernandez, L (1,3) OBP: 0.381, SLG: 0.427	4-3				F8			FC1-5 1B		4	0	1	0	0	0	1											
Gary Carter, R (1,2) OBP: 0.352, SLG: 0.430					F7			FC5 FC1-5 1B		4	0	2	0	0	0	0											
Darryl Strawberry, L (1,8) OBP: 0.379, SLG: 0.535		FC3-6 S						FC1-5		4	1	1	1	0	1	3											
George Foster, R (1,7) OBP: 0.315, SLG: 0.457		F8						F8		4	0	1	0	0	0	3											
Ray Knight, R (1,5) OBP: 0.240, SLG: 0.339						G5-4-3 1B		F8		3	0	0	0	0	1	4											
Rafael Santana, R (1,6) OBP: 0.281, SLG: 0.292						K2-3		FC5		3	0	0	0	0	2	0											
Ed Lynch, R (1,1) OBP: 0.133, SLG: 0.071										2	0	0	0	0	2	0											
Howard Johnson, S (8,PH) OBP: 0.302, SLG: 0.355										1	1	1	1	0	0	0											
Roger McDowell, R (9,1) OBP: 0.214, SLG: 0.154										0	0	0	0	0	0	0											
Inning Stats	R: 0 E: 0 K: 1 S: 5	H: 0 LOB: 0 BB: 0 P: 5	R: 0 E: 0 K: 1 S: 6	H: 1 LOB: 1 BB: 0 P: 6	R: 0 E: 0 K: 1 S: 5	H: 0 LOB: 0 BB: 0 P: 5	R: 0 E: 0 K: 0 S: 3	H: 0 LOB: 0 BB: 0 P: 3	R: 1 E: 0 K: 1 S: 6	H: 2 LOB: 0 BB: 0 P: 6	R: 0 E: 0 K: 1 S: 5	H: 0 LOB: 0 BB: 0 P: 5	R: 0 E: 0 K: 0 S: 5	H: 2 LOB: 2 BB: 0 P: 5	R: 1 E: 0 K: 1 S: 7	H: 2 LOB: 1 BB: 0 P: 7	R: 0 E: 0 K: 1 S: 5	H: 0 LOB: 0 BB: 0 P: 5	1B: 5 2B: 0 3B: 0 HR: 2	SF: 0 SAC: 0 DP: 1 HBP: 0	WP: 0 PB: 0 SB: 1 CS: 0	PA: 33					
PITCHER	IP	WLS	BF	H	R	ER	SO	BB	IBB	HBP	BLK	WP	HR	S	P	ERA	WHIP										
Dave LaPoint, L (1,1) ERA: 3.06	8.0		30	7	2	2	6	0	0	0	0	0	2	42	42	2.25	0.875										
Scott Garretts, R (9,1) ERA: 1.56	1.0	S	3	0	0	0	1	0	0	0	0	0	0	5	5	0.00	0.000										

San Francisco Giants @ New York Mets
Shea Stadium, Flushing, NY
Wed Aug 21 1985, 7:05 PM EDT
Att: 22,450 - Unknown

AB 33
R 2
H 7
RBI 2
BB 0
SO 7
LOB 11



Batter	1	2	3	4	5	6	7	8	9	AB	R	H	RBI	BB	SO	LOB	TOP			
Dan Gladden, R (1,7) OBP: 0.289, SLG: 0.297	F2		F9			G6-4-3			F4	4	0	0	0	0	0	2				
Manny Trillo, R (1,4) OBP: 0.284, SLG: 0.288	K		F3			F6			5-3	4	0	0	0	0	1	1				
Chili Davis, S (1,8) OBP: 0.348, SLG: 0.407	3-1				F8				F8	4	0	1	0	0	0	0				
Dan Driessen, L (1,3) OBP: 0.319, SLG: 0.368		4-3			4-3				F9	3	0	0	0	0	0	1				
Chris Brown, R (1,5) OBP: 0.346, SLG: 0.450		6-3			1-5-3				K	3	0	0	0	0	1	1				
Joel Youngblood, R (1,9) OBP: 0.342, SLG: 0.345						K			FC6-4	2	0	0	0	1	1	1				
Bob Brenly, R (1,2) OBP: 0.306, SLG: 0.415						BB			F7	3	0	0	0	0	0	1				
Jose Uribe, S (1,6) OBP: 0.274, SLG: 0.302									F4	3	0	1	0	0	0	0				
Vida Blue, S (1,1) OBP: 0.211, SLG: 0.167									SH3-4	1	0	1	0	0	0	0				
Mike Jeffcoat, L (7,1)									SH3-4	1	0	0	0	0	0	0				
Frank Williams, R (7,1)											0	0	0	0	0	0				
Rob Deer, R (8,PH) OBP: 0.274, SLG: 0.338											1	0	0	0	0	0				
Greg Minton, S (8,1)											0	0	0	0	0	0				
Inning Stats	R: 0 E: 0 K: 1 S: 5	H: 0 LOB: 0 BB: 0 P: 5	R: 0 E: 0 K: 0 S: 3	H: 0 LOB: 1 BB: 1 P: 7	R: 0 E: 0 K: 0 S: 4	H: 1 LOB: 1 BB: 0 P: 4	R: 0 E: 0 K: 0 S: 3	H: 0 LOB: 0 BB: 0 P: 3	R: 0 E: 0 K: 1 S: 5	H: 0 LOB: 0 BB: 0 P: 5	R: 0 E: 0 K: 1 S: 6	H: 1 LOB: 0 BB: 0 P: 6	R: 0 E: 0 K: 0 S: 3	H: 0 LOB: 0 BB: 0 P: 3	R: 0 E: 0 K: 0 S: 3	H: 0 LOB: 0 BB: 0 P: 3	1B: 3 2B: 0 3B: 0 HR: 0	SF: 0 SAC: 1 DP: 1 HBP: 0	WP: 0 PB: 0 SB: 0 CS: 0	PA: 30
PITCHER Terry Leach, R (1,1) ERA: 1.46	IP: 9.0 WLS: W BF: 30 H: 3 R: 0 ER: 0 SO: 3 BB: 1 IBB: 0 HBP: 0 BLK: 0 WP: 0 HR: 0 S: 35 P: 39 ERA: 0.00 WHIP: 0.444															PITCHER				

San Francisco Giants @ New York Mets
Shea Stadium, Flushing, NY
Thu Aug 22 1985, 7:05 PM EDT
Att: 24,536 - Unknown

AB 28
R 0
H 3
RBI 0
BB 1
SO 3
LOB 7



Batter	1	2	3	4	5	6	7	8	9	AB	R	H	RBI	BB	SO	LOB	BOTTOM			
Wally Backman, S (1,4) OBP: 0.352, SLG: 0.389			PO	1B				4-3		4	2	3	1	1	0	1				
Tom Paciorek, R (1,9) OBP: 0.318, SLG: 0.319				1B	2B			4-3		4	0	2	0	0	1	2				
Lenny Dykstra, L (7,FR) OBP: 0.341, SLG: 0.330				1B	K			4-3		0	1	0	0	1	0	0				
Keith Hernandez, L (1,3) OBP: 0.379, SLG: 0.425				1B	F9			4-3		5	0	1	1	0	0	6				
Gary Carter, R (1,2) OBP: 0.354, SLG: 0.431				FC3-6				4-3		3	2	1	0	1	0	2				
Darryl Strawberry, L (1,8) OBP: 0.380, SLG: 0.547				K	K			4-3		4	1	2	4	0	2	2				
George Foster, R (1,7) OBP: 0.317, SLG: 0.459				BB				4-3		3	0	1	1	1	1	0				
Ray Knight, R (1,5) OBP: 0.236, SLG: 0.332				K	K			4-3		4	0	0	0	0	2	6				
Rafael Santana, R (1,6) OBP: 0.284, SLG: 0.297				L6				4-3		4	1	2	0	0	1	1				
Terry Leach, R (1,1) OBP: 0.222, SLG: 0.333				K	K			SH1-4		3	0	0	0	0	3	2				
Inning Stats	R: 0 E: 0 K: 0 S: 3	H: 1 LOB: 0 BB: 0 P: 3	R: 0 E: 0 K: 1 S: 5	H: 0 LOB: 0 BB: 0 P: 5	R: 0 E: 1 K: 1 S: 5	H: 0 LOB: 0 BB: 0 P: 5	R: 1 E: 0 K: 2 S: 10	H: 3 LOB: 3 BB: 1 P: 14	R: 1 E: 0 K: 2 S: 9	H: 2 LOB: 1 BB: 0 P: 9	R: 2 E: 0 K: 3 S: 11	H: 2 LOB: 0 BB: 0 P: 11	R: 3 E: 0 K: 1 S: 8	H: 3 LOB: 3 BB: 2 P: 16	R: 0 E: 0 K: 0 S: 4	H: 1 LOB: 2 BB: 1 P: 8	1B: 7 2B: 5 3B: 0 HR: 1	SF: 0 SAC: 1 DP: 1 HBP: 0	WP: 0 PB: 0 SB: 0 CS: 0	PA: 40
PITCHER Vida Blue, L (1,1) ERA: 4.94	IP: 6.1 WLS: L BF: 29 H: 9 R: 6 ER: 6 SO: 10 BB: 2 IBB: 0 HBP: 0 BLK: 0 WP: 0 HR: 1 S: 47 P: 55 ERA: 8.53 WHIP: 1.737															PITCHER				
Mike Jeffcoat, L (7,1) ERA: 2.42	0.1	4	2	1	1	0	0	1	0	0	0	3	7	27.00	6.000					
Frank Williams, R (7,1) ERA: 5.36	0.1	1	0	0	0	0	0	0	0	0	1	1	0.00	0.000						
Greg Minton, R (8,1) ERA: 3.1	1.0	5	1	0	0	0	1	0	0	0	4	8	0.00	2.000						

San Francisco Giants @ New York Mets
Shea Stadium, Flushing, NY
Thu Aug 22 1985, 7:05 PM EDT
Att: 24,536 - Unknown

AB 34
R 7
H 12
RBI 7
BB 4
SO 10
LOB 22



Batter	1	2	3	4	5	6	7	8	9	AB	R	H	RBI	BB	SO	LOB	TOP										
Joel Youngblood, R OBP: 0.344, SLG: 0.347 (1, 7)										5	1	2	0	0	1	4	San Francisco Giants @ Philadelphia Phillies Veterans Stadium, Philadelphia, PA Fri Aug 23 1985, 7:05 PM EDT Att: 26,194 - Unknown										
Brad Wellman, R OBP: 0.277, SLG: 0.313 (1, 4)										5	0	0	0	0	0	4											
Chili Davis, S OBP: 0.349, SLG: 0.408 (1, 8)										4	0	1	0	1	0	1											
Dan Driessen, L OBP: 0.318, SLG: 0.366 (1, 3)										5	1	1	1	0	1	3											
Chris Brown, R OBP: 0.346, SLG: 0.457 (1, 5)										5	1	2	1	0	2	1											
Bob Brenly, R OBP: 0.311, SLG: 0.419 (1, 2)										4	1	3	1	0	0	0											
David Green, R OBP: 0.296, SLG: 0.357 Frank Williams, R OBP: 0.222, SLG: 0.125 Scott Garrelts, R OBP: 0.222, SLG: 0.125 (1, 9)										2	0	0	0	1	1	2		AB 38 R 4 H 12 RBI 4 BB 2 SO 7 LOB 20									
Jose Uribe, S OBP: 0.271, SLG: 0.299 (1, 6)										4	0	0	0	0	2	5											
Atlee Hammaker, S OBP: 0.079, SLG: 0.079 Dan Gladden, R OBP: 0.292, SLG: 0.306 (1, 1)										2	0	1	0	0	0	0											
Inning Stats	R: 1 E: 0 K: 0 S: 5	H: 2 LOB: 1 BB: 0 P: 5	R: 0 E: 0 K: 1 S: 5	H: 0 LOB: 0 BB: 0 P: 5	R: 0 E: 1 K: 1 S: 6	H: 0 LOB: 1 BB: 0 P: 6	R: 1 E: 0 K: 2 S: 11	H: 4 LOB: 3 BB: 0 P: 11	R: 0 E: 0 K: 1 S: 3	H: 1 LOB: 1 BB: 1 P: 9	R: 0 E: 0 K: 1 S: 6	H: 1 LOB: 2 BB: 1 P: 10	R: 2 E: 0 K: 0 S: 7	H: 4 LOB: 2 BB: 0 P: 7	R: 0 E: 0 K: 1 S: 5	H: 0 LOB: 0 BB: 0 P: 5		1B: 9 2B: 2 3B: 1 HR: 1	SF: 0 SAC: 1 DP: 1 HBP: 0	WP: 1 PB: 0 CS: 0	PA: 41						
PITCHER	IP	WLS	BF	H	R	ER	SO	BB	IBB	HBP	BLK	WP	HR	S	P	ERA	WHIP										
John Denny, R ERA: 3.75 Kent Tekulve, R ERA: 4.11 Dave Shipanoff, R ERA: 2.13	7.2	L	37	12	4	4	6	2	0	0	0	1	1	47	55	4.70	1.826										

Batter	1	2	3	4	5	6	7	8	9	AB	R	H	RBI	BB	SO	LOB	BOTTOM										
Von Hayes, L OBP: 0.352, SLG: 0.445 (1, 8)										4	0	1	0	0	1	1	San Francisco Giants @ Philadelphia Phillies Veterans Stadium, Philadelphia, PA Fri Aug 23 1985, 7:05 PM EDT Att: 26,194 - Unknown										
Juan Samuel, R OBP: 0.294, SLG: 0.435 (1, 4)										4	0	0	0	0	1	3											
Glenn Wilson, R OBP: 0.311, SLG: 0.423 (1, 9)										4	0	1	0	0	0	2											
Mike Schmidt, R OBP: 0.355, SLG: 0.489 (1, 3)										3	0	1	0	1	0	0											
Ozzie Virgil, R OBP: 0.355, SLG: 0.470 (1, 2)										4	0	0	0	0	1	3											
John Russell, R OBP: 0.295, SLG: 0.394 Greg Gross, L OBP: 0.371, SLG: 0.323 (1, 7)										2	0	0	0	0	0	1											
Rick Schu, R OBP: 0.335, SLG: 0.416 (1, 5)										3	1	1	0	0	0	2											
Luis Aguayo, R OBP: 0.375, SLG: 0.368 Tom Foley, L OBP: 0.270, SLG: 0.326 (1, 6)										2	0	1	1	0	0	0											
John Denny, R OBP: 0.209, SLG: 0.175 Kent Tekulve, R OBP: 0.293, SLG: 0.312 Dave Shipanoff, R OBP: 0.293, SLG: 0.312 (1, 1)										1	0	0	0	0	0	0											
Inning Stats	R: 0 E: 0 K: 0 S: 3	H: 0 LOB: 0 BB: 0 P: 3	R: 0 E: 0 K: 0 S: 3	H: 0 LOB: 0 BB: 0 P: 3	R: 1 E: 0 K: 0 S: 6	H: 3 LOB: 2 BB: 0 P: 6	R: 0 E: 0 K: 0 S: 4	H: 1 LOB: 1 BB: 0 P: 4	R: 0 E: 1 K: 1 S: 6	H: 0 LOB: 1 BB: 0 P: 6	R: 0 E: 0 K: 1 S: 5	H: 0 LOB: 0 BB: 0 P: 5	R: 0 E: 0 K: 0 S: 3	H: 1 LOB: 1 BB: 1 P: 7	R: 0 E: 0 K: 0 S: 3	H: 1 LOB: 1 BB: 1 P: 7		1B: 5 2B: 0 3B: 1 HR: 0	SF: 0 SAC: 1 DP: 2 HBP: 0	WP: 0 PB: 0 CS: 0	PA: 33						
PITCHER	IP	WLS	BF	H	R	ER	SO	BB	IBB	HBP	BLK	WP	HR	S	P	ERA	WHIP										
Atlee Hammaker, L ERA: 3.48 Frank Williams, R ERA: 4.88 Scott Garrelts, R ERA: 1.54	5.0	W	20	4	1	1	1	0	0	0	0	0	0	14	18	0.00	1.000										

Batter	1	2	3	4	5	6	7	8	9	AB	R	H	RBI	BB	SO	LOB	TOP					
Joel Youngblood, R (1, 7) OBP: 0.345, SLG: 0.341	5-3		BB						F5	3	0	0	0	2	0	1	San Francisco Giants @ Philadelphia Phillies Veterans Stadium, Philadelphia, PA Sat Aug 24 1985, 7:05 PM EDT Att: 27,011 - Unknown					
Brad Wellman, R (1, 4) OBP: 0.279, SLG: 0.313	K		F9				G4-6-3			3	0	1	0	0	1	1						
Ron Roenicke, S (7, PH) OBP: 0.422, SLG: 0.333										1	0	0	0	0	0	2						
Ricky Adams, R (7, 4) OBP: 0.228, SLG: 0.325										1	0	1	0	0	0	0						
Chili Davis, S (1, 8) OBP: 0.347, SLG: 0.408	2B		F8		K				G4-6-3	5	0	1	0	0	1	5						
Dan Driessen, L (1, 3) OBP: 0.315, SLG: 0.362	P3			F8	F7					4	0	0	0	0	0	3						
Chris Brown, R (1, 5) OBP: 0.348, SLG: 0.456		P4								3	0	1	0	1	0	0						
Bob Brenly, R (1, 2) OBP: 0.311, SLG: 0.417	1B			E5						4	0	1	0	0	0	2						
David Green, R (1, 9) OBP: 0.299, SLG: 0.363	1B			E5						4	0	2	0	0	0	2						
Jose Uribe, S (1, 6) OBP: 0.271, SLG: 0.298	FC5-4-6				P6-4					4	1	1	0	0	0	7						
Mike Krukow, R (1, 1) OBP: 0.269, SLG: 0.367			K							2	0	1	0	0	1	0						
Dan Gladden, R (7, PH) OBP: 0.294, SLG: 0.307										1	0	1	0	0	0	0						
Mark Davis, L (7, 1) OBP: 0.200, SLG: 0.400										0	0	0	0	0	0	0						
Greg Minton, S (8, 1) OBP: 0.282, SLG: 0.387										0	0	0	0	0	0	0						
Rob Deer, R (9, PH) OBP: 0.282, SLG: 0.387										1	1	1	1	0	0	0						
Inning Stats	R: 0 E: 0 K: 1 S: 6	H: 1 LOB: 1 BB: 0 P: 6	R: 0 E: 0 K: 0 S: 4	H: 2 LOB: 1 BB: 0 P: 4	R: 0 E: 0 K: 1 S: 5	H: 0 LOB: 1 BB: 1 P: 9	R: 0 E: 2 K: 0 S: 5	H: 1 LOB: 2 BB: 0 P: 5	R: 0 E: 0 K: 1 S: 7	H: 2 LOB: 2 BB: 0 P: 7	R: 0 E: 0 K: 0 S: 3	H: 0 LOB: 0 BB: 0 P: 3	R: 1 E: 0 K: 0 S: 4	H: 2 LOB: 1 BB: 1 P: 8	R: 0 E: 0 K: 0 S: 4	H: 1 LOB: 2 BB: 1 P: 8	R: 1 E: 0 K: 0 S: 4	H: 2 LOB: 0 BB: 0 P: 4	1B: 8 2B: 4 3B: 0 HR: 1	SF: 0 SAC: 0 DP: 4 HBP: 0	WP: 0 PB: 0 SB: 0 CS: 0	PA: 39
PITCHER Charles Hudson, R (1, 1) ERA: 3.99	IP: 9.0 WLS: W BF: 39 H: 11 R: 2 ER: 2 SO: 3 BB: 3 IBB: 0 HBP: 0 BLK: 0 WP: 0 HR: 1 S: 42 P: 54 ERA: 2.00 WHIP: 1.556															PITCHER						


Batter	1	2	3	4	5	6	7	8	9	AB	R	H	RBI	BB	SO	LOB	BOTTOM			
Jeff Stone, L (1, 7) OBP: 0.288, SLG: 0.306	L1		F7							3	0	0	0	0	0	0	San Francisco Giants @ Philadelphia Phillies Veterans Stadium, Philadelphia, PA Sat Aug 24 1985, 7:05 PM EDT Att: 27,011 - Unknown			
Gary Maddox, R (7, PH) OBP: 0.285, SLG: 0.333										2	0	1	1	0	1	0				
Juan Samuel, R (1, 4) OBP: 0.295, SLG: 0.437	WP		6-3							5	1	2	0	0	1	0				
Von Hayes, L (1, 8) OBP: 0.355, SLG: 0.444	1B		P4							3	2	1	0	2	0	2				
Mike Schmidt, R (1, 3) OBP: 0.352, SLG: 0.484	F3									4	0	0	0	0	0	4				
Glenn Wilson, R (1, 9) OBP: 0.315, SLG: 0.426	FC6-4			BLK						4	2	3	3	0	0	0				
Darren Daulton, L (1, 2) OBP: 0.340, SLG: 0.467	FC6-4			F9						3	1	0	0	1	1	3				
Rick Schu, R (1, 5) OBP: 0.337, SLG: 0.413			F8							2	2	0	0	2	0	0				
Tom Foley, L (1, 6) OBP: 0.276, SLG: 0.345			F9							4	1	2	3	0	1	1				
Luis Aguayo, R (9, 6) OBP: 0.375, SLG: 0.368										0	0	0	0	0	0	0				
Charles Hudson, S (1, 1) OBP: 0.140, SLG: 0.140	5-3									4	0	0	1	0	1	2				
Inning Stats	R: 2 E: 0 K: 0 S: 5	H: 2 LOB: 1 BB: 1 P: 9	R: 0 E: 0 K: 0 S: 3	H: 0 LOB: 0 BB: 0 P: 3	R: 0 E: 0 K: 0 S: 3	H: 0 LOB: 0 BB: 0 P: 3	R: 1 E: 1 K: 1 S: 7	H: 1 LOB: 1 BB: 0 P: 7	R: 0 E: 0 K: 0 S: 3	H: 0 LOB: 0 BB: 0 P: 3	R: 3 E: 0 K: 2 S: 10	H: 3 LOB: 1 BB: 1 P: 14	R: 0 E: 0 K: 2 S: 7	H: 0 LOB: 1 BB: 1 P: 11	R: 3 E: 0 K: 0 S: 6	H: 3 LOB: 2 BB: 2 P: 14	1B: 6 2B: 3 3B: 0 HR: 0	SF: 0 SAC: 0 DP: 0 HBP: 0	WP: 2 PB: 1 SB: 1 CS: 0	PA: 39
PITCHER Mike Krukow, R (1, 1) ERA: 3.45	IP: 6.0 WLS: L BF: 27 H: 6 R: 6 ER: 5 SO: 3 BB: 2 IBB: 0 HBP: 0 BLK: 0 WP: 2 HR: 0 S: 31 P: 39 ERA: 7.50 WHIP: 1.333															PITCHER				
Mark Davis, L (7, 1) ERA: 2.79	1.0	4	0	0	0	2	1	0	0	0	0	7	11	0.00	1.000					
Greg Minton, R (8, 1) ERA: 3.44	1.0	8	3	3	3	0	2	0	0	0	0	6	14	27.00	5.000					

AB 36
R 2
H 11
RBI 1
BB 3
SO 3
LOB 23



AB 34
R 9
H 9
RBI 8
BB 5
SO 5
LOB 12



Batter	1	2	3	4	5	6	7	8	9	AB	R	H	RBI	BB	SO	LOB	TOP				
Dan Gladden, R OBP: 0.298, SLG: 0.308 (1, 7)	0-0 CS 1B		4-0 1B FC3-6 BB	0-0 F9			4-0 G4-6-3 BB		0-0 F8	3	1	1	0	2	0	1	San Francisco Giants @ Philadelphia Phillies Veterans Stadium, Philadelphia, PA Sun Aug 25 1985, 3:33 AM EDT Att: 25,653 - Unknown				
Brad Wellman, R OBP: 0.276, SLG: 0.308 (1, 4)	0-3 K		0-0 FC3-6 1B	0-3 K			0-0 F8		0-0 P4	5	1	1	0	0	2	3					
Chili Davis, S OBP: 0.346, SLG: 0.406 (1, 8)	0-3 K		0-0 FC3-6 1B		0-3 K		0-0 G4-6-3		0-3 K	5	0	1	1	0	3	1					
Dan Driessen, L OBP: 0.314, SLG: 0.361 (1, 3)		0-0 HR 1B	0-0 FC3-6 1B		0-0 P4				0-0 6-3	4	1	1	1	0	0	2					
Chris Brown, R OBP: 0.347, SLG: 0.453 (1, 5)		0-0 F9	0-3 K		0-0 F3				1-0 1B HBP	3	0	0	0	0	1	3					
David Green, R OBP: 0.306, SLG: 0.369 (1, 9)		0-0 F9	0-0 1B		0-0 FC5-4 1B				0-0 1B	4	0	3	1	0	0	1					
Alex Trevino, R OBP: 0.287, SLG: 0.363 (1, 2)		0-0 HR	0-3 K		0-0 F9				0-0 P4	4	1	1	2	0	1	5					
Jose Uribe, S OBP: 0.271, SLG: 0.298 (1, 6)	0-3 K2-3			0-0 F8		0-0 FC5-4			0-0 1B	4	0	1	0	0	1	1					
Jim Gott, R OBP: 0.195, SLG: 0.350 (4, 1)			0-0 1B		0-0 K				0-3 K	2	1	2	0	0	0	0					
Mark Davis, L OBP: 0.209, SLG: 0.400 (6, PH)			0-0 2B		0-0 1B				0-3 K	0	0	0	0	0	0	0					
Rob Diest, R OBP: 0.279, SLG: 0.382 (6, 1)										1	0	0	0	0	1	1					
Frank Williams, R OBP: 0.412, SLG: 0.324 (8, PH)										1	0	0	0	0	1	3					
Ron Roenicke, S OBP: 0.412, SLG: 0.324 (8, 1)										0	0	0	0	0	0	0					
Greg Minton, S (8, 1)										0	0	0	0	0	0	0					
Inning Stats	R: 0 E: 0 K: 2 S: 7	H: 1 LOB: 0 BB: 0 P: 7	R: 2 E: 0 K: 1 S: 7	H: 2 LOB: 0 BB: 0 P: 7	R: 3 E: 0 K: 2 S: 11	H: 4 LOB: 2 BB: 1 P: 15	R: 0 E: 0 K: 1 S: 6	H: 1 LOB: 1 BB: 0 P: 6	R: 0 E: 0 K: 1 S: 5	H: 0 LOB: 0 BB: 0 P: 5	R: 0 E: 0 K: 1 S: 6	H: 1 LOB: 1 BB: 0 P: 6	R: 0 E: 0 K: 0 S: 2	H: 0 LOB: 0 BB: 1 P: 6	R: 0 E: 0 K: 1 S: 7	H: 2 LOB: 3 BB: 0 P: 8	R: 0 E: 0 K: 1 S: 5	H: 0 LOB: 0 BB: 0 P: 5	1B: 9 2B: 1 3B: 0 HR: 1	SF: 0 SAC: 0 DP: 1 HBP: 1	WP: 0 PA: 39 PB: 0 SB: 0 CS: 1
PITCHER	IP WLS BF H R ER SO BB IBB HBP BLK WP HR S P ERA WHIP	IP WLS BF H R ER SO BB IBB HBP BLK WP HR S P ERA WHIP	IP WLS BF H R ER SO BB IBB HBP BLK WP HR S P ERA WHIP	IP WLS BF H R ER SO BB IBB HBP BLK WP HR S P ERA WHIP	IP WLS BF H R ER SO BB IBB HBP BLK WP HR S P ERA WHIP	IP WLS BF H R ER SO BB IBB HBP BLK WP HR S P ERA WHIP	IP WLS BF H R ER SO BB IBB HBP BLK WP HR S P ERA WHIP	IP WLS BF H R ER SO BB IBB HBP BLK WP HR S P ERA WHIP	IP WLS BF H R ER SO BB IBB HBP BLK WP HR S P ERA WHIP	IP WLS BF H R ER SO BB IBB HBP BLK WP HR S P ERA WHIP	IP WLS BF H R ER SO BB IBB HBP BLK WP HR S P ERA WHIP	IP WLS BF H R ER SO BB IBB HBP BLK WP HR S P ERA WHIP	IP WLS BF H R ER SO BB IBB HBP BLK WP HR S P ERA WHIP	IP WLS BF H R ER SO BB IBB HBP BLK WP HR S P ERA WHIP	IP WLS BF H R ER SO BB IBB HBP BLK WP HR S P ERA WHIP	IP WLS BF H R ER SO BB IBB HBP BLK WP HR S P ERA WHIP					
Kevin Gross, R ERA: 3.19 (1, 1)	2.0	12	6	5	5	3	1	0	0	0	0	0	0	0	0	0	22.50	3.500			
Dave Rucker, L ERA: 4.07 (3, 1)	5.0	18	3	0	0	5	1	0	0	0	0	0	0	0	0	0	0.00	0.800			
Dave Shipanoff, R ERA: 1.98 (8, 1)	1.0	6	2	0	0	1	0	0	0	0	0	0	0	0	0	0	0.00	2.000			
Don Carman, L ERA: 2.48 (9, 1)	1.0	3	0	0	0	1	0	0	0	0	0	0	0	0	0	0	0.00	0.000			

Batter	1	2	3	4	5	6	7	8	9	AB	R	H	RBI	BB	SO	LOB	BOTTOM		
Jeff Stone, L OBP: 0.291, SLG: 0.320 (1, 7)	0-0 6-3			0-0 FC1-5 HR			0-0 6-3 BLK HR 1B		0-0 F9	5	2	2	2	0	1	1	San Francisco Giants @ Philadelphia Phillies Veterans Stadium, Philadelphia, PA Sun Aug 25 1985, 3:33 AM EDT Att: 25,653 - Unknown		
Dave Shipanoff, R (8, 1)				3-H			1-H 2-H 3B			0	0	0	0	0	0	0			
Don Carman, L (9, 1)										0	0	0	0	0	0	0			
Juan Samuel, R OBP: 0.295, SLG: 0.442 (1, 4)	0-0 S 1B	0-0 F5		0-0 HR		0-0 6-3	0-0 F9			5	1	2	2	0	0	2			
Von Hayes, L OBP: 0.358, SLG: 0.454 (1, 8)	0-0 F8		0-0 3-1 2B	0-0 HR		4-0 HR IBB			0-0 F9	4	2	2	1	1	0	1			
Glenn Wilson, R OBP: 0.316, SLG: 0.433 (1, 9)	0-3 K		0-0 5-3	0-0 F7		0-0 HR			0-0 3-1 1B	5	2	2	3	0	1	2			
Tim Corcoran, L OBP: 0.299, SLG: 0.255 (1, 3)		0-0 F8	0-0 3-1		0-0 4-3	0-0 4-3			0-0 3-1	5	0	0	0	0	0	2			
Darren Daulton, L OBP: 0.345, SLG: 0.469 (1, 2)		0-0 3B 2B	0-3 K		0-3 K		0-0 4-3		4-0 1B BB	4	1	1	0	1	2	1			
Rick Schu, R OBP: 0.345, SLG: 0.420 (1, 5)		4-0 3B BB		0-0 2B 2B		4-0 BB			0-0 F9	3	2	2	1	2	0	0			
Luis Aguayo, R OBP: 0.383, SLG: 0.397 (1, 6)		0-0 HR 3B		0-0 SH5-4 FC1-5 2B		0-3 K			1-0 BB HBP	4	2	2	3	0	1	3			
Kevin Gross, R OBP: 0.212, SLG: 0.280 (1, 1)		0-0 HR		0-0 SH5-4		0-0 5-3			4-0 3B BB	1	1	1	2	0	0	0			
Dave Rucker, L OBP: 0.571, SLG: 0.667 (3, 1)										1	0	0	0	0	0	0			
Derrel Thomas, S OBP: 0.304, SLG: 0.408 (7, PH)										0	1	0	0	1	0	0			
Greg Minton, R ERA: 3.52 (8, 7)										0	1	0	0	1	0	0			
Inning Stats	R: 0 E: 0 K: 1 S: 6	H: 1 LOB: 1 BB: 0 P: 6	R: 4 E: 0 K: 1 S: 8	H: 3 LOB: 0 BB: 1 P: 12	R: 0 E: 0 K: 1 S: 6	H: 1 LOB: 1 BB: 0 P: 6	R: 4 E: 0 K: 0 S: 7	H: 4 LOB: 0 BB: 0 P: 7	R: 0 E: 0 K: 2 S: 7	H: 0 LOB: 1 BB: 1 P: 11	R: 3 E: 0 K: 0 S: 5	H: 2 LOB: 0 BB: 1 P: 9	R: 2 E: 0 K: 0 S: 4	H: 1 LOB: 1 BB: 1 P: 9	R: 1 E: 0 K: 0 S: 5	H: 2 LOB: 2 BB: 1 P: 9	1B: 4 2B: 4 3B: 2 HR: 4	SF: 0 SAC: 1 DP: 0 HBP: 1	WP: 0 PA: 44 PB: 0 SB: 1 CS: 0
PITCHER	IP WLS BF H R ER SO BB IBB HBP BLK WP HR S P ERA WHIP	IP WLS BF H R ER SO BB IBB HBP BLK WP HR S P ERA WHIP	IP WLS BF H R ER SO BB IBB HBP BLK WP HR S P ERA WHIP	IP WLS BF H R ER SO BB IBB HBP BLK WP HR S P ERA WHIP	IP WLS BF H R ER SO BB IBB HBP BLK WP HR S P ERA WHIP	IP WLS BF H R ER SO BB IBB HBP BLK WP HR S P ERA WHIP	IP WLS BF H R ER SO BB IBB HBP BLK WP HR S P ERA WHIP	IP WLS BF H R ER SO BB IBB HBP BLK WP HR S P ERA WHIP	IP WLS BF H R ER SO BB IBB HBP BLK WP HR S P ERA WHIP	IP WLS BF H R ER SO BB IBB HBP BLK WP HR S P ERA WHIP	IP WLS BF H R ER SO BB IBB HBP BLK WP HR S P ERA WHIP	IP WLS BF H R ER SO BB IBB HBP BLK WP HR S P ERA WHIP	IP WLS BF H R ER SO BB IBB HBP BLK WP HR S P ERA WHIP	IP WLS BF H R ER SO BB IBB HBP BLK WP HR S P ERA WHIP	IP WLS BF H R ER SO BB IBB HBP BLK WP HR S P ERA WHIP	IP WLS BF H R ER SO BB IBB HBP BLK WP HR S P ERA WHIP			
Jim Gott, R ERA: 4.02 (4, 1)	1.1	6	1	1	1	2	1	0	0	0	0	0	0	0	0	0	6.75	1.500	
Mark Davis, L ERA: 2.53 (6, 1)	2.0	12	3	5	5	0	1	1	1	1	0	1	9	18	22.50	2.000			
Frank Williams, R ERA: 5.76 (8, 1)	1.0	6	2	1	1	0	1	0	0	0	0	0	5	9	9.00	3.000			

Batter	1	2	3	4	5	6	7	8	9	AB	R	H	RBI	BB	SO	LOB	TOP			
Dan Gladden, R (1.7) OBP: 0.299, SLG: 0.307										4	2	1	0	1	1	1	San Francisco Giants @ Montreal Expos Olympic Stadium, Montreal, QB Mon Aug 26 1985, 7:05 PM EDT Att: 13,064 - Overcast			
Manny Trillo, R (1.4) OBP: 0.284, SLG: 0.293									4	1	1	1	0	1	1					
Chili Davis, S (1.8) OBP: 0.345, SLG: 0.411									4	1	1	3	0	1	0					
Dan Driessen, L (1.3) OBP: 0.314, SLG: 0.360									4	0	1	0	0	0	0					
Chris Brown, R (1.5) OBP: 0.347, SLG: 0.452									3	0	1	0	0	0	0					
Ricky Adams, R (8.5) OBP: 0.225, SLG: 0.321									1	0	0	0	0	0	0					
David Green, R (1.9) OBP: 0.301, SLG: 0.364									4	0	0	0	0	1	3					
Brad Wellman, R (1.6) OBP: 0.289, SLG: 0.301									3	0	0	0	0	1	0					
Jose Uribe, S (7.6) OBP: 0.273, SLG: 0.300									1	1	1	0	0	0	0					
Alex Trevino, R (1.2) OBP: 0.293, SLG: 0.371									3	2	1	0	1	1	0					
Dave LaPoint, L (1.1) OBP: 0.283, SLG: 0.229									3	0	0	0	0	0	1					
Scott Garrelts, R (8.1) OBP: 0.300, SLG: 0.333									1	0	1	2	0	0	0					
Inning Stats	R: 2 E: 0 K: 0 S: 5	H: 2 LOB: 0 BB: 0 P: 5	R: 0 E: 0 K: 2 S: 7	H: 0 LOB: 0 BB: 0 P: 7	R: 2 E: 0 K: 0 S: 4	H: 1 LOB: 0 BB: 1 P: 8	R: 0 E: 0 K: 0 S: 3	H: 0 LOB: 0 BB: 0 P: 3	R: 0 E: 0 K: 3 S: 11	H: 2 LOB: 2 BB: 0 P: 11	R: 1 E: 0 K: 0 S: 4	H: 1 LOB: 0 BB: 0 P: 4	R: 0 E: 0 K: 0 S: 3	H: 0 LOB: 0 BB: 0 P: 3	R: 2 E: 1 K: 1 S: 7	H: 2 LOB: 1 BB: 1 P: 11	1B: 4 2B: 2 3B: 1 HR: 1	SF: 0 SAC: 0 DP: 1 HBP: 0	WP: 1 PB: 0 SB: 1 CS: 0	PA: 37
PITCHER	IP WLS BF H R ER SO BB IBB HBP BLK WP HR S P ERA WHIP	IP WLS BF H R ER SO BB IBB HBP BLK WP HR S P ERA WHIP	IP WLS BF H R ER SO BB IBB HBP BLK WP HR S P ERA WHIP	IP WLS BF H R ER SO BB IBB HBP BLK WP HR S P ERA WHIP	IP WLS BF H R ER SO BB IBB HBP BLK WP HR S P ERA WHIP	IP WLS BF H R ER SO BB IBB HBP BLK WP HR S P ERA WHIP	IP WLS BF H R ER SO BB IBB HBP BLK WP HR S P ERA WHIP	IP WLS BF H R ER SO BB IBB HBP BLK WP HR S P ERA WHIP	IP WLS BF H R ER SO BB IBB HBP BLK WP HR S P ERA WHIP	IP WLS BF H R ER SO BB IBB HBP BLK WP HR S P ERA WHIP	IP WLS BF H R ER SO BB IBB HBP BLK WP HR S P ERA WHIP	IP WLS BF H R ER SO BB IBB HBP BLK WP HR S P ERA WHIP	IP WLS BF H R ER SO BB IBB HBP BLK WP HR S P ERA WHIP	IP WLS BF H R ER SO BB IBB HBP BLK WP HR S P ERA WHIP	IP WLS BF H R ER SO BB IBB HBP BLK WP HR S P ERA WHIP	IP WLS BF H R ER SO BB IBB HBP BLK WP HR S P ERA WHIP				
Bill Laskey, R (1.1) ERA: 4.3	0.0	L	0	0	0	0	0	0	0	0	0	0	0	0	0	∞	∞			
Tim Burke, R (7.1) ERA: 1.78	0.2		2	0	0	0	0	0	0	0	0	0	0	0	0	0.00	0.000			
Jack O'Connor, L (8.1) ERA: 5.54	1.0		3	0	0	0	0	0	0	0	0	0	0	0	0	0.00	0.000			
Randy St. Claire, R (9.1) ERA: 3.13	1.0		6	2	2	2	1	1	0	0	0	0	0	0	0	18.00	3.000			

Batter	1	2	3	4	5	6	7	8	9	AB	R	H	RBI	BB	SO	LOB	BOTTOM			
Tim Raines, S (1.7) OBP: 0.387, SLG: 0.443										4	1	1	0	1	1	1	San Francisco Giants @ Montreal Expos Olympic Stadium, Montreal, QB Mon Aug 26 1985, 7:05 PM EDT Att: 13,064 - Overcast			
Vance Law, R (1.4) OBP: 0.362, SLG: 0.403									5	1	2	1	0	2	2					
Andre Dawson, R (1.9) OBP: 0.308, SLG: 0.434									5	0	1	0	0	1	4					
Hubie Brooks, R (1.6) OBP: 0.313, SLG: 0.414									4	2	1	1	0	0	3					
Tim Wallach, R (1.5) OBP: 0.311, SLG: 0.426									4	0	2	1	0	1	0					
Andres Galarraga, R (1.3) OBP: 0.288, SLG: 0.286									3	0	1	0	0	0	1					
Terry Francona, L (8. PH) OBP: 0.327, SLG: 0.370									1	0	1	1	0	0	0					
Mitch Webster, S (1.8) OBP: 0.284, SLG: 0.414									3	0	0	0	1	0	3					
Mike Fitzgerald, R (1.2) OBP: 0.296, SLG: 0.285									2	0	0	0	1	0	0					
Razor Shines, S (8. PH) OBP: 0.143, SLG: 0.118									1	0	0	0	0	0	3					
Sal Butera, R (9.2) OBP: 0.273, SLG: 0.310									0	0	0	0	0	0	0					
Bill Laskey, R (1.1) OBP: 0.211, SLG: 0.116									2	0	0	0	0	2	2					
Tim Burke, R (7.1) OBP: 0.167, SLG: 0.167									0	0	0	0	0	0	0					
U.L. Washington, S (7. PH) OBP: 0.247, SLG: 0.379									1	0	0	0	0	1	0					
Jack O'Connor, L (8.1) ERA: 5.54									0	0	0	0	0	0	0					
Randy St. Claire, R (9.1) ERA: 3.13									0	0	0	0	0	0	0					
Herm Winstingham, L (8. PH) OBP: 0.310, SLG: 0.330									1	0	1	0	0	0	0					
Inning Stats	R: 1 E: 0 K: 0 S: 4	H: 2 LOB: 0 BB: 0 P: 4	R: 0 E: 1 K: 1 S: 6	H: 0 LOB: 2 BB: 1 P: 10	R: 0 E: 0 K: 1 S: 5	H: 0 LOB: 0 BB: 1 P: 9	R: 0 E: 0 K: 1 S: 5	H: 1 LOB: 0 BB: 0 P: 5	R: 0 E: 0 K: 1 S: 5	H: 3 LOB: 1 BB: 0 P: 6	R: 0 E: 0 K: 1 S: 5	H: 0 LOB: 0 BB: 0 P: 5	R: 1 E: 0 K: 1 S: 8	H: 3 LOB: 3 BB: 1 P: 12	R: 0 E: 0 K: 2 S: 8	H: 1 LOB: 1 BB: 0 P: 8	1B: 7 2B: 3 3B: 1 HR: 0	SF: 0 SAC: 0 DP: 2 HBP: 0	WP: 2 PB: 0 SB: 0 CS: 0	PA: 39
PITCHER	IP WLS BF H R ER SO BB IBB HBP BLK WP HR S P ERA WHIP	IP WLS BF H R ER SO BB IBB HBP BLK WP HR S P ERA WHIP	IP WLS BF H R ER SO BB IBB HBP BLK WP HR S P ERA WHIP	IP WLS BF H R ER SO BB IBB HBP BLK WP HR S P ERA WHIP	IP WLS BF H R ER SO BB IBB HBP BLK WP HR S P ERA WHIP	IP WLS BF H R ER SO BB IBB HBP BLK WP HR S P ERA WHIP	IP WLS BF H R ER SO BB IBB HBP BLK WP HR S P ERA WHIP	IP WLS BF H R ER SO BB IBB HBP BLK WP HR S P ERA WHIP	IP WLS BF H R ER SO BB IBB HBP BLK WP HR S P ERA WHIP	IP WLS BF H R ER SO BB IBB HBP BLK WP HR S P ERA WHIP	IP WLS BF H R ER SO BB IBB HBP BLK WP HR S P ERA WHIP	IP WLS BF H R ER SO BB IBB HBP BLK WP HR S P ERA WHIP	IP WLS BF H R ER SO BB IBB HBP BLK WP HR S P ERA WHIP	IP WLS BF H R ER SO BB IBB HBP BLK WP HR S P ERA WHIP	IP WLS BF H R ER SO BB IBB HBP BLK WP HR S P ERA WHIP	IP WLS BF H R ER SO BB IBB HBP BLK WP HR S P ERA WHIP				
Dave LaPoint, L (1.1) ERA: 3.1	7.0		28	6	3	3	5	2	0	0	0	0	0	0	0	3.86	1.143			
Scott Garrelts, R (8.1) ERA: 1.61	2.0	S	11	4	1	1	3	1	0	0	0	0	0	0	0	4.50	2.500			



Batter	1	2	3	4	5	6	7	8	9	AB	R	H	RBI	BB	SO	LOB	TOP																	
Brad Wellman, R (1, 5) OBP: 0.274, SLG: 0.320	0-3 K		0-0 CS 1B		0-3 K			0-3 K	0-0 E9 3B	5	1	2	3	0	3	0	San Francisco Giants @ Montreal Expos Olympic Stadium, Montreal, QB Tue Aug 27 1985, 7:05 PM EDT Att: 13,341 - Unknown																	
Manny Trillo, R (1, 4) OBP: 0.285, SLG: 0.292	0-0 6-3		0-0 5-3			0-0 1B		0-0 5-3	1-1 2-2 3-3 1B BB	4	0	1	0	1	0	1																		
Chili Davis, S (1, 8) OBP: 0.346, SLG: 0.408	0-0 3-1		4-0 BB			0-3 K		4-0 FC1-6 BB	0-3 K	3	0	0	0	2	2	2																		
Dan Driessen, L (1, 3) OBP: 0.315, SLG: 0.360		0-0 BB 1B	0-0 G3			0-3 K		0-0 FC1-6	0-0 1-3 1B	5	1	2	0	0	1	3																		
Joel Youngblood, R (1, 9) OBP: 0.346, SLG: 0.339		4-0 1B 1-2 BB		0-0 F4		0-0 F9			1-3 SH3-4 1B F9	4	1	1	0	1	0	3																		
Ron Roenicke, S (1, 7) OBP: 0.388, SLG: 0.297		0-3 K		0-3 K				0-0 F2	0-0 SH3-4	3	0	0	0	0	2	2																		
Alex Trevino, R (1, 2) OBP: 0.292, SLG: 0.361		0-0 F4		0-0 5-3				0-0 5-3	4-0 HBP E 1B BB	3	1	0	0	1	0	2																		
Jose Uribe, S (1, 6) OBP: 0.277, SLG: 0.303		0-0 1-3 2-H 1B		0-0 F7		4-0 E S BB		0-0 E S BB	0-0 HBP E 1B	3	1	2	1	1	0	0																		
Vida Blue, S (1, 1) OBP: 0.190, SLG: 0.150		0-0 F8		0-3 K		0-0 F7		0-0 F7	1-0 1-2 2-3 3-H E HBP	2	0	0	0	0	1	2																		
Dan Gladden, R (7, PH) OBP: 0.298, SLG: 0.306										1	0	0	0	0	0	1																		
Greg Minton, S (7, 1)										0	0	0	0	0	0	0																		
David Green, R (9, PH) OBP: 0.304, SLG: 0.364										0	1	0	1	0	0	0																		
Mark Davis, L (9, 1) OBP: 0.200, SLG: 0.400										0	0	0	0	0	0	0																		
Inning Stats	R: 0 E: 0 K: 1 S: 5	H: 0 LOB: 0 BB: 0 P: 5	R: 1 E: 0 K: 1 S: 7	H: 2 LOB: 2 BB: 1 P: 11	R: 0 E: 0 K: 0 S: 3	H: 1 LOB: 1 BB: 1 P: 7	R: 0 E: 0 K: 1 S: 5	H: 0 LOB: 0 BB: 0 P: 5	R: 0 E: 0 K: 2 S: 8	H: 1 LOB: 1 BB: 0 P: 8	R: 0 E: 0 K: 0 S: 3	H: 0 LOB: 1 BB: 1 P: 7	R: 0 E: 0 K: 1 S: 5	H: 0 LOB: 1 BB: 1 P: 9	R: 5 E: 1 K: 1 S: 9	H: 4 LOB: 2 BB: 2 P: 18	1B: 7 2B: 0 3B: 1 HR: 0	SF: 0 SAC: 1 DP: 0 HBP: 1	WP: 0 PB: 0 SB: 1 CS: 1	PA: 41														
PITCHER	IP WLS BF H R ER SO BB IBB HBP BLK WP HR S P ERA WHIP																																	
Floyd Youmans, R (1, 1) ERA: 1.66	7.0		27	4	1	1	7	3	0	0	0	0	0	0	38	50	1.29	1.000																
Jeff Reardon, R (8, 1) ERA: 3.25	1.1	L	11	3	5	5	1	3	0	1	0	0	0	0	9	22	33.75	4.500																
Tim Burke, R (9, 1) ERA: 1.77	0.2		3	1	0	0	1	0	0	0	0	0	0	0	5	5	0.00	1.500																

Batter	1	2	3	4	5	6	7	8	9	AB	R	H	RBI	BB	SO	LOB	BOTTOM																	
Tim Raines, S (1, 7) OBP: 0.388, SLG: 0.443	0-0 F8		0-0 5-3		4-0 BB BB			0-0 1-2 1B		3	0	1	0	1	0	1	San Francisco Giants @ Montreal Expos Olympic Stadium, Montreal, QB Tue Aug 27 1985, 7:05 PM EDT Att: 13,341 - Unknown																	
Vance Law, R (1, 4) OBP: 0.361, SLG: 0.400	0-0 F8		0-0 5-3		4-0 1-2 2-3 3-H BB			0-0 6-3		3	0	0	1	1	0	3																		
Andre Dawson, R (1, 9) OBP: 0.305, SLG: 0.430	0-0 L5			0-0 F9		0-3 K		0-3 K		4	0	0	0	0	2	3																		
Hubie Brooks, R (1, 6) OBP: 0.310, SLG: 0.411		0-0 5-3		0-0 F4		0-0 F8		0-0 6-3		4	0	0	0	0	0	0																		
Tim Wallach, R (1, 5) OBP: 0.310, SLG: 0.423		4-0 FC5-6-4 BB		0-0 F3		0-0 F4		0-0 F7		3	0	0	0	1	0	0																		
Andres Galaraga, R (1, 3) OBP: 0.182, SLG: 0.182		0-0 FC5-6-4 1-2 FC5-4		0-3 K		0-0 6-3			0-0 5-3	4	0	0	0	0	1	1																		
Mitch Webster, S (1, 8) OBP: 0.284, SLG: 0.403		0-0 FC5-4 1-2		4-0 1B BB BB			0-0 4-3		0-0 5-3	3	1	0	0	1	0	1																		
Sal Butera, R (1, 2) OBP: 0.291, SLG: 0.319			4-0 SH3-4 BB		0-0 BB SH3-4 1B				0-0 5-3	1	0	1	0	1	0	0																		
Razor Shines, S (7, PH) OBP: 0.139, SLG: 0.114					0-0 SH3-4					1	0	0	0	0	0	0																		
Mike Fitzgerald, R (8, 2) OBP: 0.295, SLG: 0.284					1-3 BB SH3-4 1B					1	0	0	0	0	0	0																		
Floyd Youmans, R (1, 1) ERA: 4.7					0-0 SH3-4					0	0	0	0	0	0	0																		
Scot Thompson, L (7, PH) OBP: 0.266, SLG: 0.285					0-0 SH3-4					0	0	0	0	0	0	0																		
Jeff Reardon, R (8, 1) OBP: 0.167, SLG: 0.167					1-2					0	0	0	0	0	0	0																		
Tim Burke, R (9, 1) OBP: 0.167, SLG: 0.167					1-2					0	0	0	0	0	0	0																		
Inning Stats	R: 0 E: 0 K: 0 S: 3	H: 0 LOB: 0 BB: 0 P: 3	R: 0 E: 0 K: 0 S: 3	H: 0 LOB: 1 BB: 1 P: 7	R: 0 E: 0 K: 0 S: 3	H: 0 LOB: 0 BB: 0 P: 3	R: 1 E: 0 K: 2 S: 8	H: 1 LOB: 3 BB: 3 P: 20	R: 0 E: 0 K: 0 S: 3	H: 0 LOB: 0 BB: 0 P: 3	R: 0 E: 0 K: 0 S: 4	H: 1 LOB: 2 BB: 1 P: 8	R: 0 E: 0 K: 1 S: 5	H: 0 LOB: 0 BB: 0 P: 5	R: 0 E: 0 K: 0 S: 3	H: 0 LOB: 0 BB: 0 P: 3	1B: 2 2B: 0 3B: 0 HR: 0	SF: 0 SAC: 2 DP: 0 HBP: 0	WP: 0 PB: 0 SB: 0 CS: 0	PA: 35														
PITCHER	IP WLS BF H R ER SO BB IBB HBP BLK WP HR S P ERA WHIP																																	
Vida Blue, L (1, 1) ERA: 4.7	6.0		24	1	1	1	2	5	0	0	0	0	0	0	23	43	1.50	1.000																
Greg Minton, R (7, 1) ERA: 3.42	2.0	W	8	1	0	0	1	1	0	0	0	0	0	0	9	13	0.00	1.000																
Mark Davis, L (9, 1) ERA: 2.79	1.0		3	0	0	0	0	0	0	0	0	0	0	3	3	0.00	0.000																	


AB	33
R	6
H	8
RBI	5
BB	6
SO	9
LOB	16




Batter	1	2	3	4	5	6	7	8	9	10	AB	R	H	RBI	BB	SO	LOB	TOP	
Wally Backman, S OBP: 0.338, SLG: 0.369 (1, 4)	F9				FC6-4				SF7		4	0	2	2	0	0	1	New York Mets @ San Francisco Giants Candlestick Park, San Francisco, CA Thu Aug 29 1985, 6:33 AM EDT Att: 6,065 - Cloudy	
Tom Paclorek, R OBP: 0.322, SLG: 0.328 (1, 9)	F8				FC4-6		4-3				4	0	1	0	0	0	3		
Danny Heep, L OBP: 0.338, SLG: 0.432 (9, PH)	F8				FC4-6		4-3				0	0	0	0	1	0	0		
Larry Bowa, S OBP: 0.278, SLG: 0.310 (9, 6)	F8				FC4-6		4-3				0	0	0	0	0	0	0		
Keith Hernandez, L OBP: 0.369, SLG: 0.410 (1, 3)	K				L6		K		F8		5	0	0	0	0	2	7		
Gary Carter, R OBP: 0.355, SLG: 0.437 (1, 2)					FC4-6						4	1	2	1	1	0	2		
Daryl Strawberry, L OBP: 0.387, SLG: 0.554 (1, 8)	F8				4-3		K				5	0	0	0	0	3	3		
George Foster, R OBP: 0.319, SLG: 0.452 (1, 7)	F8				F3		F8				5	0	0	0	0	1	3		
Ray Knight, R OBP: 0.246, SLG: 0.330 (8, 1)	F6						F4				4	0	1	0	0	1	2		
Jesse Orosco, R OBP: 0.250, SLG: 0.250 (10, PH)											0	0	0	0	0	0	0		
Clint Hurdle, L OBP: 0.329, SLG: 0.389 (10, 1)					1B						0	0	0	0	1	0	0		
Terry Leach, R OBP: 0.222, SLG: 0.333 (10, 1)											0	0	0	0	0	0	0		
Rafael Santana, R OBP: 0.288, SLG: 0.300 (9, PH)					SH1-4						3	1	1	0	0	0	1		
Lenny Dykstra, L OBP: 0.341, SLG: 0.332 (9, 8)					4-3		6-3		F6	4-3	2	0	0	0	0	0	2		
Rick Aguilera, R OBP: 0.400, SLG: 0.458 (7, PH)					SH1-4						1	0	1	0	0	0	0		
Rusty Staub, L OBP: 0.366, SLG: 0.389 (7, PH)							4-3				1	0	1	0	0	0	0		
Ron Darling, R OBP: 0.208, SLG: 0.258 (7, PR)											0	0	0	0	0	0	0		
Roger McDowell, R OBP: 0.267, SLG: 0.286 (7, 1)											0	0	0	0	0	0	0		
Howard Johnson, S OBP: 0.304, SLG: 0.362 (8, 5)									SF7	3B	1	1	1	0	0	0	0		
Inning Stats	R: 0 E: 0 K: 1 S: 5	H: 0 LOB: 0 BB: 0 P: 5	R: 0 E: 1 K: 0 S: 4	H: 0 LOB: 1 BB: 0 P: 4	R: 1 E: 0 K: 0 S: 5	H: 2 LOB: 1 BB: 0 P: 5	R: 0 E: 0 K: 0 S: 5	H: 2 LOB: 2 BB: 0 P: 5	R: 0 E: 0 K: 1 S: 7	H: 2 LOB: 3 BB: 0 P: 7	R: 0 E: 0 K: 2 S: 7	H: 0 LOB: 1 BB: 1 P: 11	R: 1 E: 0 K: 0 S: 4	H: 1 LOB: 1 BB: 1 P: 8	R: 0 E: 0 K: 2 S: 8	H: 1 LOB: 2 BB: 1 P: 12	1B: 8 2B: 0 3B: 1 HR: 1	SF: 1 SAC: 1 DP: 0 HBP: 0	WP: 1 PA: 44
PITCHER	IP 6.0	WLS 25	BF 6	H 2	R 2	ER 2	SO 2	BB 0	IBB 0	HBP 0	BLK 0	WP 0	HR 1	S 29	P 29	ERA 3.00	WHIP 1.000		
Alee Hammaker, L ERA: 3.45																			
Frank Williams, R ERA: 5.67																			
Mark Davis, L ERA: 2.75																			
Scott Garrelts, R ERA: 1.67																			

Batter	1	2	3	4	5	6	7	8	9	10	AB	R	H	RBI	BB	SO	LOB	BOTTOM					
Dan Gladden, R OBP: 0.298, SLG: 0.309 (1, 7)	SH1-3					SH3-4					3	0	1	0	0	1	2	New York Mets @ San Francisco Giants Candlestick Park, San Francisco, CA Thu Aug 29 1985, 6:33 AM EDT Att: 6,065 - Cloudy					
Manny Trillo, R OBP: 0.287, SLG: 0.291 (1, 4)	SH1-3				F7	F8		WP			2	1	0	0	2	0	1						
Chili Davis, S OBP: 0.348, SLG: 0.418 (1, 8)	K				K						5	2	3	5	0	2	1						
Dan Driessen, L OBP: 0.314, SLG: 0.362 (1, 3)	CS				F9						4	0	1	1	0	0	2						
Joel Youngblood, R OBP: 0.349, SLG: 0.339 (1, 9)											3	0	1	0	1	0	3						
Scott Garrelts, R OBP: 0.300, SLG: 0.333 (9, 1)						CS		CS			0	0	0	0	0	0	0						
Bob Brenly, R OBP: 0.310, SLG: 0.415 (1, 2)											4	0	1	0	0	1	1						
Brad Wellman, R OBP: 0.266, SLG: 0.311 (1, 5)											4	0	0	0	0	0	2						
Jose Uribe, S OBP: 0.277, SLG: 0.302 (1, 6)											4	0	1	0	0	1	1						
Alee Hammaker, S OBP: 0.077, SLG: 0.077 (8, PH)											1	0	0	0	0	1	1						
Ricky Adams, L OBP: 0.278, SLG: 0.329 (7, 1)											0	0	0	0	0	0	0						
Frank Williams, R ERA: 3.01											0	0	0	0	0	0	0						
Mark Davis, L OBP: 0.300, SLG: 0.400 (7, 1)											0	0	0	0	0	0	0						
Ron Roenicke, R OBP: 0.267, SLG: 0.287 (8, PH)											1	1	0	0	1	0	0						
Jeffrey Leonard, R OBP: 0.278, SLG: 0.407 (9, 7)											0	1	1	0	0	0	0						
Inning Stats	R: 0 E: 0 K: 1 S: 5	H: 1 LOB: 0 BB: 0 P: 5	R: 0 E: 0 K: 1 S: 4	H: 0 LOB: 0 BB: 1 P: 8	R: 0 E: 0 K: 1 S: 6	H: 1 LOB: 1 BB: 0 P: 6	R: 0 E: 0 K: 0 S: 5	H: 0 LOB: 0 BB: 0 P: 5	R: 0 E: 0 K: 0 S: 4	H: 2 LOB: 1 BB: 0 P: 4	R: 2 E: 0 K: 0 S: 6	H: 3 LOB: 1 BB: 0 P: 6	R: 0 E: 0 K: 0 S: 3	H: 0 LOB: 0 BB: 0 P: 3	R: 1 E: 0 K: 1 S: 6	H: 1 LOB: 2 BB: 2 P: 14	R: 0 E: 0 K: 1 S: 5	H: 0 LOB: 0 BB: 0 P: 5	R: 3 E: 0 K: 0 S: 3	H: 2 LOB: 0 BB: 1 P: 7	1B: 7 2B: 2 3B: 0 HR: 1	SF: 0 SAC: 3 DP: 0 HBP: 0	WP: 2 PA: 40
PITCHER	IP 6.0	WLS 23	BF 7	H 2	R 2	ER 2	SO 4	BB 0	IBB 0	HBP 0	BLK 0	WP 0	HR 0	S 30	P 34	ERA 3.00	WHIP 1.333						
Rick Aguilera, R ERA: 3.38																							
Roger McDowell, R ERA: 3.01																							
Jesse Orosco, L ERA: 2.67																							
Terry Leach, R ERA: 2.61																							

AB 39
R 3
H 10
RBI 3
BB 3
SO 7
LOB 24



AB 32
R 6
H 10
RBI 6
BB 4
SO 6
LOB 14



Batter	1	2	3	4	5	6	7	8	9	AB	R	H	RBI	BB	SO	LOB	TOP					
Lenny Dykstra, L (1,8) X OBP: 0.339, SLG: 0.327	0-0 F9		4-0 BB			0-3 K2-3		0-0 F8		3	0	0	0	1	1	0	New York Mets @ San Francisco Giants Candlestick Park, San Francisco, CA Fri Aug 30 1985, 10:05 PM EDT Att: 6,646 - Unknown					
Wally Backman, S (1,4) X OBP: 0.337, SLG: 0.367	0-0 6-3		0-0 F7			0-0 F S 1B		0-0 4-3		4	1	1	0	0	0	2						
Keith Hernandez, L (1,3) X OBP: 0.368, SLG: 0.409	0-0 5-3			0-0 F7		0-0 1B			0-0 6-3	4	0	1	1	0	0	0						
Darryl Strawberry, L (1,9) OBP: 0.385, SLG: 0.550		0-3 K		0-0 G1-6-3 1B		0-0 F7		0-0 F8	4	0	1	0	0	1	1	1						
Danny Heep, L (1,7) OBP: 0.333, SLG: 0.425	0-0 F9			0-0 G1-6-3 1-2		0-3 K		0-0 E7 2B	4	1	0	0	0	1	2	2						
Howard Johnson, S (1,5) OBP: 0.303, SLG: 0.364	0-3 K				0-0 B2-3		0-0 F8	0-0 WP 2B	4	0	1	1	0	1	0	0						
Clint Hurdle, L (1,2) OBP: 0.337, SLG: 0.387			0-3 K		0-0 FC5-4 1B		0-3 K	4-0 WP IBB	3	0	1	0	1	2	0	0						
Rafael Santana, R (1,6) OBP: 0.288, SLG: 0.300			0-0 BLK 1B		0-0 FC5-4 FC6-4 1-2		0-0 5-3	4-0 1-2 2-3 IBB	3	0	1	0	0	0	1	1						
Rusty Staub, L (9, PH) OBP: 0.400, SLG: 0.389					0-0 FC6-4 1-2				0	0	0	0	1	0	0	0						
Larry Bowa, S (9, PH) OBP: 0.278, SLG: 0.310									0	0	0	0	0	0	0	0						
Ron Darling, R (1,1) OBP: 0.194, SLG: 0.242			0-3 K		0-0 FC6-4 1-2			0-0 B5-3 F8	4	0	0	0	0	1	5	5						
Inning Stats	R: 0 E: 0 K: 0 S: 3	H: 0 LOB: 0 BB: 0 P: 3	R: 0 E: 0 K: 2 S: 7	H: 0 LOB: 0 BB: 0 P: 7	R: 0 E: 0 K: 2 S: 8	H: 1 LOB: 2 BB: 1 P: 12	R: 0 E: 0 K: 0 S: 3	H: 1 LOB: 0 BB: 0 P: 3	R: 0 E: 0 K: 2 S: 4	H: 1 LOB: 1 BB: 0 P: 4	R: 1 E: 0 K: 2 S: 9	H: 2 LOB: 1 BB: 0 P: 9	R: 0 E: 0 K: 1 S: 5	H: 0 LOB: 0 BB: 0 P: 5	R: 0 E: 0 K: 0 S: 3	H: 0 LOB: 0 BB: 2 P: 3	R: 1 E: 1 K: 0 S: 5	H: 1 LOB: 3 BB: 2 P: 13	1B: 5 2B: 1 3B: 0 HR: 0	SF: 0 SAC: 0 DP: 1 HBP: 0	WP: 1 PB: 0 SB: 1 CS: 0	PA: 36
PITCHER Mike Krukow, R (1,1) ERA: 3.33	IP: 9.0 WLS: L BF: 36	H: 6 R: 2 ER: 1 SO: 7	BB: 1 IBB: 2 HBP: 0 BLK: 1	WP: 1 HR: 0 S: 47 P: 59	ERA: 1.00 WHIP: 0.778	PITCHER										IP: 9.0 WLS: W BF: 37	H: 5 R: 1 ER: 1 SO: 3	BB: 6 IBB: 0 HBP: 0 BLK: 0	WP: 1 HR: 0 S: 37 P: 61	ERA: 1.00 WHIP: 1.222		

AB	33
R	2
H	6
RBI	2
BB	3
SO	7
LOB	11



Batter	1	2	3	4	5	6	7	8	9	AB	R	H	RBI	BB	SO	LOB	BOTTOM			
Dan Gladden, R (1,7) X OBP: 0.295, SLG: 0.305	0-0 F9		0-3 K		0-0 G5-4-3 1-2			0-0 6-3	0-0 F8	5	0	0	0	0	1	4	New York Mets @ San Francisco Giants Candlestick Park, San Francisco, CA Fri Aug 30 1985, 10:05 PM EDT Att: 6,646 - Unknown			
Manny Trillo, R (1,4) X OBP: 0.287, SLG: 0.290	0-0 BB BB 1B		0-0 6-3			0-0 4-3		0-0 F6		4	0	1	0	0	0	0				
Chili Davis, S (1,8) B OBP: 0.352, SLG: 0.417	4-0 1-2 BB BB		4-0 BB BB			0-0 F7		4-0 BB BB		1	0	0	0	3	0	0				
Dan Driessen, L (1,3) X OBP: 0.311, SLG: 0.358	0-0 P5		0-0 F2			0-0 3-1		0-0 F8		4	0	0	0	0	0	4				
Joel Youngblood, R (1,9) B OBP: 0.347, SLG: 0.333	4-0 1-2 2-3 BB				0-0 F9		0-0 F8		0-0 F9	3	0	0	0	1	0	0				
Bob Brenly, R (1,2) X OBP: 0.307, SLG: 0.411	0-0 F8			0-0 F8		0-3 K		0-0 F7	4	0	0	0	0	1	3	3				
Brad Wellman, R (1,5) OBP: 0.277, SLG: 0.311		0-0 1-3			0-0 G3		0-0 S 2B 1B		4-0 WP 1B BB	3	1	1	0	0	0	0				
Ron Roenicke, S (9, PH) OBP: 0.412, SLG: 0.297									0-0 WP 1B BB	0	0	0	0	1	0	0				
Jose Uribe, S (1,6) OBP: 0.277, SLG: 0.305		0-0 F6				0-0 4-3		0-0 WP 1B	3	0	1	1	0	0	0	0				
Jeffrey Leonard, R (9, PH) OBP: 0.220, SLG: 0.409							1-H	0-0 WP 1B	1	0	1	0	0	0	0	0				
Mike Krukow, R (1,1) OBP: 0.273, SLG: 0.365								4-0 1-2 2-3 BB	3	0	1	0	0	1	1	1				
David Green, R (9, PH) OBP: 0.307, SLG: 0.364								0-0 G5-4-3 1B	0	0	0	0	1	0	0	0				
Inning Stats	R: 0 E: 0 K: 0 S: 4	H: 1 LOB: 3 BB: 2 P: 12	R: 0 E: 0 K: 1 S: 5	H: 0 LOB: 0 BB: 0 P: 5	R: 0 E: 0 K: 1 S: 5	H: 0 LOB: 1 BB: 1 P: 9	R: 0 E: 0 K: 0 S: 3	H: 0 LOB: 0 BB: 0 P: 3	R: 0 E: 0 K: 0 S: 3	H: 0 LOB: 0 BB: 0 P: 3	R: 1 E: 0 K: 1 S: 7	H: 2 LOB: 1 BB: 0 P: 7	R: 0 E: 0 K: 0 S: 3	H: 0 LOB: 1 BB: 1 P: 7	R: 0 E: 0 K: 0 S: 4	H: 1 LOB: 3 BB: 2 P: 12	1B: 4 2B: 1 3B: 0 HR: 0	SF: 0 SAC: 0 DP: 1 HBP: 0	WP: 1 PB: 0 SB: 1 CS: 0	PA: 37
PITCHER Ron Darling, R (1,1) ERA: 2.67	IP: 9.0 WLS: W BF: 37	H: 5 R: 1 ER: 1 SO: 3	BB: 6 IBB: 0 HBP: 0 BLK: 0	WP: 1 HR: 0 S: 37 P: 61	ERA: 1.00 WHIP: 1.222	PITCHER										IP: 9.0 WLS: W BF: 37	H: 5 R: 1 ER: 1 SO: 3	BB: 6 IBB: 0 HBP: 0 BLK: 0	WP: 1 HR: 0 S: 37 P: 61	ERA: 1.00 WHIP: 1.222

AB	31
R	1
H	5
RBI	1
BB	6
SO	3
LOB	12



Batter	1	2	3	4	5	6	7	8	9	AB	R	H	RBI	BB	SO	LOB	TOP			
Lenny Dykstra, L (1, 8) OBP: 0.333, SLG: 0.321	F2		F7			5-3		4-3		4	0	0	0	0	0	1				
Wally Backman, S (1, 4) OBP: 0.336, SLG: 0.369	G3			K				F9		4	0	1	0	0	1	0				
Keith Hernandez, L (1, 3) OBP: 0.365, SLG: 0.405	4-3			K		K2-3		4-3		4	0	0	0	0	2	1				
Gary Carter, R (1, 2) OBP: 0.354, SLG: 0.442		F8		F3		F4			HR	4	1	1	1	0	0	1				
Darryl Strawberry, L (1, 9) OBP: 0.383, SLG: 0.545	G1-6-3				K			4-3		4	1	1	0	0	1	0				
Danny Heep, L (1, 7) OBP: 0.337, SLG: 0.426	6-3				FC5-4			5-3		2	0	1	0	1	0	0				
Tom Paciorek, R (9, PH) OBP: 0.320, SLG: 0.326					BB					1	0	0	0	0	0	0				
Howard Johnson, S (1, 5) OBP: 0.306, SLG: 0.369			4-3		FC5-4			K		4	0	2	0	0	1	1				
Larry Bowa, S (1, 6) OBP: 0.276, SLG: 0.307			4-3		L6					2	0	0	0	0	0	3				
Dwight Gooden, R (1, 1) OBP: 0.228, SLG: 0.189										2	0	0	0	0	1	3				
Clint Hurdle, L (7, PH) OBP: 0.333, SLG: 0.382			K		FC5-4			G3-2		1	0	0	0	0	0	2				
Roger McDowell, R (7, 1) OBP: 0.267, SLG: 0.286										0	0	0	0	0	0	0				
Inning Stats	R: 0 E: 0 K: 0 S: 3	H: 0 LOB: 0 BB: 0 P: 3	R: 0 E: 0 K: 0 S: 3	H: 0 LOB: 0 BB: 0 P: 3	R: 0 E: 0 K: 1 S: 6	H: 1 LOB: 1 BB: 0 P: 6	R: 0 E: 0 K: 2 S: 7	H: 0 LOB: 0 BB: 0 P: 7	R: 0 E: 0 K: 1 S: 6	H: 1 LOB: 1 BB: 0 P: 10	R: 0 E: 0 K: 0 S: 5	H: 1 LOB: 1 BB: 0 P: 5	R: 0 E: 0 K: 0 S: 3	H: 0 LOB: 0 BB: 0 P: 3	R: 1 E: 0 K: 1 S: 6	H: 1 LOB: 0 BB: 0 P: 6	1B: 3 2B: 3 3B: 0 HR: 1	SF: 0 SAC: 1 DP: 1 HBP: 0	WP: 0 PB: 0 SB: 0 CS: 0	PA: 34
PITCHER	IP WLS BF H R ER SO BB IBB HBP BLK WP HR S P ERA WHIP																			
Jim Gott, R (1, 1) ERA: 3.81	7.0 W 27 5 1 0 5 1 0 0 0 0 0 0 36 40 0.00 0.857																			
Mark Davis, L (8, 1) ERA: 2.79	2.0 S 7 1 1 1 1 0 0 0 0 0 0 1 9 9 4.50 0.500																			

New York Mets @ San Francisco Giants
Candlestick Park, San Francisco, CA
Sat Aug 31 1985, 6:33 AM EDT
Att: 20,334 - Unknown

AB 32
R 2
H 6
RBI 1
BB 1
SO 6
LOB 12



Batter	1	2	3	4	5	6	7	8	9	AB	R	H	RBI	BB	SO	LOB	BOTTOM			
Jose Uribe, S (1, 6) OBP: 0.280, SLG: 0.305	6-3	FC4-6			L1			SH		3	1	1	1	1	0	0				
Manny Trillo, R (1, 4) OBP: 0.287, SLG: 0.293	FC3-6	FC4-6			F8			SH		3	1	1	0	0	0	2				
Chili Davis, S (1, 8) OBP: 0.351, SLG: 0.415	FC3-6		K			K		SF7		2	0	0	1	1	2	0				
Dan Driessen, L (1, 3) OBP: 0.308, SLG: 0.354	FC3-6		F6			K		L4-6		4	0	0	0	0	1	3				
Ron Roenicke, S (1, 7) OBP: 0.426, SLG: 0.325			K					L4-6		3	0	2	1	0	1	0				
Joel Youngblood, R (1, 9) OBP: 0.343, SLG: 0.328			K		F5			F8		3	0	0	0	0	1	1				
Bob Brenly, R (1, 2) OBP: 0.307, SLG: 0.410		SH5-4			K			F8		3	1	1	0	0	1	0				
Brad Wellman, R (1, 5) OBP: 0.269, SLG: 0.312		1B			F2			4-3		3	0	1	0	0	0	0				
Jim Gott, R (1, 1) OBP: 0.190, SLG: 0.341		1B						K		1	0	0	0	0	1	0				
Rob Deer, R (7, PH) OBP: 0.276, SLG: 0.377		SH5-4			K					1	0	0	0	0	1	0				
Mark Davis, L (8, 1) OBP: 0.200, SLG: 0.400										0	0	0	0	0	0	0				
Inning Stats	R: 1 E: 0 K: 0 S: 4	H: 2 LOB: 2 BB: 1 P: 8	R: 1 E: 0 K: 1 S: 8	H: 3 LOB: 2 BB: 0 P: 8	R: 0 E: 0 K: 2 S: 7	H: 0 LOB: 0 BB: 0 P: 7	R: 0 E: 0 K: 1 S: 5	H: 0 LOB: 0 BB: 0 P: 5	R: 0 E: 0 K: 2 S: 8	H: 1 LOB: 1 BB: 0 P: 8	R: 0 E: 0 K: 1 S: 5	H: 0 LOB: 0 BB: 0 P: 5	R: 0 E: 0 K: 0 S: 3	H: 0 LOB: 0 BB: 1 P: 7	R: 1 E: 2 K: 0 S: 3	H: 0 LOB: 0 BB: 1 P: 7	1B: 5 2B: 2 3B: 0 HR: 0	SF: 1 SAC: 2 DP: 1 HBP: 0	WP: 0 PB: 0 SB: 0 CS: 0	PA: 31
PITCHER	IP WLS BF H R ER SO BB IBB HBP BLK WP HR S P ERA WHIP																			
Dwight Gooden, R (1, 1) ERA: 1.81	6.0 L 24 2 2 2 7 1 0 0 0 0 0 0 37 41 3.00 1.167																			
Roger McDowell, R (7, 1) ERA: 3.04	2.0 7 0 1 1 1 1 0 0 0 0 0 0 8 12 4.50 0.500																			

New York Mets @ San Francisco Giants
Candlestick Park, San Francisco, CA
Sat Aug 31 1985, 6:33 AM EDT
Att: 20,334 - Unknown

AB 26
R 3
H 6
RBI 3
BB 2
SO 8
LOB 6



Batter	1	2	3	4	5	6	7	8	9	AB	R	H	RBI	BB	SO	LOB	TOP					
Lenny Dykstra, L OBP: 0.332, SLG: 0.319 Doug Sisk, R (7, 1)	F8				G3		F8			4	0	1	0	0	0	1	New York Mets @ San Francisco Giants Candlestick Park, San Francisco, CA Sun Sep 01 1985, 6:33 AM EDT Att: 9,975 - Sunny					
Keith Hernandez, L OBP: 0.366, SLG: 0.413 (9, 3)			FC6-4 1B						2H HR	1	1	1	2	0	0							
Wally Backman, S OBP: 0.335, SLG: 0.365 (1, 4)	4-3		FC6-4			1-3		1B BB	K	4	0	0	0	1	1							
Tom Paciorek, R OBP: 0.322, SLG: 0.328 (8, 3)	6-3			4-3					5-3	5	0	2	0	0	0							
Jesse Orosco, R OBP: 0.250, SLG: 0.250 (9, 1)					1B 1B			1-2 1B		0	0	0	0	0	0							
Gary Carter, R OBP: 0.355, SLG: 0.449 (8, 2)		F8						K		4	1	2	1	0	1							
George Foster, R OBP: 0.319, SLG: 0.448 (1, 7)		K				1B		K		3	0	0	0	1	3							
Ray Knight, R OBP: 0.242, SLG: 0.326 Darryl Strawberry, L OBP: 0.382, SLG: 0.544 (8, 9)		F9			F7			K		3	0	0	0	0	1							
Ronny Reynolds, R OBP: 0.278, SLG: 0.314 Howard Johnson, S OBP: 0.308, SLG: 0.374 (8, 5)			6-3		K				2B	1	1	1	0	0	0							
Rafael Santana, R OBP: 0.286, SLG: 0.298 Rusty Staub, L OBP: 0.413, SLG: 0.432 Larry Bowa, S OBP: 0.276, SLG: 0.307 (9, 6)			F7			F4		4-3		3	0	0	0	0	0							
Ed Lynch, R OBP: 0.146, SLG: 0.089 Mookie Wilson, S OBP: 0.310, SLG: 0.388 (7, 8)				1B 1B		9-3			2H HR	2	0	1	0	0	0							
Inning Stats	R: 0 E: 0 K: 0 S: 3	H: 0 LOB: 0 BB: 0 P: 3	R: 0 E: 0 K: 1 S: 5	H: 0 LOB: 0 BB: 0 P: 5	R: 0 E: 0 K: 0 S: 5	H: 2 LOB: 2 BB: 0 P: 5	R: 1 E: 0 K: 1 S: 6	H: 1 LOB: 1 BB: 1 P: 10	R: 0 E: 0 K: 0 S: 3	H: 0 LOB: 0 BB: 0 P: 3	R: 0 E: 0 K: 2 S: 9	H: 2 LOB: 2 BB: 0 P: 9	R: 0 E: 0 K: 1 S: 5	H: 0 LOB: 1 BB: 1 P: 9	R: 0 E: 0 K: 3 S: 10	H: 1 LOB: 2 BB: 1 P: 14	R: 3 E: 0 K: 1 S: 8	H: 4 LOB: 1 BB: 0 P: 8	1B: 6 2B: 2 3B: 0 HR: 2	SF: 0 SAC: 0 DP: 0 HBP: 0	WP: 0 PB: 0 SB: 0 CS: 0	PA: 39
PITCHER	IP WLS BF H R ER SO BB IBB HBP BLK WP HR S P ERA WHIP	IP WLS BF H R ER SO BB IBB HBP BLK WP HR S P ERA WHIP	IP WLS BF H R ER SO BB IBB HBP BLK WP HR S P ERA WHIP	IP WLS BF H R ER SO BB IBB HBP BLK WP HR S P ERA WHIP	IP WLS BF H R ER SO BB IBB HBP BLK WP HR S P ERA WHIP	IP WLS BF H R ER SO BB IBB HBP BLK WP HR S P ERA WHIP	IP WLS BF H R ER SO BB IBB HBP BLK WP HR S P ERA WHIP	IP WLS BF H R ER SO BB IBB HBP BLK WP HR S P ERA WHIP	IP WLS BF H R ER SO BB IBB HBP BLK WP HR S P ERA WHIP	IP WLS BF H R ER SO BB IBB HBP BLK WP HR S P ERA WHIP	IP WLS BF H R ER SO BB IBB HBP BLK WP HR S P ERA WHIP	IP WLS BF H R ER SO BB IBB HBP BLK WP HR S P ERA WHIP	IP WLS BF H R ER SO BB IBB HBP BLK WP HR S P ERA WHIP	IP WLS BF H R ER SO BB IBB HBP BLK WP HR S P ERA WHIP	IP WLS BF H R ER SO BB IBB HBP BLK WP HR S P ERA WHIP	IP WLS BF H R ER SO BB IBB HBP BLK WP HR S P ERA WHIP						
Dave LaPoint, L ERA: 3.02 Scott Garrelts, R ERA: 1.94 Mark Davis, L ERA: 2.87	7.0 1.1 0.2	30 6 L	6 3 1	1 2 1	1 2 1	5 3 1	5 0 0	5 12 5	13.50 1.29 13.50	1.500												
Batter	1	2	3	4	5	6	7	8	9	AB	R	H	RBI	BB	SO	LOB	BOTTOM					
Jose Uribe, S OBP: 0.279, SLG: 0.305 Rob Deer, R OBP: 0.273, SLG: 0.372 (9, 3)	F9				L3		G3		K	4	0	1	0	0	0		New York Mets @ San Francisco Giants Candlestick Park, San Francisco, CA Sun Sep 01 1985, 6:33 AM EDT Att: 9,975 - Sunny					
Manny Trillo, R OBP: 0.286, SLG: 0.290 (1, 4)	F8		5-3 1B		F8		FC4-6 BB		F8	4	0	0	0	1	0							
Chili Davis, S OBP: 0.348, SLG: 0.411 (1, 8)	F9		F9			5-3	F8			4	0	0	0	0	2							
Dan Driessen, L OBP: 0.310, SLG: 0.358 (1, 3)		1B 2B		E4			FC4-6			4	2	2	0	0	1							
Ron Roenicke, S OBP: 0.431, SLG: 0.326 (1, 7)		B3		F6				FC5 1B BB		3	1	1	0	1	0							
Joel Youngblood, R OBP: 0.345, SLG: 0.332 (1, 9)		5-3			1B		F4		FC5 1B	4	0	2	0	0	3							
Bob Brenly, R OBP: 0.309, SLG: 0.414 (1, 2)		2H 1B		F7			1H 2H	2B	FC5 G6-4-3	4	0	2	3	0	4							
Brad Wellman, R OBP: 0.268, SLG: 0.305 (1, 5)		F8			K			FC6-4 IBB	G6-4-3	3	0	0	0	1	5							
Dave LaPoint, L OBP: 0.268, SLG: 0.216 Scott Garrelts, R OBP: 0.300, SLG: 0.333 Mark Davis, L OBP: 0.200, SLG: 0.400 Dan Gladden, R OBP: 0.294, SLG: 0.304 (9, 1)				L1			4-3	FC6-4	F7	3	0	0	0	0	2							
Inning Stats	R: 0 E: 0 K: 0 S: 3	H: 0 LOB: 0 BB: 0 P: 3	R: 1 E: 0 K: 0 S: 5	H: 2 LOB: 1 BB: 0 P: 5	R: 0 E: 0 K: 1 S: 4	H: 1 LOB: 1 BB: 0 P: 4	R: 0 E: 1 K: 1 S: 7	H: 1 LOB: 2 BB: 0 P: 7	R: 0 E: 0 K: 0 S: 3	H: 0 LOB: 0 BB: 0 P: 3	R: 2 E: 0 K: 0 S: 6	H: 3 LOB: 2 BB: 1 P: 10	R: 0 E: 0 K: 0 S: 3	H: 0 LOB: 1 BB: 1 P: 7	R: 0 E: 0 K: 0 S: 3	H: 1 LOB: 1 BB: 1 P: 7		R: 0 E: 0 K: 1 S: 5	H: 0 LOB: 0 BB: 0 P: 5	1B: 6 2B: 2 3B: 0 HR: 0	SF: 0 SAC: 0 DP: 1 HBP: 0	WP: 0 PB: 0 SB: 0 CS: 0
PITCHER	IP WLS BF H R ER SO BB IBB HBP BLK WP HR S P ERA WHIP	IP WLS BF H R ER SO BB IBB HBP BLK WP HR S P ERA WHIP	IP WLS BF H R ER SO BB IBB HBP BLK WP HR S P ERA WHIP	IP WLS BF H R ER SO BB IBB HBP BLK WP HR S P ERA WHIP	IP WLS BF H R ER SO BB IBB HBP BLK WP HR S P ERA WHIP	IP WLS BF H R ER SO BB IBB HBP BLK WP HR S P ERA WHIP	IP WLS BF H R ER SO BB IBB HBP BLK WP HR S P ERA WHIP	IP WLS BF H R ER SO BB IBB HBP BLK WP HR S P ERA WHIP	IP WLS BF H R ER SO BB IBB HBP BLK WP HR S P ERA WHIP	IP WLS BF H R ER SO BB IBB HBP BLK WP HR S P ERA WHIP	IP WLS BF H R ER SO BB IBB HBP BLK WP HR S P ERA WHIP	IP WLS BF H R ER SO BB IBB HBP BLK WP HR S P ERA WHIP	IP WLS BF H R ER SO BB IBB HBP BLK WP HR S P ERA WHIP	IP WLS BF H R ER SO BB IBB HBP BLK WP HR S P ERA WHIP	IP WLS BF H R ER SO BB IBB HBP BLK WP HR S P ERA WHIP	IP WLS BF H R ER SO BB IBB HBP BLK WP HR S P ERA WHIP						
Ed Lynch, R ERA: 3.05 Doug Sisk, R ERA: 5.61 Jesse Orosco, L ERA: 2.63	6.0 2.0 1.0	27 W S	8 1 0	0 0 0	0 0 0	1 0 0	0 0 0	0 6 5	0.00 0.00 0.00	1.500												

Batter	1	2	3	4	5	6	7	8	9	10	11	12	13	AB	R	H	RBI	BB	SO	LOB	TOP	
Gary Maddox, R OBP: 0.269, SLG: 0.348 (1, 8)														5	1	1	1	2	1	1		
Rick Schu, R OBP: 0.332, SLG: 0.419 (1, 5)														6	0	1	0	0	0	5		
Juan Samuel, R OBP: 0.302, SLG: 0.455 (1, 4)														6	0	0	0	0	1	3		
Mike Schmidt, R OBP: 0.363, SLG: 0.500 (1, 3)														5	2	2	1	1	1	0		
Glenn Wilson, R OBP: 0.312, SLG: 0.427 Don Carman, L OBP: 0.300, SLG: 0.403 (10, 1)														5	0	2	0	0	1	4		
Derral Thomas, S OBP: 0.374, SLG: 0.314 Dave Shipanoff, R (12, 1)														5	0	0	0	0	0	0		
Jeff Stone, L OBP: 0.296, SLG: 0.328 Ozzie Virgil, R OBP: 0.347, SLG: 0.472 (1, 2)														6	1	1	2	0	1	2		
John Russell, R OBP: 0.293, SLG: 0.398 Greg Gross, L OBP: 0.374, SLG: 0.314 Freddie Toliver, R (13, 1)														3	0	0	0	0	2	1		
Tom Foley, L OBP: 0.267, SLG: 0.320 Luis Aguayo, R OBP: 0.376, SLG: 0.395 (9, PH)														3	0	1	0	0	0	3		
Charles Hudson, S OBP: 0.146, SLG: 0.128 Kent Tekulve, R (8, 1)														3	0	0	0	0	1	0		
Von Hayes, L OBP: 0.350, SLG: 0.436 (10, 9)														2	0	2	0	1	0	0		
Inning Stats	R: 2 E: 0 K: 1 S: 7	H: 2 LOB: 0 BB: 0 P: 7	R: 0 E: 0 K: 2 S: 7	H: 0 LOB: 0 BB: 0 P: 7	R: 0 E: 0 K: 0 S: 4	H: 1 LOB: 1 BB: 0 P: 4	R: 1 E: 0 K: 0 S: 5	H: 1 LOB: 1 BB: 0 P: 5	R: 0 E: 0 K: 0 S: 3	H: 0 LOB: 0 BB: 0 P: 7	R: 0 E: 0 K: 1 S: 5	H: 0 LOB: 0 BB: 0 P: 5	R: 0 E: 0 K: 0 S: 4	H: 1 LOB: 3 BB: 2 P: 12	R: 0 E: 0 K: 1 S: 5	H: 0 LOB: 0 BB: 0 P: 5	R: 1 E: 0 K: 0 S: 4	H: 2 LOB: 1 BB: 1 P: 8	1B: 4 2B: 3 3B: 0 HR: 3	SF: 0 SAC: 0 DP: 1 HBP: 0	WP: 0 PB: 0 SB: 2 CS: 0	PA: 55
PITCHER	IP WLS BF H R ER SO ERA WHIP	IP WLS BF H R ER SO ERA WHIP	IP WLS BF H R ER SO ERA WHIP	IP WLS BF H R ER SO ERA WHIP	IP WLS BF H R ER SO ERA WHIP	IP WLS BF H R ER SO ERA WHIP	IP WLS BF H R ER SO ERA WHIP	IP WLS BF H R ER SO ERA WHIP	IP WLS BF H R ER SO ERA WHIP	IP WLS BF H R ER SO ERA WHIP	IP WLS BF H R ER SO ERA WHIP	IP WLS BF H R ER SO ERA WHIP	IP WLS BF H R ER SO ERA WHIP	IP WLS BF H R ER SO ERA WHIP	IP WLS BF H R ER SO ERA WHIP	IP WLS BF H R ER SO ERA WHIP	IP WLS BF H R ER SO ERA WHIP	IP WLS BF H R ER SO ERA WHIP	IP WLS BF H R ER SO ERA WHIP	IP WLS BF H R ER SO ERA WHIP	IP WLS BF H R ER SO ERA WHIP	
Atee Hammaker, L ERA: 3.47 Frank Williams, R ERA: 5.46 Mark Davis, L ERA: 2.86 Scott Garretts, R ERA: 1.78 Greg Minton, R ERA: 3.45	7.0 1.2 0.1 3.0 1.0	7.0 1.2 0.1 3.0 1.0	7.0 1.2 0.1 3.0 1.0	7.0 1.2 0.1 3.0 1.0	7.0 1.2 0.1 3.0 1.0	7.0 1.2 0.1 3.0 1.0	7.0 1.2 0.1 3.0 1.0	7.0 1.2 0.1 3.0 1.0	7.0 1.2 0.1 3.0 1.0	7.0 1.2 0.1 3.0 1.0	7.0 1.2 0.1 3.0 1.0	7.0 1.2 0.1 3.0 1.0	7.0 1.2 0.1 3.0 1.0	7.0 1.2 0.1 3.0 1.0	7.0 1.2 0.1 3.0 1.0	7.0 1.2 0.1 3.0 1.0	7.0 1.2 0.1 3.0 1.0	7.0 1.2 0.1 3.0 1.0	7.0 1.2 0.1 3.0 1.0	7.0 1.2 0.1 3.0 1.0	7.0 1.2 0.1 3.0 1.0	7.0 1.2 0.1 3.0 1.0

Philadelphia Phillies @ San Francisco Giants
Candlestick Park, San Francisco, CA
Tue Sep 03 1985, 6:33 AM EDT
Att: 1,632 - Unknown

AB 49
R 4
H 10
RBI 4
BB 6
SO 9
LOB 20



Batter	1	2	3	4	5	6	7	8	9	10	11	12	13	AB	R	H	RBI	BB	SO	LOB	BOTTOM			
Jose Uribe, S OBP: 0.262, SLG: 0.308 (1, 6)														5	1	1	0	1	0	2				
Manny Trillo, R OBP: 0.290, SLG: 0.294 Brad Wellman, R OBP: 0.267, SLG: 0.303 (11, 4)														4	0	2	0	1	0	1				
Chili Davis, S OBP: 0.345, SLG: 0.407 (1, 8)														6	1	1	0	0	1	4				
Dan Driessen, L OBP: 0.310, SLG: 0.358 David Green, R OBP: 0.301, SLG: 0.357 (13, 9)														3	1	1	1	0	0	2				
Chris Brown, R OBP: 0.345, SLG: 0.443 (1, 5)														5	0	0	0	1	1	4				
Ron Roenicke, S OBP: 0.453, SLG: 0.340 (1, 7)														4	0	2	2	2	0	0				
Rob Deer, R OBP: 0.278, SLG: 0.345 Greg Minton, S (13, 1)														4	0	0	0	1	0	2				
Jeffrey Leonard, R OBP: 0.277, SLG: 0.404 (13, PH)														1	0	0	0	0	0	1				
Matt Nokes, L OBP: 0.500, SLG: 0.500 Ricky Adams, R OBP: 0.233, SLG: 0.325 Alex Trevino, R OBP: 0.290, SLG: 0.358 (10, 2)														4	0	2	0	0	0	3				
Atee Hammaker, S ERA: 3.47 Joe Mauer, R ERA: 1.78 Frank Williams, R ERA: 5.46 Mark Davis, L ERA: 2.86 Scott Garretts, R ERA: 1.78 Bob Borchert, R ERA: 3.45	7.1 1.2 2.0 1.0 1.0	7.1 1.2 2.0 1.0 1.0	7.1 1.2 2.0 1.0 1.0	7.1 1.2 2.0 1.0 1.0	7.1 1.2 2.0 1.0 1.0	7.1 1.2 2.0 1.0 1.0	7.1 1.2 2.0 1.0 1.0	7.1 1.2 2.0 1.0 1.0	7.1 1.2 2.0 1.0 1.0	7.1 1.2 2.0 1.0 1.0	7.1 1.2 2.0 1.0 1.0	7.1 1.2 2.0 1.0 1.0	7.1 1.2 2.0 1.0 1.0	7.1 1.2 2.0 1.0 1.0	7.1 1.2 2.0 1.0 1.0	7.1 1.2 2.0 1.0 1.0	7.1 1.2 2.0 1.0 1.0	7.1 1.2 2.0 1.0 1.0	7.1 1.2 2.0 1.0 1.0	7.1 1.2 2.0 1.0 1.0	7.1 1.2 2.0 1.0 1.0	7.1 1.2 2.0 1.0 1.0		
Inning Stats	R: 0 E: 1 K: 0 S: 3	H: 1 LOB: 1 BB: 1 P: 7	R: 0 E: 0 K: 0 S: 2	H: 0 LOB: 1 BB: 0 P: 10	R: 0 E: 0 K: 0 S: 4	H: 1 LOB: 1 BB: 0 P: 4	R: 0 E: 0 K: 0 S: 3	H: 0 LOB: 0 BB: 0 P: 3	R: 0 E: 0 K: 0 S: 4	H: 1 LOB: 1 BB: 1 P: 4	R: 3 E: 1 K: 1 S: 8	H: 2 LOB: 1 BB: 1 P: 12	R: 0 E: 0 K: 0 S: 3	H: 1 LOB: 1 BB: 0 P: 3	R: 0 E: 0 K: 0 S: 4	H: 1 LOB: 1 BB: 0 P: 4	R: 0 E: 0 K: 0 S: 3	H: 0 LOB: 0 BB: 0 P: 3	R: 0 E: 0 K: 2 S: 7	H: 0 LOB: 2 BB: 2 P: 15	1B: 9 2B: 0 3B: 0 HR: 0	SF: 1 SAC: 0 DP: 2 HBP: 0	WP: 0 PB: 0 SB: 1 CS: 1	PA: 53
PITCHER	IP WLS BF H R ER SO ERA WHIP	IP WLS BF H R ER SO ERA WHIP	IP WLS BF H R ER SO ERA WHIP	IP WLS BF H R ER SO ERA WHIP	IP WLS BF H R ER SO ERA WHIP	IP WLS BF H R ER SO ERA WHIP	IP WLS BF H R ER SO ERA WHIP	IP WLS BF H R ER SO ERA WHIP	IP WLS BF H R ER SO ERA WHIP	IP WLS BF H R ER SO ERA WHIP	IP WLS BF H R ER SO ERA WHIP	IP WLS BF H R ER SO ERA WHIP	IP WLS BF H R ER SO ERA WHIP	IP WLS BF H R ER SO ERA WHIP	IP WLS BF H R ER SO ERA WHIP	IP WLS BF H R ER SO ERA WHIP	IP WLS BF H R ER SO ERA WHIP	IP WLS BF H R ER SO ERA WHIP	IP WLS BF H R ER SO ERA WHIP	IP WLS BF H R ER SO ERA WHIP	IP WLS BF H R ER SO ERA WHIP			
Charles Hudson, R ERA: 3.8 Kent Tekulve, R ERA: 3.77 Don Carman, L ERA: 2.24 Dave Shipanoff, R ERA: 1.47 Freddie Toliver, R ERA:	7.1 1.2 2.0 1.0 1.0	7.1 1.2 2.0 1.0 1.0	7.1 1.2 2.0 1.0 1.0	7.1 1.2 2.0 1.0 1.0	7.1 1.2 2.0 1.0 1.0	7.1 1.2 2.0 1.0 1.0	7.1 1.2 2.0 1.0 1.0	7.1 1.2 2.0 1.0 1.0	7.1 1.2 2.0 1.0 1.0	7.1 1.2 2.0 1.0 1.0	7.1 1.2 2.0 1.0 1.0	7.1 1.2 2.0 1.0 1.0	7.1 1.2 2.0 1.0 1.0	7.1 1.2 2.0 1.0 1.0	7.1 1.2 2.0 1.0 1.0	7.1 1.2 2.0 1.0 1.0	7.1 1.2 2.0 1.0 1.0	7.1 1.2 2.0 1.0 1.0	7.1 1.2 2.0 1.0 1.0	7.1 1.2 2.0 1.0 1.0	7.1 1.2 2.0 1.0 1.0	7.1 1.2 2.0 1.0 1.0	7.1 1.2 2.0 1.0 1.0	7.1 1.2 2.0 1.0 1.0

Philadelphia Phillies @ San Francisco Giants
Candlestick Park, San Francisco, CA
Tue Sep 03 1985, 6:33 AM EDT
Att: 1,632 - Unknown

AB 44
R 3
H 9
RBI 3
BB 6
SO 3
LOB 23



Batter	1	2	3	4	5	6	7	8	9	AB	R	H	RBI	BB	SO	LOB	TOP										
Jeff Stone, L (1, 7) Garry Maddox, R (7, 8) OBP: 0.295, SLG: 0.327 OBP: 0.289, SLG: 0.348										4	0	1	0	0	2	1	Philadelphia Phillies @ San Francisco Giants Candlestick Park, San Francisco, CA Wed Sep 04 1985, 6:33 AM EDT Att: 2,067 - Unknown										
Juan Samuel, R (1, 4) OBP: 0.300, SLG: 0.452										4	1	0	0	0	2	1											
Von Hayes, L (1, 8) OBP: 0.351, SLG: 0.439 (7, 7)										4	1	2	0	0	0	0											
Mike Schmidt, R (1, 3) OBP: 0.366, SLG: 0.510										3	1	2	2	1	0	0											
Glenn Wilson, R (1, 9) OBP: 0.310, SLG: 0.424										3	0	0	1	0	0	1											
Darren Daulton, L (1, 2) OBP: 0.310, SLG: 0.393										4	0	0	0	0	3	3											
Rick Schu, R (1, 5) OBP: 0.328, SLG: 0.413										4	0	0	0	0	1	3											
Tom Foley, L (1, 6) OBP: 0.273, SLG: 0.326										3	0	2	0	0	0	0											
Kevin Gross, R (1, 1) Freddie Toliver, R (9, 1) OBP: 0.196, SLG: 0.259										2	0	0	0	0	2	1											
										0	0	0	0	0	0	0											
Inning Stats	R: 0 E: 0 K: 1 S: 5	H: 0 LOB: 0 BB: 0 P: 5	R: 0 E: 0 K: 1 S: 6	H: 1 LOB: 1 BB: 0 P: 6	R: 0 E: 0 K: 1 S: 5	H: 0 LOB: 0 BB: 0 P: 5	R: 1 E: 1 K: 1 S: 7	H: 1 LOB: 2 BB: 1 P: 11	R: 0 E: 0 K: 2 S: 8	H: 1 LOB: 1 BB: 0 P: 8	R: 2 E: 0 K: 1 S: 7	H: 2 LOB: 1 BB: 0 P: 7	R: 0 E: 0 K: 1 S: 5	H: 0 LOB: 0 BB: 0 P: 5	R: 0 E: 0 K: 1 S: 5	H: 0 LOB: 0 BB: 0 P: 5	1B: 4 2B: 2 3B: 0 HR: 1	SF: 1 SAC: 1 DP: 0 HBP: 0	WP: 0 PB: 0 SB: 0 CS: 1	PA: 34							
PITCHER	IP	WLS	BF	H	R	ER	SO	BB	IBB	HBP	BLK	WP	HR	S	P	ERA	WHIP										
Mike Krukow, R (1, 1) ERA: 3.3	7.0		28	7	3	2	8	1	0	0	0	0	1	43	47	2.57	1.143										
Mark Davis, L (8, 1) ERA: 2.6	2.0	W	6	0	0	0	2	0	0	0	0	0	0	10	10	0.00	0.000										

Batter	1	2	3	4	5	6	7	8	9	AB	R	H	RBI	BB	SO	LOB	BOTTOM										
Ron Roenicke, S (1, 7) OBP: 0.471, SLG: 0.420										3	1	2	1	1	0	0	Philadelphia Phillies @ San Francisco Giants Candlestick Park, San Francisco, CA Wed Sep 04 1985, 6:33 AM EDT Att: 2,067 - Unknown										
Manny Trillo, R (1, 4) OBP: 0.289, SLG: 0.292										3	0	0	0	1	0	1											
Chili Davis, S (1, 8) OBP: 0.344, SLG: 0.405										4	0	1	0	0	2	1											
Dan Driessen, L (1, 3) Ricky Adams, R (9, PR) OBP: 0.311, SLG: 0.362 OBP: 0.232, SLG: 0.325										4	0	2	0	0	0	2											
Chris Brown, R (1, 5) OBP: 0.346, SLG: 0.442										3	1	1	0	1	2	3											
Bob Brenly, R (1, 2) OBP: 0.307, SLG: 0.409										4	0	0	0	0	0	4											
Rob Deer, R (1, 9) OBP: 0.287, SLG: 0.379										3	1	1	3	1	0	1											
Jose Uribe, S (1, 6) OBP: 0.280, SLG: 0.305										3	0	0	0	0	1	2											
Mike Krukow, R (1, 1) Matt Nokes, L (7, PH) Mark Davis, L (8, 1) OBP: 0.263, SLG: 0.352 OBP: 0.400, SLG: 0.400 OBP: 0.200, SLG: 0.400										2	0	0	0	0	0	0											
										1	0	0	0	0	0	2											
										0	0	0	0	0	0	0											
Inning Stats	R: 0 E: 0 K: 1 S: 7	H: 2 LOB: 2 BB: 0 P: 7	R: 0 E: 0 K: 0 S: 3	H: 0 LOB: 0 BB: 0 P: 3	R: 1 E: 0 K: 0 S: 3	H: 1 LOB: 0 BB: 1 P: 7	R: 0 E: 0 K: 1 S: 6	H: 1 LOB: 1 BB: 0 P: 6	R: 0 E: 0 K: 0 S: 2	H: 0 LOB: 0 BB: 1 P: 6	R: 0 E: 0 K: 1 S: 5	H: 0 LOB: 0 BB: 0 P: 5	R: 0 E: 0 K: 1 S: 5	H: 0 LOB: 0 BB: 0 P: 5	R: 3 E: 0 K: 0 S: 4	H: 3 LOB: 1 BB: 0 P: 4	1B: 4 2B: 1 3B: 0 HR: 2	SF: 0 SAC: 0 DP: 1 HBP: 0	WP: 0 PB: 0 SB: 0 CS: 1	PA: 35							
PITCHER	IP	WLS	BF	H	R	ER	SO	BB	IBB	HBP	BLK	WP	HR	S	P	ERA	WHIP										
Kevin Gross, R (1, 1) ERA: 3.17	0.1	L	2	1	1	1	0	0	0	0	0	0	1	2	2	27.00	3.000										
Freddie Toliver, R (9, 1) ERA: 3.96																											

AB	31
R	3
H	7
RBI	3
BB	1
SO	10
LOB	10



AB	30
R	4
H	7
RBI	4
BB	4
SO	5
LOB	16



Batter	1	2	3	4	5	6	7	8	9	AB	R	H	RBI	BB	SO	LOB	TOP					
Tim Raines, S OBP: 0.387, SLG: 0.447 (1, 7)										4	0	1	1	1	0	1	Montreal Expos @ San Francisco Giants Candlestick Park, San Francisco, CA Fri Sep 06 1985, 10:05 PM EDT Att: 2,809 - Unknown					
Vance Law, R OBP: 0.356, SLG: 0.403 (1, 4)										5	0	0	0	0	1	4						
Andre Dawson, R OBP: 0.303, SLG: 0.426 Herm Winningham, L OBP: 0.302, SLG: 0.335 (8, 8)										4	0	1	0	0	2	1						
Hubie Brooks, R OBP: 0.308, SLG: 0.404 (1, 6)										4	0	2	0	0	0	1						
Terry Francona, L OBP: 0.319, SLG: 0.377 (1, 3)										4	0	1	0	0	1	3						
Tim Wallach, R OBP: 0.310, SLG: 0.430 (1, 5)										4	1	1	0	0	1	2						
Mitch Webster, S OBP: 0.271, SLG: 0.414 (8, 9)										3	2	1	1	1	0	1						
Sal Butera, R OBP: 0.276, SLG: 0.300 Scot Thompson, L OBP: 0.265, SLG: 0.283 (9, PH)										3	0	0	0	0	1	1						
Bill Gullickson, R OBP: 0.185, SLG: 0.241 Jack O'Connor, L (6, 1)										2	0	1	1	0	1	0						
U L Washington, S OBP: 0.317, SLG: 0.372 Bill Laskey, R OBP: 0.211, SLG: 0.118 Doug Frobel, L OBP: 0.321, SLG: 0.259 (9, PH)										1	0	1	0	0	0	0						
Inning Stats	R: 0 E: 0 K: 2 S: 9	H: 2 LOB: 2 BB: 0 P: 9	R: 1 E: 0 K: 2 S: 9	H: 2 LOB: 2 BB: 1 P: 13	R: 0 E: 0 K: 1 S: 6	H: 1 LOB: 1 BB: 0 P: 6	R: 0 E: 0 K: 1 S: 5	H: 0 LOB: 0 BB: 0 P: 5	R: 0 E: 0 K: 0 S: 4	H: 1 LOB: 1 BB: 0 P: 4	R: 1 E: 0 K: 1 S: 6	H: 1 LOB: 0 BB: 0 P: 6	R: 0 E: 0 K: 0 S: 3	H: 0 LOB: 0 BB: 0 P: 3	R: 0 E: 0 K: 0 S: 4	H: 1 LOB: 1 BB: 1 P: 4	R: 1 E: 0 K: 0 S: 4	H: 1 LOB: 1 BB: 1 P: 8	1B: 3 2B: 5 3B: 0 HR: 1	SF: 0 SAC: 0 DP: 0 HBP: 0	WP: 0 PB: 0 SB: 0 CS: 0	PA: 38
PITCHER	IP WLS BF H R ER SO BB IBB HBP BLK WP HR S P ERA WHIP																					
Jim Gott, R ERA: 3.77 Frank Williams, R ERA: 5.4 (9, 1)	8.1 W 36 9 3 3 7 2 0 0 0 0 0 1 48 56 3.24 1.320																					

AB 36
R 3
H 9
RBI 3
BB 2
SO 7
LOB 15



Batter	1	2	3	4	5	6	7	8	9	AB	R	H	RBI	BB	SO	LOB	BOTTOM			
Jose Uribe, S OBP: 0.279, SLG: 0.311 (1, 6)										5	2	1	1	0	0	4	Montreal Expos @ San Francisco Giants Candlestick Park, San Francisco, CA Fri Sep 06 1985, 10:05 PM EDT Att: 2,809 - Unknown			
Ron Roenicke, S OBP: 0.466, SLG: 0.407 (1, 9)										4	1	1	0	1	0	1				
Chili Davis, S OBP: 0.345, SLG: 0.412 (1, 8)										5	2	2	1	0	0	4				
Dan Driessen, L OBP: 0.312, SLG: 0.362 (1, 3)										5	2	2	0	0	0	3				
Chris Brown, R OBP: 0.353, SLG: 0.462 (1, 5)										4	1	4	6	0	0	0				
Rob Deer, R OBP: 0.286, SLG: 0.367 (1, 7)										3	0	0	0	1	1	2				
Brad Wellman, R OBP: 0.288, SLG: 0.303 (1, 4)										3	0	1	0	0	1	0				
Matt Nokes, L OBP: 0.333, SLG: 0.333 (1, 2)										4	0	1	0	0	0	3				
Jim Gott, R OBP: 0.174, SLG: 0.311 Frank Williams, R ERA: 5.4 (9, 1)										4	0	0	0	0	2	3				
Inning Stats	R: 2 E: 1 K: 0 S: 6	H: 2 LOB: 1 BB: 0 P: 6	R: 0 E: 0 K: 0 S: 3	H: 0 LOB: 0 BB: 0 P: 3	R: 0 E: 1 K: 0 S: 4	H: 0 LOB: 1 BB: 0 P: 4	R: 0 E: 1 K: 0 S: 5	H: 1 LOB: 3 BB: 1 P: 9	R: 3 E: 0 K: 1 S: 9	H: 4 LOB: 1 BB: 0 P: 9	R: 3 E: 0 K: 1 S: 9	H: 4 LOB: 1 BB: 0 P: 9	R: 0 E: 0 K: 2 S: 8	H: 1 LOB: 1 BB: 0 P: 8	R: 0 E: 0 K: 0 S: 2	H: 0 LOB: 0 BB: 1 P: 6		1B: 7 2B: 2 3B: 0 HR: 3	SF: 0 SAC: 1 DP: 1 HBP: 0	WP: 0 PB: 0 SB: 0 CS: 0
PITCHER	IP WLS BF H R ER SO BB IBB HBP BLK WP HR S P ERA WHIP																			
Bill Gullickson, R ERA: 3.31 Jack O'Connor, L ERA: 5.4 Bill Laskey, R ERA: 4.3 (7, 1)	5.2 L 30 9 7 1 1 0 0 0 0 0 0 0 3 33 37 7.94 1.765																			

AB 37
R 8
H 12
RBI 8
BB 2
SO 4
LOB 20



Batter	1	2	3	4	5	6	7	8	9	AB	R	H	RBI	BB	SO	LOB	TOP										
Tim Raines, S (1,7) OBP: 0.388, SLG: 0.455	E5	6-3		SF9			HR	FC5		4	1	2	2	0	0	2	Montreal Expos @ San Francisco Giants Candlestick Park, San Francisco, CA Sat Sep 07 1985, 6:33 AM EDT Att: 3,452 - Unknown livebaseballscorecards.com										
Vance Law, R (1,4) OBP: 0.353, SLG: 0.398	K		6-3	K			F9	FC5		5	0	0	0	0	2	3											
Andre Dawson, R (1,9) OBP: 0.303, SLG: 0.429 Hern Wittingham, L (7,8) OBP: 0.301, SLG: 0.333	F6			F8			E8	1B	3-1	4	2	1	0	0	0	2											
Hubie Brooks, R (1,6) OBP: 0.309, SLG: 0.404	F9			FC5-4			F7	FC6-4	F7	5	0	2	2	0	0	1											
Tim Wallach, R (1,5) OBP: 0.306, SLG: 0.425		F9	F4		5-3		F8	1B	K	5	0	0	0	0	1	2											
Andres Galaraga, R (1,3) OBP: 0.222, SLG: 0.176			FC5-4		F4		FC6-4			4	1	1	0	0	0	2											
Mitch Webster, S (1,8) OBP: 0.284, SLG: 0.441		K		1B		L6-4				3	2	2	1	1	1	1											
Sal Butera, R (1,2) OBP: 0.286, SLG: 0.301				1B		L6-4		F5		3	1	1	0	1	0	1											
Floyd Youmans, R (1,1) OBP: 0.071, SLG: 0.071 Tim Burke, R (6,1) OBP: 0.125, SLG: 0.125	E1			E5		K		6-3		3	0	1	0	0	1	1											
Inning Stats	R: 0 E: 1 K: 1 S: 6	H: 0 LOB: 1 BB: 0 P: 6	R: 1 E: 1 K: 1 S: 7	H: 2 LOB: 2 BB: 1 P: 11	R: 1 E: 0 K: 0 S: 5	H: 2 LOB: 1 BB: 0 P: 5	R: 2 E: 1 K: 1 S: 8	H: 2 LOB: 1 BB: 0 P: 8	R: 0 E: 0 K: 0 S: 3	H: 0 LOB: 0 BB: 0 P: 3	R: 0 E: 0 K: 1 S: 4	H: 0 LOB: 0 BB: 1 P: 8	R: 2 E: 1 K: 0 S: 6	H: 2 LOB: 1 BB: 0 P: 6	R: 1 E: 0 K: 0 S: 5	H: 2 LOB: 1 BB: 0 P: 5		R: 0 E: 0 K: 1 S: 5	H: 0 LOB: 0 BB: 0 P: 5	1B: 6 2B: 2 3B: 1 HR: 2	SF: 1 SAC: 0 DP: 1 HBP: 0	WP: 1 PB: 0 CS: 0	PA: 41				
PITCHER	IP	WLS	BF	H	R	ER	SO	BB	IBB	HBP	BLK	WP	HR	S	P	ERA	WHIP										
Dave LaPoint, L (1,1) ERA: 3.02	6.1	L	31	8	6	2	4	2	0	0	0	1	1	37	45	2.84	1.579										
Mike Jeffcoat, L (7,1) ERA: 2.5	0.2		2	0	0	0	0	0	0	0	0	0	0	2	2	0.00	0.000										
Greg Minton, R (8,1) ERA: 3.48	2.0		8	2	1	1	1	0	0	0	0	0	1	10	10	4.50	1.000										

Batter	1	2	3	4	5	6	7	8	9	AB	R	H	RBI	BB	SO	LOB	BOTTOM										
Jose Uribe, S (1,6) OBP: 0.279, SLG: 0.311	5-3		K2-3		4-3					4	0	1	0	0	1	0	Montreal Expos @ San Francisco Giants Candlestick Park, San Francisco, CA Sat Sep 07 1985, 6:33 AM EDT Att: 3,452 - Unknown livebaseballscorecards.com										
Ron Roenicke, S (1,9) OBP: 0.468, SLG: 0.404	F9		G4-3-6			1B	G3			3	1	1	0	1	0	1											
Chili Davis, S (1,8) OBP: 0.346, SLG: 0.415			G4-3-6			1B		F9		4	0	2	0	0	0	1											
Dan Driessen, L (1,3) OBP: 0.316, SLG: 0.365						1B		F8		3	0	2	1	1	0	0											
Chris Brown, R (1,5) OBP: 0.354, SLG: 0.459						1B		F8		2	0	0	0	1	0	3											
Rob Deer, R (1,7) OBP: 0.275, SLG: 0.351	K					K		K		4	0	0	0	0	3	7											
Brad Wellman, R (1,4) OBP: 0.288, SLG: 0.302										4	0	1	0	0	0	3											
Matt Nokes, L (1,2) OBP: 0.231, SLG: 0.231										4	0	0	0	0	1	1											
Dave LaPoint, L (1,1) OBP: 0.259, SLG: 0.208 Mike Jeffcoat, L (7,1)										2	0	0	0	0	0	0											
Joel Youngblood, R (7,PH) OBP: 0.339, SLG: 0.322 Greg Minton, S (8,1) Dan Gladden, R (8,PH) OBP: 0.292, SLG: 0.302										1	0	0	0	0	0	0											
Inning Stats	R: 0 E: 0 K: 1 S: 6	H: 1 LOB: 3 BB: 2 P: 14	R: 0 E: 0 K: 0 S: 3	H: 0 LOB: 0 BB: 0 P: 3	R: 0 E: 0 K: 1 S: 5	H: 1 LOB: 0 BB: 0 P: 5	R: 0 E: 0 K: 0 S: 4	H: 1 LOB: 1 BB: 0 P: 4	R: 0 E: 0 K: 1 S: 5	H: 0 LOB: 0 BB: 0 P: 5	R: 1 E: 0 K: 1 S: 7	H: 2 LOB: 2 BB: 1 P: 11	R: 0 E: 0 K: 0 S: 4	H: 1 LOB: 1 BB: 0 P: 4	R: 0 E: 0 K: 1 S: 5	H: 0 LOB: 1 BB: 0 P: 6	R: 0 E: 0 K: 0 S: 3	H: 1 LOB: 0 BB: 0 P: 3	1B: 6 2B: 1 3B: 0 HR: 0	SF: 0 SAC: 0 DP: 2 HBP: 1	WP: 0 PB: 0 CS: 0	PA: 36					
PITCHER	IP	WLS	BF	H	R	ER	SO	BB	IBB	HBP	BLK	WP	HR	S	P	ERA	WHIP										
Floyd Youmans, R (1,1) ERA: 2.25	5.0	W	22	5	1	1	3	3	0	0	0	0	0	25	37	1.80	1.600										
Tim Burke, R (6,1) ERA: 1.76	4.0	S	14	2	0	0	2	0	0	1	0	0	0	17	18	0.00	0.500										



Batter	1	2	3	4	5	6	7	8	9	10	AB	R	H	RBI	BB	SO	LOB	TOP									
Tim Raines, S OBP: 0.388, SLG: 0.454 (1, 7)	4-0 PO BB	0-0 1-3		0-0 F3			0-0 F8			0-0 E S 1B	4	1	1	0	1	0	2										
Vance Law, R OBP: 0.353, SLG: 0.400 (1, 4)	0-0 F9		0-0 4-3 2B		0-0 F7		0-0 F7			0-0 E1 S 1B	5	1	2	0	0	0	1										
Andre Dawson, R OBP: 0.300, SLG: 0.425 Herrn Wimmingham, L OBP: 0.300, SLG: 0.332 (1, 9)	0-0 F4		0-0 F2		0-3 K		0-0 F3			0-0 6-3	4	0	0	0	0	1	2										
Hubie Brooks, R OBP: 0.309, SLG: 0.403 (1, 6)	0-0 PO	0-0 FC6-4 1B	0-0 4-3		0-0 F8		0-0 4-3			4-0 BB 1B IBB	4	1	1	0	1	0	1										
Tim Wallach, R OBP: 0.307, SLG: 0.430 (1, 5)		0-0 F8	0-0 F8			0-0 F8				4-0 1B E BB	4	2	1	1	1	0	2										
Andres Galaraga, R OBP: 0.267, SLG: 0.167 Terry Francona, L OBP: 0.319, SLG: 0.376 (1, 3)		0-0 FC6-4 S HR		4-0 SH5-3 BB SH1-2-3		0-0 F8		0-0 F9		0-0 S 1B	1	2	0	0	1	0	1										
Mitch Webster, S OBP: 0.294, SLG: 0.464 (8, 9)				4-0 SH1-2-3 BB WP						1-3 2H 3H 1B	4	2	2	2	1	2	1										
Mike O'Berry, R (1, 2)				0-0 SH5-3 BB						1-3 3H 1B	1	0	0	0	1	0	1										
U L Washington, S OBP: 0.167, SLG: 0.370 Sal Butera, R OBP: 0.293, SLG: 0.301 (9, PH)				0-0 SH1-2-3			0-0 F9			1-0 HBP	1	0	0	0	0	0	0										
Bryn Smith, R OBP: 0.250, SLG: 0.277 Jeff Reardon, R OBP: 0.167, SLG: 0.167 Jim Wohlford, R OBP: 0.282, SLG: 0.286 Gary Lucas, L (9, 1) Tim Burke, L OBP: 0.125, SLG: 0.125 (10, 1)				1-2 1B			0-0 F6			0-0 K G3	1	0	0	0	0	0	2										
Inning Stats	R: 0 E: 0 K: 0 S: 2	H: 0 LOB: 0 BB: 1 P: 6	R: 2 E: 0 K: 0 S: 6	H: 3 LOB: 2 BB: 1 P: 10	R: 0 E: 0 K: 0 S: 4	H: 1 LOB: 1 BB: 0 P: 4	R: 2 E: 0 K: 0 S: 3	H: 0 LOB: 0 BB: 2 P: 11	R: 0 E: 0 K: 1 S: 5	H: 0 LOB: 0 BB: 0 P: 5	R: 0 E: 0 K: 0 S: 4	H: 1 LOB: 1 BB: 0 P: 4	R: 0 E: 0 K: 0 S: 3	H: 0 LOB: 0 BB: 0 P: 3	R: 1 E: 0 K: 0 S: 4	H: 1 LOB: 0 BB: 0 P: 4	R: 0 E: 0 K: 2 S: 7	H: 0 LOB: 0 BB: 0 P: 7	R: 4 E: 2 K: 1 S: 8	H: 3 LOB: 2 BB: 2 P: 17	1B: 6 2B: 1 3B: 0 HR: 2	SF: 0 SAC: 2 DP: 0 HBP: 1	WP: 1 PB: 0 SB: 5 CS: 0	PA: 46			
PITCHER	IP 5.0	WLS 22	BF 4	H 4	R 4	ER 4	SO 1	BB 4	IBB 0	HBP 0	BLK 0	WP 1	HR 1	S 20	P 36	ERA 7.20	WHIP 1.600										
Vida Blue, L ERA: 4.72 Frank Williams, R ERA: 5.26 Mark Davis, L ERA: 2.77 Scott Garrelts, R ERA: 2.04	(1, 1) (6, 1) (9, 1) (10, 1)	3.0 1.0 1.0	11 3 9	2 0 3	1 0 4	1 0 3	0 2 1	0 0 1	0 0 1	0 0 1	0 0 0	0 0 0	0 0 0	0 7 8	11 7 17	3.00 0.00 27.00	0.667 0.000 4.000										

Montreal Expos @ San Francisco Giants
Candlestick Park, San Francisco, CA
Sun Sep 08 1985, 6:33 AM EDT
Att: 2,629 - Unknown

livebaseballscorecards.com

AB 36
R 9
H 9
RBI 6
BB 6
SO 4
LOB 14



Batter	1	2	3	4	5	6	7	8	9	10	AB	R	H	RBI	BB	SO	LOB	BOTTOM									
Jose Uribe, S OBP: 0.280, SLG: 0.321 (1, 6)	0-0 4-3		0-0 6-3		0-0 F8			0-0 1B 2B		0-0 HR	5	2	2	1	0	0	0										
Ron Roenicke, S OBP: 0.451, SLG: 0.403 (1, 9)	0-0 F5			0-0 E5 E 2B		0-0 4-3 2B		0-0 F9		0-0 6-3	5	2	1	0	0	0	2										
Chili Davis, S OBP: 0.347, SLG: 0.415 (1, 8)	0-0 1-3			0-0 E3 2B 6-3		0-0 4-3		0-0 6-3 1B		0-0 BB 1B	5	1	2	2	0	0	2										
Dan Driessen, L OBP: 0.317, SLG: 0.366 (1, 3)		0-0 3-1		0-0 6-3 2B		0-0 4-3		0-0 6-3		4-0 G5-4-3 BB	4	0	1	2	1	0	1										
Chris Brown, R OBP: 0.352, SLG: 0.454 (1, 5)		0-0 1-3		0-0 1-3		0-0 5-3		4-0 IBB		0-0 G5-4-3	4	0	0	0	1	0	4										
Bob Brently, R OBP: 0.306, SLG: 0.406 (1, 2)		4-0 BB		0-0 6-3		0-0 6-3		0-0 F3			3	0	0	1	1	0	3										
Rob Deer, R OBP: 0.265, SLG: 0.337 (1, 7)		0-0 L1		0-0 F4			0-0 5-3			0-0 F7	4	0	0	0	0	0	2										
Brad Wellman, R OBP: 0.261, SLG: 0.294 (1, 4)			0-0 4-3		0-0 F8		0-0 4-3			0-0 1-3	4	0	0	0	0	0	0										
Vida Blue, S OBP: 0.167, SLG: 0.130 Joel Youngblood, R OBP: 0.319, SLG: 0.320 Frank Williams, R OBP: 0.282, SLG: 0.304 Dan Gladden, R OBP: 0.267, SLG: 0.400 Mark Davis, L OBP: 0.282, SLG: 0.355 Scott Garrelts, R OBP: 0.300, SLG: 0.333 (1, 1) (5, PH) (8, 1) (9, 1) (9, PH) (10, 1)	(1, 1) (8, 1) (9, 1) (10, 1)	7.0 1.0 1.1 0.2	28 5 7 1	4 1 2 0	5 0 1 0	3 0 1 0	0 0 0 0	0 1 0 0	0 0 1 0	0 0 6 1	31 8 10 1	3.86 0.00 6.75 0.00	0.714 1.000 2.250 0.000														
Inning Stats	R: 0 E: 0 K: 0 S: 3	H: 0 LOB: 0 BB: 3 P: 3	R: 0 E: 0 K: 0 S: 3	H: 0 LOB: 1 BB: 1 P: 7	R: 0 E: 0 K: 0 S: 3	H: 0 LOB: 0 BB: 3 P: 3	R: 2 E: 2 K: 0 S: 6	H: 1 LOB: 1 BB: 0 P: 6	R: 0 E: 0 K: 0 S: 3	H: 0 LOB: 0 BB: 0 P: 3	R: 1 E: 0 K: 0 S: 4	H: 1 LOB: 0 BB: 0 P: 4	R: 0 E: 0 K: 0 S: 3	H: 0 LOB: 0 BB: 0 P: 3	R: 2 E: 0 K: 0 S: 6	H: 3 LOB: 2 BB: 1 P: 10	R: 0 E: 0 K: 0 S: 3	H: 0 LOB: 0 BB: 0 P: 3	R: 1 E: 0 K: 0 S: 4	H: 2 LOB: 1 BB: 1 P: 8	1B: 3 2B: 3 3B: 0 HR: 1	SF: 0 SAC: 0 DP: 1 HBP: 0	WP: 0 PB: 0 SB: 0 CS: 0	PA: 41			
PITCHER	IP 7.0	WLS 28	BF 4	H 5	R 5	ER 3	SO 0	BB 1	IBB 0	HBP 0	BLK 0	WP 0	HR 0	S 27	P 31	ERA 3.86	WHIP 0.714										
Bryn Smith, R ERA: 2.87 Jeff Reardon, R ERA: 3.21 Gary Lucas, L ERA: 3.52 Tim Burke, R ERA: 1.74	(1, 1) (8, 1) (9, 1) (10, 1)	1.0 1.1 0.2	5 7 1	1 2 0	0 1 0	0 1 0	0 0 0	0 0 0	0 0 0	0 0 0	0 0 0	0 0 0	0 1 1	0 6 1	4 10 1	0.00 6.75 0.00	1.000 2.250 0.000										

Montreal Expos @ San Francisco Giants
Candlestick Park, San Francisco, CA
Sun Sep 08 1985, 6:33 AM EDT
Att: 2,629 - Unknown

livebaseballscorecards.com

AB 38
R 6
H 7
RBI 6
BB 3
SO 0
LOB 14



Batter	1	2	3	4	5	6	7	8	9	AB	R	H	RBI	BB	SO	LOB	TOP					
Jose Uribe, S OBP: 0.278, SLG: 0.318 (1, 6)	0-3 K		0-0 F8			0-0 6-3	0-0 F9			4	0	0	0	0	1	1	San Francisco Giants @ Houston Astros Astrodome, Houston, TX Mon Sep 09 1985, 8:05 PM EDT Att: 3,621 - Unknown					
Ron Roenicke, S OBP: 0.453, SLG: 0.400 (1, 9)	0-3 K		4-0 BB			0-0 5-3		0-0 G6-4-3 1B		3	0	1	0	1	1	0						
Chili Davis, S OBP: 0.348, SLG: 0.418 (1, 8)	0-0 1B		0-0 F7			0-0 2B		0-3 K		4	0	2	0	0	1	2						
Dan Driessen, L OBP: 0.315, SLG: 0.363 (8, PH)	0-3 K			0-0 F7		0-0 F7		0-0 G6-4-3 1-2		3	0	0	0	0	1	2						
David Green, R OBP: 0.299, SLG: 0.354 (8, 3)	1-2 K									1	0	0	0	0	0	1						
Chris Brown, R OBP: 0.353, SLG: 0.453 (1, 5)		4-0 PB BB		0-0 6-3			0-0 HR 1B		0-3 K	3	1	1	0	1	1	0						
Rob Deer, R OBP: 0.256, SLG: 0.324 (1, 7)	0-3 K			0-3 K			0-3 K		0-0 6-3	4	0	0	0	0	3	2						
Brad Wellman, R OBP: 0.261, SLG: 0.299 (1, 4)		0-0 6-3 1-2			0-0 6-3		0-0 F2		0-0 2B	4	0	1	0	0	0	2						
Matt Nokes, L OBP: 0.250, SLG: 0.438 (9, PH)	0-0 4-3				0-0 F8		0-0 HR		0-0 3-1	3	1	1	2	0	0	1						
Bob Brenly, R OBP: 0.206, SLG: 0.404 (7, 1)										1	0	0	0	0	0	1						
Atlee Hammaker, S OBP: 0.071, SLG: 0.071 (5, 1)			0-0 6-3		0-0 4-3		0-0 1B			2	0	0	0	0	0	0						
Greg Minton, S OBP: 0.296, SLG: 0.306 (7, PH)										0	0	0	0	0	0	0						
Dan Gladden, R OBP: 0.296, SLG: 0.306 (7, 1)										1	0	1	0	0	0	0						
Mark Davis, L OBP: 0.200, SLG: 0.400 (7, 1)										0	0	0	0	0	0	0						
Inning Stats	R: 0 E: 0 K: 3 S: 10	H: 1 LOB: 1 BB: 0 P: 10	R: 0 E: 0 K: 1 S: 5	H: 0 LOB: 1 BB: 1 P: 9	R: 0 E: 0 K: 0 S: 3	H: 0 LOB: 0 BB: 1 P: 7	R: 0 E: 0 K: 1 S: 5	H: 0 LOB: 0 BB: 0 P: 5	R: 0 E: 0 K: 0 S: 3	H: 0 LOB: 0 BB: 0 P: 3	R: 0 E: 0 K: 0 S: 4	H: 1 LOB: 1 BB: 0 P: 4	R: 2 E: 0 K: 1 S: 8	H: 3 LOB: 1 BB: 0 P: 8	R: 0 E: 0 K: 1 S: 5	H: 1 LOB: 1 BB: 0 P: 5	R: 0 E: 0 K: 1 S: 6	H: 1 LOB: 1 BB: 0 P: 6	1B: 4 2B: 2 3B: 0 HR: 1	SF: 0 SAC: 0 DP: 1 HBP: 0	WP: 0 PB: 1 SB: 1 CS: 0	PA: 35
PITCHER	IP WLS BF H R ER SO BB IBB HBP BLK WP HR S P ERA WHIP	7.0 W 28 5 2 2 6 2 0 0 0 0 0 1 38 46 2.57 1.000	1.2 6 2 0 0 2 0 0 0 0 0 0 0 0 10 10 0.00 1.200	0.1 S 1 0 0 0 0 0 0 0 0 0 0 0 1 1 0.00 0.000	PITCHER										IP WLS BF H R ER SO BB IBB HBP BLK WP HR S P ERA WHIP							

Batter	1	2	3	4	5	6	7	8	9	AB	R	H	RBI	BB	SO	LOB	BOTTOM			
Dickie Thon, R OBP: 0.283, SLG: 0.338 (1, 6)	0-0 5-3			0-0 E5 FC5-4		0-0 5-3	0-0 5-3			5	0	0	0	0	1	4	San Francisco Giants @ Houston Astros Astrodome, Houston, TX Mon Sep 09 1985, 8:05 PM EDT Att: 3,621 - Unknown			
Jim Pankovits, R OBP: 0.342, SLG: 0.358 (1, 9)	4-0 BB 1B BB		0-0 F9	0-0 FC5-4 1-2		0-0 4-3		0-3 K		4	1	0	0	1	1	2				
Kevin Bass, S OBP: 0.291, SLG: 0.394 (1, 8)	0-0 F9		0-0 S 1B		0-0 2B 2B	0-0 S 1B		0-0 F5		5	1	3	0	0	0	1				
Jose Cruz, L OBP: 0.350, SLG: 0.418 (1, 7)	4-0 1B BB		0-0 F7	0-0 F8 1B 2B	0-0 F8 1B 2B	4-0 S 1B		0-3 K		3	1	1	1	2	1	1				
Glenn Davis, R OBP: 0.318, SLG: 0.442 (1, 3)	0-0 1-2 2H 1B		0-0 L5	0-0 F8 2-3	0-0 F8 2-3	0-0 5-3				4	0	1	1	0	0	4				
Phil Garner, R OBP: 0.314, SLG: 0.389 (1, 4)	0-3 K			0-0 2B 2B	0-0 6-3 S 1B	0-0 SH5-3 1B		0-0 SH5-3 1B		4	1	3	1	0	1	2				
Mark Bailey, S OBP: 0.389, SLG: 0.427 (1, 2)		0-0 5-3		0-0 6-3	0-0 6-3	0-0 SH5-3 1B		0-0 SH5-3 1B		4	0	1	0	0	0	2				
German Rivera, R OBP: 0.267, SLG: 0.296 (1, 5)		0-0 3B		0-0 F7	0-0 IBB	0-0 SH5-3		0-0 SH5-3		2	0	1	0	1	0	1				
Mike Scott, R OBP: 0.206, SLG: 0.258 (7, PH)	0-3 K			0-0 E 2B	0-0 5-3		0-0 6-3			3	0	1	1	0	1	3				
Tim Tolman, R OBP: 0.136, SLG: 0.250 (8, 1)										1	0	0	0	0	0	2				
Frank DiPino, L OBP: 0.250, SLG: 0.250 (9, 1)										0	0	0	0	0	0	0				
Dave Smith, R OBP: 0.250, SLG: 0.250 (9, 1)										0	0	0	0	0	0	0				
Inning Stats	R: 1 E: 0 K: 1 S: 6	H: 1 LOB: 2 BB: 2 P: 14	R: 0 E: 0 K: 2 S: 8	H: 1 LOB: 1 BB: 0 P: 8	R: 0 E: 0 K: 0 S: 4	H: 1 LOB: 1 BB: 0 P: 4	R: 1 E: 1 K: 0 S: 6	H: 2 LOB: 2 BB: 0 P: 6	R: 2 E: 0 K: 0 S: 6	H: 3 LOB: 2 BB: 1 P: 10	R: 0 E: 0 K: 0 S: 4	H: 1 LOB: 2 BB: 1 P: 8	R: 0 E: 0 K: 0 S: 5	H: 2 LOB: 2 BB: 0 P: 5	R: 0 E: 0 K: 2 S: 7	H: 0 LOB: 0 BB: 0 P: 7	1B: 6 2B: 4 3B: 1 HR: 0	SF: 0 SAC: 1 DP: 0 HBP: 0	WP: 0 PB: 0 SB: 3 CS: 0	PA: 40
PITCHER	IP WLS BF H R ER SO BB IBB HBP BLK WP HR S P ERA WHIP	4.1 L 24 4 4 4 3 2 0 0 0 0 0 0 28 36 8.31 2.308	1.2 8 1 0 0 0 0 0 2 0 0 0 0 0 6 14 0.00 0.600	2.0 8 2 0 0 2 0 0 0 0 0 0 0 0 12 12 0.00 1.000	PITCHER										IP WLS BF H R ER SO BB IBB HBP BLK WP HR S P ERA WHIP					

AB 33
R 2
H 7
RBI 2
BB 2
SO 8
LOB 12



Batter	1	2	3	4	5	6	7	8	9	AB	R	H	RBI	BB	SO	LOB	TOP
Dan Gladden, R OBP: 0.293, SLG: 0.303 (1, 8)	0-0 6-3		0-0 F9			0-3 K			0-0 6-3	4	0	0	0	0	1	0	San Francisco Giants @ Houston Astros Astrodome, Houston, TX Tue Sep 10 1985, 8:05 PM EDT Att: 4,343 - Unknown livebaseballscorecards.com
Manny Trillo, R OBP: 0.287, SLG: 0.289 (1, 4)	0-0 F4			0-0 F8		0-0 F5			0-0 F4	4	0	0	0	0	0	0	
Joel Youngblood, R OBP: 0.332, SLG: 0.314 (1, 9)	0-0 5-3			0-0 4-3		0-0 F7			0-3 K	4	0	0	0	0	1	0	
Chris Brown, R OBP: 0.353, SLG: 0.460 (1, 5)		0-0 5-3		0-0 HR					0-0 F3	3	1	1	1	0	0	0	
Bob Brenly, R OBP: 0.303, SLG: 0.401 (1, 2)		0-0 5-3		0-0 F7					0-0 F6	3	0	0	0	0	0	0	
David Green, R OBP: 0.299, SLG: 0.354 (1, 3)		0-0 1B			0-0 F9				0-3 K	3	0	1	0	0	1	0	
Rob Deer, R OBP: 0.258, SLG: 0.324 (1, 7)		0-3 K			0-0 1B				0-3 K	3	0	1	0	0	2	1	
Ricky Adams, R OBP: 0.224, SLG: 0.313 (1, 6)			0-0 4-3		0-0 F8				0-0 F8	3	0	0	0	0	0	1	
Mike Krukow, R OBP: 0.259, SLG: 0.345 Frank Williams, R (4, 1)			0-3 K		0-0 G3				0-0 F8	1	0	0	0	0	1	0	
Brad Weisman, R OBP: 0.259, SLG: 0.297 Greg Minton, S (8, 1)										1	0	0	0	0	0	0	
Inning Stats	R: 0 E: 0 K: 0 S: 3	H: 0 LOB: 0 BB: 0 P: 3	R: 0 E: 0 K: 1 S: 6	H: 1 LOB: 1 BB: 0 P: 6	R: 0 E: 0 K: 1 S: 5	H: 0 LOB: 0 BB: 0 P: 5	R: 1 E: 0 K: 0 S: 4	H: 1 LOB: 0 BB: 0 P: 4	R: 0 E: 0 K: 1 S: 5	H: 0 LOB: 0 BB: 0 P: 5	R: 0 E: 0 K: 1 S: 5	H: 0 LOB: 0 BB: 0 P: 5	R: 0 E: 0 K: 1 S: 5	H: 0 LOB: 0 BB: 0 P: 5	1B: 2 2B: 0 3B: 0 HR: 1	SF: 0 SAC: 0 DP: 0 HBP: 0	WP: 0 PA: 30 PB: 0 SB: 0 CS: 0
PITCHER Bob Knepper, L ERA: 3.39 (1, 1)	IP: 9.0 WLS: W BF: 30 H: 3 R: 1 ER: 1 SO: 6 BB: 0 IBB: 0 HBP: 0 BLK: 0 WP: 0 HR: 1 S: 42 P: 42 ERA: 1.00 WHIP: 0.333																

Batter	1	2	3	4	5	6	7	8	9	AB	R	H	RBI	BB	SO	LOB	BOTTOM
Kevin Bass, S OBP: 0.291, SLG: 0.393 (1, 8)	0-0 4-3		0-0 6-3	0-0 PB 1B		0-0 1-3				4	0	1	2	0	0	1	San Francisco Giants @ Houston Astros Astrodome, Houston, TX Tue Sep 10 1985, 8:05 PM EDT Att: 4,343 - Unknown livebaseballscorecards.com
Craig Reynolds, L OBP: 0.295, SLG: 0.382 (1, 6)	0-0 4-3		0-0 F8	0-0 4-3					0-0 4-3	4	0	0	0	0	0	2	
Denny Walling, L OBP: 0.317, SLG: 0.378 (1, 5)	0-0 F3		0-3 K		0-0 E 2B				4-0 5-3 BB	3	1	1	0	1	1	0	
Jose Cruz, L OBP: 0.352, SLG: 0.419 (1, 7)		0-0 2B 1B		0-0 PB WP 1B 1B		0-0 F8			0-0 5-3	4	1	2	0	0	0	2	
Jerry Mumphrey, S OBP: 0.324, SLG: 0.387 (1, 9)		0-0 1-3 2B		0-0 F7	0-0 E3 CS				0-0 F7	4	0	1	0	0	0	2	
Glenn Davis, R OBP: 0.313, SLG: 0.435 (1, 3)		0-0 5-3		0-0 6-3	0-0 F4				0-3 K	4	0	0	0	0	1	4	
Phil Garner, R OBP: 0.316, SLG: 0.388 (1, 4)		0-0 F3		4-0 1B BB 1B BB		0-0 6-3			0-0 CS 1B	3	1	1	0	1	0	2	
Mark Bailey, S OBP: 0.393, SLG: 0.428 (1, 2)		4-0 IBB		4-0 1B BB		0-0 SH1-4 1B			0-3 K	2	1	1	0	2	1	1	
Bob Knepper, L OBP: 0.159, SLG: 0.206 (1, 1)		0-3 K		0-0 PB 1B 1B		0-0 SH1-4				2	0	1	1	0	1	3	
Inning Stats	R: 0 E: 0 K: 0 S: 3	H: 2 LOB: 3 BB: 1 P: 11	R: 0 E: 0 K: 1 S: 5	H: 0 LOB: 0 BB: 0 P: 5	R: 3 E: 0 K: 0 S: 6	H: 3 LOB: 2 BB: 2 P: 14	R: 1 E: 1 K: 0 S: 4	H: 1 LOB: 0 BB: 0 P: 4	R: 0 E: 0 K: 0 S: 3	H: 1 LOB: 1 BB: 1 P: 7	R: 0 E: 0 K: 2 S: 7	H: 1 LOB: 0 BB: 0 P: 7	R: 0 E: 0 K: 2 S: 7	H: 1 LOB: 0 BB: 0 P: 7	1B: 6 2B: 2 3B: 0 HR: 0	SF: 0 SAC: 1 DP: 0 HBP: 0	
PITCHER Mike Krukow, R ERA: 3.38 Frank Williams, R ERA: 4.84 Greg Minton, R ERA: 3.36 (1, 1)	IP: 3.2 WLS: L BF: 18 H: 4 R: 3 ER: 3 SO: 2 BB: 2 IBB: 1 HBP: 0 BLK: 0 WP: 0 HR: 0 S: 19 P: 31 ERA: 7.36 WHIP: 1.636																

Batter	1	2	3	4	5	6	7	8	9	AB R H RBI BB SO LOB	TOP											
Dan Gladden, R OBP: 0.298, SLG: 0.317 (1, 7)	 4-3		 1B	 HR	 5-3			 2B	 K	6 4 4 1 0 1 2	San Francisco Giants @ Houston Astros Astrodome, Houston, TX Wed Sep 11 1985, 8:05 PM EDT Unknown											
Manny Trillo, R OBP: 0.285, SLG: 0.288 Mike Woodard, L (9, 4)	 4-3		 1B	 L9	 6-3			 F9	 L4	6 1 1 0 0 0 4 0 0 0 0 0 0 0												
Chili Davis, S OBP: 0.350, SLG: 0.417 Rob Deer, R OBP: 0.262, SLG: 0.336 (4, 7)	 BB		 K	 2B		 K		 2B		1 1 0 0 2 1 2 2 0 1 0 0 1 0												
Dan Driessen, L OBP: 0.316, SLG: 0.365 (1, 3)	 SF7		 1B	 2B		 K		 3-1		3 2 1 2 1 1 1												
Chris Brown, R OBP: 0.355, SLG: 0.459 Brad Wellman, R OBP: 0.257, SLG: 0.296 (6, 5)	 BB		 1B	 F8		 5-3		 6-3		3 1 1 1 1 0 1 1 0 0 0 0 0 1												
Joel Youngblood, R OBP: 0.333, SLG: 0.332 (1, 9)	 F8		 SF8	 1B			 5-3		 HR	4 1 2 3 0 0 2												
Bob Brenly, R OBP: 0.307, SLG: 0.401 (1, 2)	 F8		 BB	 5-3			 BB		 1B	3 0 1 0 2 0 1												
Ricky Adams, R OBP: 0.222, SLG: 0.307 (1, 6)	 5-3		 1B		 6-3		 K		 F8	5 0 1 2 0 1 2												
Jim Gott, R OBP: 0.196, SLG: 0.400 (1, 1)	 K		 K		 HR		 K		 2B	5 1 2 1 0 3 3												
Inning Stats	R: 1 E: 0 K: 0 S: 4	H: 1 LOB: 2 BB: 2 P: 12	R: 0 E: 0 K: 1 S: 5	H: 0 LOB: 0 BB: 0 P: 5	R: 4 E: 0 K: 2 S: 11	H: 4 LOB: 2 BB: 2 P: 19	R: 3 E: 0 K: 0 S: 6	H: 3 LOB: 1 BB: 1 P: 10	R: 1 E: 0 K: 0 S: 4	H: 1 LOB: 0 BB: 0 P: 4		R: 0 E: 0 K: 2 S: 7	H: 0 LOB: 0 BB: 0 P: 7	R: 0 E: 0 K: 2 S: 7	H: 0 LOB: 1 BB: 1 P: 11	R: 1 E: 1 K: 0 S: 5	H: 2 LOB: 1 BB: 0 P: 5	R: 1 E: 0 K: 1 S: 8	H: 3 LOB: 2 BB: 0 P: 8	1B: 7 2B: 4 3B: 0 HR: 3	SF: 2 SAC: 0 DP: 0 HBP: 0	WP: 0 PB: 0 SB: 0 CS: 0
PITCHER	IP WLS BF H R ER SO BB IBB HBP BLK WP HR S P ERA WHIP	3.0 L 18 5 5 5 3 4 0 0 0 0 0 2 10 36 15.00 3.000	2.0 11 4 4 4 0 1 0 0 0 0 0 2 10 14 18.00 2.500	3.0 12 2 1 1 4 1 0 0 0 0 0 0 19 23 3.00 1.000	1.0 6 3 1 1 1 0 0 0 0 0 1 8 8 9.00 3.000												IP WLS BF H R ER SO BB IBB HBP BLK WP HR S P ERA WHIP					
Joe Niekro, R ERA: 3.72 Ron Mathis, R ERA: 5.64 Mike Madden, L ERA: 4.86 Julio Solano, R ERA: 4.28 (1, 1)																						



AB	39
R	11
H	14
RBI	10
BB	6
SO	8
LOB	19

Batter	1	2	3	4	5	6	7	8	9	AB R H RBI BB SO LOB	BOTTOM									
Kevin Bass, S OBP: 0.292, SLG: 0.390 (1, 8)	 F7		 BB			 K		 BB	 F9	3 1 0 0 2 1 2	San Francisco Giants @ Houston Astros Astrodome, Houston, TX Wed Sep 11 1985, 8:05 PM EDT Unknown									
Craig Reynolds, L OBP: 0.300, SLG: 0.395 (1, 6)	 F6		 1B			 3B		 2B		4 2 3 1 0 0 0										
Denny Walling, L OBP: 0.317, SLG: 0.380 (1, 5)	 3-1		 L9			 4-3		 2B		4 0 1 2 0 0 2										
Jose Cruz, L OBP: 0.351, SLG: 0.418 Bert Pena, R OBP: 0.300, SLG: 0.400 (7, 4)	 1B		 L6			 G3		 K		3 0 1 0 0 0 0 1 0 0 0 0 1 1										
Jerry Mumphrey, S OBP: 0.323, SLG: 0.385 (1, 9)	 6-3		 1-3			 6-3			 1B	4 1 1 0 0 0 1										
Glenn Davis, R OBP: 0.312, SLG: 0.432 (1, 3)	 1B		 F9			 K			 K	4 0 1 0 0 2 1										
Phil Garner, R OBP: 0.314, SLG: 0.386 Jim Pankovits, R OBP: 0.344, SLG: 0.361 (7, 7)	 1-2		 1-3			 5-3			 1B	2 0 0 0 0 0 2 2 0 1 0 0 0 0										
John Mizerock, L OBP: 0.241, SLG: 0.286 (1, 2)			 F3			 F7		 F9	 3-1	4 0 0 1 0 0 1										
Joe Niekro, R OBP: 0.297, SLG: 0.265 (3, 11) Eric Burdick, S OBP: 0.143, SLG: 0.286 (4, 1) Ron Mathis, R OBP: 0.313, SLG: 0.671 (5, 11) Alan Ashby, S OBP: 0.295, SLG: 0.429 (6, 1) Mike Madden, L OBP: 0.192, SLG: 0.206 (8, 11) Harry Spilman, L OBP: 0.350, SLG: 0.428 (9, 11)	 L5					 4-3		 F7	 BB	0 0 0 0 0 0 0 1 0 0 0 0 0 0 0 0 0 0 0 0 0 1 0 0 0 0 0 0 1 0 1 0 0										
Inning Stats	R: 0 E: 0 K: 0 S: 3	H: 0 LOB: 0 BB: 0 P: 3	R: 0 E: 0 K: 0 S: 4	H: 2 LOB: 1 BB: 0 P: 4	R: 0 E: 0 K: 0 S: 4	H: 1 LOB: 2 BB: 1 P: 8	R: 0 E: 0 K: 0 S: 3	H: 0 LOB: 0 BB: 0 P: 3	R: 0 E: 0 K: 1 S: 6	H: 1 LOB: 0 BB: 0 P: 6		R: 0 E: 0 K: 1 S: 5	H: 0 LOB: 0 BB: 0 P: 5	R: 2 E: 0 K: 1 S: 7	H: 2 LOB: 1 BB: 1 P: 11	R: 1 E: 1 K: 1 S: 7	H: 2 LOB: 2 BB: 1 P: 11	1B: 5 2B: 2 3B: 1 HR: 0	SF: 0 SAC: 0 DP: 1 HBP: 0	WP: 0 PB: 0 SB: 0 CS: 0
PITCHER	IP WLS BF H R ER SO BB IBB HBP BLK WP HR S P ERA WHIP	9.0 W 37 8 4 3 4 3 0 0 0 0 0 0 42 54 3.00 1.222												IP WLS BF H R ER SO BB IBB HBP BLK WP HR S P ERA WHIP						



AB	34
R	4
H	8
RBI	4
BB	3
SO	4
LOB	10

Batter	1	2	3	4	5	6	7	8	9	AB	R	H	RBI	BB	SO	LOB	TOP										
Dan Gladden, R OBP: 0.295, SLG: 0.314	F7	FC1-4-6 1B		6-3	F9		F9			5	1	0	0	0	0	4	San Francisco Giants @ Houston Astros Astrodome, Houston, TX Wed Sep 11, 1985, 8:05 PM EDT Att: 5,269 - Unknown										
Mike Woodard, L OBP: 0.500, SLG: 0.600	1B	1B			F7	K		FC6-4 1B		5	1	3	1	0	1	0											
Ron Roenicke, S OBP: 0.451, SLG: 0.400	FC5-4 1B	CS	F8		BB 1B	F8		FC6-4 HBP WP 1-2		5	2	2	0	0	0	1											
Chris Brown, R OBP: 0.356, SLG: 0.459					1B BB 1B					0	0	0	0	0	0	0											
Brad Wellman, R OBP: 0.275, SLG: 0.321	FC5-4 HBP		1B		1B 1B			HBP HBP		3	2	3	0	0	0	0											
Joel Youngblood, R OBP: 0.339, SLG: 0.332	FC5-4 1B		4-3 1B		1B 1B 2B	K		G4-6-3 HBP		3	1	1	2	1	1	3											
David Green, R OBP: 0.301, SLG: 0.354	1-3 1B		4-3		1B 1B		1-3	G4-6-3		5	0	2	2	0	0	4											
Matt Nokes, L OBP: 0.222, SLG: 0.389	4-3		1-3		1-2 2-3 3-H 1B					2	0	0	0	0	0	3											
Bob Brenly, R OBP: 0.310, SLG: 0.401			1-3		1-3 2-3 3-H 2B 1B			6-3		2	1	1	1	1	0	0											
Ricky Adams, R OBP: 0.232, SLG: 0.323		6-3		K	E 2B			6-3		5	1	2	2	0	1	0											
Mike Jeffcoat, L Bobby Moore, R Greg Minton, S Chili Davis, S Mark Davis, L Rob Deer, R			4-3	4-3	E4		K	K		1	0	0	0	1	0	0											
Inning Stats	R: 2 E: 0 K: 0 S: 6	H: 3 LOB: 2 BB: 0 P: 7	R: 1 E: 0 K: 0 S: 3	H: 1 LOB: 0 BB: 1 P: 7	R: 1 E: 0 K: 0 S: 5	H: 2 LOB: 1 BB: 0 P: 5	R: 0 E: 0 K: 1 S: 5	H: 0 LOB: 0 BB: 0 P: 5	R: 5 E: 1 K: 0 S: 8	H: 5 LOB: 1 BB: 1 P: 12	R: 0 E: 0 K: 2 S: 8	H: 1 LOB: 1 BB: 0 P: 8	R: 0 E: 0 K: 1 S: 6	H: 1 LOB: 2 BB: 1 P: 10	R: 0 E: 0 K: 0 S: 3	H: 1 LOB: 2 BB: 0 P: 5	R: 0 E: 0 K: 1 S: 5	H: 0 LOB: 0 BB: 0 P: 5	1B: 11 2B: 3 3B: 0 HR: 0	SF: 0 SAC: 0 DP: 1 HBP: 3	WP: 1 PB: 0 SB: 1 CS: 1	PA: 46					
PITCHER	IP	WLS	BF	H	R	ER	SO	BB	IBB	HBP	BLK	WP	HR	S	P	ERA	WHIP										
Jeff Heathcock, R ERA: 3.9	(1, 1)	4.0	19	6	4	4	1	1	0	1	0	0	0	19	24	9.00	1.750										
Bill Dawley, R ERA: 4.02	(5, 1)	0.1	5	3	4	4	0	1	0	0	0	0	0	4	8	108.00	12.000										
Jeff Calhoun, L ERA: 2.28	(5, 1)	3.0	15	5	1	0	3	1	0	0	0	0	0	20	24	0.00	2.000										
Frank DiPino, L ERA: 3.85	(8, 1)	1.2	W	6	0	0	1	0	0	2	0	1	0	6	8	0.00	0.000										

Batter	1	2	3	4	5	6	7	8	9	AB	R	H	RBI	BB	SO	LOB	BOTTOM										
Dickie Thon, R OBP: 0.286, SLG: 0.333	F8	L4		F8		CS BB		HR BB		3	1	0	0	2	0	1	San Francisco Giants @ Houston Astros Astrodome, Houston, TX Wed Sep 11, 1985, 8:05 PM EDT Att: 5,269 - Unknown										
Jim Pankovits, R OBP: 0.346, SLG: 0.366	G3 1B		F8	1B 2B		F2		F9		4	2	1	0	1	0	2											
Kevin Bass, S OBP: 0.297, SLG: 0.402	G3 HBP		L5	2B 1B			1-2	HR		4	2	3	2	0	0	0											
Jose Cruz, L OBP: 0.350, SLG: 0.418	G3		3-1	1-3 2B		5-3		F7		5	0	1	1	0	0	3											
Glenn Davis, R OBP: 0.315, SLG: 0.444	1B			HR 6-3			K			4	1	2	3	0	1	2											
Phil Garner, R OBP: 0.314, SLG: 0.383	F9			HR BB F9			L3			3	1	0	0	1	0	3											
Mark Bailey, S OBP: 0.396, SLG: 0.427		F9		2B HR 1B						3	1	1	0	1	1	0											
German Rivera, R OBP: 0.294, SLG: 0.355				HR 2B						4	1	2	1	0	1	1											
Frank DiPino, L OBP: 0.250, SLG: 0.250				HR 2B						0	0	0	0	0	0	0											
Jeff Heathcock, R Denny Walling, L Bill Dawley, R Jeff Calhoun, L Bert Pena, R				HR						1	0	0	0	0	1	1											
Inning Stats	R: 2 E: 0 K: 0 S: 5	H: 2 LOB: 1 BB: 0 P: 6	R: 0 E: 0 K: 1 S: 6	H: 1 LOB: 0 BB: 0 P: 6	R: 0 E: 0 K: 0 S: 3	H: 0 LOB: 0 BB: 0 P: 3	R: 6 E: 0 K: 0 S: 9	H: 6 LOB: 2 BB: 2 P: 17	R: 0 E: 0 K: 3 S: 9	H: 0 LOB: 0 BB: 0 P: 9	R: 0 E: 0 K: 0 S: 3	H: 1 LOB: 1 BB: 1 P: 7	R: 0 E: 0 K: 1 S: 5	H: 0 LOB: 1 BB: 1 P: 9	R: 2 E: 0 K: 0 S: 4	H: 1 LOB: 0 BB: 1 P: 8	1B: 4 2B: 4 3B: 0 HR: 3	SF: 0 SAC: 0 DP: 0 HBP: 1	WP: 0 PB: 0 SB: 0 CS: 1	PA: 40							
PITCHER	IP	WLS	BF	H	R	ER	SO	BB	IBB	HBP	BLK	WP	HR	S	P	ERA	WHIP										
Mike Jeffcoat, L ERA: 4.11	(1, 1)	3.0	17	6	6	6	1	1	0	1	0	0	1	17	22	18.00	2.333										
Bobby Moore, R ERA: 54.0	(4, 1)	0.1	5	3	2	2	0	1	0	0	0	0	1	4	8	54.00	12.000										
Greg Minton, R ERA: 3.33	(4, 1)	0.2	2	0	0	0	0	0	0	0	0	0	0	2	2	0.00	0.000										
Mark Davis, L ERA: 2.78	(5, 1)	4.0	L	16	2	2	4	3	0	0	0	0	1	21	33	4.50	1.250										

Batter	1	2	3	4	5	6	7	8	9	AB	R	H	RBI	BB	SO	LOB	TOP							
Mike Woodard, L (1,4) OBP: 0.444, SLG: 0.444	L7		FC5-4 1B		4-3			G3		4	0	1	0	0	0	0	San Francisco Giants @ Houston Astros Astrodome, Houston, TX Thu Sep 12 1985, 8:05 PM EDT Att. 4,113 - Unknown							
Ron Roenicke, S (1,7) OBP: 0.453, SLG: 0.411	1B FC5-4 2B		FC5-4 1-2			G6-4-3 BB		4-3		3	1	1	0	1	0	1								
Joel Youngblood, R (1,8) OBP: 0.341, SLG: 0.335	FC5-4 2-3 1B		F7			G6-4-3 1-2			1B F9 FC6-4 1B	4	1	2	0	0	0	2								
Dan Driessen, L (1,3) OBP: 0.313, SLG: 0.362	FC5-4 1-2 3-H 1B		5-3			4-3			F9 1-2	4	0	0	1	0	0	3								
Bob Brently, R (1,2) OBP: 0.314, SLG: 0.405	1-2 1B			5-3			G4-6-3 1B		FC6-4 2-3 1B	4	0	3	0	0	0	0								
David Green, R (1,9) OBP: 0.301, SLG: 0.354	F9								FC6-4 1B 1-2	3	0	1	0	0	1	2								
Dan Gladden, R (7, PR) OBP: 0.294, SLG: 0.313				K			G4-6-3 1-2 1B		1B 1-2 3-H	1	0	0	1	0	0	1								
Brad Wellman, R (1,5) OBP: 0.274, SLG: 0.319				5-3			G4-6-3 1-2 2-3		1-3 1B	4	0	1	0	0	1	2								
Ricky Adams, R (1,6) OBP: 0.224, SLG: 0.313						F8				3	0	0	0	0	1	2								
Rob Deer, R (9, PH) OBP: 0.256, SLG: 0.330						5-3			K	1	0	0	0	0	1	2								
Dave LaPoint, L (1,1) OBP: 0.250, SLG: 0.200										2	0	0	0	0	0	0								
Greg Minton, S (7,1)										0	0	0	0	0	0	0								
Chili Davis, S (8, PH) OBP: 0.348, SLG: 0.415										1	0	0	0	0	1	0								
Scott Garretts, R (8,1) OBP: 0.300, SLG: 0.333										0	0	0	0	0	0	0								
Inning Stats	R: 1 E: 0 K: 0 S: 6	H: 3 LOB: 2 BB: 0 P: 6	R: 0 E: 0 K: 2 S: 7	H: 0 LOB: 0 BB: 0 P: 7	R: 0 E: 0 K: 1 S: 4	H: 1 LOB: 1 BB: 0 P: 4	R: 0 E: 0 K: 1 S: 5	H: 0 LOB: 0 BB: 0 P: 5	R: 0 E: 0 K: 0 S: 3	H: 0 LOB: 0 BB: 1 P: 3	R: 0 E: 0 K: 0 S: 2	H: 0 LOB: 0 BB: 1 P: 6	R: 0 E: 0 K: 0 S: 4	H: 2 LOB: 2 BB: 0 P: 4	R: 0 E: 0 K: 1 S: 5	H: 0 LOB: 0 BB: 0 P: 5	R: 1 E: 0 K: 1 S: 8	H: 3 LOB: 2 BB: 0 P: 8	1B: 8 2B: 1 3B: 0 HR: 0	SF: 0 SAC: 0 DP: 2 HBP: 0	WP: 0 PB: 0 SB: 0 CS: 0	PA: 35		
PITCHER	IP WLS BF H R ER SO BB IBB HBP BLK WP HR S P ERA WHIP	7.0 W 26 6 1 1 3 1 0 0 0 0 0 0 31 35 1.29 1.000	2.0 L 9 3 1 1 2 0 0 0 0 0 0 0 13 13 4.50 1.500											IP WLS BF H R ER SO BB IBB HBP BLK WP HR S P ERA WHIP										
Charlie Kerfeld, R (1,1) ERA: 5.82																								
Dave Smith, R (8,1) ERA: 2.99																								

AB 34
R 2
H 9
RBI 2
BB 1
SO 5
LOB 15



Batter	1	2	3	4	5	6	7	8	9	AB	R	H	RBI	BB	SO	LOB	BOTTOM								
Bill Doran, S (1,4) OBP: 0.364, SLG: 0.436	E6 2B				F4	F7		L6		4	1	0	0	1	0	0	San Francisco Giants @ Houston Astros Astrodome, Houston, TX Thu Sep 12 1985, 8:05 PM EDT Att. 4,113 - Unknown								
Jerry Mumphrey, S (9,9) OBP: 0.323, SLG: 0.385		1-2 2-3 BB								0	0	0	0	0	0	0									
Jim Pankovits, R (1,9) OBP: 0.344, SLG: 0.362	F8	F9			6-3				E 1B	4	1	1	0	0	0	4									
Kevin Bass, S (1,8) OBP: 0.299, SLG: 0.410	F8 1-H 2B			5-3		1B 3B			E5 3-1 1B PB	4	2	2	1	0	0	1									
Jose Cruz, L (1,7) OBP: 0.349, SLG: 0.417	F8 2-3			4-3		BB 1B			K	4	1	1	1	0	1	3									
Glenn Davis, R (1,3) OBP: 0.317, SLG: 0.443	F7					BB 1B			PB 3-1	3	0	1	1	1	1	1									
Dave Smith, R (8,1)						BB			1B	0	0	0	0	0	0	0									
Mark Bailey, S (1,2) OBP: 0.397, SLG: 0.426		BB 1B BB			K	FC4-6 1-2 2-H 1B			3-1	3	0	1	1	1	1	2									
Dickie Thon, R (1,6) OBP: 0.286, SLG: 0.333					4-3				1-3	3	0	1	0	0	0	2									
Craig Reynolds, L (7, PH) OBP: 0.299, SLG: 0.394		BB 1-2 1B			4-3	FC4-6 1-2			1-3 2-3 3-H	1	0	0	0	0	0	1									
German Rivera, R (1,5) OBP: 0.289, SLG: 0.324										3	0	0	0	1	1	2									
Charlie Kerfeld, R (1,1)										3	0	0	0	0	1	3									
Denny Walling, L (8,3) OBP: 0.318, SLG: 0.390	B2				F9				G3	1	0	0	0	0	0	0									
Inning Stats	R: 1 E: 1 K: 0 S: 5	H: 1 LOB: 1 BB: 0 P: 5	R: 0 E: 0 K: 1 S: 6	H: 1 LOB: 2 BB: 2 P: 14	R: 0 E: 0 K: 1 S: 5	H: 0 LOB: 0 BB: 0 P: 5	R: 0 E: 0 K: 1 S: 5	H: 0 LOB: 1 BB: 1 P: 9	R: 2 E: 0 K: 0 S: 6	H: 3 LOB: 2 BB: 1 P: 10	R: 0 E: 0 K: 1 S: 5	H: 0 LOB: 0 BB: 0 P: 5	R: 2 E: 1 K: 1 S: 8	H: 2 LOB: 1 BB: 0 P: 8	R: 0 E: 0 K: 0 S: 3	H: 0 LOB: 0 BB: 0 P: 3	R: 0 E: 0 K: 0 S: 3	H: 0 LOB: 0 BB: 0 P: 3	1B: 5 2B: 1 3B: 1 HR: 0	SF: 0 SAC: 0 DP: 0 HBP: 0	WP: 0 PB: 1 SB: 0 CS: 0	PA: 37			
PITCHER	IP WLS BF H R ER SO BB IBB HBP BLK WP HR S P ERA WHIP	6.1 L 31 6 5 3 5 4 0 0 0 0 0 0 3 3 4.26 1.579	0.2 L 3 1 0 0 0 0 0 0 0 0 0 0 3 3 0.00 1.500	1.0 L 3 0 0 0 0 0 0 0 0 0 0 0 3 3 0.00 0.000											IP WLS BF H R ER SO BB IBB HBP BLK WP HR S P ERA WHIP										
Dave LaPoint, L (1,1) ERA: 3.06																									
Greg Minton, R (7,1) ERA: 3.31																									
Scott Garretts, R (8,1) ERA: 2.02																									

AB 33
R 5
H 7
RBI 4
BB 4
SO 5
LOB 19



Batter	1	2	3	4	5	6	7	8	9	AB	R	H	RBI	BB	SO	LOB	TOP																	
Mike Woodard, L (1.4) OBP: 0.368, SLG: 0.333	G3			F7		4-3		1-3 1B		4	0	1	0	0	0	0	San Francisco Giants @ Atlanta Braves Atlanta-Fulton County Stadium, Atlanta, GA Sat Sep 14 1985, 3:33 AM EDT Att: 7,552 - Unknown																	
Ron Roenicke, S (1.9) OBP: 0.448, SLG: 0.457	F8			2B		F7		SF9		3	0	1	1	0	0																			
Chili Davis, S (1.8) OBP: 0.348, SLG: 0.411	1-3			L7		K		3-H F7		4	0	0	0	0	1	2																		
Dan Driessen, L (1.3) OBP: 0.316, SLG: 0.359		5-3		4-3			K		2B 1B	4	1	1	0	0	1	1																		
Jeffrey Leonard, R (1.7) OBP: 0.278, SLG: 0.404		4-3			K		F6		G3 2B 2B	4	1	1	1	0	1	0																		
Chris Brown, R (1.5) OBP: 0.353, SLG: 0.454		F6			4-3				K	4	0	1	0	0	1	1																		
Matt Nokes, L (1.2) OBP: 0.299, SLG: 0.444			F9				4-3		G3	4	0	1	0	0	0	2																		
Ricky Adams, R (1.6) OBP: 0.243, SLG: 0.320			F8						1B SF9 1B	3	1	2	1	1	0	0																		
Atlee Hammaker, S (1.1) OBP: 0.068, SLG: 0.068				4-3					3-H 2B	2	0	0	0	0	0	2																		
Joel Youngblood, R (8, PH) OBP: 0.339, SLG: 0.332					1-3				K	1	0	0	0	0	1	1																		
Greg Minton, S (8, 1)									K	1	0	0	0	0	1	1																		
Inning Stats	R: 0 E: 0 K: 0 S: 3	H: 0 LOB: 0 BB: 0 P: 3	R: 0 E: 0 K: 0 S: 3	H: 0 LOB: 0 BB: 0 P: 3	R: 0 E: 0 K: 0 S: 3	H: 0 LOB: 0 BB: 0 P: 3	R: 0 E: 0 K: 0 S: 4	H: 1 LOB: 1 BB: 0 P: 4	R: 0 E: 0 K: 1 S: 5	H: 0 LOB: 0 BB: 0 P: 5	R: 0 E: 0 K: 1 S: 6	H: 1 LOB: 1 BB: 0 P: 6	R: 1 E: 0 K: 1 S: 7	H: 2 LOB: 1 BB: 0 P: 7	R: 2 E: 0 K: 2 S: 10	H: 3 LOB: 1 BB: 0 P: 10	1B: 4 2B: 4 3B: 0 HR: 0	SF: 1 SAC: 0 DP: 0 HBP: 0	WP: 0 PA: 36 PB: 0 SB: 0 CS: 0															
PITCHER	IP WLS BF H R ER SO BB IBB HBP BLK WP HR S P ERA WHIP																																	
Pascual Perez, R (1, 1) ERA: 5.92	8.0	30	5	1	1	4	0	1	0	0	0	0	0	0	37	41	1.12	0.625																
Gene Garber, R (9, 1) ERA: 3.97	1.0	L 6	3	2	2	2	0	0	0	0	0	0	0	10	10	18.00	3.000																	

Batter	1	2	3	4	5	6	7	8	9	AB	R	H	RBI	BB	SO	LOB	BOTTOM																
Paul Zuvella, R (1.6) OBP: 0.260, SLG: 0.262	5-3									3	0	0	0	0	0	0	San Francisco Giants @ Atlanta Braves Atlanta-Fulton County Stadium, Atlanta, GA Sat Sep 14 1985, 3:33 AM EDT Att: 7,552 - Unknown																
Gerald Perry, L (8, PH) OBP: 0.279, SLG: 0.256			6-3					G4-3		1	0	0	0	0	0	1																	
Gene Garber, R (9, 1) OBP: 0.250, SLG: 0.250										0	0	0	0	0	0	0																	
Glenn Hubbard, R (1, 4) OBP: 0.327, SLG: 0.322										3	0	1	0	0	1	0																	
Milt Thompson, L (9, PH) OBP: 0.331, SLG: 0.372	K			FC6-4 1B						1	0	0	0	0	1	0																	
Dale Murphy, R (1, 8) OBP: 0.387, SLG: 0.548				FC6-4 1-2						4	0	1	0	0	1	1																	
Bob Horner, R (1, 3) OBP: 0.348, SLG: 0.520					5-3					4	0	1	0	0	0	1																	
Terry Harper, R (1, 7) OBP: 0.324, SLG: 0.408										3	1	1	0	1	0	1																	
Ken Oberkfell, L (1, 5) OBP: 0.367, SLG: 0.371										3	0	2	1	0	0	1																	
Brad Komminsk, R (1, 9) OBP: 0.320, SLG: 0.326										3	0	0	0	0	1	2																	
Rick Cerone, R (1, 2) OBP: 0.278, SLG: 0.281										3	0	0	0	0	0	1																	
Pascual Perez, R (1, 1) ERA: 3.51										2	0	0	0	0	1	0																	
Chris Chambliss, L (8, PH) OBP: 0.297, SLG: 0.325										0	0	0	0	1	0	0																	
Andres Thomas, R (8, PR) ERA: 3.23										0	0	0	0	0	0	0																	
Inning Stats	R: 0 E: 0 K: 1 S: 6	H: 1 LOB: 1 BB: 0 P: 6	R: 0 E: 0 K: 0 S: 4	H: 1 LOB: 1 BB: 0 P: 4	R: 0 E: 0 K: 0 S: 4	H: 1 LOB: 0 BB: 0 P: 4	R: 1 E: 0 K: 0 S: 4	H: 2 LOB: 0 BB: 0 P: 4	R: 0 E: 0 K: 1 S: 5	H: 0 LOB: 0 BB: 0 P: 5	R: 0 E: 0 K: 0 S: 3	H: 0 LOB: 0 BB: 1 P: 3	R: 0 E: 0 K: 1 S: 4	H: 0 LOB: 0 BB: 0 P: 8	R: 0 E: 0 K: 0 S: 2	H: 0 LOB: 1 BB: 1 P: 6	R: 0 E: 0 K: 2 S: 8	H: 1 LOB: 1 BB: 0 P: 8	1B: 5 2B: 2 3B: 0 HR: 0	SF: 0 SAC: 0 DP: 3 HBP: 0	WP: 0 PA: 32 PB: 0 SB: 0 CS: 0												
PITCHER	IP WLS BF H R ER SO BB IBB HBP BLK WP HR S P ERA WHIP																																
Atlee Hammaker, L (1, 1) ERA: 3.51	7.0	25	5	1	1	3	1	0	0	0	0	0	0	30	34	1.29	0.857																
Greg Minton, R (8, 1) ERA: 3.23	2.0	W 7	1	0	0	2	1	0	0	0	0	0	0	10	14	0.00	1.000																



Batter	1	2	3	4	5	6	7	8	9	AB	R	H	RBI	BB	SO	LOB	TOP					
Mike Woodard, L (1,4) OBP: 0.391, SLG: 0.364										4	1	2	0	0	0	1	San Francisco Giants @ Atlanta Braves Atlanta-Fulton County Stadium, Atlanta, GA Sun Sep 15 1985, 3:33 AM EDT Att: 6,101 - Unknown					
Ron Roenicke, S (1,9) OBP: 0.451, SLG: 0.435										4	0	0	0	0	1	2						
Chili Davis, S (1,8) OBP: 0.349, SLG: 0.412										4	0	2	0	0	0	1						
Dan Driessen, L (1,3) OBP: 0.319, SLG: 0.358										1	0	0	0	2	0	2						
Jeffrey Leonard, R (1,7) OBP: 0.278, SLG: 0.402										4	0	1	1	0	1	5						
Chris Brown, R (1,5)										4	0	1	0	0	1	3						
Bob Brenly, R (1,2) OBP: 0.311, SLG: 0.401										4	0	0	0	0	1	1						
Ricky Adams, R (1,6) OBP: 0.236, SLG: 0.311										3	0	0	0	0	1	0						
Dan Gladden, R (9, PH) OBP: 0.295, SLG: 0.314										1	0	0	0	0	1	1						
Roger Mason, R (1,1)									2	0	0	0	0	1	0	0						
Mark Davis, L (6,1) OBP: 0.162, SLG: 0.364									0	0	0	0	0	0	0	0						
Joel Youngblood, R (7, PH) OBP: 0.341, SLG: 0.332										0	0	0	0	1	0	0						
Bobby Moore, R (7,1)										0	0	0	0	0	0	0						
Rob Deer, R (9, PH) OBP: 0.256, SLG: 0.327										1	0	0	0	0	1	1						
Inning Stats	R: 0 E: 0 K: 1 S: 7	H: 2 LOB: 2 BB: 0 P: 7	R: 0 E: 0 K: 2 S: 7	H: 0 LOB: 0 BB: 0 P: 7	R: 0 E: 0 K: 1 S: 5	H: 0 LOB: 0 BB: 0 P: 5	R: 0 E: 0 K: 1 S: 5	H: 1 LOB: 1 BB: 1 P: 9	R: 0 E: 0 K: 1 S: 5	H: 0 LOB: 0 BB: 0 P: 5	R: 1 E: 0 K: 0 S: 5	H: 2 LOB: 2 BB: 0 P: 6	R: 0 E: 0 K: 0 S: 3	H: 0 LOB: 1 BB: 1 P: 7	R: 0 E: 0 K: 0 S: 3	H: 0 LOB: 1 BB: 1 P: 7	R: 0 E: 0 K: 2 S: 8	H: 1 LOB: 1 BB: 0 P: 8	1B: 6 2B: 0 3B: 0 HR: 0	SF: 0 SAC: 0 DP: 1 HBP: 1	WP: 0 PB: 0 SB: 0 CS: 0	PA: 36
PITCHER	IP WLS BF H R ER SO BB IBB HBP BLK WP HR S P ERA WHIP																					
Steve Bedrosian, R (1,1) ERA: 3.5	6.0 W 24 5 1 1 6 1 0 1 0 0 0 0 34 39 1.50 1.000																					
Rick Camp, R (7,1) ERA: 3.92	1.0 4 0 0 0 0 1 0 0 0 0 0 0 3 7 0.00 1.000																					
Bruce Sutter, R (8,1) ERA: 4.2	2.0 S 8 1 0 0 2 1 0 0 0 0 0 0 11 15 0.00 1.000																					

Batter	1	2	3	4	5	6	7	8	9	AB	R	H	RBI	BB	SO	LOB	BOTTOM			
Milt Thompson, L (1,7) OBP: 0.331, SLG: 0.371										3	0	1	0	0	0	3	San Francisco Giants @ Atlanta Braves Atlanta-Fulton County Stadium, Atlanta, GA Sun Sep 15 1985, 3:33 AM EDT Att: 6,101 - Unknown			
Terry Harper, R (6, PH) OBP: 0.323, SLG: 0.407										1	0	0	0	0	1	2				
Rick Camp, R (7,1) OBP: 0.286, SLG: 0.462										0	0	0	0	0	0	0				
Chris Chambliss, L (8,3) OBP: 0.295, SLG: 0.323										1	0	0	0	0	0	1				
Glenn Hubbard, R (1,4) OBP: 0.324, SLG: 0.319										4	0	0	0	0	0	1				
Dale Murphy, R (1,8) OBP: 0.386, SLG: 0.546										3	1	1	0	1	1	0				
Gerald Perry, L (1,3) OBP: 0.288, SLG: 0.270										4	2	3	0	0	0	1				
Bruce Sutter, R (8,1)										0	0	0	0	0	0	0				
Claudell Washington, L (1,9) OBP: 0.342, SLG: 0.443										4	1	2	2	0	0	1				
Ken Oberkfell, L (1,5) OBP: 0.396, SLG: 0.372										4	0	1	1	0	1	1				
Paul Zuvella, R (1,6) OBP: 0.266, SLG: 0.264										3	0	1	0	1	0	0				
Bruce Benedict, R (1,2) OBP: 0.310, SLG: 0.256										4	0	1	1	0	0	3				
Steve Bedrosian, R (1,1) OBP: 0.085, SLG: 0.069										1	0	0	0	1	0	0				
Albert Hall, S (6, PH) OBP: 0.250, SLG: 0.200										1	0	0	0	1	0	1				
Inning Stats	R: 0 E: 0 K: 0 S: 4	H: 1 LOB: 1 BB: 0 P: 4	R: 0 E: 0 K: 0 S: 3	H: 0 LOB: 0 BB: 0 P: 3	R: 0 E: 0 K: 0 S: 4	H: 1 LOB: 1 BB: 0 P: 4	R: 3 E: 0 K: 0 S: 5	H: 3 LOB: 2 BB: 3 P: 17	R: 0 E: 0 K: 0 S: 4	H: 1 LOB: 1 BB: 0 P: 4	R: 0 E: 0 K: 1 S: 6	H: 1 LOB: 1 BB: 1 P: 10	R: 1 E: 0 K: 2 S: 9	H: 2 LOB: 1 BB: 0 P: 9	R: 0 E: 0 K: 0 S: 4	H: 1 LOB: 1 BB: 0 P: 4	1B: 8 2B: 2 3B: 0 HR: 0	SF: 0 SAC: 0 DP: 1 HBP: 0	WP: 0 PB: 0 SB: 0 CS: 0	PA: 37
PITCHER	IP WLS BF H R ER SO BB IBB HBP BLK WP HR S P ERA WHIP																			
Roger Mason, R (1,1) ERA: 4.76	5.2 L 27 7 3 3 0 4 0 0 0 0 0 0 23 39 4.76 1.941																			
Mark Davis, L (6,1) ERA: 2.77	0.1 1 0 0 0 1 0 0 0 0 0 0 0 3 3 0.00 0.000																			
Bobby Moore, R (7,1) ERA: 11.57	2.0 9 3 1 1 2 0 0 0 0 0 0 0 13 13 4.50 1.500																			

Batter	1	2	3	4	5	6	7	8	9	10	11	AB	R	H	RBI	BB	SO	LOB	TOP					
Mike Woodard, L OBP: 0.379, SLG: 0.357 (1, 4)	1-3	F7			L6			2B		2-3		6	2	2	1	0	0	3						
Ron Roenicke, S OBP: 0.435, SLG: 0.444 (1, 9)	K						5-3 1B	1B			FC6-4 IBB	5	0	2	2	1	1	1						
Chili Davis, S OBP: 0.349, SLG: 0.412 Dan Gladden, R OBP: 0.295, SLG: 0.313 (1, 8)	F9				5-3		5-3	2B		FC6-4		0	0	0	0	0	0	0						
Dan Driessen, L OBP: 0.318, SLG: 0.357 (1, 3)	K				G6-4-3 1B		F5	1B		F6		5	0	1	1	0	1	3						
Chris Brown, R OBP: 0.353, SLG: 0.457 (1, 5)					G3-4-1 HR		4-3	1B		5-3		4	1	1	1	1	0	0						
Rob Dier, R OBP: 0.278, SLG: 0.348 Craig Milmon, R OBP: 0.299, SLG: 0.417 Mark Davis, L OBP: 0.331, SLG: 0.334 David Green, R OBP: 0.286, SLG: 0.352 Alex Trevino, R OBP: 0.286, SLG: 0.352 (1, 7)												2	1	2	0	2	0	0						
Matt Nokes, L OBP: 0.267, SLG: 0.433 Bob Brenly, R OBP: 0.311, SLG: 0.398 (7, 2)					4-3 BB		F8	L5		5-3		3	0	1	1	0	0	2						
Ricky Adams, R OBP: 0.233, SLG: 0.304 (1, 6)	K				F9			1B		F8		6	1	1	0	0	2	4						
Jim Gott, R OBP: 0.312, SLG: 0.412 Frank Williams, R OBP: 0.278, SLG: 0.317 Bobby Moore, R OBP: 0.346, SLG: 0.333 (1, 1)					F8			1B		F9		1	0	1	0	0	0	0						
Inning Stats	R: 0 E: 0 K: 1 S: 5	H: 0 LOB: 0 BB: 0 P: 5	R: 2 E: 0 K: 2 S: 11	H: 4 LOB: 2 BB: 0 P: 11	R: 0 E: 0 K: 0 S: 3	H: 1 LOB: 0 BB: 0 P: 3	R: 0 E: 0 K: 0 S: 3	H: 0 LOB: 1 BB: 1 P: 7	R: 0 E: 0 K: 0 S: 4	H: 1 LOB: 1 BB: 0 P: 4	R: 3 E: 0 K: 0 S: 7	H: 4 LOB: 3 BB: 2 P: 15	R: 1 E: 0 K: 0 S: 5	H: 2 LOB: 2 BB: 1 P: 9	R: 0 E: 0 K: 0 S: 3	H: 0 LOB: 2 BB: 0 P: 3	R: 0 E: 0 K: 1 S: 5	H: 0 LOB: 2 BB: 2 P: 13	R: 0 E: 0 K: 0 S: 4	H: 1 LOB: 2 BB: 1 P: 8	1B: 11 2B: 2 3B: 0 HR: 1	SF: 0 SAC: 1 DP: 1 HBP: 0	WP: 0 PB: 0 SB: 0 CS: 0	PA: 53
PITCHER	IP ERA WLS BF H R ER SO BB IBB HBP BLK WP HR S P ERA WHIP	1 4.15 1.0 6 1 0 0 0 1 1 0 0 0 0 4 12 0.00 2.000	7 1.87 3.0 14 2 1 1 1 2 1 0 0 0 0 13 25 3.00 1.333	11 4.89 1.0 5 1 0 0 0 0 1 0 0 0 0 0 4 8 0.00 1.000	PITCHER										IP ERA WLS BF H R ER SO BB IBB HBP BLK WP HR S P ERA WHIP	1 4.15 1.0 6 1 0 0 0 1 1 0 0 0 0 4 12 0.00 2.000	7 1.87 3.0 14 2 1 1 1 2 1 0 0 0 0 13 25 3.00 1.333	11 4.89 1.0 5 1 0 0 0 0 1 0 0 0 0 0 4 8 0.00 1.000						

San Francisco Giants @ Cincinnati Reds
Riverfront Stadium, Cincinnati, OH
Mon Sep 16 1985, 7:05 PM EDT
Att: 13,045 - Unknown

AB 45
R 6
H 14
RBI 6
BB 7
SO 4
LOB 21



Batter	1	2	3	4	5	6	7	8	9	10	11	AB	R	H	RBI	BB	SO	LOB	BOTTOM					
Eddie Milner, L OBP: 0.338, SLG: 0.343 Ted Power, R (8, 1)	BLK 1B	1B 2B		4-3 2B		K	FC5-4			SH3-4		5	3	3	0	0	1	2						
Tom Runnells, S OBP: 0.222, SLG: 0.160 John Stuper, R OBP: 0.235, SLG: 0.071 (10, PH)												0	0	0	0	0	0	0						
Pete Rose, S OBP: 0.391, SLG: 0.325 Eric Davis, R OBP: 0.224, SLG: 0.421 (6, PR)	1B BB	1B HBP		4-3		E S BB				K		1	0	0	0	2	0	1						
Dave Parker, L OBP: 0.362, SLG: 0.535 (1, 9)	G5-4-3 1B	1B		WP 2B		F9				1-3		6	0	3	4	0	1	3						
Nick Esasky, R OBP: 0.312, SLG: 0.424 (7, 3)	P4			6-3		K				F8		6	0	0	0	0	2	5						
Buddy Bell, R OBP: 0.300, SLG: 0.333 Gary Redus, R OBP: 0.372, SLG: 0.422 (7, PR)	G5-4-3 1B									5-3		2	0	0	0	2	0	2						
Dave Concepcion, R OBP: 0.315, SLG: 0.335 (1, 6)												1	2	0	0	1	0	1						
Bo Diaz, R OBP: 0.292, SLG: 0.352 (1, 2)												3	1	1	0	1	0	1						
Ron Oester, S OBP: 0.357, SLG: 0.378 (1, 4)	SF8									K		2	0	0	1	2	2	2						
Jay Tibbs, R OBP: 0.283, SLG: 0.091 John Franco, L OBP: 0.278, SLG: 0.333 Wally Pfister, R OBP: 0.367, SLG: 0.386 Wade Rowdon, R OBP: 0.277 (1, 1)												3	0	0	0	0	3	3						
Inning Stats	R: 1 E: 0 K: 0 S: 4	H: 2 LOB: 1 BB: 1 P: 8	R: 3 E: 0 K: 1 S: 8	H: 4 LOB: 2 BB: 0 P: 9	R: 0 E: 0 K: 2 S: 7	H: 0 LOB: 2 BB: 2 P: 15	R: 1 E: 0 K: 1 S: 7	H: 2 LOB: 1 BB: 0 P: 7	R: 0 E: 0 K: 1 S: 6	H: 0 LOB: 2 BB: 1 P: 11	R: 1 E: 0 K: 0 S: 3	H: 0 LOB: 2 BB: 3 P: 15	R: 0 E: 0 K: 1 S: 6	H: 1 LOB: 1 BB: 0 P: 6	R: 0 E: 0 K: 1 S: 5	H: 0 LOB: 0 BB: 0 P: 5	R: 0 E: 0 K: 1 S: 5	H: 0 LOB: 1 BB: 1 P: 9	R: 1 E: 0 K: 1 S: 3	H: 0 LOB: 0 BB: 1 P: 7	1B: 5 2B: 5 3B: 0 HR: 0	SF: 1 SAC: 2 DP: 1 HBP: 1	WP: 2 PB: 0 SB: 4 CS: 0	PA: 51
PITCHER	IP ERA WLS BF H R ER SO BB IBB HBP BLK WP HR S P ERA WHIP	1 3.88 3.0 15 4 2 2 4 2 0 1 0 1 0 20 29 6.00 2.000	5 1.83 2.0 9 1 0 0 3 1 1 0 0 0 0 13 21 0.00 1.000	7 3.3 1.0 7 1 1 1 0 2 1 0 0 0 0 4 16 9.00 3.000	8 2.77 3.1 13 0 1 1 4 2 0 0 0 1 0 18 26 2.70 0.600	PITCHER										IP ERA WLS BF H R ER SO BB IBB HBP BLK WP HR S P ERA WHIP	1 3.88 3.0 15 4 2 2 4 2 0 1 0 1 0 20 29 6.00 2.000	5 1.83 2.0 9 1 0 0 3 1 1 0 0 0 0 13 21 0.00 1.000	7 3.3 1.0 7 1 1 1 0 2 1 0 0 0 0 4 16 9.00 3.000	8 2.77 3.1 13 0 1 1 4 2 0 0 0 1 0 18 26 2.70 0.600				

San Francisco Giants @ Cincinnati Reds
Riverfront Stadium, Cincinnati, OH
Mon Sep 16 1985, 7:05 PM EDT
Att: 13,045 - Unknown

AB 37
R 7
H 10
RBI 6
BB 10
SO 11
LOB 24



Batter	1	2	3	4	5	6	7	8	9	AB	R	H	RBI	BB	SO	LOB	TOP		
Dan Gladden, R OBP: 0.295, SLG: 0.312	F8		L3			F4		FC4-6 1B		4	0	1	0	0	0	0	San Francisco Giants @ Cincinnati Reds Riverfront Stadium, Cincinnati, OH Tue Sep 17 1985, 3:33 AM EDT Att: 11,521 - Unknown		
Mike Woodard, L OBP: 0.384, SLG: 0.344	F8					F9		FC4-6 1-2		4	0	1	0	0	0	1			
Ron Roenicke, S OBP: 0.429, SLG: 0.436	K			F2		E1 1B		F8		4	1	1	0	0	1	2			
Dan Driessen, L OBP: 0.321, SLG: 0.360				K						4	0	3	1	0	1	1			
Chris Brown, R OBP: 0.350, SLG: 0.453				K						4	0	0	0	0	3	4			
Jeffrey Leonard, R OBP: 0.276, SLG: 0.403										4	0	1	0	0	2	2			
Matt Nokes, L OBP: 0.235, SLG: 0.382										4	0	0	0	0	2	4			
Ricky Adams, R OBP: 0.227, SLG: 0.296				5-3		5-3		1-3		3	0	0	0	0	0	2			
Dave LaPoint, L OBP: 0.246, SLG: 0.196				6-3				5-3		1	0	0	0	0	0	0			
Rob Deer, R OBP: 0.277, SLG: 0.345										1	0	0	0	0	1	0			
Bobby Moore, R OBP: 0.344, SLG: 0.332										0	0	0	0	0	0	0			
Joel Youngblood, R OBP: 0.300, SLG: 0.333										0	0	0	0	0	0	0			
Inning Stats	R: 0 E: 0 K: 1 S: 5	H: 0 LOB: 0 BB: 0 P: 5	R: 0 E: 0 K: 2 S: 8	H: 1 LOB: 1 BB: 0 P: 8	R: 0 E: 0 K: 0 S: 3	H: 0 LOB: 0 BB: 0 P: 3	R: 0 E: 0 K: 0 S: 8	H: 1 LOB: 1 BB: 0 P: 8	R: 0 E: 0 K: 1 S: 5	H: 0 LOB: 0 BB: 0 P: 5	R: 1 E: 1 K: 2 S: 10	H: 3 LOB: 2 BB: 0 P: 10	R: 0 E: 0 K: 0 S: 4	H: 1 LOB: 1 BB: 0 P: 4	R: 0 E: 0 K: 2 S: 8	H: 1 LOB: 1 BB: 0 P: 8	1B: 6 2B: 1 3B: 0 HR: 0	SF: 0 SAC: 0 DP: 0 HBP: 0	WP: 0 PA: 34 PB: 0 SB: 0 CS: 0
PITCHER Andy McGaffigan, R ERA: 3.22	IP: 9.0 WLS: W BF: 34 H: 7 R: 1 ER: 1 SO: 10 BB: 0 IBB: 0 HBP: 0 BLK: 0 WP: 0 HR: 0 S: 54 P: 54 ERA: 1.00 WHIP: 0.778															PITCHER			

Batter	1	2	3	4	5	6	7	8	9	AB	R	H	RBI	BB	SO	LOB	BOTTOM		
Gary Redus, R OBP: 0.369, SLG: 0.421	K	S 2B		F9		K		FC6-4 1-2		5	0	1	0	0	2	2	San Francisco Giants @ Cincinnati Reds Riverfront Stadium, Cincinnati, OH Tue Sep 17 1985, 3:33 AM EDT Att: 11,521 - Unknown		
Eric Davis, R OBP: 0.225, SLG: 0.414	S 1B	K		6-3		K				4	1	1	0	0	2	1			
Nick Esasky, R OBP: 0.314, SLG: 0.433	1B	K								4	2	2	1	0	1	1			
Eddie Milner, L OBP: 0.338, SLG: 0.343	1B	K								0	0	0	0	0	0	0			
Tony Perez, R OBP: 0.412, SLG: 0.478	1B	1-3								4	2	2	1	0	0	1			
Buddy Bell, R OBP: 0.301, SLG: 0.334	1B									4	1	2	1	0	0	1			
Dave Concepcion, R OBP: 0.316, SLG: 0.337	SF9 1B			G6-3						4	0	2	1	0	0	2			
Bo Diaz, R OBP: 0.296, SLG: 0.357	SF9									3	0	2	2	0	1	1			
Ron Oester, S OBP: 0.356, SLG: 0.377				L3		FC6-4 1B		F5		4	0	1	0	0	0	3			
Andy McGaffigan, R	1-3									3	0	0	0	1	0	2			
Inning Stats	R: 4 E: 0 K: 1 S: 11	H: 6 LOB: 2 BB: 0 P: 11	R: 0 E: 0 K: 2 S: 8	H: 1 LOB: 1 BB: 0 P: 8	R: 0 E: 0 K: 0 S: 4	H: 2 LOB: 1 BB: 0 P: 4	R: 0 E: 0 K: 0 S: 3	H: 0 LOB: 0 BB: 0 P: 3	R: 2 E: 0 K: 0 S: 6	H: 3 LOB: 1 BB: 0 P: 6	R: 0 E: 0 K: 2 S: 7	H: 0 LOB: 0 BB: 0 P: 7	R: 0 E: 0 K: 0 S: 3	H: 0 LOB: 0 BB: 0 P: 3	R: 0 E: 0 K: 1 S: 6	H: 1 LOB: 2 BB: 1 P: 10	1B: 10 2B: 2 3B: 0 HR: 1	SF: 1 SAC: 0 DP: 1 HBP: 0	WP: 0 PA: 37 PB: 0 SB: 2 CS: 0
PITCHER Dave LaPoint, L ERA: 3.26	IP: 5.0 WLS: L BF: 26 H: 12 R: 6 ER: 6 SO: 6 BB: 0 IBB: 0 HBP: 0 BLK: 0 WP: 0 HR: 1 S: 32 P: 32 ERA: 10.80 WHIP: 2.400															PITCHER			
Bobby Moore, R ERA: 4.29	IP: 2.0 WLS: 0 BF: 6 H: 0 R: 0 ER: 0 SO: 2 BB: 0 IBB: 0 HBP: 0 BLK: 0 WP: 0 HR: 0 S: 10 P: 10 ERA: 0.00 WHIP: 0.000															PITCHER			
Scott Garrelts, R ERA: 2.07	IP: 1.0 WLS: 0 BF: 5 H: 1 R: 0 ER: 0 SO: 1 BB: 1 IBB: 0 HBP: 0 BLK: 0 WP: 0 HR: 0 S: 6 P: 10 ERA: 0.00 WHIP: 2.000															PITCHER			

AB 34
R 1
H 7
RBI 1
BB 0
SO 10
LOB 16



AB 35
R 6
H 13
RBI 6
BB 1
SO 6
LOB 14



Batter	1	2	3	4	5	6	7	8	9	AB	R	H	RBI	BB	SO	LOB	TOP										
Garry Templeton, S OBP: 0.326, SLG: 0.370 (1, 6)										5	0	3	3	1	1	0											
Jerry Royster, R OBP: 0.395, SLG: 0.425 (1, 4)										4	0	0	0	0	0	3											
Tim Flannery, L OBP: 0.384, SLG: 0.352 (7, PH) (7, 4)										1	0	0	0	0	0	2											
Tony Gwynn, L OBP: 0.348, SLG: 0.396 (1, 9)										3	0	1	0	2	0	1											
Steve Garvey, R OBP: 0.304, SLG: 0.420 (1, 3)										5	0	0	0	0	2	5											
Kurt Bevacqua, R OBP: 0.362, SLG: 0.352 (1, 5)										2	2	1	0	3	0	0											
Carmelo Martinez, R OBP: 0.350, SLG: 0.437 (1, 7)										4	2	3	2	1	1	3											
Kevin McReynolds, R OBP: 0.283, SLG: 0.362 (1, 8)										3	1	0	0	2	1	5											
Bruce Bochy, R OBP: 0.306, SLG: 0.452 (1, 2)										2	1	1	0	1	1	1											
Terry Kennedy, L OBP: 0.295, SLG: 0.376 (7, PH) (7, 2)										1	0	0	0	1	1	0											
Mark Thurmond, L Ed Wynn, R Bobby Scales, R Craig Lefferts, L Roy Lee Jackson, R Al Williams, R Luis Delmonico, R Greg Nettles, L Lance McCullers, R Miguel Olivo, S										8	0	0	0	0	0	0											
Inning Stats	R: 0 E: 0 K: 1 S: 6	H: 1 LOB: 3 BB: 2 P: 14	R: 2 E: 0 K: 0 S: 5	H: 2 LOB: 1 BB: 1 P: 9	R: 2 E: 0 K: 1 S: 5	H: 1 LOB: 1 BB: 3 P: 17	R: 0 E: 0 K: 0 S: 3	H: 0 LOB: 1 BB: 0 P: 7	R: 0 E: 0 K: 1 S: 6	H: 1 LOB: 1 BB: 0 P: 6	R: 0 E: 0 K: 0 S: 4	H: 1 LOB: 2 BB: 1 P: 8	R: 2 E: 0 K: 0 S: 4	H: 1 LOB: 2 BB: 3 P: 16	R: 0 E: 0 K: 2 S: 9	H: 2 LOB: 2 BB: 0 P: 9	R: 0 E: 0 K: 2 S: 7	H: 0 LOB: 0 BB: 0 P: 7	1B: 6 2B: 2 3B: 0 HR: 1	SF: 1 SAC: 1 DP: 1 HBP: 0	WP: 1 PA: 46 PB: 0 SB: 0 CS: 0						
PITCHER	IP	WLS	BF	H	R	ER	SO	BB	IBB	HBP	BLK	WP	HR	S	P	ERA	WHIP										
Vida Blue, L ERA: 4.74	5.0	W	26	5	4	4	3	7	0	0	0	1	1	25	53	7.20	2.400										
Greg Minton, R ERA: 3.44	1.2		11	2	2	2	0	4	0	0	0	0	0	7	23	10.80	3.600										
Frank Williams, R ERA: 4.8	0.1		1	0	0	0	0	0	0	0	0	0	0	1	1	0.00	0.000										
Scott Garrelts, R ERA: 2.03	2.0	S	8	2	0	0	4	0	0	0	0	0	0	16	16	0.00	1.000										
Batter	1	2	3	4	5	6	7	8	9	AB	R	H	RBI	BB	SO	LOB	BOTTOM										
Dan Gladden, R OBP: 0.292, SLG: 0.308 (1, 8)										5	0	0	0	0	0	5											
Mike Woodard, L OBP: 0.342, SLG: 0.324 (1, 4)										5	0	1	1	0	0	0											
Ron Roenicke, S OBP: 0.427, SLG: 0.444 (1, 9)										5	2	2	0	0	0	1											
Chris Brown, R OBP: 0.348, SLG: 0.448 (1, 5)										4	2	0	0	1	0	0											
Bob Brently, R OBP: 0.315, SLG: 0.408 (1, 2)										3	2	2	2	1	0	1											
Dan Driessen, L OBP: 0.323, SLG: 0.360 (1, 3)										3	0	1	1	1	0	1											
Rob Deer, R OBP: 0.276, SLG: 0.368 (1, 7)										4	1	1	1	0	2	5											
Jose Uribe, S OBP: 0.282, SLG: 0.321 (1, 6)										3	2	2	0	1	0	2											
Vida Blue, S Jeffrey Leonard, R Greg Minton, S Frank Williams, R Joel Youngblood, R Scott Garrelts, R										1	0	0	0	0	1	0											
Inning Stats	R: 3 E: 1 K: 0 S: 6	H: 2 LOB: 0 BB: 0 P: 6	R: 2 E: 0 K: 0 S: 6	H: 3 LOB: 1 BB: 0 P: 6	R: 0 E: 0 K: 0 S: 4	H: 1 LOB: 1 BB: 1 P: 8	R: 0 E: 0 K: 1 S: 5	H: 0 LOB: 0 BB: 0 P: 5	R: 2 E: 0 K: 1 S: 8	H: 2 LOB: 3 BB: 2 P: 16	R: 0 E: 0 K: 0 S: 3	H: 0 LOB: 0 BB: 0 P: 3	R: 2 E: 0 K: 1 S: 7	H: 2 LOB: 1 BB: 1 P: 11	R: 0 E: 0 K: 0 S: 3	H: 0 LOB: 0 BB: 0 P: 3	1B: 6 2B: 2 3B: 0 HR: 2	SF: 0 SAC: 1 DP: 0 HBP: 0	WP: 0 PA: 40 PB: 0 SB: 1 CS: 0								
PITCHER	IP	WLS	BF	H	R	ER	SO	BB	IBB	HBP	BLK	WP	HR	S	P	ERA	WHIP										
Mark Thurmond, L ERA: 4.55	1.2	L	11	5	5	2	0	0	0	0	0	0	0	1	11	10.80	3.000										
Ed Wojna, R ERA: 5.17	0.1		1	0	0	0	0	0	0	0	0	0	0	1	1	0.00	0.000										
Craig Lefferts, L ERA: 3.14	2.0		12	3	2	1	1	2	0	0	0	0	0	12	20	4.50	2.500										
Roy Lee Jackson, R ERA: 3.09	1.0		4	0	0	0	1	1	0	0	0	0	0	5	9	0.00	1.000										
Luis Delmonico, R ERA: 4.5	1.0		3	0	0	0	0	0	0	0	0	0	0	3	3	0.00	0.000										
PITCHER	IP	WLS	BF	H	R	ER	SO	BB	IBB	HBP	BLK	WP	HR	S	P	ERA	WHIP										
Lance McCullers, R ERA: 1.85	2.0		9	2	2	2	1	1	0	0	0	0	0	10	14	9.00	1.500										

San Diego Padres @ San Francisco Giants
Candlestick Park, San Francisco, CA
Wed Sep 18 1985, 10:05 PM EDT
Att: 2,668 - Unknown

AB 33
R 6
H 9
RBI 6
BB 11
SO 7
LOB 22



livebaseballscorecards.com

San Diego Padres @ San Francisco Giants
Candlestick Park, San Francisco, CA
Wed Sep 18 1985, 10:05 PM EDT
Att: 2,668 - Unknown

AB 35
R 9
H 10
RBI 7
BB 4
SO 3
LOB 18

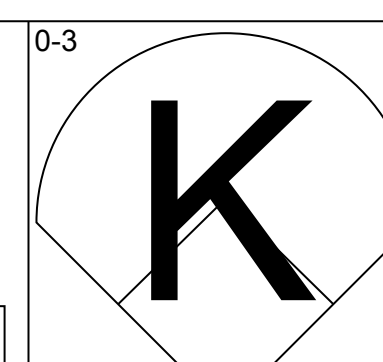
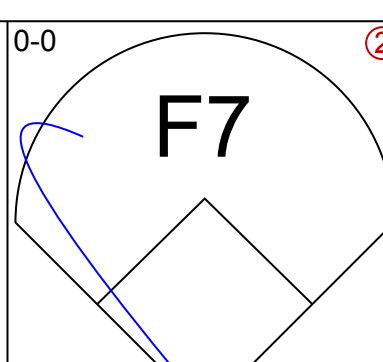
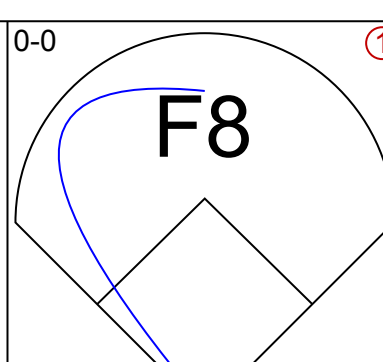
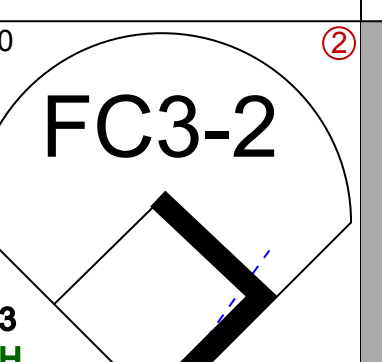
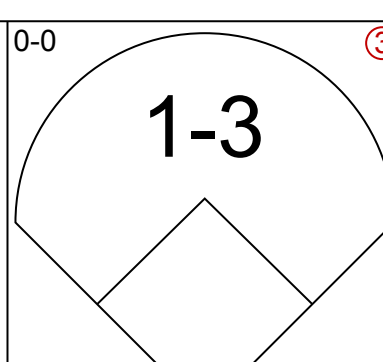
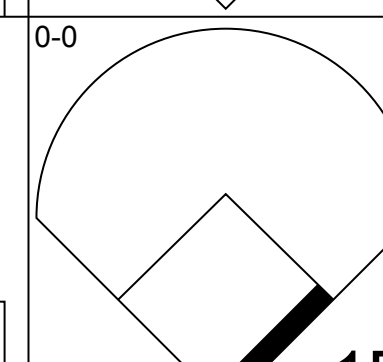
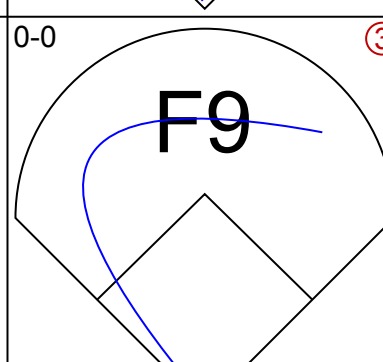
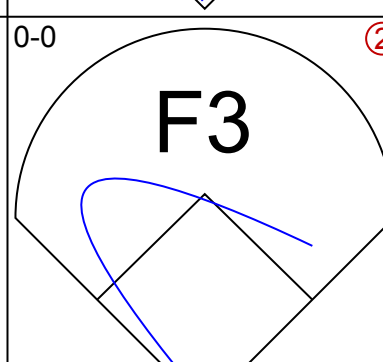
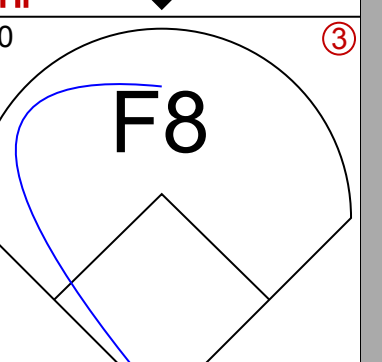
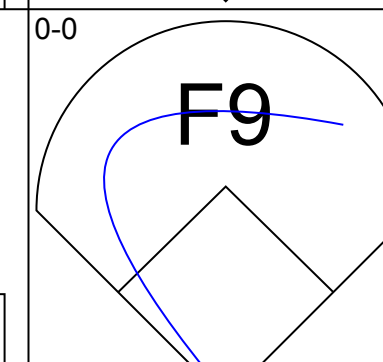
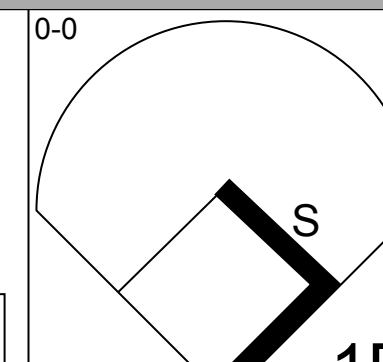
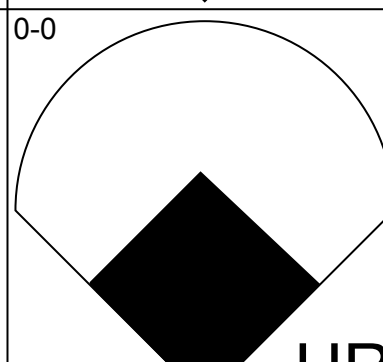

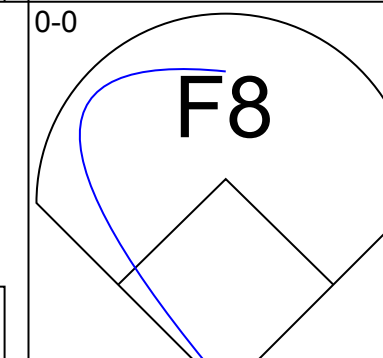
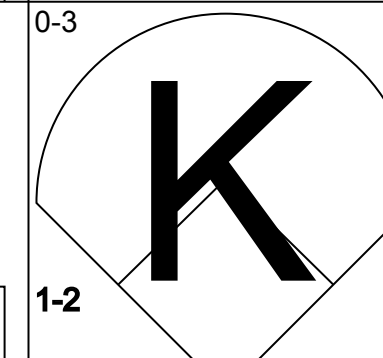
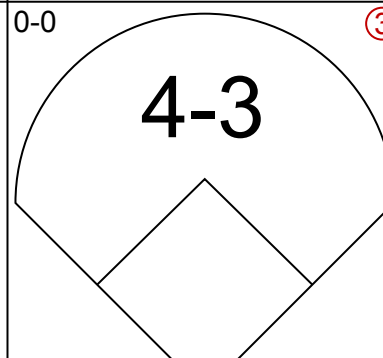

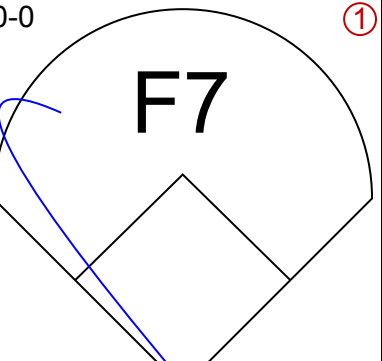
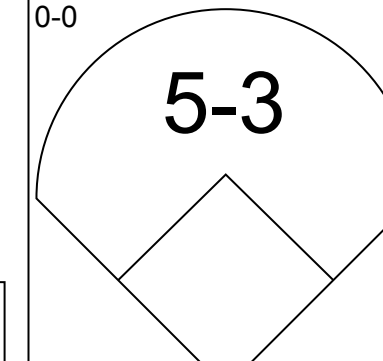
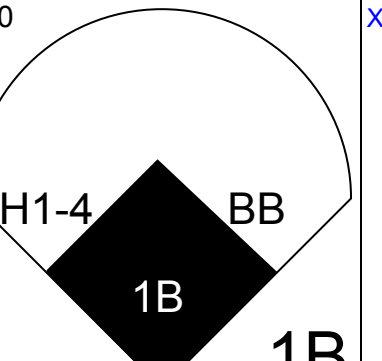

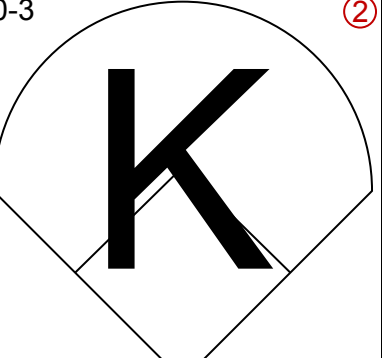
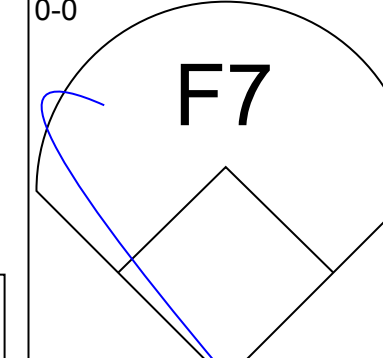
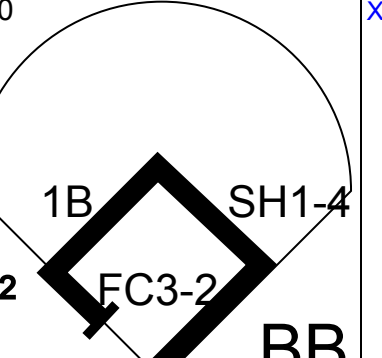

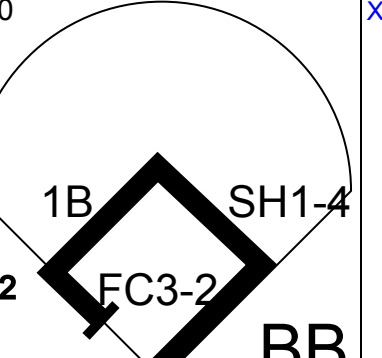
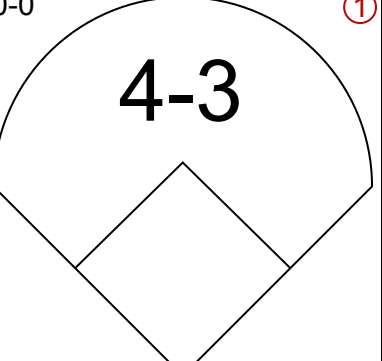
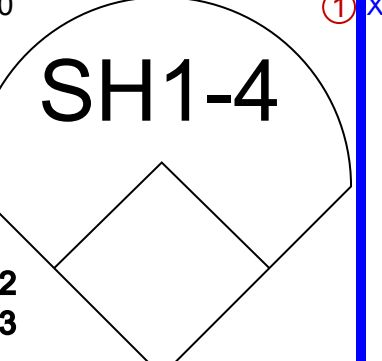
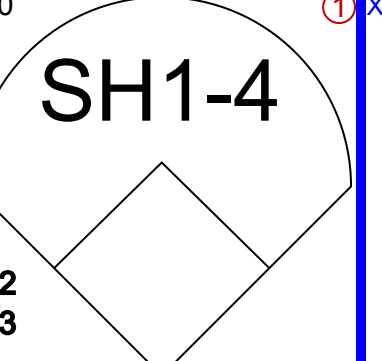
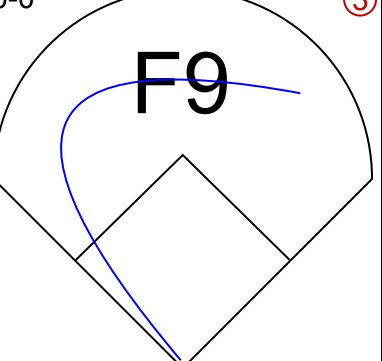
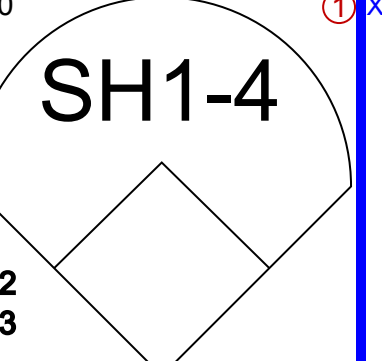
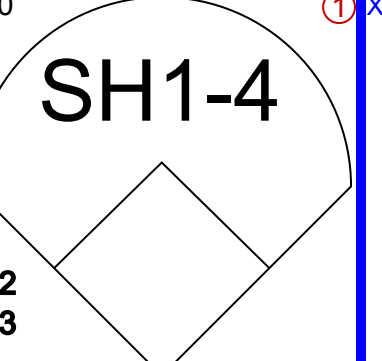

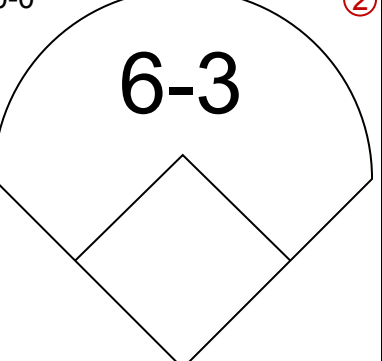
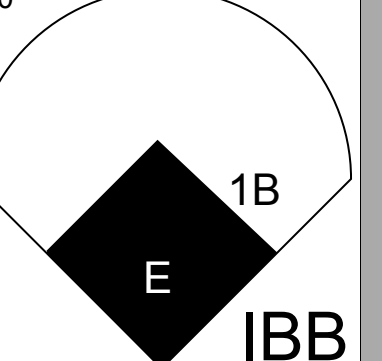
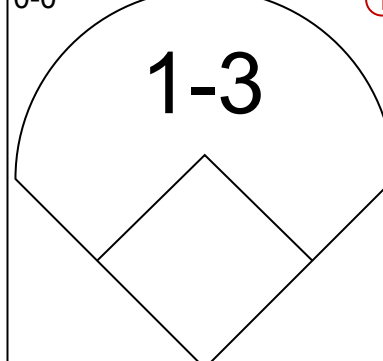
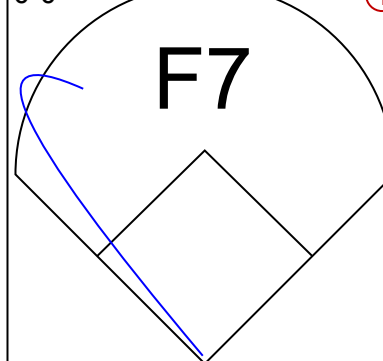
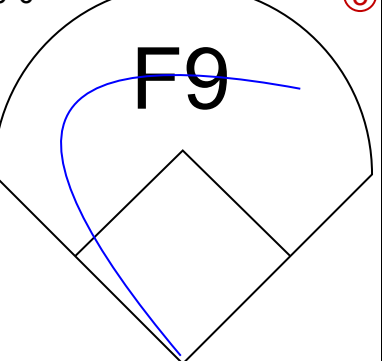
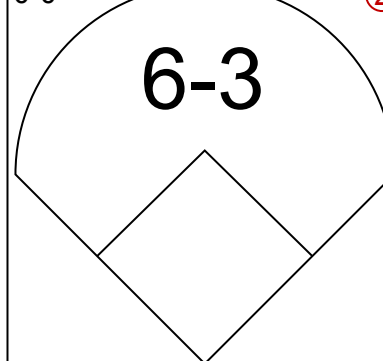
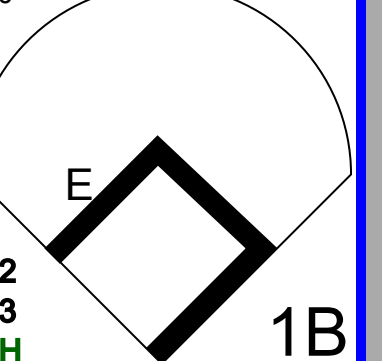
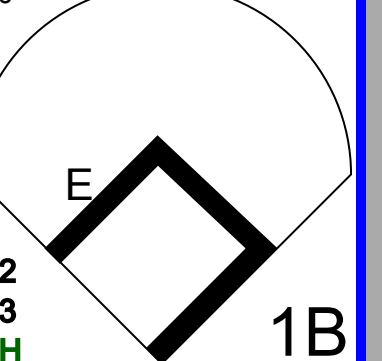
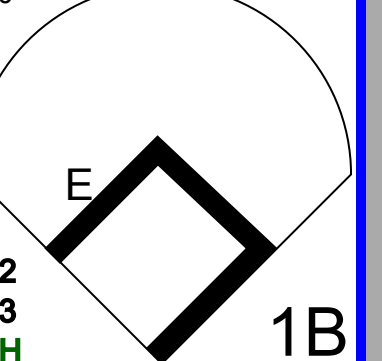
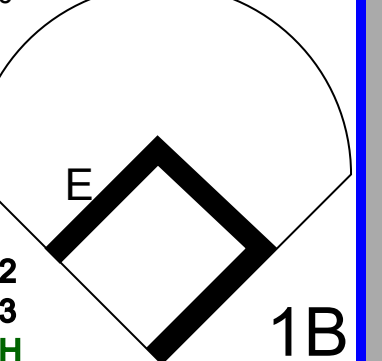
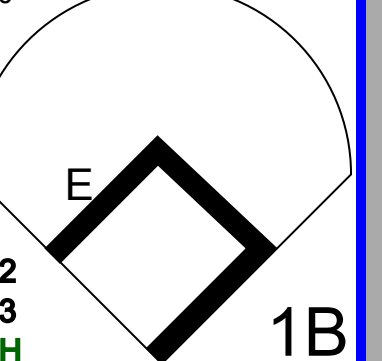


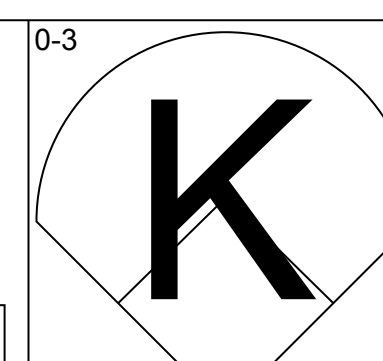
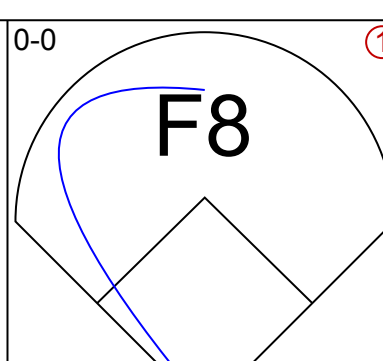
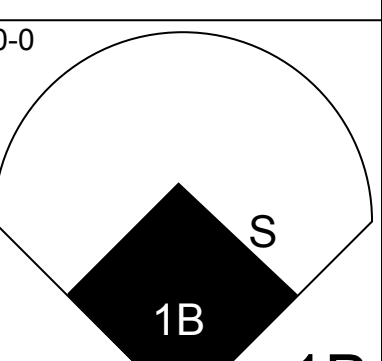
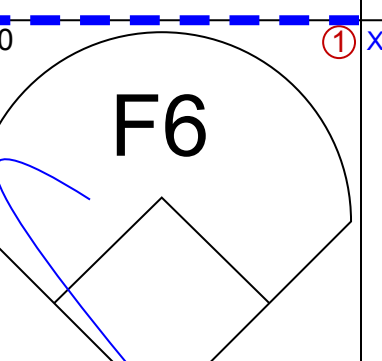

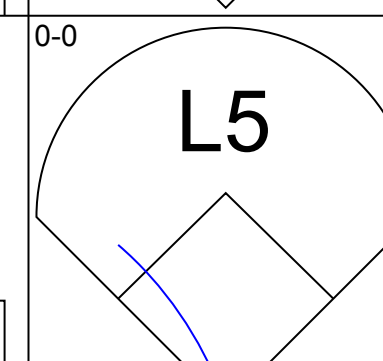
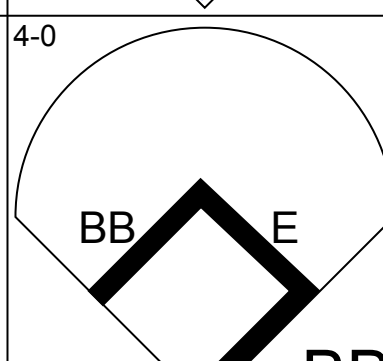
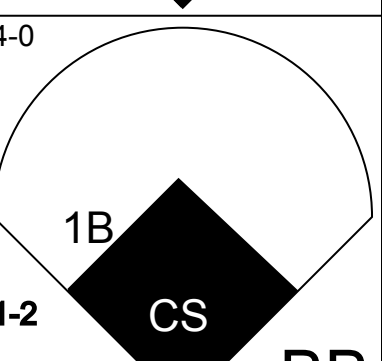
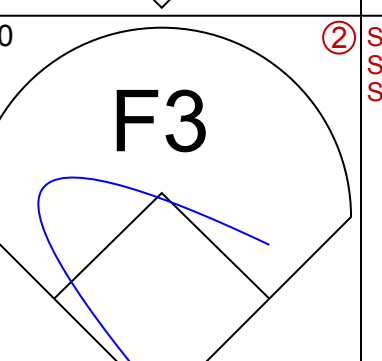

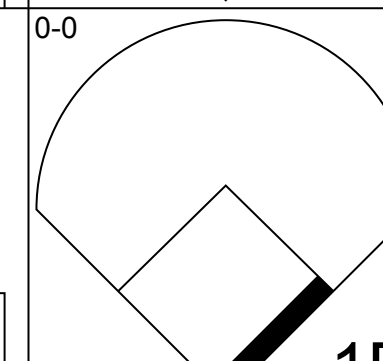
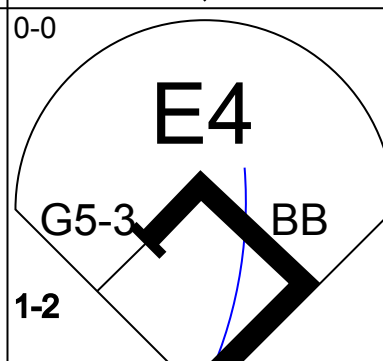
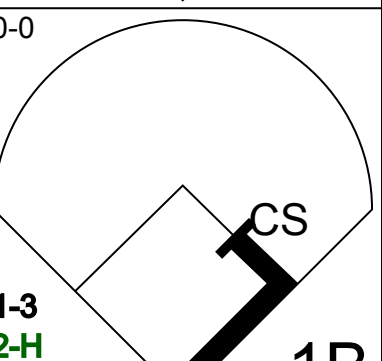
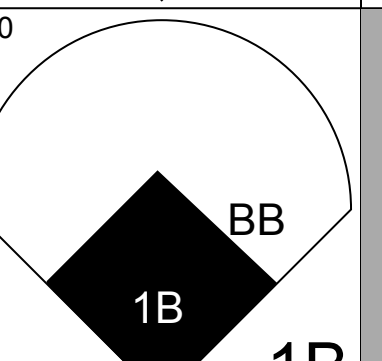

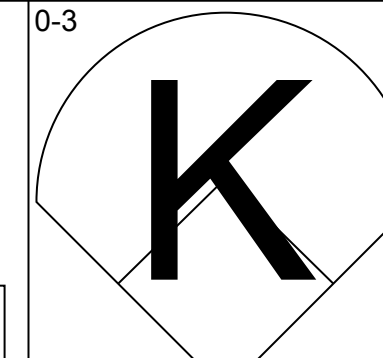
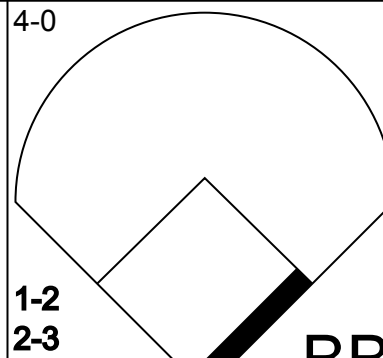
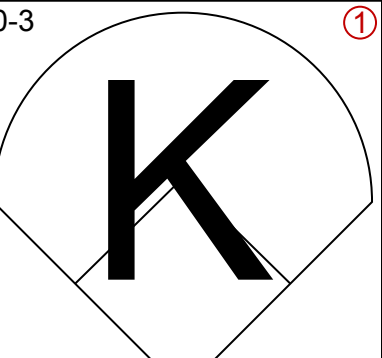
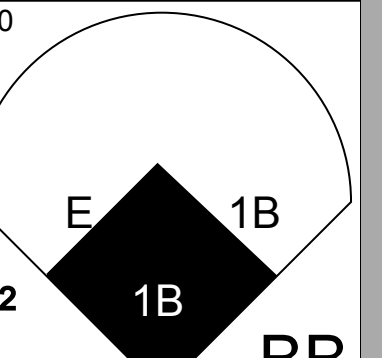

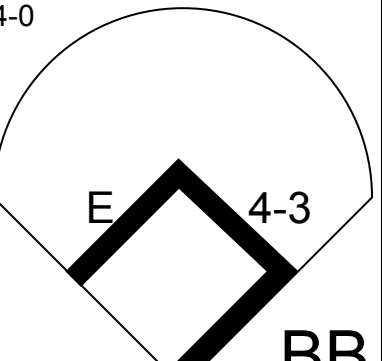
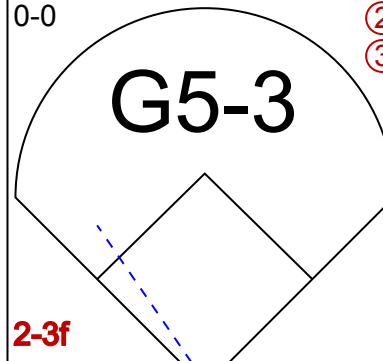
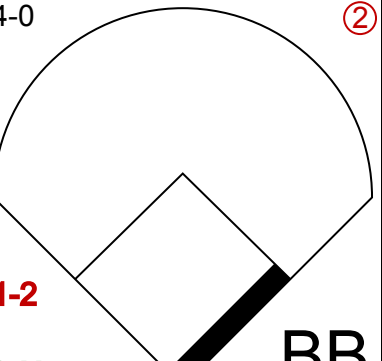
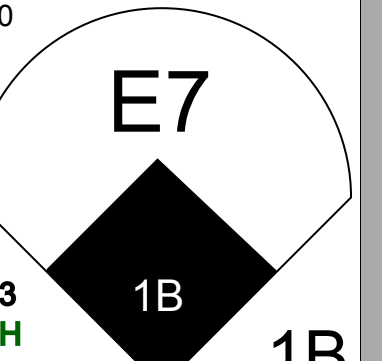

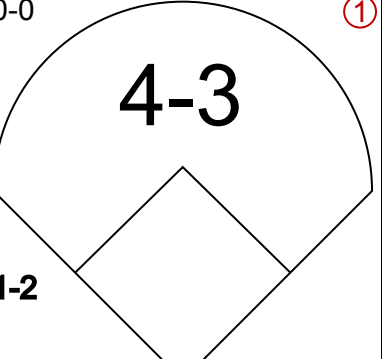
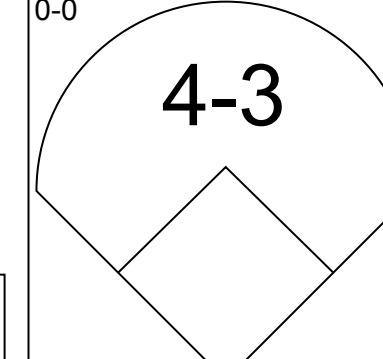
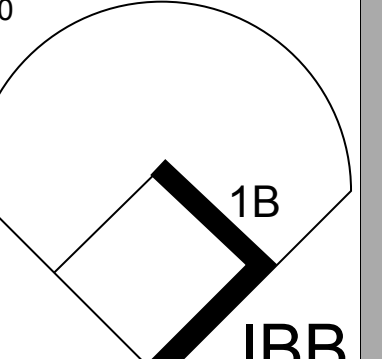

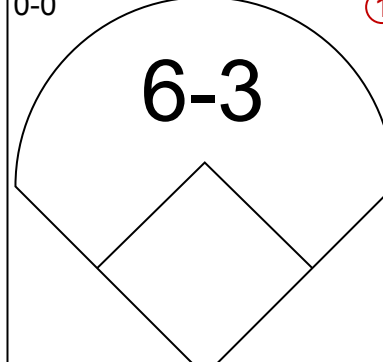
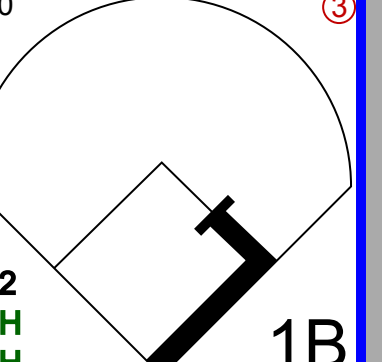
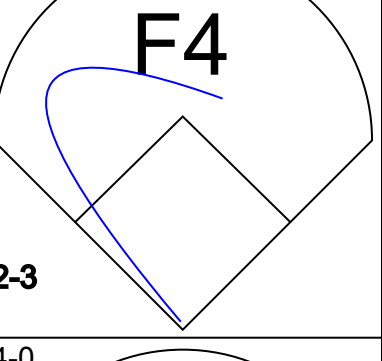
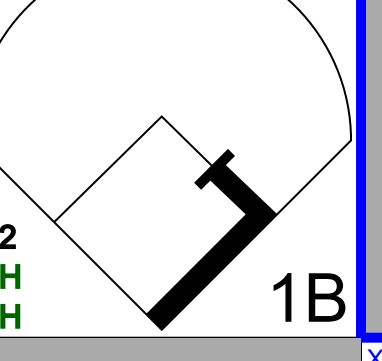


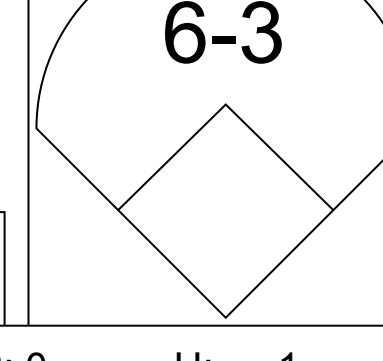
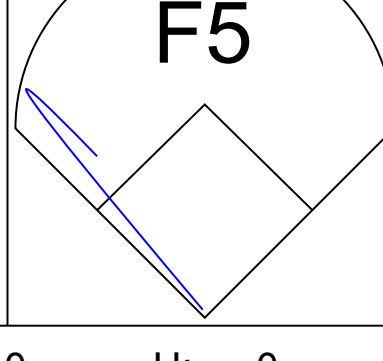

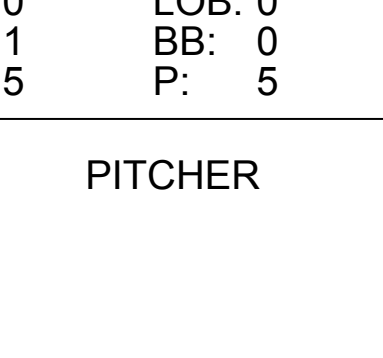

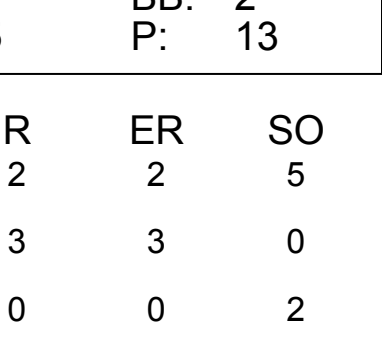
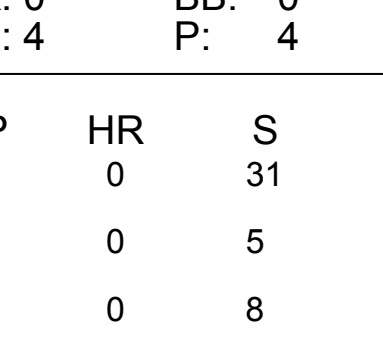
livebaseballscorecards.com


Batter	1	2	3	4	5	6	7	8	9	AB	R	H	RBI	BB	SO	LOB	TOP										
Gerry Davis, R OBP: 0.314, SLG: 0.333 (1, 9)	0-0 6-3	0-3 K	0-0 1B		4-0 FC6 BB		0-0 F8		0-3 K	5	0	1	0	1	2	2	San Diego Padres @ San Francisco Giants Candlestick Park, San Francisco, CA Thu Sep 19 1985, 6:33 AM EDT Att: 2,307 - Unknown livebaseballscorecards.com										
Jerry Royster, R OBP: 0.362, SLG: 0.427 (1, 4)	0-0 FC4-6	0-0 1B WP	0-0 1B		0-3 K		0-0 6-3		0-3 K	6	2	3	1	0	2	2											
Steve Garvey, R OBP: 0.305, SLG: 0.419 Bobby Brown, S OBP: 0.203, SLG: 0.189 (8, 7)	0-0 E4	0-0 WP BB 1B	0-0 F3		0-0 FC6			0-0 BB 1B G4-6-3	0-0 F7	5	3	2	1	0	0	5											
Carmelo Martinez, R OBP: 0.354, SLG: 0.437 (8, 3)	4-0 FC4-6	4-0 WP 1B BB		4-0 BB		0-0 E6 BB		0-0 G4-6-3 BB 1B		2	2	1	0	3	0	0											
Kurt Bevacqua, R OBP: 0.364, SLG: 0.349 (1, 5)	0-0 FC4-6	0-0 1B BLK 1B		0-0 F8		0-3 K		4-0 G4-6-3 BB 1B		4	1	1	3	1	1	3											
Terry Kennedy, L OBP: 0.294, SLG: 0.374 (1, 2)	0-3 K	0-0 BLK 1B		0-0 F7		0-0 F8		0-0 G4-6-3		5	0	1	0	0	1	5											
Kevin McReynolds, R OBP: 0.285, SLG: 0.369 (1, 8)		0-0 1B		0-3 K		4-0 FC6 BB		0-0 HR		4	2	2	2	1	1	2											
Mario Ramirez, R OBP: 0.293, SLG: 0.316 (1, 6)		0-0 1B 1B		0-0 F8		0-0 6-3		4-0 FC6-4 BB		4	1	1	0	1	0	2											
Dave Dravecky, R OBP: 0.159, SLG: 0.123 (1, 1)		0-0 F4		0-0 6-3		0-0 BB 1B		0-0 F6		5	0	1	0	0	0	3											
Inning Stats	R: 2 E: 2 K: 1 S: 7	H: 1 LOB: 1 BB: 1 P: 11	R: 6 E: 0 K: 1 S: 11	H: 6 LOB: 1 BB: 1 P: 15	R: 0 E: 0 K: 0 S: 5	H: 2 LOB: 2 BB: 0 P: 5	R: 0 E: 0 K: 1 S: 5	H: 0 LOB: 1 BB: 1 P: 9	R: 0 E: 0 K: 1 S: 6	H: 1 LOB: 2 BB: 1 P: 10	R: 0 E: 0 K: 0 S: 3	H: 0 LOB: 0 BB: 0 P: 3	R: 3 E: 0 K: 0 S: 5	H: 3 LOB: 1 BB: 2 P: 13	R: 0 E: 0 K: 2 S: 7	H: 0 LOB: 0 BB: 0 P: 7	1B: 12 2B: 0 3B: 0 HR: 1	SF: 0 SAC: 0 DP: 1 HBP: 0	WP: 1 PB: 0 SB: 0 CS: 0	PA: 48							
PITCHER	IP	WLS	BF	H	R	ER	SO	BB	IBB	HBP	BLK	WP	HR	S	P	ERA	WHIP										
Atlee Hammaker, L ERA: 3.75 (1, 1)	1.2	L	13	5	7	5	2	1	1	0	0	0	0	15	23	27.00	3.600										
Bobby Moore, R ERA: 3.39 (2, 1)	4.1		22	5	1	1	3	3	0	0	1	1	0	25	37	2.08	1.846										
Jeff Robinson, R ERA: 16.2 (7, 1)	1.2		9	3	3	3	0	2	0	0	0	0	1	7	15	16.20	3.000										
Frank Williams, R ERA: 4.7 (8, 1)	1.1		4	0	0	0	2	0	0	0	0	0	0	8	8	0.00	0.000										


Batter	1	2	3	4	5	6	7	8	9	AB	R	H	RBI	BB	SO	LOB	BOTTOM										
Dan Gladden, R OBP: 0.295, SLG: 0.310 (1, 8)	4-0 1-3 BLK BB		0-0 FC6-4 1B		0-0 F9		0-0 FC5-4		0-0 G6-4-3 1B	4	0	2	0	1	0	2	San Diego Padres @ San Francisco Giants Candlestick Park, San Francisco, CA Thu Sep 19 1985, 6:33 AM EDT Att: 2,307 - Unknown livebaseballscorecards.com										
Mike Woodard, L OBP: 0.341, SLG: 0.325 Manny Trillo, R OBP: 0.284, SLG: 0.286 (7, PH) (8, 4)	0-0 1-3		0-0 FC6-4 1B		0-0 4-3		0-0 L4		0-0 G6-4-3	3	0	1	0	0	0	1											
Ron Roenicke, S OBP: 0.414, SLG: 0.427 Frank Williams, R OBP: 0.293, SLG: 0.316 (1, 9) (8, 1)	0-0 1-3		0-0 FC6-4 FC6-4		0-0 L6		0-0 F8			4	0	0	0	0	0	5											
Chris Brown, R OBP: 0.345, SLG: 0.444 (1, 5)	0-3 K		0-0 FC6-4		0-0 4-3		0-0 5-3			4	0	0	0	0	1	3											
Bob Brenly, R OBP: 0.312, SLG: 0.404 (7, 3)		0-0 5-3		0-0 5-3		0-0 F2		0-0 F4		4	0	0	0	0	0	0											
Dan Driessen, L OBP: 0.323, SLG: 0.360 Jeff Robinson, R OBP: 0.284, SLG: 0.286 (1, 3) (7, 1)		0-0 F9		0-0 HR 1B		0-0 F4		4-0 FC5-4 BB		3	1	1	0	0	0	0											
Joel Youngblood, R OBP: 0.349, SLG: 0.339 (8, 9)										0	0	0	0	0	0	0											
Rob Deer, R OBP: 0.283, SLG: 0.397 (1, 7)		0-0 1B		0-0 HR 1B		0-0 E9 1B 1B		0-0 FC5-4		4	2	2	2	0	0	1											
Jose Uribe, S OBP: 0.282, SLG: 0.320 (1, 6)		0-0 4-3		0-0 F3		0-0 FC5-4 1B 1B			0-0 5-3	4	0	1	0	0	0	1											
Atlee Hammaker, S OBP: 0.068, SLG: 0.068 Bobby Moore, R OBP: 0.284, SLG: 0.286 (1, 1) (2, 1)			0-0 G3		0-0 5-3		0-0 FC5-4 1B 1B		0-0 1B	0	0	0	0	0	0	0											
Alex Trevino, R OBP: 0.296, SLG: 0.363 (7, 2)										2	0	2	1	0	0	0											
Inning Stats	R: 0 E: 0 K: 1 S: 5	H: 0 LOB: 1 BB: 1 P: 9	R: 0 E: 0 K: 0 S: 4	H: 1 LOB: 1 BB: 0 P: 4	R: 0 E: 0 K: 0 S: 5	H: 2 LOB: 2 BB: 0 P: 5	R: 2 E: 0 K: 0 S: 5	H: 2 LOB: 0 BB: 0 P: 5	R: 0 E: 0 K: 0 S: 3	H: 0 LOB: 0 BB: 0 P: 3	R: 0 E: 0 K: 0 S: 3	H: 0 LOB: 0 BB: 0 P: 3	R: 1 E: 1 K: 0 S: 6	H: 2 LOB: 2 BB: 0 P: 6	R: 0 E: 0 K: 0 S: 3	H: 0 LOB: 1 BB: 1 P: 7	R: 0 E: 0 K: 0 S: 4	H: 2 LOB: 1 BB: 0 P: 4	1B: 8 2B: 0 3B: 0 HR: 1	SF: 0 SAC: 0 DP: 1 HBP: 0	WP: 0 PB: 0 SB: 0 CS: 0	PA: 38					
PITCHER	IP	WLS	BF	H	R	ER	SO	BB	IBB	HBP	BLK	WP	HR	S	P	ERA	WHIP										
Dave Dravecky, L ERA: 2.62 (1, 1)	9.0	W	38	9	3	2	1	2	0	0	0	0	1	38	46	2.00	1.222										



Batter	1	2	3	4	5	6	7	8	9	AB	R	H	RBI	BB	SO	LOB	TOP				
Mariano Duncan, R OBP: 0.293, SLG: 0.340										5	0	0	0	0	1	2	Los Angeles Dodgers @ San Francisco Giants Candlestick Park, San Francisco, CA Fri Sep 20, 1985, 10:05 PM EDT Att: 10,484 - Unknown				
Ken Landreaux, L OBP: 0.315, SLG: 0.412										4	0	1	0	0	0	3					
Mike Marshall, R OBP: 0.339, SLG: 0.491										4	1	2	1	0	0	1					
Greg Brock, L OBP: 0.326, SLG: 0.437										4	0	0	0	0	1	2					
Bill Madlock, R OBP: 0.334, SLG: 0.396										4	1	2	0	0	0	1					
Mike Scioscia, L OBP: 0.420, SLG: 0.438										3	0	1	0	1	1	1					
Jose Gonzalez, R (8, PH)										0	0	0	0	0	0	0					
Len Matuszek, L OBP: 0.294, SLG: 0.355										2	0	1	0	0	0	0					
Reggie Williams, R OBP: 0.250, SLG: 0.250										0	0	0	0	0	0	0					
Franklin Stubbs, L OBP: 0.286, SLG: 0.286										1	0	0	0	0	0	2					
Carlos Diaz, R (8, PH)										0	0	0	0	0	0	0					
Steve Sax, R OBP: 0.351, SLG: 0.315										3	1	0	0	1	0	1					
Fernando Valenzuela, L OBP: 0.194, SLG: 0.250										2	0	0	0	0	0	0					
Terry Whitfield, L OBP: 0.298, SLG: 0.424										1	0	1	1	0	0	0					
Bill Russell, L OBP: 0.335, SLG: 0.504										0	0	0	0	0	0	0					
Tom Niedenfuer, R OBP: 0.175, SLG: 0.111										0	0	0	0	0	0	0					
Steve Yeager, R OBP: 0.252, SLG: 0.234										1	0	0	0	0	0	0					
Jay Johnstone, L OBP: 0.214, SLG: 0.223										0	0	0	0	0	0	0					
Inning Stats	R: 0 E: 0 K: 1 S: 6	H: 1 LOB: 1 BB: 0 P: 6	R: 0 E: 0 K: 1 S: 6	H: 1 LOB: 1 BB: 0 P: 6	R: 0 E: 0 K: 0 S: 3	H: 0 LOB: 0 BB: 0 P: 3	R: 0 E: 0 K: 1 S: 6	H: 1 LOB: 1 BB: 0 P: 6	R: 0 E: 0 K: 0 S: 3	H: 0 LOB: 1 BB: 0 P: 3	R: 1 E: 0 K: 0 S: 4	H: 1 LOB: 0 BB: 0 P: 4	R: 2 E: 1 K: 0 S: 5	H: 2 LOB: 2 BB: 2 P: 13	R: 0 E: 0 K: 0 S: 5	H: 2 LOB: 2 BB: 0 P: 5	R: 0 E: 0 K: 0 S: 3	H: 0 LOB: 0 BB: 0 P: 3	1B: 7 2B: 0 3B: 0 HR: 1	SF: 0 SAC: 1 DP: 0 HBP: 0	WP: 0 PA: 37 PB: 0 SB: 1 CS: 0
PITCHER	IP WLS BF H R ER SO BB IBB HBP BLK WP HR S P ERA WHIP																				
Roger Mason, R ERA: 3.86	(1, 1) 6.0	W 24	5	3	2	3	1	0	0	0	0	0	0	1	29	33	3.00	1.000			
Greg Minton, R ERA: 3.32	(7, 1) 3.0	W 13	3	0	0	0	0	1	0	0	0	0	0	0	12	16	0.00	1.000			



Batter	1	2	3	4	5	6	7	8	9	AB	R	H	RBI	BB	SO	LOB	BOTTOM				
Ron Roenicke, S OBP: 0.414, SLG: 0.426										5	1	2	0	0	1	0	Los Angeles Dodgers @ San Francisco Giants Candlestick Park, San Francisco, CA Fri Sep 20, 1985, 10:05 PM EDT Att: 10,484 - Unknown				
Manny Trillo, R OBP: 0.285, SLG: 0.284										3	1	0	0	2	1	1					
Jeffrey Leonard, R OBP: 0.281, SLG: 0.405										4	1	3	1	0	0	1					
Rob Deer, R OBP: 0.289, SLG: 0.390										2	1	0	0	2	2	3					
Bob Brenly, R OBP: 0.316, SLG: 0.405										2	1	1	1	2	0	3					
Dan Driessen, L OBP: 0.322, SLG: 0.357										3	0	0	0	1	0	2					
Alex Trevino, R OBP: 0.297, SLG: 0.362										3	0	1	0	0	0	1					
Chris Brown, R OBP: 0.347, SLG: 0.445										1	0	1	2	0	0	0					
Ricky Adams, R OBP: 0.227, SLG: 0.296										0	0	0	0	0	0	0					
Jose Uribe, S OBP: 0.281, SLG: 0.318										3	0	0	0	1	1	1					
Roger Mason, R										3	0	0	0	0	1	3					
Greg Minton, S (7, 1)										1	0	0	0	0	1	0					
Inning Stats	R: 0 E: 0 K: 2 S: 8	H: 1 LOB: 1 BB: 0 P: 8	R: 0 E: 1 K: 1 S: 5	H: 0 LOB: 2 BB: 2 P: 13	R: 0 E: 1 K: 0 S: 3	H: 0 LOB: 2 BB: 2 P: 11	R: 0 E: 0 K: 0 S: 4	H: 1 LOB: 1 BB: 0 P: 4	R: 2 E: 0 K: 1 S: 6	H: 2 LOB: 1 BB: 2 P: 14	R: 0 E: 0 K: 1 S: 5	H: 0 LOB: 0 BB: 0 P: 5	R: 3 E: 1 K: 0 S: 5	H: 3 LOB: 2 BB: 2 P: 13	R: 0 E: 0 K: 2 S: 8	H: 1 LOB: 1 BB: 0 P: 8	R: 0 E: 0 K: 0 S: 3	H: 1 LOB: 1 BB: 0 P: 8	1B: 8 2B: 0 3B: 0 HR: 0	SF: 0 SAC: 0 DP: 1 HBP: 0	WP: 0 PA: 38 PB: 0 SB: 2 CS: 2
PITCHER	IP WLS BF H R ER SO BB IBB HBP BLK WP HR S P ERA WHIP																				
Fernando Valenzuela, L ERA: 2.45	(1, 1) 6.0	W 27	4	2	2	5	5	1	0	0	0	0	0	31	55	3.00	1.500				
Tom Niedenfuer, R ERA: 2.74	(7, 1) 1.0	L 7	3	3	3	0	1	1	0	0	0	0	0	5	13	27.00	4.000				
Carlos Diaz, L ERA: 2.78	(8, 1) 1.0	W 4	1	0	0	2	0	0	0	0	0	0	0	8	8	0.00	1.000				

Batter	1	2	3	4	5	6	7	8	9	AB R H RBI BB SO LOB	TOP										
Mariano Duncan, R OBP: 0.293, SLG: 0.344	0-3 K	0-3 K		0-0 1-3	0-0 HR			4-0 FC5 1B BB	0-0 F6	5 1 1 3 1 2 5	Los Angeles Dodgers @ San Francisco Giants Candlestick Park, San Francisco, CA Sat Sep 21 1985, 6:33 AM EDT Att: 12,070 - Unknown livebaseballscores.com AB 41 R 11 H 16 RBI 11 BB 4 SO 5 LOB 27 										
Ken Landreau, L OBP: 0.315, SLG: 0.413 Jose Gonzalez, R (8, PH)	0-0 F4		0-0 4-3		1-1 2-H 2-H HR			0-0 F4	0-0 F2	4 1 1 0 0 0 0 2 0 0 0 0 0 3											
Enos Cabell, R OBP: 0.329, SLG: 0.349	0-0 1B		0-0 6-3		0-0 1B 1B			0-0 FC5 1B		5 1 4 0 0 0 0											
Mike Marshall, R OBP: 0.338, SLG: 0.488	0-0 F9		0-3 K		0-0 1B 1B			0-0 FC5		5 1 1 1 0 1 4											
Bill Madlock, R OBP: 0.337, SLG: 0.399 Bob Bailor, R OBP: 0.263, SLG: 0.282		0-0 1-3 G3 1B		0-0 1B 2B	0-0 E S SF7 1B			0-0 F8		4 3 3 1 0 0 0 1 0 0 0 0 0 2											
Mike Scioscia, L OBP: 0.423, SLG: 0.439 Bill Russell, R OBP: 0.333, SLG: 0.308 Steve Yeager, R OBP: 0.236, SLG: 0.248		0-0 G3		0-0 2B 1B	0-0 HR BB				0-0 1B 3B	2 2 1 0 2 0 1 0 0 0 0 0 0 0 1 1 1 0 0 0 0											
Candy Maldonado, R OBP: 0.278, SLG: 0.339 Len Matuszek, L OBP: 0.277, SLG: 0.354 Reggie Williams, R OBP: 0.200, SLG: 0.200 Ralph Bryant, L OBP: 0.250, SLG: 0.250		0-0 1-3		SH5-3 1-H 2-H FC4-2 2B	0-3 K			0-0 G3 1B	0-0 1B	2 0 1 2 0 0 1 1 0 0 0 0 1 3 1 0 0 0 0 1 1 1 0 1 1 0 0 0											
Steve Sax, R OBP: 0.352, SLG: 0.315		4-0 1B IBB		0-0 SH5-3	0-0 E6 HR			0-0 L6		3 1 1 1 1 0 3											
Jerry Reuss, L OBP: 0.162, SLG: 0.141		0-0 1-2 3-H 1B		0-0 FC4-2	0-0 SF7			0-0 G3		4 0 1 2 0 0 4											
Inning Stats	R: 0 E: 0 K: 1 S: 6	H: 1 LOB: 1 BB: 0 P: 6	R: 1 E: 0 K: 1 S: 7	H: 2 LOB: 2 BB: 1 P: 11	R: 0 E: 0 K: 1 S: 5	H: 0 LOB: 0 BB: 0 P: 5	R: 2 E: 0 K: 0 S: 6	H: 3 LOB: 1 BB: 0 P: 6	R: 7 E: 1 K: 1 S: 11	H: 5 LOB: 0 BB: 1 P: 15		R: 0 E: 0 K: 0 S: 3	H: 1 LOB: 0 BB: 0 P: 3	R: 0 E: 0 K: 0 S: 5	H: 0 LOB: 1 BB: 1 P: 9	R: 0 E: 0 K: 0 S: 4	H: 1 LOB: 2 BB: 1 P: 8	R: 1 E: 0 K: 0 S: 6	H: 3 LOB: 2 BB: 0 P: 6	1B: 12 SF: 1 2B: 2 SAC: 1 3B: 1 DP: 1 HR: 1 HBP: 0	WP: 0 PA: 47 PB: 0 SB: 1 CS: 0
PITCHER	IP WLS BF H R ER SO BB IBB HBP BLK WP HR S P ERA WHIP											PITCHER	IP WLS BF H R ER SO BB IBB HBP BLK WP HR S P ERA WHIP								
Mark Davis, L ERA: 3.17	(1, 1) 4.0 L 22 9 6 6 3 0 0 1 0 0 0 0 0 27 31 13.50 2.250																				
Jeff Robinson, R ERA: 7.36	(5, 1) 2.0 10 3 4 0 1 1 0 0 0 0 0 1 11 15 0.00 2.000																				
Colin Ward, L ERA:	(7, 1) 2.0 9 1 0 0 1 2 0 0 0 0 0 0 9 17 0.00 1.500																				
Bobby Moore, R ERA: 3.86	(9, 1) 1.0 6 3 1 1 0 0 0 0 0 0 0 0 6 6 9.00 3.000																				

Batter	1	2	3	4	5	6	7	8	9	AB R H RBI BB SO LOB	BOTTOM								
Dan Gladden, R OBP: 0.295, SLG: 0.316	0-0 G3		0-0 5-3			0-0 4-3			0-0 HR	4 1 1 1 0 0 1	Los Angeles Dodgers @ San Francisco Giants Candlestick Park, San Francisco, CA Sat Sep 21 1985, 6:33 AM EDT Att: 12,070 - Unknown livebaseballscores.com AB 30 R 2 H 5 RBI 2 BB 2 SO 3 LOB 8 								
Manny Trillo, R OBP: 0.284, SLG: 0.283 Mike Woodard, L OBP: 0.349, SLG: 0.333	0-0 5-3		0-0 4-3			0-0 3-1			0-0 2B SF8 1B	2 0 0 0 0 0 1 2 1 1 0 0 0 0									
Jeffrey Leonard, R OBP: 0.283, SLG: 0.408	0-0 1B				0-0 F3			0-0 L6	0-0 2B	4 0 2 0 0 0 0									
Bob Brenly, R OBP: 0.315, SLG: 0.402	0-0 F2				0-0 F8			0-0 F8	4-0 BB	3 0 0 0 1 0 1									
Rob Deer, R OBP: 0.288, SLG: 0.397		0-3 K		0-0 L5				0-0 SF8		3 0 1 1 0 1 0									
David Green, R OBP: 0.297, SLG: 0.349	0-0 F4				0-0 F7			0-0 1-3	0-0 K	4 0 0 0 0 1 3									
Alex Trevino, R OBP: 0.236, SLG: 0.357 Matt Nokes, L OBP: 0.222, SLG: 0.361	0-0 F8				0-0 F8			0-3 K	0-0 6-3	2 0 0 0 0 0 0 2 0 0 0 0 1 2									
Jose Uribe, S OBP: 0.282, SLG: 0.317			4-0 SH3-4 BB		0-0 L6			0-0 6-3		2 0 0 0 1 0 0									
Mark Davis, L OBP: 0.286, SLG: 0.417 Jeff Robinson, R OBP: 0.284, SLG: 0.283 Ron Roenicke, S OBP: 0.222, SLG: 0.422 Colin Ward, L OBP: 0.349, SLG: 0.333 Chris Brown, R OBP: 0.346, SLG: 0.444 Bobby Moore, R OBP: 0.282, SLG: 0.317			0-0 SH3-4			0-0 F8		0-0 6-3		0 0 0 0 0 0 0 0 0 0 0 0 0 0 1 0 0 0 0 0 0 0 0 0 0 0 0 0 1 0 0 0 0 0 0 0 0 0 0 0 0 0									
Inning Stats	R: 0 E: 0 K: 0 S: 4	H: 1 LOB: 1 BB: 0 P: 4	R: 0 E: 0 K: 1 S: 5	H: 0 LOB: 0 BB: 0 P: 5	R: 0 E: 0 K: 0 S: 3	H: 0 LOB: 0 BB: 1 P: 7	R: 0 E: 0 K: 0 S: 3	H: 0 LOB: 0 BB: 0 P: 3	R: 0 E: 0 K: 0 S: 3	H: 0 LOB: 0 BB: 0 P: 3		R: 0 E: 0 K: 0 S: 4	H: 1 LOB: 1 BB: 0 P: 4	R: 0 E: 0 K: 1 S: 5	H: 0 LOB: 0 BB: 0 P: 5	R: 2 E: 0 K: 1 S: 8	H: 3 LOB: 2 BB: 1 P: 12	1B: 2 SF: 1 2B: 2 SAC: 1 3B: 0 DP: 0 HR: 1 HBP: 0	WP: 0 PA: 34 PB: 0 SB: 0 CS: 0
PITCHER	IP WLS BF H R ER SO BB IBB HBP BLK WP HR S P ERA WHIP											PITCHER	IP WLS BF H R ER SO BB IBB HBP BLK WP HR S P ERA WHIP						
Jerry Reuss, L ERA: 3.05	(1, 1) 9.0 W 34 5 2 2 3 2 0 0 0 0 0 1 38 46 2.00 0.778																		

Batter	1	2	3	4	5	6	7	8	9	AB	R	H	RBI	BB	SO	LOB	TOP									
Mariano Duncan, R OBP: 0.293, SLG: 0.342	6-3		FC6-4			L4	CS	S G3 FC BB		3	1	0	0	1	0	1	Los Angeles Dodgers @ San Francisco Giants Candlestick Park, San Francisco, CA Sun Sep 22 1985, 6:33 AM EDT Att: 10,297 - Unknown									
Ken Landreaux, L OBP: 0.314, SLG: 0.418	HR		F9			K		G3		4	1	1	1	0	1	2										
Enos Cabell, R OBP: 0.328, SLG: 0.345	F8				F8			FC		3	0	0	1	1	0	0										
Mike Marshall, R OBP: 0.335, SLG: 0.484	K				K			K		4	0	0	0	0	4	2										
Bill Madlock, R OBP: 0.336, SLG: 0.404		F9			F8			HR		4	1	1	1	0	0	0										
Mike Scioscia, L OBP: 0.421, SLG: 0.439		F8				4-3 SF8 2B		F9		4	1	1	0	0	0	0										
Candy Maldonado, R OBP: 0.277, SLG: 0.337		F7			4-3			F1		4	1	1	0	0	0	1										
Steve Sax, R OBP: 0.350, SLG: 0.315										1	0	0	2	0	0	0										
Bob Ballor, R OBP: 0.263, SLG: 0.282			F8		SF8			SF		0	0	0	0	0	0	0										
Orel Hershiser, R OBP: 0.227, SLG: 0.186										2	0	0	0	1	2	1										
Tom Niedenfuer, R OBP: 0.111, SLG: 0.111										0	0	0	0	0	0	0										
Jose Gonzalez, R OBP: 0.111, SLG: 0.111			FC6-4 BB							0	0	0	0	0	0	0										
Inning Stats	R: 1 E: 0 K: 1 S: 6	H: 1 LOB: 0 BB: 0 P: 6	R: 0 E: 0 K: 0 S: 3	H: 0 LOB: 0 BB: 0 P: 3	R: 0 E: 0 K: 0 S: 3	H: 0 LOB: 1 BB: 1 P: 7	R: 0 E: 0 K: 1 S: 5	H: 0 LOB: 0 BB: 0 P: 5	R: 1 E: 0 K: 1 S: 6	H: 1 LOB: 0 BB: 0 P: 6	R: 0 E: 0 K: 0 S: 7	H: 0 LOB: 1 BB: 1 P: 11	R: 2 E: 2 K: 1 S: 7	H: 2 LOB: 0 BB: 0 P: 7	R: 1 E: 0 K: 1 S: 5	H: 0 LOB: 0 BB: 1 P: 9	R: 0 E: 0 K: 0 S: 3	H: 0 LOB: 0 BB: 0 P: 3	1B: 1 2B: 1 3B: 0 HR: 2	SF: 2 SAC: 0 DP: 0 HBP: 0	WP: 0 PB: 0 SB: 1 CS: 2	PA: 35				
PITCHER	IP	WLS	BF	H	R	ER	SO	BB	IBB	HBP	BLK	WP	HR	S	P	ERA	WHIP									
Vida Blue, L ERA: 4.68	(1, 1)	7.0	L	27	4	4	3	6	2	0	0	0	0	2	37	45	3.86	0.857								
Frank Williams, R ERA: 4.69	(8, 1)	2.0		7	0	1	1	1	1	0	0	0	0	0	8	12	4.50	0.500								

Batter	1	2	3	4	5	6	7	8	9	AB	R	H	RBI	BB	SO	LOB	BOTTOM									
Dan Gladden, R OBP: 0.292, SLG: 0.313	1-3		K			L6-4		K		4	0	0	0	0	2	3	Los Angeles Dodgers @ San Francisco Giants Candlestick Park, San Francisco, CA Sun Sep 22 1985, 6:33 AM EDT Att: 10,297 - Unknown									
Mike Woodard, L OBP: 0.340, SLG: 0.326	E1 1B		5-3			G3		F9 WP 1B		4	1	1	0	0	0	0										
Jeffrey Leonard, R OBP: 0.282, SLG: 0.407	2-H HR 1B		F3			F8		F9		4	1	1	1	0	0	1										
Bob Brenly, R OBP: 0.317, SLG: 0.410	1-H HR		5-3			E 1B		F5		4	1	2	2	0	0	1										
Dan Driessen, L OBP: 0.320, SLG: 0.354	F8					E5 1B		F6		4	0	0	0	0	1	2										
Ron Roenicke, S OBP: 0.399, SLG: 0.407	K					F9		F9		4	0	0	0	0	1	2										
Alex Trevino, R OBP: 0.287, SLG: 0.348			5-3							3	0	0	0	0	0	0										
Manny Trillo, R OBP: 0.283, SLG: 0.282					5-3			F9		1	0	0	0	0	0	0										
Jose Uribe, S OBP: 0.281, SLG: 0.316		1-3				L6-4 SH1-4 1B		K2-3		4	0	1	0	0	2	0										
Vida Blue, S OBP: 0.179, SLG: 0.115						SH1-4				0	0	0	0	1	0	0										
Rob Deer, R OBP: 0.293, SLG: 0.397						1-2				0	0	0	0	1	0	0										
Frank Williams, R ERA: 2.66										0	0	0	0	0	0	0										
Inning Stats	R: 3 E: 1 K: 1 S: 8	H: 2 LOB: 0 BB: 0 P: 8	R: 0 E: 0 K: 1 S: 5	H: 0 LOB: 1 BB: 1 P: 9	R: 0 E: 0 K: 0 S: 3	H: 0 LOB: 0 BB: 0 P: 3	R: 0 E: 0 K: 1 S: 5	H: 0 LOB: 0 BB: 0 P: 5	R: 0 E: 1 K: 0 S: 7	H: 1 LOB: 2 BB: 1 P: 11	R: 0 E: 0 K: 2 S: 7	H: 0 LOB: 1 BB: 1 P: 11	R: 0 E: 0 K: 0 S: 4	H: 1 LOB: 1 BB: 0 P: 4	R: 0 E: 0 K: 1 S: 5	H: 0 LOB: 0 BB: 0 P: 5	1B: 4 2B: 1 3B: 0 HR: 1	SF: 0 SAC: 1 DP: 1 HBP: 0	WP: 1 PB: 0 SB: 0 CS: 0	PA: 35						
PITCHER	IP	WLS	BF	H	R	ER	SO	BB	IBB	HBP	BLK	WP	HR	S	P	ERA	WHIP									
Orel Hershiser, R ERA: 2.06	(1, 1)	7.0	W	29	5	3	2	5	2	0	0	0	0	1	37	45	2.57	1.000								
Tom Niedenfuer, R ERA: 2.66	(8, 1)	2.0	S	6	0	0	0	1	0	0	0	1	0	8	8	0.00	0.000									

Batter	1	2	3	4	5	6	7	8	9	AB	R	H	RBI	BB	SO	LOB	TOP					
Dan Gladden, R OBP: 0.291, SLG: 0.312 (1, 8)	0-3 K		0-3 K			0-0 5-3	0-0 6-3		0-0 2B 1B	5	1	1	2	0	2	2	San Francisco Giants @ San Diego Padres Jack Murphy Stadium, San Diego, CA Mon Sep 23 1985, 10:05 PM EDT Att: 22,424 - Unknown livebaseballscores.com AB 33 R 7 H 8 RBI 7 BB 3 SO 5 LOB 12 					
Mike Woodard, L OBP: 0.348, SLG: 0.353 (1, 4)	0-0 5-3		0-0 4-3			0-0 1B		0-3 K	0-0 2B	5	0	2	2	0	1	0						
Jeffrey Leonard, R OBP: 0.282, SLG: 0.405 (1, 7)	0-0 1B		0-0 F8			0-0 P4		0-0 5-3	0-0 5-3	5	0	1	0	0	0	2						
Bob Brenly, R OBP: 0.314, SLG: 0.406 (1, 5)	0-0 CS	0-0 E5 FC4-6		0-3 K		0-0 F9		0-0 F7		4	0	0	0	0	1	1						
David Green, R OBP: 0.297, SLG: 0.345 (1, 3)		0-0 FC4-6 1B SF7		0-0 1-3			0-0 E5 2B		4-0 SH3-4 1B BB	3	3	0	0	1	0	1						
Joel Youngblood, R OBP: 0.353, SLG: 0.348 (1, 9)		0-0 1B		0-0 4-3			0-0 F9 2B		0-0 SH 1B SH3-4	3	2	2	1	0	0	0						
Alex Trevino, R OBP: 0.288, SLG: 0.351 (1, 2)		0-0 SF7			0-0 G4-6-3 1B		0-0 F9		0-0 SH3-4	2	0	1	1	0	0	1						
Jose Uribe, S OBP: 0.281, SLG: 0.315 (1, 6)		0-0 1B		0-0 G4-6-3 1B		0-0 F9		0-0 F7		4	0	1	1	0	0	4						
Atlee Hammaker, S OBP: 0.065, SLG: 0.065 (7, PH)	0-3 K				0-0 G3		4-0 BB		4-0 1B 2B IBB	2	0	0	0	0	1	1						
Rob Deer, R OBP: 0.297, SLG: 0.397 (7, PH)										0	0	0	0	1	0	0						
Greg Minton, S (7, PH)										0	0	0	0	0	0	0						
Ron Roenicke, S OBP: 0.403, SLG: 0.407 (9, PH)										0	1	0	0	1	0	0						
Scott Garretts, R OBP: 0.300, SLG: 0.333 (9, 1)										0	0	0	0	0	0	0						
Inning Stats	R: 0 E: 0 K: 1 S: 5	H: 1 LOB: 0 BB: 0 P: 5	R: 2 E: 1 K: 1 S: 8	H: 2 LOB: 1 BB: 0 P: 8	R: 0 E: 0 K: 1 S: 5	H: 0 LOB: 0 BB: 0 P: 5	R: 0 E: 0 K: 0 S: 3	H: 1 LOB: 0 BB: 0 P: 3	R: 0 E: 0 K: 0 S: 4	H: 1 LOB: 1 BB: 0 P: 4	R: 1 E: 1 K: 0 S: 5	H: 1 LOB: 2 BB: 1 P: 9	R: 0 E: 0 K: 1 S: 5	H: 0 LOB: 0 BB: 0 P: 5	R: 4 E: 1 K: 0 S: 6	H: 2 LOB: 1 BB: 2 P: 14	1B: 6 2B: 2 3B: 0 HR: 0	SF: 1 SAC: 2 DP: 1 HBP: 0	WP: 0 PB: 0 SB: 2 CS: 1	PA: 40		
PITCHER	IP WLS BF H R ER SO BB IBB HBP BLK WP HR S P ERA WHIP	IP WLS BF H R ER SO BB IBB HBP BLK WP HR S P ERA WHIP	IP WLS BF H R ER SO BB IBB HBP BLK WP HR S P ERA WHIP	IP WLS BF H R ER SO BB IBB HBP BLK WP HR S P ERA WHIP	IP WLS BF H R ER SO BB IBB HBP BLK WP HR S P ERA WHIP	IP WLS BF H R ER SO BB IBB HBP BLK WP HR S P ERA WHIP	IP WLS BF H R ER SO BB IBB HBP BLK WP HR S P ERA WHIP	IP WLS BF H R ER SO BB IBB HBP BLK WP HR S P ERA WHIP	IP WLS BF H R ER SO BB IBB HBP BLK WP HR S P ERA WHIP	IP WLS BF H R ER SO BB IBB HBP BLK WP HR S P ERA WHIP	IP WLS BF H R ER SO BB IBB HBP BLK WP HR S P ERA WHIP	IP WLS BF H R ER SO BB IBB HBP BLK WP HR S P ERA WHIP	IP WLS BF H R ER SO BB IBB HBP BLK WP HR S P ERA WHIP	IP WLS BF H R ER SO BB IBB HBP BLK WP HR S P ERA WHIP	IP WLS BF H R ER SO BB IBB HBP BLK WP HR S P ERA WHIP	IP WLS BF H R ER SO BB IBB HBP BLK WP HR S P ERA WHIP	IP WLS BF H R ER SO BB IBB HBP BLK WP HR S P ERA WHIP	IP WLS BF H R ER SO BB IBB HBP BLK WP HR S P ERA WHIP	IP WLS BF H R ER SO BB IBB HBP BLK WP HR S P ERA WHIP	IP WLS BF H R ER SO BB IBB HBP BLK WP HR S P ERA WHIP	IP WLS BF H R ER SO BB IBB HBP BLK WP HR S P ERA WHIP	
Mark Thurmond, L ERA: 4.26 Lance McCullers, R ERA: 1.95	8.0 L	31 L	6 3	3 0	5 0	1 1	0 0	0 0	0 0	0 0	6 14	0.00 0.875	3.000									
Batter	1	2	3	4	5	6	7	8	9	AB	R	H	RBI	BB	SO	LOB	BOTTOM					
Garry Templeton, S OBP: 0.330, SLG: 0.375 (1, 6)	0-0 6-3	0-0 1B		0-0 F9		0-0 1B		0-0 4-3		5	0	2	0	0	0	0	San Francisco Giants @ San Diego Padres Jack Murphy Stadium, San Diego, CA Mon Sep 23 1985, 10:05 PM EDT Att: 22,424 - Unknown livebaseballscores.com AB 36 R 2 H 10 RBI 1 BB 8 SO 2 LOB 27 					
Jerry Royster, R OBP: 0.372, SLG: 0.431 (1, 4)	0-0 4-3 1B WP	0-0 1B BB		0-0 L5		0-0 L9		0-0 3-1 1B BB		4	1	2	0	1	0	2						
Tony Gwynn, L OBP: 0.352, SLG: 0.395 (1, 9)	0-0 WP 4-3 1B	0-0 1-3			0-0 B2		4-0 E 1B BB	4-0 3-1 BB		3	1	1	0	2	0	3						
Steve Garvey, R OBP: 0.307, SLG: 0.418 Miguel Dilone, S OBP: 0.213, SLG: 0.250 (7, PR) (8, 7)	0-0 4-3		0-0 F8		0-0 G3 1B		0-0 E5 1B 1B	0-0 3-1		4	0	1	0	0	0	3						
Carmelo Martinez, R OBP: 0.358, SLG: 0.432 Bobby Brown, S OBP: 0.394, SLG: 0.189 Graig Nettles, L OBP: 0.357, SLG: 0.406 (7, PR) (8, 5)	4-0 1B		4-0 F8		0-0 G3 1B		0-0 G3 1B		0-0 G3	2	0	1	1	2	0	1						
Terry Kennedy, L OBP: 0.295, SLG: 0.370 (1, 2)	0-0 G3		0-0 F7		0-0 F8		0-0 G5-4-3 1B		0-3 K	5	0	1	0	0	1	4						
Kevin McReynolds, R OBP: 0.292, SLG: 0.370 (1, 8)		4-0 FC6-4 BB	0-0 1B		0-0 F7		0-3 K		0-0 BB	4	0	2	0	1	1	3						
Kurt Bevacqua, R OBP: 0.359, SLG: 0.333 (8, 3)		0-0 FC6-4 1B SH2-4	0-0 F7		4-0 F7		0-0 G5-4-3 BB		4-0 BB	3	0	0	0	2	0	6						
Mark Thurmond, L OBP: 0.125, SLG: 0.100 Tim Flannery, L OBP: 0.394, SLG: 0.351 Lance McCullers, S Al Bumbry, L OBP: 0.260, SLG: 0.269 (8, PH) (9, 1) (9, PH)	0-0 SH2-4		0-0 4-3		0-0 4-3		0-0 FC3-6 1B		0-0 1-3	2	0	0	0	0	0	1						
Inning Stats	R: 1 E: 0 K: 0 S: 5	H: 2 LOB: 2 BB: 1 P: 9	R: 0 E: 0 K: 0 S: 4	H: 1 LOB: 3 BB: 2 P: 12	R: 0 E: 0 K: 0 S: 4	H: 1 LOB: 2 BB: 1 P: 8	R: 0 E: 0 K: 0 S: 3	H: 0 LOB: 0 BB: 0 P: 3	R: 0 E: 0 K: 0 S: 4	H: 1 LOB: 1 BB: 0 P: 4	R: 1 E: 1 K: 1 S: 7	H: 2 LOB: 3 BB: 1 P: 11	R: 0 E: 0 K: 0 S: 4	H: 1 LOB: 2 BB: 1 P: 8	R: 0 E: 0 K: 1 S: 6	H: 1 LOB: 2 BB: 1 P: 10		1B: 10 2B: 0 3B: 0 HR: 0	SF: 0 SAC: 1 DP: 1 HBP: 0	WP: 1 PB: 0 SB: 0 CS: 0	PA: 45	
PITCHER	IP WLS BF H R ER SO BB IBB HBP BLK WP HR S P ERA WHIP	IP WLS BF H R ER SO BB IBB HBP BLK WP HR S P ERA WHIP	IP WLS BF H R ER SO BB IBB HBP BLK WP HR S P ERA WHIP	IP WLS BF H R ER SO BB IBB HBP BLK WP HR S P ERA WHIP	IP WLS BF H R ER SO BB IBB HBP BLK WP HR S P ERA WHIP	IP WLS BF H R ER SO BB IBB HBP BLK WP HR S P ERA WHIP	IP WLS BF H R ER SO BB IBB HBP BLK WP HR S P ERA WHIP	IP WLS BF H R ER SO BB IBB HBP BLK WP HR S P ERA WHIP	IP WLS BF H R ER SO BB IBB HBP BLK WP HR S P ERA WHIP	IP WLS BF H R ER SO BB IBB HBP BLK WP HR S P ERA WHIP	IP WLS BF H R ER SO BB IBB HBP BLK WP HR S P ERA WHIP	IP WLS BF H R ER SO BB IBB HBP BLK WP HR S P ERA WHIP	IP WLS BF H R ER SO BB IBB HBP BLK WP HR S P ERA WHIP	IP WLS BF H R ER SO BB IBB HBP BLK WP HR S P ERA WHIP	IP WLS BF H R ER SO BB IBB HBP BLK WP HR S P ERA WHIP	IP WLS BF H R ER SO BB IBB HBP BLK WP HR S P ERA WHIP		IP WLS BF H R ER SO BB IBB HBP BLK WP HR S P ERA WHIP	IP WLS BF H R ER SO BB IBB HBP BLK WP HR S P ERA WHIP	IP WLS BF H R ER SO BB IBB HBP BLK WP HR S P ERA WHIP	IP WLS BF H R ER SO BB IBB HBP BLK WP HR S P ERA WHIP	IP WLS BF H R ER SO BB IBB HBP BLK WP HR S P ERA WHIP
Atlee Hammaker, L ERA: 3.67 Greg Minton, R ERA: 3.35 Scott Garretts, R ERA: 2.01	6.0 W	29 L	6 3	1 1	1 1	2 0	0 0	0 0	0 0	6 10	0.00 0.000	2.000										

Batter	1	2	3	4	5	6	7	8	9	AB	R	H	RBI	BB	SO	LOB	TOP					
Dan Gladden, R OBP: 0.292, SLG: 0.315	0-0 4-3 S 1B		0-0 F8		0-0 1B 2B		0-0 F8		0-0 FC5-4	5	1	2	1	0	0	2						
Manny Trillo, R OBP: 0.283, SLG: 0.282	0-0 4-3		0-0 F9		0-0 1B 1B		0-0 F9			4	0	1	1	0	0	1						
Jeffrey Leonard, R OBP: 0.281, SLG: 0.403	0-3 K		0-0 1-3		0-0 1-3 1B			0-0 F9		4	0	1	0	0	1	1						
Bob Brenly, R OBP: 0.312, SLG: 0.402	0-0 F2			0-0 F4	0-0 F2			0-3 K		4	0	0	0	0	1	3						
Rob Deer, R OBP: 0.303, SLG: 0.423		0-0 HR		0-0 F8		0-0 4-3 1B		0-3 K		4	1	2	1	0	1	0						
David Green, R OBP: 0.295, SLG: 0.343		0-0 6-3		0-0 6-3		0-0 4-3			0-0 1B	2	0	0	0	0	0	0						
Dan Driessen, L OBP: 0.320, SLG: 0.355						0-0 4-3				2	0	1	0	0	0	1						
Brad Wellman, R OBP: 0.273, SLG: 0.317						1-2				0	0	0	0	0	0	0						
Alex Trevino, R OBP: 0.288, SLG: 0.350					0-0 F3		0-3 K		0-0 1B	3	0	1	0	0	1	1						
Mike Woodard, L OBP: 0.358, SLG: 0.365								0-0 1-2 1B	FC5-4 1B	1	0	1	0	0	0	0						
Jose Uribe, S OBP: 0.282, SLG: 0.315		0-3 K			0-0 1B 2B 1B		0-0 4-3		0-3 K	3	1	1	0	0	1	2						
Mark Davis, L OBP: 0.250, SLG: 0.417										0	0	0	0	0	0	0						
Ron Roenicke, S OBP: 0.400, SLG: 0.404										1	0	0	0	0	1	2						
Dave LaPoint, L OBP: 0.242, SLG: 0.193			0-0 F8		0-0 1-3 2B 1B			0-0 F7		1	0	0	0	0	0	1						
Joel Youngblood, R OBP: 0.355, SLG: 0.351										1	0	1	0	0	0	0						
Frank Williams, R										0	0	0	0	0	0	0						
Ricky Adams, R OBP: 0.225, SLG: 0.293										1	0	0	0	0	0	0						
Chris Brown, R OBP: 0.345, SLG: 0.443										1	0	0	0	0	1	2						
Inning Stats	R: 0 E: 0 K: 1 S: 6	H: 1 LOB: 1 BB: 0 P: 6	R: 1 E: 0 K: 1 S: 7	H: 2 LOB: 1 BB: 0 P: 7	R: 0 E: 0 K: 0 S: 3	H: 0 LOB: 0 BB: 0 P: 3	R: 0 E: 0 K: 0 S: 3	H: 0 LOB: 0 BB: 0 P: 3	R: 2 E: 0 K: 0 S: 7	H: 5 LOB: 2 BB: 0 P: 7	R: 0 E: 0 K: 1 S: 6	H: 1 LOB: 1 BB: 0 P: 6	R: 0 E: 0 K: 0 S: 3	H: 0 LOB: 0 BB: 0 P: 3	R: 0 E: 0 K: 2 S: 7	H: 0 LOB: 0 BB: 0 P: 7	R: 0 E: 0 K: 2 S: 9	H: 2 LOB: 2 BB: 0 P: 9	1B: 9 2B: 1 3B: 0 HR: 1	SF: 0 SAC: 0 DP: 0 HBP: 0	WP: 0 PB: 0 SB: 1 CS: 0	PA: 37
PITCHER	IP WLS BF H R ER SO BB IBB HBP BLK WP HR S P ERA WHIP	IP WLS BF H R ER SO BB IBB HBP BLK WP HR S P ERA WHIP																				
Dave Dravecky, L ERA: 2.68	(1, 1)	5.0	W	22	8	3	3	2	0	0	0	0	0	0	0	0	0	1	26	26	5.40	1.600
Roy Lee Jackson, R ERA: 2.92	(6, 1)	2.0		7	1	0	0	1	0	0	0	0	0	0	0	0	0	0	9	9	0.00	0.500
Rich Gossage, R ERA: 1.67	(8, 1)	2.0	S	8	2	0	0	4	0	0	0	0	0	0	0	0	0	0	16	16	0.00	1.000

San Francisco Giants @ San Diego Padres
Jack Murphy Stadium, San Diego, CA
Tue Sep 24 1985, 10:05 PM EDT
Att: 14,042 - Unknown

AB 37
R 3
H 11
RBI 3
BB 0
SO 7
LOB 16



Batter	1	2	3	4	5	6	7	8	9	AB	R	H	RBI	BB	SO	LOB	BOTTOM				
Garry Templeton, S OBP: 0.329, SLG: 0.373	0-0 B2-3		0-0 4-3	0-0 F9		4-0 IBB				3	0	0	0	1	0	0					
Jerry Royster, R OBP: 0.395, SLG: 0.425	0-3 K		0-0 4-3		0-0 6-3	0-0 G3				3	0	0	0	0	1	0					
Tim Flannery, L OBP: 0.383, SLG: 0.350										1	0	0	0	0	0	2					
Tony Gwynn, L OBP: 0.351, SLG: 0.396	0-0 BB 2B		0-0 L8		0-3 K		0-0 4-3			4	0	1	0	0	1	0					
Steve Garvey, R OBP: 0.310, SLG: 0.419	4-0 BB BB			0-0 F6 1B	0-0 BB 1B		0-3 K			3	1	2	0	1	1	0					
Carmelo Martinez, R OBP: 0.361, SLG: 0.432	4-0 BB BB			0-0 F6	4-0 BB 1B		0-0 K			2	0	1	0	2	0	1					
Terry Kennedy, L OBP: 0.295, SLG: 0.369	1-2 2-3 BB		0-0 4-3	0-0 F7	0-0 F7		0-0 4-3			4	1	1	1	0	0	6					
Kevin McReynolds, R OBP: 0.293, SLG: 0.375		0-0 G6-4-3 1B		0-0 F6 1B	0-0 HR 3B		0-0 5-3		0-0 F5	4	1	2	1	0	0	0					
Kurt Bevacqua, R OBP: 0.361, SLG: 0.361				0-0 HR		0-0 SH1-4 1B		0-3 K		2	1	1	2	0	0	1					
Graig Nettles, L OBP: 0.357, SLG: 0.406		0-0 G6-4-3		0-0 HR				0-0 K		2	0	1	0	0	1	0					
Dave Dravecky, R OBP: 0.155, SLG: 0.119			0-3 K		0-0 6-3		0-0 SH1-4		0-3 K	2	0	0	0	0	1	0					
Roy Lee Jackson, R										0	0	0	0	0	0	0					
Rich Gossage, R										1	0	0	0	0	1	0					
Inning Stats	R: 0 E: 0 K: 1 S: 6	H: 1 LOB: 3 BB: 2 P: 14	R: 0 E: 0 K: 1 S: 5	H: 1 LOB: 0 BB: 0 P: 5	R: 0 E: 0 K: 0 S: 3	H: 0 LOB: 0 BB: 0 P: 3	R: 4 E: 0 K: 0 S: 7	H: 4 LOB: 0 BB: 0 P: 7	R: 0 E: 0 K: 1 S: 6	H: 1 LOB: 2 BB: 1 P: 10	R: 0 E: 0 K: 0 S: 4	H: 1 LOB: 1 BB: 1 P: 8	R: 0 E: 0 K: 1 S: 6	H: 1 LOB: 1 BB: 0 P: 6	R: 0 E: 0 K: 2 S: 7	H: 0 LOB: 0 BB: 0 P: 7	1B: 6 2B: 1 3B: 1 HR: 1	SF: 0 SAC: 1 DP: 1 HBP: 0	WP: 0 PB: 0 SB: 0 CS: 0	PA: 36	
PITCHER	IP WLS BF H R ER SO BB IBB HBP BLK WP HR S P ERA WHIP	IP WLS BF H R ER SO BB IBB HBP BLK WP HR S P ERA WHIP																			
Dave LaPoint, L ERA: 3.38	(1, 1)	4.0	L	19	6	4	4	2	2	0	0	0	0	0	0	0	1	21	29	9.00	2.000
Frank Williams, R ERA: 4.57	(5, 1)	1.2		9	2	0	0	1	1	1	0	0	0	0	0	0	0	9	17	0.00	1.800
Mark Davis, L ERA: 3.1	(6, 1)	2.1		8	1	0	0	3	0	0	0	0	0	0	0	0	0	14	14	0.00	0.429

San Francisco Giants @ San Diego Padres
Jack Murphy Stadium, San Diego, CA
Tue Sep 24 1985, 10:05 PM EDT
Att: 14,042 - Unknown

AB 31
R 4
H 9
RBI 4
BB 4
SO 6
LOB 10




Batter	1	2	3	4	5	6	7	8	9	AB	R	H	RBI	BB	SO	LOB	TOP																				
Dan Gladden, R OBP: 0.296, SLG: 0.320 Brad Wellman, R OBP: 0.271, SLG: 0.315	0-0 1B 2B		0-0 F7		0-0 6-3 SH3-4 1-2 1B		4-0 BB		0-0 F9	3	1	2	0	1	0	0	San Francisco Giants @ San Diego Padres Jack Murphy Stadium, San Diego, CA Wed Sep 25 1985, 10:05 PM EDT Att: 8,888 - Unknown																				
Mike Woodard, L OBP: 0.333, SLG: 0.339	0-0 P4		0-0 F8		0-0 SH3-4 1-2 2-3		0-0 G3		0-0 4-3	4	0	0	0	0	0	2																					
Jeffrey Leonard, R OBP: 0.283, SLG: 0.410	0-0 1B 2H 1B		0-0 F3		0-0 6-3 2-3 3-H			0-0 HR	0-3 K	5	1	2	3	0	1	1																					
Bob Brenly, R OBP: 0.313, SLG: 0.403	0-0 1-2 1B			0-0 CS 1B				0-0 6-3		4	0	2	0	0	0	1																					
Dan Driessen, L OBP: 0.319, SLG: 0.353 David Green, R OBP: 0.297, SLG: 0.343	0-0 F9			0-0 4-3 1-2				4-0 BB 2B BB		3	0	0	0	0	0	3																					
Rob Deer, R OBP: 0.301, SLG: 0.418	0-3 K			0-0 1B 1B				0-3 K		4	0	1	0	0	2	3																					
Matt Nokes, L Alex Trevino, R OBP: 0.293, SLG: 0.350		0-0 P4		0-0 1-2 1B				4-0 2B 1-2 BB		3	0	1	0	0	0	0																					
Jose Uribe, S OBP: 0.281, SLG: 0.317		0-3 K		0-0 P6				0-0 1-3 2-H 2B		4	0	1	1	0	2	2																					
Roger Mason, R Jeff Robinson, R Ron Roenicke, S Greg Minton, R Colin Ward, L Chris Brown, R Bobby Moore, R		0-0 P6			1-0 SH3-4 1B 6-3 HBP			0-0 4-3	0-0 6-3	1	0	0	0	0	0	0																					
Inning Stats	R: 1 E: 0 K: 1 S: 8	H: 3 LOB: 2 BB: 0 P: 8	R: 0 E: 0 K: 1 S: 5	H: 0 LOB: 0 BB: 0 P: 5	R: 0 E: 0 K: 0 S: 3	H: 3 LOB: 2 BB: 0 P: 5	R: 1 E: 0 K: 0 S: 4	H: 1 LOB: 1 BB: 0 P: 5	R: 0 E: 0 K: 0 S: 3	H: 0 LOB: 0 BB: 0 P: 3	R: 0 E: 0 K: 1 S: 5	H: 0 LOB: 1 BB: 1 P: 9	R: 2 E: 0 K: 1 S: 7	H: 2 LOB: 2 BB: 2 P: 15	R: 0 E: 0 K: 1 S: 5	H: 0 LOB: 0 BB: 0 P: 5		1B: 6 2B: 2 3B: 0 HR: 1	SF: 0 SAC: 1 DP: 0 HBP: 1	WP: 0 PA: 39 PB: 0 SB: 0 CS: 1																	
PITCHER	IP	WLS	BF	H	R	ER	SO	BB	IBB	HBP	BLK	WP	HR	S	P	ERA	WHIP	PITCHER			IP	WLS	BF	H	R	ER	SO	BB	IBB	HBP	BLK	WP	HR	S	P	ERA	WHIP
LaMarr Hoyt, R ERA: 3.45	(1, 1)	7.0	W	29	7	2	2	3	1	0	1	0	0	0	33	38	2.57	1.143																			
Craig Lefferts, L ERA: 3.32	(8, 1)	0.2		6	2	2	2	1	2	0	0	0	0	1	6	14	27.00	6.000																			
Rich Gossage, R ERA: 1.64	(8, 1)	1.1	S	4	0	0	0	1	0	0	0	0	0	0	6	6	0.00	0.000																			


AB	34
R	4
H	9
RBI	4
BB	3
SO	5
LOB	14



Batter	1	2	3	4	5	6	7	8	9	AB	R	H	RBI	BB	SO	LOB	BOTTOM																					
Garry Templeton, S OBP: 0.328, SLG: 0.371	0-0 E5 2B		0-3 K		0-0 S 3B 1B		0-0 6-3		0-0 6-3	5	2	1	0	0	1	1	San Francisco Giants @ San Diego Padres Jack Murphy Stadium, San Diego, CA Wed Sep 25 1985, 10:05 PM EDT Att: 8,888 - Unknown																					
Tony Gwynn, L OBP: 0.355, SLG: 0.401	0-3 K		0-0 3-1 1B 1-2 1B		0-0 1-H 1B 3B		4-0 6-3 BB	4-0 BB	3	2	2	1	2	1	1																							
Steve Garvey, R OBP: 0.310, SLG: 0.419	0-3 K		0-0 3-1 1B 1-2 2-H 1B		0-0 3-H 1B 1B		0-0 6-3 1-2	0-0 F8	5	0	2	2	0	1	3																							
Graig Nettles, L OBP: 0.358, SLG: 0.409	0-0 1-H 2B		0-0 3-1 1B 1-2 2-3		0-0 L9 1B		0-0 BB SF8 1B	0-0 G3	5	1	2	2	0	0	4																							
Terry Kennedy, L OBP: 0.296, SLG: 0.369	0-3 K		0-3 K		0-0 1-3 1B		4-0 SF8 BB 1B IBB		3	1	1	0	1	2	3																							
Carmelo Martinez, R OBP: 0.382, SLG: 0.434		0-0 F9		0-0 6-3 2B		0-3 K		4-0 1-2 2-3 BB		3	0	1	0	1	2																							
Kevin McReynolds, R OBP: 0.291, SLG: 0.373		0-0 F9		0-3 K		0-0 F7		0-0 SF8 2-3 3-H		3	0	0	1	0	3																							
Tim Flannery, L OBP: 0.382, SLG: 0.349		0-0 G3		0-0 6-3 2-3		0-0 6-3		0-0 1-2 1B		4	0	1	1	0	0	1																						
LaMarr Hoyt, R OBP: 0.079, SLG: 0.065 Bobby Brown, S OBP: 0.210, SLG: 0.187 Craig Lefferts, L OBP: 0.250, SLG: 0.250 Rich Gossage, R			0-0 E6 1B		0-0 G3		0-0 4-3		0-3 K	3	1	0	0	0	0	1																						
Inning Stats	R: 1 E: 1 K: 3 S: 11	H: 1 LOB: 1 BB: 0 P: 11	R: 0 E: 0 K: 0 S: 3	H: 0 LOB: 0 BB: 0 P: 3	R: 1 E: 1 K: 2 S: 10	H: 2 LOB: 2 BB: 0 P: 10	R: 0 E: 0 K: 1 S: 6	H: 1 LOB: 1 BB: 0 P: 6	R: 2 E: 0 K: 1 S: 9	H: 4 LOB: 2 BB: 0 P: 9	R: 0 E: 0 K: 0 S: 3	H: 0 LOB: 0 BB: 0 P: 3	R: 3 E: 0 K: 1 S: 7	H: 2 LOB: 3 BB: 3 P: 19	R: 0 E: 0 K: 0 S: 3	H: 0 LOB: 1 BB: 1 P: 7		1B: 7 2B: 2 3B: 1 HR: 0	SF: 1 SAC: 0 DP: 0 HBP: 0	WP: 0 PA: 40 PB: 0 SB: 1 CS: 0																		
PITCHER	IP	WLS	BF	H	R	ER	SO	BB	IBB	HBP	BLK	WP	HR	S	P	ERA	WHIP	PITCHER			IP	WLS	BF	H	R	ER	SO	BB	IBB	HBP	BLK	WP	HR	S	P	ERA	WHIP	
Roger Mason, R ERA: 3.94	(1, 1)	4.1	L	23	8	4	2	6	0	0	0	0	0	7	7	0.00	0.000																					
Jeff Robinson, R ERA: 5.09	(5, 1)	1.2		5	0	0	0	1	0	0	0	0	0	0	7	7	0.00	0.000																				
Greg Minton, R ERA: 3.62	(7, 1)	0.2		7	2	3	3	0	2	1	0	0	0	0	4	16	40.50	6.000																				
Colin Ward, L ERA: 3.62	(7, 1)	0.1		1	0	0	0	1	0	0	0	0	0	0	3	3	0.00	0.000																				
Bobby Moore, R ERA: 3.55	(8, 1)	1.0		4	0	0	0	0	1	0	0	0	0	0	3	7	0.00	1.000																				



Batter	1	2	3	4	5	6	7	8	9	AB	R	H	RBI	BB	SO	LOB	TOP			
Dan Gladden, R OBP: 0.298, SLG: 0.321	F8		E7			4-3		FC4-6 1B		4	0	2	1	0	0	0	<p>San Francisco Giants @ Los Angeles Dodgers Dodger Stadium, Los Angeles, CA</p> <p>Fri Sep 27 1985, 7:05 PM PDT Att: 35,400 - Unknown</p> <p>livebaseballscores.com</p> <p>AB 32 R 2 H 4 RBI 2 BB 2 SO 5 LOB 9</p> 			
Mike Woodard, L OBP: 0.328, SLG: 0.322	4-3		4-3			FC5-4 BB		FC4-6 1-2		3	0	0	0	1	0	2				
Jeffrey Leonard, R OBP: 0.280, SLG: 0.406 Scott Garrelts, R OBP: 0.300, SLG: 0.333	1-3			F5		L9		F8		4	0	0	0	0	0	2				
Bob Brenly, R OBP: 0.310, SLG: 0.399		5-3		F3		FC5-4 1-2		F7		4	0	0	0	0	0	1				
Chris Brown, R OBP: 0.342, SLG: 0.439 Brad Wellman, R OBP: 0.270, SLG: 0.314		6-3		F4			F9	6-3		3	0	0	0	0	0	0				
David Green, R OBP: 0.296, SLG: 0.342		K			6-3		6-3		1B	4	0	1	0	0	1	0				
Rob Deer, R OBP: 0.300, SLG: 0.409			E 1-3 BB		K		K		K	3	1	0	0	1	3	1				
Jose Uribe, S OBP: 0.280, SLG: 0.315			1-3		E4			K		3	0	0	0	0	1	1				
Vida Blue, S Frank Williams, R Manny Delgado, R Colin Ward, L Matt Robison, R Jeff Robinson, R Bobby Moore, R Ron Roenicke, S			F7		6-3					0	0	0	0	0	0	0				
Inning Stats	R: 0 E: 0 K: 0 S: 3	H: 0 LOB: 0 BB: 0 P: 3	R: 0 E: 0 K: 1 S: 5	H: 0 LOB: 0 BB: 0 P: 5	R: 1 E: 1 K: 0 S: 4	H: 1 LOB: 1 BB: 1 P: 8	R: 0 E: 0 K: 0 S: 3	H: 0 LOB: 0 BB: 0 P: 3	R: 0 E: 1 K: 0 S: 6	H: 0 LOB: 1 BB: 0 P: 6	R: 0 E: 0 K: 1 S: 5	H: 0 LOB: 0 BB: 0 P: 5	R: 1 E: 0 K: 1 S: 7	H: 2 LOB: 1 BB: 0 P: 7	R: 0 E: 0 K: 1 S: 6	H: 1 LOB: 1 BB: 0 P: 6		1B: 3 2B: 0 3B: 0 HR: 1	SF: 0 SAC: 0 DP: 0 HBP: 0	WP: 0 PB: 0 SB: 0 CS: 0
PITCHER Orel Hershiser, R ERA: 2.06	IP: 9.0 WLS: W BF: 34 H: 4 R: 2 ER: 2 SO: 5 BB: 2 IBB: 0 HBP: 0 BLK: 0 WP: 0 HR: 1 S: 42 P: 50 ERA: 2.00 WHIP: 0.667															PITCHER				

Batter	1	2	3	4	5	6	7	8	9	AB	R	H	RBI	BB	SO	LOB	BOTTOM			
Mariano Duncan, R OBP: 0.290, SLG: 0.341	F4	E8 S G3 2B		6-3 1B		S 1B 1B		4-3		5	2	3	0	0	0	0	<p>San Francisco Giants @ Los Angeles Dodgers Dodger Stadium, Los Angeles, CA</p> <p>Fri Sep 27 1985, 7:05 PM PDT Att: 35,400 - Unknown</p> <p>livebaseballscores.com</p> <p>AB 31 R 6 H 9 RBI 5 BB 7 SO 5 LOB 15</p> 			
Enos Cabell, R OBP: 0.328, SLG: 0.346	6-3	G3		6-3		1B 1-2 BB		K		4	0	0	1	1	1	1				
Bill Madlock, R OBP: 0.341, SLG: 0.404	BB	1B BB		F8		G6-4-3 1B		5-3		3	0	1	1	2	0	1				
Pedro Guerrero, R OBP: 0.429, SLG: 0.595	BB	BB		BB		FC6-4 BB		G6-4-3 1-2		2	0	1	0	2	0	2				
Mike Marshall, R OBP: 0.335, SLG: 0.486	K	K		FC6-4 1B		F4		F4		4	1	0	0	0	2	5				
Mike Scioscia, L OBP: 0.412, SLG: 0.427		1B PB 1B	G3	4-3		F7		F7		4	1	1	0	0	0	1				
Candy Maldonado, R OBP: 0.291, SLG: 0.348		B2	CS BB	FC6-4 1B		2B				3	0	2	1	1	0	1				
Steve Sax, R OBP: 0.355, SLG: 0.324		S SH 1B	L3	FC6-4		IBB				3	1	1	1	1	0	2				
Orel Hershiser, R OBP: 0.218, SLG: 0.178		SH 2B E	K	K		K		F8		3	1	0	1	0	2	2				
Inning Stats	R: 0 E: 0 K: 1 S: 5	H: 0 LOB: 2 BB: 2 P: 13	R: 4 E: 2 K: 1 S: 10	H: 4 LOB: 2 BB: 1 P: 14	R: 0 E: 0 K: 0 S: 2	H: 0 LOB: 0 BB: 1 P: 6	R: 0 E: 0 K: 1 S: 6	H: 1 LOB: 0 BB: 0 P: 6	R: 1 E: 0 K: 0 S: 4	H: 1 LOB: 1 BB: 1 P: 8	R: 1 E: 0 K: 1 S: 6	H: 2 LOB: 1 BB: 1 P: 10	R: 0 E: 0 K: 0 S: 4	H: 1 LOB: 2 BB: 1 P: 8	R: 0 E: 0 K: 1 S: 5	H: 0 LOB: 0 BB: 0 P: 5		1B: 7 2B: 2 3B: 0 HR: 0	SF: 0 SAC: 1 DP: 1 HBP: 0	WP: 0 PB: 2 SB: 3 CS: 1
PITCHER Vida Blue, L ERA: 4.77 Frank Williams, R ERA: 4.55 Colin Ward, L ERA: Jeff Robinson, R ERA: 6.14 Bobby Moore, R ERA: 3.29	IP: 1.2 WLS: L BF: 13 H: 4 R: 4 ER: 2 SO: 1 BB: 3 IBB: 0 HBP: 0 BLK: 0 WP: 0 HR: 0 S: 12 P: 24 ERA: 10.80 WHIP: 4.200															PITCHER Scott Garrelts, R ERA: 1.99				

Batter	1	2	3	4	5	6	7	8	9	AB	R	H	RBI	BB	SO	LOB	TOP				
Dan Gladden, R OBP: 0.295, SLG: 0.318 (1, 8)	B3	F9			4-3		K		K	5	0	0	0	0	2	5	<p>San Francisco Giants @ Los Angeles Dodgers Dodger Stadium, Los Angeles, CA Sat Sep 28 1985, 3:33 AM PDT Att: 41,134 - Overcast</p> <p>livebaseballscores.com</p>				
Manny Trillo, R OBP: 0.288, SLG: 0.287 Mike Woodard, L OBP: 0.323, SLG: 0.317 (8, 4)	2B		1B		FC5-4 BB			1B BB	4-3	2	0	2	0	2	0	0					
Jeffrey Leonard, R OBP: 0.278, SLG: 0.403 (1, 7)	K		F7		F7			K		4	0	0	0	0	2	4					
Bob Brenly, R OBP: 0.310, SLG: 0.396 (1, 5)	F7		K		FC5-4			1B BB		3	0	0	0	1	1	3					
Rob Deer, R OBP: 0.293, SLG: 0.397 (1, 9)		F4	K			6-3		K		4	0	0	0	0	2	3					
David Green, R OBP: 0.299, SLG: 0.344 (1, 3)					K	6-3				4	0	2	0	0	1	0					
Alex Trevino, R OBP: 0.294, SLG: 0.364 Matt Nokes, L OBP: 0.220, SLG: 0.341 (9, PH)	5-6-3 1B				G3 3B		F8		K	3	1	1	0	0	0	1					
Jose Uribe, S OBP: 0.280, SLG: 0.314 Joel Youngblood, R OBP: 0.356, SLG: 0.351 (9, PH)					G3		F6		BB	2	0	0	1	1	0	0					
Dave LaPoint, L OBP: 0.250, SLG: 0.190 Chris Brown, R OBP: 0.342, SLG: 0.438 Greg Minton, S (7, 1)							F3		BB	1	0	0	0	1	1	0					
Mark Davis, L OBP: 0.250, SLG: 0.417 Ron Roenicke, S OBP: 0.406, SLG: 0.431 (9, PH)									BB	1	0	0	0	0	0	0					
Inning Stats	R: 0 E: 0 K: 1 S: 6	H: 1 LOB: 1 BB: 0 P: 6	R: 0 E: 0 K: 0 S: 4	H: 1 LOB: 3 BB: 2 P: 12	R: 0 E: 0 K: 2 S: 8	H: 1 LOB: 0 BB: 0 P: 8	R: 1 E: 0 K: 2 S: 8	H: 1 LOB: 1 BB: 0 P: 7	R: 0 E: 0 K: 0 S: 3	H: 0 LOB: 0 BB: 0 P: 3	R: 0 E: 0 K: 1 S: 5	H: 0 LOB: 0 BB: 0 P: 5	R: 0 E: 0 K: 2 S: 7	H: 1 LOB: 2 BB: 2 P: 15	R: 0 E: 0 K: 2 S: 7	H: 0 LOB: 2 BB: 2 P: 15		1B: 3 2B: 1 3B: 1 HR: 0	SF: 0 SAC: 0 DP: 0 HBP: 0	WP: 0 PB: 0 SB: 1 CS: 0	PA: 38
PITCHER	IP WLS BF H R ER SO BB IBB HBP BLK WP HR S P ERA WHIP	6.0 W 25 4 1 1 5 2 1 0 0 0 0 32 44 1.50 1.000	1.1 6 0 0 0 2 2 0 0 0 0 0 8 16 0.00 1.500	1.2 S 7 1 0 0 3 2 0 0 0 0 0 11 19 0.00 1.800	PITCHER										IP WLS BF H R ER SO BB IBB HBP BLK WP HR S P ERA WHIP						

Batter	1	2	3	4	5	6	7	8	9	AB	R	H	RBI	BB	SO	LOB	BOTTOM		
Mariano Duncan, R OBP: 0.290, SLG: 0.340 (1, 6)	B2		FC5 BB IBB		L6		FC4-6			3	0	0	0	1	0	1	<p>San Francisco Giants @ Los Angeles Dodgers Dodger Stadium, Los Angeles, CA Sat Sep 28 1985, 3:33 AM PDT Att: 41,134 - Overcast</p> <p>livebaseballscores.com</p>		
Enos Cabell, R OBP: 0.328, SLG: 0.343 (1, 3)	4-3					F8		5-3		3	0	0	1	1	0	0			
Bill Madlock, R OBP: 0.341, SLG: 0.493 Dave Anderson, R OBP: 0.321, SLG: 0.298 (9, 5)	F8		SF8			WP 1B		F5		3	0	1	1	0	0	0			
Pedro Guerrero, R OBP: 0.428, SLG: 0.598 (1, 7)		6-3	FC5			F7		HR		4	1	1	1	0	0	3			
Mike Marshall, R OBP: 0.336, SLG: 0.485 (1, 9)	K				6-3			1B		3	0	1	0	1	1	0			
Mike Scioscia, L OBP: 0.410, SLG: 0.425 (1, 2)	3-1				G3		G3		1B	4	0	1	0	0	0	2			
Candy Maldonado, R OBP: 0.293, SLG: 0.350 Ken Landreaux, L OBP: 0.311, SLG: 0.407 (8, 8)			E2 1B BB 1B		6-3		6-3		K	2	0	0	0	0	1	2			
Steve Sax, R OBP: 0.355, SLG: 0.324 (1, 4)					6-3		F9			3	1	1	0	0	0	0			
Jerry Reuss, L OBP: 0.160, SLG: 0.139 Ken Howell, R (7, 1)			BB SH1-3 SF8 1B		6-3					1	0	0	0	0	0	0			
Tom Niedenfuer, R OBP: 0.111, SLG: 0.111 (8, 1)			SH1-3		4-3		E3 FC4-6			0	0	0	0	0	0	0			
Inning Stats	R: 0 E: 0 K: 0 S: 3	H: 0 LOB: 0 BB: 0 P: 3	R: 0 E: 0 K: 1 S: 5	H: 0 LOB: 0 BB: 0 P: 5	R: 2 E: 1 K: 0 S: 5	H: 2 LOB: 2 BB: 2 P: 13	R: 0 E: 0 K: 0 S: 3	H: 0 LOB: 0 BB: 0 P: 3	R: 0 E: 0 K: 0 S: 4	H: 1 LOB: 2 BB: 1 P: 8	R: 0 E: 1 K: 0 S: 4	H: 0 LOB: 1 BB: 0 P: 4	R: 1 E: 0 K: 1 S: 8	H: 3 LOB: 2 BB: 0 P: 8	1B: 5 2B: 0 3B: 0 HR: 1	SF: 1 SAC: 1 DP: 0 HBP: 0		WP: 1 PB: 0 SB: 0 CS: 0	PA: 34
PITCHER	IP WLS BF H R ER SO BB IBB HBP BLK WP HR S P ERA WHIP	6.0 L 24 3 2 2 1 1 2 0 0 0 1 9 9 5.40 1.800	1.2 9 3 1 1 0 0 0 0 0 0 0 1 9 9 5.40 1.800	0.1 1 0 0 0 1 0 0 0 0 0 0 3 3 0.00 0.000	PITCHER										IP WLS BF H R ER SO BB IBB HBP BLK WP HR S P ERA WHIP				

Batter	1	2	3	4	5	6	7	8	9	AB	R	H	RBI	BB	SO	LOB	TOP																					
Mike Woodard, L (1, 4) OBP: 0.318, SLG: 0.302										3	1	0	0	1	0	2	San Francisco Giants @ Los Angeles Dodgers Dodger Stadium, Los Angeles, CA Sun Sep 29 1985, 3:33 AM PDT Att: 45,775 - Overcast																					
Manny Trillo, R (1, 5) OBP: 0.290, SLG: 0.289										4	0	2	0	0	0	1																						
Jeffrey Leonard, R (1, 7) OBP: 0.276, SLG: 0.400										4	0	0	0	0	0	3																						
David Green, R (1, 3) OBP: 0.302, SLG: 0.349										4	0	2	0	0	0	0																						
Ron Roenicke, S (1, 8) OBP: 0.401, SLG: 0.420										3	0	0	0	1	1	2																						
Rob Deer, R (1, 9) OBP: 0.286, SLG: 0.386										4	1	0	0	0	2	3																						
Matt Nokes, L (1, 2) OBP: 0.222, SLG: 0.318										3	0	0	0	0	0	1																						
Jose Uribe, S (1, 6) OBP: 0.282, SLG: 0.315										4	0	2	1	0	0	0																						
Roger Mason, R (1, 1) ERA: 0.222, SLG: 0.125										2	0	1	0	0	1	2																						
Greg Minors, S (5, 1)										0	0	0	0	0	0	0																						
Dan Gladden, R (7, PH)										1	0	0	0	0	0	0																						
Mark Davis, L (7, 1)										0	0	0	0	0	0	0																						
Jeff Robinson, R (7, 1)										0	0	0	0	0	0	0																						
Colin Ward, L (7, 1)										0	0	0	0	0	0	0																						
Frank Williams, R (8, 1)										1	0	0	0	0	0	0																						
Dan Driessens, L (9, PH)										1	0	0	0	0	0	1																						
Inning Stats	R: 1 E: 0 K: 0 S: 3	H: 1 LOB: 0 BB: 1 P: 7	R: 0 E: 0 K: 1 S: 4	H: 0 LOB: 0 BB: 1 P: 8	R: 0 E: 0 K: 1 S: 5	H: 2 LOB: 2 BB: 0 P: 5	R: 1 E: 1 K: 2 S: 9	H: 1 LOB: 2 BB: 0 P: 10	R: 0 E: 0 K: 0 S: 3	H: 0 LOB: 0 BB: 0 P: 3	R: 0 E: 0 K: 1 S: 6	H: 1 LOB: 1 BB: 0 P: 6	R: 0 E: 0 K: 0 S: 4	H: 1 LOB: 1 BB: 0 P: 4	R: 0 E: 0 K: 0 S: 4	H: 1 LOB: 1 BB: 0 P: 4	R: 0 E: 0 K: 0 S: 3	H: 1 LOB: 0 BB: 0 P: 3	1B: 7 2B: 3 3B: 0 HR: 0	SF: 0 SAC: 0 DP: 3 HBP: 1	WP: 1 PB: 0 SB: 2 CS: 1	PA: 36																
PITCHER	IP	WLS	BF	H	R	ER	SO	BB	IBB	HBP	BLK	WP	HR	S	P	ERA	WHIP	PITCHER				IP	WLS	BF	H	R	ER	SO	BB	IBB	HBP	BLK	WP	HR	S	P	ERA	WHIP
Bob Welch, R (1, 1) ERA: 2.37	7.0	W	29	6	2	1	4	2	0	1	0	1	0	34	43	1.29	1.143																					
Tom Niedenfuer, R (8, 1) ERA: 2.7	2.0		7	2	0	0	0	0	0	0	0	0	0	7	7	0.00	1.000																					

AB	33
R	2
H	8
RBI	1
BB	2
SO	4
LOB	15



Batter	1	2	3	4	5	6	7	8	9	AB	R	H	RBI	BB	SO	LOB	BOTTOM																					
Mariano Duncan, R (1, 6) OBP: 0.292, SLG: 0.341										4	2	2	0	1	2	2	San Francisco Giants @ Los Angeles Dodgers Dodger Stadium, Los Angeles, CA Sun Sep 29 1985, 3:33 AM PDT Att: 45,775 - Overcast																					
Ken Landreaux, L (1, 8) OBP: 0.312, SLG: 0.407										3	1	1	1	1	0	1																						
Bill Madlock, R (1, 5) OBP: 0.342, SLG: 0.402										2	0	0	0	2	1	2																						
Dave Anderson, R (7, PR) OBP: 0.320, SLG: 0.296										1	1	0	1	0	0	0																						
Pedro Guerrero, R (1, 7) OBP: 0.427, SLG: 0.595										4	0	1	2	0	1	2																						
Reggie Williams, R (8, 7) OBP: 0.333, SLG: 0.333										1	0	1	0	0	0	0																						
Mike Marshall, R (1, 9) OBP: 0.337, SLG: 0.489										4	1	1	2	1	1	3																						
Mike Scioscia, L (1, 2) OBP: 0.409, SLG: 0.423										4	0	1	0	0	0	1																						
Greg Brock, L (1, 3) OBP: 0.330, SLG: 0.439										4	0	2	0	0	1	1																						
Steve Sax, R (1, 4) OBP: 0.354, SLG: 0.322										3	1	0	0	1	1	2																						
Bob Welch, R (1, 1) OBP: 0.235, SLG: 0.208										3	1	1	0	0	1	1																						
Terry Whitfield, L (7, PH) ERA: 3.5										0	0	0	0	0	0	0																						
Enos Cabell, R (7, PH) ERA: 3.1										1	0	0	0	0	0	3																						
Tom Niedenfuer, R (8, 1) OBP: 0.111, SLG: 0.111										0	0	0	0	0	0	0																						
Inning Stats	R: 0 E: 0 K: 2 S: 7	H: 0 LOB: 1 BB: 1 P: 11	R: 0 E: 0 K: 2 S: 7	H: 0 LOB: 1 BB: 1 P: 11	R: 0 E: 0 K: 1 S: 5	H: 1 LOB: 1 BB: 1 P: 9	R: 0 E: 0 K: 1 S: 5	H: 0 LOB: 0 BB: 0 P: 5	R: 3 E: 2 K: 1 S: 9	H: 3 LOB: 2 BB: 1 P: 13	R: 0 E: 0 K: 0 S: 4	H: 1 LOB: 1 BB: 0 P: 4	R: 3 E: 0 K: 1 S: 9	H: 3 LOB: 3 BB: 2 P: 17	R: 1 E: 0 K: 0 S: 5	H: 2 LOB: 1 BB: 0 P: 5	1B: 7 2B: 2 3B: 0 HR: 1	SF: 0 SAC: 1 DP: 1 HBP: 0	WP: 1 PB: 0 SB: 3 CS: 0	PA: 41																		
PITCHER	IP	WLS	BF	H	R	ER	SO	BB	IBB	HBP	BLK	WP	HR	S	P	ERA	WHIP	PITCHER				IP	WLS	BF	H	R	ER	SO	BB	IBB	HBP	BLK	WP	HR	S	P	ERA	WHIP
Roger Mason, R (1, 1) ERA: 3.05	4.2	L	22	4	3	0	7	4	0	0	0	0	0	32	48	0.00	1.714																					
Greg Minton, R (5, 1) ERA: 3.5	1.1		5	1	0	0	0	0	0	0	0	0	0	5	5	0.00	0.750																					
Mark Davis, L (7, 1) ERA: 3.31	0.2		7	3	3	3	1	1	0	0	0	1	1	8	12	40.50	6.000																					
Jeff Robinson, R (7, 1) ERA: 6.14	0.0		1	0	0	0	0	0	1	0	0	0	0	0	4	∞	∞																					
Colin Ward, L (7, 1) ERA:	0.1		1	0	0	0	0	0	0	0	0	0	0	1	1	0.00	0.000																					

AB	34
R	7
H	10
RBI	6
BB	6
SO	8
LOB	18



Batter	1	2	3	4	5	6	7	8	9	AB	R	H	RBI	BB	SO	LOB	TOP				
Eric Davis, R OBP: 0.263, SLG: 0.472 (1, 8)	0-0 4-3		0-0 HR		4-0 CS BB			4-0 SF7 BB		2	2	1	1	2	0	0	Cincinnati Reds @ San Francisco Giants Candlestick Park, San Francisco, CA Mon Sep 30 1985, 6:33 AM EDT Att: 2,152 - Unknown				
Buddy Bell, R OBP: 0.309, SLG: 0.353 Ted Power, R (8, 1)	0-0 6-3		0-0 F9		0-0 F9 1-2			0-0 SF7 1-H		3	0	0	1	0	0	1					
Dave Parker, L OBP: 0.362, SLG: 0.538 (1, 9)	0-3 K		0-3 K		0-0 F6			0-3 K		4	0	0	0	0	3	0					
Tony Perez, R OBP: 0.397, SLG: 0.459 (1, 3)		0-0 6-3		0-0 F8		0-3 K		0-0 5-3		4	0	0	0	0	1	0					
Nick Esasky, R OBP: 0.326, SLG: 0.462 (1, 7)		0-0 HR		0-0 F8		0-3 K		0-3 K		4	1	1	1	0	2	0					
Dave Concepcion, R OBP: 0.315, SLG: 0.331 (1, 6)		0-0 5-3		0-0 E5 1B			0-0 5-3		0-0 F8		4	0	0	0	0	0					
Bo Diaz, R OBP: 0.299, SLG: 0.353 (1, 2)		4-0 BB		0-0 1-2 1B		0-0 6-3				2	0	1	0	1	0	0					
Ron Oester, S OBP: 0.356, SLG: 0.369 (1, 4)		0-3 K		0-0 F9		0-3 K		0-3 K		3	0	0	0	0	2	3					
Mario Soto, R OBP: 0.143, SLG: 0.157 Wayne Krenchicki, L OBP: 0.372, SLG: 0.363 (8, PH) (8, 5)			0-0 F9		0-0 F9			0-3 K2-3		2	0	0	0	0	0	0					
Inning Stats	R: 0 E: 0 K: 1 S: 5	H: 0 LOB: 0 BB: 0 P: 5	R: 1 E: 0 K: 1 S: 6	H: 1 LOB: 1 BB: 1 P: 10	R: 1 E: 0 K: 1 S: 6	H: 1 LOB: 0 BB: 0 P: 6	R: 0 E: 1 K: 0 S: 5	H: 1 LOB: 2 BB: 1 P: 6	R: 0 E: 0 K: 2 S: 7	H: 0 LOB: 0 BB: 0 P: 7	R: 0 E: 0 K: 1 S: 5	H: 0 LOB: 0 BB: 0 P: 5	R: 1 E: 0 K: 2 S: 7	H: 0 LOB: 0 BB: 1 P: 11	R: 0 E: 0 K: 1 S: 5	H: 0 LOB: 0 BB: 0 P: 5	1B: 1 2B: 0 3B: 0 HR: 2	SF: 1 SAC: 0 DP: 0 HBP: 0	WP: 0 PB: 0 SB: 1 CS: 1	PA: 33	
PITCHER	IP	WLS	BF	H	R	ER	SO	BB	IBB	HBP	BLK	WP	HR	S	P	ERA	WHIP				
Vida Blue, L ERA: 4.72 (1, 1)	5.0		20	3	2	2	3	2	0	0	0	0	2	24	32	3.60	1.000				
Frank Williams, R ERA: 4.41 (6, 1)	3.0		10	0	1	0	5	1	0	0	0	0	0	19	23	0.00	0.333				
Scott Garrelts, R ERA: 1.97 (9, 1)	1.0	W	3	0	0	0	1	0	0	0	0	0	0	5	5	0.00	0.000				

Batter	1	2	3	4	5	6	7	8	9	AB	R	H	RBI	BB	SO	LOB	BOTTOM					
Dan Gladden, R OBP: 0.298, SLG: 0.319 (1, 8)	4-0 E S BB		0-3 K		0-0 F4			0-0 SH3-4	0-0 1-2 1B	3	0	1	1	1	1	0	Cincinnati Reds @ San Francisco Giants Candlestick Park, San Francisco, CA Mon Sep 30 1985, 6:33 AM EDT Att: 2,152 - Unknown					
Mike Woodard, L OBP: 0.300, SLG: 0.284 (1, 4)	0-0 F7		0-0 1-3		0-3 K		0-0 G3		0-0 2-3 3-H 1B	4	0	0	0	0	1	2						
Ron Roenicke, S OBP: 0.404, SLG: 0.413 (1, 9)	4-0 1-2 BB		0-3 K		0-3 K		0-0 F2	0-0 1-3 3-H 1B	0-0 K2-3	4	0	1	1	0	2	2						
Bob Brenly, R OBP: 0.309, SLG: 0.395 (1, 5)	0-3 K		0-3 K		0-3 K		0-0 K2-3	0-3 K		4	0	1	1	0	2	2						
Rob Deer, R OBP: 0.279, SLG: 0.376 Scott Garrelts, R OBP: 0.300, SLG: 0.333 (9, 1)	0-3 K		0-3 K		0-0 F8		0-0 HR 1B	0-0 F6		4	1	1	0	0	1	0						
Dan Driessen, L OBP: 0.317, SLG: 0.351 (1, 3)		0-3 K		0-0 F8		0-0 HR 1B		0-0 F6		4	1	1	0	0	1	0						
Matt Nokes, L OBP: 0.245, SLG: 0.396 Brad Wellman, R OBP: 0.270, SLG: 0.314 (9, PR)		0-0 4-3		0-3 K		0-0 K		0-0 FC4-6 1B 1B		4	1	2	2	0	1	0						
Jose Uribe, S OBP: 0.283, SLG: 0.317 (1, 6)		0-3 K		0-0 K		0-0 K		0-0 FC4-6 1B 1B		4	0	2	0	0	1	0						
Vida Blue, S OBP: 0.172, SLG: 0.111 Jeffrey Leonard, R OBP: 0.275, SLG: 0.399 Frank Williams, R (6, 1) Chris Brown, R OBP: 0.343, SLG: 0.440 David Green, R OBP: 0.301, SLG: 0.348 (9, 7)			0-3 K		0-3 K		0-0 G3 SH3-4 1B 1B	0-0 FC4-6 1B 1B		1	0	0	0	0	1	0						
Inning Stats	R: 0 E: 1 K: 2 S: 7	H: 0 LOB: 2 BB: 2 P: 15	R: 0 E: 0 K: 2 S: 7	H: 0 LOB: 0 BB: 0 P: 7	R: 0 E: 0 K: 2 S: 7	H: 0 LOB: 0 BB: 0 P: 7	R: 0 E: 0 K: 3 S: 9	H: 0 LOB: 0 BB: 0 P: 9	R: 0 E: 0 K: 2 S: 8	H: 1 LOB: 1 BB: 0 P: 8	R: 0 E: 0 K: 2 S: 7	H: 0 LOB: 0 BB: 0 P: 7	R: 2 E: 0 K: 1 S: 7	H: 2 LOB: 0 BB: 0 P: 7	R: 1 E: 0 K: 1 S: 7	H: 2 LOB: 2 BB: 1 P: 11	R: 1 E: 0 K: 0 S: 5	H: 3 LOB: 3 BB: 0 P: 5	1B: 7 2B: 0 3B: 0 HR: 1	SF: 0 SAC: 1 DP: 0 HBP: 0	WP: 0 PB: 0 SB: 1 CS: 0	PA: 37
PITCHER	IP	WLS	BF	H	R	ER	SO	BB	IBB	HBP	BLK	WP	HR	S	P	ERA	WHIP					
Mario Soto, R ERA: 3.58 (1, 1)	7.0		26	3	2	2	14	2	0	0	0	0	0	52	60	2.57	0.714					
Ted Power, R ERA: 2.44 (8, 1)	1.2	L	11	5	2	2	1	1	0	0	0	0	0	12	16	10.80	3.600					



Batter	1	2	3	4	5	6	7	8	9	AB	R	H	RBI	BB	SO	LOB	TOP										
Eric Davis, R OBP: 0.277, SLG: 0.504 (1, 8)	0-0 HR		0-0 5-3		0-0 6-3	0-0 1B		0-0 1B		5	1	3	4	0	0	0	Cincinnati Reds @ San Francisco Giants Candlestick Park, San Francisco, CA Tue Oct 01 1985, 6:33 AM EDT Att: 2,483 - Unknown										
Buddy Bell, R OBP: 0.310, SLG: 0.351 (1, 5)	0-0 4-3		4-0 BB		4-0 1B	0-0 F9		0-0 F6		3	0	0	0	2	0	3											
Dave Parker, L OBP: 0.364, SLG: 0.543 (1, 9)	0-0 HR		0-0 4-3		0-0 F7		0-0 G6-4-3 1B	4-0 IBB		4	1	2	1	1	0	2											
Tony Perez, R OBP: 0.397, SLG: 0.457 John Franco, L OBP: 0.333, SLG: 0.333 (8, 1)	0-0 4-3			0-0 F8 1B FC	0-0 1B	1-2 1B		0-3 G6-4-3 K		5	1	2	0	0	1	4											
Nick Esasky, R OBP: 0.324, SLG: 0.458 (1, 7) (8, 3)	0-0 4-3			0-0 FC 1B	0-3 K			0-3 K		5	0	1	0	0	2	2											
Dave Concepcion, R OBP: 0.317, SLG: 0.334 (1, 6)		0-0 G4-3 1B		0-0 F8		0-0 1B BB G4-6-3 1B		0-0 BB WP 1B	0-0 6-3	5	2	3	0	0	0	2											
Bo Diaz, R OBP: 0.350, SLG: 0.350 Gary Redus, R OBP: 0.366, SLG: 0.415 (8, PR) (8, 7)	0-0 G4-3			0-0 FC		4-0 G4-6-3 1B BB		4-0 BB 1B BB	0-0 1-3	2	1	0	1	2	0	2											
Ron Oester, S OBP: 0.359, SLG: 0.369 (1, 4)	0-0 F3			0-0 IBB		0-0 G4-6-3 1B		0-3 K		3	0	1	0	1	1	2											
Andy McGaffigan, R OBP: 0.287, SLG: 0.289 Ron Robinson, R OBP: 0.245, SLG: 0.335 Max Ventrone, R OBP: 0.221, SLG: 0.432 Tom Hume, R OBP: 0.250, SLG: 0.273 Wayne Krenchicki, L OBP: 0.275, SLG: 0.385 Tom Runnels, S OBP: 0.250, SLG: 0.273 Dave Vangorder, R OBP: 0.286, SLG: 0.336 (11, 1) (4, 1) (5, PH) (8, 1) (8, PH) (8, PR) (8, 2)	0-0 6-3			0-3 K		0-0 G4-6-3		4-0 1B BB		2	0	0	0	0	1	2											
Inning Stats	R: 2 E: 0 K: 0 S: 5	H: 2 LOB: 0 BB: 0 P: 5	R: 0 E: 0 K: 0 S: 3	H: 1 LOB: 0 BB: 0 P: 3	R: 0 E: 0 K: 0 S: 3	H: 0 LOB: 1 BB: 1 P: 7	R: 1 E: 0 K: 1 S: 7	H: 2 LOB: 2 BB: 1 P: 11	R: 0 E: 0 K: 0 S: 6	H: 1 LOB: 2 BB: 1 P: 10	R: 0 E: 0 K: 0 S: 5	H: 3 LOB: 1 BB: 1 P: 9	R: 0 E: 0 K: 0 S: 3	H: 1 LOB: 0 BB: 0 P: 3	R: 2 E: 0 K: 2 S: 9	H: 2 LOB: 3 BB: 3 P: 21		R: 0 E: 0 K: 1 S: 5	H: 0 LOB: 0 BB: 0 P: 5	1B: 10 2B: 0 3B: 0 HR: 2	SF: 0 SAC: 0 DP: 3 HBP: 0	WP: 1 PB: 0 SB: 2 CS: 0	PA: 43				
PITCHER	IP	WLS	BF	H	R	ER	SO	BB	IBB	HBP	BLK	WP	HR	S	P	ERA	WHIP										
Atlee Hammaker, L ERA: 3.74 (1, 1)	4.0		18	5	3	3	1	1	1	0	0	0	2	18	26	6.75	1.500										
Jeff Robinson, R ERA: 7.0 (5, 1)	1.2		10	4	2	2	1	2	0	0	0	0	0	10	18	10.80	3.600										
Bobby Moore, R ERA: 3.0 (6, 1)	1.1		4	1	0	0	0	0	0	0	0	0	0	4	4	0.00	0.750										
Scott Garrelts, R ERA: 2.14 (8, 1)	0.1	L	5	2	2	2	1	2	0	0	0	1	0	5	13	54.00	12.000										
Frank Williams, R ERA: 4.31 (8, 1)	1.2		6	0	0	0	2	0	1	0	0	0	0	9	13	0.00	0.000										

Batter	1	2	3	4	5	6	7	8	9	AB	R	H	RBI	BB	SO	LOB	BOTTOM										
Dan Gladden, R OBP: 0.299, SLG: 0.331 (1, 8)	0-0 HR		0-0 F8		0-0 1B 3B	0-0 F3		0-0 1-2		5	2	2	3	0	0	2	Cincinnati Reds @ San Francisco Giants Candlestick Park, San Francisco, CA Tue Oct 01 1985, 6:33 AM EDT Att: 2,483 - Unknown										
Mike Woodard, L OBP: 0.324, SLG: 0.300 Manny Trillo, R OBP: 0.290, SLG: 0.288 (1, 4) (9, PH)	0-0 E S PB 1B		4-0 F9 S BB	0-0 1B	0-0 5-3			0-3 K		3	1	2	1	1	0	0											
Ron Roenicke, S OBP: 0.396, SLG: 0.403 Jeff Robinson, R (5, 1) Joel Youngblood, R OBP: 0.355, SLG: 0.348 (6, 9)	0-3 K		0-0 F9	0-0 F8		0-0 F2		0-3 K		3	0	0	0	0	1	2											
Bob Brenly, R OBP: 0.308, SLG: 0.392 (1, 5)	0-3 K		0-0 F3		0-0 1B BB 1B		0-0 F4		0-3 K	5	0	1	0	0	2	1											
Jeffrey Leonard, R OBP: 0.273, SLG: 0.396 (1, 7)	0-0 1-3		0-0 F8		0-0 F8		0-0 1-3			4	0	0	0	0	0	2											
Dan Driessen, L OBP: 0.319, SLG: 0.359 (1, 3)		0-0 HR		0-3 K		0-0 F6		0-0 FC4-6 1B		4	1	2	1	0	1	1											
Matt Nokes, L OBP: 0.344, SLG: 0.373 Scott Garrelts, R OBP: 0.300, SLG: 0.333 Frank Williams, R (8, 1)	0-0 G3			0-0 6-3		4-0 1B BB		0-0 FC4-6		3	0	0	0	0	0	1											
Jose Uribe, S OBP: 0.285, SLG: 0.318 (1, 6)	0-0 G3			0-0 BB 3B 1B		0-0 1-2 2-3 1B		0-0 F9		4	1	2	0	0	0	0											
Atlee Hammaker, S OBP: 0.285, SLG: 0.285 Chris Brown, R OBP: 0.245, SLG: 0.440 Brad Westcott, R OBP: 0.275, SLG: 0.314 Rob Diener, R OBP: 0.275, SLG: 0.373 Bobby Moore, R Alex Trevino, R OBP: 0.290, SLG: 0.364 (11, 1) (4, PH) (4, PH) (5, 9) (8, 1) (8, 2)	0-0 1B			4-0 BB 3B 1B		0-0 F6		4-0 None BB		1	0	1	0	0	0	0											
Inning Stats	R: 2 E: 0 K: 2 S: 9	H: 2 LOB: 0 BB: 0 P: 9	R: 1 E: 0 K: 0 S: 5	H: 2 LOB: 1 BB: 0 P: 5	R: 0 E: 0 K: 0 S: 3	H: 0 LOB: 1 BB: 1 P: 7	R: 3 E: 0 K: 1 S: 8	H: 3 LOB: 1 BB: 1 P: 12	R: 0 E: 0 K: 0 S: 5	H: 2 LOB: 3 BB: 1 P: 9	R: 0 E: 0 K: 0 S: 3	H: 0 LOB: 0 BB: 0 P: 3	R: 0 E: 0 K: 0 S: 4	H: 1 LOB: 1 BB: 0 P: 4	R: 0 E: 0 K: 0 S: 2	H: 0 LOB: 1 BB: 1 P: 6		R: 0 E: 0 K: 3 S: 9	H: 0 LOB: 0 BB: 0 P: 9	1B: 7 2B: 0 3B: 1 HR: 2	SF: 0 SAC: 0 DP: 0 HBP: 0	WP: 0 PB: 1 SB: 2 CS: 0	PA: 40				
PITCHER	IP	WLS	BF	H	R	ER	SO	BB	IBB	HBP	BLK	WP	HR	S	P	ERA	WHIP										
Andy McGaffigan, R ERA: 3.72 (1, 1)	3.2		20	7	6	5	3	2	0	0	0	0	2	24	32	12.27	2.455										
Ron Robinson, R ERA: 4.05 (4, 1)	1.1		7	2	0	0	0	1	0	0	0	0	0	6	10	0.00	2.250										
Tom Hume, R ERA: 3.23 (6, 1)	2.0	W	7	1	0	0	0	0	0	0	0	0	0	7	7	0.00	0.500										
John Franco, L ERA: 2.19 (8, 1)	2.0	S	6	0	0	0	3	1	0	0	0	0	0	11	15	0.00	0.500										

AB	36
R	7
H	12
RBI	6
BB	7
SO	5
LOB	21



AB	36
R	6
H	10
RBI	5
BB	4
SO	6
LOB	12



Batter	1	2	3	4	5	6	7	8	9	AB	R	H	RBI	BB	SO	LOB	TOP						
Bill Doran, S OBP: 0.362, SLG: 0.436 (1, 4)										5	0	1	0	0	0	4							
Jim Pankovits, R OBP: 0.316, SLG: 0.335 (1, 9) (8, 7)										5	1	1	1	0	0	1							
Kevin Bass, S OBP: 0.313, SLG: 0.413 (1, 8)										4	3	2	1	1	0	1							
Glenn Davis, R OBP: 0.337, SLG: 0.488 (1, 3)										4	1	2	1	1	1	2							
Phil Garner, R OBP: 0.311, SLG: 0.381 (1, 5)										4	1	1	1	0	0	1							
Alan Ashby, S OBP: 0.384, SLG: 0.407 (1, 2)										1	0	0	0	2	0	1							
Eric Bullock, L OBP: 0.320, SLG: 0.375 (7, PR)										0	0	0	0	0	0	0							
John Mizerock, L OBP: 0.293, SLG: 0.342 (7, 2)										1	1	0	1	0	0	1							
Harry Spilman, L OBP: 0.176, SLG: 0.200 (9, PR) (9, 2)										0	0	0	0	0	0	0							
Tim Tolman, R OBP: 0.343, SLG: 0.343 (1, 7)										2	0	0	0	0	1	2							
Jerry Mumphy, S OBP: 0.327, SLG: 0.398 (8, PH) (8, 9)										2	0	1	1	0	0	1							
Bert Pena, R OBP: 0.267, SLG: 0.345 (1, 6)										4	0	0	1	0	2	4							
Mike Scott, R OBP: 0.195, SLG: 0.239 (1, 1)										2	0	0	0	0	1	0							
Mark Bailey, S OBP: 0.369, SLG: 0.398 (7, PH)										0	0	0	0	0	0	0							
Bill Dawley, R OBP: 0.273, SLG: 0.200 (7, 1)										1	0	1	0	0	0	0							
Inning Stats	R: 0 E: 0 K: 1 S: 6	H: 1 LOB: 1 BB: 0 P: 6	R: 0 E: 0 K: 1 S: 5	H: 0 LOB: 1 BB: 1 P: 9	R: 0 E: 0 K: 1 S: 5	H: 0 LOB: 0 BB: 0 P: 5	R: 1 E: 0 K: 1 S: 7	H: 2 LOB: 1 BB: 0 P: 7	R: 0 E: 0 K: 1 S: 5	H: 0 LOB: 0 BB: 0 P: 5	R: 0 E: 0 K: 0 S: 3	H: 0 LOB: 1 BB: 1 P: 7	R: 0 E: 0 K: 0 S: 3	H: 0 LOB: 2 BB: 1 P: 8	R: 4 E: 0 K: 0 S: 8	H: 4 LOB: 2 BB: 1 P: 12	R: 2 E: 0 K: 0 S: 5	H: 2 LOB: 1 BB: 0 P: 6	1B: 5 2B: 1 3B: 0 HR: 3	SF: 1 SAC: 1 DP: 0 HBP: 2	WP: 0 PB: 0 SB: 1 CS: 0	PA: 43	
PITCHER	IP	WLS	BF	H	R	ER	SO	BB	IBB	HBP	BLK	WP	HR	S	P	ERA	WHIP					ERA	WHIP
Colin Ward, L ERA: 0.84 (1, 1)	6.0		23	3	1	1	5	2	0	0	0	0	0	31	39	1.50	0.833						
Mark Davis, L ERA: 3.59 (7, 1)	1.1	L	10	2	4	4	0	2	0	1	0	0	1	7	16	27.00	3.000						
Greg Minton, R ERA: 3.57 (8, 1)	0.2		4	2	0	0	0	0	0	0	0	0	0	4	4	0.00	3.000						
Mike Jeffcoat, L ERA: 4.55 (9, 1)	1.0		6	2	2	2	0	0	0	1	0	0	2	5	6	18.00	2.000						

Houston Astros @ San Francisco Giants
Candlestick Park, San Francisco, CA
Wed Oct 02 1985, 6:33 AM EDT
Att: 1,213 - Unknown

AB	35
R	7
H	9
RBI	7
BB	4
SO	5
LOB	18

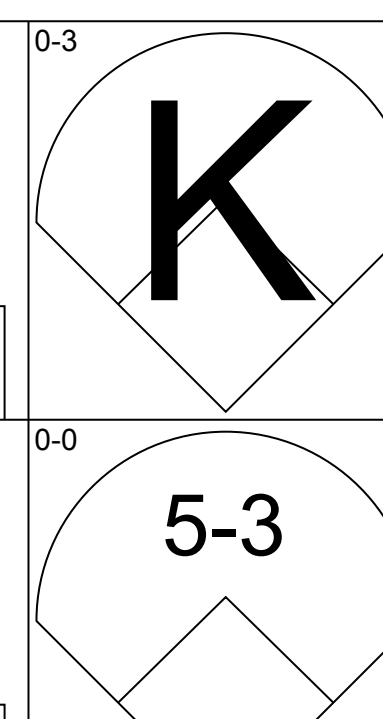
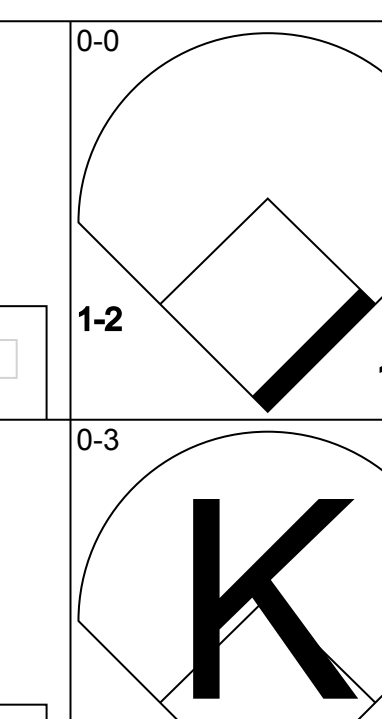
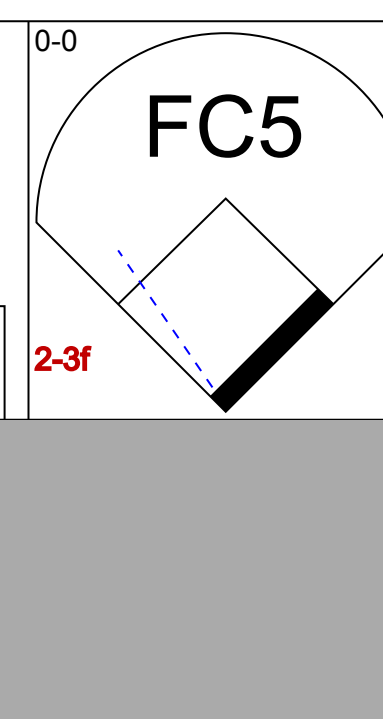
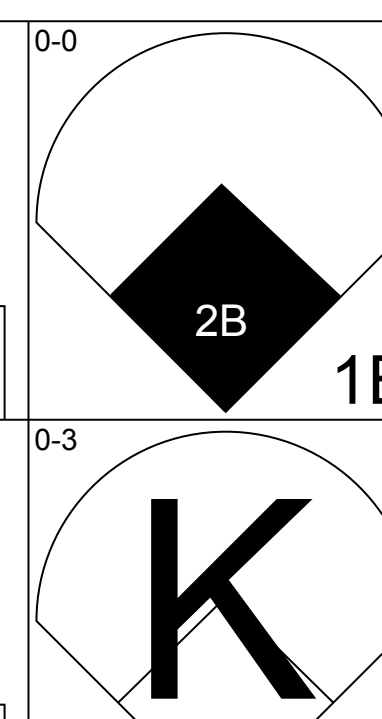
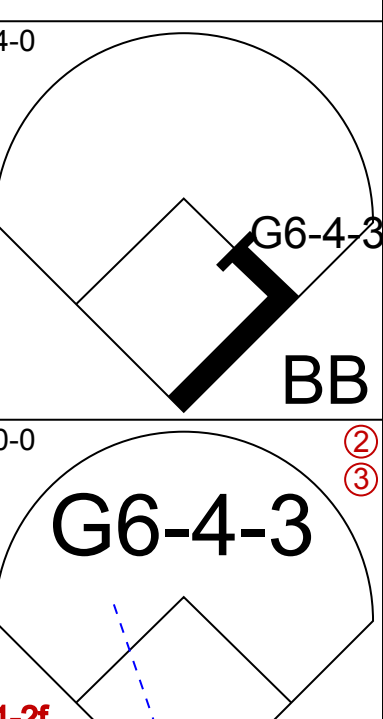
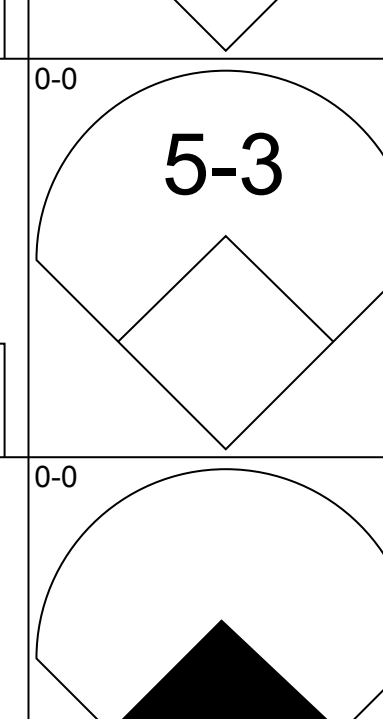
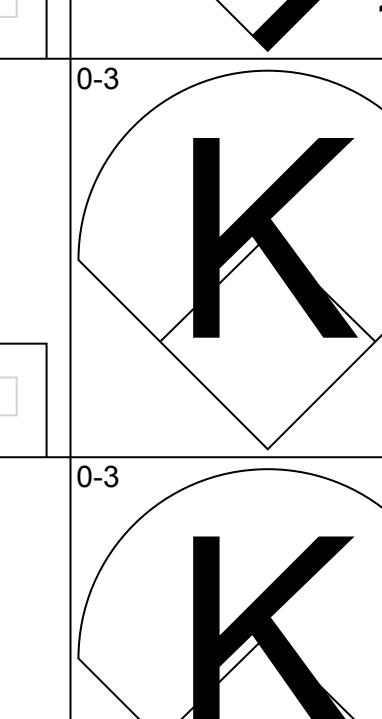
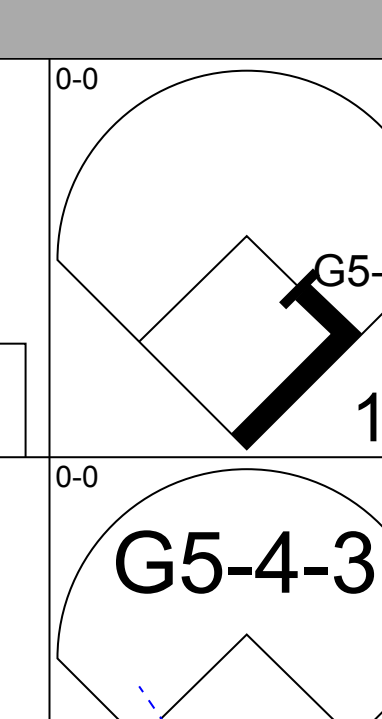
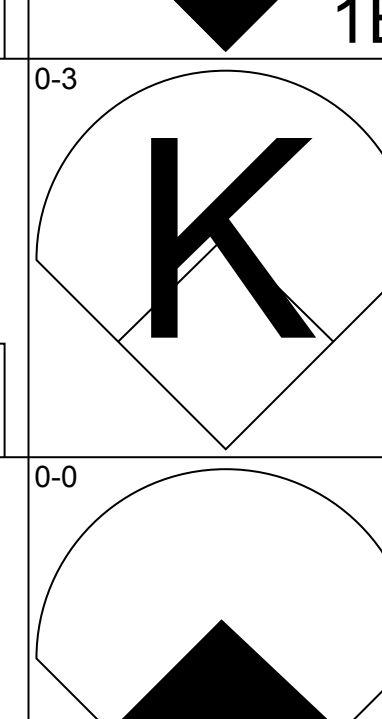
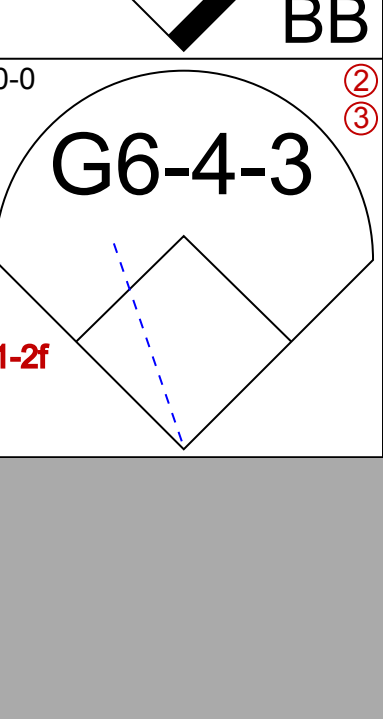
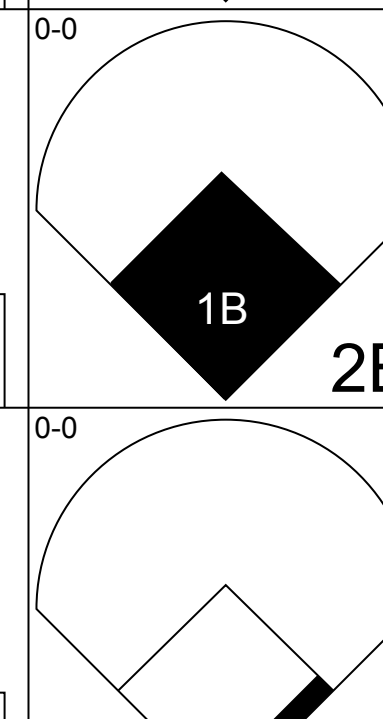
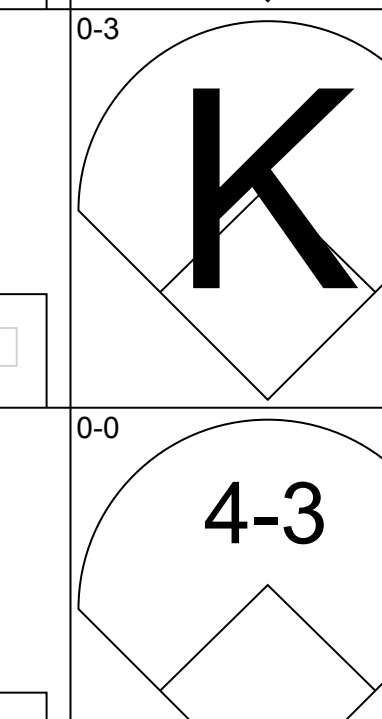
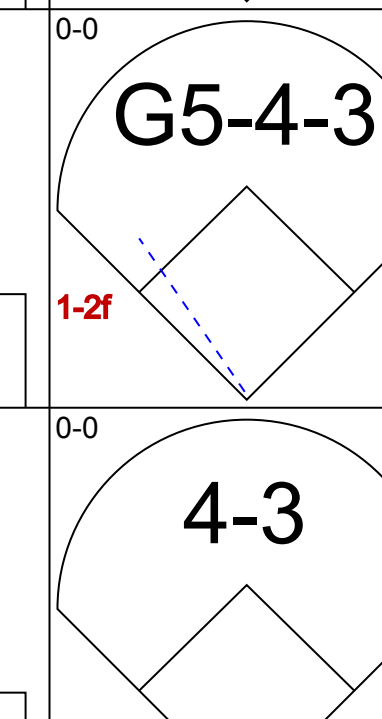
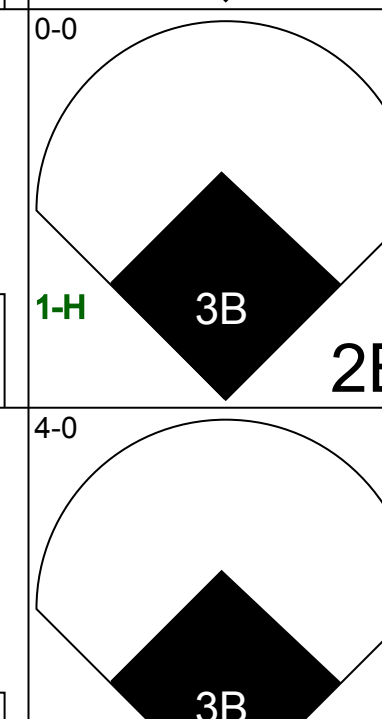
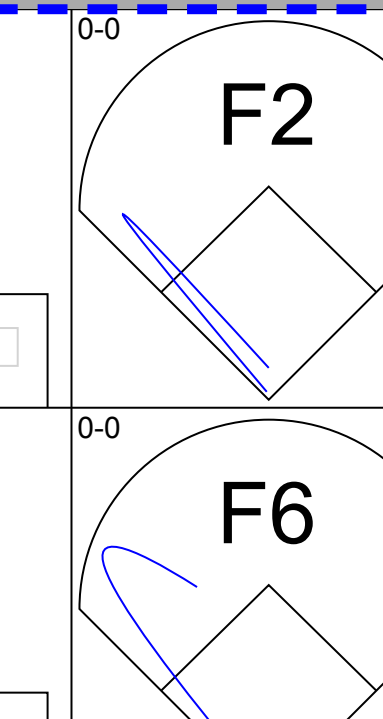
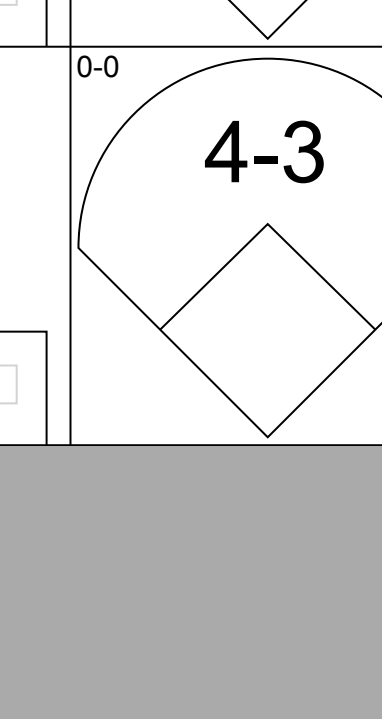
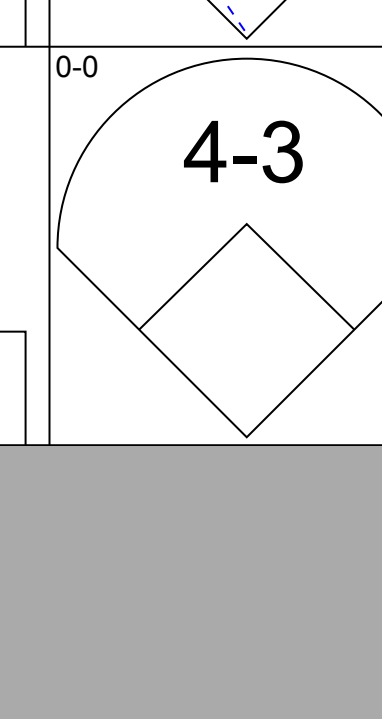
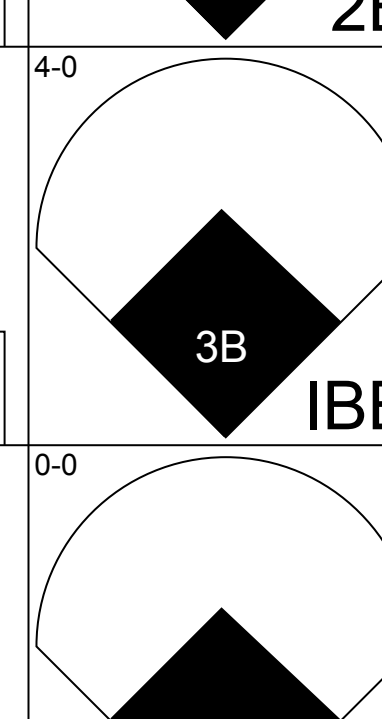
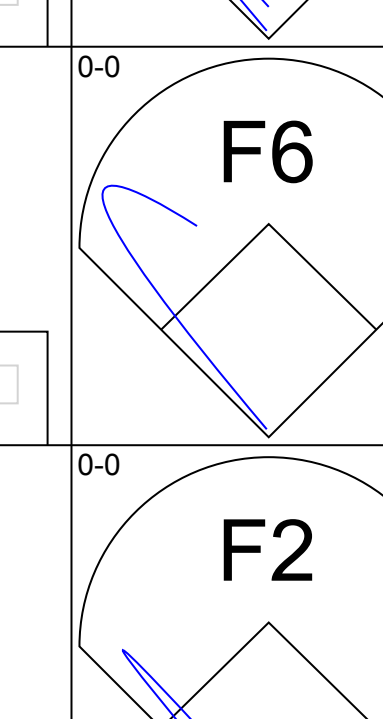
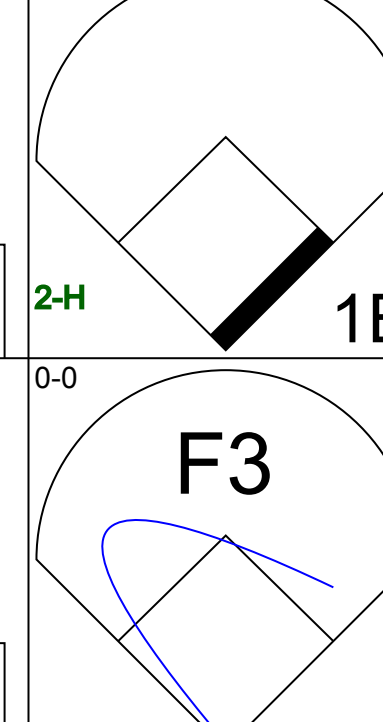
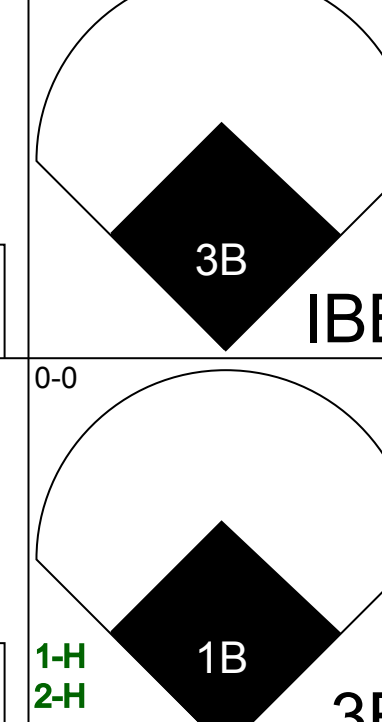
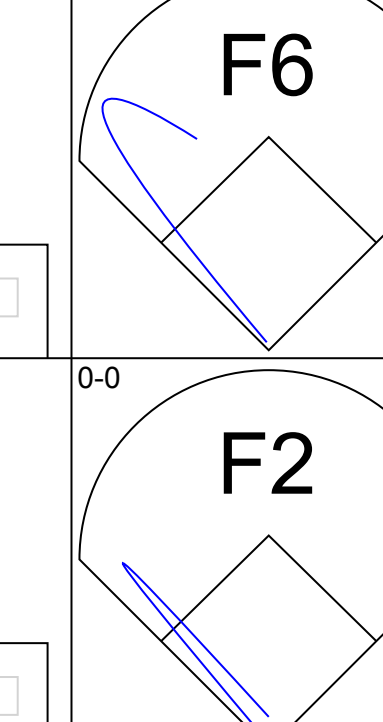
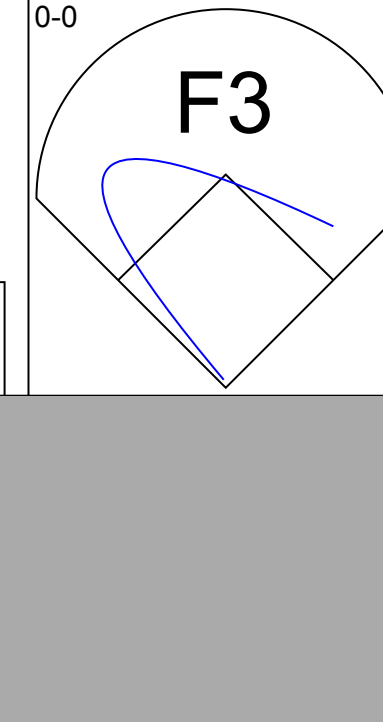
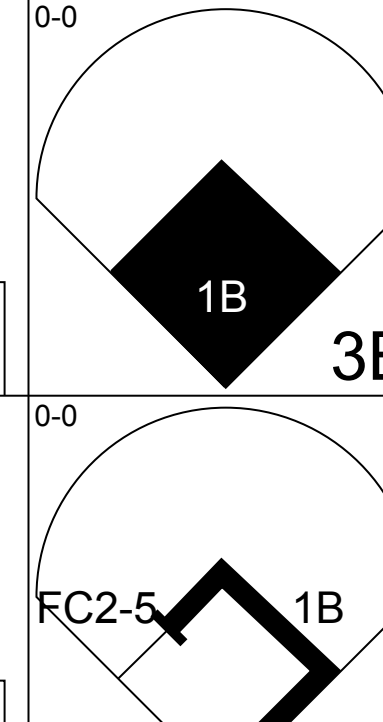
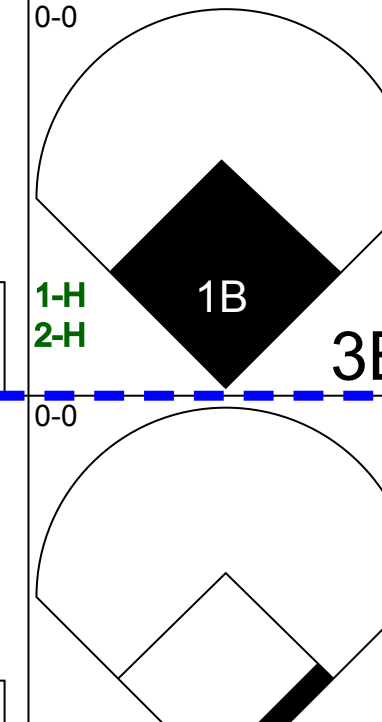
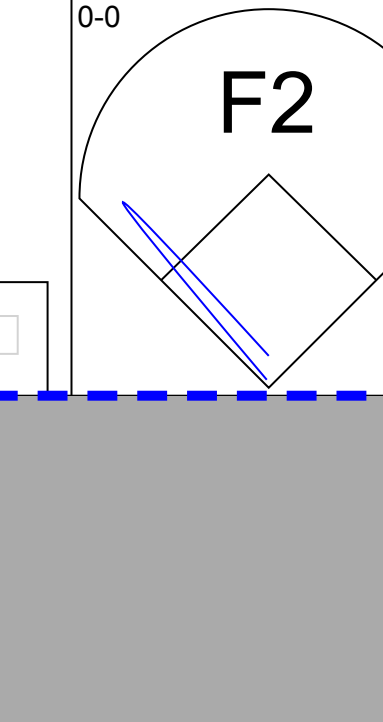
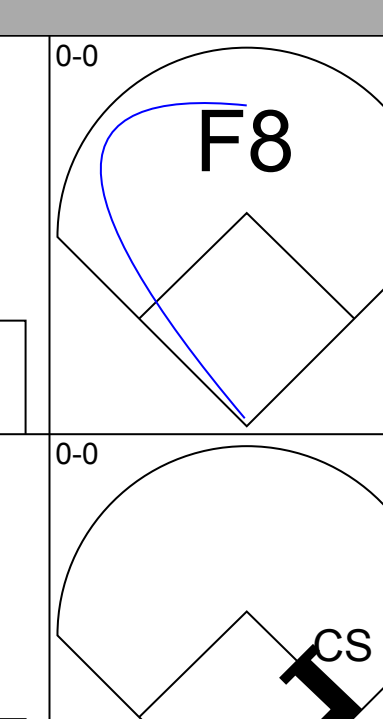
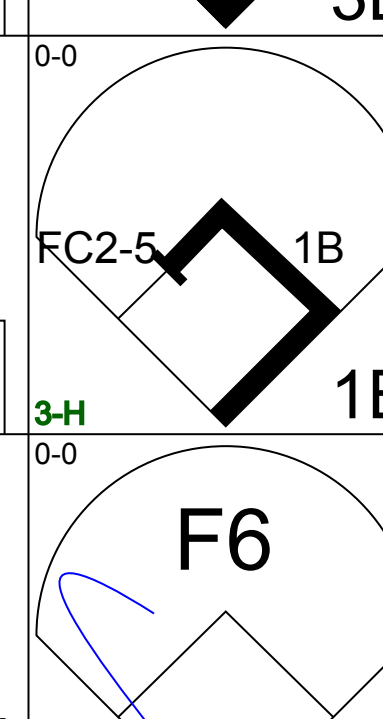
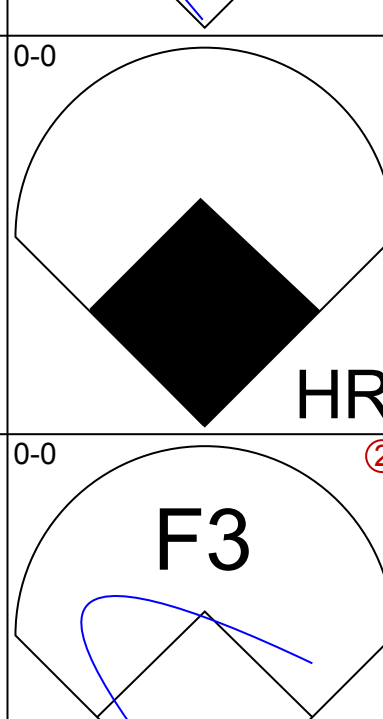
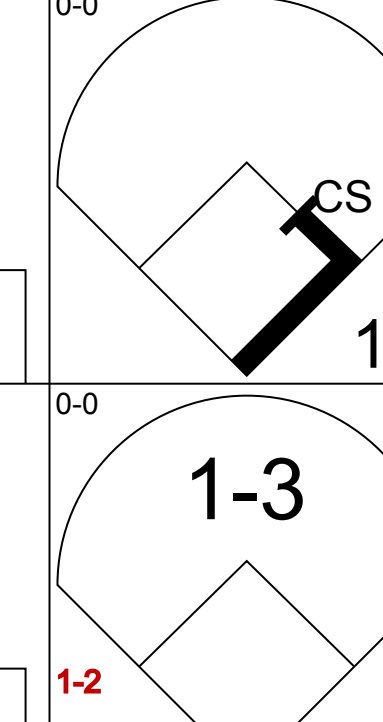
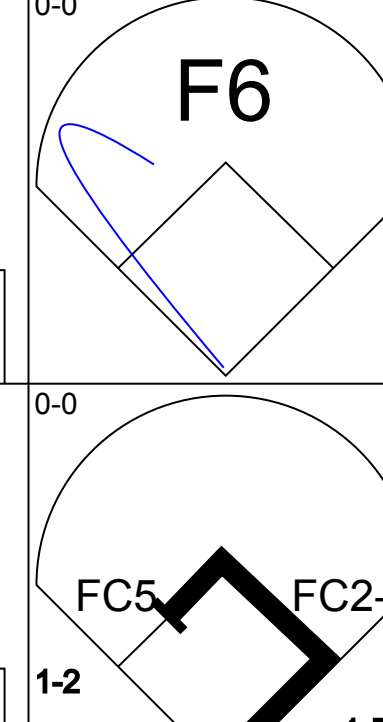
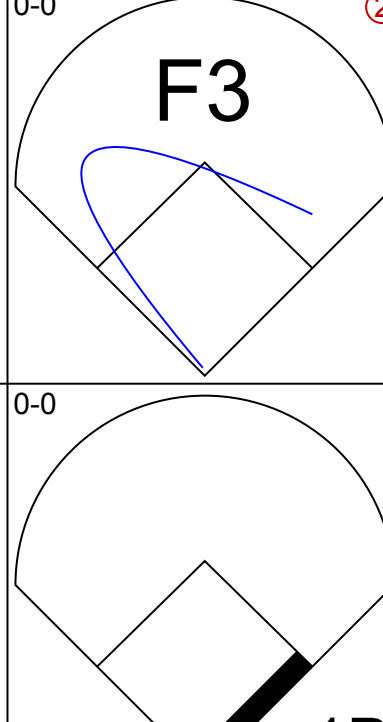

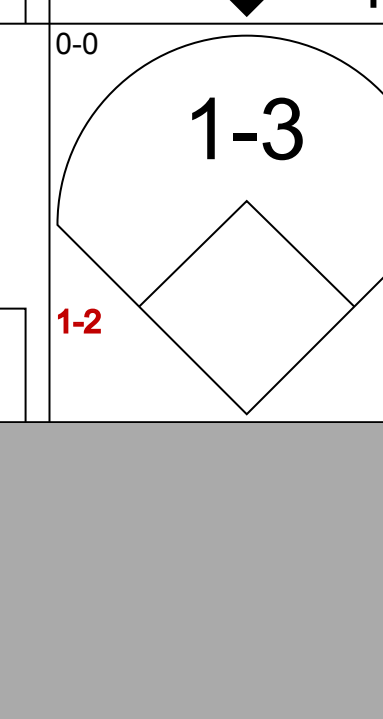
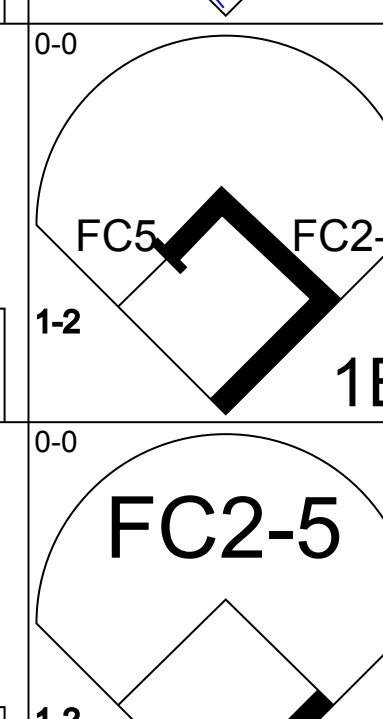
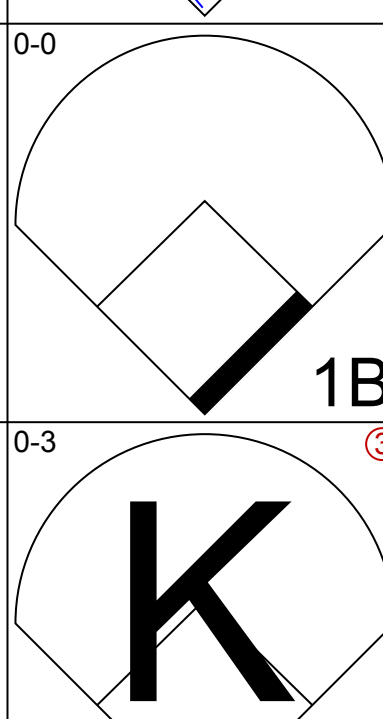
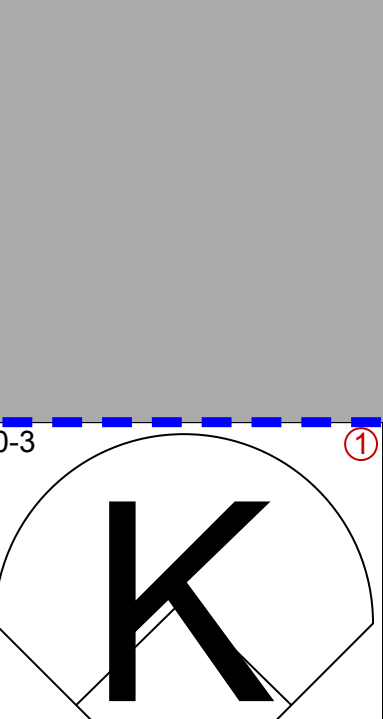
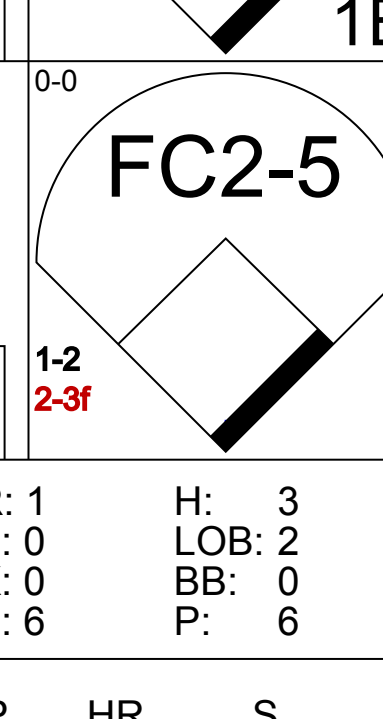
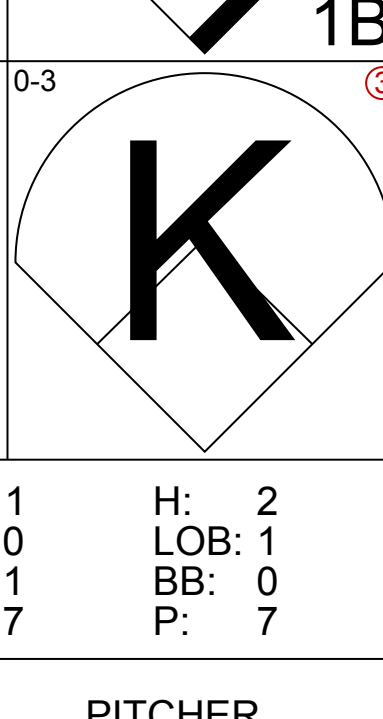
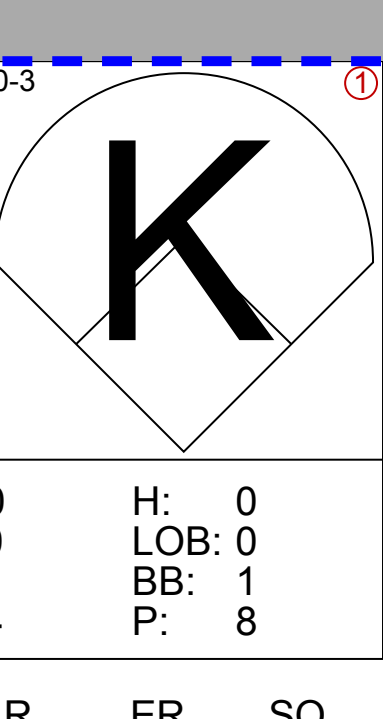
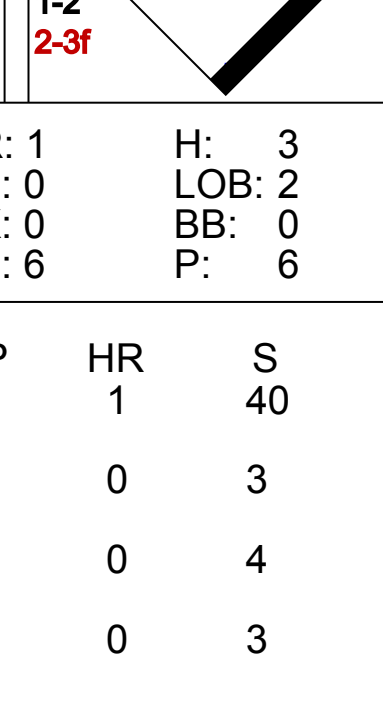


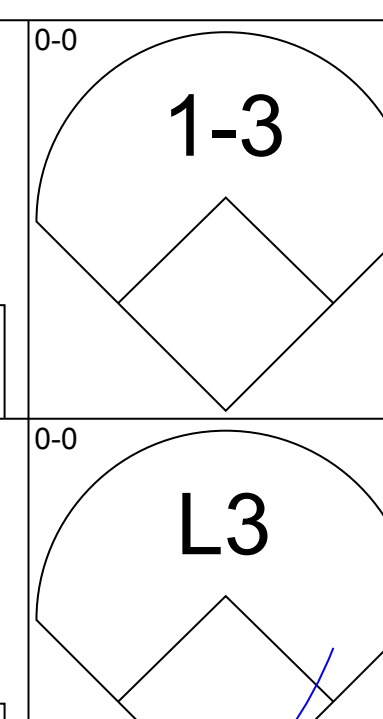
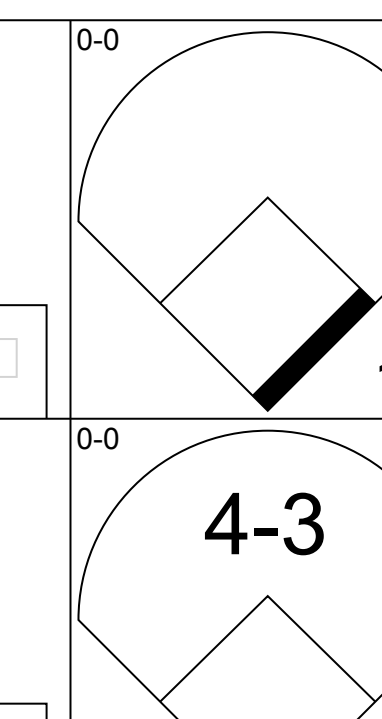
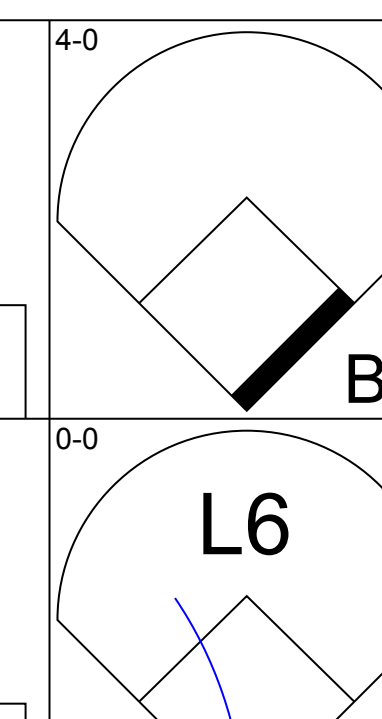
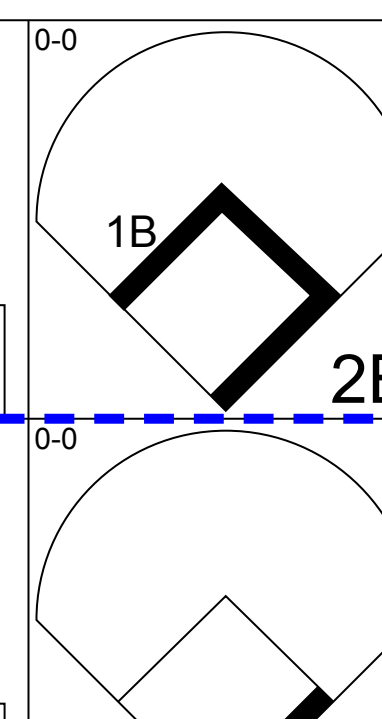
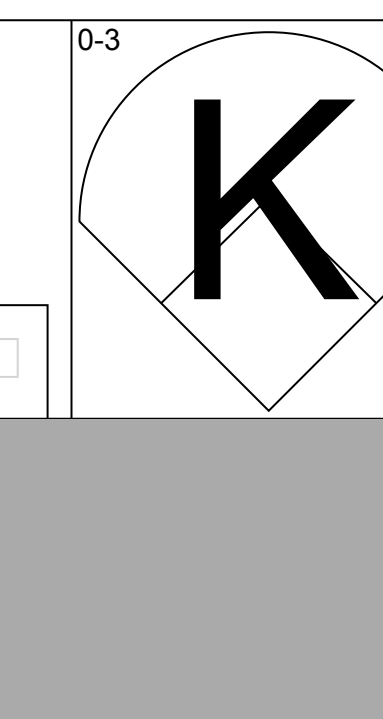
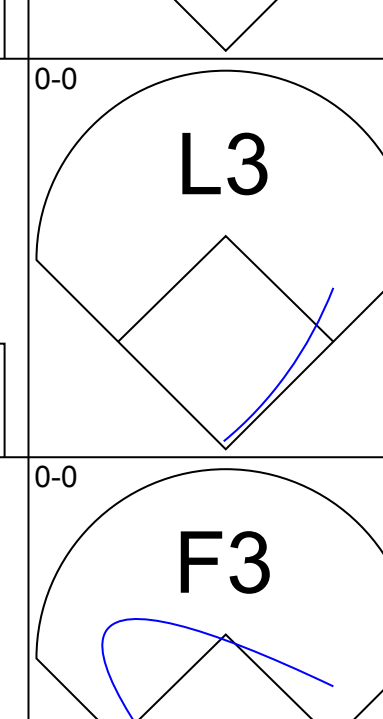
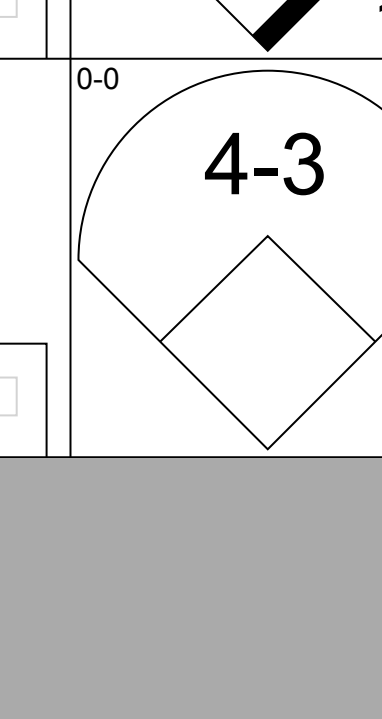
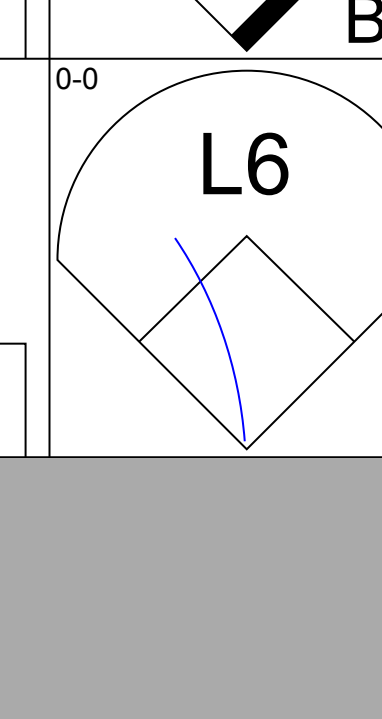
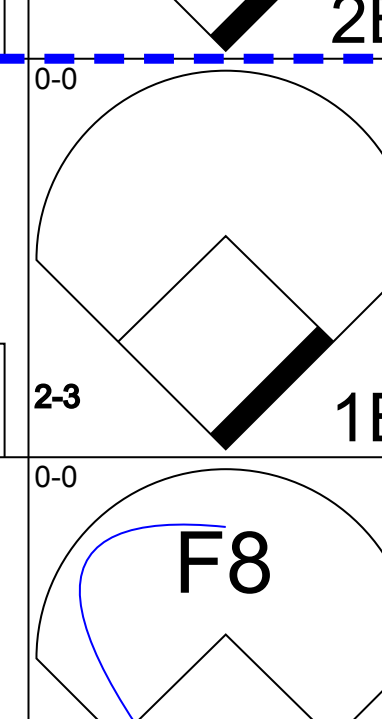
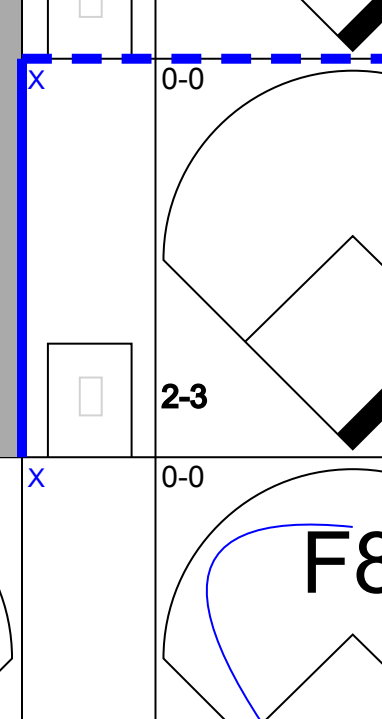
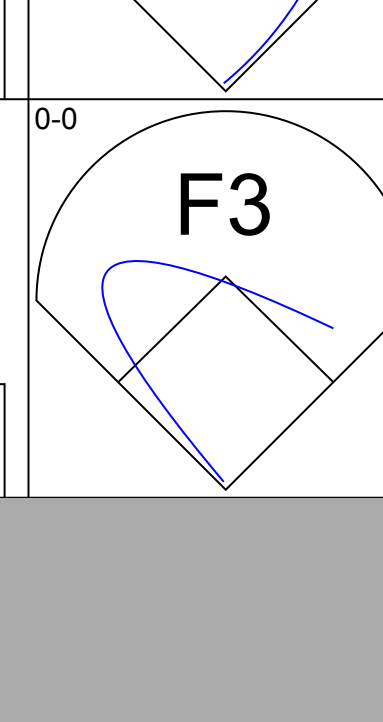
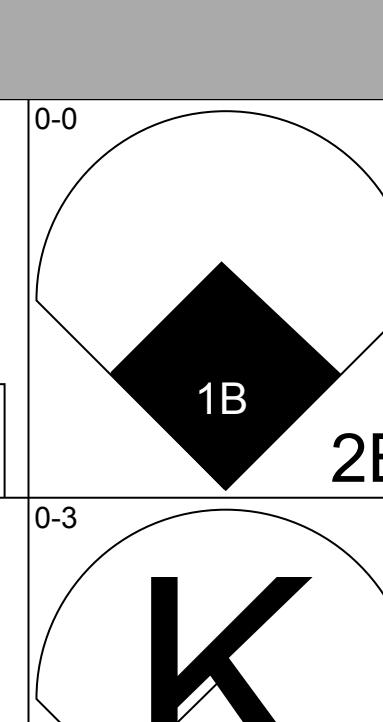
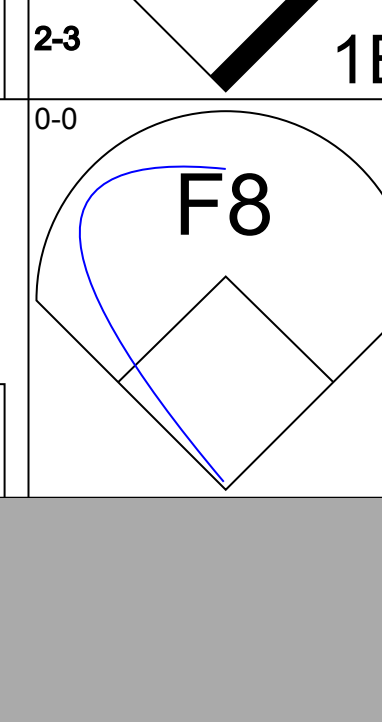
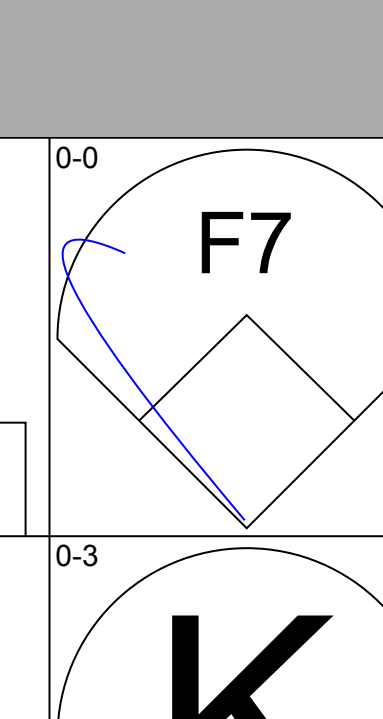
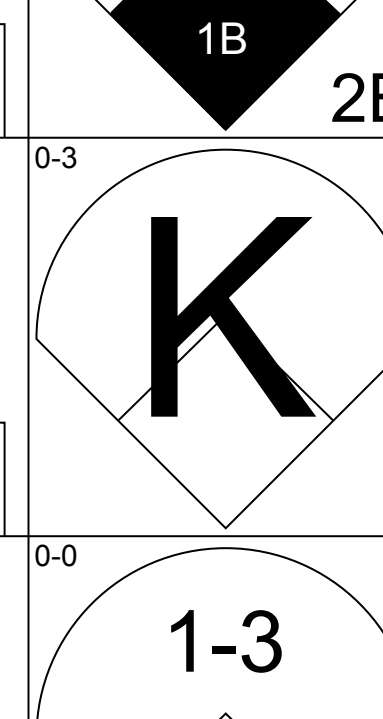
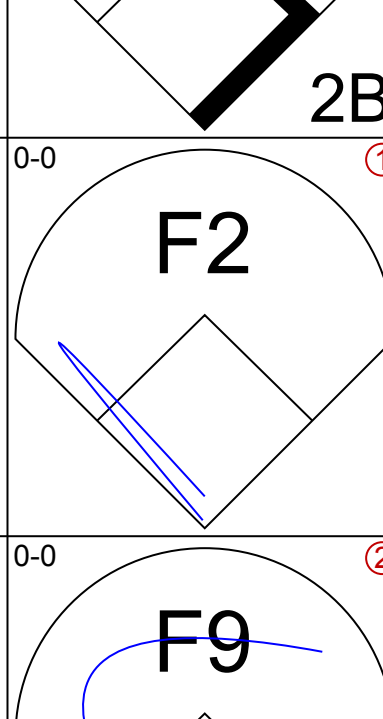
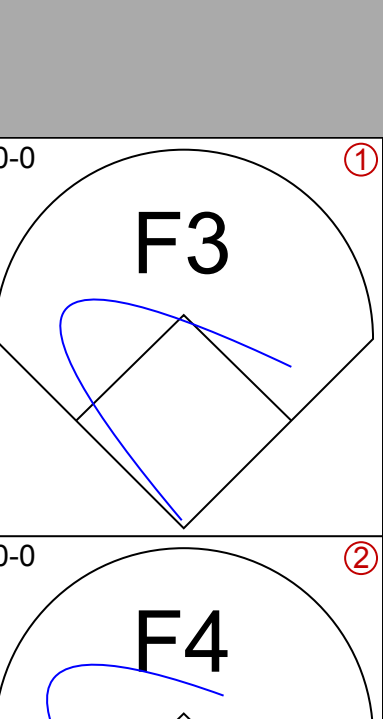
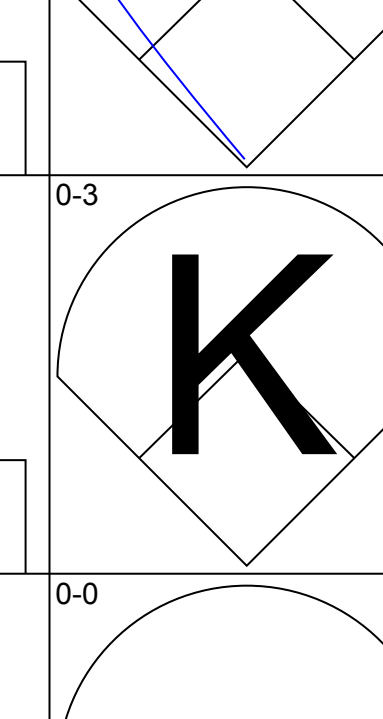
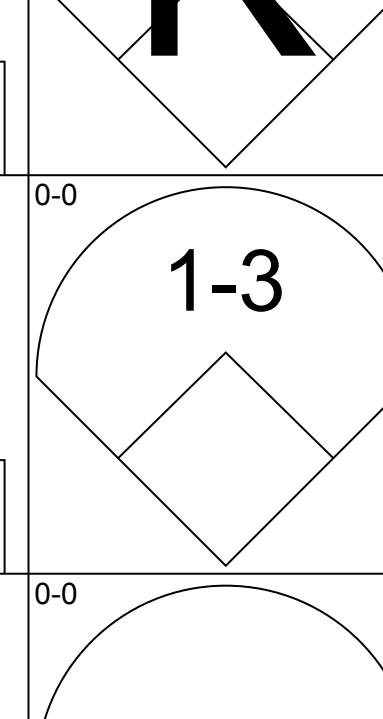
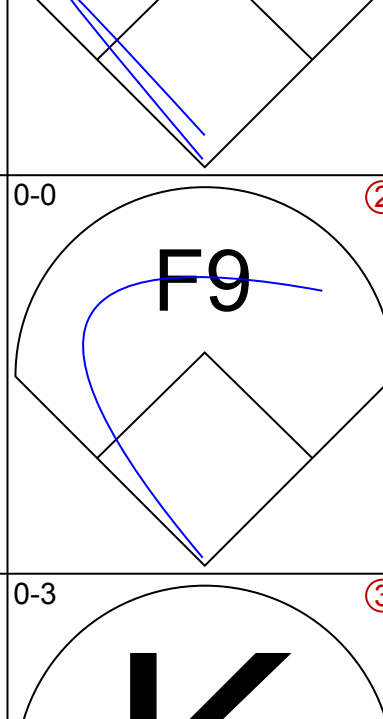
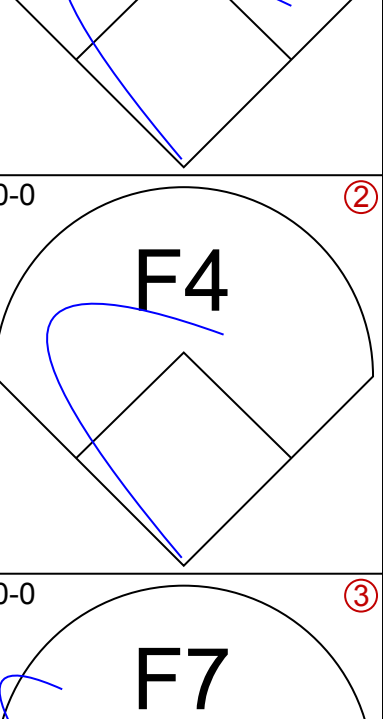
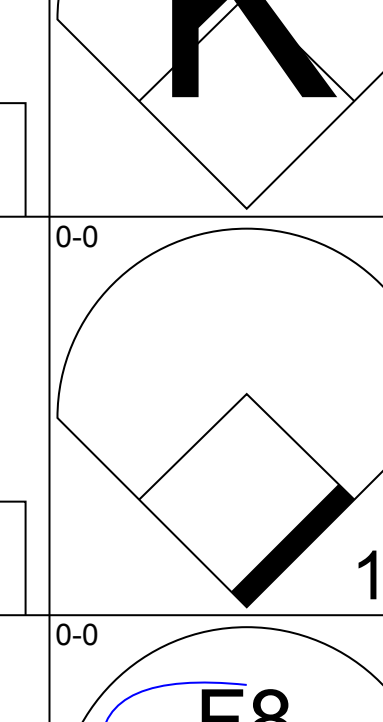
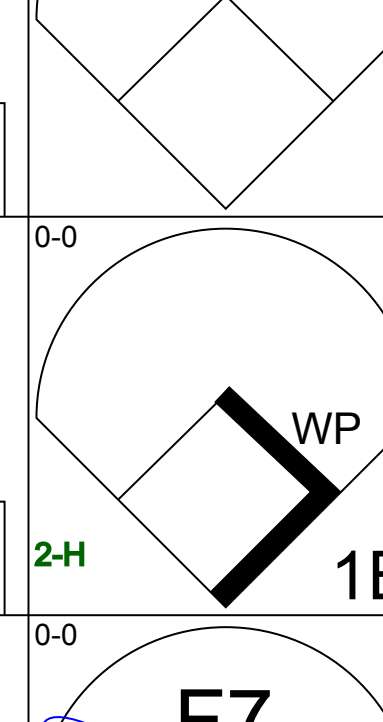
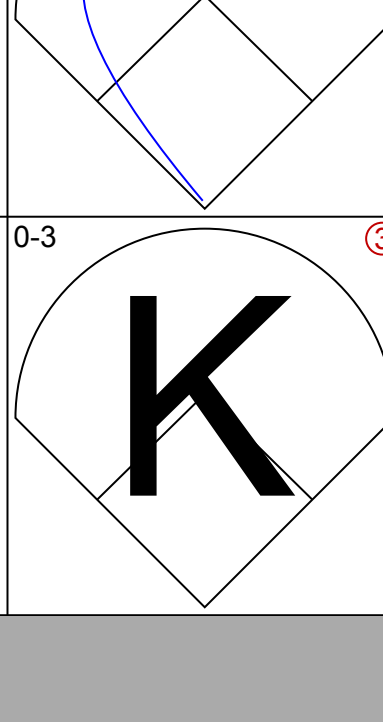
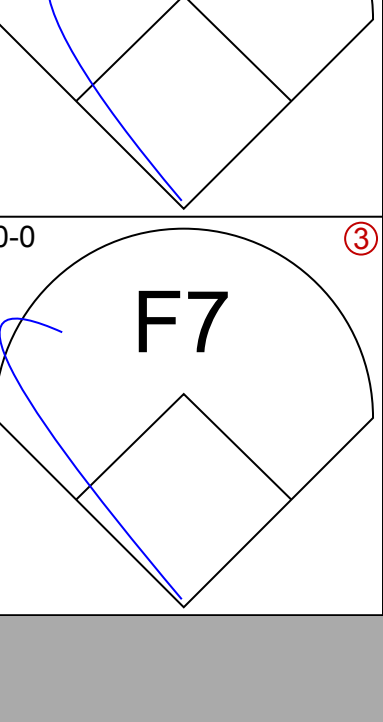
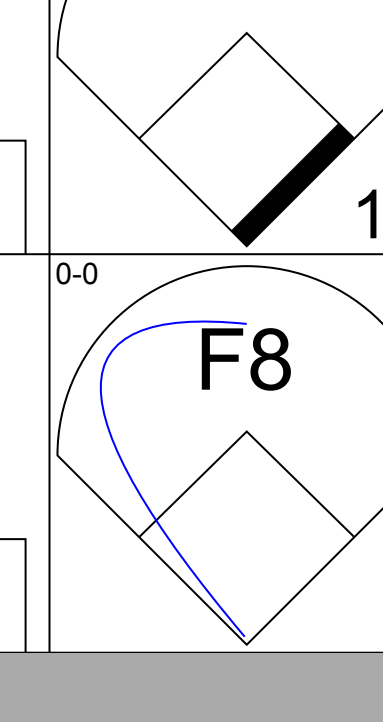
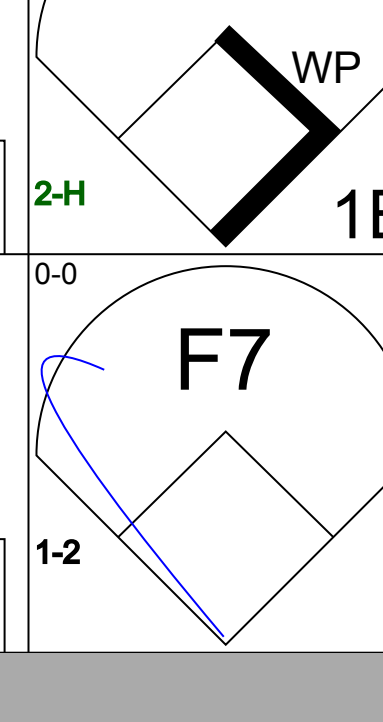
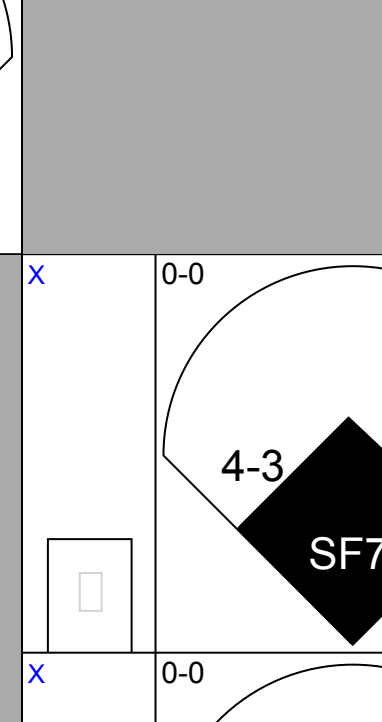
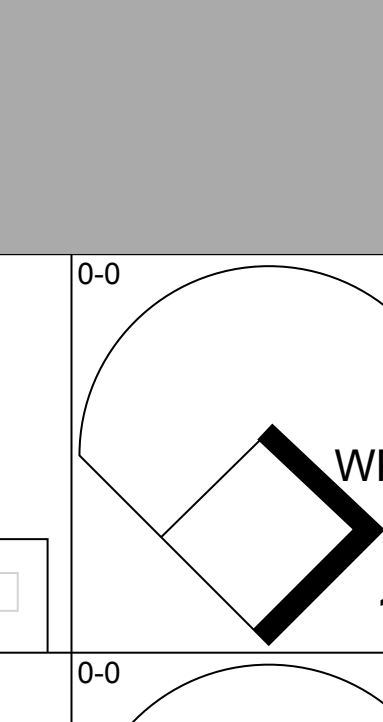
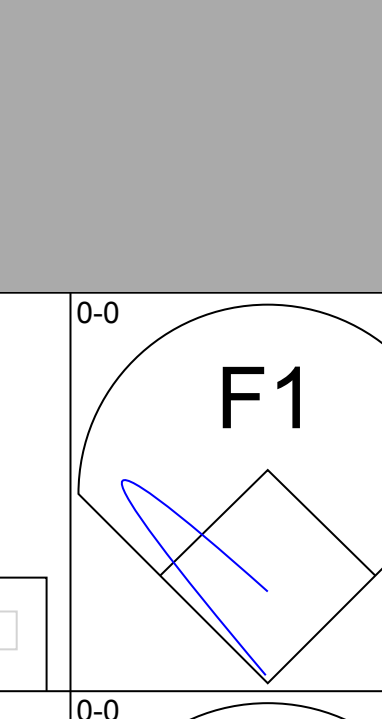
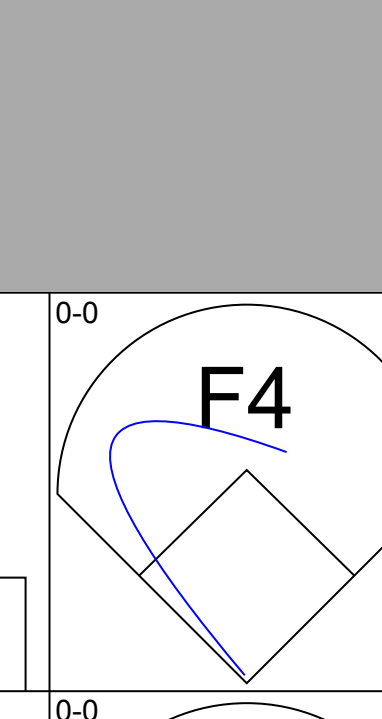
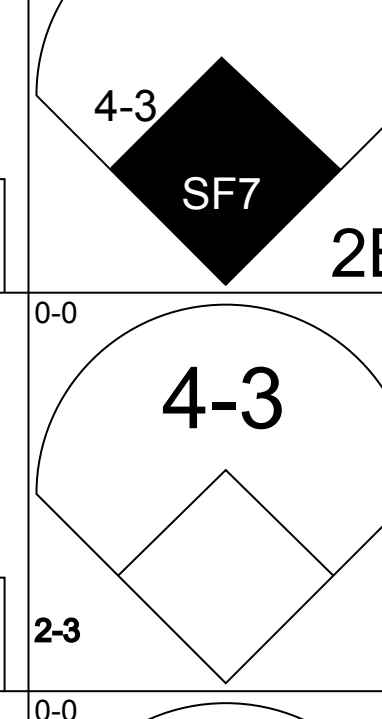
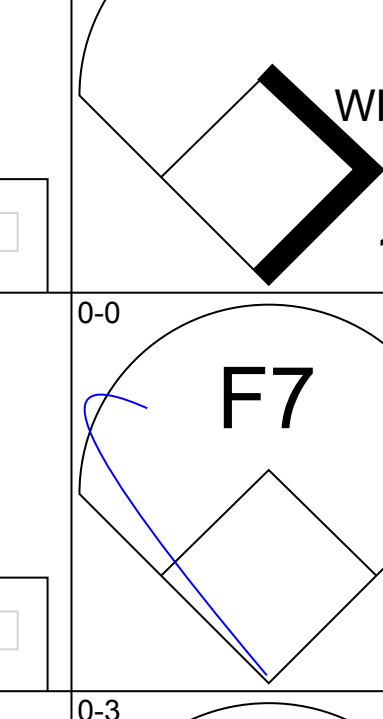
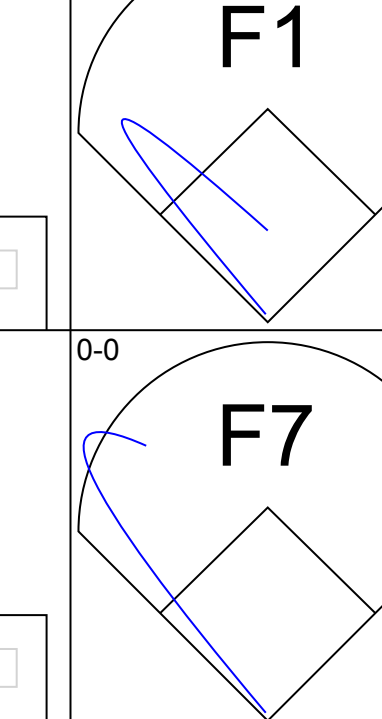
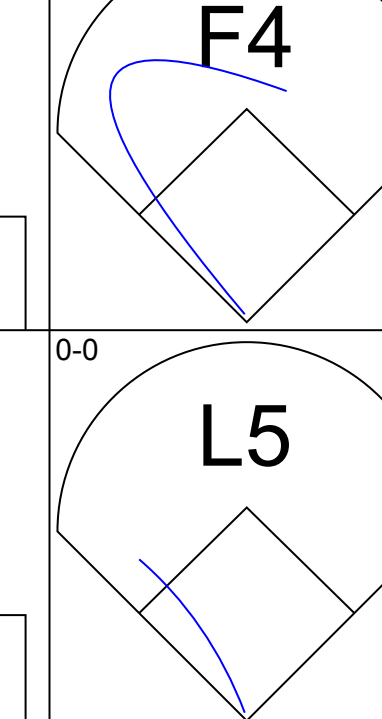
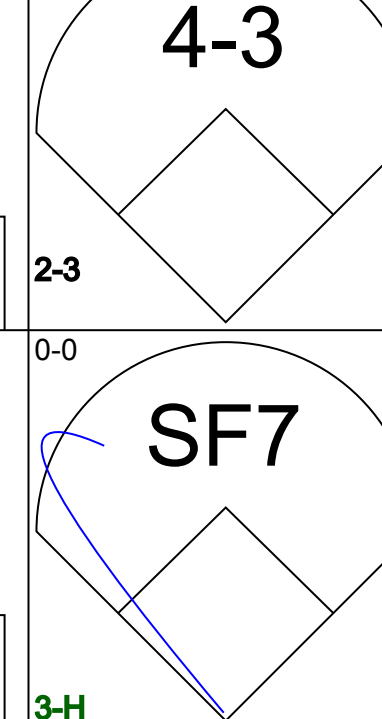
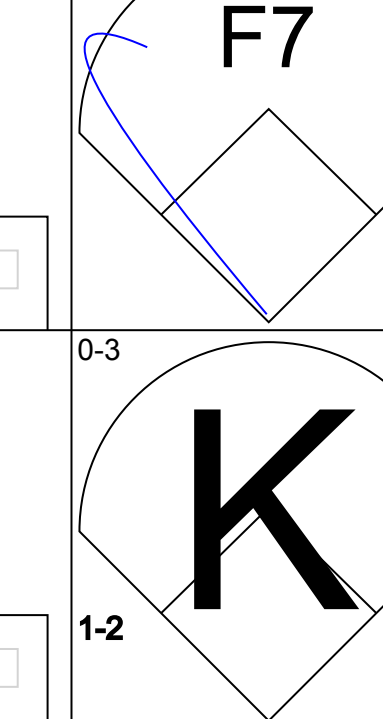
Batter	1	2	3	4	5	6	7	8	9	AB	R	H	RBI	BB	SO	LOB	BOTTOM						
Dan Gladden, R OBP: 0.298, SLG: 0.336 (1, 8)										4	1	1	1	0	1	1							
Mike Woodard, L OBP: 0.308, SLG: 0.284 (1, 4)										4	0	0	0	0	0	0							
Ron Roenicke, S OBP: 0.392, SLG: 0.394 (1, 9)										3	0	0	0	1	1	0							
Bob Brenly, R OBP: 0.308, SLG: 0.390 (1, 2)										3	0	0	0	1	1	1							
Rob Deer, R OBP: 0.278, SLG: 0.368 (1, 7)										2	1	0	0	1	2	1							
Jeffrey Leonard, R OBP: 0.273, SLG: 0.395 (8, 7)										1	0	0	0	0	1	0							
Dan Driessen, L OBP: 0.320, SLG: 0.360 (1, 3)										4	0	2	1	0	0	0							
Brad Wellman, R OBP: 0.284, SLG: 0.306 (1, 5)										4	0	0	0	0	1	2							
Jose Uribe, S OBP: 0.287, SLG: 0.319 (1, 6)										2	0	1	0	1	0	1							
Colin Ward, L OBP: 0.250, SLG: 0.417 (7, 1)										2	0	0	0	0	1	3							
Mark Davis, L OBP: 0.250, SLG: 0.417 (7, 1)										0	0	0	0	0	0	0							
Greg Minton, S (8, 1)										0	0	0	0	0	0	0							
Mike Jeffcoat, L (9, 1)										0	0	0	0	0	0	0							
Inning Stats	R: 1 E: 0 K: 2 S: 8	H: 1 LOB: 1 BB: 1 P: 12	R: 0 E: 0 K: 0 S: 4	H: 2 LOB: 1 BB: 0 P: 4	R: 0 E: 0 K: 1 S: 5	H: 0 LOB: 1 BB: 1 P: 9	R: 1 E: 0 K: 1 S: 6	H: 1 LOB: 1 BB: 1 P: 10	R: 0 E: 0 K: 0 S: 3	H: 0 LOB: 0 BB: 0 P: 3	R: 0 E: 0 K: 2 S: 7	H: 0 LOB: 1 BB: 1 P: 11	R: 0 E: 0 K: 0 S: 3	H: 0 LOB: 0 BB: 0 P: 3	R: 0 E: 0 K: 1 S: 5	H: 0 LOB: 0 BB: 0 P: 5	1B: 3 2B: 0 3B: 0 HR: 1	SF: 0 SAC: 1 DP: 1 HBP: 0	WP: 0 PB: 0 SB: 1 CS: 0	PA: 34			
PITCHER	IP	WLS	BF	H	R	ER	SO	BB	IBB	HBP	BLK	WP	HR	S	P	ERA	WHIP					ERA	WHIP
Mike Scott, R ERA: 3.15 (1, 1)	6.0		24	4	2	2	5	3	0	0	1	0	0	31	43	3.00	1.167						
Bill Dawley, R ERA: 3.52 (7, 1)	3.0	W	10	0	0	0	3	1	0	0	0	0	0	15	19	0.00	0.333						

Houston Astros @ San Francisco Giants
Candlestick Park, San Francisco, CA
Wed Oct 02 1985, 6:33 AM EDT
Att: 1,213 - Unknown

AB	29
R	2
H	4
RBI	2
BB	4
SO	8
LOB	9



Batter	1	2	3	4	5	6	7	8	9	AB	R	H	RBI	BB	SO	LOB	TOP					
Bill Doran, S OBP: 0.364, SLG: 0.437 (1.4)										4	1	2	0	1	1	2	Houston Astros @ San Francisco Giants Candlestick Park, San Francisco, CA Thu Oct 03 1985, 6:33 AM EDT Att: 1,427 - Unknown livebaseballscorecards.com					
Jim Pankovits, R OBP: 0.315, SLG: 0.331 (1.9)										5	0	1	0	0	2	4						
Kevin Bass, S OBP: 0.314, SLG: 0.417 (1.8)										5	2	2	1	0	1	3						
Glenn Davis, R OBP: 0.339, SLG: 0.487 (1.3)										3	1	1	1	1	0	2						
Harry Spilman, L OBP: 0.174, SLG: 0.197 (7.3)										1	0	0	0	0	0	0						
Phil Garner, R OBP: 0.312, SLG: 0.390 (1.5)										5	2	2	2	0	0	1						
Alan Ashby, S OBP: 0.371, SLG: 0.432 (1.2)										4	1	3	3	0	0	0						
Tim Tolman, R OBP: 0.195, SLG: 0.333 (1.7)										4	0	1	0	0	0	2						
Dickie Thon, R OBP: 0.291, SLG: 0.355 (1.6)										4	0	2	0	0	0	2						
Jeff Heathcock, R OBP: 0.250, SLG: 0.063 (1.1)										2	0	0	0	1	1	3						
Frank DiPino, L OBP: 0.167, SLG: 0.167 (7.1)										1	0	0	0	0	1	0						
Inning Stats	R: 1 E: 0 K: 1 S: 7	H: 2 LOB: 1 BB: 0 P: 7	R: 0 E: 0 K: 0 S: 3	H: 1 LOB: 0 BB: 0 P: 3	R: 0 E: 0 K: 2 S: 8	H: 1 LOB: 2 BB: 1 P: 12	R: 1 E: 0 K: 0 S: 6	H: 3 LOB: 2 BB: 0 P: 6	R: 0 E: 0 K: 0 S: 3	H: 1 LOB: 0 BB: 0 P: 3	R: 1 E: 0 K: 1 S: 7	H: 2 LOB: 1 BB: 0 P: 7	R: 4 E: 0 K: 1 S: 9	H: 4 LOB: 1 BB: 1 P: 13	R: 0 E: 0 K: 1 S: 4	H: 0 LOB: 0 BB: 0 P: 8	R: 0 E: 0 K: 0 S: 3	H: 0 LOB: 0 BB: 0 P: 3	1B: 9 2B: 2 3B: 2 HR: 1	SF: 0 SAC: 0 DP: 2 HBP: 0	WP: 0 PB: 0 SB: 0 CS: 1	PA: 41
PITCHER	IP	WLS	BF	H	R	ER	SO	BB	IBB	HBP	BLK	WP	HR	S	P	ERA	WHIP					
Dave LaPoint, L ERA: 3.57 (1.1)	6.1	L	32	13	7	7	5	1	1	0	0	0	1	40	48	9.95	2.211					
Frank Williams, R ERA: 4.27 (7.1)	0.2		3	1	0	0	0	0	0	0	0	0	0	3	3	0.00	1.500					
Jeff Robinson, R ERA: 6.3 (8.1)	1.0		3	0	0	0	1	1	0	0	0	0	0	4	8	0.00	1.000					
Bobby Moore, R ERA: 2.81 (9.1)	1.0		3	0	0	0	0	0	0	0	0	0	0	3	3	0.00	0.000					

Batter	1	2	3	4	5	6	7	8	9	AB	R	H	RBI	BB	SO	LOB	BOTTOM					
Dan Gladden, R OBP: 0.301, SLG: 0.339 (1.8)										4	0	2	0	1	1	1	Houston Astros @ San Francisco Giants Candlestick Park, San Francisco, CA Thu Oct 03 1985, 6:33 AM EDT Att: 1,427 - Unknown livebaseballscorecards.com					
Mike Woodard, L OBP: 0.296, SLG: 0.273 (1.4)										3	0	0	0	0	0	2						
Brad Wellman, R OBP: 0.268, SLG: 0.310 (7. PH) (8.4)										1	0	1	0	0	0	0						
Ron Roenicke, S OBP: 0.395, SLG: 0.412 (1.9)										4	1	2	0	0	0	2						
Bob Brenly, R OBP: 0.305, SLG: 0.386 (1.5)										4	0	0	0	0	1	2						
Dan Driessen, L OBP: 0.318, SLG: 0.357 (1.3)										4	0	0	0	0	1	2						
Rob Deer, R OBP: 0.283, SLG: 0.372 (1.7)										4	0	2	1	0	1	1						
Alex Trevino, R OBP: 0.303, SLG: 0.375 (1.2)										4	1	2	0	0	0	2						
Jose Uribe, S OBP: 0.285, SLG: 0.316 (1.6)										4	0	0	0	0	0	2						
Dave LaPoint, L OBP: 0.242, SLG: 0.183 (7.1)										2	0	0	0	0	0	0						
David Green, R OBP: 0.305, SLG: 0.348 (7. PH) (8.1)										0	0	0	1	0	0	0						
Jeff Robinson, R OBP: 0.283, SLG: 0.372 (8.1)										0	0	0	0	0	0	0						
Bobby Moore, R OBP: 0.283, SLG: 0.372 (9.1)										0	0	0	0	0	0	0						
Matt Nokes, L OBP: 0.341, SLG: 0.395 (9. PH) (9. PH)										1	0	0	0	0	1	1						
Inning Stats	R: 0 E: 0 K: 0 S: 3	H: 0 LOB: 0 BB: 0 P: 3	R: 0 E: 0 K: 1 S: 6	H: 1 LOB: 1 BB: 0 P: 6	R: 0 E: 0 K: 0 S: 4	H: 1 LOB: 1 BB: 0 P: 4	R: 1 E: 0 K: 1 S: 7	H: 2 LOB: 1 BB: 0 P: 7	R: 0 E: 0 K: 0 S: 3	H: 0 LOB: 1 BB: 1 P: 7	R: 0 E: 0 K: 1 S: 6	H: 1 LOB: 1 BB: 0 P: 6	R: 1 E: 0 K: 0 S: 6	H: 3 LOB: 2 BB: 0 P: 6	R: 0 E: 0 K: 0 S: 3	H: 0 LOB: 0 BB: 0 P: 3	R: 0 E: 0 K: 2 S: 8	H: 1 LOB: 1 BB: 0 P: 8	1B: 5 2B: 4 3B: 0 HR: 0	SF: 1 SAC: 0 DP: 0 HBP: 0	WP: 2 PB: 0 SB: 0 CS: 0	PA: 37
PITCHER	IP	WLS	BF	H	R	ER	SO	BB	IBB	HBP	BLK	WP	HR	S	P	ERA	WHIP					
Jeff Heathcock, R ERA: 3.36 (1.1)	6.2	W	28	7	2	2	3	1	0	0	0	1	0	13	13	0.00	0.857					
Frank DiPino, L ERA: 4.04 (7.1)	2.1		9	2	0	0	2	0	0	0	0	1	0	13	13	0.00	0.857					

Batter	1	2	3	4	5	6	7	8	9	AB	R	H	RBI	BB	SO	LOB	TOP			
Milt Thompson, L (1,7) OBP: 0.339, SLG: 0.363	0-0 SH1 2B		0-0 1B			0-3 K			0-0 FC6-5 SH3 1B	4	0	3	0	0	1	0	<p>Atlanta Braves @ San Francisco Giants</p> <p>Candlestick Park, San Francisco, CA</p> <p>Fri Oct 04 1985, 10:05 PM EDT</p> <p>Att: 4,051 - Unknown</p> <p>livebaseballscorecards.com</p>			
Paul Zuvella, R (1,4) OBP: 0.294, SLG: 0.286	0-0 SH1 2-3		0-0 F5			4-0 BB			0-0 SH3 1-2	1	0	0	0	1	0	1				
Dale Murphy, R (1,8) OBP: 0.388, SLG: 0.541	0-3 K			0-0 4-3		0-0 6-3			0-0 FC6-5 2-3	4	0	0	0	0	1	3				
Gerald Perry, L (1,3) OBP: 0.282, SLG: 0.273	0-0 F3			0-0 F9					4-0 IBB	3	0	1	0	1	0	1				
Claudell Washington, L (1,9) OBP: 0.341, SLG: 0.453		0-0 3-1		0-0 F2					0-3 IBB	4	0	0	0	0	2	3				
Rafael Ramirez, R (1,6) OBP: 0.272, SLG: 0.334		0-3 K			0-3 K				0-3 K	3	0	0	0	0	3	0				
Paul Runge, R (1,5) OBP: 0.351, SLG: 0.300		0-0 F9			0-3 K				0-0 F8	3	0	0	0	0	1	0				
Bruce Benedict, R (1,2) OBP: 0.283, SLG: 0.234			0-0 F9		0-3 K				0-0 F7	3	0	0	0	0	1	0				
Rick Mahler, R (1,1) OBP: 0.181, SLG: 0.167			0-3 K			0-0 F2			0-0 F3	3	0	0	0	0	1	0				
Inning Stats	R: 0 E: 0 K: 1 S: 6	H: 1 LOB: 1 BB: 0 P: 6	R: 0 E: 0 K: 1 S: 5	H: 0 LOB: 0 BB: 0 P: 5	R: 0 E: 0 K: 1 S: 6	H: 1 LOB: 1 BB: 0 P: 6	R: 0 E: 0 K: 0 S: 3	H: 0 LOB: 0 BB: 0 P: 3	R: 0 E: 0 K: 3 S: 9	H: 0 LOB: 0 BB: 0 P: 9	R: 0 E: 0 K: 2 S: 7	H: 1 LOB: 0 BB: 0 P: 7	R: 0 E: 0 K: 0 S: 3	H: 0 LOB: 0 BB: 0 P: 3	R: 0 E: 0 K: 1 S: 6	H: 1 LOB: 2 BB: 1 P: 10	1B: 3 2B: 1 3B: 0 HR: 0	SF: 0 SAC: 0 DP: 0 HBP: 0	WP: 0 PB: 0 SB: 0 CS: 1	PA: 32
PITCHER Roger Mason, R (1,1) ERA: 2.12	IP: 9.0 WLS: W BF: 32 H: 4 R: 0 ER: 0 SO: 10 BB: 1 IBB: 1 HBP: 0 BLK: 0 WP: 0 HR: 0 S: 50 P: 58 ERA: 0.00 WHIP: 0.556																			

Batter	1	2	3	4	5	6	7	8	9	AB	R	H	RBI	BB	SO	LOB	BOTTOM					
Dan Gladden, R (1,8) OBP: 0.301, SLG: 0.337	4-0 BB 6-3		0-0 F7			0-0 6-3			0-0 E5 CS	3	0	0	0	1	0	0	<p>Atlanta Braves @ San Francisco Giants</p> <p>Candlestick Park, San Francisco, CA</p> <p>Fri Oct 04 1985, 10:05 PM EDT</p> <p>Att: 4,051 - Unknown</p> <p>livebaseballscorecards.com</p>					
Mike Woodard, L (1,4) OBP: 0.282, SLG: 0.259	0-0 F8		0-0 G3			0-0 4-3			0-0 CS 5-3	4	0	0	0	0	0	1						
Jeffrey Leonard, R (1,7) OBP: 0.271, SLG: 0.392	0-0 6-3 1-2		0-0 F7			0-0 F4			0-0 6-3	4	0	0	0	0	0	1						
Bob Brenly, R (1,5) OBP: 0.309, SLG: 0.389	0-3 K			4-0 BB 6-3 BB		0-0 4-3 2B			4-0 FC4-6 BB	2	0	1	0	2	1	1						
Dan Driessen, L (1,3) OBP: 0.317, SLG: 0.356		0-0 2B 1B		0-0 F7		0-0 4-3 2-3			0-0 FC4-6 1-2	4	0	1	0	0	0	3						
Rob Deer, R (1,9) OBP: 0.283, SLG: 0.365		0-0 L6		4-0 BB 6-3 BB		0-3 K			0-0 5-3	3	0	0	0	1	1	2						
Alex Trevino, R (1,2) OBP: 0.308, SLG: 0.392				0-0 F7		0-0 4-3			0-0 FC4-6	4	0	1	0	0	0	3						
Jose Uribe, S (9, PR) OBP: 0.285, SLG: 0.316				0-0 6-3		0-0 6-3			0-0 2B 2B	0	1	0	0	0	0	0						
Ricky Adams, R (1,6) OBP: 0.236, SLG: 0.291		4-0 2B		4-0 BB 6-3					4-0 2B 2B	1	0	0	0	2	0	0						
David Green, R (9, PH) OBP: 0.302, SLG: 0.348				4-0 IBB					0-0 2B IBB	0	0	0	0	1	0	0						
Roger Mason, R (1,1) OBP: 0.167, SLG: 0.091				0-0 G4-6-3 IBB		0-3 K			0-0 IBB	3	0	0	0	0	2	6						
Chris Brown, R (9, PH) OBP: 0.346, SLG: 0.443				0-0 G4-6-3 1-2					1-3 2-H 2B	1	0	1	1	0	0	0						
Inning Stats	R: 0 E: 0 K: 1 S: 5	H: 0 LOB: 1 BB: 1 P: 9	R: 0 E: 0 K: 0 S: 4	H: 2 LOB: 2 BB: 1 P: 8	R: 0 E: 0 K: 0 S: 3	H: 0 LOB: 0 BB: 0 P: 3	R: 0 E: 0 K: 1 S: 5	H: 0 LOB: 3 BB: 3 P: 17	R: 0 E: 0 K: 0 S: 3	H: 0 LOB: 0 BB: 0 P: 3	R: 0 E: 0 K: 1 S: 6	H: 1 LOB: 1 BB: 0 P: 6	R: 0 E: 1 K: 1 S: 5	H: 0 LOB: 0 BB: 0 P: 5	R: 0 E: 0 K: 0 S: 3	H: 0 LOB: 1 BB: 1 P: 7	R: 1 E: 0 K: 0 S: 3	H: 2 LOB: 2 BB: 1 P: 7	1B: 1 2B: 4 3B: 0 HR: 0	SF: 0 SAC: 0 DP: 1 HBP: 0	WP: 0 PB: 0 SB: 0 CS: 1	PA: 37
PITCHER Rick Mahler, R (1,1) ERA: 3.48	IP: 8.1 WLS: L BF: 36 H: 5 R: 1 ER: 1 SO: 4 BB: 4 IBB: 3 HBP: 0 BLK: 0 WP: 0 HR: 0 S: 37 P: 65 ERA: 1.08 WHIP: 1.080																					

Batter	1	2	3	4	5	6	7	8	9	AB	R	H	RBI	BB	SO	LOB	TOP
Paul Zuvella, R (1.4) OBP: 0.303, SLG: 0.292	4-3			FC3-6 BB		1-2 1B		1B		3	0	2	0	1	0	0	Atlanta Braves @ San Francisco Giants Candlestick Park, San Francisco, CA Sat Oct 05 1985, 6:33 AM EDT Att: 3,817 - Unknown
Rafael Ramirez, R (1.6) OBP: 0.270, SLG: 0.332	5-3		FC3-6 WP			G5-3		F3		4	0	0	0	0	0	4	
Dale Murphy, R (1.8) OBP: 0.387, SLG: 0.539	1-3			K				PB 1B		4	0	1	0	0	1	1	
Bob Horner, R (1.3) OBP: 0.333, SLG: 0.499		F7		L1				F6		4	0	0	0	0	0	3	
Terry Harper, R (1.7) OBP: 0.325, SLG: 0.405		4-3				6-3		F8		3	0	0	0	1	0	1	
Paul Runge, R (1.5) OBP: 0.337, SLG: 0.286		5-3				5-3		F8		4	0	0	0	0	0	3	
Brad Komminsk, R (1.9) OBP: 0.313, SLG: 0.325				6-3		4-3		HR		3	1	1	1	0	0	0	
Bruce Benedict, R (1.2) OBP: 0.279, SLG: 0.231				F9		F8		F8		3	0	0	0	0	0	0	
Rick Camp, R (8.1) OBP: 0.286, SLG: 0.462				F9		F8		F8		0	0	0	0	0	0	0	
Pascual Perez, R (1.1) Jeff Dedmon, L (5.1) Albert Hill, S (6. Ph) Steve Shields, R (6.1) Craig McMurtry, R (7.1) Larry Owen, R (8. Ph)				K		G5-3 1B		K		1	0	0	0	0	1	0	
Inning Stats	R: 0 E: 0 K: 0 S: 3	H: 0 LOB: 0 BB: 0 P: 3	R: 0 E: 0 K: 0 S: 3	H: 0 LOB: 0 BB: 0 P: 3	R: 0 E: 0 K: 1 S: 5	H: 0 LOB: 1 BB: 0 P: 9	R: 0 E: 0 K: 0 S: 3	H: 2 LOB: 0 BB: 0 P: 4	R: 0 E: 0 K: 0 S: 4	H: 1 LOB: 1 BB: 0 P: 4	R: 1 E: 0 K: 1 S: 7	H: 2 LOB: 1 BB: 0 P: 7	R: 0 E: 1 K: 0 S: 3	H: 0 LOB: 1 BB: 1 P: 7	1B: 4 2B: 1 3B: 0 HR: 1	SF: 0 SAC: 0 DP: 2 HBP: 0	WP: 1 PA: 33 PB: 1 SB: 0 CS: 0
PITCHER Vida Blue, L (1.1) ERA: 4.47	IP: 9.0 WLS: W BF: 33 H: 5 R: 1 ER: 1 SO: 3 BB: 2 IBB: 0 HBP: 0 BLK: 0 WP: 1 HR: 1 S: 37 P: 45 ERA: 1.00 WHIP: 0.778											PITCHER	IP: 9.0 WLS: W BF: 33 H: 5 R: 1 ER: 1 SO: 3 BB: 2 IBB: 0 HBP: 0 BLK: 0 WP: 1 HR: 1 S: 37 P: 45 ERA: 1.00 WHIP: 0.778				

Batter	1	2	3	4	5	6	7	8	9	AB	R	H	RBI	BB	SO	LOB	BOTTOM
Dan Gladden, R (1.8) OBP: 0.305, SLG: 0.347	HR	1-2 2-3 1B			FC6 BB	E S 2B	K			4	2	3	1	1	1	1	Atlanta Braves @ San Francisco Giants Candlestick Park, San Francisco, CA Sat Oct 05 1985, 6:33 AM EDT Att: 3,817 - Unknown
Manny Trillo, R (1.4) OBP: 0.289, SLG: 0.290	F7	F7			FC6 2B	1B 2B		F8		5	2	1	1	0	0	4	
Jeffrey Leonard, R (1.7) OBP: 0.272, SLG: 0.394	K			F7	2B	1B SF9		F8		5	2	2	1	0	1	0	
Bob Brenly, R (1.5) OBP: 0.312, SLG: 0.394	2B			6-3	F9	1B		1B		5	0	3	1	0	0	1	
Dan Driessen, L (1.3) OBP: 0.316, SLG: 0.354	6-3			4-3	2B IBB	SF9		F4		3	1	0	1	1	0	2	
Alex Trevino, R (1.2) OBP: 0.306, SLG: 0.395		5-3		5-3	2B	4-3				4	0	1	2	0	0	1	
Ron Roenicke, S (1.9) OBP: 0.410, SLG: 0.412		1B BB BB		2B BB	FC6-4 IBB			BB		0	0	0	0	4	0	0	
Ricky Adams, R (1.6) OBP: 0.228, SLG: 0.281		F3		L5	FC6-4	K				4	0	0	0	0	1	5	
Vida Blue, S (1.1) OBP: 0.212, SLG: 0.167		1B BB		2B		K		F8		3	0	1	0	1	1	1	
Inning Stats	R: 1 E: 0 K: 1 S: 7	H: 2 LOB: 1 BB: 0 P: 7	R: 0 E: 0 K: 0 S: 4	H: 1 LOB: 2 BB: 2 P: 12	R: 0 E: 0 K: 0 S: 3	H: 1 LOB: 2 BB: 1 P: 7	R: 3 E: 0 K: 1 S: 9	H: 4 LOB: 0 BB: 0 P: 9	R: 0 E: 0 K: 2 S: 7	H: 0 LOB: 1 BB: 1 P: 11	R: 0 E: 0 K: 0 S: 4	H: 1 LOB: 1 BB: 0 P: 4	1B: 5 2B: 5 3B: 0 HR: 1	SF: 1 SAC: 0 DP: 0 HBP: 0	WP: 0 PA: 41 PB: 0 SB: 1 CS: 0		
PITCHER Pascual Perez, R (1.1) ERA: 6.14 Jeff Dedmon, R (5.1) ERA: 3.81 Steve Shields, R (6.1) ERA: 5.16 Craig McMurtry, R (7.1) ERA: 6.6 Rick Camp, R (8.1) ERA: 3.95	IP: 4.2 WLS: L BF: 24 H: 6 R: 4 ER: 4 SO: 4 BB: 4 IBB: 0 HBP: 0 BLK: 0 WP: 0 HR: 1 S: 21 P: 41 ERA: 7.71 WHIP: 2.143											PITCHER	IP: 4.2 WLS: L BF: 24 H: 6 R: 4 ER: 4 SO: 4 BB: 4 IBB: 0 HBP: 0 BLK: 0 WP: 0 HR: 1 S: 21 P: 41 ERA: 7.71 WHIP: 2.143				



