

San Francisco Giants - 1986

Batter	1	2	3	4	5	6	7	8	9	AB R H RBI BB SO LOB	TOP											
Dan Gladden, R (1, 8) OBP: 0.250, SLG: 0.250	0-0 6-3		0-0 S 1B		0-0 F4		0-0 F3 3-H			4 0 1 0 0 0 1	San Francisco Giants @ Houston Astros Astrodome, Houston, TX Tue Apr 08 1986, 7:05 PM EST Att. 22,935 - Unknown livebaseballscorecards.com											
Will Clark, L (1, 3) OBP: 0.250, SLG: 1.000	0-0 HR		0-3 K 1-2			0-0 4-3		0-0 E7 FC6		4 1 1 1 0 1 1												
Chili Davis, S (1, 9)	0-0 F9			0-0 4-3		0-0 F8		0-0 FC6 WP S 1-2f 5-3		4 1 0 0 0 0 1												
Jeffrey Leonard, R (1, 7) OBP: 0.250, SLG: 1.000	0-0 F4			0-0 HR		0-0 F8		0-0 5-3 1-H		4 1 1 2 0 0 0												
Chris Brown, R (1, 5) OBP: 0.250, SLG: 0.250		0-0 F7		0-0 F9		0-0 SH3-4 BB 3B 1B		0-0 4-3		4 1 1 0 0 0 0												
Bob Brenly, R (1, 2) OBP: 0.500, SLG: 1.333		0-3 K		0-0 F8		4-0 SH3-4 BB 3B		0-0 HR		3 2 1 1 1 1 0												
Robby Thompson, R (1, 4) OBP: 0.333, SLG: 0.667		0-3 K		0-0 E7 1B 2B		0-0 SH3-4 1-2 2-3		0-0 F9		3 1 1 0 0 1 0												
Jose Uribe, S (1, 6) OBP: 0.500, SLG: 0.500			0-0 F2		0-0 CS 1B	4-0 3B IBB		0-0 F6		2 0 1 1 0 0 0												
Brad Gulden, L (7, PH)					0-0 L6	0-3 K 1-2		0-3 K		0 1 0 0 1 0 0												
Brad Wellman, R (7, 6)						0-0 CS 3B		0-0 K		1 0 0 0 0 0 0												
Mike Krukow, R (1, 1)						0-0 CS 3B				2 0 0 0 0 1 1												
Dan Driessen, L (7, PH)										0 0 0 0 0 0 0												
Candy Maldonado, R (7, PH) OBP: 1.000, SLG: 3.000										1 0 1 3 0 0 0												
Mark Davis, L (7, 1)										1 0 0 0 0 1 0												
Inning Stats	R: 1 E: 0 K: 0 S: 4	H: 1 LOB: 0 BB: 0 P: 4	R: 0 E: 0 K: 2 S: 7	H: 0 LOB: 0 BB: 0 P: 7	R: 0 E: 0 K: 1 S: 6	H: 1 LOB: 1 BB: 0 P: 6	R: 1 E: 0 K: 0 S: 4	H: 1 LOB: 0 BB: 0 P: 4	R: 1 E: 1 K: 1 S: 6	H: 2 LOB: 0 BB: 0 P: 6	R: 0 E: 0 K: 0 S: 3	H: 0 LOB: 0 BB: 0 P: 3	R: 3 E: 0 K: 0 S: 4	H: 2 LOB: 0 BB: 2 P: 12	R: 1 E: 1 K: 0 S: 4	H: 0 LOB: 0 BB: 0 P: 4	R: 1 E: 0 K: 1 S: 6	H: 1 LOB: 0 BB: 0 P: 6	1B: 3 2B: 1 3B: 1 HR: 3	SF: 0 SAC: 1 DP: 0 HBP: 0	WP: 1 PB: 0 SB: 2 CS: 2	PA: 36
PITCHER	IP WLS BF H R ER SO BB IBB HBP BLK WP HR S P ERA WHIP												PITCHER	IP WLS BF H R ER SO BB IBB HBP BLK WP HR S P ERA WHIP								
Nolan Ryan, R (1, 1) ERA: 8.53	6.1 L 26 6 6 6 4 1 1 0 0 0 2 32 40 8.53 1.105																					
Jeff Calhoun, L (7, 1) ERA: 3.38	2.2 10 2 2 1 1 0 0 0 0 1 1 12 12 3.38 0.750																					



Batter	1	2	3	4	5	6	7	8	9	AB	R	H	RBI	BB	SO	LOB
Eric Bullock, L (1, 7) Jim Pankovits, R (7, PH) (8, 7)	0-0 6-3		0-0 L8		0-0 3-1		0-3 K			3	0	0	0	0	0	0
Bill Doran, S (1, 4)	4-0 HR BB		4-0 BB		0-0 P6		0-0 F7			2	1	0	0	2	0	0
Denny Walling, L (1, 5) OBP: 0.250, SLG: 0.250	0-0 F8		0-3 K		0-0 1B		0-0 1-3			4	0	1	0	0	1	2
Glenn Davis, R (1, 3) OBP: 0.250, SLG: 1.000	0-0 HR		0-0 6-3		0-0 F8			0-0 F4		4	1	1	2	0	0	2
Mark Bailey, S (1, 2)	0-3 K			0-3 K				0-0 6-3		4	0	0	0	0	3	0
Kevin Bass, S (1, 9) OBP: 0.500, SLG: 1.000 (7, 8)		0-0 SH5-3 3B		0-0 F9		0-0 S 1B		0-0 F8		4	1	2	0	0	0	0
Tony Walker, R (1, 8) OBP: 0.333, SLG: 0.667 Billy Hatcher, R (7, 9)		0-3 K		0-0 2B		0-0 5-3			0-0 5-3	3	0	1	0	0	1	2
Dickie Thon, R (1, 6)		0-0 SH5-3		4-0 IBB		4-0 IBB			0-0 P3	1	0	0	1	2	0	0
Nolan Ryan, R (1, 1) Jeff Calhoun, L (7, 1) Phil Garner, R (9, PH)		0-3 K		0-0 1-3		0-3 K			0-0 5-3	3	0	0	0	0	2	4

Inning Stats	R: 2	H: 1	E: 0	K: 1	S: 6	LOB: 0	BB: 1	P: 10	R: 1	H: 1	E: 0	K: 2	S: 8	LOB: 0	BB: 0	P: 8	R: 0	H: 0	E: 0	K: 1	S: 5	LOB: 1	BB: 1	P: 9	R: 0	H: 1	E: 0	K: 0	S: 4	LOB: 1	BB: 0	P: 4	R: 0	H: 1	E: 0	K: 2	S: 8	LOB: 2	BB: 1	P: 12	R: 0	H: 0	E: 0	K: 1	S: 5	LOB: 0	BB: 0	P: 5	R: 0	H: 0	E: 0	K: 0	S: 3	LOB: 0	BB: 0	P: 3	R: 0	H: 0	E: 0	K: 0	S: 3	LOB: 0	BB: 0	P: 3	1B: 2	SF: 0	2B: 1	SAC: 1	3B: 1	DP: 0	HR: 1	HBP: 0	WP: 0	PA: 36
--------------	------	------	------	------	------	--------	-------	-------	------	------	------	------	------	--------	-------	------	------	------	------	------	------	--------	-------	------	------	------	------	------	------	--------	-------	------	------	------	------	------	------	--------	-------	-------	------	------	------	------	------	--------	-------	------	------	------	------	------	------	--------	-------	------	------	------	------	------	------	--------	-------	------	-------	-------	-------	--------	-------	-------	-------	--------	-------	--------


PITCHER	IP	WLS	BF	H	R	ER	SO	BB	IBB	HBP	BLK	WP	HR	S	P	ERA	WHIP
Mike Krukow, R (1, 1) ERA: 4.5	6.0	W	27	5	3	3	7	2	2	0	0	0	1	37	53	4.50	1.167
Mark Davis, L (7, 1) ERA:	3.0	S	9	0	0	0	1	0	0	0	0	0	0	11	11	0.00	0.000

BOTTOM

San Francisco Giants @ Houston Astros
Astrodome, Houston, TX

Tue Apr 08 1986, 7:05 PM EST
Att. 22,935 - Unknown

AB	31
R	3
H	5
RBI	3
BB	4
SO	8
LOB	10



Batter	1	2	3	4	5	6	7	8	9	AB R H RBI BB SO LOB	TOP	
Dan Gladden, R OBP: 0.444, SLG: 0.556 (1, 8)	0-0 S 1B		0-0 2B		0-3 K		0-0 4-3		0-0 SF9 F8 1-2 1B	5 1 3 0 0 1 0		
Will Clark, L OBP: 0.222, SLG: 0.667 (1, 3)	0-0 F2		0-0 2B		0-0 4-3		0-0 3-1		0-0 F8 1-2 2-3	5 0 1 1 0 0 3		
Chili Davis, S (1, 9)	0-3 K 1-2		0-0 1-3		0-0 L5		0-0 L5		0-0 SF9 2-3 3-H	4 0 0 1 0 1 2		
Jeffrey Leonard, R OBP: 0.429, SLG: 0.857 Joel Youngblood, R (6, 7)	0-0 4-3			0-0 S 2B 1B		0-0 1B G6-3 1B		0-0 L4	0-0 F9	3 2 2 0 0 0 1 2 0 0 0 0 0 1		
Chris Brown, R OBP: 0.375, SLG: 0.375 (1, 5)		0-0 6-3		0-0 F8		0-0 G6-3 1B 1B		0-0 S 1B		4 0 2 0 0 0 1		
Bob Melvin, R OBP: 0.500, SLG: 0.750 (1, 2)		0-0 6-3		0-0 1-H 2B		0-0 1-2 2-3 G6-3 1B		0-3 K		4 0 2 1 0 1 1		
Robby Thompson, R OBP: 0.286, SLG: 0.333 (1, 4)		0-0 6-3		0-0 P1		0-0 G6-3 1-2 2-3 3-H		4-0 BB BB BB	1-2 BB	3 0 0 0 1 0 3		
Jose Uribe, S OBP: 0.500, SLG: 0.250 (1, 6)			0-0 4-3		4-0 IBB		4-0 S IBB		0-0 F7	2 0 0 0 2 0 2		
Scott Garrelts, R Greg Minton, S (8, 1)			0-3 K		0-3 K		0-3 K		4-0 F8 1B SF9 BB	3 0 0 0 0 3 4 0 1 0 0 1 0 0		
Inning Stats	R: 0 E: 0 K: 1 S: 6 H: 1 LOB: 1 BB: 0 P: 6	R: 0 E: 0 K: 0 S: 3 H: 0 LOB: 0 BB: 0 P: 3	R: 1 E: 0 K: 1 S: 7 H: 2 LOB: 1 BB: 0 P: 7	R: 1 E: 0 K: 1 S: 7 H: 2 LOB: 2 BB: 1 P: 11	R: 0 E: 0 K: 1 S: 5 H: 0 LOB: 0 BB: 0 P: 5	R: 1 E: 0 K: 1 S: 7 H: 3 LOB: 2 BB: 1 P: 11	R: 0 E: 0 K: 0 S: 3 H: 0 LOB: 0 BB: 0 P: 3	R: 0 E: 0 K: 1 S: 6 H: 1 LOB: 2 BB: 1 P: 10	R: 1 E: 0 K: 0 S: 4 H: 1 LOB: 1 BB: 1 P: 8	1B: 7 2B: 3 3B: 0 HR: 0 SF: 1 SAC: 0 DP: 1 HBP: 0	WP: 0 PB: 0 SB: 4 CS: 0 PA: 40	
PITCHER	IP WLS BF H R ER SO BB IBB HBP BLK WP HR S P ERA WHIP											
Mike Scott, R ERA: 5.4 (1, 1)	5.0 L 24 8 3 3 4 0 1 0 0 0 0 0 31 35 5.40 1.600											
Charlie Kerfeld, R ERA: (6, 1)	3.0 11 1 0 0 2 1 1 0 0 0 0 0 13 21 0.00 0.667											
Frank DiPino, L ERA: 9.0 (9, 1)	1.0 5 1 1 1 0 1 0 0 0 0 0 0 4 8 9.00 2.000											

San Francisco Giants @ Houston Astros
 Astrodome, Houston, TX
 Wed Apr 09 1986, 7:05 PM EST
 Att. 6,875 - Unknown

AB	35
R	4
H	10
RBI	3
BB	4
SO	6
LOB	18



Batter	1	2	3	4	5	6	7	8	9	AB R H RBI BB SO LOB	TOP	
Dan Gladden, R (1, 8) OBP: 0.308, SLG: 0.385	0-3 K		0-0 F7			0-0 F2			0-0 5-3	4 0 0 0 0 1 0	San Francisco Giants @ Houston Astros Astrodome, Houston, TX Thu Apr 10 1986, 7:05 PM EST Att. 6,070 - Unknown livebaseballscorecards.com AB 30 R 0 H 5 RBI 0 BB 0 SO 5 LOB 5	
Will Clark, L (1, 3) OBP: 0.308, SLG: 0.615	0-0 G4-6-3 1B		0-3 K			0-3 K			0-0 1B	4 0 2 0 0 2 0		
Chili Davis, S (1, 9) OBP: 0.308, SLG: 0.615	0-0 G4-6-3 1-2f		0-0 F7			0-0 6-3			0-0 F3	4 0 0 0 0 0 2		
Jeffrey Leonard, R (1, 7) OBP: 0.300, SLG: 0.600		0-0 6-3				0-0 F8			0-0 F9	3 0 0 0 0 0 0		
Chris Brown, R (1, 5) OBP: 0.273, SLG: 0.273		0-0 5-3				0-0 F8			0-0 F9	3 0 0 0 0 0 0		
Bob Brenly, R (1, 2) OBP: 0.571, SLG: 1.000		0-0 2B 1B				0-0 CS 1B			0-0 F8	3 0 2 0 0 0 0		
Robby Thompson, R (1, 4) OBP: 0.300, SLG: 0.444		0-0 1-3 2B				0-0 1-3 1-2			0-0 5-3	3 0 1 0 0 0 1		
Jose Uribe, S (1, 6) OBP: 0.375, SLG: 0.167 Joel Youngblood, R (8, PH) Brad Wellman, R (8, 6)		0-3 K				0-0 F8			0-0 F5	2 0 0 0 0 1 2 1 0 0 0 0 0 0 0 0 0 0 0 0 0		
Vida Blue, S (1, 1) Jeff Robinson, R (6, 1) Bill Laskey, R (8, 1) Candy Maldonado, R (9, PH) OBP: 0.500, SLG: 1.500			0-0 4-3			0-3 K			0-0 F9	2 0 0 0 0 1 0 0 0 0 0 0 0 0 0 0 0 0 0 0 0 1 0 0 0 0 0 0		
Inning Stats	R: 0 H: 1 E: 0 LOB: 0 K: 1 BB: 0 S: 5 P: 5	R: 0 H: 2 E: 0 LOB: 2 K: 1 BB: 0 S: 7 P: 7	R: 0 H: 0 E: 0 LOB: 0 K: 1 BB: 0 S: 5 P: 5	R: 0 H: 0 E: 0 LOB: 0 K: 0 BB: 0 S: 3 P: 3	R: 0 H: 1 E: 0 LOB: 0 K: 0 BB: 0 S: 3 P: 3	R: 0 H: 0 E: 0 LOB: 0 K: 2 BB: 0 S: 7 P: 7	R: 0 H: 0 E: 0 LOB: 0 K: 0 BB: 0 S: 3 P: 3	R: 0 H: 0 E: 0 LOB: 0 K: 0 BB: 0 S: 3 P: 3	R: 0 H: 1 E: 0 LOB: 1 K: 0 BB: 0 S: 4 P: 4	1B: 4 SF: 0 2B: 1 SAC: 0 3B: 0 DP: 1 HR: 0 HBP: 0	WP: 0 PA: 30 PB: 0 SB: 0 CS: 1	
PITCHER Bob Knepper, L (1, 1) ERA:	IP WLS BF H R ER SO BB IBB HBP BLK WP HR S P ERA WHIP	9.0 W 30 5 0 0 5 0 0 0 0 0 0 0 40 40 0.00 0.556										

Batter	1	2	3	4	5	6	7	8	9	10	11	12	AB R H RBI BB SO LOB	TOP												
Dan Gladden, R OBP: 0.421, SLG: 0.444 (1, 8)	0-0 SH1-3 1B		0-0 5-3	0-0 1B		4-0 WP E BB		0-0 1-3		0-0 SH1		0-0 1B	5 2 3 1 1 0 1													
Will Clark, L OBP: 0.421, SLG: 0.563 (1, 3)	0-0 SH1-3 1-2		0-0 WP E 1B	4-0 1B BB		0-3 K		0-0 F7		4-0 IBB		4-0 1B IBB	3 2 1 0 3 1 2													
Chil Davis, S OBP: 0.167, SLG: 0.125 Greg Minton, S (8, 1)	0-0 5-3		0-0 WP E 1B	0-0 HR 1B		0-0 E5		4-0 IBB		0-3 K		0-0 1B	4 2 2 0 1 0 1 0 0 0 0 0 0 0 2 0 1 1 0 1 2													
Brad Gulden, L OBP: 0.667, SLG: 0.500 (9, 2)			1-2 E 1B	1-2 HR 1B		2-H						1-3 2-H 1B	4 1 1 3 0 0 4 2 0 0 0 0 1 4													
Jeffrey Leonard, R OBP: 0.296, SLG: 0.714 Brad Wellman, R (1, 7) (7, 5) (9, 6)	0-0 5-3		0-0 L7	0-0 HR		0-0 5-3		0-3 K		0-0 F4																
Chris Brown, R OBP: 0.250, SLG: 0.250 Bob Brently, R OBP: 0.500, SLG: 0.750 Michael LaCoss, R (1, 5) (2, 5) (7, 1)		0-0 E6 1B	4-0 E BB	0-0 F8		0-0 F4		0-0 F4		0-0 5-3			1 0 0 0 0 0 0 2 1 0 0 1 0 0 0 0 0 0 0 0 0 0 0 0 0 0 0 0 2 0 0 0 0 0 0													
Mark Davis, L Joel Youngblood, R (8, 1) (8, 9)			1-2 2-3 E BB																							
Bob Melvin, R OBP: 0.200, SLG: 0.300 (1, 2) (9, 5)		0-0 6-3	0-0 E8		0-0 6-3		0-0 E6 FC5-4		0-3 K		0-0 F9			6 0 0 0 0 1 1												
Robby Thompson, R OBP: 0.250, SLG: 0.286 (1, 4)		0-3 K	0-0 2-3		0-0 F8		0-0 FC5-4 1-2		H 1-0 HBP		0-3 K		5 0 0 0 0 2 3													
Jose Uribe, S OBP: 0.385, SLG: 0.200 Jeff Robinson, R (1, 6) (9, 1)		4-0 1B IBB		0-0 SH5-3 1B		0-0 F9		0-3 K		0-0 F4		0-3 K	4 1 1 0 1 1 2 0 0 0 0 0 0 0 1 0 0 0 0 1 0 0 0 0 0 0 0 0													
Dan Driessen, L (12, PH) Jim Gott, R (12, 1)																										
Roger Mason, R OBP: 0.500, SLG: 0.500 Candy Maldonado, R OBP: 0.800, SLG: 1.500 (1, 1) (7, 7)	0-0 1-2 2-H 1B		0-0 SH5-3			0-3 K		H 1-0 HBP		0-0 SH1 1B		0-0 1B 2B	2 0 1 0 0 1 0 2 0 2 0 0 0 0													
Inning Stats	R: 0 E: 0 K: 0 S: 4	H: 1 LOB: 1 BB: 0 P: 4	R: 0 E: 1 K: 1 S: 6	H: 1 LOB: 2 BB: 1 P: 10	R: 3 E: 1 K: 0 S: 6	H: 2 LOB: 1 BB: 1 P: 10	R: 4 E: 0 K: 0 S: 6	H: 4 LOB: 0 BB: 1 P: 10	R: 0 E: 0 K: 0 S: 3	H: 0 LOB: 0 BB: 0 P: 3	R: 1 E: 1 K: 2 S: 8	H: 0 LOB: 1 BB: 1 P: 12	R: 0 E: 0 K: 1 S: 5	H: 0 LOB: 2 BB: 1 P: 10	R: 0 E: 0 K: 1 S: 5	H: 1 LOB: 1 BB: 0 P: 6	R: 0 E: 0 K: 1 S: 6	H: 1 LOB: 1 BB: 1 P: 10	R: 0 E: 0 K: 1 S: 5	H: 0 LOB: 0 BB: 0 P: 5	R: 1 E: 0 K: 1 S: 6	H: 3 LOB: 2 BB: 1 P: 10	1B: 10 2B: 1 3B: 0 HR: 1	SF: 0 SAC: 3 DP: 0 HBP: 2	WP: 2 PB: 0 SB: 2 CS: 0	PA: 57
PITCHER	IP WLS BF H R ER SO P ERA WHIP	IP WLS BF H R ER SO P ERA WHIP							PITCHER						IP WLS BF H R ER SO P ERA WHIP											
Jerry Reuss, L ERA: 5.4 (1, 1)	3.1 L 20 6 6 3 1 31 8.10 2.400	0.2 L 3 2 1 1 0 0 3 13.50 3.000							Tom Niedenfuer, R ERA: 2.25 (10, 1)						3.0 L 13 4 1 1 3 25 3.00 1.333											
Carlos Diaz, L ERA: 18.0 (4, 1)	0.2 L 3 2 1 1 0 0 3 13.50 3.000																									
Dennis Powell, L ERA: (5, 1)	2.0 L 8 0 1 0 2 1 15 0.00 0.500																									
Ed Vande Berg, L ERA: (7, 1)	2.0 L 9 0 0 0 2 0 16 0.00 0.000																									
Ken Howell, R ERA: (9, 1)	1.0 L 4 0 0 0 1 0 6 0.00 0.000																									

San Francisco Giants @ Los Angeles Dodgers
 Dodger Stadium, Los Angeles, CA
 Fri Apr 11 1986, 6:05 PM PST
 Att. 34,690 - Unknown

livebaseballscorecards.com

AB	45
R	9
H	12
RBI	5
BB	7
SO	9
LOB	20




Batter	1	2	3	4	5	6	7	8	9	10	11	AB	R	H	RBI	BB	SO	LOB	TOP								
Dan Gladden, R OBP: 0.360, SLG: 0.417 (1, 8)	0-0 5-3		0-0 4-3		0-0 F9	0-0 E5			0-0 4-3 1B	0-0 B2-3		6	1	1	0	0	0	1									
Will Clark, L OBP: 0.440, SLG: 0.591 (1, 3)	0-0 CS 1B			0-0 1B 2B	0-0 1B	0-0 CS	0-0 F9		0-0 4-3	0-0 F7		6	1	3	0	0	0	1									
Chili Davis, S OBP: 0.208, SLG: 0.182 (1, 9)	0-0 F8			0-0 5-3	0-0 1B		0-0 6-3		0-0 1B 1B	0-0 F9		6	1	2	1	0	0	2									
Jeffrey Leonard, R OBP: 0.400, SLG: 0.842 (1, 7)		0-0 F4		4-0 FC5-4 1B BB	0-0 F8		0-0 1B		0-0 1-3 1B 1B		0-0 HR	5	2	3	1	1	0	2									
Bob Brenly, R OBP: 0.563, SLG: 0.769 (1, 5)		4-0 BB		0-0 FC5-4 1B		0-0 BB E 2B	0-0 L1		0-0 1B 1-3 1B		0-0 6-3	5	1	3	2	1	0	1									
Bob Melvin, R OBP: 0.125, SLG: 0.188 (1, 2)		0-3 K		0-0 FC5-4 BB		0-3 K		0-0 6-3	0-0 1-3		0-3 K	6	0	0	0	0	3	6									
Robby Thompson, R OBP: 0.364, SLG: 0.294 (1, 4)		0-0 1-3		4-0 1-2 BB		0-0 BB E 1B		0-0 E6 F8	4-0 1B BB		4-0 BB	3	1	1	0	3	0	1									
Jose Uribe, S OBP: 0.333, SLG: 0.167 Joel Youngblood, R (6, PH) Brad Wellman, R (6, 6) OBP: 0.167, SLG: 0.167			0-0 1-3	0-0 FC5		4-0 E BB		0-0 F8	0-0 1-2 2-3 1B		0-3 K	2	0	0	0	0	0	3									
Mike Krukow, R Candy Maldonado, R (6, PH) Bill Lasky, R (6, 1) Dan Driessen, L (8, PH) Mark Davis, L (8, 1) Jim Gott, R (9, PH) Greg Minton, S (9, 1)			0-0 1-3		0-0 F7	0-0 F3		0-0 4-3	0-3 K			2	0	0	0	0	0	0									
Inning Stats	R: 0 E: 0 K: 3	H: 1 LOB: 0 P: 3	R: 0 E: 0 K: 1 S: 5	H: 0 LOB: 1 BB: 1 P: 9	R: 0 E: 0 K: 0 S: 3	H: 0 LOB: 0 BB: 0 P: 3	R: 1 E: 0 K: 0 S: 5	H: 2 LOB: 3 BB: 2 P: 13	R: 0 E: 0 K: 0 S: 5	H: 2 LOB: 2 BB: 0 P: 5	R: 2 E: 1 K: 1 S: 7	H: 2 LOB: 1 BB: 1 P: 11	R: 0 E: 0 K: 0 S: 4	H: 0 LOB: 1 BB: 0 P: 4	R: 0 E: 1 K: 0 S: 4	H: 0 LOB: 1 BB: 0 P: 4	R: 3 E: 0 K: 1 S: 10	H: 5 LOB: 3 BB: 1 P: 14	R: 0 E: 0 K: 0 S: 3	H: 0 LOB: 0 BB: 0 P: 3	R: 1 E: 0 K: 2 S: 8	H: 1 LOB: 1 BB: 1 P: 12	1B: 10 2B: 3 3B: 0 HR: 1	SF: 0 SAC: 0 DP: 0 HBP: 0	WP: 0 PB: 0 SB: 0 CS: 2	PA: 54	
PITCHER	IP	WLS	BF	H	R	ER	SO	BB	IBB	HBP	BLK	WP	HR	S	P	ERA	WHIP										
Fernando Valenzuela, L (1, 1) ERA: 1.06	8.0		36	8	3	1	2	4	0	0	0	0	0	36	52	1.12	1.500										
Ed Vande Berg, L (9, 1) ERA: 7.71	0.1		3	2	2	2	0	0	0	0	0	0	0	3	3	54.00	6.000										
Tom Niedenfuer, R (9, 1) ERA: 4.5	0.0		2	2	0	0	0	0	0	0	0	0	0	2	2	∞	∞										
Rick Honeycutt, L (9, 1) ERA: 5.06	0.2		4	1	1	1	1	1	0	0	0	0	0	5	9	13.50	3.000										
Dennis Powell, L (10, 1) ERA: 2.25	2.0	L	8	1	1	1	2	1	0	0	0	0	1	11	15	4.50	1.000										

San Francisco Giants @ Los Angeles Dodgers
 Dodger Stadium, Los Angeles, CA
 Sat Apr 12 1986, 6:05 PM PST
 Att. 43,945 - Unknown

livebaseballscorecards.com

AB	47
R	7
H	14
RBI	5
BB	6
SO	5
LOB	26



Batter	1	2	3	4	5	6	7	8	9	10	11	AB R H RBI BB SO LOB	BOTTOM				
Mariano Duncan, R (1, 6) OBP: 0.179, SLG: 0.148 Terry Whitfield, L (9, PH) Dennis Powell, R (10, 1) Bill Madlock, R (11, PH) OBP: 0.304, SLG: 0.286	B5		FC4-6 1B		F7		F9		BB IBB		F6	4 0 1 0 0 0 2 0 0 0 0 1 0 0 0 0 0 0 0 0 0 1 0 0 0 0 0 0	<p>San Francisco Giants @ Los Angeles Dodgers Dodger Stadium, Los Angeles, CA</p> <p>Sat Apr 12 1986, 6:05 PM PST Att. 43,945 - Unknown</p> <p>livebaseballscores.com</p> <p>AB 37 R 6 H 8 RBI 6 BB 7 SO 8 LOB 17</p> 				
Ken Landreaux, L (1, 8) OBP: 0.158, SLG: 0.125	G3		FC4-6 FC6-4			HR 1B	F8		SF8		G1	5 1 1 2 0 0 4					
Franklin Stubbs, L (1, 7) OBP: 0.250, SLG: 0.667 Cesar Cedeño, R (8, 7) OBP: 0.571, SLG: 0.500	K		SF9			HR		4-3 1B	3-H 1-2 2-3 BB		K	2 1 1 3 0 1 0 2 0 1 0 1 1 0					
Mike Marshall, R (1, 9) OBP: 0.292, SLG: 0.333		K	FC6-4			F9		K	K			5 0 0 0 0 3 5					
Greg Brock, L (1, 3) OBP: 0.292, SLG: 0.190 Enos Cabell, R (10, PR) (11, 3)		F9		3-1		K		4-3		FC5-4 SH2-3 BB		4 0 0 0 1 1 1 0 0 0 0 0 0 0					
Mike Scioscia, L (1, 2) OBP: 0.250, SLG: 0.222		K		G3		F6		F9		SH2-3		4 0 0 0 0 1 1					
Steve Sax, R (1, 4) OBP: 0.375, SLG: 0.318			1B BB	6-3			F8		SH1-4 BB SF8 1B		FC5-4 IBB	3 2 1 0 2 0 0					
Dave Anderson, R (1, 5) OBP: 0.600, SLG: 0.500			1B FC4-6 1B		K			1B BB	BB SH1-4 BB		FC5-4 DI	3 1 1 0 2 1 2					
Fernando Valenzuela, L (1, 1) OBP: 0.333, SLG: 0.333 Ed Vande Berg, R (8, 1) Tom Niedenfuer, R (8, 1) Rick Honeycutt, L (8, 1) Bill Russell, R (8, PH) OBP: 0.375, SLG: 0.333 (10, 6)			FC4-6 SF9 1B		F8			1-2 1B	SH1-4		F7	3 1 2 1 0 1 0 0 0 0 0 2					
Inning Stats	R: 0 H: 0 E: 0 LOB: 0 K: 1 BB: 0 S: 5 P: 5	R: 0 H: 0 E: 0 LOB: 0 K: 2 BB: 0 S: 7 P: 7	R: 3 H: 3 E: 0 LOB: 1 K: 0 BB: 1 S: 6 P: 10	R: 0 H: 0 E: 0 LOB: 0 K: 0 BB: 0 S: 3 P: 3	R: 0 H: 0 E: 0 LOB: 0 K: 1 BB: 0 S: 5 P: 5	R: 2 H: 2 E: 0 LOB: 0 K: 1 BB: 0 S: 7 P: 7	R: 0 H: 1 E: 0 LOB: 2 K: 0 BB: 1 S: 4 P: 8	R: 0 H: 1 E: 0 LOB: 1 K: 1 BB: 0 S: 6 P: 6	R: 1 H: 1 E: 0 LOB: 3 K: 1 BB: 3 S: 6 P: 18	R: 0 H: 0 E: 0 LOB: 3 K: 0 BB: 2 S: 3 P: 11	R: 0 H: 0 E: 0 LOB: 0 K: 1 BB: 0 S: 5 P: 5	1B: 7 SF: 2 2B: 0 SAC: 2 3B: 0 DP: 0 HR: 1 HBP: 0		WP: 0 PA: 48 PB: 0 SB: 0 CS: 0			
PITCHER	IP WLS BF H R ER SO BB IBB HBP BLK WP HR S P ERA WHIP																
Mike Krukow, R (1, 1) ERA: 4.91	5.0	19	3	3	3	4	1	0	0	0	0	0	0	26	30	5.40	0.800
Bill Laskey, R (6, 1) ERA: 7.71	2.0	10	3	2	2	1	1	0	0	0	0	0	1	11	15	9.00	2.000
Mark Davis, L (8, 1) ERA:	1.0	4	1	0	0	1	0	0	0	0	0	0	0	6	6	0.00	1.000
Jim Gott, R (9, 1) ERA: 6.75	0.1	4	1	1	1	0	1	1	0	0	0	0	0	2	10	27.00	6.000
Greg Minton, R (9, 1) ERA: 5.4	2.2	W 11	0	0	0	2	2	1	0	0	0	0	0	12	24	0.00	0.750

Batter	1	2	3	4	5	6	7	8	9	AB R H RBI BB SO LOB	TOP	
Dan Gladden, R (1, 8) OBP: 0.379, SLG: 0.429	0-0 CS 1B		0-0 F9		0-0 1B			0-3 K		4 0 2 0 0 1 0	<p>San Francisco Giants @ Los Angeles Dodgers Dodger Stadium, Los Angeles, CA</p> <p>Sun Apr 13 1986, 3:33 AM PST Att: 45,410 - Unknown</p>	
Will Clark, L (1, 3) OBP: 0.379, SLG: 0.500	0-3 K 1-2		0-3 K		0-3 K			0-0 F8		4 0 0 0 0 3 2		
Chili Davis, S (1, 9) OBP: 0.231, SLG: 0.208 Candy Maldonado, R (4, 9) OBP: 0.625, SLG: 1.000	0-3 K			0-0 2B 1B		0-0 F9		0-0 F9 BB SF9 1B		2 0 1 0 0 1 0 2 1 1 0 0 0 0		
Jeffrey Leonard, R (1, 7) OBP: 0.417, SLG: 0.818		0-0 3-1		0-0 E 1-H 2B		0-0 F9		4-0 1B BB		3 1 1 0 1 0 0		
Bob Brenly, R (1, 5) OBP: 0.550, SLG: 0.667		4-0 FC6-4 BB		4-0 E2 S BB 2-3		0-0 F7		0-0 F9		2 0 0 0 2 0 2		
Bob Melvin, R (1, 2) OBP: 0.100, SLG: 0.158		0-0 FC6-4 1B 1-2f		0-0 L6		0-0 F8		0-0 SF9		3 0 0 1 0 0 3		
Robby Thompson, R (1, 4) OBP: 0.360, SLG: 0.300 Joel Youngblood, R (9, PH) OBP: 0.286, SLG: 0.167		0-0 FC4-6 1B 1-2		0-0 F2 1-3 3-H		0-0 6-3		0-0 3-H 1B		3 0 1 0 0 0 1 1 0 1 0 0 0 0		
Jose Uribe, S (1, 6) OBP: 0.278, SLG: 0.133 Brad Gulden, L (9, PH) OBP: 0.500, SLG: 0.333		0-0 FC4-6 1-2f		0-0 F9		0-0 4-3		0-0 4-3		3 0 0 0 0 0 2 1 0 0 0 0 0 2		
Scott Garrelts, R (1, 1) Dan Driessen, L (8, PH) Mark Davis, L (8, 1)			0-3 K		0-3 K			0-0 F8		2 0 0 0 0 2 0 1 0 0 0 0 0 0 0 0 0 0 0 0 0		
Inning Stats	R: 0 H: 1 E: 0 LOB: 0 K: 2 BB: 0 S: 7 P: 7	R: 0 H: 1 E: 0 LOB: 2 K: 0 BB: 1 S: 4 P: 8	R: 0 H: 0 E: 0 LOB: 0 K: 2 BB: 0 S: 7 P: 7	R: 1 H: 2 E: 2 LOB: 1 K: 0 BB: 1 S: 4 P: 8	R: 0 H: 1 E: 0 LOB: 1 K: 2 BB: 0 S: 8 P: 8	R: 0 H: 0 E: 0 LOB: 0 K: 0 BB: 0 S: 3 P: 3	R: 0 H: 0 E: 0 LOB: 0 K: 0 BB: 0 S: 3 P: 3	R: 0 H: 0 E: 0 LOB: 0 K: 1 BB: 0 S: 5 P: 5	R: 1 H: 2 E: 0 LOB: 2 K: 0 BB: 1 S: 5 P: 9	1B: 6 SF: 1 2B: 1 SAC: 0 3B: 0 DP: 0 HR: 0 HBP: 0		WP: 0 PA: 35 PB: 0 SB: 2 CS: 1
PITCHER Orel Hershiser, R (1, 1) ERA: 1.0	IP WLS BF H R ER SO BB IBB HBP BLK WP HR S P ERA WHIP	9.0 W 35 7 2 1 7 3 0 0 0 0 0 0 46 58 1.00 1.111										

livebaseballscorecards.com

AB	31
R	2
H	7
RBI	1
BB	3
SO	7
LOB	12



Batter	1	2	3	4	5	6	7	8	9	AB R H RBI BB SO LOB	TOP
Bill Doran, S (1, 4) <small>OBP: 0.567, SLG: 0.524</small>	0-0 1B HR	0-0 G5-4-3 1-2f			0-0 F8 F8		4-0 SH2-3 HR BB	0-0 3-1 3-1		4 2 1 0 1 0 2	
Billy Hatcher, R (1, 7) <small>OBP: 0.235, SLG: 0.188</small>	0-0 1B HR		0-0 F3 F3		4-0 5-3 BB BB		0-0 SH2-3 SH2-3	0-0 G6-4-3 1B		3 1 2 0 1 0 0	
Phil Garner, R (1, 5) <small>OBP: 0.667, SLG: 1.500</small>	0-0 1B HR		0-0 HR		4-0 5-3 BB		0-0 HR 1B	0-0 G6-4-3 G6-4-3 1-2f		4 3 3 4 1 0 1	
Glenn Davis, R (1, 3) <small>OBP: 0.207, SLG: 0.536</small>	4-0 BB		0-0 F3 F3		0-0 5-3 5-3		0-0 HR 1B	0-0 5-3 5-3		4 1 1 3 1 0 2	
Kevin Bass, S (1, 9) <small>OBP: 0.370, SLG: 0.500</small>	0-0 F8 F8		0-0 HR		4-0 IBB		0-3 K K			3 1 1 1 1 1 1	
Dickie Thon, R (1, 6) <small>OBP: 0.440, SLG: 0.524</small>	0-3 K K		0-0 L5 L5		0-3 K K		0-3 K K			4 0 0 0 0 3 4	
Mark Bailey, S (1, 2) <small>OBP: 0.125, SLG: 0.167</small>	0-3 K K			0-0 F7 F7		0-3 K K		0-0 2B		4 0 1 0 0 2 1	
Tony Walker, R (1, 8) <small>OBP: 0.250, SLG: 0.375</small>		0-0 FC3-6 1B		0-0 5-3 5-3		0-0 4-3 4-3		0-0 F8 F8		4 0 1 0 0 0 1	
Bob Knepper, L (1, 1) Charlie Kerfeld, R (6, 1)		0-0 FC3-6 FC3-6 G5-4-3 1-2f		0-3 K K		0-0 F9 F9		0-0 F8 F8		3 0 0 0 0 1 1 1 0 0 0 0 0 1	
Inning Stats	R: 3 H: 3 E: 0 LOB: 1 K: 2 BB: 1 S: 10 P: 14	R: 0 H: 1 E: 0 LOB: 0 K: 0 BB: 0 S: 3 P: 3	R: 2 H: 2 E: 0 LOB: 0 K: 0 BB: 0 S: 5 P: 5	R: 0 H: 0 E: 0 LOB: 0 K: 1 BB: 0 S: 5 P: 5	R: 0 H: 0 E: 0 LOB: 3 K: 1 BB: 3 S: 5 P: 17	R: 0 H: 0 E: 0 LOB: 0 K: 1 BB: 0 S: 5 P: 5	R: 3 H: 2 E: 0 LOB: 0 K: 2 BB: 1 S: 9 P: 13	R: 0 H: 1 E: 0 LOB: 1 K: 0 BB: 0 S: 4 P: 4	R: 0 H: 1 E: 0 LOB: 0 K: 0 BB: 0 S: 3 P: 3	1B: 5 SF: 0 2B: 1 SAC: 1 3B: 0 DP: 2 HR: 4 HBP: 0	WP: 0 PA: 40 PB: 0 SB: 0 CS: 0
PITCHER Vida Blue, L (1, 1) <small>ERA: 7.56</small> Michael LaCoss, R (4, 1) <small>ERA: 18.0</small> Jim Gott, R (5, 1) <small>ERA: 2.7</small> Mark Davis, L (7, 1) <small>ERA: 4.26</small> Bill Laskey, R (8, 1) <small>ERA: 4.15</small>	IP WLS BF H R ER SO BB IBB HBP BLK WP HR S P ERA WHIP 3.0 L 15 6 5 5 2 1 0 0 0 0 3 18 22 15.00 2.333 1.0 3 0 0 0 1 0 0 0 0 0 0 5 5 0.00 0.000 2.0 9 0 0 0 2 2 1 0 0 0 0 10 22 0.00 1.000 1.0 7 3 3 3 2 1 0 0 0 0 1 10 14 27.00 4.000 2.0 6 1 0 0 0 0 0 0 0 0 0 6 6 0.00 0.500				PITCHER IP WLS BF H R ER SO BB IBB HBP BLK WP HR S P ERA WHIP						

Houston Astros @ San Francisco Giants
 Candlestick Park, San Francisco, CA
 Tue Apr 15 1986, 6:33 AM EST
 Att. 46,638 - Unknown

AB	34
R	8
H	10
RBI	8
BB	5
SO	7
LOB	14



livebaseballscorecards.com

Batter	1	2	3	4	5	6	7	8	9	AB R H RBI BB SO LOB	TOP											
Bill Doran, S (1, 4) OBP: 0.529, SLG: 0.480	0-0 3-1	0-0 L4			0-0 CS 1B			0-0 G3		4 0 1 0 0 0 2												
Terry Puhl, L (1, 9) Tony Walker, R (8, 8) OBP: 0.250, SLG: 0.375	0-0 G3		0-0 F5		0-0 G3			0-0 F4		4 0 0 0 0 0 1 0 0 0 0 0 0 0												
Phil Garner, R (1, 5) OBP: 0.625, SLG: 1.286	0-0 F6		0-0 1B 2B						0-0 1B BB 1B	4 2 2 0 0 0 0												
Glenn Davis, R (1, 3) OBP: 0.182, SLG: 0.469		0-0 6-3	0-0 6-3						0-3 K	4 0 0 0 0 2 2												
Kevin Bass, S (1, 8) OBP: 0.387, SLG: 0.536		0-0 BB 1B 2B	0-0 CS 1B						0-3 K	4 1 2 1 0 1 1												
Denny Walling, L (1, 7) OBP: 0.391, SLG: 0.263		4-0 BB 1B BB	0-0 CS 1-2	0-3 K					0-0 BB BB 1B	3 1 1 0 1 2 0												
Mark Bailey, S (1, 2) Alan Ashby, S (9, PH) OBP: 0.146, SLG: 0.154 OBP: 0.286, SLG: 0.167		4-0 E 1B BB		0-3 K					4-0 BB BB	2 0 0 0 1 1 0 0 0 0 0 1 0 0												
Dickie Thon, R (1, 6) OBP: 0.414, SLG: 0.458		0-3 K		0-0 F6					4-0 BB	3 0 0 1 1 1 3												
Nolan Ryan, R (1, 1) Dave Smith, R (8, 1) OBP: 0.222, SLG: 0.222		0-0 E7 1B			0-0 6-3				0-3 K	3 0 1 2 0 1 0 1 0 0 0 0 0 3												
Inning Stats	R: 0 E: 0 K: 0 S: 3	H: 0 LOB: 0 BB: 0 P: 3	R: 2 E: 1 K: 1 S: 7	H: 2 LOB: 2 BB: 2 P: 15	R: 1 E: 0 K: 0 S: 4	H: 2 LOB: 0 BB: 0 P: 4	R: 0 E: 0 K: 2 S: 7	H: 0 LOB: 0 BB: 0 P: 7	R: 0 E: 0 K: 0 S: 3	H: 1 LOB: 0 BB: 0 P: 3	R: 0 E: 0 K: 1 S: 5	H: 0 LOB: 0 BB: 0 P: 5	R: 0 E: 0 K: 1 S: 5	H: 0 LOB: 0 BB: 0 P: 5	R: 0 E: 0 K: 1 S: 5	H: 0 LOB: 0 BB: 0 P: 5	R: 1 E: 0 K: 2 S: 9	H: 2 LOB: 3 BB: 2 P: 17	1B: 5 2B: 2 3B: 0 HR: 0	SF: 0 SAC: 0 DP: 0 HBP: 0	WP: 0 PB: 0 SB: 0 CS: 2	PA: 37
PITCHER	IP WLS BF H R ER SO BB IBB HBP BLK WP HR S P ERA WHIP																					
Roger Mason, R (1, 1) ERA: 2.77	7.0 L 26 5 3 3 5 2 0 0 0 0 0 0 34 42 3.86 1.000																					
Jeff Robinson, R (8, 1) ERA: 3.86	2.0 10 2 1 1 3 2 0 0 0 0 0 0 14 22 4.50 2.000																					

Houston Astros @ San Francisco Giants
 Candlestick Park, San Francisco, CA
 Wed Apr 16 1986, 6:33 AM EST
 Att. 3,590 - Unknown

livebaseballscorecards.com

AB 32
 R 4
 H 7
 RBI 4
 BB 4
 SO 8
 LOB 12



Batter	1	2	3	4	5	6	7	8	9	AB	R	H	RBI	BB	SO	LOB
Dan Gladden, R OBP: 0.385, SLG: 0.421 (1, 8)	0-0 CS 1B		0-3 K		0-0 6-3			0-0 5-3	0-0 5-3	5	0	1	0	0	1	1
Will Clark, L OBP: 0.368, SLG: 0.543 (1, 3)	0-3 K		0-0 F7		0-3 K			0-0 F8		4	0	0	0	0	2	1
Joel Youngblood, R OBP: 0.455, SLG: 0.444 (1, 9)	0-0 WP 1-2 2B		0-0 1B				0-0 L5	4-0 E 1B BB		3	1	2	0	1	0	0
Jeffrey Leonard, R OBP: 0.364, SLG: 0.633 (1, 7)	4-0 2-3 BB		0-0 5-3				0-3 K	0-0 1B 1-2 E5		3	0	0	0	1	1	2
Bob Brenly, R OBP: 0.483, SLG: 0.667 (1, 5)	0-3 K						0-3 K	0-0 1-3 2-H FC6-4 1B		4	0	2	1	0	2	2
Bob Melvin, R OBP: 0.179, SLG: 0.222 (1, 2)		0-0 F8		0-3 K			0-0 5-3	0-0 1-2 FC6-4		4	0	0	0	0	1	3
Robby Thompson, R OBP: 0.294, SLG: 0.214 (1, 4)		0-0 F8		0-0 F9			0-0 3-1		0-0 6-3	4	0	0	0	0	0	1
Jose Uribe, S OBP: 0.292, SLG: 0.190 (1, 6)		0-0 S 1B		0-0 F4			4-0 BB		0-3 K	2	0	1	0	0	0	1
Chili Davis, S OBP: 0.259, SLG: 0.208 (7, PH)										0	0	0	0	1	0	0
Brad Wellman, R OBP: 0.286, SLG: 0.167 (7, PR)										0	0	0	0	0	0	0
Brad Gulden, L OBP: 0.333, SLG: 0.200 (8, PH)										1	0	0	0	0	1	0
Roger Mason, R OBP: 0.250, SLG: 0.250 (1, 1)		0-3 K			0-3 K				0-0 1B	2	0	0	0	0	2	1
Dan Driessen, L OBP: 0.250, SLG: 0.250 (7, PH)										1	0	0	0	0	0	1
Jeff Robinson, R OBP: 0.250, SLG: 0.250 (8, 1)										0	0	0	0	0	0	0
Candy Maldonado, R OBP: 0.429, SLG: 0.615 (9, PH)		1-2 K								1	0	1	0	0	0	0

Inning Stats	R: 0	H: 2	E: 0	K: 2	S: 8	LOB: 2	BB: 1	P: 12	R: 0	H: 1	E: 0	K: 1	S: 6	LOB: 1	BB: 0	P: 6	R: 0	H: 1	E: 0	K: 1	S: 6	LOB: 1	BB: 0	P: 6	R: 0	H: 0	E: 0	K: 2	S: 7	LOB: 0	BB: 0	P: 7	R: 0	H: 0	E: 0	K: 2	S: 7	LOB: 0	BB: 0	P: 7	R: 0	H: 0	E: 1	K: 0	S: 5	LOB: 1	BB: 1	P: 9	R: 1	H: 1	E: 1	K: 0	S: 5	LOB: 2	BB: 1	P: 9	R: 0	H: 1	E: 0	K: 1	S: 6	LOB: 1	BB: 0	P: 6	1B: 6	2B: 1	3B: 0	HR: 0	SF: 0	SAC: 0	DP: 0	HBP: 0
--------------	------	------	------	------	------	--------	-------	-------	------	------	------	------	------	--------	-------	------	------	------	------	------	------	--------	-------	------	------	------	------	------	------	--------	-------	------	------	------	------	------	------	--------	-------	------	------	------	------	------	------	--------	-------	------	------	------	------	------	------	--------	-------	------	------	------	------	------	------	--------	-------	------	-------	-------	-------	-------	-------	--------	-------	--------

PITCHER	IP	WLS	BF	H	R	ER	SO	BB	IBB	HBP	BLK	WP	HR	S	P	ERA	WHIP
Nolan Ryan, R ERA: 3.0 (1, 1)	7.2	W	32	6	1	0	9	3	0	0	0	1	0	47	59	0.00	1.174
Dave Smith, R ERA: 2.08 (8, 1)	1.1	S	5	1	0	0	1	0	0	0	0	0	0	7	7	0.00	0.750

BOTTOM

Houston Astros @ San Francisco Giants
Candlestick Park, San Francisco, CA

Wed Apr 16 1986, 6:33 AM EST
Att. 3,590 - Unknown

AB	34
R	1
H	7
RBI	1
BB	3
SO	10
LOB	13

livebaseballscorecards.com



WP	1	PA	37
PB	0	SB	1
CS	1	ERA	WHIP

Batter	1	2	3	4	5	6	7	8	9	AB R H RBI BB SO LOB	TOP									
Tim Flannery, L (1, 4) OBP: 0.257, SLG: 0.273	0-0 4-3		0-0 4-3			0-3 K		0-0 F7		4 0 0 0 0 1 2	San Diego Padres @ San Francisco Giants Candlestick Park, San Francisco, CA Thu Apr 17 1986, 6:33 AM EST Att. 8,248 - Unknown livebaseballscorecards.com									
Tony Gwynn, L (1, 9) OBP: 0.340, SLG: 0.391	0-0 4-3			0-0 F6			4-0 FC5-4 BB	0-0 2B	3 0 1 0 1 0 0											
Kevin McReynolds, R (1, 8) OBP: 0.333, SLG: 0.444	0-0 F8			0-3 K			0-0 FC5-4 PB	0-3 K	4 0 0 0 0 2 2											
Steve Garvey, R (1, 3) OBP: 0.234, SLG: 0.400		0-0 1B 2B		0-0 6-3			0-0 F5	0-0 F8	4 1 1 0 0 0 2											
Terry Kennedy, L (1, 2) OBP: 0.256, SLG: 0.229		0-0 F8			0-0 F8		0-0 F7	0-0 F6	4 0 0 0 0 0 3											
Graig Nettles, L (1, 5) OBP: 0.346, SLG: 0.150		0-0 G5-4-3 1B			0-3 K			0-0 1-3	3 0 1 1 0 1 0											
John Kruk, L (1, 7) OBP: 0.250, SLG: 0.375		0-0 G5-4-3			0-0 F8			0-0 1B 2B	3 0 1 0 0 0 1											
Garry Templeton, S (1, 6) OBP: 0.395, SLG: 0.333			0-0 F8			0-0 F8		0-0 2-3 1B	3 0 1 0 0 0 0											
Andy Hawkins, R (1, 1) Dane Iorg, L (6, PH) Tim Stoddard, R (6, 1) Marvell Wynne, L (8, PH) Craig Lefferts, L (8, 1)			0-0 5-3			0-0 F8		0-3 K	1 0 0 0 0 0 0 1 0 0 0 0 0 0 0 0 0 0 0 0 0 1 0 0 0 0 1 2 0 0 0 0 0 0 0											
Inning Stats	R: 0 E: 0 K: 0 S: 3	H: 0 LOB: 0 BB: 0 P: 3	R: 1 E: 0 K: 0 S: 4	H: 2 LOB: 0 BB: 0 P: 4	R: 0 E: 0 K: 0 S: 3	H: 0 LOB: 0 BB: 0 P: 3	R: 0 E: 0 K: 1 S: 5	H: 0 LOB: 0 BB: 0 P: 5	R: 0 E: 0 K: 1 S: 5	H: 0 LOB: 0 BB: 0 P: 5		R: 0 E: 0 K: 0 S: 3	H: 0 LOB: 1 BB: 1 P: 7	R: 0 E: 0 K: 1 S: 7	H: 2 LOB: 2 BB: 0 P: 7	R: 0 E: 0 K: 1 S: 6	H: 1 LOB: 1 BB: 0 P: 6	1B: 2 2B: 3 3B: 0 HR: 0	SF: 0 SAC: 0 DP: 1 HBP: 0	WP: 0 PB: 1 SB: 0 CS: 0
PITCHER Mike Krukow, R (1, 1) ERA: 3.15	IP: 9.0 WLS: W BF: 32 H: 5 R: 1 ER: 1 SO: 5 BB: 1 IBB: 0 HBP: 0 BLK: 0 WP: 0 HR: 0 S: 41 P: 45 ERA: 1.00 WHIP: 0.667											PITCHER IP: WLS: BF: H: R: ER: SO: BB: IBB: HBP: BLK: WP: HR: S: P: ERA: WHIP:								

Batter	1	2	3	4	5	6	7	8	9	AB R H RBI BB SO LOB	TOP										
Tim Flannery, L (1, 4) OBP: 0.231, SLG: 0.243	0-0 4-3		0-0 1-3		0-0 F7			0-0 G3		4 0 0 0 0 0 2	San Diego Padres @ San Francisco Giants Candlestick Park, San Francisco, CA Fri Apr 18 1986, 9:05 PM EST Att. 14,107 - Unknown livebaseballscorecards.com										
Tony Gwynn, L (1, 9) OBP: 0.333, SLG: 0.400	0-0 4-3		0-0 4-3			0-0 WP 2B		0-0 6-3		4 0 1 0 0 0 1											
Kevin McReynolds, R (1, 8) OBP: 0.327, SLG: 0.417	4-0 FC6-4 BB		0-0 6-3			0-0 6-3		0-0 L6		3 0 0 0 1 0 2											
Steve Garvey, R (1, 3) OBP: 0.216, SLG: 0.367	0-0 FC6-4 1-2f			0-0 4-3		0-0 F8 2-3		0-0 F9		4 0 0 0 0 0 2											
Terry Kennedy, L (1, 2) OBP: 0.279, SLG: 0.316		0-0 F8		0-0 4-3		4-0 BB		0-0 HR		3 1 1 1 1 0 0											
Graig Nettles, L (1, 5) OBP: 0.300, SLG: 0.125		0-0 E8 WP		0-0 G3		0-0 F3		0-0 3-1		4 0 0 0 0 0 2											
John Kruk, L (1, 7) OBP: 0.167, SLG: 0.250		0-3 K 2-3		0-0 4-3		0-3 K		0-3 K		4 0 0 0 0 3 1											
Garry Templeton, S (1, 6) OBP: 0.370, SLG: 0.310		0-3 K2-3		0-0 6-3		0-0 4-3				3 0 0 0 0 1 1											
Mark Thurmond, L (1, 1) OBP: 0.400, SLG: 0.400 Gene Walter, L (2, 1) OBP: 0.667, SLG: 1.000 Dane Iorg, L (7, PH) Tim Stoddard, R (7, 1)			0-0 2B		4-0 BB		0-3 K			0 0 0 0 0 0 0 1 0 1 0 1 0 0 1 0 0 0 0 1 0 0 0 0 0 0 0 0											
Inning Stats	R: 0 E: 0 K: 0 S: 3	H: 0 LOB: 1 BB: 1 P: 7	R: 0 E: 1 K: 2 S: 8	H: 0 LOB: 1 BB: 0 P: 8	R: 0 E: 0 K: 0 S: 4	H: 1 LOB: 1 BB: 0 P: 4	R: 0 E: 0 K: 0 S: 3	H: 0 LOB: 0 BB: 0 P: 3	R: 0 E: 0 K: 0 S: 4	H: 1 LOB: 2 BB: 1 P: 8	R: 0 E: 0 K: 2 S: 7	H: 0 LOB: 0 BB: 0 P: 7	R: 0 E: 0 K: 0 S: 3	H: 0 LOB: 0 BB: 0 P: 3	R: 1 E: 0 K: 1 S: 6	H: 1 LOB: 0 BB: 0 P: 6	1B: 0 2B: 2 3B: 0 HR: 1	SF: 0 SAC: 0 DP: 0 HBP: 0	WP: 2 PB: 0 SB: 0 CS: 0	PA: 34	
PITCHER Scott Garrelts, R (1, 1) ERA: 1.52	IP 9.0	WLS W	BF 34	H 3	R 1	ER 1	SO 5	BB 3	IBB 0	HBP 0	BLK 0	WP 2	HR 1	S 41	P 53	ERA 1.00	WHIP 0.667				

AB	31
R	1
H	3
RBI	1
BB	3
SO	5
LOB	11



Batter	1	2	3	4	5	6	7	8	9
Dan Gladden, R OBP: 0.396, SLG: 0.413 (1, 8)	4-0 S HR BB	0-0 2-H 2B 1B	0-0 FC6-4 1-2f 2-3			0-3 K		0-3 K	
Will Clark, L OBP: 0.413, SLG: 0.585 Dan Driessen, L (7, 3)	4-0 1-2 HR BB	0-0 2-H 1B 2B		0-0 G6-4-3 1B		0-3 K			
Chris Brown, R OBP: 0.300, SLG: 0.263 (1, 5)	0-0 F8	0-0 2-H 1B 1B		0-0 G6-4-3 1-2f		0-3 K			
Jeffrey Leonard, R OBP: 0.366, SLG: 0.684 (1, 7)	0-0 1-H 2-H HR	0-0 1-3 FC6-4 1B		0-0 5-3		0-0 F7			
Chili Davis, S OBP: 0.235, SLG: 0.167 (1, 9)	0-0 F9	0-0 FC6-4 1-2f		0-0 F8		4-0 BB			
Bob Brenly, R OBP: 0.432, SLG: 0.533 (1, 2)	0-0 F9		0-3 K		0-0 4-3	0-3 K			
Robby Thompson, R OBP: 0.310, SLG: 0.229 (1, 4)		4-0 4-3 1B BB	0-0 FC6-4 1B 1B		0-0 6-3		0-0 SH1-4 1B		
Jose Uribe, S OBP: 0.258, SLG: 0.179 (1, 6)		0-0 4-3 1-2	0-3 K			0-0 SH1-3 1B		0-0 F9	
Scott Garrelts, R OBP: 0.143, SLG: 0.143 (1, 1)		0-3 K	0-0 FC6-4 1-2 1B			0-0 SH1-3 1-2		0-0 SH1-4 1-2	

Inning Stats	R: 3 E: 0 K: 0 S: 4	H: 1 LOB: 0 BB: 2 P: 12	R: 3 E: 0 K: 1 S: 9	H: 4 LOB: 2 BB: 1 P: 13	R: 0 E: 0 K: 2 S: 9	H: 2 LOB: 2 BB: 0 P: 9	R: 0 E: 0 K: 0 S: 3	H: 1 LOB: 0 BB: 0 P: 3	R: 0 E: 0 K: 0 S: 3	H: 0 LOB: 0 BB: 0 P: 3	R: 0 E: 0 K: 2 S: 8	H: 1 LOB: 1 BB: 0 P: 8	R: 0 E: 0 K: 2 S: 7	H: 0 LOB: 1 BB: 1 P: 11	R: 0 E: 0 K: 1 S: 6	H: 1 LOB: 1 BB: 0 P: 6
--------------	------------------------------	----------------------------------	------------------------------	----------------------------------	------------------------------	---------------------------------	------------------------------	---------------------------------	------------------------------	---------------------------------	------------------------------	---------------------------------	------------------------------	----------------------------------	------------------------------	---------------------------------

PITCHER	IP	WLS	BF	H	R	ER	SO	BB	IBB	HBP	BLK	WP	HR	S	P	ERA	WHIP
Mark Thurmond, L ERA: 5.4 (1, 1)	1.2	L	13	5	6	6	1	3	0	0	0	0	1	12	24	32.40	4.800
Gene Walter, L ERA: (2, 1)	4.1		16	4	0	0	4	0	0	0	0	0	0	24	24	0.00	0.923
Tim Stoddard, R ERA: 1.59 (7, 1)	2.0		8	1	0	0	3	1	0	0	0	0	0	13	17	0.00	1.000

AB R H RBI BB SO LOB

4 2 1 1 1 2 4

3 2 2 1 1 1 1
0 0 0 0 0 0 0

4 0 1 1 0 1 3

4 1 2 3 0 0 0

3 0 0 0 1 0 2

4 0 0 0 0 2 1

3 1 2 0 1 0 0

4 0 1 0 0 1 3

2 0 1 0 0 1 1

1B: 8 SF: 0
2B: 1 SAC: 2
3B: 0 DP: 1
HR: 1 HBP: 0

WP: 0 PA: 37

PB: 0

SB: 1

CS: 0

ERA

WHIP

AB 31

R 6

H 10

RBI 6

BB 4

SO 8

LOB 15

GIANTS

San Diego Padres @ San Francisco Giants

Candlestick Park, San Francisco, CA

Fri Apr 18 1986, 9:05 PM EST

Att. 14,107 - Unknown

livebaseballscorecards.com

Batter	1	2	3	4	5	6	7	8	9
Dan Gladden, R OBP: 0.377, SLG: 0.412 (1, 8)	0-0 F8		0-0 5-3	0-0 F8			0-0 2-3	0-0 2B	
Will Clark, L OBP: 0.412, SLG: 0.565 (1, 3)	0-0 BB 1B		0-3 K		0-3 K		0-0 HR 1B	0-3 K	
Chris Brown, R OBP: 0.375, SLG: 0.455 (1, 5)	4-0 1-2 BB			0-0 1B BB 2B 1B	0-0 4-3		0-0 1-H HR		
Jeffrey Leonard, R OBP: 0.378, SLG: 0.690 (1, 7)	0-0 F6			0-0 F8	0-0 1B		0-0 2B		
Chili Davis, S OBP: 0.263, SLG: 0.156 (1, 9)	0-3 K			4-0 1-2 2B 1B BB	0-0 5-3		4-0 1B BB		
Bob Brenly, R OBP: 0.415, SLG: 0.500 (1, 2)		0-0 6-3		0-0 1-2 2-3 2B 1B		0-0 6-3	0-0 F8		
Bob Melvin, R OBP: 0.179, SLG: 0.222 (8, 2)									
Robby Thompson, R OBP: 0.304, SLG: 0.256 (1, 4)		0-0 4-3		0-0 1-H 2-H 3-H 2B 2B		0-0 6-3	0-0 F9		
Greg Minton, S (8, 1)									
Jose Uribe, S OBP: 0.286, SLG: 0.250 (1, 6)		0-0 4-3		0-0 PB 2-H 2B		0-0 1B		0-3 K	
Jim Gott, R (1, 1)			0-3 K	0-3 K		0-0 F8		0-0 5-3	
Michael LaCoss, R (2, 1)									
Dan Driessen, L (4, PH)									
Bill Laskey, R (5, 1)									
Joel Youngblood, R (6, PH)									
Mark Davis, L (7, 1)									
Brad Weiman, R (8, 4)									


AB	R	H	RBI	BB	SO	LOB
5	0	1	0	0	0	1
5	1	2	0	0	3	1
3	2	2	2	1	0	0
4	0	2	0	0	0	3
2	1	0	0	2	1	3
4	1	1	0	0	0	2
0	0	0	0	0	0	0
4	1	1	3	0	0	2
0	0	0	0	0	0	0
4	0	2	1	0	1	0
0	0	0	0	0	0	0
1	0	0	0	0	1	0
1	0	0	0	0	1	1
0	0	0	0	0	0	0
1	0	0	0	0	0	0
0	0	0	0	0	0	0
1	0	0	0	0	0	0

WP	HR	S	P	ERA	WHIP
0	1	8	8	7.11	1.579
0	0	0	0	∞	∞
0	0	0	0	0.00	0.600

Inning	R	H	E	K	S	P	IP	WLS	BF	H	R	ER	SO	BB	IBB	HBP	BLK	WP	HR	S	P	ERA	WHIP
1	0	1	0	1	6	10	6.1		29	8	5	5	5	2	0	0	0	0	0	37	45	7.11	1.579
2	0	0	0	0	3	3	0.0	L	3	2	1	1	0	0	1	0	0	0	1	2	6	∞	∞
3	0	0	0	0	10	10	1.2		6	1	0	0	2	0	0	0	0	0	0	10	10	0.00	0.600

San Diego Padres @ San Francisco Giants
 Candlestick Park, San Francisco, CA
 Sat Apr 19 1986, 6:33 AM EST
 Att. 26,367 - Unknown

AB	35
R	6
H	11
RBI	6
BB	3
SO	7
LOB	14



WP	HR	S	P	ERA	WHIP
0	1	8	8	7.11	1.579
0	0	0	0	∞	∞
0	0	0	0	0.00	0.600

Batter	1	2	3	4	5	6	7	8	9	AB R H RBI BB SO LOB	TOP		
Jerry Royster, R (1, 5) OBP: 0.320, SLG: 0.417 Graig Nettles, L (8, PH) OBP: 0.286, SLG: 0.111 (8, 5)	0-0 5-3		0-0 CS 1B		0-0 F8			0-0 F8		3 0 1 0 0 0 1 1 0 0 0 0 0 0	San Diego Padres @ San Francisco Giants Candlestick Park, San Francisco, CA Sun Apr 20 1986, 6:33 AM EST Att: 39,548 - Unknown livebaseballscorecards.com		
Tony Gwynn, L (1, 9) OBP: 0.333, SLG: 0.414	0-0 2B		4-0 FC4-6 1-2 BB BB		0-0 G4-6-3 1-2f			0-0 F8		3 0 1 0 1 0 1			
Kevin McReynolds, R (1, 8) OBP: 0.295, SLG: 0.357	0-0 5-3		4-0 FC4-6 1-2 BB BB		0-0 1-3			0-0 F9		3 0 0 0 1 0 1			
Steve Garvey, R (1, 3) OBP: 0.214, SLG: 0.352	0-0 L5		0-0 FC4-6 1-2f 2-3		0-0 F3			0-0 F4		4 0 0 0 0 0 3			
Carmelo Martinez, R (1, 7) OBP: 0.364, SLG: 0.414		0-0 1B 1B	0-0 F8		0-0 5-3			0-0 5-3		4 0 1 0 0 0 2			
Garry Templeton, S (1, 6) OBP: 0.333, SLG: 0.280		0-0 1-2 1B		0-3 K		0-3 K		0-0 G3		4 0 1 0 0 2 0			
Bruce Bochy, R (1, 2) OBP: 0.273, SLG: 0.600 Terry Kennedy, L (7, PH) OBP: 0.286, SLG: 0.302 (7, 2)		0-0 F6		0-0 6-3		0-0 F8				2 0 0 0 0 0 2 1 0 0 0 0 0 0			
Bip Roberts, S (1, 4) Tim Flannery, L (7, PH) OBP: 0.311, SLG: 0.333 (7, 4)		0-0 F4		0-0 F8		4-0 BB				2 0 0 0 0 0 2 0 0 0 0 1 0 0			
Dave Dravecky, R (1, 1) OBP: 0.300, SLG: 0.600 John Kruk, L (5, PH) OBP: 0.250, SLG: 0.313 LaMarr Hoyt, R (5, 1) Dane Iorg, L (7, PH) OBP: 0.222, SLG: 0.222 Tim Stoddard, R (7, 1)		0-3 K		0-0 G4-6-3 1B		0-3 K				1 0 0 0 0 1 2 1 0 1 0 0 0 0 0 0 0 0 0 0 0 1 0 0 0 0 1 1 0 0 0 0 0 0 0			
Inning Stats	R: 0 H: 1 E: 0 LOB: 1 K: 0 BB: 0 S: 4 P: 4	R: 0 H: 2 E: 0 LOB: 2 K: 1 BB: 0 S: 7 P: 7	R: 0 H: 1 E: 0 LOB: 2 K: 0 BB: 2 S: 3 P: 11	R: 0 H: 0 E: 0 LOB: 0 K: 1 BB: 0 S: 5 P: 5	R: 0 H: 1 E: 0 LOB: 0 K: 0 BB: 0 S: 3 P: 3	R: 0 H: 0 E: 0 LOB: 0 K: 0 BB: 0 S: 3 P: 3	R: 0 H: 0 E: 0 LOB: 1 K: 2 BB: 1 S: 7 P: 11	R: 0 H: 0 E: 0 LOB: 0 K: 0 BB: 0 S: 3 P: 3	R: 0 H: 0 E: 0 LOB: 0 K: 0 BB: 0 S: 3 P: 3	1B: 4 SF: 0 2B: 1 SAC: 0 3B: 0 DP: 1 HR: 0 HBP: 0		WP: 0 PA: 33 PB: 0 SB: 0 CS: 1	
PITCHER	IP WLS BF H R ER SO BB IBB HBP BLK WP HR S P ERA WHIP											PITCHER	IP WLS BF H R ER SO BB IBB HBP BLK WP HR S P ERA WHIP
Vida Blue, L (1, 1) ERA: 4.73 Jeff Robinson, R (6, 1) ERA: 2.45	5.0 W 20 5 0 0 2 2 0 0 0 0 0 0 22 30 0.00 1.400												

Batter	1	2	3	4	5	6	7	8	9	AB	R	H	RBI	BB	SO	LOB
Dan Gladden, R OBP: 0.357, SLG: 0.389 (1, 8)	0-3 K		0-0 SH SF4 1B		0-0 5-3		0-3 K			3	1	0	0	0	2	1
Will Clark, L OBP: 0.382, SLG: 0.531 (1, 3)	0-0 F8		0-0 SF4		0-0 G3			0-0 F4		3	0	0	1	0	0	0
Chris Brown, R OBP: 0.357, SLG: 0.400 (1, 5)	4-0 1B BB		0-0 F6		0-0 5-3			0-0 F5		3	0	0	0	1	0	1
Jeffrey Leonard, R OBP: 0.388, SLG: 0.674 (1, 7)	0-0 1-2 1B		0-0 HR S 1B			0-0 F4		0-0 F8		4	1	2	1	0	0	0
Chili Davis, S OBP: 0.288, SLG: 0.257 (1, 9)	0-3 K		0-0 HR 1-H			0-3 K				3	1	1	2	0	2	2
Bob Melvin, R OBP: 0.161, SLG: 0.200 (1, 2)		0-3 K	0-0 6-3			0-0 L4				3	0	0	0	0	1	0
Robby Thompson, R OBP: 0.286, SLG: 0.238 (1, 4)		0-0 F6		0-3 K			0-0 F2			3	0	0	0	0	1	0
Jose Uribe, S OBP: 0.289, SLG: 0.235 (1, 6)		0-3 K		0-3 K			4-0 E S BB			2	0	0	0	1	2	0
Vida Blue, S (1, 1)			4-0 SH SF4 BB		0-0 F3			0-3 K		1	1	0	0	1	0	0
Jeff Robinson, R (6, 1)										1	0	0	0	0	1	1

Inning Stats	R: 0	H: 1	E: 0	K: 2	S: 8	LOB: 2	BB: 1	P: 12	R: 0	H: 0	E: 0	K: 2	S: 7	LOB: 0	BB: 0	P: 7	R: 4	H: 2	E: 1	K: 0	S: 6	LOB: 0	BB: 1	P: 10	R: 0	H: 0	E: 0	K: 2	S: 7	LOB: 0	BB: 0	P: 7	R: 0	H: 0	E: 0	K: 1	S: 5	LOB: 0	BB: 0	P: 5	R: 0	H: 0	E: 0	K: 2	S: 7	LOB: 1	BB: 1	P: 11	R: 0	H: 0	E: 0	K: 0	S: 3	LOB: 0	BB: 0	P: 3
--------------	------	------	------	------	------	--------	-------	-------	------	------	------	------	------	--------	-------	------	------	------	------	------	------	--------	-------	-------	------	------	------	------	------	--------	-------	------	------	------	------	------	------	--------	-------	------	------	------	------	------	------	--------	-------	-------	------	------	------	------	------	--------	-------	------

PITCHER	IP	WLS	BF	H	R	ER	SO	BB	IBB	HBP	BLK	WP	HR	S	P	ERA	WHIP
Dave Dravecky, L ERA: 0.31 (1, 1)	4.0	L	18	3	4	0	6	2	0	0	0	0	1	28	36	0.00	1.250
LaMarr Hoyt, R ERA: (5, 1)	2.0		6	0	0	0	1	0	0	0	0	0	0	8	8	0.00	0.000
Tim Stoddard, R ERA: 1.17 (7, 1)	2.0		7	0	0	0	2	1	0	0	0	0	0	10	14	0.00	0.500

BOTTOM

San Diego Padres @ San Francisco Giants
Candlestick Park, San Francisco, CA

Sun Apr 20 1986, 6:33 AM EST
Att. 39,548 - Unknown


AB	26
R	4
H	3
RBI	4
BB	3
SO	9
LOB	5

WP: 0 PA: 31
PB: 0
SB: 2
CS: 0



PITCHER	IP	WLS	BF	H	R	ER	SO	BB	IBB	HBP	BLK	WP	HR	S	P	ERA	WHIP
---------	----	-----	----	---	---	----	----	----	-----	-----	-----	----	----	---	---	-----	------

Batter	1	2	3	4	5	6	7	8	9	AB R H RBI BB SO LOB
Mariano Duncan, R (1, 6) OBP: 0.203, SLG: 0.186	4-0 BB G5-4-3		0-3 K		0-0 4-3			0-0 F8		3 0 0 0 1 1 2
Enos Cabell, R (1, 5) OBP: 0.160, SLG: 0.087	0-0 G5-4-3 1-2f			0-0 F9		0-0 F8		0-0 F9		4 0 0 0 0 0 1
Ken Landreaux, L (1, 8) OBP: 0.347, SLG: 0.477	0-3 K			0-0 HR		0-0 F5		0-0 F8		4 1 1 1 0 1 0
Greg Brock, L (1, 3) OBP: 0.278, SLG: 0.286		0-0 1B		0-0 F9		0-0 L6		0-0 F5		4 0 1 0 0 0 0
Mike Marshall, R (1, 9) OBP: 0.241, SLG: 0.352		0-3 K		0-0 1-3			0-0 F7			3 0 0 0 0 1 1
Mike Scioscia, L (1, 2) OBP: 0.347, SLG: 0.300		0-0 F5			4-0 1B BB		0-3 K			2 0 0 0 1 1 1
Franklin Stubbs, L (1, 7) OBP: 0.278, SLG: 0.484		0-0 F9			0-3 K		0-0 F8			3 0 0 0 0 1 2
Dave Anderson, R (1, 4) OBP: 0.346, SLG: 0.261			0-3 K		0-0 1-2 1B			0-0 G3		3 0 1 0 0 1 0
Rick Honeycutt, L (1, 1)			0-0 4-3		0-3 K			0-0 6-3		1 0 0 0 0 0 0
Terry Whitfield, L (5, PH)										1 0 0 0 0 1 2
Jerry Reuss, L (5, 1)										0 0 0 0 0 0 0
Steve Sax, R (8, PH)										1 0 0 0 0 0 0
Carlos Diaz, R (8, 1)										0 0 0 0 0 0 0

TOP	
<p>Los Angeles Dodgers @ San Francisco Giants Candlestick Park, San Francisco, CA</p> <p>Mon Apr 21 1986, 9:05 PM EST Att. 22,283 - Unknown</p>	
<p>AB 29 R 1 H 3 RBI 1 BB 2 SO 7 LOB 9</p>	

Inning Stats	R: 0 E: 0 K: 1 S: 4	H: 0 LOB: 0 BB: 1 P: 8	R: 0 E: 0 K: 1 S: 6	H: 1 LOB: 1 BB: 0 P: 6	R: 0 E: 0 K: 2 S: 7	H: 0 LOB: 0 BB: 0 P: 7	R: 1 E: 0 K: 0 S: 4	H: 1 LOB: 0 BB: 0 P: 4	R: 0 E: 0 K: 2 S: 8	H: 1 LOB: 2 BB: 1 P: 12	R: 0 E: 0 K: 0 S: 3	H: 0 LOB: 0 BB: 0 P: 3	R: 0 E: 0 K: 1 S: 5	H: 0 LOB: 0 BB: 0 P: 5	R: 0 E: 0 K: 0 S: 3	H: 0 LOB: 0 BB: 0 P: 3	R: 0 E: 0 K: 0 S: 3	H: 0 LOB: 0 BB: 0 P: 3	1B: 2 2B: 0 3B: 0 HR: 1	SF: 0 SAC: 0 DP: 1 HBP: 0	WP: 0 PB: 0 SB: 0 CS: 0	PA: 31
<p>PITCHER Roger Mason, R (1, 1) ERA: 2.05</p>	<p>IP 9.0 WLS W BF 31 H 3 R 1 ER 1 SO 7 BB 2 IBB 0 HBP 0 BLK 0 WP 0 HR 1 S 43 P 51 ERA 1.00 WHIP 0.556</p>	<p>PITCHER</p>	<p>IP WLS BF H R ER SO BB IBB HBP BLK WP HR S P ERA WHIP</p>																			

Batter	1	2	3	4	5	6	7	8	9	AB R H RBI BB SO LOB	TOP											
Steve Sax, R (1, 4) OBP: 0.421, SLG: 0.400	0-0 F7		4-0 HR BB			0-0 G3 1B	0-3 K			3 2 1 0 1 1 1												
Mike Scioscia, L (1, 2) OBP: 0.385, SLG: 0.429 Alex Trevino, R (8, PH) OBP: 0.222, SLG: 0.125 (8, 2)	0-0 2B		0-0 HR			4-0 1B G3 BB		0-0 1-3		2 1 2 2 1 0 0 1 0 0 0 0 0 0												
Ken Landreaux, L (1, 8) OBP: 0.321, SLG: 0.438	0-3 K		0-0 4-3			0-0 G3		0-0 L5		4 0 0 0 0 1 3												
Mike Marshall, R (1, 9) OBP: 0.242, SLG: 0.345	0-0 F8				0-0 F8	0-0 S 1B		0-3 K		4 0 1 1 0 1 1												
Greg Brock, L (1, 3) OBP: 0.259, SLG: 0.264		0-0 G3			0-0 F7	0-0 F6			0-0 4-3	4 0 0 0 0 0 2												
Franklin Stubbs, L (1, 7) OBP: 0.250, SLG: 0.429		0-3 K			0-0 F8	0-3 K			0-0 3-1	4 0 0 0 0 2 2												
Dave Anderson, R (1, 5) OBP: 0.310, SLG: 0.231 Terry Whitfield, L (9, PH)		0-0 F9			0-0 1-3		0-0 1-3		4-0 BB	3 0 0 0 0 0 0 0 0 0 0 1 0 0												
Mariano Duncan, R (1, 6) OBP: 0.191, SLG: 0.175			0-0 1-3		0-0 5-3		0-0 F7		0-0 1-3	4 0 0 0 0 0 1												
Dennis Powell, R (1, 1) OBP: 0.333, SLG: 0.667 Carlos Diaz, R (1, 1) Ed Vande Berg, R (4, 1) Enos Cabell, R (7, PH) OBP: 0.192, SLG: 0.125 Jerry Reuss, L (7, 1)			0-0 F9		0-3 K		0-0 1B			0 0 0 0 0 0 0 1 0 0 0 0 0 0 1 0 0 0 0 1 0 1 0 1 0 0 0 0 0 0 0 0 0 0 0												
Inning Stats	R: 0 E: 0 K: 1 S: 6	H: 1 LOB: 1 BB: 0 P: 6	R: 0 E: 0 K: 1 S: 5	H: 0 LOB: 0 BB: 0 P: 5	R: 2 E: 0 K: 0 S: 4	H: 1 LOB: 0 BB: 1 P: 8	R: 0 E: 0 K: 0 S: 3	H: 0 LOB: 0 BB: 0 P: 3	R: 0 E: 0 K: 1 S: 5	H: 0 LOB: 0 BB: 0 P: 5	R: 1 E: 0 K: 1 S: 7	H: 2 LOB: 2 BB: 1 P: 11	R: 0 E: 0 K: 1 S: 6	H: 1 LOB: 1 BB: 0 P: 6	R: 0 E: 0 K: 1 S: 5	H: 0 LOB: 0 BB: 0 P: 5	R: 0 E: 0 K: 0 S: 3	H: 0 LOB: 1 BB: 1 P: 7	1B: 3 2B: 1 3B: 0 HR: 1	SF: 0 SAC: 0 DP: 0 HBP: 0	WP: 0 PB: 0 SB: 1 CS: 0	PA: 35
PITCHER	IP WLS BF H R ER SO BB IBB HBP BLK WP HR S P ERA WHIP																					
Mike Krukow, R (1, 1) ERA: 3.46	6.0 W 24 4 3 3 4 2 0 0 0 0 0 1 30 38 4.50 1.000																					
Michael LaCoss, R (7, 1) ERA: 6.0	1.0 4 1 0 0 1 0 0 0 0 0 0 0 6 6 0.00 1.000																					
Mark Davis, L (8, 1) ERA: 3.12	1.0 3 0 0 0 1 0 0 0 0 0 0 0 5 5 0.00 0.000																					
Greg Minton, R (9, 1) ERA: 3.52	1.0 4 0 0 0 0 1 0 0 0 0 0 0 3 7 0.00 1.000																					

Los Angeles Dodgers @ San Francisco Giants
 Candlestick Park, San Francisco, CA
 Tue Apr 22 1986, 9:05 PM EST
 Att. 22,408 - Unknown

livebaseballscorecards.com

AB	32
R	3
H	5
RBI	3
BB	3
SO	6
LOB	10



Batter	1	2	3	4	5	6	7	8	9	AB	R	H	RBI	BB	SO	LOB
Dan Gladden, R OBP: 0.333, SLG: 0.350 Candy Maldonado, R OBP: 0.375, SLG: 0.533 (1, 8) (5, PH) (6, 8)										2	1	0	1	1	1	3
Robby Thompson, R OBP: 0.351, SLG: 0.340 (1, 4)										5	2	3	1	0	0	2
Chris Brown, R OBP: 0.405, SLG: 0.529 (1, 5)										5	3	4	0	0	0	1
Jeffrey Leonard, R OBP: 0.397, SLG: 0.648 (1, 7)										4	1	1	2	1	0	3
Chili Davis, S OBP: 0.286, SLG: 0.442 Brad Gulden, L OBP: 0.286, SLG: 0.167 (1, 9) (7, 2)										4	1	1	3	0	0	1
Bob Brenly, R OBP: 0.429, SLG: 0.500 Michael LaCoss, R Mark Davis, L Brad Wellman, R OBP: 0.222, SLG: 0.125 Greg Minton, S (1, 2) (7, 1) (8, 1) (8, PH) (9, 1)										3	1	2	1	1	0	0
Dan Driessen, L OBP: 0.364, SLG: 0.250 (1, 3)										2	1	1	0	3	1	0
Jose Uribe, S OBP: 0.304, SLG: 0.286 (1, 6)										5	0	2	1	0	0	3
Mike Krukow, R OBP: 0.100, SLG: 0.100 Joel Youngblood, R OBP: 0.357, SLG: 0.333 (1, 1) (6, PH) (7, 9)										3	0	1	1	0	0	4
										1	0	0	0	0	0	2

Inning Stats	R: 7	H: 7	E: 2	LOB: 1	K: 0	S: 9	P: 17	R: 1	H: 1	E: 0	LOB: 0	K: 0	S: 4	R: 0	H: 1	E: 0	LOB: 1	K: 1	S: 6	R: 2	H: 3	E: 0	LOB: 3	K: 0	S: 6	R: 0	H: 1	E: 0	LOB: 1	K: 0	S: 4	R: 0	H: 1	E: 0	LOB: 2	K: 0	S: 4	R: 0	H: 1	E: 0	LOB: 2	K: 0	S: 4	R: 0	H: 1	E: 0	LOB: 2	K: 0	S: 4	R: 0	H: 0	E: 0	LOB: 0	K: 1	S: 5	R: 0	H: 0	E: 0	LOB: 0	K: 1	S: 5
--------------	------	------	------	--------	------	------	-------	------	------	------	--------	------	------	------	------	------	--------	------	------	------	------	------	--------	------	------	------	------	------	--------	------	------	------	------	------	--------	------	------	------	------	------	--------	------	------	------	------	------	--------	------	------	------	------	------	--------	------	------	------	------	------	--------	------	------

PITCHER	IP	WLS	BF	H	R	ER	SO	BB	IBB	HBP	BLK	WP	HR	S	P	ERA	WHIP
Dennis Powell, L ERA: 5.84 (1, 1)	0.0	L	5	4	5	5	0	1	0	0	0	0	0	4	8	∞	∞
Carlos Diaz, L ERA: 11.12 (1, 1)	3.2		20	7	5	5	1	2	1	0	0	0	0	19	31	12.27	2.455
Ed Vande Berg, L ERA: 3.38 (4, 1)	2.1		11	3	0	0	0	1	0	0	0	0	0	10	14	0.00	1.714
Jerry Reuss, L ERA: 3.24 (7, 1)	2.0		8	1	0	0	1	0	1	0	0	0	0	9	13	0.00	0.500

BOTTOM


Los Angeles Dodgers @ San Francisco Giants
Candlestick Park, San Francisco, CA

Tue Apr 22 1986, 9:05 PM EST
Att. 22,408 - Unknown

AB	38
R	10
H	15
RBI	10
BB	6
SO	2
LOB	21

livebaseballscorecards.com

1B	10	SF	0	WP	0	PA	44
2B	4	SAC	0	PB	0	SB	0
3B	1	DP	1	CS	0		
HR	0	HBP	0				

Batter	1	2	3	4	5	6	7	8	9	AB R H RBI BB SO LOB	TOP									
Steve Sax, R (1, 4) OBP: 0.419, SLG: 0.368	0-0 F7	0-0 5-3		0-0 F8		4-0 BB		4-0 IBB		3 0 0 0 2 0 0										
Ken Landreaux, L (1, 8) OBP: 0.293, SLG: 0.396	0-0 1-3		0-0 1-3		0-0 5-3	0-0 F7		0-0 F5		5 0 0 0 0 0 5										
Bill Madlock, R (1, 5) OBP: 0.297, SLG: 0.371 Dave Anderson, R (7, PR) OBP: 0.300, SLG: 0.222	0-0 WP HR 1B		0-0 HR		0-0 F6		0-0 E1 5-3 1B		0-3 K	4 2 3 1 0 0 0 1 1 0 0 0 1 0										
Greg Brock, L (1, 3) OBP: 0.270, SLG: 0.250	4-0 1-2 HR BB		0-0 4-3		0-0 G3		0-0 F6		4-0 2B CS BB	3 1 0 0 2 0 1										
Mike Marshall, R (1, 9) OBP: 0.269, SLG: 0.429	0-0 1-H 2-H HR		0-0 1B 1B		0-0 F4		0-0 5-3		0-0 CS 1B 2B	5 1 3 4 0 0 0										
Mike Scioscia, L (1, 2) OBP: 0.386, SLG: 0.413	0-0 E1 S		0-0 1-3 1B		4-0 1B BB		0-0 F7		0-3 K 2-3 3-H	4 1 1 0 1 1 3										
Franklin Stubbs, L (1, 7) OBP: 0.233, SLG: 0.395 Cesar Cedeno, R (8, PH) OBP: 0.360, SLG: 0.286	0-3 1-2 K		0-0 F9		0-0 F7			0-0 4-3		3 0 0 0 0 1 4 1 0 0 0 0 0 0	AB 37 R 6 H 10 RBI 6 BB 5 SO 3 LOB 14									
Mariano Duncan, R (1, 6) OBP: 0.208, SLG: 0.209		0-0 1-3		0-0 F7		0-0 1B 1B		0-0 2B		4 0 2 0 0 0 0										
Fernando Valenzuela, L (1, 1) OBP: 0.250, SLG: 0.250		0-0 F8		0-0 L4		0-0 1-3 BB 1B		0-0 5-3		4 0 1 1 0 0 1										
Inning Stats	R: 3 E: 1 K: 1 S: 8	H: 2 LOB: 1 BB: 1 P: 12	R: 0 E: 0 K: 0 S: 3	H: 0 LOB: 0 BB: 0 P: 3	R: 1 E: 0 K: 0 S: 6	H: 3 LOB: 2 BB: 0 P: 6	R: 0 E: 0 K: 0 S: 3	H: 0 LOB: 0 BB: 0 P: 3	R: 1 E: 0 K: 0 S: 5	H: 2 LOB: 3 BB: 2 P: 13	R: 1 E: 1 K: 0 S: 4	H: 1 LOB: 1 BB: 0 P: 4	R: 0 E: 0 K: 0 S: 4	H: 1 LOB: 2 BB: 1 P: 8	R: 0 E: 0 K: 2 S: 7	H: 1 LOB: 1 BB: 1 P: 11	1B: 6 2B: 2 3B: 0 HR: 2	SF: 0 SAC: 0 DP: 0 HBP: 0	WP: 1 PB: 0 SB: 1 CS: 2	PA: 42
PITCHER	IP WLS BF H R ER SO BB IBB HBP BLK WP HR S P ERA WHIP																			
Scott Garrelts, R (1, 1) ERA: 2.76	5.2 L 27 7 5 5 1 2 0 0 0 1 2 27 35 7.94 1.588																			
Jeff Robinson, R (6, 1) ERA: 2.38	0.1 2 0 0 0 0 1 0 0 0 0 0 1 5 0.00 3.000																			
Bill Laskey, R (7, 1) ERA: 2.45	1.0 4 1 1 0 0 0 0 0 0 0 0 4 4 0.00 1.000																			
Mark Davis, L (8, 1) ERA: 2.53	2.0 9 2 0 0 0 2 1 1 0 0 0 0 11 0.00 1.500																			

Los Angeles Dodgers @ San Francisco Giants
Candlestick Park, San Francisco, CA
Wed Apr 23 1986, 6:33 AM EST
Att: 26,069 - Unknown

livebaseballscorecards.com

Batter	1	2	3	4	5	6	7	8	9	10	AB R H RBI BB SO LOB	TOP										
Dan Gladden, R (1, 8) OBP: 0.342, SLG: 0.338	0-0 F8		1-0 1B HBP		0-0 F8		0-0 F6			0-0 F9	4 0 0 0 0 0 3	San Francisco Giants @ San Diego Padres Jack Murphy Stadium, San Diego, CA Sat Apr 26 1986, 6:33 AM EST Att. 53,748 - Unknown livebaseballscorecards.com										
Will Clark, L (1, 3) OBP: 0.371, SLG: 0.516	0-3 K		0-0 F7		0-0 CS 1-2	0-3 K	0-0 F5			0-0 HR	5 1 1 1 0 2 3											
Chris Brown, R (1, 5) OBP: 0.404, SLG: 0.468	0-0 5-3		0-0 1-3 1B			1-0 1B HBP		0-0 1-3		0-0 P3	4 0 1 0 0 0 0											
Jeffrey Leonard, R (1, 7) OBP: 0.361, SLG: 0.567		0-0 F7	0-3 K			0-3 K		0-3 K			4 0 0 0 0 3 3											
Chili Davis, S (1, 9) OBP: 0.306, SLG: 0.436		0-0 HR 2B		0-3 K		0-0 1-3 1B		0-3 K			4 1 2 0 0 2 0											
Bob Brenly, R (1, 2) OBP: 0.400, SLG: 0.500		0-0 HR 2-H		0-3 K		0-0 F8		0-0 5-3			4 1 1 2 0 1 2											
Robby Thompson, R (1, 4) OBP: 0.324, SLG: 0.328		0-3 K		0-3 K			0-3 K		0-3 K		4 0 0 0 0 4 0											
Jose Uribe, S (1, 6) Jeff Robinson, R (9, 1)	0-0 6-3		0-0 CS 1B		0-0 CS 1B		4-0 S BB		0-0 L6		3 0 1 0 1 0 0 0 0 0 0 0 0 0											
Roger Mason, R (1, 1) Dan Driessen, L (7, PH) Mark Davis, L (7, 1) Brad Wellman, R (9, 6) OBP: 0.111, SLG: 0.111 OBP: 0.353, SLG: 0.308			0-3 K		0-0 B3		4-0 1-2 IBB		0-0 F4		2 0 0 0 0 1 1 0 0 0 0 1 0 0 0 0 0 0 0 0 0 1 0 0 0 0 0 0											
Inning Stats	R: 0 E: 0 K: 1 S: 5	H: 0 LOB: 0 BB: 0 P: 5	R: 2 E: 0 K: 1 S: 7	H: 2 LOB: 0 BB: 0 P: 7	R: 0 E: 0 K: 2 S: 8	H: 1 LOB: 2 BB: 0 P: 9	R: 0 E: 0 K: 3 S: 9	H: 0 LOB: 0 BB: 0 P: 9	R: 0 E: 0 K: 2 S: 8	H: 1 LOB: 2 BB: 0 P: 9	R: 0 E: 0 K: 1 S: 5		H: 0 LOB: 2 BB: 2 P: 13	R: 0 E: 0 K: 2 S: 7	H: 0 LOB: 0 BB: 0 P: 7	R: 0 E: 0 K: 1 S: 5	H: 0 LOB: 0 BB: 0 P: 5	R: 1 E: 0 K: 0 S: 4	H: 1 LOB: 0 BB: 0 P: 4	1B: 3 2B: 1 3B: 0 HR: 2	SF: 0 SAC: 0 DP: 0 HBP: 2	WP: 0 PB: 0 SB: 1 CS: 1
PITCHER Eric Show, R (1, 1) ERA: 2.89	IP 10.0	WLS L	BF 39	H 6	R 3	ER 3	SO 13	BB 1	IBB 1	HBP 2	BLK 0	WP 0	HR 2	S 61	P 71	ERA 2.70	WHIP 0.700					



BOTTOM

San Francisco Giants @ San Diego Padres
 Jack Murphy Stadium, San Diego, CA
 Sat Apr 26 1986, 6:33 AM EST
 Att: 53,748 - Unknown

livebaseballscorecards.com

AB	35
R	2
H	5
RBI	2
BB	2
SO	12
LOB	12



WP:	0	PA:	37
PB:	0		
SB:	1		
CS:	0		

AB	R	H	RBI	BB	SO	LOB
3	0	1	0	0	0	0
1	0	0	0	0	0	0
1	0	0	0	0	0	0
4	0	1	0	0	2	1
3	1	1	0	1	1	1
4	0	0	0	0	1	3
4	0	1	0	0	1	3
3	1	1	2	1	1	1
4	0	0	0	0	2	3
4	0	0	0	0	2	0
3	0	0	0	0	2	0
1	0	0	0	0	0	0
1	0	0	0	0	0	0

Batter	1	2	3	4	5	6	7	8	9	10
Marvell Wynne, L (1, 8) OBP: 0.304, SLG: 0.619 Jerry Royster, R (8, PH) OBP: 0.276, SLG: 0.370 Dane Iorg, L (10, PH) OBP: 0.273, SLG: 0.455	0-0 F5 1B		0-0 F7 1B		0-0 F7			0-0 G5-3		0-0 4-3
Tony Gwynn, L (1, 9) OBP: 0.346, SLG: 0.394	0-3 K		0-0 F7			0-0 1B		0-3 K		
Kevin McReynolds, R (1, 7) OBP: 0.333, SLG: 0.358	0-0 5-3			4-0 E S HR BB		0-3 K			0-0 4-3 1B	
Steve Garvey, R (1, 3) OBP: 0.225, SLG: 0.343		0-0 F3		0-0 F6		0-0 P5		0-3 K		
Terry Kennedy, L (1, 2) OBP: 0.317, SLG: 0.345		0-0 1B		0-3 K		0-0 F9			0-0 4-3	
Graig Nettles, L (1, 5) OBP: 0.313, SLG: 0.333		0-3 K		0-0 HR			0-0 G3		4-0 IBB	
Garry Templeton, S (1, 6) OBP: 0.294, SLG: 0.226		0-0 F7		0-3 K			0-3 K		0-0 F9	
Tim Flannery, L (1, 4) OBP: 0.300, SLG: 0.345			0-3 K		0-0 3-1		0-3 K			0-0 F8
Eric Show, R (1, 1) OBP: 0.250, SLG: 0.250 John Kruk, L (10, PH) OBP: 0.222, SLG: 0.278			0-0 6-3		0-3 K			0-3 K		0-0 F8

Inning Stats	R: 0	H: 0	E: 0	K: 1	S: 5	R: 0	H: 1	E: 0	K: 1	S: 6	R: 0	H: 1	E: 0	K: 1	S: 6	R: 2	H: 1	E: 0	K: 2	S: 8	R: 0	H: 0	E: 0	K: 1	S: 5	R: 0	H: 1	E: 0	K: 2	S: 7	R: 0	H: 0	E: 0	K: 2	S: 7	R: 0	H: 1	E: 0	K: 1	S: 6	R: 0	H: 0	E: 0	K: 2	S: 7	R: 0	H: 1	E: 0	K: 1	S: 3	R: 0	H: 0	E: 0	K: 0	S: 3
PITCHER	IP	WLS	BF	H	R	ER	SO	BB	IBB	HBP	BLK	WP	HR	S	P	ERA	WHIP																																						
Roger Mason, R (1, 1) ERA: 2.25	6.0		23	4	2	2	7	1	0	0	0	0	1	36	40	3.00	0.833																																						
Mark Davis, L (7, 1) ERA: 2.35	2.0		6	0	0	0	4	0	0	0	0	0	0	14	14	0.00	0.000																																						
Jeff Robinson, R (9, 1) ERA: 2.7	2.0	W	8	1	0	0	1	0	1	0	0	0	0	9	13	0.00	0.500																																						

Inning Stats	R: 0	H: 0	E: 0	K: 1	S: 5	R: 0	H: 1	E: 0	K: 1	S: 6	R: 0	H: 1	E: 0	K: 1	S: 6	R: 2	H: 1	E: 0	K: 2	S: 8	R: 0	H: 0	E: 0	K: 1	S: 5	R: 0	H: 1	E: 0	K: 2	S: 7	R: 0	H: 0	E: 0	K: 2	S: 7	R: 0	H: 1	E: 0	K: 1	S: 6	R: 0	H: 0	E: 0	K: 0	S: 3
PITCHER	IP	WLS	BF	H	R	ER	SO	BB	IBB	HBP	BLK	WP	HR	S	P	ERA	WHIP																												
Roger Mason, R (1, 1) ERA: 2.25	6.0		23	4	2	2	7	1	0	0	0	0	1	36	40	3.00	0.833																												
Mark Davis, L (7, 1) ERA: 2.35	2.0		6	0	0	0	4	0	0	0	0	0	0	14	14	0.00	0.000																												
Jeff Robinson, R (9, 1) ERA: 2.7	2.0	W	8	1	0	0	1	0	1	0	0	0	0	9	13	0.00	0.500																												

Batter	1	2	3	4	5	6	7	8	9	AB R H RBI BB SO LOB	TOP							
Dan Gladden, R (1, 8) OBP: 0.337, SLG: 0.325	0-0 F9		0-0 B3			0-3 K		4-0 BB E BB		3 1 0 0 1 1 0	San Francisco Giants @ San Diego Padres Jack Murphy Stadium, San Diego, CA Sun Apr 27 1986, 6:33 AM EDT Att: 25,799 - Unknown livebaseballscorecards.com							
Will Clark, L (1, 3) OBP: 0.378, SLG: 0.508	0-0 1B 1B		0-0 F3			0-0 F4		4-0 E FC4-6 BB		3 1 1 0 1 0 0								
Chris Brown, R (1, 5) OBP: 0.375, SLG: 0.431	0-0 F9			0-0 F7			0-3 K	0-0 FC4-6 BB 1-3 2-H		4 0 0 0 0 1 2								
Jeffrey Leonard, R (1, 7) OBP: 0.382, SLG: 0.571	0-0 1-3 1B			0-0 F9			0-0 1B	4-0 FC4-6 BB 1-2		3 0 2 0 1 0 0								
Chili Davis, S (1, 9) Michael LaCoss, R (8, 1) OBP: 0.288, SLG: 0.407	0-0 4-3			0-0 6-3			0-0 F4	0-0 FC4-6 1-2 2-3 3-H		4 0 0 1 0 0 5 0 0 0 0 0 0 0								
Bob Brenly, R (1, 2) OBP: 0.391, SLG: 0.472		4-0 BB CS			0-0 F7		0-0 6-3	0-3 K		3 0 0 0 1 1 3								
Robby Thompson, R (1, 4) Dan Driessen, L (9, PH) OBP: 0.311, SLG: 0.313		0-3 K 1-2			0-0 1-4-3			0-0 F7	0-0 F9	3 0 0 0 0 1 1 1 0 0 0 0 0 0								
Jose Uribe, S (1, 6) Joel Youngblood, R (9, PH) OBP: 0.322, SLG: 0.283		0-0 F4			0-3 K			0-0 HR 1B	0-0 6-3	3 1 1 0 0 1 0 1 0 0 0 0 0 0								
Mike Krukow, R (1, 1) Bob Melvin, R (6, PH) Bill Laskey, R (6, 1) Candy Maldonado, R (8, PH) OBP: 0.091, SLG: 0.091			0-0 F9			0-0 6-3		0-0 HR	0-0 F7	1 0 0 0 0 0 0 1 0 0 0 0 0 0 0 0 0 0 0 0 0 2 1 1 2 0 0 0								
Inning Stats	R: 0 E: 0 K: 0 S: 5	H: 2 LOB: 2 BB: 0 P: 5	R: 0 E: 0 K: 1 S: 4	H: 0 LOB: 0 BB: 1 P: 8	R: 0 E: 0 K: 0 S: 3	H: 0 LOB: 0 BB: 0 P: 3	R: 0 E: 0 K: 1 S: 5	H: 0 LOB: 0 BB: 0 P: 5	R: 0 E: 0 K: 1 S: 6	H: 1 LOB: 1 BB: 0 P: 6	R: 4 E: 1 K: 1 S: 8	H: 2 LOB: 2 BB: 3 P: 20	R: 0 E: 0 K: 0 S: 3	H: 0 LOB: 0 BB: 0 P: 3	1B: 4 2B: 0 3B: 0 HR: 1	SF: 0 SAC: 0 DP: 0 HBP: 0	WP: 0 PB: 0 SB: 0 CS: 1	PA: 36
PITCHER	IP WLS BF H R ER SO BB IBB HBP BLK WP HR S P ERA WHIP																	
Dave Dravecky, L (1, 1) ERA: 0.75	7.1 W 30 5 4 2 4 3 0 0 0 0 1 35 47 2.46 1.091																	
Tim Stoddard, R (8, 1) ERA: 1.04	0.0 1 0 0 0 0 1 0 0 0 0 0 0 4 ∞ ∞																	
Rich Gossage, R (8, 1) ERA: 1.74	1.2 S 5 0 0 0 1 0 0 0 0 0 0 7 7 0.00 0.000																	



Batter	1	2	3	4	5	6	7	8	9	10	11	12	AB	R	H	RBI	BB	SO	LOB
Dan Gladden, R OBP: 0.356, SLG: 0.329 (1, 8) BB	4-0 G3-6-3 BB		H 1-0 1B HBP		X 0-0 1B		0-3 K		X 0-0 1B 2B		X 0-0 5-3	0-0 F7	5	2	2	0	1	1	3
Will Clark, L OBP: 0.400, SLG: 0.549 (1, 3) X	0-0 G3-6-3 1-2f		X 0-0 1B 1B		X 0-0 F9-6 1-2		X 0-0 2B		X 0-0 1B 2B		X 0-0 2B		6	1	4	0	0	0	2
Chris Brown, R OBP: 0.400, SLG: 0.444 (8, 1) Jeff Robinson, R OBP: 0.102, SLG: 0.222 (9, PH) Bob Melvin, R OBP: 0.222, SLG: 0.222 (10, 1) Greg Minton, S OBP: 0.316, SLG: 0.287 (11, PH) Dan Driessen, L OBP: 0.287, SLG: 0.287 (12, 1)	0-0 F4		X 0-0 1B 1B		X 0-0 1B		X 1-0 FC6-4 HBP		X 0-0 1H 2H 2B		X 0-0 4-3		3	0	2	1	0	0	0
Jeffrey Leonard, R OBP: 0.366, SLG: 0.566 (1, 7)		X 0-0 F3	0-3 K		X 0-0 L5		X 0-0 FC6-4 1-2f		X 0-0 F9		X 0-0 E4 3B		6	1	1	0	0	1	6
Chili Davis, S OBP: 0.292, SLG: 0.400 (1, 9)		0-3 K	0-0 1B				X 0-0 F9		X 0-0 F6		X 0-0 F8 SH3-4 1B		6	0	2	0	0	1	0
Bob Brenly, R OBP: 0.420, SLG: 0.473 (1, 2)	4-0 BB BB			4-0 BB BB		X 0-0 FC4-6 BB		X 0-0 1B		X 0-0 6-3		X 0-0 SH3-4 1-2		2	0	1	0	3	0
Robby Thompson, R OBP: 0.313, SLG: 0.296 (1, 4)	4-0 BB BB		X 0-0 BB		X 0-0 FC4-6 1-2f		X 0-3 K		X 0-0 F4		X 0-0 F9 2-3		4	0	0	0	2	1	3
Jose Uribe, S OBP: 0.306, SLG: 0.268 (1, 6) Candy Maldonado, R OBP: 0.429, SLG: 0.850 (9, PH) Brad Wellman, R OBP: 0.154, SLG: 0.083 (10, 6)	0-0 F7		X 0-0 F5		X 0-0 F5		X 0-0 F9		X 0-3 K		X 0-0 L6		3	0	0	0	0	0	4
Scott Garrelts, R OBP: 0.100, SLG: 0.100 (1, 1) Joel Youngblood, R OBP: 0.333, SLG: 0.235 (7, PH) (8, 5)			0-3 K		0-3 K		0-3 K		0-0 E6 1B		X 0-0 F8		2	0	0	0	0	2	1

Inning Stats	R: 0	H: 0	E: 0	K: 0	S: 2	R: 0	H: 0	E: 0	K: 1	S: 5	R: 1	H: 3	E: 0	K: 2	S: 9	R: 0	H: 0	E: 0	K: 1	S: 5	R: 0	H: 1	E: 0	K: 1	S: 6	R: 0	H: 1	E: 0	K: 2	S: 8	R: 0	H: 0	E: 0	K: 0	S: 3	R: 2	H: 3	E: 1	K: 1	S: 8	R: 0	H: 1	E: 0	K: 0	S: 4	R: 0	H: 1	E: 0	K: 0	S: 4	R: 1	H: 1	E: 1	K: 0	S: 4	R: 1	H: 1	E: 1	K: 0	S: 4	1B: 9	2B: 4	3B: 1	HR: 0	SF: 0	SAC: 1	DP: 2	HBP: 2	WP: 0	PA: 55
--------------	------	------	------	------	------	------	------	------	------	------	------	------	------	------	------	------	------	------	------	------	------	------	------	------	------	------	------	------	------	------	------	------	------	------	------	------	------	------	------	------	------	------	------	------	------	------	------	------	------	------	------	------	------	------	------	------	------	------	------	------	-------	-------	-------	-------	-------	--------	-------	--------	-------	--------

PITCHER	IP	WLS	BF	H	R	ER	SO	BB	IBB	HBP	BLK	WP	HR	S	P	ERA	WHIP
Rick Ownbey, R ERA: 3.57 (1, 1)	6.2		30	7	1	1	7	4	0	2	0	0	0	38	56	1.35	1.650
Ken Dayley, L ERA: 6.1 (7, 1)	2.0		9	3	2	2	1	0	0	0	0	0	0	11	11	9.00	1.500
Todd Worrell, R ERA: 1.08 (9, 1)	2.1	W	9	2	0	0	0	0	0	0	0	0	0	9	9	0.00	0.857
Greg Bargar, R ERA: 27.0 (12, 1)	0.1		4	1	1	1	0	2	0	0	0	0	0	2	10	27.00	9.000
Pat Perry, L ERA: 6.23 (12, 1)	0.2	S	3	0	0	0	0	1	0	0	0	0	0	2	6	0.00	1.500

BOTTOM

St. Louis Cardinals @ San Francisco Giants
Candlestick Park, San Francisco, CA

Mon Apr 28 1986, 6:33 AM EDT
Att. 8,952 - Unknown

livebaseballscorecards.com

AB 45
R 4
H 13
RBI 3
BB 7
SO 8
LOB 23

GIANTS

Batter	1	2	3	4	5	6	7	8	9	AB R H RBI BB SO LOB	TOP											
Vince Coleman, S (1, 7) OBP: 0.305, SLG: 0.333	0-0 4-3		0-0 6-3			0-3 K		0-0 CS	0-0 4-3	4 0 0 0 0 1 1	St. Louis Cardinals @ San Francisco Giants Candlestick Park, San Francisco, CA Tue Apr 29 1986, 10:05 PM EDT Att. 18,219 - Unknown livebaseballscorecards.com											
Willie McGee, S (1, 8) OBP: 0.247, SLG: 0.299	0-0 4-3			0-0 6-3		0-0 6-3			0-0 1-3	4 0 0 0 0 0 0												
Tom Herr, S (1, 4) OBP: 0.253, SLG: 0.200	0-0 4-3			0-3 K			0-0 4-3		0-0 6-3	4 0 0 0 0 1 0												
Clint Hurdle, L (1, 3) OBP: 0.417, SLG: 0.583		0-0 1B		0-0 1B			0-0 G3			3 0 2 0 0 0 0												
Andy Van Slyke, L (1, 9) OBP: 0.326, SLG: 0.250		0-0 G4-6-3		0-0 4-3			4-0 BB			2 0 0 0 1 0 2												
Terry Pendleton, S (1, 5) OBP: 0.292, SLG: 0.234		0-3 K		0-0 6-3			0-0 4-3			3 0 0 0 0 1 1												
Michael LaValliere, L (1, 2) OBP: 0.284, SLG: 0.250			0-0 SH2-3 WP		0-0 4-3			0-0 6-3		3 0 1 0 0 0 0												
José Oquendo, S (1, 6) OBP: 0.714, SLG: 0.600			0-0 SH2-3		0-0 F7			4-0 CS		1 0 0 0 1 0 0												
Bob Forsch, R (1, 1) OBP: 0.200, SLG: 0.300			0-0 1-3		0-0 6-3			0-0 L6		2 0 0 0 0 0 1												
Jerry White, S (8, PH) OBP: 0.200, SLG: 0.125										1 0 0 0 0 0 1												
Tim Conroy, L (8, 1)										0 0 0 0 0 0 0												
Inning Stats	R: 0 E: 0 K: 0 S: 3	H: 0 LOB: 0 BB: 0 P: 3	R: 0 E: 0 K: 1 S: 5	H: 1 LOB: 0 BB: 0 P: 5	R: 0 E: 0 K: 0 S: 4	H: 1 LOB: 1 BB: 0 P: 4	R: 0 E: 0 K: 1 S: 6	H: 1 LOB: 1 BB: 0 P: 6	R: 0 E: 0 K: 0 S: 3	H: 0 LOB: 0 BB: 0 P: 3	R: 0 E: 0 K: 1 S: 5	H: 0 LOB: 0 BB: 0 P: 5	R: 0 E: 0 K: 0 S: 3	H: 0 LOB: 1 BB: 1 P: 7	R: 0 E: 0 K: 0 S: 2	H: 0 LOB: 0 BB: 1 P: 6	R: 0 E: 0 K: 0 S: 3	H: 0 LOB: 0 BB: 0 P: 3	1B: 3 2B: 0 3B: 0 HR: 0	SF: 0 SAC: 1 DP: 1 HBP: 0	WP: 1 PB: 0 SB: 0 CS: 1	PA: 31
PITCHER	IP WLS BF H R ER SO BB IBB HBP BLK WP HR S P ERA WHIP																					
Michael LaCoss, R (1, 1) ERA: 2.2	7.1 W 26 3 0 0 3 2 0 0 0 1 0 30 38 0.00 0.682																					
Greg Minton, R (8, 1) ERA: 3.29	1.2 S 4 0 0 0 0 0 0 0 0 0 0 4 4 0.00 0.000																					



Batter	1	2	3	4	5	6	7	8	9	AB	R	H	RBI	BB	SO	LOB
Candy Maldonado, R (1, 8) OBP: 0.360, SLG: 0.708	0-0 G5-3		0-3 K		0-0 L5		0-0 F8			4	0	0	0	0	1	0
Will Clark, L (1, 3) OBP: 0.381, SLG: 0.520	0-0 F6		0-3 K		0-3 K		0-3 K			4	0	0	0	0	3	0
Chris Brown, R (1, 5) OBP: 0.391, SLG: 0.448	0-0 E7 3B 2B		0-3 K			0-0 2-3	0-0 F9			4	1	1	0	0	1	0
Jeffrey Leonard, R (1, 7) OBP: 0.360, SLG: 0.575	0-0 3B			0-0 F8		0-3 K		0-0 F8		4	0	1	1	0	1	0
Chili Davis, S (1, 9) OBP: 0.303, SLG: 0.420	0-0 G3			0-0 WP S 1B		0-0 WP 1B 2B		0-0 1-3		4	1	2	0	0	0	1
Bob Brenly, R (1, 2) OBP: 0.411, SLG: 0.448		0-3 K		0-0 F3		4-0 1B BB 2-3 BB		0-0 5-3		3	0	0	0	1	1	1
Robby Thompson, R (1, 4) OBP: 0.325, SLG: 0.292		0-0 6-3		4-0 1-3 BB		4-0 1B BB				1	0	0	0	2	0	0
Jose Uribe, S (1, 6) OBP: 0.323, SLG: 0.288		0-0 1B		0-0 F9		0-0 1-2 2-3 3-H 1B				3	0	2	1	0	0	2
Michael LaCoss, R (1, 1) Greg Minton, S (8, 1)		0-3 K			0-0 F9	0-0 F7				3	0	0	0	0	1	4
										0	0	0	0	0	0	0

Inning Stats		R: 1	H: 2	E: 1	K: 0	S: 5	LOB: 1	BB: 0	P: 5	R: 0	H: 1	E: 0	K: 2	S: 8	LOB: 1	BB: 0	P: 8	R: 0	H: 0	E: 0	K: 3	S: 9	LOB: 0	BB: 0	P: 9	R: 0	H: 1	E: 0	K: 0	S: 4	LOB: 2	BB: 1	P: 8	R: 0	H: 0	E: 0	K: 1	S: 5	LOB: 0	BB: 0	P: 5	R: 1	H: 2	E: 0	K: 1	S: 7	LOB: 3	BB: 2	P: 15	R: 0	H: 0	E: 0	K: 1	S: 5	LOB: 0	BB: 0	P: 5	R: 0	H: 0	E: 0	K: 0	S: 3	LOB: 0	BB: 0	P: 3
Bob Forsch, R (1, 1) ERA: 2.6	PITCHER	IP	WLS	BF	H	R	ER	SO	BB	IBB	HBP	BLK	WP	HR	S	P	ERA	WHIP																																															
Tim Conroy, L (8, 1) ERA: 0.96	PITCHER	IP	WLS	BF	H	R	ER	SO	BB	IBB	HBP	BLK	WP	HR	S	P	ERA	WHIP																																															

BOTTOM

St. Louis Cardinals @ San Francisco Giants
Candlestick Park, San Francisco, CA

Tue Apr 29 1986, 10:05 PM EDT
Att. 18,219 - Unknown

livebaseballscorecards.com

AB	30
R	2
H	6
RBI	2
BB	3
SO	8
LOB	8

GIANTS

WP: 2	PA: 33
PB: 0	CS: 0
SB: 1	

Batter	1	2	3	4	5	6	7	8	9	10	11	12	AB R H RBI BB SO LOB	TOP								
Rafael Belliard, R (1, 6) Steve Kemp, L (6, PH) Sam Khalifa, R (6, PR)	K		5-3	SH2-3		1B BB		K			6-3		2 0 0 0 0 1 0 0 0 0 0 1 0 0 2 0 0 0 0 1 0	Pittsburgh Pirates @ San Francisco Giants Candlestick Park, San Francisco, CA Wed Apr 30 1986, 6:33 AM EDT Att: 5,147 - Unknown								
Joe Orsulak, L (1, 8) R.J. Reynolds, S (6, PH)	F8		BB BB 2B	2B		K		K			6-3		3 1 2 1 0 0 0 3 0 0 0 0 2 3									
Johnny Ray, S (1, 4)	K		L8	F9		1B				6-3	F7		6 0 1 2 0 1 2									
Sid Bream, L (1, 3)		HR	BB BB BB	BB BB BB		6-3	3-1			G3		F8	5 1 1 1 1 0 2									
Mike Brown, R (1, 9)		FC1-6 1B	BB BB BB	BB BB BB		F8				K		1-3	4 0 1 0 2 1 0									
Lee Mazzilli, S (1, 7) Bob Patterson, R (12, 1)	F5		BB BB BB	BB BB BB		K		F3		WP SH3-4 1B		1B 1B	5 0 2 1 1 1 2 0 0 0 0 0 0 0									
Junior Ortiz, R (1, 2)	FC1-6 1B		BB BB BB	BB BB BB		E6 BB 1B 1B		F8		SH3-4		1B 1B	5 1 1 0 0 0 5									
Jim Morrison, R (1, 5) Bob Walk, R (7, 1) Jim Winn, R (9, 1) Mike Diaz, R (10, PH) Pat Clements, R (10, 1) Tony Peña, R (12, PH)	1B			6-3		BB BB 1B 1B		L6		K		4-3	4 1 2 0 0 0 1 0 0 0 0 0 0 0 0 0 0 0 0 0 0 1 0 0 0 0 1 1 0 0 0 0 0 0 0 1 0 0 0 0 0 2									
Rick Reuschel, R (1, 1) Cecilio Guante, R (6, 1) Bill Almon, R (7, 5)	F7			SH2-3 2B 1B		K		5-3		5-3			3 1 1 0 0 1 4 0 0 0 0 0 0 0 2 0 0 0 0 0 1									
Inning Stats	R: 0 E: 0 K: 2 S: 7	H: 0 LOB: 0 BB: 0 P: 7	R: 1 E: 0 K: 0 S: 6	H: 3 LOB: 2 BB: 0 P: 6	R: 1 E: 0 K: 0 S: 4	H: 1 LOB: 3 BB: 3 P: 16	R: 1 E: 0 K: 0 S: 5	H: 2 LOB: 1 BB: 0 P: 5	R: 0 E: 0 K: 1 S: 5	H: 0 LOB: 0 BB: 0 P: 5	R: 0 E: 0 K: 2 S: 7	H: 0 LOB: 0 BB: 0 P: 7	R: 0 E: 0 K: 1 S: 6		H: 1 LOB: 1 BB: 0 P: 6	R: 0 E: 0 K: 0 S: 3	H: 0 LOB: 0 BB: 0 P: 3	R: 0 E: 0 K: 0 S: 5	H: 2 LOB: 2 BB: 0 P: 5	1B: 8 2B: 2 3B: 0 HR: 1	SF: 0 SAC: 2 DP: 0 HBP: 0	WP: 1 PA: 53
PITCHER	IP WLS BF	H R ER	SO 2B 3B	BB 0 0	HBP 0 0	BLK 0 0	WP 0 0	HR 1 0	S 16 11	P 28 11	ERA 6.75 3.86	WHIP 2.625 0.857										
Juan Berenguer, R (1, 1) Bill Laskey, R (3, 1) Jeff Robinson, R (6, 1) Mark Davis, L (6, 1) Jim Gott, R (9, 1)	2.2 9 4 2.2 1.0	15 2 1 10 3	4 1 0 1 0	2 1 0 0 0	2 1 0 0 0	2 1 0 0 0	0 0 0 0 0	0 0 0 0 0	0 0 0 0 0	0 0 0 0 0	0 0 0 0 0	0.00 3.86 2.87 1.89 9.31	2.625 0.857 6.000 0.750 0.000									

AB	46
R	5
H	11
RBI	5
BB	5
SO	9
LOB	23



Batter	1	2	3	4	5	6	7	8	9	10	11	12	AB	R	H	RBI	BB	SO	LOB	
Dan Gladden, R OBP: 0.361, SLG: 0.322 (1, 8)	0-0 6-3 1B	0-0 F9 1B			0-0 F8 WP 1B	0-0 FC6-4 1B			4-0 1B SF7 BB	0-0 G4-6-3 1B		4-0 1B IBB	5	2	1	1	2	0	4	
Will Clark, L OBP: 0.374, SLG: 0.500 (1, 3)	0-0 1B SF7 1B		0-0 1-3 1B		0-0 F7 1B		0-0 6-3 1B		0-0 1B 1B		0-0 4-3 1B	0-3 K 1B	7	1	2	0	0	1	4	
Chris Brown, R OBP: 0.408, SLG: 0.460 (1, 5) (9, 6)	0-0 1B 1B		0-0 F2 1B		4-0 1B BB		0-0 E6 BB		0-0 SF7 1B		0-0 1B 1B	0-0 1B 1B	5	0	3	2	1	0	0	
Jeffrey Leonard, R OBP: 0.370, SLG: 0.565 (1, 7)	0-0 1-2 2-3 1B		0-0 F8 1B		0-0 F8 1B		4-0 1-2 BB		0-0 1-3 1B		0-0 F4 1B		5	0	2	0	1	0	3	
Chili Davis, S OBP: 0.321, SLG: 0.431 (1, 9)	0-0 SF7 1B			0-0 1B 1B		0-0 1-2 1B		0-0 G4-6-3 1B		4-0 1-2 IBB		0-0 1-2 1B		3	0	2	2	1	0	2
Greg Minton, S (10, 1)													0	0	0	0	0	0	0	
Brad Wellman, R OBP: 0.214, SLG: 0.154 (11, PH)													1	0	1	0	0	0	0	
Scott Garrelts, R OBP: 0.100, SLG: 0.100 (12, 1)													0	0	0	0	0	0	0	
Bob Melvin, R OBP: 0.150, SLG: 0.205 (1, 2)	0-0 F2 1B			0-0 G5-4-3 1B		0-0 F7 1B		0-3 K 1B		0-0 F5 1B		0-3 K 1B	3	0	0	0	0	0	5	
Mark Davis, L (6, 1)													0	0	0	0	0	0	0	
Candy Maldonado, R OBP: 0.346, SLG: 0.680 (8, PH)													1	0	0	0	0	1	0	
Jim Gott, R (9, 1)													0	0	0	0	0	0	0	
Brad Gulden, L OBP: 0.222, SLG: 0.125 (10, 2)													2	0	0	0	0	1	5	
Robby Thompson, R OBP: 0.337, SLG: 0.308 (1, 4)		0-0 4-3 PB 1B		0-0 6-3 1B		0-0 F7 1B		0-3 K 1B		0-0 SH3-4 1B		0-0 SH5-3 1B	6	1	3	0	0	1	0	
Jose Uribe, S OBP: 0.324, SLG: 0.290 (1, 6)			0-0 4-3 1B		0-0 1B 1B		0-3 K 1B		0-3 K 1B		0-0 SH3-4 1B	3	1	1	0	0	1	1		
Joel Youngblood, R OBP: 0.348, SLG: 0.263 (8, PH) (9, 5) (10, 9)			1-3 1B		0-0 1B 1B		0-0 K 1B		0-0 K 1B		1-2 SH3-4 1B	2	0	1	0	0	1	0		
Juan Berenguer, R (1, 1)			0-0 1-3 1B		0-0 1B 1B		4-0 FC6-4 BB		0-0 1-3 1B		4-0 G4-6-3 IBB	1	0	0	0	0	0	1		
Bill Laskey, R (3, 1)													0	0	0	0	0	0	0	
Dan Driessen, L OBP: 0.350, SLG: 0.313 (5, PH)													1	1	1	0	0	0	0	
Jeff Robinson, R (6, 1)													0	0	0	0	0	0	0	
Bob Brenly, R OBP: 0.421, SLG: 0.441 (6, 2) (10, 5)													1	0	0	0	2	0	0	

Inning Stats	R: 1	H: 3	E: 0	LOB: 2	K: 0	P: 6	R: 0	H: 1	E: 0	LOB: 1	K: 0	P: 4	R: 0	H: 0	E: 0	LOB: 0	K: 0	P: 3	R: 0	H: 1	E: 0	LOB: 0	K: 0	P: 3	R: 0	H: 4	E: 0	LOB: 2	K: 0	P: 11	R: 0	H: 0	E: 0	LOB: 1	K: 1	P: 9	R: 0	H: 0	E: 1	LOB: 1	K: 0	P: 7	R: 0	H: 0	E: 0	LOB: 0	K: 3	P: 9	R: 1	H: 2	E: 0	LOB: 3	K: 0	P: 13	R: 0	H: 1	E: 0	LOB: 1	K: 0	P: 7	R: 0	H: 2	E: 0	LOB: 2	K: 1	P: 7	R: 1	H: 3	E: 0	LOB: 3	K: 1	P: 11	1B: 17	2B: 0	3B: 0	HR: 0	SF: 2	SAC: 2	DP: 3	HBP: 0	WP: 1	PA: 57
--------------	------	------	------	--------	------	------	------	------	------	--------	------	------	------	------	------	--------	------	------	------	------	------	--------	------	------	------	------	------	--------	------	-------	------	------	------	--------	------	------	------	------	------	--------	------	------	------	------	------	--------	------	------	------	------	------	--------	------	-------	------	------	------	--------	------	------	------	------	------	--------	------	------	------	------	------	--------	------	-------	--------	-------	-------	-------	-------	--------	-------	--------	-------	--------

PITCHER	IP	WLS	BF	H	R	ER	SO	BB	IBB	HBP	BLK	WP	HR	S	P	ERA	WHIP
Rick Reuschel, R ERA: 4.23 (1, 1)	5.0		24	9	4	4	0	1	0	0	0	1	0	23	27	7.20	2.000
Cecilio Guante, R ERA: 1.8 (6, 1)	1.1		7	0	0	0	1	2	0	0	0	0	0	7	15	0.00	1.500
Bob Walk, R ERA: 1.53 (7, 1)	2.0		7	1	1	1	3	1	0	0	0	0	0	12	16	4.50	1.000
Jim Winn, R ERA: 2.08 (9, 1)	0.2		4	1	0	0	0	0	1	0	0	0	0	3	7	0.00	1.500
Pat Clements, L ERA: 2.79 (10, 1)	2.0		9	3	0	0	1	0	1	0	0	0	0	10	14	0.00	1.500

BOTTOM

Pittsburgh Pirates @ San Francisco Giants
Candlestick Park, San Francisco, CA

Wed Apr 30 1986, 6:33 AM EDT
Att. 5,147 - Unknown

AB	46
R	6
H	17
RBI	5
BB	7
SO	6
LOB	25

Batter	1	2	3	4	5	6	7	8	9	AB R H RBI BB SO LOB	TOP		
R.J. Reynolds, S (1, 7) OBP: 0.354, SLG: 0.500	0-0 4-3		0-0 SH1-3 2-H SF9 2B		0-0 S 1B		0-0 F7		0-0 F7	5 1 2 1 0 0 1	Pittsburgh Pirates @ San Francisco Giants Candlestick Park, San Francisco, CA Thu May 01 1986, 6:33 AM EDT Att. 3,927 - Cloudy		
Joe Orsulak, L (1, 8) OBP: 0.313, SLG: 0.443	0-0 1-3		0-0 SH1-3 2-3		0-0 F7			0-0 S 1B	0-0 2B 1B	4 2 2 0 0 0 1			
Johnny Ray, S (1, 4) OBP: 0.442, SLG: 0.513	4-0 BB		0-0 SF9		0-0 4-3 1-2			0-0 1B 1-H WP 1B	0-0 1B 1-H 2B	3 1 2 3 1 0 1			
Sid Bream, L (1, 3) OBP: 0.366, SLG: 0.517	0-0 G4-1		0-0 3-H 1-3			0-0 4-3		0-0 1B 1-3 WP 1B	4-0 1B IBB	4 1 1 0 1 0 1			
Mike Brown, R (1, 9) OBP: 0.351, SLG: 0.409		0-0 E FC5-2 1B		0-0 6-3		0-0 F8		0-0 4-3 1-2 3-H	0-0 G4-6-3 1B	5 0 2 0 0 0 1			
Tony Peña, R (1, 2) OBP: 0.338, SLG: 0.369		0-3 K		0-0 2B		0-3 K		4-0 WP 1B BB	0-0 G4-6-3 1-2f	4 0 1 0 1 2 4			
Jim Morrison, R (1, 5) OBP: 0.286, SLG: 0.346		0-0 1-H FC5-2		0-0 F8		0-0 4-3 SH3-4 1B		0-0 1-2 2-H WP 1B		4 0 2 1 0 0 2			
Rafael Belliard, R (1, 6) OBP: 0.235, SLG: 0.242		0-3 K		0-0 5-3		0-0 SH3-4 1-2		0-0 F8		3 0 0 0 0 1 4			
Larry McWilliams, L (1, 1) OBP: 0.250, SLG: 0.375 Lee Mazzilli, S (7, PH) OBP: 0.462, SLG: 0.222 Bob Walk, R (7, 1) OBP: 0.333, SLG: 0.667			0-0 2B 2B		0-0 B1-3		0-0 4-3 2-3	0-0 1-2 2-3 5-3		2 1 1 0 0 0 0 1 0 0 0 0 0 1 1 0 0 0 0 0 2			
Inning Stats	R: 0 E: 0 K: 0 S: 3 H: 0 LOB: 1 BB: 1 P: 7	R: 0 E: 1 K: 2 S: 8 H: 1 LOB: 1 BB: 0 P: 8	R: 2 E: 0 K: 0 S: 5 H: 2 LOB: 0 BB: 0 P: 5	R: 0 E: 0 K: 0 S: 4 H: 1 LOB: 1 BB: 0 P: 4	R: 0 E: 0 K: 0 S: 4 H: 1 LOB: 1 BB: 0 P: 4	R: 0 E: 0 K: 1 S: 5 H: 0 LOB: 0 BB: 0 P: 5	R: 0 E: 0 K: 0 S: 4 H: 1 LOB: 1 BB: 0 P: 4	R: 3 E: 0 K: 0 S: 7 H: 4 LOB: 2 BB: 1 P: 11	R: 1 E: 0 K: 0 S: 5 H: 3 LOB: 2 BB: 1 P: 9	1B: 9 2B: 4 3B: 0 HR: 0 SF: 1 SAC: 2 DP: 1 HBP: 0	WP: 2 PB: 0 SB: 2 CS: 0 PA: 42		
PITCHER	IP WLS BF H R ER SO BB IBB HBP BLK WP HR S P ERA WHIP											PITCHER	IP WLS BF H R ER SO BB IBB HBP BLK WP HR S P ERA WHIP
Mike Krukow, R (1, 1) ERA: 4.26	7.0 L 31 9 5 5 3 1 0 0 0 0 0 36 40 6.43 1.429											Jeff Robinson, R (8, 1) ERA: 3.18	1.1 9 3 1 1 0 1 1 0 0 2 0 7 15 6.75 3.000
Jim Gott, R (9, 1) ERA: 8.71	0.2 2 1 0 0 0 0 0 0 0 0 0 0 2 2 0.00 1.500											Jim Gott, R (9, 1) ERA: 8.71	0.2 2 1 0 0 0 0 0 0 0 0 0 2 2 0.00 1.500

AB	36
R	6
H	13
RBI	5
BB	3
SO	3
LOB	18



livebaseballscorecards.com

Batter	1	2	3	4	5	6	7	8	9	AB	R	H	RBI	BB	SO	LOB
Dan Gladden, R OBP: 0.356, SLG: 0.319 (1, 8)	0-3 K			0-0 1-3	0-3 K			0-0 1B		4	0	1	0	0	2	2
Will Clark, L OBP: 0.368, SLG: 0.500 (1, 3)	0-0 1-3			0-0 4-3 2B		0-0 4-3		0-3 K		4	0	1	0	0	1	1
Chris Brown, R OBP: 0.387, SLG: 0.433 (1, 5)	0-3 K			0-0 4-3 2-3		0-0 F3		0-0 F9		4	0	0	0	0	1	2
Jeffrey Leonard, R OBP: 0.385, SLG: 0.568 (1, 7)		0-0 E7 L1-4 1B		4-0 BB		0-0 HR 1B		0-0 4-3		3	1	2	0	1	0	1
Candy Maldonado, R OBP: 0.333, SLG: 0.724 (1, 9)		0-0 5-3		0-3 K		0-0 HR			0-0 L7	4	1	1	2	0	1	3
Bob Brenly, R OBP: 0.413, SLG: 0.419 (1, 2)		0-0 L1-4 2-3			0-0 F9	0-0 F7			4-0 3-1 BB	3	0	0	0	1	0	1
Robby Thompson, R OBP: 0.341, SLG: 0.313 (1, 4)			0-3 K		0-0 FC6-4 1B		0-0 F7		0-0 3-1	2	0	1	0	0	1	0
Mike Woodard, L (7, PH)									1-2	1	0	0	0	0	0	0
Chili Davis, S OBP: 0.317, SLG: 0.425 (9, PH)										1	0	0	0	0	0	1
Jose Uribe, S OBP: 0.310, SLG: 0.277 (1, 6)			0-0 F3		0-0 FC6-4 1B		0-0 1-3		0-3 K	3	0	0	0	0	0	1
Joel Youngblood, R OBP: 0.333, SLG: 0.250 (9, PH)					1-2					1	0	0	0	0	1	1
Mike Krukow, R OBP: 0.143, SLG: 0.143 (1, 1)			0-3 K		0-0 1-2 1B		0-0 F6			3	0	1	0	0	1	0
Jeff Robinson, R (8, 1)										0	0	0	0	0	0	0
Jim Gott, R (9, 1)										0	0	0	0	0	0	0

Inning Stats	R: 0	H: 0	E: 0	K: 2	S: 7	P: 7	R: 0	H: 1	E: 1	K: 0	S: 3	R: 0	H: 0	E: 0	K: 2	S: 7	R: 0	H: 1	E: 0	K: 1	S: 6	R: 0	H: 2	E: 0	K: 1	S: 7	R: 2	H: 2	E: 0	K: 0	S: 5	R: 0	H: 0	E: 0	K: 0	S: 3	R: 0	H: 1	E: 0	K: 1	S: 6	R: 0	H: 0	E: 0	K: 1	S: 5	R: 0	H: 0	E: 0	K: 1	S: 5	1B: 5	2B: 2	3B: 0	HR: 1	SF: 0	SAC: 0	DP: 1	HBP: 0	WP: 0	PB: 0	SB: 0	CS: 0	PA: 35
--------------	------	------	------	------	------	------	------	------	------	------	------	------	------	------	------	------	------	------	------	------	------	------	------	------	------	------	------	------	------	------	------	------	------	------	------	------	------	------	------	------	------	------	------	------	------	------	------	------	------	------	------	-------	-------	-------	-------	-------	--------	-------	--------	-------	-------	-------	-------	--------


PITCHER	IP	WLS	BF	H	R	ER	SO	BB	IBB	HBP	BLK	WP	HR	S	P	ERA	WHIP
Larry McWilliams, L ERA: 4.26 (1, 1)	6.0		24	6	2	2	6	1	0	0	0	0	1	35	39	3.00	1.167
Bob Walk, R ERA: 1.31 (7, 1)	3.0	W	11	1	0	0	2	1	0	0	0	0	0	14	18	0.00	0.667


BOTTOM

Pittsburgh Pirates @ San Francisco Giants
 Candlestick Park, San Francisco, CA

Thu May 01 1986, 6:33 AM EDT
 Att. 3,927 - Cloudy

AB	33
R	2
H	7
RBI	2
BB	2
SO	8
LOB	13



Batter	1	2	3	4	5	6	7	8	9	AB R H RBI BB SO LOB	TOP																
Shawon Dunston, R (1, 6) OBP: 0.359, SLG: 0.521	0-0 CS 1B			0-0 G3 1B		4-0 G1-6-3 BB	0-0 1B 2B		0-0 E9 1B	4 2 4 2 1 0 0	<p>Chicago Cubs @ San Francisco Giants Candlestick Park, San Francisco, CA</p> <p>Fri May 02 1986, 10:05 PM EDT Att. 13,445 - Unknown</p> <p>livebaseballscorecards.com</p> <table border="1"> <tr><td>AB</td><td>35</td></tr> <tr><td>R</td><td>6</td></tr> <tr><td>H</td><td>12</td></tr> <tr><td>RBI</td><td>6</td></tr> <tr><td>BB</td><td>4</td></tr> <tr><td>SO</td><td>4</td></tr> <tr><td>LOB</td><td>15</td></tr> </table> 	AB	35	R	6	H	12	RBI	6	BB	4	SO	4	LOB	15		
AB	35																										
R	6																										
H	12																										
RBI	6																										
BB	4																										
SO	4																										
LOB	15																										
Terry Francona, L (1, 3) OBP: 0.167, SLG: 0.167	0-0 L6 1-2		0-0 G3	0-0 G3		0-0 G1-6-3	0-0 1B	0-0 4-3	5 0 1 1 0 0 5																		
23 Ryne Sandberg, R (1, 4) OBP: 0.320, SLG: 0.398	0-0 5-3		0-0 2B 1B	0-0 2B 1B		0-0 1B	4-0 IBB	0-0 F9	4 0 2 2 1 0 1																		
Keith Moreland, R (1, 9) OBP: 0.366, SLG: 0.398		0-0 FC2-5 2B	0-0 F7	0-0 F9		0-0 F9	0-3 K		4 0 1 0 0 1 4																		
Jody Davis, R (1, 2) OBP: 0.293, SLG: 0.423		0-0 FC2-5 G5-4-3 2-3	0-0 2B	0-0 2B		0-0 4-3 1B 2B	0-0 F7		4 1 2 0 0 0 1																		
Ron Cey, R (1, 5) OBP: 0.306, SLG: 0.172		0-0 G5-4-3		0-0 F8		0-0 4-3	0-0 6-3		4 0 0 0 0 0 2																		
Manny Trillo, R (8, 5) OBP: 0.300, SLG: 0.231		0-0 1-2f		0-3 K	0-3 K	0-0 FC6-4 1B	4-0 FC6 BB		0 0 0 0 0 0 0																		
Gary Matthews, R (1, 7) OBP: 0.304, SLG: 0.184			0-3 K	0-3 K	0-0 L5	0-0 FC6-4 BB 2B	0-0 FC6		3 0 1 1 1 2 0																		
Bob Dernier, R (1, 8) OBP: 0.226, SLG: 0.233			0-3 K	0-0 L5		0-0 FC6-4 BB 2B	0-0 FC6		4 1 0 0 0 1 2																		
Steve Trout, L (1, 1) OBP: 0.182, SLG: 0.273			0-0 F8	0-0 F8		0-0 G1-6-3 BB 23 1B	4-0 2B BB	0-0 F9	1 0 0 0 0 0 0 0																		
George Frazier, R (5, 1)									0 0 0 0 0 0 0 0																		
Chris Speier, R (6, PH) OBP: 0.474, SLG: 0.533									1 1 1 0 0 0 0 0																		
Matt Keough, R (6, 1) OBP: 0.353, SLG: 0.333									0 0 0 0 0 0 0 0																		
Thad Bosley, L (7, PH) OBP: 0.283, SLG: 0.318									0 1 0 0 1 0 0 0																		
Jay Baller, R (7, 1)									1 0 0 0 0 0 0 0																		
Inning Stats	R: 0 E: 0 K: 0 S: 3	H: 1 LOB: 0 BB: 0 P: 3	R: 0 E: 0 K: 0 S: 3	H: 1 LOB: 0 BB: 0 P: 3	R: 0 E: 0 K: 2 S: 7	H: 0 LOB: 0 BB: 0 P: 7	R: 1 E: 0 K: 0 S: 5	H: 3 LOB: 2 BB: 0 P: 5	R: 0 E: 0 K: 1 S: 5	H: 0 LOB: 0 BB: 0 P: 5	R: 1 E: 0 K: 0 S: 4	H: 2 LOB: 1 BB: 1 P: 8	R: 4 E: 0 K: 1 S: 9	H: 4 LOB: 2 BB: 2 P: 17	R: 0 E: 0 K: 0 S: 3	H: 0 LOB: 1 BB: 1 P: 7	R: 0 E: 1 K: 0 S: 4	H: 1 LOB: 1 BB: 0 P: 4	1B: 8 2B: 4 3B: 0 HR: 0	SF: 0 SAC: 0 DP: 2 HBP: 0	WP: 0 PB: 0 SB: 0 CS: 1	PA: 39					
PITCHER	IP WLS BF H R ER SO BB IBB HBP BLK WP HR S P ERA WHIP																										
Juan Berenguer, R (1, 1) ERA: 4.7	5.0		19	6	2	2	3	1	0	0	0	0	0	24	28	3.60	1.400										
Bill Laskey, R (6, 1) ERA: 3.55	1.0		3	1	0	0	0	0	0	0	0	0	0	3	3	0.00	1.000										
Jeff Robinson, R (7, 1) ERA: 4.08	0.2		4	2	2	2	0	0	0	0	0	0	0	4	4	27.00	3.000										
Mark Davis, L (7, 1) ERA: 2.84	0.0	L	4	2	2	2	0	1	1	0	0	0	0	2	10	∞	∞										
Jim Gott, R (7, 1) ERA: 7.11	2.1		9	1	0	0	1	1	0	0	0	0	0	10	14	0.00	0.857										

BOTTOM

Chicago Cubs @ San Francisco Giants
Candlestick Park, San Francisco, CA

Fri May 02 1986, 10:05 PM EDT
Att. 13,445 - Unknown

livebaseballscores.com

AB	31
R	5
H	8
RBI	5
BB	4
SO	6
LOB	13



WP	0	PA	38
PB	0		
SB	0		
CS	1		


AB R H RBI BB SO LOB

4	1	0	0	1	1	2
5	0	1	0	0	0	2
1	1	0	1	2	1	0
4	1	1	0	0	0	2
4	1	2	1	0	0	0
4	0	1	2	0	1	1
4	1	1	0	0	2	2
2	0	1	0	1	1	1
1	0	1	1	0	0	0
0	0	0	0	0	0	0
0	0	0	0	0	0	0
0	0	0	0	0	0	0
0	0	0	0	0	0	0
0	0	0	0	0	0	0
0	0	0	0	0	0	0
0	0	0	0	0	0	0
1	0	0	0	0	0	2
0	0	0	0	0	0	0
0	0	0	0	0	0	0
1	0	0	0	0	0	1
0	0	0	0	0	0	0
0	0	0	0	0	0	0
0	0	0	0	0	0	0
0	0	0	0	0	0	0
0	0	0	0	0	0	0
0	0	0	0	0	0	0
0	0	0	0	0	0	0
1	1	5	5	1	1	1
0	0	2	3	0	0	2
0	0	3	0	0	0	0
0	0	0	0	0	0	0

Batter	1	2	3	4	5	6	7	8	9
Dan Gladden, R OBP: 0.349, SLG: 0.305 (1, 8)	0-0 F8 ①		0-0 F9 ②		4-0 1B SF7 BB		0-0 F9 ①		0-3 K ②
Will Clark, L OBP: 0.360, SLG: 0.484 (1, 3)	0-0 F7 ②		0-0 4-3 ③		0-0 CS 1B		0-0 6-3 ②		0-0 L9 ③
Bob Brenly, R OBP: 0.417, SLG: 0.413 (1, 5)	4-0 FC6-4 BB			4-0 1B BB	0-0 SF7 ①		0-3 K ③		
Jeffrey Leonard, R OBP: 0.380, SLG: 0.554 (1, 7)	0-0 FC6-4 ③			0-0 1B 4-3 1B	0-0 6-3 ②			0-0 F7 ①	
Chili Davis, S OBP: 0.326, SLG: 0.442 (1, 9)		0-0 6-3 ①		0-0 4-3 1B		0-0 2B		0-0 6-3 ②	
Bob Melvin, R OBP: 0.159, SLG: 0.233 (1, 2)		0-3 K ②		0-0 4-3 ①		0-0 2B		0-0 6-3 ③	
Robby Thompson, R OBP: 0.337, SLG: 0.321 (1, 4)		0-0 5-3 ③		0-3 K ②		0-3 K ①			0-0 1B 2B
Jose Uribe, S OBP: 0.324, SLG: 0.284 Candy Maldonado, R (9, PH) OBP: 0.355, SLG: 0.733			0-0 SH3-4 1B	4-0 IBB		0-3 K ②			0-0 SH1-4 1B
Juan Berenguer, R (1, 1) Bill Laskey, R (6, 1) Mike Woodard, L (6, PH) Jeff Robinson, R (7, 1) Mark Davis, L (7, 1) Jim Gott, R (7, 1) Luis Quinones, S (9, PH)			0-0 SH3-4 ①	0-0 G3 ③		0-0 4-3 ③			0-0 SH1-4 ①

Inning Stats	R: 0	H: 0	E: 0	K: 0	S: 3	H: 0	LOB: 1	BB: 1	P: 7	R: 0	H: 0	E: 0	K: 1	S: 5	H: 0	LOB: 0	BB: 0	P: 5	R: 2	H: 2	E: 0	K: 1	S: 7	H: 2	LOB: 2	BB: 2	P: 15	R: 1	H: 1	E: 0	K: 0	S: 3	H: 2	LOB: 1	BB: 0	P: 9	R: 0	H: 0	E: 0	K: 1	S: 5	H: 0	LOB: 0	BB: 0	P: 5	R: 0	H: 0	E: 0	K: 0	S: 3	H: 0	LOB: 0	BB: 0	P: 3	R: 1	H: 2	E: 0	K: 1	S: 7	H: 2	LOB: 1	BB: 0	P: 7	1B: 5	SF: 1	2B: 3	SAC: 2	3B: 0	DP: 0	HR: 0	HBP: 0
--------------	------	------	------	------	------	------	--------	-------	------	------	------	------	------	------	------	--------	-------	------	------	------	------	------	------	------	--------	-------	-------	------	------	------	------	------	------	--------	-------	------	------	------	------	------	------	------	--------	-------	------	------	------	------	------	------	------	--------	-------	------	------	------	------	------	------	------	--------	-------	------	-------	-------	-------	--------	-------	-------	-------	--------

PITCHER	IP	WLS	BF	H	R	ER	SO	BB	IBB	HBP	BLK	WP	HR	S	P	ERA	WHIP
Steve Trout, L ERA: 4.88 (1, 1)	4.0		20	4	3	3	2	3	1	0	0	0	0	20	36	6.75	1.750
George Frazier, R ERA: 4.5 (5, 1)	1.0		2	0	0	0	0	0	0	0	0	0	0	2	2	0.00	0.000
Matt Keough, R ERA: 3.07 (6, 1)	1.0	W	5	2	1	1	2	0	0	0	0	0	0	9	9	9.00	2.000
Jay Baller, R ERA: 2.89 (7, 1)	3.0	S	11	2	1	1	2	0	0	0	0	0	0	15	15	3.00	0.667

Batter	1	2	3	4	5	6	7	8	9	AB R H RBI BB SO LOB	TOP						
Shawon Dunston, R OBP: 0.337, SLG: 0.487 (1, 6)	0-0 F6		0-0 F9			0-0 F8		0-0 F7	0-0 FC6-2 1B	5 1 0 0 0 0 4							
Terry Francona, L OBP: 0.273, SLG: 0.273 (1, 3)	0-0 F7			0-0 FC6-4 1B		0-0 4-3		0-0 F6	0-0 FC6-4 1B	5 0 2 2 0 0 0							
23 Ryne Sandberg, R OBP: 0.324, SLG: 0.391 (1, 4)	0-0 F6			0-0 FC6-4 1-2f		0-3 K		0-0 1B	0-0 BB	4 0 1 0 1 1 1							
Keith Moreland, R OBP: 0.347, SLG: 0.375 (1, 9) (9, 2)		0-0 6-3		0-0 6-3 1-2		0-0 L8		0-3 K	0-0 G3	5 0 0 0 0 1 4							
Jody Davis, R OBP: 0.291, SLG: 0.407 Manny Trillo, R OBP: 0.300, SLG: 0.231 (1, 2) (9, PR) (9, 5)		0-0 F8		0-0 6-3		0-0 6-3		0-0 6-3	4-0 1B BB	3 0 0 0 1 0 1 0 1 0 0 0 0 0							
Ron Cey, R OBP: 0.325, SLG: 0.394 Jay Baller, R (1, 5) (9, 1)		0-3 K			0-0 HR		0-0 HR	0-3 K	0-3 K	4 2 2 2 0 2 1 0 0 0 0 0 0 0							
Gary Matthews, R OBP: 0.320, SLG: 0.238 Davey Lopes, R OBP: 0.325, SLG: 0.353 (1, 7) (9, PR) (9, 7)			0-3 K		0-0 F9		0-0 2B		0-0 1B 1B	4 0 2 0 0 1 0 0 1 0 0 0 0 0	AB 37 R 6 H 10 RBI 6 BB 3 SO 7 LOB 14						
Bob Dernier, R OBP: 0.240, SLG: 0.250 Thad Bosley, L OBP: 0.308, SLG: 0.348 (1, 8) (9, PH) (9, 9)			0-0 2B		0-3 K		4-0 IBB		0-0 E FC6-2 1B	2 0 1 0 1 1 0 1 0 1 1 0 0 0							
Scott Sanderson, R OBP: 0.111, SLG: 0.111 Ray Fontenot, L George Frazier, R Jerry Mumphrey, S OBP: 0.324, SLG: 0.438 (1, 1) (7, 1) (7, 1) (9, PH) (9, 8)			0-3 K		0-0 F7		0-0 6-3		0-0 E7 FC6-2 1B	3 0 0 0 0 1 3 0 0 0 0 0 0 0 0 0 0 0 0 0 0 1 1 1 1 0 0 0							
Inning Stats	R: 0 E: 0 K: 0 S: 3 H: 0 LOB: 0 BB: 0 P: 3	R: 0 E: 0 K: 1 S: 5 H: 0 LOB: 0 BB: 0 P: 5	R: 0 E: 0 K: 2 S: 8 H: 1 LOB: 1 BB: 0 P: 8	R: 0 E: 0 K: 0 S: 4 H: 1 LOB: 1 BB: 0 P: 4	R: 1 E: 0 K: 1 S: 6 H: 1 LOB: 0 BB: 0 P: 6	R: 0 E: 0 K: 1 S: 5 H: 0 LOB: 0 BB: 0 P: 5	R: 1 E: 0 K: 0 S: 5 H: 2 LOB: 2 BB: 1 P: 9	R: 0 E: 0 K: 1 S: 6 H: 1 LOB: 1 BB: 0 P: 6	R: 4 E: 1 K: 1 S: 9 H: 4 LOB: 2 BB: 2 P: 17	1B: 6 2B: 2 3B: 0 HR: 2 SF: 0 SAC: 0 DP: 0 HBP: 0	WP: 0 PB: 0 SB: 2 CS: 0 PA: 40						
PITCHER	IP WLS BF H R ER SO BB IBB HBP BLK WP HR S P ERA WHIP																
Scott Garrelts, R ERA: 2.78 (1, 1)	8.0	32	6	3	3	6	1	1	0	0	0	0	2	42	50	3.38	0.875
Greg Minton, R ERA: 4.41 (9, 1)	0.2	L	6	4	3	3	1	0	0	0	0	0	0	8	8	40.50	6.000
Bill Laskey, R ERA: 3.46 (9, 1)	0.1		2	0	0	0	1	0	0	0	0	0	0	1	5	0.00	3.000

Chicago Cubs @ San Francisco Giants
Candlestick Park, San Francisco, CA
Sat May 03 1986, 6:33 AM EDT
Att: 13,938 - Unknown

livebaseballscorecards.com

Batter	1	2	3	4	5	6	7	8	9	AB R H RBI BB SO LOB
Dan Gladden, R OBP: 0.342, SLG: 0.300 (1, 8)	0-3 K		0-0 5-3		0-0 F8		0-0 FC1-6 1B		0-3 K	5 0 1 0 0 2 1
Will Clark, L OBP: 0.352, SLG: 0.500 (1, 3)	0-0 F9		0-0 F9		0-0 F8		0-0 FC1-6 2B		0-0 HR	5 1 1 1 0 0 3
Bob Brenly, R OBP: 0.416, SLG: 0.418 (1, 5)	0-3 K		4-0 FC6-4 BB			0-3 K	0-0 2B		0-0 6-3	4 0 1 1 1 2 0
Candy Maldonado, R OBP: 0.314, SLG: 0.647 (1, 7)		0-3 K	0-0 FC6-4		0-0 F6	0-0 F4				4 0 0 0 0 1 3
Luis Quinones, S (8, 6)			1-2f							0 0 0 0 0 0 0
Chili Davis, S OBP: 0.333, SLG: 0.438 (1, 9)		4-0 2B 1B BB		0-3 K		0-3 K		0-0 E S CS 1B		3 1 1 0 1 2 0
Bob Melvin, R OBP: 0.167, SLG: 0.255 (1, 2)		0-0 1B 2B		0-0 5-3		0-0 6-3	0-0 5-3			4 0 1 0 0 0 1
Robby Thompson, R OBP: 0.354, SLG: 0.352 (1, 4)		0-0 1B		0-0 5-3		0-0 HR 2B	0-0 1B			4 1 3 1 0 0 0
Bill Laskey, R (9, 1)		2-3 3-H 1B					3-H 1B			0 0 0 0 0 0 0
Jose Uribe, S OBP: 0.316, SLG: 0.275 (1, 6)		0-0 F2		0-0 3-1		0-0 HR	0-3 K			2 0 0 0 0 0 2
Jeffrey Leonard, R OBP: 0.382, SLG: 0.585 (7, PH)						2-H HR				2 1 1 2 0 1 1
Scott Garrelts, R OBP: 0.231, SLG: 0.231 (1, 1)		0-0 G1-4-3		0-0 1B						3 1 2 0 0 0 2
Greg Minton, S (9, 1)										0 0 0 0 0 0 0
Mike Woodard, L (9, 4)						1B 2B 1B				1 0 0 0 0 0 0

Inning Stats	R: 0	H: 0	E: 0	K: 2	S: 7	H: 0	LOB: 0	BB: 0	P: 7	R: 1	H: 2	E: 0	K: 1	S: 7	R: 0	H: 0	E: 0	K: 0	S: 3	R: 0	H: 0	E: 0	K: 1	S: 5	R: 0	H: 1	E: 0	K: 0	S: 4	R: 0	H: 0	E: 0	K: 2	S: 7	R: 3	H: 5	E: 0	K: 0	S: 8	R: 0	H: 2	E: 0	K: 1	S: 6	R: 1	H: 1	E: 0	K: 1	S: 6	1B: 6	2B: 3	3B: 0	HR: 2	SF: 0	SAC: 0	DP: 0	HBP: 0	WP: 0	PB: 0	SB: 1	CS: 1	PA: 39
--------------	------	------	------	------	------	------	--------	-------	------	------	------	------	------	------	------	------	------	------	------	------	------	------	------	------	------	------	------	------	------	------	------	------	------	------	------	------	------	------	------	------	------	------	------	------	------	------	------	------	------	-------	-------	-------	-------	-------	--------	-------	--------	-------	-------	-------	-------	--------

PITCHER	IP	WLS	BF	H	R	ER	SO	BB	IBB	HBP	BLK	WP	HR	S	P	ERA	WHIP
Scott Sanderson, R ERA: 4.88 (1, 1)	6.1		28	7	4	4	6	2	0	0	0	0	1	38	46	5.68	1.421
Ray Fontenot, L ERA: 6.75 (7, 1)	0.1		1	0	0	0	0	0	0	0	0	0	0	1	1	0.00	0.000
George Frazier, R ERA: 4.05 (7, 1)	1.1	W	6	3	0	0	1	0	0	0	0	0	0	8	8	0.00	2.250
Jay Baller, R ERA: 3.2 (9, 1)	1.0	S	4	1	1	1	1	0	0	0	0	0	1	6	6	9.00	1.000


BOTTOM

Chicago Cubs @ San Francisco Giants
Candlestick Park, San Francisco, CA

Sat May 03 1986, 6:33 AM EDT
Att. 13,938 - Unknown

livebaseballscorecards.com

AB	37
R	5
H	11
RBI	5
BB	2
SO	8
LOB	13



Batter	1	2	3	4	5	6	7	8	9	10	AB R H RBI BB SO LOB	TOP												
Shawon Dunston, R (1, 6) OBP: 0.318, SLG: 0.458	0-0 B5-3		0-0 G3-6			0-0 6-3		0-0 5-3		0-0 FC6-4	5 0 0 0 0 0 2	Chicago Cubs @ San Francisco Giants Candlestick Park, San Francisco, CA Sun May 04 1986, 6:33 AM EDT Unknown												
Terry Francona, L (1, 3) OBP: 0.200, SLG: 0.200	0-0 4-3			0-0 F6		0-0 4-3		0-0 L7			4 0 0 0 0 0 0													
23 Ryne Sandberg, R (1, 4) OBP: 0.349, SLG: 0.436	4-0 BB			0-0 HR		0-0 1B			4-0 SH3-4 BB		2 1 2 1 2 0 0													
Keith Moreland, R (1, 9) OBP: 0.347, SLG: 0.374	0-0 F3			0-0 6-3		0-0 1B			0-0 SH3-4		3 0 1 0 0 0 1													
Jody Davis, R (1, 2) OBP: 0.278, SLG: 0.388		0-3 K		0-3 K		0-0 1-3			0-0 5-3		4 0 0 0 0 2 3													
Ron Cey, R (1, 5) OBP: 0.295, SLG: 0.351		0-0 F8			0-0 F3		0-3 K		0-0 F9		4 0 0 0 0 1 1													
Gary Matthews, R (1, 7) OBP: 0.302, SLG: 0.222		0-0 6-3			0-3 K		0-0 6-3			0-0 FC6-4 1B	3 0 0 0 0 1 0 1 0 1 0 0 0 0													
Jerry Mumphrey, S (9, 7) OBP: 0.343, SLG: 0.455											4 0 1 0 0 0 1													
Bob Dernier, R (1, 8) OBP: 0.240, SLG: 0.250			0-0 FC1-6 1B		0-0 E5		0-0 L4			0-0 F3			4 0 0 0 0 0 3											
Rick Sutcliffe, L (1, 1) OBP: 0.214, SLG: 0.571			0-0 FC1-6 G3-6		0-0 F6			0-0 4-3		0-0 F7														
Inning Stats	R: 0 E: 0 K: 0 S: 3	H: 0 LOB: 1 BB: 1 P: 7	R: 0 E: 0 K: 1 S: 5	H: 0 LOB: 0 BB: 0 P: 5	R: 0 E: 0 K: 0 S: 3	H: 1 LOB: 0 BB: 0 P: 3	R: 1 E: 0 K: 1 S: 6	H: 1 LOB: 0 BB: 0 P: 6	R: 0 E: 1 K: 1 S: 6	H: 0 LOB: 1 BB: 0 P: 6	R: 0 E: 0 K: 0 S: 5	H: 2 LOB: 2 BB: 0 P: 5	R: 0 E: 0 K: 1 S: 5	H: 0 LOB: 0 BB: 0 P: 5	R: 0 E: 0 K: 0 S: 3	H: 0 LOB: 0 BB: 0 P: 3	R: 0 E: 0 K: 0 S: 3	H: 0 LOB: 1 BB: 1 P: 7	R: 0 E: 0 K: 0 S: 4	H: 1 LOB: 1 BB: 0 P: 4	1B: 4 2B: 0 3B: 0 HR: 1	SF: 0 SAC: 1 DP: 1 HBP: 0	WP: 0 PB: 0 SB: 1 CS: 0	PA: 37
PITCHER Michael LaCoss, R (1, 1) ERA: 1.71	IP 10.0	WLS W	BF 37	H 5	R 1	ER 1	SO 4	BB 2	IBB 0	HBP 0	BLK 0	WP 0	HR 1	S 43	P 51	ERA 0.90	WHIP 0.700							

livebaseballscorecards.com

AB	34
R	1
H	5
RBI	1
BB	2
SO	4
LOB	11



Batter	1	2	3	4	5	6	7	8	9	10	AB R H RBI BB SO LOB
Dan Gladden, R OBP: 0.328, SLG: 0.286 (1, 8)	0-0 F8		0-0 F3			0-0 6-3		0-0 F4		0-0 F8	5 0 0 0 0 0 2
Will Clark, L OBP: 0.345, SLG: 0.480 (1, 3)	0-0 4-3		0-3 K			0-0 F6		0-3 K		4-0 IBB	4 0 0 0 1 2 0
Chris Brown, R OBP: 0.388, SLG: 0.420 (1, 5)	0-3 K		0-0 L7			4-0 BB			4-0 1B BB	0-0 SF8	2 0 0 1 2 1 0
Jeffrey Leonard, R OBP: 0.387, SLG: 0.577 (1, 7)		0-0 E 1B G6-4-3 1B		0-0 F8		4-0 1-2 BB			0-0 F8		3 1 1 0 1 0 1
Chili Davis, S OBP: 0.340, SLG: 0.440 (1, 9)		0-0 E5 G6-4-3 1B		0-3 K2-3		0-0 F3			0-0 1-3 1B		4 0 2 0 0 1 2
Bob Melvin, R OBP: 0.154, SLG: 0.235 (1, 2)		0-0 G6-4-3 1-2f 3-H		0-0 F9			0-0 F9		0-3 K		4 0 0 0 0 1 3
Robby Thompson, R OBP: 0.350, SLG: 0.359 (1, 4)		0-0 2B			0-3 K		0-0 F9		0-3 K		4 0 1 0 0 2 2
Jose Uribe, S OBP: 0.325, SLG: 0.268 (1, 6)		4-0 IBB			0-3 K		0-0 G3			4-0 F8 SH SF8 BB	2 1 0 0 2 1 0
Michael LaCoss, R Mike Woodard, L (10, PH)	0-0 F6		0-0 F8					0-3 K		0-0 SH IBB	3 0 0 0 0 1 2 0 0 0 0 0 0 0


Inning Stats	R: 0 E: 0 K: 1 S: 5	H: 0 LOB: 0 BB: 0 P: 5	R: 1 E: 1 K: 0 S: 5	H: 3 LOB: 2 BB: 1 P: 9	R: 0 E: 0 K: 1 S: 5	H: 0 LOB: 0 BB: 0 P: 5	R: 0 E: 0 K: 1 S: 5	H: 0 LOB: 0 BB: 0 P: 5	R: 0 E: 0 K: 2 S: 7	H: 0 LOB: 0 BB: 0 P: 7	R: 0 E: 0 K: 0 S: 3	H: 0 LOB: 2 BB: 2 P: 11	R: 0 E: 0 K: 0 S: 3	H: 0 LOB: 0 BB: 0 P: 3	R: 0 E: 0 K: 2 S: 7	H: 0 LOB: 0 BB: 0 P: 7	R: 0 E: 0 K: 2 S: 8	H: 1 LOB: 2 BB: 1 P: 12	R: 1 E: 0 K: 0 S: 3	H: 0 LOB: 2 BB: 2 P: 11	1B: 3 2B: 1 3B: 0 HR: 0	SF: 1 SAC: 1 DP: 1 HBP: 0	WP: 0 PB: 0 SB: 0 CS: 0	PA: 39
--------------	------------------------------	---------------------------------	------------------------------	---------------------------------	------------------------------	---------------------------------	------------------------------	---------------------------------	------------------------------	---------------------------------	------------------------------	----------------------------------	------------------------------	---------------------------------	------------------------------	---------------------------------	------------------------------	----------------------------------	------------------------------	----------------------------------	----------------------------------	------------------------------------	----------------------------------	--------

PITCHER	IP	WLS	BF	H	R	ER	SO	BB	IBB	HBP	BLK	WP	HR	S	P	ERA	WHIP
Rick Sutcliffe, R ERA: 3.86 (1, 1)	9.2	L	39	4	2	2	9	4	2	0	0	0	0	51	75	1.86	0.828

PITCHER	IP	WLS	BF	H	R	ER	SO	BB	IBB	HBP	BLK	WP	HR	S	P	ERA	WHIP

Chicago Cubs @ San Francisco Giants
 Candlestick Park, San Francisco, CA
 Sun May 04 1986, 6:33 AM EDT
 Unknown

AB	31
R	2
H	4
RBI	1
BB	6
SO	9
LOB	12



Batter	1	2	3	4	5	6	7	8	9	AB R H RBI BB SO LOB	TOP											
Shawon Dunston, R (1, 6) OBP: 0.323, SLG: 0.466	0-3 K		0-0 5-3		0-0 2B		0-0 F3		0-0 2B E6	5 0 2 1 0 1 0												
Terry Francona, L (1, 3) OBP: 0.300, SLG: 0.300	0-0 L7			0-0 F7		0-0 SH5-3 2B E		0-0 BB 6-3 1B	0-0 2B E6 1B	5 0 3 0 0 0 0												
23 Ryne Sandberg, R (1, 4) OBP: 0.342, SLG: 0.434	0-0 F3			0-0 F9 2B		0-0 E1 SH5-3 1-2		0-3 K	0-0 E6 1-2 2-H	5 0 1 0 0 1 4												
Keith Moreland, R (1, 9) OBP: 0.337, SLG: 0.362		0-0 6-3		0-0 F9 2-3		0-0 SH5-3 1-2 2-3		0-0 6-3 1-2		3 0 0 0 0 0 2												
Jerry Mumphrey, S (1, 7) OBP: 0.359, SLG: 0.429		0-0 L4		0-3 K		4-0 IBB		4-0 BB IBB		2 0 0 0 2 1 1												
Jody Davis, R (1, 2) OBP: 0.287, SLG: 0.379		0-0 E6			4-0 SH5-3 FC1-2 BB	0-3 K		4-0 BB 1-2 2-3		2 0 0 0 2 1 3												
Chris Speier, R (1, 5) OBP: 0.455, SLG: 0.471		0-0 5-3			1-0 FC1-2 SH5-3 2B HBP	0-3 K		0-0 F3		2 1 0 0 0 1 4												
Thad Bosley, L (8, PH) OBP: 0.296, SLG: 0.333										1 0 0 0 0 0 3												
Manny Trillo, R (8, 5) OBP: 0.300, SLG: 0.231										0 0 0 0 0 0 0												
Bob Dernier, R (1, 8) OBP: 0.243, SLG: 0.253			0-0 L6		0-0 SH5-3 1-2 2-3		0-3 K		0-0 G6-4-3 1B	3 0 1 0 0 1 0												
Dennis Eckersley, R (1, 1) OBP: 0.167, SLG: 0.167		0-0 4-3			0-0 FC1-2 2B		0-3 K		0-0 G6-4-3 1-2f	2 0 0 0 0 0 2												
George Frazier, R (6, 1)										1 0 0 0 0 1 0												
Ray Fontenot, L (8, 1)										0 0 0 0 0 0 0												
Jay Baller, R (8, 1)										0 0 0 0 0 0 0												
Davey Lopes, R (8, 5) OBP: 0.317, SLG: 0.343										1 0 0 0 0 0 1												
Inning Stats	R: 0 E: 0 K: 1 S: 5	H: 0 LOB: 0 BB: 0 P: 5	R: 0 E: 1 K: 0 S: 4	H: 0 LOB: 1 BB: 0 P: 4	R: 0 E: 0 K: 0 S: 3	H: 0 LOB: 0 BB: 0 P: 3	R: 0 E: 0 K: 1 S: 6	H: 1 LOB: 1 BB: 0 P: 6	R: 1 E: 0 K: 1 S: 3	H: 1 LOB: 2 BB: 1 P: 8	R: 0 E: 1 K: 2 S: 9	H: 1 LOB: 3 BB: 1 P: 13	R: 0 E: 0 K: 2 S: 7	H: 0 LOB: 0 BB: 0 P: 7	R: 0 E: 0 K: 1 S: 6	H: 1 LOB: 3 BB: 2 P: 14	R: 0 E: 1 K: 0 S: 5	H: 3 LOB: 2 BB: 0 P: 5	1B: 5 2B: 2 3B: 0 HR: 0	SF: 0 SAC: 2 DP: 1 HBP: 1	WP: 0 PB: 0 SB: 0 CS: 0	PA: 39
PITCHER	IP WLS BF H R ER SO BB IBB HBP BLK WP HR S P ERA WHIP																					
Roger Mason, R (1, 1) ERA: 2.0	8.0 W 34 4 1 1 7 2 2 1 0 0 0 43 60 1.12 0.750																					
Jeff Robinson, R (9, 1) ERA: 3.86	1.0 S 5 3 0 0 0 0 0 0 0 0 0 5 5 0.00 3.000																					

Chicago Cubs @ San Francisco Giants
 Candlestick Park, San Francisco, CA
 Sun May 04 1986, 6:38 AM EDT
 Att: 31,867 - Unknown

livebaseballscorecards.com

AB	32
R	1
H	7
RBI	1
BB	4
SO	7
LOB	20



Batter	1	2	3	4	5	6	7	8	9
Candy Maldonado, R (1, 8) OBP: 0.316, SLG: 0.622 Dan Gladden, R (8, PH) OBP: 0.328, SLG: 0.286 (9, 8)	0-0 F9		0-0 6-3		0-0 1B			0-0 SH1-4	
Will Clark, L (1, 3) OBP: 0.351, SLG: 0.500	0-0 1B 3B		0-0 3-1		0-0 F7			0-0 BLK 1B	
Chris Brown, R (1, 5) OBP: 0.381, SLG: 0.411	0-0 1B		0-0 F8		0-3 K			0-0 F8	
Jeffrey Leonard, R (1, 7) OBP: 0.382, SLG: 0.574	0-0 5-3			0-0 F8 2B				0-0 6-3	
Chili Davis, S (1, 9) OBP: 0.330, SLG: 0.425	0-0 F4			0-0 F8 2B				0-0 F4	
Bob Brenly, R (1, 2) OBP: 0.402, SLG: 0.400		0-0 F6		0-3 K				0-0 F7	
Robby Thompson, R (1, 4) OBP: 0.349, SLG: 0.368		0-0 4-3 2B		0-0 F6				0-0 6-3	
Jose Uribe, S (1, 6) OBP: 0.325, SLG: 0.270		0-0 4-3			0-0 F5			0-0 CS 1B	
Roger Mason, R (1, 1) OBP: 0.091, SLG: 0.091 Mike Woodard, L (8, PH) OBP: 0.250, SLG: 0.500 Jeff Robinson, R (9, 1)		0-3 K			0-0 F7			0-0 CS 1B 2B	


Inning Stats	R: 1 E: 0 K: 5 S: 5	H: 2 LOB: 1 BB: 0 P: 5	R: 0 E: 0 K: 1 S: 6	H: 1 LOB: 1 BB: 0 P: 6	R: 0 E: 0 K: 0 S: 3	H: 0 LOB: 0 BB: 0 P: 3	R: 0 E: 0 K: 1 S: 6	H: 1 LOB: 1 BB: 0 P: 6	R: 0 E: 0 K: 0 S: 4	H: 0 LOB: 0 BB: 0 P: 5	R: 0 E: 0 K: 0 S: 3	H: 1 LOB: 0 BB: 0 P: 3	R: 1 E: 0 K: 0 S: 5	H: 2 LOB: 1 BB: 0 P: 5
--------------	------------------------------	---------------------------------	------------------------------	---------------------------------	------------------------------	---------------------------------	------------------------------	---------------------------------	------------------------------	---------------------------------	------------------------------	---------------------------------	------------------------------	---------------------------------

PITCHER	IP	WLS	BF	H	R	ER	SO	BB	IBB	HBP	BLK	WP	HR	S	P	ERA	WHIP
Dennis Eckersley, R (1, 1) ERA: 4.05	5.0		20	5	1	1	2	0	0	0	0	0	0	24	24	1.80	1.000
George Frazier, R (6, 1) ERA: 4.02	2.1	L	8	2	1	1	1	0	0	0	0	0	0	10	10	3.86	0.857
Ray Fontenot, L (8, 1) ERA: 6.75	0.0		1	1	0	0	0	0	0	0	0	0	0	1	1	∞	∞
Jay Baller, R (8, 1) ERA: 3.1	0.2		2	0	0	0	0	0	0	0	1	0	0	2	2	0.00	0.000

BOTTOM

AB	R	H	RBI	BB	SO	LOB
3	0	1	0	0	0	0
0	0	0	0	0	0	0
4	1	2	1	0	0	1
4	0	1	1	0	1	1
4	0	1	0	0	0	2
3	0	0	0	0	0	2
3	0	0	0	0	1	1
3	0	1	0	0	0	1
3	0	1	0	0	0	1
2	0	0	0	0	1	1
1	1	1	0	0	0	0
0	0	0	0	0	0	0

AB 30
R 2
H 8
RBI 2
BB 0
SO 3
LOB 10



WP	HR	S	P	ERA	WHIP
0	0	0	32		
0	0	0	1		
0	0	0	1		
0	0	0	1		

Chicago Cubs @ San Francisco Giants
Candlestick Park, San Francisco, CA
Sun May 04 1986, 6:38 AM EDT
Att. 31,867 - Unknown

livebaseballscorecards.com

Batter	1	2	3	4	5	6	7	8	9	AB R H RBI BB SO LOB	TOP											
Candy Maldonado, R (1, 8) OBP: 0.326, SLG: 0.690	0-0 SH4-3 2B	0-0 F9		0-0 1-H HR			0-0 F7		0-0 4-3	5 2 2 2 0 0 3	San Francisco Giants @ Pittsburgh Pirates Three Rivers Stadium, Pittsburgh, PA Tue May 06 1986, 7:05 PM EDT Att. 7,461 - Unknown livebaseballscorecards.com											
Will Clark, L (1, 3) OBP: 0.347, SLG: 0.486	0-0 SH4-3 2-3		4-0 HR BB	0-0 F9		0-0 L3		0-3 K	3 1 0 0 1 1 1													
Chris Brown, R (1, 5) OBP: 0.393, SLG: 0.474	0-0 2B		0-0 1-H HR		0-0 F8		0-0 1B 2B	0-0 P4	5 2 3 3 0 0 1													
Jeffrey Leonard, R (1, 7) OBP: 0.377, SLG: 0.562	0-0 6-3		0-0 6-3		0-3 K		0-0 1-3 2B 1B		4 1 1 0 0 1 1													
Chili Davis, S (1, 9) OBP: 0.317, SLG: 0.407	0-0 F9		0-0 1-3		0-0 F7		0-0 F9		4 0 0 0 0 0 3													
Bob Brenly, R (1, 2) OBP: 0.406, SLG: 0.411		4-0 6-3 1B BB	0-3 K		0-0 F9		0-0 1-H 3-H 2B		3 0 1 2 1 1 0													
Robby Thompson, R (1, 4) OBP: 0.345, SLG: 0.364		0-0 1-2 6-3 1B		0-0 4-3		0-3 K		0-0 5-3	4 0 1 0 0 1 1													
Jose Uribe, S (1, 6) OBP: 0.310, SLG: 0.256		0-0 6-3		0-0 4-3		0-0 4-3		0-0 F8	4 0 0 0 0 0 3													
Mike Krukow, R (1, 1) OBP: 0.222, SLG: 0.176		0-0 F7		4-0 HR BB		0-0 6-3		0-0 4-3 1B	3 1 1 0 1 0 2													
Inning Stats	R: 1 E: 0 K: 0 S: 5	H: 2 LOB: 1 BB: 0 P: 5	R: 0 E: 0 K: 0 S: 4	H: 1 LOB: 2 BB: 1 P: 8	R: 2 E: 0 K: 1 S: 6	H: 1 LOB: 0 BB: 1 P: 10	R: 2 E: 0 K: 0 S: 4	H: 1 LOB: 0 BB: 1 P: 8	R: 0 E: 0 K: 1 S: 5	H: 0 LOB: 0 BB: 0 P: 5	R: 0 E: 0 K: 1 S: 5	H: 0 LOB: 0 BB: 0 P: 5	R: 0 E: 0 K: 0 S: 3	H: 0 LOB: 0 BB: 0 P: 3	R: 2 E: 0 K: 0 S: 6	H: 3 LOB: 1 BB: 0 P: 6	R: 0 E: 0 K: 1 S: 6	H: 1 LOB: 1 BB: 0 P: 6	1B: 4 2B: 3 3B: 0 HR: 2	SF: 0 SAC: 1 DP: 0 HBP: 0	WP: 0 PB: 0 SB: 0 CS: 0	PA: 39
PITCHER	IP WLS BF H R ER SO BB IBB HBP BLK WP HR S P ERA WHIP																					
Rick Reuschel, R (1, 1) ERA: 5.12	4.0 L 20 5 5 5 1 3 0 0 0 0 0 2 19 31 11.25 2.000																					
Cecilio Guante, R (5, 1) ERA: 1.35	3.0 9 0 0 0 2 0 0 0 0 0 0 0 13 13 0.00 0.000																					
Bob Patterson, L (8, 1) ERA: 7.94	2.0 10 4 2 2 1 0 0 0 0 0 0 0 12 12 9.00 2.000																					

Batter	1	2	3	4	5	6	7	8	9	AB	R	H	RBI	BB	SO	LOB
R.J. Reynolds, S OBP: 0.347, SLG: 0.452 (1, 7)	0-0 F7	0-0 F9		0-0 G4-6-3			0-3 K			4	0	0	0	0	1	3
Joe Orsulak, L OBP: 0.321, SLG: 0.427 (1, 8)	0-0 S 2B 1B	0-0 3-1			0-0 4-3		0-3 K			4	1	1	0	0	1	0
Johnny Ray, S OBP: 0.433, SLG: 0.484 (1, 4)	0-3 K 1-2		0-0 P6		0-0 F8			0-0 G6-4-3 1B		4	0	1	0	0	1	1
Sid Bream, L OBP: 0.349, SLG: 0.479 (1, 3)	0-0 1B 2B		0-0 P5		4-0 BB			0-0 F8		3	1	1	1	1	0	1
Mike Brown, R OBP: 0.364, SLG: 0.403 (1, 9)	0-0 BB 1B 1B		0-0 1-3		0-0 F8			0-0 G6-4-3		4	0	1	1	0	0	2
Tony Peña, R OBP: 0.330, SLG: 0.354 (1, 2)	0-0 BB 1B			0-0 2B 1B		0-0 6-3			0-0 G3	4	0	2	0	0	0	0
Jim Morrison, R OBP: 0.292, SLG: 0.433 (1, 5)	4-0 BB			0-0 2B		0-3 K			0-0 5-3	3	0	1	0	1	1	0
Sam Khalifa, R OBP: 0.133, SLG: 0.093 (1, 6)	0-0 5-3			0-0 L1		0-0 1-3			0-0 F8	4	0	0	0	0	0	5
Rick Reuschel, R OBP: 0.167, SLG: 0.167 (1, 1)		0-0 5-3		4-0 BB		0-3 K				1	0	0	0	0	0	0
Steve Kemp, L OBP: 0.350, SLG: 0.375 (4, PH)										0	0	0	0	1	0	0
Cecilio Guante, R (5, 1)										0	0	0	0	0	0	0
Bill Almon, R OBP: 0.421, SLG: 0.813 (7, PH)										1	0	0	0	0	1	0
Bob Patterson, R (8, 1)										0	0	0	0	0	0	0

Inning Stats	R: 2	H: 4	E: 0	LOB: 3	K: 1	S: 9	P: 13	R: 0	H: 0	E: 0	LOB: 0	K: 0	S: 3	R: 0	H: 0	E: 0	LOB: 0	K: 0	S: 3	R: 0	H: 0	E: 0	LOB: 1	K: 0	S: 3	R: 0	H: 0	E: 0	LOB: 0	K: 1	S: 5	R: 0	H: 1	E: 0	LOB: 0	K: 0	S: 3	R: 0	H: 0	E: 0	LOB: 0	K: 0	S: 3	R: 0	H: 0	E: 0	LOB: 0	K: 0	S: 3	1B: 5	SF: 0	2B: 2	SAC: 0	3B: 0	DP: 2	HR: 0	HBP: 0	WP: 0	PA: 35	PB: 0	SB: 1	CS: 0	ERA	WHIP
PITCHER Mike Krukow, R ERA: 3.83 (1, 1)	IP	WLS	BF	H	R	ER	SO	BB	IBB	HBP	BLK	WP	HR	S	P	ERA	WHIP																		IP	WLS	BF	H	R	ER	SO	BB	IBB	HBP	BLK	WP	HR	S	P	ERA	WHIP													

BOTTOM

San Francisco Giants @ Pittsburgh Pirates
 Three Rivers Stadium, Pittsburgh, PA

Tue May 06 1986, 7:05 PM EDT
 Att. 7,461 - Unknown

AB	32
R	2
H	7
RBI	2
BB	3
SO	5
LOB	12



Batter	1	2	3	4	5	6	7	8	9	AB R H RBI BB SO LOB	TOP											
Dan Gladden, R OBP: 0.339, SLG: 0.294 (1, 8) X	0-0 3-1 BB	4-0 2B BB		X 0-0 2-3 3-H 1B		X 0-0 CS 1B		X 0-0 G3		4 1 2 1 1 0 2												
Will Clark, L OBP: 0.341, SLG: 0.482 (1, 3) X	0-0 G3	0-0 2B		X 0-0 3-H G3-2		X 0-0 CS	0-0 L3		X 0-0 1-3	5 0 1 1 0 0 2												
Chris Brown, R OBP: 0.394, SLG: 0.482 (1, 5) X	0-0 1B 2B	0-0 P6			X 0-0 WP 2B 1B		X 0-0 6-3		X 0-0 5-3	5 2 2 0 0 0 1												
Jeffrey Leonard, R OBP: 0.378, SLG: 0.550 (1, 7) X	0-0 1B 2B 1B		X 0-0 4-3		X 0-0 6-3 1-3		X 0-0 3-1		H 1-0 1B HBP	4 1 1 1 0 0 1												
Candy Maldonado, R OBP: 0.354, SLG: 0.702 (1, 9) X	0-0 2B 1B		X 0-0 F7		X 0-0 2B		X 0-0 4-3		X 0-0 1B	5 1 3 1 0 0 0												
Bob Brenly, R OBP: 0.406, SLG: 0.423 (1, 2) X	0-0 2B		S S S 0-3 K		S S S 0-3 K		X 0-0 1B		S S S 0-3 K	5 1 2 2 0 3 3												
Robby Thompson, R OBP: 0.333, SLG: 0.350 (1, 4) S S S	0-3 K		X 0-0 E5 1B 1B		S S S 0-3 K		X 0-0 6-3		X 1-2 6-3	4 1 0 0 0 2 3												
Jose Uribe, S OBP: 0.330, SLG: 0.284 (1, 6) X		X 0-0 SH2-4 BB 2B		X 0-0 1B SH3-4 G3-2 1B		X 0-0 4-3		X 4-0 1B IBB		3 0 2 0 1 0 0												
Juan Berenguer, R (1, 1)		X 0-0 SH2-4		X 0-0 SH3-4		S S S 0-3 K		X 0-0 1B		0 0 0 0 0 0 0												
Bill Laskey, R (5, 1)										1 0 0 0 0 1 0												
Mark Davis, L (7, 1)										0 0 0 0 0 0 0												
Mike Woodard, L OBP: 0.400, SLG: 0.600 (8, PH)										1 0 1 1 0 0 0												
Jeff Robinson, R (8, 1)										0 0 0 0 0 0 0												
Inning Stats	R: 3 E: 0 K: 1 S: 9	H: 4 LOB: 1 BB: 0 P: 9	R: 1 E: 0 K: 0 S: 4	H: 2 LOB: 1 BB: 1 P: 8	R: 0 E: 0 K: 1 S: 5	H: 0 LOB: 0 BB: 0 P: 5	R: 1 E: 1 K: 0 S: 5	H: 2 LOB: 1 BB: 0 P: 5	R: 1 E: 0 K: 2 S: 9	H: 2 LOB: 1 BB: 0 P: 9	R: 0 E: 0 K: 1 S: 5	H: 1 LOB: 0 BB: 0 P: 5	R: 0 E: 0 K: 0 S: 3	H: 0 LOB: 0 BB: 0 P: 3	R: 1 E: 0 K: 0 S: 5	H: 2 LOB: 2 BB: 1 P: 9	R: 0 E: 0 K: 1 S: 6	H: 1 LOB: 2 BB: 0 P: 7	1B: 9 2B: 6 3B: 0 HR: 0	SF: 0 SAC: 2 DP: 1 HBP: 1	WP: 2 PB: 0 SB: 0 CS: 1	PA: 43
PITCHER	IP WLS BF H R ER SO BB IBB HBP BLK WP HR S P ERA WHIP																					
Larry McWilliams, L ERA: 5.16 (1, 1)	4.1 L 23 10 6 5 2 1 0 0 0 1 0 26 30 10.38 2.538																					
Bob Walk, R ERA: 1.69 (5, 1)	4.1 18 4 1 1 3 0 1 1 0 0 0 22 27 2.08 0.923																					
Jim Winn, R ERA: 1.54 (9, 1)	0.1 1 0 0 0 1 0 0 0 0 0 0 3 3 0.00 0.000																					

San Francisco Giants @ Pittsburgh Pirates
 Three Rivers Stadium, Pittsburgh, PA
 Wed May 07 1986, 7:05 PM EDT
 Att. 6,300 - Unknown

AB	37
R	7
H	14
RBI	7
BB	2
SO	6
LOB	12



BOTTOM

San Francisco Giants @ Pittsburgh Pirates
Three Rivers Stadium, Pittsburgh, PA
Wed May 07 1986, 7:05 PM EDT
Att. 6,300 - Unknown

livebaseballscorecards.com

AB 37
R 5
H 11
RBI 5
BB 1
SO 4
LOB 14



WP: 0 PA: 38
PB: 0
SB: 0
CS: 0

AB R H RBI BB SO LOB

5 1 1 0 0 1 1

5 1 2 0 0 1 1

4 1 3 1 0 0 1

3 1 2 1 0 0 1

1 0 0 0 0 0 1

3 0 1 2 1 0 3

4 0 0 0 0 0 5

4 1 1 1 0 0 0

0 0 0 0 0 0 0

3 0 1 0 0 0 0

1 0 0 0 0 0 0

2 0 0 0 0 1 1

1 0 0 0 0 0 0

1 0 0 0 0 1 0

1B: 6 SF: 0
2B: 4 SAC: 0
3B: 0 DP: 1
HR: 1 HBP: 0

Batter	1	2	3	4	5	6	7	8	9
R.J. Reynolds, S (1, 7) OBP: 0.340, SLG: 0.449	0-0 4-3		0-0 G3 2B	0-0 F7		0-0 6-3			0-3 K
Joe Orsulak, L (1, 8) OBP: 0.326, SLG: 0.438	0-0 1B 1B		0-0 G3		0-0 F9		0-0 4-3 FC6-2 2B		0-3 K
Johnny Ray, S (1, 4) OBP: 0.444, SLG: 0.505	0-0 1B 1-3 1B		0-0 3-H 2B		0-0 2B 1B		0-0 4-3		
Sid Bream, L (1, 3) OBP: 0.360, SLG: 0.500 Bill Almon, R (7, PH) OBP: 0.410, SLG: 0.788	0-0 1-2 1B		0-0 F8		0-0 1-3 1B 2B		0-0 FC6-2 FC6-4		
Mike Brown, R (1, 9) OBP: 0.370, SLG: 0.400	0-0 F3		0-0 BB		0-0 G4-6-3 1B		0-0 FC6-4		
Tony Peña, R (1, 2) OBP: 0.316, SLG: 0.337	0-0 L9		0-0 4-3		0-0 G4-6-3			0-0 6-3	
Jim Morrison, R (1, 5) OBP: 0.289, SLG: 0.465 Jim Winn, R (9, 1)		0-0 L6		0-0 P6		0-0 HR		0-0 6-3	
Sam Khalifa, R (1, 6) OBP: 0.146, SLG: 0.109 Lee Mazzilli, S (8, PH) OBP: 0.448, SLG: 0.200		0-0 F8		0-0 4-3 1B		0-0 1-3		0-0 P6	
Larry McWilliams, L (1, 1) OBP: 0.200, SLG: 0.300 Bob Walk, R (5, 1) OBP: 0.268, SLG: 0.571 Mike Diaz, R (9, 5) OBP: 0.304, SLG: 0.238		0-3 K		0-0 4-3		0-0 1-3		0-3 K	

Inning Stats	R: 1	H: 3	E: 0	K: 0	S: 6	H: 0	LOB: 2	BB: 0	P: 6	R: 0	H: 0	E: 0	K: 1	S: 5	H: 0	LOB: 0	BB: 0	P: 5	R: 1	H: 2	E: 0	K: 0	S: 5	H: 1	LOB: 1	BB: 0	P: 4	R: 2	H: 3	E: 0	K: 0	S: 5	H: 1	LOB: 0	BB: 0	P: 5	R: 0	H: 1	E: 0	K: 0	S: 4	H: 1	LOB: 0	BB: 0	P: 4	R: 0	H: 1	E: 0	K: 0	S: 4	H: 0	LOB: 0	BB: 0	P: 3	R: 0	H: 0	E: 0	K: 3	S: 9	H: 0	LOB: 0	BB: 0	P: 9	1B: 6	SF: 0	2B: 4	SAC: 0	3B: 0	DP: 1	HR: 1	HBP: 0
--------------	------	------	------	------	------	------	--------	-------	------	------	------	------	------	------	------	--------	-------	------	------	------	------	------	------	------	--------	-------	------	------	------	------	------	------	------	--------	-------	------	------	------	------	------	------	------	--------	-------	------	------	------	------	------	------	------	--------	-------	------	------	------	------	------	------	------	--------	-------	------	-------	-------	-------	--------	-------	-------	-------	--------

PITCHER	IP	WLS	BF	H	R	ER	SO	BB	IBB	HBP	BLK	WP	HR	S	P	ERA	WHIP
Juan Berenguer, R (1, 1) ERA: 6.0	4.1		23	9	4	4	1	1	0	0	0	0	0	24	28	8.31	2.308
Bill Laskey, R (5, 1) ERA: 3.6	2.0	W	7	2	1	1	0	0	0	0	0	0	1	7	7	4.50	1.000
Mark Davis, L (7, 1) ERA: 2.75	0.2		2	0	0	0	0	0	0	0	0	0	0	2	2	0.00	0.000
Jeff Robinson, R (8, 1) ERA: 3.48	2.0	S	6	0	0	0	3	0	0	0	0	0	0	12	12	0.00	0.000

Batter	1	2	3	4	5	6	7	8	9	AB R H RBI BB SO LOB	TOP																						
Dan Gladden, R (1, 8) OBP: 0.336, SLG: 0.292	0-0 4-3 1B		0-0 F8		0-0 F9			0-0 6-3		4 0 1 0 0 0 0	San Francisco Giants @ Pittsburgh Pirates Three Rivers Stadium, Pittsburgh, PA Thu May 08 1986, 7:05 PM EDT Att. 6,072 - Unknown																						
Will Clark, L (1, 3) OBP: 0.339, SLG: 0.500	0-0 4-3 1-2		0-3 K			0-0 F7		0-0 HR		4 1 1 1 0 1 1																							
Chris Brown, R (1, 5) OBP: 0.398, SLG: 0.471	0-0 5-3			0-3 K		4-0 G3 BB		4-0 G4-6-3 BB		2 0 0 0 2 1 1																							
Jeffrey Leonard, R (1, 7) OBP: 0.382, SLG: 0.545 Bill Laskey, R (8, 1)	0-0 2-H 1B			4-0 G3 BB		0-0 G3		0-0 G4-6-3 1-2f		3 0 1 0 1 0 2 0 0 0 0 0 0 0																							
Candy Maldonado, R (1, 9) OBP: 0.327, SLG: 0.647		0-0 4-3		0-0 G3 1-2		0-0 4-3		0-3 K		4 0 0 0 0 1 2																							
Bob Brenly, R (1, 2) OBP: 0.410, SLG: 0.413		4-0 BB		4-0 BB		0-0 F8		0-0 6-3		2 0 0 0 2 0 0																							
Robby Thompson, R (1, 4) OBP: 0.322, SLG: 0.336		0-0 F8		0-0 G3		0-0 4-3		0-0 P4		4 0 0 0 0 0 3																							
Jose Uribe, S (1, 6) OBP: 0.319, SLG: 0.274		0-3 K			0-0 6-3		0-0 P5			3 0 0 0 0 1 1																							
Scott Garrelts, R (1, 1) OBP: 0.200, SLG: 0.200 Jim Gott, R (6, 1) Greg Minton, S (6, 1) Joel Youngblood, R (8, PH) OBP: 0.360, SLG: 0.429			0-0 P6		0-3 K			0-0 HR		2 0 0 0 0 1 0 0 0 0 0 0 0 0 0 0 0 0 0 0 0 1 1 1 1 0 0 0																							
Inning Stats	R: 0 E: 0 K: 0 S: 4	H: 2 LOB: 2 BB: 0 P: 4	R: 0 E: 0 K: 1 S: 5	H: 0 LOB: 1 BB: 1 P: 9	R: 0 E: 0 K: 1 S: 5	H: 0 LOB: 0 BB: 0 P: 5	R: 0 E: 0 K: 1 S: 5	H: 0 LOB: 2 BB: 2 P: 13	R: 0 E: 0 K: 1 S: 5	H: 0 LOB: 0 BB: 0 P: 5		R: 0 E: 0 K: 0 S: 3	H: 0 LOB: 1 BB: 1 P: 7	R: 0 E: 0 K: 0 S: 3	H: 0 LOB: 0 BB: 0 P: 3	R: 2 E: 0 K: 0 S: 4	H: 2 LOB: 0 BB: 1 P: 8	R: 0 E: 0 K: 1 S: 5	H: 0 LOB: 0 BB: 0 P: 5	1B: 2 2B: 0 3B: 0 HR: 2	SF: 0 SAC: 0 DP: 1 HBP: 0	WP: 0 PB: 0 SB: 0 CS: 0	PA: 34										
PITCHER Mike Bielecki, R (1, 1) ERA: 3.9 Jim Winn, R (8, 1) ERA: 1.35	IP 7.1	WLS W	BF 30	H 4	R 2	ER 2	SO 4	BB 5	IBB 0	HBP 0	BLK 0	WP 0	HR 2	S 33	P 53	ERA 2.46	WHIP 1.227																
											PITCHER	IP	WLS	BF	H	R	ER	SO	BB	IBB	HBP	BLK	WP	HR	S	P	ERA	WHIP					

livebaseballscorecards.com

AB	29
R	2
H	4
RBI	2
BB	5
SO	5
LOB	10



BOTTOM

San Francisco Giants @ Pittsburgh Pirates
Three Rivers Stadium, Pittsburgh, PA
Thu May 08 1986, 7:05 PM EDT
Att. 6,072 - Unknown

livebaseballscores.com

AB	34
R	8
H	11
RBI	8
BB	10
SO	6
LOB	24



WP:	1	PA:	45
PB:	1		
SB:	2		
CS:	1		

Batter	1	2	3	4	5	6	7	8	9	AB	R	H	RBI	BB	SO	LOB
Trench Davis, L (1, 8)	F7		4-3	G3		6-3	E6			5	0	0	0	0	0	1
Joe Orsulak, L (1, 9)	K2-3		BB	BB		1B	L7			4	2	2	0	1	1	1
Johnny Ray, S (1, 4)	1B		BB	L9		1B	G6-4-3			3	2	1	0	2	0	3
Sid Bream, L (1, 3)	P6		1-H	G3		1B	G3			5	1	2	3	0	0	1
R.J. Reynolds, S (1, 7)		BB	BB	BB		1B	1B			2	3	2	0	3	0	0
Jim Morrison, R (1, 5)		BB	BB	BB		2B	3B			4	0	1	3	1	2	4
Junior Ortiz, R (1, 2)		BB	BB	BB		3B	3B			5	0	1	1	0	1	6
Sam Khalifa, R (1, 6)		BB	BB	BB		2B	2B			2	0	2	1	3	0	0
Mike Bielecki, R (1, 1)		BB	BB	BB		IBB	IBB			3	0	0	0	0	1	5
Jim Winn, R (8, 1)		BB	BB	BB		K	K			1	0	0	0	0	1	3

Inning Stats	R: 0	H: 1	E: 0	K: 1	S: 6	R: 1	H: 1	E: 0	K: 1	S: 6	R: 2	H: 2	E: 0	K: 0	S: 5	R: 0	H: 1	E: 0	K: 0	S: 4	R: 1	H: 1	E: 0	K: 1	S: 6	R: 4	H: 4	E: 0	K: 1	S: 9	R: 0	H: 0	E: 1	K: 0	S: 3	R: 0	H: 1	E: 0	K: 2	S: 8
--------------	------	------	------	------	------	------	------	------	------	------	------	------	------	------	------	------	------	------	------	------	------	------	------	------	------	------	------	------	------	------	------	------	------	------	------	------	------	------	------	------

PITCHER																IP	WLS	BF	H	R	ER	SO	BB	IBB	HBP	BLK	WP	HR	S	P	ERA	WHIP
Scott Garrelts, R (1, 1)	5.0		27	6	4	4	3	4	2	0	0	1	0	27	51	7.20	2.000															
Jim Gott, R (6, 1)	0.1		2	1	1	0	0	0	0	0	0	0	0	2	2	27.00	3.000															
Greg Minton, R (6, 1)	1.2		10	3	3	1	0	2	0	0	0	0	10	18	16.20	1.800																
Bill Laskey, R (8, 1)	1.0		6	1	0	0	2	1	1	0	0	0	0	8	19	0.00	2.000															

Batter	1	2	3	4	5	6	7	8	9	10	AB	R	H	RBI	BB	SO	LOB	TOP							
Dan Gladden, R (1, 8) OBP: 0.338, SLG: 0.305	0-0 F7			0-0 F8		0-0 1B 1B 2B		0-0 1B		0-0 F3	5	1	2	0	0	0	2								
Will Clark, L (1, 3) OBP: 0.333, SLG: 0.488	0-0 G3			0-0 F9		0-0 1B 2-3 1B		0-0 F3		0-0 F7	5	0	1	0	0	0	3								
Chris Brown, R (1, 5) OBP: 0.392, SLG: 0.461	0-0 5-3			0-0 F8		0-0 1B 1-2 3-H 1B			0-0 F8	4	0	1	1	0	0	0	0								
Jeffrey Leonard, R (1, 7) OBP: 0.370, SLG: 0.526		0-0 4-3			0-0 1-3	0-0 G1			0-3 K	4	0	0	0	0	0	1	2								
Chili Davis, S (1, 9) OBP: 0.314, SLG: 0.394		0-3 K			4-0 1B BB		0-0 1-3		0-0 1-3	3	0	0	0	0	1	1	0								
Bob Melvin, R (1, 2) Brad Gulden, L (10, PH) OBP: 0.200, SLG: 0.111		0-0 5-3			0-0 1-3 1B G6-4-3		0-0 6-3		0-0 F9	3	0	1	0	0	0	0	0								
Robby Thompson, R (1, 4) OBP: 0.320, SLG: 0.333			0-0 6-3		0-0 G6-4-3 1-2		0-0 F3		0-0 1B 1B	4	1	1	0	0	0	2									
Jose Uribe, S (1, 6) OBP: 0.316, SLG: 0.273			0-0 F4		0-0 4-3			0-3 K	4	0	1	0	0	1	0										
Michael LaCoss, R (1, 1) Joel Youngblood, R (10, PH) Mark Davis, L (10, 1)			0-0 5-3		0-0 F9			0-0 2-3	3	0	0	0	0	0	0	0	0								
			0-0 1-2 3-H 1B						0-0 1B	1	0	1	1	0	0	0	0								
Inning Stats	R: 0 E: 0 K: 0 S: 3	H: 0 LOB: 0 BB: 0 P: 3	R: 0 E: 0 K: 1 S: 5	H: 0 LOB: 0 BB: 0 P: 5	R: 0 E: 0 K: 0 S: 3	H: 0 LOB: 0 BB: 0 P: 3	R: 0 E: 0 K: 0 S: 3	H: 1 LOB: 1 BB: 1 P: 7	R: 1 E: 0 K: 0 S: 6	H: 3 LOB: 2 BB: 0 P: 6	R: 0 E: 0 K: 0 S: 3	H: 0 LOB: 0 BB: 0 P: 3	R: 0 E: 0 K: 1 S: 6	H: 1 LOB: 1 BB: 0 P: 6	R: 0 E: 0 K: 1 S: 5	H: 0 LOB: 0 BB: 0 P: 5	R: 1 E: 0 K: 0 S: 6	H: 3 LOB: 2 BB: 0 P: 6	1B: 7 2B: 1 3B: 0 HR: 0	SF: 0 SAC: 0 DP: 1 HBP: 0	WP: 0 PB: 0 SB: 0 CS: 0	PA: 38			
PITCHER	IP WLS BF H R ER SO BB IBB HBP BLK WP HR S P ERA WHIP																								
Bob Forsch, R (1, 1) ERA: 2.14	8.0																								
Todd Worrell, R (9, 1) ERA: 1.19	1.2	L	8	3	1	1	1	0	0	0	0	0	0	0	0	10	10	5.40	1.800						
Ricky Horton, L (10, 1) ERA: 4.08	0.1		1	0	0	0	0	0	0	0	0	0	0	0	0	1	1	0.00	0.000						

San Francisco Giants @ St. Louis Cardinals
 Busch Stadium, St. Louis, MO
 Fri May 09 1986, 7:05 PM CDT
 Att. 37,021 - Unknown

livebaseballscorecards.com

AB 37
 R 2
 H 8
 RBI 2
 BB 1
 SO 3
 LOB 9



Batter	1	2	3	4	5	6	7	8	9	10	AB	R	H	RBI	BB	SO	LOB
Vince Coleman, S OBP: 0.295, SLG: 0.330 (1, 7)	4-0 BLK 2B BB		x 0-0 6-3			x 0-0 F9		x 0-0 4-3			3	1	0	0	1	0	0
Ozzie Smith, S OBP: 0.398, SLG: 0.425 (1, 6)	0-0 1B 1-H FC3-2 2B		x 0-0 F5			x 0-0 F5			x 0-0 4-3		4	0	1	1	0	0	0
Willie McGee, S OBP: 0.270, SLG: 0.304 (1, 8)	0-0 FC3-2 2-3 1B			0-3 K		x 0-0 4-3			x 0-0 F8		4	0	1	0	0	1	0
Jack Clark, R OBP: 0.402, SLG: 0.516 (1, 3)	0-0 FC3-2 1-2 3-H			x 0-0 L4-3 1B			x 0-0 L6 1B 1B		x 0-0 1B		4	0	3	0	0	0	2
Andy Van Slyke, L OBP: 0.313, SLG: 0.267 (1, 9)	0-0 6-3			x 0-0 L4-3			x 0-0 1-2 S 1B		x 0-0 F8		4	0	1	0	0	0	3
Terry Pendleton, S OBP: 0.269, SLG: 0.219 (1, 5)		x 0-0 6-3			x 0-0 F7		x 0-0 L6			x 0-3 K	4	0	0	0	0	1	2
Michael LaValliere, L OBP: 0.288, SLG: 0.259 (1, 2)		x 0-0 6-3			x 0-0 F8		x 0-0 G3			x 0-3 K	3	0	0	0	0	0	1
Mike Heath, R OBP: 0.208, SLG: 0.175 (10, PH)											1	0	0	0	0	1	0
José Oquendo, S OBP: 0.600, SLG: 0.706 (1, 4)		x 0-0 6-3			x 0-0 3B			x 0-0 3-1		x 0-0 F4	4	0	1	0	0	0	0
Bob Forsch, R OBP: 0.200, SLG: 0.333 (1, 1)			0-3 K			x 0-0 5-3					2	0	0	0	0	1	1
Clint Hurdle, L OBP: 0.321, SLG: 0.320 (8, PH)											1	0	0	0	0	1	0
Todd Worrell, R (9, 1)											0	0	0	0	0	0	0
Ricky Horton, L OBP: 0.167, SLG: 0.167 (10, 1)											0	0	0	0	0	0	0

Inning Stats	R: 1	H: 2	E: 0	K: 0	S: 4	H: 1	LOB: 1	BB: 1	P: 8	R: 0	H: 0	E: 0	K: 0	S: 3	R: 0	H: 0	E: 0	K: 1	S: 5	R: 0	H: 1	E: 0	K: 1	S: 5	R: 0	H: 0	E: 0	K: 0	S: 4	R: 0	H: 2	E: 0	K: 0	S: 4	R: 0	H: 0	E: 0	K: 1	S: 5	R: 0	H: 0	E: 0	K: 2	S: 7	R: 0	H: 1	E: 0	K: 0	S: 4	R: 0	H: 0	E: 0	K: 2	S: 7	1B: 5	SF: 0	2B: 4	SAC: 0	3B: 1	DP: 3	HR: 0	HBP: 0	WP: 0	PA: 35
--------------	------	------	------	------	------	------	--------	-------	------	------	------	------	------	------	------	------	------	------	------	------	------	------	------	------	------	------	------	------	------	------	------	------	------	------	------	------	------	------	------	------	------	------	------	------	------	------	------	------	------	------	------	------	------	------	-------	-------	-------	--------	-------	-------	-------	--------	-------	--------

PITCHER	IP	WLS	BF	H	R	ER	SO	BB	IBB	HBP	BLK	WP	HR	S	P	ERA	WHIP
Michael LaCoss, R ERA: 1.53 (1, 1)	9.0	W	32	7	1	1	3	1	0	0	1	0	0	37	41	1.00	0.889
Mark Davis, L ERA: 2.61 (10, 1)	1.0	S	3	0	0	0	2	0	0	0	0	0	0	7	7	0.00	0.000


PITCHER	IP	WLS	BF	H	R	ER	SO	BB	IBB	HBP	BLK	WP	HR	S	P	ERA	WHIP
---------	----	-----	----	---	---	----	----	----	-----	-----	-----	----	----	---	---	-----	------

BOTTOM

San Francisco Giants @ St. Louis Cardinals
 Busch Stadium, St. Louis, MO
 Fri May 09 1986, 7:05 PM CDT
 Att: 37,021 - Unknown

livebaseballscorecards.com

AB	34
R	1
H	7
RBI	1
BB	1
SO	5
LOB	9



Batter	1	2	3	4	5	6	7	8	9	AB R H RBI BB SO LOB	TOP											
Dan Gladden, R (1, 8) OBP: 0.333, SLG: 0.301	0-0 F9			0-0 1B		0-0 F8	0-0 1-3		0-0 F9	5 0 1 0 0 0 2	<p>San Francisco Giants @ St. Louis Cardinals</p> <p>Busch Stadium, St. Louis, MO</p> <p>Sat May 10 1986, 7:05 PM CDT</p> <p>Att: 44,795 - Unknown</p>											
Will Clark, L (1, 3) OBP: 0.336, SLG: 0.488	0-0 G3			0-0 F6		0-0 6-3 1B		1-0 2B 6-3 HBP	0-3 K	4 2 1 0 0 1 1												
Chris Brown, R (1, 5) OBP: 0.387, SLG: 0.462 (7, 6)	0-3 K			0-0 F3		0-0 6-3		0-0 FC8-5 1-3 2B		4 0 1 0 0 1 2												
Jeffrey Leonard, R (1, 7) OBP: 0.366, SLG: 0.517				0-0 F8		0-0 1B		0-0 6-3		4 0 1 2 0 0 2												
Chili Davis, S (1, 9) OBP: 0.321, SLG: 0.385				0-0 G3		0-0 F5		4-0 FC8-5 1B BB		2 1 0 0 2 0 1												
Bob Brenly, R (1, 2) OBP: 0.413, SLG: 0.410 (7, 5)				0-0 5-3		0-0 FC5 1B BB		0-0 FC8-5 1B BB		3 0 1 0 1 0 2												
Robby Thompson, R (1, 4) OBP: 0.320, SLG: 0.333				0-0 F9		0-0 FC5 FC5-4		0-0 1B		3 0 1 0 0 0 2												
Joel Youngblood, R (8, PH) OBP: 0.407, SLG: 0.478 (8, 4)				0-0 F9		1-2 2-3		1-2 2-3f 1B		1 0 1 1 0 0 0												
Jose Uribe, S (1, 6) OBP: 0.310, SLG: 0.267				0-0 F9		0-0 F8		0-0 F7		2 0 0 0 0 0 2												
Brad Gulden, L (7, PH) OBP: 0.182, SLG: 0.100 (7, 2)				0-0 F9		0-0 F8		0-3 K		1 0 0 0 0 0 2												
Bob Melvin, R (8, PH) OBP: 0.161, SLG: 0.236 (8, 2)				0-0 F9		0-0 F7				1 0 0 0 0 1 2												
Roger Mason, R (1, 1) OBP: 0.083, SLG: 0.083				0-3 K		0-0 FC5-4				1 0 0 0 0 1 0												
Bill Laskey, R (3, 1)										0 0 0 0 0 0 0												
Chuck Hensley, L (4, 1)										0 0 0 0 0 0 0												
Candy Maldonado, R (5, PH) OBP: 0.321, SLG: 0.655										1 0 0 0 0 0 2												
Juan Berenguer, R (5, 1)										0 0 0 0 0 0 0												
Mike Woodard, L (7, PH) OBP: 0.333, SLG: 0.500										1 0 0 0 0 0 2												
Greg Minton, S (7, 1)										0 0 0 0 0 0 0												
Luis Quinones, S (9, PH)										1 0 0 0 0 0 0												
Inning Stats	R: 0 E: 0 K: 1 S: 5	H: 0 LOB: 0 BB: 0 P: 5	R: 0 E: 0 K: 0 S: 3	H: 0 LOB: 0 BB: 0 P: 3	R: 0 E: 0 K: 1 S: 5	H: 0 LOB: 0 BB: 0 P: 5	R: 0 E: 0 K: 0 S: 4	H: 1 LOB: 1 BB: 0 P: 4	R: 0 E: 0 K: 0 S: 4	H: 1 LOB: 2 BB: 1 P: 8	R: 1 E: 0 K: 0 S: 5	H: 2 LOB: 1 BB: 0 P: 5	R: 0 E: 0 K: 0 S: 4	H: 1 LOB: 2 BB: 1 P: 8	R: 2 E: 0 K: 1 S: 7	H: 2 LOB: 2 BB: 1 P: 12	R: 0 E: 0 K: 1 S: 5	H: 0 LOB: 0 BB: 0 P: 5	1B: 5 2B: 2 3B: 0 HR: 0	SF: 0 SAC: 0 DP: 0 HBP: 1	WP: 0 PB: 0 SB: 0 CS: 0	PA: 38
PITCHER	IP WLS BF H R ER SO BB IBB HBP BLK WP HR S P ERA WHIP																					
Ray Burris, R (1, 1) ERA: 3.86	7.0 W 30 6 3 3 2 2 0 1 0 0 0 0 31 40 3.86 1.143																					
Greg Bargar, R (8, 1) ERA: 1.29	0.2 4 1 0 0 0 1 0 0 0 0 0 0 3 7 0.00 3.000																					
Ken Dayley, L (8, 1) ERA: 6.0	1.1 S 4 0 0 0 2 0 0 0 0 0 0 0 8 8 0.00 0.000																					

AB	34
R	3
H	7
RBI	3
BB	3
SO	4
LOB	22



Batter	1	2	3	4	5	6	7	8	9
Vince Coleman, S OBP: 0.291, SLG: 0.324 (1, 7)	0-0 CS 1B 1B	0-0 F8		0-3 K			0-0 F8	0-3 K	
Ozzie Smith, S OBP: 0.402, SLG: 0.422 (1, 6)	0-0 1B 1-2 1B	0-0 G3		0-3 K			4-0 4-3 BB		
Willie McGee, S OBP: 0.278, SLG: 0.311 (1, 8)	0-0 1B 1-2 2-3 1B		0-0 BB 1B	0-0 6-3			0-0 4-3		
Clint Hurdle, L OBP: 0.281, SLG: 0.276 (1, 3)	0-0 G6-3 1-2		0-0 F8		0-0 F9		0-0 3-1		
Andy Van Slyke, L OBP: 0.310, SLG: 0.254 (1, 9)		0-0 F8	4-0 1B 1-2 1B BB		0-3 K		0-0 1-3		
Terry Pendleton, S OBP: 0.277, SLG: 0.222 (1, 5)		4-0 BB 2B BB	0-0 1B 1-3 2-H 1B		0-0 4-3		0-0 6-3		
José Oquendo, S OBP: 0.583, SLG: 0.650 (1, 4)		4-0 BB 1-2 2B BB	0-0 F7		0-0 4-3		0-0 BB S 1B		
Mike Heath, R OBP: 0.237, SLG: 0.185 (1, 2)		4-0 BB 1-2 2B BB	0-0 1B 1-H 3-H		0-3 K		4-0 BB 1-2 IBB		
Ray Burris, R OBP: 0.333, SLG: 0.667 (8, 1) Greg Bargar, R (8, 1) Ken Dayley, L OBP: 0.500, SLG: 0.333 (8, 1)		0-0 1-H 2-H 3-H 2B	0-0 F3		0-3 K		4-0 BB 1-2 2-3		

AB	R	H	RBI	BB	SO	LOB
5	0	1	0	0	2	4
3	0	1	0	1	1	1
4	1	2	0	0	0	1
4	0	0	0	0	0	4
3	1	0	0	1	1	0
3	2	1	1	1	0	0
3	1	1	0	1	0	2
2	1	1	2	2	1	0
3	0	1	3	0	1	1
0	0	0	0	0	0	0
0	0	0	0	1	0	0

BOTTOM	
AB	30
R	6
H	8
RBI	6
BB	7
SO	6
LOB	13

1B	2B	3B	HR	SF	SAC	DP	HBP	WP	PA
7	1	0	0	0	0	1	0	0	37

PITCHER		IP	WLS	BF	H	R	ER	SO	BB	IBB	HBP	BLK	WP	HR	S	P	ERA	WHIP
Roger Mason, R	(1, 1)	2.1	L	15	6	6	6	0	4	0	0	0	0	0	11	27	23.14	4.286
Bill Laskey, R	(3, 1)	0.2		3	1	0	0	0	0	0	0	0	0	0	3	3	0.00	1.500
Chuck Hensley, L	(4, 1)	1.0		3	0	0	0	2	0	0	0	0	0	0	7	7	0.00	0.000
Juan Berenguer, R	(5, 1)	2.0		6	0	0	0	3	0	0	0	0	0	0	12	12	0.00	0.000
Greg Minton, R	(7, 1)	2.0		10	1	0	0	1	2	1	0	0	0	0	9	21	0.00	1.500

San Francisco Giants @ St. Louis Cardinals
 Busch Stadium, St. Louis, MO
 Sat May 10 1986, 7:05 PM CDT
 Att. 44,795 - Unknown

livebaseballscorecards.com



Batter	1	2	3	4	5	6	7	8	9	AB R H RBI BB SO LOB	TOP																
Dan Gladden, R (1, 8) OBP: 0.338, SLG: 0.323	0-0 4-3		0-0 2B		0-0 2B			0-0 B3		4 0 2 1 0 0 0	San Francisco Giants @ St. Louis Cardinals Busch Stadium, St. Louis, MO Sun May 11 1986, 3:33 AM CDT Att. 29,355 - Unknown livebaseballscorecards.com																
Will Clark, L (1, 3) OBP: 0.333, SLG: 0.481	0-0 6-3		0-0 6-3		0-0 4-3			0-0 1B 1B		4 1 1 0 0 0 2																	
Chris Brown, R (1, 5) OBP: 0.391, SLG: 0.458	4-0 BLK BB			0-0 E5 F8 4-3	0-0 F9			0-0 1B 1B		3 1 1 0 1 0 1																	
Candy Maldonado, R (1, 7) OBP: 0.298, SLG: 0.589	0-0 F5 1-2			0-0 F8 2-3		0-0 F9		0-0 F3		4 0 0 0 0 0 4																	
Chili Davis, S (1, 9) OBP: 0.319, SLG: 0.380		0-0 F3		0-0 4-3 3-H		0-0 F7		0-0 1B 1-2 3-H		4 0 1 2 0 0 0																	
Bob Brenly, R (1, 2) OBP: 0.407, SLG: 0.395		0-0 F5		4-0 BB		0-0 F7		0-3 K		3 0 0 0 1 1 2																	
Robby Thompson, R (1, 4) OBP: 0.313, SLG: 0.325		0-3 K		0-0 4-3			0-0 5-3		0-0 4-3	3 0 0 0 0 1 1																	
Mike Woodard, L (9, PH) OBP: 0.286, SLG: 0.429										1 0 0 0 0 0 0																	
Jose Uribe, S (1, 6) OBP: 0.311, SLG: 0.280			0-0 4-3		0-0 2B 2B		0-0 4-3		0-0 5-3	3 1 1 0 0 0 0																	
Joel Youngblood, R (9, PH) OBP: 0.393, SLG: 0.458										1 0 0 0 0 0 0																	
Mike Krukow, R (1, 1) OBP: 0.190, SLG: 0.150			0-0 G3		0-0 F3		0-3 K		0-0 F9	3 0 0 0 0 1 1																	
Mark Davis, L (8, 1)										0 0 0 0 0 0 0																	
Jeffrey Leonard, R (9, PH) OBP: 0.364, SLG: 0.512										1 0 0 0 0 0 0																	
Inning Stats	R: 0 E: 0 K: 0 S: 3	H: 0 LOB: 1 BB: 1 P: 7	R: 0 E: 0 K: 1 S: 5	H: 0 LOB: 0 BB: 0 P: 5	R: 0 E: 0 K: 0 S: 4	H: 1 LOB: 1 BB: 0 P: 4	R: 1 E: 1 K: 0 S: 4	H: 0 LOB: 1 BB: 1 P: 8	R: 1 E: 0 K: 0 S: 5	H: 2 LOB: 1 BB: 0 P: 5	R: 0 E: 0 K: 1 S: 5	H: 0 LOB: 0 BB: 0 P: 3	R: 0 E: 0 K: 1 S: 5	H: 0 LOB: 0 BB: 0 P: 5	R: 1 E: 0 K: 1 S: 8	H: 3 LOB: 2 BB: 0 P: 8	R: 0 E: 0 K: 0 S: 3	H: 0 LOB: 0 BB: 0 P: 3	1B: 3 2B: 3 3B: 0 HR: 0	SF: 0 SAC: 0 DP: 0 HBP: 0	WP: 0 PB: 0 SB: 0 CS: 0	PA: 36					
PITCHER	IP WLS BF H R ER SO BB IBB HBP BLK WP HR S P ERA WHIP																										
Danny Cox, R (1, 1) ERA: 3.68	7.1		30	5	3	2	2	2	0	0	1	0	0	32	40	2.46	0.955										
Todd Worrell, R (8, 1) ERA: 1.11	1.2	W	6	1	0	0	1	0	0	0	0	0	0	8	8	0.00	0.600										




Batter	1	2	3	4	5	6	7	8	9	AB	R	H	RBI	BB	SO	LOB
Vince Coleman, S OBP: 0.289, SLG: 0.321 (1, 7)	0-3 K		0-0 E4 E 1B		0-3 K		0-0 1-3			4	1	1	0	0	2	2
Tom Herr, S OBP: 0.252, SLG: 0.185 (1, 4)	4-0 BB		0-0 F7		0-0 F5			0-0 G3		3	0	0	0	1	0	1
Willie McGee, S OBP: 0.285, SLG: 0.317 (1, 8)	0-0 F8		0-0 E9 2-H 1B			0-0 4-3		0-0 1B SF8 1B		4	1	2	1	0	0	1
Clint Hurdle, L OBP: 0.278, SLG: 0.273 (1, 3)	0-0 F5		0-3 K			0-0 F8		0-0 1-3 E 1B		4	0	1	0	0	1	2
Andy Van Slyke, L OBP: 0.311, SLG: 0.273 Tito Landrum, R OBP: 0.235, SLG: 0.313 (8, PH) (9, 9)		0-0 F8 E 2B	0-0 G3			0-0 F8		0-0 1-3 3-H SF8		3	1	1	0	0	0	1
Terry Pendleton, S OBP: 0.267, SLG: 0.214 (1, 5)		0-0 F8 2-3		0-3 K			0-0 6-3	0-0 6-3		4	0	0	0	0	1	2
José Oquendo, S OBP: 0.519, SLG: 0.565 (1, 6)		0-0 E4 SH1-3 3-H		0-0 G3			0-3 K			3	1	0	1	0	1	0
Michael LaValliere, L OBP: 0.267, SLG: 0.241 (1, 2)		0-0 SH1-3 3-H		0-0 G3			0-0 E4 2B			2	0	0	1	0	0	0
Danny Cox, R OBP: 0.250, SLG: 0.500 Todd Worrell, R (8, 1)		0-0 6-3			0-0 F4			0-0 1-3 2B		3	0	1	0	0	0	0

Inning Stats	R: 0	H: 0	E: 0	K: 1	S: 5	LOB: 1	BB: 1	P: 9	R: 2	H: 1	E: 1	K: 0	S: 5	LOB: 0	BB: 0	P: 5	R: 1	H: 2	E: 2	K: 1	S: 7	LOB: 1	BB: 0	P: 7	R: 0	H: 0	E: 0	K: 1	S: 5	LOB: 0	BB: 0	P: 5	R: 0	H: 0	E: 0	K: 1	S: 5	LOB: 0	BB: 0	P: 5	R: 0	H: 0	E: 0	K: 1	S: 3	LOB: 0	BB: 0	P: 3	R: 0	H: 1	E: 1	K: 1	S: 7	LOB: 2	BB: 0	P: 7	R: 1	H: 2	E: 1	K: 0	S: 5	LOB: 1	BB: 0	P: 5
PITCHER	IP	WLS	BF	H	R	ER	SO	BB	IBB	HBP	BLK	WP	HR	S	P	ERA	WHIP																																															
Mike Krukow, R ERA: 3.64 (1, 1)	7.1	L	31	6	4	2	5	1	0	0	0	0	0	40	44	2.46	0.955																																															
Mark Davis, L ERA: 2.53 (8, 1)	0.2		2	0	0	0	0	0	0	0	0	0	0	2	2	0.00	0.000																																															

BOTTOM

San Francisco Giants @ St. Louis Cardinals
 Busch Stadium, St. Louis, MO
 Sun May 11 1986, 3:33 AM CDT
 Att. 29,355 - Unknown

AB	30
R	4
H	6
RBI	4
BB	1
SO	5
LOB	9



1B:	4	SF:	1	WP:	0	PA:	33
2B:	2	SAC:	1	PB:	0		
3B:	0	DP:	0	SB:	0		
HR:	0	HBP:	0	CS:	0		

livebaseballscorecards.com

Batter	1	2	3	4	5	6	7	8	9	AB R H RBI BB SO LOB	TOP	
Dan Gladden, R (1, 8) OBP: 0.326, SLG: 0.311	0-0 F8		0-3 K		0-3 K			0-0 4-3	0-3 K	5 0 0 0 0 3 2		
Will Clark, L (1, 3) OBP: 0.338, SLG: 0.492	0-0 4-3		4-0 1B BB			0-0 WP 3B		0-3 K		3 1 1 0 1 1 0		
Chris Brown, R (1, 5) OBP: 0.395, SLG: 0.460	0-0 F8		0-0 1B			0-0 6-3		0-0 PB 1B		4 1 2 1 0 0 1		
Jeffrey Leonard, R (1, 7) OBP: 0.368, SLG: 0.508		0-0 F4	0-3 K			4-0 6-3 BB		0-0 1B		3 0 1 1 1 1 2		
Chili Davis, S (1, 9) OBP: 0.316, SLG: 0.404		0-0 HR		0-0 F8		0-0 6-3		0-0 4-3		4 1 1 1 0 0 2		
Bob Brenly, R (1, 2) OBP: 0.402, SLG: 0.389 Luis Quinones, S (9, PR) (9, 6)		0-0 F6		0-0 F7		0-3 K		0-0 SH1-3 HR 1B		4 0 1 0 0 1 1 0 1 0 0 0 0 0		
Robby Thompson, R (1, 4) OBP: 0.305, SLG: 0.317		0-0 5-3		0-3 K			0-0 5-3	0-0 SH1-3		3 0 0 0 0 1 0		
Jose Uribe, S (1, 6) OBP: 0.311, SLG: 0.274 Brad Gulden, L (9, PH) (9, 2)			4-0 SH1-4 1B BB		0-3 K		0-3 K	0-0 F9		2 1 0 0 1 2 0 1 0 0 0 0 0 1		
Scott Garretts, R (1, 1) OBP: 0.176, SLG: 0.176 Jeff Robinson, R (8, 1) Mark Davis, L (8, 1) Greg Minton, S (8, 1) Candy Maldonado, R (9, PH) Bill Lasky, R (9, 1)			0-0 SH1-4		0-3 K		0-0 6-3	0-0 HR		2 0 0 0 0 1 0 1 1 1 2 0 0 0 0 0 0 0 0 0 0		
Inning Stats	R: 0 H: 0 E: 0 LOB: 0 K: 0 BB: 0 S: 3 P: 3	R: 1 H: 1 E: 0 LOB: 0 K: 0 BB: 0 S: 4 P: 4	R: 1 H: 1 E: 0 LOB: 2 K: 2 BB: 2 S: 8 P: 16	R: 0 H: 0 E: 0 LOB: 0 K: 1 BB: 0 S: 5 P: 5	R: 0 H: 0 E: 0 LOB: 0 K: 3 BB: 0 S: 9 P: 9	R: 1 H: 1 E: 0 LOB: 1 K: 1 BB: 1 S: 6 P: 10	R: 0 H: 0 E: 0 LOB: 0 K: 1 BB: 0 S: 5 P: 5	R: 1 H: 2 E: 0 LOB: 1 K: 1 BB: 0 S: 7 P: 7	R: 2 H: 2 E: 0 LOB: 1 K: 1 BB: 0 S: 7 P: 7	1B: 4 SF: 0 2B: 0 SAC: 2 3B: 1 DP: 0 HR: 2 HBP: 0	WP: 1 PA: 37 PB: 1 SB: 0 CS: 0	
PITCHER Scott Sanderson, R (1, 1) ERA: 4.91 George Frazier, R (8, 1) ERA: 4.08 Lee Smith, R (9, 1) ERA: 4.97	IP WLS BF H R ER SO BB IBB HBP BLK WP HR S P ERA WHIP											
	7.0 0 27 3 3 3 8 3 0 0 0 1 1 40 52 3.86 0.857											
	1.0 0 5 2 1 1 1 0 0 0 0 0 0 7 7 9.00 2.000											
	1.0 L 5 2 2 2 1 0 0 0 0 0 0 1 7 7 18.00 2.000											
PITCHER	IP WLS BF H R ER SO BB IBB HBP BLK WP HR S P ERA WHIP											

San Francisco Giants @ Chicago Cubs
Wrigley Field, Chicago, IL
Tue May 13 1986, 3:33 AM CDT
Att. 17,127 - Unknown

AB	32
R	6
H	7
RBI	5
BB	3
SO	10
LOB	9



Batter	1	2	3	4	5	6	7	8	9	AB R H RBI BB SO LOB	TOP		
Dan Gladden, R (1, 8) OBP: 0.329, SLG: 0.336 Bob Melvin, R (7, 2) OBP: 0.158, SLG: 0.232	0-0 SH1-3 S 1B	0-0 PO 1-2	0-0 F8 ①	0-0 F8 ③		0-0 HR 1-H 3-H	0-0 FC6-4 ①		0-3 K ③	5 1 2 3 0 0 2 1 0 0 0 0 1 1			
Will Clark, L (1, 3) OBP: 0.336, SLG: 0.481	0-0 SH1-3 1-3		4-0 1B HR BB		0-0 G3 ①	0-3 K ①	0-3 K ②			3 1 0 0 1 2 2			
Chris Brown, R (1, 5) OBP: 0.395, SLG: 0.457 Luis Quinones, S (7, 5)	0-0 5-3 ②		0-0 1B HR 1B		0-0 F7 ②	0-0 6-4 BB 1B	0-0 FC6-4 ③			5 1 2 0 0 0 3 0 0 0 0 0 0 0			
Jeffrey Leonard, R (1, 7) OBP: 0.369, SLG: 0.523	0-3 K ③		0-0 1B HR 1-H 3-H		0-0 F4 ③	4-0 1-2 BB		0-0 4-3 ①		4 1 1 3 1 1 1			
Chili Davis, S (1, 9) OBP: 0.320, SLG: 0.422 (7, 8)		0-0 CS 1B	0-3 K ②			0-0 1B 3B 6-4 ③		0-0 4-3 ②		5 1 2 0 0 1 2			
Bob Brenly, R (1, 2) OBP: 0.413, SLG: 0.409 Joel Youngblood, R (7, 9) OBP: 0.379, SLG: 0.440		0-0 F7 ① ②	0-0 S 1B			4-0 1B E BB	0-0 1B 2B	0-3 K ③		3 2 2 0 1 0 1 1 0 0 0 0 1 0			
Robby Thompson, R (1, 4) OBP: 0.324, SLG: 0.325		0-0 1B 1B	0-0 F7 ③			0-0 1B 1B 1-2 3-H	4-0 1B BB		4-0 BB	3 2 2 1 2 0 1			
Jose Uribe, S (1, 6) OBP: 0.324, SLG: 0.290		0-0 BB 1B		0-0 F3 ①		0-0 1B HR S 1-H 2-H	0-0 FC6-4 1B 1-3 2-H		0-0 F7 ①	5 1 3 2 0 0 1			
Michael LaCoss, R (1, 1) OBP: 0.154, SLG: 0.083 Jeff Robinson, R (6, 1) OBP: 0.500, SLG: 0.500 Chuck Hensley, L (8, 1) Candy Maldonado, R (9, PH) OBP: 0.305, SLG: 0.638 Greg Minton, S (9, 1)		4-0 PO BB	0-0 1-3 ②			0-0 HR 1B	0-0 FC6-4 1B 1-2 3-H		0-0 F7 ②	2 1 1 0 1 0 0 1 0 1 1 0 0 0 0 0 0 0 0 0 0 1 0 0 0 0 0 1 0 0 0 0 0 0 0			
Inning Stats	R: 0 H: 1 E: 0 LOB: 1 K: 1 BB: 0 S: 6 P: 6	R: 0 H: 3 E: 0 LOB: 2 K: 0 BB: 1 S: 4 P: 8	R: 3 H: 3 E: 0 LOB: 1 K: 1 BB: 1 S: 8 P: 12	R: 0 H: 0 E: 0 LOB: 0 K: 0 BB: 0 S: 3 P: 3	R: 0 H: 0 E: 0 LOB: 0 K: 0 BB: 0 S: 3 P: 3	R: 6 H: 6 E: 1 LOB: 1 K: 1 BB: 2 S: 10 P: 18	R: 2 H: 3 E: 0 LOB: 2 K: 1 BB: 1 S: 8 P: 12	R: 0 H: 0 E: 0 LOB: 0 K: 1 BB: 0 S: 5 P: 5	R: 0 H: 0 E: 0 LOB: 1 K: 1 BB: 1 S: 5 P: 9	1B: 12 SF: 0 2B: 2 SAC: 1 3B: 1 DP: 1 HR: 2 HBP: 0	WP: 0 PA: 47 PB: 0 SB: 3 CS: 1		
PITCHER	IP WLS BF H R ER SO BB IBB HBP BLK WP HR S P ERA WHIP											PITCHER	IP WLS BF H R ER SO BB IBB HBP BLK WP HR S P ERA WHIP
Rick Sutcliffe, R (1, 1) ERA: 4.95	5.0 L 26 10 7 7 2 3 0 0 0 0 0 1 27 39 12.60 2.600												
Matt Keough, R (6, 1) ERA: 5.03	1.0 8 4 4 4 1 2 0 0 0 0 0 1 8 16 36.00 6.000												
Ray Fontenot, L (7, 1) ERA: 2.57	1.0 5 2 0 0 0 1 0 0 0 0 0 0 7 7 0.00 2.000												
George Frazier, R (8, 1) ERA: 3.66	2.0 7 0 0 0 0 2 1 0 0 0 0 0 10 14 0.00 0.500												

San Francisco Giants @ Chicago Cubs
 Wrigley Field, Chicago, IL
 Wed May 14 1986, 3:33 AM CDT
 Att. 16,173 - Unknown

AB	39
R	11
H	16
RBI	10
BB	6
SO	6
LOB	15



Batter	1	2	3	4	5	6	7	8	9	AB R H RBI BB SO LOB	TOP
Milt Thompson, L OBP: 0.248, SLG: 0.276 (1, 8)	0-0 E SF9 1B		0-0 CS 1B	0-0 G6-4-3 1-2f			0-0 6-3		0-0 5-3	5 1 2 0 0 0 2	
Rick Schu, R OBP: 0.321, SLG: 0.421 (1, 5)	0-0 SF9 1-H		0-0 1B 1B			0-0 6-3	0-3 K		0-0 F3	4 0 1 1 0 1 0	
Juan Samuel, R OBP: 0.338, SLG: 0.375 (1, 4)	0-0 F6		0-0 1B 1B			0-0 F8	0-3 K			4 0 1 0 0 1 0	
Mike Schmidt, R OBP: 0.373, SLG: 0.486 (1, 3)	0-0 F8		0-3 K			0-0 5-3		0-0 6-3		4 0 0 0 0 1 2	
Von Hayes, L OBP: 0.395, SLG: 0.459 (1, 7)		0-3 K	0-3 K			0-0 WP SF8 2B		0-0 S 1B		4 1 2 0 0 2 2	
Glenn Wilson, R OBP: 0.274, SLG: 0.212 (1, 9)		0-0 4-3		0-0 E 6-3 1B 1B		4-0 FC4-6 2-3 BB		1-0 1-2 HBP		2 1 1 0 1 0 0	
Darren Daulton, L OBP: 0.386, SLG: 0.413 (1, 2)		0-0 E6 BB		0-0 E9 1B 1-3 1B		0-0 SF8		0-0 F8		3 0 1 1 0 0 2	
Steve Jeltz, S OBP: 0.336, SLG: 0.290 (1, 6)		4-0 BB 1-2 BB		0-0 6-3		0-0 FC4-6 1-2f		0-0 F7		3 0 0 1 1 0 4	
Steve Carlton, L OBP: 0.211, SLG: 0.167 (1, 1)		0-0 3-1		0-0 G6-4-3 2-3 1B		0-0 F9			0-0 4-3	3 0 1 0 0 0 3 1 0 0 0 0 0 0	
Kent Tekulve, R (8, 1)											
Inning Stats	R: 1 E: 1 K: 0 S: 4 H: 1 LOB: 0 BB: 0 P: 4	R: 0 E: 1 K: 1 S: 6 H: 0 LOB: 2 BB: 1 P: 10	R: 0 E: 0 K: 2 S: 9 H: 3 LOB: 2 BB: 0 P: 9	R: 1 E: 1 K: 0 S: 5 H: 3 LOB: 1 BB: 0 P: 5	R: 0 E: 0 K: 0 S: 3 H: 0 LOB: 0 BB: 0 P: 3	R: 1 E: 0 K: 0 S: 4 H: 1 LOB: 1 BB: 1 P: 8	R: 0 E: 0 K: 2 S: 7 H: 0 LOB: 0 BB: 0 P: 7	R: 0 E: 0 K: 0 S: 4 H: 1 LOB: 2 BB: 0 P: 5	R: 0 E: 0 K: 0 S: 3 H: 0 LOB: 0 BB: 0 P: 3	1B: 8 2B: 1 3B: 0 HR: 0 SF: 2 SAC: 0 DP: 1 HBP: 1	WP: 1 PB: 0 SB: 1 CS: 1 PA: 38
PITCHER Roger Mason, R ERA: 3.05 (1, 1)	IP: 6.0 WLS: L BF: 27 H: 8 R: 3 ER: 1 SO: 3 BB: 2 IBB: 0 HBP: 0 BLK: 0 WP: 1 HR: 0 S: 31 P: 39 ERA: 1.50 WHIP: 1.667										
Juan Berenguer, R ERA: 4.5 (7, 1)	IP: 2.0 WLS: BF: 8 H: 1 R: 0 ER: 0 SO: 2 BB: 0 IBB: 0 HBP: 1 BLK: 0 WP: 0 HR: 0 S: 11 P: 12 ERA: 0.00 WHIP: 0.500										
Greg Minton, R ERA: 4.3 (9, 1)	IP: 1.0 WLS: BF: 3 H: 0 R: 0 ER: 0 SO: 0 BB: 0 IBB: 0 HBP: 0 BLK: 0 WP: 0 HR: 0 S: 3 P: 3 ERA: 0.00 WHIP: 0.000										

Philadelphia Phillies @ San Francisco Giants
 Candlestick Park, San Francisco, CA
 Fri May 16 1986, 10:05 PM EDT
 Att. 16,560 - Unknown

livebaseballscorecards.com

AB	33
R	3
H	9
RBI	3
BB	2
SO	5
LOB	15



Batter	1	2	3	4	5	6	7	8	9	AB R H RBI BB SO LOB	TOP		
Milt Thompson, L (1, 8) OBP: 0.256, SLG: 0.277 John Russell, R (8, PH) OBP: 0.333, SLG: 0.356 Don Carman, L (8, 1)	0-0 1B		0-0 5-3		0-0 F9	4-0 BB		0-3 K		3 0 1 0 1 0 0 1 0 0 0 0 1 2 0 0 0 0 0 0 0			
Rick Schu, R (1, 5) OBP: 0.315, SLG: 0.400	0-3 K 1-2		0-0 6-3		0-3 K	0-3 K		4-0 BB 1-2		4 0 0 0 1 3 4			
Juan Samuel, R (1, 4) OBP: 0.341, SLG: 0.377	0-0 6-3			0-0 1B 1B	0-0 5-3		0-0 G5-4-3 1B	0-0 4-3		5 1 2 0 0 0 4			
Mike Schmidt, R (1, 3) OBP: 0.374, SLG: 0.478	4-0 BB			0-0 1B HR 1B		0-0 E3 HR	0-0 G5-4-3 1-2f	0-3 K		4 2 1 0 1 1 1			
Von Hayes, L (1, 7) OBP: 0.396, SLG: 0.482	0-3 K			0-0 1B HR 1B		0-0 HR	0-3 K	0-0 F6		5 2 2 3 0 2 2			
Glenn Wilson, R (1, 9) OBP: 0.271, SLG: 0.239		0-0 6-3		0-0 HR 1-H 2-H		0-0 F8		0-0 F9	0-0 F8	5 1 1 3 0 0 0			
Darren Daulton, L (1, 2) OBP: 0.391, SLG: 0.463		0-3 K		0-3 K		0-0 4-6-3 1B 1B		0-0 HR		4 1 2 1 0 2 0			
Tom Foley, L (1, 6) OBP: 0.500, SLG: 0.600		0-0 4-3		0-0 G3		0-0 4-6-3 1B 1-2		0-0 1B 2B		4 0 2 0 0 0 0			
Shane Rawley, R (1, 1) OBP: 0.111, SLG: 0.059 Tom Hume, R (5, 1) Ron Roenicke, S (6, PH) OBP: 0.456, SLG: 0.400 Dave Rucker, L (6, 1) Jeff Stone, L (8, PH) OBP: 1.000, SLG: 1.000 (8, 8)			0-0 5-3	0-3 K		0-0 4-6-3		0-0 BB 1B		2 0 0 0 0 1 0 0 0 0 0 0 0 0 1 0 0 0 0 0 2 0 0 0 0 0 0 0 1 0 1 0 0 0 0			
Inning Stats	R: 0 H: 1 E: 0 LOB: 2 K: 2 BB: 1 S: 8 P: 12	R: 0 H: 0 E: 0 LOB: 0 K: 1 BB: 0 S: 5 P: 5	R: 0 H: 0 E: 0 LOB: 0 K: 0 BB: 0 S: 3 P: 3	R: 4 H: 4 E: 0 LOB: 0 K: 2 BB: 0 S: 11 P: 11	R: 0 H: 0 E: 0 LOB: 0 K: 1 BB: 0 S: 5 P: 5	R: 2 H: 3 E: 1 LOB: 3 K: 1 BB: 1 S: 9 P: 13	R: 0 H: 1 E: 0 LOB: 0 K: 1 BB: 0 S: 5 P: 5	R: 1 H: 3 E: 0 LOB: 3 K: 1 BB: 1 S: 8 P: 12	R: 0 H: 0 E: 0 LOB: 0 K: 1 BB: 0 S: 5 P: 5	1B: 8 SF: 0 2B: 1 SAC: 0 3B: 0 DP: 1 HR: 3 HBP: 0	WP: 0 PA: 42 PB: 0 SB: 1 CS: 0		
PITCHER	IP WLS BF H R ER SO BB IBB HBP BLK WP HR S P ERA WHIP											PITCHER	IP WLS BF H R ER SO BB IBB HBP BLK WP HR S P ERA WHIP
Mike Krukow, R (1, 1) ERA: 4.07	5.1 W 25 7 6 5 6 1 0 0 0 0 0 2 36 40 8.44 1.500												
Chuck Hensley, L (6, 1) ERA: 3.86	0.1 3 1 0 0 0 1 0 0 0 0 0 0 2 6 0.00 6.000												
Jeff Robinson, R (6, 1) ERA: 4.13	1.2 8 4 1 1 2 0 0 0 0 0 1 12 12 5.40 2.400												
Mark Davis, L (8, 1) ERA: 2.49	0.1 2 0 0 0 1 1 0 0 0 0 0 0 3 7 0.00 3.000												
Greg Minton, R (8, 1) ERA: 4.07	1.1 S 4 0 0 0 1 0 0 0 0 0 0 0 6 6 0.00 0.000												

Philadelphia Phillies @ San Francisco Giants
Candlestick Park, San Francisco, CA
Sat May 17 1986, 6:33 AM EDT
Att. 14,260 - Unknown

livebaseballscorecards.com

AB	39
R	7
H	12
RBI	7
BB	3
SO	10
LOB	15



Batter	1	2	3	4	5	6	7	8	9
Dan Gladden, R OBP: 0.329, SLG: 0.331 (1, 8)	0-0 6-3		0-3 K		0-0 2B		0-0 F9		
Will Clark, L OBP: 0.335, SLG: 0.479 (1, 3)	0-0 G3		0-3 K		0-0 2B			0-0 1B	
Chris Brown, R OBP: 0.363, SLG: 0.439 (1, 5)	0-0 F8			0-0 1B	0-0 1B	0-0 E3		0-0 G4-6-3	
Candy Maldonado, R OBP: 0.279, SLG: 0.582 (1, 7)		0-0 1-3		0-0 1B	0-0 L4	0-0 F8		0-0 F7	
Chili Davis, S OBP: 0.318, SLG: 0.417 (1, 9)		0-0 6-3		0-0 1B	0-0 SF7	0-0 F8			
Bob Brenly, R OBP: 0.406, SLG: 0.398 (1, 2)		0-0 6-3		0-0 SF8	0-0 1B	0-3 K			
Robby Thompson, R OBP: 0.343, SLG: 0.377 (1, 4)			0-0 HR	0-3 K	0-0 2B		0-0 F8		
Jose Uribe, S OBP: 0.333, SLG: 0.311 (1, 6)			0-0 SH1-4		0-0 1B		0-0 F8		
Mike Krukow, R OBP: 0.227, SLG: 0.190 (1, 1)			0-0 SH1-4		0-0 2B		0-0 SF8		
Chuck Hensley, L (6, 1)									
Jeff Robinson, R OBP: 0.333, SLG: 0.500 (6, 1)									
Mark Davis, L (8, 1)									
Greg Minton, S (8, 1)									

Inning Stats	R: 0	H: 0	E: 0	K: 0	S: 3	LOB: 0	BB: 0	P: 3	R: 0	H: 0	E: 0	K: 0	S: 3	LOB: 0	BB: 0	P: 3	R: 1	H: 2	E: 0	K: 2	S: 9	LOB: 1	BB: 0	P: 9	R: 2	H: 3	E: 0	K: 1	S: 7	LOB: 0	BB: 0	P: 7	R: 8	H: 7	E: 0	K: 0	S: 11	LOB: 2	BB: 2	P: 19	R: 0	H: 0	E: 1	K: 1	S: 6	LOB: 1	BB: 0	P: 6	R: 1	H: 1	E: 0	K: 0	S: 4	LOB: 0	BB: 0	P: 4	R: 0	H: 1	E: 0	K: 0	S: 3	LOB: 0	BB: 0	P: 3
--------------	------	------	------	------	------	--------	-------	------	------	------	------	------	------	--------	-------	------	------	------	------	------	------	--------	-------	------	------	------	------	------	------	--------	-------	------	------	------	------	------	-------	--------	-------	-------	------	------	------	------	------	--------	-------	------	------	------	------	------	------	--------	-------	------	------	------	------	------	------	--------	-------	------

PITCHER	IP	WLS	BF	H	R	ER	SO	BB	IBB	HBP	BLK	WP	HR	S	P	ERA	WHIP
Shane Rawley, L ERA: 3.9 (1, 1)	4.0	L	20	8	7	7	3	0	0	0	0	0	1	26	26	15.75	2.000
Tom Hume, R ERA: 9.82 (5, 1)	1.0		9	4	4	4	0	2	0	0	0	0	0	7	15	36.00	6.000
Dave Rucker, L ERA: 2.6 (6, 1)	2.0		8	1	1	1	1	0	0	0	0	0	0	10	10	4.50	0.500
Don Carman, L ERA: 5.94 (8, 1)	1.0		3	1	0	0	0	0	0	0	0	0	0	3	3	0.00	1.000

AB	R	H	RBI	BB	SO	LOB
4	1	1	1	1	1	1
5	1	2	2	0	1	3
5	2	2	0	0	0	1
5	1	1	0	0	0	3
3	0	1	2	0	0	1
2	1	0	1	1	1	1
4	3	3	2	0	1	1
4	2	3	2	0	0	1
1	1	1	1	0	0	0
0	0	0	0	0	0	0
0	0	0	1	0	0	0
0	0	0	0	0	0	0
0	0	0	0	0	0	0

WP	HR	S	P	ERA	WHIP
0	1	3	40		
0	1	2			
0	0	1			
0	0	0			
0	0	0			
0	0	0			

Philadelphia Phillies @ San Francisco Giants
 Candlestick Park, San Francisco, CA
 Sat May 17 1986, 6:33 AM EDT
 Att. 14,260 - Unknown

AB	33
R	12
H	14
RBI	12
BB	2
SO	4
LOB	12



Batter	1	2	3	4	5	6	7	8	9	AB R H RBI BB SO LOB	TOP											
Milt Thompson, L (1, 8) OBP: 0.256, SLG: 0.270	0-0 4-3		0-0 1-3			4-0 2B 1B BB		0-0 1-3		3 1 0 0 1 0 1	Philadelphia Phillies @ San Francisco Giants Candlestick Park, San Francisco, CA Sun May 18 1986, 6:33 AM EDT Att: 31,186 - Unknown											
Darren Daulton, L (1, 2) OBP: 0.385, SLG: 0.465	0-0 4-3			0-0 G3		0-0 1B 1-3 2B		0-3 K		4 0 1 0 0 1 0												
Juan Samuel, R (1, 4) OBP: 0.337, SLG: 0.370	0-0 5-3			0-0 S 1B		0-0 F9		0-3 K		4 0 1 0 0 1 2												
Mike Schmidt, R (1, 3) OBP: 0.370, SLG: 0.470		0-0 F9		0-3 K 1-3		0-0 BB 1B		0-0 6-3		4 0 1 1 0 1 1												
Von Hayes, L (1, 7) OBP: 0.399, SLG: 0.479		0-0 5-3		0-0 F5		2-3 3-H 4-0 G5-4-3 1-2 BB		0-0 1B		3 0 1 0 1 0 1												
Glenn Wilson, R (1, 9) OBP: 0.263, SLG: 0.230		0-3 K			0-0 F8	0-0 G5-4-3 1-2		0-3 K		4 0 0 0 0 2 4												
Rick Schu, R (1, 5) OBP: 0.312, SLG: 0.405			0-0 F3		0-0 2B		0-3 K		0-0 F5			4 0 1 0 0 1 1										
Steve Jeltz, S (1, 6) OBP: 0.328, SLG: 0.282			0-0 1-3		0-3 K		0-3 K			3 0 0 0 0 2 1												
Freddie Toliver, R (1, 1) Kent Tekulve, R (5, 1) Jeff Stone, L (7, PH) Don Carman, L (7, 1)			4-0 BB		0-0 4-3		0-3 K			1 0 0 0 1 0 1 0 0 0 0 0 0 0 1 0 0 0 0 1 0 0 0 0 0 0 0 0												
Inning Stats	R: 0 E: 0 K: 0 S: 3	H: 0 LOB: 0 BB: 0 P: 3	R: 0 E: 0 K: 1 S: 5	H: 0 LOB: 0 BB: 1 P: 5	R: 0 E: 0 K: 0 S: 3	H: 0 LOB: 1 BB: 1 P: 7	R: 0 E: 0 K: 1 S: 6	H: 1 LOB: 1 BB: 0 P: 6	R: 0 E: 0 K: 1 S: 6	H: 1 LOB: 1 BB: 0 P: 6	R: 1 E: 0 K: 0 S: 4	H: 2 LOB: 2 BB: 2 P: 12	R: 0 E: 0 K: 3 S: 9	H: 0 LOB: 0 BB: 0 P: 9	R: 0 E: 0 K: 2 S: 7	H: 0 LOB: 0 BB: 0 P: 7	R: 0 E: 0 K: 1 S: 6	H: 1 LOB: 1 BB: 0 P: 6	1B: 3 2B: 2 3B: 0 HR: 0	SF: 0 SAC: 0 DP: 1 HBP: 0	WP: 0 PB: 0 SB: 2 CS: 0	PA: 34
PITCHER	IP WLS BF H R ER SO BB IBB HBP BLK WP HR S P ERA WHIP																					
Scott Garrelts, R (1, 1) ERA: 3.03	5.0 W 20 3 1 1 3 2 0 0 0 0 0 0 24 32 1.80 1.000																					
Juan Berenguer, R (6, 1) ERA: 4.41	0.1 2 1 0 0 0 0 0 0 0 0 0 0 2 2 0.00 3.000																					
Chuck Hensley, L (6, 1) ERA: 3.86	0.0 1 0 0 0 0 0 1 0 0 0 0 0 0 4 ∞ ∞																					
Jeff Robinson, R (6, 1) ERA: 3.58	3.2 S 11 1 0 0 6 0 0 0 0 0 0 0 23 23 0.00 0.273																					

AB	31
R	1
H	5
RBI	1
BB	3
SO	9
LOB	12



Batter	1	2	3	4	5	6	7	8	9	AB	R	H	RBI	BB	SO	LOB
Dan Gladden, R OBP: 0.329, SLG: 0.338 (1, 8)	0-3 K		0-0 SH5-3		0-0 E 2B	0-3 K				3	1	1	0	0	2	1
Will Clark, L OBP: 0.340, SLG: 0.480 (1, 3)	0-0 F7		0-3 K		0-0 E6 1B		0-0 CS WP 1B			4	2	2	0	0	1	2
Chris Brown, R OBP: 0.386, SLG: 0.436 (1, 5)	0-0 FC1-6 1B		4-0 BB		0-0 5-3		0-3 K			3	0	1	0	1	1	2
Candy Maldonado, R OBP: 0.292, SLG: 0.571 (1, 7)	0-0 FC1-6		0-3 K		0-0 S 1B		4-0 WP BB			3	1	1	1	1	1	4
Jeffrey Leonard, R OBP: 0.361, SLG: 0.511 (8, 7)	1-2				2-H 1B		1-3 BB			0	0	0	0	0	0	0
Chili Davis, S OBP: 0.323, SLG: 0.420 (1, 9)		0-0 CS 1B		0-0 F8	0-0 PB WP 1B		0-3 K			4	0	2	1	0	1	1
Bob Melvin, R OBP: 0.150, SLG: 0.220 (1, 2)		0-3 K		0-0 4-3	0-0 1-3		0-3 K			3	0	0	0	0	1	2
Robby Thompson, R OBP: 0.340, SLG: 0.373 (1, 4)		0-0 F4		0-0 1B		0-3 K		0-0 F6		4	0	1	0	0	1	0
Jose Uribe, S OBP: 0.339, SLG: 0.306 (1, 6)			4-0 SH5-3 SH BB	0-0 4-3		0-0 G3		4-0 CS BB		2	0	0	0	2	0	1
Scott Garrelts, R OBP: 0.167, SLG: 0.167 (1, 1)			0-0 SH		0-3 K		0-0 E5		0-0 F8	1	0	0	0	0	1	0
Juan Berenguer, R (6, 1)										0	0	0	0	0	0	0
Chuck Hensley, L (6, 1)										0	0	0	0	0	0	0
Jeff Robinson, R OBP: 0.250, SLG: 0.333 (6, 1)			1-2 SH5-3							1	0	0	0	0	1	1
Bob Brenly, R OBP: 0.400, SLG: 0.390 (6, 2)										2	0	0	0	0	0	1

Inning Stats	R: 0	H: 1	E: 0	LOB: 1	K: 1	BB: 0	S: 6	R: 0	H: 1	E: 0	LOB: 0	K: 1	BB: 0	S: 5	R: 0	H: 0	E: 1	LOB: 3	K: 2	BB: 2	S: 8	R: 0	H: 1	E: 0	LOB: 1	K: 0	BB: 0	S: 4	R: 3	H: 4	E: 1	LOB: 1	K: 1	BB: 0	S: 9	R: 0	H: 0	E: 1	LOB: 1	K: 2	BB: 0	S: 8	R: 1	H: 1	E: 0	LOB: 1	K: 3	BB: 1	S: 10	R: 0	H: 0	E: 0	LOB: 0	K: 0	BB: 1	S: 2	R: 0	H: 0	E: 0	LOB: 0	K: 0	BB: 1	S: 6	1B: 7	SF: 0	2B: 1	SAC: 2	3B: 0	DP: 0	HR: 0	HBP: 0	WP: 2	PA: 36	PB: 1	SB: 2	CS: 3
--------------	------	------	------	--------	------	-------	------	------	------	------	--------	------	-------	------	------	------	------	--------	------	-------	------	------	------	------	--------	------	-------	------	------	------	------	--------	------	-------	------	------	------	------	--------	------	-------	------	------	------	------	--------	------	-------	-------	------	------	------	--------	------	-------	------	------	------	------	--------	------	-------	------	-------	-------	-------	--------	-------	-------	-------	--------	-------	--------	-------	-------	-------

PITCHER	IP	WLS	BF	H	R	ER	SO	BB	IBB	HBP	BLK	WP	HR	S	P	ERA	WHIP
Freddie Toliver, R ERA: 3.38 (1, 1)	4.2	L	23	7	3	3	5	2	0	0	0	0	0	31	39	5.79	1.929
Kent Tekulve, R ERA: 1.53 (5, 1)	1.1		5	0	0	0	2	0	0	0	0	1	0	9	9	0.00	0.000
Don Carman, L ERA: 5.3 (7, 1)	2.0		8	1	1	0	3	2	0	0	0	1	0	12	20	0.00	1.500


BOTTOM

Philadelphia Phillies @ San Francisco Giants
Candlestick Park, San Francisco, CA

Sun May 18 1986, 6:33 AM EDT
Att. 31,186 - Unknown

livebaseballscorecards.com

AB 30
R 4
H 8
RBI 2
BB 4
SO 10
LOB 15



Batter	1	2	3	4	5	6	7	8	9	AB R H RBI BB SO LOB	TOP	
Lenny Dykstra, L (1, 8) OBP: 0.350, SLG: 0.365	0-0 4-3		0-0 1-3			0-0 F7		0-0 F7		4 0 0 0 0 0 1		
Howard Johnson, S (1, 6) OBP: 0.338, SLG: 0.371 Rafael Santana, R (8, 6) OBP: 0.214, SLG: 0.203	0-0 L6			0-0 F8		0-3 K		0-0 F9	3 0 0 0 0 1 1 1 0 0 0 0 0 0			
Keith Hernandez, L (1, 3) OBP: 0.417, SLG: 0.443	0-0 3-1			0-3 K		0-3 K		0-3 K	4 0 0 0 0 3 0			
Darryl Strawberry, L (1, 9) OBP: 0.329, SLG: 0.475		0-0 6-3		0-3 K		0-0 1B 2B		0-3 K	4 1 1 0 0 2 0			
Gary Carter, R (1, 2) OBP: 0.345, SLG: 0.448		0-0 4-3			0-0 F8		0-0 G6-4-3 1B		3 0 1 1 0 0 0			
George Foster, R (1, 7) OBP: 0.316, SLG: 0.425		0-0 E6			0-0 F7		0-0 G6-4-3		3 0 0 0 0 0 1			
Ray Knight, R (1, 5) OBP: 0.382, SLG: 0.580		0-0 6-3			0-0 F3			0-0 SH3 PB 2B	3 1 1 0 0 0 1			
Tim Teufel, R (1, 4) OBP: 0.326, SLG: 0.321			0-0 F5			0-0 BLK 1B		0-0 SH3	2 0 1 0 0 0 0			
Bob Ojeda, L (1, 1) OBP: 0.111, SLG: 0.111 Danny Heep, L (8, PH) OBP: 0.405, SLG: 0.590 Roger McDowell, R (8, 1) OBP: 0.250, SLG: 0.250			0-0 5-3			0-0 F1		0-3 K	2 0 0 0 0 0 1 1 0 0 0 0 1 0 0 0 0 0 0 0 0			
Inning Stats	R: 0 H: 0 E: 0 LOB: 0 K: 0 BB: 0 S: 3 P: 3	R: 0 H: 0 E: 1 LOB: 1 K: 0 BB: 0 S: 4 P: 4	R: 0 H: 0 E: 0 LOB: 0 K: 0 BB: 0 S: 3 P: 3	R: 0 H: 0 E: 0 LOB: 0 K: 2 BB: 0 S: 7 P: 7	R: 0 H: 0 E: 0 LOB: 0 K: 0 BB: 0 S: 3 P: 3	R: 0 H: 1 E: 0 LOB: 1 K: 1 BB: 0 S: 6 P: 6	R: 1 H: 2 E: 0 LOB: 0 K: 1 BB: 0 S: 6 P: 6	R: 1 H: 1 E: 0 LOB: 0 K: 1 BB: 0 S: 6 P: 6	R: 0 H: 0 E: 0 LOB: 0 K: 2 BB: 0 S: 7 P: 7	1B: 2 SF: 0 2B: 2 SAC: 1 3B: 0 DP: 1 HR: 0 HBP: 0	WP: 0 PA: 31 PB: 1 SB: 0 CS: 0	
PITCHER Michael LaCoss, R (1, 1) ERA: 1.66 Mark Davis, L (9, 1) ERA: 2.38	IP WLS BF H R ER SO BB IBB HBP BLK WP HR S P ERA WHIP	8.0 L 28 4 2 1 5 0 0 0 0 0 0 0 0 38 38 1.12 0.500	1.0 3 0 0 0 2 0 0 0 0 0 0 0 0 7 7 0.00 0.000									PITCHER IP WLS BF H R ER SO BB IBB HBP BLK WP HR S P ERA WHIP

New York Mets @ San Francisco Giants
Candlestick Park, San Francisco, CA
 Tue May 20 1986, 10:05 PM EDT
 Att: 28,837 - Unknown

livebaseballscorecards.com

AB	30
R	2
H	4
RBI	1
BB	0
SO	7
LOB	5



Batter	1	2	3	4	5	6	7	8	9	AB R H RBI BB SO LOB
Dan Gladden, R OBP: 0.321, SLG: 0.329 (1, 8)	0-0 6-3		0-0 F7			0-0 FC3-6			0-0 F8	4 0 0 0 0 0 2
Will Clark, L OBP: 0.337, SLG: 0.474 (1, 3)	0-0 G6-4-3 1B			0-0 F9		0-0 F8			0-0 4-3	4 0 1 0 0 0 1
Chris Brown, R OBP: 0.382, SLG: 0.430 (1, 5)	0-0 G6-4-3 1-2f			0-0 6-3		0-0 F9			0-0 1B	4 0 1 0 0 0 2
Jeffrey Leonard, R OBP: 0.365, SLG: 0.511 (1, 7)		0-0 G4-6-3 1B		0-0 6-3			0-0 1B		0-0 5-3	4 0 2 0 0 0 1
Chili Davis, S OBP: 0.324, SLG: 0.426 (1, 9)		0-0 G4-6-3 1-2f		0-0 SH2-3 2B		0-0 3				3 1 1 0 0 0 2
Bob Brenly, R OBP: 0.391, SLG: 0.379 (1, 2)		0-3 K		0-0 6-3 2-3		0-3 K				3 0 0 0 0 2 1
Robby Thompson, R OBP: 0.342, SLG: 0.375 (1, 4)			0-0 L1		0-0 SH2-3			0-0 FC1-6 1B		2 0 1 1 0 0 0
Jose Uribe, S OBP: 0.331, SLG: 0.297 (1, 6)			0-3 K		0-0 F4			0-0 FC1-6 5-3-5 1-2f		3 0 0 0 0 1 1
Michael LaCoss, R OBP: 0.200, SLG: 0.143 (1, 1)			0-0 1B			0-0 E6 FC3-6		0-0 5-3-5 1-3f		2 0 1 0 0 0 0
Candy Maldonado, R OBP: 0.288, SLG: 0.563 (8, PH)										1 0 0 0 0 0 1
Mark Davis, L (9, 1)										0 0 0 0 0 0 0

Inning Stats	R: 0 E: 0 K: 0 S: 3	H: 1 LOB: 0 BB: 0 P: 3	R: 0 E: 0 K: 1 S: 5	H: 1 LOB: 0 BB: 0 P: 5	R: 0 E: 0 K: 1 S: 6	H: 1 LOB: 1 BB: 0 P: 6	R: 0 E: 0 K: 0 S: 3	H: 0 LOB: 0 BB: 0 P: 3	R: 1 E: 0 K: 0 S: 4	H: 1 LOB: 0 BB: 0 P: 4	R: 0 E: 1 K: 0 S: 4	H: 0 LOB: 1 BB: 0 P: 4	R: 0 E: 0 K: 1 S: 5	H: 1 LOB: 0 BB: 0 P: 5	R: 0 E: 0 K: 0 S: 3	H: 1 LOB: 0 BB: 0 P: 3	R: 0 E: 0 K: 0 S: 4	H: 1 LOB: 1 BB: 0 P: 4	1B: 6 2B: 3 3B: 0 HR: 0	SF: 0 SAC: 1 DP: 4 HBP: 0	WP: 0 PB: 0 SB: 1 CS: 0	PA: 31
--------------	------------------------------	---------------------------------	------------------------------	---------------------------------	------------------------------	---------------------------------	------------------------------	---------------------------------	------------------------------	---------------------------------	------------------------------	---------------------------------	------------------------------	---------------------------------	------------------------------	---------------------------------	------------------------------	---------------------------------	----------------------------------	------------------------------------	----------------------------------	--------


PITCHER	IP	WLS	BF	H	R	ER	SO	BB	IBB	HBP	BLK	WP	HR	S	P	ERA	WHIP
Bob Ojeda, L ERA: 1.64 (1, 1)	7.0	W	24	5	1	1	3	0	0	0	0	0	0	30	30	1.29	0.714
Roger McDowell, R ERA: 3.07 (8, 1)	2.0	S	7	2	0	0	0	0	0	0	0	0	0	7	7	0.00	1.000


BOTTOM

New York Mets @ San Francisco Giants
Candlestick Park, San Francisco, CA

Tue May 20 1986, 10:05 PM EDT
Att. 28,837 - Unknown

AB	30
R	1
H	7
RBI	1
BB	0
SO	3
LOB	11



Batter	1	2	3	4	5	6	7	8	9	AB R H RBI BB SO LOB	TOP											
Mookie Wilson, S OBP: 0.333, SLG: 0.280 (1, 8) B B B B	4-0 2B BB	0-0 F9 1-2 2-H	0-0 2B 1B		0-3 K		0-0 FC3-6 1-2			4 2 1 1 1 1 3												
Wally Backman, S OBP: 0.438, SLG: 0.525 (1, 4) X	0-0 2B	0-0 BB 1B	0-0 2B		0-0 1-3		0-0 6-3			5 1 3 2 0 0 3												
Keith Hernandez, L OBP: 0.423, SLG: 0.440 (1, 3) B B B B	4-0 2B BB	4-0 BB 1B	0-0 F3			0-0 BB 1B		0-3 K		3 1 1 0 2 1 1												
Gary Carter, R OBP: 0.404, SLG: 0.548 (1, 2) X	0-0 F6	0-0 F7		0-0 F7		0-0 F9		0-3 K		5 0 0 0 0 1 6												
Darryl Strawberry, L OBP: 0.338, SLG: 0.492 (1, 9) X	0-0 2B 2B	0-0 F5		0-0 F7		4-0 BB BB		0-0 2B		4 1 2 2 1 0 2												
Danny Heep, L OBP: 0.404, SLG: 0.548 Roger McDowell, R OBP: 0.250, SLG: 0.250 (1, 7) S S S S (8, 1) S S S S	4-0 2B IBB		0-3 K	0-3 K		4-0 BB BB		0-0 F7		3 0 0 0 2 2 1 0 0 0 0 0 0 0												
Ray Knight, R OBP: 0.375, SLG: 0.564 (1, 5) X	0-0 F9		0-0 F8		0-0 1B 1B	0-0 G6-4-3 1-2 2-3			0-0 F9	5 0 1 0 0 0 6	AB 37 R 7 H 11 RBI 7 BB 8 SO 7 LOB 26											
Howard Johnson, S OBP: 0.357, SLG: 0.397 Rafael Santana, R OBP: 0.211, SLG: 0.200 (1, 6) X (7, 6) S S S S	0-0 2B		4-0 1B 1B BB		0-0 1B		0-0 F2		0-3 K	3 1 2 2 1 0 0 1 0 0 0 0 1 0												
Ron Darling, R OBP: 0.167, SLG: 0.091 Lenny Dykstra, L OBP: 0.347, SLG: 0.362 (1, 1) X (8, 8) S S S S	0-0 6-3		0-0 1B 2B 1B		0-0 L5		4-0 FC3-6 BB		0-3 K	3 1 1 0 1 0 4 1 0 0 0 0 1 0												
Inning Stats	R: 4 E: 0 K: 0 S: 6	H: 3 LOB: 2 BB: 3 P: 18	R: 0 E: 0 K: 0 S: 4	H: 1 LOB: 2 BB: 1 P: 8	R: 3 E: 0 K: 1 S: 8	H: 3 LOB: 1 BB: 1 P: 12	R: 0 E: 0 K: 1 S: 5	H: 0 LOB: 0 BB: 0 P: 5	R: 0 E: 0 K: 1 S: 7	H: 2 LOB: 2 BB: 0 P: 7	R: 0 E: 0 K: 0 S: 3	H: 1 LOB: 2 BB: 2 P: 11	R: 0 E: 0 K: 0 S: 3	H: 0 LOB: 1 BB: 1 P: 7	R: 0 E: 0 K: 2 S: 8	H: 1 LOB: 1 BB: 0 P: 8	R: 0 E: 0 K: 2 S: 7	H: 0 LOB: 0 BB: 0 P: 7	1B: 6 2B: 5 3B: 0 HR: 0	SF: 0 SAC: 0 DP: 1 HBP: 0	WP: 0 PB: 0 SB: 0 CS: 0	PA: 45
PITCHER	IP WLS BF H R ER SO BB IBB HBP BLK WP HR S P ERA WHIP																					
Roger Mason, R ERA: 4.21 (1, 1)	2.2 L 19 6 7 7 1 4 1 0 0 0 0 0 16 36 23.62 3.750																					
Chuck Hensley, L ERA: 2.45 (3, 1)	1.1 5 1 0 0 1 0 0 0 0 0 0 0 7 7 0.00 0.750																					
Bill Laskey, R ERA: 2.61 (5, 1)	3.0 14 3 0 0 1 3 0 0 0 0 0 0 13 25 0.00 2.000																					
Juan Berenguer, R ERA: 3.93 (8, 1)	2.0 7 1 0 0 4 0 0 0 0 0 0 0 15 15 0.00 0.500																					

New York Mets @ San Francisco Giants
 Candlestick Park, San Francisco, CA
 Wed May 21 1986, 6:33 AM EDT
 Att. 18,618 - Unknown

livebaseballscorecards.com

Batter	1	2	3	4	5	6	7	8	9	AB R H RBI BB SO LOB
Dan Gladden, R OBP: 0.323, SLG: 0.346 (1, 8)	4-0 S 3B BB		0-0 HR		0-0 F9		0-0 F7		0-3 K	4 2 1 1 1 1 0
Will Clark, L OBP: 0.329, SLG: 0.462 (1, 3)	0-0 F7 1-2		0-0 F9		0-3 K			0-0 1-3		4 0 0 0 0 1 1
Chris Brown, R OBP: 0.386, SLG: 0.444 (1, 5)	0-0 2-H 3B		0-0 4-3		4-0 FC4-6 BB			0-3 K		3 0 1 1 1 1 0
Jeffrey Leonard, R OBP: 0.368, SLG: 0.511 (1, 7)	0-3 K		0-0 1B		0-0 FC4-6 1-2			0-0 2B 1B		4 1 2 0 0 1 2
Chili Davis, S OBP: 0.329, SLG: 0.432 (1, 9)	4-0 BB		0-0 G3		0-0 G3			0-0 1-H 2B 2B		3 1 1 1 1 0 1
Bob Melvin, R OBP: 0.156, SLG: 0.238 (1, 2)	0-0 F9			0-0 F3		0-3 K		0-0 2-H 2B		4 0 1 1 0 1 2
Robby Thompson, R OBP: 0.333, SLG: 0.364 (1, 4)		0-0 5-3		0-0 F9		0-0 6-3		0-0 6-3		4 0 0 0 0 0 1
Jose Uribe, S OBP: 0.331, SLG: 0.292 Joel Youngblood, R OBP: 0.355, SLG: 0.407 (9, PH)		0-0 G3		4-0 BB			0-0 F5		0-0 6-3	2 0 0 0 1 0 0 1 0 0 0 0 0 0
Roger Mason, R OBP: 0.071, SLG: 0.071 Chuck Hensley, L OBP: 0.250, SLG: 0.375 Mike Woodard, L OBP: 0.250, SLG: 0.375 Bill Laskey, R OBP: 0.154, SLG: 0.083 Brad Gulden, L OBP: 0.154, SLG: 0.083 Juan Berenguer, R OBP: 0.284, SLG: 0.556 (1, 1) (3, 1) (4, PH) (5, 1) (7, PH) (8, 1) (9, PH)		0-0 F7		0-3 K			0-0 L4		0-0 4-3	1 0 0 0 0 0 0 0 0 0 0 0 0 0 1 0 0 0 0 0 1 1 0 0 0 0 0 0 0 0 1 0 0 0 0 0 0 0 0 0 0 0 0 0 0 0 1 0 0 0 0 0 0 0

Inning Stats	R: 1 E: 0 K: 1 S: 6	H: 1 LOB: 2 BB: 2 P: 14	R: 0 E: 0 K: 0 S: 3	H: 0 LOB: 0 BB: 0 P: 3	R: 1 E: 0 K: 0 S: 5	H: 2 LOB: 1 BB: 0 P: 5	R: 0 E: 0 K: 1 S: 5	H: 0 LOB: 1 BB: 1 P: 9	R: 0 E: 0 K: 1 S: 5	H: 0 LOB: 1 BB: 1 P: 9	R: 0 E: 0 K: 1 S: 5	H: 0 LOB: 0 BB: 0 P: 5	R: 0 E: 0 K: 0 S: 3	H: 0 LOB: 0 BB: 0 P: 3	R: 2 E: 0 K: 1 S: 8	H: 3 LOB: 1 BB: 0 P: 8	R: 0 E: 0 K: 1 S: 5	H: 0 LOB: 0 BB: 0 P: 5	1B: 2 2B: 2 3B: 1 HR: 1	SF: 0 SAC: 0 DP: 0 HBP: 0	WP: 0 PB: 0 SB: 1 CS: 0	PA: 37		
PITCHER	IP	WLS	BF	H	R	ER	SO	BB	IBB	HBP	BLK	WP	HR	S	P	ERA	WHIP							
Ron Darling, R ERA: 3.81 (1, 1)	7.0	W	28	3	2	2	4	4	0	0	0	0	1	32	48	2.57	1.000							
Roger McDowell, R ERA: 3.45 (8, 1)	2.0		9	3	2	2	2	0	0	0	0	0	0	13	13	9.00	1.500							


BOTTOM


New York Mets @ San Francisco Giants
Candlestick Park, San Francisco, CA

Wed May 21 1986, 6:33 AM EDT
Att. 18,618 - Unknown

livebaseballscorecards.com

AB	33
R	4
H	6
RBI	4
BB	4
SO	6
LOB	8



Batter	1	2	3	4	5	6	7	8	9	AB R H RBI BB SO LOB	TOP																											
Mookie Wilson, S OBP: 0.324, SLG: 0.276 (1, 8) X	0-0 SH3 HR 1B		0-0 L5			0-0 F7			0-3 K	4 1 1 0 0 1 0	<p>New York Mets @ San Francisco Giants Candlestick Park, San Francisco, CA</p> <p>Thu May 22 1986, 6:33 AM EDT Att: 27,442 - Unknown</p> <p>livebaseballscorecards.com</p> <table border="1"> <tr><td>AB</td><td>28</td></tr> <tr><td>R</td><td>2</td></tr> <tr><td>H</td><td>2</td></tr> <tr><td>RBI</td><td>2</td></tr> <tr><td>BB</td><td>0</td></tr> <tr><td>SO</td><td>6</td></tr> <tr><td>LOB</td><td>0</td></tr> </table> 	AB	28	R	2	H	2	RBI	2	BB	0	SO	6	LOB	0													
AB	28																																					
R	2																																					
H	2																																					
RBI	2																																					
BB	0																																					
SO	6																																					
LOB	0																																					
Wally Backman, S OBP: 0.418, SLG: 0.500 (1, 4) X	0-0 SH3 1-2		0-0 3-1			0-0 F8			0-0 4-3	3 0 0 0 0 0 0																												
Keith Hernandez, L OBP: 0.421, SLG: 0.460 (1, 3) X	0-0 HR 2-H				0-0 F7				0-0 F8	3 1 1 2 0 0 0																												
Darryl Strawberry, L OBP: 0.331, SLG: 0.481 (1, 9) X	0-0 F8				0-3 K				0-0 F7	3 0 0 0 0 1 0																												
Gary Carter, R OBP: 0.327, SLG: 0.419 (1, 2) X	0-0 5-3				0-3 K				0-0 F9	3 0 0 0 0 1 0																												
George Foster, R OBP: 0.306, SLG: 0.411 (1, 7)		0-3 K			0-0 6-3				0-3 K	3 0 0 0 0 2 0																												
Ray Knight, R OBP: 0.366, SLG: 0.550 (1, 5)		0-0 G3			0-0 F8				0-0 4-3	3 0 0 0 0 0 0																												
Howard Johnson, S OBP: 0.349, SLG: 0.387 Doug Sisk, R (8, 1)		0-0 4-3			0-3 K				0-0 1-3	2 0 0 0 0 1 0 0 0 0 0 0 0 0																												
Dwight Gooden, R OBP: 0.182, SLG: 0.273 Rick Aguilera, R Kevin Mitchell, R OBP: 0.314, SLG: 0.460 Lenny Dykstra, L OBP: 0.345, SLG: 0.358 (8, PH)			0-0 F8			0-0 F7			0-0 6-3	1 0 0 0 0 0 0 0 0 0 0 0 0 0 2 0 0 0 0 0 0 1 0 0 0 0 0 0																												
Inning Stats	R: 2 E: 0 K: 0 S: 5	H: 2 LOB: 0 BB: 0 P: 5	R: 0 E: 0 K: 1 S: 5	H: 0 LOB: 0 BB: 0 P: 5	R: 0 E: 0 K: 0 S: 3	H: 0 LOB: 0 BB: 0 P: 3	R: 0 E: 0 K: 2 S: 7	H: 0 LOB: 0 BB: 0 P: 7	R: 0 E: 0 K: 1 S: 5	H: 0 LOB: 0 BB: 0 P: 5	R: 0 E: 0 K: 0 S: 3	H: 0 LOB: 0 BB: 0 P: 3	R: 0 E: 0 K: 0 S: 5	H: 0 LOB: 0 BB: 0 P: 5	R: 0 E: 0 K: 1 S: 5	H: 0 LOB: 0 BB: 0 P: 5	1B: 1 2B: 0 3B: 0 HR: 1	SF: 0 SAC: 1 DP: 0 HBP: 0	WP: 0 PB: 0 SB: 0 CS: 0	PA: 29																		
PITCHER Mike Krukow, R ERA: 3.86 Greg Minton, R ERA: 3.91	IP 8.0 (1, 1)	WLS W (5, 1)	BF 26	H 2	R 2	ER 2	SO 5	BB 0	IBB 0	HBP 0	BLK 0	WP 0	HR 1	S 36	P 36	ERA 2.25	WHIP 0.250					PITCHER IP 1.0 (9, 1)	WLS 3	BF 0	H 0	R 0	ER 0	SO 1	BB 0	IBB 0	HBP 0	BLK 0	WP 0	HR 0	S 5	P 5	ERA 0.00	WHIP 0.000

Batter	1	2	3	4	5	6	7	8	9	AB R H RBI BB SO LOB	TOP
Tim Raines, S OBP: 0.423, SLG: 0.510 (1, 7) X	0-0 F8	0-0 F7			0-0 G4-6-3 1B			0-3 K		4 0 1 0 0 1 2	
Herm Winningham, L OBP: 0.353, SLG: 0.375 (1, 8) S S S	0-3 K		0-0 F6		0-0 G4-6-3 1-2f			0-0 G3		4 0 0 0 0 1 1	
Andre Dawson, R OBP: 0.351, SLG: 0.545 (1, 9) X	0-0 HR 2B		0-0 F5		0-0 CS 1B			0-0 6-3		4 1 2 0 0 0 0	
Hubie Brooks, R OBP: 0.395, SLG: 0.674 (1, 6) X	0-0 HR 2-H		0-0 HR 1B		0-0 CS 1-2	0-0 4-3			0-3 K	4 2 2 2 0 1 0	
Tim Wallach, R OBP: 0.359, SLG: 0.500 (1, 5) X	0-0 F8		0-0 HR 1-H			0-0 F9			0-0 5-3	4 1 1 2 0 0 0	
Wayne Krenchicki, L OBP: 0.158, SLG: 0.294 (1, 3) S S S		0-3 K				0-0 4-3			0-3 K	3 0 0 0 0 1 0 1 0 0 0 0 1 0	
Andres Galarraga, R OBP: 0.384, SLG: 0.454 (6, 3) S S S			0-0 6-3								
Vance Law, R OBP: 0.316, SLG: 0.366 (1, 4) X				0-0 6-3			0-0 F7			3 0 0 0 0 0 0	
Mike Fitzgerald, R OBP: 0.302, SLG: 0.456 (1, 2) B B B B			4-0 BB BB		0-0 F7		0-0 F8			2 0 0 0 1 0 0	
Floyd Youmans, R OBP: 0.167, SLG: 0.063 (1, 1) B B B B			4-0 BB BB		0-0 5-3		0-3 K			2 0 0 0 1 1 0 0 0 0 0 0 0 0 0 0 0 0 0 0 0	
Tim Burke, R (7, 1)											
Jeff Reardon, R (9, 1) 1-2 BB											
Inning Stats	R: 2 H: 2 E: 0 LOB: 0 K: 1 BB: 0 S: 7 P: 7	R: 0 H: 0 E: 0 LOB: 2 K: 1 BB: 2 S: 5 P: 13	R: 2 H: 2 E: 0 LOB: 0 K: 0 BB: 0 S: 5 P: 5	R: 0 H: 0 E: 0 LOB: 0 K: 0 BB: 0 S: 3 P: 3	R: 0 H: 2 E: 0 LOB: 0 K: 0 BB: 0 S: 3 P: 3	R: 0 H: 0 E: 0 LOB: 0 K: 0 BB: 0 S: 3 P: 3	R: 0 H: 0 E: 0 LOB: 0 K: 1 BB: 0 S: 5 P: 5	R: 0 H: 0 E: 0 LOB: 0 K: 1 BB: 0 S: 5 P: 5	R: 0 H: 0 E: 0 LOB: 0 K: 2 BB: 0 S: 7 P: 7	1B: 3 SF: 0 2B: 1 SAC: 0 3B: 0 DP: 1 HR: 2 HBP: 0	WP: 0 PA: 34 PB: 0 SB: 0 CS: 1
PITCHER	IP WLS BF H R ER SO BB IBB HBP BLK WP HR S P ERA WHIP										
Scott Garrelts, R (1, 1) ERA: 3.25	7.0 L 27 6 4 4 3 2 0 0 0 0 0 2 31 39 5.14 1.143										
Jeff Robinson, R (8, 1) ERA: 3.34	2.0 6 0 0 0 3 0 0 0 0 0 0 0 12 12 0.00 0.000										

Montreal Expos @ San Francisco Giants
 Candlestick Park, San Francisco, CA
 Fri May 23 1986, 10:05 PM EDT
 Att. 11,034 - Unknown

AB	31
R	4
H	6
RBI	4
BB	2
SO	6
LOB	3



Batter	1	2	3	4	5	6	7	8	9	AB	R	H	RBI	BB	SO	LOB
Mike Woodard, L (1, 4) OBP: 0.250, SLG: 0.273	4-0 S 1B BB		0-0 F8		0-0 4-3			0-3 K		3	1	0	0	1	1	1
Will Clark, L (1, 3) OBP: 0.330, SLG: 0.451	4-0 1B 1-2 BB		0-3 K			0-0 G3		0-0 6-3		3	1	0	0	1	1	0
Chris Brown, R (1, 5) OBP: 0.397, SLG: 0.454	0-0 1B 1-3 2-H 1B		0-0 F7			0-3 K		0-3 K		1	0	1	1	0	0	0
Bob Brenly, R (3, 5) OBP: 0.369, SLG: 0.351										3	0	0	0	0	2	0
Jeffrey Leonard, R (1, 7) OBP: 0.360, SLG: 0.493	0-3 K 1-2			0-3 K		0-3 K			0-0 F8	4	0	0	0	0	3	2
Chili Davis, S (1, 8) OBP: 0.356, SLG: 0.455	0-0 1B			0-0 F7			4-0 CS BB		0-0 F8	3	0	1	1	1	0	0
Candy Maldonado, R (1, 9) OBP: 0.278, SLG: 0.532	0-0 8-2 3-H			0-0 5-3			0-0 1B 1-2 WP 1B		0-0 E5	4	1	1	0	0	0	2
Brad Gulden, L (1, 2) OBP: 0.188, SLG: 0.133		0-0 F7			0-0 F8		0-0 1-3 WP 1B		0-3 K	3	0	1	0	0	0	0
Luis Quinones, S (7, PR) (8, 5)							0-0 1-3 WP 1B			1	0	0	0	0	1	1
Jose Uribe, S (1, 6) OBP: 0.336, SLG: 0.294		0-0 F6			4-0 4-3 BB		0-0 1-3			2	0	0	0	1	0	1
Scott Garrelts, R (1, 1) OBP: 0.150, SLG: 0.150		0-3 K			0-0 4-3		0-3 K			2	0	0	0	0	1	1
Joel Youngblood, R (7, PH) OBP: 0.344, SLG: 0.393					1-2					1	0	0	0	0	1	2
Jeff Robinson, R (8, 1) OBP: 0.250, SLG: 0.333										0	0	0	0	0	0	0

Inning Stats	R: 2	H: 2	E: 0	K: 1	S: 6	LOB: 1	P: 14	R: 0	H: 0	E: 0	K: 1	S: 5	LOB: 0	P: 5	R: 0	H: 0	E: 0	K: 1	S: 5	LOB: 0	P: 5	R: 0	H: 0	E: 0	K: 1	S: 5	LOB: 0	P: 5	R: 0	H: 0	E: 0	K: 2	S: 7	LOB: 0	P: 7	R: 1	H: 2	E: 0	K: 1	S: 6	LOB: 2	P: 10	R: 0	H: 0	E: 0	K: 2	S: 7	LOB: 0	P: 7	R: 0	H: 0	E: 1	K: 1	S: 6	LOB: 1	P: 6	1B: 4	2B: 1	3B: 0	HR: 0	SF: 0	SAC: 0	DP: 1	HBP: 0	WP: 1	PB: 0	SB: 2	CS: 1	PA: 34
--------------	------	------	------	------	------	--------	-------	------	------	------	------	------	--------	------	------	------	------	------	------	--------	------	------	------	------	------	------	--------	------	------	------	------	------	------	--------	------	------	------	------	------	------	--------	-------	------	------	------	------	------	--------	------	------	------	------	------	------	--------	------	-------	-------	-------	-------	-------	--------	-------	--------	-------	-------	-------	-------	--------

PITCHER	IP	WLS	BF	H	R	ER	SO	BB	IBB	HBP	BLK	WP	HR	S	P	ERA	WHIP
Floyd Youmans, R (1, 1) ERA: 5.06	6.1	W	24	3	3	3	6	4	0	0	0	0	0	32	48	4.26	1.105
Tim Burke, R (7, 1) ERA: 0.76	1.2		6	1	0	0	3	0	0	0	0	1	0	12	12	0.00	0.600
Jeff Reardon, R (9, 1) ERA: 2.64	1.0	S	4	0	0	0	1	0	0	0	0	0	0	6	6	0.00	0.000

BOTTOM

Montreal Expos @ San Francisco Giants
Candlestick Park, San Francisco, CA

livebaseballscorecards.com

AB	30
R	3
H	4
RBI	2
BB	4
SO	10
LOB	10



Fri May 23 1986, 10:05 PM EDT
Att. 11,034 - Unknown

Batter	1	2	3	4	5	6	7	8	9	AB R H RBI BB SO LOB	TOP	
Tim Raines, S (1, 7) ^X OBP: 0.428, SLG: 0.510	0-0 	0-3 			0-0 		0-0 		4-0 	4 3 2 1 1 1 1		
Mitch Webster, S (1, 8) ^B OBP: 0.345, SLG: 0.408 Jeff Parrett, R (7, 1) ^B Jeff Reardon, R (7, 1)	4-0 		0-0 		0-0 		0-0 		0-0 	3 0 0 0 1 0 1		
Andre Dawson, R (1, 9) ^X OBP: 0.365, SLG: 0.551	0-0 		0-3 		0-0 		0-0 		4-0 	4 0 3 0 1 1 0		
Hubie Brooks, R (1, 6) ^S OBP: 0.395, SLG: 0.685	0-3 		0-0 		0-3 		0-0 		0-0 	5 1 2 3 0 2 6		
Tim Wallach, R (1, 5) ^X OBP: 0.348, SLG: 0.490	0-0 		0-0 		0-0 		0-3 		0-0 	3 0 0 2 0 1 2		
Andres Galarraga, R (1, 3) ^X OBP: 0.378, SLG: 0.471	0-0 		0-0 		0-0 		0-3 		0-0 	5 1 1 1 0 1 4		
Vance Law, R (1, 4) OBP: 0.314, SLG: 0.362		0-0 		0-3 		0-0 		0-0 		4 0 1 0 0 1 0		
Mike Fitzgerald, R (1, 2) OBP: 0.299, SLG: 0.459		0-0 		0-0 			0-0 		0-0 	4 1 1 0 0 0 1		
Andy McGaffigan, R (1, 1) Bert Roberge, R (6, 1) Jim Wohlford, R (7, PH) Herm Winningham, L (7, 8)		0-0 		0-0 			0-0 		0-0 	1 0 0 0 0 0 0		
Inning Stats	R: 1 H: 2 E: 0 LOB: 2 K: 1 BB: 1 S: 7 P: 11	R: 0 H: 1 E: 0 LOB: 1 K: 1 BB: 0 S: 6 P: 6	R: 1 H: 1 E: 0 LOB: 0 K: 1 BB: 0 S: 6 P: 6	R: 1 H: 1 E: 0 LOB: 0 K: 1 BB: 0 S: 6 P: 6	R: 0 H: 1 E: 0 LOB: 1 K: 1 BB: 0 S: 6 P: 6	R: 0 H: 0 E: 0 LOB: 0 K: 0 BB: 0 S: 3 P: 3	R: 2 H: 4 E: 0 LOB: 2 K: 1 BB: 0 S: 9 P: 9	R: 0 H: 0 E: 0 LOB: 0 K: 1 BB: 0 S: 5 P: 5	R: 2 H: 1 E: 1 LOB: 2 K: 0 BB: 2 S: 5 P: 13	1B: 8 SF: 2 2B: 1 SAC: 2 3B: 0 DP: 0 HR: 2 HBP: 0	WP: 0 PA: 42 PB: 1 SB: 2 CS: 0	
PITCHER Vida Blue, L (1, 1) ERA: 5.49 Juan Berenguer, R (7, 1) ERA: 3.79 Greg Minton, R (8, 1) ERA: 3.95	IP WLS BF H R ER SO BB IBB HBP BLK WP HR S P ERA WHIP 6.1 L 28 8 5 5 5 1 0 0 0 0 2 37 41 7.11 1.421 0.2 4 2 0 0 1 0 0 0 0 0 0 6 6 0.00 3.000 2.0 10 1 2 1 1 1 1 0 0 0 0 10 18 4.50 1.000											PITCHER IP WLS BF H R ER SO BB IBB HBP BLK WP HR S P ERA WHIP

Montreal Expos @ San Francisco Giants
 Candlestick Park, San Francisco, CA
 Sat May 24 1986, 6:33 AM EDT
 Att: 15,471 - Unknown

AB	35
R	7
H	11
RBI	7
BB	3
SO	7
LOB	16



WP: 0	PA: 42
PB: 1	
SB: 2	
CS: 0	

BOTTOM

Montreal Expos @ San Francisco Giants
Candlestick Park, San Francisco, CA
Sat May 24 1986, 6:33 AM EDT
Att. 15,471 - Unknown

livebaseballscorecards.com

AB 31
R 4
H 6
RBI 4
BB 5
SO 6
LOB 14



WP: 1 PA: 38
PB: 0
SB: 2
CS: 0

AB R H RBI BB SO LOB

3 2 1 0 2 0 1

5 1 1 2 0 3 3

3 0 1 0 1 0 0
0 0 0 0 0 0 0

2 1 1 1 0 1 1

3 0 0 0 1 0 2

4 0 2 1 0 0 3

4 0 0 0 0 0 3

3 0 0 0 1 2 0

2 0 0 0 0 0 0
0 0 0 0 0 0 0
2 0 0 0 0 0 1

1B: 4 SF: 1
2B: 1 SAC: 0
3B: 0 DP: 1
HR: 1 HBP: 1

Batter	1	2	3	4	5	6	7	8	9										
Mike Woodard, L (1, 4) OBP: 0.353, SLG: 0.286	4-0 1B S SF8 BB		0-0 4-3		0-0 1B		4-0 HR BB		0-0 F7										
Will Clark, L (1, 3) OBP: 0.326, SLG: 0.462	0-3 K 1-2		0-0 4-3		0-3 K		0-0 1-H HR		0-3 K										
Candy Maldonado, R (1, 9) OBP: 0.289, SLG: 0.525 Greg Minton, S (8, 1)	0-0 S 2-3 1B		0-0 6-3				0-0 F7 BB												
Jeffrey Leonard, R (1, 7) OBP: 0.364, SLG: 0.493	0-0 SF8			0-0 FC4-6 1B		1-0 2B HBP	0-3 K												
Chili Davis, S (1, 8) OBP: 0.353, SLG: 0.444 (8, 9)	4-0 1-2 BB			0-0 FC4-6 1-2f		0-0 F5 1-2		0-0 G3											
Luis Quinones, S (1, 5) OBP: 0.286, SLG: 0.429	0-0 4-3			0-0 F7		0-0 2-H 2B		0-0 G3-6-1 1B											
Brad Gulden, L (1, 2) OBP: 0.150, SLG: 0.105		0-0 F3		0-0 F7		0-0 3-1		0-0 G3-6-1 1-2f											
Jose Uribe, S (1, 6) OBP: 0.333, SLG: 0.287		0-3 K			0-0 G3		0-3 K	4-0 BB											
Vida Blue, S (1, 1) Juan Berenguer, R (7, 1) Dan Gladden, R (7, PH) OBP: 0.316, SLG: 0.333 (8, 8)		0-0 F9			0-0 F5		0-0 L1	0-0 F7											
Inning Stats	R: 1 H: 1 E: 0 LOB: 2 K: 1 BB: 2 S: 6 P: 14	R: 0 H: 0 E: 0 LOB: 0 K: 1 BB: 0 S: 5 P: 5	R: 0 H: 0 E: 0 LOB: 0 K: 0 BB: 0 S: 3 P: 3	R: 0 H: 1 E: 0 LOB: 1 K: 0 BB: 0 S: 4 P: 4	R: 0 H: 1 E: 0 LOB: 1 K: 1 BB: 0 S: 6 P: 6	R: 1 H: 1 E: 0 LOB: 1 K: 0 BB: 0 S: 4 P: 5	R: 2 H: 1 E: 0 LOB: 1 K: 2 BB: 2 S: 8 P: 16	R: 0 H: 1 E: 0 LOB: 0 K: 0 BB: 0 S: 3 P: 3	R: 0 H: 0 E: 0 LOB: 1 K: 1 BB: 1 S: 5 P: 9										
PITCHER	IP WLS BF H R ER SO BB IBB HBP BLK WP HR S P ERA WHIP																		
Andy McGaffigan, R (1, 1) ERA: 4.2	5.2 W 24 4 2 2 3 2 0 0 0 1 0 27 36 3.18 1.059																		
Bert Roberge, R (6, 1) ERA: 6.0	0.1 1 0 0 0 0 0 0 0 0 0 0 1 1 0.00 0.000																		
Jeff Parrett, R (7, 1) ERA: 3.86	0.2 5 1 2 2 1 2 0 0 0 0 1 5 13 27.00 4.500																		
Jeff Reardon, R (7, 1) ERA: 2.45	2.1 S 8 1 0 0 2 1 0 0 0 0 0 0 11 15 0.00 0.857																		

Batter	1	2	3	4	5	6	7	8	9	AB R H RBI BB SO LOB	TOP
Tim Raines, S (1, 7) ^x OBP: 0.424, SLG: 0.500 Jeff Parrett, R (8, 1)	0-0 ¹ 		4-0 ¹ 		0-0 ³ 			0-0 ² 		3 0 0 0 1 0 1 0 0 0 0 0 0 0	Montreal Expos @ San Francisco Giants Candlestick Park, San Francisco, CA Sun May 25 1986, 6:33 AM EDT Att: 29,121 - Unknown livebaseballscorecards.com
Herm Winningham, L (1, 8) ^x OBP: 0.342, SLG: 0.361	0-0 ² 		0-0 ^{1 2} 			0-0 ¹ 		0-0 ³ 		4 0 0 0 0 0 2	
Andre Dawson, R (1, 9) ^x OBP: 0.363, SLG: 0.542	0-0 		0-0 ³ 			0-0 ² 		0-3 ¹ 		4 1 1 0 0 1 0	
Hubie Brooks, R (1, 6) ^x OBP: 0.398, SLG: 0.678	0-0 			4-0 		0-3 ³ 		0-3 ² 		3 1 1 0 1 2 0	
Tim Wallach, R (1, 5) ^x OBP: 0.345, SLG: 0.503	0-0 			0-0 ¹ 			0-0 ¹ 	0-3 ³ 		4 1 1 3 0 1 1	
Jason Thompson, L (1, 3) ^{S S S} OBP: 0.379, SLG: 0.289	0-3 ³ 			0-0 ² 		0-3 ² 		0-3 ³ 		3 0 0 0 0 2 1	
Al Newman, S (1, 4) OBP: 0.306, SLG: 0.283		0-0 ¹ 		0-0 ³ 		0-0 ³ 				3 0 0 0 0 0 1	
Mike Fitzgerald, R (1, 2) Dann Bilardello, R (7, 2) OBP: 0.290, SLG: 0.444 OBP: 0.231, SLG: 0.298		0-0 ² 			0-0 ¹ 		0-0 ¹ 			2 0 0 0 0 0 0 1 0 0 0 0 0 0	
Bryn Smith, R (1, 1) Dan Schatzeder, L (4, 1) Bert Roberge, R (7, 1) Wayne Krenchicki, L (8, PH) OBP: 0.179, SLG: 0.343 (8, 7)		0-0 ³ 			0-3 ² 		0-0 			1 0 0 0 0 0 0 1 0 0 0 0 1 0 0 0 0 0 0 0 0 1 0 1 0 0 0 0	
Inning Stats	R: 3 H: 3 E: 0 LOB: 0 K: 1 BB: 0 S: 8 P: 8	R: 0 H: 0 E: 0 LOB: 0 K: 0 BB: 0 S: 3 P: 3	R: 0 H: 0 E: 0 LOB: 0 K: 0 BB: 1 S: 2 P: 6	R: 0 H: 0 E: 0 LOB: 1 K: 0 BB: 1 S: 3 P: 7	R: 0 H: 0 E: 0 LOB: 0 K: 1 BB: 0 S: 5 P: 5	R: 0 H: 0 E: 0 LOB: 0 K: 1 BB: 0 S: 5 P: 5	R: 0 H: 0 E: 0 LOB: 0 K: 1 BB: 0 S: 5 P: 5	R: 0 H: 1 E: 0 LOB: 1 K: 0 BB: 0 S: 4 P: 4	R: 0 H: 0 E: 0 LOB: 0 K: 3 BB: 0 S: 9 P: 9	1B: 2 SF: 0 2B: 1 SAC: 0 3B: 0 DP: 1 HR: 1 HBP: 0	
PITCHER Michael LaCoss, R (1, 1) ERA: 1.91 Mark Davis, L (9, 1) ERA: 2.28	IP WLS BF H R ER SO BB IBB HBP BLK WP HR S P ERA WHIP 8.0 W 29 4 3 3 4 2 0 0 0 0 0 1 35 43 3.38 0.750 1.0 3 0 0 0 3 0 0 0 0 0 0 0 9 9 0.00 0.000										

Montreal Expos @ San Francisco Giants
 Candlestick Park, San Francisco, CA
 Sun May 25 1986, 6:33 AM EDT
 Att: 29,121 - Unknown
livebaseballscorecards.com

AB	30
R	3
H	4
RBI	3
BB	2
SO	7
LOB	6



Batter	1	2	3	4	5	6	7	8	9	AB	R	H	RBI	BB	SO	LOB
Dan Gladden, R OBP: 0.320, SLG: 0.337 (1, 8)	0-0 CS 1B	0-0 SH FC4-6 1-2 2-3		0-0 FC3-6 1B		0-0 F9 2	0-0 6-3 2			4	0	2	0	0	0	2
Will Clark, L OBP: 0.323, SLG: 0.451 (1, 3)	0-0 F8 1-2	0-0 FC4-6 G5-4-3 1-2f 2-3 3-H		0-0 FC3-6 2B		4-0 2B BB	0-0 F7 3			4	1	0	1	1	0	6
Candy Maldonado, R OBP: 0.295, SLG: 0.541 (1, 9)	0-3 K	0-0 G5-4-3 1-2f		0-0 2B		0-0 1B 2B 1-H 2-H		0-0 6-3 1		5	0	2	3	0	1	2
Jeffrey Leonard, R OBP: 0.371, SLG: 0.497 (1, 7)		0-0 E 1B	0-0 6-3 1	0-0 6-3 3		0-0 1B 2-H		0-0 G5-4-3 1B		5	1	3	0	0	0	2
Bob Brenly, R OBP: 0.377, SLG: 0.351 (1, 2)		0-0 E5 WP 1B	0-0 5-3 1B		4-0 CS BB		4-0 E 1B BB	0-0 G5-4-3 1-2f		3	2	1	0	2	0	2
Luis Quinones, S OBP: 0.364, SLG: 0.455 (1, 5)		0-0 WP 1B	0-0 5-3 1-2		0-0 5-3 1-2		0-0 E 2B 1B			4	2	2	1	0	0	2
Mike Woodard, L OBP: 0.333, SLG: 0.235 (1, 4)		4-0 1B 1B 1-2 2-3 BB	0-0 G3 3		0-0 G3 3		0-0 F4 1			3	1	0	0	1	0	3
Jose Uribe, S OBP: 0.338, SLG: 0.294 (1, 6)		0-0 SH FC4-6 1B		0-0 4-3 1		0-0 F7 1	0-0 E2 2B 1B 1-3 2-H			4	2	2	3	0	0	0
Michael LaCoss, R OBP: 0.368, SLG: 0.389 (1, 1)		0-0 FC4-6 SH 1B		0-0 FC3-6 1B 2B 1B		0-0 2B 1B	0-0 BLK 2B 2-H 3-H			4	2	4	3	0	0	0
Mark Davis, L (9, 1)										0	0	0	0	0	0	0

Inning Stats	R: 0	H: 1	E: 0	LOB: 0	K: 1	S: 5	P: 5	R: 5	H: 4	E: 2	LOB: 1	K: 0	S: 8	P: 12	R: 0	H: 1	E: 0	LOB: 1	K: 0	S: 4	P: 4	R: 1	H: 3	E: 0	LOB: 2	K: 0	S: 6	P: 6	R: 0	H: 0	E: 0	LOB: 0	K: 0	S: 2	P: 6	R: 2	H: 3	E: 0	LOB: 2	K: 0	S: 5	P: 9	R: 3	H: 3	E: 1	LOB: 1	K: 0	S: 6	P: 10	R: 0	H: 1	E: 0	LOB: 0	K: 0	S: 3	P: 3
--------------	------	------	------	--------	------	------	------	------	------	------	--------	------	------	-------	------	------	------	--------	------	------	------	------	------	------	--------	------	------	------	------	------	------	--------	------	------	------	------	------	------	--------	------	------	------	------	------	------	--------	------	------	-------	------	------	------	--------	------	------	------

PITCHER	IP	WLS	BF	H	R	ER	SO	BB	IBB	HBP	BLK	WP	HR	S	P	ERA	WHIP
Bryn Smith, R ERA: 4.35 (1, 1)	3.2	L	21	9	6	4	1	1	0	0	0	1	0	22	26	9.82	2.727
Dan Schatzeder, L ERA: 3.27 (4, 1)	2.1		10	3	2	2	0	2	0	0	0	0	0	8	16	7.71	2.143
Bert Roberge, R ERA: 11.25 (7, 1)	1.0		7	3	3	3	0	1	0	0	1	0	0	6	10	27.00	4.000
Jeff Parrett, R ERA: 3.48 (8, 1)	1.0		3	1	0	0	0	0	0	0	0	0	0	3	3	0.00	1.000

BOTTOM

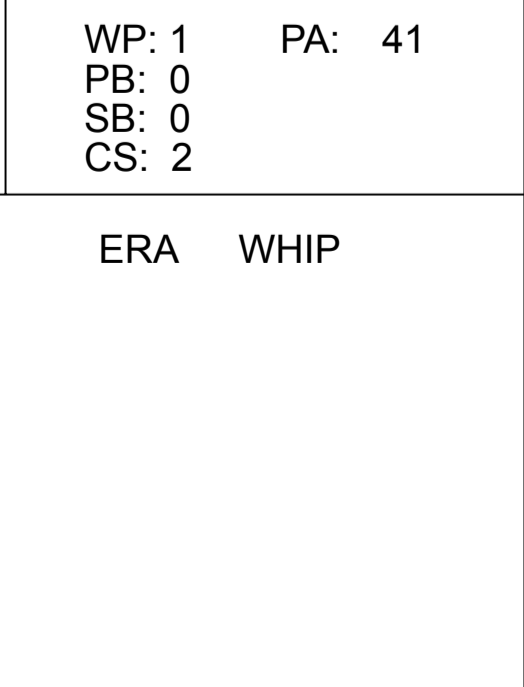
Montreal Expos @ San Francisco Giants
Candlestick Park, San Francisco, CA

Sun May 25 1986, 6:33 AM EDT
Att. 29,121 - Unknown

AB	36
R	11
H	16
RBI	11
BB	4
SO	1
LOB	19

livebaseballscores.com

WP	1	PA	41
PB	0	SB	0
CS	2		



Batter	1	2	3	4	5	6	7	8	9	AB R H RBI BB SO LOB	TOP											
Dan Gladden, R OBP: 0.324, SLG: 0.341 (1, 8) X	0-0 6-3 ①		0-0 CS 1B ①			0-0 G3-6-3 1B ①		0-0 F7 ③		4 0 2 0 0 0 2												
Will Clark, L OBP: 0.316, SLG: 0.441 (1, 3) SSS	0-3 K ②		0-0 CS 1-2 ③	0-3 K ①		0-0 G3-6-3 1-2f ② ③		0-3 K ①	0-3 K ①	4 0 0 0 0 3 1												
Chris Brown, R OBP: 0.393, SLG: 0.470 (1, 5) X	0-0 F3 ③			0-0 HR ②			0-3 K ①	0-0 F9 ②	0-0 F9 ②	4 1 1 1 0 1 0												
Jeffrey Leonard, R OBP: 0.368, SLG: 0.491 (1, 7) X		0-0 PB 1B ①		0-0 1-3 ②			0-0 6-3 ②	0-3 K ③	0-3 K ③	4 0 1 0 0 1 0												
Candy Maldonado, R OBP: 0.286, SLG: 0.523 (1, 9) SSS		0-3 K 1-3 ①		0-0 5-3 ③			0-0 F3 ③			3 0 0 0 0 1 1												
Bob Brenly, R OBP: 0.383, SLG: 0.359 (1, 2) X		0-0 F3 ②			0-0 G3-6-3 1B ① ②			0-0 1B SH1-4 5-3 1B		3 1 2 0 0 0 1												
Robby Thompson, R OBP: 0.333, SLG: 0.354 (1, 4) SSS		0-3 K ③			0-0 G3-6-3 1-2f ① ②			0-0 SH1-4 1-2		2 0 0 0 0 1 2												
Jose Uribe, S OBP: 0.333, SLG: 0.289 (1, 6)			0-3 K ①		0-3 K ③			0-0 5-3 1B		2 0 0 0 0 2 0												
Joel Youngblood, R OBP: 0.384, SLG: 0.414 (8, PH)						0-3 K ③		0-0 5-3 1B		1 0 1 0 0 0 0												
Luis Quinones, S OBP: 0.364, SLG: 0.455 (8, 6)								0-0 5-3 1B		0 0 0 0 0 0 0												
Mike Krukow, R OBP: 0.192, SLG: 0.160 (1, 1)			0-3 K ②				0-0 F8 ①	0-0 5-3 ②		2 0 0 0 0 1 0												
Chili Davis, S OBP: 0.351, SLG: 0.441 (8, PH)								0-0 5-3 1-2 3-H		1 0 0 1 0 0 1												
Jeff Robinson, R OBP: 0.250, SLG: 0.333 (8, 1)										0 0 0 0 0 0 0												
Mark Davis, L (8, 1)										0 0 0 0 0 0 0												
Greg Minton, S (8, 1)										0 0 0 0 0 0 0												
Inning Stats	R: 0 E: 0 K: 1 S: 5	H: 0 LOB: 0 BB: 0 P: 5	R: 0 E: 0 K: 2 S: 8	H: 1 LOB: 1 BB: 0 P: 8	R: 0 E: 0 K: 2 S: 7	H: 1 LOB: 0 BB: 0 P: 7	R: 1 E: 0 K: 1 S: 6	H: 1 LOB: 0 BB: 0 P: 6	R: 0 E: 0 K: 1 S: 5	H: 1 LOB: 0 BB: 0 P: 5	R: 0 E: 0 K: 0 S: 3	H: 1 LOB: 0 BB: 0 P: 3	R: 0 E: 0 K: 1 S: 5	H: 0 LOB: 0 BB: 0 P: 5	R: 1 E: 0 K: 2 S: 5	H: 2 LOB: 2 BB: 0 P: 5	R: 0 E: 0 K: 2 S: 7	H: 0 LOB: 0 BB: 0 P: 7	1B: 6 2B: 0 3B: 0 HR: 1	SF: 0 SAC: 1 DP: 2 HBP: 0	WP: 0 PB: 2 SB: 0 CS: 1	PA: 32
PITCHER	IP WLS BF H R ER SO BB IBB HBP BLK WP HR S P ERA WHIP																					
Steve Carlton, L ERA: 4.6 (1, 1)	8.0 W 28 7 2 2 8 0 0 0 0 0 0 1 44 44 2.25 0.875																					
Steve Bedrosian, R ERA: 4.66 (9, 1)	1.0 3 0 0 0 2 0 0 0 0 0 0 0 7 7 0.00 0.000																					

San Francisco Giants @ Philadelphia Phillies
Veterans Stadium, Philadelphia, PA
Tue May 27 1986, 7:05 PM EDT
Att. 16,023 - Unknown

livebaseballscorecards.com

AB	30
R	2
H	7
RBI	2
BB	0
SO	10
LOB	8




Batter	1	2	3	4	5	6	7	8	9
Jeff Stone, L (1, 7) <small>OBP: 0.118, SLG: 0.118</small> Ron Roenicke, S (8, 7) <small>OBP: 0.342, SLG: 0.343</small>	0-3 K	0-0 1-4-3		0-0 1B			0-0 F3	0-0 F7	
Milt Thompson, L (1, 8) <small>OBP: 0.248, SLG: 0.262</small>	0-3 K	0-0 4-3		0-3 K			0-0 4-3		
Juan Samuel, R (1, 4) <small>OBP: 0.324, SLG: 0.354</small> Luis Aguayo, R (8, PR) <small>OBP: 0.219, SLG: 0.284</small> (9, 4)	0-0 2B		0-0 F3		0-3 K			0-0 HR 1B	
Mike Schmidt, R (1, 5) <small>OBP: 0.366, SLG: 0.500</small>	0-0 F8		1-0 1B HBP		0-3 K			0-0 HR 1B	
Von Hayes, L (1, 3) <small>OBP: 0.386, SLG: 0.465</small>		0-0 F9 E 2B	0-0 BB 1B		0-0 4-3			0-0 F7	
Glenn Wilson, R (1, 9) <small>OBP: 0.253, SLG: 0.234</small>		0-0 F9 2-3	0-3 K			0-0 G4-6-3 1B		0-0 BB 2B 1B	
Darren Daulton, L (1, 2) <small>OBP: 0.361, SLG: 0.442</small>		4-0 E BB 1-4-3 BB	4-0 BB 1-2 BB			0-0 G4-6-3 1-2f		0-0 F5	
Steve Jeltz, S (1, 6) <small>OBP: 0.328, SLG: 0.284</small>		4-0 1-4-3 1-2 BB	0-0 4-3			0-3 K		4-0 1-2 2B BB	
Steve Carlton, L (1, 1) <small>OBP: 0.208, SLG: 0.174</small> Rick Schu, R (8, PH) <small>OBP: 0.306, SLG: 0.371</small> Greg Gross, L (8, PH) <small>OBP: 0.455, SLG: 0.385</small> Steve Bedrosian, R (9, 1)		0-0 E3 1-4-3 1-2 2-3 3-H		0-0 F7			0-0 4-3	0-0 1-H 2-H 2B	

AB	R	H	RBI	BB	SO	LOB
4	0	1	1	0	1	2
1	0	0	0	0	0	2
4	0	0	0	0	2	2
4	0	2	0	0	1	0
0	1	0	0	0	0	0
3	1	1	2	0	1	1
4	1	2	0	0	0	1
4	1	2	0	0	1	3
2	1	0	0	2	0	2
2	1	0	0	2	1	3
3	0	0	1	0	0	2
0	0	0	0	0	0	0
1	0	1	2	0	0	0
0	0	0	0	0	0	0

BOTTOM

San Francisco Giants @ Philadelphia Phillies
 Veterans Stadium, Philadelphia, PA
 Tue May 27 1986, 7:05 PM EDT
 Att. 16,023 - Unknown

AB	32
R	6
H	9
RBI	6
BB	4
SO	7
LOB	18



Inning Stats		R: 0	H: 1	E: 0	K: 2	S: 8	R: 2	H: 1	E: 1	K: 0	S: 5	R: 0	H: 1	E: 0	K: 1	S: 6	R: 0	H: 0	E: 0	K: 2	S: 7	R: 0	H: 1	E: 0	K: 1	S: 5	R: 0	H: 0	E: 0	K: 0	S: 3	R: 4	H: 4	E: 0	K: 0	S: 7
		0	1	0	2	8	2	1	1	0	5	0	1	0	1	6	0	0	0	0	7	0	1	0	0	0	5	0	0	0	0	4	2	11		
		0	0	0	0	0	0	0	0	0	0	0	0	0	0	0	0	0	0	0	0	0	0	0	0	0	0	0	0	0	0	0	0	0	0	
		0	0	0	0	0	0	0	0	0	0	0	0	0	0	0	0	0	0	0	0	0	0	0	0	0	0	0	0	0	0	0	0	0	0	0

PITCHER		IP	WLS	BF	H	R	ER	SO	BB	IBB	HBP	BLK	WP	HR	S	P	ERA	WHIP
Mike Krukow, R (1, 1) <small>ERA: 3.62</small>	(1, 1)	7.0		29	5	2	1	7	3	0	1	0	0	0	39	52	1.29	1.143
Jeff Robinson, R (8, 1) <small>ERA: 4.2</small>	(8, 1)	0.1	L	4	3	3	3	0	0	0	0	0	0	1	4	4	81.00	9.000
Mark Davis, L (8, 1) <small>ERA: 2.63</small>	(8, 1)	0.1		2	0	0	0	0	1	0	0	0	0	0	1	5	0.00	3.000
Greg Minton, R (8, 1) <small>ERA: 3.9</small>	(8, 1)	0.1		2	1	1	1	0	0	0	0	0	0	0	2	2	27.00	3.000

WP	PA	ERA	WHIP
0	37	0	0
0	0	0	0
0	0	0	0
0	0	0	0

Batter	1	2	3	4	5	6	7	8	9	AB R H RBI BB SO LOB	TOP																													
Candy Maldonado, R OBP: 0.274, SLG: 0.500 (1, 9) X	0-0 1-3		0-0 F8		0-0 L5			0-0 6-3		4 0 0 0 0 0 3																														
Bob Brenly, R OBP: 0.392, SLG: 0.361 (1, 2) B (1, 5) B	4-0 5-3 BB			0-0 5-3		0-0 1B		4-0 FC5-4 BB		2 0 1 0 2 0 0																														
Chris Brown, R OBP: 0.391, SLG: 0.467 Mike Aldrete, L (1, 5) X (1, 3)	0-0 5-3 1-2			0-0 E6 G6-4-3		0-0 L6		0-3 K		1 0 0 0 0 0 1 3 0 0 0 0 1 2																														
Jeffrey Leonard, R OBP: 0.360, SLG: 0.479 (1, 7) X	0-0 4-3			0-0 G6-4-3 1-2f		0-3 K		0-0 FC5-4 1-2f		4 0 0 0 0 1 4																														
Chili Davis, S OBP: 0.342, SLG: 0.429 (1, 8)		0-0 4-3			0-0 F9		0-3 K		0-0 5-3	4 0 0 0 0 1 1																														
Bob Melvin, R OBP: 0.176, SLG: 0.254 (1, 3) (1, 2)		0-0 F9			0-0 1B E 1B		0-3 K		0-0 1B	4 0 2 0 0 1 0																														
Robby Thompson, R OBP: 0.325, SLG: 0.345 (1, 4)		0-0 F8			0-0 E4 1B 1-2		0-0 1-3		0-3 K	4 0 0 0 0 1 2																														
Jose Uribe, S OBP: 0.338, SLG: 0.303 (1, 6)			0-3 K		0-0 1B 1-2 2-3		0-0 2B		0-0 F7	4 0 2 0 0 1 1																														
Scott Garrelts, R OBP: 0.150, SLG: 0.150 Juan Berenguer, R OBP: 0.853, SLG: 0.400 Joel Youngblood, R OBP: 0.853, SLG: 0.400 Bill Laskey, R OBP: 0.322, SLG: 0.339 Dan Gladden, R OBP: 0.322, SLG: 0.339 Mark Davis, L OBP: 0.322, SLG: 0.339			0-0 5-3		0-0 F8		0-0 F8			0 0 0 0 0 0 0 1 0 0 0 0 0 0 1 0 0 0 0 0 3 0 0 0 0 0 0 0 1 0 0 0 0 0 1 0 0 0 0 0 0 0																														
Inning Stats	R: 0 E: 0 K: 0 S: 3	H: 0 LOB: 1 BB: 1 P: 7	R: 0 E: 0 K: 0 S: 3	H: 0 LOB: 0 BB: 0 P: 3	R: 0 E: 0 K: 1 S: 5	H: 0 LOB: 0 BB: 0 P: 5	R: 0 E: 1 K: 0 S: 3	H: 0 LOB: 0 BB: 0 P: 3	R: 0 E: 1 K: 0 S: 6	H: 2 LOB: 3 BB: 0 P: 6	R: 0 E: 0 K: 2 S: 8	H: 1 LOB: 1 BB: 0 P: 8	R: 0 E: 0 K: 1 S: 6	H: 1 LOB: 1 BB: 0 P: 6	R: 0 E: 0 K: 1 S: 5	H: 0 LOB: 1 BB: 1 P: 9	R: 0 E: 0 K: 1 S: 6	H: 1 LOB: 1 BB: 0 P: 6	1B: 4 2B: 1 3B: 0 HR: 0	SF: 0 SAC: 0 DP: 1 HBP: 0	WP: 0 PB: 0 SB: 0 CS: 0	PA: 35																		
PITCHER Shane Rawley, L ERA: 3.27 (1, 1)	IP 9.0	WLS W	BF 35	H 5	R 0	ER 0	SO 6	BB 2	IBB 0	HBP 0	BLK 0	WP 0	HR 0	S 45	P 53	ERA 0.00	WHIP 0.778						PITCHER	IP 9.0	WLS W	BF 35	H 5	R 0	ER 0	SO 6	BB 2	IBB 0	HBP 0	BLK 0	WP 0	HR 0	S 45	P 53	ERA 0.00	WHIP 0.778

San Francisco Giants @ Philadelphia Phillies
Veterans Stadium, Philadelphia, PA
Wed May 28 1986, 7:05 PM EDT
Att: 17,003 - Unknown

livebaseballscorecards.com

AB	33
R	0
H	5
RBI	0
BB	2
SO	6
LOB	18



Batter	1	2	3	4	5	6	7	8	9	AB	R	H	RBI	BB	SO	LOB	BOTTOM		
Jeff Stone, L OBP: 0.250, SLG: 0.211 Ron Roenicke, S OBP: 0.333, SLG: 0.333 (8, 7)	0-0 BB 1B E 1B	4-0 CS BB			0-0 FC1-6 6-3 1B		0-0 G6-4-3 1-2f			2	1	2	0	1	0	0	San Francisco Giants @ Philadelphia Phillies Veterans Stadium, Philadelphia, PA Wed May 28 1986, 7:05 PM EDT Att. 17,003 - Unknown		
Milt Thompson, L OBP: 0.255, SLG: 0.269 (1, 8)	0-0 E BB 1B 1B	0-3 K 1-2			0-0 6-3 1-2			0-0 L6-3 1B		4	1	2	0	0	1	2			
Juan Samuel, R OBP: 0.315, SLG: 0.343 Luis Aguayo, R OBP: 0.216, SLG: 0.279 (6, 4)	0-3 K 1		0-3 K 1		0-0 FC1-6 2-3			0-0 L6-3 1-2		3	0	0	0	0	2	3			
Mike Schmidt, R OBP: 0.375, SLG: 0.497 (1, 5)	4-0 E 1B BB 1-2 2-3		4-0 G6-4-3 BB		0-0 F3			4-0 BB BB		1	1	0	0	3	0	1			
Von Hayes, L OBP: 0.382, SLG: 0.456 (1, 3)	0-0 E1 1B 1B 1-2 2-3 3-H		0-0 G6-4-3 1-2f			0-0 F7		4-0 BB BB		3	1	0	1	1	0	3			
Glenn Wilson, R OBP: 0.259, SLG: 0.248 (1, 9)	0-0 1B 1B 1-3 2-H 3-H			0-3 K 1		0-0 2B		0-0 F3		4	0	2	2	0	1	2			
Darren Daulton, L OBP: 0.369, SLG: 0.443 (1, 2)	0-0 1B 1-3 3-H			4-0 BB BB		0-3 K 2				2	0	1	1	1	1	0			
Steve Jeltz, S OBP: 0.321, SLG: 0.277 (1, 6)	0-0 F7			0-3 K 2			0-0 4-3 1			3	0	0	0	0	1	2			
Shane Rawley, R OBP: 0.160, SLG: 0.125 (1, 1)		0-3 K 1		0-0 1-3 3			0-0 G6-4-3 1B			3	0	1	0	0	1	1			
Inning Stats	R: 4 H: 4 E: 1 LOB: 1 K: 1 BB: 1 S: 9 P: 13	R: 0 H: 0 E: 0 LOB: 1 K: 2 BB: 1 S: 6 P: 10	R: 0 H: 0 E: 0 LOB: 0 K: 1 BB: 1 S: 4 P: 8	R: 0 H: 0 E: 0 LOB: 1 K: 2 BB: 1 S: 7 P: 11	R: 0 H: 1 E: 0 LOB: 1 K: 0 BB: 0 S: 4 P: 4	R: 0 H: 1 E: 0 LOB: 0 K: 1 BB: 0 S: 5 P: 5	R: 0 H: 1 E: 0 LOB: 0 K: 0 BB: 0 S: 3 P: 3	R: 0 H: 1 E: 0 LOB: 2 K: 0 BB: 2 S: 3 P: 11		1B: 7 SF: 0 2B: 3 SAC: 0 3B: 0 DP: 4 HR: 0 HBP: 0	WP: 0 PA: 33 PB: 0 SB: 0 CS: 1								
PITCHER	IP WLS BF H R ER SO BB IBB HBP BLK WP HR S P ERA WHIP																PITCHER	IP WLS BF H R ER SO BB IBB HBP BLK WP HR S P ERA WHIP	
Scott Garrelts, R ERA: 3.6 (1, 1)	0.2 L	7 7	4 4	4 4	3 3	1 1	1 1	0 0	0 0	0 0	0 0	0 0	0 0	8 8	12 12	40.50 40.50	7.500 7.500		
Juan Berenguer, R ERA: 3.22 (1, 1)	3.1	11	0	0	0	5	3	0	0	0	0	0	0	18	30	0.00	0.900		
Bill Laskey, R ERA: 2.38 (5, 1)	2.0	7	2	0	0	1	0	0	0	0	0	0	0	9	9	0.00	1.000		
Mark Davis, L ERA: 2.42 (7, 1)	2.0	8	2	0	0	0	2	0	0	0	0	0	0	6	14	0.00	2.000		

Batter	1	2	3	4	5	6	7	8	9	AB	R	H	RBI	BB	SO	LOB	TOP								
Dan Gladden, R OBP: 0.330, SLG: 0.339 (1, 8) X	0-0 CS 1B		4-0 FC3-5 S BB	0-0 L9			4-0 FC1-6 BB		0-3 K	3	0	1	0	2	1	1									
Mike Aldrete, L (1, 3) X	0-0 F7		0-0 FC3-5 1B FC4-6 1-3			0-0 3-1	0-0 FC1-6 1-2f			4	1	0	0	0	0	3									
Bob Brenly, R OBP: 0.395, SLG: 0.361 (1, 5) X	0-0 F3 1-2		0-0 FC4-6 1B 1-2			4-0 FC4-6 BB	0-0 F3			3	0	1	0	1	0	2									
Jeffrey Leonard, R OBP: 0.363, SLG: 0.479 (1, 7) X		0-0 S E 1B	0-0 FC4-6 1B 1-2 2-3			0-3 K	0-0 F9			4	1	2	0	0	1	2									
Chili Davis, S OBP: 0.333, SLG: 0.417 (1, 9) X		0-0 E6 S 1B 1-2	0-0 FC4-6 1-2f 2-3 3-H			0-0 FC4-6 1-2f		0-0 1-3		4	1	0	1	0	0	4									
Bob Melvin, R OBP: 0.181, SLG: 0.282 (1, 2) S S S		0-3 K 1-2 2-3	0-3 K				0-0 K 1B 3B		0-3 K	4	1	1	0	0	3	4									
Robby Thompson, R OBP: 0.335, SLG: 0.351 Greg Minton, S (8, 1)	0-0 F3			4-0 F9 S BB			0-0 8-1-5 1B		0-0 1B	3	0	2	1	1	0	2									
Jose Uribe, S OBP: 0.336, SLG: 0.301 (1, 6) X		0-0 2-H 3-H 1B		0-0 F9 1-3			0-0 8-1-5 2-3f		0-3 K	4	0	1	2	0	1	2									
Roger Mason, R OBP: 0.059, SLG: 0.059 Jeff Robinson, R OBP: 0.250, SLG: 0.333 Mark Davis, L Mike Woodard, L OBP: 0.318, SLG: 0.222 (8, 4)		0-3 K		0-3 K			0-0 6-3		0-0 1-3	3	0	0	0	0	2	2									
Inning Stats	R: 0 E: 0 K: 0 S: 3	H: 1 LOB: 0 BB: 0 P: 3	R: 2 E: 1 K: 2 S: 10	H: 2 LOB: 1 BB: 0 P: 10	R: 1 E: 0 K: 1 S: 7	H: 2 LOB: 2 BB: 1 P: 11	R: 0 E: 0 K: 1 S: 5	H: 0 LOB: 1 BB: 1 P: 9	R: 0 E: 0 K: 1 S: 5	H: 0 LOB: 1 BB: 1 P: 9	R: 1 E: 0 K: 0 S: 4	H: 2 LOB: 0 BB: 0 P: 4	R: 0 E: 0 K: 0 S: 3	H: 0 LOB: 1 BB: 1 P: 7	R: 0 E: 0 K: 1 S: 5	H: 1 LOB: 1 BB: 0 P: 5	R: 0 E: 0 K: 2 S: 7	H: 0 LOB: 0 BB: 0 P: 7	1B: 7 2B: 1 3B: 1 HR: 0	SF: 0 SAC: 0 DP: 1 HBP: 0	WP: 0 PB: 0 SB: 4 CS: 1	PA: 37			
PITCHER	IP	WLS	BF	H	R	ER	SO	BB	IBB	HBP	BLK	WP	HR	S	P	ERA	WHIP								
Freddie Toliver, R ERA: 2.78 (1, 1)	5.0		23	5	3	1	5	3	0	0	0	0	0	30	42	1.80	1.600								
Kent Tekulve, R ERA: 2.61 (6, 1)	1.0		4	2	1	1	0	0	0	0	0	0	0	4	4	9.00	2.000								
Don Carman, L ERA: 5.32 (7, 1)	3.0	W	10	1	0	0	3	1	0	0	0	0	0	15	19	0.00	0.667								

San Francisco Giants @ Philadelphia Phillies
Veterans Stadium, Philadelphia, PA
Thu May 29 1986, 7:05 PM EDT
Att. 17,785 - Unknown

livebaseballscorecards.com

AB	33
R	4
H	8
RBI	4
BB	4
SO	8
LOB	22



BOTTOM

San Francisco Giants @ Philadelphia Phillies
Veterans Stadium, Philadelphia, PA
Thu May 29 1986, 7:05 PM EDT
Att. 17,785 - Unknown

livebaseballscorecards.com

AB	34
R	5
H	8
RBI	5
BB	3
SO	7
LOB	14



WP	0	PA	38
PB	0		
SB	1		
CS	0		

AB R H RBI BB SO LOB

5	0	0	0	0	0	3
5	0	1	1	0	2	1
4	0	0	0	0	1	1
4	2	3	0	0	0	0
4	1	1	0	0	1	2
3	1	1	3	1	0	1
3	0	0	0	1	1	2
3	1	1	1	1	1	2
1	0	0	0	0	0	0
0	0	0	0	0	0	0
1	0	0	0	0	1	2
0	0	0	0	0	0	0
1	0	1	0	0	0	0

Batter	1	2	3	4	5	6	7	8	9
Jeff Stone, L (1, 7) OBP: 0.200, SLG: 0.167	0-0 B1-3		0-0 G3		0-0 F6		0-0 F8		0-0 F8
Milt Thompson, L (1, 8) OBP: 0.253, SLG: 0.266	0-0 5-3		0-0 3-1		0-3 K		0-3 K		0-0 1B
Juan Samuel, R (1, 4) OBP: 0.304, SLG: 0.330	0-0 F7			0-0 F9	0-0 F3		0-3 K		
Mike Schmidt, R (1, 5) OBP: 0.384, SLG: 0.517		0-0 2B		0-0 HR 1B		0-0 1B 2B		0-0 1-3	
Von Hayes, L (1, 3) OBP: 0.379, SLG: 0.450		0-0 F5		0-0 HR 1B		0-0 L8		0-3 K	
Glenn Wilson, R (1, 9) OBP: 0.265, SLG: 0.270		0-0 F6		0-0 HR		4-0 E 1B BB		0-0 6-3	
Darren Daulton, L (1, 2) OBP: 0.365, SLG: 0.429		4-0 BB		0-0 6-3		0-3 K			0-0 F8
Steve Jeltz, S (1, 6) OBP: 0.326, SLG: 0.279		0-3 K		0-0 F8		0-0 E7 1B			4-0 F8 1B BB
Freddie Toliver, R (1, 1)			0-0 4-3		1-0 HBP		0-3 K		0-0 1B
Kent Tekulve, R (6, 1)									1-2 1B
Rick Schu, R (6, PH) OBP: 0.303, SLG: 0.367									
Don Carman, L (7, 1)									
Greg Gross, L (9, PH) OBP: 0.471, SLG: 0.407									

Inning Stats	R: 0	H: 0	E: 0	K: 0	S: 3	H: 0	LOB: 0	BB: 0	P: 3	R: 0	H: 1	E: 0	K: 1	S: 6	R: 0	H: 0	E: 0	K: 0	S: 3	R: 3	H: 3	E: 0	K: 0	S: 6	R: 0	H: 0	E: 0	K: 1	S: 5	R: 1	H: 2	E: 1	K: 2	S: 9	R: 0	H: 0	E: 0	K: 2	S: 7	R: 0	H: 0	E: 0	K: 1	S: 5	R: 1	H: 2	E: 0	K: 0	S: 4	R: 0	H: 2	E: 0	K: 0	S: 8	1B: 5	SF: 0	2B: 2	SAC: 0	3B: 0	DP: 0	HR: 1	HBP: 1	WP: 0	PA: 38
--------------	------	------	------	------	------	------	--------	-------	------	------	------	------	------	------	------	------	------	------	------	------	------	------	------	------	------	------	------	------	------	------	------	------	------	------	------	------	------	------	------	------	------	------	------	------	------	------	------	------	------	------	------	------	------	------	-------	-------	-------	--------	-------	-------	-------	--------	-------	--------

PITCHER	IP	WLS	BF	H	R	ER	SO	BB	IBB	HBP	BLK	WP	HR	S	P	ERA	WHIP
Roger Mason, R (1, 1) ERA: 4.5	5.0		22	5	4	4	2	1	0	1	0	0	0	1	29	7.20	1.200
Jeff Robinson, R (6, 1) ERA: 4.15	0.1		2	0	0	0	0	1	0	0	0	0	0	1	5	0.00	3.000
Mark Davis, L (6, 1) ERA: 2.28	1.2		6	1	0	0	4	0	0	0	0	0	0	14	14	0.00	0.600
Greg Minton, R (8, 1) ERA: 3.99	1.2	L	8	2	1	1	1	1	0	0	0	0	0	9	13	5.40	1.800

Batter 1 2 3 4 5 6 7 8 9 10 AB R H RBI BB SO LOB

TOP

Table with 11 columns (Batter 1-10) and 11 rows. Each cell contains a batter's name, stats, and a baseball diamond diagram showing plate position, count, and play type (e.g., K, F7, BB, HR, 1B, 2B, 3B, WP, HBP, CS).

San Francisco Giants @ New York Mets
Shea Stadium, Flushing, NY
Fri May 30 1986, 7:05 PM EDT
Att. 38,243 - Unknown

Summary statistics table for the game.



Inning Stats and Pitcher Performance table with columns for Inning Stats, Pitcher, IP, WLS, BF, H, R, ER, SO, BB, IBB, HBP, BLK, WP, HR, S, P, ERA, WHIP.

BOTTOM

San Francisco Giants @ New York Mets
Shea Stadium, Flushing, NY

Fri May 30 1986, 7:05 PM EDT
Att: 38,243 - Unknown

livebaseballscorecards.com

AB 35
R 8
H 7
RBI 7
BB 7
SO 5
LOB 12



WP: 1 PA: 44
PB: 0
SB: 3
CS: 0

AB R H RBI BB SO LOB

4 1 1 0 1 0 0

4 1 0 0 1 1 1

5 1 2 1 0 0 1

4 1 0 0 1 1 3

2 2 1 0 2 0 0

1 1 1 0 0 0 0

2 1 1 3 1 0 2

0 0 0 0 0 0 0

1 0 0 0 0 0 0

1 0 0 0 0 0 0

2 0 0 0 0 1 0

1B: 6 SF: 2
2B: 0 SAC: 0
3B: 0 DP: 0
HR: 1 HBP: 0

Batter	1	2	3	4	5	6	7	8	9	10
Lenny Dykstra, L (1, 8) OBP: 0.353, SLG: 0.355	0-0 BB 1B	4-0 S BB		4-1		4-3			4-3	
Wally Backman, S (1, 4) OBP: 0.384, SLG: 0.456	4-0 S 1B FC5-6 BB	0-0 G3		0-3 K		0-0 3-1			0-0 6-3	
Keith Hernandez, L (1, 3) OBP: 0.426, SLG: 0.473	0-0 FC5-6 BB 1B	0-0 4-3			0-0 F8		0-0 F7			0-0 WP 1B SF7 1B
Gary Carter, R (1, 2) OBP: 0.329, SLG: 0.438	0-3 K		0-0 5-3		4-0 BB SF8 BB		0-0 F8			0-0 F9
Darryl Strawberry, L (1, 9) OBP: 0.355, SLG: 0.468	4-0 FC5-6 1B BB		0-0 HR 1B		4-0 BB BB		0-0 4-3			0-0 WP E 1B
Kevin Mitchell, R (10, PH) OBP: 0.343, SLG: 0.484	1-2 1B BB		0-0 HR		4-0 BB BB					4-0 E BB
George Foster, R (1, 7) OBP: 0.300, SLG: 0.459	0-0 FC5-6		0-0 HR		4-0 BB BB			0-0 F9		4-0 E BB
Roger McDowell, R (6, 1) OBP: 0.200, SLG: 0.200	1-2 1B BB		1-H HR		1-2 BB 2-3					1-2 BB 2-3
Danny Heep, L (8, PH) OBP: 0.352, SLG: 0.520	1-2 1B BB				1-2 BB 2-3					
Jesse Orosco, R (9, 1) OBP: 0.291, SLG: 0.394	1-2 2-3 3-H				1-2 BB 2-3					
Tim Teufel, R (10, PH) OBP: 0.361, SLG: 0.381	0-0				1-2 BB 2-3					
Howard Johnson, S (10, PH) OBP: 0.361, SLG: 0.381	0-0				1-2 BB 2-3					
Ray Knight, R (1, 5) OBP: 0.388, SLG: 0.560	0-0 1-3 2-H 1B		0-0 F9		0-0 SF8			0-3 K		0-0 SF7
Rafael Santana, R (1, 6) OBP: 0.228, SLG: 0.205	0-0 4-3		0-0 5-3		0-0 3-H 0-0 SF8			0-3 K		0-0 E6
Bruce Berenyi, R (1, 1)		0-0 6-3		0-0 6-3		0-0 4-3			0-3 K	
Rick Aguilera, R (3, 1)										
Mookie Wilson, S (6, 7)										

Inning Stats	R: 3	H: 3	E: 0	K: 1	S: 8	LOB: 2	BB: 2	P: 16	R: 0	H: 0	E: 0	K: 0	S: 3	LOB: 1	BB: 1	P: 7	R: 2	H: 2	E: 0	K: 0	S: 5	LOB: 0	BB: 0	P: 5	R: 0	H: 0	E: 0	K: 1	S: 5	LOB: 0	BB: 0	P: 5	R: 1	H: 0	E: 0	K: 0	S: 3	LOB: 2	BB: 3	P: 15	R: 0	H: 0	E: 0	K: 0	S: 3	LOB: 0	BB: 0	P: 3	R: 0	H: 0	E: 0	K: 0	S: 3	LOB: 0	BB: 0	P: 3	R: 0	H: 0	E: 0	K: 2	S: 7	LOB: 0	BB: 0	P: 7	R: 0	H: 0	E: 0	K: 1	S: 5	LOB: 0	BB: 0	P: 5	R: 2	H: 2	E: 1	K: 0	S: 5	LOB: 2	BB: 1	P: 9	1B: 6	SF: 2	2B: 0	SAC: 0	3B: 0	DP: 0	HR: 1	HBP: 0	WP: 1	PA: 44
--------------	------	------	------	------	------	--------	-------	-------	------	------	------	------	------	--------	-------	------	------	------	------	------	------	--------	-------	------	------	------	------	------	------	--------	-------	------	------	------	------	------	------	--------	-------	-------	------	------	------	------	------	--------	-------	------	------	------	------	------	------	--------	-------	------	------	------	------	------	------	--------	-------	------	------	------	------	------	------	--------	-------	------	------	------	------	------	------	--------	-------	------	-------	-------	-------	--------	-------	-------	-------	--------	-------	--------

PITCHER	IP	WLS	BF	H	R	ER	SO	BB	IBB	HBP	BLK	WP	HR	S	P	ERA	WHIP
Michael LaCoss, R (1, 1) ERA: 2.66	4.1		24	5	6	6	2	6	0	0	0	0	1	22	46	12.46	2.538
Bill Laskey, R (5, 1) ERA: 2.31	0.2		2	0	0	0	0	0	0	0	0	0	0	2	2	0.00	0.000
Jeff Robinson, R (6, 1) ERA: 3.9	2.0		6	0	0	0	0	0	0	0	0	0	0	6	6	0.00	0.000
Greg Minton, R (8, 1) ERA: 3.98	2.1		8	1	1	1	3	0	0	0	0	0	0	14	14	3.86	0.429
Mark Davis, L (10, 1) ERA: 2.28	0.0	L	1	1	0	0	0	0	0	0	0	0	0	1	1	∞	∞

PITCHER	IP	WLS	BF	H	R	ER	SO	BB	IBB	HBP	BLK	WP	HR	S	P	ERA	WHIP
Juan Berenguer, R (10, 1) ERA: 3.18	0.1		3	0	1	0	0	1	0	0	0	1	0	2	6	0.00	3.000

San Francisco Giants @ New York Mets
 Shea Stadium, Flushing, NY
 Sat May 31 1986, 7:05 PM EDT
 Att: 50,498 - Unknown

AB	42
R	7
H	15
RBI	7
BB	1
SO	7
LOB	24



Batter	1	2	3	4	5	6	7	8	9	AB R H RBI BB SO LOB	TOP											
Dan Gladden, R OBP: 0.338, SLG: 0.347 (1, 8) <small>BB</small>	4-0 1B 2B BB	1-0 4-3 FC1-5 HBP	0-0 L5			0-0 F9	0-0 F9			3 1 0 0 1 0 3												
Will Clark, L OBP: 0.324, SLG: 0.441 (1, 3) <small>X</small>	0-0 1-3 2B 1B	0-0 FC1-5 4-3 1-2 2-3f		0-0 G3		0-0 1B 1B		0-3 K		5 1 2 0 0 1 2												
Bob Brenly, R OBP: 0.387, SLG: 0.348 (1, 5) <small>S S S</small>	0-3 K	0-0 4-3 1-2 2-3		0-0 1B FC6-4 1B		0-3 K		0-0 F2		5 1 1 0 0 2 5												
Jeffrey Leonard, R OBP: 0.365, SLG: 0.480 (1, 7) <small>X</small>	0-0 1-H 3-H 1B 2B	0-0 G3		0-0 1-3 FC6-4 1B		0-0 1-3 1B		0-0 6-3		5 1 3 2 0 0 2												
Chili Davis, S OBP: 0.349, SLG: 0.444 (1, 9) <small>X</small>	0-0 E S 2-H 1B 1B		0-0 S 1B 2B 1B	0-0 FC6-4 1-2f 3-H		0-0 4-3		0-0 6-3		5 2 2 2 0 0 3												
Bob Melvin, R OBP: 0.182, SLG: 0.276 (1, 2) <small>S S</small>	0-3 K 1-3		0-0 1-2 2B 1B	0-0 4-3		0-0 L4		0-0 4-3		5 1 1 0 0 1 2												
Robby Thompson, R OBP: 0.345, SLG: 0.375 (1, 4) <small>X</small>	0-0 3-H 1B		0-3 1-2 2-3 K		0-0 6-3		0-0 1B 1B		0-0 S 1B	5 0 3 1 0 1 2												
Jose Uribe, S OBP: 0.333, SLG: 0.308 (1, 6) <small>X</small>	0-0 F7		0-0 2-H 3-H 2B		0-0 4-3		0-0 1-2 1B		0-0 5-3	5 0 2 2 0 0 2												
Scott Garrelts, R OBP: 0.167, SLG: 0.208 (1, 1) <small>X</small>		0-0 FC1-5 2B	0-3 K		0-0 F7		0-3 K			4 0 1 0 0 2 3												
Inning Stats	R: 4 E: 0 K: 2 S: 11	H: 4 LOB: 1 BB: 1 P: 15	R: 0 E: 0 K: 0 S: 4	H: 1 LOB: 2 BB: 0 P: 5	R: 2 E: 0 K: 2 S: 10	H: 3 LOB: 1 BB: 0 P: 10	R: 1 E: 0 K: 0 S: 5	H: 2 LOB: 1 BB: 0 P: 5	R: 0 E: 0 K: 0 S: 3	H: 0 LOB: 0 BB: 0 P: 3	R: 0 E: 0 K: 1 S: 7	H: 2 LOB: 2 BB: 0 P: 7	R: 0 E: 0 K: 1 S: 7	H: 2 LOB: 2 BB: 0 P: 7	R: 0 E: 0 K: 1 S: 5	H: 0 LOB: 0 BB: 0 P: 5	R: 0 E: 0 K: 0 S: 4	H: 1 LOB: 1 BB: 0 P: 4	1B: 12 2B: 3 3B: 0 HR: 0	SF: 0 SAC: 0 DP: 0 HBP: 1	WP: 0 PB: 0 SB: 5 CS: 0	PA: 44
PITCHER	IP WLS BF H R ER SO BB IBB HBP BLK WP HR S P ERA WHIP																					
Bob Ojeda, L ERA: 2.63 (1, 1)	3.1 L 21 9 7 7 4 1 0 1 0 0 0 0 27 32 18.90 3.000																					
Doug Sisk, R ERA: 3.86 (4, 1)	3.2 16 5 0 0 2 0 0 0 0 0 0 0 20 20 0.00 1.364																					
Randy Niemann, L ERA: 2.7 (8, 1)	2.0 7 1 0 0 1 0 0 0 0 0 0 0 9 9 0.00 0.500																					

livebaseballscorecards.com

BOTTOM

San Francisco Giants @ New York Mets
 Shea Stadium, Flushing, NY
 Sat May 31 1986, 7:05 PM EDT
 Att. 50,498 - Unknown

livebaseballscorecards.com

AB	30
R	3
H	8
RBI	3
BB	3
SO	4
LOB	13



WP: 1	PA: 35
PB: 0	
SB: 1	
CS: 0	

AB	R	H	RBI	BB	SO	LOB
2	2	2	1	2	0	0
0	0	0	0	0	0	0

4	1	2	0	0	0	2
---	---	---	---	---	---	---

3	0	1	1	0	0	2
---	---	---	---	---	---	---

3	0	1	1	0	1	2
---	---	---	---	---	---	---

4	0	0	0	0	1	2
---	---	---	---	---	---	---

3	0	1	0	1	0	2
---	---	---	---	---	---	---

4	0	1	0	0	1	2
---	---	---	---	---	---	---

2	0	0	0	0	0	1
---	---	---	---	---	---	---

2	0	0	0	0	0	0
---	---	---	---	---	---	---

1	0	0	0	0	0	0
---	---	---	---	---	---	---

1	0	0	0	0	1	0
---	---	---	---	---	---	---

1	0	0	0	0	0	0
---	---	---	---	---	---	---

1B: 7	SF: 2
2B: 0	SAC: 0
3B: 0	DP: 4
HR: 1	HBP: 0

Batter	1	2	3	4	5	6	7	8	9
Mookie Wilson, S OBP: 0.365, SLG: 0.436 Randy Niemann, L (8, 1)	0-0 HR		4-0 SF8 BB		0-0 1B		4-0 FC4-6 BB		
Wally Backman, S OBP: 0.389, SLG: 0.458 (1, 4)	0-0 1B SF9		0-0 4-3		0-0 1B		0-0 FC4-6		
Keith Hernandez, L OBP: 0.423, SLG: 0.470 (1, 3)	0-0 1B		0-0 SF8		0-0 F6		0-0 G3		
Gary Carter, R OBP: 0.328, SLG: 0.436 (1, 2)	0-0 SF9		0-0 F7		0-3 K		0-0 G4-6-3 1B		
Danny Heep, L OBP: 0.356, SLG: 0.481 (1, 9)	0-0 F9			0-3 K		0-0 4-3		0-0 G4-6-3	
George Foster, R OBP: 0.306, SLG: 0.455 (1, 7)	0-0 G3			0-0 G6-4-3		4-0 BB		0-0 G4-6-3 1B	
Ray Knight, R OBP: 0.385, SLG: 0.551 (1, 5)		0-3 K		0-0 1B		0-0 G5-4-3		0-0 G4-6-3	
Rafael Santana, R OBP: 0.223, SLG: 0.200 Lenny Dykstra, L OBP: 0.348, SLG: 0.350 (7, PH) (8, 8)		0-0 G3		0-0 F8			0-0 B1-3		0-0 4-3
Bob Ojeda, L OBP: 0.095, SLG: 0.095 Doug Sisk, R (4, 1) Howard Johnson, S OBP: 0.357, SLG: 0.376 (7, PH) (8, 6)		0-0 4-3			0-3 K		0-0 4-3		

Inning Stats	R: 2 E: 0 K: 0 S: 6	H: 3 LOB: 1 BB: 0 P: 6	R: 0 E: 0 K: 1 S: 5	H: 0 LOB: 0 BB: 0 P: 5	R: 1 E: 0 K: 0 S: 3	H: 0 LOB: 0 BB: 1 P: 7	R: 0 E: 0 K: 1 S: 6	H: 1 LOB: 1 BB: 0 P: 6	R: 0 E: 0 K: 2 S: 9	H: 2 LOB: 2 BB: 0 P: 9	R: 0 E: 0 K: 0 S: 2	H: 0 LOB: 0 BB: 1 P: 6	R: 0 E: 0 K: 0 S: 3	H: 0 LOB: 1 BB: 1 P: 7	R: 0 E: 0 K: 0 S: 3	H: 1 LOB: 0 BB: 0 P: 3	R: 0 E: 0 K: 0 S: 3	H: 1 LOB: 0 BB: 0 P: 3
--------------	------------------------------	---------------------------------	------------------------------	---------------------------------	------------------------------	---------------------------------	------------------------------	---------------------------------	------------------------------	---------------------------------	------------------------------	---------------------------------	------------------------------	---------------------------------	------------------------------	---------------------------------	------------------------------	---------------------------------

PITCHER	IP	WLS	BF	H	R	ER	SO	BB	IBB	HBP	BLK	WP	HR	S	P	ERA	WHIP
Scott Garrelts, R ERA: 3.53 (1, 1)	9.0	W	35	8	3	3	4	3	0	0	0	1	1	40	52	3.00	1.222

Batter	1	2	3	4	5	6	7	8	9	AB R H RBI BB SO LOB	TOP		
Dan Gladden, R OBP: 0.347, SLG: 0.361 (1, 8) X	0-0 4-3 E 1B	0-0 1-2 2-H 3-H 1B		0-0 4-3		0-0 SH E	0-0 1-3 2B			4 1 3 2 0 0 0			
Will Clark, L OBP: 0.325, SLG: 0.437 (1, 3) X	0-0 4-3 1-2	0-0 F7			0-0 FC1-4 1B	0-0 E4 BB	4-0 IBB			4 0 1 0 1 0 4			
Bob Brenly, R OBP: 0.376, SLG: 0.336 (1, 2) X	0-0 6-3	0-0 F4			0-0 FC1-4 WP S 1-2f 1B	0-0 F5	0-0 1-3			5 1 0 0 0 0 9			
Jeffrey Leonard, R OBP: 0.360, SLG: 0.473 (1, 7) X	0-0 E9 2-H	0-0 F9			0-0 E S 1-H SF8 1B	0-3 K		0-0 F8		5 1 1 1 0 1 4			
Chili Davis, S OBP: 0.350, SLG: 0.439 (1, 9) X	4-0 IBB		0-3 K		0-0 SF8 1-H	4-0 BB		0-0 5-3		2 0 0 1 2 1 0			
Luis Quinones, S OBP: 0.286, SLG: 0.333 (1, 5) X	0-0 F7		0-0 F3		0-0 S 1B	0-0 1-3		0-0 6-3		5 0 1 0 0 0 5			
Robby Thompson, R OBP: 0.341, SLG: 0.366 (1, 4) X		4-0 SH 1B BB	0-0 F8		0-0 F5 1-2		0-0 6-3		0-0 G3	4 1 0 0 1 0 1	AB 38		
Jose Uribe, S OBP: 0.335, SLG: 0.311 (1, 6) X		0-0 SH 1B 1B		0-0 F9		0-0 SH S E 1B	0-0 F5		0-0 4-3	5 2 2 0 0 0 0	R 7		
Mike Krukow, R OBP: 0.241, SLG: 0.214 (1, 1) X		0-0 SH 1B		0-0 6-3		0-0 SH E 1B		0-0 F6		3 1 2 0 0 0 0	H 10		
Jeff Robinson, R OBP: 0.200, SLG: 0.250 (8, 1) X		1-2 2-3 1B				2B 1B				1 0 0 0 0 0 0	RBI 4		
Inning Stats	R: 1 E: 1 K: 0 S: 5 H: 1 LOB: 2 BB: 1 P: 9	R: 2 E: 1 K: 0 S: 6 H: 2 LOB: 2 BB: 1 P: 10	R: 0 E: 0 K: 1 S: 5 H: 0 LOB: 0 BB: 0 P: 5	R: 0 E: 0 K: 0 S: 3 H: 0 LOB: 0 BB: 0 P: 3	R: 2 E: 0 K: 0 S: 6 H: 3 LOB: 1 BB: 0 P: 6	R: 2 E: 2 K: 1 S: 9 H: 2 LOB: 3 BB: 1 P: 13	R: 0 E: 0 K: 0 S: 5 H: 2 LOB: 3 BB: 1 P: 9	R: 0 E: 0 K: 0 S: 3 H: 0 LOB: 0 BB: 0 P: 3	R: 0 E: 0 K: 0 S: 3 H: 0 LOB: 0 BB: 0 P: 3	1B: 9 2B: 1 3B: 0 HR: 0 SF: 1 SAC: 2 DP: 0 HBP: 0	WP: 1 PB: 0 SB: 4 CS: 0 PA: 45		
PITCHER	IP WLS BF H R ER SO BB IBB HBP BLK WP HR S P ERA WHIP											PITCHER	IP WLS BF H R ER SO BB IBB HBP BLK WP HR S P ERA WHIP
Ron Darling, R ERA: 3.68 (1, 1)	5.0 L 25 6 5 4 1 1 1 0 0 1 0 25 33 7.20 1.400												
Rick Aguilera, R ERA: 6.18 (6, 1)	2.0 14 4 2 0 1 1 1 0 0 0 0 14 22 0.00 2.500												
Randy Niemann, L ERA: 2.35 (8, 1)	2.0 6 0 0 0 0 0 0 0 0 0 0 6 6 0.00 0.000												

San Francisco Giants @ New York Mets
Shea Stadium, Flushing, NY
Sun Jun 01 1986, 3:33 AM EDT
Att: 49,041 - Unknown

livebaseballscorecards.com



BOTTOM

San Francisco Giants @ New York Mets
Shea Stadium, Flushing, NY
Sun Jun 01 1986, 3:33 AM EDT
Att. 49,041 - Unknown

livebaseballscores.com

AB 34
R 3
H 7
RBI 2
BB 1
SO 3
LOB 10



WP: 1 PA: 35
PB: 0
SB: 0
CS: 0

AB R H RBI BB SO LOB

3 0 0 0 1 0 0

4 1 1 0 0 0 1

3 0 2 0 0 1 0

1 1 1 0 0 0 0

4 1 1 2 0 1 3

4 0 1 0 0 0 3

4 0 0 0 0 0 1

0 0 0 0 0 0 0

4 0 1 0 0 0 0

4 0 0 0 0 0 1

1 0 0 0 0 0 0

1 0 0 0 0 1 1

0 0 0 0 0 0 0

1 0 0 0 0 0 0

0 0 0 0 0 0 0

1B: 5 SF: 0
2B: 1 SAC: 0
3B: 0 DP: 0
HR: 1 HBP: 0

Batter	1	2	3	4	5	6	7	8	9
Lenny Dykstra, L (1, 8) OBP: 0.345, SLG: 0.341	0-0 F9			4-0 FC1-6 BB		0-0 F6		0-0 4-3	
Wally Backman, S (1, 4) OBP: 0.383, SLG: 0.448	0-0 F7			0-0 FC1-6 F8 1B 1-2f		0-0 4-3		0-0 2B WP 1B	
Keith Hernandez, L (1, 3) OBP: 0.426, SLG: 0.474 Tim Teufel, R (6, PR) OBP: 0.318, SLG: 0.323 (7, 3)	0-3 K			0-0 1-2 1B		0-0 HR 1B		0-0 WP 1-3 2B	
Ray Knight, R (1, 5) OBP: 0.381, SLG: 0.563		0-0 F9		0-0 F8 2-3		0-0 HR 1-H		0-3 K 2-3 3-H	
Mookie Wilson, S (1, 7) OBP: 0.358, SLG: 0.424		0-0 F8		0-0 F4		0-0 1B		0-0 4-3	
Danny Heep, L (1, 9) OBP: 0.333, SLG: 0.448		0-0 F2			0-0 4-3	0-0 F8			0-0 F8
Howard Johnson, S (1, 6) OBP: 0.357, SLG: 0.376 Rafael Santana, R (2, 6) OBP: 0.224, SLG: 0.202			0-0 F4		0-0 1B		0-0 L3		0-0 6-3
Ed Hearn, R (1, 2) OBP: 0.385, SLG: 0.364			0-0 6-3		0-0 F9		0-0 F7		0-0 6-3
Ron Darling, R (1, 1) OBP: 0.143, SLG: 0.077 George Foster, R (5, PH) OBP: 0.304, SLG: 0.451 Rick Aguilera, R (6, 1) Kevin Mitchell, R (7, PH) OBP: 0.338, SLG: 0.477 Randy Niemann, L (8, 1)			0-0 F6		0-3 K		0-0 F7		

Inning Stats	R: 0	H: 0	E: 0	K: 1	S: 5	LOB: 0	BB: 0	P: 5	R: 0	H: 0	E: 0	K: 0	S: 3	LOB: 0	BB: 0	P: 3	R: 0	H: 0	E: 0	K: 0	S: 3	LOB: 0	BB: 0	P: 3	R: 0	H: 1	E: 0	K: 0	S: 4	LOB: 2	BB: 1	P: 8	R: 0	H: 1	E: 0	K: 1	S: 6	LOB: 1	BB: 0	P: 6	R: 2	H: 3	E: 0	K: 0	S: 6	LOB: 1	BB: 0	P: 6	R: 0	H: 0	E: 0	K: 0	S: 3	LOB: 0	BB: 0	P: 3	R: 1	H: 2	E: 0	K: 1	S: 7	LOB: 1	BB: 0	P: 7	R: 0	H: 0	E: 0	K: 0	S: 3	LOB: 0	BB: 0	P: 3
--------------	------	------	------	------	------	--------	-------	------	------	------	------	------	------	--------	-------	------	------	------	------	------	------	--------	-------	------	------	------	------	------	------	--------	-------	------	------	------	------	------	------	--------	-------	------	------	------	------	------	------	--------	-------	------	------	------	------	------	------	--------	-------	------	------	------	------	------	------	--------	-------	------	------	------	------	------	------	--------	-------	------

PITCHER	IP	WLS	BF	H	R	ER	SO	BB	IBB	HBP	BLK	WP	HR	S	P	ERA	WHIP
Mike Krukow, R (1, 1) ERA: 3.62	7.1	W	30	7	3	3	2	1	0	0	0	0	1	33	37	3.68	1.091
Jeff Robinson, R (8, 1) ERA: 3.71	1.2		5	0	0	0	1	0	0	0	0	1	0	7	7	0.00	0.000

PITCHER	IP	WLS	BF	H	R	ER	SO	BB	IBB	HBP	BLK	WP	HR	S	P	ERA	WHIP
---------	----	-----	----	---	---	----	----	----	-----	-----	-----	----	----	---	---	-----	------

Batter	1	2	3	4	5	6	7	8	9	AB R H RBI BB SO LOB	TOP											
Dan Gladden, R (1, 8) OBP: 0.348, SLG: 0.362	0-0 F4		0-0 FC3-6 1B		0-0 1-3		0-0 2B	0-0 FC6-4		5 1 2 0 0 0 1												
Will Clark, L (1, 3) Mike Aldrete, L (3, PR) OBP: 0.322, SLG: 0.432 OBP: 0.333, SLG: 0.250	0-0 L3		0-0 FC3-6 1B		0-0 F7		0-0 2B	4-0 BB		2 0 0 1 0 0 1 2 2 1 1 1 0 0												
Joel Youngblood, R (1, 5) Luis Quinones, S (7, 5) OBP: 0.368, SLG: 0.394 OBP: 0.273, SLG: 0.318	0-3 K		0-0 FC5-4 1B		1-0 HBP		0-0 5-3	0-0 F8		3 0 1 1 0 1 1 1 0 0 0 0 0 2												
Jeffrey Leonard, R (1, 7) OBP: 0.356, SLG: 0.471		0-3 K	0-0 FC5-4		0-3 K		0-0 2B		0-3 K	5 1 1 1 0 3 3												
Chili Davis, S (1, 9) OBP: 0.341, SLG: 0.425		0-3 K		0-0 F7		0-0 F7	0-0 G3		0-0 4-3	5 0 0 0 0 1 1												
Bob Brenly, R (1, 2) OBP: 0.382, SLG: 0.336		0-0 F6		4-0 1B BB		0-0 1B	0-0 E5		4-0 BB	3 1 1 0 2 0 0												
Robby Thompson, R (1, 4) OBP: 0.337, SLG: 0.361			0-0 1B FC3-6 1B	0-0 F8		0-0 F7	0-3 K		0-3 K	5 1 1 0 0 2 4												
Jose Uribe, S (1, 6) OBP: 0.339, SLG: 0.312			0-0 G3	0-0 1B		4-0 1B BB		0-0 F6		3 0 1 0 1 0 1												
Vida Blue, S (1, 1) Candy Maldonado, R (6, PH) Bill Laskey, R (6, 1) Greg Minton, S (7, 1) Mark Davis, L (9, 1) OBP: 0.289, SLG: 0.511			4-0 1B BB	0-3 K		0-0 1B		4-0 FC6-4 BB		1 1 0 0 1 1 2 1 0 1 1 0 0 0 0 0 0 0 0 0 0 0 0 0 0 1 0 0 0 0 0 0 0 0 0												
Inning Stats	R: 0 E: 0 K: 1 S: 5	H: 0 LOB: 0 BB: 0 P: 5	R: 0 E: 0 K: 2 S: 7	H: 0 LOB: 0 BB: 0 P: 7	R: 3 E: 1 K: 0 S: 6	H: 3 LOB: 2 BB: 1 P: 10	R: 0 E: 0 K: 1 S: 6	H: 1 LOB: 2 BB: 1 P: 10	R: 0 E: 0 K: 1 S: 5	H: 0 LOB: 1 BB: 0 P: 6	R: 1 E: 0 K: 0 S: 4	H: 2 LOB: 2 BB: 1 P: 8	R: 3 E: 1 K: 1 S: 9	H: 3 LOB: 1 BB: 0 P: 9	R: 0 E: 0 K: 0 S: 3	H: 0 LOB: 2 BB: 2 P: 11	R: 0 E: 0 K: 2 S: 7	H: 0 LOB: 1 BB: 1 P: 11	1B: 7 2B: 2 3B: 0 HR: 0	SF: 0 SAC: 0 DP: 0 HBP: 1	WP: 0 PB: 0 SB: 4 CS: 0	PA: 43
PITCHER	IP WLS BF H R ER SO BB IBB HBP BLK WP HR S P ERA WHIP																					
Floyd Youmans, R (1, 1) ERA: 5.91	6.0 L 29 8 6 5 5 3 0 1 0 0 0 0 35 48 7.50 1.833																					
Dan Schatzeder, L (7, 1) ERA: 3.18	1.0 5 1 1 0 1 0 0 0 0 0 0 0 7 7 0.00 1.000																					
Jeff Parrett, R (8, 1) ERA: 3.93	2.0 9 0 0 0 2 3 0 0 0 0 0 0 10 22 0.00 1.500																					

San Francisco Giants @ Montreal Expos
Olympic Stadium, Montreal, QB
Tue Jun 03 1986, 7:05 PM EDT
Att. 13,105 - Unknown

livebaseballscorecards.com

AB	36
R	7
H	9
RBI	5
BB	6
SO	8
LOB	16



Batter	1	2	3	4	5	6	7	8	9	AB	R	H	RBI	BB	SO	LOB
Tim Raines, S OBP: 0.414, SLG: 0.492 (1, 7)	0-0 5-3			0-0 4-3	0-0 1B		4-0 S 1B BB	0-3 K		4	0	1	1	1	1	2
Mitch Webster, S OBP: 0.346, SLG: 0.397 (1, 8)	0-0 4-3			0-3 K	0-0 1B		0-0 SF7	0-0 F7		4	0	1	1	0	1	2
Andre Dawson, R OBP: 0.351, SLG: 0.582 (1, 9)	0-0 F3			0-0 HR	0-0 F9		0-0 F9		0-0 F7	5	1	1	1	0	0	4
Andres Galarraga, R OBP: 0.353, SLG: 0.432 (1, 3)			0-0 F8	0-0 1B		0-0 3-1	0-0 BB	0-0 3B		5	1	3	1	0	0	0
Jim Wohlford, R OBP: 0.200, SLG: 0.300 (1, 5)			0-3 K	0-0 1B		0-0 1-3	4-0 FC6-4	0-0 6-3		3	0	1	0	0	0	1
Jeff Parrett, R OBP: 1.000, SLG: 1.000 (8, 1)				1-2 1B			1-2 2-3 BB			0	0	0	0	0	0	0
Hern Winningham, L OBP: 0.341, SLG: 0.438 (9, PH)								2-H 3B		1	1	1	1	0	0	0
Vance Law, R OBP: 0.286, SLG: 0.318 (1, 4)			0-0 4-3	0-0 F9		4-0 FC6-4	0-0 FC6-4	0-0 6-3		4	0	0	1	1	0	5
Mike Fitzgerald, R OBP: 0.319, SLG: 0.444 (1, 2)			4-0 G6-4-3 BB		4-0 BB	0-0 FC6-4	4-0 BB	4-0 E	0-0 BB	2	0	1	0	3	0	1
Al Newman, S OBP: 0.343, SLG: 0.276 (1, 6)			0-0 G6-4-3		4-0 S		4-0 BB	0-0 E1	4-0 BB	2	2	0	0	2	0	2
Jason Thompson, L OBP: 0.371, SLG: 0.271 (9, PH)			1-2f		1-2 1B		4-0 BB	1-2 BB		0	0	0	0	1	0	0
Jay Tibbs, R OBP: 0.238, SLG: 0.211 (9, PR)							4-0 BB	0-0 F9	0-3 K	0	0	0	0	0	0	0
Floyd Youmans, R OBP: 0.190, SLG: 0.056 (1, 1)			0-3 K		0-3 K		4-0 1B	0-0 F9	0-3 K	2	0	0	0	0	2	1
Dan Schatzeder, L OBP: 0.462, SLG: 0.667 (7, 1)										0	0	0	0	0	0	0
Wayne Krenchicki, L OBP: 0.224, SLG: 0.364 (7, 5)										2	1	0	0	1	1	4
Tim Wallach, R OBP: 0.346, SLG: 0.506 (7, PH)										0	0	0	0	1	0	0
Andy McGaffigan, R (7, PR)										0	0	0	0	0	0	0

Inning Stats	R: 0	H: 0	E: 0	LOB: 0	K: 0	BB: 0	S: 3	P: 3	R: 0	H: 0	E: 0	LOB: 0	K: 1	BB: 0	S: 5	P: 5	R: 0	H: 0	E: 0	LOB: 0	K: 1	BB: 1	S: 4	P: 8	R: 1	H: 3	E: 0	LOB: 2	K: 1	BB: 0	S: 8	P: 8	R: 1	H: 2	E: 0	LOB: 2	K: 1	BB: 2	S: 6	P: 14	R: 0	H: 0	E: 0	LOB: 1	K: 0	BB: 1	S: 3	P: 7	R: 2	H: 1	E: 0	LOB: 3	K: 0	BB: 4	S: 4	P: 20	R: 0	H: 0	E: 1	LOB: 2	K: 1	BB: 1	S: 6	P: 10	R: 2	H: 3	E: 0	LOB: 2	K: 1	BB: 1	S: 8	P: 12	1B: 6	SF: 1	2B: 1	SAC: 0	3B: 1	DP: 1	HR: 1	HBP: 0	WP: 0	PA: 45
--------------	------	------	------	--------	------	-------	------	------	------	------	------	--------	------	-------	------	------	------	------	------	--------	------	-------	------	------	------	------	------	--------	------	-------	------	------	------	------	------	--------	------	-------	------	-------	------	------	------	--------	------	-------	------	------	------	------	------	--------	------	-------	------	-------	------	------	------	--------	------	-------	------	-------	------	------	------	--------	------	-------	------	-------	-------	-------	-------	--------	-------	-------	-------	--------	-------	--------


PITCHER	IP	WLS	BF	H	R	ER	SO	BB	IBB	HBP	BLK	WP	HR	S	P	ERA	WHIP
Vida Blue, L ERA: 5.11 (1, 1)	5.0		21	5	2	2	4	3	0	0	0	0	0	26	38	3.60	1.600
Bill Laskey, R ERA: 2.96 (6, 1)	1.0		7	0	2	2	0	4	0	0	0	0	0	3	19	18.00	4.000
Greg Minton, R ERA: 4.19 (7, 1)	2.2		15	4	2	2	1	2	0	0	0	0	0	15	23	6.75	2.250
Mark Davis, L ERA: 2.25 (9, 1)	0.1	S	2	0	0	0	1	1	0	0	0	0	0	3	7	0.00	3.000

BOTTOM

San Francisco Giants @ Montreal Expos
Olympic Stadium, Montreal, QB

Tue Jun 03 1986, 7:05 PM EDT
Att. 13,105 - Unknown

AB	34
R	6
H	9
RBI	6
BB	10
SO	6
LOB	21



livebaseballscorecards.com

Batter	1	2	3	4	5	6	7	8	9	AB R H RBI BB SO LOB	TOP																
Mike Aldrete, L (1, 3) OBP: 0.300, SLG: 0.188	0-0 4-3		4-0 BB		0-0 G3		0-0 G6-4-3 1-2f		0-3 K	4 0 0 0 1 1 4																	
Bob Brenly, R (1, 2) OBP: 0.377, SLG: 0.326	0-3 K		0-0 F4			1-0 HBP		0-3 K	0-3 K	4 0 0 0 0 3 2																	
Candy Maldonado, R (1, 9) OBP: 0.284, SLG: 0.505	0-0 6-3			0-0 F5		0-3 K		0-0 1B 3B 2B	0-0 G3	5 1 1 0 0 1 1																	
Jeffrey Leonard, R (1, 7) OBP: 0.359, SLG: 0.468		0-0 5-3		0-0 5-3		4-0 G6-4-3 BB		0-0 3B 1B		3 1 1 0 1 0 0																	
Chili Davis, S (1, 8) OBP: 0.339, SLG: 0.433		0-3 K		0-0 G1-5-3		0-0 G6-4-3 1-2f		0-0 SH1-3 3B		4 1 1 2 0 1 2																	
Luis Quinones, S (1, 5) OBP: 0.320, SLG: 0.520		0-0 6-3			0-0 3B		0-0 1B 3B	0-0 SH1-3		3 1 2 1 0 0 0																	
Robby Thompson, R (1, 4) OBP: 0.346, SLG: 0.376			0-0 S 1B		0-0 E5 SH1-3		0-0 SH3-4 1B	0-0 2B		4 0 3 1 0 0 1																	
Jose Uribe, S (1, 6) OBP: 0.339, SLG: 0.308			0-0 F8		0-3 K		0-0 SH3-4 1-2	4-0 IBB		2 0 0 0 1 1 3																	
Michael LaCoss, R (1, 1) OBP: 0.318, SLG: 0.333			0-3 K		0-0 SH1-3		4-0 G6-4-3 BB	0-3 K		1 0 0 0 0 1 1																	
Joel Youngblood, R (7, PH) OBP: 0.385, SLG: 0.394										0 0 0 0 1 0 0																	
Jeff Robinson, R (7, 1) OBP: 0.167, SLG: 0.200										1 0 0 0 0 1 2																	
Inning Stats	R: 0 E: 0 K: 1 S: 5	H: 0 LOB: 0 BB: 0 P: 5	R: 0 E: 0 K: 1 S: 5	H: 0 LOB: 0 BB: 0 P: 5	R: 0 E: 0 K: 1 S: 6	H: 1 LOB: 2 BB: 1 P: 10	R: 0 E: 0 K: 0 S: 3	H: 0 LOB: 0 BB: 0 P: 3	R: 0 E: 1 K: 1 S: 7	H: 1 LOB: 2 BB: 0 P: 7	R: 0 E: 0 K: 1 S: 4	H: 0 LOB: 1 BB: 1 P: 9	R: 1 E: 0 K: 0 S: 4	H: 2 LOB: 1 BB: 1 P: 8	R: 3 E: 0 K: 2 S: 11	H: 4 LOB: 2 BB: 1 P: 15	R: 0 E: 0 K: 2 S: 7	H: 0 LOB: 0 BB: 0 P: 7	1B: 3 2B: 2 3B: 3 HR: 0	SF: 0 SAC: 3 DP: 2 HBP: 1	WP: 0 PB: 0 SB: 2 CS: 0	PA: 39					
PITCHER	IP WLS BF H R ER SO BB IBB HBP BLK WP HR S P ERA WHIP																										
Bryn Smith, R (1, 1) ERA: 3.67	6.1		26	4	1	1	5	2	0	1	0	0	0	33	42	1.42	0.947										
Jeff Reardon, R (7, 1) ERA: 2.89	1.2	L	10	4	3	3	2	1	1	0	0	0	0	12	20	16.20	3.000										
Tim Burke, R (9, 1) ERA: 2.08	1.0		3	0	0	0	2	0	0	0	0	0	0	7	7	0.00	0.000										

San Francisco Giants @ Montreal Expos
Olympic Stadium, Montreal, QB
Wed Jun 04 1986, 7:05 PM EDT
Att. 8,899 - Overcast

livebaseballscorecards.com

AB	31
R	4
H	8
RBI	4
BB	4
SO	9
LOB	16



Batter	1	2	3	4	5	6	7	8	9
Tim Raines, S OBP: 0.416, SLG: 0.492 (1, 7)	0-3 K		0-0 S 1B			0-0 S 1B		0-0 4-3	
Mitch Webster, S OBP: 0.344, SLG: 0.394 (1, 8) (2, 9)	0-0 1B		0-0 L8 1-2			0-3 K 1-2		0-0 3-1	
Tim Burke, R (9, 1)	1B								
Andre Dawson, R OBP: 0.354, SLG: 0.585 Herm Winningham, L OBP: 0.341, SLG: 0.434 (1, 9) (2, 8)	0-0 G6-4-3 1-2 1B			0-0 6-3		0-0 4-3		0-0 G4-6-3 1B	
Andres Galarraga, R OBP: 0.352, SLG: 0.426 (1, 3)	0-0 G6-4-3 1-2f			0-0 F9		0-0 2-H 1B		0-3 K	
Wayne Krenchicki, L OBP: 0.250, SLG: 0.426 Jeff Reardon, R Jim Wohlford, R OBP: 0.194, SLG: 0.290 (1, 5) (7, 1) (9, 9)		0-0 G4-6-3 1B		0-0 E9 3B		0-0 4-3		0-0 G4-6-3 1-2f	
Vance Law, R OBP: 0.287, SLG: 0.314 (1, 4)		0-0 G4-6-3 1-2f		4-0 CS BB			0-0 5-3		
Mike Fitzgerald, R OBP: 0.309, SLG: 0.429 (1, 2)		0-0 4-3		0-0 CS 1-2	0-3 K		0-3 K		
Al Newman, S OBP: 0.343, SLG: 0.267 (1, 6)			0-0 L4		4-0 CS BB		0-0 E4 CS		
Bryn Smith, R Tim Wallach, R OBP: 0.344, SLG: 0.503 (1, 1) (7, 5)			0-0 F3		0-0 G1-6-3 1-2		0-0 CS 1-2	0-3 K	

AB	R	H	RBI	BB	SO	LOB
4	1	2	0	0	1	0
4	0	1	0	0	1	2
0	0	0	0	0	0	0
1	0	1	0	0	0	0
3	0	1	0	0	0	1
4	0	1	1	0	1	3
3	1	2	0	0	0	1
0	0	0	0	0	0	0
1	0	0	0	0	0	1
2	0	0	0	1	0	1
3	0	0	0	0	2	0
2	0	0	0	1	0	0
2	0	0	0	0	0	1
1	0	0	0	0	1	0

WP	HR	S	P	ERA	WHIP
0	0	27	35	1.50	1.500
0	0	15	15	0.00	0.333

Inning Stats	R	H	E	K	S	H	LOB	BB	P
	0	2	0	1	6	1	1	0	6
	0	0	0	0	3	0	0	0	3
	0	0	0	0	4	1	1	0	4
	1	1	1	0	7	0	0	1	7
	0	0	0	0	8	0	0	1	8
	0	0	0	0	5	0	0	0	5
	0	0	0	0	5	0	0	0	5
	0	1	0	0	5	0	0	0	5
	0	0	0	0	1	0	0	0	1

San Francisco Giants @ Montreal Expos
 Olympic Stadium, Montreal, QB
 Wed Jun 04 1986, 7:05 PM EDT
 Att: 8,999 - Overcast

livebaseballscorecards.com

AB	30
R	2
H	8
RBI	1
BB	2
SO	6
LOB	10



WP	0	PA	34
PB	0		
SB	2		
CS	3		

Batter	1	2	3	4	5	6	7	8	9	AB R H RBI BB SO LOB	TOP
Eddie Milner, L (1, 8) OBP: 0.303, SLG: 0.370	0-0 6-3	0-0 2-3 1B			0-0 3-1			0-0 F5		4 0 1 0 0 0 0	Cincinnati Reds @ San Francisco Giants Candlestick Park, San Francisco, CA Fri Jun 06 1986, 10:05 PM EDT Att. 13,626 - Unknown livebaseballscorecards.com
Pete Rose, S (1, 3) OBP: 0.310, SLG: 0.217	0-3 K	4-0 1-2 3-H BB			0-0 5-3			0-0 1B 1B		3 1 1 0 1 1 0	
Dave Parker, L (1, 9) OBP: 0.355, SLG: 0.520	0-0 F8	0-0 F8			0-0 1-3			0-3 K		4 0 0 0 0 1 3	
Nick Esasky, R (1, 7) OBP: 0.344, SLG: 0.438 Max Venable, L (8, PR) OBP: 0.260, SLG: 0.261 (8, 7)		0-0 BB E 1B	0-3 K		0-3 K			0-0 1B 1-2 1B		4 1 2 0 0 2 0 0 0 0 0 0 0 0	
Buddy Bell, R (1, 5) OBP: 0.313, SLG: 0.329		4-0 BB BB E 6-3 BB	0-0 6-3		0-0 5-3			0-0 1-3 2-H 1B		3 1 1 1 1 0 0	
Kurt Stillwell, S (1, 6) OBP: 0.310, SLG: 0.250		0-0 E9 6-3 1-3 2-H 1B 1B	0-0 F9		0-0 G3			0-0 F9		4 1 1 1 0 0 2	
Bo Diaz, R (1, 2) OBP: 0.314, SLG: 0.348		0-0 6-3 2-3 3-H		0-0 6-3			0-0 6-3	0-0 F3		4 0 0 1 0 0 1	
Ron Oester, S (1, 4) OBP: 0.306, SLG: 0.372		0-0 1B SH3-4 E 3-H 1B		0-0 4-3			0-0 G4-6-3 1B	0-3 K		4 1 2 1 0 1 0	
Chris Welsh, L (1, 1) Tom Runnells, S (7, PH) OBP: 0.091, SLG: 0.182 Ron Robinson, R (7, 1)		0-0 SH3-4 1-2		0-3 K			0-0 G4-6-3 1-2f	0-3 K		1 0 0 0 0 1 0 1 0 0 0 0 0 1 1 0 0 0 0 1 0	
Inning Stats	R: 0 E: 0 K: 1 S: 5 H: 0 LOB: 0 BB: 0 P: 5	R: 4 E: 1 K: 0 S: 7 H: 4 LOB: 2 BB: 2 P: 15	R: 0 E: 0 K: 1 S: 5 H: 0 LOB: 0 BB: 0 P: 5	R: 0 E: 0 K: 1 S: 5 H: 0 LOB: 0 BB: 0 P: 5	R: 0 E: 0 K: 1 S: 3 H: 0 LOB: 0 BB: 0 P: 3	R: 0 E: 0 K: 1 S: 5 H: 0 LOB: 0 BB: 0 P: 5	R: 0 E: 0 K: 0 S: 3 H: 1 LOB: 0 BB: 0 P: 3	R: 1 E: 0 K: 1 S: 8 H: 3 LOB: 2 BB: 0 P: 8	R: 0 E: 0 K: 2 S: 7 H: 0 LOB: 0 BB: 0 P: 7	1B: 8 2B: 0 3B: 0 HR: 0 SF: 0 SAC: 1 DP: 1 HBP: 0	WP: 0 PB: 0 SB: 1 CS: 0 PA: 36
PITCHER Scott Garrelts, R (1, 1) ERA: 3.6 Juan Berenguer, R (7, 1) ERA: 3.16	IP WLS BF H R ER SO BB IBB HBP BLK WP HR S P ERA WHIP	6.0 L 24 4 4 3 4 2 0 0 0 0 0 0 30 38 4.50 1.000	3.0 12 4 1 1 3 0 0 0 0 0 0 0 0 18 18 3.00 1.333				PITCHER IP WLS BF H R ER SO BB IBB HBP BLK WP HR S P ERA WHIP				



Batter	1	2	3	4	5	6	7	8	9	AB R H RBI BB SO LOB	BOTTOM
--------	---	---	---	---	---	---	---	---	---	----------------------	--------

Candy Maldonado, R OBP: 0.290, SLG: 0.519 (1, 9) X	0-0 2-3 X	0-0 2B 2B 2-H 3-H X			0-0 2B FC1-5-6-1 X		0-0 F9 X		0-0 3-1 X	5 0 2 2 0 0 0	
Mike Aldrete, L OBP: 0.292, SLG: 0.200 (1, 3) X	0-0 1-4-3 X	0-0 F7 X			0-0 4-3 2-3 X		0-0 4-2 E G3 1B X			4 0 1 0 0 0 2	
Chris Brown, R OBP: 0.387, SLG: 0.460 (1, 5) X	0-0 1B X			0-0 L4 X	0-0 4-3 1-2 X		0-0 G3 1-2 X			4 0 1 0 0 0 2	
Jeffrey Leonard, R OBP: 0.357, SLG: 0.461 (1, 7) X	0-0 F4 X			0-0 F2 X	0-0 1-3 X		1-0 4-2 E HBP X			3 0 0 0 0 0 2	
Chili Davis, S OBP: 0.332, SLG: 0.423 (1, 8) X		0-0 F7 X	0-0 6-3 X			0-0 6-3 X	0-0 4-2 1-3 2-H S X	0-3 K X		4 0 0 0 0 1 0	
Bob Melvin, R OBP: 0.213, SLG: 0.316 (1, 2)				0-0 X	0-0 4-3 X	0-0 1B 1B X		0-0 6-3 X		3 1 3 0 0 0 0	
Chris Jones, L (6, PR)										0 0 0 0 0 0 0	
Bob Brenly, R OBP: 0.375, SLG: 0.324 (7, 2)		2B 1B 1B X			4-3 2B X					1 0 0 0 0 0 0	
Robby Thompson, R OBP: 0.344, SLG: 0.379 (1, 4) X		0-0 SH3-4 1-3 2B 2B X			0-0 4-3 2-3 X		0-0 F8 X	0-0 F8 X		4 1 1 0 0 0 2	
Jose Uribe, S OBP: 0.343, SLG: 0.313 (1, 6) X		0-0 SH3-4 3-H 2B 1B X			0-0 L6 X		0-0 1-2 1B X		0-0 6-3 X	4 1 2 1 0 0 1	
Scott Garrelts, R OBP: 0.160, SLG: 0.200 (1, 1)		0-0 SH3-4 X			0-0 5-3 X		0-0 F8 X		0-0 F8 X	1 0 0 0 0 0 1	
Joel Youngblood, R OBP: 0.375, SLG: 0.382 (6, PH)										1 0 0 0 0 0 2	
Juan Berenguer, R (7, 1)										0 0 0 0 0 0 0	
Mike Woodard, L OBP: 0.304, SLG: 0.211 (9, PH)		1-2 2-3 X								1 0 0 0 0 0 0	

Inning Stats	R: 0 E: 0 K: 0 S: 4	H: 1 LOB: 1 BB: 0 P: 4	R: 3 E: 0 K: 0 S: 7	H: 4 LOB: 1 BB: 0 P: 7	R: 0 E: 0 K: 0 S: 3	H: 0 LOB: 0 BB: 0 P: 3	R: 0 E: 0 K: 0 S: 4	H: 1 LOB: 1 BB: 0 P: 4	R: 0 E: 0 K: 0 S: 4	H: 1 LOB: 1 BB: 0 P: 4	R: 0 E: 0 K: 0 S: 5	H: 2 LOB: 2 BB: 0 P: 5	R: 0 E: 1 K: 0 S: 3	H: 1 LOB: 2 BB: 0 P: 4	R: 0 E: 0 K: 1 S: 5	H: 0 LOB: 0 BB: 0 P: 5	R: 0 E: 0 K: 0 S: 3	H: 0 LOB: 0 BB: 0 P: 3	1B: 6 2B: 4 3B: 0 HR: 0	SF: 0 SAC: 1 DP: 0 HBP: 1	WP: 0 PB: 0 SB: 0 CS: 0	PA: 37
---------------------	------------------------------	---------------------------------	------------------------------	---------------------------------	------------------------------	---------------------------------	------------------------------	---------------------------------	------------------------------	---------------------------------	------------------------------	---------------------------------	------------------------------	---------------------------------	------------------------------	---------------------------------	------------------------------	---------------------------------	----------------------------------	------------------------------------	----------------------------------	--------


PITCHER	IP	WLS	BF	H	R	ER	SO	BB	IBB	HBP	BLK	WP	HR	S	P	ERA	WHIP
Chris Welsh, L ERA: 3.46 (1, 1)	6.0	W	27	9	3	3	0	0	0	0	0	0	0	27	27	4.50	1.500
Ron Robinson, R ERA: 1.5 (7, 1)	3.0	S	11	1	0	0	1	0	0	1	0	0	0	11	12	0.00	0.333

Cincinnati Reds @ San Francisco Giants
 Candlestick Park, San Francisco, CA
 Fri Jun 06 1986, 10:05 PM EDT
 Att. 13,626 - Unknown

livebaseballscorecards.com

AB	35
R	3
H	10
RBI	3
BB	0
SO	1
LOB	12



Batter	1	2	3	4	5	6	7	8	9	AB R H RBI BB SO LOB	TOP														
Eddie Milner, L (1, 8) OBP: 0.309, SLG: 0.398	0-0 F7		0-0 HR			0-0 FC4-6 1B		0-0 F8		4 1 2 1 0 0 0	<p>Cincinnati Reds @ San Francisco Giants Candlestick Park, San Francisco, CA</p> <p>Sat Jun 07 1986, 6:33 AM EDT Att. 14,506 - Unknown</p> <p>livebaseballscorecards.com</p> <table> <tr><td>AB</td><td>35</td></tr> <tr><td>R</td><td>2</td></tr> <tr><td>H</td><td>8</td></tr> <tr><td>RBI</td><td>2</td></tr> <tr><td>BB</td><td>0</td></tr> <tr><td>SO</td><td>8</td></tr> <tr><td>LOB</td><td>15</td></tr> </table> 	AB	35	R	2	H	8	RBI	2	BB	0	SO	8	LOB	15
AB	35																								
R	2																								
H	8																								
RBI	2																								
BB	0																								
SO	8																								
LOB	15																								
Pete Rose, S (1, 3) OBP: 0.308, SLG: 0.218	0-0 FC3-6 1B		0-3 K			0-0 FC4-6 1-2		0-0 F7		4 0 1 0 0 1 1															
Dave Parker, L (1, 9) OBP: 0.349, SLG: 0.510	0-0 FC3-6 1-2				0-0 G3		0-3 K		0-3 K	4 0 0 0 0 2 2															
Nick Esasky, R (1, 7) OBP: 0.335, SLG: 0.425	0-3 K				0-0 F3		0-0 5-3		0-3 K	4 0 0 0 0 2 2															
Buddy Bell, R (1, 5) OBP: 0.317, SLG: 0.352		0-0 F5			0-0 F8		0-0 1B 1B		0-0 HR	4 1 2 1 0 0 0															
Kurt Stillwell, S (1, 6) OBP: 0.319, SLG: 0.263		0-0 F7			0-3 K		0-0 1-2 1B		0-0 1B	4 0 2 0 0 1 0															
Bo Diaz, R (1, 2) OBP: 0.313, SLG: 0.345		0-0 F8			0-0 FC4-6 1B		0-3 K		0-0 F9	4 0 1 0 0 1 3															
Ron Oester, S (1, 4) OBP: 0.299, SLG: 0.363			0-0 F9		0-0 FC4-6 1-2		0-3 K		0-0 G3	4 0 0 0 0 1 4															
Bill Gullickson, R (1, 1) OBP: 0.120, SLG: 0.083 Max Venable, L (7, PH) OBP: 0.255, SLG: 0.255 Ted Power, R (7, 1)			0-0 F3		0-0 6-3		0-0 G3			2 0 0 0 0 0 1 1 0 0 0 0 0 2 0 0 0 0 0 0 0															
Inning Stats	R: 0 E: 0 K: 1 S: 6	H: 1 LOB: 1 BB: 0 P: 6	R: 0 E: 0 K: 0 S: 3	H: 0 LOB: 0 BB: 0 P: 3	R: 1 E: 0 K: 1 S: 6	H: 1 LOB: 0 BB: 0 P: 6	R: 0 E: 0 K: 1 S: 6	H: 1 LOB: 1 BB: 0 P: 6	R: 0 E: 0 K: 2 S: 9	H: 2 LOB: 2 BB: 0 P: 9	R: 0 E: 0 K: 1 S: 5	H: 0 LOB: 0 BB: 0 P: 5	R: 1 E: 0 K: 1 S: 7	H: 2 LOB: 1 BB: 0 P: 7	1B: 6 2B: 0 3B: 0 HR: 2	SF: 0 SAC: 0 DP: 0 HBP: 0	WP: 0 PB: 0 SB: 0 CS: 0	PA: 35							
PITCHER Mike Krukow, R (1, 1) ERA: 3.46	IP: 9.0 WLS: W BF: 35 H: 8 R: 2 ER: 2 SO: 8 BB: 0 IBB: 0 HBP: 0 BLK: 0 WP: 0 HR: 2 S: 51 P: 51 ERA: 2.00 WHIP: 0.889																								

Batter	1	2	3	4	5	6	7	8	9
Candy Maldonado, R OBP: 0.279, SLG: 0.500 (1, 9) X	0-0 5-3		0-0 6-3		0-0 F7		0-0 F9		
Mike Aldrete, L OBP: 0.321, SLG: 0.217 (1, 3) X	0-0 F7			4-0 1B 1B BB	0-0 4-3		0-0 BB 1B		
Chris Brown, R OBP: 0.390, SLG: 0.479 (1, 5) X	0-0 F4			0-0 F9	0-0 HR		4-0 1-2 BB		
Jeffrey Leonard, R OBP: 0.360, SLG: 0.462 (1, 7) X		0-0 F4		0-0 1B 1-3 HR 1B	0-0 WP 1B		0-3 K		
Chili Davis, S OBP: 0.335, SLG: 0.424 (1, 8) X		0-0 G3		0-0 1-3 HR 1B	0-0 6-3		0-0 1-2 2-H 1B		
Bob Brenly, R OBP: 0.378, SLG: 0.349 (1, 2) X		0-0 5-3		0-0 1-H 3-H HR		0-0 FC1-6 1B	0-0 F8		
Robby Thompson, R OBP: 0.342, SLG: 0.381 (1, 4) X			0-0 F3	0-0 2B		0-0 FC1-6		0-0 F2	
Jose Uribe, S OBP: 0.341, SLG: 0.311 (1, 6) X			0-0 F8 S 1B	0-0 F7		0-0 F9		0-0 F9	
Mike Krukow, R OBP: 0.212, SLG: 0.188 (1, 1) X			0-0 F8 1-3	0-0 L6		0-0 5-3		0-0 F8	

Inning Stats	R: 0	H: 0	E: 0	K: 0	S: 3	LOB: 0	BB: 0	P: 3
	R: 0	H: 0	E: 0	K: 0	S: 3	LOB: 0	BB: 0	P: 3
	R: 0	H: 1	E: 0	K: 0	S: 4	LOB: 1	BB: 0	P: 4
	R: 4	H: 4	E: 0	K: 0	S: 7	LOB: 1	BB: 1	P: 11
	R: 1	H: 2	E: 0	K: 0	S: 5	LOB: 1	BB: 0	P: 5
	R: 0	H: 1	E: 0	K: 0	S: 4	LOB: 1	BB: 0	P: 4
	R: 1	H: 2	E: 0	K: 1	S: 7	LOB: 2	BB: 1	P: 11
	R: 0	H: 0	E: 0	K: 0	S: 3	LOB: 0	BB: 0	P: 3

PITCHER	IP	WLS	BF	H	R	ER	SO	BB	IBB	HBP	BLK	WP	HR	S	P	ERA	WHIP
Bill Gullickson, R ERA: 4.03 (1, 1)	6.0	L	27	8	5	5	0	1	0	0	0	1	2	26	30	7.50	1.500
Ted Power, R ERA: 4.15 (7, 1)	2.0		9	2	1	1	1	1	0	0	0	0	0	10	14	4.50	1.500

BOTTOM

Cincinnati Reds @ San Francisco Giants
Candlestick Park, San Francisco, CA

Sat Jun 07 1986, 6:33 AM EDT
Att. 14,506 - Unknown

AB	R	H	RBI	BB	SO	LOB
4	0	0	0	0	0	1
3	2	1	0	1	0	0
3	1	1	1	1	0	1
4	1	2	0	0	1	2
4	1	2	2	0	0	1
4	1	2	3	0	0	2
4	0	1	0	0	0	1
4	0	1	0	0	0	2
4	0	0	0	0	0	3

AB	34
R	6
H	10
RBI	6
BB	2
SO	1
LOB	13

livebaseballscorecards.com



WP	PA
1	36
PB	0
SB	1
CS	0

Batter	1	2	3	4	5	6	7	8	9	AB R H RBI BB SO LOB	TOP											
Eddie Milner, L (1, 8) OBP: 0.305, SLG: 0.386	0-0 4-3		0-0 L4		0-0 F7			4-0 BB	0-0 FC4-2-5 3B	4 1 0 0 1 0 2												
Pete Rose, S (1, 3) OBP: 0.303, SLG: 0.239	0-0 6-3		0-0 4-3		0-0 3-1			0-0 G4-6-3	0-0 3B	5 0 1 2 0 0 1												
Max Venable, L (1, 7) OBP: 0.268, SLG: 0.294	4-0 HR BB		0-0 4-3					0-0 2B 3B	0-0 F7	4 2 1 0 1 0 2												
Dave Parker, L (1, 9) OBP: 0.360, SLG: 0.537	0-0 1-H HR				0-0 1B 4-3 1B			0-0 2B		3 2 3 3 1 0 0												
Buddy Bell, R (1, 5) OBP: 0.326, SLG: 0.368	0-0 2B				0-0 1-3 FC5-4 1B			0-0 1-2 G4-6-3 1B		4 0 3 0 0 1 1												
Kurt Stillwell, S (1, 6) OBP: 0.305, SLG: 0.250	0-3 K				0-0 1-2 FC5-4 4-3			0-0 1-2f G4-6-3	0-3 K	4 0 0 0 0 2 5												
Bo Diaz, R (1, 2) OBP: 0.317, SLG: 0.356					0-0 1-2 3-H 4-3			0-0 6-3	0-0 1B E 2B	4 1 2 1 0 0 1												
Ron Oester, S (1, 4) OBP: 0.298, SLG: 0.360					0-0 1-2f G4-6-3 G3			0-0 L4	0-0 WP E FC4-2-5 1B	4 0 1 0 0 0 2												
John Denny, R (1, 1) OBP: 0.250, SLG: 0.217					0-0 F7			0-0 5-3	0-0 E1 FC4-2-5 3B	3 0 0 0 0 0 0												
Ron Robinson, R (8, 1)									1-2 3-H	0 0 0 0 0 0 0												
Tony Perez, R (9, PH) OBP: 0.267, SLG: 0.132										1 0 0 1 0 0 1												
Eric Davis, R (9, PR) OBP: 0.298, SLG: 0.367										0 1 0 0 0 0 0												
John Franco, L (9, 1)										0 0 0 0 0 0 0												
Inning Stats	R: 2 E: 0 K: 1 S: 7	H: 2 LOB: 1 BB: 1 P: 11	R: 0 E: 0 K: 0 S: 3	H: 1 LOB: 0 BB: 0 P: 3	R: 0 E: 0 K: 0 S: 3	H: 0 LOB: 0 BB: 0 P: 3	R: 1 E: 0 K: 0 S: 5	H: 2 LOB: 1 BB: 0 P: 5	R: 0 E: 0 K: 0 S: 3	H: 0 LOB: 0 BB: 0 P: 3	R: 0 E: 0 K: 0 S: 3	H: 1 LOB: 1 BB: 1 P: 7	R: 0 E: 0 K: 0 S: 3	H: 0 LOB: 0 BB: 0 P: 3	R: 1 E: 0 K: 1 S: 6	H: 2 LOB: 1 BB: 1 P: 10	R: 3 E: 1 K: 1 S: 9	H: 3 LOB: 2 BB: 0 P: 9	1B: 5 2B: 3 3B: 2 HR: 1	SF: 0 SAC: 0 DP: 3 HBP: 0	WP: 1 PB: 0 SB: 0 CS: 0	PA: 39
PITCHER	IP WLS BF H R ER SO BB IBB HBP BLK WP HR S P ERA WHIP																				PITCHER	IP WLS BF H R ER SO BB IBB HBP BLK WP HR S P ERA WHIP
Michael LaCoss, R (1, 1) ERA: 2.77	7.2 L 30 7 4 4 1 3 0 0 0 0 1 29 41 4.70 1.304																					
Mark Davis, L (8, 1) ERA: 2.22	0.1 2 1 0 0 1 0 0 0 0 0 0 0 4 4 0.00 3.000																					
Greg Minton, R (9, 1) ERA: 4.33	1.0 7 3 3 1 1 0 0 0 0 1 0 9 9 9.00 3.000																					

Cincinnati Reds @ San Francisco Giants
 Candlestick Park, San Francisco, CA
 Sun Jun 08 1986, 6:33 AM EDT
 Unknown

AB	36
R	7
H	11
RBI	7
BB	3
SO	3
LOB	15



Batter	1	2	3	4	5	6	7	8	9	AB R H RBI BB SO LOB
Candy Maldonado, R (1, 9) OBP: 0.278, SLG: 0.491	0-0 G4-6-3 1B		0-3 K			0-3 K		0-3 K		4 0 1 0 0 3 1
Mike Aldrete, L (1, 3) OBP: 0.344, SLG: 0.346	0-0 G4-6-3 1-2f			0-0 HR		0-0 F8		4-0 G5-3 1B BB		3 1 1 1 1 0 1
Chris Brown, R (1, 5) OBP: 0.393, SLG: 0.479 Luis Quinones, S (8, PR) OBP: 0.320, SLG: 0.520 (9, 5)	0-0 1-3			0-3 K		0-0 E4 1B		0-0 1-2 2-H 1B		4 0 2 1 0 1 0 0 0 0 0 0 0 0
Jeffrey Leonard, R (1, 7) OBP: 0.353, SLG: 0.453		0-3 K		0-3 K		0-3 K		0-0 G5-3 2-3f		4 0 0 0 0 3 3
Chili Davis, S (1, 8) OBP: 0.343, SLG: 0.432		0-0 E 1B		0-0 1B		0-0 SH1-3 1B		0-3 K		4 1 3 0 0 1 0
Bob Brenly, R (1, 2) OBP: 0.372, SLG: 0.342		0-0 5-3 1-H		0-3 K		0-0 SH1-3 1-2		0-3 K		3 0 0 0 0 2 1
Robby Thompson, R (1, 4) OBP: 0.335, SLG: 0.373		0-0 F9			0-3 K		0-0 F9		0-0 4-3	4 0 0 0 0 1 1
Jose Uribe, S (1, 6) OBP: 0.335, SLG: 0.305			0-0 6-3		0-0 G3		0-0 4-3			3 0 0 0 0 0 1
Michael LaCoss, R (1, 1) OBP: 0.292, SLG: 0.304 Mark Davis, L (8, 1) Mike Woodard, L (8, PH) OBP: 0.333, SLG: 0.211 Greg Minton, S (9, 1)			0-3 K		0-3 K			4-0 BB 1B BB		2 0 0 0 0 2 0 0 0 0 0 0 0 0 0 1 0 0 1 0 0 0 0 0 0 0 0 0

Inning Stats	R: 0 E: 0 K: 0 S: 3	H: 1 LOB: 0 BB: 0 P: 3	R: 1 E: 1 K: 1 S: 6	H: 1 LOB: 0 BB: 0 P: 6	R: 0 E: 0 K: 2 S: 7	H: 0 LOB: 0 BB: 0 P: 7	R: 1 E: 0 K: 3 S: 11	H: 2 LOB: 1 BB: 0 P: 11	R: 0 E: 0 K: 2 S: 7	H: 0 LOB: 0 BB: 0 P: 7	R: 0 E: 1 K: 2 S: 8	H: 1 LOB: 1 BB: 0 P: 8	R: 0 E: 0 K: 0 S: 4	H: 1 LOB: 1 BB: 0 P: 4	R: 1 E: 0 K: 1 S: 5	H: 1 LOB: 1 BB: 2 P: 13	R: 0 E: 0 K: 2 S: 7	H: 0 LOB: 0 BB: 0 P: 7	1B: 6 2B: 0 3B: 0 HR: 1	SF: 0 SAC: 1 DP: 2 HBP: 0	WP: 0 PB: 0 SB: 0 CS: 0	PA: 34
--------------	------------------------------	---------------------------------	------------------------------	---------------------------------	------------------------------	---------------------------------	-------------------------------	----------------------------------	------------------------------	---------------------------------	------------------------------	---------------------------------	------------------------------	---------------------------------	------------------------------	----------------------------------	------------------------------	---------------------------------	----------------------------------	------------------------------------	----------------------------------	--------

PITCHER	IP	WLS	BF	H	R	ER	SO	BB	IBB	HBP	BLK	WP	HR	S	P	ERA	WHIP
John Denny, R (1, 1) ERA: 4.95	7.0	W	26	6	2	1	10	0	0	0	0	0	1	46	46	1.29	0.857
Ron Robinson, R (8, 1) ERA: 1.67	1.0		5	1	1	1	1	2	0	0	0	0	0	5	13	9.00	3.000
John Franco, L (9, 1) ERA: 2.08	1.0		3	0	0	0	2	0	0	0	0	0	0	7	7	0.00	0.000

BOTTOM

Cincinnati Reds @ San Francisco Giants
Candlestick Park, San Francisco, CA

Sun Jun 08 1986, 6:33 AM EDT
Unknown

AB	31
R	3
H	7
RBI	2
BB	2
SO	13
LOB	8



Batter	1	2	3	4	5	6	7	8	9	AB R H RBI BB SO LOB	TOP										
Eric Davis, R OBP: 0.306, SLG: 0.376 (1, 8) (8, 7)	0-0 6-3 ①		0-0 2B		4-0 1B BB			0-0 1-3 ①		3 0 1 0 1 0 0											
Dave Concepcion, R OBP: 0.322, SLG: 0.342 (1, 6)	0-0 4-3 ②		0-3 K ③		0-0 1B			0-0 1B		4 0 2 1 0 1 1											
Dave Parker, L OBP: 0.363, SLG: 0.534 (1, 9)	4-0 BB			0-0 6-3 ①	0-0 F9 ③			0-0 1B		3 0 1 0 1 0 2											
Nick Esasky, R OBP: 0.333, SLG: 0.416 Ted Power, R (8, 1)	0-3 K ③			4-0 BB		0-0 5-3 ①		0-0 G5-4-3 ③		3 0 0 0 1 1 3 0 0 0 0 0 0 0											
Buddy Bell, R OBP: 0.319, SLG: 0.359 (1, 5)		0-0 F9 ①		0-0 6-3 ②		0-3 K ②			0-0 F9 ①	4 0 0 0 0 1 1											
Tony Perez, R OBP: 0.265, SLG: 0.167 Kurt Stillwell, S OBP: 0.305, SLG: 0.250 (9, PR)		0-3 K ②		0-0 6-3 ③		0-3 K ③			0-0 2B	4 0 1 0 0 2 1 0 0 0 0 0 0 0											
Bo Diaz, R OBP: 0.315, SLG: 0.353 (1, 2)		0-0 5-3 ③			0-0 1B		0-0 F8 ①		0-3 K ②	4 1 1 0 0 1 1											
Ron Oester, S OBP: 0.292, SLG: 0.351 (1, 4)			0-3 K ①		0-0 L5 ②		0-0 6-3 ②		0-3 K ③	4 0 0 0 0 2 2											
Mario Soto, R OBP: 0.056, SLG: 0.056 Eddie Milner, L OBP: 0.305, SLG: 0.386 (8, 8)			0-0 B5-3 ②		0-0 SH3-4 ②		0-0 1-3 ③			2 0 0 0 0 0 0 0 0 0 0 0 0 0											
Inning Stats	R: 0 H: 0 E: 0 LOB: 1 K: 1 BB: 1 S: 5 P: 9	R: 0 H: 0 E: 0 LOB: 0 K: 1 BB: 0 S: 5 P: 5	R: 0 H: 1 E: 0 LOB: 1 K: 2 BB: 0 S: 8 P: 8	R: 0 H: 0 E: 1 LOB: 1 K: 0 BB: 1 S: 3 P: 7	R: 1 H: 2 E: 0 LOB: 2 K: 0 BB: 1 S: 5 P: 9	R: 0 H: 0 E: 0 LOB: 0 K: 2 BB: 0 S: 7 P: 7	R: 0 H: 0 E: 0 LOB: 0 K: 0 BB: 0 S: 3 P: 3	R: 0 H: 2 E: 0 LOB: 1 K: 0 BB: 0 S: 4 P: 4	R: 0 H: 1 E: 0 LOB: 1 K: 2 BB: 0 S: 8 P: 8	1B: 4 SF: 0 2B: 2 SAC: 1 3B: 0 DP: 1 HR: 0 HBP: 0	WP: 0 PA: 35 PB: 0 SB: 2 CS: 0										
PITCHER	PITCHER																				
Terry Mulholland, L ERA: 1.23 (1, 1)	IP	WLS	BF	H	R	ER	SO	BB	IBB	HBP	BLK	WP	HR	S	P	ERA	WHIP				
Jeff Robinson, R ERA: 3.26 (8, 1)	1.2	W	5	1	0	0	2	0	0	0	0	0	0	9	9	0.00	0.600				

Cincinnati Reds @ San Francisco Giants
Candlestick Park, San Francisco, CA

AB	31
R	1
H	6
RBI	1
BB	3
SO	8
LOB	11



Sun Jun 08 1986, 6:38 AM EDT
Att. 37,353 - Unknown

livebaseballscorecards.com

Batter	1	2	3	4	5	6	7	8	9	AB	R	H	RBI	BB	SO	LOB
Joel Youngblood, R OBP: 0.364, SLG: 0.351 (1, 9)	4-0 BB 1-3 BB		0-0 F4 2		0-0 6-3 1		0-0 L5 3			3	0	0	0	1	0	1
Mike Aldrete, L OBP: 0.361, SLG: 0.379 (1, 3)	0-0 F7 1		4-0 BB 1-2		0-0 6-3 2			0-0 SH1-4 1B 2B		3	1	1	0	1	0	1
Chris Brown, R OBP: 0.369, SLG: 0.470 Luis Quinones, S OBP: 0.320, SLG: 0.520 (8, PR) (9, 5)	0-0 1-3 1-2		0-0 F4 3		0-0 F9 3			4-0 1B SH1-4 SH1-3 BB		3	0	0	0	1	0	3
Jeffrey Leonard, R OBP: 0.357, SLG: 0.466 (1, 7)	0-0 F4 3			0-0 2B 1B		0-0 3B		0-0 SH1-4 1-2 2-3		3	1	2	0	0	0	1
Chili Davis, S OBP: 0.347, SLG: 0.436 (1, 8)		0-0 5-3 1		0-0 1-H 2B		0-3 K 1		4-0 SH1-3 1B IBB		3	0	1	1	1	1	1
Bob Melvin, R OBP: 0.217, SLG: 0.317 Mike Woodard, L OBP: 0.360, SLG: 0.250 Bob Brenly, R OBP: 0.372, SLG: 0.342 (1, 2) (8, PH) (9, 2)		0-0 CS 1B		0-3 K 1		0-3 K 2		0-0 SH1-3 1B		3	0	1	0	0	2	2
Robby Thompson, R OBP: 0.330, SLG: 0.367 (1, 4)		0-0 F8 1-2 2 3		0-0 F8 2		0-0 F4 3		0-0 SH1-3 1-2 2-3 3-H 2		3	0	0	1	0	0	3
Jose Uribe, S OBP: 0.344, SLG: 0.308 (1, 6)			0-0 S 1B		4-0 IBB		0-0 G3 1	4-0 IBB		2	0	1	0	2	0	0
Terry Mulholland, R OBP: 0.143, SLG: 0.167 (1, 1) Jeff Robinson, R (8, 1)			0-3 K 1 S		0-3 K 3 S		0-3 K 2 S	0-0 F5 3		3	0	0	0	0	3	3

Inning Stats	R: 0	H: 0	E: 0	K: 0	S: 3	R: 0	H: 1	E: 0	K: 0	S: 3	R: 0	H: 1	E: 0	K: 1	S: 6	R: 1	H: 2	E: 0	K: 2	S: 9	R: 0	H: 0	E: 0	K: 0	S: 3	R: 0	H: 1	E: 0	K: 2	S: 8	R: 0	H: 0	E: 0	K: 1	S: 5	R: 2	H: 2	E: 0	K: 0	S: 5	R: 0	H: 0	E: 0	K: 1	S: 5							
	0	0	0	0	3	0	1	0	0	3	0	1	0	1	6	1	2	0	2	1	9	0	0	0	0	3	0	1	0	1	8	0	0	0	0	5	2	2	0	0	5	0	0	0	0	0	0	0	0	0	0	0

PITCHER	IP	WLS	BF	H	R	ER	SO	BB	IBB	HBP	BLK	WP	HR	S	P	ERA	WHIP	PITCHER	IP	WLS	BF	H	R	ER	SO	BB	IBB	HBP	BLK	WP	HR	S	P	ERA	WHIP																
Mario Soto, R ERA: 3.86 (1, 1)	7.0		28	5	1	1	6	2	1	0	0	0	0	37	49	1.29	1.000																																		
Ted Power, R ERA: 4.67 (8, 1)	1.0	L	8	2	2	2	0	1	2	0	0	0	0	5	17	18.00	3.000																																		

BOTTOM

Cincinnati Reds @ San Francisco Giants
Candlestick Park, San Francisco, CA
 Sun Jun 08 1986, 6:38 AM EDT
 Att. 37,353 - Unknown

AB	28
R	3
H	7
RBI	3
BB	6
SO	6
LOB	18



1B: 4	SF: 0	WP: 0	PA: 36
2B: 2	SAC: 2	PB: 0	
3B: 1	DP: 0	SB: 1	
HR: 0	HBP: 0	CS: 1	

WP	HR	S	P	ERA	WHIP
0	0	0	0	1.29	1.000
0	0	0	0	18.00	3.000

Batter	1	2	3	4	5	6	7	8	9	AB R H RBI BB SO LOB	TOP	
Bill Sample, R (1, 9) <small>OBP: 0.287, SLG: 0.383</small> Chris Chambliss, L (8, PH) <small>OBP: 0.538, SLG: 0.606</small> Craig McMurtry, R (8, 1)	0-0 4-3		0-0 F9			4-0 BB		0-0 G3-6-1 <small>1-2f</small>		2 0 0 0 1 0 0 1 0 0 0 0 0 1 0 0 0 0 0 0 0	Atlanta Braves @ San Francisco Giants Candlestick Park, San Francisco, CA Tue Jun 10 1986, 10:05 PM EDT Att. 14,200 - Unknown	
Rafael Ramirez, R (1, 6) <small>OBP: 0.260, SLG: 0.372</small>	0-0 FC5-4 BB 1B		0-3 K			0-0 F5		0-0 6-3	4 0 1 0 0 1 1			
Dale Murphy, R (1, 8) <small>OBP: 0.381, SLG: 0.478</small>	4-0 FC5-4 BB 1-2		0-0 6-3			0-0 F9		0-3 K	3 0 0 0 1 1 1			
Bob Homer, R (1, 3) <small>OBP: 0.335, SLG: 0.462</small>	0-0 FC5-4 1-2 2-3			0-3 K		0-0 5-3		0-3 K	4 0 0 0 0 2 3			
Terry Harper, R (1, 7) <small>OBP: 0.285, SLG: 0.314</small> Omar Moreno, L (9, PH) <small>OBP: 0.322, SLG: 0.463</small>	0-0 F8			0-0 F3			0-0 F3	0-0 F8	3 0 0 0 0 0 2 1 0 0 0 0 0 0			
Ozzie Virgil, R (1, 2) <small>OBP: 0.317, SLG: 0.376</small>		4-0 G6-3 BB		0-0 4-3			0-0 1B		2 0 1 0 1 0 0			
Ken Oberkfell, L (1, 5) <small>OBP: 0.390, SLG: 0.392</small>		0-0 G6-3 <small>1-2f</small>		0-0 4-3		0-0 F4			3 0 0 0 0 0 2			
Glenn Hubbard, R (1, 4) <small>OBP: 0.349, SLG: 0.343</small>		4-0 BB		0-3 K		0-0 F7			2 0 0 0 1 1 1			
Zane Smith, L (1, 1) <small>OBP: 0.083, SLG: 0.083</small> Jeff Dedmon, L (7, 1) <small>OBP: 0.200, SLG: 0.200</small> Gerald Perry, L (8, PH) <small>OBP: 0.404, SLG: 0.359</small> (8, 7)	0-0 1-3			0-0 1-3			0-0 G3-6-1 1B		2 0 0 0 0 0 1 0 0 0 0 0 0 0 1 0 1 0 0 0 0			
Inning Stats	R: 0 H: 1 E: 0 LOB: 2 K: 0 BB: 1 S: 4 P: 8	R: 0 H: 0 E: 0 LOB: 1 K: 0 BB: 2 S: 2 P: 10	R: 0 H: 0 E: 0 LOB: 0 K: 1 BB: 0 S: 5 P: 5	R: 0 H: 0 E: 0 LOB: 0 K: 1 BB: 0 S: 5 P: 5	R: 0 H: 0 E: 0 LOB: 0 K: 1 BB: 0 S: 5 P: 5	R: 0 H: 0 E: 0 LOB: 1 K: 0 BB: 1 S: 3 P: 7	R: 0 H: 1 E: 0 LOB: 1 K: 0 BB: 0 S: 4 P: 4	R: 0 H: 1 E: 0 LOB: 0 K: 0 BB: 0 S: 3 P: 3	R: 0 H: 0 E: 0 LOB: 0 K: 2 BB: 0 S: 7 P: 7	1B: 3 SF: 0 2B: 0 SAC: 0 3B: 0 DP: 2 HR: 0 HBP: 0	WP: 0 PA: 32 PB: 0 SB: 0 CS: 0	
PITCHER Vida Blue, L (1, 1) <small>ERA: 3.98</small> Jeff Robinson, R (8, 1) <small>ERA: 3.1</small>	IP WLS BF H R ER SO BB IBB HBP BLK WP HR S P ERA WHIP 7.0 W 26 2 0 0 3 4 0 0 0 0 0 0 28 44 0.00 0.857											PITCHER IP WLS BF H R ER SO BB IBB HBP BLK WP HR S P ERA WHIP

AB	28
R	0
H	3
RBI	0
BB	4
SO	5
LOB	12



WP: 0	PA: 32
PB: 0	
SB: 0	
CS: 0	

ERA	WHIP
-----	------

Batter	1	2	3	4	5	6	7	8	9	AB	R	H	RBI	BB	SO	LOB
Candy Maldonado, R (1, 9) OBP: 0.277, SLG: 0.491	0-0 6-3	0-0 5-3								4	1	1	0	0	0	0
Mike Aldrete, L (1, 3) OBP: 0.400, SLG: 0.424	0-0 E 1B		0-0 4-3							4	2	3	1	0	0	0
Chris Brown, R (1, 5) OBP: 0.380, SLG: 0.458	0-0 E4 BB 1B		0-3 K							4	0	0	0	0	1	3
Jeffrey Leonard, R (1, 7) OBP: 0.364, SLG: 0.471	0-0 BB 1B		0-0 CS 1B							4	0	3	2	0	1	1
Chili Davis, S (1, 8) OBP: 0.340, SLG: 0.426	0-0 F7		0-0 CS	0-3 K2-3	0-0 5-3					4	0	0	0	0	2	3
Bob Brenly, R (1, 2) OBP: 0.374, SLG: 0.342	4-0 1-2 2-3 BB			0-0 E6 1B						3	0	1	0	1	1	0
Robby Thompson, R (1, 4) OBP: 0.329, SLG: 0.361	0-0 F8			4-0 BB						3	0	0	0	1	0	3
Jose Uribe, S (1, 6) OBP: 0.339, SLG: 0.302			0-0 1-3							3	0	0	0	0	1	2
Vida Blue, S (1, 1) Joel Youngblood, R (7, PH) Jeff Robinson, R (8, 1)			0-0 1-3							2	0	0	0	0	1	2
										1	0	0	0	0	1	0
										0	0	0	0	0	0	0

Inning Stats	R: 1	H: 2	E: 1	K: 0	S: 6	H: 2	LOB: 3	BB: 1	P: 10	R: 0	H: 0	E: 0	K: 0	S: 3	R: 0	H: 1	E: 0	K: 1	S: 5	R: 0	H: 1	E: 1	K: 3	S: 10	R: 1	H: 2	E: 0	K: 0	S: 5	R: 0	H: 0	E: 0	K: 0	S: 3	R: 1	H: 2	E: 0	K: 2	S: 9	R: 0	H: 0	E: 0	K: 2	S: 7	H: 0	LOB: 0	BB: 0	P: 7		
Zane Smith, L (1, 1) ERA: 2.57	6.1	WLS	L	BF	29	H	8	R	3	ER	2	SO	5	BB	2	IBB	0	HBP	0	BLK	0	WP	0	HR	0	S	37	P	45	ERA	2.84	WHIP	1.579																	
Jeff Dedmon, R (7, 1) ERA: 3.96	0.2																	2	0	0	0	1	0	0	0	0	0	0	0	0	0	0	0.00	0.000																
Craig McMurtry, R (8, 1) ERA: 4.2	1.0																	3	0	0	0	2	0	0	0	0	0	0	0	0	0	0	0.00	0.000																

BOTTOM

Atlanta Braves @ San Francisco Giants
Candlestick Park, San Francisco, CA


Tue Jun 10 1986, 10:05 PM EDT
Att. 14,200 - Unknown

livebaseballscorecards.com

AB	32
R	3
H	8
RBI	3
BB	2
SO	8
LOB	14

GIANTS

WP: 0	PA: 35
PB: 0	
SB: 0	
CS: 1	

Batter	1	2	3	4	5	6	7	8	9	10	AB R H RBI BB SO LOB	TOP																
Omar Moreno, L (1, 9) OBP: 0.311, SLG: 0.446	0-0 1-3		0-0 F6			0-0 F8		0-3 K			4 0 0 0 0 1 2	<p>Atlanta Braves @ San Francisco Giants</p> <p>Candlestick Park, San Francisco, CA</p> <p>Wed Jun 11 1986, 6:33 AM EDT</p> <p>Att: 9,149 - Unknown</p> <p>livebaseballscores.com</p> <p>AB 35 R 2 H 5 RBI 2 BB 0 SO 4 LOB 6</p> <p></p>																
Ken Oberkfell, L (1, 5) OBP: 0.382, SLG: 0.383	0-0 F7			0-0 F9		0-0 3-1			0-0 F8		4 0 0 0 0 0 0																	
Dale Murphy, R (1, 8) OBP: 0.374, SLG: 0.469	0-0 5-3			0-0 F8			0-0 6-3		0-3 K		4 0 0 0 0 1 0																	
Bob Horner, R (1, 3) OBP: 0.333, SLG: 0.458		0-0 F9		0-0 1B			0-0 6-3		0-0 5-3		4 0 1 0 0 0 0																	
Gerald Perry, L (1, 7) OBP: 0.373, SLG: 0.326		0-0 4-3		0-0 F8			0-0 F8			0-0 6-3	4 0 0 0 0 0 1																	
Terry Harper, R (10, 7) OBP: 0.285, SLG: 0.314											0 0 0 0 0 0 0																	
Andres Thomas, R (1, 6) OBP: 0.322, SLG: 0.417		0-3 K			0-0 5-3			0-0 1B S FC3-2 1B		0-0 6-3	4 0 1 0 0 1 0																	
Ozzie Virgil, R (1, 2) OBP: 0.315, SLG: 0.394			0-0 F4		0-0 5-3			0-0 F2		0-0 HR	4 1 1 1 0 0 1																	
Glenn Hubbard, R (1, 4) OBP: 0.345, SLG: 0.339				0-0 6-3		0-0 6-3		0-0 FC3-2 1B		0-0 5-3	2 0 0 0 0 0 0																	
Chris Chambliss, L (8, PH) OBP: 0.550, SLG: 0.618								1-3			1 0 1 0 0 0 0																	
Rafael Ramirez, R (8, PR) OBP: 0.259, SLG: 0.370								1-2			1 0 0 0 0 0 0																	
David Palmer, R (1, 1) OBP: 0.111, SLG: 0.222						0-3 K		3-H			0 0 0 0 0 0 0																	
Jeff Dedmon, L (7, 1) OBP: 0.200, SLG: 0.200											0 0 0 0 0 0 0																	
Ted Simmons, S (8, PH) OBP: 0.333, SLG: 0.370											1 0 0 0 0 0 2																	
Gene Garber, R (8, 1)											0 0 0 0 0 0 0																	
Inning Stats	R: 0 E: 0 K: 0 S: 3	H: 0 LOB: 0 BB: 0 P: 3	R: 0 E: 0 K: 1 S: 5	H: 0 LOB: 0 BB: 0 P: 5	R: 1 E: 0 K: 0 S: 4	H: 1 LOB: 0 BB: 0 P: 4	R: 0 E: 0 K: 0 S: 4	H: 1 LOB: 1 BB: 0 P: 4	R: 0 E: 0 K: 0 S: 3	H: 0 LOB: 0 BB: 0 P: 3	R: 0 E: 0 K: 1 S: 7	H: 2 LOB: 2 BB: 0 P: 7	R: 0 E: 0 K: 1 S: 5	H: 0 LOB: 0 BB: 0 P: 5	R: 1 E: 0 K: 0 S: 4	H: 1 LOB: 0 BB: 0 P: 4	1B: 3 2B: 0 3B: 0 HR: 2	SF: 0 SAC: 0 DP: 0 HBP: 0	WP: 0 PB: 0 SB: 1 CS: 0	PA: 35								
PITCHER	IP WLS BF H R ER SO BB IBB HBP BLK WP HR S P ERA WHIP																											
Scott Garrelts, R (1, 1) ERA: 3.35	9.0	L	31	4	1	1	4	0	0	0	0	0	0	1	4	4	9.00	1.000										
Greg Minton, R (10, 1) ERA: 4.46	1.0	L	4	1	1	1	0	0	0	0	0	0	0	1	4	4	9.00	1.000										

Batter	1	2	3	4	5	6	7	8	9	AB R H RBI BB SO LOB	TOP										
Candy Maldonado, R (1, 9) OBP: 0.295, SLG: 0.520	0-3 K		0-0 2B		0-0 6-3		0-0 2B		4-0 BB	4 1 2 0 1 1 0											
Mike Aldrete, L (1, 3) OBP: 0.340, SLG: 0.333	0-0 4-3		0-0 F7		0-0 F7		0-0 L6		4-0 BB	4 0 0 0 1 0 3											
Chris Brown, R (1, 5) OBP: 0.381, SLG: 0.444	0-0 1-3		4-0 2B BB		0-0 1B		0-3 K		0-0 P8	4 0 1 0 1 1 4											
Jeffrey Leonard, R (1, 7) OBP: 0.350, SLG: 0.452		0-3 K	0-0 L9		0-0 5-3		0-0 F8		0-3 K	5 0 0 0 0 2 7											
Chili Davis, S (1, 8) OBP: 0.350, SLG: 0.444		0-0 4-3	0-0 2B		0-0 6-3 2B		0-3 K			4 0 2 1 0 1 0											
Bob Brenly, R (1, 2) OBP: 0.369, SLG: 0.333		0-0 1B 1B 1B	0-0 F9		0-0 6-3		0-0 F8			4 0 1 0 0 0 3											
Robby Thompson, R (1, 4) OBP: 0.326, SLG: 0.357		0-0 1B 1B		0-0 P6		0-0 6-3		0-0 1B		4 0 2 0 0 0 1											
Jose Uribe, S (1, 6) OBP: 0.330, SLG: 0.294		0-0 1B		0-0 F8		0-0 G3		0-3 K		4 0 1 0 0 1 2											
Mike Krukow, R (1, 1) OBP: 0.200, SLG: 0.176 Mike Woodard, L (7, PH) OBP: 0.385, SLG: 0.286 Juan Berenguer, R (7, 1) Chris Jones, L (9, PH)		0-0 L5		0-3 K		0-0 2B 1B		0-0 F9		2 0 0 0 0 1 3 1 0 1 0 0 0 0 0 0 0 0 0 0 0 1 0 0 0 0 0 0											
Inning Stats	R: 0 E: 0 K: 1 S: 5	H: 0 LOB: 0 BB: 0 P: 5	R: 0 E: 0 K: 1 S: 8	H: 3 LOB: 3 BB: 0 P: 8	R: 1 E: 0 K: 0 S: 5	H: 2 LOB: 2 BB: 1 P: 9	R: 0 E: 0 K: 1 S: 5	H: 0 LOB: 0 BB: 0 P: 5	R: 0 E: 0 K: 0 S: 4	H: 1 LOB: 1 BB: 0 P: 4	R: 0 E: 0 K: 1 S: 7	H: 2 LOB: 2 BB: 0 P: 7	R: 0 E: 0 K: 2 S: 8	H: 1 LOB: 1 BB: 0 P: 8	R: 0 E: 0 K: 1 S: 5	H: 0 LOB: 2 BB: 2 P: 13	1B: 6 2B: 4 3B: 0 HR: 0	SF: 0 SAC: 0 DP: 0 HBP: 0	WP: 0 PB: 0 SB: 0 CS: 0	PA: 40	
PITCHER Manny Hernandez, R (1, 1) ERA: 1.59 Aurelio Lopez, R (6, 1) ERA: Dave Smith, R (9, 1) ERA: 1.57	IP	WLS	BF	H	R	ER	SO	BB	IBB	HBP	BLK	WP	HR	S	P	ERA	WHIP				
	5.2	W	25	7	1	1	3	1	0	0	0	0	0	30	34	1.59	1.412				
	2.2		13	3	0	0	3	2	0	0	0	0	0	17	25	0.00	1.875				
	0.2	S	2	0	0	0	1	0	0	0	0	0	0	4	4	0.00	0.000				

San Francisco Giants @ Houston Astros
Astrodome, Houston, TX

Thu Jun 12 1986, 8:05 PM EDT
Att. 16,342 - Unknown

livebaseballscorecards.com

AB 37
R 1
H 10
RBI 1
BB 3
SO 7
LOB 23



Batter	1	2	3	4	5	6	7	8	9	AB R H RBI BB SO LOB
--------	---	---	---	---	---	---	---	---	---	----------------------

Bill Doran, S <small>OBP: 0.368, SLG: 0.388</small> (1, 4)	0-0 E6 4-3 S SF7	0-0 F7		0-0 CS 1-2	0-0 4-3 S FC4-2 1B		0-3 K			4 1 1 0 0 1 1
Billy Hatcher, R <small>OBP: 0.319, SLG: 0.387</small> (1, 8) (8, 7)	0-0 4-3 1-3		0-0 1-3 1B		0-0 4-3 1-3		0-3 K			4 0 1 0 0 1 2
Jose Cruz, L <small>OBP: 0.310, SLG: 0.295</small> Tony Walker, R <small>OBP: 0.280, SLG: 0.326</small> (7, PR) (8, 8)	0-0 SF7 3-H		0-0 1-3 1-2		0-0 FC4-2 3-H		4-0 S BB			2 0 0 1 1 0 2 0 0 0 0 0 0 0
Glenn Davis, R <small>OBP: 0.339, SLG: 0.512</small> (1, 3)	0-0 2B		0-0 5-3		0-0 F7 3-H		4-0 1-2 BB			3 0 1 0 1 0 2
Kevin Bass, S <small>OBP: 0.333, SLG: 0.448</small> (1, 9)	0-3 K		4-0 BB		0-0 F9		0-0 F9			3 0 0 0 1 1 3
Denny Walling, L <small>OBP: 0.356, SLG: 0.392</small> (1, 5)		0-0 1B E 1B	0-0 3-1		4-0 HR BB		0-3 K			3 2 1 0 1 1 2
Craig Reynolds, L <small>OBP: 0.312, SLG: 0.423</small> (1, 6)		0-0 FC3-6 1-2 1B		0-0 2-3	0-0 F8		0-0 P6			4 0 1 0 0 0 1
Mark Bailey, S <small>OBP: 0.314, SLG: 0.313</small> (1, 2)		0-0 FC3-6 1-2f 2-H		4-0 CS BB	0-0 HR 1-H		0-0 G3			3 1 1 2 1 0 1
Manny Hernandez, R (1, 1) Aurelio Lopez, R (6, 1) Dave Smith, R (9, 1)		0-0 F3		0-3 K	0-3 K					2 0 0 0 0 1 2 1 0 0 0 0 1 0 0 0 0 0 0 0 0

Inning Stats	R: 1	H: 1	E: 1	LOB: 1	K: 1	S: 7	R: 1	H: 2	E: 1	LOB: 1	K: 0	S: 5	R: 0	H: 1	E: 0	LOB: 2	K: 0	S: 4	R: 0	H: 0	E: 0	LOB: 0	K: 1	S: 4	R: 0	H: 1	E: 0	LOB: 1	K: 0	S: 4	R: 2	H: 1	E: 0	LOB: 0	K: 1	S: 6	R: 0	H: 0	E: 0	LOB: 2	K: 2	S: 7	R: 0	H: 0	E: 0	LOB: 0	K: 1	S: 5
--------------	------	------	------	--------	------	------	------	------	------	--------	------	------	------	------	------	--------	------	------	------	------	------	--------	------	------	------	------	------	--------	------	------	------	------	------	--------	------	------	------	------	------	--------	------	------	------	------	------	--------	------	------

PITCHER	IP	WLS	BF	H	R	ER	SO	BB	IBB	HBP	BLK	WP	HR	S	P	ERA	WHIP
Mike Krukow, R <small>ERA: 3.43</small> (1, 1)	6.0	L	27	6	4	2	3	3	0	0	0	0	1	30	42	3.00	1.500
Juan Berenguer, R <small>ERA: 2.93</small> (7, 1)	2.0		8	0	0	0	3	2	0	0	0	0	0	12	20	0.00	1.000

BOTTOM

San Francisco Giants @ Houston Astros
 Astrodome, Houston, TX
 Thu Jun 12 1986, 8:05 PM EDT
 Att. 16,342 - Unknown

AB	29
R	4
H	6
RBI	3
BB	5
SO	6
LOB	16



WP	PA	ERA	WHIP
0	36		

Batter	1	2	3	4	5	6	7	8	9	AB R H RBI BB SO LOB	TOP		
Candy Maldonado, R (1, 9) OBP: 0.286, SLG: 0.504	0-0 5-3		0-0 P3			0-0 6-3		0-0 5-3		4 0 0 0 0 0 3	San Francisco Giants @ Houston Astros Astrodome, Houston, TX Fri Jun 13 1986, 8:05 PM EDT Att. 23,532 - Unknown livebaseballscorecards.com		
Harry Spilman, L (1, 3) OBP: 0.268, SLG: 0.434	0-0 F7			0-0 4-3		0-0 4-3		0-0 F7	4 0 0 0 0 0 0				
Chris Brown, R (1, 5) OBP: 0.384, SLG: 0.442	0-0 6-3			0-0 S 1B		0-3 K		4-0 1B HR BB	3 1 1 0 1 1 0				
Jeffrey Leonard, R (1, 7) OBP: 0.349, SLG: 0.448		0-0 G3		0-0 L5		0-0 5-3		0-0 1-2 HR 1B	4 1 1 0 0 0 1				
Chili Davis, S (1, 8) OBP: 0.349, SLG: 0.456		0-0 F4		0-3 K		0-0 G3		0-0 1-H 2-H HR	4 1 1 3 0 1 1				
Bob Melvin, R (1, 2) OBP: 0.221, SLG: 0.318 Chris Jones, L (8, PR) Bob Brenly, R (8, 2) OBP: 0.368, SLG: 0.331		0-3 K		0-3 K		0-0 S 1B		0-0 5-3	3 0 1 0 0 2 0 0 0 0 0 0 0 0 1 0 0 0 0 0 0				
Robby Thompson, R (1, 4) OBP: 0.324, SLG: 0.355			0-0 6-3		0-3 K		0-0 B3	0-0 CS 1B	4 0 1 0 0 1 1				
Jose Uribe, S (1, 6) OBP: 0.325, SLG: 0.290			0-3 K		0-0 F3		0-3 K	0-0 CS	3 0 0 0 0 2 1				
Michael LaCoss, R (1, 1) OBP: 0.308, SLG: 0.320 Mike Aldrete, L (8, PH) OBP: 0.353, SLG: 0.333 Mark Davis, L (8, 1)			0-0 1B			0-0 5-3		4-0 BB	2 0 1 0 0 0 0 0 0 0 0 1 0 0 0 0 0 0 0 0 0				
Inning Stats	R: 0 E: 0 K: 0 S: 3 H: 0 LOB: 0 BB: 0 P: 3	R: 0 E: 0 K: 1 S: 5 H: 0 LOB: 0 BB: 0 P: 5	R: 0 E: 0 K: 1 S: 6 H: 1 LOB: 1 BB: 0 P: 6	R: 0 E: 0 K: 1 S: 6 H: 1 LOB: 1 BB: 0 P: 6	R: 0 E: 0 K: 2 S: 7 H: 0 LOB: 0 BB: 0 P: 7	R: 0 E: 0 K: 0 S: 3 H: 0 LOB: 0 BB: 0 P: 3	R: 0 E: 0 K: 1 S: 5 H: 0 LOB: 0 BB: 0 P: 5	R: 0 E: 0 K: 1 S: 6 H: 1 LOB: 2 BB: 1 P: 10	R: 3 E: 0 K: 0 S: 5 H: 3 LOB: 0 BB: 1 P: 9	1B: 5 2B: 0 3B: 0 HR: 1 SF: 0 SAC: 0 DP: 0 HBP: 0		WP: 0 PB: 0 SB: 2 CS: 1 PA: 35	
PITCHER	IP WLS BF H R ER SO BB IBB HBP BLK WP HR S P ERA WHIP											PITCHER	IP WLS BF H R ER SO BB IBB HBP BLK WP HR S P ERA WHIP
Mike Scott, R (1, 1) ERA: 2.69 Dave Smith, R (9, 1) ERA: 1.9	8.1 L 31 4 2 2 7 2 0 0 0 0 0 0 0 43 51 2.16 0.720												0.2 3 2 1 1 0 0 0 0 0 0 0 1 3 3 13.50 3.000



Batter	1	2	3	4	5	6	7	8	9	AB R H RBI BB SO LOB
Bill Doran, S OBP: 0.366, SLG: 0.382 (1, 4)	0-0 L3 			0-0 6-3 		4-0 BBB 			0-3 K 	3 0 0 0 1 1 0
Billy Hatcher, R OBP: 0.317, SLG: 0.383 (1, 8) (9, 7)	0-0 6-3 			0-0 		0-0 1-6-3 			0-3 K 	4 0 1 0 0 1 1
Jose Cruz, L OBP: 0.305, SLG: 0.289 Tony Walker, R OBP: 0.280, SLG: 0.326 Phil Garner, R OBP: 0.364, SLG: 0.504 (1, 7) (9, 8) (9, PH)	0-0 6-3 			0-0 3-1 			0-0 L9 		0-0 6-3 	3 0 0 0 0 0 1 0 0 0 0 0 0 0 1 0 0 0 0 0 0
Glenn Davis, R OBP: 0.335, SLG: 0.505 (1, 3)		0-3 K 			0-0 5-3 			0-0 6-3 		3 0 0 0 0 1 0
Kevin Bass, S OBP: 0.342, SLG: 0.451 (1, 9)		4-0 			1-0 H 1B HBP 			0-0 		1 1 1 0 1 0 0
Denny Walling, L OBP: 0.348, SLG: 0.382 (1, 5)		0-3 K 			0-0 4-3 			0-0 6-3 		3 0 0 0 0 1 3
Craig Reynolds, L OBP: 0.313, SLG: 0.421 (1, 6)			0-0 F8 		0-0 			0-0 5-3 		3 0 1 1 0 0 0
Mark Bailey, S OBP: 0.306, SLG: 0.305 (1, 2)			0-3 K 		0-0 F8 			0-0 P6 		3 0 0 0 0 1 1
Mike Scott, R OBP: 0.083, SLG: 0.057 Dave Smith, R (9, 1)			0-0 F9 		0-0 5-3 			0-0 F9 		3 0 0 0 0 0 0 0 0 0 0 0 0 0

BOTTOM

San Francisco Giants @ Houston Astros
Astrodome, Houston, TX
Fri Jun 13 1986, 8:05 PM EDT
Att. 23,532 - Unknown

livebaseballscorecards.com

AB	27
R	1
H	3
RBI	1
BB	2
SO	5
LOB	6



Inning Stats														1B: 3	SF: 0	WP: 0	PA: 30				
R: 0	H: 0	R: 0	H: 0	R: 0	H: 1	R: 1	H: 1	R: 0	H: 0	R: 0	H: 1	R: 0	H: 0	R: 0	H: 0	R: 0	H: 0	2B: 1	SAC: 0	PB: 0	PA: 30
E: 0	LOB: 0	E: 0	LOB: 1	E: 0	LOB: 0	E: 0	LOB: 1	E: 0	LOB: 0	E: 0	LOB: 1	E: 0	LOB: 0	E: 0	LOB: 0	E: 0	LOB: 0	3B: 0	DP: 1	SB: 0	
K: 0	BB: 0	K: 2	BB: 1	K: 1	BB: 0	K: 0	BB: 0	K: 0	BB: 1	K: 0	BB: 0	K: 0	BB: 0	K: 2	BB: 0	K: 2	BB: 0	HR: 0	HBP: 1	CS: 3	
S: 3	P: 3	S: 6	P: 10	S: 5	P: 5	S: 3	P: 3	S: 4	P: 5	S: 2	P: 6	S: 4	P: 4	S: 3	P: 3	S: 7	P: 7				

PITCHER																	
Michael LaCoss, R ERA: 2.64 (1, 1)	IP	WLS	BF	H	R	ER	SO	BB	IBB	HBP	BLK	WP	HR	S	P	ERA	WHIP
Mark Davis, L ERA: 2.08 (8, 1)	7.0		24	3	1	1	3	2	0	1	0	0	0	27	36	1.29	0.714
	2.0	W	6	0	0	0	2	0	0	0	0	0	0	10	10	0.00	0.000

PITCHER																	
	IP	WLS	BF	H	R	ER	SO	BB	IBB	HBP	BLK	WP	HR	S	P	ERA	WHIP

Batter	1	2	3	4	5	6	7	8	9	AB R H RBI BB SO LOB	TOP											
Candy Maldonado, R (1, 9) OBP: 0.285, SLG: 0.496	0-3 K		0-3 K			0-0 1B		0-3 K		4 1 1 0 0 3 0	San Francisco Giants @ Houston Astros Astrodome, Houston, TX Sat Jun 14 1986, 8:05 PM EDT Att. 32,477 - Unknown livebaseballscorecards.com											
Bob Brenly, R (1, 3) OBP: 0.365, SLG: 0.329	0-3 K			0-0 F6		0-0 1B		0-0 5-3		4 0 1 0 0 1 0												
Chris Brown, R (1, 5) OBP: 0.386, SLG: 0.461	0-0 5-3			0-0 HR		0-0 1B		0-3 K		4 1 2 2 0 1 0												
Jeffrey Leonard, R (1, 7) OBP: 0.343, SLG: 0.440		0-0 4-3		0-0 6-3		0-0 FC1		0-0 F9		4 0 0 0 0 0 2												
Chili Davis, S (1, 8) OBP: 0.351, SLG: 0.451		0-0 F9		0-0 6-3		4-0 IBB		4-0 1B		2 1 0 0 2 0 0												
Bob Melvin, R (1, 2) OBP: 0.244, SLG: 0.348		0-0 1B			0-0 SH3	0-0 G6-4-3		0-0 1B		4 0 3 1 0 0 3												
Robby Thompson, R (1, 4) OBP: 0.320, SLG: 0.350		0-0 F3			0-0 SH3		0-0 F9		0-0 F8	3 0 0 0 0 0 2												
Jose Uribe, S (1, 6) OBP: 0.319, SLG: 0.283			0-0 F6		0-0 5-3		0-0 F2		0-0 G3	4 0 0 0 0 0 2												
Terry Mulholland, R (1, 1) Joel Youngblood, R (5, PH) Juan Berenguer, R (5, 1) Mike Aldrete, L (7, PH) Greg Minton, S (7, 1) Jeff Robinson, R (7, 1) Bill Lasky, R (8, 1)			0-3 K		0-3 K		0-0 F9			1 0 0 0 0 0 1 0 1 0 0 0 0 0 1 1 0 0 0 0 0 0 0 0 1 0												
Inning Stats	R: 0 E: 0 K: 2 S: 7	H: 0 LOB: 0 BB: 0 P: 7	R: 0 E: 0 K: 0 S: 4	H: 1 LOB: 1 BB: 0 P: 4	R: 0 E: 0 K: 2 S: 7	H: 0 LOB: 0 BB: 0 P: 7	R: 1 E: 0 K: 0 S: 4	H: 1 LOB: 0 BB: 0 P: 4	R: 0 E: 0 K: 1 S: 6	H: 1 LOB: 1 BB: 0 P: 6	R: 1 E: 0 K: 0 S: 5	H: 3 LOB: 2 BB: 1 P: 9	R: 0 E: 0 K: 0 S: 3	H: 0 LOB: 0 BB: 0 P: 3	R: 0 E: 0 K: 2 S: 7	H: 0 LOB: 0 BB: 0 P: 7	R: 1 E: 0 K: 0 S: 4	H: 1 LOB: 1 BB: 1 P: 8	1B: 5 2B: 1 3B: 0 HR: 1	SF: 0 SAC: 1 DP: 1 HBP: 0	WP: 1 PB: 0 SB: 1 CS: 0	PA: 35
PITCHER	IP WLS BF H R ER SO BB IBB HBP BLK WP HR S P ERA WHIP																					
Jim Deshaies, L (1, 1) ERA: 4.5	5.0 W 20 5 2 2 5 0 0 0 0 0 1 30 30 3.60 1.000																					
Larry Andersen, R (6, 1) ERA: 3.82	1.0 4 1 0 0 0 0 0 1 0 0 1 0 3 7 0.00 1.000																					
Aurelio Lopez, R (7, 1) ERA: 0.93	3.0 S 11 1 1 1 2 1 0 0 0 0 0 0 14 18 3.00 0.667																					



Batter	1	2	3	4	5	6	7	8	9	AB R H RBI BB SO LOB	TOP											
Candy Maldonado, R (1, 9) OBP: 0.296, SLG: 0.493 Jeff Robinson, R (7, 1) OBP: 0.143, SLG: 0.167 Mark Davis, L (9, 1)	0-0 1B		0-0 L3	4-0 FC5-4 IBB		0-0 F9	4-0 IBB			3 0 1 0 2 0 0 0 0 0 0 0 0 0 0 0 0 0 0 0 0												
Mike Aldrete, L (1, 3) OBP: 0.316, SLG: 0.292	0-3 K		0-3 K	0-0 FC5-4 1-2f		0-0 1-3	0-0 FC5 2-3f			5 0 0 0 0 2 6												
Chris Brown, R (1, 5) OBP: 0.392, SLG: 0.477	0-0 1-2 1B			0-0 1B 2B	0-0 5-3	0-0 1B 2B		0-0 5-3		5 2 3 0 0 0 0												
Jeffrey Leonard, R (1, 7) OBP: 0.348, SLG: 0.443	0-0 F8			0-0 3B 1B 2-H	0-0 1B S SH1-4	0-0 1B S		0-0 6-3		5 2 3 2 0 0 2												
Chili Davis, S (1, 8) OBP: 0.357, SLG: 0.480	0-0 F5			0-0 SH 3B 1-H	0-0 SH1-4 1B 1-3	0-3 K 1-2		0-0 HR		5 2 3 2 0 1 3												
Bob Melvin, R (1, 2) OBP: 0.253, SLG: 0.351		0-0 G1-6-3 1B		0-0 6-3	0-0 SH1-4 1B 1-2		0-0 F9	0-0 F9		5 0 2 0 0 0 1												
Robby Thompson, R (1, 4) OBP: 0.316, SLG: 0.344		0-0 F7		0-0 SH SH1-4 1B 3-H	0-0 SH1-4		0-0 E6 2B	0-0 5-3		3 1 0 2 0 0 1												
Jose Uribe, S (1, 6) OBP: 0.321, SLG: 0.283		0-0 G1-6-3 1-2f		0-0 SH1-4 1B 1-2	0-0 IBB		0-0 F9	0-0 F7		4 0 1 0 1 0 2												
Vida Blue, S (1, 1) Joel Youngblood, R (7, PH) OBP: 0.354, SLG: 0.366 (7, 9)			0-3 K	0-0 SH1-4 1-2 2-3	0-0 4-3		0-0 FC5 2-H 2B	0-0 F8		2 0 0 0 0 1 3 2 0 1 1 0 0 0												
Inning Stats	R: 0 E: 0 K: 1 S: 7	H: 2 LOB: 2 BB: 0 P: 7	R: 0 E: 0 K: 0 S: 3	H: 1 LOB: 0 BB: 0 P: 3	R: 0 E: 0 K: 2 S: 7	H: 0 LOB: 0 BB: 0 P: 7	R: 3 E: 1 K: 0 S: 8	H: 4 LOB: 3 BB: 1 P: 12	R: 1 E: 0 K: 0 S: 6	H: 3 LOB: 3 BB: 1 P: 10	R: 1 E: 0 K: 1 S: 7	H: 2 LOB: 1 BB: 0 P: 7	R: 1 E: 1 K: 0 S: 5	H: 1 LOB: 2 BB: 1 P: 9	R: 1 E: 0 K: 0 S: 4	H: 1 LOB: 0 BB: 0 P: 4	R: 0 E: 0 K: 0 S: 3	H: 0 LOB: 0 BB: 0 P: 3	1B: 9 2B: 3 3B: 1 HR: 1	SF: 0 SAC: 3 DP: 1 HBP: 0	WP: 0 PB: 0 SB: 2 CS: 0	PA: 45
PITCHER	IP WLS BF H R ER SO BB IBB HBP BLK WP HR S P ERA WHIP																				PITCHER	IP WLS BF H R ER SO BB IBB HBP BLK WP HR S P ERA WHIP
Bob Knepper, L (1, 1) ERA: 2.48	5.0 L 27 10 4 4 3 0 2 0 0 0 0 31 39 7.20 2.000																					
Jeff Calhoun, L (6, 1) ERA: 1.98	2.0 11 3 2 1 1 0 0 1 0 0 0 0 12 16 4.50 1.500																					
Frank DiPino, L (8, 1) ERA: 2.7	2.0 7 1 1 1 0 0 0 0 0 0 0 1 7 7 4.50 0.500																					

San Francisco Giants @ Houston Astros
Astrodome, Houston, TX
Sun Jun 15 1986, 4:33 AM EDT
Att. 22,958 - Unknown

livebaseballscorecards.com

AB	39
R	7
H	14
RBI	7
BB	3
SO	4
LOB	18



Batter	1	2	3	4	5	6	7	8	9	AB	R	H	RBI	BB	SO	LOB	BOTTOM
--------	---	---	---	---	---	---	---	---	---	----	---	---	-----	----	----	-----	--------

Billy Hatcher, R <small>OBP: 0.313, SLG: 0.374</small> <small>(1, 8)</small>										4	0	0	0	0	0	0	San Francisco Giants @ Houston Astros Astrodome, Houston, TX Sun Jun 15 1986, 4:33 AM EDT Att. 22,958 - Unknown
Jim Pankovits, R <small>OBP: 0.286, SLG: 0.281</small> <small>(1, 4)</small>										4	1	1	0	0	2	0	
Phil Garner, R <small>OBP: 0.384, SLG: 0.524</small> <small>(1, 5)</small>										2	0	1	1	2	0	0	
Glenn Davis, R <small>OBP: 0.336, SLG: 0.509</small> <small>(1, 3)</small>										4	0	2	0	0	0	2	
Kevin Bass, S <small>OBP: 0.339, SLG: 0.441</small> <small>(1, 9)</small>										4	1	1	0	0	2	4	
Jose Cruz, L <small>OBP: 0.308, SLG: 0.289</small> <small>(1, 7)</small>										4	0	1	0	0	2	1	
Mark Bailey, S <small>OBP: 0.317, SLG: 0.319</small> <small>(1, 2)</small>										4	0	2	0	0	0	3	
Bert Pena, R <small>OBP: 0.310, SLG: 0.418</small> <small>(7, PH)</small> <small>(8, 6)</small>										2	0	0	0	0	0	1	
Bob Knepper, L <small>OBP: 0.068, SLG: 0.068</small> <small>(5, PH)</small> Tony Walker, R <small>OBP: 0.275, SLG: 0.318</small> <small>(6, 1)</small> Jeff Calhoun, L <small>OBP: 0.326, SLG: 0.364</small> <small>(7, PH)</small> Frank DiPino, L <small>OBP: 0.250, SLG: 0.250</small> <small>(8, 1)</small> Denny Walling, L <small>OBP: 0.345, SLG: 0.379</small> <small>(9, PH)</small>										1	0	0	0	0	1	0	

Inning Stats	R: 0 H: 0 E: 0 K: 3 S: 3	R: 0 H: 1 E: 0 K: 2 S: 8	R: 0 H: 0 E: 0 K: 1 S: 5	R: 1 H: 2 E: 0 K: 0 S: 4	R: 0 H: 1 E: 0 K: 2 S: 8	R: 0 H: 0 E: 0 K: 1 S: 5	R: 1 H: 2 E: 0 K: 0 S: 5	R: 0 H: 1 E: 0 K: 2 S: 8	R: 0 H: 0 E: 0 K: 1 S: 5	R: 1 H: 2 E: 0 K: 0 S: 8	R: 0 H: 1 E: 0 K: 2 S: 4	R: 0 H: 2 E: 0 K: 0 S: 12	R: 0 H: 2 E: 0 K: 0 S: 4	1B: 8 2B: 1 3B: 1 HR: 0	SF: 1 SAC: 0 DP: 1 HBP: 0	WP: 0 PB: 0 SB: 0 CS: 1	PA: 37
--------------	--------------------------	--------------------------	--------------------------	--------------------------	--------------------------	--------------------------	--------------------------	--------------------------	--------------------------	--------------------------	--------------------------	---------------------------	--------------------------	----------------------------------	------------------------------------	----------------------------------	--------

PITCHER	IP	WLS	BF	H	R	ER	SO	BB	IBB	HBP	BLK	WP	HR	S	P	ERA	WHIP
Vida Blue, L	(1, 1)	6.0	22	4	1	1	6	1	0	0	0	0	0	33	37	1.50	0.833
Jeff Robinson, R	(7, 1)	2.1	13	5	1	1	2	1	0	0	0	0	0	16	20	3.86	2.571
Mark Davis, L	(9, 1)	0.2	1	0	0	0	0	0	0	0	0	0	0	1	1	0.00	0.000



Batter	1	2	3	4	5	6	7	8	9	AB R H RBI BB SO LOB	TOP
Candy Maldonado, R (1, 9) OBP: 0.288, SLG: 0.479	0-0 F8		0-0 F8			0-0 F9		0-3 K		4 0 0 0 0 1 1	San Francisco Giants @ San Diego Padres Jack Murphy Stadium, San Diego, CA Mon Jun 16 1986, 10:05 PM EDT Att. 13,408 - Unknown livebaseballscorecards.com
Mike Aldrete, L (1, 3) OBP: 0.311, SLG: 0.288	0-0 1B		0-0 F6			0-0 4-3		0-3 K		4 0 1 0 0 1 1	
Chris Brown, R (1, 5) OBP: 0.384, SLG: 0.466	0-0 F7				0-0 5-3				0-0 5-3	4 0 0 0 0 0 1	
Jeffrey Leonard, R (1, 7) OBP: 0.347, SLG: 0.440	0-0 F9				0-0 1B		0-3 K		0-3 K	4 0 1 0 0 2 1	
Chili Davis, S (1, 8) OBP: 0.368, SLG: 0.493		0-0 1B		4-0 1B		0-0 2B		0-0 1B	0-0 1B	3 0 3 0 1 0 0	
Bob Melvin, R (1, 2) OBP: 0.242, SLG: 0.337		0-0 5-3		0-0 1-2		0-0 G3		0-0 FC5-4	0-0 FC5-4	4 0 0 0 0 0 5	
Robby Thompson, R (1, 4) OBP: 0.316, SLG: 0.344		0-0 1B		0-0 1-2f		0-0 G3		0-0 G3		3 0 1 0 0 0 1	
Jose Uribe, S (1, 6) OBP: 0.321, SLG: 0.284		0-0 F2		0-0 1-2f		0-0 G3		0-0 1B		3 0 1 0 0 0 1	
Scott Garrelts, R (1, 1) OBP: 0.167, SLG: 0.200 Bill Laskey, R (6, 1) Mark Davis, L (7, 1) Greg Minton, S (7, 1) Mike Woodard, L (8, PH) Juan Berenguer, R (8, 1)			0-3 K			0-0 F8		0-0 1-3	0-0 1-3	2 0 0 0 0 0 1 0 1 0 0 0 0 0 0 1 0 0 0 0 0 0 0 0	
Inning Stats	R: 0 H: 1 E: 0 LOB: 1 K: 0 BB: 0 S: 4 P: 4	R: 0 H: 2 E: 0 LOB: 1 K: 0 BB: 0 S: 4 P: 4	R: 0 H: 0 E: 0 LOB: 0 K: 1 BB: 0 S: 5 P: 5	R: 0 H: 1 E: 0 LOB: 1 K: 0 BB: 1 S: 3 P: 7	R: 0 H: 0 E: 0 LOB: 0 K: 0 BB: 0 S: 3 P: 3	R: 0 H: 0 E: 0 LOB: 0 K: 0 BB: 0 S: 3 P: 3	R: 0 H: 1 E: 0 LOB: 1 K: 1 BB: 0 S: 6 P: 6	R: 0 H: 1 E: 0 LOB: 1 K: 2 BB: 0 S: 8 P: 8	R: 0 H: 1 E: 0 LOB: 1 K: 1 BB: 0 S: 6 P: 6	1B: 6 SF: 0 2B: 1 SAC: 0 3B: 0 DP: 1 HR: 0 HBP: 0	WP: 0 PA: 33 PB: 0 SB: 1 CS: 1
PITCHER Andy Hawkins, R (1, 1) ERA: 4.25	IP WLS BF H R ER SO BB IBB HBP BLK WP HR S P ERA WHIP										
	9.0 W 33 7 0 0 5 1 0 0 0 0 0 0 0 42 46 0.00 0.889										



Batter	1	2	3	4	5	6	7	8	9	AB	R	H	RBI	BB	SO	LOB
Marvell Wynne, L (1, 8) OBP: 0.341, SLG: 0.488	0-0 G3		0-0 G3-6-3 1B			0-0 HR	0-3 K			4	1	2	1	0	1	3
Tony Gwynn, L (1, 9) OBP: 0.401, SLG: 0.481	4-0 G6-4-3 BB		0-0 G3-6-3 1-2f			0-0 6-3	4-0 BB	1-2 2-3 3-H BB		2	0	0	1	2	0	2
Kevin McReynolds, R (1, 7) OBP: 0.348, SLG: 0.513	0-0 G6-4-3 1-2f			0-0 F7		0-0 F3	0-0 F8			4	0	0	0	0	0	4
Steve Garvey, R (1, 3) OBP: 0.280, SLG: 0.446		0-0 G3-6 1B		0-0 4-3			0-0 SH 1B 1B	0-0 F7		4	1	2	0	0	0	0
Graig Nettles, L (1, 5) OBP: 0.318, SLG: 0.432		0-0 G3-6 1-2f		0-0 4-3			0-0 SH 1B 1B	0-3 K		4	1	1	0	0	1	1
Terry Kennedy, L (1, 2) OBP: 0.313, SLG: 0.366		1-0 HBP			0-0 G4-6-3 1B		0-0 SH 1B BB	0-0 G3		2	1	1	0	0	0	0
Garry Templeton, S (1, 6) OBP: 0.264, SLG: 0.239		0-3 K			0-0 G4-6-3 1-2f		0-0 BB BB 1B			3	0	1	2	0	1	2
Tim Flannery, L (1, 4) OBP: 0.369, SLG: 0.389			0-0 1B SH3-4 1B		0-0 G3		4-0 BB BB			2	0	1	0	0	0	0
Carmelo Martinez, R (7, PH) OBP: 0.352, SLG: 0.414							1-2 BB BB			0	0	0	0	1	0	0
Bip Roberts, S (7, PR) OBP: 0.276, SLG: 0.311										0	0	0	0	0	0	0
Andy Hawkins, R (1, 1) OBP: 0.214, SLG: 0.185			0-0 SH3-4 1-2			0-0 6-3	0-3 K			2	0	0	0	0	1	3

Inning Stats		R: 0	H: 0	E: 0	K: 0	S: 2	R: 0	H: 1	E: 0	K: 1	S: 5	R: 0	H: 2	E: 0	K: 0	S: 4	R: 0	H: 0	E: 0	K: 0	S: 3	R: 0	H: 1	E: 0	K: 0	S: 3	R: 1	H: 1	E: 0	K: 0	S: 4	R: 3	H: 3	E: 0	K: 2	S: 11	R: 0	H: 0	E: 0	K: 1	S: 5	1B: 7	2B: 0	3B: 0	HR: 1	SF: 0	SAC: 2	DP: 4	HBP: 1	WP: 0	PA: 33
Scott Garrelts, R (1, 1) ERA: 3.18	IP	WLS	BF	H	R	ER	SO	BB	IBB	HBP	BLK	WP	HR	S	P	ERA	WHIP																																		
Bill Laskey, R (6, 1) ERA: 3.76	1.0	L	6	3	3	3	0	0	0	0	0	0	1	6	6	27.00	3.000																																		
Mark Davis, L (7, 1) ERA: 2.27	0.2		6	1	1	1	2	2	0	0	0	0	0	8	16	13.50	4.500																																		
Greg Minton, R (7, 1) ERA: 5.06	0.1		1	0	0	0	0	0	0	0	0	0	0	1	1	0.00	0.000																																		
Juan Berenguer, R (8, 1) ERA: 2.64	1.0		3	0	0	0	1	0	0	0	0	0	0	5	5	0.00	0.000																																		

BOTTOM

San Francisco Giants @ San Diego Padres
Jack Murphy Stadium, San Diego, CA

Mon Jun 16 1986, 10:05 PM EDT
Att. 13,408 - Unknown

AB	27
R	4
H	8
RBI	4
BB	3
SO	4
LOB	15

IP	WLS	BF	H	R	ER	SO	BB	IBB	HBP	BLK	WP	HR	S	P	ERA	WHIP
5.0		17	4	0	0	1	1	0	0	0	0	0	17	22	0.00	1.000
1.0	L	6	3	3	3	0	0	0	0	0	0	1	6	6	27.00	3.000
0.2		6	1	1	1	2	2	0	0	0	0	0	8	16	13.50	4.500
0.1		1	0	0	0	0	0	0	0	0	0	0	1	1	0.00	0.000
1.0		3	0	0	0	1	0	0	0	0	0	0	5	5	0.00	0.000

Batter	1	2	3	4	5	6	7	8	9	AB R H RBI BB SO LOB	TOP											
Jose Uribe, S (1, 6) OBP: 0.318, SLG: 0.281	0-0 L3		0-0 F7	0-3 K		0-0 E5		0-0 F3		5 0 1 0 0 1 2	San Francisco Giants @ San Diego Padres Jack Murphy Stadium, San Diego, CA Tue Jun 17 1986, 10:05 PM EDT Att. 14,781 - Unknown livebaseballscorecards.com											
Robby Thompson, R (1, 4) OBP: 0.314, SLG: 0.338	0-0 5-3		4-0 1B 2B BB		0-3 K	0-0 6-3		0-0 F9	4 1 0 0 1 1 1													
Jeffrey Leonard, R (1, 7) OBP: 0.348, SLG: 0.444	0-0 6-3		0-0 2B 1B		0-0 F9		0-0 7-4 2B	0-3 K	5 1 2 0 0 1 0													
Chili Davis, S (1, 8) OBP: 0.377, SLG: 0.498		4-0 CS BB	0-0 3-6 2B		4-0 BB		4-0 BB	0-0 4-3	2 0 1 2 3 0 0													
Candy Maldonado, R (1, 9) OBP: 0.287, SLG: 0.469		4-0 1B 1B BB	0-0 3-6 2B		0-0 4-3		0-3 K		3 0 0 0 1 1 4													
Mike Aldrete, L (1, 3) OBP: 0.308, SLG: 0.286		0-0 1B 1B	0-0 F5		0-3 K		0-0 7-4		4 0 1 0 0 1 2													
Bob Brenly, R (1, 2) OBP: 0.373, SLG: 0.335		0-0 1B	0-0 S WP E 1B		0-0 F3		4-0 BB		3 1 2 0 1 0 0													
Luis Quinones, S (1, 5) OBP: 0.345, SLG: 0.500		0-0 F4	4-0 S CS BB		0-0 2B 1B		0-3 K		3 1 1 0 1 1 4													
Mike Krukow, R (1, 1) OBP: 0.237, SLG: 0.222 Jeff Robinson, R (6, 1) OBP: 0.125, SLG: 0.143 Greg Minton, S (8, 1)		0-0 F3	4-0 S CS BB		0-0 2B		0-3 K		2 1 1 1 1 0 3 1 0 0 0 0 1 1 0 0 0 0 0 0 0													
Inning Stats	R: 0 E: 0 K: 0 S: 3	H: 0 LOB: 0 BB: 0 P: 3	R: 0 E: 0 K: 0 S: 4	H: 2 LOB: 3 BB: 2 P: 12	R: 2 E: 0 K: 0 S: 4	H: 2 LOB: 0 BB: 1 P: 8	R: 1 E: 0 K: 1 S: 5	H: 1 LOB: 1 BB: 2 P: 13	R: 0 E: 0 K: 1 S: 5	H: 0 LOB: 1 BB: 1 P: 9	R: 2 E: 1 K: 1 S: 8	H: 3 LOB: 1 BB: 0 P: 8	R: 0 E: 0 K: 1 S: 5	H: 1 LOB: 1 BB: 1 P: 9	R: 0 E: 0 K: 2 S: 7	H: 0 LOB: 1 BB: 1 P: 11	R: 0 E: 0 K: 1 S: 5	H: 0 LOB: 0 BB: 0 P: 5	1B: 6 2B: 5 3B: 0 HR: 0	SF: 0 SAC: 0 DP: 2 HBP: 0	WP: 1 PB: 0 SB: 4 CS: 2	PA: 40
PITCHER	IP WLS BF H R ER SO BB IBB HBP BLK WP HR S P ERA WHIP																					
LaMarr Hoyt, R (1, 1) ERA: 5.27	4.0		5 3 2 1 5 0 0 0 1 0 0 0 1 0 16 36 4.50 2.500																			
Tim Stoddard, R (5, 1) ERA: 4.06	1.0	4	0 0 0 1 1 0 0 0 0 0 0 0 5 9 0.00 1.000																			
Gene Walter, L (6, 1) ERA: 3.44	1.0	6	3 2 1 1 0 0 0 0 0 0 0 0 8 8 9.00 3.000																			
Craig Lefferts, L (7, 1) ERA: 2.51	2.0	W 8	1 0 0 3 2 0 0 0 0 0 0 0 12 20 0.00 1.500																			
Rich Gossage, R (9, 1) ERA: 4.34	1.0	S 3	0 0 0 1 0 0 0 0 0 0 0 0 5 5 0.00 0.000																			



Batter	1	2	3	4	5	6	7	8	9
Marvell Wynne, L OBP: 0.333, SLG: 0.471 (1, 8)	0-3 K		0-3 K			0-0 BB 1B	0-0 4-3	0-0 4-3	
Tony Gwynn, L OBP: 0.399, SLG: 0.475 (1, 9)	0-0 F9		0-0 F8			4-0 F8 1B 1-2 BB	0-0 4-3		
Kevin McReynolds, R OBP: 0.346, SLG: 0.509 (1, 7)	0-0 F9			0-0 G5-4-3 1B		0-3 K	0-3 K		
Steve Garvey, R OBP: 0.283, SLG: 0.447 (1, 3)		0-3 K		0-0 G5-4-3 1-2f		0-0 1B 1B 1-2 2-H		0-0 HR 1B	
Graig Nettles, L OBP: 0.323, SLG: 0.456 (1, 5)		0-0 1B FC4-6 1B		0-0 4-3		0-0 F8 2-3		0-0 1H HR	
Terry Kennedy, L OBP: 0.321, SLG: 0.374 (1, 2)		0-0 1B FC4-6 1B			0-0 F7	0-0 1B 1B 1-2 3-H		0-0 WP 1B 1B	
Garry Templeton, S OBP: 0.268, SLG: 0.244 (1, 6)		0-0 FC4-6 1-2f 3-H			0-0 G3 1B	0-0 1B 1B 1-2 2-H		0-3 K CS 1B 1-3	
Tim Flannery, L OBP: 0.372, SLG: 0.392 (1, 4)		0-0 F8 1-2			0-0 G3 1-2	0-0 1B 1-3 2-H		0-0 1B 1-2 3-H	
LaMarr Hoyt, R OBP: 0.125, SLG: 0.125 (5, 1) Tim Stoddard, R (5, 1) Jerry Royster, R OBP: 0.282, SLG: 0.333 (6, 1) Gene Walter, L OBP: 0.460, SLG: 0.500 (6, 1) Dane Iorg, R OBP: 0.225, SLG: 0.308 (6, PH) Craig Lefferts, L OBP: 0.333, SLG: 1.333 (7, 1) Carmelo Martinez, R OBP: 0.349, SLG: 0.411 (8, PH) Rich Gossage, R (9, 1)			0-3 K			0-0 F9	0-3 K	0-3 K 2-3	

AB	R	H	RBI	BB	SO	LOB
5	1	1	0	0	2	1
3	1	0	0	1	0	0
4	0	1	0	0	2	2
4	2	2	1	0	1	1
4	2	2	2	0	0	2
4	2	3	1	0	0	0
4	0	2	2	0	1	2
4	0	2	2	0	0	2
1	0	0	0	0	1	0
0	0	0	0	0	0	0
1	0	0	0	0	0	1
0	0	0	0	0	0	0
1	0	0	0	0	1	2
0	0	0	0	0	0	0
1	0	0	0	0	1	2
0	0	0	0	0	0	0

Inning Stats	R: 0	H: 0	E: 0	K: 1	S: 5	LOB: 0	BB: 0	P: 5	R: 1	H: 2	E: 0	K: 1	S: 7	LOB: 1	BB: 0	P: 7	R: 0	H: 0	E: 0	K: 2	S: 7	LOB: 0	BB: 0	P: 7	R: 0	H: 1	E: 0	K: 0	S: 3	LOB: 0	BB: 0	P: 3	R: 0	H: 1	E: 0	K: 0	S: 4	LOB: 1	BB: 0	P: 4	R: 4	H: 5	E: 0	K: 2	S: 12	LOB: 2	BB: 1	P: 16	R: 0	H: 0	E: 0	K: 1	S: 5	LOB: 0	BB: 0	P: 5	R: 3	H: 4	E: 0	K: 2	S: 11	LOB: 1	BB: 0	P: 11
1B: 12	SF: 0	WP: 2	PA: 37																																																													
2B: 1	SAC: 0	PB: 0																																																														
3B: 0	DP: 2	SB: 1																																																														
HR: 1	HBP: 0	CS: 1																																																														
PITCHER	IP	WLS	BF	H	R	ER	SO	BB	IBB	HBP	BLK	WP	HR	S	P	ERA	WHIP																																															
Mike Krukow, R ERA: 3.68 (1, 1)	5.2		24	7	5	5	5	1	0	0	0	0	0	33	37	7.94	1.412																																															
Jeff Robinson, R ERA: 3.83 (6, 1)	1.1	L	11	6	3	3	3	0	0	0	0	1	1	17	17	20.25	4.500																																															
Greg Minton, R ERA: 4.93 (8, 1)	1.0		2	0	0	0	1	0	0	0	0	0	0	4	4	0.00	0.000																																															

BOTTOM

San Francisco Giants @ San Diego Padres

Jack Murphy Stadium, San Diego, CA

Tue Jun 17 1986, 10:05 PM EDT

Att. 14,781 - Unknown

AB	36
R	8
H	13
RBI	8
BB	1
SO	9
LOB	15



WP	PA	ERA	WHIP
2	37		
0			
1			
1			

Batter	1	2	3	4	5	6	7	8	9	AB R H RBI BB SO LOB	TOP											
Joel Youngblood, R (1, 9) OBP: 0.377, SLG: 0.391	0-0 6-3	0-0 1-2 BB 1B		0-0 3-H 1B		0-0 5-3		0-0 CS 1B		5 0 3 1 0 0 0												
Robby Thompson, R (1, 4) OBP: 0.311, SLG: 0.335	0-0 G3	0-0 F7		0-3 1-2 K			0-0 1B	0-0 CS 1-2	0-0 6-3	5 0 1 0 0 1 3												
Jeffrey Leonard, R (1, 7) OBP: 0.349, SLG: 0.440	0-0 S 1B	4-0 1-2 2-3 BB		0-0 F7			0-3 K		0-3 K	4 0 1 0 1 2 2												
Chili Davis, S (1, 8) OBP: 0.373, SLG: 0.490	0-0 1-2 6-3	0-0 F6			0-0 5-3		0-0 F7		0-0 1B	5 0 1 0 0 0 5												
Chris Brown, R (1, 5) OBP: 0.384, SLG: 0.481		0-0 HR	0-0 F4		0-0 CS 1B		0-0 4-3		0-0 1-3	5 1 2 1 0 0 2												
Bob Brenly, R (1, 3) OBP: 0.375, SLG: 0.331		4-0 HR BB	0-0 F7		4-0 1-2 BB			0-0 L5		2 1 0 0 2 0 0												
Mike Aldrete, L (8, 3) OBP: 0.308, SLG: 0.286										0 0 0 0 0 0 0												
Bob Melvin, R (1, 2) OBP: 0.252, SLG: 0.366		0-0 1-H HR	0-3 K		0-3 K			4-0 HR BB		3 2 1 2 1 2 1												
Jose Uribe, S (1, 6) OBP: 0.321, SLG: 0.300		0-0 F9		0-0 SH5-4 1B		0-0 4-3		0-0 1-H HR		4 2 2 2 0 0 0												
Michael LaCoss, R (1, 1) OBP: 0.321, SLG: 0.333		0-0 BB 1B		0-0 SH5-4		0-0 F4		0-0 6-3		2 0 1 0 0 0 0												
Mark Davis, L (7, 1)										0 0 0 0 0 0 0												
Juan Berenguer, R (7, 1)										1 0 0 0 0 0 0												
Inning Stats	R: 0 E: 0 K: 0 S: 4	H: 1 LOB: 1 BB: 0 P: 4	R: 3 E: 0 K: 0 S: 7	H: 4 LOB: 3 BB: 2 P: 15	R: 0 E: 0 K: 1 S: 5	H: 0 LOB: 0 BB: 0 P: 5	R: 1 E: 0 K: 1 S: 7	H: 2 LOB: 1 BB: 0 P: 7	R: 0 E: 0 K: 1 S: 5	H: 1 LOB: 1 BB: 1 P: 9	R: 0 E: 0 K: 0 S: 3	H: 0 LOB: 0 BB: 0 P: 3	R: 0 E: 0 K: 1 S: 6	H: 1 LOB: 1 BB: 0 P: 6	R: 2 E: 0 K: 0 S: 4	H: 2 LOB: 0 BB: 1 P: 8	R: 0 E: 0 K: 1 S: 6	H: 1 LOB: 1 BB: 0 P: 6	1B: 9 2B: 0 3B: 0 HR: 3	SF: 0 SAC: 1 DP: 0 HBP: 0	WP: 0 PB: 0 SB: 3 CS: 2	PA: 42
PITCHER	IP WLS BF H R ER SO BB IBB HBP BLK WP HR S P ERA WHIP																					
Mark Thurmond, L (1, 1) ERA: 6.25	1.1 L 10 5 3 3 0 1 0 0 0 0 0 2 9 13 20.25 4.500																					
Tim Stoddard, R (2, 1) ERA: 4.02	2.2 11 2 1 1 2 1 0 0 0 0 0 0 14 18 3.38 1.125																					
Lance McCullers, R (5, 1) ERA: 1.58	3.0 11 2 0 0 2 1 0 0 0 0 0 0 14 18 0.00 1.000																					
Gene Walter, L (8, 1) ERA: 3.72	2.0 9 3 2 2 1 1 0 0 0 0 0 1 10 14 9.00 2.000																					

San Francisco Giants @ San Diego Padres
 Jack Murphy Stadium, San Diego, CA
 Wed Jun 18 1986, 10:05 PM EDT
 Att. 24,444 - Unknown

AB	36
R	6
H	12
RBI	6
BB	4
SO	5
LOB	13



Batter	1	2	3	4	5	6	7	8	9	AB R H RBI BB SO LOB	TOP		
Randy Kutcher, R (1, 8) OBP: 0.400, SLG: 1.000	0-0 L4 1B		0-3 K2-3		0-3 K		0-0 F9		0-0 HR	5 1 2 1 0 2 0	San Francisco Giants @ San Diego Padres Jack Murphy Stadium, San Diego, CA Thu Jun 19 1986, 6:33 AM EDT Att. 22,788 - Unknown livebaseballscorecards.com		
Jose Uribe, S (1, 6) OBP: 0.314, SLG: 0.293	0-0 L4 1-2		0-0 F8		0-0 F3		0-0 F8	0-0 F8	5 0 0 0 0 0 1				
Joel Youngblood, R (1, 7) OBP: 0.397, SLG: 0.449 (8, 4)	4-0 PB BB		0-0 HR		0-0 6-3		4-0 BB	0-0 F9	3 1 1 1 2 0 0				
Chili Davis, S (1, 9) OBP: 0.374, SLG: 0.488	0-0 F3 1-2		0-0 1B 1B		0-0 3-1		0-0 F7	0-0 1B	5 0 2 0 0 0 2				
Chris Brown, R (1, 5) OBP: 0.380, SLG: 0.473		0-0 F3	0-0 1B		0-0 5-3		0-0 F3	0-3 K	5 0 1 0 0 1 1				
Mike Aldrete, L (1, 3) OBP: 0.333, SLG: 0.310		4-0 1B SH1-4 BB	0-0 F8		4-0 BB BB		0-0 2B		2 1 1 0 2 0 2				
Bob Brenly, R (1, 2) OBP: 0.382, SLG: 0.333		0-0 SH1-4 1B		0-0 F4		4-0 BB BB	4-0 BB		2 0 1 0 2 0 0				
Robby Thompson, R (1, 4) OBP: 0.313, SLG: 0.333 Candy Maldonado, R (8, PH) OBP: 0.285, SLG: 0.465 (8, 7)		0-0 SH1-4		0-0 F6		4-0 BB BB	0-0 F4		1 0 0 1 1 0 0 1 0 0 0 0 0 2				
Terry Mulholland, R (1, 1) Jeff Robinson, R (4, 1) OBP: 0.125, SLG: 0.143 Harry Spilman, L (6, PH) OBP: 0.253, SLG: 0.426 Greg Minton, S (6, 1) Bob Melvin, R (8, PH) OBP: 0.250, SLG: 0.363 Bill Lasky, R (8, 1)		0-0 5-3		0-0 4-3		0-3 K	0-3 K		2 0 0 0 0 0 1 0 0 0 0 0 0 0 1 0 0 0 0 1 3 0 0 0 0 0 0 0 1 0 0 0 0 1 2 0 0 0 0 0 0 0				
Inning Stats	R: 0 H: 1 E: 0 LOB: 1 K: 0 BB: 1 S: 3 P: 7	R: 1 H: 1 E: 0 LOB: 1 K: 0 BB: 1 S: 4 P: 8	R: 1 H: 3 E: 0 LOB: 2 K: 1 BB: 0 S: 8 P: 8	R: 0 H: 0 E: 0 LOB: 0 K: 0 BB: 0 S: 3 P: 3	R: 0 H: 0 E: 0 LOB: 0 K: 1 BB: 0 S: 5 P: 5	R: 0 H: 0 E: 0 LOB: 3 K: 1 BB: 3 S: 5 P: 17	R: 0 H: 0 E: 0 LOB: 1 K: 0 BB: 1 S: 3 P: 7	R: 0 H: 1 E: 0 LOB: 2 K: 1 BB: 1 S: 6 P: 10	R: 1 H: 2 E: 0 LOB: 1 K: 1 BB: 0 S: 7 P: 7	1B: 5 SF: 0 2B: 2 SAC: 1 3B: 0 DP: 1 HR: 2 HBP: 0		WP: 0 PA: 41 PB: 1 SB: 0 CS: 0	
PITCHER	IP WLS BF H R ER SO BB IBB HBP BLK WP HR S P ERA WHIP											PITCHER	IP WLS BF H R ER SO BB IBB HBP BLK WP HR S P ERA WHIP
Eric Show, R (1, 1) ERA: 2.85	7.0 W 31 5 2 2 3 6 0 0 0 0 0 1 31 55 2.57 1.571												
Craig Lefferts, L (8, 1) ERA: 2.6	2.0 10 3 1 1 2 1 0 0 0 0 0 1 13 17 4.50 2.000												



Batter	1	2	3	4	5	6	7	8	9	AB R H RBI BB SO LOB	TOP	
Bill Doran, S (1, 4) <small>OBP: 0.374, SLG: 0.380</small>	0-0 4-3		4-0 BB			4-0 BB		0-0 F9		2 0 0 0 2 0 0		
Billy Hatcher, R (1, 8) <small>OBP: 0.293, SLG: 0.348</small> Terry Puhl, L (9, PH) <small>OBP: 0.290, SLG: 0.319</small>	0-0 5-3		0-0 F3			0-0 F9		0-3 K	3 0 0 0 0 0 2 1 0 0 0 0 1 0			
Phil Garner, R (1, 5) <small>OBP: 0.374, SLG: 0.519</small>	0-3 K			0-0 F2		0-0 F4		4-0 BB	3 0 0 0 1 1 1			
Glenn Davis, R (1, 3) <small>OBP: 0.333, SLG: 0.517</small>		0-0 F8		0-0 L6			0-0 6-3	0-0 F6	4 0 0 0 0 0 1			
Kevin Bass, S (1, 9) <small>OBP: 0.348, SLG: 0.458</small>		0-0 F3		0-0 F3			0-0 HR	0-0 F9	4 1 1 1 0 0 1			
Jose Cruz, L (1, 7) <small>OBP: 0.320, SLG: 0.301</small>		0-0 1B			0-0 F7		0-0 F6		3 0 1 0 0 0 0			
Mark Bailey, S (1, 2) <small>OBP: 0.314, SLG: 0.301</small>		0-0 F3			0-3 K		0-0 5-3		3 0 0 0 0 1 1			
Bert Pena, R (1, 6) <small>OBP: 0.333, SLG: 0.238</small> Craig Reynolds, L (8, PH) <small>OBP: 0.308, SLG: 0.414</small> (8, 6)			0-3 K		0-0 5-3			0-3 K	2 0 0 0 0 1 0 1 0 0 0 0 1 0			
Bob Knepper, L (1, 1) <small>OBP: 0.065, SLG: 0.065</small> Denny Walling, L (8, PH) <small>OBP: 0.349, SLG: 0.371</small> Aurelio Lopez, R (8, 1)			0-3 K			0-3 K		0-3 K	2 0 0 0 0 2 0 1 0 0 0 0 1 0 0 0 0 0 0 0 0			
Inning Stats	R: 0 H: 0 E: 0 LOB: 0 K: 1 BB: 0 S: 5 P: 5	R: 0 H: 1 E: 0 LOB: 1 K: 0 BB: 0 S: 4 P: 4	R: 0 H: 0 E: 0 LOB: 1 K: 2 BB: 1 S: 7 P: 11	R: 0 H: 0 E: 0 LOB: 0 K: 0 BB: 0 S: 3 P: 3	R: 0 H: 0 E: 0 LOB: 0 K: 1 BB: 0 S: 5 P: 5	R: 0 H: 0 E: 0 LOB: 1 K: 1 BB: 1 S: 5 P: 9	R: 1 H: 1 E: 0 LOB: 0 K: 0 BB: 0 S: 4 P: 4	R: 0 H: 0 E: 0 LOB: 0 K: 2 BB: 0 S: 7 P: 7	R: 0 H: 0 E: 0 LOB: 1 K: 1 BB: 1 S: 5 P: 9	1B: 1 SF: 0 2B: 0 SAC: 0 3B: 0 DP: 0 HR: 1 HBP: 0	WP: 0 PA: 32 PB: 0 SB: 0 CS: 0	
PITCHER Vida Blue, L (1, 1) <small>ERA: 3.22</small> Juan Berenguer, R (8, 1) <small>ERA: 2.29</small>	IP WLS BF H R ER SO BB IBB HBP BLK WP HR S P ERA WHIP 7.0 W 25 2 1 1 5 2 0 0 0 0 1 33 41 1.29 0.571											PITCHER IP WLS BF H R ER SO BB IBB HBP BLK WP HR S P ERA WHIP 2.0 S 7 0 0 0 3 1 0 0 0 0 0 0 12 16 0.00 0.500

Houston Astros @ San Francisco Giants
 Candlestick Park, San Francisco, CA

Fri Jun 20 1986, 10:05 PM EDT
 Att: 25,116 - Unknown

livebaseballscorecards.com

AB	29
R	1
H	2
RBI	1
BB	3
SO	8
LOB	6



Batter	1	2	3	4	5	6	7	8	9	AB R H RBI BB SO LOB	TOP											
Bill Doran, S (1, 4) OBP: 0.372, SLG: 0.378	0-0 5-3		0-0 F7		0-0 4-3			0-0 E BLK 1B		4 0 1 0 0 0 0												
Craig Reynolds, L (1, 6) OBP: 0.317, SLG: 0.421 Phil Garner, R (8, PH) OBP: 0.372, SLG: 0.516 Dave Smith, R (8, 1)	0-0 L6-4 BB 1B		0-0 FC6-4 1B		0-3 K			0-0 F8 1-2		3 0 2 0 0 1 0 1 0 0 0 0 0 1 0 0 0 0 0 0 0												
Jose Cruz, L (1, 7) OBP: 0.318, SLG: 0.296 Billy Hatcher, R (8, PR) OBP: 0.293, SLG: 0.348	4-0 1-2 BB		0-0 FC6-4 1-2		0-0 1-3			0-0 E9 2-3		3 0 0 0 1 0 2 0 0 0 0 0 0 0												
Glenn Davis, R (1, 3) OBP: 0.328, SLG: 0.508	0-0 L6-4 2-3		0-3 K		0-0 5-3			0-0 P3 1-2		4 0 0 0 0 1 5												
Kevin Bass, S (1, 8) OBP: 0.342, SLG: 0.450		0-0 3-1		0-0 F8				0-0 F5	0-0 F9	4 0 0 0 0 0 3												
Denny Walling, L (1, 5) OBP: 0.359, SLG: 0.390		0-0 4-3 2B		0-0 G4-6-3 1B				0-0 1B	0-0 F7	4 0 3 0 0 0 0												
Terry Puhl, L (1, 9) OBP: 0.281, SLG: 0.308		0-0 4-3 2-3		0-0 G4-6-3 1-2				0-0 F8	0-3 K	4 0 0 0 0 1 3												
Alan Ashby, S (1, 2) OBP: 0.337, SLG: 0.369 Tony Walker, R (9, PR) OBP: 0.269, SLG: 0.311		4-0 IBB		0-0 F8				0-3 K	4-0 BB	2 0 0 0 2 1 1 0 0 0 0 0 0 0												
Mark Knudson, R (1, 1) Jim Pankovits, R (8, PH) OBP: 0.297, SLG: 0.382 Bert Pena, R (8, 6) OBP: 0.333, SLG: 0.238 Mark Bailey, S (9, PH) OBP: 0.313, SLG: 0.299		0-3 K		0-3 K				0-0 HR	0-3 K	2 0 0 0 0 2 2 1 1 1 1 0 0 0 0 0 0 0 0 0 0 1 0 0 0 0 1 1												
Inning Stats	R: 0 E: 0 K: 0 S: 3	H: 1 LOB: 1 BB: 1 P: 7	R: 0 E: 0 K: 1 S: 6	H: 1 LOB: 2 BB: 1 P: 10	R: 0 E: 0 K: 1 S: 6	H: 1 LOB: 1 BB: 0 P: 6	R: 0 E: 0 K: 0 S: 3	H: 1 LOB: 0 BB: 0 P: 3	R: 0 E: 0 K: 1 S: 5	H: 0 LOB: 0 BB: 0 P: 5	R: 0 E: 0 K: 1 S: 5	H: 0 LOB: 0 BB: 0 P: 5	R: 0 E: 0 K: 1 S: 6	H: 1 LOB: 1 BB: 0 P: 6	R: 1 E: 1 K: 0 S: 6	H: 2 LOB: 3 BB: 0 P: 6	R: 0 E: 0 K: 2 S: 7	H: 0 LOB: 1 BB: 1 P: 11	1B: 5 2B: 2 3B: 0 HR: 1	SF: 0 SAC: 0 DP: 2 HBP: 0	WP: 0 PB: 0 SB: 1 CS: 0	PA: 36
PITCHER	IP WLS BF H R ER SO BB IBB HBP BLK WP HR S P ERA WHIP																					
Scott Garrelts, R (1, 1) ERA: 3.06	7.0 W 28 7 1 1 5 1 1 0 0 0 1 36 44 1.29 1.143																					
Chuck Hensley, L (8, 1) ERA: 2.25	0.1 2 0 0 0 0 0 0 0 0 0 1 0 0 2 2 0.00 0.000																					
Juan Berenguer, R (8, 1) ERA: 2.19	1.2 S 6 0 0 0 2 1 0 0 0 0 0 0 9 13 0.00 0.600																					

Houston Astros @ San Francisco Giants
 Candlestick Park, San Francisco, CA
 Sat Jun 21 1986, 6:33 AM EDT
 Att. 24,927 - Unknown

livebaseballscorecards.com

AB 33
 R 1
 H 7
 RBI 1
 BB 3
 SO 7
 LOB 18



Batter	1	2	3	4	5	6	7	8	9	AB	R	H	RBI	BB	SO	LOB
Randy Kutcher, R OBP: 0.308, SLG: 0.615 (1, 8)	0-0 1B 2B		0-0 F8		0-0 5-3	0-0 6-3				4	1	1	0	0	0	2
Robby Thompson, R OBP: 0.316, SLG: 0.336 Mike Woodard, L OBP: 0.357, SLG: 0.261 (1, 4) (7, 4)	0-0 L3		0-0 F8		0-0 FC6-4 1B		0-0 F9			3	0	1	0	0	0	1
Jeffrey Leonard, R OBP: 0.342, SLG: 0.430 (1, 7)	0-3 K			0-0 E8 2B 1B	0-3 K		0-0 F9			4	1	1	0	0	2	2
Chili Davis, S OBP: 0.374, SLG: 0.486 (1, 9)	0-0 CS S 1B			0-0 2B 2B	4-0 FC6-4 BB		0-0 F8			3	0	2	2	1	0	0
Chris Brown, R OBP: 0.384, SLG: 0.469 (1, 5)	4-0 1-2 BB			0-0 F9	0-0 FC6-4		4-0 S BB			2	0	0	0	2	0	3
Mike Aldrete, L OBP: 0.342, SLG: 0.339 (1, 3)	0-0 CS 2-3	0-0 P6		0-0 2-3 2B		0-0 1B 1B		0-3 K 1-2		4	0	2	0	0	1	1
Bob Melvin, R OBP: 0.264, SLG: 0.364 (1, 2)		0-3 K		4-0 IBB		0-0 1B		0-3 K		3	0	1	0	1	2	1
Jose Uribe, S OBP: 0.314, SLG: 0.286 (1, 6)		0-0 G3		0-0 F9		0-0 F9		4-0 IBB		3	0	0	0	1	0	5
Scott Garrelts, R OBP: 0.152, SLG: 0.182 Chuck Hensley, L OBP: 0.152, SLG: 0.182 Juan Berenguer, R OBP: 0.152, SLG: 0.182 (1, 1) (8, 1) (8, 1)			0-0 F7	0-0 F7		0-3 K		0-3 K		3	0	0	0	0	1	5
										0	0	0	0	0	0	0
										1	0	0	0	0	1	2

Inning Stats	R: 1	H: 2	E: 0	K: 1	S: 6	LOB: 1	BB: 1	P: 10	R: 0	H: 0	E: 0	K: 1	S: 5	LOB: 0	BB: 0	P: 5	R: 0	H: 0	E: 0	K: 0	S: 3	LOB: 0	BB: 0	P: 3	R: 1	H: 3	E: 1	K: 0	S: 6	LOB: 3	BB: 1	P: 10	R: 0	H: 1	E: 0	K: 1	S: 6	LOB: 2	BB: 1	P: 10	R: 0	H: 2	E: 0	K: 1	S: 7	LOB: 2	BB: 0	P: 7	R: 0	H: 0	E: 0	K: 0	S: 3	LOB: 0	BB: 0	P: 3	R: 0	H: 0	E: 0	K: 3	S: 9	LOB: 2	BB: 2	P: 17
PITCHER	IP	WLS	BF	H	R	ER	SO	BB	IBB	HBP	BLK	WP	HR	S	P	ERA	WHIP																																															
Mark Knudson, R ERA: 2.57 (1, 1)	7.0	L	31	8	2	2	4	2	1	0	0	0	0	36	48	2.57	1.429																																															
Dave Smith, R ERA: 2.19 (8, 1)	1.0		5	0	0	0	3	1	1	0	0	0	0	9	17	0.00	1.000																																															

BOTTOM

Houston Astros @ San Francisco Giants
Candlestick Park, San Francisco, CA

Sat Jun 21 1986, 6:33 AM EDT
Att. 24,927 - Unknown

AB	31
R	2
H	8
RBI	2
BB	5
SO	7
LOB	22

livebaseballscorecards.com

GIANTS

WP: 0	PA: 37
PB: 0	
SB: 2	
CS: 1	

Batter	1	2	3	4	5	6	7	8	9	AB R H RBI BB SO LOB	TOP											
Bill Doran, S (1, 4) OBP: 0.374, SLG: 0.384	0-3 K		0-0 CS 1B			0-3 K		0-0 FC6-4 2B		4 0 2 0 0 2 0	Houston Astros @ San Francisco Giants Candlestick Park, San Francisco, CA Sun Jun 22 1986, 6:33 AM EDT Unknown											
Billy Hatcher, R (1, 8) OBP: 0.292, SLG: 0.345	0-0 F8		0-0 2-3			0-0 S 1B		0-0 5-3		4 0 1 0 0 0 2												
Jose Cruz, L (1, 7) OBP: 0.317, SLG: 0.291	0-0 E3			0-0 6-3		0-3 K 1-2		4-0 FC6-4 BB		3 0 0 0 1 1 1												
Glenn Davis, R (1, 3) OBP: 0.327, SLG: 0.504	0-0 P3			0-0 F8			0-0 2B 1B	0-0 FC6-4		4 0 1 0 0 0 3												
Kevin Bass, S (1, 9) OBP: 0.345, SLG: 0.471		0-0 SF9 3B		0-3 K			0-0 P6		0-0 HR	4 2 2 1 0 1 1												
Craig Reynolds, L (1, 6) OBP: 0.306, SLG: 0.410		0-0 SF9			0-0 F9		0-0 P4		0-0 F8	3 0 0 1 0 0 1												
Denny Walling, L (1, 5) OBP: 0.357, SLG: 0.393		3-H 0-0 F8			0-0 F7		0-0 1-3 2B		0-0 F5	4 0 1 0 0 0 0												
Alan Ashby, S (1, 2) OBP: 0.330, SLG: 0.360		0-3 K			0-3 K		0-0 F2		0-0 P5	2 0 0 0 0 2 0												
Larry Andersen, R (5, 1)										0 0 0 0 0 0 0												
Terry Puhl, L (7, PH) OBP: 0.279, SLG: 0.305										1 0 0 0 0 0 2												
Aurelio Lopez, R (7, 1)										0 0 0 0 0 0 0												
Phil Garner, R (9, PH) OBP: 0.370, SLG: 0.513										1 0 0 0 0 0 0												
Manny Hernandez, R (1, 1)			0-0 1-3			0-3 K		0-0 F8		1 0 0 0 0 0 0												
Mark Bailey, S (5, 2) OBP: 0.309, SLG: 0.295										2 0 0 0 0 1 0												
Inning Stats	R: 0 E: 1 K: 1 S: 6	H: 0 LOB: 1 BB: 0 P: 6	R: 1 E: 0 K: 1 S: 6	H: 1 LOB: 0 BB: 0 P: 6	R: 0 E: 0 K: 0 S: 3	H: 1 LOB: 0 BB: 0 P: 3	R: 0 E: 0 K: 1 S: 5	H: 0 LOB: 0 BB: 0 P: 5	R: 0 E: 0 K: 1 S: 5	H: 0 LOB: 0 BB: 0 P: 5	R: 0 E: 0 K: 3 S: 10	H: 1 LOB: 1 BB: 0 P: 10	R: 0 E: 0 K: 0 S: 5	H: 2 LOB: 2 BB: 0 P: 5	R: 0 E: 0 K: 0 S: 4	H: 1 LOB: 2 BB: 1 P: 8	R: 1 E: 0 K: 0 S: 4	H: 1 LOB: 0 BB: 0 P: 4	1B: 3 2B: 2 3B: 1 HR: 1	SF: 1 SAC: 0 DP: 0 HBP: 0	WP: 0 PB: 0 SB: 1 CS: 1	PA: 35
PITCHER Mike Krukow, R (1, 1) ERA: 3.55	IP: 9.0 WLS: W BF: 35 H: 7 R: 2 ER: 2 SO: 7 BB: 1 IBB: 0 HBP: 0 BLK: 0 WP: 0 HR: 1 S: 48 P: 52 ERA: 2.00 WHIP: 0.889											PITCHER	IP: 0.0 WLS: 0 BF: 0 H: 0 R: 0 ER: 0 SO: 0 BB: 0 IBB: 0 HBP: 0 BLK: 0 WP: 0 HR: 0 S: 0 P: 0 ERA: 0.00 WHIP: 0.000									

livebaseballscores.com

AB	33
R	2
H	7
RBI	2
BB	1
SO	7
LOB	10



Batter	1	2	3	4	5	6	7	8	9
Randy Kutcher, R OBP: 0.353, SLG: 0.765 (1, 8)	0-0 G6-4-3 1B		0-0 HR		0-0 SH3-4 1-2		0-0 F7	0-3 K	
Robby Thompson, R OBP: 0.323, SLG: 0.343 (1, 4)	0-0 G6-4-3 1-2f		0-0 5-3 S 1B		0-0 CS 1B		0-0 FC5-4 1B		
Jeffrey Leonard, R OBP: 0.348, SLG: 0.437 (1, 7)	4-0 BB BB		0-0 5-3 1-3		0-0 2B		0-0 FC5-4 1B		
Chili Davis, S OBP: 0.376, SLG: 0.482 (1, 9)	4-0 1-2 BB		0-0 L3		4-0 2B IBB		0-0 FC5-4 1B		
Chris Brown, R OBP: 0.386, SLG: 0.474 (1, 5)	0-0 F8			0-0 F3		0-0 2B	0-0 1-2 3-H 1B		
Harry Spilman, L OBP: 0.246, SLG: 0.397 Mike Aldrete, L OBP: 0.342, SLG: 0.339 (1, 3) (8, 3)		0-0 F9		0-0 F9		0-3 K	0-0 F8		
Bob Brenly, R OBP: 0.381, SLG: 0.330 (1, 2)		0-0 F7		4-0 BB		0-0 F7		0-0 F9	
Jose Uribe, S OBP: 0.308, SLG: 0.281 (1, 6)		0-0 F8		0-0 F9		0-0 F9		0-0 G3	
Mike Krukow, R OBP: 0.262, SLG: 0.250 (1, 1)			0-0 F7		0-0 SH3-4 1B		0-3 K	0-0 1B	

Inning Stats	R: 0	H: 1	E: 0	K: 0	S: 3	LOB: 2	BB: 2	P: 11	R: 0	H: 0	E: 0	K: 0	S: 3	LOB: 0	BB: 0	P: 3	R: 1	H: 2	E: 0	K: 0	S: 5	LOB: 1	BB: 0	P: 5	R: 0	H: 0	E: 0	K: 0	S: 3	LOB: 1	BB: 1	P: 7	R: 2	H: 4	E: 0	K: 1	S: 8	LOB: 2	BB: 1	P: 12	R: 0	H: 0	E: 0	K: 1	S: 5	LOB: 0	BB: 0	P: 5	R: 1	H: 3	E: 0	K: 0	S: 6	LOB: 2	BB: 0	P: 6	R: 0	H: 1	E: 0	K: 1	S: 6	LOB: 1	BB: 0	P: 6
1B: 8	SF: 0	2B: 2	SAC: 1	3B: 0	DP: 1	HR: 1	HBP: 0	WP: 0	PA: 37																																																							

PITCHER	IP	WLS	BF	H	R	ER	SO	BB	IBB	HBP	BLK	WP	HR	S	P	ERA	WHIP
Manny Hernandez, R ERA: 2.86 (1, 1)	4.2	L	22	6	3	3	0	3	3	0	0	0	1	18	34	5.79	1.929
Larry Andersen, R ERA: 3.44 (5, 1)	1.1		5	1	0	0	2	0	0	0	0	0	0	9	9	0.00	0.750
Aurelio Lopez, R ERA: 1.84 (7, 1)	2.0		10	4	1	1	1	0	0	0	0	0	0	12	12	4.50	2.000

BOTTOM

AB R H RBI BB SO LOB

4 1 2 1 0 1 1

4 1 3 1 0 0 1

3 1 2 0 1 0 1

2 0 0 0 2 0 3

4 0 2 2 0 0 2

4 0 0 0 0 1 4

0 0 0 0 0 0 0

3 0 0 0 1 0 0

4 0 0 0 0 0 1

4 1 2 0 0 1 0

AB 32

R 4

H 11

RBI 4

BB 4

SO 3

LOB 13

WP: 0 PA: 37
PB: 0
SB: 1
CS: 1

Houston Astros @ San Francisco Giants
Candlestick Park, San Francisco, CA

Sun Jun 22 1986, 6:33 AM EDT
Unknown

livebaseballscorecards.com

Batter	1	2	3	4	5	6	7	8	9	AB R H RBI BB SO LOB	TOP																									
Bill Doran, S (1, 4) OBP: 0.372, SLG: 0.382	0-0 1B		0-0 P5			0-0 6-3		0-0 G3		4 0 1 0 0 0 2																										
Billy Hatcher, R (1, 8) OBP: 0.291, SLG: 0.343	0-0 F7			0-0 F8		0-0 F9		0-0 1B		4 0 1 2 0 0 1																										
Phil Garner, R (1, 5) OBP: 0.367, SLG: 0.503	0-0 F7			4-0 FC6-4 BB			0-0 4-3	0-0 F8		3 0 0 0 1 0 2																										
Glenn Davis, R (1, 3) OBP: 0.323, SLG: 0.496	0-0 F7			0-3 K			0-3 K		0-0 F8	4 0 0 0 0 2 2																										
Kevin Bass, S (1, 9) OBP: 0.347, SLG: 0.470		0-0 F8		0-0 FC6-4 1-2f			0-0 1B		4-0 1B BB	3 0 1 0 1 0 1																										
Jim Pankovits, R (1, 7) OBP: 0.308, SLG: 0.389		0-0			0-3 K		0-3 K		0-0	2 0 1 0 0 1 0																										
Jose Cruz, L (7, PH) OBP: 0.319, SLG: 0.293										2 0 1 0 0 1 1																										
Tony Walker, R (9, PR) OBP: 0.269, SLG: 0.311									1-3 1B	0 0 0 0 0 0 0																										
Mark Bailey, S (1, 2) OBP: 0.302, SLG: 0.288		0-0 F9 1-2			0-0 F9			0-3 K	0-3 K	4 0 0 0 0 2 3																										
Bert Pena, R (1, 6) OBP: 0.308, SLG: 0.217			0-3 K		0-0 P4			0-0 G3 1B 1B	0-0 L3	2 0 0 0 0 1 0																										
Craig Reynolds, L (8, PH) OBP: 0.310, SLG: 0.412										2 1 1 0 0 0 2																										
Mike Scott, R (1, 1) OBP: 0.098, SLG: 0.075			0-3 K			0-0 F9		0-0 1B G3 1B		2 0 0 0 0 1 0																										
Denny Walling, L (8, PH) OBP: 0.361, SLG: 0.397										1 1 1 0 0 0 0																										
Dave Smith, R (8, 1)										0 0 0 0 0 0 0																										
Inning Stats	R: 0 E: 0 K: 0 S: 4	H: 1 LOB: 1 BB: 0 P: 4	R: 0 E: 0 K: 0 S: 3	H: 1 LOB: 0 BB: 0 P: 3	R: 0 E: 0 K: 2 S: 7	H: 0 LOB: 0 BB: 0 P: 7	R: 0 E: 0 K: 1 S: 5	H: 0 LOB: 1 BB: 1 P: 9	R: 0 E: 0 K: 1 S: 5	H: 0 LOB: 0 BB: 0 P: 5	R: 0 E: 0 K: 2 S: 8	H: 1 LOB: 1 BB: 0 P: 8	R: 2 E: 0 K: 1 S: 8	H: 3 LOB: 1 BB: 0 P: 8	R: 0 E: 0 K: 1 S: 6	H: 1 LOB: 2 BB: 1 P: 10	1B: 7 2B: 0 3B: 0 HR: 0	SF: 0 SAC: 0 DP: 0 HBP: 0	WP: 0 PB: 0 SB: 1 CS: 1	PA: 35																
PITCHER	IP WLS BF H R ER SO BB IBB HBP BLK WP HR S P ERA WHIP																																			
Mark Davis, L (1, 1) ERA: 1.91	6.0		20	2	0	0	4	1	0	0	0	0	0	27	31	0.00	0.500																			
Jeff Robinson, R (7, 1) ERA: 3.97	1.1		7	3	2	2	3	0	0	0	0	0	0	13	13	13.50	2.250																			
Juan Berenguer, R (8, 1) ERA: 2.13	1.0	W	6	2	0	0	0	1	0	0	0	0	0	5	9	0.00	3.000																			
Chuck Hensley, L (9, 1) ERA: 1.93	0.2	S	2	0	0	0	1	0	0	0	0	0	0	4	4	0.00	0.000																			

Houston Astros @ San Francisco Giants
Candlestick Park, San Francisco, CA

Sun Jun 22 1986, 6:38 AM EDT
Att: 47,030 - Unknown

AB	33
R	2
H	7
RBI	2
BB	2
SO	8
LOB	14



Batter	1	2	3	4	5	6	7	8	9
Randy Kutcher, R (1, 8) Juan Berenguer, R (8, 1) Chuck Hensley, L (9, 1)	0-0 P4		0-3 K		0-3 K		0-3 K		
Robby Thompson, R (1, 4) OBP: 0.322, SLG: 0.339	0-0 5-3		0-3 K			0-0 E6 1B		4-0 BB FC3-6 BB	
Jeffrey Leonard, R (1, 7) OBP: 0.343, SLG: 0.430	0-0 6-3			0-0 F8		0-3 K		0-0 P4	
Chili Davis, S (1, 9) OBP: 0.375, SLG: 0.480 Jeff Robinson, R (7, 1) OBP: 0.125, SLG: 0.143 Candy Maldonado, R (8, 8) OBP: 0.288, SLG: 0.466		0-0 F8		0-0 F8		0-0 CS 1B		0-0 FC3-6 BB 1B	
Chris Brown, R (1, 5) OBP: 0.397, SLG: 0.480		4-0 S BB		0-0 2B 1B		0-0 1B		4-0 FC3-6 BB	
Mike Aldrete, L (1, 3) OBP: 0.338, SLG: 0.348		0-3 K 1-2		0-0 2B		0-0 G3		0-0 FC3-6	
Bob Melvin, R (1, 2) OBP: 0.254, SLG: 0.351		0-3 K		0-0 F9			0-0 L4	0-0 1-3	
Jose Uribe, S (1, 6) OBP: 0.309, SLG: 0.282			0-0 F3		0-0 3-1		0-0 S 1B		
Mark Davis, L (1, 1) OBP: 0.333, SLG: 0.667 Joel Youngblood, R (7, 9) OBP: 0.390, SLG: 0.440			0-0 2B		0-0 F8		0-0 F7		

Inning Stats	R: 0 E: 0 K: 0 S: 3	H: 0 LOB: 0 BB: 0 P: 3	R: 0 E: 0 K: 2 S: 7	H: 0 LOB: 1 BB: 1 P: 11	R: 0 E: 0 K: 2 S: 8	H: 1 LOB: 1 BB: 0 P: 8	R: 1 E: 0 K: 0 S: 5	H: 2 LOB: 1 BB: 0 P: 5	R: 0 E: 0 K: 1 S: 5	H: 0 LOB: 0 BB: 0 P: 5	R: 1 E: 1 K: 1 S: 7	H: 2 LOB: 1 BB: 0 P: 7	R: 0 E: 0 K: 1 S: 6	H: 1 LOB: 1 BB: 0 P: 6	R: 1 E: 0 K: 0 S: 4	H: 1 LOB: 2 BB: 2 P: 12
1B: 5 2B: 2 3B: 0 HR: 0	SF: 0 SAC: 0 DP: 0 HBP: 0	WP: 0 PA: 34														

PITCHER	IP	WLS	BF	H	R	ER	SO	BB	IBB	HBP	BLK	WP	HR	S	P	ERA	WHIP
Mike Scott, R (1, 1) ERA: 2.51	7.0		28	6	2	1	7	1	0	0	0	0	0	41	45	1.29	1.000
Dave Smith, R (8, 1) ERA: 2.45	1.0	L	6	1	1	1	0	2	0	0	0	0	0	4	12	9.00	3.000


BOTTOM

Houston Astros @ San Francisco Giants
Candlestick Park, San Francisco, CA

Sun Jun 22 1986, 6:38 AM EDT
Att. 47,030 - Unknown

AB	R	H	RBI	BB	SO	LOB
4	0	0	0	0	3	2
0	0	0	0	0	0	0
0	0	0	0	0	0	0
3	2	0	0	1	1	1
4	0	0	0	0	1	2
3	0	1	1	0	0	0
0	0	0	0	0	0	0
1	0	1	0	0	0	0
2	1	2	0	2	0	0
4	0	1	2	0	1	4
4	0	0	0	0	1	4
3	0	1	0	0	0	0
2	0	1	0	0	0	0
1	0	0	0	0	0	1

AB 31
R 3
H 7
RBI 3
BB 3
SO 7
LOB 14



WP	HR	S	P	ERA	WHIP
0	0	0	0	1.29	1.000
0	0	0	0	9.00	3.000

Batter	1	2	3	4	5	6	7	8	9	AB R H RBI BB SO LOB	TOP
Marvell Wynne, L (1, 8) <small>OBP: 0.333, SLG: 0.444</small>	0-0 F7		0-0 1-3 <small>2-H</small> 1B		0-0 3-1 <small>1-2</small>			0-0 F9		4 0 1 1 0 0 1	San Diego Padres @ San Francisco Giants Candlestick Park, San Francisco, CA Mon Jun 23 1986, 6:33 AM EDT Att: 10,604 - Unknown
Tony Gwynn, L (1, 9) Bip Roberts, S (5, 4) <small>OBP: 0.409, SLG: 0.483</small> <small>OBP: 0.260, SLG: 0.288</small>	0-0 4-3		0-0 1-3 <small>1-2</small>		0-0 F8			0-0 E5		3 0 0 0 0 0 2 1 0 0 0 0 0 0	
John Kruk, L (1, 7) <small>OBP: 0.368, SLG: 0.397</small>	4-0 BB		4-0 BB		0-0 G3			0-0 6-3		2 0 0 0 2 0 1	
Steve Garvey, R (1, 3) Carmelo Martinez, R (5, 3) <small>OBP: 0.279, SLG: 0.443</small> <small>OBP: 0.355, SLG: 0.396</small>	0-0 1-3		0-0 F7		0-0 G4-6-3 1B			0-0 F3		2 0 0 0 0 0 3 2 0 1 0 0 0 0	
Graig Nettles, L (1, 5) Dane Iorg, L (5, 7) <small>OBP: 0.328, SLG: 0.471</small> <small>OBP: 0.211, SLG: 0.286</small>		0-0 F6		0-0 4-3	0-0 G4-6-3 <small>1-2f</small>			0-0 F8		2 0 0 0 0 0 0 2 0 0 0 0 0 1	
Terry Kennedy, L (1, 2) Bruce Bochy, R (5, 2) <small>OBP: 0.313, SLG: 0.380</small> <small>OBP: 0.322, SLG: 0.510</small>		0-0 F7		0-0 F7		0-3 K		0-0 6-3		2 0 0 0 0 0 0 2 0 0 0 0 1 0	
Garry Templeton, S (1, 6) Tim Stoddard, R (4, 1) Mark Thurmond, L (7, PH) <small>OBP: 0.277, SLG: 0.262</small> <small>OBP: 0.250, SLG: 1.000</small> <small>OBP: 0.261, SLG: 0.304</small>		0-0 F7		0-0 4-3		0-3 K				2 0 0 0 0 0 0 0 0 0 0 0 0 0 1 0 0 0 0 1 0	
Kevin McReynolds, R (8, 7) <small>OBP: 0.349, SLG: 0.514</small>						0-0 4-3				0 0 0 0 0 0 0	
Tim Flannery, L (1, 4) <small>OBP: 0.388, SLG: 0.415</small>			0-0 SH5-4 1B		4-0 3-1 BB					2 1 1 0 1 0 0	
LaMarr Hoyt, R (1, 1) Jerry Royster, R (4, 6) <small>OBP: 0.125, SLG: 0.125</small> <small>OBP: 0.286, SLG: 0.321</small>			0-0 SH5-4 <small>1-2</small>		0-3 K		0-0 F8			0 0 0 0 0 0 0 2 0 0 0 0 1 1	
Inning Stats	R: 0 H: 0 E: 0 LOB: 1 K: 0 BB: 1 S: 3 P: 7	R: 0 H: 0 E: 0 LOB: 0 K: 0 BB: 0 S: 3 P: 3	R: 1 H: 2 E: 0 LOB: 2 K: 0 BB: 1 S: 5 P: 9	R: 0 H: 0 E: 0 LOB: 0 K: 0 BB: 0 S: 3 P: 3	R: 0 H: 0 E: 0 LOB: 1 K: 1 BB: 1 S: 5 P: 9	R: 0 H: 1 E: 0 LOB: 0 K: 0 BB: 0 S: 3 P: 3	R: 0 H: 0 E: 0 LOB: 0 K: 2 BB: 0 S: 7 P: 7	R: 0 H: 0 E: 1 LOB: 1 K: 0 BB: 0 S: 4 P: 4	R: 0 H: 0 E: 0 LOB: 0 K: 0 BB: 0 S: 3 P: 3	1B: 3 SF: 0 2B: 0 SAC: 1 3B: 0 DP: 1 HR: 0 HBP: 0	WP: 0 PA: 33 PB: 0 SB: 0 CS: 0
PITCHER Michael LaCoss, R (1, 1) <small>ERA: 2.6</small>	IP WLS BF H R ER SO BB IBB HBP BLK WP HR S P ERA WHIP 9.0 W 33 3 1 1 3 3 0 0 0 0 0 0 36 48 1.00 0.667										

AB	29
R	1
H	3
RBI	1
BB	3
SO	3
LOB	9



Batter	1	2	3	4	5	6	7	8	9
Randy Kutcher, R OBP: 0.296, SLG: 0.556 (1, 8)			F8		F7			K	
Robby Thompson, R OBP: 0.321, SLG: 0.338 Mike Woodard, L OBP: 0.400, SLG: 0.440 (6, 4)		G3		5-3	K				
Jeffrey Leonard, R OBP: 0.343, SLG: 0.431 Candy Maldonado, R OBP: 0.288, SLG: 0.477 (5, 7)		K			K			F3	
Chili Davis, S OBP: 0.376, SLG: 0.480 Joel Youngblood, R OBP: 0.381, SLG: 0.453 (5, 9)		F8				K		F3	
Chris Brown, R OBP: 0.406, SLG: 0.490 (1, 5)						5-3			
Mike Aldrete, L OBP: 0.341, SLG: 0.343 (1, 3)			4-3			K	K		
Bob Brenly, R OBP: 0.387, SLG: 0.339 Harry Spilman, L OBP: 0.258, SLG: 0.407 (9, 2)									
Jose Uribe, S OBP: 0.313, SLG: 0.284 Luis Quinones, S OBP: 0.355, SLG: 0.500 (6, 6)			G3						
Michael LaCoss, R OBP: 0.344, SLG: 0.484 (1, 1)				5-3					

Inning Stats	R: 5 E: 0 K: 1 S: 12	H: 7 LOB: 2 BB: 0 P: 12	R: 0 E: 0 K: 1 S: 5	H: 0 LOB: 0 BB: 0 P: 5	R: 2 E: 0 K: 0 S: 6	H: 3 LOB: 1 BB: 0 P: 6	R: 2 E: 0 K: 1 S: 8	H: 3 LOB: 3 BB: 2 P: 16	R: 0 E: 0 K: 2 S: 7	H: 0 LOB: 0 BB: 0 P: 7	R: 5 E: 1 K: 1 S: 10	H: 4 LOB: 1 BB: 1 P: 14	R: 4 E: 0 K: 1 S: 9	H: 4 LOB: 0 BB: 0 P: 9
1B: 15 2B: 3 3B: 1 HR: 2	SF: 2 SAC: 1 DP: 0 HBP: 0	WP: 1 PB: 0 SB: 0 CS: 0	PA: 49											

PITCHER	IP	WLS	BF	H	R	ER	SO	BB	IBB	HBP	BLK	WP	HR	S	P	ERA	WHIP
LaMarr Hoyt, R ERA: 6.36 (1, 1)	3.1	L	23	13	9	9	2	0	0	0	0	0	0	27	27	24.30	3.900
Tim Stoddard, R ERA: 3.74 (4, 1)	2.2		10	0	0	0	5	1	1	0	0	1	0	18	26	0.00	0.375
Mark Thurmond, L ERA: 6.33 (7, 1)	1.0		9	4	5	3	1	1	0	0	0	0	0	10	14	27.00	5.000
Dane Iorg, R ERA: 36.0 (8, 1)	1.0		7	4	4	4	1	0	0	0	0	0	2	9	9	36.00	4.000

BOTTOM

San Diego Padres @ San Francisco Giants
Candlestick Park, San Francisco, CA

Mon Jun 23 1986, 6:33 AM EDT
Att. 10,604 - Unknown

AB	43
R	18
H	21
RBI	18
BB	3
SO	9
LOB	13

livebaseballscores.com

Batter	1	2	3	4	5	6	7	8	9	AB R H RBI BB SO LOB	TOP									
Bip Roberts, S (1, 4) <small>OBP: 0.256, SLG: 0.283</small> Dane Iorg, L (8, PH) <small>OBP: 0.207, SLG: 0.281</small> Rich Gossage, R (8, 1)	0-0 6-3			0-0 5-3		0-0 SH1-4		0-0 FC1-5 1B	0-0 5-3	2 0 0 0 0 0 0 1 0 0 0 0 0 2 1 0 0 0 0 0 3	San Diego Padres @ San Francisco Giants Candlestick Park, San Francisco, CA Tue Jun 24 1986, 10:05 PM EDT Att: 22,736 - Unknown livebaseballscorecards.com									
Tony Gwynn, L (1, 9) <small>OBP: 0.407, SLG: 0.487</small>	0-0 6-3			0-0 1B 3B		0-0 4-3		0-0 F5		4 1 1 0 0 0 3										
Kevin McReynolds, R (1, 8) <small>OBP: 0.351, SLG: 0.514</small> (7, 7)	0-0 F9			0-0 WP 1B		0-0 F9		0-0 1-2 2-3 1B		4 0 2 2 0 0 1										
Steve Garvey, R (1, 3) <small>OBP: 0.275, SLG: 0.436</small>		0-3 K		0-0 L6		0-0 F7			0-0 G1-4-3	4 0 0 0 0 1 1										
Carmelo Martinez, R (1, 7) <small>OBP: 0.349, SLG: 0.389</small> Marvell Wynne, L (7, 8) <small>OBP: 0.330, SLG: 0.440</small>		0-0 P3		0-0 F2		0-0 L6			0-0 4-3	3 0 0 0 0 0 1 1 0 0 0 0 0 0										
Garry Templeton, S (1, 6) <small>OBP: 0.261, SLG: 0.260</small>		0-0 F9			0-0 F9		4-0 BB		4-0 1B BB	2 1 0 0 2 0 0										
Graig Nettles, L (1, 5) <small>OBP: 0.326, SLG: 0.465</small>			0-0 F7		0-0 4-3		0-3 K		0-0 1B 1-2 1B	4 0 1 0 0 1 1										
Bruce Bochy, R (1, 2) <small>OBP: 0.323, SLG: 0.500</small> Tim Flannery, L (8, PR) <small>OBP: 0.392, SLG: 0.419</small> (8, 4)			0-0 F8		0-0 F8			0-0 FC1-5 1B	0-0 1-3 2-H 1B	3 0 1 0 0 0 0 1 0 1 1 0 0 0										
Eric Show, R (1, 1) <small>OBP: 0.171, SLG: 0.229</small> John Kruk, L (6, PH) <small>OBP: 0.377, SLG: 0.397</small> Lance McCullers, S (6, 1) Terry Kennedy, L (8, PH) <small>OBP: 0.319, SLG: 0.383</small> (8, 2)		0-3 K			4-0 4-3 SH1-4 BB		0-0 1-2 1B	0-0 FC1-5 1B	4-0 1B	1 0 0 0 0 1 0 0 0 0 0 1 0 0 0 0 0 0 0 0 0 1 1 1 0 1 0 0										
Inning Stats	R: 0 E: 0 K: 0 S: 3	H: 0 LOB: 0 BB: 0 P: 3	R: 0 E: 0 K: 1 S: 5	H: 0 LOB: 0 BB: 0 P: 5	R: 0 E: 0 K: 1 S: 5	H: 0 LOB: 0 BB: 0 P: 5	R: 1 E: 0 K: 0 S: 5	H: 2 LOB: 1 BB: 0 P: 5	R: 0 E: 0 K: 0 S: 3	H: 0 LOB: 1 BB: 1 P: 7		R: 0 E: 0 K: 1 S: 5	H: 0 LOB: 1 BB: 1 P: 9	R: 1 E: 0 K: 0 S: 5	H: 3 LOB: 1 BB: 0 P: 5	R: 1 E: 0 K: 0 S: 5	H: 2 LOB: 3 BB: 2 P: 13	1B: 6 2B: 0 3B: 1 HR: 0	SF: 0 SAC: 1 DP: 0 HBP: 0	WP: 1 PB: 0 SB: 0 CS: 0
PITCHER	IP WLS BF H R ER SO BB IBB HBP BLK WP HR S P ERA WHIP																			
Terry Mulholland, L (1, 1) <small>ERA: 3.48</small> Jeff Robinson, R (7, 1) <small>ERA: 4.07</small> Chuck Hensley, L (8, 1) <small>ERA: 1.69</small> Greg Minton, R (8, 1) <small>ERA: 5.18</small>	6.0 L 21 2 1 1 2 1 0 0 0 1 0 24 28 1.50 0.500																			

AB	32
R	3
H	7
RBI	3
BB	4
SO	3
LOB	12



Batter	1	2	3	4	5	6	7	8	9	AB R H RBI BB SO LOB
Randy Kutcher, R OBP: 0.290, SLG: 0.548 (1, 8)	0-3 K		0-3 K			0-0 SH1-4 2B		0-0 FC5-4		4 0 1 0 0 2 1
Robby Thompson, R OBP: 0.321, SLG: 0.337 (1, 4)	0-0 CS 1B			0-3 K		0-0 SH1-4 2-3		0-0 F7		3 0 1 0 0 1 1
Jeffrey Leonard, R OBP: 0.342, SLG: 0.426 (1, 7)	4-0 1-2 BB			0-0 F9		0-3 K		0-0 1-3		3 0 0 0 1 1 1
Chili Davis, S OBP: 0.375, SLG: 0.474 (1, 9)	0-3 K			4-0 1B BB		0-0 1-3		0-0 4-3		3 0 0 0 1 1 2
Chris Brown, R OBP: 0.408, SLG: 0.490 (1, 5)		0-0 3-1		0-0 1-3 1B		0-0 S 1B		0-3 K		4 0 2 0 0 1 0
Mike Aldrete, L OBP: 0.341, SLG: 0.333 (1, 3)		0-0 F8		4-0 BB BB BB		0-3 6-3 BB		0-3 K		2 0 0 0 1 1 1
Bob Brenly, R OBP: 0.382, SLG: 0.333 Greg Minton, S (8, 1)		0-3 K		0-0 6-3		0-0 6-3		0-0 P4		3 0 0 0 0 1 1 0 0 0 0 0 0 0
Jose Uribe, S OBP: 0.313, SLG: 0.281 (1, 6)			0-0 F2		0-0 F9		4-0 FC5-4 BB			2 0 0 0 1 0 1
Terry Mulholland, R Jeff Robinson, R OBP: 0.123, SLG: 0.143 Chuck Hensley, L Bob Melvin, R OBP: 0.252, SLG: 0.348 (1, 1) (7, 1) (8, 1) (8, 2)			0-0 F8		0-0 6-3		0-0 F9			2 0 0 0 0 0 1 0 0 0 0 0 0 0 0 0 0 0 0 0 0 1 0 0 0 0 0 1

Inning Stats	R: 0	H: 1	E: 0	K: 2	S: 7	LOB: 1	BB: 1	P: 11	R: 0	H: 0	E: 0	K: 1	S: 5	LOB: 0	BB: 0	P: 5	R: 0	H: 0	E: 0	K: 1	S: 5	LOB: 0	BB: 0	P: 5	R: 0	H: 1	E: 0	K: 1	S: 5	LOB: 2	BB: 1	P: 9	R: 0	H: 0	E: 0	K: 0	S: 3	LOB: 1	BB: 1	P: 7	R: 0	H: 1	E: 0	K: 1	S: 6	LOB: 1	BB: 0	P: 6	R: 0	H: 1	E: 0	K: 1	S: 5	LOB: 0	BB: 0	P: 5	R: 0	H: 0	E: 0	K: 0	S: 3	LOB: 1	BB: 1	P: 7	R: 0	H: 0	E: 0	K: 1	S: 5	LOB: 0	BB: 0	P: 5
1B: 3	SF: 0	2B: 2	SAC: 1	3B: 0	DP: 1	HR: 0	HBP: 0	WP: 0	PA: 32	1B: 3	SF: 0	2B: 2	SAC: 1	3B: 0	DP: 1	HR: 0	HBP: 0	WP: 0	PA: 32	1B: 3	SF: 0	2B: 2	SAC: 1	3B: 0	DP: 1	HR: 0	HBP: 0	WP: 0	PA: 32	1B: 3	SF: 0	2B: 2	SAC: 1	3B: 0	DP: 1	HR: 0	HBP: 0	WP: 0	PA: 32	1B: 3	SF: 0	2B: 2	SAC: 1	3B: 0	DP: 1	HR: 0	HBP: 0	WP: 0	PA: 32																							
Eric Show, R ERA: 2.72 (1, 1)	IP: 5.0	WLS: 1	BF: 18	H: 2	R: 0	ER: 0	SO: 5	BB: 3	IBB: 0	HBP: 0	BLK: 0	WP: 0	HR: 0	S: 25	P: 37	ERA: 0.00	WHIP: 1.000	Lance McCullers, R ERA: 1.54 (6, 1)	IP: 2.0	WLS: 0	BF: 7	H: 2	R: 0	ER: 0	SO: 2	BB: 0	IBB: 0	HBP: 0	BLK: 0	WP: 0	HR: 0	S: 11	P: 11	ERA: 0.00	WHIP: 1.000	Rich Gossage, R ERA: 4.0 (8, 1)	IP: 2.0	WLS: 0	BF: 7	H: 0	R: 0	ER: 0	SO: 1	BB: 1	IBB: 0	HBP: 0	BLK: 0	WP: 0	HR: 0	S: 8	P: 12	ERA: 0.00	WHIP: 0.500																			

BOTTOM

San Diego Padres @ San Francisco Giants
Candlestick Park, San Francisco, CA
Tue Jun 24 1986, 10:05 PM EDT
Att. 22,736 - Unknown

livebaseballscorecards.com

AB	27
R	0
H	4
RBI	0
BB	4
SO	8
LOB	10



Batter	1	2	3	4	5	6	7	8	9	AB R H RBI BB SO LOB	TOP											
Jerry Royster, R (1, 5) OBP: 0.277, SLG: 0.310 Tim Flannery, L (9, 4) OBP: 0.392, SLG: 0.419	0-0 E5 1B SF9		0-0 1-3	0-0 F3			0-0 F9			4 1 0 0 0 0 1 0 0 0 0 0 0 0	San Diego Padres @ San Francisco Giants Candlestick Park, San Francisco, CA Wed Jun 25 1986, 6:33 AM EDT Att: 17,590 - Unknown livebaseballscorecards.com											
Tony Gwynn, L (1, 9) OBP: 0.411, SLG: 0.489	0-0 E 1-3 1B		0-0 S 1B		0-0 F8		4-0 CS BB			3 0 2 0 1 0 0												
Kevin McReynolds, R (1, 8) OBP: 0.350, SLG: 0.510	0-0 SF9		4-0 1-2 BB		0-0 F9		0-0 CS 1-2	0-0 F3		2 0 0 1 1 0 0												
Steve Garvey, R (1, 3) OBP: 0.271, SLG: 0.430	0-0 F8 1-2		0-3 K		0-0 F9			0-0 5-3		4 0 0 0 0 1 3												
Carmelo Martinez, R (1, 7) OBP: 0.349, SLG: 0.384 Marvell Wynne, L (6, 8) OBP: 0.338, SLG: 0.446	0-0 F7			4-0 2B 1B BB		0-0 4-3		0-0 CS 1B		2 1 0 0 1 0 1 1 0 1 0 0 0 0												
Garry Templeton, S (1, 6) OBP: 0.276, SLG: 0.255		0-0 1-3		0-3 K		0-0 6-3		0-0 CS 1-2	0-3 K	4 0 0 0 0 2 1												
Terry Kennedy, L (1, 2) OBP: 0.318, SLG: 0.377		0-3 K		0-0 F9		4-0 BB			0-3 K	3 0 0 0 1 2 1												
Bip Roberts, S (1, 4) OBP: 0.258, SLG: 0.293 John Kruk, L (9, PH) OBP: 0.385, SLG: 0.397 Rich Gossage, R (9, 1)		0-0 F8		0-0 1B 2B		0-0 P6			4-0 BB	3 1 1 0 0 0 1 0 0 0 0 1 0 0 0 0 0 0 0 0 0												
Dave Dravecky, R (1, 1) OBP: 0.189, SLG: 0.250 Lance McCullers, S (8, 1) Craig Lefferts, L (8, 1) OBP: 0.167, SLG: 0.667 Graig Nettles, L (9, PH) OBP: 0.324, SLG: 0.463			0-3 K	0-0 1B			0-0 6-3		0-3 K	3 0 1 2 0 1 0 0 0 0 0 0 0 0 0 0 0 0 0 0 0 1 0 0 0 0 1 1												
Inning Stats	R: 1 E: 2 K: 0 S: 5	H: 1 LOB: 1 BB: 0 P: 5	R: 0 E: 0 K: 1 S: 5	H: 0 LOB: 0 BB: 0 P: 5	R: 0 E: 0 K: 2 S: 8	H: 1 LOB: 2 BB: 1 P: 12	R: 2 E: 0 K: 1 S: 7	H: 2 LOB: 1 BB: 1 P: 11	R: 0 E: 0 K: 0 S: 3	H: 0 LOB: 0 BB: 0 P: 3		R: 0 E: 0 K: 0 S: 3	H: 0 LOB: 1 BB: 1 P: 7	R: 0 E: 0 K: 0 S: 2	H: 0 LOB: 0 BB: 1 P: 6	R: 0 E: 0 K: 0 S: 3	H: 1 LOB: 0 BB: 0 P: 3	R: 0 E: 0 K: 3 S: 9	H: 0 LOB: 1 BB: 1 P: 13	1B: 4 2B: 1 3B: 0 HR: 0	SF: 1 SAC: 0 DP: 0 HBP: 0	WP: 0 PB: 0 SB: 1 CS: 2
PITCHER	IP WLS BF H R ER SO BB IBB HBP BLK WP HR S P ERA WHIP																					
Vida Blue, L (1, 1) ERA: 3.14	7.0 L 29 4 3 2 4 4 0 0 0 0 0 0 33 49 2.57 1.143																					
Frank Williams, R (8, 1) ERA:	1.0 3 1 0 0 0 0 0 0 0 0 0 0 3 3 0.00 1.000																					
Juan Berenguer, R (9, 1) ERA: 2.08	1.0 4 0 0 0 0 3 1 0 0 0 0 0 9 13 0.00 1.000																					

Batter	1	2	3	4	5	6	7	8	9	AB R H RBI BB SO LOB
Randy Kutcher, R (1, 8) OBP: 0.286, SLG: 0.514	0-0 CS 1B		0-0 SH1-4 1-2		0-0 E6 6-3		0-0 1-3		0-3 K	4 0 1 0 0 1 0
Robby Thompson, R (1, 4) OBP: 0.326, SLG: 0.350	0-0 6-3 1-2		4-0 FC6-4 BB		0-0 F9		4-0 BB		0-0 HR	3 1 1 1 2 0 2
Jeffrey Leonard, R (1, 7) OBP: 0.336, SLG: 0.418	0-0 4-3		0-0 FC6-4 FC6-4 1-2 2-3		0-0 6-3 2-3		0-0 4-3		0-3 K	5 0 0 0 0 1 4
Chili Davis, S (1, 9) OBP: 0.369, SLG: 0.466		0-0 4-3	0-0 FC6-4 1-2		0-0 F7			0-0 5-3		4 0 0 0 0 0 3
Chris Brown, R (1, 5) OBP: 0.414, SLG: 0.495		0-0 1B 1B		0-0 6-3		0-0 CS 1B		0-0 BB 1B G1-2-3 1B		4 0 3 0 0 0 0
Bob Brenly, R (1, 3) OBP: 0.384, SLG: 0.333		0-0 F7		4-0 2B BB		0-0 6-3 1-2		0-0 1-2 1B		3 0 1 0 1 0 2
Bob Melvin, R (1, 2) OBP: 0.277, SLG: 0.374		0-0 FC5-4 1B 1-3		0-0 2B		0-0 1B		4-0 1-2 2-3 BB		3 0 3 0 1 0 0
Jose Uribe, S (1, 6) OBP: 0.310, SLG: 0.278 Candy Maldonado, R (8, PH) OBP: 0.287, SLG: 0.473 Juan Berenguer, R (9, 1)		0-0 FC5-4 1-2		0-0 P3		0-0 F7		0-0 G1-2-3 3-HF		3 0 0 0 0 0 5 1 0 0 0 0 0 3 0 0 0 0 0 0 0
Vida Blue, S (1, 1) OBP: 0.188, SLG: 0.071 Joel Youngblood, R (7, PH) OBP: 0.375, SLG: 0.444 Frank Williams, R (8, 1) Luis Quinones, S (9, 6) OBP: 0.344, SLG: 0.484			0-0 FC6-4 SH1-4 1B		0-0 P6		0-0 F9		0-0 4-3	2 0 1 0 0 0 2 1 0 0 0 0 0 0 0 0 0 0 0 0 0 1 0 0 0 0 0 0

BOTTOM

San Diego Padres @ San Francisco Giants
Candlestick Park, San Francisco, CA
Wed Jun 25 1986, 6:33 AM EDT
Att. 17,590 - Unknown

livebaseballscorecards.com

AB	34
R	1
H	10
RBI	1
BB	4
SO	2
LOB	21



Inning Stats	R: 0	H: 1	E: 0	K: 0	S: 3	LOB: 0	BB: 0	P: 3	R: 0	H: 2	E: 0	K: 0	S: 5	LOB: 2	BB: 0	P: 5	R: 0	H: 1	E: 0	K: 0	S: 4	LOB: 2	BB: 1	P: 8	R: 0	H: 0	E: 1	K: 0	S: 4	LOB: 1	BB: 0	P: 4	R: 0	H: 2	E: 0	K: 0	S: 4	LOB: 1	BB: 0	P: 4	R: 0	H: 0	E: 0	K: 0	S: 3	LOB: 1	BB: 1	P: 7	R: 0	H: 2	E: 0	K: 0	S: 4	LOB: 2	BB: 1	P: 8	R: 1	H: 1	E: 0	K: 2	S: 8	LOB: 0	BB: 0	P: 8	1B: 8	2B: 1	3B: 0	HR: 1	SF: 0	SAC: 1	DP: 1	HBP: 0	WP: 0	PB: 0	SB: 0	CS: 2	PA: 39
--------------	------	------	------	------	------	--------	-------	------	------	------	------	------	------	--------	-------	------	------	------	------	------	------	--------	-------	------	------	------	------	------	------	--------	-------	------	------	------	------	------	------	--------	-------	------	------	------	------	------	------	--------	-------	------	------	------	------	------	------	--------	-------	------	------	------	------	------	------	--------	-------	------	-------	-------	-------	-------	-------	--------	-------	--------	-------	-------	-------	-------	--------

PITCHER	IP	WLS	BF	H	R	ER	SO	BB	IBB	HBP	BLK	WP	HR	S	P	ERA	WHIP
Dave Dravecky, L (1, 1) ERA: 2.6	7.1	W	33	9	0	0	0	3	0	0	0	0	0	30	42	0.00	1.636
Lance McCullers, R (8, 1) ERA: 1.54	0.0		1	0	0	0	0	1	0	0	0	0	0	0	4	∞	∞
Craig Lefferts, L (8, 1) ERA: 2.32	0.2		1	0	0	0	0	0	0	0	0	0	0	1	1	0.00	0.000
Rich Gossage, R (9, 1) ERA: 4.14	1.0	S	4	1	1	1	2	0	0	0	0	0	0	8	8	9.00	1.000

Batter	1	2	3	4	5	6	7	8	9	10	11	12	AB	R	H	RBI	BB	SO	LOB	TOP							
Randy Kutcher, R OBP: 0.268, SLG: 0.463 (1, 8)	0-0 4-3		0-0 SF8 1B	0-0 FC8-5 E		0-0 F8		0-0 FC6-4			0-0 6-3		6	2	1	1	0	0	5								
Robby Thompson, R OBP: 0.330, SLG: 0.355 (1, 4)	0-0 F9		0-0 SF8	0-0 CS 1B		0-0 CS 1B			0-0 CS 1B		0-3 K CS		5	0	3	2	0	1	0								
Jeffrey Leonard, R OBP: 0.329, SLG: 0.409 (1, 7)	0-0 G3		0-3 K	0-3 K		0-0 CS	0-0 F9		0-3 K		0-0 CS	0-0 1-3	6	0	0	0	0	3	3								
Chili Davis, S OBP: 0.375, SLG: 0.462 (1, 9)		0-0 4-3	4-0 1B BB		4-0 6-3 5-3 BB		0-0 3-1		4-0 FC4 BB			4-0 1B SF7 BB	2	1	0	0	4	0	0								
Chris Brown, R OBP: 0.412, SLG: 0.491 (1, 5)	0-0 1-3		0-0 1-2 1B		0-0 5-3		0-0 4-3		0-0 FC4			0-0 SF7 1B	6	0	2	1	0	0	2								
Mike Aldrete, L OBP: 0.330, SLG: 0.316 (1, 3)	4-0 1B BB		0-3 K		0-0 6-3		0-0 4-3			0-0 F7		0-0 SF7	4	0	0	1	1	1	3								
Bob Melvin, R OBP: 0.280, SLG: 0.372 (1, 2)	0-0 1-2 1B			0-0 1B FC8-5 1B		0-0 6-3		0-3 K		0-0 5-3		0-0 F8	6	1	2	0	0	1	2								
Jose Uribe, S OBP: 0.315, SLG: 0.284 (1, 6)	0-0 F9		0-0 FC8-5 1B			0-0 F8 1B		0-0 S 1B		0-0 6-3			5	1	3	0	0	0	2								
Scott Genneth, R Mark Daniels, L Jeff Robinson, R Chuck Hensley, L Frank Williams, R Harry Spitzman, L Juan Berenguer, R Candy Maldonado, R Greg Minion, S			4-0 1B SF8 BB		0-0 S FC8-5 E 1B		0-3 K		4-0 FC6-4 BB		0-0 F4		2	2	1	0	1	1	1								
Inning Stats	R: 0 E: 0 K: 0 S: 3	H: 0 LOB: 0 BB: 0 P: 3	R: 0 E: 0 K: 0 S: 4	H: 1 LOB: 2 BB: 1 P: 8	R: 2 E: 0 K: 2 S: 9	H: 2 LOB: 2 BB: 2 P: 17	R: 3 E: 0 K: 1 S: 8	H: 4 LOB: 0 BB: 0 P: 8	R: 0 E: 0 K: 0 S: 3	H: 0 LOB: 1 BB: 1 P: 7	R: 1 E: 1 K: 1 S: 6	H: 2 LOB: 0 BB: 0 P: 6	R: 0 E: 0 K: 0 S: 3	H: 0 LOB: 0 BB: 0 P: 3	R: 0 E: 0 K: 1 S: 5	H: 1 LOB: 1 BB: 1 P: 9	R: 0 E: 0 K: 0 S: 3	H: 0 LOB: 0 BB: 0 P: 3	R: 0 E: 0 K: 1 S: 5	H: 0 LOB: 0 BB: 0 P: 5	R: 1 E: 0 K: 0 S: 4	H: 1 LOB: 1 BB: 1 P: 8	1B: 12 2B: 0 3B: 0 HR: 0	SF: 2 SAC: 0 DP: 0 HBP: 0	WP: 1 PB: 0 SB: 4 CS: 4	PA: 54	
PITCHER	IP	WLS	BF	H	R	ER	SO	BB	IBB	HBP	BLK	WP	HR	S	P	ERA	WHIP										
Bill Gullickson, R ERA: 4.15 (1, 1)	5.0		25	7	5	5	3	4	0	0	0	0	0	27	43	9.00	2.200										
Carl Willis, R ERA: 2.7 (6, 1)	2.0		7	2	1	0	1	0	0	0	0	0	0	9	9	0.00	1.000										
Ron Robinson, R ERA: 1.57 (8, 1)	2.0		9	2	0	0	2	2	0	0	0	0	0	11	19	0.00	2.000										
John Franco, L ERA: 2.35 (10, 1)	2.0		6	0	0	0	1	0	0	0	0	1	0	8	8	0.00	0.000										
Scott Terry, R ERA: 5.73 (12, 1)	1.0	L	5	1	1	1	0	1	0	0	0	0	0	4	8	9.00	2.000										

San Francisco Giants @ Cincinnati Reds
Riverfront Stadium, Cincinnati, OH
Fri Jun 27 1986, 7:05 PM EDT
Att: 21,601 - Unknown

AB 43
R 7
H 12
RBI 5
BB 7
SO 7
LOB 18



Batter	1	2	3	4	5	6	7	8	9	10	11	12	AB	R	H	RBI	BB	SO	LOB	BOTTOM							
Eddie Milner, L OBP: 0.299, SLG: 0.380 Tracy Jones, R OBP: 0.410, SLG: 0.473 (8, 7)	0-0 CS 1B		0-0 L4		0-0 F8		0-0 F9		4-0 BB E BB		4-0 IBB		3	0	1	0	0	0	0	0							
Pete Rose, S OBP: 0.315, SLG: 0.273 Tony Perez, R OBP: 0.238, SLG: 0.238 Tom Browning, L OBP: 0.176, SLG: 0.176 Ron Robinson, R OBP: 0.300, SLG: 0.338 John Franco, L OBP: 0.373, SLG: 0.341 Sal Butera, R OBP: 0.373, SLG: 0.341 Scott Terry, R OBP: 0.373, SLG: 0.341 (12, 1)	0-0 E6 G1-6-3 1-2		0-3 K		0-0 WP 2B		0-0 HR 1B		4-0 BB 1-3 BB		0-3 K		3	0	1	0	0	1	1	1							
Dave Parker, L OBP: 0.350, SLG: 0.498 (1, 9)	0-0 G1-6-3 1-2			0-0 F9 1B 1B	0-3 K 2-3		0-0 HR 1B		0-3 K			0-0 F7		6	2	2	3	0	2	3							
Eric Davis, R OBP: 0.363, SLG: 0.466 (8, 8)		4-0 E S SF9 BB		0-0 F9		4-0 G6-4-3 BB	0-0 CS S 1B		0-0 F9		0-0 F9		0-0 4-3	4	1	1	0	2	0	1							
Buddy Bell, R OBP: 0.307, SLG: 0.333 (1, 5)	0-0 SF9 1-H			0-0 1B 1B	1-2 1B	0-0 G6-4-3 1-2	0-3 K 1-3		0-0 F9		0-0 F9		4-0 FC5-4 BB	4	0	1	1	1	1	2							
Dave Concepcion, R OBP: 0.310, SLG: 0.339 (8, 3)	0-0 1-3			0-0 F9 2-3		0-0 1B 3B		0-0 G3		0-3 K		0-0 FC5-4 1-2	6	1	1	0	0	1	3								
Bo Diaz, R OBP: 0.318, SLG: 0.348 (1, 2)		4-0 BB		0-0 1B 1B	1-2 3-H 1B	0-0 1B 1B	0-3 3-H 1B		0-3 K		0-0 F7			4	0	2	2	1	1	0							
Ron Oester, S OBP: 0.300, SLG: 0.348 (1, 4)		0-3 K		0-3 K		0-0 F9		0-0 L4			4-0 S BB		4	0	0	0	1	2	4								
Bill Gullickson, R OBP: 0.091, SLG: 0.063 Wade Rowdon, R OBP: 0.286, SLG: 0.320 Carl Willis, L OBP: 0.282, SLG: 0.206 (8, 6)			0-3 K		0-0 6-3		4-0 1B HR BB		0-3 K		0-3 K		1	0	0	0	0	1	0								
Inning Stats	R: 0 E: 1 K: 0 S: 3	H: 1 LOB: 0 BB: 0 P: 3	R: 1 E: 0 K: 1 S: 5	H: 0 LOB: 1 BB: 2 P: 13	R: 0 E: 0 K: 2 S: 7	H: 0 LOB: 0 BB: 0 P: 7	R: 1 E: 0 K: 1 S: 8	H: 3 LOB: 2 BB: 0 P: 8	R: 0 E: 0 K: 1 S: 6	H: 1 LOB: 1 BB: 0 P: 6	R: 1 E: 0 K: 0 S: 4	H: 2 LOB: 1 BB: 1 P: 8	R: 3 E: 0 K: 1 S: 7	H: 3 LOB: 2 BB: 1 P: 11	R: 0 E: 0 K: 1 S: 5	H: 0 LOB: 0 BB: 0 P: 5	R: 0 E: 0 K: 1 S: 5	H: 0 LOB: 0 BB: 0 P: 5	R: 0 E: 0 K: 2 S: 7	H: 0 LOB: 2 BB: 2 P: 15	R: 0 E: 0 K: 0 S: 3	H: 0 LOB: 1 BB: 1 P: 7	1B: 7 2B: 2 3B: 1 HR: 1	SF: 1 SAC: 0 DP: 3 HBP: 0	WP: 1 PB: 0 SB: 3 CS: 2	PA: 51	
PITCHER	IP	WLS	BF	H	R	ER	SO	BB	IBB	HBP	BLK	WP	HR	S	P	ERA	WHIP										
Scott Garrelts, R ERA: 3.05	6.0		26	7	3	2	5	3	0	0	0	1	0	33	45	3.00	1.667										
Mark Davis, L ERA: 2.13	0.1		2	0	1	1	0	1	0	0	0	0	0	1	5	27.00	3.000										
Jeff Robinson, R ERA: 4.25	0.0		1	1	0	0	0	0	0	0	0	0	0	1	1	∞	∞										
Chuck Hensley, L ERA: 3.38	0.0		1	1	2	2	0	0	0	0	0	0	1	1	1	∞	∞										
Frank Williams, R ERA:	0.2		2	1	0	0	1	0	0	0	0	0	0	4	4	0.00	1.500										
PITCHER	IP	WLS	BF	H	R	ER	SO	BB	IBB	HBP	BLK	WP	HR	S	P	ERA	WHIP										
Juan Berenguer, R ERA: 1.93	3.0		10	0	0	0	4	2	0	0	0	0	0	16	24	0.00	0.667										
Greg Minton, R ERA: 4.95	2.0	W	9	0	0	0	2	2	1	0	0	0	0	10	22	0.00	1.000										

San Francisco Giants @ Cincinnati Reds
Riverfront Stadium, Cincinnati, OH
Fri Jun 27 1986, 7:05 PM EDT
Att: 21,601 - Unknown

AB	41
R	6
H	10
RBI	6
BB	9
SO	12
LOB	18



Batter	1	2	3	4	5	6	7	8	9	AB R H RBI BB SO LOB	TOP											
Randy Kutcher, R OBP: 0.261, SLG: 0.435 (1, 8) X	0-0 G5-4-3 1B		0-3 K			0-0 6-3		0-0 4-3	0-0 F8	5 0 1 0 0 1 2												
Robby Thompson, R OBP: 0.325, SLG: 0.349 Terry Mulholland, R (8, 1) Frank Williams, R (8, 1)	0-3 K			0-0 L9		0-3 K		0-0 6-3		4 0 0 0 0 2 1 0 0 0 0 0 0 0 0 0 0 0 0 0 0												
Joel Youngblood, R OBP: 0.382, SLG: 0.439 (1, 7) X	0-0 G5-4-3 1-2f			0-0 6-3		0-0 1B			4-0 2B 1B BB	3 1 1 0 1 0 1												
Chili Davis, S OBP: 0.381, SLG: 0.469 (1, 9)		4-0 BB		0-0 1B		0-0 L5			0-0 1B FC3-2 2B	3 0 2 0 1 0 1												
Chris Brown, R OBP: 0.409, SLG: 0.484 (1, 5)		0-0 G6-4-3 1-2f		0-0 5-3			0-0 6-3		4-0 FC3-2 1B 3B IBB	3 1 0 0 1 0 2												
Mike Aldrete, L OBP: 0.330, SLG: 0.329 Candy Maldonado, R OBP: 0.289, SLG: 0.474 Bob Melvin, R OBP: 0.280, SLG: 0.372 (1, 3) (9, PH) (9, 2)		0-0 4-3			0-0 1B 2B		0-0 4-3		0-0 FC3-2 3B 1B	3 1 1 0 0 0 0 1 1 1 1 0 0 0 0 0 0 0 0 0 0												
Bob Brenly, R OBP: 0.390, SLG: 0.347 (1, 2) (9, 3)			0-0 4-3 2B		0-0 1B		0-0 1B		0-3 K	4 0 3 1 0 1 3												
Jose Uribe, S OBP: 0.310, SLG: 0.280 (1, 6)			0-0 4-3		0-0 F8		0-0 F8		0-0 FC3-2 3B	4 1 0 0 0 0 6												
Mike Krukow, R OBP: 0.250, SLG: 0.238 Luis Quinones, S OBP: 0.353, SLG: 0.545 (1, 1) (8, PH) (8, 4)			0-0 6-3		0-0 G5-4-3 1-2f			0-0 1-3	0-0 3B	2 0 0 0 0 0 2 2 0 1 3 0 0 0												
Inning Stats	R: 0 E: 0 K: 1 S: 5	H: 1 LOB: 0 BB: 0 P: 5	R: 0 E: 0 K: 0 S: 2	H: 0 LOB: 0 BB: 1 P: 6	R: 0 E: 0 K: 1 S: 6	H: 1 LOB: 1 BB: 0 P: 6	R: 0 E: 0 K: 0 S: 4	H: 1 LOB: 1 BB: 0 P: 4	R: 1 E: 0 K: 0 S: 4	H: 2 LOB: 0 BB: 0 P: 4	R: 0 E: 0 K: 1 S: 6	H: 1 LOB: 1 BB: 0 P: 6	R: 0 E: 0 K: 0 S: 4	H: 1 LOB: 1 BB: 0 P: 4	R: 0 E: 0 K: 0 S: 3	H: 0 LOB: 0 BB: 0 P: 3	R: 4 E: 0 K: 1 S: 8	H: 3 LOB: 1 BB: 2 P: 16	1B: 6 2B: 3 3B: 1 HR: 0	SF: 0 SAC: 0 DP: 3 HBP: 0	WP: 0 PB: 0 SB: 0 CS: 0	PA: 37
PITCHER	IP WLS BF H R ER SO BB IBB HBP BLK WP HR S P ERA WHIP																				IP WLS BF H R ER SO BB IBB HBP BLK WP HR S P ERA WHIP	
John Denny, R ERA: 4.38 (1, 1)	8.0 L 31 8 3 3 3 2 0 0 0 0 0 35 43 3.38 1.250																					
John Franco, L ERA: 2.52 (9, 1)	0.0 1 0 0 0 0 0 0 1 0 0 0 0 0 4 ∞ ∞																					
Ron Robinson, R ERA: 1.7 (9, 1)	1.0 5 2 2 2 1 0 0 0 0 0 0 0 7 7 18.00 2.000																					

San Francisco Giants @ Cincinnati Reds
 Riverfront Stadium, Cincinnati, OH
 Sat Jun 28 1986, 7:05 PM EDT
 Att. 29,659 - Overcast

AB	34
R	5
H	10
RBI	5
BB	3
SO	4
LOB	18



WP	0	PA	37
PB	0		
SB	0		
CS	0		

1B	6	SF	0	WP	0	PA	37
2B	3	SAC	0	PB	0		
3B	1	DP	3	SB	0		
HR	0	HBP	0	CS	0		

livebaseballscorecards.com

Batter	1	2	3	4	5	6	7	8	9	AB R H RBI BB SO LOB	TOP																
Randy Kutcher, R (1, 8) OBP: 0.260, SLG: 0.440	0-3 K		0-0 2B		0-0 F2			0-0 F8		4 0 1 0 0 1 2																	
Luis Quinones, S (1, 4) OBP: 0.342, SLG: 0.514	0-0 4-3		0-0 F7		0-0 1B			0-0 5-3		4 0 1 2 0 0 1																	
Candy Maldonado, R (1, 7) OBP: 0.282, SLG: 0.462	0-0 G3			0-0 6-3	0-0 F4			0-3 K		4 0 0 0 0 1 1																	
Chili Davis, S (1, 9) OBP: 0.379, SLG: 0.465		0-0 G3		0-0 FC1-4 1B		0-3 K		0-0 F9		4 0 1 0 0 1 0																	
Chris Brown, R (1, 5) OBP: 0.402, SLG: 0.475		0-0 6-3		0-0 FC1-4 1-2f		0-0 F9		0-0 5-3		4 0 0 0 0 0 1																	
Bob Brenly, R (1, 3) OBP: 0.398, SLG: 0.342		0-0 F6		0-0 F9		0-0 5-3		4-0 1B BB		3 0 0 0 1 0 1																	
Robby Thompson, R (9, PR) OBP: 0.325, SLG: 0.349										0 0 0 0 0 0 0																	
Bob Melvin, R (1, 2) OBP: 0.287, SLG: 0.376			0-0 6-3		0-0 SH 1B		0-0 4-3		0-0 1-2 1B	4 1 2 0 0 0 0	AB 33 R 3 H 6 RBI 3 BB 1 SO 5 LOB 9																
Jose Uribe, S (1, 6) OBP: 0.307, SLG: 0.276			0-0 F7		0-0 F4		0-0 F2		0-3 K	3 0 0 0 0 0 1																	
Joel Youngblood, R (9, PH) OBP: 0.382, SLG: 0.439										0 0 0 0 0 0 0																	
Mike Aldrete, L (9, PH) OBP: 0.326, SLG: 0.325										1 0 0 0 0 1 2																	
Michael LaCoss, R (1, 1) OBP: 0.353, SLG: 0.576			0-0 HR		0-0 SH 1B		0-3 K			2 2 1 1 0 1 0																	
Chuck Hensley, L (9, 1)										0 0 0 0 0 0 0																	
Inning Stats	R: 0 E: 0 K: 1 S: 5	H: 0 LOB: 0 BB: 0 P: 5	R: 0 E: 0 K: 0 S: 3	H: 0 LOB: 0 BB: 0 P: 3	R: 1 E: 0 K: 0 S: 5	H: 2 LOB: 1 BB: 0 P: 5	R: 0 E: 0 K: 0 S: 4	H: 1 LOB: 1 BB: 0 P: 4	R: 2 E: 1 K: 0 S: 6	H: 2 LOB: 1 BB: 0 P: 6	R: 0 E: 0 K: 1 S: 5	H: 0 LOB: 0 BB: 0 P: 5	R: 0 E: 0 K: 1 S: 5	H: 0 LOB: 0 BB: 0 P: 5	R: 0 E: 0 K: 1 S: 6	H: 0 LOB: 2 BB: 1 P: 10	1B: 4 2B: 1 3B: 0 HR: 1	SF: 0 SAC: 1 DP: 0 HBP: 0	WP: 0 PB: 0 SB: 0 CS: 0	PA: 35							
PITCHER	IP	WLS	BF	H	R	ER	SO	BB	IBB	HBP	BLK	WP	HR	S	P	ERA	WHIP										
Tom Browning, L (1, 1) ERA: 4.43	8.2		34	6	3	1	4	1	0	0	0	0	1	41	45	1.04	0.808										
Ron Robinson, R (9, 1) ERA: 1.69	0.1	W	1	0	0	0	1	0	0	0	0	0	0	3	3	0.00	0.000										

San Francisco Giants @ Cincinnati Reds
Riverfront Stadium, Cincinnati, OH

Sun Jun 29 1986, 3:33 AM EDT
Att. 29,166 - Unknown

AB	33
R	3
H	6
RBI	3
BB	1
SO	5
LOB	9



Batter	1	2	3	4	5	6	7	8	9	AB	R	H	RBI	BB	SO	LOB									
Eddie Milner, L OBP: 0.306, SLG: 0.385 (1, 8)	0-3 K		0-0 CS 1B		0-0 BB 1B		0-0 CS 1B			4	1	3	0	0	1	0									
Pete Rose, S OBP: 0.318, SLG: 0.268 (1, 3)	0-0 6-3		0-0 CS	0-0 FC4-6 1B	4-0 BB 1B		0-0 CS	0-0 F8		3	1	1	0	1	0	0									
Kal Daniels, L OBP: 0.393, SLG: 0.510 (1, 7)	4-0 BB			0-0 FC4-6 1B	0-0 FC4-6 1B			0-0 4-3		3	0	2	2	1	0	0									
Dave Parker, L OBP: 0.344, SLG: 0.491 (1, 9)	0-0 4-3			0-0 FC4-6 1B	0-0 FC4-6			0-0 F6		4	0	0	0	0	0	5									
Bo Diaz, R OBP: 0.320, SLG: 0.346 (1, 2)		0-3 K		0-0 G4-6-3 1B		0-0 F8			0-0 SH 1B	4	0	2	1	0	1	0									
Eric Davis, R OBP: 0.366, SLG: 0.487 (9, PR)				1-3 3-H					0-0 SH 1B	0	1	0	0	0	0	0									
Dave Concepcion, R OBP: 0.306, SLG: 0.330 (1, 6)	0-0 L4		0-0 G4-6-3		0-3 K				0-0 SH 1B	3	0	0	0	0	1	2									
Buddy Bell, R OBP: 0.309, SLG: 0.329 (1, 5)		0-0 F7		1-2f		0-0 5-3	0-0 5-3		4-0 1B IBB	3	0	0	0	1	0	0									
Ron Oester, S OBP: 0.296, SLG: 0.342 (1, 4)			0-0 F7		0-0 4-3		0-0 4-3		0-0 1B IBB	4	0	1	1	0	0	0									
Tom Browning, L OBP: 0.189, SLG: 0.189 (1, 1)			0-0 3-1		0-0 BB 1B		0-0 6-3		1-2 2-3 3-H	3	1	1	0	0	0	0									
Ron Robinson, R (9, 1)					BB 1B					0	0	0	0	0	0	0									
Inning Stats	R: 0 E: 0 K: 1 S: 5	H: 0 LOB: 1 BB: 1 P: 9	R: 0 E: 0 K: 1 S: 5	H: 0 LOB: 0 BB: 0 P: 5	R: 0 E: 0 K: 0 S: 3	H: 1 LOB: 0 BB: 0 P: 3	R: 1 E: 0 K: 0 S: 5	H: 3 LOB: 1 BB: 0 P: 5	R: 2 E: 0 K: 0 S: 6	H: 3 LOB: 2 BB: 1 P: 10	R: 0 E: 0 K: 1 S: 5	H: 0 LOB: 0 BB: 0 P: 5	R: 0 E: 0 K: 0 S: 3	H: 1 LOB: 0 BB: 0 P: 3	R: 0 E: 0 K: 0 S: 3	H: 0 LOB: 0 BB: 0 P: 3	R: 1 E: 0 K: 0 S: 3	H: 2 LOB: 3 BB: 1 P: 7	1B: 10 2B: 0 3B: 0 HR: 0	SF: 0 SAC: 1 DP: 1 HBP: 0	WP: 0 PB: 0 SB: 0 CS: 2	PA: 37			
PITCHER	IP	WLS	BF	H	R	ER	SO	BB	IBB	HBP	BLK	WP	HR	S	P	ERA	WHIP								
Michael LaCoss, R ERA: 2.74 (1, 1)	8.0	L	34	9	4	4	3	2	1	0	1	0	0	37	49	4.50	1.375								
Chuck Hensley, L ERA: 3.38 (9, 1)	0.0		1	1	0	0	0	0	0	0	0	0	0	1	1	∞	∞								

BOTTOM

San Francisco Giants @ Cincinnati Reds
Riverfront Stadium, Cincinnati, OH
Sun Jun 29 1986, 3:33 AM EDT
Att. 29,166 - Unknown

livebaseballscorecards.com

AB	31
R	4
H	10
RBI	4
BB	3
SO	3
LOB	7



Batter	1	2	3	4	5	6	7	8	9	AB R H RBI BB SO LOB	TOP									
Randy Kutcher, R (1, 8) OBP: 0.259, SLG: 0.426	0-0 F8		0-0 G6-3			0-0 F3		0-0 FC6-4 1B		4 0 1 0 0 0 3	San Francisco Giants @ Atlanta Braves Atlanta-Fulton County Stadium, Atlanta, GA Mon Jun 30 1986, 7:05 PM EDT Att. 21,094 - Unknown livebaseballscorecards.com									
Luis Quinones, S (1, 6) OBP: 0.310, SLG: 0.463	0-0 3-1			0-0 F8		0-0 F7		0-0 FC6-4		4 0 0 0 0 0 3										
Joel Youngblood, R (1, 7) OBP: 0.375, SLG: 0.475	0-3 K			0-0 6-3			0-0 6-3		0-0 HR	4 1 1 1 0 1 0										
Chili Davis, S (1, 9) OBP: 0.377, SLG: 0.466		0-0 F8		0-0 L7			0-0 2B		0-0 6-3	4 0 1 0 0 0 0										
Chris Brown, R (1, 5) OBP: 0.400, SLG: 0.471		0-0 4-3			0-0 4-3		0-0 5-3		0-0 3-1 1B	4 0 1 0 0 0 1										
Mike Aldrete, L (1, 3) OBP: 0.313, SLG: 0.310		0-0 4-3			0-0 F6		0-0 6-3		0-0 3-1	4 0 0 0 0 0 2										
Bob Brenly, R (1, 2) OBP: 0.386, SLG: 0.340			0-0 FC5-6 1B		0-0 F8			0-0 L6	0-0 F9	4 0 1 0 0 0 1										
Robby Thompson, R (1, 4) OBP: 0.325, SLG: 0.349			0-0 FC5-6 1B			0-0 L1		0-3 K		3 0 1 0 0 1 0										
Mark Davis, L (1, 1) OBP: 0.250, SLG: 0.500			0-0 FC5-6 1B			0-0 1B		0-0 1B		1 0 0 0 0 0 0 2										
Greg Minton, S (3, 1)										0 0 0 0 0 0 0 0										
Jose Uribe, S (6, PH) OBP: 0.300, SLG: 0.279										1 0 1 0 0 0 0 0										
Jeff Robinson, R (6, 1) OBP: 0.125, SLG: 0.143										0 0 0 0 0 0 0 0										
Harry Spilman, L (8, PH) OBP: 0.281, SLG: 0.433										1 0 1 0 0 0 0 0										
Terry Mulholland, R (8, 1)										0 0 0 0 0 0 0 0										
Frank Williams, R (8, 1)										0 0 0 0 0 0 0 0										
Inning Stats	R: 0 E: 0 K: 1 S: 5	H: 0 LOB: 0 BB: 0 P: 5	R: 0 E: 0 K: 0 S: 3	H: 0 LOB: 0 BB: 0 P: 3	R: 0 E: 0 K: 0 S: 3	H: 0 LOB: 0 BB: 0 P: 3	R: 0 E: 0 K: 0 S: 3	H: 0 LOB: 0 BB: 0 P: 3	R: 0 E: 0 K: 0 S: 4	H: 1 LOB: 1 BB: 0 P: 4	R: 0 E: 0 K: 0 S: 4	H: 1 LOB: 1 BB: 0 P: 4	R: 0 E: 0 K: 1 S: 7	H: 2 LOB: 2 BB: 0 P: 7	R: 1 E: 0 K: 0 S: 5	H: 2 LOB: 1 BB: 0 P: 5	1B: 5 2B: 2 3B: 0 HR: 1	SF: 0 SAC: 0 DP: 1 HBP: 0	WP: 0 PB: 0 SB: 0 CS: 0	PA: 34
PITCHER Rick Mahler, R (1, 1) ERA: 4.17	IP 9.0 WLS W BF 34 H 8 R 1 ER 1 SO 2 BB 0 IBB 0 HBP 0 BLK 0 WP 0 HR 1 S 38 P 38 ERA 1.00 WHIP 0.889																			



Batter	1	2	3	4	5	6	7	8	9	AB	R	H	RBI	BB	SO	LOB
Bill Sample, R OBP: 0.313, SLG: 0.392 (1, 9)	0-0 CS 1B	0-0 1-H 1B		0-3 K		0-0 L6		0-3 K		5	0	2	0	0	2	1
Ken Griffey, L OBP: 0.345, SLG: 0.468 (1, 7)	0-0 F8	0-0 F8		0-0 1B		0-0 F7		0-3 K		5	0	1	0	0	1	3
Dale Murphy, R OBP: 0.378, SLG: 0.484 (1, 8)	0-0 1-2 BB 1B		0-0 HR	0-0 1-3 FC6-4 1B				0-0 F8		4	2	3	1	0	0	0
Bob Horner, R OBP: 0.348, SLG: 0.473 (1, 3)	4-0 1-2 BB		0-0 F8	0-0 1-2f FC6-4				0-0 L4		3	0	0	0	1	0	2
Ozzie Virgil, R OBP: 0.359, SLG: 0.430 (1, 2)	0-0 1-3 2-H FC4-6 1B		4-0 BB BB					0-0 6-3		3	0	1	1	1	0	0
Rafael Ramirez, R OBP: 0.261, SLG: 0.349 (1, 5)	0-0 1-2f FC4-6		0-0 L7					0-0 WP 1B 1B		4	1	2	0	0	0	3
Ken Oberkfell, L OBP: 0.390, SLG: 0.414 (1, 4)		0-0 G6-4-3 1B	4-0 1-2 BB					0-0 WP 1B 1B		3	1	3	0	1	0	0
Andres Thomas, R OBP: 0.315, SLG: 0.479 (1, 6)		0-0 G6-4-3	0-0 L7					0-0 F7		4	0	0	0	0	0	7
Glenn Hubbard, R OBP: 0.360, SLG: 0.344 (9, 4)		1-2f						1-2 2-3		0	0	0	0	0	0	0
Rick Mahler, R OBP: 0.226, SLG: 0.235 (1, 1)		4-0 1B E BB		0-3 K		0-0 5-3		0-0 2-H 3-H 1B		3	1	1	2	1	1	0

Inning Stats	R: 1	H: 3	E: 0	LOB: 2	K: 0	BB: 1	S: 5	P: 9	R: 1	H: 2	E: 1	LOB: 1	K: 0	BB: 1	S: 4	P: 8	R: 1	H: 1	E: 0	LOB: 2	K: 0	BB: 2	S: 4	P: 12	R: 0	H: 2	E: 0	LOB: 2	K: 2	BB: 0	S: 9	R: 0	H: 2	E: 0	LOB: 1	K: 0	BB: 0	S: 4	P: 4	R: 0	H: 0	E: 0	LOB: 0	K: 0	BB: 0	S: 3	P: 3	R: 0	H: 3	E: 0	LOB: 1	K: 2	BB: 0	S: 10	P: 10
--------------	------	------	------	--------	------	-------	------	------	------	------	------	--------	------	-------	------	------	------	------	------	--------	------	-------	------	-------	------	------	------	--------	------	-------	------	------	------	------	--------	------	-------	------	------	------	------	------	--------	------	-------	------	------	------	------	------	--------	------	-------	-------	-------

PITCHER	IP	WLS	BF	H	R	ER	SO	BB	IBB	HBP	BLK	WP	HR	S	P	ERA	WHIP
Mark Davis, L ERA: 2.43 (1, 1)	2.2	L	16	6	3	2	0	4	0	0	0	0	1	12	28	6.75	3.750
Greg Minton, R ERA: 4.7 (3, 1)	2.1		10	4	0	0	2	0	0	0	0	0	0	14	14	0.00	1.714
Jeff Robinson, R ERA: 4.09 (6, 1)	2.0		6	0	0	0	0	0	0	0	0	0	0	6	6	0.00	0.000
Terry Mulholland, L ERA: 4.29 (8, 1)	0.1		3	2	2	2	0	0	0	0	0	1	0	3	3	54.00	6.000
Frank Williams, R ERA: (8, 1)	0.2		3	1	0	0	2	0	0	0	0	0	0	7	7	0.00	1.500


BOTTOM

San Francisco Giants @ Atlanta Braves
Atlanta-Fulton County Stadium, Atlanta, GA

Mon Jun 30 1986, 7:05 PM EDT
Att. 21,094 - Unknown

AB	34
R	5
H	13
RBI	4
BB	4
SO	4
LOB	16

WP: 1 PA: 38
PB: 0
SB: 0
CS: 1



PITCHER	IP	WLS	BF	H	R	ER	SO	BB	IBB	HBP	BLK	WP	HR	S	P	ERA	WHIP
---------	----	-----	----	---	---	----	----	----	-----	-----	-----	----	----	---	---	-----	------

Batter	1	2	3	4	5	6	7	8	9	10	AB R H RBI BB SO LOB	TOP												
Joel Youngblood, R (1, 9) OBP: 0.395, SLG: 0.484 Juan Berenguer, R (7, 1) Candy Maldonado, R (9, PH) OBP: 0.291, SLG: 0.487	0-0 6-3 HR 1B		4-0 BB		0-0 F8		0-0 2-H 1B		0-0 HR	0-0 E9 CS 1B	3 1 2 1 1 0 0 0 0 0 0 0 0 0 2 1 2 3 0 0 0													
Robby Thompson, R (1, 4) OBP: 0.325, SLG: 0.346	0-0 6-3 1-2		0-0 F9		0-0 6-3		0-0 1-2 1B		0-3 K	4-0 CS BB	5 0 1 0 1 1 2													
Jeffrey Leonard, R (1, 7) OBP: 0.323, SLG: 0.401 Jeff Robinson, R (9, 1) OBP: 0.125, SLG: 0.143	0-0 1-3		0-0 F9				0-0 F8	0-0 F6	0-0 4-3	0-0 CS	5 0 0 0 0 0 4 0 0 0 0 0 0 0													
Chili Davis, S (1, 8) OBP: 0.381, SLG: 0.476	0-0 2-H HR			4-0 6-3 1B BB		4-0 5-3 1B BB		0-3 K	0-0 4-3		3 3 1 2 2 1 2													
Chris Brown, R (1, 5) OBP: 0.400, SLG: 0.474	0-0 CS 1B			0-0 6-3 1-2		0-0 5-3		0-0 6-3		0-0 6-3 1B 2B	5 1 2 0 0 0 2													
Harry Spilman, L (1, 3) OBP: 0.309, SLG: 0.453 Scott Garrelts, R (8, PR) OBP: 0.194, SLG: 0.200 Bob Brenly, R (8, 3) OBP: 0.384, SLG: 0.338	0-0 CS 1-2	0-0 4-3		0-0 2-H 1B		0-0 2-H 1B		0-0 E7 1B		0-0 6-3 2-3	4 0 3 2 0 0 0 0 0 0 0 0 0 0 1 0 0 0 0 0 1													
Bob Melvin, R (1, 2) OBP: 0.291, SLG: 0.372		0-0 F9		0-0 6-3		0-0 FC6-4		0-0 2-3 1B		4-0 BB 1B BB	4 1 1 0 1 0 2													
Jose Uribe, S (1, 6) OBP: 0.307, SLG: 0.278		0-0 6-3		0-0 4-3			0-0 S 1B 1B	0-0 L8		0-3 K	5 1 1 0 0 1 6													
Vida Blue, S (1, 1) OBP: 0.176, SLG: 0.067 Mike Aldrete, L (5, PH) OBP: 0.310, SLG: 0.306 Frank Williams, R (5, 1) Randy Kutcher, R (7, PH) OBP: 0.263, SLG: 0.411			0-0 B3		0-0 L6		0-3 S 1B 1B	0-0 5-3		4-0 1B E BB	1 0 0 0 0 0 0 1 0 0 0 0 0 0 0 0 0 0 0 0 0 2 1 0 0 1 1 4													
Inning Stats	R: 2 E: 0 K: 0 S: 5	H: 3 LOB: 0 BB: 0 P: 5	R: 0 E: 0 K: 0 S: 3	H: 0 LOB: 0 BB: 0 P: 3	R: 0 E: 0 K: 0 S: 3	H: 0 LOB: 1 BB: 1 P: 7	R: 1 E: 0 K: 0 S: 4	H: 1 LOB: 1 BB: 1 P: 8	R: 0 E: 0 K: 0 S: 3	H: 0 LOB: 0 BB: 0 P: 3	R: 1 E: 0 K: 0 S: 4	H: 1 LOB: 1 BB: 1 P: 8	R: 1 E: 0 K: 2 S: 10	H: 3 LOB: 2 BB: 0 P: 10	R: 0 E: 1 K: 0 S: 5	H: 2 LOB: 3 BB: 0 P: 5	R: 1 E: 0 K: 1 S: 6	H: 1 LOB: 0 BB: 0 P: 6	R: 3 E: 1 K: 1 S: 6	H: 2 LOB: 1 BB: 3 P: 18	1B: 10 2B: 1 3B: 0 HR: 2	SF: 0 SAC: 0 DP: 0 HBP: 0	WP: 0 PB: 0 SB: 1 CS: 3	PA: 49
PITCHER	IP WLS BF H R ER SO BB IBB HBP BLK WP HR S P ERA WHIP												IP WLS BF H R ER SO BB IBB HBP BLK WP HR S P ERA WHIP											
Craig McMurtry, R (1, 1) ERA: 4.06	6.0	25	5	4	4	0	3	0	0	0	0	0	0	0	0	6.00	1.333							
Jeff Dedmon, R (7, 1) ERA: 3.07	1.1	8	4	1	1	2	0	0	0	0	0	0	0	0	12	6.75	3.000							
Gene Garber, R (8, 1) ERA: 1.48	1.2	7	2	1	1	1	0	0	0	0	0	0	1	9	5.40	1.200								
Joe Johnson, R (10, 1) ERA: 4.85	1.0	L 7	2	3	2	1	3	0	0	0	0	0	0	6	18.00	5.000								

San Francisco Giants @ Atlanta Braves
Atlanta-Fulton County Stadium, Atlanta, GA
Tue Jul 01 1986, 7:05 PM EDT
Att. 17,376 - Unknown

livebaseballscorecards.com

AB 41
R 9
H 13
RBI 8
BB 6
SO 4
LOB 23



Batter	1	2	3	4	5	6	7	8	9	10	AB	R	H	RBI	BB	SO	LOB
Bill Sample, R (1, 9) OBP: 0.319, SLG: 0.411 Ted Simmons, S (9, PH) OBP: 0.343, SLG: 0.373 Joe Johnson, R (10, 1) OBP: 0.143, SLG: 0.115	0-0 5-3		0-0 1B	0-0 2B			0-3 K		0-3 K		4	1	2	0	0	1	0
Ken Griffey, L (1, 7) OBP: 0.346, SLG: 0.464	0-0 F8		0-0 L1	0-0 F7			4-0 HR		0-0 1B		4	1	1	0	1	0	2
Dale Murphy, R (1, 8) OBP: 0.381, SLG: 0.495	0-0 FC6-4 1B		4-0 BB 1B				0-0 K		0-0 K		4	2	2	2	1	2	1
Bob Horner, R (1, 3) OBP: 0.345, SLG: 0.468	0-0 FC6-4		0-0 BB 1B	0-0 1B			0-0 F7			0-0 F9	5	1	1	1	0	0	1
Ozzie Virgil, R (1, 2) OBP: 0.351, SLG: 0.418		0-0 F5	0-0 L7				0-0 K			0-0 F8	5	0	0	0	0	1	2
Rafael Ramirez, R (1, 6) OBP: 0.267, SLG: 0.349		4-0 FC6-4 E S BB	4-0 1B	1-2 2-3 BB			0-0 G6-4-3 1B		0-3 K	0-0 6-3	3	1	1	0	2	1	0
Ken Oberkfell, L (1, 5) OBP: 0.388, SLG: 0.411		0-0 E4 FC6-4	0-0 1B	1-3 2-H 3-H 1B			0-0 G6-4-3 1-2f		0-0 F7		4	0	1	2	0	0	2
Glenn Hubbard, R (1, 4) OBP: 0.358, SLG: 0.338		0-0 FC6-4 S		0-0 6-3			4-0 BB		0-0 F7		3	0	0	0	1	0	2
Craig McMurry, R (1, 1) OBP: 0.214, SLG: 0.154 Chris Chambliss, L (6, PH) OBP: 0.431, SLG: 0.462 Jeff Dedmon, L (7, 1) OBP: 0.250, SLG: 0.250 Gene Garber, R (8, 1) Terry Harper, R (9, PH) OBP: 0.280, SLG: 0.317 (10, 9)		0-3 K	0-3 K				0-0 G3		0-0 6-3		2	0	0	0	0	2	1

Inning Stats	R: 0	H: 1	E: 0	K: 0	S: 4	H: 1	LOB: 1	BB: 0	P: 4	R: 3	H: 3	E: 0	K: 0	S: 5	H: 3	LOB: 2	BB: 2	P: 13	R: 0	H: 1	E: 0	K: 1	S: 6	H: 1	LOB: 1	BB: 0	P: 6	R: 0	H: 0	E: 0	K: 1	S: 5	R: 0	H: 1	E: 0	K: 0	S: 3	R: 2	H: 1	E: 0	K: 2	S: 8	H: 1	LOB: 0	BB: 1	P: 12	R: 0	H: 0	E: 0	K: 1	S: 5	R: 0	H: 1	E: 0	K: 2	S: 8	H: 1	LOB: 1	BB: 0	P: 8	R: 0	H: 0	E: 0	K: 0	S: 3	R: 0	H: 0	E: 0	K: 0	S: 3
--------------	------	------	------	------	------	------	--------	-------	------	------	------	------	------	------	------	--------	-------	-------	------	------	------	------	------	------	--------	-------	------	------	------	------	------	------	------	------	------	------	------	------	------	------	------	------	------	--------	-------	-------	------	------	------	------	------	------	------	------	------	------	------	--------	-------	------	------	------	------	------	------	------	------	------	------	------

PITCHER	IP	WLS	BF	H	R	ER	SO	BB	IBB	HBP	BLK	WP	HR	S	P	ERA	WHIP
Vida Blue, L (1, 1) ERA: 3.4	4.0		20	5	4	3	2	3	0	0	0	0	0	21	33	6.75	2.000
Frank Williams, R (5, 1) ERA:	2.0		7	1	0	0	1	1	0	0	0	0	0	8	12	0.00	1.000
Juan Berenguer, R (7, 1) ERA: 2.25	2.0		8	1	2	2	3	1	0	0	0	0	1	13	17	9.00	1.000
Jeff Robinson, R (9, 1) ERA: 3.93	2.0	W	7	1	0	0	2	0	0	0	0	0	0	11	11	0.00	0.500


BOTTOM

San Francisco Giants @ Atlanta Braves
 Atlanta-Fulton County Stadium, Atlanta, GA

Tue Jul 01 1986, 7:05 PM EDT
 Att: 17,376 - Unknown

AB	37
R	6
H	8
RBI	5
BB	5
SO	8
LOB	12

livebaseballscorecards.com



WP	PA
0	42
0	0
2	0
0	0

Batter	1	2	3	4	5	6	7	8	9	AB R H RBI BB SO LOB	TOP											
Joel Youngblood, R (1, 9) OBP: 0.375, SLG: 0.456	0-0 F7		0-0 5-3			0-3 K		0-3 K		4 0 0 0 0 2 1												
Robby Thompson, R (1, 4) OBP: 0.325, SLG: 0.343 Chuck Hensley, L (6, 1) Candy Maldonado, R (8, PH) OBP: 0.289, SLG: 0.484	0-3 K		0-0 F8			1-0 1B HBP		0-0 E6 G6-3		2 0 0 0 0 1 0 0 0 0 0 0 0 0 1 0 0 1 0 0 0												
Jeffrey Leonard, R (1, 7) OBP: 0.322, SLG: 0.399 Terry Mulholland, R (8, 1)	0-0 4-3			0-0 5-3		0-0 1-2 1B		0-0 G6-3 1-2f		4 0 1 0 0 0 1 0 0 0 0 0 0 0												
Chili Davis, S (1, 8) OBP: 0.379, SLG: 0.473		0-0 1B 2B 1B		0-0 5-3		0-0 F9			0-3 K	4 1 1 0 0 1 2												
Chris Brown, R (1, 5) OBP: 0.402, SLG: 0.472		0-0 1-3 1B		0-0 F9			1-0 G6-4-3 HBP		0-0 6-3	3 0 1 0 0 0 0												
Bob Brenly, R (1, 3) OBP: 0.386, SLG: 0.346		0-0 3-H 2B			0-0 E6 G6-4-3		0-0 G6-4-3 1-2f		0-0 1B 1B	4 1 2 1 0 0 1												
Bob Melvin, R (1, 2) OBP: 0.290, SLG: 0.368		0-3 K			0-0 G6-4-3 1-2f		0-3 K		0-0 1B 1B	4 0 1 0 0 2 2												
Jose Uribe, S (1, 6) OBP: 0.307, SLG: 0.277		0-3 K			0-0 5-3			0-0 E6 3B	0-0 1-2 2-H 1B	4 1 1 1 0 1 1												
Scott Garrelts, R (1, 1) OBP: 0.189, SLG: 0.194 Greg Minton, S (4, 1) Randy Kutcher, R (6, PH) OBP: 0.267, SLG: 0.441			0-3 K			0-0 F4		0-0 1-H E 3B	0-3 K	1 0 0 0 0 1 0 0 0 0 0 0 0 0 3 1 1 1 0 1 2												
Inning Stats	R: 0 E: 0 K: 1 S: 5	H: 0 LOB: 0 BB: 0 P: 5	R: 1 E: 0 K: 2 S: 9	H: 3 LOB: 1 BB: 0 P: 9	R: 0 E: 0 K: 1 S: 5	H: 0 LOB: 0 BB: 0 P: 5	R: 0 E: 0 K: 0 S: 3	H: 0 LOB: 0 BB: 0 P: 3	R: 0 E: 1 K: 0 S: 3	H: 0 LOB: 0 BB: 0 P: 3	R: 0 E: 0 K: 1 S: 6	H: 1 LOB: 2 BB: 0 P: 7	R: 0 E: 0 K: 1 S: 4	H: 0 LOB: 0 BB: 0 P: 5	R: 2 E: 2 K: 1 S: 7	H: 1 LOB: 0 BB: 0 P: 7	R: 1 E: 0 K: 2 S: 10	H: 3 LOB: 2 BB: 0 P: 10	1B: 6 2B: 1 3B: 1 HR: 0	SF: 0 SAC: 0 DP: 3 HBP: 2	WP: 0 PB: 0 SB: 0 CS: 0	PA: 36
PITCHER Zane Smith, L (1, 1) ERA: 2.84	IP: 9.0 WLS: W BF: 36 H: 8 R: 4 ER: 2 SO: 9 BB: 0 IBB: 0 HBP: 2 BLK: 0 WP: 0 HR: 0 S: 52 P: 54 ERA: 2.00 WHIP: 0.889											PITCHER	IP: 9.0 WLS: W BF: 36 H: 8 R: 4 ER: 2 SO: 9 BB: 0 IBB: 0 HBP: 2 BLK: 0 WP: 0 HR: 0 S: 52 P: 54 ERA: 2.00 WHIP: 0.889									

San Francisco Giants @ Atlanta Braves
Atlanta-Fulton County Stadium, Atlanta, GA

AB	34
R	4
H	8
RBI	4
BB	0
SO	9
LOB	10



Wed Jul 02 1986, 7:05 PM EDT
Att. 16,649 - Overcast

WP: 0	PA: 36
PB: 0	
SB: 0	
CS: 0	

Batter	1	2	3	4	5	6	7	8	9
Omar Moreno, L (1, 9) OBP: 0.301, SLG: 0.405	0-3 K		0-3 K	0-0 HR			0-3 K		
Ken Oberkfell, L (1, 5) OBP: 0.382, SLG: 0.404	0-0 F2		0-0 F7	0-0 4-3			0-3 K		
Dale Murphy, R (1, 8) OBP: 0.380, SLG: 0.491	0-3 K			0-0 F8 1B BB 1B	0-3 K		0-0 5-3		
Bob Horner, R (1, 3) Chris Chambliss, L (8, 3) OBP: 0.424, SLG: 0.453		0-0 F3		0-0 BB BB 1B 1B	0-0 1B		0-0 4-3		
Ken Griffey, L (1, 7) OBP: 0.349, SLG: 0.479		0-0 HR		0-3 K	0-0 1B		0-3 K		
Rafael Ramirez, R (1, 6) OBP: 0.267, SLG: 0.345		0-3 K		0-0 F8	0-0 G5-4-3		1-0 CS S HBP		
Ozzie Virgil, R (1, 2) OBP: 0.354, SLG: 0.414		0-0 6-3		4-0 BB 1B BB			4-0 L4		
Glenn Hubbard, R (1, 4) OBP: 0.358, SLG: 0.335			0-3 K	4-0 1B HR BB			0-0 6-3		
Zane Smith, L (1, 1) OBP: 0.114, SLG: 0.093			4-0 BB	0-0 1-3 2-H 3-H HR 1B			0-0 F2		

Inning Stats	R: 0 E: 0 K: 2 S: 7	H: 0 LOB: 0 BB: 0 P: 7	R: 1 E: 0 K: 1 S: 6	H: 1 LOB: 0 BB: 0 P: 6	R: 0 E: 0 K: 2 S: 7	H: 0 LOB: 1 BB: 1 P: 11	R: 6 E: 0 K: 1 S: 9	H: 4 LOB: 0 BB: 2 P: 17	R: 0 E: 0 K: 1 S: 6	H: 2 LOB: 1 BB: 0 P: 6	R: 0 E: 0 K: 0 S: 3	H: 0 LOB: 0 BB: 0 P: 3	R: 0 E: 0 K: 2 S: 7	H: 0 LOB: 0 BB: 0 P: 7	R: 0 E: 0 K: 1 S: 4	H: 0 LOB: 1 BB: 1 P: 9
--------------	------------------------------	---------------------------------	------------------------------	---------------------------------	------------------------------	----------------------------------	------------------------------	----------------------------------	------------------------------	---------------------------------	------------------------------	---------------------------------	------------------------------	---------------------------------	------------------------------	---------------------------------

PITCHER	IP	WLS	BF	H	R	ER	SO	BB	IBB	HBP	BLK	WP	HR	S	P	ERA	WHIP
Scott Garretts, R (1, 1) ERA: 3.5	3.2	L	19	5	7	7	6	3	0	0	0	0	2	28	40	17.18	2.182
Greg Minton, R (4, 1) ERA: 4.56	1.1		5	2	0	0	1	0	0	0	0	0	0	7	7	0.00	1.500
Chuck Hensley, L (6, 1) ERA: 2.45	2.0		6	0	0	0	2	0	0	0	0	0	0	10	10	0.00	0.000
Terry Mulholland, L (8, 1) ERA: 4.09	1.0		4	0	0	0	1	0	1	1	0	0	0	4	9	0.00	0.000

BOTTOM

AB	R	H	RBI	BB	SO	LOB
4	1	1	3	0	3	1
4	0	0	0	0	1	1
4	1	1	0	0	2	0
3	1	2	0	0	0	0
1	0	0	0	0	0	0
4	1	2	1	0	2	2
3	0	0	0	0	1	4
2	1	0	0	2	0	0
2	1	0	1	1	1	0
2	1	1	2	1	0	0

San Francisco Giants @ Atlanta Braves
Atlanta-Fulton County Stadium, Atlanta, GA

Wed Jul 02 1986, 7:05 PM EDT
Att. 16,649 - Overcast

AB	29
R	7
H	7
RBI	7
BB	4
SO	10
LOB	8

WP: 0 PA: 35
PB: 0
SB: 1
CS: 1



PITCHER	IP	WLS	BF	H	R	ER	SO	BB	IBB	HBP	BLK	WP	HR	S	P	ERA	WHIP
---------	----	-----	----	---	---	----	----	----	-----	-----	-----	----	----	---	---	-----	------

Batter	1	2	3	4	5	6	7	8	9	AB R H RBI BB SO LOB	TOP											
Vince Coleman, S (1, 7) OBP: 0.329, SLG: 0.324	0-0 4-3			0-0 6-3		4-0 F9 S BB		0-0 5-3		3 0 0 0 1 0 0												
Ozzie Smith, S (1, 6) OBP: 0.394, SLG: 0.357	0-0 5-3			0-0 G3 E 1B		4-0 1-2 BB		0-0 4-3	3 0 1 0 1 0 0													
Willie McGee, S (1, 8) OBP: 0.284, SLG: 0.320	0-0 F7			0-0 E4 G3 1-2		0-0 F9 2-3		0-0 F9	4 0 0 0 0 0 3													
Clint Hurdle, L (1, 3) Tom Lawless, R (9, PR) OBP: 0.222, SLG: 0.231 OBP: 0.133, SLG: 0.200		0-0 G3		0-0 G3 1-2 2-3		0-0 G3		0-0 E3 E 1B	4 0 0 0 0 0 4 0 0 0 0 0 0 0													
Curt Ford, L (1, 9) OBP: 0.369, SLG: 0.492		0-3 K		0-0 6-3		0-0 4-3		0-0 E1 1-3 1B	4 0 1 0 0 1 2													
Tom Herr, S (1, 4) OBP: 0.316, SLG: 0.292		0-3 K		0-0 2B		0-0 9-3 1B		0-0 P6	4 0 2 0 0 1 3													
Michael LaValliere, L (1, 2) OBP: 0.345, SLG: 0.337			0-0 F9		0-0 6-3		0-0 9-3 1-2f		3 0 0 0 0 0 1													
Terry Pendleton, S (1, 5) OBP: 0.270, SLG: 0.268			0-0 4-3		0-0 F9		0-3 K		3 0 0 0 0 1 0													
Greg Mathews, R (1, 1) Rick Ownbey, R (5, 1) Andy Van Slyke, L (8, PH) Todd Worrell, R (8, 1) OBP: 0.059, SLG: 0.059 OBP: 0.309, SLG: 0.357			0-0 4-3		0-0 5-3		0-3 K		1 0 0 0 0 0 0 1 0 0 0 0 0 0 1 0 0 0 0 1 0 0 0 0 0 0 0 0													
Inning Stats	R: 0 E: 0 K: 0 S: 3	H: 0 LOB: 0 BB: 0 P: 3	R: 0 E: 0 K: 2 S: 7	H: 0 LOB: 0 BB: 0 P: 7	R: 0 E: 0 K: 0 S: 3	H: 0 LOB: 0 BB: 0 P: 3	R: 0 E: 1 K: 0 S: 5	H: 1 LOB: 2 BB: 0 P: 5	R: 0 E: 0 K: 0 S: 3	H: 1 LOB: 0 BB: 0 P: 3	R: 0 E: 0 K: 0 S: 3	H: 0 LOB: 2 BB: 2 P: 11	R: 0 E: 0 K: 0 S: 3	H: 1 LOB: 0 BB: 0 P: 3	R: 0 E: 0 K: 2 S: 7	H: 0 LOB: 0 BB: 0 P: 7	R: 0 E: 2 K: 0 S: 5	H: 1 LOB: 3 BB: 0 P: 5	1B: 3 2B: 2 3B: 0 HR: 0	SF: 0 SAC: 0 DP: 1 HBP: 0	WP: 0 PB: 0 SB: 1 CS: 0	PA: 33
PITCHER Mike Krukow, R (1, 1) ERA: 3.17	IP 9.0	WLS W	BF 33	H 4	R 0	ER 0	SO 4	BB 2	IBB 0	HBP 0	BLK 0	WP 0	HR 0	S 39	P 47	ERA 0.00	WHIP 0.667					

St. Louis Cardinals @ San Francisco Giants
 Candlestick Park, San Francisco, CA
 Thu Jul 03 1986, 10:05 PM EDT
 Att: 47,167 - Unknown

livebaseballscorecards.com

AB 31
 R 0
 H 4
 RBI 0
 BB 2
 SO 4
 LOB 13



Batter	1	2	3	4	5	6	7	8	9
Randy Kutcher, R OBP: 0.266, SLG: 0.476 (1, 8) x	0-0 5-3 ①		0-3 K ③			0-0 HR		0-3 K ③	
Robby Thompson, R OBP: 0.329, SLG: 0.345 (1, 4) x	0-0 5-3 ②			0-0 CS 1B		4-0 BB			
Joel Youngblood, R OBP: 0.361, SLG: 0.437 (1, 7) x	0-0 F7 ③			0-0 5-3 ① ②		0-0 1-3 ③			
Chili Davis, S OBP: 0.375, SLG: 0.467 (1, 9) x		0-0 F8 ①		0-0 F9 ③			0-0 F7 ①		
Chris Brown, R OBP: 0.404, SLG: 0.475 (1, 5) x		0-0 CS 1B			0-0 5-3 ①		0-0 FC5-4 1B		
Bob Brenly, R OBP: 0.381, SLG: 0.341 (1, 3) x		0-0 F8 ②			0-0 P6 ②		0-0 F7 ②		
Bob Melvin, R OBP: 0.284, SLG: 0.360 (1, 2) x		0-0 CS ③	0-0 F9 ①		0-0 6-3 ③		0-0 FC5-4 ③		
Jose Uribe, S OBP: 0.307, SLG: 0.278 (1, 6) x			0-0 S 1B			0-0 F9 ①		0-0 F4 ①	
Mike Krukow, R OBP: 0.234, SLG: 0.222 (1, 1) x			0-3 K ②			0-3 K ②		0-3 K ②	

AB	R	H	RBI	BB	SO	LOB
4	1	1	1	0	2	1
2	0	1	0	1	0	0
3	0	0	0	0	0	2
3	0	0	0	0	0	0
3	0	2	0	0	0	0
3	0	0	0	0	0	2
3	0	0	0	0	0	1
3	0	1	0	0	0	0
3	0	0	0	0	3	1

BOTTOM

St. Louis Cardinals @ San Francisco Giants
Candlestick Park, San Francisco, CA
 Thu Jul 03 1986, 10:05 PM EDT
 Att. 47,167 - Unknown

livebaseballscorecards.com

AB	27
R	1
H	5
RBI	1
BB	1
SO	5
LOB	7



Inning Stats		R: 0	H: 0	E: 0	K: 0	S: 3	H: 1	LOB: 0	BB: 0	P: 3	R: 0	H: 1	E: 0	K: 2	S: 8	H: 1	LOB: 1	BB: 0	P: 8	R: 0	H: 1	E: 0	K: 0	S: 3	H: 0	LOB: 0	BB: 0	P: 3	R: 1	H: 1	E: 0	K: 1	S: 6	H: 1	LOB: 1	BB: 1	P: 10	R: 0	H: 1	E: 0	K: 0	S: 4	H: 0	LOB: 0	BB: 0	P: 7
PITCHER	IP	WLS	BF	H	R	ER	SO	BB	IBB	HBP	BLK	WP	HR	S	P	ERA	WHIP																													
Greg Mathews, L ERA: 2.66 (1, 1)	4.0		13	3	0	0	2	0	0	0	0	0	0	17	17	0.00	0.750																													
Rick Ownbey, R ERA: 3.8 (5, 1)	3.0	L	12	2	1	1	1	1	0	0	0	0	1	13	17	3.00	1.000																													
Todd Worrell, R ERA: 1.59 (8, 1)	1.0		3	0	0	0	2	0	0	0	0	0	0	7	7	0.00	0.000																													

WP	HR	S	P	ERA	WHIP
0	0	0	0	0.00	0.000
0	0	0	0	0.00	0.000
0	0	0	0	0.00	0.000

Batter	1	2	3	4	5	6	7	8	9	AB R H RBI BB SO LOB	TOP	
Vince Coleman, S OBP: 0.331, SLG: 0.327 (1, 7) BB BB	4-0 1B S 1B BB		x 0-0 4-3 2B		x 0-0 6-3			x 0-0 6-3		3 1 1 0 1 0 0		
Ozzie Smith, S OBP: 0.392, SLG: 0.356 (1, 6) x	0-0 FC4-6 1-3 1B		x 0-0 4-3		x 0-0 F7			x 0-0 G3		4 0 1 0 0 0 1		
Willie McGee, S OBP: 0.283, SLG: 0.319 (1, 8) x	0-0 FC4-6 1-2 3-H 1B		x 0-0 6-3		x 0-0 E4			x 0-0 F8		4 0 1 1 0 0 1		
Clint Hurdle, L OBP: 0.211, SLG: 0.217 (1, 3) S S	0-3 K		x 0-0 G4-1		x 0-3 K			x 0-0 F8		4 0 0 0 0 2 4		
Curt Ford, L OBP: 0.348, SLG: 0.460 (1, 9) x	0-0 FC4-6 1-2 2-3 CS			x 0-0 F8		x 0-0 P4		x 0-0 F7		4 0 0 0 0 0 3		
Tom Herr, S OBP: 0.316, SLG: 0.292 (1, 4) x	0-0 CS 1-2	0-0 CS 1B		x 0-0 L5			x 0-0 1-3			3 0 1 0 0 0 0		
Michael LaValliere, L OBP: 0.345, SLG: 0.337 (1, 2) x		0-0 FC4-6 1-2 1B		x 0-0 5-3			x 0-0 4-3			3 0 1 0 0 0 0		
Terry Pendleton, S OBP: 0.267, SLG: 0.265 (1, 5) x		0-0 P6		x 0-0 F8			x 0-3 K			3 0 0 0 0 1 1		
Ray Burris, R OBP: 0.182, SLG: 0.318 Ricky Horton, L OBP: 0.250, SLG: 0.143 Andy Van Slyke, L OBP: 0.308, SLG: 0.355 Pat Perry, L (8, 1)		0-0 FC4-6 1-2		x 0-0 5-3			x 0-0 4-3			1 0 0 0 0 0 1 1 0 0 0 0 0 0 1 0 0 0 0 0 0 0 0 0 0 0 0 0		
Inning Stats	R: 1 H: 2 E: 0 LOB: 1 K: 1 BB: 1 S: 6 P: 10	R: 0 H: 2 E: 0 LOB: 1 K: 0 BB: 0 S: 4 P: 4	R: 0 H: 1 E: 0 LOB: 1 K: 0 BB: 0 S: 4 P: 4	R: 0 H: 0 E: 0 LOB: 0 K: 0 BB: 0 S: 3 P: 3	R: 0 H: 0 E: 0 LOB: 0 K: 0 BB: 0 S: 3 P: 3	R: 0 H: 0 E: 1 LOB: 1 K: 1 BB: 0 S: 6 P: 6	R: 0 H: 0 E: 0 LOB: 0 K: 1 BB: 0 S: 5 P: 5	R: 0 H: 0 E: 0 LOB: 0 K: 0 BB: 0 S: 3 P: 3	R: 0 H: 0 E: 0 LOB: 0 K: 0 BB: 0 S: 3 P: 3	1B: 4 SF: 0 2B: 1 SAC: 0 3B: 0 DP: 0 HR: 0 HBP: 0	WP: 0 PA: 33 PB: 0 SB: 1 CS: 2	
PITCHER Michael LaCoss, R ERA: 2.61 (1, 1)	IP WLS BF H R ER SO BB IBB HBP BLK WP HR S P ERA WHIP	9.0 W 32 5 1 1 3 1 0 0 0 0 0 0 37 41 1.00 0.667										

St. Louis Cardinals @ San Francisco Giants
Candlestick Park, San Francisco, CA
Fri Jul 04 1986, 6:33 AM EDT
Att: 18,971 - Unknown

livebaseballscorecards.com

AB 31
R 1
H 5
RBI 1
BB 1
SO 3
LOB 11



Batter	1	2	3	4	5	6	7	8	9	AB	R	H	RBI	BB	SO	LOB
Randy Kutcher, R OBP: 0.279, SLG: 0.522 (1, 8)	0-0 HR		0-0 6-3	0-0 1B 1-2 2-H 3-H		0-0 6-3				4	1	2	3	0	0	0
Robby Thompson, R OBP: 0.328, SLG: 0.343 (1, 4)	0-0 6-3		0-0 1-3	0-0 1B 1-3 2-H			0-0 F7			4	0	1	1	0	0	0
Joel Youngblood, R OBP: 0.368, SLG: 0.440 (1, 7)	0-0 G6-4-3 1B			HBP 1B F9			0-0 5-3			4	1	2	0	0	0	2
Chili Davis, S OBP: 0.374, SLG: 0.464 (1, 9)	0-0 G6-4-3 1-2f			0-0 HBP 2B 1B	0-0 F3		0-0 F7			4	1	1	0	0	0	1
Chris Brown, R OBP: 0.406, SLG: 0.477 (1, 5)		0-0 5-3		1-0 2B FC1-2 HBP	0-0 2B			0-3 K		3	0	1	0	0	1	0
Harry Spilman, L OBP: 0.314, SLG: 0.470 Bob Brenly, R OBP: 0.378, SLG: 0.338 (5, PH) (6, 3)		0-0 G3		0-0 FC1-2 1B 2B 1-3 2-H 3-H	0-3 K			0-0 6-3		2	1	1	2	0	0	0
Bob Melvin, R OBP: 0.283, SLG: 0.364 (1, 2)		0-0 2B		0-3 K	0-0 L5			0-0 4-3		2	0	0	0	0	1	1
Jose Uribe, S OBP: 0.307, SLG: 0.276 (1, 6)		0-0 F9		4-0 FC1-2 1B IBB		0-0 5-3				4	0	1	0	0	1	3
Michael LaCoss, R OBP: 0.324, SLG: 0.528 (1, 1)			0-3 K	0-0 FC1-2 1B		0-0 5-3				2	1	0	0	1	0	1

Inning Stats	R: 1	H: 2	E: 0	K: 0	S: 4	H: 2	LOB: 0	BB: 0	P: 4	R: 0	H: 1	E: 0	K: 0	S: 4	H: 1	LOB: 1	BB: 0	P: 4	R: 0	H: 0	E: 0	K: 1	S: 5	H: 0	LOB: 0	BB: 0	P: 5	R: 5	H: 5	E: 0	K: 1	S: 10	H: 1	LOB: 1	BB: 0	P: 6	R: 0	H: 0	E: 0	K: 0	S: 3	H: 0	LOB: 0	BB: 0	P: 3	R: 0	H: 0	E: 0	K: 1	S: 5	H: 0	LOB: 0	BB: 0	P: 5
--------------	------	------	------	------	------	------	--------	-------	------	------	------	------	------	------	------	--------	-------	------	------	------	------	------	------	------	--------	-------	------	------	------	------	------	-------	------	--------	-------	------	------	------	------	------	------	------	--------	-------	------	------	------	------	------	------	------	--------	-------	------

PITCHER	IP	WLS	BF	H	R	ER	SO	BB	IBB	HBP	BLK	WP	HR	S	P	ERA	WHIP
Ray Burris, R ERA: 4.52 (1, 1)	3.2	L	20	8	6	6	2	0	1	1	0	0	1	22	27	14.73	2.182
Ricky Horton, L ERA: 3.12 (4, 1)	3.1		11	1	0	0	1	0	0	0	0	0	0	13	13	0.00	0.300
Pat Perry, L ERA: 4.24 (8, 1)	1.0		3	0	0	0	1	0	0	0	0	0	0	5	5	0.00	0.000

BOTTOM

St. Louis Cardinals @ San Francisco Giants
Candlestick Park, San Francisco, CA

Fri Jul 04 1986, 6:33 AM EDT
Att. 18,971 - Unknown

AB	32
R	6
H	9
RBI	6
BB	1
SO	4
LOB	11

livebaseballscorecards.com

GIANTS

WP: 0	PA: 34
PB: 0	
SB: 0	
CS: 0	

Batter	1	2	3	4	5	6	7	8	9	10	AB R H RBI BB SO LOB	TOP												
Vince Coleman, S OBP: 0.335, SLG: 0.328 (1, 7)	4-0 SF9 BB		x 0-0 P3				0-3 K		x 0-0 PO 1B		3 1 1 0 2 1 0													
Willie McGee, S OBP: 0.285, SLG: 0.318 (1, 8)	0-0 F9		x 0-0 F8				x 0-0 1B		0-0 PO 1-2	4-0 BLK SH1-3 FC1-4 BB	4 1 1 0 1 0 3													
Tom Herr, S OBP: 0.315, SLG: 0.289 (1, 4)	4-0 1-3 BB			0-3 K		x 0-0 F8	x 0-0 F9		x 0-0 SH1-3 1-2	0-0 SH1-3	3 0 0 0 1 1 1													
Alan Knicely, R OBP: 0.500, SLG: 0.429 Curt Ford, L OBP: 0.357, SLG: 0.460 (1, 3) (10, PH) (10, 9)	0-0 SF9			4-0 BB		4-0 BB HR BB	x 0-0 F3		4-0 FC1-4 BB 2-3 BB	4-0 FC1-4 BB	1 1 0 1 2 0 1 0 1 0 0 1 0 0													
Tito Landrum, R OBP: 0.252, SLG: 0.248 Andy Van Slyke, L OBP: 0.314, SLG: 0.355 (1, 9) (8, PH) (8, 9) (10, 3)	0-3 K			0-3 K		4-0 1-2 HR BB		4-0 CS BB	4-0 FC1-4 BB 1-2	4-0 FC1-4 BB	2 1 0 0 1 2 2 0 0 0 0 2 0 0													
Mike Heath, R OBP: 0.286, SLG: 0.329 Todd Worrell, R (8, 1)		0-3 K		0-3 K		0-0 HR		0-3 K	0-0 FC1-4	0-0 FC1-4	4 1 1 3 0 3 2 0 0 0 0 0 0 0													
José Oquendo, S OBP: 0.427, SLG: 0.422 Ken Dayley, L OBP: 0.333, SLG: 0.200 (10, PH) (10, 1)						1-H 2-H HR		1-2 K	1-2 K	1-2 2-3 3-H 3B	1 1 0 1 0 0 2 0 0 0 0 0 0 0													
Ozzie Smith, S OBP: 0.393, SLG: 0.364 (1, 6)		x 0-0 F7				x 0-0 FC6-4 1B	x 0-0 6-3		x 0-0 F7	x 0-0 3B	5 0 2 2 0 0 0													
Terry Pendleton, S OBP: 0.267, SLG: 0.269 Tom Lawless, R OBP: 0.125, SLG: 0.188 (1, 5) (9, 5)		0-3 K				x 0-0 FC6-4 SH1-3 1-2	x 0-0 2B		x 0-0 4-3	x 0-0 4-3	4 0 1 0 0 1 1 1 0 0 0 0 0 1													
John Tudor, L OBP: 0.068, SLG: 0.068 Michael LaValliere, L OBP: 0.342, SLG: 0.333 (1, 1) (8, 2)			x 0-0 6-3			x 0-0 SH1-3 1-2	x 0-3 K		x 0-0 4-3		2 0 0 0 0 1 1 1 0 0 0 0 0 0													
Inning Stats	R: 1 E: 0 K: 1 S: 5	H: 0 LOB: 1 BB: 2 P: 13	R: 0 E: 0 K: 2 S: 7	H: 0 LOB: 0 BB: 0 P: 7	R: 0 E: 0 K: 0 S: 3	H: 0 LOB: 0 BB: 0 P: 3	R: 0 E: 0 K: 3 S: 9	H: 0 LOB: 1 BB: 1 P: 13	R: 0 E: 0 K: 0 S: 4	H: 1 LOB: 2 BB: 1 P: 8	R: 3 E: 0 K: 1 S: 7	H: 2 LOB: 1 BB: 2 P: 15	R: 0 E: 0 K: 1 S: 6	H: 1 LOB: 1 BB: 0 P: 6	R: 0 E: 0 K: 1 S: 4	H: 0 LOB: 0 BB: 1 P: 8	R: 0 E: 0 K: 0 S: 3	H: 1 LOB: 0 BB: 0 P: 3	R: 3 E: 0 K: 0 S: 4	H: 1 LOB: 1 BB: 3 P: 16	1B: 3 2B: 1 3B: 1 HR: 1	SF: 1 SAC: 2 DP: 0 HBP: 0	WP: 0 PB: 0 SB: 2 CS: 1	PA: 45
PITCHER	IP WLS BF H R ER SO BB IBB HBP BLK WP HR S P ERA WHIP	IP WLS BF H R ER SO BB IBB HBP BLK WP HR S P ERA WHIP													IP WLS BF H R ER SO BB IBB HBP BLK WP HR S P ERA WHIP									
Vida Blue, L ERA: 3.65 (1, 1)	6.0	27	3	4	4	7	6	0	0	0	0	0	0	0	6	6	0.00	1.500						
Mark Davis, L ERA: 2.38 (7, 1)	1.0	4	1	0	0	1	0	0	0	0	0	0	0	6	6	0.00	1.000							
Frank Williams, R ERA: (8, 1)	2.0	6	1	0	0	1	1	0	0	0	0	0	0	7	11	0.00	1.000							
Juan Berenguer, R ERA: 2.84 (10, 1)	0.1	L 4	0	3	3	0	3	0	0	1	0	0	1	13	81.00	9.000								
Jeff Robinson, R ERA: 3.88 (10, 1)	0.2	3	1	0	0	0	0	0	0	0	0	0	3	3	0.00	1.500								

St. Louis Cardinals @ San Francisco Giants
Candlestick Park, San Francisco, CA
Sat Jul 05 1986, 10:05 PM EDT
Att. 20,747 - Unknown

livebaseballscorecards.com

AB 31
R 7
H 6
RBI 7
BB 10
SO 9
LOB 14



Batter	1	2	3	4	5	6	7	8	9	AB R H RBI BB SO LOB	TOP
--------	---	---	---	---	---	---	---	---	---	----------------------	-----

Vince Coleman, S OBP: 0.336, SLG: 0.332 (1, 7) X	0-0 FC5-2-5 2B		0-3 K	0-0 G5-4-3 1B		0-0 L6			0-0 1-3	5 0 2 1 0 1 2	
---	----------------------	--	----------	---------------------	--	-----------	--	--	------------	---------------	--

Willie McGee, S OBP: 0.285, SLG: 0.317 (1, 8) X	0-0 6-3		0-0 E9 1B	0-0 G5-4-3 1B					0-0 6-3	4 1 1 0 0 0 3	
--	------------	--	-----------------	---------------------	--	--	--	--	------------	---------------	--

Tom Herr, S OBP: 0.311, SLG: 0.285 (1, 4) X	0-0 FC5-2-5 2-H		0-0 5-3			0-0 F8			0-0 F7	4 0 0 0 0 0 2	
--	-----------------------	--	------------	--	--	-----------	--	--	-----------	---------------	--

Alan Knicely, R OBP: 0.500, SLG: 0.375 (1, 3) B B B	4-0		4-0 1B 1B BB			0-3 K			0-3 K	2 1 0 0 2 2 0	
--	-----	--	-----------------------	--	--	----------	--	--	----------	---------------	--

Tito Landrum, R OBP: 0.254, SLG: 0.250 (1, 9) X Andy Van Slyke, L OBP: 0.313, SLG: 0.353 (6, 9)	0-0 F6		0-0 1B 1B 1B			0-0 F3			0-3 K	3 0 1 1 0 0 2 1 0 0 0 0 1 0	
--	-----------	--	-----------------------	--	--	-----------	--	--	----------	--------------------------------	--

Mike Heath, R OBP: 0.286, SLG: 0.327 (1, 2) X		0-0 F7		0-0 1B 1B		0-0 F8			0-3 K	4 0 1 1 0 1 0	
--	--	-----------	--	-----------------	--	-----------	--	--	----------	---------------	--

Ozzie Smith, S OBP: 0.394, SLG: 0.366 (1, 6) X		0-0 G3		0-0 SH1-4 1B 1B		0-0 SH1-4 1B 1B			0-0 1-3	4 1 2 0 0 0 0	
---	--	-----------	--	--------------------------	--	--------------------------	--	--	------------	---------------	--

Tom Lawless, R OBP: 0.263, SLG: 0.316 (1, 5) X Terry Pendleton, S OBP: 0.266, SLG: 0.268 (6, 5)		0-0		0-0 1B SH1-4 1B		0-0 SH1-4 1B 1B			0-3 K	3 0 3 0 0 0 0 1 0 0 0 0 1 0	
--	--	-----	--	--------------------------	--	--------------------------	--	--	----------	--------------------------------	--

Danny Cox, R OBP: 0.217, SLG: 0.273 (1, 1) Todd Worrell, R (8, 1) Ken Dayley, L (8, 1) Curt Ford, L (9, PH) OBP: 0.352, SLG: 0.453		0-3 K		0-0 SH1-4		0-0 SH1-4			0-3 K	1 0 0 0 0 1 1 0 0 0 0 0 0 0 0 0 0 0 0 0 0 1 0 0 0 0 1 0	
---	--	----------	--	--------------	--	--------------	--	--	----------	--	--


Inning Stats	R: 0	H: 1	E: 0	LOB: 2	K: 0	BB: 1	S: 4	P: 8	R: 0	H: 1	E: 0	LOB: 1	K: 1	BB: 0	S: 6	P: 6	R: 2	H: 3	E: 1	LOB: 2	K: 1	BB: 1	S: 7	P: 11	R: 1	H: 3	E: 0	LOB: 1	K: 0	BB: 0	S: 5	P: 5	R: 0	H: 0	E: 0	LOB: 0	K: 1	BB: 0	S: 5	P: 5	R: 0	H: 2	E: 0	LOB: 2	K: 0	BB: 0	S: 5	P: 5	R: 0	H: 0	E: 0	LOB: 0	K: 1	BB: 0	S: 5	P: 5	R: 0	H: 0	E: 0	LOB: 0	K: 2	BB: 0	S: 7	P: 7	R: 0	H: 0	E: 0	LOB: 0	K: 2	BB: 0	S: 7	P: 7	R: 0	H: 0	E: 0	LOB: 0	K: 2	BB: 0	S: 7	P: 7	1B: 9	SF: 0	2B: 1	SAC: 2	3B: 0	DP: 1	HR: 0	HBP: 0	WP: 0	PA: 37	PB: 0	SB: 1	CS: 0
--------------	------	------	------	--------	------	-------	------	------	------	------	------	--------	------	-------	------	------	------	------	------	--------	------	-------	------	-------	------	------	------	--------	------	-------	------	------	------	------	------	--------	------	-------	------	------	------	------	------	--------	------	-------	------	------	------	------	------	--------	------	-------	------	------	------	------	------	--------	------	-------	------	------	------	------	------	--------	------	-------	------	------	------	------	------	--------	------	-------	------	------	-------	-------	-------	--------	-------	-------	-------	--------	-------	--------	-------	-------	-------

PITCHER	IP	WLS	BF	H	R	ER	SO	BB	IBB	HBP	BLK	WP	HR	S	P	ERA	WHIP
Steve Carlton, L ERA: 6.25 (1, 1)	3.1		19	8	3	3	2	2	0	0	0	0	0	21	29	8.10	3.000
Mark Davis, L ERA: 2.23 (4, 1)	2.2		9	2	0	0	1	0	0	0	0	0	0	11	11	0.00	0.750
Greg Minton, R ERA: 4.47 (7, 1)	1.0		3	0	0	0	1	0	0	0	0	0	0	5	5	0.00	0.000
Scott Garrelts, R ERA: 3.44 (8, 1)	2.0	W	6	0	0	0	4	0	0	0	0	0	0	14	14	0.00	0.000

St. Louis Cardinals @ San Francisco Giants
Candlestick Park, San Francisco, CA

Sun Jul 06 1986, 6:33 AM EDT
 Att: 40,473 - Unknown

AB	33
R	3
H	10
RBI	3
BB	2
SO	8
LOB	10



Batter	1	2	3	4	5	6	7	8	9	AB	R	H	RBI	BB	SO	LOB
Randy Kutcher, R OBP: 0.299, SLG: 0.514 (1, 8)	F8		F9			F6		SF8 1B		4	1	1	0	0	0	1
Robby Thompson, R OBP: 0.326, SLG: 0.338 (1, 4)	1-3			K		F7		E1 1B 1B		4	1	0	0	0	1	1
Joel Youngblood, R OBP: 0.355, SLG: 0.425 (1, 7) (9, 3)	F8			K			FC4-6 1B	SF8		3	0	1	1	0	1	0
Chili Davis, S OBP: 0.377, SLG: 0.463 (1, 9)		K		F6			FC4-6 FC3-6 1B	SH 1B		4	2	1	0	0	1	1
Chris Brown, R OBP: 0.405, SLG: 0.472 (1, 5)		F8			P4		FC3-6 1B	SH 1B IBB		3	1	1	0	1	0	0
Harry Spilman, L OBP: 0.297, SLG: 0.443 Jeffrey Leonard, R OBP: 0.324, SLG: 0.400 (1, 3) (8, PH) (9, 7)		F5			F8		FC3-6 1B	SH E 1B		3	1	0	0	0	0	2
Bob Melvin, R OBP: 0.285, SLG: 0.359 Mike Aldrete, L OBP: 0.317, SLG: 0.306 Scott Garrelts, R OBP: 0.189, SLG: 0.194 (1, 2) (7, PH) (7, PR) (8, 1)			5-3				1B BB	SH E 1B		2	0	1	0	0	0	0
Jose Uribe, S OBP: 0.306, SLG: 0.279 Candy Maldonado, R OBP: 0.292, SLG: 0.485 Luis Quinones, S OBP: 0.295, SLG: 0.452 (1, 6) (7, PH) (8, 6)			4-3 2B		G3-4-1		1B	SF9		2	0	1	0	0	0	1
Steve Carlton, L OBP: 0.222, SLG: 0.229 Mark Davis, L OBP: 0.290, SLG: 0.500 Mike Woodard, L OBP: 0.387, SLG: 0.423 Greg Minton, S OBP: 0.370, SLG: 0.329 (1, 1) (4, 1) (6, PH) (7, 1) (7, PH) (8, 2)			4-3 2-3			K	6-3	F9		1	0	0	0	0	0	1

Inning Stats	R: 0	H: 0	E: 0	LOB: 0	K: 0	BB: 0	S: 3	P: 3	R: 0	H: 0	E: 0	LOB: 0	K: 1	BB: 0	S: 5	P: 5	R: 0	H: 1	E: 0	LOB: 1	K: 0	BB: 0	S: 4	P: 4	R: 0	H: 0	E: 0	LOB: 0	K: 2	BB: 0	S: 7	P: 7	R: 0	H: 1	E: 0	LOB: 1	K: 0	BB: 0	S: 4	P: 4	R: 0	H: 0	E: 0	LOB: 0	K: 1	BB: 0	S: 5	P: 5	R: 2	H: 3	E: 0	LOB: 2	K: 0	BB: 1	S: 6	P: 10	R: 6	H: 3	E: 2	LOB: 0	K: 0	BB: 1	S: 8	P: 12
--------------	------	------	------	--------	------	-------	------	------	------	------	------	--------	------	-------	------	------	------	------	------	--------	------	-------	------	------	------	------	------	--------	------	-------	------	------	------	------	------	--------	------	-------	------	------	------	------	------	--------	------	-------	------	------	------	------	------	--------	------	-------	------	-------	------	------	------	--------	------	-------	------	-------

PITCHER	IP	WLS	BF	H	R	ER	SO	BB	IBB	HBP	BLK	WP	HR	S	P	ERA	WHIP
Danny Cox, R ERA: 4.0 (1, 1)	7.0	L	29	6	4	4	4	1	0	0	0	0	0	36	40	5.14	1.000
Todd Worrell, R ERA: 1.84 (8, 1)	0.1		3	1	0	0	0	0	1	0	0	0	0	2	6	0.00	3.000
Ken Dayley, L ERA: 3.28 (8, 1)	0.2		4	1	4	1	0	0	0	0	0	0	0	4	4	13.50	1.500


BOTTOM

St. Louis Cardinals @ San Francisco Giants
Candlestick Park, San Francisco, CA

Sun Jul 06 1986, 6:33 AM EDT
Att. 40,473 - Unknown

AB	31
R	8
H	8
RBI	6
BB	2
SO	4
LOB	9

livebaseballscorecards.com



WP	HR	S	P	ERA	WHIP
0	0	0	0	0	0

Batter	1	2	3	4	5	6	7	8	9	AB R H RBI BB SO LOB	TOP
Davey Lopes, R OBP: 0.438, SLG: 0.529 (1, 5) X	0-0 WP 23 S 1B		0-0 6-3		0-0 6-3			0-0 23 CS 1B		4 0 2 0 0 0 1	
Jerry Mumphrey, S OBP: 0.340, SLG: 0.337 (1, 8) X (7, 7)	0-0 F8			0-0 4-3		0-0 HR		0-0 F8		4 1 1 1 0 0 2	
23 Ryne Sandberg, R OBP: 0.321, SLG: 0.417 (1, 4) S S S	0-3 K 1-2			0-0 6-3		0-0 6-3		0-0 6-3 1-2		4 0 0 0 0 1 2	
Keith Moreland, R OBP: 0.326, SLG: 0.372 (1, 9) X	0-0 F6 2-3			0-0 5-3		0-0 1-3			0-0 F8	4 0 0 0 0 0 1	
Jody Davis, R OBP: 0.302, SLG: 0.431 (1, 2) X		0-0 F9			0-0 2B 1B	0-3 K			4-0 BB BB BB	3 1 1 0 1 1 0	
Gary Matthews, R OBP: 0.353, SLG: 0.410 Dave Martinez, L OBP: 0.188, SLG: 0.156 (1, 7) X (7, 8)		0-0 F8			0-0 3-1 1B 2B		0-0 5-3		0-0 F9	3 1 1 1 0 0 0 1 0 0 0 0 0 1	
Terry Francona, L OBP: 0.246, SLG: 0.222 (1, 3) X		0-0 G3			0-0 3-1 2-3		0-0 L4		0-0 3-1	4 0 0 0 0 0 2	
Shawon Dunston, R OBP: 0.310, SLG: 0.437 (1, 6) S S S			0-3 K		0-0 6-3 1B		0-0 HR			3 1 2 2 0 1 0	
Dennis Eckersley, R OBP: 0.158, SLG: 0.316 (1, 1) S S S			0-3 K		0-0 6-3 1-2		0-3 K			3 0 0 0 0 2 1	
Inning Stats	R: 0 H: 1 E: 0 LOB: 1 K: 1 BB: 0 S: 6 P: 6	R: 0 H: 0 E: 0 LOB: 0 K: 0 BB: 0 S: 3 P: 3	R: 0 H: 0 E: 0 LOB: 0 K: 2 BB: 0 S: 7 P: 7	R: 0 H: 0 E: 0 LOB: 0 K: 0 BB: 0 S: 3 P: 3	R: 2 H: 3 E: 0 LOB: 1 K: 0 BB: 0 S: 6 P: 6	R: 1 H: 1 E: 0 LOB: 0 K: 1 BB: 0 S: 6 P: 6	R: 1 H: 1 E: 0 LOB: 0 K: 1 BB: 0 S: 6 P: 6	R: 0 H: 1 E: 0 LOB: 0 K: 0 BB: 0 S: 3 P: 3	R: 0 H: 0 E: 0 LOB: 1 K: 0 BB: 1 S: 3 P: 7	1B: 4 SF: 0 2B: 1 SAC: 0 3B: 0 DP: 0 HR: 2 HBP: 0	WP: 1 PA: 34 PB: 0 SB: 1 CS: 1
PITCHER Mike Krukow, R ERA: 3.25 (1, 1)	IP WLS BF H R ER SO BB IBB HBP BLK WP HR S P ERA WHIP	8.0 L 30 7 4 4 5 0 0 0 0 1 2 40 40 4.50 0.875									
Frank Williams, R ERA: (9, 1)	IP WLS BF H R ER SO BB IBB HBP BLK WP HR S P ERA WHIP	1.0 4 0 0 0 0 1 0 0 0 0 0 3 7 0.00 1.000									

Chicago Cubs @ San Francisco Giants
Candlestick Park, San Francisco, CA
Tue Jul 08 1986, 10:05 PM EDT
Att. 21,660 - Unknown

livebaseballscorecards.com

AB	33
R	4
H	7
RBI	4
BB	1
SO	5
LOB	10



Batter	1	2	3	4	5	6	7	8	9	10	AB	R	H	RBI	BB	SO	LOB	TOP							
Davey Lopes, R (1, 5) OBP: 0.437, SLG: 0.521 Chris Speier, R (9, 5) OBP: 0.325, SLG: 0.409	0-0 1-3		0-0 FC5-2			0-0 2B 1B	0-0 6-3		4-0 BB BB BB 1-2 BB		4	1	1	0	1	0	3								
Jerry Mumphrey, S (1, 8) OBP: 0.332, SLG: 0.328	0-0 4-3		0-0 G1-2-3			0-3 K		0-0 4-3	0-3 K		5	0	0	0	0	2	6								
23 Ryne Sandberg, R (1, 4) OBP: 0.322, SLG: 0.418	0-0 4-3			0-0 F7		4-0 2B IBB		0-0 WP 2B		0-0 F4	4	1	1	0	1	0	0								
Keith Moreland, R (1, 9) OBP: 0.333, SLG: 0.378		0-0 4-3		4-0 CS BB		0-0 1B 2B		4-0 WP IBB		0-0 BB BB SF7-5-6 1B	3	2	2	2	2	0	0								
Jody Davis, R (1, 2) OBP: 0.306, SLG: 0.430		0-0 6-3		4-0 1-2 BB		0-0 FC5-4 1B		0-3 K		4-0 SF7-5-6 BB 1-2 BB	3	0	1	1	2	1	2								
Gary Matthews, R (1, 7) OBP: 0.346, SLG: 0.401 Lee Smith, R (8, 1) Ron Cey, R (10, PH) OBP: 0.373, SLG: 0.521 Ray Fontenot, L (10, 1) OBP: 0.500, SLG: 0.500		0-3 K		0-0 5-3		0-0 FC5-4		0-0 F3		4-0 1-2 2-3 BB	4	0	0	0	0	1	4								
Terry Francona, L (1, 3) OBP: 0.243, SLG: 0.212			4-0 2B FC5-2 BB		0-0 G3	0-0 1-3		0-0 6-3		0-0 SF7-5-6	3	0	0	1	1	0	1								
Shawon Dunston, R (1, 6) OBP: 0.309, SLG: 0.438			0-0 FC5-2 G1-2-3 2B		0-0 6-3		0-0 5-3		0-0 5-3		4	0	1	0	0	0	0								
Ed Lynch, R (1, 1) Dave Martinez, L (7, PH) OBP: 0.184, SLG: 0.152 Dave Gumpert, R (7, 1) Thad Bosley, L (8, 7) OBP: 0.429, SLG: 0.394			4-0 FC5-2 BB		0-3 K		0-3 K		0-0 S 1B		1	0	0	0	1	1	0								
Inning Stats	R: 0 E: 0 K: 0 S: 3	H: 0 LOB: 0 BB: 0 P: 3	R: 0 E: 0 K: 1 S: 5	H: 0 LOB: 0 BB: 0 P: 5	R: 0 E: 0 K: 0 S: 3	H: 1 LOB: 2 BB: 2 P: 11	R: 0 E: 0 K: 0 S: 2	H: 0 LOB: 1 BB: 2 P: 10	R: 0 E: 0 K: 1 S: 5	H: 0 LOB: 0 BB: 0 P: 5	R: 3 E: 0 K: 1 S: 8	H: 3 LOB: 1 BB: 1 P: 12	R: 0 E: 0 K: 1 S: 6	H: 1 LOB: 2 BB: 1 P: 10	R: 0 E: 0 K: 1 S: 6	H: 1 LOB: 2 BB: 1 P: 10	R: 1 E: 0 K: 0 S: 3	H: 1 LOB: 1 BB: 2 P: 11	1B: 4 2B: 4 3B: 0 HR: 0	SF: 1 SAC: 0 DP: 2 HBP: 0	WP: 1 PB: 0 SB: 2 CS: 1	PA: 43			
PITCHER	IP	WLS	BF	H	R	ER	SO	BB	IBB	HBP	BLK	WP	HR	S	P	ERA	WHIP								
Michael LaCoss, R (1, 1) ERA: 2.7	6.0		25	4	3	3	3	4	1	0	0	0	0	26	46	4.50	1.333								
Jeff Robinson, R (7, 1) ERA: 3.74	2.0		8	1	0	0	2	0	1	0	0	1	0	11	15	0.00	0.500								
Juan Berenguer, R (9, 1) ERA: 2.96	1.1	L	8	2	1	1	1	2	0	0	0	0	0	8	16	6.75	3.000								
Frank Williams, R (10, 1) ERA:	0.0		1	0	0	0	0	1	0	0	0	0	0	4		∞	∞								
Mark Davis, L (10, 1) ERA: 2.2	0.2		1	0	0	0	0	0	0	0	0	0	0	1	1	0.00	0.000								

Chicago Cubs @ San Francisco Giants
Candlestick Park, San Francisco, CA

Wed Jul 09 1986, 6:33 AM EDT
Att. 18,216 - Unknown

AB	33
R	4
H	7
RBI	4
BB	9
SO	6
LOB	16



WP	1	PA	43
PB	0		
SB	2		
CS	1		

livebaseballscorecards.com

Batter	1	2	3	4	5	6	7	8	9	10	AB	R	H	RBI	BB	SO	LOB
Randy Kutcher, R (1, 8) OBP: 0.294, SLG: 0.488 Juan Berenguer, R (9, 1) Frank Williams, R (10, 1) Mark Davis, L (10, 1) OBP: 0.250, SLG: 0.500 Bob Brenly, R (10, PH) OBP: 0.364, SLG: 0.323	0-0 F9			0-0 L5		0-0 FC5-4 1B		0-0 1-2 1B		0-0 F8	4	1	1	0	0	0	2
Robby Thompson, R (1, 4) OBP: 0.323, SLG: 0.335 Candy Maldonado, R (8, PH) OBP: 0.295, SLG: 0.485	0-0 F7			0-0 F8		0-0 E6 1B		0-3 K			3	0	0	0	0	0	1
Jeffrey Leonard, R (1, 7) OBP: 0.322, SLG: 0.396	0-3 K			0-0 CS 1B		0-0 1-3 2-H 1B		0-3 K			4	0	2	1	0	2	2
Chili Davis, S (1, 9) OBP: 0.380, SLG: 0.473		0-0 4-3		0-0 CS	4-0 1B 1-5-3 BB	0-0 1-2 1B			0-0 HR		3	1	2	1	1	0	0
Chris Brown, R (1, 5) OBP: 0.402, SLG: 0.467		0-0 F8			0-0 1-3 1-5-3 1B		0-0 6-3		0-3 K		4	0	1	0	0	1	0
Mike Aldrete, L (1, 3) OBP: 0.314, SLG: 0.295 Mike Woodard, L (9, PR) OBP: 0.375, SLG: 0.407		0-3 K			0-0 L1-5-3		0-0 5-3		4-0 CS BB		3	0	0	0	1	1	2
Bob Melvin, R (1, 2) OBP: 0.277, SLG: 0.349			0-0 5-3			0-3 K		0-0 4-3		0-3 K	4	0	0	0	0	2	1
Jose Uribe, S (1, 6) OBP: 0.308, SLG: 0.279 Joel Youngblood, R (8, PH) OBP: 0.358, SLG: 0.427			0-0 5-3			4-0 FC5-4 E 1B BB		0-0 1B		0-0 5-3	1	1	0	0	1	0	0
Michael LaCoss, R (1, 1) OBP: 0.316, SLG: 0.514 Harry Spilman, L (6, PH) OBP: 0.295, SLG: 0.432 Jeff Robinson, R (7, 1) OBP: 0.125, SLG: 0.143 Luis Quinones, S (8, PH) OBP: 0.283, SLG: 0.432			0-3 K			0-0 FC5-4 1B		0-0 F6		0-3 K	1	0	0	0	0	1	0

Inning Stats	R: 0	H: 0	E: 0	K: 1	S: 5	R: 0	H: 0	E: 0	K: 1	S: 5	R: 0	H: 0	E: 0	K: 1	S: 5	R: 0	H: 1	E: 0	K: 0	S: 3	R: 0	H: 1	E: 0	K: 0	S: 2	R: 2	H: 3	E: 1	K: 1	S: 8	R: 0	H: 0	E: 0	K: 0	S: 3	R: 0	H: 2	E: 0	K: 2	S: 9	R: 1	H: 1	E: 0	K: 2	S: 7	R: 0	H: 0	E: 0	K: 1	S: 5	1B: 7	SF: 0	2B: 1	SAC: 0	3B: 1	DP: 1	HR: 1	HBP: 0	WP: 0	PA: 38
--------------	------	------	------	------	------	------	------	------	------	------	------	------	------	------	------	------	------	------	------	------	------	------	------	------	------	------	------	------	------	------	------	------	------	------	------	------	------	------	------	------	------	------	------	------	------	------	------	------	------	------	-------	-------	-------	--------	-------	-------	-------	--------	-------	--------

PITCHER	IP	WLS	BF	H	R	ER	SO	BB	IBB	HBP	BLK	WP	HR	S	P	ERA	WHIP
Ed Lynch, R (1, 1) ERA: 0.61	6.0		22	5	2	0	4	2	0	0	0	0	0	28	36	0.00	1.167
Dave Gumpert, R (7, 1) ERA: 0.9	1.1		6	2	0	0	0	0	0	0	0	0	0	6	6	0.00	1.500
Lee Smith, R (8, 1) ERA: 2.81	1.2	W	6	1	1	1	4	1	0	0	0	0	1	13	17	5.40	1.200
Ray Fontenot, L (10, 1) ERA: 3.43	1.0	S	3	0	0	0	1	0	0	0	0	0	0	5	5	0.00	0.000


BOTTOM

Chicago Cubs @ San Francisco Giants
Candlestick Park, San Francisco, CA

Wed Jul 09 1986, 6:33 AM EDT
Att: 18,216 - Unknown

livebaseballscorecards.com

AB	34
R	3
H	8
RBI	2
BB	3
SO	9
LOB	11



Batter	1	2	3	4	5	6	7	8	9	AB R H RBI BB SO LOB	TOP			
Joe Orsulak, L (1, 8) OBP: 0.337, SLG: 0.382	0-0 BB 1B 1B	0-0 F8			0-0 6-3		0-0 2B 1B 1B		0-0 FC3-6 PB BB 1-2	5 1 2 0 0 0 1	Pittsburgh Pirates @ San Francisco Giants Candlestick Park, San Francisco, CA Thu Jul 10 1986, 6:33 AM EDT Att. 9,795 - Unknown			
Bill Almon, R (1, 7) OBP: 0.333, SLG: 0.424 R.J. Reynolds, S (7, PH) OBP: 0.361, SLG: 0.464 (7, 7)	0-0 F8		0-0 6-3		4-0 1B BB		0-0 2B 1B 1B		4-0 PB 1-2 BB	2 0 0 0 1 0 1 1 1 1 0 1 0 0				
Johnny Ray, S (1, 4) OBP: 0.369, SLG: 0.402	0-0 BB 1-2 1B		0-0 4-3		0-0 1B G4-6-3		0-0 WP 1-H 2-H 2B		0-0 L6	5 0 3 2 0 0 2				
Tony Peña, R (1, 2) OBP: 0.316, SLG: 0.370	4-0 1-2 2-3 BB		4-0 CS BB		0-0 G4-6-3 1-2f		0-0 P4 2-3		0-0 5-3 1-2 2-3	3 0 0 0 2 0 5				
Mike Diaz, R (1, 3) OBP: 0.373, SLG: 0.502 Sid Bream, L (7, PH) (7, 3)	0-3 K		0-0 CS 1-2	0-0 F8		0-0 5-3	0-0 F7			3 0 0 0 0 1 3 1 0 0 0 0 0 1				
Jim Morrison, R (1, 5) OBP: 0.308, SLG: 0.399	0-0 F8			0-0 1B 2B		4-0 BB		0-3 K		3 0 1 0 1 1 3				
Mike Brown, R (1, 9) OBP: 0.303, SLG: 0.328		0-0 HR		4-0 1B IBB		0-3 K		0-3 K		3 1 1 1 1 2 1				
Rafael Belliard, R (1, 6) OBP: 0.308, SLG: 0.266 Larry McWilliams, L (6, 1) OBP: 0.200, SLG: 0.211 Lee Mazzilli, S (8, PH) OBP: 0.389, SLG: 0.256 Pat Clements, R (8, 1) Cecilio Guante, R (8, 1)		0-0 F9		0-0 1B 1-3 2-H		0-0 6-3		0-0 F7		3 0 1 0 0 0 1 0 0 0 0 0 0 0 1 0				
Bob Walk, R (1, 1) OBP: 0.238, SLG: 0.300 U L Washington, S (6, 6) OBP: 0.270, SLG: 0.206		0-3 K		0-0 F8			0-0 4-3		0-0 FC3-6 1B	2 0 0 0 0 1 2 2 0 1 0 0 0 0				
Inning Stats	R: 0 E: 0 K: 1 S: 7 H: 2 LOB: 3 BB: 1 P: 11	R: 1 E: 0 K: 1 S: 6 H: 1 LOB: 0 BB: 0 P: 6	R: 0 E: 0 K: 0 S: 2 H: 0 LOB: 0 BB: 1 P: 6	R: 0 E: 0 K: 0 S: 4 H: 2 LOB: 2 BB: 1 P: 8	R: 0 E: 0 K: 0 S: 3 H: 1 LOB: 1 BB: 1 P: 7	R: 0 E: 0 K: 1 S: 5 H: 0 LOB: 1 BB: 1 P: 9	R: 2 E: 0 K: 0 S: 6 H: 3 LOB: 1 BB: 0 P: 6	R: 0 E: 0 K: 2 S: 7 H: 0 LOB: 0 BB: 0 P: 7	R: 0 E: 0 K: 0 S: 4 H: 1 LOB: 2 BB: 1 P: 8	1B: 7 2B: 2 3B: 0 HR: 1 SF: 0 SAC: 0 DP: 1 HBP: 0		WP: 1 PB: 1 SB: 0 CS: 1 PA: 41		
PITCHER	IP WLS BF H R ER SO BB IBB HBP BLK WP HR S P ERA WHIP												PITCHER	IP WLS BF H R ER SO BB IBB HBP BLK WP HR S P ERA WHIP
Vida Blue, L (1, 1) ERA: 3.51	5.0 W 22 6 1 1 2 3 1 0 0 0 1 22 38 1.80 1.800													
Jeff Robinson, R (6, 1) ERA: 3.97	1.1 8 3 2 2 1 1 0 0 0 0 0 9 13 13.50 3.000													
Frank Williams, R (7, 1) ERA:	2.0 8 1 0 0 2 1 0 0 0 1 0 11 15 0.00 1.000													
Scott Garrelts, R (9, 1) ERA: 3.42	0.2 S 2 0 0 0 0 0 0 0 0 0 0 2 2 0.00 0.000													

livebaseballscorecards.com

AB	34
R	3
H	10
RBI	3
BB	6
SO	5
LOB	20



Batter	1	2	3	4	5	6	7	8	9
Randy Kutcher, R OBP: 0.300, SLG: 0.529 (1, 8)	0-0 4-3 ①		0-0 1B 2B		0-0 HR	0-0 6-3 ②		0-0 FC1-6 CS 1-2 ①	
Robby Thompson, R OBP: 0.327, SLG: 0.343 (1, 4)	0-3 K ②		0-0 2-H 1B ②		0-0 1B 2B	0-0 1B 1B		0-0 F8 1-2 ② ③	
Jeffrey Leonard, R OBP: 0.327, SLG: 0.401 (1, 7)	0-0 S 1B		0-0 1-3 ③		0-0 G3 S HR 1B 2-H	0-0 1-3 1B			
Chili Davis, S OBP: 0.375, SLG: 0.466 (1, 9)	0-3 K 1-2 ③			0-0 4-3 ①	0-0 G3 ①	0-3 K ③			
Chris Brown, R OBP: 0.400, SLG: 0.463 (1, 5)		0-0 4-3 ①		0-0 BB BB 1B	0-0 F3 ②		0-0 6-3 ①		
Mike Aldrete, L OBP: 0.321, SLG: 0.289 (1, 3)		0-0 E3 1B CS		0-0 F7 ②	4-0 HR BB		4-0 BB		
Bob Brenly, R OBP: 0.370, SLG: 0.341 (1, 2)		0-0 1-3 1B		4-0 BB BB	0-0 1-H 3-H HR		0-0 F9 ②		
Jose Uribe, S OBP: 0.307, SLG: 0.275 (1, 6)		0-0 F8 3-H ② ③		4-0 1-2 2-3 BB	0-0 F3 ③		0-0 F3 ③		
Vida Blue, S OBP: 0.150, SLG: 0.056 (1, 1)			0-3 K ①	0-3 K ③		0-0 6-3 ①		0-0 FC1-6 1B	
Jeff Robinson, R OBP: 0.111, SLG: 0.125 (6, 1)									
Frank Williams, R OBP: 1.000, SLG: 1.000 (7, 1)									
Scott Garrelts, R OBP: 0.189, SLG: 0.194 (9, 1)									

AB	R	H	RBI	BB	SO	LOB
5	2	2	1	0	0	1
5	1	3	1	0	1	1
4	1	3	1	0	0	0
4	0	0	0	0	2	4
4	0	1	0	0	0	1
2	1	0	0	2	0	1
3	1	2	3	1	0	1
3	0	0	0	1	0	3
2	0	0	0	0	2	3
1	0	0	0	0	0	0
1	0	1	0	0	0	0
0	0	0	0	0	0	0

BOTTOM

Pittsburgh Pirates @ San Francisco Giants
Candlestick Park, San Francisco, CA

Thu Jul 10 1986, 6:33 AM EDT
Att. 9,795 - Unknown

AB	34
R	6
H	12
RBI	6
BB	4
SO	5
LOB	15

Inning Stats		R: 0	H: 1	E: 0	LOB: 1	K: 2	BB: 0	S: 8	P: 8
Inning Stats		R: 0	H: 1	E: 0	LOB: 1	K: 2	BB: 0	S: 8	P: 8
Inning Stats		R: 0	H: 1	E: 1	LOB: 1	K: 0	BB: 0	S: 4	P: 4
Inning Stats		R: 1	H: 2	E: 0	LOB: 0	K: 1	BB: 0	S: 6	P: 6
Inning Stats		R: 0	H: 1	E: 0	LOB: 3	K: 1	BB: 2	S: 6	P: 14
Inning Stats		R: 5	H: 4	E: 0	LOB: 0	K: 0	BB: 1	S: 7	P: 11
Inning Stats		R: 0	H: 2	E: 0	LOB: 2	K: 1	BB: 0	S: 7	P: 7
Inning Stats		R: 0	H: 0	E: 0	LOB: 1	K: 0	BB: 1	S: 3	P: 7
Inning Stats		R: 0	H: 1	E: 0	LOB: 0	K: 0	BB: 0	S: 3	P: 3

PITCHER		IP	WLS	BF	H	R	ER	SO	BB	IBB	HBP	BLK	WP	HR	S	P	ERA	WHIP
Bob Walk, R ERA: 3.53 (1, 1)	5.0	L	26	9	6	6	4	3	3	0	0	0	0	2	31	43	10.80	2.400
Larry McWilliams, L ERA: 4.95 (6, 1)	2.0		9	2	0	0	1	1	0	0	0	0	0	0	10	14	0.00	1.500
Pat Clements, L ERA: 3.23 (8, 1)	0.1		2	1	0	0	0	0	0	0	0	0	0	2	2	0.00	3.000	
Cecilio Guante, R ERA: 2.29 (8, 1)	0.2		1	0	0	0	0	0	0	0	0	0	0	1	1	0.00	0.000	

WP	PA	3B	SF	SAC	DP	HBP
0	38	0	0	0	0	0

Batter	1	2	3	4	5	6	7	8	9	AB R H RBI BB SO LOB	TOP											
Joe Orsulak, L (1, 8) OBP: 0.338, SLG: 0.383	0-0 S 1B	0-3 K			0-0 FC5-4 1B	0-0 F8		0-0 4-3		5 0 2 0 0 1 2	Pittsburgh Pirates @ San Francisco Giants Candlestick Park, San Francisco, CA Fri Jul 11 1986, 10:05 PM EDT Att: 18,703 - Unknown livebaseballscorecards.com											
Bill Almon, R (1, 7) OBP: 0.335, SLG: 0.419	4-0 1-2 BB		0-0 CS 1B		0-0 F9	0-0 E5		0-3 K		4 0 1 0 1 1 1												
Johnny Ray, S (1, 4) OBP: 0.370, SLG: 0.400	0-0 F8		0-0 CS 1B		0-0 FC5-4 HR	4-0 BB		0-0 5-3		4 2 1 0 1 0 3												
Mike Diaz, R (1, 3) OBP: 0.333, SLG: 0.479	0-0 F2		0-3 K		0-0 HR	0-0 4-3		0-0 G3		3 1 1 2 0 1 4												
Sid Bream, L (5, 3) OBP: 0.370, SLG: 0.498			1-2 2-3		1-H					2 0 0 0 0 0 1												
Jim Morrison, R (1, 5) OBP: 0.313, SLG: 0.418	0-0 1-3		0-0 1B		0-0 E5 1B			0-0 HR		5 2 3 2 0 0 2												
Mike Brown, R (1, 9) OBP: 0.302, SLG: 0.324		0-0 F9		0-0 F8		4-0 1B		0-0 K		3 1 0 0 1 1 2												
Don Robinson, R (7, 1) OBP: 1.000, SLG: 1.000					1-2 3B	BB		0-0 2B		1 1 1 0 0 0 0												
Junior Ortiz, R (1, 2) OBP: 0.375, SLG: 0.407		0-0 SH1-4 1B		4-0 G6-3 BB	1-2 2-H 3B	1B		0-0 F3		4 1 3 2 1 0 1												
Rafael Belliard, R (1, 6) OBP: 0.310, SLG: 0.283		0-0 SH1-4 1B		0-0 G6-3	1-2 1-H 2-H 3B			0-0 4-3		5 0 2 2 0 1 3												
Rich Sauveur, L (1, 1) OBP: 0.333, SLG: 0.333		0-0 SH1-4		0-0 5-3	0-3 K			0-0 1-3		0 0 0 0 0 0 0												
Rick Reuschel, R (4, PH) OBP: 0.146, SLG: 0.171										1 0 0 0 0 0 0												
Jim Winn, R (4, 1)										1 0 0 0 0 1 1												
R.J. Reynolds, S (7, 9) OBP: 0.359, SLG: 0.462		1-2 2-3								1 0 0 0 0 0 0												
Inning Stats	R: 0 E: 0 K: 0 S: 4	H: 1 LOB: 2 BB: 1 P: 8	R: 0 E: 0 K: 1 S: 7	H: 2 LOB: 2 BB: 0 P: 7	R: 1 E: 0 K: 1 S: 7	H: 3 LOB: 1 BB: 0 P: 7	R: 0 E: 0 K: 0 S: 2	H: 0 LOB: 0 BB: 1 P: 6	R: 5 E: 1 K: 1 S: 10	H: 4 LOB: 1 BB: 1 P: 14	R: 0 E: 1 K: 0 S: 3	H: 0 LOB: 1 BB: 1 P: 7	R: 0 E: 0 K: 1 S: 6	H: 1 LOB: 1 BB: 0 P: 6	R: 0 E: 0 K: 1 S: 5	H: 0 LOB: 0 BB: 0 P: 5	R: 2 E: 0 K: 1 S: 8	H: 3 LOB: 1 BB: 0 P: 8	1B: 9 2B: 3 3B: 1 HR: 2	SF: 0 SAC: 1 DP: 2 HBP: 0	WP: 0 PB: 0 SB: 2 CS: 3	PA: 44
PITCHER	IP WLS BF H R ER SO BB IBB HBP BLK WP HR S P ERA WHIP																					
Steve Carlton, L (1, 1) ERA: 6.23	4.2 L 24 8 5 4 2 3 0 0 0 0 0 1 25 37 7.71 2.357																					
Juan Berenguer, R (5, 1) ERA: 3.13	0.1 3 2 1 0 1 0 0 0 0 0 0 0 5 5 0.00 6.000																					
Greg Minton, R (6, 1) ERA: 4.29	2.0 8 1 0 0 1 1 0 0 0 0 0 0 9 13 0.00 1.000																					
Mark Davis, L (8, 1) ERA: 2.49	2.0 9 3 2 2 2 0 0 0 0 0 0 1 13 13 9.00 1.500																					



Batter	1	2	3	4	5	6	7	8	9	AB	R	H	RBI	BB	SO	LOB
Randy Kutcher, R OBP: 0.305, SLG: 0.516 (1, 8)	0-3 K	0-0 HR 1B		4-0 E BB		0-0 F8		0-0 1-3		4	2	1	0	1	1	1
Robby Thompson, R OBP: 0.328, SLG: 0.352 (1, 4)	0-0 5-3	0-0 HR		0-0 E5 1-H		0-0 6-3			4-0 FC5-4 BB	4	1	1	2	1	0	0
Jeffrey Leonard, R OBP: 0.328, SLG: 0.399 (1, 7)	0-0 BB BLK 1B	0-3 K		4-0 BB		0-0 P4			0-0 FC5-4 6-3	4	0	1	0	1	1	1
Chili Davis, S OBP: 0.373, SLG: 0.460 (1, 9)	4-0 1-2 BB BB		0-0 5-3	0-3 K			0-0 F7		0-0 6-3	4	0	0	0	1	1	3
Chris Brown, R OBP: 0.400, SLG: 0.458 (1, 5)	4-0 1-2 2-3 BB		0-0 6-3		4-0 SH1 1B BB		0-0 4-3		0-0 F9	3	0	0	0	2	0	1
Bob Brenly, R OBP: 0.372, SLG: 0.348 Mark Davis, L OBP: 0.250, SLG: 0.500 (1, 3) (8, 1)	0-3 K		0-0 2B	0-0 SH1 1B		0-3 K				4	0	2	0	0	2	3
Bob Melvin, R OBP: 0.272, SLG: 0.342 (1, 2)		0-0 F9	0-0 1-3	0-0 SH1		0-3 K		0-3 K		3	0	0	0	0	1	1
Jose Uribe, S OBP: 0.310, SLG: 0.290 (1, 6)		0-0 HR		0-0 K2-3-2 1B		0-0 G3		0-0 5-3		4	1	2	1	0	0	2
Steve Carlton, L OBP: 0.211, SLG: 0.216 Juan Berenguer, R OBP: 0.291, SLG: 0.427 Harry Spilman, L OBP: 0.291, SLG: 0.427 Greg Minton, S OBP: 0.327, SLG: 0.308 (1, 1) (5, 1) (5, PH) (6, 1) (8, 3)		0-3 K	0-3 K2-3-2	0-0 F4		0-0 F4		0-0 2B		2	0	0	0	0	2	1

Inning Stats	R: 0	H: 1	E: 0	K: 2	S: 8	LOB: 3	BB: 2	P: 16	R: 3	H: 3	E: 0	K: 2	S: 10	LOB: 0	BB: 0	P: 10	R: 0	H: 1	E: 0	K: 0	S: 4	LOB: 1	BB: 0	P: 4	R: 1	H: 1	E: 1	K: 2	S: 8	LOB: 2	BB: 2	P: 16	R: 0	H: 1	E: 0	K: 0	S: 4	LOB: 2	BB: 1	P: 8	R: 0	H: 0	E: 0	K: 0	S: 3	LOB: 0	BB: 0	P: 3	R: 0	H: 0	E: 0	K: 1	S: 5	LOB: 0	BB: 0	P: 5	R: 0	H: 1	E: 0	K: 1	S: 6	LOB: 1	BB: 0	P: 6	R: 0	H: 0	E: 0	K: 0	S: 3	LOB: 1	BB: 1	P: 7	1B: 4	2B: 3	3B: 0	HR: 2	SF: 0	SAC: 1	DP: 1	HBP: 0	WP: 0	PA: 41
PITCHER	IP	WLS	BF	H	R	ER	SO	BB	IBB	HBP	BLK	WP	HR	S	P	ERA	WHIP																																																																	
Rich Sauveur, L ERA: 6.0 (1, 1)	3.0		16	5	3	3	4	2	0	0	1	0	0	22	30	9.00	2.333																																																																	
Jim Winn, R ERA: 3.33 (4, 1)	3.0	W	14	2	1	0	2	3	0	0	0	0	0	15	27	0.00	1.667																																																																	
Don Robinson, R ERA: 3.21 (7, 1)	3.0	S	11	1	0	0	2	1	0	0	0	0	0	14	18	0.00	0.667																																																																	

BOTTOM

Pittsburgh Pirates @ San Francisco Giants
Candlestick Park, San Francisco, CA
Fri Jul 11 1986, 10:05 PM EDT
Att. 18,703 - Unknown

AB	34
R	4
H	8
RBI	3
BB	6
SO	8
LOB	15



WP: 0	PA: 41
PB: 0	SB: 0
CS: 0	

livebaseballscores.com

Batter	1	2	3	4	5	6	7	8	9	AB R H RBI BB SO LOB	TOP
Barry Bonds, L (1, 8) OBP: 0.363, SLG: 0.474	0-3 K		0-0 4-3			0-0 6-3		0-0 F8		4 0 0 0 0 1 2	Pittsburgh Pirates @ San Francisco Giants Candlestick Park, San Francisco, CA Sat Jul 12 1986, 6:33 AM EDT Att: 19,549 - Unknown livebaseballscorecards.com
Joe Orsulak, L (1, 9) OBP: 0.344, SLG: 0.397	0-0 G4-6-3 1B		0-0 L6			0-0 3B		0-0 1B	4 0 3 0 0 0 1		
Johnny Ray, S (1, 4) OBP: 0.368, SLG: 0.396	0-0 G4-6-3 1-2f			H 1-0 G6-4-3 HBP		0-3 K		0-3 K	3 0 0 0 0 2 3		
Sid Bream, L (1, 3) OBP: 0.365, SLG: 0.491		0-0 F8		0-0 G6-4-3 1-2f		0-0 G3		0-0 F8	4 0 0 0 0 0 2		
R.J. Reynolds, S (1, 7) OBP: 0.358, SLG: 0.459		0-0 5-3		0-0 CS 1B		0-3 K		0-0 F7	4 0 1 0 0 1 1		
Tony Peña, R (1, 2) OBP: 0.316, SLG: 0.380		0-0 HR		0-0 CS 1-2		0-3 K			3 1 1 1 0 1 0		
Jim Morrison, R (1, 5) OBP: 0.313, SLG: 0.417		0-0 F4			0-0 5-3				3 0 1 0 0 0 0		
Rafael Belliard, R (1, 6) OBP: 0.313, SLG: 0.286			0-0 SH3-4 1B		0-0 6-3			0-0 SH1-3 1B	2 0 1 0 0 0 0		
Rick Rhoden, R (1, 1) OBP: 0.347, SLG: 0.370 Lee Mazzilli, S (8, PH) OBP: 0.386, SLG: 0.253 Cecilio Guante, R (8, 1)			0-0 SH3-4			0-0 F8		0-0 F5	1 0 0 0 0 0 0 1 0 0 0 0 0 1 0 0 0 0 0 0 0		
Inning Stats	R: 0 H: 1 E: 0 LOB: 0 K: 1 BB: 0 S: 5 P: 5	R: 1 H: 1 E: 0 LOB: 0 K: 0 BB: 0 S: 4 P: 4	R: 0 H: 1 E: 0 LOB: 1 K: 0 BB: 0 S: 4 P: 4	R: 0 H: 1 E: 0 LOB: 0 K: 0 BB: 0 S: 2 P: 3	R: 0 H: 0 E: 0 LOB: 0 K: 0 BB: 0 S: 3 P: 3	R: 0 H: 1 E: 0 LOB: 1 K: 1 BB: 0 S: 6 P: 6	R: 0 H: 0 E: 0 LOB: 0 K: 2 BB: 0 S: 7 P: 7	R: 0 H: 1 E: 0 LOB: 1 K: 0 BB: 0 S: 4 P: 4	R: 0 H: 1 E: 0 LOB: 1 K: 1 BB: 0 S: 6 P: 6	1B: 5 SF: 0 2B: 0 SAC: 2 3B: 1 DP: 2 HR: 1 HBP: 1	WP: 0 PA: 33 PB: 0 SB: 0 CS: 1
PITCHER Mike Krukow, R (1, 1) ERA: 3.11	IP WLS BF H R ER SO BB IBB HBP BLK WP HR S P ERA WHIP										

AB	29
R	1
H	7
RBI	1
BB	0
SO	5
LOB	10



Batter	1	2	3	4	5	6	7	8	9
Randy Kutcher, R OBP: 0.303, SLG: 0.500 (1, 8)	0-0 F9		0-3 K		0-0 5-3	4-0 CS BB		0-0 SH1-3	
Robby Thompson, R OBP: 0.335, SLG: 0.370 (1, 4)	0-0 3B		0-0 1B 3B		0-0 1B SF8 1B	0-0 CS	1-0 2B FC3-2 HBP	0-3 K	
Jeffrey Leonard, R OBP: 0.327, SLG: 0.397 (1, 7)	0-0 5-3		0-3 K		0-0 1B SF8 S		0-0 F9		
Chili Davis, S OBP: 0.377, SLG: 0.465 (1, 9)	0-3 K		0-0 1B 1B		4-0 1B SF8 IBB		0-0 2B FC3-2		
Chris Brown, R OBP: 0.401, SLG: 0.458 (1, 5)		0-0 4-3	0-0 1B		0-0 1B SF8		4-0 2B FC3-2 IBB		
Mike Aldrete, L OBP: 0.333, SLG: 0.319 (1, 3)		0-0 2B 3-1	0-0 1B F7		4-0 1B IBB		0-0 2B FC3-2		
Bob Brenly, R OBP: 0.367, SLG: 0.342 (1, 2)		0-0 2B 3-1		0-0 1B F8	0-0 1B F8		0-0 1B F9		
Jose Uribe, S OBP: 0.309, SLG: 0.289 (1, 6)		0-3 K		0-0 1B F7		0-0 1B F9		0-0 1B SH1-3	
Mike Krukow, R OBP: 0.231, SLG: 0.220 (1, 1)			0-0 1B 3B S	0-0 1B 6-3		0-0 1B L4		0-3 K	

Inning Stats	R: 0	H: 1	E: 0	K: 1	S: 6	LOB: 1	BB: 0	P: 6
	R: 0	H: 1	E: 0	K: 1	S: 6	LOB: 1	BB: 0	P: 6
	R: 2	H: 4	E: 0	K: 2	S: 11	LOB: 2	BB: 0	P: 11
	R: 0	H: 0	E: 0	K: 0	S: 3	LOB: 0	BB: 0	P: 3
	R: 1	H: 2	E: 0	K: 0	S: 5	LOB: 3	BB: 2	P: 13
	R: 0	H: 0	E: 0	K: 0	S: 2	LOB: 0	BB: 1	P: 6
	R: 0	H: 1	E: 0	K: 0	S: 4	LOB: 3	BB: 1	P: 9
	R: 0	H: 1	E: 0	K: 2	S: 8	LOB: 1	BB: 0	P: 8

PITCHER	IP	WLS	BF	H	R	ER	SO	BB	IBB	HBP	BLK	WP	HR	S	P	ERA	WHIP
Rick Rhoden, R ERA: 2.42 (1, 1)	7.0	L	34	9	3	3	4	1	3	1	0	0	0	37	54	3.86	1.429
Cecilio Guante, R ERA: 2.25 (8, 1)	1.0		4	1	0	0	2	0	0	0	0	0	0	8	8	0.00	1.000

AB R H RBI BB SO LOB

BOTTOM

3	0	0	0	1	1	1
4	2	3	1	0	1	1
4	0	1	0	0	1	3
3	0	2	1	1	1	1
2	0	1	1	1	0	0
3	0	1	0	1	0	5
4	0	0	0	0	0	7
4	0	1	0	0	1	1
4	1	1	0	0	1	1

AB	31
R	3
H	10
RBI	3
BB	4
SO	6
LOB	20



WP	PA	ERA	WHIP
0	39		
0			
2			
1			

Pittsburgh Pirates @ San Francisco Giants
Candlestick Park, San Francisco, CA
Sat Jul 12 1986, 6:33 AM EDT
Att. 19,549 - Unknown

livebaseballscorecards.com

Batter	1	2	3	4	5	6	7	8	9	AB R H RBI BB SO LOB	TOP											
Joe Orsulak, L (1, 8) OBP: 0.338, SLG: 0.389	0-0 4-3		0-0 6-3		0-0 FC3-6 HR			0-0 F9	0-0 F8	5 1 0 0 0 0 3	Pittsburgh Pirates @ San Francisco Giants Candlestick Park, San Francisco, CA Sun Jul 13 1986, 6:33 AM EDT Att: 36,877 - Unknown livebaseballscorecards.com											
Lee Mazzilli, S (1, 7) OBP: 0.390, SLG: 0.297	0-0 F7		0-3 K		0-0 HR			0-0 PB 1B		4 2 2 2 0 1 1												
U L Washington, S (1, 6) OBP: 0.293, SLG: 0.216	0-0 4-3			0-0 2B 1B	0-0 4-3			4-0 1B PB 1-2 BB		3 1 1 0 1 0 0												
Sid Bream, L (1, 3)		0-0 4-3		0-0 G3 1-H FC1-5 2B		0-0 F7		0-0 F8		4 0 1 1 0 0 2												
R.J. Reynolds, S (1, 9) OBP: 0.356, SLG: 0.456		0-0 6-3		0-0 G3		0-0 G3		0-0 2-3 3-H 1B		4 0 1 1 0 0 1												
Tony Peña, R (1, 2) OBP: 0.315, SLG: 0.379		0-0 BLK 1B		0-0 FC1-5 FC6-4		0-0 F6		0-0 F7		4 0 1 0 0 0 3												
Jim Morrison, R (1, 5) OBP: 0.312, SLG: 0.412		0-0 F8		0-0 FC6-4		0-0 5-3		4-0 5-3 BB		3 0 0 0 1 0 2												
Rafael Belliard, R (1, 4) OBP: 0.311, SLG: 0.285			0-0 SH1-4 S 1B		0-0 1-3		0-0 1-3	0-0 5-3		4 0 1 0 0 0 1												
Rick Reuschel, R (1, 1) OBP: 0.146, SLG: 0.171			0-0 SH1-4		4-0 FC3-6 BB		0-0 F7	0-0 F8		0 0 0 0 0 0 0												
Mike Bielecki, R (3, 1) OBP: 0.030, SLG: 0.030										0 0 0 0 0 0 0												
Junior Ortiz, R (5, PH) OBP: 0.285, SLG: 0.407										0 0 0 0 0 0 0												
Larry McWilliams, L (5, 1) OBP: 0.200, SLG: 0.211										0 0 0 0 0 0 0												
Johnny Ray, S (7, PH) OBP: 0.392, SLG: 0.395										1 0 0 0 0 0 0												
Jim Wirth, S (7, 1)										0 0 0 0 0 0 0												
Don Robinson, R (8, 1) OBP: 1.000, SLG: 1.000										0 0 0 0 0 0 0												
Mike Brown, R (9, PH) OBP: 0.300, SLG: 0.322										1 0 0 0 0 0 1												
Inning Stats	R: 0 E: 0 K: 0 S: 3	H: 0 LOB: 0 BB: 0 P: 3	R: 0 E: 0 K: 0 S: 4	H: 1 LOB: 1 BB: 0 P: 4	R: 0 E: 0 K: 1 S: 6	H: 1 LOB: 1 BB: 0 P: 6	R: 1 E: 0 K: 0 S: 5	H: 2 LOB: 1 BB: 0 P: 5	R: 2 E: 0 K: 0 S: 4	H: 1 LOB: 0 BB: 1 P: 8	R: 0 E: 0 K: 0 S: 3	H: 0 LOB: 0 BB: 0 P: 3	R: 0 E: 0 K: 0 S: 3	H: 0 LOB: 0 BB: 0 P: 3	R: 1 E: 0 K: 0 S: 5	H: 2 LOB: 2 BB: 1 P: 9	R: 0 E: 0 K: 0 S: 3	H: 0 LOB: 1 BB: 1 P: 7	1B: 5 2B: 1 3B: 0 HR: 1	SF: 0 SAC: 1 DP: 0 HBP: 0	WP: 0 PB: 1 SB: 1 CS: 0	PA: 37
PITCHER	IP WLS BF H R ER SO BB IBB HBP BLK WP HR S P ERA WHIP																					
Michael LaCoss, R (1, 1) ERA: 2.76	7.0 W 27 5 3 3 1 1 0 0 0 0 0 1 28 32 3.86 0.857																					
Scott Garrelts, R (8, 1) ERA: 3.37	2.0 10 2 1 0 0 2 0 0 0 0 0 0 8 16 0.00 2.000																					

AB	33
R	4
H	7
RBI	4
BB	3
SO	1
LOB	14



Batter	1	2	3	4	5	6	7	8	9	AB	R	H	RBI	BB	SO	LOB
Randy Kutcher, R OBP: 0.308, SLG: 0.535 (1, 8)	0-0 HR	0-0 2B	0-0 F7			0-0 6-3	0-3 K			5	1	2	1	0	1	4
Robby Thompson, R OBP: 0.339, SLG: 0.372 Mike Woodard, L OBP: 0.375, SLG: 0.407 (7, PR) (8, 4)	0-0 1B 6-3	0-3 K			0-3 K	0-0 1B	1-0 HBP			4	1	2	1	0	2	1
Jeffrey Leonard, R OBP: 0.325, SLG: 0.394 Scott Garrelts, R OBP: 0.189, SLG: 0.194 (1, 7) (8, 1)	0-0 2B 1B		0-3 K		0-0 6-3	0-0 L4	0-0 F9			5	1	1	0	0	1	4
Chili Davis, S OBP: 0.378, SLG: 0.464 (1, 9)	0-3 K		0-0 1B HR		0-0 F7		0-0 FC E 1B	0-0 L4		5	2	2	0	0	1	2
Chris Brown, R OBP: 0.405, SLG: 0.472 (1, 5)	0-0 6-3		0-0 1B HR			0-0 1-3	0-0 E 1B	0-0 HR		5	3	3	2	0	0	1
Harry Spilman, L OBP: 0.309, SLG: 0.494 Joel Youngblood, R OBP: 0.351, SLG: 0.417 (5, PH) (6, 3) Mike Aldrete, L OBP: 0.330, SLG: 0.316 (8, 3)	0-0 2B		0-0 HR		0-0 4-3	0-0 FC 1B HBP	0-0 K	0-3 K		2	1	2	4	0	0	0
Bob Brenly, R OBP: 0.367, SLG: 0.343 (1, 2)	0-0 5-3		0-0 1B FC6-4		0-0 1B	0-3 K	0-0 F2			2	1	0	0	0	0	1
Jose Uribe, S OBP: 0.311, SLG: 0.290 (1, 6)		0-0 4-3	0-0 FC6-4 1B		0-0 F9	4-0 HBP 1B IBB				3	0	1	0	1	0	1
Michael LaCoss, R OBP: 0.293, SLG: 0.475 Candy Maldonado, R OBP: 0.299, SLG: 0.488 (7, PH) (8, 7)		0-3 K	0-0 FC6-4		0-0 F8	0-0 HBP 1B				3	0	0	1	0	1	1

Inning Stats	R: 3	H: 4	E: 0	LOB: 1	K: 1	P: 9	R: 0	H: 1	E: 0	LOB: 1	K: 2	P: 8	R: 4	H: 5	E: 0	LOB: 1	K: 1	P: 10	R: 0	H: 0	E: 0	LOB: 0	K: 1	P: 5	R: 0	H: 1	E: 0	LOB: 1	K: 0	P: 4	R: 0	H: 1	E: 1	LOB: 3	K: 2	P: 16	R: 1	H: 1	E: 0	LOB: 0	K: 1	P: 6
	S: 9	BB: 0	S: 8	BB: 0	S: 10	BB: 0	BB: 0	S: 5	S: 4	S: 4	S: 11	S: 6																														

PITCHER	IP	WLS	BF	H	R	ER	SO	BB	IBB	HBP	BLK	WP	HR	S	P	ERA	WHIP
Rick Reuschel, R ERA: 4.29 (1, 1)	2.1	L	17	10	7	7	4	0	0	0	0	0	2	25	25	27.00	4.286
Mike Bielecki, R ERA: 4.57 (3, 1)	1.2		5	0	0	0	1	0	0	0	0	0	0	7	7	0.00	0.000
Larry McWilliams, L ERA: 4.82 (5, 1)	2.0		8	2	0	0	0	0	0	0	0	0	0	8	8	0.00	1.000
Jim Winn, R ERA: 3.44 (7, 1)	1.0		9	3	3	1	2	0	1	1	0	0	0	11	16	9.00	3.000
Don Robinson, R ERA: 3.41 (8, 1)	1.0		4	1	1	1	1	0	0	0	0	0	1	6	6	9.00	1.000

BOTTOM

Pittsburgh Pirates @ San Francisco Giants
Candlestick Park, San Francisco, CA

Sun Jul 13 1986, 6:33 AM EDT
Att. 36,877 - Unknown

AB	41
R	11
H	16
RBI	10
BB	1
SO	8
LOB	18

livebaseballscores.com



WP	HR	S	P	ERA	WHIP
0	0	0	0	0	0

Batter	1	2	3	4	5	6	7	8	9	AB R H RBI BB SO LOB	TOP											
Randy Kutcher, R (1, 8) OBP: 0.303, SLG: 0.548	0-0 6-3		0-0 B5		0-0 HR		0-0 F8	0-0 5-3		5 1 1 1 0 0 1												
Robby Thompson, R (1, 4) OBP: 0.337, SLG: 0.373	0-0 F2		0-0 2B		0-0 6-3		0-3 K		0-3 K	5 0 1 0 0 2 0												
Jeffrey Leonard, R (1, 7) OBP: 0.326, SLG: 0.392	0-0 1B		0-0 L8		0-0 L1		4-0 1B BB		0-0 F9	4 1 1 0 1 0 1												
Chili Davis, S (1, 9) OBP: 0.381, SLG: 0.465	0-0 L5			0-0 4-3 1B BB		0-0 F7		0-0 1B 1B	4-0 FC6-4 BB	4 1 2 0 1 0 1												
Chris Brown, R (1, 5) OBP: 0.405, SLG: 0.469		0-0 F6		4-0 4-3 1B BB		0-0 E8 1B		0-0 1B 1B	0-0 FC6-4	4 1 1 1 1 0 1												
Harry Spilman, L (1, 3) OBP: 0.306, SLG: 0.481		0-0 F9		0-0 4-3		0-0 1B FC4-6 1B		0-3 K		4 1 1 1 0 1 4												
Bob Brenly, R (1, 2) OBP: 0.369, SLG: 0.343		0-0 F9		4-0 1B BB		0-0 FC4-6 1B			0-0 5-3	3 0 1 0 1 0 0												
Jose Uribe, S (1, 6) OBP: 0.314, SLG: 0.293			0-0 G3		0-0 1B		0-0 FC4-6		0-0 S 1B	4 0 2 2 0 0 1												
Vida Blue, S (1, 1) OBP: 0.182, SLG: 0.250			0-0 HR		0-0 G3		0-3 K		0-0 F4	2 1 1 1 0 0 2												
Mike Aldrete, L (8, PH) OBP: 0.328, SLG: 0.313										1 0 0 0 0 0 1 1												
Frank Williams, R (8, 1) OBP: 1.000, SLG: 1.000										0 0 0 0 0 0 0 0												
Joel Youngblood, R (8, PH) OBP: 0.347, SLG: 0.472										1 0 0 0 0 0 0 1												
Jeff Robinson, R (8, 1) OBP: 0.111, SLG: 0.125										0 0 0 0 0 0 0 0												
Scott Garrels, R (8, 1) OBP: 0.189, SLG: 0.194										0 0 0 0 0 0 0 0												
Inning Stats	R: 0 E: 0 K: 0 S: 4	H: 1 LOB: 1 BB: 0 P: 4	R: 0 E: 0 K: 0 S: 3	H: 0 LOB: 0 BB: 0 P: 3	R: 1 E: 0 K: 0 S: 5	H: 2 LOB: 1 BB: 0 P: 5	R: 1 E: 0 K: 0 S: 4	H: 2 LOB: 2 BB: 2 P: 12	R: 1 E: 0 K: 0 S: 4	H: 1 LOB: 0 BB: 0 P: 4	R: 2 E: 1 K: 1 S: 7	H: 2 LOB: 0 BB: 0 P: 7	R: 1 E: 0 K: 2 S: 9	H: 2 LOB: 2 BB: 1 P: 13	R: 0 E: 0 K: 0 S: 4	H: 1 LOB: 1 BB: 0 P: 4	R: 0 E: 0 K: 1 S: 5	H: 0 LOB: 1 BB: 1 P: 9	1B: 8 2B: 1 3B: 0 HR: 2	SF: 0 SAC: 0 DP: 0 HBP: 0	WP: 0 PB: 0 SB: 1 CS: 1	PA: 41
PITCHER	IP WLS BF H R ER SO BB IBB HBP BLK WP HR S P ERA WHIP																					
Ed Lynch, R (1, 1) ERA: 1.88	5.1 L 26 8 5 4 0 2 0 0 0 0 0 2 24 32 6.75 1.875																					
Dave Gumpert, R (6, 1) ERA: 2.45	1.2 7 2 1 1 3 1 0 0 0 0 0 0 12 16 5.40 1.800																					
Ray Fontenot, L (8, 1) ERA: 3.35	1.0 4 1 0 0 0 0 0 0 0 0 0 0 4 4 0.00 1.000																					
George Frazier, R (9, 1) ERA: 5.4	1.0 4 0 0 0 1 1 0 0 0 0 0 0 5 9 0.00 1.000																					

San Francisco Giants @ Chicago Cubs
Wrigley Field, Chicago, IL
Thu Jul 17 1986, 3:33 AM CDT
Att. 30,598 - Unknown

livebaseballscorecards.com

AB	37
R	6
H	11
RBI	6
BB	4
SO	4
LOB	13



BOTTOM

San Francisco Giants @ Chicago Cubs

Wrigley Field, Chicago, IL

Thu Jul 17 1986, 3:33 AM CDT

Att. 30,598 - Unknown

livebaseballscorecards.com

AB	33
R	4
H	9
RBI	4
BB	4
SO	1
LOB	19



WP	2	PA	39
PB	0		
SB	0		
CS	1		

AB R H RBI BB SO LOB

4	0	0	1	1	0	1
4	0	2	0	1	0	3
4	0	0	0	0	0	5
4	1	2	0	0	0	3
4	1	1	0	0	0	2
4	0	2	0	0	0	1
3	1	0	2	0	0	2
3	1	1	0	1	0	1
1	0	0	0	1	1	0
0	0	0	0	0	0	0
1	0	0	0	0	0	1
0	0	0	0	0	0	0
0	0	0	0	0	0	0
0	0	0	0	0	0	0
1	0	1	1	0	0	0

1B	7	SF	1
2B	3	SAC	0
3B	0	DP	2
HR	0	HBP	0

Batter	1	2	3	4	5	6	7	8	9
Davey Lopes, R OBP: 0.429, SLG: 0.503 (1, 5)	0-0 L7 1B		4-0 BB 1-2		0-0 1-3 1B			0-0 6-3 1B	0-0 6-3 1-2 2-H 1B
23 Ryne Sandberg, R OBP: 0.322, SLG: 0.411 (1, 4)	0-0 CS 1B		0-0 F7 1B			0-0 G4-3 1B		4-0 WP BB	0-0 6-3 1B
Gary Matthews, R OBP: 0.353, SLG: 0.441 (1, 7)	0-0 F9 1B		0-0 F8 1B			0-0 G4-3 1-2f 1B		0-0 5-3 1-2 1B	
Keith Moreland, R OBP: 0.339, SLG: 0.389 (1, 9)	0-0 CS 1-2	0-0 E G3 SF9 1B	0-0 F9 1B			0-0 1B 1B		0-0 F9 1B	
Jody Davis, R OBP: 0.294, SLG: 0.412 (1, 2)		0-0 G3 1-2		0-0 F9 1B		0-0 F6 1B			0-0 1B FC1-6 2B
Leon Durham, L OBP: 0.338, SLG: 0.403 (1, 3)		0-0 E4 FC4-6 2-3		0-0 F8 1B			0-0 6-4 2B		0-0 FC1-6 2-3 1B
Shawon Dunston, R OBP: 0.308, SLG: 0.435 (1, 6)		0-0 SF9 3-H		0-0 4-3 1B			0-0 6-4 2-3f 1B		0-0 FC1-6 1-2 1B
Jerry Mumphy, S OBP: 0.341, SLG: 0.335 (1, 8)		0-0 FC4-6 1-2f			0-0 6-3 1B		0-0 BB 1B		0-0 WP 1B 1-3 6-3 1B
Ed Lynch, R Dave Gumpert, R Terry Francona, L Ray Fontenot, L George Frazier, R Thad Bosley, L			4-0 BB BB		0-3 K 1B		0-0 F8 1B		0-0 WP 1-2 3-H 1B

Inning Stats	R: 0	H: 1	E: 0	K: 0	S: 3	LOB: 0	BB: 0	P: 3	R: 1	H: 1	E: 1	K: 0	S: 5	LOB: 1	BB: 0	P: 5	R: 0	H: 0	E: 0	K: 0	S: 3	LOB: 2	BB: 2	P: 11	R: 0	H: 0	E: 0	K: 1	S: 5	LOB: 0	BB: 0	P: 5	R: 0	H: 2	E: 0	K: 0	S: 4	LOB: 1	BB: 0	P: 4	R: 0	H: 1	E: 0	K: 0	S: 3	LOB: 1	BB: 1	P: 7	R: 0	H: 0	E: 0	K: 0	S: 3	LOB: 1	BB: 1	P: 7	R: 3	H: 4	E: 0	K: 0	S: 7	LOB: 1	BB: 0	P: 7	1B: 7	2B: 3	3B: 0	HR: 0	SF: 1	SAC: 0	DP: 2	HBP: 0	WP: 2	PB: 0	SB: 0	CS: 1
--------------	------	------	------	------	------	--------	-------	------	------	------	------	------	------	--------	-------	------	------	------	------	------	------	--------	-------	-------	------	------	------	------	------	--------	-------	------	------	------	------	------	------	--------	-------	------	------	------	------	------	------	--------	-------	------	------	------	------	------	------	--------	-------	------	------	------	------	------	------	--------	-------	------	-------	-------	-------	-------	-------	--------	-------	--------	-------	-------	-------	-------

PITCHER	IP	WLS	BF	H	R	ER	SO	BB	IBB	HBP	BLK	WP	HR	S	P	ERA	WHIP
Vida Blue, L ERA: 3.27 (1, 1)	5.0		19	2	1	0	1	2	0	0	0	0	0	19	27	0.00	0.800
Frank Williams, R ERA: (6, 1)	2.0		8	3	0	0	0	1	0	0	0	0	0	7	11	0.00	2.000
Jeff Robinson, R ERA: 3.9 (8, 1)	1.0		4	0	0	0	0	1	0	0	0	1	0	3	7	0.00	1.000
Scott Garrelts, R ERA: 3.56 (9, 1)	1.0		7	4	3	3	0	0	0	0	0	1	0	7	7	27.00	4.000

Batter	1	2	3	4	5	6	7	8	9	AB R H RBI BB SO LOB	TOP										
Randy Kutcher, R (1, 8) OBP: 0.292, SLG: 0.528	0-0 1-3			0-3 K		0-3 K			0-3 K	4 0 0 0 0 3 0	San Francisco Giants @ Chicago Cubs Wrigley Field, Chicago, IL Fri Jul 18 1986, 3:33 AM CDT Att. 30,580 - Unknown livebaseballscorecards.com										
Robby Thompson, R (1, 4) OBP: 0.334, SLG: 0.369 Joel Youngblood, R (9, PH) OBP: 0.343, SLG: 0.407	0-3 K			0-0 F3		0-3 K			0-3 K	3 0 0 0 0 2 0 1 0 0 0 0 1 0											
Jeffrey Leonard, R (1, 7) OBP: 0.328, SLG: 0.394	0-0 5-3			0-0 E 2B			4-0 CS BB		0-0 4-3	3 1 1 0 1 0 0											
Chili Davis, S (1, 9) OBP: 0.378, SLG: 0.460		0-0 F9		0-0 E5 2-H		0-3 K 1-2				3 0 0 0 0 1 1											
Chris Brown, R (1, 5) OBP: 0.404, SLG: 0.465		0-0 6-3		0-3 K		4-0 BB				2 0 0 0 1 1 1											
Harry Spilman, L (1, 3) OBP: 0.295, SLG: 0.464		0-0 4-3		0-0 F8		0-0 6-3				3 0 0 0 0 0 1											
Bob Melvin, R (1, 2) OBP: 0.289, SLG: 0.338 Mike Woodard, L (8, PH) OBP: 0.364, SLG: 0.393			0-0 6-3		0-3 K			0-3 K		2 0 0 0 0 1 0 1 0 0 0 0 1 0											
Jose Uribe, S (1, 6) OBP: 0.312, SLG: 0.291 Bob Brenly, R (8, PH) OBP: 0.368, SLG: 0.342			0-0 6-3		0-3 K			0-0 5-3		2 0 0 0 0 1 0 1 0 0 0 0 0 0											
Michael LaCoss, R (1, 1) OBP: 0.279, SLG: 0.452 Candy Maldonado, R (8, PH) OBP: 0.297, SLG: 0.485 Greg Minton, S (8, 1)			0-3 K		0-0 5-3			0-0 F7		2 0 0 0 0 1 0 1 0 0 0 0 0 0 0 0 0 0 0 0 0											
Inning Stats	R: 0 E: 0 K: 1 S: 5	H: 0 LOB: 0 BB: 0 P: 5	R: 0 E: 0 K: 0 S: 3	H: 0 LOB: 0 BB: 0 P: 3	R: 0 E: 0 K: 1 S: 5	H: 0 LOB: 0 BB: 0 P: 5	R: 1 E: 1 K: 2 S: 9	H: 1 LOB: 1 BB: 0 P: 9	R: 0 E: 0 K: 2 S: 7	H: 0 LOB: 0 BB: 0 P: 7		R: 0 E: 0 K: 1 S: 4	H: 0 LOB: 1 BB: 2 P: 12	R: 0 E: 0 K: 1 S: 5	H: 0 LOB: 0 BB: 0 P: 5	R: 0 E: 0 K: 2 S: 7	H: 0 LOB: 0 BB: 0 P: 7	1B: 0 2B: 1 3B: 0 HR: 0	SF: 0 SAC: 0 DP: 0 HBP: 0	WP: 0 PB: 0 SB: 0 CS: 1	PA: 30
PITCHER Scott Sanderson, R (1, 1) ERA: 3.67 Lee Smith, R (8, 1) ERA: 2.85	IP 7.0	WLS W	BF 24	H 1	R 1	ER 0	SO 9	BB 2	IBB 0	HBP 0	BLK 0	WP 0	HR 0	S 40	P 48	ERA 0.00	WHIP 0.429				
PITCHER	IP	WLS	BF	H	R	ER	SO	BB	IBB	HBP	BLK	WP	HR	S	P	ERA	WHIP				



Batter	1	2	3	4	5	6	7	8	9	AB	R	H	RBI	BB	SO	LOB
Davey Lopes, R (1, 5) Chris Speier, R (9, 5) OBP: 0.419, SLG: 0.490 OBP: 0.325, SLG: 0.406	0-0 4-3	0-3 K			0-3 K			0-0 F3		4	0	0	0	0	2	1
23 Ryne Sandberg, R (1, 4) OBP: 0.326, SLG: 0.418	0-0 G3 BB 1B		0-0 8-5 2B		0-0 6-3			0-0 1B		4	1	3	0	0	0	0
Gary Matthews, R (1, 7) Terry Francona, L (9, 7) OBP: 0.360, SLG: 0.442 OBP: 0.247, SLG: 0.217	4-0 G3 1B BB		4-0 BB		0-0 CS 1B			0-0 F8		2	1	1	0	2	0	1
Leon Durham, L (1, 3) OBP: 0.334, SLG: 0.399	0-0 G3		0-0 8-5		0-0 F7			0-0 F8		3	0	0	0	0	0	5
Keith Moreland, R (1, 9) OBP: 0.339, SLG: 0.388	0-0 1B		0-0 L4		0-0 F8					3	0	1	2	0	0	2
Jody Davis, R (1, 2) OBP: 0.291, SLG: 0.408	0-0 G1		0-0 F3		0-0 6-3					3	0	0	0	0	0	1
Shawon Dunston, R (1, 6) OBP: 0.308, SLG: 0.435		0-0 E 1B	0-3 K		0-0 F9					3	0	1	0	0	1	0
Dave Martinez, L (1, 8) Lee Smith, R (8, 1) OBP: 0.167, SLG: 0.137		0-0 F7	0-3 K		0-0 1-3					3	0	0	0	0	1	1
Scott Sanderson, R (1, 1) Jerry Mumphrey, S (8, 8) OBP: 0.061, SLG: 0.031 OBP: 0.339, SLG: 0.333		0-0 F3		0-3 K				0-0 F7		2	0	0	0	0	1	1
										1	0	0	0	0	0	0


Inning Stats	R: 2	H: 2	R: 0	H: 1	R: 0	H: 0	R: 0	H: 0	R: 0	H: 1	R: 0	H: 0	R: 0	H: 1	R: 0	H: 1
	E: 0	LOB: 1	E: 1	LOB: 1	E: 0	LOB: 0	E: 0	LOB: 0	E: 0	LOB: 0	E: 0	LOB: 0	E: 0	LOB: 1	E: 0	LOB: 1
	K: 0	BB: 1	K: 1	BB: 0	K: 0	BB: 0	K: 2	BB: 0	K: 0	BB: 0	K: 0	BB: 0	K: 0	BB: 0	K: 0	BB: 0
	S: 5	P: 9	S: 6	P: 6	S: 3	P: 7	S: 7	P: 7	S: 3	P: 3	S: 3	P: 3	S: 4	P: 4	S: 3	P: 4

PITCHER	IP	WLS	BF	H	R	ER	SO	BB	IBB	HBP	BLK	WP	HR	S	P	ERA	WHIP
Michael LaCoss, R (1, 1) ERA: 2.75	7.0	L	26	5	2	2	5	2	0	0	0	0	0	34	42	2.57	1.000
Greg Minton, R (8, 1) ERA: 4.21	1.0		4	1	0	0	0	0	0	0	0	0	0	4	4	0.00	1.000

BOTTOM

San Francisco Giants @ Chicago Cubs
 Wrigley Field, Chicago, IL
 Fri Jul 18 1986, 3:33 AM CDT
 Att. 30,580 - Unknown

AB	28
R	2
H	6
RBI	2
BB	2
SO	5
LOB	12



1B: 5	SF: 0	WP: 0	PA: 30
2B: 2	SAC: 0	PB: 0	
3B: 0	DP: 1	SB: 0	
HR: 0	HBP: 0	CS: 1	

PITCHER	IP	WLS	BF	H	R	ER	SO	BB	IBB	HBP	BLK	WP	HR	S	P	ERA	WHIP
---------	----	-----	----	---	---	----	----	----	-----	-----	-----	----	----	---	---	-----	------

Batter	1	2	3	4	5	6	7	8	9	AB	R	H	RBI	BB	SO	LOB
Davey Lopes, R OBP: 0.419, SLG: 0.490 Manny Trillo, R OBP: 0.392, SLG: 0.400	4-0 1B BB		0-0 HR 2B	0-0 F8		0-0 6-3	0-3 K			4	2	1	0	1	1	3
23 Ryne Sandberg, R OBP: 0.330, SLG: 0.429	0-0 F6 1-2		0-0 HR 1B	0-0 4-3		0-0 CS 1B		0-0 HR		5	2	3	1	0	0	2
Gary Matthews, R OBP: 0.358, SLG: 0.453	0-3 K		0-0 HR		0-0 1-3	0-3 K		0-3 K		4	1	1	3	0	2	2
Leon Durham, L OBP: 0.339, SLG: 0.407	0-0 1B		0-0 3-1		0-3 K		4-0 1B BB	0-0 3B		4	1	2	1	1	1	0
Jody Davis, R OBP: 0.296, SLG: 0.411	0-0 F5		0-0 1B 1B		0-0 HR 1B		0-0 WP 1B 1B	0-3 K		5	2	3	0	0	1	2
Jerry Mumphrey, S OBP: 0.345, SLG: 0.337		0-0 L9	0-0 1B		4-0 HR BB		0-0 1B WP 1B	0-0 4-3		4	1	2	1	1	0	1
Shawon Dunston, R OBP: 0.307, SLG: 0.441		0-0 F8	0-3 K2-3		0-0 HR		0-3 K			4	1	1	3	0	2	4
Dave Martinez, L OBP: 0.172, SLG: 0.200		0-3 K		0-0 6-3	0-0 HR		0-3 K			4	1	1	1	0	2	2
Steve Trout, L OBP: 0.235, SLG: 0.242 Guy Hoffman, L OBP: 0.341, SLG: 0.390			0-0 4-3	4-0 BB	0-0 6-3		0-0 1B			0	0	0	0	0	0	0


Inning Stats	R: 1	H: 1	E: 0	K: 1	S: 6	LOB: 1	BB: 1	P: 10	R: 0	H: 0	E: 0	K: 1	S: 5	LOB: 0	BB: 0	P: 5	R: 3	H: 5	E: 1	K: 1	S: 10	LOB: 2	BB: 0	P: 10	R: 0	H: 0	E: 0	K: 0	S: 3	LOB: 1	BB: 1	P: 7	R: 4	H: 3	E: 0	K: 1	S: 8	LOB: 0	BB: 1	P: 12	R: 0	H: 1	E: 0	K: 1	S: 5	LOB: 0	BB: 0	P: 5	R: 2	H: 3	E: 0	K: 3	S: 12	LOB: 2	BB: 1	P: 16	R: 1	H: 2	E: 0	K: 2	S: 9	LOB: 1	BB: 0	P: 9
--------------	------	------	------	------	------	--------	-------	-------	------	------	------	------	------	--------	-------	------	------	------	------	------	-------	--------	-------	-------	------	------	------	------	------	--------	-------	------	------	------	------	------	------	--------	-------	-------	------	------	------	------	------	--------	-------	------	------	------	------	------	-------	--------	-------	-------	------	------	------	------	------	--------	-------	------

PITCHER	IP	WLS	BF	H	R	ER	SO	BB	IBB	HBP	BLK	WP	HR	S	P	ERA	WHIP
Mike Krukow, R ERA: 3.49	(1, 1)	5.0	27	9	8	8	4	3	0	0	0	0	3	32	44	14.40	2.400
Frank Williams, R ERA: 1.26	(6, 1)	1.0	6	3	2	2	1	1	0	0	0	0	0	7	11	18.00	4.000
Juan Berenguer, R ERA: 3.11	(7, 1)	0.1	1	0	0	0	1	0	0	0	0	0	0	3	3	0.00	0.000
Mark Davis, L ERA: 2.47	(7, 1)	0.1	1	0	0	0	1	0	0	0	0	1	0	3	3	0.00	0.000
Greg Minton, R ERA: 4.18	(7, 1)	0.1	2	1	0	0	1	0	0	0	0	0	0	4	4	0.00	3.000

BOTTOM

San Francisco Giants @ Chicago Cubs
Wrigley Field, Chicago, IL
Sat Jul 19 1986, 3:33 AM CDT
Att. 31,273 - Unknown

AB	38
R	11
H	15
RBI	11
BB	4
SO	10
LOB	16



WP: 1	PA: 42
PB: 0	
SB: 1	
CS: 1	

PITCHER	IP	WLS	BF	H	R	ER	SO	BB	IBB	HBP	BLK	WP	HR	S	P	ERA	WHIP
Jeff Robinson, R ERA: 3.99	(8, 1)	1.0	5	2	1	1	2	0	0	0	0	0	1	9	9	9.00	2.000

Batter	1	2	3	4	5	6	7	8	9	AB R H RBI BB SO LOB	TOP											
Randy Kutcher, R (1, 8) OBP: 0.285, SLG: 0.496	0-0 F8		0-3 K		0-0 6-3			0-0 E6 1B	0-0 5-3	5 1 0 0 0 1 0												
Robby Thompson, R (1, 4) OBP: 0.337, SLG: 0.372	0-3 K		0-0 F9		0-3 K			0-0 1B SF8 1B		4 1 1 0 0 2 0												
Jeffrey Leonard, R (1, 7) OBP: 0.329, SLG: 0.396	0-0 2B		0-0 L9		0-3 K			0-0 WP SF8 1B 1-3 2-H		4 0 2 1 0 1 0												
Chili Davis, S (1, 9) OBP: 0.376, SLG: 0.455	4-0 BB			0-0 6-3		0-3 K		0-3 K		3 0 0 0 1 2 2												
Chris Brown, R (1, 5) OBP: 0.403, SLG: 0.468	0-3 K			0-0 HR 1B		0-0 5-3		0-0 SF8		3 1 1 1 0 1 2												
Harry Spilman, L (1, 3) OBP: 0.319, SLG: 0.511		0-0 F9		0-0 HR 1-H		0-0 F7		0-0 WP IBB		3 1 1 2 1 0 0												
Bob Brenly, R (1, 2) OBP: 0.368, SLG: 0.356		0-0 HR		0-0 F9			0-3 K	0-0 F7		4 1 1 1 0 1 2												
Jose Uribe, S (1, 6) OBP: 0.313, SLG: 0.288		0-0 L6		0-0 S 1B			0-0 G3		0-0 4-3	4 0 1 0 0 0 0												
Roger Mason, R (1, 1) OBP: 0.056, SLG: 0.056 Juan Berenguer, R (3, 1) OBP: 0.253, SLG: 0.391 Joel Youngblood, R (4, PH) OBP: 0.250, SLG: 0.500 Mark Davis, L (4, 1) OBP: 0.343, SLG: 0.367 Mike Woodard, L (7, PH) OBP: 0.343, SLG: 0.367 Scott Garritts, R (7, 1) OBP: 0.184, SLG: 0.189		0-3 K		0-3 K 1-2			0-0 F9		0-3 K	1 0 0 0 0 0 1 0 0 0 0 0 0 0 0 0 1 0 0 0 0 0 1 1 0 0 0 0 0 0 0 0 1 0 0 0 0 0 0 0 1 0 0 0 0 0 1 0												
Inning Stats	R: 0 E: 0 K: 2 S: 8	H: 1 LOB: 2 BB: 1 P: 12	R: 1 E: 0 K: 1 S: 6	H: 1 LOB: 0 BB: 0 P: 6	R: 0 E: 0 K: 1 S: 5	H: 0 LOB: 0 BB: 0 P: 5	R: 2 E: 0 K: 1 S: 8	H: 3 LOB: 1 BB: 0 P: 8	R: 0 E: 0 K: 2 S: 7	H: 0 LOB: 0 BB: 0 P: 7	R: 0 E: 0 K: 1 S: 5	H: 0 LOB: 0 BB: 0 P: 5	R: 0 E: 0 K: 1 S: 5	H: 0 LOB: 0 BB: 0 P: 5	R: 2 E: 1 K: 1 S: 8	H: 2 LOB: 2 BB: 1 P: 12	R: 0 E: 0 K: 1 S: 5	H: 0 LOB: 0 BB: 0 P: 5	1B: 4 2B: 1 3B: 0 HR: 2	SF: 1 SAC: 0 DP: 0 HBP: 0	WP: 1 PB: 0 SB: 1 CS: 0	PA: 37
PITCHER	IP WLS BF H R ER SO BB IBB HBP BLK WP HR S P ERA WHIP												PITCHER	IP WLS BF H R ER SO BB IBB HBP BLK WP HR S P ERA WHIP								
Dennis Eckersley, R (1, 1) ERA: 4.81	7.0 L 29 6 5 3 9 1 0 0 0 0 2 46 50 3.86 1.000																					
Lee Smith, R (8, 1) ERA: 2.75	2.0 8 1 0 0 2 0 1 0 0 1 0 11 15 0.00 0.500																					

San Francisco Giants @ Chicago Cubs
Wrigley Field, Chicago, IL
Sun Jul 20 1986, 3:33 AM CDT
Att. 33,392 - Unknown

livebaseballscorecards.com

AB	34
R	5
H	7
RBI	5
BB	2
SO	11
LOB	7



Batter	1	2	3	4	5	6	7	8	9	AB	R	H	RBI	BB	SO	LOB
Shawon Dunston, R (1, 6) OBP: 0.307, SLG: 0.437	0-3 K	4-0 23 PB BB			0-0 5-3		0-0 6-3			3	0	0	0	1	1	2
23 Ryne Sandberg, R (1, 4) OBP: 0.326, SLG: 0.424	0-0 F3	0-3 K			0-0 6-3			0-0 6-3		4	0	0	0	0	1	1
Gary Matthews, R (1, 7) OBP: 0.361, SLG: 0.459	0-0 1B		0-0 F9 1B 2B		0-0 5-3			0-3 K		4	1	2	0	0	1	0
Leon Durham, L (1, 3) OBP: 0.334, SLG: 0.401	0-0 G3		0-0 F9		0-3 K			0-3 K		4	0	0	0	0	2	2
Keith Moreland, R (1, 9) OBP: 0.342, SLG: 0.395		0-0 2B	0-0 CS 1B		0-0 6-3			0-0 F9		4	1	2	1	0	0	0
Jody Davis, R (1, 2) OBP: 0.295, SLG: 0.412		0-0 PB 1B 2B	0-0 F9		0-0 L9			0-0 6-3		4	1	1	1	0	0	1
Ron Cey, R (1, 5) OBP: 0.366, SLG: 0.516		0-3 K 1B SF8		0-0 F7			0-0 6-3 2B		0-0 1-3	3	1	1	0	0	1	1
Chris Speier, R (7, PR) OBP: 0.325, SLG: 0.406										0	0	0	0	0	0	0
Thad Bosley, L (9, PH) OBP: 0.425, SLG: 0.391		2-3								1	0	0	0	0	0	0
Dave Martinez, L (1, 8) OBP: 0.180, SLG: 0.207		0-0 CS 1B		0-3 K			0-0 1-3			3	0	1	1	0	1	1
Dennis Eckersley, R (1, 1) OBP: 0.159, SLG: 0.326		0-0 SF8		0-3 K			0-0 6-3			2	0	0	1	0	1	1
Lee Smith, R (8, 1)										0	0	0	0	0	0	0

BOTTOM

San Francisco Giants @ Chicago Cubs
Wrigley Field, Chicago, IL
Sun Jul 20 1986, 3:33 AM CDT
Att. 33,392 - Unknown

livebaseballscorecards.com

AB	32
R	4
H	7
RBI	4
BB	1
SO	8
LOB	9



Inning	R	H	E	K	S	P	BB	IBB	HBP	BLK	WP	HR	S	P	ERA	WHIP
1	0	1	0	1	6	4	3	0	0	0	0	0	19	23	11.57	3.000
2	3	3	0	2	10	14	1	0	0	0	0	0	15	15	0.00	0.000
3	1	2	0	0	4	4	1	0	0	0	0	0	14	14	0.00	0.333
4	0	0	0	0	7	7	0	0	0	0	0	0	19	23	11.57	3.000
5	0	0	0	0	7	7	0	0	0	0	0	0	15	15	0.00	0.000
6	0	0	0	0	5	5	0	0	0	0	0	0	14	14	0.00	0.333
7	0	0	0	0	7	7	0	0	0	0	0	0	14	14	0.00	0.333
8	0	0	0	0	7	7	0	0	0	0	0	0	14	14	0.00	0.333
9	0	0	0	0	3	3	0	0	0	0	0	0	14	14	0.00	0.333

PITCHER	IP	WLS	BF	H	R	ER	SO	BB	IBB	HBP	BLK	WP	HR	S	P	ERA	WHIP
Roger Mason, R (1, 1) ERA: 4.8	2.1		14	6	4	3	3	1	0	0	0	0	0	19	23	11.57	3.000
Juan Berenguer, R (3, 1) ERA: 3.06	0.2		1	0	0	0	0	0	0	0	0	0	0	1	1	0.00	0.000
Mark Davis, L (4, 1) ERA: 2.32	3.0		9	0	0	0	3	0	0	0	0	0	0	15	15	0.00	0.000
Scott Garrelts, R (7, 1) ERA: 3.47	3.0	W	10	1	0	0	2	0	0	0	0	0	0	14	14	0.00	0.333

WP: 0	PA: 34
PB: 2	
SB: 0	
CS: 2	

Batter	1	2	3	4	5	6	7	8	9	AB R H RBI BB SO LOB	TOP															
Randy Kutcher, R (1, 8) OBP: 0.276, SLG: 0.479	0-0 6-3	0-0 F8			0-0 L9		0-0 L5			4 0 0 0 0 0 0	San Francisco Giants @ St. Louis Cardinals Busch Stadium, St. Louis, MO Mon Jul 21 1986, 7:05 PM CDT Att. 23,340 - Unknown															
Robby Thompson, R (1, 4) OBP: 0.339, SLG: 0.372	0-0 5-3		0-3 K		0-0 E 1B			4-0 FC1-4 BB		3 0 1 0 1 1 0																
Jeffrey Leonard, R (1, 7) OBP: 0.328, SLG: 0.392	4-0 S BB		0-3 K		0-0 E5 1-2			0-0 FC1-4 1-2f		3 0 0 0 1 1 2																
Chili Davis, S (1, 9) OBP: 0.372, SLG: 0.450	0-0 G3 1-2		0-0 6-3		0-0 F8			0-0 F7		4 0 0 0 0 0 4																
Chris Brown, R (1, 5) OBP: 0.401, SLG: 0.463		0-0 F8		H 1-0 CS HBP		0-0 4-3		0-3 K		3 0 0 0 0 1 1																
Bob Brenly, R (1, 3) OBP: 0.366, SLG: 0.352		4-0 2B HR BB		X 0-0 F9 1-2		0-0 L5		0-0 6-3		3 1 0 0 1 0 1																
Bob Melvin, R (1, 2) OBP: 0.274, SLG: 0.348		0-0 HR 2B		X 0-0 FC5-4 1B		0-0 6-3		0-0 3-1		4 1 2 0 0 0 0																
Jose Uribe, S (1, 6) OBP: 0.311, SLG: 0.285 Harry Spilman, L (9, PH) OBP: 0.316, SLG: 0.506		0-3 K		X 0-0 FC5-4 1-2f			0-0 F8		0-3 K	3 0 0 0 0 1 3 1 0 0 0 0 1 0																
Steve Carlton, L (1, 1) OBP: 0.225, SLG: 0.308 Joel Youngblood, R (7, PH) OBP: 0.330, SLG: 0.387 Jeff Robinson, R (7, 1) OBP: 0.111, SLG: 0.125 Greg Minton, S (7, 1)		0-0 HR		X 0-0 4-3			0-0 6-3			2 1 1 3 0 0 0 1 0																
Inning Stats	R: 0 E: 0 K: 0 S: 3	H: 0 LOB: 1 BB: 1 P: 7	R: 3 E: 0 K: 1 S: 7	H: 2 LOB: 0 BB: 1 P: 11	R: 0 E: 0 K: 2 S: 7	H: 0 LOB: 0 BB: 0 P: 7	R: 0 E: 0 K: 0 S: 3	H: 1 LOB: 1 BB: 0 P: 4	R: 0 E: 1 K: 0 S: 5	H: 1 LOB: 2 BB: 0 P: 5		R: 0 E: 0 K: 0 S: 3	H: 0 LOB: 0 BB: 0 P: 3	R: 0 E: 0 K: 0 S: 3	H: 0 LOB: 0 BB: 0 P: 3	R: 0 E: 0 K: 1 S: 5	H: 0 LOB: 1 BB: 1 P: 9	R: 0 E: 0 K: 1 S: 5	H: 0 LOB: 0 BB: 0 P: 5	R: 0 E: 0 K: 1 S: 5	H: 0 LOB: 0 BB: 0 P: 5	1B: 2 2B: 1 3B: 0 HR: 1	SF: 0 SAC: 0 DP: 0 HBP: 1	WP: 0 PB: 0 SB: 1 CS: 1	PA: 35	
PITCHER Greg Mathews, L (1, 1) ERA: 3.36 Ray Soff, R (8, 1) ERA:	IP 7.0 2.0	WLS W 7	BF 28 7	H 4 0	R 3 0	ER 3 0	SO 3 2	BB 2 1	IBB 0 0	HBP 1 0	BLK 0 0	WP 0 0	HR 1 0	S 31 10	P 40 14	ERA 3.86 0.00	WHIP 0.857 0.500									

livebaseballscorecards.com

AB	31
R	3
H	4
RBI	3
BB	3
SO	5
LOB	11



Batter	1	2	3	4	5	6	7	8	9	AB	R	H	RBI	BB	SO	LOB
Vince Coleman, S (1, 7) OBP: 0.315, SLG: 0.309	0-0 F8		0-0 F7		0-0 F6		0-0 1-3 2B 1B			4	1	1	1	0	0	0
Ozzie Smith, S (1, 6) OBP: 0.379, SLG: 0.354	0-0 F8			4-0 HR BB	0-3 K		0-0 1-3			3	1	0	0	1	1	2
Willie McGee, S (1, 8) OBP: 0.294, SLG: 0.352	0-0 HR			0-0 HR		0-0 6-3	4-0 2B IBB			3	3	2	3	1	0	0
Alan Knicely, R (1, 3) OBP: 0.396, SLG: 0.324	0-0 6-3			0-0 L1		0-0 E7 SH1-3 2B	0-0 1-H 2-H 3-H 2B			3	1	1	0	0	0	0
Curt Ford, L (7, PH) OBP: 0.337, SLG: 0.424										1	0	1	3	0	0	0
Tom Herr, S (1, 4) OBP: 0.315, SLG: 0.298		0-0 6-3		0-0 F8		0-0 SH1-3		0-0 FC4-6 1B		3	0	1	1	0	0	0
Andy Van Slyke, L (1, 9) OBP: 0.329, SLG: 0.374		0-0 4-3		0-0 1B 1B		0-0 4-3		0-0 F8		4	0	1	0	0	0	1
Tom Lawless, R (1, 5) OBP: 0.261, SLG: 0.304		0-0 L5		0-0 1B						2	0	1	0	0	0	0
Terry Pendleton, S (7, PH) OBP: 0.275, SLG: 0.273				1-2 1B						2	1	1	0	0	0	1
Michael LaValliere, L (1, 2) OBP: 0.340, SLG: 0.308			0-0 F6	0-0 4-3			0-0 4-3 1B 1B	4-0 1-2 IBB		3	0	0	0	1	0	3
Greg Mathews, R (1, 1) OBP: 0.100, SLG: 0.053			0-0 F9		0-0 5-3		1-0 1-3 2B HBP	0-3 K		2	0	0	0	0	0	0
Bob Forsch, R (7, PR) OBP: 0.143, SLG: 0.262										0	1	0	0	0	0	0
Ray Soff, R (8, 1)										1	0	0	0	0	1	2

Inning Stats	R: 1	H: 1	E: 0	K: 0	S: 4	LOB: 0	BB: 0	P: 4	R: 0	H: 0	E: 0	K: 0	S: 3	LOB: 0	BB: 0	P: 3	R: 0	H: 0	E: 0	K: 0	S: 3	LOB: 0	BB: 0	P: 3	R: 2	H: 3	E: 0	K: 0	S: 6	LOB: 2	BB: 1	P: 10	R: 0	H: 0	E: 0	K: 1	S: 5	LOB: 0	BB: 0	P: 5	R: 1	H: 1	E: 1	K: 0	S: 4	LOB: 0	BB: 0	P: 4	R: 4	H: 3	E: 0	K: 0	S: 5	LOB: 2	BB: 1	P: 10	R: 0	H: 1	E: 0	K: 1	S: 6	LOB: 2	BB: 1	P: 10
--------------	------	------	------	------	------	--------	-------	------	------	------	------	------	------	--------	-------	------	------	------	------	------	------	--------	-------	------	------	------	------	------	------	--------	-------	-------	------	------	------	------	------	--------	-------	------	------	------	------	------	------	--------	-------	------	------	------	------	------	------	--------	-------	-------	------	------	------	------	------	--------	-------	-------

PITCHER	IP	WLS	BF	H	R	ER	SO	BB	IBB	HBP	BLK	WP	HR	S	P	ERA	WHIP
Steve Carlton, L (1, 1) ERA: 6.12	6.0	L	24	5	4	3	1	1	0	0	0	0	2	25	29	4.50	1.000
Jeff Robinson, R (7, 1) ERA: 4.42	0.1		4	2	3	3	0	0	0	1	0	0	0	3	4	81.00	6.000
Greg Minton, R (7, 1) ERA: 4.22	1.2		8	2	1	1	1	0	2	0	0	0	0	8	16	5.40	1.200

BOTTOM

San Francisco Giants @ St. Louis Cardinals
Busch Stadium, St. Louis, MO
 Mon Jul 21 1986, 7:05 PM CDT
 Att. 23,340 - Unknown

AB	31
R	8
H	9
RBI	8
BB	3
SO	2
LOB	9



WP	HR	S	P	ERA	WHIP
0	0	0	0	0	0

Batter	1	2	3	4	5	6	7	8	9	AB R H RBI BB SO LOB	TOP									
Bob Brenly, R (1, 3) <small>OBP: 0.365, SLG: 0.362</small> Frank Williams, R (6, 1) <small>OBP: 1.000, SLG: 1.000</small> Randy Kutcher, R (7, 5) <small>OBP: 0.273, SLG: 0.475</small>	0-0 6-3	0-0 2-H HR			0-0 F9	0-0 F9		0-0 F9		4 1 1 2 0 0 2 0 0 0 0 0 0 0 1 0 0 0 0 0 0										
Robby Thompson, R (1, 4) <small>OBP: 0.340, SLG: 0.372</small>	0-0 1B 1B 1B	0-0 F4			0-0 FC6-4 1B		0-0 F8		0-0 G3	5 0 2 0 0 0 0										
Jeffrey Leonard, R (1, 7) <small>OBP: 0.326, SLG: 0.387</small>	0-0 F8		0-0 4-3		0-0 FC6-4 1-2f		0-0 F9		4-0 1B BB	4 0 0 0 1 0 2										
Chris Brown, R (1, 5) <small>OBP: 0.402, SLG: 0.467</small> Jeff Robinson, R (7, 1) <small>OBP: 0.111, SLG: 0.125</small> Mike Woodard, L (9, PH) <small>OBP: 0.333, SLG: 0.355</small>	0-0 1B 1-2 1B		0-0 F8			0-0 1B SF9 2B	0-0 F6		0-0 F7	4 1 2 0 0 0 0 0 0 0 0 0 0 0 1 0 0 0 0 0 1										
Chili Davis, S (1, 8) <small>OBP: 0.378, SLG: 0.455</small>	0-0 1-2 2-3 1B		0-0 F7			0-0 1B 2B 1B		0-0 E 1B FC6-4 1B	0-0 1-2 1B	5 2 4 0 0 0 0										
Candy Maldonado, R (1, 9) <small>OBP: 0.297, SLG: 0.474</small>	0-0 F7		0-0 4-3		0-0 SF9 3-H		0-0 E8 FC6-4 1B		0-0 F9	4 0 1 1 0 0 5										
Bob Melvin, R (1, 2) <small>OBP: 0.274, SLG: 0.346</small>		0-3 K		0-0 F7		0-0 2B 1-2 1B		0-0 FC6-4 1-2 HR		4 1 1 1 0 1 1										
Jose Uribe, S (1, 6) <small>OBP: 0.309, SLG: 0.283</small> Juan Berenguer, R (4, 1) <small>OBP: 0.343, SLG: 0.442</small> Joel Youngblood, R (6, PH) <small>OBP: 0.343, SLG: 0.442</small>		0-0 E6 SH5-4 HR		0-0 G1-4-3		0-0 1-3 2-H 2B		0-0 1-H HR		2 1 0 0 0 0 0 0 0 0 0 0 0 0 2 1 2 3 0 0 0										
Vida Blue, S (1, 1) <small>OBP: 0.182, SLG: 0.250</small> Mark Davis, L (4, 1) <small>OBP: 0.250, SLG: 0.500</small> Luis Quinones, S (4, 6) <small>OBP: 0.265, SLG: 0.404</small> Harry Spilman, L (8, PH) <small>OBP: 0.313, SLG: 0.500</small>		0-0 SH5-4 1-2			0-0 F2	0-3 K		0-0 G3		0 0 0 0 0 0 0 0 0 0 0 0 0 0 2 0 0 0 0 1 2 1 0 0 0 0 0 0										
Inning Stats	R: 0 E: 0 K: 0 S: 6	H: 3 LOB: 3 BB: 0 P: 6	R: 2 E: 1 K: 1 S: 7	H: 1 LOB: 0 BB: 0 P: 7	R: 0 E: 0 K: 0 S: 3	H: 0 LOB: 0 BB: 0 P: 3	R: 0 E: 0 K: 0 S: 4	H: 1 LOB: 1 BB: 0 P: 4	R: 2 E: 0 K: 1 S: 9	H: 4 LOB: 2 BB: 0 P: 9	R: 0 E: 0 K: 0 S: 3	H: 0 LOB: 0 BB: 0 P: 3	R: 3 E: 1 K: 0 S: 6	H: 3 LOB: 0 BB: 0 P: 6	R: 0 E: 0 K: 0 S: 4	H: 1 LOB: 2 BB: 1 P: 8	1B: 9 2B: 2 3B: 0 HR: 2	SF: 1 SAC: 1 DP: 0 HBP: 0	WP: 0 PB: 0 SB: 0 CS: 0	PA: 42
PITCHER	IP WLS BF H R ER SO BB IBB HBP BLK WP HR S P ERA WHIP																			
John Tudor, L (1, 1) <small>ERA: 2.64</small>	7.0 W 31 9 4 2 2 0 0 0 0 0 0 1 35 35 2.57 1.286																			
Ray Burris, R (8, 1) <small>ERA: 5.43</small>	0.1 4 3 3 3 0 0 0 0 0 0 0 1 4 4 81.00 9.000																			
Todd Worrell, R (8, 1) <small>ERA: 1.66</small>	1.2 S 7 1 0 0 0 1 0 0 0 0 0 0 6 10 0.00 1.200																			

San Francisco Giants @ St. Louis Cardinals
 Busch Stadium, St. Louis, MO
 Tue Jul 22 1986, 7:05 PM CDT
 Att. 23,673 - Unknown

livebaseballscorecards.com

AB	39
R	7
H	13
RBI	7
BB	1
SO	2
LOB	13



Batter	1	2	3	4	5	6	7	8	9	AB	R	H	RBI	BB	SO	LOB
Vince Coleman, S OBP: 0.316, SLG: 0.306 (1, 7)	0-0 F7	0-0 F8		4-0 1B E	0-0 FC4-6		1-0 HBP			3	1	0	0	1	0	2
Ozzie Smith, S OBP: 0.382, SLG: 0.355 (1, 6)	0-0 1B S	0-0 F3		0-0 2B E	4-0 BB		0-0 3-1			4	2	2	2	1	0	4
Willie McGee, S OBP: 0.298, SLG: 0.356 (1, 8)	4-0 1B E		0-0 CS	0-0 1B E	0-0 CS	0-0 E6		0-0 4-3		4	2	2	1	1	0	0
Alan Knicely, R OBP: 0.377, SLG: 0.310 (1, 3)	0-0 E8		0-0 F8	0-3 K2-3		0-0 G1-4-3		0-0 F7		5	0	1	1	0	1	3
Tom Herr, S OBP: 0.317, SLG: 0.300 José Oquendo, S OBP: 0.411, SLG: 0.390 (1, 4) (8, 4)	0-0 1B		0-0 F5	0-0 HR		0-0 F7		0-0 6-3		4	1	2	2	0	0	1
Andy Van Slyke, L OBP: 0.336, SLG: 0.403 (1, 9)	0-3 K			0-0 SF7						1	0	0	0	0	0	0
Terry Pendleton, S OBP: 0.272, SLG: 0.270 (1, 5)	0-0 F9			0-0 F8						4	2	3	2	0	1	2
Michael LaValliere, L OBP: 0.344, SLG: 0.316 (1, 2)		4-0 SH3-4		0-0 1B	0-0 F5		0-0 FC4-6			3	1	1	0	1	0	1
John Tudor, L OBP: 0.113, SLG: 0.113 Ray Burris, R OBP: 0.182, SLG: 0.318 Todd Worrell, R (8, 1) (8, 1)		0-0 SH3-4		0-0 1B	0-0 FC4-6		0-0 HBP			3	1	3	0	0	0	0

BOTTOM																	
San Francisco Giants @ St. Louis Cardinals Busch Stadium, St. Louis, MO Tue Jul 22 1986, 7:05 PM CDT Att. 23,673 - Unknown																	
											AB	34					
											R	10					
											H	14					
											RBI	9					
											BB	4					
											SO	2					
											LOB	16					
											WP: 0	PA: 42					
											PB: 0						
											SB: 3						
											CS: 2						

Inning Stats																																																							
R: 2	H: 3	E: 1	K: 8	LOB: 2	BB: 1	P: 12	R: 0	H: 0	E: 0	K: 3	LOB: 1	BB: 1	P: 7	R: 0	H: 1	E: 0	K: 3	LOB: 0	BB: 0	P: 3	R: 8	H: 7	E: 0	K: 1	LOB: 0	BB: 1	P: 16	R: 0	H: 1	E: 0	K: 3	LOB: 1	BB: 1	P: 7	R: 0	H: 0	E: 1	K: 0	LOB: 0	BB: 0	P: 3	R: 0	H: 2	E: 0	K: 0	LOB: 3	BB: 0	P: 6	R: 0	H: 0	E: 0	K: 3	LOB: 0	BB: 0	P: 3

PITCHER																									
Vida Blue, L ERA: 3.84 (1, 1)	IP: 3.1	WLS: 0	BF: 20	H: 8	R: 7	ER: 6	SO: 1	BB: 3	IBB: 0	HBP: 0	BLK: 0	WP: 0	HR: 0	S: 19	P: 31	ERA: 16.20	WHIP: 3.300								
Mark Davis, L ERA: 2.84 (4, 1)	0.1	4	3	3	3	1	0	0	0	0	0	0	1	6	6	81.00	9.000								
Juan Berenguer, R ERA: 2.98 (4, 1)	1.1	5	1	0	0	0	1	0	0	0	0	0	0	4	8	0.00	1.500								
Frank Williams, R ERA: 1.13 (6, 1)	1.2	8	2	0	0	0	0	0	1	0	0	0	0	7	8	0.00	1.200								
Jeff Robinson, R ERA: 4.33 (7, 1)	1.1	4	0	0	0	0	0	0	0	0	0	0	0	4	4	0.00	0.000								



Batter	1	2	3	4	5	6	7	8	9	AB R H RBI BB SO LOB	TOP											
Joel Youngblood, R (1, 9) OBP: 0.348, SLG: 0.455	0-0 4-3			0-0 SH3 2B		0-0 E7 1B		0-0 F8		4 0 2 1 0 0 0	San Francisco Giants @ St. Louis Cardinals Busch Stadium, St. Louis, MO Wed Jul 23 1986, 7:05 PM CDT Att: 26,824 - Unknown											
Robby Thompson, R (1, 4) Candy Maldonado, R (8, PH) Juan Berenguer, R (8, 1)	0-0 L4			0-0 SH3 2-3		0-0 5-3		0-0 6-3		2 0 0 0 0 0 1 1 0 0 0 0 0 0 0 0 0 0 0 0 0												
Jeffrey Leonard, R (1, 7) OBP: 0.325, SLG: 0.386	0-0 3-1			0-0 6-3		0-0 6-3			0-0 1B SF8 1B	4 1 1 0 0 0 2												
Chris Brown, R (1, 5) OBP: 0.400, SLG: 0.464		0-0 F9		0-0 5-3			0-0 6-3		0-0 1B 1-3 1B	4 0 1 0 0 0 1												
Chili Davis, S (1, 8) OBP: 0.376, SLG: 0.457		0-0 F6			0-0 L5		0-0 1B 2B		0-0 SF8	3 1 1 1 0 0 0												
Harry Spilman, L (1, 3) Bob Brenly, R (9, PH) OBP: 0.364, SLG: 0.361		0-0 F8			0-0 F9		0-0 F8		0-0 F8 3-H	3 0 0 0 0 0 1 1 0 0 0 0 0 1												
Bob Melvin, R (1, 2) OBP: 0.273, SLG: 0.343			0-0 6-3		0-0 5-3		0-0 1B 2-H		0-0 L9	4 0 1 1 0 0 1												
Jose Uribe, S (1, 6) OBP: 0.306, SLG: 0.280			0-0 F9			0-0 E4 SH2-4 E		0-0 F9		3 1 0 0 0 0 1												
Michael LaCoss, R (1, 1) Scott Garrelts, R (6, 1) Randy Kutcher, R (8, PH) OBP: 0.271, SLG: 0.472			0-3 K			0-0 SH2-4 1-2		0-0 5-3		1 0 0 0 0 1 0 0 0 0 0 0 0 0 1 0 0 0 0 0 0												
Inning Stats	R: 0 E: 0 K: 0 S: 3	H: 0 LOB: 0 BB: 0 P: 3	R: 0 E: 0 K: 0 S: 3	H: 0 LOB: 0 BB: 0 P: 3	R: 0 E: 0 K: 1 S: 5	H: 0 LOB: 0 BB: 0 P: 5	R: 0 E: 0 K: 0 S: 4	H: 1 LOB: 1 BB: 0 P: 4	R: 0 E: 0 K: 0 S: 3	H: 0 LOB: 0 BB: 0 P: 3		R: 1 E: 2 K: 0 S: 5	H: 1 LOB: 1 BB: 0 P: 5	R: 1 E: 0 K: 0 S: 5	H: 2 LOB: 1 BB: 0 P: 5	R: 0 E: 0 K: 0 S: 3	H: 0 LOB: 0 BB: 0 P: 3	R: 1 E: 0 K: 0 S: 5	H: 2 LOB: 1 BB: 0 P: 5	1B: 4 2B: 2 3B: 0 HR: 0	SF: 1 SAC: 2 DP: 0 HBP: 0	WP: 0 PB: 0 SB: 0 CS: 0
PITCHER	IP WLS BF H R ER SO BB IBB HBP BLK WP HR S P ERA WHIP																					
Danny Cox, R (1, 1) ERA: 3.73	8.0 W 31 6 3 2 1 0 0 0 0 0 0 0 0 33 33 2.25 0.750																					
Ricky Horton, L (9, 1) ERA: 2.79	0.1 1 0 0 0 0 0 0 0 0 0 0 0 0 1 1 0.00 0.000																					
Todd Worrell, R (9, 1) ERA: 1.64	0.2 S 2 0 0 0 0 0 0 0 0 0 0 0 0 2 2 0.00 0.000																					

AB	31
R	3
H	6
RBI	3
BB	0
SO	1
LOB	8



Batter	1	2	3	4	5	6	7	8	9	AB R H RBI BB SO LOB	TOP
Dan Gladden, R OBP: 0.354, SLG: 0.370 (1, 8)	0-0 F3		0-0 2B 1B	0-0 F9	0-0 2B 2-H 3-H			4-0 S BB		4 1 2 2 1 0 0	San Francisco Giants @ Pittsburgh Pirates Three Rivers Stadium, Pittsburgh, PA Fri Jul 25 1986, 7:05 PM EDT Att. 8,622 - Unknown livebaseballscorecards.com
Robby Thompson, R OBP: 0.336, SLG: 0.370 (1, 4)	0-3 K		0-0 SH3-1 1B 2B	0-0 1-3	0-0 5-3			0-3 K 1-2		5 1 1 1 0 2 2	
Joel Youngblood, R OBP: 0.353, SLG: 0.451 (1, 7) (6, 9)	0-0 1B		0-0 SH3-1 2-3	4-0 BB			0-0 6-3	0-0 F8		3 0 1 0 1 0 1	
Chris Brown, R OBP: 0.397, SLG: 0.459 (1, 5)	0-3 K		0-0 E 1B 3-H	0-0 4-3			0-0 F3	0-0 6-3		5 1 1 1 0 1 2	
Chili Davis, S OBP: 0.375, SLG: 0.453 Randy Kutcher, R OBP: 0.269, SLG: 0.468 (1, 9) (6, 7)		0-0 F7	0-3 K		4-0 1B BB BB		0-0 5-3	0-0 4-3		3 0 0 0 1 1 1 1 0 0 0 0 0 0	
Harry Spilman, L OBP: 0.298, SLG: 0.469 (1, 3)		0-0 L8	0-0 E3 1B E		0-0 BB 1B		0-3 K	0-0 F7		5 2 1 0 0 1 0	
Bob Melvin, R OBP: 0.284, SLG: 0.349 (1, 2)		0-0 S 1B	0-0 E3 1B 2-H		4-0 2B BB 1-2 3-H		0-0 F9			3 1 2 0 1 0 0	
Jose Uribe, S OBP: 0.308, SLG: 0.284 (1, 6)		0-3 K 1-2	4-0 BB		0-0 2B 2B 1-3 2-H		0-0 1-3			3 1 1 1 1 1 1	
Roger Mason, R OBP: 0.048, SLG: 0.048 Jeff Robinson, R OBP: 0.100, SLG: 0.111 (1, 1) (6, 1)		0-3 K	0-3 K		0-3 K			0-3 K		3 0 0 0 0 3 6 1 0 0 0 0 1 0	
Inning Stats	R: 0 E: 0 K: 2 S: 8 H: 1 LOB: 1 BB: 0 P: 8	R: 0 E: 0 K: 2 S: 9 H: 1 LOB: 2 BB: 0 P: 9	R: 4 E: 2 K: 2 S: 12 H: 4 LOB: 2 BB: 1 P: 16	R: 0 E: 0 K: 0 S: 3 H: 0 LOB: 1 BB: 1 P: 7	R: 3 E: 0 K: 1 S: 7 H: 3 LOB: 1 BB: 2 P: 15	R: 0 E: 0 K: 0 S: 3 H: 0 LOB: 0 BB: 0 P: 3	R: 0 E: 0 K: 1 S: 5 H: 0 LOB: 0 BB: 0 P: 5	R: 0 E: 0 K: 2 S: 7 H: 0 LOB: 1 BB: 1 P: 11	R: 0 E: 0 K: 0 S: 3 H: 0 LOB: 0 BB: 0 P: 3	1B: 6 2B: 3 3B: 0 HR: 0 SF: 0 SAC: 1 DP: 0 HBP: 0	WP: 1 PB: 0 SB: 2 CS: 0 PA: 42
PITCHER	IP WLS BF H R ER SO BB IBB HBP BLK WP HR S P ERA WHIP	IP WLS BF H R ER SO BB IBB HBP BLK WP HR S P ERA WHIP	IP WLS BF H R ER SO BB IBB HBP BLK WP HR S P ERA WHIP	IP WLS BF H R ER SO BB IBB HBP BLK WP HR S P ERA WHIP	IP WLS BF H R ER SO BB IBB HBP BLK WP HR S P ERA WHIP	IP WLS BF H R ER SO BB IBB HBP BLK WP HR S P ERA WHIP	IP WLS BF H R ER SO BB IBB HBP BLK WP HR S P ERA WHIP	IP WLS BF H R ER SO BB IBB HBP BLK WP HR S P ERA WHIP	IP WLS BF H R ER SO BB IBB HBP BLK WP HR S P ERA WHIP	IP WLS BF H R ER SO BB IBB HBP BLK WP HR S P ERA WHIP	IP WLS BF H R ER SO BB IBB HBP BLK WP HR S P ERA WHIP
Mike Bielecki, R ERA: 4.75 (1, 1)	4.1 L 26 8 7 5 6 4 0 0 0 1 0 34 50 10.38 2.769										
Rick Reuschel, R ERA: 4.33 (5, 1)	0.2 3 1 0 0 1 0 0 0 0 0 0 0 5 5 0.00 1.500										
Pat Clements, L ERA: 3.5 (6, 1)	2.0 6 0 0 0 1 0 0 0 0 0 0 0 8 8 0.00 0.000										
Barry Jones, R ERA: 5.87 (8, 1)	2.0 7 0 0 0 2 1 0 0 0 0 0 0 10 14 0.00 0.500										



Batter	1	2	3	4	5	6	7	8	9	AB R H RBI BB SO LOB	TOP									
Dan Gladden, R (1, 8) OBP: 0.355, SLG: 0.373	0-0 F2	0-3 K		0-0 G6-4-3			4-0 G6-4-3 BB		0-0 1B 2B	4 1 1 2 1 1 1										
Robby Thompson, R (1, 4) OBP: 0.334, SLG: 0.368	0-0 1B BB 1B	0-3 K		0-3 K			0-0 G6-4-3		0-0 5-3	5 1 1 0 0 2 2										
Joel Youngblood, R (1, 7) OBP: 0.347, SLG: 0.434	4-0 1B 2B BB		0-0 4-3		0-0 F5			0-0 F4	0-0 5-3	4 1 0 0 1 0 1										
Chris Brown, R (1, 5) OBP: 0.400, SLG: 0.465	0-0 1B 2B 1B		0-0 2B		0-0 F3			0-0 5-3	0-0 WP 1B	5 2 3 1 0 0 0										
Candy Maldonado, R (1, 9) OBP: 0.298, SLG: 0.470	0-0 1B 2B 1B		0-0 F6		0-0 1-3			0-0 1B 1B	0-0 6-3	5 1 2 1 0 0 2										
Bob Brenly, R (1, 3) OBP: 0.369, SLG: 0.375	0-0 2B		0-0 2B		0-0 6-3			0-0 1B 1B		4 0 3 4 0 0 0										
Bob Melvin, R (1, 2) OBP: 0.278, SLG: 0.341	0-0 5-3		0-0 4-3		0-0 F8			0-0 F9		4 0 0 0 0 0 4										
Jose Uribe, S (1, 6) OBP: 0.310, SLG: 0.295	0-3 K			0-0 HR		0-0 4-3			4-0 2B 2B BB	3 2 1 1 1 1 1										
Steve Carlton, L (1, 1) OBP: 0.233, SLG: 0.310		0-3 K		0-0 1B			0-0 4-3		0-0 2B 2B	3 0 1 0 0 1 0										
Frank Williams, R (8, 1) OBP: 1.000, SLG: 1.000										0 0 0 0 0 0 0										
Will Clark, L (9, PH) OBP: 0.325, SLG: 0.440										1 1 1 0 0 0 0										
Juan Berenguer, R (9, 1)										0 0 0 0 0 0 0										
Inning Stats	R: 4 E: 0 K: 1 S: 9	H: 4 LOB: 1 BB: 1 P: 13	R: 0 E: 0 K: 3 S: 9	H: 0 LOB: 0 BB: 0 P: 9	R: 1 E: 0 K: 0 S: 5	H: 2 LOB: 1 BB: 0 P: 5	R: 1 E: 0 K: 1 S: 6	H: 2 LOB: 0 BB: 0 P: 6	R: 0 E: 0 K: 0 S: 3	H: 0 LOB: 0 BB: 0 P: 3	R: 0 E: 0 K: 0 S: 2	H: 0 LOB: 0 BB: 1 P: 6	R: 0 E: 0 K: 0 S: 5	H: 2 LOB: 2 BB: 0 P: 5	R: 3 E: 0 K: 0 S: 6	H: 3 LOB: 1 BB: 1 P: 10	1B: 7 2B: 5 3B: 0 HR: 1	SF: 0 SAC: 0 DP: 2 HBP: 0	WP: 1 PB: 0 SB: 0 CS: 0	PA: 41
PITCHER	IP WLS BF H R ER SO BB IBB HBP BLK WP HR S P ERA WHIP																			
Larry McWilliams, L (1, 1) ERA: 4.99	3.0 L 18 8 6 6 4 1 0 0 0 0 0 1 25 29 18.00 3.000																			
Bob Walk, R (4, 1) ERA: 3.64	2.0 5 0 0 0 1 0 0 0 0 0 0 0 7 7 0.00 0.000																			
Barry Jones, R (6, 1) ERA: 4.66	2.0 6 0 0 0 0 1 0 0 0 0 0 0 5 9 0.00 0.500																			
Cecilio Guante, R (8, 1) ERA: 3.18	2.0 12 5 3 3 0 1 0 0 0 0 1 0 11 15 13.50 3.000																			

San Francisco Giants @ Pittsburgh Pirates
 Three Rivers Stadium, Pittsburgh, PA
 Sat Jul 26 1986, 7:05 PM EDT
 Att. 27,910 - Unknown

AB	38
R	9
H	13
RBI	9
BB	3
SO	5
LOB	11




Batter	1	2	3	4	5	6	7	8	9	AB	R	H	RBI	BB	SO	LOB
U L Washington, S OBP: 0.338, SLG: 0.351 (1, 6)	0-3 K			0-3 K		0-0 L8		0-0 2B 3B		4	1	1	0	0	2	0
Barry Bonds, L OBP: 0.335, SLG: 0.435 (1, 8)	0-0 B5			0-3 K		0-3 K		0-0 HR 2B		4	1	1	1	0	2	0
Bill Almon, R OBP: 0.327, SLG: 0.400 (1, 7)	0-0 6-3			0-0 5-3			0-0 F9	0-0 F8		4	0	0	0	0	0	1
Jim Morrison, R OBP: 0.324, SLG: 0.428 (1, 5)		0-0 FC6-4 1B			0-0 E F4 1B		0-0 S WP 2B 1B	0-0 HR		4	3	4	2	0	0	0
Mike Brown, R OBP: 0.303, SLG: 0.318 R.J. Reynolds, S OBP: 0.374, SLG: 0.482 (1, 9) (7, 9)		0-0 FC6-4 F9 1-2f			0-0 F4 1-2		0-0 S 2B 1B	0-0 3-1		2	0	0	0	0	0	2
Tony Peña, R OBP: 0.329, SLG: 0.381 (1, 2)		0-0 F9 1-3			0-0 FC1 1B 2-3		0-3 K 1-2 2-3	0-0 L3		4	1	0	0	0	1	4
Sid Bream, L OBP: 0.357, SLG: 0.472 (1, 3)			0-0 F8		0-0 1B 2-H 3-H		0-0 2B 2-H 3-H			3	0	2	4	0	0	0
Rafael Belliard, R OBP: 0.301, SLG: 0.268 Johnny Ray, S OBP: 0.361, SLG: 0.381 (1, 4) (4, 4)			4-0 CS BB		0-0 L7		0-0 IBB			0	0	0	0	1	0	0
Rick Rhoden, R OBP: 0.316, SLG: 0.333 Don Robinson, R OBP: 0.500, SLG: 0.500 (1, 1) (7, 1)			0-3 K 1-2		0-0 F8		0-3 K			2	0	0	0	0	1	1
										1	0	0	0	0	1	2

Inning Stats	R: 0	H: 0	E: 0	K: 1	S: 5	R: 0	H: 1	E: 1	K: 0	S: 3	R: 0	H: 0	E: 0	K: 1	S: 4	R: 0	H: 0	E: 0	K: 2	S: 7	R: 2	H: 2	E: 1	K: 0	S: 5	R: 0	H: 0	E: 0	K: 1	S: 5	R: 2	H: 3	E: 0	K: 2	S: 10	R: 3	H: 3	E: 0	K: 0	S: 6	
	LOB: 0	BB: 0	P: 5	LOB: 1	BB: 0	P: 3	LOB: 0	BB: 0	P: 3	LOB: 0	BB: 8	LOB: 0	BB: 0	P: 7	LOB: 0	BB: 0	P: 5	LOB: 0	BB: 0	P: 5	LOB: 2	BB: 0	P: 5	LOB: 2	BB: 1	P: 14	LOB: 0	BB: 0	P: 6	LOB: 0	BB: 0	P: 6	LOB: 0	BB: 0	P: 6	LOB: 0	BB: 0	P: 6			
	1B: 5	SF: 0	2B: 2	SAC: 0	3B: 1	DP: 0	HR: 1	HBP: 0																																	

BOTTOM

San Francisco Giants @ Pittsburgh Pirates
 Three Rivers Stadium, Pittsburgh, PA
 Sun Jul 27 1986, 3:33 AM EDT
 Att. 10,767 - Unknown

AB	31
R	7
H	9
RBI	7
BB	2
SO	7
LOB	10



PITCHER	IP	WLS	BF	H	R	ER	SO	BB	IBB	HBP	BLK	WP	HR	S	P	ERA	WHIP
Vida Blue, L ERA: 3.67 (1, 1)	6.0	L	20	3	2	1	5	1	0	0	0	0	0	29	33	1.50	0.667
Mark Davis, L ERA: 3.16 (7, 1)	0.2		6	3	2	2	1	0	1	0	0	1	0	7	11	27.00	4.500
Scott Garrelts, R ERA: 3.62 (7, 1)	0.2		5	3	3	3	1	0	0	0	0	0	1	7	7	40.50	4.500
Juan Berenguer, R ERA: 2.82 (8, 1)	0.2		2	0	0	0	0	0	0	0	0	0	0	2	2	0.00	0.000

Batter	1	2	3	4	5	6	7	8	9	AB R H RBI BB SO LOB	TOP
Dan Gladden, R (1, 8) <small>OBP: 0.350, SLG: 0.368</small> Frank Williams, R (8, 1) <small>OBP: 1.000, SLG: 1.000</small>	0-0 5-3			0-0 L8		0-0 G6-4-3		0-0 F9		4 0 0 0 0 0 3 0 0 0 0 0 0 0	
Robby Thompson, R (1, 4) <small>OBP: 0.334, SLG: 0.368</small> Joel Youngblood, R (9, PH) <small>OBP: 0.341, SLG: 0.426</small>	0-3 K			0-0 WP 1B		0-3 K		0-0 E5		3 0 1 0 0 2 1 1 0 0 0 0 0 0	
Candy Maldonado, R (1, 7) <small>OBP: 0.291, SLG: 0.452</small>	0-0 6-3			0-3 K 1-2		0-3 K		0-3 K		4 0 0 0 0 3 1	
Chris Brown, R (1, 5) <small>OBP: 0.397, SLG: 0.466</small>		0-0 6-3		0-0 4-3		0-0 G3 3B		0-0 F9		4 1 1 0 0 0 1	
Chili Davis, S (1, 9) <small>OBP: 0.373, SLG: 0.449</small>		0-0 3-1 1B		0-0 G3		0-0 G3		0-0 G3		3 0 1 1 0 0 0	
Harry Spilman, L (1, 3) <small>OBP: 0.306, SLG: 0.462</small>		0-0 3-1		0-0 F9		0-3 K		0-3 K		3 0 0 0 0 1 1	
Bob Melvin, R (1, 2) <small>OBP: 0.273, SLG: 0.335</small> Will Clark, L (8, PH) <small>OBP: 0.327, SLG: 0.438</small> Jeff Robinson, R (8, 1) <small>OBP: 0.100, SLG: 0.111</small> Mark Davis, L (8, 1) <small>OBP: 0.250, SLG: 0.500</small> Randy Kutcher, R (8, 8) <small>OBP: 0.280, SLG: 0.476</small>			0-3 K		0-0 F9		4-0 SH2-4 BB		2 0 0 0 0 1 0 0 0 0 0 1 0	AB 27 R 1 H 3 RBI 1 BB 3 SO 10 LOB 8	
Jose Uribe, S (1, 6) <small>OBP: 0.309, SLG: 0.291</small>			0-3 K		4-0 G6-4-3 BB		0-0 SH2-4		1 0 0 0 1 1 0		
Michael LaCoss, R (1, 1) <small>OBP: 0.283, SLG: 0.432</small> Bob Brenly, R (8, PH) <small>OBP: 0.363, SLG: 0.367</small> (8, 2)			0-3 K		4-0 G6-4-3 BB		0-3 K		1 0 0 0 1 1 0 1 0 0 0 0 1 1		
Inning Stats	R: 0 H: 0 E: 0 LOB: 0 K: 1 BB: 0 S: 5 P: 5	R: 0 H: 1 E: 0 LOB: 0 K: 0 BB: 0 S: 3 P: 3	R: 0 H: 0 E: 0 LOB: 0 K: 3 BB: 0 S: 9 P: 9	R: 0 H: 1 E: 0 LOB: 1 K: 1 BB: 0 S: 6 P: 6	R: 0 H: 0 E: 0 LOB: 0 K: 0 BB: 0 S: 3 P: 3	R: 0 H: 0 E: 0 LOB: 1 K: 2 BB: 2 S: 4 P: 12	R: 1 H: 1 E: 0 LOB: 0 K: 2 BB: 0 S: 8 P: 8	R: 0 H: 0 E: 0 LOB: 1 K: 1 BB: 1 S: 5 P: 9	R: 0 H: 0 E: 1 LOB: 0 K: 1 BB: 0 S: 5 P: 5	1B: 2 SF: 0 2B: 1 SAC: 1 3B: 1 DP: 2 HR: 0 HBP: 0	WP: 1 PA: 31 PB: 0 SB: 0 CS: 0
PITCHER Orel Hershiser, R (1, 1) <small>ERA: 3.75</small>	IP WLS BF H R ER SO BB IBB HBP BLK 9.0 W 31 3 1 1 10 3 0 0 0			IP WLS BF H R ER SO BB IBB HBP BLK 1 0 48 60 1 0 48 60 1.00 0.667	PITCHER IP WLS BF H R ER SO BB IBB HBP BLK 1 0 48 60 1.00 0.667					ERA WHIP 1.00 0.667	

San Francisco Giants @ Los Angeles Dodgers
Dodger Stadium, Los Angeles, CA
Mon Jul 28 1986, 7:05 PM PDT
Att: 40,777 - Unknown

livebaseballscorecards.com



Batter	1	2	3	4	5	6	7	8	9	AB R H RBI BB SO LOB	TOP																						
Randy Kutcher, R OBP: 0.272, SLG: 0.462 (1, 8) (7, 6)	0-3 K		0-3 K2-3			0-0 F3		0-0 FC1-6 2-3		4 0 0 0 0 2 1	San Francisco Giants @ Los Angeles Dodgers Dodger Stadium, Los Angeles, CA Tue Jul 29 1986, 7:05 PM PDT Att: 45,113 - Unknown																						
Robby Thompson, R OBP: 0.331, SLG: 0.363 (1, 4)	0-3 K			0-3 K		0-0 F8		0-0 2-3		4 0 0 0 0 2 1																							
Jeffrey Leonard, R OBP: 0.322, SLG: 0.381 (1, 7)	0-0 G3			0-3 K			0-0 F9	0-0 5-3		4 0 0 0 0 1 1																							
Chris Brown, R OBP: 0.395, SLG: 0.463 (1, 5)		0-0 F8		0-0 6-3			0-0 1B 1B		0-0 6-3	4 1 1 0 0 0 0																							
Chili Davis, S OBP: 0.372, SLG: 0.447 (1, 9) (7, 8)		0-3 K			0-3 K		0-0 1B 1B		0-3 K	4 0 1 0 0 3 0																							
Bob Brenly, R OBP: 0.368, SLG: 0.375 (1, 3) (7, 2)		4-0 BB FC6-4			0-0 E8 2B		0-0 F2		0-0 1B	3 0 2 0 1 0 2																							
Bob Melvin, R OBP: 0.270, SLG: 0.331 Joel Youngblood, R OBP: 0.344, SLG: 0.427 (7, PH) (7, 3)		0-0 FC6-4			0-3 K		0-0 1B 1-2 2-H		0-0 F4	2 0 0 0 0 1 2 2 0 1 1 0 0 1																							
Jose Uribe, S OBP: 0.307, SLG: 0.289 Candy Maldonado, R OBP: 0.290, SLG: 0.450 (7, PH) (7, 9)			0-0 F8		0-3 K		0-0 F7			2 0 0 0 0 1 1 1 0 0 0 0 0 2																							
Kelly Downs, R Dan Gladden, R OBP: 0.348, SLG: 0.366 Mark Davis, L OBP: 0.250, SLG: 0.500 Will Clark, L OBP: 0.330, SLG: 0.441 Juan Berenguer, R (8, 1)			0-0 6-3			0-3 K		0-0 FC1-6 1B		1 0 0 0 0 0 0 1 0 0 0 0 1 0 0 0 0 0 0 0 0 1 0 1 0 0 0 0 0 0 0 0 0 0 0																							
Inning Stats	R: 0 E: 0 K: 2 S: 7	H: 0 LOB: 0 BB: 0 P: 7	R: 0 E: 0 K: 1 S: 5	H: 0 LOB: 1 BB: 1 P: 9	R: 0 E: 0 K: 1 S: 5	H: 0 LOB: 0 BB: 0 P: 5	R: 0 E: 0 K: 2 S: 7	H: 0 LOB: 0 BB: 0 P: 7	R: 0 E: 1 K: 3 S: 10	H: 1 LOB: 1 BB: 0 P: 10		R: 0 E: 0 K: 1 S: 5	H: 0 LOB: 0 BB: 0 P: 5	R: 1 E: 0 K: 0 S: 6	H: 3 LOB: 2 BB: 0 P: 6	R: 0 E: 0 K: 0 S: 4	H: 1 LOB: 1 BB: 0 P: 4	R: 0 E: 0 K: 1 S: 6	H: 1 LOB: 1 BB: 0 P: 6	1B: 5 2B: 1 3B: 0 HR: 0	SF: 0 SAC: 0 DP: 0 HBP: 0	WP: 0 PB: 0 SB: 0 CS: 0	PA: 34										
PITCHER Fernando Valenzuela, L ERA: 2.82 (1, 1)	IP 9.0	WLS W	BF 34	H 6	R 1	ER 1	SO 11	BB 1	IBB 0	HBP 0	BLK 0	WP 0	HR 0	S 55	P 59	ERA 1.00	WHIP 0.778																
											PITCHER	IP	WLS	BF	H	R	ER	SO	BB	IBB	HBP	BLK	WP	HR	S	P	ERA	WHIP					

livebaseballscorecards.com

AB	33
R	1
H	6
RBI	1
BB	1
SO	11
LOB	11



Batter	1	2	3	4	5	6	7	8	9
Steve Sax, R (1, 4) <small>OBP: 0.387, SLG: 0.439</small> Bill Russell, R (2, 4) <small>OBP: 0.293, SLG: 0.279</small>	4-0 BB		0-0 6-3		0-0 F7		0-0 G1-4-3		
Mariano Duncan, R (1, 6) <small>OBP: 0.287, SLG: 0.311</small>	0-3 K 1-2		4-0 K BB		0-0 E 1B			0-3 K	
Bill Madlock, R (1, 5) <small>OBP: 0.298, SLG: 0.354</small> Jose Gonzalez, R (8, PR) <small>(9, 9)</small>	0-0 5-3		0-3 K 1-3		0-0 F8 1-2			0-0 CS 1B	
Franklin Stubbs, L (1, 9) <small>OBP: 0.320, SLG: 0.508</small> <small>(9, 7)</small>	0-0 6-3			0-0 4-3 SF7 1B	0-3 K			0-0 F4 1-2	
Len Matuszek, L (1, 7) <small>OBP: 0.355, SLG: 0.548</small> Jeff Hamilton, R (9, 5) <small>OBP: 0.250, SLG: 0.377</small>		0-0 1B SF9 1B		0-0 4-3 1B		0-3 K			
Mike Scioscia, L (1, 2) <small>OBP: 0.413, SLG: 0.387</small>		0-0 1-3 1B		0-0 4-3 1-2 2-3		0-3 K			
Greg Brock, L (1, 3) <small>OBP: 0.314, SLG: 0.389</small>		0-0 SF9		4-0 IBB		0-3 K			
Reggie Williams, R (1, 8) <small>OBP: 0.325, SLG: 0.400</small>		0-3 3-H K		0-0 SF7			0-0 5-3		
Fernando Valenzuela, L (1, 1) <small>OBP: 0.213, SLG: 0.243</small>		0-0 6-3		0-0 4-3			0-0 E1 G1-4-3		

AB	R	H	RBI	BB	SO	LOB
0	0	0	0	1	0	0
3	0	0	0	0	0	1
3	0	1	0	1	2	1
4	0	1	0	0	1	3
0	0	0	0	0	0	0
4	1	1	0	0	1	3
3	1	2	0	0	1	0
0	0	0	0	0	0	0
3	0	1	0	0	1	2
1	0	0	1	1	1	0
2	0	0	1	0	1	1
3	0	0	0	0	0	3

AB	R	H	RBI	BB	SO	LOB
26	2	6	2	3	8	14

Inning Stats		R: 0	H: 0	E: 0	K: 1	S: 5	R: 1	H: 2	E: 0	K: 1	S: 7	R: 0	H: 0	E: 0	K: 1	S: 4	R: 1	H: 2	E: 0	K: 0	S: 5	R: 0	H: 1	E: 1	K: 3	S: 9	R: 0	H: 0	E: 0	K: 0	S: 9	R: 0	H: 0	E: 1	K: 0	S: 3	R: 0	H: 1	E: 0	K: 1	S: 5			
IP		5.0	2.0	1.0	5.0	2.0	5.0	2.0	1.0	5.0	2.0	5.0	2.0	1.0	5.0	2.0	5.0	2.0	1.0	5.0	2.0	1.0	5.0	2.0	1.0	5.0	2.0	1.0	5.0	2.0	1.0	5.0	2.0	1.0	5.0	2.0	1.0	5.0	2.0	1.0	5.0	2.0	1.0	
WLS		L																																										
BF		22	6	3	22	6	3	22	6	3	22	6	3	22	6	3	22	6	3	22	6	3	22	6	3	22	6	3	22	6	3	22	6	3	22	6	3	22	6	3	22	6	3	
H		5	0	1	5	0	1	5	0	1	5	0	1	5	0	1	5	0	1	5	0	1	5	0	1	5	0	1	5	0	1	5	0	1	5	0	1	5	0	1	5	0	1	
R		2	0	0	2	0	0	2	0	0	2	0	0	2	0	0	2	0	0	2	0	0	2	0	0	2	0	0	2	0	0	2	0	0	2	0	0	2	0	0	2	0	0	
ER		2	0	0	2	0	0	2	0	0	2	0	0	2	0	0	2	0	0	2	0	0	2	0	0	2	0	0	2	0	0	2	0	0	2	0	0	2	0	0	2	0	0	
SO		4	0	0	4	0	0	4	0	0	4	0	0	4	0	0	4	0	0	4	0	0	4	0	0	4	0	0	4	0	0	4	0	0	4	0	0	4	0	0	4	0	0	
BB		1	1	0	1	1	0	1	1	0	1	1	0	1	1	0	1	1	0	1	1	0	1	1	0	1	1	0	1	1	0	1	1	0	1	1	0	1	1	0	1	1		
HBP		0	0	0	0	0	0	0	0	0	0	0	0	0	0	0	0	0	0	0	0	0	0	0	0	0	0	0	0	0	0	0	0	0	0	0	0	0	0	0	0	0		
BLK		0	0	0	0	0	0	0	0	0	0	0	0	0	0	0	0	0	0	0	0	0	0	0	0	0	0	0	0	0	0	0	0	0	0	0	0	0	0	0	0	0		
WP		0	0	0	0	0	0	0	0	0	0	0	0	0	0	0	0	0	0	0	0	0	0	0	0	0	0	0	0	0	0	0	0	0	0	0	0	0	0	0	0	0	0	
HR		0	0	0	0	0	0	0	0	0	0	0	0	0	0	0	0	0	0	0	0	0	0	0	0	0	0	0	0	0	0	0	0	0	0	0	0	0	0	0	0	0	0	
S		27	12	5	27	12	5	27	12	5	27	12	5	27	12	5	27	12	5	27	12	5	27	12	5	27	12	5	27	12	5	27	12	5	27	12	5	27	12	5	27	12	5	27
P		39	12	5	39	12	5	39	12	5	39	12	5	39	12	5	39	12	5	39	12	5	39	12	5	39	12	5	39	12	5	39	12	5	39	12	5	39	12	5	39	12	5	39
ERA		3.60	0.00	0.00	3.60	0.00	0.00	3.60	0.00	0.00	3.60	0.00	0.00	3.60	0.00	0.00	3.60	0.00	0.00	3.60	0.00	0.00	3.60	0.00	0.00	3.60	0.00	0.00	3.60	0.00	0.00	3.60	0.00	0.00	3.60	0.00	0.00	3.60	0.00	0.00	3.60	0.00		
WHIP		1.400	0.000	1.000	1.400	0.000	1.000	1.400	0.000	1.000	1.400	0.000	1.000	1.400	0.000	1.000	1.400	0.000	1.000	1.400	0.000	1.000	1.400	0.000	1.000	1.400	0.000	1.000	1.400	0.000	1.000	1.400	0.000	1.000	1.400	0.000	1.000	1.400	0.000	1.000	1.400	0.000		

San Francisco Giants @ Los Angeles Dodgers
Dodger Stadium, Los Angeles, CA
 Tue Jul 29 1986, 7:05 PM PDT
 Att. 45,113 - Unknown

livebaseballscorecards.com



Batter	1	2	3	4	5	6	7	8	9	AB R H RBI BB SO LOB	TOP							
Dan Gladden, R (1, 8) OBP: 0.342, SLG: 0.359	0-0 6-3		0-0 F9			0-0 F9		0-0 L4		4 0 0 0 0 0 1								
Robby Thompson, R (1, 4) OBP: 0.330, SLG: 0.362	0-3 K			0-0 F7			0-0 HR 1B	0-3 K		4 1 1 0 0 2 1								
Joel Youngblood, R (1, 7) OBP: 0.349, SLG: 0.456	0-0 F9			0-0 F4			0-0 HR 1B		0-0 1B	4 1 2 2 0 0 0								
Chris Brown, R (1, 5) OBP: 0.396, SLG: 0.464		0-0 1B		0-3 K			0-0 4-3 1B		0-0 F4	4 0 2 0 0 1 1								
Chili Davis, S (1, 9) OBP: 0.368, SLG: 0.441		0-3 K			0-3 K		0-0 4-3		0-0 L8	4 0 0 0 0 2 3								
Harry Spilman, L (1, 3) OBP: 0.296, SLG: 0.444		0-3 K			0-0 5-3		0-3 K		0-0 G3	4 0 0 0 0 2 3								
Bob Brenly, R (1, 2) OBP: 0.364, SLG: 0.370		0-3 K			0-0 F4		0-0 6-3			3 0 0 0 0 1 2								
Jose Uribe, S (1, 6) OBP: 0.304, SLG: 0.286			0-0 F9			0-0 4-3		0-0 F5		3 0 0 0 0 0 0								
Terry Mulholland, R (1, 1) Jeff Robinson, R (7, 1) Will Clark, L (8, PH) Scott Garretts, R (8, 1)		0-3 K				0-3 K		0-0 2B		2 0 0 0 0 2 0 0 0 0 0 0 0 0 1 0 1 0 0 0 0 0 0 0 0 0 0 0								
Inning Stats	R: 0 E: 0 K: 1 S: 5	H: 0 LOB: 0 BB: 0 P: 5	R: 0 E: 0 K: 3 S: 10	H: 1 LOB: 1 BB: 0 P: 10	R: 0 E: 0 K: 1 S: 5	H: 0 LOB: 0 BB: 0 P: 5	R: 0 E: 0 K: 1 S: 5	H: 0 LOB: 0 BB: 0 P: 5	R: 2 E: 0 K: 1 S: 8	H: 3 LOB: 1 BB: 0 P: 8	R: 0 E: 0 K: 1 S: 6	H: 1 LOB: 1 BB: 0 P: 6	R: 0 E: 0 K: 0 S: 4	H: 1 LOB: 1 BB: 0 P: 4	1B: 4 2B: 1 3B: 0 HR: 1	SF: 0 SAC: 0 DP: 0 HBP: 0	WP: 0 PB: 0 SB: 0 CS: 0	PA: 33
PITCHER	IP WLS BF H R ER SO BB IBB HBP BLK WP HR S P ERA WHIP																	
Bob Welch, R (1, 1) ERA: 3.59	7.0 W 25 4 2 2 9 0 0 0 0 0 1 43 43 2.57 0.571																	
Tom Niedenfuer, R (8, 1) ERA: 3.27	2.0 S 8 2 0 0 1 0 0 0 0 0 0 0 10 10 0.00 1.000																	

San Francisco Giants @ Los Angeles Dodgers
Dodger Stadium, Los Angeles, CA
Wed Jul 30 1986, 7:05 PM PDT
Att: 45,944 - Unknown

livebaseballscorecards.com

AB 33
R 2
H 6
RBI 2
BB 0
SO 10
LOB 11



Batter	1	2	3	4	5	6	7	8	9
Mariano Duncan, R OBP: 0.287, SLG: 0.308 (1, 6)	4-0 FC4-6 BB	0-3 K			0-0 G4-6-3 1-2f		0-0 F2		
Bill Russell, R OBP: 0.292, SLG: 0.278 (1, 4)	0-0 FC4-6 1B 1-2f		0-0 F4			0-0 FC3-6 1B	0-3 K		
Bill Madlock, R OBP: 0.302, SLG: 0.353 Jeff Hamilton, R OBP: 0.250, SLG: 0.377 (1, 5) (8, PR) (9, 5)	0-0 1B 1-3		0-0 F9			0-0 F8		4-0 BB	
Franklin Stubbs, L OBP: 0.319, SLG: 0.504 (1, 9) (8, 7)	0-0 1B 1-2 3-H		0-0 F7			0-0 FC3-6 1B 1-2f	0-3 K		
Enos Cabell, R OBP: 0.282, SLG: 0.290 Greg Brock, L OBP: 0.312, SLG: 0.387 (1, 3) (8, PH) (9, 3)	0-0 SH4-3 1B 1-3 2-H		0-0 F8			0-0 1B 1-2	0-0 F9		
Mike Scioscia, L OBP: 0.408, SLG: 0.381 (1, 2)	0-0 SH4-3 1B 1-2 3-H		0-0 6-3			0-0 F7	0-0 F7		
Reggie Williams, R OBP: 0.325, SLG: 0.399 (1, 8)	0-0 4-3		0-0 6-3				0-0 E 1B		
Len Matuszek, L OBP: 0.347, SLG: 0.535 Jose Gonzalez, R (7, PH) (8, 9)		0-3 K			0-3 K		0-0 E1 1B CS 1-2		
Bob Welch, R OBP: 0.154, SLG: 0.163 Steve Sax, R OBP: 0.388, SLG: 0.441 Tom Niedenfuer, R OBP: 0.500, SLG: 0.500 (1, 1) (7, PH) (8, 1)		0-3 K			0-0 G4-6-3 1B		0-0 1B 1-3 2-H		

AB	R	H	RBI	BB	SO	LOB
3	0	0	0	1	1	3
4	1	1	0	0	1	3
3	1	1	0	1	0	1
0	0	0	0	0	0	0
4	1	1	1	0	1	2
3	0	2	1	0	0	0
1	0	0	0	0	0	1
3	0	0	1	0	0	3
3	1	1	0	0	0	1
2	0	0	0	0	2	0
1	0	0	0	0	0	1
2	0	1	0	0	1	0
1	0	1	1	0	0	0
0	0	0	0	0	0	0

AB	30
R	4
H	8
RBI	4
BB	2
SO	6
LOB	15

Inning Stats		R: 3	H: 3	E: 0	K: 0	S: 6	LOB: 1	BB: 1	P: 10
R: 0	H: 0	E: 0	K: 3	S: 9	LOB: 0	BB: 0	P: 9		
R: 0	H: 0	E: 0	K: 0	S: 3	LOB: 0	BB: 0	P: 3		
R: 0	H: 0	E: 0	K: 0	S: 3	LOB: 0	BB: 0	P: 3		
R: 0	H: 1	E: 0	K: 1	S: 5	LOB: 0	BB: 0	P: 5		
R: 0	H: 2	E: 0	K: 0	S: 5	LOB: 2	BB: 0	P: 5		
R: 1	H: 2	E: 1	K: 1	S: 7	LOB: 2	BB: 0	P: 7		
R: 0	H: 0	E: 0	K: 1	S: 5	LOB: 1	BB: 1	P: 9		

PITCHER	IP	WLS	BF	H	R	ER	SO	BB	IBB	HBP	BLK	WP	HR	S	P	ERA	WHIP
Terry Mulholland, L ERA: 4.18 (1, 1)	6.0	L	26	7	4	3	4	1	0	0	0	0	0	33	37	4.50	1.333
Jeff Robinson, R ERA: 4.02 (7, 1)	1.0		3	1	0	0	1	0	0	0	0	0	0	5	5	0.00	1.000
Scott Garrelts, R ERA: 3.6 (8, 1)	1.0		4	0	0	0	1	1	0	0	0	0	0	5	9	0.00	1.000

PITCHER	IP	WLS	BF	H	R	ER	SO	BB	IBB	HBP	BLK	WP	HR	S	P	ERA	WHIP

San Francisco Giants @ Los Angeles Dodgers
Dodger Stadium, Los Angeles, CA
 Wed Jul 30 1986, 7:05 PM PDT
 Att. 45,944 - Unknown

livebaseballscorecards.com



Batter	1	2	3	4	5	6	7	8	9	AB R H RBI BB SO LOB	TOP																										
Rafael Ramirez, R OBP: 0.253, SLG: 0.307 (1, 5) X	0-0 F8		0-0 F9		0-0 F7		0-0 6-3		0-0 E1 1B	5 0 0 0 0 0 2																											
Ken Griffey, L OBP: 0.343, SLG: 0.485 (1, 7) X (9, 3)	0-0 F9		4-0 BB		0-0 F8		0-0 6-3		0-0 1B	4 0 1 1 1 0 0																											
Dale Murphy, R OBP: 0.354, SLG: 0.446 (1, 8) S S S	0-3 K		0-0 F7		0-0 P4		0-3 K		0-0 F7	5 0 0 0 0 2 4																											
Ted Simmons, S OBP: 0.351, SLG: 0.431 Gene Garber, R OBP: 0.400, SLG: 0.250 (1, 3) B B B B (9, 1)		4-0 BB		0-0 HR		0-0 E5 BB 1B		0-0 4-3	0-0 F2	4 1 1 1 1 0 2 0 0 0 0 0 0 0																											
Terry Harper, R OBP: 0.304, SLG: 0.340 (1, 9) X (9, 7)		0-0 P4		0-3 K		0-3 K		0-0 P4		4 0 0 0 0 2 2																											
Andres Thomas, R OBP: 0.324, SLG: 0.490 (1, 6) S S S		0-3 K		0-0 CS 1B		0-0 BB 1B		4-0 WP BB		3 0 2 0 1 1 1																											
Ozzie Virgil, R OBP: 0.333, SLG: 0.367 (1, 2) X		0-0 6-3		0-0 2B 1B		4-0 BB		0-3 K		3 0 1 0 1 1 2																											
Glenn Hubbard, R OBP: 0.369, SLG: 0.343 Omar Moreno, L OBP: 0.284, SLG: 0.369 (1, 4) H (9, PH) (9, 9)			1-0 SH1-3 HBP		0-0 2B		0-3 K		0-3 K	2 0 1 0 0 1 3 1 0 0 0 0 1 0																											
Zane Smith, L OBP: 0.135, SLG: 0.100 Chris Chambliss, L OBP: 0.400, SLG: 0.431 Bruce Benedict, R OBP: 0.263, SLG: 0.367 Jeff Dedmon, L OBP: 0.200, SLG: 0.200 Ken Oberkell, L OBP: 0.386, SLG: 0.390 (1, 1) X (6, PH) S S S (6, PH) S S S (6, 1) S S S (9, PH) S S S (9, 4)			0-0 SH1-3		0-3 K		0-0 L5		4-0 E 1B BB	1 0 0 0 0 0 1 2 0 0 0 0 0 0 0 0 1 0 0 0 0 0 0 3 0 0 0 0 0 0 0 0 0 0 1 0 0 1 0 0																											
Inning Stats	R: 0 E: 0 K: 1 S: 5	H: 0 LOB: 0 BB: 0 P: 5	R: 0 E: 0 K: 1 S: 5	H: 0 LOB: 1 BB: 1 P: 9	R: 0 E: 0 K: 0 S: 3	H: 0 LOB: 2 BB: 1 P: 8	R: 1 E: 0 K: 2 S: 10	H: 4 LOB: 2 BB: 0 P: 10	R: 0 E: 0 K: 0 S: 3	H: 0 LOB: 0 BB: 0 P: 3	R: 0 E: 1 K: 2 S: 9	H: 1 LOB: 3 BB: 1 P: 13	R: 0 E: 0 K: 1 S: 5	H: 0 LOB: 0 BB: 0 P: 5	R: 0 E: 0 K: 1 S: 5	H: 0 LOB: 1 BB: 1 P: 9	R: 1 E: 1 K: 1 S: 7	H: 1 LOB: 2 BB: 1 P: 11	1B: 4 2B: 1 3B: 0 HR: 1	SF: 0 SAC: 1 DP: 0 HBP: 1	WP: 1 PB: 0 SB: 0 CS: 1	PA: 40															
PITCHER	IP WLS BF H R ER SO BB IBB HBP BLK WP HR S P ERA WHIP																																				
Steve Carlton, L ERA: 5.52 (1, 1)	5.1		25	5	1	1	5	3	0	1	0	0	1	31	44	1.69	1.500																				
Frank Williams, R ERA: 1.02 (6, 1)	0.1		1	0	0	0	1	0	0	0	0	0	0	3	3	0.00	0.000																				
Mark Davis, L ERA: 3.0 (6, 1)	0.1		1	0	0	0	0	0	0	0	0	0	0	1	1	0.00	0.000																				
Jeff Robinson, R ERA: 3.88 (7, 1)	2.1		10	0	1	0	3	2	0	0	0	1	0	14	22	0.00	0.857																				
Scott Garrelts, R ERA: 3.58 (9, 1)	0.2	W	3	1	0	0	0	0	0	0	0	0	0	3	3	0.00	1.500																				

Atlanta Braves @ San Francisco Giants
Candlestick Park, San Francisco, CA

livebaseballscorecards.com

AB	33
R	2
H	6
RBI	2
BB	5
SO	9
LOB	21



Thu Jul 31 1986, 10:05 PM EDT
Att. 13,492 - Unknown

Batter	1	2	3	4	5	6	7	8	9	AB R H RBI BB SO LOB
Dan Gladden, R (1, 8) OBP: 0.352, SLG: 0.364	0-0 CS 1B	0-0 1B			4-0 E S BB		4-0 SH3-4 BLK BB		0-0 E5 BB	3 0 2 0 2 0 1
Robby Thompson, R (1, 4) OBP: 0.332, SLG: 0.365	0-0 1B 1-2 G6-4-3 2B	0-3 K			0-3 K 1-3		0-0 SH3-4 1-3		4-0 BB BB	3 1 1 0 1 2 3
Joel Youngblood, R (1, 7) OBP: 0.346, SLG: 0.449	0-0 1B 2-3				0-3 K		0-0 5-3		4-0 BB BB	4 1 1 0 0 1 2
Randy Kutcher, R (9, 7) OBP: 0.272, SLG: 0.462									1-2 2-3 3-H	0 0 0 0 0 0 0
Candy Maldonado, R (9, PH) OBP: 0.294, SLG: 0.450										0 0 0 1 1 0 0
Chris Brown, R (1, 5) OBP: 0.394, SLG: 0.461	0-0 G6-4-3 1-2 3-H				0-0 F8		0-0 BB S 1B		0-0 5-3	4 0 1 1 0 0 2
Chili Davis, S (1, 9) OBP: 0.367, SLG: 0.439	0-0 1B 2-H				0-0 G3		0-0 G1-6-3 1-2		0-0 5-3	4 0 1 1 0 0 1
Bob Brenly, R (1, 3) OBP: 0.363, SLG: 0.366	0-0 1-3				0-3 K		4-0 BB BB		0-0 4-3	3 0 0 0 1 1 1
Bob Melvin, R (1, 2) OBP: 0.273, SLG: 0.333					0-0 6-3		0-3 K		0-0 4-3	2 0 1 0 0 0 0
Mike Aldrete, L (6, PH) OBP: 0.319, SLG: 0.303										2 0 0 0 0 1 2
Jose Uribe, S (1, 6) OBP: 0.307, SLG: 0.284					0-0 6-3		4-0 1-2 2-3 BB		4-0 E SH3-4 BB BB	2 1 0 0 2 0 1
Steve Carlton, L (1, 1) OBP: 0.222, SLG: 0.295					0-0 6-3		0-0 F2		0-0 SH3-4	2 0 0 0 0 0 1
Frank Williams, R (6, 1) OBP: 1.000, SLG: 1.000										0 0 0 0 0 0 0
Mark Davis, L (6, 1) OBP: 0.250, SLG: 0.500										0 0 0 0 0 0 0
Will Clark, L (6, PH) OBP: 0.332, SLG: 0.447										1 0 0 0 0 0 3
Jeff Robinson, R (7, 1) OBP: 0.100, SLG: 0.111										0 0 0 0 0 0 0
Scott Garretts, R (9, 1) OBP: 0.184, SLG: 0.189										0 0 0 0 0 0 0

Inning Stats	R: 2	H: 4	E: 0	K: 0	S: 6	H: 4	LOB: 1	BB: 0	P: 6	R: 0	H: 2	E: 0	K: 1	S: 7	H: 2	LOB: 2	BB: 0	P: 7	R: 0	H: 0	E: 0	K: 0	S: 3	R: 0	H: 0	E: 0	K: 1	S: 5	R: 0	H: 0	E: 0	K: 2	S: 7	R: 0	H: 1	E: 0	K: 1	S: 6	R: 0	H: 0	E: 0	K: 0	S: 3	R: 0	H: 0	E: 1	K: 0	S: 2	R: 1	H: 0	E: 1	K: 0	S: 2	1B: 6	2B: 1	3B: 0	HR: 0	SF: 0	SAC: 2	DP: 0	HBP: 0	WP: 0	PB: 0	SB: 2	CS: 1	PA: 39
--------------	------	------	------	------	------	------	--------	-------	------	------	------	------	------	------	------	--------	-------	------	------	------	------	------	------	------	------	------	------	------	------	------	------	------	------	------	------	------	------	------	------	------	------	------	------	------	------	------	------	------	------	------	------	------	------	-------	-------	-------	-------	-------	--------	-------	--------	-------	-------	-------	-------	--------

PITCHER	IP	WLS	BF	H	R	ER	SO	BB	IBB	HBP	BLK	WP	HR	S	P	ERA	WHIP
Zane Smith, L (1, 1) ERA: 3.38	5.0		21	6	2	2	4	1	0	0	0	0	0	28	32	3.60	1.400
Jeff Dedmon, R (6, 1) ERA: 2.89	3.0		13	1	0	0	1	3	0	0	1	0	0	12	24	0.00	1.333
Gene Garber, R (9, 1) ERA: 1.34	0.1	L	5	0	1	0	0	3	0	0	0	0	0	2	14	0.00	9.000

BOTTOM


Atlanta Braves @ San Francisco Giants
Candlestick Park, San Francisco, CA

Thu Jul 31 1986, 10:05 PM EDT
Att. 13,492 - Unknown

AB	30
R	3
H	7
RBI	3
BB	7
SO	5
LOB	17



WP: 0	PA: 39
PB: 0	
SB: 2	
CS: 1	

Batter	1	2	3	4	5	6	7	8	9	AB R H RBI BB SO LOB	TOP														
Rafael Ramirez, R OBP: 0.250, SLG: 0.303 (1, 5) (7, 6)	0-0 G3		0-3 K		0-0 F9		0-0 F9		0-0 6-3	5 0 0 0 0 1 0	<p>Atlanta Braves @ San Francisco Giants</p> <p>Candlestick Park, San Francisco, CA</p> <p>Fri Aug 01 1986, 10:05 PM EDT Att. 14,517 - Unknown</p> <p>livebaseballscorecards.com</p> <table border="1"> <tr><td>AB</td><td>35</td></tr> <tr><td>R</td><td>1</td></tr> <tr><td>H</td><td>7</td></tr> <tr><td>RBI</td><td>1</td></tr> <tr><td>BB</td><td>4</td></tr> <tr><td>SO</td><td>6</td></tr> <tr><td>LOB</td><td>19</td></tr> </table> 	AB	35	R	1	H	7	RBI	1	BB	4	SO	6	LOB	19
AB	35																								
R	1																								
H	7																								
RBI	1																								
BB	4																								
SO	6																								
LOB	19																								
Ken Griffey, L OBP: 0.344, SLG: 0.497 (1, 7)	0-0 WP 2B		0-3 K		0-0 3-1		0-0 HR		0-0 3-1	5 1 2 1 0 1 0															
Dale Murphy, R OBP: 0.357, SLG: 0.452 (1, 8)	0-0 F7		4-0 BB		0-0 1B		0-0 3B		0-3 K	4 0 2 0 1 1 1															
Ted Simmons, S OBP: 0.347, SLG: 0.419 (1, 3)	4-0 2-3 BB		0-0 F9		0-0 5-3		0-0 6-3			3 0 0 0 1 0 3															
Terry Harper, R OBP: 0.312, SLG: 0.350 (1, 9)	0-0 F9			0-0 E1 F9 1B		0-0 FC8-4-5 2B		4-0 BB		3 0 2 0 1 0 2															
Andres Thomas, R OBP: 0.318, SLG: 0.480 Gene Garber, R OBP: 0.400, SLG: 0.250 (1, 6) (7, 1)		0-3 K		0-0 F9 2-3		0-0 F2		0-0 F9		4 0 0 0 0 1 4 0 0 0 0 0 0 0															
Ozzie Virgil, R OBP: 0.330, SLG: 0.363 Omar Moreno, L OBP: 0.283, SLG: 0.368 Bruce Benedict, R OBP: 0.363, SLG: 0.367 (1, 2) (8, PH) (8, 2)		0-3 K		0-3 K		0-0 FC FC8-4-5		0-0 F8		3 0 0 0 0 2 2 1 0 0 0 0 0 0 0 0 0 0 0 0 0															
Glenn Hubbard, R OBP: 0.371, SLG: 0.343 (1, 4)		0-0 WP 1B		4-0 BB		0-0 FC8-4-5 1-2 2-3		0-0 P5		3 0 1 0 1 0 2															
Rick Mahler, R OBP: 0.206, SLG: 0.200 Ken Oberkfell, L OBP: 0.385, SLG: 0.389 (1, 1) (7, 5)		0-0 4-3 1-2		0-0 5-3		0-0 L3		0-0 6-3		3 0 0 0 0 0 5 1 0 0 0 0 0 0															
Inning Stats	R: 0 E: 0 K: 0 S: 4 H: 1 LOB: 2 BB: 1 P: 8	R: 0 E: 0 K: 2 S: 8 H: 1 LOB: 1 BB: 0 P: 8	R: 0 E: 0 K: 2 S: 7 H: 0 LOB: 1 BB: 1 P: 11	R: 0 E: 1 K: 1 S: 6 H: 1 LOB: 2 BB: 1 P: 10	R: 0 E: 0 K: 0 S: 4 H: 1 LOB: 1 BB: 0 P: 4	R: 0 E: 0 K: 0 S: 5 H: 1 LOB: 2 BB: 0 P: 5	R: 1 E: 0 K: 0 S: 5 H: 2 LOB: 1 BB: 1 P: 9	R: 0 E: 0 K: 0 S: 3 H: 0 LOB: 0 BB: 0 P: 3	R: 0 E: 0 K: 1 S: 5 H: 0 LOB: 0 BB: 0 P: 5	1B: 3 2B: 2 3B: 1 HR: 1 SF: 0 SAC: 0 DP: 0 HBP: 0	WP: 2 PB: 0 SB: 0 CS: 0 PA: 39														
PITCHER	IP WLS BF H R ER SO BB IBB HBP BLK WP HR S P ERA WHIP											PITCHER	IP WLS BF H R ER SO BB IBB HBP BLK WP HR S P ERA WHIP												
Vida Blue, L ERA: 3.5 (1, 1)	6.1 W 30 7 1 1 5 3 0 0 0 2 1 37 49 1.42 1.579																								
Juan Berenguer, R ERA: 2.73 (7, 1)	0.2 3 0 0 0 0 1 0 0 0 0 0 2 6 0.00 1.500																								
Scott Garrelts, R ERA: 3.52 (8, 1)	2.0 S 6 0 0 0 1 0 0 0 0 0 0 8 8 0.00 0.000																								

Batter	1	2	3	4	5	6	7	8	9
Dan Gladden, R OBP: 0.359, SLG: 0.371 (1, 8)	0-0 5-3 2B 1B		0-0 G6-3 1-2f		0-0 5-3 1B		0-0 1B 1-2 1B		
Robby Thompson, R OBP: 0.331, SLG: 0.363 (1, 4)	0-0 5-3 1-2		0-0 WP 1B 1B		0-0 5-3 1-2		0-3 K		
Joel Youngblood, R OBP: 0.358, SLG: 0.463 (1, 7)	0-0 2B		4-0 1B BB		0-0 6-3		0-0 1B 1-3 2-H		
Scott Garrelts, R OBP: 0.184, SLG: 0.189 (8, 1)	0-0 2B		0-0 1B		0-0 1B		0-0 L4		
Chris Brown, R OBP: 0.396, SLG: 0.462 (1, 5)	0-0 6-3		0-0 1B		0-0 1B		0-0 1B		
Chili Davis, S OBP: 0.368, SLG: 0.438 (1, 9)	0-0 4-3		0-3 K		0-0 1B		0-0 G6-4-3 1B		4-0 G6-4-3 SH1-4 BB
Mike Aldrete, L OBP: 0.320, SLG: 0.304 (1, 3)		0-0 E8 3-1 CS 1B		0-0 1-3		0-0 F9		0-0 SH1-4	
Bob Brenly, R OBP: 0.364, SLG: 0.364 (1, 2)		0-0 3-1 2-3		1-0 CS HBP		0-0 G6-4-3 1-2f		4-0 IBB	
Luis Quinones, S OBP: 0.259, SLG: 0.385 (1, 6)		0-3 K		0-3 K		0-0 1B		0-0 G6-4-3	
Will Clark, L OBP: 0.335, SLG: 0.449 (7, PH)		0-3 K		0-3 K		0-0 1B		0-0 G6-4-3	
Randy Kutcher, R OBP: 0.270, SLG: 0.458 (8, 7)		0-3 K		0-3 K		0-0 1B		0-0 G6-4-3	
Vida Blue, S OBP: 0.192, SLG: 0.217 (1, 1)			4-0 BB		0-3 K		0-0 FC1-6 1B		0-0 FC1-6 1B
Juan Berenguer, R (7, 1)									
Jose Uribe, S OBP: 0.306, SLG: 0.283 (7, PH)									

Inning Stats	R: 1	H: 2	R: 0	H: 1	R: 0	H: 2	R: 0	H: 1	R: 0	H: 2	R: 1	H: 3	R: 0	H: 0	R: 0	H: 0	R: 0	H: 0
	E: 0	LOB: 1	E: 1	LOB: 0	E: 0	LOB: 1	E: 0	LOB: 2	E: 0	LOB: 1	E: 0	LOB: 2	E: 0	LOB: 1	E: 0	LOB: 2	E: 0	LOB: 1
	K: 0	BB: 0	K: 1	BB: 0	K: 1	BB: 0	K: 1	BB: 2	K: 0	BB: 0	K: 1	BB: 0	K: 1	BB: 0	K: 0	BB: 2	K: 0	BB: 2
	S: 5	P: 5	S: 5	P: 5	S: 4	P: 5	S: 6	P: 14	S: 4	P: 4	S: 6	P: 6	S: 8	P: 8	S: 2	P: 10	S: 2	P: 10

PITCHER	IP	WLS	BF	H	R	ER	SO	BB	IBB	HBP	BLK	WP	HR	S	P	ERA	WHIP
Rick Mahler, R ERA: 5.16 (1, 1)	6.1	L	28	10	3	3	4	2	0	1	0	1	0	33	42	4.26	1.895
Gene Garber, R ERA: 1.3 (7, 1)	1.2		7	1	0	0	1	1	1	0	0	0	0	7	15	0.00	1.200

AB	R	H	RBI	BB	SO	LOB
4	1	3	0	0	0	1
4	1	1	0	0	1	4
3	0	2	2	1	0	1
0	0	0	0	0	0	0
4	0	2	1	0	0	3
3	0	1	0	1	1	3
3	0	1	0	0	0	2
2	0	0	0	1	0	3
2	0	0	0	0	2	2
1	0	1	0	0	0	0
1	0	0	0	0	0	2
1	0	0	0	1	1	0
0	0	0	0	0	0	0
1	1	0	0	0	0	1

BOTTOM

Atlanta Braves @ San Francisco Giants
Candlestick Park, San Francisco, CA

Fri Aug 01 1986, 10:05 PM EDT
Att. 14,517 - Unknown

AB	29
R	3
H	11
RBI	3
BB	4
SO	5
LOB	22

livebaseballscorecards.com



WP: 2	PA: 35
PB: 0	SB: 0
CS: 2	

Batter	1	2	3	4	5	6	7	8	9	AB R H RBI BB SO LOB	TOP																	
Omar Moreno, L (1, 9) OBP: 0.286, SLG: 0.374 Ted Simmons, S (9, PH) OBP: 0.345, SLG: 0.415	0-0 G3			0-0 CS 1B		0-0 BB 1B 2B	0-0 4-3		0-3 K	4 1 2 0 0 0 0 1 0 0 0 0 1 1	<p>Atlanta Braves @ San Francisco Giants</p> <p>Candlestick Park, San Francisco, CA</p> <p>Sat Aug 02 1986, 6:33 AM EDT</p> <p>Att: 20,290 - Unknown</p> <p>livebaseballscorecards.com</p>																	
Ken Oberkfell, L (1, 5) OBP: 0.386, SLG: 0.386	0-0 F7			4-0 1B 1B 1B BB		4-0 BB 1B BB		0-0 G3	2 2 0 0 2 0 0																			
Dale Murphy, R (1, 8) OBP: 0.358, SLG: 0.451	0-0 P3			0-0 1B 1B		4-0 1B BB		0-3 K	3 1 1 0 1 1 0																			
Bob Homer, R (1, 3) OBP: 0.339, SLG: 0.475		0-0 6-3		0-0 1B 1B		0-0 1B		0-0 WP 1B	4 1 3 2 0 0 0																			
Ken Griffey, L (1, 7) OBP: 0.346, SLG: 0.497	0-0 F7			0-0 G4-3 1B		0-3 K		0-0 1B	4 0 2 3 0 1 2																			
Andres Thomas, R (1, 6) OBP: 0.312, SLG: 0.471	0-3 K			0-0 G4-3 1-2f		0-0 F8		0-0 P5	4 0 0 0 0 1 5																			
Bruce Benedict, R (1, 2) OBP: 0.351, SLG: 0.354 Chris Chambliss, L (9, PH) OBP: 0.395, SLG: 0.425			0-3 K		0-0 F8	0-0 F6		0-3 K	3 0 0 0 0 1 2 1 0 0 0 0 1 0																			
Glenn Hubbard, R (1, 4) OBP: 0.370, SLG: 0.339		0-0 F8			0-0 F4		H 1-0 G3-6-3 HBP	0-0 F8	3 0 0 0 0 0 0																			
Doyle Alexander, R (1, 1) OBP: 0.133, SLG: 0.133 Jeff Dedmon, L (7, 1) OBP: 0.200, SLG: 0.200 Bill Sample, R (9, PH) OBP: 0.299, SLG: 0.374			0-3 K		0-3 K		0-0 G3-6-3 1-2f	4-0 BB	3 0 0 0 0 2 1 0 0 0 0 0 0 0 0 0 0 0 1 0 0																			
Inning Stats	R: 0 E: 0 K: 0 S: 3	H: 0 LOB: 0 BB: 0 P: 3	R: 0 E: 0 K: 1 S: 5	H: 0 LOB: 0 BB: 0 P: 5	R: 0 E: 0 K: 2 S: 7	H: 0 LOB: 0 BB: 0 P: 7	R: 2 E: 0 K: 0 S: 5	H: 4 LOB: 1 BB: 1 P: 9	R: 0 E: 0 K: 1 S: 5	H: 0 LOB: 0 BB: 0 P: 5		R: 2 E: 0 K: 1 S: 7	H: 2 LOB: 2 BB: 2 P: 15	R: 0 E: 0 K: 0 S: 2	H: 0 LOB: 0 BB: 0 P: 3	R: 1 E: 0 K: 1 S: 7	H: 2 LOB: 1 BB: 0 P: 7	R: 0 E: 0 K: 2 S: 7	H: 0 LOB: 1 BB: 1 P: 11	1B: 7 2B: 1 3B: 0 HR: 0	SF: 0 SAC: 0 DP: 2 HBP: 1	WP: 1 PB: 0 SB: 0 CS: 1	PA: 37					
PITCHER	IP WLS BF H R ER SO BB IBB HBP BLK WP HR S P ERA WHIP																											
Michael LaCoss, R (1, 1) ERA: 2.97	5.0		21	5	4	4	4	3	0	0	0	0	0	0	26	38	7.20	1.600										
Frank Williams, R (6, 1) ERA: 0.92	2.0	W	7	1	0	0	1	0	0	1	0	0	0	8	9	0.00	0.500											
Jeff Robinson, R (8, 1) ERA: 3.95	1.0		5	2	1	1	1	0	0	0	0	1	0	7	7	9.00	2.000											
Juan Berenguer, R (9, 1) ERA: 2.68	1.0	S	4	0	0	0	2	1	0	0	0	0	0	7	11	0.00	1.000											

AB	32
R	5
H	8
RBI	5
BB	4
SO	8
LOB	11



Batter	1	2	3	4	5	6	7	8	9	AB	R	H	RBI	BB	SO	LOB
Dan Gladden, R OBP: 0.361, SLG: 0.373 (1, 8)	0-0 G5-4-3 1B		0-0 F8		0-0 5-3		0-0 2B 1B			4	1	2	1	0	0	0
Robby Thompson, R OBP: 0.332, SLG: 0.370 (1, 4)	0-0 G5-4-3 1-2f			0-0 1B 2B	0-0 4-3		0-0 3-H 1B SF8 2B			4	2	2	1	0	0	1
Joel Youngblood, R OBP: 0.348, SLG: 0.452 (1, 7)	0-0 F7			0-3 K	0-0 F7		0-0 3-H SF8			3	0	0	1	0	1	1
Chris Brown, R OBP: 0.394, SLG: 0.459 (1, 5)		0-3 K		0-0 2B 3B 1B		0-0 F8	0-0 5-3			4	1	1	1	0	1	0
Chili Davis, S OBP: 0.372, SLG: 0.443 (1, 9)		0-0 1B		0-0 3B 2B		4-0 BB		0-0 4-3		3	1	2	0	1	0	0
Mike Aldrete, L OBP: 0.325, SLG: 0.330 (1, 3)		0-3 K		0-0 2-H 3-H 1B 3B		0-0 F9		0-0 FC 1B		4	1	2	2	0	1	2
Bob Brenly, R OBP: 0.363, SLG: 0.362 (1, 2)		0-0 F7		0-0 3-H 1B		0-0 F7		0-0 FC		4	0	1	1	0	0	3
Jose Uribe, S OBP: 0.305, SLG: 0.286 (1, 6)			0-0 3-1	0-0 F2			0-0 SH1-3 1B 2B	0-3 K		4	1	1	0	0	1	3
Michael LaCoss, R OBP: 0.271, SLG: 0.413 (1, 1)			0-0 F7	0-0 5-3			0-0 SH1-3 2-3	0-0 6-3		2	0	0	0	0	0	1
Frank Williams, R OBP: 1.000, SLG: 1.000 (6, 1)										0	0	0	0	0	0	0
Will Clark, L OBP: 0.335, SLG: 0.449 (7, PH)										0	0	0	0	0	0	0
Jeff Robinson, R OBP: 0.190, SLG: 0.111 (8, 1)										1	0	0	0	0	0	2
Candy Maldonado, R OBP: 0.250, SLG: 0.447 (8, PH)										0	0	0	0	0	0	0
Juan Berenguer, R (9, 1)										0	0	0	0	0	0	0

Inning Stats	R: 0	H: 1	E: 0	LOB: 0	K: 0	P: 3	R: 0	H: 1	E: 0	LOB: 1	K: 2	P: 8	R: 0	H: 0	E: 0	LOB: 0	K: 0	P: 3	R: 4	H: 5	E: 0	LOB: 1	K: 1	P: 10	R: 0	H: 0	E: 0	LOB: 0	K: 0	P: 3	R: 0	H: 0	E: 0	LOB: 1	K: 0	P: 7	R: 3	H: 3	E: 0	LOB: 0	K: 0	P: 6	R: 0	H: 1	E: 0	LOB: 2	K: 1	P: 7	
	0	1	0	0	0	3	0	1	0	0	2	8	0	0	0	0	0	3	10	0	5	0	1	0	3	0	0	0	0	0	0	0	0	0	1	0	7	3	0	3	0	0	0	0	0	0	0	0	0

PITCHER	IP	WLS	BF	H	R	ER	SO	BB	IBB	HBP	BLK	WP	HR	S	P	ERA	WHIP
Doyle Alexander, R ERA: 4.35 (1, 1)	6.1	L	29	10	7	7	3	1	0	0	0	0	0	34	38	9.95	1.737
Jeff Dedmon, R ERA: 2.81 (7, 1)	1.2		7	1	0	0	1	0	0	0	0	0	0	9	9	0.00	0.600

BOTTOM

Atlanta Braves @ San Francisco Giants
Candlestick Park, San Francisco, CA

Sat Aug 02 1986, 6:33 AM EDT
Att. 20,290 - Unknown

AB	33
R	7
H	11
RBI	7
BB	1
SO	4
LOB	13

1B: 6	SF: 1	WP: 0	PA: 36
2B: 4	SAC: 1	PB: 0	
3B: 1	DP: 1	SB: 0	
HR: 0	HBP: 0	CS: 0	

Batter	1	2	3	4	5	6	7	8	9	AB R H RBI BB SO LOB	TOP											
Omar Moreno, L (1, 9) OBP: 0.285, SLG: 0.375	0-0 F8		0-0 F9 2B	0-3 K			0-0 FC3-6 1B		0-0 F2	5 1 1 0 0 1 3												
Ken Oberkfell, L (1, 5) OBP: 0.386, SLG: 0.382	0-3 K		0-0 F9 2-3		0-0 6-3		4-0 FC6-4 1B 1-2 IBB		4-0 1B 1-2 BB	3 0 0 0 2 1 1												
Dale Murphy, R (1, 8) OBP: 0.359, SLG: 0.450	0-0 3-1		0-0 6-3		0-0 F9		0-0 FC6-4 1B 1-2 2-H		0-0 1B 1-2 2-H	5 0 2 2 0 0 1												
Bob Homer, R (1, 3) OBP: 0.340, SLG: 0.473		0-0 G3-1-3 1B	4-0 BB		0-3 K		0-0 FC6-4 1-2 2-3		0-0 F9	4 1 1 0 1 1 4												
Ken Griffey, L (1, 7) OBP: 0.345, SLG: 0.492		0-0 G3-1-3 1-2	0-0 4-3			4-0 G5-4-3 BB		0-0 F9		3 0 0 0 1 0 3												
Andres Thomas, R (1, 6) OBP: 0.311, SLG: 0.467		0-0 2-H 1B		0-0 F7		0-0 G5-4-3 1-2f		0-3 K		4 0 1 1 0 1 1												
Ozzie Virgil, R (1, 2) OBP: 0.329, SLG: 0.373		0-3 K		0-0 HR		0-3 K		0-3 K		4 1 1 1 0 3 1												
Glenn Hubbard, R (1, 4) OBP: 0.371, SLG: 0.339		4-0 IBB		0-0 SH1-3 1B			0-0 6-3		0-0 F7	3 0 1 0 1 0 0												
David Palmer, R (1, 1) OBP: 0.163, SLG: 0.250		0-0 5-3		0-0 SH1-3			0-0 FC3-6 1B		0-0 BB 1B	2 0 1 0 0 0 2												
Gene Garber, R (8, 1) OBP: 0.400, SLG: 0.250										0 0 0 0 0 0 0												
Bruce Benedict, R (8, 2) OBP: 0.358, SLG: 0.361										1 1 1 0 0 0 0												
Inning Stats	R: 0 E: 0 K: 1 S: 5	H: 0 LOB: 0 BB: 0 P: 5	R: 1 E: 0 K: 1 S: 7	H: 2 LOB: 2 BB: 1 P: 11	R: 0 E: 0 K: 0 S: 4	H: 1 LOB: 2 BB: 1 P: 8	R: 1 E: 0 K: 1 S: 7	H: 2 LOB: 1 BB: 0 P: 7	R: 0 E: 0 K: 1 S: 5	H: 0 LOB: 0 BB: 1 P: 5	R: 0 E: 0 K: 1 S: 4	H: 0 LOB: 0 BB: 1 P: 8	R: 1 E: 0 K: 0 S: 5	H: 2 LOB: 2 BB: 1 P: 9	R: 0 E: 0 K: 2 S: 7	H: 0 LOB: 0 BB: 0 P: 7	R: 1 E: 0 K: 0 S: 5	H: 2 LOB: 2 BB: 1 P: 9	1B: 7 2B: 1 3B: 0 HR: 1	SF: 0 SAC: 1 DP: 1 HBP: 0	WP: 0 PB: 1 SB: 0 CS: 0	PA: 40
PITCHER	IP WLS BF H R ER SO BB IBB HBP BLK WP HR S P ERA WHIP																					
Kelly Downs, R (1, 1) ERA: 3.75	7.0 L 31 7 3 3 5 2 2 0 0 0 0 1 37 53 3.86 1.286																					
Mark Davis, L (8, 1) ERA: 3.07	1.2 7 1 1 1 2 1 0 0 0 0 0 0 10 14 5.40 1.200																					
Frank Williams, R (9, 1) ERA: 0.9	0.1 2 1 0 0 0 0 0 0 0 0 0 0 2 2 0.00 3.000																					

Atlanta Braves @ San Francisco Giants
 Candlestick Park, San Francisco, CA
 Sun Aug 03 1986, 6:33 AM EDT
 Att: 28,587 - Unknown

AB	34
R	4
H	9
RBI	4
BB	5
SO	7
LOB	16



Batter	1	2	3	4	5	6	7	8	9	AB	R	H	RBI	BB	SO	LOB
Dan Gladden, R OBP: 0.354, SLG: 0.365 (1, 8)	0-0 E6 BB G1-6-3	0-3 K		0-0 9-3 1-2f			0-0 G6-4-3 1-2f		0-0 5-3	5	0	0	0	0	1	3
Robby Thompson, R OBP: 0.333, SLG: 0.369 (1, 4)	0-0 G1-6-3 1-2		4-0 2B 3-1 BB	0-0 6-3			0-0 E6		0-0 1B	4	1	1	0	1	0	1
Joel Youngblood, R OBP: 0.345, SLG: 0.453 (1, 7)	0-0 5-3		0-0 3-1 1-3 2B				0-0 F7		0-0 5-3	4	0	1	0	0	0	2
Mark Davis, L OBP: 0.250, SLG: 0.500 (8, 1)										0	0	0	0	0	0	0
Frank Williams, R OBP: 1.000, SLG: 1.000 (9, 1)										0	0	0	0	0	0	0
Harry Spilman, L OBP: 0.293, SLG: 0.440 (9, PH)										1	0	0	0	0	0	1
Chris Brown, R OBP: 0.395, SLG: 0.458 (1, 5)	4-0 BB BB		0-0 F9				0-0 4-3		0-0 1B 1B	3	1	1	0	1	0	2
Chili Davis, S OBP: 0.376, SLG: 0.442 (1, 9)	4-0 1-2 2-3 BB		4-0 3-1 IBB				0-0 4-3		4-0 1B 1-2 BB	1	0	0	0	3	0	0
Mike Aldrete, L OBP: 0.315, SLG: 0.318 (1, 3)	0-0 G3		0-0 3-1				0-0 P6		0-3 K	4	0	0	1	0	1	7
(8, 7)																
Bob Brenly, R OBP: 0.368, SLG: 0.363 (1, 2)			4-0 S BB	4-0 IBB			0-0 6-3		0-0 G5-4-3 1-3 2-H 1B	2	0	1	1	2	0	0
Jose Uribe, S OBP: 0.303, SLG: 0.283 (1, 6)			0-3 K	0-3 IBB			0-3 K		0-0 G5-4-3 1-2f	3	0	0	0	0	3	4
Candy Maldonado, R OBP: 0.291, SLG: 0.445 (8, PH)										1	0	0	0	0	0	2
Luis Quinones, S OBP: 0.259, SLG: 0.385 (9, 6)										0	0	0	0	0	0	0
Kelly Downs, R OBP: 0.333, SLG: 0.333 (1, 1)			0-0 F9				0-0 9-3 1B		0-0 4-3	2	0	1	0	0	0	1
Will Clark, L OBP: 0.336, SLG: 0.450 (7, PH)										2	0	1	0	0	0	0
(8, 3)																

Inning Stats	R: 0	H: 0	E: 1	LOB: 3	K: 0	BB: 2	S: 4	P: 12	R: 0	H: 0	E: 0	LOB: 1	K: 2	BB: 1	S: 7	P: 11	R: 1	H: 1	E: 0	LOB: 3	K: 1	BB: 3	S: 6	P: 18	R: 0	H: 1	E: 0	LOB: 0	K: 0	BB: 0	S: 3	P: 3	R: 0	H: 0	E: 0	LOB: 0	K: 0	BB: 0	S: 3	P: 3	R: 0	H: 0	E: 0	LOB: 0	K: 1	BB: 0	S: 5	P: 5	R: 0	H: 1	E: 1	LOB: 1	K: 0	BB: 0	S: 4	P: 4	R: 1	H: 2	E: 0	LOB: 1	K: 1	BB: 1	S: 6	P: 10	R: 0	H: 1	E: 0	LOB: 1	K: 0	BB: 0	S: 4	P: 4	1B: 5	SF: 0	2B: 2	SAC: 0	3B: 0	DP: 3	HR: 0	HBP: 0	WP: 0	PA: 39
PITCHER	IP	WLS	BF	H	R	ER	SO	BB	IBB	HBP	BLK	WP	HR	S	P	ERA	WHIP																																																																	
David Palmer, R ERA: 3.38 (1, 1)	7.0	W	31	4	2	2	4	4	2	0	0	0	0	33	57	2.57	1.143																																																																	
Gene Garber, R ERA: 1.26 (8, 1)	2.0	S	8	2	0	0	1	1	0	0	0	0	0	9	13	0.00	1.500																																																																	

BOTTOM

Atlanta Braves @ San Francisco Giants
Candlestick Park, San Francisco, CA

Sun Aug 03 1986, 6:33 AM EDT
Att. 28,587 - Unknown

livebaseballscorecards.com

AB	32
R	2
H	6
RBI	2
BB	7
SO	5
LOB	23



Batter	1	2	3	4	5	6	7	8	9	AB R H RBI BB SO LOB	TOP											
Kurt Stillwell, S (1, 6) OBP: 0.296, SLG: 0.234	4-0 BB G6-4-3		0-0 P4			4-0 BB		0-0 2B SF8 1B	0-0 4-3	3 1 1 0 2 0 1												
Buddy Bell, R (1, 5) OBP: 0.334, SLG: 0.385	0-0 F8			4-0 WP BB		0-3 K		0-0 2B		3 0 1 1 1 1 2												
Dave Parker, L (1, 9) OBP: 0.342, SLG: 0.502	0-0 G6-4-3 1-2f			0-0 F8		0-0 F9		4-0 IBB		3 0 0 0 1 0 3												
Eric Davis, R (1, 8) OBP: 0.384, SLG: 0.542 (7, 7)		0-0 4-3		0-0 F7		0-0 5-3		0-3 K		4 0 0 0 0 1 4												
Bo Diaz, R (1, 2) OBP: 0.307, SLG: 0.347		0-0 4-3		0-0 F9		0-0 F9		0-0 SF8		3 0 0 1 0 0 1												
Tony Perez, R (1, 3) OBP: 0.342, SLG: 0.287		4-0 BB		0-0 5-3		0-0 2B		0-0 G3		2 0 1 0 1 0 0												
Eddie Milner, L (7, PR) OBP: 0.292, SLG: 0.408 (7, 8)										1 0 0 0 0 0 2												
Nick Esasky, R (1, 7) OBP: 0.339, SLG: 0.415 (7, 3)		0-0 F2		0-0 6-3		0-0 K		4-0 BB	0-3 K	3 0 0 0 1 1 1												
Wade Rowdon, R (1, 4) OBP: 0.321, SLG: 0.366			0-0 6-3		0-3 K		0-3 K		0-0 4-3 1B	4 0 1 0 0 2 2												
John Franco, L (9, 1)										0 0 0 0 0 0 0												
John Denny, R (1, 1) OBP: 0.208, SLG: 0.174			0-0 F8		0-3 K		0-0 2B		0-0 4-3	2 0 0 0 0 1 0												
Kal Daniels, L (8, PH) OBP: 0.415, SLG: 0.505										1 1 1 0 0 0 0												
Ron Robinson, R (8, 1) OBP: 0.083, SLG: 0.083										0 0 0 0 0 0 0												
Ron Oester, S (9, PH) OBP: 0.310, SLG: 0.340 (9, 4)										1 0 0 0 0 0 1												
Inning Stats	R: 0 E: 0 K: 0 S: 2	H: 0 LOB: 0 BB: 1 P: 6	R: 0 E: 0 K: 0 S: 3	H: 0 LOB: 1 BB: 1 P: 7	R: 0 E: 0 K: 0 S: 3	H: 0 LOB: 0 BB: 1 P: 3	R: 0 E: 0 K: 0 S: 3	H: 0 LOB: 1 BB: 1 P: 7	R: 0 E: 0 K: 1 S: 5	H: 0 LOB: 0 BB: 0 P: 5	R: 0 E: 0 K: 2 S: 7	H: 0 LOB: 1 BB: 1 P: 11	R: 0 E: 0 K: 1 S: 6	H: 1 LOB: 2 BB: 1 P: 10	R: 2 E: 0 K: 1 S: 8	H: 3 LOB: 2 BB: 1 P: 12	R: 0 E: 0 K: 1 S: 6	H: 1 LOB: 1 BB: 0 P: 6	1B: 2 2B: 3 3B: 0 HR: 0	SF: 1 SAC: 0 DP: 1 HBP: 0	WP: 1 PB: 0 SB: 1 CS: 0	PA: 37
PITCHER	IP WLS BF H R ER SO BB IBB HBP BLK WP HR S P ERA WHIP																					
Terry Mulholland, L (1, 1) ERA: 3.86	7.0 L 28 3 2 2 4 5 0 0 0 1 0 31 51 2.57 1.143																					
Scott Garrelts, R (8, 1) ERA: 3.47	2.0 9 2 0 0 2 0 1 0 0 0 0 0 12 16 0.00 1.000																					

Cincinnati Reds @ San Francisco Giants
 Candlestick Park, San Francisco, CA
 Mon Aug 04 1986, 6:33 AM EDT
 Att. 9,853 - Unknown

AB	30
R	2
H	5
RBI	2
BB	6
SO	6
LOB	17



Batter	1	2	3	4	5	6	7	8	9	AB R H RBI BB SO LOB
Randy Kutcher, R (1, 8) OBP: 0.277, SLG: 0.455	0-0 E 1B		4-0 FC5-4 BB		0-0 5-3			0-3 K2-3		3 0 1 0 1 1 0
Robby Thompson, R (1, 4) OBP: 0.330, SLG: 0.365	0-0 F8		0-0 P4		0-3 K			0-0 F8		4 0 0 0 0 1 3
Joel Youngblood, R (1, 7) OBP: 0.336, SLG: 0.439	0-0 E4 G6-4-3		0-0 FC5-4		0-0 1-3			0-0 F3		4 0 0 0 0 0 3
Chris Brown, R (1, 5) OBP: 0.396, SLG: 0.458	0-0 G6-4-3			0-0 S 2B 1B		0-0 1B		0-3 K2-3		4 1 2 0 0 1 2
Chili Davis, S (1, 9) OBP: 0.375, SLG: 0.443		0-0 G3		0-0 F8 FC1-2 2B		0-3 K		0-0 4-3		4 0 1 1 0 1 1
Will Clark, L (1, 3) OBP: 0.335, SLG: 0.446 Dan Gladden, R (9, PR) OBP: 0.354, SLG: 0.365		0-0 F8		0-0 F8		0-0 P6		0-0 WP 1B		4 0 1 0 0 0 2 0 0 0 0 0 0 0
Bob Brenly, R (1, 2) OBP: 0.366, SLG: 0.359		0-0 4-3		0-0 FC1-2		0-0 5-3		4-0 1-2 BB		3 0 0 0 1 0 1
Luis Quinones, S (1, 6) OBP: 0.263, SLG: 0.382 Jose Uribe, S (8, 6) OBP: 0.303, SLG: 0.283 Candy Maldonado, R (9, PH) OBP: 0.289, SLG: 0.443			0-0 FC5-4 SH3-4 1B		0-0 G3		0-0 L3	0-3 K		3 0 1 0 0 0 1 0 0 0 0 0 0 0 1 0 0 0 0 1 2
Terry Mulholland, R (1, 1) Scott Garrelts, R (8, 1) OBP: 0.184, SLG: 0.189			0-0 SH3-4		0-0 6-3		0-0 4-3			2 0 0 0 0 0 0 0 0 0 0 0 0 0

Inning Stats	R: 0 E: 1 K: 0 S: 4	H: 1 LOB: 1 BB: 0 P: 4	R: 0 E: 0 K: 0 S: 3	H: 0 LOB: 0 BB: 0 P: 3	R: 0 E: 0 K: 0 S: 4	H: 1 LOB: 2 BB: 1 P: 8	R: 1 E: 0 K: 0 S: 5	H: 2 LOB: 1 BB: 0 P: 5	R: 0 E: 0 K: 1 S: 5	H: 0 LOB: 0 BB: 0 P: 5	R: 0 E: 0 K: 1 S: 6	H: 1 LOB: 1 BB: 0 P: 6	R: 0 E: 0 K: 0 S: 3	H: 0 LOB: 0 BB: 0 P: 3	R: 0 E: 0 K: 1 S: 5	H: 0 LOB: 0 BB: 0 P: 5	R: 0 E: 0 K: 2 S: 8	H: 1 LOB: 2 BB: 1 P: 12	1B: 5 2B: 1 3B: 0 HR: 0	SF: 0 SAC: 1 DP: 1 HBP: 0	WP: 1 PB: 0 SB: 1 CS: 0	PA: 35
PITCHER	IP	WLS	BF	H	R	ER	SO	BB	IBB	HBP	BLK	WP	HR	S	P	ERA	WHIP					
John Denny, R (1, 1) ERA: 4.45	7.0	W	27	5	1	1	2	1	0	0	0	0	0	30	34	1.29	0.857					
Ron Robinson, R (8, 1) ERA: 2.68	1.0		3	0	0	0	1	0	0	0	0	0	0	5	5	0.00	0.000					
John Franco, L (9, 1) ERA: 2.47	1.0	S	5	1	0	0	2	1	0	0	0	1	0	8	12	0.00	2.000					


BOTTOM

Cincinnati Reds @ San Francisco Giants
Candlestick Park, San Francisco, CA

Mon Aug 04 1986, 6:33 AM EDT
Att. 9,853 - Unknown

AB	32
R	1
H	6
RBI	1
BB	2
SO	5
LOB	15

livebaseballscores.com



Batter	1	2	3	4	5	6	7	8	9	AB	R	H	RBI	BB	SO	LOB	TOP										
Kurt Stillwell, S OBP: 0.297, SLG: 0.228 (1, 6)	4-0 2B 4-3 BB	0-0 F9		0-0 4-3		4-0 HBP 1B BB		0-0 6-3	0-0 F8	4	2	0	0	2	0	4											
Buddy Bell, R OBP: 0.340, SLG: 0.390 (1, 5)	0-0 4-3 1-3 BLK 2B		0-0 1B WP 1B	4-0 3B BB		4-0 1-2 1B BB		0-0 6-3		3	4	2	0	2	0	0											
Dave Parker, L OBP: 0.345, SLG: 0.509 Kal Daniels, L OBP: 0.411, SLG: 0.500 (1, 9) (6, 7)	0-0 4-3		0-0 1B WP 1B	0-0 1-H BLK 3B		1-0 1B WP HBP		0-0 5-3		3	2	2	3	0	0	1											
Eric Davis, R OBP: 0.387, SLG: 0.539 (1, 8)	4-0 BLK 1B BB		0-3 K	4-0 BLK BB		0-0 F3			0-0 BB S BB 1B	3	2	1	0	2	1	5											
Bo Diaz, R OBP: 0.312, SLG: 0.351 Rob Murphy, L (1, 2) (9, 1)	0-0 FC6-4 1-H 3-H 1B		0-0 1-3 3-H 1B	0-0 1-2 F8		0-0 1-3 2-H 3-H 1B			0-0 F8	5	0	3	3	0	0	2											
Tony Perez, R OBP: 0.331, SLG: 0.276 Carl Willis, L Ted Power, R Sal Butera, R OBP: 0.350, SLG: 0.354 (1, 3) (6, 1) (8, 1) (9, PH) (9, 2)	0-0 F8		0-0 F9		0-0 5-3	0-0 6-3			4-0 BB BB BB BB 1-2 BB BB	4	0	0	0	0	0	4											
Nick Esasky, R OBP: 0.332, SLG: 0.404 (1, 7) (6, 3)	0-0 FC6-4 1-2		0-0 F8		0-0 1-3		0-0 L6		0-0 F9	5	0	0	0	0	0	5											
Wade Rowdon, R OBP: 0.313, SLG: 0.347 (1, 4)		0-3 K		0-0 1-3	0-3 K		0-0 6-3		4-0 BB 1-2 2-3 BB BB	4	0	0	0	1	2	0											
Mario Soto, R OBP: 0.087, SLG: 0.130 Max Venable, L OBP: 0.305, SLG: 0.309 (1, 1) (6, PH) (6, 9)		0-3 K		0-0 4-3 3B 2B		0-3 K	0-3 K		4-0 BB 1-2 2-3 3-H BB	2	1	1	0	0	1	0											
Inning Stats	R: 3 E: 0 K: 0 S: 5	H: 2 LOB: 1 BB: 2 P: 13	R: 0 E: 0 K: 2 S: 7	H: 0 LOB: 0 BB: 0 P: 7	R: 1 E: 0 K: 1 S: 8	H: 3 LOB: 2 BB: 0 P: 8	R: 3 E: 0 K: 0 S: 5	H: 2 LOB: 1 BB: 2 P: 13	R: 0 E: 0 K: 1 S: 5	H: 0 LOB: 0 BB: 0 P: 5	R: 3 E: 0 K: 1 S: 6	H: 1 LOB: 1 BB: 2 P: 15	R: 0 E: 0 K: 1 S: 5	H: 0 LOB: 0 BB: 0 P: 5	R: 0 E: 0 K: 0 S: 3	H: 0 LOB: 0 BB: 0 P: 3	R: 1 E: 0 K: 0 S: 4	H: 1 LOB: 3 BB: 3 P: 16	1B: 6 2B: 2 3B: 1 HR: 0	SF: 0 SAC: 0 DP: 0 HBP: 1	WP: 2 PB: 0 SB: 1 CS: 0	PA: 46					
PITCHER	IP	WLS	BF	H	R	ER	SO	BB	IBB	HBP	BLK	WP	HR	S	P	ERA	WHIP										
Steve Carlton, L ERA: 5.89 (1, 1)	3.2	L	21	7	7	7	3	3	0	0	1	1	0	24	36	17.18	2.727										
Juan Berenguer, R ERA: 2.67 (4, 1)	0.1		2	0	0	0	0	1	0	0	1	0	0	1	5	0.00	3.000										
Frank Williams, R ERA: 2.08 (5, 1)	1.2		9	1	3	3	2	2	0	1	0	0	0	10	19	16.20	1.800										
Jeff Robinson, R ERA: 3.88 (6, 1)	1.1		4	0	0	0	1	0	0	0	0	1	0	6	6	0.00	0.000										
Mark Davis, L ERA: 3.12 (8, 1)	2.0		10	1	1	1	0	3	0	0	0	0	0	7	19	4.50	2.000										

Cincinnati Reds @ San Francisco Giants
 Candlestick Park, San Francisco, CA
 Tue Aug 05 1986, 10:05 PM EDT
 Att: 17,303 - Unknown

AB	36
R	11
H	9
RBI	7
BB	9
SO	6
LOB	21



WP	2	PA	46
PB	0		
SB	1		
CS	0		

ERA	WHIP
-----	------

Batter	1	2	3	4	5	6	7	8	9	AB	R	H	RBI	BB	SO	LOB
Dan Gladden, R OBP: 0.359, SLG: 0.372 (1, 8)	4-0 S HR BB		0-0 F8	0-0 S 2-H 1B		0-0 F9		0-0 6-3 1B 2B		4	2	2	2	1	0	1
Robby Thompson, R OBP: 0.326, SLG: 0.360 (1, 4)	0-0 F7		0-3 K	0-0 F7 1-2		0-0 G3 1-2		0-0 6-3 2-3		5	0	0	0	0	1	4
Chili Davis, S OBP: 0.375, SLG: 0.440 (1, 9)	0-3 K 1-2		4-0 BB BB		0-3 K		0-3 K	0-0 WP 1B		4	0	1	1	1	3	1
Will Clark, L OBP: 0.345, SLG: 0.466 (1, 3)	0-0 2-H HR		4-0 BB BB	1-2 BB		0-0 WP 1B 1B	0-0 FC1-6 1B	0-0 F8 1-2		4	1	3	2	1	0	1
Chris Brown, R OBP: 0.391, SLG: 0.452 (1, 5)	0-0 L6		0-0 F9		0-3 K		0-0 FC1-6 1B 1-2		0-0 F9	5	0	0	0	0	1	4
Mike Aldrete, L OBP: 0.326, SLG: 0.330 (1, 7)		0-0 S 1B		0-0 E3 FC3-6	0-0 WP 1B		0-0 1-2 1B		0-3 K	5	0	3	0	0	1	0
Bob Melvin, R OBP: 0.268, SLG: 0.328 (1, 2)		0-0 P5		0-0 FC3-6 2B	0-0 F7 1-2 2-3		0-0 6-3		0-3 K	3	1	0	0	0	0	4
Jeff Robinson, R OBP: 0.100, SLG: 0.111 (6, 1)										0	0	0	0	0	0	0
Candy Maldonado, R OBP: 0.288, SLG: 0.440 (7, PH)										1	0	0	0	0	0	2
Mark Davis, L OBP: 0.250, SLG: 0.500 (8, 1)										0	0	0	0	0	0	0
Joel Youngblood, R OBP: 0.333, SLG: 0.436 (9, PH)										1	0	0	0	0	1	0
Jose Uribe, S OBP: 0.307, SLG: 0.290 (1, 6)		4-0 G4-6-3 BB		0-0 1B 2B		0-0 WP 1B		0-0 F5		3	1	2	1	1	0	0
Steve Carlton, L OBP: 0.217, SLG: 0.289 (1, 1)										1	0	0	0	0	0	2
Juan Berenguer, R OBP: 0.291, SLG: 0.436 (4, 1)		0-0 G4-6-3		0-3 K		0-0 F8		0-0 2B 2B		0	0	0	0	0	0	0
Harry Spilman, L OBP: 1.000, SLG: 1.000 (5, 1)										1	0	0	0	0	1	1
Frank Williams, R OBP: 0.367, SLG: 0.364 (6, 2)										0	0	0	0	0	0	0
Bob Brenly, R OBP: 0.367, SLG: 0.364 (6, 2)										2	1	1	0	0	0	1

Inning Stats	R: 2	H: 1	E: 0	K: 1	S: 6	H: 1	LOB: 0	BB: 1	P: 10	R: 0	H: 1	E: 0	K: 0	S: 3	R: 0	H: 0	E: 0	K: 1	S: 5	R: 2	H: 2	E: 2	K: 1	S: 8	R: 0	H: 2	E: 0	K: 2	S: 9	R: 0	H: 1	E: 0	K: 0	S: 4	R: 0	H: 2	E: 0	K: 1	S: 7	R: 2	H: 3	E: 0	K: 0	S: 6	R: 0	H: 0	E: 0	K: 2	S: 7	R: 0	H: 0	E: 0	K: 2	S: 7	1B: 8	2B: 3	3B: 0	HR: 1	SF: 0	SAC: 0	DP: 1	HBP: 0	WP: 3	PA: 43
--------------	------	------	------	------	------	------	--------	-------	-------	------	------	------	------	------	------	------	------	------	------	------	------	------	------	------	------	------	------	------	------	------	------	------	------	------	------	------	------	------	------	------	------	------	------	------	------	------	------	------	------	------	------	------	------	------	-------	-------	-------	-------	-------	--------	-------	--------	-------	--------

PITCHER	IP	WLS	BF	H	R	ER	SO	BB	IBB	HBP	BLK	WP	HR	S	P	ERA	WHIP
Mario Soto, R ERA: 4.87 (1, 1)	5.0	W	25	6	4	2	5	4	0	0	0	1	1	31	47	3.60	2.000
Carl Willis, R ERA: 2.89 (6, 1)	2.0		9	3	0	0	1	0	0	0	0	1	0	11	11	0.00	1.500
Ted Power, R ERA: 5.17 (8, 1)	1.0		6	3	2	2	0	0	0	0	0	1	0	6	6	18.00	3.000
Rob Murphy, L ERA: 0.73 (9, 1)	1.0		3	0	0	0	2	0	0	0	0	0	0	7	7	0.00	0.000

BOTTOM

Cincinnati Reds @ San Francisco Giants
Candlestick Park, San Francisco, CA
Tue Aug 05 1986, 10:05 PM EDT
Att. 17,303 - Unknown

livebaseballscorecards.com

AB	39
R	6
H	12
RBI	6
BB	4
SO	8
LOB	21



Batter	1	2	3	4	5	6	7	8	9	10	11	12	13	14	AB R H RBI BB SO LOB	TOP															
Kurt Stillwell, S OBP: 0.294, SLG: 0.226 (1, 6)	0-0 F8			0-0 6-3		0-0 BB 1B		0-0 6-3			0-0 F9	0-0 9-2			6 0 1 0 0 0 2																
Buddy Bell, R OBP: 0.343, SLG: 0.389 (1, 5)	0-0 F9			0-0 L7		4-0 WP 1B BB			4-0 FC4-6 BB		0-0 1B		0-0 F8		4 1 1 0 2 0 0																
Dave Parker, L OBP: 0.345, SLG: 0.506 (1, 9)	0-0 6-3			0-0 L4		0-0 FC6-4 1B			0-0 FC4-6 1B		0-0 BB 1B		0-0 5-3		6 0 2 1 0 0 1																
Eric Davis, R John Franco, L Kal Daniels, L Rob Murphy, L Pete Rose, S Carl Willis, L (1, 8) (9, 1) (11, PH) (11, 1) (13, PH) (13, 1)		4-0 CS S BB			0-0 4-3	0-0 FC6-4 1-2f			0-0 G4-6-3 1B		4-0 BB BB		4-0 E S BB		3 0 1 0 1 0 1 0 0 0 0 0 0 0 0 0 0 0 0 1 0 0 0 0 0 0 0 0 0 0 0 0 0 0 0 1 0 0 0 0 0 0 0 0 0 0																
Bo Diaz, R OBP: 0.309, SLG: 0.351 (1, 2)	0-0 F8			0-0 2B			0-0 F2		0-0 G4-6-3 1-2f		0-0 F3		0-0 5-3		6 0 1 0 0 0 7																
Tony Perez, R Eddie Milner, L OBP: 0.331, SLG: 0.271 OBP: 0.289, SLG: 0.404 (1, 3) (9, 8)	0-0 F9			0-0 BB BB	4-0 BB		0-3 K			0-0 6-3	0-0 4-3		0-0 4-3		2 0 0 0 1 1 1 3 0 0 0 0 0 3																
Nick Esasky, R OBP: 0.328, SLG: 0.394 (1, 7) (9, 3)			0-3 K		0-0 F7		0-0 5-3			0-0 F7		4-0 SH1-4 9-2 BB		0-0 F8	5 0 0 0 1 1 2																
Wade Rowdon, R Ron Oester, S OBP: 0.302, SLG: 0.333 OBP: 0.313, SLG: 0.341 (1, 4) (8, 4)	0-0 F9		0-0 F9		0-3 K		0-0 F7		0-0 F7		4-0 BB		0-0 SH1-4 1B		3 0 0 0 0 1 2 2 0 1 0 1 0 0																
Tom Browning, L Ron Robinson, R Max Venable, L OBP: 0.164, SLG: 0.148 OBP: 0.083, SLG: 0.083 OBP: 0.302, SLG: 0.305 (1, 1) (8, 1) (9, 7)			0-3 K		0-3 K		0-0 1-3		0-0 1-3			0-0 SH1-4			3 0 0 0 0 2 0 0 0 0 0 0 0 0 1 0 0 0 0 0 1																
Inning Stats	R: 0 E: 0 K: 0 S: 3	H: 0 LOB: 0 BB: 0 P: 3	R: 0 E: 0 K: 0 S: 2	H: 0 LOB: 0 BB: 1 P: 6	R: 0 E: 0 K: 2 S: 7	H: 0 LOB: 0 BB: 0 P: 7	R: 0 E: 0 K: 1 S: 6	H: 1 LOB: 2 BB: 1 P: 10	R: 1 E: 0 K: 1 S: 6	H: 2 LOB: 1 BB: 1 P: 10	R: 0 E: 0 K: 1 S: 5	H: 0 LOB: 0 BB: 0 P: 5	R: 0 E: 0 K: 0 S: 3	H: 0 LOB: 1 BB: 1 P: 7	R: 0 E: 0 K: 0 S: 5	H: 2 LOB: 3 BB: 9	R: 0 E: 0 K: 0 S: 3	H: 1 LOB: 1 BB: 1 P: 7	R: 0 E: 0 K: 0 S: 3	H: 0 LOB: 1 BB: 0 P: 3	R: 0 E: 0 K: 0 S: 3	H: 0 LOB: 0 BB: 0 P: 3	1B: 6 2B: 2 3B: 0 HR: 0	SF: 0 SAC: 1 DP: 2 HBP: 0	WP: 1 PB: 0 SB: 2 CS: 1	PA: 53					
PITCHER	IP WLS BF H R ER SO BB IBB HBP BLK WP HR S P ERA WHIP																														
Vida Blue, L ERA: 3.3 (1, 1)	8.0	28	3	1	1	5	3	0	0	0	1	0	35	47	1.12	0.750															
Scott Garrelts, R ERA: 3.39 (9, 1)	3.0	14	3	0	0	0	3	0	0	0	0	0	11	23	0.00	2.000															
Juan Berenguer, R ERA: 2.57 (12, 1)	2.0	8	1	0	0	0	2	0	0	0	0	0	6	14	0.00	1.500															
Jeff Robinson, R ERA: 3.82 (14, 1)	1.0	W 3	0	0	0	0	0	0	0	0	0	0	3	3	0.00	0.000															

Cincinnati Reds @ San Francisco Giants
Candlestick Park, San Francisco, CA
Wed Aug 06 1986, 6:33 AM EDT
Att: 17,044 - Unknown

livebaseballscores.com

AB	44
R	1
H	7
RBI	1
BB	8
SO	5
LOB	20



Batter	1	2	3	4	5	6	7	8	9	10	11	12	13	14	AB	R	H	RBI	BB	SO	LOB	BOTTOM	
Dan Gladden, R (1, 4) B B B Scott Carrillo, R (9, 11) OBP: 0.357, SLG: 0.367 Joel Youngblood, R (11, PH) OBP: 0.184, SLG: 0.189 Juan Berenguer, R (12, 11) OBP: 0.331, SLG: 0.433 Harry Spilman, L (13, PH) OBP: 0.297, SLG: 0.436 Jeff Robinson, R (14, 11) OBP: 0.100, SLG: 0.111	4-0 FC6-4 BB		0-0 F7			0-0 F8		0-0 F9 2-3 3-H			0-0 5-3		4-0 IBB		3 0 0 0 1 0 2 0 0 0 0 0 0 0 1 0 0 0 0 0 0 0 0 0 0 0 0 0 0 0 0 0 1 0 0 0 0 0 0 0 0 0								
Robby Thompson, R (1, 4) X OBP: 0.324, SLG: 0.357	0-0 FC6-4 1B 1-2f		0-0 F8			0-3 K		0-0 SH2-3 1B			0-3 K		0-0 4-3		6 1 1 0 0 2 3								
Chiji Davis, S (1, 9) X OBP: 0.373, SLG: 0.437	0-0 1-2 1B			0-0 1-3			0-0 F3		0-0 SH2-3 1-2		0-0 4-3			0-3 K	5 0 1 0 0 1 0								
Will Clark, L (1, 3) X OBP: 0.349, SLG: 0.467	0-0 F2			0-0 4-3			0-0 4-3		0-0 FC5-4 1B 2-H			0-0 L4-3 1B		0-0 FC6-2 1B	6 0 3 1 0 0 2								
Chris Brown, R (1, 5) X OBP: 0.390, SLG: 0.452	0-0 5-3			0-0 F3			0-0 1B		0-0 FC5-4 1-2f			0-0 L4-3 1-2		0-0 FC6-2 1B 1-3	6 1 2 0 0 0 4								
Candy Maldonado, R (1, 7) X OBP: 0.284, SLG: 0.429		0-3 K			0-0 F4		0-0 F5		0-0 F3			0-3 K		4-0 1B FC6-2 IBB	5 0 0 0 1 2 2								
Bob Melvin, R (1, 2) X OBP: 0.266, SLG: 0.324 Randy Kutcher, R (8, PH) OBP: 0.283, SLG: 0.453 (9, 8)		0-0 3-1			0-0 5-3			4-0 SH1-4 1B CS BB		0-0 6-3			0-0 SH1-3 1B	0-0 FC6-2 1B	2 0 0 0 0 0 0 3 0 1 0 1 0 3							AB 46 R 2 H 10 RBI 2 BB 4 SO 8 LOB 17	
Luis Quinones, S (1, 6) X OBP: 0.262, SLG: 0.373 Mike Aldrete, L (14, PH) OBP: 0.331, SLG: 0.336		0-3 K			0-0 F9			0-0 CS SH1-4 1-2 1B		0-0 B1-4			0-0 SH1-3 1-2	0-0 1-2 2-3 3-H	4 0 1 0 0 1 0 1 0 1 1 0 0 0								
Vida Blue, S (1, 1) X OBP: 0.179, SLG: 0.200 Bob Brenly, R (8, PH) OBP: 0.365, SLG: 0.361 (9, 2)			0-3 K			0-0 4-3		0-0 SH1-4 1-2 2-3		0-0 5-3			0-3 K		2 0 0 0 0 1 0 2 0 0 0 0 1 1								
Inning Stats	R: 0 H: 1 E: 0 LOB: 2 K: 0 BB: 1 S: 4 P: 8	R: 0 H: 0 E: 0 LOB: 0 K: 2 BB: 0 S: 7 P: 7	R: 0 H: 0 E: 0 LOB: 0 K: 1 BB: 0 S: 5 P: 5	R: 0 H: 0 E: 0 LOB: 0 K: 0 BB: 0 S: 3 P: 3	R: 0 H: 0 E: 0 LOB: 0 K: 0 BB: 0 S: 3 P: 3	R: 0 H: 0 E: 0 LOB: 0 K: 1 BB: 0 S: 5 P: 5	R: 0 H: 1 E: 0 LOB: 1 K: 0 BB: 0 S: 4 P: 4	R: 0 H: 1 E: 0 LOB: 1 K: 0 BB: 1 S: 3 P: 7	R: 1 H: 2 E: 0 LOB: 1 K: 0 BB: 0 S: 5 P: 5	R: 0 H: 0 E: 0 LOB: 0 K: 0 BB: 0 S: 3 P: 3	R: 0 H: 0 E: 0 LOB: 0 K: 1 BB: 0 S: 5 P: 5	R: 0 H: 1 E: 0 LOB: 0 K: 1 BB: 0 S: 5 P: 5	R: 0 H: 1 E: 0 LOB: 2 K: 1 BB: 1 S: 6 P: 10	R: 1 H: 3 E: 0 LOB: 3 K: 1 BB: 1 S: 7 P: 11	1B: 9 SF: 0 2B: 2 SAC: 3 3B: 0 DP: 1 HR: 0 HBP: 0	WP: 0 PA: 53 PB: 0 SB: 0 CS: 2							
PITCHER	IP WLS BF H R ER SO BB IBB HBP BLK WP HR S P ERA WHIP Tom Browning, L (1, 1) 7.0 26 3 0 0 4 2 0 0 0 0 0 0 32 40 0.00 0.714 Ron Robinson, R (8, 1) 1.1 4 1 1 1 0 0 0 0 0 0 0 0 4 4 6.75 0.750 John Franco, L (9, 1) 1.2 6 1 0 0 0 0 0 0 0 0 0 0 6 6 0.00 0.600 Rob Murphy, L (11, 1) 2.0 6 1 0 0 2 0 0 0 0 0 0 0 10 10 0.00 0.500 Carl Willis, R (13, 1) 1.2 L 11 4 1 1 2 0 2 0 0 0 0 0 13 21 5.40 2.400	PITCHER	IP WLS BF H R ER SO BB IBB HBP BLK WP HR S P ERA WHIP																				

Cincinnati Reds @ San Francisco Giants
 Candlestick Park, San Francisco, CA
 Wed Aug 06 1986, 6:33 AM EDT
 Att: 17,044 - Unknown



Batter	1	2	3	4	5	6	7	8	9	AB R H RBI BB SO LOB	TOP														
Dan Gladden, R OBP: 0.354, SLG: 0.363 (1, 8) X	0-0 1B SF7 1B		0-0 4-3			0-0 F9 1B	0-0 B5-3		0-0 1-3	5 1 1 0 0 0 1	<p>San Francisco Giants @ Atlanta Braves Atlanta-Fulton County Stadium, Atlanta, GA</p> <p>Fri Aug 08 1986, 7:05 PM EDT Att: 24,181 - Unknown</p> <p>livebaseballscorecards.com</p> <table border="1"> <tr><td>AB</td><td>36</td></tr> <tr><td>R</td><td>6</td></tr> <tr><td>H</td><td>10</td></tr> <tr><td>RBI</td><td>6</td></tr> <tr><td>BB</td><td>2</td></tr> <tr><td>SO</td><td>6</td></tr> <tr><td>LOB</td><td>12</td></tr> </table> <p>GIANTS</p>	AB	36	R	6	H	10	RBI	6	BB	2	SO	6	LOB	12
AB	36																								
R	6																								
H	10																								
RBI	6																								
BB	2																								
SO	6																								
LOB	12																								
Robby Thompson, R OBP: 0.329, SLG: 0.371 (1, 4) X	0-0 1-3 1B		0-0 HR			0-0 FC1-6 1B 1B		0-3 K 1B	0-0 2-H 1B	5 2 4 2 0 1 0															
Chili Davis, S OBP: 0.371, SLG: 0.432 (1, 9) S S S	0-3 K		0-0 4-3			4-0 1-2 BB BB BB		0-0 F9	0-0 F7	4 0 0 0 1 1 3															
Will Clark, L OBP: 0.347, SLG: 0.465 (1, 3) X	0-0 SF7 3-H				0-0 F9	0-0 FC1-6 1B 1-2f 2-3		0-0 BB 1B		3 1 1 1 0 0 2															
Chris Brown, R OBP: 0.391, SLG: 0.451 (1, 5) X	0-0 F8				0-0 5-3	0-0 1-2 1B 1B		4-0 BB 1B	1-2 BB	3 0 1 1 1 0 1															
Mike Aldrete, L OBP: 0.329, SLG: 0.333 (1, 7) X		0-0 6-3			0-3 K	0-0 1-2 2-H 1B		0-0 4-3		4 0 1 1 0 1 2															
Bob Brenly, R OBP: 0.364, SLG: 0.360 (1, 2) X		0-0 6-3			0-0 6-3	0-0 4-3			0-0 2B 6-3 1B	4 1 1 0 0 0 2															
Jose Uribe, S OBP: 0.305, SLG: 0.287 Candy Maldonado, R (9, PH) OBP: 0.288, SLG: 0.437		0-3 K			0-0 F8		0-3 K		0-0 1B 2B	3 0 0 0 0 2 0 1 1 1 0 0 0 0															
Michael LaCoss, R OBP: 0.271, SLG: 0.413 Randy Kutcher, R OBP: 0.281, SLG: 0.449 Frank Williams, R OBP: 0.250, SLG: 0.500 Harry Spilman, L OBP: 0.294, SLG: 0.432 Mark Davis, L OBP: 0.250, SLG: 0.500 Joel Youngblood, R OBP: 0.329, SLG: 0.430			0-0 5-3		0-3 K		0-0 1-3		0-0 6-3 3-H	0 0 0 0 0 0 0 1 0 0 0 0 0 0 1 0 0 0 0 0 1 0 1 0 0 0 0 0 0 0 0 0 0 0 0 0 0 0 1 0 0 1 0 0 0 1															
Inning Stats	R: 1 H: 2 E: 0 LOB: 1 K: 1 BB: 0 S: 7 P: 7	R: 0 H: 0 E: 0 LOB: 0 K: 1 BB: 0 S: 5 P: 5	R: 1 H: 1 E: 0 LOB: 0 K: 0 BB: 0 S: 4 P: 4	R: 0 H: 0 E: 0 LOB: 0 K: 1 BB: 0 S: 5 P: 5	R: 0 H: 0 E: 0 LOB: 0 K: 1 BB: 0 S: 5 P: 5	R: 2 H: 3 E: 0 LOB: 2 K: 0 BB: 1 S: 6 P: 10	R: 0 H: 0 E: 0 LOB: 0 K: 1 BB: 0 S: 5 P: 5	R: 0 H: 1 E: 0 LOB: 2 K: 1 BB: 1 S: 6 P: 10	R: 2 H: 3 E: 0 LOB: 1 K: 0 BB: 0 S: 6 P: 6	1B: 8 SF: 1 2B: 1 SAC: 0 3B: 0 DP: 0 HR: 1 HBP: 0	WP: 0 PA: 39 PB: 0 SB: 0 CS: 0														
PITCHER	IP WLS BF H R ER SO BB IBB HBP BLK WP HR S P ERA WHIP											PITCHER	IP WLS BF H R ER SO BB IBB HBP BLK WP HR S P ERA WHIP												
Doyle Alexander, R ERA: 4.42 (1, 1)	5.2 W 24 6 4 4 4 1 0 0 0 0 0 1 31 35 6.35 1.235																								
Jeff Dedmon, R ERA: 2.73 (6, 1)	2.0 7 1 0 0 2 0 0 0 0 0 0 0 11 11 0.00 0.500																								
Gene Garber, R ERA: 1.49 (8, 1)	1.1 S 8 3 2 2 0 1 0 0 0 0 0 0 7 11 13.50 3.000																								

Batter	1	2	3	4	5	6	7	8	9
Omar Moreno, L OBP: 0.277, SLG: 0.362 (1, 9) X	0-0 HR 1B	0-3 K	0-0 6-3			0-0 PO 1B			
Ken Oberkfell, L OBP: 0.379, SLG: 0.371 (1, 5) X	0-0 F7	0-0 S 2B 1B			0-0 F5	0-0 PO 1-2	0-0 F8		
Dale Murphy, R OBP: 0.371, SLG: 0.486 (1, 8) X	0-0 1-H HR	0-0 1-H WP E 2B			0-0 F9		0-0 F9		
Bob Horner, R OBP: 0.340, SLG: 0.469 (1, 3) X	0-0 E BB 1B	0-0 2-H E5 HR			0-3 K		0-0 F3		
Ken Griffey, L OBP: 0.350, SLG: 0.500 (1, 7) B B B B	4-0 1-2 E BB	0-0 2-H HR				0-0 CS 1B	0-0 F8		
Andres Thomas, R OBP: 0.308, SLG: 0.454 (1, 6) X	0-0 1-2 2-3 E5 G6-4-3	0-0 F3			0-3 1-2 K		0-3 K		
Bruce Benedict, R OBP: 0.343, SLG: 0.345 (1, 2) X	0-0 1-2f G6-4-3		0-0 5-3		0-0 6-3		0-0 F7		
Glenn Hubbard, R OBP: 0.371, SLG: 0.337 (1, 4)		0-0 SH3-4 1B	0-0 SH1-4 1B			0-0 6-3			
Doyle Alexander, R OBP: 0.133, SLG: 0.133 (1, 1)		0-0 SH3-4	0-0 SH1-4			0-0 6-3			
Jeff Dedmon, L OBP: 0.182, SLG: 0.182 (6, 1)		1-2 SH3-4	1-2 SH1-4						
Gene Garber, R OBP: 0.400, SLG: 0.250 (8, 1)									

AB	R	H	RBI	BB	SO	LOB
4	1	2	0	0	1	2
4	1	1	1	0	0	1
4	2	2	3	0	0	0
4	1	1	0	0	1	0
3	1	2	2	1	0	0
4	0	0	0	0	2	3
4	0	0	0	0	0	3
3	1	2	0	0	0	0
0	0	0	0	0	0	0
1	0	0	0	0	0	0
0	0	0	0	0	0	0

AB	31
R	7
H	10
RBI	6
BB	1
SO	4
LOB	9

Inning Stats	R: 2	H: 3	E: 1	K: 0	S: 6	LOB: 2	BB: 1	P: 10
	R: 5	H: 4	E: 1	K: 1	S: 10	LOB: 0	BB: 0	P: 10
	R: 0	H: 1	E: 0	K: 0	S: 4	LOB: 1	BB: 0	P: 4
	R: 0	H: 0	E: 0	K: 1	S: 5	LOB: 0	BB: 0	P: 5
	R: 0	H: 1	E: 0	K: 1	S: 5	LOB: 0	BB: 0	P: 5
	R: 0	H: 0	E: 0	K: 0	S: 3	LOB: 0	BB: 0	P: 3
	R: 0	H: 0	E: 0	K: 1	S: 5	LOB: 0	BB: 0	P: 5

WP	HR	S	P	ERA	WHIP
1	0	0	0	18.00	4.000
0	0	0	0	0.00	0.750
0	0	8	8	0.00	0.000

San Francisco Giants @ Atlanta Braves
Atlanta-Fulton County Stadium, Atlanta, GA

Fri Aug 08 1986, 7:05 PM EDT
Att. 24,181 - Unknown

livebaseballscorecards.com

Braves

Batter	1	2	3	4	5	6	7	8	9	10	AB R H RBI BB SO LOB	TOP	
Dan Gladden, R (1, 8) <small>OBP: 0.354, SLG: 0.363</small> Jeff Robinson, R (7, 1) <small>OBP: 0.100, SLG: 0.111</small> Bob Brenly, R (9, 2) <small>OBP: 0.365, SLG: 0.365</small>	0-0 1B	0-0 F8			0-0 SH3 1-2		0-0 6-3			0-0 SH1-4 SH 2B	3 0 1 0 0 0 2 0 0 0 0 0 0 0 1 1 1 0 0 0 0		
Robby Thompson, R (1, 4) <small>OBP: 0.326, SLG: 0.367</small>	0-3 K		0-0 4-3		0-0 5-3			0-0 5-3		0-0 SH1-4 2-3	4 0 0 0 0 1 2		
Chili Davis, S (1, 9) <small>OBP: 0.371, SLG: 0.429</small> (7, 8) (10, 9)	4-0 HBP BB 1-2		0-0 4-3		0-0 4-3			0-0 F5		4-0 WP SH BB	3 0 0 0 2 0 1		
Will Clark, L (1, 3) <small>OBP: 0.342, SLG: 0.457</small>	0-0 F8		0-0 4-3				0-0 F7		0-0 G3-4-1	0-0 SH WP 1-2 3-H	4 0 0 1 0 0 2		
Chris Brown, R (1, 5) <small>OBP: 0.391, SLG: 0.448</small>	1-0 HBP 1-2 2-3			0-0 6-3			0-0 F4			0-0 5-3	4-0 IBB 1-2 2-3	3 0 0 0 1 0 0	
Mike Aldrete, L (1, 7) <small>OBP: 0.333, SLG: 0.379</small> Randy Kutcher, R (10, PH) <small>OBP: 0.279, SLG: 0.446</small> (10, 8)	0-3 K			0-0 SF7 3B			0-0 3-1			0-0 HR	0-3 K	4 2 2 1 0 1 3 1 0 0 0 0 1 3	
Bob Melvin, R (1, 2) <small>OBP: 0.265, SLG: 0.321</small> Scott Garrelts, R (9, 1) <small>OBP: 0.179, SLG: 0.184</small>		4-0 6-3 S BB		0-0 SF7 3-H			0-3 K			0-3 F9	0-3 K	2 0 0 1 1 1 0 1 0 0 0 0 1 3	
Jose Uribe, S (1, 6) <small>OBP: 0.303, SLG: 0.286</small> Joel Youngblood, R (7, PH) <small>OBP: 0.327, SLG: 0.426</small> Luis Quinones, S (7, 6) <small>OBP: 0.258, SLG: 0.367</small>		0-3 K		0-0 1-3			0-3 K			0-0 6-3		2 0 0 0 0 1 1 1 0 0 0 0 1 0 1 0 0 0 0 0 0	
Kelly Downs, R (1, 1) <small>OBP: 0.400, SLG: 0.400</small> Candy Maldonado, R (7, PH) <small>OBP: 0.294, SLG: 0.458</small> (7, 9) (10, 7)		0-0 6-3 2-3			0-0 SH3 1B			0-0 1B		0-0 HR	2 0 1 0 0 0 1 2 1 2 1 0 0 0		
Inning Stats	R: 0 H: 1 E: 0 LOB: 3 K: 2 BB: 1 S: 8 P: 13	R: 0 H: 0 E: 0 LOB: 1 K: 1 BB: 1 S: 5 P: 9	R: 0 H: 0 E: 0 LOB: 0 K: 0 BB: 0 S: 3 P: 3	R: 1 H: 1 E: 0 LOB: 0 K: 0 BB: 0 S: 4 P: 4	R: 0 H: 1 E: 0 LOB: 1 K: 0 BB: 0 S: 4 P: 4	R: 0 H: 0 E: 0 LOB: 0 K: 0 BB: 0 S: 3 P: 3	R: 0 H: 1 E: 0 LOB: 1 K: 2 BB: 0 S: 8 P: 8	R: 0 H: 0 E: 0 LOB: 0 K: 0 BB: 0 S: 3 P: 3	R: 1 H: 1 E: 0 LOB: 0 K: 0 BB: 0 S: 4 P: 4	R: 2 H: 2 E: 0 LOB: 3 K: 2 BB: 2 S: 10 P: 18	1B: 3 SF: 1 2B: 1 SAC: 3 3B: 1 DP: 0 HR: 2 HBP: 1	WP: 1 PA: 43 PB: 0 SB: 1 CS: 0	
PITCHER	IP WLS BF H R ER SO BB IBB HBP BLK WP HR S P ERA WHIP David Palmer, R (1, 1) <small>ERA: 3.3</small> Jeff Dedmon, R (7, 1) <small>ERA: 2.99</small> Paul Assenmacher, L (10, 1) <small>ERA: 2.76</small>												

San Francisco Giants @ Atlanta Braves
 Atlanta-Fulton County Stadium, Atlanta, GA
 Sat Aug 09 1986, 7:05 PM EDT
 Att. 31,610 - Unknown

livebaseballscores.com



San Francisco Giants @ Atlanta Braves
Atlanta-Fulton County Stadium, Atlanta, GA

Sat Aug 09 1986, 7:05 PM EDT
Att: 31,610 - Unknown

livebaseballscorecards.com

AB	41
R	3
H	11
RBI	3
BB	7
SO	9
LOB	26



WP	0	PA	49
PB	0		
SB	0		
CS	0		

Batter	1	2	3	4	5	6	7	8	9	10	AB	R	H	RBI	BB	SO	LOB
Omar Moreno, L (1, 9) OBP: 0.278, SLG: 0.356	F9		2B BB		FC6-4 BB		F7		4-3	K	4	0	0	0	2	1	2
Ken Oberkfell, L (1, 5) OBP: 0.380, SLG: 0.375	F8		1-3 2B		F7		F7		BB BB 1B	HBP BB	5	0	2	0	1	0	1
Dale Murphy, R (1, 8) OBP: 0.373, SLG: 0.484	5-3		K		FC6-4		1B		BB BB	1-2 2-3 3-H HBP	4	0	1	1	1	1	3
Bob Horner, R (1, 3) OBP: 0.338, SLG: 0.463		1-3		6-3		K	K		BB BB 1-2 2-3	F8	5	0	0	0	1	2	4
Ken Griffey, L (1, 7) OBP: 0.354, SLG: 0.514		1B		2B		HR		4-3			5	2	3	1	0	1	3
Andres Thomas, R (1, 6) OBP: 0.307, SLG: 0.450											4	0	1	0	0	0	2
Chris Chambliss, L (9, PH) OBP: 0.386, SLG: 0.413											1	0	0	0	0	1	3
Rafael Ramirez, R (10, 6) OBP: 0.252, SLG: 0.305											0	0	0	0	0	0	0
Ozzie Virgil, R (1, 2) OBP: 0.340, SLG: 0.388		2-3		1B							5	1	3	1	0	0	2
Glenn Hubbard, R (1, 4) OBP: 0.371, SLG: 0.333											3	0	0	0	2	1	2
David Palmer, R (1, 1) OBP: 0.157, SLG: 0.240											2	0	0	0	0	1	0
Ted Simmons, S (6, PH) OBP: 0.331, SLG: 0.396											1	0	0	0	0	1	2
Jeff Dedmon, L (7, 1) OBP: 0.167, SLG: 0.167											1	0	0	0	0	0	2
Paul Assenmacher, L (10, 1) OBP: 0.167, SLG: 0.167											0	0	0	0	0	0	0
Terry Harper, R (10, PH) OBP: 0.310, SLG: 0.351											1	0	1	0	0	0	0

Inning Stats	R: 0	H: 0	E: 0	K: 0	S: 3	P: 3	R: 0	H: 1	E: 0	K: 0	S: 4	P: 4	R: 0	H: 1	E: 0	K: 2	S: 8	R: 1	H: 2	E: 0	K: 0	S: 5	R: 0	H: 0	E: 0	K: 1	S: 5	R: 1	H: 2	E: 0	K: 2	S: 9	R: 0	H: 1	E: 0	K: 1	S: 6	R: 0	H: 1	E: 1	K: 0	S: 4	R: 0	H: 1	E: 0	K: 2	S: 8	R: 1	H: 2	E: 0	K: 1	S: 7	1B: 7	2B: 3	3B: 0	HR: 1	SF: 0	SAC: 0	DP: 0	HBP: 1	WP: 0	PA: 49
--------------	------	------	------	------	------	------	------	------	------	------	------	------	------	------	------	------	------	------	------	------	------	------	------	------	------	------	------	------	------	------	------	------	------	------	------	------	------	------	------	------	------	------	------	------	------	------	------	------	------	------	------	------	-------	-------	-------	-------	-------	--------	-------	--------	-------	--------

PITCHER	IP	WLS	BF	H	R	ER	SO	BB	IBB	HBP	BLK	WP	HR	S	P	ERA	WHIP
Kelly Downs, R (1, 1) ERA: 3.5	6.0		27	6	2	2	5	2	1	0	1	0	1	34	46	3.00	1.333
Jeff Robinson, R (7, 1) ERA: 3.7	2.1		11	3	0	0	1	0	1	0	0	0	0	12	16	0.00	1.286
Scott Garrelts, R (9, 1) ERA: 3.42	1.2	W	11	2	1	1	3	3	0	1	0	0	0	13	26	5.40	3.000

Batter	1	2	3	4	5	6	7	8	9	AB R H RBI BB SO LOB	TOP																
Randy Kutcher, R OBP: 0.272, SLG: 0.434 (1, 8) (7, 6) (9, 8)	0-3 K		0-0 6-3		0-0 6-3			0-0 SH1-4	0-3 K	4 0 0 0 0 2 4																	
Robby Thompson, R OBP: 0.328, SLG: 0.379 (1, 4)	0-0 1-3		0-0 B1-4-5 2B			0-0 HR		0-0 6-3		4 1 2 1 0 0 1																	
Candy Maldonado, R OBP: 0.289, SLG: 0.449 (1, 9) (9, 7)	0-0 5-3		0-0 B1-4-5 2-3f			0-0 4-3		0-0 F7		4 0 0 0 0 0 2																	
Will Clark, L OBP: 0.340, SLG: 0.453 (1, 3)		0-0 SH4-3 1B 1B		0-0 6-3		0-0 F8		0-0 F7		4 1 1 0 0 0 0																	
Chris Brown, R OBP: 0.395, SLG: 0.451 (1, 5)		0-0 1B SH4-3 1B		0-0 CS 1B		0-0 6-3		0-0 1B BB 1B		4 1 3 0 0 0 0																	
Mike Aldrete, L OBP: 0.331, SLG: 0.376 (1, 7)		0-0 SH4-3		0-0 4-3			0-0 6-3		0-3 K	1 0 0 0 0 0 1																	
Joel Youngblood, R OBP: 0.323, SLG: 0.420 (7, PH) (7, 7)										2 0 0 0 0 1 1																	
Bob Melvin, R OBP: 0.265, SLG: 0.321 (9, 2)		1-2 2-3		1-2						0 0 0 0 0 0 0																	
Bob Brenly, R OBP: 0.364, SLG: 0.361 (1, 2)		0-0 5-3			0-0 F7		0-3 K		4-0 1B BB	3 0 0 0 1 1 2																	
Luis Quinones, S OBP: 0.258, SLG: 0.367 (9, PR) (9, 6)										0 1 0 0 0 0 0	AB 32																
Jose Uribe, S OBP: 0.307, SLG: 0.290 (1, 6)		0-0			0-0		0-0 L5		0-0 1B BB	2 0 2 1 0 0 0	R 4																
Chili Davis, S OBP: 0.372, SLG: 0.429 (7, PH) (7, 8) (9, 9)		2-3 3-H 1B							1-2 2-3 1B	2 0 1 0 0 0 0	H 10																
Mike Krukow, R OBP: 0.218, SLG: 0.208 (1, 1)		0-0 F9			0-0 SH1-4				4-0 WP SH1-4 BB	1 0 0 0 0 0 2	RBI 4																
Dan Gladden, R OBP: 0.356, SLG: 0.363 (8, PH)										0 0 0 0 1 0 0	BB 2																
Juan Berenguer, R (8, 1)										0 0 0 0 0 0 0	SO 4																
Harry Spilman, L OBP: 0.300, SLG: 0.438 (9, PH)					1-2				1-3 2-H 3-H 1B	1 0 1 2 0 0 0	LOB 13																
Scott Garrelts, R OBP: 0.179, SLG: 0.184 (9, 1)										0 0 0 0 0 0 0																	
Inning Stats	R: 0 E: 0 K: 1 S: 5	H: 0 LOB: 0 BB: 0 P: 5	R: 1 E: 0 K: 0 S: 6	H: 3 LOB: 2 BB: 0 P: 6	R: 0 E: 0 K: 0 S: 3	H: 1 LOB: 0 BB: 0 P: 3	R: 0 E: 0 K: 0 S: 3	H: 1 LOB: 0 BB: 0 P: 3	R: 0 E: 0 K: 0 S: 4	H: 1 LOB: 1 BB: 0 P: 4	R: 1 E: 0 K: 0 S: 4	H: 1 LOB: 0 BB: 0 P: 4	R: 0 E: 0 K: 1 S: 5	H: 0 LOB: 0 BB: 0 P: 5	R: 0 E: 0 K: 0 S: 3	H: 0 LOB: 1 BB: 1 P: 7	R: 2 E: 0 K: 2 S: 10	H: 3 LOB: 3 BB: 1 P: 14	1B: 8 2B: 2 3B: 0 HR: 1	SF: 0 SAC: 3 DP: 1 HBP: 0	WP: 1 PB: 0 SB: 0 CS: 1	PA: 37					
PITCHER	IP WLS BF H R ER SO BB IBB HBP BLK WP HR S P ERA WHIP																										
Jim Acker, R ERA: 3.86 (1, 1)	6.0		23	7	2	2	1	0	0	0	0	0	1	25	25	3.00	1.167										
Ed Olwine, L ERA: 2.66 (7, 1)	1.0		4	0	0	0	1	1	0	0	0	0	0	5	9	0.00	1.000										
Gene Garber, R ERA: 1.73 (8, 1)	2.0	L	10	3	2	2	2	1	0	0	0	1	0	13	17	9.00	2.000										

San Francisco Giants @ Atlanta Braves
Atlanta-Fulton County Stadium, Atlanta, GA

Sun Aug 10 1986, 3:33 AM EDT
Att: 17,695 - Unknown

AB	32
R	4
H	10
RBI	4
BB	2
SO	4
LOB	13



Batter	1	2	3	4	5	6	7	8	9	AB	R	H	RBI	BB	SO	LOB
Omar Moreno, L (1, 9) OBP: 0.274, SLG: 0.350 Ted Simmons, S (9, PH) OBP: 0.328, SLG: 0.393	0-3 K		0-3 K	0-0 F8		0-0 F6			0-0 F7	4	0	0	0	0	2	3
Ken Oberkfell, L (1, 5) OBP: 0.381, SLG: 0.378	0-0 2B 6-3 1B		0-3 K		0-0 2B		0-0 F8		0-0 6-3	5	1	2	0	0	1	0
Dale Murphy, R (1, 8) OBP: 0.372, SLG: 0.484	0-0 WP 1-3 2B		0-0 F8		0-0 6-3		0-0 E5 G6-4-3			4	0	1	0	0	0	1
Bob Horner, R (1, 3) OBP: 0.337, SLG: 0.469	0-0 6-3			0-0 HR	0-0 5-3		0-0 G6-4-3 1-2f			4	1	1	2	0	0	3
Ken Griffey, L (1, 7) OBP: 0.355, SLG: 0.510	4-0 2-3 BB			0-3 K	4-0 IBB			0-3 K		2	0	0	0	2	2	0
Rafael Ramirez, R (1, 6) OBP: 0.252, SLG: 0.304	0-0 L3			0-0 1B 1B	0-0 F7			0-0 F6		4	1	1	0	0	0	4
Bruce Benedict, R (1, 2) OBP: 0.350, SLG: 0.344		0-0 F8		0-0 1B 1-3 1B		0-0 F8		4-0 FC5-4 BB		3	0	1	0	1	0	0
Glenn Hubbard, R (1, 4) OBP: 0.370, SLG: 0.332		0-0 F9		0-0 1-3 3-H 1B		0-0 5-3		0-0 FC5-4 1-2f		4	0	1	1	0	0	1
Jim Acker, R (1, 1) OBP: 0.200, SLG: 0.300 Bill Sample, R (6, PR) OBP: 0.304, SLG: 0.377 Ed Olwine, R (7, 1) OBP: 0.500, SLG: 0.500 Gene Garber, R (8, 1) OBP: 0.400, SLG: 0.250 Chris Chambliss, L (9, PH) OBP: 0.381, SLG: 0.408		0-3 K		0-3 K		0-0 1B			0-3 K	3	0	1	0	0	2	2

Inning Stats	R: 1	H: 2	E: 0	K: 1	S: 7	H: 2	LOB: 2	BB: 1	P: 11	R: 0	H: 0	E: 0	K: 1	S: 5	R: 0	H: 0	E: 0	K: 2	S: 7	R: 0	H: 0	E: 0	K: 2	S: 11	R: 0	H: 1	E: 0	K: 0	S: 4	R: 0	H: 1	E: 0	K: 0	S: 4	R: 0	H: 0	E: 1	K: 0	S: 3	R: 0	H: 0	E: 0	K: 1	S: 5	R: 0	H: 0	E: 0	K: 1	S: 5	1B: 5	SF: 0	2B: 2	3B: 0	HR: 1	SAC: 0	DP: 1	HBP: 0	WP: 1	PA: 38
--------------	------	------	------	------	------	------	--------	-------	-------	------	------	------	------	------	------	------	------	------	------	------	------	------	------	-------	------	------	------	------	------	------	------	------	------	------	------	------	------	------	------	------	------	------	------	------	------	------	------	------	------	-------	-------	-------	-------	-------	--------	-------	--------	-------	--------

PITCHER	IP	WLS	BF	H	R	ER	SO	BB	IBB	HBP	BLK	WP	HR	S	P	ERA	WHIP
Mike Krukow, R (1, 1) ERA: 3.5	7.0		31	8	3	3	6	1	1	0	0	1	1	41	49	3.86	1.286
Juan Berenguer, R (8, 1) ERA: 2.53	1.0	W	4	0	0	0	1	1	0	0	0	0	0	5	9	0.00	1.000
Scott Garrelts, R (9, 1) ERA: 3.39	1.0	S	3	0	0	0	1	0	0	0	0	0	0	5	5	0.00	0.000

BOTTOM

San Francisco Giants @ Atlanta Braves
Atlanta-Fulton County Stadium, Atlanta, GA

livebaseballscores.com

AB	35
R	3
H	8
RBI	3
BB	3
SO	8
LOB	14



WP	1	PA	38
PB	0	SB	0
CS	0		

PITCHER	IP	WLS	BF	H	R	ER	SO	BB	IBB	HBP	BLK	WP	HR	S	P	ERA	WHIP
---------	----	-----	----	---	---	----	----	----	-----	-----	-----	----	----	---	---	-----	------

Sun Aug 10 1986, 3:33 AM EDT
Att. 17,695 - Unknown

San Francisco Giants @ Cincinnati Reds
 Riverfront Stadium, Cincinnati, OH

Mon Aug 11 1986, 7:05 PM EDT
 Att: 18,427 - Unknown

AB	40
R	13
H	12
RBI	13
BB	3
SO	11
LOB	7



Batter	1	2	3	4	5	6	7	8	9	AB	R	H	RBI	BB	SO	LOB	TOP								
Dan Gladden, R (1, 8) OBP: 0.361, SLG: 0.376	0-3 K		0-0 2-3		0-0 E 1B		0-0 1B 3B			5	1	3	1	0	1	0									
Robby Thompson, R (1, 4) OBP: 0.326, SLG: 0.376	0-0 6-3			0-0 4-3	0-0 E5		0-0 1B			5	1	1	1	0	0	2									
Luis Quinones, S (8, 4) OBP: 0.258, SLG: 0.367					1-2		0-0 1B		0-0 F8	0	0	0	0	0	0	0									
Joel Youngblood, R (1, 7) OBP: 0.313, SLG: 0.406	0-0 F8			0-0 6-3	0-0 4-3		0-0 1-2	0-0 1-6-3	0-0 L6	5	0	0	0	0	0	3									
Will Clark, L (1, 3) OBP: 0.345, SLG: 0.454		0-0 F9		0-0 HR 1B		0-0 HR 1B	4-0 CI 3B WP IBB	0-0 F8		4	3	2	0	1	0	0									
Candy Maldonado, R (1, 9) OBP: 0.296, SLG: 0.464		0-0 F9		0-0 HR 1B		0-0 HR 1B	4-0 CI 3B IBB	0-0 6-3		4	3	2	2	1	0	0									
Bob Brenly, R (1, 5) OBP: 0.366, SLG: 0.371		4-0 BB		0-3 K		0-0 HR	0-1 CI 3B		0-3 K	3	2	1	4	1	2	0									
Bob Melvin, R (1, 2) OBP: 0.269, SLG: 0.349		0-0 F8			0-0 HR	0-3 K2-3	0-0 2B 3B		0-0 4-3	5	2	2	4	0	1	1									
Jose Uribe, S (1, 6) OBP: 0.306, SLG: 0.292			0-3 K		0-3 K	0-0 F5	0-0 1B 2B		0-3 K	5	1	1	1	0	3	0									
Michael LaCoss, R (1, 1) OBP: 0.265, SLG: 0.404			0-3 K		0-3 K	0-3 K	0-3 K			1	0	0	0	0	1	0									
Mark Davis, L (4, 1) OBP: 0.143, SLG: 0.286										3	0	0	0	0	3	1									
Frank Williams, R (7, 1) OBP: 0.500, SLG: 0.500										0	0	0	0	0	0	0									
Inning Stats	R: 0 E: 0 K: 1 S: 5	H: 0 LOB: 0 BB: 0 P: 5	R: 0 E: 0 K: 0 S: 3	H: 0 LOB: 1 BB: 1 P: 7	R: 0 E: 0 K: 2 S: 7	H: 0 LOB: 0 BB: 0 P: 7	R: 2 E: 0 K: 1 S: 7	H: 2 LOB: 0 BB: 0 P: 7	R: 1 E: 1 K: 2 S: 10	H: 2 LOB: 2 BB: 0 P: 10	R: 3 E: 0 K: 2 S: 10	H: 3 LOB: 0 BB: 0 P: 10	R: 7 E: 1 K: 1 S: 11	H: 5 LOB: 1 BB: 2 P: 19	R: 0 E: 0 K: 0 S: 3	H: 0 LOB: 0 BB: 0 P: 3	R: 0 E: 0 K: 2 S: 7	H: 0 LOB: 0 BB: 0 P: 7	1B: 6 2B: 1 3B: 2 HR: 3	SF: 0 SAC: 0 DP: 0 HBP: 0	WP: 2 PB: 0 SB: 0 CS: 0	PA: 44			
PITCHER	IP	WLS	BF	H	R	ER	SO	BB	IBB	HBP	BLK	WP	HR	S	P	ERA	WHIP								
Tom Browning, L (1, 1) ERA: 3.84	5.0	L	23	6	5	5	6	1	0	0	0	0	2	34	38	9.00	1.400								
Carl Willis, R (6, 1) ERA: 4.45	1.1		11	4	7	6	2	0	2	0	0	1	1	13	21	40.50	3.000								
Rob Murphy, L (7, 1) ERA: 1.04	1.2		7	2	1	1	1	0	0	0	0	1	0	9	9	5.40	1.200								
Ted Power, R (9, 1) ERA: 5.15	1.0		3	0	0	0	2	0	0	0	0	0	0	7	7	0.00	0.000								

livebaseballscorecards.com

Batter	1	2	3	4	5	6	7	8	9	AB	R	H	RBI	BB	SO	LOB
Kal Daniels, L (1, 7) Ted Power, R (9, 1)	0-0 1B 1B	4-0 1B IBB		0-0 1-2 2B 1B		0-0 6-3		0-3 K		4	2	2	0	1	1	1
Pete Rose, S (1, 3)	0-0 1B 1B	0-0 1-2 2-3 3-H 1B		0-0 L6-4 1-H 2-H 2B		0-0 1B		0-0 BB 1B		5	0	5	3	0	0	0
Dave Parker, L (1, 9)	0-0 1-3 3-H 1B	0-0 F7		0-3 K		0-3 K		4-0 BB 1-2 2-3 BB		4	0	1	1	1	2	5
Eric Davis, R (1, 8) Eddie Milner, L (7, 8)	0-0 F9		0-0 6-3	4-0 IBB		0-3 K		0-0 F8		3	0	0	0	1	1	2
Bo Diaz, R (1, 2)	0-0 L4		0-0 4-3	0-0 L6-4			0-0 G3-6 1B		0-0 6-3	5	0	1	0	0	0	3
Kurt Stillwell, S (1, 6)		0-0 E4 1B FC1-2	0-0 HBP 1B		0-3 K		0-0 G3-6 1-2f		0-0 4-3	5	0	1	0	0	1	1
Wade Rowdon, R (1, 5)		0-0 SH1-4 1-3 1B FC1-2 1B	1-0 HBP		4-0 BB BB BB		0-3 K		4-0 BB	2	1	1	0	2	1	0
Ron Oester, S (1, 4)		0-0 FC1-2 1B SH1-4 1-2 3-H	0-0 F5		0-0 F4			0-0 BB 1B 1B	0-0 F7	5	0	1	0	0	0	6
Tom Browning, L (1, 1) Carl Willis, L (6, 1) Rob Murphy, L (7, 1) Max Venable, L (8, PH) (9, 7)		0-0 SH1-4		0-0 1B 2B 1B		0-3 K		0-0 F7		2	1	1	0	0	1	1
										0	0	0	0	0	0	0
										0	0	0	0	0	0	0
										1	0	0	0	0	0	1

Inning Stats	R: 1	H: 3	E: 0	K: 5	S: 5	H: 3	LOB: 1	BB: 0	P: 5	R: 1	H: 2	E: 1	K: 0	S: 6	H: 2	LOB: 3	BB: 1	P: 10	R: 0	H: 1	E: 0	K: 4	S: 4	H: 1	LOB: 2	BB: 0	P: 5	R: 2	H: 3	E: 0	K: 1	S: 7	H: 3	LOB: 1	BB: 1	P: 11	R: 0	H: 0	E: 0	K: 7	S: 7	H: 0	LOB: 1	BB: 1	P: 11	R: 0	H: 1	E: 0	K: 2	S: 8	H: 1	LOB: 1	BB: 0	P: 8	R: 0	H: 1	E: 0	K: 1	S: 5	H: 1	LOB: 0	BB: 0	P: 5	R: 0	H: 2	E: 0	K: 1	S: 7	H: 2	LOB: 3	BB: 1	P: 11	R: 0	H: 0	E: 0	K: 3	S: 3	H: 0	LOB: 1	BB: 1	P: 7	1B: 12	2B: 2	3B: 0	HR: 0	SF: 0	SAC: 1	DP: 2	HBP: 1	WP: 0	PB: 0	SB: 0	CS: 0	PA: 44
PITCHER	IP	WLS	BF	H	R	ER	SO	BB	IBB	HBP	BLK	WP	HR	S	P	ERA	WHIP																																																																													
Michael LaCoss, R (1, 1) ERA: 3.28	3.0		20	9	4	3	0	0	0	0	0	0	0	18	23	9.00	3.000																																																																													
Mark Davis, L (4, 1) ERA: 2.87	3.0	W	11	1	0	0	5	1	1	0	0	0	0	19	27	0.00	0.667																																																																													
Frank Williams, R (7, 1) ERA: 1.57	3.0	S	13	3	0	0	2	2	0	0	0	0	0	15	23	0.00	1.667																																																																													

BOTTOM

San Francisco Giants @ Cincinnati Reds
Riverfront Stadium, Cincinnati, OH

livebaseballscorecards.com

AB	37
R	4
H	13
RBI	4
BB	5
SO	7
LOB	23



WP: 0	PA: 44
PB: 0	
SB: 0	
CS: 0	

Mon Aug 11 1986, 7:05 PM EDT
Att. 18,427 - Unknown

Batter	1	2	3	4	5	6	7	8	9	AB R H RBI BB SO LOB	TOP													
Dan Gladden, R OBP: 0.358, SLG: 0.372 (1, 8) X	0-0 L7		0-0 FC6-4 1-2f		0-0 FC5-2 1-2 2-3 1B	0-0 E6 1-2 2-3 3-H			0-3 K	5 0 1 0 0 1 3														
Robby Thompson, R OBP: 0.325, SLG: 0.374 (1, 4) X	0-0 1B 1B		0-0 5-3 1-2		0-0 FC5-2 1-2 2-3 3-H	0-3 K			0-0 F5	5 0 1 0 0 1 7														
Chili Davis, S OBP: 0.370, SLG: 0.426 (1, 9) X	0-0 L5-3 1-3 1B		0-3 K		0-3 K				0-0 L8	5 0 1 0 0 2 4														
Will Clark, L OBP: 0.348, SLG: 0.453 (1, 3) X	0-0 L5-3 1-2			0-3 K		4-0 BB BB			0-0 1B	3 0 1 0 1 1 2														
Candy Maldonado, R OBP: 0.291, SLG: 0.455 Scott Garrelts, R OBP: 0.179, SLG: 0.184 (1, 7) (7, 1)		0-3 K		0-0 F9		0-0 G4-6-3 1-2f			0-0 F8	4 0 0 0 0 1 2 0 0 0 0 0 0 0														
Bob Brenly, R OBP: 0.364, SLG: 0.370 (1, 5)		0-0 F8		0-0 F8		0-0 1B 2B 1B			0-0 F7	4 1 1 0 0 0 1														
Bob Melvin, R OBP: 0.278, SLG: 0.354 (1, 2)		0-0 1B			4-0 FC1-5 BB	0-0 2B 1-2 E 1B			0-0 F8	3 1 2 0 1 0 0														
Jose Uribe, S OBP: 0.307, SLG: 0.293 Mike Aldrete, L OBP: 0.336, SLG: 0.389 Jeff Robinson, R OBP: 0.100, SLG: 0.111 Mark Davis, L OBP: 0.143, SLG: 0.286 Joel Youngblood, R OBP: 0.311, SLG: 0.403 (1, 6) (6, PH) (6, 1) (7, 1) (7, 7)		0-0 F5			0-0 1B FC5-2 1B	0-0 E 1-3 2-H 2B			0-0 G3	2 0 1 0 0 0 1 1 0 1 1 0 0 0 0 0 0 0 0 0 0 0 0 0 0 0 0 0 1 0 0 0 0 0 0														
Vida Blue, S OBP: 0.200, SLG: 0.192 Luis Quinones, S OBP: 0.266, SLG: 0.361 (1, 1) (6, PH) (6, 6)			4-0 FC6-4 BB		0-0 FC1-5 FC5-2 1B 1-2 2-3f	4-0 E IBB			0-0 F5	1 0 0 0 1 0 2 1 0 0 0 1 0 0														
Inning Stats	R: 0 E: 0 K: 0 S: 4	H: 2 LOB: 1 BB: 0 P: 4	R: 0 E: 0 K: 1 S: 6	H: 1 LOB: 1 BB: 0 P: 6	R: 0 E: 0 K: 1 S: 5	H: 0 LOB: 1 BB: 1 P: 9	R: 0 E: 0 K: 1 S: 5	H: 0 LOB: 0 BB: 0 P: 5	R: 0 E: 0 K: 1 S: 7	H: 2 LOB: 3 BB: 1 P: 11	R: 2 E: 1 K: 1 S: 8	H: 3 LOB: 3 BB: 2 P: 16	R: 0 E: 0 K: 0 S: 4	H: 1 LOB: 1 BB: 0 P: 4	R: 0 E: 0 K: 0 S: 3	H: 0 LOB: 0 BB: 0 P: 3	R: 0 E: 0 K: 1 S: 5	H: 0 LOB: 0 BB: 0 P: 5	1B: 8 2B: 2 3B: 0 HR: 0	SF: 0 SAC: 0 DP: 2 HBP: 0	WP: 0 PB: 0 SB: 0 CS: 0	PA: 39		
PITCHER Bill Gullickson, R ERA: 3.23 Ron Robinson, R ERA: 2.6 (1, 1) (8, 1)	IP 7.0 WLS L BF 33 H 9 R 2 ER 1 SO 5 BB 3 IBB 1 HBP 0 BLK 0 WP 0 HR 0 S 39 P 55 ERA 1.29 WHIP 1.714												PITCHER IP 2.0 WLS L BF 6 H 0 R 0 ER 0 SO 1 BB 0 IBB 0 HBP 0 BLK 0 WP 0 HR 0 S 8 P 8 ERA 0.00 WHIP 0.000											

San Francisco Giants @ Cincinnati Reds
Riverfront Stadium, Cincinnati, OH
Tue Aug 12 1986, 7:05 PM EDT
Att: 21,150 - Unknown

AB	35
R	2
H	9
RBI	1
BB	4
SO	6
LOB	22



BOTTOM

San Francisco Giants @ Cincinnati Reds

Riverfront Stadium, Cincinnati, OH

Tue Aug 12 1986, 7:05 PM EDT
Att. 21,150 - Unknown

livebaseballscorecards.com

AB	32
R	1
H	6
RBI	0
BB	5
SO	5
LOB	23



AB	R	H	RBI	BB	SO	LOB
4	0	1	0	0	0	2
2	0	1	0	3	0	3
5	0	0	0	0	1	6
3	0	0	0	1	1	3
3	0	1	0	0	1	2
1	0	1	0	0	0	0
0	0	0	0	0	0	0
3	0	0	0	0	1	1
4	1	1	0	0	0	2
3	0	0	0	1	0	2
2	0	0	0	0	0	2
1	0	1	0	0	0	0
0	0	0	0	0	0	0
1	0	0	0	0	1	0

WP: 0	PA: 39
PB: 0	
SB: 2	
CS: 0	

Batter	1	2	3	4	5	6	7	8	9
Kurt Stillwell, S OBP: 0.289, SLG: 0.226	0-0 6-3	0-0 E5			0-0 G6-4-3 1B		0-0 SH1-4		0-0 F5
Buddy Bell, R OBP: 0.352, SLG: 0.406	4-0 BB	0-0 F2			0-0 G6-4-3 1B		4-0 S BB		4-0 BB
Dave Parker, L OBP: 0.331, SLG: 0.481	0-0 L6		0-0 F5		0-0 G6-4-3		0-3 K		0-0 4-3
Bo Diaz, R OBP: 0.311, SLG: 0.359	0-0 F3		0-0 5-3		4-0 BB		0-3 K2-3		
Tony Perez, R OBP: 0.343, SLG: 0.278		0-0 L5		0-0 K	0-3 K			0-0 SH1-4 1B	
Kal Daniels, L OBP: 0.423, SLG: 0.540									
Wade Rowdon, R OBP: 0.330, SLG: 0.338									
Nick Esasky, R OBP: 0.320, SLG: 0.386		0-3 K	0-0 F9			0-0 F7		0-0 SH1-4	
Eddie Milner, L OBP: 0.288, SLG: 0.410		0-0 E E 2B		0-0 F5		0-0 L4		0-0 L8	
Ron Oester, S OBP: 0.310, SLG: 0.333		4-0 E E IBB		0-0 5-3		0-0 F8		0-0 4-3	
Bill Gullickson, R OBP: 0.089, SLG: 0.073		0-0 E5		0-0 5-3			0-0 S SH1-4 1B		0-3 K
Max Venable, L OBP: 0.303, SLG: 0.306									
Ron Robinson, R OBP: 0.083, SLG: 0.083									
Pete Rose, S OBP: 0.323, SLG: 0.275		1-2 2-3							

Inning	R	H	E	K	S	H	LOB	BB	P
1	0	0	0	3	7	1	3	1	12
2	0	1	2	1	4	0	0	0	4
3	0	0	0	0	3	0	0	0	3
4	0	0	0	0	3	0	0	0	3
5	0	2	0	1	10	0	2	1	10
6	0	0	0	0	3	0	0	0	3
7	0	0	0	2	12	0	2	0	12
8	0	1	0	0	4	0	2	0	4
9	0	0	0	1	9	0	1	0	9

PITCHER	IP	WLS	BF	H	R	ER	SO	BB	IBB	HBP	BLK	WP	HR	S	P	ERA	WHIP
Vida Blue, L ERA: 3.14	5.0	W	23	4	1	0	2	2	1	0	0	0	0	24	36	0.00	1.200
Jeff Robinson, R ERA: 3.63	1.1		6	1	0	0	0	1	0	0	0	0	0	5	9	0.00	1.500
Mark Davis, L ERA: 2.86	0.1		1	0	0	0	1	0	0	0	0	0	0	3	3	0.00	0.000
Scott Garrelts, R ERA: 3.33	2.1	S	9	1	0	0	2	1	0	0	0	0	0	12	16	0.00	0.857

Batter	1	2	3	4	5	6	7	8	9
Kurt Stillwell, S OBP: 0.289, SLG: 0.226	0-0 6-3	0-0 E5			0-0 G6-4-3 1B		0-0 SH1-4		0-0 F5
Buddy Bell, R OBP: 0.352, SLG: 0.406	4-0 BB	0-0 F2			0-0 G6-4-3 1B		4-0 S BB		4-0 BB
Dave Parker, L OBP: 0.331, SLG: 0.481	0-0 L6		0-0 F5		0-0 G6-4-3		0-3 K		0-0 4-3
Bo Diaz, R OBP: 0.311, SLG: 0.359	0-0 F3		0-0 5-3		4-0 BB		0-3 K2-3		
Tony Perez, R OBP: 0.343, SLG: 0.278		0-0 L5		0-0 K	0-3 K			0-0 SH1-4 1B	
Kal Daniels, L OBP: 0.423, SLG: 0.540									
Wade Rowdon, R OBP: 0.330, SLG: 0.338									
Nick Esasky, R OBP: 0.320, SLG: 0.386		0-3 K	0-0 F9			0-0 F7		0-0 SH1-4	
Eddie Milner, L OBP: 0.288, SLG: 0.410		0-0 E E 2B		0-0 F5		0-0 L4		0-0 L8	
Ron Oester, S OBP: 0.310, SLG: 0.333		4-0 E E IBB		0-0 5-3		0-0 F8		0-0 4-3	
Bill Gullickson, R OBP: 0.089, SLG: 0.073		0-0 E5		0-0 5-3			0-0 S SH1-4 1B		0-3 K
Max Venable, L OBP: 0.303, SLG: 0.306									
Ron Robinson, R OBP: 0.083, SLG: 0.083									
Pete Rose, S OBP: 0.323, SLG: 0.275		1-2 2-3							

Batter	1	2	3	4	5	6	7	8	9	AB R H RBI BB SO LOB
Dan Gladden, R (1, 8) X OBP: 0.362, SLG: 0.378	0-0 F9 SF9 2B		0-0 1B FC1-5 FC3-2 1B	0-3 K			4-0 S BB		0-0 F8	4 1 2 0 1 1 1
Robby Thompson, R (1, 4) X OBP: 0.324, SLG: 0.372	0-0 F9 2-3		0-0 FC1-5 FC3-2 1B HR		0-0 FC4-6 1B		0-3 K		0-0 FC1-6-5 2-3	5 1 1 0 0 1 5
Joel Youngblood, R (1, 7) B B B OBP: 0.313, SLG: 0.399	4-0 BB		0-0 FC3-2 HR 1B		0-0 F8		0-0 F7		0-0 4-3	4 1 1 0 1 0 3
Will Clark, L (1, 3) X OBP: 0.342, SLG: 0.447	0-0 SF9		0-0 FC3-2 HR		0-0 FC4-6 CS			0-0 4-3		3 1 0 1 0 0 4
Candy Maldonado, R (1, 9) X OBP: 0.299, SLG: 0.486	0-0 F9		0-0 HR		0-0 CS	4-0 FC5-4 BB		0-0 HR		3 2 2 5 1 0 1
Bob Brenly, R (1, 5) Luis Quinones, S (8, 5) OBP: 0.266, SLG: 0.361 (8, 6)		0-0 5-3	0-0 2B			0-0 FC5-4		0-0 F9		4 0 1 0 0 0 1 0 0 0 0 0 0 0
Bob Melvin, R (1, 2) OBP: 0.278, SLG: 0.348		0-0 5-3	0-0 F9			0-3 K		4-0 FC6-4 BB		3 0 0 0 1 1 2
Jose Uribe, S (1, 6) Frank Williams, R (8, 1) OBP: 0.500, SLG: 0.500		0-0 F3		0-0 F3		0-0 1-3		0-0 FC6-4		4 0 0 0 0 0 2 0 0 0 0 0 0 0
Terry Mulholland, R (1, 1) Juan Berenguer, R (6, 1) Jeff Robinson, R (7, 1) Scott Garrelts, R (8, 1) Mark Davis, L (8, 1) Randy Kutcher, R (8, 5) OBP: 0.276, SLG: 0.444			0-0 FC1-5 1B	0-3 K			0-0 BB 1B		0-0 FC1-6-5 2B	2 0 1 0 0 1 0 1 0 1 0 1 0 1 0 0 0 0

TOP	
San Francisco Giants @ Cincinnati Reds Riverfront Stadium, Cincinnati, OH Wed Aug 13 1986, 7:05 PM EDT Att: 17,162 - Unknown	
AB 34 R 6 H 10 RBI 6 BB 4 SO 4 LOB 19	
WP: 0 PA: 40 PB: 0 SB: 1 CS: 1	
	

Inning Stats	R: 1	H: 1	E: 0	K: 0	S: 4	P: 8	R: 0	H: 0	E: 0	K: 0	S: 3	P: 3	R: 4	H: 5	E: 0	K: 0	S: 8	P: 8	R: 0	H: 0	E: 0	K: 2	S: 7	P: 7	R: 0	H: 1	E: 0	K: 0	S: 3	P: 3	R: 0	H: 0	E: 0	K: 1	S: 5	P: 9	R: 0	H: 1	E: 0	K: 1	S: 5	P: 9	R: 1	H: 1	E: 0	K: 0	S: 4	P: 8	R: 0	H: 1	E: 0	K: 0	S: 4	P: 4	1B: 5	SF: 1	2B: 3	SAC: 0	3B: 0	DP: 0	HR: 2	HBP: 0	WP: 0	PA: 40
PITCHER	IP	WLS	BF	H	R	ER	SO	BB	IBB	HBP	BLK	WP	HR	S	P	ERA	WHIP																																															
Chris Welsh, L (1, 1) ERA: 3.98	2.2		15	6	5	5	0	1	0	0	0	0	1	14	18	16.88	2.625																																															
Rob Murphy, L (3, 1) ERA: 0.92	2.1		7	1	0	0	2	0	0	0	0	0	0	11	11	0.00	0.429																																															
Ted Power, R (6, 1) ERA: 4.98	2.0		8	1	0	0	2	2	0	0	0	0	0	10	18	0.00	1.500																																															
John Franco, L (8, 1) ERA: 2.45	1.0	W	5	1	1	1	0	1	0	0	0	0	1	4	8	9.00	2.000																																															
Ron Robinson, R (9, 1) ERA: 2.57	1.0	S	4	1	0	0	0	0	0	0	0	0	0	4	4	0.00	1.000																																															

BOTTOM

San Francisco Giants @ Cincinnati Reds
Riverfront Stadium, Cincinnati, OH

Wed Aug 13 1986, 7:05 PM EDT
Att. 17,162 - Unknown

livebaseballscorecards.com

AB	33
R	8
H	11
RBI	8
BB	5
SO	3
LOB	18



WP	2	PA	38
PB	0		
SB	0		
CS	1		

AB R H RBI BB SO LOB

4	0	2	3	1	0	3
4	1	1	0	1	0	5
4	1	1	0	0	0	1
4	1	2	3	0	0	0
0	1	0	0	0	0	0
0	0	0	0	0	0	0
4	0	0	0	0	0	1
4	1	2	0	0	1	0
3	1	1	0	1	1	1
2	2	2	1	2	0	0
0	0	0	0	0	0	0
1	0	0	0	0	0	2
1	0	0	1	0	0	1
0	0	0	0	0	0	0
0	0	0	0	0	0	0
1	0	0	0	0	0	3
0	0	0	0	0	0	0


1B	8	SF	0
2B	2	SAC	0
3B	0	DP	1
HR	1	HBP	0

Batter	1	2	3	4	5	6	7	8	9
Kurt Stillwell, S (1, 6) OBP: 0.296, SLG: 0.232	4-0 BB G6-4-3		x 0-0 L9		x 0-0 4-3		x 0-0 CS 1B	x 0-0 1B 1-2 2-H 3-H	
Buddy Bell, R (1, 5) OBP: 0.352, SLG: 0.404	x 0-0 G6-4-3 1-2f		x 0-0 FC6-4 1-2f			B 4-0 1B WP BB HR	x 0-0 1B 1-2	x 0-0 F8	
Dave Parker, L (1, 9) OBP: 0.330, SLG: 0.478	x 0-0 4-3			x 0-0 L7		x 0-0 1B 1-3 HR	x 0-0 F9		
Bo Diaz, R (1, 2) OBP: 0.314, SLG: 0.370		x 0-0 4-3		x 0-0 F3		x 0-0 1B 1-H HR		x 0-0 1B BB 1B	
Eric Davis, R (8, PR) OBP: 0.385, SLG: 0.519									
Sal Butera, R (9, 2) OBP: 0.340, SLG: 0.341									
Tony Perez, R (1, 3) OBP: 0.333, SLG: 0.269		x 0-0 6-3		x 0-0 F4		x 0-0 F8		x 0-0 F9	
Nick Esasky, R (1, 7) OBP: 0.323, SLG: 0.393		x 0-0 4-3			x 0-0 6-3 2B	x 0-3 K		x 0-0 BB BB FC5-2 1B	
Eddie Milner, L (1, 8) OBP: 0.291, SLG: 0.410			x 0-0 1B 1B		x 0-0 5-3 2B	x 0-3 K		B 4-0 FC5-2 BB 1B BB	
Ron Oester, S (1, 4) OBP: 0.317, SLG: 0.340			x 0-0 FC6-4 1B		B 4-0 6-3 BB		x 0-0 WP 1B 2B	x 4-0 1B BB 1-2 2-3 3-H	
Chris Welsh, L (1, 1) OBP: 0.187, SLG: 0.333			x 0-0 B1		x 0-0 6-3		S 0-3 K	x 0-0 FC5-2 1B	
Rob Murphy, L (3, 1)									
Barry Larkin, R (5, PH)									
Ted Power, R (6, 1)									
Kal Daniels, L (7, PH) OBP: 0.420, SLG: 0.535									
John Franco, L (8, 1)									
Pete Rose, S (8, PH) OBP: 0.322, SLG: 0.274									
Ron Robinson, R (9, 1) OBP: 0.083, SLG: 0.083									

Inning Stats	R: 0	H: 0	E: 0	LOB: 0	K: 0	S: 2	P: 6	R: 0	H: 0	E: 0	LOB: 0	K: 0	S: 3	P: 3	R: 0	H: 2	E: 0	LOB: 2	K: 0	S: 5	P: 5	R: 0	H: 0	E: 0	LOB: 0	K: 0	S: 3	P: 3	R: 1	H: 1	E: 0	LOB: 1	K: 0	S: 4	P: 8	R: 3	H: 2	E: 0	LOB: 0	K: 2	S: 9	P: 13	R: 1	H: 3	E: 0	LOB: 1	K: 1	S: 7	P: 7	R: 3	H: 3	E: 0	LOB: 2	K: 0	S: 6	P: 14
--------------	------	------	------	--------	------	------	------	------	------	------	--------	------	------	------	------	------	------	--------	------	------	------	------	------	------	--------	------	------	------	------	------	------	--------	------	------	------	------	------	------	--------	------	------	-------	------	------	------	--------	------	------	------	------	------	------	--------	------	------	-------

PITCHER	IP	WLS	BF	H	R	ER	SO	BB	IBB	HBP	BLK	WP	HR	S	P	ERA	WHIP
Terry Mulholland, L (1, 1) ERA: 4.05	5.0		21	4	3	3	0	3	0	0	0	1	0	18	30	5.40	1.400
Juan Berenguer, R (6, 1) ERA: 2.76	1.2		8	4	2	2	3	0	0	0	0	1	1	14	14	10.80	2.400
Jeff Robinson, R (7, 1) ERA: 3.74	0.1		2	1	1	1	0	0	0	0	0	0	0	2	2	27.00	3.000
Scott Garrelts, R (8, 1) ERA: 3.45	0.1	L	4	1	0	0	0	2	0	0	0	0	0	2	10	0.00	9.000
Mark Davis, L (8, 1) ERA: 2.84	0.1		2	1	2	2	0	0	0	0	0	0	0	2	2	54.00	3.000

PITCHER	IP	WLS	BF	H	R	ER	SO	BB	IBB	HBP	BLK	WP	HR	S	P	ERA	WHIP
Frank Williams, R (8, 1) ERA: 1.55	0.1		1	0	0	0	0	0	0	0	0	0	0	1	1	0.00	0.000

Batter	1	2	3	4	5	6	7	8	9	AB R H RBI BB SO LOB	TOP														
Dan Gladden, R (1, 8) OBP: 0.360, SLG: 0.376	0-0 1-3			0-0 F9			0-0 FC4-6 1B		0-3 K	4 0 1 0 0 1 0	<p>San Francisco Giants @ Cincinnati Reds Riverfront Stadium, Cincinnati, OH</p> <p>Thu Aug 14 1986, 7:05 PM EDT Att: 16,407 - Unknown</p> <p>livebaseballscorecards.com</p> <table border="1"> <tr><td>AB</td><td>29</td></tr> <tr><td>R</td><td>0</td></tr> <tr><td>H</td><td>3</td></tr> <tr><td>RBI</td><td>0</td></tr> <tr><td>BB</td><td>0</td></tr> <tr><td>SO</td><td>8</td></tr> <tr><td>LOB</td><td>5</td></tr> </table> 	AB	29	R	0	H	3	RBI	0	BB	0	SO	8	LOB	5
AB	29																								
R	0																								
H	3																								
RBI	0																								
BB	0																								
SO	8																								
LOB	5																								
Robby Thompson, R (1, 4) OBP: 0.321, SLG: 0.368	0-3 K			0-3 K			0-0 F4		0-3 K	4 0 0 0 0 3 1															
Chili Davis, S (1, 9) OBP: 0.367, SLG: 0.422	0-0 4-3			0-0 G3			0-0 FC4-6 1-2f			3 0 0 0 0 0 1															
Will Clark, L (1, 3) OBP: 0.342, SLG: 0.445		0-0 CS 1B			0-0 4-3		0-0 F8			3 0 1 0 0 0 1															
Candy Maldonado, R (1, 7) OBP: 0.295, SLG: 0.479		0-0 F5 1-2			0-0 5-3			0-0 6-3		3 0 0 0 0 0 1															
Bob Brenly, R (1, 5) OBP: 0.360, SLG: 0.368 (8, 2)		0-0 5-3			0-0 5-3			0-3 K		3 0 0 0 0 1 0															
Bob Melvin, R (1, 2) OBP: 0.275, SLG: 0.345			0-0 F8			0-3 K		0-0 2B		2 0 0 0 0 1 0															
Harry Spilman, L (8, PH) OBP: 0.306, SLG: 0.451 (8, 5)										1 0 1 0 0 0 0															
Jose Uribe, S (1, 6) OBP: 0.302, SLG: 0.288			0-0 G3			0-0 3-1		0-0 4-3		2 0 0 0 0 0 0															
Mike Aldrete, L (8, PH) OBP: 0.333, SLG: 0.386										1 0 0 0 0 0 1															
Luis Quinones, S (8, 6) OBP: 0.266, SLG: 0.361										0 0 0 0 0 0 0															
Kelly Downs, R (1, 1) OBP: 0.286, SLG: 0.286			0-3 K			0-0 5-3			0-3 K	2 0 0 0 0 1 0															
Greg Minton, S (6, 1)										0 0 0 0 0 0 0															
Joel Youngblood, R (9, PH) OBP: 0.311, SLG: 0.396										1 0 0 0 0 1 0															
Inning Stats	R: 0 E: 0 K: 1 S: 5	H: 0 LOB: 0 BB: 0 P: 5	R: 0 E: 0 K: 0 S: 3	H: 1 LOB: 0 BB: 0 P: 3	R: 0 E: 0 K: 1 S: 5	H: 0 LOB: 0 BB: 0 P: 5	R: 0 E: 0 K: 1 S: 5	H: 0 LOB: 0 BB: 0 P: 5	R: 0 E: 0 K: 0 S: 4	H: 1 LOB: 1 BB: 0 P: 4	R: 0 E: 0 K: 1 S: 6	H: 1 LOB: 1 BB: 0 P: 6	R: 0 E: 0 K: 3 S: 9	H: 0 LOB: 0 BB: 0 P: 9	1B: 2 2B: 1 3B: 0 HR: 0	SF: 0 SAC: 0 DP: 0 HBP: 0	WP: 0 PB: 0 SB: 0 CS: 1	PA: 29							
PITCHER John Denny, R (1, 1) ERA: 4.15	IP: 9.0 WLS: W BF: 29 H: 3 R: 0 ER: 0 SO: 8 BB: 0 IBB: 0 HBP: 0 BLK: 0 WP: 0 HR: 0 S: 45 P: 45 ERA: 0.00 WHIP: 0.333																								

BOTTOM

San Francisco Giants @ Cincinnati Reds

Riverfront Stadium, Cincinnati, OH

Thu Aug 14 1986, 7:05 PM EDT
Att. 16,407 - Unknown

livebaseballscorecards.com

AB	34
R	2
H	11
RBI	2
BB	2
SO	6
LOB	18



WP:	0	PA:	36
PB:	0	SB:	1
CS:	0		

AB R H RBI BB SO LOB

4 1 1 0 0 0 2

4 0 3 1 0 1 0

3 0 1 0 1 0 1

0 0 0 0 0 0 0

4 0 0 0 0 1 4

4 1 1 0 0 0 2

4 0 2 0 0 0 1

3 0 1 0 1 1 2

4 0 1 0 0 1 3


4 0 1 1 0 2 3

1B:	9	SF:	0
2B:	2	SAC:	0
3B:	0	DP:	1
HR:	0	HBP:	0

Batter	1	2	3	4	5	6	7	8	9
Kal Daniels, L OBP: 0.415, SLG: 0.525 (1, 7)	0-0 4-3		0-0 3-1		0-0 1B	0-0 FC6-4			
Pete Rose, S OBP: 0.328, SLG: 0.282 (1, 3)	0-0 F8 BB 1B		0-3 K		0-0 1B 1-H		0-0 G3-6-3 1B		
Dave Parker, L OBP: 0.331, SLG: 0.477 (1, 9)	4-0 1-2 BB		0-0 4-3		0-0 1-3 1B		0-0 G3-6-3 1-2f		
Max Venable, L OBP: 0.303, SLG: 0.306 (9, 9)									
Bo Diaz, R OBP: 0.310, SLG: 0.366 (1, 2)	0-0 F8 2-3		0-3 K		0-0 F7		0-0 5-3		
Buddy Bell, R OBP: 0.351, SLG: 0.403 (1, 5)	0-0 F7		0-0 F8		0-0 1B 1B		0-0 1-3		
Kurt Stillwell, S OBP: 0.299, SLG: 0.242 (1, 6)		0-0 G3		0-0 1B		0-0 F9		0-0 FC3-6 2B	
Eddie Milner, L OBP: 0.293, SLG: 0.412 (1, 8)		0-0 2B		0-0 G3		0-3 K		4-0 FC3-6 IBB	
Ron Oester, S OBP: 0.316, SLG: 0.339 (1, 4)		0-3 K			0-0 G3	0-0 1B 1-2 1B		0-0 FC3-6 1-2f 2-3	
John Denny, R OBP: 0.241, SLG: 0.196 (1, 1)		0-3 K			0-0 6-3	0-0 FC6-4 1-2 2-H 1B		0-3 K	

Inning Stats	R: 0	H: 1	E: 0	LOB: 2	K: 0	BB: 1	S: 4	P: 8
	R: 0	H: 1	E: 0	LOB: 1	K: 2	BB: 0	S: 8	P: 8
	R: 0	H: 0	E: 0	LOB: 0	K: 1	BB: 0	S: 5	P: 5
	R: 0	H: 1	E: 0	LOB: 1	K: 1	BB: 0	S: 6	P: 6
	R: 1	H: 3	E: 0	LOB: 2	K: 0	BB: 0	S: 6	P: 6
	R: 1	H: 3	E: 0	LOB: 2	K: 1	BB: 0	S: 8	P: 8
	R: 0	H: 1	E: 0	LOB: 0	K: 0	BB: 0	S: 3	P: 3
	R: 0	H: 1	E: 0	LOB: 2	K: 1	BB: 1	S: 6	P: 10

PITCHER	IP	WLS	BF	H	R	ER	SO	BB	IBB	HBP	BLK	WP	HR	S	P	ERA	WHIP
Kelly Downs, R ERA: 3.42 (1, 1)	5.2	L	27	9	2	2	5	1	0	0	0	0	0	36	40	3.18	1.765
Greg Minton, R ERA: 4.04 (6, 1)	2.1		9	2	0	0	1	0	1	0	0	0	0	10	14	0.00	0.857

Batter	1	2	3	4	5	6	7	8	9	AB R H RBI BB SO LOB	TOP																					
Steve Sax, R (1, 4) OBP: 0.381, SLG: 0.424	0-0 1B			0-0 B2-3		0-0 1B		0-0 FC5-4 1-2f		4 0 2 0 0 0 1	Los Angeles Dodgers @ San Francisco Giants Candlestick Park, San Francisco, CA Fri Aug 15 1986, 10:05 PM EDT Att. 36,436 - Unknown livebaseballscorecards.com AB 32 R 1 H 7 RBI 1 BB 2 SO 12 LOB 9 																					
Bill Russell, R (1, 6) OBP: 0.278, SLG: 0.269	0-3 K			0-0 L5		4-0 1-2 BB		0-0 4-3		3 0 0 0 1 1 1																						
Franklin Stubbs, L (1, 9) OBP: 0.309, SLG: 0.462	0-0 F8			0-0 F6		0-3 K			0-0 4-3	4 0 0 0 0 1 2																						
Len Matuszek, L (1, 7) OBP: 0.321, SLG: 0.488		0-3 K			0-3 K				0-0 2B 1B	4 1 1 0 0 3 0																						
Greg Brock, L (1, 3) OBP: 0.318, SLG: 0.432		0-0 5-3			0-0 4-3				0-3 K	4 0 0 0 0 1 1																						
Mike Scioscia, L (1, 2) OBP: 0.402, SLG: 0.376		0-3 K			0-0 FC6-4 1B		4-0 BB		0-0 2B 1-H	3 0 2 1 1 1 0																						
Jeff Hamilton, R (1, 5) OBP: 0.228, SLG: 0.342			0-3 K		0-0 FC6-4 1-2f		0-3 K		0-3 K	4 0 0 0 0 3 3																						
Reggie Williams, R (1, 8) OBP: 0.326, SLG: 0.374			0-0 6-3			0-0 5-3			0-0 FC5-4 1B	3 0 1 0 0 0 0																						
Dennis Powell, R (1, 1) OBP: 0.300, SLG: 0.600			0-3 K			0-0 1B 2B		0-3 K		2 0 1 0 0 1 0																						
Alex Trevino, R (8, PH) OBP: 0.361, SLG: 0.383										1 0 0 0 0 1 1																						
Joe Beckwith, L (8, 1)										0 0 0 0 0 0 0																						
Inning Stats	R: 0 E: 0 K: 1 S: 5	H: 1 LOB: 0 BB: 0 P: 5	R: 0 E: 0 K: 2 S: 7	H: 0 LOB: 0 BB: 0 P: 7	R: 0 E: 0 K: 2 S: 7	H: 0 LOB: 0 BB: 0 P: 7	R: 0 E: 0 K: 0 S: 3	H: 0 LOB: 0 BB: 0 P: 3	R: 0 E: 0 K: 1 S: 6	H: 1 LOB: 1 BB: 0 P: 6	R: 0 E: 0 K: 2 S: 7	H: 0 LOB: 1 BB: 1 P: 11	R: 0 E: 0 K: 1 S: 6	H: 1 LOB: 1 BB: 0 P: 6	R: 1 E: 0 K: 2 S: 9	H: 2 LOB: 1 BB: 0 P: 9	1B: 5 2B: 2 3B: 0 HR: 0	SF: 0 SAC: 0 DP: 0 HBP: 0	WP: 0 PB: 0 SB: 0 CS: 1	PA: 34												
PITCHER Mike Krukow, R (1, 1) ERA: 3.37	IP 9.0	WLS W	BF 34	H 7	R 1	ER 1	SO 12	BB 2	IBB 0	HBP 0	BLK 0	WP 0	HR 0	S 56	P 64	ERA 1.00	WHIP 1.000															
											PITCHER	IP	WLS	BF	H	R	ER	SO	BB	IBB	HBP	BLK	WP	HR	S	P	ERA	WHIP				

Batter	1	2	3	4	5	6	7	8	9	AB	R	H	RBI	BB	SO	LOB
Dan Gladden, R OBP: 0.366, SLG: 0.384 (1, 8)	4-0 CS BB		0-0 2B		0-0 1B		0-0 F8			3	0	2	0	1	0	0
Robby Thompson, R OBP: 0.320, SLG: 0.367 (1, 4)	0-0 F7		0-0 L6		0-3 K		0-0 CS 1B			4	0	1	0	0	1	3
Chili Davis, S OBP: 0.368, SLG: 0.423 (1, 9)	0-0 1-2 1B				0-0 F8		0-0 HR 1B		0-0 1-2 F7	4	1	2	0	0	0	1
Will Clark, L OBP: 0.348, SLG: 0.475 (1, 3)	0-3 K				0-0 F4 1B 1B		0-0 1-H HR		0-0 HR	4	2	3	3	0	1	1
Chris Brown, R OBP: 0.396, SLG: 0.452 (1, 5)		0-0 1-3			0-0 1-2 1B		0-0 6-3		0-0 FC5-4 1B	4	0	2	0	0	0	0
Candy Maldonado, R OBP: 0.294, SLG: 0.475 (1, 7)		0-0 6-3			0-0 F4 2-3		0-0 S 2B 1B		0-0 1-2f FC5-4 G5-4-3	4	1	1	0	0	0	3
Bob Brenly, R OBP: 0.359, SLG: 0.364 (1, 2)		0-3 K			0-0 B5-3		4-0 1-2 2B IBB		0-0 1-2f G5-4-3	3	1	0	0	1	1	3
Jose Uribe, S OBP: 0.302, SLG: 0.291 (1, 6)			0-0 F4		0-3 K2-3		0-0 1-H 2-H 2B			3	0	1	2	0	1	0
Mike Krukow, R OBP: 0.207, SLG: 0.196 (1, 1)			0-0 L9		0-0 F4		0-0 5-3			3	0	0	0	0	0	0

Inning Stats	R: 0	H: 1	E: 0	K: 1	S: 5	LOB: 1	BB: 1	P: 9	R: 0	H: 0	E: 0	K: 1	S: 5	LOB: 0	BB: 0	P: 5	R: 0	H: 1	E: 0	K: 0	S: 4	LOB: 1	BB: 0	P: 4	R: 0	H: 2	E: 0	K: 0	S: 5	LOB: 2	BB: 0	P: 5	R: 0	H: 1	E: 0	K: 2	S: 8	LOB: 1	BB: 0	P: 8	R: 4	H: 4	E: 0	K: 0	S: 6	LOB: 0	BB: 1	P: 10	R: 0	H: 1	E: 0	K: 0	S: 3	LOB: 0	BB: 0	P: 3	R: 1	H: 2	E: 0	K: 0	S: 4	LOB: 0	BB: 0	P: 4
--------------	------	------	------	------	------	--------	-------	------	------	------	------	------	------	--------	-------	------	------	------	------	------	------	--------	-------	------	------	------	------	------	------	--------	-------	------	------	------	------	------	------	--------	-------	------	------	------	------	------	------	--------	-------	-------	------	------	------	------	------	--------	-------	------	------	------	------	------	------	--------	-------	------

PITCHER	IP	WLS	BF	H	R	ER	SO	BB	IBB	HBP	BLK	WP	HR	S	P	ERA	WHIP
Dennis Powell, L ERA: 4.28 (1, 1)	7.0	L	30	10	4	4	4	1	1	0	0	0	1	36	44	5.14	1.571
Joe Beckwith, R ERA: 12.71 (8, 1)	1.0		4	2	1	1	0	0	0	0	0	0	1	4	4	9.00	2.000

BOTTOM

Los Angeles Dodgers @ San Francisco Giants
Candlestick Park, San Francisco, CA

Fri Aug 15 1986, 10:05 PM EDT
Att. 36,436 - Unknown

AB	32
R	5
H	12
RBI	5
BB	2
SO	4
LOB	11

livebaseballscorecards.com



WP: 0	PA: 34
PB: 0	SB: 1
CS: 2	

Batter	1	2	3	4	5	6	7	8	9	AB R H RBI BB SO LOB	TOP											
Steve Sax, R (1, 4) OBP: 0.383, SLG: 0.427	0-0 4-3		0-0 1B 2B	0-0 1B SF8 1B		0-0 1-3		4-0 1-2 BB		4 1 2 2 1 0 0												
Enos Cabell, R (1, 9) OBP: 0.301, SLG: 0.342	0-0 4-3		0-0 5-3	0-0 SF8 1B		0-0 1B		0-0 F3		5 0 2 1 0 0 3												
Jose Gonzalez, R (8, 8) OBP: 0.267, SLG: 0.308										0 0 0 0 0 0 0												
Bill Madlock, R (1, 5) OBP: 0.326, SLG: 0.387	0-0 5-3		0-0 1B	4-0 IBB			0-0 1-3		0-3 K	3 0 1 0 1 0 0												
Jeff Hamilton, R (8, 5) OBP: 0.225, SLG: 0.338										1 0 0 0 0 1 0												
Greg Brock, L (1, 3) OBP: 0.316, SLG: 0.428		0-0 6-3	0-0 G3	0-0 SF8			0-3 K		0-0 6-3	2 0 0 0 0 0 2												
Bill Russell, R (4, PH) OBP: 0.273, SLG: 0.266										2 0 0 1 0 1 0												
Tom Niedenfuer, R (9, 1) OBP: 0.500, SLG: 0.500										0 0 0 0 0 0 0												
Mike Scioscia, L (1, 2) OBP: 0.402, SLG: 0.374		0-0 FC6-4 1B		0-0 FC6 BB 1B			0-0 G3		0-0 G3	4 1 1 0 1 0 2												
Len Matuszek, L (1, 7) OBP: 0.326, SLG: 0.492		0-0 FC6-4 1B		4-0 FC6 BB		0-3 K		0-0 1B 2B		3 1 1 0 1 1 1												
Mariano Duncan, R (1, 6) OBP: 0.289, SLG: 0.316		4-0 1-2 BB		0-0 FC6 1B		0-0 5-3		0-0 2-3 1B		3 1 1 0 1 0 2												
Reggie Williams, R (1, 8) OBP: 0.325, SLG: 0.372		0-0 1-3		0-0 1-2 2-3 1B		0-3 K		0-3 K		4 1 1 1 0 2 4												
Bob Welch, R (1, 1) OBP: 0.180, SLG: 0.175			0-0 G3	1-0 1B HBP				0-0 BB 1B		3 1 1 1 0 0 0												
Ken Howell, R (9, 1) Franklin Stubbs, L (9, 7) OBP: 0.309, SLG: 0.462				1-2 1B HBP				0-0 3-H		0 0 0 0 0 0 0												
										0 0 0 0 0 0 0												
										0 0 0 0 0 0 0												
Inning Stats	R: 0 E: 0 K: 0 S: 3	H: 0 LOB: 0 BB: 0 P: 3	R: 0 E: 0 K: 0 S: 4	H: 1 LOB: 2 BB: 1 P: 8	R: 0 E: 0 K: 0 S: 5	H: 2 LOB: 2 BB: 0 P: 5	R: 5 E: 0 K: 0 S: 6	H: 3 LOB: 2 BB: 3 P: 19	R: 0 E: 0 K: 2 S: 7	H: 0 LOB: 0 BB: 0 P: 7	R: 0 E: 0 K: 1 S: 5	H: 0 LOB: 0 BB: 0 P: 5	R: 1 E: 0 K: 1 S: 7	H: 3 LOB: 2 BB: 1 P: 11	R: 0 E: 0 K: 1 S: 5	H: 0 LOB: 0 BB: 0 P: 5	1B: 8 2B: 2 3B: 0 HR: 0	SF: 1 SAC: 0 DP: 0 HBP: 1	WP: 0 PB: 0 SB: 1 CS: 0	PA: 41		
PITCHER	IP WLS BF H R ER SO BB IBB HBP BLK WP HR S P ERA WHIP	IP WLS BF H R ER SO BB IBB HBP BLK WP HR S P ERA WHIP	IP WLS BF H R ER SO BB IBB HBP BLK WP HR S P ERA WHIP	IP WLS BF H R ER SO BB IBB HBP BLK WP HR S P ERA WHIP	IP WLS BF H R ER SO BB IBB HBP BLK WP HR S P ERA WHIP	IP WLS BF H R ER SO BB IBB HBP BLK WP HR S P ERA WHIP	IP WLS BF H R ER SO BB IBB HBP BLK WP HR S P ERA WHIP	IP WLS BF H R ER SO BB IBB HBP BLK WP HR S P ERA WHIP	IP WLS BF H R ER SO BB IBB HBP BLK WP HR S P ERA WHIP	IP WLS BF H R ER SO BB IBB HBP BLK WP HR S P ERA WHIP	IP WLS BF H R ER SO BB IBB HBP BLK WP HR S P ERA WHIP	IP WLS BF H R ER SO BB IBB HBP BLK WP HR S P ERA WHIP	IP WLS BF H R ER SO BB IBB HBP BLK WP HR S P ERA WHIP	IP WLS BF H R ER SO BB IBB HBP BLK WP HR S P ERA WHIP	IP WLS BF H R ER SO BB IBB HBP BLK WP HR S P ERA WHIP	IP WLS BF H R ER SO BB IBB HBP BLK WP HR S P ERA WHIP	IP WLS BF H R ER SO BB IBB HBP BLK WP HR S P ERA WHIP	IP WLS BF H R ER SO BB IBB HBP BLK WP HR S P ERA WHIP	IP WLS BF H R ER SO BB IBB HBP BLK WP HR S P ERA WHIP	IP WLS BF H R ER SO BB IBB HBP BLK WP HR S P ERA WHIP		
Michael LaCoss, R (1, 1) ERA: 3.49	3.1 L	21 6 5 5 0	3 1 1 0	0 0 0 0	0 0 9 9	0 0 16 33	13.50 2.700															
Mark Davis, L (4, 1) ERA: 2.77	1.2	5 0 0 0 2	0 0 0 0	0 0 0 0	0 0 9 9	0 0 9 9	0.00 0.000															
Jeff Robinson, R (6, 1) ERA: 3.64	2.0	6 1 0 0 1	0 0 0 0	0 0 0 0	0 0 8 8	0 0 8 8	0.00 0.500															
Juan Berenguer, R (8, 1) ERA: 2.88	0.2	5 3 1 1 1	1 0 0 0	1 0 0 0	1 0 6 10	13.50 6.000																
Frank Williams, R (8, 1) ERA: 1.48	1.1	4 0 0 0 1	0 0 0 0	0 0 0 0	0 0 6 6	0.00 0.000																

Los Angeles Dodgers @ San Francisco Giants
 Candlestick Park, San Francisco, CA
 Sat Aug 16 1986, 6:33 AM EDT
 Att: 43,535 - Unknown

livebaseballscorecards.com

AB	34
R	6
H	10
RBI	6
BB	5
SO	5
LOB	14



BOTTOM

Los Angeles Dodgers @ San Francisco Giants
Candlestick Park, San Francisco, CA

Sat Aug 16 1986, 6:33 AM EDT
Att. 43,535 - Unknown

AB	33
R	5
H	8
RBI	5
BB	4
SO	8
LOB	13



WP	0	PA	39
PB	0		
SB	1		
CS	1		

AB R H RBI BB SO LOB

4	0	1	1	1	1	1
3	0	0	0	1	1	2
5	0	0	0	0	2	3
3	1	0	0	1	0	1
3	1	1	0	0	0	0
4	0	1	0	0	1	3
4	2	3	2	0	1	0
3	0	1	0	0	1	1
0	1	0	0	1	0	0
1	0	0	0	0	0	1
0	0	0	0	0	0	0
1	0	0	0	0	0	0
0	0	0	0	0	0	0
0	0	0	0	0	0	0
1	0	1	2	0	0	0

1B	6	SF	0
2B	1	SAC	1
3B	0	DP	0
HR	1	HBP	1

Batter	1	2	3	4	5	6	7	8	9
Dan Gladden, R (1, 8) OBP: 0.366, SLG: 0.382	4-0 SH5-3 BB		0-3 K		0-0 1-2 1B			0-0 F8	0-0 FC6-5 BB
Robby Thompson, R (1, 4) OBP: 0.319, SLG: 0.365	0-0 SH5-3 1-2		0-0 F9		0-0 F9			0-3 K	4-0 1-2 BB
Chili Davis, S (1, 9) OBP: 0.364, SLG: 0.418	0-0 6-3 2-3		0-3 K					0-0 F8	0-3 K
Will Clark, L (1, 3) OBP: 0.347, SLG: 0.469	0-0 4-3			0-0 3-1					4-0 F8 1B HBP BB
Chris Brown, R (1, 5) OBP: 0.397, SLG: 0.451		0-0 F4		0-0 L4					1-0 1B DI 2B HBP
Mike Aldrete, L (1, 7) OBP: 0.331, SLG: 0.382		0-0 CS 1B		0-3 K					0-0 F8 2-3
Bob Brenly, R (1, 2) OBP: 0.363, SLG: 0.379		0-0 HR			0-0 FC4-6 1B				0-0 BB 1-3 2B 1B
Jose Uribe, S (1, 6) Harry Spilman, L (9, PH) OBP: 0.311, SLG: 0.451		0-0 S 1B			0-3 K				4-0 2B FC6-5 BB
Michael LaCoss, R (1, 1) Mark Davis, L (4, 1) Randy Kutcher, R (5, PH) Jeff Robinson, R (8, 1) Joel Youngblood, R (7, PH) Juan Berenguer, R (8, 1) Frank Williams, R (8, 1) Candy Maldonado, R (9, PH) OBP: 0.280, SLG: 0.396 OBP: 0.143, SLG: 0.286 OBP: 0.275, SLG: 0.441 OBP: 0.110, SLG: 0.111 OBP: 0.187, SLG: 0.393 OBP: 0.500, SLG: 0.500 OBP: 0.297, SLG: 0.482		0-3 K			0-0 FC4-6 1B				0-0 FC6-5 1-3 2-H 3-H 2B

Inning Stats	R: 0	H: 0	E: 0	K: 0	S: 3	R: 1	H: 3	E: 0	K: 1	S: 7	R: 0	H: 0	E: 0	K: 2	S: 7	R: 0	H: 0	E: 0	K: 1	S: 5	R: 0	H: 2	E: 0	K: 1	S: 7	R: 0	H: 1	E: 0	K: 0	S: 4	R: 0	H: 0	E: 0	K: 1	S: 5	R: 0	H: 0	E: 0	K: 1	S: 5	R: 4	H: 2	E: 0	K: 1	S: 7
--------------	------	------	------	------	------	------	------	------	------	------	------	------	------	------	------	------	------	------	------	------	------	------	------	------	------	------	------	------	------	------	------	------	------	------	------	------	------	------	------	------	------	------	------	------	------

PITCHER	IP	WLS	BF	H	R	ER	SO	BB	IBB	HBP	BLK	WP	HR	S	P	ERA	WHIP
Bob Welch, R (1, 1) ERA: 3.64	8.1	W	34	7	4	4	7	2	0	1	0	0	1	45	54	4.32	1.080
Ken Howell, R (9, 1) ERA: 3.13	0.1		4	1	1	1	0	2	0	0	0	0	0	2	10	27.00	9.000
Tom Niedenfuer, R (9, 1) ERA: 3.17	0.1	S	1	0	0	0	1	0	0	0	0	0	0	3	3	0.00	0.000

Batter	1	2	3	4	5	6	7	8	9	AB R H RBI BB SO LOB	TOP	
Steve Sax, R (1, 4) OBP: 0.381, SLG: 0.427	0-0 F9		0-0 F9		0-0 FC1-4-5 2B		0-0 F8		0-0 4-3	5 0 1 0 0 0 1	Los Angeles Dodgers @ San Francisco Giants Candlestick Park, San Francisco, CA Sun Aug 17 1986, 6:33 AM EDT Att: 49,496 - Unknown livebaseballscorecards.com	
Bill Russell, R (1, 7) OBP: 0.277, SLG: 0.276	0-0 F8		0-0 1B		0-0 FC1-4-5 2-3		0-0 1-H 2B		0-0 4-3	5 0 2 0 0 0 1		
Enos Cabell, R (1, 3) OBP: 0.305, SLG: 0.345	0-0 1B		0-0 1B		0-0 F8				0-0 6-3	4 0 2 0 0 0 1		
Bill Madlock, R (1, 5) Jeff Hamilton, R (8, PR) OBP: 0.329, SLG: 0.393 OBP: 0.225, SLG: 0.338	0-0 F3		0-0 F8		0-0 1B				0-0 E 1B 2B	4 0 2 0 0 0 3 0 1 0 0 0 0 0		
Alex Trevino, R (1, 2) OBP: 0.359, SLG: 0.399		0-0 HR		0-0 F6		0-0 B1			0-0 5-3	4 1 1 1 0 0 2		
Mariano Duncan, R (1, 6) OBP: 0.291, SLG: 0.318		0-0 F7		0-0 1B		0-0 G4-6-3 1B			0-0 E3 1B	4 0 2 0 0 0 1		
Reggie Williams, R (1, 9) OBP: 0.324, SLG: 0.370		0-0 F8		0-0 F9		0-0 G4-6-3 1-2			0-0 1-3 1B	4 0 1 1 0 0 3		
Jose Gonzalez, R (1, 8) OBP: 0.211, SLG: 0.235		0-0 L9		0-3 K		0-0 B3			0-0 1-3	4 0 0 0 0 1 4		
Rick Honeycutt, L (1, 1) Len Matuszek, L (9, PH) Tom Niedenfuer, R (9, 1) OBP: 0.143, SLG: 0.094 OBP: 0.324, SLG: 0.488 OBP: 0.500, SLG: 0.500			0-0 4-3		0-3 K		0-0 2B BB		0-0 F8	2 0 0 0 1 1 0 1 0 0 0 0 0 0 0 0 0 0 0 0 0		
Inning Stats	R: 0 H: 1 E: 0 LOB: 1 K: 0 BB: 0 S: 4 P: 4	R: 1 H: 1 E: 0 LOB: 0 K: 0 BB: 0 S: 4 P: 4	R: 0 H: 2 E: 0 LOB: 2 K: 0 BB: 0 S: 5 P: 5	R: 0 H: 1 E: 0 LOB: 1 K: 1 BB: 0 S: 6 P: 6	R: 0 H: 1 E: 0 LOB: 1 K: 1 BB: 0 S: 6 P: 6	R: 0 H: 2 E: 0 LOB: 1 K: 0 BB: 0 S: 4 P: 4	R: 0 H: 1 E: 0 LOB: 2 K: 0 BB: 1 S: 3 P: 7	R: 1 H: 2 E: 1 LOB: 3 K: 0 BB: 0 S: 6 P: 6	R: 0 H: 0 E: 0 LOB: 0 K: 0 BB: 0 S: 3 P: 3	1B: 7 SF: 0 2B: 3 SAC: 0 3B: 0 DP: 1 HR: 1 HBP: 0	WP: 0 PA: 38 PB: 0 SB: 0 CS: 0	
PITCHER	IP WLS BF H R ER SO BB IBB HBP BLK WP HR S P ERA WHIP											
Vida Blue, L (1, 1) ERA: 3.0	7.2 L 34 11 2 1 2 1 0 0 0 0 0 1 37 41 1.17 1.565											
Jeff Robinson, R (8, 1) ERA: 3.62	0.1 1 0 0 0 0 0 0 0 0 0 0 0 1 1 0.00 0.000											
Scott Garrelts, R (9, 1) ERA: 3.43	1.0 3 0 0 0 0 0 0 0 0 0 0 0 0 3 3 0.00 0.000											



Batter	1	2	3	4	5	6	7	8	9	AB	R	H	RBI	BB	SO	LOB
Dan Gladden, R OBP: 0.368, SLG: 0.385 (1, 8)	0-0 E3 FC5-2-5		0-0 G3			0-0 SH1-3 2B		4-0 BB		3	0	1	0	1	0	0
Robby Thompson, R OBP: 0.319, SLG: 0.363 (1, 4)	4-0 BB FC5-2-5		0-0 F4			0-0 SH1-3 2-3		0-0 L7		2	0	0	0	1	0	1
Chili Davis, S OBP: 0.361, SLG: 0.413 (1, 9)	0-0 FC5-2-5 FC5-4				0-0 F8				0-0 4-3	4	0	0	0	0	0	3
Will Clark, L OBP: 0.345, SLG: 0.466 (1, 3)	0-0 F7 3-H				0-0 F6				0-0 G5-3 1B	4	0	1	0	0	0	3
Chris Brown, R OBP: 0.396, SLG: 0.448 (1, 5)	0-0 FC5-4 1-2f				0-0 5-3				0-0 1B 1-2	4	0	1	0	0	1	2
Candy Maldonado, R OBP: 0.292, SLG: 0.474 (1, 7)		0-0 5-3			0-0 L7				0-0 G5-3 2-3f	4	0	0	0	0	0	2
Bob Brenly, R OBP: 0.363, SLG: 0.381 (1, 2)		0-3 K			0-0 2B					3	0	1	0	0	2	0
Jose Uribe, S OBP: 0.301, SLG: 0.290 (1, 6)		0-3 K			0-0 F7				0-0 L5	2	0	0	0	0	1	1
Randy Kutcher, R OBP: 0.273, SLG: 0.438 (8, PH) (9, 6)					0-0 K					1	0	0	0	0	0	0
Vida Blue, S OBP: 0.188, SLG: 0.179 (1, 1)			0-3 K		0-3 K				0-0 6-3	2	0	0	0	0	2	1
Jeff Robinson, R OBP: 0.100, SLG: 0.111 (8, 1)										0	0	0	0	0	0	0
Joel Youngblood, R OBP: 0.308, SLG: 0.391 (8, PH)										1	0	0	0	0	0	0
Scott Garrelts, R OBP: 0.179, SLG: 0.184 (9, 1)										0	0	0	0	0	0	0

Inning Stats		R: 0	H: 0	R: 0	H: 0	R: 0	H: 0	R: 0	H: 1	R: 0	H: 0	R: 0	H: 0	R: 0	H: 2	R: 0	H: 2	1B: 2	SF: 0	WP: 0	PA: 33		
		E: 1	LOB: 2	E: 0	LOB: 0	E: 0	LOB: 0	E: 0	LOB: 1	E: 0	LOB: 1	E: 0	LOB: 0	E: 0	LOB: 1	E: 0	LOB: 1	2B: 2	SAC: 1	PB: 0			
		K: 0	BB: 1	K: 2	BB: 0	K: 0	BB: 0	K: 1	BB: 0	K: 2	BB: 0	K: 0	BB: 1	K: 0	BB: 0	K: 0	BB: 0	3B: 0	DP: 1	SB: 1			
		S: 4	P: 8	S: 7	P: 7	S: 3	P: 3	S: 6	P: 6	S: 7	P: 7	S: 3	P: 7	S: 4	P: 4	S: 4	P: 4	HR: 0	HBP: 0	CS: 0			
PITCHER	IP	WLS	BF	H	R	ER	SO	BB	IBB	HBP	BLK	WP	HR	S	P	ERA	WHIP					ERA	WHIP
Rick Honeycutt, L ERA: 2.66 (1, 1)	8.0	W	29	2	0	0	6	2	0	0	0	0	0	39	47	0.00	0.500						
Tom Niedenfuer, R ERA: 3.13 (9, 1)	1.0	S	4	2	0	0	0	0	0	0	0	0	0	4	4	0.00	2.000						

BOTTOM

Los Angeles Dodgers @ San Francisco Giants
Candlestick Park, San Francisco, CA

Sun Aug 17 1986, 6:33 AM EDT
Att. 49,496 - Unknown

livebaseballscores.com

AB	30
R	0
H	4
RBI	0
BB	2
SO	6
LOB	13



Batter	1	2	3	4	5	6	7	8	9	AB R H RBI BB SO LOB	TOP																
Gary Redus, R (1, 7) OBP: 0.340, SLG: 0.498	0-0 F2		0-0 SH5-3 BLK HR 1B		0-0 F8		0-0 1-3	0-0 2B		5 1 2 0 0 0 0	Philadelphia Phillies @ San Francisco Giants Candlestick Park, San Francisco, CA Tue Aug 19 1986, 10:05 PM EDT Att: 10,316 - Unknown																
Milt Thompson, L (1, 8) OBP: 0.269, SLG: 0.294	0-3 K		0-0 SH5-3 1-3		0-0 1-3		0-0 3-1 2B	0-3 K		4 0 1 0 0 2 1																	
Von Hayes, L (1, 3) OBP: 0.376, SLG: 0.439	0-3 K		0-3 K		0-0 F8		0-0 3-1 2-3	0-0 1B		5 0 1 0 0 2 2																	
Mike Schmidt, R (1, 5) OBP: 0.388, SLG: 0.552		0-0 1B SF8 1B	0-0 HR			0-3 K	4-0 IBB	0-3 K 1-2		4 2 2 2 1 2 1																	
Glenn Wilson, R (1, 9) OBP: 0.313, SLG: 0.404		0-0 1B 6-3 1B	0-0 F7			0-0 E BB 1B	0-0 1-3	0-3 K		5 1 2 0 0 1 3																	
Juan Samuel, R (1, 4) OBP: 0.304, SLG: 0.448		0-0 SF8		0-0 CS 1B		4-0 E BB 1-2		0-0 8-3 1B	4-0 IBB	2 0 2 1 2 0 0																	
Ronn Reynolds, R (1, 2) OBP: 0.310, SLG: 0.418		0-0 6-3 1-2		0-0 F8		0-3 K		0-0 8-3 1-2f	0-3 K	5 0 0 0 0 2 7																	
Steve Jeltz, S (1, 6) OBP: 0.338, SLG: 0.273		0-0 1B 2-H		0-0 1B 1-2		0-0 E5 1-2 2-3		4-0 HR BB		3 1 2 1 1 0 2																	
Charles Hudson, S (1, 1) OBP: 0.071, SLG: 0.049		0-3 K		0-0 5-3		0-0 4-3		0-0 HR		2 0 0 0 0 1 2																	
Greg Gross, L (6, PH) OBP: 0.370, SLG: 0.298										1 0 0 0 0 0 3																	
Kent Tekulve, R (6, 1)										0 0 0 0 0 0 0																	
Jeff Stone, L (8, PH) OBP: 0.319, SLG: 0.400										1 1 1 2 0 0 0																	
Steve Bedrosian, R (8, 1) OBP: 0.400, SLG: 0.250										0 0 0 0 0 0 0																	
Inning Stats	R: 0 E: 0 K: 2 S: 7	H: 0 LOB: 0 BB: 0 P: 7	R: 2 E: 0 K: 1 S: 8	H: 3 LOB: 1 BB: 0 P: 8	R: 2 E: 0 K: 1 S: 7	H: 2 LOB: 0 BB: 0 P: 7	R: 0 E: 0 K: 0 S: 4	H: 2 LOB: 1 BB: 0 P: 4	R: 0 E: 0 K: 0 S: 3	H: 0 LOB: 0 BB: 0 P: 3	R: 0 E: 1 K: 2 S: 9	H: 1 LOB: 3 BB: 1 P: 13	R: 0 E: 0 K: 0 S: 4	H: 1 LOB: 2 BB: 1 P: 8	R: 2 E: 0 K: 1 S: 7	H: 3 LOB: 1 BB: 1 P: 11	R: 0 E: 0 K: 3 S: 10	H: 1 LOB: 2 BB: 1 P: 14	1B: 9 2B: 3 3B: 0 HR: 2	SF: 1 SAC: 1 DP: 1 HBP: 0	WP: 0 PB: 0 SB: 1 CS: 1	PA: 43					
PITCHER	IP WLS BF H R ER SO BB IBB HBP BLK WP HR S P ERA WHIP																										
Kelly Downs, R (1, 1) ERA: 4.03	5.1		24	8	4	4	5	1	0	0	1	0	1	33	37	6.75	1.688										
Greg Minton, R (6, 1) ERA: 3.92	1.2		8	1	0	0	1	0	1	0	0	0	0	9	13	0.00	0.600										
Scott Garrelts, R (8, 1) ERA: 3.51	2.0	L	11	4	2	2	4	1	1	0	0	0	1	17	25	9.00	2.500										

livebaseballscorecards.com

AB	37
R	6
H	13
RBI	6
BB	4
SO	10
LOB	21



Batter	1	2	3	4	5	6	7	8	9	10	AB R H RBI BB SO LOB	TOP							
Gary Redus, R OBP: 0.333, SLG: 0.487 (1, 7) X	0-0 F8		0-3 K			0-3 K		0-0 F9		0-3 K	5 0 0 0 0 3 4	Philadelphia Phillies @ San Francisco Giants Candlestick Park, San Francisco, CA Wed Aug 20 1986, 6:33 AM EDT Att. 10,723 - Unknown							
Milt Thompson, L OBP: 0.269, SLG: 0.290 (1, 8) B B B	4-0 1B BB		0-0 1-3			0-0 F6			0-0 B3		3 0 0 0 1 0 0								
Von Hayes, L OBP: 0.377, SLG: 0.440 (1, 3) X	0-0 G6-4-3 1B			0-0 G3			0-0 G6-4-3 1B		0-0 L4		4 0 2 0 0 0 0								
Mike Schmidt, R OBP: 0.384, SLG: 0.546 (1, 5) X	0-0 G6-4-3 1-2f			0-0 F4			0-0 L8		0-0 6-3		4 0 0 0 0 0 3								
Glenn Wilson, R OBP: 0.310, SLG: 0.400 (1, 9) X		0-0 6-3		0-0 4-3			0-0 G6-4-3 1-2f			0-0 6-3	4 0 0 0 0 0 1								
Juan Samuel, R OBP: 0.306, SLG: 0.456 (1, 4) S S S		0-3 K			0-0 F8			0-0 1B 6-3 1B		0-0 HR	4 1 2 1 0 1 0								
Ronn Reynolds, R OBP: 0.306, SLG: 0.407 (1, 2) X		0-0 1B			0-0 L9			0-0 6-3 1-2		0-0 6-3	4 0 1 0 0 0 1								
Steve Jeltz, S OBP: 0.339, SLG: 0.276 (1, 6) X		0-0 F6			0-0 6-3			0-0 1B 1B		0-0 1B 1B	4 0 2 0 0 0 1								
Don Carman, L (1, 1) X			0-0 5-3			0-3 K		0-0 FC3-2-5 1B		0-0 1B	3 0 0 0 0 1 2								
Jeff Stone, L OBP: 0.322, SLG: 0.403 (10, PH)								0-0 1-2 3-H		0-0 1-2 1B	1 0 1 0 0 0 0								
Steve Bedrosian, R OBP: 0.400, SLG: 0.250 (10, 1) X										0 0 0 0 0 0 0									
Inning Stats	R: 0 H: 1 E: 0 K: 0 S: 3	H: 1 LOB: 1 BB: 1 P: 7	R: 0 H: 1 E: 0 K: 1 S: 6	H: 1 LOB: 1 BB: 0 P: 6	R: 0 H: 0 E: 0 K: 1 S: 5	H: 0 LOB: 0 BB: 0 P: 5	R: 0 H: 0 E: 0 K: 0 S: 3	H: 0 LOB: 0 BB: 0 P: 3	R: 0 H: 1 E: 0 K: 0 S: 3	H: 1 LOB: 0 BB: 0 P: 3	R: 0 H: 2 E: 0 K: 0 S: 5	H: 2 LOB: 2 BB: 0 P: 5	R: 0 H: 0 E: 0 K: 0 S: 3	H: 0 LOB: 0 BB: 0 P: 3	R: 1 H: 3 E: 0 K: 1 S: 8	H: 3 LOB: 2 BB: 0 P: 8	1B: 7 2B: 0 3B: 0 HR: 1	SF: 0 SAC: 0 DP: 2 HBP: 0	WP: 0 PA: 37
PITCHER Mike Krukow, R ERA: 3.23 (1, 1)	IP 10.0 WLS L BF 37 H 8 R 1 ER 1 SO 5 BB 1 IBB 0 HBP 0 BLK 0 WP 0 HR 1 S 46 P 50 ERA 0.90 WHIP 0.900																		

livebaseballscorecards.com

AB	36
R	1
H	8
RBI	1
BB	1
SO	5
LOB	12



Batter	1	2	3	4	5	6	7	8	9	10
Dan Gladden, R (1, 8) OBP: 0.367, SLG: 0.379	0-3 K			0-3 K			0-0 F3		4-0 IBB	
Robby Thompson, R (1, 4) OBP: 0.315, SLG: 0.357	0-3 K			0-0 6-3			0-0 4-3		0-0 F3	
Joel Youngblood, R (9, PH) OBP: 0.304, SLG: 0.386	0-3 K									
Luis Quinones, S (10, 4) OBP: 0.266, SLG: 0.361	0-3 K									
Chili Davis, S (1, 9) OBP: 0.359, SLG: 0.409	0-0 5-3			0-0 F3			0-3 K			0-0 F7
Will Clark, L (1, 3) OBP: 0.343, SLG: 0.471			0-0 F7			0-0 3-1		0-0 F4		0-0 F5
Chris Brown, R (1, 5) OBP: 0.393, SLG: 0.444			0-3 K			0-0 F9		0-0 6-3		0-3 K
Candy Maldonado, R (1, 7) OBP: 0.296, SLG: 0.485			0-0 L7			0-0 F9		0-3 K		
Bob Brenly, R (1, 2) OBP: 0.359, SLG: 0.379				0-0 6-3			0-0 F3		0-0 FC5-6 2B	
Jose Uribe, S (1, 6) OBP: 0.299, SLG: 0.286				0-3 K			0-0 F9		0-0 FC5-6 SH1-4 2-3	
Mike Krukow, R (1, 1) OBP: 0.200, SLG: 0.190				0-3 K			0-3 K		0-0 SH1-4 1-2	

AB R H RBI BB SO LOB

3 0 0 0 1 2 0
3 0 0 0 0 1 0
1 0 0 0 0 0 2
0 0 0 0 0 0 0

4 0 0 0 0 1 0

4 0 0 0 0 0 0

4 0 0 0 0 2 0

3 0 0 0 0 1 0

3 0 1 0 0 0 0

3 0 0 0 0 1 1

2 0 0 0 0 2 0

BOTTOM

Philadelphia Phillies @ San Francisco Giants
Candlestick Park, San Francisco, CA
Wed Aug 20 1986 6:33 AM EDT
Att: 10,723 - Unknown

livebaseballscorecards.com

AB	30
R	0
H	1
RBI	0
BB	1
SO	10
LOB	3



Inning Stats	R: 0	H: 0	E: 0	K: 2	S: 7	H: 0	LOB: 0	BB: 1	P: 7	R: 0	H: 0	E: 0	K: 1	S: 5	R: 0	H: 0	E: 0	K: 2	S: 7	R: 0	H: 0	E: 0	K: 1	S: 5	R: 0	H: 0	E: 0	K: 0	S: 3	R: 0	H: 0	E: 0	K: 1	S: 5	R: 0	H: 0	E: 0	K: 1	S: 5	R: 0	H: 0	E: 0	K: 1	S: 5	R: 0	H: 1	E: 0	K: 0	S: 4	R: 0	H: 0	E: 0	K: 1	S: 5	1B: 0	2B: 1	3B: 0	HR: 0	SF: 0	SAC: 1	DP: 0	HBP: 0	WP: 0	PA: 32
--------------	------	------	------	------	------	------	--------	-------	------	------	------	------	------	------	------	------	------	------	------	------	------	------	------	------	------	------	------	------	------	------	------	------	------	------	------	------	------	------	------	------	------	------	------	------	------	------	------	------	------	------	------	------	------	------	-------	-------	-------	-------	-------	--------	-------	--------	-------	--------

PITCHER	IP	WLS	BF	H	R	ER	SO	BB	IBB	HBP	BLK	WP	HR	S	P	ERA	WHIP
Don Carman, L (1, 1) ERA: 3.59	9.0	W	29	1	0	0	9	0	1	0	0	0	0	46	50	0.00	0.111
Steve Bedrosian, R (10, 1) ERA: 2.98	1.0	S	3	0	0	0	1	0	0	0	0	0	0	5	5	0.00	0.000

PITCHER	IP	WLS	BF	H	R	ER	SO	BB	IBB	HBP	BLK	WP	HR	S	P	ERA	WHIP
---------	----	-----	----	---	---	----	----	----	-----	-----	-----	----	----	---	---	-----	------

Batter	1	2	3	4	5	6	7	8	9	AB R H RBI BB SO LOB	TOP																
Gary Redus, R (1, 7) OBP: 0.335, SLG: 0.483	0-0 2B 1B	0-0 6-3			0-0 6-3		4-0 1B IBB		0-3 K	4 1 1 0 1 1 1																	
Milt Thompson, L (1, 8) OBP: 0.274, SLG: 0.299 Mike Schmidt, R (9, PH) OBP: 0.384, SLG: 0.545	0-0 1B 1-3 1B	0-0 L7			0-0 6-3		0-0 1-2 2-H 1B		0-3 K	4 1 2 0 0 0 0 1 0 0 0 0 1 1																	
Von Hayes, L (1, 3) OBP: 0.376, SLG: 0.438	0-0 FC6-4 2-3 3-H 1B				0-0 4-3			0-0 F8		4 1 1 1 0 0 0																	
Glenn Wilson, R (1, 9) OBP: 0.312, SLG: 0.401	0-0 1-2 3-H 1B				0-0 4-3		0-3 K	0-0 WP 1B		4 1 2 1 0 1 0																	
Juan Samuel, R (1, 4) OBP: 0.303, SLG: 0.452	0-0 FC6-4 E S 1-2f 2-3 HR				0-0 F9		0-0 6-3	0-3 K	1-2	4 1 0 0 0 1 3																	
Rick Schu, R (1, 5) OBP: 0.338, SLG: 0.457	0-0 1-H 3-H HR				0-0 3-1		0-0 5-3	0-0 2-H 1B		4 1 2 3 0 0 0																	
Ronn Reynolds, R (1, 2) OBP: 0.288, SLG: 0.381	0-0 F9				0-0 6-3		0-0 F4	0-3 K		4 0 0 0 0 1 1																	
Steve Jeltz, S (1, 6) OBP: 0.339, SLG: 0.276 Greg Gross, L (9, PH) OBP: 0.376, SLG: 0.306	0-3 K				0-0 1B		0-0 F8		0-0 1B	3 0 1 0 0 1 0 1 0 1 0 0 0 0																	
Kevin Gross, R (1, 1) OBP: 0.177, SLG: 0.279 Kent Tekulve, R (8, 1) Ron Roenicke, S (9, PH) OBP: 0.382, SLG: 0.388		0-0 6-3			0-0 F6		0-0 1B 2B	0-3 K		3 0 1 0 0 0 1 0 0 0 0 0 0 0 1 0 0 0 0 1 1																	
Inning Stats	R: 5 E: 0 K: 1 S: 10	H: 5 LOB: 0 BB: 0 P: 10	R: 0 E: 0 K: 0 S: 3	H: 0 LOB: 0 BB: 0 P: 3	R: 0 E: 0 K: 0 S: 3	H: 0 LOB: 0 BB: 0 P: 3	R: 0 E: 0 K: 0 S: 4	H: 1 LOB: 1 BB: 0 P: 4	R: 0 E: 0 K: 0 S: 3	H: 0 LOB: 0 BB: 0 P: 3	R: 0 E: 0 K: 1 S: 5	H: 0 LOB: 0 BB: 0 P: 5	R: 0 E: 0 K: 0 S: 4	H: 2 LOB: 2 BB: 1 P: 8	R: 1 E: 0 K: 2 S: 9	H: 2 LOB: 1 BB: 0 P: 9	R: 0 E: 0 K: 3 S: 10	H: 1 LOB: 1 BB: 0 P: 10	1B: 8 2B: 2 3B: 0 HR: 1	SF: 0 SAC: 0 DP: 0 HBP: 0	WP: 1 PB: 0 SB: 1 CS: 0	PA: 38					
PITCHER	IP	WLS	BF	H	R	ER	SO	BB	IBB	HBP	BLK	WP	HR	S	P	ERA	WHIP										
Jeff Robinson, R (1, 1) ERA: 4.0	4.0		18	6	5	5	1	0	0	0	0	0	1	20	20	11.25	1.500										
Frank Williams, R (5, 1) ERA: 1.39	2.0		6	0	0	0	1	0	0	0	0	0	0	8	8	0.00	0.000										
Mark Davis, L (7, 1) ERA: 2.82	2.0	W	10	4	1	1	2	0	1	0	0	1	0	13	17	4.50	2.000										
Scott Garrelts, R (9, 1) ERA: 3.48	1.0	S	4	1	0	0	3	0	0	0	0	0	0	10	10	0.00	1.000										

Philadelphia Phillies @ San Francisco Giants
Candlestick Park, San Francisco, CA

Thu Aug 21 1986, 6:33 AM EDT
Att. 7,959 - Unknown

livebaseballscorecards.com

AB	37
R	6
H	11
RBI	5
BB	1
SO	7
LOB	8



Batter	1	2	3	4	5	6	7	8	9
Dan Gladden, R OBP: 0.374, SLG: 0.377 (1, 8)	4-0 BB S BB		4-0 BB 6-3 2B	0-0 F9			4-0 BB FC6-4 BB	4-0 BB 1B 2B BB	
Luis Quinones, S OBP: 0.261, SLG: 0.348 (1, 4) (7, 6)	0-0 F4		0-0 6-3 1-2		0-0 G3		0-3 K	0-0 2B 1B	
Candy Maldonado, R OBP: 0.298, SLG: 0.485 Scott Garrelts, R OBP: 0.179, SLG: 0.184 (1, 9) (9, 1)	4-0 1-2 BB		0-3 K		0-0 F7		0-0 F6	0-0 2B	
Will Clark, L OBP: 0.344, SLG: 0.471 (1, 3)	0-0 F7		0-0 E 2B		0-0 F8		0-0 FC6-4 1-2f	4-0 IBB	
Chris Brown, R OBP: 0.393, SLG: 0.442 (1, 5)	0-0 G3		1-0 E HBP			0-0 L9		1B BB 1B K	
Mike Aldrete, L OBP: 0.333, SLG: 0.385 (1, 7)		0-0 F2	0-0 E4 1-2 2-3			0-0 1B 2B		4-0 BB 1B 1B BB	
Bob Melvin, R OBP: 0.270, SLG: 0.338 (1, 2)		0-0 6-3	0-3 K			0-0 F4		0-3 K	
Jose Uribe, S OBP: 0.300, SLG: 0.287 Harry Spilman, L OBP: 0.315, SLG: 0.452 (6, PH) Mark Davis, L OBP: 0.143, SLG: 0.286 Chili Davis, S OBP: 0.358, SLG: 0.408 (7, 1) (8, PH) (9, 9)		0-0 E6 1B		0-3 K		0-0 2H 1B		0-3 K	
Jeff Robinson, R OBP: 0.091, SLG: 0.100 Randy Kutcher, R OBP: 0.269, SLG: 0.432 (4, PH) Frank Williams, R OBP: 0.500, SLG: 0.500 Robby Thompson, R OBP: 0.315, SLG: 0.357 (5, 1) (6, PH) (7, 4)		0-0 6-3		0-0 6-3		0-0 F3		0-0 1B 1B	

Inning Stats	R: 0	H: 0	E: 0	K: 0	S: 3	LOB: 2	BB: 2	P: 11
	R: 0	H: 1	E: 1	K: 0	S: 4	LOB: 1	BB: 0	P: 4
	R: 1	H: 1	E: 1	K: 2	S: 9	LOB: 3	BB: 1	P: 14
	R: 0	H: 0	E: 0	K: 1	S: 5	LOB: 0	BB: 0	P: 5
	R: 0	H: 0	E: 0	K: 0	S: 3	LOB: 0	BB: 0	P: 3
	R: 1	H: 2	E: 0	K: 0	S: 5	LOB: 1	BB: 0	P: 5
	R: 0	H: 0	E: 0	K: 1	S: 5	LOB: 1	BB: 1	P: 9
	R: 5	H: 4	E: 0	K: 3	S: 13	LOB: 2	BB: 3	P: 25

PITCHER	IP	WLS	BF	H	R	ER	SO	BB	IBB	HBP	BLK	WP	HR	S	P	ERA	WHIP
Kevin Gross, R ERA: 3.93 (1, 1)	7.2		36	6	5	5	6	5	0	1	0	0	0	42	63	5.87	1.435
Kent Tekulve, R ERA: 2.77 (8, 1)	0.1	L	5	2	2	2	1	1	1	0	0	0	0	5	13	54.00	9.000

BOTTOM

Philadelphia Phillies @ San Francisco Giants
Candlestick Park, San Francisco, CA

Thu Aug 21 1986, 6:33 AM EDT
Att. 7,959 - Unknown

AB	R	H	RBI	BB	SO	LOB
1	2	0	1	4	0	0
5	1	1	2	0	1	3
4	0	1	2	1	1	2
0	0	0	0	0	0	0
4	0	1	1	1	0	3
4	1	1	0	0	1	4
3	2	1	0	1	0	2
4	0	0	0	0	2	6
2	0	1	0	0	1	0
1	0	1	1	0	0	0
0	0	0	0	0	0	0
1	0	0	0	0	1	2
1	0	0	0	0	0	1
1	0	0	0	0	0	0
0	0	0	0	0	0	0
2	1	1	0	0	0	1

AB	33
R	7
H	8
RBI	7
BB	7
SO	7
LOB	24

WP: 0 PA: 41
PB: 0
SB: 1
CS: 0



1B	2B	3B	HR	SF	SAC	DP	HBP
5	3	0	0	0	0	0	1

Batter	1	2	3	4	5	6	7	8	9	AB R H RBI BB SO LOB	TOP		
Mookie Wilson, S (1, 8) OBP: 0.362, SLG: 0.460	4-0 BB CS		0-0 F8	0-0 1B 2-H 3-H		0-0 1-3		0-0 F8		4 0 1 2 1 0 1			
Tim Teufel, R (1, 4) OBP: 0.325, SLG: 0.371	0-0 BB 1B 1-2		4-0 BB		0-0 F4	0-0 E6 BB		0-0 2B		4 0 2 0 1 0 0 0 0 0 0 0 0 0			
Roger McDowell, R (9, 1) OBP: 0.375, SLG: 0.333													
Keith Hernandez, L (1, 3) OBP: 0.400, SLG: 0.438	0-0 BB 1B 1-2		0-0 F4		4-0 BB 1B	4-0 BB IBB		4-0 IBB		2 1 1 0 3 0 1			
Kevin Mitchell, R (1, 7) OBP: 0.360, SLG: 0.506	0-3 K		0-3 K		0-0 F9	4-0 BB 1-2 2-3		0-3 K		4 0 0 0 1 3 6			
Darryl Strawberry, L (1, 9) OBP: 0.366, SLG: 0.507	4-0 FC4 BB 1-2 2-3			0-0 HR	0-0 1B 1-3	0-0 1B 3-1			0-3 K	4 1 2 1 1 1 3			
Ray Knight, R (1, 5) OBP: 0.355, SLG: 0.430	0-0 FC4 1-2f			0-0 SH1-4 1B	0-0 1B 1-3 3-H		4-0 BB G5-4-3		0-0 F9	4 1 2 1 1 0 3			
Ed Hearn, R (1, 2) OBP: 0.337, SLG: 0.430		0-0 5-3		0-0 F9	0-0 6-3		0-0 F2		0-0 F8	5 0 0 0 0 0 4			
Rafael Santana, R (1, 6) OBP: 0.272, SLG: 0.230		0-0 F7		0-0 SH1-4 1B		1-0 SH3 E HBP		0-0 G5-4-3		3 2 1 0 0 0 1			
Dwight Gooden, R (1, 1) OBP: 0.111, SLG: 0.115		0-0 F3		0-0 SH1-4					0-0 F3	2 0 0 0 0 0 0 0 0 0 0 0 0 0			
Wally Backman, S (9, 4) OBP: 0.381, SLG: 0.390				1-2 2-3									
Inning Stats	R: 0 H: 2 E: 0 LOB: 3 K: 1 BB: 2 S: 6 P: 14	R: 0 H: 0 E: 0 LOB: 0 K: 0 BB: 0 S: 3 P: 3	R: 0 H: 0 E: 0 LOB: 1 K: 1 BB: 1 S: 5 P: 9	R: 3 H: 4 E: 0 LOB: 1 K: 0 BB: 0 S: 6 P: 6	R: 1 H: 2 E: 0 LOB: 2 K: 0 BB: 1 S: 5 P: 9	R: 1 H: 0 E: 1 LOB: 3 K: 0 BB: 2 S: 4 P: 13	R: 0 H: 0 E: 0 LOB: 0 K: 0 BB: 1 S: 2 P: 6	R: 0 H: 1 E: 0 LOB: 2 K: 1 BB: 1 S: 6 P: 10	R: 0 H: 0 E: 0 LOB: 0 K: 1 BB: 0 S: 5 P: 5	1B: 7 SF: 0 2B: 1 SAC: 2 3B: 0 DP: 1 HR: 1 HBP: 1	WP: 0 PA: 43 PB: 0 SB: 0 CS: 1		
PITCHER	IP WLS BF H R ER SO BB IBB HBP BLK WP HR S P ERA WHIP											PITCHER	IP WLS BF H R ER SO BB IBB HBP BLK WP HR S P ERA WHIP
Vida Blue, L (1, 1) ERA: 3.2	4.2 L 24 8 4 4 2 4 0 0 0 0 0 1 24 40 7.71 2.571												
Greg Minton, R (5, 1) ERA: 3.84	1.1 8 0 1 0 0 1 1 1 0 0 0 0 5 14 0.00 0.750												
Juan Berenguer, R (7, 1) ERA: 2.74	3.0 11 1 0 0 2 1 1 0 0 0 0 0 13 21 0.00 0.667												

New York Mets @ San Francisco Giants
 Candlestick Park, San Francisco, CA
 Fri Aug 22 1986, 10:05 PM EDT
 Att: 30,679 - Unknown

livebaseballscorecards.com

AB 32
R 5
H 9
RBI 4
BB 8
SO 4
LOB 19



Batter	1	2	3	4	5	6	7	8	9	AB	R	H	RBI	BB	SO	LOB
--------	---	---	---	---	---	---	---	---	---	----	---	---	-----	----	----	-----

Dan Gladden, R OBP: 0.371, SLG: 0.374 (1, 8)	0-0 1B S	0-0 F3		0-0 F8		0-3 K			0-3 K	5	0	1	0	0	2	3
Robby Thompson, R OBP: 0.318, SLG: 0.357 (1, 4)	4-0 1B BB		0-0 SH FC6-5 1B		4-0 BLK BB		0-0 F8		0-0 F8	3	1	1	0	2	0	1
Chili Davis, S OBP: 0.361, SLG: 0.410 (1, 9)	0-0 1B 1-3 2-H		0-0 FC6-5 SH 1B		0-3 K		0-0 3-1		0-0 1B 1B	5	0	3	0	0	1	1
Will Clark, L OBP: 0.346, SLG: 0.475 (1, 3)	0-3 K		0-0 SH BB FC6-5		0-0 F6		0-0 2B		0-0 1B 1-3 2-H	4	0	2	1	0	1	2
Chris Brown, R OBP: 0.388, SLG: 0.436 (1, 5)	0-0 F8		0-0 FC6-5 BB		0-0 F9		0-0 6-3		0-0 F8	5	0	0	1	0	0	7
Candy Maldonado, R OBP: 0.297, SLG: 0.479 (1, 7)		0-0 F6	4-0 BB 1-2 2-3		0-0 6-3		0-3 K		0-3 K	3	0	0	0	1	1	0
Bob Brenly, R OBP: 0.360, SLG: 0.384 (1, 2)		0-0 FC3-5 BB 1B	0-0 F9		0-0 6-3 WP 2B		0-3 K		0-3 K	4	1	2	0	0	1	3
Jose Uribe, S OBP: 0.299, SLG: 0.285 (1, 6)		4-0 FC3-5 BB	0-0 1-3		0-0 6-3		0-0 F2		0-0 F2	3	0	0	0	1	0	4
Vida Blue, S OBP: 0.176, SLG: 0.167 (1, 1)		0-0 FC3-5		0-3 K		0-0 4-3		0-0 1B 1B	2	0	0	0	0	0	1	2
Greg Minton, S (5, 1)										0	0	0	0	0	0	0
Mike Aldrete, L OBP: 0.331, SLG: 0.382 (6, PH)										1	0	0	0	0	0	0
Juan Berenguer, R OBP: 0.167, SLG: 0.167 (7, 1)										0	0	0	0	0	0	0
Harry Spilman, L OBP: 0.320, SLG: 0.457 (9, PH)										1	1	1	0	0	0	0

Inning Stats	R: 0	H: 2	E: 0	K: 1	S: 6	R: 0	H: 1	E: 0	K: 0	S: 4	R: 1	H: 2	E: 0	K: 0	S: 6	R: 0	H: 0	E: 0	K: 0	S: 3	R: 1	H: 1	E: 0	K: 1	S: 6	R: 0	H: 1	E: 0	K: 0	S: 4	R: 0	H: 0	E: 0	K: 2	S: 7	R: 0	H: 3	E: 0	K: 1	S: 8	R: 0	H: 0	E: 0	K: 2	S: 7	R: 1	H: 3	E: 0	K: 1	S: 8	1B: 8	SF: 0	3B: 0	HR: 0	WP: 1	PA: 41
--------------	------	------	------	------	------	------	------	------	------	------	------	------	------	------	------	------	------	------	------	------	------	------	------	------	------	------	------	------	------	------	------	------	------	------	------	------	------	------	------	------	------	------	------	------	------	------	------	------	------	------	-------	-------	-------	-------	-------	--------

PITCHER	IP	WLS	BF	H	R	ER	SO	BB	IBB	HBP	BLK	WP	HR	S	P	ERA	WHIP
Dwight Gooden, R ERA: 3.02 (1, 1)	8.2	W	40	10	3	3	7	4	0	0	1	1	0	50	66	3.12	1.615
Roger McDowell, R ERA: 2.34 (9, 1)	0.1	S	1	0	0	0	0	0	0	0	0	0	0	1	1	0.00	0.000

BOTTOM

New York Mets @ San Francisco Giants
Candlestick Park, San Francisco, CA

Fri Aug 22 1986, 10:05 PM EDT
Att. 30,679 - Unknown

livebaseballscores.com

AB	36
R	3
H	10
RBI	2
BB	4
SO	7
LOB	23



Batter	1	2	3	4	5	6	7	8	9	AB R H RBI BB SO LOB	TOP		
Lenny Dykstra, L (1, 8) OBP: 0.380, SLG: 0.467	0-3 K		0-0 F8		4-0 WP 1B 1B BB		0-0 F8			3 1 0 0 1 1 0			
Wally Backman, S (1, 4) OBP: 0.386, SLG: 0.393	4-0 1B BB		0-0 1B		0-0 1B WP 1B			0-0 6-3		3 1 2 0 1 0 0			
Keith Hernandez, L (1, 3) OBP: 0.401, SLG: 0.439	0-0 1B FC4		0-0 G3		0-0 1B			0-0 F8		4 0 2 2 0 0 1			
Darryl Strawberry, L (1, 9) OBP: 0.365, SLG: 0.504	0-3 K			0-0 G3	0-3 K			0-0 1B CS		4 0 1 0 0 2 3			
Mookie Wilson, S (1, 7) OBP: 0.357, SLG: 0.454	0-0 FC4			0-0 3-1		0-0 4-3		0-0 CS	0-0 F6	4 0 0 0 0 0 2			
Ray Knight, R (1, 5) OBP: 0.354, SLG: 0.428		0-3 K		0-0 L7		0-0 6-3			0-0 G6-4-3 1B	4 0 1 0 0 1 0			
John Gibbons, R (1, 2) OBP: 0.375, SLG: 0.429		0-0 6-3			0-0 FC6-4 1B	0-3 K			0-0 G6-4-3	4 0 1 0 0 1 1			
Rafael Santana, R (1, 6) OBP: 0.270, SLG: 0.228		0-0 F3			0-0 FC6-4 1B SH2-4 WP		0-0 F8			3 1 0 0 0 0 1			
Bob Ojeda, L (1, 1) OBP: 0.105, SLG: 0.105			0-3 K				0-3 K			2 0 0 0 0 2 0			
Roger McDowell, R (9, 1) OBP: 0.375, SLG: 0.333					0-0 SH2-4					0 0 0 0 0 0 0			
Inning Stats	R: 0 H: 1 E: 0 LOB: 2 K: 2 BB: 1 S: 8 P: 12	R: 0 H: 0 E: 0 LOB: 0 K: 1 BB: 0 S: 5 P: 5	R: 0 H: 1 E: 0 LOB: 1 K: 1 BB: 0 S: 6 P: 6	R: 0 H: 0 E: 0 LOB: 0 K: 0 BB: 0 S: 3 P: 3	R: 3 H: 3 E: 0 LOB: 1 K: 1 BB: 1 S: 8 P: 12	R: 0 H: 0 E: 0 LOB: 0 K: 1 BB: 0 S: 5 P: 5	R: 0 H: 0 E: 0 LOB: 0 K: 1 BB: 0 S: 5 P: 5	R: 0 H: 1 E: 0 LOB: 0 K: 0 BB: 0 S: 3 P: 3	R: 0 H: 1 E: 0 LOB: 0 K: 0 BB: 0 S: 3 P: 3	1B: 7 SF: 0 2B: 0 SAC: 1 3B: 0 DP: 1 HR: 0 HBP: 0	WP: 1 PA: 35 PB: 0 SB: 0 CS: 1		
PITCHER	IP WLS BF H R ER SO BB IBB HBP BLK WP HR S P ERA WHIP											PITCHER	IP WLS BF H R ER SO BB IBB HBP BLK WP HR S P ERA WHIP
Kelly Downs, R (1, 1) ERA: 4.28	4.2 L 21 5 3 3 4 2 0 0 0 1 0 27 35 5.79 1.500												
Mark Davis, L (5, 1) ERA: 2.81	0.1 1 0 0 0 1 0 0 0 0 0 0 3 3 0.00 0.000												
Frank Williams, R (6, 1) ERA: 1.27	3.0 9 1 0 0 2 0 0 0 0 0 0 13 13 0.00 0.333												
Greg Minton, R (9, 1) ERA: 3.77	1.0 3 1 0 0 0 0 0 0 0 0 0 3 3 0.00 1.000												

New York Mets @ San Francisco Giants
 Candlestick Park, San Francisco, CA
 Sat Aug 23 1986, 6:33 AM EDT
 Att: 31,033 - Unknown

livebaseballscorecards.com

AB 31
R 3
H 7
RBI 2
BB 2
SO 7
LOB 8



Batter	1	2	3	4	5	6	7	8	9	AB R H RBI BB SO LOB
Dan Gladden, R (1, 8) OBP: 0.376, SLG: 0.379	0-0 1B		0-3 K			0-0 SH1-3 1B		0-0 1B		4 0 3 0 0 1 0
Robby Thompson, R (1, 4) OBP: 0.319, SLG: 0.357	0-0 F4			0-0 6-3		0-0 SH1-3 2-3		0-0 1B		3 0 1 1 0 0 1
Chili Davis, S (1, 9) OBP: 0.358, SLG: 0.406	0-3 K		0-3 K		0-3 K	0-3 K		0-0 F4		4 0 0 0 0 3 4
Will Clark, L (1, 3) OBP: 0.345, SLG: 0.470	0-0 4-3			4-0 1B E BB		0-0 3-1		0-0 F7		3 1 0 0 1 0 4
Chris Brown, R (1, 5) OBP: 0.387, SLG: 0.434		0-0 4-3		0-0 1-2 E7 1B		0-0 F9		0-0 6-3		4 0 1 0 0 0 0
Candy Maldonado, R (1, 7) OBP: 0.293, SLG: 0.472		0-0 F8		0-0 E7		0-0 G3		0-0 G3		4 0 0 0 0 0 1
Bob Brenly, R (1, 2) OBP: 0.358, SLG: 0.380 Harry Spilman, L (9, PH) OBP: 0.317, SLG: 0.453		0-3 K		0-0 1-3		0-3 K		0-0 4-3		3 0 0 0 0 2 0 1 0 0 0 0 0 0
Jose Uribe, S (1, 6) OBP: 0.302, SLG: 0.284			0-3 K		4-0 BB BB		4-0 1B BB			1 1 0 0 2 1 0
Kelly Downs, R (1, 1) OBP: 0.280, SLG: 0.200 Mark Davis, L (5, 1) OBP: 0.143, SLG: 0.286 Joel Youngblood, R (5, PH) OBP: 0.302, SLG: 0.383 Frank Williams, R (8, 1) OBP: 0.500, SLG: 0.500 Randy Kutcher, R (8, PH) OBP: 0.286, SLG: 0.430 Greg Minton, S (9, 1)			0-3 K		0-0 G6-4-3 BB		0-0 G6-4-3 1-2f	0-3 K		1 0 0 0 0 1 0 0 0 0 0 0 0 0 1 0 0 0 0 0 1 0 0 0 0 0 0 0 1 0 0 0 0 1 1 0 0 0 0 0 0 0

Inning Stats	R: 0	H: 1	E: 0	LOB: 1	K: 1	P: 6	S: 6	R: 0	H: 0	E: 0	LOB: 0	K: 1	P: 6	S: 5	R: 0	H: 0	E: 0	LOB: 0	K: 3	P: 9	S: 9	R: 1	H: 1	E: 1	LOB: 1	K: 1	P: 10	S: 6	R: 0	H: 0	E: 0	LOB: 0	K: 0	P: 6	S: 2	R: 0	H: 1	E: 1	LOB: 1	K: 1	P: 6	S: 6	R: 0	H: 0	E: 0	LOB: 0	K: 1	P: 5	S: 5	R: 1	H: 2	E: 0	LOB: 2	K: 1	P: 11	S: 7	R: 0	H: 0	E: 0	LOB: 0	K: 0	P: 5	S: 3	R: 0	H: 0	E: 0	LOB: 0	K: 0	P: 3	S: 3	1B: 5	2B: 0	3B: 0	HR: 0	SF: 0	SAC: 1	DP: 1	HBP: 0	WP: 0	PB: 0	SB: 1	CS: 0	PA: 34
--------------	------	------	------	--------	------	------	------	------	------	------	--------	------	------	------	------	------	------	--------	------	------	------	------	------	------	--------	------	-------	------	------	------	------	--------	------	------	------	------	------	------	--------	------	------	------	------	------	------	--------	------	------	------	------	------	------	--------	------	-------	------	------	------	------	--------	------	------	------	------	------	------	--------	------	------	------	-------	-------	-------	-------	-------	--------	-------	--------	-------	-------	-------	-------	--------

PITCHER	IP	WLS	BF	H	R	ER	SO	BB	IBB	HBP	BLK	WP	HR	S	P	ERA	WHIP
Bob Ojeda, L (1, 1) ERA: 2.81	8.0	W	31	5	2	1	9	3	0	0	0	0	0	46	58	1.12	1.000
Roger McDowell, R (9, 1) ERA: 2.31	1.0	S	3	0	0	0	0	0	0	0	0	0	0	3	3	0.00	0.000


BOTTOM

New York Mets @ San Francisco Giants
Candlestick Park, San Francisco, CA

Sat Aug 23 1986, 6:33 AM EDT
Att. 31,033 - Unknown

livebaseballscorecards.com

AB	30
R	2
H	5
RBI	1
BB	3
SO	9
LOB	12



Batter	1	2	3	4	5	6	7	8	9	AB R H RBI BB SO LOB	TOP
Lenny Dykstra, L OBP: 0.376, SLG: 0.462 (1, 8) X	0-0 F8 ①		0-3 K ③			X 0-0 F8 ①		X 0-0 F8 ③		4 0 0 0 0 1 1	New York Mets @ San Francisco Giants Candlestick Park, San Francisco, CA Sun Aug 24 1986, 6:33 AM EDT Att: 31,606 - Unknown livebaseballscorecards.com
Wally Backman, S OBP: 0.381, SLG: 0.388 (1, 4) X	0-0 B1-3 ②			X 0-0 G3 ①		X 0-0 4-3 ②		X 0-0 3-1 ①	4 0 0 0 0 0 0		
Keith Hernandez, L OBP: 0.402, SLG: 0.440 (1, 3) B B B	4-0 BB			X 0-0 1B 2B		X 0-0 G3 ③		X 0-0 4-3 ②	3 1 1 0 1 0 0		
Danny Heep, L OBP: 0.385, SLG: 0.429 (1, 9) X	0-0 1-3 ③			X 0-0 F9 1B		X 0-0 G3 ①		X 0-0 4-3 ③	4 0 1 1 0 0 1		
Lee Mazzilli, S OBP: 0.382, SLG: 0.342 (1, 7) X		X 0-0 L4 ①		X 0-0 F9 ②		X 0-0 G1-6-3 1B			3 0 1 0 0 0 1		
Ray Knight, R OBP: 0.352, SLG: 0.424 (1, 5) X		X 0-0 5-3 ②		X 0-0 F8 ③		X 0-0 G1-6-3 ③			3 0 0 0 0 0 2		
Ed Hearn, R OBP: 0.327, SLG: 0.417 (1, 2) X		X 0-0 1-3 ③			S 0-3 K ①				3 0 0 0 0 2 0		
Rafael Santana, R OBP: 0.271, SLG: 0.229 (1, 6) X			X 0-0 L1 ①		X 0-0 1-3 ②				3 0 1 0 0 0 0		
Rick Aguilera, R OBP: 0.238, SLG: 0.333 (1, 1) X			S 0-3 K ②		X 0-0 F9 ③				2 0 0 0 0 1 0		
Doug Sisk, R (7, 1) X									0 0 0 0 0 0 0		
Howard Johnson, S OBP: 0.335, SLG: 0.458 (7, 5) X									1 0 0 0 0 1 1		
Inning Stats	R: 0 H: 0 E: 0 LOB: 1 K: 0 BB: 1 S: 3 P: 7	R: 0 H: 0 E: 0 LOB: 0 K: 0 BB: 0 S: 3 P: 3	R: 0 H: 0 E: 0 LOB: 0 K: 2 BB: 0 S: 7 P: 7	R: 1 H: 2 E: 0 LOB: 1 K: 0 BB: 0 S: 5 P: 5	R: 0 H: 0 E: 0 LOB: 0 K: 1 BB: 0 S: 5 P: 5	R: 0 H: 0 E: 0 LOB: 0 K: 0 BB: 0 S: 3 P: 3	R: 0 H: 1 E: 0 LOB: 0 K: 0 BB: 0 S: 3 P: 3	R: 0 H: 1 E: 0 LOB: 1 K: 2 BB: 0 S: 8 P: 8	R: 0 H: 0 E: 0 LOB: 0 K: 0 BB: 0 S: 3 P: 3	1B: 3 SF: 0 2B: 1 SAC: 0 3B: 0 DP: 1 HR: 0 HBP: 0	WP: 0 PA: 31 PB: 0 SB: 0 CS: 0
PITCHER Mike Krukow, R ERA: 3.12 (1, 1)	IP WLS BF H R ER SO BB IBB HBP BLK WP HR S P ERA WHIP										

New York Mets @ San Francisco Giants
 Candlestick Park, San Francisco, CA
 Sun Aug 24 1986, 6:33 AM EDT
 Att: 31,606 - Unknown

AB	30
R	1
H	4
RBI	1
BB	1
SO	5
LOB	6



Batter	1	2	3	4	5	6	7	8	9
Dan Gladden, R OBP: 0.380, SLG: 0.381 (1, 8)	4-0 1B S HR BB		0-0 4-3		0-3 K		0-0 1B 2B 1B	0-0 1B WP 1B	
Robby Thompson, R OBP: 0.324, SLG: 0.362 (1, 4)	0-0 1-3 HR 1B		0-0 L1		0-0 S 1B 1B		0-0 1-3 2B 1B 1B	0-0 1-3 E PB 1B	
Candy Maldonado, R OBP: 0.300, SLG: 0.492 Joel Youngblood, R OBP: 0.301, SLG: 0.381 (1, 9) (8, 9)	0-0 1-H 3-H HR		0-3 K		0-0 1-H 1B 1B		0-0 1-3 3-H 1B 2B	0-3 1-H 3-H K	
Will Clark, L OBP: 0.349, SLG: 0.469 (1, 3)	0-0 F8			0-0 F7		0-0 1-2 1B	4-0 1B FC5-4 IBB	4-0 BB BB BB BB	
Chris Brown, R OBP: 0.336, SLG: 0.433 Luis Quinones, S OBP: 0.257, SLG: 0.343 (1, 5) (8, PH) (9, 5)	0-0 1-3			0-0 6-3		0-0 F9	0-0 1-3 2-H 3-H E 1B	0-0 F9	
Mike Aldrete, L OBP: 0.335, SLG: 0.381 Randy Kutcher, R OBP: 0.268, SLG: 0.430 (1, 7) (7, PR) (8, 7)	0-0 F8			0-0 1B 1B		0-0 3-1	4-0 FC5-4 IBB		
Bob Brenly, R OBP: 0.359, SLG: 0.382 (1, 2)		0-3 K		0-0 1-2 1B		0-0 4-3 1B	0-0 FC5-4 IBB		
Jose Uribe, S OBP: 0.299, SLG: 0.281 (1, 6)		0-0 1-3		0-0 4-3		0-0 4-3	0-0 1-2 3-1		
Mike Krukow, R OBP: 0.188, SLG: 0.177 (1, 1)		0-3 K			0-0 F8	0-0 1-3		0-0 4-3	

Inning Stats	R: 3	H: 2	E: 0	K: 0	S: 5	LOB: 0	BB: 1	P: 9	R: 0	H: 0	E: 0	K: 2	S: 7	LOB: 0	BB: 0	P: 7	R: 0	H: 0	E: 0	K: 1	S: 5	LOB: 0	BB: 0	P: 5	R: 0	H: 2	E: 0	K: 0	S: 5	LOB: 2	BB: 0	P: 5	R: 1	H: 3	E: 0	K: 1	S: 8	LOB: 2	BB: 0	P: 8	R: 0	H: 1	E: 0	K: 0	S: 4	LOB: 1	BB: 0	P: 4	R: 4	H: 4	E: 1	K: 0	S: 6	LOB: 2	BB: 2	P: 14	R: 2	H: 2	E: 0	K: 1	S: 7	LOB: 1	BB: 1	P: 11
--------------	------	------	------	------	------	--------	-------	------	------	------	------	------	------	--------	-------	------	------	------	------	------	------	--------	-------	------	------	------	------	------	------	--------	-------	------	------	------	------	------	------	--------	-------	------	------	------	------	------	------	--------	-------	------	------	------	------	------	------	--------	-------	-------	------	------	------	------	------	--------	-------	-------

PITCHER	IP	WLS	BF	H	R	ER	SO	BB	IBB	HBP	BLK	WP	HR	S	P	ERA	WHIP
Rick Aguilera, R ERA: 4.21 (1, 1)	6.0	L	29	10	6	6	4	1	0	0	0	0	1	36	40	9.00	1.833
Doug Sisk, R ERA: 2.8 (7, 1)	2.0		12	4	4	2	1	1	2	0	0	1	0	11	23	9.00	2.500

BOTTOM

New York Mets @ San Francisco Giants
Candlestick Park, San Francisco, CA

Sun Aug 24 1986, 6:33 AM EDT
Att. 31,606 - Unknown

AB	R	H	RBI	BB	SO	LOB
4	3	2	0	1	1	0
5	4	4	0	0	0	0
4	1	3	5	0	1	0
1	0	0	0	0	1	0
3	1	1	0	2	0	0
4	1	1	1	0	0	2
1	0	0	0	0	0	1
3	0	1	0	1	0	0
0	0	0	0	0	0	0
4	0	2	1	0	1	1
4	0	0	0	0	0	5
4	0	0	0	0	1	1

AB	37
R	10
H	14
RBI	7
BB	4
SO	5
LOB	10

livebaseballscorecards.com

GIANTS

WP	PA
1	41

1B	SF	WP	PA
12	0	1	41
2B	0	1	
3B	0	2	
HR	0	1	

Batter	1	2	3	4	5	6	7	8	9	AB R H RBI BB SO LOB	TOP											
Wallace Johnson, S OBP: 0.299, SLG: 0.385 (1, 3) X	0-0 BB S 1B	0-0 F9	0-0 4-3			0-0 CS 1B		0-0 L7		5 1 2 0 0 0 2												
Tim Wallach, R OBP: 0.314, SLG: 0.415 (1, 5) X	0-0 F3	0-0 L7		0-0 F9		0-0 CS 1B	0-0 F8		0-3 K	5 0 0 0 0 1 1												
Tim Raines, S OBP: 0.413, SLG: 0.497 (1, 7) B B B	4-0 BB 1B	0-0 2B		0-0 F7			0-0 F7		0-3 K	4 1 1 0 1 1 0												
Andre Dawson, R OBP: 0.321, SLG: 0.489 (1, 9) B B B	4-0 1B 3B	0-3 K		0-0 5-3			0-0 BB 1B		0-0 L8	4 1 1 0 1 1 1												
Mitch Webster, S OBP: 0.364, SLG: 0.431 (1, 8) X	0-0 3B 1B		0-0 E SF9 1B		0-3 K		0-0 BB 1B			4 2 3 2 0 1 0												
Vance Law, R OBP: 0.291, SLG: 0.301 (1, 4) S S S	0-3 K		0-0 E5 SF9 FC3-2		0-0 F9		4-0 BB BB			3 0 0 0 0 1 3												
Jeff Reardon, R OBP: 0.143, SLG: 0.143 (9, 1)			1-3 FC3-2				1-2 2-3 BB			0 0 0 0 0 0 0												
Tom Foley, L OBP: 0.356, SLG: 0.406 (1, 6) X	0-0 1B 3B		0-0 SF9		0-0 G3		0-3 K			2 1 1 3 0 0 0												
Jim Wohlford, R OBP: 0.273, SLG: 0.324 (7, PH)			2-3 3-H							1 0 0 0 0 1 3												
Luis Rivera, R OBP: 0.295, SLG: 0.290 (7, 6)			0-0 FC3-2 BB		0-0 P5			0-0 B5-3		0 0 0 0 0 0 0												
Dann Bilardello, R OBP: 0.235, SLG: 0.245 (1, 2) X	0-0 1B		0-0 FC3-2 BB							4 0 1 1 0 0 1												
Jay Tibbs, R OBP: 0.200, SLG: 0.170 (1, 1) S S S	0-3 K		3-H		0-0 P5			0-0 B5-3		1 0 0 0 1 1 1												
Andy McGaffigan, R OBP: 0.100, SLG: 0.069 (5, 1)			4-0 BB		0-0 K 1B			0-0 F8		0 0 0 0 1 0 0												
Al Newman, S OBP: 0.303, SLG: 0.247 (5, 4)			1-2 BB							2 0 1 0 0 0 0												
Inning Stats	R: 5 E: 0 K: 2 S: 11	H: 4 LOB: 1 BB: 2 P: 19	R: 0 E: 0 K: 1 S: 6	H: 1 LOB: 1 BB: 0 P: 6	R: 1 E: 1 K: 0 S: 5	H: 1 LOB: 2 BB: 1 P: 9	R: 0 E: 0 K: 0 S: 3	H: 0 LOB: 0 BB: 0 P: 3	R: 0 E: 0 K: 1 S: 5	H: 0 LOB: 0 BB: 0 P: 5	R: 0 E: 0 K: 0 S: 3	H: 2 LOB: 0 BB: 0 P: 3	R: 0 E: 0 K: 1 S: 7	H: 2 LOB: 3 BB: 1 P: 11	R: 0 E: 0 K: 0 S: 3	H: 0 LOB: 0 BB: 0 P: 3	R: 0 E: 0 K: 2 S: 7	H: 0 LOB: 0 BB: 0 P: 7	1B: 8 2B: 1 3B: 1 HR: 0	SF: 1 SAC: 0 DP: 0 HBP: 0	WP: 0 PB: 0 SB: 1 CS: 2	PA: 41
PITCHER	IP WLS BF H R ER SO BB IBB HBP BLK WP HR S P ERA WHIP																					
Michael LaCoss, R ERA: 3.76 (1, 1)	0.2 L 8 4 5 5 1 2 0 0 0 0 0 0 8 16 67.50 9.000																					
Jeff Robinson, R ERA: 3.75 (1, 1)	5.1 20 4 1 0 3 1 0 0 0 0 0 0 25 29 0.00 0.938																					
Juan Berenguer, R ERA: 2.71 (7, 1)	0.2 5 2 0 0 0 1 0 0 0 0 0 0 4 8 0.00 4.500																					
Mark Davis, L ERA: 2.75 (7, 1)	1.1 4 0 0 0 1 0 0 0 0 0 0 0 6 6 0.00 0.000																					
Greg Minton, R ERA: 3.71 (9, 1)	1.0 3 0 0 0 2 0 0 0 0 0 0 0 7 7 0.00 0.000																					

Montreal Expos @ San Francisco Giants
 Candlestick Park, San Francisco, CA
 Mon Aug 25 1986, 6:33 AM EDT
 Att. 5,609 - Unknown

AB	35
R	6
H	10
RBI	6
BB	4
SO	7
LOB	12



WP: 0	PA: 41
-------	--------

BOTTOM

Montreal Expos @ San Francisco Giants
Candlestick Park, San Francisco, CA
Mon Aug 25 1986, 6:33 AM EDT
Att. 5,609 - Unknown

livebaseballscorecards.com

AB	33
R	5
H	11
RBI	3
BB	4
SO	1
LOB	15



WP	0	PA	39
PB	0		
SB	0		
CS	1		

AB R H RBI BB SO LOB

4	2	1	0	1	0	1
5	0	3	1	0	0	0
4	0	0	0	1	0	1
4	1	3	0	0	1	3
3	1	1	1	0	0	2
3	0	1	1	1	0	1
4	0	1	0	0	0	4
3	1	1	0	0	0	1
0	0	0	0	0	0	0
0	0	0	0	0	0	0
1	0	0	0	0	0	1
1	0	0	0	0	0	0
1	0	0	0	0	0	0
0	0	0	0	0	0	0
0	0	0	0	0	0	0
1	0	0	0	0	0	1

Batter	1	2	3	4	5	6	7	8	9
Dan Gladden, R (1, 8) OBP: 0.380, SLG: 0.379	4-0 1B G6-4-3 BB	0-0 F7			0-0 2B SF8 1B	0-0 6-3			0-0 6-3
Robby Thompson, R (1, 4) OBP: 0.326, SLG: 0.367	0-0 1-3 1B	0-0 2-H 1B			0-0 1-3 2B		0-0 F8		0-0 F7
Candy Maldonado, R (1, 9) OBP: 0.298, SLG: 0.484	0-0 G6-4-3 1-2f 3-H		0-0 F8		4-0 SF8 BB		0-0 F4		0-0 P2
Will Clark, L (1, 3) OBP: 0.354, SLG: 0.476	0-0 2B BLK 1B		0-0 4-6-3 1B		0-3 K		0-0 2B		
Chris Brown, R (1, 5) OBP: 0.385, SLG: 0.434	0-0 BLK 2B		0-0 4-6-3		0-0 SF8		0-0 F9		
Mike Aldrete, L (1, 7) OBP: 0.339, SLG: 0.387	0-0 2-H 3-H 2B		0-0 F9		4-0 FC6 IBB		0-0 F7		
Bob Brenly, R (1, 2) OBP: 0.358, SLG: 0.380	0-0 F7			0-0 CS 1B	0-0 FC6		0-0 5-3		
Jose Uribe, S (1, 6) OBP: 0.299, SLG: 0.281		0-0 SH1-3 1B		0-0 F6		0-0 4-3		4-0 BB	
Harry Spilman, L (8, PH) OBP: 0.323, SLG: 0.453									
Randy Kutcher, R (8, PR) OBP: 0.268, SLG: 0.430									
Greg Minton, S (9, 1)									
Michael LaCoss, R (1, 1) OBP: 0.260, SLG: 0.396		0-0 SH1-3 1B		0-0 F6		0-0 4-3		0-0 4-3	
Jeff Robinson, R (1, 1) OBP: 0.083, SLG: 0.091									
Chili Davis, S (6, PH) OBP: 0.357, SLG: 0.405									
Juan Berenguer, R (7, 1) OBP: 0.167, SLG: 0.167									
Mark Davis, L (7, 1) OBP: 0.143, SLG: 0.296									
Luis Quinones, S (8, PH) OBP: 0.254, SLG: 0.338		1-2		1-2					

Inning Stats	R: 3	H: 4	E: 0	K: 0	S: 6	LOB: 1	BB: 1	P: 10
	R: 1	H: 2	E: 0	K: 0	S: 4	LOB: 1	BB: 0	P: 4
	R: 0	H: 1	E: 0	K: 0	S: 4	LOB: 1	BB: 0	P: 4
	R: 0	H: 1	E: 0	K: 0	S: 3	LOB: 0	BB: 0	P: 3
	R: 1	H: 2	E: 0	K: 1	S: 7	LOB: 3	BB: 2	P: 15
	R: 0	H: 0	E: 0	K: 0	S: 3	LOB: 0	BB: 0	P: 3
	R: 0	H: 1	E: 0	K: 0	S: 4	LOB: 1	BB: 0	P: 4
	R: 0	H: 0	E: 0	K: 0	S: 3	LOB: 1	BB: 1	P: 7
	R: 0	H: 0	E: 0	K: 0	S: 3	LOB: 0	BB: 0	P: 3

PITCHER	IP	WLS	BF	H	R	ER	SO	BB	IBB	HBP	BLK	WP	HR	S	P	ERA	WHIP
Jay Tibbs, R (1, 1) ERA: 3.93	4.0		21	10	5	5	0	2	0	0	1	0	0	19	27	11.25	3.000
Andy McGaffigan, R (5, 1) ERA: 2.95	4.0	W	15	1	0	0	1	1	1	0	0	0	0	15	23	0.00	0.500
Jeff Reardon, R (9, 1) ERA: 3.72	1.0	S	3	0	0	0	0	0	0	0	0	0	0	3	3	0.00	0.000

1B: 7 SF: 1
2B: 4 SAC: 1
3B: 0 DP: 1
HR: 0 HBP: 0

WP	0	PA	39
PB	0		
SB	0		
CS	1		

Batter	1	2	3	4	5	6	7	8	9	10	11	12	AB	R	H	RBI	BB	SO	LOB	TOP		
Wallace Johnson, S (1, 3) OBP: 0.292, SLG: 0.362	0-0 P4		4-0 1-2 BB			0-0 F8			0-0 6-3		0-3 K		4	0	0	0	1	1	0			
Tim Wallach, R (1, 5) OBP: 0.311, SLG: 0.410	0-3 K		0-0 F2			0-0 5-3			0-0 F3		0-0 L5		5	0	0	0	0	1	2			
Tim Raines, S (1, 7) OBP: 0.409, SLG: 0.491	0-0 F7					0-3 K			0-0 F9			0-0 4-3	5	0	0	0	0	2	0			
Andre Dawson, R (1, 9) OBP: 0.322, SLG: 0.488		0-0 F9				0-0 1B			0-0 F4			0-3 K	5	0	2	0	0	1	0			
Mitch Webster, S (1, 8) OBP: 0.364, SLG: 0.428		0-0 6-3				0-0 F8			4-0 CS BB		4-0 WP S BB	0-3 K	3	0	0	0	2	1	1			
Vance Law, R (1, 4) OBP: 0.288, SLG: 0.297		0-0 F7				0-0 F3			0-0 F7		0-3 K		4	0	0	0	0	1	3			
Luis Rivera, R (1, 6) OBP: 0.296, SLG: 0.282			4-0 BB BB			0-0 F3			0-0 5-3		4-0 IBB		2	0	0	0	1	0	0			
Tom Foley, L (10, PH) OBP: 0.360, SLG: 0.406													0	0	0	0	1	0	0			
Dann Bilardello, R (1, 2) OBP: 0.231, SLG: 0.240			0-0 P3			0-0 F9			0-0 F4		0-0 F8		3	0	0	0	0	0	1			
Wayne Krenchicki, L (10, PH) OBP: 0.304, SLG: 0.314													1	0	0	0	0	0	2			
Randy Hunt, R (10, 2)													0	0	0	0	0	0	0			
Dennis Martinez, R (1, 1) OBP: 0.053, SLG: 0.105			0-3 K			0-3 K			0-3 K		0-0 F7		2	0	0	0	0	2	1			
Jim Wohlford, R (8, PH) OBP: 0.269, SLG: 0.319													1	0	0	0	0	1	0			
Bob McClure, R (8, 1) OBP: 0.333, SLG: 0.333													0	0	0	0	0	0	0			
Herm Winningham, L (11, PH) OBP: 0.299, SLG: 0.373													1	0	0	0	0	0	0			
Bert Roberge, R (11, 1)													0	0	0	0	0	0	0			
Inning Stats	R: 0 E: 0 K: 1 S: 5	H: 0 LOB: 0 BB: 0 P: 5	R: 0 E: 0 K: 0 S: 3	H: 0 LOB: 0 BB: 0 P: 3	R: 0 E: 0 K: 1 S: 5	H: 0 LOB: 2 BB: 2 P: 13	R: 0 E: 0 K: 1 S: 6	H: 1 LOB: 1 BB: 0 P: 6	R: 0 E: 0 K: 1 S: 5	H: 0 LOB: 0 BB: 0 P: 5	R: 0 E: 0 K: 1 S: 5	H: 0 LOB: 0 BB: 0 P: 5	R: 0 E: 0 K: 1 S: 5	H: 0 LOB: 0 BB: 0 P: 3	R: 0 E: 0 K: 1 S: 5	H: 0 LOB: 0 BB: 0 P: 5	R: 0 E: 0 K: 2 S: 7	H: 0 LOB: 0 BB: 0 P: 7	1B: 2 2B: 0 3B: 0 HR: 0	SF: 0 SAC: 0 DP: 0 HBP: 0	WP: 1 PB: 0 SB: 1 CS: 2	PA: 41
PITCHER	IP WLS BF H R ER SO ERA WHIP																					
Vida Blue, L (1, 1) ERA: 2.96	9.0																					
Scott Garrelts, R (10, 1) ERA: 3.41	3.0	W	11	1	0	0	4	1	1	0	0											

Montreal Expos @ San Francisco Giants
 Candlestick Park, San Francisco, CA
 Tue Aug 26 1986, 10:05 PM EDT
 Att: 9,951 - Unknown

livebaseballscores.com

AB	36
R	0
H	2
RBI	0
BB	5
SO	10
LOB	10



Batter	1	2	3	4	5	6	7	8	9	10	11	12	AB	R	H	RBI	BB	SO	LOB
Dan Gladden, R OBP: 0.374, SLG: 0.373 (1, 8)	0-3 K		0-0 5-3		0-0 4-3			0-0 1-3		0-0 CS	0-0 5-3		5	0	0	0	0	1	2
Robby Thompson, R OBP: 0.325, SLG: 0.367 (1, 4)	0-0 F9			0-0 L7			0-0 2B	0-0 P9			0-0 F9		5	0	1	0	0	0	0
Candy Maldonado, R OBP: 0.300, SLG: 0.483 (1, 7)	0-0 1-3			0-0 FC6-4 1B			0-3 K		0-0 FC1-6 1B		0-0 F7		5	0	2	0	0	1	1
Will Clark, L OBP: 0.352, SLG: 0.471 (1, 3)		0-0 F9		0-0 FC6-4 HBP			0-0 5-3		0-0 FC1-6 1B			0-0 1B FC1-2 1B	5	0	1	0	0	0	3
Chris Brown, R OBP: 0.386, SLG: 0.434 Scott Garrelts, R OBP: 0.200, SLG: 0.205 (1, 5) (10, 1)		0-0 L9		1-0 HBP			0-0 5-3		0-0 G1-6-3 1B			0-0 FC1-2 IBB 1B	3	0	1	0	0	0	1
Chili Davis, S OBP: 0.355, SLG: 0.401 (1, 9)		0-0 4-3		0-3 K			0-0 F7		0-0 G1-6-3			4-0 1B FC1-2 IBB	4	0	0	0	1	1	4
Bob Brenly, R OBP: 0.356, SLG: 0.378 (1, 2)			0-0 SH1-3 1B		0-0 6-3		0-0 F9		0-0 K			0-0 FC1-2 1B	5	0	1	0	0	1	3
Jose Uribe, S OBP: 0.299, SLG: 0.279 Harry Spilman, L OBP: 0.328, SLG: 0.458 (1, 6) (12, PH)			0-3 K		0-0 F6		0-0 P4		0-0 CS BB			0-0 1-2 2-3 3-H 1B	3	0	0	0	1	1	1
Vida Blue, S OBP: 0.194, SLG: 0.188 Luis Quinones, S OBP: 0.250, SLG: 0.333 (1, 1) (10, 5)			0-0 SH1-3		0-0 1B			0-0 P8		0-0 P4			2	0	1	0	0	0	0

Inning Stats	R: 0	H: 0	E: 0	K: 1	S: 5	R: 0	H: 0	E: 0	K: 0	S: 3	R: 0	H: 1	E: 0	K: 1	S: 6	R: 0	H: 1	E: 0	K: 1	S: 6	R: 0	H: 1	E: 0	K: 0	S: 4	R: 0	H: 0	E: 0	K: 0	S: 3	R: 0	H: 2	E: 0	K: 0	S: 4	R: 0	H: 0	E: 0	K: 1	S: 4	R: 0	H: 0	E: 0	K: 0	S: 3	R: 0	H: 0	E: 0	K: 0	S: 3	R: 0	H: 0	E: 0	K: 0	S: 3	R: 1	H: 3	E: 0	K: 0	S: 4	R: 1	H: 3	E: 0	K: 0	S: 4	1B: 8	2B: 1	3B: 0	HR: 0	SF: 0	SAC: 1	DP: 1	HBP: 1	WP: 0	PA: 45
--------------	------	------	------	------	------	------	------	------	------	------	------	------	------	------	------	------	------	------	------	------	------	------	------	------	------	------	------	------	------	------	------	------	------	------	------	------	------	------	------	------	------	------	------	------	------	------	------	------	------	------	------	------	------	------	------	------	------	------	------	------	------	------	------	------	------	-------	-------	-------	-------	-------	--------	-------	--------	-------	--------

PITCHER	IP	WLS	BF	H	R	ER	SO	BB	IBB	HBP	BLK	WP	HR	S	P	ERA	WHIP
Dennis Martinez, R ERA: 5.45 (1, 1)	7.0		26	4	0	0	4	0	0	1	0	0	0	33	34	0.00	0.571
Bob McClure, L ERA: 3.66 (8, 1)	3.0		10	2	0	0	1	1	0	0	0	0	0	11	15	0.00	1.000
Bert Roberge, R ERA: 7.36 (11, 1)	1.1	L	8	3	1	1	0	0	1	0	0	0	0	7	11	6.75	2.250


BOTTOM

Montreal Expos @ San Francisco Giants
Candlestick Park, San Francisco, CA

Tue Aug 26 1986, 10:05 PM EDT
Att. 9,951 - Unknown

livebaseballscorecards.com

AB	40
R	1
H	9
RBI	1
BB	2
SO	5
LOB	16



Batter	1	2	3	4	5	6	7	8	9	AB R H RBI BB SO LOB	TOP											
Herm Winningham, L (1, 9) OBP: 0.298, SLG: 0.384	0-0 F9		0-0 F7		0-0 3B			0-3 K		4 0 1 0 0 1 0	Montreal Expos @ San Francisco Giants Candlestick Park, San Francisco, CA Wed Aug 27 1986, 6:33 AM EDT Att. 9,248 - Unknown											
Mitch Webster, S (1, 8) OBP: 0.361, SLG: 0.424	0-0 F8		0-3 K		0-0 F8			0-0 F7		4 0 0 0 0 1 1												
Tim Raines, S (1, 7) OBP: 0.412, SLG: 0.492	0-0 1B			0-0 2B 1B		0-0 6-3			4-0 S BB	3 1 2 0 1 0 0												
Wayne Krenchicki, L (1, 3) OBP: 0.303, SLG: 0.318	0-0 F7			0-0 2B 1-H		0-0 4-3			0-3 K 1-2	4 1 1 1 0 1 2												
Tim Wallach, R (1, 5) OBP: 0.310, SLG: 0.411		0-0 F8		0-0 2B L3-4 2-H		0-0 1-3			0-0 5-3	4 0 1 1 0 0 1												
Tom Foley, L (1, 4) OBP: 0.352, SLG: 0.396		0-0 G3		0-0 L3-4 2-3		0-0 4-3			0-0 F7	4 0 0 0 0 0 2												
Luis Rivera, R (1, 6) OBP: 0.286, SLG: 0.270		0-0 E7		0-0 F9		0-0 F8				3 0 0 0 0 0 0												
Randy Hunt, R (1, 2)		0-0 G3			0-0 5-3		0-3 K			3 0 0 0 0 1 1												
Tim Burke, R (1, 1)			0-3 K		0-0 5-3			0-0 4-3		2 0 0 0 0 1 0												
Wallace Johnson, S (8, PH) OBP: 0.288, SLG: 0.357										1 0 0 0 0 0 0												
Andy McGaffigan, R (8, 1) OBP: 0.100, SLG: 0.069										0 0 0 0 0 0 0												
Bob McClure, R (8, 1) OBP: 0.333, SLG: 0.333										0 0 0 0 0 0 0												
Inning Stats	R: 0 E: 0 K: 0 S: 4	H: 1 LOB: 1 BB: 0 P: 4	R: 0 E: 1 K: 0 S: 4	H: 0 LOB: 1 BB: 0 P: 4	R: 0 E: 0 K: 2 S: 7	H: 0 LOB: 0 BB: 0 P: 7	R: 2 E: 0 K: 0 S: 5	H: 3 LOB: 0 BB: 0 P: 5	R: 0 E: 0 K: 0 S: 4	H: 1 LOB: 1 BB: 0 P: 4	R: 0 E: 0 K: 0 S: 3	H: 0 LOB: 0 BB: 0 P: 3	R: 0 E: 0 K: 1 S: 5	H: 0 LOB: 0 BB: 0 P: 5	R: 0 E: 0 K: 1 S: 5	H: 0 LOB: 0 BB: 0 P: 5	R: 0 E: 0 K: 1 S: 5	H: 0 LOB: 1 BB: 1 P: 9	1B: 2 2B: 3 3B: 1 HR: 0	SF: 0 SAC: 0 DP: 1 HBP: 0	WP: 0 PB: 0 SB: 1 CS: 0	PA: 33
PITCHER	IP WLS BF H R ER SO BB IBB HBP BLK WP HR S P ERA WHIP																					
Kelly Downs, R (1, 1) ERA: 3.89	8.0 W 29 5 2 2 4 0 0 0 0 0 0 0 37 37 2.25 0.625																					
Scott Garrelts, R (9, 1) ERA: 3.39	1.0 S 4 0 0 0 1 1 0 0 0 0 0 0 5 9 0.00 1.000																					

livebaseballscorecards.com

AB	32
R	2
H	5
RBI	2
BB	1
SO	5
LOB	7



Batter	1	2	3	4	5	6	7	8	9
Mike Aldrete, L (1, 7) OBP: 0.339, SLG: 0.393 Scott Garrelts, R (9, 1) OBP: 0.200, SLG: 0.205	0-0 1B 2B		0-3 K			0-3 K		0-0 SH5-4 1-3	
Robby Thompson, R (1, 4) OBP: 0.325, SLG: 0.366	0-0 L3			0-0 E6		0-3 K		0-0 WP 1B 3-H	
Will Clark, L (1, 3) OBP: 0.350, SLG: 0.468	0-0 CS 1B 2-H			0-0 F9		0-0 4-3		0-0 5-3 1-2	
Candy Maldonado, R (1, 9) OBP: 0.299, SLG: 0.477 (9, 7)	0-0 5-3 1-2			0-3 K			0-0 F2 BB BB	4-0 BB 2-H	
Chili Davis, S (1, 8) OBP: 0.359, SLG: 0.403 (9, 9)		0-0 G6-4-3 1B		4-0 IBB			0-0 1B 1B	0-0 4-3	
Bob Melvin, R (1, 2) OBP: 0.266, SLG: 0.333		0-0 G6-4-3 1-2f		0-0 L3		0-3 K			
Luis Quinones, S (1, 5) OBP: 0.243, SLG: 0.324 Harry Spilman, L (7, PH) OBP: 0.333, SLG: 0.462 Randy Kutcher, R (7, PR) OBP: 0.268, SLG: 0.430 (8, 6)		0-0 F9			0-0 F7		0-0 1-2 1B		
Jose Uribe, S (1, 6) OBP: 0.297, SLG: 0.277 Bob Brenly, R (7, PH) OBP: 0.355, SLG: 0.376 (8, 5)			0-0 6-3		0-0 4-3		0-0 5-3		
Kelly Downs, R (1, 1) OBP: 0.167, SLG: 0.167 Dan Gladden, R (8, PH) OBP: 0.376, SLG: 0.373 (9, 8)			0-3 K		0-0 4-3			4-0 SH5-4 1B BB	

Inning Stats	R: 1	H: 2	E: 0	LOB: 0	K: 0	BB: 0	S: 4	P: 4
	R: 0	H: 1	E: 0	LOB: 0	K: 0	BB: 0	S: 3	P: 3
	R: 0	H: 0	E: 0	LOB: 0	K: 2	BB: 0	S: 7	P: 7
	R: 0	H: 0	E: 1	LOB: 2	K: 1	BB: 1	S: 6	P: 10
	R: 0	H: 0	E: 0	LOB: 0	K: 0	BB: 0	S: 3	P: 3
	R: 0	H: 0	E: 0	LOB: 0	K: 2	BB: 0	S: 7	P: 7
	R: 0	H: 2	E: 0	LOB: 2	K: 1	BB: 0	S: 7	P: 7
	R: 2	H: 1	E: 1	LOB: 1	K: 0	BB: 2	S: 4	P: 12

PITCHER	IP	WLS	BF	H	R	ER	SO	BB	IBB	HBP	BLK	WP	HR	S	P	ERA	WHIP
Tim Burke, R (1, 1) ERA: 2.61	7.0		26	5	1	1	6	0	1	0	0	0	0	37	41	1.29	0.714
Andy McGaffigan, R (8, 1) ERA: 3.1	0.2	L	5	1	2	2	0	2	0	0	0	1	0	3	11	27.00	4.500
Bob McClure, L (8, 1) ERA: 3.64	0.1		1	0	0	0	0	0	0	0	0	0	0	1	1	0.00	0.000

BOTTOM

Montreal Expos @ San Francisco Giants
Candlestick Park, San Francisco, CA

Wed Aug 27 1986, 6:33 AM EDT
Att. 9,248 - Unknown

AB	R	H	RBI	BB	SO	LOB
3	1	1	0	0	2	0
0	0	0	0	0	0	0
4	1	1	1	0	1	1
4	0	1	1	0	0	2
3	0	0	0	1	1	2
3	0	2	0	1	0	1
3	0	0	0	0	1	4
2	0	0	0	0	0	0
1	0	1	0	0	0	0
0	0	0	0	0	0	0
2	0	0	0	0	0	0
1	0	0	0	0	0	2
2	0	0	0	0	1	0
0	1	0	0	1	0	0

AB	28
R	3
H	6
RBI	2
BB	3
SO	6
LOB	12

GIANTS

WP	2	PA	32
PB	0		
SB	0		
CS	1		

Batter	1	2	3	4	5	6	7	8	9
Gary Redus, R OBP: 0.338, SLG: 0.473 (1, 7)	0-0 WP 1B	0-0 F8	0-0 F8			4-0 1B 2B BB	0-3 K		
Milt Thompson, L OBP: 0.275, SLG: 0.296 (1, 8)	0-3 K 1-2	0-0 6-3		0-0 6-3		0-0 2B 1-2 1B		0-3 K	
Von Hayes, L OBP: 0.379, SLG: 0.445 (1, 3)	0-0 S 2-H 1B		0-0 1B 3B	4-0 BB		0-0 1-3 2-H 2B		0-0 F9	
Mike Schmidt, R OBP: 0.383, SLG: 0.530 (1, 5)	4-0 1B 2-3 BB		0-0 HBP SF7 1B	0-0 F3		4-0 IBB		4-0 BB	
Glenn Wilson, R OBP: 0.309, SLG: 0.406 (1, 9)	0-0 1B 1-2 1B 3-H		0-0 SF7 1-2 1B HBP	0-0 F8		0-0 F3		0-0 F7	
Juan Samuel, R OBP: 0.294, SLG: 0.444 (1, 4)	0-0 F7		1-0 E 1-2 HBP 2-3		0-0 6-3	0-3 K			
John Russell, R OBP: 0.300, SLG: 0.450 (1, 2)	0-0 1-3 2-H 1B		0-0 SF7 1-2 1B 2-3 3-H		0-0 G4-6-3 1B		0-0 2-3 2B		
Steve Jeltz, S OBP: 0.333, SLG: 0.270 (1, 6)	0-3 K		4-0 IBB		0-0 G4-6-3 1-2		0-0 2-3		
Mike Maddux, L Tom Hume, R Rick Schu, R Kent Tekulve, R Greg Gross, L Steve Bedrosian, R		0-0 4-3	0-3 K			0-0 L3	0-3 K		

AB	R	H	RBI	BB	SO	LOB
4	2	1	0	1	1	4
5	0	1	0	0	2	1
4	2	3	2	1	0	0
2	2	1	1	3	0	1
5	0	2	1	0	0	5
3	0	0	0	0	1	5
3	0	3	2	0	0	0
3	0	0	0	1	1	4
2	0	0	0	0	1	3
0	0	0	0	0	0	0
1	0	0	0	0	0	0
1	0	0	0	0	1	1
0	0	0	0	0	0	0


BOTTOM

San Francisco Giants @ Philadelphia Phillies
Veterans Stadium, Philadelphia, PA

Fri Aug 29 1986, 7:05 PM EDT
Att. 21,572 - Unknown

livebaseballscorecards.com

AB	33
R	6
H	11
RBI	6
BB	6
SO	7
LOB	24



Inning Stats	R	H	E	K	S	LOB	BB	P	IP	WLS	BF	H	R	ER	SO	BB	IBB	HBP	BLK	WP	HR	S	P	ERA	WHIP
Mike Krukow, R ERA: 3.33 (1, 1)	3	4	0	2	11	2	0	15	2.0	L	15	7	5	5	2	1	0	1	0	1	0	17	22	22.50	4.000
Jeff Robinson, R ERA: 3.67 (3, 1)	0	0	0	0	0	0	0	0	2.0		8	0	0	0	1	1	0	0	0	0	0	8	16	0.00	0.500
Frank Williams, R ERA: 1.47 (5, 1)	0	0	0	0	0	0	0	0	1.1		6	2	1	1	0	1	0	0	0	0	0	5	9	6.75	2.250
Juan Berenguer, R ERA: 2.67 (6, 1)	0	0	0	0	0	0	0	0	1.0		6	2	0	0	1	0	1	0	0	0	0	7	11	0.00	2.000
Mark Davis, L ERA: 2.69 (7, 1)	0	0	0	0	0	0	0	0	1.2		6	0	0	0	3	1	0	0	0	0	0	11	15	0.00	0.600

1B	2B	3B	HR	SF	SAC	DP	HBP	WP	HR	S	P	ERA	WHIP
8	2	1	0	1	0	1	1	1	0	0	0	22.50	4.000

Batter	1	2	3	4	5	6	7	8	9	AB R H RBI BB SO LOB	TOP																			
Randy Kutcher, R OBP: 0.273, SLG: 0.423 (1, 8) BB (8, 6)	4-0 PB S L7-2 BB		x 0-0 CS 1B			x 0-0 F9 ①		x 0-0 F8 ③		3 0 1 0 1 0 0																				
Robby Thompson, R OBP: 0.323, SLG: 0.364 (1, 4) x	0-0 L7-2 1-H ① ②		x 0-0 F7 1-2 ② ③			x 0-0 F9 ②			0-3 K ①	4 0 0 0 0 1 2																				
Will Clark, L OBP: 0.348, SLG: 0.469 (1, 3) x	0-0 1B 2B			x 0-0 F7 ①		x 0-0 F8 ③			0-0 1B 2B	4 2 2 0 0 0 0																				
Candy Maldonado, R OBP: 0.294, SLG: 0.467 (1, 7) x SS	0-0 2-H 1B			0-3 K SS		x 0-0 F7 ①			0-0 F3 ②	4 0 1 1 0 1 1																				
Chris Brown, R OBP: 0.383, SLG: 0.430 (1, 5) SS	0-3 K ③			0-3 K SS		x 0-0 F8 ②			0-0 2B 1B	4 1 1 0 0 2 1																				
Chili Davis, S OBP: 0.363, SLG: 0.407 (1, 9) BB (8, 8)		4-0 BB 9-3 BB		0-3 K SS		x 0-0 K ①		4-0 BB BB	0-0 2B 1-H 3-H	2 0 1 2 2 1 0																				
Bob Brenly, R OBP: 0.356, SLG: 0.376 (1, 2) Harry Spilman, L OBP: 0.328, SLG: 0.455 (9, PH)		0-0 9-3 1-2f		0-3 K SS		x 0-0 K ②		0-0 F7 ③	0-0 4-3 ③	3 0 0 0 0 1 2 1 0 0 0 0 0 1																				
Jose Uribe, S OBP: 0.297, SLG: 0.275 (1, 6) Dan Gladden, R OBP: 0.374, SLG: 0.370 (8, PH) Greg Minton, S (8, 1)		0-3 K SS		4-0 BB BB				0-3 K SS		1 0 0 0 1 1 0 1 0 0 0 0 1 0 0 0 0 0 0 0 0																				
Michael LaCoss, R OBP: 0.250, SLG: 0.380 (1, 1) Joel Youngblood, R OBP: 0.297, SLG: 0.376 (8, PH) (8, 7)			x 0-0 F6 ①		0-3 K SS			x 0-0 F8 ②		2 0 0 0 0 1 1 1 0 0 0 0 0 0																				
Inning Stats	R: 1 E: 0 K: 1 S: 6	H: 2 LOB: 1 BB: 1 P: 10	R: 0 E: 0 K: 1 S: 4	H: 0 LOB: 0 BB: 1 P: 8	R: 0 E: 0 K: 0 S: 3	H: 1 LOB: 0 BB: 0 P: 3	R: 0 E: 0 K: 2 S: 7	H: 0 LOB: 0 BB: 0 P: 7	R: 0 E: 0 K: 3 S: 9	H: 0 LOB: 1 BB: 1 P: 13	R: 0 E: 0 K: 0 S: 3	H: 0 LOB: 0 BB: 0 P: 3	R: 0 E: 0 K: 0 S: 3	H: 0 LOB: 1 BB: 1 P: 7	R: 0 E: 0 K: 1 S: 5	H: 0 LOB: 0 BB: 0 P: 5	R: 2 E: 0 K: 1 S: 8	H: 3 LOB: 1 BB: 0 P: 8	1B: 3 2B: 5 3B: 0 HR: 0	SF: 0 SAC: 0 DP: 2 HBP: 0	WP: 0 PB: 1 SB: 1 CS: 1	PA: 34								
PITCHER Don Carman, L ERA: 3.57 Steve Bedrosian, R ERA: 2.89	IP 8.2	WLS W	BF 33	H 6	R 3	ER 3	SO 9	BB 4	IBB 0	HBP 0	BLK 0	WP 0	HR 0	S 47	P 63	ERA 3.12	WHIP 1.154													
																			AB 30	R 3	H 6	RBI 3	BB 4	SO 9	LOB 8					

San Francisco Giants @ Philadelphia Phillies
Veterans Stadium, Philadelphia, PA
Sat Aug 30 1986, 7:05 PM EDT
Att: 23,022 - Unknown

livebaseballscorecards.com

Batter	1	2	3	4	5	6	7	8	9	AB R H RBI BB SO LOB	TOP													
Mike Aldrete, L (1, 7) <small>OBP: 0.345, SLG: 0.395</small> Joel Youngblood, R (5, PH) <small>OBP: 0.298, SLG: 0.381</small> (5, 7)	0-0 6-3		H 1-0 FC5-4 HBP		X 0-0 1B 1B 2B	0-3 K			0-3 K	1 0 0 0 0 0 3 1 1 0 0 2														
Robby Thompson, R (1, 4) <small>OBP: 0.324, SLG: 0.365</small>	0-0 5-3		X 0-0 FC5-4 HBP 1-2f		X 0-0 CS 1B 1B		X 0-0 SH1-4 1B		0-3 K	5 0 2 0 0 1														
Will Clark, L (1, 3) <small>OBP: 0.345, SLG: 0.464</small>	0-0 F7		X 0-0 F8		S 0-3 K		X 0-0 SH1-4 1-2			3 0 0 0 0 1														
Candy Maldonado, R (1, 9) <small>OBP: 0.304, SLG: 0.471</small>		X 0-0 F8 3B 1B	H 1-0 1-2 HBP		X 0-0 CS 1B 1-2 3-H		B 4-0 G4-6-3 BB			2 1 2 1 1 0														
Chris Brown, R (1, 5) <small>OBP: 0.380, SLG: 0.426</small>		X 0-0 F8 1-2	X 0-0 F8		S 0-3 K 1-2 2-3		X 0-0 G4-6-3 1-2f			4 0 0 0 0 1														
Chili Davis, S (1, 8) <small>OBP: 0.364, SLG: 0.406</small>		B 4-0 3B BB		X 0-0 5-3		X 0-0 E 1B		S 0-3 K		3 1 1 0 1 1														
Bob Brenly, R (1, 2) <small>OBP: 0.355, SLG: 0.377</small>		S 0-3 K		X 0-0 F7		X 0-0 F8		X 0-0 L4-6 2B		4 0 1 0 0 1														
Jose Uribe, S (1, 6) <small>OBP: 0.300, SLG: 0.283</small> Harry Spilman, L (8, PH) <small>OBP: 0.328, SLG: 0.455</small> Dan Gladden, R (8, PH) <small>OBP: 0.373, SLG: 0.369</small> Jeff Robinson, R (8, 1) <small>OBP: 0.083, SLG: 0.091</small>		X 0-0 1-H 2-H 3B		X 0-0 1B		X 0-0 F6		X 0-0 L4-6 2-3		3 0 2 2 0 0 0 0 0 0 0 0 1 0 0 0 0 0 0 0 0 0 0 0														
Vida Blue, S (1, 1) <small>OBP: 0.205, SLG: 0.176</small> Luis Quinones, S (8, 6) <small>OBP: 0.240, SLG: 0.319</small>		S 0-3 K		S 0-3 K		B 4-0 BB 1-3		X 0-0 L3		2 0 0 0 1 2 1 0 0 0 0 0														
Inning Stats	R: 0 E: 0 K: 0 S: 3	H: 0 LOB: 0 BB: 0 P: 3	R: 2 E: 0 K: 2 S: 9	H: 2 LOB: 1 BB: 1 P: 13	R: 0 E: 0 K: 0 S: 3	H: 0 LOB: 2 BB: 0 P: 5	R: 0 E: 0 K: 1 S: 6	H: 1 LOB: 1 BB: 0 P: 6	R: 1 E: 0 K: 2 S: 9	H: 3 LOB: 1 BB: 0 P: 9	R: 0 E: 0 K: 1 S: 6	H: 1 LOB: 2 BB: 1 P: 10	R: 0 E: 0 K: 0 S: 3	H: 1 LOB: 1 BB: 1 P: 7	R: 0 E: 0 K: 1 S: 5	H: 1 LOB: 0 BB: 0 P: 5	R: 0 E: 0 K: 2 S: 7	H: 0 LOB: 0 BB: 0 P: 7	1B: 6 2B: 3 3B: 1 HR: 0	SF: 0 SAC: 1 DP: 2 HBP: 2	WP: 0 PB: 0 SB: 0 CS: 2	PA: 38		
PITCHER	IP WLS BF H R ER SO BB IBB HBP BLK WP HR S P ERA WHIP	IP WLS BF H R ER SO BB IBB HBP BLK WP HR S P ERA WHIP	IP WLS BF H R ER SO BB IBB HBP BLK WP HR S P ERA WHIP	IP WLS BF H R ER SO BB IBB HBP BLK WP HR S P ERA WHIP	IP WLS BF H R ER SO BB IBB HBP BLK WP HR S P ERA WHIP	IP WLS BF H R ER SO BB IBB HBP BLK WP HR S P ERA WHIP	IP WLS BF H R ER SO BB IBB HBP BLK WP HR S P ERA WHIP	IP WLS BF H R ER SO BB IBB HBP BLK WP HR S P ERA WHIP	IP WLS BF H R ER SO BB IBB HBP BLK WP HR S P ERA WHIP	IP WLS BF H R ER SO BB IBB HBP BLK WP HR S P ERA WHIP	IP WLS BF H R ER SO BB IBB HBP BLK WP HR S P ERA WHIP	IP WLS BF H R ER SO BB IBB HBP BLK WP HR S P ERA WHIP	IP WLS BF H R ER SO BB IBB HBP BLK WP HR S P ERA WHIP	IP WLS BF H R ER SO BB IBB HBP BLK WP HR S P ERA WHIP	IP WLS BF H R ER SO BB IBB HBP BLK WP HR S P ERA WHIP	IP WLS BF H R ER SO BB IBB HBP BLK WP HR S P ERA WHIP	IP WLS BF H R ER SO BB IBB HBP BLK WP HR S P ERA WHIP	IP WLS BF H R ER SO BB IBB HBP BLK WP HR S P ERA WHIP	IP WLS BF H R ER SO BB IBB HBP BLK WP HR S P ERA WHIP	IP WLS BF H R ER SO BB IBB HBP BLK WP HR S P ERA WHIP	IP WLS BF H R ER SO BB IBB HBP BLK WP HR S P ERA WHIP	IP WLS BF H R ER SO BB IBB HBP BLK WP HR S P ERA WHIP	IP WLS BF H R ER SO BB IBB HBP BLK WP HR S P ERA WHIP	
Kevin Gross, R (1, 1) <small>ERA: 3.9</small> Kent Tekulve, R (7, 1) <small>ERA: 2.66</small> Dan Schatzeder, L (8, 1) <small>ERA: 3.51</small> Steve Bedrosian, R (9, 1) <small>ERA: 2.85</small>	6.0 W 28 7 3 3 6 2 0 2 0 0 0 36 46 4.50 1.500	1.1 W 6 2 0 0 1 1 0 0 0 0 0 7 11 0.00 2.250	0.2 S 1 0 0 0 0 0 0 0 0 0 1 1 0.00 0.000	1.0 S 3 0 0 0 2 0 0 0 0 0 7 7 0.00 0.000																				

San Francisco Giants @ Philadelphia Phillies
Veterans Stadium, Philadelphia, PA
 Sun Aug 31 1986, 3:33 AM EDT
 Att: 24,082 - Unknown

livebaseballscorecards.com

AB	32
R	3
H	9
RBI	3
BB	3
SO	9
LOB	20



Batter	1	2	3	4	5	6	7	8	9	AB R H RBI BB SO LOB	TOP																		
Dan Gladden, R (1, 8) OBP: 0.370, SLG: 0.364	0-3 K		0-3 K			4-0 3B BB	0-0 F9		0-3 K	4 1 0 0 1 3 2	San Francisco Giants @ New York Mets Shea Stadium, Flushing, NY Mon Sep 01 1986, 3:33 AM EDT Att: 44,272 - Unknown																		
Robby Thompson, R (1, 4) OBP: 0.327, SLG: 0.372	0-0 F7		0-0 1B			0-0 1B 3B		0-0 SH3-4 1B	4 1 3 1 0 0 0																				
Will Clark, L (1, 3) OBP: 0.341, SLG: 0.460	0-3 K		0-3 K			0-3 K		0-0 SH3-4 1-2	3 0 0 0 0 3 2																				
Candy Maldonado, R (1, 7) OBP: 0.303, SLG: 0.467		0-3 K		0-0 6-3		0-0 1B		0-3 K	4 0 1 1 0 2 1																				
Chili Davis, S (1, 9) OBP: 0.367, SLG: 0.405		4-0 1B BB		4-0 CS BB		0-3 K		4-0 IBB	1 0 0 0 3 1 1																				
Randy Kutcher, R (1, 5) OBP: 0.268, SLG: 0.415		0-3 K		0-0 F6		0-3 K		0-0 4-3	3 0 0 0 0 2 3																				
Harry Spilman, L (8, PH) OBP: 0.326, SLG: 0.451				1-2					1 0 0 0 0 0 2																				
Scott Garrelts, R (8, 1) OBP: 0.200, SLG: 0.205									0 0 0 0 0 0 0																				
Frank Williams, R (8, 1) OBP: 0.500, SLG: 0.500									0 0 0 0 0 0 0																				
Bob Melvin, R (1, 2) OBP: 0.271, SLG: 0.335		0-0 1B		0-3 K		4-0 BB		0-0 4-3	2 0 1 0 1 1 0																				
Chris Brown, R (7, PR) OBP: 0.380, SLG: 0.426				0-3 K		0-0 K		4-0 FC5-4 BB	0 0 0 0 0 0 0																				
Mark Davis, L (7, 1) OBP: 0.143, SLG: 0.286		1-2 1B		0-3 K		0-0 F8		0-0 BB	0 0 0 0 0 0 0																				
Luis Quinones, S (8, 5) OBP: 0.237, SLG: 0.315				0-3 K		0-0 K		0-0 FC5-4 BB	1 0 0 0 0 0 0																				
Jose Uribe, S (1, 6) OBP: 0.297, SLG: 0.281		0-3 K		0-3 K		0-0 K		0-0 F7	3 0 0 0 0 2 3																				
Mike Aldrete, L (9, PH) OBP: 0.349, SLG: 0.395				0-3 K		0-0 K		0-0 FC5-4	0 0 0 0 1 0 0																				
Kelly Downs, R (1, 1) OBP: 0.143, SLG: 0.143			0-3 K		0-3 K		0-0 F7		2 0 0 0 0 2 0																				
Bob Brenly, R (7, PH) OBP: 0.354, SLG: 0.375								1-2	2 0 0 0 0 0 2																				
Inning Stats	R: 0 E: 0 K: 2 S: 7	H: 0 LOB: 0 BB: 0 P: 7	R: 0 E: 0 K: 3 S: 10	H: 1 LOB: 2 BB: 1 P: 14	R: 0 E: 0 K: 3 S: 10	H: 1 LOB: 1 BB: 0 P: 10	R: 0 E: 0 K: 0 S: 2	H: 0 LOB: 0 BB: 1 P: 6	R: 0 E: 0 K: 3 S: 9	H: 0 LOB: 0 BB: 0 P: 9	R: 2 E: 0 K: 3 S: 11	H: 2 LOB: 1 BB: 1 P: 15	R: 0 E: 0 K: 0 S: 3	H: 0 LOB: 1 BB: 1 P: 7	R: 0 E: 0 K: 1 S: 6	H: 1 LOB: 2 BB: 1 P: 10	R: 0 E: 0 K: 1 S: 5	H: 0 LOB: 1 BB: 1 P: 9	1B: 4 2B: 0 3B: 1 HR: 0	SF: 0 SAC: 1 DP: 0 HBP: 0	WP: 0 PB: 0 SB: 0 CS: 1	PA: 37							
PITCHER	IP WLS BF H R ER SO BB IBB HBP BLK WP HR S P ERA WHIP												PITCHER	IP WLS BF H R ER SO BB IBB HBP BLK WP HR S P ERA WHIP															
Sid Fernandez, L (1, 1) ERA: 3.57	7.0		28	4	2	2	14	4	0	0	0	0	0	0	52	68	2.57	1.143											
Roger McDowell, R (8, 1) ERA: 2.46	2.0	W	9	1	0	0	2	1	1	0	0	0	0	0	11	19	0.00	1.000											

AB	30
R	2
H	5
RBI	2
BB	6
SO	16
LOB	16



Batter	1	2	3	4	5	6	7	8	9	AB	R	H	RBI	BB	SO	LOB
Lenny Dykstra, L (1, 8) OBP: 0.372, SLG: 0.459	4-0 FC3-6 BB		0-0 F9		0-3 K		0-0 L6			3	0	0	0	1	1	0
Wally Backman, S (1, 4) OBP: 0.381, SLG: 0.386	0-0 FC3-6 1B		0-0 B3		0-0 1B			4-0 4-3 1B BB		3	2	1	0	1	0	1
Keith Hernandez, L (1, 3) OBP: 0.404, SLG: 0.442	0-3 K		0-3 K		0-3 K			0-0 4-3		4	0	0	0	0	3	3
Gary Carter, R (1, 2) OBP: 0.338, SLG: 0.427	0-0 1B			0-0 E8 4-3 1B 1B		0-0 F8		4-0 BB 1B 1B IBB		3	2	2	1	1	0	1
Mookie Wilson, S (1, 7) OBP: 0.361, SLG: 0.459	0-3 K			0-0 4-3		0-0 4-3		0-0 BB 1B 1B		4	1	1	1	0	1	2
Danny Heep, L (1, 9) OBP: 0.380, SLG: 0.416		0-0 G6-3 1B		0-0 G3		0-0 4-3		4-0 1B BB		3	0	1	0	1	0	1
Howard Johnson, S (1, 5) OBP: 0.345, SLG: 0.456		0-0 G6-3 1B		4-0 1B IBB		0-0 F9		0-0 1B		3	0	1	2	1	0	1
Rafael Santana, R (1, 6) OBP: 0.285, SLG: 0.258		0-0 1B		0-0 1B			0-0 F8	0-3 K		4	0	2	1	0	1	2
Sid Fernandez, L (1, 1) OBP: 0.210, SLG: 0.233		0-0 F4		0-0 G3			0-0 6-3	0-0 4-3		2	0	0	0	0	0	3
Ed Hearn, R (7, PH) OBP: 0.328, SLG: 0.421										1	0	0	0	0	0	0
Roger McDowell, R (8, 1) OBP: 0.353, SLG: 0.313										1	0	0	0	0	0	2


Inning Stats	R: 1	H: 1	E: 0	K: 2	S: 8	H: 1	LOB: 1	BB: 1	P: 12	R: 0	H: 2	E: 0	K: 0	S: 4	H: 0	LOB: 0	BB: 0	P: 5	R: 1	H: 2	E: 1	K: 0	S: 5	H: 1	LOB: 1	BB: 0	P: 8	R: 0	H: 0	E: 0	K: 0	S: 3	H: 0	LOB: 0	BB: 0	P: 3	R: 0	H: 0	E: 0	K: 0	S: 3	H: 0	LOB: 0	BB: 0	P: 3	R: 3	H: 2	E: 0	K: 1	S: 7	H: 2	LOB: 2	BB: 3	P: 19
--------------	------	------	------	------	------	------	--------	-------	-------	------	------	------	------	------	------	--------	-------	------	------	------	------	------	------	------	--------	-------	------	------	------	------	------	------	------	--------	-------	------	------	------	------	------	------	------	--------	-------	------	------	------	------	------	------	------	--------	-------	-------

PITCHER	IP	WLS	BF	H	R	ER	SO	BB	IBB	HBP	BLK	WP	HR	S	P	ERA	WHIP
Kelly Downs, R (1, 1) ERA: 3.78	6.0		25	6	2	2	5	1	1	0	0	0	0	33	41	3.00	1.167
Mark Davis, L (7, 1) ERA: 2.89	1.1	L	6	0	2	2	0	1	1	0	0	0	0	4	12	13.50	0.750
Scott Garrelts, R (8, 1) ERA: 3.45	0.0		3	2	1	1	0	1	0	0	0	0	0	2	6	∞	∞
Frank Williams, R (8, 1) ERA: 1.45	0.2		2	0	0	0	1	0	0	0	0	0	0	4	4	0.00	0.000

BOTTOM

San Francisco Giants @ New York Mets
 Shea Stadium, Flushing, NY
 Mon Sep 01 1986, 3:33 AM EDT
 Att. 44,272 - Unknown

AB	31
R	5
H	8
RBI	5
BB	5
SO	6
LOB	16



1B	2B	3B	HR	SF	SAC	DP	HBP	WP	PA
8	0	0	0	0	0	1	0	0	36

Batter	1	2	3	4	5	6	7	8	9	AB R H RBI BB SO LOB	TOP	
Dan Gladden, R (1, 8) OBP: 0.366, SLG: 0.359	0-0 F9			0-0 F8	0-3 K		0-0 F8			4 0 0 0 0 1 3		
Robby Thompson, R (1, 4) OBP: 0.327, SLG: 0.371	0-0 F9			0-0 3B		0-0 F9		0-0 5-3		4 1 1 0 0 0 0		
Will Clark, L (1, 3) OBP: 0.338, SLG: 0.455	0-3 K			0-0 F9		0-3 K		0-0 F9		3 0 0 0 0 2 1		
Luis Quinones, S (7, 5) OBP: 0.234, SLG: 0.311										1 0 0 0 0 0 0		
Candy Maldonado, R (1, 7) OBP: 0.309, SLG: 0.482		0-3 K		0-0 1-H		0-0 HR		0-0 FC5-4		4 1 3 1 0 1 0		
Chili Davis, S (1, 9) OBP: 0.366, SLG: 0.402		0-3 K		0-3 K		4-0 HR		0-0 FC5-4		3 1 0 0 1 2 2		
Scott Garrelts, R (8, 1) OBP: 0.200, SLG: 0.205										0 0 0 0 0 0 0		
Bob Brenly, R (1, 5) OBP: 0.357, SLG: 0.386		0-0 F8			0-0 1B	0-0 HR				3 1 2 3 1 0 0		
Bob Melvin, R (1, 2) OBP: 0.272, SLG: 0.335			0-3 K		0-0 G3	0-3 K				3 0 1 0 0 2 0		
Jose Uribe, S (1, 6) OBP: 0.302, SLG: 0.281			4-0 CS		0-0 G3		4-0 CS			1 0 0 0 3 0 2		
Mike Krukow, R (1, 1) OBP: 0.179, SLG: 0.169			0-0 F8		0-3 K		0-3 K			3 0 0 0 0 2 4		
Mark Davis, L (8, 1) OBP: 0.143, SLG: 0.286										0 0 0 0 0 0 0		
Randy Kutcher, R (8, 7) OBP: 0.266, SLG: 0.413										1 0 0 0 0 0 2		
Inning Stats	R: 0 H: 0 E: 0 LOB: 0 K: 1 BB: 0 S: 5 P: 5	R: 0 H: 0 E: 0 LOB: 0 K: 2 BB: 0 S: 7 P: 7	R: 0 H: 0 E: 0 LOB: 0 K: 1 BB: 1 S: 4 P: 8	R: 1 H: 2 E: 0 LOB: 1 K: 1 BB: 0 S: 7 P: 7	R: 0 H: 2 E: 0 LOB: 2 K: 2 BB: 0 S: 9 P: 9	R: 3 H: 2 E: 0 LOB: 0 K: 2 BB: 1 S: 9 P: 13	R: 0 H: 0 E: 0 LOB: 0 K: 1 BB: 1 S: 4 P: 8	R: 0 H: 1 E: 0 LOB: 1 K: 0 BB: 0 S: 4 P: 4	R: 0 H: 0 E: 0 LOB: 1 K: 0 BB: 2 S: 2 P: 10	1B: 4 SF: 0 2B: 1 SAC: 1 3B: 1 DP: 1 HR: 1 HBP: 0	WP: 0 PA: 36 PB: 0 SB: 0 CS: 2	
PITCHER Dwight Gooden, R (1, 1) ERA: 3.03 Doug Sisk, R (8, 1) ERA: 2.52	IP WLS BF H R ER SO BB IBB HBP BLK WP HR S P ERA WHIP											
	7.0 L 28 6 4 4 10 2 1 0 0 0 1 45 57 5.14 1.143											
	2.0 8 1 0 0 0 2 0 0 0 0 0 6 14 0.00 1.500											

San Francisco Giants @ New York Mets
Shea Stadium, Flushing, NY
Tue Sep 02 1986, 7:05 PM EDT
Att. 26,166 - Unknown

AB	30
R	4
H	7
RBI	4
BB	5
SO	10
LOB	14



BOTTOM

San Francisco Giants @ New York Mets
Shea Stadium, Flushing, NY
Tue Sep 02 1986, 7:05 PM EDT
Att. 26,166 - Unknown

livebaseballscorecards.com

AB 33
R 3
H 9
RBI 3
BB 3
SO 4
LOB 13



WP: 1 PA: 36
PB: 0
SB: 1
CS: 0

AB	R	H	RBI	BB	SO	LOB
4	1	2	0	0	0	0
3	0	0	0	0	0	1
1	0	0	0	0	0	1
3	0	1	0	1	1	0
4	0	1	1	0	0	1
4	1	1	0	0	2	1
4	1	2	0	0	1	3
2	0	0	1	2	0	1
2	0	1	0	0	0	2
1	0	1	1	0	0	0
0	0	0	0	0	0	0
1	0	0	0	0	0	1
0	0	0	0	0	0	0
1	0	0	0	0	0	0

Batter	1	2	3	4	5	6	7	8	9
Lenny Dykstra, L OBP: 0.373, SLG: 0.460 (1, 8)	0-0 4-6 1B		0-0 4-3			0-0 3-1		0-0 1B 1B	
Wally Backman, S OBP: 0.377, SLG: 0.383 Tim Teufel, R OBP: 0.329, SLG: 0.385 (8, PH) (9, 4)	0-0 4-6 1-3f		0-0 G3			0-0 4-3		0-0 F8	
Keith Hernandez, L OBP: 0.404, SLG: 0.441 (1, 3)	0-0 F8			4-0 L4-3 BB		0-3 K		0-0 1B 1B 1B	
Gary Carter, R OBP: 0.337, SLG: 0.426 (1, 2)		0-0 F6		0-0 F5		0-0 F8		0-0 1B 1B	
Lee Mazzilli, S OBP: 0.371, SLG: 0.331 (1, 9)		0-3 K		0-0 L4-3 1-2		0-3 K 1B 6-3		0-0 1B G6-4-3 1B	
Mookie Wilson, S OBP: 0.363, SLG: 0.460 (1, 7)		0-0 BB 1B			0-3 K	0-0 1B 6-3 1B		0-0 G6-4-3 1-2f	
Ray Knight, R OBP: 0.352, SLG: 0.417 (1, 5)		4-0 1-2 BB		0-0 5-3		0-0 6-3		4-0 G1-4-3 BB	
Rafael Santana, R OBP: 0.286, SLG: 0.260 Danny Heep, L OBP: 0.383, SLG: 0.420 (7, PH) Kevin Elster, R (8, 6) Kevin Mitchell, R OBP: 0.355, SLG: 0.495 (9, PH)		0-0 6-3		0-0 1B		0-0 F4		0-0 G1-4-3 1-2f	
Dwight Gooden, R OBP: 0.119, SLG: 0.123 Daryl Strawberry, L OBP: 0.359, SLG: 0.488 (7, PH) Doug Sisk, R (8, 1) Howard Johnson, S OBP: 0.343, SLG: 0.453 (9, PH)			0-0 F8		0-0 B2-3			0-0 F8	

Inning	R	H	E	K	S	H	LOB	BB	P
1	0	1	0	0	3	1	0	0	3
2	0	1	0	0	6	1	2	1	10
3	0	0	0	0	3	0	0	0	3
4	0	0	0	0	6	1	0	1	3
5	0	1	0	1	6	0	1	0	6
6	0	0	0	1	5	0	0	0	5
7	2	2	0	1	8	2	1	0	8
8	1	4	0	0	6	4	2	0	6
9	0	0	0	0	6	0	0	1	6

PITCHER	IP	WLS	BF	H	R	ER	SO	BB	IBB	HBP	BLK	WP	HR	S	P	ERA	WHIP
Mike Krukow, R ERA: 3.3 (1, 1)	7.0	W	27	5	2	2	4	2	0	0	0	1	0	33	41	2.57	1.000
Mark Davis, L ERA: 3.0 (8, 1)	0.1		3	2	1	1	0	0	0	0	0	0	0	3	3	27.00	6.000
Scott Garrelts, R ERA: 3.41 (8, 1)	1.2	S	6	2	0	0	0	1	0	0	0	0	0	5	9	0.00	1.800

PITCHER	IP	WLS	BF	H	R	ER	SO	BB	IBB	HBP	BLK	WP	HR	S	P	ERA	WHIP
1B: 9	SF: 0	2B: 2	SAC: 0	3B: 0	DP: 4	HR: 0	HBP: 0	WP: 1	PA: 36	PB: 0	SB: 1	CS: 0					

Batter	1	2	3	4	5	6	7	8	9	AB R H RBI BB SO LOB	TOP																								
Dan Gladden, R (1, 8) OBP: 0.362, SLG: 0.355	0-3 K			0-0 F9		0-0 6-3		0-0 6-3		4 0 0 0 0 1 0																									
Robby Thompson, R (1, 4) OBP: 0.326, SLG: 0.372	0-0 F8			0-0 2B		0-0 F9		0-3 K		4 0 1 0 0 1 0																									
Joel Youngblood, R (1, 7) OBP: 0.297, SLG: 0.374	0-0 6-3			0-3 K		4-0 1B 2B BB		0-0 1-3		3 1 0 0 1 1 1																									
Candy Maldonado, R (1, 9) OBP: 0.308, SLG: 0.479		0-0 F9		0-3 K		0-0 2B 1-2 SF8 1B		0-0 5-3		4 1 1 0 0 1 1																									
Bob Brenly, R (1, 3) OBP: 0.357, SLG: 0.388		0-0 L5		0-0 F8		0-0 1-3 2-H 2B				3 0 1 1 0 0 0																									
Bob Melvin, R (1, 2) OBP: 0.269, SLG: 0.332		0-0 F8		0-0 5-3		0-0 SF8				2 0 0 1 0 0 0																									
Luis Quinones, S (1, 5) OBP: 0.228, SLG: 0.303			0-3 K		0-0 5-3		0-0 F8			2 0 0 0 0 1 0																									
Jeff Robinson, R (5, 1) OBP: 0.083, SLG: 0.091										0 0 0 0 0 0 0																									
Mark Davis, L (6, 1) OBP: 0.143, SLG: 0.286										0 0 0 0 0 0 0																									
Chili Davis, S (7, PH) OBP: 0.366, SLG: 0.401										1 0 0 0 0 0 1																									
Frank Williams, R (7, 1) OBP: 0.500, SLG: 0.500										0 0 0 0 0 0 0																									
Jose Uribe, S (1, 6) OBP: 0.300, SLG: 0.278		0-0 F8		0-0 F8		0-0 B1-3		0-0 F3		3 0 0 0 0 0 0																									
Terry Mulholland, R (1, 1) OBP: 0.067, SLG: 0.067			0-3 K			0-0 F2		0-3 K		1 0 0 0 0 1 0																									
Juan Berenguer, R (4, 1) OBP: 0.167, SLG: 0.167										0 0 0 0 0 0 0																									
Randy Kutcher, R (5, 5) OBP: 0.263, SLG: 0.407										2 0 0 0 0 1 0																									
Inning Stats	R: 0 E: 0 K: 1 S: 5	H: 0 LOB: 0 BB: 0 P: 5	R: 0 E: 0 K: 0 S: 3	H: 0 LOB: 0 BB: 0 P: 3	R: 0 E: 0 K: 2 S: 7	H: 0 LOB: 0 BB: 0 P: 7	R: 0 E: 0 K: 2 S: 8	H: 1 LOB: 1 BB: 0 P: 8	R: 0 E: 0 K: 0 S: 3	H: 0 LOB: 0 BB: 0 P: 3	R: 2 E: 0 K: 0 S: 5	H: 2 LOB: 1 BB: 1 P: 9	R: 0 E: 0 K: 1 S: 5	H: 0 LOB: 0 BB: 0 P: 5	R: 0 E: 0 K: 1 S: 5	H: 0 LOB: 0 BB: 0 P: 5	1B: 1 2B: 2 3B: 0 HR: 0	SF: 1 SAC: 0 DP: 0 HBP: 0	WP: 0 PB: 0 SB: 0 CS: 0	PA: 31															
PITCHER Bob Ojeda, L (1, 1) ERA: 2.63	IP: 9.0 WLS: W BF: 31 H: 3 R: 2 ER: 2 SO: 7 BB: 1 IBB: 0 HBP: 0 BLK: 0 WP: 0 HR: 0 S: 44 P: 48 ERA: 2.00 WHIP: 0.444																																		
PITCHER	IP	WLS	BF	H	R	ER	SO	BB	IBB	HBP	BLK	WP	HR	S	P	ERA	WHIP																		

San Francisco Giants @ New York Mets
 Shea Stadium, Flushing, NY
 Wed Sep 03 1986, 7:05 PM EDT
 Att: 25,851 - Unknown

livebaseballscorecards.com

AB	29
R	2
H	3
RBI	2
BB	1
SO	7
LOB	3



BOTTOM

San Francisco Giants @ New York Mets
Shea Stadium, Flushing, NY
Wed Sep 03 1986, 7:05 PM EDT
Att. 25,851 - Unknown

livebaseballscorecards.com

AB	27
R	4
H	6
RBI	3
BB	8
SO	6
LOB	14



WP:	0	PA:	38
PB:	0	SB:	2
CS:	1		

AB	R	H	RBI	BB	SO	LOB	
2	1	0	0	3	0	1	
3	1	0	0	1	1	3	
4	1	1	0	0	1	1	
3	0	0	1	0	0	1	
2	1	1	0	2	1	0	
4	0	2	1	0	1	2	
2	0	1	1	1	0	0	
1	0	0	0	0	0	0	
1	0	1	0	0	0	0	
2	0	0	0	1	1	3	
1B:	6	SF:	1	WP:	0	PA:	38
2B:	0	SAC:	1	PB:	0	SB:	2
3B:	0	DP:	0	CS:	1		
HR:	0	HBP:	0				

Batter	1	2	3	4	5	6	7	8	9							
Lenny Dykstra, L OBP: 0.376, SLG: 0.457 (1, 8)	4-0 S E BB	4-0 1-2 BB		4-0 S BB		0-0 1-3		0-0 4-3								
Mookie Wilson, S OBP: 0.362, SLG: 0.455 (1, 7)	4-0 E SF8 BB	0-0 F9		0-3 K		0-0 F9										
Keith Hernandez, L OBP: 0.403, SLG: 0.439 (1, 3)	0-0 E6 CS BB 1-3 2-H		0-0 1-3		0-0 E4 F9 1B	0-3 K										
Gary Carter, R OBP: 0.334, SLG: 0.422 (1, 2)	0-0 SF8 3-H		0-0 F2		0-0 F9 2-3		0-0 6-3									
Kevin Mitchell, R OBP: 0.360, SLG: 0.495 (1, 9)	4-0 1-2 BB		0-0 1B 1B		4-0 BB 1B BB		0-3 K									
Ray Knight, R OBP: 0.353, SLG: 0.418 (1, 5)	0-3 K		0-0 1B 1B		0-0 BB 1B 1-2 3-H		0-0 F8									
Tim Teufel, R OBP: 0.333, SLG: 0.386 Wally Backman, S OBP: 0.376, SLG: 0.382 (8, PH) (9, 4)	0-0 CS 2-3	0-0 F3	0-0 1B 1-H 2-H		4-0 1-2 2-3 BB		0-0 1-3									
Rafael Santana, R OBP: 0.285, SLG: 0.258 Darryl Strawberry, L OBP: 0.358, SLG: 0.487 Kevin Elster, R OBP: 1.000, SLG: 1.000 (6, 6)		0-0 6-3		0-0 F9	0-3 K		0-0 SH2-4 1B									
Bob Ojeda, L OBP: 0.113, SLG: 0.098 (1, 1)		4-0 BB BB		0-3 K	0-0 F7		0-0 SH2-4 1-2									
Inning Stats	R: 2 E: 1 K: 1 S: 5	H: 0 LOB: 1 BB: 3 P: 17	R: 0 E: 0 K: 0 S: 3	H: 0 LOB: 2 BB: 2 P: 11	R: 1 E: 0 K: 0 S: 5	H: 3 LOB: 2 BB: 0 P: 5	R: 0 E: 0 K: 2 S: 7	H: 0 LOB: 1 BB: 1 P: 11	R: 1 E: 1 K: 1 S: 7	H: 2 LOB: 3 BB: 2 P: 15	R: 0 E: 0 K: 1 S: 5	H: 0 LOB: 0 BB: 0 P: 5	R: 0 E: 0 K: 1 S: 5	H: 0 LOB: 0 BB: 0 P: 5	R: 0 E: 0 K: 0 S: 4	H: 1 LOB: 1 BB: 0 P: 4

PITCHER	IP	WLS	BF	H	R	ER	SO	BB	IBB	HBP	BLK	WP	HR	S	P	ERA	WHIP
Terry Mulholland, L ERA: 4.19 (1, 1)	3.0	L	16	3	3	2	1	5	0	0	0	0	0	13	33	6.00	2.667
Juan Berenguer, R ERA: 2.76 (4, 1)	1.1		8	2	1	1	2	2	0	0	0	0	0	10	18	6.75	3.000
Jeff Robinson, R ERA: 3.59 (5, 1)	1.0		4	0	0	0	1	1	0	0	0	0	0	5	9	0.00	1.000
Mark Davis, L ERA: 2.97 (6, 1)	0.2		2	0	0	0	1	0	0	0	0	0	0	4	4	0.00	0.000
Frank Williams, R ERA: 1.37 (7, 1)	2.0		7	1	0	0	1	0	0	0	0	0	0	9	9	0.00	0.500

Batter	1	2	3	4	5	6	7	8	9	AB R H RBI BB SO LOB	TOP		
Dan Gladden, R (1, 8) OBP: 0.361, SLG: 0.354	0-0 2-3 S 1B		0-0 5-3		0-0 FC6-4 1-2f			0-3 K		4 0 1 0 0 1 4			
Robby Thompson, R (1, 4) OBP: 0.324, SLG: 0.369	0-0 2-3 1-3			0-0 5-3		0-3 K		0-3 K		4 0 0 0 0 2 2			
Will Clark, L (1, 3) OBP: 0.334, SLG: 0.449	0-0 4-3			0-0 G3		0-0 4-3		0-0 4-3		4 0 0 0 0 0 2			
Candy Maldonado, R (1, 7) OBP: 0.307, SLG: 0.486	0-0 6-3			0-0 L4		0-0 4-3			0-0 HR	4 1 1 1 0 0 1			
Chili Davis, S (1, 9) OBP: 0.369, SLG: 0.414					0-0 HBP CI 1B		0-0 F8 2B		0-0 HR	4 1 3 1 0 1 0			
Bob Brenly, R (1, 5) OBP: 0.355, SLG: 0.385					0-1 CI HBP 1-2		0-0 F3		0-3 K	3 0 0 0 0 1 1			
Bob Melvin, R (1, 2) OBP: 0.265, SLG: 0.327 Mike Aldrete, L (9, PH) OBP: 0.353, SLG: 0.399					0-3 K		0-0 F8 2-3		0-0 1B	3 0 0 0 0 2 3 1 0 1 0 0 0 0			
Luis Quinones, S (1, 6) OBP: 0.232, SLG: 0.295					0-0 L3		1-0 FC6-4 HBP 1-2 2-3		0-3 K	2 0 0 0 0 0 1			
Michael LaCoss, R (1, 1) OBP: 0.241, SLG: 0.365 Frank Williams, R (7, 1) OBP: 0.500, SLG: 0.500 Jose Uribe, S (7, 6) OBP: 0.301, SLG: 0.278 Harry Spilman, L (9, PH) OBP: 0.323, SLG: 0.447 Joel Youngblood, R (9, PH) OBP: 0.235, SLG: 0.372					0-0 F8		0-3 K		4-0 BB	2 0 0 0 0 1 3 0 0 0 0 0 0 0 0 0 0 0 1 0 0 1 0 0 0 0 1 1 1 0 0 0 0 1 1			
Inning Stats	R: 0 H: 1 E: 0 LOB: 1 K: 0 BB: 0 S: 4 P: 4	R: 0 H: 0 E: 0 LOB: 0 K: 2 BB: 0 S: 7 P: 7	R: 0 H: 0 E: 0 LOB: 0 K: 0 BB: 0 S: 3 P: 3	R: 0 H: 0 E: 0 LOB: 0 K: 0 BB: 0 S: 3 P: 3	R: 0 H: 1 E: 1 LOB: 3 K: 2 BB: 0 S: 9 P: 10	R: 0 H: 0 E: 0 LOB: 0 K: 1 BB: 0 S: 5 P: 5	R: 0 H: 1 E: 0 LOB: 1 K: 0 BB: 0 S: 4 P: 4	R: 0 H: 0 E: 0 LOB: 1 K: 2 BB: 1 S: 7 P: 11	R: 2 H: 3 E: 0 LOB: 1 K: 3 BB: 0 S: 12 P: 12	1B: 3 SF: 0 2B: 1 SAC: 0 3B: 0 DP: 0 HR: 2 HBP: 1	WP: 0 PA: 36 PB: 0 SB: 1 CS: 0		
PITCHER	IP WLS BF H R ER SO BB IBB HBP BLK WP HR S P ERA WHIP											PITCHER	IP WLS BF H R ER SO BB IBB HBP BLK WP HR S P ERA WHIP
Bryn Smith, R (1, 1) ERA: 3.82	8.0 W 32 5 2 2 7 1 0 1 0 0 2 44 49 2.25 0.750												
Jeff Reardon, R (9, 1) ERA: 3.73	1.0 S 4 1 0 0 3 0 0 0 0 0 0 0 10 10 0.00 1.000												

San Francisco Giants @ Montreal Expos
Olympic Stadium, Montreal, QB
Thu Sep 04 1986, 7:05 PM EDT
Att. 8,253 - Unknown

AB	33
R	2
H	6
RBI	2
BB	1
SO	10
LOB	19



livebaseballscorecards.com

Batter	1	2	3	4	5	6	7	8	9	AB R H RBI BB SO LOB
--------	---	---	---	---	---	---	---	---	---	----------------------

Tom Foley, L OBP: 0.364, SLG: 0.408 (1, 6) X	0-0 6-3 SH1-4 1B		X 0-0 E6		X 0-0 HR		X 0-0 F8			4 2 2 1 0 0 0
Mitch Webster, S OBP: 0.361, SLG: 0.422 (1, 8) X	0-0 SH1-4 1-2		X 0-0 F9		X 0-0 G3			X 0-0 F7		3 0 0 0 0 0 1
Tim Raines, S OBP: 0.407, SLG: 0.493 (1, 7) X	0-0 6-3 2-3		X 0-0 F8			X 0-0 4-3		X 0-0 6-3		4 0 0 0 0 0 2
Andre Dawson, R OBP: 0.324, SLG: 0.473 (1, 9) X	0-0 3-H 1B			X 0-0 F9		X 0-0 F8		X 0-0 6-3		4 0 1 1 0 0 0
Tim Wallach, R OBP: 0.313, SLG: 0.406 (1, 5) X	0-0 6-3			X 0-0 F7		X 0-0 6-3				3 0 0 0 0 0 1
Andres Galarraga, R OBP: 0.323, SLG: 0.387 (1, 3) X		X 0-0 6-3		X 0-0 1B		BB BB BB	4-0 2B BB			2 1 1 0 1 0 0
Vance Law, R OBP: 0.297, SLG: 0.322 (1, 4) X		BB BB BB	X 0-3 K	X 0-0 F8		X 0-0 1B 2B				3 1 1 1 0 1 1
Dann Bilardello, R OBP: 0.230, SLG: 0.239 (1, 2) X		X 0-0 G3			X 0-3 K		X 0-3 K			3 0 0 0 0 2 1
Bryn Smith, R OBP: 0.183, SLG: 0.196 (1, 1) X			X 0-3 K		X 0-0 5-3		X 0-0 1B			3 0 1 1 0 1 0
Jeff Reardon, R OBP: 0.143, SLG: 0.143 (9, 1) X										0 0 0 0 0 0 0

BOTTOM

San Francisco Giants @ Montreal Expos
Olympic Stadium, Montreal, QB
Thu Sep 04 1986, 7:05 PM EDT
Att. 8,253 - Unknown

livebaseballscorecards.com

AB	29
R	4
H	6
RBI	4
BB	1
SO	4
LOB	6



Inning Stats	R: 1 H: 2 E: 0 K: 5 S: 5	H: 2 LOB: 1 BB: 0 P: 5	R: 0 H: 0 E: 0 K: 1 S: 5	H: 0 LOB: 0 BB: 0 P: 5	R: 0 H: 0 E: 1 K: 1 S: 6	H: 0 LOB: 1 BB: 0 P: 6	R: 0 H: 1 E: 0 K: 0 S: 4	H: 1 LOB: 1 BB: 0 P: 4	R: 1 H: 1 E: 0 K: 1 S: 6	H: 1 LOB: 0 BB: 0 P: 6	R: 0 H: 0 E: 0 K: 0 S: 3	H: 0 LOB: 0 BB: 0 P: 3	R: 2 H: 2 E: 0 K: 1 S: 6	H: 2 LOB: 0 BB: 1 P: 10	R: 0 H: 0 E: 0 K: 0 S: 3	H: 0 LOB: 0 BB: 0 P: 3	1B: 4 SF: 0 2B: 1 SAC: 1 3B: 0 DP: 0 HR: 1 HBP: 0	WP: 0 PA: 31 PB: 0 SB: 1 CS: 0
--------------	--------------------------	------------------------	--------------------------	------------------------	--------------------------	------------------------	--------------------------	------------------------	--------------------------	------------------------	--------------------------	------------------------	--------------------------	-------------------------	--------------------------	------------------------	--	--------------------------------------

PITCHER	IP	WLS	BF	H	R	ER	SO	BB	IBB	HBP	BLK	WP	HR	S	P	ERA	WHIP
Michael LaCoss, R ERA: 3.89 (1, 1)	6.0	L	25	5	4	4	3	1	0	0	0	0	1	30	34	6.00	1.000
Frank Williams, R ERA: 1.31 (7, 1)	2.0		6	1	0	0	1	0	0	0	0	0	0	8	8	0.00	0.500

PITCHER	IP	WLS	BF	H	R	ER	SO	BB	IBB	HBP	BLK	WP	HR	S	P	ERA	WHIP
---------	----	-----	----	---	---	----	----	----	-----	-----	-----	----	----	---	---	-----	------

Batter	1	2	3	4	5	6	7	8	9	AB R H RBI BB SO LOB	TOP																
Will Clark, L OBP: 0.332, SLG: 0.445 (1, 3) X	0-0 4-3		X 0-0 G1	X 0-0 1B			X 0-0 4-3	X 0-0 FC6-4		5 0 1 1 0 0 3																	
Robby Thompson, R OBP: 0.324, SLG: 0.370 (1, 4) X	0-0 4-3		X 0-0 5-3	X 0-0 F8			X 0-0 2B 1B	X 0-0 SH1-4 HR 1B		5 1 2 0 0 0 2																	
Mike Aldrete, L OBP: 0.356, SLG: 0.414 Randy Kutcher, R OBP: 0.263, SLG: 0.407 (1, 7) X (8, 8)	0-0 PB 2B		S.S.S. 0-3 K		S.S.S. 0-3 K		X 0-0 1-3 2B	X 0-0 SH1-4 1-2		4 0 2 0 0 2 1 0 0 0 0 0 0 0																	
Candy Maldonado, R OBP: 0.306, SLG: 0.481 (1, 9) X (8, 7)	0-0 4-3			X 0-0 1B WP 2B 1B	S.S.S. 0-3 K		S.S.S. 0-3 K	X 0-0 5-3		5 1 1 0 0 2 4																	
Chili Davis, S OBP: 0.371, SLG: 0.417 (1, 8) (8, 9)		X 0-0 G3 CS 2B		X 0-0 2B E 1B	X 0-0 F8			X 0-0 4-3	X 4-0 HR IBB	4 2 2 0 1 0 0																	
Bob Brenly, R OBP: 0.352, SLG: 0.382 (1, 5)		X 0-0 G3		X 0-0 F3		X 0-0 F5		S.S.S. 0-3 K	X 0-0 HR	3 0 0 0 0 0 3																	
Bob Melvin, R OBP: 0.272, SLG: 0.339 (1, 2)		B.B.B.B. 4-0 BB		X 0-0 E 2B		X 0-0 5-3		X 0-0 1B 2B		4 2 2 1 1 1 0																	
Jose Uribe, S OBP: 0.301, SLG: 0.278 (1, 6)		S.S.S. 0-3 K		X 0-0 FC 1B		S.S.S. 0-3 K		X 0-0 1B 1B		4 1 1 1 0 2 2																	
Vida Blue, S OBP: 0.220, SLG: 0.171 Juan Berenguer, R OBP: 0.167, SLG: 0.167 Scott Garrelts, R OBP: 0.214, SLG: 0.293 Luis Quinones, S OBP: 0.238, SLG: 0.300 (1, 1) (6, 1) (6, 1) (6, 5)		B.B.B.B. 4-0 BB	B.B.B.B. 4-0 BB	X 0-0 F8			S.S.S. 0-3 K	X 0-0 FC6-4 1B		1 0 0 0 1 0 1 0 0 0 0 0 0 0 2 1 1 3 0 1 0 2 0 1 0 0 1 0																	
Inning Stats	R: 0 E: 0 K: 0 S: 4	H: 1 LOB: 1 BB: 0 P: 4	R: 0 E: 0 K: 1 S: 5	H: 1 LOB: 2 BB: 1 P: 9	R: 0 E: 0 K: 1 S: 5	H: 0 LOB: 1 BB: 1 P: 9	R: 4 E: 1 K: 0 S: 8	H: 4 LOB: 1 BB: 0 P: 8	R: 0 E: 0 K: 2 S: 7	H: 0 LOB: 0 BB: 0 P: 7	R: 0 E: 0 K: 1 S: 5	H: 0 LOB: 0 BB: 0 P: 5	R: 0 E: 0 K: 2 S: 9	H: 2 LOB: 2 BB: 0 P: 9	R: 1 E: 0 K: 1 S: 8	H: 3 LOB: 2 BB: 0 P: 8	R: 3 E: 0 K: 1 S: 7	H: 2 LOB: 0 BB: 1 P: 11	1B: 7 2B: 6 3B: 0 HR: 1	SF: 0 SAC: 1 DP: 1 HBP: 0	WP: 1 PB: 1 SB: 0 CS: 1	PA: 43					
PITCHER	IP	WLS	BF	H	R	ER	SO	BB	IBB	HBP	BLK	WP	HR	S	P	ERA	WHIP										
Jay Tibbs, R ERA: 3.99 (1, 1)	3.2		19	6	4	1	2	2	0	0	0	1	0	21	29	2.46	2.182										
Andy McGaffigan, R ERA: 2.95 (4, 1)	2.1		7	0	0	0	3	0	0	0	0	0	0	13	13	0.00	0.000										
Tim Burke, R ERA: 2.6 (7, 1)	2.0	L	11	5	1	1	3	0	0	0	0	0	0	17	17	4.50	2.500										
Bert Roberge, R ERA: 7.64 (9, 1)	1.0		6	2	3	3	1	0	1	0	0	0	1	7	11	27.00	2.000										

San Francisco Giants @ Montreal Expos
Olympic Stadium, Montreal, QB
Fri Sep 05 1986, 7:05 PM EDT
Att. 10,237 - Unknown

AB	39
R	8
H	13
RBI	6
BB	3
SO	9
LOB	16



WP: 1	PA: 43
-------	--------

Batter	1	2	3	4	5	6	7	8	9	AB	R	H	RBI	BB	SO	LOB
Luis Rivera, R (1, 6) Tom Foley, L (6, PH) OBP: 0.293, SLG: 0.263 OBP: 0.360, SLG: 0.403	4-0 1B BB	4-0 FC6-4 BB		0-3 K		0-0 F6		0-3 K		1	1	0	0	2	1	0
Mitch Webster, S (1, 8) OBP: 0.358, SLG: 0.418	0-0 F7	0-0 FC6-4			0-0 G3	0-0 SF8			0-0 F9	4	0	0	1	0	0	3
Tim Raines, S (1, 7) OBP: 0.409, SLG: 0.493	0-0 1B		4-0 G5-4-3 BB		0-0 1-3	0-0 F8			0-0 S 1B	4	0	2	0	1	0	0
Andre Dawson, R (1, 9) OBP: 0.325, SLG: 0.472	0-0 1B		0-0 G5-4-3		0-0 1B		0-0 F6		0-3 K	5	1	2	1	0	1	2
Tim Wallach, R (1, 5) OBP: 0.313, SLG: 0.405	0-0 F9		4-0 1B BB		0-0 1B		0-0 F7		0-0 6-3	4	0	1	0	1	0	3
Andres Galarraga, R (1, 3) OBP: 0.325, SLG: 0.389	0-0 F8		0-0 1B		0-0 1B		0-3 K			4	0	2	1	0	1	2
Vance Law, R (1, 4) Al Newman, S (8, 4) OBP: 0.298, SLG: 0.325 OBP: 0.293, SLG: 0.238		0-0 F9 CS 2B	0-0 F6		0-0 F4		0-3 K			3	0	1	0	0	0	4
Randy Hunt, R (1, 2) Wallace Johnson, S (8, PH) Bert Roberge, R (9, 1) OBP: 0.299, SLG: 0.348		0-0 F9		0-0 4-3		4-0 1B SF8 BB		0-0 1-3		2	1	0	0	1	0	1
Jay Tibbs, R (1, 1) Andy McCaffigan, R (4, 1) Herm Winningham, L (6, PH) Tim Burke, R (7, 1) Wayne Krenchicki, L (8, PH) Dann Bilsardello, R (9, 2) OBP: 0.214, SLG: 0.323 OBP: 0.230, SLG: 0.239		4-0 BB BB	0-0 K		0-3 K		0-0 SF8 S PB 1B		4-0 BB	0	0	0	0	1	0	0

Inning Stats	R: 1	H: 2	E: 0	K: 0	S: 5	H: 2	LOB: 2	BB: 1	P: 9	R: 0	H: 1	E: 0	K: 0	S: 3	H: 1	LOB: 2	BB: 2	P: 11	R: 0	H: 0	E: 0	K: 0	S: 3	R: 0	H: 3	E: 0	K: 0	S: 6	H: 1	LOB: 0	BB: 1	P: 8	R: 0	H: 0	E: 0	K: 1	S: 5	R: 0	H: 0	E: 0	K: 2	S: 7	R: 0	H: 1	E: 0	K: 1	S: 7	R: 0	H: 1	E: 0	K: 1	S: 6	R: 0	H: 1	E: 0	K: 1	S: 6	1B: 8	SF: 1	2B: 1	SAC: 0	3B: 0	DP: 1	HR: 0	HBP: 0	WP: 0	PA: 41
--------------	------	------	------	------	------	------	--------	-------	------	------	------	------	------	------	------	--------	-------	-------	------	------	------	------	------	------	------	------	------	------	------	--------	-------	------	------	------	------	------	------	------	------	------	------	------	------	------	------	------	------	------	------	------	------	------	------	------	------	------	------	-------	-------	-------	--------	-------	-------	-------	--------	-------	--------

PITCHER	IP	WLS	BF	H	R	ER	SO	BB	IBB	HBP	BLK	WP	HR	S	P	ERA	WHIP
Vida Blue, L (1, 1) ERA: 3.1	5.0		25	7	2	2	2	5	0	0	0	0	0	24	44	3.60	2.400
Juan Berenguer, R (6, 1) ERA: 2.89	0.0		2	1	2	1	0	1	0	0	0	0	0	1	5	∞	∞
Scott Garrelts, R (6, 1) ERA: 3.32	4.0	W	14	1	0	0	4	1	0	0	0	0	0	21	25	0.00	0.500


BOTTOM

San Francisco Giants @ Montreal Expos
Olympic Stadium, Montreal, QB

Fri Sep 05 1986, 7:05 PM EDT
Att. 10,237 - Unknown

livebaseballscorecards.com

AB	33
R	4
H	9
RBI	3
BB	7
SO	6
LOB	18



Batter	1	2	3	4	5	6	7	8	9	AB R H RBI BB SO LOB	TOP																
Will Clark, L (1, 3) OBP: 0.331, SLG: 0.443	0-3 K		0-0 F9			0-0 L6-4		0-0 E S 1B		4 0 1 0 0 1 2																	
Robby Thompson, R (1, 4) OBP: 0.322, SLG: 0.367	0-3 K			0-3 K			0-0 5-3	0-3 K		4 0 0 0 0 3 1																	
Mike Aldrete, L (1, 7) OBP: 0.356, SLG: 0.413 Dan Gladden, R (7, PR) OBP: 0.360, SLG: 0.352	0-0 4-3			0-3 K			0-0 S 2B 1B	0-3 K		3 0 1 0 0 1 0 1 1 0 0 0 1 1																	
Candy Maldonado, R (1, 9) OBP: 0.305, SLG: 0.481		0-3 K		0-0 F2			0-0 HBP 1-H 2B		0-3 K	4 0 1 1 0 2 0																	
Chili Davis, S (1, 8) OBP: 0.374, SLG: 0.417		0-0 4-3			0-0 L5-3 1B		4-0 HBP IBB		1-0 HBP	2 0 1 0 1 0 0																	
Bob Brenly, R (1, 5) OBP: 0.351, SLG: 0.379		0-3 K			0-0 L5-3		1-0 HBP		0-0 L6	3 0 0 0 0 1 2																	
Bob Melvin, R (1, 2) OBP: 0.270, SLG: 0.336 Harry Spilman, L (7, PH) OBP: 0.321, SLG: 0.444 Luis Quinones, S (7, 5) OBP: 0.235, SLG: 0.296			0-0 F8		0-0 5-3		0-0 F4		0-0 F4	2 0 0 0 0 0 0 1 0 0 0 0 0 3 1 0 0 0 0 0 1																	
Jose Uribe, S (1, 6) OBP: 0.301, SLG: 0.278			0-0 4-3			0-0 L6-4 BLK 1B	0-0 F3			3 0 1 0 0 0 3																	
Kelly Downs, R (1, 1) OBP: 0.176, SLG: 0.125 Frank Williams, R (8, 1) OBP: 0.500, SLG: 0.500			4-0 BB			0-0 B2		0-0 4-3		2 0 0 0 1 0 1 0 0 0 0 0 0 0																	
Inning Stats	R: 0 E: 0 K: 2 S: 7	H: 0 LOB: 0 BB: 0 P: 7	R: 0 E: 0 K: 2 S: 7	H: 0 LOB: 0 BB: 0 P: 7	R: 0 E: 0 K: 0 S: 3	H: 0 LOB: 1 BB: 1 P: 7	R: 0 E: 0 K: 2 S: 7	H: 0 LOB: 0 BB: 0 P: 7	R: 0 E: 0 K: 0 S: 3	H: 1 LOB: 0 BB: 0 P: 3	R: 0 E: 0 K: 0 S: 3	H: 1 LOB: 0 BB: 0 P: 3	R: 1 E: 0 K: 0 S: 5	H: 2 LOB: 3 BB: 1 P: 10	R: 0 E: 0 K: 2 S: 8	H: 1 LOB: 1 BB: 0 P: 8	R: 0 E: 0 K: 1 S: 5	H: 0 LOB: 1 BB: 0 P: 6	1B: 4 2B: 3 3B: 0 HR: 0	SF: 0 SAC: 0 DP: 2 HBP: 2	WP: 0 PB: 0 SB: 2 CS: 0	PA: 34					
PITCHER	IP WLS BF H R ER SO BB IBB HBP BLK WP HR S P ERA WHIP																										
Dennis Martinez, R (1, 1) ERA: 5.38	7.0		26	4	1	1	6	1	1	1	1	0	0	35	44	1.29	0.714										
Bob McClure, L (8, 1) ERA: 3.44	1.0	W	4	1	0	0	2	0	0	0	0	0	0	8	8	0.00	1.000										
Jeff Reardon, R (9, 1) ERA: 3.68	1.0	S	4	0	0	0	1	0	0	1	0	0	0	5	6	0.00	0.000										

San Francisco Giants @ Montreal Expos
Olympic Stadium, Montreal, QB
Sat Sep 06 1986, 7:05 PM EDT
Att: 10,964 - Unknown

livebaseballscorecards.com

AB	30
R	1
H	5
RBI	1
BB	2
SO	9
LOB	14



Batter	1	2	3	4	5	6	7	8	9
Herm Winningham, L (1, 8) OBP: 0.289, SLG: 0.363	0-3 K		0-0 4-3		0-0 F5		0-0 F9		
Tom Foley, L (1, 4) OBP: 0.358, SLG: 0.400	0-0 5-3 1B		0-0 3-1			0-0 F6	0-0 6-3		
Tim Raines, S (1, 7) OBP: 0.408, SLG: 0.493	0-0 5-3 1-2		0-3 K			0-0 E4 WP		0-0 1B E 2B	
Andre Dawson, R (1, 9) OBP: 0.326, SLG: 0.471	0-3 K			0-0 L4		4-0 FC6-4 1-2 IBB		0-0 E 1B 1B	
Tim Wallach, R (1, 5) OBP: 0.311, SLG: 0.401		0-0 F6		0-3 K		0-3 K		0-0 E5 1B	
Andres Galarraga, R (1, 3) OBP: 0.328, SLG: 0.388		0-0 1B 1B		0-0 G3		0-0 FC6-4 1-2f		0-0 1B IBB	
Luis Rivera, R (1, 6) OBP: 0.313, SLG: 0.277		0-0 1-2 1B			0-0 6-3		4-0 FC3-6 BB	0-0 1-2 2-H 3-H 1B	
Dann Bilardello, R (1, 2) OBP: 0.226, SLG: 0.235		0-0 F7			0-0 5-3		0-0 FC3-6 F9 BB 1-2f	0-0 8-3 1B	
Al Newman, S (7, PR) OBP: 0.293, SLG: 0.238									
Bob McClure, R (8, 1) OBP: 0.333, SLG: 0.333									
Wayne Krenchicki, L (8, PH) OBP: 0.313, SLG: 0.321									
Jeff Reardon, R (9, 1) OBP: 0.143, SLG: 0.143									
Dennis Martinez, R (1, 1) OBP: 0.091, SLG: 0.095		0-0 4-3			4-0 BB		4-0 1-2 BB		
Wallace Johnson, S (7, PH) OBP: 0.306, SLG: 0.348									
Randy Hunt, R (8, 2)									

Inning Stats	R: 0	H: 1	E: 0	K: 2	S: 8	H: 2	LOB: 1	BB: 0	P: 8	R: 0	H: 2	E: 0	K: 0	S: 5	R: 0	H: 0	E: 0	K: 1	S: 5	R: 0	H: 0	E: 0	K: 1	S: 5	R: 0	H: 0	E: 0	K: 0	S: 3	R: 0	H: 0	E: 1	K: 1	S: 6	R: 0	H: 0	E: 0	K: 0	S: 3	R: 3	H: 3	E: 1	K: 0	S: 5
--------------	------	------	------	------	------	------	--------	-------	------	------	------	------	------	------	------	------	------	------	------	------	------	------	------	------	------	------	------	------	------	------	------	------	------	------	------	------	------	------	------	------	------	------	------	------

PITCHER	IP	WLS	BF	H	R	ER	SO	BB	IBB	HBP	BLK	WP	HR	S	P	ERA	WHIP
Kelly Downs, R (1, 1) ERA: 3.46	7.0		30	4	1	1	5	3	1	0	0	1	0	36	52	1.29	1.000
Frank Williams, R (8, 1) ERA: 1.49	1.0	L	5	2	2	1	0	0	1	0	0	0	0	4	8	9.00	2.000


BOTTOM

San Francisco Giants @ Montreal Expos
Olympic Stadium, Montreal, QB

Sat Sep 06 1986, 7:05 PM EDT
Att. 10,964 - Unknown

AB	R	H	RBI	BB	SO	LOB
4	0	0	0	0	1	3
4	0	1	0	0	0	3
4	1	1	0	0	1	1
3	1	1	0	1	1	1
4	1	0	1	0	2	3
3	0	1	0	1	0	2
3	0	2	2	1	0	0
3	0	0	0	0	0	3
0	0	0	0	0	0	0
0	0	0	0	0	0	0
1	0	0	0	0	0	1
0	0	0	0	0	0	0
0	0	0	0	0	0	0

AB	30
R	3
H	6
RBI	3
BB	5
SO	5
LOB	19



WP	PA
1	35
PB	0
SB	0
CS	0

1B	SF	WP	PA
5	0	1	35
2B	0	PB	0
3B	0	SB	0
HR	0	CS	0

Batter	1	2	3	4	5	6	7	8	9	AB R H RBI BB SO LOB	TOP		
Dan Gladden, R (1, 8) OBP: 0.358, SLG: 0.349	0-0 F3		4-0 CS BB		0-3 K			0-3 K		3 0 0 0 1 2 0			
Robby Thompson, R (1, 4) OBP: 0.323, SLG: 0.367	1-0 WP S 2B HBP		0-0 F7			0-0 F4		0-0 4-3		0 1 0 0 0 0 0 3 0 0 0 0 0 1			
Luis Quinones, S (1, 4) OBP: 0.227, SLG: 0.286													
Mike Aldrete, L (1, 3) OBP: 0.359, SLG: 0.418	0-0 F9 1-H 2B			0-0 F7		4-0 BB		0-0 6-3		3 0 1 1 1 0 0			
Candy Maldonado, R (1, 7) OBP: 0.304, SLG: 0.477	0-0 F9 2-3			4-0 E CI BB		0-3 K			0-0 F2	3 0 0 0 1 1 2			
Chili Davis, S (1, 9) OBP: 0.371, SLG: 0.414	0-3 K			0-0 F7		0-3 K			0-0 F6	4 0 0 0 0 2 3			
Bob Brenly, R (1, 5) OBP: 0.351, SLG: 0.377		0-0 F8		0-1 CI 1-2		0-3 K		4-0 BB		2 0 0 0 1 1 0			
Bob Melvin, R (1, 2) OBP: 0.266, SLG: 0.330		0-3 K		0-0 F9 1-1 2-3		0-0 5-3		0-3 K		4 0 0 0 0 2 3			
Jose Uribe, S (1, 6) OBP: 0.301, SLG: 0.277		0-3 K			0-0 F4		4-0 BB			2 0 0 0 1 1 0			
Mike Krukow, R (1, 1) OBP: 0.171, SLG: 0.162			0-0 6-3		0-3 K		0-3 K			3 0 0 0 0 2 1			
Inning Stats	R: 1 E: 0 K: 1 S: 6 H: 1 LOB: 1 BB: 0 P: 7	R: 0 E: 0 K: 2 S: 7 H: 0 LOB: 0 BB: 0 P: 7	R: 0 E: 0 K: 0 S: 2 H: 0 LOB: 0 BB: 1 P: 6	R: 0 E: 2 K: 0 S: 4 H: 0 LOB: 2 BB: 1 P: 8	R: 0 E: 0 K: 2 S: 7 H: 0 LOB: 0 BB: 0 P: 7	R: 0 E: 0 K: 2 S: 7 H: 0 LOB: 1 BB: 1 P: 11	R: 0 E: 0 K: 2 S: 7 H: 0 LOB: 1 BB: 1 P: 11	R: 0 E: 0 K: 1 S: 5 H: 0 LOB: 0 BB: 0 P: 5	R: 0 E: 0 K: 1 S: 5 H: 0 LOB: 1 BB: 1 P: 9	1B: 0 2B: 1 3B: 0 HR: 0 SF: 0 SAC: 0 DP: 0 HBP: 1	WP: 1 PB: 0 SB: 1 CS: 1 PA: 34		
PITCHER	IP WLS BF H R ER SO BB IBB HBP BLK WP HR S P ERA WHIP											PITCHER	IP WLS BF H R ER SO BB IBB HBP BLK WP HR S P ERA WHIP
Floyd Youmans, R (1, 1) ERA: 3.42	8.0 L 30 1 1 1 10 4 0 1 0 1 0 45 62 1.12 0.625												
Tim Burke, R (9, 1) ERA: 2.57	1.0 4 0 0 0 1 1 0 0 0 0 0 0 5 9 0.00 1.000												

San Francisco Giants @ Montreal Expos
Olympic Stadium, Montreal, QB
Sun Sep 07 1986, 3:33 AM EDT
Att. 15,171 - Unknown

AB	27
R	1
H	1
RBI	1
BB	5
SO	11
LOB	10



Batter	1	2	3	4	5	6	7	8	9	AB R H RBI BB SO LOB
Wallace Johnson, S (1, 3) OBP: 0.314, SLG: 0.347	4-0 BB BB BB	0-0 F4			0-0 3-1			0-0 1B		3 0 1 0 1 0 1
Tom Foley, L (1, 4) OBP: 0.352, SLG: 0.392	0-0 F8		0-3 K			0-0 F8		0-3 K2-3		4 0 0 0 0 2 2
Tim Raines, S (1, 7) OBP: 0.409, SLG: 0.491	4-0 BB BB BB		0-0 F8			0-0 F7			4-0 E S BB	2 0 0 0 2 0 0
Andre Dawson, R (1, 9) OBP: 0.326, SLG: 0.467	4-0 BB BB BB		0-0 F3			0-0 F9			0-3 K	3 0 0 0 1 1 1
Mitch Webster, S (1, 8) OBP: 0.357, SLG: 0.416	0-0 F6			0-3 K			0-0 B5		4-0 BB BB BB	3 0 0 0 1 1 3
Tim Wallach, R (1, 5) OBP: 0.309, SLG: 0.398	0-0 F3			0-3 K			0-0 5-3		0-0 F7	4 0 0 0 0 1 5
Luis Rivera, R (1, 6) OBP: 0.300, SLG: 0.264			0-3 K		0-3 K		0-0 F2		0-3 K	4 0 0 0 0 3 2
Randy Hunt, R (1, 2) OBP: 0.143, SLG: 0.077		0-0 5-3 1B			0-0 5-3			0-0 B4-3		2 0 1 0 0 0 0
Herm Winningham, L (8, PH) OBP: 0.287, SLG: 0.361										1 0 0 0 0 0 0
Tim Burke, R (9, 1)										0 0 0 0 0 0 0
Floyd Youmans, R (1, 1) OBP: 0.239, SLG: 0.226		0-0 5-3			0-3 K			0-0 G3		2 0 0 0 0 1 1
Wayne Krenchicki, L (8, PH) OBP: 0.311, SLG: 0.319										1 0 0 0 0 0 0
Dann Bilardello, R (9, 2) OBP: 0.226, SLG: 0.235										0 0 0 0 0 0 0

Inning Stats	R: 0	H: 0	E: 0	K: 0	S: 3	R: 0	H: 1	E: 0	K: 1	S: 6	R: 0	H: 0	E: 0	K: 1	S: 5	R: 0	H: 0	E: 0	K: 3	S: 9	R: 0	H: 0	E: 0	K: 1	S: 5	R: 0	H: 0	E: 0	K: 0	S: 3	R: 0	H: 1	E: 0	K: 1	S: 6	R: 0	H: 0	E: 0	K: 2	S: 7	1B: 2	2B: 0	3B: 0	HR: 0	SF: 0	SAC: 0	DP: 0	HBP: 0	WP: 0	PA: 34
PITCHER Mike Krukow, R (1, 1) ERA: 3.15	IP	WLS	BF	H	R	ER	SO	BB	IBB	HBP	BLK	WP	HR	S	P	ERA	WHIP	IP	WLS	BF	H	R	ER	SO	BB	IBB	HBP	BLK	WP	HR	S	P	ERA	WHIP																


BOTTOM

San Francisco Giants @ Montreal Expos
Olympic Stadium, Montreal, QB

Sun Sep 07 1986, 3:33 AM EDT
Att. 15,171 - Unknown

livebaseballscorecards.com

AB	29
R	0
H	2
RBI	0
BB	5
SO	9
LOB	15



Batter	1	2	3	4	5	6	7	8	9	AB R H RBI BB SO LOB	TOP			
Jerry Royster, R (1, 5) OBP: 0.343, SLG: 0.379 Graig Nettles, L (6, PH) OBP: 0.291, SLG: 0.377 (6, 5)	4-0 G5-3 BB BB		0-0 F7 F7		0-0 BB 1B	0-0 1-3 2-H 3-H 1B			0-0 F7 F7	2 0 1 0 1 0 1 2 0 1 2 0 0 0				
Tony Gwynn, L (1, 9) OBP: 0.384, SLG: 0.471	4-0 1-2 BB BB		0-0 E5 FC5-4		4-0 1-2 BB BB	0-0 F7 F7			0-0 6-3 6-3	3 0 0 0 2 0 3				
Kevin McReynolds, R (1, 8) OBP: 0.355, SLG: 0.486 (7, 7)	0-0 F4 F4		0-0 FC5-4 FC5-4		0-3 K K			0-0 F7 F7		4 0 0 0 0 1 6				
Steve Garvey, R (1, 3) OBP: 0.289, SLG: 0.424	0-0 G5-3 2-3f			0-0 G6-4-3 1B	0-0 FC5-4 FC5-4			0-3 K K		4 0 1 0 0 1 4				
Carmelo Martinez, R (1, 7) OBP: 0.340, SLG: 0.382 Lance McCullers, S (7, 1) OBP: 0.167, SLG: 0.095		0-0 1-3 1-3		0-0 G6-4-3 1-2f		0-0 F3 F3		0-0 5-3 5-3		4 0 0 0 0 0 1 0 0 0 0 0 0 0				
Bruce Bochy, R (1, 2) OBP: 0.336, SLG: 0.533		0-0 F9 F9		0-0 HR HR		0-0 L5 L5		0-3 K K		4 1 1 1 0 1 0				
Garry Templeton, S (1, 6) OBP: 0.288, SLG: 0.300		0-0 G3 G3		0-0 1B 1B		4-0 BB 1B BB		0-0 1-3 1-3		3 1 1 0 1 0 0				
Bip Roberts, S (1, 4) OBP: 0.287, SLG: 0.304			0-0 E SH1-4 1B	0-0 1-3 1-3		0-0 1B BB 1B		0-0 1-3 1-3		4 1 2 0 0 0 1				
Ed Whitson, R (1, 1) OBP: 0.118, SLG: 0.118 Dane Long, L (5, PH) OBP: 0.253, SLG: 0.355 Bob Stoddard, R (5, 1) John Kruk, L (6, PH) OBP: 0.414, SLG: 0.434 Craig Lefferts, L (6, 1) OBP: 0.125, SLG: 0.500 Marvell Wynne, L (7, 8) OBP: 0.267, SLG: 0.394			0-0 SH1-4 SH1-4		0-3 K K	4-0 1B BB 1B		0-0 F8 F8		0 0 0 0 0 0 0 1 0 0 0 0 0 1 0 0 0 0 0 0 0 0 0 0 0 0 0 0 1 0 0 0 0 0 0 0 0 0 0 1 0 0 0 0 0 0 0				
Inning Stats	R: 0 H: 0 E: 0 LOB: 1 K: 0 BB: 2 S: 2 P: 10	R: 0 H: 0 E: 0 LOB: 0 K: 0 BB: 0 S: 3 P: 3	R: 0 H: 1 E: 1 LOB: 2 K: 0 BB: 0 S: 5 P: 5	R: 1 H: 3 E: 0 LOB: 1 K: 0 BB: 0 S: 5 P: 5	R: 0 H: 1 E: 0 LOB: 2 K: 2 BB: 1 S: 8 P: 12	R: 2 H: 2 E: 0 LOB: 2 K: 0 BB: 2 S: 5 P: 13	R: 0 H: 0 E: 0 LOB: 0 K: 1 BB: 0 S: 5 P: 5	R: 0 H: 0 E: 0 LOB: 0 K: 1 BB: 0 S: 5 P: 5	R: 0 H: 0 E: 0 LOB: 0 K: 0 BB: 0 S: 3 P: 3	1B: 6 SF: 0 2B: 0 SAC: 1 3B: 0 DP: 2 HR: 1 HBP: 0	WP: 0 PA: 38 PB: 0 SB: 0 CS: 0			
PITCHER	IP WLS BF H R ER SO BB IBB HBP BLK WP HR S P ERA WHIP												PITCHER	IP WLS BF H R ER SO BB IBB HBP BLK WP HR S P ERA WHIP
Terry Mulholland, L (1, 1) ERA: 4.25	5.2 W 27 6 3 3 2 5 0 0 0 0 1 26 46 4.76 1.941													
Jeff Robinson, R (6, 1) ERA: 3.53	1.1 5 1 0 0 1 0 0 0 0 0 0 7 7 0.00 0.750													
Scott Garrelts, R (8, 1) ERA: 3.28	2.0 S 6 0 0 0 1 0 0 0 0 0 0 8 8 0.00 0.000													

San Diego Padres @ San Francisco Giants
Candlestick Park, San Francisco, CA
Mon Sep 08 1986, 10:05 PM EDT
Att. 4,428 - Unknown

AB	32
R	3
H	7
RBI	3
BB	5
SO	4
LOB	16



Batter	1	2	3	4	5	6	7	8	9
Mike Woodard, L (1, 4) OBP: 0.366, SLG: 0.353	0-3 K	0-0 S 1B		4-0 1B BB	0-0 F3			4-0 CS BB	
Will Clark, L (1, 3) OBP: 0.338, SLG: 0.447	0-0 4-3 2B 1B	4-0 1-2 BB		0-0 1-3 4-3 1B		0-0 1-3		0-0 1-2 S 1B	
Mike Aldrete, L (1, 7) OBP: 0.360, SLG: 0.414 Randy Kutcher, R (8, PR) OBP: 0.263, SLG: 0.407 (9, 7)	0-0 4-3 1-2	0-0 1-3		0-0 BB 4-3 1-3 3-H 1B		0-0 G3		4-0 G6-3 1-2 BB	
Candy Maldonado, R (1, 9) OBP: 0.309, SLG: 0.489 Dan Gladden, R (9, 8) OBP: 0.358, SLG: 0.349	0-0 1B 2B 2-H		0-0 BB B1 2B	0-0 4-3 1-2 3-H		0-0 2B		0-0 G6-3 1-2f	
Chili Davis, S (1, 8) OBP: 0.374, SLG: 0.413 (9, 9)	4-0 1B BB		4-0 BB BB	4-0 BB BB		0-0 F8			
Bob Brenly, R (1, 5) OBP: 0.355, SLG: 0.377	0-0 1-3 2-H 1B		4-0 1-2 2-3 BB	4-0 1-2 2-3 BB		0-0 5-3			
Bob Melvin, R (1, 2) OBP: 0.261, SLG: 0.325	0-0 4-3		0-3 K	0-3 K		0-3 K			
Jose Uribe, S (1, 6) OBP: 0.301, SLG: 0.275		0-0 6-3	0-0 B1		0-0 F9		4-0 WP BB		
Terry Mulholland, R (1, 1) OBP: 0.056, SLG: 0.056 Jeff Robinson, R (6, 1) OBP: 0.083, SLG: 0.091 Rick Lancellotti, L (7, PH) Scott Garrelts, R (8, 1) OBP: 0.214, SLG: 0.293		0-0 1-3		0-0 1-3	0-0 5-3		0-3 K		

Inning Stats	R: 2 E: 0 K: 1 S: 8	H: 3 LOB: 2 BB: 1 P: 12	R: 0 E: 0 K: 0 S: 4	H: 1 LOB: 2 BB: 1 P: 8	R: 0 E: 0 K: 1 S: 5	H: 1 LOB: 2 BB: 2 P: 13	R: 2 E: 0 K: 1 S: 7	H: 2 LOB: 3 BB: 3 P: 19	R: 0 E: 0 K: 0 S: 3	H: 0 LOB: 0 BB: 0 P: 3	R: 0 E: 0 K: 0 S: 4	H: 1 LOB: 1 BB: 0 P: 4	R: 0 E: 0 K: 2 S: 7	H: 0 LOB: 1 BB: 1 P: 11	R: 0 E: 0 K: 0 S: 2	H: 1 LOB: 2 BB: 2 P: 10
--------------	------------------------------	----------------------------------	------------------------------	---------------------------------	------------------------------	----------------------------------	------------------------------	----------------------------------	------------------------------	---------------------------------	------------------------------	---------------------------------	------------------------------	----------------------------------	------------------------------	----------------------------------

PITCHER	IP	WLS	BF	H	R	ER	SO	BB	IBB	HBP	BLK	WP	HR	S	P	ERA	WHIP
Ed Whitson, R (1, 1) ERA: 6.5	4.0	L	25	7	4	4	3	7	0	0	0	0	0	24	52	9.00	3.500
Bob Stoddard, R (5, 1) ERA: 2.7	1.0		3	0	0	0	0	0	0	0	0	0	0	3	3	0.00	0.000
Craig Lefferts, L (6, 1) ERA: 2.69	1.0		4	1	0	0	0	0	0	0	0	0	0	4	4	0.00	1.000
Lance McCullers, R (7, 1) ERA: 2.48	2.0		8	1	0	0	2	3	0	0	0	1	0	9	21	0.00	2.000

BOTTOM

San Diego Padres @ San Francisco Giants
Candlestick Park, San Francisco, CA

Mon Sep 08 1986, 10:05 PM EDT
Att. 4,428 - Unknown

AB	R	H	RBI	BB	SO	LOB
3	1	1	0	2	1	0
4	2	3	0	1	0	0
4	0	1	1	1	0	3
0	0	0	0	0	0	0
5	1	3	2	0	0	3
0	0	0	0	0	0	0
1	0	0	0	3	0	1
2	0	1	1	2	0	0
4	0	0	0	0	3	8
3	0	0	0	1	0	3
3	0	0	0	0	0	0
0	0	0	0	0	0	0
1	0	0	0	0	1	1
0	0	0	0	0	0	0

AB	30
R	4
H	9
RBI	4
BB	10
SO	5
LOB	19

WP: 1 PA: 40
PB: 0
SB: 2
CS: 1

1B: 6 SF: 0
2B: 4 SAC: 0
3B: 0 DP: 2
HR: 0 HBP: 0

GIANTS

Batter 1 2 3 4 5 6 7 8 9 AB R H RBI BB SO LOB TOP

Bip Roberts, S (1, 4) x
OBP: 0.286, SLG: 0.303

Tony Gwynn, L (1, 9) x
OBP: 0.385, SLG: 0.471

John Kruk, L (1, 7) x
OBP: 0.407, SLG: 0.426

Kevin McReynolds, R (1, 8) s
OBP: 0.353, SLG: 0.482

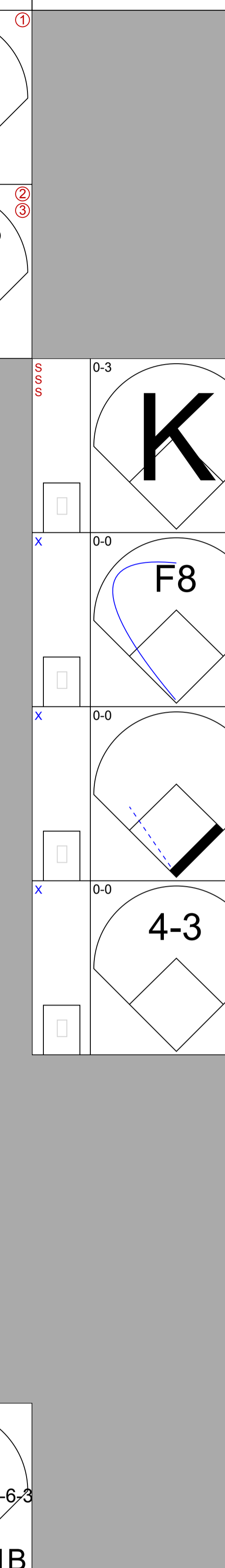
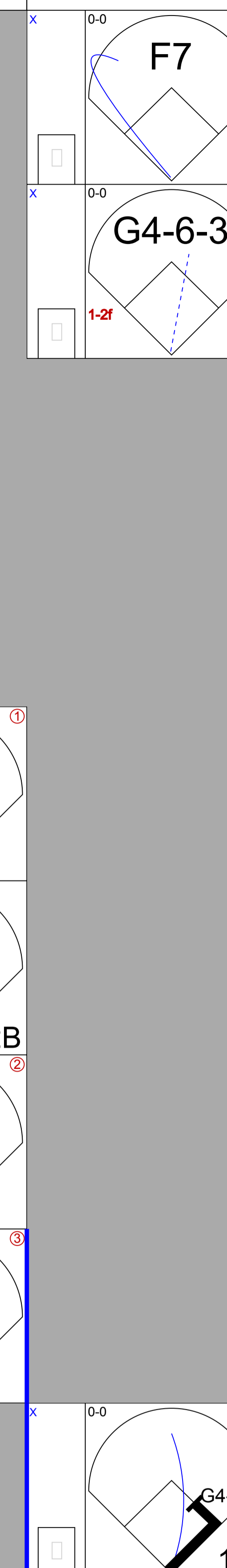
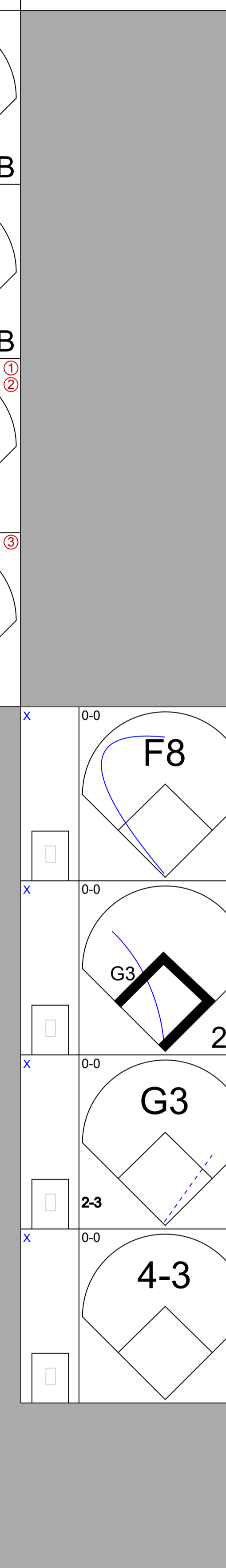
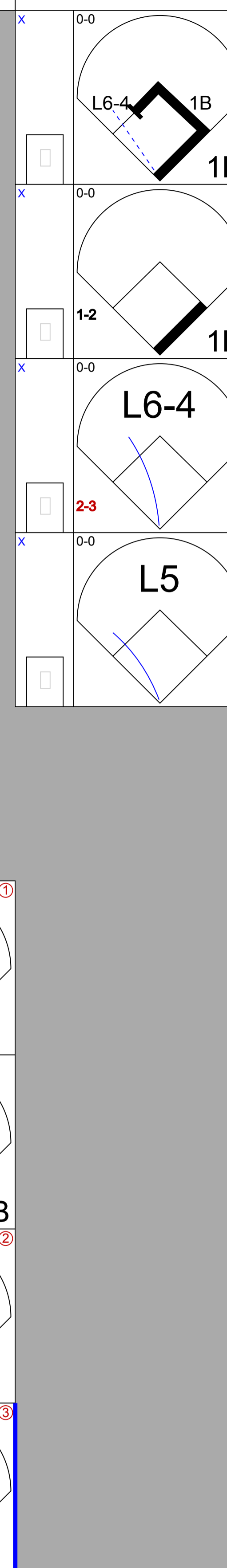
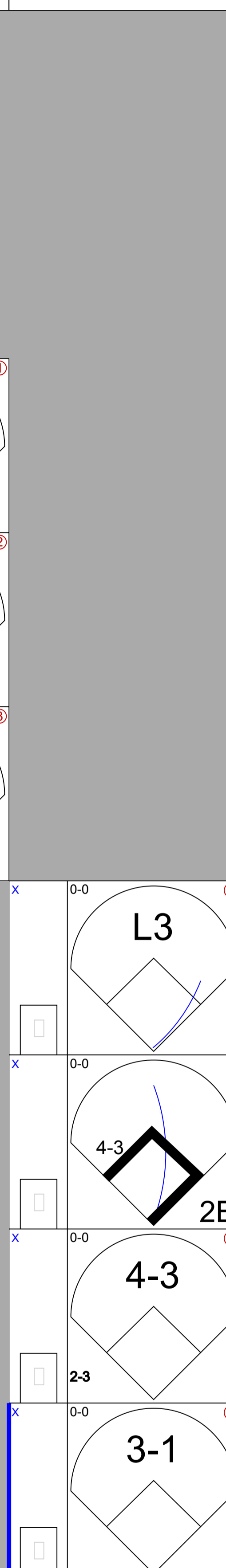
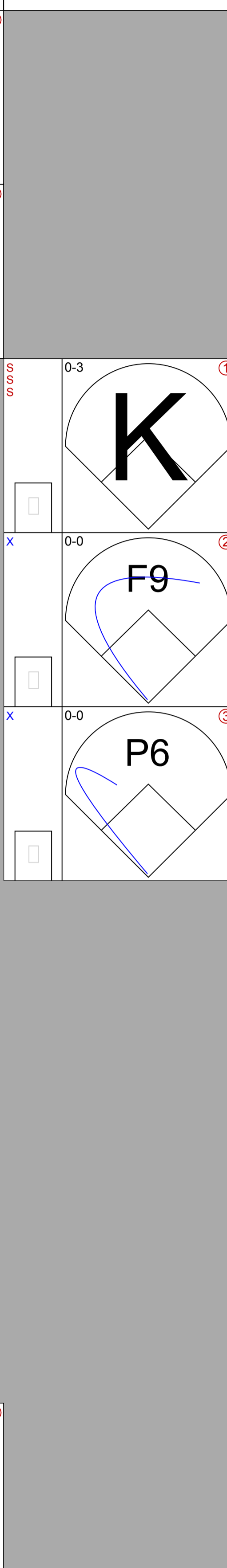

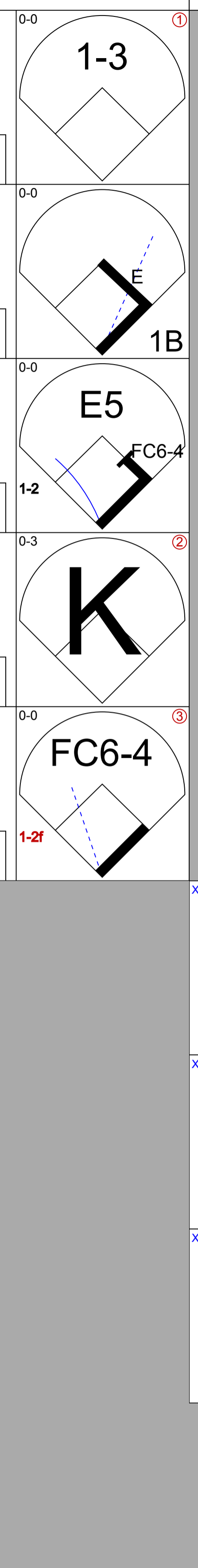
Steve Garvey, R (1, 3) x
OBP: 0.289, SLG: 0.423

Terry Kennedy, L (1, 2)
OBP: 0.315, SLG: 0.389

Graig Nettles, L (1, 5)
OBP: 0.292, SLG: 0.379

Garry Templeton, S (1, 6)
OBP: 0.286, SLG: 0.298
Dave LaPoint, L (7, 1)

LaMarr Hoyt, R (1, 1)
OBP: 0.152, SLG: 0.156
Dane Iorg, L (5, PH)
OBP: 0.250, SLG: 0.351
Bob Stoddard, R (5, 1)
Jerry Royster, R (7, 6)
OBP: 0.346, SLG: 0.381



4	0	1	0	0	1	1	4	0	2	0	0	0	1	4	0	0	0	0	2	3	4	0	0	0	0	1	3	4	0	1	0	0	0	2	4	0	1	0	0	0	1	4	0	1	0	0	0	1	3	0	1	0	0	0	1	3	0	0	0	0	0	2	0	0	0	0	0	0	0	1	0	0	0	0	0	0	1	0	0	0	0	0	1	0	0	0	0	0	0	0	1	0	1	0	0	0	0
---	---	---	---	---	---	---	---	---	---	---	---	---	---	---	---	---	---	---	---	---	---	---	---	---	---	---	---	---	---	---	---	---	---	---	---	---	---	---	---	---	---	---	---	---	---	---	---	---	---	---	---	---	---	---	---	---	---	---	---	---	---	---	---	---	---	---	---	---	---	---	---	---	---	---	---	---	---	---	---	---	---	---	---	---	---	---	---	---	---	---	---	---	---	---	---	---	---

WP: 0	PA: 33
PB: 0	
SB: 0	
CS: 0	

Inning Stats

R: 0	H: 1	R: 0	H: 0	R: 0	H: 0	R: 0	H: 1	R: 0	H: 2	R: 0	H: 1	R: 0	H: 1	R: 0	H: 1	R: 0	H: 1
E: 1	LOB: 2	E: 0	LOB: 0	E: 0	LOB: 0	E: 0	LOB: 1	E: 0	LOB: 1	E: 0	LOB: 1	E: 0	LOB: 0	E: 0	LOB: 1	E: 0	LOB: 1
K: 1	BB: 0	K: 0	BB: 0	K: 1	BB: 0	K: 0	BB: 0	K: 0	BB: 0	K: 0	BB: 0	K: 0	BB: 0	K: 1	BB: 0	K: 1	BB: 0
S: 7	P: 7	S: 3	P: 3	S: 5	P: 5	S: 5	P: 5	S: 4	P: 4	S: 4	P: 4	S: 4	P: 4	S: 3	P: 3	S: 6	P: 6

PITCHER
Michael LaCoss, R (1, 1)
ERA: 3.7

IP	WLS	BF	H	R	ER	SO	BB	IBB	HBP	BLK	WP	HR	S	P	ERA	WHIP
9.0	W	33	7	0	0	4	0	0	0	0	0	0	41	41	0.00	0.778

San Diego Padres @ San Francisco Giants
Candlestick Park, San Francisco, CA
Tue Sep 09 1986, 10:05 PM EDT
Att. 6,664 - Unknown

AB	33
R	0
H	7
RBI	0
BB	0
SO	4
LOB	15



Batter	1	2	3	4	5	6	7	8	9
Mike Woodard, L OBP: 0.391, SLG: 0.351 (1, 4)	4-0 S HR BB	4-0 HBP BB		0-0 F8		0-0 P4		0-0 4-3 1B	
Will Clark, L OBP: 0.339, SLG: 0.442 (1, 3)	4-0 HR BB	1-0 HBP		0-0 G3		0-3 K		0-0 4-3	
Mike Aldrete, L OBP: 0.358, SLG: 0.410 Randy Kutcher, R OBP: 0.262, SLG: 0.405 (8, PH) (9, 7)	0-0 F7	0-0 1-3		0-0 1-3			0-0 E FC5 2B 1B	0-3 K	
Candy Maldonado, R OBP: 0.308, SLG: 0.495 Dan Gladden, R OBP: 0.358, SLG: 0.349 (1, 9) (8, 8)	0-0 HR		0-0 F8		0-0 F7		0-3 K		
Chili Davis, S OBP: 0.373, SLG: 0.411 (1, 8) (8, 9)	0-0 F7		0-0 S HR 1B		0-3 K		0-0 FC5 2B		
Bob Brenly, R OBP: 0.356, SLG: 0.389 (1, 5)	0-3 K		0-0 1-H HR		0-0 L6		0-0 1-H 3-H 1B 2B		
Bob Melvin, R OBP: 0.261, SLG: 0.323 (1, 2)		0-0 6-3	0-0 F8		0-0 F2		0-0 3-H 1B		
Jose Uribe, S OBP: 0.302, SLG: 0.274 (1, 6)		4-0 HBP S BB	0-0 P5		4-0 S BB		0-0 F7		
Michael LaCoss, R OBP: 0.259, SLG: 0.364 (1, 1)		0-3 K		4-0 G3 BLK BB		0-0 1-2 1B		0-3 K	

Inning Stats	R: 3	H: 1	E: 0	K: 1	S: 6	LOB: 0	BB: 2	P: 14
	R: 0	H: 0	E: 0	K: 1	S: 5	LOB: 3	BB: 2	P: 14
	R: 2	H: 2	E: 0	K: 0	S: 5	LOB: 0	BB: 0	P: 5
	R: 0	H: 0	E: 0	K: 0	S: 3	LOB: 1	BB: 1	P: 7
	R: 0	H: 0	E: 0	K: 1	S: 5	LOB: 0	BB: 0	P: 5
	R: 0	H: 1	E: 0	K: 1	S: 6	LOB: 2	BB: 1	P: 10
	R: 2	H: 3	E: 1	K: 1	S: 8	LOB: 1	BB: 0	P: 8
	R: 0	H: 1	E: 0	K: 2	S: 8	LOB: 1	BB: 0	P: 8

PITCHER	IP	WLS	BF	H	R	ER	SO	BB	IBB	HBP	BLK	WP	HR	S	P	ERA	WHIP
LaMarr Hoyt, R ERA: 5.14 (1, 1)	4.0	L	21	3	5	5	2	5	0	1	1	0	2	19	40	11.25	2.000
Bob Stoddard, R ERA: 2.35 (5, 1)	2.0		8	1	0	0	2	1	0	0	0	0	0	11	15	0.00	1.000
Dave LaPoint, L ERA: 5.13 (7, 1)	2.0		10	4	2	0	3	0	0	0	0	0	0	16	16	0.00	2.000

AB R H RBI BB SO LOB

3	1	1	0	2	0	3
3	1	0	0	1	1	4
4	1	1	0	0	0	6
1	0	0	0	0	1	1
4	1	1	3	0	1	1
0	0	0	0	0	0	0
4	1	1	0	0	1	1
4	2	2	3	0	1	0
4	0	1	1	0	0	0
2	0	0	0	2	0	1
3	0	1	0	1	2	1

AB	32
R	7
H	8
RBI	7
BB	6
SO	7
LOB	18



San Diego Padres @ San Francisco Giants
Candlestick Park, San Francisco, CA
Tue Sep 09 1986, 10:05 PM EDT
Att. 6,664 - Unknown

livebaseballscorecards.com

AB	32
R	7
H	8
RBI	7
BB	6
SO	7
LOB	18

WP	0	PA	39
PB	0	SB	4
CS	0		

Batter	1	2	3	4	5	6	7	8	9	AB R H RBI BB SO LOB	TOP												
Barry Larkin, R (1, 6) OBP: 0.337, SLG: 0.411	4-0 BLK HR BB	0-0 1-3 2-H 1B		0-0 2-H 2B		0-0 G6-4-3 1B	0-0 1-3 3-H 1B		4-0 1-2 BB BB	4 2 4 3 2 0 0													
Buddy Bell, R (1, 5) OBP: 0.361, SLG: 0.444	0-0 F9	0-0 F7		0-3 K		0-0 G6-4-3 1-2f	0-0 F7		4-0 1B 1-2 2-3 BB	5 0 0 0 1 1 7													
Dave Parker, L (1, 9) OBP: 0.337, SLG: 0.490	0-3 K		0-0 F8		0-0 S 1B 1B	0-0 4-3		0-0 G3	0-0 F8	5 1 1 0 0 1 1													
Max Venable, L (8, 9) OBP: 0.286, SLG: 0.277	1-2									1 0 0 0 0 0 3													
Eric Davis, R (1, 8) OBP: 0.391, SLG: 0.570	0-0 2-H HR		0-0 HR		0-0 1B S 1B		0-0 E3 E 1B BB	0-0 HR	0-0 F3	5 5 4 4 0 0 0													
Bill Landrum, R (8, 1)										1 0 0 0 0 0 3													
Bo Diaz, R (1, 2) OBP: 0.323, SLG: 0.381	0-0 F8		0-0 HR		0-0 BB 1B G6-4-3 1B		0-0 BB E 1B FC3-6 1B	0-0 1B	0-0 1-3 2-H 3-H 1B	4 2 3 1 0 0 0													
Sal Butera, R (7, 2) OBP: 0.355, SLG: 0.352										2 0 2 2 0 0 0													
Tony Perez, R (1, 3) OBP: 0.317, SLG: 0.292		0-0 4-3	0-0 G4-6-3		0-0 G6-4-3 1-2 3-H 1B		0-0 FC3-6 1B BB	0-0 1-2 1B	0-0 F9	6 1 2 1 0 0 5													
Nick Esasky, R (1, 7) OBP: 0.327, SLG: 0.426		4-0 BB 1B BB		0-0 SH1-4 2B 1B	0-0 G6-4-3 1-2 2-3 BB		4-0 FC3-6 BB	0-0 F9		2 2 1 1 3 0 2													
Dave Concepcion, R (1, 4) OBP: 0.301, SLG: 0.325		0-0 F9		0-0 F9	0-0 G6-4-3 1-2f 2-3 3-H		0-0 FC3-6 1B	0-0 6-3		5 0 0 1 0 0 8													
Ted Power, R (1, 1) OBP: 0.200, SLG: 0.143		4-0 1B BB		0-0 SH1-4	0-3 K		0-3 K		0-0 BB BB 1B	2 0 0 0 1 2 3													
Eddie Milner, L (8, 8) OBP: 0.296, SLG: 0.405										1 1 1 0 0 0 0													
Inning Stats	R: 2 E: 0 K: 1 S: 6	H: 1 LOB: 0 BB: 1 P: 10	R: 1 E: 0 K: 0 S: 4	H: 1 LOB: 2 BB: 2 P: 12	R: 1 E: 0 K: 0 S: 4	H: 2 LOB: 0 BB: 0 P: 4	R: 1 E: 0 K: 1 S: 7	H: 2 LOB: 1 BB: 0 P: 7	R: 3 E: 0 K: 1 S: 8	H: 4 LOB: 1 BB: 1 P: 12	R: 0 E: 0 K: 0 S: 3	H: 1 LOB: 0 BB: 0 P: 3	R: 3 E: 2 K: 1 S: 9	H: 2 LOB: 2 BB: 1 P: 13	R: 1 E: 0 K: 0 S: 6	H: 3 LOB: 2 BB: 0 P: 6	R: 2 E: 0 K: 0 S: 5	H: 2 LOB: 2 BB: 2 P: 13	1B: 14 2B: 1 3B: 0 HR: 3	SF: 0 SAC: 1 DP: 3 HBP: 0	WP: 0 PB: 0 SB: 2 CS: 0	PA: 51	
PITCHER	IP WLS BF H R ER SO BB IBB HBP BLK WP HR S P ERA WHIP	IP WLS BF H R ER SO BB IBB HBP BLK WP HR S P ERA WHIP											IP WLS BF H R ER SO BB IBB HBP BLK WP HR S P ERA WHIP										
Vida Blue, L (1, 1) ERA: 3.34	3.2 L 19 6 5 5 1 3 0 0 0 0 2 18 30 12.27 2.455												Mark Grant, R (9, 1) ERA: 18.0										
Greg Minton, R (4, 1) ERA: 4.21	0.1 5 4 3 3 1 0 0 0 0 0 0 0 7 7 81.00 12.000																						
Frank Williams, R (5, 1) ERA: 1.42	2.0 6 1 0 0 1 1 0 0 0 0 0 0 7 11 0.00 1.000																						
Randy Bockus, R (7, 1) ERA:	1.0 8 2 3 0 1 1 0 0 0 0 0 0 9 13 0.00 3.000																						
Mark Davis, L (8, 1) ERA: 3.05	1.0 6 3 1 1 0 0 0 0 0 0 0 0 1 6 9.00 3.000																						

Cincinnati Reds @ San Francisco Giants
Candlestick Park, San Francisco, CA
Wed Sep 10 1986, 6:33 AM EDT
Att. 5,571 - Unknown

AB	43
R	14
H	18
RBI	13
BB	7
SO	4
LOB	32



WP	0	PA	51
PB	0		
SB	2		
CS	0		

livebaseballscorecards.com

Batter	1	2	3	4	5	6	7	8	9	AB	R	H	RBI	BB	SO	LOB
Mike Woodard, L (1, 4) OBP: 0.360, SLG: 0.317	L8		K			L5-3			6-3	4	0	0	0	0	1	2
Will Clark, L (1, 3) OBP: 0.344, SLG: 0.444	B5			G6-4-3 1B			G6-4-3 BB		1B	3	0	2	0	1	0	0
Rick Lancellotti, L (1, 9)	F8			F8			K		F6	4	0	0	0	0	1	3
Candy Maldonado, R (1, 7) OBP: 0.308, SLG: 0.503		HR		G6-4-3			G6-4-3			3	1	1	1	0	0	2
Chili Davis, S (1, 8) OBP: 0.373, SLG: 0.411		K			L7			E G4-6-3 1B		3	1	1	0	0	1	0
Bob Brenly, R (1, 5) OBP: 0.358, SLG: 0.390		5-3			G4-3 BB			E4 G4-6-3 1B		2	0	1	0	1	0	0
Bob Melvin, R (1, 2) OBP: 0.260, SLG: 0.322 Phil Ouellette, S (5, PH) (6, 2)		K			G4-3			G4-6-3		1	0	0	0	0	1	0
Jose Uribe, S (1, 6) OBP: 0.303, SLG: 0.275 Randy Bockus, L (7, 1)				CS 1B				F8		2	0	1	0	0	0	0
Mark Davis, L (8, 1) OBP: 0.143, SLG: 0.286 Harry Spilman, L (8, PH) OBP: 0.319, SLG: 0.440 Mark Grant, R (9, 1)								F9		0	0	0	0	0	0	0
Vida Blue, S (1, 1) OBP: 0.214, SLG: 0.167 Greg Minton, S (4, 1)				B3						1	0	0	0	0	0	1
Frank Williams, R (5, 1) OBP: 0.500, SLG: 0.500 Mike Aldrete, L (6, PH) OBP: 0.361, SLG: 0.410 Luis Quinones, S (7, 6) OBP: 0.225, SLG: 0.282								L5-3 BB		0	0	0	0	0	0	0

Inning Stats	R: 0	H: 0	E: 0	K: 0	S: 3	R: 1	H: 1	E: 0	K: 2	S: 8	R: 0	H: 1	E: 0	K: 1	S: 5	R: 0	H: 1	E: 0	K: 0	S: 2	R: 0	H: 0	E: 0	K: 0	S: 2	R: 0	H: 0	E: 0	K: 1	S: 4	R: 1	H: 2	E: 1	K: 0	S: 4	R: 0	H: 1	E: 0	K: 1	S: 6					
	0	0	0	0	3	1	1	0	0	8	0	1	0	0	5	0	1	0	0	0	2	0	0	0	0	2	0	0	0	0	0	1	2	0	0	4	0	1	0	0	6	1	1	0	6

PITCHER	IP	WLS	BF	H	R	ER	SO	BB	IBB	HBP	BLK	WP	HR	S	P	ERA	WHIP
Ted Power, R (1, 1) ERA: 3.86	7.0	W	22	3	1	1	4	3	0	0	0	0	1	27	39	1.29	0.857
Bill Landrum, R (8, 1) ERA: 12.46	2.0		8	3	1	0	1	0	0	0	0	0	0	10	10	0.00	1.500

BOTTOM

Cincinnati Reds @ San Francisco Giants
Candlestick Park, San Francisco, CA

Wed Sep 10 1986, 6:33 AM EDT
Att. 5,571 - Unknown

AB	27
R	2
H	6
RBI	1
BB	3
SO	5
LOB	10

livebaseballscorecards.com



WP	PA	ERA	WHIP
0	30		

Batter	1	2	3	4	5	6	7	8	9	AB R H RBI BB SO LOB	TOP											
Kal Daniels, L (1, 7) <small>OBP: 0.382, SLG: 0.494</small> Eddie Milner, L (3, PH) <small>OBP: 0.299, SLG: 0.406</small> (3, 8)	0-0 1-3		4-0 FC5 BB		0-0 1B		0-0 G4-6-3 1-2f			1 0 0 0 0 0 0 2 0 1 1 1 0 2												
Buddy Bell, R (1, 5) <small>OBP: 0.359, SLG: 0.440</small>	0-0 6-3		0-0 FC5 1-2 2-3		0-0 F2			0-3 K		4 0 0 0 0 1 3												
Dave Parker, L (1, 9) <small>OBP: 0.337, SLG: 0.488</small>	0-3 K			0-0 G3		0-0 E1 6-3 1B		0-0 F8		4 0 1 0 0 1 0												
Eric Davis, R (1, 8) <small>OBP: 0.392, SLG: 0.568</small> (3, 7)		0-3 K		0-0 S 1B		0-3 K		4-0 S BB		3 0 1 0 0 1 2 1												
Bo Diaz, R (1, 2) <small>OBP: 0.320, SLG: 0.377</small>		0-0 G3		0-0 1-3 1-2		0-0 6-3 2-3		0-3 K2-3 1-2		4 0 0 0 0 1 3												
Barry Larkin, R (1, 6) <small>OBP: 0.333, SLG: 0.404</small>		0-3 K		0-0 6-3		0-0 F7				4 0 1 0 0 1 2												
Nick Esasky, R (1, 3) <small>OBP: 0.329, SLG: 0.425</small>			0-0 4-3		0-0 4-3 1B 1B		4-0 FC5-6 E BB		0-3 K	3 1 1 0 1 1 1												
Ron Oester, S (1, 4) <small>OBP: 0.311, SLG: 0.333</small>			4-0 FC5 SH1-4 BB		0-0 4-3 1-2		0-0 E4 FC5-6 1-2		0-0 F8	3 0 0 0 1 0 3												
Bill Gullickson, R (1, 1) <small>OBP: 0.107, SLG: 0.082</small> Kurt Stillwell, S (7, PR) <small>OBP: 0.296, SLG: 0.245</small> Ron Robinson, R (7, 1) <small>OBP: 0.077, SLG: 0.077</small> Max Venable, L (9, PH) <small>OBP: 0.283, SLG: 0.274</small>			0-0 SH1-4 1-2		0-0 4-3 2-3		0-0 FC5-6 G4-6-3 1-2 2-3		0-3 K	2 0 0 0 0 0 3 0 0 0 0 0 0 0 0 0 0 0 0 0 0 1 0 0 0 0 1 1												
Inning Stats	R: 0 E: 0 K: 1 S: 5	H: 0 LOB: 0 BB: 0 P: 5	R: 0 E: 0 K: 2 S: 7	H: 0 LOB: 0 BB: 0 P: 7	R: 0 E: 0 K: 0 S: 3	H: 0 LOB: 2 BB: 2 P: 11	R: 0 E: 0 K: 0 S: 4	H: 1 LOB: 1 BB: 0 P: 4	R: 1 E: 0 K: 0 S: 5	H: 2 LOB: 1 BB: 0 P: 5	R: 0 E: 1 K: 1 S: 6	H: 1 LOB: 1 BB: 0 P: 6	R: 0 E: 1 K: 0 S: 3	H: 0 LOB: 2 BB: 1 P: 7	R: 0 E: 0 K: 2 S: 7	H: 0 LOB: 1 BB: 1 P: 11	R: 0 E: 0 K: 2 S: 8	H: 1 LOB: 1 BB: 0 P: 8	1B: 5 2B: 0 3B: 0 HR: 0	SF: 0 SAC: 1 DP: 1 HBP: 0	WP: 0 PB: 0 SB: 2 CS: 0	PA: 36
PITCHER	IP WLS BF H R ER SO BB IBB HBP BLK WP HR S P ERA WHIP																				PITCHER	IP WLS BF H R ER SO BB IBB HBP BLK WP HR S P ERA WHIP
Kelly Downs, R (1, 1) <small>ERA: 3.21</small> Scott Garrelts, R (8, 1) <small>ERA: 3.24</small>	7.0 W 28 4 1 1 4 3 0 0 0 0 0 0 33 45 1.29 1.000																					

Cincinnati Reds @ San Francisco Giants
 Candlestick Park, San Francisco, CA
 Thu Sep 11 1986, 6:33 AM EDT
 Att. 4,624 - Unknown

AB	31
R	1
H	5
RBI	1
BB	4
SO	8
LOB	19



Batter	1	2	3	4	5	6	7	8	9
Dan Gladden, R OBP: 0.357, SLG: 0.348 (1, 8)	0-0 5-3		0-0 1B		0-0 1-3		0-3 K		
Robby Thompson, R OBP: 0.323, SLG: 0.364 (1, 4)	0-3 K		0-0 F7		4-0 2B BB		0-3 K		
Will Clark, L OBP: 0.345, SLG: 0.448 (1, 3)	0-0 F7			0-0 FC1-6 1B	0-0 1-3 2B		0-0 4-3		
Candy Maldonado, R OBP: 0.308, SLG: 0.498 (1, 7)		0-0 6-3		0-0 FC1-6 HR	1-0 G6-4-3 HBP		0-0 5-3		
Chili Davis, S OBP: 0.374, SLG: 0.418 (1, 9)		0-3 K		0-0 HR	0-0 G6-4-3		0-0 BB BB 1B		
Bob Brenly, R OBP: 0.357, SLG: 0.391 (1, 5) Luis Quinones, S OBP: 0.225, SLG: 0.282 (9, 5)		0-0 F8		0-0 4-3 2B		0-0 F7	0-0 F9		
Phil Ouellette, S OBP: 0.333, SLG: 0.200 (1, 2)			0-0 F5	0-0 4-3		0-0 FC4-6 1B	4-0 BB BB		
Jose Uribe, S OBP: 0.307, SLG: 0.276 (1, 6)			0-0 1B 1B	4-0 IBB		0-0 FC4-6	4-0 1-2 2-3 BB		
Kelly Downs, R OBP: 0.150, SLG: 0.105 (1, 1) Scott Garrelts, R OBP: 0.209, SLG: 0.286 (8, 1)			0-3 K	0-3 K		0-0 4-3	0-3 K		

AB	R	H	RBI	BB	SO	LOB
4	0	1	0	0	1	0
3	0	0	0	1	2	2
4	0	2	0	0	0	0
3	1	0	0	0	0	1
4	1	2	2	0	1	3
4	0	1	0	0	0	1
0	0	0	0	0	0	0
3	0	1	0	1	0	1
2	0	1	0	2	0	1
3	0	0	0	0	2	4
1	0	0	0	0	1	3

WP	HR	S	P	ERA	WHIP
0	0	0	0	0.00	1.500


Inning Stats		R: 0	H: 0	E: 0	LOB: 0	K: 1	BB: 0	S: 5	P: 5
Inning Stats		R: 0	H: 0	E: 0	LOB: 0	K: 1	BB: 0	S: 5	P: 5
Inning Stats		R: 0	H: 2	E: 0	LOB: 2	K: 1	BB: 0	S: 7	P: 7
Inning Stats		R: 2	H: 3	E: 0	LOB: 2	K: 1	BB: 1	S: 8	P: 12
Inning Stats		R: 0	H: 1	E: 0	LOB: 2	K: 0	BB: 1	S: 3	P: 8
Inning Stats		R: 0	H: 0	E: 0	LOB: 0	K: 2	BB: 0	S: 7	P: 7
Inning Stats		R: 0	H: 1	E: 0	LOB: 3	K: 1	BB: 2	S: 6	P: 14

PITCHER		IP	WLS	BF	H	R	ER	SO	BB	IBB	HBP	BLK	WP	HR	S	P	ERA	WHIP
Bill Gullickson, R ERA: 2.95 (1, 1)		6.0	L	27	7	2	2	4	1	1	1	0	0	0	32	41	3.00	1.333
Ron Robinson, R ERA: 3.01 (7, 1)		2.0		9	1	0	0	3	2	0	0	0	0	0	13	21	0.00	1.500

Cincinnati Reds @ San Francisco Giants
Candlestick Park, San Francisco, CA

Thu Sep 11 1986, 6:33 AM EDT
Att. 4,624 - Unknown

AB	31
R	2
H	8
RBI	2
BB	4
SO	7
LOB	16



Batter	1	2	3	4	5	6	7	8	9	AB	R	H	RBI	BB	SO	LOB	TOP
Omar Moreno, L OBP: 0.285, SLG: 0.363 (1, 9) (6, 8)	0-0 4-3 ①		0-3 K ②		0-3 K ②		0-3 K ②			4	0	0	0	0	3	4	Atlanta Braves @ San Francisco Giants Candlestick Park, San Francisco, CA Fri Sep 12 1986, 10:05 PM EDT Att. 11,142 - Unknown livebaseballscorecards.com
Ken Oberkfell, L OBP: 0.381, SLG: 0.372 Cliff Speck, R (1, 5) (7, 1)	0-0 4-3 ②		0-0 1-3 1B ②		0-0 F9 ③		0-3 K ③			4	0	1	0	0	1	3	
Dale Murphy, R OBP: 0.362, SLG: 0.500 Terry Harper, R OBP: 0.312, SLG: 0.353 (1, 8) (6, 9)	0-3 K ③		0-0 1-3 ③			0-0 F8 E 1B ③		0-3 K ①		3	0	1	0	0	1	2	
Bob Homer, R OBP: 0.333, SLG: 0.467 Chris Chambliss, L OBP: 0.368, SLG: 0.405 (1, 3) (6, 3)		0-0 HR ①		0-0 F8 ①		0-0 E5 G6-4-3 1-2 ②		0-0 4-3 ②		3	1	1	1	0	0	1	
Ken Griffey, L OBP: 0.335, SLG: 0.492 (1, 7)		0-0 F8 ①		0-3 K ②		0-0 F8 ①		0-0 4-3 ③		4	0	0	0	0	1	2	
Rafael Ramirez, R OBP: 0.281, SLG: 0.346 (1, 6) (7, 5)		0-0 F7 ②		0-0 HR ②		0-0 G6-4-3 1-2 ③			0-0 FC4 1B ③	4	1	2	1	0	0	2	
Bruce Benedict, R OBP: 0.322, SLG: 0.331 (1, 2)		0-0 4-3 ③		0-3 K ③			0-0 1B 1B ①		0-0 FC4 1-2 ①	4	0	1	0	0	1	1	
Glenn Hubbard, R OBP: 0.339, SLG: 0.306 (1, 4)			0-0 1B 1B ①		0-3 K ①		0-3 K ①		0-0 F4 ②	4	0	1	0	0	2	2	
Jim Acker, R OBP: 0.180, SLG: 0.200 Bill Sample, R OBP: 0.338, SLG: 0.432 Craig McMurtrey, R OBP: 0.176, SLG: 0.125 Ed Olwine, R OBP: 0.590, SLG: 0.333 Andres Thomas, R OBP: 0.277, SLG: 0.401 (1, 1) (5, PH) (5, 1) (5, 1) (7, PH) (7, 8)			0-3 K ①		0-0 1B ①		0-0 1-2 1B ①		0-3 K ③	1	0	0	0	0	1	1	
Inning Stats	R: 0 E: 0 K: 1 S: 5 H: 0 LOB: 0 BB: 0 P: 5	R: 1 E: 0 K: 0 S: 4 H: 1 LOB: 0 BB: 0 P: 4	R: 0 E: 0 K: 2 S: 9 H: 2 LOB: 2 BB: 0 P: 9	R: 1 E: 0 K: 2 S: 8 H: 1 LOB: 0 BB: 0 P: 8	R: 0 E: 0 K: 2 S: 8 H: 1 LOB: 1 BB: 0 P: 8	R: 0 E: 1 K: 0 S: 4 H: 1 LOB: 1 BB: 0 P: 4	R: 0 E: 0 K: 3 S: 11 H: 2 LOB: 2 BB: 0 P: 11	R: 0 E: 0 K: 1 S: 5 H: 0 LOB: 0 BB: 0 P: 5	R: 0 E: 0 K: 1 S: 6 H: 1 LOB: 1 BB: 0 P: 6	1B: 7 2B: 0 3B: 0 HR: 2 SF: 0 SAC: 0 DP: 1 HBP: 0	WP: 0 PB: 0 SB: 0 CS: 0	PA: 36					
PITCHER	IP WLS BF H R ER SO BB IBB HBP BLK WP HR S P ERA WHIP	IP WLS BF H R ER SO BB IBB HBP BLK WP HR S P ERA WHIP	IP WLS BF H R ER SO BB IBB HBP BLK WP HR S P ERA WHIP	IP WLS BF H R ER SO BB IBB HBP BLK WP HR S P ERA WHIP	IP WLS BF H R ER SO BB IBB HBP BLK WP HR S P ERA WHIP	IP WLS BF H R ER SO BB IBB HBP BLK WP HR S P ERA WHIP	IP WLS BF H R ER SO BB IBB HBP BLK WP HR S P ERA WHIP	IP WLS BF H R ER SO BB IBB HBP BLK WP HR S P ERA WHIP	IP WLS BF H R ER SO BB IBB HBP BLK WP HR S P ERA WHIP	IP WLS BF H R ER SO BB IBB HBP BLK WP HR S P ERA WHIP	IP WLS BF H R ER SO BB IBB HBP BLK WP HR S P ERA WHIP	IP WLS BF H R ER SO BB IBB HBP BLK WP HR S P ERA WHIP	IP WLS BF H R ER SO BB IBB HBP BLK WP HR S P ERA WHIP	IP WLS BF H R ER SO BB IBB HBP BLK WP HR S P ERA WHIP	IP WLS BF H R ER SO BB IBB HBP BLK WP HR S P ERA WHIP	IP WLS BF H R ER SO BB IBB HBP BLK WP HR S P ERA WHIP	IP WLS BF H R ER SO BB IBB HBP BLK WP HR S P ERA WHIP
Mike Krukow, R ERA: 3.15 (1, 1)	6.0 W 24 6 2 2 7 0 0 0 0 0 2 38 38 3.00 1.000																
Mark Davis, L ERA: 3.01 (7, 1)	1.0 5 2 0 0 0 3 0 0 0 0 0 0 11 11 0.00 2.000																
Randy Bockus, R ERA: (8, 1)	1.0 3 0 0 0 0 1 0 0 0 0 0 0 5 5 0.00 0.000																
Jeff Robinson, R ERA: 3.5 (9, 1)	1.0 4 1 0 0 0 1 0 0 0 0 0 0 6 6 0.00 1.000																



Batter	1	2	3	4	5	6	7	8	9	AB	R	H	RBI	BB	SO	LOB
Will Clark, L OBP: 0.350, SLG: 0.453 Harry Spilman, L OBP: 0.324, SLG: 0.444 (8, 5)	0-0 F7	0-0 1-2 2-H 1B		4-0 HR IBB	0-0 1-H 2B		0-0 BB 1B			3	2	2	2	1	0	0
Robby Thompson, R OBP: 0.326, SLG: 0.376 Brad Gulden, L OBP: 0.143, SLG: 0.100 (7, 2)	0-0 1B	0-0 F8		0-0 1-H 2-H 3-H HR	0-0 2-H 1B 2B		0-0 F6			4	2	3	5	0	0	2
Mike Aldrete, L OBP: 0.360, SLG: 0.408 Joel Youngblood, R OBP: 0.303, SLG: 0.376 (6, 7)	0-0 FC4-6 1-3 1B	0-0 G3		0-0 L6	0-0 2-H 1B		4-0 1-2 BB			3	0	1	0	0	0	2
Candy Maldonado, R OBP: 0.304, SLG: 0.492 Randy Kutcher, R OBP: 0.260, SLG: 0.402 (7, 9)	0-3 K		0-0 F8	0-0 5-3	0-3 K		0-0 F9			4	0	0	0	0	2	3
Chili Davis, S OBP: 0.373, SLG: 0.417 Dan Gladden, R OBP: 0.356, SLG: 0.347 (7, 8)	0-0 FC4-6 1-2		0-0 4-3		0-0 S 1B		0-0 F9			4	1	1	0	0	0	2
Bob Brenly, R OBP: 0.361, SLG: 0.401 Rick Lancellotti, L (8, 3)		0-0 HR	0-0 6-3		0-0 FC1-5-1 1-H 1B		4-0 BB BB		0-0 F1	3	1	2	2	1	0	0
Luis Quinones, S OBP: 0.234, SLG: 0.281 (7, 6)		0-0 F9		0-0 SH1-4 HR 1B	0-0 2-3 1B		4-0 G6-4-3 BB		0-0 F6	4	2	1	0	1	0	1
Jose Uribe, S OBP: 0.311, SLG: 0.279 Mark Davis, L OBP: 0.143, SLG: 0.286 Randy Bockus, L Jeff Robinson, R OBP: 0.083, SLG: 0.091 (9, 1)		4-0 WP 1B BB		0-0 SH1-4 HR 1B	0-0 2-H 2B 1B		0-0 G6-4-3 1-2f			3	3	2	1	1	0	2
Mike Krukow, R OBP: 0.181, SLG: 0.159 Mike Woodard, L OBP: 0.353, SLG: 0.310 (7, 4)		4-0 1-2 1B BB		0-0 SH1-4	0-0 B1		0-0 F9			0	0	0	0	1	0	1

Inning Stats	R: 0	H: 2	E: 0	LOB: 2	K: 1	BB: 0	S: 7	P: 7	R: 2	H: 2	E: 0	LOB: 2	K: 0	BB: 2	S: 5	P: 13	R: 0	H: 0	E: 0	LOB: 0	K: 0	BB: 0	S: 3	P: 3	R: 4	H: 3	E: 0	LOB: 0	K: 0	BB: 1	S: 6	P: 10	R: 5	H: 6	E: 0	LOB: 1	K: 1	BB: 0	S: 11	P: 11	R: 0	H: 0	E: 0	LOB: 1	K: 0	BB: 2	S: 2	P: 10	R: 0	H: 1	E: 0	LOB: 2	K: 0	BB: 1	S: 4	P: 8	R: 0	H: 0	E: 0	LOB: 0	K: 0	BB: 0	S: 3	P: 3
--------------	------	------	------	--------	------	-------	------	------	------	------	------	--------	------	-------	------	-------	------	------	------	--------	------	-------	------	------	------	------	------	--------	------	-------	------	-------	------	------	------	--------	------	-------	-------	-------	------	------	------	--------	------	-------	------	-------	------	------	------	--------	------	-------	------	------	------	------	------	--------	------	-------	------	------

PITCHER	IP	WLS	BF	H	R	ER	SO	BB	IBB	HBP	BLK	WP	HR	S	P	ERA	WHIP
Jim Acker, R ERA: 3.97	4.0	L	22	7	6	6	1	2	1	0	0	1	2	21	33	13.50	2.250
Craig McMurtry, R ERA: 5.06	0.2		7	5	5	5	0	0	0	0	0	0	0	7	7	67.50	7.500
Ed Olwine, L ERA: 3.49	1.1		6	1	0	0	1	2	0	0	0	0	0	6	14	0.00	2.250
Cliff Speck, R ERA: 3.67	2.0		8	1	0	0	0	1	0	0	0	0	0	7	11	0.00	1.000

BOTTOM

Atlanta Braves @ San Francisco Giants
Candlestick Park, San Francisco, CA

Fri Sep 12 1986, 10:05 PM EDT
Att. 11,142 - Unknown

AB	36
R	11
H	14
RBI	11
BB	6
SO	2
LOB	16

livebaseballscorecards.com

GIANTS

WP: 1	PA: 43
PB: 0	
SB: 1	
CS: 0	

Batter	1	2	3	4	5	6	7	8	9	AB R H RBI BB SO LOB	TOP											
Bill Sample, R (1, 9) <small>OBP: 0.338, SLG: 0.431</small> Ted Simmons, S (7, PH) <small>OBP: 0.319, SLG: 0.400</small> Omar Moreno, L (7, PR) <small>OBP: 0.285, SLG: 0.363</small>	0-0 1B 5-3 1B	0-0 4-3			0-0 F8		4-0 IBB			3 1 1 0 0 0 1 0 0 0 0 1 0 0 0 0 0 0 0 0 0												
Rafael Ramirez, R (1, 5) <small>OBP: 0.282, SLG: 0.344</small> Ken Oberkell, L (7, PH) <small>OBP: 0.380, SLG: 0.372</small>	0-0 5-3 1-2		0-0 F9		4-0 HR BB		0-0 F6			2 1 0 0 1 0 1 1 0 0 0 0 0 2												
Dale Murphy, R (1, 8) <small>OBP: 0.365, SLG: 0.508</small>	0-0 BB 1B 2-3 1B		0-0 G6-4-3 1B		0-0 1-H 3-H HR		0-0 CS 2-3	0-0 F4		4 1 3 3 0 0 0												
Bob Homer, R (1, 3) <small>OBP: 0.332, SLG: 0.465</small>	0-0 1-2 3-H BB 1B		0-0 G6-4-3 1-2f		0-0 F8			0-0 5-3		4 0 1 1 0 0 1												
Terry Harper, R (1, 7) <small>OBP: 0.311, SLG: 0.349</small> Ken Griffey, L (8, 7) <small>OBP: 0.335, SLG: 0.492</small>	4-0 1-2 2-3 BB			0-0 F7		0-0 F8		0-3 K		3 0 0 0 1 1 0 0 0 0 0 0 0 0												
Andres Thomas, R (1, 6) <small>OBP: 0.273, SLG: 0.396</small>	0-3 K			0-0 F3		0-0 4-3		0-0 L9		4 0 0 0 0 1 3												
Ozzie Virgil, R (1, 2) <small>OBP: 0.334, SLG: 0.368</small>	0-0 6-3			0-0 5-3		0-3 K		4-0 FC5-4 BB		3 0 0 0 1 1 3												
Glenn Hubbard, R (1, 4) <small>OBP: 0.340, SLG: 0.305</small>		0-0 6-3			4-0 WP SH1-4 HR BB		4-0 CS SH3-4 BB	0-0 F4		2 1 0 0 2 0 1												
Rick Mahler, R (1, 1) <small>OBP: 0.215, SLG: 0.200</small>		0-0 4-3			0-0 SH1-4 1-2		0-0 SH3-4 1-2	0-0 FC5-4 1-2f		2 0 0 0 0 0 1												
Inning Stats	R: 1 E: 0 K: 1 S: 8	H: 3 LOB: 3 BB: 1 P: 12	R: 0 E: 0 K: 0 S: 3	H: 0 LOB: 0 BB: 0 P: 3	R: 0 E: 0 K: 0 S: 3	H: 1 LOB: 0 BB: 0 P: 3	R: 0 E: 0 K: 0 S: 3	H: 0 LOB: 0 BB: 0 P: 3	R: 3 E: 0 K: 0 S: 4	H: 1 LOB: 0 BB: 2 P: 12	R: 0 E: 0 K: 1 S: 5	H: 0 LOB: 0 BB: 0 P: 5	R: 0 E: 0 K: 0 S: 2	H: 0 LOB: 1 BB: 2 P: 10	R: 0 E: 0 K: 1 S: 5	H: 0 LOB: 0 BB: 0 P: 5	R: 0 E: 0 K: 0 S: 3	H: 0 LOB: 1 BB: 1 P: 7	1B: 4 2B: 0 3B: 0 HR: 1	SF: 0 SAC: 2 DP: 1 HBP: 0	WP: 1 PB: 0 SB: 0 CS: 1	PA: 37
PITCHER	IP WLS BF H R ER SO BB IBB HBP BLK WP HR S P ERA WHIP																					
Terry Mulholland, L (1, 1) <small>ERA: 4.53</small> Frank Williams, R (6, 1) <small>ERA: 1.36</small> Juan Berenguer, R (8, 1) <small>ERA: 2.81</small>	5.0 L 22 5 4 4 1 3 0 0 0 1 1 21 33 7.20 1.600																					

Atlanta Braves @ San Francisco Giants
 Candlestick Park, San Francisco, CA
 Sat Sep 13 1986, 6:33 AM EDT
 Att: 12,377 - Unknown

livebaseballscorecards.com

AB	28
R	4
H	5
RBI	4
BB	6
SO	3
LOB	13



Batter	1	2	3	4	5	6	7	8	9	AB R H RBI BB SO LOB
Will Clark, L (1, 3) OBP: 0.350, SLG: 0.454	0-0 4-3		0-0 G1-2-3 1B		0-0 1-3 1B		0-0 SF9		0-0 F8	4 0 2 1 0 0 0
Robby Thompson, R (1, 4) OBP: 0.323, SLG: 0.372	0-0 5-3		0-0 G1-2-3		0-3 K		0-0 F4		0-0 F4	5 0 0 0 0 1 6
Mike Aldrete, L (1, 7) OBP: 0.363, SLG: 0.407	0-0 F8		4-0 IBB		0-3 K		0-0 FC6-4 1B			3 0 1 0 1 1 2
Candy Maldonado, R (1, 9) OBP: 0.303, SLG: 0.489		0-0 6-3	0-0 2-3		0-0 1B		0-0 FC6-4			4 0 1 0 0 0 5
Chili Davis, S (1, 8) OBP: 0.374, SLG: 0.416		0-0 6-3 1B		0-3 K2-3		0-0 F7		4-0 BB		3 0 1 0 1 1 1
Bob Brenly, R (1, 5) OBP: 0.360, SLG: 0.399		0-0 6-3		0-0 CS 1B		0-0 F7		0-0 F9		4 0 1 0 0 0 3
Phil Ouellette, S (1, 2) OBP: 0.200, SLG: 0.111		0-0 G3		0-0 4-3		0-0 3-1		0-3 K		4 0 0 0 0 1 4
Jose Uribe, S (1, 6) OBP: 0.315, SLG: 0.282			0-0 1B E G1-2-3 1B		4-0 1B BB		0-0 1B SF9 1B		0-0 F4	2 1 2 0 1 0 0
Harry Spilman, L (8, PH) OBP: 0.321, SLG: 0.441										1 0 0 0 0 0 1
Luis Quinones, S (9, 6) OBP: 0.234, SLG: 0.281										0 0 0 0 0 0 0
Terry Mulholland, R (1, 1) OBP: 0.093, SLG: 0.053			0-0 E1		0-0 F6		0-0 1B		0-0 6-3	1 0 0 0 0 0 1
Mike Woodard, L (5, PH) OBP: 0.346, SLG: 0.302										1 0 0 0 0 0 1
Frank Williams, R (6, 1) OBP: 0.500, SLG: 0.500										0 0 0 0 0 0 0
Rick Lancelotti, L (7, PR) OBP: 0.125, SLG: 0.125										1 0 1 0 0 0 0
Chris Brown, R (7, PR) OBP: 0.380, SLG: 0.426										0 0 0 0 0 0 0
Juan Berenguer, R (8, 1) OBP: 0.187, SLG: 0.187										0 0 0 0 0 0 0
Joel Youngblood, R (9, PH) OBP: 0.301, SLG: 0.373										1 0 0 0 0 0 0

Inning Stats	R: 0 E: 0 K: 0 S: 3	H: 0 LOB: 0 BB: 0 P: 3	R: 0 E: 0 K: 0 S: 4	H: 1 LOB: 1 BB: 0 P: 4	R: 0 E: 1 K: 0 S: 5	H: 2 LOB: 3 BB: 1 P: 9	R: 0 E: 0 K: 1 S: 5	H: 1 LOB: 0 BB: 0 P: 5	R: 0 E: 0 K: 2 S: 8	H: 1 LOB: 2 BB: 1 P: 12	R: 0 E: 0 K: 0 S: 4	H: 1 LOB: 1 BB: 0 P: 4	R: 1 E: 0 K: 0 S: 6	H: 3 LOB: 2 BB: 0 P: 6	R: 0 E: 0 K: 1 S: 5	H: 0 LOB: 1 BB: 1 P: 9	R: 0 E: 0 K: 0 S: 3	H: 0 LOB: 0 BB: 0 P: 3	1B: 9 2B: 0 3B: 0 HR: 0	SF: 1 SAC: 0 DP: 1 HBP: 0
--------------	------------------------------	---------------------------------	------------------------------	---------------------------------	------------------------------	---------------------------------	------------------------------	---------------------------------	------------------------------	----------------------------------	------------------------------	---------------------------------	------------------------------	---------------------------------	------------------------------	---------------------------------	------------------------------	---------------------------------	----------------------------------	------------------------------------

PITCHER	IP	WLS	BF	H	R	ER	SO	BB	IBB	HBP	BLK	WP	HR	S	P	ERA	WHIP	PITCHER	IP	WLS	BF	H	R	ER	SO	BB	IBB	HBP	BLK	WP	HR	S	P	ERA	WHIP	
Rick Mahler, R (1, 1) ERA: 4.9	9.0	W	38	9	1	1	4	2	1	0	0	0	0	43	55	1.00	1.222																			

BOTTOM

Atlanta Braves @ San Francisco Giants
Candlestick Park, San Francisco, CA

Sat Sep 13 1986, 6:33 AM EDT
Att. 12,377 - Unknown

AB	34
R	1
H	9
RBI	1
BB	3
SO	4
LOB	24

WP: 0 PA: 38
PB: 0
SB: 0
CS: 1



livebaseballscores.com

Batter	1	2	3	4	5	6	7	8	9	AB R H RBI BB SO LOB	TOP
Omar Moreno, L (1, 9) OBP: 0.282, SLG: 0.358	0-0 F5		0-3 K	0-0 F6		0-0 G3		0-3 K		5 0 0 0 0 2 2	
Ken Oberkfell, L (1, 5) OBP: 0.382, SLG: 0.374	0-0 1B		0-0 1B	0-0 1B		0-0 3-1		0-0 4-3		5 0 3 0 0 0 0	
Dale Murphy, R (1, 8) OBP: 0.362, SLG: 0.503	0-3 K		0-0 FC5	0-0 E5			0-0 F3		0-0 5-3	5 0 0 0 0 1 5	
Bob Homer, R (1, 3) OBP: 0.331, SLG: 0.461	0-0 6-3			E5 1B			0-0 F7		4-0 1B BB	4 1 0 0 1 0 4	
Ken Griffey, L (1, 7) OBP: 0.335, SLG: 0.491		0-3 K		0-0 E SH3 1B		0-0 G3		0-0 E4 HR	0-0 1B	5 2 2 0 0 1 0	
Rafael Ramirez, R (1, 6) OBP: 0.261, SLG: 0.350		0-0 F4		0-0 SH3		0-0 G3		0-0 HR	0-3 K	4 1 1 2 0 1 2	
Ozzie Virgil, R (1, 2) OBP: 0.336, SLG: 0.366		0-3 K		4-0 E 1B IBB		4-0 FC6-4 BB		1-0 HBP	0-0 F3	2 1 0 0 2 1 2	
Glenn Hubbard, R (1, 4) OBP: 0.339, SLG: 0.304			0-0 FC5 1B	0-0 E5 1B		0-0 FC6-4		0-0 5-3		4 1 1 1 0 0 3	
Charlie Puleo, R (1, 1) OBP: 0.500, SLG: 0.500			0-3 K	0-0 E 1B			0-0 6-3		0-0 4-3	2 0 1 2 0 1 1	
Jeff Dedmon, L (5, 1) OBP: 0.143, SLG: 0.143										1 0 0 0 0 0 0	
Gene Garber, R (7, 1) OBP: 0.286, SLG: 0.167										0 0 0 0 0 0 0	
Albert Hall, S (8, PH)										1 0 0 0 0 0 0	
Paul Assenmacher, L (8, 1)										0 0 0 0 0 0 0	
Inning Stats	R: 0 E: 0 K: 1 S: 6 H: 1 LOB: 1 BB: 0 P: 6	R: 0 E: 0 K: 2 S: 7 H: 0 LOB: 0 BB: 0 P: 7	R: 0 E: 0 K: 2 S: 9 H: 2 LOB: 2 BB: 0 P: 9	R: 4 E: 3 K: 0 S: 9 H: 3 LOB: 3 BB: 1 P: 13	R: 0 E: 0 K: 0 S: 3 H: 0 LOB: 1 BB: 1 P: 7	R: 0 E: 0 K: 0 S: 3 H: 0 LOB: 0 BB: 0 P: 3	R: 2 E: 1 K: 0 S: 5 H: 1 LOB: 1 BB: 0 P: 6	R: 0 E: 0 K: 1 S: 5 H: 0 LOB: 0 BB: 0 P: 5	R: 0 E: 0 K: 1 S: 6 H: 1 LOB: 2 BB: 1 P: 10	1B: 7 2B: 0 3B: 0 HR: 1 SF: 0 SAC: 1 DP: 0 HBP: 1	WP: 0 PB: 0 SB: 1 CS: 0 PA: 43
PITCHER	IP WLS BF H R ER SO BB IBB HBP BLK WP HR S P ERA WHIP										
Michael LaCoss, R (1, 1) ERA: 3.57	7.0 35 7 6 0 5 1 1 1 0 0 1 42 51 0.00 1.143										
Scott Garrelts, R (8, 1) ERA: 3.2	2.0 W 8 1 0 0 2 1 0 0 0 0 0 0 11 15 0.00 1.000										

Atlanta Braves @ San Francisco Giants
 Candlestick Park, San Francisco, CA
 Sun Sep 14 1986, 6:33 AM EDT
 Att. 8,594 - Unknown

livebaseballscorecards.com

AB	38
R	6
H	8
RBI	5
BB	3
SO	7
LOB	19



Batter	1	2	3	4	5	6	7	8	9	AB	R	H	RBI	BB	SO	LOB
Will Clark, L OBP: 0.356, SLG: 0.460 (1, 3)	4-0 1-3 BB		0-0 1B		0-0 2B		0-0 E6 BB 1B	0-0 1B		4	1	3	0	1	0	0
Robby Thompson, R OBP: 0.324, SLG: 0.371 (1, 4)	0-0 B5		0-0 F9		0-0 L1		4-0 1B 2B BB	0-0 1B		4	1	1	0	1	0	4
Mike Aldrete, L OBP: 0.371, SLG: 0.408 (1, 7)	0-0 1-3			4-0 G4-6-3 BB	4-0 FC6-4 BB		0-0 2B 1B	0-3 K		2	1	1	1	2	0	1
Joel Youngblood, R OBP: 0.299, SLG: 0.371 (8, PH) (9, 7)	1-2						1-3 2-H 1B			1	0	0	0	0	1	2
Candy Maldonado, R OBP: 0.302, SLG: 0.488 (1, 9)	0-0 F4			0-0 F6	0-0 FC6-4		0-0 1B 2B		0-0 G3	5	1	1	1	0	0	5
Chili Davis, S OBP: 0.372, SLG: 0.413 (1, 8)		0-0 F6		0-0 G4-6-3		0-0 F7	4-0 1B BB		0-0 F8	4	0	0	0	1	0	1
Bob Brenly, R OBP: 0.362, SLG: 0.416 (1, 5) (8, 2)		0-0 F8			0-0 HR	0-0 6-3	0-0 1B		0-0 HR	5	2	3	4	0	0	0
Bob Melvin, R OBP: 0.261, SLG: 0.335 (1, 2)		0-3 K			0-0 HR	0-0 F8	0-3 K			3	1	1	1	0	1	0
Rick Lancellotti, L OBP: 0.111, SLG: 0.111 (7, PH)										1	0	0	0	0	1	2
Scott Garrelts, R OBP: 0.209, SLG: 0.286 (8, 1)										0	0	0	0	0	0	0
Jose Uribe, S OBP: 0.313, SLG: 0.280 (1, 6)			0-0 F5		0-3 K		0-0 4-3	0-3 K		4	0	0	0	0	2	0
Michael LaCoss, R OBP: 0.267, SLG: 0.368 (1, 1)						0-0 2B 1B		0-0 B1-3	0-3 K	2	0	1	0	0	1	0
Mike Woodard, L OBP: 0.340, SLG: 0.295 (7, PH)										1	0	0	0	0	0	0
Luis Quinones, S OBP: 0.232, SLG: 0.278 (8, 5)										1	0	0	0	0	1	0

Inning Stats	R: 0	H: 0	E: 0	K: 0	S: 3	R: 0	H: 0	E: 0	K: 1	S: 5	R: 0	H: 1	E: 0	K: 1	S: 6	R: 0	H: 0	E: 0	K: 0	S: 2	R: 2	H: 4	E: 0	K: 1	S: 9	R: 0	H: 0	E: 0	K: 0	S: 3	R: 4	H: 3	E: 1	K: 1	S: 9	R: 0	H: 2	E: 0	K: 3	S: 11	R: 1	H: 1	E: 0	K: 0	S: 3	1B: 6	2B: 2	3B: 0	HR: 3	SF: 0	SAC: 0	DP: 1	HBP: 0	WP: 0	PB: 0	SB: 0	CS: 0	PA: 42
--------------	------	------	------	------	------	------	------	------	------	------	------	------	------	------	------	------	------	------	------	------	------	------	------	------	------	------	------	------	------	------	------	------	------	------	------	------	------	------	------	-------	------	------	------	------	------	-------	-------	-------	-------	-------	--------	-------	--------	-------	-------	-------	-------	--------

PITCHER	IP	WLS	BF	H	R	ER	SO	BB	IBB	HBP	BLK	WP	HR	S	P	ERA	WHIP
Charlie Puleo, R ERA: 4.15 (1, 1)	4.1		19	5	2	2	3	2	0	0	0	0	2	23	31	4.15	1.615
Jeff Dedmon, R ERA: 2.84 (5, 1)	2.1		11	1	3	1	0	2	0	0	0	0	0	9	17	3.86	1.286
Gene Garber, R ERA: 2.58 (7, 1)	0.1	L	4	2	1	0	1	1	0	0	0	0	0	5	9	0.00	9.000
Paul Assenmacher, L ERA: 2.59 (8, 1)	1.2		8	3	1	1	3	0	0	0	0	0	1	14	14	5.40	1.800

BOTTOM

Atlanta Braves @ San Francisco Giants
Candlestick Park, San Francisco, CA

Sun Sep 14 1986, 6:33 AM EDT
Att. 8,594 - Unknown

AB	37
R	7
H	11
RBI	7
BB	5
SO	7
LOB	15

livebaseballscorecards.com



Batter	1	2	3	4	5	6	7	8	9	AB R H RBI BB SO LOB	TOP		
Will Clark, L (1, 3) OBP: 0.354, SLG: 0.459	0-0 1B G5-4-3 2B		0-0 G3		0-0 F8	0-3 K			0-0 F7	5 1 1 0 0 1 4	San Francisco Giants @ San Diego Padres Jack Murphy Stadium, San Diego, CA Tue Sep 16 1986, 10:05 PM EDT Att. 8,446 - Unknown livebaseballscorecards.com		
Robby Thompson, R (1, 4) OBP: 0.323, SLG: 0.369	0-0 2B G5-4-3 1B		0-0 F9		0-0 G6-4-3 1-2f	0-0 F7			0-0 F8	5 0 1 0 0 0 4			
Mike Aldrete, L (1, 7) OBP: 0.365, SLG: 0.401 Joel Youngblood, R (7, PH) OBP: 0.303, SLG: 0.375	0-0 G5-4-3 1-2f 3-H		0-0 E5			0-0 E3 1-3 1B 2B			G6-4-3 1B	3 1 0 0 0 0 1 1 0 1 0 0 0 0 0 0 0 0 0 0 0			
Randy Kutcher, R (9, 8) OBP: 0.260, SLG: 0.402	0-0 F6		0-3 K			0-0 1-3 2B 1B			G6-4-3 1-2f	4 1 1 0 0 1 2			
Candy Maldonado, R (1, 9) OBP: 0.301, SLG: 0.485						0-0 1-2 2B 1B			G6-4-3 1-2f	4 1 1 0 0 1 2			
Chili Davis, S (1, 8) OBP: 0.371, SLG: 0.411		0-0 G3 PB 1B		0-0 3-1		0-0 1-3 1-2 2-3			K	4 0 1 0 0 1 2			
Bob Brenly, R (1, 2) OBP: 0.363, SLG: 0.416		0-0 F8 1-2		0-0 1B		4-0 2B 1B IBB			K	3 1 1 0 1 1 1			
Luis Quinones, S (1, 5) OBP: 0.227, SLG: 0.272 Harry Spilman, L (6, PH) OBP: 0.326, SLG: 0.453 Mike Woodard, L (6, PR) OBP: 0.333, SLG: 0.289		0-0 G3 2-3		0-0 F5		0-0 1B 2B 1-3 2-H 3-H			G3	2 0 0 0 0 0 2 1 0 1 2 0 0 0 1 0 0 0 0 0 0			
Jose Uribe, S (1, 6) OBP: 0.314, SLG: 0.278		4-0 IBB		0-0 G3		0-0 1B IBB			K	2 0 0 0 2 1 1			
Mike Krukow, R (1, 1) OBP: 0.197, SLG: 0.167 Mark Davis, L (9, 1) OBP: 0.143, SLG: 0.286		0-0 4-3			4-0 BB G6-4-3	0-0 1B			K	3 0 1 1 1 1 2 0 0 0 0 0 0 0			
Inning Stats	R: 1 H: 2 E: 0 LOB: 0 K: 0 BB: 0 S: 4 P: 4	R: 0 H: 1 E: 0 LOB: 2 K: 0 BB: 1 S: 4 P: 8	R: 0 H: 0 E: 1 LOB: 1 K: 1 BB: 0 S: 6 P: 6	R: 0 H: 1 E: 0 LOB: 1 K: 0 BB: 0 S: 4 P: 4	R: 0 H: 0 E: 0 LOB: 0 K: 0 BB: 1 S: 2 P: 6	R: 3 H: 3 E: 1 LOB: 3 K: 1 BB: 2 S: 9 P: 17	R: 0 H: 1 E: 0 LOB: 0 K: 1 BB: 0 S: 5 P: 5	R: 0 H: 0 E: 0 LOB: 0 K: 2 BB: 0 S: 7 P: 7	R: 0 H: 0 E: 0 LOB: 0 K: 1 BB: 0 S: 5 P: 5	1B: 6 SF: 0 2B: 2 SAC: 0 3B: 0 DP: 3 HR: 0 HBP: 0	WP: 0 PA: 38 PB: 1 SB: 0 CS: 0		
PITCHER	IP WLS BF H R ER SO BB IBB HBP BLK WP HR S P ERA WHIP											PITCHER	IP WLS BF H R ER SO BB IBB HBP BLK WP HR S P ERA WHIP
Ed Wojna, R (1, 1) ERA: 2.45	5.1 L 25 6 4 3 1 1 2 0 0 0 0 24 36 5.06 1.312												
Dave LaPoint, L (6, 1) ERA: 4.87	2.2 10 2 0 0 4 0 1 0 0 0 0 17 21 0.00 0.750												
Greg Booker, R (9, 1) ERA:	1.0 3 0 0 0 1 0 0 0 0 0 0 5 5 0.00 0.000												



Batter	1	2	3	4	5	6	7	8	9	AB	R	H	RBI	BB	SO	LOB
Tim Flannery, L OBP: 0.382, SLG: 0.352 Bip Roberts, S OBP: 0.285, SLG: 0.302 Bruce Bochy, R OBP: 0.331, SLG: 0.525	0-0 FC5 BB 1B		0-0 F8			0-0 G3		0-0 E4 1B 1B	0-0 F9	4	0	1	0	0	0	0
Tony Gwynn, L OBP: 0.383, SLG: 0.468	0-3 K		0-0 3-1			0-0 1B 1B		0-0 1B 1B		4	0	2	0	0	1	1
John Kruk, L OBP: 0.415, SLG: 0.444	4-0 1-2 BB		0-0 6-3			0-0 1-2 G6-4-3 1B		0-0 1-2 2-3 1B		3	0	2	0	1	0	0
Kevin McReynolds, R OBP: 0.348, SLG: 0.477	0-3 K			0-0 5-3		0-0 G6-4-3 1-2f		0-3 K		4	0	0	0	0	2	7
Tim Pyznarski, R Carmelo Martinez, R OBP: 0.339, SLG: 0.393	0-0 FC5 2-3f			0-3 K			0-3 K	0-3 K		3	0	0	0	0	2	2
Benito Santiago, R Marvell Wynne, L OBP: 0.289, SLG: 0.401		0-0 5-3 1B		0-0 6-3			0-0 F7		0-0 2B 2B	3	0	1	0	0	0	0
Randy Asadoor, R Terry Kennedy, L OBP: 0.322, SLG: 0.404		0-0 F4			0-3 K		0-0 1B		0-0 1-3 2B	3	0	1	0	0	1	1
Gary Green, R Graig Nettles, L Jerry Royster, R OBP: 0.342, SLG: 0.376		0-0 5-3			0-0 F9		0-0 5-3		0-0 1-3	3	0	0	0	0	0	2
Ed Wojna, R Dave LaPoint, L Dane Iorg, L Greg Booker, R Steve Garvey, R OBP: 0.287, SLG: 0.415		0-3 K			0-3 K			0-0 4-3	0-3 K	2	0	0	0	0	2	1

Inning Stats	R: 0	H: 1	E: 0	LOB: 2	K: 2	S: 8	R: 0	H: 1	E: 0	LOB: 1	K: 1	S: 6	R: 0	H: 0	E: 0	LOB: 0	K: 0	S: 3	R: 0	H: 0	E: 0	LOB: 0	K: 1	S: 5	R: 0	H: 0	E: 0	LOB: 0	K: 2	S: 7	R: 0	H: 2	E: 0	LOB: 1	K: 1	S: 6	R: 0	H: 2	E: 1	LOB: 3	K: 2	S: 10	R: 1	H: 2	E: 0	LOB: 1	K: 1	S: 7	1B: 7	2B: 2	3B: 0	HR: 0	SF: 0	SAC: 0	DP: 1	HBP: 0	WP: 0	PA: 37
PITCHER	IP	WLS	BF	H	R	ER	SO	BB	IBB	HBP	BLK	WP	HR	S	P	ERA	WHIP																																									
Mike Krukow, R ERA: 3.07	(1, 1)	8.0	W	34	9	1	1	9	1	0	0	0	0	0	51	55	1.12	1.250																																								
Mark Davis, L ERA: 2.97	(9, 1)	1.0	S	3	0	0	1	0	0	0	0	0	0	5	5	0.00	0.000																																									

BOTTOM

San Francisco Giants @ San Diego Padres
Jack Murphy Stadium, San Diego, CA
Tue Sep 16 1986, 10:05 PM EDT
Att: 8,446 - Unknown

AB	36
R	1
H	9
RBI	1
BB	1
SO	10
LOB	20



WP: 0	PA: 37
PB: 0	CS: 0

Batter	1	2	3	4	5	6	7	8	9	10	AB	R	H	RBI	BB	SO	LOB	TOP						
Dan Gladden, R OBP: 0.354, SLG: 0.354 Mark Davis, L OBP: 0.143, SLG: 0.286	(1, 8) X 0-0 F9		(1, 8) X 0-0 F3		(1, 8) X 0-0 F9		(1, 8) X 0-0 HR		(1, 8) X 0-0 3-1		5	1	1	1	0	0	3							
Robby Thompson, R OBP: 0.323, SLG: 0.368	(1, 4) X 0-0 CS 1B			(1, 4) X 0-0 F7			(1, 4) X 0-0 5-3		(1, 4) X 0-0 F8		4	0	1	0	1	0	1							
Will Clark, L OBP: 0.355, SLG: 0.461	(1, 3) X 0-3 K 1-2			(1, 3) X 0-3 K			(1, 3) X 0-0 G3		(1, 3) X 0-0 F9 2B		5	0	2	0	0	2	3							
Candy Maldonado, R OBP: 0.297, SLG: 0.478	(1, 7) X 0-0 6-3			(1, 7) X 0-0 F8			(1, 7) X 0-0 F8		(1, 7) X 0-0 F9 2-3		5	0	0	0	0	0	2							
Chili Davis, S OBP: 0.370, SLG: 0.409	(1, 9) X 0-3 K			(1, 9) X 0-0 6-3			(1, 9) X 0-0 G6-4-3 1B		(1, 9) X 0-0 4-3		5	0	1	0	0	1	1							
Bob Brenly, R OBP: 0.365, SLG: 0.414	(1, 5) X 0-0 F7			(1, 5) X 4-0 E 2B BB			(1, 5) X 0-0 G6-4-3 1-2		(1, 5) X 4-0 IBB		2	1	0	0	2	0	1							
Bob Melvin, R OBP: 0.258, SLG: 0.331 Scott Garrelts, R OBP: 0.205, SLG: 0.279 Mike Aldrete, L OBP: 0.365, SLG: 0.401	(1, 2) X 0-0 F8			(1, 2) X 0-0 E8 2B 1-3			(1, 2) X 0-0 6-3		(1, 2) X 0-0 4-3		3	1	0	0	0	0	2							
Jose Uribe, S OBP: 0.318, SLG: 0.283	(1, 6) X 4-0 E 2B BB			(1, 6) X 0-0 2B 2B			(1, 6) X 0-0 F5		(1, 6) X 0-0 3-1 SH2-4 1B		3	1	2	2	1	0	0							
Vida Blue, S OBP: 0.227, SLG: 0.211 Luis Quinones, S OBP: 0.224, SLG: 0.269	(1, 1) X 0-3 K 1-3			(1, 1) X 0-0 2B 2B			(1, 1) X 0-3 K		(1, 1) X 0-0 SH2-4 1-2		2	0	1	1	0	1	1							
											1	0	0	0	0	1	0							
Inning Stats	R: 0 E: 0 K: 1 S: 5	H: 1 LOB: 0 BB: 0 P: 5	R: 0 E: 0 K: 1 S: 5	H: 0 LOB: 0 BB: 0 P: 5	R: 0 E: 1 K: 1 S: 5	H: 0 LOB: 1 BB: 1 P: 9	R: 0 E: 0 K: 1 S: 5	H: 0 LOB: 0 BB: 0 P: 5	R: 3 E: 1 K: 0 S: 6	H: 2 LOB: 2 BB: 2 P: 14	R: 0 E: 0 K: 0 S: 4	H: 1 LOB: 1 BB: 0 P: 4	R: 1 E: 0 K: 1 S: 6	H: 1 LOB: 0 BB: 0 P: 6	R: 0 E: 0 K: 0 S: 4	H: 1 LOB: 2 BB: 1 P: 8	R: 0 E: 0 K: 0 S: 4	H: 1 LOB: 1 BB: 0 P: 4	R: 0 E: 0 K: 0 S: 3	H: 1 LOB: 0 BB: 0 P: 3	1B: 4 2B: 3 3B: 0 HR: 1	SF: 0 SAC: 1 DP: 1 HBP: 0	WP: 0 PB: 0 SB: 0 CS: 1	PA: 41
PITCHER	IP	WLS	BF	H	R	ER	SO	BB	IBB	HBP	BLK	WP	HR	S	P	ERA	WHIP							
Ed Vosberg, L ERA: 3.6	(1, 1)		21	3	3	2	4	3	0	0	0	0	0	26	38	3.60	1.200							
Bob Stoddard, R ERA: 2.41	(6, 1)		8	2	1	1	1	0	0	0	0	0	1	10	10	4.50	1.000							
Greg Booker, R ERA:	(8, 1)		5	1	0	0	0	0	1	0	0	0	0	4	8	0.00	1.000							
Lance McCullers, R ERA: 2.67	(9, 1)	W	7	2	0	0	0	0	0	0	0	0	0	7	7	0.00	1.000							

San Francisco Giants @ San Diego Padres
 Jack Murphy Stadium, San Diego, CA
 Wed Sep 17 1986, 10:05 PM EDT
 Att. 24,043 - Unknown

AB	36
R	4
H	8
RBI	4
BB	4
SO	5
LOB	16



Batter	1	2	3	4	5	6	7	8	9	10
Jerry Royster, R (1, 4) OBP: 0.338, SLG: 0.371	F3		6-3			F7	K		K	
Tim Flannery, L (7, PH) OBP: 0.381, SLG: 0.351										
Greg Booker, R (8, 1)										
Graig Nettles, L (9, 5) OBP: 0.298, SLG: 0.383										
Tony Gwynn, L (1, 9) OBP: 0.382, SLG: 0.471	F8			F7		HR	FC6-4		K	
John Kruk, L (1, 7) OBP: 0.415, SLG: 0.441	F8			4-3		BB		1B	K	
Kevin McReynolds, R (1, 8) OBP: 0.349, SLG: 0.480			SF9	6-3		K		2B		F7
Tim Pyznarski, R (1, 3)										
Marvell Wynne, L (8, PH) OBP: 0.292, SLG: 0.406			6-3			K		1B		G3
Steve Garvey, R (9, 3) OBP: 0.286, SLG: 0.414								1B		
Benito Santiago, R (1, 2) OBP: 0.364, SLG: 0.800			SF9			FC5-4	F9	F3		HR
Randy Asadoor, R (1, 5) OBP: 0.300, SLG: 0.222										
Lance McCullers, S (9, 1) OBP: 0.200, SLG: 0.182			F9			FC5-4		1B		
Gary Green, R (1, 6) OBP: 0.200, SLG: 0.300								K		
Ed Vosberg, L (1, 1)										
Carmelo Martinez, R (5, PH) OBP: 0.337, SLG: 0.392										
Bob Stoddard, R (6, 1)										
Terry Kennedy, L (7, PH) OBP: 0.323, SLG: 0.405			L6			F7				
Bip Roberts, S (8, 4) OBP: 0.288, SLG: 0.305										

AB	R	H	RBI	BB	SO	LOB
3	0	0	0	0	0	0
1	0	0	0	0	1	2
0	0	0	0	0	0	0
1	0	0	0	0	1	0
5	1	1	1	0	1	2
4	1	1	0	1	1	0
5	2	2	0	0	1	1
2	0	0	0	1	1	1
1	0	1	2	0	0	0
1	0	0	0	0	0	0
4	1	2	2	0	0	3
3	0	1	0	1	0	1
0	0	0	0	0	0	0
4	0	1	0	0	2	3
1	0	0	0	0	0	0
1	0	0	0	0	0	2
0	0	0	0	0	0	0
1	0	1	0	0	0	0
1	0	1	0	0	0	0

BOTTOM

San Francisco Giants @ San Diego Padres
Jack Murphy Stadium, San Diego, CA

Wed Sep 17 1986, 10:05 PM EDT
Att: 24,043 - Unknown

livebaseballscorecards.com

AB	38
R	5
H	11
RBI	5
BB	3
SO	8
LOB	15



Inning Stats	R: 0	H: 0	E: 0	K: 0	S: 3	P: 3	R: 1	H: 1	E: 0	K: 0	S: 4	P: 4	R: 0	H: 0	E: 0	K: 1	S: 5	R: 0	H: 0	E: 0	K: 0	S: 3	P: 3	R: 0	H: 0	E: 0	K: 1	S: 7	R: 1	H: 1	E: 0	K: 1	S: 6	R: 0	H: 2	E: 0	K: 2	S: 9	R: 2	H: 4	E: 0	K: 0	S: 6	R: 0	H: 0	E: 0	K: 3	S: 9	R: 1	H: 1	E: 0	K: 0	S: 3	P: 3	1B: 7	SF: 1	2B: 1	SAC: 0	3B: 1	DP: 0	HR: 2	HBP: 0	WP: 0	PA: 42
--------------	------	------	------	------	------	------	------	------	------	------	------	------	------	------	------	------	------	------	------	------	------	------	------	------	------	------	------	------	------	------	------	------	------	------	------	------	------	------	------	------	------	------	------	------	------	------	------	------	------	------	------	------	------	------	-------	-------	-------	--------	-------	-------	-------	--------	-------	--------

PITCHER	IP	WLS	BF	H	R	ER	SO	BB	IBB	HBP	BLK	WP	HR	S	P	ERA	WHIP
Vida Blue, L (1, 1) ERA: 3.34	5.1		21	4	2	2	2	1	0	0	0	0	1	24	28	3.38	0.938
Scott Garrelts, R (6, 1) ERA: 3.26	2.2		15	6	2	2	3	1	1	0	0	0	0	19	27	6.75	2.625
Mark Davis, L (9, 1) ERA: 3.03	1.2	L	6	1	1	1	3	0	0	0	0	0	1	12	12	5.40	0.600

Batter	1	2	3	4	5	6	7	8	9	AB	R	H	RBI	BB	SO	LOB	TOP										
Will Clark, L (1, 3) OBP: 0.354, SLG: 0.462	0-3 K		0-0 4-3			0-0 2B	0-0 4-3			4	1	1	0	0	1	2											
Robby Thompson, R (1, 4) OBP: 0.323, SLG: 0.367	0-0 FC3-6 1B		0-0 5-3			0-0 1-3			0-3 K	4	0	1	0	0	1	1											
Mike Aldrete, L (1, 7) Randy Kutcher, R (7, 8) OBP: 0.365, SLG: 0.406 OBP: 0.259, SLG: 0.400	0-0 FC3-6 1-2f				0-0 F7				0-0 F8	3	0	1	1	0	0	1											
						2-H 2B				1	0	0	0	0	0	0											
Candy Maldonado, R (1, 9) OBP: 0.297, SLG: 0.478 (7, 7)	0-3 K				0-0 2B		0-3 K		0-0 3-1	4	0	1	0	0	2	2											
Chili Davis, S (1, 8) OBP: 0.369, SLG: 0.410 (7, 9)					0-0 4-3				0-0 F8	4	1	1	0	0	0	0											
Bob Brenly, R (1, 5) OBP: 0.364, SLG: 0.420 (7, 2)									0-0 F8	4	1	1	1	0	1	0											
Phil Ouellette, S (1, 2) Chris Brown, R (7, PR) Luis Quinones, S (7, 5) OBP: 0.231, SLG: 0.167 OBP: 0.380, SLG: 0.426 OBP: 0.222, SLG: 0.266									0-0 5-3	3	0	1	0	0	0	1											
										0	1	0	0	0	0	0											
										1	0	0	0	0	0	0											
Jose Uribe, S (1, 6) OBP: 0.317, SLG: 0.283									0-0 5-3	4	0	1	0	0	1	0											
Kelly Downs, R (1, 1) Mark Davis, L (6, 1) Rick Lancelotti, L (7, PH) Mike Woodard, L (7, PR) Jeff Robinson, R (7, 1) OBP: 0.136, SLG: 0.095 OBP: 0.143, SLG: 0.286 OBP: 0.200, SLG: 0.200 OBP: 0.333, SLG: 0.289 OBP: 0.083, SLG: 0.091										2	0	0	0	0	0	1											
										0	0	0	0	0	0	0											
										1	0	1	1	0	0	0											
										0	0	0	0	0	0	0											
										0	0	0	0	0	0	0											
										0	0	0	0	0	0	0											
										0	0	0	0	0	0	0											
Inning Stats	R: 0 E: 0 K: 2 S: 8	H: 1 LOB: 1 BB: 0 P: 8	R: 1 E: 1 K: 1 S: 6	H: 1 LOB: 0 BB: 0 P: 6	R: 0 E: 0 K: 1 S: 5	H: 0 LOB: 0 BB: 0 P: 5	R: 0 E: 0 K: 0 S: 3	H: 1 LOB: 0 BB: 0 P: 3	R: 0 E: 0 K: 1 S: 5	H: 0 LOB: 0 BB: 0 P: 5	R: 1 E: 0 K: 1 S: 7	H: 2 LOB: 1 BB: 0 P: 7	R: 1 E: 0 K: 0 S: 6	H: 3 LOB: 3 BB: 0 P: 6	R: 0 E: 0 K: 1 S: 5	H: 0 LOB: 0 BB: 0 P: 5	R: 1 E: 0 K: 0 S: 4	H: 1 LOB: 0 BB: 0 P: 4	1B: 4 2B: 4 3B: 0 HR: 1	SF: 0 SAC: 0 DP: 1 HBP: 0	WP: 1 PB: 0 SB: 0 CS: 0	PA: 35					
PITCHER	IP	WLS	BF	H	R	ER	SO	BB	IBB	HBP	BLK	WP	HR	S	P	ERA	WHIP										
Rick Mahler, R (1, 1) ERA: 4.83	6.2	L	27	8	3	2	6	0	0	0	0	0	0	39	39	2.70	1.200										
Ed Olwine, L (7, 1) ERA: 3.38	2.1		8	1	1	1	1	0	0	0	0	1	1	10	10	3.86	0.429										

San Francisco Giants @ Atlanta Braves
Atlanta-Fulton County Stadium, Atlanta, GA

Fri Sep 19 1986, 7:05 PM EDT
Att. 8,279 - Unknown

livebaseballscores.com

AB	35
R	4
H	9
RBI	3
BB	0
SO	7
LOB	7



Batter	1	2	3	4	5	6	7	8	9	AB	R	H	RBI	BB	SO	LOB
Albert Hall, S (1, 9) OBP: 0.133, SLG: 0.071	0-0 4-3		0-0 1-3			0-0 F4 S 1B		0-0 F8		4	0	1	0	0	0	1
Ken Oberkfell, L (1, 5) OBP: 0.377, SLG: 0.371	0-0 F8			0-0 5-3		0-0 F4 1-3		0-0 3-1		4	0	0	0	0	0	1
Dale Murphy, R (1, 8) OBP: 0.358, SLG: 0.498	0-3 K			0-0 FC6 1B		0-3 K			0-0 4-3	4	0	1	0	0	2	1
Bob Horner, R (1, 3) OBP: 0.329, SLG: 0.459		0-0 G4-1		0-0 F8		4-0 BB			0-3 K	3	0	0	0	1	1	1
Ken Griffey, L (1, 7) OBP: 0.341, SLG: 0.489		0-0 F4		0-0 FC6 1-2f		0-0 F8			0-0 4-3	3	0	0	0	0	0	3
Ed Olwine, R (7, 1) OBP: 0.500, SLG: 0.333										0	0	0	0	0	0	0
Andres Thomas, R (9, PH) OBP: 0.272, SLG: 0.394										1	0	0	0	0	0	0
Rafael Ramirez, R (1, 6) OBP: 0.278, SLG: 0.342		0-0 F3			0-0 F7				0-0 L4	3	0	0	0	0	0	0
Bruce Benedict, R (1, 2) OBP: 0.323, SLG: 0.331			0-0 S 1B		0-0 1B				0-0 1-3	3	0	2	0	0	0	0
Glenn Hubbard, R (1, 4) OBP: 0.341, SLG: 0.303			0-3 K		0-0 F3				0-0 1-3	3	0	0	0	0	1	2
Rick Mahler, R (1, 1) OBP: 0.210, SLG: 0.195			0-0 6-3		0-0 F8				0-0 L4	2	0	0	0	0	0	2
Gerald Perry, L (7, 7) OBP: 0.371, SLG: 0.377			1-2							1	0	0	0	0	0	0

Inning Stats		R: 0	H: 0	E: 0	K: 1	S: 5	LOB: 0	BB: 0	P: 5	R: 0	H: 0	E: 0	K: 0	S: 3	LOB: 0	BB: 0	P: 3	R: 0	H: 1	E: 0	K: 1	S: 6	LOB: 1	BB: 0	P: 6	R: 0	H: 1	E: 0	K: 0	S: 4	LOB: 1	BB: 1	P: 4	R: 0	H: 1	E: 0	K: 0	S: 4	LOB: 2	BB: 1	P: 10	R: 0	H: 0	E: 0	K: 0	S: 3	LOB: 0	BB: 0	P: 3	R: 0	H: 0	E: 0	K: 0	S: 3	LOB: 0	BB: 0	P: 3	R: 0	H: 0	E: 0	K: 1	S: 5	LOB: 0	BB: 0	P: 5
		1B: 4	2B: 0	3B: 0	HR: 0	SF: 0	SAC: 0	DP: 0	HBP: 0	WP: 0	HR: 0	S: 2	P: 0	ERA: 0.00	WHIP: 0.882	WP: 0	HR: 0	S: 2	P: 0	ERA: 0.00	WHIP: 0.000	WP: 0	HR: 0	S: 11	P: 11	ERA: 0.00	WHIP: 0.000																																						
PITCHER	IP	WLS	BF	H	R	ER	SO	BB	IBB	HBP	BLK	WP	HR	S	P	ERA	WHIP																																																
Kelly Downs, R (1, 1) ERA: 2.94	5.2	W	22	4	0	0	3	1	0	0	0	0	0	27	31	0.00	0.882																																																
Mark Davis, L (6, 1) ERA: 3.01	0.1		1	0	0	0	0	0	0	0	0	0	0	1	1	0.00	0.000																																																
Jeff Robinson, R (7, 1) ERA: 3.39	3.0	S	9	0	0	0	1	0	0	0	0	0	0	11	11	0.00	0.000																																																

BOTTOM

San Francisco Giants @ Atlanta Braves
Atlanta-Fulton County Stadium, Atlanta, GA

Fri Sep 19 1986, 7:05 PM EDT
Att. 8,279 - Unknown

livebaseballscores.com

AB	31
R	0
H	4
RBI	0
BB	1
SO	4
LOB	11



WP: 0	PA: 32
PB: 0	
SB: 2	
CS: 0	

Batter	1	2	3	4	5	6	7	8	9	AB R H RBI BB SO LOB	TOP																												
Mike Aldrete, L (1, 7) OBP: 0.358, SLG: 0.397	0-3 K			0-3 K		0-0 F8			0-0 1-3	4 0 0 0 0 2 0	San Francisco Giants @ Atlanta Braves Atlanta-Fulton County Stadium, Atlanta, GA Sat Sep 20 1986, 3:33 AM EDT Att. 9,775 - Unknown livebaseballscorecards.com																												
Robby Thompson, R (1, 4) OBP: 0.324, SLG: 0.368	0-0 CS 1B			0-0 1B		0-0 6-3			0-3 K	4 0 2 0 0 1 0																													
Harry Spilman, L (1, 3) OBP: 0.317, SLG: 0.439 (8, 5)	0-0 5-3 1-2			0-0 F9					0-0 F5	4 0 0 0 0 0 2																													
Candy Maldonado, R (1, 9) OBP: 0.294, SLG: 0.474		0-0 F6		0-0 1-3					0-0 5-3	3 0 0 0 0 0 1																													
Chili Davis, S (1, 8) OBP: 0.367, SLG: 0.407		0-0 G3			0-0 4-3				0-0 6-3	3 0 0 0 0 0 0																													
Bob Brenly, R (1, 5) OBP: 0.363, SLG: 0.417 (8, 2)		0-3 K			4-0 BB				0-0 F9	2 0 0 0 1 1 0																													
Bob Melvin, R (1, 2) OBP: 0.255, SLG: 0.327 Luis Quinones, S (8, 6) OBP: 0.222, SLG: 0.266			0-0 F9		0-3 K				0-0 5-3	3 0 0 0 0 1 1 0 0 0 0 0 0 0																													
Jose Uribe, S (1, 6) OBP: 0.316, SLG: 0.282 Will Clark, L (8, PH) OBP: 0.355, SLG: 0.472 (8, 3)			0-0 F4		0-0 F9				0-0 HR	2 0 0 0 0 0 1 1 1 1 1 0 0 0																													
Michael LaCoss, R (1, 1) OBP: 0.262, SLG: 0.362 Mike Woodard, L (6, PH) OBP: 0.327, SLG: 0.283 Frank Williams, R (6, 1) OBP: 0.500, SLG: 0.500 Rick Lancellotti, L (8, PH) OBP: 0.182, SLG: 0.182 Juan Berenguer, R (8, 1) OBP: 0.167, SLG: 0.167			0-3 K		0-3 K				0-3 K	1 0 0 0 0 1 0 1 0 0 0 0 1 0 0 0 0 0 0 0 0 1 0 0 0 0 1 0 0 0 0 0 0 0 0																													
Inning Stats	R: 0 E: 0 K: 1 S: 5	H: 1 LOB: 0 BB: 0 P: 5	R: 0 E: 0 K: 1 S: 5	H: 0 LOB: 0 BB: 0 P: 5	R: 0 E: 0 K: 1 S: 5	H: 0 LOB: 0 BB: 0 P: 5	R: 0 E: 0 K: 1 S: 6	H: 1 LOB: 1 BB: 0 P: 6	R: 0 E: 0 K: 1 S: 5	H: 0 LOB: 1 BB: 1 P: 9		R: 0 E: 0 K: 1 S: 5	H: 0 LOB: 0 BB: 0 P: 5	R: 0 E: 0 K: 0 S: 3	H: 0 LOB: 0 BB: 0 P: 3	R: 1 E: 0 K: 1 S: 6	H: 1 LOB: 0 BB: 0 P: 6	R: 0 E: 0 K: 1 S: 5	H: 0 LOB: 0 BB: 0 P: 5	1B: 2 2B: 0 3B: 0 HR: 1	SF: 0 SAC: 0 DP: 0 HBP: 0	WP: 0 PB: 0 SB: 0 CS: 1	PA: 30																
PITCHER Charlie Puleo, R (1, 1) ERA: 2.03	IP 9.0	WLS W	BF 30	H 3	R 1	ER 1	SO 8	BB 1	IBB 0	HBP 0	BLK 0	WP 0	HR 1	S 45	P 49	ERA 1.00	WHIP 0.444	PITCHER					IP 9.0	WLS W	BF 30	H 3	R 1	ER 1	SO 8	BB 1	IBB 0	HBP 0	BLK 0	WP 0	HR 1	S 45	P 49	ERA 1.00	WHIP 0.444



Batter	1	2	3	4	5	6	7	8	9
Albert Hall, S OBP: 0.263, SLG: 0.176 (1, 9)	0-0 CS 1B		0-0 S 1B	0-0 FC4-6 1-2f			4-0 BB		
Ken Oberkfell, L OBP: 0.378, SLG: 0.370 (1, 5)	4-0 BB 1-2 BB		4-0 1B 1-2 BB		0-0 3-1		0-0 4-3		
Dale Murphy, R OBP: 0.357, SLG: 0.496 (1, 8)	0-3 K		0-0 1-3 2-H 1B		0-0 4-3		0-3 K		
Bob Horner, R OBP: 0.329, SLG: 0.456 (1, 3)	4-0 1-2 BB		0-0 5-3		0-3 K		0-0 F8		
Ken Griffey, L OBP: 0.340, SLG: 0.487 (1, 7)	0-0 G3			0-0 G3		0-0 CS 1B	0-3 K		
Rafael Ramirez, R OBP: 0.279, SLG: 0.344 (1, 6)		0-0 6-3		0-0 1B 2B		0-3 K 1-2			
Ozzie Virgil, R OBP: 0.340, SLG: 0.366 (1, 2)		0-0 G6-4-3 1B		4-0 1B IBB		0-0 5-3			
Glenn Hubbard, R OBP: 0.339, SLG: 0.301 (1, 4)		0-0 G6-4-3 1-2f		0-0 F4			0-0 4-3		
Charlie Puleo, R OBP: 0.400, SLG: 0.400 (1, 1)			0-0 4-3	0-0 FC4-6 1-2 2-H 1B			0-3 K		

AB	R	H	RBI	BB	SO	LOB
3	1	2	0	1	0	2
2	0	0	0	2	0	1
4	0	1	1	0	2	1
3	0	0	0	1	1	1
4	0	1	0	0	1	2
3	1	1	0	0	1	1
2	0	1	0	1	0	0
3	0	0	0	0	0	3
3	0	1	1	0	1	0

BOTTOM

San Francisco Giants @ Atlanta Braves
 Atlanta-Fulton County Stadium, Atlanta, GA

AB	27
R	2
H	7
RBI	2
BB	5
SO	6
LOB	11



WP: 0	PA: 32
PB: 0	
SB: 1	
CS: 2	

Inning Stats	R: 0	H: 1	E: 0	K: 1	S: 5	LOB: 2	BB: 2	P: 13
	R: 0	H: 1	E: 0	K: 0	S: 3	LOB: 0	BB: 0	P: 3
	R: 1	H: 2	E: 0	K: 0	S: 4	LOB: 1	BB: 1	P: 8
	R: 1	H: 2	E: 0	K: 0	S: 5	LOB: 2	BB: 1	P: 9
	R: 0	H: 0	E: 0	K: 1	S: 5	LOB: 0	BB: 0	P: 5
	R: 0	H: 1	E: 0	K: 1	S: 5	LOB: 0	BB: 0	P: 5
	R: 0	H: 0	E: 0	K: 1	S: 5	LOB: 1	BB: 1	P: 9
	R: 0	H: 0	E: 0	K: 2	S: 7	LOB: 0	BB: 0	P: 7

PITCHER	IP	WLS	BF	H	R	ER	SO	BB	IBB	HBP	BLK	WP	HR	S	P	ERA	WHIP
Michael LaCoss, R ERA: 3.57 (1, 1)	5.0	L	22	6	2	2	2	3	1	0	0	0	0	22	38	3.60	1.800
Frank Williams, R ERA: 1.3 (6, 1)	2.0		7	1	0	0	2	1	0	0	0	0	0	10	14	0.00	1.000
Juan Berenguer, R ERA: 2.77 (8, 1)	1.0		3	0	0	0	2	0	0	0	0	0	0	7	7	0.00	0.000

PITCHER	IP	WLS	BF	H	R	ER	SO	BB	IBB	HBP	BLK	WP	HR	S	P	ERA	WHIP

Sat Sep 20 1986, 3:33 AM EDT
 Att. 9,775 - Unknown

livebaseballscorecards.com

San Francisco Giants @ Atlanta Braves
 Atlanta-Fulton County Stadium, Atlanta, GA

Sun Sep 21 1986, 3:33 AM EDT
 Att. 5,138 - Unknown

livebaseballscorecards.com

AB	42
R	8
H	16
RBI	8
BB	2
SO	8
LOB	23



WP:	0	PA:	46
PB:	0		
SB:	1		
CS:	1		

AB R H RBI BB SO LOB

6	1	2	0	0	0	2
5	0	5	1	0	0	0
3	0	0	1	0	1	4
1	0	0	0	0	0	1
4	0	0	0	1	2	7
5	2	3	0	0	1	0
4	1	1	0	1	1	2
2	0	0	0	0	1	2
1	0	1	1	0	0	0
1	1	1	0	0	0	0
1	0	0	0	0	0	2
5	2	2	2	0	1	3
3	0	0	1	0	1	0
1	1	1	2	0	0	0
0	0	0	0	0	0	0

Batter	1	2	3	4	5	6	7	8	9
Dan Gladden, R (1, 8) OBP: 0.354, SLG: 0.353	0-0 F9		0-0 4-3 1B		0-0 1B 6-3 1B	0-0 F2		0-0 1-3	0-0 5-3
Robby Thompson, R (1, 4) OBP: 0.330, SLG: 0.374	0-0 1B		0-0 4-3 1B		0-0 6-3 1B	0-0 HBP		0-0 E9 1B	
Will Clark, L (1, 3) OBP: 0.354, SLG: 0.468	0-3 K		0-0 4-3		0-0 6-3	1-0 1-2 2-3 HBP		0-0 F8	
Mike Aldrete, L (6, PR) OBP: 0.356, SLG: 0.395			1-2 2-3		1-3 3-H	1-2 2-3 HBP			
Candy Maldonado, R (1, 7) OBP: 0.293, SLG: 0.468	0-3 K		0-0 F7		0-3 K	0-0 1-3			
Chili Davis, S (1, 9) OBP: 0.369, SLG: 0.413		0-0 F9 2B		0-3 K		0-0 E9 1B	0-0 1-3		0-0 3-1 1B 2B
Bob Brenly, R (1, 2) OBP: 0.364, SLG: 0.416		0-0 F9 2-3		0-0 1B		0-0 G3	0-3 K		4-0 3-1 1B IBB
Luis Quinones, S (1, 5) OBP: 0.218, SLG: 0.260		0-0 F8		0-3 K		0-0 2B SH 1B	0-0 1B		0-0 3-1
Harry Spilman, L (6, PH) OBP: 0.352, SLG: 0.444						3-H			1-2 2-3
Mike Woodard, L (6, PR) OBP: 0.339, SLG: 0.298									
Phil Ouellette, S (9, PH) OBP: 0.214, SLG: 0.154									
Jose Uribe, S (1, 6) OBP: 0.317, SLG: 0.285		0-3 K		0-0 4-3		0-0 SH 1B 2B	0-0 F8		0-0 HR 1B
Mike Krukow, R (1, 1) OBP: 0.190, SLG: 0.160			0-0 6-3		0-0 L6	0-0 SH 1B		0-3 K	0-0 HR
Rick Lancellotti, L (9, PH) OBP: 0.250, SLG: 0.500						2-3 3-H			
Scott Garrelts, R (9, 1) OBP: 0.205, SLG: 0.279									

Inning Stats	R: 0	H: 1	E: 0	LOB: 1	K: 2	BB: 0	S: 8	P: 8
	R: 0	H: 1	E: 0	LOB: 1	K: 1	BB: 0	S: 6	P: 6
	R: 0	H: 2	E: 0	LOB: 2	K: 0	BB: 0	S: 5	P: 5
	R: 0	H: 1	E: 0	LOB: 1	K: 2	BB: 0	S: 8	P: 8
	R: 1	H: 2	E: 0	LOB: 1	K: 1	BB: 0	S: 7	P: 7
	R: 3	H: 4	E: 1	LOB: 3	K: 0	BB: 0	S: 8	P: 9
	R: 0	H: 1	E: 0	LOB: 1	K: 1	BB: 0	S: 6	P: 6
	R: 0	H: 1	E: 1	LOB: 1	K: 1	BB: 0	S: 6	P: 6
	R: 4	H: 3	E: 0	LOB: 0	K: 0	BB: 2	S: 5	P: 13

PITCHER	IP	WLS	BF	H	R	ER	SO	BB	IBB	HBP	BLK	WP	HR	S	P	ERA	WHIP
Doyle Alexander, R (1, 1) ERA: 4.25	5.2	L	29	11	4	4	6	0	0	0	0	0	0	41	41	6.35	1.941
Zane Smith, L (6, 1) ERA: 3.97	1.1		6	1	0	0	1	0	0	1	0	0	0	7	8	0.00	0.750
Cliff Speck, R (8, 1) ERA: 3.81	1.1		6	2	1	1	1	1	0	0	0	0	0	7	11	6.75	2.250
Ed Olwine, L (9, 1) ERA: 3.59	0.0		1	0	0	0	0	0	1	0	0	0	0	4		∞	∞
Jeff Dedmon, R (9, 1) ERA: 2.92	0.2		4	2	3	3	0	0	0	0	0	0	1	4	4	40.50	3.000

1B:	12	SF:	0
2B:	3	SAC:	1
3B:	0	DP:	0
HR:	1	HBP:	1

Batter	1	2	3	4	5	6	7	8	9	AB	R	H	RBI	BB	SO	LOB
Albert Hall, S OBP: 0.273, SLG: 0.158 (1, 9)	0-0 F7		0-0 SH1-3		4-0 BB		0-3 K			2	0	0	0	1	1	1
Ken Oberkfell, L OBP: 0.379, SLG: 0.371 (1, 5)	0-0 2B		4-0 BB		0-3 K			0-0 F8		3	0	1	0	1	1	2
Dale Murphy, R OBP: 0.356, SLG: 0.498 (1, 8)	0-3 K		0-0 F6		0-0 F7			0-0 SF8		4	1	1	0	0	1	5
Bob Horner, R OBP: 0.326, SLG: 0.453 (1, 3)	0-0 1-3		0-0 F3		0-0 F8			0-0 SF8		3	0	0	1	0	0	3
Gerald Perry, L OBP: 0.364, SLG: 0.368 (1, 7)		0-0 G3		0-0 F4		0-0 F4		0-0 E1		4	0	1	0	0	0	0
Rafael Ramirez, R OBP: 0.276, SLG: 0.341 (1, 6)		0-3 K		0-0 5-3		0-0 6-3		0-3 K		4	0	0	0	0	2	1
Ed Olwine, R OBP: 0.500, SLG: 0.333 (9, 1)										0	0	0	0	0	0	0
Jeff Dedmon, L OBP: 0.133, SLG: 0.133 (9, 1)										0	0	0	0	0	0	0
Bruce Benedict, R OBP: 0.314, SLG: 0.322 (1, 2)		0-0 F9		0-0 F8			0-0 E5		0-0 F8	4	0	0	0	0	0	0
Glenn Hubbard, R OBP: 0.340, SLG: 0.308 (1, 4)			0-0 1B		0-0 SH3-4		0-0 F6		0-0 B1-3	4	1	2	0	0	0	1
Doyle Alexander, R OBP: 0.206, SLG: 0.242 (1, 1)			0-0 3B		0-0 SH3-4		0-0 F3		0-3 K	1	0	1	1	0	0	0
Zane Smith, L OBP: 0.119, SLG: 0.088 (6, 1)										0	0	0	0	0	0	0
Chris Chambliss, L OBP: 0.375, SLG: 0.416 (7, PH)			0-0 SH1-3							1	0	0	0	0	0	1
Cliff Speck, R (8, 1)										0	0	0	0	0	0	0
Andres Thomas, R OBP: 0.271, SLG: 0.393 (9, 6)			0-0 1B							1	0	0	0	0	1	0

Inning Stats	R: 0	H: 1	E: 0	K: 1	S: 6	LOB: 1	BB: 0	P: 6	R: 0	H: 0	E: 0	K: 1	S: 5	LOB: 0	BB: 0	P: 5	R: 1	H: 2	E: 0	K: 0	S: 5	LOB: 2	BB: 1	P: 9	R: 0	H: 0	E: 0	K: 0	S: 3	LOB: 0	BB: 0	P: 3	R: 0	H: 1	E: 0	K: 1	S: 6	LOB: 2	BB: 1	P: 10	R: 0	H: 0	E: 0	K: 0	S: 3	LOB: 0	BB: 0	P: 3	R: 0	H: 0	E: 1	K: 1	S: 6	LOB: 1	BB: 0	P: 6	R: 1	H: 2	E: 1	K: 1	S: 7	LOB: 1	BB: 0	P: 7	R: 0	H: 0	E: 0	K: 1	S: 5	LOB: 0	BB: 0	P: 5	1B: 3	SF: 1	2B: 1	SAC: 2	3B: 2	DP: 0	HR: 0	HBP: 0	WP: 0	PA: 36
--------------	------	------	------	------	------	--------	-------	------	------	------	------	------	------	--------	-------	------	------	------	------	------	------	--------	-------	------	------	------	------	------	------	--------	-------	------	------	------	------	------	------	--------	-------	-------	------	------	------	------	------	--------	-------	------	------	------	------	------	------	--------	-------	------	------	------	------	------	------	--------	-------	------	------	------	------	------	------	--------	-------	------	-------	-------	-------	--------	-------	-------	-------	--------	-------	--------

PITCHER	IP	WLS	BF	H	R	ER	SO	BB	IBB	HBP	BLK	WP	HR	S	P	ERA	WHIP
Mike Krukow, R ERA: 3.04 (1, 1)	8.0	W	33	6	2	2	5	2	0	0	0	0	0	41	49	2.25	1.000
Scott Garrelts, R ERA: 3.24 (9, 1)	1.0		3	0	0	0	1	0	0	0	0	0	0	5	5	0.00	0.000

BOTTOM

San Francisco Giants @ Atlanta Braves
Atlanta-Fulton County Stadium, Atlanta, GA
 Sun Sep 21 1986, 3:33 AM EDT
 Att. 5,138 - Unknown

livebaseballscores.com

AB	31
R	2
H	6
RBI	2
BB	2
SO	6
LOB	14



Batter	1	2	3	4	5	6	7	8	9	AB R H RBI BB SO LOB	TOP		
Dan Gladden, R (1, 8) OBP: 0.357, SLG: 0.366	0-0 F4		0-0 SF7 5-3 1B		0-0 1B	0-0 HR		0-3 K		5 2 3 4 0 1 0			
Robby Thompson, R (1, 4) OBP: 0.330, SLG: 0.375 Mike Woodard, L (9, 4) OBP: 0.339, SLG: 0.298	0-0 6-3 2B		0-0 5-3 1-2		0-0 F4	0-3 K			4-0 1B G3 1B BB	4 1 1 0 1 1 2 0 0 0 0 0 0 0			
Bob Brenly, R (1, 5) OBP: 0.364, SLG: 0.424	0-0 6-3 2-3		0-0 SF7 2-H			0-0 HR	0-0 2B 1B		0-0 F7	4 2 2 2 0 0 2			
Candy Maldonado, R (1, 7) OBP: 0.297, SLG: 0.476	0-0 6-3		0-0 5-3			0-0 1B 2B	0-0 4-3 1-H 2B		0-0 G3 1B 1-2 1B	5 1 3 1 0 0 1			
Chili Davis, S (1, 9) OBP: 0.367, SLG: 0.411		0-0 E6 2B		0-0 4-3		0-0 1-3	0-0 6-3		0-0 G3 1B 1-2 2-3	5 1 1 0 0 0 2			
Joel Youngblood, R (1, 3) OBP: 0.304, SLG: 0.374 Will Clark, L (6, 3) OBP: 0.353, SLG: 0.465		0-0 F9		0-0 F8		0-0 2B HR 1B	0-0 4-3		0-0 G3 1-2 2-3 3-H	3 1 1 0 0 0 1 2 0 0 1 0 0 3			
Bob Melvin, R (1, 2) OBP: 0.261, SLG: 0.331		4-0 2B CS BB		0-0 6-3		0-0 HR 2B	0-3 K		4-0 BB BB BB BB	3 1 1 1 2 1 1			
Randy Kutcher, R (1, 6) OBP: 0.261, SLG: 0.407 Brad Gulden, L (6, PH) OBP: 0.182, SLG: 0.100 Luis Quinones, S (6, 6) OBP: 0.214, SLG: 0.255		0-0 CS 2B		0-0 1-3 2-H		0-0 HR IBB		0-0 F6	0-0 F2	2 0 1 1 0 0 0 0 1 0 0 1 0 0 2 0 0 0 0 0 3			
Vida Blue, S (1, 1) OBP: 0.217, SLG: 0.200 Frank Williams, R (5, 1) OBP: 0.500, SLG: 0.500 Phil Ouellette, S (6, PH) OBP: 0.200, SLG: 0.143 Jeff Robinson, R (6, 1) OBP: 0.077, SLG: 0.083 Greg Minton, S (9, 1)		1-3 K		0-3 K		0-0 P4		0-3 K		2 0 0 0 0 2 2 0 0 0 0 0 0 0 1 0 0 0 0 0 3 1 0 0 0 0 1 0 0 0 0 0 0 0 0			
Inning Stats	R: 0 H: 1 E: 0 LOB: 1 K: 0 BB: 0 S: 4 P: 4	R: 1 H: 1 E: 1 LOB: 1 K: 1 BB: 1 S: 7 P: 11	R: 1 H: 1 E: 0 LOB: 0 K: 0 BB: 0 S: 4 P: 4	R: 0 H: 0 E: 0 LOB: 0 K: 0 BB: 0 S: 3 P: 3	R: 0 H: 1 E: 0 LOB: 1 K: 1 BB: 0 S: 6 P: 6	R: 6 H: 5 E: 0 LOB: 0 K: 1 BB: 1 S: 10 P: 14	R: 1 H: 2 E: 0 LOB: 1 K: 1 BB: 0 S: 7 P: 7	R: 0 H: 0 E: 0 LOB: 0 K: 2 BB: 0 S: 7 P: 7	R: 1 H: 2 E: 0 LOB: 3 K: 0 BB: 2 S: 5 P: 13	1B: 6 SF: 1 2B: 5 SAC: 0 3B: 0 DP: 0 HR: 2 HBP: 0	WP: 0 PA: 44 PB: 0 SB: 2 CS: 2		
PITCHER	IP WLS BF H R ER SO BB IBB HBP BLK WP HR S P ERA WHIP											PITCHER	IP WLS BF H R ER SO BB IBB HBP BLK WP HR S P ERA WHIP
Chris Welsh, L (1, 1) ERA: 4.63	5.1 L 25 8 6 5 2 1 0 0 0 0 0 1 29 33 8.44 1.688												
Scott Terry, R (6, 1) ERA: 6.2	0.2 4 1 2 2 1 0 1 0 0 0 0 1 5 9 27.00 1.500												
Bill Landrum, R (7, 1) ERA: 8.64	3.0 15 4 2 2 3 2 0 0 0 0 0 0 19 27 6.00 2.000												

San Francisco Giants @ Cincinnati Reds
 Riverfront Stadium, Cincinnati, OH
 Mon Sep 22 1986, 7:05 PM EDT
 Att. 8,967 - Unknown

AB	39
R	10
H	13
RBI	10
BB	4
SO	6
LOB	20



BOTTOM

San Francisco Giants @ Cincinnati Reds
Riverfront Stadium, Cincinnati, OH

livebaseballscorecards.com

AB	37
R	7
H	10
RBI	6
BB	5
SO	5
LOB	20



WP	0	PA	43
PB	0		
SB	1		
CS	1		

Mon Sep 22 1986, 7:05 PM EDT
Att. 8,967 - Unknown

AB R H RBI BB SO LOB

5	2	1	1	0	1	3
4	2	2	1	1	0	1
4	1	1	0	1	1	3
4	1	1	1	1	0	2
4	0	2	3	0	0	1
5	0	1	0	0	1	4
5	0	2	0	0	1	2
2	0	0	0	0	0	2
1	0	0	0	0	0	0
1	0	0	0	1	0	0
0	0	0	0	0	0	0
0	1	0	0	1	0	0

Batter	1	2	3	4	5	6	7	8	9
Barry Larkin, R OBP: 0.322, SLG: 0.413 (1, 6)	0-0 E3 F8 E 1B	0-0 6-3			0-0 HR	0-3 K			0-0 5-3
Buddy Bell, R OBP: 0.359, SLG: 0.440 (1, 5)	0-0 E3 CS 1-2		4-0 BB		0-0 BB BB SF9 1B		0-0 F8		0-0 1B E 1B
Dave Parker, L OBP: 0.331, SLG: 0.479 (1, 9)	0-0 F8 1-2 2-3		0-3 K		4-0 BB BB		0-0 F7		0-0 E 1B
Eric Davis, R OBP: 0.387, SLG: 0.539 (1, 8)	0-0 1B 1B		0-0 F8		4-0 BB BB G1-4-3		0-0 F4		0-0 E 2B 1B
Tony Perez, R OBP: 0.326, SLG: 0.311 (1, 3)	0-0 1-3 1B		0-0 5-3		0-0 SF9			0-0 6-3	0-0 1B 2B
Nick Esasky, R OBP: 0.327, SLG: 0.409 (1, 7)	0-0 F7			0-3 K	0-0 G1-4-3			0-0 4-3	0-0 1B
Dave Concepcion, R OBP: 0.315, SLG: 0.339 (1, 4)		0-0 4-3 2B		0-0 1B		0-3 K		0-0 5-3	0-0 1-3
Sal Butera, R OBP: 0.347, SLG: 0.337 (1, 2)		0-0 4-3		0-0 F6		0-0 L6		0-0 F5	0-0 F5
Kurt Stillwell, S OBP: 0.296, SLG: 0.244 (6, PH)		2-3		0-0 F7		4-0 BB			4-0 1B BB
Dave Vangorder, R (7, 2)									
Chris Welsh, L OBP: 0.167, SLG: 0.250 (1, 1)		0-3 K		0-0 F7					
Scott Terry, R OBP: 0.400, SLG: 0.250 (6, 1)									
Max Venable, L OBP: 0.282, SLG: 0.262 (6, PH)									
Bill Landrum, R (7, 1)									
Eddie Milner, L OBP: 0.312, SLG: 0.432 (9, PH)									

Inning Stats	R: 1 E: 2 K: 0 S: 6	H: 2 LOB: 2 BB: 0 P: 6	R: 0 E: 0 K: 1 S: 6	H: 1 LOB: 1 BB: 0 P: 6	R: 0 E: 0 K: 1 S: 5	H: 0 LOB: 1 BB: 1 P: 9	R: 0 E: 0 K: 1 S: 6	H: 1 LOB: 1 BB: 0 P: 6	R: 2 E: 0 K: 0 S: 4	H: 2 LOB: 1 BB: 2 P: 12	R: 0 E: 0 K: 2 S: 7	H: 0 LOB: 1 BB: 1 P: 11	R: 0 E: 0 K: 0 S: 3	H: 0 LOB: 0 BB: 0 P: 3	R: 0 E: 0 K: 0 S: 3	H: 0 LOB: 0 BB: 0 P: 3	R: 4 E: 1 K: 0 S: 8	H: 4 LOB: 2 BB: 1 P: 12	1B: 7 2B: 2 3B: 0 HR: 1	SF: 1 SAC: 0 DP: 1 HBP: 0
--------------	------------------------------	---------------------------------	------------------------------	---------------------------------	------------------------------	---------------------------------	------------------------------	---------------------------------	------------------------------	----------------------------------	------------------------------	----------------------------------	------------------------------	---------------------------------	------------------------------	---------------------------------	------------------------------	----------------------------------	----------------------------------	------------------------------------

PITCHER	IP	WLS	BF	H	R	ER	SO	BB	IBB	HBP	BLK	WP	HR	S	P	ERA	WHIP
Vida Blue, L ERA: 3.38 (1, 1)	4.0		21	6	3	2	3	2	0	0	0	0	1	25	33	4.50	2.000
Frank Williams, R ERA: 1.28 (5, 1)	1.0	W	3	0	0	0	0	1	0	0	0	0	0	2	6	0.00	1.000
Jeff Robinson, R ERA: 3.35 (6, 1)	3.2		17	3	4	1	2	2	0	0	0	0	0	19	27	2.46	1.364
Greg Minton, R ERA: 4.19 (9, 1)	0.1	S	2	1	0	0	0	0	0	0	0	0	0	2	2	0.00	3.000

Batter	1	2	3	4	5	6	7	8	9	AB R H RBI BB SO LOB	TOP													
Dan Gladden, R (1, 8) OBP: 0.355, SLG: 0.363	0-0 5-3	0-0 1-2 2-3 3-H 1B			0-0 6-3		0-0 G3		0-0 F9	5 0 1 1 0 0 0														
Robby Thompson, R (1, 4) OBP: 0.329, SLG: 0.374	0-0 F6	0-0 F8			0-0 FC6-4 1B			0-0 F6	0-3 K	5 0 1 0 0 1 3														
Bob Brenly, R (1, 5) OBP: 0.363, SLG: 0.425	0-3 K		0-3 K		0-0 F7			0-0 2B		4 0 1 0 0 2 1														
Candy Maldonado, R (1, 7) OBP: 0.294, SLG: 0.471		0-0 F9	0-0 5-3		0-0 FC6-4 1-2f			0-0 1-3		4 0 0 0 0 0 2														
Chili Davis, S (1, 9) OBP: 0.365, SLG: 0.408		0-3 K	0-0 F4			0-0 F6		0-0 4-3		4 0 0 0 0 1 1														
Will Clark, L (1, 3) OBP: 0.352, SLG: 0.463		0-0 E9 1B		0-0 F6		0-0 F7			0-0 BB HR 1B	4 2 1 0 0 0 0														
Bob Melvin, R (1, 2) OBP: 0.262, SLG: 0.328		4-0 1B 1B 1B BB		0-0 5-3		0-0 L8			0-3 K	2 1 0 0 1 0 0														
Mike Aldrete, L (9, PH) OBP: 0.355, SLG: 0.392										1 0 0 0 0 1 1														
Randy Kutcher, R (1, 6) OBP: 0.268, SLG: 0.408		0-0 1B 1B 1B		4-0 S BB		0-0 F7			4-0 1-2 HR BB	2 0 1 1 1 0 0														
Harry Spilman, L (9, PH) OBP: 0.326, SLG: 0.444										0 1 0 0 1 0 0														
Kelly Downs, R (1, 1) OBP: 0.167, SLG: 0.130		0-0 1B		0-3 K		0-0 F7			0-0 HR	2 0 1 0 0 1 1														
Joel Youngblood, R (7, PH) OBP: 0.302, SLG: 0.372										1 0 0 0 0 0 0														
Mark Davis, L (7, 1) OBP: 0.143, SLG: 0.296										0 0 0 0 0 0 0														
Frank Williams, R (7, 1) OBP: 0.500, SLG: 0.500										0 0 0 0 0 0 0														
Terry Mulholland, R (7, 1) OBP: 0.053, SLG: 0.053										0 0 0 0 0 0 0														
Greg Minton, S (8, 1)										0 0 0 0 0 0 0														
Rick Lancelotti, L (9, PH) OBP: 0.308, SLG: 0.769		1-2 2-3 1B		1-2 K					1-H 2-H HR	1 1 1 3 0 0 0														
Inning Stats	R: 0 E: 0 K: 1 S: 5	H: 0 LOB: 0 BB: 0 P: 5	R: 2 E: 1 K: 1 S: 9	H: 3 LOB: 3 BB: 1 P: 13	R: 0 E: 0 K: 1 S: 5	H: 0 LOB: 0 BB: 0 P: 5	R: 0 E: 0 K: 1 S: 5	H: 0 LOB: 1 BB: 1 P: 9	R: 0 E: 0 K: 0 S: 3	H: 0 LOB: 0 BB: 0 P: 3	R: 0 E: 0 K: 0 S: 3	H: 0 LOB: 0 BB: 0 P: 3	R: 0 E: 0 K: 0 S: 4	H: 1 LOB: 1 BB: 0 P: 4	R: 0 E: 0 K: 0 S: 3	H: 0 LOB: 0 BB: 0 P: 3	R: 0 E: 0 K: 0 S: 4	H: 1 LOB: 1 BB: 0 P: 4	R: 3 E: 0 K: 2 S: 9	H: 2 LOB: 0 BB: 1 P: 13	1B: 5 2B: 1 3B: 0 HR: 1	SF: 0 SAC: 0 DP: 0 HBP: 0	WP: 0 PB: 0 SB: 2 CS: 0	PA: 38
PITCHER	IP WLS BF H R ER SO BB IBB HBP BLK WP HR S P ERA WHIP											PITCHER	IP WLS BF H R ER SO BB IBB HBP BLK WP HR S P ERA WHIP											
Tom Browning, L (1, 1) ERA: 3.82	7.0 W 28 4 2 0 4 2 0 0 0 0 0 34 42 0.00 0.857																							
Ron Robinson, R (8, 1) ERA: 3.35	2.0 S 10 3 3 3 2 1 0 0 0 0 1 13 17 13.50 2.000																							

San Francisco Giants @ Cincinnati Reds
Riverfront Stadium, Cincinnati, OH
Tue Sep 23 1986, 7:05 PM EDT
Att. 8,691 - Unknown

AB	35
R	5
H	7
RBI	5
BB	3
SO	6
LOB	9



Batter	1	2	3	4	5	6	7	8	9
Kurt Stillwell, S OBP: 0.302, SLG: 0.248 (1, 6)	0-0 4-3 1B		0-0 G5-4-3 1B			H 1-0 FC3-6 1B HBP	0-0 1B	0-0 3-1 1B	
Buddy Bell, R OBP: 0.362, SLG: 0.441 (1, 5)	0-0 1B		0-0 G5-4-3 1-2f			B 4-0 FC3-6 1-2 BB	0-0 1-2 1B		
Dave Parker, L OBP: 0.329, SLG: 0.476 (1, 9)	0-0 F7		0-0 4-3			X 0-0 FC3-6 WP 1-2f 2-3 1B	0-3 K		
Eric Davis, R OBP: 0.386, SLG: 0.536 (1, 7)	0-0 F9			X 0-0 F9		S 0-3 K	X 0-0 E S 2B 1B		
Tony Perez, R OBP: 0.330, SLG: 0.321 (1, 3)		X 0-0 L3		X 0-0 F9		X 0-0 WP 1-2 3-H 1B	X 0-0 1B 2B		
Tracy Jones, R OBP: 0.406, SLG: 0.453 (8, PR)									
Nick Esasky, R OBP: 0.327, SLG: 0.409 (9, 3)									
Eddie Milner, L OBP: 0.312, SLG: 0.430 (1, 8)		0-3 K		X 0-0 F8		X 0-0 F8	X 0-0 2-3 2B 1B		
Sal Butera, R OBP: 0.347, SLG: 0.347 (1, 2)		X 0-0 E 2B							
Max Venable, L OBP: 0.287, SLG: 0.276 (8, PH)									
Dave Vangorder, R (9, 2)									
Ron Oester, S OBP: 0.315, SLG: 0.345 (1, 4)		X 0-0 E3 2-H 1B				X 0-0 G3	X 0-0 1B 2B	X 0-0 4-3 1B	
Tom Browning, L OBP: 0.183, SLG: 0.173 (1, 1)									
Dave Concepcion, R OBP: 0.314, SLG: 0.338 (7, PH)									
Ron Robinson, R OBP: 0.071, SLG: 0.071 (8, 1)		X 0-0 G3				X 0-3 K2-3	X 0-3 K	X 0-0 5-3	

AB	R	H	RBI	BB	SO	LOB
4	1	2	1	0	0	2
3	0	2	0	1	0	1
4	0	0	0	0	1	5
4	1	1	0	0	1	3
4	0	2	2	0	0	0
0	1	0	0	0	0	0
0	0	0	0	0	0	0
4	1	1	0	0	1	2
3	1	1	0	0	1	0
1	0	1	2	0	0	0
0	0	0	0	0	0	0
4	1	2	0	0	0	1
2	0	0	0	0	1	1
1	0	0	0	0	1	1
1	0	0	0	0	0	2

BOTTOM

San Francisco Giants @ Cincinnati Reds
Riverfront Stadium, Cincinnati, OH
Tue Sep 23 1986, 7:05 PM EDT
Att. 8,691 - Unknown

livebaseballscorecards.com

AB	35
R	6
H	12
RBI	5
BB	1
SO	6
LOB	18



1B: 8	SF: 0
2B: 4	SAC: 0
3B: 0	DP: 1
HR: 0	HBP: 1

WP: 1	PA: 37
PB: 0	
SB: 1	
CS: 0	

Inning Stats		R	H	E	K	S	P	ERA	WHIP
R: 0	H: 1	E: 0	K: 0	S: 4					
R: 1	H: 2	E: 1	K: 1	S: 7					
R: 0	H: 1	E: 0	K: 0	S: 3					
R: 0	H: 0	E: 0	K: 0	S: 3					
R: 0	H: 0	E: 0	K: 2	S: 7					
R: 1	H: 1	E: 0	K: 1	S: 6					
R: 1	H: 3	E: 0	K: 2	S: 10					
R: 3	H: 4	E: 0	K: 0	S: 7					

PITCHER		IP	WLS	BF	H	R	ER	SO	BB	IBB	HBP	BLK	WP	HR	S	P	ERA	WHIP
Kelly Downs, R	(1, 1)	6.0		24	5	2	1	4	1	0	1	0	1	0	30	35	1.50	1.000
Mark Davis, L	(7, 1)	0.1	L	2	1	1	1	0	0	0	0	0	0	0	2	2	27.00	3.000
Frank Williams, R	(7, 1)	0.1		3	2	0	0	1	0	0	0	0	0	0	5	5	0.00	6.000
Terry Mulholland, L	(7, 1)	0.1		4	3	3	3	1	0	0	0	0	0	0	6	6	81.00	9.000
Greg Minton, R	(8, 1)	1.0		4	1	0	0	0	0	0	0	0	0	4	4	0.00	1.000	

Batter	1	2	3	4	5	6	7	8	9	AB R H RBI BB SO LOB	TOP									
Will Clark, L (1, 3) OBP: 0.348, SLG: 0.458	0-0 F8		0-0 E4			0-0 F5		0-3 K		4 0 0 0 0 1 0	San Francisco Giants @ Houston Astros Astrodome, Houston, TX Wed Sep 24 1986, 8:05 PM EDT Att: 37,611 - Unknown									
Robby Thompson, R (1, 4) OBP: 0.327, SLG: 0.371	0-3 K		0-0 F7			0-3 K		0-0 6-3	4 0 0 0 0 2 1											
Bob Brenly, R (1, 5) OBP: 0.362, SLG: 0.422	0-3 K		0-0 FC5-4			4-0 BB		0-0 5-3	3 0 0 0 1 1 1											
Candy Maldonado, R (1, 9) OBP: 0.294, SLG: 0.467		0-3 K		0-3 K		0-3 K		4-0 1B BB	3 0 0 0 1 3 1											
Chili Davis, S (1, 8) OBP: 0.366, SLG: 0.407		4-0 BB		0-0 L6		0-0 3-1		0-0 1B	3 0 1 0 1 0 0											
Mike Aldrete, L (1, 7) OBP: 0.357, SLG: 0.392		4-0 BB		0-0 1-3		0-0 1B		0-0 3-1	3 0 1 0 1 0 2											
Bob Melvin, R (1, 2) OBP: 0.259, SLG: 0.324		0-3 K		0-3 K		0-0 G6-4-3		0-0 G6-4-3	3 0 0 0 0 2 3											
Jose Uribe, S (1, 6) OBP: 0.316, SLG: 0.284		0-0 F7		0-3 K		0-3 K		0-3 K	2 0 0 0 0 1 2											
Brad Gulden, L (8, PH) OBP: 0.174, SLG: 0.095									1 0 0 0 0 1 0											
Luis Quinones, S (8, 6) OBP: 0.214, SLG: 0.255									0 0 0 0 0 0 0											
Michael LaCoss, R (1, 1) OBP: 0.258, SLG: 0.356			0-0 B2-3		0-0 6-3			0-3 K	1 0 0 0 0 0 0											
Mike Woodard, L (5, PH) OBP: 0.333, SLG: 0.292									1 0 0 0 0 0 0											
Randy Bockus, L (5, 1)									0 0 0 0 0 0 0											
Rick Lancellotti, L (8, PH) OBP: 0.286, SLG: 0.714									1 0 0 0 0 1 0											
Mark Grant, R (8, 1)									0 0 0 0 0 0 0											
Inning Stats	R: 0 E: 0 K: 2 S: 7	H: 0 LOB: 0 BB: 0 P: 7	R: 0 E: 0 K: 2 S: 7	H: 0 LOB: 2 BB: 2 P: 15	R: 0 E: 1 K: 0 S: 4	H: 0 LOB: 1 BB: 0 P: 4	R: 0 E: 0 K: 1 S: 5	H: 0 LOB: 0 BB: 0 P: 5	R: 0 E: 0 K: 2 S: 7	H: 1 LOB: 0 BB: 1 P: 11	R: 0 E: 0 K: 0 S: 3	H: 0 LOB: 0 BB: 0 P: 3	R: 0 E: 0 K: 3 S: 9	H: 0 LOB: 0 BB: 0 P: 9	R: 0 E: 0 K: 0 S: 4	H: 1 LOB: 2 BB: 1 P: 8	1B: 2 2B: 0 3B: 0 HR: 0	SF: 0 SAC: 0 DP: 1 HBP: 0	WP: 0 PB: 0 SB: 1 CS: 0	PA: 33
PITCHER	IP WLS BF H R ER SO BB IBB HBP BLK WP HR S P ERA WHIP																			
Nolan Ryan, R (1, 1) ERA: 3.42	8.0 W 28 1 0 0 12 3 0 0 0 0 0 0 49 61 0.00 0.500																			
Charlie Kerfeld, R (9, 1) ERA: 2.74	1.0 5 1 0 0 0 1 0 0 0 0 0 0 4 8 0.00 2.000																			

AB	29
R	0
H	2
RBI	0
BB	4
SO	12
LOB	10



Batter	1	2	3	4	5	6	7	8	9
Billy Hatcher, R OBP: 0.309, SLG: 0.370 (1, 8) X	0-0 5-3 ①	0-0 CS ③ X	0-0 6-3 ① X	0-0 1B ③ 1-H 2-H		4-0 BB BB		0-0 6-3 ③ X	
Bill Doran, S OBP: 0.370, SLG: 0.368 (1, 4) B B B B	4-0 WP BB BB 1B		4-0 BB		0-0 2B 1B X	4-0 BB BB 1B		4-0 BB 1-2 BB	
Denny Walling, L OBP: 0.371, SLG: 0.480 (1, 5) X	0-0 F8 ②		0-3 K ② S S S		0-0 F5 X	0-0 1-3 X			
Glenn Davis, R OBP: 0.341, SLG: 0.495 (1, 3) B B B B	4-0 1B BB 1-3		0-0 F6 X		0-0 F7 X		0-0 HR X		
Kevin Bass, S OBP: 0.358, SLG: 0.493 (1, 9) X	0-0 1-3 3-H 1B			0-0 F8 X	0-0 1-H 2B X		0-0 1-3 ① X		
Jose Cruz, L OBP: 0.344, SLG: 0.397 (1, 7) X	0-0 6-3 ③			0-0 FC4-6 BB E 1B X	4-0 IBB X		0-0 1-3 ② X		
Alan Ashby, S OBP: 0.337, SLG: 0.369 (1, 2) X		0-0 6-3 ① X		4-0 FC4-6 BB 1-2 BB X	0-0 4-3 ③ X		0-0 5-3 ③ X		
Craig Reynolds, L OBP: 0.269, SLG: 0.340 (1, 6) X		0-0 4-3 ② X		0-0 FC4-6 PB E 1B 1-2f 2-3 X		0-0 4-3 ① X		0-3 K ① S S S	
Nolan Ryan, R OBP: 0.121, SLG: 0.105 (1, 1) X		0-0 CS 1B X		0-0 E5 PB 1B 1-2 3-H X		0-3 K ② S S S		0-3 K ② S S S	
Terry Puhl, L OBP: 0.298, SLG: 0.333 (8, PH) X									
Charlie Kerfeld, R OBP: 0.200, SLG: 0.111 (9, 1) X									

Inning Stats	R: 1	H: 1	E: 0	K: 0	S: 4	LOB: 2	BB: 2	P: 12	R: 0	H: 1	E: 0	K: 0	S: 3	LOB: 0	BB: 0	P: 3	R: 0	H: 0	E: 0	K: 1	S: 5	LOB: 1	BB: 1	P: 9	R: 3	H: 2	E: 1	K: 0	S: 5	R: 1	H: 2	E: 0	K: 0	S: 5	R: 0	H: 0	E: 0	K: 1	S: 5	R: 1	H: 1	E: 0	K: 0	S: 4	R: 0	H: 0	E: 0	K: 2	S: 7	R: 0	H: 0	E: 0	K: 2	S: 7
--------------	------	------	------	------	------	--------	-------	-------	------	------	------	------	------	--------	-------	------	------	------	------	------	------	--------	-------	------	------	------	------	------	------	------	------	------	------	------	------	------	------	------	------	------	------	------	------	------	------	------	------	------	------	------	------	------	------	------

PITCHER	IP	WLS	BF	H	R	ER	SO	BB	IBB	HBP	BLK	WP	HR	S	P	ERA	WHIP
Michael LaCoss, R ERA: 3.54 (1, 1)	4.0	L	19	4	4	1	1	4	0	0	0	1	0	17	33	2.25	2.000
Randy Bockus, R ERA: 3.6 (5, 1)	3.0		15	3	2	2	1	2	1	0	0	0	1	14	26	6.00	1.667
Mark Grant, R ERA: 9.0 (8, 1)	1.0		3	0	0	0	2	0	0	0	0	0	0	7	7	0.00	0.000

BOTTOM

San Francisco Giants @ Houston Astros
Astrodome, Houston, TX

Wed Sep 24 1986, 8:05 PM EDT
Att. 37,611 - Unknown

AB	30
R	6
H	7
RBI	5
BB	7
SO	4
LOB	14

livebaseballscorecards.com



1B: 5	SF: 0	WP: 1	PA: 38
2B: 1	SAC: 0	PB: 1	
3B: 0	DP: 0	SB: 1	
HR: 1	HBP: 0	CS: 1	

PITCHER	IP	WLS	BF	H	R	ER	SO	BB	IBB	HBP	BLK	WP	HR	S	P	ERA	WHIP
---------	----	-----	----	---	---	----	----	----	-----	-----	-----	----	----	---	---	-----	------

Batter	1	2	3	4	5	6	7	8	9	AB R H RBI BB SO LOB	TOP																													
Dan Gladden, R (1, 8) OBP: 0.354, SLG: 0.360	1-0 2-3 S HBP		0-0 5-3			0-3 K			0-3 K	3 0 0 0 0 2 0	San Francisco Giants @ Houston Astros Astrodome, Houston, TX Thu Sep 25 1986, 4:33 AM EDT Att: 32,808 - Unknown livebaseballscorecards.com																													
Robby Thompson, R (1, 4) OBP: 0.325, SLG: 0.368	0-0 F6 1-2		0-3 K			0-3 K			0-3 K	4 0 0 0 0 3 1																														
Will Clark, L (1, 3) OBP: 0.345, SLG: 0.453	0-0 2-3			0-0 4-3					0-3 K	4 0 0 0 0 1 1																														
Candy Maldonado, R (1, 7) OBP: 0.291, SLG: 0.463	0-0 F3			0-3 K					0-3 K	3 0 0 0 0 2 1																														
Chili Davis, S (1, 9) OBP: 0.366, SLG: 0.406		4-0 BB		0-0 6-3					0-0 G3	2 0 0 0 1 0 0																														
Bob Brenly, R (1, 5) OBP: 0.360, SLG: 0.419		0-3 K			0-3 K				0-3 K	3 0 0 0 0 3 1																														
Phil Ouellette, S (1, 2) OBP: 0.222, SLG: 0.125		0-3 K			0-0 3-1				4-0 FC4-8 BB	2 0 0 0 1 1 1																														
Jose Uribe, S (1, 6) OBP: 0.314, SLG: 0.283		0-0 F4			0-0 F9				0-0 FC4-6	2 0 0 0 0 0 1																														
Harry Spilman, L (8, PH) OBP: 0.324, SLG: 0.440									0-0 F8	1 0 0 0 0 0 1																														
Luis Quinones, S (8, PR) OBP: 0.214, SLG: 0.255										0 0 0 0 0 0 0																														
Juan Berenguer, R (1, 1) OBP: 0.143, SLG: 0.143			0-0 5-3			0-3 K				1 0 0 0 0 0 0																														
Rick Lancellotti, L (6, PH) OBP: 0.267, SLG: 0.667										1 0 0 0 0 1 0																														
Mark Davis, L (6, 1) OBP: 0.143, SLG: 0.286										0 0 0 0 0 0 0																														
Mike Aldrete, L (8, PH) OBP: 0.356, SLG: 0.389										1 0 0 0 0 0 1																														
Scott Garrelts, R (8, 1) OBP: 0.205, SLG: 0.279										0 0 0 0 0 0 0																														
Inning Stats	R: 0 E: 0 K: 0 S: 3	H: 0 LOB: 1 BB: 0 P: 4	R: 0 E: 0 K: 2 S: 7	H: 0 LOB: 1 BB: 1 P: 11	R: 0 E: 0 K: 1 S: 5	H: 0 LOB: 0 BB: 0 P: 5	R: 0 E: 0 K: 1 S: 5	H: 0 LOB: 0 BB: 0 P: 5	R: 0 E: 0 K: 3 S: 9	H: 0 LOB: 0 BB: 0 P: 9	R: 0 E: 0 K: 2 S: 7	H: 0 LOB: 0 BB: 0 P: 7	R: 0 E: 0 K: 1 S: 5	H: 0 LOB: 1 BB: 1 P: 9	R: 0 E: 0 K: 2 S: 7	H: 0 LOB: 0 BB: 0 P: 7	1B: 0 2B: 0 3B: 0 HR: 0	SF: 0 SAC: 0 DP: 0 HBP: 1	WP: 0 PB: 0 SB: 2 CS: 0	PA: 30																				
PITCHER Mike Scott, R (1, 1) ERA: 2.25	IP 9.0	WLS W	BF 30	H 0	R 0	ER 0	SO 13	BB 2	IBB 0	HBP 1	BLK 0	WP 0	HR 0	S 53	P 62	ERA 0.00	WHIP 0.222																							
																					PITCHER	IP	WLS	BF	H	R	ER	SO	BB	IBB	HBP	BLK	WP	HR	S	P	ERA	WHIP		



Batter	1	2	3	4	5	6	7	8	9
Billy Hatcher, R OBP: 0.308, SLG: 0.366 (1, 8)	1-0 CS S HBP	0-0 6-3		0-0 F6 1-2		0-0 F7		0-3 K	
Bill Doran, S OBP: 0.371, SLG: 0.369 (1, 4)	0-3 K		0-0 G4-6-3 1B		0-0 4-3		0-0 FC6-4 1B		
Denny Walling, L OBP: 0.373, SLG: 0.489 (1, 5)	0-0 1B 2-3 1B		0-0 G4-6-3 1-2f		0-0 HR		0-0 FC6-4 1B WP		
Glenn Davis, R OBP: 0.344, SLG: 0.495 (1, 3)	0-0 1-2 1B		4-0 1B BB		0-0 5-3		4-0 1-2 1B IBB		
Kevin Bass, S OBP: 0.359, SLG: 0.492 (1, 9)	0-0 F9		0-0 1-2 1B		4-0 1B S BB		0-3 K		
Jose Cruz, L OBP: 0.347, SLG: 0.398 (1, 7)		4-0 FC1-5 1B BB	0-3 K		4-0 1-2 1B IBB		0-0 1-2 2-H FC5-4 1B		
Alan Ashby, S OBP: 0.339, SLG: 0.370 (1, 2)		0-0 FC1-5 1-2 1B		0-0 F9		0-0 1-2 2-H 1B		0-0 FC5-4 1-2f	
Craig Reynolds, L OBP: 0.267, SLG: 0.338 (1, 6)		0-0 F7		0-0 F9		0-3 K		0-3 K	
Dickie Thon, R OBP: 0.316, SLG: 0.333 (6, PH) (7, 6)		0-0 F7		0-0 F9		0-3 K		0-3 K	
Mike Scott, R OBP: 0.147, SLG: 0.151 (1, 1)		0-0 FC1-5 1-2 2-3f		0-0 WP 1B		0-3 K		0-3 K	

AB	R	H	RBI	BB	SO	LOB
4	0	0	0	0	1	3
4	0	2	0	0	1	1
4	2	2	1	0	0	2
2	0	1	0	2	0	0
3	0	1	0	1	1	4
2	0	1	1	2	1	2
4	0	2	0	0	0	2
2	0	0	0	0	0	2
2	0	0	0	0	2	0
4	0	1	0	0	2	2

BOTTOM

San Francisco Giants @ Houston Astros
Astrodome, Houston, TX
Thu Sep 25 1986, 4:33 AM EDT
Att. 32,808 - Unknown

AB	31
R	2
H	10
RBI	2
BB	5
SO	8
LOB	18



1B: 9	SF: 0	WP: 2	PA: 37
2B: 0	SAC: 0	PB: 0	
3B: 0	DP: 1	SB: 2	
HR: 1	HBP: 1	CS: 1	

Inning Stats		R	H	E	K	S	P	BB	IBB	HBP	BLK	WP	HR	S	P	ERA	WHIP
R: 0 H: 2 E: 0 K: 1 S: 6		0	2	0	1	7											
R: 0 H: 1 E: 0 K: 0 S: 4		0	1	0	1	8											
R: 0 H: 2 E: 0 K: 1 S: 6		0	2	0	1	10											
R: 0 H: 1 E: 0 K: 0 S: 4		0	1	0	1	4											
R: 1 H: 2 E: 0 K: 0 S: 4		1	2	0	0	12											
R: 0 H: 0 E: 0 K: 2 S: 7		0	0	0	2	7											
R: 1 H: 2 E: 0 K: 1 S: 7		1	2	0	1	11											
R: 0 H: 0 E: 0 K: 3 S: 9		0	0	0	3	9											

PITCHER		IP	WLS	BF	H	R	ER	SO	BB	IBB	HBP	BLK	WP	HR	S	P	ERA	WHIP
Juan Berenguer, R ERA: 2.7 (1, 1)		5.0	L	25	8	1	1	2	3	1	1	0	1	1	24	41	1.80	2.200
Mark Davis, L ERA: 3.15 (6, 1)		2.0		9	2	1	1	3	0	1	0	0	1	0	14	18	4.50	1.000
Scott Garrelts, R ERA: 3.22 (8, 1)		1.0		3	0	0	0	3	0	0	0	0	0	0	9	9	0.00	0.000

Batter	1	2	3	4	5	6	7	8	9	AB R H RBI BB SO LOB	TOP		
Steve Sax, R (1, 4) OBP: 0.382, SLG: 0.431	0-0 F8		0-0 BB 1B		0-0 F9			4-0 SH5 BB		3 0 1 0 1 0 0	<p>Los Angeles Dodgers @ San Francisco Giants Candlestick Park, San Francisco, CA</p> <p>Fri Sep 26 1986, 10:05 PM EDT Att. 13,309 - Unknown</p>		
Franklin Stubbs, L (1, 8) OBP: 0.299, SLG: 0.433	4-0 FC5-4 BB		0-0 F8			0-3 K		0-0 SH5		2 0 0 0 1 1 1			
Ralph Bryant, L (1, 9) OBP: 0.345, SLG: 0.633	0-0 F9		4-0 1-2 BB			0-0 F7		0-0 L7		3 0 0 0 1 0 2			
Pedro Guerrero, R (1, 7) OBP: 0.250, SLG: 0.410 Balvino Galvez, R (3, 1) Bill Madlock, R (8, PH) OBP: 0.337, SLG: 0.405 Tom Niedenfuer, R (8, 1) OBP: 0.500, SLG: 0.500	0-0 FC5-4 1-2f		0-3 K			0-3 K		0-0 G3		2 0 0 0 0 1 3 1 0 0 0 0 1 0 1 0 0 0 0 0 1 0 0 0 0 0 0 0			
Greg Brock, L (1, 3) OBP: 0.310, SLG: 0.427		0-0 F8		0-0 G3			0-0 5-3		0-0 F7	4 0 0 0 0 0 0			
Mike Scioscia, L (1, 2) OBP: 0.372, SLG: 0.358		0-0 1-3 2B		0-0 F8			0-0 E 1B		0-0 F8	4 0 2 0 0 0 0			
Jeff Hamilton, R (1, 5) OBP: 0.238, SLG: 0.366 Ken Landreaux, L (9, PH) OBP: 0.309, SLG: 0.363		0-0 1-3 2-3		0-3 K			0-3 K		0-0 F7	3 0 0 0 0 2 2 1 0 0 0 0 0 0			
Mariano Duncan, R (1, 6) OBP: 0.291, SLG: 0.320		0-3 K			0-0 F8		0-0 E3 1-3			3 0 0 0 0 1 2			
Orel Hershiser, R (1, 1) OBP: 0.231, SLG: 0.250 Len Matuszek, L (3, 7) OBP: 0.328, SLG: 0.432			0-3 K			0-0 G3		0-3 K		1 0 0 0 0 1 0 2 0 0 0 0 1 2			
Inning Stats	R: 0 H: 0 E: 0 LOB: 1 K: 0 BB: 1 S: 3 P: 7	R: 0 H: 1 E: 0 LOB: 1 K: 1 BB: 0 S: 6 P: 6	R: 0 H: 1 E: 0 LOB: 2 K: 2 BB: 1 S: 8 P: 12	R: 0 H: 0 E: 0 LOB: 0 K: 1 BB: 0 S: 5 P: 5	R: 0 H: 0 E: 0 LOB: 0 K: 0 BB: 0 S: 3 P: 3	R: 0 H: 0 E: 0 LOB: 0 K: 2 BB: 0 S: 7 P: 7	R: 0 H: 1 E: 1 LOB: 2 K: 2 BB: 0 S: 9 P: 9	R: 0 H: 0 E: 0 LOB: 1 K: 0 BB: 1 S: 3 P: 7	R: 0 H: 0 E: 0 LOB: 0 K: 0 BB: 0 S: 3 P: 3	1B: 2 SF: 0 2B: 1 SAC: 1 3B: 0 DP: 0 HR: 0 HBP: 0		WP: 0 PA: 34 PB: 0 SB: 0 CS: 0	
PITCHER	IP WLS BF H R ER SO BB IBB HBP BLK WP HR S P ERA WHIP											PITCHER	IP WLS BF H R ER SO BB IBB HBP BLK WP HR S P ERA WHIP
Mike Krukow, R (1, 1) ERA: 2.94	8.0 W 31 3 0 0 8 3 0 0 0 0 0 0 44 56 0.00 0.750												
Scott Garrelts, R (9, 1) ERA: 3.2	1.0 S 3 0 0 0 0 0 0 0 0 0 0 0 3 3 0.00 0.000												

livebaseballscorecards.com

AB	30
R	0
H	3
RBI	0
BB	3
SO	8
LOB	13



Batter	1	2	3	4	5	6	7	8	9
Will Clark, L OBP: 0.346, SLG: 0.452 (1, 3)	0-0 4-3 SH3 1B		0-0 G3		0-0 4-3			4-0 3B IBB	
Robby Thompson, R OBP: 0.325, SLG: 0.367 (1, 4)	0-0 SH3 1-2		4-0 BB			0-0 F7		0-0 F4	
Mike Aldrete, L OBP: 0.354, SLG: 0.397 (1, 7)	0-0 4-3 2-3		0-0 F6			0-0 4-3		0-0 1B 3B 1-H 2-H	
Candy Maldonado, R OBP: 0.291, SLG: 0.460 (1, 9)	0-3 K			0-3 K		0-0 F9		0-0 1B 1B 3-H	
Chili Davis, S OBP: 0.365, SLG: 0.404 (1, 8)		0-0 G3		0-3 K		0-3 K		0-0 1B 1-2	
Bob Brenly, R OBP: 0.361, SLG: 0.419 (1, 2)		0-0 BLK 1B		0-0 BLK 1B		0-3 K		0-0 F7	
Luis Quinones, S OBP: 0.208, SLG: 0.248 (1, 5)		0-3 K 1-2		0-0 F8 1-2					
Jose Uribe, S OBP: 0.315, SLG: 0.283 (1, 6)		0-3 K			0-0 3-1			0-0 SH1-4 3B 1B	
Mike Krukow, R OBP: 0.185, SLG: 0.156 (1, 1)			0-3 K		0-3 K			0-0 SH1-4 1-2	
Scott Garrelts, R OBP: 0.205, SLG: 0.279 (9, 1)									

Inning Stats	R: 0 E: 0 K: 1 S: 6	H: 1 LOB: 1 BB: 0 P: 6	R: 0 E: 0 K: 2 S: 8	H: 1 LOB: 1 BB: 0 P: 8	R: 0 E: 0 K: 1 S: 5	H: 0 LOB: 1 BB: 1 P: 9	R: 0 E: 0 K: 2 S: 8	H: 1 LOB: 1 BB: 0 P: 8	R: 0 E: 0 K: 1 S: 5	H: 0 LOB: 0 BB: 0 P: 5	R: 0 E: 0 K: 0 S: 3	H: 0 LOB: 0 BB: 0 P: 3	R: 0 E: 0 K: 2 S: 7	H: 0 LOB: 0 BB: 0 P: 7	R: 3 E: 0 K: 0 S: 7	H: 4 LOB: 2 BB: 1 P: 11
--------------	------------------------------	---------------------------------	------------------------------	---------------------------------	------------------------------	---------------------------------	------------------------------	---------------------------------	------------------------------	---------------------------------	------------------------------	---------------------------------	------------------------------	---------------------------------	------------------------------	----------------------------------

PITCHER	IP	WLS	BF	H	R	ER	SO	BB	IBB	HBP	BLK	WP	HR	S	P	ERA	WHIP
Orel Hershiser, R ERA: 3.85 (1, 1)	2.0		8	2	0	0	3	0	0	0	1	0	0	14	14	0.00	1.000
Balvino Galvez, R ERA: 2.2 (3, 1)	5.0		17	1	0	0	6	1	0	0	1	0	0	28	32	0.00	0.400
Tom Niedenfuer, R ERA: 3.74 (8, 1)	1.0	L	8	4	3	3	0	0	1	0	0	0	0	7	11	27.00	4.000

AB	R	H	RBI	BB	SO	LOB
3	1	1	0	1	0	0
2	0	0	0	1	0	2
4	1	1	2	0	0	2
4	0	1	1	0	2	1
4	0	1	0	0	2	0
4	0	2	0	0	1	2
3	0	0	0	0	1	2
3	1	1	0	0	1	1
2	0	0	0	0	2	0
0	0	0	0	0	0	0

WP	PA	ERA	WHIP
0	33		

Los Angeles Dodgers @ San Francisco Giants
 Candlestick Park, San Francisco, CA
 Fri Sep 26 1986, 10:05 PM EDT
 Att. 13,309 - Unknown

livebaseballscorecards.com

AB	29
R	3
H	7
RBI	3
BB	2
SO	9
LOB	10



Batter	1	2	3	4	5	6	7	8	9	AB R H RBI BB SO LOB	TOP		
Steve Sax, R (1, 4) OBP: 0.386, SLG: 0.436	0-0 CS 1B		0-0 E 2B		4-0 F9 WP BB		0-0 1B			3 0 3 0 1 0 0	<p>Los Angeles Dodgers @ San Francisco Giants</p> <p>Candlestick Park, San Francisco, CA</p> <p>Sat Sep 27 1986, 6:33 AM EDT</p> <p>Att: 21,224 - Unknown</p>		
Mariano Duncan, R (1, 6) OBP: 0.289, SLG: 0.317	0-3 K		0-0 E1 G4-3		0-0 F9		0-0 F7			4 0 0 0 0 1 4			
Enos Cabell, R (1, 3) OBP: 0.286, SLG: 0.311 Len Matuszek, L (8, PH) OBP: 0.327, SLG: 0.429	0-0 5-3 1-2		0-0 F7		0-0 4-3			0-0 F7		3 0 0 0 0 0 4 1 0 0 0 0 0 0			
Pedro Guerrero, R (1, 7) OBP: 0.250, SLG: 0.465 Mike Marshall, R (8, 7) OBP: 0.298, SLG: 0.439		0-0 HR	0-0 G4-3 1-2f			0-3 K		0-3 K		4 1 1 1 0 2 2 0 0 0 0 0 0 0			
Mike Scioscia, L (1, 2) OBP: 0.368, SLG: 0.353				0-0 F8		0-0 F8		0-0 4-3		4 0 0 0 0 0 0			
Jeff Hamilton, R (1, 5) OBP: 0.240, SLG: 0.365 Greg Brock, L (9, PH) OBP: 0.309, SLG: 0.426		0-3 K2-3				0-3 K			0-0 F8	3 0 1 0 0 2 0 1 0 0 0 0 0 0			
Reggie Williams, R (1, 9) OBP: 0.331, SLG: 0.370 Franklin Stubbs, L (7, PH) OBP: 0.297, SLG: 0.430		4-0 2B BB			0-0 F7		0-0 F7		0-0 G3	1 1 0 0 1 0 1 2 0 0 0 0 0 0			
Jose Gonzalez, R (1, 8) OBP: 0.271, SLG: 0.321 Ralph Bryant, L (7, PH) OBP: 0.351, SLG: 0.686		0-0 1-H 2B			0-3 K				0-3 K2-3	2 0 1 1 0 1 1 2 1 1 1 0 1 0			
Fernando Valenzuela, L (1, 1) OBP: 0.215, SLG: 0.255 Joe Beckwith, L (6, 1) Ken Landreaux, L (7, PH) OBP: 0.308, SLG: 0.362 Ed Vande Berg, R (7, 1)					0-0 F8		0-3 K			2 0 0 0 0 0 1 0 0 0 0 0 0 0 1 0 0 0 0 1 0 0 0 0 0 0 0 0			
Inning Stats	R: 0 H: 1 E: 0 LOB: 0 K: 1 BB: 0 S: 5 P: 5	R: 2 H: 2 E: 0 LOB: 1 K: 1 BB: 1 S: 7 P: 11	R: 0 H: 1 E: 1 LOB: 1 K: 0 BB: 0 S: 4 P: 4	R: 0 H: 1 E: 0 LOB: 1 K: 1 BB: 0 S: 6 P: 6	R: 0 H: 0 E: 0 LOB: 1 K: 0 BB: 1 S: 3 P: 7	R: 0 H: 0 E: 0 LOB: 0 K: 2 BB: 0 S: 7 P: 7	R: 1 H: 2 E: 0 LOB: 1 K: 1 BB: 0 S: 7 P: 7	R: 0 H: 0 E: 0 LOB: 0 K: 1 BB: 0 S: 5 P: 5	R: 0 H: 0 E: 0 LOB: 0 K: 1 BB: 0 S: 5 P: 5	1B: 3 SF: 0 2B: 2 SAC: 0 3B: 0 DP: 1 HR: 2 HBP: 0		WP: 1 PA: 35 PB: 0 SB: 0 CS: 1	
PITCHER	IP WLS BF H R ER SO BB IBB HBP BLK WP HR S P ERA WHIP											PITCHER	IP WLS BF H R ER SO BB IBB HBP BLK WP HR S P ERA WHIP
Vida Blue, L (1, 1) ERA: 3.38	5.0 W 21 5 2 2 3 2 0 0 0 0 1 1 25 33 3.60 1.400												
Jeff Robinson, R (6, 1) ERA: 3.31	4.0 S 14 2 1 1 5 0 0 0 0 0 0 1 24 24 2.25 0.500												

livebaseballscorecards.com

AB 33
R 3
H 7
RBI 3
BB 2
SO 8
LOB 13



Batter	1	2	3	4	5	6	7	8	9
Dan Gladden, R OBP: 0.356, SLG: 0.363 Randy Kutcher, R OBP: 0.265, SLG: 0.404 (1, 8) (5, PH) (6, 8)	0-0 S 1B	0-3 K		0-0 BB 1B	0-0 4-3		0-0 FC4-6 1-2 2-3		
Robby Thompson, R OBP: 0.328, SLG: 0.370 Mike Woodard, L OBP: 0.356, SLG: 0.340 (1, 4) (5, 4)	4-0 1B SF8 BB		0-0 FC1 2B	4-0 1-2 BB		0-0 4-3 1B		0-0 5-3 2B	
Bob Brenly, R OBP: 0.360, SLG: 0.417 (1, 5)	0-0 1-3 2-H 1B		0-0 FC1 WP 1-6-3 2B	0-3 K		0-0 4-3		0-0 5-3	
Candy Maldonado, R OBP: 0.287, SLG: 0.456 (1, 9) (6, 7)	0-0 SF8		0-0 1-6-3		0-3 K	0-0 F8		0-0 5-3	
Joel Youngblood, R OBP: 0.308, SLG: 0.389 Jeff Robinson, R OBP: 0.067, SLG: 0.071 (1, 7) (6, 1)	0-3 K		0-0 2-H 2B		0-0 2B	0-0 F7		0-3 K	
Will Clark, L OBP: 0.348, SLG: 0.454 (1, 3)	0-0 F4		4-0 BB		0-0 E 2B		0-0 5-3		
Bob Melvin, R OBP: 0.263, SLG: 0.336 (1, 2)		0-0 HR	0-0 5-3		4-0 FC6 BB		0-0 5-3		
Jose Uribe, S OBP: 0.314, SLG: 0.283 (1, 6)		0-3 K		0-3 K	0-0 FC6 HR		0-0 FC4-6 S 1B		
Vida Blue, S OBP: 0.208, SLG: 0.190 Chili Davis, S OBP: 0.367, SLG: 0.412 (1, 1) (5, PH) (6, 9)		0-0 F8		0-3 K	0-0 HR		4-0 FC4-6 1-2 BB		

AB	R	H	RBI	BB	SO	LOB
3	1	2	0	0	1	0
2	0	0	0	0	0	2
1	1	1	0	2	0	0
2	0	2	0	0	0	0
5	1	1	1	0	1	5
4	0	0	1	0	1	3
3	1	2	1	0	1	1
2	0	0	0	0	1	2
3	1	1	1	1	0	1
3	1	1	1	1	0	2
4	1	1	0	0	2	1
2	0	0	0	0	1	0
1	1	1	2	1	0	0


BOTTOM

Los Angeles Dodgers @ San Francisco Giants
Candlestick Park, San Francisco, CA

Sat Sep 27 1986, 6:33 AM EDT
Att. 21,224 - Unknown

livebaseballscorecards.com

AB	35
R	8
H	12
RBI	7
BB	5
SO	8
LOB	17



Inning Stats	R	H	E	K	S	R	H	E	K	S	R	H	E	K	S	R	H	E	K	S	R	H	E	K	S
	2	2	0	1	7	1	1	0	2	8	0	0	0	3	10	4	3	0	1	8	0	1	0	6	6

PITCHER	IP	WLS	BF	H	R	ER	SO	BB	IBB	HBP	BLK	WP	HR	S	P	ERA	WHIP
Fernando Valenzuela, L ERA: 3.25	5.0	L	28	9	8	8	7	4	0	0	0	1	2	38	54	14.40	2.600
Joe Beckwith, R ERA: 6.32	1.0		4	1	0	0	0	0	0	0	0	0	0	4	4	0.00	1.000
Ed Vande Berg, L ERA: 3.7	2.0		9	2	0	0	1	1	0	0	0	0	0	10	14	0.00	1.500

WP	HR	S	P	ERA	WHIP
1	0	0	41		
0	0	0	2		
0	0	0	0		

Batter	1	2	3	4	5	6	7	8	9	10	11	12	13	14	15	16	AB	R	H	RBI	BB	SO	LOB	TOP												
Steve Sax, R OBP: 0.383, SLG: 0.431 (1, 4)	F9		BB BB	3-1		5-3		G3		K			6-3		6-3		7	0	0	0	1	1	7													
Franklin Stubbs, L OBP: 0.296, SLG: 0.424 (1, 8) (7, 7)	F5		BB BB			K				F6			F7		F8		6	0	0	0	2	1	2													
Ralph Bryant, L Reggie Williams, R OBP: 0.330, SLG: 0.369 (1, 8) (7, PH) (7, 9)	4-3		G3														2	1	0	0	0	0	2													
Len Matuszek, R Ken Howell, R Tom Niedenfuer, R Bill Russell, R OBP: 0.260, SLG: 0.302 (1, 8) (7, PH) (7, 9) (8, PH) (8, 1) (10, 9)					HBP 2B			K		K			4-3				1	0	0	0	0	1	3													
Pedro Guerrero, R Jose Gonzalez, R OBP: 0.313, SLG: 0.609 OBP: 0.258, SLG: 0.305 (1, 7) (7, PR) (7, 8)		1-3 2B			2B SF8 HBP					F9			K		FC6-4 1B		3	2	3	1	0	0	0													
Greg Brock, L Ed Vande Berg, R Joe Beckwith, L Bill Madlock, R Alejandro Pena, R Larry See, R OBP: 0.280, SLG: 0.283 (1, 3) (11, 1) (11, 1) (14, PH) (14, 1) (14, 3)		1-3		E3		SF8 2B		K		F8			F7		E6 1B SH1-3		6	0	1	1	0	1	2													
Mike Scioscia, L OBP: 0.366, SLG: 0.347 (1, 2)		K		E6				1-3		5-3			F8		SH1-3 1B BB		6	0	0	0	2	1	3													
Jeff Hamilton, R OBP: 0.235, SLG: 0.356 (1, 5)		6-3		FC5-4 BB		SF8				E5 FC1-5			F9		6-3		6	0	1	2	0	0	3													
Mariano Duncan, R OBP: 0.289, SLG: 0.315 (1, 6)				F9		4-3				FC1-5 G3 1B			4-3		SH1-3		5	0	1	1	1	0	3													
Bob Welch, R Alex Trevino, R Mike Marshall, L Ken Lirio, L Drew Miller, R Brian Holton, R Enos Cabell, R Baltivno Galvez, R OBP: 0.165, SLG: 0.147 OBP: 0.261, SLG: 0.386 OBP: 0.278, SLG: 0.439 OBP: 0.170, SLG: 0.362 OBP: 0.010, SLG: 0.000 OBP: 0.251, SLG: 0.462 OBP: 0.284, SLG: 0.309 (1, 1) (8, PH) (8, 9) (10, PH) (11, 1) (11, 1) (11, 3) (14, 1)		1-3		K				K							P6		3	0	0	0	0	2	3													
Inning Stats	R: 0 E: 0 K: 0 S: 3	H: 0 LOB: 0 BB: 0 P: 3	R: 0 E: 0 K: 1 S: 6	H: 1 LOB: 1 BB: 0 P: 6	R: 0 E: 0 K: 0 S: 3	H: 0 LOB: 2 BB: 2 P: 11	R: 1 E: 2 K: 1 S: 8	H: 1 LOB: 3 BB: 1 P: 12	R: 2 E: 0 K: 0 S: 4	H: 1 LOB: 2 BB: 1 P: 10	R: 0 E: 0 K: 2 S: 7	H: 0 LOB: 0 BB: 0 P: 7	R: 0 E: 0 K: 2 S: 8	H: 1 LOB: 1 BB: 0 P: 8	R: 0 E: 1 K: 1 S: 7	H: 1 LOB: 3 BB: 1 P: 11	R: 0 E: 0 K: 0 S: 3	H: 0 LOB: 0 BB: 0 P: 3	R: 0 E: 0 K: 1 S: 5	H: 0 LOB: 0 BB: 0 P: 5	R: 0 E: 0 K: 0 S: 3	H: 0 LOB: 0 BB: 0 P: 3	R: 0 E: 0 K: 0 S: 3	H: 0 LOB: 0 BB: 0 P: 3	R: 0 E: 0 K: 0 S: 3	H: 0 LOB: 0 BB: 0 P: 3	R: 2 E: 1 K: 0 S: 6	H: 2 LOB: 2 BB: 1 P: 10	R: 0 E: 0 K: 0 S: 3	H: 0 LOB: 0 BB: 0 P: 3	R: 0 E: 0 K: 0 S: 3	H: 0 LOB: 0 BB: 0 P: 3	1B: 4 2B: 3 3B: 0 HR: 1	SF: 1 SAC: 1 DP: 0 HBP: 2	WP: 0 PB: 0 SB: 4 CS: 0	PA: 69
PITCHER	IP WLS BF H R ER SO BB IBB HBP BLK WP HR S P ERA WHIP																																			
Kelly Downs, R ERA: 2.95 (1, 1)	6.0		29	3	3	3	4	3	1	2	0	0	0	0	0	0	0	0	0	0	0	0	0	0	4.50	1.000										
Mark Davis, L ERA: 3.11 (7, 1)	1.1		7	2	0	0	2	0	0	0	0	0	0	0	0	0	0	0	0	0	0	0	0	0	0.00	1.500										
Frank Williams, R ERA: 1.25 (8, 1)	0.2		3	0	0	0	1	0	1	0	0	0	0	0	0	0	0	0	0	0	0	0	0	0	0.00	0.000										
Scott Garrelts, R ERA: 3.14 (9, 1)	3.0		11	1	0	0	2	0	1	0	0	0	0	0	0	0	0	0	0	0	0	0	0	0	0.00	0.333										
Greg Minton, R ERA: 3.95 (12, 1)	5.0	W	19	2	2	1	0	1	0	0	0	0	0	0	0	0	0	0	0	0	0	0	0	0	1.80	0.600										

Los Angeles Dodgers @ San Francisco Giants
Candlestick Park, San Francisco, CA
Sun Sep 28 1986, 6:33 AM EDT
Att. 28,603 - Unknown

AB 58
R 5
H 8
RBI 5
BB 7
SO 9
LOB 32



livebaseballscorecards.com

Batter	1	2	3	4	5	6	7	8	9	10	11	12	13	14	15	16	AB	R	H	RBI	BB	SO	LOB
Mike Woodard, L OBP: 0.344, SLG: 0.327 (1, 4) (10, 6)	F9			G3 1B		K		F8		4-3	FC4-2		1B	K		1B 2B	5	0	1	0	0	1	1
Chris Brown, R OBP: 0.379, SLG: 0.425 Greg Minton, S OBP: 0.571, SLG: 0.600																	1	0	0	0	0	0	3
Will Clark, L OBP: 0.343, SLG: 0.444 (1, 3)	3-1			G3		F7		F9		G1	FC3-2		P6		F5	1B IBB	8	0	0	0	1	0	6
Bob Brenly, R OBP: 0.357, SLG: 0.413 (1, 5) (8, 2)	4-3			F2		F7					FC5-4		F7		E8	1B	9	0	2	1	0	0	6
Candy Maldonado, R OBP: 0.286, SLG: 0.459 (1, 9) (14, 5)		6-3		F4													8	1	2	1	0	0	2
Chili Davis, S OBP: 0.371, SLG: 0.422 (1, 8)		K				K											6	3	3	1	2	2	0
Mike Aldrete, L OBP: 0.359, SLG: 0.403 (1, 7) (14, 7)				F8		F5											7	1	3	0	1	0	4
Phil Queltette, S OBP: 0.259, SLG: 0.118 Rick Lancelotti, L OBP: 0.292, SLG: 0.325 Luis Quiñones, S OBP: 0.328, SLG: 0.348 Joel Youngblood, R OBP: 0.321, SLG: 0.404																	1	0	0	0	1	0	0
Jose Uribe, S OBP: 0.313, SLG: 0.282 Harry Spilman, L OBP: 0.331, SLG: 0.446 (1, 6) (7, PH) (8, 5) (14, 4)				F5													2	0	0	0	0	0	1
Kelly Downs, R Randy Knauer, R Mark Davis, L Frank Valenzuela, L Brad Ogden, L Scott Gifford, L Dan Gifford, L Robby Thompson, R Randy Beckus, L																	5	0	2	2	1	0	3
Joe Beckwith, R OBP: 0.331, SLG: 0.446 (1, 6) (7, PH) (8, 5) (14, 4)				F6		F9											2	0	0	0	0	0	1
																	5	0	2	2	1	0	3
																	1	0	0	0	0	0	0
																	1	0	0	0	0	0	0
																	1	0	0	0	0	0	0
																	1	0	0	0	0	0	0
																	1	0	0	0	0	0	0
																	1	0	0	0	0	0	0
																	1	0	0	0	0	0	0
																	1	0	0	0	0	0	0
																	1	0	0	0	0	0	0
																	1	0	0	0	0	0	0
																	1	0	0	0	0	0	0
																	1	0	0	0	0	0	0
																	1	0	0	0	0	0	0
																	1	0	0	0	0	0	0
																	1	0	0	0	0	0	0
																	1	0	0	0	0	0	0
																	1	0	0	0	0	0	0
																	1	0	0	0	0	0	0
																	1	0	0	0	0	0	0
																	1	0	0	0	0	0	0
																	1	0	0	0	0	0	0
																	1	0	0	0	0	0	0
																	1	0	0	0	0	0	0
																	1	0	0	0	0	0	0
																	1	0	0	0	0	0	0
																	1	0	0	0	0	0	0
																	1	0	0	0	0	0	0
																	1	0	0	0	0	0	0
																	1	0	0	0	0	0	0
																	1	0	0	0	0	0	0
																	1	0	0	0	0	0	0
																	1	0	0	0	0	0	0
																	1	0	0	0	0	0	0
																	1	0	0	0	0	0	0
																	1	0	0	0	0	0	0
																	1	0	0	0	0	0	0
																	1	0	0	0	0	0	0
																	1	0	0	0	0	0	0
																	1	0	0	0	0	0	0
																	1	0	0	0	0	0	0
																	1	0	0	0	0	0	0
																	1	0	0	0	0	0	0
																	1	0	0	0	0	0	0
																	1	0	0	0	0	0	0
																	1	0	0	0	0	0	0
																	1	0	0	0	0	0	0
																	1	0	0	0	0	0	0
																	1	0	0	0	0	0	0
																	1	0	0	0	0	0	0
																	1	0	0	0	0	0	0
																	1	0	0	0	0	0	0
																	1	0	0	0	0	0	0
																	1	0	0	0	0	0	0
																	1	0	0	0	0	0	0
																	1	0	0	0	0	0	0
																	1	0	0	0	0	0	0
																	1	0	0	0	0	0	0
																	1	0	0	0	0	0	0
																	1	0	0	0	0	0	0
																	1	0	0	0	0	0	0
																	1	0	0	0	0	0	0
																	1	0	0	0	0	0	0
																	1	0	0	0	0	0	0
																	1	0	0	0	0	0	0
																	1	0	0	0	0	0	0
																	1	0	0	0	0	0	0
																	1	0	0	0	0	0	0
																	1	0	0	0	0	0	0
																	1	0	0	0	0	0	0

Batter	1	2	3	4	5	6	7	8	9	AB R H RBI BB SO LOB	TOP											
Billy Hatcher, R (1, 8) OBP: 0.307, SLG: 0.365	0-0 F8		0-0 6-3		0-3 K		4-0 FC3-6 BB			3 0 0 0 1 1 1												
Craig Reynolds, L (1, 6) OBP: 0.270, SLG: 0.342 Dickie Thon, R (7, PH) OBP: 0.319, SLG: 0.336 (7, 6)	0-0 4-3		0-0 1B 2B		0-0 4-3		0-0 FC3-6 CS			3 1 1 1 0 0 0 1 0 0 0 0 0 1												
Denny Walling, L (1, 5) OBP: 0.373, SLG: 0.489	0-0 1B		0-0 2-H 1B		0-0 F8		0-0 F8			4 0 2 1 0 0 1												
Dan Driessen, L (1, 3) OBP: 0.370, SLG: 0.410	0-0 G3		0-0 F8		0-0 E3 3-1 2B		0-0 CS 1-2	0-3 K		4 1 0 0 0 1 2												
Kevin Bass, S (1, 9) OBP: 0.354, SLG: 0.485		0-0 P3		0-0 F8		0-0 3-1		0-0 P3		4 0 0 0 0 0 1												
Terry Puhl, L (1, 7) OBP: 0.293, SLG: 0.327		0-0 1-3		0-0 S E 2B		4-0 2B G3 IBB		0-3 K		3 2 1 0 1 1 0												
Jim Pankovits, R (1, 4) OBP: 0.355, SLG: 0.391		0-0 6-3		0-0 2-H 1B		0-0 G3 1-3 2-H 2B		0-3 K		4 0 2 1 0 1 0												
John Mizerock, L (1, 2) OBP: 0.371, SLG: 0.263 Davey Lopes, R (9, PH) OBP: 0.381, SLG: 0.431 Robbie Wine, R (9, 2) OBP: 0.400, SLG: 0.444			4-0 SH1-3 2B BB		0-0 F7		0-0 G3	0-0 F3		2 1 0 1 1 0 2 1 0 0 0 0 0 0 0 0 0 0 0 0 0												
Bob Knepper, L (1, 1) OBP: 0.101, SLG: 0.146 Larry Andersen, R (6, 1) Glenn Davis, R (9, PH) OBP: 0.342, SLG: 0.493 Aurelio Lopez, R (9, 1)			0-0 SH1-3		0-0 4-3		0-3 K	0-3 K		2 0 0 0 0 1 2 0 0 0 0 0 0 0 1 0 0 0 0 1 0 0 0 0 0 0 0 0												
Inning Stats	R: 0 E: 0 K: 0 S: 4	H: 1 LOB: 1 BB: 0 P: 4	R: 0 E: 0 K: 0 S: 3	H: 0 LOB: 0 BB: 0 P: 3	R: 2 E: 0 K: 0 S: 5	H: 2 LOB: 1 BB: 0 P: 9	R: 1 E: 0 K: 0 S: 5	H: 2 LOB: 1 BB: 0 P: 5	R: 0 E: 0 K: 1 S: 5	H: 0 LOB: 0 BB: 0 P: 5	R: 2 E: 1 K: 1 S: 7	H: 1 LOB: 1 BB: 1 P: 11	R: 0 E: 0 K: 0 S: 2	H: 0 LOB: 0 BB: 1 P: 6	R: 0 E: 0 K: 2 S: 7	H: 0 LOB: 0 BB: 0 P: 7	R: 0 E: 0 K: 2 S: 7	H: 0 LOB: 0 BB: 0 P: 7	1B: 3 2B: 3 3B: 0 HR: 0	SF: 0 SAC: 1 DP: 0 HBP: 0	WP: 0 PB: 0 SB: 1 CS: 1	PA: 37
PITCHER	IP WLS BF H R ER SO BB IBB HBP BLK WP HR S P ERA WHIP																					
Michael LaCoss, R (1, 1) ERA: 3.57 Mark Davis, L (7, 1) ERA: 2.99	6.0 27 6 5 3 2 1 1 0 0 0 0 29 37 4.50 1.167																					

Houston Astros @ San Francisco Giants
Candlestick Park, San Francisco, CA
Tue Sep 30 1986, 10:05 PM EDT
Att. 13,358 - Unknown

livebaseballscores.com

AB 32
R 5
H 6
RBI 4
BB 3
SO 6
LOB 10



Batter	1	2	3	4	5	6	7	8	9	AB R H RBI BB SO LOB
Randy Kutcher, R OBP: 0.273, SLG: 0.409 (1, 8) (7, 6)	0-3 K2-3			0-3 K	0-3 K				0-0 1B 2B	5 2 2 0 0 3 1
Will Clark, L OBP: 0.347, SLG: 0.447 (1, 3) (7, 6)	0-0 1-3			0-0 1B WP		0-0 2B G5-4-3	0-0 1B 2-H		0-0 SH1-3 1B	4 2 3 1 0 0 0
Bob Brenly, R OBP: 0.358, SLG: 0.414 (1, 5) (7, 6)	0-0 4-3			4-0 1B 1-2 BB		0-0 G5-4-3 1-3 WP	0-3 K		0-0 E4 2-3	4 1 1 0 1 1 2
Candy Maldonado, R OBP: 0.283, SLG: 0.454 (1, 7) (7, 9)		0-0 G3		0-0 F9		0-0 E5 G5-4-3	0-0 F8		0-0 SF8	4 0 0 1 0 0 5
Chili Davis, S OBP: 0.371, SLG: 0.422 (1, 9) (7, 8)		0-0 F9		0-0 1B 1-2 2-H		0-0 G5-4-3	4-0 1B 1-2 2-3 3-H			3 0 1 1 1 0 2
Bob Melvin, R OBP: 0.263, SLG: 0.338 (1, 2) (7, 4)		0-0 5-3		0-0 4-3		0-0 1B 2B 3-H	0-0 F3			4 1 1 0 0 0 4
Jose Uribe, S OBP: 0.313, SLG: 0.281 (6, PH) Joel Youngblood, R OBP: 0.323, SLG: 0.408 Mike Woodard, L OBP: 0.338, SLG: 0.321 (7, 4)			0-0 6-3		4-0 BB BB BB	0-0 G6-4-3 1B 2-3	0-0 1B 1B		0-0 F9	1 0 0 0 1 0 0 1 0 1 0 0 0 0 1 0 0 0 0 0 0
Luis Quinones, S OBP: 0.204, SLG: 0.243 Harry Spilman, L OBP: 0.336, SLG: 0.450 Dan Gladden, R OBP: 0.358, SLG: 0.363 Mark Davis, L OBP: 0.125, SLG: 0.250 (7, 1)			0-3 K		0-0 G6-4-3	0-0 G6-4-3 1-2 3-H	0-0 1B		0-0 4-3	2 0 0 0 0 1 1 1 0 1 1 0 0 0 0 0 0 0 0 0 0 1 0 0 0 0 0 0
Michael LaCoss, R OBP: 0.266, SLG: 0.361 Mike Aldrete, L OBP: 0.356, SLG: 0.399 (7, 7)			0-3 K		0-0 1B	0-0 F7			0-0 F2	2 0 1 0 0 1 0 2 0 0 0 0 0 2

Inning Stats	R: 0 E: 0 K: 1 S: 5	H: 0 LOB: 0 BB: 0 P: 5	R: 0 E: 0 K: 0 S: 3	H: 0 LOB: 0 BB: 0 P: 3	R: 0 E: 0 K: 2 S: 7	H: 0 LOB: 0 BB: 0 P: 7	R: 1 E: 0 K: 1 S: 7	H: 2 LOB: 2 BB: 1 P: 11	R: 0 E: 0 K: 1 S: 5	H: 1 LOB: 1 BB: 1 P: 9	R: 3 E: 1 K: 0 S: 8	H: 5 LOB: 2 BB: 0 P: 8	R: 1 E: 0 K: 1 S: 7	H: 2 LOB: 2 BB: 1 P: 11	R: 0 E: 0 K: 0 S: 3	H: 0 LOB: 0 BB: 0 P: 3	R: 1 E: 1 K: 0 S: 4	H: 1 LOB: 1 BB: 0 P: 4	1B: 8 2B: 3 3B: 0 HR: 0	SF: 1 SAC: 1 DP: 2 HBP: 0	WP: 2 PB: 0 SB: 0 CS: 0	PA: 40	
PITCHER	IP	WLS	BF	H	R	ER	SO	BB	IBB	HBP	BLK	WP	HR	S	P	ERA	WHIP						
Bob Knepper, L ERA: 3.2 (1, 1)	5.2		24	6	4	4	5	2	0	0	0	2	0	32	40	6.35	1.412						
Larry Andersen, R ERA: 3.13 (6, 1)	2.1		12	4	1	1	1	0	1	0	0	0	0	13	17	3.86	1.714						
Aurelio Lopez, R ERA: 3.41 (9, 1)	0.2	L	4	1	1	0	0	0	0	0	0	0	0	4	4	0.00	1.500						

BOTTOM

Houston Astros @ San Francisco Giants
Candlestick Park, San Francisco, CA

Tue Sep 30 1986, 10:05 PM EDT
Att. 13,358 - Unknown

livebaseballscorecards.com

AB	35
R	6
H	11
RBI	4
BB	3
SO	6
LOB	17



Batter	1	2	3	4	5	6	7	8	9	AB R H RBI BB SO LOB	TOP											
Bill Doran, S (1, 4) OBP: 0.369, SLG: 0.368	0-0 L3		0-3 K		4-0 HR BB		0-0 BB 2B	0-3 K		4 1 1 0 1 2 2												
Terry Puhl, L (1, 9) OBP: 0.306, SLG: 0.361	0-0 2B 1B		0-0 2B		0-0 HR		0-0 F8	4-0 1-2 2-3 BB		4 2 3 2 1 0 1												
Denny Walling, L (1, 5) OBP: 0.368, SLG: 0.483	0-0 F7		0-0 F8		0-0 4-3		0-3 K	0-0 4-3		5 0 0 0 0 1 6												
Charlie Kerfeld, R (8, 1) OBP: 0.200, SLG: 0.111										0 0 0 0 0 0 0												
Tony Walker, R (9, 8) OBP: 0.310, SLG: 0.371										0 0 0 0 0 0 0												
Glenn Davis, R (1, 3) OBP: 0.344, SLG: 0.494	0-0 1-H 2B			0-0 6-3	0-0 F9		4-0 BB IBB		4-0 G1-6-3 BB	3 0 1 1 2 0 0												
Jose Cruz, L (1, 7) OBP: 0.348, SLG: 0.402	0-3 K			0-0 4-3 2B 2B	0-3 K		4-0 1-2 2-3 BB	0-0 G1-6-3	0-0 1-2f	4 1 1 0 1 2 2												
Dave Smith, R (9, 1)										0 0 0 0 0 0 0												
Alan Ashby, S (1, 2) OBP: 0.340, SLG: 0.380		0-0 6-3		0-0 4-3		0-0 HR	0-0 FC6-4		0-3 K	3 1 1 1 0 0 1												
Robbie Wine, R (6, 2) OBP: 0.333, SLG: 0.364				2-3			1-2f			2 0 0 0 0 1 3												
Ty Gainey, L (1, 8) OBP: 0.375, SLG: 0.460		0-0 1-3		0-0 2B		0-0 F9		0-0 BB S 1B		4 0 2 1 0 0 0												
Craig Reynolds, L (1, 6) OBP: 0.270, SLG: 0.339		0-0 F9		3-H 4-0 2B FC6-4 IBB		0-0 F2		0-0 F7		3 0 0 0 1 0 1												
Danny Darwin, R (1, 1) OBP: 0.063, SLG: 0.063			0-0 2-3		0-0 FC6-4		0-0 6-3	4-0 BB BB	4-0 1-2 BB BB	2 0 0 0 0 0 2												
Jim Pankovits, R (8, PH) OBP: 0.352, SLG: 0.387										1 0 0 0 0 0 0												
Aurelio Lopez, R (6, 1)										0 0 0 0 0 0 0												
Dan Driessen, L (8, PH) OBP: 0.383, SLG: 0.410										0 0 0 0 1 0 0												
Bert Pena, R (8, PR) OBP: 0.303, SLG: 0.241										0 0 0 0 0 0 0												
Inning Stats	R: 1 E: 0 K: 1 S: 7	H: 2 LOB: 1 BB: 0 P: 7	R: 0 E: 0 K: 0 S: 3	H: 0 LOB: 0 BB: 0 P: 3	R: 0 E: 0 K: 1 S: 6	H: 1 LOB: 1 BB: 0 P: 6	R: 1 E: 0 K: 0 S: 5	H: 2 LOB: 2 BB: 1 P: 9	R: 2 E: 0 K: 1 S: 6	H: 1 LOB: 0 BB: 1 P: 10	R: 1 E: 0 K: 0 S: 4	H: 1 LOB: 0 BB: 0 P: 4	R: 0 E: 0 K: 1 S: 6	H: 1 LOB: 3 BB: 2 P: 14	R: 0 E: 0 K: 1 S: 6	H: 1 LOB: 3 BB: 2 P: 14	R: 0 E: 0 K: 1 S: 4	H: 0 LOB: 0 BB: 1 P: 8	1B: 2 2B: 5 3B: 0 HR: 2	SF: 0 SAC: 0 DP: 1 HBP: 0	WP: 0 PB: 0 SB: 1 CS: 0	PA: 42
PITCHER	IP WLS BF H R ER SO BB IBB HBP BLK WP HR S P ERA WHIP																					
Mike Krukow, R (1, 1) ERA: 3.05	6.0 L 27 7 5 5 3 1 1 0 0 0 2 31 39 7.50 1.333																					
Terry Mulholland, L (7, 1) ERA: 4.94	0.2 5 1 0 0 1 1 1 0 0 0 0 5 13 0.00 3.000																					
Randy Bockus, R (7, 1) ERA: 3.0	1.0 6 1 0 0 1 2 0 0 0 0 0 6 14 0.00 3.000																					
Greg Minton, R (8, 1) ERA: 3.93	0.1 1 0 0 0 0 0 0 0 0 0 0 1 1 0.00 0.000																					
Mark Grant, R (9, 1) ERA: 6.0	1.0 3 0 0 0 0 1 1 0 0 0 0 4 8 0.00 1.000																					

Houston Astros @ San Francisco Giants
 Candlestick Park, San Francisco, CA
 Wed Oct 01 1986, 6:33 AM EDT
 Att. 9,881 - Unknown

livebaseballscorecards.com

AB	35
R	5
H	9
RBI	5
BB	7
SO	6
LOB	18



Batter	1	2	3	4	5	6	7	8	9	AB	R	H	RBI	BB	SO	LOB
Mike Woodard, L (1, 4) OBP: 0.348, SLG: 0.367	0-0 F7		0-0 L5		0-0 3B			0-0 WP 1B		4	0	2	0	0	0	0
Will Clark, L (1, 3) OBP: 0.348, SLG: 0.450	0-0 2B		0-0 1B		0-3 K			0-3 K		4	0	2	0	0	2	2
Mike Aldrete, L (1, 7) OBP: 0.358, SLG: 0.398	4-0 BB		0-0 F8				0-0 BB 1B	0-3 K		3	0	1	0	1	1	2
Candy Maldonado, R (1, 9) OBP: 0.280, SLG: 0.450	0-0 F7			0-3 K			0-0 F7	0-0 G3		4	0	0	0	0	1	4
Chili Davis, S (1, 8) OBP: 0.372, SLG: 0.420	0-3 K			4-0 BB			4-0 L6-3 BB		0-0 F5	2	0	0	0	2	1	2
Bob Brenly, R (1, 2) Terry Mulholland, R (7, 1) Randy Bockus, L (7, 1) Greg Minton, S (8, 1) Mark Grant, R (9, 1) Harry Spilman, L (9, PH) OBP: 0.356, SLG: 0.411 OBP: 0.653, SLG: 0.053 OBP: 0.571, SLG: 0.600 OBP: 0.340, SLG: 0.450		0-3 K		0-3 K			0-0 L6-3		4-0 BB	3	0	0	0	0	2	3
Chris Brown, R (1, 5) OBP: 0.377, SLG: 0.422		0-3 K		0-0 L4					0-3 K	4	0	0	0	0	2	2
Jose Uribe, S (1, 6) Rick Lancelotti, L (9, PH) OBP: 0.312, SLG: 0.279 OBP: 0.235, SLG: 0.588			0-0 F8				0-0 F8		0-0 G3	3	0	0	0	0	0	0
Mike Krukow, R (1, 1) Phil Ouellette, S (7, 2) OBP: 0.179, SLG: 0.150 OBP: 0.238, SLG: 0.111			0-3 K				0-3 K			2	0	0	0	0	2	0

Inning Stats	R: 0	H: 1	E: 0	LOB: 2	K: 1	BB: 1	S: 6	R: 0	H: 0	E: 0	LOB: 0	K: 2	BB: 0	S: 7	R: 0	H: 1	E: 0	LOB: 1	K: 1	BB: 0	S: 6	R: 0	H: 0	E: 0	LOB: 1	K: 2	BB: 1	S: 7	R: 0	H: 1	E: 0	LOB: 1	K: 2	BB: 0	S: 8	R: 0	H: 1	E: 0	LOB: 1	K: 0	BB: 1	S: 3	R: 0	H: 0	E: 0	LOB: 0	K: 0	BB: 0	S: 3	R: 0	H: 1	E: 0	LOB: 1	K: 2	BB: 0	S: 8	R: 0	H: 0	E: 0	LOB: 1	K: 1	BB: 1	S: 5	R: 0	H: 0	E: 0	LOB: 1	K: 1	BB: 1	S: 9	1B: 3	SF: 0	2B: 2	SAC: 0	3B: 1	DP: 1	HR: 0	HBP: 0
--------------	------	------	------	--------	------	-------	------	------	------	------	--------	------	-------	------	------	------	------	--------	------	-------	------	------	------	------	--------	------	-------	------	------	------	------	--------	------	-------	------	------	------	------	--------	------	-------	------	------	------	------	--------	------	-------	------	------	------	------	--------	------	-------	------	------	------	------	--------	------	-------	------	------	------	------	--------	------	-------	------	-------	-------	-------	--------	-------	-------	-------	--------

PITCHER	IP	WLS	BF	H	R	ER	SO	BB	IBB	HBP	BLK	WP	HR	S	P	ERA	WHIP
Danny Darwin, R (1, 1) ERA: 3.15	5.0		20	3	0	0	8	2	0	0	0	0	0	34	42	0.00	1.000
Aurelio Lopez, R (6, 1) ERA: 3.32	2.0		7	1	0	0	0	1	0	0	0	0	0	6	10	0.00	1.000
Charlie Kerfeld, R (8, 1) ERA: 2.65	1.0		4	1	0	0	2	0	0	0	0	1	0	8	8	0.00	1.000
Dave Smith, R (9, 1) ERA: 2.67	1.0		4	0	0	0	1	1	0	0	0	0	0	5	9	0.00	1.000

BOTTOM

Houston Astros @ San Francisco Giants
Candlestick Park, San Francisco, CA

Wed Oct 01 1986, 6:33 AM EDT
Att. 9,881 - Unknown

AB	31
R	0
H	5
RBI	0
BB	4
SO	11
LOB	16

livebaseballscorecards.com

WP	1	PA	35
PB	0		
SB	0		
CS	0		



Batter	1	2	3	4	5	6	7	8	9	10	AB R H RBI BB SO LOB	TOP							
Billy Hatcher, R OBP: 0.306, SLG: 0.361 (1, 8)	0-3 K		x 0-0 F2		x 0-0 6-3		BBB 4-0 CS BB		SSS 0-3 K 1-2 2-3 3-H		4 0 0 0 1 2 3	Houston Astros @ San Francisco Giants Candlestick Park, San Francisco, CA Thu Oct 02 1986, 10:05 PM EDT Att: 8,656 - Unknown							
Bill Doran, S OBP: 0.369, SLG: 0.373 (1, 4)	0-0 BB 1B		x 0-0 4-3		x 0-0 L4		1-2 0-0 CS	x 0-0 F7		x 0-0 HR	5 1 2 1 0 0 1								
Davey Lopes, R OBP: 0.385, SLG: 0.428 (1, 7)	4-0 1-2 BB			BBB 4-0 S BB		BBB 4-0 HBP BB		x 0-0 P4		x 0-0 5-3	2 0 0 0 3 0 0								
Glenn Davis, R OBP: 0.343, SLG: 0.490 (1, 3)	0-3 K		x 0-0 F8 1-2		H 1-0 HBP		SSS 0-3 K		SSS 0-3 K		4 0 0 0 0 3 3								
Kevin Bass, S OBP: 0.353, SLG: 0.482 (1, 9)	0-3 K		x 0-0 F8		x 0-0 F8			BBB 4-0 SH1-3 1B WP BB		x 0-0 4-3	4 1 0 0 1 1 5								
Phil Garner, R OBP: 0.329, SLG: 0.417 Denny Walling, L OBP: 0.370, SLG: 0.484 (9, PH) (9, 5)		x 0-0 5-3		x 4-0 IBB		x 0-0 F3		x 0-0 WP SH1-3 1B			2 0 0 0 1 0 2 1 0 1 0 0 0 0								
Alan Ashby, S OBP: 0.357, SLG: 0.377 John Mizerock, L OBP: 0.371, SLG: 0.263 Terry Puhl, L OBP: 0.306, SLG: 0.361 Robbie Wine, R OBP: 0.333, SLG: 0.364 (9, PH) (9, 2)		x 0-0 F5		x 0-0 P4		SSS 0-3 K		x 0-0 SH1-3			3 0 0 0 0 1 4 0								
Dickie Thon, R OBP: 0.318, SLG: 0.335 (1, 6)		x 0-0 4-3		x 0-0 SH1-4 1B		SSS 0-3 K		SSS 0-3 K			4 0 1 0 0 2 2								
Mike Scott, R OBP: 0.144, SLG: 0.147 Larry Andersen, R Jeff Calhoun, L Jose Cruz, L Tony Walker, R Matt Keough, R Dave Smith, R (1, 1) (8, 1) (8, 1) (9, PH) (9, PR) (8, 1) (8, 1) (10, 1)			x 0-0 5-3		x 0-0 SH1-4 1B		SSS 0-3 K		SSS 4-0 WP IBB		2 0 0 0 0 1 0 0 0 0 0 0 0 0 0 0 0 0 0 0 0 0 0 0 0 1 0								
Inning Stats	R: 0 E: 0 K: 3 S: 10	H: 1 LOB: 2 BB: 1 P: 14	R: 0 E: 0 K: 0 S: 3	H: 0 LOB: 0 BB: 0 P: 3	R: 0 E: 0 K: 0 S: 3	H: 0 LOB: 2 BB: 2 P: 11	R: 0 E: 0 K: 1 S: 5	H: 1 LOB: 1 BB: 0 P: 4	R: 0 E: 0 K: 2 S: 6	H: 0 LOB: 0 BB: 1 P: 10	R: 0 E: 0 K: 1 S: 5		H: 0 LOB: 0 BB: 0 P: 5	R: 1 E: 0 K: 1 S: 6	H: 1 LOB: 0 BB: 0 P: 6	1B: 3 2B: 0 3B: 0 HR: 1	SF: 0 SAC: 2 DP: 0 HBP: 1	WP: 1 PB: 0 SB: 1 CS: 1	PA: 42
PITCHER	IP WLS BF H R ER SO BB IBB HBP BLK WP HR S P ERA WHIP																		
Vida Blue, L ERA: 3.27 (1, 1)	5.0		2	0	0	3	3	1	0	0	0	0	0	23	39	0.00	1.000		
Frank Williams, R ERA: 1.2 (6, 1)	2.0	7	0	0	0	3	1	0	1	0	0	0	0	11	16	0.00	0.500		
Scott Garrelts, R ERA: 3.16 (8, 1)	2.0	9	1	1	1	3	1	1	0	0	1	0	0	13	21	4.50	1.000		
Jeff Robinson, R ERA: 3.36 (10, 1)	1.0	L 4	1	1	1	1	0	0	0	0	0	0	1	6	6	9.00	1.000		

livebaseballscorecards.com



Batter	1	2	3	4	5	6	7	8	9	10	AB	R	H	RBI	BB	SO	LOB
Mike Woodard, L (1, 4) OBP: 0.338, SLG: 0.354	0-0 4-3			0-0 4-3		0-0 G1-6-3		0-0 2-3 1B		0-0 4-3	5	0	1	0	0	0	2
Will Clark, L (1, 3) OBP: 0.346, SLG: 0.450	0-3 K			0-0 G3			0-0 SH1-4 2B	0-3 K		0-0 F5	5	1	1	0	0	2	3
Mike Aldrete, L (1, 7) OBP: 0.355, SLG: 0.394	0-0 F5			0-0 4-3			0-0 SH1-4		4-0 S BB		2	0	0	0	0	0	0
Scott Garrelts, R (8, 1) OBP: 0.200, SLG: 0.273							2-3		BB BB BB		0	0	0	0	0	0	0
Harry Spilman, L (9, PH) OBP: 0.344, SLG: 0.450											0	0	0	0	1	0	0
Dan Gladden, R (9, PR) OBP: 0.358, SLG: 0.363											0	0	0	0	0	0	0
Chris Brown, R (10, 5) OBP: 0.377, SLG: 0.422											0	0	0	0	0	0	0
Candy Maldonado, R (1, 9) OBP: 0.280, SLG: 0.450		0-3 K			0-3 K		0-0 CS 2B		0-3 K		4	0	1	1	0	3	1
Chili Davis, S (1, 8) OBP: 0.373, SLG: 0.419		0-0 F5			0-3 K		3-H 4-0		4-0 IBB		2	0	0	0	2	1	0
Bob Brenly, R (1, 5) OBP: 0.353, SLG: 0.407		0-3 K2-3			0-3 K		0-3 K		0-3 K		4	0	0	0	0	4	4
Bob Melvin, R (1, 2) OBP: 0.263, SLG: 0.338			0-3 K								3	0	1	0	0	1	0
Luis Quinones, S (8, PR) OBP: 0.204, SLG: 0.243											0	0	0	0	0	0	0
Rick Lancellotti, L (9, PH) OBP: 0.222, SLG: 0.556											1	0	0	0	0	0	2
Jeff Robinson, R (10, 1) OBP: 0.063, SLG: 0.067											0	0	0	0	0	0	0
Jose Uribe, S (1, 6) OBP: 0.314, SLG: 0.278			0-0 4-3			4-0 SH3-4 BB		0-0 SH1-4		4-0 SH2-4 BB	1	0	0	0	2	0	0
Vida Blue, S (1, 1) OBP: 0.204, SLG: 0.186			0-0 4-3			0-0 SH3-4		0-0 P6		0-0 SH2-4	1	0	0	0	0	0	0
Frank Williams, R (6, 1) OBP: 0.500, SLG: 0.500						1-2					0	0	0	0	0	0	0
Randy Kutcher, R (8, 8) OBP: 0.271, SLG: 0.407											1	0	0	0	0	0	2

Inning Stats	R: 0	H: 0	E: 0	K: 1	S: 5	R: 0	H: 0	E: 0	K: 2	S: 7	R: 0	H: 0	E: 0	K: 1	S: 5	R: 0	H: 0	E: 0	K: 0	S: 3	R: 0	H: 0	E: 0	K: 3	S: 9	R: 0	H: 0	E: 0	K: 0	S: 3	R: 1	H: 2	E: 0	K: 1	S: 6	R: 0	H: 2	E: 0	K: 1	S: 7	R: 0	H: 0	E: 0	K: 2	S: 7	R: 0	H: 0	E: 0	K: 0	S: 3	1B: 2	2B: 2	3B: 0	HR: 0	SF: 0	SAC: 4	DP: 0	HBP: 0	WP: 0	PA: 38
--------------	------	------	------	------	------	------	------	------	------	------	------	------	------	------	------	------	------	------	------	------	------	------	------	------	------	------	------	------	------	------	------	------	------	------	------	------	------	------	------	------	------	------	------	------	------	------	------	------	------	------	-------	-------	-------	-------	-------	--------	-------	--------	-------	--------

PITCHER	IP	WLS	BF	H	R	ER	SO	BB	IBB	HBP	BLK	WP	HR	S	P	ERA	WHIP
Mike Scott, R (1, 1) ERA: 2.22	7.0		24	2	1	1	8	1	1	0	0	0	0	38	46	1.29	0.429
Larry Andersen, R (8, 1) ERA: 3.11	0.2		4	2	0	0	0	0	0	0	0	0	0	4	4	0.00	3.000
Jeff Calhoun, L (8, 1) ERA: 3.86	0.1		1	0	0	0	1	0	0	0	0	0	0	3	3	0.00	0.000
Matt Keough, R (9, 1) ERA: 3.94	1.0	W	5	0	0	0	2	1	1	0	0	0	0	7	15	0.00	1.000
Dave Smith, R (10, 1) ERA: 2.62	1.0	S	4	0	0	0	0	1	0	0	0	0	0	3	7	0.00	1.000


BOTTOM

Houston Astros @ San Francisco Giants
Candlestick Park, San Francisco, CA

Thu Oct 02 1986, 10:05 PM EDT
Att. 8,656 - Unknown

livebaseballscorecards.com

AB	29
R	1
H	4
RBI	1
BB	5
SO	11
LOB	14




Batter	1	2	3	4	5	6	7	8	9	AB R H RBI BB SO LOB	TOP											
Mike Woodard, L (1, 4) OBP: 0.350, SLG: 0.366	0-0 S 1B	0-3 K		0-0 F5		0-0 1B PB BB 1B	0-0 1B		0-0 FC5	6 2 3 1 0 1 3												
Will Clark, L (1, 3) OBP: 0.347, SLG: 0.449	0-0 1-H 2B 1B	0-0 4-3			0-0 1-3 1B	0-3 K	0-0 6-3			5 1 2 1 0 1 5												
Mike Aldrete, L (1, 7) OBP: 0.356, SLG: 0.396	0-0 1-H 2B 2B		0-0 F8		0-0 1-3 1B	4-0 BB 1B BB		0-0 4-3		4 1 1 1 1 0 1												
Candy Maldonado, R (1, 9) OBP: 0.284, SLG: 0.455	0-0 2-H E 2B		0-0 BB 1B		0-0 F9	0-0 BB 1B	1-2 2-3 3-H	0-3 K		5 1 3 2 0 1 1												
Chili Davis, S (1, 8) Randy Kutcher, R (7, 8) OBP: 0.374, SLG: 0.417 OBP: 0.270, SLG: 0.404	0-0 2-H E6 G3		4-0 BB 1B		0-0 G3	4-0 BB 1B	1-2 2-3 3-H	0-3 K		2 0 0 1 2 0 1 1 0 0 0 0 1 0												
Bob Brenly, R (1, 5) OBP: 0.352, SLG: 0.404	0-3 K		0-0 F7		0-0 F7	1-0 1B BB		0-3 K		4 1 0 0 1 2 6												
Phil Ouellette, S (1, 2) OBP: 0.269, SLG: 0.174	0-0 1-2 G3		0-3 K		0-0 F8	0-0 1B 1B PB 1B	0-0 F5		0-0 FC5 1B 1B	5 1 2 0 0 1 3												
Jose Uribe, S (1, 6) Luis Quinones, S (7, PR) OBP: 0.315, SLG: 0.280 OBP: 0.211, SLG: 0.250	0-0 F8			0-0 CS 1B		0-0 F6	0-0 1B 6-3 1B		0-0 1B 1B	4 0 2 0 0 0 3 1 0 1 0 0 0 0												
Kelly Downs, R (1, 1) OBP: 0.200, SLG: 0.172		0-0 CS 1B		0-3 K		0-0 PB 1B 1B	0-0 6-3		0-0 F9	5 1 2 0 0 1 4												
Inning Stats	R: 4 E: 1 K: 1 S: 10	H: 4 LOB: 1 BB: 0 P: 10	R: 0 E: 0 K: 1 S: 5	H: 1 LOB: 0 BB: 0 P: 5	R: 0 E: 0 K: 1 S: 6	H: 1 LOB: 2 BB: 1 P: 10	R: 0 E: 0 K: 1 S: 5	H: 1 LOB: 0 BB: 0 P: 5	R: 0 E: 0 K: 0 S: 4	H: 1 LOB: 1 BB: 0 P: 4	R: 4 E: 0 K: 1 S: 9	H: 4 LOB: 3 BB: 3 P: 21	R: 0 E: 0 K: 0 S: 5	H: 2 LOB: 2 BB: 0 P: 5	R: 0 E: 0 K: 2 S: 7	H: 0 LOB: 0 BB: 0 P: 7	R: 0 E: 0 K: 1 S: 7	H: 2 LOB: 2 BB: 0 P: 7	1B: 14 2B: 3 3B: 0 HR: 0	SF: 0 SAC: 0 DP: 1 HBP: 0	WP: 0 PB: 1 SB: 1 CS: 2	PA: 46
PITCHER	IP WLS BF H R ER SO BB IBB HBP BLK WP HR S P ERA WHIP																					
Bob Welch, R (1, 1) ERA: 3.28	5.1 L 28 11 8 7 4 2 0 0 0 0 0 0 34 42 11.81 2.438																					
Balvino Galvez, R (6, 1) ERA: 2.33	0.2 5 1 0 0 1 2 0 0 0 0 0 0 5 13 0.00 4.500																					
Ed Vande Berg, L (7, 1) ERA: 3.44	2.0 8 2 0 0 2 0 0 0 0 0 0 0 12 12 0.00 1.000																					
Ken Howell, R (9, 1) ERA: 3.87	1.0 5 2 0 0 1 0 0 0 0 0 0 0 7 7 0.00 2.000																					

San Francisco Giants @ Los Angeles Dodgers
 Dodger Stadium, Los Angeles, CA
 Fri Oct 03 1986, 7:05 PM PDT
 Att: 32,945 - Unknown

livebaseballscorecards.com

AB	42
R	8
H	16
RBI	6
BB	4
SO	8
LOB	27



Batter	1	2	3	4	5	6	7	8	9	AB R H RBI BB SO LOB	TOP														
Mike Woodard, L (1, 4) OBP: 0.333, SLG: 0.347	0-0 F8		0-0 L4-6			0-0 F7		0-0 F7		4 0 0 0 0 0 1	<p>San Francisco Giants @ Los Angeles Dodgers Dodger Stadium, Los Angeles, CA</p> <p>Sat Oct 04 1986, 3:33 AM PDT Att: 24,466 - Unknown</p> <p>livebaseballscorecards.com</p> <table border="1"> <tr><td>AB</td><td>31</td></tr> <tr><td>R</td><td>1</td></tr> <tr><td>H</td><td>5</td></tr> <tr><td>RBI</td><td>0</td></tr> <tr><td>BB</td><td>1</td></tr> <tr><td>SO</td><td>7</td></tr> <tr><td>LOB</td><td>9</td></tr> </table> 	AB	31	R	1	H	5	RBI	0	BB	1	SO	7	LOB	9
AB	31																								
R	1																								
H	5																								
RBI	0																								
BB	1																								
SO	7																								
LOB	9																								
Will Clark, L (1, 3) OBP: 0.344, SLG: 0.445	0-0 L1			0-3 K		0-0 F6		0-0 3-1		4 0 0 0 0 1 0															
Bob Brenly, R (1, 5) OBP: 0.349, SLG: 0.400	0-0 F8			0-3 K		0-0 F9			0-0 5-3	4 0 0 0 0 1 0															
Candy Maldonado, R (1, 9) OBP: 0.286, SLG: 0.460		0-0 F3		0-0 2B		0-0 E 2B		0-0 F9		4 1 2 0 0 0 0															
Chili Davis, S (1, 8) OBP: 0.376, SLG: 0.418		0-0 1B		4-0 BB		0-0 6-3		0-0 1B		3 0 2 0 1 0 1															
Joel Youngblood, R (1, 7) OBP: 0.317, SLG: 0.399		0-3 K 1-2		0-0 F9		0-0 1-3 2-3		0-0 6-3		4 0 0 0 0 1 5															
Bob Melvin, R (1, 2) OBP: 0.261, SLG: 0.335		0-3 K			0-0 6-3		0-0 E8			3 0 0 0 0 1 1															
Randy Kutcher, R (1, 6) OBP: 0.271, SLG: 0.403			0-0 L4-6 SH2-4 1B		0-0 5-3		0-3 K 3-H			3 0 1 0 0 1 1															
Mark Grant, R (1, 1) Dan Gladden, R (8, PH) Randy Bockus, L (8, 1)			0-0 SH2-4		0-3 K			0-3 K		1 0 0 0 0 1 0 1 0 0 0 0 1 0 0 0 0 0 0 0 0															
Inning Stats	R: 0 E: 0 K: 0 S: 3	H: 0 LOB: 0 BB: 0 P: 3	R: 0 E: 0 K: 2 S: 8	H: 1 LOB: 1 BB: 0 P: 8	R: 0 E: 0 K: 0 S: 3	H: 1 LOB: 0 BB: 0 P: 3	R: 0 E: 0 K: 2 S: 8	H: 1 LOB: 2 BB: 1 P: 12	R: 0 E: 0 K: 1 S: 5	H: 0 LOB: 0 BB: 0 P: 5	R: 0 E: 0 K: 0 S: 3	H: 0 LOB: 0 BB: 0 P: 3	R: 1 E: 1 K: 1 S: 7	H: 1 LOB: 1 BB: 0 P: 7	R: 0 E: 0 K: 1 S: 5	H: 0 LOB: 0 BB: 0 P: 5	R: 0 E: 0 K: 0 S: 4	H: 1 LOB: 1 BB: 0 P: 4	1B: 3 2B: 3 3B: 0 HR: 0	SF: 0 SAC: 1 DP: 1 HBP: 0	WP: 0 PB: 1 SB: 1 CS: 0	PA: 33			
PITCHER Fernando Valenzuela, L (1, 1) ERA: 3.14	IP: 9.0 WLS: W BF: 33 H: 5 R: 1 ER: 0 SO: 7 BB: 1 IBB: 0 HBP: 0 BLK: 0 WP: 0 HR: 0 S: 46 P: 50 ERA: 0.00 WHIP: 0.667																				PITCHER IP: WLS: BF: H: R: ER: SO: BB: IBB: HBP: BLK: WP: HR: S: P: ERA: WHIP				

Batter	1	2	3	4	5	6	7	8	9	AB	R	H	RBI	BB	SO	LOB
Steve Sax, R OBP: 0.390, SLG: 0.441 (1, 4)	0-0 CS 1B 1B		0-0 2-H 1B 1B		0-0 4-3			0-0 SH1-3		3	1	2	1	0	0	0
Mariano Duncan, R OBP: 0.284, SLG: 0.305 (1, 6)	0-0 1-2 1B		0-0 F7		0-0 6-3			0-0 G3		4	0	1	0	0	0	2
Ralph Bryant, L OBP: 0.321, SLG: 0.634 (1, 9)	0-3 K		0-0 2-H BB 1B					0-0 2-3		4	0	1	1	0	1	3
Pedro Guerrero, R OBP: 0.295, SLG: 0.569 (1, 7)	0-3 K		4-0 1-2 BB					0-0 F8		2	0	0	0	1	1	2
Reggie Williams, R OBP: 0.331, SLG: 0.376 (8, 7)	2-3 K		1-2 BB					0-0 F8		0	0	0	0	0	0	0
Len Matuszek, L OBP: 0.327, SLG: 0.434 (1, 3)		0-0 5-3	0-0 F8					0-0 L4		3	0	0	0	0	0	2
Franklin Stubbs, L OBP: 0.291, SLG: 0.423 (1, 8)		0-0 F5		0-0 F5				0-0 F6		3	0	0	0	0	0	0
Jose Gonzalez, R OBP: 0.273, SLG: 0.359 (8, 8)		0-0 F5		0-0 F5				0-0 F6		0	0	0	0	0	0	0
Mike Scioscia, L OBP: 0.362, SLG: 0.349 (1, 2)		0-0 F9		0-0 F9				0-0 G3		3	0	0	0	0	0	0
Dave Anderson, R OBP: 0.315, SLG: 0.302 (1, 5)			4-0 BLK 1B BB		0-0 F8			0-0 2-3		2	1	0	0	1	0	0
Fernando Valenzuela, L OBP: 0.218, SLG: 0.257 (1, 1)			0-0 F9		0-0 G3			0-0 G3 SH1-3 1B		3	0	1	0	0	0	1

Inning Stats	R: 0	H: 2	E: 0	K: 2	S: 8	LOB: 2	BB: 0	P: 8	R: 0	H: 0	E: 0	K: 0	S: 3	LOB: 0	BB: 0	P: 3	R: 2	H: 2	E: 0	K: 0	S: 5	LOB: 2	BB: 2	P: 13	R: 0	H: 0	E: 0	K: 0	S: 3	LOB: 0	BB: 0	P: 3	R: 0	H: 0	E: 0	K: 0	S: 3	LOB: 0	BB: 0	P: 3	R: 0	H: 0	E: 0	K: 0	S: 3	LOB: 0	BB: 0	P: 3	R: 0	H: 1	E: 0	K: 0	S: 4	LOB: 1	BB: 0	P: 4
1B: 5	SF: 0	2B: 1	SAC: 1	3B: 0	DP: 1	HR: 0	HBP: 0	WP: 0	PA: 30																																															

PITCHER	IP	WLS	BF	H	R	ER	SO	BB	IBB	HBP	BLK	WP	HR	S	P	ERA	WHIP
Mark Grant, R ERA: 3.6 (1, 1)	7.0	L	26	4	2	2	2	2	2	0	1	0	0	28	36	2.57	0.857
Randy Bockus, R ERA: 2.57 (8, 1)	1.0		4	1	0	0	0	0	0	0	0	0	0	4	4	0.00	1.000

BOTTOM

San Francisco Giants @ Los Angeles Dodgers
Dodger Stadium, Los Angeles, CA
 Sat Oct 04 1986, 3:33 AM PDT
 Att. 24,466 - Unknown

livebaseballscorecards.com

AB 27
R 2
H 5
RBI 2
BB 2
SO 2
LOB 10



Batter	1	2	3	4	5	6	7	8	9	AB	R	H	RBI	BB	SO	LOB
Steve Sax, R OBP: 0.390, SLG: 0.441 (1, 4)	0-0 F8 1B 1B	0-0 F9			0-0 E5		0-0 SH1-3 1-2 2-3			3	1	1	0	0	0	1
Mariano Duncan, R OBP: 0.284, SLG: 0.305 (1, 6)	0-0 1-2 1B 1B	0-3 K			0-0 F7		0-0 3-1			4	1	1	0	0	1	4
Ralph Bryant, L OBP: 0.305, SLG: 0.600 (1, 9)	0-3 K		0-3 K		0-0 G3			0-0 F7		4	0	0	0	0	2	3
Pedro Guerrero, R OBP: 0.281, SLG: 0.541 Jose Gonzalez, R OBP: 0.270, SLG: 0.355 (1, 7) (7, 8)	0-0 F8 2-3		0-0 L6		0-0 6-3			0-3 K2-3		3	0	0	0	0	0	2
Franklin Stubbs, L OBP: 0.291, SLG: 0.421 (1, 8) (7, 7)	0-0 1-H 3-H 1B		0-0 F6		0-3 K			0-3 K		1	0	0	0	0	1	0
Len Matuszek, L OBP: 0.335, SLG: 0.434 (1, 3)	4-0 1-2 BB			0-0 F7		0-0 PO 1B		4-0 G6-4-3 BB		2	0	1	0	2	0	0
Mike Scioscia, L OBP: 0.359, SLG: 0.345 (1, 2)	0-0 4-3			0-0 F8		0-0 PO 1-2	0-0 F9		0-0 F8	4	0	0	0	0	0	3
Dave Anderson, R OBP: 0.314, SLG: 0.301 (1, 5)		0-0 4-3		0-0 F3			0-0 SH1-3 1B 1B		0-0 G6-4-3 1-2f	4	0	1	0	0	0	1
Orel Hershiser, R OBP: 0.250, SLG: 0.282 Ken Landreaux, L OBP: 0.313, SLG: 0.364 Balvino Galvez, R Ed Vande Berg, R (1, 1) (7, PH) (8, 1) (9, 1)		0-0 1B			0-0 1-3					2	0	1	0	0	0	0
										1	0	1	0	0	0	0
										0	0	0	0	0	0	0
										0	0	0	0	0	0	0

Inning Stats	R: 2	H: 3	E: 0	K: 1	S: 8	LOB: 2	BB: 1	P: 12	R: 0	H: 1	E: 0	K: 1	S: 6	LOB: 1	BB: 0	P: 6	R: 0	H: 0	E: 0	K: 1	S: 5	LOB: 0	BB: 1	P: 5	R: 0	H: 0	E: 1	K: 0	S: 4	LOB: 1	BB: 0	P: 4	R: 0	H: 1	E: 0	K: 1	S: 5	LOB: 0	BB: 0	P: 5	R: 0	H: 2	E: 0	K: 0	S: 5	LOB: 2	BB: 0	P: 5	R: 0	H: 0	E: 0	K: 2	S: 7	LOB: 0	BB: 0	P: 7	R: 0	H: 0	E: 0	K: 0	S: 2	LOB: 0	BB: 1	P: 6	1B: 7	2B: 0	3B: 0	HR: 0	SF: 0	SAC: 1	DP: 1	HBP: 0	WP: 0	PB: 0	SB: 2	CS: 0	PA: 36
--------------	------	------	------	------	------	--------	-------	-------	------	------	------	------	------	--------	-------	------	------	------	------	------	------	--------	-------	------	------	------	------	------	------	--------	-------	------	------	------	------	------	------	--------	-------	------	------	------	------	------	------	--------	-------	------	------	------	------	------	------	--------	-------	------	------	------	------	------	------	--------	-------	------	-------	-------	-------	-------	-------	--------	-------	--------	-------	-------	-------	-------	--------

PITCHER	IP	WLS	BF	H	R	ER	SO	BB	IBB	HBP	BLK	WP	HR	S	P	ERA	WHIP
Mike Krukow, R ERA: 3.05 (1, 1)	6.1	W	27	7	2	2	4	1	0	0	0	0	0	34	38	2.84	1.263
Scott Garrelts, R ERA: 3.11 (7, 1)	2.2		8	0	0	0	2	1	0	0	0	0	0	11	15	0.00	0.375

BOTTOM

San Francisco Giants @ Los Angeles Dodgers
Dodger Stadium, Los Angeles, CA
 Sun Oct 05 1986, 3:33 AM PDT
 Att. 40,939 - Unknown

livebaseballscorecards.com

AB	32
R	2
H	7
RBI	2
BB	2
SO	6
LOB	14

