

San Francisco Giants - 1986

Batter	1	2	3	4	5	6	7	8	9	AB	R	H	RBI	BB	SO	LOB	TOP					
Dan Gladden, R (1, 8) OBP: 0.250, SLG: 0.250	6-3		1B		F4		F3			4	0	1	0	0	0	1	San Francisco Giants @ Houston Astros Astrodome, Houston, TX Tue Apr 08 1986, 7:05 PM EST Att: 22,935 - Unknown					
Will Clark, L (1, 3) OBP: 0.250, SLG: 1.000	HR		K			4-3		E7	FC6	4	1	1	1	0	1							
Chili Davis, S (1, 9)	F9			4-3		F8		FC6	WP, S, 1-2, 5-3	4	1	0	0	0	1							
Jeffrey Leonard, R (1, 7) OBP: 0.250, SLG: 1.000	F4			HR		F8		5-3	1-H	4	1	1	2	0	0							
Chris Brown, R (1, 5) OBP: 0.250, SLG: 0.250		F7		F9			SH3-4	BB	4-3	4	1	1	0	0	0							
Bob Brenly, R (1, 2) OBP: 0.500, SLG: 1.333		K		F8			SH3-4	BB	HR	3	2	1	1	1	1	0						
Robby Thompson, R (1, 4) OBP: 0.333, SLG: 0.667		K			E7	1B	SH3-4		F9	3	1	1	0	0	1	0						
Jose Uribe, S (1, 6) OBP: 0.500, SLG: 0.500			F2						F6	2	0	1	1	0	0	0						
Brad Gulden, L (7, PH)						CS	1B			0	1	0	0	1	0	0						
Brad Wellman, R (7, 6)						3-H	1B			1	0	0	0	0	0	0						
Mike Krukow, R (1, 1)			L6			3-H	K		K	2	0	0	0	0	1	1						
Dan Driessen, L (7, PH)						1-2				0	0	0	0	0	0	0						
Candy Maldonado, R (7, PH) OBP: 1.000, SLG: 3.000						1-2				1	0	1	3	0	0	0						
Mark Davis, L (7, 1)						1-2		CS	3B	1	0	0	0	1	0	0						
Inning Stats	R: 1 E: 0 K: 0 S: 4	H: 1 LOB: 0 BB: 0 P: 4	R: 0 E: 0 K: 2 S: 7	H: 0 LOB: 0 BB: 0 P: 7	R: 0 E: 0 K: 1 S: 6	H: 1 LOB: 1 BB: 0 P: 6	R: 1 E: 0 K: 0 S: 4	H: 1 LOB: 0 BB: 0 P: 4	R: 1 E: 1 K: 1 S: 6	H: 2 LOB: 0 BB: 0 P: 6	R: 0 E: 0 K: 0 S: 3	H: 0 LOB: 0 BB: 0 P: 3	R: 3 E: 0 K: 0 S: 4	H: 2 LOB: 0 BB: 2 P: 12	R: 1 E: 1 K: 0 S: 4	H: 0 LOB: 0 BB: 0 P: 4	R: 1 E: 0 K: 1 S: 6	H: 1 LOB: 0 BB: 0 P: 6	1B: 3 2B: 1 3B: 1 HR: 3	SF: 0 SAC: 1 DP: 0 HBP: 0	WP: 1 PB: 0 SB: 2 CS: 2	PA: 36
PITCHER	IP WLS BF H R ER SO BB IBB HBP BLK WP HR S P ERA WHIP																					
Nolan Ryan, R (1, 1) ERA: 8.53	6.1 L 26 6 6 6 4 1 1 0 0 0 2 32 40 8.53 1.105																					
Jeff Calhoun, L (7, 1) ERA: 3.38	2.2 10 2 2 1 1 0 0 0 0 1 1 12 12 3.38 0.750																					

Batter	1	2	3	4	5	6	7	8	9	AB	R	H	RBI	BB	SO	LOB	BOTTOM					
Eric Bullock, L (1, 7)	6-3		L8		3-1		K			3	0	0	0	0	0	0	San Francisco Giants @ Houston Astros Astrodome, Houston, TX Tue Apr 08 1986, 7:05 PM EST Att: 22,935 - Unknown					
Jim Pankovits, R (7, PH) (8, 7)										1	0	0	0	1	0							
Bill Doran, S (1, 4) BB	HR		BB		P6		F7			2	1	0	0	2	0	0						
Denny Walling, L (1, 5) OBP: 0.250, SLG: 0.250	F8		K				1-3			4	0	1	0	0	1	2						
Glenn Davis, R (1, 3) OBP: 0.250, SLG: 1.000	HR		6-3		F8				F4	4	1	1	2	0	0	2						
Mark Bailey, S (1, 2)	K					K			6-3	4	0	0	0	0	3	0						
Kevin Baas, S (1, 9) OBP: 0.500, SLG: 1.000		SH5-3		F9			S		F8	4	1	2	0	0	0	0						
Tony Walker, R (1, 8) OBP: 0.333, SLG: 0.667										3	0	1	0	0	1	2						
Billy Hatcher, R (7, 9)		K					5-3			1	0	0	0	0	0	0						
Dickie Thon, R (1, 6)		SH5-3							P3	1	0	0	1	2	0	0						
Nolan Ryan, R (1, 1)										3	0	0	0	0	2	4						
Jeff Calhoun, L (7, 1)										0	0	0	0	0	0	0						
Phil Garner, R (9, PH)										1	0	0	0	0	0	0						
Inning Stats	R: 2 E: 0 K: 1 S: 6	H: 1 LOB: 1 BB: 1 P: 10	R: 1 E: 0 K: 2 S: 8	H: 1 LOB: 0 BB: 0 P: 8	R: 0 E: 0 K: 1 S: 5	H: 0 LOB: 1 BB: 1 P: 9	R: 0 E: 0 K: 1 S: 6	H: 1 LOB: 2 BB: 1 P: 10	R: 0 E: 0 K: 0 S: 4	H: 1 LOB: 1 BB: 0 P: 4	R: 0 E: 0 K: 2 S: 8	H: 1 LOB: 2 BB: 1 P: 12	R: 0 E: 0 K: 1 S: 5	H: 0 LOB: 0 BB: 0 P: 5	R: 0 E: 0 K: 0 S: 3	H: 0 LOB: 0 BB: 0 P: 3	R: 0 E: 0 K: 0 S: 3	H: 0 LOB: 0 BB: 0 P: 3	1B: 2 2B: 1 3B: 1 HR: 1	SF: 0 SAC: 1 DP: 0 HBP: 0	WP: 0 PB: 0 SB: 3 CS: 0	PA: 36
PITCHER	IP WLS BF H R ER SO BB IBB HBP BLK WP HR S P ERA WHIP																					
Mike Krukow, R (1, 1) ERA: 4.5	6.0 W 27 5 3 3 7 2 2 0 0 0 1 37 53 4.50 1.167																					
Mark Davis, L (7, 1) ERA:	3.0 S 9 0 0 0 1 0 0 0 0 0 0 11 11 0.00 0.000																					



Batter	1	2	3	4	5	6	7	8	9	AB	R	H	RBI	BB	SO	LOB	TOP			
Dan Gladden, R (1,8) OBP: 0.308, SLG: 0.385	0-3 K		0-0 F7			0-0 F2			0-0 5-3	4	0	0	0	0	1	0	San Francisco Giants @ Houston Astros Astrodome, Houston, TX Thu Apr 10 1986, 7:05 PM EST Att: 6,070 - Unknown			
Will Clark, L (1,3) OBP: 0.308, SLG: 0.615	0-0 G4-6-3 1B		0-3 K			0-3 K			0-0 1B	4	0	2	0	0	2	0				
Chili Davis, S (1,9)	0-0 G4-6-3 1-2			0-0 F7					0-0 6-3	4	0	0	0	0	0	2				
Jeffrey Leonard, R (1,7) OBP: 0.300, SLG: 0.600		0-0 6-3		0-0 F8					0-0 F9	3	0	0	0	0	0	0				
Chris Brown, R (1,5) OBP: 0.273, SLG: 0.273		0-0 5-3		0-0 F8					0-0 F9	3	0	0	0	0	0	0				
Bob Brenly, R (1,2) OBP: 0.571, SLG: 1.000		0-0 2B 1B			0-0 CS 1B				0-0 F8	3	0	2	0	0	0	0				
Robby Thompson, R (1,4) OBP: 0.300, SLG: 0.444		0-0 1-3 2B		0-0 1-3 2B		0-0 1-2			0-0 5-3	3	0	1	0	0	0	1				
Jose Uribe, S (1,6) OBP: 0.375, SLG: 0.167 Joel Youngblood, R (8,PH) Brad Wellman, R (8,6)	0-3 K				0-0 F8				0-0 F5	2	0	0	0	0	1	2				
Vida Blue, S (1,1) Jeff Robinson, R (6,1) Bill Laskey, R (8,1) Candy Maldonado, R (8,PH) OBP: 0.500, SLG: 1.500			0-0 4-3			0-3 K			0-0 F9	2	0	0	0	0	1	0				
Inning Stats	R: 0 E: 0 K: 1 S: 5	H: 1 LOB: 0 BB: 0 P: 5	R: 0 E: 0 K: 1 S: 7	H: 2 LOB: 2 BB: 0 P: 7	R: 0 E: 0 K: 1 S: 5	H: 0 LOB: 0 BB: 0 P: 5	R: 0 E: 0 K: 0 S: 3	H: 0 LOB: 0 BB: 0 P: 3	R: 0 E: 0 K: 0 S: 3	H: 0 LOB: 0 BB: 0 P: 3	R: 0 E: 0 K: 0 S: 3	H: 0 LOB: 0 BB: 0 P: 3	R: 0 E: 0 K: 0 S: 3	H: 0 LOB: 0 BB: 0 P: 3	R: 0 E: 0 K: 0 S: 4	H: 1 LOB: 1 BB: 0 P: 4		1B: 4 2B: 1 3B: 0 HR: 0	SF: 0 SAC: 0 DP: 1 HBP: 0	WP: 0 PB: 0 SB: 0 CS: 1
PITCHER Bob Knepper, L (1,1) ERA:	IP: 9.0 WLS: W BF: 30 H: 5 R: 0 ER: 0 SO: 5 BB: 0 IBB: 0 HBP: 0 BLK: 0 WP: 0 HR: 0 S: 40 P: 40 ERA: 0.00 WHIP: 0.556																			

Batter	1	2	3	4	5	6	7	8	9	AB	R	H	RBI	BB	SO	LOB	BOTTOM			
Billy Hatcher, R (1,9) OBP: 0.143, SLG: 0.143	0-3 K2-3		0-0 6-3			0-0 E S WP 1B			0-3 K	4	1	1	0	0	2	0	San Francisco Giants @ Houston Astros Astrodome, Houston, TX Thu Apr 10 1986, 7:05 PM EST Att: 6,070 - Unknown			
Bill Doran, S (1,4) OBP: 0.967, SLG: 0.500	0-0 F8 2B			0-0 F9		4-0 S 1-H BB			4-0 WP S 2B BB	2	1	1	0	2	0	0				
Phil Garner, R (1,5) OBP: 0.400, SLG: 0.500	0-0 F8 2-3			0-0 1B 2B		0-0 F9			4-0 1-3 2B BB	3	1	1	0	1	0	2				
Glenn Davis, R (1,3) OBP: 0.167, SLG: 0.500	0-0 5-3			0-0 F9		0-3 K			0-0 1-H 3-H 2B 2B	4	1	1	1	0	1	3				
Kevin Bass, S (1,8) OBP: 0.500, SLG: 0.600		0-3 K		0-0 2-H 1B		4-0 IBB			4-0 2B IBB	2	0	1	1	2	1	0				
Dickie Thon, R (1,6) OBP: 0.700, SLG: 0.857		4-0 CS BB		0-0 G3		0-3 K			0-0 1-3 2-H 2B	3	0	1	1	1	1	3				
Mark Bailey, S (1,2)	0-3 K				0-3 K				0-0 1-3 2-H 4-3	4	0	0	0	0	3	3				
Eric Bullock, L (1,7)			0-0 G3		0-0 4-3				0-0 5-3	3	0	0	0	0	0	0				
Bob Knepper, L (1,1)			0-0 4-3		0-3 K				0-0 4-3	3	0	0	0	0	1	0				
Inning Stats	R: 0 E: 0 K: 1 S: 6	H: 1 LOB: 1 BB: 0 P: 6	R: 0 E: 0 K: 2 S: 6	H: 0 LOB: 0 BB: 1 P: 10	R: 0 E: 0 K: 0 S: 3	H: 0 LOB: 0 BB: 0 P: 3	R: 1 E: 0 K: 0 S: 5	H: 2 LOB: 1 BB: 0 P: 5	R: 0 E: 0 K: 2 S: 7	H: 0 LOB: 0 BB: 0 P: 7	R: 1 E: 0 K: 2 S: 8	H: 1 LOB: 2 BB: 2 P: 16	R: 0 E: 0 K: 1 S: 5	H: 0 LOB: 0 BB: 0 P: 5	R: 2 E: 0 K: 1 S: 6	H: 2 LOB: 2 BB: 3 P: 18		1B: 2 2B: 4 3B: 0 HR: 0	SF: 0 SAC: 0 DP: 0 HBP: 0	WP: 2 PB: 0 SB: 3 CS: 1
PITCHER Vida Blue, L (1,1) ERA: 3.38 Jeff Robinson, R (6,1) Bill Laskey, R (8,1) ERA:	IP: 5.1 WLS: L BF: 21 H: 4 R: 2 ER: 2 SO: 5 BB: 2 IBB: 2 HBP: 0 BLK: 0 WP: 1 HR: 0 S: 29 P: 37 ERA: 3.38 WHIP: 1.125																			

Batter	1	2	3	4	5	6	7	8	9	AB	R	H	RBI	BB	SO	LOB	TOP			
Bill Doran, S OBP: 0.567, SLG: 0.524 (1, 4)										4	2	1	0	1	0	2				
Billy Hatcher, R OBP: 0.235, SLG: 0.188 (1, 7)										3	1	2	0	1	0	0				
Phil Garner, R OBP: 0.667, SLG: 1.500 (1, 5)										4	3	3	4	1	0	1				
Glenn Davis, R OBP: 0.207, SLG: 0.536 (1, 3)										4	1	1	3	1	0	2				
Kevin Bass, S OBP: 0.370, SLG: 0.500 (1, 9)										3	1	1	1	1	1	1				
Dickie Thon, R OBP: 0.440, SLG: 0.524 (1, 6)										4	0	0	0	0	3	4				
Mark Bailey, S OBP: 0.125, SLG: 0.167 (1, 2)										4	0	1	0	0	2	1				
Tony Walker, R OBP: 0.250, SLG: 0.375 (1, 8)										4	0	1	0	0	0	1				
Bob Knepper, L Charlie Kerfeld, R (6, 1)										3	0	0	0	0	1	1				
Inning Stats	R: 3 E: 0 K: 2 S: 10	H: 3 LOB: 1 BB: 1 P: 14	R: 0 E: 0 K: 0 S: 3	H: 1 LOB: 0 BB: 0 P: 3	R: 2 E: 0 K: 0 S: 5	H: 2 LOB: 0 BB: 0 P: 5	R: 0 E: 0 K: 1 S: 5	H: 0 LOB: 0 BB: 0 P: 5	R: 0 E: 0 K: 1 S: 5	H: 0 LOB: 3 BB: 3 P: 17	R: 3 E: 0 K: 2 S: 9	H: 2 LOB: 0 BB: 1 P: 13	R: 0 E: 0 K: 0 S: 4	H: 1 LOB: 1 BB: 0 P: 4	R: 0 E: 0 K: 0 S: 3	H: 1 LOB: 0 BB: 0 P: 3	1B: 5 2B: 1 3B: 0 HR: 4	SF: 0 SAC: 1 DP: 2 HBP: 0	WP: 0 PB: 0 SB: 0 CS: 0	PA: 40
PITCHER	IP WLS BF H R ER SO BB IBB HBP BLK WP HR S P ERA WHIP	IP WLS BF H R ER SO BB IBB HBP BLK WP HR S P ERA WHIP																		
Vida Blue, L ERA: 7.56 (1, 1)	3.0 L 15 6 5 5 2 1 0 0 0 0 0 3 18 22 15.00 2.333																			
Michael LaCoss, R ERA: 18.0 (4, 1)	1.0 3 0 0 0 1 0 0 0 0 0 0 0 5 5 0.00 0.000																			
Jim Gott, R ERA: 2.7 (5, 1)	2.0 9 0 0 0 2 2 1 0 0 0 0 0 10 22 0.00 1.000																			
Mark Davis, L ERA: 4.26 (7, 1)	1.0 7 3 3 3 2 1 0 0 0 0 0 1 10 14 27.00 4.000																			
Bill Laskey, R ERA: 4.15 (8, 1)	2.0 6 1 0 0 0 0 0 0 0 0 0 0 6 6 0.00 0.500																			

Houston Astros @ San Francisco Giants
Candlestick Park, San Francisco, CA
Tue Apr 15 1986, 6:33 AM EST
Att: 46,638 - Unknown

AB	34
R	8
H	10
RBI	8
BB	5
SO	7
LOB	14



Batter	1	2	3	4	5	6	7	8	9	AB	R	H	RBI	BB	SO	LOB	BOTTOM					
Dan Gladden, R OBP: 0.412, SLG: 0.455 (1, 8)										5	0	3	0	0	2	3						
Robby Thompson, R OBP: 0.333, SLG: 0.250 (1, 4)										4	1	0	0	1	2	5						
Will Clark, L OBP: 0.412, SLG: 0.613 (1, 3)										5	1	3	2	0	0	2						
Jeffrey Leonard, R OBP: 0.379, SLG: 0.704 (1, 7)										5	0	1	0	0	0	5						
Bob Brenly, R OBP: 0.480, SLG: 0.700 (1, 5)										5	1	1	1	0	1	5						
Candy Maldonado, R OBP: 0.385, SLG: 0.583 (1, 9)										5	0	0	0	0	3	1						
Bob Melvin, R OBP: 0.208, SLG: 0.261 (1, 2)										4	0	3	0	0	1	0						
Jose Uribe, S OBP: 0.273, SLG: 0.158 (1, 6)										4	0	1	0	0	0	3						
Vida Blue, S Michael LaCoss, R Jim Gott, R (1, 1) (4, 1) (4, 1)										1	0	0	0	0	0	1						
Brad Weisman, R Mark Davis, L Bill Laskey, R Brad Golden, L (5, 1) (7, 1) (8, 1) (8, 2)										0	0	0	0	1	0	0						
Inning Stats	R: 0 E: 0 K: 1 S: 7	H: 2 LOB: 2 BB: 0 P: 7	R: 0 E: 0 K: 1 S: 6	H: 1 LOB: 1 BB: 0 P: 6	R: 0 E: 1 K: 0 S: 5	H: 2 LOB: 2 BB: 0 P: 5	R: 0 E: 0 K: 1 S: 6	H: 1 LOB: 2 BB: 0 P: 7	R: 3 E: 0 K: 0 S: 6	H: 3 LOB: 1 BB: 1 P: 10	R: 0 E: 0 K: 1 S: 6	H: 1 LOB: 2 BB: 1 P: 10	R: 0 E: 0 K: 3 S: 9	H: 0 LOB: 0 BB: 0 P: 9	R: 0 E: 0 K: 1 S: 6	H: 1 LOB: 1 BB: 0 P: 6	R: 0 E: 0 K: 1 S: 6	H: 1 LOB: 1 BB: 0 P: 6	1B: 10 2B: 0 3B: 0 HR: 2	SF: 0 SAC: 0 DP: 1 HBP: 1	WP: 1 PB: 0 SB: 0 CS: 0	PA: 42
PITCHER	IP WLS BF H R ER SO BB IBB HBP BLK WP HR S P ERA WHIP	IP WLS BF H R ER SO BB IBB HBP BLK WP HR S P ERA WHIP																				
Bob Knepper, L ERA: 1.93 (1, 1)	5.0 W 26 9 3 3 3 1 0 0 0 0 1 0 27 35 5.40 2.000																					
Charlie Kerfeld, R ERA: (6, 1)	4.0 S 16 3 0 0 6 1 0 0 0 0 1 0 27 31 0.00 1.000																					

Houston Astros @ San Francisco Giants
Candlestick Park, San Francisco, CA
Tue Apr 15 1986, 6:33 AM EST
Att: 46,638 - Unknown

AB	39
R	3
H	12
RBI	3
BB	2
SO	9
LOB	26



Batter	1	2	3	4	5	6	7	8	9	AB	R	H	RBI	BB	SO	LOB	TOP																
Bill Doran, S OBP: 0.529, SLG: 0.480 (1, 4)	3-1	L4						G3		4	0	1	0	0	0	2	Houston Astros @ San Francisco Giants Candlestick Park, San Francisco, CA Wed Apr 16 1986, 6:33 AM EST Att: 3,590 - Unknown livebaseballscorecards.com																
Terry Puhl, L (1, 9) Tony Walker, R OBP: 0.250, SLG: 0.375 (8, 8)	G3		F5				G3	F4		4	0	0	0	0	0	1																	
Phil Garner, R OBP: 0.625, SLG: 1.286 (1, 5)	F6		1B	2B			5-3	1B	BB	1B	4	2	2	0	0	0																	
Glenn Davis, R OBP: 0.182, SLG: 0.469 (1, 3)		6-3	6-3				K		K	4	0	0	0	0	2	2																	
Kevin Bass, S OBP: 0.387, SLG: 0.536 (1, 8) (8, 9)		BB	CS	1B			G3		K	4	1	2	1	0	1	1																	
Denny Welling, L OBP: 0.391, SLG: 0.263 (1, 7)	BB	BB	CS	1B			K		BB	3	1	1	0	1	2	0																	
Mark Bailey, S OBP: 0.149, SLG: 0.154 (9, PH) Alan Ashby, S OBP: 0.286, SLG: 0.167 (9, 2)	E	BB					K		BB	2	0	0	0	1	1	0																	
Dickie Thon, R OBP: 0.414, SLG: 0.458 (1, 6)	BB	BB					F6		BB	0	0	0	0	1	0	0																	
Nolan Ryan, R OBP: 0.222, SLG: 0.222 Dave Smith, R (8, 1)	E7						6-3		BB	3	0	1	2	0	1	0																	
	1B								5-3	1	0	0	0	0	0	3																	
Inning Stats	R: 0 E: 0 K: 0 S: 3	H: 0 LOB: 0 BB: 3	R: 2 E: 1 K: 1 S: 7	H: 2 LOB: 2 BB: 15	R: 1 E: 0 K: 2 S: 4	H: 2 LOB: 0 BB: 4	R: 0 E: 0 K: 2 S: 7	H: 0 LOB: 0 BB: 0	R: 0 E: 0 K: 1 S: 5	H: 0 LOB: 0 BB: 0	R: 0 E: 0 K: 1 S: 5	H: 0 LOB: 0 BB: 0	R: 0 E: 0 K: 1 S: 5	H: 0 LOB: 0 BB: 5	R: 1 E: 0 K: 2 S: 9	H: 2 LOB: 3 BB: 17	1B: 5 2B: 2 3B: 0 HR: 0	SF: 0 SAC: 0 DP: 0 HBP: 0	WP: 0 PB: 0 CS: 0 SB: 2	PA: 37													
PITCHER	IP WLS BF H R ER SO BB IBB HBP BLK WP HR S P ERA WHIP																																
Roger Mason, R ERA: 2.77 Jeff Robinson, R ERA: 3.95	(1, 1) (8, 1)	7.0 10	L 26	5 2	3 1	3 1	5 3	2 2	0 0	0 0	0 0	0 0	0 14	34 22	42 22	3.86 4.50	1.000 2.000																

Batter	1	2	3	4	5	6	7	8	9	AB	R	H	RBI	BB	SO	LOB	BOTTOM																
Dan Gladden, R OBP: 0.385, SLG: 0.421 (1, 8)	CS		K					5-3	5-3	5	0	1	0	0	1	1	Houston Astros @ San Francisco Giants Candlestick Park, San Francisco, CA Wed Apr 16 1986, 6:33 AM EST Att: 3,590 - Unknown livebaseballscorecards.com																
Will Clark, L OBP: 0.368, SLG: 0.543 (1, 3)	K		F7				K	F8		4	0	0	0	0	2	1																	
Joel Youngblood, R OBP: 0.455, SLG: 0.444 (1, 9)	WP						L5	E	BB	3	1	2	0	1	0	0																	
Jeffrey Leonard, R OBP: 0.364, SLG: 0.633 (1, 7)	BB		5-3				K	E5	BB	3	0	0	0	1	1	2																	
Bob Brenly, R OBP: 0.483, SLG: 0.667 (1, 5)	BB						K	BB		4	0	2	1	0	2	2																	
Bob Melvin, R OBP: 0.178, SLG: 0.222 (1, 2)			F8				1B	FC6-4	1B	4	0	0	0	0	1	3																	
Robby Thompson, R OBP: 0.294, SLG: 0.214 (1, 4)			F8					FC6-4		4	0	0	0	0	0	1																	
Jose Uribe, S OBP: 0.292, SLG: 0.190 Chili Davis, S OBP: 0.259, SLG: 0.208 Brad Wellman, R OBP: 0.286, SLG: 0.167 (7, FR) (8, 6)							F4			2	0	1	0	0	0	1																	
Brad Gulden, L OBP: 0.333, SLG: 0.200 (9, PH) Roger Mason, R OBP: 0.250, SLG: 0.250 Dan Driessen, L (7, PH) Jeff Robinson, R (8, 1) Candy Maldonado, R OBP: 0.429, SLG: 0.615 (8, PH)								BB		1	0	0	0	0	1	0																	
								F6		2	0	0	0	0	2	1																	
Inning Stats	R: 0 E: 0 K: 2 S: 8	H: 2 LOB: 2 BB: 1	R: 0 E: 0 K: 1 S: 6	H: 1 LOB: 1 BB: 0	R: 0 E: 0 K: 1 S: 6	H: 1 LOB: 1 BB: 0	R: 0 E: 0 K: 1 S: 6	H: 1 LOB: 1 BB: 0	R: 0 E: 0 K: 2 S: 7	H: 0 LOB: 0 BB: 0	R: 0 E: 0 K: 2 S: 7	H: 0 LOB: 0 BB: 0	R: 0 E: 0 K: 0 S: 3	H: 0 LOB: 1 BB: 1	R: 1 E: 1 K: 0 S: 5	H: 1 LOB: 2 BB: 1	R: 0 E: 0 K: 1 S: 6	H: 1 LOB: 1 BB: 0	1B: 6 2B: 1 3B: 0 HR: 0	SF: 0 SAC: 0 DP: 0 HBP: 0	WP: 1 PB: 0 CS: 1 SB: 1	PA: 37											
PITCHER	IP WLS BF H R ER SO BB IBB HBP BLK WP HR S P ERA WHIP																																
Nolan Ryan, R ERA: 3.0 Dave Smith, R ERA: 2.05	(1, 1) (8, 1)	7.2 5	W 32	6 1	0 0	0 0	9 1	3 0	0 0	0 0	0 0	0 0	0 7	34 7	59 7	0.00 0.00	1.174 0.750																

Batter	1	2	3	4	5	6	7	8	9	AB	R	H	RBI	BB	SO	LOB	TOP			
Tim Flannery, L (1,4) OBP: 0.257, SLG: 0.273	0-0 4-3		0-0 4-3			0-3 K		0-0 F7		4	0	0	0	0	1	2				
Tony Gwynn, L (1,9) OBP: 0.340, SLG: 0.391	0-0 4-3			0-0 F6			4-0 FC5-4 BB		0-0 2B	3	0	1	0	1	0	0				
Kevin McReynolds, R (1,8) OBP: 0.333, SLG: 0.444	0-0 F8			0-3 K			0-0 FC5-4 PB 1-2		0-3 K	4	0	0	0	0	2	2				
Steve Garvey, R (1,3) OBP: 0.234, SLG: 0.400		0-0 1B 2B		0-0 6-3			0-0 F5		0-0 F8	4	1	1	0	0	0	2				
Terry Kennedy, L (1,2) OBP: 0.256, SLG: 0.229		0-0 F8			0-0 F8		0-0 F7		0-0 F6	4	0	0	0	0	0	3				
Graig Nettles, L (1,5) OBP: 0.346, SLG: 0.150		0-0 G5-4-3 2H 1B		0-3 K			0-0 1-3			3	0	1	1	0	1	0				
John Kruk, L (1,7) OBP: 0.250, SLG: 0.375		0-0 G5-4-3 1-2		0-0 F8			0-0 1B 2B			3	0	1	0	0	0	1				
Garry Templeton, S (1,6) OBP: 0.395, SLG: 0.333			0-0 F8			0-0 F8		0-0 2-3 1B		3	0	1	0	0	0	0				
Andy Hawkins, R (1,1) OBP: 0.250, SLG: 0.250				0-0 5-3		0-0 F8		0-3 K		1	0	0	0	0	0	0				
Dane Iorg, L (6,PH)										1	0	0	0	0	0	0				
Tim Stoddard, R (6,PH)										0	0	0	0	0	0	0				
Marvell Wynne, L (8,PH)										1	0	0	0	0	1	2				
Craig Lefferts, L (8,1)										0	0	0	0	0	0	0				
Inning Stats	R: 0 E: 0 K: 0 S: 3	H: 0 LOB: 0 BB: 0 P: 3	R: 1 E: 0 K: 0 S: 4	H: 2 LOB: 0 BB: 0 P: 4	R: 0 E: 0 K: 0 S: 3	H: 0 LOB: 0 BB: 0 P: 3	R: 0 E: 0 K: 1 S: 5	H: 0 LOB: 0 BB: 0 P: 5	R: 0 E: 0 K: 1 S: 5	H: 0 LOB: 0 BB: 0 P: 5	R: 0 E: 0 K: 0 S: 3	H: 0 LOB: 1 BB: 1 P: 7	R: 0 E: 0 K: 1 S: 7	H: 2 LOB: 2 BB: 0 P: 7	R: 0 E: 0 K: 1 S: 6	H: 1 LOB: 1 BB: 0 P: 6	1B: 2 2B: 3 3B: 0 HR: 0	SF: 0 SAC: 0 DP: 1 HBP: 0	WP: 0 PB: 1 SB: 0 CS: 0	PA: 32
PITCHER Mike Krukow, R (1,1) ERA: 3.15	IP: 9.0 WLS: W BF: 32 H: 5 R: 1 ER: 1 SO: 5 BB: 1 IBB: 0 HBP: 0 BLK: 0 WP: 0 HR: 0 S: 41 P: 45 ERA: 1.00 WHIP: 0.667															PITCHER				

San Diego Padres @ San Francisco Giants
Candlestick Park, San Francisco, CA
Thu Apr 17 1986, 6:33 AM EST
Att: 8,248 - Unknown


AB	31
R	1
H	5
RBI	1
BB	1
SO	5
LOB	12



Batter	1	2	3	4	5	6	7	8	9	AB	R	H	RBI	BB	SO	LOB	BOTTOM			
Dan Gladden, R (1,8) OBP: 0.395, SLG: 0.429	0-0 FC6-4 1B		0-0 BB 2B 1B		0-0 F9		0-0 F2			4	1	2	0	0	0	0				
Will Clark, L (1,3) OBP: 0.381, SLG: 0.553	0-0 F7		4-0 BB 2B BB		0-0 1B 2B		0-3 K			3	2	1	0	1	1	1				
Chris Brown, R (1,5) OBP: 0.313, SLG: 0.267	0-3 K		4-0 BB 2B BB		0-0 2H 1B		0-0 F7			3	1	1	1	1	1	1				
Jeffrey Leonard, R (1,7) OBP: 0.351, SLG: 0.618	0-0 FC6-4 1-2		0-0 1H 2H 3H 2B		0-3 K		0-0 F7		0-0 F7	4	0	1	3	0	1	2				
Chili Davis, S (1,9) OBP: 0.233, SLG: 0.185		0-0 1-3		0-0 F7		0-3 K		0-0 E5 BB		3	0	0	0	0	1	1				
Joel Youngblood, R (8,PH) OBP: 0.417, SLG: 0.400										1	0	0	0	0	0	0				
Bob Brenly, R (1,2) OBP: 0.485, SLG: 0.615		0-0 5-3		0-3 K		4-0 BB		4-0 1-2 BB		2	0	0	0	2	1	0				
Robby Thompson, R (1,4) OBP: 0.283, SLG: 0.188		0-0 F8		0-0 F3		0-0 F4		0-3 K		4	0	0	0	0	1	3				
Jose Uribe, S (1,6) OBP: 0.259, SLG: 0.167			0-0 F8		0-3 K		0-0 6-3			3	0	0	0	0	1	1				
Mike Krukow, R (1,1)			0-0 F8		0-3 K		0-0 6-3			3	0	0	0	0	1	0				
Inning Stats	R: 0 E: 0 K: 1 S: 6	H: 1 LOB: 1 BB: 0 P: 6	R: 0 E: 0 K: 0 S: 3	H: 0 LOB: 0 BB: 0 P: 3	R: 3 E: 0 K: 0 S: 5	H: 2 LOB: 1 BB: 2 P: 13	R: 0 E: 0 K: 2 S: 7	H: 0 LOB: 0 BB: 0 P: 7	R: 1 E: 0 K: 2 S: 9	H: 2 LOB: 1 BB: 0 P: 9	R: 0 E: 0 K: 1 S: 5	H: 0 LOB: 0 BB: 0 P: 5	R: 0 E: 0 K: 1 S: 6	H: 0 LOB: 2 BB: 1 P: 10	R: 0 E: 1 K: 1 S: 6	H: 0 LOB: 2 BB: 1 P: 10	1B: 3 2B: 2 3B: 0 HR: 0	SF: 0 SAC: 0 DP: 0 HBP: 0	WP: 0 PB: 0 SB: 0 CS: 0	PA: 34
PITCHER Andy Hawkins, R (1,1) ERA: 5.87	IP: 5.0 WLS: L BF: 22 H: 5 R: 4 ER: 4 SO: 5 BB: 2 IBB: 0 HBP: 0 BLK: 0 WP: 0 HR: 0 S: 30 P: 38 ERA: 7.20 WHIP: 1.400															PITCHER				
Tim Stoddard, R (6,1) ERA: 2.45	2.0 7 0 0 0 2 1 0 0 0 0 0 10 14 0.00 0.500																			
Craig Lefferts, L (8,1) ERA: 4.26	1.0 5 0 0 0 1 1 0 0 0 0 0 6 10 0.00 1.000																			

San Diego Padres @ San Francisco Giants
Candlestick Park, San Francisco, CA
Thu Apr 17 1986, 6:33 AM EST
Att: 8,248 - Unknown

AB	30
R	4
H	5
RBI	4
BB	4
SO	8
LOB	9



Batter	1	2	3	4	5	6	7	8	9	AB	R	H	RBI	BB	SO	LOB	TOP			
Tim Flannery, L (1.4) OBP: 0.231, SLG: 0.243	0-0 4-3		0-0 1-3		0-0 F7			0-0 G3		4	0	0	0	0	0	2	San Diego Padres @ San Francisco Giants Candlestick Park, San Francisco, CA Fri Apr 18 1986, 9:05 PM EST Att: 14,107 - Unknown livebaseballscorecards.com			
Tony Gwynn, L (1.9) OBP: 0.333, SLG: 0.400	0-0 4-3		0-0 4-3			0-0 WP 2B		0-0 6-3		4	0	1	0	0	0	1				
Kevin McReynolds, R (1.8) OBP: 0.327, SLG: 0.417	4-0 FC6-4 BB		0-0 6-3			0-0 6-3		0-0 L6		3	0	0	0	1	0	2				
Steve Garvey, R (1.3) OBP: 0.216, SLG: 0.367	0-0 FC6-4 1-2			0-0 4-3		0-0 F8 2-3		0-0 F9		4	0	0	0	0	0	2				
Terry Kennedy, L (1.2) OBP: 0.279, SLG: 0.316		0-0 F8		0-0 4-3		0-0 4-0 BB		0-0 HR		3	1	1	1	1	0	0				
Graig Nettles, L (1.5) OBP: 0.300, SLG: 0.125		0-0 E8 WP		0-0 G3		0-0 F3		0-0 3-1		4	0	0	0	0	0	2				
John Kruk, L (1.7) OBP: 0.167, SLG: 0.250		0-3 K 2-3			0-0 4-3		0-3 K		0-3 K	4	0	0	0	0	3	1				
Garry Templeton, S (1.6) OBP: 0.370, SLG: 0.310		0-3 K2-3			0-0 6-3		0-0 4-3			3	0	0	0	0	1	1				
Mark Thurmond, L (1.1) OBP: 0.400, SLG: 0.400					4-0 2B		0-3 K			0	0	0	0	0	0	0				
Gene Walter, L (2.1) OBP: 0.667, SLG: 1.000										1	0	1	0	1	0	0				
Dane Iorg, L (7. PH)										1	0	0	0	1	1	0				
Tim Stoddard, R (7.1)										0	0	0	0	0	0	0				
Inning Stats	R: 0 E: 0 K: 0 S: 3	H: 0 LOB: 1 BB: 1 P: 7	R: 0 E: 1 K: 2 S: 8	H: 0 LOB: 1 BB: 0 P: 8	R: 0 E: 0 K: 0 S: 4	H: 1 LOB: 1 BB: 0 P: 4	R: 0 E: 0 K: 0 S: 3	H: 0 LOB: 0 BB: 0 P: 3	R: 0 E: 0 K: 2 S: 4	H: 1 LOB: 2 BB: 1 P: 8	R: 0 E: 0 K: 2 S: 7	H: 0 LOB: 0 BB: 0 P: 7	R: 0 E: 0 K: 0 S: 3	H: 0 LOB: 0 BB: 0 P: 3	R: 1 E: 0 K: 1 S: 6	H: 1 LOB: 0 BB: 0 P: 6	1B: 0 2B: 2 3B: 0 HR: 1	SF: 0 SAC: 0 DP: 0 HBP: 0	WP: 2 PB: 0 SB: 0 CS: 0	PA: 34
PITCHER Scott Garrelts, R (1.1) ERA: 1.52	IP: 9.0 WLS: W BF: 34 H: 3 R: 1 ER: 1 SO: 5 BB: 3 IBB: 0 HBP: 0 BLK: 0 WP: 2 HR: 1 S: 41 P: 53 ERA: 1.00 WHIP: 0.667															PITCHER				

Batter	1	2	3	4	5	6	7	8	9	AB	R	H	RBI	BB	SO	LOB	BOTTOM	
Dan Gladden, R (1.8) OBP: 0.396, SLG: 0.413	4-0 HR BB	0-0 2B 1B	0-0 FC6-4 1-2 2-3			0-3 K		0-3 K		4	2	1	1	1	2	4	San Diego Padres @ San Francisco Giants Candlestick Park, San Francisco, CA Fri Apr 18 1986, 9:05 PM EST Att: 14,107 - Unknown livebaseballscorecards.com	
Will Clark, L (1.3) OBP: 0.413, SLG: 0.585	4-0 HR BB	0-0 2B 1B		0-0 G6-4-3 1B		0-3 K				3	2	2	1	1	1	1		
Dan Driessen, L (7.3)										0	0	0	0	0	0	0		
Chris Brown, R (1.5) OBP: 0.300, SLG: 0.263	0-0 F8	0-0 1B 2B		0-0 G6-4-3 1-2		0-3 K				4	0	1	1	0	1	3		
Jeffrey Leonard, R (1.7) OBP: 0.366, SLG: 0.684	0-0 HR 2H	0-0 FC6-4 1B		0-0 5-3		0-0 F7				4	1	2	3	0	0	0		
Chili Davis, S (1.9) OBP: 0.235, SLG: 0.167	0-0 F9	0-0 FC6-4 1-2			0-0 F8		4-0 BB			3	0	0	0	1	0	2		
Bob Brenly, R (1.2) OBP: 0.432, SLG: 0.533	0-0 F9		0-3 K		0-0 4-3		0-3 K			4	0	0	0	0	2	1		
Robby Thompson, R (1.4) OBP: 0.310, SLG: 0.229		4-0 1B BB	0-0 FC6-4 1B		0-0 6-3			0-0 SH1-4 1B		3	1	2	0	1	0	0		
Jose Uribe, S (1.6) OBP: 0.258, SLG: 0.179		0-0 4-3	0-3 K			0-0 SH1-3 1B		0-0 F9		4	0	1	0	0	1	3		
Scott Garrelts, R (1.1) OBP: 0.143, SLG: 0.143		0-3 K	0-0 FC6-4 1B			0-0 SH1-3		0-0 SH1-4		2	0	1	0	0	1	1		
Inning Stats	R: 3 E: 0 K: 0 S: 4	H: 1 LOB: 0 BB: 2 P: 12	R: 3 E: 0 K: 1 S: 9	H: 4 LOB: 1 BB: 1 P: 13	R: 0 E: 0 K: 2 S: 9	H: 2 LOB: 2 BB: 0 P: 9	R: 0 E: 0 K: 0 S: 3	H: 1 LOB: 0 BB: 0 P: 3	R: 0 E: 0 K: 2 S: 8	H: 1 LOB: 1 BB: 0 P: 8	R: 0 E: 0 K: 2 S: 7	H: 0 LOB: 1 BB: 1 P: 11	R: 0 E: 0 K: 1 S: 6	H: 1 LOB: 1 BB: 0 P: 6	1B: 8 2B: 1 3B: 0 HR: 1	SF: 0 SAC: 2 DP: 1 HBP: 0	WP: 0 PB: 0 SB: 1 CS: 0	PA: 37
PITCHER Mark Thurmond, L (1.1) ERA: 5.4	IP: 1.2 WLS: L BF: 13 H: 5 R: 6 ER: 6 SO: 6 BB: 3 IBB: 0 HBP: 0 BLK: 0 WP: 0 HR: 1 S: 12 P: 24 ERA: 32.40 WHIP: 4.800															PITCHER		
Gene Walter, L (2.1) ERA:	4.1 BF: 16 H: 4 R: 0 ER: 0 SO: 4 BB: 0 IBB: 0 HBP: 0 BLK: 0 WP: 0 HR: 0 S: 24 P: 24 ERA: 0.00 WHIP: 0.923																	
Tim Stoddard, R (7.1) ERA: 1.59	2.0 BF: 8 H: 1 R: 0 ER: 0 SO: 3 BB: 1 IBB: 0 HBP: 0 BLK: 0 WP: 0 HR: 0 S: 13 P: 17 ERA: 0.00 WHIP: 1.000																	



Batter	1	2	3	4	5	6	7	8	9	AB	R	H	RBI	BB	SO	LOB	TOP										
Tim Flannery, L (1.4) OBP: 0.295, SLG: 0.333 (8, 5)										5	2	4	1	0	0	2											
Tony Gwynn, L (1.9) OBP: 0.322, SLG: 0.400										5	0	1	2	0	1	4											
Kevin McReynolds, R (1.8) OBP: 0.299, SLG: 0.377										5	0	0	0	0	0	4											
Terry Kennedy, L (1.2) OBP: 0.292, SLG: 0.310										4	0	1	1	1	1	1											
Graig Nettles, L (1.5) OBP: 0.294, SLG: 0.115										2	0	0	1	1	0	0											
Gary Templeton, S (1.6) OBP: 0.340, SLG: 0.283										4	0	0	0	0	2	4											
Dane Iorg, L (1.3) OBP: 0.250, SLG: 0.250 (8, PH)										3	1	2	0	0	0	0											
Steve Garvey, R (8, 3) OBP: 0.231, SLG: 0.380										1	0	1	0	0	0	0											
John Kruk, L (1.7) OBP: 0.260, SLG: 0.267 (8, PH)										3	1	1	0	0	0	1											
Carmelo Martinez, R (8, PH) OBP: 0.379, SLG: 0.440 (8, PR)										1	0	1	0	0	0	0											
Bip Roberts, S (8, 4) OBP: 0.318, SLG: 0.429										0	0	0	0	0	0	0											
Eric Show, R (1, 1) OBP: 0.333, SLG: 0.333										0	0	0	0	0	0	0											
Lance McCullers, S (7, 1)										0	0	0	0	0	0	0											
Craig Lefferts, L (7, 1)										0	0	0	0	0	0	0											
Jerry Royster, R (7, 5) OBP: 0.318, SLG: 0.429 (8, 7)										1	0	0	0	0	1	2											
Inning Stats	R: 1 E: 0 K: 2 S: 9	H: 2 LOB: 2 BB: 1 P: 13	R: 4 E: 0 K: 0 S: 8	H: 5 LOB: 2 BB: 1 P: 12	R: 0 E: 0 K: 0 S: 3	H: 1 LOB: 0 BB: 0 P: 3	R: 0 E: 0 K: 0 S: 4	H: 1 LOB: 1 BB: 0 P: 4	R: 0 E: 0 K: 0 S: 3	H: 0 LOB: 0 BB: 0 P: 3	R: 0 E: 0 K: 0 S: 4	H: 2 LOB: 1 BB: 0 P: 4	R: 0 E: 0 K: 1 S: 5	H: 0 LOB: 0 BB: 0 P: 5	R: 0 E: 0 K: 2 S: 9	H: 2 LOB: 2 BB: 0 P: 9	R: 0 E: 0 K: 0 S: 3	H: 0 LOB: 0 BB: 0 P: 3	1B: 11 2B: 2 3B: 0 HR: 0	SF: 1 SAC: 0 DP: 2 HBP: 0	WP: 0 PB: 1 SB: 0 CS: 0	PA: 40					
PITCHER	IP	WLS	BF	H	R	ER	SO	BB	IBB	HBP	BLK	WP	HR	S	P	ERA	WHIP										
Jim Gott, R (1, 1) ERA: 12.46	1.0		11	7	5	5	2	1	0	0	0	0	0	14	18	45.00	8.000										
Michael LaCoss, R (2, 1) ERA: 7.2	3.0		11	2	0	0	0	0	1	0	0	0	0	10	14	0.00	0.667										
Bill Laskey, R (5, 1) ERA: 2.84	2.0	W	7	2	0	0	0	0	0	0	0	0	0	7	7	0.00	1.000										
Mark Davis, L (7, 1) ERA: 3.52	1.1	S	6	2	0	0	2	0	0	0	0	0	0	10	10	0.00	1.500										
Greg Minton, R (8, 1) ERA: 4.05	1.2		5	0	0	0	1	0	0	0	0	0	0	7	7	0.00	0.000										

San Diego Padres @ San Francisco Giants
Candlestick Park, San Francisco, CA
Sat Apr 19 1986, 6:33 AM EST
Att: 26,367 - Unknown

AB	37
R	5
H	13
RBI	5
BB	2
SO	5
LOB	18



Batter	1	2	3	4	5	6	7	8	9	AB	R	H	RBI	BB	SO	LOB	BOTTOM											
Dan Gladden, R (1, 8) OBP: 0.377, SLG: 0.412										5	0	1	0	0	0	1												
Will Clark, L (1, 3) OBP: 0.412, SLG: 0.565										5	1	2	0	0	3	1												
Chris Brown, R (1, 5) OBP: 0.375, SLG: 0.455										3	2	2	2	1	0	0												
Jeffrey Leonard, R (1, 7) OBP: 0.378, SLG: 0.690										4	0	2	0	0	0	3												
Chili Davis, S (1, 9) OBP: 0.263, SLG: 0.156										2	1	0	0	2	1	3												
Bob Brenly, R (1, 2) OBP: 0.415, SLG: 0.500										4	1	1	0	0	0	2												
Bob Melvin, R (8, 2) OBP: 0.179, SLG: 0.222										0	0	0	0	0	0	0												
Robby Thompson, R (1, 4) OBP: 0.304, SLG: 0.256										4	1	1	3	0	0	2												
Greg Minton, S (8, 1) OBP: 0.263, SLG: 0.156										0	0	0	0	0	0	0												
Jose Uribe, S (1, 6) OBP: 0.286, SLG: 0.250										4	0	2	1	0	1	0												
Jim Gott, R (1, 1) Michael LaCoss, R (2, 1) Dan Driessen, L (4, PH) Bill Laskey, R (5, 1) Joel Youngblood, R (8, PH) Mark Davis, L (7, 1) Brad Weisman, R (8, 4) OBP: 0.263, SLG: 0.143										0	0	0	0	0	0	0												
Inning Stats	R: 0 E: 0 K: 1 S: 6	H: 1 LOB: 2 BB: 1 P: 10	R: 0 E: 0 K: 0 S: 3	H: 0 LOB: 0 BB: 0 P: 3	R: 0 E: 0 K: 2 S: 7	H: 0 LOB: 0 BB: 0 P: 7	R: 4 E: 0 K: 1 S: 9	H: 4 LOB: 1 BB: 1 P: 13	R: 0 E: 0 K: 1 S: 6	H: 1 LOB: 1 BB: 0 P: 6	R: 0 E: 0 K: 0 S: 4	H: 1 LOB: 1 BB: 0 P: 4	R: 2 E: 0 K: 0 S: 6	H: 3 LOB: 2 BB: 1 P: 10	R: 0 E: 0 K: 2 S: 8	H: 1 LOB: 1 BB: 0 P: 8	R: 0 E: 0 K: 0 S: 3	H: 0 LOB: 0 BB: 0 P: 3	1B: 6 2B: 4 3B: 0 HR: 1	SF: 0 SAC: 0 DP: 0 HBP: 0	WP: 0 PB: 1 SB: 0 CS: 0	PA: 38						
PITCHER	IP	WLS	BF	H	R	ER	SO	BB	IBB	HBP	BLK	WP	HR	S	P	ERA	WHIP											
Eric Show, R (1, 1) ERA: 2.96	6.1	L	29	8	5	5	5	2	0	0	0	0	0	37	45	7.11	1.579											
Lance McCullers, R (7, 1) ERA: 2.57	0.0		3	2	1	1	0	0	1	0	0	0	0	1	2	6	∞	∞										
Craig Lefferts, L (7, 1) ERA: 3.38	1.2		6	1	0	0	2	0	0	0	0	0	0	10	10	0.00	0.600											

San Diego Padres @ San Francisco Giants
Candlestick Park, San Francisco, CA
Sat Apr 19 1986, 6:33 AM EST
Att: 26,367 - Unknown

AB	35
R	6
H	11
RBI	6
BB	3
SO	7
LOB	14




Batter	1	2	3	4	5	6	7	8	9	AB	R	H	RBI	BB	SO	LOB	TOP										
Jerry Royster, R OBP: 0.320, SLG: 0.417 Graig Nettles, L OBP: 0.286, SLG: 0.111	5-3		CS 1B		F8			F8		3	0	1	0	0	0	1	San Diego Padres @ San Francisco Giants Candlestick Park, San Francisco, CA Sun Apr 20 1986, 6:33 AM EST Att: 39,548 - Unknown livebaseballscorecards.com										
Tony Gwynn, L OBP: 0.333, SLG: 0.414	2B		FC4-6 BB 1-2		G4-6-3 1-2			F8		3	0	1	0	1	0	1											
Kevin McReynolds, R OBP: 0.295, SLG: 0.357	5-3		FC4-6 BB 1-2		1-3			F9		3	0	0	0	1	0	1											
Steve Garvey, R OBP: 0.214, SLG: 0.352	L5		FC4-6 BB 1-2 2-3		F3			F4		4	0	0	0	0	0	3											
Carmelo Martinez, R OBP: 0.364, SLG: 0.414		1B 1B	F8		5-3			5-3		4	0	1	0	0	0	2											
Gary Templeton, S OBP: 0.333, SLG: 0.280		1B 1-2		K				K		4	0	1	0	0	2	0											
Bruce Bochy, R OBP: 0.273, SLG: 0.600 Terry Kennedy, L OBP: 0.286, SLG: 0.302	F6		6-3		F8			F8		2	0	0	0	0	0	2											
Bip Roberts, S Tim Flannery, L OBP: 0.311, SLG: 0.333	F4		F8		F8			BB		2	0	0	0	0	0	2											
Dave Dravecky, R OBP: 0.300, SLG: 0.600 John Kruk, L OBP: 0.250, SLG: 0.313 LaMarr Hoyt, R OBP: 0.222, SLG: 0.222 Dane Iorg, L OBP: 0.222, SLG: 0.222 Tim Stoddard, R OBP: 0.222, SLG: 0.222	K		G4-6-3 1B		K			K		1	0	0	0	0	1	2											
Inning Stats	R: 0 E: 0 K: 0 S: 4	H: 1 LOB: 1 BB: 0 P: 4	R: 0 E: 0 K: 1 S: 7	H: 2 LOB: 2 BB: 0 P: 7	R: 0 E: 0 K: 0 S: 3	H: 1 LOB: 2 BB: 2 P: 11	R: 0 E: 0 K: 1 S: 5	H: 0 LOB: 0 BB: 0 P: 5	R: 0 E: 0 K: 0 S: 3	H: 0 LOB: 1 BB: 1 P: 3	R: 0 E: 0 K: 2 S: 7	H: 0 LOB: 0 BB: 0 P: 11	R: 0 E: 0 K: 0 S: 3	H: 0 LOB: 0 BB: 0 P: 3	R: 0 E: 0 K: 0 S: 3	H: 0 LOB: 0 BB: 0 P: 3		1B: 4 2B: 1 3B: 0 HR: 0	SF: 0 SAC: 0 DP: 1 HBP: 0	WP: 0 PB: 0 SB: 0 CS: 1	PA: 33						
PITCHER	IP	WLS	BF	H	R	ER	SO	BB	IBB	HBP	BLK	WP	HR	S	P	ERA	WHIP										
Vida Blue, L ERA: 4.73 Jeff Robinson, R ERA: 2.45	5.0	W	20	5	0	0	2	2	0	0	0	0	0	22	30	0.00	1.400										
6.1	S	13	0	0	0	0	2	1	0	0	0	0	0	16	20	0.00	0.250										

Batter	1	2	3	4	5	6	7	8	9	AB	R	H	RBI	BB	SO	LOB	BOTTOM											
Dan Gladden, R OBP: 0.357, SLG: 0.389	K		SH SF4 1B		5-3			K		3	1	0	0	0	2	1	San Diego Padres @ San Francisco Giants Candlestick Park, San Francisco, CA Sun Apr 20 1986, 6:33 AM EST Att: 39,548 - Unknown livebaseballscorecards.com											
Will Clark, L OBP: 0.382, SLG: 0.531	F8		SF4		G3			F4		3	0	0	1	0	0	0												
Chris Brown, R OBP: 0.357, SLG: 0.400	1B BB		F6		5-3			F5		3	0	0	0	1	0	1												
Jeffrey Leonard, R OBP: 0.388, SLG: 0.674	1B		HR 1B		F4			F8		4	1	2	1	0	0	0												
Chili Davis, S OBP: 0.268, SLG: 0.257	K		HR		K			K		3	1	1	2	0	2	2												
Bob Melvin, R OBP: 0.161, SLG: 0.200	K		6-3		L4			L4		3	0	0	0	0	1	0												
Robby Thompson, R OBP: 0.286, SLG: 0.238	F6		K		K			F2		3	0	0	0	0	1	0												
Jose Uribe, S OBP: 0.289, SLG: 0.235	K		K		K			S BB		2	0	0	0	1	2	0												
Vida Blue, S Jeff Robinson, R			SH SF4 BB		F3			K		1	0	0	0	0	1	1												
Inning Stats	R: 0 E: 0 K: 2 S: 8	H: 1 LOB: 2 BB: 1 P: 12	R: 0 E: 0 K: 2 S: 7	H: 0 LOB: 0 BB: 0 P: 7	R: 4 E: 1 K: 0 S: 6	H: 2 LOB: 1 BB: 1 P: 10	R: 0 E: 0 K: 2 S: 7	H: 0 LOB: 0 BB: 0 P: 7	R: 0 E: 0 K: 1 S: 5	H: 0 LOB: 0 BB: 0 P: 5	R: 0 E: 0 K: 2 S: 7	H: 0 LOB: 1 BB: 1 P: 11	R: 0 E: 0 K: 0 S: 3	H: 0 LOB: 0 BB: 0 P: 3	R: 0 E: 0 K: 0 S: 3	H: 0 LOB: 0 BB: 0 P: 3		1B: 2 2B: 0 3B: 0 HR: 1	SF: 1 SAC: 1 DP: 0 HBP: 0	WP: 0 PB: 0 SB: 0 CS: 0	PA: 31							
PITCHER	IP	WLS	BF	H	R	ER	SO	BB	IBB	HBP	BLK	WP	HR	S	P	ERA	WHIP											
Dave Dravecky, L ERA: 0.31 LaMarr Hoyt, R ERA: 1.17 Tim Stoddard, R ERA: 1.17	4.0	L	18	3	4	0	6	2	0	0	0	0	0	1	28	36	0.00	1.250										
5.1		6	0	0	0	1	0	0	0	0	0	0	0	8	8	0.00	0.000											
7.1	7	0	0	0	0	2	1	0	0	0	0	0	0	10	14	0.00	0.500											

Batter	1	2	3	4	5	6	7	8	9	AB	R	H	RBI	BB	SO	LOB	TOP					
Mariano Duncan, R OBP: 0.203, SLG: 0.186	4-0 BB G5-4-3		0-3 K		0-0 4-3			0-0 F8		3	0	0	0	1	1	2						
Enos Cabell, R OBP: 0.160, SLG: 0.087	0-0 G5-4-3 1-2			0-0 F9		0-0 F8			0-0 F9	4	0	0	0	0	0	1						
Ken Landreaux, L OBP: 0.347, SLG: 0.477	0-3 K			0-0 HR		0-0 F5			0-0 F8	4	1	1	1	0	1	0						
Greg Brock, L OBP: 0.278, SLG: 0.286		0-0 1B		0-0 F9		0-0 L6			0-0 F5	4	0	1	0	0	0	0						
Mike Marshall, R OBP: 0.241, SLG: 0.352		0-3 K		0-0 1-3					0-0 F7	3	0	0	0	0	1	1						
Mike Scioscia, L OBP: 0.347, SLG: 0.300		0-0 F5			4-0 1B BB			0-3 K		2	0	0	0	1	1	1						
Franklin Stubbs, L OBP: 0.278, SLG: 0.484		0-0 F9			0-3 K			0-0 F8		3	0	0	0	0	1	2						
Dave Anderson, R OBP: 0.346, SLG: 0.261			0-3 K		0-0 1-2 1B			0-0 G3		3	0	1	0	0	1	0						
Rick Honeycutt, L (1, 1)			0-0 4-3		0-3 K			0-0 6-3		1	0	0	0	0	0	0						
Terry Whitfield, L (5, PH)										1	0	0	0	0	1	2						
Jerry Reuss, L (5, 1)										0	0	0	0	0	0	0						
Steve Sax, R (8, PH)										1	0	0	0	0	0	0						
Carlos Diaz, R (8, 1)										0	0	0	0	0	0	0						
Inning Stats	R: 0 E: 0 K: 1 S: 4	H: 0 LOB: 0 BB: 1 P: 8	R: 0 E: 0 K: 1 S: 6	H: 1 LOB: 1 BB: 0 P: 6	R: 0 E: 0 K: 2 S: 7	H: 0 LOB: 0 BB: 0 P: 7	R: 1 E: 0 K: 0 S: 4	H: 1 LOB: 0 BB: 0 P: 4	R: 0 E: 0 K: 2 S: 8	H: 1 LOB: 2 BB: 1 P: 12	R: 0 E: 0 K: 0 S: 3	H: 0 LOB: 0 BB: 0 P: 3	R: 0 E: 0 K: 1 S: 5	H: 0 LOB: 0 BB: 0 P: 5	R: 0 E: 0 K: 0 S: 3	H: 0 LOB: 0 BB: 0 P: 3	R: 0 E: 0 K: 0 S: 3	H: 0 LOB: 0 BB: 0 P: 3	1B: 2 2B: 0 3B: 0 HR: 1	SF: 0 SAC: 0 DP: 1 HBP: 0	WP: 0 PB: 0 SB: 0 CS: 0	PA: 31
PITCHER Roger Mason, R ERA: 2.05	IP: 9.0 WLS: W BF: 31 H: 3 R: 1 ER: 1 SO: 7 BB: 2 IBB: 0 HBP: 0 BLK: 0 WP: 0 HR: 1 S: 43 P: 51 ERA: 1.00 WHIP: 0.556															PITCHER						

Los Angeles Dodgers @ San Francisco Giants
Candlestick Park, San Francisco, CA
Mon Apr 21 1986, 9:05 PM EST
Att: 22,283 - Unknown


AB 29
R 1
H 3
RBI 1
BB 2
SO 7
LOB 9



Batter	1	2	3	4	5	6	7	8	9	AB	R	H	RBI	BB	SO	LOB	BOTTOM			
Dan Gladden, R OBP: 0.333, SLG: 0.362	0-0 4-3		0-0 F2		0-0 6-3		0-0 6-3			4	0	0	0	0	0	0				
Will Clark, L OBP: 0.362, SLG: 0.500	0-3 K		0-0 3-1		0-3 K		0-0 1-3			3	0	0	0	0	2	0				
Dan Driessen, L (7, 3)										1	0	0	0	0	0	0				
Chris Brown, R OBP: 0.344, SLG: 0.379	0-0 1B		0-0 1-3		0-0 F8		0-0 6-3			4	0	1	0	0	0	0				
Jeffrey Leonard, R OBP: 0.396, SLG: 0.680	0-0 6-3			0-0 HR 1B		0-0 6-3 1B 2B		0-0 1-3		4	2	2	0	0	0	1				
Chili Davis, S OBP: 0.289, SLG: 0.436		0-0 HR		0-0 HR 1H		0-0 6-3 2-3		0-0 4-3		4	2	2	3	0	0	1				
Bob Brenly, R OBP: 0.400, SLG: 0.459		0-0 5-3		0-0 F8		4-0 FC4-6 1B IBB		0-3 K		3	0	0	0	1	1	0				
Robby Thompson, R OBP: 0.327, SLG: 0.311		0-0 2B		0-0 2B 1B		0-0 FC4-6 1B				3	1	3	1	0	0	0				
Jose Uribe, S OBP: 0.293, SLG: 0.270		0-0 6-3		0-0 1H 2B		0-0 FC4-6 1-2 3H 2-3				3	0	1	1	0	0	3				
Roger Mason, R OBP: 0.143, SLG: 0.143		0-0 6-3		0-0 5-3		0-3 K				3	0	0	0	0	1	3				
Inning Stats	R: 0 E: 0 K: 1 S: 6	H: 1 LOB: 1 BB: 0 P: 6	R: 1 E: 0 K: 0 S: 5	H: 2 LOB: 1 BB: 0 P: 5	R: 0 E: 0 K: 0 S: 3	H: 0 LOB: 0 BB: 0 P: 3	R: 3 E: 0 K: 0 S: 6	H: 4 LOB: 0 BB: 0 P: 6	R: 0 E: 0 K: 1 S: 5	H: 0 LOB: 0 BB: 0 P: 5	R: 1 E: 0 K: 1 S: 7	H: 2 LOB: 2 BB: 1 P: 11	R: 0 E: 0 K: 0 S: 3	H: 0 LOB: 0 BB: 0 P: 3	R: 0 E: 0 K: 1 S: 5	H: 0 LOB: 0 BB: 0 P: 5	1B: 4 2B: 3 3B: 0 HR: 2	SF: 0 SAC: 0 DP: 0 HBP: 0	WP: 0 PB: 0 SB: 1 CS: 0	PA: 33
PITCHER Rick Honeycutt, L ERA: 4.7	IP: 4.0 WLS: L BF: 18 H: 7 R: 4 ER: 4 SO: 1 BB: 0 IBB: 0 HBP: 0 BLK: 0 WP: 0 HR: 2 S: 20 P: 20 ERA: 9.00 WHIP: 1.750															PITCHER				
Jerry Reuss, L ERA: 4.29	3.0 WLS: L BF: 12 H: 2 R: 1 ER: 1 SO: 2 BB: 0 IBB: 1 HBP: 0 BLK: 0 WP: 0 HR: 0 S: 15 P: 19 ERA: 3.00 WHIP: 0.667															PITCHER				
Carlos Diaz, L ERA: 9.0	1.0 WLS: L BF: 3 H: 0 R: 0 ER: 0 SO: 1 BB: 0 IBB: 0 HBP: 0 BLK: 0 WP: 0 HR: 0 S: 5 P: 5 ERA: 0.00 WHIP: 0.000															PITCHER				

Los Angeles Dodgers @ San Francisco Giants
Candlestick Park, San Francisco, CA
Mon Apr 21 1986, 9:05 PM EST
Att: 22,283 - Unknown

AB 32
R 5
H 9
RBI 5
BB 1
SO 4
LOB 8



Batter	1	2	3	4	5	6	7	8	9	AB	R	H	RBI	BB	SO	LOB	TOP										
Steve Sax, R OBP: 0.421, SLG: 0.400 (1, 4)	F7		HR BB			G3 BB 1B	K			3	2	1	0	1	1	1	Los Angeles Dodgers @ San Francisco Giants Candlestick Park, San Francisco, CA Tue Apr 22 1986, 9:05 PM EST Att: 22,408 - Unknown										
Mike Scioscia, L OBP: 0.385, SLG: 0.429 Alex Trevino, R OBP: 0.222, SLG: 0.125 (8, PH) (8, 2)	2B		HR			1B G3 BB	1-3			2	1	2	2	1	0	0											
Ken Landreaux, L OBP: 0.321, SLG: 0.438 (1, 8)	K		4-3			G3	L5			4	0	0	0	0	1	3											
Mike Marshall, R OBP: 0.242, SLG: 0.345 (1, 9)	F8					S 1B	K			4	0	1	1	0	1	1											
Greg Brock, L OBP: 0.259, SLG: 0.264 (1, 3)	G3					F6	4-3			4	0	0	0	0	0	2											
Franklin Stubbs, L OBP: 0.250, SLG: 0.429 (1, 7)	K					K	3-1			4	0	0	0	0	2	2											
Dave Anderson, R OBP: 0.310, SLG: 0.231 Terry Whitfield, L (9, PH) (1, 5)	F9					1-3	1-3			3	0	0	0	0	0	0											
Mariano Duncan, R OBP: 0.191, SLG: 0.175 (1, 6)			1-3			5-3	F7			4	0	0	0	0	0	1											
Dennis Powell, R OBP: 0.333, SLG: 0.667 Carlos Diaz, R (1, 1)	F9					K				0	0	0	0	0	0	0											
Ed Vande Berg, R Enos Cabell, R OBP: 0.192, SLG: 0.125 Jerry Reuss, L (7, 1)							1B			1	0	0	0	0	0	0											
Inning Stats	R: 0 E: 0 K: 1 S: 6	H: 1 LOB: 1 BB: 0 P: 6	R: 0 E: 0 K: 1 S: 5	H: 0 LOB: 0 BB: 0 P: 5	R: 2 E: 0 K: 0 S: 4	H: 1 LOB: 0 BB: 1 P: 8	R: 0 E: 0 K: 0 S: 3	H: 0 LOB: 0 BB: 0 P: 3	R: 0 E: 0 K: 1 S: 5	H: 0 LOB: 0 BB: 0 P: 5	R: 1 E: 0 K: 1 S: 7	H: 2 LOB: 2 BB: 1 P: 11	R: 0 E: 0 K: 1 S: 6	H: 1 LOB: 1 BB: 0 P: 6	R: 0 E: 0 K: 1 S: 5	H: 0 LOB: 0 BB: 1 P: 7	1B: 3 2B: 1 3B: 0 HR: 1	SF: 0 SAC: 0 DP: 0 HBP: 0	WP: 0 PB: 0 SB: 1 CS: 0	PA: 35							
PITCHER	IP	WLS	BF	H	R	ER	SO	BB	IBB	HBP	BLK	WP	HR	S	P	ERA	WHIP										
Mike Krukow, R ERA: 3.46 (1, 1)	6.0	W	24	4	3	3	4	2	0	0	0	0	1	30	38	4.50	1.000										
Michael LaCoss, R ERA: 6.0 (7, 1)	1.0		4	1	0	0	1	0	0	0	0	0	0	6	6	0.00	1.000										
Mark Davis, L ERA: 3.12 (8, 1)	1.0		3	0	0	0	1	0	0	0	0	0	0	5	5	0.00	0.000										
Greg Minton, R ERA: 3.52 (9, 1)	1.0		4	0	0	0	0	1	0	0	0	0	0	3	7	0.00	1.000										

Batter	1	2	3	4	5	6	7	8	9	AB	R	H	RBI	BB	SO	LOB	BOTTOM										
Dan Gladden, R OBP: 0.333, SLG: 0.350 Candy Maldonado, R OBP: 0.375, SLG: 0.533 (5, PH) (6, 8)	FC6-4		K			6-3	F8			2	1	0	1	1	1	3	Los Angeles Dodgers @ San Francisco Giants Candlestick Park, San Francisco, CA Tue Apr 22 1986, 9:05 PM EST Att: 22,408 - Unknown										
Robby Thompson, R OBP: 0.351, SLG: 0.340 (1, 4)	G6-4-3					2B 2-3 1B	F8			5	2	3	1	0	0	2											
Chris Brown, R OBP: 0.405, SLG: 0.529 (1, 5)	E 1B 2B 1-3		5-3 3B			2-3 1B 2B	6-3 1B			5	3	4	0	0	0	1											
Jeffrey Leonard, R OBP: 0.397, SLG: 0.648 (1, 7)	E8 2B 1B 1-3 3-H		G3			2-3 1B 2B	5-3			4	1	1	2	1	0	3											
Chili Davis, S OBP: 0.286, SLG: 0.442 Brad Gulden, L OBP: 0.286, SLG: 0.167 (7, 2)	2B 2B 2-H 2-3 3-H		5-3			F4	6-3 4-3			4	1	1	3	0	0	1											
Bob Brenly, R OBP: 0.429, SLG: 0.500 Michael LaCoss, R (7, 1)	1B 1B 2B		F9			1B BB IBB				3	1	2	1	1	0	0											
Mark Davis, L Brad Wellman, R OBP: 0.222, SLG: 0.125 Greg Minton, S (9, 1)	1B 2B					1B BB IBB				0	0	0	0	0	0	0											
Dan Driessen, L OBP: 0.364, SLG: 0.250 (1, 3)	1B 1B FC6-4 BB		5-3 2B			1B BB				2	1	1	0	3	1	0											
Jose Uribe, S OBP: 0.304, SLG: 0.286 (1, 6)	FC6-4 1B 1-2 2-3		5-3			F9	F3			5	0	2	1	0	0	3											
Mike Krukow, R OBP: 0.100, SLG: 0.100 Joel Youngblood, R OBP: 0.357, SLG: 0.333 (6, PH) (7, 9)	FC6-4 1B 1-2 2-3 3-H		1-3			F7				3	0	1	1	0	0	4											
Inning Stats	R: 7 E: 2 K: 0 S: 9	H: 7 LOB: 1 BB: 2 P: 17	R: 1 E: 0 K: 0 S: 4	H: 1 LOB: 0 BB: 0 P: 4	R: 0 E: 0 K: 1 S: 6	H: 1 LOB: 1 BB: 0 P: 6	R: 2 E: 0 K: 0 S: 6	H: 3 LOB: 3 BB: 2 P: 14	R: 0 E: 0 K: 0 S: 4	H: 1 LOB: 1 BB: 0 P: 4	R: 0 E: 0 K: 0 S: 4	H: 1 LOB: 2 BB: 1 P: 8	R: 0 E: 0 K: 0 S: 4	H: 1 LOB: 2 BB: 1 P: 8	R: 0 E: 0 K: 1 S: 5	H: 0 LOB: 0 BB: 0 P: 5	1B: 10 2B: 4 3B: 1 HR: 0	SF: 0 SAC: 0 DP: 1 HBP: 0	WP: 0 PB: 0 SB: 0 CS: 0	PA: 44							
PITCHER	IP	WLS	BF	H	R	ER	SO	BB	IBB	HBP	BLK	WP	HR	S	P	ERA	WHIP										
Dennis Powell, L ERA: 5.84 (1, 1)	0.0	L	5	4	5	5	0	1	0	0	0	0	0	19	31	12.27	2.455										
Carlos Diaz, L ERA: 11.12 (1, 1)	3.2		20	7	5	5	1	2	1	0	0	0	0	14	14	0.00	1.714										
Ed Vande Berg, L ERA: 3.38 (4, 1)	2.1		11	3	0	0	0	1	0	0	0	0	0	10	14	0.00	1.714										
Jerry Reuss, L ERA: 3.24 (7, 1)	2.0		8	1	0	0	1	0	1	0	0	0	0	9	13	0.00	0.500										

AB	32
R	3
H	5
RBI	3
BB	3
SO	6
LOB	10

AB	38
R	10
H	15
RBI	10
BB	6
SO	2
LOB	21



Batter	1	2	3	4	5	6	7	8	9	10	AB	R	H	RBI	BB	SO	LOB	TOP				
Dan Gladden, R (1.8) OBP: 0.342, SLG: 0.338	F8		1B HBP		F8		F6		F9		4	0	0	0	0	0	3					
Will Clark, L (1.3) OBP: 0.371, SLG: 0.516	K		F7		CS	K	F5		HR		5	1	1	1	0	2	3					
Chris Brown, R (1.5) OBP: 0.404, SLG: 0.468	5-3		1B			1B HBP		1-3		P3	4	0	1	0	0	0	0					
Jeffrey Leonard, R (1.7) OBP: 0.351, SLG: 0.567		F7	K			K		K			4	0	0	0	0	3	3					
Chili Davis, S (1.9) OBP: 0.305, SLG: 0.436		HR 2B		K			1B	K			4	1	2	0	0	2	0					
Bob Brently, R (1.2) OBP: 0.400, SLG: 0.500		HR		K			F8			5-3	4	1	1	2	0	1	2					
Robby Thompson, R (1.4) OBP: 0.324, SLG: 0.328			K		K			K			4	0	0	0	0	4	0					
Jose Uribe, S (1.6) OBP: 0.321, SLG: 0.280											3	0	1	0	1	0	0					
Jeff Robinson, R (9.1)	6-3									L6	0	0	0	0	0	0	0					
Roger Mason, R (1.1) OBP: 0.111, SLG: 0.111											2	0	0	0	0	1	1					
Dan Driessen, L (7. PH) OBP: 0.353, SLG: 0.308			K							F4	0	0	0	0	1	0	0					
Mark Davis, L (7.1)											0	0	0	0	0	0	0					
Brad Wellman, R (9.6) OBP: 0.182, SLG: 0.100											1	0	0	0	0	0	0					
Inning Stats	R: 0 E: 0 K: 1 S: 5	H: 0 LOB: 0 BB: 0 P: 5	R: 2 E: 0 K: 1 S: 7	H: 2 LOB: 0 BB: 0 P: 7	R: 0 E: 0 K: 2 S: 8	H: 1 LOB: 2 BB: 0 P: 9	R: 0 E: 0 K: 3 S: 9	H: 0 LOB: 0 BB: 0 P: 9	R: 0 E: 0 K: 2 S: 8	H: 1 LOB: 2 BB: 0 P: 9	R: 0 E: 0 K: 1 S: 5	H: 0 LOB: 2 BB: 2 P: 13	R: 0 E: 0 K: 2 S: 7	H: 0 LOB: 0 BB: 0 P: 7	R: 0 E: 0 K: 1 S: 5	H: 0 LOB: 0 BB: 0 P: 5	R: 1 E: 0 K: 0 S: 4	H: 1 LOB: 0 BB: 0 P: 4	1B: 3 2B: 1 3B: 0 HR: 2	SF: 0 SAC: 0 DP: 0 HBP: 2	WP: 0 PB: 0 SB: 1 CS: 1	PA: 40
PITCHER Eric Show, R (1.1) ERA: 2.89	IP: 10.0 WLS: L BF: 39 H: 6 R: 3 ER: 3 SO: 13 BB: 1 IBB: 1 HBP: 2 BLK: 0 WP: 0 HR: 2 S: 61 P: 71 ERA: 2.70 WHIP: 0.700																					

San Francisco Giants @ San Diego Padres
Jack Murphy Stadium, San Diego, CA
Sat Apr 26 1986, 6:33 AM EST
Att: 53,748 - Unknown

AB	35
R	3
H	6
RBI	3
BB	2
SO	13
LOB	12



Batter	1	2	3	4	5	6	7	8	9	10	AB	R	H	RBI	BB	SO	LOB	BOTTOM				
Marvell Wynne, L (1.8) OBP: 0.304, SLG: 0.619	F5				F7			G5-3		4-3	3	0	1	0	0	0	0					
Jerry Royster, R (8. PH) OBP: 0.276, SLG: 0.370			1B								1	0	0	0	0	0	0					
Dane Iorg, L (10. PH) OBP: 0.273, SLG: 0.455											1	0	0	0	0	0	0					
Tony Gwynn, L (1.9) OBP: 0.346, SLG: 0.394	K		F7					K			4	0	1	0	0	2	1					
Kevin McReynolds, R (1.7) OBP: 0.333, SLG: 0.358	5-3							1B			3	1	1	0	1	1	1					
Steve Garvey, R (1.3) OBP: 0.225, SLG: 0.343		F3			F6		P5			4-3 1B	4	0	0	0	0	1	3					
Terry Kennedy, L (1.2) OBP: 0.317, SLG: 0.345					K			F9		4-3	4	0	1	0	0	1	3					
Graig Nettles, L (1.5) OBP: 0.313, SLG: 0.333			1B							4-3	3	1	1	2	1	1	1					
Garry Templeton, S (1.6) OBP: 0.284, SLG: 0.226										1B	4	0	0	0	0	2	3					
Tim Flannery, L (1.4) OBP: 0.300, SLG: 0.345											4	0	0	0	0	2	0					
Eric Show, R (1.1) OBP: 0.250, SLG: 0.250			K							F8	4	0	0	0	0	2	0					
John Kruk, L (10. PH) OBP: 0.222, SLG: 0.278										F8	3	0	0	0	0	2	0					
Inning Stats	R: 0 E: 0 K: 1 S: 5	H: 0 LOB: 0 BB: 0 P: 5	R: 0 E: 0 K: 1 S: 6	H: 1 LOB: 1 BB: 0 P: 6	R: 0 E: 0 K: 1 S: 6	H: 1 LOB: 1 BB: 1 P: 6	R: 2 E: 0 K: 2 S: 8	H: 1 LOB: 0 BB: 1 P: 12	R: 0 E: 0 K: 1 S: 5	H: 0 LOB: 0 BB: 0 P: 5	R: 0 E: 0 K: 2 S: 6	H: 1 LOB: 1 BB: 0 P: 6	R: 0 E: 0 K: 2 S: 7	H: 0 LOB: 0 BB: 0 P: 7	R: 0 E: 0 K: 2 S: 7	H: 1 LOB: 2 BB: 1 P: 10	R: 0 E: 0 K: 0 S: 3	H: 0 LOB: 0 BB: 0 P: 3	1B: 4 2B: 0 3B: 0 HR: 1	SF: 0 SAC: 0 DP: 0 HBP: 0	WP: 0 PB: 0 SB: 1 CS: 0	PA: 37
PITCHER Roger Mason, R (1.1) ERA: 2.25	IP: 6.0 WLS: 2 BF: 23 H: 4 R: 2 ER: 2 SO: 7 BB: 1 IBB: 0 HBP: 0 BLK: 0 WP: 0 HR: 1 S: 36 P: 40 ERA: 3.00 WHIP: 0.833																					
Mark Davis, L (7.1) ERA: 2.35	2.0 WLS: 6 BF: 0 H: 0 R: 0 ER: 0 SO: 4 BB: 0 IBB: 0 HBP: 0 BLK: 0 WP: 0 HR: 0 S: 14 P: 14 ERA: 0.00 WHIP: 0.000																					
Jeff Robinson, R (9.1) ERA: 2.7	2.0 WLS: 8 BF: 1 H: 0 R: 0 ER: 0 SO: 1 BB: 1 IBB: 0 HBP: 0 BLK: 0 WP: 0 HR: 0 S: 9 P: 13 ERA: 0.00 WHIP: 0.500																					

San Francisco Giants @ San Diego Padres
Jack Murphy Stadium, San Diego, CA
Sat Apr 26 1986, 6:33 AM EST
Att: 53,748 - Unknown

AB	35
R	2
H	5
RBI	2
BB	2
SO	12
LOB	12



Batter	1	2	3	4	5	6	7	8	9	AB	R	H	RBI	BB	SO	LOB	TOP
Dan Gladden, R (1,8) OBP: 0.337, SLG: 0.325	F9		B3			K		BB E BB		3	1	0	0	1	1	0	San Francisco Giants @ San Diego Padres Jack Murphy Stadium, San Diego, CA Sun Apr 27 1986, 6:33 AM EDT Att: 25,799 - Unknown livebaseballscorecards.com
Will Clark, L (1,3) OBP: 0.376, SLG: 0.508	1B		F3			F4		F FC4-6 BB		3	1	1	0	1	0	0	
Chris Brown, R (1,5) OBP: 0.375, SLG: 0.431	F9			F7		K		FC4-6 BB 1-3 2-H		4	0	0	0	0	1	2	
Jeffrey Leonard, R (1,7) OBP: 0.382, SLG: 0.571	1B		F9			1B		FC4-6 BB		3	0	2	0	1	0	0	
Chili Davis, S (1,9) OBP: 0.288, SLG: 0.407 Michael LaCoss, R (8,1)	4-3			6-3		F4		FC4-6 BB 1-2 2-3 3-H		4	0	0	1	0	0	5	
Bob Brenly, R (1,2) OBP: 0.391, SLG: 0.472		4-0 BB BB BB			F7	6-3		K		3	0	0	0	1	1	3	
Robby Thompson, R (1,4) OBP: 0.311, SLG: 0.313 Dan Driessen, L (9, PH) OBP: 0.333, SLG: 0.286		CS BB	K		1-4-3			F7	F9	3	0	0	0	0	1	1	
Jose Uribe, S (1,6) OBP: 0.322, SLG: 0.283 Joel Youngblood, R (9, PH) OBP: 0.353, SLG: 0.286			F4		K			HR	6-3	3	1	1	0	0	1	0	
Mike Krukow, R (1,1) OBP: 0.091, SLG: 0.091 Bob Melvin, R (6, PH) OBP: 0.139, SLG: 0.171 Bill Laskey, R (6,1) Candy Maldonado, R (8, PH) OBP: 0.450, SLG: 0.895			F9		6-3			HR	F7	1	0	0	0	0	0	0	
Inning Stats	R: 0 E: 0 K: 0 S: 5	H: 2 LOB: 2 BB: 0 P: 5	R: 0 E: 0 K: 1 S: 4	H: 0 LOB: 0 BB: 1 P: 8	R: 0 E: 0 K: 0 S: 3	H: 0 LOB: 0 BB: 0 P: 3	R: 0 E: 0 K: 1 S: 5	H: 0 LOB: 0 BB: 0 P: 5	R: 0 E: 0 K: 1 S: 6	H: 1 LOB: 1 BB: 0 P: 6	R: 4 E: 1 K: 1 S: 8	H: 2 LOB: 2 BB: 3 P: 20	R: 0 E: 0 K: 0 S: 3	H: 0 LOB: 0 BB: 0 P: 3	1B: 4 2B: 0 3B: 0 HR: 1	SF: 0 SAC: 0 DP: 0 HBP: 0	
PITCHER	IP WLS BF H R ER SO BB IBB HBP BLK WP HR S P ERA WHIP																
Dave Dravecky, L (1,1) ERA: 0.75	7.1 W 30 5 4 2 4 3 0 0 0 0 1 35 47 2.46 1.091																
Tim Stoddard, R (8,1) ERA: 1.04	0.0 1 0 0 0 0 1 0 0 0 0 0 0 4 ∞ ∞																
Rich Gossage, R (8,1) ERA: 1.74	1.2 S 5 0 0 0 1 0 0 0 0 0 0 0 7 7 0.00 0.000																

Batter	1	2	3	4	5	6	7	8	9	AB	R	H	RBI	BB	SO	LOB	BOTTOM
John Kruk, L (1,7) OBP: 0.227, SLG: 0.318 Marvell Wynne, L (8,8) OBP: 0.304, SLG: 0.619	1B 5-3 2B		E4 HR		4-3		K			4	2	1	0	0	1	0	San Francisco Giants @ San Diego Padres Jack Murphy Stadium, San Diego, CA Sun Apr 27 1986, 6:33 AM EDT Att: 25,799 - Unknown livebaseballscorecards.com
Tony Gwynn, L (1,9) OBP: 0.396, SLG: 0.493	5-3 1B		HR		G3		HR			4	2	3	3	0	0	0	
Kevin McReynolds, R (1,8) OBP: 0.316, SLG: 0.336	L4		K		K		K			4	0	0	0	0	3	2	
Terry Kennedy, L (1,2) OBP: 0.299, SLG: 0.322	5-3		F8		4-3		F8			4	0	0	1	0	0	1	
Garry Templeton, S (1,6) OBP: 0.292, SLG: 0.227	G3		3-1		1B 1B		4-3			4	1	1	0	0	0	1	
Graig Nettles, L (1,5) OBP: 0.327, SLG: 0.333		F7		2B BB		1B 1B		K		3	1	1	0	1	1	0	
Dane Iorg, L (1,3) OBP: 0.267, SLG: 0.490 Steve Garvey, R (9,3) OBP: 0.225, SLG: 0.343		F8		F9		1B 1-2 2-H		F8		4	0	1	1	0	0	1	
Tim Flannery, L (1,4) OBP: 0.317, SLG: 0.379		1B		CS 2B		F8				3	0	2	1	0	0	2	
Dave Dravecky, R (1,1) OBP: 0.231, SLG: 0.462 Tim Stoddard, R (8,1) Rich Gossage, R (8,1)		6-3		3H K		L3				3	0	0	0	0	1	4	
Inning Stats	R: 1 E: 0 K: 0 S: 5	H: 2 LOB: 1 BB: 0 P: 5	R: 0 E: 0 K: 0 S: 4	H: 1 LOB: 1 BB: 0 P: 4	R: 2 E: 1 K: 1 S: 7	H: 1 LOB: 0 BB: 0 P: 7	R: 1 E: 0 K: 1 S: 5	H: 3 LOB: 2 BB: 0 P: 6	R: 1 E: 0 K: 2 S: 8	H: 1 LOB: 0 BB: 0 P: 8	R: 0 E: 0 K: 1 S: 5	H: 0 LOB: 0 BB: 0 P: 5	R: 0 E: 0 K: 0 S: 3	H: 0 LOB: 0 BB: 0 P: 3	1B: 5 2B: 2 3B: 0 HR: 2	SF: 0 SAC: 0 DP: 0 HBP: 0	
PITCHER	IP WLS BF H R ER SO BB IBB HBP BLK WP HR S P ERA WHIP																
Mike Krukow, R (1,1) ERA: 3.77	5.0 L 21 5 4 3 3 1 0 0 0 0 0 1 26 30 5.40 1.200																
Bill Laskey, R (8,1) ERA: 3.66	2.0 10 4 2 2 2 0 0 0 0 0 0 1 14 14 9.00 2.000																
Michael LaCoss, R (8,1) ERA: 4.0	1.0 3 0 0 0 0 1 0 0 0 0 0 0 5 5 0.00 0.000																

Batter	1	2	3	4	5	6	7	8	9	10	11	12	AB	R	H	RBI	BB	SO	LOB	TOP									
Vince Coleman, S OBP: 0.321, SLG: 0.352	0-0 1B SF7	0-0 6-3			0-0 3-1			0-0 G6-3 1B		0-0 6-3		0-0 CS	6	2	3	1	0	0	3										
Willie McGee, S OBP: 0.260, SLG: 0.315	0-0 CS 1B		0-0 4-3		0-0 5-3			0-3 K		0-0 F7		0-0 CS	5	0	1	0	0	1	2										
Tom Herr, S OBP: 0.268, SLG: 0.213	0-0 SF7		0-0 F9		0-3 K			0-0 G6-3			0-0 CS 1B		4	0	1	2	0	1	0										
Jack Clark, R OBP: 0.351, SLG: 0.460	0-0 F7		0-0 1B			0-0 1-3		0-0 F7			0-3 K		5	0	1	0	0	1	2										
Clint Hurdle, L OBP: 0.333, SLG: 0.556	0-0 CS	0-0 6-3	0-3 K			0-3 K			0-0 F7			0-3 K	4	0	0	0	0	2	1										
Michael Lavalliere, L OBP: 0.286, SLG: 0.231	1-2												1	0	0	0	0	1	0										
Terry Pendleton, S OBP: 0.304, SLG: 0.246		4-0 BB 1B			0-0 F7			0-0 3-1		0-3 K			4	2	1	0	1	1	0										
Andy Van Slyke, L OBP: 0.326, SLG: 0.263		4-0 SH1-4 1B			0-0 G3			0-0 G3-6 1B		0-3 K		0-0 SH SF9 SH1-4 1B	3	0	2	0	1	1	0										
Todd Worrell, R													0	0	0	0	0	0	0										
Tom Lawless, R													0	0	0	0	0	0	0										
Tito Landrum, R OBP: 0.233, SLG: 0.286		1-2 BB			1-2 G3			1-2 G3-6 1B				1-2 1B	0	0	0	0	0	0	0										
Ozzie Smith, S OBP: 0.413, SLG: 0.382		0-0 SH1-4 1B			0-0 G3			0-0 G3-6		0-0 6-3 SH1-4 1B		0-0 SH1-4	4	0	2	1	0	0	2										
Rick Ownbey, R		1-2 2-H			1-2			1-2				1-2 2-3	2	0	0	0	0	1	1										
Ken Dayley, L OBP: 0.333, SLG: 0.333		0-0 SH1-4			0-3 K			0-3 4-3		0-0 SH1-4		0-0 SF9	0	0	0	0	0	0	0										
Jerry White, S OBP: 0.222, SLG: 0.143												2-3 3-H	0	0	0	0	0	0	0										
Greg Bargar, R		1-2 2-3											0	0	0	0	0	0	0										
Pat Perry, L													0	0	0	0	0	0	0										
Inning Stats	R: 1 E: 0 K: 0 S: 4	H: 2 LOB: 0 BB: 4	R: 1 E: 0 K: 0 S: 4	H: 1 LOB: 2 BB: 12	R: 0 E: 0 K: 1 S: 6	H: 1 LOB: 1 BB: 6	R: 0 E: 0 K: 1 S: 6	H: 1 LOB: 1 BB: 6	R: 0 E: 0 K: 1 S: 5	H: 0 LOB: 0 BB: 5	R: 0 E: 0 K: 1 S: 5	H: 1 LOB: 0 BB: 6	R: 1 E: 0 K: 1 S: 6	H: 0 LOB: 0 BB: 7	R: 0 E: 0 K: 0 S: 4	H: 1 LOB: 1 BB: 4	R: 0 E: 0 K: 2 S: 7	R: 0 E: 0 K: 0 S: 7	H: 1 LOB: 0 BB: 7	R: 0 E: 0 K: 2 S: 7	H: 1 LOB: 0 BB: 7	R: 2 E: 1 K: 0 S: 5	H: 2 LOB: 0 BB: 6	1B: 11 2B: 0 3B: 0 HR: 0	SF: 2 SAC: 4 DP: 1 HBP: 0	WP: 0 PB: 0 SB: 0 CS: 3	PA: 48		
PITCHER	IP WLS BF H R ER SO BB IBB HBP BLK WP HR S P ERA WHIP	IP WLS BF H R ER SO BB IBB HBP BLK WP HR S P ERA WHIP	IP WLS BF H R ER SO BB IBB HBP BLK WP HR S P ERA WHIP	IP WLS BF H R ER SO BB IBB HBP BLK WP HR S P ERA WHIP	IP WLS BF H R ER SO BB IBB HBP BLK WP HR S P ERA WHIP	IP WLS BF H R ER SO BB IBB HBP BLK WP HR S P ERA WHIP	IP WLS BF H R ER SO BB IBB HBP BLK WP HR S P ERA WHIP	IP WLS BF H R ER SO BB IBB HBP BLK WP HR S P ERA WHIP	IP WLS BF H R ER SO BB IBB HBP BLK WP HR S P ERA WHIP	IP WLS BF H R ER SO BB IBB HBP BLK WP HR S P ERA WHIP	IP WLS BF H R ER SO BB IBB HBP BLK WP HR S P ERA WHIP	IP WLS BF H R ER SO BB IBB HBP BLK WP HR S P ERA WHIP	IP WLS BF H R ER SO BB IBB HBP BLK WP HR S P ERA WHIP	IP WLS BF H R ER SO BB IBB HBP BLK WP HR S P ERA WHIP	IP WLS BF H R ER SO BB IBB HBP BLK WP HR S P ERA WHIP	IP WLS BF H R ER SO BB IBB HBP BLK WP HR S P ERA WHIP	IP WLS BF H R ER SO BB IBB HBP BLK WP HR S P ERA WHIP	IP WLS BF H R ER SO BB IBB HBP BLK WP HR S P ERA WHIP	IP WLS BF H R ER SO BB IBB HBP BLK WP HR S P ERA WHIP	IP WLS BF H R ER SO BB IBB HBP BLK WP HR S P ERA WHIP	IP WLS BF H R ER SO BB IBB HBP BLK WP HR S P ERA WHIP	IP WLS BF H R ER SO BB IBB HBP BLK WP HR S P ERA WHIP	IP WLS BF H R ER SO BB IBB HBP BLK WP HR S P ERA WHIP	IP WLS BF H R ER SO BB IBB HBP BLK WP HR S P ERA WHIP	IP WLS BF H R ER SO BB IBB HBP BLK WP HR S P ERA WHIP	IP WLS BF H R ER SO BB IBB HBP BLK WP HR S P ERA WHIP	IP WLS BF H R ER SO BB IBB HBP BLK WP HR S P ERA WHIP	IP WLS BF H R ER SO BB IBB HBP BLK WP HR S P ERA WHIP	IP WLS BF H R ER SO BB IBB HBP BLK WP HR S P ERA WHIP

St. Louis Cardinals @ San Francisco Giants
Candlestick Park, San Francisco, CA
Mon Apr 28 1986, 6:33 AM EDT
Att. 8,952 - Unknown

AB 38
R 5
H 11
RBI 5
BB 2
SO 9
LOB 11



Batter	1	2	3	4	5	6	7	8	9	10	11	12	AB	R	H	RBI	BB	SO	LOB	BOTTOM									
Dan Gladden, R OBP: 0.356, SLG: 0.329	4-0 G3-6-3 BB		1-0 1B HBP		0-0 F9-6 1B			0-3 K		0-0 1B 2B		0-0 F7	5	2	2	0	1	1	3										
Will Clark, L OBP: 0.400, SLG: 0.549	0-0 G3-6-3		0-0 1B		0-0 F9-6			0-0 2B		0-0 2B		0-0 2B	6	1	4	0	0	0	2										
Chris Brown, R OBP: 0.400, SLG: 0.444	0-0 F4		0-0 1B		0-0 1B			0-0 FC6-4 HBP		0-0 2B		0-0 4-3	3	0	2	1	0	0	0										
Jeff Robinson, R OBP: 0.345, SLG: 0.222			1-2 1B		1-2 1B			1-4 2-H 2B					0	0	0	0	0	0	0										
Greg Minton, S OBP: 0.275, SLG: 0.237			1-2 1B		0-0 1B			0-0 FC6-4 HBP		0-0 2B			0	0	0	0	0	0	1										
Dan Driessen, L OBP: 0.275, SLG: 0.237			1-2 1B		0-0 1B			0-0 FC6-4 HBP		0-0 2B			0	0	0	0	0	0	0										
Mark Davis, L ERA: 2.2			1-2 1B		0-0 1B			0-0 FC6-4 HBP		0-0 2B			0	0	0	0	0	0	0										
Jeffrey Leonard, R OBP: 0.366, SLG: 0.566		0-0 F3	0-3 K		0-0 L5			0-0 FC6-4		0-0 F9		0-0 E4 3B	6	1	1	0	0	1	6										
Chili Davis, S OBP: 0.292, SLG: 0.400		0-3 K	0-0 1B		0-0 K			0-0 F9		0-0 F6		0-0 F8	6	0	2	0	0	1	0										
Bob Brantley, R OBP: 0.420, SLG: 0.473		4-0 BB			4-0 FC4-6 BB			0-0 1B		0-0 6-3		4-0 SH3-4 1B	2	0	1	0	3	0	0										
Robby Thompson, R OBP: 0.313, SLG: 0.296		4-0 BB			4-0 FC4-6 BB			0-0 1B		0-0 K		4-0 SH3-4 1B	4	0	0	0	2	1	3										
Jose Uribe, S OBP: 0.306, SLG: 0.268		1-2 BB			1-2 BB			0-0 K		0-0 F4		0-0 BB	4	0	0	0	2	1	3										
Candy Maldonado, R OBP: 0.429, SLG: 0.650		0-0 F7			0-0 F5			0-0 K		0-0 F9		0-0 BB	3	0	0	0	0	0	4										
Brad Wellman, R OBP: 0.154, SLG: 0.083		0-0 F7			0-0 F5			0-0 K		0-0 L6		0-0 1-3	1	0	0	0	0	0	3										
Scott Garretts, R OBP: 0.100, SLG: 0.100					0-3 K			0-3 K		0-0 E6 1B		4-0 BB	2	0	0	0	0	2	1										
Joel Youngblood, R OBP: 0.333, SLG: 0.235					0-3 K			0-3 K		0-0 E6 1B		4-0 BB	3	0	0	0	1	1	0										
Inning Stats	R: 0 E: 0 K: 2 S: 2	H: 0 LOB: 0 BB: 1 P: 1	R: 0 E: 0 K: 1 S: 5	H: 0 LOB: 2 BB: 2 P: 13	R: 1 E: 0 K: 1 S: 9	H: 3 LOB: 2 BB: 0 P: 10	R: 0 E: 0 K: 1 S: 6	H: 0 LOB: 1 BB: 1 P: 9	R: 0 E: 0 K: 1 S: 4	H: 2 LOB: 1 BB: 0 P: 4	R: 0 E: 0 K: 2 S: 8	H: 1 LOB: 2 BB: 0 P: 3	R: 0 E: 0 K: 1 S: 3	H: 0 LOB: 0 BB: 0 P: 3	R: 2 E: 1 K: 1 S: 8	H: 3 LOB: 1 BB: 0 P: 8	R: 0 E: 0 K: 0 S: 4	H: 1 LOB: 1 BB: 0 P: 4	R: 0 E: 0 K: 0 S: 4	H: 1 LOB: 1 BB: 0 P: 4	R: 0 E: 0 K: 0 S: 4	H: 1 LOB: 1 BB: 0 P: 4	R: 1 E: 1 K: 0 S: 4	H: 1 LOB: 3 BB: 3 P: 16	1B: 9 2B: 4 3B: 1 HR: 0	SF: 0 SAC: 1 DP: 2 HBP: 2	WP: 0 PB: 0 SB: 0 CS: 0	PA: 55	
PITCHER	IP WLS BF H R ER SO BB IBB HBP BLK WP HR S P ERA WHIP	IP WLS BF H R ER SO BB IBB HBP BLK WP HR S P ERA WHIP	IP WLS BF H R ER SO BB IBB HBP BLK WP HR S P ERA WHIP	IP WLS BF H R ER SO BB IBB HBP BLK WP HR S P ERA WHIP	IP WLS BF H R ER SO BB IBB HBP BLK WP HR S P ERA WHIP	IP WLS BF H R ER SO BB IBB HBP BLK WP HR S P ERA WHIP	IP WLS BF H R ER SO BB IBB HBP BLK WP HR S P ERA WHIP	IP WLS BF H R ER SO BB IBB HBP BLK WP HR S P ERA WHIP	IP WLS BF H R ER SO BB IBB HBP BLK WP HR S P ERA WHIP	IP WLS BF H R ER SO BB IBB HBP BLK WP HR S P ERA WHIP	IP WLS BF H R ER SO BB IBB HBP BLK WP HR S P ERA WHIP	IP WLS BF H R ER SO BB IBB HBP BLK WP HR S P ERA WHIP	IP WLS BF H R ER SO BB IBB HBP BLK WP HR S P ERA WHIP	IP WLS BF H R ER SO BB IBB HBP BLK WP HR S P ERA WHIP	IP WLS BF H R ER SO BB IBB HBP BLK WP HR S P ERA WHIP	IP WLS BF H R ER SO BB IBB HBP BLK WP HR S P ERA WHIP	IP WLS BF H R ER SO BB IBB HBP BLK WP HR S P ERA WHIP	IP WLS BF H R ER SO BB IBB HBP BLK WP HR S P ERA WHIP	IP WLS BF H R ER SO BB IBB HBP BLK WP HR S P ERA WHIP	IP WLS BF H R ER SO BB IBB HBP BLK WP HR S P ERA WHIP	IP WLS BF H R ER SO BB IBB HBP BLK WP HR S P ERA WHIP	IP WLS BF H R ER SO BB IBB HBP BLK WP HR S P ERA WHIP	IP WLS BF H R ER SO BB IBB HBP BLK WP HR S P ERA WHIP	IP WLS BF H R ER SO BB IBB HBP BLK WP HR S P ERA WHIP	IP WLS BF H R ER SO BB IBB HBP BLK WP HR S P ERA WHIP	IP WLS BF H R ER SO BB IBB HBP BLK WP HR S P ERA WHIP	IP WLS BF H R ER SO BB IBB HBP BLK WP HR S P ERA WHIP	IP WLS BF H R ER SO BB IBB HBP BLK WP HR S P ERA WHIP	IP WLS BF H R ER SO BB IBB HBP BLK WP HR S P ERA WHIP

St. Louis Cardinals @ San Francisco Giants
Candlestick Park, San Francisco, CA
Mon Apr 28 1986, 6:33 AM EDT
Att. 8,952 - Unknown

AB 45
R 4
H 13
RBI 3
BB 7
SO 8
LOB 23



Batter	1	2	3	4	5	6	7	8	9	AB	R	H	RBI	BB	SO	LOB	TOP										
Vince Coleman, S (1,7) OBP: 0.305, SLG: 0.333	4-3		6-3			K		CS	4-3	4	0	0	0	0	1	1											
Willie McGee, S (1,8) OBP: 0.247, SLG: 0.299	4-3			6-3		6-3			1-3	4	0	0	0	0	0	0											
Tom Herr, S (1,4) OBP: 0.253, SLG: 0.200	4-3			K			4-3		6-3	4	0	0	0	0	1	0											
Clint Hurdle, L (1,3) OBP: 0.417, SLG: 0.583		G4-6-3 1B		1B			G3			3	0	2	0	0	0	0											
Andy Van Slyke, L (1,9) OBP: 0.326, SLG: 0.250		G4-6-3 1-2		4-3			BB			2	0	0	0	1	0	2											
Terry Pendleton, S (1,5) OBP: 0.292, SLG: 0.234			K		6-3		4-3			3	0	0	0	0	1	1											
Michael LaValliere, L (1,2) OBP: 0.294, SLG: 0.250			SH2-3 1B		4-3			6-3		3	0	1	0	0	0	0											
José Oquendo, S (1,6) OBP: 0.714, SLG: 0.600			SH2-3 1-3		F7			CS BB		1	0	0	0	1	0	0											
Bob Forsch, R (1,1) OBP: 0.200, SLG: 0.300			1-3			6-3			L6	2	0	0	0	0	0	1											
Jerry White, S (8, PH) OBP: 0.200, SLG: 0.125										1	0	0	0	0	0	1											
Tim Conroy, L (8, 1)										0	0	0	0	0	0	0											
Inning Stats	R: 0 E: 0 K: 0 S: 3	H: 0 LOB: 0 BB: 0 P: 3	R: 0 E: 0 K: 1 S: 5	H: 1 LOB: 0 BB: 0 P: 5	R: 0 E: 0 K: 0 S: 4	H: 1 LOB: 1 BB: 0 P: 4	R: 0 E: 0 K: 1 S: 6	H: 1 LOB: 1 BB: 0 P: 6	R: 0 E: 0 K: 0 S: 3	H: 0 LOB: 0 BB: 0 P: 3	R: 0 E: 0 K: 0 S: 5	H: 0 LOB: 1 BB: 0 P: 5	R: 0 E: 0 K: 0 S: 3	H: 0 LOB: 1 BB: 1 P: 7	R: 0 E: 0 K: 0 S: 2	H: 0 LOB: 0 BB: 1 P: 6	R: 0 E: 0 K: 0 S: 3	H: 0 LOB: 0 BB: 0 P: 3	1B: 3 2B: 0 3B: 0 HR: 0	SF: 0 SAC: 1 DP: 1 HBP: 0	WP: 1 PB: 0 SB: 0 CS: 1	PA: 31					
PITCHER	IP	WLS	BF	H	R	ER	SO	BB	IBB	HBP	BLK	WP	HR	S	P	ERA	WHIP										
Michael LaCoss, R (1,1) ERA: 2.2	7.1	W	26	3	0	0	3	2	0	0	0	1	0	30	38	0.00	0.682										
Greg Minton, R (8,1) ERA: 3.23	1.2	S	4	0	0	0	0	0	0	0	0	0	0	4	4	0.00	0.000										

St. Louis Cardinals @ San Francisco Giants
Candlestick Park, San Francisco, CA
Tue Apr 29 1986, 10:05 PM EDT
Att: 18,219 - Unknown

AB 27
R 0
H 3
RBI 0
BB 2
SO 3
LOB 6



Batter	1	2	3	4	5	6	7	8	9	AB	R	H	RBI	BB	SO	LOB	BOTTOM										
Candy Maldonado, R (1,8) OBP: 0.360, SLG: 0.708	G5-3		K		L5		F8			4	0	0	0	0	1	0											
Will Clark, L (1,3) OBP: 0.381, SLG: 0.520	F6		K		K		K			4	0	0	0	0	3	0											
Chris Brown, R (1,5) OBP: 0.391, SLG: 0.448	E7 3B		K			2-3	F9			4	1	1	0	0	1	0											
Jeffrey Leonard, R (1,7) OBP: 0.360, SLG: 0.575	3B			F8		K		F8		4	0	1	1	0	1	0											
Chili Davis, S (1,9) OBP: 0.303, SLG: 0.420	G3			WP S 1B		WP 1B 2B		1-3		4	1	2	0	0	0	1											
Bob Brenly, R (1,2) OBP: 0.411, SLG: 0.448		K		F3		1B BB BB		5-3		3	0	0	0	1	1	1											
Robby Thompson, R (1,4) OBP: 0.325, SLG: 0.292		6-3			BB		1B BB			1	0	0	0	2	0	0											
Jose Uribe, S (1,6) OBP: 0.323, SLG: 0.288					F9					3	0	2	1	0	0	2											
Michael LaCoss, R (1,1) Greg Minton, S (8,1)		K			F9		F7			3	0	0	0	0	1	4											
										0	0	0	0	0	0	0											
Inning Stats	R: 1 E: 1 K: 0 S: 5	H: 2 LOB: 1 BB: 0 P: 5	R: 0 E: 0 K: 2 S: 8	H: 1 LOB: 1 BB: 0 P: 8	R: 0 E: 0 K: 3 S: 9	H: 0 LOB: 0 BB: 0 P: 9	R: 0 E: 0 K: 0 S: 4	H: 1 LOB: 2 BB: 1 P: 8	R: 0 E: 0 K: 1 S: 5	H: 0 LOB: 0 BB: 0 P: 5	R: 1 E: 0 K: 1 S: 7	H: 2 LOB: 3 BB: 2 P: 15	R: 0 E: 0 K: 1 S: 5	H: 0 LOB: 0 BB: 0 P: 5	R: 0 E: 0 K: 0 S: 3	H: 0 LOB: 0 BB: 0 P: 3	1B: 3 2B: 2 3B: 1 HR: 0	SF: 0 SAC: 0 DP: 0 HBP: 0	WP: 2 PB: 0 SB: 1 CS: 0	PA: 33							
PITCHER	IP	WLS	BF	H	R	ER	SO	BB	IBB	HBP	BLK	WP	HR	S	P	ERA	WHIP										
Bob Forsch, R (1,1) ERA: 2.6	7.0	L	30	6	2	2	8	3	0	0	0	2	0	43	55	2.57	1.286										
Tim Conroy, L (8,1) ERA: 0.96	1.0		3	0	0	0	0	0	0	0	0	0	0	3	3	0.00	0.000										

St. Louis Cardinals @ San Francisco Giants
Candlestick Park, San Francisco, CA
Tue Apr 29 1986, 10:05 PM EDT
Att: 18,219 - Unknown


AB 30
R 2
H 6
RBI 2
BB 3
SO 8
LOB 8



Batter	1	2	3	4	5	6	7	8	9	AB	R	H	RBI	BB	SO	LOB	TOP		
R.J. Reynolds, S OBP: 0.354, SLG: 0.500 (1, 7)	0-0 4-3		0-0 SH1-3 2H SF9 2B		0-0 S 1B		0-0 F7		0-0 F7	5	1	2	1	0	0	1			
Joe Orsulak, L OBP: 0.313, SLG: 0.443 (1, 8)	0-0 1-3		0-0 SH1-3		0-0 F7			0-0 S 1B	0-0 S 2B	4	2	2	0	0	0	1			
Johnny Ray, S OBP: 0.442, SLG: 0.513 (1, 4)	4-0 BB		0-0 SF9		0-0 4-3			0-0 1B 1H WP	0-0 1B 1H 2B	3	1	2	3	1	0	1			
Sid Bream, L OBP: 0.366, SLG: 0.517 (1, 3)	0-0 G4-1		0-0 1-3			0-0 4-3		0-0 1B 1H WP	4-0 1B IBB	4	1	1	0	1	0	1			
Mike Brown, R OBP: 0.351, SLG: 0.409 (1, 9)		0-0 E FC5-2 1B		0-0 6-3		0-0 F8		0-0 4-3	0-0 G4-6-3 1B	5	0	2	0	0	0	1			
Tony Peña, R OBP: 0.338, SLG: 0.369 (1, 2)		0-3 K		0-0 2B		0-3 K		0-0 WP 1B BB	0-0 G4-6-3 1B 1-2	4	0	1	0	1	2	4			
Jim Morrison, R OBP: 0.286, SLG: 0.346 (1, 5)		0-0 FC5-2 1H		0-0 F8			0-0 4-3 SH3-4 1B	0-0 1-2 2H WP 1B		4	0	2	1	0	0	2	AB 36 R 6 H 13 RBI 5 BB 3 SO 3 LOB 18		
Rafael Belliard, R OBP: 0.235, SLG: 0.242 (1, 6)		0-3 K		0-0 5-3			0-0 SH3-4	0-0 F8		3	0	0	0	0	1	4			
Larry McWilliams, L OBP: 0.250, SLG: 0.375 Lee Mazzilli, S OBP: 0.462, SLG: 0.222 Bob Walk, R OBP: 0.333, SLG: 0.667 (1, 1) (7, PH) (7, 1)			0-0 2B 2B		0-0 B1-3		0-0 4-3	0-0 5-3		2	1	1	0	0	0	0	WP 2 PA: 42 PB: 0 SB: 2 CS: 0		
Inning Stats	R: 0 E: 0 K: 0 S: 3	H: 0 LOB: 1 BB: 1 P: 7	R: 0 E: 1 K: 2 S: 8	H: 1 LOB: 1 BB: 0 P: 8	R: 2 E: 0 K: 0 S: 5	H: 2 LOB: 0 BB: 0 P: 5	R: 0 E: 0 K: 0 S: 4	H: 1 LOB: 1 BB: 0 P: 4	R: 0 E: 0 K: 1 S: 5	H: 0 LOB: 0 BB: 0 P: 5	R: 0 E: 0 K: 0 S: 4	H: 1 LOB: 1 BB: 0 P: 4	R: 3 E: 0 K: 0 S: 7	H: 4 LOB: 2 BB: 1 P: 11	R: 1 E: 0 K: 0 S: 5	H: 3 LOB: 2 BB: 1 P: 9	1B: 9 2B: 4 3B: 0 HR: 0	SF: 1 SAC: 2 DP: 1 HBP: 0	
PITCHER	IP WLS BF H R ER SO BB IBB HBP BLK WP HR S P ERA WHIP																		
Mike Krukow, R ERA: 4.26 Jeff Robinson, R ERA: 3.18 Jim Gott, R ERA: 8.71 (1, 1) (8, 1) (9, 1)	7.0 L 31 9 5 5 3 1 0 0 0 0 0 0 36 40 6.43 1.429	1.1 9 3 1 1 0 1 1 0 0 2 0 7 15 6.75 3.000	0.2 2 1 0 0 0 0 0 0 0 0 0 2 2 0.00 1.500																

Pittsburgh Pirates @ San Francisco Giants
Candlestick Park, San Francisco, CA
Thu May 01 1986, 6:33 AM EDT
Att: 3,927 - Cloudy


AB 36
R 6
H 13
RBI 5
BB 3
SO 3
LOB 18



Batter	1	2	3	4	5	6	7	8	9	AB	R	H	RBI	BB	SO	LOB	BOTTOM			
Dan Gladden, R OBP: 0.356, SLG: 0.319 (1, 8)	0-3 K			0-0 1-3	0-3 K			0-0 1B		4	0	1	0	0	2	2				
Will Clark, L OBP: 0.368, SLG: 0.500 (1, 3)	0-0 1-3			0-0 4-3 2B		0-0 4-3		0-3 K		4	0	1	0	0	1	1				
Chris Brown, R OBP: 0.387, SLG: 0.433 (1, 5)	0-3 K			0-0 4-3	2-3	0-0 F3		0-0 F9		4	0	0	0	0	1	2				
Jeffrey Leonard, R OBP: 0.385, SLG: 0.568 (1, 7)		0-0 E7 L1-4 1B		4-0 BB		0-0 HR 1B		0-0 4-3		3	1	2	0	1	0	1				
Candy Maldonado, R OBP: 0.333, SLG: 0.724 (1, 9)		0-0 5-3		0-3 K		0-0 HR			0-0 L7	4	1	1	2	0	1	3				
Bob Brenly, R OBP: 0.413, SLG: 0.419 (1, 2)		0-0 L1-4		0-0 2-3		0-0 F9	0-0 F7		4-0 3-1 BB	3	0	0	0	1	0	1				
Robby Thompson, R OBP: 0.341, SLG: 0.313 Mike Woodard, L (7, PH) (8, 4) Chili Davis, S OBP: 0.317, SLG: 0.425 (9, PH)			0-3 K		0-0 FC6-4 1B		0-0 F7		0-0 3-1	2	0	1	0	0	1	0	AB 33 R 2 H 7 RBI 2 BB 2 SO 8 LOB 13			
Jose Uribe, S OBP: 0.310, SLG: 0.277 Joel Youngblood, R OBP: 0.333, SLG: 0.250 (1, 6) (9, PH)			0-0 F3		0-0 FC6-4 1B		0-0 1-3		0-3 K	3	0	0	0	0	1	1				
Mike Krukow, R OBP: 0.143, SLG: 0.143 Jeff Robinson, R Jim Gott, R (1, 1) (8, 1) (9, 1)			0-3 K		0-0 1-2 1B		0-0 F6			3	0	1	0	0	1	0	WP 0 PA: 35 PB: 0 SB: 0 CS: 0			
Inning Stats	R: 0 E: 0 K: 2 S: 7	H: 0 LOB: 0 BB: 0 P: 7	R: 0 E: 1 K: 0 S: 3	H: 1 LOB: 0 BB: 0 P: 3	R: 0 E: 0 K: 2 S: 7	H: 0 LOB: 0 BB: 0 P: 7	R: 0 E: 0 K: 1 S: 6	H: 1 LOB: 2 BB: 1 P: 10	R: 0 E: 0 K: 1 S: 7	H: 2 LOB: 2 BB: 0 P: 7	R: 2 E: 0 K: 0 S: 5	H: 2 LOB: 0 BB: 0 P: 5	R: 0 E: 0 K: 0 S: 3	H: 0 LOB: 0 BB: 0 P: 3	R: 0 E: 0 K: 1 S: 6	H: 1 LOB: 1 BB: 0 P: 6	R: 0 E: 0 K: 1 S: 5	H: 0 LOB: 1 BB: 1 P: 9	1B: 5 2B: 2 3B: 0 HR: 1	SF: 0 SAC: 0 DP: 1 HBP: 0
PITCHER	IP WLS BF H R ER SO BB IBB HBP BLK WP HR S P ERA WHIP																			
Larry McWilliams, L ERA: 4.26 Bob Walk, R ERA: 1.31 (1, 1) (7, 1)	6.0 W 24 6 2 2 6 1 0 0 0 0 0 0 35 39 3.00 1.167	3.0 W 11 1 0 0 2 1 0 0 0 0 0 0 14 18 0.00 0.667																		

Pittsburgh Pirates @ San Francisco Giants
Candlestick Park, San Francisco, CA
Thu May 01 1986, 6:33 AM EDT
Att: 3,927 - Cloudy

AB 33
R 2
H 7
RBI 2
BB 2
SO 8
LOB 13



Batter	1	2	3	4	5	6	7	8	9	AB	R	H	RBI	BB	SO	LOB	TOP																											
Shawon Dunston, R (1, 6) OBP: 0.359, SLG: 0.521	0-0 CS 1B			0-0 G3 23 1B 1B		4-0 G1-6-3 BB 1-2	0-0 1B 2B 1-H 2-H		0-0 E9 1B	4	2	4	2	1	0	0	Chicago Cubs @ San Francisco Giants Candlestick Park, San Francisco, CA Fri May 02, 1986, 10:05 PM EDT Att: 13,445 - Unknown																											
Terry Francona, L (1, 3) OBP: 0.167, SLG: 0.167	0-0 L6 1-2		0-0 G3	0-0 G3		0-0 G1-6-3 1-2 2-3	0-0 1B		0-0 4-3 1B	5	0	1	1	0	0	5																												
23 Ryne Sandberg, R (1, 4) OBP: 0.320, SLG: 0.398	0-0 5-3			0-0 2B 1B 2-H		0-0 1B	4-0 1B IBB		0-0 F9 1B	4	0	2	2	1	0	1																												
Keith Moreland, R (1, 9) OBP: 0.366, SLG: 0.398		0-0 FC2-5 2B		0-0 F7		0-0 F9	0-3 K		0-0 F7	4	0	1	0	0	1	4																												
Jody Davis, R (1, 2) OBP: 0.293, SLG: 0.423		0-0 FC2-5 G5-4-3 2-3		0-0 2B			0-0 4-3 1B 2B		0-0 F7	4	1	2	0	0	0	1																												
Ron Cey, R (1, 5) OBP: 0.306, SLG: 0.172		0-0 G5-4-3			0-0 F8		0-0 4-3		0-0 6-3	4	0	0	0	0	0	2																												
Manny Trillo, R (8, 5) OBP: 0.300, SLG: 0.231		0-0 G5-4-3 1-2					2-3 4-3			0	0	0	0	0	0	0																												
Gary Matthews, R (1, 7) OBP: 0.304, SLG: 0.184			0-3 K		0-3 K		0-0 FC6-4 1B 3-H		4-0 FC6 BB	3	0	1	1	1	2	0																												
Bob Dernier, R (1, 8) OBP: 0.226, SLG: 0.233			0-3 K		0-0 L5		0-0 FC6-4 2B 1-2		0-0 FC6 1-2	4	1	0	0	0	1	2																												
Steve Trout, L (1, 1) George Frazier, R (5, 1) Chris Speier, R (6, PH) Matt Keough, R (6, 1) Thad Bosley, L (7, PH) Jay Baller, R (7, 1)			0-0 F8		0-0 F8		0-0 C1-6-3 23 1B BB 1B		0-0 F9	1	0	0	0	0	0	0																												
Inning Stats	R: 0 E: 0 K: 0 S: 3	H: 1 LOB: 0 BB: 0 P: 3	R: 0 E: 0 K: 0 S: 3	H: 1 LOB: 0 BB: 0 P: 3	R: 0 E: 0 K: 2 S: 7	H: 0 LOB: 0 BB: 0 P: 7	R: 1 E: 0 K: 0 S: 5	H: 3 LOB: 2 BB: 0 P: 5	R: 0 E: 0 K: 1 S: 5	H: 0 LOB: 0 BB: 0 P: 5	R: 1 E: 0 K: 0 S: 4	H: 2 LOB: 1 BB: 1 P: 8	R: 4 E: 0 K: 1 S: 9	H: 4 LOB: 2 BB: 2 P: 17	R: 0 E: 0 K: 0 S: 3	H: 0 LOB: 1 BB: 1 P: 7	R: 0 E: 1 K: 0 S: 4	H: 1 LOB: 1 BB: 0 P: 4	1B: 8 2B: 4 3B: 0 HR: 0	SF: 0 SAC: 0 DP: 2 HBP: 0	WP: 0 PB: 0 SB: 0 CS: 1	PA: 39																						
PITCHER	IP	WLS	BF	H	R	ER	SO	BB	IBB	HBP	BLK	WP	HR	S	P	ERA	WHIP	PITCHER								IP	WLS	BF	H	R	ER	SO	BB	IBB	HBP	BLK	WP	HR	S	P	ERA	WHIP		
Juan Berenguer, R (1, 1) ERA: 4.7	5.0		19	6	2	2	3	1	0	0	0	0	0	0	24	28	3.60	1.400																										
Bill Laskey, R (6, 1) ERA: 3.55	1.0		3	1	0	0	0	0	0	0	0	0	0	0	3	3	0.00	1.000																										
Jeff Robinson, R (7, 1) ERA: 4.08	0.2		4	2	2	2	0	0	0	0	0	0	0	0	4	4	27.00	3.000																										
Mark Davis, L (7, 1) ERA: 2.84	0.0	L	4	2	2	2	0	1	1	0	0	0	0	2	10	∞	∞																											
Jim Gott, R (7, 1) ERA: 7.11	2.1		9	1	0	0	1	1	0	0	0	0	0	10	14	0.00	0.857																											

AB	35
R	6
H	12
RBI	6
BB	4
SO	4
LOB	15



Batter	1	2	3	4	5	6	7	8	9	AB	R	H	RBI	BB	SO	LOB	BOTTOM																														
Dan Gladden, R (1, 8) OBP: 0.349, SLG: 0.305	0-0 F8		0-0 F9		4-0 1B SF7 BB		0-0 F9		0-3 K	4	1	0	0	1	1	2	Chicago Cubs @ San Francisco Giants Candlestick Park, San Francisco, CA Fri May 02, 1986, 10:05 PM EDT Att: 13,445 - Unknown																														
Will Clark, L (1, 3) OBP: 0.360, SLG: 0.484	0-0 F7		0-0 4-3		0-0 CS 1B		0-0 6-3		0-0 L9	5	0	1	0	0	0	2																															
Bob Brenly, R (1, 5) OBP: 0.417, SLG: 0.413	4-0 FC6-4 BB			4-0 1B 1B BB		0-0 SF7		0-3 K		1	1	0	1	2	1	0																															
Jeffrey Leonard, R (1, 7) OBP: 0.380, SLG: 0.554	0-0 FC6-4 1-2			0-0 1B 4-3 1B		0-0 6-3 1-2			0-0 F7	4	1	1	0	0	0	2																															
Chili Davis, S (1, 9) OBP: 0.326, SLG: 0.442		0-0 6-3		0-0 4-3 1B 1-3 3-H		0-0 2B 2B			0-0 6-3	4	1	2	1	0	0	0																															
Bob Melvin, R (1, 2) OBP: 0.159, SLG: 0.233		0-3 K		0-0 4-3 1-2 3-H		0-0 2B 2B			0-0 6-3	4	0	1	2	0	1	1																															
Robby Thompson, R (1, 4) OBP: 0.337, SLG: 0.321		0-0 5-3		0-0 K		0-3 K			0-0 1B 2B	4	1	1	0	0	2	2																															
Jose Uribe, S (1, 6) OBP: 0.324, SLG: 0.284			0-0 SH3-4 1B		4-0 1B IBB		0-3 K		0-0 SH1-4 1B	2	0	1	0	1	1	1																															
Candy Maldonado, R (9, PH) OBP: 0.355, SLG: 0.733									0-0 SH1-4 1B	1	0	1	1	0	0	0																															
Juan Berenguer, R (1, 1) Bill Laskey, R (6, 1) Mike Woodard, L (6, PH) Jeff Robinson, R (7, 1) Mark Davis, L (7, 1) Jim Gott, R (7, 1) Luis Quinones, S (8, PH)			0-0 SH3-4 1B		0-0 G3		0-0 4-3		0-0 SH1-4 1B	1	0	0	0	0	0	2																															
Inning Stats	R: 0 E: 0 K: 0 S: 3	H: 0 LOB: 1 BB: 1 P: 7	R: 0 E: 0 K: 1 S: 5	H: 0 LOB: 0 BB: 0 P: 5	R: 0 E: 0 K: 0 S: 4	H: 1 LOB: 1 BB: 0 P: 4	R: 2 E: 0 K: 1 S: 7	H: 2 LOB: 2 BB: 2 P: 15	R: 1 E: 0 K: 0 S: 3	H: 1 LOB: 0 BB: 1 P: 7	R: 1 E: 0 K: 2 S: 9	H: 2 LOB: 1 BB: 0 P: 9	R: 0 E: 0 K: 1 S: 5	H: 0 LOB: 0 BB: 0 P: 5	R: 0 E: 0 K: 0 S: 3	H: 0 LOB: 0 BB: 0 P: 3	R: 1 E: 0 K: 1 S: 7	H: 2 LOB: 1 BB: 0 P: 7	1B: 5 2B: 3 3B: 0 HR: 0	SF: 1 SAC: 2 DP: 0 HBP: 0	WP: 0 PB: 0 SB: 0 CS: 1	PA: 38																									
PITCHER	IP	WLS	BF	H	R	ER	SO	BB	IBB	HBP	BLK	WP	HR	S	P	ERA	WHIP	PITCHER								IP	WLS	BF	H	R	ER	SO	BB	IBB	HBP	BLK	WP	HR	S	P	ERA	WHIP					
Steve Trout, L (1, 1) ERA: 4.88	4.0		20	4	3	3	2	3	1	0	0	0	0	2	2	0.00	0.000																														
George Frazier, R (5, 1) ERA: 4.5	1.0		2	0	0	0	0	0	0	0	0	0	0	2	2	0.00	0.000																														
Matt Keough, R (6, 1) ERA: 3.07	1.0	W	5	2	1	1	2	0	0	0	0	0	0	9	9	9.00	2.000																														
Jay Baller, R (7, 1) ERA: 2.89	3.0	S	11	2	1	1	2	0	0	0	0	0	0	15	15	3.00	0.667																														

AB	31
R	5
H	8
RBI	5
BB	4
SO	6
LOB	13



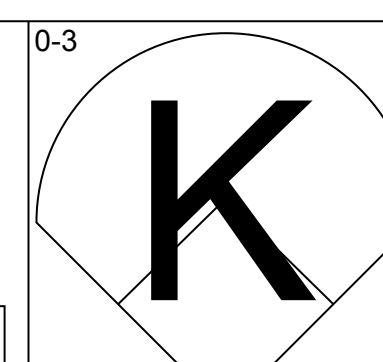
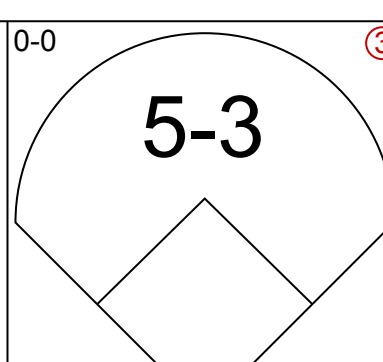
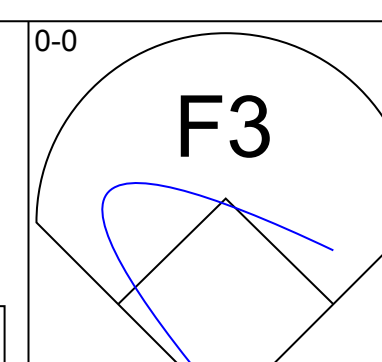
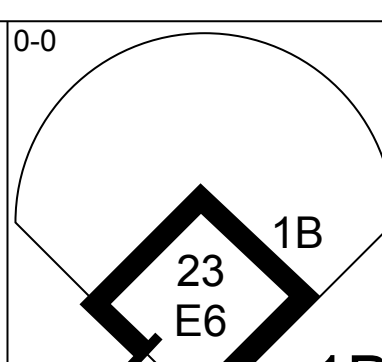
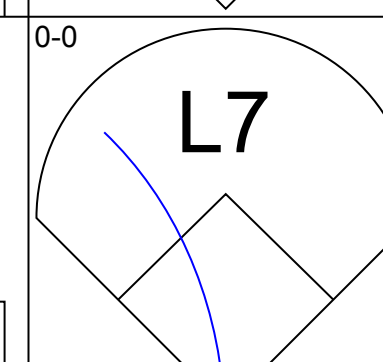
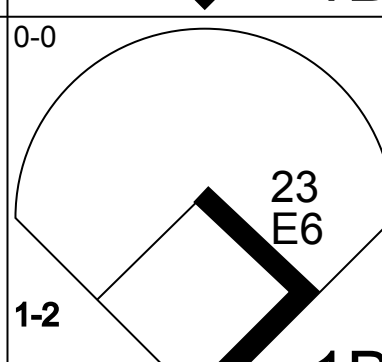
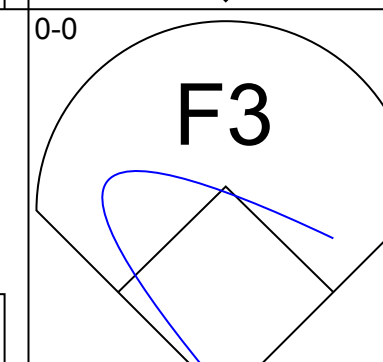
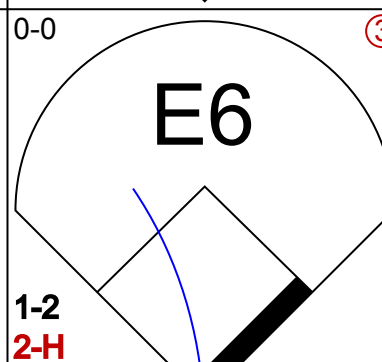
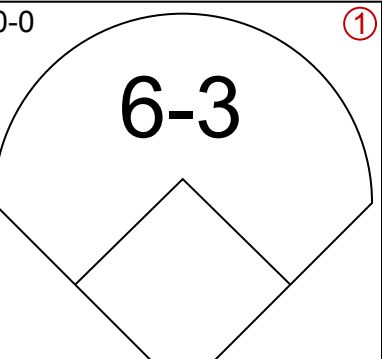
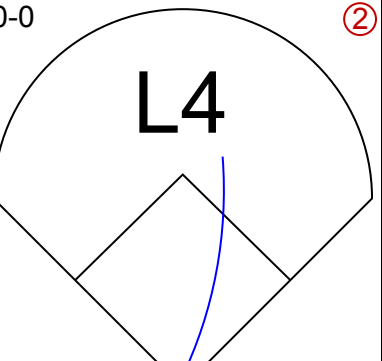
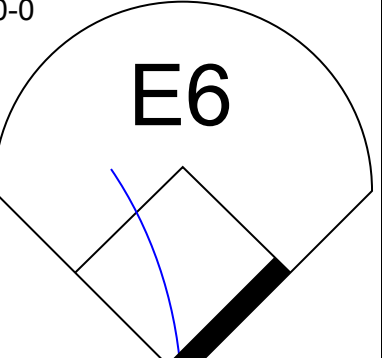
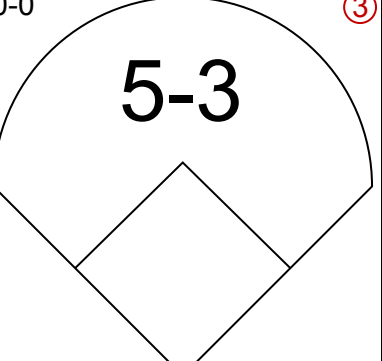
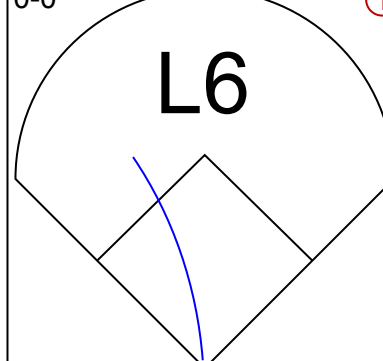
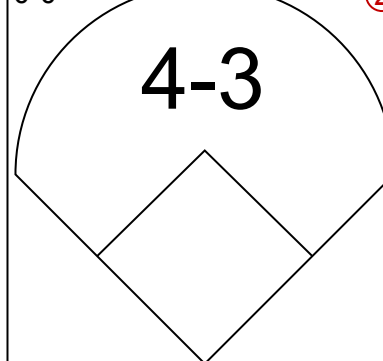
Batter	1	2	3	4	5	6	7	8	9	AB	R	H	RBI	BB	SO	LOB	TOP								
Shawon Dunston, R OBP: 0.337, SLG: 0.487	F6		F9			F8		F7	FC6-2 1B	5	1	0	0	0	0	4	Chicago Cubs @ San Francisco Giants Candlestick Park, San Francisco, CA Sat May 03 1986, 6:33 AM EDT Att: 13,938 - Unknown								
Terry Francona, L OBP: 0.273, SLG: 0.273	F7			FC6-4 1B		4-3		F6	23 BB 1B	5	0	2	2	2	0	0									
23 Ryne Sandberg, R OBP: 0.324, SLG: 0.391	F6			FC6-4 1-2		K			4-0 BB 1B	4	0	1	0	1	1	1									
Keith Moreland, R OBP: 0.347, SLG: 0.375		6-3		6-3 1-2		L8		K	G3	5	0	0	0	0	1	4									
Jody Davis, R OBP: 0.291, SLG: 0.407 Manny Trillo, R OBP: 0.300, SLG: 0.231	F8			6-3		6-3			4-0 BB 1B BB	3	0	0	0	1	0	1									
Ron Cey, R OBP: 0.325, SLG: 0.394 Jay Baller, R	K								0-3 BB 1B	4	2	2	2	0	2	1									
Gary Matthews, R OBP: 0.320, SLG: 0.238 Davey Lopes, R OBP: 0.325, SLG: 0.353			K		F9				1-2 1B 1B	4	0	2	0	0	1	0									
Bob Dernier, R OBP: 0.240, SLG: 0.250 Thad Bosley, L OBP: 0.305, SLG: 0.348					K				E FC6-2 1B 1-2 2H	2	0	1	0	1	1	0									
Scott Sanderson, R OBP: 0.111, SLG: 0.111 Ray Fontenot, L George Frazier, R Jerry Mumphy, S	K				F7		6-3		FC6-2 1-3 2H 1B	3	0	0	0	0	1	3									
Inning Stats	R: 0 E: 0 K: 0 S: 3	H: 0 LOB: 0 BB: 0 P: 3	R: 0 E: 0 K: 1 S: 5	H: 0 LOB: 0 BB: 0 P: 5	R: 0 E: 0 K: 2 S: 8	H: 1 LOB: 1 BB: 0 P: 8	R: 0 E: 0 K: 0 S: 4	H: 1 LOB: 1 BB: 0 P: 4	R: 1 E: 0 K: 1 S: 6	H: 1 LOB: 0 BB: 0 P: 6	R: 0 E: 0 K: 1 S: 5	H: 0 LOB: 0 BB: 0 P: 5	R: 1 E: 0 K: 0 S: 5	H: 2 LOB: 2 BB: 1 P: 9	R: 0 E: 0 K: 1 S: 6	H: 1 LOB: 1 BB: 0 P: 6		R: 4 E: 1 K: 1 S: 9	H: 4 LOB: 2 BB: 2 P: 17	1B: 6 2B: 2 3B: 0 HR: 2	SF: 0 SAC: 0 DP: 0 HBP: 0	WP: 0 PB: 0 SB: 2 CS: 0	PA: 40		
PITCHER	IP	WLS	BF	H	R	ER	SO	BB	IBB	HBP	BLK	WP	HR	S	P	ERA	WHIP								
Scott Garrelts, R ERA: 2.78	8.0		32	6	3	3	6	1	1	0	0	0	2	42	50	3.38	0.875								
Greg Minton, R ERA: 4.41	0.2	L	6	4	3	3	1	0	0	0	0	0	0	8	8	40.50	6.000								
Bill Laskey, R ERA: 3.46	0.1		2	0	0	0	0	1	0	0	0	0	0	1	5	0.00	3.000								

Batter	1	2	3	4	5	6	7	8	9	AB	R	H	RBI	BB	SO	LOB	BOTTOM									
Dan Gladden, R OBP: 0.342, SLG: 0.300	K		5-3		F8		FC1-6 1B		K	5	0	1	0	0	2	1	Chicago Cubs @ San Francisco Giants Candlestick Park, San Francisco, CA Sat May 03 1986, 6:33 AM EDT Att: 13,938 - Unknown									
Will Clark, L OBP: 0.352, SLG: 0.500	F9		F9		F8		FC1-6 2B		HR	5	1	1	1	0	0	3										
Bob Brenly, R OBP: 0.416, SLG: 0.418	K		FC6-4 BB			K			6-3	4	0	1	1	1	2	0										
Candy Maldonado, R OBP: 0.314, SLG: 0.647 Luis Quinones, S	K		FC6-4 1-2			F6	F4			4	0	0	0	0	1	3										
Chili Davis, S OBP: 0.333, SLG: 0.438		2B 1B BB		K		K		E CS 1B		3	1	1	0	1	2	0										
Bob Melvin, R OBP: 0.167, SLG: 0.255		1B 2B		5-3		6-3		5-3		4	0	1	0	0	0	1										
Robby Thompson, R OBP: 0.352, SLG: 0.352 Bill Laskey, R				5-3			HR		1B	4	1	3	1	0	0	0										
Jose Uribe, S OBP: 0.316, SLG: 0.275 Jeffrey Leonard, R OBP: 0.352, SLG: 0.585	F2				3-1		2H HR		K	2	0	0	0	0	0	2										
Scott Garrelts, R OBP: 0.231, SLG: 0.231 Greg Minton, S Mike Woodard, L	G1-4-3						1B 2B		4-3	3	1	2	0	0	0	2										
Inning Stats	R: 0 E: 0 K: 2 S: 7	H: 2 LOB: 2 BB: 1 P: 7	R: 1 E: 0 K: 1 S: 7	H: 2 LOB: 2 BB: 1 P: 11	R: 0 E: 0 K: 0 S: 3	H: 0 LOB: 1 BB: 1 P: 7	R: 0 E: 0 K: 1 S: 5	H: 0 LOB: 0 BB: 0 P: 5	R: 0 E: 0 K: 0 S: 4	H: 1 LOB: 1 BB: 0 P: 4	R: 0 E: 0 K: 2 S: 7	H: 0 LOB: 0 BB: 0 P: 7	R: 3 E: 0 K: 0 S: 8	H: 5 LOB: 2 BB: 0 P: 8	R: 0 E: 0 K: 1 S: 6	H: 2 LOB: 1 BB: 0 P: 6		R: 1 E: 0 K: 1 S: 6	H: 1 LOB: 0 BB: 0 P: 6	1B: 6 2B: 3 3B: 0 HR: 2	SF: 0 SAC: 0 DP: 0 HBP: 0	WP: 0 PB: 0 SB: 1 CS: 1	PA: 39			
PITCHER	IP	WLS	BF	H	R	ER	SO	BB	IBB	HBP	BLK	WP	HR	S	P	ERA	WHIP									
Scott Sanderson, R ERA: 4.88	6.1		28	7	4	4	6	2	0	0	0	0	0	1	38	46	5.68	1.421								
Ray Fontenot, L ERA: 8.75	0.1		1	0	0	0	0	0	0	0	0	0	0	1	1	0.00	0.000									
George Frazier, R ERA: 4.05 Jay Baller, R ERA: 3.2	1.1	W	6	3	0	0	1	0	0	0	0	0	0	8	8	0.00	2.250									
	0.1	S	4	1	1	1	1	0	0	0	0	0	1	6	6	9.00	1.000									



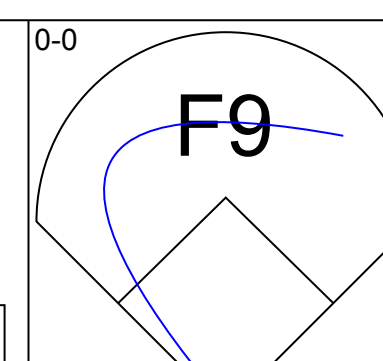
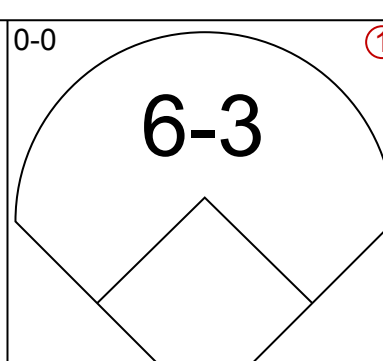
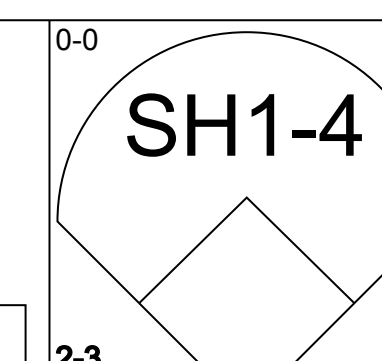
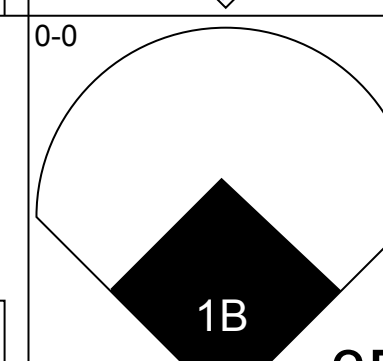
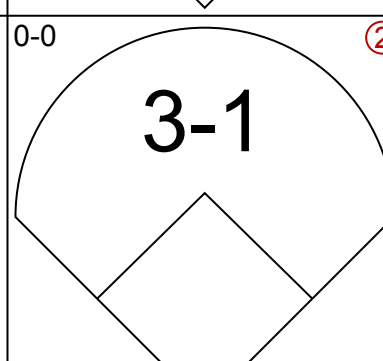
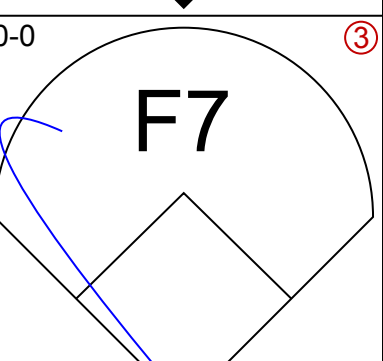
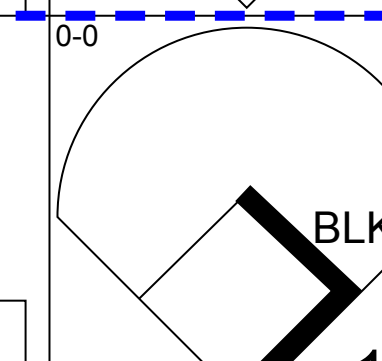
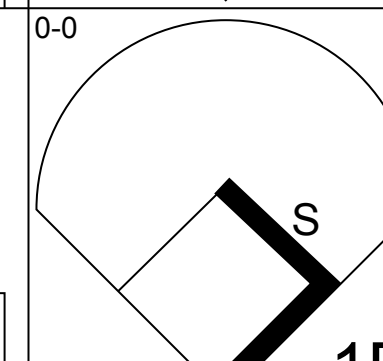
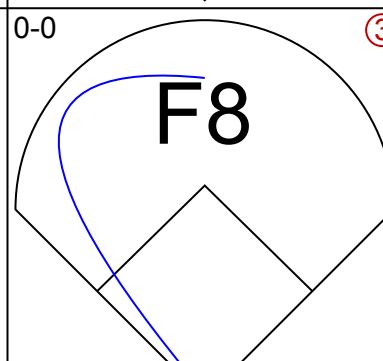
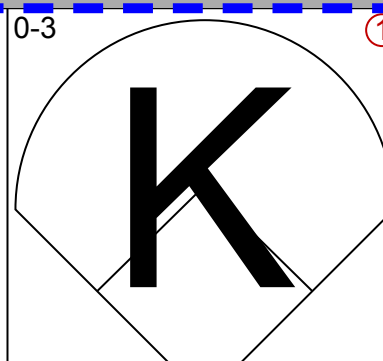
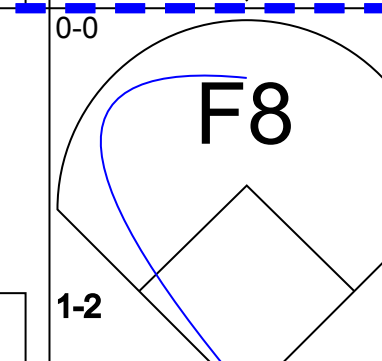
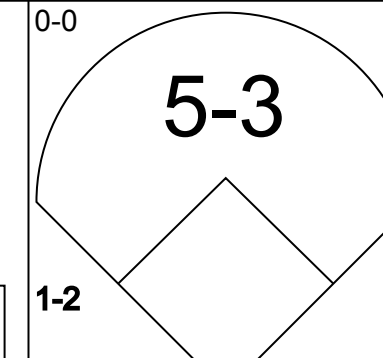
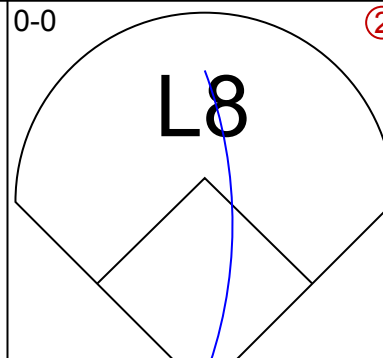
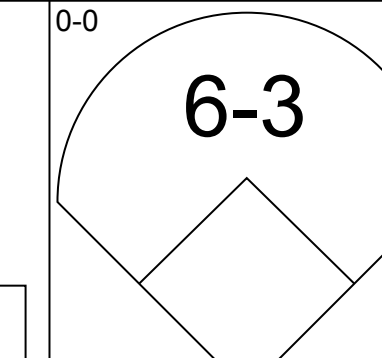
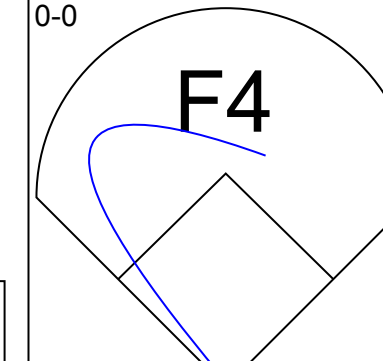
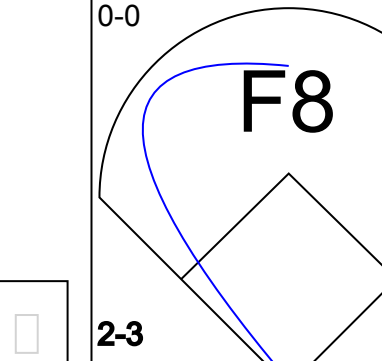
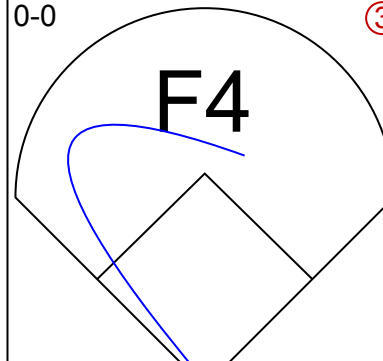
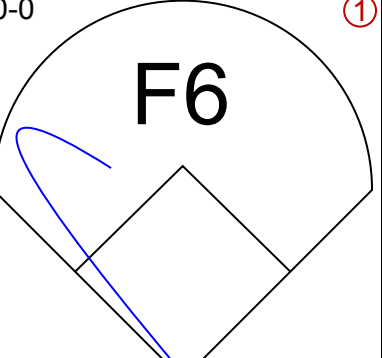
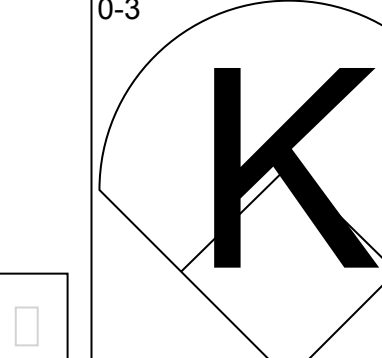
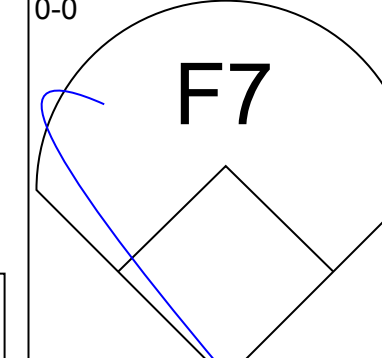
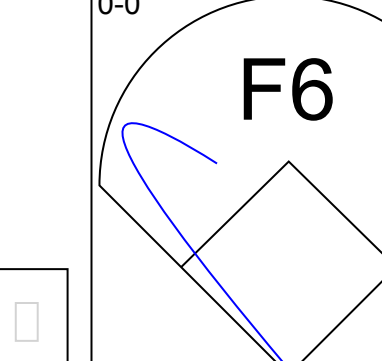
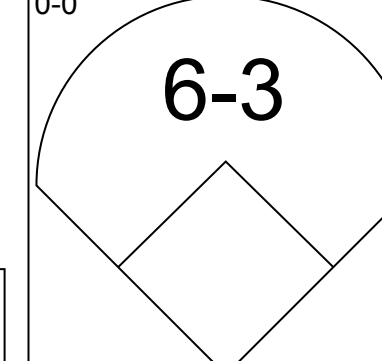
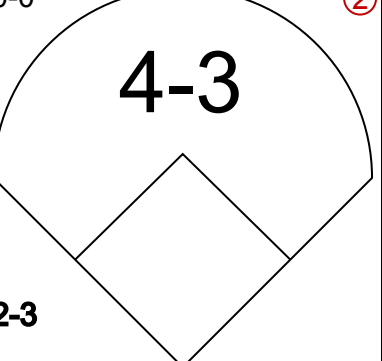
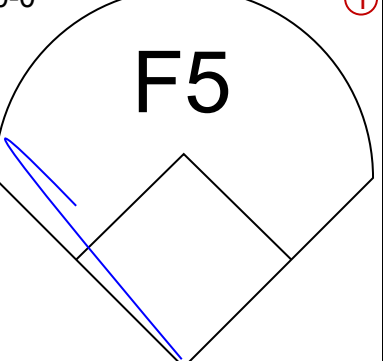
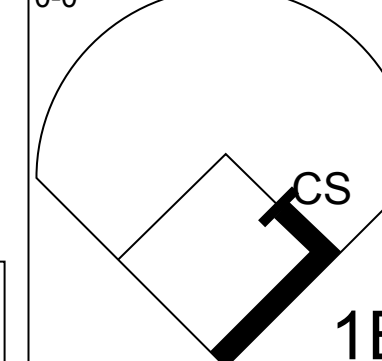
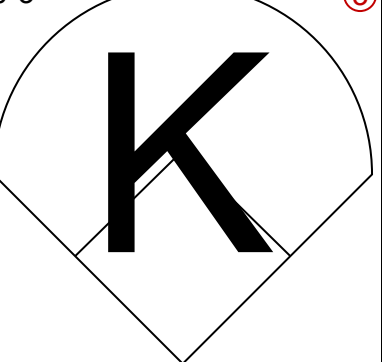
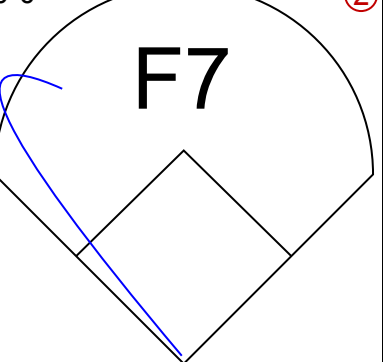
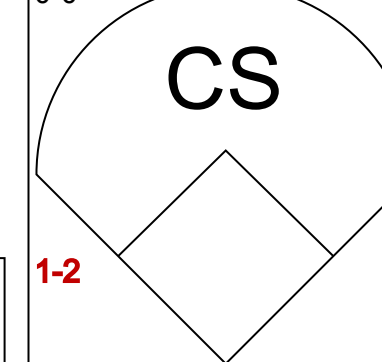
Batter	1	2	3	4	5	6	7	8	9	10	AB	R	H	RBI	BB	SO	LOB	TOP					
Shawon Dunston, R OBP: 0.318, SLG: 0.458 (1, 6)	B5-3		G3-6			6-3		5-3		FC6-4	5	0	0	0	0	0	2	Chicago Cubs @ San Francisco Giants Candlestick Park, San Francisco, CA Sun May 04 1986, 6:33 AM EDT Unknown					
Terry Francona, L OBP: 0.200, SLG: 0.200 (1, 3)	4-3			F6		4-3		L7			4	0	0	0	0	0							
23 Ryne Sandberg, R OBP: 0.349, SLG: 0.436 (1, 4)					HR	1B				SH3-4 BB	2	1	2	1	2	0	0						
Keith Moreland, R OBP: 0.347, SLG: 0.374 (1, 9)	F3			6-3						SH3-4	3	0	1	0	0	0	1						
Jody Davis, R OBP: 0.276, SLG: 0.386 (1, 2)					K						4	0	0	0	0	2	3						
Ron Cey, R OBP: 0.295, SLG: 0.351 (1, 5)											4	0	0	0	0	1	1						
Gary Matthews, R OBP: 0.302, SLG: 0.222 Jerry Mumphy, S OBP: 0.343, SLG: 0.455 (1, 7) (9, 7)											3	0	0	0	0	1	0						
Bob Dernier, R OBP: 0.240, SLG: 0.250 (1, 8)											1	0	1	0	0	0	1						
Rick Sutcliffe, L OBP: 0.214, SLG: 0.571 (1, 1)											4	0	0	0	0	0	3						
Inning Stats	R: 0 E: 0 K: 0 S: 3	H: 0 LOB: 1 BB: 1 P: 7	R: 0 E: 0 K: 1 S: 5	H: 0 LOB: 0 BB: 0 P: 5	R: 0 E: 0 K: 0 S: 3	H: 1 LOB: 0 BB: 0 P: 3	R: 1 E: 0 K: 1 S: 6	H: 1 LOB: 0 BB: 0 P: 6	R: 0 E: 1 K: 1 S: 6	H: 0 LOB: 1 BB: 0 P: 6	R: 0 E: 0 K: 0 S: 5	H: 2 LOB: 2 BB: 0 P: 5	R: 0 E: 0 K: 1 S: 5	H: 0 LOB: 0 BB: 0 P: 5	R: 0 E: 0 K: 0 S: 3	H: 0 LOB: 0 BB: 0 P: 3	R: 0 E: 0 K: 0 S: 3	H: 0 LOB: 1 BB: 1 P: 7	R: 0 E: 0 K: 0 S: 4	H: 1 LOB: 1 BB: 0 P: 4	1B: 4 2B: 0 3B: 0 HR: 1	SF: 0 SAC: 1 DP: 1 HBP: 0	WP: 0 PA: 37 PB: 0 SB: 1 CS: 0
PITCHER Michael LaCoss, R ERA: 1.71 (1, 1)	IP: 10.0 W: 10 L: 3 BF: 37 H: 5 R: 1 ER: 1 SO: 4 BB: 2 IBB: 0 HBP: 0 BLK: 0 WP: 0 HR: 1 S: 43 P: 51 ERA: 0.90 WHIP: 0.700																						

Batter	1	2	3	4	5	6	7	8	9	10	AB	R	H	RBI	BB	SO	LOB	BOTTOM			
Dan Gladden, R OBP: 0.328, SLG: 0.286 (1, 8)	F8		F3			6-3		F4		F8	5	0	0	0	0	0	2	Chicago Cubs @ San Francisco Giants Candlestick Park, San Francisco, CA Sun May 04 1986, 6:33 AM EDT Unknown			
Will Clark, L OBP: 0.345, SLG: 0.480 (1, 3)	4-3		K			F6		K			4	0	0	0	1	2	0				
Chris Brown, R OBP: 0.368, SLG: 0.420 (1, 5)	K		L7								2	0	0	1	2	1	0				
Jeffrey Leonard, R OBP: 0.367, SLG: 0.577 (1, 7)											3	1	1	0	1	0	1				
Chili Davis, S OBP: 0.340, SLG: 0.440 (1, 9)											4	0	2	0	0	1	2				
Bob Melvin, R OBP: 0.164, SLG: 0.235 (1, 2)											4	0	0	0	0	1	3				
Robby Thompson, R OBP: 0.350, SLG: 0.359 (1, 4)											4	0	1	0	0	2	2				
Jose Uribe, S OBP: 0.325, SLG: 0.268 (1, 6)											2	1	0	0	2	1	0				
Michael LaCoss, R Mike Woodard, L (10, PH) (1, 1)											3	0	0	0	0	1	2				
											0	0	0	0	0	0	0				
Inning Stats	R: 0 E: 0 K: 1 S: 5	H: 3 LOB: 2 BB: 1 P: 9	R: 1 E: 1 K: 0 S: 5	H: 3 LOB: 2 BB: 1 P: 9	R: 0 E: 0 K: 1 S: 5	H: 0 LOB: 0 BB: 0 P: 5	R: 0 E: 0 K: 1 S: 5	H: 0 LOB: 0 BB: 0 P: 5	R: 0 E: 0 K: 2 S: 7	H: 0 LOB: 0 BB: 2 P: 11	R: 0 E: 0 K: 2 S: 3	H: 0 LOB: 0 BB: 0 P: 3	R: 0 E: 0 K: 2 S: 7	H: 0 LOB: 0 BB: 0 P: 7	R: 0 E: 0 K: 2 S: 8	H: 1 LOB: 2 BB: 1 P: 12	R: 1 E: 0 K: 0 S: 3	H: 0 LOB: 2 BB: 2 P: 11	1B: 3 2B: 1 3B: 0 HR: 0	SF: 1 SAC: 1 DP: 1 HBP: 0	WP: 0 PA: 39 PB: 0 SB: 0 CS: 0
PITCHER Rick Sutcliffe, R ERA: 3.86 (1, 1)	IP: 9.2 W: 9 L: 3 BF: 39 H: 4 R: 2 ER: 2 SO: 9 BB: 4 IBB: 2 HBP: 0 BLK: 0 WP: 0 HR: 0 S: 51 P: 75 ERA: 1.86 WHIP: 0.828																				

Batter	1	2	3	4	5	6	7	8	9	AB	R	H	RBI	BB	SO	LOB	TOP										
Shawn Dunston, R OBP: 0.323, SLG: 0.466 (1, 6)										5	0	2	1	0	1	0	Chicago Cubs @ San Francisco Giants Candlestick Park, San Francisco, CA Sun May 04 1986, 6:38 AM EDT Att: 31,867 - Unknown										
Terry Francona, L OBP: 0.300, SLG: 0.300 (1, 3)										5	0	3	0	0	0	0											
23 Ryne Sandberg, R OBP: 0.342, SLG: 0.434 (1, 4)										5	0	1	0	0	1	4											
Keith Moreland, R OBP: 0.337, SLG: 0.362 (1, 9)										3	0	0	0	0	0	2											
Jerry Mumphrey, S OBP: 0.359, SLG: 0.429 (1, 7)										2	0	0	0	2	1	1											
Jody Davis, R OBP: 0.287, SLG: 0.379 (1, 2)										2	0	0	0	2	1	3											
Chris Speier, R OBP: 0.455, SLG: 0.471 Thad Bosley, L OBP: 0.296, SLG: 0.333 Manny Trillo, R OBP: 0.300, SLG: 0.231 (8, PH) (8, 5)										2	1	0	0	0	1	4											
Bob Dernier, R OBP: 0.243, SLG: 0.253 (1, 8)										3	0	1	0	0	1	0											
Dennis Eckersley, R OBP: 0.167, SLG: 0.167 George Frazier, R (6, 1) Ray Fontenot, L (8, 1) Jay Baller, R (8, 1) Davey Lopes, R OBP: 0.317, SLG: 0.343 (8, 5)										2	0	0	0	0	0	2											
Inning Stats	R: 0 E: 0 K: 1 S: 5	H: 0 LOB: 0 BB: 0 P: 5	R: 0 E: 1 K: 0 S: 4	H: 0 LOB: 1 BB: 0 P: 4	R: 0 E: 0 K: 0 S: 3	H: 0 LOB: 0 BB: 0 P: 3	R: 0 E: 0 K: 1 S: 6	H: 1 LOB: 1 BB: 0 P: 6	R: 0 E: 0 K: 0 S: 3	H: 1 LOB: 2 BB: 1 P: 8	R: 0 E: 1 K: 2 S: 9	H: 1 LOB: 3 BB: 1 P: 13	R: 0 E: 0 K: 2 S: 7	H: 0 LOB: 0 BB: 0 P: 7	R: 0 E: 0 K: 1 S: 6	H: 1 LOB: 3 BB: 2 P: 14		R: 0 E: 1 K: 0 S: 5	H: 3 LOB: 2 BB: 0 P: 5	1B: 5 2B: 2 3B: 0 HR: 0	SF: 0 SAC: 2 DP: 1 HBP: 1	WP: 0 PB: 0 SB: 0 CS: 0	PA: 39				
PITCHER	IP	WLS	BF	H	R	ER	SO	BB	IBB	HBP	BLK	WP	HR	S	P	ERA	WHIP										
Roger Mason, R ERA: 2.0 (1, 1)	8.0	W	34	4	1	1	7	2	2	1	0	0	0	43	60	1.12	0.750										
Jeff Robinson, R ERA: 3.86 (9, 1)	1.0	S	5	3	0	0	0	0	0	0	0	0	0	5	5	0.00	3.000										

AB	32
R	1
H	7
RBI	1
BB	4
SO	7
LOB	20



Batter	1	2	3	4	5	6	7	8	9	AB	R	H	RBI	BB	SO	LOB	BOTTOM										
Candy Maldonado, R OBP: 0.316, SLG: 0.622 Dan Gladden, R OBP: 0.328, SLG: 0.286 (8, PH) (9, 8)										3	0	1	0	0	0	0	Chicago Cubs @ San Francisco Giants Candlestick Park, San Francisco, CA Sun May 04 1986, 6:38 AM EDT Att: 31,867 - Unknown										
Will Clark, L OBP: 0.351, SLG: 0.500 (1, 3)										4	1	2	1	0	0	1											
Chris Brown, R OBP: 0.381, SLG: 0.411 (1, 5)										4	0	1	1	0	1	1											
Jeffrey Leonard, R OBP: 0.382, SLG: 0.574 (1, 7)										4	0	1	0	0	0	2											
Chili Davis, S OBP: 0.330, SLG: 0.425 (1, 9)										3	0	0	0	0	0	2											
Bob Brenly, R OBP: 0.402, SLG: 0.400 (1, 2)										3	0	0	0	0	1	1											
Robby Thompson, R OBP: 0.349, SLG: 0.368 (1, 4)										3	0	1	0	0	0	1											
Jose Uribe, S OBP: 0.325, SLG: 0.270 (1, 6)										3	0	1	0	0	0	1											
Roger Mason, R ERA: 4.05 Mike Woodard, L OBP: 0.250, SLG: 0.500 Jeff Robinson, R (9, 1)										2	0	0	0	0	1	1											
Inning Stats	R: 1 E: 0 K: 0 S: 5	H: 2 LOB: 1 BB: 0 P: 5	R: 0 E: 0 K: 1 S: 6	H: 1 LOB: 1 BB: 0 P: 6	R: 0 E: 0 K: 0 S: 3	H: 0 LOB: 0 BB: 0 P: 3	R: 0 E: 0 K: 1 S: 6	H: 1 LOB: 1 BB: 0 P: 6	R: 0 E: 0 K: 0 S: 4	H: 1 LOB: 1 BB: 0 P: 4	R: 0 E: 0 K: 1 S: 5	H: 0 LOB: 0 BB: 0 P: 5	R: 0 E: 0 K: 0 S: 3	H: 1 LOB: 1 BB: 0 P: 3	R: 1 E: 0 K: 0 S: 5	H: 2 LOB: 1 BB: 0 P: 5		1B: 4 2B: 3 3B: 1 HR: 0	SF: 0 SAC: 1 DP: 0 HBP: 0	WP: 0 PB: 0 SB: 1 CS: 1	PA: 32						
PITCHER	IP	WLS	BF	H	R	ER	SO	BB	IBB	HBP	BLK	WP	HR	S	P	ERA	WHIP										
Dennis Eckersley, R ERA: 4.05 George Frazier, R ERA: 4.02 Ray Fontenot, L ERA: 0.75 Jay Baller, R ERA: 3.1 (8, 1)	2.1	L	8	2	1	1	1	0	0	0	0	0	0	10	10	3.86	0.857										
	0.0	1	1	0	0	0	0	0	0	0	0	0	0	1	1	*	*										
	0.2	2	0	0	0	0	0	0	0	0	1	0	0	2	2	0.00	0.000										

AB	30
R	2
H	8
RBI	2
BB	0
SO	3
LOB	10



Batter	1	2	3	4	5	6	7	8	9	AB	R	H	RBI	BB	SO	LOB	TOP			
Candy Maldonado, R OBP: 0.326, SLG: 0.690 (1, 8)										5	2	2	2	0	0	3	San Francisco Giants @ Pittsburgh Pirates Three Rivers Stadium, Pittsburgh, PA Tue May 06 1986, 7:05 PM EDT Att: 7,461 - Unknown livebaseballscorecards.com			
Will Clark, L OBP: 0.347, SLG: 0.486 (1, 3)										3	1	0	0	1	1					
Chris Brown, R OBP: 0.393, SLG: 0.474 (1, 5)										5	2	3	3	0	0	1				
Jeffrey Leonard, R OBP: 0.377, SLG: 0.562 (1, 7)										4	1	1	0	0	1	1				
Chili Davis, S OBP: 0.317, SLG: 0.407 (1, 9)										4	0	0	0	0	0	3				
Bob Brenly, R OBP: 0.406, SLG: 0.411 (1, 2)										3	0	1	2	1	1	0				
Robby Thompson, R OBP: 0.345, SLG: 0.364 (1, 4)										4	0	1	0	0	1	1				
Jose Uribe, S OBP: 0.310, SLG: 0.256 (1, 6)										4	0	0	0	0	0	3				
Mike Krukow, R OBP: 0.222, SLG: 0.176 (1, 1)										3	1	1	0	1	0	2				
Inning Stats	R: 1 E: 0 K: 0 S: 5	H: 2 LOB: 1 BB: 0 P: 5	R: 0 E: 0 K: 0 S: 4	H: 1 LOB: 2 BB: 1 P: 8	R: 2 E: 0 K: 1 S: 6	H: 1 LOB: 0 BB: 1 P: 10	R: 2 E: 0 K: 0 S: 4	H: 1 LOB: 0 BB: 0 P: 8	R: 0 E: 0 K: 1 S: 5	H: 0 LOB: 0 BB: 0 P: 5	R: 0 E: 0 K: 0 S: 3	H: 0 LOB: 0 BB: 0 P: 3	R: 2 E: 0 K: 0 S: 6	H: 3 LOB: 1 BB: 0 P: 6	R: 0 E: 0 K: 1 S: 6	H: 1 LOB: 1 BB: 0 P: 6	1B: 4 2B: 3 3B: 0 HR: 2	SF: 0 SAC: 1 DP: 0 HBP: 0	WP: 0 PB: 0 SB: 0 CS: 0	PA: 39
PITCHER	IP	WLS	BF	H	R	ER	SO	BB	IBB	HBP	BLK	WP	HR	S	P	ERA	WHIP			
Rick Reuschel, R ERA: 5.12 (1, 1)	4.0	L	20	5	5	5	1	3	0	0	0	0	2	19	31	11.25	2.000			
Cecilio Guante, R ERA: 1.35 (5, 1)	3.0		9	0	0	0	2	0	0	0	0	0	0	13	13	0.00	0.000			
Bob Patterson, L ERA: 7.94 (8, 1)	2.0		10	4	2	2	1	0	0	0	0	0	0	12	12	9.00	2.000			

Batter	1	2	3	4	5	6	7	8	9	AB	R	H	RBI	BB	SO	LOB	BOTTOM					
R.J. Reynolds, S OBP: 0.347, SLG: 0.452 (1, 7)										4	0	0	0	0	1	3	San Francisco Giants @ Pittsburgh Pirates Three Rivers Stadium, Pittsburgh, PA Tue May 06 1986, 7:05 PM EDT Att: 7,461 - Unknown livebaseballscorecards.com					
Joe Orsulak, L OBP: 0.321, SLG: 0.427 (1, 8)										4	1	1	0	0	1	0						
Johnny Ray, S OBP: 0.433, SLG: 0.484 (1, 4)										4	0	1	0	0	1	1						
Sid Bream, L OBP: 0.349, SLG: 0.479 (1, 3)										3	1	1	1	1	0	1						
Mike Brown, R OBP: 0.364, SLG: 0.403 (1, 9)										4	0	1	1	0	0	2						
Tony Peña, R OBP: 0.330, SLG: 0.354 (1, 2)										4	0	2	0	0	0	0						
Jim Morrison, R OBP: 0.292, SLG: 0.433 (1, 5)										3	0	1	0	1	1	0						
Sam Khalifa, R OBP: 0.133, SLG: 0.093 (1, 6)										4	0	0	0	0	0	5						
Rick Reuschel, R OBP: 0.167, SLG: 0.167 (1, 1)										1	0	0	0	0	0	0						
Steve Kemp, L OBP: 0.350, SLG: 0.375 (4, PH)										0	0	0	0	1	0	0						
Cecilio Guante, R (5, 1)										0	0	0	0	0	0	0						
Bill Almon, R OBP: 0.421, SLG: 0.813 (7, PH)										1	0	0	0	0	1	0						
Bob Patterson, R (8, 1)										0	0	0	0	0	0	0						
Inning Stats	R: 2 E: 0 K: 1 S: 9	H: 4 LOB: 3 BB: 1 P: 13	R: 0 E: 0 K: 0 S: 3	H: 0 LOB: 0 BB: 0 P: 3	R: 0 E: 0 K: 0 S: 3	H: 0 LOB: 0 BB: 0 P: 3	R: 0 E: 0 K: 0 S: 4	H: 2 LOB: 2 BB: 1 P: 8	R: 0 E: 0 K: 0 S: 3	H: 0 LOB: 1 BB: 1 P: 7	R: 0 E: 0 K: 1 S: 5	H: 0 LOB: 0 BB: 0 P: 5	R: 0 E: 0 K: 3 S: 9	H: 0 LOB: 0 BB: 0 P: 9	R: 0 E: 0 K: 0 S: 3	H: 1 LOB: 0 BB: 0 P: 3	R: 0 E: 0 K: 0 S: 3	H: 0 LOB: 0 BB: 0 P: 3	1B: 5 2B: 2 3B: 0 HR: 0	SF: 0 SAC: 0 DP: 2 HBP: 0	WP: 0 PB: 0 SB: 1 CS: 0	PA: 35
PITCHER	IP	WLS	BF	H	R	ER	SO	BB	IBB	HBP	BLK	WP	HR	S	P	ERA	WHIP					
Mike Krukow, R ERA: 3.83 (1, 1)	9.0	W	35	7	2	2	5	3	0	0	0	0	0	42	54	2.00	1.111					



Batter	1	2	3	4	5	6	7	8	9	AB	R	H	RBI	BB	SO	LOB	TOP			
Dan Gladden, R OBP: 0.339, SLG: 0.294 (1, 8)	0-0 3-1	4-0 2B BB		0-0 1B		0-0 CS 1B		0-0 G3		4	1	2	1	1	0	2				
Will Clark, L OBP: 0.341, SLG: 0.482 (1, 3)	0-0 G3	0-0 1-H 2B		0-0 G3-2		0-0 CS	0-0 L3		0-0 1-3	5	0	1	1	0	0	2				
Chris Brown, R OBP: 0.394, SLG: 0.482 (1, 5)	0-0 1B	0-0 P6							0-0 5-3	5	2	2	0	0	0	1				
Jeffrey Leonard, R OBP: 0.378, SLG: 0.550 (1, 7)	0-0 1B 2B		0-0 4-3		0-0 6-3		0-0 3-1		1-0 1B HBP	4	1	1	1	0	0	1				
Candy Maldonado, R OBP: 0.354, SLG: 0.702 (1, 9)	0-0 1-3 2B		0-0 F7		0-0 2B			0-0 4-3	0-0 1-3 1B	5	1	3	1	0	0	0				
Bob Brenly, R OBP: 0.406, SLG: 0.423 (1, 2)	0-0 1-H 3-H 2B		0-3 K		0-3 K			0-0 6-3 1B	0-3 K	5	1	2	2	0	3	3				
Robby Thompson, R OBP: 0.333, SLG: 0.350 (1, 4)	0-3 K		0-0 E5 1B		0-3 K			0-0 6-3		4	1	0	0	0	2	3				
Jose Uribe, S OBP: 0.330, SLG: 0.284 (1, 6)		0-0 SH2-4 BB 2B		0-0 1B SH3-4		0-0 4-3		4-0 1B		3	0	2	0	1	0	0				
Juan Berenguer, R (1, 1)		0-0 SH2-4		0-0 SH3-4		0-3 K		0-0 1-3 2-H 1B		0	0	0	0	0	0	0				
Bill Laskey, R (5, 1)										1	0	0	0	0	1	0				
Mark Davis, L (7, 1)										0	0	0	0	0	0	0				
Mike Woodard, L OBP: 0.400, SLG: 0.600 (8, PH)										1	0	1	1	0	0	0				
Jeff Robinson, R (8, 1)										0	0	0	0	0	0	0				
Inning Stats	R: 3 E: 0 K: 1 S: 9	H: 4 LOB: 1 BB: 0 P: 9	R: 1 E: 0 K: 0 S: 4	H: 2 LOB: 1 BB: 1 P: 8	R: 0 E: 0 K: 1 S: 5	H: 0 LOB: 0 BB: 0 P: 5	R: 1 E: 1 K: 0 S: 5	H: 2 LOB: 1 BB: 0 P: 5	R: 1 E: 0 K: 2 S: 9	H: 2 LOB: 1 BB: 0 P: 9	R: 0 E: 0 K: 0 S: 3	H: 0 LOB: 0 BB: 0 P: 3	R: 1 E: 0 K: 0 S: 5	H: 2 LOB: 2 BB: 1 P: 9	R: 0 E: 0 K: 1 S: 6	H: 1 LOB: 2 BB: 0 P: 7	1B: 9 2B: 6 3B: 0 HR: 0	SF: 0 SAC: 2 DP: 1 HBP: 1	WP: 2 PB: 0 SB: 0 CS: 1	PA: 43
PITCHER	IP WLS BF H R ER SO BB IBB HBP BLK WP HR S P ERA WHIP																			
Larry McWilliams, L ERA: 5.15 (1, 1)	4.1 L 23 10 6 5 2 1 0 0 0 0 1 0 26 30 10.38 2.538																			
Bob Walk, R ERA: 1.69 (5, 1)	4.1 18 4 1 1 3 0 1 1 1 0 0 0 22 27 2.08 0.923																			
Jim Winn, R ERA: 1.54 (9, 1)	0.1 1 0 0 0 1 0 0 0 0 0 0 0 3 3 0.00 0.000																			

San Francisco Giants @ Pittsburgh Pirates
Three Rivers Stadium, Pittsburgh, PA
Wed May 07 1986, 7:05 PM EDT
Att: 6,300 - Unknown

AB	37
R	7
H	14
RBI	7
BB	2
SO	6
LOB	12



Batter	1	2	3	4	5	6	7	8	9	AB	R	H	RBI	BB	SO	LOB	BOTTOM			
R.J. Reynolds, S OBP: 0.340, SLG: 0.449 (1, 7)	0-0 4-3		0-0 G3 2B	0-0 F7		0-0 6-3			0-3 K	5	1	1	0	0	1	1				
Joe Orsulak, L OBP: 0.326, SLG: 0.438 (1, 8)	0-0 1B		0-0 G3		0-0 F9		0-0 FC6-2 2B		0-3 K	5	1	2	0	0	1	1				
Johnny Ray, S OBP: 0.444, SLG: 0.505 (1, 4)	0-0 1-3 1B		0-0 2-3 2B		0-0 2B 1B		0-0 4-3			4	1	3	1	0	0	1				
Sid Bream, L OBP: 0.360, SLG: 0.500 (1, 3)	0-0 1-3 1B		0-0 F8		0-0 2B 1B		0-0 FC6-2			3	1	2	1	0	0	1				
Bill Almon, R OBP: 0.410, SLG: 0.788 (7, PH)	0-0 1-2 3-H 1B		0-0 F8		0-0 1B 2B		0-0 FC6-4			1	0	0	0	0	0	1				
Mike Brown, R OBP: 0.370, SLG: 0.400 (1, 9)	0-0 F3		4-0 BB		0-0 G4-6-3 1B		0-0 FC6-4			3	0	1	2	1	0	3				
Tony Peña, R OBP: 0.316, SLG: 0.337 (1, 2)	0-0 L9		0-0 4-3		0-0 G4-6-3			0-0 6-3		4	0	0	0	0	0	5				
Jim Morrison, R OBP: 0.289, SLG: 0.465 (1, 5)		0-0 L6		0-0 P6		0-0 HR		0-0 6-3		4	1	1	1	0	0	0				
Sam Khalifa, R OBP: 0.146, SLG: 0.109 (1, 6)		0-0 F8		0-0 4-3 1B		0-0 1-3		0-0 P6		3	0	1	0	0	0	0				
Lee Mazzilli, S OBP: 0.446, SLG: 0.200 (9, 3)										1	0	0	0	0	0	0				
Larry McWilliams, L OBP: 0.200, SLG: 0.300 (1, 1)		0-3 K		0-0 4-3		0-0 1-3		0-3 K		2	0	0	0	0	1	1				
Bob Walk, R OBP: 0.256, SLG: 0.571 (5, 1)				0-0 4-3		0-0 1-3				1	0	0	0	0	0	0				
Mike Diaz, R OBP: 0.304, SLG: 0.238 (9, 5)				1-2						1	0	0	0	0	1	0				
Inning Stats	R: 1 E: 0 K: 0 S: 6	H: 3 LOB: 2 BB: 0 P: 6	R: 0 E: 0 K: 1 S: 5	H: 0 LOB: 0 BB: 0 P: 5	R: 1 E: 0 K: 0 S: 5	H: 2 LOB: 2 BB: 1 P: 9	R: 0 E: 0 K: 0 S: 4	H: 1 LOB: 1 BB: 0 P: 4	R: 2 E: 0 K: 0 S: 5	H: 3 LOB: 0 BB: 0 P: 5	R: 1 E: 0 K: 0 S: 4	H: 1 LOB: 0 BB: 0 P: 4	R: 0 E: 0 K: 0 S: 3	H: 0 LOB: 0 BB: 0 P: 3	R: 0 E: 0 K: 3 S: 9	H: 0 LOB: 0 BB: 0 P: 9	1B: 6 2B: 4 3B: 0 HR: 1	SF: 0 SAC: 0 DP: 1 HBP: 0	WP: 0 PB: 0 SB: 0 CS: 0	PA: 38
PITCHER	IP WLS BF H R ER SO BB IBB HBP BLK WP HR S P ERA WHIP																			
Juan Berenguer, R ERA: 6.0 (1, 1)	4.1 W 7 2 1 1 0 0 0 0 0 0 0 1 7 7 4.50 1.000																			
Bill Laskey, R ERA: 3.5 (5, 1)	2.0 7 2 1 1 0 0 0 0 0 0 0 0 2 2 0.00 0.000																			
Mark Davis, L ERA: 2.75 (7, 1)	0.2 2 0 0 0 0 0 0 0 0 0 0 0 2 2 0.00 0.000																			
Jeff Robinson, R ERA: 3.48 (8, 1)	2.0 S 6 0 0 0 3 0 0 0 0 0 0 0 12 12 0.00 0.000																			

San Francisco Giants @ Pittsburgh Pirates
Three Rivers Stadium, Pittsburgh, PA
Wed May 07 1986, 7:05 PM EDT
Att: 6,300 - Unknown

AB	37
R	5
H	11
RBI	5
BB	1
SO	4
LOB	14



Batter	1	2	3	4	5	6	7	8	9	AB	R	H	RBI	BB	SO	LOB	TOP				
Dan Gladden, R (1, 8) OBP: 0.336, SLG: 0.292										4	0	1	0	0	0	0	San Francisco Giants @ Pittsburgh Pirates Three Rivers Stadium, Pittsburgh, PA Thu May 08 1986, 7:05 PM EDT Att: 6,072 - Unknown				
Will Clark, L (1, 3) OBP: 0.339, SLG: 0.500										4	1	1	1	0	1						
Chris Brown, R (1, 5) OBP: 0.398, SLG: 0.471										2	0	0	0	2	1						
Jeffrey Leonard, R (1, 7) OBP: 0.382, SLG: 0.545 Bill Laskey, R (8, 1)										3	0	1	0	1	0	2					
Candy Maldonado, R (1, 9) OBP: 0.327, SLG: 0.647										4	0	0	0	0	1	2					
Bob Brenly, R (1, 2) OBP: 0.410, SLG: 0.413										2	0	0	0	2	0	0					
Robby Thompson, R (1, 4) OBP: 0.322, SLG: 0.336										4	0	0	0	0	0	3					
Jose Uribe, S (1, 6) OBP: 0.319, SLG: 0.274										3	0	0	0	0	1	1					
Scott Garrelts, R (1, 1) OBP: 0.200, SLG: 0.200 Jim Gott, R (6, 1) Greg Minton, S (6, 1) Joel Youngblood, R (8, PH) OBP: 0.360, SLG: 0.429										2	0	0	0	0	1	0					
										0	0	0	0	0	0	0					
										1	1	1	1	0	0	0					
Inning Stats	R: 0 E: 0 K: 0 S: 4	H: 2 LOB: 2 BB: 0 P: 4	R: 0 E: 0 K: 1 S: 5	H: 0 LOB: 1 BB: 1 P: 9	R: 0 E: 0 K: 1 S: 5	H: 0 LOB: 0 BB: 0 P: 5	R: 0 E: 0 K: 1 S: 5	H: 0 LOB: 0 BB: 2 P: 13	R: 0 E: 0 K: 1 S: 3	H: 0 LOB: 1 BB: 1 P: 7	R: 0 E: 0 K: 0 S: 3	H: 0 LOB: 0 BB: 0 P: 3	R: 2 E: 0 K: 0 S: 4	H: 2 LOB: 0 BB: 1 P: 8	R: 0 E: 0 K: 1 S: 5	H: 0 LOB: 0 BB: 0 P: 5	1B: 2 2B: 0 3B: 0 HR: 2	SF: 0 SAC: 0 DP: 1 HBP: 0	WP: 0 PB: 0 SB: 0 CS: 0	PA: 34	
PITCHER	IP	WLS	BF	H	R	ER	SO	BB	IBB	HBP	BLK	WP	HR	S	P	ERA	WHIP				
Mike Bielecki, R (1, 1) ERA: 3.9	7.1	W	30	4	2	2	4	5	0	0	0	0	2	33	53	2.46	1.227				
Jim Winn, R (8, 1) ERA: 1.35	1.2		4	0	0	0	1	0	0	0	0	0	0	6	6	0.00	0.000				

Batter	1	2	3	4	5	6	7	8	9	AB	R	H	RBI	BB	SO	LOB	BOTTOM				
Trench Davis, L (1, 8)										5	0	0	0	0	0	1	San Francisco Giants @ Pittsburgh Pirates Three Rivers Stadium, Pittsburgh, PA Thu May 08 1986, 7:05 PM EDT Att: 6,072 - Unknown				
Joe Orsulak, L (1, 9) OBP: 0.341, SLG: 0.440										4	2	2	0	1	1	1					
Johnny Ray, S (1, 4) OBP: 0.451, SLG: 0.500										3	2	1	0	2	0	3					
Sid Bream, L (1, 3) OBP: 0.362, SLG: 0.506										5	1	2	3	0	0	1					
R.J. Reynolds, S (1, 7) OBP: 0.369, SLG: 0.460										2	3	2	0	3	0	0					
Jim Morrison, R (1, 5) OBP: 0.296, SLG: 0.480										4	0	1	3	1	2	4					
Junior Ortiz, R (1, 2) OBP: 0.143, SLG: 0.214										5	0	1	1	0	1	6					
Sam Khalifa, R (1, 6) OBP: 0.226, SLG: 0.167										2	0	2	1	3	0	0					
Mike Bielecki, R (1, 1) Jim Winn, R (8, 1)										3	0	0	0	0	1	5					
										1	0	0	0	0	1	3					
Inning Stats	R: 0 E: 0 K: 1 S: 6	H: 1 LOB: 1 BB: 0 P: 6	R: 1 E: 0 K: 1 S: 6	H: 1 LOB: 1 BB: 1 P: 10	R: 2 E: 0 K: 0 S: 5	H: 2 LOB: 2 BB: 2 P: 13	R: 0 E: 0 K: 0 S: 4	H: 1 LOB: 2 BB: 1 P: 8	R: 1 E: 0 K: 1 S: 6	H: 1 LOB: 2 BB: 2 P: 14	R: 4 E: 0 K: 1 S: 9	H: 4 LOB: 2 BB: 2 P: 17	R: 0 E: 1 K: 0 S: 3	H: 0 LOB: 0 BB: 0 P: 3	R: 0 E: 0 K: 2 S: 8	H: 1 LOB: 3 BB: 2 P: 19	1B: 7 2B: 3 3B: 1 HR: 0	SF: 0 SAC: 1 DP: 1 HBP: 0	WP: 1 PB: 1 SB: 2 CS: 1	PA: 45	
PITCHER	IP	WLS	BF	H	R	ER	SO	BB	IBB	HBP	BLK	WP	HR	S	P	ERA	WHIP				
Scott Garrelts, R (1, 1) ERA: 3.22	5.0	L	27	4	4	4	3	4	2	0	0	0	0	27	51	7.20	2.000				
Jim Gott, R (6, 1) ERA: 7.62	0.1		2	1	1	1	0	0	0	0	0	0	0	2	2	27.00	3.000				
Greg Minton, R (6, 1) ERA: 5.5	1.2		10	3	3	3	1	0	2	0	0	0	0	10	18	16.20	1.800				
Bill Laskey, R (8, 1) ERA: 3.38	1.0		6	1	0	0	2	1	1	0	0	0	0	8	19	0.00	2.000				

Batter	1	2	3	4	5	6	7	8	9	AB	R	H	RBI	BB	SO	LOB	TOP								
Dan Gladden, R OBP: 0.326, SLG: 0.311 (1, 8)										5	0	0	0	0	0	3	2								
Will Clark, L OBP: 0.335, SLG: 0.492 (1, 3)										3	1	1	0	1	1	0									
Chris Brown, R OBP: 0.395, SLG: 0.460 (1, 5)										4	1	2	1	0	0	1									
Jeffrey Leonard, R OBP: 0.368, SLG: 0.508 (1, 7)										3	0	1	1	1	1	2									
Chili Davis, S OBP: 0.316, SLG: 0.404 (1, 9)										4	1	1	1	0	0	2									
Bob Brenly, R OBP: 0.402, SLG: 0.389 (9, PR)										4	0	1	0	0	0	1									
Luis Quinones, S (9, 6)										0	1	0	0	0	0	0									
Robby Thompson, R OBP: 0.305, SLG: 0.317 (1, 4)										3	0	0	0	0	1	0									
Jose Uribe, S OBP: 0.311, SLG: 0.274 Brad Gulden, L OBP: 0.187, SLG: 0.091 (9, PH)										2	1	0	0	1	2	0									
Scott Garrelts, R OBP: 0.176, SLG: 0.176 Jeff Robinson, R OBP: 0.176, SLG: 0.176 Mark Davis, L OBP: 0.176, SLG: 0.176 Greg Minton, S OBP: 0.176, SLG: 0.176 Candy Maldonado, R OBP: 0.176, SLG: 0.176 Bill Laskay, R OBP: 0.176, SLG: 0.176 (1, 1)										2	0	0	0	0	1	0									
Inning Stats	R: 0 E: 0 K: 0 S: 3	H: 0 LOB: 0 BB: 0 P: 3	R: 1 E: 0 K: 0 S: 4	H: 1 LOB: 0 BB: 0 P: 4	R: 1 E: 0 K: 2 S: 8	H: 1 LOB: 2 BB: 2 P: 16	R: 0 E: 0 K: 1 S: 5	H: 0 LOB: 0 BB: 0 P: 5	R: 0 E: 0 K: 3 S: 9	H: 0 LOB: 1 BB: 0 P: 9	R: 0 E: 0 K: 1 S: 6	H: 1 LOB: 1 BB: 1 P: 10	R: 0 E: 0 K: 1 S: 5	H: 0 LOB: 0 BB: 0 P: 5	R: 1 E: 0 K: 1 S: 7	H: 2 LOB: 1 BB: 0 P: 7	R: 2 E: 0 K: 1 S: 7	H: 2 LOB: 1 BB: 0 P: 7	1B: 4 2B: 0 3B: 1 HR: 2	SF: 0 SAC: 2 DP: 0 HBP: 0	WP: 1 PB: 1 SB: 0 CS: 0	PA: 37			
PITCHER	IP	WLS	BF	H	R	ER	SO	BB	IBB	HBP	BLK	WP	HR	S	P	ERA	WHIP								
Scott Sanderson, R ERA: 4.91 George Frazier, R ERA: 4.08 Lee Smith, R ERA: 4.97	7.0		27	3	3	3	8	3	0	0	0	1	1	40	52	3.86	0.857								
	1.0		5	2	1	1	1	0	0	0	0	0	0	7	7	9.00	2.000								
	1.0	L	5	2	2	2	1	0	0	0	0	0	1	7	7	18.00	2.000								

San Francisco Giants @ Chicago Cubs
Wrigley Field, Chicago, IL
Tue May 13 1986, 3:33 AM CDT
Att: 17,127 - Unknown

AB 32
R 6
H 7
RBI 5
BB 3
SO 10
LOB 9



Batter	1	2	3	4	5	6	7	8	9	AB	R	H	RBI	BB	SO	LOB	BOTTOM								
Shawon Dunston, R OBP: 0.317, SLG: 0.475 (1, 6)										4	1	1	0	1	0	2									
Gary Matthews, R OBP: 0.325, SLG: 0.328 (1, 7)										3	1	1	2	2	0	2									
23 Ryne Sandberg, R OBP: 0.357, SLG: 0.445 (1, 4)										5	1	1	0	0	0	4									
Keith Moreland, R OBP: 0.326, SLG: 0.382 (1, 9)										4	1	1	0	0	0	0									
Leon Durham, L OBP: 0.337, SLG: 0.422 Davey Lopes, R OBP: 0.362, SLG: 0.436 Lee Smith, R (8, PH)										3	0	2	0	0	0	0									
Ron Cey, R OBP: 0.338, SLG: 0.443 Manny Trillo, R OBP: 0.281, SLG: 0.214 (8, PR)										4	0	1	2	0	2	3									
Jody Davis, R OBP: 0.306, SLG: 0.396 (1, 2)										4	0	0	0	0	2	3									
Bob Dernier, R OBP: 0.252, SLG: 0.250 (1, 8)										3	0	1	0	1	0	1									
Scott Sanderson, R OBP: 0.083, SLG: 0.083 Terry Francona, L OBP: 0.231, SLG: 0.231 George Frazier, R (8, PH)										0	0	0	0	0	0	0									
Chris Speier, R OBP: 0.435, SLG: 0.444 Thad Bosley, L OBP: 0.333, SLG: 0.346 (9, PH)										0	0	0	0	0	0	0									
Inning Stats	R: 0 E: 0 K: 0 S: 2	H: 0 LOB: 0 BB: 1 P: 6	R: 0 E: 0 K: 1 S: 6	H: 1 LOB: 1 BB: 0 P: 6	R: 0 E: 0 K: 0 S: 3	H: 0 LOB: 2 BB: 2 P: 11	R: 0 E: 0 K: 2 S: 8	H: 1 LOB: 1 BB: 0 P: 8	R: 0 E: 0 K: 1 S: 4	H: 1 LOB: 1 BB: 0 P: 4	R: 0 E: 1 K: 1 S: 6	H: 0 LOB: 1 BB: 0 P: 6	R: 0 E: 0 K: 0 S: 3	H: 0 LOB: 0 BB: 0 P: 3	R: 5 E: 1 K: 0 S: 8	H: 5 LOB: 1 BB: 0 P: 8	R: 0 E: 0 K: 0 S: 3	H: 0 LOB: 1 BB: 1 P: 7	1B: 7 2B: 0 3B: 0 HR: 1	SF: 0 SAC: 2 DP: 1 HBP: 0	WP: 1 PB: 0 SB: 4 CS: 1	PA: 39			
PITCHER	IP	WLS	BF	H	R	ER	SO	BB	IBB	HBP	BLK	WP	HR	S	P	ERA	WHIP								
Scott Garrelts, R ERA: 3.14 Jeff Robinson, R ERA: 4.35 Mark Davis, L ERA: 2.53 Greg Minton, R ERA: 4.71 Bill Laskay, R ERA: 3.09	7.0		29	5	2	2	4	3	0	0	0	0	0	2	2	2.57	1.143								
	0.0		2	2	0	0	0	0	0	0	0	0	0	2	2	∞	∞								
	0.0		1	0	1	1	0	0	0	0	0	0	0	1	1	∞	∞								
	1.0	W	3	1	2	1	0	0	0	0	0	1	0	3	3	9.00	1.000								
	1.0	S	4	0	0	0	0	1	0	0	0	0	0	3	7	0.00	1.000								

San Francisco Giants @ Chicago Cubs
Wrigley Field, Chicago, IL
Tue May 13 1986, 3:33 AM CDT
Att: 17,127 - Unknown

AB 33
R 5
H 8
RBI 4
BB 4
SO 4
LOB 16



Batter	1	2	3	4	5	6	7	8	9	AB	R	H	RBI	BB	SO	LOB	TOP										
Milt Thompson, L (1, 8) OBP: 0.248, SLG: 0.276										5	1	2	0	0	0	2	Philadelphia Phillies @ San Francisco Giants Candlestick Park, San Francisco, CA Fri May 16 1986, 10:05 PM EDT Att: 16,560 - Unknown										
Rick Schu, R (1, 5) OBP: 0.321, SLG: 0.421										4	0	1	1	0	1	0											
Juan Samuel, R (1, 4) OBP: 0.338, SLG: 0.375										4	0	1	0	0	1	0											
Mike Schmidt, R (1, 3) OBP: 0.373, SLG: 0.486										4	0	0	0	0	1	2											
Von Hayes, L (1, 7) OBP: 0.395, SLG: 0.459										4	1	2	0	0	2	2											
Glenn Wilson, R (1, 9) OBP: 0.274, SLG: 0.212										2	1	1	0	1	0	0											
Darren Daulton, L (1, 2) OBP: 0.386, SLG: 0.413										3	0	1	1	0	0	2											
Steve Jeltz, S (1, 6) OBP: 0.336, SLG: 0.290										3	0	0	1	1	0	4											
Steve Carlton, L (1, 1) OBP: 0.211, SLG: 0.167										3	0	1	0	0	0	3											
Kent Tekulve, R (8, 1)										1	0	0	0	0	0	0											
Inning Stats	R: 1 E: 1 K: 0 S: 4	H: 1 LOB: 0 BB: 0 P: 4	R: 0 E: 1 K: 1 S: 6	H: 0 LOB: 2 BB: 1 P: 10	R: 0 E: 0 K: 2 S: 9	H: 3 LOB: 2 BB: 0 P: 9	R: 1 E: 1 K: 0 S: 5	H: 3 LOB: 1 BB: 0 P: 5	R: 0 E: 0 K: 0 S: 3	H: 0 LOB: 0 BB: 0 P: 3	R: 1 E: 0 K: 0 S: 4	H: 1 LOB: 1 BB: 1 P: 8	R: 0 E: 0 K: 2 S: 7	H: 0 LOB: 0 BB: 0 P: 7	R: 0 E: 0 K: 0 S: 4	H: 1 LOB: 2 BB: 0 P: 5	R: 0 E: 0 K: 0 S: 3	H: 0 LOB: 0 BB: 0 P: 3	1B: 8 2B: 1 3B: 0 HR: 0	SF: 2 SAC: 0 DP: 1 HBP: 1	WP: 1 PB: 0 SB: 1 CS: 1	PA: 38					
PITCHER	IP	WLS	BF	H	R	ER	SO	BB	IBB	HBP	BLK	WP	HR	S	P	ERA	WHIP										
Roger Mason, R (1, 1) ERA: 3.05	6.0	L	27	8	3	1	3	2	0	0	0	1	0	31	39	1.50	1.667										
Juan Berenguer, R (7, 1) ERA: 4.5	2.0		8	1	0	0	2	0	0	1	0	0	0	11	12	0.00	0.500										
Greg Minton, R (9, 1) ERA: 4.3	1.0		3	0	0	0	0	0	0	0	0	0	0	3	3	0.00	0.000										

Batter	1	2	3	4	5	6	7	8	9	AB	R	H	RBI	BB	SO	LOB	BOTTOM										
Candy Maldonado, R (1, 8) OBP: 0.286, SLG: 0.597										4	0	0	0	0	2	0	Philadelphia Phillies @ San Francisco Giants Candlestick Park, San Francisco, CA Fri May 16 1986, 10:05 PM EDT Att: 16,560 - Unknown										
Will Clark, L (1, 3) OBP: 0.333, SLG: 0.475										4	0	1	0	0	0	0											
Chris Brown, R (1, 5) OBP: 0.382, SLG: 0.440										4	0	0	0	0	0	1											
Jeffrey Leonard, R (1, 7) OBP: 0.361, SLG: 0.511										3	0	0	0	0	1	1											
Chili Davis, S (1, 9) OBP: 0.320, SLG: 0.420										3	0	1	0	0	0	0											
Bob Brenly, R (1, 2) OBP: 0.411, SLG: 0.406										3	0	1	0	0	1	1											
Robby Thompson, R (1, 4) OBP: 0.331, SLG: 0.333										3	0	2	0	0	0	0											
Jose Uribe, S (1, 6) OBP: 0.319, SLG: 0.284										2	0	0	0	0	1	1											
Joel Youngblood, R (8, PH) OBP: 0.327, SLG: 0.423										1	0	0	0	0	1	2											
Greg Minton, S (9, 1) ERA: 4.3										0	0	0	0	0	0	0											
Roger Mason, R (1, 1) OBP: 0.077, SLG: 0.077										1	0	0	0	0	0	0											
Dan Gladden, R (6, PH) OBP: 0.327, SLG: 0.333										1	0	0	0	0	0	0											
Juan Berenguer, R (7, 1) ERA: 4.5										0	0	0	0	0	0	0											
Luis Quinones, S (8, PH) ERA: 1.65										1	0	0	0	0	0	2											
Inning Stats	R: 0 E: 0 K: 0 S: 3	H: 0 LOB: 0 BB: 0 P: 3	R: 0 E: 0 K: 1 S: 5	H: 0 LOB: 0 BB: 0 P: 5	R: 0 E: 0 K: 1 S: 5	H: 1 LOB: 0 BB: 0 P: 5	R: 0 E: 0 K: 1 S: 6	H: 1 LOB: 1 BB: 0 P: 6	R: 0 E: 0 K: 0 S: 3	H: 0 LOB: 0 BB: 0 P: 3	R: 0 E: 0 K: 0 S: 3	H: 0 LOB: 0 BB: 0 P: 3	R: 0 E: 0 K: 1 S: 7	H: 2 LOB: 2 BB: 0 P: 7	R: 0 E: 0 K: 1 S: 5	H: 0 LOB: 0 BB: 0 P: 5	1B: 5 2B: 2 3B: 0 HR: 0	SF: 0 SAC: 0 DP: 2 HBP: 0	WP: 1 PB: 0 SB: 0 CS: 2	PA: 30							
PITCHER	IP	WLS	BF	H	R	ER	SO	BB	IBB	HBP	BLK	WP	HR	S	P	ERA	WHIP										
Steve Carlton, L (1, 1) ERA: 4.99	7.1	W	25	5	0	0	4	0	0	0	0	1	0	9	9	0.00	0.682										
Kent Tekulve, R (8, 1) ERA: 1.65	1.2	S	5	0	0	0	2	0	0	0	0	1	0	9	9	0.00	0.000										

AB 33
R 3
H 9
RBI 3
BB 2
SO 5
LOB 15



AB 30
R 0
H 5
RBI 0
BB 0
SO 6
LOB 8



Batter	1	2	3	4	5	6	7	8	9	AB	R	H	RBI	BB	SO	LOB	TOP										
Milt Thompson, L (1, 8) John Russell, R (8, PH) Don Carman, L (8, 1)	0-0 1B		0-0 5-3		0-0 F9	4-0 BB		0-3 K		3	0	1	0	1	0	0											
Rick Schu, R (1, 5) OBP: 0.315, SLG: 0.400	0-3 K		0-0 6-3		0-3 K	0-3 K		4-0 BB		4	0	0	0	1	3	4											
Juan Samuel, R (1, 4) OBP: 0.341, SLG: 0.377	0-0 6-3			0-0 1B	0-0 5-3		0-0 1B	0-0 4-3		5	1	2	0	0	0	4											
Mike Schmidt, R (1, 3) OBP: 0.374, SLG: 0.478	4-0 BB			0-0 1B	1-3 HR	0-0 1B	0-0 E3	0-3 G5-4-3	0-3 K	4	2	1	0	1	1	1											
Von Hayes, L (1, 7)	0-3 K			0-0 1B	1-2 HR	0-0 1B	0-0 K	0-3 K	0-0 F6	5	2	2	3	0	2	2											
Glenn Wilson, R (1, 9) OBP: 0.271, SLG: 0.239		0-0 6-3		0-0 HR	0-0 HR	0-0 F8		0-0 F9	0-0 F8	5	1	1	3	0	0	0											
Darren Daulton, L (1, 2) OBP: 0.391, SLG: 0.463	0-3 K			0-3 K		0-0 1B	0-0 1B	0-0 HR		4	1	2	1	0	2	0											
Tom Foley, L (1, 6) OBP: 0.500, SLG: 0.600	0-0 4-3			0-0 G3		0-0 1B	0-0 1B	0-0 2B		4	0	2	0	0	0	0											
Shane Rawley, R (1, 1) Tom Hume, R (5, 1) Ron Roenicke, S (6, PH) Dave Rucker, L (6, 1) Jeff Stone, L (8, PH)			0-0 5-3	0-3 K		0-0 4-6-3		0-0 1B		2	0	0	0	0	1	0											
Inning Stats	R: 0 E: 0 K: 2 S: 8	H: 1 LOB: 2 BB: 1 P: 12	R: 0 E: 0 K: 1 S: 5	H: 0 LOB: 0 BB: 0 P: 5	R: 0 E: 0 K: 0 S: 3	H: 0 LOB: 0 BB: 0 P: 3	R: 4 E: 0 K: 2 S: 11	H: 4 LOB: 0 BB: 0 P: 11	R: 0 E: 0 K: 1 S: 5	H: 0 LOB: 0 BB: 0 P: 5	R: 2 E: 1 K: 1 S: 9	H: 3 LOB: 3 BB: 1 P: 13	R: 0 E: 0 K: 1 S: 5	H: 1 LOB: 0 BB: 0 P: 5	R: 1 E: 0 K: 1 S: 8	H: 3 LOB: 3 BB: 1 P: 12	R: 0 E: 0 K: 1 S: 5	H: 0 LOB: 0 BB: 0 P: 5	1B: 8 2B: 1 3B: 0 HR: 3	SF: 0 SAC: 0 DP: 1 HBP: 0	WP: 0 PB: 0 SB: 1 CS: 0	PA: 42					
PITCHER	IP	WLS	BF	H	R	ER	SO	BB	IBB	HBP	BLK	WP	HR	S	P	ERA	WHIP										
Mike Krukow, R (1, 1) ERA: 4.07	5.1	W	25	7	6	5	6	1	0	0	0	0	2	36	40	8.44	1.500										
Chuck Hensley, L (6, 1) ERA: 3.99	0.1	3	1	0	0	0	0	1	0	0	0	0	0	2	6	0.00	6.000										
Jeff Robinson, R (6, 1) ERA: 4.13	1.2	8	4	1	1	2	0	0	0	0	0	0	1	12	12	5.40	2.400										
Mark Davis, L (8, 1) ERA: 2.49	0.1	2	0	0	0	1	1	0	0	0	0	0	0	3	7	0.00	3.000										
Greg Minton, R (8, 1) ERA: 4.07	1.1	S	4	0	0	0	1	0	0	0	0	0	0	6	6	0.00	0.000										

Philadelphia Phillies @ San Francisco Giants
Candlestick Park, San Francisco, CA
Sat May 17 1986, 6:33 AM EDT
Att: 14,260 - Unknown

AB	39
R	7
H	12
RBI	7
BB	3
SO	10
LOB	15



Batter	1	2	3	4	5	6	7	8	9	AB	R	H	RBI	BB	SO	LOB	BOTTOM										
Dan Gladden, R (1, 8) OBP: 0.329, SLG: 0.331	0-0 6-3		0-3 K		0-0 1B		0-0 F9			4	1	1	1	1	1	1											
Will Clark, L (1, 3) OBP: 0.335, SLG: 0.479	0-0 G3		0-3 K		0-0 G3		0-0 1B	0-0 G4-6-3		5	1	2	2	0	1	3											
Chris Brown, R (1, 5) OBP: 0.383, SLG: 0.439	0-0 F8			0-0 1B	0-0 1B	0-0 E3		0-0 G4-6-3		5	2	2	0	0	0	1											
Candy Maldonado, R (1, 7) OBP: 0.279, SLG: 0.582		0-0 1-3		0-0 1B	0-0 L4	0-0 F8		0-0 F7		5	1	1	0	0	0	3											
Chili Davis, S (1, 9) OBP: 0.318, SLG: 0.417	0-0 6-3			0-0 1B	0-0 SF7	0-0 F8		0-0 F8		3	0	1	2	0	0	1											
Bob Brenly, R (1, 2) OBP: 0.406, SLG: 0.398	0-0 6-3			0-0 SF8	0-0 1B	0-3 K				2	1	0	1	1	1	1											
Robby Thompson, R (1, 4) OBP: 0.343, SLG: 0.377			0-0 HR	0-0 K	0-0 2B	0-0 1B		0-0 F8		4	3	3	2	0	1	1											
Jose Uribe, S (1, 6) OBP: 0.333, SLG: 0.311			0-0 1B		0-0 1B	0-0 F8		0-0 F8		4	2	3	2	0	0	1											
Mike Krukow, R (1, 1) OBP: 0.227, SLG: 0.190			0-0 SH1-4		0-0 SH	0-0 SF8		0-0 SF8		1	1	1	1	0	0	0											
Chuck Hensley, L (6, 1)			0-0 SH1-4		0-0 SH	0-0 SF8		0-0 SF8		0	0	0	0	0	0	0											
Jeff Robinson, R (6, 1) OBP: 0.333, SLG: 0.500			0-0 SH1-4		0-0 SH	0-0 SF8		0-0 SF8		0	0	0	1	0	0	0											
Mark Davis, L (8, 1)			0-0 SH1-4		0-0 SH	0-0 SF8		0-0 SF8		0	0	0	0	0	0	0											
Greg Minton, S (8, 1)			0-0 SH1-4		0-0 SH	0-0 SF8		0-0 SF8		0	0	0	0	0	0	0											
Inning Stats	R: 0 E: 0 K: 0 S: 3	H: 0 LOB: 0 BB: 0 P: 3	R: 0 E: 0 K: 0 S: 3	H: 0 LOB: 0 BB: 0 P: 3	R: 1 E: 0 K: 2 S: 9	H: 2 LOB: 1 BB: 0 P: 9	R: 2 E: 0 K: 1 S: 7	H: 3 LOB: 0 BB: 0 P: 7	R: 8 E: 0 K: 0 S: 11	H: 7 LOB: 2 BB: 2 P: 19	R: 0 E: 1 K: 1 S: 6	H: 0 LOB: 1 BB: 0 P: 6	R: 1 E: 0 K: 0 S: 4	H: 1 LOB: 0 BB: 0 P: 4	R: 0 E: 0 K: 0 S: 3	H: 1 LOB: 0 BB: 0 P: 3	1B: 9 2B: 4 3B: 0 HR: 1	SF: 3 SAC: 2 DP: 1 HBP: 0	WP: 0 PB: 1 SB: 0 CS: 1	PA: 40							
PITCHER	IP	WLS	BF	H	R	ER	SO	BB	IBB	HBP	BLK	WP	HR	S	P	ERA	WHIP										
Shane Rawley, L (1, 1) ERA: 3.9	4.0	L	20	8	7	7	3	0	0	0	0	0	0	7	15	36.00	6.000										
Tom Hume, R (5, 1) ERA: 9.82	1.0	9	4	4	4	4	0	2	0	0	0	0	0	7	15	36.00	6.000										
Dave Rucker, L (6, 1) ERA: 2.6	2.0	8	1	1	1	1	1	0	0	0	0	0	0	10	10	4.50	0.500										
Don Carman, L (8, 1) ERA: 5.94	1.0	3	1	0	0	0	0	0	0	0	0	0	0	3	3	0.00	1.000										

Philadelphia Phillies @ San Francisco Giants
Candlestick Park, San Francisco, CA
Sat May 17 1986, 6:33 AM EDT
Att: 14,260 - Unknown

AB	33
R	12
H	14
RBI	12
BB	2
SO	4
LOB	12



Batter	1	2	3	4	5	6	7	8	9	AB	R	H	RBI	BB	SO	LOB	TOP								
Milt Thompson, L (1.8)	4-3		1-3			2B 1B BB		1-3		3	1	0	0	1	0	1	Philadelphia Phillies @ San Francisco Giants Candlestick Park, San Francisco, CA Sun May 18 1986, 6:33 AM EDT Att: 31,186 - Unknown								
Darren Daulton, L (1.2)	4-3			G3		1B 1-3 2B		K		4	0	1	0	0	1	0									
Juan Samuel, R (1.4)	5-3			S 1B		F9		K		4	0	1	0	0	1	2									
Mike Schmidt, R (1.3)		F9		K		BB 1B		6-3		4	0	1	1	0	1	1									
Von Hayes, L (1.7)	5-3			F5		2-3 3-1 4-0 1B				3	0	1	0	1	0	1									
Glenn Wilson, R (1.9)	K				F8	G5-4-3 BB		K		4	0	0	0	0	2	4									
Rick Schu, R (1.5)			F3				K		F5	4	0	1	0	0	1	1									
Steve Jeltz, S (1.6)			1-3				K			3	0	0	0	0	2	1									
Freddie Toliver, R (1.1)										1	0	0	0	1	0	1									
Kent Tekulve, R (5.1)										0	0	0	0	0	0	0									
Jeff Stone, L (7. PH)										1	0	0	0	0	1	0									
Don Carman, L (7.1)										0	0	0	0	0	0	0									
Inning Stats	R: 0 E: 0 K: 0 S: 3	H: 0 LOB: 0 BB: 0 P: 3	R: 0 E: 0 K: 1 S: 5	H: 0 LOB: 0 BB: 0 P: 5	R: 0 E: 0 K: 0 S: 3	H: 0 LOB: 1 BB: 1 P: 7	R: 0 E: 0 K: 1 S: 6	H: 1 LOB: 1 BB: 0 P: 6	R: 0 E: 0 K: 1 S: 6	H: 1 LOB: 1 BB: 0 P: 6	R: 1 E: 0 K: 0 S: 4	H: 2 LOB: 2 BB: 2 P: 12	R: 0 E: 0 K: 3 S: 9	H: 0 LOB: 0 BB: 0 P: 9	R: 0 E: 0 K: 2 S: 7	H: 0 LOB: 0 BB: 0 P: 7	R: 0 E: 0 K: 1 S: 6	H: 1 LOB: 1 BB: 0 P: 6	1B: 3 2B: 2 3B: 0 HR: 0	SF: 0 SAC: 0 DP: 1 HBP: 0	WP: 0 PB: 0 SB: 2 CS: 0	PA: 34			
PITCHER	IP	WLS	BF	H	R	ER	SO	BB	IBB	HBP	BLK	WP	HR	S	P	ERA	WHIP								
Scott Garrelts, R (1.1)	5.0	W	20	3	1	1	3	2	0	0	0	0	0	24	32	1.80	1.000								
Juan Berenguer, R (6.1)	0.1		2	1	0	0	0	0	0	0	0	0	0	2	2	0.00	3.000								
Chuck Hensley, L (6.1)	0.0		1	0	0	0	0	1	0	0	0	0	0	4	∞	∞	∞								
Jeff Robinson, R (6.1)	3.2	S	11	1	0	0	6	0	0	0	0	0	0	23	23	0.00	0.273								

Batter	1	2	3	4	5	6	7	8	9	AB	R	H	RBI	BB	SO	LOB	BOTTOM								
Dan Gladden, R (1.8)	K		SH5-3			K				3	1	1	0	0	2	1	Philadelphia Phillies @ San Francisco Giants Candlestick Park, San Francisco, CA Sun May 18 1986, 6:33 AM EDT Att: 31,186 - Unknown								
Will Clark, L (1.3)	F7		K		E6 1B		CS WP 1B			4	2	2	0	0	1	2									
Chris Brown, R (1.5)	FC1-6 1B				5-3		K			3	0	1	0	1	1	2									
Candy Maldonado, R (1.7)	FC1-6									3	1	1	1	1	1	4									
Jeffrey Leonard, R (8.7)	FC1-6					S 1B		WP BB		0	0	0	0	0	0	0									
Chili Davis, S (1.9)		CS 1B			F8	PB WP 1B		K		4	0	2	1	0	1	1									
Bob Melvin, R (1.2)	K			4-3	1-3			K		3	0	0	0	0	1	2									
Robby Thompson, R (1.4)	F4							F6		4	0	1	0	0	1	0									
Jose Uribe, S (1.6)			SH5-3 SH BB		4-3			G3		2	0	0	0	2	0	1									
Scott Garrelts, R (1.1)			SH					E5		1	0	0	0	0	1	0									
Juan Berenguer, R (6.1)			SH5-3					F8		0	0	0	0	0	0	0									
Chuck Hensley, L (6.1)										0	0	0	0	0	0	0									
Jeff Robinson, R (6.1)										1	0	0	0	0	1	1									
Bob Brenly, R (6.2)										2	0	0	0	0	1	1									
Inning Stats	R: 0 E: 0 K: 1 S: 6	H: 1 LOB: 1 BB: 0 P: 6	R: 0 E: 0 K: 1 S: 5	H: 1 LOB: 0 BB: 0 P: 5	R: 0 E: 1 K: 2 S: 8	H: 0 LOB: 3 BB: 2 P: 16	R: 0 E: 0 K: 0 S: 4	H: 1 LOB: 1 BB: 0 P: 4	R: 3 E: 1 K: 1 S: 9	H: 4 LOB: 1 BB: 0 P: 9	R: 0 E: 1 K: 2 S: 8	H: 0 LOB: 1 BB: 0 P: 8	R: 1 E: 0 K: 3 S: 10	H: 1 LOB: 1 BB: 1 P: 14	R: 0 E: 0 K: 0 S: 2	H: 0 LOB: 0 BB: 1 P: 6	R: 0 E: 0 K: 1 S: 6	H: 0 LOB: 0 BB: 1 P: 6	1B: 7 2B: 1 3B: 0 HR: 0	SF: 0 SAC: 2 DP: 0 HBP: 0	WP: 2 PB: 1 SB: 2 CS: 3	PA: 36			
PITCHER	IP	WLS	BF	H	R	ER	SO	BB	IBB	HBP	BLK	WP	HR	S	P	ERA	WHIP								
Freddie Toliver, R (1.1)	4.2	L	23	7	3	3	5	2	0	0	0	0	0	31	39	5.79	1.929								
Kent Tekulve, R (5.1)	1.1		5	0	0	0	2	0	0	0	0	1	0	9	9	0.00	0.000								
Don Carman, L (7.1)	2.0		8	1	1	0	3	2	0	0	0	1	0	12	20	0.00	1.500								

AB 31
R 1
H 5
RBI 1
BB 3
SO 9
LOB 12



AB 30
R 4
H 8
RBI 2
BB 4
SO 10
LOB 15



Batter	1	2	3	4	5	6	7	8	9	AB	R	H	RBI	BB	SO	LOB	TOP										
Lenny Dykstra, L OBP: 0.350, SLG: 0.365 (1, 8)	0-0 4-3		0-0 1-3			0-0 F7		0-0 F7		4	0	0	0	0	0	1	New York Mets @ San Francisco Giants Candlestick Park, San Francisco, CA Tue May 20 1986, 10:05 PM EDT Att: 28,837 - Unknown AB 30 R 2 H 4 RBI 1 BB 0 SO 7 LOB 5										
Howard Johnson, S OBP: 0.338, SLG: 0.371 Rafael Santana, R OBP: 0.214, SLG: 0.203 (1, 6) (8, 6)	0-0 L6			0-0 F8		0-3 K		0-0 F9	3	0	0	0	0	1	1												
Keith Hernandez, L OBP: 0.417, SLG: 0.443 (1, 3)	0-0 3-1			0-3 K		0-3 K		0-3 K	4	0	0	0	0	3	0												
Darryl Strawberry, L OBP: 0.329, SLG: 0.475 (1, 9)		0-0 6-3		0-3 K		0-0 1B 2B		0-3 K	4	1	1	0	0	2	0												
Gary Carter, R OBP: 0.345, SLG: 0.448 (1, 2)		0-0 4-3			0-0 F8		0-0 G6-4-3 1B			3	0	1	1	0	0	0											
George Foster, R OBP: 0.316, SLG: 0.425 (1, 7)		0-0 E6			0-0 F7		0-0 G6-4-3 1B			3	0	0	0	0	0	1											
Ray Knight, R OBP: 0.382, SLG: 0.580 (1, 5)		0-0 6-3			0-0 F3			0-0 SH3 2B		3	1	1	0	0	0	1											
Tim Lincecum, R OBP: 0.326, SLG: 0.321 (1, 4)			0-0 F5			0-0 BLK 1B		0-0 SH3		2	0	1	0	0	0	0											
Bob Ojeda, L OBP: 0.111, SLG: 0.111 Danny Heep, L OBP: 0.405, SLG: 0.590 Roger McDowell, R OBP: 0.250, SLG: 0.250 (1, 1) (8, PH) (8, 1)			0-0 5-3			0-0 F1		0-3 K	2	0	0	0	0	0	1	1											
Inning Stats	R: 0 E: 0 K: 0 S: 3	H: 0 LOB: 0 BB: 0 P: 3	R: 0 E: 1 K: 0 S: 4	H: 0 LOB: 1 BB: 0 P: 4	R: 0 E: 0 K: 0 S: 3	H: 0 LOB: 0 BB: 0 P: 3	R: 0 E: 0 K: 2 S: 7	H: 0 LOB: 0 BB: 0 P: 7	R: 0 E: 0 K: 0 S: 3	H: 0 LOB: 0 BB: 0 P: 3	R: 0 E: 0 K: 1 S: 6	H: 1 LOB: 1 BB: 0 P: 6	R: 1 E: 0 K: 1 S: 6	H: 2 LOB: 0 BB: 0 P: 6	R: 1 E: 0 K: 1 S: 6	H: 1 LOB: 0 BB: 0 P: 6		R: 0 E: 0 K: 2 S: 7	H: 0 LOB: 0 BB: 0 P: 7	1B: 2 2B: 2 HR: 0	SF: 0 SAC: 1 HBP: 0	WP: 0 PB: 1 SB: 0 CS: 0	PA: 31				
PITCHER	IP	WLS	BF	H	R	ER	SO	BB	IBB	HBP	BLK	WP	HR	S	P	ERA	WHIP										
Michael LaCoss, R ERA: 1.66 Mark Davis, L ERA: 2.38 (1, 1) (9, 1)	8.0	L	28	4	2	1	5	0	0	0	1	0	0	38	38	1.12	0.500										

Batter	1	2	3	4	5	6	7	8	9	AB	R	H	RBI	BB	SO	LOB	BOTTOM										
Dan Gladden, R OBP: 0.321, SLG: 0.329 (1, 8)	0-0 6-3		0-0 F7			0-0 FC3-6			0-0 F8	4	0	0	0	0	0	2	New York Mets @ San Francisco Giants Candlestick Park, San Francisco, CA Tue May 20 1986, 10:05 PM EDT Att: 28,837 - Unknown AB 30 R 1 H 7 RBI 1 BB 0 SO 3 LOB 11										
Will Clark, L OBP: 0.337, SLG: 0.474 (1, 3)	0-0 G6-4-3 1B			0-0 F9		0-0 F8			0-0 4-3	4	0	1	0	0	0	1											
Chris Brown, R OBP: 0.382, SLG: 0.430 (1, 5)	0-0 G6-4-3			0-0 6-3		0-0 F9			0-0 1B	4	0	1	0	0	0	2											
Jeffrey Leonard, R OBP: 0.365, SLG: 0.511 (1, 7)		0-0 G4-6-3 1B		0-0 6-3		0-0 1B			0-0 5-3	4	0	2	0	0	0	1											
Chili Davis, S OBP: 0.324, SLG: 0.426 (1, 9)		0-0 G4-6-3			0-0 SH2-3 2B		0-0 3			3	1	1	0	0	0	2											
Bob Brenly, R OBP: 0.391, SLG: 0.379 (1, 2)		0-3 K			0-0 6-3		0-3 K			3	0	0	0	0	2	1											
Robby Thompson, R OBP: 0.342, SLG: 0.375 (1, 4)			0-0 L1		0-0 SH2-3			0-0 FC1-6 1B		2	0	1	1	0	0	0											
Jose Uribe, S OBP: 0.331, SLG: 0.297 (1, 6)			0-3 K		0-0 F4			0-0 FC1-6		3	0	0	0	0	1	1											
Michael LaCoss, R OBP: 0.200, SLG: 0.143 Candy Maldonado, R OBP: 0.288, SLG: 0.583 Mark Davis, L (1, 1) (8, PH) (9, 1)			0-0 1B		0-0 E6			0-0 5-3-5		2	0	1	0	0	0	0											
Inning Stats	R: 0 E: 0 K: 0 S: 3	H: 1 LOB: 0 BB: 0 P: 3	R: 0 E: 0 K: 1 S: 5	H: 1 LOB: 0 BB: 0 P: 5	R: 0 E: 0 K: 1 S: 6	H: 1 LOB: 0 BB: 0 P: 6	R: 0 E: 0 K: 0 S: 3	H: 0 LOB: 0 BB: 0 P: 3	R: 1 E: 0 K: 0 S: 4	H: 1 LOB: 0 BB: 0 P: 4	R: 0 E: 1 K: 0 S: 5	H: 0 LOB: 1 BB: 0 P: 5	R: 0 E: 0 K: 0 S: 3	H: 1 LOB: 0 BB: 0 P: 3	R: 0 E: 0 K: 0 S: 4	H: 1 LOB: 1 BB: 0 P: 4		1B: 6 2B: 3 HR: 0	SF: 0 SAC: 1 HBP: 0	WP: 0 PB: 0 SB: 1 CS: 0	PA: 31						
PITCHER	IP	WLS	BF	H	R	ER	SO	BB	IBB	HBP	BLK	WP	HR	S	P	ERA	WHIP										
Bob Ojeda, L ERA: 1.64 Roger McDowell, R ERA: 3.07 (1, 1) (8, 1)	7.0	W	24	5	1	1	3	0	0	0	0	0	0	7	7	0.00	1.000										

Batter	1	2	3	4	5	6	7	8	9	AB	R	H	RBI	BB	SO	LOB	TOP					
Mookie Wilson, S OBP: 0.333, SLG: 0.280 (1, 8)	4-0 2B BB	0-0 F9	0-0 2B 1B		0-3 K		0-0 FC3-6			4	2	1	1	1	1	3						
Wally Backman, S OBP: 0.438, SLG: 0.525 (1, 4)	0-0 2B 2B	0-0 BB 1B	0-0 2B		1-3		0-0 6-3			5	1	3	2	0	0	3						
Keith Hernandez, L OBP: 0.423, SLG: 0.440 (1, 3)	4-0 2B BB	4-0 BB	0-0 F3			0-0 BB 1B		0-3 K		3	1	1	0	2	1	1						
Gary Carter, R OBP: 0.333, SLG: 0.430 (1, 2)	0-0 F6	0-0 F7		0-0 F7		0-0 F9		0-3 K		5	0	0	0	0	1	6						
Darryl Strawberry, L OBP: 0.338, SLG: 0.492 (1, 9)	0-0 2B	0-0 F5		0-0 F7		4-0 BB BB		0-0 2B		4	1	2	2	1	0	2						
Danny Heep, L OBP: 0.404, SLG: 0.548 Roger McDowell, R OBP: 0.250, SLG: 0.250 (8, 1)	4-0 2B IBB		0-3 K	0-3 K		4-0 BB BB		0-0 F7		3	0	0	0	2	2	1						
Ray Knight, R OBP: 0.375, SLG: 0.564 (1, 5)	0-0 F9		0-0 F8		0-0 1B 1B		0-0 G6-4-3		0-0 F9	5	0	1	0	0	0	6						
Howard Johnson, S OBP: 0.357, SLG: 0.397 Rafael Santana, R OBP: 0.211, SLG: 0.200 (7, 6)	0-0 2B		4-0 1B BB		0-0 1B		0-0 F2		0-3 K	3	1	2	2	1	0	0						
Ron Darling, R OBP: 0.167, SLG: 0.091 Lenny Dykstra, L OBP: 0.347, SLG: 0.362 (8, 8)	0-0 6-3		0-0 1B 1B		0-0 L5		4-0 FC3-6 BB		0-3 K	3	1	1	0	1	0	4						
Inning Stats	R: 4 E: 0 K: 0 S: 6	H: 3 LOB: 2 BB: 3 P: 18	R: 0 E: 0 K: 0 S: 4	H: 1 LOB: 2 BB: 1 P: 8	R: 3 E: 0 K: 1 S: 8	H: 3 LOB: 1 BB: 1 P: 12	R: 0 E: 0 K: 1 S: 5	H: 0 LOB: 0 BB: 0 P: 5	R: 0 E: 0 K: 1 S: 7	H: 2 LOB: 2 BB: 0 P: 7	R: 0 E: 0 K: 0 S: 3	H: 1 LOB: 2 BB: 2 P: 11	R: 0 E: 0 K: 0 S: 3	H: 0 LOB: 1 BB: 1 P: 7	R: 0 E: 0 K: 2 S: 8	H: 1 LOB: 0 BB: 0 P: 8	R: 0 E: 0 K: 2 S: 7	H: 0 LOB: 0 BB: 0 P: 7	1B: 6 2B: 5 3B: 0 HR: 0	SF: 0 SAC: 0 DP: 1 HBP: 0	WP: 0 PB: 0 SB: 0 CS: 0	PA: 45
PITCHER	IP WLS BF H R ER SO BB IBB HBP BLK WP HR S P ERA WHIP	IP WLS BF H R ER SO BB IBB HBP BLK WP HR S P ERA WHIP																				
Roger Mason, R ERA: 4.21 (1, 1)	2.2 L 19 6 7 7 1 4 1 0 0 0 0 0 16 36 23.62 3.750	3.1 1 5 1 0 0 1 0 0 0 0 0 0 7 7 0.00 0.750	5.1 3.0 14 3 0 0 1 3 0 0 0 0 0 13 25 0.00 2.000	8.1 2.0 7 1 0 0 4 0 0 0 0 0 0 15 15 0.00 0.500																		

New York Mets @ San Francisco Giants
Candlestick Park, San Francisco, CA
Wed May 21 1986, 6:33 AM EDT
Att: 18,618 - Unknown

AB	37
R	7
H	11
RBI	7
BB	8
SO	7
LOB	26



Batter	1	2	3	4	5	6	7	8	9	AB	R	H	RBI	BB	SO	LOB	BOTTOM			
Dan Gladden, R OBP: 0.323, SLG: 0.346 (1, 8)	4-0 3B BB		0-0 HR		0-0 F9		0-0 F7		0-3 K	4	2	1	1	1	1	0				
Will Clark, L OBP: 0.325, SLG: 0.462 (1, 3)	0-0 F7		0-0 F9		0-3 K		0-0 1-3			4	0	0	0	0	1	1				
Chris Brown, R OBP: 0.386, SLG: 0.444 (1, 5)	0-0 2H 3B		0-0 4-3		4-0 FC4-6 BB		0-3 K			3	0	1	1	1	1	0				
Jeffrey Leonard, R OBP: 0.368, SLG: 0.511 (1, 7)	0-3 K		0-0 1B		0-0 FC4-6		0-0 2B 1B			4	1	2	0	0	1	2				
Chili Davis, S OBP: 0.329, SLG: 0.432 (1, 9)	4-0 BB		0-0 G3		0-0 G3		0-0 2B 2B			3	1	1	1	1	0	1				
Bob Melvin, R OBP: 0.156, SLG: 0.238 (1, 2)	0-0 F9		0-0 F3		0-0 K		0-0 2B 2B			4	0	1	1	0	1	2				
Robby Thompson, R OBP: 0.333, SLG: 0.364 (1, 4)		0-0 5-3		0-0 F9		0-0 6-3		0-0 6-3		4	0	0	0	0	0	1				
Jose Uribe, S OBP: 0.331, SLG: 0.292 Joel Youngblood, R OBP: 0.355, SLG: 0.407 (9, PH)		0-0 G3		4-0 BB		0-0 F5		0-0 6-3		2	0	0	0	1	0	0				
Roger Mason, R ERA: 4.21 (1, 1)	7.0 W 28 3 2 2 4 4 0 0 0 0 0 0 32 48 2.57 1.000	3.1 1 5 1 0 0 1 0 0 0 0 0 0 7 7 0.00 0.750	5.1 3.0 14 3 0 0 1 3 0 0 0 0 0 13 25 0.00 2.000	8.1 2.0 7 1 0 0 4 0 0 0 0 0 0 15 15 0.00 0.500																
PITCHER	IP WLS BF H R ER SO BB IBB HBP BLK WP HR S P ERA WHIP	IP WLS BF H R ER SO BB IBB HBP BLK WP HR S P ERA WHIP																		

New York Mets @ San Francisco Giants
Candlestick Park, San Francisco, CA
Wed May 21 1986, 6:33 AM EDT
Att: 18,618 - Unknown

AB	33
R	4
H	6
RBI	4
BB	4
SO	6
LOB	8



Batter	1	2	3	4	5	6	7	8	9	AB	R	H	RBI	BB	SO	LOB	TOP
Mookie Wilson, S OBP: 0.324, SLG: 0.276 (1, 8)										4	1	1	0	0	1	0	<p>New York Mets @ San Francisco Giants Candlestick Park, San Francisco, CA Thu May 22 1986, 6:33 AM EDT Att: 27,442 - Unknown</p> <p>livebaseballscorecards.com</p> <p>AB 28 R 2 H 2 RBI 2 BB 0 SO 6 LOB 0</p>
Wally Backman, S OBP: 0.418, SLG: 0.500 (1, 4)										3	0	0	0	0	0	0	
Keith Hernandez, L OBP: 0.421, SLG: 0.460 (1, 3)										3	1	1	2	0	0	0	
Darryl Strawberry, L OBP: 0.331, SLG: 0.481 (1, 9)										3	0	0	0	0	1	0	
Gary Carter, R OBP: 0.327, SLG: 0.419 (1, 2)										3	0	0	0	0	1	0	
George Foster, R OBP: 0.306, SLG: 0.411 (1, 7)										3	0	0	0	0	2	0	
Ray Knight, R OBP: 0.366, SLG: 0.550 (1, 5)										3	0	0	0	0	0	0	
Howard Johnson, S OBP: 0.349, SLG: 0.387 Doug Sisk, R (8, 1)										2	0	0	0	0	1	0	
Dwight Gooden, R OBP: 0.182, SLG: 0.273 Rick Aguilera, R (5, 1)										1	0	0	0	0	0	0	
Kevin Mitchell, R OBP: 0.314, SLG: 0.460 Lenny Dykstra, L OBP: 0.345, SLG: 0.358 (8, PH)										0	0	0	0	0	0	0	
Inning Stats	R: 2 E: 0 K: 0 S: 5	H: 2 LOB: 0 BB: 0 P: 5	R: 0 E: 0 K: 1 S: 5	H: 0 LOB: 0 BB: 0 P: 5	R: 0 E: 0 K: 2 S: 7	H: 0 LOB: 0 BB: 0 P: 7	R: 0 E: 0 K: 1 S: 5	H: 0 LOB: 0 BB: 0 P: 5	R: 0 E: 0 K: 0 S: 3	H: 0 LOB: 0 BB: 0 P: 3	R: 0 E: 0 K: 1 S: 5	H: 0 LOB: 0 BB: 0 P: 5	R: 0 E: 0 K: 1 S: 5	H: 0 LOB: 0 BB: 0 P: 5	1B: 1 2B: 0 3B: 0 HR: 1	SF: 0 SAC: 1 DP: 0 HBP: 0	WP: 0 PA: 29 PB: 0 SB: 0 CS: 0
PITCHER	IP WLS BF H R ER SO BB IBB HBP BLK WP HR S P ERA WHIP																
Mike Krukow, R ERA: 3.86 Greg Minton, R ERA: 3.91	(1, 1) 8.0 W 26 2 2 2 5 0 0 0 0 0 1 36 36 2.25 0.250																
(9, 1) 1.0 3 0 0 0 1 0 0 0 0 0 0 5 5 0.00 0.000																	

Batter	1	2	3	4	5	6	7	8	9	AB	R	H	RBI	BB	SO	LOB	BOTTOM		
Dan Gladden, R OBP: 0.320, SLG: 0.338 (1, 8)										4	1	0	0	1	1	1	<p>New York Mets @ San Francisco Giants Candlestick Park, San Francisco, CA Thu May 22 1986, 6:33 AM EDT Att: 27,442 - Unknown</p> <p>livebaseballscorecards.com</p> <p>AB 37 R 10 H 13 RBI 8 BB 4 SO 6 LOB 17</p>		
Will Clark, L OBP: 0.331, SLG: 0.460 (1, 3)										5	1	2	0	0	2	0			
Chris Brown, R OBP: 0.393, SLG: 0.450 (1, 5)										5	2	3	0	0	2	2			
Jeffrey Leonard, R OBP: 0.369, SLG: 0.507 (1, 7)										5	2	2	1	0	0	2			
Chili Davis, S OBP: 0.352, SLG: 0.457 (1, 9)											4	3	4	4	1	0			
Bob Brenly, R OBP: 0.377, SLG: 0.361 (1, 2)										5	0	0	0	0	0	6			
Robby Thompson, R OBP: 0.338, SLG: 0.359 (1, 4)										2	1	0	0	2	0	2			
Jose Uribe, S OBP: 0.336, SLG: 0.299 (1, 6)										4	0	2	2	0	1	2			
Mike Krukow, R OBP: 0.208, SLG: 0.174 Candy Maldonado, R OBP: 0.280, SLG: 0.548 Greg Minton, S (9, 1)										2	0	0	1	0	1	2			
										1	0	0	0	0	1	0			
										0	0	0	0	0	0	0			
Inning Stats	R: 0 E: 0 K: 1 S: 6	H: 1 LOB: 1 BB: 0 P: 6	R: 1 E: 1 K: 1 S: 6	H: 1 LOB: 1 BB: 1 P: 10	R: 0 E: 0 K: 0 S: 4	H: 1 LOB: 1 BB: 0 P: 4	R: 2 E: 0 K: 1 S: 7	H: 2 LOB: 1 BB: 1 P: 11	R: 4 E: 0 K: 0 S: 7	H: 4 LOB: 1 BB: 1 P: 11	R: 0 E: 0 K: 1 S: 5	H: 0 LOB: 0 BB: 0 P: 5	R: 1 E: 1 K: 1 S: 7	H: 1 LOB: 1 BB: 0 P: 7	R: 2 E: 0 K: 1 S: 8	H: 3 LOB: 2 BB: 1 P: 12	1B: 12 2B: 1 3B: 0 HR: 0	SF: 0 SAC: 1 DP: 0 HBP: 0	WP: 1 PA: 42 PB: 0 SB: 3 CS: 0
PITCHER	IP WLS BF H R ER SO BB IBB HBP BLK WP HR S P ERA WHIP																		
Dwight Gooden, R ERA: 1.96 Rick Aguilera, R ERA: 7.25 Doug Sisk, R ERA: 18.0	(1, 1) 4.0 L 23 1 1 0 2 1 0 0 0 1 1 0 15 19 0.00 0.667																		
(8, 1) 1.0 7 3 2 2 1 1 0 0 0 0 0 0 8 12 18.00 4.000																			

Batter	1	2	3	4	5	6	7	8	9	AB	R	H	RBI	BB	SO	LOB	TOP	
Tim Raines, S OBP: 0.428, SLG: 0.510 (1, 7)										4	3	2	1	1	1	1	Montreal Expos @ San Francisco Giants Candlestick Park, San Francisco, CA Sat May 24 1986, 6:33 AM EDT Att: 15,471 - Unknown	
Mitch Webster, S OBP: 0.345, SLG: 0.408 Jeff Parrett, R Jeff Reardon, R (7, 1)										3	0	0	0	1	0	1		
Andre Dawson, R OBP: 0.365, SLG: 0.551 (1, 9)										4	0	3	0	1	1	0		
Hubie Brooks, R OBP: 0.395, SLG: 0.685 (1, 6)										5	1	2	3	0	2	6		
Tim Wallach, R OBP: 0.348, SLG: 0.490 (1, 5)										3	0	0	2	0	1	2		
Andres Galaraga, R OBP: 0.376, SLG: 0.471 (1, 3)										5	1	1	1	0	1	4		
Vance Law, R OBP: 0.314, SLG: 0.362 (1, 4)										4	0	1	0	0	1	0		
Mike Fitzgerald, R OBP: 0.299, SLG: 0.459 (1, 2)										4	1	1	0	0	0	1		
Andy McGaffigan, R Bert Roberge, R Jim Wohlford, R Herm Winningham, L (7, 8)										1	0	0	0	0	0	0		
Inning Stats	R: 1 E: 0 K: 1 S: 7	H: 2 LOB: 2 BB: 1 P: 11	R: 0 E: 0 K: 1 S: 6	H: 1 LOB: 1 BB: 0 P: 6	R: 1 E: 0 K: 1 S: 6	H: 1 LOB: 0 BB: 0 P: 6	R: 0 E: 0 K: 1 S: 6	H: 0 LOB: 0 BB: 0 P: 3	R: 2 E: 0 K: 1 S: 9	H: 4 LOB: 2 BB: 0 P: 9	R: 0 E: 0 K: 1 S: 5	H: 0 LOB: 0 BB: 0 P: 5	R: 2 E: 1 K: 0 S: 5	H: 1 LOB: 2 BB: 2 P: 13	1B: 8 2B: 1 3B: 0 HR: 2	SF: 2 SAC: 2 DP: 0 HBP: 0		WP: 0 PB: 1 SB: 2 CS: 0
PITCHER	IP WLS BF H R ER SO BB IBB HBP BLK WP HR S P ERA WHIP																	
Vida Blue, L ERA: 5.49	6.1 L 28 8 5 5 5 1 0 0 0 0 0 2 37 41 7.11 1.421																	
Juan Berenguer, R ERA: 3.79	0.2 4 2 0 0 1 0 0 0 0 0 0 0 6 6 0.00 3.000																	
Greg Minton, R ERA: 3.95	2.0 10 1 2 1 1 1 1 0 0 0 0 0 10 18 4.50 1.000																	

AB	35
R	7
H	11
RBI	7
BB	3
SO	7
LOB	16



Batter	1	2	3	4	5	6	7	8	9	AB	R	H	RBI	BB	SO	LOB	BOTTOM					
Mike Woodard, L OBP: 0.353, SLG: 0.286 (1, 4)										3	2	1	0	2	0	1	Montreal Expos @ San Francisco Giants Candlestick Park, San Francisco, CA Sat May 24 1986, 6:33 AM EDT Att: 15,471 - Unknown					
Will Clark, L OBP: 0.326, SLG: 0.462 (1, 3)										5	1	1	2	0	3	3						
Candy Maldonado, R Greg Minton, S (8, 1)										3	0	1	0	1	0	0						
Jeffrey Leonard, R OBP: 0.364, SLG: 0.493 (1, 7)										2	1	1	1	0	1	1						
Chili Davis, S OBP: 0.353, SLG: 0.444 (8, 9)										3	0	0	0	1	0	2						
Luis Quiñones, S OBP: 0.286, SLG: 0.429 (1, 5)										4	0	2	1	0	0	3						
Brad Gulden, L OBP: 0.150, SLG: 0.105 (1, 2)										4	0	0	0	0	0	3						
Jose Uribe, S OBP: 0.333, SLG: 0.287 (1, 6)										3	0	0	0	1	2	0						
Vida Blue, S Juan Berenguer, R Dan Gladden, R Jeff Reardon, R (7, 8)										2	0	0	0	0	0	0						
Inning Stats	R: 1 E: 0 K: 1 S: 6	H: 1 LOB: 2 BB: 2 P: 14	R: 0 E: 0 K: 1 S: 5	H: 0 LOB: 0 BB: 0 P: 5	R: 0 E: 0 K: 0 S: 3	H: 0 LOB: 0 BB: 0 P: 3	R: 0 E: 0 K: 0 S: 4	H: 1 LOB: 1 BB: 0 P: 4	R: 0 E: 0 K: 1 S: 6	H: 1 LOB: 1 BB: 0 P: 6	R: 1 E: 0 K: 0 S: 4	H: 1 LOB: 1 BB: 0 P: 5	R: 2 E: 0 K: 2 S: 8	H: 1 LOB: 1 BB: 2 P: 16	R: 0 E: 0 K: 0 S: 3	H: 1 LOB: 0 BB: 0 P: 3		R: 0 E: 0 K: 1 S: 5	H: 0 LOB: 1 BB: 1 P: 9	1B: 4 2B: 1 3B: 0 HR: 1	SF: 1 SAC: 0 DP: 1 HBP: 1	WP: 1 PB: 0 SB: 2 CS: 0
PITCHER	IP WLS BF H R ER SO BB IBB HBP BLK WP HR S P ERA WHIP																					
Andy McGaffigan, R ERA: 4.2	5.2 W 24 4 2 2 2 3 2 0 1 0 0 1 27 36 3.18 1.059																					
Bert Roberge, R ERA: 6.0	0.1 1 0 0 0 0 0 0 0 0 0 0 0 1 1 0.00 0.000																					
Jeff Parrett, R ERA: 3.86	0.2 5 1 2 2 1 2 0 0 0 0 0 1 5 13 27.00 4.500																					
Jeff Reardon, R ERA: 2.45	2.1 S 8 1 0 0 2 1 0 0 0 0 0 0 11 15 0.00 0.857																					

AB	31
R	4
H	6
RBI	4
BB	5
SO	6
LOB	14



Batter	1	2	3	4	5	6	7	8	9	AB	R	H	RBI	BB	SO	LOB	TOP											
Tim Raines, S OBP: 0.424, SLG: 0.500 Jeff Parrett, R (8, 1)	L6		G6-4-3 BB		F6			5-3		3	0	0	0	1	0	1												
Hern Winningham, L OBP: 0.342, SLG: 0.361	4-3		G6-4-3 1-2		F6			6-3		4	0	0	0	0	0	2												
Andre Dawson, R OBP: 0.363, SLG: 0.542	1B HR		6-3		F7				K	4	1	1	0	0	1	0												
Hubie Brooks, R OBP: 0.398, SLG: 0.678	HR 1B			G3 BB				K	K	3	1	1	0	1	2	0												
Tim Wallach, R OBP: 0.345, SLG: 0.503	HR			F7				F9	K	4	1	1	3	0	1	1												
Jason Thompson, L OBP: 0.379, SLG: 0.289	K			G3 1-2				K	K	3	0	0	0	0	2	1												
Al Newman, S OBP: 0.306, SLG: 0.283		1-3		F8				6-3		3	0	0	0	0	0	1												
Mike Fitzgerald, R OBP: 0.290, SLG: 0.444 Dann Ellardello, R OBP: 0.231, SLG: 0.298	F4			F8				5-3		2	0	0	0	0	0	0												
Bryn Smith, R Dan Schatzeder, L OBP: 0.500, SLG: 0.727 Bert Roberge, R Wayne Krenchicki, L OBP: 0.179, SLG: 0.343	F9			K2-3						1	0	0	0	0	0	0												
Inning Stats	R: 3 E: 0 K: 1 S: 8	H: 3 LOB: 0 BB: 0 P: 8	R: 0 E: 0 K: 0 S: 3	H: 0 LOB: 0 BB: 1 P: 3	R: 0 E: 0 K: 0 S: 2	H: 0 LOB: 0 BB: 1 P: 6	R: 0 E: 0 K: 0 S: 3	H: 0 LOB: 1 BB: 1 P: 7	R: 0 E: 0 K: 1 S: 5	H: 0 LOB: 0 BB: 0 P: 5	R: 0 E: 0 K: 1 S: 5	H: 0 LOB: 0 BB: 0 P: 5	R: 0 E: 0 K: 1 S: 4	H: 1 LOB: 1 BB: 0 P: 4	R: 0 E: 0 K: 3 S: 9	H: 0 LOB: 0 BB: 0 P: 9	1B: 2 2B: 1 3B: 0 HR: 1	SF: 0 SAC: 0 DP: 1 HBP: 0	WP: 0 PB: 0 SB: 0 CS: 0	PA: 32								
PITCHER	IP	WLS	BF	H	R	ER	SO	BB	IBB	HBP	BLK	WP	HR	S	P	ERA	WHIP											
Michael LaCoss, R ERA: 1.91 Mark Davis, L ERA: 2.28	(1, 1)	8.0	W	29	4	3	3	4	2	0	0	0	0	1	35	43	3.38	0.750										
	(9, 1)	1.0		3	0	0	0	3	0	0	0	0	0	0	9	9	0.00	0.000										

Montreal Expos @ San Francisco Giants
Candlestick Park, San Francisco, CA
Sun May 25 1986, 6:33 AM EDT
Att: 29,121 - Unknown

AB	30
R	3
H	4
RBI	3
BB	2
SO	7
LOB	6



Batter	1	2	3	4	5	6	7	8	9	AB	R	H	RBI	BB	SO	LOB	BOTTOM										
Dan Gladden, R OBP: 0.320, SLG: 0.337	CS 1B	SH FC4-6		FC3-6 1B		F9	6-3			4	0	2	0	0	0	2											
Will Clark, L OBP: 0.323, SLG: 0.451	F8 1-2	FC4-6 G5-4-3		FC3-6 2B		2B BB	F7			4	1	0	1	1	0	6											
Candy Maldonado, R OBP: 0.295, SLG: 0.541	K	G5-4-3 1-2		2B		1B 2B		6-3		5	0	2	3	0	1	2											
Jeffrey Leonard, R OBP: 0.371, SLG: 0.497		E 1B	6-3	6-3		1B			G5-4-3 1B	5	1	3	0	0	0	2											
Bob Brenly, R OBP: 0.377, SLG: 0.351		E5 WP 1B	5-3 1B		CS BB			E BB	G5-4-3 1-2	3	2	1	0	2	0	2											
Luis Quinones, S OBP: 0.364, SLG: 0.455		WP 1B	5-3		1-2 2B	5-3		E 2B	1B	4	2	2	1	0	0	2											
Mike Woodard, L OBP: 0.333, SLG: 0.235		1B BB	G3		G3		F4			3	1	0	0	1	0	3											
Jose Uribe, S OBP: 0.338, SLG: 0.294		SH FC4-6 1B		4-3		F7	E2 2B			4	2	2	3	0	0	0											
Michael LaCoss, R OBP: 0.368, SLG: 0.389 Mark Davis, L		FC4-6 SH 1B		FC3-6 2B 1B		BB 2B 1B	BLK 2B			4	2	4	3	0	0	0											
Inning Stats	R: 0 E: 0 K: 1 S: 5	H: 1 LOB: 0 BB: 0 P: 5	R: 5 E: 2 K: 0 S: 8	H: 4 LOB: 1 BB: 1 P: 12	R: 0 E: 0 K: 0 S: 4	H: 1 LOB: 1 BB: 0 P: 4	R: 1 E: 0 K: 0 S: 6	H: 3 LOB: 2 BB: 0 P: 6	R: 0 E: 0 K: 0 S: 2	H: 0 LOB: 0 BB: 1 P: 6	R: 2 E: 0 K: 0 S: 5	H: 3 LOB: 2 BB: 1 P: 9	R: 3 E: 1 K: 0 S: 6	H: 3 LOB: 1 BB: 1 P: 10	R: 0 E: 0 K: 0 S: 3	H: 1 LOB: 0 BB: 0 P: 3	1B: 13 2B: 3 3B: 0 HR: 0	SF: 0 SAC: 1 DP: 2 HBP: 0	WP: 1 PB: 0 SB: 0 CS: 2	PA: 41							
PITCHER	IP	WLS	BF	H	R	ER	SO	BB	IBB	HBP	BLK	WP	HR	S	P	ERA	WHIP										
Bryn Smith, R ERA: 4.35 Dan Schatzeder, L ERA: 3.27 Bert Roberge, R ERA: 11.25 Jeff Parrett, R ERA: 3.48	(1, 1)	3.2	L	21	9	6	4	1	0	0	0	0	0	8	16	9.82	2.727										
	(4, 1)	2.1		10	3	2	2	0	2	0	0	0	0	6	10	27.00	4.000										
	(8, 1)	1.0		3	1	0	0	0	0	0	0	0	0	3	3	0.00	1.000										

Montreal Expos @ San Francisco Giants
Candlestick Park, San Francisco, CA
Sun May 25 1986, 6:33 AM EDT
Att: 29,121 - Unknown

AB	36
R	11
H	16
RBI	11
BB	4
SO	1
LOB	19



Batter	1	2	3	4	5	6	7	8	9	AB	R	H	RBI	BB	SO	LOB	TOP			
Candy Maldonado, R OBP: 0.274, SLG: 0.500	1-3		F8		L5			6-3		4	0	0	0	0	0	3	San Francisco Giants @ Philadelphia Phillies Veterans Stadium, Philadelphia, PA Wed May 28 1986, 7:05 PM EDT Att: 17,003 - Unknown			
Bob Brenly, R OBP: 0.391, SLG: 0.467	5-3			5-3				FC5-4		2	0	1	0	2	0	0				
Chris Brown, R Mike Aldrete, L	5-3			E6			L6	K		1	0	0	0	0	0	1				
Jeffrey Leonard, R OBP: 0.360, SLG: 0.479	4-3			G6-4-3			K	K		3	0	0	0	0	1	2				
Chili Davis, S OBP: 0.342, SLG: 0.429		4-3					F9	K		4	0	0	0	0	1	1				
Bob Melvin, R OBP: 0.176, SLG: 0.254		F9					1B			4	0	2	0	0	1	0				
Robby Thompson, R OBP: 0.325, SLG: 0.345		F8					E4	1-3		4	0	0	0	0	1	2				
Jose Uribe, S OBP: 0.336, SLG: 0.303				K						4	0	2	0	0	1	1				
Scott Garrelts, R Juan Berenguer, R Joel Youngblood, R Bill Laskey, R Dan Gladden, R Mark Davis, L				5-3			F8	F8		0	0	0	0	0	0	0	GIANTS			
										0	0	0	0	0	0	0				
Inning Stats	R: 0 E: 0 K: 0 S: 3	H: 0 LOB: 1 BB: 1 P: 7	R: 0 E: 0 K: 0 S: 3	H: 0 LOB: 0 BB: 0 P: 3	R: 0 E: 0 K: 1 S: 5	H: 0 LOB: 0 BB: 0 P: 5	R: 0 E: 1 K: 0 S: 6	H: 2 LOB: 3 BB: 0 P: 6	R: 0 E: 0 K: 1 S: 8	H: 1 LOB: 1 BB: 0 P: 8	R: 0 E: 0 K: 1 S: 6	H: 1 LOB: 1 BB: 0 P: 6	R: 0 E: 0 K: 1 S: 5	H: 0 LOB: 1 BB: 1 P: 9	R: 0 E: 0 K: 1 S: 6	H: 1 LOB: 1 BB: 0 P: 6	1B: 4 2B: 1 3B: 0 HR: 0	SF: 0 SAC: 0 DP: 1 HBP: 0	WP: 0 PB: 0 SB: 0 CS: 0	PA: 35
PITCHER Shane Rawley, L ERA: 3.27	IP: 9.0 WLS: W BF: 35 H: 5 R: 0 ER: 0 SO: 6 BB: 2 IBB: 0 HBP: 0 BLK: 0 WP: 0 HR: 0 S: 45 P: 53 ERA: 0.00 WHIP: 0.778																			

Batter	1	2	3	4	5	6	7	8	9	AB	R	H	RBI	BB	SO	LOB	BOTTOM	
Jeff Stone, L OBP: 0.250, SLG: 0.211	BB									2	1	2	0	1	0	0	San Francisco Giants @ Philadelphia Phillies Veterans Stadium, Philadelphia, PA Wed May 28 1986, 7:05 PM EDT Att: 17,003 - Unknown	
Ron Roenicke, S OBP: 0.333, SLG: 0.333	1B									1	0	0	0	0	0	1		
Milt Thompson, L OBP: 0.255, SLG: 0.269	E									4	1	2	0	0	1	2		
Juan Samuel, R Luis Aguayo, R	K									3	0	0	0	0	2	3		
Mike Schmidt, R OBP: 0.375, SLG: 0.497	E									1	1	0	0	3	0	1		
Von Hayes, L OBP: 0.382, SLG: 0.456	E1									3	1	0	1	1	0	3		
Glenn Wilson, R OBP: 0.259, SLG: 0.248	1B									4	0	2	2	0	1	2		
Darren Daulton, L OBP: 0.369, SLG: 0.443	1B									2	0	1	1	1	1	0		
Steve Jeltz, S OBP: 0.321, SLG: 0.277	F7									3	0	0	0	0	1	2		
Shane Rawley, R OBP: 0.160, SLG: 0.125		K								3	0	1	0	0	1	1	Phillies	
										1B: 7 2B: 3 3B: 0 HR: 0	SF: 0 SAC: 0 DP: 4 HBP: 0	WP: 0 PB: 0 SB: 0 CS: 1	PA: 33					
Inning Stats	R: 4 E: 1 K: 1 S: 9	H: 4 LOB: 1 BB: 1 P: 13	R: 0 E: 0 K: 2 S: 6	H: 0 LOB: 1 BB: 1 P: 10	R: 0 E: 0 K: 1 S: 4	H: 0 LOB: 0 BB: 1 P: 8	R: 0 E: 0 K: 2 S: 7	H: 0 LOB: 1 BB: 1 P: 11	R: 0 E: 0 K: 1 S: 5	H: 1 LOB: 0 BB: 0 P: 5	R: 0 E: 0 K: 0 S: 3	H: 1 LOB: 2 BB: 2 P: 11	R: 0 E: 0 K: 0 S: 3	H: 1 LOB: 2 BB: 2 P: 11	1B: 7 2B: 3 3B: 0 HR: 0	SF: 0 SAC: 0 DP: 4 HBP: 0	WP: 0 PB: 0 SB: 0 CS: 1	PA: 33
PITCHER Scott Garrelts, R ERA: 3.6 Juan Berenguer, R ERA: 3.22 Bill Laskey, R ERA: 2.38 Mark Davis, L ERA: 2.42	IP: 0.2 WLS: L BF: 7 H: 4 R: 4 ER: 3 SO: 1 BB: 1 IBB: 0 HBP: 0 BLK: 0 WP: 0 HR: 0 S: 8 P: 12 ERA: 40.50 WHIP: 7.500																	

Batter	1	2	3	4	5	6	7	8	9	10	AB	R	H	RBI	BB	SO	LOB	TOP		
Mike Aldrete, L OBP: 0.250, SLG: 0.100 Greg Minton, S (8, 1) Mark Davis, L (10, 1) Juan Berenguer, R (10, 1)	4-0 BB		0-0 1B	0-0 F7		1-0 HBP		4-3		0-3 K	3	1	1	0	1	0	1			
Will Clark, L OBP: 0.322, SLG: 0.442 (1, 3)	0-0 F7		0-3 K		4-0 CS BB	0-0 F7		2+H 2B		4-0 BB	4	0	1	1	2	1	5			
Bob Brenly, R OBP: 0.393, SLG: 0.354 (1, 2)	0-3 K		0-0 1B		0-0 F8		4-0 4-3 1B BB	1-3		0-0 1-3	5	1	1	0	1	1	5			
Jeffrey Leonard, R OBP: 0.358, SLG: 0.471 (1, 7)	0-3 K		0-0 1B		0-3 K		0-0 F9		0-3 K		5	1	1	1	0	3	3			
Chili Davis, S OBP: 0.347, SLG: 0.446 (8, 9)		4-0 1B BB	0-0 WP 1B		0-0 HR		0-0 4-3 1B		0-0 F8		4	1	3	3	1	0	0			
Luis Quiñones, S OBP: 0.313, SLG: 0.375 (1, 5)		0-0 6-3 1B	0-0 F8		0-0 F8		0-0 4-3		0-3 K		5	1	1	0	0	1	3			
Robby Thompson, R OBP: 0.337, SLG: 0.368 (1, 4)		0-0 6-3	0-0 F8		4-0 HBP 1B BB		0-0 6-3			0-0 HR	4	1	1	1	1	0	4			
Jose Uribe, S OBP: 0.331, SLG: 0.298 (1, 6)		0-0 1B		0-0 F9		0-0 F9		0-0 3-1		0-0 4-3	5	0	1	1	0	0	1			
Michael LaCoss, R OBP: 0.333, SLG: 0.350 Bill Lasker, R (5, 1) Candy Maldonado, R OBP: 0.340, SLG: 0.365 Jeff Robinson, R OBP: 0.320, SLG: 0.333 Dan Gladden, R OBP: 0.307, SLG: 0.353 (5, 8)		0-0 3-H 1B		0-3 K		0-0 HBP 1B		0-0 4-3 2B 1B		0-0 2B	2	0	0	0	0	2	1			
Inning Stats	R: 0 E: 0 K: 2 S: 7	H: 0 LOB: 1 BB: 1 P: 11	R: 1 E: 0 K: 1 S: 6	H: 2 LOB: 1 BB: 1 P: 10	R: 3 E: 0 K: 1 S: 9	H: 4 LOB: 1 BB: 0 P: 9	R: 0 E: 0 K: 1 S: 5	H: 0 LOB: 0 BB: 0 P: 5	R: 0 E: 0 K: 1 S: 4	H: 1 LOB: 2 BB: 1 P: 8	R: 1 E: 0 K: 0 S: 5	H: 2 LOB: 3 BB: 1 P: 10	R: 0 E: 0 K: 0 S: 4	H: 0 LOB: 0 BB: 0 P: 7	R: 1 E: 0 K: 1 S: 7	H: 2 LOB: 1 BB: 1 P: 11	1B: 9 2B: 2 3B: 0 HR: 2	SF: 0 SAC: 0 DP: 0 HBP: 1	WP: 1 PB: 0 SB: 1 CS: 1	PA: 48
PITCHER	IP 2.1	WLS 14	BF 6	H 4	R 4	ER 4	SO 4	BB 2	IBB 0	HBP 0	BLK 0	WP 0	HR 0	S 20	P 28	ERA 15.43	WHIP 3.429			
Bruce Berenyi, R ERA: 6.53 Rick Aguilera, R ERA: 6.66 Roger McDowell, R ERA: 3.05 Jesse Orosco, L ERA: 1.82	(1, 1) (3, 1) (6, 1) (9, 1)	3.1 2.1 2.0	W 9	14 12 9	6 3 2	4 1 1	4 1 1	4 0 3	4 0 1	4 1 0	4 1 0	3 0 0	3 0 0	3 1 1	3 10 3	28 15 18	15.43 2.70 3.86 4.50	3.429 1.200 1.714 1.500		

San Francisco Giants @ New York Mets
Shea Stadium, Flushing, NY
Fri May 30 1986, 7:05 PM EDT
Att: 38,243 - Unknown

livebaseballscorecards.com

GIANTS

AB	41
R	7
H	13
RBI	7
BB	6
SO	9
LOB	24

Batter	1	2	3	4	5	6	7	8	9	10	AB	R	H	RBI	BB	SO	LOB	BOTTOM				
Lenny Dykstra, L OBP: 0.353, SLG: 0.355 (1, 8)	0-0 BB 1B	4-0 S BB		0-0 4-1		0-0 4-3			0-0 4-3		4	1	1	0	1	0	0					
Wally Backman, S OBP: 0.384, SLG: 0.456 (1, 4)	4-0 S FC5-6 BB	0-0 G3		0-3 K		0-0 3-1			0-0 6-3		4	1	0	0	1	1	1					
Keith Hernandez, L OBP: 0.426, SLG: 0.473 (1, 3)	0-0 FC5-6 1-2 2-H BB 1B	0-0 4-3			0-0 F8		0-0 F7		0-0 WP 1B SF7 1B		5	1	2	1	0	0	1					
Gary Carter, R OBP: 0.329, SLG: 0.438 (1, 2)	0-3 K		0-0 5-3		4-0 BB SF8 BB		0-0 F8		0-0 F9		4	1	0	0	1	1	3					
Darryl Strawberry, L OBP: 0.395, SLG: 0.468 Kevin Mitchell, R OBP: 0.343, SLG: 0.484 (10, PH)	4-0 FC5-6 1B BB		0-0 HR 1B		4-0 BB BB		0-0 4-3		0-0 WP E 1B		2	2	1	0	2	0	0					
George Foster, R OBP: 0.300, SLG: 0.459 Roger McDowell, R OBP: 0.295, SLG: 0.200 Dan Gladden, R OBP: 0.302, SLG: 0.330 Jesse Orosco, R (9, 1) Tim Lincecum, R OBP: 0.311, SLG: 0.324 Howard Johnson, S OBP: 0.301, SLG: 0.381 (10, PH)	0-0 FC5-6 1B 1-2 2-3 3-H		0-0 HR		4-0 1-2 2-3 BB		0-0 F9		4-0 E BB		2	1	1	3	1	0	2					
Ray Knight, R OBP: 0.388, SLG: 0.560 (1, 5)	0-0 1-3 2-H 1B		0-0 F9		0-0 SF8		0-3 K		0-0 SF7		3	0	1	3	0	1	0					
Rafael Santana, R OBP: 0.228, SLG: 0.205 (1, 6)	0-0 4-3		0-0 5-3		0-0 4-3		0-3 K		0-0 E6		5	0	0	0	0	1	5					
Bruce Berenyi, R Rick Aguilera, R Mookie Wilson, S OBP: 0.322, SLG: 0.358 (6, 7)		0-0 6-3		0-0 6-3		0-0 4-3			0-3 K		1	0	0	0	0	0	0					
Inning Stats	R: 3 E: 0 K: 1 S: 8	H: 3 LOB: 2 BB: 2 P: 16	R: 0 E: 0 K: 0 S: 3	H: 0 LOB: 1 BB: 1 P: 7	R: 2 E: 0 K: 0 S: 5	H: 2 LOB: 0 BB: 0 P: 5	R: 0 E: 0 K: 1 S: 5	H: 0 LOB: 0 BB: 0 P: 5	R: 1 E: 0 K: 0 S: 3	H: 0 LOB: 2 BB: 3 P: 15	R: 0 E: 0 K: 0 S: 3	H: 0 LOB: 0 BB: 0 P: 3	R: 0 E: 0 K: 2 S: 7	H: 0 LOB: 0 BB: 0 P: 7	R: 0 E: 0 K: 1 S: 5	H: 0 LOB: 0 BB: 0 P: 5	R: 2 E: 1 K: 0 S: 5	H: 2 LOB: 2 BB: 1 P: 9	1B: 6 2B: 0 3B: 0 HR: 1	SF: 2 SAC: 0 DP: 0 HBP: 0	WP: 1 PB: 0 SB: 3 CS: 0	PA: 44
PITCHER	IP 4.1	WLS 24	BF 5	H 6	R 6	ER 6	SO 2	BB 6	IBB 0	HBP 0	BLK 0	WP 0	HR 1	S 22	P 46	ERA 12.46	WHIP 2.538					
Michael LaCoss, R ERA: 2.66 Bill Lasker, R ERA: 2.51 Jeff Robinson, R ERA: 3.9 Greg Minton, R ERA: 3.98 Mark Davis, L ERA: 2.29	(1, 1) (5, 1) (6, 1) (8, 1) (10, 1)	4.1 0.2 2.0 2.1 0.0	L 1	24 2 6 8 1	6 0 0 1 1	6 0 0 1 0	2 0 0 3 0	6 0 0 0 0	0 0 0 0 0	0 0 0 0 0	0 0 0 0 0	0 0 0 0 0	0 0 0 0 0	0 0 0 0 0	0 0 0 0 0	0 0 0 0 0	0 0 0 0 0	0.00 0.00 0.00 3.86 ∞	0.00 0.000 0.000 0.429 ∞			
Juan Berenguer, R ERA: 3.18 (10, 1)	0.1	WLS 3	BF 0	H 0	R 1	ER 0	SO 0	BB 1	IBB 0	HBP 0	BLK 0	WP 1	HR 0	S 2	P 6	ERA 0.00	WHIP 3.000					

San Francisco Giants @ New York Mets
Shea Stadium, Flushing, NY
Fri May 30 1986, 7:05 PM EDT
Att: 38,243 - Unknown

livebaseballscorecards.com

Mets

AB	35
R	8
H	7
RBI	7
BB	7
SO	5
LOB	12

Batter	1	2	3	4	5	6	7	8	9	AB	R	H	RBI	BB	SO	LOB	TOP						
Dan Gladden, R OBP: 0.338, SLG: 0.347 (1, 8)										3	1	0	0	1	0	3	San Francisco Giants @ New York Mets Shea Stadium, Flushing, NY Sat May 31 1986, 7:05 PM EDT Att: 50,498 - Unknown						
Will Clark, L OBP: 0.324, SLG: 0.441 (1, 3)										5	1	2	0	0	1	2							
Bob Brenly, R OBP: 0.387, SLG: 0.348 (1, 5)										5	1	1	0	0	2	5							
Jeffrey Leonard, R OBP: 0.365, SLG: 0.480 (1, 7)										5	1	3	2	0	0	2							
Chili Davis, S OBP: 0.349, SLG: 0.444 (1, 9)										5	2	2	2	0	0	3							
Bob Melvin, R OBP: 0.182, SLG: 0.276 (1, 2)										5	1	1	0	0	1	2							
Robby Thompson, R OBP: 0.345, SLG: 0.375 (1, 4)										5	0	3	1	0	1	2							
Jose Uribe, S OBP: 0.333, SLG: 0.308 (1, 6)										5	0	2	2	0	0	2							
Scott Garrelts, R OBP: 0.167, SLG: 0.208 (1, 1)										4	0	1	0	0	2	3							
Inning Stats	R: 4 E: 0 K: 2 S: 11	H: 4 LOB: 1 BB: 1 P: 15	R: 0 E: 0 K: 0 S: 4	H: 1 LOB: 2 BB: 0 P: 5	R: 2 E: 0 K: 2 S: 10	H: 3 LOB: 1 BB: 0 P: 10	R: 1 E: 0 K: 0 S: 5	H: 2 LOB: 1 BB: 0 P: 5	R: 0 E: 0 K: 0 S: 3	H: 0 LOB: 0 BB: 0 P: 3	R: 0 E: 0 K: 1 S: 7	H: 2 LOB: 2 BB: 0 P: 7	R: 0 E: 0 K: 1 S: 7	H: 2 LOB: 2 BB: 0 P: 7	R: 0 E: 0 K: 1 S: 5	H: 0 LOB: 0 BB: 0 P: 5	R: 0 E: 0 K: 0 S: 4	H: 1 LOB: 1 BB: 0 P: 4	1B: 12 2B: 3 3B: 0 HR: 0	SF: 0 SAC: 0 DP: 0 HBP: 1	WP: 0 PB: 0 SB: 5 CS: 0	PA: 44	
PITCHER	IP WLS BF H R ER SO BB IBB HBP BLK WP HR S P ERA WHIP	IP WLS BF H R ER SO BB IBB HBP BLK WP HR S P ERA WHIP																					
Bob Ojeda, L ERA: 2.63 (1, 1)	3.1 L 21 9 7 7 4	1 0 1 0 0 0 0	0 0 0 0 0 0 0	0 0 0 0 0 0 0	0 0 0 0 0 0 0	0 0 0 0 0 0 0	0 0 0 0 0 0 0	0 0 0 0 0 0 0	0 0 0 0 0 0 0	0 0 0 0 0 0 0	0 0 0 0 0 0 0	0 0 0 0 0 0 0	0 0 0 0 0 0 0	0 0 0 0 0 0 0	0 0 0 0 0 0 0	0 0 0 0 0 0 0	0 0 0 0 0 0 0	0 0 0 0 0 0 0	18.90 3.000	1.364	0.00 0.500		
Doug Sisk, R ERA: 3.85 (4, 1)	3.2 16 5 0 0 2	0 0 0 0 0 0	0 0 0 0 0 0	0 0 0 0 0 0	0 0 0 0 0 0	0 0 0 0 0 0	0 0 0 0 0 0	0 0 0 0 0 0	0 0 0 0 0 0	0 0 0 0 0 0	0 0 0 0 0 0	0 0 0 0 0 0	0 0 0 0 0 0	0 0 0 0 0 0	0 0 0 0 0 0	0 0 0 0 0 0	0 0 0 0 0 0	0 0 0 0 0 0					
Randy Niemann, L ERA: 2.7 (8, 1)	2.0 7 1 0 0 1	0 0 0 0 0 1	0 0 0 0 0 1	0 0 0 0 0 1	0 0 0 0 0 1	0 0 0 0 0 1	0 0 0 0 0 1	0 0 0 0 0 1	0 0 0 0 0 1	0 0 0 0 0 1	0 0 0 0 0 1	0 0 0 0 0 1	0 0 0 0 0 1	0 0 0 0 0 1	0 0 0 0 0 1	0 0 0 0 0 1	0 0 0 0 0 1	0 0 0 0 0 1					

AB	42
R	7
H	15
RBI	7
BB	1
SO	7
LOB	24



Batter	1	2	3	4	5	6	7	8	9	AB	R	H	RBI	BB	SO	LOB	BOTTOM							
Mookie Wilson, S OBP: 0.365, SLG: 0.436 (1, 8)										2	2	2	1	2	0	0	San Francisco Giants @ New York Mets Shea Stadium, Flushing, NY Sat May 31 1986, 7:05 PM EDT Att: 50,498 - Unknown							
Randy Niemann, L (8, 1)										0	0	0	0	0	0	0								
Wally Backman, S OBP: 0.388, SLG: 0.458 (1, 4)										4	1	2	0	0	0	2								
Keith Hernandez, L OBP: 0.423, SLG: 0.470 (1, 3)										3	0	1	1	0	0	2								
Gary Carter, R OBP: 0.328, SLG: 0.436 (1, 2)										3	0	1	1	0	1	2								
Danny Heep, L OBP: 0.356, SLG: 0.481 (1, 9)										4	0	0	0	0	1	2								
George Foster, R OBP: 0.306, SLG: 0.455 (1, 7)										3	0	1	0	1	0	2								
Ray Knight, R OBP: 0.385, SLG: 0.551 (1, 5)										4	0	1	0	0	1	2								
Rafael Santana, R OBP: 0.223, SLG: 0.200 (7, PH)										2	0	0	0	0	0	1								
Lenny Dykstra, L OBP: 0.348, SLG: 0.350 (8, 8)										2	0	0	0	0	0	0								
Bob Ojeda, L OBP: 0.095, SLG: 0.095 (1, 1)										1	0	0	0	0	0	0								
Doug Sisk, R (4, 1)										1	0	0	0	0	1	0								
Howard Johnson, S OBP: 0.357, SLG: 0.376 (7, PH)										1	0	0	0	0	0	0								
Inning Stats	R: 2 E: 0 K: 0 S: 6	H: 3 LOB: 1 BB: 0 P: 6	R: 0 E: 0 K: 1 S: 5	H: 0 LOB: 0 BB: 0 P: 5	R: 1 E: 0 K: 0 S: 3	H: 0 LOB: 0 BB: 1 P: 7	R: 0 E: 0 K: 1 S: 6	H: 1 LOB: 1 BB: 0 P: 6	R: 0 E: 0 K: 2 S: 9	H: 2 LOB: 2 BB: 0 P: 9	R: 0 E: 0 K: 0 S: 2	H: 0 LOB: 0 BB: 1 P: 6	R: 0 E: 0 K: 0 S: 3	H: 0 LOB: 1 BB: 1 P: 7	R: 0 E: 0 K: 0 S: 3	H: 1 LOB: 0 BB: 0 P: 3	R: 0 E: 0 K: 0 S: 3	H: 1 LOB: 0 BB: 0 P: 3	R: 0 E: 0 K: 0 S: 3	H: 1 LOB: 0 BB: 0 P: 3	1B: 7 2B: 0 3B: 0 HR: 1	SF: 2 SAC: 0 DP: 4 HBP: 0	WP: 1 PB: 0 SB: 1 CS: 0	PA: 35
PITCHER	IP WLS BF H R ER SO BB IBB HBP BLK WP HR S P ERA WHIP	IP WLS BF H R ER SO BB IBB HBP BLK WP HR S P ERA WHIP																						
Scott Garrelts, R ERA: 3.53 (1, 1)	9.0 W 35 8 3 3 4	8 3 3 4	3 0 0 0	3 0 0 0	1 1 40 52	1 1 40 52	3.00 1.222																	



Batter	1	2	3	4	5	6	7	8	9	AB	R	H	RBI	BB	SO	LOB	TOP										
Dan Gladden, R OBP: 0.347, SLG: 0.361 (1, 8)										4	1	3	2	0	0	0											
Will Clark, L OBP: 0.325, SLG: 0.437 (1, 3)										4	0	1	0	1	0	4											
Bob Brenly, R OBP: 0.376, SLG: 0.336 (1, 2)										5	1	0	0	0	0	9											
Jeffrey Leonard, R OBP: 0.360, SLG: 0.473 (1, 7)										5	1	1	1	0	1	4											
Chili Davis, S OBP: 0.350, SLG: 0.439 (1, 9)										2	0	0	1	2	1	0											
Luis Quiñones, S OBP: 0.286, SLG: 0.333 (1, 5)										5	0	1	0	0	0	5											
Robby Thompson, R OBP: 0.341, SLG: 0.366 (1, 4)										4	1	0	0	1	0	1											
Jose Uribe, S OBP: 0.335, SLG: 0.311 (1, 6)										5	2	2	0	0	0	0											
Mike Krukow, R OBP: 0.241, SLG: 0.214 Jeff Robinson, R OBP: 0.200, SLG: 0.250 (8, 1)										3	1	2	0	0	0	0											
Inning Stats	R: 1 E: 1 K: 0 S: 5	H: 1 LOB: 2 BB: 1 P: 9	R: 2 E: 1 K: 0 S: 6	H: 2 LOB: 2 BB: 1 P: 10	R: 0 E: 0 K: 1 S: 5	H: 0 LOB: 0 BB: 0 P: 5	R: 0 E: 0 K: 0 S: 3	H: 0 LOB: 0 BB: 0 P: 3	R: 2 E: 0 K: 1 S: 9	H: 3 LOB: 1 BB: 0 P: 6	R: 2 E: 2 K: 1 S: 9	H: 2 LOB: 3 BB: 1 P: 13	R: 0 E: 0 K: 0 S: 3	H: 0 LOB: 0 BB: 0 P: 3	R: 0 E: 0 K: 0 S: 3	H: 0 LOB: 0 BB: 0 P: 3	1B: 9 2B: 1 3B: 0 HR: 0	SF: 1 SAC: 2 DP: 0 HBP: 0	WP: 1 PB: 0 SB: 4 CS: 0	PA: 45							
PITCHER	IP	WLS	BF	H	R	ER	SO	BB	IBB	HBP	BLK	WP	HR	S	P	ERA	WHIP										
Ron Darling, R ERA: 3.68 (1, 1)	5.0	L	25	6	5	4	1	1	1	0	0	1	0	25	33	7.20	1.400										
Rick Aguilera, R ERA: 6.18 (6, 1)	2.0		14	4	2	0	1	1	1	0	0	0	0	14	22	0.00	2.500										
Randy Niemann, L ERA: 2.35 (8, 1)	2.0		6	0	0	0	0	0	0	0	0	0	0	6	6	0.00	0.000										

San Francisco Giants @ New York Mets
Shea Stadium, Flushing, NY
Sun Jun 01 1986, 3:33 AM EDT
Att: 49,041 - Unknown

AB	38
R	7
H	10
RBI	4
BB	4
SO	2
LOB	23



Batter	1	2	3	4	5	6	7	8	9	AB	R	H	RBI	BB	SO	LOB	BOTTOM										
Lenny Dykstra, L OBP: 0.345, SLG: 0.341 (1, 8)										3	0	0	0	1	0	0											
Wally Backman, S OBP: 0.383, SLG: 0.448 (1, 4)										4	1	1	0	0	0	1											
Keith Hernandez, L OBP: 0.426, SLG: 0.474 Tim Teufel, R OBP: 0.318, SLG: 0.323 (6, PR) (7, 3)										3	0	2	0	0	1	0											
Ray Knight, R OBP: 0.381, SLG: 0.563 (1, 5)										4	1	1	2	0	1	3											
Mookie Wilson, S OBP: 0.358, SLG: 0.424 (1, 7)										4	0	1	0	0	0	3											
Danny Heep, L OBP: 0.333, SLG: 0.448 (1, 9)										4	0	0	0	0	0	1											
Howard Johnson, S OBP: 0.357, SLG: 0.376 Rafael Santana, R OBP: 0.224, SLG: 0.202 (2, 6)										0	0	0	0	0	0	0											
Ed Hearn, R OBP: 0.385, SLG: 0.364 (1, 2)										4	0	0	0	0	0	1											
Ron Darling, R OBP: 0.143, SLG: 0.077 George Foster, R OBP: 0.304, SLG: 0.451 Rick Aguilera, R OBP: 0.338, SLG: 0.477 Kevin Mitchell, R OBP: 0.338, SLG: 0.477 Randy Niemann, L ERA: 3.71 (8, 1)										1	0	0	0	0	0	0											
Inning Stats	R: 0 E: 0 K: 1 S: 5	H: 0 LOB: 0 BB: 0 P: 5	R: 0 E: 0 K: 0 S: 3	H: 0 LOB: 0 BB: 0 P: 3	R: 0 E: 0 K: 0 S: 3	H: 0 LOB: 0 BB: 0 P: 3	R: 0 E: 0 K: 0 S: 4	H: 1 LOB: 2 BB: 1 P: 8	R: 0 E: 0 K: 1 S: 6	H: 1 LOB: 1 BB: 0 P: 6	R: 2 E: 0 K: 0 S: 6	H: 3 LOB: 1 BB: 0 P: 6	R: 0 E: 0 K: 0 S: 3	H: 0 LOB: 0 BB: 0 P: 3	R: 1 E: 0 K: 1 S: 7	H: 2 LOB: 1 BB: 0 P: 7	R: 0 E: 0 K: 0 S: 3	H: 0 LOB: 0 BB: 0 P: 3	1B: 5 2B: 1 3B: 0 HR: 1	SF: 0 SAC: 0 DP: 0 HBP: 0	WP: 1 PB: 0 SB: 0 CS: 0	PA: 35					
PITCHER	IP	WLS	BF	H	R	ER	SO	BB	IBB	HBP	BLK	WP	HR	S	P	ERA	WHIP										
Mike Krukow, R ERA: 3.62 (1, 1)	7.1	W	30	7	3	3	2	1	0	0	0	1	0	33	37	3.68	1.091										
Jeff Robinson, R ERA: 3.71 (8, 1)	1.2		5	0	0	0	1	0	0	0	0	1	0	7	7	0.00	0.000										

San Francisco Giants @ New York Mets
Shea Stadium, Flushing, NY
Sun Jun 01 1986, 3:33 AM EDT
Att: 49,041 - Unknown

AB	34
R	3
H	7
RBI	2
BB	1
SO	3
LOB	10



Batter	1	2	3	4	5	6	7	8	9	AB	R	H	RBI	BB	SO	LOB	TOP										
Mike Aldrete, L OBP: 0.300, SLG: 0.188	4-3																4 0 0 0 1 1 4										
Bob Brenly, R OBP: 0.377, SLG: 0.326	K																4 0 0 0 0 3 2										
Candy Maldonado, R OBP: 0.284, SLG: 0.505	6-3																5 1 1 0 0 1 1										
Jeffrey Leonard, R OBP: 0.359, SLG: 0.468		5-3															3 1 1 0 1 0 0										
Chili Davis, S OBP: 0.339, SLG: 0.433	K																4 1 1 2 0 1 2										
Luis Quiñones, S OBP: 0.320, SLG: 0.520	6-3																3 1 2 1 0 0 0										
Robby Thompson, R OBP: 0.346, SLG: 0.376																	4 0 3 1 0 0 1										
Jose Uribe, S OBP: 0.339, SLG: 0.308																	2 0 0 0 1 1 3										
Michael LaCoss, R OBP: 0.318, SLG: 0.333 Joel Youngblood, R OBP: 0.385, SLG: 0.394 Jeff Robinson, R OBP: 0.167, SLG: 0.200																	1 0 0 0 0 1 1 0 0 0 0 1 0 0 1 0 0 0 0 1 2										
Inning Stats	R: 0 E: 0 K: 1 S: 5	H: 0 LOB: 0 BB: 0 P: 5	R: 0 E: 0 K: 1 S: 5	H: 0 LOB: 0 BB: 0 P: 5	R: 0 E: 0 K: 1 S: 6	H: 1 LOB: 2 BB: 1 P: 10	R: 0 E: 0 K: 0 S: 3	H: 0 LOB: 0 BB: 0 P: 3	R: 0 E: 1 K: 1 S: 7	H: 1 LOB: 2 BB: 0 P: 7	R: 0 E: 0 K: 1 S: 4	H: 0 LOB: 1 BB: 1 P: 9	R: 1 E: 0 K: 0 S: 4	H: 2 LOB: 1 BB: 1 P: 8	R: 3 E: 0 K: 2 S: 11	H: 4 LOB: 2 BB: 1 P: 15	R: 0 E: 0 K: 2 S: 7	H: 0 LOB: 0 BB: 0 P: 7	1B: 3 2B: 2 3B: 3 HR: 0	SF: 0 SAC: 3 DP: 2 HBP: 1	WP: 0 PB: 0 SB: 0 CS: 2	PA: 39					
PITCHER	IP	WLS	BF	H	R	ER	SO	BB	IBB	HBP	BLK	WP	HR	S	P	ERA	WHIP										
Bryn Smith, R ERA: 3.67	(1, 1)	6.1	26	4	1	1	5	2	0	1	0	0	0	33	42	1.42	0.947										
Jeff Reardon, R ERA: 2.59	(7, 1)	1.2	L 10	4	3	3	2	1	1	0	0	0	0	12	20	16.20	3.000										
Tim Burke, R ERA: 2.08	(9, 1)	1.0	3	0	0	0	2	0	0	0	0	0	0	7	7	0.00	0.000										

San Francisco Giants @ Montreal Expos
Olympic Stadium, Montreal, QB
Wed Jun 04 1986, 7:05 PM EDT
Att: 8,899 - Overcast

AB	31
R	4
H	8
RBI	4
BB	4
SO	9
LOB	16



Batter	1	2	3	4	5	6	7	8	9	AB	R	H	RBI	BB	SO	LOB	BOTTOM										
Tim Raines, S OBP: 0.416, SLG: 0.492	K																4 1 2 0 0 1 0										
Mitch Webster, S OBP: 0.344, SLG: 0.394																	4 0 1 0 0 1 2										
Tim Burke, R																	0 0 0 0 0 0 0										
Andre Dawson, R OBP: 0.354, SLG: 0.585 Herm Winningham, L OBP: 0.341, SLG: 0.434																	1 0 1 0 0 0 0 3 0 1 0 0 0 1										
Andres Galarraga, R OBP: 0.352, SLG: 0.426																	4 0 1 1 0 1 3										
Wayne Krenchicki, L OBP: 0.250, SLG: 0.426 Jeff Reardon, R Jim Wohlford, R OBP: 0.194, SLG: 0.290																	3 1 2 0 0 0 1 0 0 0 0 0 0 0 1 0 0 0 0 0 1										
Vance Law, R OBP: 0.287, SLG: 0.314																	2 0 0 0 1 0 1										
Mike Fitzgerald, R OBP: 0.309, SLG: 0.429																	3 0 0 0 0 2 0										
Al Newman, S OBP: 0.343, SLG: 0.267																	2 0 0 0 1 0 0										
Bryn Smith, R Tim Wallach, R OBP: 0.344, SLG: 0.503																	2 0 0 0 0 0 1 1 0 0 0 0 1 0										
Inning Stats	R: 0 E: 0 K: 1 S: 6	H: 2 LOB: 1 BB: 0 P: 6	R: 0 E: 0 K: 0 S: 3	H: 1 LOB: 0 BB: 0 P: 3	R: 0 E: 0 K: 0 S: 4	H: 1 LOB: 1 BB: 0 P: 4	R: 1 E: 1 K: 0 S: 3	H: 1 LOB: 0 BB: 1 P: 7	R: 0 E: 0 K: 1 S: 4	H: 0 LOB: 0 BB: 1 P: 8	R: 1 E: 0 K: 1 S: 7	H: 2 LOB: 1 BB: 0 P: 7	R: 0 E: 1 K: 1 S: 5	H: 0 LOB: 0 BB: 0 P: 5	R: 0 E: 0 K: 1 S: 5	H: 0 LOB: 0 BB: 0 P: 5	R: 0 E: 0 K: 1 S: 5	H: 1 LOB: 0 BB: 0 P: 5	1B: 7 2B: 0 3B: 1 HR: 0	SF: 0 SAC: 0 DP: 3 HBP: 0	WP: 0 PB: 0 SB: 2 CS: 3	PA: 34					
PITCHER	IP	WLS	BF	H	R	ER	SO	BB	IBB	HBP	BLK	WP	HR	S	P	ERA	WHIP										
Michael LaCoss, R ERA: 2.55	(1, 1)	6.0	23	7	2	1	3	2	0	0	0	0	0	27	35	1.50	1.500										
Jeff Robinson, R ERA: 3.41	(7, 1)	3.0	W 9	1	0	0	3	0	0	0	0	0	0	15	15	0.00	0.333										

San Francisco Giants @ Montreal Expos
Olympic Stadium, Montreal, QB
Wed Jun 04 1986, 7:05 PM EDT
Att: 8,899 - Overcast

AB	30
R	2
H	8
RBI	1
BB	2
SO	6
LOB	10



Batter	1	2	3	4	5	6	7	8	9	AB	R	H	RBI	BB	SO	LOB	TOP	
Eddie Milner, L (1, 8) OBP: 0.303, SLG: 0.370	6-3	2-3 1B			3-1			F5		4	0	1	0	0	0	0	Cincinnati Reds @ San Francisco Giants Candlestick Park, San Francisco, CA Fri Jun 06 1986, 10:05 PM EDT Att: 13,626 - Unknown	
Pete Rose, S (1, 3) OBP: 0.310, SLG: 0.217	K	1-2 3-H BB			5-3			1B 1B		3	1	1	0	1	1	0		
Dave Parker, L (1, 9) OBP: 0.355, SLG: 0.520	F8	F8			1-3			K		4	0	0	0	0	1	3		
Nick Esasky, R (1, 7) OBP: 0.344, SLG: 0.438 Max Venable, L (8, FR) OBP: 0.290, SLG: 0.261 (8, 7)		BB E 1B	K			K		1B 1-2 1B		4	1	2	0	0	2	0		
Buddy Bell, R (1, 5) OBP: 0.313, SLG: 0.329		BB BB BB E 6-3 BB		6-3		5-3		1-3 2-H 1B		3	1	1	1	1	0	0		
Kurt Stillwell, S (1, 6) OBP: 0.310, SLG: 0.250		E9 6-3 1-3 2-H 1B	F9		G3			F9		4	1	1	1	0	0	2		
Bo Diaz, R (1, 2) OBP: 0.314, SLG: 0.348		6-3		6-3			6-3	F3		4	0	0	1	0	0	1		
Ron Oester, S (1, 4) OBP: 0.306, SLG: 0.372		2-3 3-H 1B SH3-4 E 1B		4-3			G4-6-3 1B	K		4	1	2	1	0	1	0		
Chris Welsh, L (1, 1) Tom Runnels, S (7, PH) OBP: 0.091, SLG: 0.182 Ron Robinson, R (7, 1)		SH3-4		K			G4-6-3 1-2	K		1	0	0	0	0	1	0		
Inning Stats	R: 0 E: 0 K: 1 S: 5	H: 0 LOB: 0 BB: 0 P: 5	R: 4 E: 1 K: 0 S: 7	H: 4 LOB: 2 BB: 2 P: 15	R: 0 E: 0 K: 1 S: 5	H: 0 LOB: 0 BB: 0 P: 5	R: 0 E: 0 K: 1 S: 5	H: 0 LOB: 0 BB: 0 P: 5	R: 0 E: 0 K: 1 S: 3	H: 1 LOB: 0 BB: 0 P: 3	R: 1 E: 0 K: 2 S: 8	H: 3 LOB: 2 BB: 0 P: 8	R: 0 E: 0 K: 2 S: 7	H: 0 LOB: 0 BB: 0 P: 7	1B: 8 2B: 0 3B: 0 HR: 0	SF: 0 SAC: 1 DP: 1 HBP: 0	WP: 0 PA: 36 PB: 0 SB: 1 CS: 0	
PITCHER	IP	WLS	BF	H	R	ER	SO	BB	IBB	HBP	BLK	WP	HR	S	P	ERA	WHIP	
Scott Garrelts, R (1, 1) ERA: 3.6	6.0	L	24	4	4	3	4	2	0	0	0	0	0	30	38	4.50	1.000	
Juan Berenguer, R (7, 1) ERA: 3.16	3.0	S	12	4	1	1	3	0	0	0	0	0	0	18	18	3.00	1.333	

Batter	1	2	3	4	5	6	7	8	9	AB	R	H	RBI	BB	SO	LOB	BOTTOM		
Candy Maldonado, R (1, 9) OBP: 0.290, SLG: 0.519	2-3	2-H 3-H 2B			FC1-5-6 2B		F9		3-1	5	0	2	2	0	0	0	Cincinnati Reds @ San Francisco Giants Candlestick Park, San Francisco, CA Fri Jun 06 1986, 10:05 PM EDT Att: 13,626 - Unknown		
Mike Aldrete, L (1, 3) OBP: 0.292, SLG: 0.200	1-4-3	F7			FC1-5-6-1 4-3		E G3 4-2 1B			4	0	1	0	0	0	2			
Chris Brown, R (1, 5) OBP: 0.387, SLG: 0.460		1B		L4	4-3		G3			4	0	1	0	0	0	2			
Jeffrey Leonard, R (1, 7) OBP: 0.357, SLG: 0.461	F4			F2	1-3		4-2 E HBP			3	0	0	0	0	0	2			
Chili Davis, S (1, 8) OBP: 0.332, SLG: 0.423		F7		6-3		6-3	4-2	K		4	0	0	0	0	1	0			
Bob Melvin, R (1, 2) OBP: 0.213, SLG: 0.316 Chris Jones, L (6, FR)					4-3			6-3		3	1	3	0	0	0	0			
Bob Brenly, R (7, 2) OBP: 0.375, SLG: 0.324		2B 1B 1B			2B		1B			1	0	0	0	0	0	0			
Robby Thompson, R (1, 4) OBP: 0.344, SLG: 0.379		SH3-4 1-3 2B 2B		4-3	4-3		F8	F8		4	1	1	0	0	0	2			
Jose Uribe, S (1, 6) OBP: 0.343, SLG: 0.313		SH3-4 2B 1B		L6				6-3		4	1	2	1	0	0	1			
Scott Garrelts, R (1, 1) OBP: 0.160, SLG: 0.200 Joel Youngblood, R (6, PH) OBP: 0.375, SLG: 0.382 Juan Berenguer, R (7, 1) Mike Woodard, L (8, PH) OBP: 0.304, SLG: 0.211		SH3-4		5-3			F8	F8		1	0	0	0	0	0	1			
Inning Stats	R: 0 E: 0 K: 0 S: 4	H: 1 LOB: 1 BB: 0 P: 4	R: 3 E: 0 K: 0 S: 7	H: 4 LOB: 1 BB: 0 P: 7	R: 0 E: 0 K: 0 S: 3	H: 0 LOB: 0 BB: 0 P: 3	R: 0 E: 0 K: 0 S: 4	H: 1 LOB: 1 BB: 0 P: 4	R: 0 E: 0 K: 0 S: 5	H: 2 LOB: 2 BB: 0 P: 5	R: 0 E: 1 K: 0 S: 3	H: 1 LOB: 2 BB: 0 P: 4	R: 0 E: 0 K: 1 S: 5	H: 0 LOB: 0 BB: 0 P: 5	R: 0 E: 0 K: 0 S: 3	H: 0 LOB: 0 BB: 0 P: 3	1B: 6 2B: 4 3B: 0 HR: 0	SF: 0 SAC: 1 DP: 0 HBP: 1	WP: 0 PA: 37 PB: 0 SB: 0 CS: 0
PITCHER	IP	WLS	BF	H	R	ER	SO	BB	IBB	HBP	BLK	WP	HR	S	P	ERA	WHIP		
Chris Welsh, L (1, 1) ERA: 3.46	6.0	W	27	9	3	3	0	0	0	0	0	0	0	27	27	4.50	1.500		
Ron Robinson, R (7, 1) ERA: 1.5	3.0	S	11	1	0	0	1	0	0	1	0	0	0	11	12	0.00	0.333		

Batter	1	2	3	4	5	6	7	8	9	AB	R	H	RBI	BB	SO	LOB	TOP			
Eddie Milner, L OBP: 0.309, SLG: 0.398 (1, 8)										4	1	2	1	0	0	0	Cincinnati Reds @ San Francisco Giants Candlestick Park, San Francisco, CA Sat Jun 07 1986, 6:33 AM EDT Att: 14,506 - Unknown			
Pete Rose, S OBP: 0.306, SLG: 0.218 (1, 3)										4	0	1	0	0	1	1				
Dave Parker, L OBP: 0.349, SLG: 0.510 (1, 9)										4	0	0	0	0	2	2				
Nick Esasky, R OBP: 0.335, SLG: 0.425 (1, 7)										4	0	0	0	0	2	2				
Buddy Bell, R OBP: 0.317, SLG: 0.352 (1, 5)										4	1	2	1	0	0	0				
Kurt Stillwell, S OBP: 0.319, SLG: 0.263 (1, 6)										4	0	2	0	0	1	0				
Bo Diaz, R OBP: 0.313, SLG: 0.345 (1, 2)										4	0	1	0	0	1	3				
Ron Oester, S OBP: 0.299, SLG: 0.363 (1, 4)										4	0	0	0	0	1	4				
Bill Gullickson, R OBP: 0.120, SLG: 0.083 (7, PH)										2	0	0	0	0	0	1				
Max Venable, L OBP: 0.255, SLG: 0.255 (7, 1)										1	0	0	0	0	0	2				
Ted Power, R (7, 1)										0	0	0	0	0	0	0				
Inning Stats	R: 0 E: 0 K: 1 S: 6	H: 1 LOB: 1 BB: 0 P: 6	R: 0 E: 0 K: 0 S: 3	H: 0 LOB: 0 BB: 0 P: 3	R: 1 E: 0 K: 1 S: 6	H: 1 LOB: 0 BB: 0 P: 6	R: 0 E: 0 K: 0 S: 3	H: 0 LOB: 0 BB: 0 P: 3	R: 0 E: 0 K: 1 S: 6	H: 1 LOB: 1 BB: 0 P: 6	R: 0 E: 0 K: 2 S: 9	H: 2 LOB: 2 BB: 0 P: 9	R: 0 E: 0 K: 1 S: 5	H: 0 LOB: 0 BB: 0 P: 5	R: 1 E: 0 K: 1 S: 7	H: 2 LOB: 1 BB: 0 P: 7	1B: 6 2B: 0 3B: 0 HR: 2	SF: 0 SAC: 0 DP: 0 HBP: 0	WP: 0 PB: 0 SB: 0 CS: 0	PA: 35
PITCHER Mike Krukow, R ERA: 3.46 (1, 1)	IP: 9.0 WLS: W BF: 35 H: 8 R: 2 ER: 2 SO: 8 BB: 0 IBB: 0 HBP: 0 BLK: 0 WP: 0 HR: 2 S: 51 P: 51 ERA: 2.00 WHIP: 0.889															PITCHER				

Batter	1	2	3	4	5	6	7	8	9	AB	R	H	RBI	BB	SO	LOB	BOTTOM			
Candy Maldonado, R OBP: 0.279, SLG: 0.500 (1, 9)										4	0	0	0	0	0	1	Cincinnati Reds @ San Francisco Giants Candlestick Park, San Francisco, CA Sat Jun 07 1986, 6:33 AM EDT Att: 14,506 - Unknown			
Mike Aldrete, L OBP: 0.321, SLG: 0.217 (1, 3)										3	2	1	0	1	0	0				
Chris Brown, R OBP: 0.390, SLG: 0.479 (1, 5)										3	1	1	1	1	0	1				
Jeffrey Leonard, R OBP: 0.360, SLG: 0.462 (1, 7)										4	1	2	0	0	1	2				
Chili Davis, S OBP: 0.335, SLG: 0.424 (1, 8)										4	1	2	2	0	0	1				
Bob Brenly, R OBP: 0.376, SLG: 0.349 (1, 2)										4	1	2	3	0	0	2				
Robby Thompson, R OBP: 0.342, SLG: 0.381 (1, 4)										4	0	1	0	0	0	1				
Jose Uribe, S OBP: 0.341, SLG: 0.311 (1, 6)										4	0	1	0	0	0	2				
Mike Krukow, R OBP: 0.212, SLG: 0.188 (1, 1)										4	0	0	0	0	0	3				
Inning Stats	R: 0 E: 0 K: 0 S: 3	H: 0 LOB: 0 BB: 0 P: 3	R: 0 E: 0 K: 0 S: 3	H: 0 LOB: 0 BB: 0 P: 3	R: 0 E: 0 K: 0 S: 4	H: 1 LOB: 1 BB: 0 P: 4	R: 4 E: 0 K: 0 S: 7	H: 4 LOB: 1 BB: 1 P: 11	R: 1 E: 0 K: 0 S: 5	H: 2 LOB: 1 BB: 0 P: 5	R: 0 E: 0 K: 0 S: 4	H: 1 LOB: 1 BB: 0 P: 4	R: 1 E: 0 K: 1 S: 7	H: 2 LOB: 2 BB: 1 P: 11	R: 0 E: 0 K: 0 S: 3	H: 0 LOB: 0 BB: 0 P: 3	1B: 7 2B: 1 3B: 0 HR: 2	SF: 0 SAC: 0 DP: 0 HBP: 0	WP: 1 PB: 0 SB: 1 CS: 0	PA: 36
PITCHER Bill Gullickson, R ERA: 4.03 (1, 1)	IP: 6.0 WLS: L BF: 27 H: 8 R: 5 ER: 5 SO: 0 BB: 1 IBB: 0 HBP: 0 BLK: 0 WP: 1 HR: 2 S: 26 P: 30 ERA: 7.50 WHIP: 1.500															PITCHER				
Ted Power, R ERA: 4.15 (7, 1)	IP: 2.0 WLS: L BF: 9 H: 2 R: 1 ER: 1 SO: 1 BB: 0 IBB: 0 HBP: 0 BLK: 0 WP: 0 HR: 0 S: 10 P: 14 ERA: 4.50 WHIP: 1.500															PITCHER				



Batter	1	2	3	4	5	6	7	8	9	AB	R	H	RBI	BB	SO	LOB	TOP											
Eddie Milner, L OBP: 0.305, SLG: 0.386 (1, 8)	0-0 4-3		0-0 L4		0-0 F7			4-0 BB	0-0 FC4-2-5 3B	4	1	0	0	1	0	2	Cincinnati Reds @ San Francisco Giants Candlestick Park, San Francisco, CA Sun Jun 08 1986, 6:33 AM EDT Unknown											
Pete Rose, S OBP: 0.303, SLG: 0.239 (1, 3)	0-0 6-3		0-0 4-3		0-0 3-1			0-0 G4-6-3 1-2f	0-0 3B	5	0	1	2	0	0	1												
Max Venable, L OBP: 0.288, SLG: 0.294 (1, 7)	4-0 HR		0-0 4-3		0-0 4-3			0-0 2B 3B	0-0 F7	4	2	1	0	1	0	2												
Dave Parker, L OBP: 0.360, SLG: 0.537 (1, 9)	0-0 HR			0-0 1B 4-3 1B		4-0 1B BB		0-0 2B		3	2	3	3	1	0	0												
Buddy Bell, R OBP: 0.326, SLG: 0.368 (1, 5)	0-0 2B		0-0 1B	0-0 FC5-4 1-3 1B		0-0 1B BB	0-0 G4-6-3 1-2	0-0 2B		4	0	3	0	0	1	1												
Kurt Stillwell, S OBP: 0.305, SLG: 0.250 (1, 6)	0-3 K		0-0 FC5-4 1-2 4-3		0-0 G4-6-3 1-2f			0-3 K		4	0	0	0	0	2	5												
Bo Diaz, R OBP: 0.317, SLG: 0.356 (1, 2)		0-0 G4-6-3 1B		0-0 4-3 1-2 3-H		0-0 6-3		0-0 1B E 2B		4	1	2	1	0	0	1												
Ron Oester, S OBP: 0.298, SLG: 0.360 (1, 4)	0-0 G4-6-3 1-2f		0-0 G3		0-0 L4			0-0 WP E 1B		4	0	1	0	0	0	2												
John Denny, R OBP: 0.250, SLG: 0.217 Ron Robinson, R (8, 1)	0-0 F7		0-0 F8		0-0 F8			0-0 E1 3B		3	0	0	0	0	0	0												
Tony Perez, R OBP: 0.267, SLG: 0.132 Eric Davis, R OBP: 0.298, SLG: 0.367 John Franco, L (9, 1)								1-2 3-H		0	0	0	0	0	0	0												
Inning Stats	R: 2 E: 0 K: 1 S: 7	H: 2 LOB: 1 BB: 1 P: 11	R: 0 E: 0 K: 0 S: 3	H: 1 LOB: 0 BB: 0 P: 3	R: 0 E: 0 K: 0 S: 3	H: 0 LOB: 0 BB: 0 P: 3	R: 1 E: 0 K: 0 S: 5	H: 2 LOB: 1 BB: 0 P: 5	R: 0 E: 0 K: 0 S: 3	H: 1 LOB: 0 BB: 1 P: 7	R: 0 E: 0 K: 0 S: 3	H: 0 LOB: 0 BB: 0 P: 3	R: 1 E: 0 K: 1 S: 6	H: 2 LOB: 1 BB: 1 P: 10	R: 3 E: 1 K: 1 S: 9	H: 3 LOB: 2 BB: 0 P: 9	1B: 5 2B: 3 3B: 2 HR: 1	SF: 0 SAC: 0 DP: 3 HBP: 0	WP: 1 PB: 0 SB: 0 CS: 0	PA: 39								
PITCHER	IP	WLS	BF	H	R	ER	SO	BB	IBB	HBP	BLK	WP	HR	S	P	ERA	WHIP											
Michael LaCoss, R ERA: 2.77	(1, 1)	7.2	L	30	7	4	4	1	3	0	0	0	0	1	29	41	4.70	1.304										
Mark Davis, L ERA: 2.22	(8, 1)	0.1		2	1	0	0	1	0	0	0	0	0	0	4	4	0.00	3.000										
Greg Minton, R ERA: 4.33	(9, 1)	1.0		7	3	3	1	1	0	0	0	0	1	0	9	9	9.00	3.000										



Batter	1	2	3	4	5	6	7	8	9	AB	R	H	RBI	BB	SO	LOB	BOTTOM										
Candy Maldonado, R OBP: 0.278, SLG: 0.491 (1, 9)	0-0 G4-6-3 1B		0-3 K			0-3 K		0-3 K		4	0	1	0	0	3	1	Cincinnati Reds @ San Francisco Giants Candlestick Park, San Francisco, CA Sun Jun 08 1986, 6:33 AM EDT Unknown										
Mike Aldrete, L OBP: 0.344, SLG: 0.346 (1, 3)	0-0 G4-6-3 1-2f			0-0 HR		0-0 F8		4-0 G5-3 1B BB		3	1	1	1	1	0	1											
Chris Brown, R OBP: 0.393, SLG: 0.479 Luis Quinones, S OBP: 0.320, SLG: 0.520 (9, 5)	0-0 1-3		0-3 K		0-0 K		0-0 E4 1B	0-0 1B		4	0	2	1	0	1	0											
Jeffrey Leonard, R OBP: 0.353, SLG: 0.453 (1, 7)		0-3 K		0-3 K		0-3 K		0-0 G5-3 2-3f		4	0	0	0	0	3	3											
Chili Davis, S OBP: 0.343, SLG: 0.432 (1, 8)		0-0 E 1B		0-0 1B		0-0 1B		0-0 SH1-3 1B		4	1	3	0	0	1	0											
Bob Brenly, R OBP: 0.372, SLG: 0.342 (1, 2)		0-0 5-3 1-H		0-3 K		0-0 SH1-3 1-2		0-0 K		3	0	0	0	0	2	1											
Robby Thompson, R OBP: 0.335, SLG: 0.373 (1, 4)	0-0 F9				0-3 K		0-0 F9		0-0 4-3	4	0	0	0	0	1	1											
Jose Uribe, S OBP: 0.335, SLG: 0.305 (1, 6)			0-0 6-3		0-0 G3		0-0 4-3			3	0	0	0	0	0	1											
Michael LaCoss, R OBP: 0.292, SLG: 0.304 Mark Davis, L (8, 1)			0-3 K		0-3 K			4-0 BB 1B		2	0	0	0	0	2	0											
Mike Woodard, L OBP: 0.333, SLG: 0.211 Greg Minton, S (9, 1)								0-0 BB 1B		0	0	0	0	0	0	0											
Inning Stats	R: 0 E: 0 K: 0 S: 3	H: 1 LOB: 0 BB: 0 P: 3	R: 1 E: 1 K: 1 S: 6	H: 1 LOB: 0 BB: 0 P: 6	R: 0 E: 0 K: 2 S: 7	H: 0 LOB: 0 BB: 0 P: 7	R: 1 E: 0 K: 3 S: 11	H: 2 LOB: 1 BB: 0 P: 11	R: 0 E: 0 K: 2 S: 7	H: 0 LOB: 0 BB: 0 P: 7	R: 0 E: 1 K: 2 S: 8	H: 1 LOB: 1 BB: 0 P: 8	R: 0 E: 0 K: 0 S: 4	H: 1 LOB: 1 BB: 0 P: 4	R: 1 E: 0 K: 1 S: 5	H: 1 LOB: 2 BB: 2 P: 13	R: 0 E: 0 K: 2 S: 7	H: 0 LOB: 0 BB: 0 P: 7	1B: 6 2B: 0 3B: 0 HR: 1	SF: 0 SAC: 1 DP: 2 HBP: 0	WP: 0 PB: 0 SB: 0 CS: 0	PA: 34					
PITCHER	IP	WLS	BF	H	R	ER	SO	BB	IBB	HBP	BLK	WP	HR	S	P	ERA	WHIP										
John Denny, R ERA: 4.95	(1, 1)	7.0	W	26	6	2	1	10	6	2	1	0	0	46	46	1.29	0.857										
Ron Robinson, R ERA: 1.67	(8, 1)	1.0		5	1	1	1	1	2	0	0	0	0	5	13	9.00	3.000										
John Franco, L ERA: 2.08	(9, 1)	1.0		3	0	0	0	2	0	0	0	0	0	7	7	0.00	0.000										



Batter	1	2	3	4	5	6	7	8	9	AB	R	H	RBI	BB	SO	LOB	TOP								
Eric Davis, R OBP: 0.306, SLG: 0.376 (1, 8)	0-0 6-3		0-0 S 2B		4-0 1B BB			0-0 1-3		3	0	1	0	1	0	0	Cincinnati Reds @ San Francisco Giants Candlestick Park, San Francisco, CA Sun Jun 08 1986, 6:38 AM EDT Att: 37,353 - Unknown								
Dave Concepcion, R OBP: 0.322, SLG: 0.342 (1, 6)	0-0 4-3		0-3 K		0-0 1-3 1B			0-0 1B		4	0	2	1	0	1	1									
Dave Parker, L OBP: 0.363, SLG: 0.534 (1, 9)	4-0 BB			0-0 6-3	0-0 F9			0-0 G5-4-3 1B		3	0	1	0	1	0	2									
Nick Esasky, R OBP: 0.333, SLG: 0.416 Ted Power, R (8, 1)	0-3 K			4-0 E BB	0-0 5-3			0-0 G5-4-3 1-2		3	0	0	0	1	1	3									
Buddy Bell, R OBP: 0.319, SLG: 0.359 (1, 5)		0-0 F9		0-0 6-3	0-3 K			0-0 F9		4	0	0	0	0	1	1									
Tony Perez, R OBP: 0.265, SLG: 0.167 Kurt Stillwell, S OBP: 0.305, SLG: 0.250 (9, PR)	0-3 K			0-0 6-3	0-3 K			0-0 2B		4	0	1	0	0	2	1									
Bo Diaz, R OBP: 0.315, SLG: 0.353 (1, 2)	0-0 5-3			0-0 S SH3-4 1B	0-0 F8			0-3 K		4	1	1	0	0	1	1									
Ron Oester, S OBP: 0.292, SLG: 0.351 (1, 4)			0-3 K		0-0 L5			0-3 K		4	0	0	0	0	2	2									
Mario Soto, R OBP: 0.056, SLG: 0.056 Eddie Milner, L OBP: 0.305, SLG: 0.386 (8, 8)	0-0 B5-3			0-0 SH3-4	0-0 1-3					2	0	0	0	0	0	0									
Inning Stats	R: 0 E: 0 K: 1 S: 5	H: 0 LOB: 1 BB: 1 P: 9	R: 0 E: 0 K: 1 S: 5	H: 0 LOB: 0 BB: 0 P: 5	R: 0 E: 0 K: 2 S: 8	H: 1 LOB: 1 BB: 0 P: 8	R: 0 E: 1 K: 0 S: 3	H: 0 LOB: 1 BB: 1 P: 7	R: 1 E: 0 K: 0 S: 5	H: 2 LOB: 2 BB: 1 P: 9	R: 0 E: 0 K: 2 S: 7	H: 0 LOB: 0 BB: 0 P: 7	R: 0 E: 0 K: 0 S: 3	H: 0 LOB: 0 BB: 0 P: 3	R: 0 E: 0 K: 0 S: 4	H: 2 LOB: 1 BB: 0 P: 4	R: 0 E: 0 K: 2 S: 8	H: 1 LOB: 1 BB: 0 P: 8	1B: 4 2B: 2 3B: 0 HR: 0	SF: 0 SAC: 1 DP: 1 HBP: 0	WP: 0 PB: 0 SB: 2 CS: 0	PA: 35			
PITCHER	IP	WLS	BF	H	R	ER	SO	BB	IBB	HBP	BLK	WP	HR	S	P	ERA	WHIP								
Terry Mulholland, L ERA: 1.23 Jeff Robinson, R ERA: 3.26	(1, 1)	7.1	30	5	1	1	6	3	0	0	0	0	0	39	51	1.23	1.091								
PITCHER	IP	WLS	BF	H	R	ER	SO	BB	IBB	HBP	BLK	WP	HR	S	P	ERA	WHIP								
Terry Mulholland, L ERA: 3.26	(8, 1)	1.2	W	5	1	0	0	2	0	0	0	0	0	9	9	0.00	0.600								



Batter	1	2	3	4	5	6	7	8	9	AB	R	H	RBI	BB	SO	LOB	BOTTOM								
Joel Youngblood, R OBP: 0.364, SLG: 0.351 (1, 9)	4-0 1-3 BB		0-0 F4		0-0 6-3			0-0 L5		3	0	0	0	1	0	1	Cincinnati Reds @ San Francisco Giants Candlestick Park, San Francisco, CA Sun Jun 08 1986, 6:38 AM EDT Att: 37,353 - Unknown								
Mike Aldrete, L OBP: 0.361, SLG: 0.379 (1, 3)	0-0 F7		4-0 1-2 BB		0-0 6-3			0-0 SH1-4 1B 2B		3	1	1	0	1	0	1									
Chris Brown, R OBP: 0.389, SLG: 0.470 Luis Quinones, S OBP: 0.320, SLG: 0.520 (8, PR)	0-0 1-3		0-0 F4		0-0 F9			4-0 1B SH1-4 SH1-3 BB		3	0	0	0	1	0	3									
Jeffrey Leonard, R OBP: 0.357, SLG: 0.466 (1, 7)	0-0 F4			0-0 2B 1B	0-0 3B			0-0 SH1-4		3	1	2	0	0	0	1									
Chili Davis, S OBP: 0.347, SLG: 0.436 (1, 8)		0-0 5-3		0-0 1-H 2B	0-3 K			4-0 SH1-3 1B IBB		3	0	1	1	1	1	1									
Bob Melvin, R OBP: 0.217, SLG: 0.317 Mike Woodard, L OBP: 0.360, SLG: 0.250 Bob Brenly, R OBP: 0.372, SLG: 0.342 (9, 2)	0-0 CS 1B			0-3 K	0-3 K			0-0 SH1-3 1B		3	0	1	0	0	2	2									
Robby Thompson, R OBP: 0.330, SLG: 0.367 (1, 4)	0-0 F8			0-0 F8	0-0 F4			1-2 2-3 3-H SH1-3 1B		1	0	1	1	0	0	0									
Jose Uribe, S OBP: 0.344, SLG: 0.308 (1, 6)			0-0 S 1B		4-0 IBB			0-0 G3		2	0	1	0	2	0	0									
Terry Mulholland, R Jeff Robinson, R OBP: 0.143, SLG: 0.167 (8, 1)	0-3 K		0-3 K		0-3 K			0-0 F5		3	0	0	0	0	3	3									
Inning Stats	R: 0 E: 0 K: 0 S: 3	H: 0 LOB: 1 BB: 1 P: 7	R: 0 E: 0 K: 0 S: 3	H: 1 LOB: 0 BB: 0 P: 3	R: 0 E: 0 K: 1 S: 6	H: 1 LOB: 2 BB: 1 P: 10	R: 1 E: 0 K: 2 S: 9	H: 2 LOB: 2 BB: 1 P: 13	R: 0 E: 0 K: 0 S: 3	H: 0 LOB: 0 BB: 0 P: 3	R: 0 E: 0 K: 2 S: 8	H: 1 LOB: 1 BB: 0 P: 8	R: 0 E: 0 K: 1 S: 5	H: 0 LOB: 0 BB: 0 P: 5	R: 2 E: 0 K: 0 S: 5	H: 2 LOB: 3 BB: 3 P: 17	1B: 4 2B: 2 3B: 1 HR: 0	SF: 0 SAC: 2 DP: 0 HBP: 0	WP: 0 PB: 0 SB: 1 CS: 1	PA: 36					
PITCHER	IP	WLS	BF	H	R	ER	SO	BB	IBB	HBP	BLK	WP	HR	S	P	ERA	WHIP								
Mario Soto, R ERA: 3.86 Ted Power, R ERA: 4.67	(1, 1)	7.0	L	8	2	2	2	0	1	2	0	0	0	5	17	18.00	3.000								
PITCHER	IP	WLS	BF	H	R	ER	SO	BB	IBB	HBP	BLK	WP	HR	S	P	ERA	WHIP								
Ted Power, R ERA: 4.67	(8, 1)	1.0	L	8	2	2	2	0	1	2	0	0	0	5	17	18.00	3.000								




Batter	1	2	3	4	5	6	7	8	9	AB	R	H	RBI	BB	SO	LOB	TOP				
Bill Sample, R (1, 9) OBP: 0.287, SLG: 0.383 Chris Chambliss, L (8, PH) OBP: 0.538, SLG: 0.606 Craig McMurtry, R (8, 1)	4-3		F9			BB		G3-6-1		2	0	0	0	1	0	0	<p>Atlanta Braves @ San Francisco Giants</p> <p>Candlestick Park, San Francisco, CA</p> <p>Tue Jun 10 1986, 10:05 PM EDT</p> <p>Att: 14,200 - Unknown</p>				
Rafael Ramirez, R (1, 6) OBP: 0.280, SLG: 0.372	FC5-4 BB		K			F5		6-3		4	0	1	0	0	1						
Dale Murphy, R (1, 8) OBP: 0.381, SLG: 0.478	1B		6-3			F9			K	3	0	0	0	1	1						
Bob Horner, R (1, 3) OBP: 0.335, SLG: 0.462	FC5-4			K		5-3			K	4	0	0	0	2	3						
Terry Harper, R (1, 7) OBP: 0.285, SLG: 0.314 Omar Moreno, L (9, PH) OBP: 0.322, SLG: 0.463	F8			F3			F3		F8	3	0	0	0	0	2						
Ozzie Virgil, R (1, 2) OBP: 0.317, SLG: 0.376				4-3						2	0	1	0	1	0						
Ken Oberkfell, L (1, 5) OBP: 0.390, SLG: 0.392					4-3					3	0	0	0	0	2						
Glenn Hubbard, R (1, 4) OBP: 0.349, SLG: 0.343					K					2	0	0	0	1	1						
Zane Smith, L (1, 1) OBP: 0.083, SLG: 0.083 Jeff Dedmon, L (7, 1) OBP: 0.200, SLG: 0.200 Gerald Perry, L (8, PH) OBP: 0.404, SLG: 0.359	1-3				1-3					2	0	0	0	0	0						
										1	0	1	0	0	0						
Inning Stats	R: 0 E: 0 K: 0 S: 4	H: 1 LOB: 2 BB: 1 P: 8	R: 0 E: 0 K: 0 S: 2	H: 0 LOB: 1 BB: 2 P: 10	R: 0 E: 0 K: 1 S: 5	H: 0 LOB: 0 BB: 0 P: 5	R: 0 E: 0 K: 1 S: 5	H: 0 LOB: 0 BB: 0 P: 5	R: 0 E: 0 K: 1 S: 3	H: 0 LOB: 1 BB: 1 P: 7	R: 0 E: 0 K: 0 S: 4	H: 1 LOB: 1 BB: 0 P: 4	R: 0 E: 0 K: 0 S: 3	H: 1 LOB: 0 BB: 0 P: 3	R: 0 E: 0 K: 2 S: 7	H: 0 LOB: 0 BB: 0 P: 7	1B: 3 2B: 0 3B: 0 HR: 0	SF: 0 SAC: 0 DP: 2 HBP: 0	WP: 0 PB: 0 SB: 0 CS: 0	PA: 32	
PITCHER	IP	WLS	BF	H	R	ER	SO	BB	IBB	HBP	BLK	WP	HR	S	P	ERA	WHIP				
Vida Blue, L (1, 1) ERA: 3.98 Jeff Robinson, R (8, 1) ERA: 3.1	7.0	W	26	2	0	0	3	4	0	0	0	0	0	28	44	0.00	0.857				


AB 28
R 0
H 3
RBI 0
BB 4
SO 5
LOB 12



Batter	1	2	3	4	5	6	7	8	9	AB	R	H	RBI	BB	SO	LOB	BOTTOM				
Candy Maldonado, R (1, 9) OBP: 0.277, SLG: 0.491	6-3				6-3					4	1	1	0	0	0	0	<p>Atlanta Braves @ San Francisco Giants</p> <p>Candlestick Park, San Francisco, CA</p> <p>Tue Jun 10 1986, 10:05 PM EDT</p> <p>Att: 14,200 - Unknown</p>				
Mike Aldrete, L (1, 3) OBP: 0.400, SLG: 0.424	1B		4-3		1B					4	2	3	1	0	0	0					
Chris Brown, R (1, 5) OBP: 0.380, SLG: 0.458	E4		K		6-3					4	0	0	0	0	1	3					
Jeffrey Leonard, R (1, 7) OBP: 0.364, SLG: 0.471	1B		CS		1B					4	0	3	2	0	1	1					
Chili Davis, S (1, 8) OBP: 0.340, SLG: 0.426	F7		CS		5-3					4	0	0	0	0	2	3					
Bob Brenly, R (1, 2) OBP: 0.374, SLG: 0.342	1B			E6						3	0	1	0	1	1	0					
Robby Thompson, R (1, 4) OBP: 0.329, SLG: 0.361	F8			1B						3	0	0	0	1	0	3					
Jose Uribe, S (1, 6) OBP: 0.339, SLG: 0.302			1-3		K					3	0	0	0	0	1	2					
Vida Blue, S (1, 1) Joel Youngblood, R (7, PH) OBP: 0.356, SLG: 0.342 Jeff Robinson, R (8, 1) OBP: 0.143, SLG: 0.167	1-3				K					2	0	0	0	0	1	2					
					K					1	0	0	0	0	1	0					
										0	0	0	0	0	0	0					
Inning Stats	R: 1 E: 1 K: 0 S: 6	H: 2 LOB: 3 BB: 1 P: 10	R: 0 E: 0 K: 0 S: 3	H: 0 LOB: 0 BB: 0 P: 3	R: 0 E: 0 K: 1 S: 5	H: 1 LOB: 0 BB: 0 P: 5	R: 0 E: 1 K: 3 S: 10	H: 1 LOB: 2 BB: 1 P: 14	R: 1 E: 0 K: 0 S: 5	H: 2 LOB: 1 BB: 0 P: 5	R: 0 E: 0 K: 0 S: 3	H: 0 LOB: 0 BB: 0 P: 3	R: 1 E: 0 K: 2 S: 9	H: 2 LOB: 1 BB: 0 P: 9	R: 0 E: 0 K: 2 S: 7	H: 0 LOB: 0 BB: 0 P: 7	1B: 7 2B: 1 3B: 0 HR: 0	SF: 0 SAC: 0 DP: 0 HBP: 0	WP: 0 PB: 0 SB: 0 CS: 1	PA: 35	
PITCHER	IP	WLS	BF	H	R	ER	SO	BB	IBB	HBP	BLK	WP	HR	S	P	ERA	WHIP				
Zane Smith, L (1, 1) ERA: 2.57 Jeff Dedmon, R (7, 1) ERA: 3.96 Craig McMurtry, R (8, 1) ERA: 4.2	6.1	L	29	8	3	2	5	2	0	0	0	0	0	37	45	2.84	1.579				



Batter	1	2	3	4	5	6	7	8	9	10	AB	R	H	RBI	BB	SO	LOB	TOP	
Omar Moreno, L OBP: 0.311, SLG: 0.446 (1, 9)	1-3		F6			F8		K			4	0	0	0	0	1	2	Atlanta Braves @ San Francisco Giants Candlestick Park, San Francisco, CA Wed Jun 11 1986, 6:33 AM EDT Att: 9,149 - Unknown livebaseballscorecards.com AB 35 R 2 H 5 RBI 2 BB 0 SO 4 LOB 6 	
Ken Oberkfell, L OBP: 0.382, SLG: 0.383 (1, 5) (8, 4)	F7		F9			3-1			F8		4	0	0	0	0	0	0		
Dale Murphy, R OBP: 0.374, SLG: 0.469 (1, 8)	5-3		F8			6-3			K		4	0	0	0	0	1	0		
Bob Horner, R OBP: 0.333, SLG: 0.458 (1, 3)		F9				6-3			5-3		4	0	1	0	0	0	0		
Gerald Perry, L OBP: 0.345, SLG: 0.326 (1, 7) Terry Harper, R OBP: 0.285, SLG: 0.314 (10, 7)	4-3		F8	1B		F8			6-3		4	0	0	0	0	0	1		
Andres Thomas, R OBP: 0.322, SLG: 0.417 (1, 6)			K			5-3			6-3		4	0	1	0	0	1	0		
Ozzie Virgil, R OBP: 0.315, SLG: 0.394 (1, 2)			F4			5-3			F2		4	1	1	1	0	0	1		
Glenn Hubbard, R OBP: 0.345, SLG: 0.339 Chris Chambliss, L OBP: 0.350, SLG: 0.618 Rafael Ramirez, R OBP: 0.259, SLG: 0.370 (8, PH) (8, PR) (8, 5)	6-3		6-3			6-3			FC3-2 1B		2	0	0	0	0	0	0		
David Palmer, R OBP: 0.111, SLG: 0.222 Jeff Dedmon, L OBP: 0.200, SLG: 0.200 (7, 1) Ted Simmons, S OBP: 0.333, SLG: 0.370 (8, PH) Gene Garber, R (8, 1)			HR			K			FC3-2 1B 1-2 3-H		2	1	1	1	0	1	0		
Inning Stats	R: 0 E: 0 K: 0 S: 3	H: 0 LOB: 0 BB: 0 P: 3	R: 0 E: 0 K: 1 S: 5	H: 0 LOB: 0 BB: 0 P: 5	R: 1 E: 0 K: 0 S: 4	H: 1 LOB: 1 BB: 0 P: 4	R: 0 E: 0 K: 1 S: 5	H: 0 LOB: 0 BB: 0 P: 5	R: 0 E: 0 K: 0 S: 3	H: 0 LOB: 0 BB: 0 P: 3	R: 0 E: 0 K: 1 S: 7	H: 2 LOB: 2 BB: 0 P: 7	R: 0 E: 0 K: 1 S: 5	H: 0 LOB: 0 BB: 0 P: 5	R: 1 E: 0 K: 0 S: 4	H: 1 LOB: 0 BB: 0 P: 4	1B: 3 2B: 0 3B: 0 HR: 2		SF: 0 SAC: 0 DP: 0 HBP: 0
PITCHER	IP 9.0	WLS L	BF 31	H 4	R 1	ER 1	SO 4	BB 0	IBB 0	HBP 0	BLK 0	WP 0	HR 1	S 39	P 39	ERA 1.00	WHIP 0.444		
Scott Garretts, R ERA: 3.35 Greg Minton, R ERA: 4.46 (10, 1)	1.0	L	4	1	1	1	0	0	0	0	0	0	1	4	4	9.00	1.000		

Batter	1	2	3	4	5	6	7	8	9	10	AB	R	H	RBI	BB	SO	LOB	BOTTOM			
Candy Maldonado, R OBP: 0.282, SLG: 0.504 (1, 9)	E 2B			K						K	5	1	2	0	0	2	1	Atlanta Braves @ San Francisco Giants Candlestick Park, San Francisco, CA Wed Jun 11 1986, 6:33 AM EDT Att: 9,149 - Unknown livebaseballscorecards.com AB 34 R 1 H 4 RBI 0 BB 5 SO 10 LOB 13 			
Mike Aldrete, L OBP: 0.358, SLG: 0.368 (1, 3)	E4 2B 2H	4-3			4-3		F8			5-3	5	0	0	0	0	0	1				
Chris Brown, R OBP: 0.361, SLG: 0.449 (1, 5)	K		CS WP BB		4-0 WP S BB		G1-4-3			4-3	3	0	0	0	2	1	1				
Jeffrey Leonard, R OBP: 0.358, SLG: 0.462 (1, 7)	F3		F3		1-3				G3		4	0	0	0	0	0	3				
Chili Davis, S OBP: 0.345, SLG: 0.432 (1, 8)					4-0 WP IBB				F8		2	0	1	0	2	0	0				
Bob Brenly, R OBP: 0.372, SLG: 0.335 (1, 2)			F4		K				K		3	0	0	0	1	2	4				
Robby Thompson, R OBP: 0.322, SLG: 0.354 (1, 4)	F9				1-2 2-3					F7	4	0	0	0	0	1	3				
Jose Uribe, S OBP: 0.332, SLG: 0.295 (1, 6)		G3								F5	4	0	0	0	0	1	0				
Scott Garretts, R OBP: 0.179, SLG: 0.214 Rick Lancellotti, L OBP: 0.381 Greg Minton, S (10, 1)		K							K		3	0	1	0	0	2	0				
Inning Stats	R: 1 E: 1 K: 1 S: 8	H: 2 LOB: 3 BB: 1 P: 12	R: 0 E: 0 K: 1 S: 6	H: 1 LOB: 1 BB: 0 P: 6	R: 0 E: 0 K: 0 S: 2	H: 0 LOB: 1 BB: 2 P: 10	R: 0 E: 0 K: 2 S: 8	H: 1 LOB: 1 BB: 0 P: 8	R: 0 E: 0 K: 1 S: 5	H: 0 LOB: 2 BB: 2 P: 13	R: 0 E: 0 K: 2 S: 7	H: 0 LOB: 0 BB: 0 P: 7	R: 0 E: 0 K: 1 S: 5	H: 0 LOB: 0 BB: 0 P: 5	R: 0 E: 0 K: 1 S: 5	H: 0 LOB: 0 BB: 0 P: 5	R: 0 E: 0 K: 1 S: 5		H: 0 LOB: 0 BB: 0 P: 5	1B: 1 2B: 3 3B: 0 HR: 0	SF: 0 SAC: 0 DP: 0 HBP: 0
PITCHER	IP 6.0	WLS 3	BF 27	H 4	R 1	ER 0	SO 7	BB 4	IBB 1	HBP 0	BLK 0	WP 2	HR 0	S 36	P 56	ERA 0.00	WHIP 1.333				
David Palmer, R ERA: 2.68 Jeff Dedmon, R ERA: 3.81 Gene Garber, R ERA: 1.14 (8, 1)	1.0	W	9	0	0	0	3	0	0	0	0	0	0	15	15	0.00	0.000				

Batter	1	2	3	4	5	6	7	8	9	AB	R	H	RBI	BB	SO	LOB	TOP								
Candy Maldonado, R OBP: 0.295, SLG: 0.520 (1, 9)	0-3 K		0-0 2B		0-0 6-3		0-0 2B		4-0 BB BB	4	1	2	0	1	1	0	San Francisco Giants @ Houston Astros Astrodome, Houston, TX Thu Jun 12 1986, 8:05 PM EDT Att: 16,342 - Unknown								
Mike Aldrete, L OBP: 0.340, SLG: 0.333 (1, 3)	0-0 4-3		0-0 F7		0-0 F7		0-0 L6		4-0 BB BB	4	0	0	0	1	0	3									
Chris Brown, R OBP: 0.381, SLG: 0.444 (1, 5)	0-0 1-3		4-0 2B BB		0-0 1B		0-3 K		0-0 P8	4	0	1	0	1	1	4									
Jeffrey Leonard, R OBP: 0.350, SLG: 0.452 (1, 7)		0-3 K	0-0 L9		0-0 5-3		0-0 F8		0-3 K	5	0	0	0	0	2	7									
Chili Davis, S OBP: 0.350, SLG: 0.444 (1, 8)		0-0 4-3	0-0 2B		0-0 2B		0-3 K			4	0	2	1	0	1	0									
Bob Brenly, R OBP: 0.369, SLG: 0.333 (1, 2)		0-0 1B 1B	0-0 F9		0-0 6-3		0-0 F8			4	0	1	0	0	0	3									
Robby Thompson, R OBP: 0.326, SLG: 0.357 (1, 4)		0-0 1B 1B		0-0 P6		0-0 6-3		0-0 1B		4	0	2	0	0	0	1									
Jose Uribe, S OBP: 0.330, SLG: 0.294 (1, 6)		0-0 1B 2-3	0-0 F8		0-0 G3		0-3 K			4	0	1	0	0	1	2									
Mike Krukow, R OBP: 0.200, SLG: 0.176 (7, PH)		0-0 L5	0-3 K				0-0 2B 1B		0-0 F9	2	0	0	0	0	1	3									
Mike Woodard, L OBP: 0.385, SLG: 0.286 (7, 1)										1	0	1	0	0	0	0									
Juan Berenguer, R (7, 1)										0	0	0	0	0	0	0									
Chris Jones, L (8, PH)										1	0	0	0	0	0	0									
Inning Stats	R: 0 E: 0 K: 1 S: 5	H: 0 LOB: 0 BB: 0 P: 5	R: 0 E: 0 K: 1 S: 8	H: 3 LOB: 3 BB: 0 P: 8	R: 1 E: 0 K: 0 S: 5	H: 2 LOB: 2 BB: 1 P: 9	R: 0 E: 0 K: 1 S: 5	H: 0 LOB: 0 BB: 0 P: 5	R: 0 E: 0 K: 0 S: 4	H: 1 LOB: 1 BB: 0 P: 4	R: 0 E: 0 K: 0 S: 4	H: 1 LOB: 1 BB: 0 P: 4	R: 0 E: 0 K: 1 S: 7	H: 2 LOB: 2 BB: 0 P: 7	R: 0 E: 0 K: 2 S: 8	H: 1 LOB: 1 BB: 0 P: 8	R: 0 E: 0 K: 1 S: 5	H: 0 LOB: 2 BB: 2 P: 13	1B: 6 2B: 4 3B: 0 HR: 0	SF: 0 SAC: 0 DP: 0 HBP: 0	WP: 0 PB: 0 SB: 0 CS: 0	PA: 40			
PITCHER	IP	WLS	BF	H	R	ER	SO	BB	IBB	HBP	BLK	WP	HR	S	P	ERA	WHIP								
Manny Hernandez, R ERA: 1.59 (1, 1)	5.2	W	25	7	1	1	3	1	0	0	0	0	0	30	34	1.59	1.412								
Aurelio Lopez, R ERA: (6, 1)	2.2		13	3	0	0	3	2	0	0	0	0	0	17	25	0.00	1.875								
Dave Smith, R ERA: 1.57 (9, 1)	0.2	S	2	0	0	0	1	0	0	0	0	0	0	4	4	0.00	0.000								

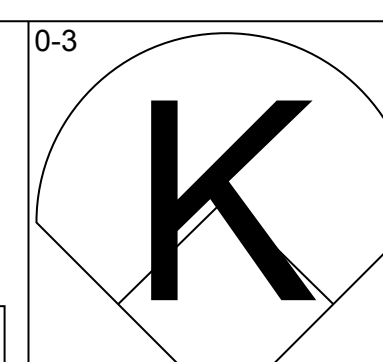
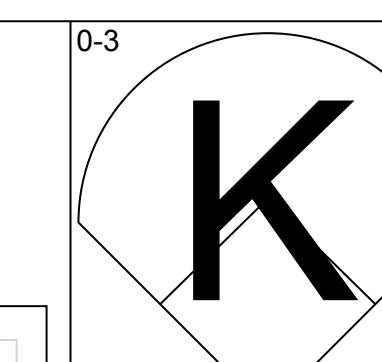
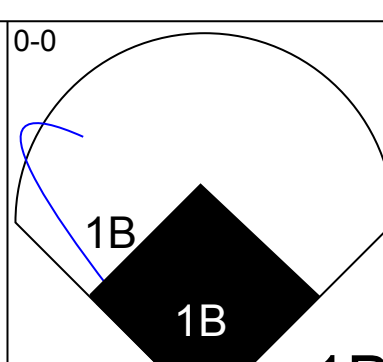
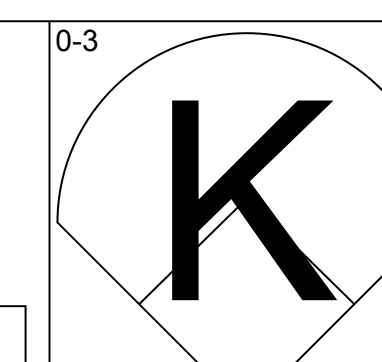
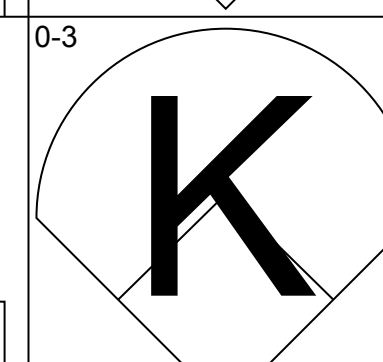
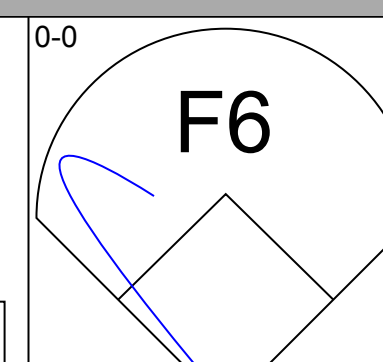
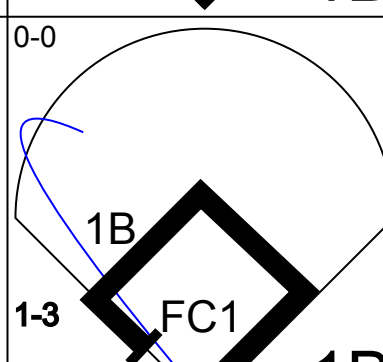
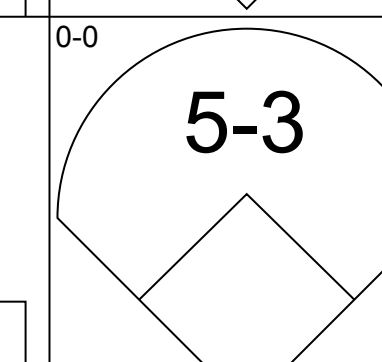
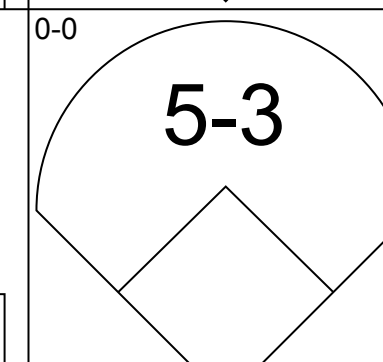
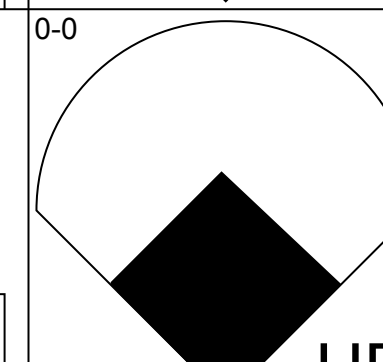
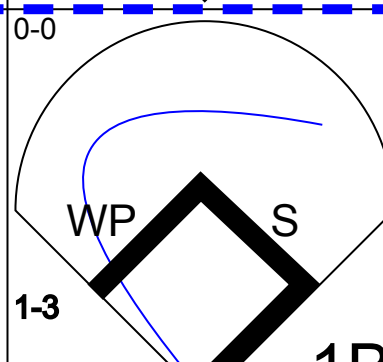
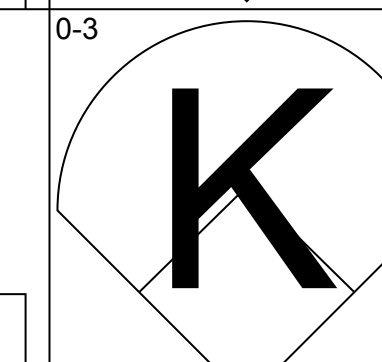
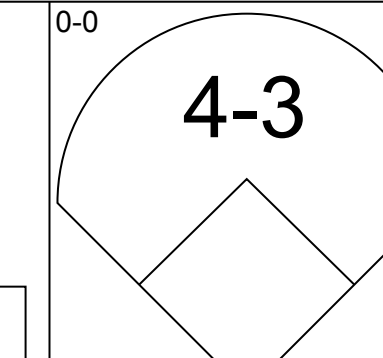
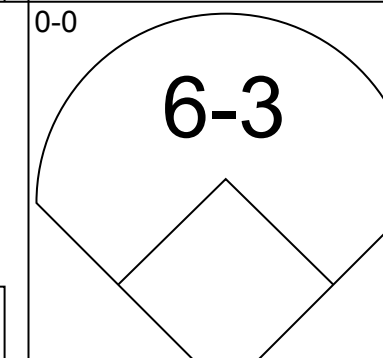
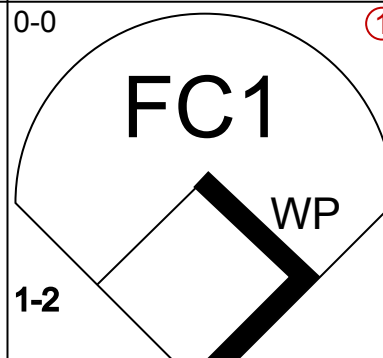
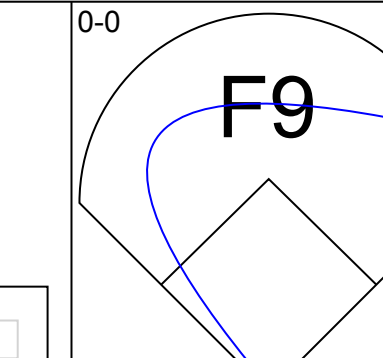
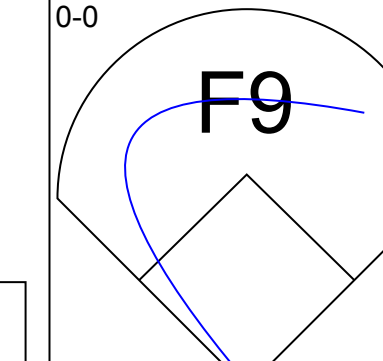
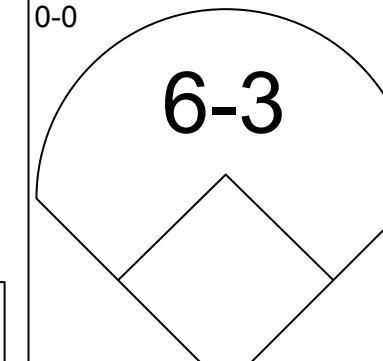
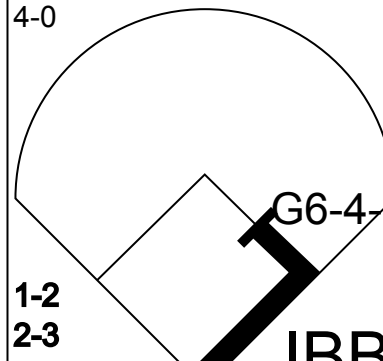
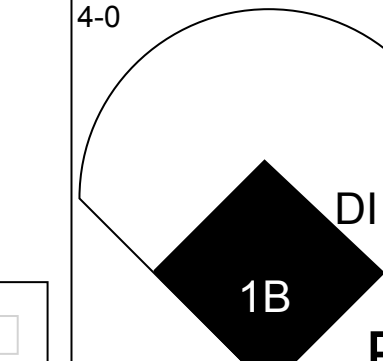
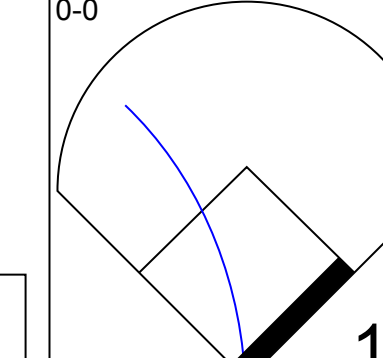
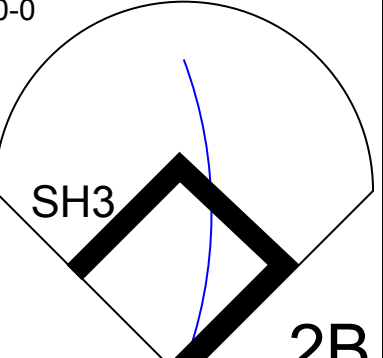
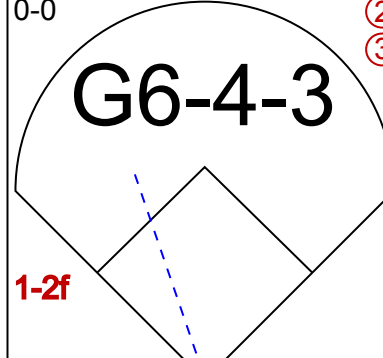
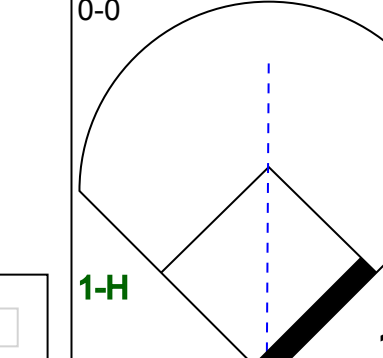
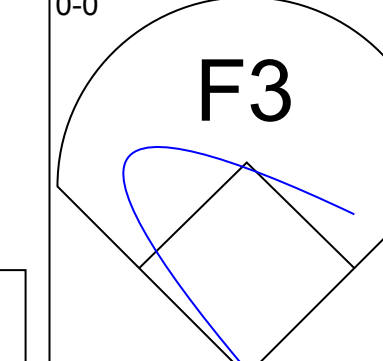
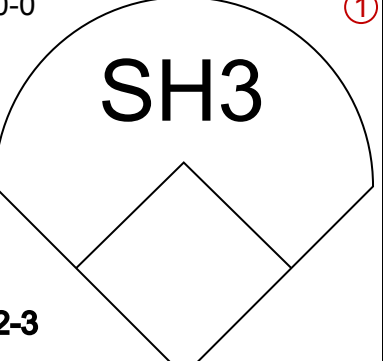
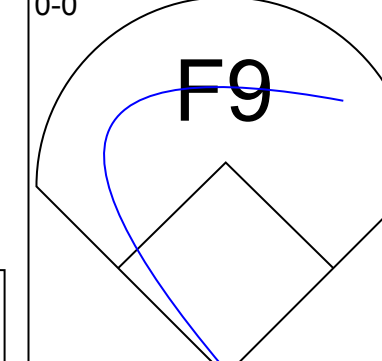
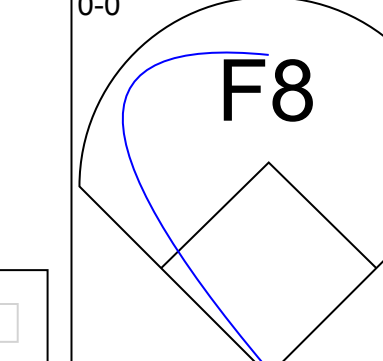
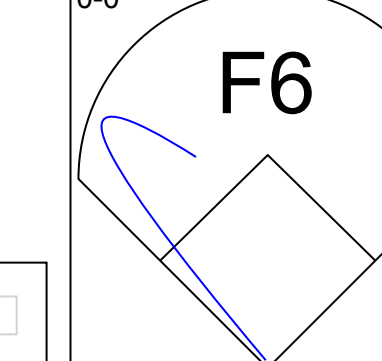
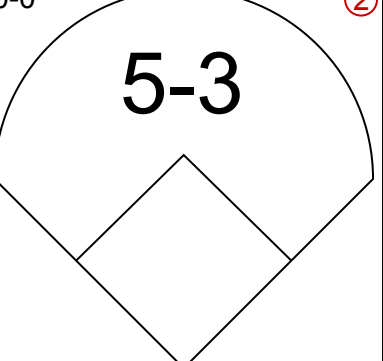
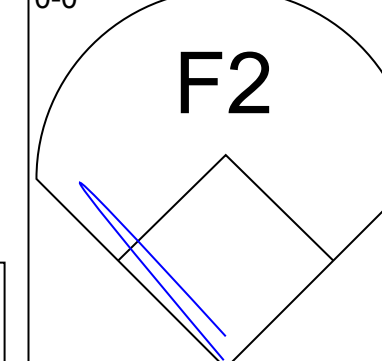
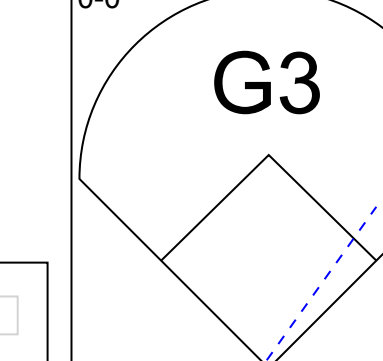
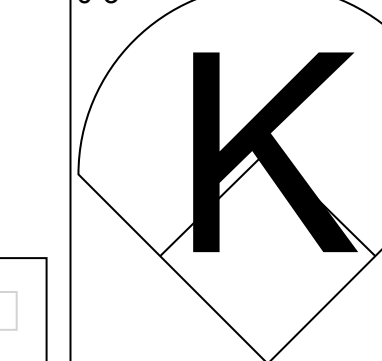
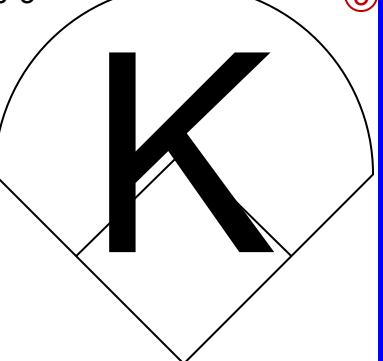
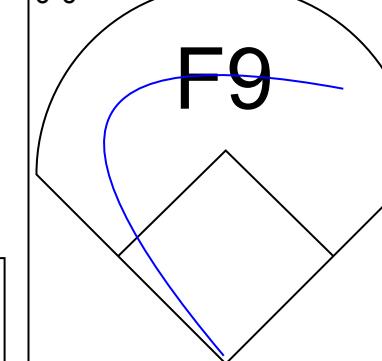
Batter	1	2	3	4	5	6	7	8	9	AB	R	H	RBI	BB	SO	LOB	BOTTOM								
Bill Doran, S OBP: 0.368, SLG: 0.388 (1, 4)	0-0 E6 4-3 SF7		0-0 F7		0-0 CS		0-3 K		4-0 BB BB	4	1	1	0	0	1	1	San Francisco Giants @ Houston Astros Astrodome, Houston, TX Thu Jun 12 1986, 8:05 PM EDT Att: 16,342 - Unknown								
Billy Hatcher, R OBP: 0.319, SLG: 0.387 (8, 7)	0-0 4-3		0-0 1-3 1B		0-0 4-3		0-3 K			4	0	1	0	0	1	2									
Jose Cruz, L OBP: 0.310, SLG: 0.295 (7, PR)	0-0 SF7		0-0 1-3		0-0 FC4-2		4-0 BB			2	0	0	1	1	0	2									
Tony Walker, R OBP: 0.280, SLG: 0.326 (8, 8)	0-0 3-H		0-0 1-2		0-0 3-H		0-0 BB			0	0	0	0	0	0	0									
Glenn Davis, R OBP: 0.339, SLG: 0.512 (1, 3)	0-0 2B		0-0 5-3		0-0 F7		4-0 BB			3	0	1	0	1	0	2									
Kevin Bass, S OBP: 0.333, SLG: 0.448 (1, 9)	0-3 K		4-0 BB		0-0 F9		0-0 F9			3	0	0	0	1	1	3									
Denny Walling, L OBP: 0.356, SLG: 0.392 (1, 5)		0-0 1B E	0-0 3-1		4-0 HR BB		0-3 K			3	2	1	0	1	1	2									
Craig Reynolds, L OBP: 0.312, SLG: 0.423 (1, 6)		0-0 FC3-6 1B		0-0 2-3		0-0 F8		0-0 P6		4	0	1	0	0	0	1									
Mark Bailey, S OBP: 0.314, SLG: 0.313 (1, 2)		0-0 FC3-6		4-0 CS BB		0-0 1-H HR		0-0 G3		3	1	1	2	1	0	1									
Manny Hernandez, R (1, 1)		0-0 F3		0-3 K		0-3 K				2	0	0	0	0	1	2									
Aurelio Lopez, R (6, 1)										1	0	0	0	0	1	0									
Dave Smith, R (9, 1)										0	0	0	0	0	0	0									
Inning Stats	R: 1 E: 1 K: 1 S: 7	H: 1 LOB: 1 BB: 0 P: 7	R: 1 E: 1 K: 0 S: 5	H: 2 LOB: 1 BB: 0 P: 5	R: 0 E: 0 K: 0 S: 4	H: 1 LOB: 2 BB: 1 P: 8	R: 0 E: 0 K: 1 S: 4	H: 0 LOB: 0 BB: 1 P: 8	R: 0 E: 0 K: 0 S: 4	H: 1 LOB: 1 BB: 0 P: 4	R: 2 E: 0 K: 1 S: 6	H: 1 LOB: 0 BB: 1 P: 10	R: 0 E: 0 K: 2 S: 7	H: 0 LOB: 2 BB: 2 P: 15	R: 0 E: 0 K: 1 S: 5	H: 0 LOB: 0 BB: 0 P: 5	1B: 4 2B: 1 3B: 0 HR: 1	SF: 1 SAC: 0 DP: 0 HBP: 0	WP: 0 PB: 0 SB: 3 CS: 1	PA: 36					
PITCHER	IP	WLS	BF	H	R	ER	SO	BB	IBB	HBP	BLK	WP	HR	S	P	ERA	WHIP								
Mike Krukow, R ERA: 3.43 (1, 1)	6.0	L	27	6	4	2	3	3	0	0	0	0	1	30	42	3.00	1.500								
Juan Berenguer, R ERA: 2.95 (7, 1)	2.0		8	0	0	0	3	2	0	0	0	0	0	12	20	0.00	1.000								

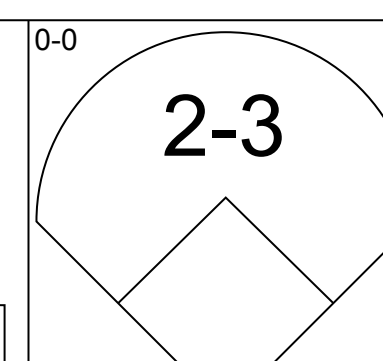
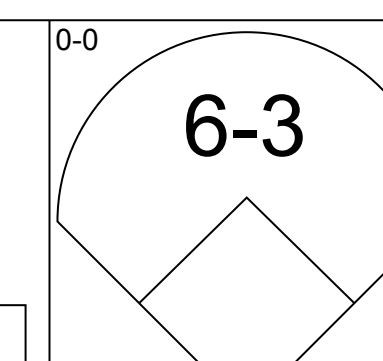
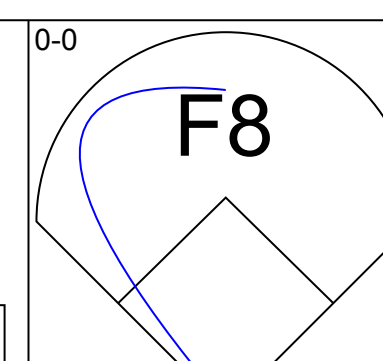
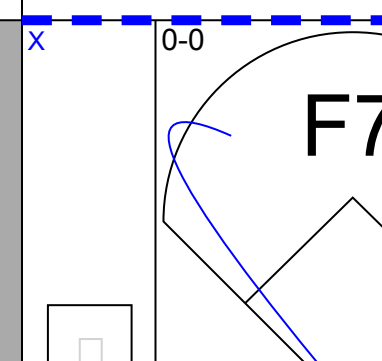
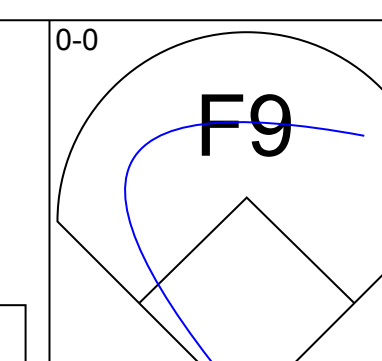
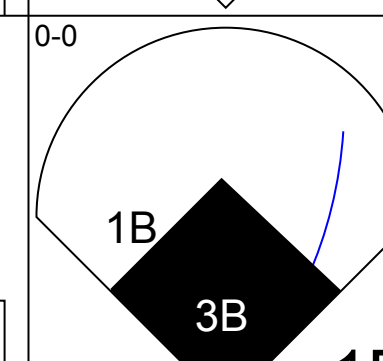
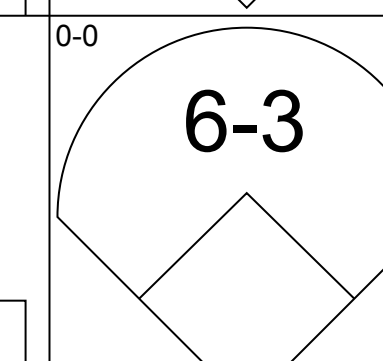
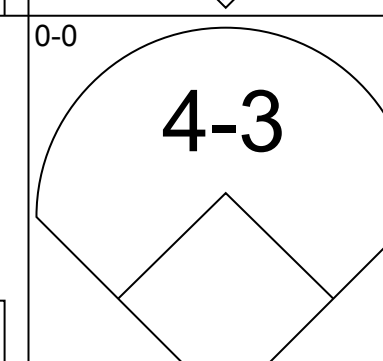
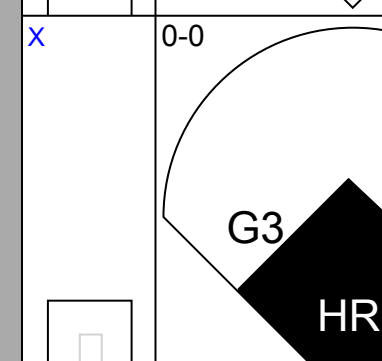
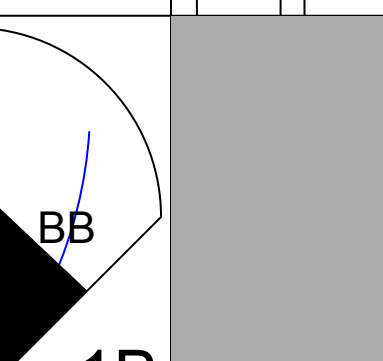

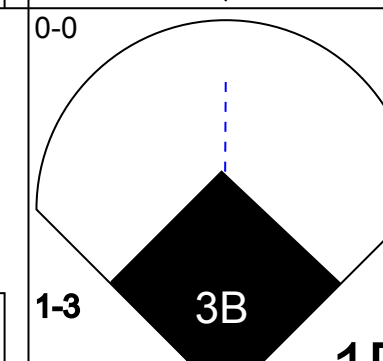
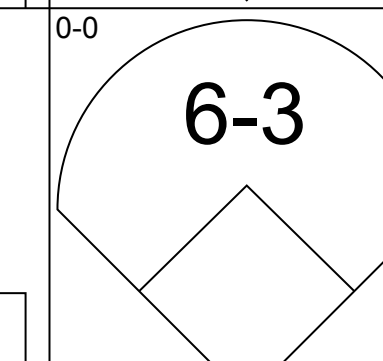
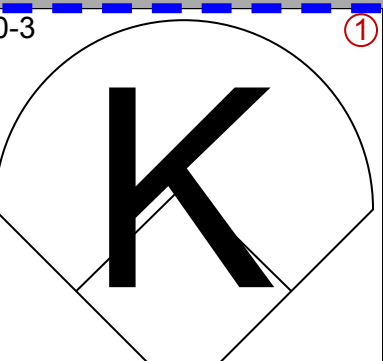
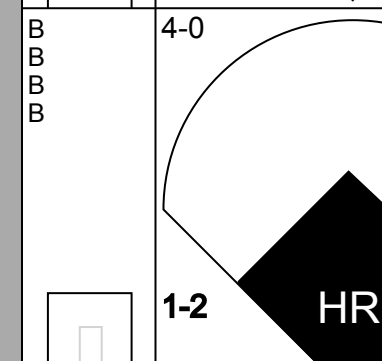
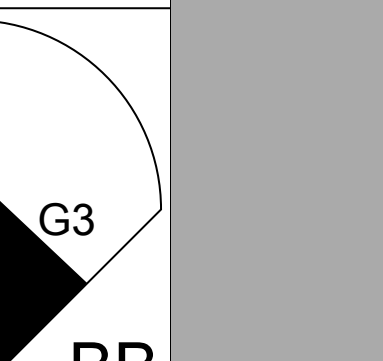

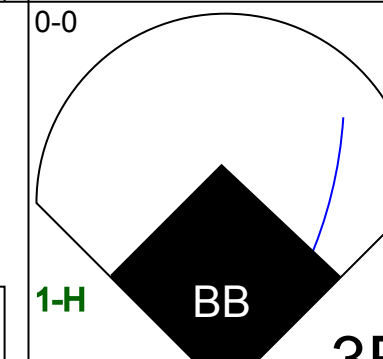

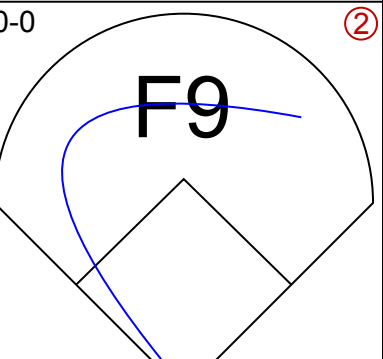
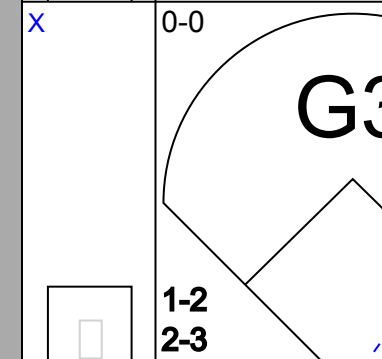
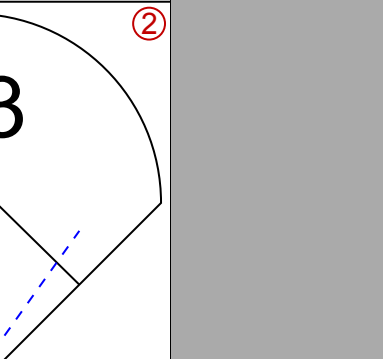

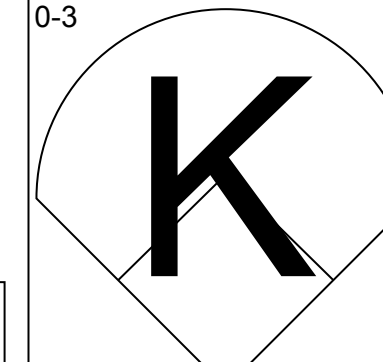
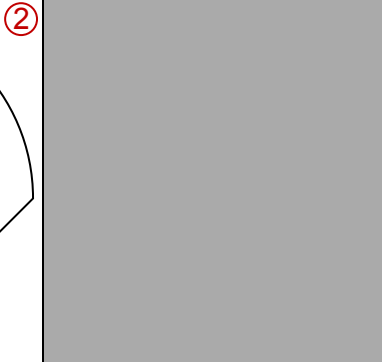
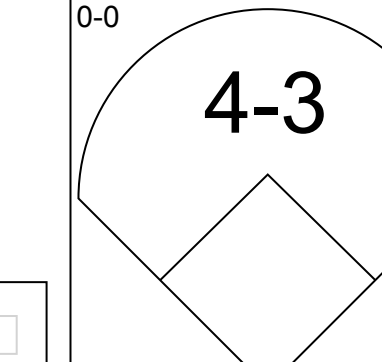
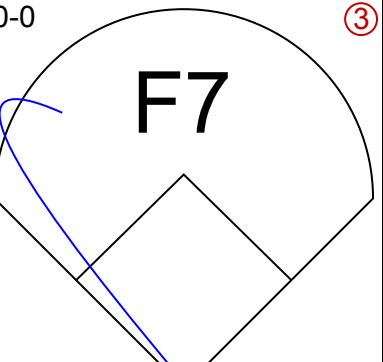
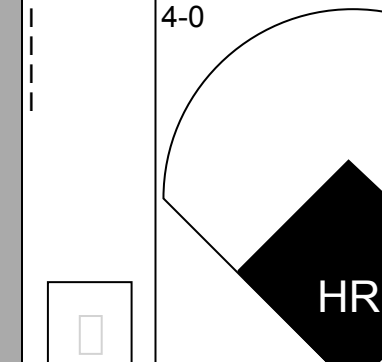

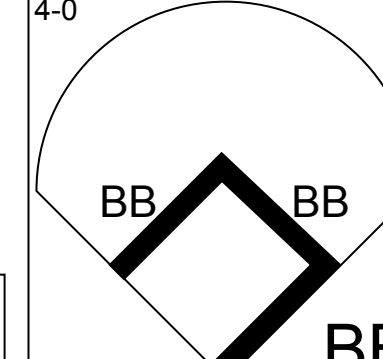
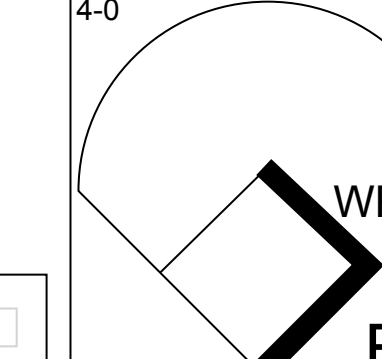


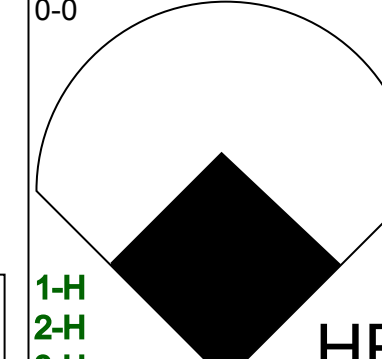

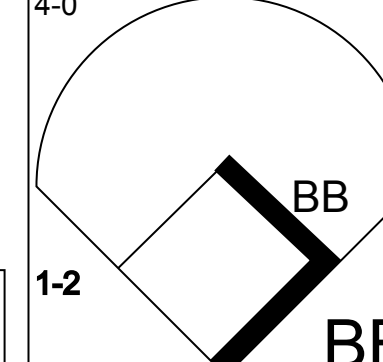

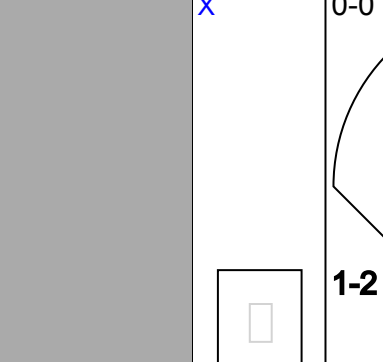


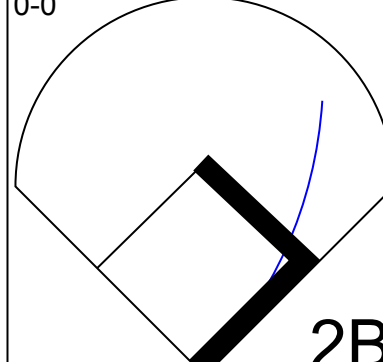
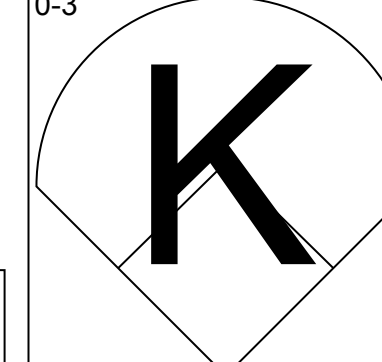
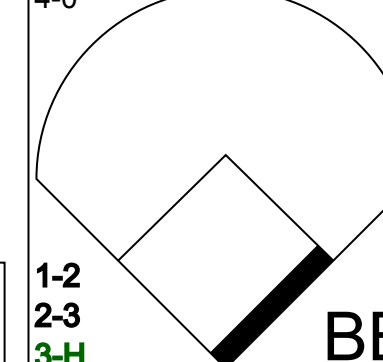



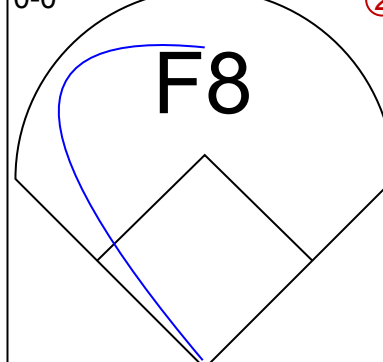

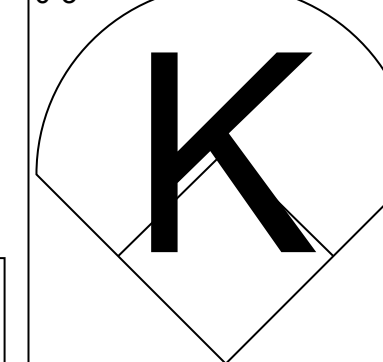

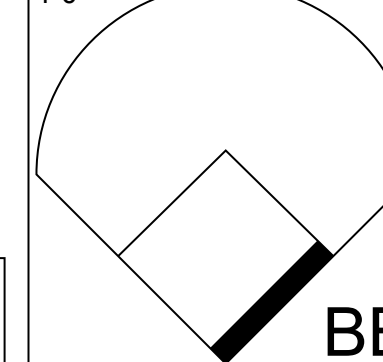
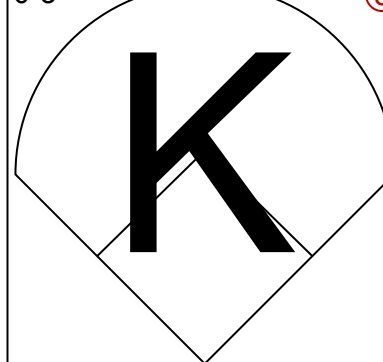
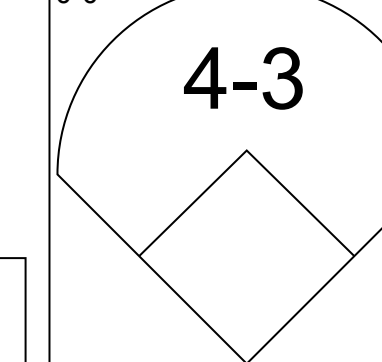

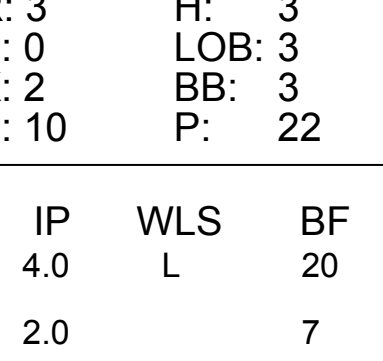
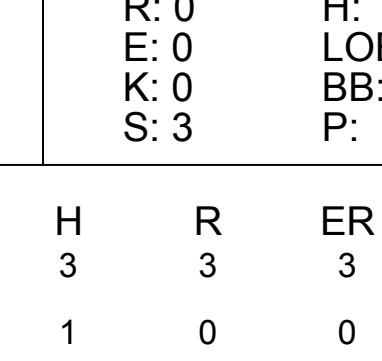
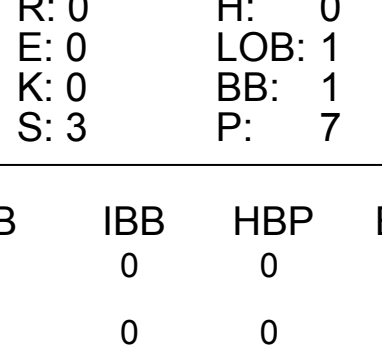
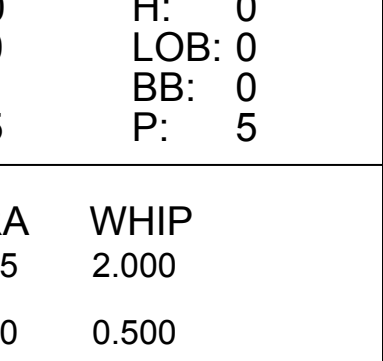
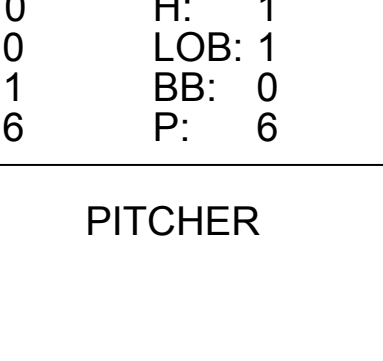
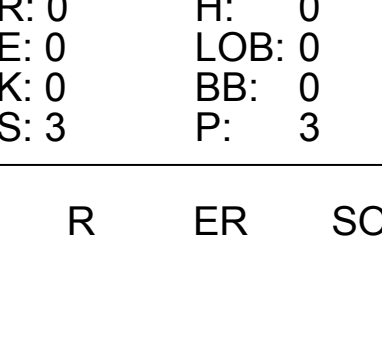


Batter	1	2	3	4	5	6	7	8	9	AB R H RBI BB SO LOB	TOP												
Candy Maldonado, R (1, 9) OBP: 0.286, SLG: 0.504	5-3		P3			6-3		5-3		4 0 0 0 0 0 3	San Francisco Giants @ Houston Astros Astrodome, Houston, TX Fri Jun 13 1986, 8:05 PM EDT Att: 23,532 - Unknown												
Harry Scilman, L (1, 3) OBP: 0.288, SLG: 0.434	F7			4-3		4-3			F7	4 0 0 0 0 0 0													
Chris Brown, R (1, 5) OBP: 0.384, SLG: 0.442	6-3								K	3 1 1 0 1 1 0													
Jeffrey Leonard, R (1, 7) OBP: 0.349, SLG: 0.448		G3		L5					5-3	4 1 1 0 0 0 1													
Chili Davis, S (1, 8) OBP: 0.349, SLG: 0.456		F4							G3	4 1 1 3 0 1 1													
Bob Melvin, R (1, 2) OBP: 0.221, SLG: 0.318 Chris Jones, L (8, FR)										3 0 1 0 0 2 0													
Bob Brenly, R (8, 2) OBP: 0.368, SLG: 0.331									K	0 0 0 0 0 0 0													
Robby Thompson, R (1, 4) OBP: 0.324, SLG: 0.355										1 0 0 0 0 0 0													
Jose Uribe, S (1, 6) OBP: 0.325, SLG: 0.290										4 0 1 0 0 1 1													
Michael LaCoss, R (1, 1) OBP: 0.308, SLG: 0.320 Mike Aldrete, L (8, PH) Mark Davis, L (8, 1)										3 0 0 0 0 2 1													
Inning Stats	R: 0 E: 0 K: 0 S: 3	H: 0 LOB: 0 BB: 0 P: 3	R: 0 E: 0 K: 1 S: 5	H: 0 LOB: 0 BB: 0 P: 5	R: 0 E: 0 K: 1 S: 6	H: 1 LOB: 1 BB: 0 P: 6	R: 0 E: 0 K: 1 S: 6	H: 1 LOB: 1 BB: 0 P: 6	R: 0 E: 0 K: 2 S: 7	H: 0 LOB: 0 BB: 0 P: 7	R: 0 E: 0 K: 0 S: 3	H: 0 LOB: 0 BB: 0 P: 3	R: 0 E: 0 K: 1 S: 5	H: 0 LOB: 0 BB: 0 P: 5	R: 0 E: 0 K: 1 S: 6	H: 1 LOB: 2 BB: 1 P: 10	R: 3 E: 0 K: 0 S: 5	H: 3 LOB: 0 BB: 1 P: 9	1B: 5 2B: 0 3B: 0 HR: 1	SF: 0 SAC: 0 DP: 0 HBP: 0	WP: 0 PB: 0 SB: 2 CS: 1	PA: 35	
PITCHER	IP WLS BF H R ER SO BB IBB HBP BLK WP HR S P ERA WHIP											PITCHER	IP WLS BF H R ER SO BB IBB HBP BLK WP HR S P ERA WHIP										
Mike Scott, R (1, 1) ERA: 2.69	8.1 L 31 4 2 2 7 2 0 0 0 0 0 0 43 51 2.16 0.720											Dave Smith, R (9, 1) ERA: 1.9	0.2 3 2 1 1 0 0 0 0 0 0 1 3 3 13.50 3.000										

Batter	1	2	3	4	5	6	7	8	9	AB R H RBI BB SO LOB	BOTTOM												
Bill Doran, S (1, 4) OBP: 0.366, SLG: 0.382	L3			6-3						3 0 0 0 1 1 0	San Francisco Giants @ Houston Astros Astrodome, Houston, TX Fri Jun 13 1986, 8:05 PM EDT Att: 23,532 - Unknown												
Billy Hatcher, R (1, 8) OBP: 0.317, SLG: 0.383	6-3									4 0 1 0 0 1 1													
Jose Cruz, L (1, 7) OBP: 0.305, SLG: 0.289 Tony Walker, R (9, 8) Phil Garner, R (9, PH) OBP: 0.364, SLG: 0.504	6-3									3 0 0 0 0 0 1													
Glenn Davis, R (1, 3) OBP: 0.335, SLG: 0.505										3 0 0 0 0 1 0													
Kevin Bass, S (1, 9) OBP: 0.342, SLG: 0.451										1 1 1 0 1 0 0													
Denny Walling, L (1, 5) OBP: 0.348, SLG: 0.382										3 0 0 0 0 1 3													
Craig Reynolds, L (1, 6) OBP: 0.313, SLG: 0.421										3 0 1 1 0 0 0													
Mark Bailey, S (1, 2) OBP: 0.308, SLG: 0.305										3 0 0 0 0 1 1													
Mike Scott, R (1, 1) OBP: 0.083, SLG: 0.057 Dave Smith, R (9, 1) ERA: 2.08										3 0 0 0 0 0 0													
Inning Stats	R: 0 E: 0 K: 0 S: 3	H: 0 LOB: 0 BB: 0 P: 3	R: 0 E: 0 K: 2 S: 6	H: 0 LOB: 1 BB: 1 P: 10	R: 0 E: 0 K: 1 S: 5	H: 0 LOB: 0 BB: 0 P: 5	R: 0 E: 0 K: 0 S: 3	H: 1 LOB: 0 BB: 0 P: 3	R: 1 E: 0 K: 0 S: 4	H: 1 LOB: 1 BB: 0 P: 5		R: 0 E: 0 K: 0 S: 2	H: 0 LOB: 0 BB: 1 P: 6	R: 0 E: 0 K: 0 S: 4	H: 1 LOB: 1 BB: 0 P: 4	R: 0 E: 0 K: 0 S: 3	H: 0 LOB: 0 BB: 0 P: 3	R: 0 E: 0 K: 2 S: 7	H: 0 LOB: 0 BB: 0 P: 7	1B: 3 2B: 1 3B: 0 HR: 0	SF: 0 SAC: 0 DP: 1 HBP: 1	WP: 0 PB: 0 SB: 0 CS: 3	PA: 30
PITCHER	IP WLS BF H R ER SO BB IBB HBP BLK WP HR S P ERA WHIP											PITCHER	IP WLS BF H R ER SO BB IBB HBP BLK WP HR S P ERA WHIP										
Michael LaCoss, R (1, 1) ERA: 2.64	7.0 W 24 3 1 1 3 2 0 0 0 0 0 0 27 36 1.29 0.714											Mark Davis, L (8, 1) ERA: 2.08	2.0 W 6 0 0 0 2 0 0 0 0 0 0 0 10 10 0.00 0.000										



Batter	1	2	3	4	5	6	7	8	9	AB	R	H	RBI	BB	SO	LOB	TOP					
Candy Maldonado, R (1.9) OBP: 0.285, SLG: 0.496										4	1	1	0	0	3	0	San Francisco Giants @ Houston Astros Astrodome, Houston, TX Sat Jun 14 1986, 8:05 PM EDT Att: 32,477 - Unknown					
Bob Brenly, R (1.3) OBP: 0.365, SLG: 0.329										4	0	1	0	0	1	0						
Chris Brown, R (1.5) OBP: 0.386, SLG: 0.461										4	1	2	2	0	1	0						
Jeffrey Leonard, R (1.7) OBP: 0.343, SLG: 0.440										4	0	0	0	0	2							
Chili Davis, S (1.8) OBP: 0.351, SLG: 0.451										2	1	0	0	2	0	0						
Bob Melvin, R (1.2) OBP: 0.244, SLG: 0.348										4	0	3	1	0	0	3						
Robby Thompson, R (1.4) OBP: 0.320, SLG: 0.350										3	0	0	0	0	2							
Jose Uribe, S (1.6) OBP: 0.319, SLG: 0.283										4	0	0	0	0	2							
Terry Mulholland, R (1.1) OBP: 0.309, SLG: 0.290										1	0	0	0	0	1	0						
Joel Youngblood, R (5. PH) OBP: 0.346, SLG: 0.330										1	0	0	0	0	1	1						
Mike Aldrete, L (7. PH) OBP: 0.346, SLG: 0.326										0	0	0	0	0	0	0						
Greg Minton, S (7.1) OBP: 0.143, SLG: 0.167										0	0	0	0	0	0	0						
Jeff Robinson, R (7.1) OBP: 0.143, SLG: 0.167										0	0	0	0	0	0	0						
Bill Laskey, R (8.1) OBP: 0.143, SLG: 0.167										0	0	0	0	0	0	0						
Inning Stats	R: 0 E: 0 K: 2 S: 7	H: 0 LOB: 0 BB: 0 P: 7	R: 0 E: 0 K: 0 S: 4	H: 1 LOB: 1 BB: 0 P: 4	R: 0 E: 0 K: 2 S: 7	H: 0 LOB: 0 BB: 0 P: 7	R: 1 E: 0 K: 0 S: 4	H: 1 LOB: 1 BB: 0 P: 4	R: 0 E: 0 K: 1 S: 6	H: 1 LOB: 1 BB: 0 P: 6	R: 1 E: 0 K: 0 S: 5	H: 3 LOB: 2 BB: 1 P: 9	R: 0 E: 0 K: 0 S: 3	H: 0 LOB: 0 BB: 0 P: 3	R: 0 E: 0 K: 2 S: 7	H: 0 LOB: 0 BB: 0 P: 7	R: 1 E: 0 K: 0 S: 4	H: 1 LOB: 1 BB: 1 P: 8	1B: 5 2B: 1 3B: 0 HR: 1	SF: 0 SAC: 1 DP: 1 HBP: 0	WP: 1 PB: 0 SB: 1 CS: 0	PA: 35
PITCHER	IP	WLS	BF	H	R	ER	SO	BB	IBB	HBP	BLK	WP	HR	S	P	ERA	WHIP					
Jim Deshaies, L (1.1) ERA: 4.5	5.0	W	20	5	2	2	5	0	0	0	0	0	1	30	30	3.60	1.000					
Larry Andersen, R (6.1) ERA: 3.82	1.0		4	1	0	0	0	0	1	0	0	1	0	3	7	0.00	1.000					
Aurelio Lopez, R (7.1) ERA: 0.93	3.0	S	11	1	1	1	2	1	0	0	0	0	0	14	18	3.00	0.667					

Batter	1	2	3	4	5	6	7	8	9	AB	R	H	RBI	BB	SO	LOB	BOTTOM				
Bill Doran, S (1.4) OBP: 0.359, SLG: 0.373										5	0	0	0	0	0	1	San Francisco Giants @ Houston Astros Astrodome, Houston, TX Sat Jun 14 1986, 8:05 PM EDT Att: 32,477 - Unknown				
Billy Hatcher, R (1.8) OBP: 0.323, SLG: 0.387										4	2	2	0	0	0	1					
Jose Cruz, L (1.7) OBP: 0.299, SLG: 0.290										3	2	1	0	1	1	0					
Tony Walker, R (9.8) OBP: 0.280, SLG: 0.326										0	0	0	0	0	0	0					
Glenn Davis, R (1.3) OBP: 0.333, SLG: 0.509										4	1	1	2	0	0	2					
Kevin Bass, S (1.9) OBP: 0.340, SLG: 0.444										3	1	0	0	1	1	1					
Phil Garner, R (1.5) OBP: 0.374, SLG: 0.524										2	1	1	4	2	0	0					
Mark Bailey, S (1.2) OBP: 0.313, SLG: 0.313										3	0	1	0	1	1	1					
Bert Pena, R (1.6) OBP: 0.307, SLG: 0.413										1	0	0	1	1	0	0					
Craig Reynolds, L (6. PH) ERA: 3.18										2	0	0	0	0	0	1					
Jim Deshaies, L (1.1) ERA: 2.73										1	0	0	0	1	1	3					
Larry Andersen, R (6.1) ERA: 3.29										0	0	0	0	0	0	0					
Terry Puhl, L (6. PH) ERA: 3.29										1	0	0	0	0	1	1					
Aurelio Lopez, R (7.1) ERA: 2.94										1	0	0	0	0	0	0					
Inning Stats	R: 3 E: 0 K: 2 S: 10	H: 3 LOB: 3 BB: 3 P: 22	R: 0 E: 0 K: 0 S: 3	H: 0 LOB: 0 BB: 0 P: 3	R: 0 E: 0 K: 0 S: 3	H: 0 LOB: 1 BB: 1 P: 7	R: 0 E: 0 K: 0 S: 3	H: 0 LOB: 1 BB: 1 P: 7	R: 0 E: 0 K: 1 S: 5	H: 0 LOB: 0 BB: 0 P: 5	R: 0 E: 0 K: 1 S: 6	H: 1 LOB: 1 BB: 0 P: 6	R: 4 E: 0 K: 1 S: 7	H: 2 LOB: 2 BB: 2 P: 15	R: 0 E: 0 K: 0 S: 3	H: 0 LOB: 0 BB: 0 P: 3	1B: 3 2B: 1 3B: 1 HR: 1	SF: 0 SAC: 0 DP: 0 HBP: 0	WP: 1 PB: 0 SB: 0 CS: 0	PA: 37	
PITCHER	IP	WLS	BF	H	R	ER	SO	BB	IBB	HBP	BLK	WP	HR	S	P	ERA	WHIP				
Terry Mulholland, L (1.1) ERA: 3.18	4.0	L	20	3	3	3	2	5	0	0	0	0	0	11	11	0.00	0.500				
Juan Berenguer, R (5.1) ERA: 2.73	2.0		7	1	0	0	2	0	0	0	0	0	0	3	11	40.50	3.000				
Greg Minton, R (7.1) ERA: 3.29	0.2		5	1	3	3	0	1	1	0	0	0	0	3	11	27.00	3.000				
Jeff Robinson, R (7.1) ERA: 3.29	0.1		2	1	1	1	1	0	0	0	0	0	1	4	4	27.00	3.000				
Bill Laskey, R (8.1) ERA: 2.94	1.0		3	0	0	0	0	0	0	0	0	0	0	3	3	0.00	0.000				

Batter	1	2	3	4	5	6	7	8	9	AB	R	H	RBI	BB	SO	LOB	TOP							
Candy Maldonado, R (1, 9) OBP: 0.296, SLG: 0.493 Jeff Robinson, R (7, 1) OBP: 0.143, SLG: 0.167 Mark Davis, L (9, 1)	0-0 1B 1B		0-0 L3	4-0 FC5-4 IBB		0-0 F9	4-0 IBB			3	0	1	0	2	0	0								
Mike Aldrete, L (1, 3) OBP: 0.316, SLG: 0.292	0-3 K		0-3 K	0-0 FC5-4 1-2		0-0 1-3	0-0 FC5 2-3f			5	0	0	0	0	2	6								
Chris Brown, R (1, 5) OBP: 0.392, SLG: 0.477	0-0 1B 1-2			0-0 1B 2B	0-0 5-3	0-0 1B 2B		0-0 5-3		5	2	3	0	0	0	0								
Jeffrey Leonard, R (1, 7) OBP: 0.348, SLG: 0.443	0-0 F8			0-0 3B 1B 2H	0-0 1B SH1-4	0-0 1B SH1-4 2H		0-0 6-3		5	2	3	2	0	0	2								
Chili Davis, S (1, 8) OBP: 0.357, SLG: 0.480	0-0 F5			0-0 SH 3B 1-H	0-0 1B SH1-4 1-3	0-3 K 1-2		0-0 HR		5	2	3	2	0	1	3								
Bob Melvin, R (1, 2) OBP: 0.253, SLG: 0.351		0-0 G1-6-3 1B		0-0 6-3	0-0 SH1-4 1-2		0-0 F9	0-0 F9		5	0	2	0	0	0	1								
Robby Thompson, R (1, 4) OBP: 0.316, SLG: 0.344	0-0 F7			0-0 SH SH1-4 1B 3-H	0-0 SH1-4 1-2 2-3 3-H 4-0		0-0 E6 2B		0-0 5-3	3	1	0	2	0	0	1								
Jose Uribe, S (1, 6) OBP: 0.321, SLG: 0.283	0-0 G1-6-3			0-0 SH1-4 1-2	0-0 SH1-4 1B IBB		0-0 F9		0-0 F7	4	0	1	0	1	0	2								
Vida Blue, S (1, 1) Joel Youngblood, R (7, PH) OBP: 0.354, SLG: 0.366			0-3 K	0-0 SH1-4 1-2 2-3	0-0 4-3		0-0 FC5 2B 2-H		0-0 F8	2	0	0	0	0	1	3								
										2	0	1	1	0	0	0								
Inning Stats	R: 0 E: 0 K: 1 S: 7	H: 2 LOB: 2 BB: 0 P: 7	R: 0 E: 0 K: 0 S: 3	H: 1 LOB: 0 BB: 0 P: 3	R: 0 E: 0 K: 2 S: 7	H: 0 LOB: 0 BB: 0 P: 7	R: 3 E: 1 K: 0 S: 8	H: 4 LOB: 3 BB: 1 P: 12	R: 1 E: 0 K: 1 S: 6	H: 3 LOB: 3 BB: 1 P: 10	R: 1 E: 0 K: 1 S: 7	H: 2 LOB: 1 BB: 0 P: 7	R: 1 E: 1 K: 0 S: 5	H: 1 LOB: 2 BB: 1 P: 9	R: 1 E: 0 K: 0 S: 4	H: 1 LOB: 0 BB: 0 P: 4	R: 0 E: 0 K: 0 S: 3	H: 0 LOB: 0 BB: 0 P: 3	1B: 9 2B: 3 3B: 1 HR: 1	SF: 0 SAC: 3 DP: 1 HBP: 0	WP: 0 PB: 0 SB: 2 CS: 0	PA: 45		
PITCHER	IP WLS BF H R ER SO BB IBB HBP BLK WP HR S P ERA WHIP	5.0 L 27 10 4 4 3 3 0 2 0 0 0 0 31 39 7.20 2.000	2.0 11 3 2 1 1 0 1 0 0 0 0 0 12 16 4.50 1.500	2.0 7 1 1 1 0 0 0 0 0 0 0 1 7 7 4.50 0.500																				

San Francisco Giants @ Houston Astros
Astrodome, Houston, TX
Sun Jun 15 1986, 4:33 AM EDT
Att: 22,968 - Unknown

AB 39
R 7
H 14
RBI 7
BB 3
SO 4
LOB 18



Batter	1	2	3	4	5	6	7	8	9	AB	R	H	RBI	BB	SO	LOB	BOTTOM						
Billy Hatcher, R (1, 8) OBP: 0.313, SLG: 0.374	0-0 F8		0-0 5-3			0-0 L7		0-0 F8		4	0	0	0	0	0	0							
Jim Pankovits, R (1, 4) OBP: 0.286, SLG: 0.281	0-0 F9			0-0 1B 3B		0-3 K		0-3 K		4	1	1	0	0	2	0							
Phil Garner, R (1, 5) OBP: 0.384, SLG: 0.524	0-0 5-3			0-0 CS 1B 3-H		4-0 BB		4-0 BB		2	0	1	1	2	0	0							
Glenn Davis, R (1, 3) OBP: 0.336, SLG: 0.509		0-0 1B		0-0 F8		0-0 P3		0-0 1B 1-2		4	0	2	0	0	0	2							
Kevin Bass, S (1, 9) OBP: 0.339, SLG: 0.441	0-3 K			0-0 F8		0-0 3-1 1B SF8		0-3 K		4	1	1	0	0	2	4							
Jose Cruz, L (1, 7) OBP: 0.308, SLG: 0.289	0-3 K			0-0 CS 1-2	0-3 K		0-0 3-1 1B		0-0 6-3	4	0	1	0	0	2	1							
Mark Bailey, S (1, 2) OBP: 0.317, SLG: 0.319	0-0 F9				0-0 1B		0-0 3-1		0-0 L6-4 1B	4	0	2	0	0	0	3							
Bert Pena, R (1, 6) Craig Reynolds, L (7, PH) OBP: 0.310, SLG: 0.418			0-0 P6		0-0 F8		0-0 SF8		0-0 1B 1-2	2	0	0	0	0	0	1							
Bob Knepper, L (1, 1) Tony Walker, R (5, PH) Jeff Calhoun, L (5, 1) Alan Ashby, S (7, PH) Frank DiPino, L (8, 1) Denny Walling, L (8, PH) OBP: 0.345, SLG: 0.379			0-3 K		0-3 K		0-0 4-3		0-0 L6-4	1	0	0	0	0	1	0							
										1	0	0	0	0	1	0							
										0	0	0	0	0	1	1							
										0	0	0	0	0	0	0							
										0	0	0	0	0	0	0							
										1	0	0	0	0	0	2							
Inning Stats	R: 0 E: 0 K: 0 S: 3	H: 0 LOB: 0 BB: 0 P: 3	R: 0 E: 0 K: 2 S: 8	H: 1 LOB: 1 BB: 0 P: 8	R: 0 E: 0 K: 1 S: 5	H: 0 LOB: 0 BB: 0 P: 5	R: 1 E: 0 K: 0 S: 4	H: 2 LOB: 0 BB: 0 P: 4	R: 0 E: 0 K: 1 S: 5	H: 1 LOB: 1 BB: 1 P: 9	R: 1 E: 0 K: 0 S: 5	H: 2 LOB: 1 BB: 0 P: 5	R: 0 E: 0 K: 2 S: 8	H: 1 LOB: 2 BB: 1 P: 12	R: 0 E: 0 K: 0 S: 4	H: 2 LOB: 1 BB: 0 P: 4	1B: 8 2B: 1 3B: 1 HR: 0	SF: 1 SAC: 0 DP: 1 HBP: 0	WP: 0 PB: 0 SB: 0 CS: 1	PA: 37			
PITCHER	IP WLS BF H R ER SO BB IBB HBP BLK WP HR S P ERA WHIP	6.0 W 22 4 1 1 6 1 0 0 0 0 0 16 20 3.86 2.571	2.1 13 5 1 1 2 1 0 0 0 0 0 0 16 20 3.86 2.571	0.2 1 0 0 0 0 0 0 0 0 0 0 1 1 0.00 0.000																			

San Francisco Giants @ Houston Astros
Astrodome, Houston, TX
Sun Jun 15 1986, 4:33 AM EDT
Att: 22,968 - Unknown

AB 33
R 2
H 9
RBI 2
BB 2
SO 8
LOB 15



Batter	1	2	3	4	5	6	7	8	9	AB	R	H	RBI	BB	SO	LOB	TOP			
Candy Maldonado, R OBP: 0.288, SLG: 0.479 (1, 9)										4	0	0	0	0	1	1	San Francisco Giants @ San Diego Padres Jack Murphy Stadium, San Diego, CA Mon Jun 16 1986, 10:05 PM EDT Att: 13,408 - Unknown livebaseballscorecards.com			
Mike Aldrete, L OBP: 0.311, SLG: 0.288 (1, 3)										4	0	1	0	0	1	1				
Chris Brown, R OBP: 0.384, SLG: 0.466 (1, 5)										4	0	0	0	0	1					
Jeffrey Leonard, R OBP: 0.347, SLG: 0.440 (1, 7)										4	0	1	0	0	2	1				
Chili Davis, S OBP: 0.368, SLG: 0.493 (1, 8)										3	0	3	0	1	0	0				
Bob Melvin, R OBP: 0.242, SLG: 0.337 (1, 2)										4	0	0	0	0	5					
Robby Thompson, R OBP: 0.316, SLG: 0.344 (1, 4)										3	0	1	0	0	1					
Jose Uribe, S OBP: 0.321, SLG: 0.284 (1, 6)										3	0	1	0	0	1					
Scott Garrelts, R OBP: 0.167, SLG: 0.200 Bill Laskey, R OBP: 0.379, SLG: 0.414 Mark Davis, L OBP: 0.227, SLG: 0.311 Greg Minton, R OBP: 0.066, SLG: 0.088 Mike Woodard, L OBP: 0.276, SLG: 0.373 Juan Berenguer, R OBP: 0.254, SLG: 0.339 (1, 1) (6, 1) (7, 1) (7, 1) (8, 1) (8, 1)										2	0	0	0	0	1	0				
Inning Stats	R: 0 E: 0 K: 0 S: 4	H: 1 LOB: 1 BB: 0 P: 4	R: 0 E: 0 K: 0 S: 4	H: 2 LOB: 1 BB: 0 P: 4	R: 0 E: 0 K: 1 S: 5	H: 0 LOB: 0 BB: 0 P: 5	R: 0 E: 0 K: 0 S: 3	H: 1 LOB: 1 BB: 0 P: 7	R: 0 E: 0 K: 0 S: 3	H: 0 LOB: 0 BB: 0 P: 3	R: 0 E: 0 K: 1 S: 6	H: 1 LOB: 1 BB: 0 P: 6	R: 0 E: 0 K: 2 S: 8	H: 1 LOB: 1 BB: 0 P: 8	R: 0 E: 0 K: 1 S: 6	H: 1 LOB: 1 BB: 0 P: 6	1B: 6 2B: 1 3B: 0 HR: 0	SF: 0 SAC: 0 DP: 1 HBP: 0	WP: 0 PB: 0 SB: 1 CS: 1	PA: 33
PITCHER Andy Hawkins, R ERA: 4.25 (1, 1)	IP: 9.0 WLS: W BF: 33 H: 7 R: 0 ER: 0 SO: 5 BB: 1 IBB: 0 HBP: 0 BLK: 0 WP: 0 HR: 0 S: 42 P: 46 ERA: 0.00 WHIP: 0.889															PITCHER				

Batter	1	2	3	4	5	6	7	8	9	AB	R	H	RBI	BB	SO	LOB	BOTTOM			
Marvell Wynne, L OBP: 0.341, SLG: 0.488 (1, 8)										4	1	2	1	0	1	3	San Francisco Giants @ San Diego Padres Jack Murphy Stadium, San Diego, CA Mon Jun 16 1986, 10:05 PM EDT Att: 13,408 - Unknown livebaseballscorecards.com			
Tony Gwynn, L OBP: 0.401, SLG: 0.481 (1, 9)										2	0	0	1	2	0	2				
Kevin McReynolds, R OBP: 0.340, SLG: 0.513 (1, 7)										4	0	0	0	0	4					
Steve Garvey, R OBP: 0.280, SLG: 0.446 (1, 3)										4	1	2	0	0	0	0				
Graig Nettles, L OBP: 0.318, SLG: 0.432 (1, 5)										4	1	1	0	0	1	1				
Terry Kennedy, L OBP: 0.313, SLG: 0.366 (1, 2)										2	1	1	0	0	0	0				
Garry Templeton, S OBP: 0.264, SLG: 0.239 (1, 6)										3	0	1	2	0	1	2				
Tim Flannery, L OBP: 0.369, SLG: 0.389 Carmelo Martinez, R OBP: 0.352, SLG: 0.414 Bip Roberts, S OBP: 0.276, SLG: 0.311 (1, 4) (7, PH) (7, PH) (8, 4)										2	0	1	0	0	0	0				
Andy Hawkins, R OBP: 0.214, SLG: 0.185 (1, 1)										2	0	0	0	1	3					
Inning Stats	R: 0 E: 0 K: 0 S: 2	H: 0 LOB: 0 BB: 1 P: 6	R: 0 E: 0 K: 1 S: 5	H: 1 LOB: 1 BB: 0 P: 6	R: 0 E: 0 K: 0 S: 4	H: 2 LOB: 1 BB: 0 P: 4	R: 0 E: 0 K: 0 S: 3	H: 0 LOB: 0 BB: 0 P: 3	R: 0 E: 0 K: 0 S: 3	H: 1 LOB: 0 BB: 0 P: 3	R: 1 E: 0 K: 0 S: 4	H: 1 LOB: 0 BB: 0 P: 4	R: 3 E: 0 K: 2 S: 11	H: 3 LOB: 3 BB: 2 P: 19	R: 0 E: 0 K: 1 S: 5	H: 0 LOB: 0 BB: 0 P: 5	1B: 7 2B: 0 3B: 0 HR: 1	SF: 0 SAC: 2 DP: 4 HBP: 1	WP: 0 PB: 0 SB: 0 CS: 0	PA: 33
PITCHER Scott Garrelts, R ERA: 3.18 Bill Laskey, R ERA: 3.79 Mark Davis, L ERA: 2.27 Greg Minton, R ERA: 5.06 Juan Berenguer, R ERA: 2.64 (1, 1) (6, 1) (7, 1) (7, 1) (8, 1)	IP: 5.0 WLS: L BF: 6 H: 3 R: 3 ER: 3 SO: 0 BB: 0 IBB: 0 HBP: 0 BLK: 0 WP: 0 HR: 1 S: 17 P: 22 ERA: 0.00 WHIP: 1.000															PITCHER				

Batter	1	2	3	4	5	6	7	8	9	AB	R	H	RBI	BB	SO	LOB	TOP				
Joel Youngblood, R OBP: 0.377, SLG: 0.391	0-0 6-3	0-0 1-2 BB 1B		0-0 3-H 1B	0-0 5-3		0-0 CS 1B		5 0 3 1 0 0 0												
Robby Thompson, R OBP: 0.311, SLG: 0.335	0-0 G3	0-0 F7		0-0 K		0-0 1B	0-0 CS 1B	0-0 6-3	5 0 1 0 0 1 3												
Jeffrey Leonard, R OBP: 0.349, SLG: 0.440	0-0 S 1B	4-0 1-2 2-3 BB		0-0 F7		0-3 K		0-3 K	4 0 1 0 1 2 2												
Chili Davis, S OBP: 0.373, SLG: 0.490	0-0 6-3	0-0 F6		0-0 5-3		0-0 F7		0-0 1B	5 0 1 0 0 0 5												
Chris Brown, R OBP: 0.384, SLG: 0.481		0-0 HR	0-0 F4		0-0 CS 1B		0-0 4-3	0-0 1-3	5 1 2 1 0 0 2												
Bob Brenly, R OBP: 0.375, SLG: 0.331		4-0 HR BB	0-0 F7		4-0 1-2 BB		0-0 L5		2 1 0 0 2 0 0												
Mike Aldrete, L OBP: 0.308, SLG: 0.286			0-3 K		0-3 K				0 0 0 0 0 0 0												
Bob Melvin, R OBP: 0.252, SLG: 0.366		0-0 1-H HR	0-3 K		0-3 K			4-0 HR BB	3 2 1 2 1 2 1												
Jose Uribe, S OBP: 0.321, SLG: 0.300		0-0 F9		0-0 SH5-4 S 1B		0-0 4-3		0-0 HR	4 2 2 2 0 0 0												
Michael LaCoss, R OBP: 0.321, SLG: 0.333		0-0 BB 1B		0-0 SH5-4		0-0 F4		0-0 6-3	2 0 1 0 0 0 0												
Mark Davis, L OBP: 0.321, SLG: 0.333									0 0 0 0 0 0 0												
Juan Berenguer, R OBP: 0.321, SLG: 0.333									1 0 0 0 0 0 0												
Inning Stats	R: 0 E: 0 K: 0 S: 4	H: 1 LOB: 1 BB: 0 P: 4	R: 3 E: 0 K: 0 S: 7	H: 4 LOB: 3 BB: 2 P: 15	R: 0 E: 0 K: 1 S: 5	H: 0 LOB: 0 BB: 0 P: 5	R: 1 E: 0 K: 1 S: 7	H: 2 LOB: 1 BB: 0 P: 7	R: 0 E: 0 K: 1 S: 5	H: 1 LOB: 0 BB: 1 P: 9	R: 0 E: 0 K: 0 S: 3	H: 0 LOB: 0 BB: 0 P: 3	R: 0 E: 0 K: 1 S: 6	H: 1 LOB: 1 BB: 0 P: 6	R: 2 E: 0 K: 0 S: 4	H: 2 LOB: 0 BB: 1 P: 8	R: 0 E: 0 K: 1 S: 6	H: 1 LOB: 1 BB: 0 P: 6	1B: 9 2B: 0 3B: 0 HR: 3	SF: 0 SAC: 1 DP: 0 HBP: 0	WP: 0 PA: 42 PB: 0 SB: 3 CS: 2
PITCHER	IP WLS BF H R ER SO BB IBB HBP BLK WP HR S P ERA WHIP	IP WLS BF H R ER SO BB IBB HBP BLK WP HR S P ERA WHIP	IP WLS BF H R ER SO BB IBB HBP BLK WP HR S P ERA WHIP	IP WLS BF H R ER SO BB IBB HBP BLK WP HR S P ERA WHIP	IP WLS BF H R ER SO BB IBB HBP BLK WP HR S P ERA WHIP	IP WLS BF H R ER SO BB IBB HBP BLK WP HR S P ERA WHIP	IP WLS BF H R ER SO BB IBB HBP BLK WP HR S P ERA WHIP	IP WLS BF H R ER SO BB IBB HBP BLK WP HR S P ERA WHIP	IP WLS BF H R ER SO BB IBB HBP BLK WP HR S P ERA WHIP	IP WLS BF H R ER SO BB IBB HBP BLK WP HR S P ERA WHIP	IP WLS BF H R ER SO BB IBB HBP BLK WP HR S P ERA WHIP	IP WLS BF H R ER SO BB IBB HBP BLK WP HR S P ERA WHIP	IP WLS BF H R ER SO BB IBB HBP BLK WP HR S P ERA WHIP	IP WLS BF H R ER SO BB IBB HBP BLK WP HR S P ERA WHIP	IP WLS BF H R ER SO BB IBB HBP BLK WP HR S P ERA WHIP	IP WLS BF H R ER SO BB IBB HBP BLK WP HR S P ERA WHIP	IP WLS BF H R ER SO BB IBB HBP BLK WP HR S P ERA WHIP	IP WLS BF H R ER SO BB IBB HBP BLK WP HR S P ERA WHIP	IP WLS BF H R ER SO BB IBB HBP BLK WP HR S P ERA WHIP	IP WLS BF H R ER SO BB IBB HBP BLK WP HR S P ERA WHIP	IP WLS BF H R ER SO BB IBB HBP BLK WP HR S P ERA WHIP

San Francisco Giants @ San Diego Padres
Jack Murphy Stadium, San Diego, CA
Wed Jun 18 1986, 10:05 PM EDT
Att: 24,444 - Unknown

AB	36
R	6
H	12
RBI	6
BB	4
SO	5
LOB	13



Batter	1	2	3	4	5	6	7	8	9	AB	R	H	RBI	BB	SO	LOB	BOTTOM				
Marvell Wynne, L OBP: 0.333, SLG: 0.466	0-0 CS 1B		0-0 4-3		0-0 G3		4-0 BB BB		0-0 F4	3 0 1 0 0 0 0											
Jerry Royster, R OBP: 0.288, SLG: 0.333			0-0 4-3		0-0 G1-4-3		4-0 1-2 2-3 BB		0-0 F8	0 0 0 0 1 0 0											
Gene Walter, L OBP: 0.400, SLG: 0.500			0-0 FC4-6 1B		0-0 4-3		0-3 K		0-0 F4	0 0 0 0 0 0 0											
Bruce Bochy, R OBP: 0.360, SLG: 0.605			0-0 FC4-6 1B		4-0 1B BB		0-0 K		0-0 F4	1 0 0 0 0 0 0											
Tony Gwynn, L OBP: 0.395, SLG: 0.472			0-0 4-3		0-0 4-3		0-0 F7		0-0 F4	4 0 1 0 1 0 0											
Kevin McReynolds, R OBP: 0.344, SLG: 0.550			0-0 4-3		0-0 F9		0-0 HR		0-0 F7	4 1 0 0 1 1 4											
Steve Garvey, R OBP: 0.283, SLG: 0.456			0-0 4-3		0-0 F9		0-0 HR		0-0 F7	4 1 1 1 0 0 5											
Graig Nettles, L OBP: 0.327, SLG: 0.457			0-3 K		0-0 BB 1B		0-0 G3		0-0 1B 1B	4 0 2 0 0 1 0											
Terry Kennedy, L OBP: 0.318, SLG: 0.371			0-0 4-3		0-0 BB 1B		0-0 6-3		0-3 K	4 0 1 1 0 1 1											
Garry Templeton, S OBP: 0.268, SLG: 0.244			0-0 6-3		0-0 K		0-0 F8		0-0 1B	4 0 1 0 0 1 2											
Tim Flannery, L OBP: 0.375, SLG: 0.387			0-0 4-3		4-0 1-2 2-3 BB		4-0 BB BB		0-3 K	2 0 0 0 2 1 2											
Mark Thurmond, L OBP: 0.288, SLG: 0.333			0-0 4-3		0-0 F7		0-0 F7		0-0 F3	0 0 0 0 0 0 0											
Tim Lincecum, R OBP: 0.270, SLG: 1.000			0-0 4-3		0-0 F7		0-0 F7		0-0 F3	1 1 1 1 0 0 0											
Dane Sardis, L OBP: 0.227, SLG: 0.327			0-0 4-3		0-0 F7		0-0 F7		0-0 F3	1 0 0 0 0 0 3											
Lance McCullers, S OBP: 0.327, SLG: 0.527			0-0 4-3		0-0 F7		0-0 F7		0-0 F3	0 0 0 0 0 0 0											
Carmelo Martinez, R OBP: 0.348, SLG: 0.425			0-0 4-3		0-0 F7		0-0 F7		0-0 F3	2 0 0 0 0 0 3											
Inning Stats	R: 0 E: 0 K: 0 S: 4	H: 2 LOB: 1 BB: 0 P: 4	R: 0 E: 0 K: 1 S: 5	H: 0 LOB: 0 BB: 0 P: 5	R: 1 E: 0 K: 0 S: 4	H: 1 LOB: 0 BB: 0 P: 4	R: 1 E: 0 K: 1 S: 7	H: 2 LOB: 3 BB: 2 P: 15	R: 0 E: 0 K: 0 S: 3	H: 0 LOB: 0 BB: 0 P: 3	R: 1 E: 0 K: 0 S: 4	H: 1 LOB: 0 BB: 0 P: 4	R: 0 E: 0 K: 1 S: 5	H: 0 LOB: 3 BB: 3 P: 17	R: 0 E: 0 K: 2 S: 9	H: 2 LOB: 2 BB: 0 P: 9	R: 0 E: 0 K: 0 S: 3	H: 0 LOB: 0 BB: 0 P: 3	1B: 6 2B: 0 3B: 0 HR: 2	SF: 0 SAC: 0 DP: 0 HBP: 0	WP: 0 PA: 39 PB: 0 SB: 0 CS: 1
PITCHER	IP WLS BF H R ER SO BB IBB HBP BLK WP HR S P ERA WHIP	IP WLS BF H R ER SO BB IBB HBP BLK WP HR S P ERA WHIP	IP WLS BF H R ER SO BB IBB HBP BLK WP HR S P ERA WHIP	IP WLS BF H R ER SO BB IBB HBP BLK WP HR S P ERA WHIP	IP WLS BF H R ER SO BB IBB HBP BLK WP HR S P ERA WHIP	IP WLS BF H R ER SO BB IBB HBP BLK WP HR S P ERA WHIP	IP WLS BF H R ER SO BB IBB HBP BLK WP HR S P ERA WHIP	IP WLS BF H R ER SO BB IBB HBP BLK WP HR S P ERA WHIP	IP WLS BF H R ER SO BB IBB HBP BLK WP HR S P ERA WHIP	IP WLS BF H R ER SO BB IBB HBP BLK WP HR S P ERA WHIP	IP WLS BF H R ER SO BB IBB HBP BLK WP HR S P ERA WHIP	IP WLS BF H R ER SO BB IBB HBP BLK WP HR S P ERA WHIP	IP WLS BF H R ER SO BB IBB HBP BLK WP HR S P ERA WHIP	IP WLS BF H R ER SO BB IBB HBP BLK WP HR S P ERA WHIP	IP WLS BF H R ER SO BB IBB HBP BLK WP HR S P ERA WHIP	IP WLS BF H R ER SO BB IBB HBP BLK WP HR S P ERA WHIP	IP WLS BF H R ER SO BB IBB HBP BLK WP HR S P ERA WHIP	IP WLS BF H R ER SO BB IBB HBP BLK WP HR S P ERA WHIP	IP WLS BF H R ER SO BB IBB HBP BLK WP HR S P ERA WHIP	IP WLS BF H R ER SO BB IBB HBP BLK WP HR S P ERA WHIP	IP WLS BF H R ER SO BB IBB HBP BLK WP HR S P ERA WHIP

San Francisco Giants @ San Diego Padres
Jack Murphy Stadium, San Diego, CA
Wed Jun 18 1986, 10:05 PM EDT
Att: 24,444 - Unknown

AB	34
R	3
H	8
RBI	3
BB	5
SO	5
LOB	20



Batter	1	2	3	4	5	6	7	8	9	AB	R	H	RBI	BB	SO	LOB	TOP			
Bill Doran, S OBP: 0.374, SLG: 0.380 (1,4)	4-3		BB			BB		F9									2 0 0 0 2 0 0			
Billy Hatcher, R OBP: 0.293, SLG: 0.348 (1,8)	5-3		F3			F9											3 0 0 0 0 0 2			
Terry Puhl, L OBP: 0.290, SLG: 0.319 (9, PH)																	1 0 0 0 0 1 0			
Phil Garner, R OBP: 0.374, SLG: 0.519 (1,5)	K					F4											3 0 0 0 1 1 1			
Glenn Davis, R OBP: 0.333, SLG: 0.517 (1,3)						L6											4 0 0 0 0 0 1			
Kevin Bass, S OBP: 0.348, SLG: 0.458 (1,9)						F3											4 1 1 1 0 0 1			
Jose Cruz, L OBP: 0.320, SLG: 0.301 (1,7)																	3 0 1 0 0 0 0			
Mark Bailey, S OBP: 0.314, SLG: 0.301 (1,2)																	3 0 0 0 0 1 1			
Bert Pena, R OBP: 0.333, SLG: 0.238 (8, PH)																	2 0 0 0 0 1 0			
Craig Reynolds, L OBP: 0.306, SLG: 0.414 (8,6)																	1 0 0 0 0 1 0			
Bob Knepper, L OBP: 0.065, SLG: 0.065 (1,1)																	2 0 0 0 0 2 0			
Denny Walling, L OBP: 0.349, SLG: 0.371 (8, PH)																	1 0 0 0 0 1 0			
Aurelio Lopez, R OBP: 0.314, SLG: 0.301 (8,1)																	0 0 0 0 0 0 0			
Inning Stats	R: 0 E: 0 K: 1 S: 5	H: 0 LOB: 0 BB: 0 P: 5	R: 0 E: 0 K: 0 S: 4	H: 1 LOB: 1 BB: 0 P: 4	R: 0 E: 0 K: 2 S: 7	H: 0 LOB: 1 BB: 1 P: 11	R: 0 E: 0 K: 0 S: 3	H: 0 LOB: 0 BB: 0 P: 3	R: 0 E: 0 K: 1 S: 5	H: 0 LOB: 0 BB: 0 P: 9	R: 1 E: 0 K: 0 S: 4	H: 1 LOB: 0 BB: 0 P: 4	R: 0 E: 0 K: 2 S: 7	H: 0 LOB: 0 BB: 0 P: 7	R: 0 E: 0 K: 1 S: 5	H: 0 LOB: 1 BB: 1 P: 9	1B: 1 2B: 0 3B: 0 HR: 1	SF: 0 SAC: 0 DP: 0 HBP: 0	WP: 0 PB: 0 SB: 0 CS: 0	PA: 32
PITCHER	IP WLS BF H R ER SO BB IBB HBP BLK WP HR S P ERA WHIP																			
Vida Blue, L ERA: 3.22 (1,1)	7.0 W 25 2 1 1 5 2 0 0 0 0 1 33 41 1.29 0.571																			
Juan Berenguer, R ERA: 2.29 (8,1)	2.0 S 7 0 0 0 3 1 0 0 0 0 0 12 16 0.00 0.500																			

Houston Astros @ San Francisco Giants
Candlestick Park, San Francisco, CA
Fri Jun 20 1986, 10:05 PM EDT
Att: 25,116 - Unknown


AB 29
R 1
H 2
RBI 1
BB 3
SO 8
LOB 6



Batter	1	2	3	4	5	6	7	8	9	AB	R	H	RBI	BB	SO	LOB	BOTTOM			
Randy Kutcher, R OBP: 0.333, SLG: 0.667 (1,8)	1B		K														4 0 1 0 0 1 3			
Robby Thompson, R OBP: 0.316, SLG: 0.336 (1,4)	K																4 1 2 0 0 1 1			
Jeffrey Leonard, R OBP: 0.343, SLG: 0.433 (1,7)																	4 0 0 0 0 0 3			
Chili Davis, S OBP: 0.368, SLG: 0.479 (1,9)																	4 0 0 0 0 1 3			
Chris Brown, R OBP: 0.382, SLG: 0.474 (1,5)																	4 1 2 1 0 0 1			
Bob Brenly, R OBP: 0.383, SLG: 0.335 (1,3)																	2 1 1 0 0 0 0			
Mike Aldrete, L OBP: 0.333, SLG: 0.310 (9,3)																	0 0 0 0 0 0 0			
Bob Melvin, R OBP: 0.255, SLG: 0.365 (1,2)																	2 0 1 0 0 0 0			
Jose Uribe, S OBP: 0.315, SLG: 0.290 (1,6)																	2 0 0 0 1 0 2			
Vida Blue, S (1,1)																	1 0 0 1 0 0 0			
Candy Maldonado, R OBP: 0.283, SLG: 0.462 (7, PH)																	1 0 0 1 0 0 2			
Juan Berenguer, R (8,1)																	0 0 0 0 0 0 0			
Inning Stats	R: 0 E: 1 K: 1 S: 6	H: 1 LOB: 0 BB: 0 P: 6	R: 0 E: 0 K: 0 S: 3	H: 0 LOB: 0 BB: 0 P: 3	R: 0 E: 0 K: 1 S: 5	H: 0 LOB: 0 BB: 0 P: 5	R: 0 E: 0 K: 1 S: 6	H: 1 LOB: 1 BB: 0 P: 6	R: 1 E: 0 K: 0 S: 5	H: 2 LOB: 1 BB: 0 P: 5	R: 0 E: 0 K: 0 S: 3	H: 0 LOB: 0 BB: 0 P: 3	R: 1 E: 1 K: 0 S: 5	H: 1 LOB: 2 BB: 1 P: 9	R: 1 E: 0 K: 0 S: 4	H: 2 LOB: 0 BB: 0 P: 4	1B: 7 2B: 0 3B: 0 HR: 0	SF: 0 SAC: 3 DP: 0 HBP: 0	WP: 0 PB: 0 SB: 3 CS: 1	PA: 33
PITCHER	IP WLS BF H R ER SO BB IBB HBP BLK WP HR S P ERA WHIP																			
Bob Knepper, L ERA: 2.41 (1,1)	7.0 L 28 5 2 1 3 0 0 0 0 0 0 0 33 37 1.29 0.714																			
Aurelio Lopez, R ERA: 1.42 (8,1)	1.0 4 2 1 1 0 0 0 0 0 0 0 4 4 9.00 2.000																			

Houston Astros @ San Francisco Giants
Candlestick Park, San Francisco, CA
Fri Jun 20 1986, 10:05 PM EDT
Att: 25,116 - Unknown

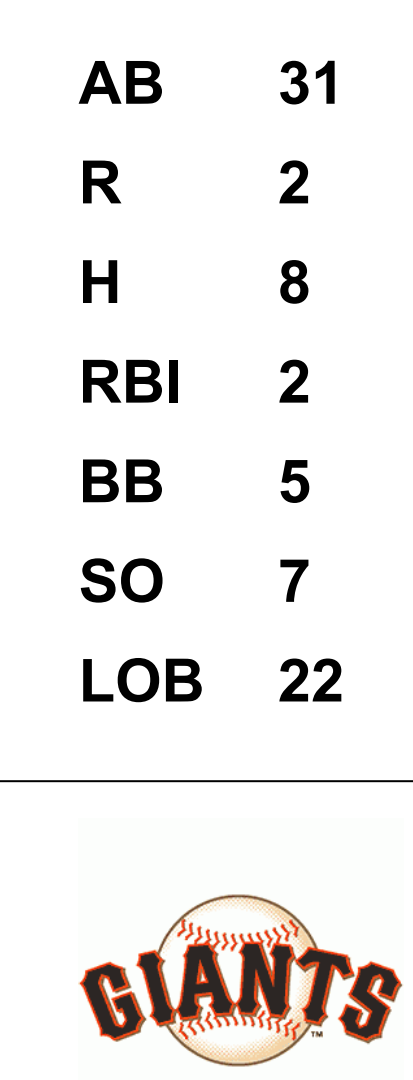
AB 28
R 3
H 7
RBI 3
BB 1
SO 3
LOB 15

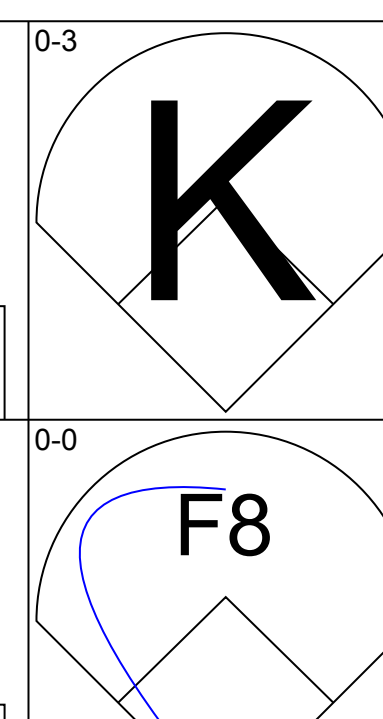
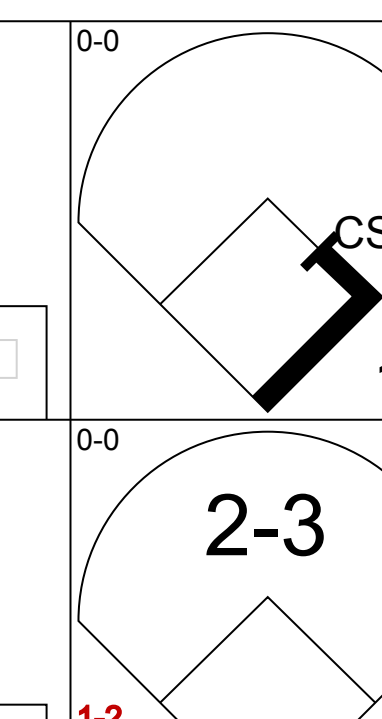
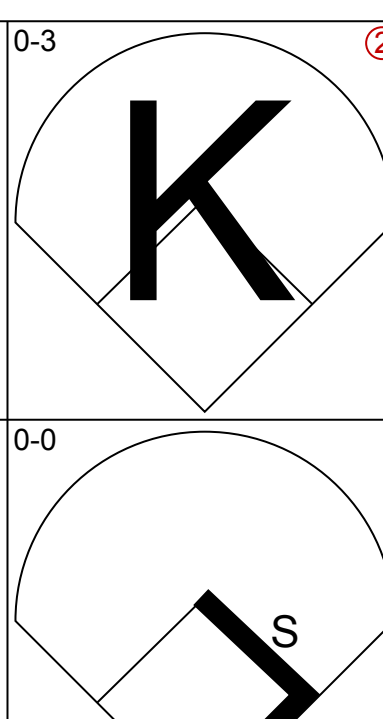
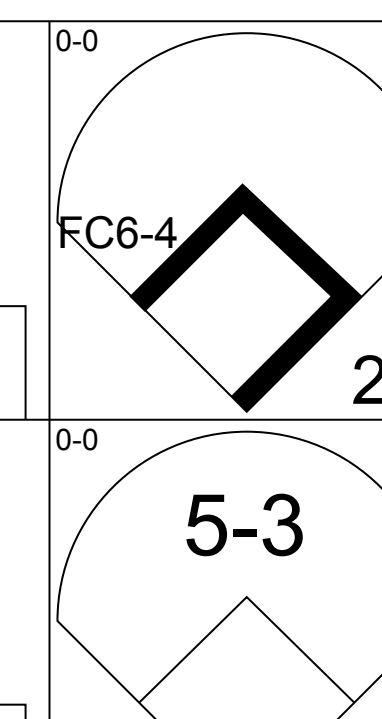
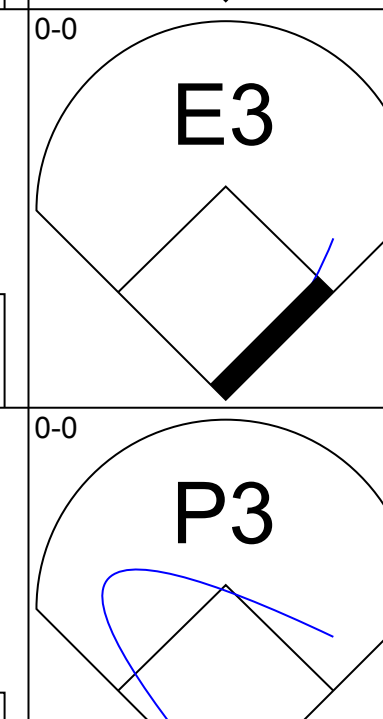

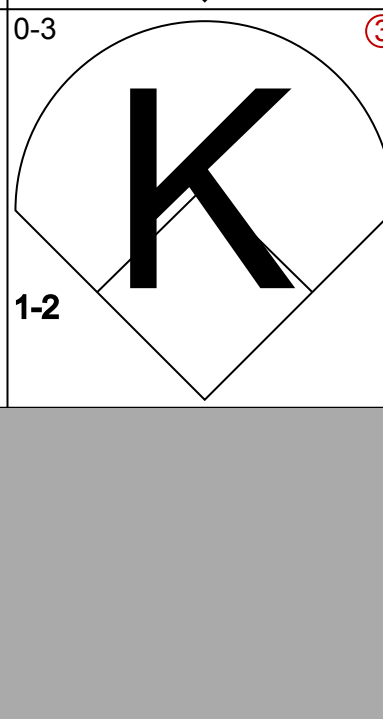
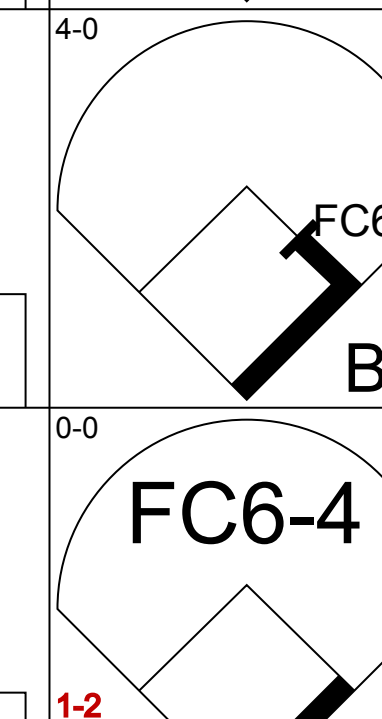

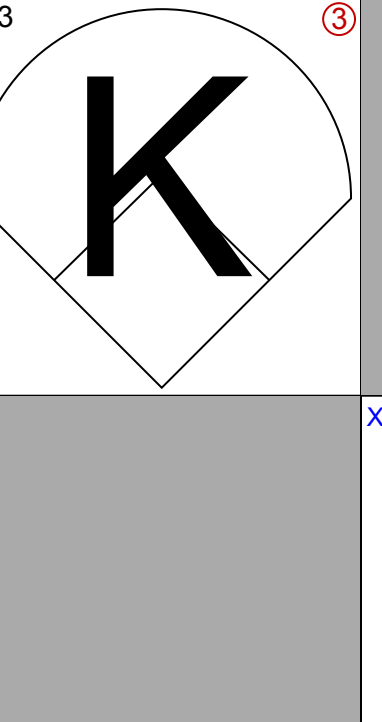




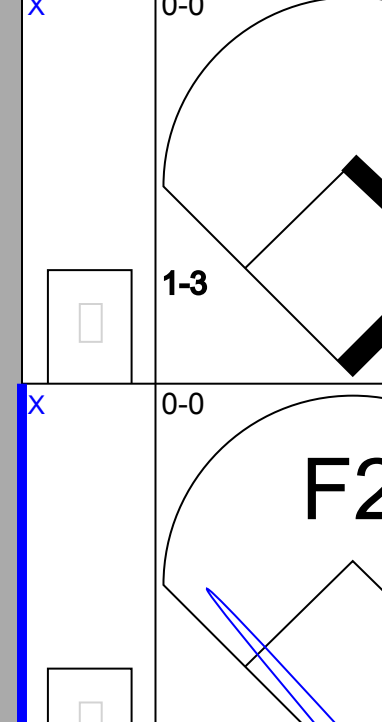

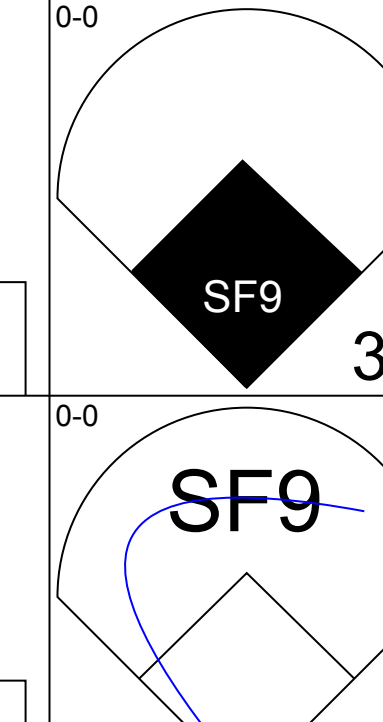
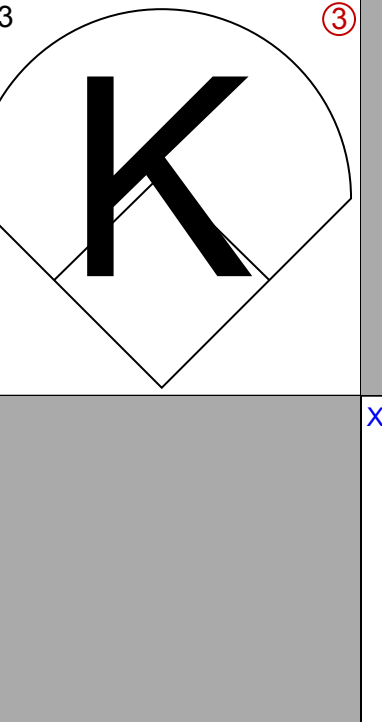
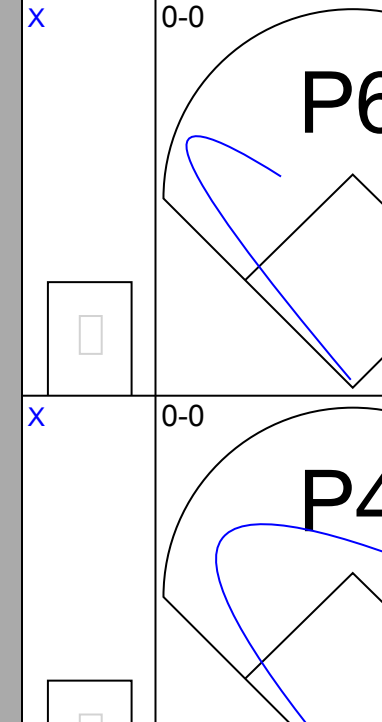
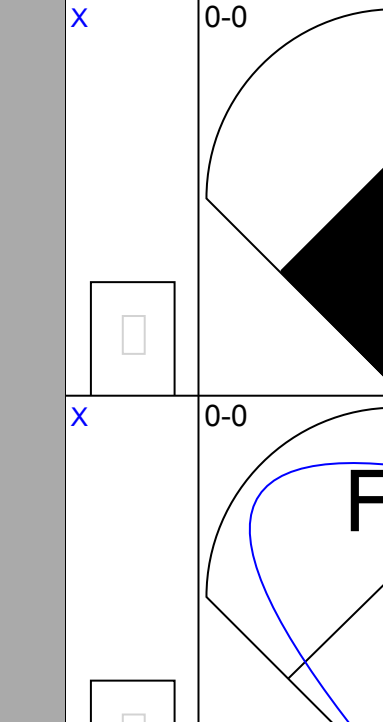
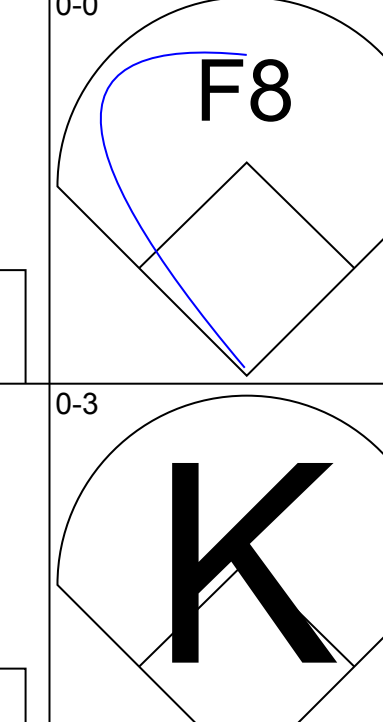
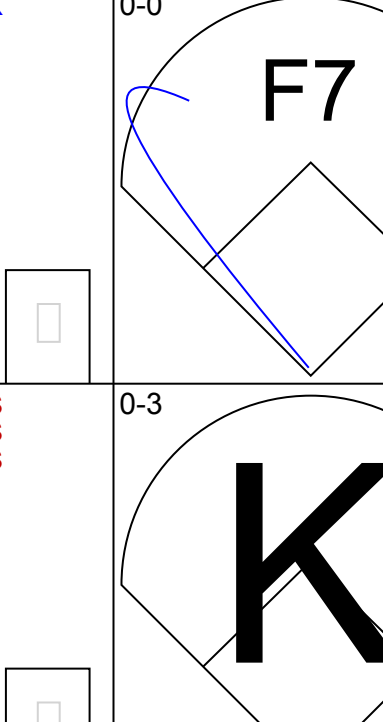
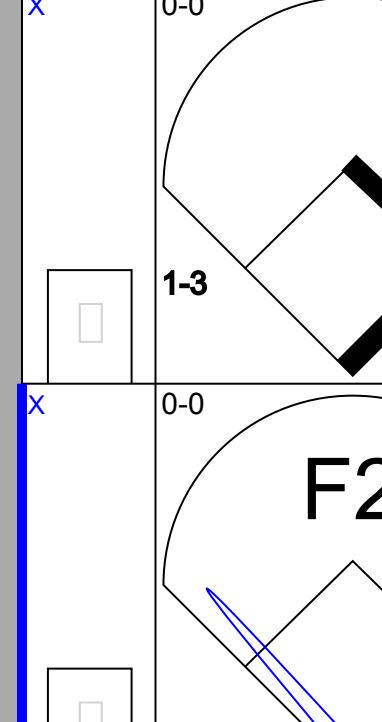
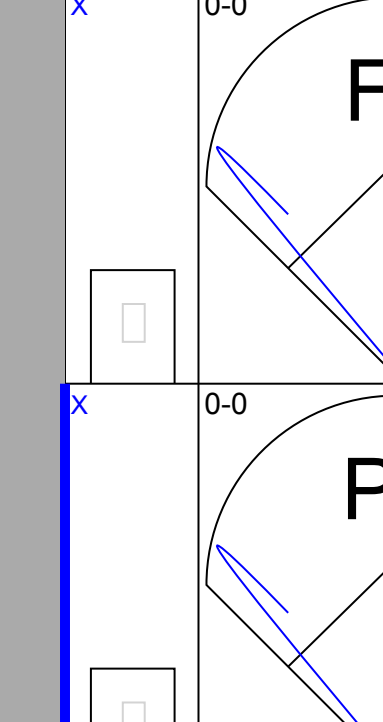

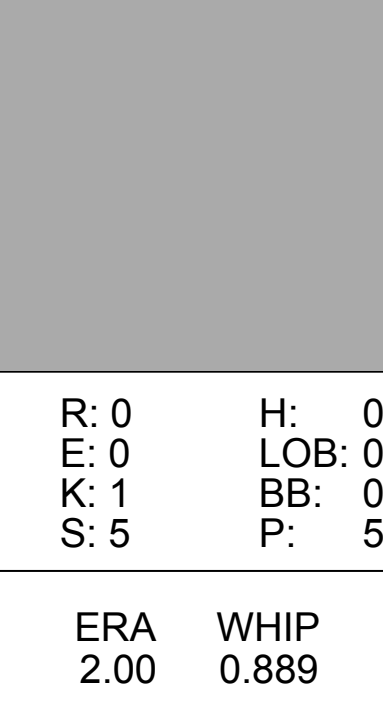
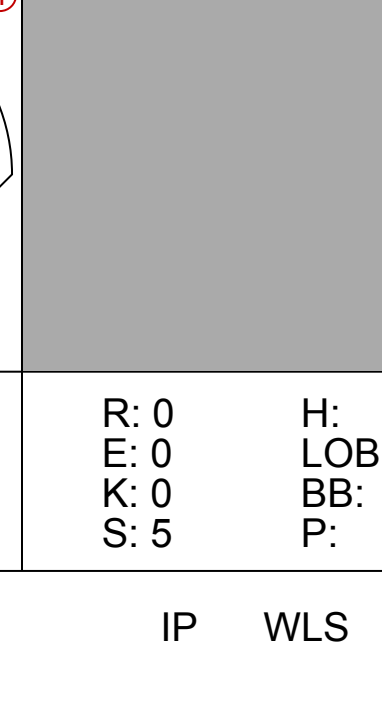
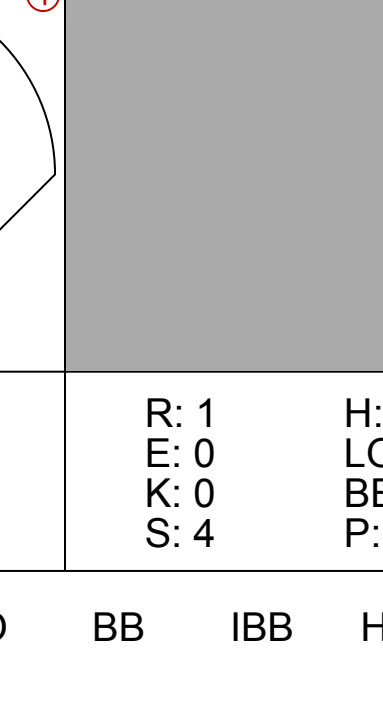
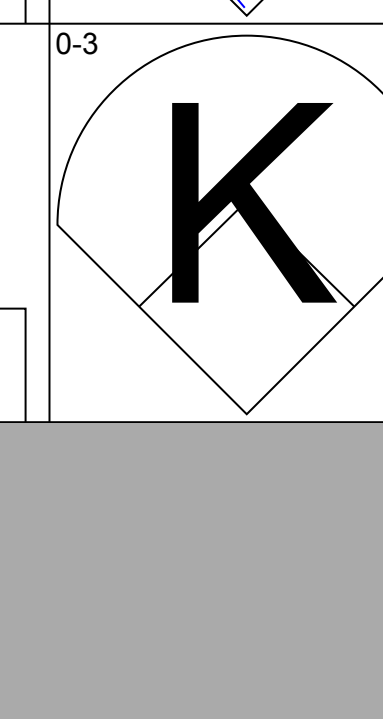
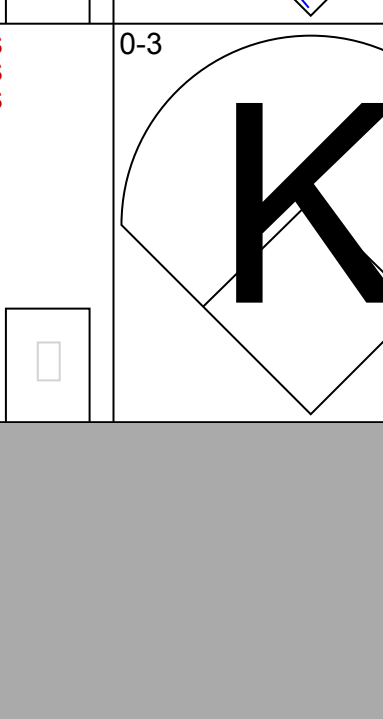
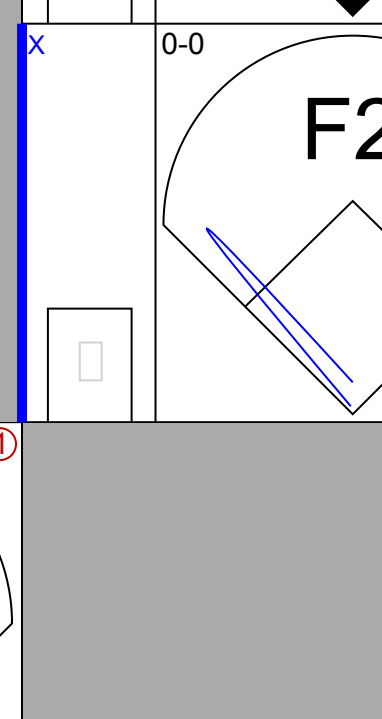
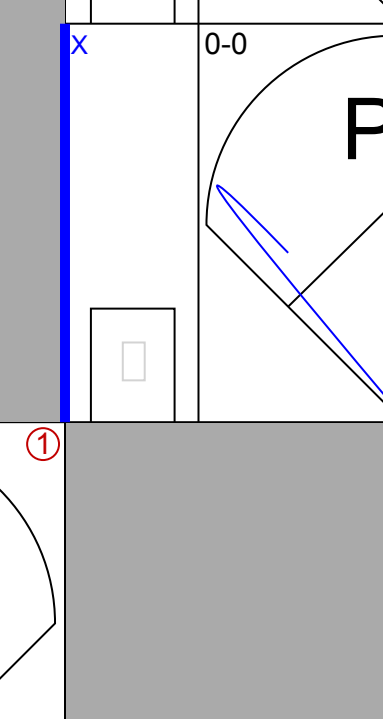
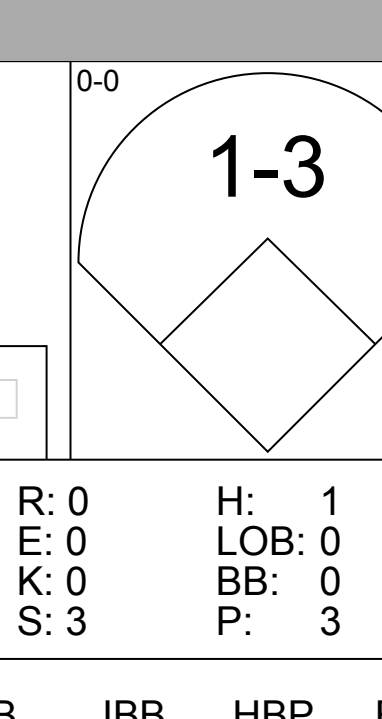
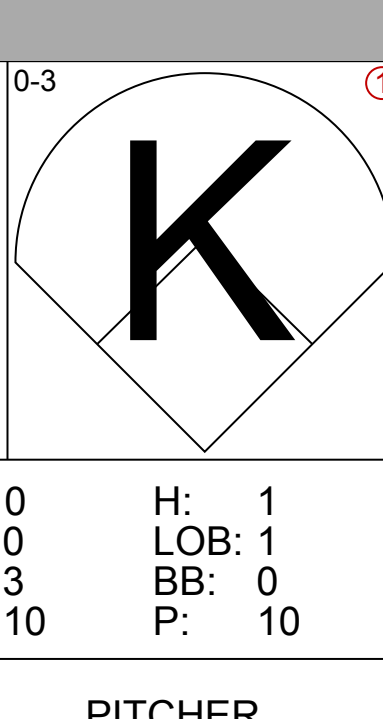
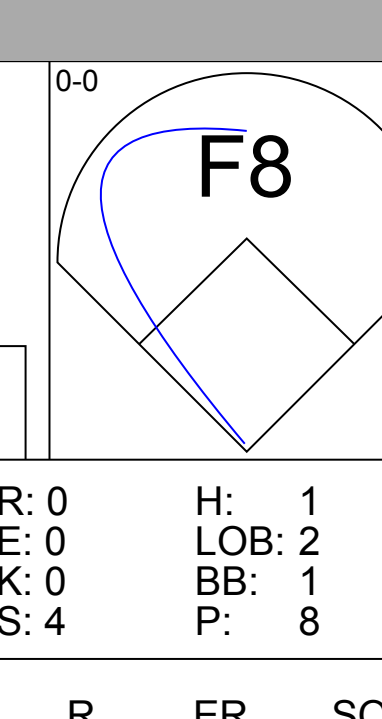


Batter	1	2	3	4	5	6	7	8	9	AB	R	H	RBI	BB	SO	LOB	TOP										
Bill Doran, S OBP: 0.372, SLG: 0.378 (1, 4)	5-3		F7		4-3			E BLK 1B		4	0	1	0	0	0	0	Houston Astros @ San Francisco Giants Candlestick Park, San Francisco, CA Sat Jun 21 1986, 6:33 AM EDT Att: 24,927 - Unknown										
Craig Reynolds, L OBP: 0.317, SLG: 0.421 Phil Garner, R OBP: 0.372, SLG: 0.516 Dave Smith, R (8, 1)	L6-4 1B		FC6-4 1B		K			F8 1-2		3	0	2	0	0	1	0											
Jose Cruz, L OBP: 0.319, SLG: 0.296 Billy Hatcher, R OBP: 0.293, SLG: 0.348 (8, 7)	4-0 1-2 BB		FC6-4 1-2		1-3			E9 2-3		3	0	0	0	1	0	2											
Glenn Davis, R OBP: 0.328, SLG: 0.508 (1, 3)	L6-4 2-3		K		5-3			P3 1-2		4	0	0	0	1	5												
Kevin Bass, S OBP: 0.342, SLG: 0.450 (1, 8)		3-1			F8			F9		4	0	0	0	0	3												
Denny Walling, L OBP: 0.359, SLG: 0.390 (1, 5)		4-3 2B			G4-6-3 1B			F7		4	0	3	0	0	0	0											
Terry Puhl, L OBP: 0.281, SLG: 0.308 (1, 9)		4-3 2-3			G4-6-3 1-2			F8		4	0	0	0	0	1	3											
Alan Ashby, S OBP: 0.337, SLG: 0.369 Tony Walker, R OBP: 0.269, SLG: 0.311 (9, PR)					F8			K		2	0	0	0	2	1	1											
Mark Knudson, R (1, 1)					K					2	0	0	0	0	2	2											
Jim Pankovits, R OBP: 0.297, SLG: 0.382 Bert Pena, R OBP: 0.333, SLG: 0.238 Mark Bailey, S OBP: 0.313, SLG: 0.299 (9, PH)					K			K		1	1	1	1	0	0	0											
Inning Stats	R: 0 E: 0 K: 0 S: 3	H: 1 LOB: 1 BB: 1 P: 7	R: 0 E: 0 K: 1 S: 6	H: 1 LOB: 2 BB: 1 P: 10	R: 0 E: 0 K: 1 S: 6	H: 1 LOB: 0 BB: 0 P: 6	R: 0 E: 0 K: 0 S: 3	H: 0 LOB: 0 BB: 0 P: 3	R: 0 E: 0 K: 1 S: 5	H: 0 LOB: 0 BB: 0 P: 5	R: 0 E: 0 K: 1 S: 6	H: 1 LOB: 1 BB: 0 P: 6	R: 1 E: 1 K: 0 S: 6	H: 2 LOB: 3 BB: 0 P: 6	R: 0 E: 0 K: 2 S: 7	H: 0 LOB: 1 BB: 1 P: 11	1B: 5 2B: 2 3B: 0 HR: 1	SF: 0 SAC: 0 DP: 2 HBP: 0	WP: 0 PB: 0 SB: 1 CS: 1	PA: 36							
PITCHER	IP	WLS	BF	H	R	ER	SO	BB	IBB	HBP	BLK	WP	HR	S	P	ERA	WHIP										
Scott Garrelts, R ERA: 3.06 (1, 1)	7.0	W	28	7	1	1	5	1	1	0	0	0	1	36	44	1.29	1.143										
Chuck Hensley, L ERA: 2.25 (8, 1)	0.1		2	0	0	0	0	0	0	0	1	0	0	2	2	0.00	0.000										
Juan Berenguer, R ERA: 2.19 (8, 1)	1.2	S	6	0	0	0	2	1	0	0	0	0	0	9	13	0.00	0.600										

Batter	1	2	3	4	5	6	7	8	9	AB	R	H	RBI	BB	SO	LOB	BOTTOM										
Randy Kutcher, R OBP: 0.308, SLG: 0.615 (1, 8)	1B 2B		F8		5-3	6-3				4	1	1	0	0	0	2	Houston Astros @ San Francisco Giants Candlestick Park, San Francisco, CA Sat Jun 21 1986, 6:33 AM EDT Att: 24,927 - Unknown										
Robby Thompson, R OBP: 0.316, SLG: 0.336 Mike Woodard, L OBP: 0.357, SLG: 0.261 (1, 4) (7, 4)	L3		F8		FC6-4 BB 1B			F9		3	0	1	0	0	0	1											
Jeffrey Leonard, R OBP: 0.342, SLG: 0.430 (1, 7)	K				E8 2B			F9		4	1	1	0	0	2	2											
Chili Davis, S OBP: 0.374, SLG: 0.486 (1, 9)	CS 2H 1B				2B 3H 2B			F8		3	0	2	2	1	0	0											
Chris Brown, R OBP: 0.384, SLG: 0.469 (1, 5)	4-0 1-2 BB				F9 FC6-4			FC6-4 BB		2	0	0	0	2	0	3											
Mike Aldrete, L OBP: 0.342, SLG: 0.339 (1, 3)	CS 2-3		P6		2B			K		4	0	2	0	0	1	1											
Bob Melvin, R OBP: 0.284, SLG: 0.364 (1, 2)			K		2B			K		3	0	1	0	1	2	1											
Jose Uribe, S OBP: 0.314, SLG: 0.286 (1, 6)			G3		F9			F9		3	0	0	0	1	0	5											
Scott Garrelts, R OBP: 0.152, SLG: 0.182 Chuck Hensley, L Juan Berenguer, R (1, 1) (8, 1) (8, 1)			F7		F7			K		3	0	0	0	0	1	5											
Inning Stats	R: 1 E: 0 K: 1 S: 6	H: 2 LOB: 1 BB: 1 P: 10	R: 0 E: 0 K: 1 S: 5	H: 0 LOB: 0 BB: 0 P: 5	R: 0 E: 0 K: 0 S: 3	H: 0 LOB: 0 BB: 0 P: 3	R: 1 E: 1 K: 0 S: 6	H: 3 LOB: 3 BB: 1 P: 10	R: 0 E: 0 K: 1 S: 6	H: 1 LOB: 2 BB: 1 P: 10	R: 0 E: 0 K: 1 S: 7	H: 2 LOB: 2 BB: 0 P: 7	R: 0 E: 0 K: 0 S: 3	H: 0 LOB: 0 BB: 0 P: 3	R: 0 E: 0 K: 3 S: 9	H: 0 LOB: 2 BB: 2 P: 17		1B: 5 2B: 3 3B: 0 HR: 0	SF: 0 SAC: 0 DP: 0 HBP: 0	WP: 0 PB: 0 SB: 2 CS: 1	PA: 37						
PITCHER	IP	WLS	BF	H	R	ER	SO	BB	IBB	HBP	BLK	WP	HR	S	P	ERA	WHIP										
Mark Knudson, R ERA: 2.57 (1, 1)	7.0	L	31	8	2	2	4	2	1	0	0	0	0	36	48	2.57	1.429										
Dave Smith, R ERA: 2.19 (8, 1)	1.0		5	0	0	0	3	1	1	0	0	0	0	9	17	0.00	1.000										

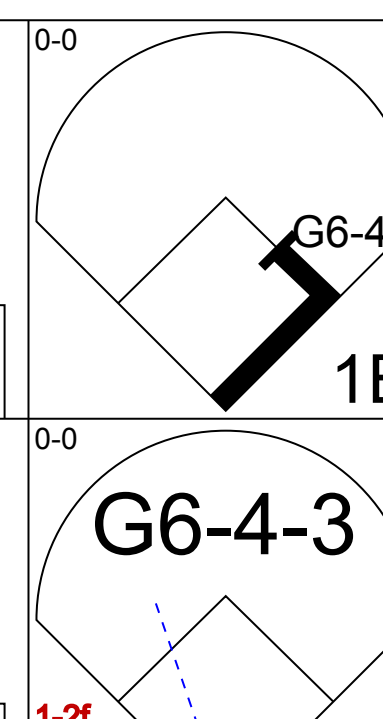
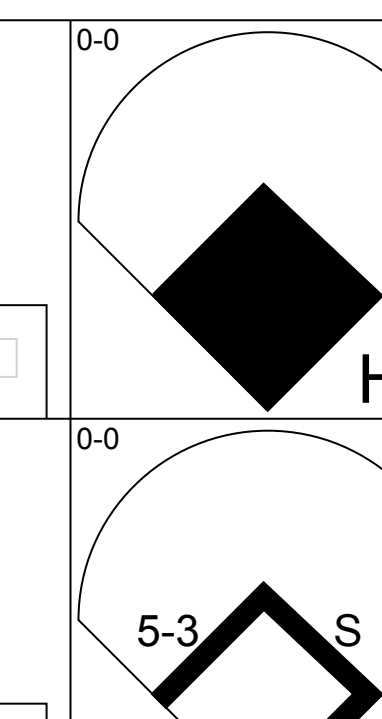
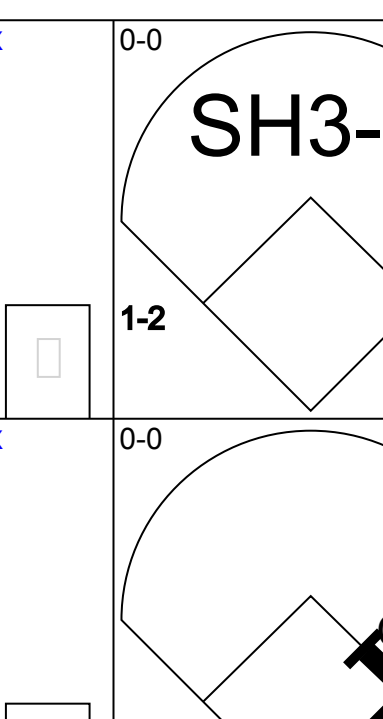
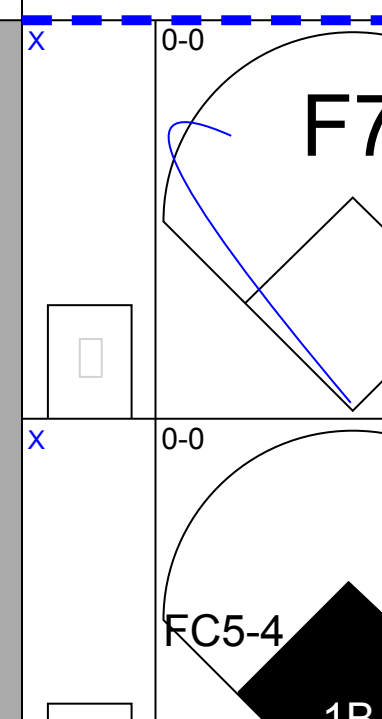
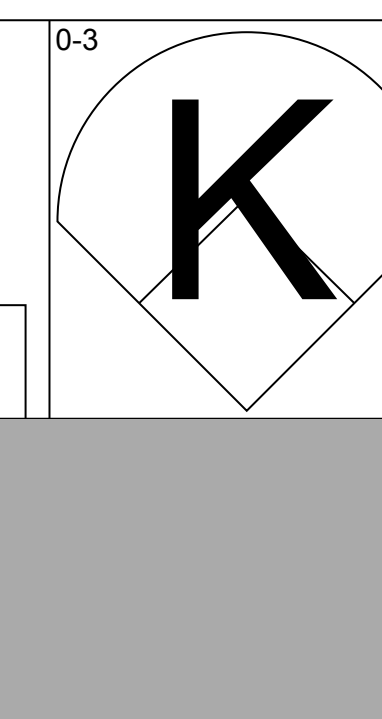
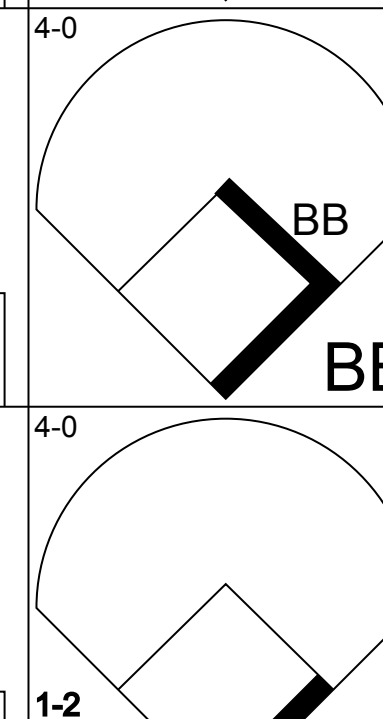
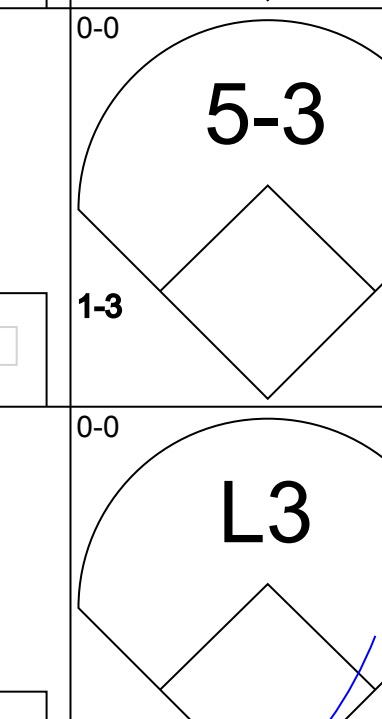
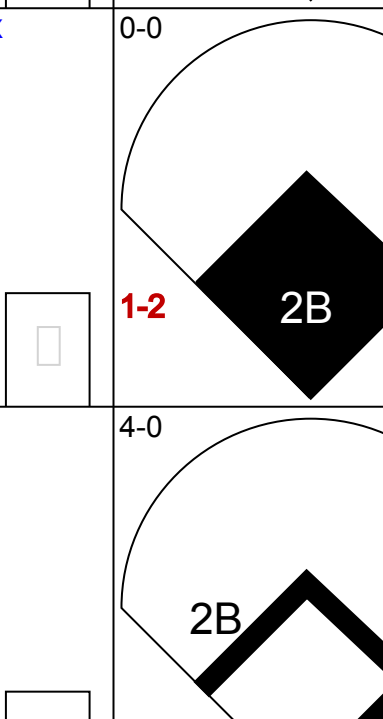
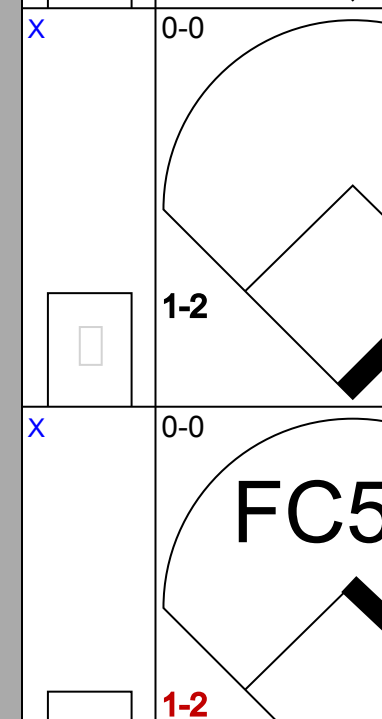
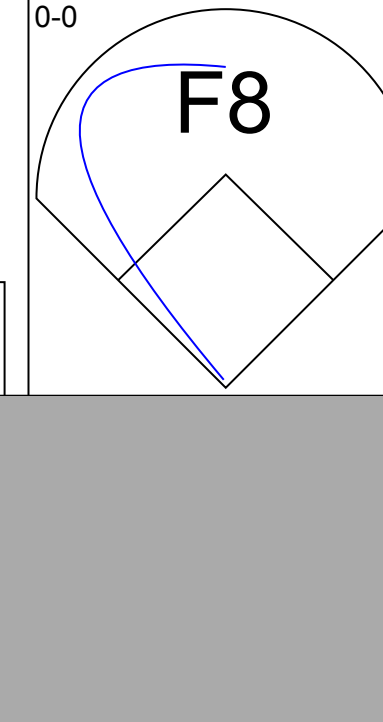

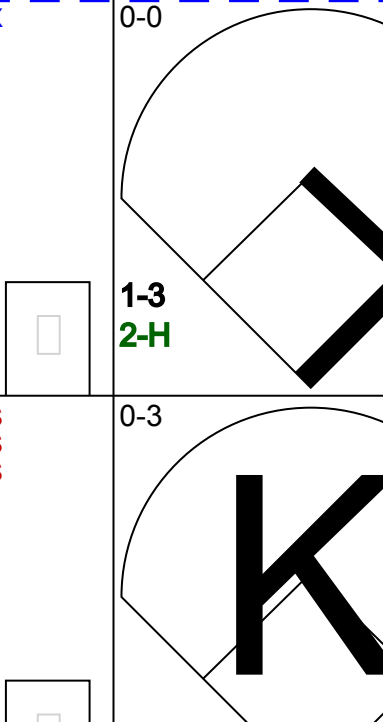
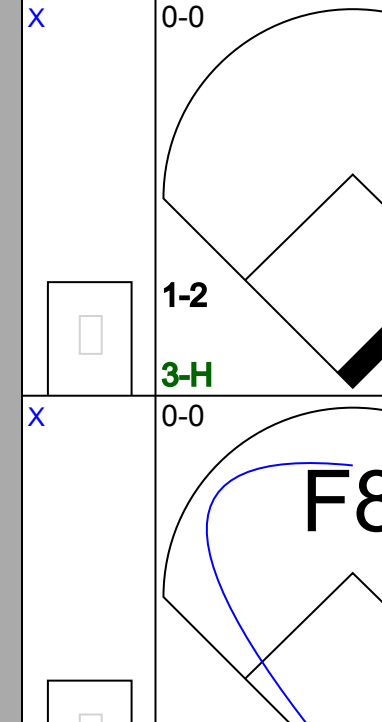




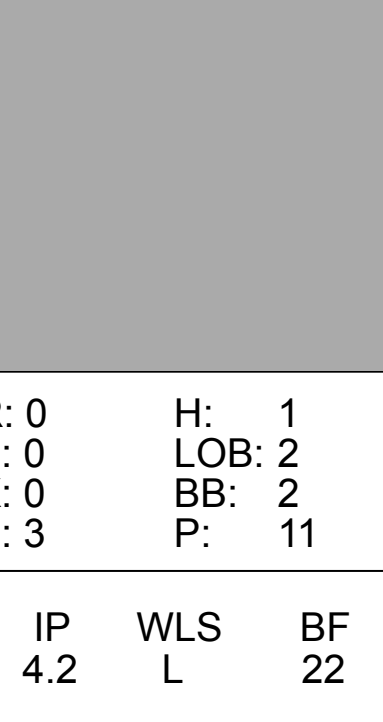
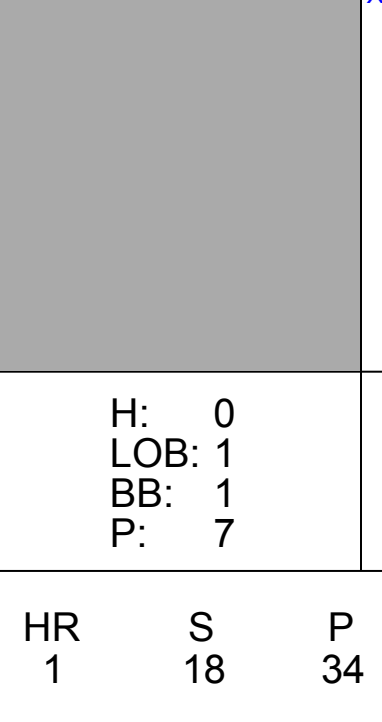
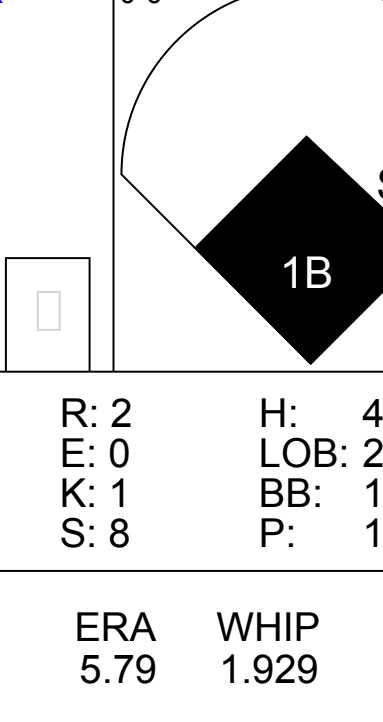
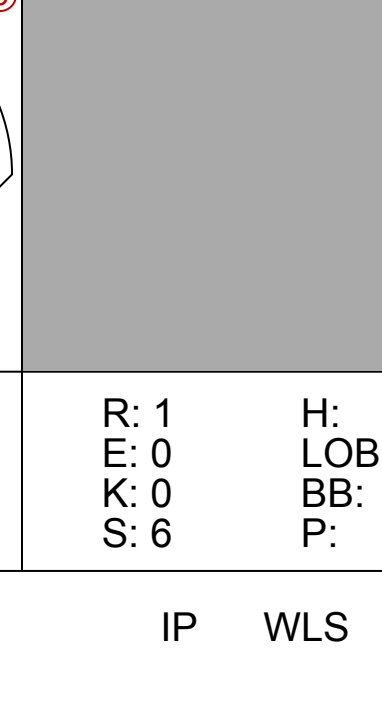
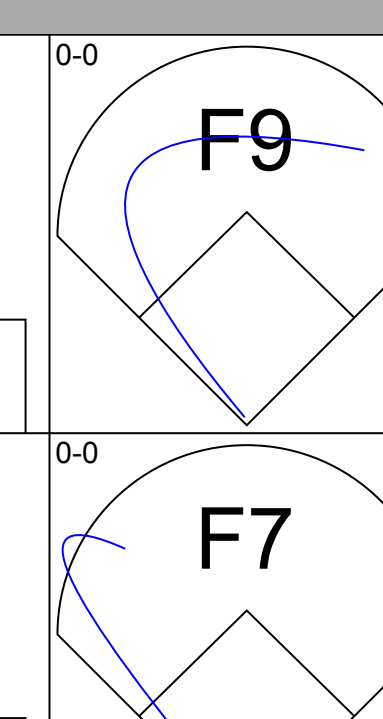
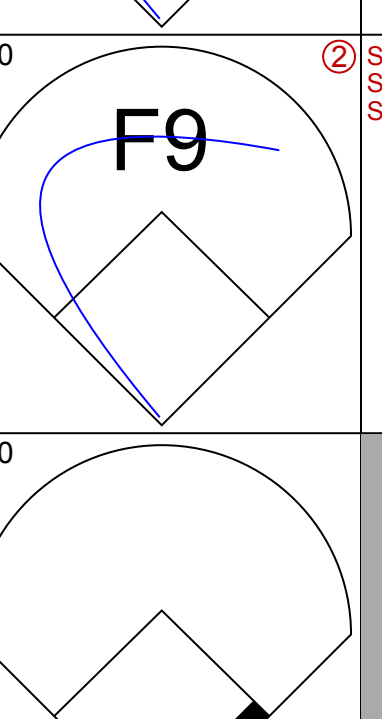
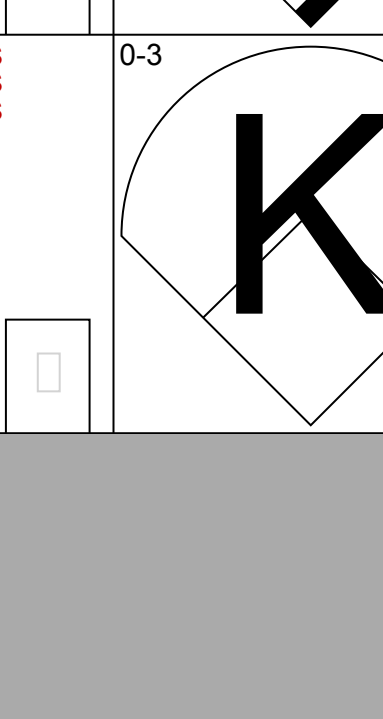
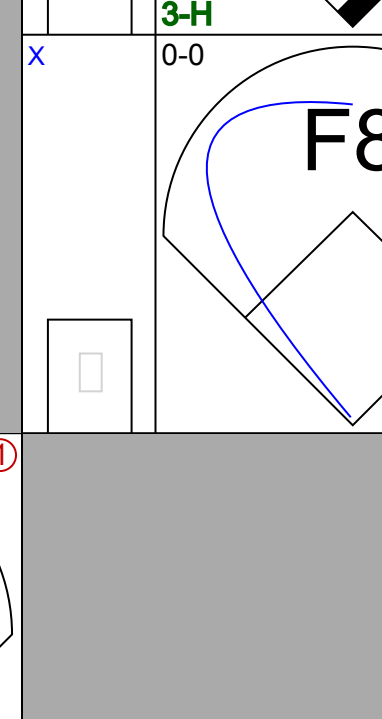
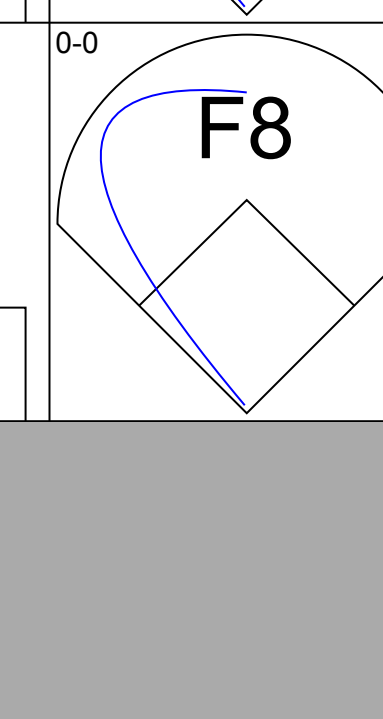
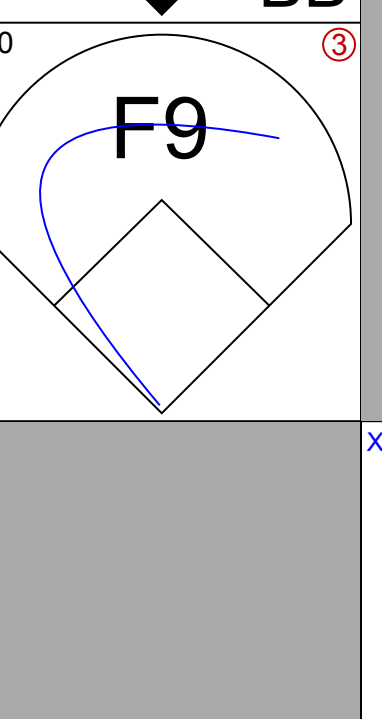
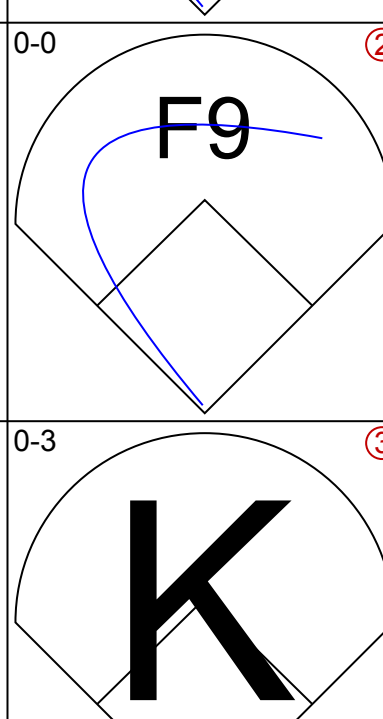
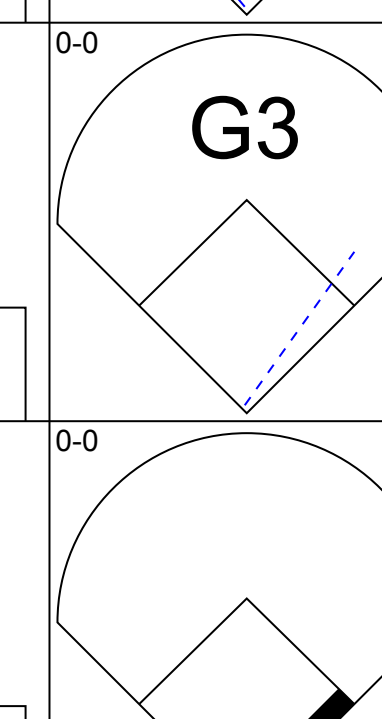
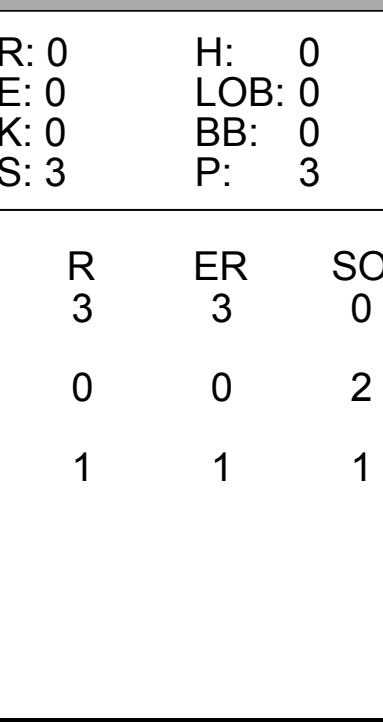
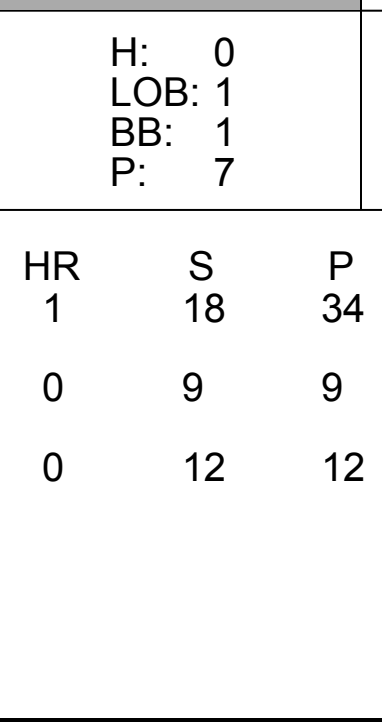
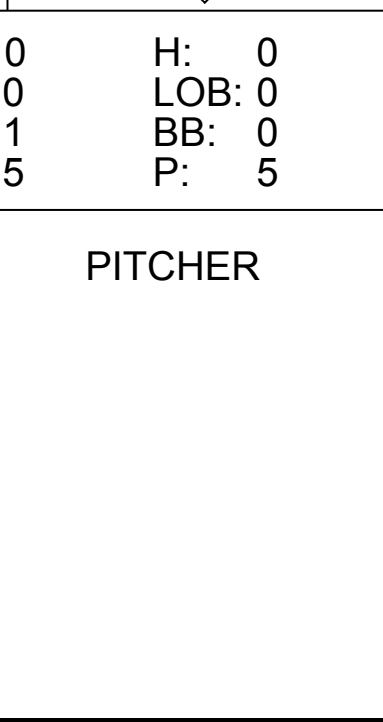
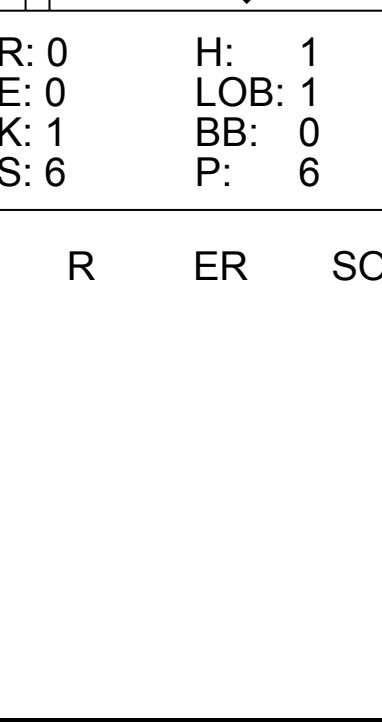
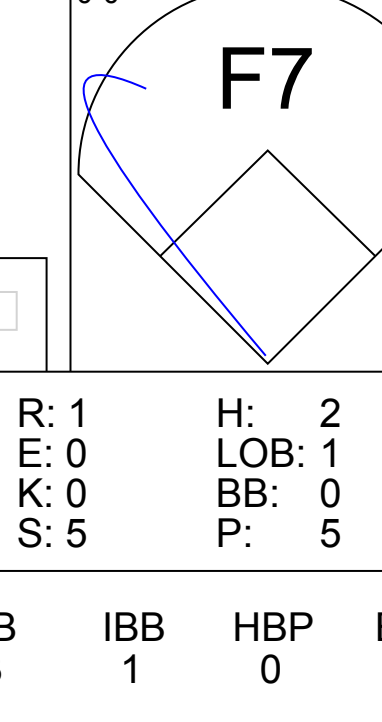
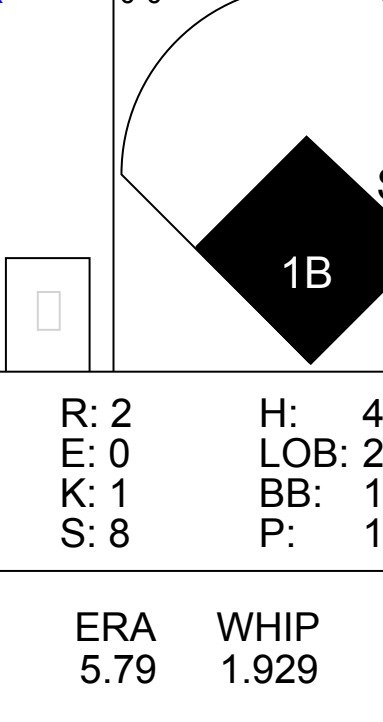
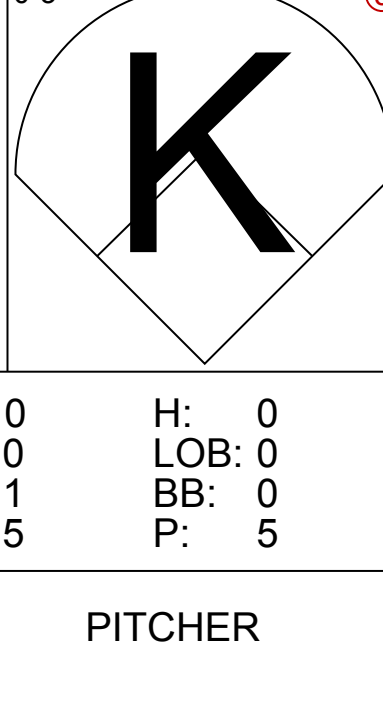
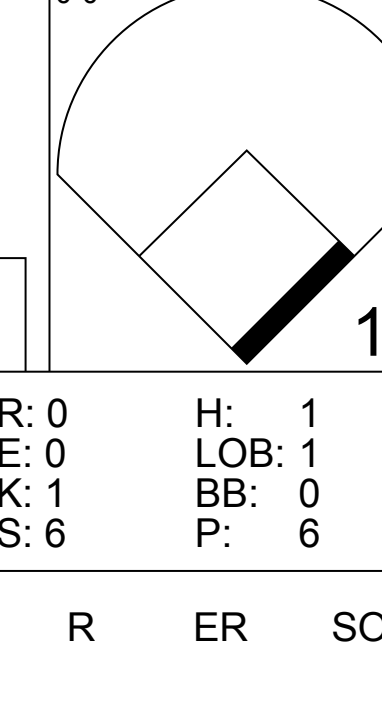
AB 33
R 1
H 7
RBI 1
BB 3
SO 7
LOB 18



Batter	1	2	3	4	5	6	7	8	9	AB	R	H	RBI	BB	SO	LOB	TOP			
Bill Doran, S OBP: 0.374, SLG: 0.384 (1, 4)										4	0	2	0	0	2	0	Houston Astros @ San Francisco Giants Candlestick Park, San Francisco, CA Sun Jun 22 1986, 6:33 AM EDT Unknown			
Billy Hatcher, R OBP: 0.292, SLG: 0.345 (1, 8)										4	0	1	0	0	0	2				
Jose Cruz, L OBP: 0.317, SLG: 0.291 (1, 7)										3	0	0	0	1	1	1				
Glenn Davis, R OBP: 0.327, SLG: 0.504 (1, 3)										4	0	1	0	0	0	3				
Kevin Bass, S OBP: 0.345, SLG: 0.471 (1, 9)										4	2	2	1	0	1	1				
Craig Reynolds, L OBP: 0.306, SLG: 0.410 (1, 6)										3	0	0	1	0	0	1				
Denny Walling, L OBP: 0.357, SLG: 0.393 (1, 5)										4	0	1	0	0	0	0				
Alan Ashby, S OBP: 0.330, SLG: 0.360 Larry Andersen, R OBP: 0.279, SLG: 0.305 Terry Puhl, L OBP: 0.279, SLG: 0.305 Aurelio Lopez, R OBP: 0.370, SLG: 0.513 Phil Garner, R OBP: 0.370, SLG: 0.513 Manny Hernandez, R OBP: 0.370, SLG: 0.513 Mark Bailey, S OBP: 0.309, SLG: 0.295 (1, 2) (5, 1) (7, PH) (7, 1) (9, PH) (1, 1) (5, 2)										2	0	0	0	0	2	0				
										1	0	0	0	0	0	0				
Inning Stats	R: 0 E: 1 K: 1 S: 6	H: 0 LOB: 1 BB: 0 P: 6	R: 1 E: 0 K: 1 S: 6	H: 1 LOB: 0 BB: 0 P: 6	R: 0 E: 0 K: 0 S: 3	H: 1 LOB: 0 BB: 0 P: 3	R: 0 E: 0 K: 1 S: 5	H: 0 LOB: 0 BB: 0 P: 5	R: 0 E: 0 K: 3 S: 10	H: 1 LOB: 1 BB: 0 P: 10	R: 0 E: 0 K: 0 S: 5	H: 2 LOB: 2 BB: 0 P: 5	R: 0 E: 0 K: 0 S: 4	H: 1 LOB: 2 BB: 1 P: 8	R: 1 E: 0 K: 0 S: 4	H: 1 LOB: 0 BB: 0 P: 4		1B: 3 2B: 2 3B: 1 HR: 1	SF: 1 SAC: 0 DP: 0 HBP: 0	WP: 0 PB: 0 SB: 1 CS: 1
PITCHER Mike Krukow, R ERA: 3.55 (1, 1)	IP: 9.0 WLS: W BF: 35 H: 7 R: 2 ER: 2 SO: 7 BB: 1 IBB: 0 HBP: 0 BLK: 0 WP: 0 HR: 1 S: 48 P: 52 ERA: 2.00 WHIP: 0.889															PITCHER				

AB	33
R	2
H	7
RBI	2
BB	1
SO	7
LOB	10



Batter	1	2	3	4	5	6	7	8	9	AB	R	H	RBI	BB	SO	LOB	BOTTOM			
Randy Kutcher, R OBP: 0.353, SLG: 0.765 (1, 8)										4	1	2	1	0	1	1	Houston Astros @ San Francisco Giants Candlestick Park, San Francisco, CA Sun Jun 22 1986, 6:33 AM EDT Unknown			
Robby Thompson, R OBP: 0.323, SLG: 0.343 (1, 4)										4	1	3	1	0	0	1				
Jeffrey Leonard, R OBP: 0.348, SLG: 0.437 (1, 7)										3	1	2	0	1	0	1				
Chili Davis, S OBP: 0.376, SLG: 0.482 (1, 9)										2	0	0	0	2	0	3				
Chris Brown, R OBP: 0.386, SLG: 0.474 (1, 5)										4	0	2	2	0	0	2				
Harry Spillman, L OBP: 0.246, SLG: 0.397 Mike Aldrete, L OBP: 0.342, SLG: 0.339 (1, 3) (8, 3)										4	0	0	0	0	1	4				
Bob Brenly, R OBP: 0.381, SLG: 0.330 (1, 2)										3	0	0	0	1	0	0				
Jose Uribe, S OBP: 0.308, SLG: 0.281 (1, 6)										4	0	0	0	0	0	1				
Mike Krukow, R OBP: 0.262, SLG: 0.250 (1, 1)										4	1	2	0	0	1	0				
Inning Stats	R: 0 E: 0 K: 0 S: 3	H: 1 LOB: 2 BB: 2 P: 11	R: 0 E: 0 K: 0 S: 3	H: 0 LOB: 0 BB: 0 P: 3	R: 1 E: 0 K: 0 S: 5	H: 2 LOB: 1 BB: 0 P: 5	R: 0 E: 0 K: 0 S: 3	H: 0 LOB: 1 BB: 1 P: 7	R: 2 E: 0 K: 1 S: 8	H: 4 LOB: 2 BB: 1 P: 12	R: 0 E: 0 K: 1 S: 5	H: 0 LOB: 0 BB: 0 P: 5	R: 1 E: 0 K: 0 S: 6	H: 3 LOB: 2 BB: 0 P: 6	R: 0 E: 0 K: 1 S: 6	H: 1 LOB: 1 BB: 0 P: 6		1B: 8 2B: 2 3B: 0 HR: 1	SF: 0 SAC: 1 DP: 1 HBP: 0	WP: 0 PB: 0 SB: 1 CS: 1
PITCHER Manny Hernandez, R ERA: 2.86 Larry Andersen, R ERA: 3.44 Aurelio Lopez, R ERA: 1.84 (1, 1) (5, 1) (7, 1)	IP: 4.2 WLS: L BF: 22 H: 6 R: 3 ER: 3 SO: 3 BB: 3 IBB: 0 HBP: 0 BLK: 0 WP: 0 HR: 1 S: 18 P: 34 ERA: 5.79 WHIP: 1.929															PITCHER				



Batter	1	2	3	4	5	6	7	8	9	AB	R	H	RBI	BB	SO	LOB	TOP			
Bill Doran, S OBP: 0.372, SLG: 0.382 (1, 4)										4	0	1	0	0	0	2	Houston Astros @ San Francisco Giants Candlestick Park, San Francisco, CA Sun Jun 22 1986, 6:38 AM EDT Att: 47,030 - Unknown			
Billy Hatcher, R OBP: 0.291, SLG: 0.343 (1, 8)										4	0	1	2	0	0	1				
Phil Garner, R OBP: 0.367, SLG: 0.503 (1, 5)										3	0	0	0	1	0	2				
Glenn Davis, R OBP: 0.323, SLG: 0.496 (1, 3)										4	0	0	0	0	2	2				
Kevin Bass, S OBP: 0.347, SLG: 0.470 (1, 9)										3	0	1	0	1	0	1				
Jim Pankovits, R OBP: 0.308, SLG: 0.389 (7, PH)										2	0	1	0	0	1	0				
Jose Cruz, L OBP: 0.319, SLG: 0.293 (7, 7)										2	0	1	0	0	1	1				
Tony Walker, R OBP: 0.269, SLG: 0.311 (9, PR)										0	0	0	0	0	0	0				
Mark Bailey, S OBP: 0.302, SLG: 0.288 (1, 2)										4	0	0	0	0	2	3				
Bert Pena, R OBP: 0.308, SLG: 0.217 (8, PH)										2	0	0	0	0	1	0				
Craig Reynolds, L OBP: 0.310, SLG: 0.412 (8, 6)										2	1	1	0	0	0	2				
Mike Scott, R OBP: 0.098, SLG: 0.075 (1, 1)										2	0	0	0	0	1	0				
Denny Walling, L OBP: 0.361, SLG: 0.397 (8, PH)										1	1	1	0	0	0	0				
Dave Smith, R (8, 1)										0	0	0	0	0	0	0				
Inning Stats	R: 0 E: 0 K: 0 S: 4	H: 1 LOB: 1 BB: 0 P: 4	R: 0 E: 0 K: 0 S: 3	H: 1 LOB: 0 BB: 0 P: 3	R: 0 E: 0 K: 2 S: 7	H: 0 LOB: 0 BB: 0 P: 7	R: 0 E: 0 K: 1 S: 5	H: 0 LOB: 1 BB: 1 P: 9	R: 0 E: 0 K: 1 S: 5	H: 0 LOB: 0 BB: 0 P: 5	R: 0 E: 0 K: 2 S: 8	H: 1 LOB: 1 BB: 0 P: 8	R: 2 E: 0 K: 1 S: 8	H: 3 LOB: 1 BB: 0 P: 8	R: 0 E: 0 K: 1 S: 6	H: 1 LOB: 2 BB: 1 P: 10	1B: 7 2B: 0 3B: 0 HR: 0	SF: 0 SAC: 0 DP: 0 HBP: 0	WP: 0 PB: 0 SB: 1 CS: 1	PA: 35
PITCHER	IP WLS BF H R ER SO BB IBB HBP BLK WP HR S P ERA WHIP	6.0 1 20 2 0 0 4 1 0 0 0 0 0 0 0 0 0 0.00 0.500	1.1 7 3 2 2 3 0 0 0 0 0 0 0 13 13 13.50 2.250	1.0 W 6 2 0 0 0 1 0 0 0 0 0 0 5 9 0.00 3.000	0.2 S 2 0 0 0 0 1 0 0 0 0 0 0 4 4 0.00 0.000															

Batter	1	2	3	4	5	6	7	8	9	AB	R	H	RBI	BB	SO	LOB	BOTTOM			
Randy Kutcher, R OBP: 0.286, SLG: 0.619 (1, 8)										4	0	0	0	0	3	2	Houston Astros @ San Francisco Giants Candlestick Park, San Francisco, CA Sun Jun 22 1986, 6:38 AM EDT Att: 47,030 - Unknown			
Juan Berenguer, R (8, 1)										0	0	0	0	0	0	0				
Chuck Hensley, L (9, 1)										0	0	0	0	0	0	0				
Robby Thompson, R OBP: 0.322, SLG: 0.339 (1, 4)										3	2	0	0	1	1	1				
Jeffrey Leonard, R OBP: 0.343, SLG: 0.430 (1, 7)										4	0	0	0	0	1	2				
Chili Davis, S OBP: 0.375, SLG: 0.480 (1, 9)										3	0	1	1	0	0	0				
Jeff Robinson, R OBP: 0.125, SLG: 0.143 (7, 1)										0	0	0	0	0	0	0				
Candy Maldonado, R OBP: 0.288, SLG: 0.466 (8, 8)										1	0	1	0	0	0	0				
Chris Brown, R OBP: 0.397, SLG: 0.480 (1, 5)										2	1	2	0	2	0	0				
Mike Aldrete, L OBP: 0.338, SLG: 0.348 (1, 3)										4	0	1	2	0	1	4				
Bob Melvin, R OBP: 0.254, SLG: 0.351 (1, 2)										4	0	0	0	0	1	4				
Jose Uribe, S OBP: 0.309, SLG: 0.282 (1, 6)										3	0	1	0	0	0	0				
Mark Davis, L OBP: 0.333, SLG: 0.667 (1, 1)										2	0	1	0	0	0	0				
Joel Youngblood, R OBP: 0.390, SLG: 0.440 (7, 9)										1	0	0	0	0	0	1				
Inning Stats	R: 0 E: 0 K: 0 S: 3	H: 0 LOB: 0 BB: 0 P: 3	R: 0 E: 0 K: 2 S: 7	H: 0 LOB: 1 BB: 1 P: 11	R: 0 E: 0 K: 2 S: 8	H: 1 LOB: 0 BB: 0 P: 8	R: 1 E: 0 K: 0 S: 5	H: 2 LOB: 1 BB: 0 P: 5	R: 0 E: 0 K: 1 S: 5	H: 0 LOB: 0 BB: 0 P: 5	R: 1 E: 1 K: 1 S: 7	H: 2 LOB: 1 BB: 0 P: 7	R: 0 E: 0 K: 1 S: 6	H: 1 LOB: 1 BB: 0 P: 6	R: 1 E: 0 K: 0 S: 4	H: 1 LOB: 2 BB: 2 P: 12	1B: 5 2B: 2 3B: 0 HR: 0	SF: 0 SAC: 0 DP: 0 HBP: 0	WP: 0 PB: 0 SB: 3 CS: 1	PA: 34
PITCHER	IP WLS BF H R ER SO BB IBB HBP BLK WP HR S P ERA WHIP	7.0 1 28 6 2 1 7 1 0 0 0 0 0 0 0 0 0 1.29 1.000	1.0 L 6 1 1 1 0 2 0 0 0 0 0 0 4 12 9.00 3.000																	



Batter	1	2	3	4	5	6	7	8	9	AB	R	H	RBI	BB	SO	LOB	TOP	
Marvell Wynne, L OBP: 0.333, SLG: 0.444 (1, 8)	F7		1-3		3-1			F9		4	0	1	1	0	0	1	San Diego Padres @ San Francisco Giants Candlestick Park, San Francisco, CA Mon Jun 23 1986, 6:33 AM EDT Att: 10,604 - Unknown livebaseballscorecards.com	
Tony Gwynn, L OBP: 0.409, SLG: 0.483 Bip Roberts, S OBP: 0.260, SLG: 0.288 (1, 9) (5, 4)	4-3		1-3		F8			E5		3	0	0	0	0	0	2		
John Kruk, L OBP: 0.368, SLG: 0.397 (1, 7) (5, 9)	BB		BB		G3			6-3		2	0	0	0	2	0	1		
Steve Garvey, R OBP: 0.279, SLG: 0.443 Carmelo Martinez, R OBP: 0.355, SLG: 0.396 (1, 3) (5, 3)	1-3		F7		G4-6-3			F3		2	0	0	0	0	0	3		
Graig Nettles, L OBP: 0.328, SLG: 0.471 Dane Iorg, L OBP: 0.211, SLG: 0.286 (1, 5) (5, 7) (8, 1)	F6				4-3			F8		2	0	0	0	0	0	0		
Terry Kennedy, L OBP: 0.313, SLG: 0.380 Bruce Bochy, R OBP: 0.322, SLG: 0.510 (1, 2) (5, 2)	F7				F7			6-3		2	0	0	0	0	0	0		
Gary Templeton, S OBP: 0.277, SLG: 0.262 Tim Stoddard, R OBP: 0.250, SLG: 1.000 Mark Thurmond, L OBP: 0.261, SLG: 0.304 (1, 6) (4, 1) (7, PH) (7, 1)	F7				4-3			K		2	0	0	0	0	0	0		
Kevin McReynolds, R OBP: 0.349, SLG: 0.514 (6, 7)								K		1	0	0	0	0	0	0		
Tim Flannery, L OBP: 0.386, SLG: 0.415 (1, 4) (5, 5)					4-3			4-3		2	1	1	0	1	0	0		
LaMarr Hoyt, R OBP: 0.125, SLG: 0.125 Jerry Royster, R OBP: 0.286, SLG: 0.321 (1, 1) (4, 6)			SH5-4		3-1			F8		0	0	0	0	0	0	0		
			1B		BB					2	0	0	0	0	1	1		
Inning Stats	R: 0 E: 0 K: 0 S: 3	H: 0 LOB: 1 BB: 1 P: 7	R: 0 E: 0 K: 0 S: 3	H: 0 LOB: 0 BB: 0 P: 3	R: 1 E: 0 K: 0 S: 5	H: 2 LOB: 2 BB: 1 P: 9	R: 0 E: 0 K: 0 S: 3	H: 0 LOB: 0 BB: 0 P: 3	R: 0 E: 0 K: 2 S: 7	H: 0 LOB: 0 BB: 0 P: 7	R: 0 E: 1 K: 0 S: 4	H: 0 LOB: 1 BB: 0 P: 4	R: 0 E: 0 K: 0 S: 3	H: 0 LOB: 0 BB: 0 P: 3	1B: 3 2B: 0 3B: 0 HR: 0	SF: 0 SAC: 1 DP: 1 HBP: 0		WP: 0 PA: 33 PB: 0 SB: 0 CS: 0
PITCHER Michael LaCoss, R ERA: 2.6 (1, 1)	IP: 9.0 WLS: W BF: 33 H: 3 R: 1 ER: 1 SO: 3 BB: 3 IBB: 0 HBP: 0 BLK: 0 WP: 0 HR: 0 S: 36 P: 48 ERA: 1.00 WHIP: 0.667																	

Batter	1	2	3	4	5	6	7	8	9	AB	R	H	RBI	BB	SO	LOB	BOTTOM	
Randy Kutcher, R OBP: 0.296, SLG: 0.556 (1, 8)	K		F8		F7			K		6	2	2	1	0	2	3	San Diego Padres @ San Francisco Giants Candlestick Park, San Francisco, CA Mon Jun 23 1986, 6:33 AM EDT Att: 10,604 - Unknown livebaseballscorecards.com	
Robby Thompson, R OBP: 0.321, SLG: 0.338 Mike Woodard, L OBP: 0.400, SLG: 0.440 (1, 4) (6, 4)	1B		G3		5-3			1B		4	1	1	0	0	1	0		
Jeffrey Leonard, R OBP: 0.343, SLG: 0.431 Candy Maldonado, R OBP: 0.288, SLG: 0.477 (1, 7) (5, 7)	SF9		K		2B			F3		2	1	1	1	0	1	0		
Chili Davis, S OBP: 0.376, SLG: 0.480 Joel Youngblood, R OBP: 0.361, SLG: 0.453 (1, 9) (4, PH) (5, 9)	1B		F8		2B			F3		2	1	1	0	0	0	0		
Chris Brown, R OBP: 0.406, SLG: 0.490 (1, 5)	1B				2B			F3		3	1	1	2	0	1	0		
Mike Aldrete, L OBP: 0.341, SLG: 0.343 (1, 3)	1B				2B			F3		3	1	1	2	0	1	0		
Bob Brenly, R OBP: 0.367, SLG: 0.339 Harry Spilman, L OBP: 0.258, SLG: 0.407 (1, 2) (6, PH) (9, 2)	1B				2B			F3		4	2	3	1	1	0	0		
Jose Uribe, S OBP: 0.313, SLG: 0.284 Luis Quinones, S OBP: 0.355, SLG: 0.500 (1, 6) (6, 6)	1B				2B			F3		4	2	3	1	1	0	0		
Michael LaCoss, R OBP: 0.344, SLG: 0.484 (1, 1)	SH5-3				2B			F3		2	0	1	1	1	0	1		
					2B			F3		2	2	1	0	0	0	1		
Inning Stats	R: 5 E: 0 K: 1 S: 12	H: 7 LOB: 2 BB: 0 P: 12	R: 0 E: 0 K: 1 S: 5	H: 0 LOB: 0 BB: 0 P: 5	R: 2 E: 0 K: 0 S: 6	H: 3 LOB: 1 BB: 0 P: 6	R: 2 E: 0 K: 1 S: 8	H: 3 LOB: 3 BB: 2 P: 16	R: 0 E: 0 K: 2 S: 7	H: 0 LOB: 0 BB: 0 P: 7	R: 5 E: 1 K: 1 S: 10	H: 4 LOB: 1 BB: 1 P: 14	R: 4 E: 0 K: 1 S: 9	H: 4 LOB: 0 BB: 0 P: 9	1B: 15 2B: 3 3B: 1 HR: 2	SF: 2 SAC: 1 DP: 0 HBP: 0		WP: 1 PA: 49 PB: 0 SB: 0 CS: 0
PITCHER LaMarr Hoyt, R ERA: 6.36 Tim Stoddard, R ERA: 3.74 Mark Thurmond, L ERA: 6.33 Dane Iorg, R ERA: 36.0 (1, 1) (4, 1) (7, 1) (8, 1)	IP: 3.1 WLS: L BF: 23 H: 13 R: 9 ER: 9 SO: 2 BB: 0 IBB: 1 HBP: 0 BLK: 0 WP: 1 HR: 0 S: 27 P: 27 ERA: 24.30 WHIP: 3.900																	



Batter	1	2	3	4	5	6	7	8	9	AB	R	H	RBI	BB	SO	LOB	TOP			
Bip Roberts, S (1,4) OBP: 0.256, SLG: 0.283	6-3			5-3		SH1-4		FC1-5	5-3	2	0	0	0	0	0	0	San Diego Padres @ San Francisco Giants Candlestick Park, San Francisco, CA Tue Jun 24 1986, 10:05 PM EDT Att: 22,736 - Unknown			
Dane Iorg, L (8,PH) OBP: 0.207, SLG: 0.281	6-3			1B		4-3		F5		4	1	1	0	0	0	3				
Rich Gossage, R (8,1)				3B		2-3														
Tony Gwynn, L (1,9) OBP: 0.407, SLG: 0.487	6-3			1B		F9				4	0	2	2	0	0	1				
Kevin McReynolds, R (1,8) OBP: 0.351, SLG: 0.514	F9			WP																
Steve Garvey, R (1,3) OBP: 0.275, SLG: 0.436		K		L6				F7		4	0	0	0	0	1	1				
Carmelo Martinez, R (1,7) OBP: 0.349, SLG: 0.389		P3		F2				L6		3	0	0	0	0	0	1				
Marvell Wynne, L (7,8) OBP: 0.350, SLG: 0.440				1-2						1	0	0	0	0	0	0				
Gary Templeton, S (1,6) OBP: 0.281, SLG: 0.260										2	1	0	0	2	0	0				
Graig Nettles, L (1,5) OBP: 0.326, SLG: 0.465				F7		4-3				4	0	1	0	0	1	1				
Bruce Bochy, R (1,2) OBP: 0.323, SLG: 0.500				F8		F8				3	0	1	0	0	0	0				
Tim Flannery, L (8,FR) OBP: 0.392, SLG: 0.419								FC1-5	1B	1	0	1	1	0	0	0				
Eric Show, R (1,1) OBP: 0.171, SLG: 0.229										1	0	0	0	0	1	0				
John Kruk, L (6,PH) OBP: 0.377, SLG: 0.397										0	0	0	0	1	0	0				
Lance McCullers, S (6,1)										0	0	0	0	0	0	0				
Terry Kennedy, L (8,PH) OBP: 0.319, SLG: 0.383						4-3	SH1-4	FC1-5	1B	1	1	1	0	1	0	0				
Inning Stats	R: 0 E: 0 K: 0 S: 3	H: 0 LOB: 0 BB: 0 P: 3	R: 0 E: 0 K: 1 S: 5	H: 0 LOB: 0 BB: 0 P: 5	R: 0 E: 0 K: 1 S: 5	H: 2 LOB: 1 BB: 0 P: 5	R: 0 E: 0 K: 0 S: 3	H: 0 LOB: 0 BB: 0 P: 3	R: 0 E: 0 K: 0 S: 6	H: 1 LOB: 1 BB: 1 P: 7	R: 0 E: 0 K: 1 S: 5	H: 0 LOB: 1 BB: 1 P: 9	R: 1 E: 0 K: 0 S: 5	H: 3 LOB: 1 BB: 0 P: 5	R: 1 E: 0 K: 0 S: 5	H: 2 LOB: 3 BB: 2 P: 13	1B: 6 2B: 0 3B: 1 HR: 0	SF: 0 SAC: 1 DP: 0 HBP: 0	WP: 1 PA: 37 PB: 0 CS: 0	
PITCHER	IP	WLS	BF	H	R	ER	SO	BB	IBB	HBP	BLK	WP	HR	S	P	ERA	WHIP			
Terry Mulholland, L (1,1) ERA: 3.48	6.0	L	21	2	1	1	2	1	0	0	0	1	0	24	28	1.50	0.500			
Jeff Robinson, R (7,1) ERA: 4.07	1.0		6	2	1	1	1	1	0	0	0	0	0	7	11	9.00	3.000			
Chuck Hensley, L (8,1) ERA: 1.69	0.2		2	0	0	0	0	0	0	0	0	0	0	2	2	0.00	0.000			
Greg Minton, R (8,1) ERA: 5.18	1.1		8	3	1	1	0	1	1	0	0	0	0	6	14	6.75	3.000			

Batter	1	2	3	4	5	6	7	8	9	AB	R	H	RBI	BB	SO	LOB	BOTTOM				
Randy Kutcher, R (1,8) OBP: 0.290, SLG: 0.548	K		K			SH1-4		FC5-4		4	0	1	0	0	2	1	San Diego Padres @ San Francisco Giants Candlestick Park, San Francisco, CA Tue Jun 24 1986, 10:05 PM EDT Att: 22,736 - Unknown				
Robby Thompson, R (1,4) OBP: 0.321, SLG: 0.337				K		SH1-4		F7		3	0	1	0	0	1	1					
Jeffrey Leonard, R (1,7) OBP: 0.342, SLG: 0.426				F9		2-3															
Chili Davis, S (1,9) OBP: 0.375, SLG: 0.474				1B		K		1-3		3	0	0	0	1	1	2					
Chris Brown, R (1,5) OBP: 0.408, SLG: 0.490				3-1		1B				4	0	2	0	0	1	0					
Mike Aldrete, L (1,3) OBP: 0.341, SLG: 0.333				F8		6-3				2	0	0	0	1	1	1					
Bob Brenly, R (1,2) OBP: 0.362, SLG: 0.333						BB															
Greg Minton, S (8,1) ERA: 1.54				K		6-3		P4		3	0	0	0	0	0	0					
Jose Uribe, S (1,6) OBP: 0.313, SLG: 0.281						1-2				2	0	0	0	1	0	1					
Terry Mulholland, R (1,1) ERA: 2.72				F2		F9		FC5-4		2	0	0	0	0	0	1					
Jeff Robinson, R (7,1) OBP: 0.353, SLG: 0.143				F8		6-3		F9		0	0	0	0	0	0	0					
Chuck Hensley, L (8,1)										0	0	0	0	0	0	0					
Bob Melvin, R (8,2) OBP: 0.252, SLG: 0.348										1	0	0	0	0	0	1					
Inning Stats	R: 0 E: 0 K: 2 S: 7	H: 1 LOB: 1 BB: 1 P: 11	R: 0 E: 0 K: 1 S: 5	H: 0 LOB: 0 BB: 0 P: 5	R: 0 E: 0 K: 1 S: 5	H: 0 LOB: 0 BB: 0 P: 5	R: 0 E: 0 K: 1 S: 5	H: 1 LOB: 2 BB: 1 P: 9	R: 0 E: 0 K: 0 S: 3	H: 0 LOB: 1 BB: 1 P: 7	R: 0 E: 0 K: 1 S: 6	H: 1 LOB: 1 BB: 0 P: 6	R: 0 E: 0 K: 1 S: 5	H: 1 LOB: 0 BB: 0 P: 5	R: 0 E: 0 K: 0 S: 3	H: 0 LOB: 0 BB: 1 P: 7	R: 0 E: 0 K: 1 S: 5	H: 0 LOB: 0 BB: 0 P: 5	1B: 3 2B: 2 3B: 0 HR: 0	SF: 0 SAC: 1 DP: 1 HBP: 0	WP: 0 PA: 32 PB: 0 CS: 1
PITCHER	IP	WLS	BF	H	R	ER	SO	BB	IBB	HBP	BLK	WP	HR	S	P	ERA	WHIP				
Eric Show, R (1,1) ERA: 2.72	5.0	W	18	2	0	0	5	3	0	0	0	0	0	25	37	0.00	1.000				
Lance McCullers, R (6,1) ERA: 1.54	2.0		7	2	0	0	2	0	0	0	0	0	0	11	11	0.00	1.000				
Rich Gossage, R (8,1) ERA: 4.0	2.0	S	7	0	0	0	1	1	0	0	0	0	0	8	12	0.00	0.500				



Batter	1	2	3	4	5	6	7	8	9	10	11	12	AB	R	H	RBI	BB	SO	LOB	TOP							
Randy Kutcher, R OBP: 0.269, SLG: 0.463	4-3		S SF8 1B	FC8-5 E		F8		FC6-4			6-3		6	2	1	1	0	0	5								
Robby Thompson, R OBP: 0.330, SLG: 0.355	F9		SF8	CS 1B							K CS		5	0	3	2	0	1	0								
Jeffrey Leonard, R OBP: 0.329, SLG: 0.409	G3		K	K		CS	F9		K		CS	1-3	6	0	0	0	0	3	3								
Chili Davis, S OBP: 0.375, SLG: 0.462		4-3	1B BB				3-1					1B SF7 BB	2	1	0	0	4	0	0								
Chris Brown, R OBP: 0.412, SLG: 0.491		1-3			5-3		4-3		FC4 BB				6	0	2	1	0	0	2								
Mike Aldrete, L OBP: 0.330, SLG: 0.316			K		6-3			4-3		F7			4	0	0	1	1	1	3								
Bob Melvin, R OBP: 0.280, SLG: 0.372					6-3			K		5-3		F8	6	1	2	0	0	1	2								
Jose Uribe, S OBP: 0.315, SLG: 0.284	F9		FC8-5 1B			F8 E 1B				6-3			5	1	3	0	0	0	2								
Scott Terry, R OBP: 0.235, SLG: 0.284			1B SF8 BB	S FC8-5 E 1B		K		FC6-4 BB			F4		2	2	1	0	0	1	1								
Inning Stats	R: 0 E: 0 K: 3 S: 3	H: 0 LOB: 0 BB: 3	R: 0 E: 0 K: 4 S: 4	H: 1 LOB: 2 BB: 1 P: 8	R: 2 E: 0 K: 2 S: 9	H: 2 LOB: 2 BB: 2 P: 17	R: 3 E: 0 K: 1 S: 8	H: 4 LOB: 0 BB: 0 P: 8	R: 0 E: 0 K: 1 S: 3	H: 0 LOB: 1 BB: 1 P: 7	R: 1 E: 1 K: 1 S: 6	H: 2 LOB: 0 BB: 0 P: 6	R: 0 E: 0 K: 0 S: 3	H: 0 LOB: 0 BB: 0 P: 3	R: 0 E: 0 K: 1 S: 5	H: 1 LOB: 2 BB: 1 P: 10	R: 0 E: 0 K: 0 S: 3	H: 0 LOB: 0 BB: 0 P: 3	R: 0 E: 0 K: 1 S: 5	H: 0 LOB: 0 BB: 0 P: 5	R: 1 E: 0 K: 0 S: 4	H: 1 LOB: 1 BB: 1 P: 8	1B: 12 2B: 0 3B: 0 HR: 0	SF: 2 SAC: 0 DP: 0 HBP: 0	WP: 1 PB: 0 SB: 4 CS: 4	PA: 54	
PITCHER	IP	WLS	BF	H	R	ER	SO	BB	IBB	HBP	BLK	WP	HR	S	P	ERA	WHIP										
Bill Glickson, R ERA: 4.15	(1.1)	5.0	25	7	5	5	3	0	0	0	0	0	0	9	9	0.00	1.000										
Carl Willis, R ERA: 2.7	(6.1)	2.0	7	2	1	0	1	0	0	0	0	0	0	9	9	0.00	1.000										
Ron Robinson, R ERA: 1.57	(8.1)	2.0	9	2	0	0	2	2	0	0	0	0	0	11	19	0.00	2.000										
John Franco, L ERA: 2.35	(10.1)	2.0	6	0	0	0	1	0	0	0	0	0	1	8	8	0.00	0.000										
Scott Terry, R ERA: 5.73	(12.1)	1.0	L	5	1	1	1	0	1	0	0	0	0	4	8	9.00	2.000										

San Francisco Giants @ Cincinnati Reds
Riverfront Stadium, Cincinnati, OH

Fri Jun 27 1986, 7:05 PM EDT
Att. 21,601 - Unknown

AB 43
R 7
H 12
RBI 5
BB 7
SO 7
LOB 18



Batter	1	2	3	4	5	6	7	8	9	10	11	12	AB	R	H	RBI	BB	SO	LOB	BOTTOM								
Eddie Milner, L OBP: 0.299, SLG: 0.380			L4			F8							3	0	1	0	0	0	0									
Tracy Jones, R OBP: 0.410, SLG: 0.473	CS 1B						F9						1	0	0	0	2	0	1									
Pete Rose, S OBP: 0.373, SLG: 0.573													3	0	1	0	0	0	1									
Tom Browning, R OBP: 0.316, SLG: 0.316	E6		K										0	0	1	0	0	0	0									
Ron Robinson, R OBP: 0.300, SLG: 0.338	G1-6-3						HR 1B						0	0	0	0	0	0	0									
John Franco, L OBP: 0.300, SLG: 0.338													0	0	0	0	0	0	0									
Sal Butera, R OBP: 0.234, SLG: 0.341													1	0	0	0	0	0	1									
Scott Terry, R OBP: 0.235, SLG: 0.284													0	0	0	0	0	0	0									
Dave Parker, L OBP: 0.350, SLG: 0.498	G1-6-3					F9 1B							6	2	2	3	0	2	3									
Eric Davis, R OBP: 0.363, SLG: 0.466													4	1	1	0	2	0	1									
Buddy Bell, R OBP: 0.307, SLG: 0.333													4	0	1	1	1	1	2									
Dave Concepcion, R OBP: 0.310, SLG: 0.339													6	1	1	0	0	1	3									
Bo Diaz, R OBP: 0.318, SLG: 0.348													4	0	2	2	1	1	0									
Ron Oester, S OBP: 0.300, SLG: 0.348													4	0	0	0	1	2	4									
Bill Glickson, R ERA: 4.15	(1.1)	6.0	26	7	3	2	5	3	0	0	0	0	1	0	0	0	1	0	0									
Wade Rowdon, R OBP: 0.286, SLG: 0.320	(5. PH)	0.1	2	0	1	1	0	1	0	0	0	0	0	0	1	5	27.00	3.000										
Carl Willis, L ERA: 2.13	(6.1)	0.0	1	1	0	0	0	0	0	0	0	0	0	0	1	1	∞	∞										
Jeff Robinson, R ERA: 4.25	(7.1)	0.0	1	1	2	2	0	0	0	0	0	0	0	1	1	1	∞	∞										
Chuck Hensley, L ERA: 3.38	(7.1)	0.0	1	1	2	2	0	0	0	0	0	0	0	1	1	1	∞	∞										
Frank Williams, R ERA: 5.73	(7.1)	0.2	2	1	0	0	1	0	0	0	0	0	0	0	4	4	0.00	1.500										
Inning Stats	R: 0 E: 1 K: 0 S: 3	H: 1 LOB: 0 BB: 0	R: 1 E: 0 K: 1 S: 5	H: 0 LOB: 1 BB: 2 P: 13	R: 0 E: 0 K: 2 S: 9	H: 0 LOB: 0 BB: 0 P: 7	R: 1 E: 0 K: 1 S: 8	H: 3 LOB: 2 BB: 0 P: 8	R: 0 E: 0 K: 1 S: 6	H: 1 LOB: 1 BB: 1 P: 6	R: 1 E: 0 K: 0 S: 4	H: 2 LOB: 1 BB: 1 P: 8	R: 3 E: 0 K: 1 S: 7	H: 3 LOB: 2 BB: 1 P: 11	R: 0 E: 0 K: 1 S: 5	H: 0 LOB: 0 BB: 0 P: 5	R: 0 E: 1 K: 2 S: 6	H: 0 LOB: 1 BB: 2 P: 14	R: 0 E: 0 K: 1 S: 5	H: 0 LOB: 0 BB: 0 P: 5	R: 0 E: 0 K: 2 S: 7	H: 0 LOB: 2 BB: 2 P: 15	R: 0 E: 0 K: 0 S: 3	H: 0 LOB: 1 BB: 1 P: 7	1B: 7 2B: 2 3B: 1 HR: 1	SF: 1 SAC: 0 DP: 3 HBP: 0	WP: 1 PB: 0 SB: 3 CS: 2	PA: 51
PITCHER	IP	WLS	BF	H	R	ER	SO	BB	IBB	HBP	BLK	WP	HR	S	P	ERA	WHIP											
Scott Garretts, R ERA: 3.05	(1.1)	6.0	26	7	3	2	5	3	0	0	0	0	1	0	0	3.00	1.667											
Mark Davis, L ERA: 2.13	(7.1)	0.1	2	0	1	1	0	1	0	0	0	0	0	0	1	5	27.00	3.000										
Jeff Robinson, R ERA: 4.25	(7.1)	0.0	1	1	0	0	0	0	0	0	0	0	0	0	1	1	∞	∞										
Chuck Hensley, L ERA: 3.38	(7.1)	0.0	1	1	2	2	0	0	0	0	0	0	0	1	1	1	∞	∞										
Frank Williams, R ERA: 5.73	(7.1)	0.2	2	1	0	0	1	0	0	0	0	0	0	0	4	4	0.00	1.500										
PITCHER	IP	WLS	BF	H	R	ER	SO	BB	IBB	HBP	BLK	WP	HR	S	P	ERA	WHIP											
Juan Berenguer, R ERA: 1.93	(8.1)	3.0	10	0	0	0	4	2	1	0	0	0	0	0	16	24	0.00	0.667										
Greg Minton, R ERA: 4.95	(11.1)	2.0	W	9	0	0	0	2	2	1	0	0	0	0	10	22	0.00	1.000										

San Francisco Giants @ Cincinnati Reds
Riverfront Stadium, Cincinnati, OH

Fri Jun 27 1986, 7:05 PM EDT
Att. 21,601 - Unknown

AB 41
R 6
H 10
RBI 6
BB 9
SO 12
LOB 18



Batter	1	2	3	4	5	6	7	8	9	AB	R	H	RBI	BB	SO	LOB	TOP		
Randy Kutcher, R (1, 8) OBP: 0.260, SLG: 0.440	0-3 K		0-0 2B		0-0 F2			0-0 F8		4	0	1	0	0	1	2	San Francisco Giants @ Cincinnati Reds Riverfront Stadium, Cincinnati, OH Sun Jun 29 1986, 3:33 AM EDT Att: 29,166 - Unknown		
Luis Quiñones, S (1, 4) OBP: 0.342, SLG: 0.514	0-0 4-3		0-0 F7		0-0 1B			0-0 5-3		4	0	1	2	0	0	1			
Candy Maldonado, R (1, 7) OBP: 0.282, SLG: 0.462	0-0 G3			0-0 6-3	0-0 F4			0-3 K		4	0	0	0	0	1	1			
Chili Davis, S (1, 9) OBP: 0.379, SLG: 0.465		0-0 G3		0-0 FC1-4 1B		0-3 K		0-0 F9		4	0	1	0	0	1	0			
Chris Brown, R (1, 5) OBP: 0.402, SLG: 0.475		0-0 6-3		0-0 FC1-4 1-2		0-0 F9		0-0 5-3		4	0	0	0	0	0	1			
Bob Brenly, R (1, 3) OBP: 0.388, SLG: 0.342		0-0 F6		0-0 F9		0-0 5-3		4-0 1B BB		3	0	0	0	1	0	1			
Robby Thompson, R (9, PR) OBP: 0.325, SLG: 0.349										0	0	0	0	0	0	0			
Bob Melvin, R (1, 2) OBP: 0.287, SLG: 0.376			0-0 6-3		0-0 SH 1B		0-0 4-3		0-0 1-2 1B	4	1	2	0	0	0	0			
Jose Uribe, S (1, 6) OBP: 0.307, SLG: 0.276			0-0 F7		0-0 F4		0-0 F2		0-3 K	3	0	0	0	0	0	1			
Joel Youngblood, R (9, PH) OBP: 0.392, SLG: 0.439										0	0	0	0	0	0	0			
Mike Aldrete, L (9, PH) OBP: 0.326, SLG: 0.325										1	0	0	0	0	1	2			
Michael LaCoss, R (1, 1) OBP: 0.353, SLG: 0.576					0-0 SH 1B		0-3 K			2	2	1	1	0	1	0			
Chuck Hensley, L (9, 1)										0	0	0	0	0	0	0			
Inning Stats	R: 0 E: 0 K: 1 S: 5	H: 0 LOB: 0 BB: 0 P: 5	R: 0 E: 0 K: 0 S: 3	H: 0 LOB: 0 BB: 0 P: 3	R: 1 E: 0 K: 0 S: 5	H: 2 LOB: 1 BB: 0 P: 5	R: 0 E: 0 K: 0 S: 4	H: 1 LOB: 1 BB: 0 P: 4	R: 2 E: 1 K: 0 S: 6	H: 2 LOB: 1 BB: 0 P: 6	R: 0 E: 0 K: 1 S: 5	H: 0 LOB: 0 BB: 0 P: 5	R: 0 E: 0 K: 1 S: 5	H: 0 LOB: 0 BB: 0 P: 5	R: 0 E: 0 K: 1 S: 6	H: 1 LOB: 2 BB: 1 P: 10	1B: 4 2B: 1 3B: 0 HR: 1	SF: 0 SAC: 1 DP: 0 HBP: 0	WP: 0 PA: 35 PB: 0 SB: 0 CS: 0
PITCHER	IP WLS BF H R ER SO BB IBB HBP BLK WP HR S P ERA WHIP	8.2 L 34 6 3 1 4 1 0 0 0 0 1 41 45 1.04 0.808	0.1 W 1 0 0 0 1 0 0 0 0 0 0 3 3 0.00 0.000																

Batter	1	2	3	4	5	6	7	8	9	AB	R	H	RBI	BB	SO	LOB	BOTTOM			
Eddie Milner, L (1, 8) OBP: 0.306, SLG: 0.385	0-3 K		0-0 CS 1B		0-0 1B 1B		0-0 CS 1B			4	1	3	0	0	1	0	San Francisco Giants @ Cincinnati Reds Riverfront Stadium, Cincinnati, OH Sun Jun 29 1986, 3:33 AM EDT Att: 29,166 - Unknown			
Pete Rose, S (1, 3) OBP: 0.318, SLG: 0.268	0-0 6-3		0-0 CS	0-0 FC4-6 1B	4-0 1B BB		0-0 CS	0-0 F8		3	1	1	0	1	0	0				
Kal Daniels, L (1, 7) OBP: 0.393, SLG: 0.510	4-0 BB			0-0 FC4-6 1B	0-0 FC4-6 1B			0-0 4-3		3	0	2	2	1	0	0				
Dave Parker, L (1, 9) OBP: 0.344, SLG: 0.491	0-0 4-3			0-0 FC4-6 1B	0-0 FC4-6 1B			0-0 F6		4	0	0	0	0	0	5				
Bo Diaz, R (1, 2) OBP: 0.320, SLG: 0.346		0-3 K		0-0 G4-6-3 1B		0-0 F8		0-0 SH BLK 1B		4	0	2	1	0	1	0				
Eric Davis, R (9, PR) OBP: 0.366, SLG: 0.487										0	1	0	0	0	0	0				
Dave Concepcion, R (1, 6) OBP: 0.306, SLG: 0.330		0-0 L4		0-0 G4-6-3		0-3 K		0-0 SH 1B IBB		3	0	0	0	0	1	2				
Buddy Bell, R (1, 5) OBP: 0.309, SLG: 0.329		0-0 F7			0-0 5-3	0-0 5-3		4-0 1B IBB		3	0	0	0	1	0	0				
Ron Oester, S (1, 4) OBP: 0.298, SLG: 0.342			0-0 F7		0-0 4-3		0-0 4-3		0-0 1-2 2-3 3-H 1B	4	0	1	1	0	0	0				
Tom Browning, L (1, 1) OBP: 0.189, SLG: 0.189			0-0 3-1		0-0 BB 1B 1B		0-0 6-3			3	1	1	0	0	0	0				
Ron Robinson, R (9, 1)										0	0	0	0	0	0	0				
Inning Stats	R: 0 E: 0 K: 1 S: 5	H: 0 LOB: 1 BB: 1 P: 9	R: 0 E: 0 K: 1 S: 5	H: 0 LOB: 0 BB: 0 P: 5	R: 0 E: 0 K: 0 S: 3	H: 1 LOB: 0 BB: 0 P: 3	R: 1 E: 0 K: 0 S: 5	H: 3 LOB: 1 BB: 0 P: 5	R: 2 E: 0 K: 0 S: 6	H: 3 LOB: 2 BB: 1 P: 10	R: 0 E: 0 K: 1 S: 5	H: 0 LOB: 0 BB: 0 P: 5	R: 0 E: 0 K: 0 S: 3	H: 1 LOB: 0 BB: 0 P: 3	R: 0 E: 0 K: 0 S: 3	H: 0 LOB: 0 BB: 0 P: 3	R: 1 E: 0 K: 0 S: 3	H: 2 LOB: 3 2B: 0 3B: 0 HR: 0	SF: 0 SAC: 1 DP: 1 HBP: 0	WP: 0 PA: 37 PB: 0 SB: 0 CS: 2
PITCHER	IP WLS BF H R ER SO BB IBB HBP BLK WP HR S P ERA WHIP	8.0 L 34 9 4 4 3 2 1 0 0 0 0 37 49 4.50 1.375	0.0 L 1 1 0 0 0 0 0 0 0 0 0 1 1 ∞ ∞																	



Batter	1	2	3	4	5	6	7	8	9	AB	R	H	RBI	BB	SO	LOB	TOP			
Randy Kutcher, R OBP: 0.259, SLG: 0.426 (1, 8)										4	0	1	0	0	0	3	San Francisco Giants @ Atlanta Braves Atlanta-Fulton County Stadium, Atlanta, GA Mon Jun 30 1986, 7:05 PM EDT Att: 21,094 - Unknown			
Luis Quiñones, S OBP: 0.310, SLG: 0.463 (1, 6)										4	0	0	0	0	0	3				
Joel Youngblood, R OBP: 0.375, SLG: 0.475 (1, 7)										4	1	1	1	0	1	0				
Chili Davis, S OBP: 0.377, SLG: 0.466 (1, 9)										4	0	1	0	0	0	0				
Chris Brown, R OBP: 0.400, SLG: 0.471 (1, 5)										4	0	1	0	0	0	1				
Mike Aldrete, L OBP: 0.313, SLG: 0.310 (1, 3)										4	0	0	0	0	0	2				
Bob Brenly, R OBP: 0.386, SLG: 0.340 (1, 2)										4	0	1	0	0	0	1				
Robby Thompson, R OBP: 0.325, SLG: 0.349 (1, 4)										3	0	1	0	0	1	0				
Mark Davis, L OBP: 0.286, SLG: 0.500 (3, 1)										1	0	0	0	0	0	2				
Greg Minton, S OBP: 0.309, SLG: 0.279 (6, PH)										0	0	0	0	0	0	0				
Jose Uribe, S OBP: 0.309, SLG: 0.143 (6, PH)										0	0	0	0	0	0	0				
Jeff Robinson, R OBP: 0.281, SLG: 0.143 (6, PH)										0	0	0	0	0	0	0				
Harry Spillman, L OBP: 0.281, SLG: 0.143 (6, PH)										0	0	0	0	0	0	0				
Terry Mulholland, R OBP: 0.281, SLG: 0.143 (6, PH)										0	0	0	0	0	0	0				
Frank Williams, R OBP: 0.281, SLG: 0.143 (6, PH)										0	0	0	0	0	0	0				
Inning Stats	R: 0 E: 0 K: 1 S: 5	H: 0 LOB: 0 BB: 0 P: 5	R: 0 E: 0 K: 0 S: 3	H: 0 LOB: 0 BB: 0 P: 3	R: 0 E: 0 K: 0 S: 4	H: 2 LOB: 1 BB: 0 P: 4	R: 0 E: 0 K: 0 S: 3	H: 0 LOB: 0 BB: 0 P: 3	R: 0 E: 0 K: 0 S: 4	H: 1 LOB: 1 BB: 0 P: 4	R: 0 E: 0 K: 0 S: 4	H: 1 LOB: 1 BB: 0 P: 4	R: 0 E: 0 K: 1 S: 7	H: 2 LOB: 2 BB: 0 P: 7	R: 1 E: 0 K: 0 S: 5	H: 2 LOB: 1 BB: 0 P: 5	1B: 5 2B: 2 3B: 0 HR: 1	SF: 0 SAC: 0 DP: 1 HBP: 0	WP: 0 PB: 0 SB: 0 CS: 0	PA: 34
PITCHER Rick Mahler, R ERA: 4.17 (1, 1)	IP: 9.0 WLS: W BF: 34 H: 8 R: 1 ER: 1 SO: 2 BB: 0 IBB: 0 HBP: 0 BLK: 0 WP: 0 HR: 1 S: 38 P: 38 ERA: 1.00 WHIP: 0.889																			

AB	34
R	1
H	8
RBI	1
BB	0
SO	2
LOB	12



Batter	1	2	3	4	5	6	7	8	9	AB	R	H	RBI	BB	SO	LOB	BOTTOM			
Bill Sample, R OBP: 0.313, SLG: 0.392 (1, 9)										5	0	2	0	0	2	1	San Francisco Giants @ Atlanta Braves Atlanta-Fulton County Stadium, Atlanta, GA Mon Jun 30 1986, 7:05 PM EDT Att: 21,094 - Unknown			
Ken Griffey, L OBP: 0.345, SLG: 0.468 (1, 7)										5	0	1	0	0	1	3				
Dale Murphy, R OBP: 0.376, SLG: 0.484 (1, 8)										4	2	3	1	0	0	0				
Bob Horner, R OBP: 0.348, SLG: 0.473 (1, 3)										3	0	0	0	1	0	2				
Ozzie Virgil, R OBP: 0.359, SLG: 0.430 (1, 2)										3	0	1	1	1	0	0				
Rafael Ramirez, R OBP: 0.281, SLG: 0.349 (1, 5)										4	1	2	0	0	0	3				
Ken Oberkfell, L OBP: 0.390, SLG: 0.414 (1, 4)										3	1	3	0	1	0	0				
Andres Thomas, R OBP: 0.315, SLG: 0.479 (1, 6)										4	0	0	0	0	0	7				
Glenn Hubbard, R OBP: 0.350, SLG: 0.344 (9, 4)										0	0	0	0	0	0	0				
Rick Mahler, R OBP: 0.226, SLG: 0.235 (1, 1)										3	1	1	2	1	1	0				
Inning Stats	R: 1 E: 0 K: 0 S: 5	H: 3 LOB: 2 BB: 1 P: 9	R: 1 E: 1 K: 0 S: 4	H: 2 LOB: 1 BB: 1 P: 8	R: 1 E: 1 K: 0 S: 4	H: 1 LOB: 2 BB: 2 P: 12	R: 0 E: 0 K: 2 S: 9	H: 2 LOB: 2 BB: 0 P: 9	R: 0 E: 0 K: 0 S: 4	H: 2 LOB: 1 BB: 0 P: 4	R: 0 E: 0 K: 0 S: 3	H: 0 LOB: 0 BB: 0 P: 3	R: 0 E: 0 K: 2 S: 10	H: 3 LOB: 1 BB: 0 P: 10	R: 2 E: 0 K: 0 S: 5	H: 3 LOB: 1 BB: 0 P: 10	1B: 12 2B: 0 3B: 0 HR: 1	SF: 0 SAC: 0 DP: 2 HBP: 0	WP: 1 PB: 0 SB: 0 CS: 1	PA: 38
PITCHER Mark Davis, L ERA: 2.43 (1, 1)	IP: 2.2 WLS: L BF: 16 H: 6 R: 3 ER: 2 SO: 0 BB: 4 IBB: 0 HBP: 0 BLK: 0 WP: 0 HR: 1 S: 12 P: 28 ERA: 6.75 WHIP: 3.750																			
Greg Minton, R ERA: 4.7 (3, 1)	IP: 2.1 WLS: W BF: 10 H: 4 R: 0 ER: 0 SO: 2 BB: 0 IBB: 0 HBP: 0 BLK: 0 WP: 0 HR: 0 S: 14 P: 14 ERA: 0.00 WHIP: 1.714																			
Jeff Robinson, R ERA: 4.09 (6, 1)	IP: 2.0 WLS: W BF: 6 H: 0 R: 0 ER: 0 SO: 0 BB: 0 IBB: 0 HBP: 0 BLK: 0 WP: 0 HR: 0 S: 6 P: 6 ERA: 0.00 WHIP: 0.000																			
Terry Mulholland, L ERA: 4.29 (8, 1)	IP: 0.1 WLS: W BF: 2 H: 2 R: 2 ER: 2 SO: 0 BB: 0 IBB: 0 HBP: 0 BLK: 0 WP: 1 HR: 0 S: 3 P: 3 ERA: 54.00 WHIP: 6.000																			
Frank Williams, R ERA: 4.29 (8, 1)	IP: 0.2 WLS: W BF: 3 H: 1 R: 0 ER: 0 SO: 2 BB: 0 IBB: 0 HBP: 0 BLK: 0 WP: 0 HR: 0 S: 7 P: 7 ERA: 0.00 WHIP: 1.500																			

AB	34
R	5
H	13
RBI	4
BB	4
SO	4
LOB	16



Batter	1	2	3	4	5	6	7	8	9	10	AB	R	H	RBI	BB	SO	LOB	TOP
Joel Youngblood, R OBP: 0.395, SLG: 0.484 Juan Berenguer, R (7, 1) Candy Maldonado, R OBP: 0.291, SLG: 0.487 (9, 7)	0-0 HR 6-3 1B		4-0 BB		0-0 F8		0-0 1B 2-H		0-0 HR	0-0 E9 CS 1B	3	1	2	1	1	0	0	San Francisco Giants @ Atlanta Braves Atlanta-Fulton County Stadium, Atlanta, GA Tue Jul 01 1986, 7:05 PM EDT Att: 17,376 - Unknown
Robby Thompson, R OBP: 0.325, SLG: 0.346 (1, 4)	0-0 6-3 1-2		0-0 F9		0-0 6-3		0-0 1B		0-3 K	0-0 CS BB	5	0	1	0	1	1	2	
Jeffrey Leonard, R OBP: 0.323, SLG: 0.401 Jeff Robinson, R OBP: 0.125, SLG: 0.143 (1, 7) (9, 1)	0-0 1-3		0-0 F9		0-0 F8		0-0 F6		0-0 4-3	0-0 CS	5	0	0	0	0	0	4	
Chili Davis, S OBP: 0.351, SLG: 0.476 (1, 8) (7, 9)	0-0 HR 2-H		4-0 6-3 1B		4-0 6-3 1B		0-3 K		0-0 4-3		3	3	1	2	2	1	2	
Chris Brown, R OBP: 0.400, SLG: 0.474 (1, 5)	0-0 CS 1B		0-0 6-3		0-0 5-3		0-0 6-3		0-0 6-3	0-0 6-3 1B	5	1	2	0	0	0	2	
Harry Spillman, L OBP: 0.308, SLG: 0.453 Scott Garretts, R OBP: 0.194, SLG: 0.200 Bob Brently, R OBP: 0.354, SLG: 0.338 (1, 3) (8, PR) (8, 3)	0-0 CS	0-0 4-3	0-0 1B		0-0 FC6-4 1B		0-0 E7 1B		0-0 6-3	0-0 6-3	4	0	3	2	0	0	0	
Bob Melvin, R OBP: 0.291, SLG: 0.372 (1, 2)		0-0 F9	0-0 6-3		0-0 FC6-4 1B		0-0 1B		0-0 1B	4-0 BB 1B	4	1	1	0	1	0	2	
Jose Uribe, S OBP: 0.307, SLG: 0.278 (1, 6)		0-0 6-3	0-0 4-3		0-0 1B		0-0 1B		0-0 L8	0-3 K	5	1	1	0	0	1	6	
Vida Blue, S OBP: 0.176, SLG: 0.067 Mike Aldrete, L OBP: 0.310, SLG: 0.306 Frank Williams, R Randy Kutcher, R OBP: 0.263, SLG: 0.411 (1, 1) (5, PH) (5, 1) (7, PH) (7, 8)			0-0 B3		0-0 L6		0-0 K		0-0 5-3	4-0 1B E BB	1	0	0	0	0	0	0	
Inning Stats	R: 2 E: 0 K: 0 S: 5	H: 3 LOB: 0 BB: 0 P: 5	R: 0 E: 0 K: 0 S: 3	H: 0 LOB: 0 BB: 0 P: 3	R: 0 E: 0 K: 0 S: 3	H: 0 LOB: 1 BB: 1 P: 7	R: 1 E: 0 K: 0 S: 4	H: 1 LOB: 1 BB: 1 P: 8	R: 0 E: 1 K: 1 S: 5	H: 2 LOB: 3 BB: 0 P: 5	R: 1 E: 0 K: 1 S: 6	H: 1 LOB: 0 BB: 0 P: 6	R: 3 E: 1 K: 1 S: 6	H: 2 LOB: 1 BB: 3 P: 18	1B: 10 2B: 1 3B: 0 HR: 2	SF: 0 SAC: 0 DP: 0 HBP: 0	WP: 0 PA: 49	
PITCHER	IP 6.0	WLS 25	BF 5	H 4	R 4	ER 4	SO 0	BB 3	IBB 0	HBP 0	BLK 0	WP 0	HR 1	S 22	P 34	ERA 6.00	WHIP 1.333	
Craig McMurry, R ERA: 4.06 Jeff Dedmon, R ERA: 3.07 Gene Garber, R ERA: 1.48 Joe Johnson, R ERA: 4.85 (1, 1) (7, 1) (8, 1) (10, 1)	1.1 1.2 1.0	8 7 L	4 2 7	1 1 2	1 1 3	2 1 1	0 0 3	0 0 0	0 0 0	0 0 0	0 0 0	0 1 0	9 9 6	12 9 18	6.00 5.40 18.00	1.333 1.200 5.000		

Batter	1	2	3	4	5	6	7	8	9	10	AB	R	H	RBI	BB	SO	LOB	BOTTOM
Bill Sample, R OBP: 0.319, SLG: 0.411 Ted Simmons, S OBP: 0.243, SLG: 0.373 Joe Johnson, R OBP: 0.143, SLG: 0.115 (1, 9) (9, PH) (10, 1)	0-0 5-3		0-0 1B 2B		0-0 2B		0-3 K		0-3 K		4	1	2	0	0	1	0	San Francisco Giants @ Atlanta Braves Atlanta-Fulton County Stadium, Atlanta, GA Tue Jul 01 1986, 7:05 PM EDT Att: 17,376 - Unknown
Ken Griffey, L OBP: 0.346, SLG: 0.464 (1, 7)	0-0 F8		0-0 L1		0-0 F7		4-0 HR BB		0-0 1B		4	1	1	0	1	0	2	
Dale Murphy, R OBP: 0.361, SLG: 0.495 (1, 8)	0-0 FC6-4 1B		4-0 BB 1B BB		0-3 K		0-0 HR		0-3 K		4	2	2	2	1	2	1	
Bob Horner, R OBP: 0.345, SLG: 0.468 (1, 3)	0-0 FC6-4		0-0 BB 1B 1B		0-0 L6		0-0 F7		0-0 F9		5	1	1	1	0	0	1	
Ozzie Virgil, R OBP: 0.351, SLG: 0.416 (1, 2)		0-0 F5	0-0 L7		0-0 1-3		0-3 K		0-0 F8		5	0	0	0	0	1	2	
Rafael Ramirez, R OBP: 0.267, SLG: 0.349 (1, 6)		4-0 FC6-4 S BB	4-0 1B 2-3 BB		0-0 G6-4-3 1B		0-3 K		0-0 6-3		3	1	1	0	2	1	0	
Ken Oberkfell, L OBP: 0.388, SLG: 0.411 (1, 5)		0-0 E4 FC6-4	0-0 1B		0-0 G6-4-3		0-0 F7		0-0 F7		4	0	1	2	0	0	2	
Glenn Hubbard, R OBP: 0.358, SLG: 0.338 (1, 4)		0-0 FC6-4	0-0 S		0-0 6-3		0-0 F7		0-0 F7		3	0	0	0	1	0	2	
Craig McMurry, R ERA: 3.4 Chris Schmitz, S ERA: 3.58 Jeff Dedmon, R ERA: 3.07 Gene Garber, R ERA: 1.48 Terry Harper, R OBP: 0.263, SLG: 0.317 (1, 1) (8, PH) (7, 1) (8, 1) (9, PH) (10, 9)	0-3 K	0-3 K	0-3 K		0-3 K		0-0 G3		0-0 6-3		2	0	0	0	0	2	1	
Inning Stats	R: 0 E: 1 K: 0 S: 4	H: 1 LOB: 1 BB: 0 P: 4	R: 1 E: 1 K: 1 S: 6	H: 0 LOB: 1 BB: 1 P: 10	R: 3 E: 0 K: 0 S: 5	H: 3 LOB: 2 BB: 2 P: 13	R: 0 E: 0 K: 1 S: 6	H: 1 LOB: 1 BB: 0 P: 6	R: 0 E: 0 K: 1 S: 5	H: 0 LOB: 0 BB: 0 P: 5	R: 0 E: 0 K: 2 S: 8	H: 1 LOB: 1 BB: 0 P: 8	R: 0 E: 0 K: 0 S: 3	H: 0 LOB: 0 BB: 0 P: 3	1B: 5 2B: 2 3B: 0 HR: 1	SF: 0 SAC: 0 DP: 1 HBP: 0	WP: 0 PA: 42	
PITCHER	IP 4.0	WLS 7	BF 5	H 4	R 3	ER 3	SO 2	BB 3	IBB 0	HBP 0	BLK 0	WP 0	HR 0	S 21	P 33	ERA 6.75	WHIP 2.000	
Vida Blue, L ERA: 3.4 Frank Williams, R ERA: 2.25 Juan Berenguer, R ERA: 2.25 Jeff Robinson, R ERA: 3.93 (5, 1) (7, 1) (9, 1)	2.0 2.0 2.0	7 8 W	1 1 7	0 2 0	0 2 0	1 2 0	3 3 2	1 0 0	0 0 0	0 0 0	0 0 0	0 1 0	13 17 11	12 9.00 0.00	1.000 1.000 0.500			



Batter	1	2	3	4	5	6	7	8	9	AB	R	H	RBI	BB	SO	LOB	TOP			
Joel Youngblood, R OBP: 0.375, SLG: 0.456 (1, 9)	F7		5-3			K		K		4	0	0	0	0	2	1	San Francisco Giants @ Atlanta Braves Atlanta-Fulton County Stadium, Atlanta, GA Wed Jul 02 1986, 7:05 PM EDT Att: 16,649 - Overcast			
Robby Thompson, R OBP: 0.325, SLG: 0.343 Chuck Hensley, L (6, 1)	K		F8			1B HBP		E6		2	0	0	0	0	1	0				
Candy Maldonado, R OBP: 0.289, SLG: 0.484 (8, PH)	K							G6-3		0	0	0	0	0	0	0				
Jeffrey Leonard, R Terry Mulholland, R (1, 7)	4-3				5-3			G6-3		4	0	1	0	0	0	1				
Chili Davis, S OBP: 0.379, SLG: 0.473 (1, 8)		1B 2B 1B			5-3			F9		4	1	1	0	0	1	2				
Chris Brown, R OBP: 0.402, SLG: 0.472 (1, 5)		1B			F9			6-3		3	0	1	0	0	0	0				
Bob Brenly, R OBP: 0.386, SLG: 0.346 (1, 3)		1B						6-4-3 HBP		4	1	2	1	0	0	1				
Bob Melvin, R OBP: 0.290, SLG: 0.368 (1, 2)		2B			G6-4-3			1B 1B		4	0	1	0	0	2	2				
Jose Uribe, S OBP: 0.307, SLG: 0.277 (1, 6)	K				5-3			1B 1B		4	1	1	1	0	1	1				
Scott Garrelts, R OBP: 0.189, SLG: 0.194 Greg Minton, S (4, 1)								1B 1B		1	0	0	0	0	1	0				
Randy Kutcher, R OBP: 0.267, SLG: 0.441 (6, PH)			K			F4		1B E 3B		0	0	0	0	0	0	0				
Inning Stats	R: 0 E: 0 K: 1 S: 5	H: 0 LOB: 0 BB: 0 P: 5	R: 1 E: 0 K: 2 S: 9	H: 3 LOB: 1 BB: 0 P: 9	R: 0 E: 0 K: 1 S: 5	H: 0 LOB: 0 BB: 0 P: 5	R: 0 E: 0 K: 0 S: 3	H: 0 LOB: 0 BB: 0 P: 3	R: 0 E: 1 K: 0 S: 3	H: 1 LOB: 2 BB: 0 P: 7	R: 0 E: 0 K: 1 S: 4	H: 0 LOB: 0 BB: 0 P: 5	R: 2 E: 2 K: 1 S: 7	H: 1 LOB: 0 BB: 0 P: 7	R: 1 E: 0 K: 2 S: 10	H: 3 LOB: 2 BB: 0 P: 10	1B: 6 2B: 1 3B: 1 HR: 0	SF: 0 SAC: 0 DP: 3 HBP: 2	WP: 0 PB: 0 SB: 0 CS: 0	PA: 36
PITCHER Zane Smith, L ERA: 2.84 (1, 1)	IP: 9.0 WLS: W BF: 36 H: 8 R: 4 ER: 2 SO: 9 BB: 0 IBB: 0 HBP: 2 BLK: 0 WP: 0 HR: 0 S: 52 P: 54 ERA: 2.00 WHIP: 0.889																			

Batter	1	2	3	4	5	6	7	8	9	AB	R	H	RBI	BB	SO	LOB	BOTTOM			
Omar Moreno, L OBP: 0.301, SLG: 0.405 (1, 9)	K		K			K				4	1	1	3	0	3	1	San Francisco Giants @ Atlanta Braves Atlanta-Fulton County Stadium, Atlanta, GA Wed Jul 02 1986, 7:05 PM EDT Att: 16,649 - Overcast			
Ken Oberkfell, L OBP: 0.382, SLG: 0.404 (1, 5)	F2		F7		4-3	K				4	0	0	0	0	1	1				
Dale Murphy, R OBP: 0.380, SLG: 0.491 (1, 8)	K				F8 1B BB 1B	K		5-3		4	1	1	0	0	2	0				
Bob Horner, R OBP: 0.349, SLG: 0.470 Chris Chambliss, L OBP: 0.424, SLG: 0.453 (1, 3)		F3			BB 1B 1B	1B		4-3		3	1	2	0	0	0	0				
Ken Griffey, L OBP: 0.349, SLG: 0.479 (1, 7)					K			K		4	1	2	1	0	2	2				
Rafael Ramirez, R OBP: 0.297, SLG: 0.345 (1, 6)					K			CS S HBP		3	0	0	0	0	1	4				
Ozzie Virgil, R OBP: 0.354, SLG: 0.414 (1, 2)		6-3			BB 1B BB	L4		1B IBB		2	1	0	0	2	0	0				
Glenn Hubbard, R OBP: 0.358, SLG: 0.335 (1, 4)					K			CS		2	1	0	1	1	1	0				
Zane Smith, L OBP: 0.114, SLG: 0.093 (1, 1)						F2				2	1	1	2	1	0	0				
Inning Stats	R: 0 E: 0 K: 2 S: 7	H: 0 LOB: 0 BB: 0 P: 7	R: 1 E: 0 K: 1 S: 6	H: 1 LOB: 0 BB: 0 P: 6	R: 0 E: 0 K: 2 S: 7	H: 0 LOB: 1 BB: 1 P: 11	R: 6 E: 0 K: 1 S: 9	H: 4 LOB: 2 BB: 2 P: 17	R: 0 E: 0 K: 0 S: 3	H: 0 LOB: 0 BB: 0 P: 3	R: 0 E: 0 K: 2 S: 7	H: 0 LOB: 0 BB: 0 P: 7	R: 0 E: 0 K: 1 S: 4	H: 0 LOB: 1 BB: 1 P: 9	R: 0 E: 0 K: 1 S: 4	H: 0 LOB: 1 BB: 1 P: 9	1B: 5 2B: 0 3B: 0 HR: 2	SF: 0 SAC: 0 DP: 1 HBP: 1	WP: 0 PB: 0 SB: 1 CS: 1	PA: 35
PITCHER Scott Garrelts, R ERA: 3.5 Greg Minton, R ERA: 4.56 Chuck Hensley, L ERA: 2.45 Terry Mulholland, L ERA: 4.09 (1, 1)	IP: 3.2 WLS: L BF: 19 H: 5 R: 2 ER: 0 SO: 7 BB: 3 IBB: 0 HBP: 0 BLK: 0 WP: 0 HR: 2 S: 28 P: 40 ERA: 17.18 WHIP: 2.182																			

AB	34
R	4
H	8
RBI	4
BB	0
SO	9
LOB	10



AB	29
R	7
H	7
RBI	7
BB	4
SO	10
LOB	8



Batter	1	2	3	4	5	6	7	8	9	AB	R	H	RBI	BB	SO	LOB	TOP			
Vince Coleman, S (1,7) OBP: 0.329, SLG: 0.324	0-0 4-3			0-0 6-3		4-0 F9 S BB		0-0 5-3		3	0	0	0	1	0	0	St. Louis Cardinals @ San Francisco Giants Candlestick Park, San Francisco, CA Thu Jul 03 1986, 10:05 PM EDT Att: 47,167 - Unknown			
Ozzie Smith, S (1,6) OBP: 0.394, SLG: 0.357	0-0 5-3			0-0 G3 E 1B		4-0 1-2 BB		0-0 4-3		3	0	1	0	1	0	0				
Willie McGee, S (1,8) OBP: 0.284, SLG: 0.320	0-0 F7			0-0 E4 G3		0-0 F9		0-0 F9		4	0	0	0	0	0	3				
Clint Hurdle, L (1,3) OBP: 0.222, SLG: 0.231 Tom Lawless, R (9, PR) OBP: 0.133, SLG: 0.200		0-0 G3		0-0 G3		0-0 G3		0-0 E3 E 1B		4	0	0	0	0	0	4				
Curt Ford, L (1,9) OBP: 0.369, SLG: 0.492		0-3 K		0-0 6-3				0-0 E1 1-3 1B		4	0	1	0	0	1	2				
Tom Herr, S (1,4) OBP: 0.316, SLG: 0.292		0-3 K			0-0 2B			0-0 P6		4	0	2	0	0	1	3				
Michael LaValliere, L (1,2) OBP: 0.345, SLG: 0.337			0-0 F9		0-0 6-3			0-0 9-3		3	0	0	0	0	0	1				
Terry Pendleton, S (1,5) OBP: 0.270, SLG: 0.268			0-0 4-3		0-0 F9			0-3 K		3	0	0	0	0	1	0				
Greg Mathews, R (1,1) OBP: 0.059, SLG: 0.059 Rick Ownbey, R (5,1) Andy Van Slyke, L (8, PH) OBP: 0.309, SLG: 0.357 Todd Worrell, R (8,1)			0-0 4-3			0-0 5-3		0-3 K		1	0	0	0	0	0	0				
			0-0 4-3					0-3 K		1	0	0	0	0	0	0				
			0-0 4-3					0-3 K		1	0	0	0	0	0	0				
			0-0 4-3					0-3 K		1	0	0	0	0	0	0				
			0-0 4-3					0-3 K		1	0	0	0	0	0	0				
Inning Stats	R: 0 E: 0 K: 0 S: 3	H: 0 LOB: 0 BB: 0 P: 3	R: 0 E: 0 K: 2 S: 7	H: 0 LOB: 0 BB: 0 P: 7	R: 0 E: 0 K: 0 S: 3	H: 0 LOB: 0 BB: 0 P: 3	R: 0 E: 1 K: 0 S: 5	H: 1 LOB: 2 BB: 0 P: 5	R: 0 E: 0 K: 0 S: 3	H: 0 LOB: 0 BB: 2 P: 11	R: 0 E: 0 K: 0 S: 3	H: 1 LOB: 0 BB: 0 P: 3	R: 0 E: 0 K: 2 S: 7	H: 0 LOB: 0 BB: 0 P: 7	R: 0 E: 2 K: 0 S: 5	H: 1 LOB: 3 BB: 0 P: 5	1B: 3 2B: 2 3B: 0 HR: 0	SF: 0 SAC: 0 DP: 1 HBP: 0	WP: 0 PB: 0 SB: 1 CS: 0	PA: 33
PITCHER Mike Krukow, R (1,1) ERA: 3.17	IP: 9.0 WLS: W BF: 33 H: 4 R: 0 ER: 0 SO: 4 BB: 2 IBB: 0 HBP: 0 BLK: 0 WP: 0 HR: 0 S: 39 P: 47 ERA: 0.00 WHIP: 0.667															PITCHER				

Batter	1	2	3	4	5	6	7	8	9	AB	R	H	RBI	BB	SO	LOB	BOTTOM			
Randy Kutcher, R (1,8) OBP: 0.266, SLG: 0.476	0-0 5-3		0-3 K			0-0 HR		0-3 K		4	1	1	1	0	2	1	St. Louis Cardinals @ San Francisco Giants Candlestick Park, San Francisco, CA Thu Jul 03 1986, 10:05 PM EDT Att: 47,167 - Unknown			
Robby Thompson, R (1,4) OBP: 0.329, SLG: 0.345	0-0 5-3			0-0 CS 1B		4-0 BB				2	0	1	0	1	0	0				
Joel Youngblood, R (1,7) OBP: 0.361, SLG: 0.437	0-0 F7			0-0 5-3		0-0 1-3				3	0	0	0	0	0	2				
Chili Davis, S (1,9) OBP: 0.375, SLG: 0.467		0-0 F8		0-0 F9				0-0 F7		3	0	0	0	0	0	0				
Chris Brown, R (1,5) OBP: 0.404, SLG: 0.475		0-0 CS 1B			0-0 5-3			0-0 FC5-4 1B		3	0	2	0	0	0	0				
Bob Brenly, R (1,3) OBP: 0.381, SLG: 0.341		0-0 F8			0-0 P6			0-0 F7		3	0	0	0	0	0	2				
Bob Melvin, R (1,2) OBP: 0.284, SLG: 0.360		0-0 CS	0-0 F9		0-0 6-3			0-0 FC5-4		3	0	0	0	0	0	1				
Jose Uribe, S (1,6) OBP: 0.307, SLG: 0.278				0-0 S 1B				0-0 F4		3	0	1	0	0	0	0				
Mike Krukow, R (1,1) OBP: 0.234, SLG: 0.222			0-3 K			0-3 K		0-3 K		3	0	0	0	0	3	1				
			0-3 K			0-3 K		0-3 K		3	0	0	0	0	3	1				
Inning Stats	R: 0 E: 0 K: 0 S: 3	H: 0 LOB: 0 BB: 0 P: 3	R: 0 E: 0 K: 0 S: 3	H: 1 LOB: 0 BB: 0 P: 3	R: 0 E: 0 K: 2 S: 8	H: 1 LOB: 1 BB: 0 P: 8	R: 0 E: 0 K: 0 S: 3	H: 1 LOB: 0 BB: 0 P: 3	R: 1 E: 0 K: 1 S: 6	H: 1 LOB: 1 BB: 1 P: 10	R: 0 E: 0 K: 0 S: 4	H: 1 LOB: 1 BB: 0 P: 4	R: 0 E: 0 K: 2 S: 7	H: 0 LOB: 0 BB: 0 P: 7	R: 0 E: 0 K: 0 S: 7	H: 0 LOB: 0 BB: 0 P: 7	1B: 4 2B: 0 3B: 0 HR: 1	SF: 0 SAC: 0 DP: 0 HBP: 0	WP: 0 PB: 0 SB: 1 CS: 2	PA: 29
PITCHER Greg Mathews, L (1,1) ERA: 2.66 Rick Ownbey, R (5,1) ERA: 3.8 Todd Worrell, R (8,1) ERA: 1.59	IP: 4.0 WLS: L BF: 12 H: 2 R: 1 ER: 1 SO: 1 BB: 1 IBB: 0 HBP: 0 BLK: 0 WP: 0 HR: 1 S: 13 P: 17 ERA: 3.00 WHIP: 1.000															PITCHER				
	IP: 1.0 WLS: 3 BF: 0 H: 0 R: 0 ER: 0 SO: 2 BB: 0 IBB: 0 HBP: 0 BLK: 0 WP: 0 HR: 0 S: 7 P: 7 ERA: 0.00 WHIP: 0.000															PITCHER				

AB	31
R	0
H	4
RBI	0
BB	2
SO	4
LOB	13



AB	27
R	1
H	5
RBI	1
BB	1
SO	5
LOB	7



Batter	1	2	3	4	5	6	7	8	9	AB	R	H	RBI	BB	SO	LOB	TOP			
Vince Coleman, S (1, 7) OBP: 0.331, SLG: 0.327	4-0 1B S 1B BB		0-0 4-3 2B		0-0 6-3			0-0 6-3		3	1	1	0	1	0	0				
Ozzie Smith, S (1, 6) OBP: 0.392, SLG: 0.356	0-0 FC4-6 1B 1-3 1B		0-0 4-3			0-0 F7		0-0 G3		4	0	1	0	0	0	1				
Willie McGee, S (1, 8) OBP: 0.283, SLG: 0.319	0-0 FC4-6 1-2 3-H 1B		0-0 6-3			0-0 E4		0-0 F8		4	0	1	1	0	0	1				
Clint Hurdle, L (1, 3) OBP: 0.211, SLG: 0.217	0-3 K		0-0 G4-1			0-3 K		0-0 F8		4	0	0	0	0	2	4				
Curt Ford, L (1, 9) OBP: 0.348, SLG: 0.460	0-0 FC4-6 CS 1-2 2-3			0-0 F8		0-0 P4		0-0 F7		4	0	0	0	0	0	3				
Tom Herr, S (1, 4) OBP: 0.316, SLG: 0.292	0-0 CS 1-2	0-0 CS 1B		0-0 L5			0-0 1-3			3	0	1	0	0	0	0				
Michael LaValliere, L (1, 2) OBP: 0.345, SLG: 0.337		0-0 FC4-6 1B 1-2		0-0 5-3			0-0 4-3			3	0	1	0	0	0	0				
Terry Pendleton, S (1, 5) OBP: 0.267, SLG: 0.265		0-0 P6			0-0 F8		0-3 K			3	0	0	0	0	1	1				
Ray Burris, R (1, 1) OBP: 0.182, SLG: 0.318		0-0 FC4-6			0-0 5-3			0-0 4-3		1	0	0	0	0	0	1				
Ricky Horton, L (4, 1) OBP: 0.250, SLG: 0.143										1	0	0	0	0	0	0				
Andy Van Slyke, L (6, PH) OBP: 0.308, SLG: 0.355										1	0	0	0	0	0	0				
Pat Perry, L (8, 1) OBP: 0.308, SLG: 0.355										0	0	0	0	0	0	0				
Inning Stats	R: 1 E: 0 K: 1 S: 6	H: 2 LOB: 1 BB: 1 P: 10	R: 0 E: 0 K: 0 S: 4	H: 2 LOB: 1 BB: 0 P: 4	R: 0 E: 0 K: 0 S: 4	H: 1 LOB: 1 BB: 0 P: 4	R: 0 E: 0 K: 0 S: 3	H: 0 LOB: 0 BB: 0 P: 3	R: 0 E: 0 K: 0 S: 3	H: 0 LOB: 0 BB: 0 P: 3	R: 0 E: 1 K: 1 S: 6	H: 0 LOB: 1 BB: 0 P: 6	R: 0 E: 0 K: 0 S: 5	H: 0 LOB: 0 BB: 0 P: 5	R: 0 E: 0 K: 0 S: 3	H: 0 LOB: 0 BB: 0 P: 3	1B: 4 2B: 1 3B: 0 HR: 0	SF: 0 SAC: 0 DP: 0 HBP: 0	WP: 0 PB: 0 SB: 1 CS: 2	PA: 33
PITCHER Michael LaCoss, R (1, 1) ERA: 2.61	IP: 9.0 WLS: W BF: 32 H: 5 R: 1 ER: 1 SO: 3 BB: 1 IBB: 0 HBP: 0 BLK: 0 WP: 0 HR: 0 S: 37 P: 41 ERA: 1.00 WHIP: 0.667															PITCHER				

St. Louis Cardinals @ San Francisco Giants
Candlestick Park, San Francisco, CA
Fri Jul 04, 1986, 6:33 AM EDT
Att: 18,971 - Unknown

AB	31
R	1
H	5
RBI	1
BB	1
SO	3
LOB	11



Batter	1	2	3	4	5	6	7	8	9	AB	R	H	RBI	BB	SO	LOB	BOTTOM												
Randy Kutcher, R (1, 8) OBP: 0.279, SLG: 0.522	0-0 HR		0-0 6-3	0-0 1B 1-2 2-H 1B		0-0 6-3				4	1	2	3	0	0	0													
Robby Thompson, R (1, 4) OBP: 0.328, SLG: 0.343	0-0 6-3		0-0 1-3	0-0 1B 1-3 2-H			0-0 F7			4	0	1	1	0	0	0													
Joel Youngblood, R (1, 7) OBP: 0.368, SLG: 0.440	0-0 G6-4-3 1B			HBP 1B 1B F9			0-0 5-3			4	1	2	0	0	0	2													
Chili Davis, S (1, 9) OBP: 0.374, SLG: 0.464	0-0 G6-4-3 1-2			0-0 HBP 2B 1B 1-2	0-0 F3		0-0 F7			4	1	1	0	0	0	1													
Chris Brown, R (1, 5) OBP: 0.406, SLG: 0.477		0-0 5-3		1-0 2B FC1-2 HBP 2B	0-0 K		0-3 K			3	0	1	0	0	1	0													
Harry Spilman, L (1, 3) OBP: 0.314, SLG: 0.470		0-0 G3		0-0 FC1-2 1B 1-3 2-H 3-H 2B	0-3 K		0-0 6-3			2	1	1	2	0	0	0													
Bob Brenly, R (5, PH) OBP: 0.378, SLG: 0.338				0-0 K	0-0 L5		0-0 4-3			2	0	0	0	0	1	1													
Bob Melvin, R (1, 2) OBP: 0.283, SLG: 0.364		0-0 2B						0-0 4-3		4	0	1	0	0	1	3													
Jose Uribe, S (1, 6) OBP: 0.307, SLG: 0.276		0-0 F9		4-0 FC1-2 1B IBB			0-0 5-3			2	1	0	0	1	0	1													
Michael LaCoss, R (1, 1) OBP: 0.324, SLG: 0.528			0-3 K	0-0 FC1-2 1B			0-0 5-3			3	1	0	0	0	1	3													
Inning Stats	R: 1 E: 0 K: 0 S: 4	H: 2 LOB: 0 BB: 0 P: 4	R: 0 E: 0 K: 0 S: 4	H: 1 LOB: 0 BB: 0 P: 4	R: 0 E: 0 K: 1 S: 5	H: 0 LOB: 0 BB: 0 P: 5	R: 5 E: 0 K: 1 S: 10	H: 5 LOB: 2 BB: 1 P: 15	R: 0 E: 0 K: 1 S: 6	H: 1 LOB: 1 BB: 0 P: 6	R: 0 E: 0 K: 0 S: 3	H: 0 LOB: 0 BB: 0 P: 3	R: 0 E: 0 K: 0 S: 3	H: 0 LOB: 0 BB: 0 P: 3	R: 0 E: 0 K: 1 S: 5	H: 0 LOB: 0 BB: 0 P: 5	1B: 5 2B: 3 3B: 0 HR: 1	SF: 0 SAC: 0 DP: 1 HBP: 1	WP: 0 PB: 0 SB: 0 CS: 0	PA: 34									
PITCHER Ray Burris, R (1, 1) ERA: 4.52	IP: 3.2 WLS: L BF: 20 H: 8 R: 6 ER: 6 SO: 2 BB: 0 IBB: 1 HBP: 1 BLK: 0 WP: 0 HR: 1 S: 22 P: 27 ERA: 14.73 WHIP: 2.182															PITCHER													
Ricky Horton, L (4, 1) ERA: 3.12	3.1	11	1	0	0	1	0	0	0	0	0	13	13	0.00	0.300														
Pat Perry, L (8, 1) ERA: 4.24	1.0	3	0	0	0	1	0	0	0	0	0	5	5	0.00	0.000														

St. Louis Cardinals @ San Francisco Giants
Candlestick Park, San Francisco, CA
Fri Jul 04, 1986, 6:33 AM EDT
Att: 18,971 - Unknown

AB	32
R	6
H	9
RBI	6
BB	1
SO	4
LOB	11



Batter	1	2	3	4	5	6	7	8	9	10	AB	R	H	RBI	BB	SO	LOB	TOP						
Vince Coleman, S OBP: 0.335, SLG: 0.328 (1, 7)	4-0 S SF9 BB		0-0 P3		4-0 BB	0-3 K	0-0 K	0-0 PO 1B			3	1	1	0	2	1	0							
Willie McGee, S OBP: 0.285, SLG: 0.318 (1, 8)	0-0 F9		0-0 F8		0-0 F9	0-0 1B	0-0 1B	0-0 PO 1B		4-0 BLK SH1-3 FC1-4 BB	4	1	1	0	1	0	3							
Tom Herr, S OBP: 0.315, SLG: 0.289 (1, 4)	4-0 BB			0-3 K		0-0 F8	0-0 F9			0-0 SH1-3	3	0	0	0	1	1	1							
Alan Knicely, R OBP: 0.500, SLG: 0.429 (1, 3)	0-0 SF9			4-0 BB		4-0 BB	0-0 F3			4-0 FC1-4 BB	1	1	0	1	2	0	1							
Curt Ford, L OBP: 0.357, SLG: 0.460 (10, PH) (10, 9)	0-0 SF9			0-0 BB		4-0 HR BB	0-0 F3			4-0 FC1-4 BB	0	1	0	0	1	0	0							
Tito Landrum, R OBP: 0.248, SLG: 0.248 (8, PH) Andy Van Slyke, L OBP: 0.314, SLG: 0.355 (8, 9) (10, 3)	3-4 K			0-3 K		4-0 HR BB	0-0 K			4-0 FC1-4 BB	2	1	0	0	1	2	2							
Mike Heath, R OBP: 0.286, SLG: 0.329 Todd Worrell, R (8, 1)		0-3 K		0-3 K		0-0 HR	0-0 K			0-0 FC1-4 BB	4	1	1	3	0	3	2							
José Oquendo, S OBP: 0.427, SLG: 0.422 Ken Dayley, L OBP: 0.333, SLG: 0.200 (10, 1)		0-0 F7				0-0 FC6-4 1B	0-0 6-3			0-0 3B	0	0	0	0	0	0	0							
Ozzie Smith, S OBP: 0.393, SLG: 0.364 (1, 6)		0-0 F7				0-0 FC6-4 1B	0-0 6-3			0-0 3B	5	0	2	2	0	0	0							
Terry Pendleton, S OBP: 0.267, SLG: 0.269 Tom Lawless, R OBP: 0.125, SLG: 0.188 (9, 5)		0-3 K				0-0 FC6-4 SH1-3	0-0 2B			0-0 4-3	4	0	1	0	0	1	1							
John Tudor, L OBP: 0.068, SLG: 0.068 Michael Lavalliere, L OBP: 0.342, SLG: 0.333 (8, 2)			0-0 6-3			0-0 SH1-3	0-3 K			0-0 4-3	2	0	0	0	0	1	1							
Inning Stats	R: 1 E: 0 K: 1 S: 5	H: 0 LOB: 1 BB: 2 P: 13	R: 0 E: 0 K: 2 S: 7	H: 0 LOB: 0 BB: 0 P: 7	R: 0 E: 0 K: 0 S: 3	H: 0 LOB: 0 BB: 0 P: 3	R: 0 E: 0 K: 3 S: 9	H: 1 LOB: 2 BB: 1 P: 13	R: 0 E: 0 K: 0 S: 4	H: 1 LOB: 1 BB: 2 P: 8	R: 3 E: 0 K: 1 S: 7	H: 2 LOB: 1 BB: 2 P: 15	R: 0 E: 0 K: 1 S: 6	H: 1 LOB: 1 BB: 0 P: 6	R: 0 E: 0 K: 0 S: 4	H: 0 LOB: 0 BB: 1 P: 8	R: 0 E: 0 K: 0 S: 3	H: 1 LOB: 0 BB: 0 P: 3	R: 3 E: 0 K: 0 S: 4	H: 1 LOB: 1 BB: 3 P: 16	1B: 3 2B: 1 3B: 1 HR: 1	SF: 1 SAC: 2 DP: 0 HBP: 0	WP: 0 PB: 0 SB: 2 CS: 1	PA: 45
PITCHER	IP WLS BF H R ER SO BB IBB HBP BLK WP HR S P ERA WHIP																							
Vida Blue, L ERA: 3.65 Mark Davis, L ERA: 2.38 Frank Williams, R ERA: Juan Berenguer, R ERA: 2.84 Jeff Robinson, R ERA: 3.88	(1, 1) 6.0	(7, 1) 1.0	(8, 1) 2.0	(10, 1) 0.1	(10, 1) 0.2																			

St. Louis Cardinals @ San Francisco Giants
Candlestick Park, San Francisco, CA
Sat Jul 05 1986, 10:05 PM EDT
Att: 20,747 - Unknown

AB	31
R	7
H	6
RBI	7
BB	10
SO	9
LOB	14



Batter	1	2	3	4	5	6	7	8	9	10	AB	R	H	RBI	BB	SO	LOB	BOTTOM						
Randy Kutcher, R OBP: 0.301, SLG: 0.529 (8, 6)	4-0 E S SF9 BB		0-0 6-3			0-0 1B 2B		4-0 1B BB		0-0 6-3	3	3	1	0	2	0	0							
Robby Thompson, R OBP: 0.330, SLG: 0.343 (1, 4)	0-0 F8			0-0 G6-4-3 1B		4-0 1B BB		0-0 SH1-3		0-0 F8	3	1	1	0	1	0	1							
Candy Maldonado, R OBP: 0.288, SLG: 0.481 (1, 7)	0-0 SF9			0-0 F8		0-0 F5		0-0 1B			3	0	1	2	0	0	3							
Chili Davis, S OBP: 0.379, SLG: 0.466 (8, 8)	0-0 CS 1B			0-0 G6-4-3		0-0 1B		4-0 1B IBB			3	0	2	0	1	0	1							
Chris Brown, R OBP: 0.404, SLG: 0.473 (1, 5)	0-0 CS	0-3 K			0-0 F9	0-0 1B		0-0 G6-4-3		0-0 G6-4-3	4	0	1	2	0	1	2							
Bob Brenly, R OBP: 0.373, SLG: 0.332 (1, 3)		0-3 K			0-0 P6	0-0 F7				0-0 6-3	4	0	0	0	0	1	2							
Bob Melvin, R OBP: 0.282, SLG: 0.357 (1, 2)		0-0 P4			4-0 BB			0-0 4-3		0-3 K	3	0	0	0	1	1	0							
Jose Uribe, S OBP: 0.506, SLG: 0.273 Jeffrey Leonard, R OBP: 0.261, SLG: 0.288 Frank Williams, R OBP: 0.379, SLG: 0.466 Harry Spilman, L OBP: 0.379, SLG: 0.466 Juan Berenguer, R OBP: 0.125, SLG: 0.143 (8, 1) (8, 1) (10, 1) (10, 1)			0-0 F8		0-0 F7	0-0 P6		0-0 P6		0-0 6-3	2	0	0	0	0	0	1							
Vida Blue, S OBP: 0.167, SLG: 0.063 Luis Quinones, S OBP: 0.302, SLG: 0.452 Mark Davis, L OBP: 0.250, SLG: 0.500 Joel Youngblood, R OBP: 0.350, SLG: 0.429 (1, 1) (6, PH) (7, 1) (7, PH) (8, 9)			0-3 K			0-0 F7		0-0 F8		0-0 5-3	1	0	0	0	0	1	0							
Inning Stats	R: 1 E: 0 K: 0 S: 3	H: 1 LOB: 0 BB: 1 P: 7	R: 0 E: 0 K: 2 S: 7	H: 0 LOB: 0 BB: 0 P: 7	R: 0 E: 0 K: 1 S: 5	H: 0 LOB: 0 BB: 0 P: 5	R: 0 E: 0 K: 0 S: 3	H: 1 LOB: 0 BB: 0 P: 3	R: 2 E: 0 K: 0 S: 6	H: 3 LOB: 2 BB: 1 P: 10	R: 0 E: 0 K: 0 S: 3	H: 0 LOB: 0 BB: 0 P: 3	R: 1 E: 0 K: 0 S: 3	H: 1 LOB: 1 BB: 2 P: 11	R: 0 E: 0 K: 1 S: 5	H: 0 LOB: 0 BB: 0 P: 5	R: 0 E: 0 K: 0 S: 3	H: 0 LOB: 0 BB: 0 P: 3	R: 0 E: 0 K: 0 S: 3	H: 0 LOB: 0 BB: 0 P: 3	1B: 5 2B: 1 3B: 0 HR: 0	SF: 1 SAC: 1 DP: 2 HBP: 0	WP: 0 PB: 0 SB: 1 CS: 1	PA: 39
PITCHER	IP WLS BF H R ER SO BB IBB HBP BLK WP HR S P ERA WHIP																							
John Tudor, L ERA: 2.54 Todd Worrell, R ERA: 1.84 Ken Dayley, L ERA: 3.34	(1, 1) 7.1	(8, 1) 1.2	(10, 1) 1.0																					

St. Louis Cardinals @ San Francisco Giants
Candlestick Park, San Francisco, CA
Sat Jul 05 1986, 10:05 PM EDT
Att: 20,747 - Unknown

AB	31
R	4
H	6
RBI	4
BB	5
SO	4
LOB	10




Batter	1	2	3	4	5	6	7	8	9	AB	R	H	RBI	BB	SO	LOB	TOP											
Davey Lopes, R OBP: 0.438, SLG: 0.529 (1, 5)										4	0	2	0	0	0	1	Chicago Cubs @ San Francisco Giants Candlestick Park, San Francisco, CA Tue Jul 08 1986, 10:05 PM EDT Att: 21,660 - Unknown											
Jerry Mumphrey, S OBP: 0.340, SLG: 0.337 (1, 8) (7, 7)										4	1	1	1	0	0	2												
23 Ryne Sandberg, R OBP: 0.321, SLG: 0.417 (1, 4)										4	0	0	0	0	1	2												
Keith Moreland, R OBP: 0.326, SLG: 0.372 (1, 9)										4	0	0	0	0	0	1												
Jody Davis, R OBP: 0.302, SLG: 0.431 (1, 2)										3	1	1	0	1	1	0												
Gary Matthews, R OBP: 0.383, SLG: 0.410 Dave Martinez, L OBP: 0.188, SLG: 0.156 (1, 7) (7, 8)										3	1	1	1	0	0	0												
Terry Francona, L OBP: 0.246, SLG: 0.222 (1, 3)										1	0	0	0	0	0	1												
Shawon Dunston, R OBP: 0.310, SLG: 0.437 (1, 6)										3	1	2	2	0	1	0												
Dennis Eckersley, R OBP: 0.158, SLG: 0.316 (1, 1)										3	0	0	0	0	2	1												
Inning Stats	R: 0 E: 0 K: 1 S: 6	H: 1 LOB: 1 BB: 0 P: 6	R: 0 E: 0 K: 0 S: 3	H: 0 LOB: 0 BB: 0 P: 3	R: 0 E: 0 K: 2 S: 7	H: 0 LOB: 0 BB: 0 P: 7	R: 0 E: 0 K: 0 S: 3	H: 0 LOB: 0 BB: 0 P: 3	R: 2 E: 0 K: 0 S: 6	H: 3 LOB: 1 BB: 0 P: 6	R: 1 E: 0 K: 1 S: 6	H: 1 LOB: 0 BB: 0 P: 6	R: 1 E: 0 K: 1 S: 6	H: 1 LOB: 0 BB: 0 P: 6	R: 0 E: 0 K: 0 S: 3	H: 1 LOB: 0 BB: 0 P: 3		R: 0 E: 0 K: 0 S: 3	H: 0 LOB: 0 BB: 1 P: 7	1B: 4 2B: 1 3B: 0 HR: 2	SF: 0 SAC: 0 DP: 0 HBP: 0	WP: 1 PB: 0 SB: 1 CS: 1	PA: 34					
PITCHER	IP	WLS	BF	H	R	ER	SO	BB	IBB	HBP	BLK	WP	HR	S	P	ERA	WHIP											
Mike Krukow, R ERA: 3.25 Frank Williams, R ERA:	(1, 1) (9, 1)	8.0 1.0	L 4	30 0	7 0	4 0	4 0	5 0	0 1	0 0	0 0	0 0	1 0	0 0	0 3	40 7	4.50 0.00	0.875 1.000										


AB	33
R	4
H	7
RBI	4
BB	1
SO	5
LOB	10



Batter	1	2	3	4	5	6	7	8	9	AB	R	H	RBI	BB	SO	LOB	BOTTOM										
Randy Kutcher, R OBP: 0.296, SLG: 0.500 (1, 8)										4	0	1	1	0	0	0	Chicago Cubs @ San Francisco Giants Candlestick Park, San Francisco, CA Tue Jul 08 1986, 10:05 PM EDT Att: 21,660 - Unknown										
Robby Thompson, R OBP: 0.326, SLG: 0.338 Candy Maldonado, R (8, PH) OBP: 0.297, SLG: 0.488 (1, 4) (8, PH)										3	0	1	0	0	1	0											
Jeffrey Leonard, R OBP: 0.319, SLG: 0.394 (1, 7)										4	0	0	0	0	2	3											
Chili Davis, S OBP: 0.375, SLG: 0.460 (1, 9)										4	0	1	0	0	2	1											
Chris Brown, R OBP: 0.404, SLG: 0.470 (1, 5)										3	0	1	0	0	0	1											
Harry Spilman, L OBP: 0.286, SLG: 0.425 (1, 3)										3	0	0	0	0	0	1											
Bob Brenly, R OBP: 0.366, SLG: 0.324 (1, 2)										3	0	0	0	0	1	0											
Jose Uribe, S OBP: 0.307, SLG: 0.280 (1, 6)										3	1	1	0	0	0	0											
Mike Krukow, R OBP: 0.229, SLG: 0.217 Mike Woodard, L (8, PH) OBP: 0.375, SLG: 0.407 Frank Williams, R ERA: (1, 1) (8, PH) (9, 1)										1	0	0	0	0	0	0											
Inning Stats	R: 0 E: 0 K: 1 S: 5	H: 0 LOB: 0 BB: 0 P: 5	R: 0 E: 0 K: 0 S: 3	H: 1 LOB: 0 BB: 0 P: 3	R: 1 E: 0 K: 1 S: 8	H: 3 LOB: 2 BB: 0 P: 8	R: 0 E: 0 K: 1 S: 5	H: 0 LOB: 0 BB: 0 P: 5	R: 0 E: 0 K: 1 S: 3	H: 0 LOB: 0 BB: 0 P: 3	R: 0 E: 0 K: 0 S: 3	H: 1 LOB: 0 BB: 0 P: 3	R: 0 E: 0 K: 1 S: 5	H: 0 LOB: 0 BB: 0 P: 5	R: 0 E: 0 K: 2 S: 8	H: 1 LOB: 1 BB: 0 P: 8		1B: 6 2B: 0 3B: 0 HR: 0	SF: 0 SAC: 1 DP: 1 HBP: 0	WP: 0 PB: 0 SB: 0 CS: 0	PA: 31						
PITCHER	IP	WLS	BF	H	R	ER	SO	BB	IBB	HBP	BLK	WP	HR	S	P	ERA	WHIP										
Dennis Eckersley, R ERA: 5.01	(1, 1)	9.0	W	31	6	1	1	6	0	0	0	0	0	43	43	1.00	0.667										



Batter	1	2	3	4	5	6	7	8	9	10	AB	R	H	RBI	BB	SO	LOB	TOP	
Davey Lopes, R OBP: 0.437, SLG: 0.521 Chris Speter, R OBP: 0.325, SLG: 0.409	1-3		FC5-2			2B	6-3		BB		4	1	1	0	1	0	3	Chicago Cubs @ San Francisco Giants Candlestick Park, San Francisco, CA Wed Jul 09 1986, 6:33 AM EDT Att: 18,216 - Unknown AB 33 R 4 H 7 RBI 4 BB 9 SO 6 LOB 16 	
Jerry Mumphrey, S OBP: 0.332, SLG: 0.328	4-3		G1-2-3			K			4-3	K	5	0	0	0	0	2	6		
23 Ryne Sandberg, R OBP: 0.322, SLG: 0.418	4-3			F7		2B		WP	2B	F4	4	1	1	0	1	0	0		
Keith Moreland, R OBP: 0.333, SLG: 0.378	4-3			CS	BB	1B		WP	IBB	BB	3	2	2	2	2	0	0		
Jody Davis, R OBP: 0.306, SLG: 0.430	6-3			BB		FC5-4		K		BB	3	0	1	1	2	1	2		
Gary Matthews, R OBP: 0.346, SLG: 0.401 Lee Smith, R (8, 1)	K			BB		FC5-4		F3		BB	4	0	0	0	0	1	4		
Ron Cay, R OBP: 0.373, SLG: 0.521 Ray Fontenot, L OBP: 0.500, SLG: 0.500	K			BB		FC5-4		F3		BB	0	0	0	0	1	0	0		
Terry Francona, L OBP: 0.243, SLG: 0.212			2B			G3				6-3	3	0	0	1	1	0	1		
Shawon Dunston, R OBP: 0.309, SLG: 0.438			FC5-2			6-3				5-3	4	0	1	0	0	0	0		
Ed Lynch, R OBP: 0.154, SLG: 0.152 Dave Gumpert, R (7, 1) Thad Bosley, L OBP: 0.429, SLG: 0.394			FC5-2			K				1B	1	0	0	0	1	0	0		
Inning Stats	R: 0 E: 0 K: 0 S: 3	H: 0 LOB: 0 BB: 0 P: 3	R: 0 E: 0 K: 1 S: 5	H: 0 LOB: 0 BB: 0 P: 5	R: 0 E: 0 K: 0 S: 3	H: 1 LOB: 2 BB: 2 P: 11	R: 0 E: 0 K: 0 S: 2	H: 0 LOB: 1 BB: 2 P: 10	R: 0 E: 0 K: 1 S: 5	H: 0 LOB: 0 BB: 0 P: 5	R: 0 E: 0 K: 1 S: 6	H: 1 LOB: 2 BB: 1 P: 10	R: 0 E: 0 K: 1 S: 6	H: 1 LOB: 2 BB: 1 P: 10	R: 1 E: 0 K: 0 S: 3	H: 1 LOB: 1 BB: 2 P: 11	1B: 4 2B: 4 3B: 0 HR: 0	SF: 1 SAC: 0 DP: 2 HBP: 0	WP: 1 PB: 0 SB: 2 CS: 1
PITCHER	IP WLS BF H R ER SO	IP WLS BF H R ER SO	IP WLS BF H R ER SO	IP WLS BF H R ER SO	IP WLS BF H R ER SO	IP WLS BF H R ER SO	IP WLS BF H R ER SO	IP WLS BF H R ER SO	IP WLS BF H R ER SO	IP WLS BF H R ER SO	IP WLS BF H R ER SO	IP WLS BF H R ER SO	IP WLS BF H R ER SO	IP WLS BF H R ER SO	IP WLS BF H R ER SO	IP WLS BF H R ER SO	ERA WHIP	ERA WHIP	
Michael LaCoss, R ERA: 2.7	6.0	2.0	1.1	0.0	0.2	0.0	0.0	0.0	0.0	0.0	0.0	0.0	0.0	0.0	0.0	0.0	0.0	4.50	1.333
Jeff Robinson, R ERA: 3.74	7.1	1.1	0.0	0.0	0.0	0.0	0.0	0.0	0.0	0.0	0.0	0.0	0.0	0.0	0.0	0.0	0.0	0.00	0.500
Juan Berenguer, R ERA: 2.96	9.1	0.0	0.0	0.0	0.0	0.0	0.0	0.0	0.0	0.0	0.0	0.0	0.0	0.0	0.0	0.0	0.0	6.75	3.000
Frank Williams, R ERA: 2.2	10.1	0.2	0.0	0.0	0.0	0.0	0.0	0.0	0.0	0.0	0.0	0.0	0.0	0.0	0.0	0.0	0.0	0.00	0.000

Batter	1	2	3	4	5	6	7	8	9	10	AB	R	H	RBI	BB	SO	LOB	BOTTOM			
Randy Kutcher, R OBP: 0.294, SLG: 0.488 Juan Berenguer, R (9, 1) Frank Williams, R (10, 1) Mark Davis, L OBP: 0.250, SLG: 0.500 Bob Brenly, R OBP: 0.364, SLG: 0.323	F9			L5		FC5-4		1B		F8	4	1	1	0	0	0	2	Chicago Cubs @ San Francisco Giants Candlestick Park, San Francisco, CA Wed Jul 09 1986, 6:33 AM EDT Att: 18,216 - Unknown AB 34 R 3 H 8 RBI 2 BB 3 SO 9 LOB 11 			
Robby Thompson, R OBP: 0.323, SLG: 0.335 Candy Maldonado, R OBP: 0.295, SLG: 0.485	F7			F8		E6		K			3	0	0	0	0	1	1				
Jeffrey Leonard, R OBP: 0.322, SLG: 0.396	K			CS	1B	1B		K			4	0	2	1	0	2	2				
Chili Davis, S OBP: 0.360, SLG: 0.473		4-3		CS	1B	1B				HR	3	1	2	1	1	0	0				
Chris Brown, R OBP: 0.402, SLG: 0.467		F8			1B	1B		6-3		K	4	0	1	0	0	1	0				
Mike Aldrete, L OBP: 0.514, SLG: 0.295 Mike Woodard, L OBP: 0.375, SLG: 0.407		K			1B	1B		5-3		CS	3	0	0	0	1	1	2				
Bob Melvin, R OBP: 0.277, SLG: 0.349			5-3			K		4-3		K	4	0	0	0	0	2	1				
Jose Uribe, S OBP: 0.308, SLG: 0.279 Joel Youngblood, R OBP: 0.358, SLG: 0.427			5-3			FC5-4		1B		5-3	1	1	0	0	1	0	0				
Michael LaCoss, R OBP: 0.316, SLG: 0.514 Harry Spilman, L OBP: 0.268, SLG: 0.432 Jeff Robinson, R OBP: 0.125, SLG: 0.143 Luis Quinones, S OBP: 0.283, SLG: 0.432			K			FC5-4		F6		K	1	0	0	0	0	1	0				
Inning Stats	R: 0 E: 0 K: 1 S: 5	H: 0 LOB: 0 BB: 0 P: 5	R: 0 E: 0 K: 1 S: 5	H: 0 LOB: 0 BB: 0 P: 5	R: 0 E: 0 K: 1 S: 5	H: 0 LOB: 0 BB: 0 P: 5	R: 0 E: 0 K: 0 S: 3	H: 1 LOB: 0 BB: 0 P: 3	R: 0 E: 0 K: 0 S: 2	H: 1 LOB: 0 BB: 1 P: 6	R: 2 E: 1 K: 8 S: 8	H: 3 LOB: 2 BB: 1 P: 12	R: 0 E: 0 K: 2 S: 9	H: 2 LOB: 2 BB: 0 P: 9	R: 1 E: 0 K: 2 S: 7	H: 1 LOB: 1 BB: 1 P: 11	R: 0 E: 0 K: 1 S: 5		H: 0 LOB: 0 BB: 0 P: 5	1B: 7 2B: 1 3B: 1 HR: 1	SF: 0 SAC: 0 DP: 1 HBP: 0
PITCHER	IP WLS BF H R ER SO	IP WLS BF H R ER SO	IP WLS BF H R ER SO	IP WLS BF H R ER SO	IP WLS BF H R ER SO	IP WLS BF H R ER SO	IP WLS BF H R ER SO	IP WLS BF H R ER SO	IP WLS BF H R ER SO	IP WLS BF H R ER SO	IP WLS BF H R ER SO	IP WLS BF H R ER SO	IP WLS BF H R ER SO	IP WLS BF H R ER SO	IP WLS BF H R ER SO	IP WLS BF H R ER SO	ERA WHIP	ERA WHIP			
Ed Lynch, R ERA: 0.61	6.0	1.1	1.2	0.0	0.0	0.0	0.0	0.0	0.0	0.0	0.0	0.0	0.0	0.0	0.0	0.0	0.0	0.00	1.167		
Dave Gumpert, R ERA: 0.9	7.1	0.0	0.0	0.0	0.0	0.0	0.0	0.0	0.0	0.0	0.0	0.0	0.0	0.0	0.0	0.0	0.0	0.00	1.500		
Lee Smith, R ERA: 2.81	8.1	0.0	0.0	0.0	0.0	0.0	0.0	0.0	0.0	0.0	0.0	0.0	0.0	0.0	0.0	0.0	0.0	5.40	1.200		
Ray Fontenot, L ERA: 3.43	10.1	0.0	0.0	0.0	0.0	0.0	0.0	0.0	0.0	0.0	0.0	0.0	0.0	0.0	0.0	0.0	0.0	0.00	0.000		

Batter	1	2	3	4	5	6	7	8	9	AB	R	H	RBI	BB	SO	LOB	TOP					
Joe Orsulak, L (1, 8) OBP: 0.337, SLG: 0.382										5	1	2	0	0	0	1	Pittsburgh Pirates @ San Francisco Giants Candlestick Park, San Francisco, CA Thu Jul 10 1986, 6:33 AM EDT Att: 9,795 - Unknown					
Bill Almon, R (1, 7) OBP: 0.333, SLG: 0.424 R.J. Reynolds, S (7, PH) OBP: 0.361, SLG: 0.464										2	0	0	0	1	0	1						
Johnny Ray, S (1, 4) OBP: 0.369, SLG: 0.402										5	0	3	2	0	0	2						
Tony Peña, R (1, 2) OBP: 0.316, SLG: 0.370										3	0	0	0	2	0	5						
Mike Diaz, R (1, 3) OBP: 0.333, SLG: 0.443 Sid Bream, L (7, PH) OBP: 0.373, SLG: 0.502										3	0	0	0	0	1	3						
Jim Morrison, R (1, 5) OBP: 0.308, SLG: 0.399										3	0	1	0	1	1	3						
Mike Brown, R (1, 9) OBP: 0.303, SLG: 0.328									3	1	1	1	1	2	1							
Rafael Belliard, R (1, 6) OBP: 0.308, SLG: 0.266 Larry McWilliams, L (6, PH) OBP: 0.200, SLG: 0.211 Lee Mazzilli, S (8, PH) OBP: 0.369, SLG: 0.256 Pat Clements, R (8, 1) Cecilio Guante, R (8, 1)									3	0	1	0	0	0	0	1						
Bob Walk, R (1, 1) OBP: 0.238, SLG: 0.300 U L Washington, S (6, 6) OBP: 0.270, SLG: 0.206									2	0	0	0	0	1	2							
Inning Stats	R: 0 E: 0 K: 1 S: 7	H: 2 LOB: 3 BB: 1 P: 11	R: 1 E: 0 K: 1 S: 6	H: 1 LOB: 0 BB: 0 P: 6	R: 0 E: 0 K: 0 S: 2	H: 0 LOB: 0 BB: 1 P: 6	R: 0 E: 0 K: 0 S: 4	H: 2 LOB: 2 BB: 1 P: 8	R: 0 E: 0 K: 1 S: 3	H: 1 LOB: 1 BB: 1 P: 7	R: 0 E: 0 K: 1 S: 5	H: 0 LOB: 1 BB: 1 P: 9	R: 2 E: 0 K: 0 S: 6	H: 3 LOB: 1 BB: 0 P: 6	R: 0 E: 0 K: 2 S: 7	H: 0 LOB: 0 BB: 0 P: 7		R: 0 E: 0 K: 0 S: 4	H: 1 LOB: 2 BB: 1 P: 8	1B: 7 2B: 2 3B: 0 HR: 1	SF: 0 SAC: 0 DP: 1 HBP: 0	WP: 1 PB: 1 SB: 0 CS: 0
PITCHER	IP WLS BF H R ER SO BB IBB HBP BLK WP HR S P ERA WHIP																					
Vida Blue, L (1, 1) ERA: 3.51	5.0 W 22 6 1 1 2 3 1 0 0 0 0 1 22 38 1.80 1.800																					
Jeff Robinson, R (6, 1) ERA: 3.97	1.1 8 3 2 2 1 1 0 0 0 0 0 9 13 13.50 3.000																					
Frank Williams, R (7, 1) ERA: 3.42	2.0 8 1 0 0 2 1 0 0 0 0 1 0 11 15 0.00 1.000																					
Scott Garrelts, R (9, 1) ERA: 3.42	0.2 S 2 0 0 0 0 0 0 0 0 0 0 0 2 2 0.00 0.000																					

Batter	1	2	3	4	5	6	7	8	9	AB	R	H	RBI	BB	SO	LOB	BOTTOM			
Randy Kutcher, R (1, 8) OBP: 0.300, SLG: 0.529										5	2	2	1	0	0	1	Pittsburgh Pirates @ San Francisco Giants Candlestick Park, San Francisco, CA Thu Jul 10 1986, 6:33 AM EDT Att: 9,795 - Unknown			
Robby Thompson, R (1, 4) OBP: 0.327, SLG: 0.343										5	1	3	1	0	1	1				
Jeffrey Leonard, R (1, 7) OBP: 0.327, SLG: 0.401										4	1	3	1	0	0	0				
Chili Davis, S (1, 9) OBP: 0.375, SLG: 0.466										4	0	0	0	0	2	4				
Chris Brown, R (1, 5) OBP: 0.400, SLG: 0.463										4	0	1	0	0	0	1				
Mike Aldrete, L (1, 3) OBP: 0.321, SLG: 0.289										2	1	0	0	2	0	1				
Bob Brenly, R (1, 2) OBP: 0.370, SLG: 0.341										3	1	2	3	1	0	1				
Jose Uribe, S (1, 6) OBP: 0.307, SLG: 0.275										3	0	0	0	1	0	3				
Vida Blue, S (1, 1) OBP: 0.150, SLG: 0.056 Jeff Robinson, R (6, 1) OBP: 0.111, SLG: 0.125 Frank Williams, R (7, 1) OBP: 1.000, SLG: 1.000 Scott Garrelts, R (9, 1) OBP: 0.189, SLG: 0.194										2	0	0	0	0	2	3				
Inning Stats	R: 0 E: 0 K: 2 S: 8	H: 1 LOB: 1 BB: 0 P: 8	R: 0 E: 1 K: 0 S: 4	H: 1 LOB: 0 BB: 0 P: 4	R: 1 E: 0 K: 1 S: 6	H: 2 LOB: 0 BB: 0 P: 6	R: 0 E: 0 K: 1 S: 6	H: 1 LOB: 3 BB: 2 P: 14	R: 5 E: 0 K: 0 S: 7	H: 4 LOB: 0 BB: 1 P: 11	R: 0 E: 0 K: 1 S: 7	H: 2 LOB: 2 BB: 0 P: 7	R: 0 E: 0 K: 0 S: 3	H: 0 LOB: 1 BB: 1 P: 7	R: 0 E: 0 K: 0 S: 3	H: 1 LOB: 0 BB: 0 P: 3		1B: 8 2B: 2 3B: 0 HR: 2	SF: 0 SAC: 0 DP: 0 HBP: 0	WP: 0 PB: 0 SB: 0 CS: 2
PITCHER	IP WLS BF H R ER SO BB IBB HBP BLK WP HR S P ERA WHIP																			
Bob Walk, R (1, 1) ERA: 4.95	5.0 L 26 9 6 6 4 3 0 0 0 0 0 0 2 31 43 10.80 2.400																			
Larry McWilliams, L (6, 1) ERA: 4.95	2.0 9 2 0 0 1 1 0 0 0 0 0 0 10 14 0.00 1.500																			
Pat Clements, L (8, 1) ERA: 3.23	0.1 2 1 0 0 0 0 0 0 0 0 0 0 2 2 0.00 3.000																			
Cecilio Guante, R (8, 1) ERA: 2.29	0.2 1 0 0 0 0 0 0 0 0 0 0 0 1 1 0.00 0.000																			

Batter	1	2	3	4	5	6	7	8	9	AB	R	H	RBI	BB	SO	LOB	TOP					
Joe Orsulak, L (1.8) OBP: 0.338, SLG: 0.383	0-0 S 1B	0-3 K				0-0 FC5-4 1B		0-0 4-3		5	0	2	0	0	1	2						
Bill Almon, R (1.7) OBP: 0.335, SLG: 0.419	4-0 1-2 BB		0-0 CS 1B			0-0 F9 1B		0-0 E5 CS		4	0	1	0	1	1	1						
Johnny Ray, S (1.4) OBP: 0.370, SLG: 0.400	0-0 F8		0-0 CS 1B			0-0 FC5-4 HR		4-0 BB		4	2	1	0	1	0	3						
Mike Diaz, R (1.3) OBP: 0.333, SLG: 0.479	0-0 F2		0-3 K			0-0 HR		0-0 4-3		3	1	1	2	0	1	4						
Sid Bream, L (5.3) OBP: 0.370, SLG: 0.498			1-2 2-3 K			1-H HR				2	0	0	0	0	0	1						
Jim Morrison, R (1.5) OBP: 0.313, SLG: 0.418	0-0 1-3		0-0 1B			0-0 E5 1B				5	2	3	2	0	0	2						
Mike Brown, R (1.9) OBP: 0.302, SLG: 0.324		0-0 F9				4-0 1B				3	1	0	0	1	1	2						
Don Robinson, R (7.1) OBP: 1.000, SLG: 1.000			0-0 F8			1-2 3B BB		0-3 K		1	1	1	0	0	0	0						
Junior Ortiz, R (1.2) OBP: 0.375, SLG: 0.407		0-0 SH1-4 1B				4-0 G6-3 BB		0-0 F3		4	1	3	2	1	0	1						
Rafael Belliard, R (1.6) OBP: 0.310, SLG: 0.283		0-0 SH1-4 1B				0-0 G6-3		0-0 4-3		5	0	2	2	0	1	3						
Rich Sauveur, L (1.1) OBP: 0.333, SLG: 0.333		0-0 SH1-4				1-2 2-3 3B				0	0	0	0	0	0	0						
Rick Reuschel, R (4, PH) OBP: 0.146, SLG: 0.171		0-0 SH1-4				0-0 5-3				1	0	0	0	0	0	0						
Jim Winn, R (4.1)										1	0	0	0	0	1	1						
R.J. Reynolds, S (7.9) OBP: 0.359, SLG: 0.462		1-2 2-3								1	0	0	0	0	0	0						
Inning Stats	R: 0 E: 0 K: 0 S: 4	H: 1 LOB: 2 BB: 1 P: 8	R: 0 E: 0 K: 1 S: 7	H: 2 LOB: 0 BB: 0 P: 7	R: 1 E: 0 K: 1 S: 7	H: 3 LOB: 1 BB: 0 P: 7	R: 0 E: 0 K: 0 S: 2	H: 0 LOB: 0 BB: 1 P: 6	R: 5 E: 1 K: 1 S: 10	H: 4 LOB: 1 BB: 1 P: 14	R: 0 E: 1 K: 0 S: 3	H: 0 LOB: 1 BB: 0 P: 7	R: 0 E: 0 K: 1 S: 6	H: 1 LOB: 1 BB: 0 P: 6	R: 0 E: 0 K: 1 S: 5	H: 0 LOB: 0 BB: 0 P: 5	R: 2 E: 0 K: 1 S: 8	H: 3 LOB: 1 BB: 0 P: 8	1B: 9 2B: 3 3B: 1 HR: 2	SF: 0 SAC: 1 DP: 2 HBP: 0	WP: 0 PB: 0 SB: 2 CS: 3	PA: 44
PITCHER	IP	WLS	BF	H	R	ER	SO	BB	IBB	HBP	BLK	WP	HR	S	P	ERA	WHIP					
Steve Carlton, L (1.1) ERA: 6.23	4.2	L	24	8	5	4	2	3	0	0	0	0	1	25	37	7.71	2.357					
Juan Berenguer, R (5.1) ERA: 3.13	0.1	3	2	1	0	1	0	0	0	0	0	0	0	5	5	0.00	6.000					
Greg Minton, R (6.1) ERA: 4.29	2.0	8	1	0	0	1	1	0	0	0	0	0	0	9	13	0.00	1.000					
Mark Davis, L (8.1) ERA: 2.49	2.0	9	3	2	2	2	2	0	0	0	0	0	1	13	13	9.00	1.500					

Pittsburgh Pirates @ San Francisco Giants
Candlestick Park, San Francisco, CA
Fri Jul 11 1986, 10:05 PM EDT
Att: 18,703 - Unknown

AB	39
R	8
H	14
RBI	8
BB	4
SO	6
LOB	20

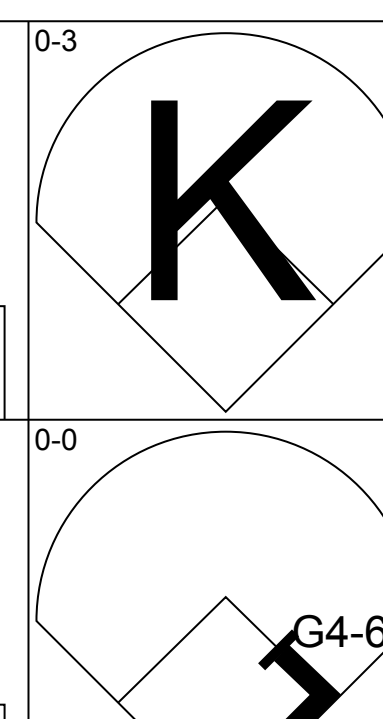
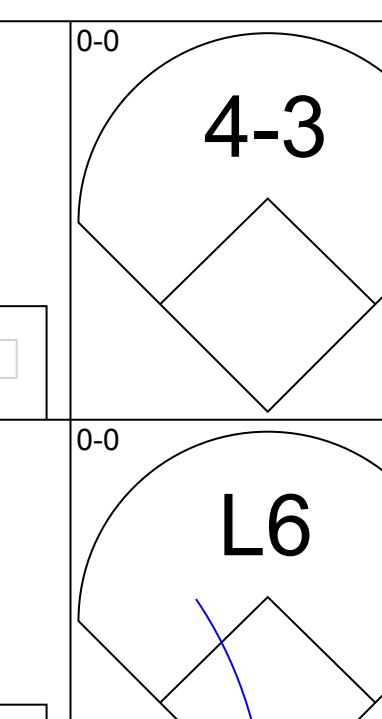
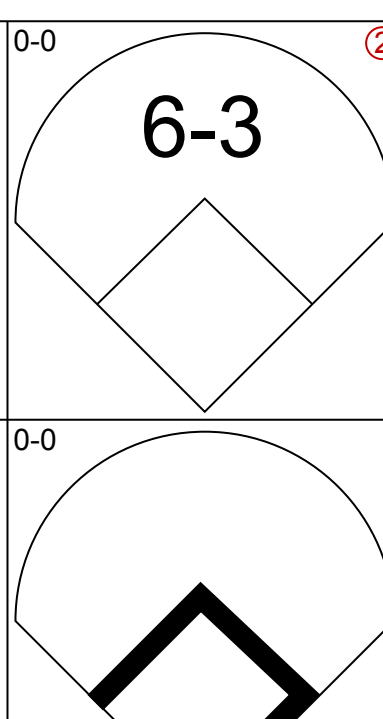
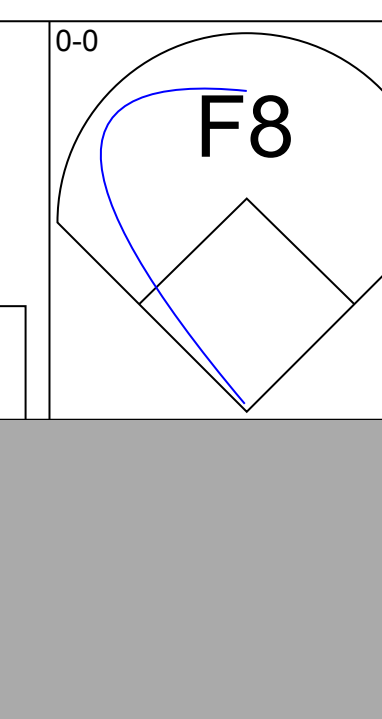
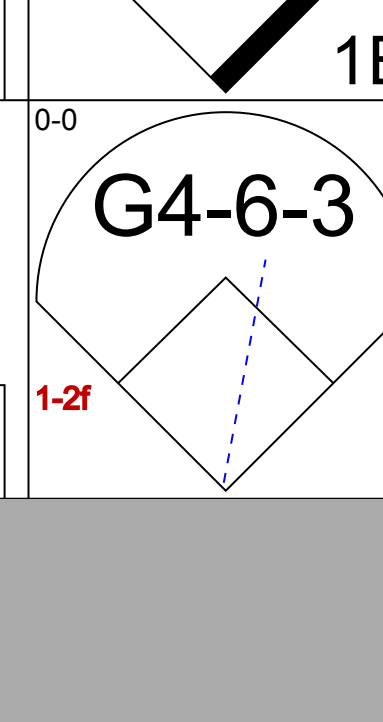

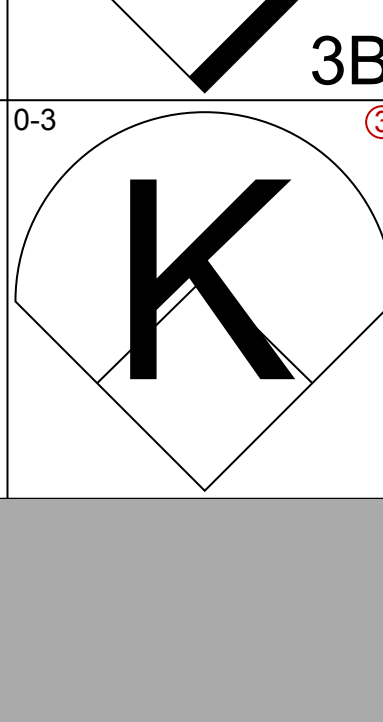
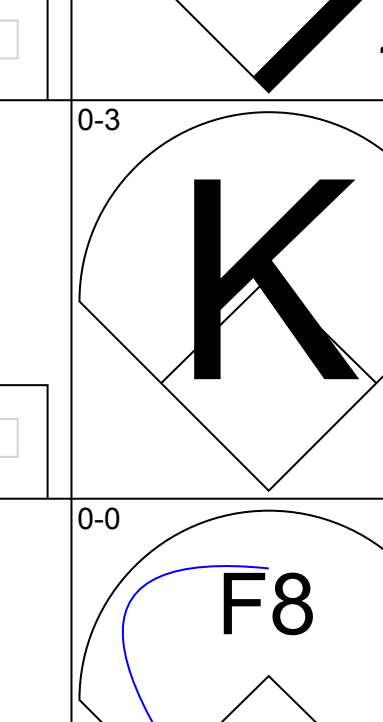

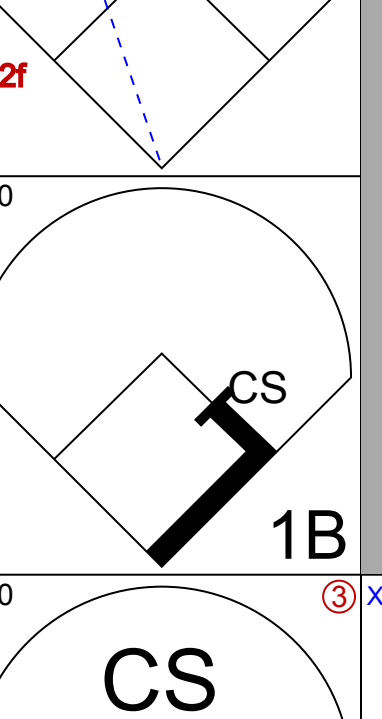

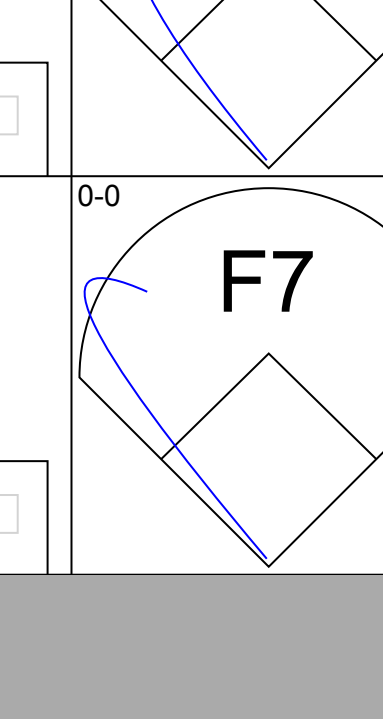
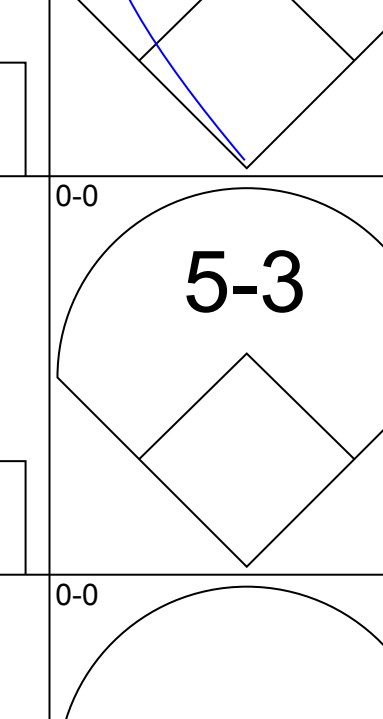
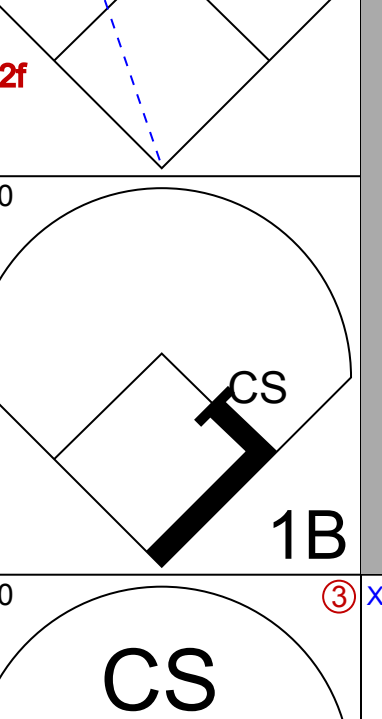
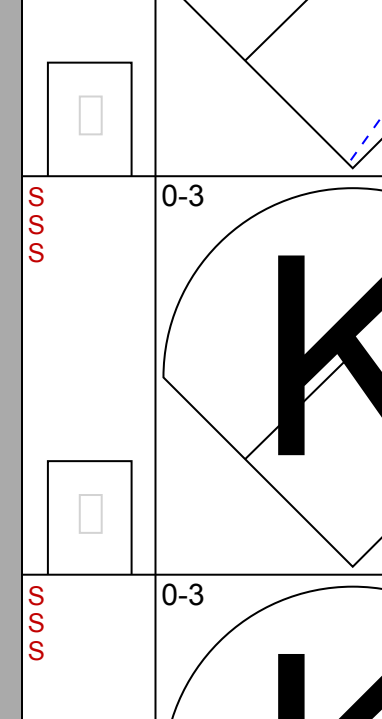
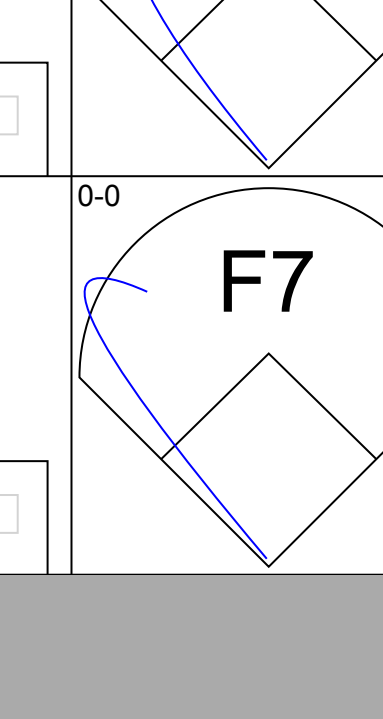
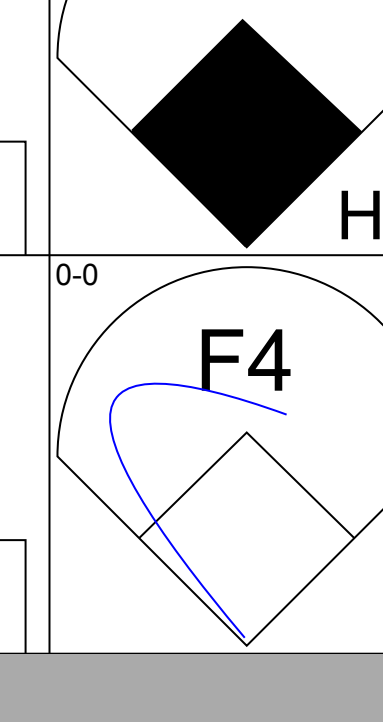
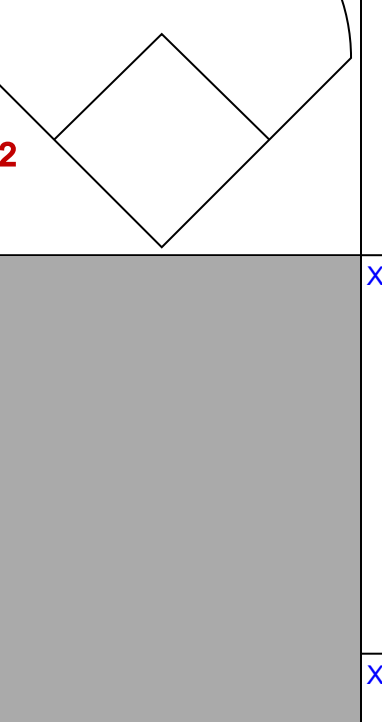
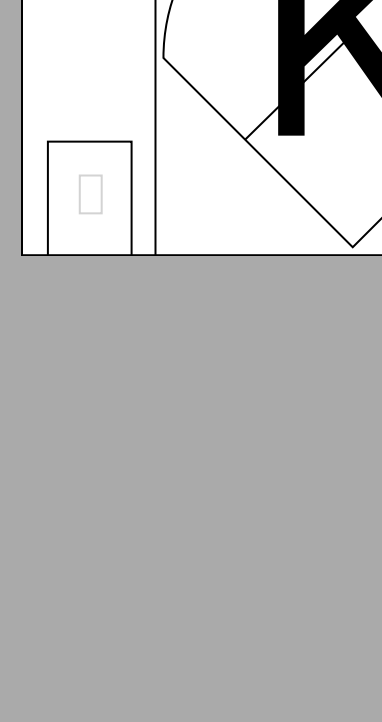



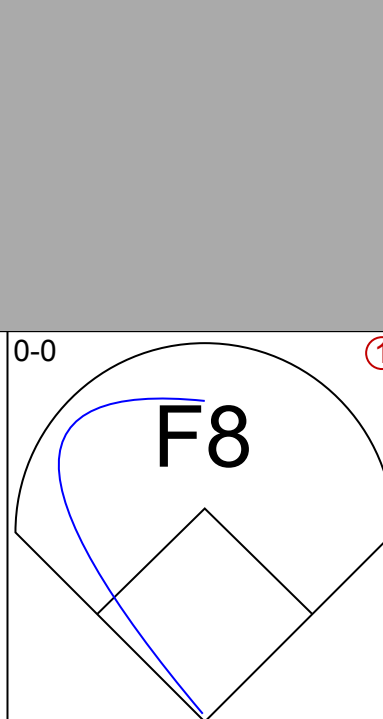

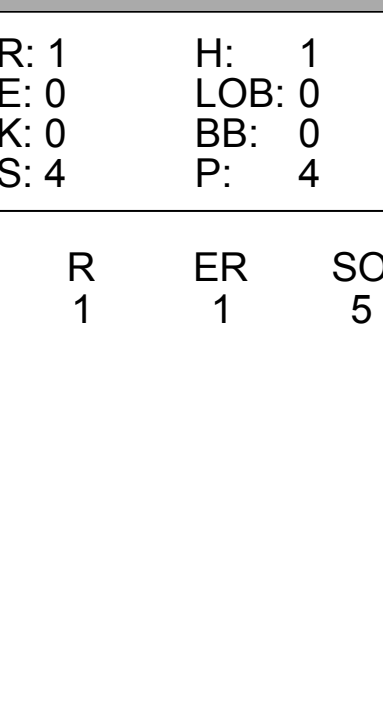
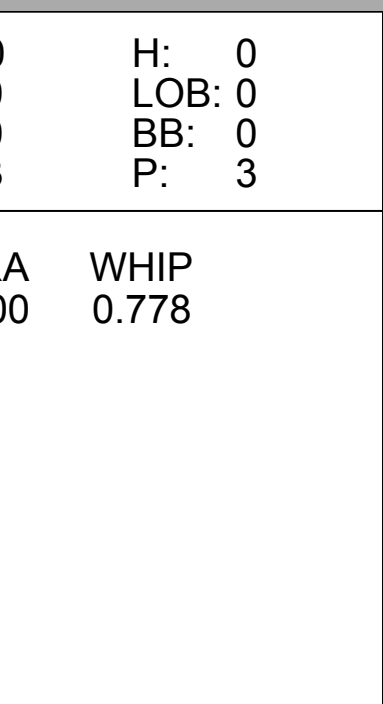
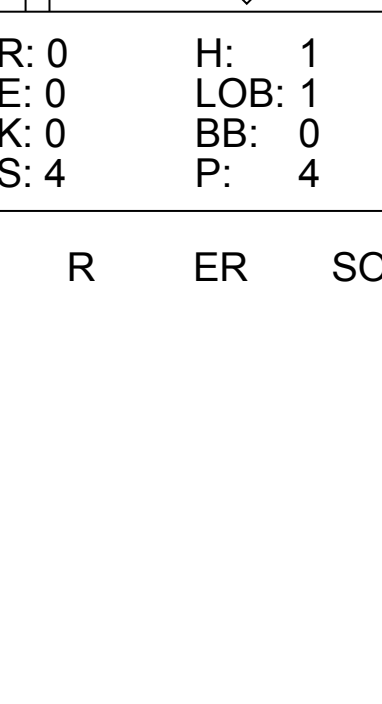
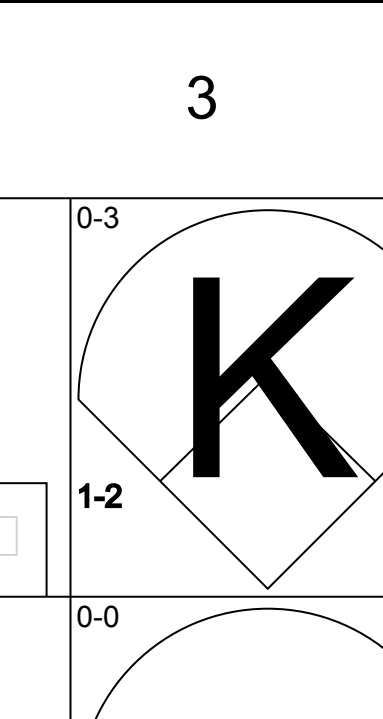
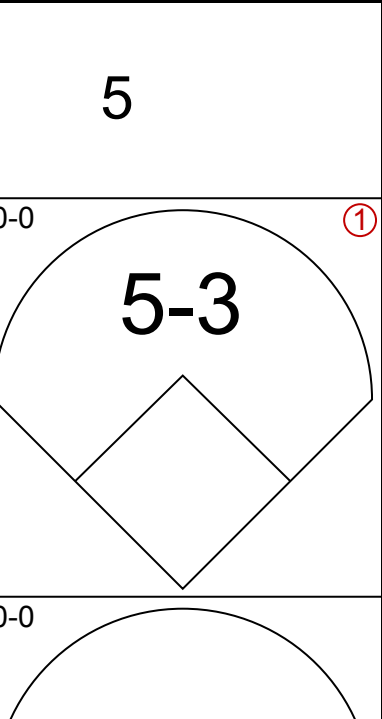
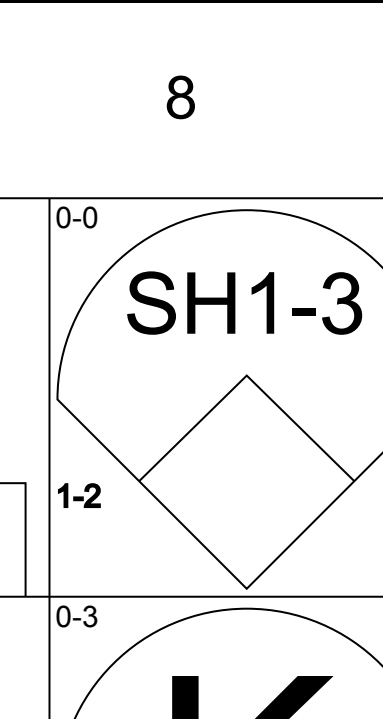
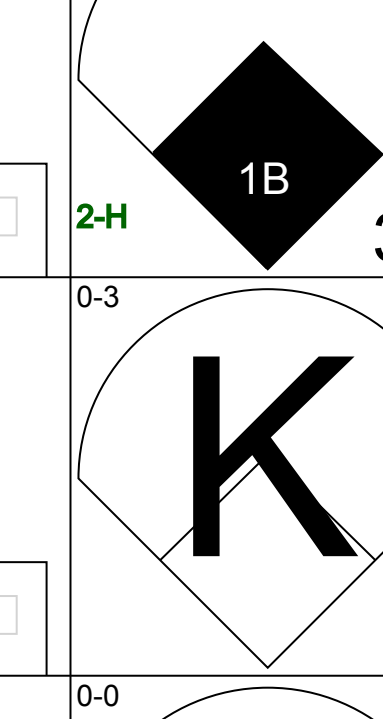
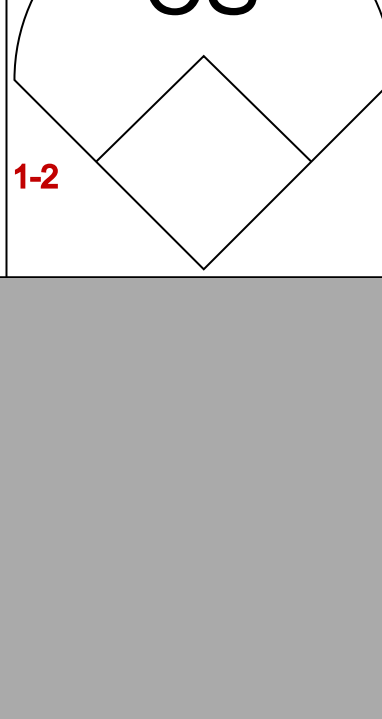
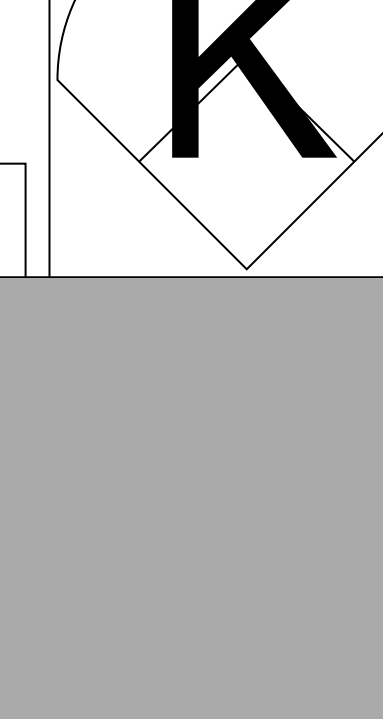


Batter	1	2	3	4	5	6	7	8	9	AB	R	H	RBI	BB	SO	LOB	BOTTOM					
Randy Kutcher, R (1.8) OBP: 0.305, SLG: 0.516	0-3 K	0-0 HR 1B		4-0 E BB		0-0 F8		0-0 1-3		4	2	1	0	1	1	1						
Robby Thompson, R (1.4) OBP: 0.328, SLG: 0.352	0-0 5-3	0-0 1-H HR		0-0 E5		0-0 6-3		4-0 FC5-4 BB		4	1	1	2	1	0	0						
Jeffrey Leonard, R (1.7) OBP: 0.328, SLG: 0.399	0-0 BB BLK 1B	0-3 K		4-0 BB		0-0 P4		0-0 FC5-4 6-3		4	0	1	0	1	1	1						
Chili Davis, S (1.9) OBP: 0.373, SLG: 0.460	4-0 1-2 BB BB		0-0 5-3	0-3 K		0-0 F7		0-0 6-3		4	0	0	0	1	1	3						
Chris Brown, R (1.5) OBP: 0.400, SLG: 0.458	4-0 1-2 2-3 BB		0-0 6-3			4-0 SH1 1B BB		0-0 4-3		3	0	0	0	2	0	1						
Bob Brenly, R (1.3) OBP: 0.372, SLG: 0.348	0-3 K		0-0 2B			0-0 SH1 1B		0-3 K		4	0	2	0	0	2	3						
Mark Davis, L (8.1) OBP: 0.250, SLG: 0.500										0	0	0	0	0	0	0						
Bob Melvin, R (1.2) OBP: 0.272, SLG: 0.342		0-0 F9				0-0 SH1		0-3 K		3	0	0	0	0	1	1						
Jose Uribe, S (1.6) OBP: 0.310, SLG: 0.290		0-0 HR				0-0 G3		0-0 5-3		4	1	2	1	0	0	2						
Steve Carlton, L (1.1) OBP: 0.211, SLG: 0.216		0-3 K				0-3 K2-3-2 1B		0-0 5-3		2	0	0	0	0	2	1						
Juan Berenguer, R (5.1)						0-3 K2-3-2		0-0 F4		0	0	0	0	0	0	0						
Harry Spilman, L (5, PH) OBP: 0.291, SLG: 0.427										1	0	0	0	0	0	2						
Greg Minton, S (6.1)										0	0	0	0	0	0	0						
Mike Aldrete, L (8.3) OBP: 0.327, SLG: 0.308						1-1				1	0	1	0	0	0	0						
Inning Stats	R: 0 E: 0 K: 2 S: 8	H: 1 LOB: 3 BB: 2 P: 16	R: 3 E: 0 K: 2 S: 10	H: 3 LOB: 0 BB: 0 P: 10	R: 0 E: 0 K: 0 S: 4	H: 1 LOB: 1 BB: 0 P: 4	R: 1 E: 1 K: 2 S: 8	H: 1 LOB: 2 BB: 2 P: 16	R: 0 E: 0 K: 0 S: 4	H: 1 LOB: 2 BB: 1 P: 8	R: 0 E: 0 K: 0 S: 3	H: 0 LOB: 0 BB: 0 P: 3	R: 0 E: 0 K: 1 S: 5	H: 0 LOB: 0 BB: 0 P: 5	R: 0 E: 0 K: 1 S: 6	H: 1 LOB: 1 BB: 0 P: 6	R: 0 E: 0 K: 0 S: 3	H: 0 LOB: 1 BB: 1 P: 7	1B: 4 2B: 3 3B: 0 HR: 2	SF: 0 SAC: 1 DP: 1 HBP: 0	WP: 0 PB: 0 SB: 0 CS: 0	PA: 41
PITCHER	IP	WLS	BF	H	R	ER	SO	BB	IBB	HBP	BLK	WP	HR	S	P	ERA	WHIP					
Rich Sauveur, L (1.1) ERA: 6.0	3.0	W	16	5	3	3	4	2	0	0	1	0	0	15	27	9.00	2.333					
Jim Winn, R (4.1) ERA: 3.33	3.0	W	14	2	1	0	2	3	0	0	0	0	0	15	27	0.00	1.667					
Don Robinson, R (7.1) ERA: 3.21	3.0	S	11	1	0	0	2	1	0	0	0	0	0	14	18	0.00	0.667					

Pittsburgh Pirates @ San Francisco Giants
Candlestick Park, San Francisco, CA
Fri Jul 11 1986, 10:05 PM EDT
Att: 18,703 - Unknown


AB	34
R	4
H	8
RBI	3
BB	6
SO	8
LOB	15

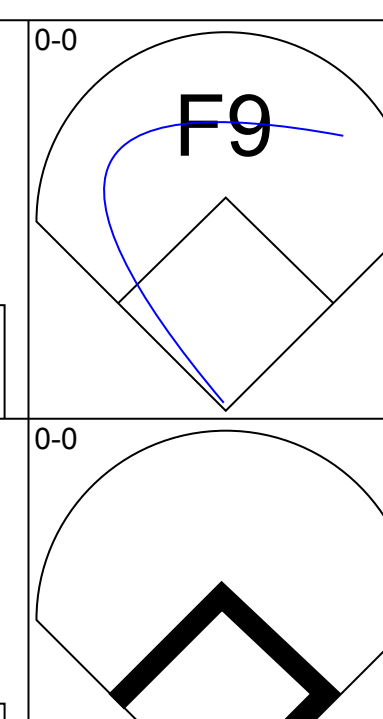
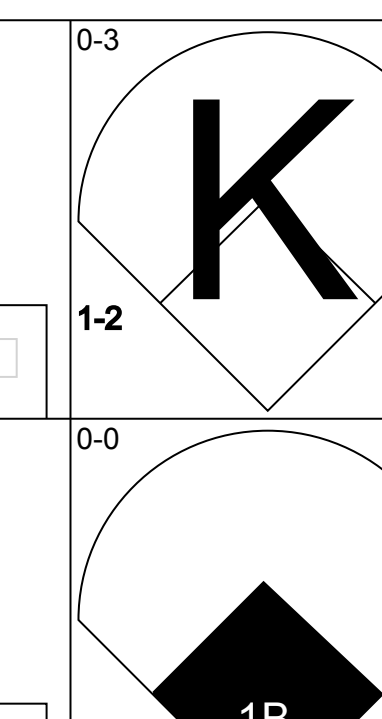
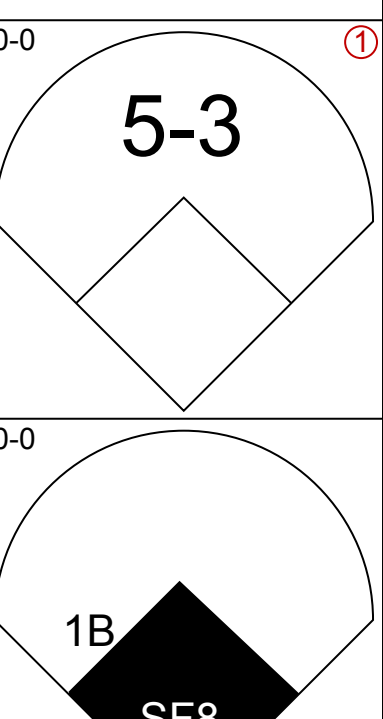
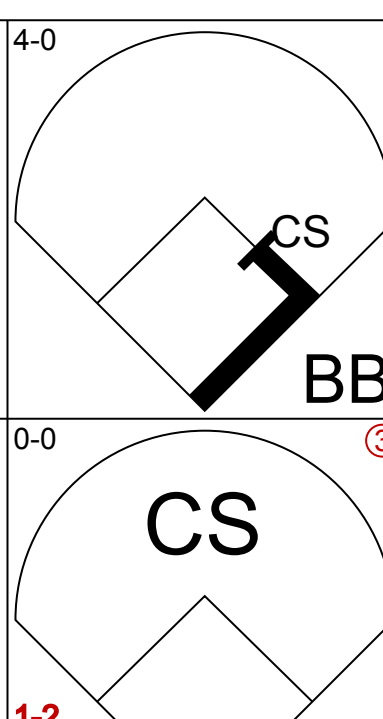
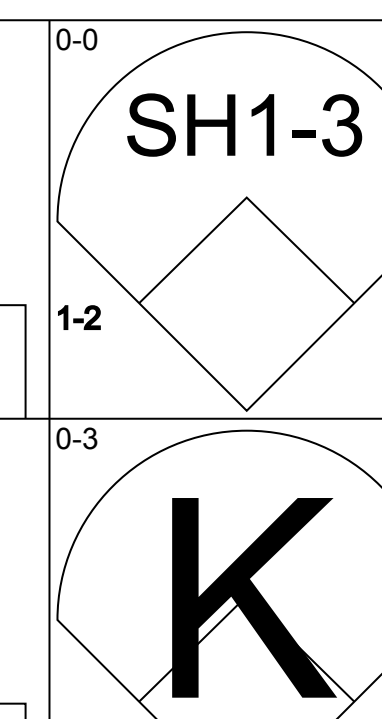
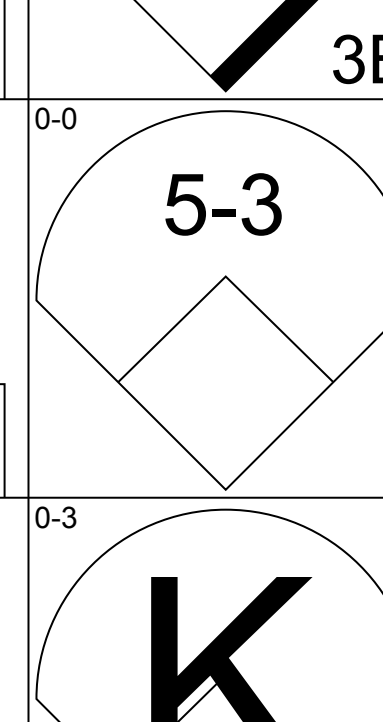
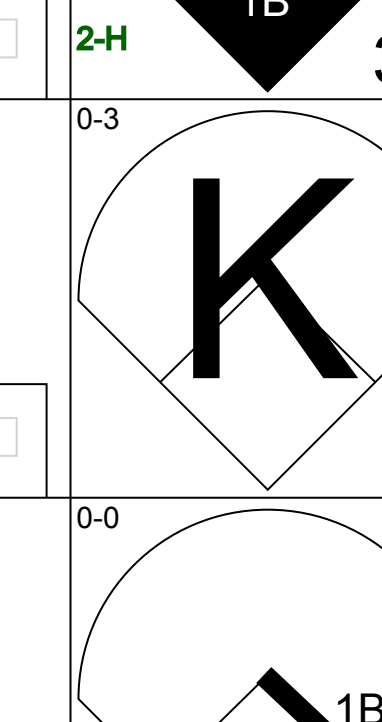
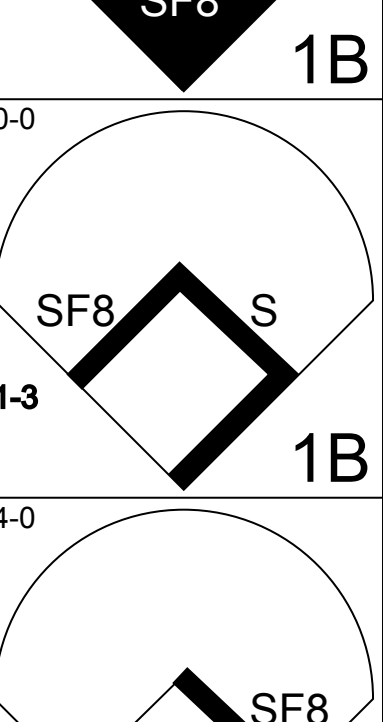

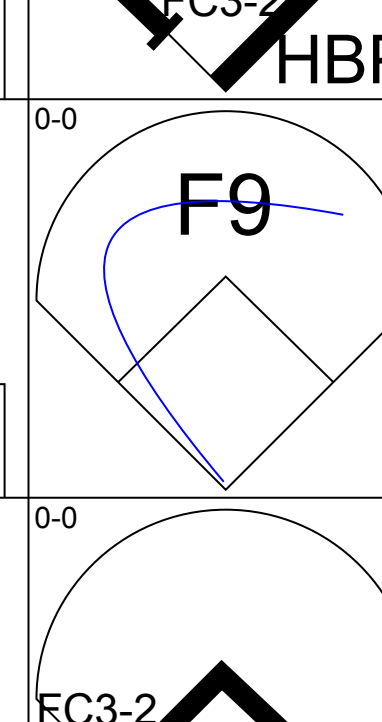


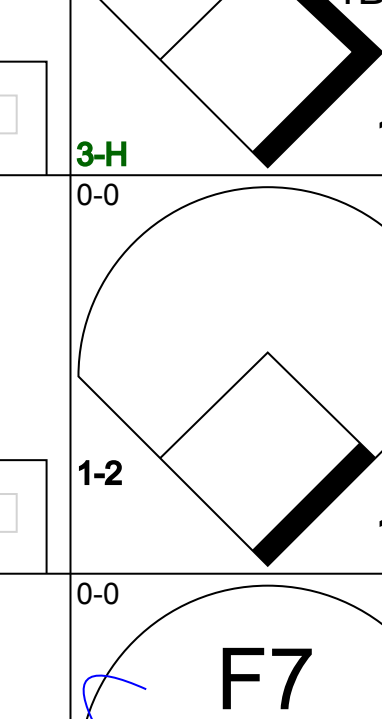
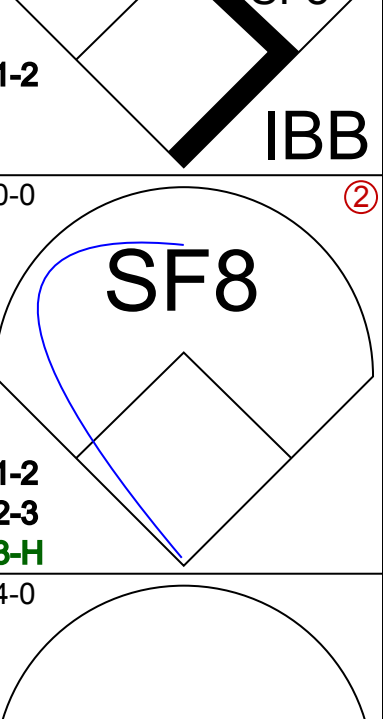
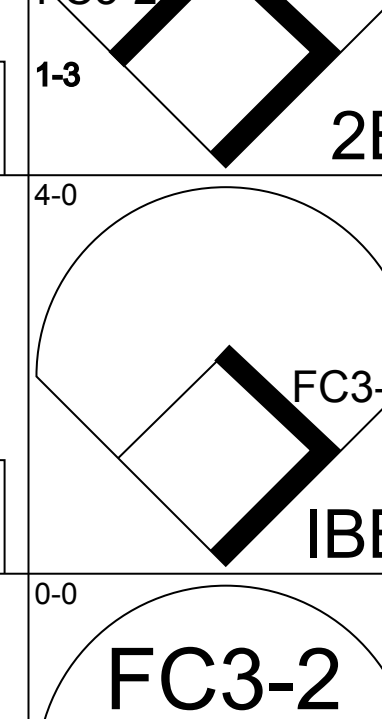

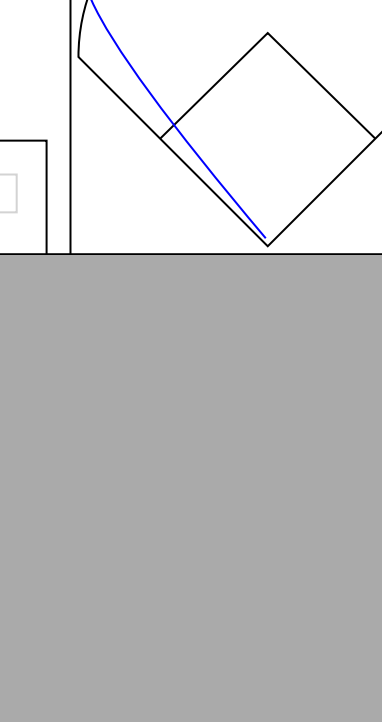
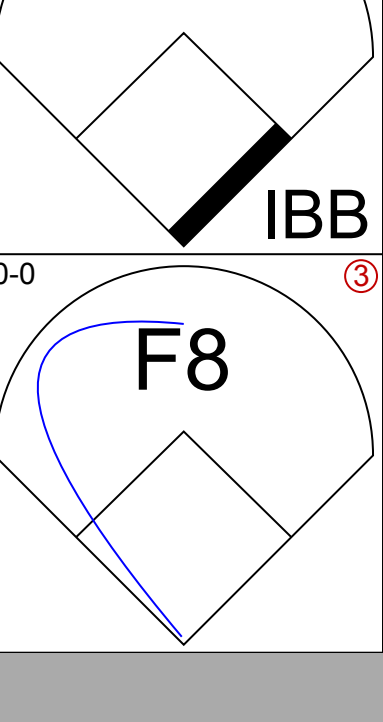
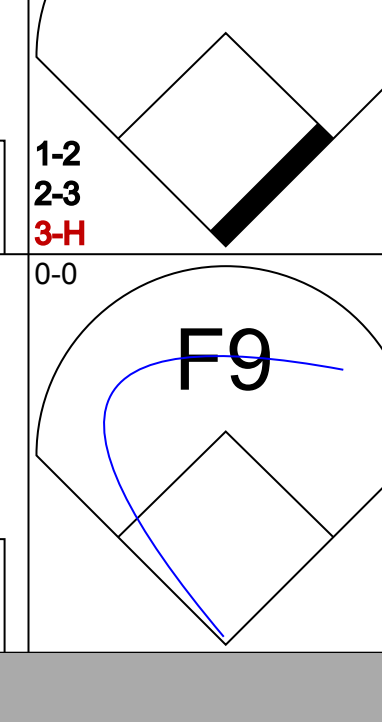
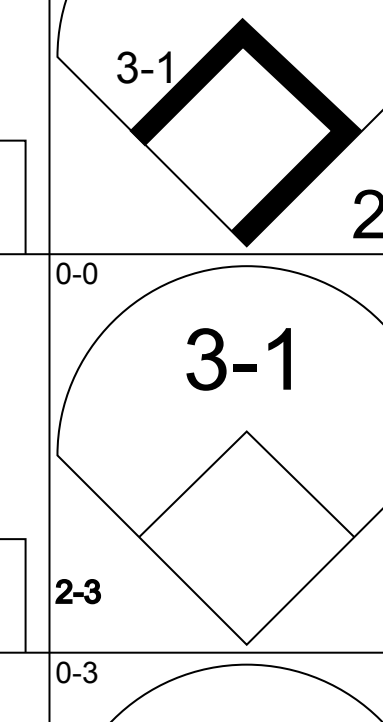
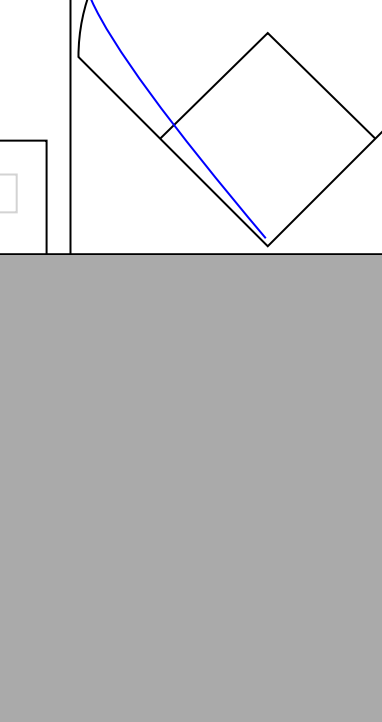
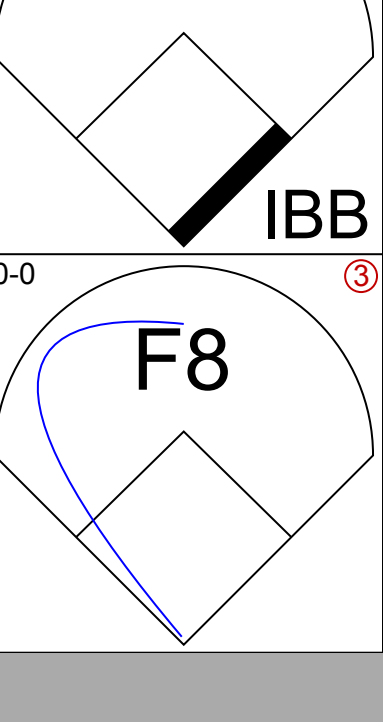
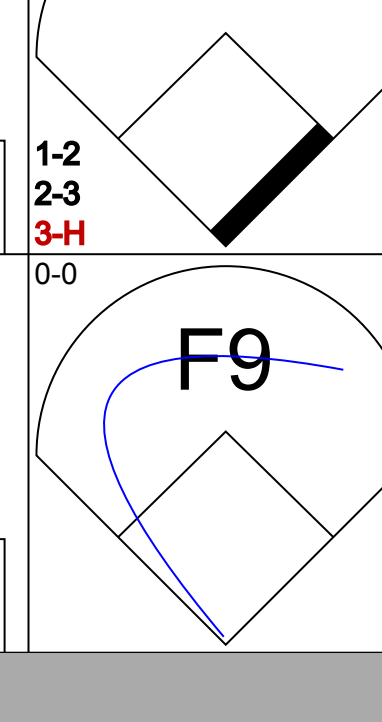
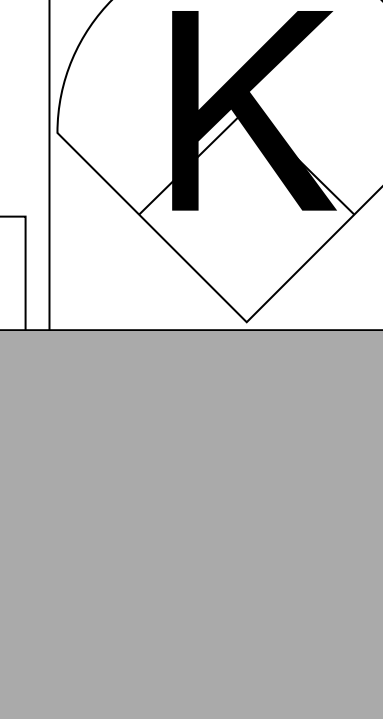
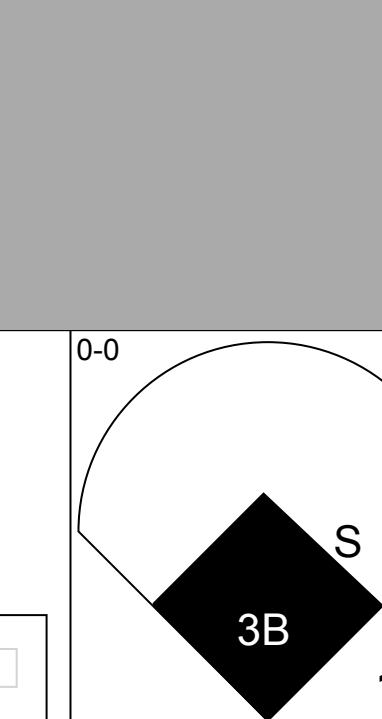


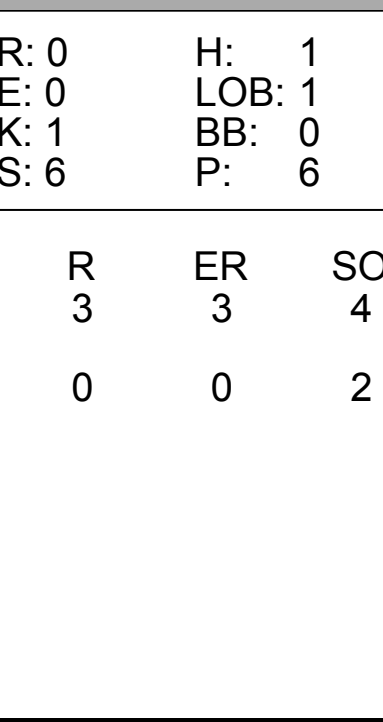
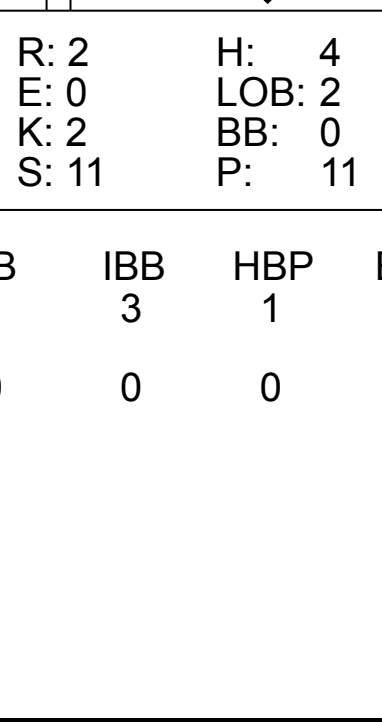
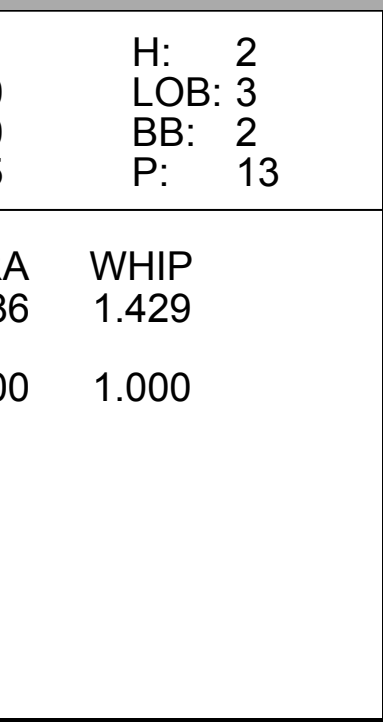
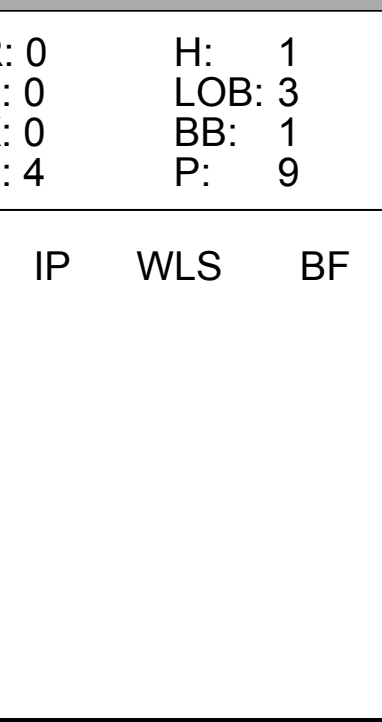


Batter	1	2	3	4	5	6	7	8	9	AB	R	H	RBI	BB	SO	LOB	TOP					
Barry Bonds, L OBP: 0.363, SLG: 0.474 (1, 8)										4	0	0	0	0	1	2						
Joe Orsulak, L OBP: 0.344, SLG: 0.397 (1, 9)										4	0	3	0	0	0	1						
Johnny Ray, S OBP: 0.368, SLG: 0.396 (1, 4)										3	0	0	0	0	2	3						
Sid Bream, L OBP: 0.365, SLG: 0.491 (1, 3)										4	0	0	0	0	0	2						
R.J. Reynolds, S OBP: 0.358, SLG: 0.459 (1, 7)										4	0	1	0	0	1	1						
Tony Peña, R OBP: 0.316, SLG: 0.380 (1, 2)										3	1	1	1	0	1	0						
Jim Morrison, R OBP: 0.313, SLG: 0.417 (1, 5)										3	0	1	0	0	0	0						
Rafael Belliard, R OBP: 0.313, SLG: 0.286 (1, 6)										2	0	1	0	0	0	0						
Rick Rhoden, R OBP: 0.347, SLG: 0.370 (1, 1)										1	0	0	0	0	0	0						
Lee Mazzilli, S OBP: 0.386, SLG: 0.253 (8, PH)										1	0	0	0	0	0	1						
Cecilio Guante, R (8, 1)										0	0	0	0	0	0	0						
Inning Stats	R: 0 E: 0 K: 1 S: 5	H: 1 LOB: 0 BB: 0 P: 5	R: 1 E: 0 K: 0 S: 4	H: 1 LOB: 0 BB: 0 P: 4	R: 0 E: 0 K: 0 S: 4	H: 1 LOB: 1 BB: 0 P: 4	R: 0 E: 0 K: 0 S: 2	H: 1 LOB: 0 BB: 0 P: 3	R: 0 E: 0 K: 0 S: 3	H: 0 LOB: 0 BB: 0 P: 3	R: 0 E: 0 K: 1 S: 6	H: 1 LOB: 1 BB: 0 P: 6	R: 0 E: 0 K: 2 S: 7	H: 0 LOB: 0 BB: 0 P: 7	R: 0 E: 0 K: 0 S: 4	H: 1 LOB: 1 BB: 0 P: 4	R: 0 E: 0 K: 1 S: 6	H: 1 LOB: 1 BB: 0 P: 6	1B: 5 2B: 0 3B: 1 HR: 1	SF: 0 SAC: 2 DP: 2 HBP: 1	WP: 0 PB: 0 SB: 0 CS: 1	PA: 33
PITCHER Mike Krukow, R ERA: 3.11 (1, 1)	IP: 9.0 WLS: W BF: 32	H: 7 R: 1 ER: 1 SO: 5	BB: 0 IBB: 0 HBP: 1 BLK: 0	WP: 0 HR: 1 S: 41 P: 42	ERA: 1.00 WHIP: 0.778																	

Pittsburgh Pirates @ San Francisco Giants
Candlestick Park, San Francisco, CA
Sat Jul 12 1986, 6:33 AM EDT
Att: 19,549 - Unknown


AB 29
R 1
H 7
RBI 1
BB 0
SO 5
LOB 10



Batter	1	2	3	4	5	6	7	8	9	AB	R	H	RBI	BB	SO	LOB	BOTTOM					
Randy Kutcher, R OBP: 0.303, SLG: 0.500 (1, 8)										3	0	0	0	1	1	1						
Robby Thompson, R OBP: 0.335, SLG: 0.370 (1, 4)										4	2	3	1	0	1	1						
Jeffrey Leonard, R OBP: 0.327, SLG: 0.397 (1, 7)										4	0	1	0	0	1	3						
Chili Davis, S OBP: 0.377, SLG: 0.465 (1, 9)										3	0	2	1	1	1	1						
Chris Brown, R OBP: 0.401, SLG: 0.458 (1, 5)										2	0	1	1	1	0	0						
Mike Aldrete, L OBP: 0.333, SLG: 0.319 (1, 3)										3	0	1	0	1	0	5						
Bob Brenly, R OBP: 0.367, SLG: 0.342 (1, 2)										4	0	0	0	0	0	7						
Jose Uribe, S OBP: 0.309, SLG: 0.289 (1, 6)										4	0	1	0	0	1	1						
Mike Krukow, R OBP: 0.231, SLG: 0.220 (1, 1)										4	1	1	0	0	1	1						
Inning Stats	R: 0 E: 0 K: 1 S: 6	H: 1 LOB: 1 BB: 0 P: 6	R: 0 E: 0 K: 1 S: 6	H: 1 LOB: 0 BB: 0 P: 6	R: 2 E: 0 K: 2 S: 11	H: 4 LOB: 2 BB: 0 P: 11	R: 0 E: 0 K: 0 S: 3	H: 0 LOB: 0 BB: 0 P: 3	R: 1 E: 0 K: 0 S: 5	H: 2 LOB: 3 BB: 2 P: 13	R: 0 E: 0 K: 0 S: 2	H: 0 LOB: 0 BB: 1 P: 6	R: 0 E: 0 K: 0 S: 4	H: 1 LOB: 3 BB: 1 P: 9	R: 0 E: 0 K: 2 S: 8	H: 1 LOB: 1 BB: 0 P: 8	R: 0 E: 0 K: 1 S: 6	H: 1 LOB: 1 BB: 0 P: 6	1B: 6 2B: 2 3B: 2 HR: 0	SF: 1 SAC: 1 DP: 0 HBP: 1	WP: 0 PB: 0 SB: 0 CS: 1	PA: 39
PITCHER Rick Rhoden, R ERA: 2.42 (1, 1)	IP: 7.0 WLS: L BF: 34	H: 9 R: 3 ER: 3 SO: 4	BB: 1 IBB: 3 HBP: 1 BLK: 0	WP: 0 HR: 0 S: 37 P: 54	ERA: 3.86 WHIP: 1.429																	
Cecilio Guante, R ERA: 2.25 (8, 1)	IP: 1.0 WLS: L BF: 4	H: 1 R: 0 ER: 0 SO: 2	BB: 0 IBB: 0 HBP: 0 BLK: 0	WP: 0 HR: 0 S: 8 P: 8	ERA: 0.00 WHIP: 1.000																	

Pittsburgh Pirates @ San Francisco Giants
Candlestick Park, San Francisco, CA
Sat Jul 12 1986, 6:33 AM EDT
Att: 19,549 - Unknown

AB 31
R 3
H 10
RBI 3
BB 4
SO 6
LOB 20



Batter	1	2	3	4	5	6	7	8	9	AB	R	H	RBI	BB	SO	LOB	TOP										
Joe Orsulak L (1.8) OBP: 0.338, SLG: 0.389	4-3		6-3		FC3-6 HR			F9	F8	5	1	0	0	0	0	3	Pittsburgh Pirates @ San Francisco Giants Candlestick Park, San Francisco, CA Sun Jul 13 1986, 6:33 AM EDT Att: 36,877 - Unknown										
Lee Mazzilli S (1.7) OBP: 0.390, SLG: 0.297	F7		K					PB BB 1B		4	2	2	2	0	1												
U L Washington S (1.6) OBP: 0.293, SLG: 0.216	4-3				4-3			1B PB BB		3	1	1	0	1	0	0											
Sid Bream L (1.3) OBP: 0.364, SLG: 0.491		4-3			G3 FC1-5 2B			F8		4	0	1	1	0	0	2											
R.J. Reynolds S (1.9) OBP: 0.356, SLG: 0.456		6-3			G3					4	0	1	1	0	0	1											
Tony Peña R (1.2) OBP: 0.315, SLG: 0.379					FC1-5 FC6-4			F7		4	0	1	0	0	0	3											
Jim Morrison R (1.5) OBP: 0.312, SLG: 0.412					FC6-4					3	0	0	0	1	0	2											
Rafael Belliard R (1.4) OBP: 0.311, SLG: 0.285			SH1-4 S 1B		1-3			5-3 BB		4	0	1	0	0	0	1											
Rick Reuschel R (1.1) Mike Gettleck R (3.1) Junior Ortiz L (5. PH) Larry McWilliams L (5.1) Johnny Ray S (7. PH) Jim Winn R (7.1) Don Robinson R (8.1) Mike Brown R (8. PH)			SH1-4		4-0 FC3-6 BB			F8		0	0	0	0	0	0	0											
Inning Stats	R: 0 E: 0 K: 0 S: 3	H: 0 LOB: 0 BB: 0 P: 3	R: 0 E: 0 K: 0 S: 4	H: 1 LOB: 1 BB: 0 P: 4	R: 0 E: 0 K: 1 S: 6	H: 1 LOB: 1 BB: 0 P: 6	R: 1 E: 0 K: 0 S: 5	H: 2 LOB: 1 BB: 0 P: 5	R: 2 E: 0 K: 0 S: 4	H: 1 LOB: 0 BB: 1 P: 8	R: 0 E: 0 K: 0 S: 3	H: 0 LOB: 0 BB: 0 P: 3	R: 0 E: 0 K: 0 S: 3	H: 0 LOB: 0 BB: 0 P: 3	R: 1 E: 0 K: 0 S: 5	H: 2 LOB: 2 BB: 1 P: 9		R: 0 E: 0 K: 0 S: 3	H: 0 LOB: 1 BB: 1 P: 7	1B: 5 2B: 1 3B: 0 HR: 1	SF: 0 SAC: 1 DP: 0 HBP: 0	WP: 0 PB: 1 SB: 1 CS: 0	PA: 37				
PITCHER	IP	WLS	BF	H	R	ER	SO	BB	IBB	HBP	BLK	WP	HR	S	P	ERA	WHIP										
Michael LaCoss R (1.1) ERA: 2.76	7.0	W	27	5	3	3	1	1	0	0	1	0	1	28	32	3.86	0.857										
Scott Garrelts R (8.1) ERA: 3.37	2.0		10	2	1	0	0	2	0	0	0	0	0	8	16	0.00	2.000										

Batter	1	2	3	4	5	6	7	8	9	AB	R	H	RBI	BB	SO	LOB	BOTTOM										
Randy Kutcher R (1.8) OBP: 0.308, SLG: 0.535	HR		F7			6-3	K			5	1	2	1	0	1	4	Pittsburgh Pirates @ San Francisco Giants Candlestick Park, San Francisco, CA Sun Jul 13 1986, 6:33 AM EDT Att: 36,877 - Unknown										
Robby Thompson R (1.4) OBP: 0.339, SLG: 0.372										4	1	2	1	0	2	1											
Mike Woodard L (7. PH) OBP: 0.375, SLG: 0.407	1B 6-3		K		K					0	0	0	0	0	0	0											
Jeffrey Leonard R (1.7) OBP: 0.325, SLG: 0.394										5	1	1	0	0	1	4											
Scott Garrelts R (8.1) OBP: 0.189, SLG: 0.194	2B S 1B		K		6-3		F9			0	0	0	0	0	0	0											
Chili Davis S (1.9) OBP: 0.378, SLG: 0.464	K									5	2	2	0	0	1	2											
Chris Brown R (1.5) OBP: 0.405, SLG: 0.472	6-3									5	3	3	2	0	0	1											
Harry Spillman L (1.3) OBP: 0.309, SLG: 0.494										2	1	2	4	0	0	0											
Joel Youngblood R (5. PH) OBP: 0.351, SLG: 0.417										2	1	0	0	0	0	1											
Mike Aldrete L (8.3) OBP: 0.330, SLG: 0.316										1	0	0	0	0	1	0											
Bob Brenly R (1.2) OBP: 0.367, SLG: 0.343	5-3									5	1	2	0	0	1	3											
Jose Uribe S (1.6) OBP: 0.311, SLG: 0.290										3	0	1	0	1	0	1											
Michael LaCoss R (1.1) OBP: 0.293, SLG: 0.475										3	0	0	1	0	1	1											
Candy Maldonado R (7. PH) OBP: 0.299, SLG: 0.488										1	0	1	1	0	0	0											
Inning Stats	R: 3 E: 0 K: 1 S: 9	H: 4 LOB: 1 BB: 0 P: 9	R: 0 E: 0 K: 2 S: 8	H: 1 LOB: 0 BB: 0 P: 8	R: 4 E: 0 K: 1 S: 10	H: 5 LOB: 1 BB: 0 P: 10	R: 0 E: 0 K: 1 S: 5	H: 0 LOB: 0 BB: 0 P: 5	R: 0 E: 0 K: 0 S: 4	H: 1 LOB: 1 BB: 0 P: 4	R: 0 E: 0 K: 0 S: 4	H: 1 LOB: 0 BB: 0 P: 4	R: 3 E: 1 K: 2 S: 11	H: 3 LOB: 3 BB: 1 P: 16	R: 1 E: 0 K: 1 S: 6	H: 1 LOB: 0 BB: 0 P: 6	1B: 11 2B: 2 3B: 0 HR: 3	SF: 0 SAC: 0 DP: 0 HBP: 1	WP: 0 PB: 0 SB: 1 CS: 0	PA: 43							
PITCHER	IP	WLS	BF	H	R	ER	SO	BB	IBB	HBP	BLK	WP	HR	S	P	ERA	WHIP										
Rick Reuschel R (1.1) ERA: 4.29	2.1	L	17	10	7	7	4	0	0	0	0	0	0	7	7	0.00	0.000										
Mike Bielecki R (3.1) ERA: 4.57	1.2		5	0	0	0	1	0	0	0	0	0	0	8	8	0.00	1.000										
Larry McWilliams L (5.1) ERA: 4.92	2.0		8	2	0	0	0	0	0	0	0	0	0	11	16	9.00	3.000										
Jim Winn R (7.1) ERA: 3.44	1.0		9	3	3	1	2	0	1	1	0	0	0	11	16	9.00	3.000										
Don Robinson R (8.1) ERA: 3.41	1.0		4	1	1	1	1	0	0	0	0	0	1	6	6	9.00	1.000										

Batter	1	2	3	4	5	6	7	8	9	AB	R	H	RBI	BB	SO	LOB	TOP								
Randy Kutcher, R OBP: 0.303, SLG: 0.548 (1, 8)	6-3		B5		HR		F8	5-3		5	1	1	1	0	0	1	San Francisco Giants @ Chicago Cubs Wrigley Field, Chicago, IL Thu Jul 17 1986, 3:33 AM CDT Att: 30,598 - Unknown livebaseballscorecards.com								
Robby Thompson, R OBP: 0.337, SLG: 0.373 (1, 4)	F2		2B		6-3		K		K	5	0	1	0	0	2	0									
Jeffrey Leonard, R OBP: 0.326, SLG: 0.392 (1, 7)	1B		L8		L1		1B	1B	F9	4	1	1	0	1	0	1									
Chili Davis, S OBP: 0.381, SLG: 0.465 (1, 9)	L5			4-3	1B		1B	1B	FC6-4	4	1	2	0	1	0	1									
Chris Brown, R OBP: 0.405, SLG: 0.469 (1, 5)		F6		1-2	BB		E8		FC6-4	4	1	1	1	1	0	1									
Harry Scillman, L OBP: 0.306, SLG: 0.481 (1, 3)	F9			4-3	BB		1B			4	1	1	1	0	1	4									
Bob Brenly, R OBP: 0.369, SLG: 0.343 (1, 2)	F9			1B	BB		FC4-6			3	0	1	0	1	0	0									
Jose Uribe, S OBP: 0.314, SLG: 0.293 (1, 6)			G3		1B		FC4-6		S	4	0	2	2	0	0	1									
Vida Blue, S OBP: 0.182, SLG: 0.250 (5, PH)					HR		K		F4	2	1	1	1	0	0	2									
Mike Andretta, L OBP: 0.247, SLG: 0.313 (5, PH)										1	0	0	0	0	1	1									
Frank Williams, R OBP: 0.328, SLG: 0.373 (5, PH)										0	0	0	0	0	0	0									
Joel Youngblood, L OBP: 0.300, SLG: 0.474 (5, PH)										1	0	0	0	0	0	1									
Jeff Robinson, R OBP: 0.111, SLG: 0.125 (9, 1)										0	0	0	0	0	0	0									
Scott Garrelts, R OBP: 0.189, SLG: 0.194 (9, 1)										0	0	0	0	0	0	0									
Inning Stats	R: 0 E: 0 K: 0 S: 4	H: 1 LOB: 1 BB: 0 P: 4	R: 0 E: 0 K: 0 S: 3	H: 0 LOB: 0 BB: 0 P: 3	R: 1 E: 0 K: 0 S: 5	H: 2 LOB: 1 BB: 0 P: 5	R: 1 E: 0 K: 0 S: 4	H: 2 LOB: 2 BB: 2 P: 12	R: 1 E: 0 K: 1 S: 7	H: 1 LOB: 0 BB: 0 P: 4	R: 2 E: 1 K: 1 S: 7	H: 2 LOB: 0 BB: 0 P: 7	R: 1 E: 0 K: 2 S: 9	H: 2 LOB: 2 BB: 1 P: 13	R: 0 E: 0 K: 0 S: 4	H: 1 LOB: 1 BB: 0 P: 4	R: 0 E: 0 K: 1 S: 5	H: 0 LOB: 1 BB: 1 P: 9	1B: 8 2B: 1 3B: 0 HR: 2	SF: 0 SAC: 0 DP: 0 HBP: 0	WP: 0 PB: 0 SB: 1 CS: 1	PA: 41			
PITCHER	IP	WLS	BF	H	R	ER	SO	BB	IBB	HBP	BLK	WP	HR	S	P	ERA	WHIP								
Ed Lynch, R ERA: 1.88 (1, 1)	5.1	L	26	8	5	4	0	2	0	0	0	0	2	24	32	6.75	1.875								
Dave Gumpert, R ERA: 2.45 (6, 1)	1.2		7	2	1	1	3	1	0	0	0	0	0	12	16	5.40	1.800								
Ray Fontenot, L ERA: 3.35 (8, 1)	1.0		4	1	0	0	0	0	0	0	0	0	0	4	4	0.00	1.000								
George Frazier, R ERA: 5.4 (9, 1)	1.0		4	0	0	0	1	1	0	0	0	0	0	5	9	0.00	1.000								


Batter	1	2	3	4	5	6	7	8	9	AB	R	H	RBI	BB	SO	LOB	BOTTOM								
Davey Lopes, R OBP: 0.429, SLG: 0.503 (1, 5)	L7				1-3			6-3	6-3	4	0	0	1	1	0	1	San Francisco Giants @ Chicago Cubs Wrigley Field, Chicago, IL Thu Jul 17 1986, 3:33 AM CDT Att: 30,598 - Unknown livebaseballscorecards.com								
23 Ryne Sandberg, R OBP: 0.322, SLG: 0.411 (1, 4)			F7			G4-3	1B	6-3	6-3	4	0	2	0	1	0	3									
Gary Matthews, R OBP: 0.353, SLG: 0.441 (1, 7)	F9		F8			G4-3	1B	5-3	BB	4	0	0	0	0	0	5									
Keith Moreland, R OBP: 0.339, SLG: 0.389 (1, 9)	CS		F9				1B	F9		4	1	2	0	0	0	3									
Jody Davis, R OBP: 0.294, SLG: 0.412 (1, 2)		G3			F9		F6		1B	4	1	1	0	0	0	2									
Leon Durham, L OBP: 0.338, SLG: 0.403 (1, 3)		E4			F8			6-4	2B	4	0	2	0	0	0	1									
Shawon Dunston, R OBP: 0.308, SLG: 0.435 (1, 6)		SF9			4-3		6-4		1B	3	1	0	2	0	0	2									
Jerry Mumphrey, S OBP: 0.341, SLG: 0.335 (1, 8)		FC4-6			6-3				1B	3	1	1	0	1	0	1									
Ed Lynch, R ERA: 3.27 (5, PH)										1	0	0	0	1	1	0									
Dave Gumpert, R ERA: 2.45 (7, PH)										0	0	0	0	0	0	0									
Terry Francona, L OBP: 0.247, SLG: 0.313 (5, PH)										1	0	0	0	0	0	1									
Ray Fontenot, L OBP: 0.300, SLG: 0.474 (5, PH)										0	0	0	0	0	0	0									
Jeff Robinson, R OBP: 0.111, SLG: 0.125 (9, 1)										0	0	0	0	0	0	0									
Scott Garrelts, R OBP: 0.189, SLG: 0.194 (9, PH)										1	0	1	1	0	0	0									
Inning Stats	R: 0 E: 0 K: 0 S: 3	H: 1 LOB: 0 BB: 0 P: 3	R: 1 E: 1 K: 0 S: 5	H: 1 LOB: 0 BB: 0 P: 5	R: 0 E: 0 K: 0 S: 3	H: 0 LOB: 2 BB: 2 P: 11	R: 0 E: 0 K: 0 S: 3	H: 0 LOB: 0 BB: 0 P: 3	R: 0 E: 0 K: 1 S: 5	H: 0 LOB: 0 BB: 0 P: 5	R: 0 E: 0 K: 0 S: 4	H: 2 LOB: 1 BB: 0 P: 4	R: 0 E: 0 K: 0 S: 3	H: 1 LOB: 1 BB: 1 P: 7	R: 0 E: 0 K: 0 S: 3	H: 0 LOB: 1 BB: 1 P: 7	R: 3 E: 0 K: 0 S: 7	H: 4 LOB: 1 BB: 0 P: 7	1B: 7 2B: 3 3B: 0 HR: 0	SF: 1 SAC: 0 DP: 2 HBP: 0	WP: 2 PB: 0 SB: 0 CS: 1	PA: 39			
PITCHER	IP	WLS	BF	H	R	ER	SO	BB	IBB	HBP	BLK	WP	HR	S	P	ERA	WHIP								
Vida Blue, L ERA: 3.27 (1, 1)	5.0	W	19	2	1	0	0	2	0	0	0	0	0	19	27	0.00	0.800								
Frank Williams, R ERA: 5.4 (6, 1)	2.0		8	3	0	0	0	1	0	0	0	0	0	7	11	0.00	2.000								
Jeff Robinson, R ERA: 3.9 (8, 1)	1.0		4	0	0	0	0	1	0	0	0	1	0	3	7	0.00	1.000								
Scott Garrelts, R ERA: 3.56 (9, 1)	1.0		7	4	3	3	0	0	0	0	0	1	0	7	7	27.00	4.000								



Batter	1	2	3	4	5	6	7	8	9	AB	R	H	RBI	BB	SO	LOB	TOP				
Randy Kutcher, R (1, 8) OBP: 0.292, SLG: 0.528	0-0 1-3			0-3 K		0-3 K			0-3 K	4	0	0	0	0	3	0	San Francisco Giants @ Chicago Cubs Wrigley Field, Chicago, IL Fri Jul 18, 1986, 3:33 AM CDT Att: 30,580 - Unknown				
Robby Thompson, R (1, 4) OBP: 0.334, SLG: 0.369	0-3 K			0-0 F3		0-3 K			0-3 K	3	0	0	0	0	2	0					
Joel Youngblood, R (8, PH) OBP: 0.343, SLG: 0.407										1	0	0	0	0	1	0					
Jeffrey Leonard, R (1, 7) OBP: 0.328, SLG: 0.394	0-0 5-3			0-0 E 2B			4-0 CS BB		0-0 4-3	3	1	1	0	1	0	0					
Chili Davis, S (1, 9) OBP: 0.378, SLG: 0.460		0-0 F9		0-0 E5 2H			0-3 1-2 K			3	0	0	0	0	1	1					
Chris Brown, R (1, 5) OBP: 0.404, SLG: 0.465		0-0 6-3		0-3 K			4-0 BB			2	0	0	0	1	1	1					
Harry Scillman, L (1, 3) OBP: 0.295, SLG: 0.464		0-0 4-3			0-0 F8		0-0 6-3			3	0	0	0	0	0	1					
Bob Melvin, R (1, 2) OBP: 0.269, SLG: 0.338			0-0 6-3		0-3 K			0-3 K		2	0	0	0	0	1	0					
Mike Woodard, L (8, PH) OBP: 0.364, SLG: 0.393										1	0	0	0	0	1	0					
Jose Uribe, S (1, 6) OBP: 0.312, SLG: 0.291			0-0 6-3		0-3 K			0-0 5-3		2	0	0	0	0	1	0					
Bob Brenly, R (8, PH) OBP: 0.366, SLG: 0.342										1	0	0	0	0	0	0					
Michael LaCoss, R (1, 1) OBP: 0.279, SLG: 0.452			0-3 K			0-0 5-3		0-0 F7		2	0	0	0	0	1	0					
Candy Maldonado, R (8, PH) OBP: 0.297, SLG: 0.485										1	0	0	0	0	0	0					
Greg Minton, S (8, 1)										0	0	0	0	0	0	0					
Inning Stats	R: 0 E: 0 K: 1 S: 5	H: 0 LOB: 0 BB: 0 P: 5	R: 0 E: 0 K: 0 S: 3	H: 0 LOB: 0 BB: 0 P: 3	R: 0 E: 0 K: 1 S: 5	H: 0 LOB: 0 BB: 0 P: 5	R: 1 E: 1 K: 2 S: 9	H: 1 LOB: 1 BB: 0 P: 9	R: 0 E: 0 K: 2 S: 7	H: 0 LOB: 0 BB: 0 P: 7	R: 0 E: 0 K: 1 S: 4	H: 0 LOB: 1 BB: 2 P: 12	R: 0 E: 0 K: 1 S: 5	H: 0 LOB: 0 BB: 0 P: 5	R: 0 E: 0 K: 2 S: 7	H: 0 LOB: 0 BB: 0 P: 7	1B: 0 2B: 1 3B: 0 HR: 0	SF: 0 SAC: 0 DP: 0 HBP: 0	WP: 0 PB: 0 SB: 0 CS: 1	PA: 30	
PITCHER	IP	WLS	BF	H	R	ER	SO	BB	IBB	HBP	BLK	WP	HR	S	P	ERA	WHIP				
Scott Sanderson, R (1, 1) ERA: 3.67	7.0	W	24	1	1	0	9	2	0	0	0	0	0	40	48	0.00	0.429				
Lee Smith, R (8, 1) ERA: 2.85	2.0	S	6	0	0	0	3	0	0	0	0	0	0	12	12	0.00	0.000				

Batter	1	2	3	4	5	6	7	8	9	AB	R	H	RBI	BB	SO	LOB	BOTTOM				
Davey Lopes, R (1, 5) OBP: 0.419, SLG: 0.490	0-0 4-3				0-3 K			0-0 F3		4	0	0	0	0	2	1	San Francisco Giants @ Chicago Cubs Wrigley Field, Chicago, IL Fri Jul 18, 1986, 3:33 AM CDT Att: 30,580 - Unknown				
Chris Speier, R (9, 5) OBP: 0.325, SLG: 0.406		0-3 K								0	0	0	0	0	0	0					
23 Ryne Sandberg, R (1, 4) OBP: 0.326, SLG: 0.418	0-0 G3 1B		0-0 8-5 2B		0-0 6-3			0-0 1B		4	1	3	0	0	0	0					
Gary Matthews, R (1, 7) OBP: 0.369, SLG: 0.442	4-0 BB		4-0 8-5 2B			0-0 CS 1B		0-0 F8		2	1	1	0	2	0	1					
Terry Francona, L (9, 7) OBP: 0.247, SLG: 0.217	1-2 BB		BB			BB				0	0	0	0	0	0	0					
Leon Durham, L (1, 3) OBP: 0.334, SLG: 0.399	0-0 G3		0-0 8-5		0-0 F7		0-0 F7			3	0	0	0	0	0	5					
Keith Moreland, R (1, 9) OBP: 0.339, SLG: 0.388	0-0 1B		0-0 L4		0-0 F8		0-0 F8			3	0	1	2	0	0	2					
Jody Davis, R (1, 2) OBP: 0.291, SLG: 0.408	0-0 G1			0-0 F3			0-0 6-3			3	0	0	0	0	0	1					
Shawon Dunston, R (1, 6) OBP: 0.308, SLG: 0.435		0-0 E 1B		0-3 K			0-0 F9			3	0	1	0	0	1	0					
Dave Martinez, L (1, 8) OBP: 0.167, SLG: 0.137		0-0 F7		0-3 K			0-0 1-3			3	0	0	0	0	1	1					
Lee Smith, R (8, 1)		1-3								0	0	0	0	0	0	0					
Scott Sanderson, R (1, 1) OBP: 0.061, SLG: 0.031		0-0 F3			0-3 K			0-0 F7		2	0	0	0	0	1	1					
Jerry Mumphrey, S (8, 8) OBP: 0.339, SLG: 0.333										1	0	0	0	0	0	0					
Inning Stats	R: 2 E: 0 K: 0 S: 5	H: 2 LOB: 1 BB: 1 P: 9	R: 0 E: 1 K: 1 S: 6	H: 1 LOB: 1 BB: 0 P: 6	R: 0 E: 0 K: 0 S: 3	H: 1 LOB: 1 BB: 1 P: 7	R: 0 E: 0 K: 2 S: 7	H: 0 LOB: 0 BB: 0 P: 7	R: 0 E: 0 K: 2 S: 7	H: 0 LOB: 0 BB: 0 P: 7	R: 0 E: 0 K: 0 S: 3	H: 1 LOB: 0 BB: 0 P: 3	R: 0 E: 0 K: 0 S: 3	H: 0 LOB: 0 BB: 0 P: 3	R: 0 E: 0 K: 0 S: 4	H: 1 LOB: 1 BB: 0 P: 4	1B: 5 2B: 2 3B: 0 HR: 0	SF: 0 SAC: 0 DP: 1 HBP: 0	WP: 0 PB: 0 SB: 0 CS: 1	PA: 30	
PITCHER	IP	WLS	BF	H	R	ER	SO	BB	IBB	HBP	BLK	WP	HR	S	P	ERA	WHIP				
Michael LaCoss, R (1, 1) ERA: 2.75	7.0	L	26	5	2	2	5	2	0	0	0	0	0	34	42	2.57	1.000				
Greg Minton, R (8, 1) ERA: 4.21	1.0		4	1	0	0	0	0	0	0	0	0	0	4	4	0.00	1.000				

AB 28
R 1
H 1
RBI 0
BB 2
SO 12
LOB 3




Batter	1	2	3	4	5	6	7	8	9	AB	R	H	RBI	BB	SO	LOB	TOP										
Randy Kutcher, R OBP: 0.297, SLG: 0.518 (1, 8)	4-3		1B S 1B	6-3		F8		BB 4-0		4	1	1	0	1	0	0	San Francisco Giants @ Chicago Cubs Wrigley Field, Chicago, IL Sat Jul 19 1986, 3:33 AM CDT Att: 31,273 - Unknown										
Robby Thompson, R OBP: 0.338, SLG: 0.374 (1, 4)	F7		1B 1-2	1B			3-1 2B	F4		4	2	2	0	1	0	1											
Jeffrey Leonard, R OBP: 0.327, SLG: 0.391 (1, 7)	G3		1B 1-2 2-3	1B		F8	K		F9	5	1	1	0	0	1	2											
Joel Youngblood, R OBP: 0.337, SLG: 0.396 (7, 5)		K	2B 1-2 2-H 3-H	1B		K	3-1		6-3	5	1	1	2	0	2	2											
Chris Brown, R OBP: 0.404, SLG: 0.469 (1, 5)						F8				2	0	1	1	0	0	0											
Luis Quinones, S OBP: 0.277, SLG: 0.422 (3, 5)	6-3		CS							1	0	0	0	0	0	0											
Harry Spillman, L OBP: 0.311, SLG: 0.482 (7, PH)			1-3 2-H	2B						1	0	1	1	1	0	0											
Candy Maldonado, R OBP: 0.300, SLG: 0.480 (1, 9)			5-3			F7				4	1	1	1	1	1	2											
Bob Brenly, R OBP: 0.369, SLG: 0.346 (1, 2)		2B	1B	3-H 4-0		F4				3	0	1	1	1	0	2											
Jose Uribe, S OBP: 0.314, SLG: 0.289 (1, 6)			BB	1-2 2-3					4-3	2	0	0	0	2	0	0											
Mike Krukow, R OBP: 0.225, SLG: 0.212 (5, PH)			4-3							2	0	0	0	0	0	4											
Mike Woodling, L OBP: 0.283, SLG: 0.376 (5, PH)										1	0	0	0	0	0	0											
Frank Williams, R OBP: 0.200, SLG: 1.200 (7, 1)										0	0	0	0	0	0	0											
Juan Berenguer, R OBP: 0.250, SLG: 0.500 (7, 1)										0	0	0	0	0	0	0											
Mark Davis, L OBP: 0.250, SLG: 0.500 (7, 1)										0	0	0	0	0	0	0											
Greg Minton, S OBP: 0.250, SLG: 0.500 (7, 1)										0	0	0	0	0	0	0											
Mike Aldrete, L OBP: 0.250, SLG: 0.500 (5, PH)										1	0	0	0	0	1	0											
Jeff Robinson, R OBP: 0.111, SLG: 0.125 (8, 1)										0	0	0	0	0	0	0											
Inning Stats	R: 0 E: 0 K: 0 S: 3	H: 0 LOB: 0 BB: 0 P: 3	R: 1 E: 0 K: 1 S: 7	H: 2 LOB: 2 BB: 1 P: 11	R: 4 E: 0 K: 0 S: 6	H: 4 LOB: 2 BB: 3 P: 18	R: 0 E: 0 K: 1 S: 6	H: 1 LOB: 1 BB: 0 P: 6	R: 0 E: 0 K: 0 S: 3	H: 0 LOB: 0 BB: 0 P: 3	R: 0 E: 0 K: 0 S: 3	H: 0 LOB: 0 BB: 0 P: 3	R: 1 E: 0 K: 1 S: 7	H: 2 LOB: 2 BB: 1 P: 11	R: 0 E: 0 K: 1 S: 5	H: 0 LOB: 1 BB: 1 P: 9	R: 0 E: 0 K: 1 S: 5	H: 0 LOB: 1 BB: 1 P: 9	1B: 5 2B: 4 3B: 0 HR: 0	SF: 0 SAC: 0 DP: 0 HBP: 0	WP: 0 PA: 42 PB: 0 SB: 1 CS: 2						
PITCHER	IP	WLS	BF	H	R	ER	SO	BB	IBB	HBP	BLK	WP	HR	S	P	ERA	WHIP	PITCHER									
Steve Trout, L ERA: 4.98 (1, 1)	2.1		15	6	5	5	1	2	0	0	0	0	0	15	23	19.29	3.429										
Guy Hoffman, L ERA: 4.5 (3, 1)	3.2	W	14	2	1	1	1	0	2	0	0	0	0	14	22	2.46	0.545										
Dave Gumpert, R ERA: 2.04 (7, 1)	3.0	S	13	1	0	0	3	3	0	0	0	0	0	16	28	0.00	1.333										

Batter	1	2	3	4	5	6	7	8	9	AB	R	H	RBI	BB	SO	LOB	BOTTOM										
Davey Lopes, R OBP: 0.419, SLG: 0.490 (1, 5)	23 S 1B		23 E HR			F8				4	2	1	0	1	1	3	San Francisco Giants @ Chicago Cubs Wrigley Field, Chicago, IL Sat Jul 19 1986, 3:33 AM CDT Att: 31,273 - Unknown										
Manny Trillo, R OBP: 0.392, SLG: 0.400 (9, 5)	BB		2B			6-3	K			0	0	0	0	0	0	0											
23 Ryne Sandberg, R OBP: 0.330, SLG: 0.429 (1, 4)	F6		E5 HR			4-3	CS 1B			5	2	3	1	0	0	2											
Gary Matthews, R OBP: 0.358, SLG: 0.453 (1, 7)	K		1-H 3-H HR			1-3	K			4	1	1	3	0	2	2											
Leon Durham, L OBP: 0.339, SLG: 0.407 (1, 3)			3-1			K				4	1	2	1	1	1	0											
Jody Davis, R OBP: 0.296, SLG: 0.411 (1, 2)	F5		1B			1B	BB HR 1B			5	2	3	0	0	1	2											
Jerry Mumphrey, S OBP: 0.345, SLG: 0.337 (1, 9)			L9			4-0	1B WP 1B			4	1	2	1	1	0	1											
Shawon Dunston, R OBP: 0.307, SLG: 0.441 (1, 6)	F8		K2-3			1-H 2-H HR				4	1	1	3	0	2	4											
Dave Martinez, L OBP: 0.172, SLG: 0.200 (1, 8)	K					6-3				4	1	1	1	0	2	2											
Steve Trout, L OBP: 0.235, SLG: 0.242 (1, 1)			4-3			4-0				0	0	0	0	0	0	0											
Guy Hoffman, L (3, 1)						6-3				2	0	0	0	1	0	0											
Dave Gumpert, R (7, 1)										1	0	0	0	0	1	0											
Keith Moreland, R OBP: 0.341, SLG: 0.390 (7, 9)						BB				1	0	1	1	0	0	0											
Inning Stats	R: 1 E: 0 K: 1 S: 6	H: 1 LOB: 1 BB: 1 P: 10	R: 0 E: 0 K: 1 S: 5	H: 0 LOB: 0 BB: 0 P: 5	R: 3 E: 1 K: 1 S: 10	H: 5 LOB: 0 BB: 0 P: 10	R: 0 E: 0 K: 0 S: 3	H: 0 LOB: 1 BB: 1 P: 7	R: 4 E: 0 K: 1 S: 8	H: 3 LOB: 0 BB: 1 P: 12	R: 0 E: 0 K: 1 S: 5	H: 1 LOB: 0 BB: 0 P: 5	R: 2 E: 0 K: 3 S: 12	H: 3 LOB: 2 BB: 1 P: 16	R: 1 E: 0 K: 2 S: 9	H: 2 LOB: 1 BB: 0 P: 9	1B: 9 2B: 1 3B: 1 HR: 4	SF: 0 SAC: 0 DP: 0 HBP: 0	WP: 1 PA: 42 PB: 0 SB: 1 CS: 1								
PITCHER	IP	WLS	BF	H	R	ER	SO	BB	IBB	HBP	BLK	WP	HR	S	P	ERA	WHIP	PITCHER									
Mike Krukow, R ERA: 3.49 (1, 1)	5.0	L	27	9	8	8	4	3	0	0	0	0	0	32	44	14.40	2.400										
Frank Williams, R ERA: 1.29 (6, 1)	1.0		6	3	2	2	1	1	0	0	0	0	0	7	11	18.00	4.000										
Juan Berenguer, R ERA: 3.11 (7, 1)	0.1		1	0	0	0	1	0	0	0	0	0	0	3	3	0.00	0.000										
Mark Davis, L ERA: 2.47 (7, 1)	0.1		1	0	0	0	1	0	0	0	0	1	0	3	3	0.00	0.000										
Greg Minton, R ERA: 4.18 (7, 1)	0.1		2	1	0	0	1	0	0	0	0	0	0	4	4	0.00	3.000										



Batter	1	2	3	4	5	6	7	8	9	AB	R	H	RBI	BB	SO	LOB	TOP										
Randy Kutcher, R (1, 8) OBP: 0.285, SLG: 0.496	F8		K		6-3			E6 1B	5-3	5	1	0	0	0	1	0	San Francisco Giants @ Chicago Cubs Wrigley Field, Chicago, IL Sun Jul 20 1986, 3:33 AM CDT Att: 33,392 - Unknown livebaseballscorecards.com										
Robby Thompson, R (1, 4) OBP: 0.337, SLG: 0.372	K		F9		K			1B SF8 1B		4	1	1	0	0	2	0											
Jeffrey Leonard, R (1, 7) OBP: 0.329, SLG: 0.396			L9		K			WP SF8 1B 1-3 2-H		4	0	2	1	0	1	0											
Chili Davis, S (1, 9) OBP: 0.376, SLG: 0.455					6-3			K		3	0	0	0	1	2	2											
Chris Brown, R (1, 5) OBP: 0.403, SLG: 0.468	K				5-3			SF8		3	1	1	1	0	1	2											
Harry Scilman, L (1, 3) OBP: 0.318, SLG: 0.511			F9		HR		F7	WP IBB		3	1	1	2	1	0	0											
Bob Brenly, R (1, 2) OBP: 0.368, SLG: 0.356		HR	F9		K		F7	1-2 2-3		4	1	1	1	0	1	2											
Jose Uribe, S (1, 6) OBP: 0.313, SLG: 0.288		L6			G3				4-3	4	0	1	0	0	0	0											
Roger Mason, R (1, 1) OBP: 0.056, SLG: 0.056 Juan Berenguer, R (3, 1) OBP: 0.321, SLG: 0.391 Joel Youngblood, R (4, PH) OBP: 0.321, SLG: 0.391 Mark Davis, L (4, 1) OBP: 0.343, SLG: 0.387 Mike Woodard, L (7, PH) OBP: 0.343, SLG: 0.387 Scott Garrelts, R (7, 1) OBP: 0.194, SLG: 0.194		K			K		F9		K	1	0	0	0	0	1	0											
Inning Stats	R: 0 E: 0 K: 2 S: 8	H: 1 LOB: 2 BB: 1 P: 12	R: 1 E: 0 K: 1 S: 6	H: 1 LOB: 0 BB: 0 P: 6	R: 0 E: 0 K: 1 S: 5	H: 0 LOB: 0 BB: 0 P: 5	R: 2 E: 0 K: 1 S: 8	H: 3 LOB: 1 BB: 0 P: 8	R: 0 E: 0 K: 2 S: 7	H: 0 LOB: 0 BB: 0 P: 7	R: 0 E: 0 K: 1 S: 5	H: 0 LOB: 0 BB: 0 P: 5	R: 0 E: 0 K: 1 S: 5	H: 0 LOB: 0 BB: 0 P: 5	R: 2 E: 1 K: 1 S: 8	H: 2 LOB: 2 BB: 1 P: 12	R: 0 E: 0 K: 1 S: 5	H: 0 LOB: 0 BB: 0 P: 5	1B: 4 2B: 1 3B: 0 HR: 2	SF: 1 SAC: 0 DP: 0 HBP: 0	WP: 1 PB: 0 SB: 1 CS: 0	PA: 37					
PITCHER	IP	WLS	BF	H	R	ER	SO	BB	IBB	HBP	BLK	WP	HR	S	P	ERA	WHIP										
Dennis Eckersley, R (1, 1) ERA: 4.81	7.0	L	29	6	5	3	9	1	0	0	0	0	2	46	50	3.86	1.000										
Lee Smith, R (8, 1) ERA: 2.75	2.0		8	1	0	0	2	0	1	0	0	1	0	11	15	0.00	0.500										

Batter	1	2	3	4	5	6	7	8	9	AB	R	H	RBI	BB	SO	LOB	BOTTOM										
Shawon Dunston, R (1, 6) OBP: 0.307, SLG: 0.437	K	23 PB BB			5-3		6-3			3	0	0	0	1	1	2	San Francisco Giants @ Chicago Cubs Wrigley Field, Chicago, IL Sun Jul 20 1986, 3:33 AM CDT Att: 33,392 - Unknown livebaseballscorecards.com										
23 Ryne Sandberg, R (1, 4) OBP: 0.326, SLG: 0.424	F3	K			6-3			6-3		4	0	0	0	0	1	1											
Gary Matthews, R (1, 7) OBP: 0.361, SLG: 0.459					5-3			K		4	1	2	0	0	1	0											
Leon Durham, L (1, 3) OBP: 0.334, SLG: 0.401	G3				F9		K	K		4	0	0	0	0	2	2											
Keith Moreland, R (1, 9) OBP: 0.342, SLG: 0.395		2B			6-3			F9		4	1	2	1	0	0	0											
Jody Davis, R (1, 2) OBP: 0.295, SLG: 0.412		PB 1B 2B			F9		L9			4	1	1	1	0	0	1											
Ron Cey, R (1, 5) OBP: 0.366, SLG: 0.516 Chris Speier, R (7, PR) OBP: 0.325, SLG: 0.406		K			F7			6-3 2B		3	1	1	0	0	1	1											
Thad Bosley, L (8, PH) OBP: 0.425, SLG: 0.391		1B SF8								1	0	0	0	0	0	0											
Dave Martinez, L (1, 8) OBP: 0.180, SLG: 0.207					K			1-3		3	0	1	1	0	1	1											
Dennis Eckersley, R (1, 1) OBP: 0.199, SLG: 0.326 Lee Smith, R (8, 1) ERA: 3.47		SF8			K			6-3		2	0	0	1	0	1	1											
Inning Stats	R: 0 E: 0 K: 1 S: 6	H: 1 LOB: 1 BB: 0 P: 6	R: 3 E: 0 K: 2 S: 10	H: 3 LOB: 1 BB: 1 P: 14	R: 1 E: 0 K: 0 S: 4	H: 2 LOB: 0 BB: 0 P: 4	R: 0 E: 0 K: 2 S: 7	H: 0 LOB: 0 BB: 0 P: 7	R: 0 E: 0 K: 1 S: 5	H: 0 LOB: 0 BB: 0 P: 5	R: 0 E: 0 K: 1 S: 4	H: 1 LOB: 2 BB: 0 P: 4	R: 0 E: 0 K: 2 S: 7	H: 0 LOB: 0 BB: 0 P: 7	R: 0 E: 0 K: 0 S: 3	H: 0 LOB: 0 BB: 0 P: 3	R: 0 E: 0 K: 2 S: 7	H: 0 LOB: 0 BB: 0 P: 7	R: 0 E: 0 K: 0 S: 3	H: 0 LOB: 0 BB: 0 P: 3	1B: 3 2B: 4 3B: 0 HR: 0	SF: 1 SAC: 0 DP: 0 HBP: 0	WP: 0 PB: 2 SB: 0 CS: 2	PA: 34			
PITCHER	IP	WLS	BF	H	R	ER	SO	BB	IBB	HBP	BLK	WP	HR	S	P	ERA	WHIP										
Roger Mason, R (1, 1) ERA: 4.8	2.1		14	6	4	3	3	1	0	0	0	0	0	19	23	11.57	3.000										
Juan Berenguer, R (3, 1) ERA: 3.06	0.2	1	0	0	0	0	0	0	0	0	0	0	0	1	1	0.00	0.000										
Mark Davis, L (4, 1) ERA: 2.32	3.0	9	0	0	0	3	0	0	0	0	0	0	0	15	15	0.00	0.000										
Scott Garrelts, R (7, 1) ERA: 3.47	3.0	W	10	1	0	0	2	0	0	0	0	0	0	14	14	0.00	0.333										

Batter	1	2	3	4	5	6	7	8	9	AB	R	H	RBI	BB	SO	LOB	TOP																		
Randy Kutcher, R (1, 8) OBP: 0.276, SLG: 0.479	6-3	F8			L9		L5			4	0	0	0	0	0	0	San Francisco Giants @ St. Louis Cardinals Busch Stadium, St. Louis, MO Mon Jul 21 1986, 7:05 PM CDT Att: 23,340 - Unknown																		
Robby Thompson, R (1, 4) OBP: 0.339, SLG: 0.372	5-3		K		E			FC1-4 BB		3	0	1	0	1	1	0																			
Jeffrey Leonard, R (1, 7) OBP: 0.328, SLG: 0.392	S BB		K		E5			FC1-4 1-2		3	0	0	0	1	1	2																			
Chili Davis, S (1, 9) OBP: 0.372, SLG: 0.450	G3		6-3		F8			F7		4	0	0	0	0	0	4																			
Chris Brown, R (1, 5) OBP: 0.401, SLG: 0.463		F8			CS HBP		4-3	K		3	0	0	0	0	1	1																			
Bob Brenly, R (1, 3) OBP: 0.366, SLG: 0.352		2B HR BB			F9		L5		6-3	3	1	0	0	1	0	1																			
Bob Melvin, R (1, 2) OBP: 0.274, SLG: 0.348		HR 2B			FC5-4 1B		6-3		3-1	4	1	2	0	0	0	0																			
Jose Uribe, S (1, 6) OBP: 0.311, SLG: 0.285 (9, PH) Harry Spillman, L (9, PH) OBP: 0.316, SLG: 0.506		K			FC5-4 1-2		F8		K	3	0	0	0	0	1	3																			
Steve Carlton, L (1, 1) OBP: 0.225, SLG: 0.308 (7, PH) Joel Youngblood, R (7, PH) OBP: 0.330, SLG: 0.387 Jeff Robinson, R (7, 1) OBP: 0.111, SLG: 0.125 Greg Minton, S (7, 1)							4-3		6-3	2	1	1	3	0	0	0																			
Inning Stats	R: 0 E: 0 K: 0 S: 3	H: 0 LOB: 1 BB: 1 P: 7	R: 3 E: 0 K: 1 S: 7	H: 2 LOB: 0 BB: 1 P: 11	R: 0 E: 0 K: 2 S: 7	H: 0 LOB: 0 BB: 0 P: 7	R: 0 E: 0 K: 0 S: 3	H: 1 LOB: 1 BB: 0 P: 4	R: 0 E: 1 K: 0 S: 5	H: 1 LOB: 2 BB: 0 P: 5	R: 0 E: 0 K: 0 S: 3	H: 0 LOB: 0 BB: 0 P: 3	R: 0 E: 0 K: 1 S: 5	H: 0 LOB: 1 BB: 1 P: 9	R: 0 E: 0 K: 1 S: 5	H: 0 LOB: 0 BB: 0 P: 5		1B: 2 2B: 1 3B: 0 HR: 1	SF: 0 SAC: 0 DP: 0 HBP: 1	WP: 0 PB: 0 SB: 1 CS: 1	PA: 35														
PITCHER	IP WLS BF H R ER SO BB IBB HBP BLK WP HR S P ERA WHIP																																		
Greg Mathews, L (1, 1) ERA: 3.36	7.0	W	28	4	3	3	3	2	0	1	0	0	0	0	1	31	40	3.86	0.857																
Ray Soff, R (8, 1) ERA:	2.0		7	0	0	0	2	1	0	0	0	0	0	0	0	10	14	0.00	0.500																

Batter	1	2	3	4	5	6	7	8	9	AB	R	H	RBI	BB	SO	LOB	BOTTOM																		
Vince Coleman, S (1, 7) OBP: 0.315, SLG: 0.309	F8		F7		F6		2B 1-3 1B			4	1	1	1	0	0	0	San Francisco Giants @ St. Louis Cardinals Busch Stadium, St. Louis, MO Mon Jul 21 1986, 7:05 PM CDT Att: 23,340 - Unknown																		
Ozzie Smith, S (1, 6) OBP: 0.379, SLG: 0.354	F8			HR BB	K		1-3			3	1	0	0	1	1	2																			
Willie McGee, S (1, 8) OBP: 0.294, SLG: 0.352		HR		HR		6-3	2B IBB			3	3	2	3	1	0	0																			
Alan Knicely, R (1, 3) OBP: 0.396, SLG: 0.324 (7, PH) Curt Ford, L (8, 9) OBP: 0.337, SLG: 0.424	6-3			L1		E7 SH1-3 2B	2B			3	1	1	0	0	0	0																			
Tom Herr, S (1, 4) OBP: 0.315, SLG: 0.298		6-3		F8		SH1-3		FC4-6 1B		3	0	1	1	0	0	0																			
Andy Van Slyke, L (1, 9) OBP: 0.329, SLG: 0.374 (8, 3)		4-3		1B		4-3		F8		4	0	1	0	0	0	1																			
Tom Lawless, R (1, 5) OBP: 0.281, SLG: 0.304 Terry Pendleton, S (7, PH) OBP: 0.275, SLG: 0.273 (8, 5)		L5		1B			4-3 1B	FC4-6 IBB		2	0	1	0	0	0	0																			
Michael LaValliere, L (1, 2) OBP: 0.340, SLG: 0.308			F6	4-3			4-3	IBB		3	0	0	0	1	0	3																			
Greg Mathews, R (1, 1) OBP: 0.100, SLG: 0.053 Bob Forsch, R (7, PR) OBP: 0.143, SLG: 0.262 Ray Soff, R (8, 1) ERA:		F9			5-3		1-3 2B HBP	K		2	0	0	0	0	0	0																			
Inning Stats	R: 1 E: 0 K: 0 S: 4	H: 1 LOB: 0 BB: 0 P: 4	R: 0 E: 0 K: 0 S: 3	H: 0 LOB: 0 BB: 0 P: 3	R: 0 E: 0 K: 0 S: 3	H: 0 LOB: 0 BB: 0 P: 3	R: 2 E: 0 K: 0 S: 6	H: 3 LOB: 2 BB: 1 P: 10	R: 0 E: 0 K: 1 S: 5	H: 0 LOB: 0 BB: 0 P: 5	R: 1 E: 1 K: 0 S: 4	H: 1 LOB: 0 BB: 0 P: 4	R: 4 E: 0 K: 0 S: 5	H: 3 LOB: 2 BB: 1 P: 10	R: 0 E: 0 K: 1 S: 6	H: 1 LOB: 2 BB: 1 P: 10		1B: 5 2B: 2 3B: 0 HR: 2	SF: 0 SAC: 1 DP: 0 HBP: 1	WP: 0 PB: 0 SB: 0 CS: 0	PA: 36														
PITCHER	IP WLS BF H R ER SO BB IBB HBP BLK WP HR S P ERA WHIP																																		
Steve Carlton, L (1, 1) ERA: 6.12	6.0	L	24	5	4	3	1	1	0	0	0	0	0	0	3	25	29	4.50	1.000																
Jeff Robinson, R (7, 1) ERA: 4.42	0.1		4	2	3	3	0	0	0	1	0	0	0	0	3	4	81.00	6.000																	
Greg Minton, R (7, 1) ERA: 4.22	1.2		8	2	1	1	1	0	2	0	0	0	0	0	8	16	5.40	1.200																	

Batter	1	2	3	4	5	6	7	8	9	AB	R	H	RBI	BB	SO	LOB	TOP								
Joel Youngblood, R (1, 9) OBP: 0.348, SLG: 0.455	4-3			SH3		E7		F8		4	0	2	1	0	0	0	San Francisco Giants @ St. Louis Cardinals Busch Stadium, St. Louis, MO Wed Jul 23 1986, 7:05 PM CDT Att: 26,824 - Unknown								
Robby Thompson, R (1, 4) OBP: 0.338, SLG: 0.370	L4			SH3		5-3		6-3		2	0	0	0	0	0	1									
Candy Maldonado, R (6, PH) OBP: 0.296, SLG: 0.472										1	0	0	0	0	0	0									
Juan Berenguer, R (8, 1)										0	0	0	0	0	0	0									
Jeffrey Leonard, R (1, 7) OBP: 0.325, SLG: 0.386	3-1			6-3		6-3				4	1	1	0	0	0	2									
Chris Brown, R (1, 5) OBP: 0.400, SLG: 0.464				5-3						4	0	1	0	0	0	1									
Chili Davis, S (1, 8) OBP: 0.376, SLG: 0.457										3	1	1	1	0	0	0									
Harry Scillman, L (1, 3) OBP: 0.303, SLG: 0.484										3	0	0	0	0	0	1									
Bob Brenly, R (9, PH) OBP: 0.364, SLG: 0.361										1	0	0	0	0	0	1									
Bob Melvin, R (1, 2) OBP: 0.273, SLG: 0.343				6-3		5-3				4	0	1	1	0	0	1									
Jose Uribe, S (1, 6) OBP: 0.306, SLG: 0.280										3	1	0	0	0	0	1									
Michael LaCoss, R (1, 1) OBP: 0.273, SLG: 0.442										1	0	0	0	0	1	0									
Scott Garretts, R (6, 1) OBP: 0.194, SLG: 0.189										0	0	0	0	0	0	0									
Randy Kutcher, R (6, PH) OBP: 0.271, SLG: 0.472										1	0	0	0	0	0	0									
Inning Stats	R: 0 E: 0 K: 0 S: 3	H: 0 LOB: 0 BB: 0 P: 3	R: 0 E: 0 K: 0 S: 3	H: 0 LOB: 0 BB: 0 P: 3	R: 0 E: 0 K: 1 S: 5	H: 0 LOB: 0 BB: 0 P: 5	R: 0 E: 0 K: 0 S: 4	H: 1 LOB: 1 BB: 0 P: 4	R: 0 E: 0 K: 0 S: 3	H: 0 LOB: 0 BB: 0 P: 3	R: 1 E: 2 K: 0 S: 5	H: 1 LOB: 1 BB: 0 P: 5	R: 1 E: 0 K: 0 S: 5	H: 2 LOB: 1 BB: 0 P: 5	R: 0 E: 0 K: 0 S: 3	H: 0 LOB: 0 BB: 0 P: 3	R: 1 E: 0 K: 0 S: 5	H: 2 LOB: 1 BB: 0 P: 5	1B: 4 2B: 2 3B: 0 HR: 0	SF: 1 SAC: 2 DP: 0 HBP: 0	WP: 0 PB: 0 SB: 0 CS: 0	PA: 34			
PITCHER	IP	WLS	BF	H	R	ER	SO	BB	IBB	HBP	BLK	WP	HR	S	P	ERA	WHIP								
Danny Cox, R (1, 1) ERA: 3.73	8.0	W	31	6	3	2	1	0	0	0	0	0	0	33	33	2.25	0.750								
Ricky Horton, L (9, 1) ERA: 2.79	0.1		1	0	0	0	0	0	0	0	0	0	0	1	1	0.00	0.000								
Todd Worrell, R (9, 1) ERA: 1.64	0.2	S	2	0	0	0	0	0	0	0	0	0	0	2	2	0.00	0.000								

Batter	1	2	3	4	5	6	7	8	9	AB	R	H	RBI	BB	SO	LOB	BOTTOM								
Vince Coleman, S (1, 7) OBP: 0.318, SLG: 0.306	SH1-3		G3			WP	FC6-4			3	1	1	0	1	0	2	San Francisco Giants @ St. Louis Cardinals Busch Stadium, St. Louis, MO Wed Jul 23 1986, 7:05 PM CDT Att: 26,824 - Unknown								
Ozzie Smith, S (1, 6) OBP: 0.382, SLG: 0.355	SH1-3		F9			BB	4-3			3	1	1	1	0	0	2									
Willie McGee, S (1, 8) OBP: 0.299, SLG: 0.362										2	0	1	0	0	1	1									
Clint Hurdle, L (4, PR) OBP: 0.202, SLG: 0.247	K									1	1	0	0	0	1	1									
Andy Van Slyke, L (1, 3) OBP: 0.335, SLG: 0.410	3-1									3	1	1	2	0	1	1									
Curt Ford, L (1, 9) OBP: 0.333, SLG: 0.411										3	0	0	0	1	1	1									
Terry Pendleton, S (1, 5) OBP: 0.289, SLG: 0.268										3	0	0	1	0	0	1									
Michael LaValliere, L (1, 2) OBP: 0.344, SLG: 0.311										2	0	0	0	1	0	1									
José Oquendo, S (1, 4) OBP: 0.408, SLG: 0.388										3	0	1	0	0	1	2									
Danny Cox, R (1, 1) OBP: 0.226, SLG: 0.241										2	0	1	0	0	0	0									
Ricky Horton, L (9, 1) OBP: 0.230, SLG: 0.143										0	0	0	0	0	0	0									
Todd Worrell, R (9, 1)										0	0	0	0	0	0	0									
Inning Stats	R: 0 E: 0 K: 1 S: 6	H: 1 LOB: 1 BB: 0 P: 6	R: 0 E: 1 K: 0 S: 3	H: 0 LOB: 0 BB: 0 P: 3	R: 0 E: 0 K: 0 S: 4	H: 1 LOB: 1 BB: 0 P: 4	R: 1 E: 0 K: 1 S: 6	H: 1 LOB: 1 BB: 0 P: 6	R: 0 E: 0 K: 1 S: 3	H: 0 LOB: 0 BB: 0 P: 3	R: 3 E: 1 K: 1 S: 7	H: 2 LOB: 2 BB: 3 P: 19	R: 0 E: 0 K: 1 S: 6	H: 1 LOB: 1 BB: 0 P: 6	R: 0 E: 0 K: 1 S: 5	H: 0 LOB: 0 BB: 0 P: 5	1B: 4 2B: 1 3B: 2 HR: 0	SF: 2 SAC: 3 DP: 1 HBP: 0	WP: 1 PB: 0 SB: 1 CS: 0	PA: 33					
PITCHER	IP	WLS	BF	H	R	ER	SO	BB	IBB	HBP	BLK	WP	HR	S	P	ERA	WHIP								
Michael LaCoss, R (1, 1) ERA: 2.91	5.1	L	22	5	4	4	2	1	0	0	1	1	0	25	29	6.75	1.125								
Scott Garretts, R (6, 1) ERA: 3.43	1.2		8	1	0	0	2	2	0	0	0	0	0	10	18	0.00	1.800								
Juan Berenguer, R (8, 1) ERA: 2.92	1.0		3	0	0	0	1	0	0	0	0	0	0	5	5	0.00	0.000								



Batter	1	2	3	4	5	6	7	8	9	AB	R	H	RBI	BB	SO	LOB	TOP								
Dan Gladden, R OBP: 0.354, SLG: 0.370 (1, 8)	F3		2B	F9	2B			S BB		4	1	2	2	1	0	0	San Francisco Giants @ Pittsburgh Pirates Three Rivers Stadium, Pittsburgh, PA Fri Jul 25 1986, 7:05 PM EDT Att: 8,622 - Unknown								
Robby Thompson, R OBP: 0.336, SLG: 0.370 (1, 4)	K		SH3-1 1B 2B	1-3	5-3			K BB		5	1	1	1	0	2	2									
Joel Youngblood, R OBP: 0.353, SLG: 0.451 (1, 7) (6, 9)	1B		SH3-1 2-3	BB				F8		3	0	1	0	1	0	1									
Chris Brown, R OBP: 0.397, SLG: 0.459 (1, 5)	K		E 1B	4-3				F3		5	1	1	1	0	1	2									
Chili Davis, S OBP: 0.375, SLG: 0.453 Randy Kutcher, R OBP: 0.269, SLG: 0.468 (6, 7)		F7	K		1B BB	5-3		4-3		3	0	0	0	1	1	1									
Harry Scilman, L OBP: 0.298, SLG: 0.469 (1, 3)	L8	E3	E		BB 1B			F7		5	2	1	0	0	1	0									
Bob Melvin, R OBP: 0.284, SLG: 0.349 (1, 2)	S 1B	E3	E		2B BB			F9		3	1	2	0	1	0	0									
Jose Uribe, S OBP: 0.308, SLG: 0.284 (1, 6)	K				2B BB			1-3		3	1	1	1	1	1	1									
Roger Mason, R OBP: 0.048, SLG: 0.048 Jeff Robinson, R OBP: 0.100, SLG: 0.111 (6, 1)	K	K	K		K			K		3	0	0	0	0	3	6									
Inning Stats	R: 0 E: 0 K: 2 S: 8	H: 1 LOB: 1 BB: 0 P: 8	R: 0 E: 0 K: 2 S: 9	H: 1 LOB: 2 BB: 0 P: 9	R: 4 E: 2 K: 2 S: 12	H: 4 LOB: 2 BB: 1 P: 16	R: 0 E: 0 K: 0 S: 3	H: 0 LOB: 1 BB: 1 P: 7	R: 3 E: 0 K: 1 S: 7	H: 3 LOB: 1 BB: 2 P: 15	R: 0 E: 0 K: 0 S: 3	H: 0 LOB: 0 BB: 0 P: 3	R: 0 E: 0 K: 1 S: 5	H: 0 LOB: 0 BB: 0 P: 5	R: 0 E: 0 K: 2 S: 7	H: 0 LOB: 1 BB: 1 P: 11	R: 0 E: 0 K: 0 S: 3	H: 0 LOB: 0 BB: 0 P: 3	1B: 6 2B: 3 3B: 0 HR: 0	SF: 0 SAC: 1 DP: 0 HBP: 0	WP: 1 PB: 0 SB: 2 CS: 0	PA: 42			
PITCHER	IP	WLS	BF	H	R	ER	SO	BB	IBB	HBP	BLK	WP	HR	S	P	ERA	WHIP								
Mike Bielecki, R ERA: 4.75 (1, 1)	4.1	L	26	8	7	5	6	4	0	0	0	1	0	34	50	10.38	2.769								
Rick Reuschel, R ERA: 4.33 (5, 1)	0.2		3	1	0	0	1	0	0	0	0	0	0	5	5	0.00	1.500								
Pat Clements, L ERA: 3.5 (6, 1)	2.0		6	0	0	0	1	0	0	0	0	0	0	8	8	0.00	0.000								
Barry Jones, R ERA: 5.87 (8, 1)	2.0		7	0	0	0	2	1	0	0	0	0	0	10	14	0.00	0.500								

Batter	1	2	3	4	5	6	7	8	9	AB	R	H	RBI	BB	SO	LOB	BOTTOM								
Barry Bonds, L OBP: 0.336, SLG: 0.433 (1, 8)	K		HR		K				K	5	1	2	1	0	3	0	San Francisco Giants @ Pittsburgh Pirates Three Rivers Stadium, Pittsburgh, PA Fri Jul 25 1986, 7:05 PM EDT Att: 8,622 - Unknown								
U L Washington, S OBP: 0.335, SLG: 0.321 (1, 6)	G1-4-3		F8			HR BB	FC4-6	FC4-6		3	1	0	0	1	0	2									
Johnny Ray, S OBP: 0.359, SLG: 0.382 (1, 4)	K		G3				F7	L6		4	0	0	0	0	1	3									
Sid Bream, L OBP: 0.355, SLG: 0.468 (1, 3)		F9	4-3				F8	3-1		4	0	0	0	0	0	1									
R.J. Reynolds, S OBP: 0.372, SLG: 0.485 (1, 9)		CS 1B		4-3			HR	1B		4	1	3	2	0	0	0									
Bobby Bonilla, S OBP: 0.384, SLG: 0.351 (1, 7)		1B BB		F8			HR	K		2	0	0	0	2	1	1									
Junior Ortiz, R OBP: 0.370, SLG: 0.490 (1, 2)		BB 1B		6-3			4-3	4-3		4	0	1	0	0	0	2									
Bill Almon, R OBP: 0.338, SLG: 0.417 (1, 5)		BB					G3-6-3 1B	FC6-4 BB	K	2	0	1	0	2	1	0									
Mike Bielecki, R OBP: 0.229, SLG: 0.020 Rick Reuschel, R OBP: 0.196, SLG: 0.159 Joe Orsulak, R OBP: 0.221, SLG: 0.374 Pat Clements, R OBP: 0.304, SLG: 0.374 Rafael Bellard, R OBP: 0.304, SLG: 0.374 Barry Jones, R OBP: 0.330, SLG: 0.386 (1, 1) (5, 1) (5, PH) (6, 1) (7, PH) (8, 1) (9, PH)		5-3		G3-6-3			FC6-4	G3		1	0	0	0	0	0	3									
Inning Stats	R: 0 E: 0 K: 2 S: 7	H: 0 LOB: 0 BB: 0 P: 7	R: 0 E: 0 K: 0 S: 4	H: 2 LOB: 2 BB: 2 P: 12	R: 1 E: 0 K: 0 S: 4	H: 1 LOB: 0 BB: 0 P: 4	R: 0 E: 0 K: 0 S: 3	H: 0 LOB: 0 BB: 0 P: 3	R: 0 E: 0 K: 1 S: 5	H: 1 LOB: 0 BB: 0 P: 5	R: 2 E: 0 K: 0 S: 4	H: 1 LOB: 1 BB: 2 P: 12	R: 0 E: 0 K: 0 S: 4	H: 1 LOB: 2 BB: 1 P: 8	R: 0 E: 0 K: 1 S: 6	H: 1 LOB: 1 BB: 0 P: 6	R: 0 E: 0 K: 2 S: 7	H: 0 LOB: 0 BB: 0 P: 7	1B: 5 2B: 0 3B: 0 HR: 2	SF: 0 SAC: 0 DP: 1 HBP: 0	WP: 0 PB: 0 SB: 0 CS: 1	PA: 37			
PITCHER	IP	WLS	BF	H	R	ER	SO	BB	IBB	HBP	BLK	WP	HR	S	P	ERA	WHIP								
Roger Mason, R ERA: 4.8 (1, 1)	5.2	W	24	5	3	3	3	4	0	0	0	0	2	26	42	4.76	1.588								
Jeff Robinson, R ERA: 4.1 (6, 1)	3.1	S	13	2	0	0	3	1	0	0	0	0	0	18	22	0.00	0.900								



Batter	1	2	3	4	5	6	7	8	9	AB	R	H	RBI	BB	SO	LOB	TOP		
Dan Gladden, R OBP: 0.355, SLG: 0.373 (1, 8)	F2	K		G6-4-3			G6-4-3 BB	1B 2B		4	1	1	2	1	1	1			
Robby Thompson, R OBP: 0.334, SLG: 0.368 (1, 4)	1B BB	K		K			G6-4-3	5-3		5	1	1	0	0	2	2			
Joel Youngblood, R OBP: 0.347, SLG: 0.434 (1, 7)	1B 2B BB		4-3		F5			F4	5-3	4	1	0	0	1	0	1			
Chris Brown, R OBP: 0.400, SLG: 0.465 (1, 5)	1B 2B			2B	F3			5-3	WP 1B	5	2	3	1	0	0	0			
Candy Maldonado, R OBP: 0.298, SLG: 0.470 (1, 9)	1B 2B		F6		1-3			1B	6-3	5	1	2	1	0	0	2			
Bob Brenly, R OBP: 0.369, SLG: 0.375 (1, 3)	1B 2B			2B		6-3		1B		4	0	3	4	0	0	0			
Bob Melvin, R OBP: 0.278, SLG: 0.341 (1, 2)	5-3		4-3		F8			F9		4	0	0	0	0	0	4			
Jose Uribe, S OBP: 0.310, SLG: 0.295 (1, 6)	K			HR	4-3			2B 2B BB		3	2	1	1	1	1	1			
Steve Carlton, L OBP: 0.233, SLG: 0.310 (1, 1)		K				4-3				3	0	1	0	0	1	0			
Frank Williams, R OBP: 1.000, SLG: 1.000 (8, PH)										0	0	0	0	0	0	0			
Will Clark, L OBP: 0.325, SLG: 0.440 (9, PH)										1	1	1	0	0	0	0			
Juan Berenguer, R (9, 1)										0	0	0	0	0	0	0			
Inning Stats	R: 4 E: 0 K: 1 S: 9	H: 4 LOB: 1 BB: 1 P: 13	R: 0 E: 0 K: 3 S: 9	H: 0 LOB: 0 BB: 0 P: 9	R: 1 E: 0 K: 0 S: 5	H: 2 LOB: 1 BB: 0 P: 5	R: 1 E: 0 K: 1 S: 6	H: 2 LOB: 0 BB: 0 P: 6	R: 0 E: 0 K: 0 S: 3	H: 0 LOB: 0 BB: 0 P: 3	R: 0 E: 0 K: 0 S: 2	H: 0 LOB: 0 BB: 1 P: 6	R: 0 E: 0 K: 0 S: 5	H: 2 LOB: 2 BB: 0 P: 5	R: 3 E: 0 K: 0 S: 6	H: 3 LOB: 1 BB: 1 P: 10	1B: 7 2B: 5 3B: 0 HR: 1	SF: 0 SAC: 0 DP: 2 HBP: 0	WP: 1 PA: 41 PB: 0 CS: 0 SB: 0
PITCHER	IP WLS BF H R ER SO BB IBB HBP BLK WP HR S P ERA WHIP	IP WLS BF H R ER SO BB IBB HBP BLK WP HR S P ERA WHIP	IP WLS BF H R ER SO BB IBB HBP BLK WP HR S P ERA WHIP	IP WLS BF H R ER SO BB IBB HBP BLK WP HR S P ERA WHIP	IP WLS BF H R ER SO BB IBB HBP BLK WP HR S P ERA WHIP	IP WLS BF H R ER SO BB IBB HBP BLK WP HR S P ERA WHIP	IP WLS BF H R ER SO BB IBB HBP BLK WP HR S P ERA WHIP	IP WLS BF H R ER SO BB IBB HBP BLK WP HR S P ERA WHIP	IP WLS BF H R ER SO BB IBB HBP BLK WP HR S P ERA WHIP	IP WLS BF H R ER SO BB IBB HBP BLK WP HR S P ERA WHIP	IP WLS BF H R ER SO BB IBB HBP BLK WP HR S P ERA WHIP	IP WLS BF H R ER SO BB IBB HBP BLK WP HR S P ERA WHIP	IP WLS BF H R ER SO BB IBB HBP BLK WP HR S P ERA WHIP	IP WLS BF H R ER SO BB IBB HBP BLK WP HR S P ERA WHIP	IP WLS BF H R ER SO BB IBB HBP BLK WP HR S P ERA WHIP	IP WLS BF H R ER SO BB IBB HBP BLK WP HR S P ERA WHIP	IP WLS BF H R ER SO BB IBB HBP BLK WP HR S P ERA WHIP		
Larry McWilliams, L ERA: 4.99 (1, 1)	3.0 L 18 8 6 6 4 1 0 0 0 0 1 25 29 18.00 3.000																		
Bob Walk, R ERA: 3.64 (4, 1)	2.0 5 0 0 0 0 0 0 0 0 0 0 0 7 9 0.00 0.000																		
Bary Jones, R ERA: 4.86 (6, 1)	2.0 6 0 0 0 0 0 1 0 0 0 0 0 5 9 0.00 0.500																		
Cecilio Guante, R ERA: 3.18 (8, 1)	2.0 12 5 3 3 0 0 1 0 0 0 0 1 0 11 15 13.50 3.000																		

San Francisco Giants @ Pittsburgh Pirates
Three Rivers Stadium, Pittsburgh, PA
Sat Jul 26 1986, 7:05 PM EDT
Att: 27,910 - Unknown

AB	38
R	9
H	13
RBI	9
BB	3
SO	5
LOB	11



Batter	1	2	3	4	5	6	7	8	9	AB	R	H	RBI	BB	SO	LOB	BOTTOM		
Bill Almon, R OBP: 0.333, SLG: 0.409 (1, 7)	F7			K	K			1B		3	0	0	0	0	2	3			
Joe Orsulak, L OBP: 0.326, SLG: 0.376 (8, PH)										1	0	1	0	0	0	0			
Tony Peña, R OBP: 0.332, SLG: 0.386 (1, 2)	CS 1B			5-3 1B BB	4-3			F8		3	0	1	0	1	0	4			
Johnny Ray, S OBP: 0.361, SLG: 0.382 (1, 4)	F4			5-3 1B		4-0 BB		L7		3	0	1	0	1	0	2			
Mike Diaz, R OBP: 0.322, SLG: 0.463 (8, PH)		6-3		5-3		K		F8		3	0	0	0	0	1	3			
Sid Bream, L OBP: 0.354, SLG: 0.466 (9, 3)				1-2 2-3						1	0	0	0	0	0	1			
Jim Morrison, R OBP: 0.316, SLG: 0.410 (1, 5)		F7		6-3		L7		F6		4	0	0	0	0	0	3			
R.J. Reynolds, S OBP: 0.373, SLG: 0.482 (1, 9)		K				L9				2	0	0	0	2	1	1			
Bobby Bonilla, S OBP: 0.363, SLG: 0.350 (9, 7)				6-3		FC1-5 BB				4	0	1	0	0	1	1			
Rafael Belliard, R OBP: 0.297, SLG: 0.268 (1, 6)				5-3		FC1-5 WP		6-3		4	0	0	0	0	1	3			
Larry McWilliams, L OBP: 0.212, SLG: 0.190 (4, 1)										1	0	0	0	0	1	0			
Bob Walk, R OBP: 0.208, SLG: 0.279 (5, PH)										0	0	0	0	0	0	0			
U.L. Washington, S OBP: 0.344, SLG: 0.521 (8, 1)										0	0	0	0	0	0	0			
Barry Jones, R OBP: 0.327, SLG: 0.348 (7, PH)										1	0	0	0	0	0	0			
Rick Rhoden, R OBP: 0.327, SLG: 0.348 (8, 1)										0	0	0	0	0	0	0			
Cecilio Guante, R (8, 1)										0	0	0	0	0	0	0			
Inning Stats	R: 0 E: 0 K: 0 S: 3	H: 1 LOB: 0 BB: 0 P: 3	R: 0 E: 0 K: 1 S: 5	H: 0 LOB: 0 BB: 0 P: 5	R: 0 E: 0 K: 1 S: 5	H: 0 LOB: 0 BB: 0 P: 5	R: 0 E: 0 K: 1 S: 6	H: 1 LOB: 2 BB: 1 P: 10	R: 0 E: 0 K: 1 S: 3	H: 0 LOB: 3 BB: 2 P: 14	R: 0 E: 0 K: 1 S: 5	H: 0 LOB: 1 BB: 1 P: 9	R: 0 E: 0 K: 0 S: 4	H: 1 LOB: 1 BB: 0 P: 4	R: 0 E: 0 K: 2 S: 7	H: 0 LOB: 1 BB: 1 P: 11	1B: 4 2B: 0 3B: 0 HR: 0	SF: 0 SAC: 0 DP: 0 HBP: 0	WP: 1 PA: 35 PB: 0 CS: 1 SB: 0
PITCHER	IP WLS BF H R ER SO BB IBB HBP BLK WP HR S P ERA WHIP	IP WLS BF H R ER SO BB IBB HBP BLK WP HR S P ERA WHIP	IP WLS BF H R ER SO BB IBB HBP BLK WP HR S P ERA WHIP	IP WLS BF H R ER SO BB IBB HBP BLK WP HR S P ERA WHIP	IP WLS BF H R ER SO BB IBB HBP BLK WP HR S P ERA WHIP	IP WLS BF H R ER SO BB IBB HBP BLK WP HR S P ERA WHIP	IP WLS BF H R ER SO BB IBB HBP BLK WP HR S P ERA WHIP	IP WLS BF H R ER SO BB IBB HBP BLK WP HR S P ERA WHIP	IP WLS BF H R ER SO BB IBB HBP BLK WP HR S P ERA WHIP	IP WLS BF H R ER SO BB IBB HBP BLK WP HR S P ERA WHIP	IP WLS BF H R ER SO BB IBB HBP BLK WP HR S P ERA WHIP	IP WLS BF H R ER SO BB IBB HBP BLK WP HR S P ERA WHIP	IP WLS BF H R ER SO BB IBB HBP BLK WP HR S P ERA WHIP	IP WLS BF H R ER SO BB IBB HBP BLK WP HR S P ERA WHIP	IP WLS BF H R ER SO BB IBB HBP BLK WP HR S P ERA WHIP	IP WLS BF H R ER SO BB IBB HBP BLK WP HR S P ERA WHIP	IP WLS BF H R ER SO BB IBB HBP BLK WP HR S P ERA WHIP		
Steve Carlton, L ERA: 5.71 (1, 1)	7.0 W 27 3 0 0 0 4 0 0 0 0 0 33 49 0.00 1.000																		
Frank Williams, R ERA: 1.00 (8, 1)	1.0 4 1 0 0 0 0 0 0 0 0 0 0 4 4 0.00 1.000																		
Juan Berenguer, R ERA: 2.86 (9, 1)	1.0 4 0 0 0 0 2 1 0 0 0 0 0 7 11 0.00 1.000																		

San Francisco Giants @ Pittsburgh Pirates
Three Rivers Stadium, Pittsburgh, PA
Sat Jul 26 1986, 7:05 PM EDT
Att: 27,910 - Unknown

AB	30
R	0
H	4
RBI	0
BB	5
SO	7
LOB	21



Batter	1	2	3	4	5	6	7	8	9	AB	R	H	RBI	BB	SO	LOB	TOP					
Dan Gladden, R (1, 8) OBP: 0.350, SLG: 0.368 Frank Williams, R (8, 1) OBP: 1.000, SLG: 1.000	5-3			L8		G6-4-3		F9		4	0	0	0	0	0	3						
Robby Thompson, R (1, 4) OBP: 0.334, SLG: 0.368 Joel Youngblood, R (9, PH) OBP: 0.341, SLG: 0.426	K			WP 1B		K			E5	3	0	1	0	0	2	1						
Candy Maldonado, R (1, 7) OBP: 0.291, SLG: 0.452	6-3			K					K	4	0	0	0	0	3	1						
Chris Brown, R (1, 5) OBP: 0.397, SLG: 0.466		6-3		4-3					F9	4	1	1	0	0	0	1						
Chili Davis, S (1, 9) OBP: 0.373, SLG: 0.449						G3			G3	3	0	1	1	0	0	0						
Harry Scilman, L (1, 3) OBP: 0.306, SLG: 0.462									F9	3	0	0	0	0	1	1						
Bob Melvin, R (1, 2) OBP: 0.273, SLG: 0.335 Will Clark, L (8, PH) OBP: 0.327, SLG: 0.438 Jeff Robinson, R (8, 1) OBP: 0.100, SLG: 0.111 Mark Davis, L (8, 1) OBP: 0.250, SLG: 0.500 Randy Kutcher, R (8, 8) OBP: 0.280, SLG: 0.476									F9	2	0	0	0	0	1	0						
Jose Uribe, S (1, 6) OBP: 0.309, SLG: 0.291									SH2-4 BB	1	0	0	0	1	1	0						
Michael LaCoss, R (1, 1) OBP: 0.283, SLG: 0.432 Bob Brenly, R (8, PH) OBP: 0.363, SLG: 0.367									SH2-4 BB	1	0	0	0	1	1	0						
										1	0	0	0	0	1	1						
Inning Stats	R: 0 E: 0 K: 1 S: 5	H: 0 LOB: 0 BB: 0 P: 5	R: 0 E: 0 K: 0 S: 3	H: 1 LOB: 0 BB: 0 P: 3	R: 0 E: 0 K: 3 S: 9	H: 0 LOB: 0 BB: 0 P: 9	R: 0 E: 0 K: 1 S: 6	H: 1 LOB: 1 BB: 0 P: 6	R: 0 E: 0 K: 0 S: 3	H: 0 LOB: 0 BB: 0 P: 3	R: 0 E: 0 K: 1 S: 4	H: 0 LOB: 1 BB: 2 P: 12	R: 1 E: 0 K: 2 S: 8	H: 1 LOB: 0 BB: 0 P: 8	R: 0 E: 0 K: 1 S: 5	H: 0 LOB: 1 BB: 1 P: 9	R: 0 E: 1 K: 1 S: 5	H: 0 LOB: 0 BB: 0 P: 5	1B: 2 2B: 1 3B: 1 HR: 0	SF: 0 SAC: 1 DP: 2 HBP: 0	WP: 1 PB: 0 SB: 0 CS: 0	PA: 31
PITCHER Orel Hershiser, R (1, 1) ERA: 3.75	IP: 9.0 WLS: W BF: 31 H: 3 R: 1 ER: 1 SO: 10 BB: 3 IBB: 0 HBP: 0 BLK: 0 WP: 1 HR: 0 S: 48 P: 60 ERA: 1.00 WHIP: 0.667											PITCHER	IP: 9.0 WLS: W BF: 31 H: 3 R: 1 ER: 1 SO: 10 BB: 3 IBB: 0 HBP: 0 BLK: 0 WP: 1 HR: 0 S: 48 P: 60 ERA: 1.00 WHIP: 0.667									

San Francisco Giants @ Los Angeles Dodgers
Dodger Stadium, Los Angeles, CA
Mon Jul 28 1986, 7:05 PM PDT
Att: 40,777 - Unknown

AB 27
R 1
H 3
RBI 1
BB 3
SO 10
LOB 8

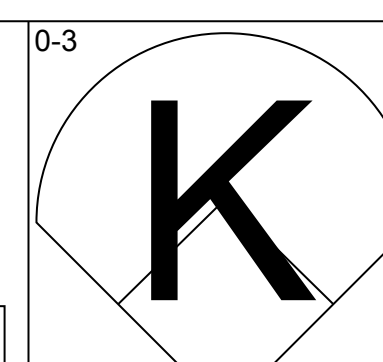
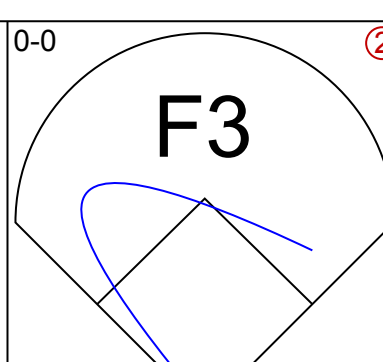
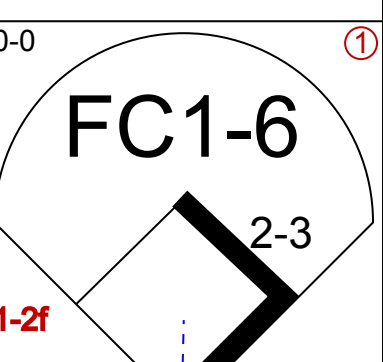
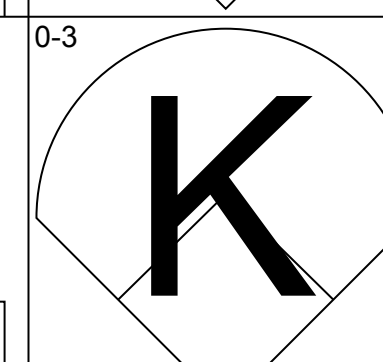
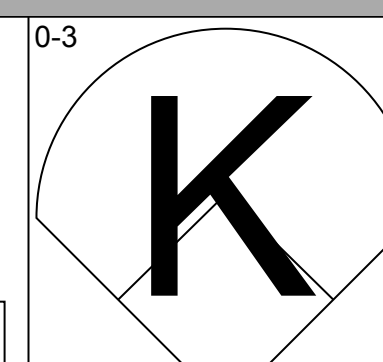
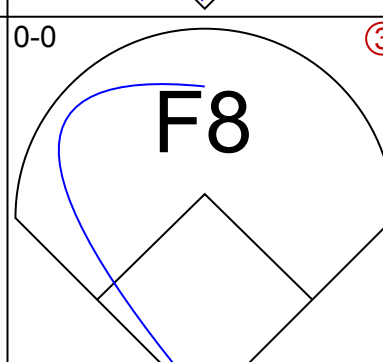
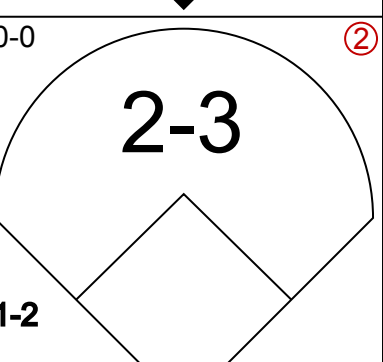
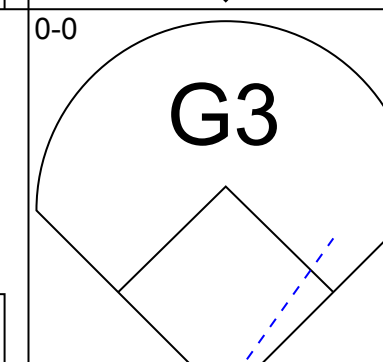
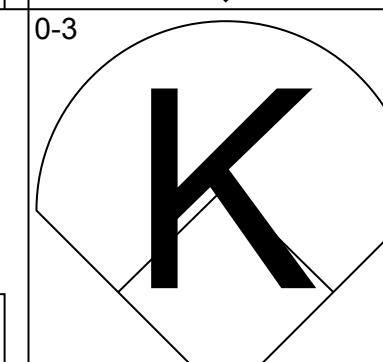
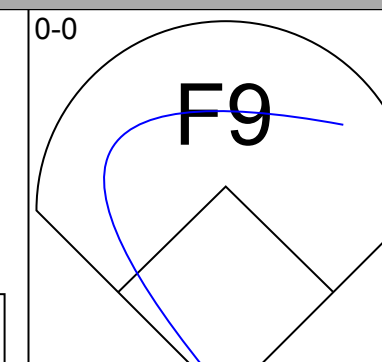
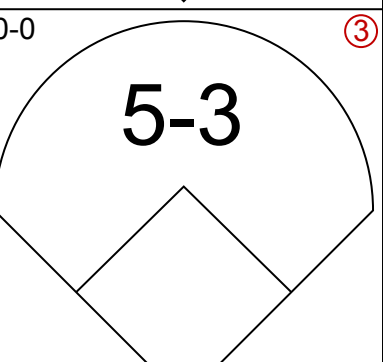
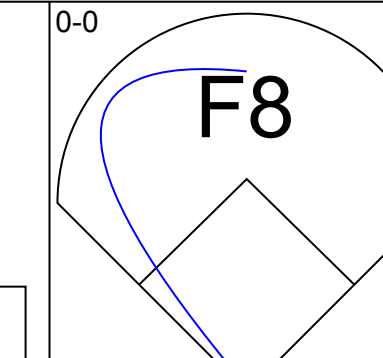
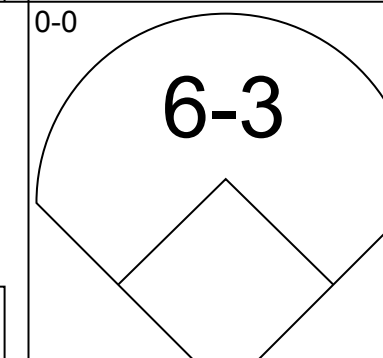
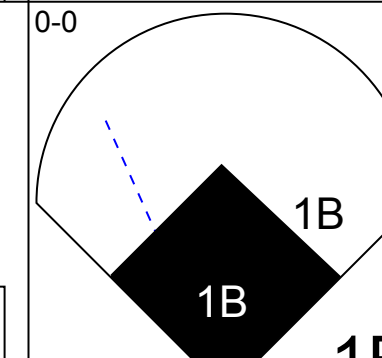
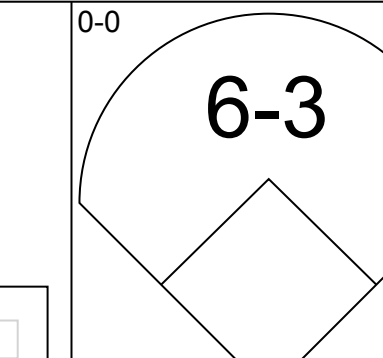
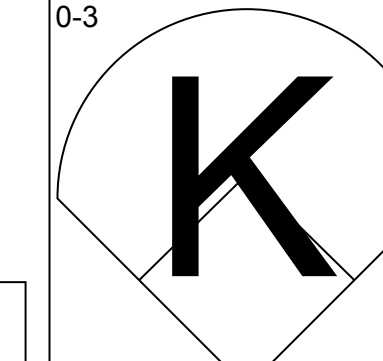
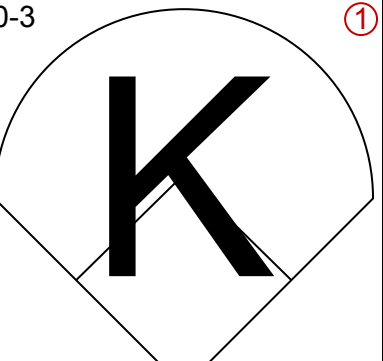
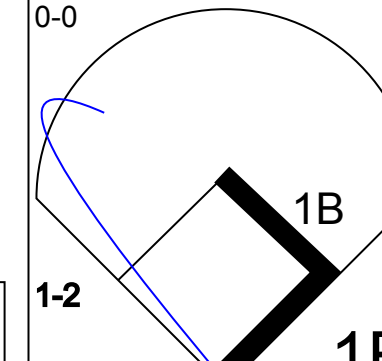
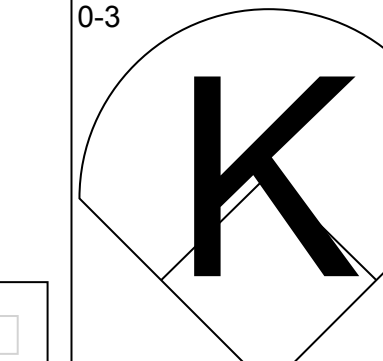
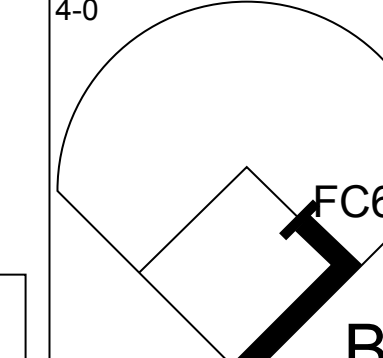
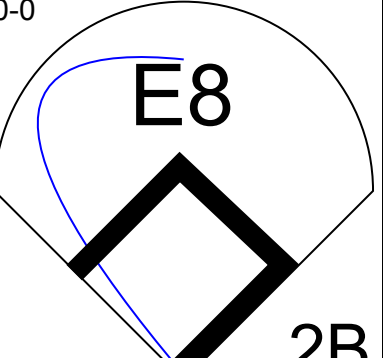
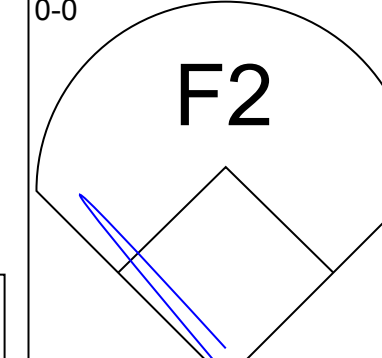
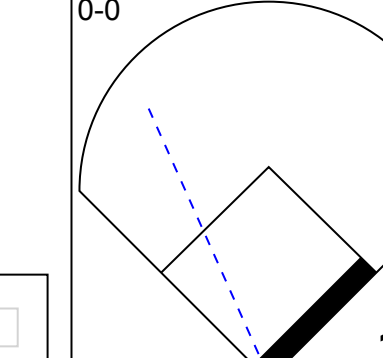
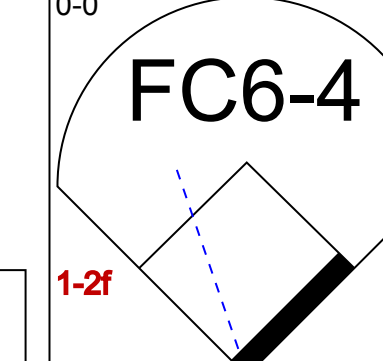
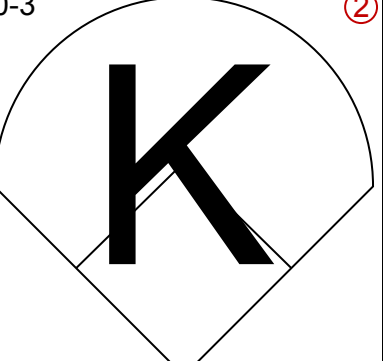
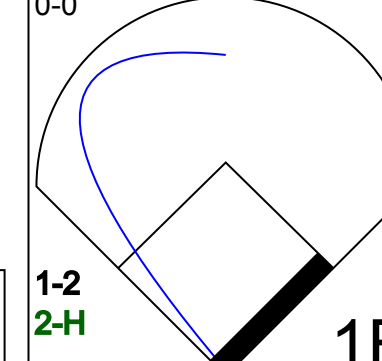
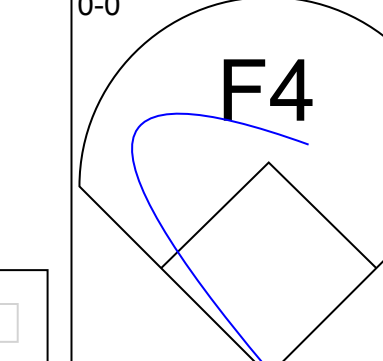
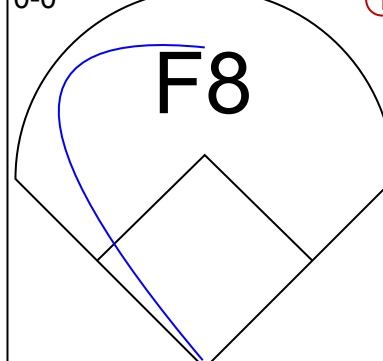
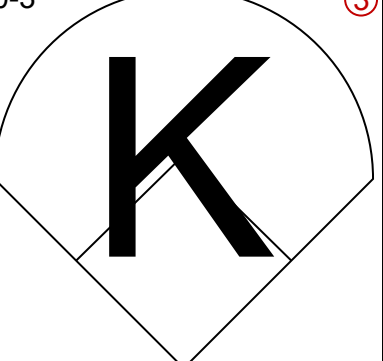
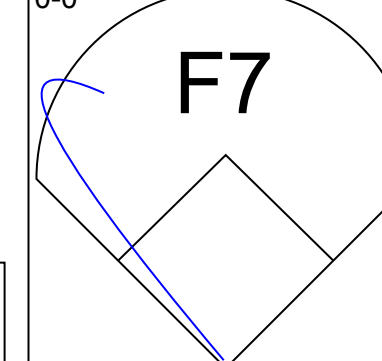
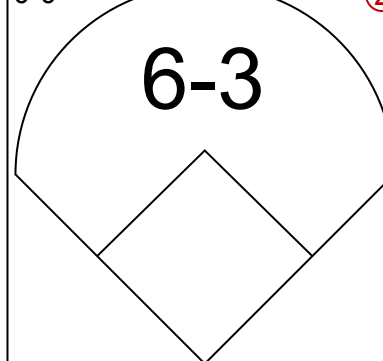

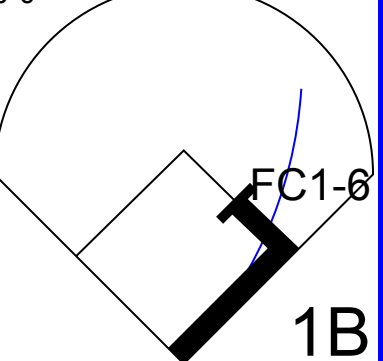


Batter	1	2	3	4	5	6	7	8	9	AB	R	H	RBI	BB	SO	LOB	BOTTOM			
Mariano Duncan, R (1, 6) OBP: 0.284, SLG: 0.311	K		K	K				F8		4	0	0	0	0	3	1				
Bill Russell, R (1, 4) OBP: 0.300, SLG: 0.286	6-3		BB 1B			F7		5-3		4	1	1	0	0	0	0				
Bill Madlock, R (1, 5) OBP: 0.299, SLG: 0.356 Jeff Hamilton, R (8, 5) OBP: 0.250, SLG: 0.377	6-3		BB 1B	1-3				F4		3	0	0	0	1	0	0				
Franklin Stubbs, L (1, 9) OBP: 0.321, SLG: 0.512		F7	1-2 2H 1B			K			K	4	0	1	1	0	2	0				
Len Matuszek, L (1, 7) OBP: 0.344, SLG: 0.543 Jose Gonzalez, R (9, 9)		3-1	F7			K		FC5 1B BB		3	0	0	0	1	1	2				
Mike Scioscia, L (1, 2) OBP: 0.414, SLG: 0.387		1B		G3		F7		FC5 1B		4	0	2	0	0	0	0				
Greg Brock, L (1, 3) OBP: 0.313, SLG: 0.392 Enos Cabell, R (8, PH) OBP: 0.275, SLG: 0.283		FC4-6 1B		4-3				FC5 1-2 2-3F		2	0	1	0	1	0	0				
Reggie Williams, R (1, 8) OBP: 0.330, SLG: 0.404		FC4-6		E5 1B		E6		L4		4	1	1	0	0	0	5				
Orel Hershiser, R (1, 1) OBP: 0.267, SLG: 0.273			K	2H 1B		K				3	0	1	1	0	2	2				
Inning Stats	R: 0 E: 0 K: 1 S: 5	H: 2 LOB: 2 BB: 0 P: 5	R: 1 E: 0 K: 2 S: 9	H: 2 LOB: 2 BB: 1 P: 13	R: 1 E: 1 K: 1 S: 7	H: 2 LOB: 1 BB: 0 P: 7	R: 0 E: 0 K: 1 S: 5	H: 0 LOB: 0 BB: 0 P: 5	R: 0 E: 1 K: 2 S: 8	H: 0 LOB: 2 BB: 1 P: 12	R: 0 E: 0 K: 0 S: 3	H: 0 LOB: 0 BB: 0 P: 3	R: 0 E: 0 K: 1 S: 6	H: 1 LOB: 2 BB: 1 P: 10	R: 0 E: 0 K: 1 S: 6	H: 1 LOB: 2 BB: 1 P: 10	1B: 7 2B: 0 3B: 0 HR: 0	SF: 0 SAC: 0 DP: 0 HBP: 0	WP: 0 PB: 0 SB: 0 CS: 0	PA: 35
PITCHER Michael LaCoss, R (1, 1) ERA: 2.83 Jeff Robinson, R (8, 1) ERA: 4.09 Mark Davis, L (8, 1) ERA: 3.14 Frank Williams, R (8, 1) ERA: 1.04	IP: 7.0 WLS: L BF: 30 H: 6 R: 2 ER: 1 SO: 7 BB: 2 IBB: 0 HBP: 0 BLK: 0 WP: 0 HR: 0 S: 42 P: 50 ERA: 1.29 WHIP: 1.143											PITCHER	IP: 7.0 WLS: L BF: 30 H: 6 R: 2 ER: 1 SO: 7 BB: 2 IBB: 0 HBP: 0 BLK: 0 WP: 0 HR: 0 S: 42 P: 50 ERA: 1.29 WHIP: 1.143							

San Francisco Giants @ Los Angeles Dodgers
Dodger Stadium, Los Angeles, CA
Mon Jul 28 1986, 7:05 PM PDT
Att: 40,777 - Unknown

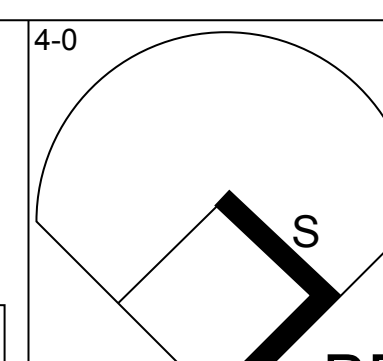
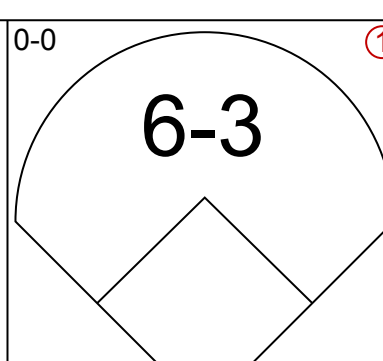
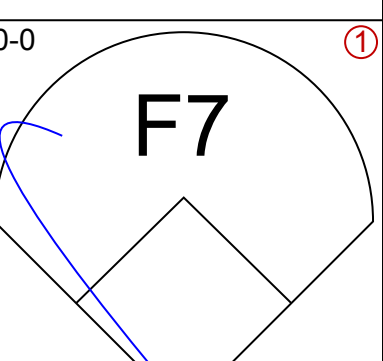
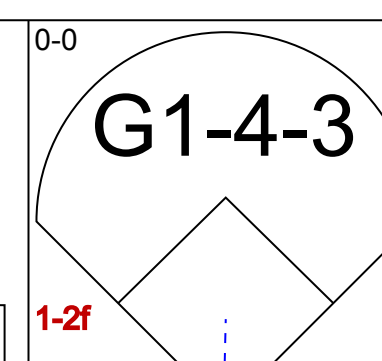
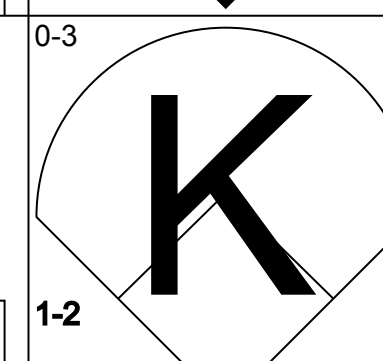
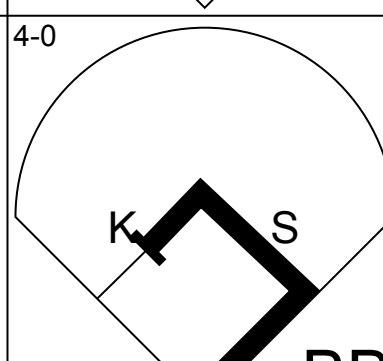
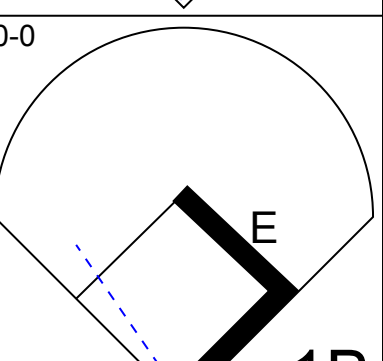
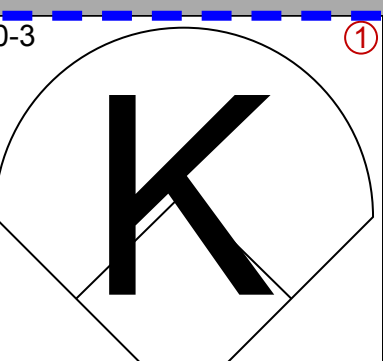
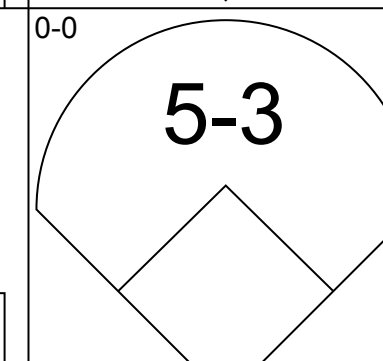
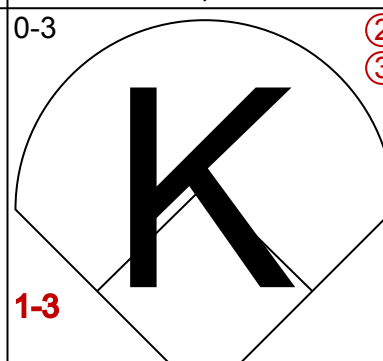
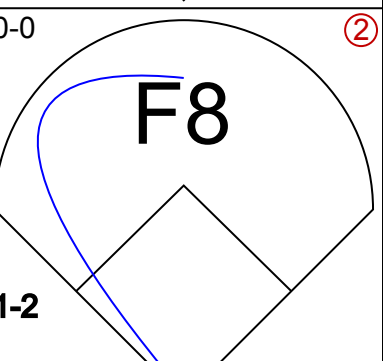
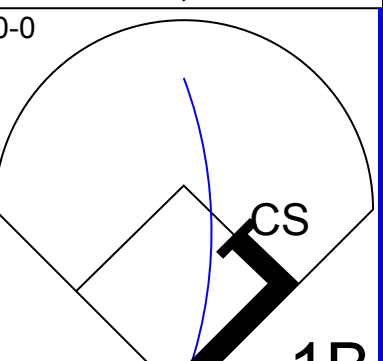
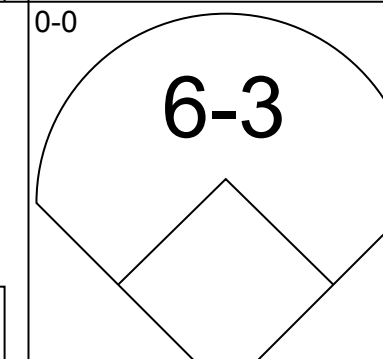
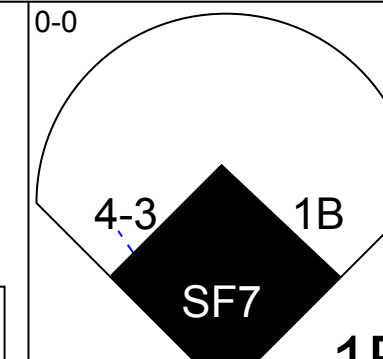
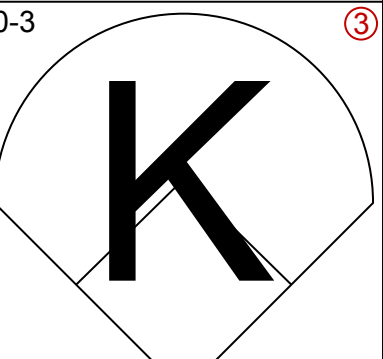
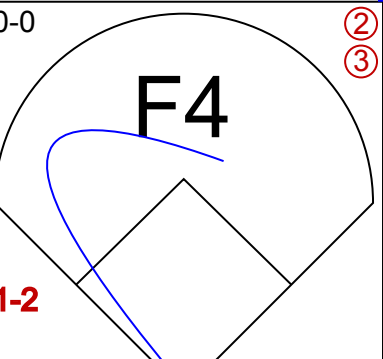
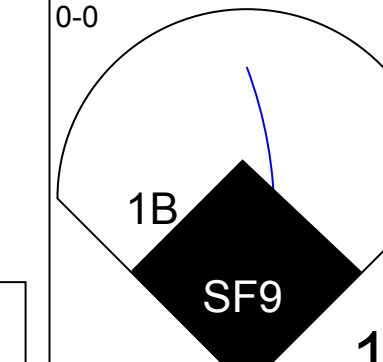
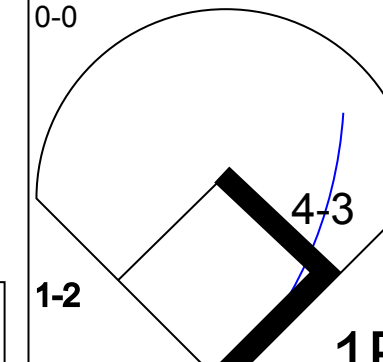

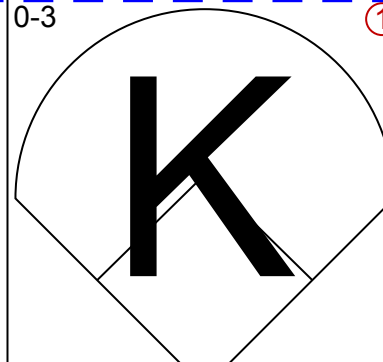
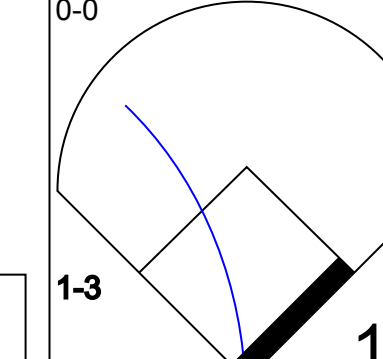
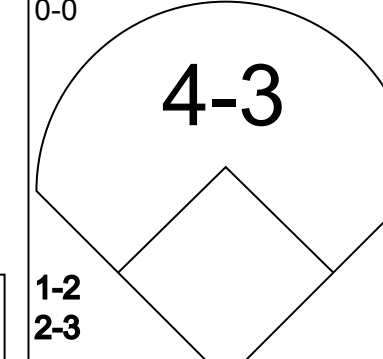
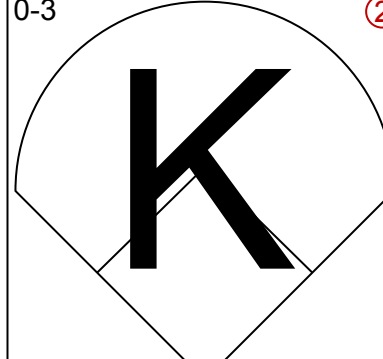
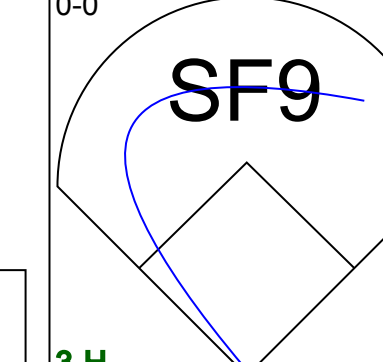
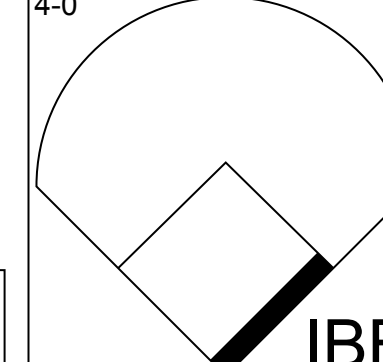
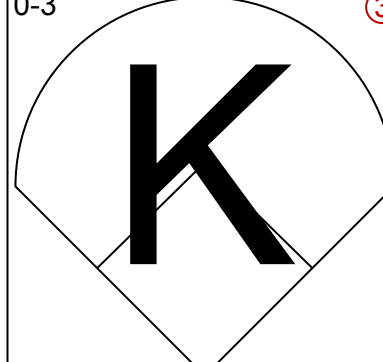
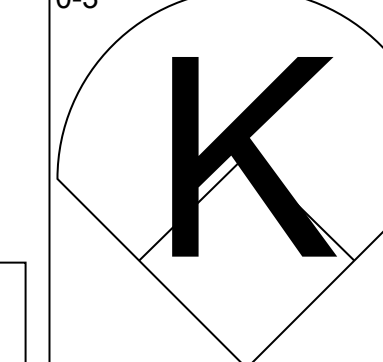
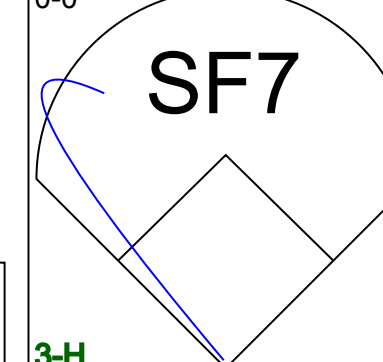
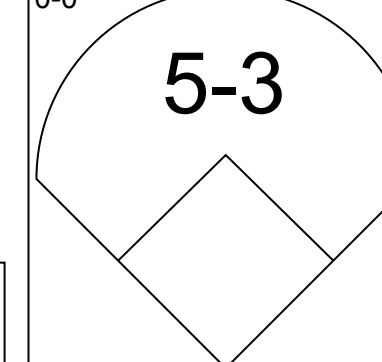
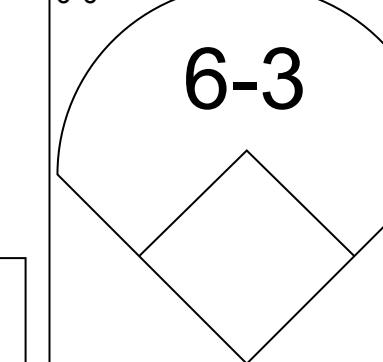
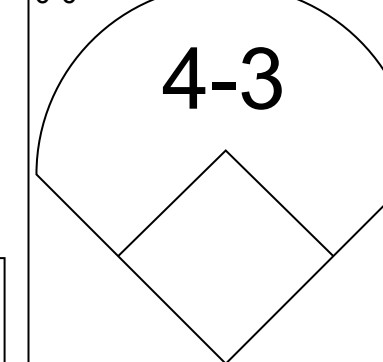
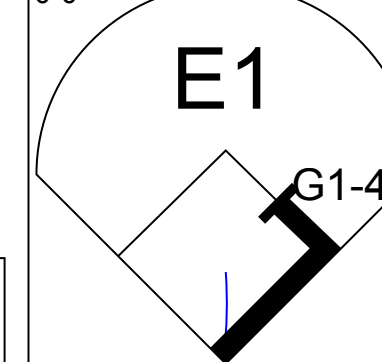
AB 32
R 2
H 7
RBI 2
BB 3
SO 8
LOB 12



Batter	1	2	3	4	5	6	7	8	9	AB	R	H	RBI	BB	SO	LOB	TOP					
Randy Kutcher, R OBP: 0.272, SLG: 0.462 (1, 8) (7, 6)			K2-3							4	0	0	0	0	2	1	<p>San Francisco Giants @ Los Angeles Dodgers Dodger Stadium, Los Angeles, CA Tue Jul 29 1986, 7:05 PM PDT Att: 45,113 - Unknown</p>					
Robby Thompson, R OBP: 0.331, SLG: 0.363 (1, 4)										4	0	0	0	0	2	1						
Jeffrey Leonard, R OBP: 0.322, SLG: 0.381 (1, 7)										4	0	0	0	0	1	1						
Chris Brown, R OBP: 0.395, SLG: 0.463 (1, 5)										4	1	1	0	0	0	0						
Chili Davis, S OBP: 0.372, SLG: 0.447 (1, 9) (7, 8)										4	0	1	0	0	3	0						
Bob Brenly, R OBP: 0.368, SLG: 0.375 (1, 3) (7, 2)										3	0	2	0	1	0	2						
Bob Melvin, R OBP: 0.270, SLG: 0.331 Joel Youngblood, R OBP: 0.344, SLG: 0.427 (7, PH) (7, 3)										2	0	0	0	0	1	2						
Jose Uribe, S OBP: 0.307, SLG: 0.289 Candy Maldonado, R OBP: 0.290, SLG: 0.450 (7, PH) (7, 9)										2	0	0	0	0	1	1						
Kelly Downs, R (1, 1) Dan Gladden, R OBP: 0.349, SLG: 0.366 (6, PH) Mark Davis, L OBP: 0.250, SLG: 0.500 (8, PH) Will Clark, L OBP: 0.330, SLG: 0.441 (8, PH) Juan Berenguer, R (8, 1)										1	0	0	0	0	0	0						
Inning Stats	R: 0 E: 0 K: 2 S: 7	H: 0 LOB: 0 BB: 0 P: 7	R: 0 E: 0 K: 1 S: 5	H: 0 LOB: 1 BB: 1 P: 9	R: 0 E: 0 K: 1 S: 5	H: 0 LOB: 0 BB: 0 P: 5	R: 0 E: 0 K: 2 S: 7	H: 0 LOB: 0 BB: 0 P: 7	R: 0 E: 0 K: 3 S: 10	H: 1 LOB: 1 BB: 0 P: 10	R: 0 E: 0 K: 1 S: 5	H: 0 LOB: 0 BB: 0 P: 5	R: 1 E: 0 K: 0 S: 6	H: 3 LOB: 2 BB: 0 P: 6	R: 0 E: 0 K: 0 S: 4	H: 1 LOB: 1 BB: 0 P: 4		R: 0 E: 0 K: 1 S: 6	H: 1 LOB: 1 BB: 0 P: 6	1B: 5 2B: 1 3B: 0 HR: 0	SF: 0 SAC: 0 DP: 0 HBP: 0	WP: 0 PB: 0 SB: 0 CS: 0
PITCHER Fernando Valenzuela, L ERA: 2.82 (1, 1)	IP: 9.0 WLS: W BF: 34 H: 6 R: 1 ER: 1 SO: 11 BB: 1 IBB: 0 HBP: 0 BLK: 0 WP: 0 HR: 0 S: 55 P: 59 ERA: 1.00 WHIP: 0.778															PITCHER IP: WLS: BF: H: R: ER: SO: BB: IBB: HBP: BLK: WP: HR: S: P: ERA: WHIP						

AB 33
R 1
H 6
RBI 1
BB 1
SO 11
LOB 11



Batter	1	2	3	4	5	6	7	8	9	AB	R	H	RBI	BB	SO	LOB	BOTTOM			
Steve Sax, R OBP: 0.387, SLG: 0.439 Bill Russell, R OBP: 0.293, SLG: 0.279 (1, 4) (2, 4)										0	0	0	0	1	0	0	<p>San Francisco Giants @ Los Angeles Dodgers Dodger Stadium, Los Angeles, CA Tue Jul 29 1986, 7:05 PM PDT Att: 45,113 - Unknown</p>			
Mariano Duncan, R OBP: 0.287, SLG: 0.311 (1, 6)										3	0	1	0	1	2	1				
Bill Madlock, R OBP: 0.298, SLG: 0.354 Jose Gonzalez, R (8, PR) (9, 9)										4	0	1	0	0	1	3				
Franklin Stubbs, L OBP: 0.320, SLG: 0.508 (1, 9) (9, 7)										4	1	1	0	0	1	3				
Len Matuszek, L OBP: 0.355, SLG: 0.548 Jeff Hamilton, R OBP: 0.290, SLG: 0.377 (1, 7) (9, 5)										3	1	2	0	0	1	0				
Mike Scioscia, L OBP: 0.413, SLG: 0.387 (1, 2)										0	0	0	0	0	0	0				
Greg Brock, L OBP: 0.314, SLG: 0.389 (1, 3)										1	0	0	1	1	1	0				
Reggie Williams, R OBP: 0.325, SLG: 0.400 (1, 8)										2	0	0	1	0	1	1				
Fernando Valenzuela, L OBP: 0.213, SLG: 0.243 (1, 1)										3	0	0	0	0	0	3				
Inning Stats	R: 0 E: 0 K: 1 S: 5	H: 0 LOB: 1 BB: 1 P: 9	R: 1 E: 0 K: 1 S: 7	H: 2 LOB: 1 BB: 0 P: 7	R: 0 E: 0 K: 1 S: 4	H: 0 LOB: 0 BB: 1 P: 8	R: 1 E: 0 K: 0 S: 5	H: 2 LOB: 2 BB: 1 P: 9	R: 0 E: 0 K: 1 S: 6	H: 1 LOB: 1 BB: 0 P: 6	R: 0 E: 0 K: 3 S: 9	H: 0 LOB: 0 BB: 0 P: 9	R: 0 E: 1 K: 0 S: 3	H: 0 LOB: 0 BB: 0 P: 3	R: 0 E: 0 K: 1 S: 5	H: 1 LOB: 1 BB: 0 P: 5		1B: 6 2B: 0 3B: 0 HR: 0	SF: 2 SAC: 0 DP: 1 HBP: 0	WP: 0 PB: 0 SB: 2 CS: 1
PITCHER Kelly Downs, R ERA: 3.6 Mark Davis, L ERA: 3.02 Juan Berenguer, R ERA: 2.77 (1, 1) (6, 1) (8, 1)	IP: 5.0 WLS: L BF: 22 H: 5 R: 2 ER: 2 SO: 2 BB: 2 IBB: 0 HBP: 0 BLK: 0 WP: 0 HR: 0 S: 27 P: 39 ERA: 3.60 WHIP: 1.400															PITCHER IP: WLS: BF: H: R: ER: SO: BB: IBB: HBP: BLK: WP: HR: S: P: ERA: WHIP				

AB 26
R 2
H 6
RBI 2
BB 3
SO 8
LOB 14



Batter	1	2	3	4	5	6	7	8	9	AB	R	H	RBI	BB	SO	LOB	TOP			
Rafael Ramirez, R OBP: 0.253, SLG: 0.307 (1, 5)	F8		F9		F7		6-3		E1	5	0	0	0	0	0	2	Atlanta Braves @ San Francisco Giants Candlestick Park, San Francisco, CA Thu Jul 31 1986, 10:05 PM EDT Att: 13,492 - Unknown			
Ken Griffey, L OBP: 0.343, SLG: 0.485 (1, 7) (9, 3)	F9				F8		6-3			4	0	1	1	1	0	0				
Dale Murphy, R OBP: 0.354, SLG: 0.446 (1, 8)	K		F7		P4		K		F7	5	0	0	0	0	2	4				
Ted Simmons, S OBP: 0.351, SLG: 0.431 Gene Garber, R OBP: 0.400, SLG: 0.250 (9, 1)																				
Terry Harper, R OBP: 0.304, SLG: 0.340 (1, 9) (9, 7)																				
Andres Thomas, R OBP: 0.324, SLG: 0.490 (1, 6)																				
Ozzie Virgil, R OBP: 0.333, SLG: 0.367 (1, 2)																				
Glenn Hubbard, R OBP: 0.369, SLG: 0.343 Omar Moreno, L OBP: 0.294, SLG: 0.369 (9, PH) (9, 9)																				
Zane Smith, L OBP: 0.138, SLG: 0.100 Chris Chambliss, L OBP: 0.400, SLG: 0.431 Bruce Benedict, R OBP: 0.342, SLG: 0.387 Jeff Dedmon, R OBP: 0.102, SLG: 0.111 Ken Oberkfell, L OBP: 0.186, SLG: 0.190 (5, PH) (5, PH) (5, PH) (9, 4)																				
Inning Stats	R: 0 E: 0 K: 1 S: 5	H: 0 LOB: 0 BB: 0 P: 5	R: 0 E: 0 K: 1 S: 5	H: 0 LOB: 1 BB: 1 P: 9	R: 0 E: 0 K: 0 S: 3	H: 0 LOB: 2 BB: 1 P: 8	R: 1 E: 0 K: 2 S: 10	H: 4 LOB: 2 BB: 0 P: 10	R: 0 E: 0 K: 0 S: 3	H: 0 LOB: 0 BB: 0 P: 3	R: 0 E: 1 K: 2 S: 9	H: 1 LOB: 3 BB: 1 P: 13	R: 0 E: 0 K: 1 S: 5	H: 0 LOB: 1 BB: 1 P: 9	R: 0 E: 0 K: 1 S: 7	H: 0 LOB: 1 BB: 1 P: 11	1B: 4 2B: 1 3B: 0 HR: 1	SF: 0 SAC: 1 DP: 0 HBP: 1	WP: 1 PB: 0 CS: 1	PA: 40
PITCHER	IP WLS BF H R ER SO BB IBB HBP BLK WP HR S P ERA WHIP																			
Steve Carlton, L ERA: 5.52 (1, 1)	5.1	25	5	1	1	5	3	0	1	0	0	0	0	0	1	31	44	1.69	1.500	
Frank Williams, R ERA: 1.02 (6, 1)	0.1	1	0	0	0	1	0	0	0	0	0	0	0	0	0	3	3	0.00	0.000	
Mark Davis, L ERA: 3.0 (6, 1)	0.1	1	0	0	0	0	0	0	0	0	0	0	0	0	1	1	0.00	0.000		
Jeff Robinson, R ERA: 3.88 (7, 1)	2.1	10	0	1	0	3	2	0	0	0	1	0	14	22	0.00	0.857				
Scott Garretts, R ERA: 3.59 (9, 1)	0.2	W 3	1	0	0	0	0	0	0	0	0	0	3	3	0.00	1.500				

Batter	1	2	3	4	5	6	7	8	9	AB	R	H	RBI	BB	SO	LOB	BOTTOM		
Dan Gladden, R OBP: 0.352, SLG: 0.364 (1, 8)									E5	3	0	2	0	2	0	1	Atlanta Braves @ San Francisco Giants Candlestick Park, San Francisco, CA Thu Jul 31 1986, 10:05 PM EDT Att: 13,492 - Unknown		
Robby Thompson, R OBP: 0.332, SLG: 0.365 (1, 4)										3	1	1	0	1	2	3			
Joel Youngblood, R OBP: 0.348, SLG: 0.449 Randy Kutcher, R OBP: 0.272, SLG: 0.462 Candy Maldonado, R OBP: 0.294, SLG: 0.450 (9, PH) (9, PH)																			
Chris Brown, R OBP: 0.394, SLG: 0.461 (1, 5)																			
Chili Davis, S OBP: 0.367, SLG: 0.439 (1, 9)																			
Bob Brenly, R OBP: 0.363, SLG: 0.366 (1, 3) (7, 2)																			
Bob Melvin, R OBP: 0.273, SLG: 0.333 Mike Aldrete, L OBP: 0.319, SLG: 0.303 (6, PH) (7, 3)																			
Jose Uribe, S OBP: 0.307, SLG: 0.284 (1, 6)																			
Steve Carlton, L OBP: 0.222, SLG: 0.266 Frank Williams, R OBP: 0.400, SLG: 1.000 Mark Davis, L OBP: 0.276, SLG: 0.500 Will Clark, R OBP: 0.342, SLG: 0.447 Jeff Robinson, R OBP: 0.102, SLG: 0.111 Scott Garretts, R OBP: 0.186, SLG: 0.190 (1, 1) (5, 1) (5, 1) (6, PH) (7, 1) (9, 1)																			
Inning Stats	R: 2 E: 0 K: 0 S: 6	H: 4 LOB: 1 BB: 0 P: 6	R: 0 E: 0 K: 1 S: 7	H: 2 LOB: 0 BB: 0 P: 7	R: 0 E: 0 K: 1 S: 5	H: 0 LOB: 0 BB: 0 P: 5	R: 0 E: 0 K: 2 S: 7	H: 0 LOB: 1 BB: 1 P: 11	R: 0 E: 0 K: 1 S: 6	H: 1 LOB: 3 BB: 2 P: 14	R: 0 E: 0 K: 0 S: 3	H: 0 LOB: 1 BB: 1 P: 7	R: 0 E: 0 K: 0 S: 3	R: 1 E: 1 K: 0 S: 2	H: 0 LOB: 3 BB: 3 P: 14	1B: 6 2B: 1 3B: 0 HR: 0	SF: 0 SAC: 2 DP: 0 HBP: 0	WP: 0 PB: 0 SB: 2 CS: 1	PA: 39
PITCHER	IP WLS BF H R ER SO BB IBB HBP BLK WP HR S P ERA WHIP																		
Zane Smith, L ERA: 3.38 (1, 1)	5.0	21	6	2	2	4	1	0	0	0	0	0	28	32	3.60	1.400			
Jeff Dedmon, R ERA: 2.69 (6, 1)	3.0	13	1	0	0	1	3	0	0	1	0	0	12	24	0.00	1.333			
Gene Garber, R ERA: 1.34 (9, 1)	0.1	L 5	0	1	0	0	3	0	0	0	0	0	2	14	0.00	9.000			

Batter	1	2	3	4	5	6	7	8	9	AB	R	H	RBI	BB	SO	LOB	TOP									
Omar Moreno, L (1, 9) OBP: 0.286, SLG: 0.374 Ted Simmons, S (9, PH) OBP: 0.345, SLG: 0.415	G3			CS 1B		BB 1B 2B	4-3		K	4	1	2	0	0	0	0										
Ken Oberkfell, L (1, 5) OBP: 0.386, SLG: 0.386	F7			1B 1B 1B BB		BB 1B BB		G3		2	2	0	0	2	0	0										
Dale Murphy, R (1, 8) OBP: 0.356, SLG: 0.451	P3			1B 1B		BB 1B BB		K		3	1	1	0	1	1	0										
Bob Horner, R (1, 3) OBP: 0.339, SLG: 0.475		6-3		1B 1B		BB 1B BB		WP 1B 1B		4	1	3	2	0	0	0										
Ken Griffey, L (1, 7) OBP: 0.346, SLG: 0.497	F7			1B 1B		BB 1B BB		1B 1B		4	0	2	3	0	1	2										
Andres Thomas, R (1, 6) OBP: 0.312, SLG: 0.471	K			G4-3 1B		BB 1B BB		1B		4	0	0	0	0	1	5										
Bruce Benedict, R (1, 2) OBP: 0.351, SLG: 0.354 Chris Chambliss, L (9, PH) OBP: 0.395, SLG: 0.425			K		F8		F6		K	3	0	0	0	0	1	2	AB 32 R 5 H 8 RBI 5 BB 4 SO 8 LOB 11									
Glenn Hubbard, R (1, 4) OBP: 0.370, SLG: 0.339			F8		F4		G3-6-3 HBP		F8	3	0	0	0	0	0	0										
Doyle Alexander, R (1, 1) OBP: 0.133, SLG: 0.133 Jeff Dedmon, L (7, 1) OBP: 0.200, SLG: 0.200 Bill Sample, R (9, PH) OBP: 0.299, SLG: 0.374			K		K		G3-6-3		BB	3	0	0	0	0	2	1										
Inning Stats	R: 0 E: 0 K: 0 S: 3	H: 0 LOB: 0 BB: 0 P: 3	R: 0 E: 0 K: 1 S: 5	H: 0 LOB: 0 BB: 0 P: 5	R: 0 E: 0 K: 2 S: 7	H: 0 LOB: 0 BB: 0 P: 7	R: 2 E: 0 K: 0 S: 5	H: 4 LOB: 1 BB: 1 P: 9	R: 0 E: 0 K: 1 S: 5	H: 0 LOB: 0 BB: 0 P: 5	R: 2 E: 0 K: 1 S: 7	H: 2 LOB: 2 BB: 2 P: 15	R: 0 E: 0 K: 0 S: 2	H: 0 LOB: 0 BB: 0 P: 3	R: 1 E: 0 K: 1 S: 7	H: 2 LOB: 1 BB: 0 P: 7	R: 0 E: 0 K: 2 S: 7	H: 0 LOB: 1 BB: 1 P: 11	1B: 7 2B: 1 3B: 0 HR: 0	SF: 0 SAC: 0 DP: 2 HBP: 1	WP: 1 PB: 0 SB: 0 CS: 1	PA: 37				
PITCHER	IP WLS BF H R ER SO BB IBB HBP BLK WP HR S P ERA WHIP																									
Michael LaCoss, R (1, 1) ERA: 2.97	5.0		21	5	4	4	4	3	0	0	0	0	0	0	26	38	7.20	1.600								
Frank Williams, R (6, 1) ERA: 0.92	2.0	W	7	1	0	0	1	0	0	1	0	0	0	0	8	9	0.00	0.500								
Jeff Robinson, R (8, 1) ERA: 3.95	1.0		5	2	1	1	1	0	0	0	0	1	0	7	7	9.00	2.000									
Juan Berenguer, R (9, 1) ERA: 2.88	1.0	S	4	0	0	0	2	1	0	0	0	0	0	7	11	0.00	1.000									

Atlanta Braves @ San Francisco Giants
Candlestick Park, San Francisco, CA
Sat Aug 02 1986, 6:33 AM EDT
Att: 20,290 - Unknown

AB 32
R 5
H 8
RBI 5
BB 4
SO 8
LOB 11



Batter	1	2	3	4	5	6	7	8	9	AB	R	H	RBI	BB	SO	LOB	BOTTOM									
Dan Gladden, R (1, 8) OBP: 0.361, SLG: 0.373	G5-4-3 1B		F8		5-3		2B 1B			4	1	2	1	0	0	0										
Robby Thompson, R (1, 4) OBP: 0.332, SLG: 0.370	G5-4-3 1-2			1B 2B	4-3		SF8 2B			4	2	2	1	0	0	1										
Joel Youngblood, R (1, 7) OBP: 0.348, SLG: 0.452	F7			K	F7		SF8			3	0	0	1	0	1	1										
Chris Brown, R (1, 5) OBP: 0.394, SLG: 0.459		K		2B 3B 1B		F8	5-3			4	1	1	1	0	1	0										
Chili Davis, S (1, 9) OBP: 0.372, SLG: 0.443				1B	3B 2B		4-3			3	1	2	0	1	0	0										
Mike Aldrete, L (1, 3) OBP: 0.325, SLG: 0.330		K		1B 3B		F9	FC 1B			4	1	2	2	0	1	2										
Bob Brenly, R (1, 2) OBP: 0.363, SLG: 0.362	F7			1B		F7	FC			4	0	1	1	0	0	3	AB 33 R 7 H 11 RBI 7 BB 1 SO 4 LOB 13									
Jose Uribe, S (1, 6) OBP: 0.305, SLG: 0.286			3-1		F2		SH1-3 1B 2B		K	4	1	1	0	0	1	3										
Michael LaCoss, R (1, 1) OBP: 0.271, SLG: 0.413 Frank Williams, R (6, 1) OBP: 1.000, SLG: 1.000 Will Clark, L (7, PH) OBP: 0.335, SLG: 0.449 Jeff Robinson, R (8, 1) OBP: 0.200, SLG: 0.200 Candy Maldonado, R (9, PH) OBP: 0.292, SLG: 0.447 Juan Berenguer, R (9, 1)			F7		5-3		SH1-3 2B		6-3	2	0	0	0	0	0	1										
Inning Stats	R: 0 E: 0 K: 0 S: 3	H: 1 LOB: 0 BB: 0 P: 3	R: 0 E: 0 K: 2 S: 8	H: 1 LOB: 0 BB: 0 P: 8	R: 0 E: 0 K: 0 S: 3	H: 0 LOB: 0 BB: 0 P: 3	R: 4 E: 0 K: 1 S: 10	H: 5 LOB: 1 BB: 0 P: 10	R: 0 E: 0 K: 0 S: 3	H: 0 LOB: 0 BB: 0 P: 3	R: 3 E: 0 K: 0 S: 6	H: 3 LOB: 0 BB: 0 P: 6	R: 0 E: 0 K: 1 S: 7	H: 1 LOB: 2 BB: 0 P: 7	R: 0 E: 0 K: 1 S: 7	H: 0 LOB: 0 BB: 0 P: 7	1B: 6 2B: 4 3B: 1 HR: 0	SF: 1 SAC: 1 DP: 1 HBP: 0	WP: 0 PB: 0 SB: 0 CS: 0	PA: 36						
PITCHER	IP WLS BF H R ER SO BB IBB HBP BLK WP HR S P ERA WHIP																									
Doyle Alexander, R (1, 1) ERA: 4.35	6.1	L	29	10	7	7	3	1	0	0	0	0	0	0	34	38	9.95	1.737								
Jeff Dedmon, R (7, 1) ERA: 2.81	1.2		7	1	0	0	1	0	0	0	0	0	0	9	9	0.00	0.600									

Atlanta Braves @ San Francisco Giants
Candlestick Park, San Francisco, CA
Sat Aug 02 1986, 6:33 AM EDT
Att: 20,290 - Unknown

AB 33
R 7
H 11
RBI 7
BB 1
SO 4
LOB 13



Batter	1	2	3	4	5	6	7	8	9	AB	R	H	RBI	BB	SO	LOB	TOP								
Omar Moreno, L (1,9) OBP: 0.285, SLG: 0.375	F8		F9	K			FC3-6 PB 1B		F2	5	1	1	0	0	1	3	Atlanta Braves @ San Francisco Giants Candlestick Park, San Francisco, CA Sun Aug 03 1986, 6:33 AM EDT Att: 28,587 - Unknown livebaseballscorecards.com								
Ken Oberkfell, L (1,5) OBP: 0.386, SLG: 0.382	K		F9		6-3		FC6-4 1B IBB		1B	3	0	0	0	2	1	1									
Dale Murphy, R (1,8) OBP: 0.359, SLG: 0.450	3-1		6-3		F9		FC6-4 1B		1B	5	0	2	2	0	0	1									
Bob Horner, R (1,3) OBP: 0.340, SLG: 0.473		G3-1-3 1B			K		FC6-4 1B		F9	4	1	1	0	1	1	4									
Ken Griffey, L (1,7) OBP: 0.345, SLG: 0.492		G3-1-3	4-3			G5-4-3 BB			F9	3	0	0	0	1	0	3									
Andres Thomas, R (1,6) OBP: 0.311, SLG: 0.467				F7		G5-4-3		K		4	0	1	1	0	1	1									
Ozzie Virgil, R (1,2) OBP: 0.329, SLG: 0.373		K				K		K		4	1	1	1	0	3	1									
Glenn Hubbard, R (1,4) OBP: 0.371, SLG: 0.339					6-3				F7	3	0	1	0	1	0	0									
David Palmer, R (1,1) OBP: 0.163, SLG: 0.250				SH1-3 1B						2	0	1	0	0	0	2									
Gene Garber, R (8,1) OBP: 0.400, SLG: 0.250	5-3			SH1-3			FC3-6 1B			0	0	0	0	0	0	0									
Bruce Benedict, R (8,2) OBP: 0.358, SLG: 0.361									BB 1B	1	1	1	0	0	0	0									
Inning Stats	R: 0 E: 0 K: 1 S: 5	H: 0 LOB: 0 BB: 0 P: 5	R: 1 E: 0 K: 1 S: 7	H: 2 LOB: 2 BB: 1 P: 11	R: 0 E: 0 K: 0 S: 4	H: 1 LOB: 2 BB: 1 P: 8	R: 1 E: 0 K: 1 S: 7	H: 2 LOB: 1 BB: 0 P: 7	R: 0 E: 0 K: 1 S: 5	H: 0 LOB: 0 BB: 0 P: 5	R: 0 E: 0 K: 1 S: 4	H: 0 LOB: 0 BB: 0 P: 8	R: 1 E: 0 K: 0 S: 5	H: 2 LOB: 2 BB: 1 P: 9	R: 0 E: 0 K: 2 S: 7	H: 0 LOB: 0 BB: 0 P: 7	R: 1 E: 0 K: 0 S: 5	H: 2 LOB: 2 BB: 1 P: 9	1B: 7 2B: 1 3B: 0 HR: 1	SF: 0 SAC: 1 DP: 1 HBP: 0	WP: 0 PB: 1 SB: 0 CS: 0	PA: 40			
PITCHER	IP	WLS	BF	H	R	ER	SO	BB	IBB	HBP	BLK	WP	HR	S	P	ERA	WHIP								
Kelly Downs, R (1,1) ERA: 3.75	7.0	L	31	7	3	3	5	2	2	0	0	0	1	37	53	3.86	1.286								
Mark Davis, L (8,1) ERA: 3.07	1.2		7	1	1	1	2	1	0	0	0	0	0	10	14	5.40	1.200								
Frank Williams, R (9,1) ERA: 0.9	0.1		2	1	0	0	0	0	0	0	0	0	0	2	2	0.00	3.000								

Batter	1	2	3	4	5	6	7	8	9	AB	R	H	RBI	BB	SO	LOB	BOTTOM								
Dan Gladden, R (1,8) OBP: 0.354, SLG: 0.365	E6			9-3			G6-4-3		5-3	5	0	0	0	0	1	3	Atlanta Braves @ San Francisco Giants Candlestick Park, San Francisco, CA Sun Aug 03 1986, 6:33 AM EDT Att: 28,587 - Unknown livebaseballscorecards.com								
Robby Thompson, R (1,4) OBP: 0.333, SLG: 0.369	G1-6-3			6-3			E6		1B	4	1	1	0	1	0	1									
Joel Youngblood, R (1,7) OBP: 0.345, SLG: 0.453					F7					4	0	1	0	0	0	2									
Mark Davis, L (8,1) OBP: 0.250, SLG: 0.500	5-3						5-3			0	0	0	0	0	0	0									
Frank Williams, R (9,1) OBP: 1.000, SLG: 1.000									P4	0	0	0	0	0	0	0									
Harry Spilman, L (9,PH) OBP: 0.293, SLG: 0.440										1	0	0	0	0	0	1									
Chris Brown, R (1,5) OBP: 0.395, SLG: 0.458		BB		F9					BB 1B	3	1	1	0	1	0	2									
Chili Davis, S (1,9) OBP: 0.376, SLG: 0.442					4-3				BB 1B	1	0	0	0	3	0	0									
Mike Aldrete, L (1,3) OBP: 0.315, SLG: 0.318					4-3				BB	4	0	0	1	0	1	7									
Bob Brenly, R (1,2) OBP: 0.368, SLG: 0.363							P6			4	0	0	1	0	1	7									
Jose Uribe, S (1,6) OBP: 0.303, SLG: 0.283										2	0	1	1	2	0	0									
Candy Maldonado, R (8,PH) OBP: 0.291, SLG: 0.445							6-3		G5-4-3 1B	1	0	1	1	2	0	0									
Luis Quinones, S (9,6) OBP: 0.259, SLG: 0.385							K		G5-4-3	3	0	0	0	0	3	4									
Kelly Downs, R (1,1) OBP: 0.333, SLG: 0.333										1	0	0	0	0	0	2									
Will Clark, L (7,PH) OBP: 0.336, SLG: 0.450										0	0	0	0	0	0	0									
Inning Stats	R: 0 E: 1 K: 0 S: 4	H: 0 LOB: 3 BB: 2 P: 12	R: 0 E: 0 K: 2 S: 7	H: 0 LOB: 1 BB: 1 P: 11	R: 1 E: 0 K: 1 S: 6	H: 1 LOB: 3 BB: 3 P: 18	R: 0 E: 0 K: 0 S: 3	H: 1 LOB: 0 BB: 0 P: 3	R: 0 E: 0 K: 1 S: 5	H: 0 LOB: 0 BB: 0 P: 5	R: 0 E: 1 K: 0 S: 4	H: 1 LOB: 1 BB: 0 P: 4	R: 0 E: 0 K: 1 S: 6	H: 2 LOB: 1 BB: 1 P: 10	R: 0 E: 0 K: 0 S: 4	H: 1 LOB: 1 BB: 0 P: 4	1B: 5 2B: 2 3B: 0 HR: 0	SF: 0 SAC: 0 DP: 3 HBP: 0	WP: 0 PB: 0 SB: 1 CS: 0	PA: 39					
PITCHER	IP	WLS	BF	H	R	ER	SO	BB	IBB	HBP	BLK	WP	HR	S	P	ERA	WHIP								
David Palmer, R (1,1) ERA: 3.38	7.0		31	4	2	2	4	4	2	0	0	0	0	33	57	2.57	1.143								
Gene Garber, R (8,1) ERA: 1.20	2.0	S	8	2	0	0	1	1	0	0	0	0	0	9	13	0.00	1.500								



Batter	1	2	3	4	5	6	7	8	9	AB	R	H	RBI	BB	SO	LOB	TOP									
Kurt Stillwell, S OBP: 0.296, SLG: 0.234 (1, 6)										3	1	1	0	2	0	1	Cincinnati Reds @ San Francisco Giants Candlestick Park, San Francisco, CA Mon Aug 04 1986, 6:33 AM EDT Att: 9,853 - Unknown									
Buddy Bell, R OBP: 0.334, SLG: 0.385 (1, 5)										3	0	1	1	1	1	2										
Dave Parker, L OBP: 0.342, SLG: 0.502 (1, 9)										3	0	0	0	1	0	3										
Eric Davis, R OBP: 0.384, SLG: 0.542 (1, 8) (7, 7)										4	0	0	0	0	1	4										
Bo Diaz, R OBP: 0.307, SLG: 0.347 (1, 2)										3	0	0	1	0	0	1										
Tony Perez, R OBP: 0.342, SLG: 0.287 Eddie Milner, L OBP: 0.292, SLG: 0.408 (7, PR) (7, 8)										2	0	1	0	1	0	0										
Nick Esasky, R OBP: 0.339, SLG: 0.415 (1, 7) (7, 3)										3	0	0	0	1	1	1										
Wade Rowdon, R OBP: 0.321, SLG: 0.366 John Franco, L (9, 1)										4	0	1	0	0	2	2										
John Denny, R OBP: 0.208, SLG: 0.174 Kal Daniels, L OBP: 0.415, SLG: 0.505 Ron Robinson, R OBP: 0.083, SLG: 0.083 Ron Oester, S OBP: 0.310, SLG: 0.340 (8, PH) (8, 1) (9, PH) (9, 4)										1	1	1	0	0	0	0										
Inning Stats	R: 0 E: 0 K: 0 S: 2	H: 0 LOB: 0 BB: 1 P: 6	R: 0 E: 0 K: 0 S: 3	H: 0 LOB: 1 BB: 1 P: 7	R: 0 E: 0 K: 0 S: 3	H: 0 LOB: 0 BB: 0 P: 3	R: 0 E: 0 K: 0 S: 3	H: 0 LOB: 1 BB: 1 P: 7	R: 0 E: 0 K: 1 S: 5	H: 0 LOB: 0 BB: 0 P: 5	R: 0 E: 0 K: 2 S: 7	H: 0 LOB: 1 BB: 1 P: 11	R: 0 E: 0 K: 1 S: 6	H: 1 LOB: 2 BB: 1 P: 10	R: 2 E: 0 K: 1 S: 8	H: 3 LOB: 2 BB: 1 P: 12		R: 0 E: 0 K: 1 S: 6	H: 1 LOB: 1 BB: 0 P: 6	1B: 2 2B: 3 3B: 0 HR: 0	SF: 1 SAC: 0 DP: 1 HBP: 0	WP: 1 PB: 0 SB: 1 CS: 0	PA: 37			
PITCHER	IP	WLS	BF	H	R	ER	SO	BB	IBB	HBP	BLK	WP	HR	S	P	ERA		WHIP								
Terry Mulholland, L ERA: 3.88 Scott Garretts, R ERA: 3.47 (1, 1) (8, 1)	7.0	L	28	3	2	2	4	5	0	0	0	1	0	31	51	2.57		1.143								

Batter	1	2	3	4	5	6	7	8	9	AB	R	H	RBI	BB	SO	LOB	BOTTOM									
Randy Kutcher, R OBP: 0.277, SLG: 0.455 (1, 8)										3	0	1	0	1	1	0	Cincinnati Reds @ San Francisco Giants Candlestick Park, San Francisco, CA Mon Aug 04 1986, 6:33 AM EDT Att: 9,853 - Unknown									
Robby Thompson, R OBP: 0.310, SLG: 0.365 (1, 4)										4	0	0	0	0	1	3										
Joel Youngblood, R OBP: 0.336, SLG: 0.439 (1, 7)										4	0	0	0	0	0	3										
Chris Brown, R OBP: 0.396, SLG: 0.458 (1, 5)										4	1	2	0	0	1	2										
Chili Davis, S OBP: 0.375, SLG: 0.443 (1, 9)										4	0	1	1	0	1	1										
Will Clark, L OBP: 0.335, SLG: 0.446 Dan Gladden, R OBP: 0.354, SLG: 0.365 (1, 3) (9, PR)										4	0	1	0	0	0	2										
Bob Brenly, R OBP: 0.366, SLG: 0.359 (1, 2)										3	0	0	0	1	0	1										
Luis Quinones, S OBP: 0.263, SLG: 0.382 Jose Uribe, S OBP: 0.303, SLG: 0.283 Candy Maldonado, R OBP: 0.289, SLG: 0.443 (1, 6) (8, 6) (9, PH)										3	0	1	0	0	0	1										
Terry Mulholland, R Scott Garretts, R OBP: 0.184, SLG: 0.189 (1, 1) (8, 1)										2	0	0	0	0	0	0										
Inning Stats	R: 0 E: 1 K: 0 S: 4	H: 1 LOB: 1 BB: 0 P: 4	R: 0 E: 0 K: 0 S: 3	H: 0 LOB: 0 BB: 0 P: 3	R: 0 E: 0 K: 0 S: 4	H: 1 LOB: 2 BB: 1 P: 8	R: 1 E: 0 K: 0 S: 5	H: 2 LOB: 1 BB: 0 P: 5	R: 0 E: 0 K: 1 S: 5	H: 0 LOB: 0 BB: 0 P: 5	R: 0 E: 0 K: 1 S: 6	H: 1 LOB: 1 BB: 0 P: 6	R: 0 E: 0 K: 0 S: 3	H: 0 LOB: 0 BB: 0 P: 3	R: 0 E: 0 K: 1 S: 5	H: 0 LOB: 2 BB: 1 P: 12		R: 0 E: 0 K: 2 S: 8	H: 1 LOB: 2 BB: 1 P: 12	1B: 5 2B: 1 3B: 0 HR: 0	SF: 0 SAC: 1 DP: 1 HBP: 0	WP: 1 PB: 0 SB: 1 CS: 0	PA: 35			
PITCHER	IP	WLS	BF	H	R	ER	SO	BB	IBB	HBP	BLK	WP	HR	S	P	ERA		WHIP								
John Denny, R ERA: 4.45 Ron Robinson, R ERA: 2.69 John Franco, L ERA: 2.47 (1, 1) (8, 1) (9, 1)	7.0	W	27	5	1	1	2	1	0	0	0	0	0	5	5	0.00		0.857								

Batter	1	2	3	4	5	6	7	8	9	AB	R	H	RBI	BB	SO	LOB	TOP									
Kurt Stillwell, S OBP: 0.297, SLG: 0.228 (1, 6)										4	2	0	0	2	0	4	Cincinnati Reds @ San Francisco Giants Candlestick Park, San Francisco, CA Tue Aug 05 1986, 10:05 PM EDT Att: 17,303 - Unknown									
Buddy Bell, R OBP: 0.340, SLG: 0.390 (1, 5)										3	4	2	0	2	0	0										
Dave Parker, L OBP: 0.345, SLG: 0.509 Kal Daniels, L OBP: 0.411, SLG: 0.500 (1, 9) (6, 7)										3	2	2	3	0	0	1										
Eric Davis, R OBP: 0.387, SLG: 0.539 (1, 8)										3	2	1	0	2	1	5										
Bo Diaz, R OBP: 0.312, SLG: 0.351 Rob Murphy, L (1, 2) (9, 1)										5	0	3	3	0	0	2										
Tony Perez, R OBP: 0.331, SLG: 0.276 Carl Willis, L (1, 3) (6, 1)										4	0	0	0	0	0	4										
Ted Power, R (8, 1)										0	0	0	0	0	0	0										
Sal Butera, R OBP: 0.350, SLG: 0.354 (9, PH) (9, 2)										0	0	0	0	1	0	0										
Nick Esasky, R OBP: 0.332, SLG: 0.404 (1, 7) (6, 3)										5	0	0	0	0	0	5										
Wade Rowdon, R OBP: 0.313, SLG: 0.347 (1, 4)										4	0	0	0	1	2	0										
Mario Soto, R OBP: 0.087, SLG: 0.130 Max Venable, L OBP: 0.305, SLG: 0.309 (1, 1) (6, PH) (6, 9)										2	1	1	0	0	1	0										
										2	0	0	1	1	2	0										
Inning Stats	R: 3 E: 0 K: 0 S: 5	H: 2 LOB: 1 BB: 2 P: 13	R: 0 E: 0 K: 2 S: 7	H: 0 LOB: 0 BB: 0 P: 7	R: 1 E: 0 K: 1 S: 8	H: 3 LOB: 2 BB: 0 P: 8	R: 3 E: 0 K: 0 S: 5	H: 2 LOB: 1 BB: 2 P: 13	R: 0 E: 0 K: 1 S: 5	H: 0 LOB: 0 BB: 0 P: 5	R: 3 E: 0 K: 1 S: 6	H: 1 LOB: 1 BB: 2 P: 15	R: 0 E: 0 K: 1 S: 5	H: 0 LOB: 0 BB: 0 P: 5	R: 0 E: 0 K: 0 S: 3	H: 0 LOB: 0 BB: 0 P: 3		R: 1 E: 0 K: 0 S: 4	H: 1 LOB: 3 BB: 3 P: 16	1B: 6 2B: 2 3B: 1 HR: 0	SF: 0 SAC: 0 DP: 0 HBP: 1	WP: 2 PB: 0 SB: 1 CS: 0	PA: 46			
PITCHER	IP	WLS	BF	H	R	ER	SO	BB	IBB	HBP	BLK	WP	HR	S	P	ERA		WHIP	PITCHER							
Steve Carlton, L ERA: 5.89 (1, 1)	3.2	L	21	7	7	7	3	3	0	0	1	1	0	24	36	17.18		2.727								
Juan Berenguer, R ERA: 2.67 (4, 1)	0.1		2	0	0	0	0	1	0	0	1	0	0	1	5	0.00		3.000								
Frank Williams, R ERA: 2.08 (5, 1)	1.2		9	1	3	3	2	2	0	1	0	0	0	10	19	16.20	1.800									
Jeff Robinson, R ERA: 3.88 (6, 1)	1.1		4	0	0	0	1	0	0	0	0	1	0	6	6	0.00	0.000									
Mark Davis, L ERA: 3.12 (8, 1)	2.0		10	1	1	1	0	3	0	0	0	0	0	7	19	4.50	2.000									
Batter	1	2	3	4	5	6	7	8	9	AB	R	H	RBI	BB	SO	LOB	BOTTOM									
Dan Gladden, R OBP: 0.359, SLG: 0.372 (1, 8)										4	2	2	2	1	0	1	Cincinnati Reds @ San Francisco Giants Candlestick Park, San Francisco, CA Tue Aug 05 1986, 10:05 PM EDT Att: 17,303 - Unknown									
Robby Thompson, R OBP: 0.326, SLG: 0.360 (1, 4)										5	0	0	0	0	1	4										
Chili Davis, S OBP: 0.375, SLG: 0.440 (1, 9)										4	0	1	1	1	3	1										
Will Clark, L OBP: 0.345, SLG: 0.466 (1, 3)										4	1	3	2	1	0	1										
Chris Brown, R OBP: 0.391, SLG: 0.452 (1, 5)										5	0	0	0	0	1	4										
Mike Aldrete, L OBP: 0.326, SLG: 0.330 (1, 7)										5	0	3	0	0	1	0										
Bob Melvin, R OBP: 0.268, SLG: 0.328 Jeff Robinson, R OBP: 0.100, SLG: 0.111 Candy Maldonado, R OBP: 0.288, SLG: 0.440 Mark Davis, L OBP: 0.250, SLG: 0.500 Joel Youngblood, R OBP: 0.333, SLG: 0.436 (1, 2) (6, 1) (7, PH) (8, 1) (9, PH)										3	1	0	0	0	0	4										
Jose Uribe, S OBP: 0.307, SLG: 0.290 (1, 6)										3	1	2	1	1	0	0										
Steve Carlton, L OBP: 0.217, SLG: 0.289 Juan Berenguer, R (1, 1) (4, 1)										1	0	0	0	0	0	2										
Harry Spilman, L OBP: 0.291, SLG: 0.436 Frank Williams, R OBP: 1.000, SLG: 1.000 Bob Brenly, R OBP: 0.367, SLG: 0.364 (4, PH) (5, 1) (6, 2)										1	0	0	0	0	1	1										
										0	0	0	0	0	0	0										
										2	1	1	0	0	0	1										
Inning Stats	R: 2 E: 0 K: 1 S: 6	H: 1 LOB: 1 BB: 1 P: 10	R: 0 E: 0 K: 0 S: 3	H: 1 LOB: 1 BB: 1 P: 7	R: 0 E: 0 K: 1 S: 5	H: 0 LOB: 2 BB: 2 P: 13	R: 2 E: 0 K: 1 S: 8	H: 2 LOB: 1 BB: 0 P: 8	R: 0 E: 0 K: 2 S: 9	H: 2 LOB: 2 BB: 0 P: 9	R: 0 E: 0 K: 0 S: 4	H: 1 LOB: 1 BB: 0 P: 4	R: 0 E: 0 K: 1 S: 7	H: 2 LOB: 2 BB: 0 P: 7	R: 2 E: 0 K: 0 S: 6	H: 3 LOB: 1 BB: 0 P: 6		R: 0 E: 0 K: 2 S: 7	H: 0 LOB: 0 BB: 0 P: 7	1B: 8 2B: 3 3B: 0 HR: 1	SF: 0 SAC: 0 DP: 1 HBP: 0	WP: 3 PB: 0 SB: 3 CS: 0	PA: 43			
PITCHER	IP	WLS	BF	H	R	ER	SO	BB	IBB	HBP	BLK	WP	HR	S	P	ERA		WHIP	PITCHER							
Mario Soto, R ERA: 4.87 (1, 1)	5.0	W	25	6	4	2	5	4	0	0	0	1	0	31	47	3.60		2.000								
Carl Willis, R ERA: 2.89 (6, 1)	2.0		9	3	0	0	1	0	0	0	0	1	0	11	11	0.00		1.500								
Ted Power, R ERA: 5.17 (8, 1)	1.0		6	3	2	2	0	0	0	0	0	1	0	6	6	18.00	3.000									
Rob Murphy, L ERA: 0.73 (9, 1)	1.0		3	0	0	0	2	0	0	0	0	0	0	7	7	0.00	0.000									

Batter	1	2	3	4	5	6	7	8	9	10	11	12	13	14	AB	R	H	RBI	BB	SO	LOB	TOP					
Kurt Stillwell, S OBP: 0.284, SLG: 0.226 (1, 6)	F8			6-3		BB 1B		6-3			F9	9-2			6	0	1	0	0	0	2						
Buddy Bell, R OBP: 0.343, SLG: 0.389 (1, 5)	F9			L7		WP BB 1B			FC4-6 BB		1B		F8		4	1	1	0	2	0	0						
Dave Parker, L OBP: 0.345, SLG: 0.506 (1, 9)	6-3			L4		FC6-4 1B			FC4-6 1B		BB 1B		5-3		6	0	2	1	0	0	1						
Eric Davis, R OBP: 0.300, SLG: 0.537 (9, 1)					4-3	FC6-4 1B			G4-6-3 1B						3	0	1	0	1	0	0						
John Franco, L OBP: 0.302, SLG: 0.333 (11, 9)		CS S BB													0	0	0	0	0	0	0						
Kal Daniels, L OBP: 0.300, SLG: 0.300 (11, 5)															0	0	0	0	0	0	0						
Rob Murphy, L OBP: 0.300, SLG: 0.300 (11, 5)															0	0	0	0	0	0	0						
Paula Rojas, R OBP: 0.300, SLG: 0.300 (11, 5)															0	0	0	0	0	0	0						
Carl Willis, L OBP: 0.300, SLG: 0.300 (11, 5)															0	0	0	0	0	0	0						
Bo Diaz, R OBP: 0.309, SLG: 0.351 (1, 2)	F8							F2			F3		5-3		6	0	1	0	0	0	7						
Tony Perez, R OBP: 0.331, SLG: 0.271 (1, 3)	F9														2	0	0	0	1	1	1						
Eddie Milner, L OBP: 0.289, SLG: 0.404 (9, 8)	F9							K			6-3		4-3		3	0	0	0	0	0	3						
Nick Esasky, R OBP: 0.328, SLG: 0.394 (9, 3)								5-3			F7				5	0	0	0	1	1	2						
Wade Rowdon, R OBP: 0.302, SLG: 0.333 (1, 4)															3	0	0	0	0	1	2						
Ron Oester, S OBP: 0.313, SLG: 0.341 (8, 4)	F9							K							2	0	1	0	1	0	0						
Tom Browning, L OBP: 0.164, SLG: 0.148 (1, 1)															3	0	0	0	0	2	0						
Ron Robinson, R OBP: 0.083, SLG: 0.083 (8, 1)															0	0	0	0	0	0	0						
Max Venable, L OBP: 0.302, SLG: 0.305 (9, 7)	K														1	0	0	0	0	0	1						
Inning Stats	R: 0 E: 0 K: 0 S: 3	H: 0 LOB: 0 BB: 0 P: 3	R: 0 E: 0 K: 0 S: 2	H: 0 LOB: 1 BB: 1 P: 6	R: 0 E: 0 K: 2 S: 7	H: 0 LOB: 0 BB: 0 P: 7	R: 0 E: 0 K: 1 S: 6	H: 1 LOB: 2 BB: 1 P: 10	R: 0 E: 0 K: 1 S: 5	H: 0 LOB: 0 BB: 0 P: 5	R: 0 E: 0 K: 0 S: 3	H: 1 LOB: 1 BB: 1 P: 7	R: 0 E: 0 K: 0 S: 5	H: 0 LOB: 3 BB: 1 P: 9	R: 0 E: 0 K: 0 S: 3	H: 1 LOB: 1 BB: 1 P: 7	R: 0 E: 0 K: 0 S: 3	H: 0 LOB: 0 BB: 0 P: 3	R: 0 E: 0 K: 0 S: 3	H: 3 LOB: 3 BB: 1 P: 11	R: 1 E: 0 K: 1 S: 7	H: 0 LOB: 0 BB: 0 P: 10	1B: 6 2B: 2 HR: 0	SF: 0 SAC: 1 DP: 2 HBP: 0	WP: 1 PB: 0 SB: 2 CS: 1	PA: 53	
PITCHER	IP	WLS	BF	H	R	ER	SO	BB	IBB	HBP	BLK	WP	HR	S	P	ERA	WHIP										
Vida Blue, L ERA: 3.3	8.0		28	3	1	1	5	3	0	0	0	0	0	11	47	0.00	2.000										
Scott Garretts, R ERA: 3.99	3.0		14	3	0	0	0	3	0	0	0	0	0	6	14	0.00	1.500										
Juan Berenguer, R ERA: 2.97	2.0		8	1	0	0	0	2	0	0	0	0	0	3	3	0.00	0.000										
Jeff Robinson, R ERA: 3.82	1.0	W	3	0	0	0	0	0	0	0	0	0	0	3	3	0.00	0.000										

Cincinnati Reds @ San Francisco Giants
Candlestick Park, San Francisco, CA
Wed Aug 06 1986, 6:33 AM EDT
Att: 17,044 - Unknown

AB 44
R 1
H 7
RBI 1
BB 8
SO 5
LOB 20



Batter	1	2	3	4	5	6	7	8	9	10	11	12	13	14	AB	R	H	RBI	BB	SO	LOB	BOTTOM					
Dan Clanton, R OBP: 0.297, SLG: 0.367 (11, 8)	FC6-4 BB														3	0	0	0	1	0	2						
Scott Garretts, R OBP: 0.297, SLG: 0.367 (11, 8)	FC6-4 1B														1	0	0	0	0	0	0						
John Berenguer, R OBP: 0.297, SLG: 0.367 (11, 8)	FC6-4 1B														0	0	0	0	0	0	0						
Hany Suliman, R OBP: 0.297, SLG: 0.367 (11, 8)	FC6-4 1B														0	0	0	0	0	0	0						
Jeff Robinson, R OBP: 0.297, SLG: 0.367 (11, 8)	FC6-4 1B														0	0	0	0	0	0	0						
Robby Thompson, R OBP: 0.324, SLG: 0.357 (1, 4)	FC6-4 1B														6	1	1	0	0	2	3						
Chili Davis, S OBP: 0.373, SLG: 0.437 (1, 9)	1-2 1B														5	0	1	0	0	1	0						
Will Clark, L OBP: 0.349, SLG: 0.467 (1, 3)	F2														6	0	3	1	0	0	2						
Chris Brown, R OBP: 0.390, SLG: 0.452 (1, 5)	5-3														6	1	2	0	0	0	4						
Candy Maldonado, R OBP: 0.284, SLG: 0.429 (1, 7)															5	0	0	0	1	2	2						
Bob Melvin, R OBP: 0.266, SLG: 0.324 (1, 2)															2	0	0	0	0	0	0						
Randy Kutcher, R OBP: 0.283, SLG: 0.453 (8, 8)	3-1														3	0	1	0	1	0	3						
Luis Quiñones, S OBP: 0.292, SLG: 0.373 (1, 6)															4	0	1	0	0	1	0						
Mike Aldrete, L OBP: 0.331, SLG: 0.336 (14, 14)	K														1	0	1	1	0	0	0						
Vida Blue, S OBP: 0.173, SLG: 0.200 (1, 1)															2	0	0	0	0	1	0						
Bob Brenly, R OBP: 0.365, SLG: 0.361 (9, 2)	K														2	0	0	0	0	1	1						
Inning Stats	R: 0 E: 0 K: 0 S: 4	H: 1 LOB: 2 BB: 1 P: 8	R: 0 E: 0 K: 2 S: 7	H: 0 LOB: 0 BB: 0 P: 7	R: 0 E: 0 K: 1 S: 5	H: 0 LOB: 0 BB: 0 P: 5	R: 0 E: 0 K: 1 S: 5	H: 0 LOB: 0 BB: 0 P: 3	R: 0 E: 0 K: 0 S: 4	H: 1 LOB: 1 BB: 1 P: 7	R: 1 E: 0 K: 0 S: 5	H: 2 LOB: 0 BB: 0 P: 5	R: 0 E: 0 K: 1 S: 5	H: 0 LOB: 0 BB: 0 P: 5	R: 0 E: 0 K: 1 S: 6	H: 1 LOB: 2 BB: 1 P: 10	R: 0 E: 0 K: 1 S: 7	H: 3 LOB: 3 BB: 1 P: 11	R: 1 E: 0 K: 1 S: 7	H: 0 LOB: 0 BB: 0 P: 10	1B: 9 2B: 2 HR: 0	SF: 0 SAC: 3 DP: 1 HBP: 0	WP: 0 PB: 0 SB: 0 CS: 2	PA: 53			
PITCHER	IP	WLS	BF	H	R	ER	SO	BB	IBB	HBP	BLK	WP	HR	S	P	ERA	WHIP										
Tom Browning, L ERA: 3.68	7.0		26	3	0	0	4	2	0	0	0	0	0	4	40	0.00	0.714										
Ron Robinson, R ERA: 2.75	1.1		4	1	1	1	0	0	0	0	0	0	0	4	4	6.75	0.750										
John Franco, L ERA: 2.41	1.2		6	1	0	0	0	0	0	0	0	0	0	6	6	0.00	0.600										
Rob Murphy, L ERA: 0.63	2.0		6	1	0	0	2	0	0	0	0	0	0	10	10	0.00	0.500										
Carl Willis, R ERA: 3.03	1.2	L	11	4	1	1	2	0	2	0	0	0	0	13	21	5.40	2.400										

Cincinnati Reds @ San Francisco Giants
Candlestick Park, San Francisco, CA
Wed Aug 06 1986, 6:33 AM EDT
Att: 17,044 - Unknown

AB 46
R 2
H 10
RBI 2
BB 4
SO 8
LOB 17



Batter	1	2	3	4	5	6	7	8	9	AB	R	H	RBI	BB	SO	LOB	TOP					
Dan Gladden, R OBP: 0.354, SLG: 0.363 (1, 8)			4-3			F9	B5-3		1-3	5	1	1	0	0	0	1						
Robby Thompson, R OBP: 0.326, SLG: 0.371 (1, 4)						FC1-6 BB 1B		K		5	2	4	2	0	1	0						
Chili Davis, S OBP: 0.371, SLG: 0.432 (1, 9)	K		4-3			FC1-6 BB		F9	F7	4	0	0	0	1	1	3						
Will Clark, L OBP: 0.347, SLG: 0.465 (1, 3)	SF7			F9		FC1-6 1B				3	1	1	1	0	0	2						
Chris Brown, R OBP: 0.391, SLG: 0.451 (1, 5)	F8			5-3		1B				3	0	1	1	1	0	1						
Mike Aldrete, L OBP: 0.329, SLG: 0.333 (1, 7)		6-3		K		1B			4-3	4	0	1	1	0	1	2						
Bob Brenly, R OBP: 0.364, SLG: 0.360 (1, 2)		6-3			6-3	4-3			2B 6-3 1B	4	1	1	0	0	0	2	AB 36 R 6 H 10 RBI 6 BB 2 SO 6 LOB 12					
Jose Uribe, S OBP: 0.305, SLG: 0.287 Candy Maldonado, R OBP: 0.298, SLG: 0.437 (9, PH)		K			F8		K		1B 2B	3	0	0	0	0	2	0						
Michael LaCoss, R OBP: 0.271, SLG: 0.413 Randy Kutchler, R OBP: 0.281, SLG: 0.449 Frank Williams, R OBP: 0.250, SLG: 0.550 Harry Spillane, S OBP: 0.250, SLG: 0.442 Mark Davis, L OBP: 0.250, SLG: 0.450 Joel Youngblood, R OBP: 0.250, SLG: 0.436 (1, 1)			5-3			1-3			6-3	0	0	0	0	0	0	0						
Inning Stats	R: 1 E: 0 K: 1 S: 7	H: 2 LOB: 1 BB: 0 P: 7	R: 0 E: 0 K: 1 S: 5	H: 0 LOB: 0 BB: 0 P: 5	R: 1 E: 0 K: 0 S: 4	H: 1 LOB: 0 BB: 0 P: 4	R: 0 E: 0 K: 1 S: 5	H: 0 LOB: 0 BB: 0 P: 5	R: 0 E: 0 K: 1 S: 5	H: 0 LOB: 0 BB: 0 P: 5	R: 2 E: 0 K: 0 S: 6	H: 3 LOB: 2 BB: 1 P: 10	R: 0 E: 0 K: 1 S: 5	H: 0 LOB: 2 BB: 0 P: 10	R: 0 E: 0 K: 0 S: 6	H: 1 LOB: 2 BB: 1 P: 10	R: 2 E: 0 K: 0 S: 6	H: 3 LOB: 1 BB: 0 P: 6	1B: 8 2B: 1 3B: 0 HR: 1	SF: 1 SAC: 0 DP: 0 HBP: 0	WP: 0 PB: 0 SB: 0 CS: 0	PA: 39
PITCHER	IP WLS BF H R ER SO BB IBB HBP BLK WP HR S P ERA WHIP																					
Doyle Alexander, R ERA: 4.42 (1, 1)	5.2 W 24 6 4 4 4 1 0 0 0 0 1 31 35 6.35 1.235																					
Jeff Dedmon, R ERA: 2.73 (6, 1)	2.0 7 1 0 0 2 0 0 0 0 0 0 11 11 0.00 0.500																					
Gene Garber, R ERA: 1.49 (8, 1)	1.1 S 8 3 2 2 0 1 0 0 0 0 0 7 11 13.50 3.000																					

San Francisco Giants @ Atlanta Braves
Atlanta-Fulton County Stadium, Atlanta, GA
Fri Aug 08 1986, 7:05 PM EDT
Att: 24,181 - Unknown

AB 36
R 6
H 10
RBI 6
BB 2
SO 6
LOB 12

WP: 0 PA: 39
PB: 0
SB: 0
CS: 0

Batter	1	2	3	4	5	6	7	8	9	AB	R	H	RBI	BB	SO	LOB	BOTTOM			
Omar Moreno, L OBP: 0.277, SLG: 0.362 (1, 9)		K	6-3			PO 1B				4	1	2	0	0	1	2				
Ken Oberkfell, L OBP: 0.376, SLG: 0.371 (1, 5)	F7	S 2B 1B		F5		PO 1-2	F8			4	1	1	1	0	0	1				
Dale Murphy, R OBP: 0.371, SLG: 0.486 (1, 8)		WP E 2B		F9			F9			4	2	2	3	0	0	0				
Bob Horner, R OBP: 0.340, SLG: 0.469 (1, 3)	E BB 1B	E5 HR		K			F3			4	1	1	0	0	1	0				
Ken Griffey, L OBP: 0.350, SLG: 0.500 (1, 7)	E BB 1-2	HR				CS 1B		F8		3	1	2	2	1	0	0				
Andres Thomas, R OBP: 0.308, SLG: 0.454 (1, 6)	E5 G6-4-3 1-2 2-3	F3			K			K		4	0	0	0	0	2	3				
Bruce Benedict, R OBP: 0.343, SLG: 0.345 (1, 2)	G6-4-3 1-2		5-3		6-3			F7		4	0	0	0	0	0	3	AB 31 R 7 H 10 RBI 6 BB 1 SO 4 LOB 9			
Glenn Hubbard, R OBP: 0.371, SLG: 0.337 (1, 4)		SH3-4 1B 1B						6-3		3	1	2	0	0	0	0				
Doyle Alexander, R OBP: 0.133, SLG: 0.133 Jeff Dedmon, L OBP: 0.182, SLG: 0.182 Gene Garber, R OBP: 0.400, SLG: 0.250 (1, 1)		SH3-4 1B		SH1-4 1B				6-3		0	0	0	0	0	0	0				
Inning Stats	R: 2 E: 1 K: 0 S: 6	H: 3 LOB: 2 BB: 1 P: 10	R: 5 E: 1 K: 1 S: 10	H: 4 LOB: 0 BB: 0 P: 10	R: 0 E: 0 K: 0 S: 4	H: 1 LOB: 1 BB: 0 P: 4	R: 0 E: 0 K: 1 S: 5	H: 0 LOB: 0 BB: 0 P: 5	R: 0 E: 0 K: 1 S: 5	H: 1 LOB: 0 BB: 0 P: 5	R: 0 E: 0 K: 0 S: 3	H: 1 LOB: 0 BB: 0 P: 3	R: 0 E: 0 K: 0 S: 3	H: 0 LOB: 0 BB: 0 P: 3	R: 0 E: 0 K: 1 S: 5	H: 0 LOB: 0 BB: 0 P: 5	1B: 7 2B: 1 3B: 0 HR: 2	SF: 0 SAC: 2 DP: 1 HBP: 0	WP: 1 PB: 0 SB: 1 CS: 1	PA: 35
PITCHER	IP WLS BF H R ER SO BB IBB HBP BLK WP HR S P ERA WHIP																			
Michael LaCoss, R ERA: 3.17 (3, 1)	4.0 13 3 0 0 2 0 0 0 0 0 0 17 17 0.00 0.750																			
Frank Williams, R ERA: 1.75 (7, 1)	2.0 6 0 0 0 1 0 0 0 0 0 0 8 8 0.00 0.000																			

San Francisco Giants @ Atlanta Braves
Atlanta-Fulton County Stadium, Atlanta, GA
Fri Aug 08 1986, 7:05 PM EDT
Att: 24,181 - Unknown

AB 31
R 7
H 10
RBI 6
BB 1
SO 4
LOB 9

WP: 1 PA: 35
PB: 0
SB: 1
CS: 1

Batter	1	2	3	4	5	6	7	8	9	AB	R	H	RBI	BB	SO	LOB	TOP											
Randy Kutcher, R OBP: 0.272, SLG: 0.434 (1, 8)	0-3 K		0-0 6-3		0-0 6-3			0-0 SH1-4	0-3 K	4	0	0	0	0	2	4	San Francisco Giants @ Atlanta Braves Atlanta-Fulton County Stadium, Atlanta, GA Sun Aug 10 1986, 3:33 AM EDT Att: 17,695 - Unknown livebaseballscorecards.com											
Robby Thompson, R OBP: 0.326, SLG: 0.379 (1, 4)	0-0 1-3		0-0 B1-4-5 2B			0-0 HR		0-0 6-3		4	1	2	1	0	0	1												
Candy Maldonado, R OBP: 0.289, SLG: 0.449 (1, 9)	0-0 5-3		0-0 B1-4-5 2-3F			0-0 4-3		0-0 F7		4	0	0	0	0	0	2												
Will Clark, L OBP: 0.340, SLG: 0.453 (1, 3)		0-0 SH4-3 1B		0-0 6-3		0-0 F8			0-0 F7	4	1	1	0	0	0	0												
Chris Brown, R OBP: 0.395, SLG: 0.451 (1, 5)		0-0 1B SH4-3 1B		0-0 CS 1B		0-0 6-3			0-0 1B BB 1B	4	1	3	0	0	0	0												
Mike Aldrete, L OBP: 0.331, SLG: 0.376 Joel Youngblood, R OBP: 0.323, SLG: 0.420 (7, 7)		0-0 SH4-3		0-0 4-3			0-0 6-3		0-3 K	1	0	0	0	0	0	1												
Bob Melvin, R OBP: 0.265, SLG: 0.321 (9, 2)		1-2 2-3		1-2					0-3 K	2	0	0	0	0	1	1												
Bob Brenly, R Luis Quinones, S OBP: 0.258, SLG: 0.367 (9, 6)		0-0 5-3			0-0 F7		0-3 K		4-0 1B BB	3	0	0	0	1	1	2												
Jose Uribe, S Chili Davis, S OBP: 0.307, SLG: 0.290 OBP: 0.372, SLG: 0.429 (7, 8)		0-0 1B			0-0 SH1-4 1B		0-0 L5		0-0 1B BB	2	0	2	1	0	0	0												
Mike Krukow, R OBP: 0.218, SLG: 0.208 Dan Gladden, R OBP: 0.356, SLG: 0.363 Juan Berenguer, R OBP: 0.300, SLG: 0.438 Scott Garretts, R OBP: 0.175, SLG: 0.184 (9, 1)		2-3 3-H 1B		0-0 F9		0-0 SH1-4		4-0 WP SH1-4 BB	1-3 2-H 3-H 1B	1	0	0	0	0	0	2												
Inning Stats	R: 0 E: 0 K: 1 S: 5	H: 0 LOB: 0 BB: 0 P: 5	R: 1 E: 0 K: 0 S: 6	H: 3 LOB: 2 BB: 0 P: 6	R: 0 E: 0 K: 0 S: 3	H: 1 LOB: 0 BB: 0 P: 3	R: 0 E: 0 K: 0 S: 3	H: 1 LOB: 0 BB: 0 P: 3	R: 0 E: 0 K: 1 S: 4	H: 0 LOB: 0 BB: 0 P: 4	R: 0 E: 0 K: 1 S: 5	H: 0 LOB: 1 BB: 1 P: 7	R: 2 E: 0 K: 2 S: 10	H: 3 LOB: 3 BB: 1 P: 14	1B: 8 2B: 2 3B: 0 HR: 1	SF: 0 SAC: 3 DP: 1 HBP: 0		WP: 1 PA: 37 PB: 0 SB: 0 CS: 1										
PITCHER	IP	WLS	BF	H	R	ER	SO	BB	IBB	HBP	BLK	WP	HR	S	P	ERA		WHIP	PITCHER									
Jim Acker, R ERA: 3.86 Ed Ollwine, L ERA: 2.66 Gene Garber, R ERA: 1.73	(1, 1)	6.0	23	7	2	2	1	0	0	0	0	0	1	25	25	3.00		1.167										
	(7, 1)	1.0	4	0	0	0	1	1	0	0	0	0	0	5	9	0.00		1.000										
	(8, 1)	2.0	L	10	3	2	2	1	0	0	0	1	0	13	17	9.00		2.000										

Batter	1	2	3	4	5	6	7	8	9	AB	R	H	RBI	BB	SO	LOB	BOTTOM											
Omar Moreno, L OBP: 0.274, SLG: 0.350 Ted Simmons, S OBP: 0.328, SLG: 0.393 (9, 9)	0-3 K		0-3 K	0-0 F8		0-0 F6			0-0 F7	4	0	0	0	0	2	3	San Francisco Giants @ Atlanta Braves Atlanta-Fulton County Stadium, Atlanta, GA Sun Aug 10 1986, 3:33 AM EDT Att: 17,695 - Unknown livebaseballscorecards.com											
Ken Oberkfell, L OBP: 0.381, SLG: 0.378 (1, 5)	0-0 2B 6-3 1B		0-3 K		0-0 2B		0-0 F8		0-0 6-3	5	1	2	0	0	1	0												
Dale Murphy, R OBP: 0.372, SLG: 0.484 (1, 8)	0-0 WP 1-3 2B		0-0 F8		0-0 6-3		0-0 E5 G6-4-3			4	0	1	0	0	0	1												
Bob Horner, R OBP: 0.337, SLG: 0.469 (1, 3)	0-0 6-3			0-0 HR	0-0 5-3		0-0 G6-4-3 1-2			4	1	1	2	0	0	3												
Ken Griffey, L OBP: 0.355, SLG: 0.510 (1, 7)	4-0 3-H BB		0-3 K		4-0 IBB		0-3 K		0-3 K	2	0	0	0	2	2	0												
Rafael Ramirez, R OBP: 0.252, SLG: 0.304 (1, 6)	0-0 L3		0-0 1B 1B		0-0 F7		0-0 F6		0-0 F6	4	1	1	0	0	0	4												
Bruce Benedict, R OBP: 0.350, SLG: 0.344 (1, 2)		0-0 F8		0-0 1B 1-3 1B		0-0 F8		4-0 FC5-4 BB		3	0	1	0	1	0	0												
Glenn Hubbard, R OBP: 0.370, SLG: 0.332 (1, 4)		0-0 F9		0-0 1-3 3-H 1B		0-0 5-3		0-0 FC5-4 1-2		4	0	1	1	0	0	1												
Jim Acker, R OBP: 0.200, SLG: 0.300 Bill Sample, R OBP: 0.304, SLG: 0.377 Ed Ollwine, R OBP: 0.500, SLG: 0.500 Gene Garber, R OBP: 0.400, SLG: 0.250 Chris Chambliss, L OBP: 0.381, SLG: 0.408 (9, 1)		0-3 K		0-3 K		0-0 1B		0-3 K		3	0	1	0	0	2	2												
Inning Stats	R: 1 E: 0 K: 1 S: 7	H: 2 LOB: 2 BB: 1 P: 11	R: 0 E: 0 K: 1 S: 5	H: 0 LOB: 0 BB: 0 P: 5	R: 0 E: 0 K: 2 S: 7	H: 0 LOB: 0 BB: 0 P: 7	R: 2 E: 0 K: 2 S: 11	H: 4 LOB: 2 BB: 0 P: 11	R: 0 E: 0 K: 0 S: 4	H: 1 LOB: 1 BB: 0 P: 4	R: 0 E: 1 K: 0 S: 3	H: 0 LOB: 0 BB: 0 P: 3	R: 0 E: 0 K: 1 S: 5	H: 0 LOB: 1 BB: 1 P: 9	R: 0 E: 0 K: 1 S: 5	H: 0 LOB: 0 BB: 0 P: 5		1B: 5 2B: 2 3B: 0 HR: 1	SF: 0 SAC: 0 DP: 1 HBP: 0	WP: 1 PA: 38 PB: 0 SB: 0 CS: 0								
PITCHER	IP	WLS	BF	H	R	ER	SO	BB	IBB	HBP	BLK	WP	HR	S	P	ERA		WHIP	PITCHER									
Mike Krukow, R ERA: 3.5 Juan Berenguer, R ERA: 2.53 Scott Garretts, R ERA: 3.39	(1, 1)	7.0		8	3	3	6	1	1	0	0	0	1	41	49	3.86		1.286										
	(8, 1)	1.0	W	4	0	0	1	1	0	0	0	0	0	5	9	0.00		1.000										
	(9, 1)	1.0	S	3	0	0	1	0	0	0	0	0	0	5	5	0.00		0.000										



Batter	1	2	3	4	5	6	7	8	9	AB	R	H	RBI	BB	SO	LOB	TOP		
Dan Gladden, R OBP: 0.362, SLG: 0.378 (1, 8)										4	1	2	0	1	1	1	San Francisco Giants @ Cincinnati Reds Riverfront Stadium, Cincinnati, OH Wed Aug 13 1986, 7:05 PM EDT Att: 17,162 - Unknown		
Robby Thompson, R OBP: 0.324, SLG: 0.372 (1, 4)										5	1	1	0	0	1	5			
Joel Youngblood, R OBP: 0.313, SLG: 0.399 (1, 7)										4	1	1	0	1	0	3			
Will Clark, L OBP: 0.342, SLG: 0.447 (1, 3)										3	1	0	1	0	0	4			
Candy Maldonado, R OBP: 0.299, SLG: 0.486 (1, 9)										3	2	2	5	1	0	1			
Bob Brenly, R OBP: 0.383, SLG: 0.371 (8, 5)										4	0	1	0	0	0	1			
Luis Quinones, S OBP: 0.266, SLG: 0.361 (8, 6)										0	0	0	0	0	0	0			
Bob Melvin, R OBP: 0.278, SLG: 0.348 (1, 2)										3	0	0	0	1	1	2			
Jose Uribe, S OBP: 0.303, SLG: 0.289 (8, 1)										4	0	0	0	0	0	2			
Frank Williams, R OBP: 0.500, SLG: 0.500 (8, 1)										0	0	0	0	0	0	0			
Terry Mulholland, R OBP: 0.071, SLG: 0.071 (8, 1)										2	0	1	0	0	1	0			
Juan Berenguer, R OBP: 0.167, SLG: 0.167 (8, 1)										1	0	1	0	0	0	0			
Jeff Robinson, R OBP: 0.100, SLG: 0.111 (8, 1)										0	0	0	0	0	0	0			
Scott Garrelts, R OBP: 0.100, SLG: 0.154 (8, 1)										0	0	0	0	0	0	0			
Mark Davis, L OBP: 0.250, SLG: 0.250 (8, 1)										0	0	0	0	0	0	0			
Randy Kutcher, R OBP: 0.276, SLG: 0.444 (8, 9)										1	0	1	0	0	0	0			
Inning Stats	R: 1 E: 0 K: 0 S: 4	H: 1 LOB: 1 BB: 1 P: 8	R: 0 E: 0 K: 0 S: 3	H: 0 LOB: 0 BB: 0 P: 3	R: 4 E: 0 K: 0 S: 8	H: 5 LOB: 1 BB: 0 P: 8	R: 0 E: 0 K: 2 S: 7	H: 0 LOB: 0 BB: 0 P: 7	R: 0 E: 0 K: 1 S: 5	H: 1 LOB: 1 BB: 1 P: 9	R: 0 E: 0 K: 1 S: 5	H: 1 LOB: 1 BB: 1 P: 9	R: 1 E: 0 K: 0 S: 4	H: 1 LOB: 1 BB: 1 P: 8	R: 0 E: 0 K: 0 S: 4	H: 1 LOB: 1 BB: 0 P: 4	1B: 5 2B: 3 3B: 0 HR: 2	SF: 1 SAC: 0 DP: 0 HBP: 0	WP: 0 PA: 40 PB: 0 SB: 1 CS: 1
PITCHER	IP WLS BF H R ER SO BB IBB HBP BLK WP HR S P ERA WHIP																		
Chris Welsh, L ERA: 3.98 (1, 1)	2.2 15 6 5 5 0 1 0 0 0 0 0 1 14 18 16.88 2.625																		
Rob Murphy, L ERA: 0.92 (3, 1)	2.1 7 1 0 0 2 0 0 0 0 0 0 0 11 11 0.00 0.429																		
Ted Power, R ERA: 4.98 (6, 1)	2.0 1 0 0 2 2 0 0 0 0 0 0 0 10 18 0.00 1.500																		
John Franco, L ERA: 2.45 (8, 1)	1.0 W 5 1 1 1 0 1 0 0 0 0 0 1 4 8 9.00 2.000																		
Ron Robinson, R ERA: 2.57 (9, 1)	1.0 S 4 1 0 0 0 0 0 0 0 0 0 0 4 4 0.00 1.000																		

Batter	1	2	3	4	5	6	7	8	9	AB	R	H	RBI	BB	SO	LOB	BOTTOM		
Kurt Stillwell, S OBP: 0.296, SLG: 0.232 (1, 6)										4	0	2	3	1	0	3	San Francisco Giants @ Cincinnati Reds Riverfront Stadium, Cincinnati, OH Wed Aug 13 1986, 7:05 PM EDT Att: 17,162 - Unknown		
Buddy Bell, R OBP: 0.352, SLG: 0.404 (1, 5)										4	1	1	0	1	0	5			
Dave Parker, L OBP: 0.330, SLG: 0.478 (1, 9)										4	1	1	0	0	0	1			
Bo Diaz, R OBP: 0.314, SLG: 0.370 (8, PR)										4	1	2	3	0	0	0			
Eric Davis, R OBP: 0.365, SLG: 0.519 (8, PR)										0	1	0	0	0	0	0			
Sal Butera, R OBP: 0.340, SLG: 0.341 (9, 2)										0	0	0	0	0	0	0			
Tony Perez, R OBP: 0.333, SLG: 0.269 (1, 3)										4	0	0	0	0	0	1			
Nick Esasky, R OBP: 0.323, SLG: 0.393 (1, 7)										4	1	2	0	0	1	0			
Eddie Milner, L OBP: 0.291, SLG: 0.410 (1, 8)										3	1	1	0	1	1	1			
Ron Oester, S OBP: 0.317, SLG: 0.340 (1, 4)										2	2	2	1	2	0	0			
Chris Welsh, L ERA: 4.05 (1, 1)	5.0 21 4 3 3 0 3 0 0 0 0 0 1 14 14 10.80 2.400																		
Juan Berenguer, R ERA: 2.76 (6, 1)	1.2 8 4 2 2 3 0 0 0 0 0 0 0 2 2 27.00 3.000																		
Jeff Robinson, R ERA: 0.74 (7, 1)	0.1 2 1 1 1 0 0 0 0 0 0 0 0 2 10 0.00 9.000																		
Scott Garrelts, R ERA: 3.45 (8, 1)	0.1 L 4 1 0 0 0 2 0 0 0 0 0 0 0 2 54.00 3.000																		
Mark Davis, L ERA: 2.94 (8, 1)	0.1 2 1 2 2 0 0 0 0 0 0 0 0 2 2 54.00 3.000																		
Inning Stats	R: 0 E: 0 K: 0 S: 2	H: 0 LOB: 0 BB: 1 P: 6	R: 0 E: 0 K: 0 S: 3	H: 0 LOB: 0 BB: 0 P: 3	R: 0 E: 0 K: 0 S: 5	H: 2 LOB: 2 BB: 0 P: 5	R: 0 E: 0 K: 0 S: 3	H: 0 LOB: 0 BB: 0 P: 3	R: 1 E: 0 K: 0 S: 4	H: 1 LOB: 1 BB: 1 P: 8	R: 3 E: 0 K: 2 S: 9	H: 2 LOB: 0 BB: 1 P: 13	R: 1 E: 0 K: 1 S: 7	H: 3 LOB: 1 BB: 0 P: 7	R: 3 E: 0 K: 0 S: 6	H: 3 LOB: 2 BB: 2 P: 14	1B: 8 2B: 2 3B: 0 HR: 1	SF: 0 SAC: 0 DP: 1 HBP: 0	WP: 2 PA: 38 PB: 0 SB: 0 CS: 1
PITCHER	IP WLS BF H R ER SO BB IBB HBP BLK WP HR S P ERA WHIP																		
Terry Mulholland, L ERA: 4.05 (1, 1)	5.0 21 4 3 3 0 3 0 0 0 0 0 1 14 14 10.80 2.400																		
Juan Berenguer, R ERA: 2.76 (6, 1)	1.2 8 4 2 2 3 0 0 0 0 0 0 0 2 2 27.00 3.000																		
Jeff Robinson, R ERA: 0.74 (7, 1)	0.1 2 1 1 1 0 0 0 0 0 0 0 0 2 10 0.00 9.000																		
Scott Garrelts, R ERA: 3.45 (8, 1)	0.1 L 4 1 0 0 0 2 0 0 0 0 0 0 0 2 54.00 3.000																		
Mark Davis, L ERA: 2.94 (8, 1)	0.1 2 1 2 2 0 0 0 0 0 0 0 0 2 2 54.00 3.000																		



Batter	1	2	3	4	5	6	7	8	9	AB	R	H	RBI	BB	SO	LOB	TOP		
Dan Gladden, R (1, 8) OBP: 0.360, SLG: 0.376	0-0 1-3			0-0 F9			0-0 FC4-6 1B		0-3 K	4	0	1	0	0	1	0	San Francisco Giants @ Cincinnati Reds Riverfront Stadium, Cincinnati, OH Thu Aug 14 1986, 7:05 PM EDT Att: 16,407 - Unknown AB 29 R 0 H 3 RBI 0 BB 0 SO 8 LOB 5		
Robby Thompson, R (1, 4) OBP: 0.321, SLG: 0.368	0-3 K			0-3 K			0-0 F4		0-3 K	4	0	0	0	0	3	1			
Chili Davis, S (1, 9)	0-0 4-3			0-0 G3			0-0 FC4-6 1-2			3	0	0	0	0	0	1			
Will Clark, L (1, 3) OBP: 0.342, SLG: 0.445		0-0 CS 1B			0-0 4-3			0-0 F8		3	0	1	0	0	0	1			
Candy Maldonado, R (1, 7) OBP: 0.295, SLG: 0.479		0-0 F5 1-2			0-0 5-3				0-0 6-3	3	0	0	0	0	0	1			
Bob Brenly, R (1, 5) OBP: 0.360, SLG: 0.368		0-0 5-3			0-0 5-3				0-3 K	3	0	0	0	0	1	0			
Bob Melvin, R (1, 2) Harry Spilman, L (8, PH) OBP: 0.306, SLG: 0.451			0-0 F8			0-3 K			0-0 2B	2	0	0	0	0	1	0			
Jose Uribe, S (1, 6) Mike Aldrete, L (8, PH) Luis Quinones, S (8, 6) OBP: 0.266, SLG: 0.361			0-0 G3			0-0 3-1			0-0 4-3	2	0	0	0	0	0	0			
Kelly Downs, R (1, 1) Greg Minton, S (6, 1) Joel Youngblood, R (9, PH) OBP: 0.311, SLG: 0.396			0-3 K			0-0 5-3			0-3 K	2	0	0	0	0	1	0			
Inning Stats	R: 0 E: 0 K: 1 S: 5	H: 0 LOB: 0 BB: 0 P: 5	R: 0 E: 0 K: 0 S: 3	H: 1 LOB: 0 BB: 0 P: 3	R: 0 E: 0 K: 1 S: 5	H: 0 LOB: 0 BB: 0 P: 5	R: 0 E: 0 K: 1 S: 5	H: 0 LOB: 0 BB: 0 P: 5	R: 0 E: 0 K: 1 S: 5	H: 0 LOB: 0 BB: 0 P: 5	R: 0 E: 0 K: 0 S: 4	H: 1 LOB: 1 BB: 0 P: 4	R: 0 E: 0 K: 1 S: 6	H: 1 LOB: 1 BB: 0 P: 6	R: 0 E: 0 K: 3 S: 9	H: 0 LOB: 0 BB: 0 P: 9		1B: 2 2B: 1 3B: 0 HR: 0	SF: 0 SAC: 0 DP: 0 HBP: 0
PITCHER John Denny, R (1, 1) ERA: 4.15	IP: 9.0 WLS: W BF: 29 H: 3 R: 0 ER: 0 SO: 8 BB: 0 IBB: 0 HBP: 0 BLK: 0 WP: 0 HR: 0 S: 45 P: 45 ERA: 0.00 WHIP: 0.333																		

Batter	1	2	3	4	5	6	7	8	9	AB	R	H	RBI	BB	SO	LOB	BOTTOM		
Kal Daniels, L (1, 7) OBP: 0.415, SLG: 0.525	0-0 4-3		0-0 3-1		0-0 S 1B	0-0 FC6-4 1-2				4	1	1	0	0	0	2	San Francisco Giants @ Cincinnati Reds Riverfront Stadium, Cincinnati, OH Thu Aug 14 1986, 7:05 PM EDT Att: 16,407 - Unknown AB 34 R 2 H 11 RBI 2 BB 2 SO 6 LOB 18		
Pete Rose, S (1, 3) OBP: 0.328, SLG: 0.282	0-0 F8 BB 1B		0-3 K		0-0 1B 1-H		0-0 G3-6-3 1B			4	0	3	1	0	1	0			
Dave Parker, L (1, 9) Max Venable, L (9, 9) OBP: 0.303, SLG: 0.306	4-0 1-2 BB		0-0 4-3		0-0 1-3 1B		0-0 G3-6-3 1-2			3	0	1	0	1	0	1			
Bo Diaz, R (1, 2) OBP: 0.310, SLG: 0.366	0-0 F8 2-3			0-3 K	0-0 F7		0-0 5-3			4	0	0	0	0	1	4			
Buddy Bell, R (1, 5) OBP: 0.351, SLG: 0.403	0-0 F7			0-0 F8		0-0 1B 1B		0-0 1-3 1B	0-0 1-3	4	1	1	0	0	0	2			
Kurt Stillwell, S (1, 6) OBP: 0.299, SLG: 0.242		0-0 G3		0-0 1B		0-0 F9		0-0 FC3-6 2B		4	0	2	0	0	0	1			
Eddie Milner, L (1, 8) OBP: 0.293, SLG: 0.412		0-0 2B		0-0 G3		0-3 K		4-0 FC3-6 IBB		3	0	1	0	1	1	2			
Ron Oester, S (1, 4) OBP: 0.316, SLG: 0.339		0-3 K			0-0 G3	0-0 1-2 1B		0-0 FC3-6 1-2 2-3		4	0	1	0	0	1	3			
John Denny, R (1, 1) OBP: 0.241, SLG: 0.196		0-3 K			0-0 6-3	0-0 FC6-4 1-2 2-H 1B		0-3 K		4	0	1	1	0	2	3			
Inning Stats	R: 0 E: 0 K: 0 S: 4	H: 1 LOB: 2 BB: 1 P: 8	R: 0 E: 0 K: 2 S: 8	H: 1 LOB: 0 BB: 0 P: 8	R: 0 E: 0 K: 1 S: 5	H: 0 LOB: 0 BB: 0 P: 5	R: 0 E: 0 K: 1 S: 6	H: 1 LOB: 1 BB: 0 P: 6	R: 1 E: 0 K: 0 S: 6	H: 3 LOB: 2 BB: 0 P: 6	R: 1 E: 0 K: 1 S: 8	H: 3 LOB: 2 BB: 0 P: 8	R: 0 E: 0 K: 0 S: 3	H: 1 LOB: 0 BB: 0 P: 3	R: 0 E: 0 K: 1 S: 6	H: 1 LOB: 2 BB: 1 P: 10		1B: 9 2B: 2 3B: 0 HR: 0	SF: 0 SAC: 0 DP: 1 HBP: 0
PITCHER Kelly Downs, R (1, 1) ERA: 3.42 Greg Minton, R (6, 1) ERA: 4.04	IP: 5.2 WLS: L BF: 27 H: 9 R: 2 ER: 0 SO: 1 BB: 0 IBB: 1 HBP: 0 BLK: 0 WP: 0 HR: 0 S: 36 P: 40 ERA: 3.18 WHIP: 1.765																		

Batter	1	2	3	4	5	6	7	8	9	AB	R	H	RBI	BB	SO	LOB	TOP			
Steve Sax, R (1,4) OBP: 0.381, SLG: 0.424										4	0	2	0	0	0	1	Los Angeles Dodgers @ San Francisco Giants Candlestick Park, San Francisco, CA Fri Aug 15 1986, 10:05 PM EDT Att: 36,436 - Unknown			
Bill Russell, R (1,6) OBP: 0.278, SLG: 0.269										3	0	0	0	1	1					
Franklin Stubbs, L (1,9) OBP: 0.309, SLG: 0.462										4	0	0	0	0	1	2				
Len Matuszek, L (1,7) OBP: 0.321, SLG: 0.488										4	1	1	0	0	3	0				
Greg Brock, L (1,3) OBP: 0.318, SLG: 0.432										4	0	0	0	0	1	1				
Mike Scioscia, L (1,2) OBP: 0.402, SLG: 0.376										3	0	2	1	1	1	0				
Jeff Hamilton, R (1,5) OBP: 0.228, SLG: 0.342										4	0	0	0	0	3	3				
Reggie Williams, R (1,8) OBP: 0.326, SLG: 0.374										3	0	1	0	0	0	0				
Dennis Powell, R (1,1) OBP: 0.300, SLG: 0.600										2	0	1	0	0	1	0				
Alex Trevino, R (8, PH) OBP: 0.361, SLG: 0.383										1	0	0	0	0	1	1				
Joe Beckwith, L (8, 1)										0	0	0	0	0	0	0				
Inning Stats	R: 0 E: 0 K: 1 S: 5	H: 1 LOB: 0 BB: 0 P: 5	R: 0 E: 0 K: 2 S: 7	H: 0 LOB: 0 BB: 0 P: 7	R: 0 E: 0 K: 2 S: 7	H: 0 LOB: 0 BB: 0 P: 7	R: 0 E: 0 K: 0 S: 3	H: 0 LOB: 0 BB: 0 P: 3	R: 0 E: 0 K: 1 S: 6	H: 2 LOB: 1 BB: 1 P: 10	R: 0 E: 0 K: 2 S: 7	H: 0 LOB: 1 BB: 1 P: 11	R: 0 E: 0 K: 1 S: 6	H: 1 LOB: 1 BB: 0 P: 6	R: 1 E: 0 K: 2 S: 9	H: 2 LOB: 1 BB: 0 P: 9	1B: 5 2B: 2 3B: 0 HR: 0	SF: 0 SAC: 0 DP: 0 HBP: 0	WP: 0 PB: 0 SB: 0 CS: 1	PA: 34
PITCHER Mike Krukow, R (1,1) ERA: 3.37	IP: 9.0 WLS: W BF: 34 H: 7 R: 1 ER: 1 SO: 12 BB: 2 IBB: 0 HBP: 0 BLK: 0 WP: 0 HR: 0 S: 56 P: 64 ERA: 1.00 WHIP: 1.000															PITCHER				

Batter	1	2	3	4	5	6	7	8	9	AB	R	H	RBI	BB	SO	LOB	BOTTOM			
Dan Gladden, R (1,8) OBP: 0.366, SLG: 0.384										3	0	2	0	1	0	0	Los Angeles Dodgers @ San Francisco Giants Candlestick Park, San Francisco, CA Fri Aug 15 1986, 10:05 PM EDT Att: 36,436 - Unknown			
Robby Thompson, R (1,4) OBP: 0.320, SLG: 0.367										4	0	1	0	0	1	3				
Chili Davis, S (1,9) OBP: 0.368, SLG: 0.423										4	1	2	0	0	0	1				
Will Clark, L (1,3) OBP: 0.348, SLG: 0.475										4	2	3	3	0	1	1				
Chris Brown, R (1,5) OBP: 0.396, SLG: 0.452										4	0	2	0	0	0	0				
Candy Maldonado, R (1,7) OBP: 0.294, SLG: 0.475										4	1	1	0	0	0	3				
Bob Brenly, R (1,2) OBP: 0.359, SLG: 0.364										3	1	0	0	1	1	3				
Jose Uribe, S (1,6) OBP: 0.302, SLG: 0.291										3	0	1	2	0	1	0				
Mike Krukow, R (1,1) OBP: 0.207, SLG: 0.196										3	0	0	0	0	0	0				
Inning Stats	R: 0 E: 0 K: 1 S: 5	H: 1 LOB: 1 BB: 1 P: 9	R: 0 E: 0 K: 1 S: 5	H: 0 LOB: 0 BB: 0 P: 5	R: 0 E: 0 K: 0 S: 4	H: 1 LOB: 1 BB: 0 P: 4	R: 0 E: 0 K: 0 S: 5	H: 2 LOB: 2 BB: 0 P: 5	R: 0 E: 0 K: 2 S: 8	H: 1 LOB: 1 BB: 0 P: 8	R: 4 E: 0 K: 0 S: 6	H: 4 LOB: 0 BB: 1 P: 10	R: 0 E: 0 K: 0 S: 3	H: 1 LOB: 0 BB: 0 P: 3	R: 1 E: 0 K: 0 S: 4	H: 2 LOB: 0 BB: 0 P: 4	1B: 8 2B: 2 3B: 0 HR: 2	SF: 0 SAC: 0 DP: 1 HBP: 0	WP: 0 PB: 0 SB: 1 CS: 2	PA: 34
PITCHER Dennis Powell, L (1,1) ERA: 4.28	IP: 7.0 WLS: L BF: 30 H: 10 R: 4 ER: 4 SO: 4 BB: 1 IBB: 1 HBP: 0 BLK: 0 WP: 0 HR: 1 S: 36 P: 44 ERA: 5.14 WHIP: 1.571															PITCHER				
Joe Beckwith, R (8, 1) ERA: 12.71	IP: 1.0 WLS: L BF: 4 H: 2 R: 1 ER: 1 SO: 0 BB: 0 IBB: 0 HBP: 0 BLK: 0 WP: 0 HR: 1 S: 4 P: 4 ERA: 9.00 WHIP: 2.000															PITCHER				

AB 32
R 1
H 7
RBI 1
BB 2
SO 12
LOB 9

AB 32
R 5
H 12
RBI 5
BB 2
SO 4
LOB 11

Batter	1	2	3	4	5	6	7	8	9	AB	R	H	RBI	BB	SO	LOB	TOP										
Steve Sax, R OBP: 0.381, SLG: 0.427 (1, 4)										5	0	1	0	0	0	1											
Bill Russell, R OBP: 0.277, SLG: 0.276 (1, 7)										5	0	2	0	0	0	1											
Enos Cabell, R OBP: 0.305, SLG: 0.345 (1, 3)										4	0	2	0	0	0	1											
Bill Madlock, R OBP: 0.329, SLG: 0.393 Jeff Hamilton, R OBP: 0.225, SLG: 0.338 (8, PR) (8, 5)										4	0	2	0	0	0	3											
Alex Trevino, R OBP: 0.359, SLG: 0.399 (1, 2)										4	1	1	1	0	0	2											
Mariano Duncan, R OBP: 0.291, SLG: 0.318 (1, 6)										4	0	2	0	0	0	1											
Reggie Williams, R OBP: 0.324, SLG: 0.370 (1, 9)										4	0	1	1	0	0	3											
Jose Gonzalez, R OBP: 0.211, SLG: 0.235 (1, 8)										4	0	0	0	0	1	4											
Rick Honeycutt, L OBP: 0.143, SLG: 0.094 Len Matuszek, L OBP: 0.324, SLG: 0.488 Tom Niedenfuer, R OBP: 0.500, SLG: 0.500 (9, PH) (9, 1)										2	0	0	0	1	1	0											
Inning Stats	R: 0 E: 0 K: 0 S: 4	H: 1 LOB: 1 BB: 0 P: 4	R: 1 E: 0 K: 0 S: 4	H: 1 LOB: 0 BB: 0 P: 4	R: 0 E: 0 K: 1 S: 5	H: 2 LOB: 1 BB: 0 P: 5	R: 0 E: 0 K: 1 S: 6	H: 1 LOB: 1 BB: 0 P: 6	R: 0 E: 0 K: 0 S: 4	H: 2 LOB: 2 BB: 0 P: 4	R: 0 E: 0 K: 0 S: 3	H: 1 LOB: 2 BB: 1 P: 7	R: 1 E: 1 K: 0 S: 6	H: 2 LOB: 2 BB: 0 P: 6	R: 0 E: 0 K: 0 S: 3	H: 0 LOB: 0 BB: 0 P: 3	1B: 7 2B: 3 3B: 0 HR: 1	SF: 0 SAC: 0 DP: 1 HBP: 0	WP: 0 PB: 0 SB: 0 CS: 0	PA: 38							
PITCHER	IP	WLS	BF	H	R	ER	SO	BB	IBB	HBP	BLK	WP	HR	S	P	ERA	WHIP										
Vida Blue, L ERA: 3.0 Jeff Robinson, R ERA: 3.92 Scott Garrelts, R ERA: 3.43	(1, 1) (8, 1) (9, 1)	7.2 0.1 1.0	L 1 3	34 0 0	11 0 0	2 0 0	2 0 0	1 0 0	0 0 0	0 0 0	0 0 0	0 0 0	1 1 3	37 1 3	41 1 3	1.17 0.00 0.00	1.565 0.000 0.000										

Los Angeles Dodgers @ San Francisco Giants
Candlestick Park, San Francisco, CA
Sun Aug 17 1986, 6:33 AM EDT
Att: 49,496 - Unknown

AB 37
R 2
H 11
RBI 2
BB 1
SO 2
LOB 16



Batter	1	2	3	4	5	6	7	8	9	AB	R	H	RBI	BB	SO	LOB	BOTTOM										
Dan Gladden, R OBP: 0.368, SLG: 0.385 (1, 8)										3	0	1	0	1	0	0											
Robby Thompson, R OBP: 0.319, SLG: 0.363 (1, 4)										2	0	0	0	1	0	1											
Chili Davis, S OBP: 0.361, SLG: 0.413 (1, 9)										4	0	0	0	0	0	3											
Will Clark, L OBP: 0.345, SLG: 0.466 (1, 3)										4	0	1	0	0	0	3											
Chris Brown, R OBP: 0.396, SLG: 0.448 (1, 5)										4	0	1	0	0	1	2											
Candy Maldonado, R OBP: 0.292, SLG: 0.474 (1, 7)										4	0	0	0	0	0	2											
Bob Brenly, R OBP: 0.363, SLG: 0.381 (1, 2)										3	0	1	0	0	2	0											
Jose Uribe, S OBP: 0.301, SLG: 0.290 Randy Kutcher, R OBP: 0.273, SLG: 0.438 (8, PH) (9, 6)										2	0	0	0	0	1	1											
Vida Blue, S OBP: 0.188, SLG: 0.179 Jeff Robinson, R OBP: 0.100, SLG: 0.111 Joel Youngblood, R OBP: 0.308, SLG: 0.391 Scott Garrelts, R OBP: 0.179, SLG: 0.184 (8, 1) (8, PH) (9, 1)										2	0	0	0	0	2	1											
Inning Stats	R: 0 E: 1 K: 0 S: 4	H: 0 LOB: 2 BB: 1 P: 8	R: 0 E: 0 K: 2 S: 7	H: 0 LOB: 0 BB: 0 P: 7	R: 0 E: 0 K: 1 S: 5	H: 0 LOB: 0 BB: 0 P: 5	R: 0 E: 0 K: 0 S: 3	H: 0 LOB: 0 BB: 0 P: 3	R: 0 E: 0 K: 0 S: 4	H: 1 LOB: 1 BB: 0 P: 4	R: 0 E: 0 K: 2 S: 7	H: 0 LOB: 0 BB: 0 P: 7	R: 0 E: 0 K: 0 S: 3	H: 0 LOB: 1 BB: 1 P: 7	R: 0 E: 0 K: 0 S: 4	H: 2 LOB: 1 BB: 0 P: 4	1B: 2 2B: 2 3B: 0 HR: 0	SF: 0 SAC: 1 DP: 1 HBP: 0	WP: 0 PB: 0 SB: 1 CS: 0	PA: 33							
PITCHER	IP	WLS	BF	H	R	ER	SO	BB	IBB	HBP	BLK	WP	HR	S	P	ERA	WHIP										
Rick Honeycutt, L ERA: 2.66 Tom Niedenfuer, R ERA: 3.13	(1, 1) (9, 1)	8.0 1.0	W S	29 4	2 2	0 0	6 0	0 0	0 0	0 0	0 0	0 0	0 4	39 4	47 4	0.00 0.00	0.500 2.000										

Los Angeles Dodgers @ San Francisco Giants
Candlestick Park, San Francisco, CA
Sun Aug 17 1986, 6:33 AM EDT
Att: 49,496 - Unknown

AB 30
R 0
H 4
RBI 0
BB 2
SO 6
LOB 13



Batter	1	2	3	4	5	6	7	8	9	10	AB	R	H	RBI	BB	SO	LOB	TOP	
Gary Redus, R OBP: 0.333, SLG: 0.487 (1, 7)	F8		K			K		F9		K	5	0	0	0	0	3	4		
Mitt Thompson, L OBP: 0.269, SLG: 0.290 (1, 8)	1B BB		1-3			F6			B3		3	0	0	0	1	0	0		
Von Hayes, L OBP: 0.377, SLG: 0.440 (1, 3)	G6-4-3 1B					G3		G6-4-3 1B	L4		4	0	2	0	0	0	0		
Mike Schmidt, R OBP: 0.384, SLG: 0.546 (1, 5)	G6-4-3					F4		L8	6-3		4	0	0	0	0	0	3		
Glenn Wilson, R OBP: 0.310, SLG: 0.400 (1, 9)		6-3				4-3		G6-4-3		6-3	4	0	0	0	0	0	1		
Juan Samuel, R OBP: 0.306, SLG: 0.456 (1, 4)		K				F8		1B FC3-2-5 1B		HR	4	1	2	1	0	1	0		
Ronn Reynolds, R OBP: 0.306, SLG: 0.407 (1, 2)						L9		6-3		6-3	4	0	1	0	0	0	1		
Steve Jeltz, S OBP: 0.339, SLG: 0.276 (1, 6)						1B		6-3		6-3	4	0	2	0	0	0	1		
Don Carman, L OBP: 0.322, SLG: 0.403 (10, PH)						F6		FC3-2-5 1B		1B	3	0	0	0	0	1	2		
Jeff Stone, L OBP: 0.400, SLG: 0.250 (10, 1)			5-3					K		FC3-2-5 1B	1	0	1	0	0	0	0		
Steve Bedrosian, R OBP: 0.400, SLG: 0.250 (10, 1)										1B	0	0	0	0	0	0	0		
Inning Stats	R: 0 E: 0 K: 0 S: 3	H: 1 LOB: 1 BB: 1 P: 7	R: 0 E: 0 K: 1 S: 6	H: 1 LOB: 1 BB: 0 P: 6	R: 0 E: 0 K: 1 S: 5	H: 0 LOB: 0 BB: 0 P: 5	R: 0 E: 0 K: 1 S: 7	H: 0 LOB: 0 BB: 0 P: 7	R: 0 E: 0 K: 2 S: 5	H: 1 LOB: 0 BB: 0 P: 3	R: 0 E: 0 K: 0 S: 5	H: 2 LOB: 2 BB: 0 P: 5	R: 0 E: 0 K: 0 S: 3	H: 0 LOB: 0 BB: 0 P: 3	R: 1 E: 0 K: 1 S: 8	H: 3 LOB: 2 BB: 0 P: 8	1B: 7 2B: 0 3B: 0 HR: 1	SF: 0 SAC: 0 DP: 2 HBP: 0	WP: 0 PA: 37
PITCHER Mike Krukow, R ERA: 3.23 (1, 1)	IP: 10.0 WLS: L BF: 37 H: 8 R: 1 ER: 1 SO: 5 BB: 1 IBB: 0 HBP: 0 BLK: 0 WP: 0 HR: 1 S: 46 P: 50 ERA: 0.90 WHIP: 0.900																		

Philadelphia Phillies @ San Francisco Giants
Candlestick Park, San Francisco, CA
Wed Aug 20 1986, 6:33 AM EDT
Att. 10,723 - Unknown

AB 36
R 1
H 8
RBI 1
BB 1
SO 5
LOB 12



Batter	1	2	3	4	5	6	7	8	9	10	AB	R	H	RBI	BB	SO	LOB	BOTTOM
Dan Gladden, R OBP: 0.367, SLG: 0.379 (1, 8)	K			K			F3				3	0	0	0	1	2	0	
Robby Thompson, R OBP: 0.315, SLG: 0.357 (1, 4)				6-3			4-3			IBB	3	0	0	0	0	1	0	
Joel Youngblood, R OBP: 0.304, SLG: 0.386 (9, PH)									F3		1	0	0	0	0	0	2	
Luis Quinones, S OBP: 0.266, SLG: 0.361 (10, 4)											0	0	0	0	0	0	0	
Chili Davis, S OBP: 0.359, SLG: 0.409 (1, 9)	5-3			F3			K				4	0	0	0	0	1	0	
Will Clark, L OBP: 0.343, SLG: 0.471 (1, 3)		F7				3-1		F4		F5	4	0	0	0	0	0	0	
Chris Brown, R OBP: 0.393, SLG: 0.444 (1, 5)		K				F9		6-3		K	4	0	0	0	0	2	0	
Candy Maldonado, R OBP: 0.296, SLG: 0.485 (1, 7)		L7				F9		K			3	0	0	0	0	1	0	
Bob Brenly, R OBP: 0.359, SLG: 0.379 (1, 2)				6-3			F3			FC5-6 2B	3	0	1	0	0	0	0	
Jose Uribe, S OBP: 0.299, SLG: 0.286 (1, 6)				K			F9			FC5-6 SH1-4	3	0	0	0	0	1	1	
Mike Krukow, R OBP: 0.200, SLG: 0.190 (1, 1)				K			K			SH1-4	2	0	0	0	0	2	0	
Inning Stats	R: 0 E: 0 K: 2 S: 7	H: 0 LOB: 0 BB: 0 P: 7	R: 0 E: 0 K: 1 S: 5	H: 0 LOB: 0 BB: 0 P: 5	R: 0 E: 0 K: 2 S: 7	H: 0 LOB: 0 BB: 0 P: 7	R: 0 E: 0 K: 1 S: 5	H: 0 LOB: 0 BB: 0 P: 5	R: 0 E: 0 K: 1 S: 5	H: 0 LOB: 0 BB: 0 P: 5	R: 0 E: 0 K: 0 S: 4	H: 1 LOB: 2 BB: 1 P: 8	R: 0 E: 0 K: 1 S: 5	H: 0 LOB: 0 BB: 0 P: 5	1B: 0 2B: 1 3B: 0 HR: 0	SF: 0 SAC: 1 DP: 0 HBP: 0	WP: 0 PA: 32	
PITCHER Don Carman, L ERA: 3.59 (1, 1)	IP: 9.0 WLS: W BF: 29 H: 1 R: 0 ER: 0 SO: 9 BB: 0 IBB: 1 HBP: 0 BLK: 0 WP: 0 HR: 0 S: 46 P: 50 ERA: 0.00 WHIP: 0.111																	
Steve Bedrosian, R ERA: 2.98 (10, 1)	IP: 1.0 WLS: S BF: 3 H: 0 R: 0 ER: 0 SO: 1 BB: 0 IBB: 0 HBP: 0 BLK: 0 WP: 0 HR: 0 S: 5 P: 5 ERA: 0.00 WHIP: 0.000																	

Philadelphia Phillies @ San Francisco Giants
Candlestick Park, San Francisco, CA
Wed Aug 20 1986, 6:33 AM EDT
Att. 10,723 - Unknown

AB 30
R 0
H 1
RBI 0
BB 1
SO 10
LOB 3



Batter	1	2	3	4	5	6	7	8	9	AB	R	H	RBI	BB	SO	LOB	TOP			
Gary Redus, R OBP: 0.335, SLG: 0.483 (1, 7)										4	1	1	0	1	1	1	Philadelphia Phillies @ San Francisco Giants Candlestick Park, San Francisco, CA Thu Aug 21 1986, 6:33 AM EDT Att: 7,959 - Unknown			
Milt Thompson, L OBP: 0.274, SLG: 0.299 (1, 8)										4	1	2	0	0	0	0				
Mike Schmidt, R OBP: 0.384, SLG: 0.545 (9, PH)										1	0	0	0	0	1	1				
Von Hayes, L OBP: 0.376, SLG: 0.438 (1, 3)										4	1	1	1	0	0	0				
Glenn Wilson, R OBP: 0.312, SLG: 0.401 (1, 9)										4	1	2	1	0	1	0				
Juan Samuel, R OBP: 0.303, SLG: 0.452 (1, 4)										4	1	0	0	0	1	3				
Rick Schu, R OBP: 0.338, SLG: 0.457 (1, 5)										4	1	2	3	0	0	0				
Ronn Reynolds, R OBP: 0.288, SLG: 0.381 (1, 2)										4	0	0	0	0	1	1				
Steve Jeltz, S OBP: 0.339, SLG: 0.276 (1, 6)										3	0	1	0	0	1	0				
Greg Gross, L OBP: 0.376, SLG: 0.306 (9, PH)										1	0	1	0	0	0	0				
Kevin Gross, R OBP: 0.177, SLG: 0.279 (8, 1)										3	0	1	0	0	0	1				
Kent Tekulve, R (8, 1)										0	0	0	0	0	0	0				
Ron Roenicke, S OBP: 0.382, SLG: 0.388 (9, PH)										1	0	0	0	0	1	1				
Inning Stats	R: 5 E: 0 K: 1 S: 10	H: 5 LOB: 0 BB: 0 P: 10	R: 0 E: 0 K: 0 S: 3	H: 0 LOB: 0 BB: 0 P: 3	R: 0 E: 0 K: 0 S: 3	H: 0 LOB: 0 BB: 0 P: 3	R: 0 E: 0 K: 1 S: 4	H: 1 LOB: 1 BB: 0 P: 4	R: 0 E: 0 K: 0 S: 3	H: 0 LOB: 0 BB: 0 P: 5	R: 0 E: 0 K: 0 S: 4	H: 2 LOB: 2 BB: 1 P: 8	R: 1 E: 0 K: 2 S: 9	H: 2 LOB: 1 BB: 0 P: 9	R: 0 E: 0 K: 3 S: 10	H: 1 LOB: 1 BB: 0 P: 10	1B: 8 2B: 2 3B: 0 HR: 1	SF: 0 SAC: 0 DP: 0 HBP: 0	WP: 1 PB: 0 SB: 1 CS: 0	PA: 38
PITCHER	IP WLS BF H R ER SO BB IBB HBP BLK WP HR S P ERA WHIP																			
Jeff Robinson, R ERA: 4.0 (1, 1)	4.0	18	6	5	5	1	0	0	0	0	0	0	0	1	20	20	11.25	1.500		
Frank Williams, R ERA: 1.39 (5, 1)	2.0	6	0	0	0	1	0	0	0	0	0	0	0	0	8	8	0.00	0.000		
Mark Davis, L ERA: 2.82 (7, 1)	2.0	W	10	4	1	1	2	0	1	0	0	1	0	13	17	4.50	2.000			
Scott Garrelts, R ERA: 3.48 (9, 1)	1.0	S	4	1	0	0	3	0	0	0	0	0	0	10	10	0.00	1.000			

Batter	1	2	3	4	5	6	7	8	9	AB	R	H	RBI	BB	SO	LOB	BOTTOM			
Dan Gladden, R OBP: 0.374, SLG: 0.377 (1, 8)										1	2	0	1	4	0	0	Philadelphia Phillies @ San Francisco Giants Candlestick Park, San Francisco, CA Thu Aug 21 1986, 6:33 AM EDT Att: 7,959 - Unknown			
Luis Quiñones, S OBP: 0.281, SLG: 0.348 (1, 4) (7, 6)										5	1	1	2	0	1	3				
Candy Maldonado, R OBP: 0.289, SLG: 0.485 (1, 9)										4	0	1	2	1	1	2				
Scott Garrelts, R OBP: 0.179, SLG: 0.184 (9, 1)										0	0	0	0	0	0	0				
Will Clark, L OBP: 0.344, SLG: 0.471 (1, 3)										4	0	1	1	1	0	3				
Chris Brown, R OBP: 0.393, SLG: 0.442 (1, 5)										4	1	1	0	0	1	4				
Mike Aldrete, L OBP: 0.333, SLG: 0.385 (1, 7)										3	2	1	0	1	0	2				
Bob Melvin, R OBP: 0.270, SLG: 0.338 (1, 2)										4	0	0	0	0	2	6				
Jose Uribe, S OBP: 0.300, SLG: 0.287 (6, PH)										2	0	1	0	0	1	0				
Harry Spillman, L OBP: 0.315, SLG: 0.452 (6, PH)										1	0	1	1	0	0	0				
Mark Davis, L OBP: 0.143, SLG: 0.286 (7, 1)										0	0	0	0	0	0	0				
Chili Davis, S OBP: 0.358, SLG: 0.408 (8, PH) (9, 9)										1	0	0	0	0	1	2				
Jeff Robinson, R OBP: 0.091, SLG: 0.100 (1, 1)										1	0	0	0	0	0	1				
Randy Kutcher, R OBP: 0.269, SLG: 0.432 (4, PH)										1	0	0	0	0	0	0				
Frank Williams, R OBP: 0.500, SLG: 0.500 (5, 1)										0	0	0	0	0	0	0				
Robby Thompson, R OBP: 0.315, SLG: 0.357 (6, PH) (7, 4)										2	1	1	0	0	0	1				
Inning Stats	R: 0 E: 0 K: 0 S: 3	H: 0 LOB: 2 BB: 2 P: 11	R: 0 E: 1 K: 0 S: 4	H: 1 LOB: 1 BB: 0 P: 4	R: 1 E: 1 K: 2 S: 9	H: 1 LOB: 3 BB: 1 P: 14	R: 0 E: 0 K: 1 S: 5	H: 0 LOB: 0 BB: 0 P: 5	R: 0 E: 0 K: 0 S: 3	H: 0 LOB: 0 BB: 0 P: 3	R: 1 E: 0 K: 0 S: 5	H: 2 LOB: 1 BB: 0 P: 5	R: 0 E: 0 K: 1 S: 5	H: 0 LOB: 1 BB: 1 P: 9	R: 5 E: 0 K: 3 S: 13	H: 4 LOB: 2 BB: 3 P: 25	1B: 5 2B: 3 3B: 0 HR: 0	SF: 0 SAC: 0 DP: 0 HBP: 1	WP: 0 PB: 0 SB: 1 CS: 0	PA: 41
PITCHER	IP WLS BF H R ER SO BB IBB HBP BLK WP HR S P ERA WHIP																			
Kevin Gross, R ERA: 3.93 (1, 1)	7.2	36	6	5	5	6	5	0	0	0	0	0	0	42	42	5.87	1.435			
Kent Tekulve, R ERA: 2.77 (8, 1)	0.1	L	5	2	2	2	1	1	1	0	0	0	0	5	13	54.00	9.000			

AB	37
R	6
H	11
RBI	5
BB	1
SO	7
LOB	8



Batter	1	2	3	4	5	6	7	8	9	AB	R	H	RBI	BB	SO	LOB	TOP					
Lenny Dykstra, L OBP: 0.376, SLG: 0.462 (1, 8)										4	0	0	0	0	1	1	New York Mets @ San Francisco Giants Candlestick Park, San Francisco, CA Sun Aug 24 1986, 6:33 AM EDT Att: 31,606 - Unknown livebaseballscorecards.com					
Wally Backman, S OBP: 0.381, SLG: 0.388 (1, 4)										4	0	0	0	0	0	0						
Keith Hernandez, L OBP: 0.402, SLG: 0.440 (1, 3)										3	1	1	0	1	0	0						
Danny Heep, L OBP: 0.385, SLG: 0.429 (1, 9)										4	0	1	1	0	0	1						
Lee Mazzilli, S OBP: 0.382, SLG: 0.342 (1, 7)										3	0	1	0	0	0	1						
Ray Knight, R OBP: 0.352, SLG: 0.424 (1, 5)										3	0	0	0	0	0	2						
Ed Hearn, R OBP: 0.327, SLG: 0.417 (1, 2)										3	0	0	0	0	2	0						
Rafael Santana, R OBP: 0.271, SLG: 0.229 (1, 6)										3	0	1	0	0	0	0						
Rick Aguilera, R OBP: 0.238, SLG: 0.333 Doug Sisk, R (7, 1)										2	0	0	0	0	1	0						
Howard Johnson, S OBP: 0.335, SLG: 0.458 (7, 5)										0	0	0	0	0	0	1						
Inning Stats	R: 0 E: 0 K: 0 S: 3	H: 0 LOB: 1 BB: 1 P: 7	R: 0 E: 0 K: 0 S: 3	H: 0 LOB: 0 BB: 0 P: 3	R: 0 E: 0 K: 2 S: 7	H: 0 LOB: 0 BB: 0 P: 7	R: 1 E: 0 K: 0 S: 5	H: 2 LOB: 1 BB: 0 P: 5	R: 0 E: 0 K: 1 S: 5	H: 0 LOB: 0 BB: 0 P: 5	R: 0 E: 0 K: 0 S: 3	H: 0 LOB: 0 BB: 0 P: 3	R: 0 E: 0 K: 0 S: 3	H: 1 LOB: 0 BB: 0 P: 3	R: 0 E: 0 K: 2 S: 8	H: 1 LOB: 0 BB: 0 P: 8	R: 0 E: 0 K: 0 S: 3	H: 0 LOB: 0 BB: 0 P: 3	1B: 3 2B: 1 3B: 0 HR: 0	SF: 0 SAC: 0 DP: 1 HBP: 0	WP: 0 PB: 0 SB: 0 CS: 0	PA: 31
PITCHER Mike Krukow, R ERA: 3.12 (1, 1)	IP: 9.0 WLS: W BF: 31 H: 4 R: 1 ER: 1 SO: 5 BB: 1 IBB: 0 HBP: 0 BLK: 0 WP: 0 HR: 0 S: 40 P: 44 ERA: 1.00 WHIP: 0.556																					

Batter	1	2	3	4	5	6	7	8	9	AB	R	H	RBI	BB	SO	LOB	BOTTOM					
Dan Gladden, R OBP: 0.380, SLG: 0.381 (1, 8)										4	3	2	0	1	1	0	New York Mets @ San Francisco Giants Candlestick Park, San Francisco, CA Sun Aug 24 1986, 6:33 AM EDT Att: 31,606 - Unknown livebaseballscorecards.com					
Robby Thompson, R OBP: 0.324, SLG: 0.362 (1, 4)										5	4	4	0	0	0	0						
Candy Maldonado, R OBP: 0.300, SLG: 0.492 Joel Youngblood, R OBP: 0.301, SLG: 0.381 (1, 9) (8, 9)										4	1	3	5	0	1	0						
Will Clark, L OBP: 0.349, SLG: 0.469 (1, 3)										3	1	1	0	2	0	0						
Chris Brown, R OBP: 0.386, SLG: 0.433 Luis Quinones, S OBP: 0.257, SLG: 0.343 (1, 5) (8, PH) (9, 5)										4	1	1	1	0	0	2						
Mike Aldrete, L OBP: 0.335, SLG: 0.381 Randy Kutcher, R OBP: 0.268, SLG: 0.430 (1, 7) (7, FR) (8, 7)										3	0	1	0	1	0	0						
Bob Brenly, R OBP: 0.359, SLG: 0.382 (1, 2)										4	0	2	1	0	1	1						
Jose Uribe, S OBP: 0.299, SLG: 0.281 (1, 6)										4	0	0	0	0	0	5						
Mike Krukow, R OBP: 0.188, SLG: 0.177 (1, 1)										4	0	0	0	0	1	1						
Inning Stats	R: 3 E: 0 K: 0 S: 5	H: 2 LOB: 0 BB: 1 P: 9	R: 0 E: 0 K: 2 S: 7	H: 0 LOB: 0 BB: 0 P: 7	R: 0 E: 0 K: 1 S: 5	H: 0 LOB: 0 BB: 0 P: 5	R: 0 E: 0 K: 0 S: 5	H: 2 LOB: 2 BB: 0 P: 5	R: 1 E: 0 K: 1 S: 8	H: 3 LOB: 0 BB: 0 P: 8	R: 0 E: 0 K: 0 S: 4	H: 1 LOB: 1 BB: 0 P: 4	R: 4 E: 1 K: 0 S: 6	H: 4 LOB: 2 BB: 2 P: 14	R: 2 E: 0 K: 1 S: 7	H: 2 LOB: 1 BB: 1 P: 11		R: 0 E: 0 K: 0 S: 5	H: 0 LOB: 0 BB: 0 P: 7	1B: 12 2B: 1 3B: 0 HR: 1	SF: 0 SAC: 0 DP: 0 HBP: 0	WP: 1 PB: 1 SB: 2 CS: 0
PITCHER Rick Aguilera, R ERA: 4.21 Doug Sisk, R ERA: 2.6 (1, 1) (7, 1)	IP: 6.0 WLS: L BF: 29 H: 10 R: 6 ER: 6 SO: 4 BB: 1 IBB: 0 HBP: 0 BLK: 0 WP: 1 HR: 1 S: 36 P: 40 ERA: 9.00 WHIP: 1.833																					

Batter	1	2	3	4	5	6	7	8	9	10	11	12	AB	R	H	RBI	BB	SO	LOB										
Wallace Johnson, S OBP: 0.292, SLG: 0.362	P4		F8			F8			6-3		K		4	0	0	0	1	1	0										
Tim Wallach, R OBP: 0.311, SLG: 0.410	K		F2			5-3			F3		L5		5	0	0	0	0	1	2										
Tim Raines, S OBP: 0.409, SLG: 0.491	F7					K			F9			4-3	5	0	0	0	0	2	0										
Andre Dawson, R OBP: 0.322, SLG: 0.488		F9					F4			CS 1B		K	5	0	2	0	0	1	0										
Mitch Webster, S OBP: 0.364, SLG: 0.428		6-3						CS BB		WP S BB 1-2		K	3	0	0	0	2	1	1										
Vance Law, R OBP: 0.288, SLG: 0.297		F7					F7				K		4	0	0	0	0	1	3										
Luis Rivera, R OBP: 0.296, SLG: 0.282													2	0	0	0	1	0	0										
Tom Foley, L OBP: 0.560, SLG: 0.406			BB BB				F3						0	0	0	0	1	0	0										
Dann Bittarello, R OBP: 0.231, SLG: 0.240													3	0	0	0	0	0	1										
Wayne Krivchicki, L OBP: 0.304, SLG: 0.314			P3				F9						1	0	0	0	0	0	2										
Randy Hunt, R OBP: 0.299, SLG: 0.373													0	0	0	0	0	0	0										
Dennis Martinez, R OBP: 0.053, SLG: 0.105													2	0	0	0	0	2	1										
Jim Wohlford, R OBP: 0.269, SLG: 0.319													1	0	0	0	0	1	0										
Bob McClure, R OBP: 0.333, SLG: 0.333													0	0	0	0	0	0	0										
Herm Winningham, L OBP: 0.299, SLG: 0.373													1	0	0	0	0	0	0										
Bert Roberge, R OBP: 0.299, SLG: 0.373													0	0	0	0	0	0	0										
Inning Stats	R: 0 E: 0 K: 1 S: 5	H: 0 LOB: 0 BB: 0 P: 5	R: 0 E: 0 K: 0 S: 3	H: 0 LOB: 0 BB: 0 P: 3	R: 0 E: 0 K: 1 S: 5	H: 0 LOB: 2 BB: 2 P: 13	R: 0 E: 0 K: 1 S: 6	H: 1 LOB: 1 BB: 0 P: 6	R: 0 E: 0 K: 1 S: 5	H: 0 LOB: 0 BB: 0 P: 5	R: 0 E: 0 K: 2 S: 2	H: 0 LOB: 0 BB: 1 P: 6	R: 0 E: 0 K: 1 S: 5	H: 0 LOB: 0 BB: 0 P: 5	R: 0 E: 0 K: 1 S: 5	H: 1 LOB: 2 BB: 2 P: 13	R: 0 E: 0 K: 1 S: 5	H: 0 LOB: 0 BB: 0 P: 5	R: 0 E: 0 K: 2 S: 7	H: 0 LOB: 0 BB: 0 P: 7	1B: 2 2B: 0 3B: 0 HR: 0	SF: 0 SAC: 0 DP: 0 HBP: 0	WP: 1 PB: 0 SB: 1 CS: 2	PA: 41					
PITCHER	IP WLS BF H R ER SO BB IBB HBP BLK WP HR S P ERA WHIP	IP WLS BF H R ER SO BB IBB HBP BLK WP HR S P ERA WHIP													IP WLS BF H R ER SO BB IBB HBP BLK WP HR S P ERA WHIP														
Vida Blue, L ERA: 2.96	1.1	9.0	30	1	0	0	6	3	0	0	0	0	0	0	0	0	0	0	0.00	0.444									
Scott Garretts, R ERA: 3.41	(10.1)	3.0	W	11	1	0	4	1	1	0	0	1	0	17	25	0.00	0.667												

TOP

Montreal Expos @ San Francisco Giants
Candlestick Park, San Francisco, CA

Tue Aug 26 1986, 10:05 PM EDT
Att: 9,951 - Unknown

AB	36
R	0
H	2
RBI	0
BB	5
SO	10
LOB	10




Batter	1	2	3	4	5	6	7	8	9	10	11	12	AB	R	H	RBI	BB	SO	LOB											
Dan Gladden, R OBP: 0.374, SLG: 0.373	K		5-3							CS	5-3		5	0	0	0	0	1	2											
Robby Thompson, R OBP: 0.325, SLG: 0.367	F9			L7					P9				5	0	1	0	0	0	0											
Candy Maldonado, R OBP: 0.300, SLG: 0.483	1-3			FC6-4 1B						FC1-6 1B			5	0	2	0	0	1	1											
Will Clark, L OBP: 0.352, SLG: 0.471		F9		FC6-4 HBP						FC1-6 1B			5	0	1	0	0	0	3											
Chris Brown, R OBP: 0.386, SLG: 0.434		L9											3	0	1	0	0	0	1											
Scott Garretts, R OBP: 0.200, SLG: 0.205										G1-6-3 1B			1	1	1	0	0	0	0											
Chili Davis, S OBP: 0.359, SLG: 0.401		4-3		HBP					F7	G1-6-3			4	0	0	0	1	1	4											
Bob Brenly, R OBP: 0.356, SLG: 0.378													5	0	1	0	0	1	3											
Jose Uribe, S OBP: 0.299, SLG: 0.279				SH1-3 1B									3	0	0	0	1	1	1											
Harry Spilman, L OBP: 0.326, SLG: 0.459			K										1	0	1	1	0	0	0											
Vida Blue, S OBP: 0.194, SLG: 0.188			SH1-3										2	0	1	0	0	0	0											
Luis Quinones, S OBP: 0.250, SLG: 0.333													1	0	0	0	0	0	1											
Inning Stats	R: 0 E: 0 K: 1 S: 5	H: 0 LOB: 0 BB: 0 P: 5	R: 0 E: 0 K: 0 S: 3	H: 0 LOB: 0 BB: 0 P: 3	R: 0 E: 0 K: 1 S: 6	H: 1 LOB: 1 BB: 0 P: 6	R: 0 E: 0 K: 1 S: 6	H: 1 LOB: 1 BB: 0 P: 7	R: 0 E: 0 K: 0 S: 4	H: 1 LOB: 1 BB: 0 P: 4	R: 0 E: 0 K: 1 S: 3	H: 1 LOB: 0 BB: 0 P: 6	R: 0 E: 0 K: 0 S: 3	H: 0 LOB: 0 BB: 0 P: 5	R: 0 E: 0 K: 1 S: 5	H: 2 LOB: 1 BB: 1 P: 8	R: 0 E: 0 K: 0 S: 3	H: 0 LOB: 0 BB: 0 P: 3	R: 0 E: 0 K: 1 S: 5	H: 0 LOB: 0 BB: 0 P: 5	R: 1 E: 0 K: 0 S: 4	H: 3 LOB: 3 BB: 1 P: 8	1B: 8 2B: 1 3B: 0 HR: 0	SF: 0 SAC: 1 DP: 1 HBP: 1	WP: 0 PB: 0 SB: 0 CS: 1	PA: 45				
PITCHER	IP WLS BF H R ER SO BB IBB HBP BLK WP HR S P ERA WHIP	IP WLS BF H R ER SO BB IBB HBP BLK WP HR S P ERA WHIP													IP WLS BF H R ER SO BB IBB HBP BLK WP HR S P ERA WHIP															
Dennis Martinez, R ERA: 5.45	(1.1)	7.0	26	4	0	0	4	0	0	0	1	0	0	0	33	34	0.00	0.571												
Bob McClure, L ERA: 3.66	(8.1)	3.0	L	2	0	0	1	1	0	0	0	0	0	0	11	15	0.00	1.000												
Bert Roberge, R ERA: 7.36	(11.1)	1.1	L	8	3	1	1	0	0	0	0	0	0	0	7	11	6.75	2.250												

BOTTOM

Montreal Expos @ San Francisco Giants
Candlestick Park, San Francisco, CA

Tue Aug 26 1986, 10:05 PM EDT
Att: 9,951 - Unknown

AB	40
R	1
H	9
RBI	1
BB	2
SO	5
LOB	16



Batter	1	2	3	4	5	6	7	8	9	AB	R	H	RBI	BB	SO	LOB	TOP					
Herm Winningham, L (1,9) OBP: 0.298, SLG: 0.384	F9		F7					K		4	0	1	0	0	1	0	Montreal Expos @ San Francisco Giants Candlestick Park, San Francisco, CA Wed Aug 27 1986, 6:33 AM EDT Att: 9,248 - Unknown					
Mitch Webster, S (1,8) OBP: 0.361, SLG: 0.424	F8		K					F7		4	0	0	0	0	1	1						
Tim Raines, S (1,7) OBP: 0.412, SLG: 0.492										3	1	2	0	1	0	0						
Wayne Krenchicki, L (1,3) OBP: 0.303, SLG: 0.318	F7									4	1	1	1	0	1	2						
Tim Wallach, R (1,5) OBP: 0.310, SLG: 0.411										4	0	1	1	0	0	1						
Tom Foley, L (1,4) OBP: 0.352, SLG: 0.396										4	0	0	0	0	0	2						
Luis Rivera, R (1,6) OBP: 0.286, SLG: 0.270										3	0	0	0	0	0	0						
Randy Hunt, R (1,2)										3	0	0	0	0	1	1						
Tim Burke, R (1,1) Wallace Johnson, S (8,PH) Andy McGaffigan, R (8,1) Bob McClure, R (8,1)			K							2	0	0	0	0	1	0						
										1	0	0	0	0	0	0						
										0	0	0	0	0	0	0						
										0	0	0	0	0	0	0						
Inning Stats	R: 0 E: 0 K: 0 S: 4	H: 1 LOB: 1 BB: 0 P: 4	R: 0 E: 1 K: 0 S: 4	H: 0 LOB: 1 BB: 0 P: 4	R: 0 E: 0 K: 2 S: 7	H: 0 LOB: 0 BB: 0 P: 7	R: 2 E: 0 K: 0 S: 5	H: 3 LOB: 0 BB: 0 P: 5	R: 0 E: 0 K: 0 S: 4	H: 1 LOB: 1 BB: 0 P: 4	R: 0 E: 0 K: 0 S: 3	H: 0 LOB: 0 BB: 0 P: 3	R: 0 E: 0 K: 1 S: 5	H: 0 LOB: 0 BB: 0 P: 5	R: 0 E: 0 K: 1 S: 5	H: 0 LOB: 0 BB: 0 P: 5	R: 0 E: 0 K: 1 S: 5	H: 0 LOB: 1 BB: 1 P: 9	1B: 2 2B: 3 3B: 1 HR: 0	SF: 0 SAC: 0 DP: 1 HBP: 0	WP: 0 PB: 0 SB: 1 CS: 0	PA: 33
PITCHER	IP WLS BF H R ER SO BB IBB HBP BLK WP HR S P ERA WHIP																					
Kelly Downs, R (1,1) ERA: 3.89	8.0 W 29 5 2 2 4 0 0 0 0 0 0 0 0 37 37 2.25 0.625																					
Scott Garrelts, R (9,1) ERA: 3.39	1.0 S 4 0 0 0 1 1 0 0 0 0 0 0 0 5 9 0.00 1.000																					

AB	32
R	2
H	5
RBI	2
BB	1
SO	5
LOB	7



Batter	1	2	3	4	5	6	7	8	9	AB	R	H	RBI	BB	SO	LOB	BOTTOM			
Mike Aldrete, L (1,7) OBP: 0.339, SLG: 0.393										3	1	1	0	0	2	0	Montreal Expos @ San Francisco Giants Candlestick Park, San Francisco, CA Wed Aug 27 1986, 6:33 AM EDT Att: 9,248 - Unknown			
Scott Garrelts, R (9,1) OBP: 0.200, SLG: 0.205										0	0	0	0	0	0	0				
Robby Thompson, R (1,4) OBP: 0.325, SLG: 0.366										4	1	1	1	0	1	1				
Will Clark, L (1,3) OBP: 0.350, SLG: 0.468										4	0	1	1	0	0	2				
Candy Maldonado, R (1,9) OBP: 0.299, SLG: 0.477										3	0	0	0	1	1	2				
Chili Davis, S (1,8) OBP: 0.359, SLG: 0.403										3	0	2	0	1	0	1				
Bob Melvin, R (1,2) OBP: 0.266, SLG: 0.333										3	0	0	0	0	1	4				
Luis Quiñones, S (1,5) OBP: 0.243, SLG: 0.324										2	0	0	0	0	0	0				
Harry Spilman, L (7,PH) OBP: 0.333, SLG: 0.462										1	0	1	0	0	0	0				
Randy Kutcher, R (7,FR) OBP: 0.268, SLG: 0.430										0	0	0	0	0	0	0				
Jose Uribe, S (1,6) OBP: 0.297, SLG: 0.277										2	0	0	0	0	0	0				
Bob Brenly, R (7,PH) OBP: 0.355, SLG: 0.376										1	0	0	0	0	0	2				
Kelly Downs, R (1,1) OBP: 0.167, SLG: 0.167										2	0	0	0	0	1	0				
Dan Gladden, R (8,PH) OBP: 0.376, SLG: 0.373										0	1	0	0	1	0	0				
Inning Stats	R: 1 E: 0 K: 0 S: 4	H: 2 LOB: 0 BB: 0 P: 4	R: 0 E: 0 K: 0 S: 3	H: 1 LOB: 0 BB: 0 P: 3	R: 0 E: 0 K: 2 S: 7	H: 0 LOB: 0 BB: 0 P: 7	R: 0 E: 1 K: 1 S: 6	H: 0 LOB: 2 BB: 1 P: 10	R: 0 E: 0 K: 0 S: 3	H: 0 LOB: 0 BB: 0 P: 3	R: 0 E: 0 K: 2 S: 7	H: 0 LOB: 0 BB: 0 P: 7	R: 0 E: 0 K: 1 S: 7	H: 2 LOB: 2 BB: 0 P: 7	R: 2 E: 1 K: 0 S: 4	H: 1 LOB: 1 BB: 2 P: 12	1B: 5 2B: 1 3B: 0 HR: 0	SF: 0 SAC: 1 DP: 1 HBP: 0	WP: 2 PB: 0 SB: 0 CS: 1	PA: 32
PITCHER	IP WLS BF H R ER SO BB IBB HBP BLK WP HR S P ERA WHIP																			
Tim Burke, L (1,1) ERA: 2.61	7.0 L 5 1 2 2 0 2 0 0 0 0 1 0 3 11 1.29 0.714																			
Andy McGaffigan, R (8,1) ERA: 3.1	0.2 L 5 1 2 2 0 2 0 0 0 0 1 0 3 11 27.00 4.500																			
Bob McClure, L (8,1) ERA: 3.64	0.1 1 0 0 0 0 0 0 0 0 0 0 0 1 1 0.00 0.000																			

AB	28
R	3
H	6
RBI	2
BB	3
SO	6
LOB	12



Batter	1	2	3	4	5	6	7	8	9	AB	R	H	RBI	BB	SO	LOB	TOP										
Randy Kutcher, R OBP: 0.267, SLG: 0.425 (1, 8) (6, 6)	F4		F9				1-3 3-H 1B		1-3								4 0 1 1 0 0 1										
Robby Thompson, R OBP: 0.326, SLG: 0.368 (1, 4)	CS 1B			G4-6-3 1B				E6 1B	F4								4 1 2 0 0 0 0										
Will Clark, L OBP: 0.346, SLG: 0.462 (1, 3)	1-3			G4-6-3 1-2			F8		F7								4 0 0 0 0 0 3										
Candy Maldonado, R OBP: 0.295, SLG: 0.470 (1, 7) (6, 9)		F9		6-3				K	4-3								4 0 0 0 0 1 1										
Chris Brown, R OBP: 0.384, SLG: 0.432 (1, 5)		6-3					F8	1B 2-H 1B	G3								4 1 1 1 0 0 0										
Chili Davis, S OBP: 0.360, SLG: 0.404 (1, 9) (6, 8)		4-3					BB 1B	1B 1-2 1B		F8							4 1 2 0 0 0 0										
Bob Brenly, R OBP: 0.359, SLG: 0.379 (1, 2)				SH3-4 1B			E 1-2 1B	1-3 2-H 1B		4-3							3 1 2 1 1 0 0										
Jose Uribe, S OBP: 0.296, SLG: 0.276 (6, PH) Harry Spilman, L OBP: 0.331, SLG: 0.458 (6, 7) (6, 7)			K				F9	F8									2 0 0 0 0 1 3 1 0 0 0 0 0 2										
Juan Berenguer, R OBP: 0.197, SLG: 0.197 (6, 1) Mark Davis, L OBP: 0.143, SLG: 0.286 (7, 1) Dan Gladden, R OBP: 0.376, SLG: 0.372 (6, PH)										K							0 0 0 0 0 0 0 0 0 0 0 0 0 0 1 0 0 0 0 0 1 0										
Mike Krukow, R OBP: 0.186, SLG: 0.177 (3, 1) Jeff Robinson, R OBP: 0.093, SLG: 0.091 (6, PH) Mike Adams, OBP: 0.343, SLG: 0.397 (6, PH) Kelly Edwards, L OBP: 0.167, SLG: 0.167 (6, 1) Frank Williams, R OBP: 0.302, SLG: 0.302 (6, 7) Joel Youngblood, R OBP: 0.296, SLG: 0.376 (6, 7)		SH3-4					E4 1B			F8							0 0 0 0 0 0 0 0 0 0 0 0 0 0 1 0 0 1 1 0 0 0 0 0 0 0 0 0 0 0 0 0 0 0 0 0 1 0 0 0 0 0 0 0										
Inning Stats	R: 0 E: 0 K: 0 S: 3	H: 1 LOB: 0 BB: 0 P: 3	R: 0 E: 0 K: 0 S: 3	H: 0 LOB: 0 BB: 0 P: 3	R: 0 E: 0 K: 1 S: 6	H: 1 LOB: 1 BB: 0 P: 6	R: 0 E: 0 K: 0 S: 3	H: 1 LOB: 0 BB: 0 P: 3	R: 2 E: 1 K: 1 S: 9	H: 3 LOB: 2 BB: 1 P: 9	R: 0 E: 0 K: 0 S: 3	H: 0 LOB: 0 BB: 0 P: 3	R: 0 E: 0 K: 1 S: 5	H: 0 LOB: 0 BB: 0 P: 5	R: 0 E: 0 K: 1 S: 5	H: 0 LOB: 0 BB: 0 P: 5	1B: 9 2B: 0 3B: 0 HR: 0	SF: 0 SAC: 1 DP: 1 HBP: 0	WP: 0 PB: 0 SB: 1 CS: 1	PA: 35							
PITCHER	IP	WLS	BF	H	R	ER	SO	BB	IBB	HBP	BLK	WP	HR	S	P	ERA	WHIP										
Mike Maddux, R ERA: 6.02 (1, 1)	5.2	W	23	7	4	2	2	1	0	0	0	0	0	26	30	3.18	1.412										
Tom Hume, R ERA: 2.54 (6, 1)	0.1		3	2	0	0	0	0	0	0	0	0	0	3	3	0.00	6.000										
Kent Tekulve, R ERA: 2.7 (7, 1)	1.0		3	0	0	0	0	0	0	0	0	0	0	3	3	0.00	0.000										
Steve Bedrosian, R ERA: 2.91 (8, 1)	2.0	S	6	0	0	0	1	0	0	0	0	0	0	8	8	0.00	0.000										

San Francisco Giants @ Philadelphia Phillies
Veterans Stadium, Philadelphia, PA
Fri Aug 29 1986, 7:05 PM EDT
Att: 21,572 - Unknown

AB 33
R 4
H 9
RBI 4
BB 1
SO 3
LOB 10



Batter	1	2	3	4	5	6	7	8	9	AB	R	H	RBI	BB	SO	LOB	BOTTOM										
Gary Redus, R OBP: 0.338, SLG: 0.473 (1, 7)	WP 1B	F8	F8			1B 2B BB	K			4	2	1	0	1	1	4											
Milt Thompson, L OBP: 0.275, SLG: 0.296 (1, 8)	K	6-3		6-3		2B 1-2 1B	K			5	0	1	0	0	2	1											
Von Hayes, L OBP: 0.379, SLG: 0.445 (1, 3)	S 2-H 1B		1B 3B		BB	1-3 2-H 2B		F9		4	2	3	2	1	0	0											
Mike Schmidt, R OBP: 0.383, SLG: 0.530 (1, 5)	1B BB	1B BB	HBP SF7 1B	F3		IBB		BB		2	2	1	1	3	0	1											
Glenn Wilson, R OBP: 0.309, SLG: 0.406 (1, 9)	1B 1-2 3-H 1B		SF7 HBP 1B	F8		F3		F7		5	0	2	1	0	0	5											
Juan Samuel, R OBP: 0.294, SLG: 0.444 (1, 4)	F7		E HBP 1-2 2-3		6-3	K				3	0	0	0	0	1	5											
John Russell, R OBP: 0.300, SLG: 0.450 (1, 2)	1-3 2-H 1B		SF7		G4-6-3 1B			2-3 2B		3	0	3	2	0	0	0											
Steve Jeltz, S OBP: 0.333, SLG: 0.270 (1, 6)	K		IBB		G4-6-3 1-2			2-3		3	0	0	0	1	1	4											
Mike Maddux, L (1, 1) Tom Hume, R (6, 1) Rick Schu, R OBP: 0.341, SLG: 0.452 ERA: 3.07 Kent Tekulve, R (7, 1) Greg Gross, L OBP: 0.302, SLG: 0.292 Steve Bedrosian, R OBP: 0.300, SLG: 0.296 (8, 1)		4-3	K			L3		K		2	0	0	0	0	1	3											
Inning Stats	R: 3 E: 0 K: 2 S: 11	H: 4 LOB: 2 BB: 1 P: 15	R: 0 E: 0 K: 0 S: 3	H: 0 LOB: 0 BB: 0 P: 3	R: 2 E: 1 K: 1 S: 8	H: 3 LOB: 3 BB: 1 P: 13	R: 0 E: 0 K: 0 S: 3	H: 0 LOB: 1 BB: 1 P: 7	R: 0 E: 0 K: 1 S: 7	H: 1 LOB: 2 BB: 2 P: 15	R: 0 E: 0 K: 2 S: 8	H: 1 LOB: 1 BB: 0 P: 8	R: 0 E: 0 K: 1 S: 5	H: 0 LOB: 1 BB: 1 P: 9	R: 0 E: 0 K: 1 S: 5	H: 0 LOB: 1 BB: 1 P: 9	1B: 8 2B: 2 3B: 1 HR: 0	SF: 1 SAC: 0 DP: 1 HBP: 1	WP: 1 PB: 0 SB: 1 CS: 0	PA: 41							
PITCHER	IP	WLS	BF	H	R	ER	SO	BB	IBB	HBP	BLK	WP	HR	S	P	ERA	WHIP										
Mike Krukow, R ERA: 3.33 (1, 1)	2.0	L	15	7	5	5	2	1	0	0	0	0	0	8	16	0.00	0.500										
Jeff Robinson, R ERA: 3.07 (3, 1)	2.0		8	0	0	0	1	1	1	0	0	0	0	8	16	0.00	0.500										
Frank Williams, R ERA: 1.47 (5, 1)	1.1		6	2	1	1	0	1	0	0	0	0	0	5	9	6.75	2.250										
Juan Berenguer, R ERA: 2.67 (6, 1)	1.0		6	2	0	0	1	0	1	0	0	0	0	7	11	0.00	2.000										
Mark Davis, L ERA: 2.69 (7, 1)	1.2		6	0	0	0	3	1	0	0	0	0	0	11	15	0.00	0.600										

San Francisco Giants @ Philadelphia Phillies
Veterans Stadium, Philadelphia, PA
Fri Aug 29 1986, 7:05 PM EDT
Att: 21,572 - Unknown

AB 33
R 6
H 11
RBI 6
BB 6
SO 7
LOB 24



Batter	1	2	3	4	5	6	7	8	9	AB	R	H	RBI	BB	SO	LOB	TOP										
Mike Aldrete, L (1, 7) OBP: 0.345, SLG: 0.395 Joel Youngblood, R (5, FH) OBP: 0.298, SLG: 0.381	6-3		FC5-4 HBP		1B 1B 2B	K			K	1	0	0	0	0	0	0	San Francisco Giants @ Philadelphia Phillies Veterans Stadium, Philadelphia, PA Sun Aug 31 1986, 3:33 AM EDT Att: 24,082 - Unknown livebaseballscorecards.com AB 32 R 3 H 9 RBI 3 BB 3 SO 9 LOB 20										
Robby Thompson, R (1, 4) OBP: 0.324, SLG: 0.365	5-3		FC5-4 HBP		CS 1B 2-3			SH1-4 1B	K	5	0	2	0	0	1												
Will Clark, L (1, 3) OBP: 0.345, SLG: 0.464	F7		F8		K			SH1-4 1-2		3	0	0	0	0	1												
Candy Maldonado, R (1, 9) OBP: 0.304, SLG: 0.471		F8 3B 1B	HBP		CS 1B 1-2 3-H			G4-6-3 BB		2	1	2	1	1	0												
Chris Brown, R (1, 5) OBP: 0.380, SLG: 0.426	F8		F8		K			G4-6-3		4	0	0	0	0	1												
Chili Davis, S (1, 8) OBP: 0.364, SLG: 0.406				5-3		E 1B		K		3	1	1	0	1	1												
Bob Brenly, R (1, 2) OBP: 0.355, SLG: 0.377		K		F7		F8		L4-6 2B		4	0	1	0	0	1												
Jose Uribe, S (1, 6) OBP: 0.300, SLG: 0.283 Harry Spillman, L (8, FH) OBP: 0.328, SLG: 0.455 Dan Gladden, R (8, FH) OBP: 0.373, SLG: 0.369 Jeff Robinson, R (8, 1) OBP: 0.083, SLG: 0.091						F6		L4-6 2-3		3	0	2	2	0	0												
Vida Blue, S (1, 1) OBP: 0.205, SLG: 0.176 Luis Quinones, S (8, 6) OBP: 0.240, SLG: 0.319								L3		2	0	0	0	1	2												
Luis Quinones, S (8, 6) OBP: 0.240, SLG: 0.319										1	0	0	0	0	0												
Inning Stats	R: 0 E: 0 K: 0 S: 3	H: 0 LOB: 0 BB: 0 P: 3	R: 2 E: 0 K: 2 S: 9	H: 2 LOB: 1 BB: 1 P: 13	R: 0 E: 0 K: 1 S: 3	H: 0 LOB: 2 BB: 0 P: 5	R: 0 E: 0 K: 1 S: 6	H: 1 LOB: 1 BB: 0 P: 6	R: 1 E: 0 K: 2 S: 9	H: 3 LOB: 1 BB: 0 P: 9	R: 0 E: 1 K: 1 S: 6	H: 1 LOB: 2 BB: 1 P: 10	R: 0 E: 0 K: 0 S: 3	H: 1 LOB: 1 BB: 1 P: 7	R: 0 E: 0 K: 1 S: 5	H: 1 LOB: 0 BB: 0 P: 5	R: 0 E: 0 K: 2 S: 7	H: 0 LOB: 0 BB: 0 P: 7	1B: 6 2B: 3 3B: 1 HR: 0	SF: 0 SAC: 1 DP: 2 HBP: 2	WP: 0 PB: 0 SB: 0 CS: 2	PA: 38					
PITCHER	IP	WLS	BF	H	R	ER	SO	BB	IBB	HBP	BLK	WP	HR	S	P	ERA	WHIP										
Kevin Gross, R (1, 1) ERA: 3.9	6.0		28	7	3	3	6	2	0	2	0	0	0	36	46	4.50	1.500										
Kent Tekulve, R (7, 1) ERA: 2.99	1.1	W	6	2	0	0	1	1	0	0	0	0	0	7	11	0.00	2.250										
Dan Schatzeder, L (8, 1) ERA: 3.51	0.2		1	0	0	0	0	0	0	0	0	0	0	1	1	0.00	0.000										
Steve Bedrosian, R (9, 1) ERA: 2.85	1.0	S	3	0	0	0	2	0	0	0	0	0	0	7	7	0.00	0.000										

Batter	1	2	3	4	5	6	7	8	9	AB	R	H	RBI	BB	SO	LOB	BOTTOM										
Gary Redus, R (1, 7) OBP: 0.339, SLG: 0.464	F6		K		F8		F3			4	0	0	0	0	1	San Francisco Giants @ Philadelphia Phillies Veterans Stadium, Philadelphia, PA Sun Aug 31 1986, 3:33 AM EDT Att: 24,082 - Unknown livebaseballscorecards.com AB 29 R 4 H 7 RBI 4 BB 4 SO 10 LOB 14											
Juan Samuel, R (1, 4) OBP: 0.297, SLG: 0.453		2B BB	K		2H 2B		HR			3	2	2	2	1	1												
Von Hayes, L (1, 8) OBP: 0.377, SLG: 0.448	F8		F7		F7		K			4	0	0	0	0	1												
Mike Schmidt, R (1, 3) OBP: 0.385, SLG: 0.544							F8			3	1	2	2	1	0												
Glenn Wilson, R (1, 9) OBP: 0.310, SLG: 0.405	K									4	0	2	0	0	2												
Rick Schu, R (1, 5) OBP: 0.335, SLG: 0.443 Steve Bedrosian, R (9, 1) OBP: 0.400, SLG: 0.250										4	0	0	0	0	2												
Ronn Reynolds, R (1, 2) OBP: 0.253, SLG: 0.313										4	0	0	0	0	2												
Luis Aguayo, R (1, 6) OBP: 0.261, SLG: 0.333										1	1	1	0	2	0												
Kevin Gross, R (1, 1) OBP: 0.185, SLG: 0.281 Ron Roenicke, S (6, PH) OBP: 0.382, SLG: 0.383 Kent Tekulve, R (7, 1)										1	0	0	0	0	0												
Dan Schatzeder, L (8, 1) OBP: 0.519, SLG: 0.682 Milt Thompson, L (9, 8) OBP: 0.275, SLG: 0.304										1	0	0	0	0	0												
Inning Stats	R: 1 E: 0 K: 1 S: 6	H: 1 LOB: 1 BB: 1 P: 10	R: 0 E: 0 K: 1 S: 6	H: 1 LOB: 0 BB: 0 P: 6	R: 0 E: 0 K: 2 S: 7	H: 0 LOB: 0 BB: 0 P: 7	R: 0 E: 0 K: 3 S: 9	H: 0 LOB: 1 BB: 1 P: 13	R: 1 E: 0 K: 0 S: 4	H: 1 LOB: 1 BB: 1 P: 8	R: 1 E: 0 K: 2 S: 9	H: 2 LOB: 2 BB: 1 P: 13	R: 1 E: 0 K: 1 S: 6	H: 1 LOB: 0 BB: 0 P: 6	R: 0 E: 0 K: 0 S: 3	H: 1 LOB: 0 BB: 0 P: 3	1B: 3 2B: 2 3B: 0 HR: 2	SF: 0 SAC: 1 DP: 1 HBP: 0	WP: 0 PB: 0 SB: 0 CS: 0	PA: 34							
PITCHER	IP	WLS	BF	H	R	ER	SO	BB	IBB	HBP	BLK	WP	HR	S	P	ERA	WHIP										
Vida Blue, L (1, 1) ERA: 3.08	7.0	L	31	6	4	4	10	4	0	0	0	0	0	47	63	5.14	1.429										
Jeff Robinson, R (8, 1) ERA: 3.63	1.0		3	1	0	0	0	0	0	0	0	0	0	3	3	0.00	1.000										

Batter	1	2	3	4	5	6	7	8	9	AB	R	H	RBI	BB	SO	LOB	TOP					
Dan Gladden, R (1, 8) OBP: 0.366, SLG: 0.359	F9			F8	K		F8			4	0	0	0	0	1	3	San Francisco Giants @ New York Mets Shea Stadium, Flushing, NY Tue Sep 02 1986, 7:05 PM EDT Att: 26,166 - Unknown					
Robby Thompson, R (1, 4) OBP: 0.327, SLG: 0.371	F9			3B	1B		F9		5-3	4	1	1	0	0	0	0						
Will Clark, L (1, 3) OBP: 0.338, SLG: 0.455				F9			K		F9	3	0	0	0	0	2	1						
Luis Quinones, S (7, 5) OBP: 0.234, SLG: 0.311	K									1	0	0	0	0	0	0						
Candy Maldonado, R (1, 7) OBP: 0.309, SLG: 0.482										4	1	3	1	0	1	0						
Chili Davis, S (1, 9) OBP: 0.366, SLG: 0.402										3	1	0	0	1	2	2						
Scott Garrelts, R (8, 1) OBP: 0.200, SLG: 0.205	K								FC5-4	0	0	0	0	0	0	0						
Bob Brenly, R (1, 5) OBP: 0.357, SLG: 0.386										3	1	2	3	1	0	0						
Bob Melvin, R (1, 2) OBP: 0.272, SLG: 0.335										3	0	1	0	0	2	0						
Jose Uribe, S (1, 6) OBP: 0.302, SLG: 0.281										1	0	0	0	3	0	2						
Mike Krukow, R (1, 1) OBP: 0.179, SLG: 0.169										3	0	0	0	0	2	4						
Mark Davis, L (8, 1) OBP: 0.143, SLG: 0.286										0	0	0	0	0	0	0						
Randy Kutcher, R (8, 7) OBP: 0.266, SLG: 0.413										1	0	0	0	0	0	2						
Inning Stats	R: 0 E: 0 K: 1 S: 5	H: 0 LOB: 0 BB: 0 P: 5	R: 0 E: 0 K: 2 S: 7	H: 0 LOB: 0 BB: 0 P: 7	R: 0 E: 0 K: 1 S: 4	H: 0 LOB: 0 BB: 1 P: 8	R: 1 E: 0 K: 1 S: 7	H: 2 LOB: 1 BB: 0 P: 7	R: 0 E: 0 K: 2 S: 9	H: 2 LOB: 2 BB: 0 P: 9	R: 3 E: 0 K: 2 S: 9	H: 2 LOB: 0 BB: 1 P: 13	R: 0 E: 0 K: 1 S: 4	H: 0 LOB: 0 BB: 1 P: 8	R: 0 E: 0 K: 0 S: 4	H: 1 LOB: 1 BB: 2 P: 4	R: 0 E: 0 K: 0 S: 2	H: 0 LOB: 1 BB: 2 P: 10	1B: 4 2B: 1 3B: 1 HR: 1	SF: 0 SAC: 1 DP: 1 HBP: 0	WP: 0 PB: 0 CS: 2	PA: 36
PITCHER	IP WLS BF H R ER SO BB IBB HBP BLK WP HR S P ERA WHIP	IP WLS BF H R ER SO BB IBB HBP BLK WP HR S P ERA WHIP	IP WLS BF H R ER SO BB IBB HBP BLK WP HR S P ERA WHIP	IP WLS BF H R ER SO BB IBB HBP BLK WP HR S P ERA WHIP	IP WLS BF H R ER SO BB IBB HBP BLK WP HR S P ERA WHIP	IP WLS BF H R ER SO BB IBB HBP BLK WP HR S P ERA WHIP	IP WLS BF H R ER SO BB IBB HBP BLK WP HR S P ERA WHIP	IP WLS BF H R ER SO BB IBB HBP BLK WP HR S P ERA WHIP	IP WLS BF H R ER SO BB IBB HBP BLK WP HR S P ERA WHIP	IP WLS BF H R ER SO BB IBB HBP BLK WP HR S P ERA WHIP	IP WLS BF H R ER SO BB IBB HBP BLK WP HR S P ERA WHIP	IP WLS BF H R ER SO BB IBB HBP BLK WP HR S P ERA WHIP	IP WLS BF H R ER SO BB IBB HBP BLK WP HR S P ERA WHIP	IP WLS BF H R ER SO BB IBB HBP BLK WP HR S P ERA WHIP	IP WLS BF H R ER SO BB IBB HBP BLK WP HR S P ERA WHIP	IP WLS BF H R ER SO BB IBB HBP BLK WP HR S P ERA WHIP	IP WLS BF H R ER SO BB IBB HBP BLK WP HR S P ERA WHIP					
Dwight Gooden, R (1, 1) ERA: 3.03	7.0	28	6	4	4	10	2	1	0	0	0	0	0	0	0	0	5.14	1.143				
Doug Sisk, R (8, 1) ERA: 2.52	2.0	8	1	0	0	0	2	0	0	0	0	0	0	0	6	14	0.00	1.500				

Batter	1	2	3	4	5	6	7	8	9	AB	R	H	RBI	BB	SO	LOB	BOTTOM			
Lenny Dykstra, L (1, 8) OBP: 0.373, SLG: 0.460	4-6									4	1	2	0	0	0	0	San Francisco Giants @ New York Mets Shea Stadium, Flushing, NY Tue Sep 02 1986, 7:05 PM EDT Att: 26,166 - Unknown			
Wally Backman, S (1, 4) OBP: 0.377, SLG: 0.383										3	0	0	0	0	0	1				
Tim Teufel, R (8, PH) OBP: 0.329, SLG: 0.385	4-6									1	0	0	0	0	0	1				
Keith Hernandez, L (1, 3) OBP: 0.404, SLG: 0.441	F8									3	0	1	0	1	1	0				
Gary Carter, R (1, 2) OBP: 0.337, SLG: 0.426										4	0	1	1	0	0	1				
Lee Mazzilli, S (1, 9) OBP: 0.371, SLG: 0.331										4	1	1	0	0	2	1				
Mookie Wilson, S (1, 7) OBP: 0.383, SLG: 0.460										4	1	2	0	0	1	3				
Ray Knight, R (1, 5) OBP: 0.352, SLG: 0.417										2	0	0	1	2	0	1				
Rafael Santana, R (1, 6) OBP: 0.286, SLG: 0.260										2	0	1	0	0	0	2				
Danny Heep, L (7, PH) OBP: 0.383, SLG: 0.420										1	0	1	1	0	0	0				
Kevin Elster, R (8, 6) OBP: 0.355, SLG: 0.495										0	0	0	0	0	0	0				
Kevin Mitchell, R (9, PH) OBP: 0.355, SLG: 0.495										1	0	0	0	0	0	1				
Dwight Gooden, R (1, 1) OBP: 0.119, SLG: 0.123										2	0	0	0	0	0	1				
Daryl Strawberry, L (7, PH) OBP: 0.339, SLG: 0.488										1	0	0	0	0	0	1				
Doug Sisk, R (8, 1) ERA: 3.01										0	0	0	0	0	0	0				
Howard Johnson, S (9, PH) OBP: 0.343, SLG: 0.453										1	0	0	0	0	0	0				
Inning Stats	R: 0 E: 0 K: 0 S: 3	H: 1 LOB: 0 BB: 0 P: 3	R: 0 E: 0 K: 1 S: 6	H: 1 LOB: 2 BB: 1 P: 10	R: 0 E: 0 K: 0 S: 3	H: 0 LOB: 0 BB: 0 P: 3	R: 0 E: 0 K: 0 S: 2	H: 0 LOB: 0 BB: 1 P: 6	R: 0 E: 0 K: 1 S: 5	H: 1 LOB: 1 BB: 0 P: 6	R: 2 E: 0 K: 1 S: 8	H: 2 LOB: 1 BB: 0 P: 8	R: 1 E: 0 K: 0 S: 6	H: 4 LOB: 2 BB: 0 P: 6	R: 0 E: 0 K: 0 S: 2	H: 0 LOB: 0 BB: 1 P: 6	1B: 9 2B: 2 3B: 0 HR: 0	SF: 0 SAC: 0 DP: 4 HBP: 0	WP: 1 PB: 0 SB: 1 CS: 0	PA: 36
PITCHER	IP WLS BF H R ER SO BB IBB HBP BLK WP HR S P ERA WHIP	IP WLS BF H R ER SO BB IBB HBP BLK WP HR S P ERA WHIP	IP WLS BF H R ER SO BB IBB HBP BLK WP HR S P ERA WHIP	IP WLS BF H R ER SO BB IBB HBP BLK WP HR S P ERA WHIP	IP WLS BF H R ER SO BB IBB HBP BLK WP HR S P ERA WHIP	IP WLS BF H R ER SO BB IBB HBP BLK WP HR S P ERA WHIP	IP WLS BF H R ER SO BB IBB HBP BLK WP HR S P ERA WHIP	IP WLS BF H R ER SO BB IBB HBP BLK WP HR S P ERA WHIP	IP WLS BF H R ER SO BB IBB HBP BLK WP HR S P ERA WHIP	IP WLS BF H R ER SO BB IBB HBP BLK WP HR S P ERA WHIP	IP WLS BF H R ER SO BB IBB HBP BLK WP HR S P ERA WHIP	IP WLS BF H R ER SO BB IBB HBP BLK WP HR S P ERA WHIP	IP WLS BF H R ER SO BB IBB HBP BLK WP HR S P ERA WHIP	IP WLS BF H R ER SO BB IBB HBP BLK WP HR S P ERA WHIP	IP WLS BF H R ER SO BB IBB HBP BLK WP HR S P ERA WHIP	IP WLS BF H R ER SO BB IBB HBP BLK WP HR S P ERA WHIP				
Mike Krukow, R (1, 1) ERA: 3.3	0.1	3	2	1	1	0	0	0	0	0	0	3	3	27.00	6.000					
Mark Davis, L (8, 1) ERA: 3.0	1.2	S	6	2	0	0	0	1	0	0	0	5	9	0.00	1.800					



Batter	1	2	3	4	5	6	7	8	9	AB	R	H	RBI	BB	SO	LOB	TOP			
Dan Gladden, R OBP: 0.362, SLG: 0.355 (1, 8)	K			F9		6-3		6-3		4	0	0	0	0	1	0	San Francisco Giants @ New York Mets Shea Stadium, Flushing, NY Wed Sep 03 1986, 7:05 PM EDT Att: 25,851 - Unknown livebaseballscorecards.com			
Robby Thompson, R OBP: 0.326, SLG: 0.372 (1, 4)	F8			2B			F9		K	4	0	1	0	0	1	0				
Joel Youngblood, R OBP: 0.297, SLG: 0.374 (1, 7)	6-3			K			1B 2B BB		1-3	3	1	0	0	1	1	1				
Candy Maldonado, R OBP: 0.308, SLG: 0.479 (1, 9)		F9		K			2B 1-2 SF8 1B		5-3	4	1	1	0	0	1	1				
Bob Brenly, R OBP: 0.357, SLG: 0.388 (1, 3)	L5				F8		1-3 2-H 2B			3	0	1	1	0	0	0				
Bob Melvin, R OBP: 0.269, SLG: 0.332 (1, 2)	F8				5-3		SF8			2	0	0	1	0	0	0				
Luis Quiñones, S OBP: 0.228, SLG: 0.303 (5, 1)			K		5-3		3-H 0-0 F8			2	0	0	0	0	1	0				
Jeff Robinson, R OBP: 0.083, SLG: 0.091 (6, 1)										0	0	0	0	0	0	0				
Mark Davis, L OBP: 0.143, SLG: 0.286 (7, PH)										0	0	0	0	0	0	0				
Chili Davis, S OBP: 0.366, SLG: 0.401 (7, PH)										1	0	0	0	0	0	1				
Frank Williams, R OBP: 0.500, SLG: 0.500 (7, 1)										0	0	0	0	0	0	0				
Jose Uribe, S OBP: 0.300, SLG: 0.278 (1, 6)	F8					B1-3		F3		3	0	0	0	0	0	0				
Terry Mulholland, R OBP: 0.067, SLG: 0.067 (1, 1)										1	0	0	0	0	1	0				
Juan Berenguer, R OBP: 0.167, SLG: 0.167 (4, 1)						F2				0	0	0	0	0	0	0				
Randy Kutcher, R OBP: 0.263, SLG: 0.407 (5, 5)	K							K		2	0	0	0	0	1	0				
Inning Stats	R: 0 E: 0 K: 1 S: 5	H: 0 LOB: 0 BB: 0 P: 5	R: 0 E: 0 K: 0 S: 3	H: 0 LOB: 0 BB: 0 P: 3	R: 0 E: 0 K: 2 S: 7	H: 0 LOB: 0 BB: 0 P: 7	R: 0 E: 0 K: 2 S: 8	H: 1 LOB: 1 BB: 0 P: 8	R: 0 E: 0 K: 0 S: 3	H: 0 LOB: 0 BB: 0 P: 3	R: 2 E: 0 K: 0 S: 5	H: 2 LOB: 1 BB: 1 P: 9	R: 0 E: 0 K: 1 S: 5	H: 0 LOB: 0 BB: 0 P: 5	R: 0 E: 0 K: 1 S: 5	H: 0 LOB: 0 BB: 0 P: 5	1B: 1 2B: 2 3B: 0 HR: 0	SF: 1 SAC: 0 DP: 0 HBP: 0	WP: 0 PB: 0 SB: 0 CS: 0	PA: 31
PITCHER Bob Ojeda, L ERA: 2.63 (1, 1)	IP: 9.0 WLS: W BF: 31 H: 3 R: 2 ER: 2 SO: 7 BB: 1 IBB: 0 HBP: 0 BLK: 0 WP: 0 HR: 0 S: 44 P: 48 ERA: 2.00 WHIP: 0.444															PITCHER				

Batter	1	2	3	4	5	6	7	8	9	AB	R	H	RBI	BB	SO	LOB	BOTTOM				
Lenny Dykstra, L OBP: 0.376, SLG: 0.457 (1, 8)	S E BB			S BB		1-3		4-3		2	1	0	0	3	0	1	San Francisco Giants @ New York Mets Shea Stadium, Flushing, NY Wed Sep 03 1986, 7:05 PM EDT Att: 25,851 - Unknown livebaseballscorecards.com				
Mookie Wilson, S OBP: 0.362, SLG: 0.455 (1, 7)	E SF8 BB	F9		K		F9				3	1	0	0	1	1	3					
Keith Hernandez, L OBP: 0.403, SLG: 0.439 (1, 3)	E6 CS 1-3 2-H		1-3		E4 F9 1B	K				4	1	1	0	0	1	1					
Gary Carter, R OBP: 0.334, SLG: 0.422 (1, 2)	SF8		F2		F9		6-3			3	0	0	1	0	0	1					
Kevin Mitchell, R OBP: 0.360, SLG: 0.495 (1, 9)	3-H		1B 1B		BB 1B BB	K				2	1	1	0	2	1	0					
Ray Knight, R OBP: 0.353, SLG: 0.418 (1, 5)	K		1B 1B		1-2 1B 1B	BB 1B	F8			4	0	2	1	0	1	2					
Tim Lincecum, R OBP: 0.333, SLG: 0.386 (1, 1)	CS		F3		1-2 2-3		1-3			2	0	1	1	1	0	0					
Wally Backman, S OBP: 0.376, SLG: 0.382 (9, 4)	2-3		1B		1-2 2-3					1	0	0	0	0	0	0					
Rafael Santana, R OBP: 0.285, SLG: 0.258 (5, PH)		6-3		F9		K				2	0	0	0	0	0	0					
Darryl Strawberry, L OBP: 0.358, SLG: 0.487 (6, 6)								SH2-4 1B		1	0	0	0	0	1	3					
Kevin Elster, R OBP: 1.000, SLG: 1.000 (6, 6)										1	0	1	0	0	0	0					
Bob Ojeda, L OBP: 0.113, SLG: 0.098 (1, 1)		BB BB		K		F7		SH2-4		2	0	0	0	1	1	3					
Inning Stats	R: 2 E: 1 K: 1 S: 5	H: 0 LOB: 1 BB: 3 P: 17	R: 0 E: 0 K: 0 S: 3	H: 0 LOB: 2 BB: 2 P: 11	R: 1 E: 0 K: 0 S: 5	H: 3 LOB: 2 BB: 0 P: 5	R: 0 E: 0 K: 2 S: 7	H: 0 LOB: 1 BB: 1 P: 11	R: 1 E: 1 K: 1 S: 7	H: 2 LOB: 3 BB: 2 P: 15	R: 0 E: 0 K: 1 S: 5	H: 0 LOB: 0 BB: 0 P: 5	R: 0 E: 0 K: 0 S: 4	H: 1 LOB: 1 BB: 0 P: 4	R: 0 E: 0 K: 0 S: 4	H: 0 LOB: 0 BB: 0 P: 4		1B: 6 2B: 0 3B: 0 HR: 0	SF: 1 SAC: 1 DP: 0 HBP: 0	WP: 0 PB: 0 SB: 2 CS: 1	PA: 38
PITCHER Terry Mulholland, L ERA: 4.19 (1, 1)	IP: 3.0 WLS: L BF: 16 H: 3 R: 3 ER: 3 SO: 2 BB: 2 IBB: 0 HBP: 0 BLK: 0 WP: 0 HR: 0 S: 13 P: 33 ERA: 6.00 WHIP: 2.667															PITCHER					
Juan Berenguer, R ERA: 2.76 (4, 1)	IP: 1.1 WLS: 0 BF: 8 H: 2 R: 1 ER: 1 SO: 2 BB: 0 IBB: 0 HBP: 0 BLK: 0 WP: 0 HR: 0 S: 10 P: 18 ERA: 6.75 WHIP: 3.000																				
Jeff Robinson, L ERA: 0.59 (5, 1)	IP: 1.0 WLS: 0 BF: 4 H: 0 R: 0 ER: 0 SO: 1 BB: 0 IBB: 0 HBP: 0 BLK: 0 WP: 0 HR: 0 S: 5 P: 9 ERA: 0.00 WHIP: 1.000																				
Mark Davis, L ERA: 2.97 (6, 1)	IP: 0.2 WLS: 0 BF: 2 H: 0 R: 0 ER: 0 SO: 1 BB: 0 IBB: 0 HBP: 0 BLK: 0 WP: 0 HR: 0 S: 4 P: 4 ERA: 0.00 WHIP: 0.000																				
Frank Williams, R ERA: 1.37 (7, 1)	IP: 2.0 WLS: 1 BF: 7 H: 1 R: 0 ER: 0 SO: 1 BB: 0 IBB: 0 HBP: 0 BLK: 0 WP: 0 HR: 0 S: 9 P: 9 ERA: 0.00 WHIP: 0.500																				

Batter	1	2	3	4	5	6	7	8	9	AB	R	H	RBI	BB	SO	LOB	TOP					
Dan Gladden, R OBP: 0.361, SLG: 0.354 (1, 8)										4	0	1	0	0	1	4	San Francisco Giants @ Montreal Expos Olympic Stadium, Montreal, QB Thu Sep 04 1986, 7:05 PM EDT Att: 8,253 - Unknown					
Robby Thompson, R OBP: 0.324, SLG: 0.369 (1, 4)										4	0	0	0	0	2	2						
Will Clark, L OBP: 0.334, SLG: 0.449 (1, 3)										4	0	0	0	0	0	2						
Candy Maldonado, R OBP: 0.307, SLG: 0.486 (1, 7)										4	1	1	1	0	0	1						
Chili Davis, S OBP: 0.369, SLG: 0.414 (1, 9)										4	1	3	1	0	1	0						
Bob Brenly, R OBP: 0.355, SLG: 0.385 (1, 5)										3	0	0	0	0	1	1						
Bob Melvin, R OBP: 0.265, SLG: 0.327 (1, 2)										3	0	0	0	0	2	3						
Mike Aldrete, L OBP: 0.353, SLG: 0.399 (9, PH)										1	0	1	0	0	0	0						
Luis Quinones, S OBP: 0.232, SLG: 0.295 (1, 6)										2	0	0	0	0	0	1						
Michael LaCoss, R OBP: 0.241, SLG: 0.365 (7, 1)										2	0	0	0	0	1	3						
Frank Williams, R OBP: 0.300, SLG: 0.500 (7, 6)										0	0	0	0	0	0	0						
Jose Uribe, S OBP: 0.301, SLG: 0.278 (9, PH)										0	0	0	0	1	0	0						
Harry Spilman, L OBP: 0.323, SLG: 0.447 (9, PH)										1	0	0	0	0	1	1						
Joel Youngblood, R OBP: 0.295, SLG: 0.372 (9, PH)										1	0	0	0	0	1	1						
Inning Stats	R: 0 E: 0 K: 0 S: 4	H: 1 LOB: 1 BB: 0 P: 4	R: 0 E: 0 K: 2 S: 7	H: 0 LOB: 0 BB: 0 P: 7	R: 0 E: 0 K: 0 S: 3	H: 0 LOB: 0 BB: 0 P: 3	R: 0 E: 0 K: 0 S: 3	H: 0 LOB: 0 BB: 0 P: 3	R: 0 E: 1 K: 2 S: 9	H: 1 LOB: 3 BB: 0 P: 10	R: 0 E: 0 K: 1 S: 5	H: 0 LOB: 0 BB: 0 P: 5	R: 0 E: 0 K: 0 S: 4	H: 1 LOB: 1 BB: 0 P: 4	R: 0 E: 0 K: 2 S: 7	H: 0 LOB: 1 BB: 1 P: 11	R: 2 E: 0 K: 3 S: 12	H: 3 LOB: 1 BB: 0 P: 12	1B: 3 2B: 1 3B: 0 HR: 2	SF: 0 SAC: 0 DP: 0 HBP: 1	WP: 0 PB: 0 SB: 1 CS: 0	PA: 36
PITCHER	IP WLS BF H R ER SO BB IBB HBP BLK WP HR S P ERA WHIP																					
Bryn Smith, R ERA: 3.82 (1, 1)	8.0 W 32 5 2 2 7 1 0 1 0 0 2 44 49 2.25 0.750																					
Jeff Reardon, R ERA: 3.73 (9, 1)	1.0 S 4 1 0 0 3 0 0 0 0 0 0 0 10 10 0.00 1.000																					

Batter	1	2	3	4	5	6	7	8	9	AB	R	H	RBI	BB	SO	LOB	BOTTOM			
Tom Foley, L OBP: 0.364, SLG: 0.408 (1, 6)										4	2	2	1	0	0	0	San Francisco Giants @ Montreal Expos Olympic Stadium, Montreal, QB Thu Sep 04 1986, 7:05 PM EDT Att: 8,253 - Unknown			
Mitch Webster, S OBP: 0.361, SLG: 0.422 (1, 8)										3	0	0	0	0	0	1				
Tim Raines, S OBP: 0.407, SLG: 0.493 (1, 7)										4	0	0	0	0	0	2				
Andre Dawson, R OBP: 0.324, SLG: 0.473 (1, 9)										4	0	1	1	0	0	0				
Tim Wallach, R OBP: 0.313, SLG: 0.406 (1, 5)										3	0	0	0	0	0	1				
Andres Galaraga, R OBP: 0.323, SLG: 0.387 (1, 3)										2	1	1	0	1	0	0				
Vance Law, R OBP: 0.297, SLG: 0.322 (1, 4)										3	1	1	1	0	1	1				
Dann Bilardello, R OBP: 0.230, SLG: 0.239 (1, 2)										3	0	0	0	0	2	1				
Bryn Smith, R OBP: 0.183, SLG: 0.196 (1, 1)										3	0	1	1	0	1	0				
Jeff Reardon, R OBP: 0.143, SLG: 0.143 (9, 1)										0	0	0	0	0	0	0				
Inning Stats	R: 1 E: 0 K: 0 S: 5	H: 2 LOB: 1 BB: 0 P: 5	R: 0 E: 0 K: 1 S: 5	H: 0 LOB: 0 BB: 0 P: 5	R: 0 E: 1 K: 1 S: 6	H: 0 LOB: 1 BB: 0 P: 6	R: 0 E: 0 K: 0 S: 4	H: 1 LOB: 1 BB: 0 P: 4	R: 1 E: 0 K: 1 S: 6	H: 1 LOB: 0 BB: 0 P: 6	R: 0 E: 0 K: 0 S: 3	H: 0 LOB: 0 BB: 0 P: 3	R: 2 E: 0 K: 1 S: 6	H: 2 LOB: 0 BB: 1 P: 10	R: 0 E: 0 K: 0 S: 3	H: 0 LOB: 0 BB: 0 P: 3	1B: 4 2B: 1 3B: 0 HR: 1	SF: 0 SAC: 1 DP: 0 HBP: 0	WP: 0 PB: 0 SB: 1 CS: 0	PA: 31
PITCHER	IP WLS BF H R ER SO BB IBB HBP BLK WP HR S P ERA WHIP																			
Michael LaCoss, R ERA: 3.89 (7, 1)	2.0 L 6 1 0 0 1 0 0 0 0 0 0 0 8 8 0.00 0.500																			

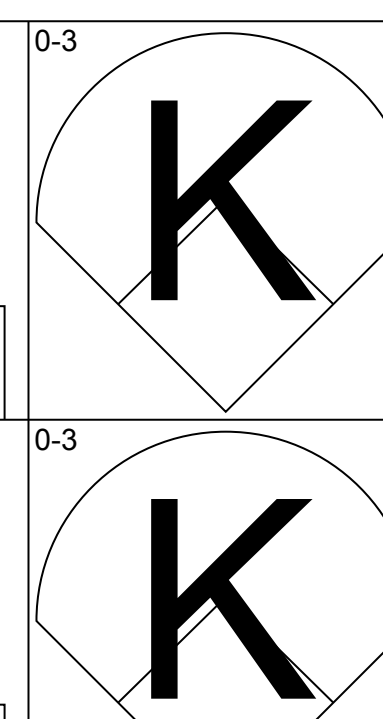
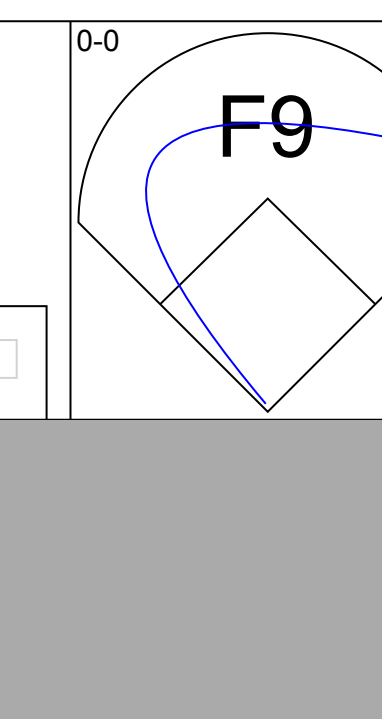
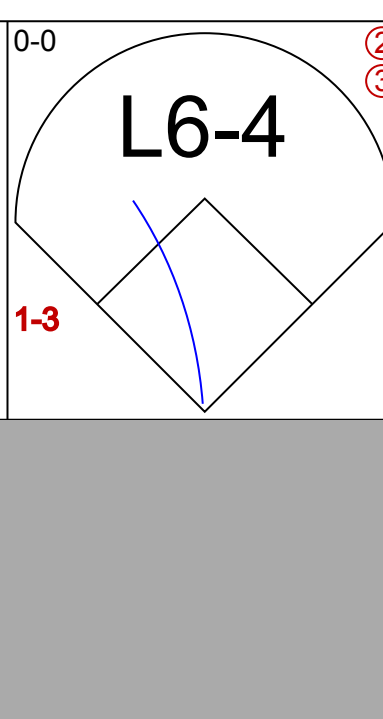
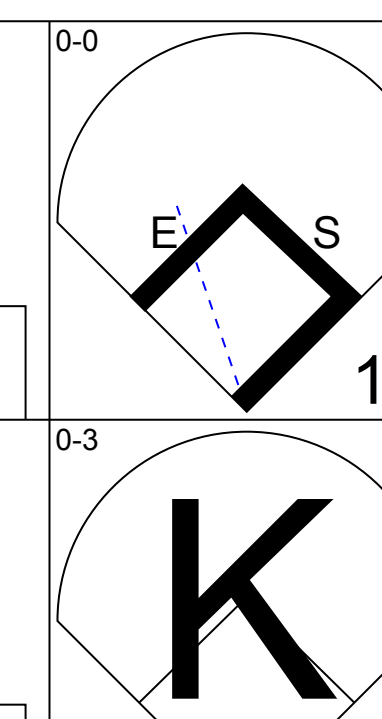
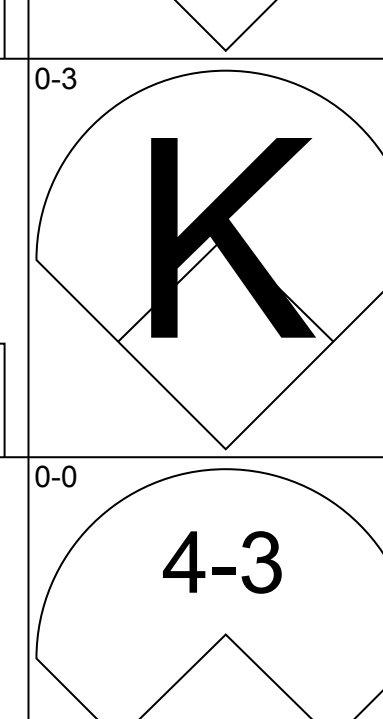
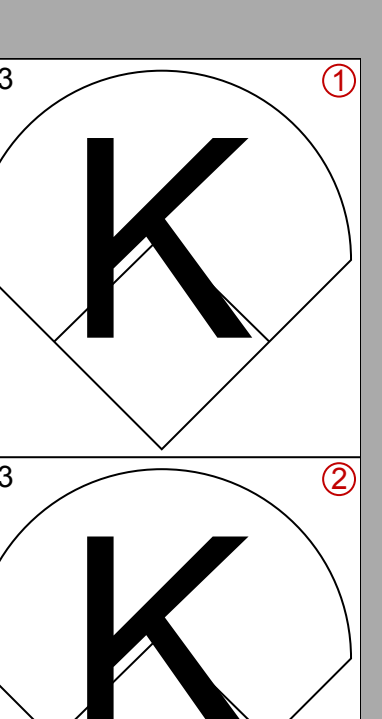
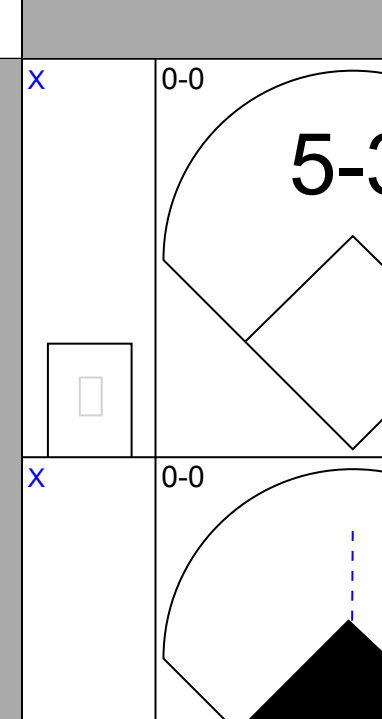
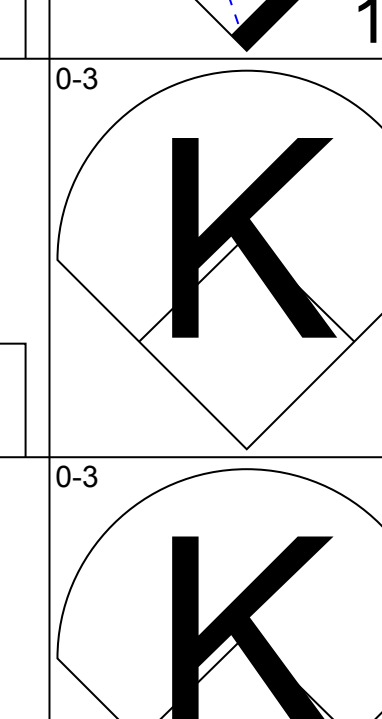
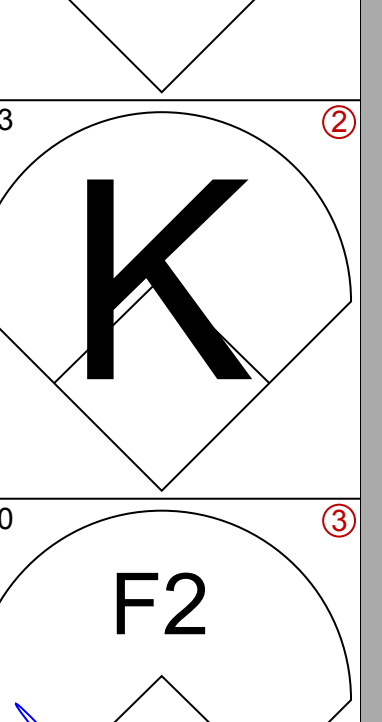
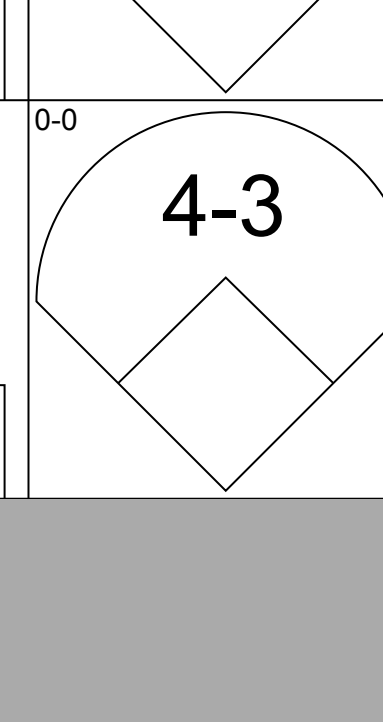
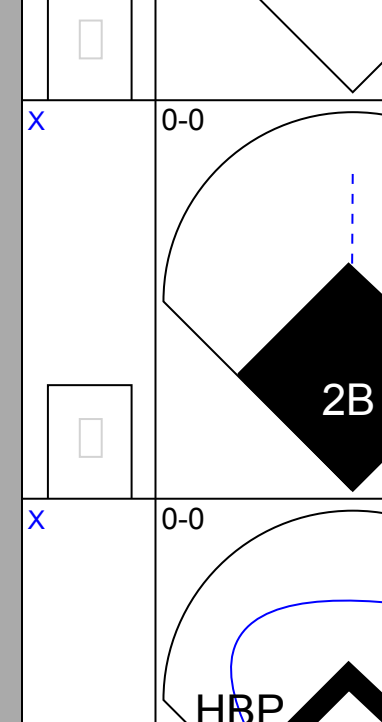
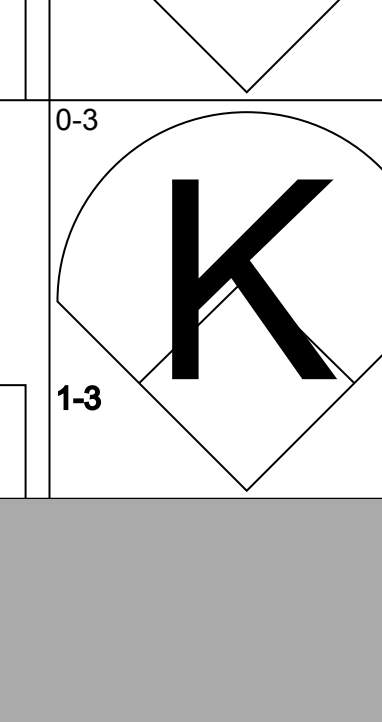
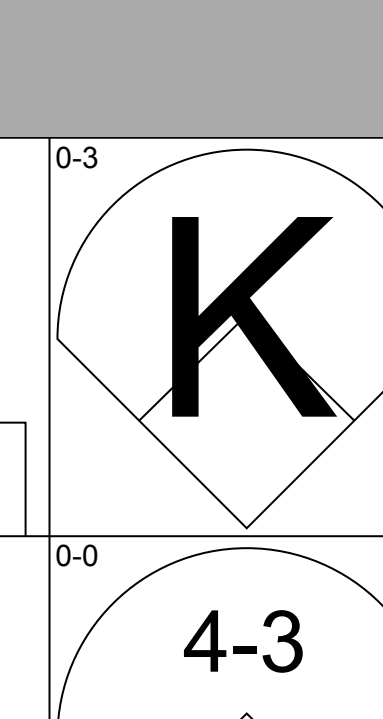
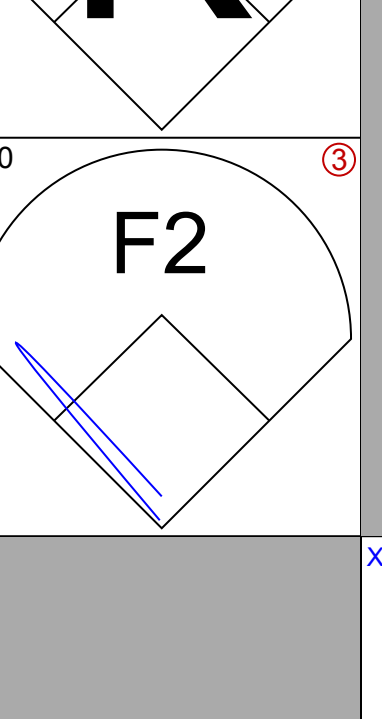
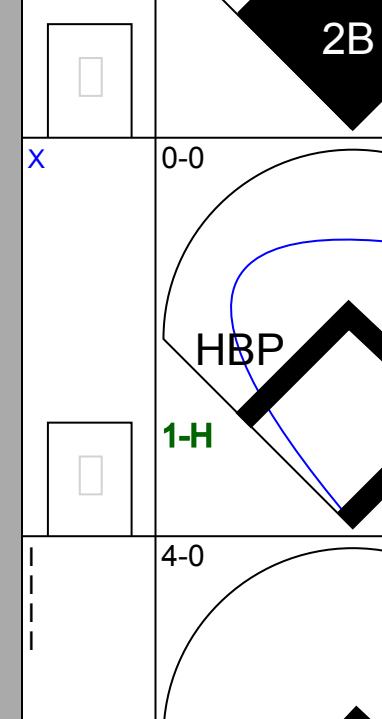
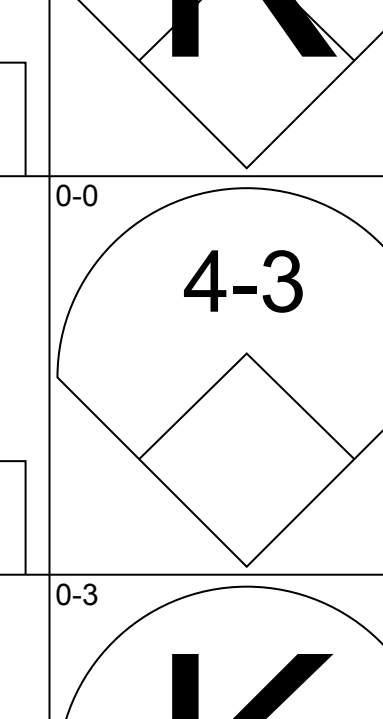
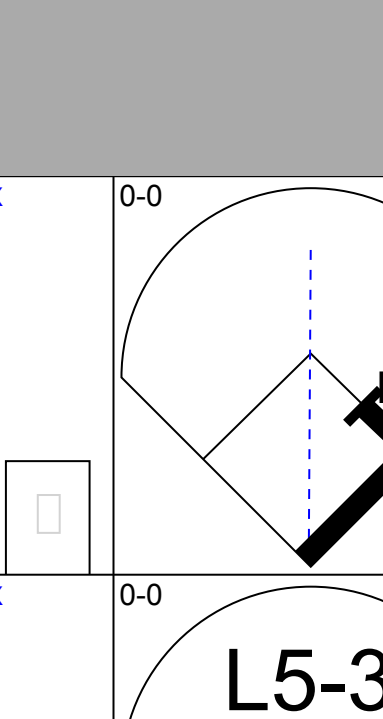
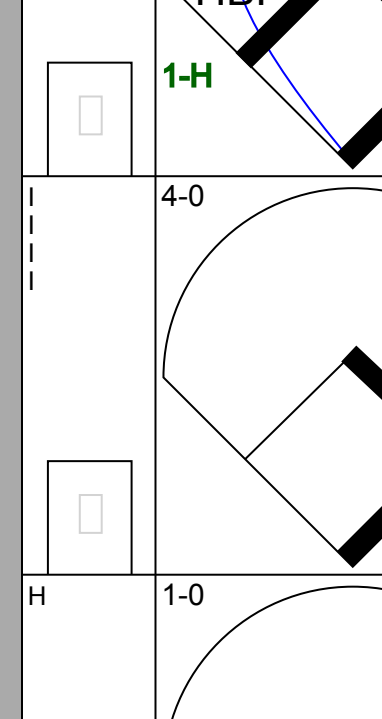
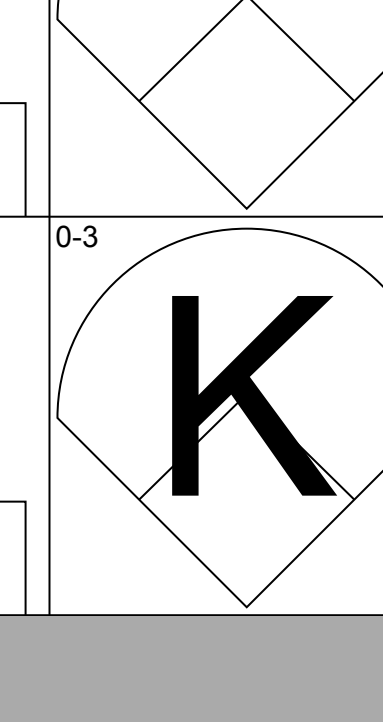
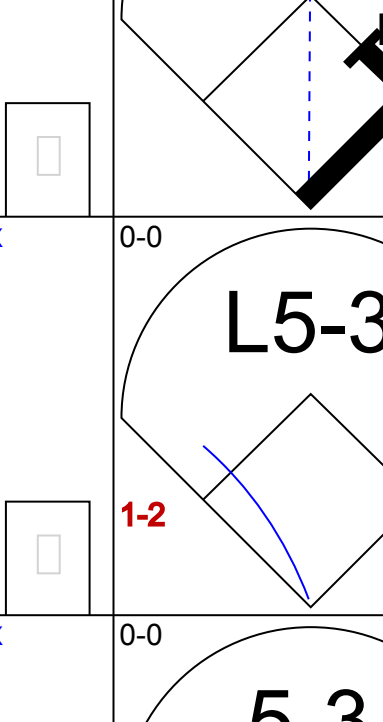
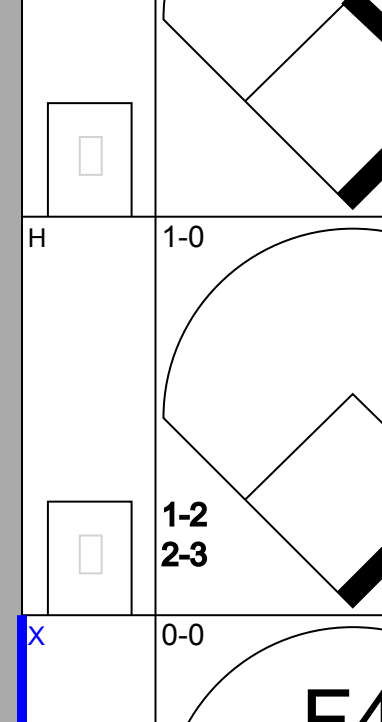
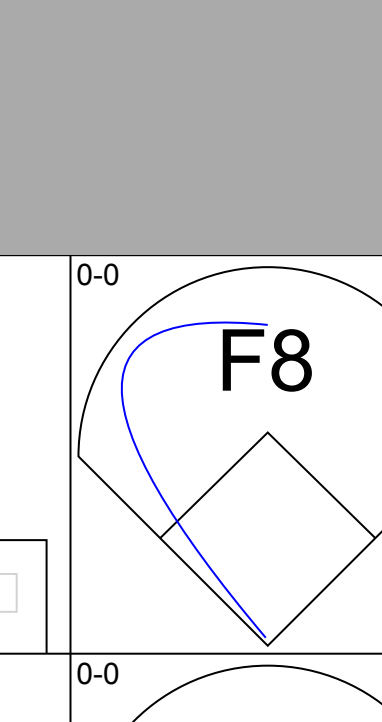
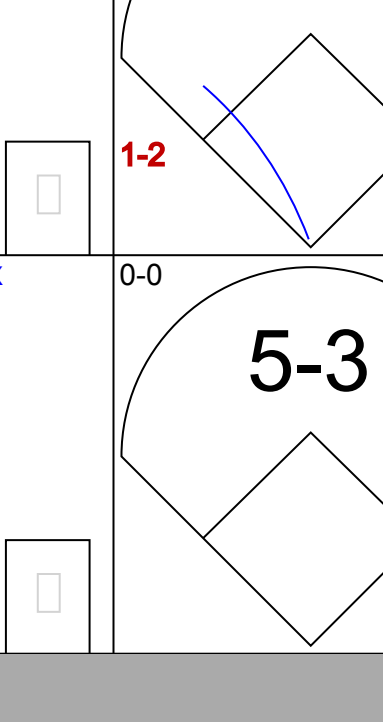
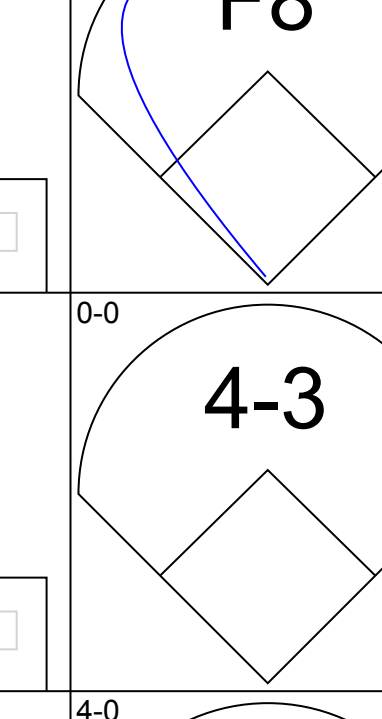
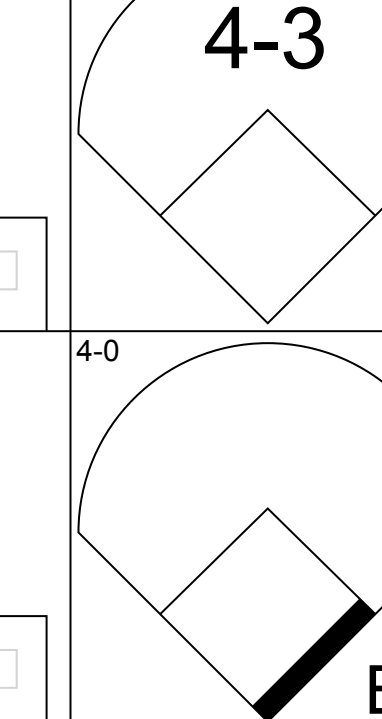
AB	33
R	2
H	6
RBI	2
BB	1
SO	10
LOB	19



Batter	1	2	3	4	5	6	7	8	9	AB	R	H	RBI	BB	SO	LOB	TOP										
Will Clark, L OBP: 0.332, SLG: 0.445 (1,3)	4-3		G1	2H 1B			4-3	FC6-4		5	0	1	1	0	0	3	San Francisco Giants @ Montreal Expos Olympic Stadium, Montreal, QB Fri Sep 05 1986, 7:05 PM EDT Att: 10,237 - Unknown										
Robby Thompson, R OBP: 0.324, SLG: 0.370 (1,4)	4-3		5-3	F8			2B 1B	SH1-4 HR	1B	5	1	2	0	0	0	2											
Mike Aldrete, L OBP: 0.356, SLG: 0.414 (1,7)			K		K			SH1-4		4	0	2	0	0	2	1											
Randy Kutcher, R OBP: 0.263, SLG: 0.407 (8,8)	PB 2B						1-3 2B	SH1-4	1-2	0	0	0	0	0	0	0											
Candy Maldonado, R OBP: 0.306, SLG: 0.481 (1,9)	4-3			1B WP 2B 1B	K			5-3		5	1	1	0	0	2	4											
Chili Davis, S OBP: 0.371, SLG: 0.417 (1,8)		G3 CS 2B		2B E 1B	F8			4-3	HR	4	2	2	0	1	0	0											
Bob Brenly, R OBP: 0.352, SLG: 0.382 (1,5)	G3			F3		F5		K	HR	3	0	0	0	0	0	3											
Bob Melvin, R OBP: 0.272, SLG: 0.339 (1,2)		BB		1-3 E 2B	5-3			1B 2B	K	4	2	2	1	1	1	0											
Jose Uribe, S OBP: 0.301, SLG: 0.278 (1,6)			K	FC 1B	K			1B		4	1	1	1	0	2	2											
Vida Blue, S OBP: 0.220, SLG: 0.171 (1,1)				F8			K	FC6-4 1B		1	0	0	0	1	0	1											
Juan Berenguer, R OBP: 0.167, SLG: 0.167 (6,1)										0	0	0	0	0	0	0											
Scott Garretts, R OBP: 0.214, SLG: 0.293 (6,1)										2	1	1	3	0	1	0											
Luis Quinones, S OBP: 0.238, SLG: 0.300 (6,5)										2	0	1	0	0	1	0											
Inning Stats	R: 0 E: 0 K: 0 S: 4	H: 1 LOB: 1 BB: 0 P: 4	R: 0 E: 0 K: 1 S: 5	H: 1 LOB: 2 BB: 1 P: 9	R: 0 E: 0 K: 1 S: 5	H: 0 LOB: 1 BB: 1 P: 9	R: 4 E: 1 K: 0 S: 8	H: 4 LOB: 1 BB: 0 P: 8	R: 0 E: 0 K: 2 S: 7	H: 0 LOB: 0 BB: 0 P: 7	R: 0 E: 0 K: 1 S: 5	H: 2 LOB: 2 BB: 0 P: 9	R: 1 E: 0 K: 1 S: 8	H: 3 LOB: 2 BB: 0 P: 8	R: 3 E: 0 K: 1 S: 7	H: 2 LOB: 1 BB: 1 P: 11	1B: 7 2B: 6 3B: 0 HR: 1	SF: 0 SAC: 1 DP: 1 HBP: 0	WP: 1 PB: 1 SB: 0 CS: 0	PA: 43							
PITCHER	IP	WLS	BF	H	R	ER	SO	BB	IBB	HBP	BLK	WP	HR	S	P	ERA	WHIP										
Jay Tibbs, R ERA: 3.99 (1,1)	3.2		19	6	4	1	2	2	0	0	0	1	0	21	29	2.46	2.182										
Andy McGaffigan, R ERA: 2.95 (4,1)	2.1		7	0	0	0	3	0	0	0	0	0	0	13	13	0.00	0.000										
Tim Burke, R ERA: 2.6 (7,1)	2.0	L	11	5	1	1	3	0	0	0	0	0	0	17	17	4.50	2.500										
Bert Roberge, R ERA: 7.64 (9,1)	1.0		6	2	3	3	1	0	1	0	0	0	1	7	11	27.00	2.000										

Batter	1	2	3	4	5	6	7	8	9	AB	R	H	RBI	BB	SO	LOB	BOTTOM										
Luis Rivera, R OBP: 0.293, SLG: 0.263 (1,6)	1B BB			K		F6		K		1	1	0	0	2	1	0	San Francisco Giants @ Montreal Expos Olympic Stadium, Montreal, QB Fri Sep 05 1986, 7:05 PM EDT Att: 10,237 - Unknown										
Tom Foley, L OBP: 0.360, SLG: 0.403 (6,PH)	1B BB	FC6-4 BB								2	0	0	0	0	1	3											
Mitch Webster, S OBP: 0.358, SLG: 0.418 (1,8)	F7	FC6-4			G3	SF8		F9		4	0	0	1	0	0	3											
Tim Raines, S OBP: 0.409, SLG: 0.493 (1,7)	1B		G5-4-3 BB		1-3	F8		S 1B		4	0	2	0	1	0	0											
Andre Dawson, R OBP: 0.325, SLG: 0.472 (1,9)	1B		G5-4-3		1B 1B		F6	K	5	1	2	1	0	1	2												
Tim Wallach, R OBP: 0.313, SLG: 0.405 (1,5)	F9		1B BB		1B 1B		F7	6-3		4	0	1	0	1	0	3											
Andres Galarraga, R OBP: 0.325, SLG: 0.389 (1,3)	F8		1B		1B 1B		K		4	0	2	1	0	1	2												
Vance Law, R OBP: 0.296, SLG: 0.325 (1,4)			F6		F4		K		3	0	1	0	0	0	4												
Al Newman, S OBP: 0.293, SLG: 0.238 (8,4)		F9 CS 2B	F6		F4				1	0	0	0	0	1	0												
Randy Hunt, R OBP: 0.299, SLG: 0.348 (8,PH)		F9		4-3		1B SF8 BB		1-3		2	1	0	0	1	0	1											
Bert Roberge, R OBP: 0.299, SLG: 0.348 (9,1)		2-3								0	0	0	0	0	0	0											
Jay Tibbs, R ERA: 3.1 (1,1)										0	0	0	0	1	0	0											
Andy McGaffigan, R ERA: 2.95 (4,1)										1	0	0	0	0	0	0											
Herm Wilentz, L ERA: 2.95 (6,PH)										1	1	1	0	0	0	0											
Tim Burke, R ERA: 2.6 (7,1)										0	0	0	0	0	0	0											
Wayne Krenchicki, L OBP: 0.314, SLG: 0.323 (8,PH)										0	0	0	0	1	0	0											
Dann Bilardello, R OBP: 0.230, SLG: 0.239 (9,2)										0	0	0	0	0	0	0											
Inning Stats	R: 1 E: 0 K: 0 S: 5	H: 2 LOB: 2 BB: 1 P: 9	R: 0 E: 0 K: 0 S: 3	H: 1 LOB: 2 BB: 2 P: 11	R: 0 E: 0 K: 2 S: 7	H: 0 LOB: 0 BB: 0 P: 7	R: 1 E: 0 K: 0 S: 6	H: 3 LOB: 2 BB: 0 P: 6	R: 2 E: 0 K: 0 S: 4	H: 1 LOB: 0 BB: 1 P: 8	R: 0 E: 0 K: 1 S: 5	H: 0 LOB: 0 BB: 0 P: 5	R: 0 E: 0 K: 2 S: 7	H: 0 LOB: 1 BB: 1 P: 11	R: 0 E: 0 K: 1 S: 6	H: 1 LOB: 1 BB: 0 P: 6	1B: 8 2B: 1 3B: 0 HR: 0	SF: 1 SAC: 0 DP: 1 HBP: 0	WP: 0 PB: 1 SB: 2 CS: 1	PA: 41							
PITCHER	IP	WLS	BF	H	R	ER	SO	BB	IBB	HBP	BLK	WP	HR	S	P	ERA	WHIP										
Vida Blue, L ERA: 3.1 (1,1)	5.0		25	7	2	2	2	5	0	0	0	0	0	24	44	3.60	2.400										
Juan Berenguer, R ERA: 2.69 (6,1)	0.0		2	1	2	1	0	1	0	0	0	0	0	1	5	∞	∞										
Scott Garretts, R ERA: 3.32 (6,1)	4.0	W	14	1	0	0	4	1	0	0	0	0	0	21	25	0.00	0.500										

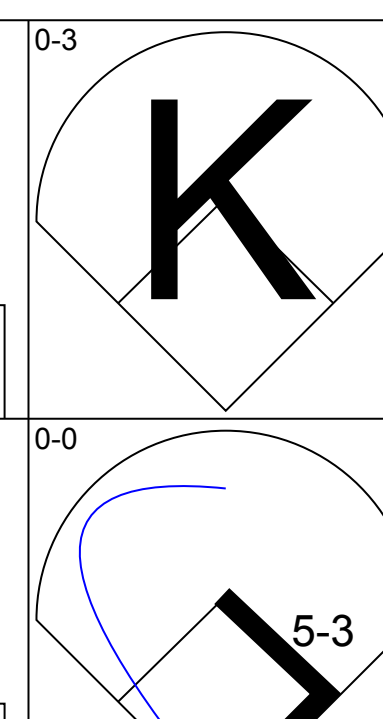
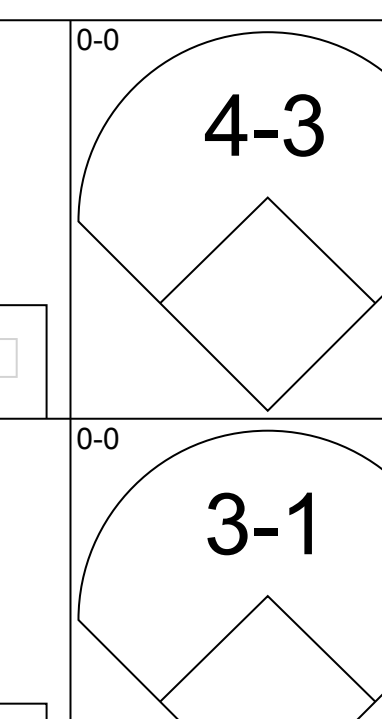
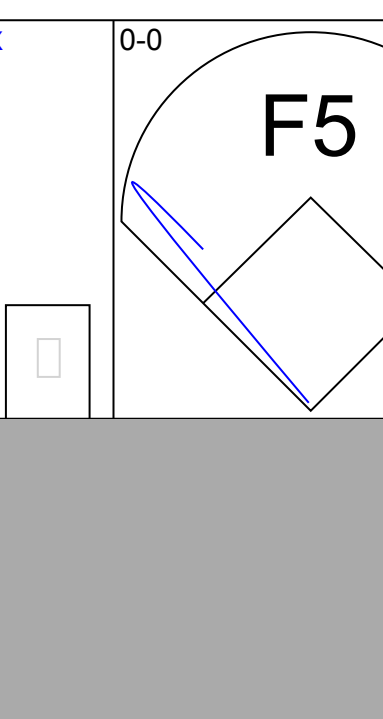
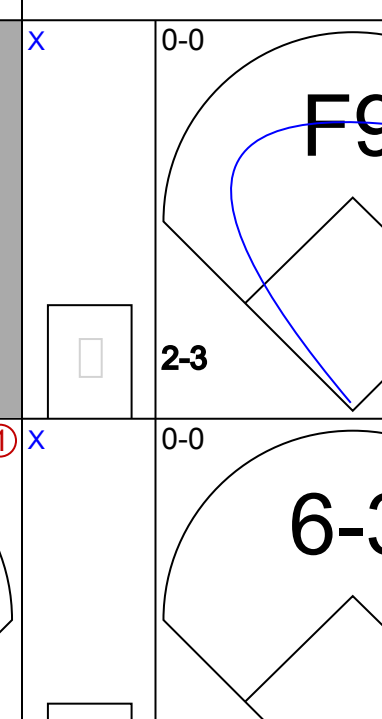
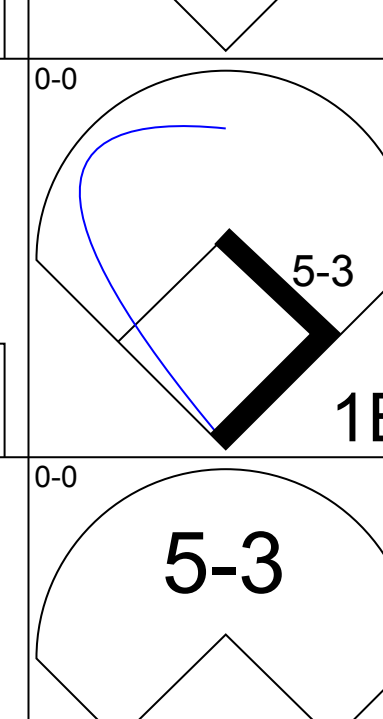
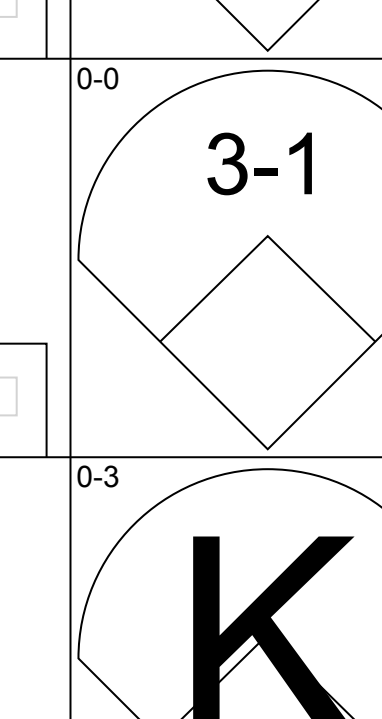
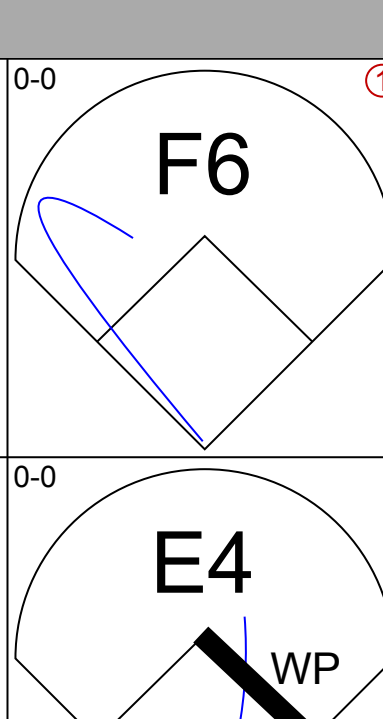
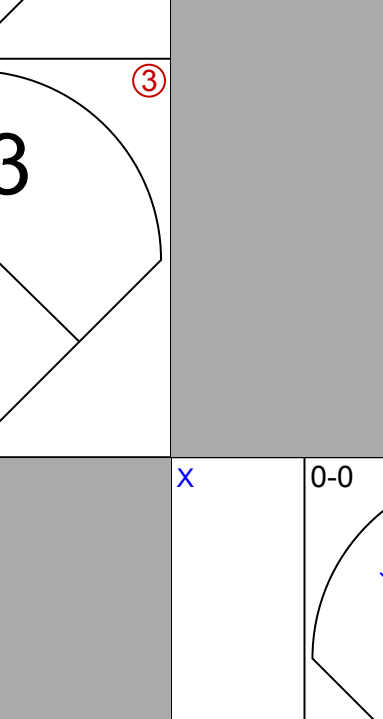
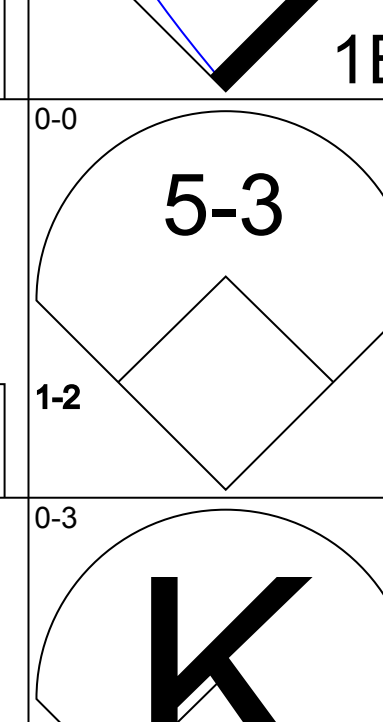
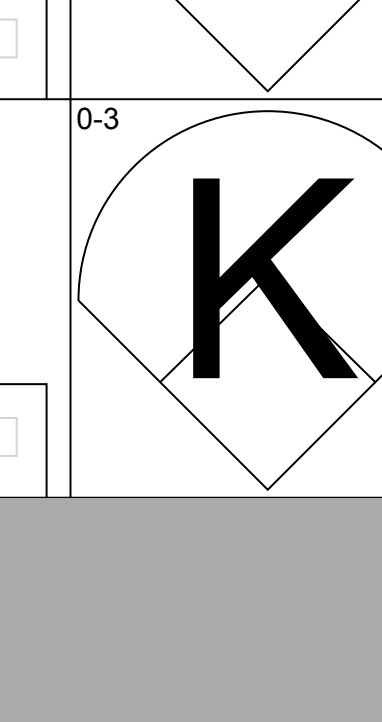
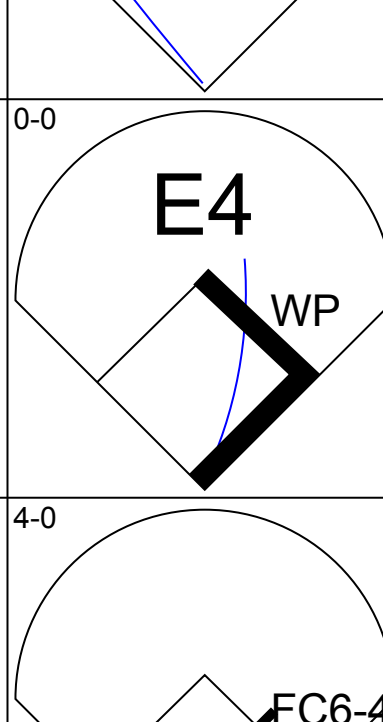
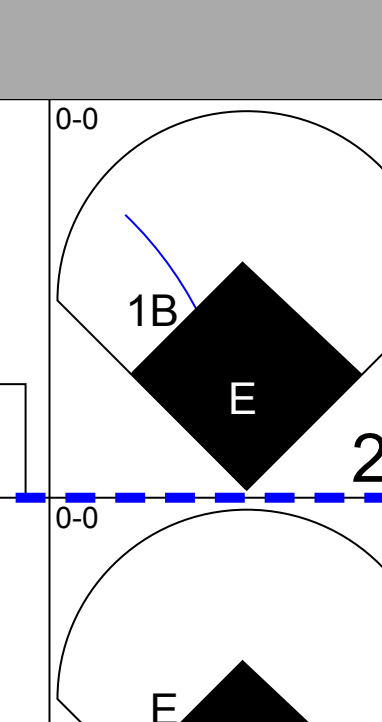
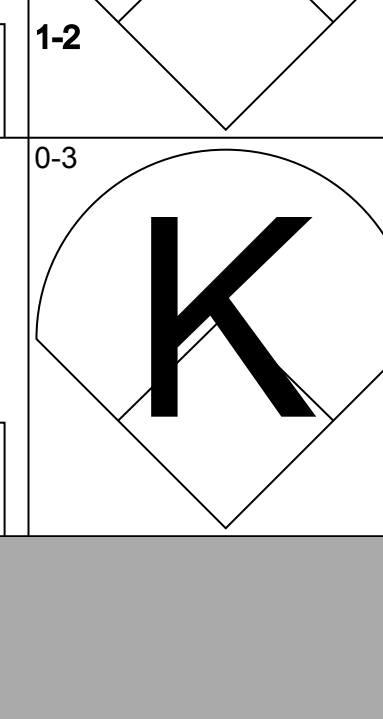
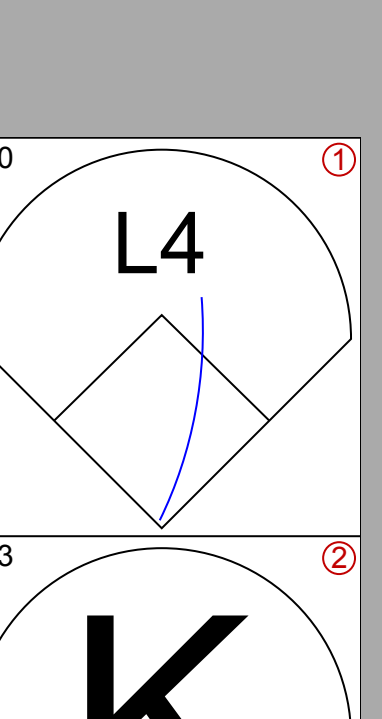
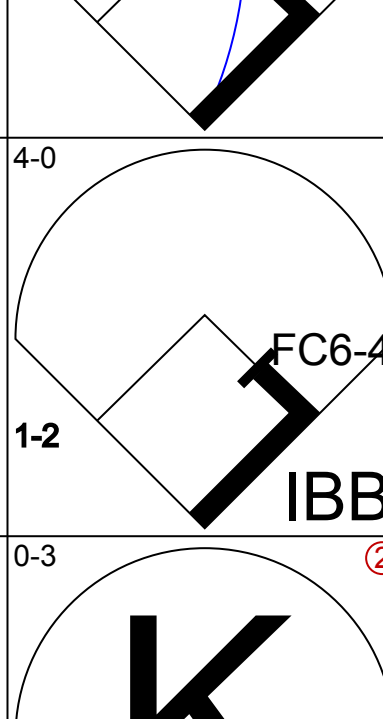
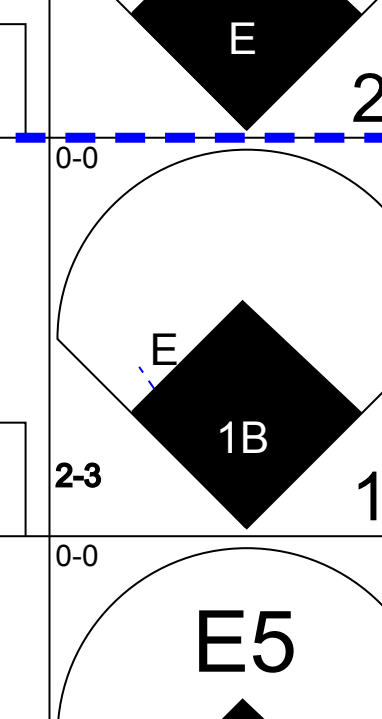
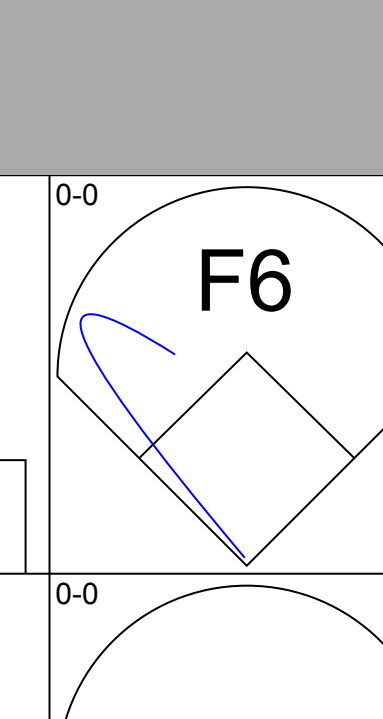
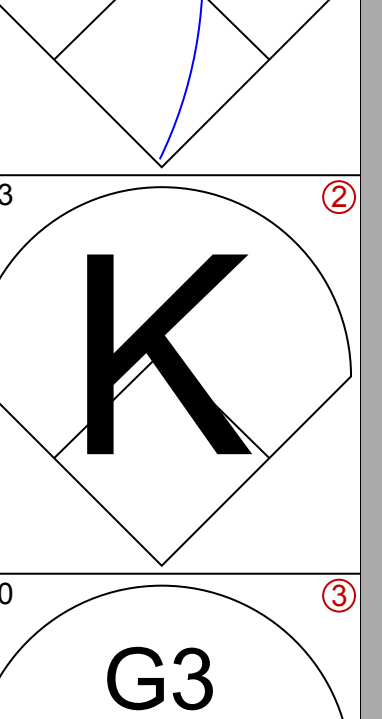
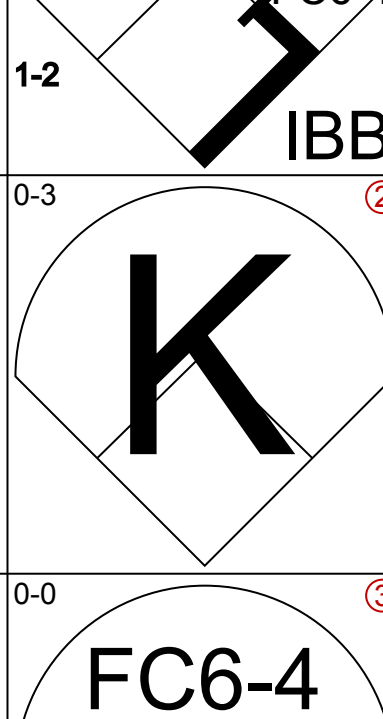
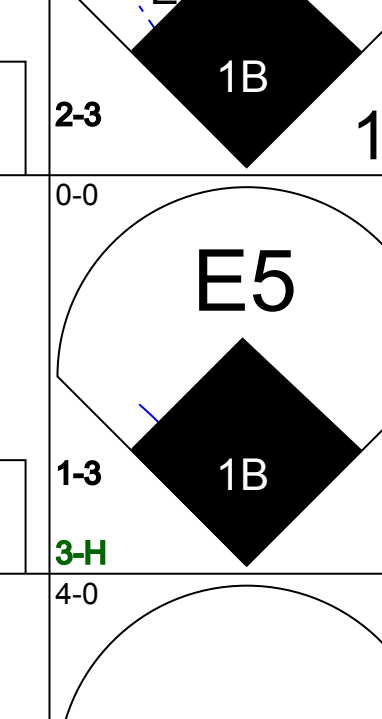
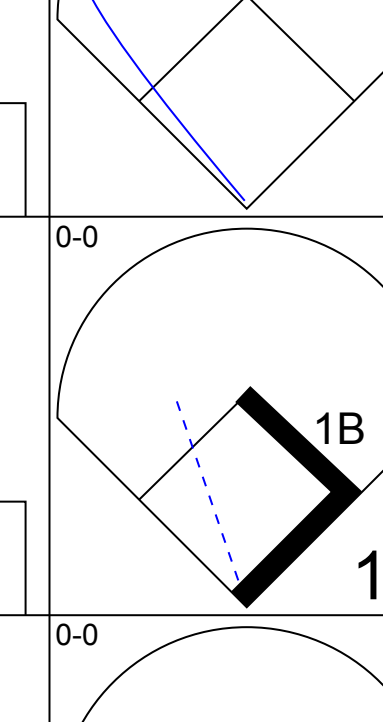
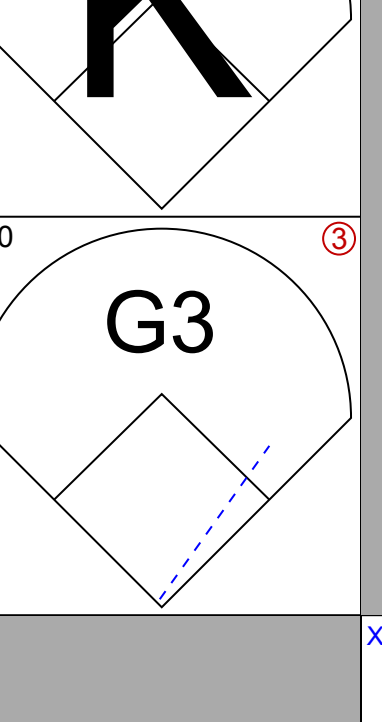
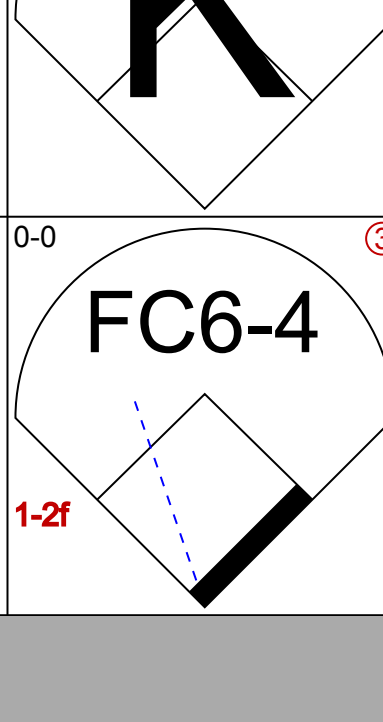
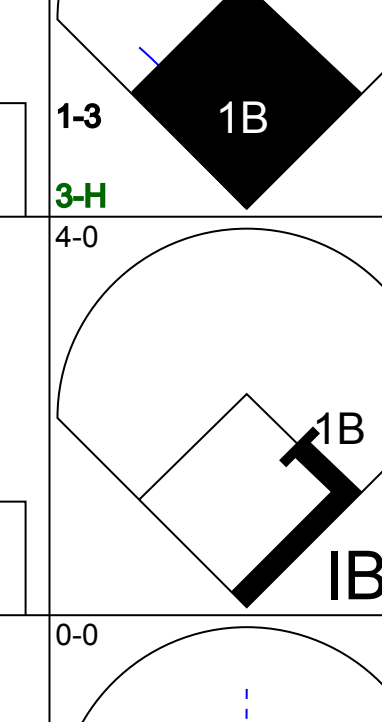
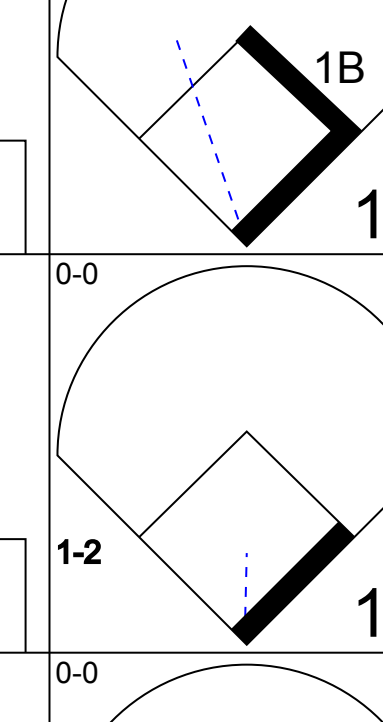
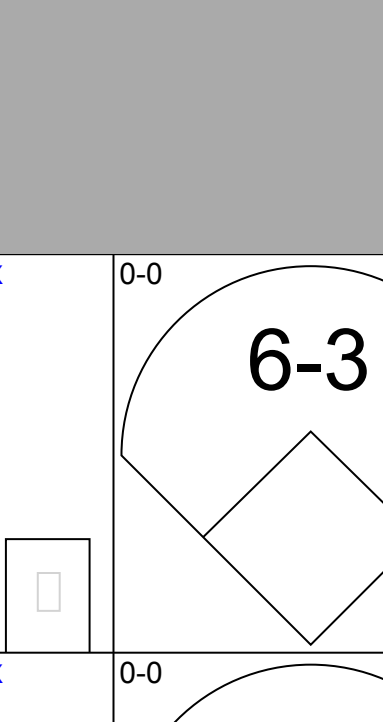
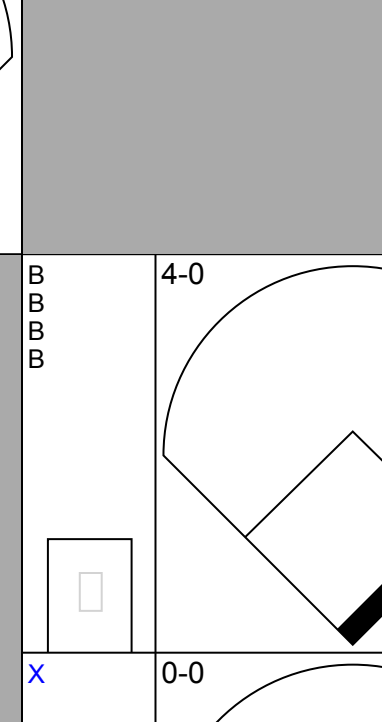
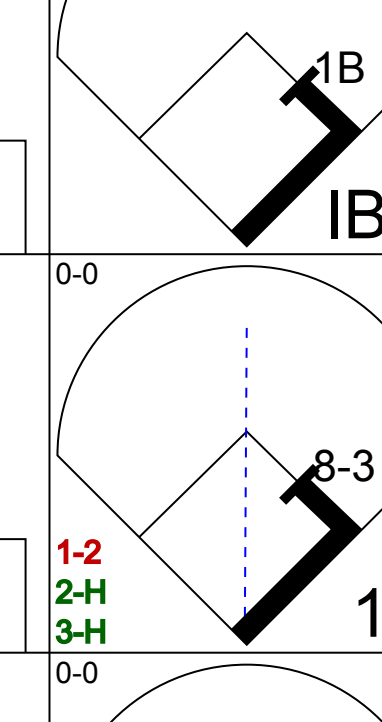


Batter	1	2	3	4	5	6	7	8	9	AB	R	H	RBI	BB	SO	LOB	TOP																						
Will Clark, L OBP: 0.331, SLG: 0.443 (1, 3)										4	0	1	0	0	1	2																							
Robby Thompson, R OBP: 0.322, SLG: 0.367 (1, 4)										4	0	0	0	0	3	1																							
Mike Aldrete, L OBP: 0.356, SLG: 0.413 (1, 7)										3	0	1	0	0	1	0																							
Dan Gladden, R OBP: 0.360, SLG: 0.352 (7, PR) (7, 8)										1	1	0	0	0	1	1																							
Candy Maldonado, R OBP: 0.305, SLG: 0.481 (1, 9) (7, 7)										4	0	1	1	0	2	0																							
Chili Davis, S OBP: 0.374, SLG: 0.417 (1, 8) (7, 9)										2	0	1	0	1	0	0																							
Bob Brenly, R OBP: 0.351, SLG: 0.379 (1, 5) (7, 2)										3	0	0	0	0	1	2																							
Bob Melvin, R OBP: 0.270, SLG: 0.338 (1, 2)										2	0	0	0	0	0	0																							
Harry Spilman, L OBP: 0.321, SLG: 0.444 (7, PH) (7, 5)										1	0	0	0	0	3																								
Luis Quinones, S OBP: 0.235, SLG: 0.296 (7, 5)										1	0	0	0	0	1																								
Jose Uribe, S OBP: 0.301, SLG: 0.278 (1, 6)										3	0	1	0	0	3																								
Kelly Downs, R OBP: 0.176, SLG: 0.125 (1, 1)										2	0	0	0	1	0	1																							
Frank Williams, R OBP: 0.500, SLG: 0.500 (8, 1)										0	0	0	0	0	0	0																							
Inning Stats	R: 0 E: 0 K: 2 S: 7	H: 0 LOB: 0 BB: 7	R: 0 E: 0 K: 2 S: 7	H: 0 LOB: 0 BB: 7	R: 0 E: 0 K: 0 S: 3	H: 0 LOB: 1 BB: 1	R: 0 E: 0 K: 2 S: 7	H: 0 LOB: 0 BB: 0	R: 0 E: 0 K: 0 S: 3	H: 1 LOB: 0 BB: 3	R: 0 E: 0 K: 0 S: 3	H: 1 LOB: 0 BB: 3	R: 1 E: 0 K: 0 S: 5	H: 2 LOB: 2 BB: 1	R: 0 E: 0 K: 1 S: 8	H: 1 LOB: 1 BB: 0	R: 0 E: 0 K: 1 S: 5	H: 0 LOB: 1 BB: 6	1B: 4 2B: 3 3B: 0 HR: 0	SF: 0 SAC: 0 DP: 2 HBP: 2	WP: 0 PB: 0 SB: 0 CS: 2	PA: 34																	
PITCHER	IP	WLS	BF	H	R	ER	SO	BB	IBB	HBP	BLK	WP	HR	S	P	ERA	WHIP					PITCHER	IP	WLS	BF	H	R	ER	SO	BB	IBB	HBP	BLK	WP	HR	S	P	ERA	WHIP
Dennis Martinez, R ERA: 5.38 (1, 1)	7.0		26	4	1	1	6	1	1	1	1	0	0	35	44	1.29	0.714																						
Bob McClure, L ERA: 3.44 (8, 1)	1.0	W	4	1	0	0	2	0	0	0	0	0	0	8	8	0.00	1.000																						
Jeff Reardon, R ERA: 3.68 (9, 1)	1.0	S	4	0	0	0	1	0	0	1	0	0	0	5	6	0.00	0.000																						

San Francisco Giants @ Montreal Expos
Olympic Stadium, Montreal, QB
Sat Sep 06 1986, 7:05 PM EDT
Att: 10,964 - Unknown

AB	30
R	1
H	5
RBI	1
BB	2
SO	9
LOB	14




Batter	1	2	3	4	5	6	7	8	9	AB	R	H	RBI	BB	SO	LOB	BOTTOM																						
Herm Winningham, L OBP: 0.289, SLG: 0.363 (1, 8)										4	0	0	0	0	1	3																							
Tom Foley, L OBP: 0.358, SLG: 0.400 (1, 4)										4	0	1	0	0	0	3																							
Tim Raines, S OBP: 0.408, SLG: 0.493 (1, 7)										4	1	1	0	0	1	1																							
Andre Dawson, R OBP: 0.326, SLG: 0.471 (1, 9)										3	1	1	0	1	1	1																							
Tim Wallach, R OBP: 0.311, SLG: 0.401 (1, 5)										4	1	0	1	0	2	3																							
Andres Galarraga, R OBP: 0.328, SLG: 0.388 (1, 3)										3	0	1	0	1	0	2																							
Luis Rivera, R OBP: 0.313, SLG: 0.277 (1, 6)										3	0	2	2	1	0	0																							
Dann Bilardello, R OBP: 0.226, SLG: 0.235 (1, 2)										3	0	0	0	0	0	3																							
Al Newman, S OBP: 0.293, SLG: 0.238 (7, PR)										0	0	0	0	0	0	0																							
Bob McClure, R OBP: 0.333, SLG: 0.333 (8, 1)										0	0	0	0	0	0	0																							
Wayne Krenchicki, L OBP: 0.313, SLG: 0.321 (8, PH)										1	0	0	0	0	0	1																							
Jeff Reardon, R OBP: 0.143, SLG: 0.143 (9, 1)										0	0	0	0	0	0	0																							
Dennis Martinez, R OBP: 0.091, SLG: 0.095 (1, 1)										1	0	0	0	1	0	2																							
Wallace Johnson, S OBP: 0.306, SLG: 0.348 (7, PH)										0	0	0	0	1	0	0																							
Randy Hunt, R (8, 2)										0	0	0	0	0	0	0																							
Inning Stats	R: 0 E: 0 K: 2 S: 8	H: 1 LOB: 1 BB: 0 P: 8	R: 0 E: 0 K: 0 S: 5	H: 2 LOB: 2 BB: 0 P: 5	R: 0 E: 0 K: 1 S: 5	H: 0 LOB: 0 BB: 0 P: 5	R: 0 E: 0 K: 1 S: 5	H: 0 LOB: 0 BB: 0 P: 5	R: 0 E: 0 K: 0 S: 3	H: 0 LOB: 1 BB: 1 P: 7	R: 0 E: 1 K: 1 S: 6	H: 0 LOB: 2 BB: 1 P: 10	R: 0 E: 0 K: 0 S: 3	H: 0 LOB: 3 BB: 2 P: 11	R: 3 E: 1 K: 0 S: 5	H: 3 LOB: 0 BB: 1 P: 9	1B: 5 2B: 2 3B: 0 HR: 0	SF: 0 SAC: 0 DP: 1 HBP: 0	WP: 1 PB: 0 SB: 0 CS: 0	PA: 35																			
PITCHER	IP	WLS	BF	H	R	ER	SO	BB	IBB	HBP	BLK	WP	HR	S	P	ERA	WHIP					PITCHER	IP	WLS	BF	H	R	ER	SO	BB	IBB	HBP	BLK	WP	HR	S	P	ERA	WHIP
Kelly Downs, R ERA: 3.46 (1, 1)	7.0		30	4	1	1	5	3	1	0	0	0	0	36	52	1.29	1.000																						
Frank Williams, R ERA: 1.49 (8, 1)	1.0	L	5	2	2	1	0	0	1	0	0	0	0	4	8	9.00	2.000																						

San Francisco Giants @ Montreal Expos
Olympic Stadium, Montreal, QB
Sat Sep 06 1986, 7:05 PM EDT
Att: 10,964 - Unknown

AB	30
R	3
H	6
RBI	3
BB	5
SO	5
LOB	19



Batter	1	2	3	4	5	6	7	8	9	AB	R	H	RBI	BB	SO	LOB	TOP			
Dan Gladden, R (1,8) OBP: 0.358, SLG: 0.349	F3		CS BB		K			K		3	0	0	0	1	2	0	San Francisco Giants @ Montreal Expos Olympic Stadium, Montreal, QB Sun Sep 07 1986, 3:33 AM EDT Att: 15,171 - Unknown			
Robby Thompson, R (1,4) OBP: 0.323, SLG: 0.367 Luis Quinones, S (1,4) OBP: 0.227, SLG: 0.286	WP S 2B HBP		F7			F4		4-3		0	1	0	0	0	0	0				
Mike Aldrete, L (1,3) OBP: 0.359, SLG: 0.418	F9 1-H 2B			F7		BB		6-3		3	0	1	1	1	0	0				
Candy Maldonado, R (1,7) OBP: 0.304, SLG: 0.477	F9 2-3			E CI BB		K			F2	3	0	0	0	1	1	2				
Chili Davis, S (1,9) OBP: 0.371, SLG: 0.414	K			F7		K			F6	4	0	0	0	0	2	3				
Bob Brenly, R (1,5) OBP: 0.351, SLG: 0.377		F8		CI 1-2			K			2	0	0	0	1	1	0				
Bob Melvin, R (1,2) OBP: 0.266, SLG: 0.330		K		F9 1-1 2-3			5-3		K	4	0	0	0	0	2	3				
Jose Uribe, S (1,6) OBP: 0.301, SLG: 0.277		K			F4					2	0	0	0	1	1	0				
Mike Krukow, R (1,1) OBP: 0.171, SLG: 0.162			6-3		K			K		3	0	0	0	0	2	1				
Inning Stats	R: 1 E: 0 K: 1 S: 6	H: 1 LOB: 1 BB: 7	R: 0 E: 0 K: 2 S: 7	H: 0 LOB: 0 BB: 0 P: 7	R: 0 E: 0 K: 0 S: 2	H: 0 LOB: 0 BB: 1 P: 6	R: 0 E: 2 K: 0 S: 4	H: 0 LOB: 2 BB: 1 P: 8	R: 0 E: 0 K: 2 S: 7	H: 0 LOB: 0 BB: 0 P: 7	R: 0 E: 0 K: 2 S: 7	H: 0 LOB: 1 BB: 1 P: 11	R: 0 E: 0 K: 1 S: 5	H: 0 LOB: 0 BB: 5	R: 0 E: 0 K: 1 S: 5	H: 0 LOB: 1 BB: 1 P: 9	1B: 0 2B: 1 3B: 0 HR: 0	SF: 0 SAC: 0 DP: 0 HBP: 1	WP: 1 PB: 0 SB: 1 CS: 1	PA: 34
PITCHER	IP WLS BF H R ER SO BB IBB HBP BLK WP HR S P ERA WHIP	8.0 L 30 1 1 1 10 4 0 1 0 1 0 0 5 62 1.12 0.625	1.0 4 0 0 0 1 1 0 0 0 0 0 0 5 9 0.00 1.000																	

Batter	1	2	3	4	5	6	7	8	9	AB	R	H	RBI	BB	SO	LOB	BOTTOM			
Wallace Johnson, S (1,3) OBP: 0.314, SLG: 0.347	BB BB BB	F4			3-1					3	0	1	0	1	0	1	San Francisco Giants @ Montreal Expos Olympic Stadium, Montreal, QB Sun Sep 07 1986, 3:33 AM EDT Att: 15,171 - Unknown			
Tom Foley, L (1,4) OBP: 0.352, SLG: 0.392	F8		K			F8		1B		4	0	0	0	0	2	2				
Tim Raines, S (1,7) OBP: 0.409, SLG: 0.491	F8		F8			F7			E S BB	2	0	0	0	2	0	0				
Andre Dawson, R (1,9) OBP: 0.326, SLG: 0.467	F8		F3			F9			K	3	0	0	0	1	1	1				
Mitch Webster, S (1,8) OBP: 0.357, SLG: 0.416	F6			K			B5			3	0	0	0	1	1	3				
Tim Wallach, R (1,5) OBP: 0.309, SLG: 0.398	F3			K			5-3			4	0	0	0	0	1	5				
Luis Rivera, R (1,6) OBP: 0.300, SLG: 0.264			K		K			F2		4	0	0	0	0	3	2				
Randy Hunt, R (1,2) OBP: 0.143, SLG: 0.077 Herm Winningham, L (8, PH) OBP: 0.297, SLG: 0.361 Tim Burke, R (9,1)					5-3			B4-3		2	0	1	0	0	0	0				
Floyd Youmans, R (1,1) OBP: 0.239, SLG: 0.226 Wayne Krenchicki, L (8, PH) OBP: 0.311, SLG: 0.319 Dann Bilardello, R (9,2) OBP: 0.226, SLG: 0.235					5-3			G3		1	0	0	0	0	0	0				
Inning Stats	R: 0 E: 0 K: 0 S: 3	H: 0 LOB: 3 BB: 3 P: 15	R: 0 E: 0 K: 1 S: 6	H: 1 LOB: 1 BB: 0 P: 6	R: 0 E: 0 K: 1 S: 5	H: 0 LOB: 0 BB: 0 P: 5	R: 0 E: 0 K: 3 S: 9	H: 0 LOB: 0 BB: 0 P: 9	R: 0 E: 0 K: 1 S: 5	H: 0 LOB: 0 BB: 0 P: 5	R: 0 E: 0 K: 0 S: 3	H: 0 LOB: 0 BB: 0 P: 3	R: 0 E: 0 K: 1 S: 6	H: 1 LOB: 1 BB: 0 P: 6	R: 0 E: 0 K: 2 S: 7	H: 0 LOB: 2 BB: 2 P: 15	1B: 2 2B: 0 3B: 0 HR: 0	SF: 0 SAC: 0 DP: 0 HBP: 0	WP: 0 PB: 0 SB: 1 CS: 0	PA: 34
PITCHER	IP WLS BF H R ER SO BB IBB HBP BLK WP HR S P ERA WHIP	9.0 W 34 2 0 0 9 5 0 0 0 0 0 47 67 0.00 0.778																		



Batter	1	2	3	4	5	6	7	8	9	AB	R	H	RBI	BB	SO	LOB	TOP							
Jerry Royster, R OBP: 0.343, SLG: 0.379 Graig Nettles, L OBP: 0.291, SLG: 0.377 (6, PH)	4-0 BB BB G5-3		0-0 F7		0-0 BB 1B	0-0 1-3 2-H 3-H 1B			0-0 F7	2 0 1 0 1 0 1 2 0 1 2 0 0 0														
Tony Gwynn, L OBP: 0.384, SLG: 0.471	4-0 BB 1-2		0-0 E5 FC5-4		4-0 BB FC5-4	0-0 F7			0-0 6-3	3 0 0 0 2 0 3														
Kevin McReynolds, R OBP: 0.355, SLG: 0.486 (7, 7)	0-0 F4		0-0 FC5-4		0-3 K				0-0 F7	4 0 0 0 0 1 6														
Steve Garvey, R OBP: 0.289, SLG: 0.424	0-0 G5-3			0-0 G6-4-3 1B	0-0 FC5-4				0-3 K	4 0 1 0 0 1 4														
Carmelo Martinez, R OBP: 0.340, SLG: 0.382 Lance McCullers, S OBP: 0.167, SLG: 0.095		0-0 1-3		0-0 G6-4-3 1-2		0-0 F3			0-0 5-3	4 0 0 0 0 0 1 0 0 0 0 0 0 0														
Bruce Bochy, R OBP: 0.336, SLG: 0.533		0-0 F9		0-0 HR		0-0 L5		0-3 K		4 1 1 1 0 1 0														
Garry Templeton, S OBP: 0.288, SLG: 0.300		0-0 G3				4-0 BB 1B BB		0-0 1-3		3 1 1 0 1 0 0														
Bip Roberts, S OBP: 0.287, SLG: 0.304			0-0 SH1-4 1B	0-0 1-3		0-0 BB 1B BB		0-0 1-3		4 1 2 0 0 0 1														
Ed Whitson, R OBP: 0.118, SLG: 0.118 Daneborg, R ERA: 4.25 Bob Stoddard, R ERA: 3.53 John Kruk, L OBP: 0.282, SLG: 0.434 Craig Lefferts, L OBP: 0.125, SLG: 0.100 Marvell Wynne, L OBP: 0.207, SLG: 0.298			0-0 SH1-4		0-3 K	4-0 1B BB			0-0 F8	0 0 0 0 0 0 0 1 0 0 0 0 0 1 0 0 0 0 0 0 0 0 0 0 0 0 0 0 0 1 0 0 0 1 0 0 0 0 0 0 0 0														
Inning Stats	R: 0 E: 0 K: 0 S: 2	H: 0 LOB: 1 BB: 2 P: 10	R: 0 E: 0 K: 0 S: 3	H: 0 LOB: 0 BB: 0 P: 3	R: 0 E: 1 K: 0 S: 5	H: 1 LOB: 2 BB: 0 P: 5	R: 1 E: 0 K: 0 S: 5	H: 3 LOB: 1 BB: 0 P: 5	R: 0 E: 0 K: 2 S: 8	H: 1 LOB: 2 BB: 1 P: 12	R: 2 E: 0 K: 0 S: 5	H: 2 LOB: 2 BB: 2 P: 13	R: 0 E: 0 K: 1 S: 5	H: 0 LOB: 0 BB: 0 P: 5	R: 0 E: 0 K: 1 S: 5	H: 0 LOB: 0 BB: 0 P: 5	R: 0 E: 0 K: 0 S: 3	H: 0 LOB: 0 BB: 0 P: 3	1B: 6 2B: 0 3B: 0 HR: 1	SF: 0 SAC: 1 DP: 2 HBP: 0	WP: 0 PB: 0 SB: 0 CS: 0	PA: 38		
PITCHER	IP WLS BF H R ER SO BB IBB HBP BLK WP HR S P ERA WHIP	IP WLS BF H R ER SO BB IBB HBP BLK WP HR S P ERA WHIP	IP WLS BF H R ER SO BB IBB HBP BLK WP HR S P ERA WHIP	IP WLS BF H R ER SO BB IBB HBP BLK WP HR S P ERA WHIP	IP WLS BF H R ER SO BB IBB HBP BLK WP HR S P ERA WHIP	IP WLS BF H R ER SO BB IBB HBP BLK WP HR S P ERA WHIP	IP WLS BF H R ER SO BB IBB HBP BLK WP HR S P ERA WHIP	IP WLS BF H R ER SO BB IBB HBP BLK WP HR S P ERA WHIP	IP WLS BF H R ER SO BB IBB HBP BLK WP HR S P ERA WHIP	IP WLS BF H R ER SO BB IBB HBP BLK WP HR S P ERA WHIP	IP WLS BF H R ER SO BB IBB HBP BLK WP HR S P ERA WHIP	IP WLS BF H R ER SO BB IBB HBP BLK WP HR S P ERA WHIP	IP WLS BF H R ER SO BB IBB HBP BLK WP HR S P ERA WHIP	IP WLS BF H R ER SO BB IBB HBP BLK WP HR S P ERA WHIP	IP WLS BF H R ER SO BB IBB HBP BLK WP HR S P ERA WHIP	IP WLS BF H R ER SO BB IBB HBP BLK WP HR S P ERA WHIP	IP WLS BF H R ER SO BB IBB HBP BLK WP HR S P ERA WHIP	IP WLS BF H R ER SO BB IBB HBP BLK WP HR S P ERA WHIP	IP WLS BF H R ER SO BB IBB HBP BLK WP HR S P ERA WHIP	IP WLS BF H R ER SO BB IBB HBP BLK WP HR S P ERA WHIP	IP WLS BF H R ER SO BB IBB HBP BLK WP HR S P ERA WHIP	IP WLS BF H R ER SO BB IBB HBP BLK WP HR S P ERA WHIP	IP WLS BF H R ER SO BB IBB HBP BLK WP HR S P ERA WHIP	IP WLS BF H R ER SO BB IBB HBP BLK WP HR S P ERA WHIP

San Diego Padres @ San Francisco Giants
Candlestick Park, San Francisco, CA
Mon Sep 08 1986, 10:05 PM EDT
Att: 4,428 - Unknown

livebaseballscores.com

AB 32
R 3
H 7
RBI 3
BB 5
SO 4
LOB 16




Batter	1	2	3	4	5	6	7	8	9	AB	R	H	RBI	BB	SO	LOB	BOTTOM							
Mike Woodard, L OBP: 0.366, SLG: 0.353	0-3 K	0-0 S 1B		4-0 1B BB	0-0 F3			4-0 CS BB		3 1 1 0 2 1 0														
Will Clark, L OBP: 0.338, SLG: 0.447	0-0 BB 2B	4-0 BB 1-2		0-0 1B 4-3		0-0 1-3		0-0 1-2		4 2 3 0 1 0 0														
Mike Aldrete, L OBP: 0.360, SLG: 0.414 Randy Kutcher, R OBP: 0.263, SLG: 0.407	0-0 4-3	0-0 1-3		0-0 BB 4-3 1B		0-0 G3		4-0 BB G6-3		4 0 1 1 1 0 3 0 0 0 0 0 0 0														
Candy Maldonado, R OBP: 0.309, SLG: 0.489 Dan Gladden, R OBP: 0.358, SLG: 0.349	0-0 BB 2B		0-0 BB B1 2B	0-0 4-3		0-0 2B		0-0 G6-3		5 1 3 2 0 0 3 0 0 0 0 0 0 0														
Chili Davis, S OBP: 0.374, SLG: 0.413	4-0 1B BB		4-0 BB BB	4-0 BB BB		0-0 F8				1 0 0 0 3 0 1														
Bob Brenly, R OBP: 0.355, SLG: 0.377	0-0 1-3 2-H 1B		4-0 BB 1-2 2-3 BB	4-0 BB 1-2 2-3 BB		0-0 5-3				2 0 1 1 2 0 0														
Bob Melvin, R OBP: 0.261, SLG: 0.325	0-0 4-3		0-0 K	0-0 K		0-3 K				4 0 0 0 0 3 8														
Jose Uribe, S OBP: 0.301, SLG: 0.275		0-0 6-3	0-0 B1		0-0 F9		4-0 WP BB			3 0 0 0 1 0 3														
Terry Mulholland, R OBP: 0.056, SLG: 0.056 Jeff Robinson, R OBP: 0.053, SLG: 0.091 Rick Lancellotti, L OBP: 0.214, SLG: 0.293 Scott Garrelts, R OBP: 0.214, SLG: 0.293		0-0 1-3		0-0 1-3		0-0 5-3		0-3 K		3 0 0 0 0 0 0 0 0 0 0 0 0 0 1 0 0 0 0 1 1 0 0 0 0 0 0 0														
Inning Stats	R: 2 E: 0 K: 1 S: 8	H: 3 LOB: 2 BB: 1 P: 12	R: 0 E: 0 K: 0 S: 4	H: 1 LOB: 2 BB: 1 P: 8	R: 0 E: 0 K: 1 S: 5	H: 1 LOB: 2 BB: 2 P: 13	R: 2 E: 0 K: 1 S: 7	H: 2 LOB: 3 BB: 3 P: 19	R: 0 E: 0 K: 0 S: 3	H: 0 LOB: 0 BB: 0 P: 3	R: 0 E: 0 K: 0 S: 4	H: 1 LOB: 1 BB: 0 P: 4	R: 0 E: 0 K: 2 S: 7	H: 0 LOB: 1 BB: 1 P: 11	R: 0 E: 0 K: 0 S: 2	H: 1 LOB: 2 BB: 2 P: 10	1B: 6 2B: 4 3B: 0 HR: 0	SF: 0 SAC: 0 DP: 2 HBP: 0	WP: 1 PB: 0 SB: 2 CS: 1	PA: 40				
PITCHER	IP WLS BF H R ER SO BB IBB HBP BLK WP HR S P ERA WHIP	IP WLS BF H R ER SO BB IBB HBP BLK WP HR S P ERA WHIP	IP WLS BF H R ER SO BB IBB HBP BLK WP HR S P ERA WHIP	IP WLS BF H R ER SO BB IBB HBP BLK WP HR S P ERA WHIP	IP WLS BF H R ER SO BB IBB HBP BLK WP HR S P ERA WHIP	IP WLS BF H R ER SO BB IBB HBP BLK WP HR S P ERA WHIP	IP WLS BF H R ER SO BB IBB HBP BLK WP HR S P ERA WHIP	IP WLS BF H R ER SO BB IBB HBP BLK WP HR S P ERA WHIP	IP WLS BF H R ER SO BB IBB HBP BLK WP HR S P ERA WHIP	IP WLS BF H R ER SO BB IBB HBP BLK WP HR S P ERA WHIP	IP WLS BF H R ER SO BB IBB HBP BLK WP HR S P ERA WHIP	IP WLS BF H R ER SO BB IBB HBP BLK WP HR S P ERA WHIP	IP WLS BF H R ER SO BB IBB HBP BLK WP HR S P ERA WHIP	IP WLS BF H R ER SO BB IBB HBP BLK WP HR S P ERA WHIP	IP WLS BF H R ER SO BB IBB HBP BLK WP HR S P ERA WHIP	IP WLS BF H R ER SO BB IBB HBP BLK WP HR S P ERA WHIP	IP WLS BF H R ER SO BB IBB HBP BLK WP HR S P ERA WHIP	IP WLS BF H R ER SO BB IBB HBP BLK WP HR S P ERA WHIP	IP WLS BF H R ER SO BB IBB HBP BLK WP HR S P ERA WHIP	IP WLS BF H R ER SO BB IBB HBP BLK WP HR S P ERA WHIP	IP WLS BF H R ER SO BB IBB HBP BLK WP HR S P ERA WHIP	IP WLS BF H R ER SO BB IBB HBP BLK WP HR S P ERA WHIP	IP WLS BF H R ER SO BB IBB HBP BLK WP HR S P ERA WHIP	IP WLS BF H R ER SO BB IBB HBP BLK WP HR S P ERA WHIP

San Diego Padres @ San Francisco Giants
Candlestick Park, San Francisco, CA
Mon Sep 08 1986, 10:05 PM EDT
Att: 4,428 - Unknown

livebaseballscores.com

AB 30
R 4
H 9
RBI 4
BB 10
SO 5
LOB 19



Batter	1	2	3	4	5	6	7	8	9	AB	R	H	RBI	BB	SO	LOB	TOP
Bip Roberts, S OBP: 0.286, SLG: 0.303 (1,4)	0-0 1-3		0-3 K			0-0 L6-4 1B		0-0 F7		4	0	1	0	0	1	1	San Diego Padres @ San Francisco Giants Candlestick Park, San Francisco, CA Tue Sep 09 1986, 10:05 PM EDT Att: 6,664 - Unknown livebaseballscorecards.com
Tony Gwynn, L OBP: 0.385, SLG: 0.471 (1,9)	0-0 E 1B		0-0 6-3			0-0 1-2 1B		0-0 G4-6-3 1-2		4	0	2	0	0	0	1	
John Kruk, L OBP: 0.407, SLG: 0.426 (1,7)	0-0 E5 FC6-4 1-2		0-3 K			0-0 L6-4 2-3		0-0 K		4	0	0	0	0	2	3	
Kevin McReynolds, R OBP: 0.353, SLG: 0.482 (1,8)	0-3 K		0-0 F9			0-0 L5		0-0 F8		4	0	0	0	0	1	3	
Steve Garvey, R OBP: 0.289, SLG: 0.423 (1,3)	0-0 FC6-4 1-2		0-0 P6					0-0 F8		4	0	1	0	0	0	2	
Terry Kennedy, L OBP: 0.315, SLG: 0.389 (1,2)		0-0 4-3				0-0 L3		0-0 G3 2B		4	0	1	0	0	0	1	
Graig Nettles, L OBP: 0.292, SLG: 0.379 (1,5)		0-0 F7				0-0 4-3 2B		0-0 G3		3	0	1	0	0	0	1	
Garry Templeton, S OBP: 0.286, SLG: 0.298 Dave LaPoint, L (7,1)		0-0 F8				0-0 4-3		0-0 4-3		3	0	0	0	0	0	2	
LaMarr Hoyt, R OBP: 0.152, SLG: 0.156 Dane Iorg, L OBP: 0.250, SLG: 0.351 Bob Stoddard, R (5,1) Jerry Royster, R OBP: 0.346, SLG: 0.381 (7,6)			0-0 3-1			0-0 3-1		0-0 G4-6-3 1B		1	0	0	0	0	0	0	
Inning Stats	R: 0 E: 1 K: 1 S: 7	H: 1 LOB: 2 BB: 0 P: 7	R: 0 E: 0 K: 0 S: 3	H: 0 LOB: 0 BB: 0 P: 3	R: 0 E: 0 K: 1 S: 5	H: 0 LOB: 0 BB: 0 P: 5	R: 0 E: 0 K: 0 S: 4	H: 1 LOB: 1 BB: 0 P: 4	R: 0 E: 0 K: 0 S: 3	H: 1 LOB: 0 BB: 0 P: 3	R: 0 E: 0 K: 1 S: 6	H: 1 LOB: 1 BB: 0 P: 6	1B: 5 2B: 3 3B: 0 HR: 0	SF: 0 SAC: 0 DP: 2 HBP: 0	WP: 0 PB: 0 SB: 0 CS: 0	PA: 33	
PITCHER Michael LaCoss, R ERA: 3.7 (1,1)	IP: 9.0 WLS: W BF: 33 H: 7 R: 0 ER: 0 SO: 4 BB: 0 IBB: 0 HBP: 0 BLK: 0 WP: 0 HR: 0 S: 41 P: 41 ERA: 0.00 WHIP: 0.778																

Batter	1	2	3	4	5	6	7	8	9	AB	R	H	RBI	BB	SO	LOB	BOTTOM	
Mike Woodard, L OBP: 0.391, SLG: 0.351 (1,4)	4-0 S HR BB	4-0 HBP BB		0-0 F8		0-0 P4		0-0 4-3 1B		3	1	1	0	2	0	3	San Diego Padres @ San Francisco Giants Candlestick Park, San Francisco, CA Tue Sep 09 1986, 10:05 PM EDT Att: 6,664 - Unknown livebaseballscorecards.com	
Will Clark, L OBP: 0.339, SLG: 0.442 (1,3)	4-0 HR BB	1-0 HBP		0-0 G3		0-3 K		0-0 4-3		3	1	0	0	1	1	4		
Mike Aldrete, L OBP: 0.358, SLG: 0.410 Randy Kutcher, R OBP: 0.262, SLG: 0.405 (6,PH) (9,7)	0-0 F7	0-0 1-3		0-0 1-3				0-0 E FC5 2B 1B		4	1	1	0	0	0	6		
Candy Maldonado, R OBP: 0.308, SLG: 0.495 Dan Gladden, R OBP: 0.336, SLG: 0.349 (1,9) (8,8)	0-0 HR		0-0 F8		0-0 F7		0-3 K			4	1	1	3	0	1	1		
Chili Davis, S OBP: 0.373, SLG: 0.411 (1,8) (8,9)	0-0 F7		0-0 S HR 1B		0-3 K		0-0 FC5 2B			4	1	1	0	0	1	1		
Bob Brenly, R OBP: 0.356, SLG: 0.389 (1,5)	0-3 K		0-0 HR		0-0 L6		0-0 1-1 1B 2B			4	2	2	3	0	1	0		
Bob Melvin, R OBP: 0.281, SLG: 0.323 (1,2)		0-0 6-3		0-0 F8		0-0 F2		0-0 1-1 1B		4	0	1	1	0	0	0		
Jose Uribe, S OBP: 0.302, SLG: 0.274 (1,6)		4-0 HBP S BB		0-0 P5		4-0 S BB		0-0 F7		2	0	0	0	2	0	1		
Michael LaCoss, R OBP: 0.259, SLG: 0.364 (1,1)		0-3 K		4-0 G3 BLK BB		0-0 1-2 1B		0-3 K		3	0	1	0	1	2	1		
Inning Stats	R: 3 E: 0 K: 1 S: 6	H: 1 LOB: 0 BB: 2 P: 14	R: 0 E: 0 K: 1 S: 5	H: 0 LOB: 2 BB: 2 P: 14	R: 2 E: 0 K: 0 S: 5	H: 2 LOB: 0 BB: 0 P: 5	R: 0 E: 0 K: 0 S: 3	H: 0 LOB: 1 BB: 1 P: 7	R: 0 E: 0 K: 1 S: 6	H: 1 LOB: 2 BB: 1 P: 10	R: 2 E: 1 K: 1 S: 8	H: 3 LOB: 1 BB: 0 P: 8	R: 0 E: 0 K: 2 S: 8	H: 1 LOB: 1 BB: 0 P: 8	1B: 5 2B: 1 3B: 0 HR: 2	SF: 0 SAC: 0 DP: 0 HBP: 1		WP: 0 PB: 0 SB: 4 CS: 0
PITCHER LaMarr Hoyt, R ERA: 5.14 Bob Stoddard, R ERA: 2.35 Dave LaPoint, L ERA: 5.13 (1,1) (5,1) (7,1)	IP: 4.0 WLS: L BF: 21 H: 3 R: 5 ER: 5 SO: 2 BB: 5 IBB: 0 HBP: 1 BLK: 1 WP: 0 HR: 2 S: 19 P: 40 ERA: 11.25 WHIP: 2.000																	

Batter	1	2	3	4	5	6	7	8	9	AB	R	H	RBI	BB	SO	LOB	TOP								
Kal Daniels, L OBP: 0.382, SLG: 0.494 Eddie Milner, L OBP: 0.299, SLG: 0.406	1-3		FC5 BB		1B		G4-6-3			1	0	0	0	0	0	0	Cincinnati Reds @ San Francisco Giants Candlestick Park, San Francisco, CA Thu Sep 11 1986, 6:33 AM EDT Att: 4,624 - Unknown								
Buddy Bell, R OBP: 0.359, SLG: 0.440	6-3		FC5		F2			K	4	0	0	0	0	1	3										
Dave Parker, L OBP: 0.337, SLG: 0.488	K			G3		E1 1B		F8	4	0	1	0	0	1	0										
Eric Davis, R OBP: 0.392, SLG: 0.568		K		S 1B		K		S BB	3	0	1	0	1	2	1										
Bo Diaz, R OBP: 0.320, SLG: 0.377		G3		1-3		6-3		K2-3	4	0	0	0	0	1	3										
Barry Larkin, R OBP: 0.333, SLG: 0.404		K		6-3		F7			4	0	1	0	0	1	2										
Nick Esasky, R OBP: 0.329, SLG: 0.425			4-3		4-3 1B		FC5-6 E BB		K	3	1	1	0	1	1										
Ron Oester, S OBP: 0.311, SLG: 0.333			FC5 SH1-4 BB		4-3		E4 FC5-6		F8	3	0	0	0	1	0										
Bill Gullickson, R OBP: 0.107, SLG: 0.082 Kurt Stillwell, S OBP: 0.296, SLG: 0.245 Ron Robinson, R OBP: 0.077, SLG: 0.077 Max Venable, L OBP: 0.283, SLG: 0.274			SH1-4		4-3		FC5-6 G4-6-3		K	2	0	0	0	0	0	3									
Inning Stats	R: 0 E: 0 K: 1 S: 5	H: 0 LOB: 0 BB: 0 P: 5	R: 0 E: 0 K: 2 S: 7	H: 0 LOB: 0 BB: 0 P: 7	R: 0 E: 0 K: 0 S: 3	H: 0 LOB: 2 BB: 2 P: 11	R: 0 E: 0 K: 0 S: 4	H: 1 LOB: 1 BB: 0 P: 4	R: 1 E: 0 K: 0 S: 5	H: 2 LOB: 1 BB: 0 P: 5	R: 0 E: 1 K: 1 S: 6	H: 1 LOB: 1 BB: 0 P: 6	R: 0 E: 1 K: 0 S: 3	H: 0 LOB: 2 BB: 1 P: 7	R: 0 E: 0 K: 2 S: 7	H: 0 LOB: 1 BB: 1 P: 11		R: 0 E: 0 K: 2 S: 8	H: 1 LOB: 1 BB: 0 P: 8	1B: 5 2B: 0 3B: 0 HR: 0	SF: 0 SAC: 1 DP: 1 HBP: 0	WP: 0 PB: 0 SB: 2 CS: 0	PA: 36		
PITCHER	IP	WLS	BF	H	R	ER	SO	BB	IBB	HBP	BLK	WP	HR	S	P	ERA	WHIP								
Kelly Downs, R ERA: 3.21 Scott Garrelts, R ERA: 3.24	(1, 1) (8, 1)	7.0 S	28 8	4 1	1 0	1 0	4 4	3 1	0 0	0 0	0 0	0 0	0 0	33 15	45 19	1.29 0.00	1.000 1.000								

Batter	1	2	3	4	5	6	7	8	9	AB	R	H	RBI	BB	SO	LOB	BOTTOM								
Dan Gladden, R OBP: 0.357, SLG: 0.348	5-3		1-2 1B		1-3		K			4	0	1	0	0	1	0	Cincinnati Reds @ San Francisco Giants Candlestick Park, San Francisco, CA Thu Sep 11 1986, 6:33 AM EDT Att: 4,624 - Unknown								
Robby Thompson, R OBP: 0.323, SLG: 0.364	K		F7		2B BB		K		3	0	0	0	1	2	2										
Will Clark, L OBP: 0.345, SLG: 0.448	F7			FC1-6 1B	2B		4-3		4	0	2	0	0	0	0										
Candy Maldonado, R OBP: 0.308, SLG: 0.498		6-3		FC1-6 HR	G6-4-3 HBP		5-3		3	1	0	0	0	0	1										
Chili Davis, S OBP: 0.374, SLG: 0.418		K		HR	G6-4-3		BB BB 1B		4	1	2	2	0	1	3										
Bob Brenly, R OBP: 0.357, SLG: 0.391 Luis Quinones, S OBP: 0.225, SLG: 0.282		F8		4-3 2B		F7		F9	4	0	1	0	0	0	1										
Phil Ouellette, S OBP: 0.333, SLG: 0.200			F5		4-3		FC4-6 1B		3	0	1	0	1	0	1										
Jose Uribe, S OBP: 0.307, SLG: 0.276				1B 1B	IBB		FC4-6 1-2 2-3		2	0	1	0	2	0	1										
Kelly Downs, R OBP: 0.150, SLG: 0.105 Scott Garrelts, R OBP: 0.209, SLG: 0.286			K		K		4-3		3	0	0	0	0	2	4										
Inning Stats	R: 0 E: 0 K: 1 S: 5	H: 0 LOB: 0 BB: 0 P: 5	R: 0 E: 0 K: 1 S: 5	H: 0 LOB: 0 BB: 0 P: 5	R: 0 E: 0 K: 1 S: 7	H: 2 LOB: 2 BB: 0 P: 7	R: 2 E: 0 K: 1 S: 8	H: 3 LOB: 2 BB: 1 P: 12	R: 0 E: 0 K: 0 S: 3	H: 1 LOB: 2 BB: 1 P: 8	R: 0 E: 0 K: 0 S: 4	H: 1 LOB: 0 BB: 0 P: 4	R: 0 E: 0 K: 2 S: 7	H: 0 LOB: 0 BB: 0 P: 7	R: 0 E: 0 K: 1 S: 6	H: 1 LOB: 3 BB: 2 P: 14		1B: 5 2B: 2 3B: 0 HR: 1	SF: 0 SAC: 0 DP: 1 HBP: 1	WP: 0 PB: 0 SB: 0 CS: 0	PA: 36				
PITCHER	IP	WLS	BF	H	R	ER	SO	BB	IBB	HBP	BLK	WP	HR	S	P	ERA	WHIP								
Bill Gullickson, R ERA: 2.95 Ron Robinson, R ERA: 3.01	(1, 1) (7, 1)	6.0 L	27 9	7 1	2 0	2 0	4 3	1 2	1 0	0 0	0 0	0 0	0 0	13 13	21	0.00 0.00	1.500 1.333								

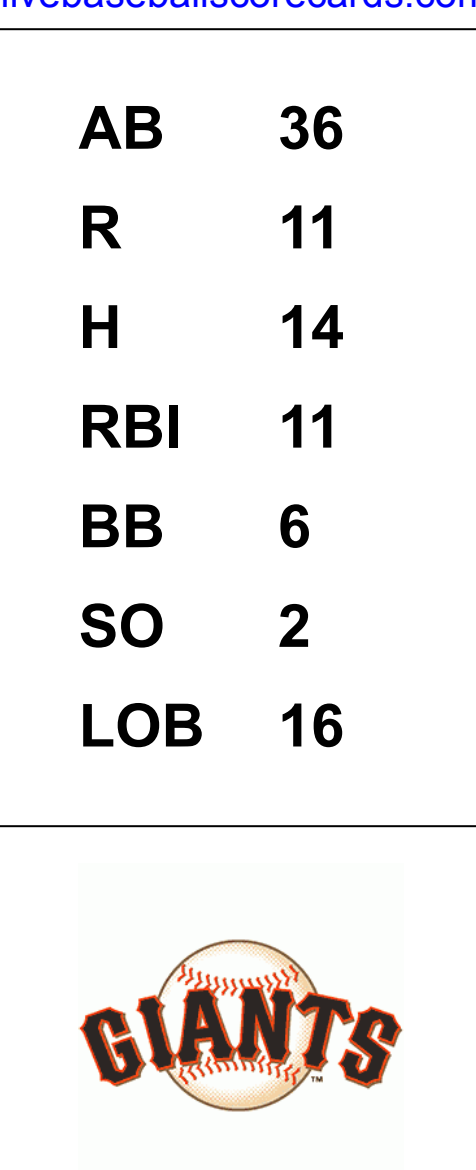


Batter	1	2	3	4	5	6	7	8	9	AB	R	H	RBI	BB	SO	LOB	TOP										
Omar Moreno, L OBP: 0.285, SLG: 0.363 (1, 9) (6, 8)	0-0 4-3		0-3 K		0-3 K		0-3 K			4	0	0	0	0	3	4	Atlanta Braves @ San Francisco Giants Candlestick Park, San Francisco, CA Fri Sep 12, 1986, 10:05 PM EDT Att: 11,142 - Unknown										
Ken Oberkfell, L OBP: 0.381, SLG: 0.372 Cliff Speck, R (1, 5) (7, 1)	0-0 4-3		1-3 1B		0-0 F9		0-3 K			4	0	1	0	0	1	3											
Dale Murphy, R OBP: 0.362, SLG: 0.500 Terry Harper, R OBP: 0.312, SLG: 0.353 (1, 8) (6, 9)	0-3 K		0-0 1-3		0-0 F8 E 1B			0-3 K		3	0	1	0	0	1	2											
Bob Horner, R OBP: 0.333, SLG: 0.467 Chris Chambliss, R OBP: 0.398, SLG: 0.405 (1, 3) (6, 3)		0-0 HR		0-0 F8		0-0 E5 G6-4-3 1-2		0-0 4-3		3	1	1	1	0	0	1											
Ken Griffey, L OBP: 0.335, SLG: 0.492 (1, 7)		0-0 F8		0-3 K		0-0 F8		0-0 4-3		4	0	0	0	0	1	2											
Rafael Ramirez, R OBP: 0.281, SLG: 0.346 (1, 6) (7, 5)		0-0 F7		0-0 HR		0-0 G6-4-3 1-2			0-0 FC4 1B	4	1	2	1	0	0	2											
Bruce Benedict, R OBP: 0.322, SLG: 0.331 (1, 2)		0-0 4-3		0-3 K			0-0 1B 1B		0-0 FC4 1-2	4	0	1	0	0	1	1											
Glenn Hubbard, R OBP: 0.339, SLG: 0.306 (1, 4)			0-0 1B 1B		0-3 K			0-0 F4		4	0	1	0	0	2	2											
Jim Acker, R OBP: 0.150, SLG: 0.200 Bill Sample, R OBP: 0.338, SLG: 0.432 Craig McMurtry, R OBP: 0.176, SLG: 0.125 Ed Olinwe, L OBP: 0.300, SLG: 0.328 Andres Thomas, R OBP: 0.277, SLG: 0.401 (1, 1) (5, PH) (5, 1) (5, 1) (7, PH) (7, 6)			0-3 K		0-0 1B		0-0 1B		0-3 K	1	0	0	0	0	1	1											
Inning Stats	R: 0 E: 0 K: 1 S: 5	H: 0 LOB: 0 BB: 0 P: 5	R: 1 E: 0 K: 0 S: 4	H: 1 LOB: 0 BB: 0 P: 4	R: 0 E: 0 K: 2 S: 9	H: 2 LOB: 2 BB: 0 P: 9	R: 1 E: 0 K: 2 S: 8	H: 1 LOB: 0 BB: 0 P: 8	R: 0 E: 1 K: 0 S: 4	H: 1 LOB: 1 BB: 0 P: 4	R: 0 E: 0 K: 3 S: 11	H: 2 LOB: 2 BB: 0 P: 11	R: 0 E: 0 K: 1 S: 5	H: 0 LOB: 0 BB: 0 P: 5	R: 0 E: 0 K: 1 S: 6	H: 1 LOB: 1 BB: 0 P: 6		1B: 7 2B: 0 3B: 0 HR: 2	SF: 0 SAC: 0 DP: 1 HBP: 0	WP: 0 PB: 0 SB: 0 CS: 0	PA: 36						
PITCHER	IP	WLS	BF	H	R	ER	SO	BB	IBB	HBP	BLK	WP	HR	S	P	ERA	WHIP										
Mike Krukow, R ERA: 3.15 (1, 1)	6.0	W	24	6	2	2	7	0	0	0	0	0	2	38	38	3.00	1.000										
Mark Davis, L ERA: 3.01 (7, 1)	1.0		5	2	0	0	3	0	0	0	0	0	0	11	11	0.00	2.000										
Randy Bockus, R ERA: (8, 1)	1.0		3	0	0	0	1	0	0	0	0	0	0	5	5	0.00	0.000										
Jeff Robinson, R ERA: 3.5 (9, 1)	1.0		4	1	0	0	1	0	0	0	0	0	0	6	6	0.00	1.000										

AB	36
R	2
H	9
RBI	2
BB	0
SO	12
LOB	19



Batter	1	2	3	4	5	6	7	8	9	AB	R	H	RBI	BB	SO	LOB	BOTTOM										
Will Clark, L OBP: 0.350, SLG: 0.453 Harry Spilman, L OBP: 0.324, SLG: 0.444 (1, 3) (7, PH) (8, 5)	0-0 F7	0-0 1-2 2-H 1B		4-0 HR	0-0 1-H 2B		0-0 BB			3	2	2	2	1	0	0	Atlanta Braves @ San Francisco Giants Candlestick Park, San Francisco, CA Fri Sep 12, 1986, 10:05 PM EDT Att: 11,142 - Unknown										
Robby Thompson, R OBP: 0.326, SLG: 0.376 Brad Gulden, L OBP: 0.143, SLG: 0.100 (1, 4) (7, 2)	0-0 1B	0-0 F8		0-0 1-H 2-H 3-H HR	0-0 2-H 2B		0-0 F6			4	2	3	5	0	0	2											
Mike Aldrete, L OBP: 0.369, SLG: 0.498 Joel Youngblood, R OBP: 0.303, SLG: 0.376 (1, 7) (5, PH) (6, 7)	0-0 FC4-6 1B	0-0 G3		0-0 L6	0-0 2-H 1B		4-0 1-2 BB			3	0	1	0	0	0	2											
Candy Maldonado, R OBP: 0.304, SLG: 0.492 Randy Kutcher, R OBP: 0.290, SLG: 0.402 (1, 9) (6, 8) (7, 9)	0-3 K		0-0 F8	0-0 5-3	0-3 K		0-0 F9			4	0	0	0	0	2	3											
Chili Davis, S OBP: 0.373, SLG: 0.417 (1, 8) (6, 9)	0-0 FC4-6 1-2		0-0 4-3		0-0 S 1B		0-0 6-3		0-0 F9	4	1	1	0	0	0	2											
Dan Gladden, R OBP: 0.356, SLG: 0.347 (7, 8)					0-0 1B					1	0	0	0	0	0	0											
Bob Brenly, R OBP: 0.361, SLG: 0.401 (1, 2) (7, 5)		0-0 HR		0-0 6-3		4-0 BB		0-0 F1		3	1	2	2	1	0	0											
Rick Lancellotti, L (8, 3)					0-0 FC1-5 1-H 1B		0-0 BB			1	0	0	0	0	0	0											
Luis Quinones, S OBP: 0.234, SLG: 0.281 (1, 5) (7, 6)		0-0 F9		0-0 SH1-4 1B	0-0 FC1-5-1 1B		4-0 G6-4-3 BB		0-0 F6	4	2	1	0	1	0	1											
Jose Uribe, S OBP: 0.311, SLG: 0.279 Mark Davis, L OBP: 0.143, SLG: 0.286 Randy Bockus, L (1, 6) (7, 1) (8, 1)		4-0 WP 1B		0-0 SH1-4	0-0 SH1-4		0-0 G6-4-3			3	3	2	1	1	0	2											
Jeff Robinson, R OBP: 0.083, SLG: 0.091 (9, 1)		4-0 1B		1-2 HR	2-H 2B		1-2 1B			0	0	0	0	0	0	0											
Mike Krukow, R OBP: 0.181, SLG: 0.159 Mike Woodard, L OBP: 0.353, SLG: 0.310 (1, 1) (7, 4)		4-0 1B		0-0 SH1-4	0-0 B1		0-0 F9			1	0	0	0	1	0	1											
Inning Stats	R: 0 E: 0 K: 1 S: 7	H: 2 LOB: 2 BB: 0 P: 7	R: 2 E: 0 K: 0 S: 5	H: 2 LOB: 2 BB: 0 P: 13	R: 0 E: 0 K: 0 S: 3	H: 0 LOB: 0 BB: 0 P: 3	R: 4 E: 0 K: 0 S: 6	H: 3 LOB: 1 BB: 1 P: 10	R: 5 E: 0 K: 1 S: 11	H: 6 LOB: 1 BB: 0 P: 11	R: 0 E: 0 K: 0 S: 2	H: 0 LOB: 2 BB: 2 P: 10	R: 0 E: 0 K: 0 S: 4	H: 1 LOB: 2 BB: 1 P: 8	R: 0 E: 0 K: 0 S: 3	H: 0 LOB: 0 BB: 0 P: 3	1B: 10 2B: 2 3B: 0 HR: 2	SF: 0 SAC: 1 DP: 1 HBP: 0	WP: 1 PB: 0 SB: 1 CS: 0	PA: 43							
PITCHER	IP	WLS	BF	H	R	ER	SO	BB	IBB	HBP	BLK	WP	HR	S	P	ERA	WHIP										
Jim Acker, R ERA: 3.97 (1, 1)	4.0	L	22	7	6	6	1	2	1	0	0	0	2	21	33	13.50	2.250										
Craig McMurtry, R ERA: 5.09 (5, 1)	0.2		7	5	5	5	0	0	0	0	0	0	0	7	7	67.50	7.500										
Ed Olinwe, L ERA: 3.49 (5, 1)	1.1		6	1	0	0	1	2	0	0	0	0	0	6	14	0.00	2.250										
Cliff Speck, R ERA: 3.67 (7, 1)	2.0		8	1	0	0	0	1	0	0	0	0	0	7	11	0.00	1.000										



Batter	1	2	3	4	5	6	7	8	9	AB	R	H	RBI	BB	SO	LOB	TOP																
Bill Sample, R (1, 9) <small>OBP: 0.338, SLG: 0.431</small> Ted Simmons, S (7, PH) <small>OBP: 0.319, SLG: 0.400</small> Omar Moreno, L (7, PR) <small>OBP: 0.285, SLG: 0.363</small>										3	1	1	0	0	0	1	Atlanta Braves @ San Francisco Giants Candlestick Park, San Francisco, CA Sat Sep 13 1986, 6:33 AM EDT Att: 12,377 - Unknown																
Rafael Ramirez, R (1, 5) <small>OBP: 0.282, SLG: 0.344</small> Ken Oberkfell, L (7, PH) <small>OBP: 0.380, SLG: 0.372</small>										2	1	0	0	1	0	1																	
Dale Murphy, R (1, 8) <small>OBP: 0.365, SLG: 0.508</small>										4	1	3	3	0	0	0																	
Bob Horner, R (1, 3) <small>OBP: 0.332, SLG: 0.465</small>										4	0	1	1	0	0	1																	
Terry Harper, R (1, 7) <small>OBP: 0.311, SLG: 0.349</small> Ken Griffey, L (8, 7) <small>OBP: 0.335, SLG: 0.492</small>										3	0	0	0	1	1	0																	
Andres Thomas, R (1, 6) <small>OBP: 0.273, SLG: 0.396</small>										4	0	0	0	0	1	3																	
Ozzie Virgil, R (1, 2) <small>OBP: 0.334, SLG: 0.368</small>										3	0	0	0	1	1	3																	
Glenn Hubbard, R (1, 4) <small>OBP: 0.340, SLG: 0.305</small>										2	1	0	0	2	0	1																	
Rick Mahler, R (1, 1) <small>OBP: 0.215, SLG: 0.200</small>										2	0	0	0	0	0	1																	
Inning Stats	R: 1 E: 0 K: 1 S: 8	H: 3 LOB: 3 BB: 1 P: 12	R: 0 E: 0 K: 0 S: 3	H: 0 LOB: 0 BB: 0 P: 3	R: 0 E: 0 K: 0 S: 3	H: 1 LOB: 0 BB: 0 P: 3	R: 0 E: 0 K: 0 S: 3	H: 0 LOB: 0 BB: 0 P: 3	R: 3 E: 0 K: 0 S: 4	H: 1 LOB: 0 BB: 2 P: 12	R: 0 E: 0 K: 1 S: 5	H: 0 LOB: 0 BB: 0 P: 5	R: 0 E: 0 K: 0 S: 2	H: 0 LOB: 1 BB: 2 P: 10	R: 0 E: 0 K: 1 S: 5	H: 0 LOB: 0 BB: 0 P: 5		R: 0 E: 0 K: 0 S: 3	H: 0 LOB: 1 BB: 1 P: 7	1B: 4 2B: 0 3B: 0 HR: 1	SF: 0 SAC: 2 DP: 1 HBP: 0	WP: 1 PA: 37 FB: 0 SB: 0 CS: 1											
PITCHER	IP WLS BF H R ER SO BB IBB HBP BLK WP HR S P ERA WHIP	IP WLS BF H R ER SO BB IBB HBP BLK WP HR S P ERA WHIP																															
Terry Mulholland, L (1, 1) <small>ERA: 4.53</small>	5.0	L	22	5	4	4	1	3	0	0	0	1	1	21	33	7.20	1.600																
Frank Williams, R (8, 1) <small>ERA: 1.36</small>	2.0		7	0	0	0	1	1	1	0	0	0	0	7	15	0.00	0.500																
Juan Berenguer, R (8, 1) <small>ERA: 2.81</small>	2.0		7	0	0	0	1	1	0	0	0	0	0	8	12	0.00	0.500																

Batter	1	2	3	4	5	6	7	8	9	AB	R	H	RBI	BB	SO	LOB	BOTTOM																
Will Clark, L (1, 3) <small>OBP: 0.350, SLG: 0.454</small>										4	0	2	1	0	0	0	Atlanta Braves @ San Francisco Giants Candlestick Park, San Francisco, CA Sat Sep 13 1986, 6:33 AM EDT Att: 12,377 - Unknown																
Robby Thompson, R (1, 4) <small>OBP: 0.323, SLG: 0.372</small>										5	0	0	0	0	1	6																	
Mike Aldrete, L (1, 7) <small>OBP: 0.363, SLG: 0.407</small>										3	0	1	0	1	1	2																	
Candy Maldonado, R (1, 9) <small>OBP: 0.303, SLG: 0.489</small>										4	0	1	0	0	0	5																	
Chili Davis, S (1, 8) <small>OBP: 0.374, SLG: 0.416</small>										3	0	1	0	1	1	1																	
Bob Brenly, R (1, 5) <small>OBP: 0.360, SLG: 0.399</small>										4	0	1	0	0	0	3																	
Phil Ouellette, S (1, 2) <small>OBP: 0.200, SLG: 0.111</small>										4	0	0	0	0	1	4																	
Jose Uribe, S (1, 6) <small>OBP: 0.315, SLG: 0.282</small> Harry Spillman, L (8, PH) <small>OBP: 0.321, SLG: 0.441</small> Luis Quinones, S (9, 6) <small>OBP: 0.234, SLG: 0.281</small>										2	1	2	0	1	0	0																	
Terry Mulholland, R (1, 1) <small>OBP: 0.283, SLG: 0.353</small> Mike Woodard, L (5, PH) <small>OBP: 0.246, SLG: 0.302</small> Frank Williams, R (8, 1) <small>OBP: 0.323, SLG: 0.372</small> Rick Lancelotti, R (7, PR) <small>OBP: 0.300, SLG: 0.400</small> Chris Brown, R (8, 1) <small>OBP: 0.300, SLG: 0.428</small> Juan Berenguer, R (8, 1) <small>OBP: 0.300, SLG: 0.428</small> Joel Youngblood, R (8, PH) <small>OBP: 0.281, SLG: 0.335</small>										1	0	0	0	0	0	1																	
Inning Stats	R: 0 E: 0 K: 0 S: 3	H: 0 LOB: 0 BB: 0 P: 3	R: 0 E: 0 K: 0 S: 4	H: 1 LOB: 1 BB: 0 P: 4	R: 0 E: 1 K: 0 S: 5	H: 2 LOB: 3 BB: 1 P: 9	R: 0 E: 0 K: 1 S: 5	H: 1 LOB: 0 BB: 0 P: 5	R: 0 E: 0 K: 2 S: 8	H: 1 LOB: 2 BB: 1 P: 12	R: 0 E: 0 K: 0 S: 4	H: 1 LOB: 1 BB: 0 P: 4	R: 1 E: 0 K: 0 S: 6	H: 3 LOB: 2 BB: 0 P: 6	R: 0 E: 0 K: 1 S: 5	H: 0 LOB: 0 BB: 1 P: 9		R: 0 E: 0 K: 0 S: 3	H: 0 LOB: 0 BB: 0 P: 3	1B: 9 2B: 0 3B: 0 HR: 0	SF: 1 SAC: 0 DP: 1 HBP: 0	WP: 0 PA: 38 FB: 0 SB: 0 CS: 1											
PITCHER	IP WLS BF H R ER SO BB IBB HBP BLK WP HR S P ERA WHIP	IP WLS BF H R ER SO BB IBB HBP BLK WP HR S P ERA WHIP																															
Rick Mahler, R (1, 1) <small>ERA: 4.9</small>	9.0	W	38	9	1	1	4	2	1	0	0	0	0	43	55	1.00	1.222																



Batter	1	2	3	4	5	6	7	8	9	AB	R	H	RBI	BB	SO	LOB	TOP	
Omar Moreno, L (1,9) OBP: 0.282, SLG: 0.358	F5		K	F6		G3		K		5	0	0	0	0	2	2	Atlanta Braves @ San Francisco Giants Candlestick Park, San Francisco, CA Sun Sep 14 1986, 6:33 AM EDT Att: 8,594 - Unknown	
Ken Oberkfell, L (1,5) OBP: 0.382, SLG: 0.374	1B		1B	1B		3-1		4-3		5	0	3	0	0	0	0		
Dale Murphy, R (1,8) OBP: 0.362, SLG: 0.503	K		FC5	E5				F3		5	0	0	0	0	1	5		
Bob Horner, R (1,3) OBP: 0.331, SLG: 0.461	6-3			E5				F7		4	1	0	0	1	0	4		
Ken Griffey, L (1,7) OBP: 0.335, SLG: 0.491		K		E SH3		G3		E4		5	2	2	0	0	1	0		
Rafael Ramirez, R (1,6) OBP: 0.281, SLG: 0.350	F4		SH3	SH3		G3		K		4	1	1	2	0	1	2		
Ozzie Virgil, R (1,2) OBP: 0.336, SLG: 0.366	K		E	1B				HR		2	1	0	0	2	1	2		
Glenn Hubbard, R (1,4) OBP: 0.339, SLG: 0.304			FC5	E5		FC6-4		5-3		4	1	1	1	0	0	3		
Charlie Puleo, R (1,1) OBP: 0.500, SLG: 0.500			K	E		6-3		4-3		2	0	1	2	0	1	1		
Jeff Dedmon, L (5,1) OBP: 0.143, SLG: 0.143				1B						1	0	0	0	0	0	0		
Gene Garber, R (7,1) OBP: 0.266, SLG: 0.167				1B						0	0	0	0	0	0	0		
Albert Hall, S (8,PH)										1	0	0	0	0	0	0		
Paul Assenmacher, L (8,1)										0	0	0	0	0	0	0		
Inning Stats	R: 0 E: 0 K: 1 S: 6	H: 1 LOB: 1 BB: 0 P: 6	R: 0 E: 0 K: 2 S: 7	H: 0 LOB: 0 BB: 0 P: 7	R: 0 E: 0 K: 2 S: 9	H: 2 LOB: 2 BB: 0 P: 9	R: 4 E: 3 K: 0 S: 9	H: 3 LOB: 3 BB: 1 P: 13	R: 0 E: 0 K: 0 S: 3	H: 0 LOB: 0 BB: 0 P: 3	R: 2 E: 1 K: 0 S: 5	H: 1 LOB: 1 BB: 0 P: 6	R: 0 E: 0 K: 1 S: 5	H: 0 LOB: 0 BB: 1 P: 10	1B: 7 2B: 0 3B: 0 HR: 1	SF: 0 SAC: 1 DP: 0 HBP: 1	WP: 0 PB: 0 SB: 1 CS: 0	PA: 43
PITCHER	IP WLS BF H R ER SO BB IBB HBP BLK WP HR S P ERA WHIP																	
Michael LaCoss, R (1,1) ERA: 3.57	7.0	35	7	6	0	5	1	1	1	0	0	0	0	1	42	51	0.00	1.143
Scott Garretts, R (8,1) ERA: 3.2	2.0	W 8	1	0	0	2	1	0	0	0	0	0	0	0	11	15	0.00	1.000

AB	38
R	6
H	8
RBI	5
BB	3
SO	7
LOB	19



Batter	1	2	3	4	5	6	7	8	9	AB	R	H	RBI	BB	SO	LOB	BOTTOM					
Will Clark, L (1,3) OBP: 0.356, SLG: 0.460	1-3		1B		2B		E6	1B		4	1	3	0	1	0	0	Atlanta Braves @ San Francisco Giants Candlestick Park, San Francisco, CA Sun Sep 14 1986, 6:33 AM EDT Att: 8,594 - Unknown					
Robby Thompson, R (1,4) OBP: 0.324, SLG: 0.371	B5		F9		L1		1B	1B		4	1	1	0	1	0	4						
Mike Aldrete, L (1,7) OBP: 0.261, SLG: 0.498	1-3									2	1	1	1	2	0	1						
Joel Youngblood, R (6,PH) OBP: 0.299, SLG: 0.371	1-2			G4-6-3		FC6-4		2B		1	0	0	0	0	1	2						
Candy Maldonado, R (1,9) OBP: 0.302, SLG: 0.488	F4		F6		FC6-4		1B			5	1	1	1	0	0	5						
Chili Davis, S (1,8) OBP: 0.372, SLG: 0.413		F6		G4-6-3		F7		1B		4	0	0	0	1	0	1						
Bob Brenly, R (1,5) OBP: 0.362, SLG: 0.416		F8				6-3		1B		5	2	3	4	0	0	0						
Bob Melvin, R (1,2) ERA: 4.15						HR				3	1	1	1	0	1	0						
Rick Lancelotti, L (7,PH) OBP: 0.111, SLG: 0.111						HR				1	0	0	0	0	1	2						
Scott Garretts, R (8,1) OBP: 0.209, SLG: 0.286		K				HR		F8		0	0	0	0	0	0	0						
Jose Uribe, S (1,6) OBP: 0.313, SLG: 0.280			F5		K			4-3		4	0	0	0	0	2	0						
Michael LaCoss, R (1,1) OBP: 0.267, SLG: 0.368										2	0	1	0	0	1	0						
Mike Woodard, L (7,PH) OBP: 0.340, SLG: 0.295			K					B1-3		1	0	0	0	0	0	0						
Luis Quinones, S (8,5) OBP: 0.232, SLG: 0.278					2B			K		1	0	0	0	0	1	0						
Inning Stats	R: 0 E: 0 K: 0 S: 3	H: 0 LOB: 1 BB: 1 P: 7	R: 0 E: 0 K: 1 S: 5	H: 0 LOB: 0 BB: 0 P: 5	R: 0 E: 0 K: 1 S: 6	H: 1 LOB: 1 BB: 0 P: 6	R: 0 E: 0 K: 0 S: 2	H: 0 LOB: 0 BB: 1 P: 6	R: 2 E: 0 K: 1 S: 9	H: 4 LOB: 3 BB: 1 P: 13	R: 0 E: 0 K: 0 S: 3	H: 0 LOB: 0 BB: 0 P: 3	R: 4 E: 1 K: 1 S: 9	H: 3 LOB: 2 BB: 2 P: 17	R: 0 E: 0 K: 3 S: 11	H: 2 LOB: 2 BB: 0 P: 11	R: 1 E: 0 K: 0 S: 3	H: 1 LOB: 0 BB: 0 P: 3	1B: 6 2B: 2 3B: 0 HR: 3	SF: 0 SAC: 0 DP: 1 HBP: 0	WP: 0 PB: 0 SB: 0 CS: 0	PA: 42
PITCHER	IP WLS BF H R ER SO BB IBB HBP BLK WP HR S P ERA WHIP																					
Charlie Puleo, R (1,1) ERA: 2.84	4.1	19	5	2	2	3	2	0	0	0	0	0	0	9	17	3.86	1.286					
Gene Garber, R (7,1) ERA: 2.58	0.1	4	2	1	0	1	1	0	0	0	0	0	0	5	9	0.00	9.000					
Paul Assenmacher, L (8,1) ERA: 2.59	1.2	L 8	3	1	1	3	0	0	0	0	0	1	14	14	5.40	1.800						

AB	37
R	7
H	11
RBI	7
BB	5
SO	7
LOB	15



Batter	1	2	3	4	5	6	7	8	9	AB	R	H	RBI	BB	SO	LOB	TOP					
Will Clark, L OBP: 0.354, SLG: 0.459 (1, 3)										5	1	1	0	0	1	4	San Francisco Giants @ San Diego Padres Jack Murphy Stadium, San Diego, CA Tue Sep 16 1986, 10:05 PM EDT Att: 8,446 - Unknown livebaseballscorecards.com					
Robby Thompson, R OBP: 0.323, SLG: 0.369 (1, 4)										5	0	1	0	0	0	4						
Mike Aldrete, L OBP: 0.227, SLG: 0.491 (1, 7)									3	1	0	0	0	0	1							
Joel Youngblood, R OBP: 0.303, SLG: 0.375 (7, 7)										1	0	1	0	0	0	0						
Randy Kutcher, R OBP: 0.260, SLG: 0.402 (9, 8)									0	0	0	0	0	0	0							
Candy Maldonado, R OBP: 0.301, SLG: 0.485 (1, 9)									4	1	1	0	0	1	2							
Chili Davis, S OBP: 0.371, SLG: 0.411 (1, 8)									4	0	1	0	0	1	2							
Bob Brenly, R OBP: 0.363, SLG: 0.416 (1, 2)									3	1	1	0	1	1	1							
Luis Quiñones, S OBP: 0.272, SLG: 0.272 (1, 5)									2	0	0	0	0	0	2							
Harry Spilman, L OBP: 0.326, SLG: 0.453 (6, PH)									1	0	1	2	0	0	0							
Mike Woodard, L OBP: 0.333, SLG: 0.289 (6, FR)									1	0	0	0	0	0	0							
Jose Uribe, S OBP: 0.314, SLG: 0.278 (1, 6)									2	0	0	0	2	1	1							
Mike Krukow, R OBP: 0.197, SLG: 0.167 (1, 1)									3	0	1	1	1	1	2							
Mark Davis, L OBP: 0.143, SLG: 0.286 (9, 1)									0	0	0	0	0	0	0							
Inning Stats	R: 1 E: 0 K: 0 S: 4	H: 2 LOB: 0 BB: 0 P: 4	R: 0 E: 0 K: 0 S: 4	H: 1 LOB: 2 BB: 1 P: 8	R: 0 E: 1 K: 1 S: 6	H: 0 LOB: 1 BB: 0 P: 6	R: 0 E: 0 K: 0 S: 4	H: 1 LOB: 1 BB: 0 P: 4	R: 0 E: 0 K: 0 S: 2	H: 0 LOB: 0 BB: 1 P: 6	R: 3 E: 1 K: 1 S: 9	H: 3 LOB: 3 BB: 2 P: 17	R: 0 E: 0 K: 1 S: 5	H: 1 LOB: 0 BB: 0 P: 5	R: 0 E: 0 K: 2 S: 7	H: 0 LOB: 0 BB: 0 P: 7	R: 0 E: 0 K: 1 S: 5	H: 0 LOB: 0 BB: 0 P: 5	1B: 6 2B: 2 3B: 0 HR: 0	SF: 0 SAC: 0 DP: 3 HBP: 0	WP: 0 PB: 1 SB: 0 CS: 0	PA: 38
PITCHER	IP	WLS	BF	H	R	ER	SO	BB	IBB	HBP	BLK	WP	HR	S	P	ERA	WHIP					
Ed Wojna, R ERA: 2.45 (1, 1)	5.1	L	25	6	4	3	1	1	2	0	0	0	0	24	36	5.06	1.312					
Dave LaPoint, L ERA: 4.57 (6, 1)	2.2		10	2	0	0	4	0	1	0	0	0	0	17	21	0.00	0.750					
Greg Booker, R ERA: (9, 1)	1.0		3	0	0	0	1	0	0	0	0	0	0	5	5	0.00	0.000					
Batter	1	2	3	4	5	6	7	8	9	AB	R	H	RBI	BB	SO	LOB	BOTTOM					
Tim Flannery, L OBP: 0.382, SLG: 0.352 (1, 4)										4	0	1	0	0	0	0	San Francisco Giants @ San Diego Padres Jack Murphy Stadium, San Diego, CA Tue Sep 16 1986, 10:05 PM EDT Att: 8,446 - Unknown livebaseballscorecards.com					
Bip Roberts, S OBP: 0.285, SLG: 0.302 (8, FR)										0	0	0	0	0	0	0						
Bruce Bochy, R OBP: 0.331, SLG: 0.525 (9, PH)										1	0	0	0	0	0	1						
Tony Gwynn, L OBP: 0.383, SLG: 0.468 (1, 9)									4	0	2	0	0	1	1							
John Kruk, L OBP: 0.415, SLG: 0.444 (1, 7)									3	0	2	0	1	0	0							
Kevin McReynolds, R OBP: 0.348, SLG: 0.477 (1, 8)									4	0	0	0	0	2	7							
Tim Lincecum, R OBP: 0.307, SLG: 0.357 (1, 3)										3	0	0	0	0	2							
Carmelo Martinez, R OBP: 0.339, SLG: 0.393 (8, PH)									1	0	0	0	0	1	3							
Benito Santiago, R OBP: 0.333, SLG: 0.500 (1, 2)									3	0	1	0	0	0	0							
Marvell Wynne, L OBP: 0.289, SLG: 0.401 (9, PH)										1	1	1	0	0	0							
Randy Asadoor, R OBP: 0.167, SLG: 0.167 (1, 5)									3	0	1	0	0	1	1							
Terry Kennedy, L OBP: 0.322, SLG: 0.404 (9, PH)									1	0	1	1	0	0	0							
Gary Green, R OBP: 0.167, SLG: 0.333 (1, 6)									3	0	0	0	0	0	2							
Graig Nettles, L OBP: 0.299, SLG: 0.385 (9, PH)									0	0	0	0	0	0	0							
Jerry Royster, R OBP: 0.342, SLG: 0.376 (9, PH)									1	0	0	0	0	0	1							
Ed Wojna, R OBP: 0.111, SLG: 0.111 (1, 1)									2	0	0	0	0	2	1							
Dave LaPoint, L OBP: 0.111, SLG: 0.111 (6, 1)									0	0	0	0	0	0	0							
Dane Iorg, L OBP: 0.248, SLG: 0.337 (6, PH)									1	0	0	0	0	0	0							
Greg Booker, R OBP: 0.248, SLG: 0.337 (9, 1)									0	0	0	0	0	0	0							
Steve Garvey, R OBP: 0.287, SLG: 0.415 (9, PH)									1	0	0	0	0	1	1							
Inning Stats	R: 0 E: 0 K: 2 S: 8	H: 1 LOB: 2 BB: 1 P: 12	R: 0 E: 0 K: 1 S: 6	H: 1 LOB: 0 BB: 0 P: 6	R: 0 E: 0 K: 0 S: 3	H: 0 LOB: 0 BB: 0 P: 3	R: 0 E: 0 K: 1 S: 5	H: 0 LOB: 0 BB: 0 P: 5	R: 0 E: 0 K: 2 S: 7	H: 0 LOB: 0 BB: 0 P: 7	R: 0 E: 0 K: 0 S: 4	H: 2 LOB: 1 BB: 0 P: 4	R: 0 E: 0 K: 1 S: 6	H: 1 LOB: 1 BB: 0 P: 6	R: 0 E: 1 K: 2 S: 10	H: 2 LOB: 3 BB: 0 P: 10	R: 1 E: 0 K: 1 S: 7	H: 2 LOB: 1 BB: 0 P: 7	1B: 7 2B: 2 3B: 0 HR: 0	SF: 0 SAC: 0 DP: 1 HBP: 0	WP: 0 PB: 0 SB: 0 CS: 0	PA: 37
PITCHER	IP	WLS	BF	H	R	ER	SO	BB	IBB	HBP	BLK	WP	HR	S	P	ERA	WHIP					
Mike Krukow, R ERA: 3.07 (1, 1)	8.0		34	9	1	1	9	1	0	0	0	0	0	51	55	1.12	1.250					
Mark Davis, L ERA: 2.97 (9, 1)	1.0	S	3	0	0	0	1	0	0	0	0	0	0	5	5	0.00	0.000					

Batter	1	2	3	4	5	6	7	8	9	10	AB	R	H	RBI	BB	SO	LOB								
Dan Gladden, R OBP: 0.354, SLG: 0.354 Mark Davis, L OBP: 0.143, SLG: 0.286	F9		F3		F9		HR		3-1		5	1	1	1	0	0	3								
Robby Thompson, R OBP: 0.323, SLG: 0.368	CS 1B			F7	BB		5-3		F8		4	0	1	0	1	0	1								
Will Clark, L OBP: 0.355, SLG: 0.461	K		K		G3				F9	2B	5	0	2	0	0	2	3								
Candy Maldonado, R OBP: 0.297, SLG: 0.478		6-3		F8		F8		F9		G6-3	5	0	0	0	0	0	2								
Chili Davis, S OBP: 0.370, SLG: 0.409		K			6-3			4-3		F5	5	0	1	0	0	1	1								
Bob Brently, R OBP: 0.365, SLG: 0.414		F7			BB	G6-4-3					2	1	0	0	2	0	1								
Bob Melvin, R OBP: 0.258, SLG: 0.331 Scott Garrelts, R OBP: 0.205, SLG: 0.279 Mike Aldrete, L OBP: 0.365, SLG: 0.401			F8		E8	6-3		4-3			3	1	0	0	0	0	2								
Jose Uribe, S OBP: 0.318, SLG: 0.283			E	BB				F5			3	1	2	2	1	0	0								
Vida Blue, S OBP: 0.227, SLG: 0.211 Luis Quinones, S OBP: 0.224, SLG: 0.269			K					K		SH2-4	2	0	1	1	0	1	1								
Inning Stats	R: 0 E: 0 K: 1 S: 5	H: 1 LOB: 0 BB: 0 P: 5	R: 0 E: 0 K: 1 S: 5	H: 0 LOB: 0 BB: 0 P: 5	R: 0 E: 1 K: 1 S: 5	H: 0 LOB: 1 BB: 1 P: 9	R: 0 E: 0 K: 1 S: 5	H: 0 LOB: 0 BB: 0 P: 5	R: 3 E: 1 K: 0 S: 6	H: 2 LOB: 2 BB: 2 P: 14	R: 0 E: 0 K: 0 S: 4	H: 1 LOB: 1 BB: 0 P: 4	R: 1 E: 0 K: 1 S: 6	H: 1 LOB: 0 BB: 0 P: 6	R: 0 E: 0 K: 0 S: 4	H: 1 LOB: 2 BB: 1 P: 8	R: 0 E: 0 K: 0 S: 4	H: 1 LOB: 1 BB: 0 P: 4	R: 0 E: 0 K: 0 S: 3	H: 1 LOB: 0 BB: 0 P: 3	1B: 4 2B: 3 3B: 0 HR: 1	SF: 0 SAC: 1 DP: 1 HBP: 0	WP: 0 PA: 41		
PITCHER	IP 5.0	WLS 21	BF 3	H 3	R 3	ER 2	SO 4	BB 3	IBB 0	HBP 0	BLK 0	WP 0	HR 0	S 26	P 38	ERA 3.60	WHIP 1.200								
Ed Vosberg, L ERA: 3.6																									
Bob Stoddard, R ERA: 2.41	2.0	8	2	1	1	1	1	0	0	0	0	0	1	10	10	4.50	1.000								
Greg Booker, R ERA:	1.0	5	1	0	0	0	0	0	1	0	0	0	0	4	8	0.00	1.000								
Lance McCullers, R ERA: 2.67	2.0	W	7	2	0	0	0	0	0	0	0	0	0	7	7	0.00	1.000								

TOP

San Francisco Giants @ San Diego Padres
Jack Murphy Stadium, San Diego, CA

Wed Sep 17 1986, 10:05 PM EDT
Att: 24,043 - Unknown

AB	36
R	4
H	8
RBI	4
BB	4
SO	5
LOB	16

GIANTS

Batter	1	2	3	4	5	6	7	8	9	10	AB	R	H	RBI	BB	SO	LOB								
Jerry Royster, R OBP: 0.338, SLG: 0.371 Tim Flannery, L OBP: 0.351, SLG: 0.351 Greg Booker, R ERA:	F3		6-3			F7	K		K		3	0	0	0	0	0	0								
Tony Gwynn, L OBP: 0.382, SLG: 0.471	F8				F7	HR	FC6-4		K		5	1	1	1	0	1	2								
John Kruk, L OBP: 0.415, SLG: 0.441	F8			4-3		BB			K		4	1	1	0	1	1	0								
Kevin McReynolds, R OBP: 0.349, SLG: 0.459		SF9	3B		6-3		K				5	2	2	0	0	1	1								
Tim Puzanski, R Marvell Wynne, L Steve Garvey, R OBP: 0.296, SLG: 0.414		6-3			K				G3		2	0	0	0	1	1	1								
Benito Santiago, R OBP: 0.364, SLG: 0.800			SF9			F9			F3		4	1	2	2	0	0	3								
Randy Asadoor, R OBP: 0.300, SLG: 0.222 Lance McCullers, S OBP: 0.200, SLG: 0.182		F9			FC5-4					HR	3	0	1	0	1	0	1								
Gary Green, R OBP: 0.200, SLG: 0.300			K								4	0	1	0	0	2	3								
Ed Vosberg, L Carmelo Martinez, R Bob Stoddard, R Terry Kennedy, L Bip Roberts, S OBP: 0.288, SLG: 0.305			L6			F7					1	0	0	0	0	0	0								
Inning Stats	R: 0 E: 0 K: 0 S: 3	H: 0 LOB: 0 BB: 0 P: 3	R: 1 E: 0 K: 0 S: 4	H: 1 LOB: 0 BB: 0 P: 4	R: 0 E: 0 K: 1 S: 5	H: 0 LOB: 0 BB: 0 P: 5	R: 0 E: 0 K: 0 S: 3	H: 0 LOB: 0 BB: 0 P: 3	R: 0 E: 0 K: 1 S: 7	H: 2 LOB: 2 BB: 0 P: 7	R: 1 E: 0 K: 1 S: 6	H: 1 LOB: 2 BB: 2 P: 14	R: 0 E: 0 K: 2 S: 9	H: 2 LOB: 2 BB: 0 P: 9	R: 2 E: 0 K: 0 S: 6	H: 4 LOB: 2 BB: 1 P: 10	R: 0 E: 0 K: 3 S: 9	H: 0 LOB: 0 BB: 0 P: 9	R: 1 E: 0 K: 0 S: 3	H: 1 LOB: 0 BB: 0 P: 3	1B: 7 2B: 1 3B: 1 HR: 2	SF: 1 SAC: 0 DP: 0 HBP: 0	WP: 0 PA: 42		
PITCHER	IP 5.1	WLS 21	BF 4	H 4	R 2	ER 2	SO 2	BB 1	IBB 0	HBP 0	BLK 0	WP 0	HR 1	S 24	P 28	ERA 3.38	WHIP 0.938								
Vida Blue, L ERA: 3.34																									
Scott Garrelts, R ERA: 3.26	2.2	15	6	2	2	3	1	1	0	0	0	0	0	19	27	6.75	2.625								
Mark Davis, L ERA: 3.03	1.2	L	6	1	1	1	3	0	0	0	0	0	1	12	12	5.40	0.600								

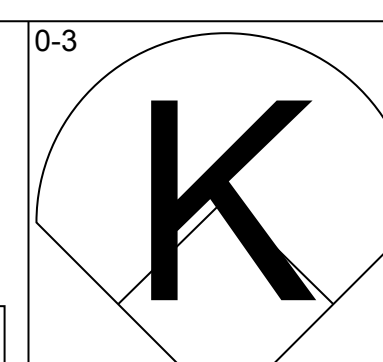
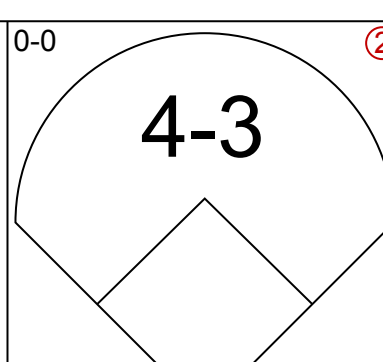
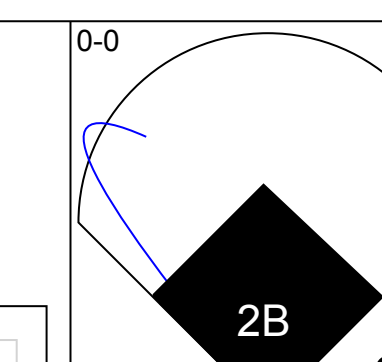
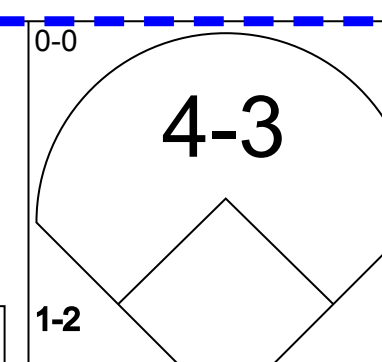
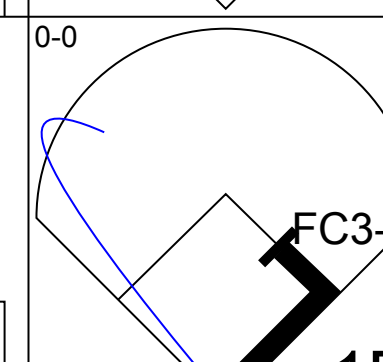
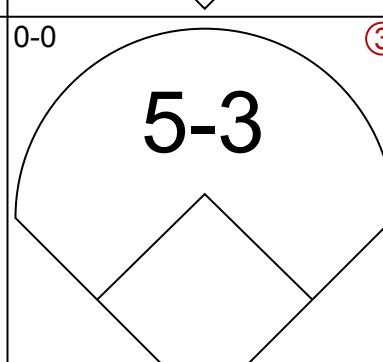
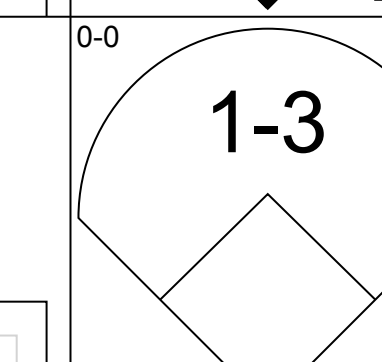
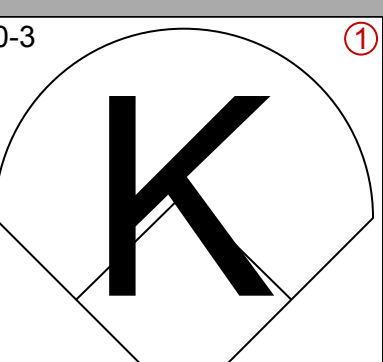
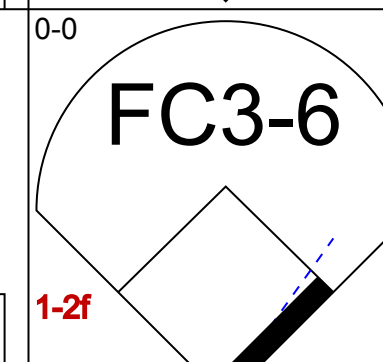
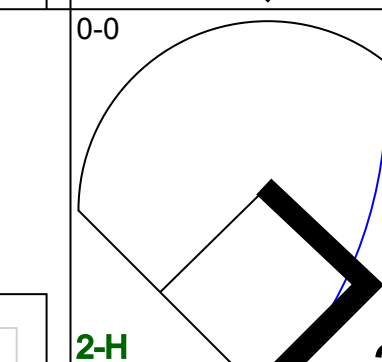
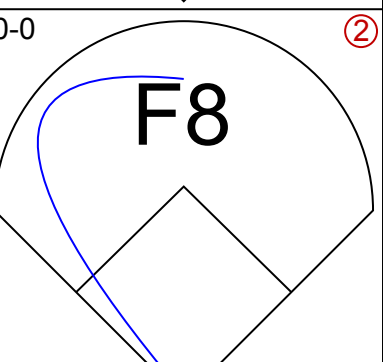
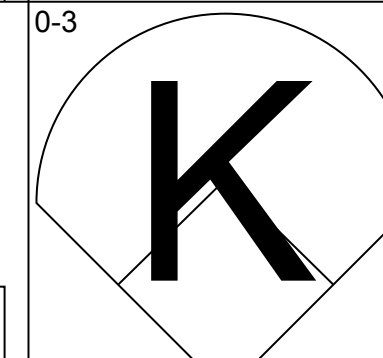
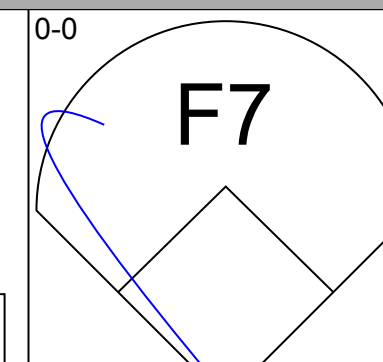
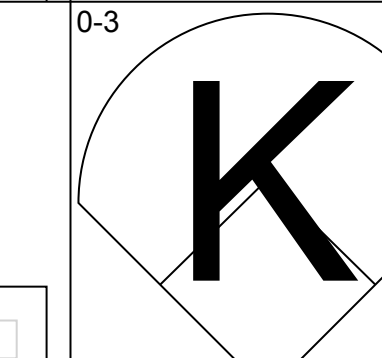
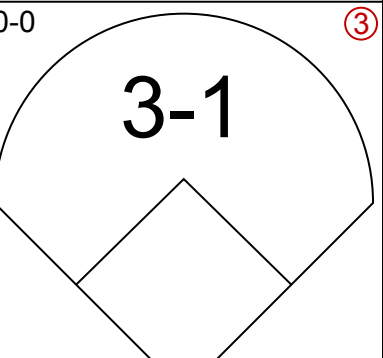

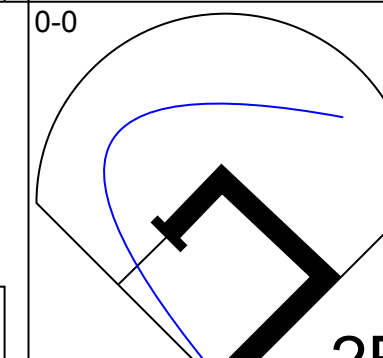


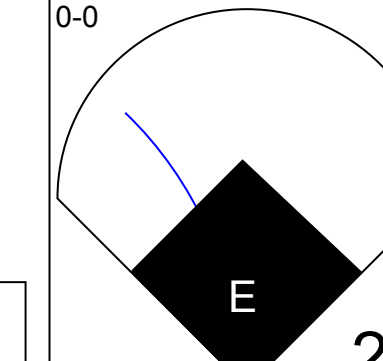
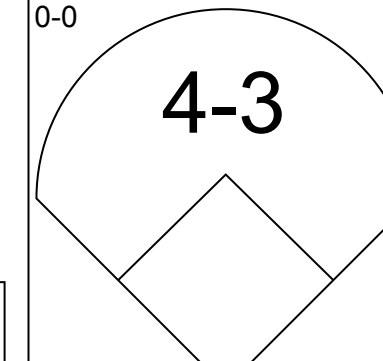
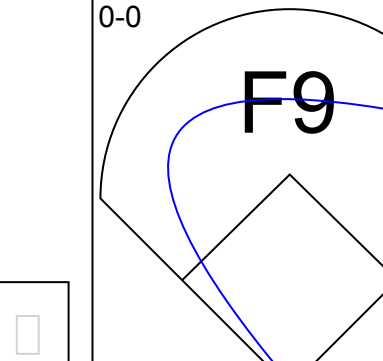
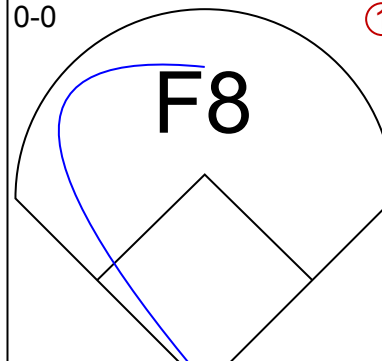
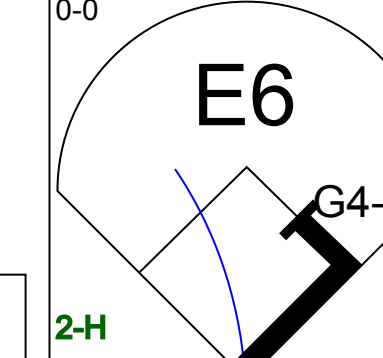
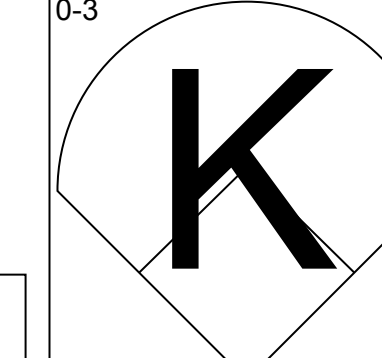
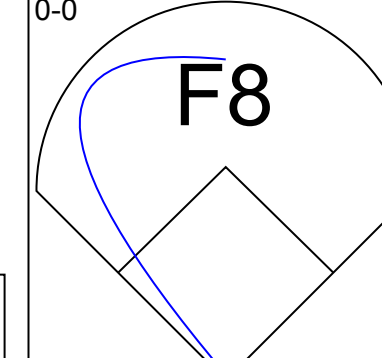
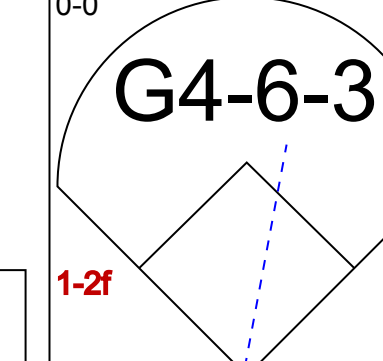
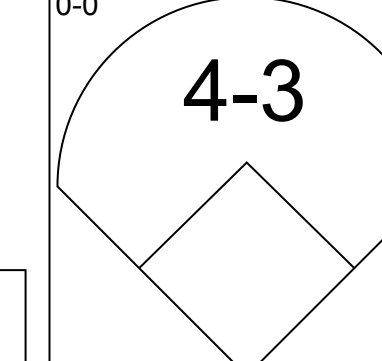
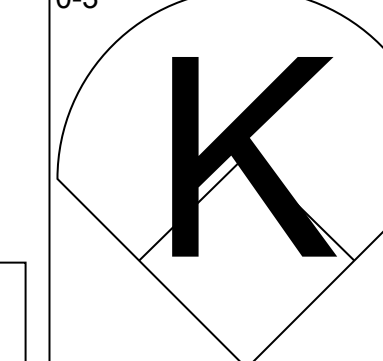
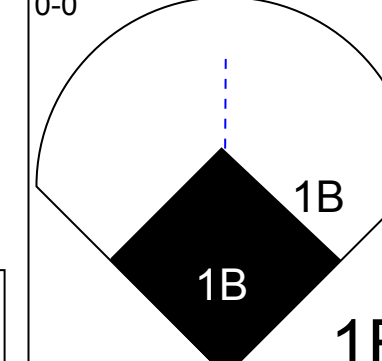
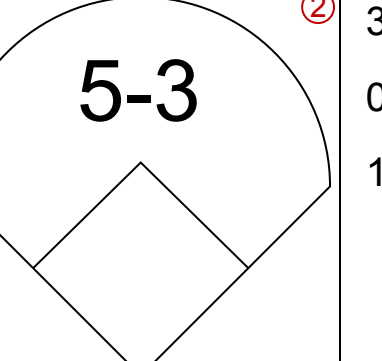

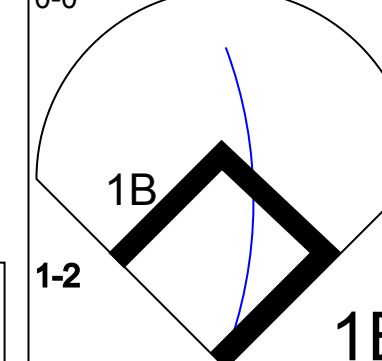
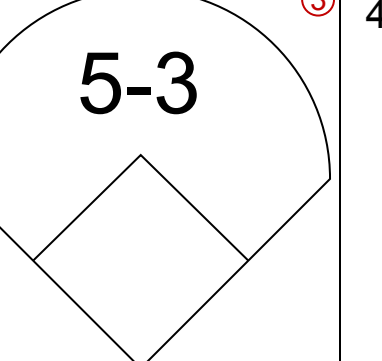
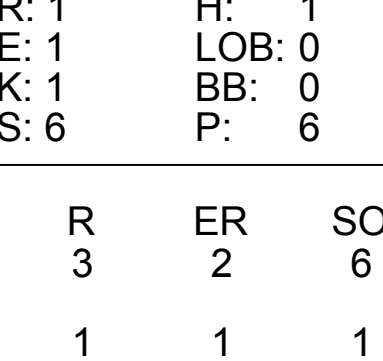
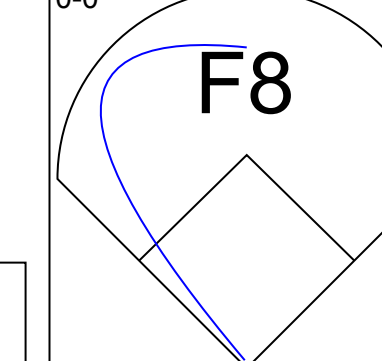
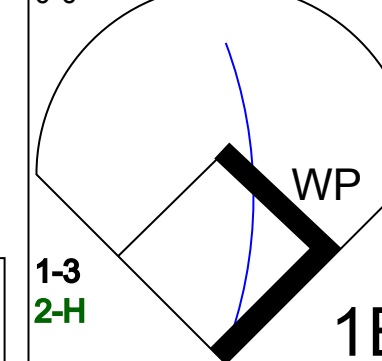

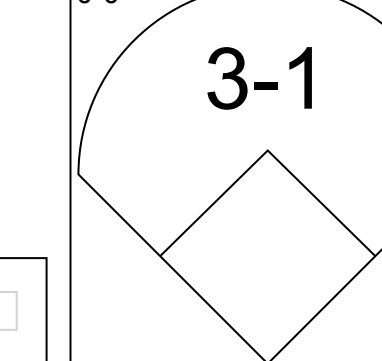
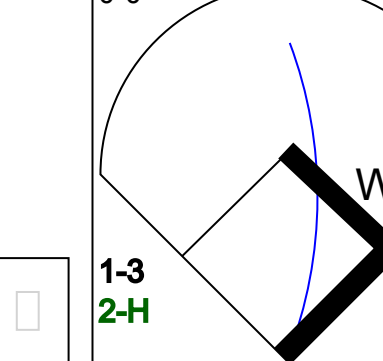
BOTTOM

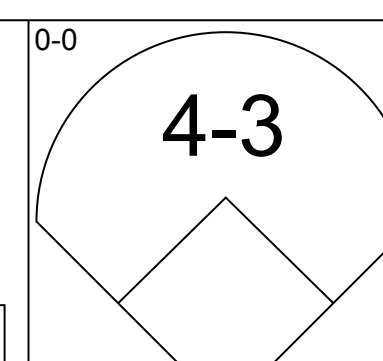
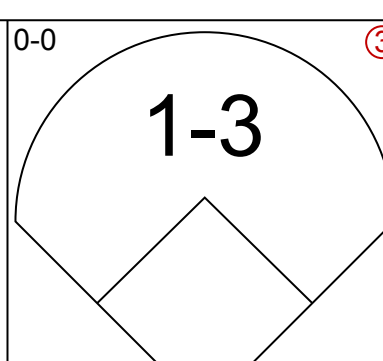
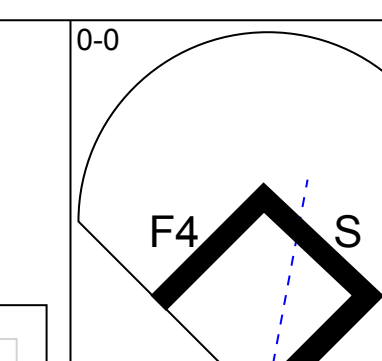
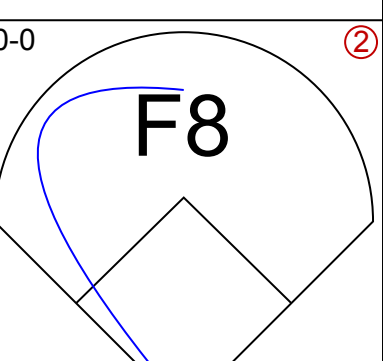
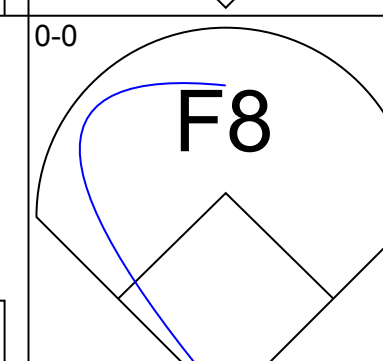
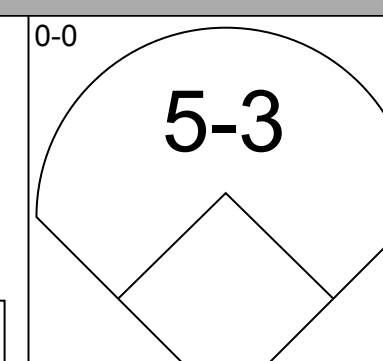
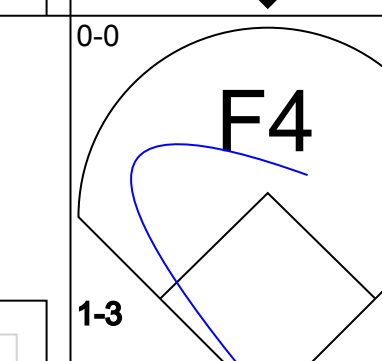
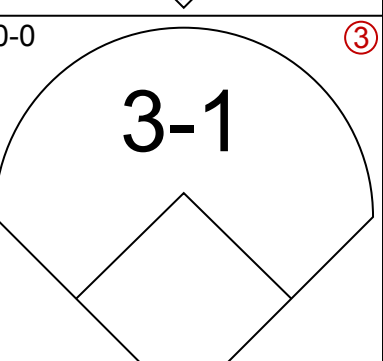
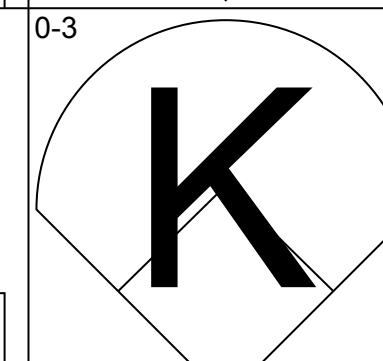
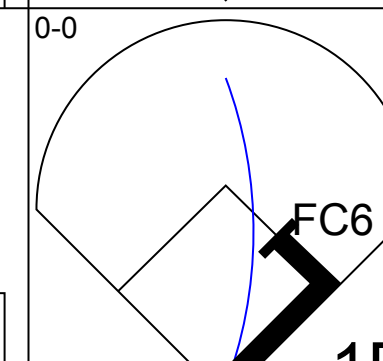
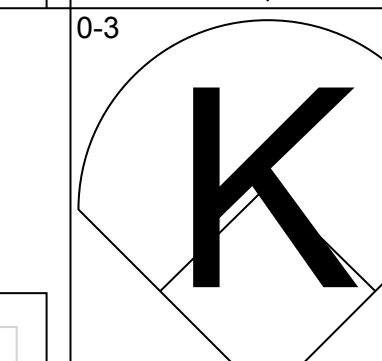
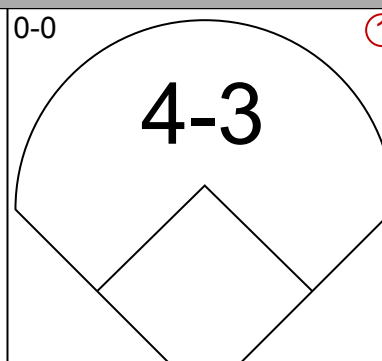
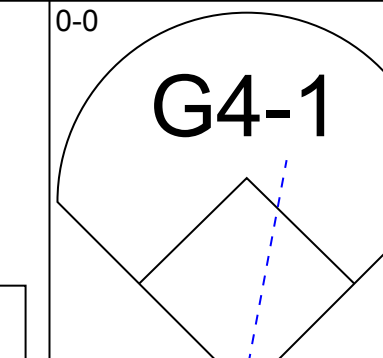
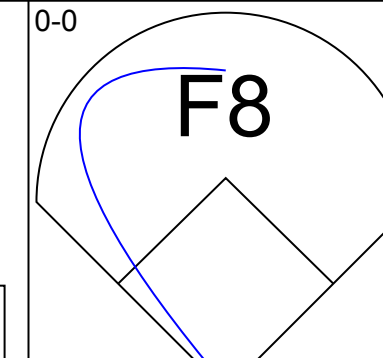
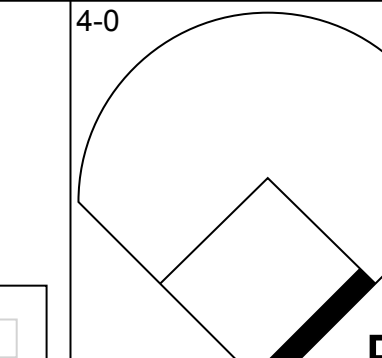
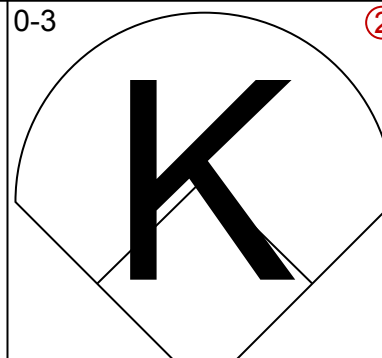
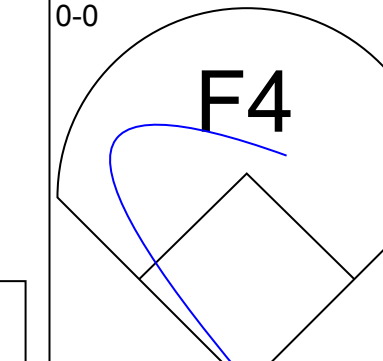
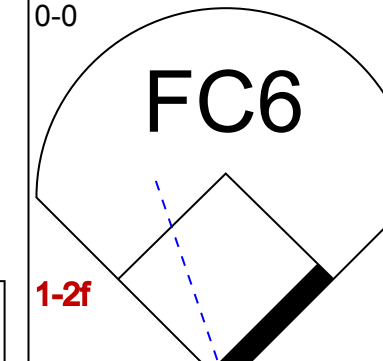
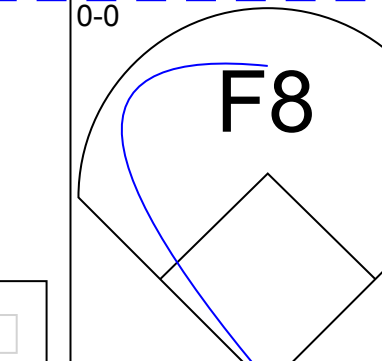
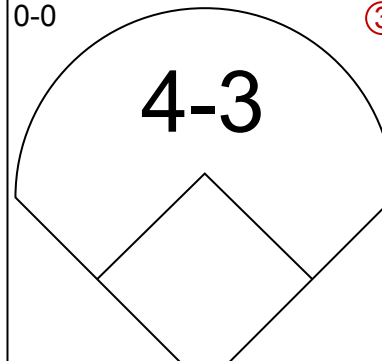
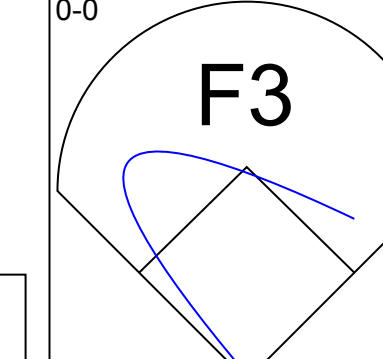






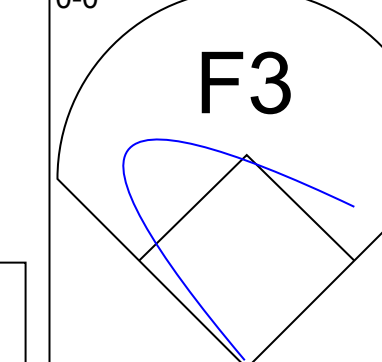
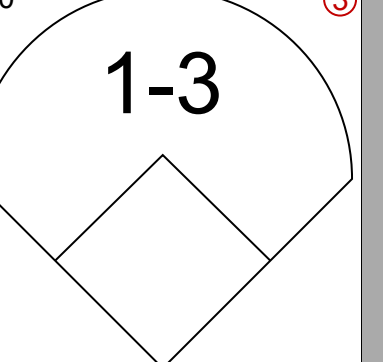
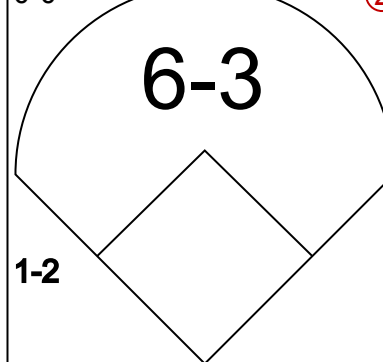
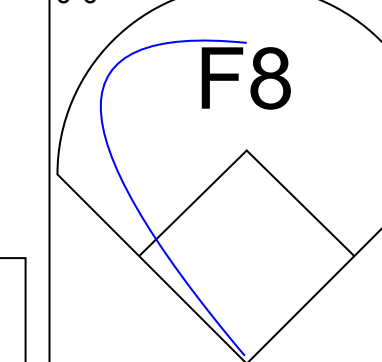

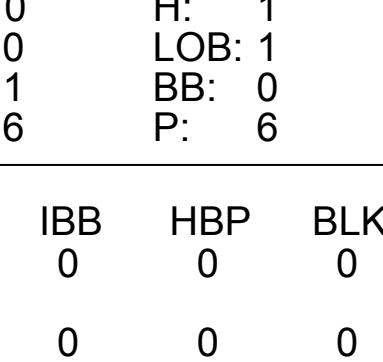
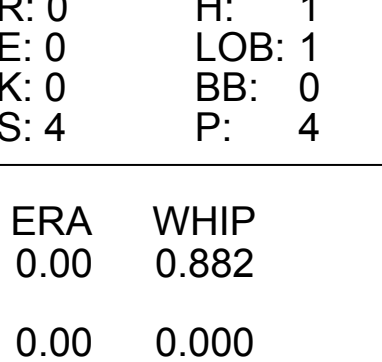
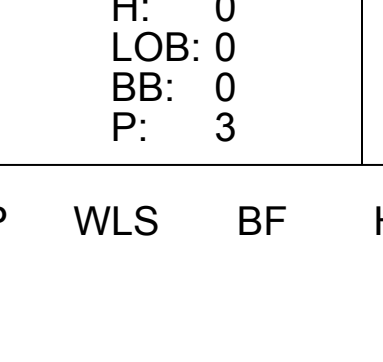

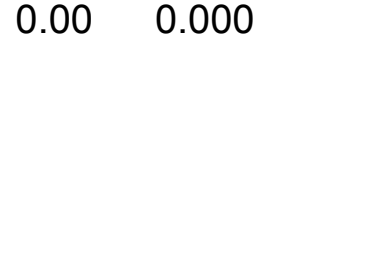

San Francisco Giants @ San Diego Padres
Jack Murphy Stadium, San Diego, CA

Wed Sep 17 1986, 10:05 PM EDT
Att: 24,043 - Unknown

AB	38
R	5
H	11
RBI	5
BB	3
SO	8
LOB	15

SD

Batter	1	2	3	4	5	6	7	8	9	AB	R	H	RBI	BB	SO	LOB	TOP									
Will Clark, L OBP: 0.354, SLG: 0.462 (1, 3)										4	1	1	0	0	1	2	San Francisco Giants @ Atlanta Braves Atlanta-Fulton County Stadium, Atlanta, GA Fri Sep 19 1986, 7:05 PM EDT Att: 8,279 - Unknown									
Robby Thompson, R OBP: 0.323, SLG: 0.367 (1, 4)										4	0	1	0	0	1	1										
Mike Aldrete, L OBP: 0.231, SLG: 0.406 (1, 7)										3	0	1	1	0	0	1										
Randy Kutcher, R OBP: 0.259, SLG: 0.400 (7, 8)										1	0	0	0	0	0	0										
Candy Maldonado, R OBP: 0.297, SLG: 0.478 (7, 7)										4	0	1	0	0	2	2										
Chili Davis, S OBP: 0.369, SLG: 0.410 (7, 9)										4	1	1	0	0	0	0										
Bob Brenly, R OBP: 0.364, SLG: 0.420 (7, 2)										4	1	1	1	0	1	0										
Phil Ouellette, S OBP: 0.167 (1, 2)										3	0	1	0	0	0	1										
Chris Brown, R OBP: 0.380, SLG: 0.426 (7, PR)										0	1	0	0	0	0	0										
Luis Quinones, S OBP: 0.222, SLG: 0.266 (7, 5)										1	0	0	0	0	0	0										
Jose Uribe, S OBP: 0.317, SLG: 0.283 (1, 6)										4	0	1	0	0	1	0										
Kelly Downs, R OBP: 0.136, SLG: 0.095 (1, 1)										2	0	0	0	0	1	0										
Mark Davis, L OBP: 0.143, SLG: 0.286 (6, 1)										0	0	0	0	0	0	0										
Rick Lancelotti, L OBP: 0.200, SLG: 0.200 (7, PH)										1	0	1	1	0	0	0										
Mike Woodard, L OBP: 0.333, SLG: 0.289 (7, PR)										0	0	0	0	0	0	0										
Jeff Robinson, R OBP: 0.063, SLG: 0.091 (7, 1)										0	0	0	0	0	0	0										
Inning Stats	R: 0 E: 0 K: 2 S: 8	H: 1 LOB: 1 BB: 0 P: 8	R: 1 E: 1 K: 1 S: 6	H: 1 LOB: 0 BB: 0 P: 6	R: 0 E: 0 K: 1 S: 5	H: 0 LOB: 0 BB: 0 P: 5	R: 0 E: 0 K: 0 S: 3	H: 1 LOB: 1 BB: 0 P: 3	R: 0 E: 0 K: 1 S: 5	H: 0 LOB: 0 BB: 0 P: 5	R: 1 E: 0 K: 1 S: 7	H: 2 LOB: 1 BB: 0 P: 7	R: 1 E: 0 K: 0 S: 6	H: 3 LOB: 3 BB: 0 P: 6	R: 0 E: 0 K: 1 S: 5	H: 0 LOB: 0 BB: 0 P: 5	R: 1 E: 0 K: 0 S: 4	H: 1 LOB: 0 BB: 0 P: 4	R: 0 E: 0 K: 1 S: 5	H: 0 LOB: 0 BB: 0 P: 5	R: 1 E: 0 K: 0 S: 4	H: 1 LOB: 0 BB: 0 P: 4	1B: 4 2B: 4 3B: 0 HR: 1	SF: 0 SAC: 0 DP: 1 HBP: 0	WP: 1 PB: 0 SB: 0 CS: 0	PA: 35
PITCHER	IP WLS BF H R ER SO BB IBB HBP BLK WP HR S P ERA WHIP																									
Rick Mahler, R ERA: 4.83 (1, 1)	6.2 L 27 8 3 2 6 0 0 0 0 0 0 0 39 39 2.70 1.200																									
Ed Ollwine, L ERA: 3.39 (7, 1)	2.1 8 1 1 1 1 0 0 0 0 0 1 1 10 10 3.86 0.429																									

Batter	1	2	3	4	5	6	7	8	9	AB	R	H	RBI	BB	SO	LOB	BOTTOM							
Albert Hall, S OBP: 0.133, SLG: 0.071 (1, 9)										4	0	1	0	0	0	1	San Francisco Giants @ Atlanta Braves Atlanta-Fulton County Stadium, Atlanta, GA Fri Sep 19 1986, 7:05 PM EDT Att: 8,279 - Unknown							
Ken Oberkfell, L OBP: 0.377, SLG: 0.371 (1, 5)										4	0	0	0	0	0	1								
Dale Murphy, R OBP: 0.356, SLG: 0.498 (1, 8)										4	0	1	0	0	2	1								
Bob Horner, R OBP: 0.329, SLG: 0.459 (1, 3)										3	0	0	0	1	1	1								
Ken Griffey, L OBP: 0.341, SLG: 0.489 (1, 7)										3	0	0	0	0	0	3								
Ed Ollwine, R OBP: 0.500, SLG: 0.333 (7, 1)										0	0	0	0	0	0	0								
Andres Thomas, R OBP: 0.272, SLG: 0.394 (9, PH)										1	0	0	0	0	0	0								
Rafael Ramirez, R OBP: 0.278, SLG: 0.342 (1, 6)										3	0	0	0	0	0	0								
Bruce Benedict, R OBP: 0.323, SLG: 0.331 (1, 2)										3	0	2	0	0	0	0								
Glenn Hubbard, R OBP: 0.341, SLG: 0.303 (1, 4)										3	0	0	0	0	1	2								
Rick Mahler, R OBP: 0.210, SLG: 0.195 (1, 1)										2	0	0	0	0	0	2								
Gerald Perry, L OBP: 0.371, SLG: 0.377 (7, 7)										1	0	0	0	0	0	0								
Inning Stats	R: 0 E: 0 K: 1 S: 5	H: 0 LOB: 0 BB: 0 P: 5	R: 0 E: 0 K: 0 S: 3	H: 0 LOB: 0 BB: 0 P: 3	R: 0 E: 0 K: 1 S: 6	H: 1 LOB: 1 BB: 0 P: 6	R: 0 E: 0 K: 0 S: 4	H: 1 LOB: 1 BB: 0 P: 4	R: 0 E: 0 K: 0 S: 4	H: 1 LOB: 1 BB: 0 P: 4	R: 0 E: 0 K: 1 S: 6	H: 1 LOB: 2 BB: 1 P: 10	R: 0 E: 0 K: 0 S: 3	H: 0 LOB: 0 BB: 0 P: 3	R: 0 E: 0 K: 0 S: 3	H: 0 LOB: 0 BB: 0 P: 3		R: 0 E: 0 K: 1 S: 5	H: 0 LOB: 0 BB: 0 P: 5	R: 0 E: 0 K: 0 S: 5	H: 0 LOB: 0 BB: 0 P: 5	1B: 4 2B: 0 3B: 0 HR: 0	SF: 0 SAC: 0 DP: 0 HBP: 0	WP: 0 PB: 0 SB: 2 CS: 0
PITCHER	IP WLS BF H R ER SO BB IBB HBP BLK WP HR S P ERA WHIP																							
Kelly Downs, R ERA: 2.94 (1, 1)	5.2 W 22 4 0 0 0 0 0 0 0 0 0 0 0 1 1 0.00 0.882																							
Mark Davis, L ERA: 3.01 (6, 1)	0.1 1 0 0 0 0 0 0 0 0 0 0 0 1 1 0.00 0.000																							
Jeff Robinson, R ERA: 3.39 (7, 1)	3.0 S 9 0 0 0 0 1 0 0 0 0 0 0 0 11 11 0.00 0.000																							

AB	35
R	4
H	9
RBI	3
BB	0
SO	7
LOB	7



AB	31
R	0
H	4
RBI	0
BB	1
SO	4
LOB	11



Batter	1	2	3	4	5	6	7	8	9	AB	R	H	RBI	BB	SO	LOB	TOP							
Mike Aldrete, L (1, 7) OBP: 0.358, SLG: 0.397	0-3 K			0-3 K		0-0 F8			0-0 1-3	4	0	0	0	0	2	0	San Francisco Giants @ Atlanta Braves Atlanta-Fulton County Stadium, Atlanta, GA Sat Sep 20 1986, 3:33 AM EDT Att: 9,775 - Unknown livebaseballscorecards.com							
Robby Thompson, R (1, 4) OBP: 0.324, SLG: 0.368	0-0 CS 1B			0-0 1B		0-0 6-3			0-3 K	4	0	2	0	0	1	0								
Harry Spilman, L (1, 3) OBP: 0.317, SLG: 0.439	0-0 5-3			0-0 F9					0-0 F5	4	0	0	0	0	2									
Candy Maldonado, R (1, 9) OBP: 0.294, SLG: 0.474		0-0 F6		0-0 1-3					0-0 5-3	3	0	0	0	0	1									
Chili Davis, S (1, 8) OBP: 0.367, SLG: 0.407		0-0 G3				0-0 4-3			0-0 6-3	3	0	0	0	0	0									
Bob Brenly, R (1, 5) OBP: 0.363, SLG: 0.417		0-3 K			4-0 BB				0-0 F9	2	0	0	0	1	1	0								
Bob Melvin, R (1, 2) Luis Quinones, S (8, 6) OBP: 0.225, SLG: 0.327 OBP: 0.222, SLG: 0.266			0-0 F9		0-3 K				0-0 5-3	3	0	0	0	0	1	1								
Jose Uribe, S (1, 6) Will Clark, L (8, PH) OBP: 0.316, SLG: 0.282 OBP: 0.355, SLG: 0.472			0-0 F4		0-0 F9				0-0 HR	2	0	0	0	0	0	1								
Michael LaCoss, R (1, 1) Mike Woodard, L (8, PH) Frank Williams, R (6, 1) Rick Lancelotti, L (8, PH) Juan Berenguer, R (8, 1) OBP: 0.262, SLG: 0.362 OBP: 0.327, SLG: 0.283 OBP: 0.500, SLG: 0.500 OBP: 0.182, SLG: 0.182 OBP: 0.167, SLG: 0.167			0-3 K		0-3 K				0-3 K	1	0	0	0	0	1	0								
Inning Stats	R: 0 E: 0 S: 5	H: 1 LOB: 0 BB: 0 P: 5	R: 0 E: 0 S: 5	H: 0 LOB: 0 BB: 0 P: 5	R: 0 E: 0 S: 5	H: 0 LOB: 0 BB: 0 P: 5	R: 0 E: 0 S: 6	H: 1 LOB: 1 BB: 0 P: 6	R: 0 E: 0 S: 5	H: 0 LOB: 0 BB: 0 P: 5	R: 0 E: 0 S: 3	H: 0 LOB: 0 BB: 0 P: 3	R: 1 E: 0 S: 6	H: 1 LOB: 0 BB: 0 P: 6	R: 0 E: 0 S: 5	H: 0 LOB: 0 BB: 0 P: 5		1B: 2 2B: 0 3B: 0 HR: 1	SF: 0 SAC: 0 DP: 0 HBP: 0	WP: 0 PB: 0 SB: 0 CS: 1	PA: 30			
PITCHER Charlie Puleo, R (1, 1) ERA: 2.03	IP: 9.0 WLS: W BF: 30 H: 3 R: 1 ER: 1 SO: 8 BB: 1 IBB: 0 HBP: 0 BLK: 0 WP: 0 HR: 1 S: 45 P: 49 ERA: 1.00 WHIP: 0.444											PITCHER	IP: 9.0 WLS: W BF: 30 H: 3 R: 1 ER: 1 SO: 8 BB: 1 IBB: 0 HBP: 0 BLK: 0 WP: 0 HR: 1 S: 45 P: 49 ERA: 1.00 WHIP: 0.444											

Batter	1	2	3	4	5	6	7	8	9	AB	R	H	RBI	BB	SO	LOB	BOTTOM							
Albert Hall, S (1, 9) OBP: 0.263, SLG: 0.176	0-0 CS 1B		0-0 S 1B	0-0 FC4-6			4-0 BB			3	1	2	0	1	0	2	San Francisco Giants @ Atlanta Braves Atlanta-Fulton County Stadium, Atlanta, GA Sat Sep 20 1986, 3:33 AM EDT Att: 9,775 - Unknown livebaseballscorecards.com							
Ken Oberkfell, L (1, 5) OBP: 0.376, SLG: 0.370	4-0 BB 1-2		4-0 1B 1-2		0-0 3-1		0-0 4-3			2	0	0	0	2	0	1								
Dale Murphy, R (1, 8) OBP: 0.357, SLG: 0.496	0-3 K		0-0 1B 1-3 2-H		0-0 4-3			0-3 K		4	0	1	1	0	2	1								
Bob Horner, R (1, 3) OBP: 0.329, SLG: 0.456	4-0 1-2 BB		0-0 5-3		0-3 K			0-0 F8		3	0	0	0	1	1	1								
Ken Griffey, L (1, 7) OBP: 0.340, SLG: 0.487	0-0 G3		0-0 G3			0-0 CS 1B		0-3 K		4	0	1	0	0	1	2								
Rafael Ramirez, R (1, 6) OBP: 0.279, SLG: 0.344		0-0 6-3		0-0 1B 2B		0-3 K 1-2				3	1	1	0	0	1	1								
Ozzie Virgil, R (1, 2) OBP: 0.340, SLG: 0.366		0-0 G6-4-3 1B		4-0 1B IBB		0-0 5-3				2	0	1	0	1	0	0								
Glenn Hubbard, R (1, 4) OBP: 0.339, SLG: 0.301		0-0 G6-4-3 1-2		0-0 F4			0-0 4-3			3	0	0	0	0	3									
Charlie Puleo, R (1, 1) OBP: 0.400, SLG: 0.400			0-0 4-3	0-0 FC4-6 1-2 2-H 1B			0-3 K			3	0	1	1	0	1	0								
Inning Stats	R: 0 E: 0 S: 5	H: 1 LOB: 2 BB: 2 P: 13	R: 0 E: 0 S: 3	H: 1 LOB: 0 BB: 0 P: 3	R: 1 E: 0 S: 4	H: 2 LOB: 1 BB: 1 P: 8	R: 1 E: 0 S: 5	H: 2 LOB: 2 BB: 1 P: 9	R: 0 E: 0 S: 5	H: 0 LOB: 0 BB: 0 P: 5	R: 0 E: 0 S: 5	H: 1 LOB: 0 BB: 0 P: 5	R: 0 E: 0 S: 7	H: 0 LOB: 0 BB: 0 P: 7	R: 0 E: 0 S: 5	H: 0 LOB: 0 BB: 0 P: 5		1B: 6 2B: 1 3B: 0 HR: 0	SF: 0 SAC: 0 DP: 1 HBP: 0	WP: 0 PB: 0 SB: 1 CS: 2	PA: 32			
PITCHER Michael LaCoss, R (1, 1) ERA: 3.57 Frank Williams, R (6, 1) ERA: 1.3 Juan Berenguer, R (8, 1) ERA: 2.77	IP: 5.0 WLS: L BF: 22 H: 6 R: 2 ER: 2 SO: 2 BB: 2 IBB: 0 HBP: 0 BLK: 0 WP: 0 HR: 0 S: 22 P: 38 ERA: 3.60 WHIP: 1.800											PITCHER	IP: 5.0 WLS: L BF: 22 H: 6 R: 2 ER: 2 SO: 2 BB: 2 IBB: 0 HBP: 0 BLK: 0 WP: 0 HR: 0 S: 22 P: 38 ERA: 3.60 WHIP: 1.800											

Batter	1	2	3	4	5	6	7	8	9	AB	R	H	RBI	BB	SO	LOB	TOP										
Dan Gladden, R OBP: 0.354, SLG: 0.353 (1, 8)	F9		4-3 1B		1B 6-3	F2		1-3	5-3	6	1	2	0	0	0	2	San Francisco Giants @ Atlanta Braves Atlanta-Fulton County Stadium, Atlanta, GA Sun Sep 21 1986, 3:33 AM EDT Att: 5,138 - Unknown										
Robby Thompson, R OBP: 0.330, SLG: 0.374 (1, 4)	1B		4-3 1B		1B 6-3	HBP		E9		5	0	5	1	0	0	0											
Will Clark, L OBP: 0.354, SLG: 0.468 Mike Aldrete, L OBP: 0.356, SLG: 0.395 (6, PR) (6, 3)	K		4-3		6-3			F8		3	0	0	1	0	1	4											
Candy Maldonado, R OBP: 0.293, SLG: 0.468 (1, 7)	K		F7		K					4	0	0	0	1	2	7											
Chili Davis, S OBP: 0.369, SLG: 0.413 (1, 9)		F9		K		E9	1-3			5	2	3	0	0	1	0											
Bob Brenly, R OBP: 0.364, SLG: 0.416 (9, 5)	F9					G3	K			4	1	1	0	1	1	2											
Luis Quiñones, S OBP: 0.218, SLG: 0.260 Harry Spillman, L OBP: 0.322, SLG: 0.444 Mike Woodard, L OBP: 0.306, SLG: 0.298 (5, PH) (5, PH) (5, S)	F8			K		SH		3-1		2	0	0	0	0	1	2											
Phil Quetelle, S OBP: 0.214, SLG: 0.154 (9, 2)						1B	1B			1	0	0	0	0	0	0											
Jose Uribe, S OBP: 0.317, SLG: 0.285 (1, 6)	K			4-3		SH	F8			5	2	2	2	0	1	3											
Mike Krukow, R OBP: 0.190, SLG: 0.160 Rick Lancelotti, L OBP: 0.250, SLG: 0.500 Scott Garrelts, R OBP: 0.205, SLG: 0.279 (9, PH) (9, 1)			6-3		L6	SH		K		3	0	0	1	0	1	0											
Inning Stats	R: 0 E: 0 K: 2 S: 8	H: 1 LOB: 1 BB: 0 P: 8	R: 0 E: 0 K: 1 S: 6	H: 1 LOB: 1 BB: 0 P: 6	R: 0 E: 0 K: 0 S: 5	H: 2 LOB: 2 BB: 0 P: 5	R: 0 E: 0 K: 2 S: 8	H: 1 LOB: 1 BB: 0 P: 8	R: 1 E: 0 K: 1 S: 7	H: 2 LOB: 1 BB: 0 P: 7	R: 3 E: 1 K: 0 S: 8	H: 4 LOB: 3 BB: 0 P: 9	R: 0 E: 0 K: 1 S: 6	H: 1 LOB: 1 BB: 0 P: 6	R: 0 E: 1 K: 1 S: 6	H: 1 LOB: 1 BB: 0 P: 6	R: 4 E: 0 K: 0 S: 5	H: 3 LOB: 0 BB: 2 P: 13	1B: 12 2B: 3 3B: 0 HR: 1	SF: 0 SAC: 1 DP: 0 HBP: 1	WP: 0 PB: 0 SB: 1 CS: 1	PA: 46					
PITCHER	IP	WLS	BF	H	R	ER	SO	BB	IBB	HBP	BLK	WP	HR	S	P	ERA	WHIP										
Doyle Alexander, R ERA: 4.25 (1, 1)	5.2	L	29	11	4	4	6	0	0	0	0	0	0	41	41	6.35	1.941										
Zane Smith, L ERA: 3.97 (6, 1)	1.1		6	1	0	0	1	0	0	1	0	0	0	7	8	0.00	0.750										
Cliff Speck, R ERA: 3.81 (8, 1)	1.1		6	2	1	1	1	1	0	0	0	0	0	7	11	6.75	2.250										
Ed Olwine, L ERA: 3.59 (9, 1)	0.0		1	0	0	0	0	0	1	0	0	0	0	4	∞	∞	∞										
Jeff Dedmon, R ERA: 2.92 (9, 1)	0.2		4	2	3	3	0	0	0	0	0	0	1	4	4	40.50	3.000										

AB	42
R	8
H	16
RBI	8
BB	2
SO	8
LOB	23



Batter	1	2	3	4	5	6	7	8	9	AB	R	H	RBI	BB	SO	LOB	BOTTOM										
Albert Hall, S OBP: 0.273, SLG: 0.158 (1, 9)	F7		SH1-3				K			2	0	0	0	1	1	1	San Francisco Giants @ Atlanta Braves Atlanta-Fulton County Stadium, Atlanta, GA Sun Sep 21 1986, 3:33 AM EDT Att: 5,138 - Unknown										
Ken Oberkfell, L OBP: 0.376, SLG: 0.371 (1, 5)	2B					K		F8		3	0	1	0	1	1	2											
Dale Murphy, R OBP: 0.356, SLG: 0.498 (1, 8)	K		F6		F7			SF8		4	1	1	0	0	1	5											
Bob Horner, R OBP: 0.326, SLG: 0.453 (1, 3)	1-3		F3			F8		SF8		3	0	0	1	0	0	3											
Gerald Perry, L OBP: 0.364, SLG: 0.368 (1, 7)		G3			F4		F4	E1		4	0	1	0	0	0	0											
Rafael Ramirez, R OBP: 0.276, SLG: 0.341 Ed Olwine, R OBP: 0.500, SLG: 0.333 Jeff Dedmon, L OBP: 0.133, SLG: 0.133 (1, 6) (9, 1) (9, 1)	K				5-3		6-3	K		4	0	0	0	0	2	1											
Bruce Benedict, R OBP: 0.314, SLG: 0.322 (1, 2)	F9				F8			F8		4	0	0	0	0	0	0											
Glenn Hubbard, R OBP: 0.340, SLG: 0.308 (1, 4)								F6		4	1	2	0	0	0	1											
Doyle Alexander, R OBP: 0.206, SLG: 0.242 Zane Smith, L OBP: 0.119, SLG: 0.088 Chris Chambliss, L OBP: 0.375, SLG: 0.416 Cliff Speck, R (1, 1) (6, 1) (7, PH) (8, 1)										1	0	1	1	0	0	0											
Andres Thomas, R OBP: 0.271, SLG: 0.393 (9, 6)										1	0	0	0	0	0	1											
Inning Stats	R: 0 E: 0 K: 1 S: 6	H: 1 LOB: 1 BB: 0 P: 6	R: 0 E: 0 K: 1 S: 5	H: 0 LOB: 0 BB: 0 P: 5	R: 0 E: 0 K: 0 S: 5	H: 2 LOB: 1 BB: 1 P: 9	R: 0 E: 0 K: 0 S: 3	H: 0 LOB: 0 BB: 0 P: 3	R: 0 E: 1 K: 1 S: 6	H: 0 LOB: 1 BB: 0 P: 6	R: 1 E: 1 K: 1 S: 7	H: 2 LOB: 1 BB: 0 P: 7	R: 0 E: 0 K: 1 S: 5	H: 0 LOB: 0 BB: 0 P: 5	1B: 3 2B: 1 3B: 2 HR: 0	SF: 1 SAC: 2 DP: 0 HBP: 0	WP: 0 PB: 0 SB: 0 CS: 0	PA: 36									
PITCHER	IP	WLS	BF	H	R	ER	SO	BB	IBB	HBP	BLK	WP	HR	S	P	ERA	WHIP										
Mike Krukow, R ERA: 3.04 (1, 1)	8.0	W	33	6	2	2	5	2	0	0	0	0	0	41	49	2.25	1.000										
Scott Garrelts, R ERA: 3.24 (9, 1)	1.0		3	0	0	0	1	0	0	0	0	0	0	5	5	0.00	0.000										



Batter	1	2	3	4	5	6	7	8	9	AB	R	H	RBI	BB	SO	LOB	TOP								
Dan Gladden, R OBP: 0.357, SLG: 0.366	F4		S SF7 1B			1B		K		5	2	3	4	0	1	0									
Robby Thompson, R OBP: 0.330, SLG: 0.375			5-3			F4		K		4	1	1	0	1	1	2									
Mike Woodard, L OBP: 0.339, SLG: 0.298	6-3 2B		1-2						1B 1B BB	0	0	0	0	0	0	0									
Bob Brenly, R OBP: 0.364, SLG: 0.424	6-3		SF7			HR		2B	F7	4	2	2	2	0	0	2									
Candy Maldonado, R OBP: 0.297, SLG: 0.476	6-3		5-3			HR		1B		5	1	3	1	0	0	1									
Chili Davis, S OBP: 0.367, SLG: 0.411		E6 2B			4-3					5	1	1	0	0	0	2									
Joel Youngblood, R OBP: 0.304, SLG: 0.374					F8					3	1	1	0	0	0	1									
Will Clark, L OBP: 0.353, SLG: 0.465						HR			G3	2	0	0	1	0	0	3									
Bob Melvin, R OBP: 0.261, SLG: 0.331		2B CS BB			6-3					3	1	1	1	2	1	1									
Randy Kutcher, R OBP: 0.261, SLG: 0.407										2	0	1	1	0	0	0									
Brag Gudken, L OBP: 0.192, SLG: 0.100					1-3				F6	0	1	0	0	1	0	0									
Luis Quinones, S OBP: 0.214, SLG: 0.255		CS 2B				HR			F2	2	0	0	0	0	0	3									
Vida Blue, S OBP: 0.217, SLG: 0.200										2	0	0	0	0	2	2									
Frank Williams, R OBP: 0.500, SLG: 0.500										0	0	0	0	0	0	0									
Phil Queltette, S OBP: 0.200, SLG: 0.143										1	0	0	0	0	0	3									
Jeff Robinson, R OBP: 0.077, SLG: 0.083										1	0	0	0	0	1	0									
Greg Minton, S OBP: 0.077, SLG: 0.083										0	0	0	0	0	0	0									
Inning Stats	R: 0 E: 0 K: 0 S: 4	H: 1 LOB: 1 BB: 0 P: 4	R: 1 E: 1 K: 1 S: 7	H: 1 LOB: 1 BB: 1 P: 11	R: 1 E: 0 K: 0 S: 4	H: 1 LOB: 0 BB: 0 P: 4	R: 0 E: 0 K: 0 S: 3	H: 0 LOB: 0 BB: 0 P: 3	R: 0 E: 0 K: 1 S: 6	H: 1 LOB: 1 BB: 0 P: 6	R: 6 E: 0 K: 1 S: 10	H: 5 LOB: 0 BB: 1 P: 14	R: 1 E: 0 K: 1 S: 7	H: 2 LOB: 1 BB: 0 P: 7	R: 0 E: 0 K: 2 S: 7	H: 0 LOB: 0 BB: 0 P: 7	R: 1 E: 0 K: 0 S: 5	H: 2 LOB: 2 BB: 2 P: 13	1B: 6 2B: 5 3B: 0 HR: 2	SF: 1 SAC: 0 DP: 0 HBP: 0	WP: 0 PB: 0 SB: 2 CS: 2	PA: 44			
PITCHER	IP WLS BF H R ER SO BB IBB HBP BLK WP HR S P ERA WHIP	IP WLS BF H R ER SO BB IBB HBP BLK WP HR S P ERA WHIP	IP WLS BF H R ER SO BB IBB HBP BLK WP HR S P ERA WHIP	IP WLS BF H R ER SO BB IBB HBP BLK WP HR S P ERA WHIP	IP WLS BF H R ER SO BB IBB HBP BLK WP HR S P ERA WHIP	IP WLS BF H R ER SO BB IBB HBP BLK WP HR S P ERA WHIP	IP WLS BF H R ER SO BB IBB HBP BLK WP HR S P ERA WHIP	IP WLS BF H R ER SO BB IBB HBP BLK WP HR S P ERA WHIP	IP WLS BF H R ER SO BB IBB HBP BLK WP HR S P ERA WHIP	IP WLS BF H R ER SO BB IBB HBP BLK WP HR S P ERA WHIP	IP WLS BF H R ER SO BB IBB HBP BLK WP HR S P ERA WHIP	IP WLS BF H R ER SO BB IBB HBP BLK WP HR S P ERA WHIP	IP WLS BF H R ER SO BB IBB HBP BLK WP HR S P ERA WHIP	IP WLS BF H R ER SO BB IBB HBP BLK WP HR S P ERA WHIP	IP WLS BF H R ER SO BB IBB HBP BLK WP HR S P ERA WHIP	IP WLS BF H R ER SO BB IBB HBP BLK WP HR S P ERA WHIP	IP WLS BF H R ER SO BB IBB HBP BLK WP HR S P ERA WHIP	IP WLS BF H R ER SO BB IBB HBP BLK WP HR S P ERA WHIP	IP WLS BF H R ER SO BB IBB HBP BLK WP HR S P ERA WHIP	IP WLS BF H R ER SO BB IBB HBP BLK WP HR S P ERA WHIP	IP WLS BF H R ER SO BB IBB HBP BLK WP HR S P ERA WHIP	IP WLS BF H R ER SO BB IBB HBP BLK WP HR S P ERA WHIP	IP WLS BF H R ER SO BB IBB HBP BLK WP HR S P ERA WHIP	IP WLS BF H R ER SO BB IBB HBP BLK WP HR S P ERA WHIP	IP WLS BF H R ER SO BB IBB HBP BLK WP HR S P ERA WHIP

San Francisco Giants @ Cincinnati Reds
Riverfront Stadium, Cincinnati, OH
Mon Sep 22 1986, 7:05 PM EDT
Att: 8,967 - Unknown

AB 39
R 10
H 13
RBI 10
BB 4
SO 6
LOB 20



Batter	1	2	3	4	5	6	7	8	9	AB	R	H	RBI	BB	SO	LOB	BOTTOM									
Barry Larkin, R OBP: 0.322, SLG: 0.413	E3 F8 1B	6-3				K			5-3	5	2	1	1	0	1	3										
Buddy Bell, R OBP: 0.359, SLG: 0.440	E3 CS					HR				4	2	2	1	1	0	1										
Dave Parker, L OBP: 0.331, SLG: 0.479	F8									4	1	1	0	1	1	3										
Eric Davis, R OBP: 0.387, SLG: 0.539	1B									4	1	1	1	1	0	2										
Tony Perez, R OBP: 0.326, SLG: 0.311										4	0	2	3	0	0	1										
Nick Esasky, R OBP: 0.327, SLG: 0.409	F7									5	0	1	0	0	1	4										
Dave Concepcion, R OBP: 0.315, SLG: 0.339										5	0	2	0	0	1	2										
Sal Butera, R OBP: 0.347, SLG: 0.337										2	0	0	0	0	0	2										
Kurt Stillwell, S OBP: 0.296, SLG: 0.244										1	0	0	0	0	0	0										
Dave Vangorder, R OBP: 0.282, SLG: 0.262										1	0	0	0	0	0	0										
Chris Welsh, L OBP: 0.167, SLG: 0.250										2	0	0	0	0	1	2										
Scott Terry, R OBP: 0.400, SLG: 0.250										0	0	0	0	0	0	0										
Max Venable, L OBP: 0.282, SLG: 0.262										0	0	0	0	1	0	0										
Bill Landrum, R OBP: 0.312, SLG: 0.432										0	1	0	0	0	0	0										
Inning Stats	R: 1 E: 2 K: 0 S: 6	H: 2 LOB: 2 BB: 0 P: 6	R: 0 E: 0 K: 1 S: 6	H: 1 LOB: 1 BB: 0 P: 6	R: 0 E: 0 K: 1 S: 6	H: 0 LOB: 1 BB: 1 P: 9	R: 0 E: 0 K: 1 S: 6	H: 1 LOB: 1 BB: 0 P: 6	R: 2 E: 0 K: 0 S: 4	H: 2 LOB: 1 BB: 2 P: 12	R: 0 E: 0 K: 2 S: 7	H: 0 LOB: 1 BB: 1 P: 11	R: 0 E: 0 K: 0 S: 3	H: 0 LOB: 0 BB: 0 P: 3	R: 0 E: 0 K: 0 S: 3	H: 0 LOB: 0 BB: 0 P: 3	R: 4 E: 1 K: 0 S: 8	H: 4 LOB: 2 BB: 1 P: 12	1B: 7 2B: 2 3B: 0 HR: 1	SF: 1 SAC: 0 DP: 1 HBP: 0	WP: 0 PB: 0 SB: 1 CS: 1	PA: 43				
PITCHER	IP WLS BF H R ER SO BB IBB HBP BLK WP HR S P ERA WHIP	IP WLS BF H R ER SO BB IBB HBP BLK WP HR S P ERA WHIP	IP WLS BF H R ER SO BB IBB HBP BLK WP HR S P ERA WHIP	IP WLS BF H R ER SO BB IBB HBP BLK WP HR S P ERA WHIP	IP WLS BF H R ER SO BB IBB HBP BLK WP HR S P ERA WHIP	IP WLS BF H R ER SO BB IBB HBP BLK WP HR S P ERA WHIP	IP WLS BF H R ER SO BB IBB HBP BLK WP HR S P ERA WHIP	IP WLS BF H R ER SO BB IBB HBP BLK WP HR S P ERA WHIP	IP WLS BF H R ER SO BB IBB HBP BLK WP HR S P ERA WHIP	IP WLS BF H R ER SO BB IBB HBP BLK WP HR S P ERA WHIP	IP WLS BF H R ER SO BB IBB HBP BLK WP HR S P ERA WHIP	IP WLS BF H R ER SO BB IBB HBP BLK WP HR S P ERA WHIP	IP WLS BF H R ER SO BB IBB HBP BLK WP HR S P ERA WHIP	IP WLS BF H R ER SO BB IBB HBP BLK WP HR S P ERA WHIP	IP WLS BF H R ER SO BB IBB HBP BLK WP HR S P ERA WHIP	IP WLS BF H R ER SO BB IBB HBP BLK WP HR S P ERA WHIP	IP WLS BF H R ER SO BB IBB HBP BLK WP HR S P ERA WHIP	IP WLS BF H R ER SO BB IBB HBP BLK WP HR S P ERA WHIP	IP WLS BF H R ER SO BB IBB HBP BLK WP HR S P ERA WHIP	IP WLS BF H R ER SO BB IBB HBP BLK WP HR S P ERA WHIP	IP WLS BF H R ER SO BB IBB HBP BLK WP HR S P ERA WHIP	IP WLS BF H R ER SO BB IBB HBP BLK WP HR S P ERA WHIP	IP WLS BF H R ER SO BB IBB HBP BLK WP HR S P ERA WHIP	IP WLS BF H R ER SO BB IBB HBP BLK WP HR S P ERA WHIP	IP WLS BF H R ER SO BB IBB HBP BLK WP HR S P ERA WHIP	IP WLS BF H R ER SO BB IBB HBP BLK WP HR S P ERA WHIP

San Francisco Giants @ Cincinnati Reds
Riverfront Stadium, Cincinnati, OH
Mon Sep 22 1986, 7:05 PM EDT
Att: 8,967 - Unknown

AB 37
R 7
H 10
RBI 6
BB 5
SO 5
LOB 20



Batter	1	2	3	4	5	6	7	8	9	AB	R	H	RBI	BB	SO	LOB	TOP										
Dan Gladden, R OBP: 0.355, SLG: 0.363	5-3				6-3		G3		F9	5	0	1	1	0	0	0	San Francisco Giants @ Cincinnati Reds Riverfront Stadium, Cincinnati, OH Tue Sep 23 1986, 7:05 PM EDT Att: 8,691 - Unknown livebaseballscorecards.com										
Robby Thompson, R OBP: 0.329, SLG: 0.374	F6	F8			FC6-4			F6	K	5	0	1	0	0	1	3											
Bob Brenly, R OBP: 0.363, SLG: 0.425	K				F7					4	0	1	0	0	2	1											
Candy Maldonado, R OBP: 0.294, SLG: 0.471		F9	5-3		FC6-4			1-3		4	0	0	0	0	2												
Chili Davis, S OBP: 0.365, SLG: 0.408		K	F4			F6		4-3		4	0	0	0	0	1	1											
Will Clark, L OBP: 0.352, SLG: 0.463		E9			F6	F7			BB	4	2	1	0	0	0	0											
Bob Melvin, R OBP: 0.268, SLG: 0.328					5-3				K	2	1	0	0	1	0	0											
Mike Aldrete, L OBP: 0.355, SLG: 0.392		1B	1B			L8				1	0	0	0	0	1	1											
Randy Kutcher, R OBP: 0.268, SLG: 0.408							F7			2	0	1	1	1	0	0											
Harry Spillman, L OBP: 0.326, SLG: 0.444		1B	1B					HR	BB	0	1	0	0	1	0	0											
Kelly Downs, R OBP: 0.187, SLG: 0.330							F7			2	0	1	0	0	1	1											
Joe Youngblood, R OBP: 0.352, SLG: 0.372										1	0	0	0	0	0	0											
Mark Davis, L OBP: 0.343, SLG: 0.288										0	0	0	0	0	0	0											
Frank Williams, R OBP: 0.352, SLG: 0.359										0	0	0	0	0	0	0											
Terry Mulholland, R OBP: 0.352, SLG: 0.359										0	0	0	0	0	0	0											
Greg Minton, S OBP: 0.352, SLG: 0.359										0	0	0	0	0	0	0											
Rick Lancelotti, L OBP: 0.352, SLG: 0.359										1	1	1	3	0	0	0											
Inning Stats	R: 0 E: 0 K: 1 S: 5	H: 0 LOB: 0 BB: 0 P: 5	R: 2 E: 1 K: 1 S: 9	H: 3 LOB: 3 BB: 1 P: 13	R: 0 E: 0 K: 1 S: 5	H: 0 LOB: 0 BB: 0 P: 5	R: 0 E: 0 K: 1 S: 5	H: 0 LOB: 1 BB: 0 P: 9	R: 0 E: 0 K: 0 S: 4	H: 0 LOB: 0 BB: 0 P: 3	R: 0 E: 0 K: 0 S: 3	H: 0 LOB: 0 BB: 0 P: 3	R: 0 E: 0 K: 0 S: 4	H: 1 LOB: 1 BB: 0 P: 4	R: 0 E: 0 K: 0 S: 3	H: 0 LOB: 0 BB: 0 P: 3	R: 0 E: 0 K: 0 S: 4	H: 1 LOB: 1 BB: 0 P: 4	R: 3 E: 0 K: 2 S: 9	H: 2 LOB: 0 BB: 1 P: 13	1B: 5 2B: 1 3B: 0 HR: 1	SF: 0 SAC: 0 DP: 0 HBP: 0	WP: 0 PA: 38 PB: 0 SB: 2 CS: 0				
PITCHER	IP	WLS	BF	H	R	ER	SO	BB	IBB	HBP	BLK	WP	HR	S	P	ERA	WHIP										
Tom Browning, L ERA: 3.82	7.0	W	28	4	2	0	4	2	0	0	0	0	0	34	42	0.00	0.857										
Ron Robinson, R ERA: 3.35	2.0	S	10	3	3	3	2	1	0	0	0	0	1	13	17	13.50	2.000										

Batter	1	2	3	4	5	6	7	8	9	AB	R	H	RBI	BB	SO	LOB	BOTTOM										
Kurt Stillwell, S OBP: 0.302, SLG: 0.248	4-3					FC3-6		3-1		4	1	2	1	0	0	2	San Francisco Giants @ Cincinnati Reds Riverfront Stadium, Cincinnati, OH Tue Sep 23 1986, 7:05 PM EDT Att: 8,691 - Unknown livebaseballscorecards.com										
Buddy Bell, R OBP: 0.362, SLG: 0.441			G5-4-3		G5-4-3	FC3-6				3	0	2	0	1	0	1											
Dave Parker, L OBP: 0.329, SLG: 0.476	F7		4-3			FC3-6				4	0	0	0	0	1	5											
Eric Davis, R OBP: 0.386, SLG: 0.536	F9				F9	K				4	1	1	0	0	1	3											
Tony Perez, R OBP: 0.330, SLG: 0.321		L3								4	0	2	2	0	0	0											
Tracy Jones, R OBP: 0.406, SLG: 0.453					F9					0	1	0	0	0	0	0											
Nick Esasky, R OBP: 0.327, SLG: 0.409						WP				0	0	0	0	0	0	0											
Eddie Milner, L OBP: 0.312, SLG: 0.430		K			F8					4	1	1	0	0	1	2											
Sal Butera, R OBP: 0.347, SLG: 0.347										3	1	1	0	0	1	0											
Max Venable, L OBP: 0.287, SLG: 0.276						K				1	0	1	2	0	0	0											
Dave Vangorder, R										0	0	0	0	0	0	0											
Ron Oester, S OBP: 0.315, SLG: 0.345		E3				G3				4	1	2	0	0	0	1											
Tom Browning, L OBP: 0.183, SLG: 0.173										2	0	0	0	0	1	1											
Dave Concepcion, R OBP: 0.314, SLG: 0.338										1	0	0	0	0	1	1											
Ron Robinson, R OBP: 0.071, SLG: 0.071						K2-3				1	0	0	0	0	0	2											
Inning Stats	R: 0 E: 0 K: 0 S: 4	H: 1 LOB: 1 BB: 0 P: 4	R: 1 E: 1 K: 1 S: 7	H: 2 LOB: 1 BB: 0 P: 7	R: 0 E: 0 K: 0 S: 3	H: 1 LOB: 0 BB: 0 P: 3	R: 0 E: 0 K: 0 S: 3	H: 0 LOB: 0 BB: 0 P: 3	R: 0 E: 0 K: 2 S: 7	H: 0 LOB: 0 BB: 0 P: 7	R: 1 E: 0 K: 1 S: 6	H: 1 LOB: 2 BB: 1 P: 11	R: 1 E: 0 K: 2 S: 10	H: 3 LOB: 2 BB: 0 P: 10	R: 3 E: 0 K: 0 S: 7	H: 4 LOB: 2 BB: 0 P: 7	1B: 8 2B: 4 3B: 0 HR: 0	SF: 0 SAC: 0 DP: 1 HBP: 1	WP: 1 PA: 37 PB: 0 SB: 1 CS: 0								
PITCHER	IP	WLS	BF	H	R	ER	SO	BB	IBB	HBP	BLK	WP	HR	S	P	ERA	WHIP										
Kelly Downs, R ERA: 2.82	6.0			5	2	1	4	1	0	1	0	0	0	30	35	1.50	1.000										
Mark Davis, L ERA: 3.12	0.1	L	2	1	1	1	0	0	0	0	0	0	0	2	2	27.00	3.000										
Frank Williams, R ERA: 1.21	0.1		3	2	0	0	1	0	0	0	0	0	0	5	5	0.00	6.000										
Terry Mulholland, L ERA: 5.0	0.1		4	3	3	3	0	0	0	0	0	0	0	6	6	81.00	9.000										
Greg Minton, R ERA: 4.12	1.0		4	1	0	0	0	0	0	0	0	0	0	4	4	0.00	1.000										

Batter	1	2	3	4	5	6	7	8	9	AB	R	H	RBI	BB	SO	LOB	TOP			
Will Clark, L OBP: 0.348, SLG: 0.458 (1,3)										4	0	0	0	0	1	0	San Francisco Giants @ Houston Astros Astrodome, Houston, TX Wed Sep 24 1986, 8:05 PM EDT Att: 37,611 - Unknown			
Robby Thompson, R OBP: 0.327, SLG: 0.371 (1,4)										4	0	0	0	0	2	1				
Bob Brenly, R OBP: 0.362, SLG: 0.422 (1,5)										3	0	0	0	1	1	1				
Candy Maldonado, R OBP: 0.294, SLG: 0.467 (1,9)										3	0	0	0	1	3	1				
Chili Davis, S OBP: 0.366, SLG: 0.407 (1,8)										3	0	1	0	1	0	0				
Mike Aldrete, L OBP: 0.357, SLG: 0.392 (1,7)										3	0	1	0	1	0	2				
Bob Melvin, R OBP: 0.299, SLG: 0.324 (1,2)										3	0	0	0	0	2	3				
Jose Uribe, S OBP: 0.316, SLG: 0.284 (8, PH)										2	0	0	0	0	1	2				
Brad Guiden, L OBP: 0.174, SLG: 0.095 (8, 6)										1	0	0	0	0	1	0				
Luis Quinones, S OBP: 0.214, SLG: 0.255 (8, 6)										0	0	0	0	0	0	0				
Michael LaCoss, R OBP: 0.258, SLG: 0.356 (5, PH)										1	0	0	0	0	0	0				
Mike Woodard, L OBP: 0.333, SLG: 0.292 (5, 1)										0	0	0	0	0	0	0				
Randy Bockus, L OBP: 0.286, SLG: 0.714 (8, PH)										1	0	0	0	0	1	0				
Mark Grant, R OBP: 0.214, SLG: 0.255 (8, 1)										0	0	0	0	0	0	0				
Inning Stats	R: 0 E: 0 K: 2 S: 7	H: 0 LOB: 0 BB: 0 P: 7	R: 0 E: 0 K: 2 S: 7	H: 0 LOB: 2 BB: 2 P: 15	R: 0 E: 1 K: 0 S: 4	H: 0 LOB: 1 BB: 0 P: 4	R: 0 E: 0 K: 1 S: 5	H: 0 LOB: 0 BB: 0 P: 5	R: 0 E: 0 K: 2 S: 7	H: 1 LOB: 1 BB: 1 P: 11	R: 0 E: 0 K: 0 S: 3	H: 1 LOB: 0 BB: 0 P: 3	R: 0 E: 0 K: 3 S: 9	H: 0 LOB: 0 BB: 1 P: 9	R: 0 E: 0 K: 0 S: 4	H: 1 LOB: 2 BB: 1 P: 8	1B: 2 2B: 0 3B: 0 HR: 0	SF: 0 SAC: 0 DP: 1 HBP: 0	WP: 0 PB: 0 SB: 1 CS: 0	PA: 33
PITCHER	IP WLS BF H R ER SO BB IBB HBP BLK WP HR S P ERA WHIP																			
Nolan Ryan, R ERA: 3.42 (1, 1)	8.0 W 28 1 0 0 12 3 0 0 0 0 0 0 49 61 0.00 0.500																			
Charlie Kerfeld, R ERA: 2.74 (9, 1)	1.0 5 1 0 0 0 1 0 0 0 0 0 0 4 8 0.00 2.000																			

Batter	1	2	3	4	5	6	7	8	9	AB	R	H	RBI	BB	SO	LOB	BOTTOM			
Billy Hatcher, R OBP: 0.309, SLG: 0.370 (1,8)										4	0	1	2	1	0	0	San Francisco Giants @ Houston Astros Astrodome, Houston, TX Wed Sep 24 1986, 8:05 PM EDT Att: 37,611 - Unknown			
Bill Doran, S OBP: 0.370, SLG: 0.368 (1,4)										1	2	1	0	3	0	0				
Denny Walling, L OBP: 0.371, SLG: 0.480 (1,5)										4	0	0	0	0	1	5				
Glenn Davis, R OBP: 0.341, SLG: 0.495 (1,3)										3	1	1	1	1	0	2				
Kevin Bass, S OBP: 0.358, SLG: 0.493 (1,9)										4	0	2	2	0	0	0				
Jose Cruz, L OBP: 0.344, SLG: 0.397 (1,7)										3	1	1	0	1	0	2				
Alan Ashby, S OBP: 0.337, SLG: 0.369 (1,2)										3	0	0	0	1	0	2				
Craig Reynolds, L OBP: 0.269, SLG: 0.340 (1,6)										4	1	0	0	0	1	2				
Nolan Ryan, R OBP: 0.121, SLG: 0.105 (8, PH)										3	1	1	0	0	1	1				
Terry Puhl, L OBP: 0.298, SLG: 0.333 (8, PH)										1	0	0	0	0	1	0				
Charlie Kerfeld, R OBP: 0.200, SLG: 0.111 (9, 1)										0	0	0	0	0	0	0				
Inning Stats	R: 1 E: 0 K: 0 S: 4	H: 1 LOB: 2 BB: 2 P: 12	R: 0 E: 0 K: 0 S: 3	H: 1 LOB: 0 BB: 0 P: 3	R: 0 E: 1 K: 1 S: 5	H: 0 LOB: 1 BB: 1 P: 9	R: 3 E: 1 K: 0 S: 5	H: 2 LOB: 1 BB: 1 P: 9	R: 1 E: 0 K: 0 S: 4	H: 1 LOB: 2 BB: 0 P: 4	R: 0 E: 0 K: 2 S: 7	H: 0 LOB: 0 BB: 0 P: 7	R: 0 E: 0 K: 0 S: 4	H: 0 LOB: 0 BB: 0 P: 7	R: 0 E: 0 K: 2 S: 7	H: 0 LOB: 0 BB: 0 P: 7	1B: 5 2B: 1 3B: 0 HR: 1	SF: 0 SAC: 0 DP: 0 HBP: 0	WP: 1 PB: 1 SB: 1 CS: 1	PA: 38
PITCHER	IP WLS BF H R ER SO BB IBB HBP BLK WP HR S P ERA WHIP																			
Michael LaCoss, R ERA: 3.54 (1, 1)	4.0 L 19 4 4 1 1 2 1 0 0 0 0 1 14 26 6.00 1.667																			
Randy Bockus, R ERA: 3.5 (5, 1)	3.0 15 3 2 2 1 2 1 0 0 0 0 0 7 7 0.00 0.000																			
Mark Grant, R ERA: 9.0 (8, 1)	1.0 3 0 0 0 0 2 0 0 0 0 0 0 0 7 7 0.00 0.000																			

Batter	1	2	3	4	5	6	7	8	9	AB	R	H	RBI	BB	SO	LOB	TOP			
Dan Gladden, R (1, 8) OBP: 0.354, SLG: 0.360	1-0 2-3 S HBP		0-0 5-3			0-3 K		0-3 K	0-3 K	3	0	0	0	0	2	0	San Francisco Giants @ Houston Astros Astrodome, Houston, TX Thu Sep 25 1986, 4:33 AM EDT Att: 32,808 - Unknown			
Robby Thompson, R (1, 4) OBP: 0.325, SLG: 0.368	0-0 F6 1-2		0-3 K			0-3 K		0-3 K	0-3 K	4	0	0	0	0	3	1				
Will Clark, L (1, 3) OBP: 0.345, SLG: 0.453	0-0 2-3			0-0 4-3			0-3 K		0-0 G3	4	0	0	0	0	1	1				
Candy Maldonado, R (1, 7) OBP: 0.291, SLG: 0.463	0-0 F3			0-3 K			0-3 K			3	0	0	0	0	2	1				
Chili Davis, S (1, 9) OBP: 0.366, SLG: 0.406		4-0 S BB		0-0 6-3			0-0 G3			2	0	0	0	1	0	0				
Bob Brenly, R (1, 5) OBP: 0.360, SLG: 0.419		0-3 K 1-2			0-3 K			0-3 K		3	0	0	0	0	3	1				
Phil Ouellette, S (1, 2) OBP: 0.222, SLG: 0.125		0-3 K			0-0 3-1			4-0 FC4-6 BB		2	0	0	0	1	1	1				
Jose Uribe, S (1, 6) OBP: 0.314, SLG: 0.283		0-0 F4			0-0 F9			0-0 FC4-6 1-2		2	0	0	0	0	0	1				
Harry Spillman, L (8, PH) OBP: 0.324, SLG: 0.440										1	0	0	0	0	0	1				
Luis Quinones, S (8, PR) OBP: 0.214, SLG: 0.255										0	0	0	0	0	0	0				
Juan Berenguer, R (1, 1) OBP: 0.143, SLG: 0.143			0-0 5-3			0-3 K			0-0 F8	1	0	0	0	0	0	0				
Rick Lancelotti, L (8, PH) OBP: 0.297, SLG: 0.667										1	0	0	0	0	1	0				
Mark Davis, L (6, 1) OBP: 0.183, SLG: 0.286										0	0	0	0	0	0	0				
Mike Aldrete, L (8, PH) OBP: 0.356, SLG: 0.389										1	0	0	0	0	1	0				
Scott Garrelts, R (8, 1) OBP: 0.266, SLG: 0.279										0	0	0	0	0	0	0				
Inning Stats	R: 0 E: 0 K: 0 S: 3	H: 0 LOB: 1 BB: 0 P: 4	R: 0 E: 0 K: 2 S: 7	H: 0 LOB: 1 BB: 1 P: 11	R: 0 E: 0 K: 1 S: 5	H: 0 LOB: 0 BB: 0 P: 5	R: 0 E: 0 K: 1 S: 5	H: 0 LOB: 0 BB: 0 P: 5	R: 0 E: 0 K: 3 S: 9	H: 0 LOB: 0 BB: 0 P: 9	R: 0 E: 0 K: 2 S: 7	H: 0 LOB: 0 BB: 0 P: 7	R: 0 E: 0 K: 1 S: 5	H: 0 LOB: 1 BB: 1 P: 9	R: 0 E: 0 K: 2 S: 7	H: 0 LOB: 0 BB: 0 P: 7	1B: 0 2B: 0 3B: 0 HR: 0	SF: 0 SAC: 0 DP: 0 HBP: 1	WP: 0 PB: 0 SB: 2 CS: 0	PA: 30
PITCHER Mike Scott, R (1, 1) ERA: 2.25	IP: 9.0 WLS: W BF: 30	H: 0 R: 0 ER: 0 SO: 13	BB: 2 IBB: 0 HBP: 1 BLK: 0	WP: 0 HR: 0 S: 53 P: 62	ERA: 0.00 WHIP: 0.222	PITCHER										IP: 9.0 WLS: W BF: 30	H: 0 R: 0 ER: 0 SO: 13	BB: 2 IBB: 0 HBP: 1 BLK: 0	WP: 0 HR: 0 S: 53 P: 62	ERA: 0.00 WHIP: 0.222

Batter	1	2	3	4	5	6	7	8	9	AB	R	H	RBI	BB	SO	LOB	BOTTOM			
Billy Hatcher, R (1, 8) OBP: 0.308, SLG: 0.366	1-0 CS S HBP		0-0 6-3		0-0 F6 1-2		0-0 F7		0-3 K	4	0	0	0	0	1	3	San Francisco Giants @ Houston Astros Astrodome, Houston, TX Thu Sep 25 1986, 4:33 AM EDT Att: 32,808 - Unknown			
Bill Doran, S (1, 4) OBP: 0.371, SLG: 0.369	0-3 K 1-2		0-0 G4-6-3 1B		0-0 4-3		0-0 FC6-4 1B			4	0	2	0	0	1	1				
Denny Walling, L (1, 5) OBP: 0.373, SLG: 0.489	0-0 1B 2-3		0-0 G4-6-3 1-2		0-0 HR		0-0 FC6-4 1B WP			4	2	2	1	0	0	2				
Glenn Davis, R (1, 3) OBP: 0.344, SLG: 0.495	0-0 1B 1-2		4-0 1B BB		0-0 5-3		4-0 1B IBB			2	0	1	0	2	0	0				
Kevin Bass, S (1, 9) OBP: 0.359, SLG: 0.492	0-0 F9		0-0 1B		4-0 1B BB		0-3 K			3	0	1	0	1	1	4				
Jose Cruz, L (1, 7) OBP: 0.347, SLG: 0.398		4-0 FC1-5 BB	0-3 K		4-0 1B IBB		0-0 FC5-4 1B			2	0	1	1	2	1	2				
Alan Ashby, S (1, 2) OBP: 0.339, SLG: 0.370		0-0 FC1-5 1B		0-0 F9		0-0 1B		0-0 FC5-4		4	0	2	0	0	0	2				
Craig Reynolds, L (1, 6) OBP: 0.267, SLG: 0.338		0-0 F7		0-0 F9		0-3 K		0-3 K		2	0	0	0	0	0	2				
Dickie Thorn, R (6, PH) OBP: 0.316, SLG: 0.333				0-0 F9		0-3 K		0-3 K		2	0	0	0	0	2	0				
Mike Scott, R (1, 1) OBP: 0.147, SLG: 0.151		0-0 FC1-5 1-2 2-3		0-0 WP 1B		0-3 K		0-3 K		4	0	1	0	0	2	2				
Inning Stats	R: 0 E: 0 K: 1 S: 6	H: 2 LOB: 2 BB: 0 P: 7	R: 0 E: 0 K: 0 S: 4	H: 1 LOB: 2 BB: 1 P: 8	R: 0 E: 0 K: 1 S: 6	H: 2 LOB: 2 BB: 1 P: 10	R: 0 E: 0 K: 0 S: 4	H: 1 LOB: 1 BB: 0 P: 4	R: 1 E: 0 K: 0 S: 4	H: 2 LOB: 2 BB: 2 P: 12	R: 0 E: 0 K: 2 S: 7	H: 0 LOB: 0 BB: 0 P: 7	R: 1 E: 0 K: 1 S: 7	H: 2 LOB: 1 BB: 1 P: 11	R: 0 E: 0 K: 3 S: 9	H: 0 LOB: 0 BB: 0 P: 9	1B: 9 2B: 0 3B: 0 HR: 1	SF: 0 SAC: 0 DP: 1 HBP: 1	WP: 2 PB: 0 SB: 2 CS: 1	PA: 37
PITCHER Juan Berenguer, R (1, 1) ERA: 2.7	IP: 5.0 WLS: L BF: 25	H: 8 R: 1 ER: 1 SO: 2	BB: 3 IBB: 1 HBP: 1 BLK: 0	WP: 1 HR: 1 S: 24 P: 41	ERA: 1.80 WHIP: 2.200	PITCHER										IP: 5.0 WLS: L BF: 25	H: 8 R: 1 ER: 1 SO: 2	BB: 3 IBB: 1 HBP: 1 BLK: 0	WP: 1 HR: 1 S: 24 P: 41	ERA: 1.80 WHIP: 2.200
Mark Davis, L (6, 1) ERA: 3.15	IP: 2.0 WLS: 9 BF: 2	H: 2 R: 1 ER: 1 SO: 3	BB: 0 IBB: 0 HBP: 0 BLK: 0	WP: 0 HR: 0 S: 14 P: 18	ERA: 4.50 WHIP: 1.000	PITCHER										IP: 2.0 WLS: 9 BF: 2	H: 2 R: 1 ER: 1 SO: 3	BB: 0 IBB: 0 HBP: 0 BLK: 0	WP: 0 HR: 0 S: 14 P: 18	ERA: 4.50 WHIP: 1.000
Scott Garrelts, R (8, 1) ERA: 3.22	IP: 1.0 WLS: 3 BF: 0	H: 0 R: 0 ER: 0 SO: 3	BB: 0 IBB: 0 HBP: 0 BLK: 0	WP: 0 HR: 0 S: 9 P: 9	ERA: 0.00 WHIP: 0.000	PITCHER										IP: 1.0 WLS: 3 BF: 0	H: 0 R: 0 ER: 0 SO: 3	BB: 0 IBB: 0 HBP: 0 BLK: 0	WP: 0 HR: 0 S: 9 P: 9	ERA: 0.00 WHIP: 0.000


Batter	1	2	3	4	5	6	7	8	9	AB	R	H	RBI	BB	SO	LOB	TOP			
Steve Sax, R OBP: 0.382, SLG: 0.431 (1, 4)										3	0	1	0	1	0	0	Los Angeles Dodgers @ San Francisco Giants Candlestick Park, San Francisco, CA Fri Sep 26 1986, 10:05 PM EDT Att: 13,309 - Unknown			
Franklin Stubbs, L OBP: 0.299, SLG: 0.433 (1, 8)										2	0	0	0	1	1					
Ralph Bryant, L OBP: 0.345, SLG: 0.633 (1, 9)										3	0	0	0	1	0	2				
Pedro Guerrero, R OBP: 0.250, SLG: 0.410 Balvino Galvez, R (3, 1)										2	0	0	0	0	1	3				
Bill Madlock, R OBP: 0.337, SLG: 0.405 Tom Niedenfuer, R OBP: 0.500, SLG: 0.500 (8, PH) (8, 1)										1	0	0	0	0	0	1				
Greg Brock, L OBP: 0.310, SLG: 0.427 (1, 3)											4	0	0	0	0	0				
Mike Scioscia, L OBP: 0.372, SLG: 0.358 (1, 2)											4	0	2	0	0	0				
Jeff Hamilton, R OBP: 0.238, SLG: 0.366 Ken Landreaux, L OBP: 0.309, SLG: 0.363 (9, PH) (1, 5)											3	0	0	0	0	2				
Mariano Duncan, R OBP: 0.291, SLG: 0.320 (1, 6)										3	0	0	0	0	1	2				
Orel Hershiser, R OBP: 0.231, SLG: 0.250 Len Matuszek, L OBP: 0.328, SLG: 0.432 (1, 1) (3, 7)										1	0	0	0	0	1	0				
Inning Stats	R: 0 E: 0 K: 0 S: 3	H: 0 LOB: 1 BB: 1 P: 7	R: 0 E: 0 K: 1 S: 6	H: 1 LOB: 1 BB: 0 P: 6	R: 0 E: 0 K: 2 S: 8	H: 1 LOB: 2 BB: 1 P: 12	R: 0 E: 0 K: 1 S: 5	H: 0 LOB: 0 BB: 0 P: 5	R: 0 E: 0 K: 2 S: 7	H: 0 LOB: 0 BB: 0 P: 7	R: 0 E: 1 K: 2 S: 9	H: 1 LOB: 2 BB: 0 P: 9	R: 0 E: 0 K: 0 S: 3	H: 0 LOB: 0 BB: 0 P: 7	R: 0 E: 0 K: 0 S: 3	H: 0 LOB: 0 BB: 0 P: 3	1B: 2 2B: 1 3B: 0 HR: 0	SF: 0 SAC: 1 DP: 0 HBP: 0	WP: 0 PB: 0 SB: 0 CS: 0	PA: 34
PITCHER	IP WLS BF H R ER SO BB IBB HBP BLK WP HR S P ERA WHIP																			
Mike Krukow, R ERA: 2.94 (1, 1)	8.0 W 31 3 0 0 8 3 0 0 0 0 0 0 44 56 0.00 0.750																			
Scott Garrelts, R ERA: 3.2 (9, 1)	1.0 S 3 0 0 0 0 0 0 0 0 0 0 0 3 3 0.00 0.000																			

Batter	1	2	3	4	5	6	7	8	9	AB	R	H	RBI	BB	SO	LOB	BOTTOM			
Will Clark, L OBP: 0.346, SLG: 0.452 (1, 3)										3	1	1	0	1	0	0	Los Angeles Dodgers @ San Francisco Giants Candlestick Park, San Francisco, CA Fri Sep 26 1986, 10:05 PM EDT Att: 13,309 - Unknown			
Robby Thompson, R OBP: 0.325, SLG: 0.387 (1, 4)										2	0	0	0	1	0	2				
Mike Aldrete, L OBP: 0.354, SLG: 0.397 (1, 7)										4	1	1	2	0	0	2				
Candy Maldonado, R OBP: 0.291, SLG: 0.460 (1, 9)											4	0	1	1	0	2				
Chili Davis, S OBP: 0.365, SLG: 0.404 (1, 8)											4	0	1	0	0	2				
Bob Brenly, R OBP: 0.361, SLG: 0.419 (1, 2)											4	0	2	0	0	1				
Luis Quiñones, S OBP: 0.208, SLG: 0.248 (1, 5)										3	0	0	0	0	1	2				
Jose Uribe, S OBP: 0.315, SLG: 0.283 (1, 6)										3	1	1	0	0	1	1				
Mike Krukow, R OBP: 0.185, SLG: 0.156 Scott Garrelts, R OBP: 0.205, SLG: 0.279 (1, 1) (9, 1)										2	0	0	0	0	2	0				
Inning Stats	R: 0 E: 0 K: 1 S: 6	H: 1 LOB: 0 BB: 0 P: 6	R: 0 E: 0 K: 2 S: 8	H: 1 LOB: 0 BB: 0 P: 8	R: 0 E: 0 K: 1 S: 5	H: 0 LOB: 1 BB: 1 P: 9	R: 0 E: 0 K: 2 S: 8	H: 1 LOB: 0 BB: 0 P: 8	R: 0 E: 0 K: 1 S: 5	H: 0 LOB: 0 BB: 0 P: 5	R: 0 E: 0 K: 0 S: 3	H: 0 LOB: 0 BB: 0 P: 3	R: 0 E: 0 K: 2 S: 7	H: 0 LOB: 0 BB: 0 P: 7	R: 3 E: 0 K: 0 S: 7	H: 4 LOB: 2 BB: 1 P: 11		1B: 6 2B: 0 3B: 1 HR: 0	SF: 0 SAC: 2 DP: 0 HBP: 0	WP: 0 PB: 0 SB: 0 CS: 0
PITCHER	IP WLS BF H R ER SO BB IBB HBP BLK WP HR S P ERA WHIP																			
Orel Hershiser, R ERA: 3.85 (1, 1)	2.0 8 1 0 0 3 1 0 0 0 1 0 0 28 32 0.00 0.400																			
Balvino Galvez, R ERA: 2.2 (3, 1)	5.0 17 1 0 0 6 1 0 0 0 1 0 0 28 32 0.00 0.400																			
Tom Niedenfuer, R ERA: 3.74 (8, 1)	1.0 L 8 4 3 3 0 0 1 0 0 0 0 0 7 11 27.00 4.000																			

Batter	1	2	3	4	5	6	7	8	9	10	11	12	13	14	15	16	AB	R	H	RBI	BB	SO	LOB	TOP								
Steve Sax, R OBP: 0.383, SLG: 0.431 (1, 4)	F9		BB	3-1		5-3		G3		K			6-3		6-3		7	0	0	0	1	1	7									
Franklin Stubbs, L OBP: 0.296, SLG: 0.424 (7, 7)	F5		BB		F8	K				F6			F7		F8		6	0	0	0	2	1	2									
Ralph Bryant, L OBP: 0.330, SLG: 0.360 Reggie Williams, R OBP: 0.330, SLG: 0.360 (7, 9)	4-3		G3					K	K		4-3				6-3		2	1	0	0	0	0	2									
Lee Mazzocco, L OBP: 0.327, SLG: 0.427 Ken Williams, R OBP: 0.327, SLG: 0.427 (8, 9)					HBP	HBP								FC6-4	1B		1	0	0	0	0	0	2									
Pedro Guerrero, R OBP: 0.313, SLG: 0.609 Jose Gonzalez, R OBP: 0.258, SLG: 0.305 (7, 8)		1-3	2B		HR	SF8	HBP			F9	K			FC6-4	1B		3	2	3	1	0	0	0									
Greg Brock, L OBP: 0.310, SLG: 0.404 Eli Vanegas, R OBP: 0.310, SLG: 0.404 Joe Beckwith, L OBP: 0.310, SLG: 0.404 (11, 11)		1-3		E3						F8				E6	1B		6	0	0	0	0	0	1									
Bill Madlock, R OBP: 0.305, SLG: 0.383 Luis Rivera, R OBP: 0.305, SLG: 0.383 (14, 14)					SF8	2B								SH1-3	1B		1	1	0	0	0	0	1									
Mike Scioscia, L OBP: 0.368, SLG: 0.347 (1, 2)	K			E6				1-3		5-3							6	0	0	0	2	1	3									
Jeff Hamilton, R OBP: 0.235, SLG: 0.356 (1, 5)		6-3		FC5-4													6	0	1	2	0	0	3									
Mariano Duncan, R OBP: 0.289, SLG: 0.315 (1, 6)			F9					FC1-5									5	0	1	1	1	0	3									
Bob Welch, R OBP: 0.302, SLG: 0.347 Alex Rodriguez, R OBP: 0.302, SLG: 0.347 Ken Griffen Jr., R OBP: 0.302, SLG: 0.347 Dennis Powell, L OBP: 0.302, SLG: 0.347 Brian Holton, R OBP: 0.302, SLG: 0.347 (14, 14)		1-3											P6		6-3		3	0	0	0	0	0	2									
Inning Stats	R: 0 E: 0 K: 0 S: 3	H: 0 LOB: 0 BB: 0 P: 3	R: 0 E: 0 K: 1 S: 6	H: 1 LOB: 1 BB: 0 P: 6	R: 0 E: 0 K: 0 S: 3	H: 0 LOB: 2 BB: 2 P: 11	R: 1 E: 2 K: 1 S: 8	H: 1 LOB: 3 BB: 1 P: 12	R: 2 E: 0 K: 0 S: 4	H: 1 LOB: 2 BB: 1 P: 10	R: 0 E: 0 K: 2 S: 8	H: 0 LOB: 0 BB: 0 P: 7	R: 0 E: 0 K: 1 S: 7	H: 1 LOB: 3 BB: 1 P: 11	R: 0 E: 0 K: 0 S: 3	H: 0 LOB: 0 BB: 0 P: 3	R: 0 E: 0 K: 1 S: 5	H: 0 LOB: 0 BB: 0 P: 5	R: 0 E: 0 K: 0 S: 3	H: 0 LOB: 0 BB: 0 P: 3	R: 2 E: 1 K: 0 S: 6	H: 2 LOB: 2 BB: 1 P: 10	R: 0 E: 0 K: 0 S: 3	H: 0 LOB: 0 BB: 0 P: 3	R: 0 E: 0 K: 0 S: 3	H: 0 LOB: 0 BB: 0 P: 3	R: 0 E: 0 K: 0 S: 3	H: 0 LOB: 0 BB: 0 P: 3	1B: 4 2B: 3 3B: 0 HR: 1	SF: 1 DP: 0 HBP: 2	WP: 0 PB: 0 SB: 4 CS: 0	PA: 69
PITCHER	IP 6.0	WLS 3	BF 29	H 3	R 3	ER 3	SO 4	BB 3	IBB 1	HBP 2	BLK 0	WP 0	HR 1	S 31	P 49	ERA 4.50	WHIP 1.000															
Kelly Dittmer, R ERA: 2.95 (1, 1)	1.1	7	2	0	0	2	0	0	0	0	0	0	0	11	11	0.00	1.500															
Mark Davis, L ERA: 3.11 (7, 1)	0.2	3	0	0	0	1	0	1	0	0	0	0	0	4	8	0.00	0.000															
Frank Williams, R ERA: 1.25 (8, 1)	3.0	11	1	0	0	2	0	1	0	0	0	0	0	14	18	0.00	0.333															
Scott Garretts, R ERA: 3.14 (9, 1)	5.0	W	19	2	2	1	0	1	0	0	0	0	0	18	22	1.80	0.600															

Los Angeles Dodgers @ San Francisco Giants
Candlestick Park, San Francisco, CA
Sun Sep 28 1986, 6:33 AM EDT
Att. 28,603 - Unknown


AB 58
R 8
H 5
RBI 5
BB 7
SO 9
LOB 32



Batter	1	2	3	4	5	6	7	8	9	10	11	12	13	14	15	16	AB	R	H	RBI	BB	SO	LOB	BOTTOM				
Mike Woodard, L OBP: 0.344, SLG: 0.327 (1, 4)	F9			G3		K		F8		4-3	FC4-2			K			5	0	1	0	0	1	1					
Chris Brown, R OBP: 0.379, SLG: 0.425 (11, PH)				G3	1B						FC3-2					1B	1	0	0	0	0	3						
Greg Minton, S OBP: 0.571, SLG: 0.600 (12, 1)																2B	3	1	2	0	0	1	2					
Will Clark, L OBP: 0.343, SLG: 0.444 (1, 3)	3-1			G3		F7		F9		G1	FC3-2			P6			8	0	0	0	1	0	6					
Bob Brenly, R OBP: 0.357, SLG: 0.413 (8, 2)	4-3			F2		F7					FC5-4			F7			9	0	2	1	0	0	6					
Candy Maldonado, R OBP: 0.286, SLG: 0.459 (14, 5)		6-3		F4													8	1	2	1	0	0	2					
Chili Davis, S OBP: 0.371, SLG: 0.422 (1, 8)		K															6	3	3	1	2	2	0					
Mike Aldrete, L OBP: 0.359, SLG: 0.403 (14, 7)		F8															7	1	3	0	1	0	4					
Phil Cuzziello, S OBP: 0.290, SLG: 0.318 Rick Green, R OBP: 0.290, SLG: 0.318 Luis Castillo, R OBP: 0.290, SLG: 0.318 John Youngblood, R OBP: 0.290, SLG: 0.318 (10, 6)				F5													1	0	0	0	1	0	0					
Jose Uribe, S OBP: 0.313, SLG: 0.282 (7, PH)				F6													2	0	0	0	0	0	1					
Harry Saliman, L OBP: 0.331, SLG: 0.446 (8, 5)				F9													5	0	2	2	1	0	3					
Bob Welch, R OBP: 0.302, SLG: 0.347 Alex Rodriguez, R OBP: 0.302, SLG: 0.347 Ken Griffen Jr., R OBP: 0.302, SLG: 0.347 Dennis Powell, L OBP: 0.302, SLG: 0.347 Brian Holton, R OBP: 0.302, SLG: 0.347 (14, 14)				K													1	0	0	0	0	0	1					
Inning Stats	R: 0 E: 0 K: 0 S: 3	H: 0 LOB: 0 BB: 0 P: 3	R: 0 E: 0 K: 1 S: 5	H: 0 LOB: 0 BB: 0 P: 5	R: 0 E: 0 K: 1 S: 4	H: 1 LOB: 1 BB: 0 P: 4	R: 0 E: 0 K: 1 S: 5	H: 0 LOB: 0 BB: 0 P: 5	R: 2 E: 0 K: 1 S: 8	H: 3 LOB: 2 BB: 1 P: 12	R: 0 E: 0 K: 0 S: 3	H: 2 LOB: 3 BB: 1 P: 9	R: 0 E: 0 K: 0 S: 4	H: 1 LOB: 2 BB: 1 P: 8	R: 0 E: 0 K: 1 S: 6	H: 1 LOB: 1 BB: 0 P: 6	R: 2 E: 0 K: 1 S: 8	H: 3 LOB: 2 BB: 1 P: 12	R: 0 E: 0 K: 0 S: 3	H: 0 LOB: 0 BB: 0 P: 3	R: 1 E: 1 K: 0 S: 4	H: 2 LOB: 3 BB: 2 P: 8	R: 0 E: 0 K: 0 S: 3	H: 0 LOB: 0 BB: 0 P: 3	1B: 8 2B: 7 3B: 0 HR: 2	SF: 0 DP: 0 HBP: 0	WP: 1 PB: 0 SB: 2 CS: 0	PA: 75
PITCHER	IP 7.0	WLS 3	BF 26	H 3	R 1	ER 1	SO 4	BB 2	IBB 0	HBP 1	BLK 0	WP 0	HR 1	S 32	P 40	ERA 1.29	WHIP 0.714											
Ed VanDe Berg, L ERA: 3.68 (11, 1)	0.1	1	0	0	0	0	0	0	0	0	0	0	0	0	0	0	0	0	0	0	0	0	0					
Joe Beckwith, R ERA: 5.9 (11, 1)	2.1	10	2	2	0	1	1	0	0	0	0	0	0	11	15	0.00	1.286											
Alejandro Pena, R ERA: 4.89 (14, 1)	0.1	4	2	2	2	0	1	0	0	0	0	0	0	3	7	54.00	9.000											
Balvino Galvez, R ERA: 2.41 (14, 1)	2.1	L	14	3	1	1	1	1	2	0	0	0	0	13	25	3.86	1.714											

Los Angeles Dodgers @ San Francisco Giants
Candlestick Park, San Francisco, CA
Sun Sep 28 1986, 6:33 AM EDT
Att. 28,603 - Unknown

AB 65
R 17
H 17
RBI 6
BB 10
SO 8
LOB 36



Batter	1	2	3	4	5	6	7	8	9	AB	R	H	RBI	BB	SO	LOB	TOP								
Billy Hatcher, R OBP: 0.307, SLG: 0.365 (1, 8)										3	0	0	0	1	1	1	Houston Astros @ San Francisco Giants Candlestick Park, San Francisco, CA Tue Sep 30 1986, 10:05 PM EDT Att: 13,358 - Unknown								
Craig Reynolds, L OBP: 0.270, SLG: 0.342 (1, 6)										3	1	1	1	0	0	0									
Dickie Thon, R OBP: 0.319, SLG: 0.336 (7, PH) (7, 6)										1	0	0	0	0	0	1									
Denny Walling, L OBP: 0.373, SLG: 0.489 (1, 5)										4	0	2	1	0	0	1									
Dan Driessen, L OBP: 0.370, SLG: 0.410 (1, 3)										4	1	0	0	0	1	2									
Kevin Bass, S OBP: 0.354, SLG: 0.485 (1, 9)										4	0	0	0	0	0	1									
Terry Puhl, L OBP: 0.293, SLG: 0.327 (1, 7)										3	2	1	0	1	1	0									
Jim Pankovits, R OBP: 0.355, SLG: 0.391 (1, 4)										4	0	2	1	0	1	0									
John Mizerock, L OBP: 0.371, SLG: 0.263 (9, PH)										2	1	0	1	1	0	2									
Davey Lopes, R OBP: 0.391, SLG: 0.431 (9, PH)										1	0	0	0	0	0	0									
Robbie Wine, R OBP: 0.400, SLG: 0.444 (9, 2)										0	0	0	0	0	0	0									
Bob Knepper, L OBP: 0.101, SLG: 0.146 (1, 1)										2	0	0	0	0	1	2									
Larry Andersen, R (6, 1)										0	0	0	0	0	0	0									
Glenn Davis, R OBP: 0.342, SLG: 0.493 (9, PH)										1	0	0	0	0	1	0									
Aurelio Lopez, R (9, 1)										0	0	0	0	0	0	0									
Inning Stats	R: 0 E: 0 K: 0 S: 4	H: 1 LOB: 1 BB: 0 P: 4	R: 0 E: 0 K: 0 S: 3	H: 0 LOB: 0 BB: 0 P: 3	R: 2 E: 0 K: 0 S: 5	H: 2 LOB: 1 BB: 1 P: 9	R: 1 E: 0 K: 0 S: 5	H: 2 LOB: 0 BB: 0 P: 5	R: 0 E: 0 K: 1 S: 5	H: 0 LOB: 0 BB: 0 P: 5	R: 2 E: 1 K: 1 S: 7	H: 1 LOB: 1 BB: 1 P: 11	R: 0 E: 0 K: 0 S: 2	H: 0 LOB: 0 BB: 1 P: 6	R: 0 E: 0 K: 2 S: 7	H: 0 LOB: 0 BB: 0 P: 7	R: 0 E: 0 K: 2 S: 7	H: 0 LOB: 0 BB: 0 P: 7	R: 0 E: 0 K: 2 S: 7	H: 0 LOB: 0 BB: 0 P: 7	1B: 3 2B: 3 3B: 0 HR: 0	SF: 0 SAC: 1 DP: 0 HBP: 0	WP: 0 PB: 0 SB: 1 CS: 1	PA: 37	
PITCHER	IP	WLS	BF	H	R	ER	SO	BB	IBB	HBP	BLK	WP	HR	S	P	ERA	WHIP								
Michael LaCoss, R ERA: 3.57 (1, 1)	6.0		27	6	5	3	2	1	1	0	0	0	0	29	37	4.50	1.167								
Mark Davis, L ERA: 2.99 (7, 1)	3.0	W	9	0	0	0	4	1	0	0	0	0	0	16	20	0.00	0.333								

Batter	1	2	3	4	5	6	7	8	9	AB	R	H	RBI	BB	SO	LOB	BOTTOM								
Randy Kutcher, R OBP: 0.273, SLG: 0.409 (1, 8) (7, 6)										5	2	2	0	0	3	1	Houston Astros @ San Francisco Giants Candlestick Park, San Francisco, CA Tue Sep 30 1986, 10:05 PM EDT Att: 13,358 - Unknown								
Will Clark, L OBP: 0.347, SLG: 0.447 (1, 3)										4	2	3	1	0	0	0									
Bob Brenly, R OBP: 0.358, SLG: 0.414 (1, 5)										4	1	1	0	1	1	2									
Candy Maldonado, R OBP: 0.283, SLG: 0.454 (1, 7) (7, 9)										4	0	0	1	0	0	5									
Chili Davis, S OBP: 0.371, SLG: 0.422 (1, 9) (7, 8)										3	0	1	1	1	0	2									
Bob Melvin, R OBP: 0.263, SLG: 0.338 (1, 2)										4	1	1	0	0	0	4									
Jose Uribe, S OBP: 0.313, SLG: 0.281 (1, 6)										1	0	0	0	1	0	0									
Joel Youngblood, R OBP: 0.323, SLG: 0.408 (6, PH)										1	0	1	0	0	0	0									
Mike Woodard, L OBP: 0.338, SLG: 0.321 (6, PR) (7, 4)										1	0	0	0	0	0	0									
Luis Quinones, S OBP: 0.204, SLG: 0.243 (1, 4)										2	0	0	0	0	1	1									
Harry Spillman, L OBP: 0.336, SLG: 0.450 (6, PH)										1	0	1	1	0	0	0									
Dan Gladden, R OBP: 0.358, SLG: 0.363 (6, PR)										0	0	0	0	0	0	0									
Mark Davis, L OBP: 0.125, SLG: 0.250 (7, 1)										1	0	0	0	0	0	0									
Michael LaCoss, R OBP: 0.266, SLG: 0.361 (1, 1)										2	0	1	0	0	1	0									
Mike Aldrete, L OBP: 0.356, SLG: 0.399 (6, PH) (7, 7)										2	0	0	0	0	0	2									
Inning Stats	R: 0 E: 0 K: 1 S: 5	H: 0 LOB: 0 BB: 0 P: 5	R: 0 E: 0 K: 0 S: 3	H: 0 LOB: 0 BB: 0 P: 3	R: 0 E: 0 K: 2 S: 7	H: 0 LOB: 0 BB: 0 P: 7	R: 1 E: 0 K: 1 S: 7	H: 2 LOB: 2 BB: 1 P: 11	R: 0 E: 0 K: 1 S: 5	H: 1 LOB: 1 BB: 1 P: 9	R: 3 E: 1 K: 0 S: 8	H: 5 LOB: 2 BB: 0 P: 8	R: 1 E: 0 K: 1 S: 7	H: 2 LOB: 1 BB: 1 P: 11	R: 0 E: 0 K: 0 S: 3	H: 0 LOB: 0 BB: 0 P: 3	R: 1 E: 1 K: 0 S: 4	H: 1 LOB: 1 BB: 0 P: 4	R: 1 E: 1 K: 0 S: 4	H: 1 LOB: 1 BB: 0 P: 4	1B: 8 2B: 3 3B: 0 HR: 0	SF: 1 SAC: 1 DP: 2 HBP: 0	WP: 2 PB: 0 SB: 0 CS: 0	PA: 40	
PITCHER	IP	WLS	BF	H	R	ER	SO	BB	IBB	HBP	BLK	WP	HR	S	P	ERA	WHIP								
Bob Knepper, L ERA: 3.2 (1, 1)	5.2		24	6	4	4	5	2	0	0	0	0	0	32	40	6.35	1.412								
Larry Andersen, R ERA: 3.13 (6, 1)	2.1		12	4	1	1	1	0	1	0	0	0	0	13	17	3.86	1.714								
Aurelio Lopez, R ERA: 3.41 (9, 1)	0.2	L	4	1	1	0	0	0	0	0	0	0	0	4	4	0.00	1.500								

AB	32
R	5
H	6
RBI	4
BB	3
SO	6
LOB	10



AB	35
R	6
H	11
RBI	4
BB	3
SO	6
LOB	17



Batter	1	2	3	4	5	6	7	8	9	AB	R	H	RBI	BB	SO	LOB	TOP										
Bill Doran, S OBP: 0.369, SLG: 0.368 (1, 4)	L3		K				BB	K		4	1	1	0	1	2	2	Houston Astros @ San Francisco Giants Candlestick Park, San Francisco, CA Wed Oct 01 1986, 6:33 AM EDT Att: 9,881 - Unknown livebaseballscorecards.com										
Terry Puhl, L OBP: 0.306, SLG: 0.361 (1, 9)	2B						F8			4	2	3	2	1	0	1											
Denny Walling, L OBP: 0.368, SLG: 0.483 Charlie Kerfeld, R OBP: 0.200, SLG: 0.111 Tony Walker, R OBP: 0.310, SLG: 0.371 (1, 5)	F7		F8					4-3		5	0	0	0	0	1	6											
Glenn Davis, R OBP: 0.344, SLG: 0.494 (1, 3)				6-3	F9					3	0	1	1	2	0	0											
Jose Cruz, L OBP: 0.348, SLG: 0.402 Dave Smith, R (9, 1)	K			4-3	K					4	1	1	0	1	2	2											
Alan Ashby, S OBP: 0.340, SLG: 0.380 Robbie Wine, R OBP: 0.333, SLG: 0.364 (1, 2)		6-3		4-3						3	1	1	1	0	0	1											
Ty Gainey, L OBP: 0.375, SLG: 0.460 (9, 7)		1-3		2-3						4	0	2	1	0	0	0											
Craig Reynolds, L OBP: 0.270, SLG: 0.339 (1, 6)				3-H						3	0	0	0	1	0	1											
Danny Darwin, R OBP: 0.283, SLG: 0.283 Jim Lincecum, R OBP: 0.352, SLG: 0.387 Aurelio Lopez, R (8, PH) Dan Driessens, L OBP: 0.251, SLG: 0.419 Bert Pineda, R OBP: 0.303, SLG: 0.241 (8, PH) (8, 5)			2-3		FC6-4					2	0	0	0	0	0	2											
Inning Stats	R: 1 E: 0 K: 1 S: 7	H: 2 LOB: 1 BB: 0 P: 7	R: 0 E: 0 K: 0 S: 3	H: 0 LOB: 0 BB: 0 P: 3	R: 0 E: 0 K: 1 S: 6	H: 1 LOB: 1 BB: 0 P: 6	R: 1 E: 0 K: 0 S: 5	H: 2 LOB: 2 BB: 1 P: 9	R: 2 E: 0 K: 1 S: 6	H: 1 LOB: 0 BB: 1 P: 10	R: 0 E: 0 K: 1 S: 6	H: 1 LOB: 3 BB: 2 P: 14	R: 0 E: 0 K: 1 S: 6	H: 1 LOB: 3 BB: 2 P: 14	R: 0 E: 0 K: 1 S: 4	H: 0 LOB: 0 BB: 1 P: 8		1B: 2 2B: 5 3B: 0 HR: 2	SF: 0 SAC: 0 DP: 1 HBP: 0	WP: 0 PB: 0 SB: 1 CS: 0	PA: 42						
PITCHER	IP	WLS	BF	H	R	ER	SO	BB	IBB	HBP	BLK	WP	HR	S	P	ERA	WHIP										
Mike Krukow, R ERA: 3.05 (1, 1)	6.0	L	27	7	5	5	3	1	1	0	0	0	2	31	39	7.50	1.333										
Terry Mulholland, L ERA: 4.94 (7, 1)	0.2		5	1	0	0	1	1	1	0	0	0	0	5	13	0.00	3.000										
Randy Bockus, R ERA: 3.0 (7, 1)	1.0		6	1	0	0	1	2	0	0	0	0	0	6	14	0.00	3.000										
Greg Minton, R ERA: 3.93 (8, 1)	0.1		1	0	0	0	0	0	0	0	0	0	0	1	1	0.00	0.000										
Mark Grant, R ERA: 6.0 (9, 1)	1.0		3	0	0	0	1	1	0	0	0	0	0	4	8	0.00	1.000										

Batter	1	2	3	4	5	6	7	8	9	AB	R	H	RBI	BB	SO	LOB	BOTTOM										
Mike Woodard, L OBP: 0.348, SLG: 0.367 (1, 4)	F7		L5							4	0	2	0	0	0	0	Houston Astros @ San Francisco Giants Candlestick Park, San Francisco, CA Wed Oct 01 1986, 6:33 AM EDT Att: 9,881 - Unknown livebaseballscorecards.com										
Will Clark, L OBP: 0.348, SLG: 0.450 (1, 3)										4	0	2	0	0	2	2											
Mike Aldrete, L OBP: 0.358, SLG: 0.398 (1, 7)										3	0	1	0	1	1	2											
Candy Maldonado, R OBP: 0.280, SLG: 0.450 (1, 9)										4	0	0	0	0	1	4											
Chili Davis, S OBP: 0.372, SLG: 0.420 (1, 8)										2	0	0	0	2	1	2											
Bob Brenly, R OBP: 0.356, SLG: 0.411 Terry Mulholland, R OBP: 0.251, SLG: 0.553 Randy Bockus, L (7, 1) Greg Minton, S OBP: 0.271, SLG: 0.600 Mark Grant, R (8, PH) Harry Spilman, L OBP: 0.340, SLG: 0.450 (8, PH)										3	0	0	0	0	2	3											
Chris Brown, R OBP: 0.377, SLG: 0.422 (1, 5)										4	0	0	0	0	2	2											
Jose Uribe, S OBP: 0.312, SLG: 0.279 Rick Lancelotti, L OBP: 0.235, SLG: 0.588 (8, PH)										3	0	0	0	0	0	0											
Mike Krukow, R OBP: 0.179, SLG: 0.150 Phil Ouellette, S OBP: 0.238, SLG: 0.111 (7, 2)										1	0	0	0	0	0	0											
Inning Stats	R: 0 E: 0 K: 1 S: 6	H: 1 LOB: 2 BB: 1 P: 10	R: 0 E: 0 K: 2 S: 7	H: 0 LOB: 0 BB: 0 P: 7	R: 0 E: 0 K: 1 S: 6	H: 1 LOB: 1 BB: 0 P: 6	R: 0 E: 0 K: 2 S: 7	H: 0 LOB: 1 BB: 1 P: 11	R: 0 E: 0 K: 0 S: 8	H: 1 LOB: 1 BB: 0 P: 8	R: 0 E: 0 K: 0 S: 3	H: 1 LOB: 1 BB: 1 P: 7	R: 0 E: 0 K: 2 S: 8	H: 1 LOB: 1 BB: 0 P: 8	R: 0 E: 0 K: 1 S: 5	H: 0 LOB: 1 BB: 1 P: 9		1B: 3 2B: 2 3B: 1 HR: 0	SF: 0 SAC: 0 DP: 1 HBP: 0	WP: 1 PB: 0 SB: 0 CS: 0	PA: 35						
PITCHER	IP	WLS	BF	H	R	ER	SO	BB	IBB	HBP	BLK	WP	HR	S	P	ERA	WHIP										
Danny Darwin, R ERA: 3.15 (1, 1)	5.0	W	20	3	0	0	8	2	0	0	0	0	0	34	42	0.00	1.000										
Aurelio Lopez, R ERA: 3.32 (6, 1)	2.0		7	1	0	0	0	1	0	0	0	0	0	6	10	0.00	1.000										
Charlie Kerfeld, R ERA: 2.65 (8, 1)	1.0		4	1	0	0	2	0	0	0	0	1	0	8	8	0.00	1.000										
Dave Smith, R ERA: 2.67 (9, 1)	1.0		4	0	0	0	1	1	0	0	0	0	0	5	9	0.00	1.000										

Batter	1	2	3	4	5	6	7	8	9	10	AB	R	H	RBI	BB	SO	LOB	TOP		
Billy Hatcher, R OBP: 0.306, SLG: 0.361 (1, 8)	K		F2		6-3		CS BB		K		4	0	0	0	1	2	3	Houston Astros @ San Francisco Giants Candlestick Park, San Francisco, CA Thu Oct.02 1986, 10:05 PM EDT Att: 8,656 - Unknown		
Bill Doran, S OBP: 0.369, SLG: 0.373 (1, 4)	BB 1B		4-3		L4		CS	F7		HR	5	1	2	1	0	0	1			
Davey Lopes, R OBP: 0.385, SLG: 0.428 (1, 7)	BB				S BB		HBP BB	P4		5-3	2	0	0	0	3	0	0			
Glenn Davis, R OBP: 0.343, SLG: 0.490 (1, 3)	K				F8		HBP	K		K	4	0	0	0	0	3	3			
Kevin Bass, S OBP: 0.353, SLG: 0.482 (1, 9)	K				F8		F8		SH1-3 1B BB WBP	4-3	4	1	0	0	1	1	5			
Phil Garner, R OBP: 0.329, SLG: 0.417 (9, PH)		5-3					F3		WP SH1-3 1B		2	0	0	0	1	0	2			
Denny Walling, L OBP: 0.370, SLG: 0.484 (9, 5)					IBB				1-2 1B		1	0	1	0	0	0	0			
Alan Ashby, S OBP: 0.337, SLG: 0.377 (8, 2)		F5			P4		K		SH1-3		3	0	0	0	0	1	4			
Terry Puhl, L OBP: 0.306, SLG: 0.361 (9, PH)									1-2 2-3		0	0	0	0	0	0	0			
Robbie Wine, R OBP: 0.333, SLG: 0.364 (9, 2)											0	0	0	0	0	0	0			
Dickie Thon, R OBP: 0.318, SLG: 0.335 (1, 6)		4-3					K		K		4	0	1	0	0	2	2			
Mike Scott, R OBP: 0.344, SLG: 0.547 (8, 1)											2	0	0	0	0	1	0			
Larry Andersen, R OBP: 0.300, SLG: 0.402 (8, PH)											0	0	0	0	0	0	0			
Jeff Calhoun, L OBP: 0.344, SLG: 0.531 (8, PH)											0	0	0	0	0	0	0			
Jose Cruz, L OBP: 0.300, SLG: 0.402 (8, PH)											0	0	0	0	1	0	0			
Tony Walker, R OBP: 0.295, SLG: 0.371 (8, PH)											0	0	0	0	0	0	0			
Matt Keough, R OBP: 0.315, SLG: 0.438 (8, 1)											0	0	0	0	0	0	0			
Dave Smith, R OBP: 0.282, SLG: 0.348 (10, 1)											0	0	0	0	0	0	0			
Inning Stats	R: 0 E: 0 K: 3 S: 10	H: 1 LOB: 2 BB: 1 P: 14	R: 0 E: 0 K: 0 S: 3	H: 0 LOB: 0 BB: 0 P: 3	R: 0 E: 0 K: 0 S: 3	H: 0 LOB: 0 BB: 0 P: 3	R: 0 E: 0 K: 0 S: 3	H: 0 LOB: 2 BB: 1 P: 10	R: 0 E: 0 K: 1 S: 5	H: 0 LOB: 0 BB: 1 P: 10	R: 0 E: 0 K: 1 S: 5	H: 0 LOB: 0 BB: 0 P: 5	R: 1 E: 0 K: 2 S: 8	H: 1 LOB: 3 BB: 2 P: 16	R: 1 E: 0 K: 1 S: 6	H: 1 LOB: 0 BB: 0 P: 6	1B: 3 2B: 0 3B: 0 HR: 1	SF: 0 SAC: 2 DP: 0 HBP: 1	WP: 1 PB: 0 SB: 1 CS: 1	PA: 42
PITCHER	IP WLS BF H R ER SO	IP WLS BF H R ER SO	IP WLS BF H R ER SO	IP WLS BF H R ER SO	IP WLS BF H R ER SO	IP WLS BF H R ER SO	IP WLS BF H R ER SO	IP WLS BF H R ER SO	IP WLS BF H R ER SO	IP WLS BF H R ER SO	IP WLS BF H R ER SO	IP WLS BF H R ER SO	IP WLS BF H R ER SO	IP WLS BF H R ER SO	IP WLS BF H R ER SO	IP WLS BF H R ER SO	ERA WHIP	ERA WHIP		
Vida Blue, L ERA: 3.27	(1, 1)	5.0	21	2	0	0	3	BB: 3 IBB: 1 HBP: 0 BLK: 0	WP: 0 HR: 0	S: 23 P: 39	0.00	1.000								
Frank Williams, R ERA: 1.2	(6, 1)	2.0	7	0	0	0	3	BB: 1 IBB: 0 HBP: 1 BLK: 0	WP: 0 HR: 0	S: 11 P: 16	0.00	0.500								
Scott Garretts, R ERA: 3.16	(8, 1)	2.0	9	1	1	1	3	BB: 1 IBB: 1 HBP: 0 BLK: 0	WP: 1 HR: 0	S: 13 P: 21	4.50	1.000								
Jeff Robinson, R ERA: 3.36	(10, 1)	1.0	L	4	1	1	1	BB: 0 IBB: 0 HBP: 0 BLK: 0	WP: 0 HR: 1	S: 6 P: 6	9.00	1.000								

Batter	1	2	3	4	5	6	7	8	9	10	AB	R	H	RBI	BB	SO	LOB	BOTTOM				
Mike Woodard, L OBP: 0.338, SLG: 0.354 (1, 4)	4-3			4-3		G1-6-3				4-3	5	0	1	0	0	0	2	Houston Astros @ San Francisco Giants Candlestick Park, San Francisco, CA Thu Oct.02 1986, 10:05 PM EDT Att: 8,656 - Unknown				
Will Clark, L OBP: 0.346, SLG: 0.450 (1, 3)	K			G3			SH1-4 2B	K		F5	5	1	1	0	0	2	3					
Mike Aldrete, L OBP: 0.359, SLG: 0.394 (8, 1)							SH1-4				2	0	0	0	0	0	0					
Scott Garretts, R OBP: 0.200, SLG: 0.273 (9, PH)	F5			4-3							0	0	0	0	0	0	0					
Harry Spilman, L OBP: 0.344, SLG: 0.450 (9, PR)											0	0	0	0	1	0	0					
Dan Gladden, R OBP: 0.358, SLG: 0.363 (10, 5)											0	0	0	0	0	0	0					
Chris Brown, R OBP: 0.377, SLG: 0.422 (1, 9)											4	0	1	1	0	3	1					
Candy Maldonado, R OBP: 0.280, SLG: 0.450 (8, 7)											4	0	1	1	0	3	1					
Chili Davis, S OBP: 0.373, SLG: 0.419 (1, 8)											2	0	0	0	2	1	0					
Bob Brently, R OBP: 0.353, SLG: 0.407 (1, 5)											4	0	0	0	0	4	4					
Bob Melvin, R OBP: 0.263, SLG: 0.338 (8, PR)											3	0	1	0	0	1	0					
Luis Quinones, S OBP: 0.294, SLG: 0.243 (9, 5)											0	0	0	0	0	0	0					
Rick Lancellotti, L OBP: 0.222, SLG: 0.556 (10, 1)											1	0	0	0	0	0	2					
Jeff Robinson, R OBP: 0.063, SLG: 0.067 (1, 6)											0	0	0	0	0	0	0					
Jose Uribe, S OBP: 0.314, SLG: 0.278 (1, 6)											1	0	0	0	2	0	0					
Vida Blue, S OBP: 0.204, SLG: 0.186 (6, 1)											1	0	0	0	0	0	0					
Frank Williams, R OBP: 0.500, SLG: 0.500 (8, 8)											0	0	0	0	0	0	0					
Randy Kutcher, R OBP: 0.271, SLG: 0.407 (8, 8)											1	0	0	0	0	0	2					
Inning Stats	R: 0 E: 0 K: 1 S: 5	H: 0 LOB: 0 BB: 0 P: 5	R: 0 E: 0 K: 2 S: 7	H: 0 LOB: 0 BB: 0 P: 7	R: 0 E: 0 K: 1 S: 5	H: 0 LOB: 0 BB: 0 P: 5	R: 0 E: 0 K: 0 S: 3	H: 0 LOB: 0 BB: 0 P: 3	R: 0 E: 0 K: 3 S: 9	H: 0 LOB: 1 BB: 1 P: 7	R: 1 E: 0 K: 1 S: 6	H: 2 LOB: 1 BB: 1 P: 10	R: 0 E: 0 K: 1 S: 7	H: 2 LOB: 2 BB: 0 P: 7	R: 0 E: 0 K: 2 S: 7	H: 0 LOB: 2 BB: 1 P: 15	R: 0 E: 0 K: 0 S: 3	H: 0 LOB: 1 BB: 1 P: 7	1B: 2 2B: 2 3B: 0 HR: 0	SF: 0 SAC: 4 DP: 0 HBP: 0	WP: 0 PB: 0 SB: 1 CS: 1	PA: 38
PITCHER	IP WLS BF H R ER SO	IP WLS BF H R ER SO	IP WLS BF H R ER SO	IP WLS BF H R ER SO	IP WLS BF H R ER SO	IP WLS BF H R ER SO	IP WLS BF H R ER SO	IP WLS BF H R ER SO	IP WLS BF H R ER SO	IP WLS BF H R ER SO	IP WLS BF H R ER SO	IP WLS BF H R ER SO	IP WLS BF H R ER SO	IP WLS BF H R ER SO	IP WLS BF H R ER SO	IP WLS BF H R ER SO	ERA WHIP	ERA WHIP				
Mike Scott, R ERA: 2.22	(1, 1)	7.0	24	2	1	1	8	BB: 1 IBB: 1 HBP: 0 BLK: 0	WP: 0 HR: 0	S: 38 P: 46	1.29	0.429										
Larry Andersen, R ERA: 3.11	(8, 1)	0.2	4	2	0	0	0	BB: 0 IBB: 0 HBP: 0 BLK: 0	WP: 0 HR: 0	S: 4 P: 4	0.00	3.000										
Jeff Calhoun, L ERA: 3.86	(8, 1)	0.1	1	0	0	0	1	BB: 0 IBB: 0 HBP: 0 BLK: 0	WP: 0 HR: 0	S: 3 P: 3	0.00	0.000										
Matt Keough, R ERA: 3.94	(9, 1)	1.0	W	5	0	0	2	BB: 1 IBB: 1 HBP: 0 BLK: 0	WP: 0 HR: 0	S: 7 P: 15	0.00	1.000										
Dave Smith, R ERA: 2.62	(10, 1)	1.0	S	4	0	0	0	BB: 1 IBB: 0 HBP: 0 BLK: 0	WP: 0 HR: 0	S: 3 P: 7	0.00	1.000										

AB	31
R	2
H	4
RBI	1
BB	7
SO	10
LOB	20



WP: 1	PA: 42
PB: 0	
SB: 1	
CS: 1	

AB	29
R	1
H	4
RBI	1
BB	5
SO	11
LOB	14



WP: 0	PA: 38
PB: 0	
SB: 1	
CS: 1	

Batter	1	2	3	4	5	6	7	8	9	AB	R	H	RBI	BB	SO	LOB	TOP	
Mike Woodard, L (1,4) OBP: 0.350, SLG: 0.366										6	2	3	1	0	1	3		
Will Clark, L (1,3) OBP: 0.347, SLG: 0.449										5	1	2	1	0	1	5		
Mike Aldrete, L (1,7) OBP: 0.356, SLG: 0.396										4	1	1	1	1	0	1		
Candy Maldonado, R (1,9) OBP: 0.284, SLG: 0.455										5	1	3	2	0	1	1		
Chili Davis, S (1,8) OBP: 0.374, SLG: 0.417										2	0	0	1	2	0	1		
Randy Kutcher, R (7,8) OBP: 0.270, SLG: 0.404										1	0	0	0	0	1	0		
Bob Brenly, R (1,5) OBP: 0.352, SLG: 0.404										4	1	0	0	1	2	6		
Phil Ouellette, S (1,2) OBP: 0.269, SLG: 0.174										5	1	2	0	0	1	3		
Jose Uribe, S (1,6) OBP: 0.315, SLG: 0.280										4	0	2	0	0	0	3		
Luis Quinones, S (7,PR) OBP: 0.211, SLG: 0.250										1	0	1	0	0	0	0		
Kelly Downs, R (1,1) OBP: 0.200, SLG: 0.172										5	1	2	0	0	1	4		
Inning Stats	R: 4 E: 1 K: 1 S: 10	H: 4 LOB: 1 BB: 0 P: 10	R: 0 E: 0 K: 1 S: 5	H: 1 LOB: 0 BB: 0 P: 5	R: 0 E: 0 K: 1 S: 6	H: 1 LOB: 2 BB: 1 P: 10	R: 0 E: 0 K: 1 S: 5	H: 1 LOB: 1 BB: 0 P: 4	R: 0 E: 0 K: 1 S: 4	H: 2 LOB: 2 BB: 0 P: 5	R: 0 E: 0 K: 2 S: 7	H: 0 LOB: 0 BB: 0 P: 7	R: 0 E: 0 K: 1 S: 7	H: 2 LOB: 2 BB: 0 P: 7	1B: 14 2B: 3 3B: 0 HR: 0	SF: 0 SAC: 0 DP: 1 HBP: 0	WP: 0 PA: 46 PB: 1 SB: 1 CS: 2	
PITCHER	IP WLS BF H R ER SO BB IBB HBP BLK WP HR S P ERA WHIP	5.1 L 28 11 8 7 4 2 0 0 0 0 0 0 5 13 11.81 2.438	0.2 5 1 0 0 1 2 0 0 0 0 0 0 5 13 0.00 4.500	2.0 8 2 0 0 2 0 0 0 0 0 0 0 12 12 0.00 1.000	1.0 5 2 0 0 1 0 0 0 0 0 0 0 7 7 0.00 2.000													

San Francisco Giants @ Los Angeles Dodgers
 Dodger Stadium, Los Angeles, CA
 Fri Oct 03 1986, 7:05 PM PDT
 Att: 32,945 - Unknown

AB	42
R	8
H	16
RBI	6
BB	4
SO	8
LOB	27



Batter	1	2	3	4	5	6	7	8	9	AB	R	H	RBI	BB	SO	LOB	BOTTOM				
Steve Sax, R (1,4) OBP: 0.389, SLG: 0.440										4	0	1	1	0	1	2					
Mariano Duncan, R (1,6) OBP: 0.285, SLG: 0.306										3	0	0	0	1	1	3					
Ralph Bryant, L (1,9) OBP: 0.324, SLG: 0.657										4	1	1	1	0	1	1					
Franklin Stubbs, L (1,7) OBP: 0.293, SLG: 0.426										4	0	0	0	0	0	0					
Len Matuszek, L (1,3) OBP: 0.332, SLG: 0.440										4	0	2	0	0	0	0					
Mike Scioscia, L (1,2) OBP: 0.385, SLG: 0.351										3	0	0	0	0	0	1					
Jack Fimple, R (8,2) OBP: 0.350, SLG: 0.077										1	0	0	0	0	0	1					
Jeff Hamilton, R (1,5) OBP: 0.232, SLG: 0.361										3	0	1	0	0	2	0					
Jose Gonzalez, R (1,8) OBP: 0.273, SLG: 0.359										3	1	2	0	0	0	0					
Bob Welch, R (1,1) OBP: 0.146, SLG: 0.145										1	0	0	0	0	1	0					
Balvino Galvez, R (6,PR) OBP: 0.141, SLG: 0.152										0	0	0	0	0	0	0					
Ken Landreaux, L (6,PH) OBP: 0.141, SLG: 0.152										1	0	0	0	0	1	2					
Ed Vande Berg, R (7,1) OBP: 0.229, SLG: 0.359										0	0	0	0	0	0	0					
Pedro Guerrero, R (8,PH) OBP: 0.229, SLG: 0.359										1	0	0	0	0	1	1					
Ken Howell, R (9,1) OBP: 0.229, SLG: 0.359										0	0	0	0	0	0	0					
Inning Stats	R: 0 E: 0 K: 1 S: 5	H: 0 LOB: 0 BB: 0 P: 5	R: 0 E: 0 K: 0 S: 3	H: 1 LOB: 0 BB: 0 P: 3	R: 0 E: 0 K: 2 S: 7	H: 0 LOB: 0 BB: 0 P: 7	R: 0 E: 0 K: 0 S: 2	H: 0 LOB: 1 BB: 1 P: 6	R: 0 E: 0 K: 0 S: 2	H: 0 LOB: 0 BB: 0 P: 3	R: 0 E: 0 K: 1 S: 7	H: 2 LOB: 2 BB: 0 P: 7	R: 1 E: 0 K: 0 S: 4	H: 1 LOB: 0 BB: 0 P: 4	R: 1 E: 1 K: 2 S: 9	H: 2 LOB: 1 BB: 0 P: 9	R: 0 E: 0 K: 1 S: 6	H: 1 LOB: 1 BB: 0 P: 6	1B: 4 2B: 2 3B: 0 HR: 1	SF: 0 SAC: 0 DP: 2 HBP: 0	WP: 0 PA: 33 PB: 0 SB: 0 CS: 0
PITCHER	IP WLS BF H R ER SO BB IBB HBP BLK WP HR S P ERA WHIP	9.0 W 33 7 2 1 7 1 0 0 0 0 1 46 50 1.00 0.889																			

San Francisco Giants @ Los Angeles Dodgers
 Dodger Stadium, Los Angeles, CA
 Fri Oct 03 1986, 7:05 PM PDT
 Att: 32,945 - Unknown

AB	32
R	2
H	7
RBI	2
BB	1
SO	7
LOB	11



Batter	1	2	3	4	5	6	7	8	9	AB	R	H	RBI	BB	SO	LOB	TOP					
Mike Woodard, L (1,4) OBP: 0.333, SLG: 0.347	F8		L4-6			F7		F7		4	0	0	0	0	0	1	San Francisco Giants @ Los Angeles Dodgers Dodger Stadium, Los Angeles, CA Sat Oct 04 1986, 3:33 AM PDT Att: 24,466 - Unknown					
Will Clark, L (1,3) OBP: 0.344, SLG: 0.445	L1			K		F6		3-1		4	0	0	0	0	1	0						
Bob Brenly, R (1,5) OBP: 0.349, SLG: 0.400	F8			K		F9			5-3	4	0	0	0	0	1	0						
Candy Maldonado, R (1,9) OBP: 0.286, SLG: 0.460		F3						F9		4	1	2	0	0	0	0						
Chili Davis, S (1,8) OBP: 0.376, SLG: 0.418										3	0	2	0	1	0	1						
Joel Youngblood, R (1,7) OBP: 0.317, SLG: 0.399										4	0	0	0	0	1	5						
Bob Melvin, R (1,2) OBP: 0.261, SLG: 0.335										3	0	0	0	0	1	1						
Randy Kutcher, R (1,6) OBP: 0.271, SLG: 0.403										3	0	1	0	0	1	1						
Mark Grant, R (1,1) Dan Gladden, R (8,PH) Randy Bockus, L (8,1)										1	0	0	0	0	1	0						
										1	0	0	0	0	1	0						
										0	0	0	0	0	0	0						
Inning Stats	R: 0 E: 0 K: 0 S: 3	H: 0 LOB: 0 BB: 0 P: 3	R: 0 E: 0 K: 2 S: 8	H: 1 LOB: 1 BB: 0 P: 8	R: 0 E: 0 K: 0 S: 3	H: 1 LOB: 0 BB: 0 P: 3	R: 0 E: 0 K: 2 S: 8	H: 1 LOB: 2 BB: 1 P: 12	R: 0 E: 0 K: 1 S: 5	H: 0 LOB: 0 BB: 0 P: 5	R: 0 E: 0 K: 0 S: 3	H: 0 LOB: 0 BB: 0 P: 3	R: 1 E: 1 K: 1 S: 7	H: 1 LOB: 1 BB: 0 P: 7	R: 0 E: 0 K: 1 S: 5	H: 0 LOB: 0 BB: 0 P: 5	R: 0 E: 0 K: 0 S: 4	H: 1 LOB: 1 BB: 0 P: 4	1B: 3 2B: 3 3B: 0 HR: 0	SF: 0 SAC: 1 DP: 1 HBP: 0	WP: 0 PB: 1 SB: 1 CS: 0	PA: 33
PITCHER Fernando Valenzuela, L (1,1) ERA: 3.14	IP: 9.0 WLS: W BF: 33 H: 5 R: 1 ER: 0 SO: 7 BB: 1 IBB: 0 HBP: 0 BLK: 0 WP: 0 HR: 0 S: 46 P: 50 ERA: 0.00 WHIP: 0.667															PITCHER						

Batter	1	2	3	4	5	6	7	8	9	AB	R	H	RBI	BB	SO	LOB	BOTTOM			
Steve Sax, R (1,4) OBP: 0.390, SLG: 0.441										3	1	2	1	0	0	0	San Francisco Giants @ Los Angeles Dodgers Dodger Stadium, Los Angeles, CA Sat Oct 04 1986, 3:33 AM PDT Att: 24,466 - Unknown			
Mariano Duncan, R (1,6) OBP: 0.284, SLG: 0.305										4	0	1	0	0	0	2				
Ralph Bryant, L (1,9) OBP: 0.321, SLG: 0.634										4	0	1	1	0	1	3				
Pedro Guerrero, R (1,7) Reggie Williams, R (8,7)										2	0	0	0	1	1	2				
										0	0	0	0	0	0	0				
Len Matuszek, L (1,3) OBP: 0.327, SLG: 0.434										3	0	0	0	0	0	2				
Franklin Stubbs, L (1,8) Jose Gonzalez, R (8,8)										3	0	0	0	0	0	0				
										0	0	0	0	0	0	0				
Mike Scioscia, L (1,2) OBP: 0.362, SLG: 0.349										3	0	0	0	0	0	0				
Dave Anderson, R (1,5) OBP: 0.315, SLG: 0.302										2	1	0	0	1	0	0				
Fernando Valenzuela, L (1,1) OBP: 0.218, SLG: 0.257										3	0	1	0	0	0	1				
										1B: 5 2B: 1 3B: 0 HR: 0	SF: 0 SAC: 1 DP: 1 HBP: 0	WP: 0 PB: 0 SB: 0 CS: 1	PA: 30							
Inning Stats	R: 0 E: 0 K: 2 S: 8	H: 2 LOB: 2 BB: 0 P: 8	R: 0 E: 0 K: 0 S: 3	H: 0 LOB: 0 BB: 0 P: 3	R: 2 E: 0 K: 0 S: 5	H: 2 LOB: 2 BB: 2 P: 13	R: 0 E: 0 K: 0 S: 3	H: 0 LOB: 0 BB: 0 P: 3	R: 0 E: 0 K: 0 S: 3	H: 0 LOB: 0 BB: 0 P: 3	R: 0 E: 0 K: 0 S: 3	H: 0 LOB: 0 BB: 0 P: 3	R: 0 E: 0 K: 0 S: 3	H: 0 LOB: 0 BB: 0 P: 3	R: 0 E: 0 K: 0 S: 4	H: 1 LOB: 1 BB: 0 P: 4	1B: 5 2B: 1 3B: 0 HR: 0	SF: 0 SAC: 1 DP: 1 HBP: 0	WP: 0 PB: 0 SB: 0 CS: 1	PA: 30
PITCHER Mark Grant, R (1,1) ERA: 3.6 Randy Bockus, R (8,1) ERA: 2.57	IP: 7.0 WLS: L BF: 26 H: 4 R: 2 ER: 2 SO: 2 BB: 4 IBB: 2 HBP: 2 BLK: 2 WP: 0 HR: 0 S: 28 P: 36 ERA: 2.57 WHIP: 0.857															PITCHER				



Batter	1	2	3	4	5	6	7	8	9	AB	R	H	RBI	BB	SO	LOB	TOP					
Mike Woodard, L (1,4) OBP: 0.337, SLG: 0.342	1-3		FC6-4		FC6-4		L3			4	1	1	0	1	0	1	San Francisco Giants @ Los Angeles Dodgers Dodger Stadium, Los Angeles, CA Sun Oct 05 1986, 3:33 AM PDT Att: 40,939 - Unknown					
Will Clark, L (1,3) OBP: 0.343, SLG: 0.444 Harry Spilman, L (1,3) OBP: 0.342, SLG: 0.441	K		F6		F7		K		4-3 HR	1	0	0	0	0	1	0						
Mike Aldrete, L (1,7) OBP: 0.353, SLG: 0.389	6-3				F7		4-3 HR		4-3	4	1	0	1	1	0	1						
Candy Maldonado, R (1,9) OBP: 0.289, SLG: 0.477		6-3			1-3					5	2	3	6	0	0	0						
Chili Davis, S (1,8) OBP: 0.375, SLG: 0.416		F5			K					5	0	1	0	0	1	1						
Bob Brenly, R (1,2) OBP: 0.350, SLG: 0.403					K					5	1	2	0	0	1	1						
Randy Kutcher, R (1,6) OBP: 0.279, SLG: 0.409					E6					5	2	3	0	0	0	2						
Luis Quinones, S (1,5) OBP: 0.207, SLG: 0.245 Joel Youngblood, R (7,PH) OBP: 0.320, SLG: 0.402 Bob Melvin, R (7,2) OBP: 0.262, SLG: 0.347					F8					2	0	0	0	0	0	1						
Mike Krukow, R (1,1) OBP: 0.186, SLG: 0.159 Scott Garrelts, R (7,1) OBP: 0.196, SLG: 0.267					4-3					2	1	1	2	0	0	0						
										1	0	0	0	0	0	0						
Inning Stats	R: 0 E: 0 K: 1 S: 5	H: 0 LOB: 0 BB: 0 P: 5	R: 0 E: 0 K: 0 S: 4	H: 1 LOB: 1 BB: 0 P: 4	R: 0 E: 0 K: 0 S: 4	H: 1 LOB: 1 BB: 0 P: 4	R: 0 E: 0 K: 1 S: 5	H: 0 LOB: 0 BB: 0 P: 5	R: 1 E: 1 K: 1 S: 7	H: 2 LOB: 1 BB: 0 P: 7	R: 0 E: 0 K: 0 S: 4	H: 1 LOB: 1 BB: 0 P: 4	R: 6 E: 1 K: 1 S: 9	H: 3 LOB: 2 BB: 2 P: 17	R: 2 E: 0 K: 0 S: 5	H: 2 LOB: 0 BB: 0 P: 5	R: 2 E: 0 K: 0 S: 6	H: 3 LOB: 2 BB: 1 P: 10	1B: 9 2B: 1 3B: 0 HR: 3	SF: 0 SAC: 1 DP: 0 HBP: 0	WP: 1 PB: 0 SB: 1 CS: 0	PA: 44
PITCHER	IP	WLS	BF	H	R	ER	SO	BB	IBB	HBP	BLK	WP	HR	S	P	ERA	WHIP					
Orel Hershisier, R (1,1) ERA: 3.85	7.0	L	32	8	7	7	4	2	0	0	0	1	1	38	46	9.00	1.429					
Balvino Galvez, R (8,1) ERA: 3.92	1.1		8	3	4	4	0	1	0	0	0	0	2	7	11	27.00	3.000					
Ed Vande Berg, L (9,1) ERA: 3.41	0.2		4	2	0	0	0	0	0	0	0	0	0	4	4	0.00	3.000					

Batter	1	2	3	4	5	6	7	8	9	AB	R	H	RBI	BB	SO	LOB	BOTTOM					
Steve Sax, R (1,4) OBP: 0.390, SLG: 0.441	F8 1B				E5		SH1-3			3	1	1	0	0	0	1	San Francisco Giants @ Los Angeles Dodgers Dodger Stadium, Los Angeles, CA Sun Oct 05 1986, 3:33 AM PDT Att: 40,939 - Unknown					
Mariano Duncan, R (1,6) OBP: 0.284, SLG: 0.305	1B				F7		3-1			4	1	1	0	0	1	4						
Ralph Bryant, L (1,9) OBP: 0.305, SLG: 0.600	K				G3					4	0	0	0	0	2	3						
Pedro Guerrero, R (1,7) OBP: 0.281, SLG: 0.541 Jose Gonzalez, R (7,8) OBP: 0.270, SLG: 0.355	F8				L6					3	0	0	0	0	0	2						
Franklin Stubbs, L (1,8) OBP: 0.291, SLG: 0.421	2-3				F6					1	0	0	0	0	1	0						
Len Matuszek, L (1,3) OBP: 0.335, SLG: 0.434	1B				F7					4	0	1	2	0	2	0						
Mike Scioscia, L (1,2) OBP: 0.359, SLG: 0.345	4-3				F8					4	0	0	0	0	0	3						
Dave Anderson, R (1,5) OBP: 0.314, SLG: 0.301					F3					4	0	1	0	0	0	1						
Orel Hershisier, R (1,1) OBP: 0.250, SLG: 0.282 Ken Landreaux, L (7,PH) OBP: 0.313, SLG: 0.364 Balvino Galvez, R (8,1) Ed Vande Berg, R (9,1)					1-3					2	0	1	0	0	0	0						
										1	0	1	0	0	0	0						
										0	0	0	0	0	0	0						
										0	0	0	0	0	0	0						
Inning Stats	R: 2 E: 0 K: 1 S: 8	H: 3 LOB: 2 BB: 1 P: 12	R: 0 E: 0 K: 1 S: 6	H: 1 LOB: 1 BB: 0 P: 6	R: 0 E: 0 K: 1 S: 5	H: 0 LOB: 0 BB: 0 P: 5	R: 0 E: 0 K: 0 S: 3	H: 0 LOB: 0 BB: 0 P: 3	R: 0 E: 1 K: 0 S: 4	H: 0 LOB: 1 BB: 0 P: 4	R: 0 E: 0 K: 1 S: 5	H: 1 LOB: 0 BB: 0 P: 5	R: 0 E: 0 K: 0 S: 5	H: 2 LOB: 2 BB: 0 P: 5	R: 0 E: 0 K: 2 S: 7	H: 0 LOB: 0 BB: 0 P: 7	R: 0 E: 0 K: 0 S: 2	H: 0 LOB: 0 BB: 1 P: 6	1B: 7 2B: 0 3B: 0 HR: 0	SF: 0 SAC: 1 DP: 1 HBP: 0	WP: 0 PB: 0 SB: 2 CS: 0	PA: 36
PITCHER	IP	WLS	BF	H	R	ER	SO	BB	IBB	HBP	BLK	WP	HR	S	P	ERA	WHIP					
Mike Krukow, R (1,1) ERA: 3.05	6.1	W	27	7	2	2	4	1	0	0	0	0	0	11	15	2.84	1.263					
Scott Garrelts, R (7,1) ERA: 3.11	2.2		8	0	0	0	2	1	0	0	0	0	0	11	15	0.00	0.375					

